

**Kansas City Royals - 1974**





Batter	1	2	3	4	5	6	7	8	9	10	11	AB	R	H	RBI	BB	SO	LOB	BOTTOM								
Freddie Patek, R Tony Solaita, L (1, 6) (11, PH)	K		E3 3B		F7		1-3		L8-4		1-3	5	1	0	1	0	1	3									
Jim Wohlford, R OBP: 0.600, SLG: 1.000 (1, 7)	K		1B 3B		6-3		1B			BB		4	1	2	2	1	1	0									
Vada Pinson, L OBP: 0.400, SLG: 0.400 (1, 9)	1B		FC5-4 1B		F9		L8			F8		5	0	2	1	0	0	2									
John Mayberry, L OBP: 0.600, SLG: 0.333 (1, 3)	1B		FC5-4 BB			K		FC5-4 BB		F7		3	0	1	0	2	1	1									
Amos Otis, R (1, 8)	P4		FC5-4			6-3		FC5-4				4	0	0	0	1	0	5									
Cookie Rojas, R OBP: 0.200, SLG: 0.200 (1, 4)		FC5-4 1B			5-3		6-3		F8		F9	5	0	1	0	0	0	3									
Hal McRae, R OBP: 0.400, SLG: 0.800 (1, 10)		FC5-4 F9			K			SH5-4 1-3 2B		F7		5	1	2	0	0	1	2									
Paul Schaal, R OBP: 0.667, SLG: 1.000 Fernando Gonzalez, R OBP: 0.500, SLG: 0.500 (7, PR) (8, 5)		F9			2B			1-3 SH5-4 1B BB		L8-4 S 1B		2	0	1	0	1	0	1									
Fran Healy, R (1, 2)			5-3		K			SH5-4		K		4	0	0	0	0	2	3									
<b>Inning Stats</b>	R: 0 E: 0 K: 2 S: 9	H: 2 LOB: 2 BB: 0 P: 9	R: 0 E: 0 K: 0 S: 3	H: 1 LOB: 0 BB: 0 P: 3	R: 2 E: 1 K: 0 S: 5	H: 2 LOB: 1 BB: 1 P: 9	R: 0 E: 0 K: 2 S: 8	H: 1 LOB: 1 BB: 0 P: 8	R: 0 E: 0 K: 1 S: 5	H: 0 LOB: 0 BB: 0 P: 5	R: 2 E: 0 K: 0 S: 5	H: 2 LOB: 1 BB: 1 P: 9	R: 0 E: 0 K: 0 S: 3	H: 0 LOB: 1 BB: 1 P: 7	R: 0 E: 0 K: 1 S: 5	H: 1 LOB: 0 BB: 0 P: 5	R: 0 E: 0 K: 0 S: 3	H: 0 LOB: 2 BB: 2 P: 11	R: 0 E: 0 K: 0 S: 4	H: 1 LOB: 1 BB: 0 P: 4	1B: 6 2B: 5 3B: 1 HR: 0	SF: 0 SAC: 1 DP: 2 HBP: 0	WP: 0 PB: 0 SB: 3 CS: 0	PA: 46			
<b>PITCHER</b>	IP	WLS	BF	H	R	ER	SO	BB	IBB	HBP	BLK	WP	HR	S	P	ERA	WHIP										
Bert Blyleven, R ERA: 3.0 (1, 1)	9.0		37	9	4	3	6	3	0	0	0	0	0	46	58	3.00	1.333										
Bill Campbell, R ERA: (10, 1)	2.0	W	9	1	0	0	0	2	0	0	0	0	0	7	15	0.00	1.500										

Minnesota Twins @ Kansas City Royals  
Royals Stadium, Kansas City, MO

Fri Apr 05 1974, 9:05 PM EDT  
Att. 31,781 - Sunny - 51 F

livebaseballscores.com

AB	40
R	4
H	10
RBI	4
BB	5
SO	6
LOB	22





Batter	1	2	3	4	5	6	7	8	9	AB	R	H	RBI	BB	SO	LOB	TOP										
Sergio Ferrer, S (1, 6) OBP: 0.455, SLG: 0.556 Danny Thompson, R (8, 6)	0-0 1B		0-0 F5	0-3 K		4-0 BB		0-0 F8		4	0	1	0	1	1	2											
Rod Carew, L (1, 4) OBP: 0.364, SLG: 0.300 Eric Soderholm, R (8, 5)	0-3 K		4-0 1B BB	0-0 G3		0-0 L8		0-0 4-3		4	0	0	0	1	1	3											
Larry Hise, R (1, 8) OBP: 0.364, SLG: 0.625	0-0 F3		0-0 1B		0-0 HR	0-0 F4			0-3 K	5	1	2	1	0	1	2											
Jim Holt, L (1, 3) Joe Lis, R (6, 3) OBP: 0.200, SLG: 0.200	0-0 3-1		0-0 F8		0-3 K	0-0 G3			0-0 F9	4	0	0	0	0	1	5											
Bobby Darwin, R (1, 9) OBP: 0.667, SLG: 1.000 Steve Brye, R (7, 9) OBP: 0.500, SLG: 0.500		0-0 F9		0-0 HR	0-0 HR		0-0 5-3		0-0 1B	4	2	2	2	0	0	0											
Harmon Killebrew, R (1, 10) OBP: 0.222, SLG: 0.222 Tony Oliva, L (9, PH)		0-3 K		0-0 HR	0-0 3-1		0-0 P5		0-3 K	4	1	2	0	0	1	0											
Steve Braun, L (1, 7) OBP: 0.250, SLG: 0.625		0-0 6-3		0-0 HR	0-0 3-1		0-0 FC6-4			4	1	2	3	0	0	1											
Randy Hundley, R (1, 2) OBP: 0.625, SLG: 0.571 Glenn Borgmann, R (7, 2)			0-0 F5	0-0 1B	4-0 BB		0-0 FC6-4			3	0	1	0	1	0	1											
Jerry Terrell, R (1, 5) OBP: 0.250, SLG: 0.375			0-0 PB	0-0 P6	0-0 1-3			0-0 4-3		0	0	0	0	0	0	0											
<b>Inning Stats</b>	R: 0 E: 0 K: 1 S: 6	H: 1 LOB: 1 BB: 0 P: 6	R: 0 E: 0 K: 1 S: 5	H: 0 LOB: 0 BB: 0 P: 5	R: 1 E: 0 K: 0 S: 5	H: 2 LOB: 2 BB: 1 P: 9	R: 3 E: 0 K: 1 S: 9	H: 4 LOB: 1 BB: 0 P: 9	R: 2 E: 0 K: 1 S: 8	H: 3 LOB: 2 BB: 1 P: 12	R: 0 E: 0 K: 0 S: 3	H: 0 LOB: 1 BB: 1 P: 7	R: 0 E: 0 K: 0 S: 4	H: 1 LOB: 1 BB: 0 P: 4	R: 0 E: 0 K: 2 S: 8	H: 0 LOB: 0 BB: 0 P: 3	R: 0 E: 0 K: 2 S: 8	H: 1 LOB: 1 BB: 0 P: 8	1B: 9 2B: 1 3B: 0 HR: 2	SF: 0 SAC: 0 DP: 0 HBP: 0	WP: 0 PB: 1 SB: 1 CS: 0	PA: 42					
<b>PITCHER</b>	IP	WLS	BF	H	R	ER	SO	BB	IBB	HBP	BLK	WP	HR	S	P	ERA	WHIP										
Steve Busby, R (1, 1) ERA: 10.8	5.0	W	27	10	6	6	4	2	0	0	0	0	2	33	41	10.80	2.400										
Al Fitzmorris, R (6, 1) ERA:	2.0		8	1	0	0	0	1	0	0	0	0	0	7	11	0.00	1.000										
Bruce Dal Canton, R (8, 1) ERA:	1.0		3	0	0	0	0	0	0	0	0	0	0	3	3	0.00	0.000										
Joe Hoerner, L (9, 1) ERA:	1.0		4	1	0	0	2	0	0	0	0	0	0	8	8	0.00	1.000										

Minnesota Twins @ Kansas City Royals  
Royals Stadium, Kansas City, MO

Sat Apr 06 1974, 4:33 AM EDT  
Att. 11,228 - Unknown - 66 F

AB	39
R	6
H	12
RBI	6
BB	3
SO	6
LOB	18



WP: 0	PA: 42
PB: 1	
SB: 1	
CS: 0	

ERA	WHIP										
-----	------	--	--	--	--	--	--	--	--	--	--

livebaseballscorecards.com

Batter	1	2	3	4	5	6	7	8	9	AB	R	H	RBI	BB	SO	LOB	BOTTOM			
<b>Freddie Patek, R</b> OBP: 0.455, SLG: 0.333 (1, 6)										4	4	3	3	2	0	0	<b>Minnesota Twins @ Kansas City Royals</b> <b>Royals Stadium, Kansas City, MO</b> Sat Apr 06 1974, 4:33 AM EDT Att: 11,228 - Unknown - 66 F			
<b>Jim Wohlford, R</b> OBP: 0.545, SLG: 0.625 (1, 7)										4	2	1	0	2	0	4				
<b>Vada Pinson, L</b> OBP: 0.333, SLG: 0.333 (1, 9)										4	1	1	2	0	1	3				
<b>Al Cowens, R</b> OBP: 0.500, SLG: 1.000 (6, PH), (7, 9)										2	2	1	2	0	0	2				
<b>John Mayberry, L</b> OBP: 0.636, SLG: 0.750 (1, 3)										5	4	3	5	1	0	0				
<b>Amos Otis, R</b> OBP: 0.273, SLG: 0.111 (1, 8)										5	1	1	1	1	2	4				
<b>Cookie Rojas, R</b> OBP: 0.250, SLG: 0.375 (1, 4)										3	1	1	2	0	0	2				
<b>Frank White, R</b> OBP: 0.333, SLG: 1.333 (5, PH), (6, 4)										3	1	1	1	0	0	1				
<b>Hal McRae, R</b> OBP: 0.600, SLG: 1.222 (1, 10)										4	3	3	4	1	0	0				
<b>Tony Solaita, L</b> (8, PH)										1	0	0	0	0	0	1				
<b>Paul Schaal, R</b> OBP: 0.750, SLG: 1.000 (1, 5)										0	1	0	0	0	0	0				
<b>Fernando Gonzalez, R</b> OBP: 0.167, SLG: 0.167 (2, 5)										4	0	0	0	0	2	3				
<b>Fran Healy, R</b> OBP: 0.333, SLG: 0.143 (1, 2)										3	3	1	1	2	0	0				
<b>Inning Stats</b>	R: 7 E: 0 K: 2 S: 14	H: 7 LOB: 1 BB: 0 P: 15	R: 3 E: 0 K: 1 S: 6	H: 1 LOB: 0 BB: 2 P: 14	R: 0 E: 0 K: 0 S: 3	H: 0 LOB: 1 BB: 1 P: 7	R: 0 E: 0 K: 1 S: 5	H: 0 LOB: 0 BB: 0 P: 5	R: 6 E: 1 K: 1 S: 10	H: 4 LOB: 2 BB: 3 P: 22	R: 3 E: 0 K: 0 S: 4	H: 1 LOB: 0 BB: 2 P: 12	R: 1 E: 0 K: 0 S: 4	H: 1 LOB: 0 BB: 0 P: 4	R: 3 E: 1 K: 0 S: 6	H: 2 LOB: 1 BB: 1 P: 10	1B: 9 2B: 5 3B: 0 HR: 2	SF: 0 SAC: 0 DP: 0 HBP: 1	WP: 2 PB: 0 SB: 2 CS: 0	PA: 52 ERA: 18.00 WHIP: 3.000
<b>PITCHER</b>	IP WLS BF H R ER SO	IP WLS BF H R ER SO	IP WLS BF H R ER SO	IP WLS BF H R ER SO	IP WLS BF H R ER SO	IP WLS BF H R ER SO	IP WLS BF H R ER SO	IP WLS BF H R ER SO	IP WLS BF H R ER SO	IP WLS BF H R ER SO	IP WLS BF H R ER SO	IP WLS BF H R ER SO	IP WLS BF H R ER SO	IP WLS BF H R ER SO	IP WLS BF H R ER SO	ERA WHIP				
<b>Bill Hands, R</b> ERA: 94.5 (1, 1)	0.2	1.1	2.1	0.2	4.0	0.0	0.0	0.0	0.0	1.0	1.0	2.1	0.2	0.0	0.0	94.5	10.500			
<b>Ray Corbin, R</b> ERA: 20.25 (1, 1)	1.1	1.1	2.1	0.2	4.0	0.0	0.0	0.0	0.0	1.0	1.0	2.1	0.2	0.0	0.0	20.25	2.250			
<b>Danny Fife, R</b> ERA: 15.43 (3, 1)	2.1	1.1	2.1	0.2	4.0	0.0	0.0	0.0	0.0	1.0	1.0	2.1	0.2	0.0	0.0	15.43	2.143			
<b>Vic Albury, L</b> ERA: 27.0 (5, 1)	0.2	1.1	2.1	0.2	4.0	0.0	0.0	0.0	0.0	1.0	1.0	2.1	0.2	0.0	0.0	27.00	7.500			
<b>Tom Burgmeier, L</b> ERA: 9.0 (6, 1)	2.0	1.1	2.1	0.2	4.0	0.0	0.0	0.0	0.0	1.0	1.0	2.1	0.2	0.0	0.0	9.00	1.000			
<b>Dick Woodson, R</b> ERA: 18.0 (8, 1)	1.0	1.1	2.1	0.2	4.0	0.0	0.0	0.0	0.0	1.0	1.0	2.1	0.2	0.0	0.0	18.00	3.000			

livebaseballscores.com

<b>AB</b>	<b>42</b>
<b>R</b>	<b>23</b>
<b>H</b>	<b>16</b>
<b>RBI</b>	<b>21</b>
<b>BB</b>	<b>9</b>
<b>SO</b>	<b>5</b>
<b>LOB</b>	<b>20</b>





Batter	1	2	3	4	5	6	7	8	9	AB R H RBI BB SO LOB	TOP																	
Bill North, S OBP: 0.056, SLG: 0.056 (1, 8) X	0-0 L9-3 1B		0-0 4-3		0-0 5-3		0-0 FC1-2 1-2 2-3 3-H		0-0 SH SH5-4 2B	4 1 1 0 0 0 3																		
Bert Campaneris, R OBP: 0.353, SLG: 0.500 (1, 6) X	0-0 L9-3 1-2		0-0 5-3		0-0	0-0 CS 1B	0-0 F8		0-0 SH5-4 1-2 2-3	4 0 1 0 0 0 4																		
Sal Bando, R OBP: 0.500, SLG: 0.750 (1, 5) X	0-0 4-3			0-0 2B 1B		0-0 1-2 HR		0-0 F7	4-0 2B IBB	4 2 2 1 1 0 0																		
Reggie Jackson, L OBP: 0.500, SLG: 1.176 (1, 9) X		0-0 G3		0-0 1B 2B		0-0 P4		0-0 2B BB	0-0 P6	4 1 1 1 1 0 3																		
Joe Rudi, R OBP: 0.588, SLG: 0.857 (1, 7) X		0-0 1B 2B		0-3 K		0-0 1-3		0-0 1-3 2B	0-0 1-H 2-H 3-H 2B	5 1 3 2 0 1 1																		
Gene Tenace, R OBP: 0.471, SLG: 0.385 (1, 3) X		0-0 2-H 1B		0-0 G1-6-3 1B		0-0	0-0 SH3 FC1-2 1B	4-0 IBB		3 0 3 2 1 0 0																		
Deron Johnson, R OBP: 0.118, SLG: 0.063 (1, 10) X		0-0 F8		0-0 G1-6-3 1-2f		0-0	0-0 FC1-2 SH3 1B	0-3 K		4 0 1 0 0 1 5																		
Ray Fosse, R OBP: 0.250, SLG: 0.250 (1, 2) X	0-0 1-3				0-0	0-0 G6-4-3 1B	0-0 SH3	0-0 F8		2 0 1 0 0 0 1																		
Pat Bourque, L (8, PH)							1-2 2-3			1 0 0 0 0 0 3																		
Larry Haney, R (8, 2)										0 0 0 0 0 0 0																		
Dick Green, R OBP: 0.300, SLG: 0.125 (1, 4) X			0-0 F8		0-0 G6-4-3 1-2f		4-0 FC1-2 IBB		1-0 SH5-4 SH 2B HBP	2 0 0 0 0 0 1																		
Vic Davalillo, L (7, PH)										0 0 0 0 1 0 0																		
Manny Trillo, R (7, 4)										0 1 0 0 0 0 0																		
<b>Inning Stats</b>	R: 0 E: 0 K: 0 S: 3	H: 1 LOB: 0 BB: 0 P: 3	R: 1 E: 0 K: 0 S: 5	H: 2 LOB: 1 BB: 0 P: 5	R: 0 E: 0 K: 0 S: 3	H: 0 LOB: 0 BB: 0 P: 3	R: 2 E: 0 K: 1 S: 7	H: 3 LOB: 0 BB: 0 P: 7	R: 0 E: 0 K: 0 S: 3	H: 1 LOB: 0 BB: 0 P: 3	R: 1 E: 0 K: 0 S: 4	H: 2 LOB: 0 BB: 0 P: 4	R: 0 E: 0 K: 0 S: 5	H: 2 LOB: 3 BB: 1 P: 9	R: 0 E: 0 K: 1 S: 6	H: 1 LOB: 3 BB: 2 P: 14	R: 2 E: 1 K: 0 S: 4	H: 1 LOB: 2 BB: 1 P: 9	1B: 8 2B: 5 3B: 0 HR: 1	SF: 0 SAC: 3 DP: 3 HBP: 1	WP: 0 PB: 0 SB: 0 CS: 1	PA: 41						
<b>PITCHER</b>	IP WLS BF H R ER SO BB IBB HBP BLK WP HR S P ERA WHIP																											
Paul Splittorff, L ERA: 4.2 (1, 1)	6.0		25	11	4	4	1	0	0	0	0	0	1	27	27	6.00	1.833											
Gene Garber, R ERA: (7, 1)	2.1	L	14	1	2	0	1	1	3	1	0	0	0	11	28	0.00	0.857											
Joe Hoerner, L ERA: (9, 1)	0.1		1	0	0	0	0	0	0	0	0	0	0	1	1	0.00	0.000											
Lindy McDaniel, R ERA: 7.71 (9, 1)	0.1		1	1	0	0	0	0	0	0	0	0	0	1	1	0.00	3.000											

Oakland Athletics @ Kansas City Royals  
 Royals Stadium, Kansas City, MO  
 Tue Apr 09 1974, 8:05 PM EDT  
 Att. 17,792 - Unknown - 65 F

livebaseballscorecards.com

AB	33
R	6
H	13
RBI	6
BB	4
SO	2
LOB	21



Batter	1	2	3	4	5	6	7	8	9	AB	R	H	RBI	BB	SO	LOB
Freddie Patek, R (1, 6) OBP: 0.438, SLG: 0.308	0-0 F9		0-0 P4		0-0 S 1B		0-0 F9		4-0 BB 5-3 BB	4	1	1	0	1	0	2
Jim Wohlford, R (1, 7) OBP: 0.625, SLG: 0.692	0-0 CS 1B		0-0 2-H 1B		0-0 1-H 1B		0-0 1B		0-0 5-3 1-2	5	0	4	2	0	0	1
Vada Pinson, L (1, 9) OBP: 0.308, SLG: 0.308	0-0 1-3		0-0 L9		0-0 4-3		0-0 1-3		0-0 BB 1B	4	0	1	0	0	0	4
Rick Reichardt, R (9, PH) OBP: 1.000, SLG: 1.000										1	0	1	0	0	0	0
Frank White, R (9, PR) OBP: 0.333, SLG: 1.333										0	0	0	0	0	0	0
John Mayberry, L (1, 3) OBP: 0.500, SLG: 0.500		0-0 3-1		0-0 F8		4-0 BB 1B E	0-0 G3		0-3 K	4	1	0	0	1	1	4
Amos Otis, R (1, 8) OBP: 0.250, SLG: 0.077		0-0 P4		0-0 F8		0-0 F9 1B		0-0 6-3	4-0 1-2 2-3 BB	4	0	0	0	1	0	1
Cookie Rojas, R (1, 4) OBP: 0.308, SLG: 0.462		0-0 P4		0-0 2B		0-0 G4-3 1B		0-3 K	0-3 K	5	0	2	1	0	2	3
Hal McRae, R (1, 10) OBP: 0.636, SLG: 1.200			0-0 S 2B 1B		0-0 P4		0-0 F9		4-0 1B BB	1	0	1	0	0	0	0
Al Cowens, R (3, PR) OBP: 0.400, SLG: 0.500							2-3			2	1	0	0	1	0	3
Paul Schaal, R (1, 5) OBP: 0.500, SLG: 0.500			0-3 S 1-2 K		0-0 4-3		0-0 G4-3		0-0 1-2 1B	4	0	1	0	0	1	3
Fran Healy, R (1, 2) OBP: 0.308, SLG: 0.273			0-0 2-H 1B 2B		0-0 5-3		0-0 P6		0-0 4-3	4	1	1	1	0	0	2

Inning Stats	R: 0	H: 1	E: 0	K: 0	S: 3	LOB: 0	BB: 0	P: 3	R: 0	H: 0	E: 0	K: 0	S: 3	LOB: 0	BB: 0	P: 3	R: 2	H: 3	E: 0	K: 1	S: 8	LOB: 2	BB: 0	P: 8	R: 0	H: 1	E: 0	K: 0	S: 4	LOB: 1	BB: 0	P: 4	R: 1	H: 2	E: 0	K: 0	S: 5	LOB: 1	BB: 0	P: 5	R: 1	H: 1	E: 1	K: 0	S: 4	LOB: 1	BB: 1	P: 8	R: 0	H: 2	E: 0	K: 0	S: 5	LOB: 2	BB: 0	P: 5	R: 0	H: 1	E: 0	K: 1	S: 6	LOB: 2	BB: 1	P: 10	R: 0	H: 1	E: 0	K: 2	S: 8	LOB: 3	BB: 2	P: 16	1B: 10	SF: 0	2B: 2	SAC: 0	3B: 0	DP: 1	HR: 0	HBP: 0	WP: 0	PA: 42
--------------	------	------	------	------	------	--------	-------	------	------	------	------	------	------	--------	-------	------	------	------	------	------	------	--------	-------	------	------	------	------	------	------	--------	-------	------	------	------	------	------	------	--------	-------	------	------	------	------	------	------	--------	-------	------	------	------	------	------	------	--------	-------	------	------	------	------	------	------	--------	-------	-------	------	------	------	------	------	--------	-------	-------	--------	-------	-------	--------	-------	-------	-------	--------	-------	--------

PITCHER	IP	WLS	BF	H	R	ER	SO	BB	IBB	HBP	BLK	WP	HR	S	P	ERA	WHIP
Catfish Hunter, R (1, 1) ERA: 3.29	6.2		30	10	4	3	1	1	0	0	0	0	0	31	35	4.05	1.650
Darold Knowles, L (7, 1) ERA:	2.0	W	11	2	0	0	2	3	0	0	0	0	0	12	24	0.00	2.500
Paul Lindblad, L (9, 1) ERA:	0.1	S	1	0	0	0	1	0	0	0	0	0	0	3	3	0.00	0.000

BOTTOM

Oakland Athletics @ Kansas City Royals  
 Royals Stadium, Kansas City, MO  
 Tue Apr 09 1974, 8:05 PM EDT  
 Att: 17,792 - Unknown - 65 F

livebaseballscorecards.com

AB	38
R	4
H	12
RBI	4
BB	4
SO	4
LOB	23





Batter	1	2	3	4	5	6	7	8	9	AB R H RBI BB SO LOB	TOP											
Bill North, S (1, 8) OBP: 0.091, SLG: 0.048	0-3 K		0-3 K			4-0 1B CS BB		0-0 L7		3 0 0 0 1 2 0												
Bert Campaneris, R (1, 6) OBP: 0.333, SLG: 0.450	0-3 K			0-0 F5		0-0 1B		0-0 F9		4 0 1 1 0 1 0												
Sal Bando, R (1, 5) OBP: 0.455, SLG: 0.625	0-0 G3			0-3 K		0-0 P6				4 0 1 0 0 1 2												
Reggie Jackson, L (1, 9) OBP: 0.409, SLG: 0.952		0-0 3-1		0-0 4-3		0-0 4-3		0-0 F7		4 0 0 0 0 0 1												
Joe Rudi, R (1, 7) OBP: 0.619, SLG: 0.889		0-0 FC6 1B			0-0 F9		0-0 2B	0-0 1B		4 0 3 0 0 0 0												
Gene Tenace, R (1, 3) OBP: 0.429, SLG: 0.313		0-3 K		0-0 5-3		4-0 BB		0-0 F5		3 0 0 0 1 1 3												
Deron Johnson, R (1, 10) OBP: 0.095, SLG: 0.050		0-0 FC6		0-0 F3		0-0 F8		0-3 K		4 0 0 0 0 1 5												
Ray Fosse, R (1, 2) OBP: 0.286, SLG: 0.286			0-0 F8			0-0 1B WP 1B		0-0 1-6-3		2 1 1 0 0 0 0												
Vic Davalillo, L (7, PH)										1 0 0 0 0 0 2												
Larry Haney, R (7, 2)										0 0 0 0 0 0 0												
Manny Trillo, R (1, 4)		0-0 F8				0-0 F7		0-0 F7		2 0 0 0 0 0 1												
Jesus Alou, R (8, PH)										1 0 0 0 0 0 0												
Ted Kubiak, S (8, 4)										0 0 0 0 0 0 0												
<b>Inning Stats</b>	R: 0 E: 0 K: 2 S: 7	H: 0 LOB: 0 BB: 0 P: 7	R: 0 E: 0 K: 1 S: 6	H: 1 LOB: 1 BB: 0 P: 6	R: 0 E: 0 K: 1 S: 5	H: 0 LOB: 0 BB: 0 P: 5	R: 0 E: 0 K: 1 S: 5	H: 0 LOB: 0 BB: 0 P: 5	R: 0 E: 0 K: 0 S: 3	H: 0 LOB: 0 BB: 0 P: 3	R: 1 E: 0 K: 0 S: 4	H: 2 LOB: 1 BB: 1 P: 8	R: 0 E: 0 K: 0 S: 4	H: 1 LOB: 2 BB: 1 P: 8	R: 0 E: 0 K: 0 S: 3	H: 0 LOB: 0 BB: 0 P: 3	R: 0 E: 0 K: 1 S: 7	H: 2 LOB: 2 BB: 0 P: 7	1B: 5 2B: 1 3B: 0 HR: 0	SF: 0 SAC: 0 DP: 0 HBP: 0	WP: 1 PB: 0 SB: 0 CS: 1	PA: 34
<b>PITCHER</b> Steve Busby, R (1, 1) ERA: 4.5	IP: 9.0 WLS: W BF: 34 H: 6 R: 1 ER: 1 SO: 6 BB: 2 IBB: 0 HBP: 0 BLK: 0 WP: 1 HR: 0 S: 44 P: 52 ERA: 1.00 WHIP: 0.889																					

Oakland Athletics @ Kansas City Royals  
Royals Stadium, Kansas City, MO  
Wed Apr 10 1974, 8:05 PM EDT  
Att. 14,679 - Unknown - 61 F

livebaseballscorecards.com

AB	32
R	1
H	6
RBI	1
BB	2
SO	6
LOB	14



Batter	1	2	3	4	5	6	7	8	9	AB	R	H	RBI	BB	SO	LOB
Freddie Patek, R OBP: 0.400, SLG: 0.471 (1, 6)	0-0 P4	0-0 5-3			0-0 HR		0-0 L6			4	1	1	1	0	0	1
Jim Wohlford, R OBP: 0.550, SLG: 0.563 (1, 7)	0-3 K	0-0 4-3			1-0 G1-4-3 HBP		0-0 F7			3	0	0	0	0	1	1
Cookie Rojas, R OBP: 0.294, SLG: 0.412 (1, 4)	0-0 HR 1B		0-0 5-3		0-0 G1-4-3		0-0 6-3			4	1	1	0	0	0	1
John Mayberry, L OBP: 0.500, SLG: 0.667 (1, 3)	0-0 HR		0-0 L4		4-0 BB BB		0-0 F9			3	1	1	2	1	0	0
Amos Otis, R OBP: 0.350, SLG: 0.267 (1, 8)	4-0 BB 1B		0-0 6-3		4-0 BB FC6-4		0-0 2B 3B			2	1	1	0	2	0	0
Fran Healy, R OBP: 0.412, SLG: 0.467 (1, 2)	0-0 FC4-6 1B			0-0 SH1-3 1B		0-0 FC6-4		0-0 4-3 2B		4	0	3	1	0	0	2
Vada Pinson, L OBP: 0.250, SLG: 0.250 (1, 9)	0-0 FC4-6			0-0 SH1-3		0-0 4-3		0-0 4-3		3	0	0	0	0	0	3
Paul Schaal, R OBP: 0.417, SLG: 0.400 (1, 5)		0-0 5-3 1B		0-0 F3		0-0 P3		0-0 4-3		4	0	1	0	0	0	2
Fernando Gonzalez, R OBP: 0.111, SLG: 0.111 (1, 10)		0-0 F9		0-0 F3		0-3 K				3	0	0	0	0	1	2

Inning Stats	R: 2	H: 3	E: 0	K: 1	S: 8	LOB: 2	BB: 1	P: 12	R: 0	H: 1	E: 0	K: 0	S: 4	LOB: 1	BB: 0	P: 4	R: 0	H: 0	E: 0	K: 0	S: 3	LOB: 0	BB: 0	P: 3	R: 0	H: 1	E: 0	K: 0	S: 4	LOB: 1	BB: 0	P: 4	R: 1	H: 1	E: 0	K: 0	S: 3	LOB: 2	BB: 2	P: 12	R: 0	H: 0	E: 0	K: 1	S: 5	LOB: 0	BB: 0	P: 5	R: 0	H: 0	E: 0	K: 0	S: 3	LOB: 0	BB: 0	P: 3	R: 1	H: 2	E: 0	K: 0	S: 5	LOB: 1	BB: 0	P: 5
--------------	------	------	------	------	------	--------	-------	-------	------	------	------	------	------	--------	-------	------	------	------	------	------	------	--------	-------	------	------	------	------	------	------	--------	-------	------	------	------	------	------	------	--------	-------	-------	------	------	------	------	------	--------	-------	------	------	------	------	------	------	--------	-------	------	------	------	------	------	------	--------	-------	------

PITCHER	IP	WLS	BF	H	R	ER	SO	BB	IBB	HBP	BLK	WP	HR	S	P	ERA	WHIP
Ken Holtzman, L ERA: 4.38 (1, 1)	8.0	L	35	8	4	4	2	3	0	1	0	0	2	35	48	4.50	1.375


**BOTTOM**

**Oakland Athletics @ Kansas City Royals**  
**Royals Stadium, Kansas City, MO**

Wed Apr 10 1974, 8:05 PM EDT  
Att: 14,679 - Unknown - 61 F

AB	30
R	4
H	8
RBI	4
BB	3
SO	2
LOB	12

livebaseballscores.com



1B: 4	SF: 0	WP: 0	PA: 35
2B: 1	SAC: 1	PB: 0	
3B: 1	DP: 1	SB: 0	
HR: 2	HBP: 1	CS: 0	





Kansas City Royals @ Minnesota Twins  
Metropolitan Stadium, Bloomington, MI

Sat Apr 13 1974, 4:33 AM EDT  
Att: 3,381 - Unknown - 44 F

livebaseballscorecards.com

AB	37
R	5
H	11
RBI	5
BB	5
SO	8
LOB	21



WP:	0	PA:	45
PB:	0		
SB:	2		
CS:	1		

AB	R	H	RBI	BB	SO	LOB
4	2	1	0	0	1	1
4	1	3	1	1	0	0
3	1	0	1	2	0	4
5	0	4	3	0	1	0
0	0	0	0	0	0	0
5	0	1	0	0	3	4
4	0	1	0	1	1	3
4	0	0	0	0	2	5
4	0	0	0	1	0	3
4	1	1	0	0	0	1

Batter	1	2	3	4	5	6	7	8	9	10
Jerry Terrell, R OBP: 0.273, SLG: 0.364 (1, 5)	G3		SH BB 1B 3B	S 2B 1B		K			F8	
Rod Carew, L OBP: 0.481, SLG: 0.500 (1, 4)	5-3-6 S 1B		BB 3B 1B	1-H 2B		IBB			G3	
Larry Hisle, R OBP: 0.444, SLG: 0.600 (1, 8)	5-3-6 1-3f		3B BB	5-3		6-3			1B BB	
Tony Oliva, L Eric Soderholm, R (9, PR) OBP: 0.600, SLG: 0.889		BB 1B	1-H 2-H 3-H 3B		1B 1B				1-3 1B	
Bobby Darwin, R OBP: 0.440, SLG: 0.667 (1, 9)		K	F8		CS 1B				K	
Steve Braun, L OBP: 0.333, SLG: 0.389 (1, 7)		BB 1-2 BB	G3		K				F8	SH1-4 1B
Randy Hundley, R OBP: 0.273, SLG: 0.200 (1, 2)		F7	5-3		K				K	SH1-4
Jim Holt, L (1, 3)	G3			4-3		SH2-3 BB			1-3	F9
Danny Thompson, R OBP: 0.333, SLG: 0.333 (1, 6)			1B SH BB 1B	F7		SH2-3			F7	1-3

Inning Stats	R: 0	H: 1	E: 0	K: 0	S: 3	R: 0	H: 1	E: 0	K: 1	S: 6	R: 4	H: 3	E: 1	K: 0	S: 7	R: 1	H: 2	E: 0	K: 0	S: 5	R: 0	H: 2	E: 0	K: 2	S: 8	R: 0	H: 0	E: 0	K: 1	S: 5	R: 0	H: 0	E: 0	K: 2	S: 7	R: 0	H: 0	E: 0	K: 1	S: 5	R: 0	H: 1	E: 0	K: 1	S: 6	R: 0	H: 1	E: 0	K: 0	S: 4	1B: 9	2B: 3	3B: 1	HR: 0	SF: 0	SAC: 3	DP: 2	HBP: 0
--------------	------	------	------	------	------	------	------	------	------	------	------	------	------	------	------	------	------	------	------	------	------	------	------	------	------	------	------	------	------	------	------	------	------	------	------	------	------	------	------	------	------	------	------	------	------	------	------	------	------	------	-------	-------	-------	-------	-------	--------	-------	--------

PITCHER	IP	WLS	BF	H	R	ER	SO	BB	IBB	HBP	BLK	WP	HR	S	P	ERA	WHIP
Marty Pattin, R ERA: 9.0 (1, 1)	4.0		23	9	5	4	1	2	0	0	0	0	0	23	31	9.00	2.750
Bruce Dal Canton, R ERA: (5, 1)	6.0	W	22	2	0	0	7	2	1	0	0	0	0	33	45	0.00	0.667

WP:	0	PA:	45
PB:	0		
SB:	2		
CS:	1		



Batter	1	2	3	4	5	6	7	8	9	AB R H RBI BB SO LOB	TOP		
Freddie Patek, R (1, 6) OBP: 0.310, SLG: 0.346	0-0 P3		0-0 4-3			0-0 4-3 S 1B		0-0 5-3		4 0 1 0 0 0 0			
Jim Wohlford, R (1, 7) OBP: 0.448, SLG: 0.440	0-3 K		0-3 K			0-0 4-3 1-2		0-3 K		4 0 0 0 0 3 1			
Vada Pinson, L (1, 9) OBP: 0.200, SLG: 0.200	0-0 P5				0-0 4-3	0-0 4-3			0-0 F7	4 0 0 0 0 0 1			
John Mayberry, L (1, 3) OBP: 0.500, SLG: 0.727		0-0 5-3			0-3 K	0-0 4-1			0-0 L5-3 1B	4 0 1 0 0 1 1			
Amos Otis, R (1, 8) OBP: 0.250, SLG: 0.174		0-3 K			0-0 4-3			0-0 F8	0-0 L5-3 1-2	4 0 0 0 0 1 1			
Cookie Rojas, R (1, 4) OBP: 0.375, SLG: 0.458		0-0 1B 1B			0-0 5-3			0-0 1B 1B		3 0 2 0 0 0 0			
Hal McRae, R (1, 10) OBP: 0.600, SLG: 1.000		0-0 1B 1B			0-0 F8			0-0 G5-4-3 1B		3 0 2 0 0 0 0			
Paul Schaal, R (1, 5) OBP: 0.368, SLG: 0.588		0-0 F3			0-0 2B			0-0 G5-4-3 1-2		3 0 1 0 0 0 4			
Fran Healy, R (1, 2) OBP: 0.375, SLG: 0.500			0-0 F8		0-0 6-3			0-0 F8		3 0 0 0 0 0 1			
<b>Inning Stats</b>	R: 0 H: 0 E: 0 LOB: 0 K: 1 BB: 0 S: 5 P: 5	R: 0 H: 2 E: 0 LOB: 2 K: 1 BB: 0 S: 7 P: 7	R: 0 H: 0 E: 0 LOB: 0 K: 1 BB: 0 S: 5 P: 5	R: 0 H: 0 E: 0 LOB: 0 K: 1 BB: 0 S: 5 P: 5	R: 0 H: 1 E: 0 LOB: 1 K: 0 BB: 0 S: 4 P: 4	R: 0 H: 1 E: 0 LOB: 1 K: 0 BB: 0 S: 4 P: 4	R: 0 H: 2 E: 0 LOB: 1 K: 0 BB: 0 S: 4 P: 4	R: 0 H: 0 E: 0 LOB: 0 K: 1 BB: 0 S: 5 P: 5	R: 0 H: 1 E: 0 LOB: 0 K: 0 BB: 0 S: 3 P: 3	1B: 6 SF: 0 2B: 2 SAC: 0 3B: 0 DP: 2 HR: 0 HBP: 0	WP: 0 PA: 32 PB: 0 SB: 1 CS: 0		
<b>PITCHER</b>	IP WLS BF H R ER SO BB IBB HBP BLK WP HR S P ERA WHIP											<b>PITCHER</b>	IP WLS BF H R ER SO BB IBB HBP BLK WP HR S P ERA WHIP
Bert Blyleven, R (1, 1) ERA: 1.48	7.1 W 27 6 0 0 4 0 0 0 0 0 0 0 35 35 0.00 0.818												
Bill Campbell, R (8, 1) ERA:	1.2 5 1 0 0 1 0 0 0 0 0 0 0 7 7 0.00 0.600												

Kansas City Royals @ Minnesota Twins  
Metropolitan Stadium, Bloomington, MI

AB	32
R	0
H	7
RBI	0
BB	0
SO	5
LOB	9



Sun Apr 14 1974, 4:33 AM EDT  
Att: 2,778 - Unknown - 47 F

livebaseballscorecards.com

Batter	1	2	3	4	5	6	7	8	9
Jerry Terrell, R OBP: 0.333, SLG: 0.407 (1, 5)	0-0 4-3	0-0 1B		0-0 6-3			0-0 FC5-2 1-2 HR 1B	0-0 1B	
Rod Carew, L OBP: 0.438, SLG: 0.448 (1, 4)	0-0 G3	0-0 1-4-3			0-3 K		0-0 FC5-2 1-2 2-3 HR 1B	0-0 L3	
Larry Hisle, R OBP: 0.387, SLG: 0.500 (1, 8)	0-0 6-3		0-0 6-3		0-3 K		0-0 FC5-2 1-2 2-3 3-H HR		
Bobby Darwin, R OBP: 0.517, SLG: 0.893 (1, 9)		0-0 BB 1B 1B	0-0 1B 1B		0-0 3B		0-0 1-1 2-2 3-3 HR		
Tony Oliva, L OBP: 0.571, SLG: 0.846 (1, 10)		0-0 F5	0-0 G4-6-3 1B		0-0 4-3		0-0 2B		
Joe Lis, R OBP: 0.333, SLG: 0.231 (1, 3)		0-0 BB 1B 1B	0-0 G4-6-3		0-0 5-3		0-0 6-3		
Glenn Borgmann, R (1, 2)		4-0 BB BB 1B 1B BB		0-0 5-3		0-0 F8	0-0 F8		
Steve Braun, L OBP: 0.360, SLG: 0.409 (1, 7)		0-0 1-3 2-H 3-H 1B 1B		0-0 5-3 1B		0-0 F8		0-0 P5	
Danny Thompson, R OBP: 0.300, SLG: 0.300 (1, 6)		0-0 5-3		0-0 5-3			0-0 FC5-2 1B 1B	0-0 L3	

Inning Stats	R: 0	H: 0	E: 0	K: 0	S: 3	LOB: 0	BB: 0	P: 3
	R: 4	H: 4	E: 0	K: 0	S: 7	LOB: 1	BB: 1	P: 11
	R: 0	H: 2	E: 0	K: 0	S: 4	LOB: 1	BB: 0	P: 4
	R: 0	H: 1	E: 0	K: 0	S: 4	LOB: 1	BB: 0	P: 4
	R: 0	H: 1	E: 0	K: 2	S: 8	LOB: 1	BB: 0	P: 8
	R: 0	H: 0	E: 0	K: 0	S: 3	LOB: 0	BB: 0	P: 3
	R: 4	H: 5	E: 0	K: 0	S: 8	LOB: 1	BB: 0	P: 8
	R: 0	H: 1	E: 0	K: 0	S: 4	LOB: 1	BB: 0	P: 4

PITCHER	IP	WLS	BF	H	R	ER	SO	BB	IBB	HBP	BLK	WP	HR	S	P	ERA	WHIP
Paul Splittorf, L ERA: 4.71 (1, 1)	6.0	L	26	8	4	4	2	1	0	0	0	0	0	29	33	6.00	1.500
Doug Bird, R ERA: 36.0 (7, 1)	1.0		8	5	4	4	0	0	0	0	0	0	1	8	8	36.00	5.000
Lindy McDaniel, R ERA: 5.4 (8, 1)	1.0		4	1	0	0	0	0	0	0	0	0	0	4	4	0.00	1.000

**BOTTOM**


**Kansas City Royals @ Minnesota Twins**  
Metropolitan Stadium, Bloomington, MI

Sun Apr 14 1974, 4:33 AM EDT  
Att. 2,778 - Unknown - 47 F

AB	R	H	RBI	BB	SO	LOB
5	1	3	2	0	0	1
5	1	1	0	0	1	2
4	1	0	0	0	1	3
4	2	4	4	0	0	0
4	0	2	0	0	0	2
4	1	1	0	0	0	3
3	1	0	0	1	0	1
4	1	2	2	0	0	0
4	0	1	0	0	0	3

AB	37
R	8
H	14
RBI	8
BB	1
SO	2
LOB	15

livebaseballscorecards.com



1B:	11	SF:	0	WP:	0	PA:	38
2B:	1	SAC:	0	PB:	0		
3B:	1	DP:	1	SB:	0		
HR:	1	HBP:	0	CS:	0		



Batter	1	2	3	4	5	6	7	8	9	AB R H RBI BB SO LOB	TOP																									
Freddie Patek, R (1, 6) OBP: 0.303, SLG: 0.310	4-0 CS BB		0-0 P4		0-0 6-3		0-0 P6			3 0 0 0 1 0 2																										
Jim Wohlford, R (1, 7) OBP: 0.424, SLG: 0.393	0-0 6-3 1-2		4-0 BB			0-0 F7		0-0 F8		3 0 0 0 1 0 1																										
Cookie Rojas, R (1, 4) OBP: 0.321, SLG: 0.393	0-3 K		0-0 P3			0-0 F8		0-0 P6		4 0 0 0 0 1 2																										
John Mayberry, L (1, 3) OBP: 0.563, SLG: 0.870		4-0 FC6-4 BB		0-0 HR		4-0 BB		4-0 1B BB		1 1 1 1 3 0 0																										
Amos Otis, R (1, 8) OBP: 0.250, SLG: 0.185		0-0 FC6-4 1-2f E		0-0 5-3		0-3 K		0-0 1-2 1B		4 0 1 0 0 1 2																										
Hal McRae, R (1, 10) OBP: 0.474, SLG: 0.778		0-3 K 1-2		0-0 5-3		0-0 F8		0-0 F8		4 0 0 0 0 1 3																										
Fran Healy, R (1, 2) OBP: 0.321, SLG: 0.423		0-0 4-3		0-0 F9		0-0 P4			0-0 P6	4 0 0 0 0 0 2																										
Paul Schaal, R (1, 5) OBP: 0.391, SLG: 0.550			4-0 BB BB		0-0 F9		0-0 2B 1B		0-3 K	3 1 1 0 1 1 0																										
Al Cowens, R (1, 9) OBP: 0.375, SLG: 0.571			0-3 K		0-0 P3		0-0 1-H 2B		0-3 K	3 0 1 1 0 1 1																										
Tony Solaita, L (9, PH) OBP: 0.333, SLG: 0.200										1 0 0 0 0 1 0																										
<b>Inning Stats</b>	R: 0 E: 0 K: 1 S: 4	H: 0 LOB: 0 BB: 1 P: 8	R: 0 E: 1 K: 1 S: 5	H: 0 LOB: 2 BB: 1 P: 9	R: 0 E: 0 K: 1 S: 5	H: 0 LOB: 2 BB: 2 P: 13	R: 1 E: 0 K: 0 S: 4	H: 1 LOB: 0 BB: 0 P: 4	R: 0 E: 0 K: 0 S: 3	H: 0 LOB: 0 BB: 0 P: 3	R: 0 E: 0 K: 1 S: 5	H: 0 LOB: 1 BB: 1 P: 9	R: 1 E: 0 K: 0 S: 5	H: 2 LOB: 1 BB: 0 P: 5	R: 0 E: 0 K: 0 S: 4	H: 1 LOB: 2 BB: 1 P: 8	R: 0 E: 0 K: 2 S: 7	H: 0 LOB: 0 BB: 0 P: 7	1B: 2 2B: 1 3B: 0 HR: 1	SF: 0 SAC: 0 DP: 0 HBP: 0	WP: 0 PB: 0 SB: 0 CS: 1	PA: 36														
<b>PITCHER</b>	IP WLS BF H R ER SO BB IBB HBP BLK WP HR S P ERA WHIP																																			
David Clyde, L (1, 1) ERA: 4.0	7.2	32	4	2	2	4	6	0	0	0	0	0	1	34	58	2.35	1.304																			
Steve Foucault, R (8, 1) ERA:	1.1	W	4	0	0	0	2	0	0	0	0	0	0	8	8	0.00	0.000																			

**Kansas City Royals @ Texas Rangers**  
 Arlington Stadium, Arlington, TX  
 Tue Apr 16 1974, 8:05 PM EDT  
 Att. 12,066 - Unknown - 67 F

livebaseballscorecards.com

<b>AB</b>	30
<b>R</b>	2
<b>H</b>	4
<b>RBI</b>	2
<b>BB</b>	6
<b>SO</b>	6
<b>LOB</b>	13



Batter	1	2	3	4	5	6	7	8	9
Davey Nelson, R OBP: 0.289, SLG: 0.381 (1, 4)	0-0 F9			0-3 K	0-0 6-3			0-0 G1-6-3 1B	
Toby Harrah, R OBP: 0.391, SLG: 0.415 (1, 6)	0-0 6-3			0-0 F2		0-0 CS 1B		0-0 G1-6-3 1-2f	
Alex Johnson, R OBP: 0.295, SLG: 0.268 (1, 7)	0-0 5-3			4-0 S HR BB		0-0 F7 1-2			
Jeff Burroughs, R OBP: 0.273, SLG: 0.610 (1, 9)		0-0 1-3		0-0 HR		0-0 F4			
Tom Grieve, R OBP: 0.436, SLG: 0.686 (1, 10)		0-0 6-3		0-0 1B		0-0 F8			
Mike Hargrove, L OBP: 0.440, SLG: 0.333 (1, 3)		0-0 F8		0-0 F8		0-3 K			
Joe Lovitto, S OBP: 0.167, SLG: 0.200 (1, 8)			0-0 F7		0-0 1-3		0-0 3-1		
Jim Fregosi, R OBP: 0.432, SLG: 0.310 (1, 5)			0-0 F8		4-0 BB		0-3 K		
Dick Billings, R OBP: 0.313, SLG: 0.214 (8, PH)			0-3 K		0-3 K		0-0 E 3B		
Jim Spencer, L OBP: 0.200, SLG: 0.600 (8, PR)									
Lenny Randle, S OBP: 0.600, SLG: 0.600 (8, PR)									
Jim Sundberg, R OBP: 0.368, SLG: 0.333 (9, 2)									

Inning Stats	R: 0	H: 0	E: 0	LOB: 0	K: 0	BB: 0	S: 3	P: 3
	R: 0	H: 0	E: 0	LOB: 0	K: 0	BB: 0	S: 3	P: 3
	R: 2	H: 2	E: 0	LOB: 1	K: 1	BB: 1	S: 7	P: 11
	R: 0	H: 0	E: 0	LOB: 1	K: 1	BB: 1	S: 5	P: 9
	R: 0	H: 1	E: 0	LOB: 0	K: 0	BB: 0	S: 3	P: 3
	R: 0	H: 0	E: 0	LOB: 0	K: 1	BB: 0	S: 5	P: 5
	R: 1	H: 2	E: 1	LOB: 1	K: 1	BB: 0	S: 6	P: 6

PITCHER	IP	WLS	BF	H	R	ER	SO	BB	IBB	HBP	BLK	WP	HR	S	P	ERA	WHIP
Steve Busby, R ERA: 3.68 (1, 1)	8.0	L	29	5	3	2	5	2	0	0	0	0	1	37	45	2.25	0.875

AB R H RBI BB SO LOB

4	0	1	0	0	1	1
4	0	1	0	0	0	2
2	1	0	0	1	0	1
3	1	1	2	0	0	0
3	0	1	0	0	0	0
3	0	0	0	0	1	1
3	0	0	0	0	0	0
2	0	0	0	1	1	0
2	0	0	0	0	2	1
1	0	1	0	0	0	0
0	1	0	0	0	0	0
0	0	0	0	0	0	0

AB	27
R	3
H	5
RBI	2
BB	2
SO	5
LOB	6



WP	PA
0	29
PB: 0	
SB: 1	
CS: 1	

**Kansas City Royals @ Texas Rangers**  
Arlington Stadium, Arlington, TX  
Tue Apr 16 1974, 8:05 PM EDT  
Att: 12,066 - Unknown - 67 F

livebaseballscorecards.com



Batter	1	2	3	4	5	6	7	8	9	AB R H RBI BB SO LOB	TOP											
Freddie Patek, R (1, 6) OBP: 0.351, SLG: 0.375	0-0 4-3 1B		0-0 1-3 2B			4-0 HBP 1B S BB	0-0 F8			3 1 2 0 1 0 0												
Vada Pinson, L (1, 9) OBP: 0.172, SLG: 0.172	0-0 4-3 1-2		0-0 P6			0-3 K 1-2		0-0 F7		4 0 0 0 0 1 4												
Jim Wohlford, R (1, 7) OBP: 0.405, SLG: 0.355	0-0 L9		0-0 1-3			0-0 5-3		4-0 G6-3 BB		3 0 0 0 1 0 3												
John Mayberry, L (1, 3) OBP: 0.556, SLG: 0.800		4-0 BB S BB		0-3 K S S		4-0 K HBP 1B IBB		0-0 G6-3 1-2f		2 1 0 0 2 1 1												
Amos Otis, R (1, 8) OBP: 0.278, SLG: 0.200		0-3 K 1-2		0-0 3-1		1-0 1B 1-2 2-3 HBP		0-0 G6-3 1B		3 0 1 0 0 1 1												
Cookie Rojas, R (1, 4) OBP: 0.313, SLG: 0.375		0-0 F7		0-0 1-3		0-0 1B 1-2 2-H 3-H		0-0 G6-3 1-2f		4 0 1 2 0 0 2												
Hal McRae, R (1, 10) OBP: 0.391, SLG: 0.636		0-0 L9			0-0 F8	0-0 4-3		0-0 1-3		4 0 0 0 0 0 3												
Paul Schaal, R (1, 5) OBP: 0.385, SLG: 0.500			4-0 2B BB		0-0 5-3		0-3 K			2 0 0 0 1 1 0												
Fran Healy, R (1, 2) OBP: 0.290, SLG: 0.379			0-0 F9		0-0 5-3		0-0 P3			3 0 0 0 0 0 1												
<b>Inning Stats</b>	R: 0 E: 0 K: 0 S: 3	H: 1 LOB: 0 BB: 0 P: 3	R: 0 E: 0 K: 1 S: 5	H: 0 LOB: 1 BB: 1 P: 9	R: 0 E: 0 K: 0 S: 4	H: 1 LOB: 2 BB: 1 P: 8	R: 0 E: 0 K: 1 S: 5	H: 0 LOB: 0 BB: 0 P: 5	R: 0 E: 0 K: 1 S: 3	H: 0 LOB: 0 BB: 0 P: 3	R: 2 E: 0 K: 1 S: 6	H: 1 LOB: 2 BB: 2 P: 15	R: 0 E: 0 K: 1 S: 5	H: 0 LOB: 0 BB: 0 P: 5	R: 0 E: 0 K: 0 S: 2	H: 0 LOB: 0 BB: 1 P: 6	R: 0 E: 0 K: 0 S: 3	H: 1 LOB: 0 BB: 0 P: 3	1B: 3 2B: 1 3B: 0 HR: 0	SF: 0 SAC: 0 DP: 2 HBP: 1	WP: 0 PB: 0 SB: 2 CS: 0	PA: 34
<b>PITCHER</b> Jim Bibby, R (1, 1) ERA: 3.73	IP: 9.0 WLS: W BF: 34 H: 4 R: 2 ER: 2 SO: 4 BB: 4 IBB: 1 HBP: 1 BLK: 0 WP: 0 HR: 0 S: 36 P: 57 ERA: 2.00 WHIP: 0.889											<b>PITCHER</b>	IP: 9.0 WLS: W BF: 34 H: 4 R: 2 ER: 2 SO: 4 BB: 4 IBB: 1 HBP: 1 BLK: 0 WP: 0 HR: 0 S: 36 P: 57 ERA: 2.00 WHIP: 0.889									

**Kansas City Royals @ Texas Rangers**  
Arlington Stadium, Arlington, TX  
Wed Apr 17 1974, 8:05 PM EDT  
Att. 9,799 - Unknown

[livebaseballscorecards.com](http://livebaseballscorecards.com)

AB	28
R	2
H	4
RBI	2
BB	5
SO	4
LOB	15







Batter	1	2	3	4	5	6	7	8	9	AB R H RBI BB SO LOB	TOP											
Freddie Patek, R (1, 6) OBP: 0.405, SLG: 0.400	0-0 FC6-4 1B	4-0 BB		4-0 3-1 BB		0-0 L1-3 1B		0-0 F8		3 0 2 0 2 0 0												
Cookie Rojas, R (1, 4) OBP: 0.270, SLG: 0.324	0-0 FC6-4 BB 1-2f	0-0 1-4-3		0-0 3-1		0-0 L1-3		0-0 L5		5 0 0 0 0 0 6												
Jim Wohlford, R (1, 7) OBP: 0.429, SLG: 0.371	0-0 F8		0-0 E4 1B FC5-2-5-6-2	4-0 BB		0-3 K		0-0 1B		4 0 2 0 1 1 1												
John Mayberry, L (1, 3) OBP: 0.561, SLG: 0.750	4-0 FC6-4 1-2 BB		0-0 2B FC5-2-5-6-2	0-3 K		4-0 1-4 BB		0-3 K		3 1 1 0 2 2 3												
Hal McRae, R (1, 10) OBP: 0.321, SLG: 0.519	0-0 FC6-4 1-2f 2-3		0-0 FC5-2-5-6-2 2B 1-3 3-H	0-0 4-3		0-3 K		0-3 K		5 1 0 0 0 2 8												
Fran Healy, R (1, 2) OBP: 0.314, SLG: 0.515		0-0 F9	0-0 1B SF8 2B 2-H 3-H		0-0 HR		0-0 1-4			4 2 2 3 0 0 1												
Vada Pinson, L (1, 8) OBP: 0.182, SLG: 0.182		0-0 E1 2-3 BB	0-0 2B 1B 2-3		0-0 P6		0-3 K			4 0 1 0 0 1 1												
Paul Schaal, R (1, 5) OBP: 0.367, SLG: 0.458		4-0 2-3 BB	0-0 SF8		0-0 F8			0-0 4-3		2 0 0 1 1 0 0												
Al Cowens, R (1, 9) OBP: 0.250, SLG: 0.364		0-0 2-3	0-3 K		0-0 F7			0-0 L4		4 0 0 0 0 1 3												
<b>Inning Stats</b>	R: 0 E: 0 K: 0 S: 4	H: 1 LOB: 2 BB: 1 P: 8	R: 0 E: 1 K: 0 S: 4	H: 0 LOB: 3 BB: 2 P: 12	R: 3 E: 1 K: 1 S: 9	H: 4 LOB: 1 BB: 0 P: 9	R: 0 E: 0 K: 1 S: 5	H: 0 LOB: 2 BB: 2 P: 13	R: 1 E: 0 K: 0 S: 4	H: 1 LOB: 0 BB: 0 P: 4	R: 0 E: 0 K: 1 S: 5	H: 1 LOB: 0 BB: 0 P: 5	R: 0 E: 0 K: 2 S: 7	H: 0 LOB: 1 BB: 1 P: 11	R: 0 E: 0 K: 0 S: 3	H: 0 LOB: 0 BB: 0 P: 3	R: 0 E: 0 K: 2 S: 8	H: 1 LOB: 1 BB: 0 P: 8	1B: 6 2B: 2 3B: 0 HR: 1	SF: 1 SAC: 0 DP: 1 HBP: 0	WP: 0 PB: 0 SB: 0 CS: 0	PA: 41
<b>PITCHER</b>	IP WLS BF H R ER SO BB IBB HBP BLK WP HR S P ERA WHIP																					
Jim Kaat, L (1, 1) ERA: 4.84	8.1 W 39 8 4 4 5 6 0 0 0 0 1 43 67 4.32 1.680																					
Terry Forster, L (9, 1) ERA: 10.95	0.2 S 2 0 0 0 2 0 0 0 0 0 0 6 6 0.00 0.000																					

**Kansas City Royals @ Chicago White Sox**  
Comiskey Park, Chicago, IL  
Fri Apr 19 1974, 8:05 PM EDT  
Att: 9,317 - Unknown - 44 F

AB	34
R	4
H	8
RBI	4
BB	6
SO	7
LOB	23



Batter	1	2	3	4	5	6	7	8	9
<b>Buddy Bradford, R</b> OBP: 0.432, SLG: 0.536 (1, 9)	4-0 1B FC5-4 BB		4-0 2B BB	0-0 F3		0-0 P4	0-3 K		
<b>Carlos May, L</b> OBP: 0.275, SLG: 0.325 (1, 7)	0-0 FC5-4 1-3 1B		0-0 1-H 2B	0-0 3-1		0-0 G3		0-0 6-3	
<b>Dick Allen, R</b> OBP: 0.310, SLG: 0.362 (1, 3)	0-3 K		4-0 BB		0-0 G5-4-3 1B	4-0 BB 1B BB		0-0 6-3	
<b>Bill Melton, R</b> OBP: 0.345, SLG: 0.426 (1, 5)	0-0 FC5-4 1-2f 3-H		0-0 F9		0-0 G5-4-3 1-2f	0-0 BB BB 1B		0-0 L9	
<b>Ken Henderson, S</b> OBP: 0.379, SLG: 0.420 (1, 8)	0-3 K		0-0 L3		4-0 1B BB	4-0 1-2 2-3 BB			
<b>Ron Santo, R</b> OBP: 0.400, SLG: 0.289 (1, 10)		0-0 6-3		0-0 F7	0-0 BB 1B 1B	4-0 1-2 2-3 3-H BB			
<b>Jorge Orta, L</b> OBP: 0.220, SLG: 0.231 (1, 4)		0-0 1-3		0-0 1B FC 1B	0-0 1-2 2-H 1B	0-0 P2			
<b>Brian Downing, R</b> OBP: 0.357, SLG: 0.500 (1, 2)		0-3 K		0-0 E 1-3 1B	4-0 1-2 2-3 BB		0-0 6-3		
<b>Bucky Dent, R</b> OBP: 0.216, SLG: 0.257 (4, PH)			0-3 K		0-0 FC		0-3 K		
<b>Eddie Leon, R</b> (5, 6)				1-2 3-H					

AB	R	H	RBI	BB	SO	LOB
3	2	0	0	2	1	2
5	0	2	1	0	0	2
3	1	1	0	2	1	2
5	0	1	1	0	0	4
2	1	0	0	2	1	3
3	0	1	1	1	0	0
4	1	2	1	0	0	3
3	0	1	0	1	1	0
1	0	0	0	0	1	0
1	0	0	1	0	0	1
2	0	0	0	0	1	3

**BOTTOM**

**Kansas City Royals @ Chicago White Sox**  
Comiskey Park, Chicago, IL

Fri Apr 19 1974, 8:05 PM EDT  
Att. 9,317 - Unknown - 44 F

<b>AB</b>	<b>32</b>
<b>R</b>	<b>5</b>
<b>H</b>	<b>8</b>
<b>RBI</b>	<b>5</b>
<b>BB</b>	<b>8</b>
<b>SO</b>	<b>6</b>
<b>LOB</b>	<b>20</b>



Inning Stats		R: 1	H: 1	R: 0	H: 0	R: 1	H: 1	R: 1	H: 3	R: 0	H: 0	R: 0	H: 0	R: 0	H: 0	R: 1	H: 1	R: 0	H: 0
		E: 0	LOB: 1	E: 0	LOB: 0	E: 0	LOB: 2	E: 1	LOB: 3	E: 0	LOB: 0	E: 0	LOB: 0	E: 0	LOB: 0	E: 0	LOB: 3	E: 0	LOB: 0
		K: 2	BB: 1	K: 1	BB: 0	K: 1	BB: 2	K: 0	BB: 2	K: 2	BB: 0	K: 0	BB: 0	K: 0	BB: 0	K: 2	BB: 3	K: 0	BB: 0
		S: 8	P: 12	S: 5	P: 5	S: 6	P: 14	S: 6	P: 13	S: 7	P: 7	S: 3	P: 3	S: 3	P: 3	S: 4	P: 16	S: 7	P: 7

PITCHER		IP	WLS	BF	H	R	ER	SO	BB	IBB	HBP	BLK	WP	HR	S	P	ERA	WHIP
<b>Marty Pattin, R</b> ERA: 8.0 (1, 1)		5.0		27	7	4	4	4	5	0	0	0	0	0	30	50	7.20	2.400
<b>Bruce Dal Canton, R</b> ERA: 1.17 (6, 1)		0.2	L	6	1	1	1	0	3	0	0	0	0	0	3	15	13.50	6.000
<b>Joe Hoerner, L</b> ERA: (6, 1)		2.1		7	0	0	0	2	0	0	0	0	0	0	11	11	0.00	0.000

WP	PA	ERA	WHIP
0	40		



Batter	1	2	3	4	5	6	7	8	9	AB R H RBI BB SO LOB	TOP
Freddie Patek, R (1, 6) OBP: 0.383, SLG: 0.359	0-0 P5		0-3 K		0-0 FC1-5 HR		0-0 4-3		4-0 BB	4 1 0 0 1 1 3	
Cookie Rojas, R (1, 4) OBP: 0.310, SLG: 0.415	0-0 F8		0-0 P6		0-0 HR		0-0 FC6-4 BB 1B		4-0 BB G4-6-3	4 1 2 3 1 0 1	
Jim Wohlford, R (1, 7) OBP: 0.426, SLG: 0.359	0-0 6-3			0-0 F8 SF8 1B	0-0 4-3		4-0 FC6-4 BB		0-0 G4-6-3 1-2f	4 1 1 0 1 0 2	
John Mayberry, L (1, 3) OBP: 0.511, SLG: 0.656		0-0 3-1		0-0 F8 1-3	0-3 K		0-0 P6			4 0 0 0 0 1 3	
Hal McRae, R (1, 10) OBP: 0.313, SLG: 0.533		0-3 K		0-0 SF8 3-H		0-0 E9 2B	0-0 FC6-4 1-2 2-3f			3 1 1 1 0 1 2	
Fran Healy, R (1, 2) OBP: 0.308, SLG: 0.514		0-0 6-3		0-0 4-3		0-0 2B		0-3 K		4 0 1 0 0 1 0	
Vada Pinson, L (1, 8) OBP: 0.216, SLG: 0.194			0-0 2B 1B		4-0 1B 1B BB	0-0 F5		0-3 K		3 2 1 0 1 1 1	
Fernando Gonzalez, R (1, 5) OBP: 0.231, SLG: 0.308			0-0 2B		0-0 FC1-5 1B 1B	0-0 F2		0-0 1-3		4 0 2 1 0 0 1	
Al Cowens, R (1, 9) OBP: 0.250, SLG: 0.333			0-0 F8		0-0 FC1-5 HR 1B	0-0 F7		0-0 P6		4 1 1 1 0 0 2	
<b>Inning Stats</b>	R: 0 E: 0 K: 0 S: 3 H: 0 LOB: 0 BB: 0 P: 3	R: 0 E: 0 K: 1 S: 5 H: 0 LOB: 0 BB: 0 P: 5	R: 1 E: 0 K: 1 S: 7 H: 2 LOB: 1 BB: 0 P: 7	R: 1 E: 0 K: 0 S: 4 H: 1 LOB: 0 BB: 0 P: 4	R: 4 E: 0 K: 1 S: 8 H: 3 LOB: 0 BB: 1 P: 12	R: 1 E: 1 K: 0 S: 5 H: 2 LOB: 1 BB: 0 P: 5	R: 0 E: 0 K: 0 S: 4 H: 1 LOB: 2 BB: 1 P: 8	R: 0 E: 0 K: 2 S: 7 H: 0 LOB: 0 BB: 0 P: 7	R: 0 E: 0 K: 0 S: 2 H: 0 LOB: 1 BB: 2 P: 10	1B: 5 2B: 3 3B: 0 HR: 1 SF: 1 SAC: 0 DP: 1 HBP: 0	WP: 0 PB: 0 SB: 2 CS: 0 PA: 39
<b>PITCHER</b>	IP WLS BF H R ER SO BB IBB HBP BLK WP HR S P ERA WHIP										
Wilbur Wood, L (1, 1) ERA: 4.98	4.1 L 20 6 6 6 2 1 0 0 0 0 1 23 27 12.46 1.615										
Rich Gossage, R (5, 1) ERA: 1.46	4.2 19 3 1 1 3 3 0 0 0 0 0 22 34 1.93 1.286										

**Kansas City Royals @ Chicago White Sox**  
 Comiskey Park, Chicago, IL  
 Sat Apr 20 1974, 4:33 AM EDT  
 Att. 30,472 - Unknown - 77 F

AB	34
R	7
H	9
RBI	6
BB	4
SO	5
LOB	15



WP: 0	PA: 39
PB: 0	
SB: 2	
CS: 0	

ERA	WHIP

livebaseballscorecards.com

Batter	1	2	3	4	5	6	7	8	9	AB	R	H	RBI	BB	SO	LOB
Buddy Bradford, R OBP: 0.429, SLG: 0.594 (1, 9)	0-0 F8 ①		4-0 BB BBB		0-0 1-H HR		0-0 F7 ②		0-0 P5 ③	4	1	1	2	1	0	0
Luis Alvarado, R OBP: 0.100, SLG: 0.100 (1, 4)	0-0 L5 ②		0-3 K SS		0-0 5-3 ①		0-0 1B			4	0	1	0	0	1	1
Dick Allen, R OBP: 0.323, SLG: 0.420 (1, 3)	4-0 BB BBB		0-0 F7 ③		0-0 HR		0-0 F9 ③			3	1	1	1	1	0	2
Bill Melton, R OBP: 0.339, SLG: 0.412 (1, 10)	0-0 F9 ③			0-0 5-3 ①	0-0 F8 ②			0-0 1B 1B		4	0	1	0	0	0	1
Ron Santo, R OBP: 0.390, SLG: 0.266 (1, 5)		0-0 F9 1B 1B		0-0 F9 ②	0-0 F9 ③			0-3 K SS		4	0	1	0	0	1	1
Carlos May, L OBP: 0.318, SLG: 0.364 (1, 7)		0-0 G4-6-3 1B 1-2		0-0 BB 1B		0-0 4-3 ①		0-0 G4-6-3 1B 1-3		4	0	3	0	0	0	0
Ken Henderson, S OBP: 0.387, SLG: 0.415 (1, 8)		0-0 F9 2-3		4-0 BB 1B 1-2		0-0 G6-4-3 1B ② ③		0-0 G4-6-3 1-2f ② ③		3	0	1	0	1	0	4
Eddie Leon, R Jorge Orta, L OBP: 0.214, SLG: 0.225 (9, PH) (1, 6)		0-0 G4-6-3 1-2f ② ③		0-0 F9 ③		0-0 G6-4-3 1-2f ② ③		0-0 F8 ①		3	0	0	0	0	0	5
Chuck Brinkman, R Tony Muser, L OBP: 0.500, SLG: 0.667 (9, PH) (1, 2)			0-0 F8 ①		0-0 HR 1B		0-0 4-3 ①		0-0 1-3 ②	1	0	0	0	0	0	0

Inning Stats	R: 0	H: 0	E: 0	K: 0	S: 3	R: 0	H: 2	E: 0	K: 0	S: 4	R: 0	H: 1	E: 0	K: 1	S: 5	R: 3	H: 3	E: 0	K: 0	S: 6	R: 0	H: 1	E: 0	K: 0	S: 3	R: 0	H: 2	E: 0	K: 1	S: 6	R: 0	H: 0	E: 0	K: 0	S: 3	R: 0	H: 0	E: 0	K: 0	S: 3	1B: 8	2B: 0	3B: 0	HR: 2	SF: 0	SAC: 0	DP: 3	HBP: 0	WP: 0	PB: 0	SB: 0	CS: 0	PA: 37
--------------	------	------	------	------	------	------	------	------	------	------	------	------	------	------	------	------	------	------	------	------	------	------	------	------	------	------	------	------	------	------	------	------	------	------	------	------	------	------	------	------	-------	-------	-------	-------	-------	--------	-------	--------	-------	-------	-------	-------	--------


PITCHER	IP	WLS	BF	H	R	ER	SO	BB	IBB	HBP	BLK	WP	HR	S	P	ERA	WHIP
Paul Splittorf, L ERA: 4.55 (1, 1)	6.2	W	29	8	3	3	1	3	0	0	0	0	2	28	40	4.05	1.650
Lindy McDaniel, R ERA: 3.0 (7, 1)	2.1		8	2	0	0	1	0	0	0	0	0	0	10	10	0.00	0.857

**BOTTOM**

**Kansas City Royals @ Chicago White Sox**  
Comiskey Park, Chicago, IL

Sat Apr 20 1974, 4:33 AM EDT  
Att: 30,472 - Unknown - 77 F

<b>AB</b>	<b>34</b>
<b>R</b>	<b>3</b>
<b>H</b>	<b>10</b>
<b>RBI</b>	<b>3</b>
<b>BB</b>	<b>3</b>
<b>SO</b>	<b>2</b>
<b>LOB</b>	<b>14</b>



PITCHER	IP	WLS	BF	H	R	ER	SO	BB	IBB	HBP	BLK	WP	HR	S	P	ERA	WHIP
---------	----	-----	----	---	---	----	----	----	-----	-----	-----	----	----	---	---	-----	------



Batter	1	2	3	4	5	6	7	8	9	AB R H RBI BB SO LOB	TOP																									
Freddie Patek, R (1, 6) OBP: 0.415, SLG: 0.386	0-0 CS 1B	0-0 FC4-6 1B		4-0 2B	0-0 1B		0-0 F8	0-0 5-3		5 1 3 0 1 0 1																										
Cookie Rojas, R (1, 4) OBP: 0.354, SLG: 0.457	4-0 1B BB	0-0 FC4-6		0-0 SH1-3 HR 2B	0-0 1B		0-0 1B		0-0 6-3	5 2 3 1 1 0 2																										
Jim Wohlford, R (1, 9) OBP: 0.423, SLG: 0.364	0-0 1B	0-0 F9		0-0 SH1-3 2B	0-0 6-3		0-0 FC5-4 1B		0-3 K	5 1 2 0 0 1 4																										
John Mayberry, L (1, 3) OBP: 0.510, SLG: 0.703	0-0 BB 1B			4-0 G6-4-3 BB	0-0 HR		0-3 F9		0-0 K	5 1 2 3 1 1 4																										
Hal McRae, R (1, 7) OBP: 0.324, SLG: 0.500	0-0 BB 1B			0-0 G6-4-3	0-0 F8		4-0 3-1 S BB		0-0 FC5-4	4 0 1 1 1 0 3																										
Tony Solaita, L (1, 10) OBP: 0.500, SLG: 0.875	4-0 G6-4-3			0-0 HR	0-0 2B		0-3 K		0-0 5-3 1B	3 1 2 1 1 1 1 1 1 1 0 0 0 0																										
Frank White, R (8, PH) OBP: 0.500, SLG: 1.250	1-2 2-3 BB			4-0 HR	0-0 2B		1-2 K		5-3 1B																											
Fran Healy, R (1, 2) OBP: 0.300, SLG: 0.500	0-0 G6-4-3			4-0 2B	1-0 HBP		4-0 3-1 BB		0-0 4-3 5-3 1B	1 0 0 0 0 0 3 1 0 1 0 2 0 0																										
Buck Martinez, R (2, 2) OBP: 1.000, SLG: 1.000	1-2 BB			0-0 2B	0-0 HBP		0-0 3-1 BB		0-0 4-3 5-3 1B																											
Vada Pinson, L (1, 8) OBP: 0.244, SLG: 0.250				0-0 FC4-6 1B	0-0 F8		0-0 3-1		0-0 5-3	4 0 2 0 0 0 4 1 0 0 0 0 0 2																										
Al Cowens, R (8, PH) OBP: 0.235, SLG: 0.313				1-3 2B	0-0 F8		1-2 2-3		1-2 2-3																											
Fernando Gonzalez, R (1, 5) OBP: 0.167, SLG: 0.222				0-0 F7	0-0 G3		0-0 5-3		0-0 4-3	5 0 0 1 0 0 6																										
Inning Stats	R: 2 E: 0 K: 0 S: 5	H: 4 LOB: 2 BB: 2 P: 13	R: 0 E: 0 K: 0 S: 5	H: 2 LOB: 2 BB: 0 P: 5	R: 1 E: 0 K: 0 S: 4	H: 2 LOB: 2 BB: 2 P: 12	R: 3 E: 0 K: 0 S: 6	H: 3 LOB: 2 BB: 1 P: 11	R: 0 E: 0 K: 1 S: 5	H: 2 LOB: 2 BB: 0 P: 5	R: 0 E: 0 K: 1 S: 7	H: 2 LOB: 2 BB: 0 P: 7	R: 1 E: 0 K: 0 S: 5	H: 2 LOB: 1 BB: 0 P: 5	R: 0 E: 0 K: 1 S: 5	H: 0 LOB: 0 BB: 0 P: 5	1B: 12 2B: 3 3B: 0 HR: 2	SF: 0 SAC: 1 DP: 2 HBP: 1	WP: 0 PA: 49 PB: 0 SB: 1 CS: 1																	
PITCHER	IP WLS BF H R ER SO BB IBB HBP BLK WP HR S P ERA WHIP																																			
Stan Bahnsen, R (1, 1) ERA: 4.11	2.2		17	8	3	3	0	4	0	0	0	0	1	13	29	10.12	4.500																			
Skip Pitlock, L (3, 1) ERA: 7.36	0.2		5	2	3	3	0	1	0	0	0	0	1	4	8	40.50	4.500																			
Bill Moran, R (4, 1) ERA:	1.0		7	3	0	0	0	0	0	1	0	0	0	6	7	0.00	3.000																			
Terry Forster, L (5, 1) ERA: 8.47	4.2	W	20	4	1	1	3	2	0	0	0	0	0	24	32	1.93	1.286																			

Kansas City Royals @ Chicago White Sox  
Comiskey Park, Chicago, IL  
Sun Apr 21 1974, 4:33 AM EDT  
Att: 7,890 - Unknown - 73 F

AB	40
R	7
H	17
RBI	7
BB	7
SO	3
LOB	30



Batter	1	2	3	4	5	6	7	8	9
Pat Kelly, L (1, 9) Buddy Bradford, R (7, 9) OBP: 0.313, SLG: 0.273 OBP: 0.442, SLG: 0.606	4-0 1B E BB	0-0 1B 1B		0-3 K	0-0 F9	0-0 E S 2B 1B		0-0 1B 1B	
Jorge Orta, L (1, 4) OBP: 0.292, SLG: 0.326	0-3 K	0-0 1B		0-0 BB 1B		0-0 1B 2B		0-0 1B 1B	
Dick Allen, R (1, 3) Tony Muser, L (8, 3) OBP: 0.328, SLG: 0.407 OBP: 0.429, SLG: 0.571	0-0 E 1B 1B	0-0 L4		0-3 K		L6 IBB		0-0 G1-6-3 1B	
Carlos May, L (1, 7) OBP: 0.327, SLG: 0.354	0-3 K	0-0 6-3		4-0 1B BB		0-0 1B F8			
Bill Melton, R (1, 10) OBP: 0.328, SLG: 0.393	0-0 E7 1B 1B		0-0 P3	0-3 K		0-0 FC5-2 WP 3B BB	0-0 6-3		
Ken Henderson, S (1, 8) OBP: 0.403, SLG: 0.421	0-0 S 1B		0-0 HBP 1B		0-0 F7	4-0 WP 3B BB	0-0 E3		
Ron Santo, R (1, 5) OBP: 0.391, SLG: 0.283	0-3 K		0-0 F7		0-0 BB 1B	4-0 3B IBB	0-0 F9		
Brian Downing, R (1, 2) OBP: 0.474, SLG: 0.867		0-0 HR	1-0 HBP		4-0 BB	0-0 1B 3B	0-0 1-3		
Eddie Leon, R (1, 6) Jerry Hairston, S (5, PH) Bucky Dent, R (6, 6) OBP: 0.231, SLG: 0.270		0-3 K	0-0 5-3		0-3 K	0-0 1B E 1B		0-0 P4	

AB	R	H	RBI	BB	SO	LOB
4	2	2	0	1	1	2
1	0	1	0	0	0	0
6	0	5	1	0	1	1
4	1	1	0	1	1	4
1	0	0	0	0	0	2
4	1	1	0	1	1	6
5	2	1	1	0	1	4
4	1	2	2	1	0	0
4	1	1	0	1	1	3
3	2	2	4	1	0	1
2	0	0	0	0	1	2
1	0	0	0	0	1	2
2	1	1	1	0	0	0

**BOTTOM**

**Kansas City Royals @ Chicago White Sox**  
Comiskey Park, Chicago, IL

Sun Apr 21 1974, 4:33 AM EDT  
Att. 7,890 - Unknown - 73 F

livebaseballscorecards.com

AB	41
R	11
H	17
RBI	9
BB	6
SO	8
LOB	27



Inning Stats	R	H	ER	SO	BB	IBB	HBP	BLK	WP	HR	S	P	ERA	WHIP	
R: 3 E: 1 K: 3 S: 12	H: 3 LOB: 1 BB: 1 P: 16	R: 1 E: 0 K: 1 S: 8	H: 3 LOB: 2 BB: 0 P: 8	R: 0 E: 0 K: 0 S: 4	H: 1 LOB: 2 BB: 0 P: 5	R: 0 E: 0 K: 3 S: 10	H: 1 LOB: 2 BB: 1 P: 14	R: 0 E: 0 K: 1 S: 6	H: 1 LOB: 2 BB: 1 P: 10	R: 7 E: 0 K: 0 S: 9	H: 6 LOB: 2 BB: 3 P: 21	R: 0 E: 1 K: 0 S: 4	H: 0 LOB: 1 BB: 0 P: 4	R: 0 E: 0 K: 0 S: 4	H: 2 LOB: 1 BB: 0 P: 4

PITCHER	IP	WLS	BF	H	R	ER	SO	BB	IBB	HBP	BLK	WP	HR	S	P	ERA	WHIP	
Steve Busby, R (1, 1) ERA: 5.2	5.2	L	33	11	7	6	8	4	0	1	0	0	1	0	3	7	∞	∞
Lindy McDaniel, R (6, 1) ERA: 7.5	0.0		4	3	2	2	0	0	1	0	0	0	0	0	2	6	54.00	3.000
Joe Hoerner, L (6, 1) ERA:	0.1		3	1	2	2	0	0	0	0	0	0	0	0	8	8	0.00	1.000
Doug Bird, R (7, 1) ERA: 12.0	2.0		8	2	0	0	0	0	0	0	0	0	0	0	8	8	0.00	1.000

WP	HR	S	P	ERA	WHIP
1	1	4	4	9.53	2.647
0	0	0	0	∞	∞
0	0	0	0	54.00	3.000
0	0	0	0	0.00	1.000



Batter	1	2	3	4	5	6	7	8	9	AB R H RBI BB SO LOB	TOP	
Freddie Patek, R (1, 6) OBP: 0.397, SLG: 0.367	0-3 K		0-0 F8		0-0 F8		0-0 S 1B		0-3 K	5 0 1 0 0 2 0	<b>Kansas City Royals @ Boston Red Sox</b> Fenway Park, Boston, MA Mon Apr 22 1974, 7:05 PM EDT Att: 11,927 - Unknown <a href="http://livebaseballscorecards.com">livebaseballscorecards.com</a>	
Cookie Rojas, R (1, 4) OBP: 0.346, SLG: 0.440	0-3 K		0-0 5-3			0-0 2B 1B	0-3 K			4 1 1 0 0 2 2		
Jim Wohlford, R (1, 9) OBP: 0.429, SLG: 0.417	0-0 5-3		0-0 2B			0-0 4-3 1-H 2B	0-0 F8			4 0 2 1 0 0 2		
John Mayberry, L (1, 3) OBP: 0.473, SLG: 0.634		0-0 F8	0-0 F8			0-0 4-3 2-3		0-0 F7		4 0 0 0 0 0 2		
Hal McRae, R (1, 7) OBP: 0.341, SLG: 0.486		0-3 K		0-0 6-3		4-0 BB		0-0 1B		3 0 1 0 1 1 0		
Tony Solaita, L (1, 10) OBP: 0.429, SLG: 0.667		0-0 BB 1B 1B		0-0 2-3		0-3 K		0-0 L9		4 0 1 0 0 1 3		
Vada Pinson, L (1, 8) OBP: 0.244, SLG: 0.250		0-0 BB 1B		0-0 3-1		0-0 3-1		0-0 1-3		4 0 1 0 0 0 3		
Buck Martinez, R (1, 2) OBP: 0.750, SLG: 0.750		4-0 BB 1-2 2-3 BB			0-0 P2		0-0 1B 2B		0-0 F7	3 0 1 0 1 0 0		
Fernando Gonzalez, R (1, 5) OBP: 0.143, SLG: 0.190 Frank White, R (9, PH) OBP: 0.400, SLG: 1.000	0-3 K				0-0 F9		0-0 F3		0-3 K	3 0 0 0 0 1 4 1 0 0 0 0 1 0		
<b>Inning Stats</b>	R: 0 E: 0 K: 2 S: 7 H: 0 LOB: 0 BB: 0 P: 7	R: 0 E: 0 K: 2 S: 9 H: 2 LOB: 3 BB: 1 P: 13	R: 0 E: 0 K: 0 S: 4 H: 1 LOB: 1 BB: 0 P: 4	R: 0 E: 0 K: 0 S: 3 H: 0 LOB: 0 BB: 0 P: 3	R: 0 E: 0 K: 0 S: 3 H: 0 LOB: 0 BB: 0 P: 3	R: 1 E: 0 K: 1 S: 7 H: 2 LOB: 2 BB: 1 P: 11	R: 0 E: 0 K: 1 S: 7 H: 2 LOB: 2 BB: 0 P: 7	R: 0 E: 0 K: 0 S: 4 H: 1 LOB: 1 BB: 0 P: 4	R: 0 E: 0 K: 2 S: 7 H: 0 LOB: 0 BB: 0 P: 7	1B: 5 2B: 3 3B: 0 HR: 0 SF: 0 SAC: 0 DP: 0 HBP: 0	WP: 0 PB: 0 SB: 1 CS: 0 PA: 37	
<b>PITCHER</b> Rick Wise, R (1, 1) ERA: 2.66 Diego Segui, R (7, 1) ERA: 1.98	IP WLS BF H R ER SO BB IBB HBP BLK WP HR S P ERA WHIP	6.0 W 25 5 1 1 5 2 0 0 0 0 0 0 33 41 1.50 1.167	3.0 S 12 3 0 0 3 0 0 0 0 0 0 0 18 18 0.00 1.000	<b>PITCHER</b>								IP WLS BF H R ER SO BB IBB HBP BLK WP HR S P ERA WHIP

**Kansas City Royals @ Boston Red Sox**  
 Fenway Park, Boston, MA  
 Mon Apr 22 1974, 7:05 PM EDT  
 Att: 11,927 - Unknown

AB	35
R	1
H	8
RBI	1
BB	2
SO	8
LOB	16



Batter	1	2	3	4	5	6	7	8	9	AB	R	H	RBI	BB	SO	LOB
Tommy Harper, R OBP: 0.245, SLG: 0.244	0-0 2B 1B	0-3 K			0-0 F3		0-0 6-3			4	1	1	0	0	1	1
Doug Griffin, R OBP: 0.423, SLG: 0.490 Dick McAuliffe, L OBP: 0.292, SLG: 0.200	0-0 1B 2B	0-0 4-3			0-0 G4-6-3		0-0 6-3			1	1	1	1	0	0	0
Bernie Carbo, L OBP: 0.434, SLG: 0.581	0-0 B2		0-0 F9			0-0 P5	0-0 1-3			4	0	0	0	0	0	1
Carl Yastrzemski, L OBP: 0.441, SLG: 0.820	0-0 BB S FC3-2 1B		0-0 3-1			0-0 HR		0-0 HR		4	2	3	3	0	0	0
Rico Petrocelli, R OBP: 0.409, SLG: 0.368 Juan Beniquez, R OBP: 0.375, SLG: 0.407 Terry Hughes, R OBP: 0.333, SLG: 0.250	4-0 FC3-2 BB 1-2 BB		0-0 F8			4-0 G3 1B BB		0-0 FC5-8 1B		2	0	1	0	2	0	0
Cecil Cooper, L OBP: 0.396, SLG: 0.413	4-0 FC3-2 1-2 2-3 BB			0-0 SH2-3 FC9-1-5 2B		0-0 G3 1B		0-0 FC5-6 CS		3	0	2	0	1	0	1
Rick Miller, L OBP: 0.345, SLG: 0.250	0-0 FC3-2 FC6-4 1-2 2-3 3-H			0-0 SH2-3 2-3		0-0 G3 1-2 2-3		0-0 F7		3	0	0	0	0	0	6
Bob Didier, S OBP: 0.214, SLG: 0.091	0-0 FC6-4 1-2			0-0 FC9-1-5 3-H		4-0 FC6-4 IBB				2	0	0	0	1	0	4
Mario Guerrero, R OBP: 0.320, SLG: 0.273		0-0 1-3			4-0 G4-6-3 BB		0-0 FC6-4			2	0	0	0	1	0	3

Inning Stats	R: 2	H: 3	E: 0	K: 0	S: 6	LOB: 3	BB: 2	P: 14	R: 0	H: 0	E: 0	K: 1	S: 5	LOB: 0	BB: 0	P: 5	R: 0	H: 1	E: 0	K: 0	S: 3	LOB: 0	BB: 0	P: 3	R: 0	H: 0	E: 0	K: 0	S: 2	LOB: 0	BB: 1	P: 6	R: 1	H: 2	E: 0	K: 0	S: 5	LOB: 3	BB: 2	P: 13	R: 0	H: 0	E: 0	K: 0	S: 3	LOB: 0	BB: 0	P: 3	R: 1	H: 2	E: 0	K: 0	S: 4	LOB: 1	BB: 0	P: 4
--------------	------	------	------	------	------	--------	-------	-------	------	------	------	------	------	--------	-------	------	------	------	------	------	------	--------	-------	------	------	------	------	------	------	--------	-------	------	------	------	------	------	------	--------	-------	-------	------	------	------	------	------	--------	-------	------	------	------	------	------	------	--------	-------	------

PITCHER	IP	WLS	BF	H	R	ER	SO	BB	IBB	HBP	BLK	WP	HR	S	P	ERA	WHIP
Nelson Briles, R ERA: 2.45	(1, 1)	4.1	L	19	4	2	1	3	0	0	0	0	0	18	30	4.15	1.615
Gene Garber, R ERA: 4.5	(5, 1)	2.2		13	4	2	0	1	1	0	0	0	2	11	19	6.75	1.875
Joe Hoerner, L ERA:	(8, 1)	1.0		2	0	0	0	0	0	0	0	0	0	2	2	0.00	0.000

**BOTTOM**

**Kansas City Royals @ Boston Red Sox**  
 Fenway Park, Boston, MA  
 Mon Apr 22 1974, 7:05 PM EDT  
 Att. 11,927 - Unknown

AB	28
R	4
H	8
RBI	4
BB	5
SO	1
LOB	17



1B	2B	3B	HR	SF	SAC	DP	HBP	WP	PA	ERA	WHIP
4	3	0	2	0	1	2	0	0	34	0	0



Batter	1	2	3	4	5	6	7	8	9	AB R H RBI BB SO LOB	TOP
Freddie Patek, R (1, 6) OBP: 0.381, SLG: 0.340	4-0 E S 4-3 BB		x 0-0 F9			x 0-0 6-3		x 0-0 6-3	x 0-0 1-3	4 1 0 0 1 0 2	<b>Kansas City Royals @ Boston Red Sox</b> Fenway Park, Boston, MA Tue Apr 23 1974, 3:33 AM EDT Att: 5,388 - Unknown - 60 F
Jim Wohlford, R (1, 9) OBP: 0.443, SLG: 0.434	0-0 4-3 1-H		x 0-0 6-3			x 0-0 2B 1B		x 0-0 1B	x 0-0 1B	5 1 3 2 0 0 0	
John Mayberry, L (1, 3) OBP: 0.467, SLG: 0.600	0-0 6-3			x 0-0 1B		x 0-3 K		x 4-0 1B	x 0-3 K	4 0 1 0 1 2 3	
Hal McRae, R (1, 7) OBP: 0.333, SLG: 0.488	0-0 6-3			x 0-0 L6		x 0-0 2B		x 0-0 FC5-4		4 0 1 1 0 0 3	
Cookie Rojas, R (1, 4) OBP: 0.339, SLG: 0.426		x 0-0 F9		x 0-0 G6-4-3		x 0-0 4-3			x 0-0 1B	4 0 1 0 0 0 2	
Vada Pinson, L (1, 8) OBP: 0.245, SLG: 0.271		x 0-0 2B			x 0-0 F6		x 0-0 L4		x 0-0 1B	4 1 1 0 0 0 1	
Tony Solaita, L (1, 10) OBP: 0.412, SLG: 0.571		x 0-0 L4			x 0-3 K		x 4-0 1B		x 0-0 1B	2 0 0 0 1 1 1	
Al Cowens, R (7, PR) OBP: 0.278, SLG: 0.353		x 0-0 L4			x 0-3 K		x 4-0 BB		x 1-3 1B	1 1 1 0 0 0 0	
Buck Martinez, R (1, 2) OBP: 0.667, SLG: 0.571		x 0-0 F7			x 4-0 1B		x 0-0 G6-4-3		x 0-0 1B	3 1 1 1 1 0 2	
Frank White, R (1, 5) OBP: 0.250, SLG: 0.625			x 0-0 5-3			x 0-0 FC5-4		x 0-0 5-3	x 0-0 1B	3 0 0 0 0 0 1	
Amos Otis, R (9, PH) OBP: 0.297, SLG: 0.226										1 0 1 1 0 0 0	
Fernando Gonzalez, R (9, 5) OBP: 0.143, SLG: 0.190										0 0 0 0 0 0 0	
<b>Inning Stats</b>	R: 1 H: 0 E: 0 LOB: 0 K: 0 BB: 1 S: 3 P: 7	R: 0 H: 1 E: 0 LOB: 1 K: 0 BB: 0 S: 4 P: 4	R: 0 H: 0 E: 0 LOB: 0 K: 0 BB: 0 S: 3 P: 3	R: 0 H: 1 E: 0 LOB: 0 K: 0 BB: 0 S: 3 P: 3	R: 0 H: 0 E: 0 LOB: 1 K: 1 BB: 1 S: 5 P: 9	R: 1 H: 2 E: 0 LOB: 1 K: 1 BB: 0 S: 7 P: 7	R: 0 H: 0 E: 0 LOB: 1 K: 0 BB: 1 S: 2 P: 6	R: 0 H: 1 E: 0 LOB: 2 K: 0 BB: 1 S: 4 P: 8	R: 3 H: 5 E: 0 LOB: 2 K: 1 BB: 0 S: 10 P: 10	1B: 8 SF: 0 2B: 2 SAC: 0 3B: 0 DP: 2 HR: 0 HBP: 0	WP: 0 PA: 39 PB: 0 SB: 4 CS: 0
<b>PITCHER</b>	IP WLS BF H R ER SO BB IBB HBP BLK WP HR S P ERA WHIP										
Dick Drago, R (1, 1) ERA: 2.7	8.1 L 36 9 5 4 2 4 0 0 0 0 0 0 36 52 4.32 1.560										
Diego Segui, R (9, 1) ERA: 1.88	0.2 3 1 0 0 1 0 0 0 0 0 0 0 5 5 0.00 1.500										

livebaseballscorecards.com

<b>AB</b>	35
<b>R</b>	5
<b>H</b>	10
<b>RBI</b>	5
<b>BB</b>	4
<b>SO</b>	3
<b>LOB</b>	15







Batter	1	2	3	4	5	6	7	8	9	AB R H RBI BB SO LOB	TOP							
Freddie Patek, R (1, 6) OBP: 0.373, SLG: 0.321	0-0 1-3		0-0 F9		4-0 BB		0-0 F8			3 0 0 0 1 0 1	<b>Kansas City Royals @ New York Yankees</b> Shea Stadium, Flushing, NY Wed Apr 24 1974, 3:33 AM EDT Att. 5,593 - Overcast - 55 F							
Jim Wohlford, R (1, 7) OBP: 0.415, SLG: 0.404	0-0 B1-3		0-0 B1-3		0-0 5-3			0-0 L7		4 0 0 0 0 0 2								
Amos Otis, R (1, 8) OBP: 0.293, SLG: 0.206	0-0 F9			0-0 1-3		0-0 F8		4-0 BB		3 0 0 0 1 0 0								
John Mayberry, L (1, 3) OBP: 0.438, SLG: 0.551		0-0 3-1		0-0 P6		0-0 1-3		0-3 K		4 0 0 0 0 1 1								
Cookie Rojas, R (1, 4) OBP: 0.333, SLG: 0.404		4-0 2B BB		0-0 1-3		0-3 K		0-3 K		3 1 0 0 1 2 1								
Hal McRae, R (1, 10) OBP: 0.347, SLG: 0.489		0-0 P4		0-0 E9 1B 1B		0-0 4-3 1B 1B		0-0 4-3		4 2 2 0 0 0 1								
Vada Pinson, L (1, 9) OBP: 0.250, SLG: 0.294 Al Cowens, R (9, PH) OBP: 0.263, SLG: 0.333		0-0 1-H 2B		0-3 K		0-0 4-3		0-0 5-3		3 0 1 1 0 1 2 1 0 0 0 0 0 0								
Buck Martinez, R (1, 2) OBP: 0.500, SLG: 0.364		0-0 6-3		0-0 F7		0-3 K		0-0 F9		4 0 0 0 0 1 3								
Frank White, R (1, 5) OBP: 0.300, SLG: 0.600 Tony Solaita, L (7, PH) OBP: 0.444, SLG: 0.600 Fernando Gonzalez, R (7, 5) OBP: 0.143, SLG: 0.190			0-0 1-3		0-0 2-H 1B		0-0 2-H 1B			2 0 1 1 0 0 0 1 0 1 1 0 0 0 0 0 0 0 0 0 0								
<b>Inning Stats</b>	R: 0 E: 0 K: 0 S: 3	H: 0 LOB: 0 BB: 0 P: 3	R: 1 E: 0 K: 0 S: 4	H: 1 LOB: 1 BB: 1 P: 8	R: 0 E: 0 K: 0 S: 3	H: 0 LOB: 0 BB: 0 P: 3	R: 0 E: 0 K: 1 S: 5	H: 0 LOB: 0 BB: 0 P: 5	R: 1 E: 0 K: 1 S: 7	H: 2 LOB: 1 BB: 0 P: 7	R: 0 E: 0 K: 2 S: 7	H: 0 LOB: 1 BB: 1 P: 11	R: 0 E: 0 K: 0 S: 3	H: 0 LOB: 0 BB: 0 P: 3	1B: 4 2B: 1 3B: 0 HR: 0	SF: 0 SAC: 0 DP: 0 HBP: 0	WP: 0 PB: 0 SB: 1 CS: 0	PA: 35
<b>PITCHER</b>	IP WLS BF H R ER SO BB IBB HBP BLK WP HR S P ERA WHIP																	
Doc Medich, R (1, 1) ERA: 3.71	7.1 W 30 5 3 2 3 3 0 0 0 0 0 0 33 45 2.46 1.091																	
Sparky Lyle, L (8, 1) ERA: 2.79	1.2 S 5 0 0 0 2 0 0 0 0 0 0 0 9 9 0.00 0.000																	

livebaseballscores.com

<b>AB</b>	32
<b>R</b>	3
<b>H</b>	5
<b>RBI</b>	3
<b>BB</b>	3
<b>SO</b>	5
<b>LOB</b>	11







Batter	1	2	3	4	5	6	7	8	9	AB R H RBI BB SO LOB	TOP	
Freddie Patek, R (1, 6) OBP: 0.375, SLG: 0.328	0-0 6-3			0-0 B1-3	0-0 1B		0-0 6-3		0-0 WP FC1-5 1-2 FC3-6 1B	5 1 2 1 0 0 0	<b>Kansas City Royals @ New York Yankees</b> Shea Stadium, Flushing, NY Thu Apr 25 1974, 3:33 AM EDT Att: 5,646 - Unknown - 53 F <a href="http://livebaseballscorecards.com">livebaseballscorecards.com</a>	
Cookie Rojas, R (1, 4) OBP: 0.323, SLG: 0.387	0-3 K		0-0 L8	0-0 6-3		0-0 4-3 1B		0-0 FC1-5 FC3-6 1-2 2-3f	5 0 1 0 0 1 3			
Amos Otis, R (1, 8) OBP: 0.348, SLG: 0.289	0-0 F8		0-0 1B		0-0 E 2B	0-0 4-3 1B		4-0 FC3-6 1-2 2-3 IBB	4 1 3 0 1 0 0			
John Mayberry, L (1, 3) OBP: 0.406, SLG: 0.500		0-0 F7	0-0 F8		0-0 L1-3	0-0 4-3		0-0 FC3-6 1-2f 2-3 3-H	5 0 0 1 0 0 6			
Hal McRae, R (1, 10) OBP: 0.315, SLG: 0.440		0-0 P3		0-0 6-3	0-0 E5 1B	0-3 K		0-0 F9	5 1 0 0 0 1 4			
Jim Wohlford, R (1, 7) OBP: 0.406, SLG: 0.426		0-3 K		0-0 1B 3B	0-0 5-3		0-0 F9		4 1 1 0 0 1 1			
Vada Pinson, L (1, 9) OBP: 0.273, SLG: 0.315 Al Cowens, R (6, PR) OBP: 0.250, SLG: 0.316			0-0 F8	0-0 1B E 1B	0-0 1B 3-H 1B		0-0 6-3		3 1 2 2 0 0 0 1 0 0 0 0 0 0			
Buck Martinez, R (1, 2) OBP: 0.500, SLG: 0.400		0-0 5-3		0-0 WP 1B 1B	0-0 1-3 1B		0-0 L6		4 1 2 0 0 0 0			
Bobby Floyd, R (1, 5)			0-0 5-3	0-0 L6	0-3 K		4-0 FC1-5 1B BB		3 0 0 0 1 1 3			
<b>Inning Stats</b>	R: 0 E: 0 K: 1 S: 5 H: 0 LOB: 0 BB: 0 P: 5	R: 0 E: 0 K: 1 S: 5 H: 0 LOB: 0 BB: 0 P: 5	R: 0 E: 0 K: 0 S: 3 H: 0 LOB: 0 BB: 0 P: 3	R: 0 E: 0 K: 0 S: 4 H: 1 LOB: 1 BB: 0 P: 4	R: 3 E: 0 K: 0 S: 7 H: 4 LOB: 1 BB: 0 P: 7	R: 2 E: 1 K: 1 S: 9 H: 3 LOB: 2 BB: 0 P: 9	R: 0 E: 0 K: 1 S: 7 H: 2 LOB: 2 BB: 0 P: 7	R: 0 E: 0 K: 0 S: 3 H: 0 LOB: 0 BB: 0 P: 3	R: 1 E: 0 K: 0 S: 4 H: 1 LOB: 2 BB: 2 P: 12	1B: 9 2B: 1 3B: 1 HR: 0 SF: 0 SAC: 0 DP: 0 HBP: 0		WP: 2 PB: 0 SB: 0 CS: 0 PA: 41
<b>PITCHER</b>	IP WLS BF H R ER SO BB IBB HBP BLK WP HR S P ERA WHIP											
Steve Kline, R (1, 1) ERA: 3.46	5.1 L 23 6 5 3 2 0 0 0 0 1 0 27 27 5.06 1.125											
Fred Beene, R (6, 1) ERA: 2.7	0.2 4 2 0 0 1 0 0 0 0 0 0 6 6 0.00 3.000											
Fritz Peterson, L (7, 1) ERA: 4.7	3.0 14 3 1 1 1 1 1 1 0 0 1 0 14 22 3.00 1.333											

Batter	1	2	3	4	5	6	7	8	9	AB	R	H	RBI	BB	SO	LOB
Walt Williams, R OBP: 0.150, SLG: 0.105 (1, 9)	0-3 K		0-0 6-3			0-0 6-3			0-3 K	4	0	0	0	0	2	0
Roy White, S OBP: 0.413, SLG: 0.387 (1, 10)	0-0 F9		0-0 5-3			0-0 6-3			0-0 4-3	4	0	0	0	0	0	0
Lou Piniella, R OBP: 0.415, SLG: 0.474 (1, 7)	0-3 K			0-0 1-3			0-0 1-3 SF8 2B		0-0 B1-3	4	1	1	0	0	1	0
Graig Nettles, L OBP: 0.365, SLG: 0.806 (1, 5)		0-0 5-3		0-0 4-3			0-0 1-3			3	0	0	0	0	0	1
Thurman Munson, R OBP: 0.250, SLG: 0.403 (1, 2)		0-0 5-3		0-0 F9			0-0 SF8			2	0	0	1	0	0	0
Bill Sudakis, S OBP: 0.325, SLG: 0.257 (1, 3)		4-0 1B BB			0-0 L8		0-0 L7			2	0	0	0	1	0	0
Elliott Maddox, R OBP: 0.217, SLG: 0.182 (1, 8)		0-0 1-2 1B			0-0 5-3			0-0 L7		3	0	1	0	0	0	0
Gene Michael, S OBP: 0.214, SLG: 0.200 Horace Clarke, S OBP: 0.133, SLG: 0.071 (8, PH) (9, 4)		0-0 1-3			0-0 F9			0-3 K		2	0	0	0	0	0	2
Jim Mason, L OBP: 0.328, SLG: 0.302 (1, 6)			0-0 6-3			0-3 K		0-0 1-3		1	0	0	0	0	1	0

Inning Stats	R: 0	H: 0	E: 0	K: 2	S: 7	R: 0	H: 1	E: 0	K: 0	S: 4	R: 0	H: 0	E: 0	K: 0	S: 3	R: 0	H: 0	E: 0	K: 0	S: 3	R: 0	H: 0	E: 0	K: 1	S: 5	R: 1	H: 1	E: 0	K: 0	S: 4	R: 0	H: 0	E: 0	K: 1	S: 5	R: 0	H: 0	E: 0	K: 1	S: 5	R: 0	H: 0	E: 0	K: 1	S: 5			
	LOB: 0	BB: 0	LOB: 2	BB: 1	P: 7	LOB: 0	BB: 1	LOB: 0	BB: 0	P: 8	LOB: 0	BB: 0	LOB: 0	BB: 0	P: 3	LOB: 0	BB: 0	LOB: 0	BB: 0	P: 3	LOB: 0	BB: 0	LOB: 0	BB: 0	P: 5	LOB: 0	BB: 0	LOB: 0	BB: 0	P: 4	LOB: 0	BB: 0	LOB: 0	BB: 0	P: 5	LOB: 0	BB: 0	LOB: 0	BB: 0	P: 5	1B: 1	SF: 1	2B: 1	SAC: 0	3B: 0	DP: 0	HR: 0	HBP: 0

PITCHER	IP	WLS	BF	H	R	ER	SO	BB	IBB	HBP	BLK	WP	HR	S	P	ERA	WHIP
Paul Splittorf, L ERA: 3.89 (1, 1)	7.0	W	24	2	1	1	3	1	0	0	0	0	0	29	33	1.29	0.429
Doug Bird, R ERA: 7.2 (8, 1)	2.0		6	0	0	0	2	0	0	0	0	0	0	10	10	0.00	0.000


**BOTTOM**

**Kansas City Royals @ New York Yankees**  
Shea Stadium, Flushing, NY

Thu Apr 25 1974, 3:33 AM EDT  
Att. 5,646 - Unknown - 53 F


livebaseballscorecards.com

<b>AB</b>	<b>28</b>
<b>R</b>	<b>1</b>
<b>H</b>	<b>2</b>
<b>RBI</b>	<b>1</b>
<b>BB</b>	<b>1</b>
<b>SO</b>	<b>5</b>
<b>LOB</b>	<b>3</b>



<b>WP:</b> 0	<b>PA:</b> 30
<b>PB:</b> 0	
<b>SB:</b> 0	
<b>CS:</b> 0	



Batter	1	2	3	4	5	6	7	8	9	AB R H RBI BB SO LOB	TOP	
Tommy Harper, R (1, 7) OBP: 0.242, SLG: 0.262	0-0 6-3		0-0 G4-6-3 1B		0-0 P4		0-0 G1-6-3 1-2f			4 0 1 0 0 0 2		
Rick Miller, L (1, 8) OBP: 0.353, SLG: 0.286	0-0 WP 2B		0-0 G4-6-3 1-2f		4-0 BB BB BB 1-2 BB			0-0 F7		3 0 1 0 1 0 1		
Doug Griffin, R (1, 4) OBP: 0.435, SLG: 0.517	0-3 K 2-3		0-3 K		4-0 BB BB BB 1-2 2-3 BB			0-0 SF8 3B		3 1 1 0 1 2 1		
Carl Yastrzemski, L (1, 3) OBP: 0.480, SLG: 0.797	4-0 S BB			4-0 1B 1-3 BB		0-0 F9		0-0 SF8		1 0 0 1 2 0 3		
Bernie Carbo, L (1, 9) OBP: 0.362, SLG: 0.439	0-3 K 1-2			0-0 1-3 1-2		0-3 K		0-0 F8		4 0 0 0 0 2 3		
Carlton Fisk, R (1, 10) OBP: 0.500, SLG: 0.333		4-0 BB BB BB 2B BB		0-0 G6-3 2-3 1B		0-0 L7		0-0 F5		3 1 1 0 1 0 0		
Bob Montgomery, R (1, 2) OBP: 0.235, SLG: 0.333		0-0 FC1-5 1-H 2B		0-0 G6-3 1-2f		0-0 1-3		0-3 K		3 0 1 1 0 0 2		
Cecil Cooper, L (9, PH) OBP: 0.343, SLG: 0.367										1 0 0 0 0 1 0	AB 28 R 2 H 6 RBI 2 BB 6 SO 5 LOB 15	
Terry Hughes, R (1, 5) OBP: 0.286, SLG: 0.231		0-0 FC1-5 G4-6-3 2-3			0-0 FC1-6 1B		0-0 5-3		0-0 P5	3 0 1 0 0 0 1		
Rico Petrocelli, R (9, PH) OBP: 0.367, SLG: 0.333										1 0 0 0 0 0 0		
Mario Guerrero, R (1, 6) OBP: 0.283, SLG: 0.241		0-0 G4-6-3 1-2f			0-0 FC1-6 BB BB 1-2f		4-0 BB BB G1-6-3 BB			2 0 0 0 0 0 2		
Dick McAuliffe, L (7, PH) OBP: 0.267, SLG: 0.160 (7, 6)										0 0 0 0 1 0 0		
<b>Inning Stats</b>	R: 0 E: 0 K: 2 S: 8 H: 1 LOB: 2 BB: 1 P: 12	R: 1 E: 0 K: 0 S: 3 H: 1 LOB: 0 BB: 1 P: 7	R: 0 E: 0 K: 1 S: 5 H: 1 LOB: 0 BB: 1 P: 5	R: 0 E: 0 K: 0 S: 3 H: 1 LOB: 1 BB: 1 P: 7	R: 0 E: 0 K: 0 S: 4 H: 1 LOB: 3 BB: 2 P: 12	R: 0 E: 0 K: 1 S: 5 H: 0 LOB: 0 BB: 0 P: 5	R: 0 E: 0 K: 0 S: 2 H: 0 LOB: 0 BB: 1 P: 6	R: 1 E: 0 K: 0 S: 4 H: 1 LOB: 0 BB: 0 P: 4	R: 0 E: 0 K: 1 S: 5 H: 0 LOB: 0 BB: 0 P: 5	1B: 3 2B: 2 3B: 1 HR: 0 SF: 1 SAC: 0 DP: 4 HBP: 0	WP: 1 PB: 0 SB: 1 CS: 0 PA: 35	
<b>PITCHER</b> Steve Busby, R (1, 1) ERA: 4.42	IP WLS BF H R ER SO BB IBB HBP BLK WP HR S P ERA WHIP	9.0 W 35 6 2 2 5 6 0 0 0 1 0 39 63 2.00 1.333										

**Boston Red Sox @ Kansas City Royals**  
**Royals Stadium, Kansas City, MO**

Fri Apr 26 1974, 8:05 PM EDT  
 Att. 13,537 - Unknown - 72 F

livebaseballscorecards.com











Batter	1	2	3	4	5	6	7	8	9	10	11	12	13	AB R H RBI BB SO LOB	TOP																				
<b>Rick Miller, L</b> OBP: 0.378, SLG: 0.395 (1, 8) X	0-0 F8		0-0 HR			0-3 K	4-0 FC6-4 BB			0-3 K		0-0 1B		5 1 2 1 1 2 1																					
<b>Doug Griffin, R</b> OBP: 0.403, SLG: 0.471 (1, 4) X	0-0 F8		0-0 P4			0-0 BB 1B	0-0 FC6-4			0-0 F7		0-0 F9		6 0 1 1 0 0 3																					
<b>Cecil Cooper, L</b> OBP: 0.325, SLG: 0.386 (1, 3) S	0-3 K					0-0 F7				0-0 F7				6 1 1 1 0 1 1																					
<b>Carl Yastrzemski, L</b> OBP: 0.459, SLG: 0.716 (1, 7) X		0-0 FC6-4 1B				4-0 BB				0-0 F7				5 0 1 0 1 0 0																					
<b>Bernie Carbo, L</b> OBP: 0.347, SLG: 0.429 (1, 10) X		0-0 P6				0-0 4-3				0-0 G3				6 1 1 0 0 1 3																					
<b>Dwight Evans, R</b> OBP: 0.406, SLG: 0.724 (1, 9) X		0-0 F7				0-0 L7				0-0 HR				6 1 3 1 0 1 1																					
<b>Carlton Fisk, R</b> OBP: 0.333, SLG: 0.143 (1, 2) X		0-0 FC6-4				0-0 5-3				4-0 SH BB				4 0 0 0 1 1 2																					
<b>Dick McAuliffe, L</b> OBP: 0.289, SLG: 0.188 (1, 5) X			0-0 F8			0-3 K				0-0 SH				4 0 2 0 0 1 0																					
<b>Mario Guerrero, R</b> OBP: 0.269, SLG: 0.230 (1, 6) S			0-3 K			0-0 1B				0-0 G5-4-3				5 1 1 0 0 1 4																					
<b>Inning Stats</b>	R: 0 E: 0 K: 1 S: 5	H: 0 LOB: 0 BB: 0 P: 5	R: 0 E: 0 K: 0 S: 4	H: 1 LOB: 1 BB: 0 P: 4	R: 1 E: 0 K: 1 S: 6	H: 1 LOB: 0 BB: 0 P: 6	R: 0 E: 0 K: 0 S: 3	H: 0 LOB: 0 BB: 0 P: 3	R: 0 E: 0 K: 1 S: 5	H: 0 LOB: 0 BB: 0 P: 5	R: 1 E: 0 K: 1 S: 7	H: 2 LOB: 2 BB: 1 P: 11	R: 1 E: 0 K: 0 S: 4	H: 1 LOB: 2 BB: 2 P: 12	R: 1 E: 0 K: 0 S: 4	H: 2 LOB: 0 BB: 0 P: 4	R: 0 E: 0 K: 1 S: 5	H: 1 LOB: 0 BB: 0 P: 5	R: 0 E: 0 K: 1 S: 5	H: 0 LOB: 0 BB: 0 P: 5	R: 0 E: 0 K: 0 S: 4	H: 1 LOB: 1 BB: 0 P: 4	R: 0 E: 0 K: 2 S: 8	H: 2 LOB: 1 BB: 0 P: 4	R: 1 E: 0 K: 2 S: 8	H: 1 LOB: 0 BB: 0 P: 8	1B: 7 2B: 3 3B: 0 HR: 3	SF: 0 SAC: 1 DP: 3 HBP: 0	WP: 0 PB: 0 SB: 3 CS: 1	PA: 52					
<b>PITCHER</b> <b>Marty Pattin, R</b> ERA: 5.84 (1, 1)	IP: 7.2	WLS: 33	BF: 7	H: 4	R: 4	ER: 4	SO: 4	BB: 3	IBB: 0	HBP: 0	BLK: 0	WP: 0	HR: 2	S: 38	P: 50	ERA: 4.70	WHIP: 1.304																		
<b>Doug Bird, R</b> ERA: 3.97 (8, 1)	IP: 5.1	WLS: 18	BF: 5	H: 1	R: 1	ER: 1	SO: 4	BB: 0	IBB: 0	HBP: 0	BLK: 0	WP: 0	HR: 1	S: 26	P: 26	ERA: 1.69	WHIP: 0.938																		

**Boston Red Sox @ Kansas City Royals**  
 Royals Stadium, Kansas City, MO  
 Sun Apr 28 1974, 4:33 AM EDT  
 Att. 13,306 - Unknown - 75 F

livebaseballscorecards.com

AB	47
R	5
H	12
RBI	4
BB	3
SO	8
LOB	15







Batter	1	2	3	4	5	6	7	8	9	AB R H RBI BB SO LOB	TOP	
Dick Sharon, R OBP: 0.478, SLG: 0.429 (1, 8)	0-3 K		4-0 BB		0-0 G6-3 1-2 3-H 1B		0-0 L3	0-0 CS 1B		4 0 2 1 1 1 0		
Gary Sutherland, R OBP: 0.312, SLG: 0.351 (1, 4)	0-0 F7		0-0 F9		0-0 L7		0-0 1-4-3	0-0 CS 1-2	0-0 L4	5 0 0 0 0 0 3		
Mickey Stanley, R OBP: 0.241, SLG: 0.342 (1, 3)	0-0 4-3			0-0 4-3	0-0 G6-3 1-2f		0-0 1B 1B		0-0 F8	5 1 1 0 0 0 2		
Al Kaline, R OBP: 0.443, SLG: 0.385 (1, 10)	0-3 K			0-0 G6-4-3 1B		0-0 L7	0-0 1B E 1B		0-0 L4-1	5 1 2 0 0 1 0		
Willie Horton, R OBP: 0.316, SLG: 0.507 (1, 7)	0-0 1B			0-0 G6-4-3 1-2f		0-0 5-3	0-0 E8 1B 1B			4 1 2 1 0 0 1		
Bill Freehan, R OBP: 0.443, SLG: 0.540 (1, 2)	0-0 P4					0-0 1B 2B 1B	0-0 S 1B 1B	0-0 1B		2 1 1 0 0 0 1		
Ben Oglivie, L OBP: 0.250, SLG: 0.250 (6, PH)								2-H 1B		1 1 1 0 0 0 0		
Jerry Moses, R OBP: 0.455, SLG: 0.636 (6, 2)								1B		1 0 1 1 0 0 0		
Jim Northrup, L OBP: 0.271, SLG: 0.275 (1, 9)	0-0 1-3					0-0 2B 1B 1B	4-0 FC5 1B IBB		0-0 F8	3 1 1 0 1 0 2		
Aurelio Rodriguez, R OBP: 0.232, SLG: 0.224 (1, 5)			0-0 G6-4-3 1B		0-0 1B 2B		0-0 1B 2B		0-0 4-1	4 1 3 2 0 0 0		
Ed Brinkman, R OBP: 0.250, SLG: 0.333 (1, 6)			0-0 G6-4-3 1-2f		0-0 1B 1B		0-0 FC5		0-0 P4	4 0 1 1 0 0 3		
<b>Inning Stats</b>	R: 0 E: 0 K: 1 S: 5 H: 0 LOB: 0 BB: 0 P: 5	R: 0 E: 0 K: 1 S: 6 H: 1 LOB: 1 BB: 0 P: 6	R: 0 E: 0 K: 0 S: 3 H: 1 LOB: 1 BB: 1 P: 7	R: 0 E: 0 K: 0 S: 3 H: 1 LOB: 0 BB: 0 P: 3	R: 3 E: 0 K: 0 S: 7 H: 5 LOB: 1 BB: 0 P: 7	R: 1 E: 0 K: 0 S: 5 H: 2 LOB: 2 BB: 1 P: 9	R: 3 E: 1 K: 0 S: 7 H: 4 LOB: 1 BB: 0 P: 7	R: 0 E: 0 K: 0 S: 3 H: 1 LOB: 0 BB: 0 P: 3	R: 0 E: 0 K: 0 S: 3 H: 0 LOB: 0 BB: 0 P: 3	1B: 14 2B: 1 3B: 0 HR: 0 SF: 0 SAC: 0 DP: 3 HBP: 0	WP: 0 PB: 0 SB: 1 CS: 1 PA: 41	
<b>PITCHER</b>	IP WLS BF H R ER SO BB IBB HBP BLK WP HR S P ERA WHIP											
Paul Splittorff, L ERA: 4.19 (1, 1)	4.0 L 19 8 3 3 2 1 0 0 0 0 0 0 22 26 6.75 2.250											
Gene Garber, R ERA: 4.5 (5, 1)	2.0 8 2 1 1 0 0 0 1 0 0 0 0 7 11 4.50 1.000											
Lindy McDaniel, R ERA: 7.0 (7, 1)	3.0 13 5 3 2 0 0 0 0 0 0 0 0 13 13 6.00 1.667											

**Detroit Tigers @ Kansas City Royals**  
 Royals Stadium, Kansas City, MO  
 Tue Apr 30 1974, 8:05 PM EDT  
 Att: 9,310 - Unknown - 68 F

AB	38
R	7
H	15
RBI	6
BB	2
SO	2
LOB	12



WP: 0	PA: 41
PB: 0	
SB: 1	
CS: 1	


1B: 14	SF: 0
2B: 1	SAC: 0
3B: 0	DP: 3
HR: 0	HBP: 0

Batter	1	2	3	4	5	6	7	8	9	AB	R	H	RBI	BB	SO	LOB
Freddie Patek, R OBP: 0.374, SLG: 0.346 (1, 6)	0-0 6-3 SF7 1B		0-0 6-3 1-2			0-0 L7		4-0 BB		3	1	1	0	1	0	2
Cookie Rojas, R OBP: 0.345, SLG: 0.432 (1, 4)	0-0 6-3 1-3		0-0 F8 2-3			0-0 5-3 1-2		0-0 5-3 1-2		4	0	0	0	0	0	4
Amos Otis, R OBP: 0.375, SLG: 0.415 (1, 8)	0-0 SF7 3-H				0-0 5-3		4-0 BB		0-0 6-3		2	0	0	1	1	0
John Mayberry, L OBP: 0.391, SLG: 0.441 (1, 3)	0-0 F9			0-3 K		0-0 P5		0-0 F8		4	0	0	0	0	1	3
Fran Healy, R OBP: 0.293, SLG: 0.607 (1, 2)		0-0 5-3		0-0 5-3			0-0 HR		0-0 G3-6 1B		4	1	2	1	0	0
Jim Wohlford, R OBP: 0.414, SLG: 0.416 (1, 7)		4-0 BB CS			0-0 5-3		0-0 6-3		0-0 G3-6 1-2f		3	0	0	0	1	0
Hal McRae, R OBP: 0.366, SLG: 0.554 (1, 10)		0-0 CS 1-2 1B			0-0 5-3		0-0 6-3		0-0 1B		4	0	2	0	0	0
Vada Pinson, L OBP: 0.273, SLG: 0.317 (1, 9)		0-0 CS 1-2	0-0 F7		0-0 F7		0-0 1B		0-0 F8		3	0	1	0	0	0
Richie Scheinblum, S OBP: 0.179, SLG: 0.148 (9, PH)										1	0	0	0	0	0	1
Frank White, R OBP: 0.385, SLG: 0.615 (1, 5)			0-0 WP 6-3 1B			0-0 5-3 1B		0-0 F7		3	0	2	0	0	0	1


Inning Stats	R: 1	H: 1	E: 0	LOB: 0	K: 0	BB: 0	S: 4	P: 4	R: 0	H: 1	E: 0	LOB: 0	K: 0	BB: 1	S: 2	P: 6	R: 0	H: 1	E: 0	LOB: 1	K: 1	BB: 0	S: 4	P: 4	R: 0	H: 0	E: 0	LOB: 0	K: 1	BB: 0	S: 5	P: 5	R: 0	H: 0	E: 0	LOB: 0	K: 0	BB: 0	S: 3	P: 3	R: 1	H: 2	E: 0	LOB: 1	K: 0	BB: 0	S: 5	P: 5	R: 0	H: 0	E: 0	LOB: 1	K: 0	BB: 1	S: 3	P: 7	R: 0	H: 2	E: 0	LOB: 1	K: 0	BB: 0	S: 4	P: 4	1B: 7	SF: 1	2B: 0	SAC: 0	3B: 0	DP: 1	HR: 1	HBP: 0	WP: 1	PA: 36	PB: 0	SB: 2	CS: 2	ERA	WHIP
Mickey Lolich, L ERA: 4.81 (1, 1)	IP	WLS	BF	H	R	ER	SO	BB	IBB	HBP	BLK	WP	HR	S	P	ERA	WHIP	IP	WLS	BF	H	R	ER	SO	BB	IBB	HBP	BLK	WP	HR	S	P	ERA	WHIP																																													

**DETROIT TIGERS @ KANSAS CITY ROYALS**  
 Royals Stadium, Kansas City, MO  
 Tue Apr 30 1974, 8:05 PM EDT  
 Att. 9,310 - Unknown - 68 F

AB	31
R	2
H	8
RBI	2
BB	3
SO	1
LOB	13





Batter	1	2	3	4	5	6	7	8	9	AB R H RBI BB SO LOB	TOP
Dick Sharon, R (1, 8) OBP: 0.407, SLG: 0.360	0-0 4-3	0-3 K			0-0 F8			0-0 P4		4 0 0 0 0 1 2	
Gary Sutherland, R (1, 4) OBP: 0.309, SLG: 0.346	0-0 F3		0-0 P3			0-3 K		0-0 PO 1B		4 0 1 0 0 1 0	
Jim Northrup, L (1, 9) OBP: 0.258, SLG: 0.262	0-0 F7		0-0 3-1			0-0 5-3		0-0 F8		4 0 0 0 0 0 1	
Al Kaline, R (1, 10) OBP: 0.352, SLG: 0.390		0-0 1-3 1B 1B	0-3 K			0-0 1B		0-0 PO 1-2	0-3 K	4 1 2 0 0 2 0	
Willie Horton, R (1, 7) OBP: 0.313, SLG: 0.494		0-0 1-2 1B 1B		0-3 K		0-3 K			0-0 5-3	4 1 1 0 0 2 1	
Mickey Stanley, R (1, 3) OBP: 0.241, SLG: 0.337		0-0 1-3 1-2 2-3		0-0 L9			0-0 SH5-3 1B		0-0 P3	4 0 1 0 0 0 2	
Jerry Moses, R (1, 2) OBP: 0.462, SLG: 0.583		4-0 1B IBB		0-3 K			0-0 SH5-3 1-2			1 0 0 0 1 1 0	AB 31 R 2 H 6 RBI 2 BB 1 SO 8 LOB 11
Aurelio Rodriguez, R (1, 5) OBP: 0.224, SLG: 0.215		0-0 P6			0-0 F7		0-3 K			3 0 0 0 0 1 4	
Ed Brinkman, R (1, 6) OBP: 0.253, SLG: 0.333		0-0 1-2 2-H 3-H 1B			0-0 L8		0-0 5-3			3 0 1 2 0 0 1	
<b>Inning Stats</b>	R: 0 E: 0 K: 0 S: 3 H: 0 LOB: 0 BB: 0 P: 3	R: 2 E: 0 K: 1 S: 8 H: 3 LOB: 2 BB: 1 P: 12	R: 0 E: 0 K: 1 S: 5 H: 0 LOB: 0 BB: 0 P: 5	R: 0 E: 0 K: 2 S: 7 H: 0 LOB: 0 BB: 0 P: 7	R: 0 E: 0 K: 0 S: 3 H: 0 LOB: 0 BB: 0 P: 3	R: 0 E: 0 K: 2 S: 8 H: 1 LOB: 1 BB: 0 P: 8	R: 0 E: 0 K: 1 S: 6 H: 1 LOB: 1 BB: 0 P: 6	R: 0 E: 0 K: 0 S: 3 H: 1 LOB: 0 BB: 0 P: 3	R: 0 E: 0 K: 1 S: 5 H: 0 LOB: 0 BB: 0 P: 5	1B: 6 2B: 0 3B: 0 HR: 0 SF: 0 SAC: 1 DP: 0 HBP: 0	WP: 0 PB: 0 SB: 0 CS: 0 PA: 34
<b>PITCHER</b> Steve Busby, R (1, 1) ERA: 3.94	IP 9.0 WLS L BF 33 H 6 R 2 ER 2 SO 8 BB 0 IBB 1 HBP 0 BLK 0 WP 0 HR 0 S 48 P 52 ERA 2.00 WHIP 0.667										

Detroit Tigers @ Kansas City Royals  
Royals Stadium, Kansas City, MO  
Wed May 01 1974, 8:05 PM EDT  
Att: 9,146 - Unknown - 68 F

livebaseballscorecards.com

Batter	1	2	3	4	5	6	7	8	9	AB	R	H	RBI	BB	SO	LOB
Freddie Patek, R (1, 6) OBP: 0.379, SLG: 0.354	0-0 G6-4-3 1B		0-0 1-3 1-2		0-0 F8			0-0 1B		4	0	2	0	0	0	1
Cookie Rojas, R (1, 4) OBP: 0.330, SLG: 0.412	0-0 G6-4-3 1-2f		0-0 E3 FC5-4 2-H			0-0 F8		0-0 6-3		4	0	0	0	0	0	2
Amos Otis, R (1, 8) OBP: 0.353, SLG: 0.386	0-0 F9		0-0 FC5-4 1-2f			0-0 4-3			0-0 F2	4	0	0	0	0	0	1
John Mayberry, L (1, 3) OBP: 0.385, SLG: 0.423		0-0 4-3		4-0 WP BB		0-0 3-1			0-3 K	3	0	0	0	1	1	0
Fran Healy, R (1, 2) OBP: 0.306, SLG: 0.633		0-0 3B		0-0 G2 1-2			0-0 5-3		0-0 FC6-4 1B	4	0	2	0	0	0	1
Jim Wohlford, R (1, 7) OBP: 0.396, SLG: 0.395		0-3 K		0-0 5-3			0-0 1-3		0-0 FC6-4 1-2f	4	0	0	0	0	1	3
Hal McRae, R (1, 10) OBP: 0.351, SLG: 0.529		0-0 4-3		0-0 F9			0-0 F9			3	0	0	0	0	0	2
Vada Pinson, L (1, 9) OBP: 0.275, SLG: 0.318			0-0 FC6 1B		0-0 3-1			0-0 4-3		3	0	1	0	0	0	0
Frank White, R (1, 5) OBP: 0.333, SLG: 0.533			0-0 FC6 1-2f WP E		0-0 F7			0-0 F7		2	1	0	0	0	0	1
Tony Solaita, L (8, PH) OBP: 0.429, SLG: 0.611										1	0	0	0	0	0	0
Fernando Gonzalez, R (9, 5) OBP: 0.143, SLG: 0.190										0	0	0	0	0	0	0


Inning Stats	R: 0	H: 1	R: 0	H: 1	R: 1	H: 1	R: 0	H: 0	R: 0	H: 0	R: 0	H: 0	R: 0	H: 1	R: 0	H: 1	1B: 4	SF: 0
	E: 0	LOB: 0	E: 0	LOB: 1	E: 1	LOB: 1	E: 0	LOB: 1	E: 0	LOB: 0	E: 0	LOB: 0	E: 0	LOB: 1	E: 0	LOB: 1	2B: 0	SAC: 0
	K: 0	BB: 0	K: 1	BB: 0	K: 0	BB: 0	K: 0	BB: 1	K: 0	BB: 0	K: 0	BB: 0	K: 0	BB: 0	K: 1	BB: 0	3B: 1	DP: 1
	S: 3	P: 3	S: 6	P: 6	S: 5	P: 5	S: 3	P: 7	S: 3	P: 3	S: 3	P: 3	S: 3	P: 4	S: 6	P: 6	HR: 0	HBP: 0

PITCHER	IP	WLS	BF	H	R	ER	SO	BB	IBB	HBP	BLK	WP	HR	S	P	ERA	WHIP	PITCHER	IP	WLS	BF	H	R	ER	SO	BB	IBB	HBP	BLK	WP	HR	S	P	ERA	WHIP	
Lerrin LaGrow, R (1, 1) ERA: 3.18	9.0	W	33	5	1	0	2	1	0	0	0	2	0	36	40	0.00	0.667																			

**DETROIT TIGERS @ KANSAS CITY ROYALS**  
 Royals Stadium, Kansas City, MO  
 Wed May 01 1974, 8:05 PM EDT  
 Att. 9,146 - Unknown - 68 F

AB	32
R	1
H	5
RBI	0
BB	1
SO	2
LOB	11

WP: 2 PA: 33  
 PB: 0  
 SB: 0  
 CS: 0



livebaseballscorecards.com



Batter	1	2	3	4	5	6	7	8	9	AB R H RBI BB SO LOB	TOP			
Mickey Stanley, R (1, 8) OBP: 0.250, SLG: 0.341	0-0 F8	0-0 1B		0-0 1-3		0-0 1B			0-0 4-3	5 0 2 2 0 0 0				
Gary Sutherland, R (1, 4) OBP: 0.291, SLG: 0.325	0-0 6-3	0-0 5-3		0-0 F8		0-0 F7			0-0 5-3	5 0 0 0 0 0 2				
Jim Northrup, L (1, 9) OBP: 0.277, SLG: 0.315	0-0 FC4-6 1B		0-0 1B 1B	0-0 P6		0-0 F2			0-0 HR	5 2 3 1 0 0 1				
Al Kaline, R (1, 10) OBP: 0.344, SLG: 0.379	0-0 FC4-6 1-2f		0-0 E 1B PB 1B		0-0 L7		0-0 L7		0-0 L7	5 1 1 0 0 0 1				
Willie Horton, R (1, 7) OBP: 0.322, SLG: 0.494		0-0 BB 1B 1B	0-0 PB E 2B 1B		0-0 F7		0-0 6-3			4 2 2 1 0 0 0				
Norm Cash, L (1, 3) OBP: 0.362, SLG: 0.425		B B B B 4-0 1B E BB	0-0 E3		0-0 4-3		0-3 K			3 1 0 0 1 1 2				
Jerry Moses, R (1, 2) OBP: 0.412, SLG: 0.500		0-0 P5	0-3 K			0-0 2B 1B 1B		0-3 K		4 1 1 0 0 2 3				
Aurelio Rodriguez, R (1, 5) OBP: 0.247, SLG: 0.265		0-0 E3 SF8 1B	0-0 2B			0-0 1B 2B		0-0 F9		4 2 3 2 0 0 0				
Ed Brinkman, R (1, 6) OBP: 0.241, SLG: 0.321		0-0 SF8	0-0 F7			0-0 F8		0-0 5-3		3 0 0 1 0 0 3				
<b>Inning Stats</b>	R: 0 E: 0 K: 0 S: 4 H: 1 LOB: 1 BB: 0 P: 4	R: 3 E: 1 K: 0 S: 6 H: 3 LOB: 1 BB: 1 P: 10	R: 3 E: 1 K: 1 S: 9 H: 4 LOB: 1 BB: 0 P: 9	R: 0 E: 0 K: 0 S: 3 H: 0 LOB: 0 BB: 0 P: 3	R: 0 E: 0 K: 0 S: 3 H: 0 LOB: 0 BB: 0 P: 3	R: 2 E: 0 K: 0 S: 6 H: 3 LOB: 1 BB: 0 P: 6	R: 0 E: 0 K: 1 S: 5 H: 0 LOB: 0 BB: 0 P: 5	R: 0 E: 0 K: 1 S: 5 H: 0 LOB: 0 BB: 0 P: 5	R: 1 E: 0 K: 0 S: 4 H: 1 LOB: 0 BB: 0 P: 4	1B: 9 2B: 2 3B: 0 HR: 1 SF: 1 SAC: 0 DP: 0 HBP: 0	WP: 0 PB: 1 SB: 0 CS: 0 PA: 40			
<b>PITCHER</b>	IP WLS BF H R ER SO BB IBB HBP BLK WP HR S P ERA WHIP												<b>PITCHER</b>	IP WLS BF H R ER SO BB IBB HBP BLK WP HR S P ERA WHIP
Al Fitzmorris, R (1, 1) ERA: 3.43	2.0 L 13 6 5 4 0 1 0 0 0 0 0 0 12 16 18.00 3.500													
Bruce Dal Canton, R (3, 1) ERA: 2.31	4.0 17 5 3 2 1 0 0 0 0 0 0 0 19 19 4.50 1.250													
Lindy McDaniel, R (7, 1) ERA: 6.0	3.0 10 1 1 1 2 0 0 0 0 0 0 1 14 14 3.00 0.333													

**Detroit Tigers @ Kansas City Royals**  
 Royals Stadium, Kansas City, MO  
 Thu May 02 1974, 8:05 PM EDT  
 Att: 9,162 - Unknown - 71 F

AB	38
R	9
H	12
RBI	7
BB	1
SO	3
LOB	12




[livebaseballscorecards.com](http://livebaseballscorecards.com)

Batter	1	2	3	4	5	6	7	8	9	AB R H RBI BB SO LOB
Freddie Patek, R OBP: 0.370, SLG: 0.345 (1, 6)	0-0 1-3		0-3 K		0-0 5-3		0-0 L6	0-0 2-H 1B		5 0 1 1 0 1 3
Jim Wohlford, R OBP: 0.375, SLG: 0.372 (1, 7)	0-3 K		0-3 K			0-0 5-3	0-0 F7	0-0 6-3		5 0 0 0 0 2 2
Amos Otis, R OBP: 0.356, SLG: 0.403 (1, 8)	0-0 F9			0-0 P4		0-0 1B		0-0 S 1B 2B	0-0 P4	5 1 2 0 0 0 0
John Mayberry, L OBP: 0.375, SLG: 0.400 (1, 3)		0-0 3-1		0-0 F5		0-0 F8		4-0 BB 1B BB 2-3	0-3 K	4 1 0 0 1 1 1
Richie Scheinblum, S OBP: 0.212, SLG: 0.161 (1, 10)		0-0 1B 1B		0-0 L8		0-0 L9		4-0 E 1B BB 1-2 SF8	0-0 5-3	4 1 1 0 1 0 1
Fran Healy, R OBP: 0.318, SLG: 0.625 (1, 2)		0-0 F9			0-0 FC5-4 1B 1B		0-0 5-3	0-0 SF8 E 6-3 1B 1-2 2-H 3-H		4 1 2 2 0 0 1
Cookie Rojas, R OBP: 0.337, SLG: 0.416 (1, 4)		0-0 1-2 1B			0-0 F8		0-0 HR 1B	0-0 E7 6-3 1B 1-2 2-3		4 2 2 0 0 0 3
Hal McRae, R OBP: 0.359, SLG: 0.577 (1, 9)		0-0 F9			0-0 FC5-4 1B 1-2 2-3		0-0 HR 1B	0-0 SF8 2-3 3-H		3 1 2 3 0 0 2
Frank White, R OBP: 0.316, SLG: 0.474 (1, 5)			0-0 F9		0-0 FC5-4 1-2 2-3		0-0 1B	0-0 6-3 1-2 3-H		4 0 1 1 0 0 3

Inning Stats	R: 0	H: 0	E: 0	K: 1	S: 5	R: 0	H: 2	E: 0	K: 0	S: 5	R: 0	H: 0	E: 0	K: 2	S: 7	R: 0	H: 0	E: 0	K: 0	S: 3	R: 0	H: 2	E: 0	K: 0	S: 5	R: 0	H: 1	E: 0	K: 0	S: 4	R: 2	H: 3	E: 0	K: 0	S: 6	R: 5	H: 3	E: 1	K: 0	S: 7	R: 0	H: 0	E: 0	K: 1	S: 5	1B: 9	SF: 1	2B: 1	3B: 0	HR: 1
	LOB: 0	BB: 0	P: 5	LOB: 2	BB: 0	P: 5	LOB: 0	BB: 0	P: 7	LOB: 0	BB: 0	P: 3	LOB: 2	BB: 0	P: 5	LOB: 1	BB: 0	P: 4	LOB: 1	BB: 0	P: 6	LOB: 1	BB: 2	P: 15	LOB: 0	BB: 0	P: 5	LOB: 0	BB: 0	P: 5	LOB: 0	BB: 0	P: 5	LOB: 0	BB: 0	P: 5	LOB: 0	BB: 0	P: 5	1B: 9 <td>SF: 1 <td>2B: 1 <td>3B: 0 <td>HR: 1 <td>WP: 0</td> <td>PA: 41</td> </td></td></td></td>	SF: 1 <td>2B: 1 <td>3B: 0 <td>HR: 1 <td>WP: 0</td> <td>PA: 41</td> </td></td></td>	2B: 1 <td>3B: 0 <td>HR: 1 <td>WP: 0</td> <td>PA: 41</td> </td></td>	3B: 0 <td>HR: 1 <td>WP: 0</td> <td>PA: 41</td> </td>	HR: 1 <td>WP: 0</td> <td>PA: 41</td>	WP: 0	PA: 41				

**DETROIT TIGERS @ KANSAS CITY ROYALS**  
 Royals Stadium, Kansas City, MO  
 Thu May 02 1974, 8:05 PM EDT  
 Att. 9,162 - Unknown - 71 F

AB	38
R	7
H	11
RBI	7
BB	2
SO	4
LOB	16



PITCHER	IP	WLS	BF	H	R	ER	SO	BB	IBB	HBP	BLK	WP	HR	S	P	ERA	WHIP
Joe Coleman, R ERA: 3.35 (1, 1)	7.0	W	32	9	5	5	3	2	0	0	0	0	1	36	44	6.43	1.571
John Hiller, L ERA: 0.33 (8, 1)	2.0		9	2	2	0	1	0	0	0	0	0	0	11	11	0.00	1.000



Batter	1	2	3	4	5	6	7	8	9	AB R H RBI BB SO LOB	TOP																	
Roy White, S OBP: 0.387, SLG: 0.429 (1, 7) X	0-0 F8	0-0 6-3			0-0 P4		0-0 SF7	0-0 B5		5 1 1 0 0 0 3																		
Lou Piniella, R OBP: 0.406, SLG: 0.438 (1, 9) X	0-0 1B		0-0 L5		0-0 F8		4-0 HBP	0-0 F7		4 2 1 0 1 0 3																		
Elliott Maddox, R OBP: 0.208, SLG: 0.174 (9, 9)	1B						FC3-2			0 0 0 0 0 0 0																		
Chris Chambliss, L OBP: 0.337, SLG: 0.380 (1, 3) X	0-0 1B		0-0 4-3		0-0 L7		0-0 FC3-2	0-0 F8		5 1 1 0 0 0 6																		
Bobby Murcer, L OBP: 0.356, SLG: 0.372 (1, 8) X	0-0 F3		0-0 F5				0-0 SF7			4 0 0 1 0 0 2																		
Ron Blomberg, L OBP: 0.419, SLG: 0.698 (1, 10) X	0-0 2B			0-0 6-3		4-0 1B	1-0 HBP	0-0 FC5-4		3 1 2 1 1 0 0																		
Graig Nettles, L OBP: 0.369, SLG: 0.700 (1, 5) X	0-0 2B		0-0 4-3		0-0 F7	BB	1-2 HBP	4-0 FC5-4		3 0 1 3 1 0 1																		
Thurman Munson, R OBP: 0.257, SLG: 0.404 (1, 2) X	0-0 L8		0-0 3B		0-0 1B		0-0 F9	0-0 FC5-4		5 0 2 0 0 0 6																		
Jim Mason, L OBP: 0.337, SLG: 0.320 (1, 6) X		0-0 G3		0-0 6-3		0-3 K		0-0 FC6-4		5 0 1 0 0 1 5																		
Horace Clarke, S OBP: 0.303, SLG: 0.258 (1, 4) X		0-0 3-1			0-0 S		0-0 FC3-2	0-0 1B		4 0 3 0 0 0 0																		
<b>Inning Stats</b>	R: 3 E: 0 K: 0 S: 7	H: 4 LOB: 1 BB: 0 P: 7	R: 0 E: 0 K: 0 S: 3	H: 0 LOB: 0 BB: 0 P: 3	R: 0 E: 0 K: 0 S: 3	H: 1 LOB: 1 BB: 0 P: 4	R: 0 E: 0 K: 1 S: 6	H: 1 LOB: 2 BB: 1 P: 10	R: 2 E: 0 K: 0 S: 5	H: 2 LOB: 3 BB: 1 P: 11	R: 0 E: 0 K: 0 S: 5	H: 2 LOB: 2 BB: 0 P: 5	R: 0 E: 0 K: 0 S: 4	H: 1 LOB: 2 BB: 1 P: 8	1B: 9 2B: 2 3B: 1 HR: 0	SF: 1 SAC: 0 DP: 0 HBP: 2	WP: 0 PB: 0 SB: 1 CS: 0	PA: 44										
<b>PITCHER</b>	IP WLS BF H R ER SO BB IBB HBP BLK WP HR S P ERA WHIP																											
Marty Pattin, R ERA: 5.64 (1, 1)	5.2		25	7	3	3	0	1	0	0	0	0	0	24	28	4.76	1.412											
Steve Mingori, L ERA: 54.0 (6, 1)	0.1	L	3	2	2	2	1	0	0	0	0	0	0	5	5	54.00	6.000											
Joe Hoerner, L ERA: (7, 1)	0.2		5	0	0	0	0	0	1	2	0	0	0	2	8	0.00	0.000											
Doug Bird, R ERA: 3.29 (7, 1)	2.1		11	3	0	0	0	0	1	0	0	0	0	10	14	0.00	1.286											

**New York Yankees @ Kansas City Royals**  
**Royals Stadium, Kansas City, MO**  
 Fri May 03 1974, 8:05 PM EDT  
 Att. 13,246 - Unknown - 64 F

AB	38
R	5
H	12
RBI	5
BB	3
SO	1
LOB	26



Batter	1	2	3	4	5	6	7	8	9	AB	R	H	RBI	BB	SO	LOB
Freddie Patek, R (1, 6) OBP: 0.356, SLG: 0.330	0-3 K		0-0 6-3		0-0 P4		0-0 PO	0-0 6-3		4	0	0	0	0	1	0
Vada Pinson, L (1, 9) OBP: 0.274, SLG: 0.357	0-0 HR		0-0 L4		0-0 L8			0-0 F7		4	1	1	1	0	0	0
Amos Otis, R (1, 8) OBP: 0.338, SLG: 0.379	0-0 5-3		0-0 6-3		0-0 L9			0-0 P4		4	0	0	0	0	0	0
John Mayberry, L (1, 10) OBP: 0.370, SLG: 0.392	0-0 6-3			0-0 HR 1B		0-0 F7		0-0 F8		4	1	1	0	0	0	0
Tony Solaita, L (1, 3) OBP: 0.417, SLG: 0.714		0-3 K		0-0 HR		0-3 K		0-0 L6-3 1B		3	1	1	2	0	2	0
Jim Wohlford, R (9, PH) OBP: 0.381, SLG: 0.379				1-H						1	0	1	0	0	0	0
Fran Healy, R (1, 2) OBP: 0.300, SLG: 0.588		0-0 5-3		0-0 1-3		0-0 6-3		0-0 L6-3		4	0	0	0	0	0	1
Cookie Rojas, R (1, 4) OBP: 0.337, SLG: 0.446		0-0 E3 1B		0-0 HR		0-0 L6		0-0 L6		3	1	1	1	0	0	0
Hal McRae, R (1, 7) OBP: 0.370, SLG: 0.595		0-0 1-3 1B		0-0 F9		0-0 F9 PO 2B		0-0 F9		3	0	2	0	0	0	0
Frank White, R (1, 5) OBP: 0.286, SLG: 0.429		0-3 K		0-0 5-3		0-0 F9		0-0 F9		2	0	0	0	0	1	2
Richie Scheinblum, S (7, PH) OBP: 0.206, SLG: 0.156										1	0	0	0	0	0	1
George Brett, L (8, 5)										0	0	0	0	0	0	0

Inning Stats	R: 1	H: 1	E: 0	LOB: 0	K: 1	BB: 0	S: 6	P: 6	R: 0	H: 1	E: 1	LOB: 2	K: 2	BB: 0	S: 9	P: 9	R: 0	H: 0	E: 0	LOB: 0	K: 0	BB: 0	S: 3	P: 3	R: 3	H: 3	E: 0	LOB: 0	K: 0	BB: 0	S: 6	P: 6	R: 0	H: 0	E: 0	LOB: 0	K: 1	BB: 0	S: 5	P: 5	R: 0	H: 1	E: 0	LOB: 0	K: 0	BB: 0	S: 3	P: 3	R: 0	H: 0	E: 0	LOB: 0	K: 0	BB: 0	S: 3	P: 3	R: 0	H: 1	E: 0	LOB: 0	K: 0	BB: 0	S: 3	P: 3
--------------	------	------	------	--------	------	-------	------	------	------	------	------	--------	------	-------	------	------	------	------	------	--------	------	-------	------	------	------	------	------	--------	------	-------	------	------	------	------	------	--------	------	-------	------	------	------	------	------	--------	------	-------	------	------	------	------	------	--------	------	-------	------	------	------	------	------	--------	------	-------	------	------

PITCHER	IP	WLS	BF	H	R	ER	SO	BB	IBB	HBP	BLK	WP	HR	S	P	ERA	WHIP
Doc Medich, R (1, 1) ERA: 3.5	8.0	W	30	6	4	4	4	0	0	0	0	0	0	38	38	4.50	0.750
Sparky Lyle, L (9, 1) ERA: 2.7	1.0	S	3	1	0	0	0	0	0	0	0	0	0	3	3	0.00	1.000

**BOTTOM**

**New York Yankees @ Kansas City Royals**  
**Royals Stadium, Kansas City, MO**  
 Fri May 03 1974, 8:05 PM EDT  
 Att: 13,246 - Unknown - 64 F

AB	33
R	4
H	7
RBI	4
BB	0
SO	4
LOB	4



WP: 0	PA: 34
PB: 0	CS: 0
SB: 0	
1B: 3	SF: 0
2B: 2	SAC: 0
3B: 0	DP: 1
HR: 3	HBP: 0

livebaseballscores.com



Batter	1	2	3	4	5	6	7	8	9	AB R H RBI BB SO LOB	TOP											
Horace Clarke, S (1, 4) OBP: 0.324, SLG: 0.314	0-0 5-3		0-0 G6-4-3 1B			0-0 2-3		0-0 E SF7 2B		4 1 2 0 0 0 0	<b>New York Yankees @ Kansas City Royals</b> Royals Stadium, Kansas City, MO Sat May 04 1974, 8:05 PM EDT Att. 18,978 - Unknown - 65 F											
Roy White, S (1, 7) OBP: 0.383, SLG: 0.421	0-0 L9		0-0 G6-4-3			0-0 1B 1B		0-0 E6		4 0 1 0 0 0 3												
Chris Chambliss, L (1, 3) OBP: 0.324, SLG: 0.365	0-0 E5 FC6			0-0 5-3		0-0 L6		0-0 F7		4 0 0 0 0 0 3												
Bobby Murcer, L (1, 8) OBP: 0.352, SLG: 0.371	0-0 FC6			0-0 1-3		0-0 1-2 1B		0-0 SF7		3 0 1 1 0 0 1												
Lou Piniella, R (1, 9) OBP: 0.384, SLG: 0.412		0-0 6-3		0-0 F3		0-0 F9		0-0 F9		4 0 0 0 0 0 3												
Graig Nettles, L (1, 5) OBP: 0.355, SLG: 0.670		0-0 3-1		0-3 K		0-0 4-3		0-0 G3		4 0 0 0 0 1 0												
Bill Sudakis, S (1, 10) OBP: 0.308, SLG: 0.311		0-0 5-3		0-0 5-3		0-0 L9		0-0 5-3		4 0 0 0 0 0 0												
Thurman Munson, R (1, 2) OBP: 0.276, SLG: 0.412			0-0 1B 1B		0-0 1B	4-0 BB BB		0-0 F3		3 0 2 0 1 0 0												
Jim Mason, L (1, 6) OBP: 0.330, SLG: 0.312			0-3 K		0-0 1-3	0-0 F8				2 0 0 0 0 1 2												
Walt Williams, R (7, PH) OBP: 0.130, SLG: 0.091										1 0 0 0 0 0 1												
Gene Michael, S (7, 6) OBP: 0.231, SLG: 0.179										0 0 0 0 0 0 0												
<b>Inning Stats</b>	R: 0 E: 1 K: 0 S: 4	H: 0 LOB: 1 BB: 0 P: 4	R: 0 E: 0 K: 0 S: 3	H: 0 LOB: 0 BB: 0 P: 3	R: 0 E: 0 K: 1 S: 6	H: 2 LOB: 1 BB: 0 P: 6	R: 0 E: 0 K: 0 S: 3	H: 0 LOB: 0 BB: 0 P: 3	R: 0 E: 0 K: 1 S: 6	H: 1 LOB: 1 BB: 0 P: 6	R: 0 E: 0 K: 0 S: 5	H: 2 LOB: 2 BB: 0 P: 5	R: 0 E: 0 K: 0 S: 3	H: 0 LOB: 1 BB: 1 P: 7	R: 1 E: 1 K: 0 S: 5	H: 1 LOB: 1 BB: 0 P: 5	R: 0 E: 0 K: 0 S: 3	H: 0 LOB: 0 BB: 0 P: 3	1B: 5 2B: 1 3B: 0 HR: 0	SF: 1 SAC: 0 DP: 1 HBP: 0	WP: 0 PB: 0 SB: 0 CS: 0	PA: 35
<b>PITCHER</b> Paul Splittorff, L (1, 1) ERA: 3.4	IP: 9.0 WLS: W BF: 35 H: 6 R: 1 ER: 0 SO: 2 BB: 1 IBB: 0 HBP: 0 BLK: 0 WP: 0 HR: 0 S: 38 P: 42 ERA: 0.00 WHIP: 0.778											<b>PITCHER</b>	IP: 9.0 WLS: W BF: 35 H: 6 R: 1 ER: 0 SO: 2 BB: 1 IBB: 0 HBP: 0 BLK: 0 WP: 0 HR: 0 S: 38 P: 42 ERA: 0.00 WHIP: 0.778									

livebaseballscorecards.com

<b>AB</b>	<b>33</b>
<b>R</b>	<b>1</b>
<b>H</b>	<b>6</b>
<b>RBI</b>	<b>1</b>
<b>BB</b>	<b>1</b>
<b>SO</b>	<b>2</b>
<b>LOB</b>	<b>13</b>



Batter	1	2	3	4	5	6	7	8	9
<b>Freddie Patek, R</b> OBP: 0.352, SLG: 0.319 (1, 6) X	0-0 F9 ① X	0-0 L9 ③			0-0 6-3 ② X		4-0 CS BB		
<b>Jim Wohlford, R</b> OBP: 0.386, SLG: 0.385 (1, 7) X	0-0 SH1-3 1B		0-0 G6-4-3 1B		0-3 K ③		0-0 1-3 ① ②		
<b>Amos Otis, R</b> OBP: 0.338, SLG: 0.368 (1, 8) X	0-0 SH1-3 1B		0-0 G6-4-3 ① ②		4-0 FC4-6 BB		0-3 K ③		
<b>John Mayberry, L</b> OBP: 0.365, SLG: 0.386 (1, 3) X	0-0 S 2B 1B		0-0 1-3 ③		0-0 FC4-6 1B		0-0 F8 ①		
<b>Hal McRae, R</b> OBP: 0.376, SLG: 0.603 (1, 10) X	0-0 1-H 2B			0-0 1B 1B		0-0 F9 ②		0-0 6-3 ②	
<b>Cookie Rojas, R</b> OBP: 0.354, SLG: 0.458 (1, 4) X	0-0 1-3 ③		0-0 1-3 1B		0-0 1B 1B		0-0 1B 1B		
<b>Vada Pinson, L</b> OBP: 0.273, SLG: 0.351 (1, 9) X		0-0 F9 ①		0-0 4-3 ②		0-0 WP S 1B		0-0 P3 ③	
<b>Fran Healy, R</b> OBP: 0.315, SLG: 0.580 (1, 2) X		4-0 S BB		0-3 K ③		4-0 S BB			
<b>George Brett, L</b> (1, 5) X		0-0 F7 ②			0-0 4-3 ① ②		0-3 K ③		

Inning Stats	R: 2	H: 3	E: 0	K: 0	S: 6	LOB: 1	P: 6	R: 0	H: 0	E: 0	K: 0	S: 3	LOB: 1	P: 7	R: 0	H: 1	E: 0	K: 0	S: 3	LOB: 0	P: 3	R: 0	H: 2	E: 0	K: 1	S: 6	LOB: 1	P: 6	R: 0	H: 0	E: 0	K: 1	S: 5	LOB: 0	P: 5	R: 3	H: 2	E: 0	K: 1	S: 7	LOB: 1	P: 15	R: 0	H: 0	E: 0	K: 1	S: 4	LOB: 0	P: 8	R: 0	H: 1	E: 0	K: 0	S: 4	LOB: 1	P: 4
1B: 8	SF: 0	2B: 1	SAC: 1	3B: 0	DP: 1	HR: 0	HBP: 0	1B: 8	SF: 0	2B: 1	SAC: 1	3B: 0	DP: 1	HR: 0	HBP: 0	WP: 1	PA: 34	PB: 0	SB: 4	CS: 1																																				


PITCHER	IP	WLS	BF	H	R	ER	SO	BB	IBB	HBP	BLK	WP	HR	S	P	ERA	WHIP
<b>Mel Stottlemyre, R</b> ERA: 3.0 (1, 1)	5.2	L	25	8	5	5	2	2	0	0	0	0	0	27	35	7.94	1.765
<b>Dave Pagan, R</b> ERA: (6, 1)	2.1		9	1	0	0	2	2	0	0	0	1	0	11	19	0.00	1.286

**BOTTOM**

**New York Yankees @ Kansas City Royals**  
Royals Stadium, Kansas City, MO

Sat May 04 1974, 8:05 PM EDT  
Att: 18,978 - Unknown - 65 F

AB	29
R	5
H	9
RBI	3
BB	4
SO	4
LOB	11



PITCHER	IP	WLS	BF	H	R	ER	SO	BB	IBB	HBP	BLK	WP	HR	S	P	ERA	WHIP
---------	----	-----	----	---	---	----	----	----	-----	-----	-----	----	----	---	---	-----	------



Batter	1	2	3	4	5	6	7	8	9	AB R H RBI BB SO LOB	TOP	
Roy White, S (1, 7) X OBP: 0.395, SLG: 0.449	0-0 4-3		0-0 1B 3B		4-0 WP BB			0-0 SH1-3 1B		3 1 2 0 1 0 0		
Lou Piniella, R (1, 9) X OBP: 0.377, SLG: 0.403	0-0 1B SF7 1B		0-3 K		0-3 K			0-3 K		4 1 1 0 0 3 3		
Chris Chambliss, L (1, 3) X OBP: 0.324, SLG: 0.364	0-0 1B BB 1B		0-3 K		0-3 K			0-0 SH1-3		3 0 1 0 0 2 2		
Bobby Murcer, L (1, 8) X OBP: 0.358, SLG: 0.374	0-0 SF7		0-0 1B		4-0 CS BB			0-0 F9		2 0 1 2 1 0 1		
Ron Blomberg, L (1, 10) B B B OBP: 0.409, SLG: 0.661	4-0 1-2 BB		0-0 G3		0-0 F7			0-0 6-3		3 0 0 0 1 0 2		
Graig Nettles, L (1, 5) X OBP: 0.351, SLG: 0.653	0-0 F3		0-0 4-3		0-0 F7			0-0 5-3 1B		4 0 1 0 0 0 3		
Thurman Munson, R (1, 2) X OBP: 0.266, SLG: 0.396		0-0 6-3		0-0 6-3		0-3 K		0-0 5-3		4 0 0 0 0 1 1		
Jim Mason, L (1, 6) X OBP: 0.315, SLG: 0.296		0-0 4-3		0-0 F7		0-0 F9		0-0 P5		4 0 0 0 0 0 1		
Horace Clarke, S (1, 4) X OBP: 0.300, SLG: 0.289		0-0 3-1		0-0 3-1		0-0 F7				3 0 0 0 0 0 0		
<b>Inning Stats</b>	R: 1 H: 2 E: 0 LOB: 2 K: 0 BB: 1 S: 5 P: 9	R: 0 H: 0 E: 0 LOB: 0 K: 0 BB: 0 S: 3 P: 3	R: 1 H: 2 E: 0 LOB: 1 K: 2 BB: 0 S: 9 P: 9	R: 0 H: 0 E: 0 LOB: 0 K: 0 BB: 0 S: 3 P: 3	R: 0 H: 0 E: 0 LOB: 1 K: 2 BB: 1 S: 7 P: 11	R: 0 H: 0 E: 0 LOB: 0 K: 1 BB: 0 S: 2 P: 6	R: 0 H: 0 E: 0 LOB: 0 K: 1 BB: 0 S: 5 P: 5	R: 0 H: 1 E: 0 LOB: 1 K: 1 BB: 0 S: 6 P: 6	R: 0 H: 1 E: 0 LOB: 1 K: 0 BB: 0 S: 4 P: 4	1B: 5 SF: 1 2B: 0 SAC: 1 3B: 1 DP: 0 HR: 0 HBP: 0	WP: 1 PA: 35 PB: 0 SB: 0 CS: 1	
<b>PITCHER</b> Steve Busby, R (1, 1) ERA: 3.62	IP WLS BF H R ER SO BB IBB HBP BLK WP HR S P ERA WHIP	9.0 W 35 6 2 2 6 3 0 0 0 1 0 44 56 2.00 1.000										

**New York Yankees @ Kansas City Royals**  
 Royals Stadium, Kansas City, MO  
 Sun May 05 1974, 4:33 AM EDT  
 Att. 14,410 - Unknown - 69 F

<b>AB</b>	30
<b>R</b>	2
<b>H</b>	6
<b>RBI</b>	2
<b>BB</b>	3
<b>SO</b>	6
<b>LOB</b>	13



[livebaseballscorecards.com](http://livebaseballscorecards.com)

Batter	1	2	3	4	5	6	7	8	9
Freddie Patek, R OBP: 0.354, SLG: 0.316 (1, 6)	0-0 F9		0-0 E5 1B		0-0 B2		4-0 BB	0-0 FC4-6	
Jim Wohlford, R OBP: 0.381, SLG: 0.379 (1, 7)	0-0 L9		0-0 6-3			0-0 CS 1B	0-0 L9		
Amos Otis, R OBP: 0.333, SLG: 0.375 (1, 8)	0-3 K		0-0 L7			0-0 F9 1-2		0-0 6-3 2B	
John Mayberry, L OBP: 0.361, SLG: 0.372 (1, 3)		0-0 F8		0-3 K		0-3 K		4-0 6-3 2B IBB	
Hal McRae, R OBP: 0.371, SLG: 0.585 (1, 10)		0-0 1B 1B		0-0 4-3			0-3 K	0-0 6-3	
Cookie Rojas, R OBP: 0.359, SLG: 0.470 Frank White, R OBP: 0.286, SLG: 0.429 (1, 4) (9, 4)		0-0 1B 1B		0-0 P6			0-0 HR 2B	0-0 L6	
Vada Pinson, L OBP: 0.296, SLG: 0.403 (1, 9)		0-0 G6-4-3 1B			0-0 3-1		0-0 2H HR	4-0 2B IBB	
Fran Healy, R OBP: 0.325, SLG: 0.603 (1, 2)		0-0 G6-4-3			0-0 2B		0-0 L7	0-0 1B 2B	
George Brett, L OBP: 0.429, SLG: 0.429 (1, 5)			0-0 1B E 1B		0-0 5-3		0-0 BB 1B	0-0 2H FC4-6 1B	

Inning Stats	R: 0	H: 0	E: 0	K: 1	S: 5	L: 0	LOB: 0	BB: 0	P: 5	R: 1	H: 3	E: 0	K: 0	S: 5	L: 1	LOB: 1	BB: 0	P: 5	R: 1	H: 2	E: 1	K: 0	S: 4	R: 0	H: 0	E: 0	K: 1	S: 5	R: 0	H: 1	E: 0	K: 0	S: 4	R: 0	H: 1	E: 0	K: 1	S: 5	R: 2	H: 3	E: 0	K: 1	S: 8	R: 4	H: 3	E: 0	K: 0	S: 6
--------------	------	------	------	------	------	------	--------	-------	------	------	------	------	------	------	------	--------	-------	------	------	------	------	------	------	------	------	------	------	------	------	------	------	------	------	------	------	------	------	------	------	------	------	------	------	------	------	------	------	------

PITCHER	IP	WLS	BF	H	R	ER	SO	BB	IBB	HBP	BLK	WP	HR	S	P	ERA	WHIP
Pat Dobson, R ERA: 4.2 (1, 1)	6.2	L	27	10	4	3	4	0	0	0	0	0	1	35	35	4.05	1.500
Dick Woodson, R ERA: 5.46 (7, 1)	1.0		9	3	4	4	0	1	2	0	0	0	0	6	18	36.00	4.000
Cecil Upshaw, R ERA: 2.38 (8, 1)	0.1		1	0	0	0	0	0	0	0	0	0	0	1	1	0.00	0.000


**BOTTOM**

**New York Yankees @ Kansas City Royals**  
**Royals Stadium, Kansas City, MO**  
 Sun May 05 1974, 4:33 AM EDT  
 Att: 14,410 - Unknown - 69 F

AB	R	H	RBI	BB	SO	LOB
4	0	1	0	1	0	2
4	0	1	0	0	0	2
4	1	1	0	0	1	1
3	1	0	0	1	2	0
4	1	1	0	0	1	2
4	1	2	0	0	0	2
0	0	0	0	0	0	0
3	2	2	3	1	0	0
4	1	2	3	0	0	2
4	1	3	1	0	0	1

AB	34
R	8
H	13
RBI	7
BB	3
SO	4
LOB	12

WP: 0 PA: 37  
 PB: 0  
 SB: 0  
 CS: 1





Batter	1	2	3	4	5	6	7	8	9	AB R H RBI BB SO LOB	TOP	
Freddie Patek, R (1, 6) OBP: 0.347, SLG: 0.311	0-0 E S 1B	0-0 4-3			0-3 K		0-0 F7		0-0 G1-6-3 1-2f	5 0 1 0 0 1 2		
Jim Wohlford, R (1, 7) OBP: 0.367, SLG: 0.364	0-0 E3 HBP 1-3		0-0 P4		0-0 5-3			0-3 K		4 0 0 0 0 1 1		
Amos Otis, R (1, 8) OBP: 0.341, SLG: 0.395	0-0 P4		0-0 BB 1B		0-0 P3			0-0 HR 2B		4 2 2 0 0 0 2		
John Mayberry, L (1, 3) OBP: 0.366, SLG: 0.404	0-3 K		4-0 1B BB 1-2		0-0 F9			0-0 HR 2-H		3 1 1 2 1 1 2		
Hal McRae, R (1, 10) OBP: 0.376, SLG: 0.576	1-0 HBP 1-2		0-0 G5-4-3 1B 1-3 2-H		0-0 4-3			0-3 K		3 0 1 1 0 1 0		
Cookie Rojas, R (1, 4) OBP: 0.355, SLG: 0.462	0-0 P6		0-0 G5-4-3 1-2f		0-0 6-3			0-0 S 1B		4 0 1 0 0 0 5		
Vada Pinson, L (1, 9) OBP: 0.282, SLG: 0.383		0-0 4-3		0-0 F7			0-0 1-3	0-0 G3 1-2		4 0 0 0 0 0 1		
Fran Healy, R (1, 2) OBP: 0.321, SLG: 0.584		0-0 4-3		0-3 K			0-3 K		0-0 FC2-6 1B	4 0 1 0 0 2 0		
George Brett, L (1, 5) OBP: 0.455, SLG: 0.818		0-0 2B		0-0 F8			0-0 HR		0-0 FC2-6 G1-6-3 1-2f	4 1 2 1 0 0 1		
<b>Inning Stats</b>	R: 0 E: 1 K: 1 S: 7 H: 1 LOB: 3 BB: 0 P: 8	R: 0 E: 0 K: 0 S: 4 H: 1 LOB: 1 BB: 0 P: 4	R: 1 E: 0 K: 0 S: 4 H: 2 LOB: 1 BB: 1 P: 8	R: 0 E: 0 K: 1 S: 5 H: 0 LOB: 0 BB: 0 P: 5	R: 0 E: 0 K: 1 S: 5 H: 0 LOB: 0 BB: 0 P: 5	R: 0 E: 0 K: 0 S: 3 H: 0 LOB: 0 BB: 0 P: 3	R: 1 E: 0 K: 1 S: 6 H: 1 LOB: 0 BB: 0 P: 6	R: 2 E: 0 K: 2 S: 10 H: 3 LOB: 1 BB: 0 P: 10	R: 0 E: 0 K: 0 S: 3 H: 1 LOB: 0 BB: 0 P: 3	1B: 5 2B: 2 3B: 0 HR: 2 SF: 0 SAC: 0 DP: 2 HBP: 1	WP: 0 PB: 0 SB: 2 CS: 0 PA: 37	
<b>PITCHER</b> Fergie Jenkins, R (1, 1) ERA: 1.88	IP WLS BF H R ER SO BB IBB HBP BLK WP HR S P ERA WHIP	9.0 L 37 9 4 4 6 1 0 1 0 0 2 47 52 4.00 1.111										

**Kansas City Royals @ Texas Rangers**  
Arlington Stadium, Arlington, TX  
Wed May 08 1974, 8:05 PM EDT  
Att. 10,466 - Unknown

[livebaseballscorecards.com](http://livebaseballscorecards.com)

**AB 35**  
**R 4**  
**H 9**  
**RBI 4**  
**BB 1**  
**SO 6**  
**LOB 14**



Batter	1	2	3	4	5	6	7	8	9	AB	R	H	RBI	BB	SO	LOB
Davey Nelson, R OBP: 0.339, SLG: 0.360 (1, 4)	4-0 1-3 PO BB		0-0 L8 1-2			0-0 5-3		0-3 K		3	0	0	0	1	1	1
Cesar Tovar, R OBP: 0.255, SLG: 0.289 (1, 8)	0-0 1-3		0-3 K			0-0 6-3		0-3 K		4	0	0	0	0	2	2
Alex Johnson, R OBP: 0.346, SLG: 0.322 (1, 7)	0-3 K				0-0 1B 1B	0-0 1B 1B		0-0 4-3		4	0	2	0	0	1	1
Jeff Burroughs, R OBP: 0.339, SLG: 0.517 (1, 9)	0-0 PO	0-0 F3		0-0 1B G4-6-3		0-0 1B 1-2		0-0 5-3		4	0	2	0	0	0	0
Jim Spencer, L OBP: 0.403, SLG: 0.569 (1, 3)		0-0 1B		0-0 P6		0-0 HR 1B		0-0 F2		4	1	2	0	0	0	2
Mike Hargrove, L OBP: 0.422, SLG: 0.509 (1, 10)		0-3 K		0-0 G4-6-3 1-2f		0-0 HR 1H		0-3 K		4	1	1	2	0	2	3
Duke Sims, L OBP: 0.158, SLG: 0.167 Jim Sundberg, R OBP: 0.333, SLG: 0.315 (1, 2) (8, 2)		0-0 P6			0-0 4-3		0-0 L7			3	0	0	0	0	0	1
Toby Harrah, R OBP: 0.303, SLG: 0.302 (1, 6)			0-0 1-3		0-0 1-3		0-0 P6			3	0	0	0	0	0	0
Lenny Randle, S OBP: 0.388, SLG: 0.391 (1, 5)			0-0 S 1B		0-0 4-3		0-0 3-1			3	0	1	0	0	0	0

Inning Stats	R: 0	H: 0	E: 0	K: 1	S: 4	LOB: 0	BB: 1	P: 8	R: 0	H: 1	E: 0	K: 1	S: 6	LOB: 1	BB: 0	P: 6	R: 0	H: 1	E: 0	K: 1	S: 6	LOB: 1	BB: 0	P: 6	R: 0	H: 2	E: 0	K: 0	S: 4	LOB: 1	BB: 0	P: 4	R: 0	H: 0	E: 0	K: 0	S: 3	LOB: 0	BB: 0	P: 3	R: 2	H: 2	E: 0	K: 0	S: 5	LOB: 0	BB: 0	P: 5	R: 0	H: 0	E: 0	K: 2	S: 7	LOB: 0	BB: 0	P: 7	R: 0	H: 0	E: 0	K: 1	S: 5	LOB: 0	BB: 0	P: 5	1B: 7	SF: 0	2B: 0	SAC: 0	3B: 0	DP: 1	HR: 1	HBP: 0	WP: 0	PA: 34
--------------	------	------	------	------	------	--------	-------	------	------	------	------	------	------	--------	-------	------	------	------	------	------	------	--------	-------	------	------	------	------	------	------	--------	-------	------	------	------	------	------	------	--------	-------	------	------	------	------	------	------	--------	-------	------	------	------	------	------	------	--------	-------	------	------	------	------	------	------	--------	-------	------	-------	-------	-------	--------	-------	-------	-------	--------	-------	--------

PITCHER	IP	WLS	BF	H	R	ER	SO	BB	IBB	HBP	BLK	WP	HR	S	P	ERA	WHIP
Al Fitzmorris, R ERA: 3.21 (1, 1)	7.0	W	27	8	2	2	3	1	0	0	0	0	1	32	36	2.57	1.286
Doug Bird, R ERA: 2.87 (8, 1)	2.0		6	0	0	0	3	0	0	0	0	0	0	12	12	0.00	0.000

**BOTTOM**

**Kansas City Royals @ Texas Rangers**  
Arlington Stadium, Arlington, TX

Wed May 08 1974, 8:05 PM EDT  
Att. 10,466 - Unknown

livebaseballscorecards.com

AB	32
R	2
H	8
RBI	2
BB	1
SO	6
LOB	10





Batter	1	2	3	4	5	6	7	8	9	AB R H RBI BB SO LOB	TOP
Freddie Patek, R (1, 6) OBP: 0.341, SLG: 0.306	0-3 K	0-0 FC5 2-3f			0-0 P3		0-0 F8		0-0 4-1 1B 1B	5 1 1 0 0 1 3	
Jim Wohlford, R (1, 7) OBP: 0.377, SLG: 0.369	0-0 F9		0-0 F9		0-0 CS 1B		4-0 2B E BB		0-0 1-2 1B 1B	4 2 2 0 1 0 0	
Amos Otis, R (1, 8) OBP: 0.344, SLG: 0.400	0-0 P4		0-0 F9		4-0 1B 1-2 BB		0-0 1-3 E 2B		0-3 K	4 1 1 0 1 1 2 0 0 0 0 0 0 0	
Al Cowens, R (9, 8) OBP: 0.231, SLG: 0.280											
John Mayberry, L (1, 3) OBP: 0.368, SLG: 0.404		0-0 BB 1B WP 1B		0-0 4-1		0-0 1-3 1B		0-3 K	0-0 4-1 1-2 2-3	5 1 2 0 0 1 4	
Hal McRae, R (1, 10) OBP: 0.378, SLG: 0.567		0-3 K		0-0 FC1-6 1B		0-0 P5		0-0 E8 2-H 3-H	0-0 2-H 3-H 1B	5 0 2 2 0 1 3	
Cookie Rojas, R (1, 4) OBP: 0.348, SLG: 0.450		0-0 WP BB 1-2 1B		0-0 FC1-6 G3 1B 1-2f		0-3 K		0-0 4-3	0-0 1-3	5 1 1 0 0 1 3	
Vada Pinson, L (1, 9) OBP: 0.292, SLG: 0.381		4-0 FC5 WP BB 1-2 2-3		0-0 G3		0-0 WP S 1B		0-3 K		3 0 1 0 1 1 1	AB 38 R 6 H 11 RBI 3 BB 4 SO 8 LOB 22
Fran Healy, R (1, 2) OBP: 0.318, SLG: 0.568		0-3 K		0-0 S 1B		0-3 K		0-0 1-3		4 0 1 1 0 2 4	
George Brett, L (1, 5) OBP: 0.400, SLG: 0.643		4-0 1-2 2-3 3-H BB		0-0 3-H 1B		0-0 1-3		0-0 5-3		3 0 0 0 1 0 2	WP: 2 PA: 42 PB: 0 SB: 2 CS: 1
										1B: 10 SF: 0 2B: 1 SAC: 0 3B: 0 DP: 0 HR: 0 HBP: 0	
<b>Inning Stats</b>	R: 0 H: 0 E: 0 LOB: 0 K: 1 BB: 0 S: 5 P: 5	R: 1 H: 2 E: 0 LOB: 3 K: 2 BB: 2 S: 9 P: 17	R: 0 H: 0 E: 0 LOB: 0 K: 0 BB: 0 S: 3 P: 3	R: 1 H: 2 E: 1 LOB: 1 K: 0 BB: 0 S: 5 P: 5	R: 0 H: 2 E: 0 LOB: 2 K: 0 BB: 1 S: 4 P: 8	R: 0 H: 1 E: 0 LOB: 1 K: 2 BB: 0 S: 8 P: 8	R: 2 H: 1 E: 1 LOB: 1 K: 1 BB: 1 S: 7 P: 11	R: 0 H: 0 E: 0 LOB: 0 K: 1 BB: 0 S: 5 P: 5	R: 2 H: 3 E: 0 LOB: 1 K: 1 BB: 0 S: 8 P: 8		
<b>PITCHER</b> Jim Bibby, R (1, 1) ERA: 4.36	IP 9.0 WLS L BF 42 H 11 R 6 ER 4 SO 8 BB 4 IBB 0 HBP 0 BLK 0 WP 2 HR 0 S 54 P 70 ERA 4.00 WHIP 1.667										

Kansas City Royals @ Texas Rangers  
Arlington Stadium, Arlington, TX  
Thu May 09 1974, 8:05 PM EDT  
Att. 6,456 - Unknown - 62 F

livebaseballscorecards.com



Batter	1	2	3	4	5	6	7	8	9	AB R H RBI BB SO LOB
Davey Nelson, R (1, 4) OBP: 0.341, SLG: 0.363 Cesar Tovar, R (7, PH) OBP: 0.245, SLG: 0.277 (8, 7)	0-0 G1-6-3 1B			0-0 F7			0-0 1-3		0-0 E5 FC6-4	2 0 1 0 0 0 0 2 0 0 0 0 0 0
Toby Harrah, R (1, 6) OBP: 0.301, SLG: 0.300	0-0 G1-6-3 1-2f			0-0 F8			0-0 1B		0-0 FC6-4 1-2f	4 0 1 0 0 0 2
Alex Johnson, R (1, 7) OBP: 0.341, SLG: 0.317 Larry Brown, R (7, PH) OBP: 0.250, SLG: 0.182 (8, 4)	0-0 6-3			0-0 F8			0-3 K		0-3 K	2 0 0 0 0 0 0 2 0 0 0 0 2 2
Jeff Burroughs, R (1, 9) OBP: 0.328, SLG: 0.500		0-3 K		0-0 F9			0-0 F8		0-3 K	4 0 0 0 0 2 2
Mike Hargrove, L (1, 3) OBP: 0.418, SLG: 0.500		0-0 F5		0-0 F7				0-0 FC5-4 1B 4-3 1B		3 1 1 0 0 0 0
Duke Sims, L (1, 2) OBP: 0.182, SLG: 0.190		0-3 K		0-3 K				0-0 FC5-4 1-2 1B		3 0 1 0 0 2 0
Tom Grieve, R (1, 10) OBP: 0.345, SLG: 0.487			0-0 1-3			0-0 6-3		0-0 FC5-4 1-2f 2-3 1B		3 0 0 0 0 0 2
Joe Lovitto, S (1, 8) OBP: 0.167, SLG: 0.171			0-0 4-3			0-0 F5		0-0 4-3		3 0 0 1 0 0 1
Lenny Randle, S (1, 5) OBP: 0.365, SLG: 0.367			0-0 1-3			0-0 F2		0-0 F7		3 0 0 0 0 0 1

Inning Stats	R: 0 E: 0 K: 0 S: 3	H: 1 LOB: 0 BB: 0 P: 3	R: 0 E: 0 K: 2 S: 7	H: 0 LOB: 0 BB: 0 P: 7	R: 0 E: 0 K: 0 S: 3	H: 0 LOB: 0 BB: 0 P: 3	R: 0 E: 0 K: 0 S: 3	H: 0 LOB: 0 BB: 0 P: 3	R: 0 E: 0 K: 1 S: 5	H: 0 LOB: 0 BB: 0 P: 5	R: 0 E: 0 K: 0 S: 3	H: 0 LOB: 0 BB: 0 P: 3	R: 0 E: 0 K: 1 S: 6	H: 1 LOB: 1 BB: 0 P: 6	R: 1 E: 0 K: 0 S: 5	H: 2 LOB: 1 BB: 0 P: 5	R: 0 E: 1 K: 2 S: 8	H: 0 LOB: 1 BB: 0 P: 8	1B: 4 2B: 0 3B: 0 HR: 0	SF: 0 SAC: 0 DP: 1 HBP: 0
--------------	------------------------------	---------------------------------	------------------------------	---------------------------------	------------------------------	---------------------------------	------------------------------	---------------------------------	------------------------------	---------------------------------	------------------------------	---------------------------------	------------------------------	---------------------------------	------------------------------	---------------------------------	------------------------------	---------------------------------	----------------------------------	------------------------------------

PITCHER	IP	WLS	BF	H	R	ER	SO	BB	IBB	HBP	BLK	WP	HR	S	P	ERA	WHIP	PITCHER	IP	WLS	BF	H	R	ER	SO	BB	IBB	HBP	BLK	WP	HR	S	P	ERA	WHIP	
Marty Pattin, R (1, 1) ERA: 4.58	9.0	W	31	4	1	1	6	0	0	0	0	0	0	43	43	1.00	0.444																			

**BOTTOM**

**Kansas City Royals @ Texas Rangers**  
Arlington Stadium, Arlington, TX  
Thu May 09 1974, 8:05 PM EDT  
Att. 6,456 - Unknown - 62 F

[livebaseballscorecards.com](http://livebaseballscorecards.com)

<b>AB</b>	<b>31</b>
<b>R</b>	<b>1</b>
<b>H</b>	<b>4</b>
<b>RBI</b>	<b>1</b>
<b>BB</b>	<b>0</b>
<b>SO</b>	<b>6</b>
<b>LOB</b>	<b>10</b>



WP: 0	PA: 31
PB: 0	
SB: 0	
CS: 0	



Batter	1	2	3	4	5	6	7	8	9	AB R H RBI BB SO LOB	TOP	
Freddie Patek, R (1, 6) OBP: 0.333, SLG: 0.297	0-3 K		0-0 6-3		0-0 SH3			0-0 L3		3 0 0 0 0 1 0	<b>Kansas City Royals @ California Angels</b> Anaheim Stadium, Anaheim, CA Fri May 10 1974, 10:05 PM EDT Att. 12,534 - Unknown	
Jim Wohlford, R (1, 7) OBP: 0.364, SLG: 0.355	0-3 K		0-3 K		0-0 4-3			0-3 K		4 0 0 0 0 3 1		
Amos Otis, R (1, 8) OBP: 0.340, SLG: 0.429	0-0 F7		0-0 6-3		0-0 1-3			0-0 HR		4 1 1 1 0 0 1		
John Mayberry, L (1, 3) OBP: 0.380, SLG: 0.400 Al Cowens, R (8, PR) OBP: 0.231, SLG: 0.280 Tony Solaita, L (8, 3) OBP: 0.417, SLG: 0.714		4-0 SH1-3 BB		0-3 K		4-0 G4-6-3 BB		4-0 BB		1 0 0 0 3 1 0 0 0 0 0 0 0 0 0 0 0 0 0 0 0		
Hal McRae, R (1, 10) OBP: 0.382, SLG: 0.554		4-0 SH1-3 BB		4-0 CS BB		0-0 G4-6-3		0-3 K		2 0 0 0 2 1 2		
Cookie Rojas, R (1, 4) OBP: 0.337, SLG: 0.455 Frank White, R (9, PR) OBP: 0.286, SLG: 0.429		0-0 SH1-3		0-0 1B		0-0 F9		0-0 L8-6 SH1-3 1B		3 0 2 0 0 0 0 0 0 0 0 0 0 0		
Vada Pinson, L (1, 9) OBP: 0.283, SLG: 0.379		0-3 K		0-0 1B		0-0 4-3		0-0 SH1-3		3 0 1 0 0 1 2		
Fran Healy, R (1, 2) OBP: 0.326, SLG: 0.554		4-0 BB		0-3 K		0-0 5-3		4-0 BB		2 0 0 0 2 1 2		
George Brett, L (1, 5) OBP: 0.389, SLG: 0.563 Richie Scheinblum, S (9, PH) OBP: 0.200, SLG: 0.152		0-3 K		4-0 4-3 SH3 BB		0-3 K		0-0 L8-6		2 0 0 0 1 2 3 1 0 0 0 0 0 2		
<b>Inning Stats</b>	R: 0 H: 0 E: 0 LOB: 0 K: 2 BB: 0 S: 7 P: 7	R: 0 H: 0 E: 0 LOB: 3 K: 2 BB: 3 S: 7 P: 19	R: 0 H: 0 E: 0 LOB: 0 K: 1 BB: 0 S: 5 P: 5	R: 0 H: 2 E: 0 LOB: 2 K: 2 BB: 1 S: 8 P: 12	R: 0 H: 0 E: 0 LOB: 1 K: 0 BB: 1 S: 3 P: 7	R: 0 H: 0 E: 0 LOB: 0 K: 0 BB: 1 S: 2 P: 6	R: 0 H: 0 E: 0 LOB: 0 K: 1 BB: 0 S: 5 P: 5	R: 1 H: 1 E: 0 LOB: 1 K: 2 BB: 1 S: 8 P: 12	R: 0 H: 1 E: 0 LOB: 1 K: 0 BB: 1 S: 3 P: 7	1B: 3 SF: 0 2B: 1 SAC: 3 3B: 0 DP: 2 HR: 1 HBP: 0	WP: 0 PA: 36 PB: 0 SB: 0 CS: 1	
<b>PITCHER</b> Nolan Ryan, R (1, 1) ERA: 4.75	IP WLS BF H R ER SO BB IBB HBP BLK WP HR S P ERA WHIP	9.0 W 36 4 1 1 10 8 0 0 0 0 1 48 80 1.00 1.333										

livebaseballscorecards.com







Batter	1	2	3	4	5	6	7	8	9	AB	R	H	RBI	BB	SO	LOB	TOP										
Freddie Patek, R (1, 6) OBP: 0.328, SLG: 0.293	0-0 4-3		0-0 5-3			0-0 P4	0-0 FC1	0-0 E		5	2	1	0	0	0	1											
Vada Pinson, L (1, 9) Al Cowens, R (8, 9) OBP: 0.309, SLG: 0.413 OBP: 0.231, SLG: 0.280	0-0 2B			0-0 3-1		0-0 3-1	0-0 1B	0-0 E6		5	2	3	3	0	0	0											
Amos Otis, R (1, 8) OBP: 0.343, SLG: 0.425	0-0 P3			0-3 K		4-0 HR	0-0 1B	0-0 SF8		3	2	1	2	1	1	1											
John Mayberry, L (1, 3) OBP: 0.389, SLG: 0.429	0-0 4-3			4-0 BB		0-0 HR	0-0 L9	4-0 BB		3	1	1	2	2	0	3											
Hal McRae, R (1, 7) Jim Wohlford, R (7, 7) OBP: 0.387, SLG: 0.552 OBP: 0.370, SLG: 0.361		0-0 F2		0-0 F8		0-0 1B	0-0 2B	0-0 FC5-4		4	1	2	1	0	0	1											
Cookie Rojas, R (1, 4) Frank White, R (9, 4) OBP: 0.337, SLG: 0.470 OBP: 0.286, SLG: 0.429		0-0 1-3				0-0 1B	0-0 2B	0-0 FC5-4		5	0	3	2	0	0	2											
Richie Scheinblum, S (1, 10) OBP: 0.175, SLG: 0.132		0-0 L5				0-3 K	0-0 L5			5	0	0	0	0	1	4											
Fran Healy, R (1, 2) OBP: 0.319, SLG: 0.545			0-0 F9			0-3 K		0-0 FC1	0-0 F8	5	1	1	0	0	1	1											
George Brett, L (1, 5) OBP: 0.348, SLG: 0.450			0-0 6-3			0-0 F8		0-0 1B	0-0 F8	4	1	0	0	1	0	2											
<b>Inning Stats</b>	R: 0 E: 0 K: 0 S: 4	H: 1 LOB: 1 BB: 0 P: 4	R: 0 E: 0 K: 0 S: 3	H: 0 LOB: 0 BB: 0 P: 3	R: 0 E: 0 K: 1 S: 5	H: 0 LOB: 1 BB: 1 P: 9	R: 0 E: 0 K: 2 S: 8	H: 1 LOB: 1 BB: 0 P: 8	R: 2 E: 0 K: 0 S: 6	H: 3 LOB: 2 BB: 1 P: 10	R: 5 E: 0 K: 0 S: 9	H: 5 LOB: 1 BB: 0 P: 9	R: 3 E: 1 K: 0 S: 6	H: 3 LOB: 2 BB: 2 P: 14	R: 0 E: 0 K: 0 S: 3	H: 0 LOB: 0 BB: 0 P: 3	1B: 8 2B: 4 3B: 0 HR: 1	SF: 1 SAC: 0 DP: 0 HBP: 0	WP: 0 PB: 0 SB: 1 CS: 0	PA: 45							
<b>PITCHER</b>	IP	WLS	BF	H	R	ER	SO	BB	IBB	HBP	BLK	WP	HR	S	P	ERA	WHIP										
Bill Stoneman, R (1, 1) ERA: 4.28	5.2	L	24	5	2	2	3	2	0	0	0	0	1	28	36	3.18	1.235										
Rudy May, L (6, 1) ERA: 6.32	0.2		5	2	3	3	0	0	0	0	0	0	0	5	5	40.50	3.000										
Ed Figueroa, R (7, 1) ERA: 1.23	0.0		1	1	0	0	0	0	0	0	0	0	0	1	1	∞	∞										
Bill Gireth, L (7, 1) ERA: 6.75	0.2		4	2	2	2	0	0	0	0	0	0	0	4	4	27.00	3.000										
Skip Lockwood, R (8, 1) ERA: 5.28	2.0		11	3	3	3	0	2	0	0	0	0	0	9	17	13.50	2.500										

Kansas City Royals @ California Angels  
Anaheim Stadium, Anaheim, CA

Sat May 11 1974, 6:33 AM EDT  
Att. 15,011 - Unknown - 63 F

livebaseballscorecards.com

AB	40
R	10
H	13
RBI	10
BB	4
SO	3
LOB	15



Batter	1	2	3	4	5	6	7	8	9	AB	R	H	RBI	BB	SO	LOB
Mickey Rivers, L (1, 8) OBP: 0.298, SLG: 0.346	0-0 4-3		0-0 F8			0-0 5-3		0-0 4-3		4	0	0	0	0	0	0
Denny Doyle, L (1, 4) OBP: 0.304, SLG: 0.278	0-0 1B		0-0 4-3			0-0 G3		0-0 4-3		4	0	1	0	0	0	0
Bobby Valentine, R (1, 7) OBP: 0.340, SLG: 0.444	0-0 1-2 F5				0-0 F7				0-0 L4	4	0	0	0	0	0	1
Frank Robinson, R (1, 10) OBP: 0.364, SLG: 0.486	0-3 K				0-3 K			0-0 F3	0-3 K	4	0	0	0	0	3	1
Joe Lahoud, L (1, 9) OBP: 0.300, SLG: 0.468		0-0 1B			0-0 L3			4-0 2B	0-0 F8	3	1	1	0	1	0	0
Paul Schaal, R (1, 5) OBP: 0.318, SLG: 0.315		0-0 F2			0-0 1B			0-0 1B		3	1	2	1	0	0	1
Tom McCraw, L (1, 3) OBP: 0.440, SLG: 0.622		0-0 F8			0-0 1-2f G4-6-3 1B			0-0 2B		3	0	1	1	0	0	2
Ellie Rodriguez, R (1, 2) OBP: 0.336, SLG: 0.314		0-0 L4			0-0 F8			0-3 K		3	0	0	0	0	1	2
Dave Chalk, R (1, 6) OBP: 0.295, SLG: 0.358			0-0 5-3			0-3 K		0-0 F7		3	0	0	0	0	1	0

**BOTTOM**

**Kansas City Royals @ California Angels**  
**Anaheim Stadium, Anaheim, CA**

Sat May 11 1974, 6:33 AM EDT  
 Att. 15,011 - Unknown - 63 F

[livebaseballscorecards.com](http://livebaseballscorecards.com)

<b>AB</b>	<b>31</b>
<b>R</b>	<b>2</b>
<b>H</b>	<b>5</b>
<b>RBI</b>	<b>2</b>
<b>BB</b>	<b>1</b>
<b>SO</b>	<b>5</b>
<b>LOB</b>	<b>7</b>



Inning Stats	R: 0	H: 1	E: 0	K: 1	S: 6	LOB: 1	BB: 0	P: 6									
<b>PITCHER</b> Steve Busby, R (1, 1) ERA: 3.39	IP: 9.0	WLS: 1	BF: 32	H: 5	R: 2	ER: 2	SO: 5	BB: 1	IBB: 0	HBP: 0	BLK: 0	WP: 0	HR: 0	S: 41	P: 45	ERA: 2.00	WHIP: 0.667

<b>WP: 0</b>	<b>PA: 32</b>
<b>PB: 0</b>	
<b>SB: 1</b>	
<b>CS: 0</b>	



Batter	1	2	3	4	5	6	7	8	9	AB R H RBI BB SO LOB	TOP
Freddie Patek, R OBP: 0.326, SLG: 0.292 (1, 6) X	0-0 S 1B		0-3 K			0-0 F9		0-3 K		4 0 1 0 0 2 1	
Jim Wohlford, R OBP: 0.358, SLG: 0.348 (1, 7) S S S	0-3 K 1-2			0-0 F3		0-0 6-3		0-3 K		4 0 0 0 0 2 2	
Amos Otis, R OBP: 0.349, SLG: 0.422 (1, 8) X	0-0 P4			0-3 K		4-0 S BB			0-0 S 1B 1B	3 1 1 0 1 1 1	
John Mayberry, L OBP: 0.377, SLG: 0.412 (1, 3) S S S	0-3 K			0-0 6-3		0-3 K 1-2			0-3 S K 1-2	4 0 0 0 0 3 3	
Hal McRae, R OBP: 0.409, SLG: 0.596 (1, 10) B B B B					0-0 HR		0-0 1B 1B		0-0 S 1B 1B 2-H	3 1 3 2 1 0 0	
Cookie Rojas, R OBP: 0.371, SLG: 0.471 (1, 4) S S S			0-3 K		0-0 F7		0-0 CS 1B 1-3		0-0 S 1B 1B G6-4-3 1-2	4 0 2 0 0 1 1	
Fran Healy, R OBP: 0.327, SLG: 0.571 (1, 2) X				0-0 G1-6-3 1-2		0-0 HR		4-0 CS BB 2-3	0-0 S 1B 1B G6-4-3 1-2	3 1 1 1 1 0 3	
Frank White, R OBP: 0.292, SLG: 0.417 (1, 5) X				0-0 4-3		0-0 P4		0-0 CS 1-2	0-0 S 1B 1B SH1-4	3 0 1 0 0 0 0	
Al Cowens, R OBP: 0.214, SLG: 0.259 (1, 9) X				0-0 P3		0-0 F8		0-0 S 1-2	0-0 S 1-2 SH1-4	2 0 0 0 0 0 0	
<b>Inning Stats</b>	R: 0 H: 1 E: 0 LOB: 1 K: 2 BB: 0 S: 8 P: 8	R: 0 H: 0 E: 0 LOB: 0 K: 1 BB: 1 S: 4 P: 8	R: 0 H: 0 E: 0 LOB: 0 K: 1 BB: 0 S: 5 P: 5	R: 0 H: 0 E: 0 LOB: 0 K: 1 BB: 0 S: 5 P: 5	R: 2 H: 2 E: 0 LOB: 0 K: 0 BB: 0 S: 5 P: 5	R: 0 H: 0 E: 0 LOB: 1 K: 1 BB: 1 S: 5 P: 9	R: 0 H: 2 E: 0 LOB: 0 K: 0 BB: 1 S: 2 P: 6	R: 0 H: 1 E: 0 LOB: 1 K: 2 BB: 0 S: 8 P: 8	R: 1 H: 3 E: 0 LOB: 1 K: 1 BB: 0 S: 7 P: 7	1B: 7 SF: 0 2B: 0 SAC: 1 3B: 0 DP: 2 HR: 2 HBP: 0	WP: 0 PA: 35 PB: 0 SB: 3 CS: 2
<b>PITCHER</b>	IP WLS BF H R ER SO BB IBB HBP BLK WP HR S P ERA WHIP										
Frank Tanana, L ERA: 2.99 (1, 1)	8.1 L 33 9 3 3 9 3 0 0 0 0 2 48 60 3.24 1.440										
Dave Sells, R ERA: 2.08 (9, 1)	0.2 1 0 0 0 0 0 0 0 0 0 0 1 1 0.00 0.000										

Kansas City Royals @ California Angels  
Anaheim Stadium, Anaheim, CA  
Sun May 12 1974, 6:33 AM EDT  
Unknown - 63 F

livebaseballscorecards.com

AB	30
R	3
H	9
RBI	3
BB	3
SO	9
LOB	11







Batter	1	2	3	4	5	6	7	8	9	AB R H RBI BB SO LOB	TOP																																					
Freddie Patek, R OBP: 0.321, SLG: 0.288 (1, 6)	0-0 6-3		0-0 F8			0-0 4-3		0-0 HBP 2B 1B		5 1 1 0 0 0 3																																						
Vada Pinson, L OBP: 0.294, SLG: 0.392 (1, 9)	0-0 F9		0-0 F8			0-0 E3 1B		0-0 L9	0-3 K	5 0 0 0 0 1 2																																						
Amos Otis, R OBP: 0.360, SLG: 0.426 (1, 8)	0-0 1B			0-0 5-3		0-0 F8		1-0 2B HBP	0-0 6-3 S 1B	4 1 2 0 0 0 1																																						
Tony Solaita, L OBP: 0.407, SLG: 0.667 Fran Healy, R OBP: 0.320, SLG: 0.559 (1, 3) (8, PH) (8, 2)	0-3 K			0-0 4-3		0-0 1B		0-0 6-3	0-0 6-3	3 0 1 0 0 1 1 2 0 0 0 0 0 3																																						
Hal McRae, R OBP: 0.409, SLG: 0.592 (1, 7)		0-0 F8		4-0 BB		0-0 P6		0-0 BB 1B 2B	0-0 6-3	4 1 1 2 1 0 3																																						
Richie Scheinblum, S OBP: 0.182, SLG: 0.122 (1, 10)		0-0 P4		0-0 4-3			0-0 P6	4-0 1B BB 1B BB		3 1 0 0 1 0 1																																						
Buck Martinez, R OBP: 0.435, SLG: 0.333 John Mayberry, L OBP: 0.382, SLG: 0.412 (1, 2) (8, PH) (8, 3)		0-3 K			0-0 6-3		0-0 6-3	4-0 1B BB 1B BB		3 0 0 0 0 1 0 0 1 0 0 1 0 0	AB 36 R 5 H 7 RBI 5 BB 4 SO 4 LOB 16																																					
Bobby Floyd, R Cookie Rojas, R OBP: 0.373, SLG: 0.472 (1, 4) (7, PH) (7, 4)			4-0 BB		0-0 6-3		0-0 E6 FC6-4	0-0 1B 1B		1 0 0 0 1 0 0 2 0 1 1 0 0 0																																						
George Brett, L OBP: 0.320, SLG: 0.409 Jim Wohlford, R OBP: 0.355, SLG: 0.345 Frank White, R OBP: 0.320, SLG: 0.440 (1, 5) (7, PH) (7, 5)			0-3 K		0-0 F7		0-0 FC6-4	0-0 1B		2 0 0 0 0 1 1 1 0 0 0 0 0 1 1 0 1 2 0 0 0																																						
Inning Stats	R: 0 E: 0 K: 1 S: 6	H: 1 LOB: 1 BB: 0 P: 6	R: 0 E: 0 K: 1 S: 5	H: 0 LOB: 0 BB: 0 P: 5	R: 0 E: 0 K: 1 S: 5	H: 0 LOB: 1 BB: 1 P: 9	R: 0 E: 0 K: 0 S: 3	H: 0 LOB: 1 BB: 1 P: 7	R: 0 E: 0 K: 0 S: 3	H: 0 LOB: 0 BB: 0 P: 3	R: 0 E: 1 K: 0 S: 5	H: 1 LOB: 2 BB: 0 P: 5	R: 0 E: 1 K: 0 S: 4	H: 0 LOB: 1 BB: 0 P: 4	R: 5 E: 0 K: 0 S: 7	H: 4 LOB: 2 BB: 2 P: 16	R: 0 E: 0 K: 1 S: 6	H: 1 LOB: 1 BB: 0 P: 6	1B: 6 2B: 1 3B: 0 HR: 0	SF: 0 SAC: 0 DP: 0 HBP: 1	WP: 0 PB: 0 SB: 1 CS: 0	PA: 41																										
PITCHER	IP	WLS	BF	H	R	ER	SO	BB	IBB	HBP	BLK	WP	HR	S	P	ERA	WHIP	PITCHER										IP	WLS	BF	H	R	ER	SO	BB	IBB	HBP	BLK	WP	HR	S	P	ERA	WHIP				
Dick Lange, R ERA: 1.29 (1, 1)	7.0		28	3	1	1	3	2	0	0	0	0	0	32	40	1.29	0.714																															
Rudy May, L ERA: 6.61 (8, 1)	0.2		3	0	0	0	0	0	0	1	0	0	0	2	3	0.00	0.000																															
Dick Selma, R ERA: 5.17 (8, 1)	0.0	L	2	1	1	1	0	1	0	0	0	0	0	1	5	∞	∞																															
Bill Gilbreth, L ERA: 13.5 (8, 1)	0.0		1	0	0	0	0	1	0	0	0	0	0	0	4	∞	∞																															
Dave Sells, R ERA: 1.88 (8, 1)	1.1		7	3	3	3	1	0	0	0	0	0	0	9	9	20.25	2.250																															

Kansas City Royals @ California Angels  
Anaheim Stadium, Anaheim, CA

Sun May 12 1974, 6:38 AM EDT  
Att. 13,162 - Unknown - 63 F

livebaseballscorecards.com



Batter	1	2	3	4	5	6	7	8	9	AB R H RBI BB SO LOB
Morris Nettles, L (1, 8) OBP: 0.300, SLG: 0.231 Bobby Valentine, R (9, PH) OBP: 0.333, SLG: 0.442	0-0 WP PB 1B	0-0 4-3			0-0 F7		0-0 L7		0-0 F5	4 0 1 0 0 0 3 1 0 0 0 0 0 1
Denny Doyle, L (1, 4) OBP: 0.311, SLG: 0.282	0-0 4-3		0-0 1-3			4-0 CS BB	0-0 1-2 1B		0-0 P6	4 0 1 0 1 0 2
Joe Lahoud, L (1, 7) OBP: 0.291, SLG: 0.431	0-3 K2-3		0-0 P5			4-0 1B 1B BB	0-3 K			3 1 0 0 1 2 3
Charlie Sands, L (1, 10) OBP: 0.308, SLG: 0.182	0-0 4-3		0-0 G3			0-0 1B 1B		0-0 F3		4 0 1 0 0 0 1
Bob Oliver, R (1, 3) OBP: 0.315, SLG: 0.392		0-3 K		0-0 F7		0-0 1B		0-0 F8		4 0 1 1 0 1 0
Tom McCraw, L (1, 9) OBP: 0.414, SLG: 0.558		0-3 K WP PB FC		0-3 K		0-3 3-H 1B		0-0 1B		4 1 1 0 0 3 2
Paul Schaal, R (1, 5) OBP: 0.297, SLG: 0.279		4-0 FC BB		0-3 K		0-3 K		0-0 6-3		3 0 0 0 1 2 3
Ellie Rodriguez, R (1, 2) OBP: 0.325, SLG: 0.303		0-0 FC		0-0 6-3		0-0 F9		0-0 F7		4 0 0 1 0 0 1
Dave Chalk, R (1, 6) OBP: 0.308, SLG: 0.362		0-3 K		0-0 F7		0-0 1B 1B		4-0 BB		3 0 1 0 1 1 2

**BOTTOM**

**Kansas City Royals @ California Angels**  
Anaheim Stadium, Anaheim, CA

Sun May 12 1974, 6:38 AM EDT  
Att: 13,162 - Unknown - 63 F

[livebaseballscorecards.com](http://livebaseballscorecards.com)

<b>AB</b>	<b>34</b>
<b>R</b>	<b>2</b>
<b>H</b>	<b>6</b>
<b>RBI</b>	<b>2</b>
<b>BB</b>	<b>4</b>
<b>SO</b>	<b>9</b>
<b>LOB</b>	<b>18</b>



Inning Stats	R: 0	H: 1	E: 0	K: 1	S: 6	LOB: 1	BB: 0	P: 6
	R: 1	H: 0	E: 0	K: 3	S: 11	LOB: 2	BB: 1	P: 15
	R: 0	H: 0	E: 0	K: 0	S: 3	LOB: 0	BB: 0	P: 3
	R: 0	H: 0	E: 0	K: 2	S: 7	LOB: 0	BB: 0	P: 7
	R: 0	H: 0	E: 0	K: 0	S: 3	LOB: 0	BB: 0	P: 3
	R: 1	H: 2	E: 0	K: 2	S: 8	LOB: 2	BB: 2	P: 16
	R: 0	H: 2	E: 0	K: 1	S: 7	LOB: 2	BB: 0	P: 7
	R: 0	H: 1	E: 0	K: 0	S: 4	LOB: 1	BB: 0	P: 4
	R: 0	H: 0	E: 0	K: 0	S: 3	LOB: 1	BB: 1	P: 7

PITCHER	IP	WLS	BF	H	R	ER	SO	BB	IBB	HBP	BLK	WP	HR	S	P	ERA	WHIP
Bruce Dal Canton, R (1, 1) ERA: 2.12	5.1		22	2	2	1	6	3	0	0	0	2	0	31	43	1.69	0.938
Gene Garber, R (6, 1) ERA: 4.5	0.0		1	1	0	0	0	0	0	0	0	0	0	1	1	∞	∞
Joe Hoerner, L (6, 1) ERA:	3.0	W	13	3	0	0	3	1	0	0	0	0	0	18	22	0.00	1.333
Doug Bird, R (9, 1) ERA: 2.37	0.2		2	0	0	0	0	0	0	0	0	0	0	2	2	0.00	0.000

WP: 2	PA: 38
PB: 3	ERA
SB: 0	WHIP
CS: 1	



Batter	1	2	3	4	5	6	7	8	9	AB R H RBI BB SO LOB	TOP
Frank White, R (1, 6) OBP: 0.276, SLG: 0.379	0-3 K		0-3 K			0-0 P4	0-0 FC6-4			4 0 0 0 0 2 2	<b>Kansas City Royals @ Oakland Athletics</b> <b>Oakland-Alameda County Coliseum, Oakland, CA</b> Mon May 13 1974, 7:05 PM PDT Att. 3,615 - Unknown
Jim Wohlford, R (1, 7) OBP: 0.359, SLG: 0.359	0-0 1B 2B		0-0 FC6-4			0-0 BB 1B		0-0 F8		4 1 2 0 0 0 1	
Amos Otis, R (1, 8) OBP: 0.374, SLG: 0.433	0-0 CS 1B			0-0 4-3 1B		4-0 BB BB		0-0 6-3		3 0 2 1 1 0 0	
John Mayberry, L (1, 3) OBP: 0.370, SLG: 0.396	0-0 4-3			0-0 4-3		0-0 L7		0-0 F8		4 0 0 0 0 0 4	
Hal McRae, R (1, 9) OBP: 0.412, SLG: 0.613		0-0 L7		0-0 F3		4-0 BB		0-0 HR		3 1 1 1 1 0 1	
Cookie Rojas, R (1, 4) OBP: 0.364, SLG: 0.460 Bobby Floyd, R (7, 4)		0-3 K		0-0 F9		0-0 P3		0-3 K		3 0 0 0 0 1 4 1 0 0 0 0 1 0	
Richie Scheinblum, S (1, 10) OBP: 0.167, SLG: 0.111		0-3 K			0-0 6-3		0-0 F7		0-0 5-3	4 0 0 0 0 1 0	
Fran Healy, R (1, 2) OBP: 0.317, SLG: 0.542			4-0 FC1-6 BB		0-0 6-3		0-0 5-3		0-3 K	3 0 0 0 1 1 0	
George Brett, L (1, 5) OBP: 0.296, SLG: 0.375 Al Cowens, R (7, PH) (7, 5) OBP: 0.241, SLG: 0.286			0-0 FC1-6 FC6-4		0-0 4-3		0-0 FC6-4 1B			2 0 0 0 0 0 1 1 0 1 0 0 0 0	
<b>Inning Stats</b>	R: 1 H: 2 E: 0 LOB: 0 K: 1 BB: 0 S: 6 P: 6	R: 0 H: 0 E: 0 LOB: 0 K: 2 BB: 0 S: 7 P: 7	R: 0 H: 0 E: 0 LOB: 1 K: 1 BB: 1 S: 5 P: 9	R: 0 H: 1 E: 0 LOB: 1 K: 0 BB: 0 S: 4 P: 4	R: 0 H: 0 E: 0 LOB: 0 K: 0 BB: 0 S: 3 P: 3	R: 0 H: 1 E: 0 LOB: 3 K: 0 BB: 2 S: 4 P: 12	R: 0 H: 1 E: 0 LOB: 1 K: 0 BB: 0 S: 4 P: 4	R: 0 H: 0 E: 0 LOB: 0 K: 0 BB: 0 S: 3 P: 3	R: 1 H: 1 E: 0 LOB: 0 K: 2 BB: 0 S: 8 P: 8	1B: 4 SF: 0 2B: 1 SAC: 0 3B: 0 DP: 0 HR: 1 HBP: 0	
<b>PITCHER</b>	IP WLS BF H R ER SO BB IBB HBP BLK WP HR S P ERA WHIP										
Vida Blue, L (1, 1) ERA: 4.42	9.0 W 35 6 2 2 6 3 0 0 0 0 1 44 56 2.00 1.000										
Vida Blue, L (9, 1) ERA: 4.42	9.0 W 35 6 2 2 6 3 0 0 0 0 0 1 44 56 2.00 1.000										

livebaseballscorecards.com

<b>AB</b>	32
<b>R</b>	2
<b>H</b>	6
<b>RBI</b>	2
<b>BB</b>	3
<b>SO</b>	6
<b>LOB</b>	13



Batter	1	2	3	4	5	6	7	8	9
<b>Bill North, S</b> (1, 8) OBP: 0.300, SLG: 0.279 <b>Champ Summers, L</b> (7, 9)	0-0 2B	0-0 F8		4-0 1B BB		0-0 SH2-4 1B	0-0 F7	0-0 E6	
<b>Bert Campaneris, R</b> (1, 6) OBP: 0.352, SLG: 0.362	0-0 1-3		0-0 S 1B E 1B	0-0 FC6-4 1B		0-0 E9 1B E 1B	0-0 E5	0-0 P3	
<b>Joe Rudi, R</b> (1, 7) OBP: 0.348, SLG: 0.504 <b>Larry Haney, R</b> (8, PH) OBP: 0.250, SLG: 0.250 (9, 2)	0-0 1B 1B		0-0 S 1B	0-0 FC6-4 1-2f		4-0 E 1B IBB	0-0 6-3	0-0 P3	
<b>Deron Johnson, R</b> (1, 10) OBP: 0.243, SLG: 0.324 <b>Jesus Alou, R</b> (8, PH) OBP: 0.212, SLG: 0.219 (9, 7)	0-0 1B 1B		0-3 K 1-2 2-H		0-3 K	0-0 E1 5-3 1B 1B		0-3 K	
<b>Gene Tenace, R</b> (1, 3) OBP: 0.381, SLG: 0.368 <b>Herb Washington, R</b> (8, PR) <b>Vida Blue, S</b> (9, 1)	0-0 1-2 3-H 1B		0-0 P6		0-0 E 1B 1B	0-0 5-3		0-0 E9 1B	
<b>Ray Fosse, R</b> (1, 2) OBP: 0.286, SLG: 0.413 <b>Pat Bourque, L</b> (8, PH) OBP: 0.353, SLG: 0.355 (9, 3)	0-0 6-3		0-0 F3		0-0 E 1B 1B	0-0 E 1B		0-0 E 2B 1B	
<b>Angel Mangual, R</b> (1, 9) OBP: 0.172, SLG: 0.321 (7, 8)		0-0 P5		0-0 6-3		0-0 E4 G3-6-3 1-3 2-H		0-0 E7 2B 1B	
<b>Ted Kubiak, S</b> (1, 4) OBP: 0.247, SLG: 0.221		0-0 6-3 1B		0-0 CS 1B		0-0 G3-6-3 1-2f		0-0 FC5-4 1B	0-0 E 2B
<b>Gaylen Pitts, R</b> (1, 5) OBP: 0.444, SLG: 0.286		0-0 6-3		4-0 BB 1B BB		0-0 E SH2-4 1B 1B	0-0 FC5-4 E	4-0 E BB	

Inning Stats	R: 1 E: 0 K: 0 S: 6	H: 4 LOB: 2 BB: 0 P: 6	R: 0 E: 0 K: 0 S: 4	H: 1 LOB: 1 BB: 0 P: 4	R: 1 E: 0 K: 1 S: 7	H: 2 LOB: 1 BB: 0 P: 7	R: 1 E: 0 K: 0 S: 4	H: 2 LOB: 2 BB: 2 P: 12	R: 1 E: 1 K: 1 S: 7	H: 2 LOB: 1 BB: 0 P: 7	R: 4 E: 2 K: 1 S: 9	H: 4 LOB: 1 BB: 1 P: 13	R: 0 E: 1 K: 0 S: 5	H: 1 LOB: 2 BB: 0 P: 5	R: 3 E: 3 K: 1 S: 10	H: 3 LOB: 3 BB: 1 P: 14
--------------	------------------------------	---------------------------------	------------------------------	---------------------------------	------------------------------	---------------------------------	------------------------------	----------------------------------	------------------------------	---------------------------------	------------------------------	----------------------------------	------------------------------	---------------------------------	-------------------------------	----------------------------------

PITCHER	IP	WLS	BF	H	R	ER	SO	BB	IBB	HBP	BLK	WP	HR	S	P	ERA	WHIP
<b>Marty Pattin, R</b> (1, 1) ERA: 4.6	3.2	L	18	8	3	2	1	1	0	0	0	0	0	19	23	4.91	2.455
<b>Gene Garber, R</b> (4, 1) ERA: 6.97	2.1		16	7	5	4	2	1	1	0	0	0	0	18	26	15.43	3.429
<b>Steve Mingori, L</b> (7, 1) ERA: 11.57	2.0		14	4	3	1	1	1	0	0	0	0	0	15	19	4.50	2.500

**BOTTOM**

AB	R	H	RBI	BB	SO	LOB
2	0	1	0	1	0	1
2	0	0	0	0	0	3
6	2	3	1	0	0	4
4	2	2	0	1	0	4
1	0	0	0	0	0	3
4	1	2	1	0	2	1
1	0	0	0	0	1	0
5	1	2	1	0	0	3
0	1	0	0	0	0	0
0	0	0	0	0	0	0
4	0	2	2	0	0	3
1	1	1	1	0	0	0
5	1	1	0	0	1	2
5	0	4	2	0	0	2
3	2	1	0	2	0	2

**AB 43**  
**R 11**  
**H 19**  
**RBI 8**  
**BB 4**  
**SO 4**  
**LOB 28**



**WP: 0** **PA: 48**  
**PB: 0**  
**SB: 2**  
**CS: 1**

**1B: 17** **SF: 0**  
**2B: 2** **SAC: 1**  
**3B: 0** **DP: 1**  
**HR: 0** **HBP: 0**

**ERA** **WHIP**

**Kansas City Royals @ Oakland Athletics**  
**Oakland-Alameda County Coliseum, Oakland, CA**  
 Mon May 13 1974, 7:05 PM PDT  
 Att. 3,615 - Unknown

livebaseballscores.com



Batter	1	2	3	4	5	6	7	8	9	AB R H RBI BB SO LOB	TOP											
Frank White, R (1, 6) OBP: 0.281, SLG: 0.375	0-0 CS 1B		0-3 K			0-0 SH3-4 1-3		0-0 6-3		3 0 1 0 0 1 1												
Vada Pinson, L (1, 9) OBP: 0.283, SLG: 0.376	0-3 K			0-0 F9	0-0 P4		0-0 P6			4 0 0 0 0 1 2												
Al Cowens, R (8, 9) OBP: 0.241, SLG: 0.286	1-2 K									0 0 0 0 0 0 0												
Amos Otis, R (1, 8) OBP: 0.361, SLG: 0.416	0-0 L7			0-0 P4	0-0 F5			0-0 6-3		4 0 0 0 0 0 1												
John Mayberry, L (1, 3) OBP: 0.374, SLG: 0.409		0-0 F5		0-0 1B 2B		0-0 HR 1B		0-0 4-3		4 1 2 0 0 0 0												
Hal McRae, R (1, 10) OBP: 0.407, SLG: 0.600		0-3 K		0-0 1B		0-3 K		0-0 L9		4 0 1 0 0 2 1												
Cookie Rojas, R (1, 4) OBP: 0.361, SLG: 0.477		0-0 F8		0-0 6-3		0-0 HR		0-0 F9		4 1 1 2 0 0 2												
Jim Wohlford, R (1, 7) OBP: 0.364, SLG: 0.364			0-0 S 1B		0-0 E 1B	0-0 5-3		0-0 B1		4 1 2 0 0 0 0												
Fran Healy, R (1, 2) OBP: 0.315, SLG: 0.530		0-0 F8		0-0 E8 1B	0-0 G1		0-0 F3			4 1 1 0 0 0 1												
George Brett, L (1, 5) OBP: 0.300, SLG: 0.370		0-3 K		0-0 SH3-4 E 1B		0-0 F8				3 0 1 2 0 1 1												
<b>Inning Stats</b>	R: 0 E: 0 K: 1 S: 5	H: 1 LOB: 0 BB: 0 P: 5	R: 0 E: 0 K: 1 S: 5	H: 0 LOB: 0 BB: 0 P: 5	R: 0 E: 0 K: 2 S: 8	H: 1 LOB: 1 BB: 0 P: 8	R: 0 E: 0 K: 0 S: 5	H: 2 LOB: 2 BB: 0 P: 5	R: 2 E: 2 K: 0 S: 6	H: 3 LOB: 1 BB: 0 P: 6	R: 0 E: 0 K: 0 S: 3	H: 0 LOB: 0 BB: 0 P: 3	R: 0 E: 0 K: 0 S: 3	H: 0 LOB: 0 BB: 0 P: 3	R: 0 E: 0 K: 0 S: 3	H: 0 LOB: 0 BB: 0 P: 3	R: 0 E: 0 K: 0 S: 3	H: 0 LOB: 0 BB: 0 P: 3	1B: 7 2B: 2 3B: 0 HR: 1	SF: 0 SAC: 1 DP: 1 HBP: 0	WP: 0 PB: 0 SB: 1 CS: 1	PA: 35
<b>PITCHER</b> Catfish Hunter, R (1, 1) ERA: 2.4	IP: 9.0 WLS: L BF: 35 H: 9 R: 4 ER: 3 SO: 5 BB: 0 IBB: 0 HBP: 0 BLK: 0 WP: 0 HR: 1 S: 45 P: 45 ERA: 3.00 WHIP: 1.000											<b>PITCHER</b>	IP: 9.0 WLS: L BF: 35 H: 9 R: 4 ER: 3 SO: 5 BB: 0 IBB: 0 HBP: 0 BLK: 0 WP: 0 HR: 1 S: 45 P: 45 ERA: 3.00 WHIP: 1.000									

**Kansas City Royals @ Oakland Athletics**  
 Oakland-Alameda County Coliseum, Oakland, CA  
 Tue May 14 1974, 7:05 PM PDT  
 Unknown

[livebaseballscorecards.com](http://livebaseballscorecards.com)

<b>AB</b>	34
<b>R</b>	4
<b>H</b>	9
<b>RBI</b>	4
<b>BB</b>	0
<b>SO</b>	5
<b>LOB</b>	9



Batter	1	2	3	4	5	6	7	8	9	AB	R	H	RBI	BB	SO	LOB
Bill North, S OBP: 0.304, SLG: 0.293 (1, 8)	0-0 S 1B 2B		0-0 BLK S 1B		0-0 F8		0-0 5-3		0-3 K	5	1	2	0	0	1	3
Bert Campaneris, R OBP: 0.360, SLG: 0.366 (1, 6)	0-3 K 2-3		0-0 F8		4-0 BB			0-0 1B 1B	0-0 1B	4	0	2	0	1	1	2
Joe Rudi, R OBP: 0.357, SLG: 0.504 (1, 7)	0-0 G5-4-3 1B 3-H		4-0 BLK BB 1-2		0-0 F9			0-0 BB 1B 1-3	0-0 F9	4	0	2	1	1	0	5
Deron Johnson, R OBP: 0.231, SLG: 0.306 (1, 10)	0-0 G5-4-3 1-2f		0-3 K 1-2 2-3		0-0 5-3			0-0 L4		4	0	0	0	0	1	5
Gene Tenace, R OBP: 0.391, SLG: 0.385 (1, 3)		0-0 E SF9 2B		0-0 L6		0-0 1B		4-0 G6-4-3 BB 1-2		3	1	2	0	1	0	0
Ray Fosse, R OBP: 0.275, SLG: 0.396 (1, 2)		0-0 FC4 G4-6-3 2-3		0-0 6-3		0-0 F8		0-0 G6-4-3 1-2f		4	0	0	0	0	0	5
Angel Mangual, R OBP: 0.156, SLG: 0.300 (1, 9)		0-0 SF9		0-0 6-3		0-0 F9			0-0 FC3-5 1B 1B	2	0	0	1	0	0	1
Champ Summers, L (9, PH) OBP: 0.167, SLG: 0.167		0-0 3-H G4-6-3 1-2f								1	0	1	0	0	0	0
Ted Kubiak, S OBP: 0.259, SLG: 0.235 (1, 4)		0-0 G4-6-3 1-2f		0-0 SH1-4 1B		0-0 F9		0-0 1B FC3-5 1B		4	0	2	0	0	0	1
Gaylen Pitts, R OBP: 0.333, SLG: 0.200 (1, 5)			0-0 6-3		0-0 SH1-4 1-2		0-0 5-3		0-0 FC3-5 1B 1-2 2-3f	3	0	0	0	0	0	2
Herb Washington, R (9, PR)										0	0	0	0	0	0	0

Inning Stats	R: 1	H: 2	E: 0	K: 1	S: 6	LOB: 0	BB: 0	P: 6	R: 1	H: 1	E: 1	K: 0	S: 4	LOB: 0	BB: 0	P: 4	R: 0	H: 1	E: 0	K: 1	S: 6	LOB: 2	BB: 1	P: 10	R: 0	H: 0	E: 0	K: 0	S: 3	LOB: 0	BB: 0	P: 3	R: 0	H: 1	E: 0	K: 0	S: 4	LOB: 2	BB: 1	P: 8	R: 0	H: 1	E: 0	K: 0	S: 4	LOB: 1	BB: 0	P: 4	R: 0	H: 0	E: 0	K: 0	S: 3	LOB: 0	BB: 0	P: 3	R: 0	H: 2	E: 0	K: 0	S: 4	LOB: 2	BB: 1	P: 8	R: 0	H: 3	E: 0	K: 1	S: 8	LOB: 3	BB: 0	P: 8	1B: 9	SF: 1	2B: 2	SAC: 1	3B: 0	DP: 3	HR: 0	HBP: 0	WP: 0	PA: 39
PITCHER	IP	WLS	BF	H	R	ER	SO	BB	IBB	HBP	BLK	WP	HR	S	P	ERA	WHIP																																																																	
Paul Splittorf, L ERA: 2.86 (1, 1)	7.1	W	31	8	2	1	2	2	0	0	1	0	0	33	41	1.23	1.364																																																																	
Doug Bird, R ERA: 2.18 (8, 1)	1.2	S	8	3	0	0	1	1	0	0	0	0	0	9	13	0.00	2.400																																																																	

BOTTOM

Kansas City Royals @ Oakland Athletics  
Oakland-Alameda County Coliseum, Oakland, CA

Tue May 14 1974, 7:05 PM PDT  
Unknown

livebaseballscorecards.com

AB	34
R	2
H	11
RBI	2
BB	3
SO	3
LOB	24







Batter	1	2	3	4	5	6	7	8	9	10	AB	R	H	RBI	BB	SO	LOB
Bill North, S (1, 8) OBP: 0.295, SLG: 0.283	L7		FC3-6		4-3			K			4	0	0	0	0	1	2
Bert Campaneris, R (1, 6) OBP: 0.357, SLG: 0.362	CS 1B		1-3		F9			F8			4	0	1	0	0	0	2
Joe Rudi, R (1, 7) OBP: 0.347, SLG: 0.489	P4				K			4-3			4	0	0	0	0	2	1
Gene Tenace, R (1, 2) OBP: 0.394, SLG: 0.378	CS	4-0			4-0			1-3		P6	2	0	0	0	2	0	0
Pat Bourque, L (1, 3) OBP: 0.316, SLG: 0.314					FC4-6			1-3		5-3	4	0	0	0	0	1	2
Jesus Alou, R (1, 10) OBP: 0.222, SLG: 0.229 Herb Washington, R (7, PR) Champ Summers, L (9, PH) OBP: 0.143, SLG: 0.143			4-3		L3			SH1-4 1B		4-3	3	0	1	0	0	0	2
Angel Mangual, R (1, 9) OBP: 0.171, SLG: 0.333			1-3					SH1-4		F8	3	1	1	0	0	0	1
Ted Kubiak, S (1, 4) OBP: 0.258, SLG: 0.235					6-3			K		2B	4	1	1	0	0	1	3
Gaylen Pitts, R (1, 5) OBP: 0.438, SLG: 0.500								5-3		2B	4	0	3	2	0	0	2

Inning Stats	R: 0	H: 1	R: 0	H: 0	R: 0	H: 1	R: 1	H: 2	R: 0	H: 1	R: 0	H: 0	R: 0	H: 0	R: 0	H: 2	1B: 4	SF: 0
	E: 0	LOB: 0	E: 0	LOB: 1	E: 0	LOB: 1	E: 0	LOB: 1	E: 0	LOB: 0	E: 0	LOB: 0	E: 0	LOB: 0	E: 0	LOB: 1	2B: 3	SAC: 1
	K: 0	BB: 0	K: 1	BB: 1	K: 0	BB: 0	K: 1	BB: 0	K: 1	BB: 0	K: 1	BB: 0	K: 0	BB: 0	K: 0	BB: 0	3B: 0	DP: 0
	S: 3	P: 3	S: 5	P: 9	S: 4	P: 4	S: 5	P: 5	S: 5	P: 5	S: 6	P: 6	S: 3	P: 3	S: 3	P: 3	HR: 0	HBP: 0

PITCHER	IP	WLS	BF	H	R	ER	SO	BB	IBB	HBP	BLK	WP	HR	S	P	ERA	WHIP	WP: 0	PA: 37
Lindy McDaniel, R (1, 1) ERA: 4.22	9.1	L	36	7	2	2	5	2	0	0	0	0	0	44	52	1.93	0.964	FB: 0	
																		SB: 1	
																		CS: 1	


**BOTTOM**

**Kansas City Royals @ Oakland Athletics**  
Oakland-Alameda County Coliseum, Oakland, CA

Tue May 14 1974, 7:05 PM PDT  
Att. 7,271 - Unknown

livebaseballscorecards.com

<b>AB</b>	33
<b>R</b>	2
<b>H</b>	7
<b>RBI</b>	2
<b>BB</b>	2
<b>SO</b>	5
<b>LOB</b>	15





Batter	1	2	3	4	5	6	7	8	9	AB R H RBI BB SO LOB	TOP											
<b>Cesar Tovar, R</b> (1, 8) OBP: 0.308, SLG: 0.282	0-3 K		0-0 1B		0-0 P6		0-0 5-3		0-3 K	5 0 1 0 0 2 2												
<b>Toby Harrah, R</b> (1, 6) OBP: 0.302, SLG: 0.282	4-0 2B BB		0-0 F7		0-0 6-3			0-0 F9		3 1 0 0 1 0 1												
<b>Alex Johnson, R</b> (1, 7) OBP: 0.350, SLG: 0.338	0-3 K		0-0 G6-4-3 1B		0-3 K			0-0 6-3		4 0 1 0 0 2 1												
<b>Jeff Burroughs, R</b> (1, 9) OBP: 0.323, SLG: 0.527	0-0 1-H 2B		0-0 G6-4-3 1-2f			0-0 HR		0-0 F9		4 1 2 2 0 0 2												
<b>Mike Hargrove, L</b> (1, 3) OBP: 0.407, SLG: 0.463	0-3 K			0-0 3-1		0-0 L9			0-0 1B 1B	4 1 1 0 0 1 1												
<b>Duke Sims, L</b> (1, 10) OBP: 0.278, SLG: 0.242		0-3 K		0-0 SH1-3 1B		0-0 G3			0-0 1B 1B	4 0 2 0 0 1 0												
<b>Lenny Randle, S</b> (1, 4) OBP: 0.344, SLG: 0.361		0-0 E G1 1B		0-0 SH1-3 1-2		0-0 F9			0-0 F8	3 0 1 0 0 0 2												
<b>Larry Brown, R</b> (1, 5) OBP: 0.255, SLG: 0.175		0-0 G1		4-0 BB BB BB BB			0-3 K		0-0 1B	2 0 0 0 1 1 1												
<b>Tom Grieve, R</b> (9, PH) OBP: 0.357, SLG: 0.472		1-2 1B							1-2 2-H 1B	1 0 1 1 0 0 0												
<b>Joe Lovitto, S</b> (9, PR) OBP: 0.162, SLG: 0.167		0-0 P4		0-0 BB			0-0 K		0-0 F9	0 0 0 0 0 0 0												
<b>Jim Sundberg, R</b> (1, 2) OBP: 0.296, SLG: 0.282		0-0 P4		0-0 5-3			0-0 F8			2 0 0 0 0 0 3												
<b>Jim Spencer, L</b> (7, PH) OBP: 0.397, SLG: 0.561		2-3								1 0 0 0 0 0 0												
<b>Dick Billings, R</b> (7, 2) OBP: 0.320, SLG: 0.227										1 0 0 0 0 0 2												
<b>Inning Stats</b>	R: 1 E: 0 K: 3 S: 10	H: 1 LOB: 1 BB: 1 P: 14	R: 0 E: 1 K: 1 S: 6	H: 1 LOB: 1 BB: 0 P: 6	R: 0 E: 0 K: 0 S: 4	H: 2 LOB: 1 BB: 0 P: 4	R: 0 E: 0 K: 0 S: 4	H: 1 LOB: 2 BB: 1 P: 8	R: 0 E: 0 K: 1 S: 5	H: 0 LOB: 0 BB: 0 P: 5	R: 1 E: 0 K: 0 S: 4	H: 1 LOB: 0 BB: 0 P: 4	R: 0 E: 0 K: 1 S: 5	H: 0 LOB: 0 BB: 0 P: 5	R: 0 E: 0 K: 0 S: 3	H: 0 LOB: 0 BB: 0 P: 3	R: 1 E: 0 K: 1 S: 8	H: 3 LOB: 2 BB: 0 P: 8	1B: 7 2B: 1 3B: 0 HR: 1	SF: 0 SAC: 1 DP: 1 HBP: 0	WP: 0 PB: 0 SB: 0 CS: 0	PA: 37
<b>PITCHER</b>	IP WLS BF H R ER SO BB IBB HBP BLK WP HR S P ERA WHIP																					
<b>Steve Busby, R</b> (1, 1) ERA: 3.38	8.1 W 35 9 3 3 6 2 0 0 0 0 0 1 45 53 3.24 1.320																					
<b>Doug Bird, R</b> (9, 1) ERA: 2.11	0.2 S 2 0 0 0 1 0 0 0 0 0 0 0 4 4 0.00 0.000																					

Texas Rangers @ Kansas City Royals  
Royals Stadium, Kansas City, MO  
Thu May 16 1974, 8:05 PM EDT  
Att. 11,141 - Unknown - 84 F

livebaseballscorecards.com

AB 34  
R 3  
H 9  
RBI 3  
BB 2  
SO 7  
LOB 15



Batter	1	2	3	4	5	6	7	8	9
Freddie Patek, R OBP: 0.313, SLG: 0.279 (1, 6)	0-0 L9		0-0 P3		0-0 F8		0-0 G3		
Vada Pinson, L OBP: 0.272, SLG: 0.361 (1, 9)	0-0 F8		0-0 SF9		0-0 G3			0-0 G5-4-3 1B	
Amos Otis, R OBP: 0.355, SLG: 0.400 (1, 8)	0-3 K		0-0 F7		4-0 HR BB			0-0 G5-4-3 1-2f	
John Mayberry, L OBP: 0.381, SLG: 0.449 (1, 3)		0-0 G5-4-3 1B		0-0 F5		0-0 HR 1-H		0-0 G3	
Hal McRae, R OBP: 0.408, SLG: 0.615 (1, 10)		0-0 F9		0-0 HR		0-0 F8			
Cookie Rojas, R OBP: 0.350, SLG: 0.463 (1, 4)		0-0 G5-4-3 1-2f		0-0 5-3		0-0 4-3			
Jim Wohlford, R OBP: 0.367, SLG: 0.375 (1, 7)			0-0 SH 1B		0-0 F9		0-0 CS 1B		
Fran Healy, R OBP: 0.315, SLG: 0.520 (1, 2)			1-0 SH SF9 HBP		0-0 5-3	0-0 CS	0-0 F6		
George Brett, L OBP: 0.306, SLG: 0.364 (1, 5)			0-0 SH SF9		0-0 1B		0-0 4-3		

Inning Stats	R: 0	H: 0	E: 0	K: 1	S: 5	L: 0	LOB: 0	BB: 0	P: 5	R: 0	H: 1	E: 0	K: 0	S: 3	R: 2	H: 1	E: 1	K: 0	S: 5	R: 1	H: 1	E: 0	K: 0	S: 4	R: 0	H: 1	E: 0	K: 0	S: 4	R: 2	H: 2	E: 0	K: 0	S: 4	R: 0	H: 0	E: 0	K: 0	S: 3	R: 0	H: 1	E: 0	K: 0	S: 3
--------------	------	------	------	------	------	------	--------	-------	------	------	------	------	------	------	------	------	------	------	------	------	------	------	------	------	------	------	------	------	------	------	------	------	------	------	------	------	------	------	------	------	------	------	------	------

PITCHER	IP	WLS	BF	H	R	ER	SO	BB	IBB	HBP	BLK	WP	HR	S	P	ERA	WHIP
Fergie Jenkins, R ERA: 2.52 (1, 1)	5.0	L	22	5	5	4	1	1	0	1	0	0	2	22	27	7.20	1.200
Steve Foucault, R ERA: 2.03 (6, 1)	1.0		3	1	0	0	0	0	0	0	0	0	0	3	3	0.00	1.000
Jackie Brown, R ERA: 2.81 (7, 1)	2.0		6	1	0	0	0	0	0	0	0	0	0	6	6	0.00	0.500

**BOTTOM**

**Texas Rangers @ Kansas City Royals**  
Royals Stadium, Kansas City, MO

Thu May 16 1974, 8:05 PM EDT  
Att. 11,141 - Unknown - 84 F

AB	R	H	RBI	BB	SO	LOB
4	0	0	0	0	0	3
3	0	1	1	0	0	1
3	1	0	0	1	1	2
4	1	2	2	0	0	0
3	1	1	1	0	0	1
3	0	0	0	0	0	1
3	1	2	0	0	0	0
2	1	0	0	0	0	0
2	0	1	0	0	0	0

AB	27
R	5
H	7
RBI	4
BB	1
SO	1
LOB	8

livebaseballscorecards.com



WP	PA
0	32



Batter	1	2	3	4	5	6	7	8	9	AB R H RBI BB SO LOB	TOP																	
<b>Cesar Tovar, R</b> (1, 10) OBP: 0.301, SLG: 0.267	0-0 6-3 BB	4-0 S 1B BB	0-0 FC6-4 1-2f			0-0 5-3		0-0 5-3		4 0 0 0 1 0 3																		
<b>Lenny Randle, S</b> (1, 4) OBP: 0.348, SLG: 0.364	0-0 1B 2B 1B	0-0 S 1B 1-2 2-H			0-0 F7	0-3 K CS		0-0 6-3		5 1 2 1 0 1 0																		
<b>Alex Johnson, R</b> (1, 7) OBP: 0.346, SLG: 0.333	0-0 1-3 2B 1B	0-3 K 1-2 2-3			0-0 6-3	0-0 F8 1-2		0-0 6-3		5 1 1 0 0 1 3																		
<b>Jeff Burroughs, R</b> (1, 9) OBP: 0.331, SLG: 0.530	0-0 1-H 3-H 2B	0-0 6-3			1-0 HBP	4-0 1B 1B BB		0-0 6-3		3 1 1 2 1 0 2																		
<b>Mike Hargrove, L</b> (1, 3) OBP: 0.417, SLG: 0.464	4-0 BB		0-0 L7		0-0 F7	0-0 1-2 1B 1B		0-0 L4-6 BB 1B		4 0 2 0 1 0 1																		
<b>Duke Sims, L</b> (1, 2) OBP: 0.268, SLG: 0.216	0-0 F7		0-3 K BB BB		0-0 F5	0-3 K		4-0 1-2 BB		4 0 0 0 1 2 4																		
<b>Leo Cardenas, R</b> (1, 6) OBP: 0.348, SLG: 0.318 (7, 5)	0-3 K		0-0 F7		0-0 L7	0-0 1-2 2-H 1B		0-0 L4-6 2-3		5 0 1 1 0 1 5																		
<b>Joe Lovitto, S</b> (1, 8) OBP: 0.192, SLG: 0.187		0-0 E9 1B 1B	4-0 BB 1-2 BB		0-0 1B	0-3 K				3 1 2 0 1 1 2																		
<b>Larry Brown, R</b> (1, 5) OBP: 0.260, SLG: 0.167 <b>Jim Spencer, L</b> (7, PH) OBP: 0.392, SLG: 0.552 <b>Toby Harrah, R</b> (7, 6) OBP: 0.302, SLG: 0.282		0-0 F8	4-0 BB 1-2 2-3 FC6-4 BB		0-0 L7	0-3 K				2 0 0 0 1 0 2 1 0 0 0 0 1 2 0 0 0 0 0 0 0																		
<b>Inning Stats</b>	R: 2 E: 0 K: 1 S: 8	H: 3 LOB: 2 BB: 1 P: 12	R: 1 E: 1 K: 1 S: 7	H: 2 LOB: 2 BB: 1 P: 11	R: 0 E: 0 K: 1 S: 6	H: 0 LOB: 3 BB: 2 P: 14	R: 0 E: 0 K: 0 S: 3	H: 0 LOB: 1 BB: 0 P: 4	R: 0 E: 0 K: 0 S: 4	H: 1 LOB: 1 BB: 0 P: 4	R: 0 E: 0 K: 1 S: 5	H: 0 LOB: 0 BB: 0 P: 5	R: 1 E: 0 K: 3 S: 11	H: 2 LOB: 2 BB: 1 P: 15	R: 0 E: 0 K: 0 S: 3	H: 0 LOB: 0 BB: 0 P: 3	R: 0 E: 0 K: 0 S: 3	H: 1 LOB: 1 BB: 1 P: 7	1B: 8 2B: 2 3B: 0 HR: 0	SF: 0 SAC: 0 DP: 1 HBP: 1	WP: 0 PB: 2 SB: 2 CS: 1	PA: 43						
<b>PITCHER</b>	IP WLS BF H R ER SO BB IBB HBP BLK WP HR S P ERA WHIP																											
<b>AI Fitzmorris, R</b> (1, 1) ERA: 3.53	1.1		10	4	3	3	1	2	0	0	0	0	0	0	10	18	20.25	4.500										
<b>Bruce Dal Canton, R</b> (2, 1) ERA: 2.05	5.0	W	24	4	1	1	4	3	0	1	0	0	0	0	28	41	1.80	1.400										
<b>Doug Bird, R</b> (7, 1) ERA: 1.88	2.2	S	9	1	0	0	2	1	0	0	0	0	0	0	12	16	0.00	0.750										

Texas Rangers @ Kansas City Royals  
Royals Stadium, Kansas City, MO  
Fri May 17 1974, 8:05 PM EDT  
Att. 13,916 - Unknown - 73 F

livebaseballscorecards.com

AB	36
R	4
H	9
RBI	4
BB	6
SO	7
LOB	24



Batter	1	2	3	4	5	6	7	8	9
Freddie Patek, R OBP: 0.311, SLG: 0.293 (1, 6)	0-3 K	0-0 3B		0-3 K		0-0 F7			
Vada Pinson, L OBP: 0.263, SLG: 0.348 (1, 9)	0-3 K	0-0 F8		0-0 F7			0-0 F9		
Amos Otis, R OBP: 0.352, SLG: 0.404 (1, 8)	0-0 6-3		0-0 F7		0-0 2B		0-0 F9		
John Mayberry, L OBP: 0.384, SLG: 0.455 (1, 3)		0-0 2B	4-0 BB		0-0 F8		0-3 K		
Hal McRae, R OBP: 0.412, SLG: 0.615 Richie Scheinblum, S OBP: 0.196, SLG: 0.128 (1, 10) (2, PR)		1-0 2B	4-0 BB		0-0 4-3		0-0 FC5-8		
Cookie Rojas, R OBP: 0.340, SLG: 0.449 (1, 4)		0-0 L7	0-0 G4-6-3		0-0 1-3		0-0 FC5-6		
Jim Wohlford, R OBP: 0.364, SLG: 0.379 (1, 7)		0-0 3B		0-3 K		0-0 F9		0-0 G1-6-3	
Fran Healy, R OBP: 0.333, SLG: 0.524 (1, 2)		4-0 3B		4-0 2B		0-0 2B		0-0 1B	
George Brett, L OBP: 0.333, SLG: 0.457 (1, 5)		0-0 SF7		0-0 2B		0-0 2B			

Inning Stats	R: 0	H: 0	E: 0	K: 2	S: 7	LOB: 0	BB: 0	P: 7
	R: 4	H: 3	E: 0	K: 0	S: 6	LOB: 2	BB: 1	P: 11
	R: 0	H: 0	E: 0	K: 0	S: 2	LOB: 1	BB: 2	P: 10
	R: 1	H: 1	E: 0	K: 2	S: 8	LOB: 1	BB: 1	P: 12
	R: 0	H: 1	E: 0	K: 0	S: 4	LOB: 1	BB: 0	P: 4
	R: 1	H: 2	E: 0	K: 0	S: 4	LOB: 0	BB: 0	P: 4
	R: 0	H: 0	E: 0	K: 1	S: 5	LOB: 0	BB: 0	P: 5
	R: 0	H: 1	E: 0	K: 0	S: 3	LOB: 0	BB: 0	P: 3

PITCHER	IP	WLS	BF	H	R	ER	SO	BB	IBB	HBP	BLK	WP	HR	S	P	ERA	WHIP
Jim Bibby, R ERA: 5.25 (1, 1)	5.2	L	27	7	6	6	4	4	0	1	0	0	0	30	47	9.53	1.941
Steve Foucault, R ERA: 1.86 (6, 1)	2.1		7	1	0	0	1	0	0	0	0	0	0	9	9	0.00	0.429

AB R H RBI BB SO LOB

4	0	1	2	0	2	1
4	0	0	0	0	1	3
4	0	1	0	0	0	0
3	1	1	0	1	1	1
0	0	0	0	0	0	0
2	1	1	0	1	0	1
4	0	0	0	0	0	6
4	1	1	1	0	1	1
1	3	1	0	2	0	0
2	0	2	3	0	0	0

1B: 2	SF: 1	WP: 0	PA: 34
2B: 5	SAC: 0	PB: 0	
3B: 1	DP: 2	SB: 0	
HR: 0	HBP: 1	CS: 0	

WP	HR	S	P	ERA	WHIP
0	0	0	0		

**Texas Rangers @ Kansas City Royals**  
 Royals Stadium, Kansas City, MO  
 Fri May 17 1974, 8:05 PM EDT  
 Att: 13,916 - Unknown - 73 F

livebaseballscorecards.com

AB	28
R	6
H	8
RBI	6
BB	4
SO	5
LOB	13





Batter	1	2	3	4	5	6	7	8	9	AB	R	H	RBI	BB	SO	LOB	TOP										
Cesar Tovar, R (1, 10) OBP: 0.284, SLG: 0.250	0-0 F7		0-0 6-3		0-0 L7	0-0 F9		0-0 L8		5	0	0	0	0	0	2											
Mike Cabbage, L (1, 5) Larry Brown, R (5, 5) OBP: 0.250, SLG: 0.159	0-0 4-3		0-0 F7		0-0 F9	0-0 6-3		0-0 6-3		3	0	0	0	0	0	1											
Alex Johnson, R (1, 7) OBP: 0.353, SLG: 0.342	0-0 6-3		0-0 1B		0-0 1B		0-0 1B		0-0 F8	5	1	3	0	0	0	0											
Jeff Burroughs, R (1, 9) OBP: 0.339, SLG: 0.549		0-3 K	0-3 K		0-0 1B		0-0 1B		0-0 HR	4	2	2	2	1	2	1											
Mike Hargrove, L (1, 3) OBP: 0.416, SLG: 0.461		0-0 1B		0-0 L8	0-0 4-3		0-0 1B		0-3 K	5	1	2	1	0	1	2											
Duke Sims, L (1, 2) OBP: 0.261, SLG: 0.214		0-0 1B		0-3 K		0-0 P4	0-0 3-1		0-0 F8	5	0	1	0	0	1	1											
Toby Harrah, R (1, 6) OBP: 0.314, SLG: 0.304		0-0 F7		0-0 1B		0-0 3B	0-0 1B			4	1	3	0	0	0	2											
Lenny Randle, S (1, 4) OBP: 0.356, SLG: 0.400		0-0 1B		0-0 L7		0-0 SH	0-0 P4			4	1	2	2	0	0	2											
Joe Lovitto, S (1, 8) OBP: 0.198, SLG: 0.192		0-0 4-3		0-0 1B	0-0 1B	0-0 SH		0-0 P6		3	1	1	1	0	0	2											
<b>Inning Stats</b>	R: 0 E: 0 K: 0 S: 3	H: 0 LOB: 0 BB: 0 P: 3	R: 1 E: 0 K: 1 S: 8	H: 3 LOB: 2 BB: 0 P: 8	R: 0 E: 0 K: 1 S: 6	H: 1 LOB: 1 BB: 0 P: 6	R: 0 E: 0 K: 1 S: 6	H: 1 LOB: 1 BB: 0 P: 6	R: 1 E: 0 K: 0 S: 6	H: 3 LOB: 2 BB: 0 P: 6	R: 2 E: 0 K: 0 S: 5	H: 3 LOB: 1 BB: 1 P: 9	R: 0 E: 0 K: 0 S: 3	H: 0 LOB: 0 BB: 0 P: 3	R: 1 E: 0 K: 1 S: 6	H: 1 LOB: 0 BB: 0 P: 6	1B: 11 2B: 1 3B: 1 HR: 1	SF: 0 SAC: 1 DP: 0 HBP: 0	WP: 1 PB: 0 SB: 3 CS: 0	PA: 42							
<b>PITCHER</b>	IP	WLS	BF	H	R	ER	SO	BB	IBB	HBP	BLK	WP	HR	S	P	ERA	WHIP										
Marty Pattin, R (1, 1) ERA: 4.84	5.1	L	26	10	4	4	3	0	0	0	0	0	0	32	32	6.75	1.875										
Lindy McDaniel, R (6, 1) ERA: 4.84	1.0		6	2	2	2	0	1	0	0	0	0	0	5	9	18.00	3.000										
Steve Mingori, L (7, 1) ERA: 7.2	2.2		10	2	1	1	1	0	0	0	0	1	1	12	12	3.38	0.750										

Texas Rangers @ Kansas City Royals  
Royals Stadium, Kansas City, MO  
Sat May 18 1974, 8:05 PM EDT  
Att. 14,944 - Unknown - 81 F

livebaseballscorecards.com

AB 40  
R 7  
H 14  
RBI 6  
BB 1  
SO 4  
LOB 14



Batter	1	2	3	4	5	6	7	8	9	AB R H RBI BB SO LOB
Freddie Patek, R (1, 6) OBP: 0.314, SLG: 0.292	1-0 CS HBP		0-0 1-3		0-0 1-3		0-0 E7 2-H		0-0 S 1B	4 0 1 0 0 0 0
Vada Pinson, L (1, 9) OBP: 0.252, SLG: 0.333	0-0 4-3 1-2		0-3 K		0-0 L9		0-0 F7		0-0 4-3 1-2	5 0 0 0 0 1 3
Amos Otis, R (1, 8) OBP: 0.356, SLG: 0.442	0-0 WP 2B		0-0 P3		0-0 5-3		0-0 HR			4 1 2 1 0 0 0
John Mayberry, L (1, 3) OBP: 0.381, SLG: 0.448	0-3 K 2-3			0-0 SH1-3 PB FC6-4 1B		0-0 F7		0-0 F5		4 1 1 0 0 1 1
Hal McRae, R (1, 10) OBP: 0.425, SLG: 0.625		0-0 FC5-4 1B		0-0 SH1-3 1-3		0-0 FC6-4 1B		0-0 1B		3 0 3 0 0 0 0
Cookie Rojas, R (1, 4) OBP: 0.338, SLG: 0.440		0-0 FC5-4 FC6-4 1B 1-2f		4-0 FC6-4 BB		0-0 FC6-4 1-2f		0-0 F9		3 0 0 0 1 0 3
Jim Wohlford, R (1, 7) OBP: 0.367, SLG: 0.382		0-0 FC6-4 1B 1-2		0-0 FC6-4 1-2f 3-H		0-0 G3 E 1B		0-0 F3		4 1 2 1 0 0 2
Fran Healy, R (1, 2) OBP: 0.322, SLG: 0.505		0-0 FC6-4 S 1-2f 2-3		0-0 1-3		0-3 K		0-0 L3		4 0 0 0 0 1 4
George Brett, L (1, 5) OBP: 0.302, SLG: 0.410		0-0 F8 1-2		0-0 2-3		0-0 G3 1-2		0-0 3-1		4 0 0 0 0 0 3

**BOTTOM**

**Texas Rangers @ Kansas City Royals**  
 Royals Stadium, Kansas City, MO  
 Sat May 18 1974, 8:05 PM EDT  
 Att. 14,944 - Unknown - 81 F

livebaseballscorecards.com

<b>AB</b>	<b>35</b>
<b>R</b>	<b>3</b>
<b>H</b>	<b>9</b>
<b>RBI</b>	<b>2</b>
<b>BB</b>	<b>1</b>
<b>SO</b>	<b>3</b>
<b>LOB</b>	<b>16</b>



Inning Stats	R: 0	H: 1	E: 0	LOB: 1	K: 1	BB: 0	S: 5	P: 6	R: 0	H: 2	E: 0	LOB: 2	K: 0	BB: 0	S: 5	P: 5	R: 0	H: 0	E: 0	LOB: 0	K: 1	BB: 0	S: 5	R: 1	H: 1	E: 0	LOB: 1	K: 0	BB: 1	S: 4	P: 8	R: 0	H: 0	E: 0	LOB: 0	K: 0	BB: 0	S: 3	P: 3	R: 0	H: 1	E: 0	LOB: 1	K: 0	BB: 0	S: 4	P: 4	R: 1	H: 1	E: 1	LOB: 1	K: 1	BB: 0	S: 7	P: 7	R: 1	H: 2	E: 0	LOB: 1	K: 0	BB: 0	S: 5	P: 5	R: 0	H: 1	E: 0	LOB: 1	K: 0	BB: 0	S: 4	P: 4	1B: 7	SF: 0	2B: 1	SAC: 1	3B: 0	DP: 0	HR: 1	HBP: 1	WP: 1	PA: 38
--------------	------	------	------	--------	------	-------	------	------	------	------	------	--------	------	-------	------	------	------	------	------	--------	------	-------	------	------	------	------	--------	------	-------	------	------	------	------	------	--------	------	-------	------	------	------	------	------	--------	------	-------	------	------	------	------	------	--------	------	-------	------	------	------	------	------	--------	------	-------	------	------	------	------	------	--------	------	-------	------	------	-------	-------	-------	--------	-------	-------	-------	--------	-------	--------

PITCHER	IP	WLS	BF	H	R	ER	SO	BB	IBB	HBP	BLK	WP	HR	S	P	ERA	WHIP
Steve Hargan, R (1, 1) ERA: 3.48	7.1	W	32	8	3	1	3	1	0	1	0	1	1	36	41	1.23	1.227
Steve Foucault, R (8, 1) ERA: 1.76	1.2		6	1	0	0	0	0	0	0	0	0	0	6	6	0.00	0.600



Batter	1	2	3	4	5	6	7	8	9	AB R H RBI BB SO LOB	TOP			
Cesar Tovar, R (1, 8) OBP: 0.283, SLG: 0.250 Mike Hargrove, L (6, 3) OBP: 0.417, SLG: 0.456	0-0 E6 G4-6-3 BB 1B	0-0 FC4 1-2f		0-0 1B 1B		0-0 F9		4-0 F9 1B BB	0-0 F8	4 2 1 0 0 0 2 1 1 0 0 1 0 1				
Toby Harrah, R (1, 6) OBP: 0.329, SLG: 0.324	4-0 BB BB BB 1-2 G4-6-3 BB		0-0 F9	0-0 1B 1B		0-0 2B		0-0 1B 1B		4 1 3 2 1 0 0				
Alex Johnson, R (1, 7) OBP: 0.349, SLG: 0.333	0-0 G4-6-3 1-2f 2-3		0-3 K	4-0 G5-3 1B IBB		0-0 F8		0-0 F9		4 0 0 0 1 1 5				
Jeff Burroughs, R (1, 9) OBP: 0.353, SLG: 0.557	0-0 1B		0-0 1B 1B	0-0 1B 1B		0-0 P4		0-0 1B		5 1 4 4 0 0 0				
Tom Grieve, R (1, 10) OBP: 0.350, SLG: 0.457	0-3 K		0-0 1B 1B	0-0 G5-3		0-0 6-3		0-0 F8		5 0 1 0 0 1 5				
Lenny Randle, S (1, 4) OBP: 0.359, SLG: 0.400		0-0 5-3	0-0 FC6-4 1B		0-0 P4		0-0 1B		0-0 F8	5 0 2 1 0 0 0				
Joe Lovitto, S (1, 3) OBP: 0.198, SLG: 0.205 (6, 8)		0-0 5-3	0-0 FC6-4		0-0 L8		0-0 F8		0-0 1B 2B	5 1 1 0 0 0 3				
Larry Brown, R (1, 5) OBP: 0.263, SLG: 0.188		4-0 1B BB		0-0 5-3	0-3 K			0-0 F9 1B 2B	0-3 K	4 1 1 0 1 2 1				
Jim Sundberg, R (1, 2) OBP: 0.314, SLG: 0.303		0-0 FC4 1B		0-0 1B 1B		0-0 L8		0-0 F9	0-0 1B	5 1 3 1 0 0 1				
Inning Stats	R: 1 E: 1 K: 1 S: 6 H: 1 LOB: 1 BB: 1 P: 10	R: 0 E: 0 K: 0 S: 4 H: 1 LOB: 2 BB: 1 P: 8	R: 1 E: 0 K: 1 S: 8 H: 3 LOB: 2 BB: 0 P: 8	R: 3 E: 0 K: 0 S: 6 H: 4 LOB: 1 BB: 1 P: 10	R: 0 E: 0 K: 1 S: 5 H: 0 LOB: 0 BB: 0 P: 5	R: 0 E: 0 K: 0 S: 4 H: 1 LOB: 1 BB: 0 P: 4	R: 0 E: 0 K: 0 S: 4 H: 1 LOB: 1 BB: 0 P: 4	R: 2 E: 0 K: 0 S: 6 H: 3 LOB: 2 BB: 1 P: 10	R: 1 E: 0 K: 1 S: 7 H: 2 LOB: 1 BB: 0 P: 7	1B: 13 2B: 3 3B: 0 HR: 0 SF: 0 SAC: 0 DP: 2 HBP: 0	WP: 0 PB: 0 SB: 1 CS: 0 PA: 46			
PITCHER	IP WLS BF H R ER SO BB IBB HBP BLK WP HR S P ERA WHIP											PITCHER	IP WLS BF H R ER SO BB IBB HBP BLK WP HR S P ERA WHIP	
Paul Splittorff, L (1, 1) ERA: 3.26	3.1 L	20 8 5 4 2 2 0 0 0 0 0 0 0 0 22 30 10.80 3.000												
Gene Garber, R (4, 1) ERA: 5.65	4.0	16 4 1 1 1 0 1 0 0 0 0 0 0 17 21 2.25 1.000												
Joe Hoerner, L (8, 1) ERA: 1.04	0.0	1 0 0 0 0 1 0 0 0 0 0 0 0 4 ∞ ∞												
Doug Bird, R (8, 1) ERA: 2.1	1.2	9 4 2 2 1 0 0 0 0 0 0 0 0 11 11 10.80 2.400												
Doug Bird, R (9, 1) ERA: 2.1	1.2	9 4 2 2 1 0 0 0 0 0 0 0 0 11 11 10.80 2.400												

Texas Rangers @ Kansas City Royals  
Royals Stadium, Kansas City, MO  
Sun May 19 1974, 4:33 AM EDT  
Att. 22,081 - Unknown - 83 F

livebaseballscorecards.com

AB 42  
R 8  
H 16  
RBI 8  
BB 4  
SO 4  
LOB 18



Batter	1	2	3	4	5	6	7	8	9	AB	R	H	RBI	BB	SO	LOB
Jim Wohlford, R (1, 7) OBP: 0.362, SLG: 0.371 Doug Bird, R (9, 1)	0-0 F7		0-0 6-3	4-0 BB			0-0 6-3	0-3 K		4	0	0	0	1	1	3
Cookie Rojas, R (1, 4) OBP: 0.340, SLG: 0.434	4-0 F9-3 BB		0-0 E7 1B	0-3 K			0-0 F9		0-0 F9	4	1	1	1	1	1	2
Amos Otis, R (1, 8) OBP: 0.358, SLG: 0.441	0-0 F9-3		0-0 1B				0-0 F7		0-0 F3	5	0	2	1	0	0	1
John Mayberry, L (1, 3) OBP: 0.375, SLG: 0.438		0-0 L8	0-0 FC5 BB 1B			0-0 L6			0-0 1-3	5	0	1	0	0	0	1
Hal McRae, R (1, 10) OBP: 0.435, SLG: 0.631		4-0 1B BB	4-0 1B			0-0 L5			0-0 1B 2B	2	1	1	0	2	0	0
Fran Healy, R (1, 2) OBP: 0.320, SLG: 0.495		0-0 L5-3 1B	0-0 FC5				0-0 E5 FC3-6		0-0 F8	4	0	1	0	0	0	4
Al Cowens, R (1, 9) OBP: 0.206, SLG: 0.242 Vada Pinson, L (6, PH) OBP: 0.248, SLG: 0.328		0-0 L5-3		0-3 K			0-0 P6		0-0 E5 1B	2	0	0	0	0	1	2
Freddie Patek, R (1, 6) OBP: 0.321, SLG: 0.302 Tony Solaita, L (8, PH) OBP: 0.414, SLG: 0.654 Bobby Floyd, R (8, PR)			4-0 E BB	0-0 WP 2B			0-0 FC3-6		0-0 1B	2	1	1	0	1	0	1
Frank White, R (1, 5) OBP: 0.237, SLG: 0.316 George Brett, L (6, PH) OBP: 0.295, SLG: 0.400 Richie Scheinblum, S (8, PH)			0-0 P4	0-3 K			0-0 F8		0-3 K	2	0	0	0	0	1	2

Inning Stats	R: 0	H: 0	R: 0	H: 1	R: 2	H: 3	R: 0	H: 1	R: 0	H: 0	R: 0	H: 1	R: 1	H: 2	R: 0	H: 0	1B: 6	SF: 0	WP: 1	PA: 40
	E: 0	LOB: 0	E: 0	LOB: 1	E: 1	LOB: 3	E: 0	LOB: 2	E: 0	LOB: 0	E: 1	LOB: 1	E: 1	LOB: 2	E: 0	LOB: 0	2B: 4	SAC: 0	PB: 0 <td> </td>	
	K: 0	BB: 1	K: 0	BB: 1	K: 0	BB: 2	K: 3	BB: 1	K: 0	BB: 0	K: 0	BB: 0	K: 2	BB: 0	K: 0	BB: 0	3B: 0	DP: 2	SB: 1 <td></td>	
	S: 2	P: 6	S: 3	P: 7	S: 6	P: 14	S: 10	P: 14	S: 3	P: 3	S: 4	P: 4	S: 10	P: 10	S: 3	P: 3	HR: 0	HBP: 0	CS: 0 <td></td>	

PITCHER	IP	WLS	BF	H	R	ER	SO	BB	IBB	HBP	BLK	WP	HR	S	P	ERA	WHIP
David Clyde, L (1, 1) ERA: 2.7	2.2		13	4	2	2	0	3	0	0	0	0	0	10	22	6.75	2.625
Jackie Brown, R (3, 1) ERA: 2.57	5.0	W	23	4	1	1	4	2	0	0	0	1	0	29	37	1.80	1.200
Steve Foucault, R (8, 1) ERA: 1.69	1.1		4	0	0	0	1	0	0	0	0	0	0	6	6	0.00	0.000

**BOTTOM**

**Texas Rangers @ Kansas City Royals**  
Royals Stadium, Kansas City, MO

Sun May 19 1974, 4:33 AM EDT  
Att: 22,081 - Unknown - 83 F

livebaseballscores.com

AB	35
R	3
H	8
RBI	3
BB	5
SO	5
LOB	21











Batter	1	2	3	4	5	6	7	8	9	AB R H RBI BB SO LOB	TOP											
Mickey Rivers, L (1, 8) OBP: 0.333, SLG: 0.381	0-0 E 3B	0-0 6-3 1-2		0-0 6-3		0-0 CS 1B		0-3 K		5 1 2 0 0 1 3												
Denny Doyle, L (1, 4) OBP: 0.323, SLG: 0.312	0-0 G3	4-0 1B BB		0-0 L4		0-0 CS 1-2	0-0 4-3		0-3 K	4 0 0 0 1 1 1												
Bobby Valentine, R (1, 7) OBP: 0.326, SLG: 0.409	0-0 FC 1B	0-0			0-0 1-3		0-0 S 1B		0-0 4-3	4 1 2 1 0 0 0 1 0 0 0 0 0 0												
Morris Nettles, L (8, 7) OBP: 0.333, SLG: 0.279	3-H 1B BB	1-3 2-H 1B							0-0 4-3													
Frank Robinson, R (1, 10) OBP: 0.364, SLG: 0.512	4-0 F9 1B BB	0-3 K			0-0 HR		0-0 F9		0-0 P4	4 2 1 1 1 1 3												
Bob Oliver, R (1, 3) OBP: 0.315, SLG: 0.411	0-0 1-2 2-H 1B 1B	0-0 G3			0-0 F8		0-0 5-3 1-2			4 0 1 1 0 0 3												
Joe Lahoud, L (1, 9) OBP: 0.315, SLG: 0.446	0-0 F9 2-3		0-0 F9		0-0 HR			0-3 K		4 1 1 1 0 1 2												
Paul Schaal, R (1, 5) OBP: 0.308, SLG: 0.333	0-0 1-2 3-H 1B		0-0 6-3		0-0 1-3			0-0 F8		4 0 1 1 0 0 0												
Ellie Rodriguez, R (1, 2) OBP: 0.349, SLG: 0.302	0-0 L5		0-0 F8			0-0 5-3		4-0 1B BB		3 0 0 0 1 0 2												
Dave Chalk, R (1, 6) OBP: 0.288, SLG: 0.338		0-0 6-3 1B		0-3 K		0-0 P6		0-0 1-2 1B		4 1 2 0 0 1 0												
<b>Inning Stats</b>	R: 3 E: 1 K: 0 S: 7	H: 3 LOB: 2 BB: 1 P: 11	R: 1 E: 0 K: 1 S: 7	H: 2 LOB: 2 BB: 1 P: 11	R: 0 E: 0 K: 0 S: 3	H: 0 LOB: 0 BB: 0 P: 3	R: 0 E: 0 K: 1 S: 5	H: 0 LOB: 0 BB: 0 P: 5	R: 2 E: 0 K: 0 S: 5	H: 2 LOB: 0 BB: 0 P: 5	R: 0 E: 0 K: 0 S: 3	H: 1 LOB: 0 BB: 0 P: 3	R: 0 E: 0 K: 0 S: 4	H: 1 LOB: 1 BB: 0 P: 4	R: 0 E: 0 K: 2 S: 8	H: 1 LOB: 2 BB: 1 P: 12	R: 0 E: 0 K: 1 S: 5	H: 0 LOB: 0 BB: 0 P: 5	1B: 7 2B: 0 3B: 1 HR: 2	SF: 0 SAC: 0 DP: 0 HBP: 0	WP: 0 PB: 0 SB: 1 CS: 1	PA: 41
<b>PITCHER</b>	IP WLS BF H R ER SO BB IBB HBP BLK WP HR S P ERA WHIP																					
Al Fitzmorris, R (1, 1) ERA: 3.89	1.1 L 11 4 4 2 0 2 0 0 0 0 0 0 9 17 13.50 4.500																					
Lindy McDaniel, R (2, 1) ERA: 4.5	5.2 21 5 2 2 2 0 0 0 0 0 0 2 25 25 3.18 0.882																					
Steve Mingori, L (8, 1) ERA: 6.0	1.0 5 1 0 0 2 1 0 0 0 0 0 0 8 12 0.00 2.000																					
Gene Garber, R (9, 1) ERA: 5.28	1.0 3 0 0 0 1 0 0 0 0 0 0 0 5 5 0.00 0.000																					

California Angels @ Kansas City Royals  
Royals Stadium, Kansas City, MO  
Wed May 22 1974, 8:05 PM EDT  
Att. 10,221 - Unknown - 80 F

livebaseballscorecards.com

AB	37
R	6
H	10
RBI	5
BB	3
SO	5
LOB	14













Batter	1	2	3	4	5	6	7	8	9	AB R H RBI BB SO LOB	TOP	
Brian Downing, R OBP: 0.433, SLG: 0.672 (1, 9) (8, 2)	0-0 SH5-3 1B		0-0 1B			0-0 F5		0-0 F9		4 0 2 0 0 0 2		
Carlos May, L OBP: 0.322, SLG: 0.319 (1, 7)	0-0 SH5-3 1-2		0-0 4-3			0-0 6-3			0-0 HR 1B	3 1 1 0 0 0 1		
Dick Allen, R OBP: 0.390, SLG: 0.530 (1, 3)	0-0 F8			0-0 6-3			0-0 F3		0-0 HR 1-H	4 1 1 2 0 0 1		
Bill Melton, R OBP: 0.310, SLG: 0.311 (1, 5)	0-0 P4			0-0 L8			0-0 L9		0-0 F9	4 0 0 0 0 0 1		
Ron Santo, R OBP: 0.335, SLG: 0.298 (1, 4)		0-3 K		0-0 6-3			0-0 F9		0-0 6-3	4 0 0 0 0 1 0		
Ken Henderson, S OBP: 0.379, SLG: 0.486 (1, 8)		0-0 G6-4-3 1B		0-0 6-3			0-0 E5 1B		0-0 F9	4 0 1 0 0 0 0		
Lamar Johnson, R OBP: 0.143, SLG: 0.143 (1, 10)		0-0 G6-4-3 1-2		0-0 F9			0-0 F2			3 0 0 0 0 0 2		
Bucky Dent, R OBP: 0.238, SLG: 0.320 (1, 6)			0-0 6-3		0-0 1-3		0-0 1-2 1B			3 0 1 0 0 0 0		
Chuck Brinkman, R OBP: 0.250, SLG: 0.182 Jerry Hairston, S OBP: 0.194, SLG: 0.200 (8, PH) (8, 9)		0-3 K		0-0 P4			0-0 F9			2 0 0 0 0 1 0 1 0 0 0 0 0 2		
<b>Inning Stats</b>	R: 0 H: 1 E: 0 LOB: 1 K: 0 BB: 0 S: 4 P: 4	R: 0 H: 1 E: 0 LOB: 0 K: 1 BB: 0 S: 5 P: 5	R: 0 H: 1 E: 0 LOB: 1 K: 1 BB: 0 S: 6 P: 6	R: 0 H: 0 E: 0 LOB: 0 K: 0 BB: 0 S: 3 P: 3	R: 0 H: 0 E: 0 LOB: 0 K: 0 BB: 0 S: 3 P: 3	R: 0 H: 0 E: 0 LOB: 0 K: 0 BB: 0 S: 3 P: 3	R: 0 H: 0 E: 0 LOB: 0 K: 0 BB: 0 S: 3 P: 3	R: 0 H: 1 E: 1 LOB: 2 K: 0 BB: 0 S: 5 P: 5	R: 2 H: 2 E: 0 LOB: 0 K: 0 BB: 0 S: 5 P: 5	1B: 5 SF: 0 2B: 0 SAC: 1 3B: 0 DP: 1 HR: 1 HBP: 0	WP: 0 PA: 33 PB: 0 SB: 0 CS: 0	
<b>PITCHER</b> Paul Splittorff, L ERA: 3.11 (1, 1)	IP WLS BF H R ER SO BB IBB HBP BLK WP HR S P ERA WHIP	9.0 W 33 6 2 2 2 0 0 0 0 0 0 1 37 37 2.00 0.667										

Chicago White Sox @ Kansas City Royals  
Royals Stadium, Kansas City, MO  
Fri May 24 1974, 8:05 PM EDT  
Att. 12,239 - Unknown - 77 F

AB	32
R	2
H	6
RBI	2
BB	0
SO	2
LOB	9



Batter	1	2	3	4	5	6	7	8	9
<b>Freddie Patek, R</b> (1, 6) OBP: 0.308, SLG: 0.309	0-0 5-3		0-3 K		0-0 F8			0-0 B1-3	
<b>Vada Pinson, L</b> (1, 9) OBP: 0.248, SLG: 0.341	0-0 F7		0-0 P4		0-0 3B			0-3 K	
<b>Amos Otis, R</b> (1, 8) OBP: 0.366, SLG: 0.447	0-0 1-3		0-0 HBP 1B		0-0 P4			0-0 E3 1B 2B	
<b>John Mayberry, L</b> (1, 3) OBP: 0.385, SLG: 0.503		0-0 HR	1-0 FC6-4 HBP		0-3 K			0-0 2B 1B	
<b>Tony Solaita, L</b> (3, PR) OBP: 0.371, SLG: 0.563									
<b>Hal McRae, R</b> (1, 10) OBP: 0.412, SLG: 0.588		0-0 6-3	0-0 FC6-4		0-0 F7			0-0 2B	
<b>Cookie Rojas, R</b> (1, 4) OBP: 0.333, SLG: 0.418		0-0 5-3		0-0 F7		0-0 L9		1-3 3-H 4-0 IBB	
<b>Jim Wohlford, R</b> (1, 7) OBP: 0.351, SLG: 0.355		0-0 F8		0-0 G4-6-3 1B			0-0 F8	0-0 F8	
<b>George Brett, L</b> (1, 5) OBP: 0.286, SLG: 0.385			0-0 1B 1B	0-0 G4-6-3			0-0 CS 1B		
<b>Fran Healy, R</b> (1, 2) OBP: 0.303, SLG: 0.463			0-0 1B 1B		0-0 5-3		0-0 F9		

AB	R	H	RBI	BB	SO	LOB
4	0	0	0	0	1	2
4	0	1	0	0	1	2
4	1	1	2	0	0	1
1	1	1	1	0	0	0
2	0	1	0	0	1	0
4	0	1	1	0	0	2
3	0	0	0	1	0	0
4	0	1	0	0	0	3
3	1	2	0	0	0	1
3	1	1	0	0	0	1


**BOTTOM**

**Chicago White Sox @ Kansas City Royals**  
**Royals Stadium, Kansas City, MO**

Fri May 24 1974, 8:05 PM EDT  
Att: 12,239 - Unknown - 77 F

livebaseballscorecards.com

<b>AB</b>	<b>32</b>
<b>R</b>	<b>4</b>
<b>H</b>	<b>9</b>
<b>RBI</b>	<b>4</b>
<b>BB</b>	<b>1</b>
<b>SO</b>	<b>3</b>
<b>LOB</b>	<b>12</b>



Inning Stats	R: 0	H: 0	E: 0	K: 0	S: 3	P: 3	R: 1	H: 1	E: 0	K: 0	S: 4	R: 2	H: 3	E: 0	K: 1	S: 8	R: 0	H: 1	E: 0	K: 0	S: 3	R: 0	H: 1	E: 0	K: 1	S: 4	R: 0	H: 0	E: 0	K: 1	S: 5	R: 0	H: 1	E: 1	K: 1	S: 8	R: 1	H: 2	E: 1	K: 1	S: 8																										
<b>IP</b>	8.0	<b>WLS</b>	L	<b>BF</b>	34	<b>H</b>	9	<b>R</b>	4	<b>ER</b>	3	<b>SO</b>	3	<b>BB</b>	0	<b>IBB</b>	1	<b>HBP</b>	1	<b>BLK</b>	0	<b>WP</b>	0	<b>HR</b>	1	<b>S</b>	38	<b>P</b>	43	<b>ERA</b>	3.38	<b>WHIP</b>	1.125	<b>IP</b>		<b>WLS</b>		<b>BF</b>		<b>H</b>		<b>R</b>		<b>ER</b>		<b>SO</b>		<b>BB</b>		<b>IBB</b>		<b>HBP</b>		<b>BLK</b>		<b>WP</b>		<b>HR</b>		<b>S</b>		<b>P</b>		<b>ERA</b>		<b>WHIP</b>	

WP	PA
0	34



Batter	1	2	3	4	5	6	7	8	9	10	11	12	13	14	AB R H RBI BB SO LOB	TOP																
Pat Kelly, L OBP: 0.348, SLG: 0.407 (1, 9)	0-0 1B		0-0 F8		0-0 E S 1B		0-0 F7		0-0 1B 1B		0-0 6-3		0-0 4-1		7 1 3 0 0 0 4																	
Jerry Hairston, S OBP: 0.184, SLG: 0.189 (1, 10)	0-0 G4-6-3 1B		0-0 3-1		0-3 K		0-0 F5		0-0 F9		0-0 G3		0-0 P5		7 0 1 0 0 1 4																	
Dick Allen, R OBP: 0.386, SLG: 0.518 (1, 3)	0-3 K			0-0 6-3		0-3 K		0-0 6-3	0-0 1B 1B			0-0 6-3		0-0 1B 1B	7 1 2 0 0 2 2																	
Carlos May, L OBP: 0.327, SLG: 0.324 (1, 7)	0-0 G4-6-3 1-2			0-0 F8		0-0 1B		0-0 1-3	0-0 1-3 1B			0-3 K		0-0 1B 1B	7 0 3 1 0 1 2																	
Ken Henderson, S OBP: 0.381, SLG: 0.484 (1, 8)		0-3 K		0-0 2B 1B		0-0 F8		HBP BB 1B	0-3 K			0-0 4-3		0-0 1-2 3-H 1B	7 1 3 1 0 2 3																	
Bill Melton, R OBP: 0.309, SLG: 0.312 (1, 5)		0-0 P6		0-0 1-H 2B		0-0 F8		4-0 HBP BB		0-0 5-3			0-0 F9	0-0 P6	6 0 1 1 1 0 3																	
Ron Santo, R OBP: 0.333, SLG: 0.293 (1, 4)		0-0 1B		0-0 5-3			0-0 6-3	1-0 HBP		0-0 F7			0-0 5-3	0-0 F7	6 0 1 0 0 0 3																	
Ed Herrmann, L OBP: 0.342, SLG: 0.443 (1, 2)		0-3 K			0-0 4-3		0-0 1B 1B	0-3 K		0-0 5-3			4-0 1B BB		3 0 1 0 0 1 1 2 0 0 0 1 1 3																	
Brian Downing, R OBP: 0.429, SLG: 0.650 (7, PR) (7, 2)																																
Bucky Dent, R OBP: 0.233, SLG: 0.313 (1, 6)			0-0 F9		0-0 6-3		0-0 1B		0-3 K				0-0 F8		2 0 0 0 0 0 0 1 0 1 0 0 0 0 0 0 0 0 0 0 0 3 0 1 0 0 1 0																	
Tony Muser, L OBP: 0.333, SLG: 0.353 (7, PH)																																
Eddie Leon, R OBP: 0.172, SLG: 0.115 (7, 6)																																
Jorge Orta, L OBP: 0.278, SLG: 0.323 (9, PH) (9, 6)																																
<b>Inning Stats</b>	R: 0 E: 0 K: 1 S: 6	H: 2 LOB: 1 BB: 0 P: 6	R: 0 E: 0 K: 2 S: 8	H: 1 LOB: 1 BB: 0 P: 8	R: 0 E: 0 K: 0 S: 3	H: 0 LOB: 0 BB: 3	R: 1 E: 0 K: 0 S: 5	H: 2 LOB: 1 BB: 0 P: 5	R: 0 E: 0 K: 1 S: 6	H: 1 LOB: 1 BB: 0 P: 6	R: 0 E: 0 K: 1 S: 6	H: 1 LOB: 1 BB: 0 P: 6	R: 0 E: 0 K: 1 S: 5	H: 2 LOB: 2 BB: 0 P: 5	R: 0 E: 0 K: 0 S: 5	H: 1 LOB: 3 BB: 1 P: 11	R: 1 E: 0 K: 2 S: 10	H: 3 LOB: 2 BB: 0 P: 10	R: 0 E: 0 K: 0 S: 3	H: 0 LOB: 0 BB: 0 P: 3	R: 0 E: 0 K: 1 S: 5	H: 0 LOB: 0 BB: 0 P: 5	R: 0 E: 0 K: 0 S: 4	H: 0 LOB: 0 BB: 1 P: 8	R: 0 E: 0 K: 0 S: 6	H: 1 LOB: 2 BB: 0 P: 6	R: 1 E: 0 K: 0 S: 6	H: 3 LOB: 2 BB: 0 P: 6	1B: 16 2B: 1 3B: 0 HR: 0	SF: 0 SAC: 0 DP: 1 HBP: 1	WP: 0 PB: 0 SB: 1 CS: 0	PA: 61
<b>PITCHER</b> Steve Busby, R ERA: 3.91 (1, 1)	IP: 11.0 WLS: 47 BF: 13 H: 2 R: 2 ER: 2 SO: 8 BB: 1 IBB: 0 HBP: 1 BLK: 0 WP: 0 HR: 0 S: 61 P: 66 ERA: 1.64 WHIP: 1.273															<b>PITCHER</b> Doug Bird, R ERA: 2.3 (12, 1)	IP: 3.0 WLS: 14 BF: 4 H: 1 R: 1 ER: 1 SO: 1 BB: 0 IBB: 0 HBP: 0 BLK: 0 WP: 0 HR: 0 S: 15 P: 19 ERA: 3.00 WHIP: 1.667															

Chicago White Sox @ Kansas City Royals  
Royals Stadium, Kansas City, MO  
Sat May 25 1974, 8:05 PM EDT  
Att. 13,034 - Unknown - 61 F

livebaseballscorecards.com

AB	58
R	3
H	17
RBI	3
BB	2
SO	9
LOB	25



Batter	1	2	3	4	5	6	7	8	9	10	11	12	13	14
Freddie Patek, R (1, 6) OBP: 0.303, SLG: 0.310	0-0 5-3		0-3 K2-3		0-3 K		0-0 G3			0-0 F8			0-0 FC5 2B	
Cookie Rojas, R (1, 4) OBP: 0.333, SLG: 0.415	0-0 5-3		0-0 FC4-6 PB 1B		0-0 F7			0-3 K			0-0 SH1-3 1B		0-0 G3	
Amos Otis, R (1, 8) OBP: 0.361, SLG: 0.434	0-0 5-3		4-0 FC4-6 BB		0-0 P4			0-0 F8			0-0 SH1-3 1-2		0-0 F3	
John Mayberry, L (1, 3) OBP: 0.389, SLG: 0.493		4-0 E 2B BB	0-0 FC4-6 1B				0-0 F8		0-0 F5		4-0 IBB		4-0 IBB	
Hal McRae, R (1, 10) OBP: 0.403, SLG: 0.570		0-3 K	0-0 1-2 3-H 1B			0-0 P4		0-3 K			0-0 F8		0-0 FC5	
Jim Wohlford, R (1, 7) OBP: 0.345, SLG: 0.344		0-0 E1 2B	0-0 F9			4-0 CS BB		0-0 F9			0-0 4-3			0-0 E4 1B 2B
Al Cowens, R (1, 9) OBP: 0.220, SLG: 0.231		0-3 K		0-0 P4		0-0 CS 1-2	4-0 SH1-3 BB	0-0 5-3			0-0 F7			0-0 1B 2B 1B
George Brett, L (1, 5) OBP: 0.293, SLG: 0.407		0-0 1-3 2-H 2B		0-0 F9			0-0 SH1-3 1-2			0-0 4-3		0-0 F8		0-0 2B 1B
Richie Scheinblum, S (10, PH) OBP: 0.193, SLG: 0.109				0-0 F9										1-2 2-3 1B
Frank White, R (11, 5) OBP: 0.244, SLG: 0.317				0-0 1-3			0-0 6-3			0-0 L8		0-3 K		0-0 1-3 2-H 3-H 2B
Fran Healy, R (1, 2) OBP: 0.297, SLG: 0.457				0-0 1-3			0-0 6-3							

<b>Inning Stats</b>	R: 0 E: 0 K: 0 S: 3	H: 0 LOB: 0 BB: 0 P: 3	R: 1 E: 1 K: 3 S: 11	H: 1 LOB: 2 BB: 1 P: 15	R: 1 E: 0 K: 1 S: 7	H: 2 LOB: 2 BB: 1 P: 11	R: 0 E: 0 K: 0 S: 3	H: 0 LOB: 0 BB: 0 P: 3	R: 0 E: 0 K: 0 S: 5	H: 0 LOB: 0 BB: 0 P: 5	R: 0 E: 0 K: 1 S: 5	H: 0 LOB: 0 BB: 0 P: 5	R: 0 E: 0 K: 1 S: 5	H: 0 LOB: 0 BB: 0 P: 5	R: 0 E: 0 K: 0 S: 3	H: 0 LOB: 0 BB: 0 P: 3	R: 0 E: 0 K: 1 S: 4	H: 1 LOB: 2 BB: 1 P: 8	R: 0 E: 0 K: 0 S: 5	H: 0 LOB: 0 BB: 0 P: 5	R: 0 E: 0 K: 0 S: 4	H: 1 LOB: 2 BB: 1 P: 8	R: 2 E: 1 K: 0 S: 4	H: 3 LOB: 2 BB: 0 P: 4	1B: 5 2B: 3 3B: 0 HR: 0	SF: 0 SAC: 2 DP: 0 HBP: 0	WP: 0 PB: 1 SB: 0 CS: 1	PA: 55
<b>PITCHER</b> Wilbur Wood, L (1, 1) ERA: 3.66	IP: 13.0	WLS: L	BF: 54	H: 8	R: 4	ER: 2	SO: 8	BB: 4	IBB: 2	HBP: 0	BLK: 0	WP: 0	HR: 0	S: 64	P: 88	ERA: 1.39	WHIP: 0.923											

**BOTTOM**

Chicago White Sox @ Kansas City Royals  
 Royals Stadium, Kansas City, MO  
 Sat May 25 1974, 8:05 PM EDT  
 Att. 13,034 - Unknown - 61 F

AB	R	H	RBI	BB	SO	LOB
6	0	1	0	0	2	1
6	1	2	0	0	1	1
4	0	0	0	1	0	1
3	1	0	0	3	0	2
6	0	1	1	0	2	5
5	1	0	0	1	0	5
5	1	1	0	1	1	2
2	0	1	1	0	0	0
1	0	0	0	0	0	0
2	0	1	0	0	0	0
6	0	1	2	0	2	3

AB	46
R	4
H	8
RBI	4
BB	6
SO	8
LOB	20





Batter	1	2	3	4	5	6	7	8	9	AB R H RBI BB SO LOB	TOP	
Pat Kelly, L (1, 9) OBP: 0.346, SLG: 0.402	0-0 F7		0-0 1B		0-0 6-3			0-0 FC3-6 FC4-6		4 0 1 1 0 0 2	<b>Chicago White Sox @ Kansas City Royals</b> Royals Stadium, Kansas City, MO Sun May 26 1974, 4:33 AM EDT Att. 14,639 - Unknown - 66 F <a href="http://livebaseballscorecards.com">livebaseballscorecards.com</a>	
Jorge Orta, L (1, 4) OBP: 0.277, SLG: 0.320 (8, 6)	0-0 3-1		0-0 1B			0-0 6-3		0-0 FC4-6 1B		4 0 1 0 0 0 1		
Tony Muser, L (1, 3) OBP: 0.350, SLG: 0.368	0-0 L8		0-0 1-3			0-0 1B		0-0 1B		4 0 2 0 0 0 2		
Bill Melton, R (1, 5) OBP: 0.307, SLG: 0.310		0-0 6-3		0-0 F8		0-0 1B		0-0 4-3		4 0 1 0 0 0 2		
Carlos May, L (1, 7) OBP: 0.319, SLG: 0.315		0-0 L7		0-0 4-3		0-0 G3			0-0 6-3	4 0 0 0 0 0 1		
Ken Henderson, S (1, 8) OBP: 0.378, SLG: 0.478		0-3 K		0-0 3-1			0-0 F7		0-0 4-3 1B	4 0 1 0 0 1 0		
Jerry Hairston, S (1, 10) OBP: 0.167, SLG: 0.171			0-0 4-3		0-0 F7		0-0 1-5-3		0-0 4-3	4 0 0 0 0 0 1		
Ed Herrmann, L (1, 2) OBP: 0.339, SLG: 0.436			0-0 SH5-3 1B		0-0 F9		0-0 4-3		0-0 4-3	4 1 1 0 0 0 1		
Bucky Dent, R (1, 6) OBP: 0.240, SLG: 0.320 Ron Santo, R (8, PH) OBP: 0.337, SLG: 0.297 (8, 4)			0-0 SH5-3		0-0 1B			0-0 FC3-6 1B		1 0 1 0 0 0 0 1 0 1 0 0 0 0		
<b>Inning Stats</b>	R: 0 E: 0 K: 0 S: 3 H: 0 LOB: 0 BB: 0 P: 3	R: 0 E: 0 K: 1 S: 5 H: 0 LOB: 0 BB: 0 P: 5	R: 1 E: 0 K: 0 S: 6 H: 3 LOB: 2 BB: 0 P: 6	R: 0 E: 0 K: 0 S: 3 H: 0 LOB: 0 BB: 0 P: 3	R: 0 E: 0 K: 0 S: 4 H: 1 LOB: 1 BB: 0 P: 4	R: 0 E: 0 K: 0 S: 4 H: 2 LOB: 1 BB: 0 P: 4	R: 0 E: 0 K: 0 S: 3 H: 0 LOB: 0 BB: 0 P: 3	R: 0 E: 0 K: 0 S: 5 H: 2 LOB: 2 BB: 0 P: 5	R: 0 E: 0 K: 0 S: 4 H: 1 LOB: 1 BB: 0 P: 4	1B: 9 2B: 0 3B: 0 HR: 0 SF: 0 SAC: 1 DP: 0 HBP: 0	WP: 0 PB: 0 SB: 0 CS: 0 PA: 35	
<b>PITCHER</b> Al Fitzmorris, R (1, 1) ERA: 3.33	IP 9.0 WLS W BF 35 H 9 R 1 ER 1 SO 1 BB 0 IBB 0 HBP 0 BLK 0 WP 0 HR 0 S 37 P 37 ERA 1.00 WHIP 1.000											<b>PITCHER</b> IP WLS BF H R ER SO BB IBB HBP BLK WP HR S P ERA WHIP



Batter	1	2	3	4	5	6	7	8	9	AB	R	H	RBI	BB	SO	LOB
Freddie Patek, R OBP: 0.296, SLG: 0.302 (1, 6)	0-0 L9 ①		0-0 F8 ③		0-0 F8 ③		0-0 F7 ③			4	0	0	0	0	0	1
Cookie Rojas, R OBP: 0.331, SLG: 0.411 (1, 4)	0-0 P3			0-0 2B 1B		0-0 6-3		0-0 P4		4	1	1	0	0	0	0
Amos Otis, R OBP: 0.358, SLG: 0.436 (1, 8)	0-0 F3 ③			0-0 P4		0-0 BB BB 2B		0-0 L8 ②		4	1	1	0	0	0	1
John Mayberry, L OBP: 0.391, SLG: 0.497 (1, 3)		0-0 F8 ①		0-0 3B 2B 1-H		4-0 BB BB IBB		0-0 4-3 ③		3	1	1	1	1	0	0
Hal McRae, R OBP: 0.401, SLG: 0.563 (1, 10)		0-3 K ②		0-0 F8 ②		4-0 BB BB 1-2 2-3				2	0	0	0	1	1	1
Jim Wohlford, R OBP: 0.350, SLG: 0.358 (1, 7)		0-0 4-3 ③		0-0 1B 3B 2-H		4-0 BB BB 1-2 2-3 3-H				2	1	1	2	1	0	0
Al Cowens, R OBP: 0.227, SLG: 0.238 (1, 9)			0-0 4-3 ①	0-0 PO 1B 3-H		0-0 G6-4-3 BB 1-2f				3	0	1	1	0	0	3
George Brett, L OBP: 0.295, SLG: 0.421 (1, 5)			0-0 PO 2B 1-2	0-0 PO 1-2	0-0 6-3 ①		0-0 4-3 ①			3	0	1	0	0	0	0
Fran Healy, R OBP: 0.291, SLG: 0.446 (1, 2)			0-0 F7 ②		0-0 L8 ②		0-0 6-3 ②			3	0	0	0	0	0	1

Inning Stats	R: 0	H: 0	E: 0	K: 0	S: 3	LOB: 0	BB: 0	P: 3	R: 0	H: 0	E: 0	K: 1	S: 5	LOB: 0	BB: 0	P: 5	R: 0	H: 1	E: 0	K: 0	S: 4	LOB: 1	BB: 0	P: 4	R: 3	H: 4	E: 0	K: 0	S: 6	LOB: 0	BB: 0	P: 6	R: 0	H: 0	E: 0	K: 0	S: 3	LOB: 0	BB: 0	P: 3	R: 1	H: 1	E: 0	K: 0	S: 3	LOB: 2	BB: 3	P: 15	R: 0	H: 0	E: 0	K: 0	S: 3	LOB: 0	BB: 0	P: 3	R: 0	H: 0	E: 0	K: 0	S: 3	LOB: 0	BB: 0	P: 3
--------------	------	------	------	------	------	--------	-------	------	------	------	------	------	------	--------	-------	------	------	------	------	------	------	--------	-------	------	------	------	------	------	------	--------	-------	------	------	------	------	------	------	--------	-------	------	------	------	------	------	------	--------	-------	-------	------	------	------	------	------	--------	-------	------	------	------	------	------	------	--------	-------	------

PITCHER	IP	WLS	BF	H	R	ER	SO	BB	IBB	HBP	BLK	WP	HR	S	P	ERA	WHIP
Jim Kaat, L ERA: 4.35 (1, 1)	5.1	L	22	6	4	4	4	1	0	0	0	0	0	23	27	6.75	1.125
Rich Gossage, R ERA: 4.02 (6, 1)	0.0		2	0	0	0	0	2	0	0	0	0	0	0	8	∞	∞
Cy Acosta, R ERA: 4.7 (6, 1)	2.2		7	0	0	0	0	0	0	0	0	0	0	7	7	0.00	0.000

**BOTTOM**

**Chicago White Sox @ Kansas City Royals**  
**Royals Stadium, Kansas City, MO**  
 Sun May 26 1974, 4:33 AM EDT  
 Att: 14,639 - Unknown - 66 F

<b>AB</b>	<b>28</b>
<b>R</b>	<b>4</b>
<b>H</b>	<b>6</b>
<b>RBI</b>	<b>4</b>
<b>BB</b>	<b>3</b>
<b>SO</b>	<b>1</b>
<b>LOB</b>	<b>7</b>



WP	HR	S	P	ERA	WHIP
0	0	0	32	0	0



Batter	1	2	3	4	5	6	7	8	9	AB R H RBI BB SO LOB	TOP									
Al Bumbry, L (1, 7) OBP: 0.206, SLG: 0.242	0-3 K		0-0 4-3		0-0 F5			0-0 L8		4 0 0 0 0 1 2										
Bobby Grich, R (1, 4) OBP: 0.426, SLG: 0.465	4-0 E BB			0-0 F7		0-0 6-3		0-3 K		3 0 0 0 1 1 1										
Tommy Davis, R (1, 10) OBP: 0.289, SLG: 0.367	0-0 F8			0-0 F8		0-0 B2			0-0 HBP 1B	4 0 1 0 0 0 1										
Earl Williams, R (1, 2) OBP: 0.322, SLG: 0.276	0-3 K			0-0 1B		0-3 K			0-0 HBP 1B	4 0 2 0 0 2 1										
Boog Powell, L (1, 3) OBP: 0.315, SLG: 0.465		0-0 F8		0-0 4-1			0-0 4-3		0-0 F5	4 0 0 0 0 0 3										
Don Baylor, R (1, 9) OBP: 0.312, SLG: 0.282		0-0 6-3			0-0 S 3B		0-0 F8		1-0 G5-4-3 HBP	3 1 1 0 0 0 0										
Brooks Robinson, R (1, 5) OBP: 0.379, SLG: 0.409		0-0 6-3			0-3 K		0-0 F3		0-0 G5-4-3	4 0 0 0 0 1 4										
Rich Coggins, L (1, 8) OBP: 0.223, SLG: 0.225			0-0 6-3		0-0 3B			0-0 P6		3 0 1 1 0 0 0										
Mark Belanger, R (1, 6) OBP: 0.341, SLG: 0.396			0-0 6-3		0-0 F8			4-0 BB		2 0 0 0 1 0 1										
<b>Inning Stats</b>	R: 0 E: 1 K: 2 S: 7	H: 0 LOB: 1 BB: 1 P: 11	R: 0 E: 0 K: 0 S: 3	H: 0 LOB: 0 BB: 0 P: 3	R: 0 E: 0 K: 0 S: 3	H: 1 LOB: 1 BB: 0 P: 4	R: 1 E: 0 K: 1 S: 7	H: 2 LOB: 1 BB: 0 P: 7	R: 0 E: 0 K: 0 S: 5	H: 0 LOB: 0 BB: 0 P: 5	R: 0 E: 0 K: 0 S: 3	H: 0 LOB: 0 BB: 0 P: 3	R: 0 E: 0 K: 1 S: 5	H: 0 LOB: 1 BB: 1 P: 9	R: 0 E: 0 K: 0 S: 4	H: 2 LOB: 2 BB: 0 P: 5	1B: 4 2B: 0 3B: 1 HR: 0	SF: 0 SAC: 0 DP: 1 HBP: 1	WP: 0 PB: 0 SB: 1 CS: 0	PA: 34
<b>PITCHER</b> Bruce Dal Canton, R (1, 1) ERA: 1.93	IP: 9.0 WLS: W BF: 34 H: 5 R: 1 ER: 1 SO: 5 BB: 2 IBB: 0 HBP: 1 BLK: 0 WP: 0 HR: 0 S: 41 P: 50 ERA: 1.00 WHIP: 0.778																			

Baltimore Orioles @ Kansas City Royals  
 Royals Stadium, Kansas City, MO  
 Mon May 27 1974, 8:05 PM EDT  
 Att. 16,193 - Unknown - 77 F

livebaseballscorecards.com

AB	31
R	1
H	5
RBI	1
BB	2
SO	5
LOB	13



Batter	1	2	3	4	5	6	7	8	9
Freddie Patek, R OBP: 0.293, SLG: 0.301 (1, 6)	0-0 1B	0-0 L4		0-0 5-3	0-0 SF8		0-0 FC5-4		
Cookie Rojas, R OBP: 0.339, SLG: 0.416 (1, 4)	0-0 F9		0-0 FC5-4	0-0 BB	0-0 1B			0-0 E5	
Frank White, R OBP: 0.244, SLG: 0.317 (9, 4)			0-0 1B	2-3 1B	1-2 1B			6-3 1B	
Amos Otis, R OBP: 0.349, SLG: 0.427 (1, 8)	0-0 F8		0-0 FC5-4	0-0 SF8	0-0 P4			0-0 6-3	
Al Cowens, R OBP: 0.222, SLG: 0.233 (8, 8)			F8 2B	3-H				2-3	
John Mayberry, L OBP: 0.397, SLG: 0.497 (1, 3)	0-0 1B		0-0 F8	4-0 BB		0-0 F8		0-0 4-3 WP	
Hal McRae, R OBP: 0.401, SLG: 0.551 (1, 10)	0-3 K		4-0 2B	0-0 F8		0-0 F9		4-0 4-3	
Vada Pinson, L OBP: 0.254, SLG: 0.352 (1, 9)		0-0 3-1	0-0 3B		0-0 FC6-4	0-3 K		0-0 4-3	
Jim Wohlford, R OBP: 0.352, SLG: 0.371 (1, 7)		0-0 3-1	0-0 3B		0-0 FC6-4		0-0 4-3	0-0 1-3	
George Brett, L OBP: 0.292, SLG: 0.410 (1, 5)		0-0 HR	0-0 4-3		0-0 FC6-4		0-0 F8		
Fran Healy, R OBP: 0.310, SLG: 0.481 (1, 2)		0-0 HR		0-0 1B	4-0 1B		0-0 FC5-4		

Inning Stats	R: 0	H: 2	E: 0	K: 1	S: 7	R: 2	H: 2	E: 0	K: 0	S: 5	R: 3	H: 3	E: 0	K: 0	S: 6	R: 1	H: 2	E: 0	K: 0	S: 5	R: 2	H: 3	E: 0	K: 0	S: 6	R: 0	H: 0	E: 0	K: 1	S: 5	R: 0	H: 1	E: 1	K: 0	S: 5	R: 1	H: 1	E: 1	K: 0	S: 5
	LOB: 2	BB: 0	P: 7	LOB: 0	BB: 0	P: 5	LOB: 1	BB: 1	P: 10	LOB: 2	BB: 1	P: 9	LOB: 2	BB: 1	P: 10	LOB: 0	BB: 0	P: 5	LOB: 1	BB: 1	P: 4	LOB: 2	BB: 1	P: 9	LOB: 0	BB: 0	P: 9	LOB: 0	BB: 0	P: 9	LOB: 0	BB: 0	P: 9	LOB: 0	BB: 0	P: 9	LOB: 0	BB: 0	P: 9	

PITCHER	IP	WLS	BF	H	R	ER	SO	BB	IBB	HBP	BLK	WP	HR	S	P	ERA	WHIP
Jim Palmer, R ERA: 3.74 (1, 1)	2.2	L	16	7	5	5	1	1	0	0	0	0	1	17	21	16.88	3.000
Wayne Garland, R ERA: 19.29 (3, 1)	2.0		13	5	3	3	0	2	0	0	0	0	0	11	19	13.50	3.500
Jesse Jefferson, R ERA: 6.0 (5, 1)	3.1		14	2	1	0	1	1	0	0	0	1	0	15	19	0.00	0.900


**BOTTOM**

**Baltimore Orioles @ Kansas City Royals**  
**Royals Stadium, Kansas City, MO**  
 Mon May 27 1974, 8:05 PM EDT  
 Att: 16,193 - Unknown - 77 F

AB	R	H	RBI	BB	SO	LOB
4	0	1	1	0	0	2
5	1	3	1	0	0	1
0	0	0	0	0	0	0
3	1	0	1	0	0	4
1	0	0	0	0	0	1
4	0	2	1	1	0	1
3	1	0	0	2	1	4
5	2	2	2	0	1	2
5	0	2	1	0	0	2
4	2	1	0	0	0	3
3	2	3	2	1	0	0

AB	37
R	9
H	14
RBI	9
BB	4
SO	2
LOB	20

WP: 1 PA: 43  
 PB: 0  
 SB: 2  
 CS: 0



1B	2B	3B	HR	SF	SAC	DP	HBP	WP	HR	S	P	ERA	WHIP
11	1	1	1	2	0	0	0	1	1	1	43		



Batter	1	2	3	4	5	6	7	8	9	10	11	AB R H RBI BB SO LOB	TOP																			
Paul Blair, R OBP: 0.304, SLG: 0.414 (1, 8)												4 1 2 0 1 0 1	<p><b>Baltimore Orioles @ Kansas City Royals</b>  Royals Stadium, Kansas City, MO  Tue May 28 1974, 8:05 PM EDT  Att: 10,995 - Unknown - 84 F</p>																			
Bobby Grich, R OBP: 0.421, SLG: 0.456 (1, 4)												5 1 1 0 0 1 5																				
Tommy Davis, R OBP: 0.292, SLG: 0.368 (1, 10)												5 1 2 1 0 0 1																				
Jim Fuller, R OBP: 0.329, SLG: 0.500 (1, 9)												5 0 1 1 0 0 1																				
Don Baylor, R OBP: 0.308, SLG: 0.281 (1, 7)												4 0 1 1 0 0 0																				
Brooks Robinson, R OBP: 0.374, SLG: 0.403 (1, 5)												5 0 1 0 0 0 1																				
Boog Powell, L OBP: 0.301, SLG: 0.443 (1, 3)												5 0 0 0 0 2 1																				
Andy Etchebarren, R OBP: 0.256, SLG: 0.231 Elrod Hendricks, L OBP: 0.351, SLG: 0.500 (1, 2) (8, 2)												2 1 1 0 1 0 0 2 0 0 0 0 1 1																				
Mark Belanger, R OBP: 0.346, SLG: 0.426 (1, 6)												4 1 2 2 0 1 1																				
<b>Inning Stats</b>	R: 0 E: 0 S: 3	H: 1 LOB: 0 BB: 0 P: 3	R: 0 E: 0 S: 3	H: 0 LOB: 0 BB: 0 P: 3	R: 5 E: 0 S: 8	H: 5 LOB: 1 BB: 1 P: 12	R: 0 E: 0 S: 3	H: 0 LOB: 0 BB: 0 P: 3	R: 0 E: 0 S: 4	H: 1 LOB: 1 BB: 0 P: 4	R: 0 E: 0 S: 3	H: 0 LOB: 0 BB: 0 P: 3		R: 0 E: 0 S: 6	H: 1 LOB: 1 BB: 0 P: 6	R: 0 E: 0 S: 3	H: 0 LOB: 0 BB: 0 P: 3	R: 0 E: 0 S: 9	H: 2 LOB: 3 BB: 1 P: 13	R: 0 E: 0 S: 3	H: 1 LOB: 0 BB: 0 P: 3	R: 0 E: 0 S: 7	H: 0 LOB: 0 BB: 0 P: 7	1B: 9 2B: 1 3B: 0 HR: 1	SF: 1 SAC: 0 DP: 1 HBP: 0	WP: 0 PB: 0 SB: 0 CS: 1	PA: 45					
<b>PITCHER</b>	IP WLS BF H R ER SO BB IBB HBP BLK WP HR S P ERA WHIP																															
Paul Splittorff, L ERA: 3.59 (1, 1)	2.1	13	6	5	5	0	0	1	0	0	0	0	0	1	12	16	19.29	3.000														
Marty Pattin, R ERA: 4.33 (3, 1)	5.2	20	3	0	0	1	0	0	0	0	0	0	0	22	22	0.00	0.529															
Joe Hoerner, L ERA: 1.54 (9, 1)	0.2	3	1	0	0	1	0	0	0	0	0	0	0	5	5	0.00	1.500															
Doug Bird, R ERA: 2.14 (9, 1)	2.1	W 8	1	0	0	3	1	0	0	0	0	0	0	13	17	0.00	0.857															

livebaseballscores.com

AB	41
R	5
H	11
RBI	5
BB	2
SO	5
LOB	12







Batter	1	2	3	4	5	6	7	8	9	AB R H RBI BB SO LOB	TOP									
<b>Al Bumbry, L</b> OBP: 0.223, SLG: 0.260 (1, 7) X	0-0 1B 1B	0-0 FC6-4 1B			0-3 K		0-0 S 2B 1B	0-0 1-3		5 2 3 0 0 1 0										
<b>Rich Coggins, L</b> OBP: 0.230, SLG: 0.233 (1, 9) X	0-0 1B 1B	0-0 F5			0-0 F8		0-0 S 2B 1B		0-0 F8	5 2 2 1 0 0 1										
<b>Tommy Davis, R</b> OBP: 0.295, SLG: 0.366 (1, 10) X	0-0 1B E	0-0 FC6-4			0-0 4-3		4-0 2B IBB		0-0 6-3	4 2 1 1 1 0 1										
<b>Boog Powell, L</b> OBP: 0.297, SLG: 0.427 (1, 3) B B B	4-0 E SF8 BB				0-0 1-3		0-3 K		0-0 F9	4 1 0 0 1 2 3										
<b>Bobby Grich, R</b> OBP: 0.417, SLG: 0.457 (1, 4) S S S	0-3 K				0-0 5-3		0-0 P6			4 1 1 3 0 1 3										
<b>Brooks Robinson, R</b> OBP: 0.376, SLG: 0.405 (1, 5) X	0-0 E 1B				0-0 5-3		0-0 6-3			4 0 2 2 0 0 0										
<b>Elrod Hendricks, L</b> OBP: 0.341, SLG: 0.514 (1, 2) X	0-0 SF8				0-0 P6					3 1 1 1 0 0 1										
<b>Paul Blair, R</b> OBP: 0.298, SLG: 0.406 (1, 8) X	0-0 F7				0-0 F9					3 0 0 0 0 0 1										
<b>Mark Belanger, R</b> OBP: 0.343, SLG: 0.420 (1, 6) X					0-3 K					4 1 1 1 0 2 0										
<b>Inning Stats</b>	R: 4 E: 1 K: 1 S: 9	H: 4 LOB: 1 BB: 1 P: 13	R: 0 E: 0 K: 0 S: 4	H: 1 LOB: 1 BB: 0 P: 4	R: 0 E: 0 K: 0 S: 3	H: 0 LOB: 0 BB: 0 P: 3	R: 0 E: 0 K: 1 S: 5	H: 0 LOB: 0 BB: 0 P: 5	R: 0 E: 0 K: 1 S: 5	H: 0 LOB: 0 BB: 0 P: 5	R: 6 E: 0 K: 1 S: 11	H: 6 LOB: 1 BB: 1 P: 15	R: 0 E: 0 K: 1 S: 5	H: 0 LOB: 0 BB: 0 P: 5	R: 0 E: 0 K: 0 S: 3	H: 0 LOB: 0 BB: 0 P: 3	1B: 9 2B: 2 3B: 0 HR: 0	SF: 1 SAC: 1 DP: 0 HBP: 0	WP: 0 PB: 0 SB: 3 CS: 0	PA: 40
<b>PITCHER</b>	IP WLS BF H R ER SO BB IBB HBP BLK WP HR S P ERA WHIP																			
<b>Steve Busby, R</b> ERA: 3.38 (1, 1)	6.1 L 28 8 7 6 4 1 0 0 0 0 0 0 35 39 8.53 1.421																			
<b>Steve Mingori, L</b> ERA: 8.53 (7, 1)	0.1 3 1 0 0 1 0 1 0 0 0 0 0 4 8 0.00 3.000																			
<b>Gene Garber, R</b> ERA: 5.74 (7, 1)	0.1 3 2 3 3 0 0 0 0 0 0 0 0 3 3 81.00 6.000																			
<b>Lindy McDaniel, R</b> ERA: 4.2 (8, 1)	2.0 6 0 0 0 0 1 0 0 0 0 0 0 8 8 0.00 0.000																			

**Baltimore Orioles @ Kansas City Royals**  
**Royals Stadium, Kansas City, MO**  
 Wed May 29 1974, 8:05 PM EDT  
 Att. 14,727 - Unknown - 81 F

[livebaseballscorecards.com](http://livebaseballscorecards.com)

<b>AB</b>	36
<b>R</b>	10
<b>H</b>	11
<b>RBI</b>	9
<b>BB</b>	2
<b>SO</b>	6
<b>LOB</b>	10



Batter	1	2	3	4	5	6	7	8	9
<b>Freddie Patek, R</b> (1, 6) <small>OBP: 0.316, SLG: 0.320</small> <b>Frank White, R</b> (8, 6) <small>OBP: 0.262, SLG: 0.333</small>	4-0 		0-0 <b>L5</b> 		0-0 <b>F7</b> 			0-0 	
<b>Cookie Rojas, R</b> (1, 4) <small>OBP: 0.340, SLG: 0.431</small> <b>Bobby Floyd, R</b> (8, 4) <small>OBP: 0.273, SLG: 0.111</small>	0-0 <b>F7</b> 		0-0 <b>FC6-4</b> 		0-3 <b>K</b> 			0-0 	
<b>Jim Wohlford, R</b> (1, 7) <small>OBP: 0.356, SLG: 0.374</small>	0-0 		0-0 <b>FC6-4</b> 			0-0 		0-0 	
<b>John Mayberry, L</b> (1, 3) <small>OBP: 0.391, SLG: 0.481</small> <b>Tony Solaita, L</b> (8, 3) <small>OBP: 0.369, SLG: 0.563</small>	0-0 			0-0 <b>F7</b> 		0-0 <b>F9</b> 		4-0 	
<b>Hal McRae, R</b> (1, 9) <small>OBP: 0.392, SLG: 0.535</small>	0-0 <b>G6-4-3</b> 			0-0 		0-0 <b>G5-4-3</b> 		0-0 <b>SF8</b> 	
<b>Richie Scheinblum, S</b> (1, 10) <small>OBP: 0.188, SLG: 0.111</small>		4-0 		0-0 <b>F9</b> 			0-0 <b>F2</b> 	0-0 <b>FC5-4</b> 	
<b>Al Cowens, R</b> (1, 8) <small>OBP: 0.264, SLG: 0.260</small>		0-3 <b>K</b> 		0-0 			0-3 <b>K</b> 		0-0 <b>F9</b> 
<b>George Brett, L</b> (1, 5) <small>OBP: 0.257, SLG: 0.357</small>		0-0 <b>F3</b> 		0-3 <b>K</b> 			0-0 <b>F9</b> 		0-0 <b>P6</b> 
<b>Fran Healy, R</b> (1, 2) <small>OBP: 0.329, SLG: 0.496</small> <b>Buck Martinez, R</b> (8, 2) <small>OBP: 0.323, SLG: 0.231</small>			0-0 <b>F8</b> 		0-0 			0-0 <b>F8</b> 	0-0 <b>F8</b> 

Inning Stats	R: 1	H: 2	R: 0	H: 0	R: 0	H: 1	R: 0	H: 2	R: 0	H: 1	R: 0	H: 0	R: 2	H: 3	R: 0	H: 0	R: 0	H: 0
	E: 0	LOB: 1	E: 0	LOB: 0	E: 0	LOB: 1	E: 0	LOB: 2	E: 0	LOB: 0	E: 0	LOB: 0	E: 0	LOB: 2	E: 0	LOB: 0	E: 0	LOB: 0
	K: 0	BB: 1	K: 1	BB: 1	K: 0	BB: 0	K: 1	BB: 0	K: 1	BB: 0	K: 1	BB: 0	K: 0	BB: 1	K: 0	BB: 0	K: 0	BB: 0
	S: 4	P: 8	S: 4	P: 8	S: 4	P: 4	S: 7	P: 7	S: 5	P: 5	S: 3	P: 3	S: 5	P: 5	S: 6	P: 10	S: 3	P: 3

PITCHER	IP	WLS	BF	H	R	ER	SO	BB	IBB	HBP	BLK	WP	HR	S	P	ERA	WHIP
<b>Mike Cuellar, L</b> (1, 1) <small>ERA: 2.74</small>	9.0	W	36	10	3	3	4	3	0	0	0	0	0	41	53	3.00	1.444

**BOTTOM**

AB	R	H	RBI	BB	SO	LOB
2	1	0	0	1	0	1
1	1	1	0	0	0	0
3	0	1	0	0	1	2
1	1	1	0	0	0	0
4	0	3	1	0	0	1
3	0	1	0	0	0	1
0	0	0	1	1	0	0
3	0	1	1	0	0	3
3	0	0	0	1	0	3
4	0	1	0	0	2	1
4	0	0	0	0	1	2
2	0	1	0	0	0	0
2	0	0	0	0	0	0

<b>AB</b>	<b>32</b>
<b>R</b>	<b>3</b>
<b>H</b>	<b>10</b>
<b>RBI</b>	<b>3</b>
<b>BB</b>	<b>3</b>
<b>SO</b>	<b>4</b>
<b>LOB</b>	<b>14</b>



WP	PA
0	36
0	
1	
2	

**Baltimore Orioles @ Kansas City Royals**  
**Royals Stadium, Kansas City, MO**  
 Wed May 29 1974, 8:05 PM EDT  
 Att: 14,727 - Unknown - 81 F

livebaseballscorecards.com



Batter	1	2	3	4	5	6	7	8	9	AB R H RBI BB SO LOB	TOP	
Freddie Patek, R (1, 6) OBP: 0.315, SLG: 0.318	0-0 F7		0-0 SH		0-0 1B		0-0 FC5-6		0-0 1-3	4 1 1 0 0 0 2		
Cookie Rojas, R (1, 4) OBP: 0.339, SLG: 0.424	4-0 L1-4-3 BB		0-0 FC6-2-5-1-6		0-0 4-3		0-0 L7			3 0 0 0 1 0 5		
Amos Otis, R (1, 8) OBP: 0.347, SLG: 0.422	0-0 L1-4-3		0-0 P4		0-0 1B		0-0 F8			4 0 1 2 0 0 3		
John Mayberry, L (1, 3) OBP: 0.388, SLG: 0.494		0-3 K		0-0 4-3		0-0 CS		0-0 3-1		4 1 1 1 0 1 0		
Hal McRae, R (1, 10) OBP: 0.400, SLG: 0.535		0-0 1B FC5-4		4-0 1B BB		4-0 E S BB		0-0 5-3		2 1 1 0 2 0 0		
Vada Pinson, L (1, 9) OBP: 0.261, SLG: 0.356		0-0 FC5-4		0-0 1B		0-0 F3		0-0 L8		4 0 2 0 0 0 1		
Al Cowens, R (8, 9) OBP: 0.264, SLG: 0.260		1-3 1B		1-3 1B						0 0 0 0 0 0 0		
Jim Wohlford, R (1, 7) OBP: 0.349, SLG: 0.365		0-0 FC5-4		0-3 K		0-0 L7				4 0 0 1 0 1 3		
George Brett, L (1, 5) OBP: 0.244, SLG: 0.338		0-0 F8				0-0 L3-1		0-0 L4		4 0 0 0 0 0 2		
Fran Healy, R (1, 2) OBP: 0.346, SLG: 0.514			0-0 SH FC6-2-5-1-6 2B		0-0 1B		0-0 FC5-6 1B		4-0 BB	3 1 3 0 1 0 0		
<b>Inning Stats</b>	R: 0 E: 0 K: 0 S: 2 H: 0 LOB: 0 BB: 1 P: 6	R: 1 E: 0 K: 1 S: 7 H: 2 LOB: 1 BB: 0 P: 7	R: 0 E: 1 K: 0 S: 4 H: 1 LOB: 1 BB: 0 P: 4	R: 0 E: 0 K: 1 S: 5 H: 1 LOB: 1 BB: 1 P: 9	R: 2 E: 0 K: 0 S: 5 H: 3 LOB: 0 BB: 0 P: 5	R: 1 E: 0 K: 0 S: 4 H: 1 LOB: 1 BB: 1 P: 8	R: 0 E: 0 K: 0 S: 4 H: 1 LOB: 1 BB: 0 P: 4	R: 0 E: 0 K: 0 S: 3 H: 0 LOB: 0 BB: 0 P: 3	R: 0 E: 0 K: 0 S: 3 H: 0 LOB: 1 BB: 1 P: 7	1B: 7 2B: 1 3B: 0 HR: 1 SF: 0 SAC: 1 DP: 1 HBP: 0	WP: 0 PB: 0 SB: 1 CS: 2 PA: 38	
<b>PITCHER</b>	IP WLS BF H R ER SO BB IBB HBP BLK WP HR S P ERA WHIP											
Steve Kline, R (1, 1) ERA: 4.07	4.2 L 21 7 3 3 2 2 0 0 0 0 0 0 23 31 5.79 1.929											
Fred Beene, R (5, 1) ERA: 3.3	4.1 16 2 1 1 0 2 0 0 0 0 0 1 14 22 2.08 0.923											

**Kansas City Royals @ Cleveland Indians**  
**Cleveland Municipal Stadium, Cleveland, OH**  
 Fri May 31 1974, 7:05 PM EDT  
 Att. 15,827 - Cloudy - 84 F

[livebaseballscorecards.com](http://livebaseballscorecards.com)

AB	32
R	4
H	9
RBI	4
BB	4
SO	2
LOB	16







Batter	1	2	3	4	5	6	7	8	9	AB R H RBI BB SO LOB	TOP
Freddie Patek, R OBP: 0.308, SLG: 0.311 (1, 6) X	0-0 F8 ①		0-0 6-3 ③			0-0 6-3 ①		0-0 5-3 ③		4 0 0 0 0 0 0	<b>Kansas City Royals @ Cleveland Indians</b> Cleveland Municipal Stadium, Cleveland, OH Sat Jun 01 1974, 3:33 AM EDT Att: 4,205 - Unknown - 61 F <a href="http://livebaseballscorecards.com">livebaseballscorecards.com</a>
Cookie Rojas, R OBP: 0.337, SLG: 0.420 (1, 4) X	0-0 4-3 ②			0-3 K ①		0-0 BB 1B		0-0 L4 ①	4 0 1 0 0 1 0		
Amos Otis, R OBP: 0.356, SLG: 0.423 (1, 8) B B B	4-0 BB			0-0 HR 1B		4-0 L4-3 BB		0-0 6-3 ②	2 1 1 0 2 0 0		
John Mayberry, L OBP: 0.385, SLG: 0.506 (1, 3) X	0-0 F7 ③			0-0 HR 1B		0-0 L4-3 ② ③		0-0 G3 ③	4 1 1 2 0 0 3		
Hal McRae, R OBP: 0.399, SLG: 0.531 (1, 10) X		0-0 5-3 ①		0-0 F9 ②		0-0 G6-3 1B			3 0 1 0 0 0 0		
Vada Pinson, L OBP: 0.255, SLG: 0.348 (1, 9) X		0-0 F8 ②		0-0 4-3 ③		0-0 F7 ①			3 0 0 0 0 0 1		
Jim Wohlford, R OBP: 0.343, SLG: 0.359 (1, 7) X		0-0 F9 ③			0-0 4-3 ①	0-0 G6-3 ② ③			3 0 0 0 0 0 1		
George Brett, L OBP: 0.235, SLG: 0.325 (1, 5) X			0-0 6-3 ①		0-0 F7 ②		0-3 K ①		3 0 0 0 0 1 0		
Fran Healy, R OBP: 0.340, SLG: 0.503 (1, 2) X			0-0 L9 ②		0-0 6-3 ③		0-0 F9 ②		3 0 0 0 0 0 0		
<b>Inning Stats</b>	R: 0 H: 0 E: 0 LOB: 1 K: 0 BB: 1 S: 3 P: 7	R: 0 H: 0 E: 0 LOB: 0 K: 0 BB: 0 S: 3 P: 3	R: 0 H: 0 E: 0 LOB: 0 K: 0 BB: 0 S: 3 P: 3	R: 2 H: 2 E: 0 LOB: 0 K: 1 BB: 0 S: 7 P: 7	R: 0 H: 0 E: 0 LOB: 0 K: 0 BB: 0 S: 3 P: 3	R: 0 H: 1 E: 0 LOB: 1 K: 0 BB: 1 S: 3 P: 7	R: 0 H: 1 E: 0 LOB: 0 K: 0 BB: 0 S: 3 P: 3	R: 0 H: 0 E: 0 LOB: 0 K: 1 BB: 0 S: 5 P: 5	R: 0 H: 0 E: 0 LOB: 0 K: 0 BB: 0 S: 3 P: 3	1B: 3 SF: 0 2B: 1 SAC: 0 3B: 0 DP: 2 HR: 1 HBP: 0	WP: 0 PA: 31 PB: 0 SB: 0 CS: 0
<b>PITCHER</b> Jim Perry, R (1, 1) ERA: 2.51	IP WLS BF H R ER SO BB IBB HBP BLK WP HR S P ERA WHIP										
	9.0 W 31 4 2 2 2 2 2 0 0 0 0 0 1 33 41 2.00 0.667										

**Kansas City Royals @ Cleveland Indians**  
 Cleveland Municipal Stadium, Cleveland, OH  
 Sat Jun 01 1974, 3:33 AM EDT  
 Att: 4,205 - Unknown - 61 F  
[livebaseballscorecards.com](http://livebaseballscorecards.com)

<b>AB</b>	29
<b>R</b>	2
<b>H</b>	4
<b>RBI</b>	2
<b>BB</b>	2
<b>SO</b>	2
<b>LOB</b>	5



Batter	1	2	3	4	5	6	7	8	9	AB	R	H	RBI	BB	SO	LOB
John Lowenstein, L (1, 5) OBP: 0.340, SLG: 0.319	0-0 CS 1B		4-0 BB HR BB		0-0 F2		0-0 L8			3	1	1	0	1	0	0
Jack Brohamer, L (1, 4) OBP: 0.386, SLG: 0.410	0-0 F8 1-2		4-0 HR BB		0-0 F9			0-0 F9		3	1	0	0	1	0	1
Leron Lee, L (1, 7) OBP: 0.327, SLG: 0.451	0-0 4-3		0-0 HR 1-H 2-H 3-H			0-0 HR		0-0 P4		4	2	2	5	0	0	0
Charlie Spikes, R (1, 9) OBP: 0.346, SLG: 0.446		0-3 K	0-0 L4			0-0 P6		0-3 K		4	0	0	0	0	2	0
Oscar Gamble, L (1, 10) OBP: 0.341, SLG: 0.387		0-0 1B	0-3 K			0-0 6-3				3	0	1	0	0	1	0
George Hendrick, R (1, 8) OBP: 0.303, SLG: 0.398		0-0 F5		0-0 4-3		0-0 1B				3	0	1	0	0	0	1
Ossie Blanco, R (1, 3) OBP: 0.310, SLG: 0.167		0-0 L7		0-3 K		0-0 6-3				3	0	0	0	0	1	2
Dave Duncan, R (1, 2) OBP: 0.242, SLG: 0.302			0-0 4-3	0-0 6-3			0-3 K			3	0	0	0	0	1	0
Frank Duffy, R (1, 6) OBP: 0.236, SLG: 0.301			4-0 BB HR BB		0-0 B2-3		0-3 K			2	1	0	0	1	1	0

Inning Stats	R: 0	H: 1	R: 0	H: 1	R: 4	H: 1	R: 0	H: 0	R: 1	H: 2	R: 0	H: 0	R: 0	H: 0	R: 0	H: 0	R: 0	H: 0
	E: 0	LOB: 0	E: 0	LOB: 1	E: 0	LOB: 0	E: 0	LOB: 0	E: 0	LOB: 1	E: 0	LOB: 0	E: 0	LOB: 0	E: 0	LOB: 0	E: 0	LOB: 0
	K: 0	BB: 0	K: 1	BB: 0	K: 1	BB: 3	K: 1	BB: 0	K: 0	BB: 0	K: 2	BB: 0	K: 1	BB: 0	K: 1	BB: 0	K: 1	BB: 0
	S: 3	P: 3	S: 6	P: 6	S: 6	P: 18	S: 5	P: 5	S: 5	P: 5	S: 7	P: 7	S: 5	P: 5	S: 5	P: 5	S: 5	P: 5

PITCHER	IP	WLS	BF	H	R	ER	SO	BB	IBB	HBP	BLK	WP	HR	S	P	ERA	WHIP
Bruce Dal Canton, R (1, 1) ERA: 2.58	8.0	L	31	5	5	5	6	3	0	0	0	0	2	40	52	5.62	1.000

**BOTTOM**

**Kansas City Royals @ Cleveland Indians**  
**Cleveland Municipal Stadium, Cleveland, OH**  
 Sat Jun 01 1974, 3:33 AM EDT  
 Att. 4,205 - Unknown - 61 F

[livebaseballscorecards.com](http://livebaseballscorecards.com)

<b>AB</b>	<b>28</b>
<b>R</b>	<b>5</b>
<b>H</b>	<b>5</b>
<b>RBI</b>	<b>5</b>
<b>BB</b>	<b>3</b>
<b>SO</b>	<b>6</b>
<b>LOB</b>	<b>4</b>



WP	PA
0	31



Batter	1	2	3	4	5	6	7	8	9	AB R H RBI BB SO LOB	TOP	
Freddie Patek, R (1, 6) OBP: 0.306, SLG: 0.304	4-0 SH3-4 1B BB	0-0 F9			0-0 F7		0-0 F2		0-0 FC6-4 1-2f	4 1 0 0 1 0 4		
Cookie Rojas, R (1, 4) OBP: 0.332, SLG: 0.414	0-0 SH3-4 1-2		0-0 P4			0-0 6-3		0-0 F9		3 0 0 0 0 0 0		
Amos Otis, R (1, 8) OBP: 0.354, SLG: 0.418	0-3 K		0-0 6-3			0-3 K		0-0 BB 1B		4 0 1 0 0 2 1		
John Mayberry, L (1, 3) OBP: 0.388, SLG: 0.503	0-0 BB 1B 2-H		0-0 F5			0-0 G3		4-0 1B BB 1-2		3 0 1 1 1 0 0		
Hal McRae, R (1, 9) OBP: 0.401, SLG: 0.528	4-0 1-2 BB			0-0 L5			0-0 F3	0-0 1-2 2-H 1B		3 0 1 0 1 0 0		
Vada Pinson, L (1, 7) OBP: 0.248, SLG: 0.338	0-3 K			0-3 K			0-0 6-3	0-0 F8		4 0 0 0 0 2 4		
Richie Scheinblum, S (1, 10) OBP: 0.205, SLG: 0.134 Bobby Floyd, R (9, PR) OBP: 0.273, SLG: 0.111		0-0 F7		0-0 5-3			0-0 BB 1B	0-0 FC6-4 1B		4 1 2 0 0 0 0 0 0 0 0 0 0 0	AB 30 R 2 H 6 RBI 2 BB 6 SO 5 LOB 12	
George Brett, L (1, 5) OBP: 0.241, SLG: 0.321 Tony Solaita, L (7, PH) OBP: 0.405, SLG: 0.563 Frank White, R (7, PR) OBP: 0.256, SLG: 0.326		0-0 1-3			4-0 BB BB BB BB G4-6-3 BB		4-0 1B BB 1-2	0-3 K		1 0 0 0 1 0 0 0 0 0 0 1 0 0 1 0 0 0 0 1 1		
Fran Healy, R (1, 2) OBP: 0.344, SLG: 0.500		4-0 BB			0-0 G4-6-3 1-2f		0-0 1-2 2-H 1B	0-0 F3		3 0 1 1 1 0 2		
<b>Inning Stats</b>	R: 1 E: 0 K: 2 S: 8 H: 1 LOB: 2 BB: 2 P: 16	R: 0 E: 0 K: 0 S: 3 H: 0 LOB: 1 BB: 1 P: 7	R: 0 E: 0 K: 0 S: 3 H: 0 LOB: 0 BB: 0 P: 3	R: 0 E: 0 K: 1 S: 5 H: 0 LOB: 0 BB: 0 P: 5	R: 0 E: 0 K: 0 S: 2 H: 0 LOB: 0 BB: 1 P: 6	R: 0 E: 0 K: 1 S: 5 H: 0 LOB: 0 BB: 0 P: 5	R: 1 E: 0 K: 0 S: 5 H: 2 LOB: 2 BB: 1 P: 9	R: 0 E: 0 K: 0 S: 4 H: 2 LOB: 2 BB: 1 P: 8	R: 0 E: 0 K: 1 S: 6 H: 1 LOB: 1 BB: 0 P: 6	1B: 6 2B: 0 3B: 0 HR: 0 SF: 0 SAC: 1 DP: 1 HBP: 0	WP: 0 PB: 0 SB: 0 CS: 0 PA: 37	
<b>PITCHER</b> Gaylord Perry, R (1, 1) ERA: 1.46	IP WLS BF H R ER SO BB IBB HBP BLK WP HR S P ERA WHIP	9.0 W 37 6 2 2 5 6 0 0 0 0 0 0 41 65 2.00 1.333										

**Kansas City Royals @ Cleveland Indians**  
 Cleveland Municipal Stadium, Cleveland, OH  
 Sun Jun 02 1974, 3:33 AM EDT  
 Att. 23,817 - Unknown - 68 F

livebaseballscorecards.com



Batter	1	2	3	4	5	6	7	8	9	AB	R	H	RBI	BB	SO	LOB
Frank Duffy, R OBP: 0.236, SLG: 0.296 (1, 6)	0-0 L5	0-0 6-3		0-0 FC1		4-0 CS BB				3	0	0	0	1	0	1
John Lowenstein, L OBP: 0.343, SLG: 0.319 (1, 5)	0-0 4-3		0-0 1B	0-0 4-3		0-0 CS	4-0 S			3	1	1	1	1	0	1
Leron Lee, L OBP: 0.356, SLG: 0.519 (1, 7)	0-0 HR		0-0 CS	4-0 IBB			0-0 F8			3	1	2	1	1	0	1
Charlie Spikes, R OBP: 0.349, SLG: 0.444 (1, 9)	4-0 BB BB		0-0 F9	0-0 G3			0-0 FC5-4			3	0	1	1	1	0	4
George Hendrick, R OBP: 0.302, SLG: 0.391 (1, 8)	4-0 BB		0-3 K		0-0 5-3		0-0 FC5-4			3	0	0	0	1	1	2
Ossie Blanco, R OBP: 0.303, SLG: 0.148 (1, 3)	4-0 BB			0-0 4-3	0-0 F9		0-0 F8			3	0	0	0	1	0	1
Oscar Gamble, L OBP: 0.338, SLG: 0.406 (1, 10)	0-3 K			0-0 HR	0-3 K				0-0 L8	4	1	1	1	0	2	3
Dave Duncan, R OBP: 0.242, SLG: 0.322 (1, 2)		0-0 P3		0-0 HR		0-0 5-3			0-0 6-3	4	1	1	1	0	0	0
Jack Brohamer, L OBP: 0.381, SLG: 0.404 (1, 4)		0-0 P6		0-0 FC1		0-3 K			0-0 F9	4	1	1	0	0	1	0

Inning Stats	R: 1	H: 1	E: 0	K: 1	S: 6	LOB: 3	BB: 3	P: 18	R: 0	H: 0	E: 0	K: 0	S: 3	LOB: 0	BB: 0	P: 3	R: 0	H: 2	E: 0	K: 1	S: 6	LOB: 1	BB: 0	P: 6	R: 3	H: 3	E: 1	K: 0	S: 7	LOB: 2	BB: 1	P: 11	R: 0	H: 0	E: 0	K: 1	S: 5	LOB: 0	BB: 0	P: 5	R: 0	H: 0	E: 0	K: 1	S: 4	LOB: 0	BB: 1	P: 8	R: 1	H: 1	E: 0	K: 0	S: 4	LOB: 1	BB: 1	P: 8	R: 0	H: 0	E: 0	K: 0	S: 3	LOB: 0	BB: 0	P: 3
--------------	------	------	------	------	------	--------	-------	-------	------	------	------	------	------	--------	-------	------	------	------	------	------	------	--------	-------	------	------	------	------	------	------	--------	-------	-------	------	------	------	------	------	--------	-------	------	------	------	------	------	------	--------	-------	------	------	------	------	------	------	--------	-------	------	------	------	------	------	------	--------	-------	------

PITCHER	IP	WLS	BF	H	R	ER	SO	BB	IBB	HBP	BLK	WP	HR	S	P	ERA	WHIP
Paul Splittorf, L ERA: 3.78 (1, 1)	3.1	L	18	6	4	3	2	3	0	0	0	0	3	19	31	8.10	2.700
Lindy McDaniel, R ERA: 3.89 (4, 1)	4.2		18	1	1	1	2	2	1	0	0	0	0	19	31	1.93	0.643

**BOTTOM**

**Kansas City Royals @ Cleveland Indians**  
Cleveland Municipal Stadium, Cleveland, OH

Sun Jun 02 1974, 3:33 AM EDT  
Att: 23,817 - Unknown - 68 F

livebaseballscorecards.com

AB	30
R	5
H	7
RBI	5
BB	6
SO	4
LOB	13



WP: 0	PA: 37
PB: 0	
SB: 1	
CS: 2	



Batter	1	2	3	4	5	6	7	8	9	AB R H RBI BB SO LOB	TOP									
Freddie Patek, R (1, 6) OBP: 0.303, SLG: 0.302	0-0 P3		0-0 P4		0-0 S 1B		0-0 F9		0-0 F2	5 0 1 0 0 0 2										
Jim Wohlford, R (1, 7) OBP: 0.345, SLG: 0.353	0-0 2-3		0-0 1-3		0-0 1-3		4-0 1B E BB		4-0 BB	3 1 0 0 2 0 3										
Amos Otis, R (1, 8) OBP: 0.355, SLG: 0.424	0-0 5-3		0-0 F7			0-0 1B 2B	0-0 E 1B		0-3 K	5 1 2 1 0 1 2										
John Mayberry, L (1, 3) OBP: 0.385, SLG: 0.497		0-0 F7		0-0 F8		0-0 FC4-6 1B	0-0 E9 FC5-4			4 0 1 1 0 0 1										
Hal McRae, R (1, 9) OBP: 0.398, SLG: 0.521		0-0 5-3 1B 1B		0-0 F9		0-0 F8	0-0 FC5-4			4 0 1 0 0 0 3										
Tony Solaita, L (1, 10) Al Cowens, R (8, PH) OBP: 0.259, SLG: 0.255		0-0 1-2 5-3 1B		0-0 F9		0-0 FC4-6 1-2f		0-0 F8		3 0 1 0 0 0 1 1 0 0 0 0 0 0										
Fran Healy, R (1, 2) OBP: 0.335, SLG: 0.487		0-0 5-3 1-2 2-3		0-0 1-3		0-0 5-3		0-0 F9		4 0 0 0 0 0 3										
Frank White, R (1, 4) OBP: 0.234, SLG: 0.298		0-0 4-3		0-0 6-3			0-0 4-3		0-0 F8	4 0 0 0 0 0 2										
George Brett, L (1, 5) Cookie Rojas, R (9, PH) OBP: 0.330, SLG: 0.411			0-0 S 1B		0-0 1B 1B		0-0 E4 1B		0-0 6-3	3 1 3 0 0 0 0 1 0 0 0 0 0 0										
<b>Inning Stats</b>	R: 0 H: 0 E: 0 K: 0 S: 3	H: 0 LOB: 0 BB: 0 P: 3	R: 0 H: 2 E: 0 K: 0 S: 5	H: 2 LOB: 2 BB: 0 P: 5	R: 0 H: 1 E: 0 K: 0 S: 4	H: 1 LOB: 1 BB: 0 P: 4	R: 0 H: 0 E: 0 K: 0 S: 3	H: 0 LOB: 0 BB: 0 P: 3	R: 0 H: 2 E: 0 K: 0 S: 5	H: 2 LOB: 2 BB: 0 P: 5	R: 1 H: 2 E: 0 K: 0 S: 5	H: 2 LOB: 1 BB: 0 P: 5	R: 2 H: 2 E: 2 K: 0 S: 6	H: 2 LOB: 2 BB: 1 P: 10	R: 0 H: 0 E: 0 K: 0 S: 3	H: 0 LOB: 0 BB: 0 P: 3	R: 0 H: 0 E: 0 K: 1 S: 5	H: 0 LOB: 1 BB: 1 P: 9	1B: 8 SF: 0 2B: 1 SAC: 0 3B: 0 DP: 0 HR: 0 HBP: 0	WP: 0 PA: 39 PB: 0 SB: 2 CS: 0
<b>PITCHER</b>	IP WLS BF H R ER SO BB IBB HBP BLK WP HR S P ERA WHIP																			
Doyle Alexander, R (1, 1) ERA: 4.86	6.2 W 29 8 3 2 0 1 0 0 0 0 0 0 28 32 2.70 1.350																			
Bob Reynolds, R (7, 1) ERA: 2.57	0.0 1 1 0 0 0 0 0 0 0 0 0 0 1 1 ∞ ∞																			
Grant Jackson, L (7, 1) ERA: 3.0	2.1 S 9 0 0 0 1 1 0 0 0 0 0 0 10 14 0.00 0.429																			

**Kansas City Royals @ Baltimore Orioles**  
 Memorial Stadium, Baltimore, MD  
 Mon Jun 03 1974, 7:05 PM EDT  
 Att: 6,645 - Unknown - 70 F

livebaseballscorecards.com

<b>AB</b>	37
<b>R</b>	3
<b>H</b>	9
<b>RBI</b>	2
<b>BB</b>	2
<b>SO</b>	1
<b>LOB</b>	17



Batter	1	2	3	4	5	6	7	8	9
Al Bumbry, L OBP: 0.226, SLG: 0.267 Jim Fuller, R OBP: 0.337, SLG: 0.512 (7, 9)	0-0 G3 1B 2B	0-0 PO 1-2	0-3 K	0-0 1-3		0-0 1-2 2-3 1B		0-0 SH5-3 2-3	
Rich Coggins, L OBP: 0.241, SLG: 0.240 Don Baylor, R OBP: 0.298, SLG: 0.262 (7, 7)	0-0 G3 2-3		4-0 1B 1-3 BB		0-0 4-3	0-0 5-3		0-3 K	
Bobby Grich, R OBP: 0.422, SLG: 0.483 (1, 4)	4-0 1B BB		0-0 1-3 1B 1B		0-0 F7		4-0 6-3 5-3 BB	0-0 5-3	
Tommy Davis, R OBP: 0.294, SLG: 0.354 (1, 10)	0-0 1-2 3-H 1B		0-0 1-3		0-0 F2		0-0 5-3		
Boog Powell, L OBP: 0.308, SLG: 0.439 (1, 3)	0-0 G4-6-3 1-2f		0-0 3-H 1B			0-0 G3	4-0 6-3 IBB		
Paul Blair, R OBP: 0.294, SLG: 0.391 (1, 8)		0-0 F8	0-0 FC5-6-4 1-2f			0-0 5-3	0-0 6-3	0-0 1-2 2-3	
Brooks Robinson, R OBP: 0.369, SLG: 0.397 (1, 5)		0-0 4-3 2B		0-3 K		0-0 1B 1B	4-0 1B 1B	4-0 1B 1B	
Earl Williams, R OBP: 0.337, SLG: 0.298 Elrod Hendricks, L OBP: 0.341, SLG: 0.514 (8, 2)		0-0 4-3		4-0 1-3 BB		4-0 1B 1B BB	0-0 F8		
Mark Belanger, R OBP: 0.362, SLG: 0.474 (1, 6)		4-0 PO BB		0-0 1-3		0-0 1B 1B		0-0 SH5-3 2B	

Inning Stats	R: 1	H: 2	E: 0	K: 0	S: 4	LOB: 1	BB: 1	P: 8	R: 0	H: 1	E: 0	K: 0	S: 3	LOB: 1	BB: 1	P: 7	R: 2	H: 2	E: 0	K: 1	S: 7	LOB: 1	BB: 1	P: 11	R: 0	H: 0	E: 0	K: 1	S: 5	LOB: 1	BB: 1	P: 9	R: 0	H: 0	E: 0	K: 0	S: 3	LOB: 0	BB: 0	P: 3	R: 1	H: 3	E: 0	K: 0	S: 6	LOB: 3	BB: 10	R: 0	H: 0	E: 0	K: 0	S: 3	LOB: 3	BB: 15	R: 0	H: 1	E: 0	K: 1	S: 6	LOB: 1	BB: 0	P: 6
--------------	------	------	------	------	------	--------	-------	------	------	------	------	------	------	--------	-------	------	------	------	------	------	------	--------	-------	-------	------	------	------	------	------	--------	-------	------	------	------	------	------	------	--------	-------	------	------	------	------	------	------	--------	--------	------	------	------	------	------	--------	--------	------	------	------	------	------	--------	-------	------

PITCHER																	IP	WLS	BF	H	R	ER	SO	BB	IBB	HBP	BLK	WP	HR	S	P	ERA	WHIP
Steve Busby, R ERA: 3.54 (1, 1)	5.2	L	27	7	4	4	2	5	0	0	0	0	0	26	46	6.35	2.118																
Steve Mingori, L ERA: 5.23 (6, 1)	0.0		1	1	0	0	0	0	0	0	0	0	0	1	1	∞	∞																
Gene Garber, R ERA: 5.51 (6, 1)	0.2		4	0	0	0	1	1	0	0	0	0	0	2	10	0.00	1.500																
Doug Bird, R ERA: 1.98 (7, 1)	1.2		7	1	0	0	1	0	1	0	0	0	0	8	12	0.00	0.600																


**BOTTOM**

AB	R	H	RBI	BB	SO	LOB
3	1	1	0	0	1	1
1	0	1	0	0	0	0
2	1	0	0	1	0	1
2	0	0	0	0	1	4
3	1	1	0	2	0	1
4	0	1	2	0	0	2
3	0	1	1	1	0	2
4	0	0	0	0	0	3
3	1	2	0	1	1	0
2	0	0	0	2	0	4
0	0	0	0	0	0	0
3	0	2	1	1	0	1

**AB 30**  
**R 4**  
**H 9**  
**RBI 4**  
**BB 8**  
**SO 3**  
**LOB 19**

**WP: 0 PA: 40**  
**PB: 0 SB: 0 CS: 0**

**livebaseballscorecards.com**



**Kansas City Royals @ Baltimore Orioles**  
**Memorial Stadium, Baltimore, MD**  
 Mon Jun 03 1974, 7:05 PM EDT  
 Att. 6,645 - Unknown - 70 F



Batter	1	2	3	4	5	6	7	8	9	AB R H RBI BB SO LOB	TOP											
Al Cowens, R (1, 9) OBP: 0.271, SLG: 0.268	0-0 6-3		0-0 1B 1B	0-0 6-3		0-0 FC6-4 1B		0-0 5-3		5 1 2 1 0 0 2												
Jim Wohlford, R (1, 7) OBP: 0.346, SLG: 0.351	0-0 6-3		0-0 1B HR 1B		4-0 FC5-4 BB	0-0 FC6-4		0-0 1-4-3		4 1 1 1 1 0 3												
Amos Otis, R (1, 8) OBP: 0.362, SLG: 0.444	0-0 HR		0-0 1B HR 1B		0-0 FC5-4 1B FC6-4	0-0 FC6-4				4 3 2 2 1 0 3												
John Mayberry, L (1, 3) Tony Solaita, L (6, 3) OBP: 0.389, SLG: 0.517 OBP: 0.381, SLG: 0.514	0-0 1-3		0-0 HR		0-0 FC6-4 1B		0-0 G3		0-0 F8	3 1 2 3 0 0 0 2 0 0 0 0 0 1												
Hal McRae, R (1, 10) Vada Pinson, L (9, PH) OBP: 0.395, SLG: 0.512 OBP: 0.247, SLG: 0.336		4-0 CS BB	0-0 F8		0-0 FC6-4		0-0 F9		0-0 FC6-4	3 0 0 1 1 0 1 1 0 0 0 0 0 1												
Fran Healy, R (1, 2) OBP: 0.331, SLG: 0.474		0-0 F2	0-3 K		0-0 F9		4-0 BB		0-0 F9	4 0 0 0 1 1 3												
Frank White, R (1, 4) OBP: 0.216, SLG: 0.275		0-3 K		0-0 F8		0-0 F8	0-0 P2			4 0 0 0 0 1 1												
Freddie Patek, R (1, 6) OBP: 0.312, SLG: 0.307			0-0 F7	4-0 PB BB		0-0 S 1B		0-0 5-3 S 1B		3 1 2 0 1 0 0												
George Brett, L (1, 5) OBP: 0.278, SLG: 0.345			0-0 1B 1B	0-0 F8		4-0 FC6-4 1B BB		0-0 L7		3 1 1 0 1 0 2												
<b>Inning Stats</b>	R: 1 E: 0 K: 0 S: 4	H: 1 LOB: 0 BB: 0 P: 4	R: 0 E: 0 K: 1 S: 4	H: 0 LOB: 0 BB: 1 P: 8	R: 5 E: 0 K: 1 S: 10	H: 5 LOB: 0 BB: 0 P: 10	R: 0 E: 0 K: 0 S: 3	H: 0 LOB: 1 BB: 1 P: 7	R: 1 E: 0 K: 0 S: 4	H: 1 LOB: 1 BB: 1 P: 8	R: 1 E: 0 K: 0 S: 5	H: 2 LOB: 2 BB: 1 P: 9	R: 0 E: 0 K: 0 S: 3	H: 0 LOB: 1 BB: 1 P: 7	R: 0 E: 0 K: 0 S: 4	H: 1 LOB: 1 BB: 0 P: 4	R: 0 E: 0 K: 0 S: 3	H: 0 LOB: 1 BB: 1 P: 7	1B: 8 2B: 0 3B: 0 HR: 2	SF: 0 SAC: 0 DP: 0 HBP: 0	WP: 0 PB: 1 SB: 2 CS: 1	PA: 42
<b>PITCHER</b>	IP WLS BF H R ER SO BB IBB HBP BLK WP HR S P ERA WHIP																					
Ross Grimsley, L (1, 1) ERA: 4.21	2.1 L 13 6 6 6 1 1 0 0 0 0 0 2 14 18 23.14 3.000																					
Jesse Jefferson, R (3, 1) ERA: 5.24	5.2 25 4 2 2 1 4 0 0 0 0 0 0 23 39 3.18 1.412																					
Bob Reynolds, R (9, 1) ERA: 2.48	1.0 4 0 0 0 0 0 1 0 0 0 0 0 3 7 0.00 1.000																					

**Kansas City Royals @ Baltimore Orioles**  
 Memorial Stadium, Baltimore, MD  
 Tue Jun 04 1974, 7:05 PM EDT  
 Att: 7,007 - Unknown - 76 F

AB	36
R	8
H	10
RBI	8
BB	6
SO	2
LOB	17



WP: 0	PA: 42
-------	--------

ERA	WHIP
-----	------

Batter	1	2	3	4	5	6	7	8	9	AB R H RBI BB SO LOB
Al Bumbry, L OBP: 0.227, SLG: 0.267 (1, 7) x	0-0 FC4-6 1B			0-0 1-3		0-0 4-3			0-0 6-3	4 0 1 0 0 0 0
Rich Coggins, L OBP: 0.234, SLG: 0.233 (1, 9) x (7, 8)	0-0 FC4-6 1-2f G4-3			0-0 L4			0-0 G3		0-0 F9	4 0 0 0 0 0 1
Bobby Grich, R OBP: 0.416, SLG: 0.475 (1, 4) x	0-0 G4-3 1-2f			0-0 5-3			0-0 1-3			3 0 0 0 0 0 1
Tommy Davis, R OBP: 0.294, SLG: 0.354 (1, 10) x		0-0 1-6-3			0-0 G3 1B		0-0 F7			3 0 1 0 0 0 0
Boog Powell, L OBP: 0.301, SLG: 0.429 (1, 3) x		0-0 5-3			0-0 G3 1-2			0-0 F7		3 0 0 0 0 0 1
Paul Blair, R OBP: 0.290, SLG: 0.386 (1, 8) x		0-0 3-1			0-0 F9			0-0 6-3		2 0 0 0 0 0 1
Jim Fuller, R OBP: 0.333, SLG: 0.506 (7, 9) x										1 0 0 0 0 0 0
Brooks Robinson, R OBP: 0.365, SLG: 0.392 (1, 5) x			0-0 6-3		0-0 6-3			0-0 1B		2 0 0 0 0 0 1
Enos Cabell, R OBP: 0.370, SLG: 0.440 (7, 5) x										1 0 1 0 0 0 0
Elrod Hendricks, L OBP: 0.318, SLG: 0.475 (1, 2) x			0-0 F7			0-0 3-1		0-0 P4		3 0 0 0 0 0 1
Mark Belanger, R OBP: 0.355, SLG: 0.463 (1, 6) x			0-0 F8			0-0 F9			0-0 P6	3 0 0 0 0 0 0

Inning Stats	R: 0 E: 0 K: 0 S: 3	H: 1 LOB: 0 BB: 0 P: 3	R: 0 E: 0 K: 0 S: 3	H: 0 LOB: 0 BB: 0 P: 3	R: 0 E: 0 K: 0 S: 3	H: 0 LOB: 0 BB: 0 P: 3	R: 0 E: 0 K: 0 S: 4	H: 1 LOB: 1 BB: 0 P: 4	R: 0 E: 0 K: 0 S: 3	H: 0 LOB: 0 BB: 0 P: 3	R: 0 E: 0 K: 0 S: 4	H: 1 LOB: 1 BB: 0 P: 4	R: 0 E: 0 K: 0 S: 3	H: 0 LOB: 0 BB: 0 P: 3	1B: 3 2B: 0 3B: 0 HR: 0	SF: 0 SAC: 0 DP: 1 HBP: 0

PITCHER	IP	WLS	BF	H	R	ER	SO	BB	IBB	HBP	BLK	WP	HR	S	P	ERA	WHIP
Al Fitzmorris, R ERA: 2.9 (1, 1)	9.0	W	29	3	0	0	0	0	0	0	0	0	0	29	29	0.00	0.333


**BOTTOM**

**Kansas City Royals @ Baltimore Orioles**  
**Memorial Stadium, Baltimore, MD**

Tue Jun 04 1974, 7:05 PM EDT  
Att. 7,007 - Unknown - 76 F

livebaseballscorecards.com

<b>AB</b>	<b>29</b>
<b>R</b>	<b>0</b>
<b>H</b>	<b>3</b>
<b>RBI</b>	<b>0</b>
<b>BB</b>	<b>0</b>
<b>SO</b>	<b>0</b>
<b>LOB</b>	<b>6</b>



<b>WP:</b> 0	<b>PA:</b> 29
<b>PB:</b> 0	
<b>SB:</b> 0	
<b>CS:</b> 0	



Batter	1	2	3	4	5	6	7	8	9	AB R H RBI BB SO LOB	TOP
Al Cowens, R OBP: 0.281, SLG: 0.267 (1, 9) X	0-0 F8 BB	4-0 BB		X 0-0 2-H 1B		X 0-0 P6		X 0-0 G6-4-3 1-2f		4 0 1 1 1 0 4	
Jim Wohlford, R OBP: 0.347, SLG: 0.368 (1, 7) X	0-0 1B 1B	0-3 K		X 0-0 F8		X 0-0 HR		X 0-0 1-3		5 2 2 1 0 1 3	
Amos Otis, R OBP: 0.363, SLG: 0.443 (1, 8) X	0-0 F9		X 0-0 G4-6-3 1B		X 0-0 WP 1B		X 0-0 6-3	X 0-0 F9		5 0 2 0 0 0 1	
John Mayberry, L OBP: 0.385, SLG: 0.508 (1, 3) X	0-0 1B 1-3 1B		X 0-0 G4-6-3 1-2f		X 0-0 L8		X 0-0 F9	X 0-0 3-1		5 0 1 0 0 0 2	
Hal McRae, R OBP: 0.392, SLG: 0.506 (1, 10) X	0-0 1-2 3-H 1B		X 0-0 5-3		X 0-3 K		X 0-3 K			4 0 1 1 0 2 1	
Fran Healy, R OBP: 0.335, SLG: 0.468 (1, 2) X	0-0 F8			X 4-0 SH3-4 2B BB		X 0-0 6-3		X 4-0 FC4-6 BB		2 1 0 0 2 0 3	
Frank White, R OBP: 0.222, SLG: 0.278 (1, 4) X		X 0-0 B1		X 0-0 SH3-4 1-2		X 0-0 3-1 SH3-4 1B		X 0-0 FC4-6 BB E 1-2f		3 0 1 0 0 0 1	
Freddie Patek, R OBP: 0.307, SLG: 0.303 (1, 6) X		0-3 K		X 0-3 K		X 0-0 SH3-4 1-2		X 0-0 E6 BB		3 0 0 0 0 2 2	
George Brett, L OBP: 0.298, SLG: 0.368 (1, 5) X		X 0-0 BB 1B		X 0-0 BB 1B 2B		X 0-0 3-1 2-3		X 4-0 G6-4-3 BB 1-2 2-3		3 1 2 1 1 0 1	
<b>Inning Stats</b>	R: 1 H: 3 E: 0 LOB: 2 K: 0 BB: 0 S: 6 P: 6	R: 0 H: 1 E: 0 LOB: 2 K: 2 BB: 1 S: 8 P: 12	R: 0 H: 1 E: 0 LOB: 0 K: 0 BB: 0 S: 3 P: 3	R: 2 H: 2 E: 0 LOB: 1 K: 1 BB: 1 S: 7 P: 11	R: 0 H: 1 E: 0 LOB: 1 K: 1 BB: 0 S: 6 P: 6	R: 0 H: 1 E: 0 LOB: 1 K: 0 BB: 0 S: 4 P: 4	R: 1 H: 1 E: 0 LOB: 0 K: 1 BB: 0 S: 6 P: 6	R: 0 H: 0 E: 1 LOB: 2 K: 0 BB: 2 S: 3 P: 11	R: 0 H: 0 E: 0 LOB: 0 K: 0 BB: 0 S: 3 P: 3	1B: 8 SF: 0 2B: 1 SAC: 2 3B: 0 DP: 2 HR: 1 HBP: 0	WP: 1 PA: 40 PB: 0 SB: 0 CS: 0
<b>PITCHER</b> Dave McNally, L ERA: 4.06 (1, 1)	IP 7.0 WLS 33 BF 10 H 4 R 4 ER 5 SO 3 IBB 0 HBP 0 BLK 0 WP 1 HR 1 S 40 P 52 ERA 5.14 WHIP 1.857										
Bob Reynolds, R ERA: 2.32 (8, 1)	IP 2.0 WLS 7 BF 0 H 0 R 0 ER 0 SO 1 IBB 0 HBP 0 BLK 0 WP 0 HR 0 S 6 P 10 ERA 0.00 WHIP 0.500										

**Kansas City Royals @ Baltimore Orioles**  
 Memorial Stadium, Baltimore, MD  
 Wed Jun 05 1974, 7:05 PM EDT  
 Att: 7,277 - Unknown - 77 F

[livebaseballscorecards.com](http://livebaseballscorecards.com)

AB	34
R	4
H	10
RBI	4
BB	4
SO	5
LOB	18



BOTTOM

Kansas City Royals @ Baltimore Orioles  
Memorial Stadium, Baltimore, MD

Wed Jun 05 1974, 7:05 PM EDT  
Att. 7,277 - Unknown - 77 F

livebaseballscorecards.com

AB	31
R	5
H	7
RBI	5
BB	4
SO	1
LOB	10



WP:	1	PA:	36
PB:	1		
SB:	1		
CS:	0		

AB R H RBI BB SO LOB

4 0 1 0 0 0 0

4 0 0 1 0 0 2

3 0 0 0 1 1 0

3 0 1 0 1 0 3

4 0 0 0 0 0 2

0 1 0 0 0 0 0

3 2 1 0 1 0 0

4 1 3 2 0 0 0

0 1 0 0 0 0 0

3 0 0 0 0 0 2

0 0 0 1 0 0 0

3 0 1 1 1 0 1

1B: 4 SF: 1

2B: 3 SAC: 0

3B: 0 DP: 1

HR: 0 HBP: 0

Batter	1	2	3	4	5	6	7	8	9
Paul Blair, R (1, 8) OBP: 0.289, SLG: 0.382	0-0 F3		0-0 FC3-6 1B		0-0 P4			0-0 1-4-3	
Rich Coggins, L (1, 9) OBP: 0.228, SLG: 0.226	0-0 4-3		0-0 FC3-6 S		0-0 F3			0-0 F9	
Bobby Grich, R (1, 4) OBP: 0.413, SLG: 0.467	0-0 5-3		0-0 FC5 BB		0-0 P6			0-3 K	
Tommy Davis, R (1, 10) OBP: 0.298, SLG: 0.354		0-0 F3	0-0 FC5		0-0 G4-6-3 1B			4-0 FC1-6 BB	
Al Bumbry, L (9, PR) OBP: 0.227, SLG: 0.267									
Boog Powell, L (1, 3) OBP: 0.293, SLG: 0.415		0-0 4-3		0-0 F7		0-0 G4-6-3 1B		0-0 FC1-6 BB	
Enos Cabell, R (9, PR) OBP: 0.370, SLG: 0.440								1-2 1B	
Don Baylor, R (1, 7) OBP: 0.303, SLG: 0.271		0-0 5-3		0-0 PB 1B		0-0 6-3		4-0 1B SF7	
Brooks Robinson, R (1, 5) OBP: 0.373, SLG: 0.405			0-0 1B FC3-6		0-0 WP 1B		0-0 L6	0-0 2B	
Frank Baker, L (9, PR) OBP: 0.133, SLG: 0.071				2-H				1-3 2-H 1B	
Andy Etchebarren, R (1, 2) OBP: 0.239, SLG: 0.214			0-0 F9		0-0 P4		0-0 F8	0-0 SF7	
Elrod Hendricks, L (9, PH) OBP: 0.311, SLG: 0.475								3-H	
Mark Belanger, R (1, 6) OBP: 0.358, SLG: 0.468			4-0 FC3-6 1B		0-0 F7		0-0 F9	0-0 1-H 2B	

Inning Stats	R: 0	H: 0	E: 0	LOB: 0	K: 0	BB: 0	S: 3	P: 3	R: 0	H: 0	E: 0	LOB: 0	K: 0	BB: 0	S: 3	R: 0	H: 2	E: 0	LOB: 1	K: 0	BB: 0	S: 5	R: 0	H: 1	E: 0	LOB: 0	K: 0	BB: 0	S: 3	R: 0	H: 0	E: 0	LOB: 0	K: 0	BB: 0	S: 3	R: 0	H: 0	E: 0	LOB: 0	K: 1	BB: 0	S: 5	R: 3	H: 2	E: 0	LOB: 2	K: 0	BB: 2	S: 4	R: 0	H: 2	E: 0	LOB: 2	K: 0	BB: 2	S: 12	1B: 4	SF: 1	2B: 3	SAC: 0	3B: 0	DP: 1	HR: 0	HBP: 0	WP: 1	PA: 36
--------------	------	------	------	--------	------	-------	------	------	------	------	------	--------	------	-------	------	------	------	------	--------	------	-------	------	------	------	------	--------	------	-------	------	------	------	------	--------	------	-------	------	------	------	------	--------	------	-------	------	------	------	------	--------	------	-------	------	------	------	------	--------	------	-------	-------	-------	-------	-------	--------	-------	-------	-------	--------	-------	--------

PITCHER	IP	WLS	BF	H	R	ER	SO	BB	IBB	HBP	BLK	WP	HR	S	P	ERA	WHIP
Bruce Dal Canton, R (1, 1) ERA: 2.85	8.1		33	5	4	4	1	4	0	0	0	1	0	31	47	4.32	1.080
Doug Bird, R (9, 1) ERA: 2.21	0.1	L	3	2	1	1	0	0	0	0	0	0	0	3	3	27.00	6.000

PITCHER	IP	WLS	BF	H	R	ER	SO	BB	IBB	HBP	BLK	WP	HR	S	P	ERA	WHIP
---------	----	-----	----	---	---	----	----	----	-----	-----	-----	----	----	---	---	-----	------



Batter	1	2	3	4	5	6	7	8	9	AB R H RBI BB SO LOB	TOP									
Frank Duffy, R (1, 6) OBP: 0.230, SLG: 0.302	0-0 E6 3-1 1B		0-0 6-3		0-0 F7			0-0 F8		4 1 0 0 0 0 1										
John Lowenstein, L (1, 5) OBP: 0.323, SLG: 0.299	0-0 3-1		0-0 1-3			0-3 K		0-0 4-3		4 0 0 0 0 1 1 0 0 0 0 0 0 0										
Ed Crosby, L (8, 5) OBP: 0.200, SLG: 0.200	1-2																			
Leron Lee, L (1, 7) OBP: 0.360, SLG: 0.500	0-0 5-3			0-0 6-3		0-0 1B		0-0 2B		4 1 2 0 0 0 1										
Charlie Spikes, R (1, 9) OBP: 0.355, SLG: 0.456	0-0 1B			4-0 FC6-4 BB		0-0 F8		0-0 E4 1B		3 0 2 1 1 0 1										
George Hendrick, R (1, 8) OBP: 0.308, SLG: 0.408	0-0 L4			0-0 P4		0-0 4-3		0-3 K		4 0 0 0 0 1 4										
Joe Lis, R (1, 3) OBP: 0.294, SLG: 0.267		0-0 5-3		0-0 FC6-4 1-2f		0-0 F8			0-0 HR	4 1 1 1 0 0 1										
Oscar Gamble, L (1, 10) OBP: 0.335, SLG: 0.430		0-3 K			0-0 F9		4-0 BB		4-0 G1-6-3 BB	2 0 0 0 2 1 0										
Dave Duncan, R (1, 2) OBP: 0.235, SLG: 0.327		0-0 P4			0-0 1B		0-0 F9		0-0 G1-6-3	4 0 1 0 0 0 2										
Luis Alvarado, R (1, 4) OBP: 0.151, SLG: 0.160			0-0 P6		0-0 F7		0-0 L8		0-0 4-3	4 0 0 0 0 0 2										
<b>Inning Stats</b>	R: 1 E: 1 K: 0 S: 5	H: 1 LOB: 1 BB: 0 P: 5	R: 0 E: 0 K: 1 S: 5	H: 0 LOB: 0 BB: 0 P: 5	R: 0 E: 0 K: 0 S: 3	H: 0 LOB: 0 BB: 0 P: 3	R: 0 E: 0 K: 0 S: 3	H: 0 LOB: 1 BB: 1 P: 7	R: 0 E: 0 K: 1 S: 6	H: 1 LOB: 1 BB: 0 P: 6	R: 0 E: 0 K: 0 S: 3	H: 0 LOB: 1 BB: 1 P: 7	R: 1 E: 1 K: 1 S: 7	H: 2 LOB: 1 BB: 0 P: 7	R: 1 E: 0 K: 0 S: 3	H: 1 LOB: 0 BB: 1 P: 7	1B: 4 2B: 1 3B: 0 HR: 1	SF: 0 SAC: 0 DP: 1 HBP: 0	WP: 0 PB: 0 SB: 0 CS: 0	PA: 36
<b>PITCHER</b> Paul Splittorff, L (1, 1) ERA: 3.5	IP: 9.0 WLS: L BF: 36 H: 6 R: 3 ER: 1 SO: 3 BB: 3 IBB: 0 HBP: 0 BLK: 0 WP: 0 HR: 1 S: 39 P: 51 ERA: 1.00 WHIP: 1.000											<b>PITCHER</b>	IP: 9.0 WLS: L BF: 36 H: 6 R: 3 ER: 1 SO: 3 BB: 3 IBB: 0 HBP: 0 BLK: 0 WP: 0 HR: 1 S: 39 P: 51 ERA: 1.00 WHIP: 1.000							

Cleveland Indians @ Kansas City Royals  
 Royals Stadium, Kansas City, MO  
 Fri Jun 07 1974, 8:05 PM EDT  
 Att. 13,841 - Unknown - 70 F

livebaseballscorecards.com

AB	33
R	3
H	6
RBI	2
BB	3
SO	3
LOB	13







Batter	1	2	3	4	5	6	7	8	9	AB R H RBI BB SO LOB	TOP											
Ed Crosby, L (1, 5) OBP: 0.400, SLG: 0.500	0-0 6-3		0-0 1B E 1B	0-0 1B 2B		0-0 1B	0-0 G3			5 2 3 1 0 0 1												
Luis Alvarado, R (1, 4) OBP: 0.172, SLG: 0.182	0-0 FC6-4 1B		0-3 K	0-0 2-H 1B		0-0 FC4-6 1B		0-0 F9		5 0 2 1 0 1 4												
Leron Lee, L (1, 7) OBP: 0.363, SLG: 0.493	0-0 FC6-4 1-2f		0-0 S 1B	0-3 K		0-0 1-3 3-H 1B		0-0 G3		5 0 2 2 0 1 2												
Charlie Spikes, R (1, 9) OBP: 0.347, SLG: 0.445	0-0 F7		0-3 K		0-0 P6	0-3 K		0-0 F9		5 0 0 0 0 2 4												
Oscar Gamble, L (1, 10) OBP: 0.350, SLG: 0.451		4-0 BB BB BB	4-0 BB BB		0-0 HR		0-0 F9		4-0 BB BB	2 1 1 1 3 0 0												
George Hendrick, R (1, 8) OBP: 0.305, SLG: 0.407		0-0 G6-3 1-2f	0-0 F8		0-0 F8		0-0 HR 2B		0-0 P4	5 1 1 0 0 0 4												
Joe Lis, R (1, 3) OBP: 0.304, SLG: 0.300		0-0 1B		0-0 F8 2B 2B		0-3 K		0-3 K		5 1 2 0 0 3 2												
Ossie Blanco, R (9, 3) OBP: 0.326, SLG: 0.194										0 0 0 0 0 0 0												
Dave Duncan, R (1, 2) OBP: 0.240, SLG: 0.354		0-0 P4		0-0 F8 2-3		0-0 FC2-5 2B		0-0 2-H HR		5 1 2 2 0 1 3												
Frank Duffy, R (1, 6) OBP: 0.236, SLG: 0.312			0-0 1B 1B	0-0 5-3		0-0 FC2-5 FC4-6 1B 2-3				4 2 2 0 0 0 2												
<b>Inning Stats</b>	R: 0 E: 0 K: 0 S: 4	H: 1 LOB: 1 BB: 0 P: 4	R: 0 E: 0 K: 0 S: 3	H: 1 LOB: 1 BB: 1 P: 7	R: 2 E: 0 K: 2 S: 10	H: 3 LOB: 2 BB: 1 P: 14	R: 2 E: 0 K: 1 S: 8	H: 3 LOB: 1 BB: 0 P: 8	R: 1 E: 0 K: 1 S: 6	H: 1 LOB: 0 BB: 0 P: 6	R: 1 E: 0 K: 1 S: 8	H: 3 LOB: 2 BB: 0 P: 8	R: 2 E: 0 K: 1 S: 8	H: 3 LOB: 1 BB: 0 P: 8	R: 0 E: 0 K: 0 S: 3	H: 0 LOB: 0 BB: 0 P: 3	R: 0 E: 0 K: 2 S: 7	H: 0 LOB: 1 BB: 1 P: 11	1B: 8 2B: 5 3B: 0 HR: 2	SF: 0 SAC: 0 DP: 1 HBP: 0	WP: 0 PB: 0 SB: 1 CS: 0	PA: 44
<b>PITCHER</b>	IP WLS BF H R ER SO BB IBB HBP BLK WP HR S P ERA WHIP																					
Steve Busby, R (1, 1) ERA: 3.71	5.0 L 25 9 5 4 4 2 0 0 0 0 0 1 31 39 7.20 2.200																					
Lindy McDaniel, R (6, 1) ERA: 4.08	0.2 5 3 1 1 0 0 0 0 0 0 0 0 5 5 13.50 4.500																					
Doug Bird, R (6, 1) ERA: 2.61	1.1 7 3 2 2 2 0 0 0 0 0 0 1 11 11 13.50 2.250																					
Marty Pattin, R (8, 1) ERA: 4.18	2.0 7 0 0 0 0 2 1 0 0 0 0 0 0 10 14 0.00 0.500																					

Cleveland Indians @ Kansas City Royals  
 Royals Stadium, Kansas City, MO  
 Sun Jun 09 1974, 4:33 AM EDT  
 Att. 19,049 - Unknown - 66 F

AB	41
R	8
H	15
RBI	7
BB	3
SO	8
LOB	22



WP: 0	PA: 44
PB: 0	
SB: 1	
CS: 0	

Batter	1	2	3	4	5	6	7	8	9	AB	R	H	RBI	BB	SO	LOB
<b>Freddie Patek, R</b> (1, 6) OBP: 0.307, SLG: 0.302 <b>Richie Scheinblum, S</b> (8, PH) OBP: 0.200, SLG: 0.130 <b>Bobby Floyd, R</b> (9, 5) OBP: 0.273, SLG: 0.111	0-0 F7		0-0 1B	0-3 K			0-0 F9	0-0 6-3		4	1	1	0	0	1	3
<b>Cookie Rojas, R</b> (1, 4) OBP: 0.332, SLG: 0.410	4-0 F8 BB		0-0 SF7	0-0 1B			0-0 F8		0-0 L7	3	0	1	3	1	0	0
<b>Amos Otis, R</b> (1, 8) OBP: 0.361, SLG: 0.434	0-0 F8		0-3 K				0-0 1B		0-3 K	5	0	1	0	0	2	2
<b>John Mayberry, L</b> (1, 3) OBP: 0.383, SLG: 0.497	4-0 IBB		0-0 1B				0-0 P6		0-0 F8	4	0	1	1	1	0	1
<b>Hal McRae, R</b> (1, 10) OBP: 0.377, SLG: 0.484	0-0 F9		0-0 6-3				0-0 6-3		0-0 E7 1B	4	1	0	0	0	0	3
<b>Vada Pinson, L</b> (1, 9) OBP: 0.260, SLG: 0.333		0-0 4-3		4-0 1B BB			4-0 G3 BB		0-0 FC4-6 1B	2	1	1	1	2	0	0
<b>Jim Wohlford, R</b> (1, 7) OBP: 0.339, SLG: 0.358		0-0 6-3		0-0 1B 1B			0-0 G3		0-0 F7	4	1	1	0	0	0	2
<b>George Brett, L</b> (1, 5) OBP: 0.280, SLG: 0.344 <b>Tony Solaita, L</b> (8, PH) OBP: 0.372, SLG: 0.500 <b>Frank White, R</b> (8, PR) OBP: 0.228, SLG: 0.316		0-0 4-3		0-0 1-2 2-3			0-0 1-3		0-0 FC4-6 2B	3	0	0	0	0	0	3
<b>Fran Healy, R</b> (1, 2) OBP: 0.344, SLG: 0.472			0-0 1B PB SF7 1B	4-0 1B BB			0-0 6-3		0-0 1-H 2B	0	1	2	1	1	0	1

Inning Stats	R: 0	H: 0	E: 0	K: 0	S: 3	R: 0	H: 0	E: 0	K: 0	S: 3	R: 2	H: 3	E: 0	K: 1	S: 8	R: 2	H: 2	E: 0	K: 1	S: 6	R: 0	H: 0	E: 0	K: 0	S: 3	R: 0	H: 1	E: 0	K: 0	S: 4	R: 2	H: 2	E: 1	K: 0	S: 6	R: 0	H: 0	E: 0	K: 1	S: 5	1B: 7	SF: 1	2B: 1	SAC: 0	3B: 0	DP: 0	HR: 0	HBP: 0	WP: 0	PA: 40
--------------	------	------	------	------	------	------	------	------	------	------	------	------	------	------	------	------	------	------	------	------	------	------	------	------	------	------	------	------	------	------	------	------	------	------	------	------	------	------	------	------	-------	-------	-------	--------	-------	-------	-------	--------	-------	--------

PITCHER	IP	WLS	BF	H	R	ER	SO	BB	IBB	HBP	BLK	WP	HR	S	P	ERA	WHIP
<b>Steve Kline, R</b> (1, 1) ERA: 4.16	5.0	W	24	5	4	3	2	4	1	0	0	0	0	23	43	5.40	1.800
<b>Fred Beene, R</b> ERA: 3.31	3.0	S	13	3	2	0	0	0	0	0	0	0	0	13	13	0.00	1.000
<b>Milt Wilcox, R</b> ERA: 2.05	1.0		3	0	0	0	1	0	0	0	0	0	0	5	5	0.00	0.000


**BOTTOM**

**Cleveland Indians @ Kansas City Royals**  
 Royals Stadium, Kansas City, MO

Sun Jun 09 1974, 4:33 AM EDT  
 Att: 19,049 - Unknown - 66 F

livebaseballscorecards.com

<b>AB</b>	<b>34</b>
<b>R</b>	<b>6</b>
<b>H</b>	<b>8</b>
<b>RBI</b>	<b>6</b>
<b>BB</b>	<b>5</b>
<b>SO</b>	<b>3</b>
<b>LOB</b>	<b>18</b>





Batter	1	2	3	4	5	6	7	8	9	AB R H RBI BB SO LOB	TOP						
Don Money, R OBP: 0.332, SLG: 0.426 (1, 5) X	0-0 ① 1-3		X 0-0 ② L8			X 0-0 1B		X 0-0 ② 6-3		4 0 1 0 0 0 0	<b>Milwaukee Brewers @ Kansas City Royals</b> Royals Stadium, Kansas City, MO Tue Jun 11 1974, 8:05 PM EDT Att. 12,344 - Unknown - 74 F <a href="http://livebaseballscorecards.com">livebaseballscorecards.com</a>						
Dave May, L OBP: 0.263, SLG: 0.383 (1, 9) X	0-0 2B		X 0-0 ③ F7			X 0-0 ① 1B		X 0-0 ③ F9		4 0 2 0 0 0 0							
George Scott, R OBP: 0.370, SLG: 0.476 (1, 3) X	0-0 ② F9			X 0-0 1B		X 0-0 1B		X 0-0 1B		4 0 3 0 0 0 1							
John Briggs, L OBP: 0.345, SLG: 0.513 (1, 7) X	0-0 ③ G3			X 0-0 ① ② L4-3		X 0-3 ② K		X 0-0 ① P5		4 0 0 0 0 1 5							
Darrell Porter, L OBP: 0.370, SLG: 0.366 (1, 2) X		X 0-0 1B		X 0-0 ③ 3-1		X 0-0 ③ 4-3		X 0-0 ② ③ G6-4-3		4 0 1 0 0 0 3							
Mike Hegan, L OBP: 0.321, SLG: 0.366 (1, 10) X		X 0-0 ① FC3-6			X 0-0 ① 5-3		X 0-0 ① 3-1			3 0 0 0 0 0 1							
Pedro Garcia, R OBP: 0.316, SLG: 0.475 (1, 4) X		X 0-0 ② F8			X 0-0 ② P5		X 0-0 ② F8			3 0 0 0 0 0 1							
Bob Coluccio, R OBP: 0.316, SLG: 0.367 (1, 8) X		X 0-0 ③ FC6-4			X 0-0 1B		X 0-0 ③ F9			3 0 1 0 0 0 1							
Robin Yount, R OBP: 0.267, SLG: 0.308 (1, 6) X			X 0-0 ① 6-3		X 0-0 ③ F8		X 0-0 ① 5-3			3 0 0 0 0 0 1							
<b>Inning Stats</b>	R: 0 E: 0 K: 0 S: 4	H: 1 LOB: 1 BB: 0 P: 4	R: 0 E: 0 K: 0 S: 4	H: 1 LOB: 1 BB: 0 P: 4	R: 0 E: 0 K: 0 S: 3	H: 0 LOB: 0 BB: 0 P: 3	R: 0 E: 0 K: 0 S: 3	H: 1 LOB: 0 BB: 0 P: 3	R: 0 E: 0 K: 0 S: 3	H: 0 LOB: 0 BB: 0 P: 3	R: 0 E: 0 K: 0 S: 3	H: 1 LOB: 0 BB: 0 P: 3	1B: 7 2B: 2 3B: 0 HR: 0	SF: 0 SAC: 0 DP: 2 HBP: 0	WP: 0 PB: 0 SB: 0 CS: 0	PA: 32	
<b>PITCHER</b> Al Fitzmorris, R ERA: 2.51 (1, 1)	IP: 9.0 WLS: W BF: 32 H: 8 R: 0 ER: 0 SO: 1 BB: 0 IBB: 0 HBP: 0 BLK: 0 WP: 0 HR: 0 S: 34 P: 34 ERA: 0.00 WHIP: 0.889																
<b>PITCHER</b>	IP	WLS	BF	H	R	ER	SO	BB	IBB	HBP	BLK	WP	HR	S	P	ERA	WHIP



Batter	1	2	3	4	5	6	7	8	9
Freddie Patek, R OBP: 0.309, SLG: 0.304 (1, 6)	0-0 L8 1B		0-0 FC5-6 1B	0-0 1-3 1B		0-3 K		0-0 F5	
Cookie Rojas, R OBP: 0.335, SLG: 0.412 (1, 4)	0-0 1-2 1B		0-0 S 1-3 1B	0-0 P4		0-0 L3			
Amos Otis, R OBP: 0.359, SLG: 0.430 (1, 8)	0-0 L8 2-3		0-0 S 1-2 3-H 1B		0-3 K		0-0 6-3		
John Mayberry, L OBP: 0.380, SLG: 0.490 (1, 3)	0-0 P6		0-0 F7		0-3 K 1B		4-0 BB		
Hal McRae, R OBP: 0.374, SLG: 0.476 (1, 10)	0-0 L4		4-0 BB 1-2 2-3 BB		0-0 P4		0-0 P3		
Jim Wohlford, R OBP: 0.342, SLG: 0.358 (1, 7)		4-0 BB CS BB	0-0 F7		0-0 1-3 1B		0-0 P4		
Al Cowens, R OBP: 0.279, SLG: 0.281 (1, 9)		0-0 1-2 5-3		0-0 5-3	0-0 P4		0-0 WP 2B		
George Brett, L OBP: 0.279, SLG: 0.340 (1, 5)		0-0 L1		0-0 1B 1B		0-0 F5		0-3 K	
Fran Healy, R OBP: 0.348, SLG: 0.479 (1, 2)			0-0 FC5-6 1B	0-3 K		0-0 2B		0-0 F2	

AB	R	H	RBI	BB	SO	LOB
5	1	2	0	0	1	3
4	0	2	0	0	0	3
4	0	1	1	0	1	2
3	0	0	0	1	1	4
3	0	0	0	1	0	4
3	0	1	0	1	0	4
4	0	1	0	0	0	3
4	0	1	0	0	1	1
4	0	2	0	0	1	2

**BOTTOM**

**Milwaukee Brewers @ Kansas City Royals**  
 Royals Stadium, Kansas City, MO

Tue Jun 11 1974, 8:05 PM EDT  
 Att: 12,344 - Unknown - 74 F

[livebaseballscorecards.com](http://livebaseballscorecards.com)

<b>AB</b>	<b>34</b>
<b>R</b>	<b>1</b>
<b>H</b>	<b>10</b>
<b>RBI</b>	<b>1</b>
<b>BB</b>	<b>3</b>
<b>SO</b>	<b>5</b>
<b>LOB</b>	<b>26</b>



Inning Stats	R: 0	H: 2	E: 0	LOB: 2	K: 0	BB: 0	S: 5	P: 5
<b>Inning Stats</b>	R: 0	H: 2	E: 0	LOB: 2	K: 0	BB: 0	S: 5	P: 5
	R: 0	H: 0	E: 0	LOB: 0	K: 0	BB: 1	S: 2	P: 6
	R: 1	H: 3	E: 0	LOB: 3	K: 0	BB: 1	S: 6	P: 10
	R: 0	H: 2	E: 0	LOB: 2	K: 1	BB: 0	S: 7	P: 7
	R: 0	H: 1	E: 0	LOB: 2	K: 2	BB: 0	S: 9	P: 9
	R: 0	H: 1	E: 0	LOB: 1	K: 1	BB: 0	S: 6	P: 6
	R: 0	H: 0	E: 0	LOB: 1	K: 0	BB: 1	S: 3	P: 7
	R: 0	H: 1	E: 0	LOB: 1	K: 1	BB: 0	S: 6	P: 6
	R: 0	H: 1	E: 0	LOB: 1	K: 1	BB: 0	S: 6	P: 6

PITCHER	IP	WLS	BF	H	R	ER	SO	BB	IBB	HBP	BLK	WP	HR	S	P	ERA	WHIP
<b>Clyde Wright, L</b> ERA: 4.17 (1, 1)	8.0	L	37	10	1	1	5	3	0	0	0	1	0	44	56	1.12	1.625

WP	HR	S	P	ERA	WHIP
WP: 1	HR: 0	S: 0	P: 37	ERA: 4.17	WHIP: 1.625







Batter	1	2	3	4	5	6	7	8	9	10	11	12	13
<b>Freddie Patek, R</b> (1, 6) OBP: 0.306, SLG: 0.307 <b>Hal McRae, R</b> (10, PH) OBP: 0.373, SLG: 0.473 <b>Frank White, R</b> (11, 6) OBP: 0.224, SLG: 0.310	F9	F7			F5		1-6-3 2B	F9		FC5-2 FC6		G5-4-3	
<b>Cookie Rojas, R</b> (1, 4) OBP: 0.329, SLG: 0.403	1B		L7		F8		1-6-3		5-3	FC6			F7
<b>Amos Otis, R</b> (1, 8) OBP: 0.366, SLG: 0.432	1B		5-3		1B		2B		F8		2B		F8
<b>John Mayberry, L</b> (1, 3) OBP: 0.326, SLG: 0.497	F8		2B		F8		2B		S				1B
<b>Richie Scheinblum, S</b> (1, 10) OBP: 0.207, SLG: 0.158	G1		F5				P6		G3				1B
<b>Jim Wohlford, R</b> (1, 7) OBP: 0.348, SLG: 0.354 <b>Tony Solaita, L</b> (11, PH) OBP: 0.386, SLG: 0.500 <b>Al Cowens, R</b> (11, PR) OBP: 0.290, SLG: 0.292 (12, 7)		E			F7		4-1		FC1-6	1B			1B
<b>Vada Pinson, L</b> (1, 9) OBP: 0.263, SLG: 0.333		F7			FC6-4		P4		FC1-6	FC5-2			L7-2-5-1
<b>George Brett, L</b> (1, 5) OBP: 0.300, SLG: 0.340		FC4			F7		2B		2B	FC5-2			FC3-6
<b>Fran Healy, R</b> (1, 2) OBP: 0.337, SLG: 0.462		K			FC6-4		P4		P4	K			FC3-6

Inning Stats	R: 0	H: 2	E: 0	LOB: 2	K: 0	S: 5	P: 5	R: 0	H: 0	E: 1	LOB: 2	K: 1	S: 6	P: 10	R: 0	H: 1	E: 0	LOB: 1	K: 0	S: 4	P: 4	R: 0	H: 1	E: 0	LOB: 1	K: 0	S: 4	P: 4	R: 0	H: 0	E: 0	LOB: 0	K: 0	S: 3	P: 3	R: 3	H: 3	E: 0	LOB: 1	K: 0	S: 6	P: 10	R: 0	H: 0	E: 0	LOB: 2	K: 1	S: 5	P: 13	R: 0	H: 0	E: 0	LOB: 1	K: 0	S: 3	P: 7	R: 0	H: 1	E: 0	LOB: 3	K: 1	S: 6	P: 14	R: 0	H: 2	E: 0	LOB: 2	K: 0	S: 4	P: 8	R: 0	H: 0	E: 0	LOB: 0	K: 0	S: 2	P: 6	R: 1	H: 2	E: 0	LOB: 2	K: 0	S: 4	P: 8	1B: 9	SF: 0	2B: 5	SAC: 0	3B: 0	DP: 2	HR: 0	HBP: 0	WP: 0	PA: 60
--------------	------	------	------	--------	------	------	------	------	------	------	--------	------	------	-------	------	------	------	--------	------	------	------	------	------	------	--------	------	------	------	------	------	------	--------	------	------	------	------	------	------	--------	------	------	-------	------	------	------	--------	------	------	-------	------	------	------	--------	------	------	------	------	------	------	--------	------	------	-------	------	------	------	--------	------	------	------	------	------	------	--------	------	------	------	------	------	------	--------	------	------	------	-------	-------	-------	--------	-------	-------	-------	--------	-------	--------


PITCHER	IP	WLS	BF	H	R	ER	SO	BB	IBB	HBP	BLK	WP	HR	S	P	ERA	WHIP
<b>Jim Colborn, R</b> (1, 1) ERA: 5.96	6.2		29	7	2	2	1	1	0	0	0	0	0	30	34	2.70	1.200
<b>Eduardo Rodriguez, R</b> (7, 1) ERA: 2.48	0.1		4	1	1	1	0	2	0	0	0	0	0	2	10	27.00	9.000
<b>Eduardo Rodriguez, R</b> (8, 1) ERA: 2.48	0.1		4	1	1	1	0	2	0	0	0	0	0	2	10	27.00	9.000
<b>Tom Murphy, R</b> (8, 1) ERA: 2.33	5.2	L	27	5	1	1	2	4	3	0	0	0	0	24	52	1.59	1.588

**BOTTOM**

**Milwaukee Brewers @ Kansas City Royals**  
 Royals Stadium, Kansas City, MO

Wed Jun 12 1974, 8:05 PM EDT  
 Att: 11,872 - Unknown - 75 F

AB	50
R	4
H	13
RBI	4
BB	10
SO	3
LOB	38



PITCHER	IP	WLS	BF	H	R	ER	SO	BB	IBB	HBP	BLK	WP	HR	S	P	ERA	WHIP
---------	----	-----	----	---	---	----	----	----	-----	-----	-----	----	----	---	---	-----	------



Batter	1	2	3	4	5	6	7	8	9	AB R H RBI BB SO LOB	TOP		
Robin Yount, R (1, 6) OBP: 0.279, SLG: 0.319	0-0 CS 1B		0-0 6-3			0-0 2B 1B	0-0 2B 1B			4 2 3 0 0 0 1	<b>Milwaukee Brewers @ Kansas City Royals</b> Royals Stadium, Kansas City, MO Thu Jun 13 1974, 8:05 PM EDT Att. 13,895 - Unknown - 83 F		
John Briggs, L (1, 7) OBP: 0.348, SLG: 0.515	0-0 4-3 1-2		0-0 P4			0-0 1B 2B 1-H	0-0 2B 1-H			4 1 2 2 0 0 2			
Don Money, R (1, 5) OBP: 0.338, SLG: 0.425	0-3 K					0-0 2B 1B 2-H	0-0 F8			4 1 2 1 0 1 1			
George Scott, R (1, 3) OBP: 0.358, SLG: 0.463			0-0 F8			0-0 F9				4 0 1 1 0 0 1			
Bobby Mitchell, R (1, 10) OBP: 0.295, SLG: 0.329			0-0 6-3			0-0 L7				2 0 0 0 0 0 1			
Darrell Porter, L (6, PH) OBP: 0.370, SLG: 0.376						0-3 K				2 0 0 0 0 2 1			
Charlie Moore, R (1, 2) OBP: 0.372, SLG: 0.391			0-0 F9			0-0 F9				4 0 1 0 0 2 3			
Pedro Garcia, R (1, 4) OBP: 0.310, SLG: 0.457			0-0 F8			0-0 F7				4 0 0 0 0 1 2			
Rob Ellis, R (1, 9) OBP: 0.370, SLG: 0.357			0-0 2B			0-0 F9				2 0 1 0 0 0 0			
Dave May, L (7, PH) OBP: 0.262, SLG: 0.375						0-0 F9				2 0 0 0 0 0 0			
Bob Coluccio, R (1, 8) OBP: 0.308, SLG: 0.352			0-0 6-3			0-3 K				2 0 0 0 0 1 1			
Mike Hegan, L (7, PH) OBP: 0.313, SLG: 0.356										1 0 0 0 0 1 0			
Ken Berry, R (7, 8) OBP: 0.256, SLG: 0.211										0 0 0 0 0 0 0			
Bob Hansen, L (9, PH) OBP: 0.250, SLG: 0.265										1 0 0 0 0 0 0			
<b>Inning Stats</b>	R: 0 H: 1 E: 0 LOB: 0 K: 1 BB: 0 S: 5 P: 5	R: 0 H: 1 E: 0 LOB: 1 K: 0 BB: 0 S: 4 P: 4	R: 0 H: 1 E: 0 LOB: 1 K: 0 BB: 0 S: 4 P: 4	R: 0 H: 1 E: 0 LOB: 1 K: 0 BB: 0 S: 4 P: 4	R: 0 H: 0 E: 0 LOB: 0 K: 1 BB: 0 S: 5 P: 5	R: 3 H: 4 E: 0 LOB: 1 K: 2 BB: 0 S: 11 P: 11	R: 1 H: 2 E: 0 LOB: 1 K: 1 BB: 0 S: 7 P: 7	R: 0 H: 0 E: 0 LOB: 0 K: 2 BB: 0 S: 7 P: 7	R: 0 H: 0 E: 0 LOB: 0 K: 1 BB: 0 S: 5 P: 5	1B: 6 SF: 0 2B: 4 SAC: 0 3B: 0 DP: 0 HR: 0 HBP: 0	WP: 1 PA: 37 PB: 0 SB: 1 CS: 2		
<b>PITCHER</b>	IP WLS BF H R ER SO BB IBB HBP BLK WP HR S P ERA WHIP											<b>PITCHER</b>	IP WLS BF H R ER SO BB IBB HBP BLK WP HR S P ERA WHIP
Paul Splittorff, L (1, 1) ERA: 3.6	5.0 W 22 8 3 3 2 0 0 0 0 0 0 0 26 26 5.40 1.600												
Gene Garber, R (6, 1) ERA: 4.87	4.0 S 14 2 1 1 6 0 0 0 0 1 0 26 26 2.25 0.500												

livebaseballscorecards.com



Batter	1	2	3	4	5	6	7	8	9	AB	R	H	RBI	BB	SO	LOB
Freddie Patek, R OBP: 0.314, SLG: 0.308 (1, 6)	0-0 F7	0-0 SF7 2B 1B		4-0 BB			4-0 CS BB			2	1	1	0	2	0	0
Cookie Rojas, R OBP: 0.323, SLG: 0.397 (1, 4)	0-0 L4	0-0 SF7 1-2 3-H		0-0 6-3			0-0 F7 1-2			3	0	0	1	0	0	2
Amos Otis, R OBP: 0.369, SLG: 0.436 (1, 8)	4-0 HR BB	0-0 2B 2-H				0-0 F7			0-0 F3	3	1	1	1	1	0	0
John Mayberry, L OBP: 0.392, SLG: 0.517 (1, 3)	0-0 HR 1-H	0-3 K				0-0 G5-4-3 1B			0-0 G5-4-3 1B	4	1	3	2	0	1	1
Richie Scheinblum, S OBP: 0.209, SLG: 0.163 (1, 10)	0-0 1B			0-0 F7		0-0 G5-4-3 1-2f			0-0 G5-4-3 1-2f	4	0	1	0	0	0	2
Jim Wohlford, R OBP: 0.342, SLG: 0.348 (1, 7)	0-0 F2			0-0 F9			0-0 L8		0-0 L7	4	0	0	0	0	0	1
Vada Pinson, L OBP: 0.270, SLG: 0.359 Al Cowens, R OBP: 0.290, SLG: 0.292 (1, 9) (9, 9)		0-0 HR		0-0 1-3			0-0 FC1-4 1B			3	1	2	1	0	0	0
George Brett, L OBP: 0.292, SLG: 0.330 (1, 5)		0-0 5-3		0-0 6-3			0-0 FC1-4 1-2f			3	0	0	0	0	0	1
Fran Healy, R OBP: 0.337, SLG: 0.457 (1, 2)		4-0 1B SF7 BB		0-0 F9			0-3 K			2	1	0	0	1	1	1

Inning Stats	R: 2	H: 2	E: 0	K: 0	S: 5	LOB: 1	BB: 1	P: 9	R: 3	H: 3	E: 0	K: 1	S: 8	LOB: 1	BB: 1	P: 12	R: 0	H: 0	E: 0	K: 0	S: 3	LOB: 0	BB: 0	P: 3	R: 0	H: 1	E: 0	K: 0	S: 3	LOB: 0	BB: 0	P: 3	R: 0	H: 1	E: 0	K: 1	S: 6	LOB: 1	BB: 0	P: 6	R: 0	H: 0	E: 0	K: 0	S: 2	LOB: 0	BB: 1	P: 6	R: 0	H: 1	E: 0	K: 0	S: 3	LOB: 0	BB: 0	P: 3
--------------	------	------	------	------	------	--------	-------	------	------	------	------	------	------	--------	-------	-------	------	------	------	------	------	--------	-------	------	------	------	------	------	------	--------	-------	------	------	------	------	------	------	--------	-------	------	------	------	------	------	------	--------	-------	------	------	------	------	------	------	--------	-------	------

PITCHER	IP	WLS	BF	H	R	ER	SO	BB	IBB	HBP	BLK	WP	HR	S	P	ERA	WHIP
Jim Staton, R ERA: 4.3 (1, 1)	1.1	L	10	4	5	5	0	2	0	0	0	0	2	8	16	33.75	4.500
Bill Travers, L ERA: 3.63 (2, 1)	6.2		23	4	0	0	2	2	0	0	0	0	0	25	33	0.00	0.900

**BOTTOM**

**Milwaukee Brewers @ Kansas City Royals**  
**Royals Stadium, Kansas City, MO**  
 Thu Jun 13 1974, 8:05 PM EDT  
 Att: 13,895 - Unknown - 83 F

[livebaseballscorecards.com](http://livebaseballscorecards.com)

<b>AB</b>	<b>28</b>
<b>R</b>	<b>5</b>
<b>H</b>	<b>8</b>
<b>RBI</b>	<b>5</b>
<b>BB</b>	<b>4</b>
<b>SO</b>	<b>2</b>
<b>LOB</b>	<b>8</b>



WP	PA	ERA	WHIP
0	33		



Batter	1	2	3	4	5	6	7	8	9	AB R H RBI BB SO LOB	TOP	
Freddie Patek, R (1, 6) OBP: 0.311, SLG: 0.306	0-3 K		0-0 1B	0-0 6-3			0-0 G3		0-0 5-3	5 0 1 0 0 1 2		
Cookie Rojas, R (1, 4) OBP: 0.320, SLG: 0.393	0-0 2B 1B		0-0 F8			0-0 5-3	0-0 L8		0-0 F2	5 1 1 0 0 0 1		
Amos Otis, R (1, 8) OBP: 0.360, SLG: 0.425	0-0 6-3 1-2		0-0 F2			0-0 5-3	0-0 L8		0-3 K	5 0 0 0 0 1 2		
John Mayberry, L (1, 3) OBP: 0.398, SLG: 0.532	4-0 2B IBB		0-0 4-3			0-0 HR		4-0 1B SH1-3 FC5-2 BB		2 1 1 1 2 0 1		
Hal McRae, R (1, 7) OBP: 0.381, SLG: 0.500 (8, 9)	0-0 1-3 2-H 2B			1-0 F8 1B 1B HBP		0-0 HR		0-0 SH1-3 1-2		2 2 2 2 0 0 0		
Richie Scheinblum, S (1, 10) OBP: 0.222, SLG: 0.169	0-0 1-3			0-0 1B 1-2 1B		0-0 F9		4-0 FC5-2 1B BB		3 0 1 0 1 0 2		
Vada Pinson, L (1, 9) OBP: 0.265, SLG: 0.353		0-0 L4		0-0 F8 2-3			0-0 3-1		0-0 FC5-2 1B 1-2 2-3	3 0 0 0 0 0 2 1 0 1 0 0 0 0		
Jim Wohlford, R (8, PH) OBP: 0.345, SLG: 0.351 (8, 7)												
Fran Healy, R (1, 2) OBP: 0.335, SLG: 0.453		0-3 K		0-0 P6			0-0 CS 1B		0-0 FC5-2 FC4 1-2 2-3 3-H	4 0 1 0 0 1 5		
George Brett, L (1, 5) OBP: 0.291, SLG: 0.327			0-0 F8		0-0 1B 1-3 3-H		0-0 F7 1-2		0-0 FC4 1-2	4 0 1 1 0 0 4		
<b>Inning Stats</b>	R: 1 E: 0 K: 1 S: 7 H: 2 LOB: 2 BB: 1 P: 11	R: 0 E: 0 K: 1 S: 5 H: 0 LOB: 0 BB: 0 P: 5	R: 0 E: 0 K: 0 S: 4 H: 1 LOB: 1 BB: 0 P: 4	R: 1 E: 0 K: 0 S: 5 H: 2 LOB: 2 BB: 0 P: 6	R: 2 E: 0 K: 0 S: 5 H: 2 LOB: 0 BB: 0 P: 5	R: 0 E: 0 K: 0 S: 3 H: 1 LOB: 0 BB: 0 P: 3	R: 0 E: 0 K: 0 S: 3 H: 0 LOB: 0 BB: 0 P: 3	R: 0 E: 0 K: 0 S: 4 H: 1 LOB: 3 BB: 2 P: 12	R: 0 E: 0 K: 1 S: 5 H: 0 LOB: 0 BB: 0 P: 5	1B: 6 2B: 1 3B: 0 HR: 2 SF: 0 SAC: 1 DP: 0 HBP: 1	WP: 0 PB: 0 SB: 0 CS: 1 PA: 39	
<b>PITCHER</b>	IP WLS BF H R ER SO BB IBB HBP BLK WP HR S P ERA WHIP											
Lerrin LaGrow, R (1, 1) ERA: 3.32	7.1 L 32 8 4 4 2 1 1 1 0 0 2 33 42 4.91 1.227											
Luke Walker, L (8, 1) ERA: 2.76	0.0 1 0 0 0 0 1 0 0 0 0 0 0 4 ∞ ∞											
Jim Ray, R (8, 1) ERA: 3.86	1.2 6 1 0 0 1 0 0 0 0 0 0 8 8 0.00 0.600											

**Kansas City Royals @ Detroit Tigers**  
 Tiger Stadium, Detroit, MI  
 Fri Jun 14 1974, 7:05 PM EDT  
 Att. 22,423 - Unknown

livebaseballscorecards.com

AB	34
R	4
H	9
RBI	4
BB	3
SO	3
LOB	19



Batter	1	2	3	4	5	6	7	8	9	AB R H RBI BB SO LOB
Mickey Stanley, R (1, 8) OBP: 0.276, SLG: 0.317	0-0 4-3 1B 2B	0-0 F3		0-0 F8		0-0 5-3			0-0 L7	5 1 1 0 0 0 1
Gary Sutherland, R (1, 4) OBP: 0.314, SLG: 0.373	0-0 4-3 2-3		0-0 E 1B 1B	0-0 F7			0-0 6-3		0-0 F7	5 1 1 0 0 0 1
Al Kaline, R (1, 10) OBP: 0.343, SLG: 0.359	4-0 1B 1B BB		0-0 2B 1B 1-H		0-0 L8		0-0 2B			3 1 2 1 1 0 0
Willie Horton, R (1, 7) OBP: 0.348, SLG: 0.559	0-0 L7-4 1B 1-3 3-H		0-0 F8		0-0 P6		0-3 K			2 0 1 1 0 0 1 2 0 0 0 0 1 1
Ben Oglivie, L (4, 7) OBP: 0.344, SLG: 0.321										
Jim Northrup, L (1, 9) OBP: 0.278, SLG: 0.273	0-0 1-2 3-H 1B		0-0 1-3 2B		4-0 1B BB		0-0 6-3			3 0 2 1 1 0 1
Bill Freehan, R (1, 3) OBP: 0.365, SLG: 0.400	0-0 L7-4 2-3		4-0 IBB		0-0 1-2 1B			0-0 L7		3 0 1 0 1 0 2
Jerry Moses, R (1, 2) OBP: 0.293, SLG: 0.356		0-0 P4	0-3 K		0-0 F9			0-0 F8		2 0 0 0 0 1 3 1 0 0 0 0 0 2 1 0 0 0 0 0 0
Gates Brown, L (5, PH) OBP: 0.333, SLG: 0.185										
Gene Lamont, L (6, 2)										
Aurelio Rodriguez, R (1, 5) OBP: 0.279, SLG: 0.295		0-0 5-3	0-0 F8			0-0 6-3		0-0 F1		4 0 0 0 0 0 3
Ed Brinkman, R (1, 6) OBP: 0.260, SLG: 0.321		1-0 HBP		0-0 F9		0-0 5-3		0-3 K		2 0 0 0 0 0 0 1 0 0 0 0 1 0
Norm Cash, L (9, PH) OBP: 0.319, SLG: 0.378										

**BOTTOM**

**Kansas City Royals @ Detroit Tigers**  
Tiger Stadium, Detroit, MI  
Fri Jun 14 1974, 7:05 PM EDT  
Att. 22,423 - Unknown

[livebaseballscorecards.com](http://livebaseballscorecards.com)

<b>AB</b>	<b>34</b>
<b>R</b>	<b>3</b>
<b>H</b>	<b>8</b>
<b>RBI</b>	<b>3</b>
<b>BB</b>	<b>3</b>
<b>SO</b>	<b>3</b>
<b>LOB</b>	<b>15</b>



Inning Stats	R: 2	H: 3	E: 0	K: 0	S: 5	LOB: 1	BB: 1	P: 9	R: 0	H: 0	E: 0	K: 0	S: 3	LOB: 1	BB: 0	P: 4	R: 1	H: 3	E: 1	K: 1	S: 8	LOB: 3	BB: 1	P: 12	R: 0	H: 0	E: 0	K: 0	S: 3	LOB: 0	BB: 0	P: 3	R: 0	H: 1	E: 0	K: 0	S: 4	LOB: 2	BB: 1	P: 8	R: 0	H: 0	E: 0	K: 0	S: 3	LOB: 0	BB: 0	P: 3	R: 0	H: 1	E: 0	K: 1	S: 6	LOB: 1	BB: 0	P: 6	R: 0	H: 0	E: 0	K: 0	S: 3	LOB: 0	BB: 0	P: 3	R: 0	H: 0	E: 0	K: 0	S: 3	LOB: 0	BB: 0	P: 3	R: 0	H: 0	E: 0	K: 1	S: 5	LOB: 0	BB: 0	P: 5	1B: 5	SF: 0	2B: 4	SAC: 0	3B: 0	DP: 1	HR: 0	HBP: 1	WP: 0	PA: 38	ERA	WHIP
<b>PITCHER</b> Steve Busby, R (1, 1) ERA: 3.66	IP	WLS	BF	H	R	ER	SO	BB	IBB	HBP	BLK	WP	HR	S	P	ERA	WHIP																			<b>PITCHER</b>	IP	WLS	BF	H	R	ER	SO	BB	IBB	HBP	BLK	WP	HR	S	P	ERA	WHIP																																							



Batter	1	2	3	4	5	6	7	8	9	AB R H RBI BB SO LOB	TOP																
Freddie Patek, R (1, 6) OBP: 0.309, SLG: 0.304	0-0 6-3	0-0 1B 1B			0-3 K		0-3 K		0-0 4-3	5 0 1 0 0 2 0	<b>Kansas City Royals @ Detroit Tigers</b> Tiger Stadium, Detroit, MI Sat Jun 15 1974, 3:33 AM EDT Att. 14,009 - Cloudy - 60 F																
Cookie Rojas, R (1, 4) OBP: 0.322, SLG: 0.393	0-0 F9	0-0 E7 1B			0-0 5-3			0-0 P4	0-0 G6-4-3 1B	5 0 2 1 0 0 0																	
Amos Otis, R (1, 8) OBP: 0.352, SLG: 0.414	0-0 6-3				0-3 K			0-3 K	0-0 G6-4-3 1B	5 0 0 0 0 2 1																	
John Mayberry, L (1, 3) OBP: 0.403, SLG: 0.546		0-0 HR			0-0 F8			4-0 1B 1B BB		2 3 1 1 2 0 0																	
Hal McRae, R (1, 7) OBP: 0.388, SLG: 0.503		1-0 FC3-6 HBP WP			0-0 F8			0-0 1B 1B		3 2 2 0 0 0 0																	
Steve Mingori, L (9, 1)										0 0 0 0 0 0 0																	
Gene Garber, R (9, 1)										0 0 0 0 0 0 0																	
Joe Hoerner, R (9, 1)										0 0 0 0 0 0 0																	
Marty Pattin, R (9, 1)										0 0 0 0 0 0 0																	
Tony Solaita, L (1, 10) OBP: 0.391, SLG: 0.487		1-0 FC3-6 HBP			0-3 K			4-0 1B 1B IBB		1 0 0 0 0 1 0																	
Jim Wohlford, R (6, PH) OBP: 0.350, SLG: 0.354								0-0 1B 1B IBB		1 1 1 1 1 0 0																	
Vada Pinson, L (1, 9) OBP: 0.262, SLG: 0.348		0-0 FC3-6 WP 1B			0-0 F9			0-0 1B 1B		2 1 0 0 0 0 2																	
Al Cowens, R (6, PH) OBP: 0.296, SLG: 0.299								0-0 G4-6-3 1B		2 1 1 2 0 0 2																	
Fran Healy, R (1, 2) OBP: 0.333, SLG: 0.448		0-3 K			0-3 K			0-3 K		4 0 1 2 0 3 2																	
George Brett, L (1, 5) OBP: 0.289, SLG: 0.324		0-0 1B 1B			0-0 5-3			0-3 K		4 1 1 1 0 2 1																	
<b>Inning Stats</b>	R: 0 E: 0 K: 0 S: 3	H: 0 LOB: 0 BB: 0 P: 3	R: 4 E: 1 K: 1 S: 8	H: 4 LOB: 2 BB: 0 P: 10	R: 0 E: 0 K: 1 S: 5	H: 0 LOB: 0 BB: 0 P: 5	R: 0 E: 0 K: 2 S: 7	H: 0 LOB: 0 BB: 0 P: 7	R: 0 E: 0 K: 1 S: 5	H: 0 LOB: 0 BB: 0 P: 5	R: 1 E: 0 K: 0 S: 4	H: 2 LOB: 1 BB: 1 P: 8	R: 0 E: 0 K: 3 S: 9	H: 0 LOB: 0 BB: 0 P: 9	R: 4 E: 0 K: 2 S: 10	H: 3 LOB: 1 BB: 2 P: 18	R: 0 E: 0 K: 0 S: 3	H: 1 LOB: 0 BB: 0 P: 3	1B: 9 2B: 0 3B: 0 HR: 1	SF: 0 SAC: 0 DP: 2 HBP: 2	WP: 1 PB: 0 SB: 1 CS: 0	PA: 39					
<b>PITCHER</b>	IP WLS BF H R ER SO BB IBB HBP BLK WP HR S P ERA WHIP																										
Joe Coleman, R (1, 1) ERA: 5.12	5.1		23	5	5	5	5	1	0	2	0	1	1	30	36	8.44	1.125										
John Hiller, L (6, 1) ERA: 2.19	2.2		13	4	4	4	5	1	1	0	0	0	0	21	29	13.50	1.875										
Luke Walker, L (9, 1) ERA: 2.6	1.0	W	3	1	0	0	0	0	0	0	0	0	0	3	3	0.00	1.000										

livebaseballscorecards.com

<b>AB</b>	34
<b>R</b>	9
<b>H</b>	10
<b>RBI</b>	8
<b>BB</b>	3
<b>SO</b>	10
<b>LOB</b>	8



BOTTOM

Kansas City Royals @ Detroit Tigers  
Tiger Stadium, Detroit, MI  
Sat Jun 15 1974, 3:33 AM EDT  
Att. 14,009 - Cloudy - 60 F

livebaseballscorecards.com

AB 40  
R 11  
H 14  
RBI 11  
BB 4  
SO 4  
LOB 20



WP: 1 PA: 44  
PB: 0  
SB: 0  
CS: 0

AB R H RBI BB SO LOB

5 0 0 0 0 2 5

5 3 2 1 0 1 2

4 2 2 3 1 0 0

5 1 2 2 0 0 2

5 0 2 1 0 1 2

3 0 1 0 0 0 1

1 0 0 0 0 0 2

0 0 0 0 0 0 0

0 0 0 0 0 0 0

1 1 1 1 0 0 0

2 0 0 0 0 0 1

0 0 0 0 1 0 0

2 1 1 0 0 0 2

5 2 3 3 0 0 2

2 1 0 0 2 0 1

1B: 9 SF: 0  
2B: 2 SAC: 0  
3B: 0 DP: 1  
HR: 3 HBP: 0

Batter	1	2	3	4	5	6	7	8	9
Mickey Stanley, R OBP: 0.270, SLG: 0.311 (1, 8)	0-0 G3		0-3 K		0-3 K2-3	0-0 6-3		0-0 1-3	
Gary Sutherland, R OBP: 0.316, SLG: 0.387 (1, 4)	0-3 K		0-0 FC1 2B 4-3		0-0 HR		0-0 F9		0-0 2B 1B
Al Kaline, R OBP: 0.349, SLG: 0.371 (1, 10)	0-0 L5-3		0-0 2B 1-3 2-H 3-H		0-0 L8		4-0 1B 1B BB		0-0 1B 2B 1-H
Jim Northrup, L OBP: 0.281, SLG: 0.291 (1, 9)		0-0 3-1	0-0 4-3		0-0 HR		0-0 1B E4 1B		0-0 4-3
Bill Freehan, R OBP: 0.366, SLG: 0.400 (1, 3)		0-0 1-3	0-0 P4		0-0 WP 1B		0-0 E4 1B		0-3 K
Ben Oglivie, L OBP: 0.343, SLG: 0.323 (1, 7)		0-0 1B		0-0 6-3		0-0 P3		0-0 E4	
Willie Horton, R OBP: 0.347, SLG: 0.556 (7, PH)								1-2 2-H	
Dick Sharon, R OBP: 0.278, SLG: 0.254 (8, 7)									
Norm Cash, L OBP: 0.319, SLG: 0.378 (9, PH)									
Marvin Lane, R OBP: 0.333, SLG: 0.143 (9, PH)									
Jerry Moses, R OBP: 0.286, SLG: 0.347 (1, 2)		0-0 5-3		0-0 L8		4-0 1-3 BB		0-0 F5	
Gates Brown, L OBP: 0.353, SLG: 0.185 (6, PH)									
Gene Lamont, L OBP: 0.400, SLG: 0.250 (7, 2)									
Aurelio Rodriguez, R OBP: 0.286, SLG: 0.316 (1, 5)			0-0 E7 FC1 2B 1B		0-0 F8		0-0 1-3		0-0 G1-6-3 1B
Ed Brinkman, R OBP: 0.264, SLG: 0.317 (1, 6)			4-0 FC1 2B BB		0-0 F9		4-0 BB		0-0 G1-6-3 1-2f

Inning Stats	R: 0	H: 0	E: 0	K: 1	S: 5	H: 0	LOB: 0	BB: 0	P: 5	R: 0	H: 1	E: 0	K: 0	S: 4	R: 3	H: 2	E: 1	K: 1	S: 8	R: 0	H: 0	E: 0	K: 0	S: 3	R: 1	H: 1	E: 0	K: 1	S: 6	R: 1	H: 2	E: 0	K: 0	S: 5	R: 1	H: 2	E: 1	K: 0	S: 3	R: 0	H: 1	E: 0	K: 0	S: 3	R: 5	H: 5	E: 0	K: 1	S: 9	1B: 9	SF: 0	2B: 2	SAC: 0	3B: 0	DP: 1	HR: 3	HBP: 0
--------------	------	------	------	------	------	------	--------	-------	------	------	------	------	------	------	------	------	------	------	------	------	------	------	------	------	------	------	------	------	------	------	------	------	------	------	------	------	------	------	------	------	------	------	------	------	------	------	------	------	------	-------	-------	-------	--------	-------	-------	-------	--------

PITCHER	IP	WLS	BF	H	R	ER	SO	BB	IBB	HBP	BLK	WP	HR	S	P	ERA	WHIP
Al Fitzmorris, R ERA: 2.96 (1, 1)	5.0		23	6	5	5	3	1	0	0	0	0	2	28	32	9.00	1.400
Doug Bird, R ERA: 2.63 (6, 1)	1.1		9	2	1	1	0	3	0	0	0	1	0	6	18	6.75	3.750
Steve Mingori, L ERA: 4.6 (7, 1)	2.0		8	3	2	2	0	0	0	0	0	0	0	8	8	9.00	1.500
Steve Mingori, L ERA: 4.6 (9, 1)	2.0		8	3	2	2	0	0	0	0	0	0	0	8	8	9.00	1.500
Gene Garber, R ERA: 4.79 (9, 1)	0.1		1	0	0	0	1	0	0	0	0	0	0	3	3	0.00	0.000

PITCHER	IP	WLS	BF	H	R	ER	SO	BB	IBB	HBP	BLK	WP	HR	S	P	ERA	WHIP
Joe Hoerner, L ERA: 3.09 (9, 1)	0.0		2	2	0	0	0	0	0	0	0	0	0	2	2	∞	∞
Marty Pattin, R ERA: 3.88 (9, 1)	0.0		1	1	3	3	0	0	0	0	0	0	1	1	1	∞	∞



Batter	1	2	3	4	5	6	7	8	9	10	11	AB R H RBI BB SO LOB	TOP														
Freddie Patek, R OBP: 0.311, SLG: 0.306 (1, 6)	0-0 BB 1B 1B	0-0 FC6-4 1-2f		0-0 FC5-4 1-2f			0-0 6-3		0-0 CS 1B			5 0 2 0 0 0 2	<b>Kansas City Royals @ Detroit Tigers</b> Tiger Stadium, Detroit, MI Sun Jun 16 1974, 3:33 AM EDT Att: 15,446 - Unknown - 62 F														
Cookie Rojas, R OBP: 0.323, SLG: 0.390 (1, 4)	0-0 BB 1-2 1B		4-0 HR BB		0-0 F3		0-0 6-3		0-0 P6 1-2			4 1 1 0 1 0 1															
Amos Otis, R OBP: 0.349, SLG: 0.409 (1, 8)	0-3 K		0-3 K		0-0 5-3		0-0 S 1B		0-0 L7			5 0 1 0 0 2 3															
John Mayberry, L OBP: 0.395, SLG: 0.533 (1, 3)	0-0 P6		0-3 K		0-0 L6		0-0 5-3 1-2		0-3 K			5 0 0 0 0 2 4															
Hal McRae, R OBP: 0.393, SLG: 0.518 (1, 10)	4-0 BB 1-2 2-3 BB		0-0 HR		0-3 K		0-3 K		0-0 FC6-4 1B			4 1 2 2 1 2 0															
Jim Wohlford, R OBP: 0.351, SLG: 0.364 (1, 7)	0-0 F8		0-3 K		0-0 FC1-6 2B		0-0 WP 2B		0-0 FC6-4 1-2f			5 0 2 0 0 1 4															
Al Cowens, R OBP: 0.289, SLG: 0.292 (1, 9)		0-3 K		0-0 FC5-4 1B		0-0 FC1-6 1B 2-3		0-0 6-3		0-0 F9		5 0 1 0 0 1 2															
George Brett, L OBP: 0.298, SLG: 0.333 Richie Scheinblum, S OBP: 0.220, SLG: 0.167 Frank White, R OBP: 0.220, SLG: 0.305 (1, 5) (8, PH) (8, 5)		0-0 FC6-4 1B		0-3 K		0-0 2-3 1B		0-3 K 2-3		0-0 6-3		3 0 2 0 0 1 1 1 0 0 0 0 1 1 1 0 0 0 0 0 0															
Fran Healy, R OBP: 0.325, SLG: 0.436 (1, 2)		0-3 K		0-0 F9		0-0 P4		0-0 4-3		0-0 F9		5 0 0 0 0 1 4															
<b>Inning Stats</b>	R: 0 E: 0 K: 1 S: 7	H: 2 LOB: 3 BB: 1 P: 11	R: 0 E: 0 K: 2 S: 8	H: 1 LOB: 1 BB: 0 P: 8	R: 2 E: 0 K: 3 S: 10	H: 1 LOB: 0 BB: 1 P: 14	R: 0 E: 0 K: 1 S: 6	H: 1 LOB: 1 BB: 0 P: 6	R: 0 E: 0 K: 0 S: 3	H: 0 LOB: 0 BB: 0 P: 3	R: 0 E: 0 K: 1 S: 7	H: 2 LOB: 2 BB: 0 P: 7		R: 0 E: 0 K: 0 S: 4	H: 1 LOB: 1 BB: 0 P: 4	R: 0 E: 0 K: 2 S: 8	H: 1 LOB: 1 BB: 0 P: 8	R: 0 E: 0 K: 0 S: 3	H: 1 LOB: 0 BB: 0 P: 3	R: 0 E: 0 K: 1 S: 6	H: 1 LOB: 1 BB: 0 P: 6	R: 0 E: 0 K: 0 S: 3	H: 0 LOB: 0 BB: 0 P: 3	1B: 8 2B: 2 3B: 0 HR: 1	SF: 0 SAC: 0 DP: 0 HBP: 0	WP: 1 PB: 0 SB: 1 CS: 1	PA: 45
<b>PITCHER</b> Mickey Lolich, L ERA: 3.29 (1, 1)	IP 11.0	WLS W	BF 45	H 11	R 2	ER 2	SO 11	BB 2	IBB 0	HBP 0	BLK 0	WP 1		HR 1	S 65	P 73	ERA 1.64	WHIP 1.182									

livebaseballscorecards.com

AB	43
R	2
H	11
RBI	2
BB	2
SO	11
LOB	22



Batter	1	2	3	4	5	6	7	8	9	10	11	AB	R	H	RBI	BB	SO	LOB
Mickey Stanley, R OBP: 0.269, SLG: 0.305 (1, 8)	4-0 BB 6-3 BB	0-0 F9			0-3 K		0-3 K			0-0 F2		4	1	0	0	1	2	3
Gary Sutherland, R OBP: 0.310, SLG: 0.379 (11, 6)	0-0 6-3	0-0 G6-3			0-0 G4-6-3		0-0 FC5			0-0 P6		5	0	0	0	0	0	5
Al Kaline, R OBP: 0.350, SLG: 0.369 (1, 10)	4-0 BB BB E BB				0-0 G6-4-3 1B		0-0 L5		0-0 L5-3		0-0 L6-3	4	1	1	0	1	0	0
Willie Horton, R OBP: 0.345, SLG: 0.548 Dick Sharon, R OBP: 0.288, SLG: 0.254 (1, 7) (9, 7)	4-0 E BB 1-2 BB 2-3				0-0 G6-4-3		0-3 K		0-0 F8		4-0 2B BB	3	0	0	0	1	1	1
Jim Northrup, L OBP: 0.283, SLG: 0.298 (1, 9)	0-0 P4				0-0 6-3		0-0 1B		0-0 4-3		0-0 1B 2B	5	1	2	0	0	0	3
Bill Freehan, R OBP: 0.367, SLG: 0.392 (1, 3)	4-0 E BB 1-2 BB 2-3 3-H				0-3 K		0-0 6-3		0-0 F7		4-0 1B BB	3	0	0	1	2	1	1
Aurelio Rodriguez, R OBP: 0.288, SLG: 0.318 (1, 5)	0-0 E5				0-0 F6		0-0 FC5 1B 1B		0-3 K		0-0 1B	5	0	2	1	0	1	2
Jerry Moses, R OBP: 0.279, SLG: 0.338 Gates Brown, L OBP: 0.371, SLG: 0.214 Gene Lamont, L OBP: 0.333, SLG: 0.200 (1, 2) (7, PH) (8, 2)	0-0 5-3				0-0 5-3		0-0 1B		0-0 F8		0-0 1B	2	0	0	0	0	0	3
Ed Brinkman, R OBP: 0.265, SLG: 0.318 Norm Cash, L OBP: 0.316, SLG: 0.374 John Knox, L OBP: 0.448, SLG: 0.407 (1, 6) (10, PH) (11, 4)		0-0 G6-3 1B			0-3 K		0-0 F2		0-0 G3			1	0	0	0	0	0	0

Inning Stats	R: 2	H: 0	E: 1	K: 0	S: 4	H: 0	LOB: 3	BB: 4	P: 20	R: 0	H: 1	E: 0	K: 0	S: 3	H: 1	LOB: 0	BB: 0	P: 3	R: 0	H: 1	E: 0	K: 0	S: 3	H: 0	LOB: 0	BB: 0	P: 3	R: 0	H: 0	E: 0	K: 1	S: 5	H: 0	LOB: 0	BB: 0	P: 5	R: 0	H: 0	E: 0	K: 2	S: 7	H: 0	LOB: 0	BB: 0	P: 7	R: 0	H: 1	E: 0	K: 1	S: 6	H: 1	LOB: 1	BB: 0	P: 6	R: 0	H: 2	E: 0	K: 1	S: 7	H: 0	LOB: 2	BB: 0	P: 7	R: 0	H: 0	E: 0	K: 0	S: 3	H: 0	LOB: 0	BB: 0	P: 3	R: 0	H: 0	E: 0	K: 1	S: 5	H: 0	LOB: 0	BB: 0	P: 5	R: 0	H: 0	E: 0	K: 0	S: 3	H: 0	LOB: 0	BB: 0	P: 3	R: 1	H: 2	E: 0	K: 0	S: 3	H: 2	LOB: 2	BB: 2	P: 11
--------------	------	------	------	------	------	------	--------	-------	-------	------	------	------	------	------	------	--------	-------	------	------	------	------	------	------	------	--------	-------	------	------	------	------	------	------	------	--------	-------	------	------	------	------	------	------	------	--------	-------	------	------	------	------	------	------	------	--------	-------	------	------	------	------	------	------	------	--------	-------	------	------	------	------	------	------	------	--------	-------	------	------	------	------	------	------	------	--------	-------	------	------	------	------	------	------	------	--------	-------	------	------	------	------	------	------	------	--------	-------	-------

PITCHER	IP	WLS	BF	H	R	ER	SO	BB	IBB	HBP	BLK	WP	HR	S	P	ERA	WHIP
Bruce Dal Canton, R ERA: 2.88 (1, 1)	10.2	L	43	7	3	2	6	6	0	0	0	0	0	49	73	1.69	1.219

BOTTOM	AB	R	H	RBI	BB	SO	LOB
	4	1	0	0	1	2	3
	5	0	0	0	0	0	5
	4	1	1	0	1	0	0
	3	0	0	0	1	1	1
	0	0	0	0	1	0	0
	5	1	2	0	0	0	3
	3	0	0	1	2	1	1
	5	0	2	1	0	1	2
	2	0	0	0	0	0	3
	1	0	1	0	0	0	0
	1	0	0	0	0	0	0
	3	0	1	0	0	1	2
	1	0	0	0	0	0	0
	0	0	0	0	0	0	0

AB	R	H	RBI	BB	SO	LOB
37	3	7	2	6	6	20



Kansas City Royals @ Detroit Tigers  
 Tiger Stadium, Detroit, MI  
 Sun Jun 16 1974, 3:33 AM EDT  
 Att. 15,446 - Unknown - 62 F

livebaseballscores.com

WP	PA
0	43

1B	SF	2B	SAC	3B	DP	HR	HBP
6	0	1	0	0	3	0	0



Batter	1	2	3	4	5	6	7	8	9	AB R H RBI BB SO LOB	TOP
Freddie Patek, R (1, 6) OBP: 0.313, SLG: 0.309	0-0 F4		4-0 BB		0-0 L7		0-0 SF9 2B	0-0 F5		4 1 1 0 1 0 1	
Cookie Rojas, R (1, 4) OBP: 0.317, SLG: 0.382 Frank White, R (9, 4) OBP: 0.220, SLG: 0.305	0-0 6-3		0-3 K		0-0 F7		0-0 6-3	0-0 L7	5 0 0 0 0 1 2 0 0 0 0 0 0 0		
Amos Otis, R (1, 8) OBP: 0.346, SLG: 0.420	0-0 F8			0-0 HR	0-0 F3		0-0 SF9	0-0 F2	4 1 1 2 0 0 0		
John Mayberry, L (1, 3) OBP: 0.399, SLG: 0.546		0-3 K2-3		4-0 BB 1B		0-0 HR	0-0 P2	0-0 BB 1B	4 3 2 1 1 1 0		
Hal McRae, R (1, 10) OBP: 0.402, SLG: 0.518		4-0 BB		4-0 1B BB		0-0 FC2-6 1B		0-3 K2-3	4-0 1B BB	2 0 1 0 3 1 0	
Jim Wohlford, R (1, 7) OBP: 0.356, SLG: 0.369		0-0 L8		0-0 1B		0-0 FC2-6		0-0 5-3 1B	0-0 FC6-4 1B	5 1 3 2 0 0 2	
Al Cowens, R (1, 9) OBP: 0.272, SLG: 0.273		0-0 F2		0-3 K		0-0 P5		0-0 5-3	0-0 FC6-4	5 0 0 0 0 1 7	
George Brett, L (1, 5) OBP: 0.305, SLG: 0.333			0-3 K	0-0 4-3		4-0 BB		0-0 PB E 1B		3 1 1 1 1 1 2	
Fran Healy, R (1, 2) OBP: 0.324, SLG: 0.438			0-0 1-3	0-0 P3		0-0 L7		0-0 E6 2B		4 0 1 1 0 0 4	
<b>Inning Stats</b>	R: 0 H: 0 E: 0 LOB: 0 K: 0 BB: 0 S: 3 P: 3	R: 0 H: 0 E: 0 LOB: 1 K: 1 BB: 1 S: 5 P: 9	R: 0 H: 0 E: 0 LOB: 1 K: 2 BB: 1 S: 7 P: 11	R: 2 H: 2 E: 0 LOB: 2 K: 1 BB: 2 S: 7 P: 15	R: 0 H: 0 E: 0 LOB: 0 K: 0 BB: 0 S: 3 P: 3	R: 1 H: 2 E: 0 LOB: 2 K: 0 BB: 1 S: 5 P: 9	R: 1 H: 1 E: 0 LOB: 0 K: 0 BB: 0 S: 4 P: 4	R: 2 H: 3 E: 1 LOB: 1 K: 1 BB: 0 S: 8 P: 8	R: 1 H: 2 E: 0 LOB: 2 K: 0 BB: 1 S: 5 P: 9	1B: 6 SF: 1 2B: 2 SAC: 0 3B: 0 DP: 0 HR: 2 HBP: 0	WP: 0 PA: 43 PB: 1 SB: 1 CS: 0
<b>PITCHER</b>	IP WLS BF H R ER SO BB IBB HBP BLK WP HR S P ERA WHIP										
Kevin Kobel, L (1, 1) ERA: 3.33	7.2 L 36 8 6 5 5 5 0 0 0 0 0 2 41 61 5.87 1.696										
Jim Slaton, R (8, 1) ERA: 4.42	1.1 7 2 1 1 0 1 0 0 0 0 0 0 6 10 6.75 2.250										

Kansas City Royals @ Milwaukee Brewers  
 Milwaukee County Stadium, Milwaukee, WI

Tue Jun 18 1974, 8:05 PM EDT  
 Att. 17,719 - Cloudy - 68 F

AB	36
R	7
H	10
RBI	7
BB	6
SO	5
LOB	18



Batter	1	2	3	4	5	6	7	8	9	AB R H RBI BB SO LOB
Bob Coluccio, R OBP: 0.310, SLG: 0.363 (1, 8) X	0-0 1B		0-0 F9			0-0 5-3			0-0 L7	4 0 1 0 0 0 0
Robin Yount, R OBP: 0.270, SLG: 0.317 (1, 6) X	0-0 L9			0-0 6-3			0-0 6-3		0-0 P4	4 0 0 0 0 0 1
John Briggs, L OBP: 0.346, SLG: 0.507 (1, 7) X	0-0 F7			0-0 F7			0-3 K		0-0 F9	4 0 0 0 0 1 1
George Scott, R OBP: 0.353, SLG: 0.450 (1, 3) X	0-0 F8			0-0 5-3			0-0 F9			3 0 0 0 0 0 1
Don Money, R OBP: 0.341, SLG: 0.423 (1, 5) X		0-0 L7			0-0 5-3			4-0 1B BB		2 0 0 0 1 0 0
Bobby Mitchell, R OBP: 0.286, SLG: 0.318 (1, 10) X		0-3 K			0-0 L1			0-3 K		3 0 0 0 0 2 1
Charlie Moore, R OBP: 0.365, SLG: 0.408 (1, 2) X		0-0 L9			0-0 6-3			0-3 K		3 0 0 0 0 1 1
Rob Ellis, R OBP: 0.353, SLG: 0.340 (1, 9) X			0-3 K			0-3 K		0-0 1-2 1B		3 0 1 0 0 2 0
John Vukovich, R OBP: 0.190, SLG: 0.381 (1, 4) X			0-0 F9			0-0 L8		0-0 4-3		3 0 0 0 0 0 2

Inning Stats	R: 0 E: 0 K: 0 S: 4	H: 1 LOB: 1 BB: 0 P: 4	R: 0 E: 0 K: 1 S: 5	H: 0 LOB: 0 BB: 0 P: 5	R: 0 E: 0 K: 1 S: 5	H: 0 LOB: 0 BB: 0 P: 5	R: 0 E: 0 K: 0 S: 3	H: 0 LOB: 0 BB: 0 P: 3	R: 0 E: 0 K: 0 S: 3	H: 0 LOB: 0 BB: 0 P: 3	R: 0 E: 0 K: 1 S: 5	H: 0 LOB: 0 BB: 0 P: 5	R: 0 E: 0 K: 2 S: 8	H: 1 LOB: 2 BB: 1 P: 12	R: 0 E: 0 K: 0 S: 3	H: 0 LOB: 0 BB: 0 P: 3	1B: 2 2B: 0 3B: 0 HR: 0	SF: 0 SAC: 0 DP: 0 HBP: 0
--------------	------------------------------	---------------------------------	------------------------------	---------------------------------	------------------------------	---------------------------------	------------------------------	---------------------------------	------------------------------	---------------------------------	------------------------------	---------------------------------	------------------------------	----------------------------------	------------------------------	---------------------------------	----------------------------------	------------------------------------

PITCHER	IP	WLS	BF	H	R	ER	SO	BB	IBB	HBP	BLK	WP	HR	S	P	ERA	WHIP
Paul Splittorf, L ERA: 3.29 (1, 1)	9.0	W	30	2	0	0	6	1	0	0	0	0	0	41	45	0.00	0.333


**BOTTOM**

**Kansas City Royals @ Milwaukee Brewers**  
Milwaukee County Stadium, Milwaukee, WI

Tue Jun 18 1974, 8:05 PM EDT  
Att: 17,719 - Cloudy - 68 F

livebaseballscorecards.com

AB	29
R	0
H	2
RBI	0
BB	1
SO	6
LOB	7



WP	PA	ERA	WHIP
0	30		



Batter	1	2	3	4	5	6	7	8	9	AB R H RBI BB SO LOB	TOP									
Freddie Patek, R (1, 6) OBP: 0.316, SLG: 0.312	0-0 G5-4-3 1B		0-0 1B		0-0 1-3			0-0 1-3		4 0 2 0 0 0 0	<b>Kansas City Royals @ Milwaukee Brewers</b> <b>Milwaukee County Stadium, Milwaukee, WI</b> Wed Jun 19 1974, 8:05 PM EDT Att: 9,019 - Unknown - 69 F <a href="http://livebaseballscorecards.com">livebaseballscorecards.com</a>									
Cookie Rojas, R (1, 4) OBP: 0.316, SLG: 0.379	0-0 G5-4-3 1-2f		0-0 F9-6-4 1B		0-0 L4			0-0 6-3		4 0 1 0 0 0 1										
Amos Otis, R (1, 8) OBP: 0.344, SLG: 0.417	0-0 F7		0-0 F9-6-4 1-2		0-3 K			0-0 1B		4 0 1 0 0 1 2										
John Mayberry, L (1, 3) OBP: 0.397, SLG: 0.539		4-0 BB 1B BB	0-0 G3		0-0 G3			0-3 K		3 1 0 0 1 1 2										
Hal McRae, R (1, 10) OBP: 0.399, SLG: 0.512		0-0 F8		0-0 FC3-6 1B 1B		0-0 F8		0-0 F8		4 0 1 0 0 0 1										
Jim Wohlford, R (1, 7) OBP: 0.355, SLG: 0.367		0-0 P4		0-0 FC3-6 1-2 E 1B		0-0 5-3		0-0 F9		4 1 1 0 0 0 1										
Al Cowens, R (1, 9) OBP: 0.271, SLG: 0.263		4-0 BB 1B BB		0-0 FC3-6 FC6 1-2 2-3f 1B		0-0 5-3		0-0 6-3		3 0 0 0 1 0 2										
George Brett, L (1, 5) OBP: 0.305, SLG: 0.333		0-0 1-2 2-H 1B		0-0 FC6 1-2f 2-H 1B		0-0 P4				3 0 1 1 0 0 1										
Fran Healy, R (1, 2) OBP: 0.319, SLG: 0.431		0-0 F8		0-0 L5		0-0 L9				3 0 0 0 0 0 3										
<b>Inning Stats</b>	R: 0 E: 0 K: 0 S: 3	H: 1 LOB: 0 BB: 0 P: 3	R: 1 E: 0 K: 0 S: 4	H: 1 LOB: 2 BB: 2 P: 12	R: 0 E: 0 K: 0 S: 4	H: 2 LOB: 1 BB: 0 P: 4	R: 1 E: 1 K: 0 S: 5	H: 2 LOB: 1 BB: 0 P: 5	R: 0 E: 0 K: 1 S: 5	H: 0 LOB: 0 BB: 0 P: 5	R: 0 E: 0 K: 0 S: 3	H: 0 LOB: 0 BB: 0 P: 3	R: 0 E: 0 K: 0 S: 6	H: 1 LOB: 1 BB: 0 P: 6	R: 0 E: 0 K: 0 S: 3	H: 0 LOB: 0 BB: 0 P: 3	1B: 7 2B: 1 3B: 0 HR: 0	SF: 0 SAC: 0 DP: 2 HBP: 0	WP: 0 PB: 0 SB: 0 CS: 0	PA: 34
<b>PITCHER</b> Clyde Wright, L (1, 1) ERA: 4.02	IP: 9.0 WLS: L BF: 34 H: 7 R: 2 ER: 1 SO: 2 BB: 2 IBB: 0 HBP: 0 BLK: 0 WP: 0 HR: 0 S: 36 P: 44 ERA: 1.00 WHIP: 1.000																			

AB	32
R	2
H	7
RBI	1
BB	2
SO	2
LOB	13



Batter	1	2	3	4	5	6	7	8	9	AB	R	H	RBI	BB	SO	LOB
Don Money, R OBP: 0.336, SLG: 0.416 (1, 5) X	0-0 P4 ①		0-0 1-3 ③			0-0 5-3 ③			0-0 P4 ③	4	0	0	0	0	0	0
Robin Yount, R OBP: 0.266, SLG: 0.311 (1, 6) X	0-0 L8 ②			0-3 K ①			0-0 L6 ①			3	0	0	0	0	1	0
Dave May, L OBP: 0.252, SLG: 0.357 (1, 9) X	0-0 1-3 ③			0-0 4-3 ②			0-0 4-3 ②			3	0	0	0	0	0	0
George Scott, R OBP: 0.353, SLG: 0.446 (1, 3)		4-0 BB		0-0 L9 ③			0-0 6-3 ③			2	0	0	0	1	0	0
John Briggs, L OBP: 0.341, SLG: 0.500 (1, 7)		0-3 K ①			0-0 P5 ①			0-0 G4-3 ①		3	0	0	0	0	1	1
Darrell Porter, L OBP: 0.356, SLG: 0.378 (1, 2)		0-0 L9 ②			0-0 P4 ②			0-0 P3 ②		3	0	0	0	0	0	1
Bob Hansen, L OBP: 0.255, SLG: 0.289 (1, 10)		0-0 4-3 ③			0-0 G3 ③			0-0 G4-3 ③		3	0	0	0	0	0	1
Bob Coluccio, R OBP: 0.305, SLG: 0.357 (1, 8)			0-0 5-3 ①			0-0 6-3 ①			0-3 K ①	3	0	0	0	0	1	0
Tim Johnson, L OBP: 0.240, SLG: 0.292 (1, 4)			0-0 F8 ②			0-0 4-3 ②			0-0 F8 ②	3	0	0	0	0	0	0

<b>Inning Stats</b>	R: 0 E: 0 K: 0 S: 3	H: 0 LOB: 0 BB: 0 P: 3	R: 0 E: 0 K: 1 S: 5	H: 0 LOB: 1 BB: 1 P: 9	R: 0 E: 0 K: 0 S: 3	H: 0 LOB: 0 BB: 0 P: 3	R: 0 E: 0 K: 1 S: 5	H: 0 LOB: 0 BB: 0 P: 5	R: 0 E: 0 K: 0 S: 3	H: 0 LOB: 0 BB: 0 P: 3	R: 0 E: 0 K: 0 S: 3	H: 0 LOB: 0 BB: 0 P: 3	R: 0 E: 0 K: 0 S: 3	H: 0 LOB: 0 BB: 0 P: 3	R: 0 E: 0 K: 1 S: 5	H: 0 LOB: 0 BB: 0 P: 5	1B: 0 2B: 0 3B: 0 HR: 0	SF: 0 SAC: 0 DP: 0 HBP: 0
<b>PITCHER</b> Steve Busby, R ERA: 3.39 (1, 1)	IP: 9.0 WLS: W BF: 28 H: 0 R: 0 ER: 0 SO: 3 BB: 1 IBB: 0 HBP: 0 BLK: 0 WP: 0 HR: 0 S: 33 P: 37 ERA: 0.00 WHIP: 0.111																	


**BOTTOM**

**Kansas City Royals @ Milwaukee Brewers**  
Milwaukee County Stadium, Milwaukee, WI

Wed Jun 19 1974, 8:05 PM EDT  
Att. 9,019 - Unknown - 69 F

livebaseballscorecards.com

<b>AB</b>	27
<b>R</b>	0
<b>H</b>	0
<b>RBI</b>	0
<b>BB</b>	1
<b>SO</b>	3
<b>LOB</b>	3





Batter	1	2	3	4	5	6	7	8	9	AB R H RBI BB SO LOB	TOP	
Freddie Patek, R OBP: 0.311, SLG: 0.307 (1, 6) X	0-0 F8 ①		0-0 P6 ③			0-0 L9 ②			0-0 P6 ①	4 0 0 0 0 0 0	<b>Kansas City Royals @ Oakland Athletics</b> <b>Oakland-Alameda County Coliseum, Oakland, CA</b> Thu Jun 20 1974, 7:05 PM PDT Att. 4,662 - Unknown <a href="http://livebaseballscorecards.com">livebaseballscorecards.com</a>	
Cookie Rojas, R OBP: 0.315, SLG: 0.377 (1, 4) X	0-0 L5 ②			0-0 S 1B		0-0 F9 ③			0-0 5-3 ②	4 0 1 0 0 0 0		
Amos Otis, R OBP: 0.343, SLG: 0.414 (1, 8) X	0-0 E1 1B			0-0 P6 ①			0-3 K ①		0-0 4-3 ③	4 0 1 0 0 1 1		
John Mayberry, L OBP: 0.396, SLG: 0.541 (1, 3) X	0-0 4-3 ③			0-0 F5 ②			0-0 2B			3 0 1 0 0 0 2		
Hal McRae, R OBP: 0.394, SLG: 0.505 (1, 10) X		0-0 6-3 ①		0-3 K 1-2 ③			0-0 F8 ②			3 0 0 0 0 1 2		
Jim Wohlford, R OBP: 0.354, SLG: 0.367 (1, 7) X		0-0 P5 ②			0-0 CS 1B		0-0 5-3 ③			3 0 1 0 0 0 1		
Vada Pinson, L OBP: 0.263, SLG: 0.348 (1, 9) X		0-0 4-3 ③			0-0 L7 ① ②			0-0 G6-4-3 1B		3 0 1 0 0 0 1		
George Brett, L OBP: 0.299, SLG: 0.325 (1, 5) X			0-0 1-3 ①		0-0 F5 ③			0-0 G6-4-3 ① ②		3 0 0 0 0 0 1		
Fran Healy, R OBP: 0.315, SLG: 0.424 (1, 2) X			0-3 K ②			0-3 K ①		0-0 4-3 ③		3 0 0 0 0 2 0		
<b>Inning Stats</b>	R: 0 H: 1 E: 1 LOB: 1 K: 0 BB: 0 S: 4 P: 4	R: 0 H: 0 E: 0 LOB: 0 K: 0 BB: 0 S: 3 P: 3	R: 0 H: 0 E: 0 LOB: 0 K: 1 BB: 0 S: 5 P: 5	R: 0 H: 1 E: 0 LOB: 1 K: 1 BB: 0 S: 6 P: 6	R: 0 H: 1 E: 0 LOB: 0 K: 0 BB: 0 S: 3 P: 3	R: 0 H: 0 E: 0 LOB: 0 K: 1 BB: 0 S: 5 P: 5	R: 0 H: 1 E: 0 LOB: 1 K: 1 BB: 0 S: 6 P: 6	R: 0 H: 1 E: 0 LOB: 0 K: 0 BB: 0 S: 3 P: 3	R: 0 H: 0 E: 0 LOB: 0 K: 0 BB: 0 S: 3 P: 3	R: 0 H: 0 E: 0 LOB: 0 K: 0 BB: 0 S: 3 P: 3	1B: 4 SF: 0 2B: 1 SAC: 0 3B: 0 DP: 1 HR: 0 HBP: 0	WP: 0 PA: 30 PB: 0 SB: 1 CS: 1
<b>PITCHER</b> Catfish Hunter, R (1, 1) ERA: 2.94	IP WLS BF H R ER SO BB IBB HBP BLK WP HR S P ERA WHIP											
	9.0 W 30 5 0 0 4 0 0 0 0 0 0 0 38 38 0.00 0.556											

AB	30
R	0
H	5
RBI	0
BB	0
SO	4
LOB	8







Batter	1	2	3	4	5	6	7	8	9	AB R H RBI BB SO LOB	TOP																
Freddie Patek, R (1, 6) OBP: 0.309, SLG: 0.313	0-0 F9		0-3 K	0-0 1B 3B		0-0 G4-6-3		0-0 5-3		5 1 1 2 0 1 3																	
Cookie Rojas, R (1, 4) OBP: 0.312, SLG: 0.371	0-0 5-3		0-0 6-3	1-0 1B HBP			0-0 F9		0-0 6-3	4 0 0 0 0 0 0																	
Jim Wohlford, R (1, 7) OBP: 0.355, SLG: 0.368	0-0 6-3		0-0 1B	1-2 1B			0-0 1-3		0-3 K	5 0 2 1 0 1 0																	
John Mayberry, L (1, 3) Frank White, R (9, PR) OBP: 0.400, SLG: 0.538 OBP: 0.220, SLG: 0.305		4-0 BB 1B BB	0-0 L8	0-3 K			4-0 BB BB		0-0 BB 1B	3 0 1 0 2 1 3 0 0 0 0 0 0 0																	
Hal McRae, R (1, 10) OBP: 0.394, SLG: 0.500		0-3 K		0-0 1B BB	0-0 L1		0-0 F8		4-0 BB 1B	4 1 1 0 1 1 2																	
Al Cowens, R (1, 8) Richie Scheinblum, S (9, PH) OBP: 0.270, SLG: 0.262 OBP: 0.217, SLG: 0.165		0-0 1-2 BB 1B		0-3 K	0-0 5-3			0-3 K	0-0 4-3	4 0 1 0 0 2 1 1 0 0 0 0 0 2																	
Vada Pinson, L (1, 9) OBP: 0.257, SLG: 0.339		0-0 F8		0-0 F7	0-0 1-4-3			0-3 K		4 0 0 0 0 1 3																	
Fran Healy, R (1, 2) OBP: 0.323, SLG: 0.422		4-0 1-2 2-3 BB		4-0 1B 3B BB		0-0 5-3		4-0 WP 1B BB		1 1 0 0 3 0 0																	
George Brett, L (1, 5) OBP: 0.312, SLG: 0.339		0-0 L8		0-0 3B 1B		0-0 G4-6-3 1B		0-0 WP 1B		4 1 3 1 0 0 3																	
<b>Inning Stats</b>	R: 0 E: 0 K: 0 S: 3	H: 0 LOB: 0 BB: 0 P: 3	R: 0 E: 0 K: 1 S: 6	H: 1 LOB: 3 BB: 2 P: 14	R: 0 E: 0 K: 1 S: 6	H: 1 LOB: 1 BB: 0 P: 6	R: 4 E: 0 K: 2 S: 11	H: 4 LOB: 2 BB: 1 P: 16	R: 0 E: 0 K: 0 S: 3	H: 0 LOB: 0 BB: 0 P: 3	R: 0 E: 0 K: 0 S: 3	H: 1 LOB: 0 BB: 0 P: 3	R: 0 E: 0 K: 0 S: 3	H: 0 LOB: 1 BB: 1 P: 7	R: 0 E: 0 K: 2 S: 8	H: 1 LOB: 2 BB: 1 P: 12	R: 0 E: 0 K: 1 S: 6	H: 1 LOB: 2 BB: 1 P: 10	1B: 8 2B: 0 3B: 1 HR: 0	SF: 0 SAC: 0 DP: 1 HBP: 1	WP: 1 PB: 0 SB: 0 CS: 0	PA: 42					
<b>PITCHER</b>	IP WLS BF H R ER SO BB IBB HBP BLK WP HR S P ERA WHIP																										
Dave Hamilton, L (1, 1) ERA: 3.19	3.2		21	6	4	4	3	3	0	1	0	0	0	23	36	9.82	2.455										
Blue Moon Odom, R (4, 1) ERA: 5.08	4.0		15	2	0	0	3	2	0	0	0	0	0	19	27	0.00	1.000										
Darold Knowles, L (8, 1) ERA: 4.34	1.0	W	5	1	0	0	1	1	0	0	0	1	0	6	10	0.00	2.000										
Rollie Fingers, R (9, 1) ERA: 3.53	0.1	S	1	0	0	0	0	0	0	0	0	0	0	1	1	0.00	0.000										

Kansas City Royals @ Oakland Athletics  
Oakland-Alameda County Coliseum, Oakland, CA

Fri Jun 21 1974, 7:05 PM PDT  
Att. 6,577 - Unknown

livebaseballscorecards.com

AB	35
R	4
H	9
RBI	4
BB	6
SO	7
LOB	17







Batter	1	2	3	4	5	6	7	8	9	AB R H RBI BB SO LOB	TOP
Freddie Patek, R (1, 6) OBP: 0.307, SLG: 0.308	4-0 4-3 PB FC9-2 BB		0-0 F9 1-2		0-3 K		0-0 F9		0-0 6-3	4 0 0 0 1 1 1	
Cookie Rojas, R (1, 4) OBP: 0.319, SLG: 0.374	0-0 4-3 1-3			0-0 2B WP 1B	0-0 1B		4-0 FC4-6 BB			3 1 2 0 1 0 1	
Amos Otis, R (1, 8) OBP: 0.341, SLG: 0.416	0-0 FC9-2 3-H			0-0 WP 1-3 1B 2B	0-0 F9		0-0 FC4-6 1-2f			4 1 1 0 0 0 3	
John Mayberry, L (1, 3) OBP: 0.398, SLG: 0.533				0-3 K	0-0 FC5-4 1B		0-0 P6			4 0 1 0 0 2 1	
Hal McRae, R (1, 10) OBP: 0.396, SLG: 0.498				0-0 E5 1B FC5-2	0-0 FC5-4 1-2f		0-0 CS 1B			3 0 1 0 1 0 3	
Jim Wohlford, R (1, 7) OBP: 0.357, SLG: 0.370				0-0 L6-3 1-2	0-0 FC5-2 1-2 1B		0-0 4-3			4 0 2 1 0 0 1	
Al Cowens, R (1, 9) OBP: 0.269, SLG: 0.261				0-0 K	0-0 FC5-2 1-2 2-3 1B		0-0 5-3			4 0 1 0 0 1 1	
George Brett, L (1, 5) OBP: 0.303, SLG: 0.328				0-0 F2	0-0 FC5-2 1-2 2-3 3-Hf		0-0 G3			4 0 0 0 0 0 3	
Fran Healy, R (1, 2) OBP: 0.322, SLG: 0.419				0-0 S 1B	0-0 F8		0-0 F8			4 0 1 0 0 0 3	
<b>Inning Stats</b>	R: 0 H: 0 E: 0 LOB: 0 K: 0 BB: 1 S: 2 P: 6	R: 0 H: 0 E: 0 LOB: 0 K: 1 BB: 1 S: 4 P: 8	R: 0 H: 1 E: 0 LOB: 1 K: 1 BB: 0 S: 6 P: 6	R: 2 H: 4 E: 1 LOB: 3 K: 1 BB: 0 S: 10 P: 10	R: 0 H: 2 E: 0 LOB: 2 K: 1 BB: 0 S: 7 P: 7	R: 0 H: 0 E: 0 LOB: 0 K: 0 BB: 0 S: 3 P: 3	R: 0 H: 0 E: 0 LOB: 1 K: 0 BB: 1 S: 3 P: 7	R: 0 H: 2 E: 0 LOB: 1 K: 0 BB: 0 S: 4 P: 4	R: 0 H: 0 E: 0 LOB: 0 K: 0 BB: 0 S: 3 P: 3	1B: 8 SF: 0 2B: 3 SAC: 0 3B: 0 DP: 2 HR: 0 HBP: 0	WP: 1 PA: 37 PB: 1 SB: 1 CS: 1
<b>PITCHER</b> Ken Holtzman, L (1, 1) ERA: 3.42	IP WLS BF H R ER SO BB IBB HBP BLK WP HR S P ERA WHIP										

**Kansas City Royals @ Oakland Athletics**  
 Oakland-Alameda County Coliseum, Oakland, CA  
 Sat Jun 22 1974, 3:33 AM PDT  
 Att. 8,705 - Sunny

AB	34
R	2
H	9
RBI	1
BB	3
SO	4
LOB	17







Batter	1	2	3	4	5	6	7	8	9	AB R H RBI BB SO LOB	TOP
<b>Jim Wohlford, R</b> (1, 7) <small>OBP: 0.358, SLG: 0.370</small>	0-0 		0-0 	0-3 			0-0 		0-0 	5 1 2 0 0 1 0	<b>Kansas City Royals @ Oakland Athletics</b> Oakland-Alameda County Coliseum, Oakland, CA Sun Jun 23 1974, 3:33 AM PDT Att. 9,891 - Sunny  <b>livebaseballscorecards.com</b>  <b>AB 37</b> <b>R 4</b> <b>H 12</b> <b>RBI 4</b> <b>BB 2</b> <b>SO 6</b> <b>LOB 13</b>  
<b>Vada Pinson, L</b> (1, 9) <small>OBP: 0.263, SLG: 0.349</small> <b>Al Cowens, R</b> (9, PH) <small>OBP: 0.277, SLG: 0.270</small> (9, 9)	0-0 		0-0 	0-0 			0-3 	0-0 	4 0 2 1 0 1 1 1 0 1 0 0 0 0		
<b>Amos Otis, R</b> (1, 8) <small>OBP: 0.343, SLG: 0.420</small>	0-3 		0-0 		0-0 		0-0 	0-0 	5 1 2 0 0 1 2		
<b>John Mayberry, L</b> (1, 3) <small>OBP: 0.399, SLG: 0.530</small> <b>Tony Solaita, L</b> (3, PR) <small>OBP: 0.375, SLG: 0.463</small> (3, 3)	0-3 		4-0 		0-3 		0-0 		1 0 0 0 1 1 1 2 1 0 0 0 1 1		
<b>Hal McRae, R</b> (1, 10) <small>OBP: 0.398, SLG: 0.507</small>		0-3 	0-0 		0-0 		0-0 		4 1 2 1 0 1 0		
<b>Cookie Rojas, R</b> (1, 4) <small>OBP: 0.318, SLG: 0.370</small>		0-0 	4-0 			0-0 		0-0 	3 0 0 0 1 0 1		
<b>George Brett, L</b> (1, 5) <small>OBP: 0.315, SLG: 0.341</small>		0-0 	1-3 			0-0 		0-0 	4 0 3 2 0 0 1		
<b>Buck Martinez, R</b> (1, 2) <small>OBP: 0.286, SLG: 0.200</small>		0-0 	0-0 			0-0 		0-0 	4 0 0 0 0 0 5		
<b>Freddie Patek, R</b> (1, 6) <small>OBP: 0.302, SLG: 0.303</small>			0-0 	0-0 		0-0 		0-0 	4 0 0 0 0 0 1		
<b>Inning Stats</b>	R: 0 H: 1 E: 0 LOB: 1 K: 2 BB: 0 S: 8 P: 8	R: 0 H: 1 E: 0 LOB: 1 K: 1 BB: 0 S: 6 P: 6	R: 4 H: 5 E: 0 LOB: 2 K: 0 BB: 2 S: 7 P: 15	R: 0 H: 0 E: 0 LOB: 0 K: 1 BB: 0 S: 5 P: 5	R: 0 H: 0 E: 0 LOB: 0 K: 1 BB: 0 S: 5 P: 5	R: 0 H: 1 E: 0 LOB: 1 K: 0 BB: 0 S: 4 P: 4	R: 0 H: 2 E: 0 LOB: 1 K: 1 BB: 0 S: 6 P: 6	R: 0 H: 1 E: 0 LOB: 1 K: 0 BB: 0 S: 4 P: 4	R: 0 H: 1 E: 0 LOB: 1 K: 0 BB: 0 S: 4 P: 4	1B: 8 SF: 0 2B: 4 SAC: 0 3B: 0 DP: 0 HR: 0 HBP: 0	WP: 0 PA: 39 PB: 0 SB: 2 CS: 0
<b>PITCHER</b> <b>Glenn Abbott, R</b> (1, 1) <small>ERA: 3.75</small> <b>Paul Lindblad, L</b> (3, 1) <small>ERA: 1.21</small>	IP WLS BF H R ER SO BB IBB HBP BLK WP HR S P ERA WHIP 2.2 L 14 6 4 4 3 1 0 0 0 0 0 0 19 23 13.50 2.625 6.1 25 6 0 0 3 0 1 0 0 0 0 0 30 34 0.00 0.947	<b>PITCHER</b> IP WLS BF H R ER SO BB IBB HBP BLK WP HR S P ERA WHIP									





Batter	1	2	3	4	5	6	7	8	9	AB R H RBI BB SO LOB	TOP										
Pat Kelly, L (1, 10) OBP: 0.359, SLG: 0.377	0-0 G3			4-0 BB		0-0 FC6 1B	0-0 CS	0-0 F8		3 0 1 0 1 0 0											
Jorge Orta, L (1, 4) OBP: 0.378, SLG: 0.445	0-3 K			0-3 K		0-0 FC6 1-2f		0-0 4-3		4 0 0 0 0 2 2											
Dick Allen, R (1, 3) Tony Muser, L (4, 3) OBP: 0.363, SLG: 0.555 OBP: 0.355, SLG: 0.433	0-0 F8			0-0 L8		0-0 4-3		0-0 1B		2 0 0 0 0 0 1 2 0 1 0 0 0 1											
Carlos May, L (1, 7) OBP: 0.320, SLG: 0.337		0-0 F9		0-0 4-3			0-0 HR 1B	0-0 G3		4 1 1 0 0 0 2											
Ken Henderson, S (1, 8) OBP: 0.348, SLG: 0.439		0-3 K			0-0 F9		0-0 F4	0-0 4-3		4 0 0 0 0 1 1											
Ron Santo, R (1, 5) OBP: 0.333, SLG: 0.352		0-0 6-3			4-0 FC4-6 BB		0-0 HR	0-0 F9		3 1 1 2 1 0 0											
Bill Sharp, L (1, 9) OBP: 0.409, SLG: 0.492			0-0 F7		0-0 FC4-6 1-2f		0-0 1B 2B	0-0 1B		4 1 2 0 0 0 1											
Ed Herrmann, L (1, 2) OBP: 0.324, SLG: 0.385			0-3 K		0-0 L8		0-0 F9	0-0 F8		4 0 0 0 0 1 3											
Bucky Dent, R (1, 6) OBP: 0.267, SLG: 0.343			0-0 P4			0-0 P4	0-0 CS 1B			3 0 1 1 0 0 0											
<b>Inning Stats</b>	R: 0 E: 0 K: 1 S: 5	H: 0 LOB: 0 BB: 0 P: 5	R: 0 E: 0 K: 1 S: 5	H: 0 LOB: 0 BB: 0 P: 5	R: 0 E: 0 K: 1 S: 5	H: 0 LOB: 1 BB: 1 P: 9	R: 0 E: 0 K: 0 S: 3	H: 0 LOB: 1 BB: 1 P: 7	R: 0 E: 0 K: 0 S: 4	H: 1 LOB: 1 BB: 0 P: 4	R: 3 E: 0 K: 0 S: 6	H: 4 LOB: 0 BB: 0 P: 6	R: 0 E: 0 K: 0 S: 4	H: 1 LOB: 1 BB: 0 P: 4	R: 0 E: 0 K: 0 S: 4	H: 1 LOB: 1 BB: 0 P: 4	1B: 5 2B: 1 3B: 0 HR: 1	SF: 0 SAC: 0 DP: 0 HBP: 0	WP: 0 PB: 0 SB: 0 CS: 1	PA: 36	
<b>PITCHER</b> Steve Busby, R (1, 1) ERA: 3.37	IP: 9.0 WLS: L BF: 35 H: 7 R: 3 ER: 3 SO: 4 BB: 2 IBB: 0 HBP: 0 BLK: 0 WP: 0 HR: 1 S: 41 P: 49 ERA: 3.00 WHIP: 1.000																				

Chicago White Sox @ Kansas City Royals  
Royals Stadium, Kansas City, MO  
Mon Jun 24 1974, 8:05 PM EDT  
Att. 16,193 - Unknown - 75 F

AB	33
R	3
H	7
RBI	3
BB	2
SO	4
LOB	11



Batter	1	2	3	4	5	6	7	8	9	AB R H RBI BB SO LOB
Jim Wohlford, R OBP: 0.354, SLG: 0.366 (1, 7)	0-0 6-3		0-3 K			0-0 SH PB 1B 1-2		0-0 1-3		3 0 0 0 0 1 0
Freddie Patek, R OBP: 0.298, SLG: 0.298 (1, 6)	0-0 F7			0-3 K		0-0 F2		0-0 5-3		4 0 0 0 0 1 2
Cookie Rojas, R OBP: 0.321, SLG: 0.372 (1, 4)	0-0 1-3			0-0 FC5-4 1B		0-0 PB 1B 1-2 2-H		0-0 1-6-3		4 0 2 1 0 0 0
Hal McRae, R OBP: 0.403, SLG: 0.507 (1, 9)		1-0 HBP G6-4-3		0-0 F7		4-0 IBB G5-4-3		0-0 1B BB 1B		2 0 1 0 1 0 1
Richie Scheinblum, S OBP: 0.219, SLG: 0.159 (1, 10)		0-0 G6-4-3		0-0 FC5-4		0-0 G5-4-3		4-0 1B BB		3 0 0 0 1 0 5
Frank White, R OBP: 0.220, SLG: 0.305 (9, PR)		1-2f		1-2f		1-2f		1-2 BB		0 0 0 0 0 0 0
Tony Solaita, L OBP: 0.373, SLG: 0.477 (1, 3)		0-0 2B			0-0 4-3		0-3 K		0-0 G6-3 1B	3 0 1 0 0 1 0
Buck Martinez, R OBP: 0.306, SLG: 0.226 (9, PH)									1-2 2-3	1 0 1 0 0 0 0
Bobby Floyd, R OBP: 0.273, SLG: 0.111 (9, PR)										0 0 0 0 0 0 0
Al Cowens, R OBP: 0.265, SLG: 0.258 (1, 8)		0-0 F8			0-0 G3		0-3 K		0-0 G6-3	4 0 0 0 0 1 4
Fran Healy, R OBP: 0.317, SLG: 0.413 (1, 2)			0-0 4-3		0-0 6-3		0-0 F9			3 0 0 0 0 0 0
George Brett, L OBP: 0.315, SLG: 0.336 (1, 5)			0-0 1-3			4-0 SH 1B BB		0-0 6-3		2 1 0 0 1 0 0

Inning Stats	R: 0	H: 0	E: 0	K: 0	S: 3	LOB: 0	BB: 0	P: 3	R: 0	H: 1	E: 0	K: 0	S: 3	LOB: 1	BB: 0	P: 4	R: 0	H: 0	E: 0	K: 1	S: 5	LOB: 0	BB: 0	P: 5	R: 0	H: 1	E: 0	K: 1	S: 6	LOB: 1	BB: 0	P: 6	R: 0	H: 0	E: 0	K: 0	S: 3	LOB: 0	BB: 0	P: 3	R: 1	H: 1	E: 0	K: 0	S: 4	LOB: 2	BB: 2	P: 12	R: 0	H: 0	E: 0	K: 2	S: 7	LOB: 0	BB: 0	P: 7	R: 0	H: 0	E: 0	K: 0	S: 3	LOB: 0	BB: 0	P: 3	R: 0	H: 2	E: 0	K: 0	S: 4	LOB: 3	BB: 1	P: 8	1B: 4	SF: 0	2B: 1	SAC: 1	3B: 0	DP: 3	HR: 0	HBP: 1	WP: 0	PA: 34
PITCHER	IP	WLS	BF	H	R	ER	SO	BB	IBB	HBP	BLK	WP	HR	S	P	ERA	WHIP																																																																	
Wilbur Wood, L ERA: 3.39 (1, 1)	8.1	W	31	4	1	1	4	1	1	1	0	0	0	36	45	1.08	0.600																																																																	
Terry Forster, L ERA: 3.05 (9, 1)	0.2	S	3	1	0	0	0	1	0	0	0	0	0	2	6	0.00	3.000																																																																	

BOTTOM

Chicago White Sox @ Kansas City Royals  
Royals Stadium, Kansas City, MO

Mon Jun 24 1974, 8:05 PM EDT  
Att: 16,193 - Unknown - 75 F

livebaseballscorecards.com

AB	29
R	1
H	5
RBI	1
BB	3
SO	4
LOB	12





Batter	1	2	3	4	5	6	7	8	9	10	11	12	AB R H RBI BB SO LOB	TOP
Pat Kelly, L (1, 10) OBP: 0.356, SLG: 0.373 Bill Melton, R (4, PH) OBP: 0.305, SLG: 0.329	F8		G3	F7		HR		P3		6-3		6-3	2 0 0 0 0 0 0 5 1 1 3 0 0 3	
Jorge Orta, L (1, 4) OBP: 0.380, SLG: 0.441	1B 2B 1B		HR 1B	K		HBP 1B HBP		G3		F5		L8	6 3 2 0 0 1 3	
Dick Allen, R (1, 3) OBP: 0.368, SLG: 0.568 Tony Muser, L (8, 3) OBP: 0.365, SLG: 0.443	2B 1B		HR			HBP 1B		F8				FC6-4 1B	5 3 3 2 0 1 0 1 0 1 0 0 0 0	
Carlos May, L (1, 7) OBP: 0.324, SLG: 0.344	L8		HR			1B HBP		F8				F7	4 0 1 0 1 0 3	
Ken Henderson, S (1, 8) OBP: 0.348, SLG: 0.440	2B		F8			1B		G3				K	6 0 2 4 0 2 3	
Ron Santo, R (1, 5) OBP: 0.330, SLG: 0.345	F2		BB			K		5-3				FC6-4	5 0 0 0 1 1 5	
Bill Sharp, L (1, 9) OBP: 0.403, SLG: 0.478			G3			K		4-3				WP 1B	6 2 2 0 0 1 2	AB 50 R 10 H 15 RBI 10 BB 2 SO 8 LOB 21
Ed Herrmann, L (1, 2) OBP: 0.321, SLG: 0.381	F9					K		F8				F5	5 0 1 0 0 1 1	
Bucky Dent, R (1, 6) OBP: 0.271, SLG: 0.344	F8					HR 1B		4-3				SH5-4	5 1 2 1 0 1 1	
<b>Inning Stats</b>	R: 2 H: 3 E: 0 LOB: 1 K: 0 BB: 0 S: 6 P: 6	R: 0 H: 0 E: 0 LOB: 0 K: 0 BB: 0 S: 3 P: 3	R: 2 H: 3 E: 0 LOB: 2 K: 2 BB: 1 S: 6 P: 10	R: 0 H: 1 E: 0 LOB: 1 K: 2 BB: 0 S: 8 P: 8	R: 0 H: 0 E: 0 LOB: 1 K: 2 BB: 0 S: 7 P: 11	R: 4 H: 4 E: 0 LOB: 2 K: 3 BB: 0 S: 13 P: 15	R: 0 H: 0 E: 0 LOB: 0 K: 0 BB: 0 S: 3 P: 3	R: 0 H: 0 E: 0 LOB: 0 K: 0 BB: 0 S: 3 P: 3	R: 1 H: 2 E: 0 LOB: 1 K: 0 BB: 0 S: 5 P: 5	R: 0 H: 1 E: 0 LOB: 1 K: 1 BB: 0 S: 6 P: 6	R: 1 H: 1 E: 0 LOB: 1 K: 0 BB: 0 S: 5 P: 5	1B: 11 SF: 0 2B: 1 SAC: 2 3B: 1 DP: 0 HR: 2 HBP: 2	WP: 1 PA: 56 PB: 0 SB: 0 CS: 0	
<b>PITCHER</b>	IP WLS BF H R ER SO BB IBB HBP BLK WP HR S P ERA WHIP													
Al Fitzmorris, R (1, 1) ERA: 3.46	2.2													
Steve Mingori, L (3, 1) ERA: 5.79	3.0													
Gene Garber, R (6, 1) ERA: 4.38	4.0													
Joe Hoerner, L (10, 1) ERA: 4.15	1.1	L												
Doug Bird, R (12, 1) ERA: 2.49	1.0													

Chicago White Sox @ Kansas City Royals  
 Royals Stadium, Kansas City, MO  
 Tue Jun 25 1974, 8:05 PM EDT  
 Att. 11,797 - Unknown - 76 F

livebaseballscorecards.com



Batter	1	2	3	4	5	6	7	8	9	10	11	12	AB	R	H	RBI	BB	SO	LOB
Jim Wohlford, R OBP: 0.361, SLG: 0.378 (1, 7)	0-0 1B 1B	0-0 CS 4-3 1B		4-0 BB G4-6-3			0-0 3B	0-0 4-3		0-0 5-3			5	1	3	0	1	0	3
Vada Pinson, L OBP: 0.259, SLG: 0.343 (1, 9)	0-0 1B 1B	0-0 4-3		0-0 G4-6-3 1-2f			0-0 G3		0-3 K		0-3 K		6	1	1	0	0	2	3
Cookie Rojas, R OBP: 0.321, SLG: 0.371 (1, 4)	0-0 1B 2B 1B	0-0 1B			0-0 F2		0-0 P4		0-0 6-3		0-0 B1-3		6	1	2	1	0	0	1
Tony Solaita, L OBP: 0.351, SLG: 0.440 (1, 3)	0-0 2B 1B	0-0 F7			0-0 4-3		0-0 F2		0-3 K		0-3 K		6	1	1	1	0	2	3
Hal McRae, R OBP: 0.405, SLG: 0.525 (1, 10)	0-0 1B SF7 2B	0-0 CS	0-0 HR		0-0 F9			0-0 1B FC5-4 1B		0-3 K		0-0 F8	6	3	3	2	0	1	0
Fran Healy, R OBP: 0.331, SLG: 0.427 (1, 2)	0-0 S 1B		0-3 K			0-0 1B WP 1B		0-0 1B FC5-4 1B		0-0 1B 2B		4-0 BB BB	5	1	4	1	1	1	0
Al Cowens, R OBP: 0.260, SLG: 0.255 (1, 8)	0-0 SF7		0-3 K			0-0 F8		0-0 FC5-4 G3 3B		0-0 WP S 1B		0-3 K	5	1	1	3	0	2	3
George Brett, L OBP: 0.312, SLG: 0.331 (1, 5)	0-0 G3		0-0 5-3			0-0 1B		0-0 G3		0-0 P3		4-0 BB BB	5	0	1	0	0	0	3
Buck Martinez, R OBP: 0.324, SLG: 0.226 (12, PH)												1-2 BB	0	0	0	0	1	0	0
Frank White, R OBP: 0.220, SLG: 0.305 (12, PR)	2-3 1B					1-3 1B		1-2 1B				1-2 BB	0	0	0	0	0	0	0
Freddie Patek, R OBP: 0.299, SLG: 0.304 (1, 6)	0-0 P4			0-0 F9		0-0 F3		0-0 3B		4-0 BB BB		0-0 F9	5	0	1	1	1	0	4


Inning Stats	R: 5	H: 6	E: 0	LOB: 1	K: 0	P: 9	R: 0	H: 2	E: 0	LOB: 1	K: 0	P: 4	R: 1	H: 1	E: 0	LOB: 0	K: 2	P: 8	R: 0	H: 0	E: 0	LOB: 0	K: 0	P: 6	R: 0	H: 0	E: 0	LOB: 0	K: 0	P: 3	R: 0	H: 2	E: 0	LOB: 1	K: 0	P: 4	R: 2	H: 3	E: 0	LOB: 1	K: 0	P: 6	R: 0	H: 0	E: 0	LOB: 0	K: 2	P: 7	R: 1	H: 2	E: 0	LOB: 2	K: 1	P: 11	R: 0	H: 0	E: 0	LOB: 0	K: 2	P: 7	R: 0	H: 0	E: 0	LOB: 2	K: 1	P: 13	R: 0	H: 0	E: 0	LOB: 2	K: 1	P: 13	1B: 12	SF: 1	2B: 2	SAC: 0	3B: 2	DP: 1	HR: 1	HBP: 0	WP: 2	PA: 55
--------------	------	------	------	--------	------	------	------	------	------	--------	------	------	------	------	------	--------	------	------	------	------	------	--------	------	------	------	------	------	--------	------	------	------	------	------	--------	------	------	------	------	------	--------	------	------	------	------	------	--------	------	------	------	------	------	--------	------	-------	------	------	------	--------	------	------	------	------	------	--------	------	-------	------	------	------	--------	------	-------	--------	-------	-------	--------	-------	-------	-------	--------	-------	--------

PITCHER	IP	WLS	BF	H	R	ER	SO	BB	IBB	HBP	BLK	WP	HR	S	P	ERA	WHIP
Joe Henderson, R ERA: 7.82 (1, 1)	0.0		3	3	3	3	0	0	0	0	0	0	0	3	3	∞	∞
Skip Pitlock, L ERA: 3.83 (1, 1)	7.0		29	10	4	4	2	1	0	0	0	1	1	32	36	5.14	1.571
Terry Forster, L ERA: 3.09 (8, 1)	5.0	W	22	4	2	2	6	3	0	0	0	1	0	31	43	3.60	1.400

**Chicago White Sox @ Kansas City Royals**  
**Royals Stadium, Kansas City, MO**  
 Tue Jun 25 1974, 8:05 PM EDT  
 Att: 11,797 - Unknown - 76 F

livebaseballscorecards.com

AB	49
R	9
H	17
RBI	9
BB	4
SO	8
LOB	20





Batter	1	2	3	4	5	6	7	8	9	10	11	12	AB R H RBI BB SO LOB	TOP							
Brian Downing, R OBP: 0.387, SLG: 0.490 (1, 2) S	0-3 K		X 0-0 L8		X 0-0 FC6			B 4-0 BB		S 0-3 K		X 0-0 1B	5 0 1 0 1 2 2	<b>Chicago White Sox @ Kansas City Royals</b> Royals Stadium, Kansas City, MO Wed Jun 26 1974, 8:05 PM EDT Att. 11,506 - Unknown - 79 F							
Carlos May, L OBP: 0.320, SLG: 0.340 (1, 7) X	0-0 4-3		X 0-0 6-3			X 0-0 G6-3 1B		X 0-0 F7		X 0-0 L7		X 0-0 4-3	6 0 1 0 0 0 2								
Dick Allen, R OBP: 0.368, SLG: 0.581 (1, 3) X	0-0 2B			X 0-0 F9		X 0-0 L9			X 0-0 HR		X 0-0 6-3		5 1 2 1 0 0 1								
Bill Melton, R OBP: 0.300, SLG: 0.322 (1, 5) X	0-0 5-3			X 0-0 F9		X 0-0 G6-3			X 0-0 6-3		X 0-0 E5 SH2-4		5 0 0 0 0 0 2								
Ron Santo, R OBP: 0.328, SLG: 0.340 Pat Kelly, L OBP: 0.356, SLG: 0.373 (9, PR) Eddie Leon, R OBP: 0.176, SLG: 0.161 (1, 4) X		X 0-0 P4		X 0-0 6-3			S 0-3 K		B 4-0 WP BB		X 0-0 SH2-4		3 0 0 0 1 1 0 0 0 0 0 0 0 0 0 0 0 0 0 0 0								
Ken Henderson, S OBP: 0.356, SLG: 0.443 (1, 8) X		X 0-0 E 1B			X 0-0 4-3 SH2-4 1B		X 0-0 6-3		B 4-0 1-2 BB		X 4-0 IBB		3 0 2 0 2 0 0								
Jerry Hairston, S OBP: 0.170, SLG: 0.173 (1, 10) X		X 0-0 E5 G4-6-3 1-2		X 0-0 SH2-4		X 0-0 6-3		X 0-0 6-3	S 0-3 K		X 0-0 3-1		4 0 0 0 0 1 5								
Bill Sharp, L OBP: 0.377, SLG: 0.446 (1, 9) X		X 0-0 G4-6-3 1-2f		X 0-0 4-3		X 0-0 4-3		X 0-0 4-3	X 0-0 1-3			X 0-0 P6	5 0 0 0 0 0 5								
Bucky Dent, R OBP: 0.269, SLG: 0.337 (1, 6) X			X 0-0 6-3		B 4-0 FC6 BB			X 0-0 F7		X 0-0 L9		X 0-0 F8	4 0 0 0 1 0 0								
<b>Inning Stats</b>	R: 0 E: 0 K: 1 S: 6	H: 1 LOB: 1 BB: 0 P: 6	R: 0 E: 1 K: 0 S: 4	H: 1 LOB: 1 BB: 0 P: 4	R: 0 E: 0 K: 0 S: 3	H: 0 LOB: 0 BB: 0 P: 3	R: 0 E: 0 K: 0 S: 3	H: 0 LOB: 2 BB: 1 P: 8	R: 0 E: 0 K: 1 S: 5	H: 0 LOB: 0 BB: 0 P: 5	R: 0 E: 0 K: 1 S: 6	H: 1 LOB: 2 BB: 2 P: 14	R: 0 E: 1 K: 0 S: 4		H: 0 LOB: 2 BB: 1 P: 8	R: 0 E: 0 K: 0 S: 4	H: 1 LOB: 1 BB: 0 P: 4	1B: 4 2B: 1 3B: 0 HR: 1	SF: 0 SAC: 2 DP: 2 HBP: 0	WP: 1 PB: 0 SB: 0 CS: 0	PA: 47
<b>PITCHER</b> Paul Spittorf, L ERA: 2.9 (1, 1)	IP 12.0 WLS W BF 47 H 6 R 1 ER 1 SO 4 BB 4 IBB 1 HBP 0 BLK 0 WP 1 HR 1 S 50 P 70 ERA 0.75 WHIP 0.833																				

AB	40
R	1
H	6
RBI	1
BB	5
SO	4
LOB	17



Batter	1	2	3	4	5	6	7	8	9	10	11	12	AB R H RBI BB SO LOB
Jim Wohlford, R OBP: 0.353, SLG: 0.370 (1, 7)	0-3 K		0-0 FC1-6		0-3 K		0-0 5-3		0-3 K			0-3 K	6 0 0 0 0 4 3
Cookie Rojas, R OBP: 0.326, SLG: 0.379 Frank White, R OBP: 0.233, SLG: 0.317 (10, PR) (11, 4)	0-0 BB 1B		0-0 L7		0-0 1B SH3 2B		0-0 F7		0-0 F7		0-0 SH3-1-4 1B	0-0 BB 1B	5 1 3 0 0 0 1 1 1 1 0 0 0 0
Amos Otis, R OBP: 0.347, SLG: 0.419 (1, 10)	4-0 1-2 BB		0-0 F9		0-0 F8		0-0 F8		0-0 BB 1B 1B		0-0 SH3-1-4	4-0 1-2 BB	3 0 1 0 2 0 2
Hal McRae, R OBP: 0.411, SLG: 0.526 (1, 9)	0-0 F9			0-0 F9		0-0 SH3 1B		0-0 SH3 1B		0-0 BB 1B		4-0 1-2 IBB	5 0 3 1 1 0 2
Fran Healy, R OBP: 0.325, SLG: 0.419 (1, 2)	0-0 4-3			0-0 4-3		0-0 SH3		0-3 K		0-0 P6		0-0 1-2 2-H 1B	4 0 0 1 0 1 6
Al Cowens, R OBP: 0.259, SLG: 0.248 Vada Pinson, L OBP: 0.258, SLG: 0.341 (10, PH) (11, 8)		0-0 4-3		0-0 6-3		0-3 K		4-0 FC4 BB		0-3 K			3 0 0 0 1 1 1 1 0 0 0 0 1 2
Tony Solaita, L OBP: 0.339, SLG: 0.436 (1, 3)		0-0 F7			0-0 G3 2B		0-3 K		0-0 FC4			0-0 L4	5 0 1 0 0 1 3
Freddie Patek, R OBP: 0.294, SLG: 0.299 (1, 6)		0-3 K			0-0 G3		0-0 F8		0-3 K			0-0 P6	5 0 0 0 0 2 1
George Brett, L OBP: 0.308, SLG: 0.327 (1, 5)			0-0 E3 FC1-6		0-0 F8		0-0 1B		0-0 F8			0-0 F8	5 0 1 0 0 0 1


Inning Stats	R: 0	H: 1	E: 0	LOB: 2	K: 1	S: 6	P: 10	R: 0	H: 0	E: 0	LOB: 0	K: 1	S: 5	P: 5	R: 0	H: 0	E: 1	LOB: 1	K: 0	S: 4	P: 4	R: 0	H: 0	E: 0	LOB: 0	K: 0	S: 3	P: 3	R: 0	H: 1	E: 0	LOB: 1	K: 1	S: 6	P: 6	R: 1	H: 2	E: 0	LOB: 1	K: 1	S: 7	P: 7	R: 0	H: 1	E: 0	LOB: 1	K: 1	S: 6	P: 6	R: 0	H: 2	E: 0	LOB: 3	K: 1	S: 7	P: 11	R: 0	H: 0	E: 0	LOB: 0	K: 2	S: 7	P: 7	R: 0	H: 1	E: 0	LOB: 2	K: 1	S: 6	P: 10	R: 0	H: 0	E: 0	LOB: 0	K: 0	S: 3	P: 3	R: 1	H: 2	E: 0	LOB: 2	K: 1	S: 5	P: 9	1B: 8	2B: 2	3B: 0	HR: 0	SF: 0	SAC: 2	DP: 0	HBP: 0	WP: 0	PA: 49
--------------	------	------	------	--------	------	------	-------	------	------	------	--------	------	------	------	------	------	------	--------	------	------	------	------	------	------	--------	------	------	------	------	------	------	--------	------	------	------	------	------	------	--------	------	------	------	------	------	------	--------	------	------	------	------	------	------	--------	------	------	-------	------	------	------	--------	------	------	------	------	------	------	--------	------	------	-------	------	------	------	--------	------	------	------	------	------	------	--------	------	------	------	-------	-------	-------	-------	-------	--------	-------	--------	-------	--------

PITCHER	IP	WLS	BF	H	R	ER	SO	BB	IBB	HBP	BLK	WP	HR	S	P	ERA	WHIP
Jim Kaat, L ERA: 4.05 (1, 1)	7.1		31	7	1	1	5	1	0	0	0	0	0	40	44	1.23	1.091
Rich Gossage, R ERA: 4.66 (8, 1)	4.0	L	18	3	1	1	5	2	1	0	0	0	0	25	37	2.25	1.250

**Chicago White Sox @ Kansas City Royals**  
**Royals Stadium, Kansas City, MO**  
 Wed Jun 26 1974, 8:05 PM EDT  
 Att: 11,506 - Unknown - 79 F

livebaseballscorecards.com

AB	43
R	2
H	10
RBI	2
BB	4
SO	10
LOB	22





Batter	1	2	3	4	5	6	7	8	9	AB R H RBI BB SO LOB	TOP
Bill North, S OBP: 0.331, SLG: 0.310 (1, 8) X	0-0 3-1 X	0-0 G3 X		H 1-0 S HBP X		0-0 F8 X			0-0 FC3-6 X	4 0 0 0 0 0 5	
Bert Campaneris, R OBP: 0.346, SLG: 0.369 (1, 6) X	0-0 CS 1B X		0-0 2B 1B X	0-0 P6 1-2 X			0-0 F8 X		0-0 4-3 X	5 1 2 0 0 0 3	
Sal Bando, R OBP: 0.416, SLG: 0.497 (1, 5) X	0-0 1-3 1-2 X		0-0 F9 1B 2B X		0-3 K X		0-0 5-3 X			4 1 1 1 0 1 1	
Reggie Jackson, L OBP: 0.433, SLG: 0.623 (1, 9)		0-0 F8 X	0-0 F9 2-3 X		0-3 K X		0-0 F7 X			4 0 0 0 0 1 1	
Joe Rudi, R OBP: 0.346, SLG: 0.487 (1, 7)		0-0 G3 1B BB 1B X	0-0 3-H 1B X		0-0 6-3 X			0-0 5-3 X		4 1 2 1 0 0 0	
Gene Tenace, R OBP: 0.403, SLG: 0.405 (1, 2)		0-0 BB G3 1B 1-2 X	0-0 F9 X			0-0 SF7 3B X		0-0 6-3 X		4 1 2 0 0 0 1	
Angel Mangual, R OBP: 0.281, SLG: 0.429 (1, 10)		0-0 G3 1-2 2-3 X	0-0 F8 X			0-0 F6 X		0-0 P5 X		4 0 0 0 0 0 4	
Pat Bourque, L OBP: 0.351, SLG: 0.323 (1, 3)		4-0 BB IBB X		0-0 F8 X		0-0 SF7 3-H X		0-0 P4 X		2 0 0 1 1 0 0	
Dick Green, R OBP: 0.305, SLG: 0.315 Herb Washington, R (9, PR)		4-0 BB 1-2 2-3 3-H X	0-0 4-3 X			0-0 1B X		0-0 FC3-6 1B X		3 0 2 1 1 0 0 0 0 0 0 0 0 0	
<b>Inning Stats</b>	R: 0 H: 1 E: 0 LOB: 0 K: 0 BB: 0 S: 3 P: 3	R: 1 H: 2 E: 0 LOB: 3 K: 0 BB: 2 S: 5 P: 13	R: 2 H: 3 E: 0 LOB: 1 K: 0 BB: 0 S: 6 P: 6	R: 0 H: 0 E: 0 LOB: 1 K: 0 BB: 0 S: 3 P: 4	R: 0 H: 0 E: 0 LOB: 0 K: 2 BB: 0 S: 7 P: 7	R: 1 H: 2 E: 0 LOB: 1 K: 0 BB: 0 S: 5 P: 5	R: 0 H: 0 E: 0 LOB: 0 K: 0 BB: 0 S: 3 P: 3	R: 0 H: 0 E: 0 LOB: 0 K: 0 BB: 0 S: 3 P: 3	R: 0 H: 1 E: 1 LOB: 2 K: 0 BB: 0 S: 4 P: 4	1B: 7 SF: 1 2B: 1 SAC: 0 3B: 1 DP: 0 HR: 0 HBP: 1	WP: 0 PA: 38 PB: 0 SB: 1 CS: 1
<b>PITCHER</b> Lindy McDaniel, R (1, 1) ERA: 3.86 Marty Pattin, R (3, 1) ERA: 3.63	IP WLS BF H R ER SO BB IBB HBP BLK WP HR S P ERA WHIP										
	2.1 14 6 3 3 0 1 1 0 0 0 0 12 20 11.57 3.000										
	6.2 24 3 1 1 2 0 0 1 0 0 0 27 28 1.35 0.450										

Oakland Athletics @ Kansas City Royals  
Royals Stadium, Kansas City, MO  
Thu Jun 27 1974, 8:05 PM EDT  
Att. 24,894 - Unknown - 81 F

livebaseballscorecards.com

AB	34
R	4
H	9
RBI	4
BB	2
SO	2
LOB	15



Batter	1	2	3	4	5	6	7	8	9
Jim Wohlford, R OBP: 0.352, SLG: 0.372 (1, 7)	0-0 2B		0-0 6-3	0-0 F5		0-0 P4			
Cookie Rojas, R OBP: 0.329, SLG: 0.381 (1, 4)	0-0 B1			1B					
Amos Otis, R OBP: 0.346, SLG: 0.420 (1, 8)	0-0 P5			3B	2B				
Hal McRae, R OBP: 0.409, SLG: 0.530 (1, 10)	0-0 F8			1B	3B				
Fran Healy, R OBP: 0.328, SLG: 0.415 (1, 2)		0-0 6-3		1B	BB				
Al Cowens, R OBP: 0.268, SLG: 0.257 (1, 9)		0-0 5-3		1B	1B				
Tony Solaita, L OBP: 0.333, SLG: 0.424 (1, 3)		0-3 K		1B	E				
Freddie Patek, R OBP: 0.290, SLG: 0.294 (1, 6)			0-0 1-3	0-0 FC6		0-0 F8			
George Brett, L OBP: 0.309, SLG: 0.327 (1, 5)			0-0 6-3	0-0 1B		0-3 K			

Inning Stats	R: 0	H: 1	E: 0	LOB: 1	K: 0	BB: 0	S: 4	P: 4
	R: 0	H: 0	E: 0	LOB: 0	K: 1	BB: 0	S: 5	P: 5
	R: 0	H: 0	E: 0	LOB: 0	K: 0	BB: 0	S: 3	P: 3
	R: 5	H: 5	E: 2	LOB: 2	K: 0	BB: 1	S: 9	P: 13
	R: 0	H: 1	E: 0	LOB: 2	K: 1	BB: 1	S: 6	P: 10
	R: 0	H: 0	E: 0	LOB: 0	K: 1	BB: 0	S: 5	P: 5
	R: 0	H: 1	E: 0	LOB: 0	K: 0	BB: 0	S: 3	P: 3
	R: 0	H: 1	E: 0	LOB: 1	K: 0	BB: 0	S: 4	P: 4

PITCHER	IP	WLS	BF	H	R	ER	SO	BB	IBB	HBP	BLK	WP	HR	S	P	ERA	WHIP
Ken Holtzman, L ERA: 3.65 (1, 1)	3.0	L	16	5	5	4	1	1	0	0	0	0	0	17	21	12.00	2.000
Blue Moon Odom, R ERA: 4.32 (4, 1)	5.0		19	4	0	0	2	1	0	0	0	0	0	22	26	0.00	1.000

**BOTTOM**

AB	R	H	RBI	BB	SO	LOB
4	0	1	0	0	0	3
4	1	2	0	0	0	4
4	1	1	0	0	0	2
4	1	1	2	0	1	1
2	1	0	0	2	0	0
4	1	2	1	0	0	0
4	0	1	0	0	1	3
4	0	0	0	0	0	3
3	0	1	1	0	1	0

<b>AB</b>	<b>33</b>
<b>R</b>	<b>5</b>
<b>H</b>	<b>9</b>
<b>RBI</b>	<b>4</b>
<b>BB</b>	<b>2</b>
<b>SO</b>	<b>3</b>
<b>LOB</b>	<b>16</b>



WP	PA	ERA	WHIP
0	35		

**Oakland Athletics @ Kansas City Royals**  
Royals Stadium, Kansas City, MO

Thu Jun 27 1974, 8:05 PM EDT  
Att: 24,894 - Unknown - 81 F

livebaseballscorecards.com



Batter	1	2	3	4	5	6	7	8	9	AB R H RBI BB SO LOB	TOP									
Bill North, S OBP: 0.332, SLG: 0.312 (1, 8) X	0-0 F9		0-0 3B 1B		0-0 1B 1B	0-0 L9		0-0 L6		5 2 2 0 0 0 0										
Bert Campaneris, R OBP: 0.354, SLG: 0.388 (1, 6) X	0-0 4-3		0-0 1B 3B		0-0 FC4-6 1B 1B	0-0 1B		0-0 2B		5 2 4 2 0 0 0										
Sal Bando, R OBP: 0.411, SLG: 0.490 (1, 5) X	0-0 L7		0-0 2B 1B		0-0 F9	0-3 K		0-3 K		5 1 1 1 0 2 3										
Reggie Jackson, L OBP: 0.432, SLG: 0.621 (1, 9) X		0-0 F5	0-0 2B		4-0 FC4-6 IBB	0-0 F2			0-0 3-1	4 0 1 1 1 0 1										
Joe Rudi, R OBP: 0.340, SLG: 0.479 (1, 7) X Glenn Abbott, R (9, 1)		0-0 F7	0-0 5-3		0-0 FC4-6 1B		0-0 6-3		0-0 5-3	5 1 0 0 0 0 3 0 0 0 0 0 0 0										
Gene Tenace, R OBP: 0.406, SLG: 0.418 (1, 3) X		0-0 2B		0-0 6-3	0-0 1B 1B	0-0 2B			0-0 P4	5 1 3 1 0 0 0										
Angel Mangual, R OBP: 0.286, SLG: 0.436 (1, 10) X (9, 7)		0-0 6-3		0-0 2B	1-2 3-H 1B 1B		0-0 L6			4 0 2 1 0 0 2										
Dick Green, R OBP: 0.303, SLG: 0.312 (1, 4) X			0-0 4-3	0-3 K	0-0 1B		0-0 L8			4 0 1 1 0 1 2										
Larry Haney, R OBP: 0.182, SLG: 0.188 (1, 2) X			0-3 K	0-0 F9	0-3 K			0-0 L3		4 0 0 0 0 2 3										
<b>Inning Stats</b>	R: 0 H: 0 E: 0 K: 0 S: 3	H: 0 LOB: 0 BB: 0 P: 3	R: 0 H: 1 E: 0 K: 0 S: 4	H: 1 LOB: 1 BB: 0 P: 4	R: 3 H: 4 E: 0 K: 1 S: 9	H: 4 LOB: 1 BB: 0 P: 9	R: 0 H: 1 E: 0 K: 1 S: 6	H: 1 LOB: 1 BB: 0 P: 6	R: 4 H: 5 E: 0 K: 1 S: 10	H: 5 LOB: 2 BB: 1 P: 14	R: 0 H: 1 E: 0 K: 0 S: 6	H: 1 LOB: 1 BB: 0 P: 6	R: 0 H: 1 E: 0 K: 0 S: 4	H: 1 LOB: 1 BB: 0 P: 4	R: 0 H: 1 E: 0 K: 1 S: 6	H: 1 LOB: 1 BB: 0 P: 6	R: 0 H: 0 E: 0 K: 0 S: 3	H: 0 LOB: 0 BB: 0 P: 3	1B: 8 SF: 0 2B: 5 SAC: 0 3B: 1 DP: 0 HR: 0 HBP: 0	WP: 0 PA: 42 PB: 0 SB: 1 CS: 0
<b>PITCHER</b>	IP WLS BF H R ER SO BB IBB HBP BLK WP HR S P ERA WHIP																			
Nelson Briles, R ERA: 4.8 (1, 1)	4.0 L 20 8 5 5 2 0 0 0 0 0 0 0 24 24 11.25 2.000																			
Gene Garber, R ERA: 4.97 (5, 1)	0.2 6 3 2 2 0 0 0 1 0 0 0 0 5 9 27.00 4.500																			
Steve Mingori, L ERA: 5.14 (5, 1)	2.1 9 2 0 0 2 0 0 0 0 0 0 0 13 13 0.00 0.857																			
Joe Hoerner, L ERA: 3.86 (8, 1)	1.0 4 1 0 0 1 0 0 0 0 0 0 0 6 6 0.00 1.000																			
Doug Bird, R ERA: 2.44 (9, 1)	1.0 3 0 0 0 0 0 0 0 0 0 0 0 3 3 0.00 0.000																			

Oakland Athletics @ Kansas City Royals  
Royals Stadium, Kansas City, MO

Fri Jun 28 1974, 8:05 PM EDT  
Att. 32,400 - Unknown - 85 F

AB	41
R	7
H	14
RBI	7
BB	1
SO	5
LOB	14



WP: 0	PA: 42
PB: 0	
SB: 1	
CS: 0	

PITCHER	IP	WLS	BF	H	R	ER	SO	BB	IBB	HBP	BLK	WP	HR	S	P	ERA	WHIP
Nelson Briles, R	4.0	L	20	8	5	5	2	0	0	0	0	0	0	24	24	11.25	2.000
Gene Garber, R	0.2		6	3	2	2	0	0	1	0	0	0	0	5	9	27.00	4.500
Steve Mingori, L	2.1		9	2	0	0	2	0	0	0	0	0	0	13	13	0.00	0.857
Joe Hoerner, L	1.0		4	1	0	0	1	0	0	0	0	0	0	6	6	0.00	1.000
Doug Bird, R	1.0		3	0	0	0	0	0	0	0	0	0	0	3	3	0.00	0.000





Batter	1	2	3	4	5	6	7	8	9	AB R H RBI BB SO LOB	TOP	
<b>Bill North, S</b> (1, 8) OBP: 0.334, SLG: 0.312 BB 	4-0 		0-0 4-3 			0-3 K 			0-0 1B 	3 0 1 0 1 1 0		
<b>Bert Campaneris, R</b> (1, 6) OBP: 0.355, SLG: 0.390 	0-3 K 			0-0 		0-0 F9 			0-0 	4 0 2 0 0 1 1		
<b>Sal Bando, R</b> (1, 5) OBP: 0.405, SLG: 0.480 	0-0 1-3 			0-0 F7 		0-0 5-3 			0-0 3-1 	4 0 0 0 0 0 4		
<b>Reggie Jackson, L</b> (1, 9) OBP: 0.427, SLG: 0.613 	0-0 P6 			0-0 F7 		0-0 P4 				3 0 0 0 0 0 2		
<b>Joe Rudi, R</b> (1, 7) OBP: 0.337, SLG: 0.474 		0-3 K 			0-0 6-3 			0-3 K 		3 0 0 0 0 2 0		
<b>Gene Tenace, R</b> (1, 3) OBP: 0.405, SLG: 0.417 		0-0 5-3 			0-0 1-3 			0-0 		3 0 1 0 0 0 0		
<b>Angel Mangual, R</b> (1, 10) OBP: 0.281, SLG: 0.429 		0-0 L6 			0-0 F7 			0-0 G6-4-3 		3 0 0 0 0 0 1		
<b>Dick Green, R</b> (1, 4) OBP: 0.300, SLG: 0.309 <b>Ted Kubiak, S</b> (6, PH) OBP: 0.266, SLG: 0.253 <b>Jesus Alou, R</b> (9, PH) OBP: 0.306, SLG: 0.317 <b>Blue Moon Odom, R</b> (9, PR)			0-3 K 			0-0 G3 			0-0 	1 0 0 0 0 1 0		
<b>Larry Haney, R</b> (1, 2) OBP: 0.171, SLG: 0.176 <b>Pat Bourque, L</b> (9, PH) OBP: 0.346, SLG: 0.318 			0-0 6-3 			0-0 F7 			0-3 K 	2 0 0 0 0 0 0		
<b>Inning Stats</b>	R: 0 H: 0 E: 0 LOB: 1 K: 1 BB: 1 S: 5 P: 9	R: 0 H: 0 E: 0 LOB: 0 K: 1 BB: 0 S: 5 P: 5	R: 0 H: 0 E: 0 LOB: 0 K: 1 BB: 0 S: 5 P: 5	R: 0 H: 1 E: 0 LOB: 0 K: 0 BB: 0 S: 3 P: 3	R: 0 H: 0 E: 0 LOB: 0 K: 0 BB: 0 S: 3 P: 3	R: 0 H: 0 E: 0 LOB: 0 K: 1 BB: 0 S: 5 P: 5	R: 0 H: 0 E: 0 LOB: 0 K: 0 BB: 0 S: 3 P: 3	R: 0 H: 1 E: 0 LOB: 0 K: 1 BB: 0 S: 5 P: 5	R: 0 H: 3 E: 0 LOB: 2 K: 1 BB: 0 S: 7 P: 7	1B: 5 SF: 0 2B: 0 SAC: 0 3B: 0 DP: 1 HR: 0 HBP: 0	WP: 0 PA: 30 PB: 0 SB: 1 CS: 1	
<b>PITCHER</b> <b>Steve Busby, R</b> (1, 1) ERA: 3.15	IP WLS BF H R ER SO BB IBB HBP BLK WP HR S P ERA WHIP 9.0 W 30 5 0 0 6 1 0 0 0 0 0 0 41 45 0.00 0.667											<b>PITCHER</b> IP WLS BF H R ER SO BB IBB HBP BLK WP HR S P ERA WHIP

Oakland Athletics @ Kansas City Royals  
 Royals Stadium, Kansas City, MO

livebaseballscorecards.com

AB	29
R	0
H	5
RBI	0
BB	1
SO	6
LOB	9



Sat Jun 29 1974, 8:05 PM EDT  
 Att. 39,474 - Unknown - 93 F

Batter	1	2	3	4	5	6	7	8	9
Freddie Patek, R OBP: 0.286, SLG: 0.287 (1, 6) X	0-0 F8 ①		4-0 BB G6-4-3			0-0 6-3 ①		0-3 K ③	
Cookie Rojas, R OBP: 0.331, SLG: 0.380 (1, 4) X	0-0 6-3 ②		0-0 G6-4-3 ② ③			4-0 BB			
Amos Otis, R OBP: 0.344, SLG: 0.424 (1, 8) X	0-0 1B 3B				0-0 L7 ①	0-0 L7 ②			
Hal McRae, R OBP: 0.406, SLG: 0.527 (1, 10) X	0-0 1B				0-0 P4 ②	0-0 F9 ③			
Fran Healy, R OBP: 0.323, SLG: 0.411 (1, 2) X	0-0 5-3 ③				0-0 6-3 ③			0-0 6-3 ①	
Jim Wohlford, R OBP: 0.350, SLG: 0.371 (1, 7)		0-0 5-3 ①			0-0 L7 1B 2B			0-0 5-3 ②	
Tony Solaita, L OBP: 0.319, SLG: 0.400 (1, 3) X		0-0 F7 ②			0-3 K ①			0-0 F8 ③	
Al Cowens, R OBP: 0.261, SLG: 0.250 (1, 9)		0-0 6-3 ③			0-0 L7 ②			0-3 K ①	
George Brett, L OBP: 0.304, SLG: 0.321 (1, 5) X			0-0 4-3 ①		0-0 1B ③			0-0 L6 ②	

Inning Stats	R: 1	H: 2	E: 0	K: 0	S: 5	LOB: 1	BB: 0	P: 5
	R: 0	H: 0	E: 0	K: 0	S: 3	LOB: 0	BB: 0	P: 3
	R: 0	H: 0	E: 0	K: 0	S: 2	LOB: 0	BB: 1	P: 6
	R: 0	H: 0	E: 0	K: 0	S: 3	LOB: 0	BB: 0	P: 3
	R: 1	H: 2	E: 0	K: 1	S: 6	LOB: 1	BB: 0	P: 6
	R: 0	H: 0	E: 0	K: 0	S: 3	LOB: 1	BB: 1	P: 7
	R: 0	H: 0	E: 0	K: 0	S: 3	LOB: 0	BB: 0	P: 3
	R: 0	H: 0	E: 0	K: 2	S: 7	LOB: 0	BB: 0	P: 7
	R: 0	H: 0	E: 0	K: 1	S: 6	LOB: 0	BB: 0	P: 6

PITCHER	IP	WLS	BF	H	R	ER	SO	BB	IBB	HBP	BLK	WP	HR	S	P	ERA	WHIP
Vida Blue, L ERA: 3.39 (1, 1)	8.0	L	28	4	2	2	3	2	0	0	0	0	0	32	40	2.25	0.750

AB R H RBI BB SO LOB

3	0	0	0	1	1	0
2	0	0	0	1	0	1
3	1	1	0	0	0	1
3	0	1	1	0	0	1
3	0	0	0	0	0	1
3	1	1	0	0	0	0
3	0	0	0	0	1	1
3	0	0	0	0	1	1
3	0	1	1	0	0	0

1B: 2	SF: 0	WP: 0	PA: 28
2B: 1	SAC: 0	PB: 0	
3B: 1	DP: 1	SB: 0	
HR: 0	HBP: 0	CS: 0	

AB	R	H	RBI	BB	SO	LOB
26	2	4	2	2	3	6

**Oakland Athletics @ Kansas City Royals**  
**Royals Stadium, Kansas City, MO**  
 Sat Jun 29 1974, 8:05 PM EDT  
 Att: 39,474 - Unknown - 93 F

livebaseballscorecards.com

WP: 0	PA: 28
PB: 0	
SB: 0	
CS: 0	





Batter	1	2	3	4	5	6	7	8	9	AB R H RBI BB SO LOB	TOP						
Bill North, S OBP: 0.335, SLG: 0.311 (1, 8) BB	4-0 1B WP BB	0-3 K		0-0 L4			0-0 E 1-2 1B		0-0 F5	4 2 1 0 1 1 3							
Bert Campaneris, R OBP: 0.363, SLG: 0.397 (1, 6) X	0-0 F9 WP 1-3 SF7 1B	0-0 1B			0-0 P6		0-0 E4 1-H 2B 1B		0-0 1B FC3 1B	5 3 4 2 0 0 0							
Sal Bando, R OBP: 0.409, SLG: 0.488 (1, 5) X	0-0 F9 1-3 3-H	0-0 6-3			0-0 6-3 1B		0-0 2B		0-0 E FC3 1-3 1B	5 0 3 1 0 0 3							
Reggie Jackson, L OBP: 0.423, SLG: 0.604 (1, 9) X	0-0 SF7 3-H		0-0 G3		0-0 6-3 1-2		4-0 IBB		0-0 FC3 1-3 3-H	3 0 0 2 1 0 2							
Joe Rudi, R OBP: 0.334, SLG: 0.467 (1, 7) X	0-0 F8		0-3 K		0-3 K		0-0 F8		4-0 IBB	4 0 0 0 1 2 3							
Gene Tenace, R OBP: 0.399, SLG: 0.408 (1, 3) (7, 2)		0-0 E5 1B 1B	0-0 5-3		0-3 K	0-0 F9		0-3 K	0-3 K	5 1 0 0 0 2 5							
Angel Mangual, R OBP: 0.284, SLG: 0.433 (1, 10) X		0-0 1B 1-2 1B 1B		0-0 4-3 2B		0-0 F8		0-0 4-3	0-0 6-3	5 1 2 0 0 0 3							
Ted Kubiak, S OBP: 0.265, SLG: 0.253 (1, 4) X		0-0 1B 1-2 2-H 1B		0-0 4-3 2-3		0-0 F7		0-0 F7		4 0 1 1 0 0 1							
Larry Haney, R OBP: 0.162, SLG: 0.167 (1, 2) Jesus Alou, R OBP: 0.314, SLG: 0.325 (7, PH) Herb Washington, R OBP: 0.342, SLG: 0.313 (7, 3) Pat Bourque, L		0-3 K		0-0 P6		0-0 CS 1B		0-0 F8		2 0 0 0 0 1 3 1 0 1 0 0 0 0 0 0 0 0 0 0 0 1 0 0 0 0 0 0							
<b>Inning Stats</b>	R: 2 H: 1 E: 0 LOB: 0 K: 0 BB: 1 S: 4 P: 8	R: 2 H: 3 E: 1 LOB: 2 K: 2 BB: 0 S: 11 P: 11	R: 0 H: 0 E: 0 LOB: 0 K: 1 BB: 0 S: 5 P: 5	R: 0 H: 1 E: 0 LOB: 1 K: 1 BB: 0 S: 4 P: 4	R: 0 H: 1 E: 0 LOB: 1 K: 1 BB: 0 S: 6 P: 6	R: 0 H: 0 E: 0 LOB: 0 K: 1 BB: 0 S: 5 P: 5	R: 2 H: 4 E: 1 LOB: 2 K: 0 BB: 1 S: 6 P: 10	R: 0 H: 0 E: 0 LOB: 0 K: 0 BB: 0 S: 3 P: 3	R: 1 H: 2 E: 1 LOB: 3 K: 1 BB: 1 S: 8 P: 12	1B: 10 SF: 1 2B: 2 SAC: 0 3B: 0 DP: 0 HR: 0 HBP: 0	WP: 1 PA: 43 PB: 0 SB: 1 CS: 1						
<b>PITCHER</b>	IP WLS BF H R ER SO BB IBB HBP BLK WP HR S P ERA WHIP																
Al Fitzmorris, R ERA: 3.63 (1, 1)	1.0	8	3	4	2	0	1	0	0	0	0	1	0	7	11	18.00	4.000
Marty Pattin, R ERA: 3.5 (2, 1)	5.1	20	5	1	1	5	0	0	0	0	0	0	0	30	30	1.69	0.938
Doug Bird, R ERA: 2.53 (7, 1)	2.0	11	4	2	1	0	0	1	0	0	0	0	0	10	14	4.50	2.000
Steve Mingori, L ERA: 5.14 (9, 1)	0.0	2	0	0	0	0	0	1	0	0	0	0	0	1	5	∞	∞
Gene Garber, R ERA: 4.85 (9, 1)	0.2	W 2	0	0	0	0	0	0	0	0	0	0	0	4	4	0.00	0.000

Oakland Athletics @ Kansas City Royals  
Royals Stadium, Kansas City, MO  
Sun Jun 30 1974, 4:33 AM EDT  
Att. 32,094 - Unknown - 87 F

livebaseballscorecards.com

AB	39
R	7
H	12
RBI	6
BB	3
SO	6
LOB	23



BOTTOM

Oakland Athletics @ Kansas City Royals  
Royals Stadium, Kansas City, MO

livebaseballscorecards.com

AB 37  
R 8  
H 12  
RBI 8  
BB 6  
SO 2  
LOB 19



WP: 0 PA: 44  
PB: 0  
SB: 0  
CS: 0

ERA WHIP

Sun Jun 30 1974, 4:33 AM EDT  
Att: 32,094 - Unknown - 87 F

AB R H RBI BB SO LOB

4 1 1 0 1 1 3  
3 0 0 0 0 0 2  
2 0 1 0 0 1 3

4 2 2 3 0 0 0

4 1 2 1 1 0 0

4 2 1 0 1 0 2

4 0 0 0 0 0 2  
0 0 0 1 1 0 0

2 0 0 0 0 0 0  
1 0 1 2 0 0 0  
1 0 0 0 1 0 3

4 1 2 0 0 0 3  
1 0 1 1 0 0 0

3 1 1 0 1 0 1

1B: 10 SF: 1  
2B: 1 SAC: 0  
3B: 1 DP: 0  
HR: 0 HBP: 0

Batter	1	2	3	4	5	6	7	8	9
Freddie Patek, R (1, 6) OBP: 0.288, SLG: 0.286	0-3 K (1)		0-0 F9 (3)			0-0 F7 (1)	0-0 SF8 1B	4-0 BB	
Cookie Rojas, R (1, 4) OBP: 0.328, SLG: 0.376	0-0 L8 (2)			0-0 6-3 (1)		0-0 L5 (2)	0-0 FC5 SF8 1B	0-3 K2-3 (3)	
Frank White, R (7, 4) OBP: 0.242, SLG: 0.323									
Amos Otis, R (1, 8) OBP: 0.345, SLG: 0.434	0-0 5-3 (3)			0-0 5-3 (2)		0-0 2B 3B	0-0 SF8 (2)		0-0 1B 1B BB 1B
Hal McRae, R (1, 10) OBP: 0.409, SLG: 0.531		0-0 F7 (1)		0-0 F9 (3)		0-0 1B 2B	4-0 IBB		0-0 BB 1B FC6-2 1B
Fran Healy, R (1, 2) OBP: 0.324, SLG: 0.408		0-0 F7 (2)			0-0 1-3 (1)	0-0 1B BB	0-0 FC5 (3)		0-0 FC6-2 BB 1B
Vada Pinson, L (1, 9) OBP: 0.253, SLG: 0.328					0-0 5-3 (2)				4-0 F7 (1)
Richie Scheinblum, S (9, PH) OBP: 0.227, SLG: 0.159		0-0 4-3 (3)				0-0 E6 1B			4-0 1B FC6-2 BB
Jim Wohlford, R (1, 7) OBP: 0.348, SLG: 0.368			0-0 F8 (1)		0-0 F9 (3)	0-0 1B			0-0 FC6-2 (1)
John Mayberry, L (6, PH) OBP: 0.401, SLG: 0.532						1-3 2-H 3-H			1-2 2-3 3-H
Al Cowens, R (6, PR) (7, 7) OBP: 0.265, SLG: 0.248									1-2 2-3 3-Hf
Tony Solaita, L (1, 3) OBP: 0.329, SLG: 0.406									0-0 FC3-6 (2)
Buck Martinez, R (9, PH) OBP: 0.342, SLG: 0.250									0-0 1B
George Brett, L (1, 5) OBP: 0.308, SLG: 0.321			0-0 L8 (2)			0-0 3B 1B	0-0 B3 (1)		4-0 BB BB

Inning	R	H	E	K	S	H	LOB	BB	P
1	0	0	0	1	5	1	0	0	3
2	0	0	0	0	3	0	0	0	3
3	0	1	0	0	4	1	0	0	3
4	0	0	0	0	3	0	0	0	3
5	0	0	0	0	3	0	0	0	3
6	5	5	1	0	9	2	1	13	13
7	1	2	0	0	5	2	1	9	9
8	0	0	0	1	5	3	3	17	17
9	2	4	0	0	5	3	1	9	9

PITCHER	IP	WLS	BF	H	R	ER	SO	BB	IBB	HBP	BLK	WP	HR	S	P	ERA	WHIP
Catfish Hunter, R (1, 1) ERA: 2.89	5.2		22	5	4	3	1	0	0	0	0	0	0	24	24	4.76	0.882
Rollie Fingers, R (6, 1) ERA: 3.46	0.0		3	1	1	0	0	1	0	0	0	0	0	2	6	∞	∞
Paul Lindblad, L (6, 1) ERA: 1.37	0.2		4	2	1	1	0	0	0	0	0	0	0	4	4	13.50	3.000
Blue Moon Odom, R (7, 1) ERA: 4.37	1.2		10	1	1	1	1	3	1	0	0	0	0	8	24	5.40	2.400
Darold Knowles, L (9, 1) ERA: 4.6	0.1	L	5	3	1	1	0	1	0	0	0	0	0	4	8	27.00	12.000



Batter	1	2	3	4	5	6	7	8	9	AB R H RBI BB SO LOB	TOP			
Freddie Patek, R (1, 6) OBP: 0.299, SLG: 0.299	4-0 CS 1B BB	4-0 1B BB			0-0 HR	4-0 HR BB		4-0 G5-4-3 BB		1 2 1 1 4 0 0	<b>Kansas City Royals @ Chicago White Sox</b> Comiskey Park, Chicago, IL Mon Jul 01 1974, 8:05 PM EDT Att. 17,494 - Unknown - 88 F			
Cookie Rojas, R (1, 4) OBP: 0.336, SLG: 0.394 Frank White, R (8, 4) OBP: 0.242, SLG: 0.323	0-0 CS 1B	0-0 1B			0-0 HR 1B	0-0 1H HR		0-0 F7		5 2 4 4 0 0 1 0 0 0 0 0 0 0				
Amos Otis, R (1, 8) OBP: 0.339, SLG: 0.425	0-3 K 1-2 2-3	0-0 5-3			0-0 L6	0-0 5-3		0-0 G5-4-3 1-2f		5 0 0 0 0 1 6				
Hal McRae, R (1, 10) OBP: 0.413, SLG: 0.543	4-0 BB				0-0 1H HR	0-0 1B		0-0 F8		4 1 2 2 1 0 0				
Fran Healy, R (1, 2) OBP: 0.326, SLG: 0.403	0-3 K				4-0 FC4-6 BB	0-0 L9		0-0 F8		3 0 0 0 2 1 3				
Tony Solaita, L (1, 3) OBP: 0.321, SLG: 0.392		0-0 L4			0-0 1-2f 1B 1B	0-3 K		0-0 1B 1B		5 2 1 0 0 1 3				
Jim Wohlford, R (1, 7) OBP: 0.352, SLG: 0.372		0-0 6-3 1B 1B			0-0 1-2 1B			0-0 1-2 1B		5 1 3 0 0 0 0				
Vada Pinson, L (1, 9) OBP: 0.261, SLG: 0.335		0-0 1-2 6-3 1B 1B			0-0 1-3 2-H 1B			0-0 1-2 2-H 1B		5 1 3 2 0 0 0				
George Brett, L (1, 5) OBP: 0.299, SLG: 0.311		0-0 1-2 2-3 6-3			0-0 K	0-0 F8		0-3 K		5 0 0 0 0 2 6				
<b>Inning Stats</b>	R: 0 E: 0 K: 2 S: 7 H: 1 LOB: 2 BB: 2 P: 15	R: 2 E: 0 K: 0 S: 6 H: 3 LOB: 2 BB: 1 P: 10	R: 0 E: 0 K: 0 S: 2 H: 0 LOB: 0 BB: 1 P: 6	R: 0 E: 0 K: 1 S: 5 H: 0 LOB: 0 BB: 0 P: 5	R: 4 E: 0 K: 0 S: 8 H: 5 LOB: 2 BB: 1 P: 12	R: 2 E: 0 K: 1 S: 7 H: 2 LOB: 1 BB: 1 P: 11	R: 0 E: 0 K: 1 S: 5 H: 0 LOB: 0 BB: 0 P: 5	R: 0 E: 0 K: 0 S: 2 H: 0 LOB: 0 BB: 1 P: 6	R: 1 E: 0 K: 0 S: 6 H: 3 LOB: 2 BB: 0 P: 6	1B: 11 2B: 1 3B: 0 HR: 3 SF: 0 SAC: 0 DP: 2 HBP: 0	WP: 0 PB: 0 SB: 0 CS: 3 PA: 46			
<b>PITCHER</b>	IP WLS BF H R ER SO BB IBB HBP BLK WP HR S P ERA WHIP												<b>PITCHER</b>	IP WLS BF H R ER SO BB IBB HBP BLK WP HR S P ERA WHIP
Stan Bahnsen, R (1, 1) ERA: 4.32	4.0 L 20 6 4 4 3 4 0 0 0 0 1 22 38 9.00 2.500													
Ken Tatum, R (5, 1) ERA: 4.79	0.2 5 2 1 1 0 1 0 0 0 0 1 4 8 13.50 4.500													
Skip Pitlock, L (5, 1) ERA: 4.42	4.1 20 6 4 4 2 2 0 0 0 0 1 22 30 8.31 1.846													

livebaseballscorecards.com

AB	38
R	9
H	14
RBI	9
BB	7
SO	5
LOB	19







Batter	1	2	3	4	5	6	7	8	9	AB R H RBI BB SO LOB	TOP							
Freddie Patek, R (1, 6) OBP: 0.295, SLG: 0.295	0-0 5-3		0-0 P5			0-3 K		0-0 P4		4 0 0 0 0 1 1	<b>Kansas City Royals @ Chicago White Sox</b> Comiskey Park, Chicago, IL Tue Jul 02 1974, 8:05 PM EDT Att. 11,162 - Unknown - 91 F <a href="http://livebaseballscorecards.com">livebaseballscorecards.com</a>							
Cookie Rojas, R (1, 4) OBP: 0.331, SLG: 0.389	0-0 6-3			0-0 F9		0-0 F7		0-0 5-3		4 0 0 0 0 0 1								
Amos Otis, R (1, 8) OBP: 0.338, SLG: 0.426	0-3 K			0-0 5-3 2B		0-0 B1-3			0-0 5-3	4 1 1 0 0 1 0								
Hal McRae, R (1, 10) OBP: 0.410, SLG: 0.538		0-0 4-3		0-0 5-3		0-0 6-3		0-0 FC6-4 1B		4 0 1 0 0 0 1								
Fran Healy, R (1, 2) OBP: 0.328, SLG: 0.409		0-0 F9		0-0 2B		0-0 4-3 1B		0-0 FC6-4 1-2f		4 0 2 1 0 0 1								
Tony Solaita, L (1, 3) OBP: 0.321, SLG: 0.390		0-0		0-0 3-H 2B		0-0 4-3		0-3 K		3 0 1 0 0 0 2								
Buck Martinez, R (9, PH) OBP: 0.333, SLG: 0.242		0-0 1B		0-0 P3		1-2				1 0 0 0 0 1 1								
Jim Wohlford, R (1, 7) OBP: 0.349, SLG: 0.368		0-0 P4			0-0 6-3		0-0 F8			3 0 0 0 0 0 2								
Vada Pinson, L (1, 9) OBP: 0.259, SLG: 0.332			0-0 F9		0-0 B1-3			0-0 FC6-4 1B		2 0 0 0 0 0 0								
Al Cowens, R (8, 9) OBP: 0.271, SLG: 0.255										1 0 1 0 0 0 0								
George Brett, L (1, 5) OBP: 0.296, SLG: 0.307			0-3 K		0-3 K			0-0 FC6-4 1-2f		2 0 0 0 0 2 0								
Frank White, R (8, PH) OBP: 0.238, SLG: 0.317										1 0 0 0 0 0 1								
<b>Inning Stats</b>	R: 0 E: 0 K: 1 S: 5	H: 0 LOB: 0 BB: 0 P: 5	R: 0 E: 0 K: 0 S: 4	H: 1 LOB: 1 BB: 0 P: 4	R: 0 E: 0 K: 1 S: 5	H: 0 LOB: 0 BB: 0 P: 5	R: 1 E: 0 K: 0 S: 5	H: 2 LOB: 1 BB: 0 P: 5	R: 0 E: 0 K: 1 S: 5	H: 0 LOB: 0 BB: 0 P: 5	R: 0 E: 0 K: 0 S: 4	H: 1 LOB: 1 BB: 0 P: 4	R: 0 E: 0 K: 1 S: 6	H: 1 LOB: 1 BB: 0 P: 6	1B: 4 2B: 2 3B: 0 HR: 0	SF: 0 SAC: 0 DP: 0 HBP: 0	WP: 0 PB: 0 SB: 0 CS: 0	PA: 33
<b>PITCHER</b> Wilbur Wood, L (1, 1) ERA: 3.56	IP: 9.0 WLS: W BF: 33 H: 6 R: 1 ER: 1 SO: 5 BB: 0 IBB: 0 HBP: 0 BLK: 0 WP: 0 HR: 0 S: 43 P: 43 ERA: 1.00 WHIP: 0.667																	

AB	33
R	1
H	6
RBI	1
BB	0
SO	5
LOB	10



Batter	1	2	3	4	5	6	7	8	9
Pat Kelly, L OBP: 0.339, SLG: 0.355 (1, 9)	0-3 K		0-0 F7			0-0 L8	0-0 G3		
Jorge Orta, L OBP: 0.391, SLG: 0.471 (1, 4)	0-0 4-3		0-3 K2-3			0-0 E7 1B		0-0 1-3	
Dick Allen, R OBP: 0.377, SLG: 0.583 (1, 3)	0-0 HR			0-0 1B G6-3 1B		4-0 5-3 1B IBB		0-0 F8	
Carlos May, L OBP: 0.326, SLG: 0.358 (1, 10)	0-0 6-3			0-0 1-3 G6-3 1B		0-0 1-2 3-H 1B		0-0 1-3	
Ken Henderson, S OBP: 0.350, SLG: 0.425 (1, 8)		0-0 4-3		0-0 G6-3		0-0 5-3			
Bill Sharp, L OBP: 0.382, SLG: 0.458 (1, 7)		0-0 4-3		0-0 G3		0-0 F8			
Bill Melton, R OBP: 0.295, SLG: 0.328 (1, 5)		0-0 1B			0-0 F8		0-0 HR		
Ed Herrmann, L OBP: 0.301, SLG: 0.355 (1, 2)		0-0 6-3			0-0 4-3		0-3 K		
Bucky Dent, R OBP: 0.274, SLG: 0.332 (1, 6)			0-0 6-3		0-0 5-3		0-0 F7		

AB	R	H	RBI	BB	SO	LOB
4	0	0	0	0	1	0
4	1	0	0	0	1	0
3	2	2	1	1	0	0
4	0	2	1	0	0	0
3	0	0	0	0	0	3
3	0	0	0	0	0	2
3	1	2	1	0	0	0
3	0	0	0	0	1	1
3	0	0	0	0	0	0

**BOTTOM**

**Kansas City Royals @ Chicago White Sox**  
Comiskey Park, Chicago, IL

Tue Jul 02 1974, 8:05 PM EDT  
Att. 11,162 - Unknown - 91 F

livebaseballscorecards.com

AB	30
R	4
H	6
RBI	3
BB	1
SO	3
LOB	6



Inning Stats		R: 1	H: 1	E: 0	LOB: 0	K: 1	BB: 0	S: 6	P: 6
R: 0	H: 1	E: 0	LOB: 1	K: 0	BB: 0	S: 4	P: 4		
R: 0	H: 0	E: 0	LOB: 0	K: 1	BB: 0	S: 5	P: 5		
R: 1	H: 2	E: 0	LOB: 0	K: 0	BB: 0	S: 4	P: 4		
R: 0	H: 0	E: 0	LOB: 0	K: 0	BB: 0	S: 3	P: 3		
R: 1	H: 1	E: 1	LOB: 2	K: 0	BB: 1	S: 5	P: 9		
R: 1	H: 1	E: 0	LOB: 0	K: 1	BB: 0	S: 6	P: 6		
R: 0	H: 0	E: 0	LOB: 0	K: 0	BB: 0	S: 3	P: 3		

PITCHER		IP	WLS	BF	H	R	ER	SO	BB	IBB	HBP	BLK	WP	HR	S	P	ERA	WHIP
Lindy McDaniel, R	(1, 1)	5.1	L	21	4	3	2	2	0	0	0	0	0	1	24	28	3.38	0.750
Steve Mingori, L	(6, 1)	2.2		10	2	1	1	1	0	0	0	0	0	1	12	12	3.38	0.750

WP	PA	31
WP: 0	PA: 31	
PB: 0		
SB: 0		
CS: 0		



Batter	1	2	3	4	5	6	7	8	9	AB R H RBI BB SO LOB	TOP		
Freddie Patek, R (1, 6) OBP: 0.300, SLG: 0.293	4-0 F9 6-3 BB	0-3 K		4-0 BB BB BB BB		4-0 1-2 BB			0-3 K	2 0 0 0 3 2 2			
Cookie Rojas, R (1, 4) OBP: 0.329, SLG: 0.385	0-0 6-3	0-0 1-3 2-H 1B		0-0 L5		0-0 F9			0-3 K	5 0 1 1 0 1 4			
Amos Otis, R (1, 8) OBP: 0.339, SLG: 0.445	0-0 F9 2-3	0-0 F7			0-0 HR		0-0 6-3		0-0 3B	5 1 2 1 0 0 3			
Hal McRae, R (1, 10) OBP: 0.403, SLG: 0.527	0-0 F8		0-0 L6		0-0 B1-3		0-0 6-3		0-0 F8	5 0 0 0 0 0 2			
Fran Healy, R (1, 2) OBP: 0.331, SLG: 0.408		0-0 2B 1B 1B	4-0 L6-3 BB		0-3 K		0-0 4-3			3 1 1 0 1 1 0			
Tony Solaita, L (1, 3) OBP: 0.330, SLG: 0.400		0-0 1B 2B	0-0 L6-3		0-3 K			4-0 G4-3-6 BB		3 1 1 0 1 1 1			
Jim Wohlford, R (1, 7) OBP: 0.347, SLG: 0.367		0-0 F2		0-0 F3		0-0 FC1-5-4 1B		0-0 G4-3-6 1-2f		4 0 1 0 0 0 3			
Vada Pinson, L (1, 9) OBP: 0.288, SLG: 0.349		4-0 1B 1B IBB		0-0 HR		0-0 L6		4-0 S BB		2 2 1 1 2 0 1			
Al Cowens, R (9, 9) OBP: 0.271, SLG: 0.255										0 0 0 0 0 0 0			
George Brett, L (1, 5) OBP: 0.295, SLG: 0.306		0-0 1B 1B	0-0 L7		0-0 L7		0-0 FC1-5-4 BB		0-3 K	4 0 1 2 0 1 2			
Inning Stats	R: 0 H: 0 E: 0 LOB: 1 K: 0 BB: 1 S: 3 P: 7	R: 3 H: 4 E: 0 LOB: 2 K: 1 BB: 1 S: 9 P: 13	R: 0 H: 0 E: 0 LOB: 0 K: 0 BB: 1 S: 2 P: 6	R: 1 H: 1 E: 0 LOB: 1 K: 0 BB: 1 S: 4 P: 8	R: 1 H: 1 E: 0 LOB: 0 K: 2 BB: 0 S: 8 P: 8	R: 0 H: 1 E: 0 LOB: 2 K: 0 BB: 1 S: 4 P: 8	R: 0 H: 0 E: 0 LOB: 0 K: 0 BB: 0 S: 3 P: 3	R: 0 H: 0 E: 0 LOB: 1 K: 1 BB: 2 S: 4 P: 12	R: 0 H: 1 E: 0 LOB: 1 K: 2 BB: 0 S: 8 P: 8	1B: 4 SF: 0 2B: 2 SAC: 0 3B: 1 DP: 2 HR: 2 HBP: 0	WP: 0 PA: 40 PB: 0 SB: 1 CS: 0		
PITCHER	IP WLS BF H R ER SO BB IBB HBP BLK WP HR S P ERA WHIP											PITCHER	IP WLS BF H R ER SO BB IBB HBP BLK WP HR S P ERA WHIP
Bill Moran, R (1, 1) ERA: 4.28	3.2 L 19 5 4 4 1 3 1 0 0 0 0 1 17 33 9.82 2.182												
Skip Pitlock, L (4, 1) ERA: 4.42	2.0 9 2 1 1 2 1 0 0 0 0 0 1 12 16 4.50 1.500												
Lloyd Allen, R (6, 1) ERA: 6.0	2.0 7 0 0 0 0 2 0 0 0 0 0 0 5 13 0.00 1.000												
Terry Forster, L (8, 1) ERA: 2.92	1.1 5 1 0 0 3 0 0 0 0 0 0 0 11 11 0.00 0.750												

**Kansas City Royals @ Chicago White Sox**  
 Comiskey Park, Chicago, IL  
 Wed Jul 03 1974, 8:05 PM EDT  
 Att. 13,795 - Unknown - 92 F

AB	33
R	5
H	8
RBI	5
BB	7
SO	6
LOB	18



WP: 0	PA: 40
PB: 0	
SB: 1	
CS: 0	





**Kansas City Royals @ Chicago White Sox**  
 Comiskey Park, Chicago, IL  
 Thu Jul 04 1974, 8:05 PM EDT  
 Att. 25,805 - Unknown

AB	33
R	3
H	6
RBI	3
BB	3
SO	4
LOB	16



WP	0	PA	37
PB	0		
SB	0		
CS	0		

Batter	1	2	3	4	5	6	7	8	9	AB	R	H	RBI	BB	SO	LOB
Freddie Patek, R (1, 6) OBP: 0.295, SLG: 0.289	0-3 K		0-0 L9		0-0 F8		0-0 SF8		0-0 6-3	4	0	0	1	0	1	1
Frank White, R (1, 4) OBP: 0.239, SLG: 0.328	0-0 F9		0-0 5-3		0-0 F9		0-0 1B 2B			4	1	1	0	0	0	1
Amos Otis, R (1, 8) OBP: 0.341, SLG: 0.450	0-0 2B		0-0 F7				0-0 6-3		0-0 1B	4	0	2	2	0	0	0
Hal McRae, R (1, 10) OBP: 0.401, SLG: 0.521	0-0 F8			0-0 P4		4-0 FC5-4 BB	0-0 K		0-3 K	3	0	0	0	1	1	2
Fran Healy, R (1, 2) OBP: 0.333, SLG: 0.409		0-0 BB 1B		0-0 FC4-6 1B		0-0 FC5-4 FC5-4		0-0 F9		4	0	2	0	0	0	1
Jim Wohlford, R (1, 7) OBP: 0.343, SLG: 0.361		0-0 L4		0-0 FC4-6 1-2f		0-0 FC5-4 1-2f		0-0 F9		4	0	0	0	0	0	3
Tony Solaita, L (1, 3) OBP: 0.333, SLG: 0.395		4-0 BB BB BB		0-3 K			0-0 E SF8 1B		0-3 K	1	0	0	0	1	1	1
Richie Scheinblum, S (7, PH) OBP: 0.235, SLG: 0.169										1	1	1	0	0	0	0
John Mayberry, L (7, 3) OBP: 0.399, SLG: 0.530		1-2 FC4-6 BB								1	0	0	0	0	1	0
Al Cowens, R (1, 9) OBP: 0.270, SLG: 0.248		0-0 F8			4-0 BB BB BB		0-0 F2		0-0 F8	3	0	0	0	1	0	3
George Brett, L (1, 5) OBP: 0.290, SLG: 0.301		0-0 FC4-6 1-2f					0-0 E3 2B 1B		0-0 4-3	3	1	0	0	0	0	4
Buck Martinez, R (9, PH) OBP: 0.325, SLG: 0.235					0-0 L6					1	0	0	0	0	0	0

Inning Stats	R: 0	H: 1	E: 0	K: 1	S: 6	P: 6	R: 0	H: 1	E: 0	K: 0	S: 4	P: 8	R: 0	H: 0	E: 0	K: 0	S: 3	P: 3	R: 0	H: 1	E: 0	K: 1	S: 6	P: 6	R: 0	H: 0	E: 0	K: 0	S: 3	P: 7	R: 0	H: 0	E: 0	K: 0	S: 3	P: 7	R: 3	H: 3	E: 1	K: 1	S: 9	P: 9	R: 0	H: 0	E: 0	K: 1	S: 5	P: 5	R: 0	H: 0	E: 0	K: 0	S: 3	P: 3	1B: 4	SF: 1	2B: 2	3B: 0	HR: 0	WP: 0	PA: 37
--------------	------	------	------	------	------	------	------	------	------	------	------	------	------	------	------	------	------	------	------	------	------	------	------	------	------	------	------	------	------	------	------	------	------	------	------	------	------	------	------	------	------	------	------	------	------	------	------	------	------	------	------	------	------	------	-------	-------	-------	-------	-------	-------	--------

PITCHER	IP	WLS	BF	H	R	ER	SO	BB	IBB	HBP	BLK	WP	HR	S	P	ERA	WHIP
Jim Kaat, L (1, 1) ERA: 3.6	6.2	W	30	6	3	0	2	3	0	0	0	0	0	31	43	0.00	1.350
Terry Forster, L (7, 1) ERA: 2.83	2.1	S	7	0	0	0	2	0	0	0	0	0	0	11	11	0.00	0.000
Terry Forster, L (9, 1) ERA: 2.83	2.1	S	7	0	0	0	2	0	0	0	0	0	0	11	11	0.00	0.000

Batter	1	2	3	4	5	6	7	8	9
Pat Kelly, L (1, 9) OBP: 0.344, SLG: 0.364 Ken Henderson, S (8, 8) OBP: 0.347, SLG: 0.425	0-0 3-1		0-0 4-3 2-H 1B		0-0 4-3 2B		0-0 1-3 1B 1B	0-0 2-H 1B 2B	
Jorge Orta, L (1, 4) OBP: 0.391, SLG: 0.466	0-0 6-3		0-0 4-3 2-3		0-0 4-3 2-3		0-0 1-3 1B 1B	4-0 FC1-3 1B BB	
Dick Allen, R (1, 3) OBP: 0.383, SLG: 0.593 Lee Richard, R (8, PR) OBP: 0.182, SLG: 0.182 Terry Forster, L (9, 1)	0-3 K		0-0 3-H 1B		0-0 6-3 3-H		0-0 G3 1-2	0-0 FC1-3 1B	
Carlos May, L (1, 7) OBP: 0.326, SLG: 0.355		0-0 6-3	0-0 F9		0-0 1B		4-0 1B IBB	0-0 FC1-3 PB 1B	
Bill Melton, R (1, 5) OBP: 0.310, SLG: 0.372		0-0 HR		0-0 SH1-4 1B		0-0 F9	0-0 G6-4-3 1B	0-0 PB 1B	
Tony Muser, L (1, 10) OBP: 0.364, SLG: 0.411		0-0 CS 1B		0-0 SH1-4 1-2		0-0 F7	0-0 G6-4-3 1-2f	0-0 P4 1-2 2-3	
Bill Sharp, L (1, 8) OBP: 0.358, SLG: 0.427		0-0 F8 1-2		0-0 F8		0-0 4-3		0-0 F7	
Ed Herrmann, L (1, 2) OBP: 0.309, SLG: 0.373			0-0 SH1-4 1B 1B	4-0 IBB		0-3 K		0-0 HR	
Bucky Dent, R (1, 6) OBP: 0.277, SLG: 0.335			0-0 SH1-4 1-2	0-3 K			1-0 1B WP 1B HBP	0-0 2B 2B	


Inning Stats	R: 0	H: 0	E: 0	K: 1	S: 5	R: 1	H: 2	E: 0	K: 0	S: 4	R: 2	H: 3	E: 0	K: 0	S: 6	R: 0	H: 1	E: 0	K: 1	S: 6	R: 1	H: 2	E: 0	K: 0	S: 5	R: 3	H: 3	E: 0	K: 0	S: 5	R: 4	H: 5	E: 0	K: 0	S: 8	
	0	0	0	1	5	1	2	0	0	4	2	3	0	0	6	0	1	0	1	6	6	1	2	0	0	5	3	3	0	0	10	4	5	0	0	12

PITCHER															PITCHER																					
IP	WLS	BF	H	R	ER	SO	BB	IBB	HBP	BLK	WP	HR	S	P	ERA	WHIP	IP	WLS	BF	H	R	ER	SO	BB	IBB	HBP	BLK	WP	HR	S	P	ERA	WHIP			
Steve Busby, R (1, 1) ERA: 3.39	6.0	L	28	9	6	6	3	0	0	0	1	1	32	37	9.00	1.500																				
Joe Hoerner, L (7, 1) ERA: 4.5	0.0		1	1	0	0	0	0	0	0	0	0	1	1	∞	∞																				
Doug Bird, R (7, 1) ERA: 2.66	1.1		7	3	3	3	0	0	1	0	0	1	6	10	20.25	2.250																				
Steve Mingori, L (8, 1) ERA: 5.55	0.2		6	3	2	2	0	1	0	0	0	0	5	9	27.00	6.000																				

**BOTTOM**

AB	R	H	RBI	BB	SO	LOB
4	3	3	1	0	0	0
1	1	1	1	0	0	0
4	2	1	1	1	0	2
5	0	2	3	0	1	2
0	0	0	0	0	0	0
0	0	0	0	0	0	0
4	0	1	0	1	0	3
5	1	4	4	0	0	1
4	0	1	0	0	0	4
4	0	0	0	0	0	2
3	2	2	1	1	1	0
2	2	1	0	0	1	2

**AB 36**  
**R 11**  
**H 16**  
**RBI 11**  
**BB 3**  
**SO 3**  
**LOB 16**



**Kansas City Royals @ Chicago White Sox**  
Comiskey Park, Chicago, IL  
Thu Jul 04 1974, 8:05 PM EDT  
Att. 25,805 - Unknown



Batter	1	2	3	4	5	6	7	8	9	AB R H RBI BB SO LOB	TOP	
Freddie Patek, R (1, 6) OBP: 0.297, SLG: 0.289	0-0 F8	0-3 K		0-0 1B CS 1B		0-0 F8		4-0 CS BB		4 0 1 0 1 1 1		
Cookie Rojas, R (1, 4) OBP: 0.327, SLG: 0.382	0-3 K		0-0 5-3	0-0 1B		0-0 F8		0-0 6-3		5 0 1 1 0 1 1		
Amos Otis, R (1, 8) OBP: 0.346, SLG: 0.451	0-0 1B		0-0 1B S	0-0 CS	0-3 K	4-0 BB		0-0 F8		4 1 2 0 1 1 0		
Hal McRae, R (1, 9) Al Cowens, R (9, 9) OBP: 0.401, SLG: 0.523 OBP: 0.270, SLG: 0.248	0-0 F9		0-0 1B S	0-0 1B	0-0 1B	0-0 6-3		0-0 F8		5 1 2 1 0 0 2 0 0 0 0 0 0 0		
John Mayberry, L (1, 10) OBP: 0.403, SLG: 0.528		0-0 1B 2B	0-0 G3	0-0 1B	4-0 BB 1B		4-0 BB	0-3 K		3 1 1 0 2 1 1		
Tony Solaita, L (1, 3) OBP: 0.340, SLG: 0.412		0-0 1B	0-0 4-3	0-0 1B	0-0 BB	0-0 F9				4 1 2 1 0 0 2		
Jim Wohlford, R (1, 7) OBP: 0.342, SLG: 0.358		4-0 1B BB		0-0 4-3	0-3 K	0-0 P4				3 0 0 0 1 1 3		
Fran Healy, R (1, 2) OBP: 0.339, SLG: 0.412		0-0 1B		0-0 1B	4-0 BB	0-0 4-3				3 1 2 1 1 0 1		
George Brett, L (1, 5) OBP: 0.284, SLG: 0.294		0-0 G4-6-3		0-0 P6	0-0 F9			0-0 G3		4 0 0 0 0 0 6		
<b>Inning Stats</b>	R: 0 H: 1 E: 0 LOB: 1 K: 1 BB: 0 S: 6 P: 6	R: 2 H: 3 E: 0 LOB: 1 K: 1 BB: 1 S: 7 P: 11	R: 1 H: 2 E: 0 LOB: 1 K: 0 BB: 0 S: 5 P: 5	R: 1 H: 3 E: 0 LOB: 1 K: 0 BB: 0 S: 5 P: 5	R: 1 H: 2 E: 0 LOB: 3 K: 2 BB: 2 S: 9 P: 17	R: 0 H: 0 E: 0 LOB: 1 K: 0 BB: 1 S: 3 P: 7	R: 0 H: 0 E: 0 LOB: 1 K: 0 BB: 1 S: 3 P: 7	R: 0 H: 0 E: 0 LOB: 0 K: 0 BB: 1 S: 2 P: 6	R: 0 H: 0 E: 0 LOB: 0 K: 1 BB: 0 S: 5 P: 5	1B: 9 SF: 0 2B: 2 SAC: 0 3B: 0 DP: 1 HR: 0 HBP: 0	WP: 0 PA: 42 PB: 0 SB: 2 CS: 2	
<b>PITCHER</b>	IP WLS BF H R ER SO BB IBB HBP BLK WP HR S P ERA WHIP											
Rick Wise, R (1, 1) ERA: 3.91	4.1 L 23 10 5 5 3 2 0 0 0 0 0 0 27 35 10.38 2.769											
Reggie Cleveland, R (5, 1) ERA: 5.4	4.2 18 1 0 0 2 4 0 0 0 0 0 0 18 34 0.00 1.071											

**Kansas City Royals @ Boston Red Sox**  
 Fenway Park, Boston, MA  
 Sat Jul 06 1974, 3:33 AM EDT  
 Att. 23,331 - Unknown - 80 F

AB	35
R	5
H	11
RBI	4
BB	6
SO	5
LOB	17



Batter	1	2	3	4	5	6	7	8	9	AB	R	H	RBI	BB	SO	LOB
Tommy Harper, R (1, 7) OBP: 0.298, SLG: 0.309	0-0 F2	0-0 F9		0-0 P4					0-0 F7	5	0	1	0	0	0	4
Doug Griffin, R (1, 4) OBP: 0.388, SLG: 0.451	0-0 1B		0-0 6-3		0-3 K		0-0 SH1-3		0-0 F8	4	0	1	0	0	1	2
Cecil Cooper, L (1, 10) OBP: 0.319, SLG: 0.418	0-0 P6		0-0 HR		0-0 P6		0-0 4-3		0-0 F8	5	1	1	1	0	0	4
Carl Yastrzemski, L (1, 3) OBP: 0.419, SLG: 0.454	0-3 K		4-0 FC6-4 BB		0-0 F8		0-0 F8			3	0	0	0	1	1	2
Dwight Evans, R (1, 9) OBP: 0.349, SLG: 0.447		0-0 HR 2B		0-0 F8		0-0 1B 1B 1B		0-0 F9		4	1	2	0	0	0	1
Rico Petrocelli, R (1, 5) OBP: 0.371, SLG: 0.486		0-0 HR 2-H		0-0 FC6-4 1-2f		0-0 F7		0-0 6-3		4	1	1	2	0	0	2
Rick Miller, L (1, 8) OBP: 0.370, SLG: 0.333		0-0 P6		0-3 K		0-0 L3-6 1B 1B		0-0 L9		4	0	1	0	0	1	0
Mario Guerrero, R (1, 6) OBP: 0.292, SLG: 0.287 Bernie Carbo, L (6, PH) OBP: 0.377, SLG: 0.452 Rick Burleson, R (7, 6) OBP: 0.362, SLG: 0.466		0-0 E5		0-0 5-3 1B		0-0 1B 1B		0-0 E 1B		2	0	1	0	0	0	0
Tim Blackwell, S (1, 2) OBP: 0.333, SLG: 0.333 Dick McAuliffe, L (6, PH) OBP: 0.323, SLG: 0.328 Bob Montgomery, R (7, 2) OBP: 0.276, SLG: 0.330 Terry Hughes, R (9, PR) OBP: 0.259, SLG: 0.360		0-0 L9		0-0 5-3 1-2		0-0 L3-6 2-3		0-0 E6		1	0	1	0	0	0	0
										1	0	1	0	0	0	0
										1	0	0	0	0	0	1
										0	0	0	0	0	0	0

Inning Stats	R: 0	H: 1	E: 0	K: 1	S: 6	R: 2	H: 2	E: 1	K: 0	S: 6	R: 1	H: 1	E: 0	K: 0	S: 4	R: 0	H: 1	E: 0	K: 1	S: 6	R: 0	H: 3	E: 0	K: 0	S: 5	R: 0	H: 1	E: 0	K: 0	S: 4	R: 0	H: 0	E: 0	K: 0	S: 3	R: 0	H: 1	E: 1	K: 0	S: 5	1B: 7	2B: 2	3B: 0	HR: 2	SF: 0	SAC: 1	DP: 1	HBP: 0	WP: 0	PB: 0	SB: 1	CS: 0	PA: 39
--------------	------	------	------	------	------	------	------	------	------	------	------	------	------	------	------	------	------	------	------	------	------	------	------	------	------	------	------	------	------	------	------	------	------	------	------	------	------	------	------	------	-------	-------	-------	-------	-------	--------	-------	--------	-------	-------	-------	-------	--------

PITCHER	IP	WLS	BF	H	R	ER	SO	BB	IBB	HBP	BLK	WP	HR	S	P	ERA	WHIP
Nelson Briles, R (1, 1) ERA: 4.87	5.1	W	25	7	3	3	3	1	0	0	0	0	2	30	34	5.06	1.500
Al Fitzmorris, R (6, 1) ERA: 3.48	3.2	S	14	3	0	0	0	0	0	0	0	0	0	14	14	0.00	0.818


**BOTTOM**

**Kansas City Royals @ Boston Red Sox**  
Fenway Park, Boston, MA

Sat Jul 06 1974, 3:33 AM EDT  
Att: 23,331 - Unknown - 80 F

livebaseballscorecards.com

<b>AB</b>	<b>37</b>
<b>R</b>	<b>3</b>
<b>H</b>	<b>10</b>
<b>RBI</b>	<b>3</b>
<b>BB</b>	<b>1</b>
<b>SO</b>	<b>3</b>
<b>LOB</b>	<b>21</b>











Batter	1	2	3	4	5	6	7	8	9	AB R H RBI BB SO LOB	TOP	
Freddie Patek, R (1, 6) OBP: 0.301, SLG: 0.295	0-3 K		0-0 F8			0-0 FC6-4 1B		4-0 1B BB		3 1 1 0 1 1 1		
Frank White, R (1, 4) OBP: 0.236, SLG: 0.319 Cookie Rojas, R (6, PH) OBP: 0.330, SLG: 0.388 (6, 4)	0-0 F8			0-3 K		0-0 FC6-4 1B		0-0 FC6-4 1B		2 0 0 0 0 1 0 2 1 2 0 0 0 0		
Amos Otis, R (1, 8) OBP: 0.347, SLG: 0.456	0-0 F8			0-0 F9		0-0 FC6-4		0-0 FC6-4 1B		4 0 1 2 0 0 2		
Hal McRae, R (1, 10) OBP: 0.398, SLG: 0.515		0-3 K		0-3 K		0-0 FC1-6-4		0-0 FC6-4		4 0 0 0 0 2 4		
Jim Wohlford, R (1, 7) OBP: 0.337, SLG: 0.352 (8, 9)		0-3 K			0-0 P4		0-0 F8	0-0 E5		4 0 0 0 0 1 1		
Tony Solaita, L (1, 3) OBP: 0.337, SLG: 0.402 John Mayberry, L (7, PH) OBP: 0.405, SLG: 0.521 (7, 3)		0-3 K			0-3 K		0-3 K	0-0 F7		2 0 0 0 0 2 0 2 0 0 0 0 1 2		
Al Cowens, R (1, 9) OBP: 0.270, SLG: 0.256 (8, 5)			0-0 P6		0-0 F8		0-0 2B		0-0 L8	4 0 1 0 0 0 0		
Buck Martinez, R (1, 2) OBP: 0.333, SLG: 0.229 Fran Healy, R (7, PH) OBP: 0.337, SLG: 0.413 (7, 2)			0-0 F9			4-0 1B BB	0-0 1-3		0-3 K	1 1 0 0 1 0 0 2 0 0 0 0 1 1		
George Brett, L (1, 5) OBP: 0.290, SLG: 0.296 Richie Scheinblum, S (8, PH) OBP: 0.238, SLG: 0.174 (8, 7)			0-0 1B			0-0 F5		0-0 F8	0-0 5-3	2 0 1 0 0 0 1 2 0 0 0 0 0 0		
<b>Inning Stats</b>	R: 0 H: 0 E: 0 LOB: 0 K: 1 BB: 0 S: 5 P: 5	R: 0 H: 0 E: 0 LOB: 0 K: 3 BB: 0 S: 9 P: 9	R: 0 H: 1 E: 0 LOB: 1 K: 0 BB: 0 S: 4 P: 4	R: 0 H: 0 E: 0 LOB: 0 K: 2 BB: 0 S: 7 P: 7	R: 0 H: 0 E: 0 LOB: 0 K: 1 BB: 0 S: 5 P: 5	R: 1 H: 2 E: 0 LOB: 2 K: 0 BB: 1 S: 5 P: 9	R: 0 H: 1 E: 0 LOB: 1 K: 1 BB: 0 S: 6 P: 6	R: 2 H: 2 E: 1 LOB: 2 K: 0 BB: 1 S: 6 P: 10	R: 0 H: 0 E: 0 LOB: 0 K: 1 BB: 0 S: 5 P: 5	1B: 5 SF: 0 2B: 1 SAC: 0 3B: 0 DP: 0 HR: 0 HBP: 0	WP: 0 PA: 36 PB: 0 SB: 0 CS: 0	
<b>PITCHER</b> Roger Moret, L (1, 1) ERA: 3.34	IP WLS BF H R ER SO BB IBB HBP BLK WP HR S P ERA WHIP	9.0 W 36 6 3 2 9 2 0 0 0 0 0 0 52 60 2.00 0.889										

**Kansas City Royals @ Boston Red Sox**  
 Fenway Park, Boston, MA  
 Sun Jul 07 1974, 3:38 AM EDT  
 Att: 21,146 - Unknown

[livebaseballscorecards.com](http://livebaseballscorecards.com)

**AB 34**  
**R 3**  
**H 6**  
**RBI 2**  
**BB 2**  
**SO 9**  
**LOB 12**



Batter	1	2	3	4	5	6	7	8	9
<b>Rick Miller, L</b> OBP: 0.387, SLG: 0.385 (1, 8)	0-3 K	4-0 BB		0-0 4-3			0-0 G4-6-3	0-0 4-3	
<b>Dick McAuliffe, L</b> OBP: 0.321, SLG: 0.323 (1, 4)	0-0 F7	4-0 BB			0-0 F8		0-0 F8		
<b>Cecil Cooper, L</b> OBP: 0.320, SLG: 0.414 (1, 3)	0-0 P6	0-0 6-3			0-0 F7			0-0 2B SF8 1B	
<b>Carl Yastrzemski, L</b> OBP: 0.423, SLG: 0.460 (1, 10)		0-0 1B 2B	4-0 BB		0-0 1B			0-0 2B 2B	
<b>Dwight Evans, R</b> OBP: 0.353, SLG: 0.456 (1, 9)		0-3 K	0-0 F8		0-0 F9			0-0 SF8	
<b>Bernie Carbo, L</b> OBP: 0.375, SLG: 0.445 (1, 7)		0-0 3-1 2B	0-0 F7			0-0 6-3		0-0 2B IBB	
<b>Terry Hughes, R</b> OBP: 0.267, SLG: 0.357 (8, PH)		0-0 1B 1B	0-3 K			0-0 F8		0-0 2B	
<b>Rico Petrocelli, R</b> OBP: 0.374, SLG: 0.489 (9, 5)		0-0 1B 1B						1-3 2-H	
<b>Tim Blackwell, S</b> OBP: 0.400, SLG: 0.333 (1, 2)		0-0 WP 1B BB 1B		0-0 3-1		0-0 G3		4-0 IBB	
<b>Mario Guerrero, R</b> OBP: 0.295, SLG: 0.291 (1, 6)		0-0 BB WP 1B		0-0 F8			0-0 G4-6-3 1B	0-3 K	

Inning Stats	R: 0	H: 0	E: 0	K: 1	S: 5	R: 3	H: 4	E: 0	K: 1	S: 9	R: 0	H: 0	E: 0	K: 1	S: 5	R: 0	H: 1	E: 0	K: 0	S: 4	R: 0	H: 0	E: 0	K: 0	S: 3	R: 0	H: 1	E: 0	K: 0	S: 3	R: 2	H: 3	E: 0	K: 1	S: 8
	LOB: 0	BB: 0	P: 5	ER: 3	LOB: 3	BB: 2	P: 17	LOB: 1	BB: 1	P: 9	LOB: 0	BB: 0	P: 3	LOB: 0	BB: 0	P: 4	LOB: 0	BB: 0	P: 3	LOB: 0	BB: 0	P: 3	LOB: 0	BB: 0	P: 3	LOB: 0	BB: 0	P: 3	LOB: 0	BB: 0	P: 16	LOB: 3	BB: 2	P: 16	

PITCHER	IP	WLS	BF	H	R	ER	SO	BB	IBB	HBP	BLK	WP	HR	S	P	ERA	WHIP
<b>Lindy McDaniel, R</b> ERA: 4.19 (1, 1)	1.2		11	4	3	3	2	2	0	0	0	1	0	13	21	16.20	3.600
<b>Marty Pattin, R</b> ERA: 3.49 (2, 1)	5.1	L	20	4	2	2	1	1	0	0	0	0	0	21	25	3.38	0.938
<b>Doug Bird, R</b> ERA: 2.79 (8, 1)	1.0		6	1	0	0	1	0	2	0	0	0	0	6	14	0.00	1.000


**BOTTOM**

**Kansas City Royals @ Boston Red Sox**  
Fenway Park, Boston, MA

Sun Jul 07 1974, 3:38 AM EDT  
Att. 21,146 - Unknown

AB	R	H	RBI	BB	SO	LOB
4	0	0	0	1	1	4
3	0	0	1	1	0	0
4	1	1	0	0	0	3
3	2	3	0	1	0	0
3	0	0	1	0	1	3
3	0	0	0	1	0	2
3	1	1	1	0	1	1
1	0	1	1	0	0	0
3	1	1	0	1	0	0
4	0	2	1	0	1	3

AB	31
R	5
H	9
RBI	5
BB	5
SO	4
LOB	16



1B	6	SF	1	WP	1	PA	37
2B	3	SAC	0	PB	0		
3B	0	DP	1	SB	0		
HR	0	HBP	0	CS	0		

PITCHER	IP	WLS	BF	H	R	ER	SO	BB	IBB	HBP	BLK	WP	HR	S	P	ERA	WHIP
<b>Lindy McDaniel, R</b> ERA: 4.19 (1, 1)	1.2		11	4	3	3	2	2	0	0	0	1	0	13	21	16.20	3.600
<b>Marty Pattin, R</b> ERA: 3.49 (2, 1)	5.1	L	20	4	2	2	1	1	0	0	0	0	0	21	25	3.38	0.938
<b>Doug Bird, R</b> ERA: 2.79 (8, 1)	1.0		6	1	0	0	1	0	2	0	0	0	0	6	14	0.00	1.000



Batter	1	2	3	4	5	6	7	8	9	AB R H RBI BB SO LOB	TOP											
Freddie Patek, R (1, 6) OBP: 0.303, SLG: 0.294	0-3 K		0-0 BB SH1-3 1B		4-0 1B BB	0-0 F5		0-0 6-3		4 1 1 0 1 1 2												
Cookie Rojas, R (1, 4) OBP: 0.329, SLG: 0.386	0-0 FC6-4 1B		0-0 SH1-3		0-0 5-3	0-0 E6		0-0 6-3		4 0 1 0 0 0 3												
Frank White, R (8, 4) OBP: 0.236, SLG: 0.319			1-2		1-2	1-2 2-3				0 0 0 0 0 0 0												
Amos Otis, R (1, 8) OBP: 0.351, SLG: 0.457	0-0 FC6-4 1B		4-0 BB BB		0-0 BB PB 2B 1B	0-0 L6-4				4 1 2 1 1 0 4												
John Mayberry, L (1, 10) OBP: 0.409, SLG: 0.519	0-0 1B		4-0 L1-3 BB		4-0 BB 2B IBB		0-0 G3			3 1 1 0 2 0 1												
Hal McRae, R (1, 9) OBP: 0.395, SLG: 0.507	0-3 K		0-0 L1-3		4-0 2B BB		0-0 F9			4 1 0 0 1 1 6												
Tony Solaita, L (1, 3) OBP: 0.358, SLG: 0.421					0-0 F9		0-0 1B 1B			3 0 2 3 2 0 0												
Vada Pinson, L (1, 7) OBP: 0.270, SLG: 0.354					0-0 P6		0-0 1B			4 0 1 0 0 1 2												
Al Cowens, R (7, 9) OBP: 0.268, SLG: 0.254			0-3 K		0-0 4-3		1-2 1B			1 0 0 0 0 0 2												
Fran Healy, R (1, 2) OBP: 0.336, SLG: 0.408			4-0 CS BB		0-0 5-3		0-0 E5 E			3 0 0 0 1 0 2												
Buck Martinez, R (9, 2) OBP: 0.333, SLG: 0.229							0-0 L8			0 0 0 0 0 0 0												
George Brett, L (1, 5) OBP: 0.294, SLG: 0.313			0-0 CS		0-0 HR		4-0 L6-4 E BB			3 1 1 1 1 0 0												
<b>Inning Stats</b>	R: 0 E: 0 K: 2 S: 9	H: 2 LOB: 2 BB: 0 P: 9	R: 0 E: 0 K: 1 S: 3	H: 0 LOB: 0 BB: 2 P: 11	R: 1 E: 0 K: 0 S: 4	H: 2 LOB: 2 BB: 2 P: 12	R: 0 E: 0 K: 0 S: 3	H: 0 LOB: 0 BB: 0 P: 3	R: 4 E: 0 K: 0 S: 5	H: 2 LOB: 1 BB: 3 P: 17	R: 0 E: 2 K: 0 S: 4	H: 0 LOB: 2 BB: 1 P: 8	R: 0 E: 0 K: 0 S: 5	H: 2 LOB: 2 BB: 0 P: 5	R: 0 E: 0 K: 0 S: 3	H: 0 LOB: 0 BB: 0 P: 3	R: 0 E: 0 K: 0 S: 4	H: 1 LOB: 2 BB: 1 P: 8	1B: 7 2B: 3 3B: 0 HR: 1	SF: 0 SAC: 1 DP: 2 HBP: 0	WP: 0 PB: 1 SB: 0 CS: 2	PA: 44
<b>PITCHER</b> Dick Drago, R (1, 1) ERA: 3.61	IP: 9.0 WLS: L BF: 43 H: 9 R: 5 ER: 5 SO: 3 BB: 7 IBB: 2 HBP: 0 BLK: 0 WP: 0 HR: 1 S: 40 P: 76 ERA: 5.00 WHIP: 1.778																					

**Kansas City Royals @ Boston Red Sox**  
 Fenway Park, Boston, MA  
 Mon Jul 08 1974, 7:05 PM EDT  
 Att. 19,012 - Unknown - 84 F

livebaseballscorecards.com

AB	33
R	5
H	9
RBI	5
BB	9
SO	3
LOB	22







Batter	1	2	3	4	5	6	7	8	9	AB R H RBI BB SO LOB	TOP														
<b>Elliott Maddox, R</b> OBP: 0.399, SLG: 0.366 (1, 8)										4 2 0 0 1 0 4	<b>New York Yankees @ Kansas City Royals</b> Royals Stadium, Kansas City, MO Tue Jul 09 1974, 8:05 PM EDT Att. 17,511 - Unknown - 95 F														
<b>Roy White, S</b> OBP: 0.368, SLG: 0.369 (1, 10)										4 1 2 0 0 0 1															
<b>Bobby Murcer, L</b> OBP: 0.330, SLG: 0.353 (1, 9)										4 0 0 1 0 0 3															
<b>Lou Piniella, R</b> OBP: 0.341, SLG: 0.376 (1, 7)										4 1 0 0 1 1 1															
<b>Otto Velez, R</b> OBP: 0.424, SLG: 0.500 (1, 3)										4 2 1 1 1 1 1															
<b>Thurman Munson, R</b> OBP: 0.299, SLG: 0.375 (1, 2)										5 1 3 1 0 1 1															
<b>Graig Nettles, L</b> OBP: 0.332, SLG: 0.433 <b>Fernando Gonzalez, R</b> OBP: 0.243, SLG: 0.285 (1, 5) (5, 5)										3 1 2 4 0 0 1 2 0 0 0 0 0 2															
<b>Gene Michael, S</b> OBP: 0.287, SLG: 0.266 <b>Sandy Alomar Sr., S</b> OBP: 0.250, SLG: 0.259 (1, 4) (8, PR) (8, 4)										3 0 2 1 1 0 1 0 0 0 0 0 0 0															
<b>Jim Mason, L</b> OBP: 0.302, SLG: 0.326 (1, 6)										4 0 0 0 0 2 5															
<b>Inning Stats</b>	R: 6 E: 0 K: 0 S: 7	H: 4 LOB: 1 BB: 3 P: 19	R: 0 E: 0 K: 1 S: 6	H: 1 LOB: 1 BB: 0 P: 6	R: 0 E: 0 K: 0 S: 4	H: 1 LOB: 1 BB: 0 P: 4	R: 1 E: 1 K: 0 S: 4	H: 0 LOB: 0 BB: 0 P: 4	R: 1 E: 0 K: 2 S: 10	H: 3 LOB: 2 BB: 0 P: 10	R: 0 E: 0 K: 1 S: 5	H: 0 LOB: 0 BB: 0 P: 5	R: 0 E: 0 K: 0 S: 3	H: 0 LOB: 0 BB: 0 P: 3	R: 0 E: 0 K: 1 S: 5	H: 0 LOB: 1 BB: 1 P: 9	R: 0 E: 1 K: 0 S: 5	H: 1 LOB: 2 BB: 0 P: 5	1B: 9 2B: 0 3B: 0 HR: 1	SF: 1 SAC: 1 DP: 0 HBP: 0	WP: 0 PB: 0 SB: 0 CS: 0	PA: 43			
<b>PITCHER</b>	IP	WLS	BF	H	R	ER	SO	BB	IBB	HBP	BLK	WP	HR	S	P	ERA	WHIP								
<b>Paul Spittorff, L</b> ERA: 3.38 (1, 1)	0.1	L	8	4	6	6	0	3	0	0	0	0	1	5	17	162.00	21.000								
<b>Lindy McDaniel, R</b> ERA: 3.94 (1, 1)	5.2		23	5	2	1	4	0	0	0	0	0	0	31	31	1.59	0.882								
<b>Bruce Dal Canton, R</b> ERA: 2.92 (7, 1)	3.0		12	1	0	0	1	1	0	0	0	0	0	13	17	0.00	0.667								

livebaseballscorecards.com

<b>AB</b>	37
<b>R</b>	8
<b>H</b>	10
<b>RBI</b>	8
<b>BB</b>	4
<b>SO</b>	5
<b>LOB</b>	20



Batter	1	2	3	4	5	6	7	8	9	AB R H RBI BB SO LOB
Freddie Patek, R (1, 6) OBP: 0.311, SLG: 0.297 Richie Scheinblum, S (9, PH) OBP: 0.235, SLG: 0.172	0-0 WP 1B		4-0 F7 2B BB		4-0 2B BB		4-0 BB BB		0-0 F7	1 2 1 0 3 0 0 1 0 0 0 0 0 0
Cookie Rojas, R (1, 4) OBP: 0.329, SLG: 0.384 Frank White, R (6, 4) OBP: 0.230, SLG: 0.311	4-0 1-2 BB		0-0 F7 1-2		0-0 F9		0-0 F8		0-0 6-3	2 0 0 0 1 0 2 2 0 0 0 0 0 1
Amos Otis, R (1, 8) OBP: 0.356, SLG: 0.466	0-0 F3		0-0 2-H 2B		0-0 1-H 2B		4-0 1-2 BB			3 0 2 2 1 0 2
John Mayberry, L (1, 10) OBP: 0.403, SLG: 0.510	0-3 K		0-0 4-3		0-3 K		0-0 6-3			4 0 0 0 0 2 6
Hal McRae, R (1, 9) OBP: 0.390, SLG: 0.500	0-3 K				0-0 6-3		0-0 F9		0-0 P4	4 0 0 0 0 1 2
Tony Solaita, L (1, 3) OBP: 0.355, SLG: 0.414		0-3 K			0-0 3-1		0-0 F7		0-0 1B	4 0 1 0 0 1 0
Vada Pinson, L (1, 7) OBP: 0.274, SLG: 0.361		0-0 6-3			0-0 1B		0-0 2B		0-0 L7	4 0 2 0 0 0 1
Fran Healy, R (1, 2) OBP: 0.336, SLG: 0.408 Buck Martinez, R (2, 2) OBP: 0.304, SLG: 0.205		0-3 K			0-3 K		0-0 F7		0-0 F9	0 0 0 0 0 0 0 4 0 0 0 0 2 3
George Brett, L (1, 5) OBP: 0.289, SLG: 0.306			0-0 6-3		0-0 G3		0-0 1-3		0-3 K	4 0 0 0 0 1 0

Inning Stats	R: 0	H: 1	E: 0	K: 2	S: 8	LOB: 2	BB: 1	P: 12	R: 0	H: 0	E: 0	K: 2	S: 7	LOB: 0	BB: 0	P: 7	R: 1	H: 1	E: 0	K: 0	S: 4	LOB: 1	BB: 1	P: 8	R: 0	H: 1	E: 0	K: 1	S: 6	LOB: 1	BB: 0	P: 6	R: 1	H: 1	E: 0	K: 1	S: 6	LOB: 1	BB: 1	P: 10	R: 0	H: 1	E: 0	K: 0	S: 4	LOB: 1	BB: 0	P: 4	R: 0	H: 0	E: 0	K: 0	S: 3	LOB: 2	BB: 2	P: 11	R: 0	H: 1	E: 0	K: 0	S: 4	LOB: 1	BB: 0	P: 4	R: 0	H: 0	E: 0	K: 1	S: 5	LOB: 0	BB: 0	P: 5	1B: 3	SF: 0	2B: 3	SAC: 0	3B: 0	DP: 0	HR: 0	HBP: 0	WP: 1	PA: 38
PITCHER Dave Pagan, R (1, 1) ERA: 4.01	IP	WLS	BF	H	R	ER	SO	BB	IBB	HBP	BLK	WP	HR	S	P	ERA	WHIP																		PITCHER	IP	WLS	BF	H	R	ER	SO	BB	IBB	HBP	BLK	WP	HR	S	P	ERA	WHIP																														

**BOTTOM**

**New York Yankees @ Kansas City Royals**  
**Royals Stadium, Kansas City, MO**  
 Tue Jul 09 1974, 8:05 PM EDT  
 Att: 17,511 - Unknown - 95 F

[livebaseballscorecards.com](http://livebaseballscorecards.com)

<b>AB</b>	<b>33</b>
<b>R</b>	<b>2</b>
<b>H</b>	<b>6</b>
<b>RBI</b>	<b>2</b>
<b>BB</b>	<b>5</b>
<b>SO</b>	<b>7</b>
<b>LOB</b>	<b>17</b>





Batter	1	2	3	4	5	6	7	8	9	AB R H RBI BB SO LOB	TOP																									
Sandy Alomar Sr., S (1, 4) OBP: 0.230, SLG: 0.237	0-0 F9			0-0 G3		0-0 4-3		0-0 6-3	0-0 4-3	5 0 0 0 0 0 0																										
Elliott Maddox, R (1, 8) OBP: 0.404, SLG: 0.374	0-0 6-3			0-0 1-3		0-0 2B		0-0 HR 1B	4-0 HR BB	4 2 2 0 1 0 0																										
Bobby Murcer, L (1, 9) OBP: 0.331, SLG: 0.373	0-3 K			0-0 L6		0-0 F9		0-0 HR 1B	0-0 HR	5 2 2 4 0 1 1																										
Ron Blomberg, L (1, 10) OBP: 0.390, SLG: 0.506		0-0 6-3		0-0 F7		0-0 4-3		0-0 1B SF8 1B	0-0 F8	5 1 1 0 0 0 0																										
Graig Nettles, L (1, 5) OBP: 0.331, SLG: 0.431		0-0 F8		0-0 P4		0-0 L8		0-0 1B SF8 1B		4 1 1 0 0 0 0																										
Lou Piniella, R (1, 7) OBP: 0.340, SLG: 0.375		0-0 6-3		0-0 6-3		0-0 1B 1B		0-0 SF8		3 1 1 1 0 0 0																										
Chris Chambliss, L (1, 3) OBP: 0.287, SLG: 0.328			0-0 F8		0-0 HR 1B	0-0 1B 1B		0-0 1B		4 1 3 1 0 0 0																										
Thurman Munson, R (1, 2) OBP: 0.302, SLG: 0.388			0-3 K		0-0 HR 1B	0-0 1B		0-0 F8		4 1 2 3 0 1 1																										
Jim Mason, L (1, 6) OBP: 0.299, SLG: 0.323			0-0 4-3		0-0 4-3	0-3 K			0-0 F9	2 0 0 0 0 0 0																										
Roy White, S (7, PH) OBP: 0.367, SLG: 0.367										1 0 0 0 0 1 2																										
Gene Michael, S (7, 6) OBP: 0.285, SLG: 0.264										1 0 0 0 0 0 0																										
<b>Inning Stats</b>	R: 0 E: 0 K: 1 S: 5	H: 0 LOB: 0 BB: 0 P: 5	R: 0 E: 0 K: 0 S: 3	H: 0 LOB: 0 BB: 0 P: 3	R: 0 E: 0 K: 1 S: 5	H: 0 LOB: 0 BB: 0 P: 5	R: 0 E: 0 K: 0 S: 3	H: 0 LOB: 0 BB: 0 P: 3	R: 2 E: 0 K: 0 S: 6	H: 3 LOB: 1 BB: 0 P: 6	R: 1 E: 0 K: 1 S: 8	H: 3 LOB: 2 BB: 0 P: 8	R: 4 E: 0 K: 0 S: 8	H: 5 LOB: 1 BB: 0 P: 8	R: 2 E: 0 K: 0 S: 4	H: 1 LOB: 0 BB: 1 P: 8	1B: 8 2B: 1 3B: 0 HR: 3	SF: 1 SAC: 0 DP: 0 HBP: 0	WP: 0 PB: 0 SB: 0 CS: 0	PA: 40																
<b>PITCHER</b>	IP WLS BF H R ER SO BB IBB HBP BLK WP HR S P ERA WHIP																																			
Marty Pattin, R (1, 1) ERA: 3.53	6.2		25	5	3	3	2	0	0	0	0	0	1	29	29	4.05	0.750																			
Doug Bird, R (7, 1) ERA: 3.1	0.2	L	5	3	2	2	1	0	0	0	0	0	1	7	7	27.00	4.500																			
Joe Hoerner, L (8, 1) ERA: 5.5	1.2		10	4	4	4	0	1	0	0	0	0	1	9	13	21.60	3.000																			

**New York Yankees @ Kansas City Royals**  
**Royals Stadium, Kansas City, MO**  
 Wed Jul 10 1974, 8:05 PM EDT  
 Att. 15,264 - Unknown - 94 F

AB	38
R	9
H	12
RBI	9
BB	1
SO	3
LOB	4



WP: 0	PA: 40
-------	--------

ERA	WHIP
-----	------

livebaseballscorecards.com

Batter	1	2	3	4	5	6	7	8	9	AB	R	H	RBI	BB	SO	LOB
Freddie Patek, R OBP: 0.310, SLG: 0.294 Richie Scheinblum, S OBP: 0.233, SLG: 0.170	4-0 1B FC5-2 BB	0-0 3-1			0-0 5-3		0-0 P6		0-0 F8	3	0	0	0	1	0	1
Cookie Rojas, R OBP: 0.330, SLG: 0.384	0-0 3B 1B		0-0 6-3		0-0 WP 1B		0-3 K		0-3 K	5	1	2	0	0	2	2
Amos Otis, R OBP: 0.355, SLG: 0.463	0-3 K		0-0 F8		0-0 F7			0-0 S BB 1B		4	0	1	0	0	1	3
John Mayberry, L OBP: 0.401, SLG: 0.518	0-0 FC5-2 3B		0-0 HR		0-0 F9		0-0 F9	0-0 P6		4	2	1	1	0	0	3
Hal McRae, R OBP: 0.391, SLG: 0.505	0-0 1B 3B		0-0 F7		0-3 K		0-0 K	4-0 FC6-4 BB		3	1	1	2	1	1	0
Jim Wohlford, R OBP: 0.339, SLG: 0.354	0-0 1B		0-0 F9		0-0 1B		0-0 1B	0-3 K		4	0	2	1	0	1	2
Kurt Bevacqua, R OBP: 0.146, SLG: 0.128	0-3 K		0-0 4-3		0-0 P4		0-0 P4	0-0 FC6-4		4	0	0	0	0	1	4
Al Cowens, R OBP: 0.267, SLG: 0.248		0-0 P4		0-0 1-3		0-0 F8		4-0 FC6-4 BB		3	0	0	0	1	0	0
Buck Martinez, R OBP: 0.306, SLG: 0.195 Fran Healy, R OBP: 0.334, SLG: 0.406		0-0 F9		0-0 6-3		4-0 BB		0-0 FC6-4		2	0	0	0	1	0	0

Inning Stats	R: 3	H: 3	E: 0	K: 2	S: 10	H: 3	LOB: 1	BB: 1	P: 14	R: 0	H: 0	E: 0	K: 0	S: 3	R: 0	H: 1	E: 0	K: 0	S: 4	R: 0	H: 0	E: 0	K: 0	S: 3	R: 0	H: 1	E: 0	K: 0	S: 4	R: 0	H: 1	E: 0	K: 1	S: 6	R: 0	H: 0	E: 0	K: 1	S: 5	R: 0	H: 1	E: 0	K: 1	S: 6	R: 0	H: 1	E: 0	K: 1	S: 5	R: 0	H: 0	E: 0	K: 1	S: 5	R: 0	H: 0	E: 0	K: 1	S: 5	R: 0	H: 0	E: 0	K: 1	S: 5
--------------	------	------	------	------	-------	------	--------	-------	-------	------	------	------	------	------	------	------	------	------	------	------	------	------	------	------	------	------	------	------	------	------	------	------	------	------	------	------	------	------	------	------	------	------	------	------	------	------	------	------	------	------	------	------	------	------	------	------	------	------	------	------	------	------	------	------


PITCHER	IP	WLS	BF	H	R	ER	SO	BB	IBB	HBP	BLK	WP	HR	S	P	ERA	WHIP
Rudy May, L ERA: 4.53	4.2		20	5	4	4	2	1	0	0	0	0	1	23	27	7.71	1.286
Mike Wallace, L ERA: 2.97	2.2	W	12	2	0	0	2	2	0	0	0	1	0	14	22	0.00	1.500
Sparky Lyle, L ERA: 2.04	1.2	S	6	0	0	0	2	1	0	0	0	0	0	9	13	0.00	0.600

**BOTTOM**

**New York Yankees @ Kansas City Royals**  
**Royals Stadium, Kansas City, MO**

Wed Jul 10 1974, 8:05 PM EDT  
Att: 15,264 - Unknown - 94 F

AB	34
R	4
H	7
RBI	4
BB	4
SO	6
LOB	17





Batter	1	2	3	4	5	6	7	8	9	AB R H RBI BB SO LOB	TOP	
Sandy Alomar Sr., S OBP: 0.215, SLG: 0.222 (1, 4) X	0-0 G3 1-2-3	0-3 K 1-2-3			0-0 4-1 1-2-3		0-0 5-3 1-2-3			4 0 0 0 0 1 2		
Elliott Maddox, R OBP: 0.401, SLG: 0.376 (1, 8) X	0-0 E 2B		0-0 L9 1-2-3		0-0 L7 1-2-3			0-0 G3 1-2-3		4 1 1 0 0 0 0		
Bobby Murcer, L OBP: 0.335, SLG: 0.382 (1, 9) X	0-0 E9 2-H 4-3 2B		0-0 4-3 1-2-3			4-0 1B BB		0-0 2B 1-2-3		3 1 2 1 1 0 0		
Ron Blomberg, L OBP: 0.387, SLG: 0.500 (1, 10) X	0-0 4-3 3-H		0-0 P6 1-2-3			0-0 1-3 1B		0-3 K 1-2-3		4 0 1 1 0 1 1		
Graig Nettles, L OBP: 0.327, SLG: 0.425 (1, 5) X	0-0 P5 1-2-3			0-3 K 1-2-3		0-0 F7 1-2-3		0-3 K 1-2-3		4 0 0 0 0 2 3		
Lou Piniella, R OBP: 0.339, SLG: 0.377 (1, 7) X		0-0 F8 1-2-3		0-0 L5-4 2B		0-3 K 1-2-3			0-0 1-3 1-2-3	4 0 1 0 0 1 2		
Chris Chambliss, L OBP: 0.290, SLG: 0.326 (1, 3) X			4-0 FC6-4 BB		4-0 BB 1-2-3		0-3 K 1-2-3		0-0 F8 1-2-3	2 0 0 0 2 1 2		
Thurman Munson, R OBP: 0.298, SLG: 0.382 (1, 2) X		0-0 FC6-4 1B 1-2-3		0-0 L5-4 2-3			0-0 5-3 1-2-3		0-3 K 1-2-3	4 0 0 0 0 1 3		
Jim Mason, L OBP: 0.300, SLG: 0.323 (1, 6) X		0-0 1-3 1B			0-0 L9 1-2-3		0-0 F9 1-2-3			3 0 1 0 0 0 0		
<b>Inning Stats</b>	R: 2 H: 2 E: 1 LOB: 0 K: 0 BB: 0 S: 5 P: 5	R: 0 H: 1 E: 0 LOB: 2 K: 1 BB: 1 S: 6 P: 10	R: 0 H: 0 E: 0 LOB: 0 K: 0 BB: 0 S: 3 P: 3	R: 0 H: 1 E: 0 LOB: 1 K: 1 BB: 1 S: 5 P: 9	R: 0 H: 0 E: 0 LOB: 0 K: 0 BB: 0 S: 3 P: 3	R: 0 H: 1 E: 0 LOB: 2 K: 2 BB: 1 S: 8 P: 12	R: 0 H: 0 E: 0 LOB: 0 K: 0 BB: 0 S: 3 P: 3	R: 0 H: 1 E: 0 LOB: 1 K: 2 BB: 0 S: 8 P: 8	R: 0 H: 0 E: 0 LOB: 0 K: 1 BB: 0 S: 5 P: 5	1B: 2 SF: 0 2B: 5 SAC: 0 3B: 0 DP: 1 HR: 0 HBP: 0	WP: 0 PA: 35 PB: 0 SB: 0 CS: 0	
<b>PITCHER</b>	IP WLS BF H R ER SO BB IBB HBP BLK WP HR S P ERA WHIP											
Nelson Briles, R ERA: 4.26 (1, 1)	5.0 L 22 5 2 1 2 3 0 0 0 0 0 0 23 35 1.80 1.600											
Steve Mingori, L ERA: 4.83 (6, 1)	4.0 13 1 0 0 5 0 0 0 0 0 0 0 23 23 0.00 0.250											

**New York Yankees @ Kansas City Royals**  
**Royals Stadium, Kansas City, MO**  
 Thu Jul 11 1974, 8:05 PM EDT  
 Att. 13,792 - Unknown - 92 F

[livebaseballscorecards.com](http://livebaseballscorecards.com)

<b>AB</b>	32
<b>R</b>	2
<b>H</b>	6
<b>RBI</b>	2
<b>BB</b>	3
<b>SO</b>	7
<b>LOB</b>	13



Batter	1	2	3	4	5	6	7	8	9	AB	R	H	RBI	BB	SO	LOB
Freddie Patek, R (1, 6) OBP: 0.310, SLG: 0.294 Vada Pinson, L (8, PH) OBP: 0.273, SLG: 0.360 Frank White, R (9, 6) OBP: 0.230, SLG: 0.311	0-0 FC4-6 1B	0-3 K			0-0 4-3			0-3 K		3	0	1	0	0	1	2
Cookie Rojas, R (1, 4) OBP: 0.326, SLG: 0.379	0-0 F9	0-0 6-3			0-0 1-3			0-0 L4		4	0	0	0	0	0	3
Amos Otis, R (1, 8) OBP: 0.351, SLG: 0.456	0-0 FC4-6 BB 1-2f				0-3 K			0-0 5-3		4	0	0	0	0	2	1
John Mayberry, L (1, 10) OBP: 0.399, SLG: 0.512	4-0 1-2 BB				0-3 K			0-0 L8		3	0	0	0	1	1	0
Hal McRae, R (1, 9) OBP: 0.387, SLG: 0.498	0-0 G3				0-0 F9			0-0 F8		4	0	0	0	0	1	2
Tony Solaita, L (1, 3) OBP: 0.360, SLG: 0.417 Al Cowens, R (9, PR) OBP: 0.267, SLG: 0.248		0-0 1B 1B			0-3 K			0-0 F7		4	1	2	0	0	1	0
Jim Wohlford, R (1, 7) OBP: 0.344, SLG: 0.357		0-0 SH3-4 1-2 1B			4-0 CS BB			0-0 1B L8-2 1B		3	0	2	0	1	1	1
Fran Healy, R (1, 2) OBP: 0.338, SLG: 0.409		0-0 SH3-4 1-2 2-H 1B			0-0 4-3			0-0 1-3 1B		3	0	2	1	0	0	1
George Brett, L (1, 5) OBP: 0.286, SLG: 0.303		0-0 SH3-4 1-2 2-3			0-0 4-3			0-0 L8-2 3-H		2	0	0	0	0	0	2

<b>Inning Stats</b>	R: 0 E: 0 K: 0 S: 4	H: 1 LOB: 2 BB: 1 P: 8	R: 1 E: 0 K: 1 S: 8	H: 3 LOB: 2 BB: 0 P: 8	R: 0 E: 0 K: 2 S: 7	H: 0 LOB: 0 BB: 0 P: 7	R: 0 E: 0 K: 1 S: 4	H: 0 LOB: 0 BB: 1 P: 8	R: 0 E: 0 K: 0 S: 3	H: 0 LOB: 0 BB: 0 P: 3	R: 0 E: 0 K: 1 S: 5	H: 0 LOB: 0 BB: 0 P: 5	R: 0 E: 0 K: 0 S: 4	H: 2 LOB: 1 BB: 0 P: 4	R: 0 E: 0 K: 1 S: 5	H: 0 LOB: 0 BB: 0 P: 5	R: 0 E: 0 K: 2 S: 8	H: 1 LOB: 1 BB: 0 P: 8	1B: 7 2B: 1 3B: 0 HR: 0	SF: 0 SAC: 1 DP: 1 HBP: 0	WP: 0 PB: 0 SB: 0 CS: 1	PA: 34												
<b>PITCHER</b> Doc Medich, R (1, 1) ERA: 3.76	IP 9.0	WLS W	BF 34	H 7	R 1	ER 1	SO 8	BB 2	IBB 0	HBP 0	BLK 0	WP 0	HR 0	S 48	P 56	ERA 1.00	WHIP 1.000																	
																	<b>PITCHER</b>	IP	WLS	BF	H	R	ER	SO	BB	IBB	HBP	BLK	WP	HR	S	P	ERA	WHIP

**BOTTOM**

**New York Yankees @ Kansas City Royals**  
Royals Stadium, Kansas City, MO

Thu Jul 11 1974, 8:05 PM EDT  
Att: 13,792 - Unknown - 92 F

<b>AB</b>	<b>31</b>
<b>R</b>	<b>1</b>
<b>H</b>	<b>7</b>
<b>RBI</b>	<b>1</b>
<b>BB</b>	<b>2</b>
<b>SO</b>	<b>8</b>
<b>LOB</b>	<b>12</b>





Batter	1	2	3	4	5	6	7	8	9	AB R H RBI BB SO LOB	TOP											
Mickey Stanley, R (1, 8) OBP: 0.269, SLG: 0.316	0-0 1B 1B	0-3 K		0-0 6-3			0-3 K		0-0 F7	5 1 1 0 0 2 2												
Gary Sutherland, R (1, 4) OBP: 0.288, SLG: 0.336	0-0 1B 1B	0-0 2B		0-0 6-3			0-0 F7		0-0 F7	4 1 2 0 0 0 1												
Al Kaline, R (1, 10) OBP: 0.331, SLG: 0.355	0-3 K	0-3 K2-3		0-0 L6-3			0-0 L9		0-0 L9	4 0 0 0 0 2 4												
Jim Northrup, L (1, 9) OBP: 0.307, SLG: 0.368	0-0 1B 1B FC5-2		0-0 1B 1B		0-3 K			0-0 F8		4 0 2 1 0 1 0												
Ben Oglivie, L (1, 7) OBP: 0.411, SLG: 0.432	4-0 FC5-2 1B BB		0-0 F7		0-0 FC4-6 1B			4-0 G5-4-3 BB		2 0 1 0 2 0 1												
Bill Freehan, R (1, 3) OBP: 0.363, SLG: 0.401	0-0 FC5-2 1B		0-0 L4-3 1B		0-0 FC4-6 2B			0-0 G5-4-3		4 0 2 1 0 0 2												
Aurelio Rodriguez, R (1, 5) OBP: 0.262, SLG: 0.288	0-0 FC5-2		0-0 L4-3		0-0 2B			0-0 1B		4 0 2 0 0 0 5												
Gene Lamont, L (1, 2) OBP: 0.259, SLG: 0.280 Gates Brown, L (9, PH) OBP: 0.328, SLG: 0.346	0-3 K		0-0 4-3		0-0 P6			0-0 P4		3 0 0 0 0 1 4 1 0 0 0 0 0 1												
Ed Brinkman, R (1, 6) OBP: 0.272, SLG: 0.349		0-0 F3		0-0 F9			4-0 BB		0-3 K	3 0 0 0 1 1 1												
<b>Inning Stats</b>	R: 2 E: 0 K: 2 S: 11	H: 4 LOB: 3 BB: 1 P: 15	R: 0 E: 0 K: 2 S: 8	H: 1 LOB: 1 BB: 0 P: 8	R: 0 E: 0 K: 0 S: 4	H: 2 LOB: 1 BB: 0 P: 4	R: 0 E: 0 K: 0 S: 3	H: 0 LOB: 0 BB: 0 P: 3	R: 0 E: 0 K: 1 S: 5	H: 0 LOB: 0 BB: 0 P: 5	R: 0 E: 0 K: 0 S: 4	H: 2 LOB: 1 BB: 0 P: 4	R: 0 E: 0 K: 1 S: 5	H: 0 LOB: 1 BB: 1 P: 9	R: 0 E: 0 K: 0 S: 2	H: 0 LOB: 0 BB: 1 P: 6	R: 0 E: 0 K: 1 S: 6	H: 1 LOB: 1 BB: 0 P: 6	1B: 8 2B: 3 3B: 0 HR: 0	SF: 0 SAC: 0 DP: 2 HBP: 0	WP: 0 PB: 0 SB: 0 CS: 0	PA: 37
<b>PITCHER</b> Steve Busby, R (1, 1) ERA: 3.13	IP: 9.0 WLS: W BF: 37 H: 10 R: 2 ER: 2 SO: 7 BB: 3 IBB: 0 HBP: 0 BLK: 0 WP: 0 HR: 0 S: 48 P: 60 ERA: 2.00 WHIP: 1.444																					

**Detroit Tigers @ Kansas City Royals**  
 Royals Stadium, Kansas City, MO  
 Fri Jul 12 1974, 8:05 PM EDT  
 Att. 17,590 - Unknown - 96 F

AB	34
R	2
H	10
RBI	2
BB	3
SO	7
LOB	21



WP: 0	PA: 37
-------	--------

Batter	1	2	3	4	5	6	7	8	9	AB	R	H	RBI	BB	SO	LOB
Kurt Bevacqua, R OBP: 0.174, SLG: 0.140 (1, 5)	0-0 5-3		4-0 1-2 BB		0-0 PB SF8 1B	0-0 5-3		0-0 1-2f FC6-4		4	1	1	0	1	0	1
Cookie Rojas, R OBP: 0.328, SLG: 0.377 (1, 4)	4-0 G6-4-3 BB		0-0 L8		4-0 1-2 PB BB		0-0 F9		2	0	0	0	2	0	2	
Amos Otis, R OBP: 0.353, SLG: 0.466 (1, 8)	0-0 G6-4-3 1-2f			0-0 E 2B	0-0 1-2 2-H SF8		0-0 4-3 1B 2B		3	2	2	1	0	0	1	
John Mayberry, L OBP: 0.397, SLG: 0.508 (1, 3)		0-0 L8		0-0 E2 1B 1B	0-0 F9		0-0 4-3		4	1	1	1	0	0	2	
Tony Solaita, L OBP: 0.360, SLG: 0.417 (8, 3)									0	0	0	0	0	0	0	
Hal McRae, R OBP: 0.391, SLG: 0.498 (1, 10)		4-0 CS BB		0-0 B1		4-0 1B 3B BB		0-0 3-H 1B	2	1	1	1	2	0	1	
Fran Healy, R OBP: 0.333, SLG: 0.403 (1, 2)		0-0 L7 1-2		0-0 F8		0-0 B2		0-0 5-3	4	0	0	0	0	0	4	
Jim Wohlford, R OBP: 0.349, SLG: 0.362 (1, 7)			0-0 FC5-4 1B	0-0 2-H 1B		0-0 1-2 3B 1B		0-0 6-3	4	1	3	1	0	0	0	
Al Cowens, R OBP: 0.267, SLG: 0.264 (1, 9)			0-0 FC5-4 BB 1-2f	0-0 F7		0-0 1-H 2-H SF9 3B		0-0 F3	4	1	1	2	0	0	2	
Freddie Patek, R OBP: 0.310, SLG: 0.292 (1, 6)			0-0 F8		0-0 L8	0-0 3-H SF9		4-0 FC6-4 BB	2	0	0	1	1	0	1	

Inning Stats	R: 0	H: 0	E: 0	K: 0	S: 2	LOB: 0	BB: 1	P: 6	R: 0	H: 0	E: 0	K: 0	S: 2	LOB: 0	BB: 1	P: 6	R: 0	H: 1	E: 0	K: 0	S: 4	LOB: 2	BB: 1	P: 8	R: 2	H: 3	E: 1	K: 0	S: 6	LOB: 1	BB: 0	P: 6	R: 1	H: 1	E: 0	K: 0	S: 4	LOB: 1	BB: 1	P: 8	R: 3	H: 2	E: 0	K: 0	S: 5	LOB: 0	BB: 1	P: 9	R: 1	H: 2	E: 0	K: 0	S: 5	LOB: 1	BB: 0	P: 5	R: 0	H: 0	E: 0	K: 0	S: 3	LOB: 1	BB: 1	P: 7
1B: 6	SF: 2	2B: 2	SAC: 0	3B: 1	DP: 1	HR: 0	HBP: 0	WP: 0	PA: 37																																																							

PITCHER	IP	WLS	BF	H	R	ER	SO	BB	IBB	HBP	BLK	WP	HR	S	P	ERA	WHIP
Mickey Lolich, L ERA: 3.33 (1, 1)	7.0	L	33	9	7	5	0	5	0	0	0	0	0	28	48	6.43	2.000
Dave Lemanczyk, R ERA: 5.85 (8, 1)	1.0		4	0	0	0	0	1	0	0	0	0	0	3	7	0.00	1.000


**BOTTOM**

**Detroit Tigers @ Kansas City Royals**  
 Royals Stadium, Kansas City, MO

Fri Jul 12 1974, 8:05 PM EDT  
 Att: 17,590 - Unknown - 96 F

livebaseballscores.com

<b>AB</b>	<b>29</b>
<b>R</b>	<b>7</b>
<b>H</b>	<b>9</b>
<b>RBI</b>	<b>7</b>
<b>BB</b>	<b>6</b>
<b>SO</b>	<b>0</b>
<b>LOB</b>	<b>14</b>





Batter	1	2	3	4	5	6	7	8	9	AB R H RBI BB SO LOB	TOP											
Mickey Stanley, R OBP: 0.268, SLG: 0.318 (1, 8) X	0-0 HR 2B	0-0 5-3		0-0 SF8		0-0 2-3		0-0 1-6-3		4 1 1 1 0 0 0												
Gary Sutherland, R OBP: 0.287, SLG: 0.334 (1, 4) S S S	0-3 K		0-0 5-3	0-0 4-3		0-0 1B		0-0 F9		5 0 1 0 0 1 2												
Al Kaline, R OBP: 0.326, SLG: 0.349 (1, 10) S S S	0-3 K		0-0 L5-3		0-0 L3	0-3 K		0-0 L6-3		5 0 0 0 0 2 2												
Bill Freehan, R OBP: 0.367, SLG: 0.416 (1, 3) X	0-0 HR		4-0 2B BB		0-0 E6 3B 1B		0-0 E6 WP		0-0 F8	4 3 2 2 1 0 0												
Dick Sharon, R OBP: 0.287, SLG: 0.256 (1, 9) B B B B	4-0 1B BB		0-0 2B		4-0 3B BB		0-3 K			2 1 1 0 2 1 1												
Marvin Lane, R OBP: 0.387, SLG: 0.440 (1, 7) X	0-0 1B			0-0 E S 1B	0-0 1-H 2-H SF8 3B		0-0 FC7-5 S 1B			4 2 4 2 0 0 0												
Aurelio Rodriguez, R OBP: 0.261, SLG: 0.289 (1, 5) X	0-0 4-3		0-0 1B SF8 1B		0-0 SF8		0-0 FC7-5-4			3 1 1 2 0 0 3												
Jerry Moses, R OBP: 0.283, SLG: 0.331 (1, 2) X		0-0 G6-4-3 1B		0-3 K	0-0 5-3		0-0 P4			4 0 1 0 0 1 1												
Ed Brinkman, R OBP: 0.271, SLG: 0.348 (1, 6) X		0-0 G6-4-3		0-0 1B		0-0 P5		0-0 4-3		4 0 1 0 0 0 1												
<b>Inning Stats</b>	R: 2 E: 0 K: 2 S: 10	H: 3 LOB: 2 BB: 1 P: 14	R: 0 E: 0 K: 0 S: 3	H: 1 LOB: 0 BB: 0 P: 3	R: 0 E: 0 K: 0 S: 3	H: 1 LOB: 2 BB: 1 P: 7	R: 2 E: 1 K: 1 S: 8	H: 3 LOB: 1 BB: 0 P: 8	R: 3 E: 1 K: 0 S: 5	H: 2 LOB: 0 BB: 1 P: 9	R: 0 E: 0 K: 1 S: 6	H: 1 LOB: 1 BB: 0 P: 6	R: 1 E: 2 K: 1 S: 6	H: 1 LOB: 0 BB: 0 P: 6	R: 0 E: 0 K: 0 S: 3	H: 0 LOB: 0 BB: 0 P: 3	R: 0 E: 0 K: 0 S: 3	H: 0 LOB: 0 BB: 0 P: 3	1B: 8 2B: 3 3B: 1 HR: 1	SF: 2 SAC: 0 DP: 2 HBP: 0	WP: 1 PB: 0 SB: 3 CS: 0	PA: 40
<b>PITCHER</b>	IP WLS BF H R ER SO BB IBB HBP BLK WP HR S P ERA WHIP																					
Paul Splittorff, L ERA: 3.57 (1, 1)	3.1 L 18 8 4 4 3 2 2 0 0 0 0 1 22 30 10.80 3.000																					
Al Fitzmorris, R ERA: 3.61 (4, 1)	3.2 16 4 4 3 2 1 0 0 0 1 0 19 23 7.36 1.364																					
Lindy McDaniel, R ERA: 3.88 (8, 1)	1.0 3 0 0 0 0 0 0 0 0 0 0 3 3 0.00 0.000																					
Doug Bird, R ERA: 3.04 (9, 1)	1.0 3 0 0 0 0 0 0 0 0 0 0 3 3 0.00 0.000																					

**Detroit Tigers @ Kansas City Royals**  
 Royals Stadium, Kansas City, MO  
 Sat Jul 13 1974, 8:05 PM EDT  
 Att. 25,834 - Unknown - 97 F

AB	35
R	8
H	12
RBI	7
BB	3
SO	5
LOB	10




Batter	1	2	3	4	5	6	7	8	9	AB R H RBI BB SO LOB
<b>Kurt Bevacqua, R</b> OBP: 0.216, SLG: 0.188 (1, 5) S S	0-3 K ①		0-0 IHR 1B		0-0 BB 1B		0-0 G5-4-3 1B		0-0 F8 ②	5 1 3 0 0 1 0
<b>Cookie Rojas, R</b> OBP: 0.329, SLG: 0.386 (1, 4) X	0-0 F8 ②		0-0 IHR 1B		0-0 F3 ①		0-0 G5-4-3 ① ②		0-0 BB 1B	5 1 2 2 0 0 2
<b>Amos Otis, R</b> OBP: 0.356, SLG: 0.466 (1, 8) X	0-0 F9 ③		0-3 K ②		0-0 BB 1B		0-0 BB 1B		4-0 FC5-4 BB	4 0 2 0 1 1 0
<b>John Mayberry, L</b> OBP: 0.399, SLG: 0.504 <b>Tony Solaita, L</b> OBP: 0.360, SLG: 0.417 <b>Richie Scheinblum, S</b> OBP: 0.231, SLG: 0.168 (1, 3) S S S (9, 3) (9, PH)		0-3 K ①	1-0 2B HBP		4-0 BB 1B		0-0 1-3 ③		0-0 FC5-4 ③	2 0 0 0 1 1 1 0 0 0 0 0 0 0 1 0 0 0 0 0 2
<b>Hal McRae, R</b> OBP: 0.395, SLG: 0.505 (1, 10) X		0-0 1B 1B	0-0 1-3 2B		0-3 K ②			0-0 G6-4-3 1B		4 0 3 0 0 1 3
<b>Fran Healy, R</b> OBP: 0.332, SLG: 0.401 (1, 2) X		0-0 1-3 1B	0-0 F8 ③		0-0 FC6-4 ③			0-0 G6-4-3 ① ②		4 0 1 0 0 0 6
<b>Jim Wohlford, R</b> OBP: 0.348, SLG: 0.361 (1, 7) X		0-3 K ②		0-0 6-3 ①		0-0 F8 ①		0-0 1B		4 0 1 0 0 1 2
<b>Al Cowens, R</b> OBP: 0.259, SLG: 0.256 (1, 9) X		0-0 F8 ③		0-0 G3 ②		0-0 5-3 ②		0-0 6-3 ③		4 0 0 0 0 0 3
<b>Freddie Patek, R</b> OBP: 0.307, SLG: 0.290 <b>Frank White, R</b> OBP: 0.227, SLG: 0.307 (1, 6) X (8, 6) X			0-0 6-3 ①	0-0 L3 ③		0-0 B3 ③			0-0 6-3 ①	3 0 0 0 0 0 0 1 0 0 0 0 0 0

<b>Inning Stats</b>	R: 0 E: 0 K: 1 S: 5	H: 0 LOB: 0 BB: 0 P: 5	R: 0 E: 0 K: 2 S: 9	H: 2 LOB: 2 BB: 0 P: 9	R: 2 E: 0 K: 1 S: 8	H: 3 LOB: 2 BB: 0 P: 9	R: 0 E: 0 K: 0 S: 3	H: 0 LOB: 0 BB: 0 P: 3	R: 0 E: 0 K: 1 S: 7	H: 2 LOB: 3 BB: 1 P: 11	R: 0 E: 0 K: 0 S: 3	H: 0 LOB: 0 BB: 0 P: 3	R: 0 E: 0 K: 0 S: 4	H: 2 LOB: 1 BB: 0 P: 4	R: 0 E: 0 K: 0 S: 4	H: 2 LOB: 1 BB: 0 P: 4	R: 0 E: 0 K: 0 S: 4	H: 1 LOB: 2 BB: 1 P: 8	1B: 10 2B: 1 3B: 0 HR: 1	SF: 0 SAC: 0 DP: 2 HBP: 1	WP: 0 PB: 0 SB: 0 CS: 0	PA: 40
---------------------	------------------------------	---------------------------------	------------------------------	---------------------------------	------------------------------	---------------------------------	------------------------------	---------------------------------	------------------------------	----------------------------------	------------------------------	---------------------------------	------------------------------	---------------------------------	------------------------------	---------------------------------	------------------------------	---------------------------------	-----------------------------------	------------------------------------	----------------------------------	--------

<b>PITCHER</b> <b>Woodie Fryman, L</b> ERA: 4.5 (1, 1)	IP 9.0	WLS W	BF 40	H 12	R 2	ER 2	SO 5	BB 2	IBB 0	HBP 1	BLK 0	WP 0	HR 0	S 47	P 56	ERA 2.00	WHIP 1.556	<b>PITCHER</b>	IP	WLS	BF	H	R	ER	SO	BB	IBB	HBP	BLK	WP	HR	S	P	ERA	WHIP
---	-----------	----------	----------	---------	--------	---------	---------	---------	----------	----------	----------	---------	---------	---------	---------	-------------	---------------	----------------	----	-----	----	---	---	----	----	----	-----	-----	-----	----	----	---	---	-----	------

**DETROIT TIGERS @ KANSAS CITY ROYALS**  
 Royals Stadium, Kansas City, MO  
 Sat Jul 13 1974, 8:05 PM EDT  
 Att: 25,834 - Unknown - 97 F

<b>AB</b>	<b>37</b>
<b>R</b>	<b>2</b>
<b>H</b>	<b>12</b>
<b>RBI</b>	<b>2</b>
<b>BB</b>	<b>2</b>
<b>SO</b>	<b>5</b>
<b>LOB</b>	<b>19</b>





Batter	1	2	3	4	5	6	7	8	9	10	11	12	13	14	AB	R	H	RBI	BB	SO	LOB	TOP	
<b>John Knox, L</b> (1, 4) <small>OBP: 0.333, SLG: 0.309</small> <b>Gary Sutherland, R</b> (10, PH) <small>OBP: 0.285, SLG: 0.332</small>	 <small>0-0</small>		 <small>0-0</small>		 <small>0-0</small>		 <small>0-3</small>			 <small>0-0</small>		 <small>0-0</small>			4 0 1 0 0 1 1 2 0 0 0 0 0 1								
<b>Ben Oglivie, L</b> (1, 7) <small>OBP: 0.404, SLG: 0.424</small> <b>Marvin Lane, R</b> (10, PH) <small>OBP: 0.394, SLG: 0.423</small>	 <small>0-0</small>		 <small>0-3</small>		 <small>0-0</small>		 <small>0-3</small>			 <small>0-0</small>			 <small>4-0</small>		4 0 1 0 0 2 1 1 0 0 0 1 0 0								
<b>Jim Nettles, L</b> (1, 8) <small>OBP: 0.368, SLG: 0.414</small>	 <small>4-0</small>		 <small>0-0</small>		 <small>0-0</small>		 <small>0-0</small>				 <small>0-0</small>		 <small>0-0</small>		4 0 0 0 1 0 2								
<b>Jim Northrup, L</b> (1, 9) <small>OBP: 0.304, SLG: 0.362</small>	 <small>0-3</small>		 <small>0-0</small>			 <small>0-0</small>		 <small>0-0</small>			 <small>4-0</small>		 <small>0-0</small>		5 0 0 0 1 1 3								
<b>Norm Cash, L</b> (1, 3) <small>OBP: 0.328, SLG: 0.420</small> <b>Dick Sharon, R</b> (9, PR) <small>OBP: 0.287, SLG: 0.256</small> <b>Bill Freehan, R</b> (9, 3) <small>OBP: 0.368, SLG: 0.414</small>		 <small>0-0</small>		 <small>0-0</small>		 <small>0-0</small>		 <small>1-0</small>			 <small>0-0</small>		 <small>4-0</small>		3 1 1 0 0 0 0 0 0 0 0 0 0 0 1 0 0 0 1 0 1								
<b>Gates Brown, L</b> (1, 10) <small>OBP: 0.299, SLG: 0.310</small>	 <small>0-0</small>		 <small>0-0</small>	 <small>0-0</small>		 <small>0-0</small>		 <small>0-0</small>		 <small>0-0</small>		 <small>0-0</small>	 <small>0-0</small>		6 0 0 0 0 0 5								
<b>Aurelio Rodriguez, R</b> (1, 5) <small>OBP: 0.260, SLG: 0.266</small>		 <small>0-0</small>		 <small>0-0</small>		 <small>0-0</small>		 <small>0-0</small>			 <small>0-0</small>			 <small>0-0</small>	6 0 1 0 0 0 2								
<b>Jerry Moses, R</b> (1, 2) <small>OBP: 0.285, SLG: 0.331</small>	 <small>0-0</small>				 <small>0-3</small>		 <small>0-0</small>		 <small>0-0</small>		 <small>0-0</small>			 <small>0-0</small>	6 0 2 1 0 1 3								
<b>Ed Brinkman, R</b> (1, 6) <small>OBP: 0.266, SLG: 0.340</small>	 <small>0-0</small>			 <small>0-0</small>		 <small>0-3</small>			 <small>0-0</small>		 <small>0-0</small>		 <small>0-0</small>	6 0 0 0 0 1 4									
<b>Inning Stats</b>	R: 0 H: 1 E: 0 LOB: 1 K: 1 BB: 1 S: 5 P: 9	R: 1 H: 2 E: 1 LOB: 1 K: 0 BB: 0 S: 5 P: 5	R: 0 H: 0 E: 1 LOB: 1 K: 1 BB: 0 S: 6 P: 6	R: 0 H: 0 E: 0 LOB: 0 K: 0 BB: 0 S: 3 P: 3	R: 0 H: 1 E: 1 LOB: 2 K: 1 BB: 0 S: 7 P: 7	R: 0 H: 0 E: 0 LOB: 0 K: 0 BB: 0 S: 3 P: 3	R: 0 H: 0 E: 0 LOB: 1 K: 2 BB: 0 S: 8 P: 8	R: 0 H: 0 E: 0 LOB: 0 K: 1 BB: 0 S: 5 P: 5	R: 0 H: 0 E: 1 LOB: 2 K: 0 BB: 0 S: 3 P: 4	R: 0 H: 0 E: 0 LOB: 0 K: 0 BB: 0 S: 3 P: 3	R: 0 H: 0 E: 0 LOB: 1 K: 0 BB: 1 S: 3 P: 7	R: 0 H: 1 E: 0 LOB: 1 K: 0 BB: 0 S: 4 P: 4	R: 0 H: 0 E: 0 LOB: 2 K: 0 BB: 2 S: 3 P: 11	R: 0 H: 1 E: 0 LOB: 0 K: 0 BB: 0 S: 3 P: 3	1B: 5 SF: 0 2B: 2 SAC: 1 3B: 0 DP: 3 HR: 0 HBP: 1	WP: 0 PA: 54 FB: 1 SB: 3 CS: 0							
<b>PITCHER</b> <b>Bruce Dal Canton, R</b> (1, 1) <small>ERA: 2.74</small> <b>Steve Mingo, L</b> (10, 1) <small>ERA: 4.29</small> <b>Doug Bird, R</b> (14, 1) <small>ERA: 2.98</small>	IP: 9.0 WLS: 35 BF: 4 H: 1 R: 1 ER: 1 SO: 6 BB: 1 IBB: 0 HBP: 1 BLK: 0 WP: 0 HR: 0 S: 45 P: 50 ERA: 1.00 WHIP: 0.556					<b>PITCHER</b> IP: 4.0 WLS: 16 BF: 1 H: 0 R: 0 ER: 0 SO: 2 BB: 1 IBB: 0 HBP: 0 BLK: 0 WP: 0 HR: 0 S: 13 P: 25 ERA: 0.00 WHIP: 0.750																	

**Detroit Tigers @ Kansas City Royals**  
 Royals Stadium, Kansas City, MO  
 Sun Jul 14 1974, 4:33 AM EDT  
 Att. 22,167 - Unknown - 96 F

livebaseballscorecards.com

**AB** 48  
**R** 1  
**H** 6  
**RBI** 1  
**BB** 4  
**SO** 6  
**LOB** 23



Batter	1	2	3	4	5	6	7	8	9	10	11	12	13	14	AB	R	H	RBI	BB	SO	LOB	BOTTOM											
Frank White, R (1, 4) OBP: 0.235, SLG: 0.300 (8, 6)	K		1B			G1-2-3 1B BB		5-3	P4			F7		SH1-3	5	0	1	0	1	1	2	<b>Detroit Tigers @ Kansas City Royals</b> <b>Royals Stadium, Kansas City, MO</b> Sun Jul 14 1974, 4:33 AM EDT Att. 22,167 - Unknown - 96 F <a href="http://livebaseballscorecards.com">livebaseballscorecards.com</a>											
Vada Pinson, L (1, 9) OBP: 0.278, SLG: 0.359	E3		1-3			1-3 1B		6-3 1B		F8		F5		BB BB IBB	6	0	2	0	1	0	1												
Tony Solaita, L Kurt Bevacqua, R (1, 3) (8, PH) OBP: 0.350, SLG: 0.406 OBP: 0.218, SLG: 0.176 (9, 3)	K			K		K		6-3		F7		F7		BB BB	3	0	0	0	0	3	3												
Hal McRae, R (1, 10) OBP: 0.396, SLG: 0.498	1-3			K		1-2 IBB		4-0		F7		F7		BB BB	3	0	0	0	1	0	1												
Fran Healy, R (1, 2) OBP: 0.336, SLG: 0.415		K		HR		G1-2-3 3-Hr		0-3		K				BB BB SH1-4 BB	4	0	0	1	3	1	1												
Jim Wohlford, R (1, 7) OBP: 0.349, SLG: 0.363		K		6-3				4-3 2B		B2				SH1-4 BB	4	0	1	0	1	1	0												
George Brett, L (1, 5) OBP: 0.282, SLG: 0.299			F8					4-3 2B		4-3				L7	6	0	1	0	0	1	4												
Al Cowens, R Amos Otis, R (1, 8) (11, PH) OBP: 0.266, SLG: 0.258 OBP: 0.357, SLG: 0.466 (12, 8)			L8					2-3		1B 1B				F5	3	0	1	0	1	0	0												
Freddie Patek, R Cookie Rojas, R (1, 6) (7, PH) OBP: 0.305, SLG: 0.288 OBP: 0.328, SLG: 0.383 (8, 4)			B5-3					G6-4-3 BB		G6-4-3 BB				K	2	1	1	0	0	1	1												
								G6-4-3 1-2f		G6-4-3				BB BB SH1-3 BB 1B	2	0	0	0	0	1	0												
								1-2f		1B				F2	3	0	0	0	1	1	3												
<b>Inning Stats</b>	R: 0 E: 1 K: 2 S: 8	H: 0 LOB: 1 BB: 0 P: 8	R: 0 E: 0 K: 2 S: 7	H: 0 LOB: 0 BB: 0 P: 7	R: 0 E: 0 K: 0 S: 4	H: 1 LOB: 1 BB: 0 P: 4	R: 1 E: 0 K: 2 S: 8	H: 1 LOB: 0 BB: 0 P: 8	R: 0 E: 0 K: 2 S: 7	H: 0 LOB: 0 BB: 0 P: 7	R: 0 E: 0 K: 1 S: 5	H: 1 LOB: 2 BB: 1 P: 13	R: 0 E: 0 K: 0 S: 3	H: 1 LOB: 1 BB: 1 P: 7	R: 0 E: 0 K: 1 S: 6	H: 1 LOB: 2 BB: 1 P: 10	R: 0 E: 0 K: 0 S: 4	H: 2 LOB: 2 BB: 1 P: 8	R: 0 E: 0 K: 0 S: 3	H: 0 LOB: 0 BB: 0 P: 3	R: 0 E: 0 K: 1 S: 5		H: 0 LOB: 1 BB: 1 P: 9	R: 0 E: 0 K: 1 S: 5	H: 0 LOB: 0 BB: 0 P: 5	R: 0 E: 0 K: 0 S: 4	H: 1 LOB: 2 BB: 1 P: 8	R: 1 E: 0 K: 0 S: 3	H: 1 LOB: 3 BB: 3 P: 15	1B: 6 2B: 2 3B: 0 HR: 1	SF: 0 SAC: 2 DP: 2 HBP: 0	WP: 0 PB: 0 SB: 3 CS: 0	PA: 58
<b>PITCHER</b>	IP WLS BF H R ER SO BB IBB HBP BLK WP HR S P ERA WHIP																				IP WLS BF H R ER SO BB IBB HBP BLK WP HR S P ERA WHIP												
Joe Coleman, R (1, 1) ERA: 4.62	7.0	27	4	1	1	1	9	2	1	0	0	0	0	0	0	0	0	0	0	0	0		1.29	0.857									
John Hiller, L (8, 1) ERA: 2.72	6.0	25	4	0	0	3	1	3	0	0	0	0	0	0	0	0	0	0	0	0	0.00	0.833											
Jim Ray, R (14, 1) ERA: 4.39	0.2	L	6	1	1	1	0	2	1	0	0	0	0	0	0	0	0	0	0	0	13.50	4.500											





Batter	1	2	3	4	5	6	7	8	9	AB R H RBI BB SO LOB	TOP											
Tommy Harper, R (1, 10) OBP: 0.304, SLG: 0.303	0-0 F2		0-0 FC6-4			0-0 6-3		0-0 1B		4 1 1 0 0 0 1	<b>Boston Red Sox @ Kansas City Royals</b> Royals Stadium, Kansas City, MO Mon Jul 15 1974, 8:05 PM EDT Att. 13,380 - Unknown - 88 F											
Rick Miller, L (1, 8) OBP: 0.383, SLG: 0.380	0-0 4-3			4-0 BB		0-0 L4		0-0 1B		3 0 1 1 1 0 0												
Dwight Evans, R (1, 9) OBP: 0.346, SLG: 0.442	0-0 5-3			0-0 G4-6-3			0-0 5-3	0-0 4-3		4 0 0 0 0 0 2												
Carl Yastrzemski, L (1, 3) OBP: 0.428, SLG: 0.472		0-0 F8		0-0 HR		0-0 G3		0-0 F7		4 1 1 1 0 0 0												
Bernie Carbo, L (1, 7) OBP: 0.371, SLG: 0.439 Danny Cater, R (9, PH) OBP: 0.358, SLG: 0.514		0-3 K		0-0 G3		0-0 1B		0-0 P4		3 0 1 0 0 0 1 1 0 0 0 0 0 0												
Rico Petrocelli, R (1, 5) OBP: 0.382, SLG: 0.504 Terry Hughes, R (9, PR) OBP: 0.258, SLG: 0.345		0-0 F8			0-0 G4-6-3		0-0 FC5-4		0-0 1B	4 0 3 0 0 0 0 0 0 0 0 0 0 0												
Doug Griffin, R (1, 4) OBP: 0.348, SLG: 0.377			0-0 F8		0-0 F9		0-0 FC5-4		0-0 L7	4 0 0 0 0 0 4												
Rick Burleson, R (1, 6) OBP: 0.333, SLG: 0.422			0-0 FC6-4		0-0 G4-6-3			0-0 F8		3 0 1 0 0 0 1												
Tim Blackwell, S (1, 2) OBP: 0.296, SLG: 0.320 Cecil Cooper, L (8, PH) OBP: 0.332, SLG: 0.424 Bob Montgomery, R (8, 2) OBP: 0.287, SLG: 0.354			0-0 F8			0-3 K		0-0 F8		2 0 0 0 0 1 1 1 0 0 0 0 0 0 0 0 0 0 0 0 0												
<b>Inning Stats</b>	R: 0 E: 0 K: 0 S: 3	H: 0 LOB: 0 BB: 0 P: 3	R: 0 E: 0 K: 1 S: 5	H: 0 LOB: 0 BB: 0 P: 5	R: 0 E: 0 K: 0 S: 4	H: 1 LOB: 1 BB: 0 P: 4	R: 1 E: 0 K: 0 S: 3	H: 1 LOB: 0 BB: 1 P: 7	R: 0 E: 0 K: 0 S: 3	H: 1 LOB: 0 BB: 0 P: 3	R: 0 E: 0 K: 1 S: 5	H: 0 LOB: 0 BB: 0 P: 5	R: 0 E: 0 K: 0 S: 5	H: 2 LOB: 2 BB: 0 P: 5	R: 1 E: 0 K: 0 S: 5	H: 2 LOB: 1 BB: 0 P: 5	R: 0 E: 0 K: 0 S: 4	H: 1 LOB: 1 BB: 0 P: 4	1B: 7 2B: 0 3B: 0 HR: 1	SF: 0 SAC: 0 DP: 2 HBP: 0	WP: 0 PB: 0 SB: 1 CS: 0	PA: 34
<b>PITCHER</b>	IP WLS BF H R ER SO BB IBB HBP BLK WP HR S P ERA WHIP																					
Nelson Briles, R (1, 1) ERA: 3.78	8.0 W 30 7 2 2 2 1 0 0 0 0 0 1 33 37 2.25 1.000																					
Steve Mingori, L (9, 1) ERA: 4.21	0.2 3 1 0 0 0 0 0 0 0 0 0 0 3 3 0.00 1.500																					
Doug Bird, R (9, 1) ERA: 2.96	0.1 S 1 0 0 0 0 0 0 0 0 0 0 0 1 1 0.00 0.000																					

AB	33
R	2
H	8
RBI	2
BB	1
SO	2
LOB	9







Batter	1	2	3	4	5	6	7	8	9	AB R H RBI BB SO LOB	TOP
Tommy Harper, R (1, 7) OBP: 0.306, SLG: 0.314	0-0 3-1 1B 2B	0-0 P6		0-0 2B		0-0 6-3			0-0 F2	5 1 2 0 0 0 2	
Rick Miller, L (1, 8) OBP: 0.380, SLG: 0.372	0-0 3-1 2-3		4-0 E 2B BB	0-0 F5		0-0 P6			0-0 P6	3 1 0 0 1 0 2	
Cecil Cooper, L (1, 10) OBP: 0.328, SLG: 0.418	0-0 6-3		0-0 F8		0-0 4-3				0-0 F8	4 0 0 0 0 0 2	
Carl Yastrzemski, L (1, 3) OBP: 0.429, SLG: 0.472	0-0 1B 1B		0-0 E3 2B	0-0 1B		0-3 K			0-3 K	4 2 2 1 0 1 1	
Bernie Carbo, L (1, 9) OBP: 0.373, SLG: 0.445	0-0 1B 1-2 1B		0-0 2B	0-3 K		0-3 K			0-3 K	4 0 2 2 0 2 1	
Rico Petrocelli, R (1, 5) OBP: 0.380, SLG: 0.500	0-0 1-3 2-H 1B		0-0 6-3	0-3 K		0-3 K			0-3 K	4 0 1 1 0 2 2	
Bob Montgomery, R (1, 2) OBP: 0.279, SLG: 0.344		0-0 1-3	0-0 P4	0-3 K		0-3 K			0-3 K	4 0 0 0 0 2 1	
Doug Griffin, R (1, 4) OBP: 0.341, SLG: 0.368 Dick McAuliffe, L (9, PH) OBP: 0.316, SLG: 0.313		0-0 1-3		0-0 F9		0-0 4-3			0-3 K	3 0 0 0 0 0 0 1 0 0 0 0 1 0	
Rick Burleson, R (1, 6) OBP: 0.338, SLG: 0.430		0-0 1B		0-0 4-3		0-0 2B			0-3 K	4 0 2 0 0 1 0	
<b>Inning Stats</b>	R: 2 H: 4 E: 0 LOB: 2 K: 0 BB: 0 S: 6 P: 6	R: 0 H: 1 E: 0 LOB: 1 K: 0 BB: 0 S: 4 P: 4	R: 2 H: 1 E: 1 LOB: 1 K: 0 BB: 1 S: 5 P: 9	R: 0 H: 1 E: 0 LOB: 1 K: 0 BB: 0 S: 4 P: 4	R: 0 H: 1 E: 0 LOB: 1 K: 2 BB: 0 S: 8 P: 8	R: 0 H: 1 E: 0 LOB: 1 K: 1 BB: 0 S: 6 P: 6	R: 0 H: 0 E: 0 LOB: 0 K: 1 BB: 0 S: 5 P: 5	R: 0 H: 0 E: 0 LOB: 0 K: 3 BB: 0 S: 9 P: 9	R: 0 H: 0 E: 0 LOB: 0 K: 2 BB: 0 S: 7 P: 7	1B: 5 SF: 0 2B: 4 SAC: 0 3B: 0 DP: 0 HR: 0 HBP: 0	WP: 0 PA: 37 PB: 0 SB: 0 CS: 0
<b>PITCHER</b> Steve Busby, R (1, 1) ERA: 3.13	IP WLS BF H R ER SO BB IBB HBP BLK WP HR S P ERA WHIP										
	9.0 W 37 9 4 3 9 1 0 0 0 0 0 0 54 58 3.00 1.111										

**Boston Red Sox @ Kansas City Royals**  
 Royals Stadium, Kansas City, MO  
 Tue Jul 16 1974, 8:05 PM EDT  
 Att. 16,852 - Unknown - 89 F

AB	36
R	4
H	9
RBI	4
BB	1
SO	9
LOB	11



Batter	1	2	3	4	5	6	7	8	9	AB	R	H	RBI	BB	SO	LOB
Frank White, R (1, 4) OBP: 0.227, SLG: 0.287	0-0 F9		0-0 6-3		0-0 FC4		0-0 6-3			4	0	0	0	0	0	1
Kurt Bevacqua, R (1, 5) OBP: 0.220, SLG: 0.182 George Brett, L (8, 5) OBP: 0.286, SLG: 0.308	0-3 K		0-0 FC5-4 1B		0-0 1-3		0-0 6-3			4	0	1	0	0	1	1
Amos Otis, R (1, 8) OBP: 0.352, SLG: 0.455	0-0 L8		0-0 FC5-4			0-0 F8	0-0 5-3			4	0	0	0	0	0	1
John Mayberry, L (1, 3) OBP: 0.404, SLG: 0.515 Tony Solaita, L (9, 3) OBP: 0.355, SLG: 0.404		0-0 1B FC4-6 1B		0-0 HR		4-0 2B BB		0-0 4-3		3	2	2	1	1	0	0
Hal McRae, R (1, 10) OBP: 0.395, SLG: 0.498		0-0 FC4-6 1-3 1B		0-0 F8		0-0 2B 2B		0-0 4-3		4	1	2	0	0	0	0
Fran Healy, R (1, 2) OBP: 0.337, SLG: 0.416		0-0 FC4-6 1B		0-0 5-3		4-0 2B 1B BB		0-0 L9		3	1	1	0	1	0	0
Jim Wohlford, R (1, 7) OBP: 0.349, SLG: 0.366		0-0 FC4-6 G5-4-3		0-3 K		0-0 1B 2B				3	1	1	2	0	1	2
Al Cowens, R (1, 9) OBP: 0.267, SLG: 0.259		0-0 G5-4-3			0-0 1-3	0-0 1B S				3	0	1	2	0	0	2
Freddie Patek, R (1, 6) OBP: 0.306, SLG: 0.288			0-0 4-3		0-0 FC4 1B	0-0 P6				3	0	1	0	0	0	1

Inning Stats	R: 0	H: 0	E: 0	K: 1	S: 5	R: 1	H: 3	E: 0	K: 0	S: 5	R: 0	H: 1	E: 0	K: 0	S: 4	R: 1	H: 1	E: 0	K: 1	S: 6	R: 0	H: 1	E: 0	K: 0	S: 4	R: 3	H: 3	E: 0	K: 0	S: 5	R: 0	H: 0	E: 0	K: 0	S: 3	R: 0	H: 0	E: 0	K: 0	S: 3	R: 0	H: 0	E: 0	K: 0	S: 3
	LOB: 0	BB: 0	BB: 0	BB: 0	BB: 5	LOB: 1	BB: 0	BB: 0	BB: 0	BB: 5	LOB: 1	BB: 0	BB: 0	BB: 0	BB: 4	LOB: 1	BB: 1	LOB: 1	BB: 0	BB: 6	LOB: 1	BB: 0	LOB: 1	BB: 0	BB: 0	BB: 4	LOB: 1	LOB: 1	BB: 2	LOB: 1	BB: 0	LOB: 0	LOB: 0	BB: 0	LOB: 0	BB: 0	LOB: 0	BB: 0	LOB: 0	BB: 0	LOB: 0	BB: 0	LOB: 0	BB: 0	LOB: 0


PITCHER	IP	WLS	BF	H	R	ER	SO	BB	IBB	HBP	BLK	WP	HR	S	P	ERA	WHIP	PITCHER	IP	WLS	BF	H	R	ER	SO	BB	IBB	HBP	BLK	WP	HR	S	P	ERA	WHIP											
Bill Lee, L (1, 1) ERA: 3.93	8.0	L	33	9	5	5	2	2	0	0	0	0	1	35	43	5.62	1.375																													

**BOTTOM**

**Boston Red Sox @ Kansas City Royals**  
 Royals Stadium, Kansas City, MO

Tue Jul 16 1974, 8:05 PM EDT  
 Att: 16,852 - Unknown - 89 F

AB	31
R	5
H	9
RBI	5
BB	2
SO	2
LOB	8



1B: 6	SF: 0	WP: 0	PA: 33
2B: 2	SAC: 0	PB: 0	
3B: 0	DP: 1	SB: 1	
HR: 1	HBP: 0	CS: 0	



Batter	1	2	3	4	5	6	7	8	9	AB R H RBI BB SO LOB	TOP		
Tommy Harper, R (1, 7) OBP: 0.304, SLG: 0.324	0-0 6-3		0-0 6-3		0-0 HR	0-0 F7			0-3 K	5 1 1 1 0 1 2	<b>Boston Red Sox @ Kansas City Royals</b> Royals Stadium, Kansas City, MO Wed Jul 17 1974, 8:05 PM EDT Att. 15,644 - Unknown - 97 F		
Rick Miller, L (1, 8) OBP: 0.386, SLG: 0.380	0-0 3-1		0-0 1B		0-0 SH5-4 1B	0-0 1B		0-0 E5 L1-4 S	5 0 3 1 0 0 0				
Cecil Cooper, L (1, 10) OBP: 0.324, SLG: 0.413 Danny Cater, R (9, PH) OBP: 0.354, SLG: 0.507	0-0 P6		0-0 F7		0-0 SH5-4 1-2	0-0 G3		0-0 L1-4 1-3	3 0 0 0 0 0 3 1 0 0 0 0 0 1				
Carl Yastrzemski, L (1, 3) OBP: 0.429, SLG: 0.485		0-0 2B		0-0 HR	0-3 K		0-0 3-1		4 2 2 1 0 1 1				
Bernie Carbo, L (1, 9) OBP: 0.371, SLG: 0.446		0-0 F9 2-H 2B		0-0 L7	0-0 6-3		0-3 K		4 0 1 1 0 1 1				
Rico Petrocelli, R (1, 5) OBP: 0.382, SLG: 0.504		0-0 F9 2-3		0-0 1B SF7 1B		0-0 1B 2B	0-0 3-1		4 2 2 0 0 0 1				
Dick McAuliffe, L (1, 4) OBP: 0.319, SLG: 0.317		0-0 G3		0-0 FC6-4 1-3 1B		0-0 1B 2-3 1B	0-3 K		4 1 2 0 0 1 1				
Rick Burleson, R (1, 6) OBP: 0.329, SLG: 0.422		0-3 K		0-0 SF7 3-H		0-0 L4	0-0 L8		3 0 0 1 0 1 3				
Tim Blackwell, S (1, 2) OBP: 0.290, SLG: 0.310			0-0 F5	0-0 FC6-4 1-2f		0-0 1B 3-H 1B	0-3 K		4 0 1 1 0 1 1				
<b>Inning Stats</b>	R: 0 E: 0 K: 0 S: 3 H: 0 LOB: 0 BB: 0 P: 3	R: 1 E: 0 K: 1 S: 7 H: 2 LOB: 1 BB: 0 P: 7	R: 0 E: 0 K: 0 S: 4 H: 1 LOB: 1 BB: 0 P: 4	R: 2 E: 0 K: 0 S: 6 H: 3 LOB: 1 BB: 0 P: 6	R: 1 E: 0 K: 1 S: 7 H: 2 LOB: 1 BB: 0 P: 7	R: 2 E: 0 K: 0 S: 7 H: 4 LOB: 2 BB: 0 P: 7	R: 0 E: 0 K: 1 S: 5 H: 0 LOB: 0 BB: 0 P: 5	R: 0 E: 0 K: 2 S: 7 H: 0 LOB: 0 BB: 0 P: 7	R: 0 E: 1 K: 1 S: 5 H: 0 LOB: 0 BB: 0 P: 5	1B: 7 2B: 4 3B: 0 HR: 2 SF: 1 SAC: 1 DP: 1 HBP: 0	WP: 0 PB: 0 SB: 1 CS: 0 PA: 39		
<b>PITCHER</b>	IP WLS BF H R ER SO BB IBB HBP BLK WP HR S P ERA WHIP											<b>PITCHER</b>	IP WLS BF H R ER SO BB IBB HBP BLK WP HR S P ERA WHIP
Marty Pattin, R (1, 1) ERA: 3.77	4.0 L 20 8 4 4 1 0 0 0 0 0 0 2 22 22 9.00 2.000												
Joe Hoerner, L (5, 1) ERA: 6.16	1.0 5 2 2 2 1 0 0 0 0 0 0 0 7 7 18.00 2.000												
Al Fitzmorris, R (6, 1) ERA: 3.58	0.2 4 2 0 0 0 0 0 0 0 0 0 0 4 4 0.00 3.000												
Steve Mingori, L (6, 1) ERA: 3.86	3.1 10 0 0 0 0 4 0 0 0 0 0 0 18 18 0.00 0.000												

livebaseballscorecards.com

<b>AB</b>	37
<b>R</b>	6
<b>H</b>	12
<b>RBI</b>	6
<b>BB</b>	0
<b>SO</b>	6
<b>LOB</b>	14



Batter	1	2	3	4	5	6	7	8	9	AB R H RBI BB SO LOB
Frank White, R (1, 4) OBP: 0.239, SLG: 0.289 Cookie Rojas, R (9, PH) OBP: 0.327, SLG: 0.378	0-0 F8 S 1B	4-0 CS BB			0-0 1-6-3		0-3 K		0-0 F7	3 0 1 0 1 1 1 1 0 0 0 0 0 1
Kurt Bevacqua, R (1, 5) OBP: 0.222, SLG: 0.172	0-3 K 1-2	0-0 CS 1-2	1-0 FC4-6 HBP		0-0 1-3		0-3 K			3 0 0 0 0 2 2
Amos Otis, R (1, 10) OBP: 0.348, SLG: 0.450	0-0 F8 2-3				0-0 F7			0-0 5-3		4 0 0 0 0 1 2
John Mayberry, L (1, 3) OBP: 0.402, SLG: 0.509	4-0 BB		0-0 FC4-6 1-2f		0-3 K			0-0 L9		3 0 0 0 1 1 1
Hal McRae, R (1, 9) OBP: 0.391, SLG: 0.492	0-0 F8		0-0 F9		0-0 5-3			0-0 F8		4 0 0 0 0 0 3
Fran Healy, R (1, 2) OBP: 0.339, SLG: 0.415		0-0 3B 1B		0-0 P4		4-0 BB		0-0 1-3		3 1 1 0 1 0 0
Jim Wohlford, R (1, 7) OBP: 0.347, SLG: 0.370		0-0 6-3 3B		0-0 F9		0-0 F9		0-0 F7		4 1 1 1 0 0 1
Al Cowens, R (1, 8) OBP: 0.267, SLG: 0.281		0-0 6-3 3-H		0-0 E6			0-3 K		0-0 HR	4 1 1 2 0 1 0
Freddie Patek, R (1, 6) OBP: 0.308, SLG: 0.297		0-0 L6		0-0 P4			0-0 2B		0-0 2B	4 0 2 0 0 0 1

Inning Stats	R: 0 E: 0 K: 1 S: 6	H: 1 LOB: 2 BB: 1 P: 10	R: 2 E: 0 K: 0 S: 4	H: 2 LOB: 0 BB: 1 P: 8	R: 0 E: 0 K: 1 S: 5	H: 0 LOB: 1 BB: 0 P: 6	R: 0 E: 1 K: 0 S: 4	H: 0 LOB: 1 BB: 0 P: 4	R: 0 E: 0 K: 0 S: 3	H: 0 LOB: 0 BB: 0 P: 3	R: 0 E: 0 K: 1 S: 5	H: 0 LOB: 1 BB: 1 P: 9	R: 0 E: 0 K: 3 S: 10	H: 1 LOB: 1 BB: 0 P: 10	R: 0 E: 0 K: 0 S: 3	H: 0 LOB: 0 BB: 0 P: 3	R: 1 E: 0 K: 0 S: 5	H: 2 LOB: 1 BB: 0 P: 5	1B: 2 2B: 2 3B: 1 HR: 1	SF: 0 SAC: 0 DP: 0 HBP: 1
PITCHER Roger Moret, L (1, 1) ERA: 3.54	IP 9.0 WLS W BF 37 H 6 R 3 ER 3 SO 6 BB 3 IBB 0 HBP 1 BLK 0 WP 0 HR 1 S 45 P 58 ERA 3.00 WHIP 1.000	IP 9.0 WLS W BF 37 H 6 R 3 ER 3 SO 6 BB 3 IBB 0 HBP 1 BLK 0 WP 0 HR 1 S 45 P 58 ERA 3.00 WHIP 1.000	IP 9.0 WLS W BF 37 H 6 R 3 ER 3 SO 6 BB 3 IBB 0 HBP 1 BLK 0 WP 0 HR 1 S 45 P 58 ERA 3.00 WHIP 1.000	IP 9.0 WLS W BF 37 H 6 R 3 ER 3 SO 6 BB 3 IBB 0 HBP 1 BLK 0 WP 0 HR 1 S 45 P 58 ERA 3.00 WHIP 1.000	IP 9.0 WLS W BF 37 H 6 R 3 ER 3 SO 6 BB 3 IBB 0 HBP 1 BLK 0 WP 0 HR 1 S 45 P 58 ERA 3.00 WHIP 1.000	IP 9.0 WLS W BF 37 H 6 R 3 ER 3 SO 6 BB 3 IBB 0 HBP 1 BLK 0 WP 0 HR 1 S 45 P 58 ERA 3.00 WHIP 1.000	IP 9.0 WLS W BF 37 H 6 R 3 ER 3 SO 6 BB 3 IBB 0 HBP 1 BLK 0 WP 0 HR 1 S 45 P 58 ERA 3.00 WHIP 1.000	IP 9.0 WLS W BF 37 H 6 R 3 ER 3 SO 6 BB 3 IBB 0 HBP 1 BLK 0 WP 0 HR 1 S 45 P 58 ERA 3.00 WHIP 1.000	IP 9.0 WLS W BF 37 H 6 R 3 ER 3 SO 6 BB 3 IBB 0 HBP 1 BLK 0 WP 0 HR 1 S 45 P 58 ERA 3.00 WHIP 1.000	IP 9.0 WLS W BF 37 H 6 R 3 ER 3 SO 6 BB 3 IBB 0 HBP 1 BLK 0 WP 0 HR 1 S 45 P 58 ERA 3.00 WHIP 1.000	IP 9.0 WLS W BF 37 H 6 R 3 ER 3 SO 6 BB 3 IBB 0 HBP 1 BLK 0 WP 0 HR 1 S 45 P 58 ERA 3.00 WHIP 1.000	IP 9.0 WLS W BF 37 H 6 R 3 ER 3 SO 6 BB 3 IBB 0 HBP 1 BLK 0 WP 0 HR 1 S 45 P 58 ERA 3.00 WHIP 1.000	IP 9.0 WLS W BF 37 H 6 R 3 ER 3 SO 6 BB 3 IBB 0 HBP 1 BLK 0 WP 0 HR 1 S 45 P 58 ERA 3.00 WHIP 1.000	IP 9.0 WLS W BF 37 H 6 R 3 ER 3 SO 6 BB 3 IBB 0 HBP 1 BLK 0 WP 0 HR 1 S 45 P 58 ERA 3.00 WHIP 1.000	IP 9.0 WLS W BF 37 H 6 R 3 ER 3 SO 6 BB 3 IBB 0 HBP 1 BLK 0 WP 0 HR 1 S 45 P 58 ERA 3.00 WHIP 1.000	IP 9.0 WLS W BF 37 H 6 R 3 ER 3 SO 6 BB 3 IBB 0 HBP 1 BLK 0 WP 0 HR 1 S 45 P 58 ERA 3.00 WHIP 1.000	IP 9.0 WLS W BF 37 H 6 R 3 ER 3 SO 6 BB 3 IBB 0 HBP 1 BLK 0 WP 0 HR 1 S 45 P 58 ERA 3.00 WHIP 1.000	IP 9.0 WLS W BF 37 H 6 R 3 ER 3 SO 6 BB 3 IBB 0 HBP 1 BLK 0 WP 0 HR 1 S 45 P 58 ERA 3.00 WHIP 1.000	WP: 0 PB: 0 SB: 2 CS: 1	PA: 38 ERA WHIP


**BOTTOM**

**Boston Red Sox @ Kansas City Royals**  
Royals Stadium, Kansas City, MO

Wed Jul 17 1974, 8:05 PM EDT  
Att: 15,644 - Unknown - 97 F

livebaseballscorecards.com

AB	33
R	3
H	6
RBI	3
BB	3
SO	6
LOB	12







Batter	1	2	3	4	5	6	7	8	9
Roy White, S OBP: 0.368, SLG: 0.368 (1, 10)	0-0 F9		0-0 FC5-4 1B	0-0 L7			0-0 SH5-4	4-0 1B BB	
Elliott Maddox, R OBP: 0.389, SLG: 0.369 (1, 8)	0-0 2B		0-0 FC5-4 1B BB		0-0 F7		0-0 E6 1B E	0-0 1B	
Bobby Murcer, L OBP: 0.341, SLG: 0.390 (1, 9)	0-0 L7		0-0 BB SF9 1B		0-3 K		0-0 E9 SF8 1B	0-0 F8	
Lou Piniella, R OBP: 0.344, SLG: 0.378 (1, 7)	0-0 5-3		0-0 SF9 BB 1B		0-0 6-3		0-0 SF8		
Otto Velez, R OBP: 0.389, SLG: 0.488 (1, 3)		0-3 K	4-0 BB BB	1-2 2-3 3-H BB		0-0 HR	0-3 K		
Thurman Munson, R OBP: 0.299, SLG: 0.377 (1, 2)	0-0 F8	0-0 F8	0-0 SF9		0-0 6-3		0-0 L8		
Graig Nettles, L OBP: 0.330, SLG: 0.427 (1, 5)	0-0 F8	0-0 F8	0-0 G3		0-3 K		0-0 F8		
Gene Michael, S OBP: 0.292, SLG: 0.288 (1, 6)			0-0 1B 1B 2B	0-0 F7		0-3 K	0-0 1B 2B		
Sandy Alomar Sr., S OBP: 0.258, SLG: 0.270 (1, 4)			0-0 1B 1B	0-0 F9			0-0 1B 1B	0-0 PB E 1B 1B	

Inning Stats	R: 0	H: 1	E: 0	K: 0	S: 4	LOB: 1	BB: 0	P: 4	R: 0	H: 0	E: 0	K: 1	S: 5	LOB: 0	BB: 0	P: 5	R: 4	H: 5	E: 0	K: 0	S: 8	LOB: 2	BB: 1	P: 12	R: 0	H: 0	E: 0	K: 0	S: 3	LOB: 0	BB: 0	P: 3	R: 0	H: 0	E: 0	K: 1	S: 5	LOB: 0	BB: 0	P: 5	R: 1	H: 1	E: 0	K: 2	S: 8	LOB: 0	BB: 0	P: 8	R: 3	H: 2	E: 2	K: 1	S: 8	LOB: 0	BB: 0	P: 8	R: 2	H: 3	E: 0	K: 0	S: 6	LOB: 2	BB: 1	P: 10
--------------	------	------	------	------	------	--------	-------	------	------	------	------	------	------	--------	-------	------	------	------	------	------	------	--------	-------	-------	------	------	------	------	------	--------	-------	------	------	------	------	------	------	--------	-------	------	------	------	------	------	------	--------	-------	------	------	------	------	------	------	--------	-------	------	------	------	------	------	------	--------	-------	-------

PITCHER		IP	WLS	BF	H	R	ER	SO	BB	IBB	HBP	BLK	WP	HR	S	P	ERA	WHIP
Paul Splittorf, L ERA: 3.79 (1, 1)		6.1	L	30	9	8	6	4	1	0	0	0	0	1	37	41	8.53	1.579
Doug Bird, R ERA: 3.2 (7, 1)		1.2		9	3	2	2	1	1	0	0	0	0	0	10	14	10.80	2.400

AB R H RBI BB SO LOB

3	0	1	1	1	0	0
5	2	2	1	0	0	3
5	2	2	2	0	1	3
3	0	1	1	0	0	1
3	1	1	2	1	2	0
3	0	0	1	0	0	0
4	0	0	0	0	1	2
4	2	2	0	0	1	0
4	3	3	1	0	0	0

WP	PA	1B	2B	3B	HR	SF	SAC	DP	HBP
0	39	8	3	0	1	2	1	0	0

**Kansas City Royals @ New York Yankees**  
 Shea Stadium, Flushing, NY  
 Thu Jul 18 1974, 7:05 PM EDT  
 Att: 12,615 - Unknown - 78 F

livebaseballscores.com

AB	34
R	10
H	12
RBI	9
BB	2
SO	5
LOB	9





Batter	1	2	3	4	5	6	7	8	9	AB R H RBI BB SO LOB	TOP											
Freddie Patek, R (1, 6) OBP: 0.310, SLG: 0.301	0-0 P4		0-0 E 1B		4-0 1B HR BB		0-0 SH1-4		0-0 1B 2B	3 1 2 0 1 0 0	<b>Kansas City Royals @ New York Yankees</b> Shea Stadium, Flushing, NY Fri Jul 19 1974, 7:05 PM EDT Att. 15,703 - Unknown - 83 F											
Jim Wohlford, R (1, 7) OBP: 0.352, SLG: 0.373	0-3 K		0-0 E6 FC6-4		0-0 1B HR		0-0 G6-4-3 1B		0-0 BB 1B	5 1 3 1 0 1 1												
Amos Otis, R (1, 8) OBP: 0.352, SLG: 0.457	4-0 BB		0-0 FC6-4 1-2f		0-0 1B HR 1-H 3-H		0-0 G6-4-3 1-2f		4-0 BB 1-2	3 1 1 3 2 0 4												
John Mayberry, L (1, 3) Tony Solaita, L (9, 3) OBP: 0.402, SLG: 0.514 OBP: 0.360, SLG: 0.442	0-0 G3			4-0 2B FC9-2 BB	0-0 HR			0-0 6-3	0-0 G3	4 1 1 1 1 0 4 0 0 0 0 0 0 0												
Hal McRae, R (1, 10) OBP: 0.384, SLG: 0.484		0-0 F8		0-0 FC9-2 1-3 2B	0-3 K			0-3 K		4 0 1 0 0 2 0												
Cookie Rojas, R (1, 4) OBP: 0.327, SLG: 0.375		4-0 CS BB		0-0 FC9-2 2-3 3-H		0-0 6-3		0-0 F8		3 0 0 0 1 0 2												
Fran Healy, R (1, 2) OBP: 0.339, SLG: 0.412		0-3 K 1-2		0-3 K		0-0 F9			0-0 FC1-6 1B	4 0 1 0 0 2 2												
Al Cowens, R (1, 9) OBP: 0.260, SLG: 0.273			0-0 L8		0-3 K	0-0 6-3			0-0 F5	4 0 0 0 0 1 1												
George Brett, L (1, 5) OBP: 0.295, SLG: 0.317			0-3 K		0-0 4-3		0-0 1B SH1-4 1B		0-0 FC1-6 2B 1B 1-2f	4 1 1 0 0 1 1												
<b>Inning Stats</b>	R: 0 E: 0 K: 1 S: 5	H: 0 LOB: 1 BB: 1 P: 9	R: 0 E: 0 K: 1 S: 4	H: 0 LOB: 1 BB: 1 P: 8	R: 0 E: 1 K: 1 S: 7	H: 1 LOB: 2 BB: 0 P: 7	R: 0 E: 0 K: 1 S: 5	H: 1 LOB: 1 BB: 1 P: 9	R: 4 E: 0 K: 2 S: 10	H: 3 LOB: 0 BB: 1 P: 14		R: 0 E: 0 K: 0 S: 3	H: 0 LOB: 0 BB: 0 P: 3	R: 0 E: 0 K: 0 S: 4	H: 2 LOB: 1 BB: 0 P: 4	R: 0 E: 0 K: 1 S: 5	H: 0 LOB: 0 BB: 0 P: 5	R: 1 E: 0 K: 0 S: 6	H: 3 LOB: 3 BB: 1 P: 10	1B: 6 2B: 4 3B: 0 HR: 2	SF: 0 SAC: 1 DP: 3 HBP: 0	WP: 0 PB: 0 SB: 0 CS: 1
<b>PITCHER</b>	IP WLS BF H R ER SO BB IBB HBP BLK WP HR S P ERA WHIP																					
Sam McDowell, L (1, 1) ERA: 3.98	6.1 L 29 7 4 4 6 4 0 0 0 0 0 2 37 53 5.68 1.737																					
Cecil Upshaw, R (7, 1) ERA: 2.98	2.0 6 1 1 1 1 0 0 0 0 0 0 8 8 4.50 0.500																					
Sparky Lyle, L (9, 1) ERA: 2.21	0.2 5 2 0 0 0 1 0 0 0 0 0 4 8 0.00 4.500																					

livebaseballscores.com

AB	34
R	5
H	10
RBI	5
BB	5
SO	7
LOB	15



Batter	1	2	3	4	5	6	7	8	9	AB	R	H	RBI	BB	SO	LOB
Sandy Alomar Sr., S OBP: 0.258, SLG: 0.269 (1, 4)	F8		G4-6-3			SH1-3		L8		4	0	1	2	0	0	2
Elliott Maddox, R OBP: 0.393, SLG: 0.371 (1, 8)	K			1B		1-4-3		PB	5-3	4	1	2	0	1	1	2
Bobby Murcer, L OBP: 0.340, SLG: 0.388 (1, 9)	F7			1B		1-4-3		K		4	0	1	1	0	1	2
Ron Blomberg, L OBP: 0.369, SLG: 0.474 (1, 10)		P5		SF8-4-3-6		P6		F9		3	0	0	1	0	0	2
Graig Nettles, L OBP: 0.329, SLG: 0.424 (1, 5)		4-3		L9			L1-3		K	4	1	1	0	0	1	0
Lou Piniella, R OBP: 0.343, SLG: 0.375 (1, 7)		5-3		L9		L1-3		L1-3		3	1	0	0	1	0	1
Chris Chambliss, L OBP: 0.296, SLG: 0.328 Walt Williams, R OBP: 0.125, SLG: 0.105 (9, PR)			1B	FC1-2		G1-6-3		BB	1B	3	0	3	0	1	0	0
Thurman Munson, R OBP: 0.301, SLG: 0.377 (1, 2)			1B	FC1-2		G1-6-3		BB	1B	0	0	0	0	0	0	0
Jim Mason, L OBP: 0.295, SLG: 0.337 Bill Sudakis, S OBP: 0.288, SLG: 0.359 Gene Michael, S OBP: 0.292, SLG: 0.288 Roy White, S OBP: 0.367, SLG: 0.366 (9, PH)			1B	FC1-2		E4		F9		3	0	1	0	1	1	4
			1B	G4-6-3		SH1-3		F9		2	1	0	0	0	0	2
			1B	3-H		1-4-3				1	0	0	0	0	0	2
										0	0	0	0	0	0	0
										0	0	0	0	0	0	0
										1	0	0	0	0	0	3

Inning Stats		R: 0	H: 0	R: 0	H: 0	R: 0	H: 2	R: 1	H: 2	R: 0	H: 0	R: 1	H: 1	R: 0	H: 2	R: 0	H: 0	R: 2	H: 2	1B: 9	SF: 1	WP: 0	PA: 38
		E: 0	LOB: 0	E: 0	LOB: 0	E: 0	LOB: 1	E: 0	LOB: 0	E: 0	LOB: 0	E: 1	LOB: 1	E: 0	LOB: 2	E: 0	LOB: 1	E: 0	LOB: 2	2B: 2	SAC: 1	PB: 2	
		K: 1	BB: 0	K: 0	BB: 0	K: 0	BB: 0	K: 0	BB: 0	K: 0	BB: 1	K: 0	BB: 0	K: 0	BB: 1	K: 1	BB: 1	K: 2	BB: 1	3B: 0	DP: 4	SB: 0	
		S: 5	P: 5	S: 3	P: 3	S: 4	P: 4	S: 4	P: 4	S: 2	P: 6	S: 5	P: 5	S: 4	P: 8	S: 5	P: 9	S: 10	P: 14	HR: 0	HBP: 0	CS: 0	
PITCHER	IP	WLS	BF	H	R	ER	SO	BB	IBB	HBP	BLK	WP	HR	S	P	ERA	WHIP						
Bruce Dal Canton, R ERA: 2.61	(1, 1)	8.0	W	34	8	4	1	3	4	0	0	0	0	36	52	1.12	1.500						
Doug Bird, R ERA: 3.14	(9, 1)	1.0	S	4	1	0	0	1	0	0	0	0	0	6	6	0.00	1.000						

BOTTOM

Kansas City Royals @ New York Yankees  
Shea Stadium, Flushing, NY


AB 32  
R 4  
H 9  
RBI 4  
BB 4  
SO 4  
LOB 20



Fri Jul 19 1974, 7:05 PM EDT  
Att: 15,703 - Unknown - 83 F

livebaseballscorecards.com



Batter	1	2	3	4	5	6	7	8	9	AB R H RBI BB SO LOB	TOP	
<b>Freddie Patek, R</b> (1, 6) <small>OBP: 0.307, SLG: 0.298</small> <b>Richie Scheinblum, S</b> (9, PH) <small>OBP: 0.238, SLG: 0.188</small>	0-0 6-3		0-0 1-3			0-0 P5			0-0 WP 1-3 4-3 2B	3 0 0 0 0 0 1 1 1 1 0 0 0 0	<b>Kansas City Royals @ New York Yankees</b> Shea Stadium, Flushing, NY Sat Jul 20 1974, 3:33 AM EDT Att. 11,050 - Unknown - 80 F  <b>livebaseballscorecards.com</b>  <b>AB 29</b> <b>R 2</b> <b>H 2</b> <b>RBI 1</b> <b>BB 2</b> <b>SO 3</b> <b>LOB 7</b>  	
<b>Vada Pinson, L</b> (1, 9) <small>OBP: 0.278, SLG: 0.356</small>	0-0 F9			0-0 4-3		0-0 F7			0-0 5-3	4 0 0 0 0 0 2		
<b>Amos Otis, R</b> (1, 8) <small>OBP: 0.348, SLG: 0.451</small>	0-0 6-3			0-3 K			0-0 6-3		0-0 4-3	4 0 0 1 0 1 0		
<b>John Mayberry, L</b> (1, 10) <small>OBP: 0.401, SLG: 0.509</small>		4-0 BB G4-6-3		0-3 K			0-0 F8		0-0 F8	3 0 0 0 1 1 0		
<b>Tony Solaita, L</b> (1, 3) <small>OBP: 0.352, SLG: 0.431</small>		0-0 G4-6-3 1-2f			0-0 F7			0-0 F5		3 0 0 0 0 0 1		
<b>Cookie Rojas, R</b> (1, 4) <small>OBP: 0.327, SLG: 0.373</small>		0-0 F9			4-0 BB			0-0 F7		2 0 0 0 1 0 0		
<b>Jim Wohlford, R</b> (1, 7) <small>OBP: 0.349, SLG: 0.369</small>			0-0 L4		0-3 K			0-0 F8		3 0 0 0 0 1 1		
<b>George Brett, L</b> (1, 5) <small>OBP: 0.291, SLG: 0.313</small>			0-0 E8		0-0 4-3			0-0 G3		3 0 0 0 0 0 1		
<b>Fran Healy, R</b> (1, 2) <small>OBP: 0.339, SLG: 0.411</small>			0-0 L7			0-0 1-3			0-0 2B WP 1B	3 1 1 0 0 0 1		
<b>Inning Stats</b>	R: 0 H: 0 E: 0 LOB: 0 K: 0 BB: 0 S: 3 P: 3	R: 0 H: 0 E: 0 LOB: 0 K: 0 BB: 1 S: 2 P: 6	R: 0 H: 0 E: 1 LOB: 1 K: 0 BB: 0 S: 4 P: 4	R: 0 H: 0 E: 0 LOB: 0 K: 2 BB: 0 S: 7 P: 7	R: 0 H: 0 E: 0 LOB: 1 K: 1 BB: 1 S: 5 P: 9	R: 0 H: 0 E: 0 LOB: 0 K: 0 BB: 0 S: 3 P: 3	R: 0 H: 0 E: 0 LOB: 0 K: 0 BB: 0 S: 3 P: 3	R: 0 H: 0 E: 0 LOB: 0 K: 0 BB: 0 S: 3 P: 3	R: 2 H: 2 E: 0 LOB: 0 K: 0 BB: 0 S: 5 P: 5	1B: 1 SF: 0 2B: 1 SAC: 0 3B: 0 DP: 1 HR: 0 HBP: 0	WP: 1 PA: 31 PB: 0 SB: 0 CS: 0	
<b>PITCHER</b> <b>Doc Medich, R</b> (1, 1) <small>ERA: 3.47</small>	IP 9.0 WLS W BF 31 H 2 R 2 ER 2 SO 3 BB 2 IBB 0 HBP 0 BLK 0 WP 1 HR 0 S 35 P 43 ERA 2.00 WHIP 0.444											<b>PITCHER</b> IP WLS BF H R ER SO BB IBB HBP BLK WP HR S P ERA WHIP

Batter	1	2	3	4	5	6	7	8	9
Roy White, S OBP: 0.369, SLG: 0.368 (1, 7)	0-0 1B 1B	0-0 CS 1B 1B		0-0 F9			0-3 K		
Elliott Maddox, R OBP: 0.395, SLG: 0.374 (1, 8)	0-0 F8	0-0 CS 1B 1B		0-0 5-3			0-0 E 1B 1B		
Bobby Murcer, L OBP: 0.342, SLG: 0.389 (1, 9)	0-0 1B FC3-2 1B	0-3 K 1B 1B			0-3 K		0-0 E9 1B 1B		
Ron Blomberg, L OBP: 0.367, SLG: 0.469 (1, 10)	0-0 FC3-2 1B	0-0 6-3			0-3 K		0-0 F8		
Graig Nettles, L OBP: 0.328, SLG: 0.422 (1, 5)	0-0 FC3-2 1B		0-0 1B		0-3 K		0-0 4-3		
Chris Chambliss, L OBP: 0.292, SLG: 0.324 (1, 3)	0-0 L7		0-0 L8		0-3 K		0-0 G3		
Thurman Munson, R OBP: 0.304, SLG: 0.380 (1, 2)		4-0 1B E BB	0-0 F8		0-0 2B		0-0 F9		
Jim Mason, L OBP: 0.294, SLG: 0.336 (1, 6)		0-0 E 1B 1B	0-0 F8		0-0 F8		0-0 4-3		
Sandy Alomar Sr., S OBP: 0.260, SLG: 0.271 (1, 4)		0-0 1B 1B		0-0 F7		0-0 6-3			

AB	R	H	RBI	BB	SO	LOB
4	1	2	0	0	1	0
4	1	2	1	0	0	1
4	1	2	0	0	2	2
4	0	1	1	0	1	1
4	0	1	0	0	1	2
4	0	0	0	0	1	3
3	1	1	0	1	0	1
4	1	1	0	0	0	2
3	1	1	1	0	0	1

**BOTTOM**

**Kansas City Royals @ New York Yankees**  
 Shea Stadium, Flushing, NY  
 Sat Jul 20 1974, 3:33 AM EDT  
 Att: 11,050 - Unknown - 80 F

[livebaseballscorecards.com](http://livebaseballscorecards.com)

<b>AB</b>	<b>34</b>
<b>R</b>	<b>6</b>
<b>H</b>	<b>11</b>
<b>RBI</b>	<b>3</b>
<b>BB</b>	<b>1</b>
<b>SO</b>	<b>6</b>
<b>LOB</b>	<b>13</b>



1B: 10	SF: 0
2B: 2	SAC: 0
3B: 0	DP: 1
HR: 0	HBP: 0

WP: 0	PA: 35
PB: 0	
SB: 0	
CS: 2	

Inning Stats	R: 1	H: 3	E: 0	K: 0	S: 6	H: 3	LOB: 2	BB: 0	P: 6	R: 3	H: 4	E: 1	K: 1	S: 8	H: 4	LOB: 1	BB: 1	P: 12	R: 0	H: 1	E: 0	K: 0	S: 4	H: 0	LOB: 0	BB: 0	P: 4	R: 0	H: 0	E: 0	K: 3	S: 9	H: 1	LOB: 1	BB: 0	P: 6	R: 2	H: 2	E: 1	K: 1	S: 7	H: 0	LOB: 0	BB: 0	P: 3
<b>PITCHER</b>	<b>IP</b>	<b>WLS</b>	<b>BF</b>	<b>H</b>	<b>R</b>	<b>ER</b>	<b>SO</b>	<b>BB</b>	<b>IBB</b>	<b>HBP</b>	<b>BLK</b>	<b>WP</b>	<b>HR</b>	<b>S</b>	<b>P</b>	<b>ERA</b>	<b>WHIP</b>																												
Steve Busby, R ERA: 3.31 (1, 1)	1.0	L	11	7	4	4	0	1	0	0	0	0	0	10	14	36.00	8.000																												
Joe Hoerner, L ERA: 4.88 (2, 1)	5.0		16	2	0	0	5	0	0	0	0	0	0	26	26	0.00	0.400																												
Lindy McDaniel, R ERA: 3.75 (7, 1)	2.0		8	2	2	0	1	0	0	0	0	0	0	10	10	0.00	1.000																												



Batter	1	2	3	4	5	6	7	8	9	AB R H RBI BB SO LOB	TOP																	
Vada Pinson, L (1, 9) OBP: 0.277, SLG: 0.354 Al Cowens, R (7, 9) OBP: 0.258, SLG: 0.271	0-0 2B 1B	0-3 K			0-0 1-3		0-0 L6		0-0 F7	4 1 1 0 0 1 1 1 0 0 0 0 0 0																		
Cookie Rojas, R (1, 4) OBP: 0.331, SLG: 0.377	0-0 1-H HR 2B		4-0 F8-3 BB		0-0 5-3		0-0 PO S 2-H 1B		0-0 6-3	4 1 2 2 1 0 0																		
Amos Otis, R (1, 8) OBP: 0.350, SLG: 0.460	0-0 2-H HR		0-0 F7			0-0 5-3	4-0 1-2 IBB			3 1 1 2 1 0 1																		
John Mayberry, L (1, 10) OBP: 0.399, SLG: 0.505	0-3 K		0-0 F8-3		0-0 BB 1B		0-0 PO 2-3	0-0 P6		4 0 1 0 0 1 1																		
Hal McRae, R (1, 7) OBP: 0.388, SLG: 0.486	0-3 K			0-0 CS 1B		4-0 1-2 BB		0-0 BB 1B		3 0 2 0 1 1 0																		
Tony Solaita, L (1, 3) OBP: 0.364, SLG: 0.432	4-0 BB		0-0 1-2 FC6 1B		0-0 L7		4-0 1-2 BB			2 0 1 0 2 0 2																		
George Brett, L (1, 5) OBP: 0.288, SLG: 0.308 Jim Wohlford, R (8, PH) OBP: 0.348, SLG: 0.368 Kurt Bevacqua, R (8, 5) OBP: 0.219, SLG: 0.169	0-0 F8		0-0 1-2f FC6 1B		0-0 6-3		0-0 L7			3 0 0 0 0 0 4 1 0 0 0 0 0 2 0 0 0 0 0 0 0																		
Fran Healy, R (1, 2) OBP: 0.341, SLG: 0.412		0-3 K	0-0 1-3 1B		0-0 1B		0-0 SH3-4 1B	0-0 F7		4 1 2 0 0 1 2																		
Frank White, R (1, 6) OBP: 0.245, SLG: 0.293 Richie Scheinblum, S (9, PH) OBP: 0.236, SLG: 0.186		0-0 F9		0-0 1B		0-0 SH3-4 1-2		0-3 K		2 0 1 0 0 0 0 1 0 0 0 0 1 0																		
<b>Inning Stats</b>	R: 3 E: 0 K: 2 S: 10	H: 3 LOB: 1 BB: 1 P: 14	R: 0 E: 0 K: 2 S: 7	H: 0 LOB: 0 BB: 0 P: 7	R: 0 E: 0 K: 0 S: 2	H: 0 LOB: 0 BB: 1 P: 6	R: 0 E: 0 K: 0 S: 4	H: 3 LOB: 2 BB: 0 P: 4	R: 0 E: 0 K: 0 S: 3	H: 1 LOB: 0 BB: 0 P: 3	R: 0 E: 0 K: 0 S: 4	H: 1 LOB: 2 BB: 1 P: 8	R: 1 E: 0 K: 0 S: 4	H: 2 LOB: 1 BB: 1 P: 8	R: 0 E: 0 K: 0 S: 4	H: 1 LOB: 2 BB: 1 P: 8	R: 0 E: 0 K: 1 S: 5	H: 0 LOB: 0 BB: 0 P: 5	1B: 9 2B: 2 3B: 0 HR: 1	SF: 0 SAC: 1 DP: 1 HBP: 0	WP: 0 PB: 0 SB: 1 CS: 1	PA: 39						
<b>PITCHER</b> Pat Dobson, R (1, 1) ERA: 3.44 Sparky Lyle, L (7, 1) ERA: 2.13	IP: 6.2 WLS: 30 BF: 10 H: 4 R: 4 ER: 4 SO: 4 BB: 3 IBB: 1 HBP: 0 BLK: 0 WP: 0 HR: 1 S: 34 P: 50 ERA: 5.40 WHIP: 1.950	IP: 2.1 WLS: 8 BF: 1 H: 0 R: 0 ER: 0 SO: 1 BB: 1 IBB: 0 HBP: 0 BLK: 0 WP: 0 HR: 0 S: 9 P: 13 ERA: 0.00 WHIP: 0.857											<b>PITCHER</b>	IP: 6.2 WLS: 30 BF: 10 H: 4 R: 4 ER: 4 SO: 4 BB: 3 IBB: 1 HBP: 0 BLK: 0 WP: 0 HR: 1 S: 34 P: 50 ERA: 5.40 WHIP: 1.950	IP: 2.1 WLS: 8 BF: 1 H: 0 R: 0 ER: 0 SO: 1 BB: 1 IBB: 0 HBP: 0 BLK: 0 WP: 0 HR: 0 S: 9 P: 13 ERA: 0.00 WHIP: 0.857											<b>PITCHER</b>	IP: 6.2 WLS: 30 BF: 10 H: 4 R: 4 ER: 4 SO: 4 BB: 3 IBB: 1 HBP: 0 BLK: 0 WP: 0 HR: 1 S: 34 P: 50 ERA: 5.40 WHIP: 1.950	IP: 2.1 WLS: 8 BF: 1 H: 0 R: 0 ER: 0 SO: 1 BB: 1 IBB: 0 HBP: 0 BLK: 0 WP: 0 HR: 0 S: 9 P: 13 ERA: 0.00 WHIP: 0.857

**Kansas City Royals @ New York Yankees**  
Shea Stadium, Flushing, NY  
Sun Jul 21 1974, 3:33 AM EDT  
Att. 36,825 - Unknown - 78 F

AB	32
R	4
H	11
RBI	4
BB	5
SO	5
LOB	13



1B	9	SF	0
2B	2	SAC	1
3B	0	DP	1
HR	1	HBP	0

Batter	1	2	3	4	5	6	7	8	9
Sandy Alomar Sr., S OBP: 0.250, SLG: 0.260 (1, 4)	0-0 4-3	0-0 L8			0-0 FC1-5		0-0 L7		
Elliott Maddox, R OBP: 0.393, SLG: 0.369 (1, 8)	0-0 L7		0-0 P4		0-0 P4		4-0 2B IBB		
Bobby Murcer, L OBP: 0.343, SLG: 0.393 (1, 9)	0-0 5-3		0-0 6-3			0-0 G4-6-3 1B	0-0 1-3 2-H 3-H 2B		
Ron Blomberg, L OBP: 0.383, SLG: 0.464 Roy White, S OBP: 0.366, SLG: 0.365 (1, 10) (6, PH)		0-0 L7	0-0 L7		0-0 G4-6-3	0-0 6-3			
Graig Nettles, L OBP: 0.327, SLG: 0.420 (1, 5)		0-0 BB 1B 1B		0-3 K		0-0 4-3	0-0 P4		
Lou Piniella, R OBP: 0.342, SLG: 0.373 (1, 7)		0-0 F8		0-0 F9		0-0 BB E G3 1B	0-0 1-3		
Chris Chambliss, L OBP: 0.295, SLG: 0.324 (1, 3)		0-0 BB 1B 1B		4-0 BB BB BB		0-0 FC4 G3 BB 2B	0-0 P6		
Thurman Munson, R OBP: 0.307, SLG: 0.378 (1, 2)		4-0 1B BB		0-0 L7		4-0 BB BB BB 2B BB			
Jim Mason, L OBP: 0.298, SLG: 0.344 (1, 6)		0-0 1B			0-0 FC1-5 2B		0-0 G3		

Inning Stats	R: 0	H: 0	E: 0	K: 0	S: 3	P: 3	R: 2	H: 3	E: 0	K: 0	S: 6	R: 0	H: 0	E: 0	K: 1	S: 5	R: 0	H: 1	E: 0	K: 0	S: 3	R: 0	H: 1	E: 0	K: 0	S: 3	R: 3	H: 2	E: 1	K: 0	S: 6	R: 0	H: 0	E: 0	K: 0	S: 3	
	LOB: 0	BB: 0	BB: 0	BB: 0	BB: 0	BB: 0	LOB: 2	BB: 1	LOB: 1	BB: 1	LOB: 0	LOB: 0	LOB: 0	LOB: 0	LOB: 0	LOB: 0	LOB: 2	LOB: 2	LOB: 0	LOB: 0	LOB: 0	LOB: 0	LOB: 0	LOB: 0	LOB: 0	LOB: 0	LOB: 0	LOB: 0	LOB: 0	LOB: 0	LOB: 0	LOB: 0	LOB: 0	LOB: 0	LOB: 0	LOB: 0	LOB: 0

PITCHER	IP	WLS	BF	H	R	ER	SO	BB	IBB	HBP	BLK	WP	HR	S	P	ERA	WHIP
Nelson Briles, R ERA: 3.76 (1, 1)	5.0		21	5	2	2	1	2	0	0	0	0	0	21	29	3.60	1.400
Steve Mingori, L ERA: 3.59 (6, 1)	3.0	L	13	2	3	0	0	1	1	0	0	0	0	11	19	0.00	1.000


**BOTTOM**

**Kansas City Royals @ New York Yankees**  
Shea Stadium, Flushing, NY

Sun Jul 21 1974, 3:33 AM EDT  
Att: 36,825 - Unknown - 78 F

AB	30
R	5
H	7
RBI	5
BB	4
SO	1
LOB	14

WP: 0 PA: 34  
PB: 0 SB: 0  
CS: 1



Batter	1	2	3	4	5	6	7	8	9	AB	R	H	RBI	BB	SO	LOB
Sandy Alomar Sr., S OBP: 0.250, SLG: 0.260 (1, 4)	0-0 4-3	0-0 L8			0-0 FC1-5		0-0 L7			4	0	0	0	0	0	5
Elliott Maddox, R OBP: 0.393, SLG: 0.369 (1, 8)	0-0 L7		0-0 P4		0-0 P4		4-0 2B IBB			3	0	0	0	1	0	1
Bobby Murcer, L OBP: 0.343, SLG: 0.393 (1, 9)	0-0 5-3		0-0 6-3			0-0 G4-6-3 1B	0-0 1-3 2-H 3-H 2B			4	0	2	2	0	0	0
Ron Blomberg, L OBP: 0.383, SLG: 0.464 Roy White, S OBP: 0.366, SLG: 0.365 (1, 10) (6, PH)		0-0 L7	0-0 L7		0-0 G4-6-3	0-0 6-3				2	0	0	0	0	0	0
Graig Nettles, L OBP: 0.327, SLG: 0.420 (1, 5)		0-0 BB 1B 1B		0-3 K		0-0 4-3	0-0 P4			4	1	1	0	0	1	0
Lou Piniella, R OBP: 0.342, SLG: 0.373 (1, 7)		0-0 F8		0-0 F9		0-0 BB E G3 1B	0-0 1-3			4	1	1	0	0	0	1
Chris Chambliss, L OBP: 0.295, SLG: 0.324 (1, 3)		0-0 BB 1B 1B		4-0 BB BB BB		0-0 FC4 G3 BB 2B	0-0 P6			3	2	1	0	1	0	1
Thurman Munson, R OBP: 0.307, SLG: 0.378 (1, 2)		4-0 1B BB		0-0 L7		4-0 BB BB BB 2B BB				1	1	0	0	2	0	1
Jim Mason, L OBP: 0.298, SLG: 0.344 (1, 6)		0-0 1B			0-0 FC1-5 2B		0-0 G3			3	0	2	3	0	0	2



Batter	1	2	3	4	5	6	7	8	9	AB R H RBI BB SO LOB	TOP	
Freddie Patek, R (1, 6) OBP: 0.309, SLG: 0.295	4-0 WP S G3 BB	4-0 1-2 2-3 BB		0-3 K			0-3 K		0-0 F7	3 1 0 0 2 2 2		
Cookie Rojas, R (1, 4) OBP: 0.329, SLG: 0.375	0-0 P4	0-0 P4		0-0 5-3			0-0 P4		0-0 1B	5 0 1 0 0 0 6		
Amos Otis, R (1, 8) OBP: 0.348, SLG: 0.454	4-0 G3 BB		0-0 1-3			0-0 6-3		0-0 6-3	0-3 K	4 0 0 0 1 1 1		
John Mayberry, L (1, 3) OBP: 0.400, SLG: 0.505 Kurt Bevacqua, R (8, PR) OBP: 0.219, SLG: 0.169 (8, 3)	0-0 G3		0-3 K			0-0 WP 1B		0-0 FC1-5 BB 1B		4 0 2 1 0 1 1 0 0 0 0 0 0 0		
Tony Solaita, L (1, 10) OBP: 0.368, SLG: 0.425	0-3 K		4-0 BB			0-0 F9		4-0 1-2 FC1-5 BB 1B		2 1 0 0 2 1 2		
Vada Pinson, L (1, 9) OBP: 0.273, SLG: 0.348 Al Cowens, R (9, 9) OBP: 0.258, SLG: 0.271 (9, 7)		0-3 K	0-3 K			0-0 F9		0-0 FC1-5 BB 1B		4 0 0 0 0 2 4 0 0 0 0 0 0 0		
Jim Wohlford, R (1, 7) OBP: 0.352, SLG: 0.373 (9, 9)		0-0 WP S 1B		0-0 4-3 1B		0-0 F8		0-0 1-3 2-H 1B		4 0 3 1 0 0 0		
George Brett, L (1, 5) OBP: 0.283, SLG: 0.302		0-3 K		0-0 4-3		0-0 1-3		0-0 6-3		4 0 0 0 0 1 4		
Fran Healy, R (1, 2) OBP: 0.343, SLG: 0.409		4-0 WP BB		4-0 BB		0-0 F9		0-3 K		2 0 0 0 2 1 0		
<b>Inning Stats</b>	R: 1 H: 0 E: 0 LOB: 1 K: 1 BB: 2 S: 5 P: 13	R: 0 H: 1 E: 0 LOB: 3 K: 2 BB: 2 S: 8 P: 16	R: 0 H: 0 E: 0 LOB: 1 K: 2 BB: 1 S: 7 P: 11	R: 0 H: 1 E: 0 LOB: 2 K: 1 BB: 1 S: 6 P: 10	R: 0 H: 1 E: 0 LOB: 1 K: 0 BB: 0 S: 4 P: 4	R: 0 H: 0 E: 0 LOB: 0 K: 0 BB: 0 S: 3 P: 3	R: 0 H: 0 E: 0 LOB: 0 K: 1 BB: 0 S: 5 P: 5	R: 1 H: 2 E: 0 LOB: 2 K: 0 BB: 1 S: 4 P: 8	R: 0 H: 1 E: 0 LOB: 1 K: 2 BB: 0 S: 8 P: 8	1B: 6 SF: 0 2B: 0 SAC: 0 3B: 0 DP: 0 HR: 0 HBP: 0	WP: 3 PA: 39 PB: 0 SB: 2 CS: 0	
<b>PITCHER</b> Nolan Ryan, R (1, 1) ERA: 3.41	IP WLS BF H R ER SO BB IBB HBP BLK WP HR S P ERA WHIP	9.0 L 39 6 2 2 9 7 0 0 0 3 0 50 78 2.00 1.444										

Kansas City Royals @ California Angels  
Anaheim Stadium, Anaheim, CA

Thu Jul 25 1974, 10:05 PM EDT  
Att. 11,334 - Unknown - 76 F

AB	32
R	2
H	6
RBI	2
BB	7
SO	9
LOB	20



BOTTOM

Kansas City Royals @ California Angels  
Anaheim Stadium, Anaheim, CA  
Thu Jul 25 1974, 10:05 PM EDT  
Att: 11,334 - Unknown - 76 F

livebaseballscorecards.com

AB 35  
R 1  
H 12  
RBI 1  
BB 5  
SO 5  
LOB 27



WP: 0 PA: 42  
PB: 0  
SB: 2  
CS: 0

AB R H RBI BB SO LOB

5 0 2 0 0 1 4

5 0 1 0 0 0 1

0 0 0 0 0 0 0

4 0 0 0 0 2 3

2 1 1 0 3 0 2

4 0 0 0 0 0 6

0 0 0 0 1 0 0

5 0 4 0 0 0 2

4 0 1 0 0 0 4

2 0 2 1 1 0 0

2 0 0 0 0 1 3

2 0 1 0 0 1 2

1B: 11 SF: 0  
2B: 2 SAC: 2  
3B: 0 DP: 2  
HR: 0 HBP: 0

Batter	1	2	3	4	5	6	7	8	9
Mickey Rivers, L OBP: 0.340, SLG: 0.390 (1, 8)	0-3 K		0-0 S 1B IBB 1B		0-0 S 1B	0-0 F9		0-0 G3	
Dave Chalk, R OBP: 0.322, SLG: 0.334 (1, 5) Dick Lange, R (7, 6) (9, PR)	0-0 F7		0-0 IBB 1B		0-0 F3		0-0 P4		0-0 E3 SH3-4
Leroy Stanton, R OBP: 0.355, SLG: 0.466 (1, 9)	0-0 6-3		0-3 K		0-3 K		0-0 F9		0-0 SH3-4
Frank Robinson, R OBP: 0.365, SLG: 0.457 (1, 10)		0-0 1B 1B	4-0 IBB		4-0 IBB		4-0 BB		0-0 F8
Bobby Valentine, R OBP: 0.290, SLG: 0.344 Joe Lahoud, L OBP: 0.346, SLG: 0.521 (1, 7) (9, PH)		0-0 F7	0-0 4-3		0-0 F9		0-0 L4		4-0 FC4 BB
Bruce Bochte, L OBP: 0.600, SLG: 0.600 (1, 3)		0-0 1B 1B		0-0 G6-4-3 1B		0-0 SH5-4 1B		0-0 L1-3 1B	0-0 FC4
Elie Rodriguez, R OBP: 0.375, SLG: 0.348 (1, 2)		0-0 F9		0-0 G6-4-3 1B		0-0 SH5-4 1B		0-0 L1-3	
Denny Doyle, L OBP: 0.294, SLG: 0.304 (1, 4)		0-0 1B		0-0 E1 1B		0-0 SH5-4		4-0 2B BB	
Orlando Ramirez, R OBP: 0.239, SLG: 0.190 Winston Llenas, R OBP: 0.308, SLG: 0.422 (1, 6) (6, PH) (7, 5)		0-3 K		0-0 6-3		0-3 K		0-0 2B	

Inning Stats	R: 0	H: 0	E: 0	K: 1	S: 5	LOB: 0	BB: 0	P: 5
	R: 1	H: 3	E: 0	K: 1	S: 8	LOB: 2	BB: 0	P: 8
	R: 0	H: 2	E: 0	K: 1	S: 6	LOB: 2	BB: 1	P: 10
	R: 0	H: 2	E: 1	K: 0	S: 4	LOB: 1	BB: 0	P: 4
	R: 0	H: 1	E: 0	K: 1	S: 6	LOB: 2	BB: 1	P: 10
	R: 0	H: 2	E: 0	K: 1	S: 7	LOB: 2	BB: 0	P: 7
	R: 0	H: 0	E: 0	K: 0	S: 3	LOB: 1	BB: 1	P: 7
	R: 0	H: 2	E: 0	K: 0	S: 4	LOB: 2	BB: 1	P: 8
	R: 0	H: 0	E: 1	K: 0	S: 4	LOB: 2	BB: 1	P: 8

PITCHER	IP	WLS	BF	H	R	ER	SO	BB	IBB	HBP	BLK	WP	HR	S	P	ERA	WHIP
Paul Splittorf, L ERA: 3.67 (1, 1)	7.0	W	32	10	1	1	5	1	2	0	0	0	0	39	51	1.29	1.571
Steve Mingori, L ERA: 3.5 (8, 1)	1.0		5	2	0	0	0	1	0	0	0	0	0	4	8	0.00	3.000
Doug Bird, R ERA: 3.09 (9, 1)	1.0	S	5	0	0	0	0	1	0	0	0	0	0	4	8	0.00	1.000





Batter	1	2	3	4	5	6	7	8	9	AB	R	H	RBI	BB	SO	LOB
Mickey Rivers, L (1, 8) OBP: 0.346, SLG: 0.393	4-0 CS BB		0-0 HBP 1B		4-0 E 2B BB		0-0 4-3		0-0 1B BB 1B	3	2	2	0	2	0	0
Denny Doyle, L (1, 4) OBP: 0.296, SLG: 0.309	0-0 4-3 1-2		0-0 F7		0-0 1-H 2B		0-0 1B		0-3 K	5	0	2	1	0	1	3
Leroy Stanton, R (1, 9) OBP: 0.356, SLG: 0.463	0-0 4-3		1-0 HBP		0-3 K		0-0 F8		0-0 BB 1B 1B	4	0	1	0	0	1	2
Frank Robinson, R (1, 10) OBP: 0.363, SLG: 0.452		0-0 F8	0-3 K		0-3 K		0-0 F8		0-0 FC5 BB 1B	5	0	1	0	0	2	4
Joe Lahoud, L (1, 7) OBP: 0.347, SLG: 0.513		0-3 K		0-0 4-3		4-0 SH3-4 BB		4-0 SH5-4 BB	0-3 K	3	0	0	0	2	2	3
Bruce Bochte, L (1, 3) OBP: 0.692, SLG: 0.636		4-0 1B BB		0-0 FC1-6 1B		0-0 SH3-4 1-2		0-0 SH5-4 1-2	4-0 1-2 2-3 3-H BB	1	0	1	1	2	0	0
Bobby Valentine, R (1, 5) OBP: 0.288, SLG: 0.341		0-0 1-3 1B		0-0 FC1-6 1-2f		0-0 5-3		0-0 F8	0-0 FC5 2-3f	5	0	1	0	0	0	6
Ellie Rodriguez, R (1, 2) OBP: 0.377, SLG: 0.346		0-0 1-3		0-0 F8		4-0 IBB		1-0 HBP		2	0	0	0	1	0	3
Orlando Ramirez, R (1, 6) OBP: 0.220, SLG: 0.174			0-3 K		0-3 K		0-0 G3		0-0 1-4-3	4	0	0	0	0	2	4

<b>Inning Stats</b>	R: 0 E: 0 K: 0 S: 2	H: 0 LOB: 0 BB: 1 P: 6	R: 0 E: 0 K: 1 S: 6	H: 1 LOB: 2 BB: 1 P: 10	R: 0 E: 0 K: 2 S: 8	H: 1 LOB: 2 BB: 0 P: 9	R: 0 E: 1 K: 0 S: 4	H: 1 LOB: 1 BB: 0 P: 4	R: 1 E: 1 K: 3 S: 10	H: 1 LOB: 1 BB: 1 P: 14	R: 0 E: 0 K: 0 S: 3	H: 0 LOB: 2 BB: 2 P: 11	R: 0 E: 0 K: 0 S: 4	H: 1 LOB: 1 BB: 0 P: 4	R: 0 E: 0 K: 0 S: 3	H: 0 LOB: 2 BB: 1 P: 8	R: 1 E: 0 K: 2 S: 10	H: 3 LOB: 3 BB: 1 P: 14	1B: 7 2B: 1 3B: 0 HR: 0	SF: 0 SAC: 2 DP: 0 HBP: 2	WP: 0 PB: 0 SB: 0 CS: 1	PA: 43 ERA WHIP
<b>PITCHER</b> Steve Busby, R (1, 1) ERA: 3.2	IP 9.0	WLS W	BF 43	H 8	R 2	ER 1	SO 8	BB 6	IBB 1	HBP 2	BLK 0	WP 0	HR 0	S 50	P 80	ERA 1.00	WHIP 1.556	IP WLS BF H R ER SO BB IBB HBP BLK WP HR S P ERA WHIP				

**BOTTOM**

**Kansas City Royals @ California Angels**  
Anaheim Stadium, Anaheim, CA

Fri Jul 26 1974, 10:05 PM EDT  
Att. 9,131 - Unknown - 71 F

AB	32
R	2
H	8
RBI	2
BB	7
SO	8
LOB	25






Kansas City Royals @ California Angels  
 Anaheim Stadium, Anaheim, CA

Sat Jul 27 1974, 10:05 PM EDT  
 Att: 12,008 - Unknown

AB	40
R	6
H	16
RBI	6
BB	2
SO	1
LOB	27



WP: 0 PA: 45  
 PB: 0  
 SB: 0  
 CS: 1

Batter	1	2	3	4	5	6	7	8	9	AB	R	H	RBI	BB	SO	LOB
Freddie Patek, R (1, 6) OBP: 0.313, SLG: 0.299	0-0 F9 1B 1B	0-0 1B 1B		0-0 2B 1B		0-0 F8		0-0 G1-5-3 1B		5	2	4	1	0	0	1
Cookie Rojas, R (1, 4) OBP: 0.331, SLG: 0.376	0-0 6-3 1B	0-0 1B 1B		0-0 2B			4-0 E FC6-4 BB	0-0 G1-5-3 1B		4	1	2	1	1	0	3
Frank White, R (9, 4) OBP: 0.245, SLG: 0.293	1-2 1B	1-2 2-3 1B		1-H 2B				1-2 2-3f 1B		0	0	0	0	0	0	0
Amos Otis, R (1, 8) OBP: 0.342, SLG: 0.444	0-0 F9 2-3	0-0 SF8 3-H		0-0 F8			0-3 K	0-0 P4		4	0	0	1	0	1	4
Tony Solaita, L (1, 3) OBP: 0.375, SLG: 0.425	0-0 1B 1B	0-0 4-3				0-0 FC6-4 1B	4-0 FC6-4 E 1-2 BB		0-0 SH1-4 E 1B	4	1	3	1	1	0	2
Richie Scheinblum, S (1, 10) OBP: 0.243, SLG: 0.198	0-0 1B 1B		0-0 G6-4-3 1B			0-0 F8	0-0 E4 FC6-4		0-0 E3 FC4 SH1-4	5	0	2	0	0	0	4
Jim Wohlford, R (1, 7) OBP: 0.353, SLG: 0.371	0-0 1B 1B		0-0 G6-4-3 1B			0-0 FC6-4 CS	0-0 FC6-4		0-0 SH1-4	4	0	1	2	0	0	4
Vada Pinson, L (1, 9) OBP: 0.289, SLG: 0.342	0-0 4-3		0-0 6-3			0-0 CS	0-0 6-3		0-0 FC4	4	0	0	0	0	0	4
Al Cowens, R (8, 9) OBP: 0.256, SLG: 0.269	0-0 4-3		0-0 6-3			1-2 CS	0-0 6-3		0-0 FC4	1	0	0	0	0	0	2
George Brett, L (1, 5) OBP: 0.289, SLG: 0.308		0-0 FC6-4 1B		0-0 4-3			0-0 F7		0-0 1B 1B	5	1	2	0	0	0	2
Fran Healy, R (1, 2) OBP: 0.344, SLG: 0.410		0-0 FC6-4 1B 1B SF8		0-0 4-3			0-0 1B		0-0 G1-5-3 1B 1B	4	1	2	0	0	0	1

Inning Stats	R	H	E	K	S	R	H	E	K	S	R	H	E	K	S	R	H	E	K	S	R	H	E	K	S	R	H	E	K	S	R	H	E	K	S	R	H	E	K	S												
R: 2 H: 4 E: 0 K: 0 S: 7	2	4	0	0	7	R: 1 H: 3 E: 0 K: 0 S: 6	1	3	0	6	R: 0 H: 1 E: 0 K: 0 S: 3	0	1	0	3	R: 1 H: 2 E: 0 K: 0 S: 5	1	2	0	5	R: 0 H: 1 E: 0 K: 0 S: 3	0	1	0	3	R: 0 H: 1 E: 0 K: 0 S: 4	0	1	0	4	R: 1 H: 0 E: 1 K: 1 S: 6	1	0	1	2	6	R: 1 H: 3 E: 0 K: 0 S: 5	1	3	0	5	R: 0 H: 1 E: 1 K: 0 S: 5	0	1	1	0	5	R: 0 H: 1 E: 0 K: 0 S: 5	0	1	0	5
H: 4 LOB: 2 BB: 0 P: 7	4	2	0	7	H: 3 LOB: 2 BB: 0 P: 6	3	2	0	6	H: 1 LOB: 0 BB: 0 P: 3	1	2	0	3	H: 2 LOB: 1 BB: 0 P: 5	2	1	0	5	H: 1 LOB: 0 BB: 0 P: 3	1	1	0	3	H: 1 LOB: 1 BB: 0 P: 4	1	1	0	4	H: 0 LOB: 2 BB: 2 P: 14	0	2	2	14	H: 3 LOB: 1 BB: 0 P: 5	3	1	0	5	H: 1 LOB: 2 BB: 0 P: 5	1	2	0	5								

PITCHER	IP	WLS	BF	H	R	ER	SO	BB	IBB	HBP	BLK	WP	HR	S	P	ERA	WHIP
Ed Figueroa, R (1, 1) ERA: 3.83	0.2	L	6	4	2	2	0	0	0	0	0	0	0	6	6	27.00	6.000
John Cumberland, L (1, 1) ERA: 3.74	5.1		22	8	2	2	0	0	0	0	0	0	0	22	22	3.38	1.500
Dave Sells, R (7, 1) ERA: 2.32	3.0		16	4	2	1	1	2	0	0	0	0	0	16	24	3.00	2.000





Batter	1	2	3	4	5	6	7	8	9	AB R H RBI BB SO LOB	TOP
<b>Freddie Patek, R</b> (1, 6) <small>OBP: 0.313, SLG: 0.299</small> <b>John Mayberry, L</b> (9, PH) <small>OBP: 0.401, SLG: 0.505</small> <b>Paul Splittorff, L</b> (9, PR)	0-0 		0-0 		0-0 		0-0 		0-0 	4 0 1 0 0 0 2 1 0 1 0 0 0 0 0 0 0 0 0 0 0	
<b>Cookie Rojas, R</b> (1, 4) <small>OBP: 0.330, SLG: 0.375</small> <b>Frank White, R</b> (8, 4) <small>OBP: 0.245, SLG: 0.293</small> <b>Kurt Bevacqua, R</b> (9, PH) <small>OBP: 0.227, SLG: 0.180</small>	0-0 		0-0 		0-0 			0-0 	0-0 	4 1 1 0 0 0 1 0 0 0 0 0 0 0 1 0 0 0 0 0 2	
<b>Amos Otis, R</b> (1, 8) <small>OBP: 0.349, SLG: 0.448</small>	0-0 		4-0 		4-0 			0-0 		2 1 2 0 2 0 0	
<b>Tony Solaita, L</b> (1, 3) <small>OBP: 0.365, SLG: 0.412</small>	0-3 		0-3 		0-0 			0-3 		4 0 0 0 0 3 5	
<b>Hal McRae, R</b> (1, 10) <small>OBP: 0.391, SLG: 0.488</small> <b>Richie Scheinblum, S</b> (6, PH) <small>OBP: 0.239, SLG: 0.194</small>	4-0 			0-0 		0-3 		0-0 		1 0 1 0 1 0 0 2 0 0 0 0 1 1	
<b>Jim Wohlford, R</b> (1, 7) <small>OBP: 0.360, SLG: 0.378</small>	0-0 			0-0 			0-0 		0-0 	4 1 4 2 0 0 0	
<b>Vada Pinson, L</b> (1, 9) <small>OBP: 0.269, SLG: 0.353</small>		0-0 		0-0 			0-0 		0-0 	4 1 1 2 0 0 3	
<b>George Brett, L</b> (1, 5) <small>OBP: 0.288, SLG: 0.304</small>		0-0 		0-0 			0-0 		4-0 	3 0 0 0 1 0 2	
<b>Fran Healy, R</b> (1, 2) <small>OBP: 0.343, SLG: 0.408</small>		0-0 		0-3 			0-0 		0-0 	4 0 1 0 0 1 1	
<b>Inning Stats</b>	R: 2 H: 3 E: 1 LOB: 2 K: 1 BB: 1 S: 7 P: 11	R: 0 H: 0 E: 0 LOB: 0 K: 0 BB: 0 S: 3 P: 3	R: 0 H: 1 E: 0 LOB: 1 K: 1 BB: 1 S: 5 P: 9	R: 0 H: 2 E: 0 LOB: 1 K: 0 BB: 0 S: 4 P: 4	R: 0 H: 0 E: 0 LOB: 0 K: 1 BB: 0 S: 5 P: 5	R: 0 H: 0 E: 0 LOB: 0 K: 1 BB: 1 S: 4 P: 8	R: 0 H: 2 E: 0 LOB: 2 K: 0 BB: 0 S: 5 P: 5	R: 0 H: 1 E: 0 LOB: 1 K: 1 BB: 0 S: 6 P: 6	R: 2 H: 3 E: 0 LOB: 1 K: 0 BB: 1 S: 5 P: 9	1B: 11 SF: 0 2B: 1 SAC: 0 3B: 0 DP: 4 HR: 1 HBP: 0	WP: 0 PA: 38 PB: 0 SB: 0 CS: 1
<b>PITCHER</b> <b>Jackie Brown, R</b> (1, 1) <small>ERA: 3.67</small> <b>Steve Foucault, R</b> (9, 1) <small>ERA: 2.3</small>	IP WLS BF H R ER SO BB IBB HBP BLK WP HR S P ERA WHIP 8.0 W 34 11 4 4 5 3 0 0 0 0 1 41 53 4.50 1.750										

**Kansas City Royals @ Texas Rangers**  
 Arlington Stadium, Arlington, TX  
 Sun Jul 28 1974, 8:05 PM EDT  
 Att: 11,746 - Unknown

<b>AB</b>	34
<b>R</b>	4
<b>H</b>	12
<b>RBI</b>	4
<b>BB</b>	4
<b>SO</b>	5
<b>LOB</b>	17



Batter	1	2	3	4	5	6	7	8	9	AB	R	H	RBI	BB	SO	LOB
<b>Cesar Tovar, R</b> OBP: 0.349, SLG: 0.369 (1, 8) (8, 7)	0-3 K	0-0 5-3	0-0 5-3			0-0 3B				4	0	1	0	0	1	1
<b>Alex Johnson, R</b> OBP: 0.333, SLG: 0.361 (1, 10)	0-0 HR	0-0 1B			0-0 6-3	0-0 6-3				4	1	2	1	0	0	1
<b>Jeff Burroughs, R</b> OBP: 0.365, SLG: 0.495 (1, 9)	0-0 2B	0-3 K			0-0 L8	0-3 K				4	1	1	0	0	2	2
<b>Mike Hargrove, L</b> OBP: 0.404, SLG: 0.444 <b>Joe Lovitto, S</b> OBP: 0.215, SLG: 0.270 (1, 7) (8, 8)	4-0 2B		0-0 FC4-6		0-0 F2		0-3 K			3	0	1	0	1	1	0
<b>Jim Spencer, L</b> OBP: 0.348, SLG: 0.446 (1, 3)	0-0 2B		0-0 FC4-6		0-0 3-1		0-0 6-3			4	1	1	1	0	0	1
<b>Lenny Randle, S</b> OBP: 0.356, SLG: 0.393 (1, 4)	0-0 F7		0-0 1B		0-0 4-3		0-0 G3			4	1	1	0	0	0	2
<b>Toby Harrah, R</b> OBP: 0.328, SLG: 0.432 (1, 6)	0-0 F9		0-0 1B		4-0 BB		0-0 G6-4-3			3	1	2	1	1	0	2
<b>Jim Fregosi, R</b> OBP: 0.365, SLG: 0.503 <b>Larry Brown, R</b> OBP: 0.266, SLG: 0.203 (1, 5) (6, 5)		0-0 HR	0-0 1B		0-0 5-3		0-0 G6-4-3			3	1	2	1	0	0	1
<b>Jim Sundberg, R</b> OBP: 0.378, SLG: 0.335 (1, 2)		0-0 F8	0-0 SH3-4			0-3 K		0-0 6-3		1	0	0	1	0	1	0

Inning Stats	R: 2	H: 3	E: 0	K: 1	S: 8	LOB: 2	BB: 1	P: 12	R: 1	H: 2	E: 0	K: 1	S: 7	LOB: 1	BB: 0	P: 7	R: 3	H: 4	E: 0	K: 0	S: 7	LOB: 1	BB: 0	P: 7	R: 0	H: 0	E: 0	K: 0	S: 3	LOB: 0	BB: 0	P: 3	R: 0	H: 0	E: 0	K: 0	S: 3	LOB: 1	BB: 1	P: 7	R: 0	H: 1	E: 0	K: 2	S: 8	LOB: 1	BB: 0	P: 8	R: 0	H: 0	E: 0	K: 1	S: 5	LOB: 0	BB: 0	P: 5	R: 0	H: 1	E: 0	K: 0	S: 3	LOB: 0	BB: 0	P: 3
--------------	------	------	------	------	------	--------	-------	-------	------	------	------	------	------	--------	-------	------	------	------	------	------	------	--------	-------	------	------	------	------	------	------	--------	-------	------	------	------	------	------	------	--------	-------	------	------	------	------	------	------	--------	-------	------	------	------	------	------	------	--------	-------	------	------	------	------	------	------	--------	-------	------

PITCHER	IP	WLS	BF	H	R	ER	SO	BB	IBB	HBP	BLK	WP	HR	S	P	ERA	WHIP
<b>Nelson Briles, R</b> ERA: 4.65 (1, 1)	2.1	L	15	7	5	5	2	1	0	0	0	0	2	18	22	19.29	3.429
<b>Al Fitzmorris, R</b> ERA: 3.54 (3, 1)	3.2		15	3	1	1	2	1	0	0	0	1	0	18	22	2.46	1.091
<b>Lindy McDaniel, R</b> ERA: 3.64 (7, 1)	2.0		6	1	0	0	1	0	0	0	0	0	0	8	8	0.00	0.500

**BOTTOM**

**Kansas City Royals @ Texas Rangers**  
Arlington Stadium, Arlington, TX

Sun Jul 28 1974, 8:05 PM EDT  
Att. 11,746 - Unknown

livebaseballscorecards.com

<b>AB</b>	<b>33</b>
<b>R</b>	<b>6</b>
<b>H</b>	<b>11</b>
<b>RBI</b>	<b>5</b>
<b>BB</b>	<b>2</b>
<b>SO</b>	<b>5</b>
<b>LOB</b>	<b>11</b>



1B: 6	SF: 0	WP: 2	PA: 36
2B: 2	SAC: 1	PB: 0	
3B: 1	DP: 1	SB: 1	
HR: 2	HBP: 0	CS: 0	



Batter	1	2	3	4	5	6	7	8	9	AB R H RBI BB SO LOB	TOP											
Freddie Patek, R (1, 6) OBP: 0.312, SLG: 0.298	0-0 S 1B		0-0 L6		0-3 K			0-0 F7		4 1 1 0 0 1 0												
Jim Wohlford, R (1, 7) OBP: 0.356, SLG: 0.374	0-3 K 1-2		0-0 1-3		0-3 K			0-0 6-3		4 0 0 0 0 2 1												
Amos Otis, R (1, 8) OBP: 0.345, SLG: 0.442	0-3 K		0-3 K				0-0 F8		0-0 L6	4 0 0 0 0 2 1												
John Mayberry, L (1, 10) Al Cowens, R (9, PR) OBP: 0.402, SLG: 0.505 OBP: 0.256, SLG: 0.269	0-0 2-H 1B			0-3 K			0-0 P5		0-0 BB 1B	4 0 2 1 0 1 0 0 0 0 0 0 0 0												
Tony Solaita, L (1, 3) OBP: 0.368, SLG: 0.410	0-3 K			0-0 FC5-4 1B			0-3 K		4-0 BB 1-2 BB	3 0 1 0 1 2 1												
Cookie Rojas, R (1, 4) Frank White, R (5, 4) OBP: 0.328, SLG: 0.373 OBP: 0.240, SLG: 0.287		0-0 5-3		0-0 FC5-4 1B 1-2f			0-0 5-3		0-0 F3	2 0 0 0 0 0 1 2 0 0 0 0 0 2												
Vada Pinson, L (1, 9) OBP: 0.272, SLG: 0.355		0-0 1B		0-0 1B 2-3			0-0 F9		0-0 F7	4 0 2 0 0 0 2												
George Brett, L (1, 5) OBP: 0.285, SLG: 0.300		0-3 K		0-0 4-3			0-0 G3			3 0 0 0 0 1 3												
Fran Healy, R (1, 2) OBP: 0.340, SLG: 0.404		0-0 P4			0-3 K			0-0 6-3		3 0 0 0 0 1 1												
<b>Inning Stats</b>	R: 1 E: 0 K: 3 S: 11	H: 2 LOB: 1 BB: 0 P: 11	R: 0 E: 0 K: 1 S: 6	H: 1 LOB: 1 BB: 0 P: 6	R: 0 E: 0 K: 1 S: 5	H: 0 LOB: 0 BB: 0 P: 5	R: 0 E: 1 K: 1 S: 7	H: 2 LOB: 2 BB: 0 P: 7	R: 0 E: 0 K: 3 S: 9	H: 0 LOB: 0 BB: 0 P: 9	R: 0 E: 0 K: 1 S: 5	H: 0 LOB: 0 BB: 0 P: 5	R: 0 E: 0 K: 0 S: 3	H: 0 LOB: 0 BB: 0 P: 3	R: 0 E: 0 K: 0 S: 3	H: 0 LOB: 0 BB: 0 P: 3	R: 0 E: 0 K: 0 S: 4	H: 1 LOB: 2 BB: 1 P: 8	1B: 6 2B: 0 3B: 0 HR: 0	SF: 0 SAC: 0 DP: 0 HBP: 0	WP: 0 PB: 0 SB: 1 CS: 0	PA: 34
<b>PITCHER</b> Fergie Jenkins, R (1, 1) ERA: 3.57	IP: 9.0 WLS: W BF: 34 H: 6 R: 1 ER: 1 SO: 10 BB: 1 IBB: 0 HBP: 0 BLK: 0 WP: 0 HR: 0 S: 53 P: 57 ERA: 1.00 WHIP: 0.778											<b>PITCHER</b> IP: WLS: BF: H: R: ER: SO: BB: IBB: HBP: BLK: WP: HR: S: P: ERA: WHIP:										

**Kansas City Royals @ Texas Rangers**  
 Arlington Stadium, Arlington, TX  
 Mon Jul 29 1974, 8:05 PM EDT  
 Att. 12,498 - Unknown

livebaseballscorecards.com

**AB** 33  
**R** 1  
**H** 6  
**RBI** 1  
**BB** 1  
**SO** 10  
**LOB** 12







Batter	1	2	3	4	5	6	7	8	9	AB R H RBI BB SO LOB	TOP																								
Freddie Patek, R (1, 6) OBP: 0.308, SLG: 0.294	0-3 K		0-0 6-3	0-0 E4		0-0 FC6-4			0-0 L8	5 0 0 0 0 1 3																									
Vada Pinson, L (1, 9) OBP: 0.275, SLG: 0.356	0-3 K		0-0 S 1B	0-0 P3			0-0 P6		0-0 1B 1B	5 1 2 1 0 1 2																									
Cookie Rojas, R (1, 4) OBP: 0.332, SLG: 0.376 Frank White, R (9, PR) OBP: 0.240, SLG: 0.287	0-0 1B		0-0 F8 1B		0-0 4-3		0-0 5-3		0-0 1B	5 0 3 1 0 0 0 0 0 0 0 0 0 0																									
John Mayberry, L (1, 3) OBP: 0.396, SLG: 0.497	0-0 G3		0-0 F8		0-0 P4		0-0 G3		0-0 G3	5 0 0 0 0 0 4																									
Tony Solaita, L (1, 10) OBP: 0.372, SLG: 0.409		4-0 BB 1B	0-0 G3		0-0 1B			0-3 K		3 0 1 0 1 1 1																									
Amos Otis, R (1, 8) OBP: 0.347, SLG: 0.443	0-3 K		0-0 4-3-6 1B		0-3 K			0-0 4-3 1B		4 0 2 0 0 2 2																									
Jim Wohlford, R (1, 7) OBP: 0.355, SLG: 0.373	0-0 1B		0-0 4-3-6		0-3 K			0-0 4-3		4 0 1 0 0 1 2																									
George Brett, L (1, 5) OBP: 0.288, SLG: 0.300	0-0 6-3		4-0 BB E BB		0-0 FC1-6 1B			0-0 4-3		3 1 1 0 1 0 2																									
Fran Healy, R (1, 2) OBP: 0.343, SLG: 0.411 Buck Martinez, R (7, 2) OBP: 0.300, SLG: 0.190			0-0 1B 3B		4-0 E BB		0-0 FC1-6 FC6-4		0-0 4-3	2 1 1 0 1 0 1 1 0 0 0 0 0 0																									
<b>Inning Stats</b>	R: 0 E: 0 K: 2 S: 8 H: 1 LOB: 1 BB: 0 P: 8	R: 0 E: 0 K: 1 S: 5 H: 1 LOB: 1 BB: 1 P: 9	R: 2 E: 0 K: 0 S: 6 H: 3 LOB: 1 BB: 0 P: 6	R: 1 E: 1 K: 0 S: 4 H: 1 LOB: 2 BB: 2 P: 12	R: 0 E: 0 K: 1 S: 6 H: 1 LOB: 1 BB: 0 P: 6	R: 0 E: 0 K: 1 S: 6 H: 1 LOB: 1 BB: 0 P: 6	R: 0 E: 0 K: 0 S: 3 H: 0 LOB: 0 BB: 0 P: 3	R: 0 E: 0 K: 1 S: 6 H: 1 LOB: 1 BB: 0 P: 6	R: 0 E: 0 K: 0 S: 5 H: 1 LOB: 1 BB: 0 P: 5	R: 0 E: 0 K: 0 S: 5 H: 2 LOB: 2 BB: 0 P: 5	1B: 10 2B: 1 3B: 1 HR: 0 SF: 0 SAC: 0 DP: 1 HBP: 0	WP: 0 PB: 0 SB: 1 CS: 0 PA: 40																							
<b>PITCHER</b> Joe Decker, R (1, 1) ERA: 3.23	IP 9.0	WLS W	BF 40	H 11	R 3	ER 2	SO 6	BB 3	IBB 0	HBP 0	BLK 0	WP 0	HR 0	S 49	P 61	ERA 2.00	WHIP 1.556	<b>PITCHER</b>	IP 9.0	WLS W	BF 40	H 11	R 3	ER 2	SO 6	BB 3	IBB 0	HBP 0	BLK 0	WP 0	HR 0	S 49	P 61	ERA 2.00	WHIP 1.556

Kansas City Royals @ Minnesota Twins  
Metropolitan Stadium, Bloomington, MI

Tue Jul 30 1974, 8:05 PM EDT  
Att. 12,294 - Unknown - 75 F

livebaseballscorecards.com

AB 37  
R 3  
H 11  
RBI 2  
BB 3  
SO 6  
LOB 17



Batter	1	2	3	4	5	6	7	8	9	AB	R	H	RBI	BB	SO	LOB
Steve Brye, R (1, 8) OBP: 0.322, SLG: 0.362	0-0 1-3 1-3	0-3 K K	0-0 F8 F8		4-0 1B BB			0-0 G3 G3		4	0	0	0	1	1	5
Rod Carew, L (1, 4) OBP: 0.432, SLG: 0.460	0-0 4-3 4-3	0-0 E6 E6	0-0 F7 F7		0-0 1B 1B			0-0 4-3 4-3		5	0	1	1	0	0	4
Bobby Darwin, R (1, 9) OBP: 0.332, SLG: 0.458	0-0 6-3 6-3	0-3 K K		0-0 E S 1B	0-0 1-3 1-3			0-0 6-3 6-3		5	0	1	0	0	1	5
Harmon Killebrew, R (1, 10) OBP: 0.308, SLG: 0.369		0-0 E 2B	0-0 HR HR	0-3 K 1-3				0-0 6-3 6-3		4	2	2	1	0	1	1
Larry Hisle, R (1, 7) OBP: 0.364, SLG: 0.522		0-0 E6 E6	0-0 HR HR	0-0 5-3 5-3				0-0 F9 F9		4	1	1	1	0	0	2
Eric Soderholm, R (1, 5) OBP: 0.357, SLG: 0.405		0-0 E6 E6	0-0 1-3 1-3	0-0 F7 F7				0-0 1-3 1-3		4	1	0	1	0	0	2
Craig Kusick, R (1, 3) OBP: 0.366, SLG: 0.415		4-0 1B 1B	4-0 1B 1B		0-0 F9 F9			0-0 F7 F7		2	2	0	0	2	0	0
Danny Thompson, R (1, 6) OBP: 0.331, SLG: 0.398		0-0 FC4-2 FC4-2	0-0 1B 1B	0-0 F9 F9				4-0 CS BB		3	0	1	0	1	0	3
Glenn Borgmann, R (1, 2) OBP: 0.320, SLG: 0.312		0-0 E 1B	0-0 1B 1B		0-0 1B 1B			0-0 P4 P4		4	1	3	2	0	0	1

Inning Stats	R: 0	H: 0	E: 0	K: 0	S: 3	R: 3	H: 2	E: 3	K: 2	S: 12	R: 3	H: 4	E: 0	K: 0	S: 7	R: 0	H: 1	E: 0	K: 1	S: 6	R: 1	H: 2	E: 0	K: 0	S: 5	R: 0	H: 0	E: 0	K: 0	S: 3	R: 0	H: 0	E: 0	K: 0	S: 3	R: 0	H: 0	E: 0	K: 0	S: 2	R: 0	H: 0	E: 0	K: 0	S: 3
	LOB: 0	BB: 0	P: 3	LOB: 3	BB: 1	P: 16	LOB: 2	BB: 1	P: 11	LOB: 1	BB: 0	P: 6	LOB: 2	BB: 1	P: 9	LOB: 0	BB: 0	P: 3	LOB: 0	BB: 0	LOB: 0	BB: 1	P: 6	LOB: 0	BB: 0	P: 3	LOB: 0	BB: 0	P: 3	LOB: 0	BB: 0	P: 3	LOB: 0	BB: 0	P: 3	LOB: 0	BB: 0	P: 3	LOB: 0	BB: 0	P: 3	LOB: 0	BB: 0	P: 3	


PITCHER	IP	WLS	BF	H	R	ER	SO	BB	IBB	HBP	BLK	WP	HR	S	P	ERA	WHIP
Paul Splittorf, L (1, 1) ERA: 3.8	2.1	L	17	5	6	3	2	2	0	0	0	0	2	19	27	11.57	3.000
Al Fitzmorris, R (3, 1) ERA: 3.46	4.2		19	4	1	1	1	2	0	0	0	0	0	19	27	1.93	1.286
Doug Bird, R (8, 1) ERA: 3.03	1.0		3	0	0	0	0	0	0	0	0	0	0	3	3	0.00	0.000

**BOTTOM**

**Kansas City Royals @ Minnesota Twins**  
Metropolitan Stadium, Bloomington, MI

Tue Jul 30 1974, 8:05 PM EDT  
Att: 12,294 - Unknown - 75 F

AB 35  
R 7  
H 9  
RBI 6  
BB 4  
SO 3  
LOB 23



WP	HR	S	P	ERA	WHIP
0	0	0	0	0	0



Batter	1	2	3	4	5	6	7	8	9	AB R H RBI BB SO LOB	TOP											
Freddie Patek, R (1, 6) OBP: 0.310, SLG: 0.294	0-3 K		0-0 F9			0-0 S 1B		4-0 S BB		3 0 1 0 1 1 0												
Vada Pinson, L (1, 9) Al Cowens, R (9, 9) OBP: 0.271, SLG: 0.351 OBP: 0.256, SLG: 0.269	0-0 L7			0-3 K		0-0 6-3		0-0 3-1 BB		4 0 0 1 0 1 2 0 0 0 0 0 0 0												
Cookie Rojas, R (1, 4) Frank White, R (8, 4) OBP: 0.331, SLG: 0.375 OBP: 0.240, SLG: 0.287	0-0 5-3			0-0 CS 1B		0-0 F7		0-0 B5-3		4 0 1 0 0 0 2 0 0 0 0 0 0 0												
John Mayberry, L (1, 3) OBP: 0.395, SLG: 0.493		0-0 F9		0-0 4-3 1-2			0-3 K		0-0 HR 1B	4 1 1 0 0 1 1												
Tony Solaita, L (1, 10) OBP: 0.375, SLG: 0.407		4-0 BB			0-3 K		0-0 1B 1B		0-3 K	3 0 1 0 1 2 1												
Amos Otis, R (1, 8) OBP: 0.346, SLG: 0.450		0-0 P3			0-3 K		0-0 G2		0-0 HR	4 1 1 2 0 1 2												
Jim Wohlford, R (1, 7) OBP: 0.354, SLG: 0.371		0-3 K			0-0 P6		0-0 FC1-4-6 1B		0-0 6-3	4 0 1 0 0 1 1												
George Brett, L (1, 5) OBP: 0.287, SLG: 0.304			0-0 F7			0-0 1B 6-3 2B		0-0 FC1-4-6 1-2f	0-0 6-3	4 1 1 0 0 0 2												
Buck Martinez, R (1, 2) OBP: 0.283, SLG: 0.178			0-0 6-3			0-3 K		0-3 K		3 0 0 0 0 2 1												
<b>Inning Stats</b>	R: 0 E: 0 K: 1 S: 5	H: 0 LOB: 0 BB: 0 P: 5	R: 0 E: 0 K: 1 S: 5	H: 0 LOB: 1 BB: 1 P: 9	R: 0 E: 0 K: 0 S: 3	H: 0 LOB: 0 BB: 0 P: 3	R: 0 E: 0 K: 1 S: 5	H: 1 LOB: 0 BB: 0 P: 5	R: 0 E: 0 K: 2 S: 7	H: 0 LOB: 0 BB: 0 P: 7	R: 1 E: 0 K: 1 S: 7	H: 2 LOB: 1 BB: 0 P: 7	R: 0 E: 0 K: 1 S: 7	H: 2 LOB: 2 BB: 0 P: 7	R: 0 E: 0 K: 1 S: 5	H: 0 LOB: 1 BB: 1 P: 9	R: 2 E: 0 K: 1 S: 7	H: 2 LOB: 0 BB: 0 P: 7	1B: 5 2B: 1 3B: 0 HR: 1	SF: 0 SAC: 0 DP: 0 HBP: 0	WP: 0 PB: 0 SB: 2 CS: 1	PA: 35
<b>PITCHER</b> Bert Blyleven, R (1, 1) ERA: 3.2	IP: 9.0 WLS: L BF: 35 H: 7 R: 3 ER: 3 SO: 9 BB: 2 IBB: 0 HBP: 0 BLK: 0 WP: 0 HR: 1 S: 51 P: 59 ERA: 3.00 WHIP: 1.000											<b>PITCHER</b> IP: WLS: BF: H: R: ER: SO: BB: IBB: HBP: BLK: WP: HR: S: P: ERA: WHIP										

Kansas City Royals @ Minnesota Twins  
Metropolitan Stadium, Bloomington, MI

Wed Jul 31 1974, 4:33 AM EDT  
Att. 18,479 - Sunny - 77 F

livebaseballscorecards.com

AB	33
R	3
H	7
RBI	3
BB	2
SO	9
LOB	12







Batter	1	2	3	4	5	6	7	8	9	AB R H RBI BB SO LOB	TOP											
<b>Cesar Tovar, R</b> (1, 8) OBP: 0.346, SLG: 0.365	0-3 K		4-0 FC6-4 BB			0-0 F8		0-0 S 1B 1B	0-0 5-3	4 1 1 0 1 1 1												
<b>Alex Johnson, R</b> (1, 7) OBP: 0.338, SLG: 0.368	0-0 F8		0-0 FC6-4 1-2f			0-0 P4				4 0 0 0 0 1 2												
<b>Jeff Burroughs, R</b> (1, 9) OBP: 0.374, SLG: 0.505	4-0 BB			0-0 5-3		0-0 P3		4-0 1B 1-2 IBB		2 0 0 0 2 0 0												
<b>Mike Hargrove, L</b> (1, 3) OBP: 0.404, SLG: 0.436	0-0 4-3			0-0 4-3			0-0 F8	0-0 1-3 2-H 1B		4 0 1 1 0 0 1												
<b>Lenny Randle, S</b> (1, 4) OBP: 0.353, SLG: 0.391		0-0 F7		0-0 6-3			0-0 1B SF7 1B	0-0 P5		4 1 1 0 0 0 2												
<b>Jim Spencer, L</b> (1, 10) OBP: 0.345, SLG: 0.442		0-0 F8			0-0 F9		0-0 1-3 S 1B		0-0 6-3	3 0 1 0 0 0 0 1 0 0 0 0 0 0												
<b>Davey Nelson, R</b> (7, PR) OBP: 0.295, SLG: 0.290																						
<b>Toby Harrah, R</b> (1, 6) OBP: 0.327, SLG: 0.433		0-0 F7			0-0 5-3		0-0 SF7		0-0 HR	3 1 1 2 0 0 0												
<b>Jim Fregosi, R</b> (1, 5) OBP: 0.355, SLG: 0.489			0-3 K		0-0 FC6-4 1B		0-0 3-H F3		0-0 2B	4 0 2 0 0 1 1 0 0 0 0 0 0 0												
<b>Larry Brown, R</b> (9, PR) OBP: 0.272, SLG: 0.211																						
<b>Jim Sundberg, R</b> (1, 2) OBP: 0.385, SLG: 0.346			0-3 K		0-0 FC6-4 1-2f			0-0 6-3	0-0 F8	4 0 0 0 0 1 2												
<b>Inning Stats</b>	R: 0 E: 0 K: 1 S: 5	H: 0 LOB: 1 BB: 1 P: 9	R: 0 E: 0 K: 0 S: 3	H: 0 LOB: 0 BB: 0 P: 3	R: 0 E: 0 K: 2 S: 7	H: 0 LOB: 1 BB: 1 P: 11	R: 0 E: 0 K: 0 S: 3	H: 0 LOB: 0 BB: 0 P: 3	R: 0 E: 0 K: 0 S: 4	H: 1 LOB: 1 BB: 0 P: 4	R: 0 E: 0 K: 0 S: 3	H: 0 LOB: 0 BB: 0 P: 3	R: 1 E: 0 K: 0 S: 5	H: 2 LOB: 2 BB: 0 P: 5	R: 1 E: 0 K: 1 S: 7	H: 2 LOB: 2 BB: 1 P: 11	R: 1 E: 0 K: 0 S: 5	H: 2 LOB: 1 BB: 0 P: 5	1B: 5 2B: 1 3B: 0 HR: 1	SF: 1 SAC: 0 DP: 0 HBP: 0	WP: 0 PB: 0 SB: 2 CS: 0	PA: 37
<b>PITCHER</b> <b>Bruce Dal Canton, R</b> (1, 1) ERA: 2.67	IP: 9.0 WLS: L BF: 37 H: 7 R: 3 ER: 3 SO: 4 BB: 2 IBB: 1 HBP: 0 BLK: 0 WP: 0 HR: 1 S: 42 P: 54 ERA: 3.00 WHIP: 1.000											<b>PITCHER</b>	IP: 9.0 WLS: L BF: 37 H: 7 R: 3 ER: 3 SO: 4 BB: 2 IBB: 1 HBP: 0 BLK: 0 WP: 0 HR: 1 S: 42 P: 54 ERA: 3.00 WHIP: 1.000									

**Texas Rangers @ Kansas City Royals**  
**Royals Stadium, Kansas City, MO**  
 Thu Aug 01 1974, 8:05 PM EDT  
 Att. 13,770 - Unknown - 82 F

livebaseballscorecards.com

AB	33
R	3
H	7
RBI	3
BB	3
SO	4
LOB	9



Batter	1	2	3	4	5	6	7	8	9	AB R H RBI BB SO LOB
Freddie Patek, R (1, 6) OBP: 0.312, SLG: 0.302	0-0 SF7 3B		0-0 FC6-5-4 4-3 1B		0-3 K 1-2			0-0 6-3		4 1 2 0 0 1 1
Vada Pinson, L (1, 9) OBP: 0.270, SLG: 0.346	0-0 P4		0-0 4-3 1-2			0-0 L4		4-0 BB G1-6-3		3 0 0 0 1 0 2
Cookie Rojas, R (1, 4) OBP: 0.330, SLG: 0.374	0-0 SF7		0-0 FC6-5-4 2-3			0-0 1B		0-0 G1-6-3 1-2f		3 0 1 1 0 0 2
John Mayberry, L (1, 3) OBP: 0.390, SLG: 0.487	0-0 3-1			0-0 L9		0-0 F8		0-0 4-3		4 0 0 0 0 0 1
Tony Solaita, L (1, 10) OBP: 0.372, SLG: 0.403		0-0 G3		0-0 1B 1B		0-0 G3		0-0 G3		4 0 1 0 0 0 1
Amos Otis, R (1, 8) OBP: 0.348, SLG: 0.450		0-3 K		0-0 1B G6-4-3		0-0 F7		0-0 1B		4 0 2 0 0 1 0
Jim Wohlford, R (1, 7) OBP: 0.353, SLG: 0.373		0-0 2B		0-0 G6-4-3 1-2f		0-0 6-3		0-0 F3		4 0 1 0 0 0 3
George Brett, L (1, 5) OBP: 0.288, SLG: 0.304		0-0 4-3			0-0 1-3		0-0 1B			3 0 1 0 0 0 1
Buck Martinez, R (1, 2) OBP: 0.286, SLG: 0.188			0-0 F8		0-0 CS 1B		0-3 K			3 0 1 0 0 1 1

Inning Stats	R: 1 E: 0 K: 0 S: 4	H: 1 LOB: 0 BB: 0 P: 4	R: 0 E: 0 K: 1 S: 6	H: 1 LOB: 1 BB: 0 P: 6	R: 0 E: 0 K: 0 S: 4	H: 1 LOB: 1 BB: 0 P: 4	R: 0 E: 0 K: 0 S: 4	H: 2 LOB: 1 BB: 0 P: 4	R: 0 E: 0 K: 1 S: 5	H: 1 LOB: 1 BB: 0 P: 5	R: 0 E: 0 K: 0 S: 4	H: 1 LOB: 1 BB: 0 P: 4	R: 0 E: 0 K: 1 S: 6	H: 0 LOB: 0 BB: 1 P: 6	R: 0 E: 0 K: 0 S: 4	H: 1 LOB: 1 BB: 0 P: 4	1B: 7 2B: 2 3B: 1 HR: 0	SF: 1 SAC: 0 DP: 3 HBP: 0	WP: 0 PB: 0 SB: 0 CS: 1	PA: 34
PITCHER Jackie Brown, R (1, 1) ERA: 3.49	IP 9.0 WLS W BF 34 H 9 R 1 ER 1 SO 3 BB 1 IBB 0 HBP 0 BLK 0 WP 0 HR 0 S 39 P 43 ERA 1.00 WHIP 1.111																			

BOTTOM

Texas Rangers @ Kansas City Royals  
Royals Stadium, Kansas City, MO

Thu Aug 01 1974, 8:05 PM EDT  
Att: 13,770 - Unknown - 82 F

livebaseballscorecards.com

AB	32
R	1
H	9
RBI	1
BB	1
SO	3
LOB	12





Batter	1	2	3	4	5	6	7	8	9	AB R H RBI BB SO LOB	TOP	
<b>Cesar Tovar, R</b> OBP: 0.348, SLG: 0.367 (1, 8) X	0-0 CS 1B			X 0-0 G6-4-3 1B		X 0-0 F8			X 0-0 6-3	4 0 2 0 0 0 1		
<b>Alex Johnson, R</b> OBP: 0.337, SLG: 0.367 (1, 7) SSS	0-3 1-2 K			X 0-3 K		X 0-0 FC6-4 1-2f			X 0-0 1B 1B	4 0 1 0 0 2 3		
<b>Jeff Burroughs, R</b> OBP: 0.376, SLG: 0.505 (1, 9) X	0-0 F9			X 0-0 G6-4-3 1-2f			X 0-0 G6-3 1B 1B		X 0-0 1-2 1B 1B	4 0 2 0 0 0 1		
<b>Mike Hargrove, L</b> OBP: 0.405, SLG: 0.437 (1, 3) X			X 0-0 1-3		X 0-0 G4-6-3 1B		X 0-0 1-2 G6-3 1B		X 0-0 P6	4 0 2 0 0 0 2		
<b>Lenny Randle, S</b> OBP: 0.349, SLG: 0.387 (1, 5) SSS			X 0-3 K		X 0-0 G4-6-3 1-2f		X 0-0 1-2f 2-3 G6-3		X 0-3 K	4 0 0 0 0 2 5		
<b>Jim Spencer, L</b> OBP: 0.345, SLG: 0.441 (1, 10) X			X 0-0 F9		X 0-0 FC5-4 1B		X 0-0 L8			3 0 1 0 0 0 1		
<b>Toby Harrah, R</b> OBP: 0.325, SLG: 0.430 (1, 6) SSS			X 0-3 K		X 0-0 FC5-4 1-2f			X 0-0 5-3		3 0 0 0 0 1 1		
<b>Davey Nelson, R</b> OBP: 0.299, SLG: 0.295 (1, 4) SSS			X 0-3 K			X 0-0 FC4-6 1B		X 0-0 G6-4-3 1B		3 0 2 0 0 1 0		
<b>Jim Sundberg, R</b> OBP: 0.381, SLG: 0.341 (1, 2) X			X 0-0 F9		X 0-0 FC4-6 1-2f		X 0-0 FC6-4		X 0-0 G6-4-3 1-2f	3 0 0 0 0 0 2		
<b>Inning Stats</b>	R: 0 E: 0 K: 1 S: 5 H: 1 LOB: 0 BB: 0 P: 5	R: 0 E: 0 K: 1 S: 5 H: 0 LOB: 0 BB: 0 P: 5	R: 0 E: 0 K: 2 S: 7 H: 0 LOB: 0 BB: 0 P: 7	R: 0 E: 0 K: 1 S: 5 H: 1 LOB: 0 BB: 0 P: 5	R: 0 E: 0 K: 0 S: 4 H: 2 LOB: 1 BB: 0 P: 4	R: 0 E: 0 K: 0 S: 4 H: 1 LOB: 1 BB: 0 P: 4	R: 0 E: 0 K: 0 S: 4 H: 2 LOB: 1 BB: 0 P: 4	R: 0 E: 0 K: 0 S: 3 H: 1 LOB: 0 BB: 0 P: 3	R: 0 E: 0 K: 1 S: 7 H: 2 LOB: 2 BB: 0 P: 7	1B: 10 SF: 0 2B: 1 SAC: 0 3B: 0 DP: 5 HR: 0 HBP: 0	WP: 0 PA: 32 PB: 0 SB: 0 CS: 1	
<b>PITCHER</b>	IP WLS BF H R ER SO BB IBB HBP BLK WP HR S P ERA WHIP											
<b>Nelson Briles, R</b> ERA: 3.86 (1, 1)	8.1 W 30 10 0 0 5 0 0 0 0 0 0 0 40 40 0.00 1.200											
<b>Steve Mingori, L</b> ERA: 3.45 (9, 1)	0.2 2 0 0 0 1 0 0 0 0 0 0 0 4 4 0.00 0.000											

**Texas Rangers @ Kansas City Royals**  
**Royals Stadium, Kansas City, MO**  
 Fri Aug 02 1974, 8:05 PM EDT  
 Att. 16,437 - Unknown - 78 F

[livebaseballscorecards.com](http://livebaseballscorecards.com)

AB	32
R	0
H	10
RBI	0
BB	0
SO	6
LOB	16



Batter	1	2	3	4	5	6	7	8	9
Freddie Patek, R (1, 6) OBP: 0.314, SLG: 0.302	0-0 F8		0-0 5-3			0-0 4-1 1B		4-0 2B 1-2 SF8 BB	
Vada Pinson, L (1, 9) OBP: 0.270, SLG: 0.349	0-0 P5		0-0 F8			0-0 4-1 1-2		0-0 SF8 1-3 2-H 3-H 2B	
Cookie Rojas, R (1, 4) OBP: 0.329, SLG: 0.377	0-0 2B			0-0 6-3		0-0 F8		0-0 SF8 2-3 3-H	
John Mayberry, L (1, 3) OBP: 0.386, SLG: 0.481	0-0 F9			0-0 P4			0-0 F8	0-3 K	
Amos Otis, R (1, 8) OBP: 0.349, SLG: 0.454		0-0 E SF8 2B		0-0 1B			0-0 E5 CS	0-0 P6	
Al Cowens, R (9, 8) OBP: 0.256, SLG: 0.269					0-0 0-0 K		4-0 BB 1-2 FC6-4 BB		
Tony Solaita, L (1, 10) OBP: 0.371, SLG: 0.400		0-0 SF8 2-H			0-0 0-0 K		0-0 F7		
Jim Wohlford, R (1, 7) OBP: 0.350, SLG: 0.370		0-0 6-3			0-0 F8		0-0 FC6-4 1-2		
George Brett, L (1, 5) OBP: 0.286, SLG: 0.305		0-0 6-3			0-0 F8			0-0 1B 2B 1B	
Fran Healy, R (1, 2) OBP: 0.343, SLG: 0.410			0-0 6-3			0-0 5-3		0-0 2B 1-3 2B 1B	

Inning Stats	R: 0	H: 1	E: 0	LOB: 1	K: 0	BB: 0	S: 4	P: 4
	R: 1	H: 1	E: 1	LOB: 0	K: 0	BB: 0	S: 4	P: 4
	R: 0	H: 0	E: 0	LOB: 0	K: 0	BB: 0	S: 3	P: 3
	R: 0	H: 1	E: 0	LOB: 1	K: 0	BB: 0	S: 3	P: 3
	R: 0	H: 0	E: 0	LOB: 0	K: 1	BB: 0	S: 5	P: 5
	R: 0	H: 1	E: 0	LOB: 1	K: 0	BB: 0	S: 4	P: 4
	R: 0	H: 0	E: 1	LOB: 1	K: 0	BB: 1	S: 3	P: 7
	R: 3	H: 3	E: 0	LOB: 1	K: 1	BB: 1	S: 8	P: 12

PITCHER	IP	WLS	BF	H	R	ER	SO	BB	IBB	HBP	BLK	WP	HR	S	P	ERA	WHIP
Fergie Jenkins, R (1, 1) ERA: 3.56	8.0	L	32	7	4	3	2	2	0	0	0	0	0	34	42	3.38	1.125


**BOTTOM**

**Texas Rangers @ Kansas City Royals**  
Royals Stadium, Kansas City, MO

Fri Aug 02 1974, 8:05 PM EDT  
Att: 16,437 - Unknown - 78 F

AB	R	H	RBI	BB	SO	LOB
3	1	1	0	1	0	0
4	0	1	2	0	0	1
3	0	1	1	0	0	1
4	0	0	0	0	1	2
4	1	2	0	0	0	1
0	0	0	0	0	0	0
1	0	0	1	1	1	0
3	0	0	0	0	0	1
3	1	1	0	0	0	0
3	1	1	0	0	0	0

AB	28
R	4
H	7
RBI	4
BB	2
SO	2
LOB	6



WP	PA
0	32

1B	SF	WP	PA
4	2	0	32
3	0	0	
0	0	0	
0	0	0	



Batter	1	2	3	4	5	6	7	8	9	AB R H RBI BB SO LOB	TOP											
Mickey Rivers, L (1, 8) OBP: 0.345, SLG: 0.396	0-0 6-3		0-0 2B	0-0 1B			0-0 F7	4-0 BB		4 1 2 1 1 0 0	<b>California Angels @ Kansas City Royals</b> Royals Stadium, Kansas City, MO Sat Aug 03 1974, 4:33 AM EDT Att. 15,277 - Unknown - 75 F											
Bob Heise, R (1, 4) OBP: 0.083, SLG: 0.083	0-0 L3		0-0 F9	0-0 F7			0-0 E5	0-3 K		5 0 0 0 0 1 5												
Leroy Stanton, R (1, 9) OBP: 0.354, SLG: 0.475	0-0 6-3		0-0 BB 2B				0-0 F9		0-0 5-3	5 0 1 2 0 0 1												
Bob Oliver, R (1, 5) OBP: 0.276, SLG: 0.331		0-0 1B	4-0 BB IBB				0-0 F8		0-0 F9	4 0 2 0 1 0 0												
Winston Llenas, R (1, 10) OBP: 0.295, SLG: 0.383		0-0 F9	4-0 FC6 BB				0-0 F8		0-0 5-3	4 0 0 0 1 0 3												
Bobby Valentine, R (1, 6) OBP: 0.302, SLG: 0.366		0-0 F8	0-0 FC6				0-3 K			4 1 1 0 0 1 4												
Ellie Rodriguez, R (1, 2) OBP: 0.376, SLG: 0.366	0-0 F8			0-0 6-3			0-0 F8		0-0 SH1-4	3 0 0 0 0 0 1												
Bruce Bochte, L (1, 7) OBP: 0.543, SLG: 0.575			0-0 2B 1B	0-0 1B 2B			4-0 BB		0-0 FC4-6 1B	3 2 3 1 1 0 0												
Doug Howard, R (1, 3)			0-0 F8	0-0 F8			0-0 1-3		0-0 FC4-6 BB	4 0 0 0 0 0 4												
<b>Inning Stats</b>	R: 0 E: 0 K: 0 S: 3	H: 0 LOB: 0 BB: 0 P: 3	R: 0 E: 0 K: 0 S: 4	H: 1 LOB: 1 BB: 0 P: 4	R: 2 E: 0 K: 0 S: 6	H: 3 LOB: 3 BB: 2 P: 14	R: 1 E: 0 K: 0 S: 5	H: 2 LOB: 1 BB: 0 P: 5	R: 0 E: 0 K: 0 S: 3	H: 0 LOB: 0 BB: 0 P: 3		R: 0 E: 1 K: 1 S: 5	H: 0 LOB: 1 BB: 1 P: 9	R: 0 E: 1 K: 0 S: 5	H: 1 LOB: 2 BB: 0 P: 5	R: 1 E: 0 K: 1 S: 7	H: 2 LOB: 2 BB: 1 P: 11	R: 0 E: 0 K: 0 S: 3	H: 0 LOB: 0 BB: 0 P: 3	1B: 6 2B: 3 3B: 0 HR: 0	SF: 0 SAC: 1 DP: 0 HBP: 0	WP: 0 PB: 0 SB: 0 CS: 0
<b>PITCHER</b> Paul Splittorff, L (1, 1) ERA: 3.81	IP 9.0	WLS L	BF 41	H 9	R 4	ER 4	SO 2	BB 3	IBB 1	HBP 0	BLK 0	WP 0	HR 0	S 41	P 57	ERA 4.00	WHIP 1.333					<b>PITCHER</b> IP WLS BF H R ER SO BB IBB HBP BLK WP HR S P ERA WHIP

livebaseballscorecards.com

<b>AB</b>	36
<b>R</b>	4
<b>H</b>	9
<b>RBI</b>	4
<b>BB</b>	4
<b>SO</b>	2
<b>LOB</b>	18



Batter	1	2	3	4	5	6	7	8	9	AB R H RBI BB SO LOB
Freddie Patek, R (1, 6) OBP: 0.316, SLG: 0.301 Richie Scheinblum, S (9, PH) OBP: 0.237, SLG: 0.193	0-3 K ①		0-0 F8 ②		4-0 1B BB		4-0 FC4-6 BB		0-0 3-1 ③	2 1 0 0 2 1 1 1 0 0 0 0 0 0
Vada Pinson, L (1, 9) OBP: 0.266, SLG: 0.344	0-0 L3 ②		0-0 P4 ③		0-0 F7 ①		0-0 FC4-6 CS ②			4 0 0 0 0 0 3
Amos Otis, R (1, 8) OBP: 0.353, SLG: 0.468	0-0 1B			0-0 1B 2B	0-3 K ②		0-0 CS ③	0-0 HR		4 2 3 1 0 1 1
John Mayberry, L (1, 3) OBP: 0.385, SLG: 0.478	0-0 F8 ③			0-0 P5 ①	0-0 1B			0-0 P6 ①		4 0 1 1 0 0 2
Tony Solaita, L (1, 10) OBP: 0.363, SLG: 0.389		0-3 K ①		0-0 F7 ②	0-0 F8 ③			0-0 F7 ②		4 0 0 0 0 1 2
Jim Wohlford, R (1, 7) OBP: 0.350, SLG: 0.368 Al Cowens, R (7, 7) OBP: 0.261, SLG: 0.274		0-3 K ②		1-0 1B E HBP		0-3 K ①		0-0 1B		2 0 0 0 0 2 0 1 0 1 0 0 0 0
George Brett, L (1, 5) OBP: 0.284, SLG: 0.300		0-3 K ③		0-0 E6 1B		0-0 6-3 ②		0-0 F8 ③		4 0 0 0 0 1 3
Frank White, R (1, 4) OBP: 0.242, SLG: 0.289 Cookie Rojas, R (9, PH) OBP: 0.328, SLG: 0.376			0-0 6-3 ①	0-0 1B		0-0 F9 ③			0-3 K ①	3 0 1 1 0 0 0 1 0 0 0 0 1 0
Fran Healy, R (1, 2) OBP: 0.342, SLG: 0.408			0-0 1B	0-3 K ③			0-0 4-3 ①		0-3 K ②	4 0 1 0 0 2 3

Inning Stats	R: 0	H: 1	E: 0	LOB: 1	K: 1	S: 6	R: 0	H: 0	E: 0	LOB: 0	K: 3	S: 9	R: 0	H: 1	E: 0	LOB: 1	K: 0	S: 4	R: 1	H: 2	E: 1	LOB: 3	K: 1	S: 8	R: 1	H: 1	E: 0	LOB: 1	K: 1	S: 6	R: 0	H: 0	E: 0	LOB: 0	K: 1	S: 5	R: 0	H: 0	E: 0	LOB: 0	K: 0	S: 2	R: 1	H: 2	E: 0	LOB: 1	K: 0	S: 5	R: 0	H: 0	E: 0	LOB: 0	K: 2	S: 7	R: 0	H: 0	E: 0	LOB: 0	K: 2	S: 7	1B: 5	SF: 0	2B: 1	SAC: 0	3B: 0	DP: 0	HR: 1	HBP: 1	WP: 0	PA: 38
PITCHER Nolan Ryan, R (1, 1) ERA: 3.38	IP	WLS	BF	H	R	ER	SO	BB	IBB	HBP	BLK	WP	HR	S	P	ERA	WHIP																																																					

**BOTTOM**

**California Angels @ Kansas City Royals**  
 Royals Stadium, Kansas City, MO

Sat Aug 03 1974, 4:33 AM EDT  
 Att: 15,277 - Unknown - 75 F

AB	34
R	3
H	7
RBI	3
BB	2
SO	9
LOB	15





Batter	1	2	3	4	5	6	7	8	9	AB R H RBI BB SO LOB	TOP		
Mickey Rivers, L (1, 8) OBP: 0.344, SLG: 0.394	0-0 L9	0-0 P6		0-0 4-3		0-0 PO	0-0 G5-4-3 1B		0-0 F8	5 0 1 0 0 0 3	<b>California Angels @ Kansas City Royals</b> Royals Stadium, Kansas City, MO Sun Aug 04 1974, 4:33 AM EDT Unknown - 78 F		
Rudy Meoli, L (1, 5) OBP: 0.500, SLG: 0.533 Bob Oliver, R (7, PH) OBP: 0.275, SLG: 0.330 (7, 5)	0-0 S 1B		0-0 BB 2B 1B		0-3 K2-3		0-0 G5-4-3 1-2f			3 1 2 0 0 1 0 1 0 0 0 0 0 1			
Leroy Stanton, R (1, 9) OBP: 0.349, SLG: 0.469	0-0 P5 1-2		0-3 K		0-3 K		0-0 5-3			4 0 0 0 0 2 2			
Frank Robinson, R (1, 10) OBP: 0.363, SLG: 0.453	0-3 K		0-0 F3		0-3 K			0-0 F7		4 0 0 0 0 2 2			
Joe Lahoud, L (1, 7) OBP: 0.360, SLG: 0.493 Winston Llenas, R (8, PH) OBP: 0.292, SLG: 0.379 (8, 7)		0-0 SH5-4 1B HBP	4-0 1-2 2B BB			0-0 P6		0-3 K		2 1 1 0 1 0 0 1 0 0 0 0 1 0			
Bruce Bochte, L (1, 3) OBP: 0.560, SLG: 0.595		1-0 SH5-4 1B HBP	0-0 1-1 2B			4-0 BB 1B BLK BB		0-0 F8		2 2 1 1 1 0 0			
Bobby Valentine, R (1, 6) OBP: 0.302, SLG: 0.366		0-0 SH5-4 1-2 2-3		0-0 L4		0-0 BLK BB 1-2 PO 1B			0-0 5-3	3 0 1 0 0 0 0			
Ellie Rodriguez, R (1, 2) OBP: 0.376, SLG: 0.366		0-3 K		0-0 G3 1B		4-0 BLK 1-2 2-3 BB			0-0 L7	3 0 1 0 1 1 2			
Denny Doyle, L (1, 4) OBP: 0.290, SLG: 0.299 Doug Howard, R (9, PH) OBP: 0.200, SLG: 0.200		0-0 2-H 3-H 1B		0-0 G3 1-2		0-3 K 1-2 2-3 3-H			0-0 1B	3 0 1 2 0 1 3 1 0 1 0 0 0 0			
<b>Inning Stats</b>	R: 0 H: 1 E: 0 LOB: 1 K: 1 BB: 0 S: 6 P: 6	R: 2 H: 2 E: 0 LOB: 1 K: 1 BB: 0 S: 7 P: 8	R: 1 H: 2 E: 0 LOB: 2 K: 1 BB: 1 S: 6 P: 10	R: 0 H: 1 E: 0 LOB: 1 K: 0 BB: 0 S: 4 P: 4	R: 0 H: 0 E: 0 LOB: 0 K: 3 BB: 0 S: 9 P: 9	R: 1 H: 1 E: 0 LOB: 1 K: 1 BB: 2 S: 5 P: 13	R: 0 H: 1 E: 0 LOB: 0 K: 0 BB: 0 S: 3 P: 3	R: 0 H: 0 E: 0 LOB: 0 K: 1 BB: 0 S: 5 P: 5	R: 0 H: 1 E: 0 LOB: 1 K: 0 BB: 0 S: 4 P: 4	1B: 8 SF: 0 2B: 1 SAC: 1 3B: 0 DP: 1 HR: 0 HBP: 1		WP: 0 PA: 38 PB: 0 SB: 1 CS: 0	
<b>PITCHER</b>	IP WLS BF H R ER SO BB IBB HBP BLK WP HR S P ERA WHIP											<b>PITCHER</b>	IP WLS BF H R ER SO BB IBB HBP BLK WP HR S P ERA WHIP
Steve Busby, R (1, 1) ERA: 3.24	6.0 W 27 7 4 4 7 3 0 1 1 0 0 37 50 6.00 1.667												
Steve Mingori, L (7, 1) ERA: 3.23	3.0 S 10 2 0 0 1 0 0 0 0 0 0 0 12 12 0.00 0.667												

livebaseballscorecards.com



BOTTOM

California Angels @ Kansas City Royals  
Royals Stadium, Kansas City, MO

Sun Aug 04 1974, 4:33 AM EDT  
Unknown - 78 F

livebaseballscorecards.com

AB	37
R	10
H	13
RBI	8
BB	4
SO	0
LOB	12



WP:	0	PA:	42
PB:	0	SB:	1
CS:	0		

AB	R	H	RBI	BB	SO	LOB	
5	0	2	2	0	0	0	
2	1	0	0	2	0	0	
0	0	0	0	0	0	0	
4	2	1	0	1	0	5	
4	2	3	2	1	0	0	
0	0	0	0	0	0	0	
5	1	2	1	0	0	2	
5	1	2	1	0	0	2	
2	0	0	0	0	0	0	
2	1	0	0	0	0	2	
2	0	0	0	0	0	0	
2	2	2	1	0	0	0	
0	0	0	0	0	0	0	
4	0	1	1	0	0	1	
1B:	11	SF:	0	WP:	0	PA:	42
2B:	2	SAC:	0	PB:	0	SB:	1
3B:	0	DP:	0	CS:	0		
HR:	0	HBP:	1				

Batter	1	2	3	4	5	6	7	8	9
Freddie Patek, R OBP: 0.317, SLG: 0.307 (1, 6)	0-0 F8		0-0 F8		0-0 F8	0-0 FC5 1-3 2-H 2B	0-0 2B 1-H		
Cookie Rojas, R OBP: 0.332, SLG: 0.374 Frank White, R OBP: 0.242, SLG: 0.289 (1, 4) (9, 4)	0-0 F8		4-0 1B 1B BB		0-0 5-3	4-0 BB	1-0 FC5-4 HBP		
Amos Otis, R OBP: 0.354, SLG: 0.466 (1, 8)	4-0 E S 1B BB		0-0 1B 1-2 1B		0-0 4-3	0-0 FC5 2-3f	0-0 FC5-4 1-2f		
John Mayberry, L OBP: 0.390, SLG: 0.481 Tony Solaita, L OBP: 0.363, SLG: 0.389 (1, 3) (9, 3)	0-0 1-H 1B		0-0 1B 1-3 2-H 1B		4-0 FC5-4 1B BB	0-0 1B 1B	0-0 F5		
Hal McRae, R OBP: 0.392, SLG: 0.486 (1, 10)	0-0 6-3		0-0 1-2 3-H 1B		0-0 F9	0-0 1-2 E 1B 1B	0-0 F9		
Jim Wohlford, R OBP: 0.350, SLG: 0.368 (1, 7)		0-0 L9	0-0 4-3		0-0 FC5-4 1-2 1B	0-0 E8 1-H 2-H 1B 1B	0-0 F3		
Vada Pinson, L OBP: 0.264, SLG: 0.341 Al Cowens, R OBP: 0.258, SLG: 0.270 (1, 9) (6, PH) (7, 9)		0-0 F9		0-0 F9		0-0 FC5-4 1-2f 2-3 1B	0-0 F7		
George Brett, L OBP: 0.282, SLG: 0.297 Kurt Bevacqua, R OBP: 0.250, SLG: 0.206 (1, 5) (6, PH) (7, 5)		0-0 6-3		0-0 5-3		0-0 1-2 3-H 2B 1B	0-0 2B 1B		
Buck Martinez, R OBP: 0.286, SLG: 0.188 Fran Healy, R OBP: 0.341, SLG: 0.406 (1, 2) (3, PH) (4, 2)			0-0 F9	0-0 F8		0-0 2B 1-2 2-H 1B	0-0 F7		

Inning Stats	R	H	E	K	S	H	LOB	BB	P	R	H	E	K	S	H	LOB	BB	P
	1	1	0	0	4	0	1	0	8	0	0	0	0	3	0	0	0	3
	0	0	0	0	3	0	0	0	3	2	3	0	0	0	0	2	10	3
	0	0	0	0	3	0	0	0	3	0	0	0	0	3	0	0	0	3
	0	0	0	0	3	0	0	0	3	0	0	0	0	3	0	0	0	3
	0	0	0	0	3	0	0	0	3	0	0	0	0	3	0	0	0	3
	0	0	0	0	3	0	0	0	3	0	0	0	0	3	0	0	0	3
	0	0	0	0	3	0	0	0	3	0	0	0	0	3	0	0	0	3
	0	0	0	0	3	0	0	0	3	0	0	0	0	3	0	0	0	3
	0	0	0	0	3	0	0	0	3	0	0	0	0	3	0	0	0	3

PITCHER	IP	WLS	BF	H	R	ER	SO	BB	IBB	HBP	BLK	WP	HR	S	P	ERA	WHIP
Dick Lange, R ERA: 3.82 (1, 1)	5.1	L	24	5	5	5	0	3	0	0	0	0	0	21	33	8.44	1.500
Luis Quintana, L ERA: 4.05 (6, 1)	0.1		2	1	0	0	0	0	0	0	0	0	0	2	2	0.00	3.000
Dave Sells, R ERA: 3.24 (6, 1)	2.1		16	7	5	5	0	1	0	1	0	0	0	14	19	19.29	3.429



Batter	1	2	3	4	5	6	7	8	9	AB R H RBI BB SO LOB	TOP																	
Mickey Rivers, L (1, 8) OBP: 0.343, SLG: 0.392	0-3 K		0-0 S 1B		0-0 B2-3		0-0 F7			4 0 1 0 0 1 2																		
Rudy Meoli, L (1, 5) Winston Llenas, R (7, PH) Bob Heise, R (7, 5) OBP: 0.421, SLG: 0.444 OBP: 0.290, SLG: 0.375 OBP: 0.083, SLG: 0.083	0-0 F8		0-0 L7 1-2		0-0 4-3		0-0 L7			3 0 0 0 0 0 1 1 0 0 0 0 0 2 0 0 0 0 0 0 0																		
Leroy Stanton, R (1, 9) OBP: 0.348, SLG: 0.464	4-0 BB		0-0 4-3		0-3 K		0-3 K			3 0 0 0 1 2 1																		
Joe Lahoud, L (1, 10) Doug Howard, R (8, PH) OBP: 0.363, SLG: 0.493 OBP: 0.167, SLG: 0.167	0-0 F9		0-0 FC4-2 1B		4-0 BB		0-0 F9			2 0 1 0 1 0 1 1 0 0 0 0 0 0																		
Bruce Bochte, L (1, 7) OBP: 0.537, SLG: 0.565		0-0 G3		0-0 FC4-2 1B		0-0 P6		0-0 F8		4 0 1 0 0 0 1																		
Bobby Valentine, R (1, 6) OBP: 0.297, SLG: 0.360		0-0 4-3		0-0 FC4-2 FC6-4 1-2 3-H		0-0 4-3			0-0 P3	4 0 0 0 0 0 3																		
John Doherty, L (1, 3) OBP: 0.268, SLG: 0.346		0-0 FC6-4 1B		0-3 K			0-0 L6		0-3 K	4 0 1 0 0 2 2																		
Ellie Rodriguez, R (1, 2) OBP: 0.379, SLG: 0.365		0-0 FC6-4 1-2f		0-0 FC6-4 1-2f			4-0 1B BB		0-0 1B	3 0 1 0 1 0 3																		
Denny Doyle, L (1, 4) OBP: 0.290, SLG: 0.298		0-0 G3		0-0 3-1			0-0 1B		0-3 K	4 0 1 0 0 1 1																		
<b>Inning Stats</b>	R: 0 E: 0 K: 1 S: 5	H: 0 LOB: 1 BB: 1 P: 9	R: 0 E: 0 K: 0 S: 4	H: 1 LOB: 1 BB: 0 P: 4	R: 0 E: 0 K: 0 S: 4	H: 1 LOB: 1 BB: 0 P: 4	R: 0 E: 0 K: 1 S: 7	H: 2 LOB: 2 BB: 0 P: 7	R: 0 E: 0 K: 0 S: 3	H: 0 LOB: 0 BB: 0 P: 3	R: 0 E: 0 K: 1 S: 5	H: 0 LOB: 1 BB: 1 P: 9	R: 0 E: 0 K: 0 S: 4	H: 1 LOB: 2 BB: 1 P: 8	R: 0 E: 0 K: 1 S: 5	H: 0 LOB: 0 BB: 0 P: 5	R: 0 E: 0 K: 2 S: 8	H: 1 LOB: 1 BB: 0 P: 8	R: 0 E: 0 K: 2 S: 8	H: 1 LOB: 1 BB: 0 P: 8	1B: 6 2B: 0 3B: 0 HR: 0	SF: 0 SAC: 0 DP: 0 HBP: 0	WP: 0 PB: 0 SB: 1 CS: 0	PA: 36				
<b>PITCHER</b>	IP WLS BF H R ER SO BB IBB HBP BLK WP HR S P ERA WHIP	Al Fitzmorris, R (1, 1) ERA: 3.26	6.1 W 27 5 0 0 3 3 0 0 0 0 0 0 30 42 0.00 1.263	Joe Hoerner, L (7, 1) ERA: 5.06	1.2 S 5 0 0 0 1 0 0 0 0 0 0 7 7 0.00 0.000	Doug Bird, R (9, 1) ERA: 2.95	1.0 4 1 0 0 0 2 0 0 0 0 0 0 8 8 0.00 1.000	<b>PITCHER</b>	IP WLS BF H R ER SO BB IBB HBP BLK WP HR S P ERA WHIP																			

California Angels @ Kansas City Royals  
Royals Stadium, Kansas City, MO  
Sun Aug 04 1974, 4:38 AM EDT  
Att. 22,793 - Unknown - 81 F

livebaseballscorecards.com

AB	33
R	0
H	6
RBI	0
BB	3
SO	6
LOB	17



Batter	1	2	3	4	5	6	7	8	9	AB R H RBI BB SO LOB
Freddie Patek, R OBP: 0.316, SLG: 0.306 (1, 6)	0-3 K		0-0 FC6-4 CS		0-0 E4 1B		0-0 F9			4 0 1 0 0 1 1
Cookie Rojas, R OBP: 0.333, SLG: 0.373 (1, 4)	4-0 5-3 BB		0-0 P4		0-0 5-3		0-0 WP BB FC6-4 1B			3 1 1 0 1 0 3
Amos Otis, R OBP: 0.355, SLG: 0.467 (1, 8)	0-0 5-3 1-2		0-0 CS 1-2	0-0 6-3 2B		0-3 K	4-0 FC6-4 WP 1-2 BB			3 0 1 0 1 1 1
John Mayberry, L OBP: 0.390, SLG: 0.478 Tony Solaita, L OBP: 0.366, SLG: 0.389 (1, 3) (7, 3)	0-0 P4		0-0 CS	0-3 K		1-0 BB 1B HBP	4-0 FC6-4 1-2 2-3 IBB			2 1 0 0 0 1 2 0 0 0 0 1 0 0
Hal McRae, R OBP: 0.387, SLG: 0.480 (1, 10)		0-3 K		0-0 6-3 2-3		0-0 L6	0-0 FC6-4 1-2 2-3 3-H			4 0 0 1 0 1 4
Jim Wohlford, R OBP: 0.352, SLG: 0.372 (1, 7)		0-0 2B		0-3 K		0-0 BB 1-2 1B	0-3 K			4 1 2 0 0 2 3
Kurt Bevacqua, R OBP: 0.254, SLG: 0.200 George Brett, L OBP: 0.281, SLG: 0.296 (1, 5) (8, PH) (9, 5)		0-3 K				4-0 E6 E 1B	4-0 1B 1-2 2-3 BB			2 0 0 0 1 1 1 1 0 0 0 0 0 0
Fran Healy, R OBP: 0.340, SLG: 0.404 (1, 2)		0-0 6-3				0-0 F9	0-0 1-3 2-H 3-H 1B			4 0 1 2 0 0 2
Al Cowens, R OBP: 0.258, SLG: 0.265 (1, 9)			4-0 FC6-4 BB			0-0 F8	0-0 L6			3 0 0 0 1 0 3

Inning Stats	R: 0 E: 0 K: 1 S: 5	H: 0 LOB: 1 BB: 1 P: 9	R: 0 E: 0 K: 2 S: 8	H: 1 LOB: 1 BB: 0 P: 8	R: 0 E: 0 K: 0 S: 2	H: 0 LOB: 0 BB: 1 P: 6	R: 0 E: 0 K: 2 S: 8	H: 1 LOB: 1 BB: 0 P: 8	R: 0 E: 2 K: 0 S: 5	H: 2 LOB: 2 BB: 0 P: 5	R: 2 E: 0 K: 1 S: 7	H: 2 LOB: 2 BB: 1 P: 12	R: 1 E: 0 K: 1 S: 6	H: 1 LOB: 2 BB: 2 P: 14	R: 0 E: 0 K: 0 S: 3	H: 0 LOB: 0 BB: 0 P: 3	1B: 4 2B: 2 3B: 0 HR: 0	SF: 0 SAC: 0 DP: 0 HBP: 1	WP: 1 PB: 0 SB: 1 CS: 1	PA: 37	
PITCHER	IP	WLS	BF	H	R	ER	SO	BB	IBB	HBP	BLK	WP	HR	S	P	ERA	WHIP				
Frank Tanana, L ERA: 4.06 (1, 1)	6.1	L	30	6	3	3	6	4	0	1	0	0	0	37	54	4.26	1.579				
Horacio Pina, R ERA: 3.96 (7, 1)	1.2		6	0	0	0	1	0	1	0	0	1	0	7	11	0.00	0.000				

BOTTOM

California Angels @ Kansas City Royals  
Royals Stadium, Kansas City, MO

Sun Aug 04 1974, 4:38 AM EDT  
Att: 22,793 - Unknown - 81 F

livebaseballscorecards.com

AB	30
R	3
H	6
RBI	3
BB	5
SO	7
LOB	20





Batter	1	2	3	4	5	6	7	8	9	AB R H RBI BB SO LOB	TOP											
Steve Brye, R (1, 8) OBP: 0.313, SLG: 0.353	0-0 F7		0-0 G6-4-3		0-0 FC6-4		0-3 K			4 0 0 0 0 1 2												
Rod Carew, L (1, 4) OBP: 0.423, SLG: 0.448 Danny Thompson, R (6, 6) OBP: 0.328, SLG: 0.389	0-3 K			0-0 L8		0-0 G5-4-3 1B PB 1B		0-0 G4-6-3 1B		3 1 1 0 0 1 0 1 0 1 0 0 0 0												
Tony Oliva, L (1, 10) OBP: 0.318, SLG: 0.422	0-0 3-1			0-0 6-3		0-0 G5-4-3 1B		0-0 G4-6-3 1B		4 0 1 0 0 0 1												
Bobby Darwin, R (1, 9) OBP: 0.333, SLG: 0.470 Craig Kusick, R (6, 3) OBP: 0.363, SLG: 0.394		0-0 6-3		0-3 K		0-0 G5-4-3 1B		0-0 5-3		3 0 0 0 0 1 2 1 0 0 0 0 0 0												
Steve Braun, L (1, 7) OBP: 0.374, SLG: 0.385		4-0 BB		0-0 F7		0-0 2B		0-0 3-1		3 0 1 0 1 0 1												
Eric Soderholm, R (1, 5) OBP: 0.349, SLG: 0.409 Luis Gomez, R (6, 4) OBP: 0.255, SLG: 0.203		0-0 L6			0-0 6-3 2B		0-0 1-3		0-0 6-3	3 1 1 0 0 0 2 1 0 0 0 0 0 0												
Jim Holt, L (1, 3) OBP: 0.307, SLG: 0.323		0-0 F7			0-0 6-3 2B		0-0 6-3		0-3 K	4 0 0 0 0 1 2												
Jerry Terrell, R (1, 6) OBP: 0.281, SLG: 0.313			0-0 P6		0-0 6-3		0-0 E6			3 1 0 1 0 0 0												
Glenn Borgmann, R (1, 2) OBP: 0.321, SLG: 0.319			0-0 G6-4-3 1B		4-0 FC6-4 BB		0-0 6-3			2 0 1 1 1 0 0												
<b>Inning Stats</b>	R: 0 E: 0 K: 1 S: 5	H: 0 LOB: 0 BB: 0 P: 5	R: 0 E: 0 K: 0 S: 3	H: 0 LOB: 1 BB: 1 P: 7	R: 0 E: 0 K: 0 S: 3	H: 1 LOB: 0 BB: 0 P: 3	R: 0 E: 0 K: 1 S: 6	H: 0 LOB: 1 BB: 0 P: 6	R: 1 E: 0 K: 0 S: 4	H: 1 LOB: 1 BB: 1 P: 8	R: 1 E: 0 K: 0 S: 5	H: 3 LOB: 1 BB: 0 P: 5	R: 1 E: 1 K: 1 S: 6	H: 0 LOB: 0 BB: 0 P: 6	R: 0 E: 0 K: 0 S: 3	H: 1 LOB: 0 BB: 0 P: 3	R: 0 E: 0 K: 1 S: 5	H: 0 LOB: 0 BB: 0 P: 5	1B: 4 2B: 2 3B: 0 HR: 0	SF: 0 SAC: 0 DP: 3 HBP: 0	WP: 0 PB: 2 SB: 0 CS: 0	PA: 34
<b>PITCHER</b>	IP WLS BF H R ER SO BB IBB HBP BLK WP HR S P ERA WHIP																					
Bruce Dal Canton, R (1, 1) ERA: 2.66	7.0 W 28 5 3 2 3 2 0 0 0 0 0 0 32 40 2.57 1.000																					
Lindy McDaniel, R (8, 1) ERA: 3.41	2.0 6 1 0 0 1 0 0 0 0 0 0 0 8 8 0.00 0.500																					

Minnesota Twins @ Kansas City Royals  
Royals Stadium, Kansas City, MO  
Tue Aug 06 1974, 8:05 PM EDT  
Att. 13,301 - Unknown - 68 F

livebaseballscorecards.com

AB	32
R	3
H	6
RBI	2
BB	2
SO	4
LOB	10



Batter	1	2	3	4	5	6	7	8	9
Freddie Patek, R OBP: 0.321, SLG: 0.309 Kurt Bevacqua, R OBP: 0.254, SLG: 0.200									
Cookie Rojas, R OBP: 0.337, SLG: 0.377 Frank White, R OBP: 0.248, SLG: 0.303									
Amos Otis, R OBP: 0.358, SLG: 0.478 Vada Pinson, L OBP: 0.263, SLG: 0.340									
Hal McRae, R OBP: 0.387, SLG: 0.479 Al Cowens, R OBP: 0.261, SLG: 0.268									
Orlando Cepeda, R OBP: 0.667, SLG: 0.500									
Tony Solaita, L OBP: 0.365, SLG: 0.387									
Jim Wohlford, R OBP: 0.349, SLG: 0.369									
George Brett, L OBP: 0.287, SLG: 0.310									
Fran Healy, R OBP: 0.343, SLG: 0.407									

Inning Stats	R: 6	H: 6	E: 3	LOB: 1	K: 0	BB: 0	S: 10	R: 1	H: 2	E: 1	LOB: 2	K: 0	BB: 0	S: 6	R: 3	H: 3	E: 0	LOB: 0	K: 0	BB: 0	S: 6	R: 0	H: 1	E: 0	LOB: 2	K: 0	BB: 1	S: 4	R: 3	H: 3	E: 0	LOB: 2	K: 0	BB: 2	S: 6	R: 1	H: 2	E: 0	LOB: 3	K: 1	BB: 1	S: 7	R: 3	H: 3	E: 0	LOB: 1	K: 1	BB: 1	S: 8	R: 0	H: 0	E: 0	LOB: 0	K: 0	BB: 0	S: 3
--------------	------	------	------	--------	------	-------	-------	------	------	------	--------	------	-------	------	------	------	------	--------	------	-------	------	------	------	------	--------	------	-------	------	------	------	------	--------	------	-------	------	------	------	------	--------	------	-------	------	------	------	------	--------	------	-------	------	------	------	------	--------	------	-------	------

PITCHER	IP	WLS	BF	H	R	ER	SO	BB	IBB	HBP	BLK	WP	HR	S	P	ERA	WHIP
Ray Corbin, R ERA: 4.66	(1, 1)	2.0	L	16	8	7	5	0	0	0	0	0	0	16	16	22.50	4.000
Vic Albury, L ERA: 5.12	(3, 1)	5.0		33	12	10	2	5	0	1	0	0	1	31	52	18.00	3.400
Tom Burgmeier, L ERA: 5.1	(8, 1)	1.0		3	0	0	0	0	0	0	0	0	0	3	3	0.00	0.000

**MINNESOTA TWINS @ KANSAS CITY ROYALS**  
**ROYALS STADIUM, KANSAS CITY, MO**  
 Tue Aug 06 1974, 8:05 PM EDT  
 Att: 13,301 - Unknown - 68 F

AB	R	H	RBI	BB	SO	LOB
3	3	1	0	3	0	2
0	0	0	0	0	0	0
4	2	3	1	0	0	0
2	1	1	2	0	0	2
4	4	2	4	1	0	2
1	0	0	0	0	1	1
3	1	1	0	0	0	3
2	0	1	1	0	0	1
4	0	2	2	1	0	1
6	1	2	3	0	1	6
6	0	1	0	0	0	5
5	3	3	1	0	0	3
5	2	3	2	0	0	3

AB	45
R	17
H	20
RBI	16
BB	5
SO	2
LOB	29

WP	PA
0	52
0	
0	
0	



Batter	1	2	3	4	5	6	7	8	9	AB	R	H	RBI	BB	SO	LOB	TOP										
Rod Carew, L (1, 4) OBP: 0.425, SLG: 0.452	0-0 1B SF8	0-0 1B 1-3 2-H 3-H		0-0 1-2f G4-3		0-0 1-2f FC6-4		0-0 2-H E9		5	1	3	3	0	0	2											
Steve Braun, L (1, 7) Harmon Killebrew, R (8, PH) Steve Brye, R (8, 8) OBP: 0.375, SLG: 0.386 OBP: 0.314, SLG: 0.379 OBP: 0.313, SLG: 0.353	0-0 1B G6-4-3	0-0 F9		0-3 K			0-0 FC6-4 1B	0-0 F7		4	0	2	0	0	1	2											
Bobby Darwin, R (1, 9) OBP: 0.332, SLG: 0.468	0-0 SF8		0-0 P4		0-0 FC6-4 1B		0-3 K	0-0 6-3		4	0	1	1	0	1	3											
Tony Oliva, L (1, 10) OBP: 0.320, SLG: 0.420	0-0 G6-4-3		4-0 1B 1B BB		0-0 F9		0-0 1-2 FC6-4 1B	0-0 F8		4	1	1	0	1	0	2											
Larry Hisle, R (1, 8) OBP: 0.361, SLG: 0.515		0-0 BB SH1-3 1B	0-0 1-2 1B		0-3 K		0-0 1-2f 2-3 FC6-4	0-0 F3		5	1	2	0	0	1	3											
Eric Soderholm, R (1, 5) OBP: 0.348, SLG: 0.407		0-0 SH1-3	0-0 1-2 1B		0-0 1-2f FC6-4		0-0 P5	0-3 K		4	0	1	1	0	1	3											
Jim Holt, L (1, 3) OBP: 0.311, SLG: 0.319		4-0 BB 1B BB	0-0 F8		0-0 P6			4-0 2B 6-3 BB		2	2	0	0	2	0	2											
Danny Thompson, R (1, 6) Jerry Terrell, R (8, PR) OBP: 0.333, SLG: 0.400 OBP: 0.281, SLG: 0.313		0-3 K	0-0 L6		0-0 FC5-4 1B			0-0 1-3 E 2B		4	0	2	0	0	1	4											
Glenn Borgmann, R (1, 2) OBP: 0.324, SLG: 0.319		4-0 1B 1-2 2-3 BB		0-0 G4-3 1B		0-0 1-2f FC5-4		0-0 3-H 6-3		0	1	0	0	0	0	0											
										3	0	1	1	1	0	2											
<b>Inning Stats</b>	R: 1 E: 0 K: 0 S: 4	H: 2 LOB: 0 BB: 0 P: 4	R: 2 E: 0 K: 1 S: 7	H: 2 LOB: 2 BB: 2 P: 15	R: 1 E: 0 K: 0 S: 5	H: 2 LOB: 2 BB: 1 P: 9	R: 0 E: 0 K: 1 S: 5	H: 1 LOB: 0 BB: 0 P: 5	R: 0 E: 0 K: 1 S: 6	H: 1 LOB: 1 BB: 0 P: 6	R: 0 E: 0 K: 0 S: 4	H: 1 LOB: 1 BB: 0 P: 4	R: 0 E: 0 K: 1 S: 7	H: 2 LOB: 2 BB: 0 P: 7	R: 2 E: 1 K: 0 S: 5	H: 2 LOB: 2 BB: 1 P: 9	R: 0 E: 0 K: 1 S: 5	H: 0 LOB: 0 BB: 0 P: 5	1B: 11 2B: 2 3B: 0 HR: 0	SF: 1 SAC: 1 DP: 2 HBP: 0	WP: 0 PB: 0 SB: 0 CS: 0	PA: 42					
<b>PITCHER</b>	IP	WLS	BF	H	R	ER	SO	BB	IBB	HBP	BLK	WP	HR	S	P	ERA	WHIP										
Nelson Briles, R (1, 1) ERA: 4.38	2.1		15	6	4	4	1	3	0	0	0	0	0	14	26	15.43	3.857										
Lindy McDaniel, R (3, 1) ERA: 3.43	4.2		20	6	2	2	3	1	0	0	0	0	0	25	29	3.86	1.500										
Steve Mingori, L (8, 1) ERA: 3.21	0.1		2	1	0	0	0	0	0	0	0	0	0	2	2	0.00	3.000										
Doug Bird, R (8, 1) ERA: 2.87	1.2	W	5	0	0	0	1	0	0	0	0	0	0	7	7	0.00	0.000										

Minnesota Twins @ Kansas City Royals  
Royals Stadium, Kansas City, MO  
Wed Aug 07 1974, 8:05 PM EDT  
Cloudy - 76 F

AB	36
R	6
H	13
RBI	6
BB	4
SO	5
LOB	25



livebaseballscorecards.com

Batter	1	2	3	4	5	6	7	8	9
Freddie Patek, R (1, 6) OBP: 0.322, SLG: 0.309	0-0 5-3 S 1B		0-3 K	4-0 BB		0-0 F9		0-3 K	
Cookie Rojas, R (1, 4) OBP: 0.338, SLG: 0.376	0-0 P4 1-2		0-0 3B 1B	0-0 F9			0-0 4-3	4-0 1B BB	
Amos Otis, R (1, 8) OBP: 0.361, SLG: 0.480	0-0 5-3 2-3		0-0 P3		0-0 1B 1B		0-0 1B 1B	0-0 1B 1B	
Hal McRae, R (1, 7) OBP: 0.391, SLG: 0.488	0-0 P4		0-0 1B 3B		0-0 1B		0-0 1B E 1B	0-0 P4	
Al Cowens, R (8, 9) OBP: 0.261, SLG: 0.268			1-H 2-H		1-2 1B		1-2 E 1B		
Vada Pinson, L (8, PH) OBP: 0.262, SLG: 0.338									
Orlando Cepeda, R (1, 10) OBP: 0.600, SLG: 0.500		0-0 6-3	0-0 FC4-6 1B		0-0 F7		0-0 E8 1B		
Tony Solaita, L (1, 3) OBP: 0.357, SLG: 0.377		0-0 1-3	0-0 FC4-6 1B		0-3 K		0-0 P6		
Jim Wohlford, R (1, 9) OBP: 0.346, SLG: 0.365		0-0 P4			0-0 F2		0-0 F2		
George Brett, L (1, 5) OBP: 0.290, SLG: 0.320			0-0 E4 1B 1B		0-0 2B		0-0 4-3	0-0 S 1B 2B	
Fran Healy, R (1, 2) OBP: 0.342, SLG: 0.405			0-0 3B 1B		0-3 K		0-3 K	0-0 P6	

Inning Stats	R: 0	H: 1	E: 0	K: 0	S: 4	LOB: 1	BB: 0	P: 4
	R: 0	H: 0	E: 0	K: 0	S: 3	LOB: 0	BB: 0	P: 3
	R: 4	H: 4	E: 1	K: 1	S: 10	LOB: 1	BB: 0	P: 10
	R: 0	H: 1	E: 0	K: 1	S: 6	LOB: 2	BB: 1	P: 10
	R: 0	H: 2	E: 0	K: 1	S: 7	LOB: 2	BB: 0	P: 7
	R: 0	H: 0	E: 0	K: 1	S: 5	LOB: 0	BB: 0	P: 5
	R: 2	H: 3	E: 1	K: 0	S: 6	LOB: 1	BB: 0	P: 6
	R: 1	H: 2	E: 0	K: 1	S: 7	LOB: 2	BB: 1	P: 11

PITCHER	IP	WLS	BF	H	R	ER	SO	BB	IBB	HBP	BLK	WP	HR	S	P	ERA	WHIP
Dave Goltz, R (1, 1) ERA: 3.62	6.1		32	11	6	1	4	1	0	0	0	0	0	39	43	1.42	1.895
Bill Campbell, R (7, 1) ERA: 3.13	1.2	L	8	2	1	1	1	1	0	0	0	0	0	9	13	5.40	1.800

AB R H RBI BB SO LOB

**BOTTOM**

4	0	1	0	1	2	3
4	1	1	1	1	0	3
5	1	3	1	0	0	3
4	2	3	2	0	0	1
0	0	0	0	0	0	0
1	0	0	0	0	0	2
4	0	2	2	0	0	2
4	0	0	0	0	1	4
4	0	0	0	0	0	3
4	2	2	0	0	0	0
4	1	1	0	0	2	2

AB	38
R	7
H	13
RBI	6
BB	2
SO	5
LOB	23



WP	HR	S	P	ERA	WHIP
0	0	0	0	0	0

**Minnesota Twins @ Kansas City Royals**  
**Royals Stadium, Kansas City, MO**  
 Wed Aug 07 1974, 8:05 PM EDT  
 Cloudy - 76 F

livebaseballscorecards.com



Batter	1	2	3	4	5	6	7	8	9	AB R H RBI BB SO LOB	TOP											
Steve Brye, R (1, 8) OBP: 0.312, SLG: 0.352 Tony Oliva, L (9, PH) OBP: 0.321, SLG: 0.422	0-3 K	0-0 FC4-6 1B		0-3 K			0-0 P4		0-0 1B	4 0 1 0 0 2 2 1 0 1 0 0 0 0												
Rod Carew, L (1, 4) OBP: 0.421, SLG: 0.447	0-0 F8	0-0 FC4-6 1B			0-3 K		0-0 6-3		0-0 L1-5 3-H	5 0 0 0 0 1 5												
Larry Hise, R (1, 7) OBP: 0.363, SLG: 0.515	0-0 S 1B		0-0 6-3		0-0 E 1B			0-3 K		4 1 2 0 0 1 0												
Harmon Killebrew, R (1, 10) OBP: 0.313, SLG: 0.377	0-0 1B		0-0 P3		0-0 E4 G4-6-3 1B		0-0 L7			4 0 1 1 0 0 1												
Bobby Darwin, R (1, 9) OBP: 0.333, SLG: 0.470	0-0 1B		0-3 K		0-0 G4-6-3 1B		0-0 2B			4 0 2 0 0 1 2												
Eric Soderholm, R (1, 5) OBP: 0.347, SLG: 0.405	0-3 K			0-0 L9		0-0 L4-3 1B		0-0 6-3		4 0 1 0 0 1 3												
Craig Kusick, R (1, 3) OBP: 0.359, SLG: 0.389		0-0 FC6-4 1B		0-0 F8		0-0 L4-3 1B		0-0 F7		4 0 1 0 0 0 1												
Jerry Terrell, R (1, 6) OBP: 0.286, SLG: 0.317		0-0 FC6-4 1B		0-0 1B		0-0 F7		0-0 L1-5 1B		4 0 2 0 0 0 1												
Phil Roof, R (1, 2) OBP: 0.288, SLG: 0.258 Glenn Borgmann, R (2, 2) OBP: 0.328, SLG: 0.324		0-3 K		0-0 1B		0-0 P5		0-0 1B		1 0 0 0 0 1 1 3 0 2 0 0 0 0												
<b>Inning Stats</b>	R: 1 E: 0 K: 2 S: 10	H: 3 LOB: 2 BB: 0 P: 10	R: 0 E: 0 K: 1 S: 7	H: 2 LOB: 2 BB: 0 P: 7	R: 0 E: 0 K: 1 S: 5	H: 0 LOB: 0 BB: 0 P: 5	R: 0 E: 0 K: 1 S: 7	H: 2 LOB: 2 BB: 0 P: 7	R: 0 E: 1 K: 1 S: 6	H: 1 LOB: 1 BB: 0 P: 6	R: 0 E: 0 K: 0 S: 3	H: 1 LOB: 0 BB: 0 P: 3	R: 0 E: 0 K: 0 S: 3	H: 0 LOB: 0 BB: 0 P: 3	R: 0 E: 0 K: 1 S: 6	H: 1 LOB: 1 BB: 0 P: 6	R: 0 E: 0 K: 0 S: 5	H: 3 LOB: 2 BB: 0 P: 5	1B: 12 2B: 3 3B: 0 HR: 0	SF: 0 SAC: 0 DP: 3 HBP: 0	WP: 0 PB: 0 SB: 1 CS: 0	PA: 38
<b>PITCHER</b>	IP WLS BF H R ER SO BB IBB HBP BLK WP HR S P ERA WHIP																					
Paul Splittorff, L (1, 1) ERA: 3.68 Doug Bird, R (9, 1) ERA: 2.83	8.0 W 33 10 1 1 7 0 0 0 0 0 0 0 47 47 1.12 1.250																					

Minnesota Twins @ Kansas City Royals  
Royals Stadium, Kansas City, MO  
Wed Aug 07 1974, 8:05 PM EDT  
Att. 16,575 - Unknown - 73 F

livebaseballscorecards.com

AB	38
R	1
H	13
RBI	1
BB	0
SO	7
LOB	16



Batter	1	2	3	4	5	6	7	8	9
Freddie Patek, R OBP: 0.323, SLG: 0.309 (1, 6)	4-0 3B BB	0-0 FC6-4 1B		0-0 FC5-2 3-H		0-0 1-3 1-2			
Jim Wohlford, R OBP: 0.345, SLG: 0.369 (1, 9) (8, 7)	0-0 SF7 3B	0-0 FC6-4 1-2f		0-3 K			0-0 L8		
Amos Otis, R OBP: 0.362, SLG: 0.487 (1, 8)	0-0 SF7 3-H		0-0 L9		0-0 2B 3B		0-0 1B		
Hal McRae, R OBP: 0.392, SLG: 0.494 Al Cowens, R OBP: 0.261, SLG: 0.268 (1, 7) (8, 9)	0-0 2B		0-0 P4		0-0 5-3 2B		0-0 P4		
Orlando Cepeda, R OBP: 0.429, SLG: 0.333 (1, 10)	0-0 L9		0-3 K		0-0 F7		0-0 5-3		
Kurt Bevacqua, R OBP: 0.267, SLG: 0.206 (1, 3)	4-0 BB			0-0 F9	0-0 5-3		0-0 G5-4-3 1B		
Fran Healy, R OBP: 0.341, SLG: 0.402 (1, 2)	0-0 P6			4-0 3B BB	0-3 K		0-0 G5-4-3 1-2f		
George Brett, L OBP: 0.293, SLG: 0.338 (1, 5)		0-3 K		0-0 3B 3B		0-0 4-3	0-0 3B		
Frank White, R OBP: 0.257, SLG: 0.324 (1, 4)		0-0 F8		0-0 FC5-2 3B		4-0 CS BB	0-3 K		

Inning Stats	R: 2	H: 2	E: 0	K: 0	S: 5	LOB: 2	BB: 2	P: 13
	R: 0	H: 1	E: 0	K: 1	S: 6	LOB: 1	BB: 0	P: 6
	R: 0	H: 0	E: 0	K: 1	S: 5	LOB: 0	BB: 0	P: 5
	R: 2	H: 2	E: 0	K: 1	S: 7	LOB: 1	BB: 1	P: 11
	R: 1	H: 2	E: 0	K: 1	S: 7	LOB: 1	BB: 0	P: 7
	R: 0	H: 0	E: 0	K: 0	S: 2	LOB: 0	BB: 1	P: 6
	R: 0	H: 1	E: 0	K: 0	S: 4	LOB: 1	BB: 0	P: 4
	R: 0	H: 2	E: 0	K: 1	S: 6	LOB: 1	BB: 0	P: 6

PITCHER	IP	WLS	BF	H	R	ER	SO	BB	IBB	HBP	BLK	WP	HR	S	P	ERA	WHIP
Bill Butler, L ERA: 4.18 (1, 1)	3.1	L	18	5	4	4	2	3	0	0	0	0	0	19	31	10.80	2.400
Tom Burgmeier, L ERA: 4.9 (4, 1)	4.2		18	5	1	1	3	1	0	0	0	0	0	23	27	1.93	1.286

AB R H RBI BB SO LOB

3	1	1	0	1	0	2
4	1	1	1	0	1	2
3	1	2	1	0	0	0
4	0	2	1	0	0	1
0	0	0	0	0	0	0
4	0	0	0	0	1	3
3	0	1	0	1	0	1
3	1	0	0	1	1	4
4	1	2	1	0	1	0
3	0	1	1	1	1	1

1B: 3	SF: 1	WP: 0	PA: 36
2B: 2	SAC: 0	PB: 0	
3B: 5	DP: 1	SB: 0	
HR: 0	HBP: 0	CS: 1	

**Minnesota Twins @ Kansas City Royals**  
 Royals Stadium, Kansas City, MO  
 Wed Aug 07 1974, 8:05 PM EDT  
 Att: 16,575 - Unknown - 73 F

AB	31
R	5
H	10
RBI	5
BB	4
SO	5
LOB	14



PITCHER	IP	WLS	BF	H	R	ER	SO	BB	IBB	HBP	BLK	WP	HR	S	P	ERA	WHIP
---------	----	-----	----	---	---	----	----	----	-----	-----	-----	----	----	---	---	-----	------



Batter	1	2	3	4	5	6	7	8	9	10	11	12	13	14	AB R H RBI BB SO LOB	TOP																						
Rod Carew, L OBP: 0.417, SLG: 0.443 (1, 4)	G3		F7			F7			4-3		L7			1B SF7 1B	6 1 1 0 0 0 3	<b>Minnesota Twins @ Kansas City Royals</b> Royals Stadium, Kansas City, MO Thu Aug 08 1974, 8:05 PM EDT Att. 12,749 - Unknown - 77 F  <a href="http://livebaseballscorecards.com">livebaseballscorecards.com</a>																						
Steve Braun, L OBP: 0.372, SLG: 0.383 (1, 7) Harmon Killebrew, R OBP: 0.315, SLG: 0.384 (9, PH) Luis Gomez, R OBP: 0.257, SLG: 0.206 (9, PR) (9, 6)	4-3			F7			5-3		4-3			2B 1B		F2	3 0 0 0 0 0 0 1 0 1 1 0 0 0 2 0 1 0 0 0 1																							
Larry Hisle, R OBP: 0.360, SLG: 0.509 (1, 8) (8, 9)	6-3			5-3			6-3		6-3			P4		1B	6 0 1 0 0 0 3																							
Tony Oliva, L OBP: 0.316, SLG: 0.415 (1, 10)		4-3		1-3			4-3			F5		F7		SF7	5 0 0 1 0 0 1																							
Bobby Darwin, R OBP: 0.333, SLG: 0.477 (1, 9) Steve Brye, R OBP: 0.312, SLG: 0.355 (8, 8)		HR				K		6-3		6-3		2B		K	3 1 1 1 0 1 0 3 0 1 0 0 1 1																							
Eric Soderholm, R OBP: 0.345, SLG: 0.400 (1, 5)		K				K		6-3		K			BB		4 0 0 0 1 3 0																							
Jim Holt, L OBP: 0.308, SLG: 0.316 (1, 3)			F8			4-3		4-3			F3			1B	5 0 1 0 0 0 0																							
Danny Thompson, R OBP: 0.333, SLG: 0.398 (1, 6) Jerry Terrell, R OBP: 0.283, SLG: 0.313 (9, PR) (9, 7)				6-3				5-3			SH5-4 2B			K	3 0 1 0 0 0 0 2 1 0 0 0 2 2																							
Glenn Borgmann, R OBP: 0.327, SLG: 0.323 (1, 2)				5-3				5-3			SH5-4 1B			G6-4-3	4 0 1 0 0 0 2																							
<b>Inning Stats</b>	R: 0 H: 0 E: 0 K: 0 S: 3	H: 0 LOB: 0 BB: 0 P: 3	R: 1 H: 1 E: 0 K: 1 S: 6	H: 1 LOB: 0 BB: 0 P: 6	R: 0 H: 0 E: 0 K: 0 S: 3	H: 0 LOB: 0 BB: 0 P: 3	R: 0 H: 0 E: 0 K: 2 S: 7	H: 0 LOB: 0 BB: 0 P: 7	R: 0 H: 0 E: 0 K: 0 S: 3	H: 0 LOB: 0 BB: 0 P: 3	R: 0 H: 0 E: 0 K: 1 S: 5	H: 1 LOB: 1 BB: 0 P: 6	R: 0 H: 2 E: 0 K: 1 S: 4	H: 1 LOB: 2 BB: 0 P: 4	R: 0 H: 1 E: 0 K: 1 S: 5		H: 1 LOB: 1 BB: 1 P: 9	R: 1 H: 2 E: 0 K: 1 S: 7	H: 2 LOB: 1 BB: 0 P: 7	1B: 6 SF: 1 2B: 2 SAC: 1 3B: 0 DP: 1 HR: 1 HBP: 0	WP: 0 PA: 50 PB: 0 SB: 0 CS: 0																	
<b>PITCHER</b>	IP WLS BF H R ER SO BB IBB HBP BLK WP HR S P ERA WHIP																																					
Al Fitzmorris, R ERA: 3.18 (1, 1)	8.1	27	2	2	2	3	0	0	0	0	0	0	0	1	33		33	2.16	0.240																			
Steve Mingori, L ERA: 3.18 (9, 1)	0.1	1	0	0	0	0	0	0	0	0	0	0	0	0	1		1	0.00	0.000																			
Doug Bird, R ERA: 2.65 (9, 1)	4.1	17	5	0	0	3	1	0	0	0	0	0	0	22	26		0.00	1.385																				
Marty Pattin, R ERA: 4.26 (14, 1)	0.1	L 3	2	1	1	0	0	0	0	0	0	0	0	3	3	27.00	6.000																					
Joe Hoerner, L ERA: 4.94 (14, 1)	0.2	2	0	0	0	1	0	0	0	0	0	0	0	4	4	0.00	0.000																					

AB	47
R	3
H	9
RBI	3
BB	1
SO	7
LOB	13







Batter	1	2	3	4	5	6	7	8	9	AB R H RBI BB SO LOB	TOP	
<b>Dave May, L</b> (1, 8) <small>OBP: 0.285, SLG: 0.350</small> <b>Bob Coluccio, R</b> (5, 8) <small>OBP: 0.313, SLG: 0.350</small>	0-0 		0-0 		0-0 		0-0 		0-3 	3 1 2 0 0 0 0 2 0 1 0 0 1 2	<b>Milwaukee Brewers @ Kansas City Royals</b> Royals Stadium, Kansas City, MO Fri Aug 09 1974, 8:05 PM EDT Att. 15,064 - Unknown - 79 F	
<b>Don Money, R</b> (1, 5) <small>OBP: 0.340, SLG: 0.415</small> <b>John Vukovich, R</b> (5, 5) <small>OBP: 0.204, SLG: 0.392</small>	0-3 		0-0 		0-3 		0-3 		3 0 1 1 0 2 2 1 0 0 0 0 1 1			
<b>John Briggs, L</b> (1, 7) <small>OBP: 0.349, SLG: 0.474</small> <b>Bobby Mitchell, R</b> (5, 7) <small>OBP: 0.295, SLG: 0.359</small>	0-3 		0-3 		0-0 		0-0 		3 0 1 2 0 2 2 1 0 0 0 0 0 0			
<b>George Scott, R</b> (1, 3) <small>OBP: 0.354, SLG: 0.466</small> <b>Bob Hansen, L</b> (5, 3) <small>OBP: 0.300, SLG: 0.313</small>		0-0 	0-0 		0-0 		0-0 		3 0 1 0 0 0 3 1 0 0 0 0 0 0			
<b>Darrell Porter, L</b> (1, 2) <small>OBP: 0.345, SLG: 0.395</small>		0-3 		0-0 		0-0 		0-0 		4 0 1 0 0 1 1		
<b>Deron Johnson, R</b> (1, 10) <small>OBP: 0.253, SLG: 0.349</small>		0-0 		0-0 		0-0 		0-0 		4 0 1 0 0 0 2		
<b>Mike Hegan, L</b> (1, 9) <small>OBP: 0.312, SLG: 0.413</small>		0-3 		0-3 		0-3 		4-0 		3 0 0 0 1 3 2		<b>AB 36</b> <b>R 3</b> <b>H 11</b> <b>RBI 3</b> <b>BB 1</b> <b>SO 11</b> <b>LOB 21</b>
<b>Tim Johnson, L</b> (1, 4) <small>OBP: 0.262, SLG: 0.353</small>			0-0 	0-0 			0-0 		0-3 	4 0 1 0 0 1 3		
<b>Robin Yount, R</b> (1, 6) <small>OBP: 0.279, SLG: 0.351</small> <b>Pedro Garcia, R</b> (5, 4) <small>OBP: 0.256, SLG: 0.364</small>			0-0 		0-0 		0-0 		0-0 	2 2 2 0 0 0 0 2 0 0 0 0 0 3		
<b>Inning Stats</b>	R: 0 H: 0 E: 0 LOB: 0 K: 2 BB: 0 S: 7 P: 7	R: 0 H: 1 E: 0 LOB: 1 K: 2 BB: 0 S: 8 P: 8	R: 1 H: 3 E: 0 LOB: 2 K: 1 BB: 0 S: 8 P: 8	R: 0 H: 1 E: 0 LOB: 1 K: 1 BB: 0 S: 6 P: 6	R: 2 H: 3 E: 0 LOB: 0 K: 1 BB: 0 S: 7 P: 7	R: 0 H: 0 E: 0 LOB: 0 K: 1 BB: 0 S: 5 P: 5	R: 0 H: 2 E: 0 LOB: 1 K: 1 BB: 0 S: 6 P: 6	R: 0 H: 0 E: 0 LOB: 0 K: 0 BB: 0 S: 3 P: 3	R: 0 H: 1 E: 0 LOB: 2 K: 2 BB: 1 S: 8 P: 12	1B: 7 SF: 0 2B: 3 SAC: 0 3B: 1 DP: 2 HR: 0 HBP: 0	WP: 0 PA: 37 PB: 0 SB: 0 CS: 0	
<b>PITCHER</b> <b>Steve Busby, R</b> (1, 1) <small>ERA: 3.26</small> <b>Lindy McDaniel, R</b> (8, 1) <small>ERA: 3.35</small>	IP WLS BF H R ER SO BB IBB HBP BLK WP HR S P ERA WHIP 7.0 W 29 10 3 3 9 0 0 0 0 0 0 0 47 47 3.86 1.429											<b>PITCHER</b> IP WLS BF H R ER SO BB IBB HBP BLK WP HR S P ERA WHIP 2.0 8 1 0 0 2 1 0 0 0 0 0 0 11 15 0.00 1.000





Batter	1	2	3	4	5	6	7	8	9	AB R H RBI BB SO LOB	TOP																
Dave May, L (1, 9) OBP: 0.281, SLG: 0.345	0-0 F8	0-0 F3		0-0 L8			0-0 6-3		0-3 K	5 0 0 0 0 1 1																	
Don Money, R (1, 5) OBP: 0.341, SLG: 0.414	4-0 1B 2B BB	0-0 1B		0-0 6-3			0-0 5-3			3 1 1 0 1 0 0																	
John Briggs, L (1, 7) OBP: 0.349, SLG: 0.471	0-0 F9			0-0 2B 1B			0-0 F8			4 1 1 0 0 0 1																	
George Scott, R (1, 10) OBP: 0.355, SLG: 0.469	0-0 2B 1-2 1B			0-0 PB 1B 2B			0-0 4-3		0-0 5-3	4 1 2 1 0 0 0																	
Darrell Porter, L (1, 2) OBP: 0.347, SLG: 0.399	0-0 2B 1-3 2-H			0-3 K 2-3			0-0 1B		0-3 K	4 0 2 1 0 2 1																	
Mike Hegan, L (1, 3) OBP: 0.311, SLG: 0.409	0-0 1-3			0-0 FC5-4 1B 3-H			0-0 F9		0-0 F7	4 0 1 1 0 0 3																	
Bob Coluccio, R (1, 8) OBP: 0.312, SLG: 0.346		4-0 1B SF8 BB		0-0 FC5-4 1B 1-2f			0-0 F9		0-0 F7	3 1 0 0 1 0 1																	
Tim Johnson, L (1, 6) OBP: 0.270, SLG: 0.358		0-0 1B 1B		0-0 1B 1B			0-3 K		0-0 1-4-3	4 0 2 0 0 1 0																	
Pedro Garcia, R (1, 4) OBP: 0.254, SLG: 0.362		0-0 SF8					0-0 L6		0-0 HR	2 0 0 1 0 0 0																	
Bob Hansen, L (9, PH) OBP: 0.310, SLG: 0.368				0-0 5-3						1 1 1 1 0 0 0																	
<b>Inning Stats</b>	R: 1 E: 0 K: 0 S: 5	H: 2 LOB: 2 BB: 1 P: 9	R: 1 E: 0 K: 0 S: 4	H: 2 LOB: 2 BB: 1 P: 8	R: 2 E: 0 K: 1 S: 8	H: 4 LOB: 2 BB: 0 P: 8	R: 0 E: 0 K: 0 S: 3	H: 0 LOB: 0 BB: 0 P: 3	R: 0 E: 0 K: 0 S: 4	H: 1 LOB: 1 BB: 0 P: 4	R: 0 E: 0 K: 1 S: 5	H: 0 LOB: 0 BB: 0 P: 5	R: 0 E: 0 K: 0 S: 3	H: 0 LOB: 0 BB: 0 P: 3	R: 0 E: 0 K: 1 S: 5	H: 0 LOB: 0 BB: 0 P: 5	R: 1 E: 0 K: 1 S: 6	H: 1 LOB: 0 BB: 0 P: 6	1B: 7 2B: 2 3B: 0 HR: 1	SF: 1 SAC: 0 DP: 0 HBP: 0	WP: 0 PB: 1 SB: 0 CS: 0	PA: 37					
<b>PITCHER</b>	IP WLS BF H R ER SO BB IBB HBP BLK WP HR S P ERA WHIP																										
Bruce Dal Canton, R (1, 1) ERA: 2.89	2.1		15	7	4	4	1	2	0	0	0	0	0	15	23	15.43	3.857										
Marty Pattin, R (3, 1) ERA: 4.06	6.2	W	22	3	1	1	3	0	0	0	0	0	1	28	28	1.35	0.450										

Milwaukee Brewers @ Kansas City Royals  
 Royals Stadium, Kansas City, MO  
 Sat Aug 10 1974, 8:05 PM EDT  
 Att. 24,438 - Unknown - 87 F

AB	34
R	5
H	10
RBI	5
BB	2
SO	4
LOB	7



livebaseballscorecards.com

Batter	1	2	3	4	5	6	7	8	9
Freddie Patek, R OBP: 0.328, SLG: 0.314 (1, 6)	0-0 L8		4-0 BB 1B BB		0-0 SH1-3 1B 2B	0-0 1-4-3		4-0 BB	
Cookie Rojas, R OBP: 0.338, SLG: 0.376 (1, 4)	4-0 S BB		0-0 1B BB 2B 1B		0-0 SH1-3		0-0 6-3	0-0 G5-3	
Amos Otis, R OBP: 0.367, SLG: 0.488 (1, 8)	0-0 F9		4-0 1B 2B BB		0-0 HR 1B		0-0 1B 1B		
Hal McRae, R OBP: 0.398, SLG: 0.514 (1, 7)	0-0 F9		0-0 2B 1B		0-0 HR		0-0 G4-6-3 1B		
Al Cowens, R OBP: 0.262, SLG: 0.265 (8, 7)	1-2		1-2 2-3 3-H		0-0 HR		0-0 G4-6-3 1B		
Orlando Cepeda, R OBP: 0.400, SLG: 0.444 (1, 10)		0-0 L4	0-0 1-H 2-H 3-H 2B		0-0 FC6-4 1B		0-0 G4-6-3 1-2f		
Tony Solaita, L OBP: 0.361, SLG: 0.383 (1, 3)		0-3 K	0-0 L7		0-3 K			0-0 1B 1B	
Jim Wohlford, R OBP: 0.345, SLG: 0.374 (1, 9)		0-0 1B			0-0 6-3	0-0 FC6-4 1-2f		0-3 K	
George Brett, L OBP: 0.305, SLG: 0.355 (1, 5)		0-0 L8			0-0 6-3		0-0 6-3	0-0 S 1B 1B	
Fran Healy, R OBP: 0.339, SLG: 0.394 (1, 2)			0-0 1B BB BB 1B		0-3 K		0-3 K	0-0 G5-3 S 1B	

AB	R	H	RBI	BB	SO	LOB
3	2	1	0	2	0	0
3	1	1	0	1	0	3
3	2	2	2	1	0	1
4	1	3	3	0	0	1
0	0	0	0	0	0	0
4	0	2	2	0	0	2
4	1	1	0	0	2	1
4	0	1	0	0	1	2
4	0	1	0	0	0	1
4	1	2	1	0	2	0

**BOTTOM**

**Milwaukee Brewers @ Kansas City Royals**  
 Royals Stadium, Kansas City, MO  
 Sat Aug 10 1974, 8:05 PM EDT  
 Att: 24,438 - Unknown - 87 F

[livebaseballscores.com](http://livebaseballscores.com)

<b>AB</b>	<b>33</b>
<b>R</b>	<b>8</b>
<b>H</b>	<b>14</b>
<b>RBI</b>	<b>8</b>
<b>BB</b>	<b>4</b>
<b>SO</b>	<b>5</b>
<b>LOB</b>	<b>11</b>



1B: 11	SF: 0	WP: 0	PA: 38
2B: 2	SAC: 1	PB: 0	
3B: 0	DP: 2	SB: 3	
HR: 1	HBP: 0	CS: 0	

Inning Stats														
R	H	E	K	S	P	IP	WLS	BF	H	R	ER	SO	BB	LOB
0	0	0	0	3	4.1			21	7	6	6	2	3	0
0	1	0	1	6	2.2			11	4	1	1	2	0	0
0	0	0	0	1	1.0			6	3	1	1	1	1	0

Pitcher														
IP	WLS	BF	H	R	ER	SO	BB	IBB	HBP	BLK	WP	HR	S	P
4.1		21	7	6	6	2	3	0	0	0	0	0	22	34
2.2		11	4	1	1	2	0	0	0	0	0	1	15	15
1.0		6	3	1	1	1	1	0	0	0	0	0	7	11

Pitcher														
IP	WLS	BF	H	R	ER	SO	BB	IBB	HBP	BLK	WP	HR	S	P
0.0		0	0	0	0	0	0	0	0	0	0	0	0	0
0.0		0	0	0	0	0	0	0	0	0	0	0	0	0
0.0		0	0	0	0	0	0	0	0	0	0	0	0	0

ERA	WHIP
12.46	2.308
3.38	1.500
9.00	4.000



Batter	1	2	3	4	5	6	7	8	9	AB R H RBI BB SO LOB	TOP		
Ken Berry, R (1, 8) OBP: 0.266, SLG: 0.258 Darrell Porter, L (9, PH) OBP: 0.346, SLG: 0.398	0-0 HR		0-0 4-3		4-0 G3 1B BB		0-0 1-2 G6-4-3 1B		0-3 K	3 1 2 1 1 0 0 1 0 0 0 0 1 2			
Don Money, R (1, 5) OBP: 0.344, SLG: 0.416	0-0 S 1B		0-0 4-3		0-0 1-2 G3 1B		0-0 1-2 G6-4-3 1B		0-0 1-2 2-3 1B	5 0 3 0 0 0 2			
George Scott, R (1, 3) OBP: 0.351, SLG: 0.463	0-3 K 1-2		0-0 6-3		0-0 1-2 2-3 G3			0-0 5-3	0-3 K	5 0 0 0 0 2 6			
Deron Johnson, R (1, 10) OBP: 0.252, SLG: 0.344	0-3 K			4-0 1B BB	0-0 6-3			0-0 5-3	0-0 F8	4 0 0 0 1 1 6			
Charlie Moore, R (1, 2) OBP: 0.333, SLG: 0.368	0-0 6-3			0-0 1-2 1B		0-0 5-3		4-0 BB		3 0 1 0 1 0 1			
John Briggs, L (1, 7) OBP: 0.348, SLG: 0.469		0-0 E8 1B		0-0 L8		0-0 6-3		0-0 BB		4 0 1 0 0 0 3			
Bob Coluccio, R (1, 9) OBP: 0.309, SLG: 0.343 Dave May, L (9, PH) OBP: 0.283, SLG: 0.347		0-0 1-3		0-0 P4		0-0 F8			0-0 1B 1B	3 0 0 0 0 0 3 1 1 1 0 0 0 0	AB 37 R 2 H 11 RBI 2 BB 3 SO 6 LOB 27		
John Yukovich, R (1, 6) OBP: 0.193, SLG: 0.370 Mike Hegan, L (9, PH) OBP: 0.314, SLG: 0.413		0-3 K		0-0 L7			0-0 L6		0-0 1B 1B 1B	3 0 0 0 0 1 3 1 0 1 0 0 0 0			
Pedro Garcia, R (1, 4) OBP: 0.254, SLG: 0.362 Bob Hansen, L (9, PH) OBP: 0.319, SLG: 0.377 Tim Johnson, L (9, PR) OBP: 0.270, SLG: 0.358		0-3 K			0-0 P4		0-0 1B 1B		0-0 1B 1B	3 0 1 0 0 1 1 1 0 1 1 0 0 0 0 0 0 0 0 0 0			
Inning Stats	R: 1 H: 2 E: 0 LOB: 1 K: 2 BB: 0 S: 9 P: 9	R: 0 H: 1 E: 1 LOB: 1 K: 2 BB: 0 S: 8 P: 8	R: 0 H: 0 E: 0 LOB: 0 K: 0 BB: 0 S: 3 P: 3	R: 0 H: 1 E: 0 LOB: 2 K: 0 BB: 1 S: 4 P: 8	R: 0 H: 1 E: 0 LOB: 2 K: 0 BB: 1 S: 4 P: 8	R: 0 H: 0 E: 0 LOB: 0 K: 0 BB: 0 S: 3 P: 3	R: 0 H: 2 E: 0 LOB: 1 K: 0 BB: 0 S: 4 P: 4	R: 0 H: 0 E: 0 LOB: 1 K: 0 BB: 1 S: 3 P: 7	R: 1 H: 4 E: 0 LOB: 3 K: 2 BB: 0 S: 11 P: 11	1B: 10 SF: 0 2B: 0 SAC: 0 3B: 0 DP: 1 HR: 1 HBP: 0	WP: 0 PA: 40 PB: 0 SB: 1 CS: 0		
PITCHER	IP WLS BF H R ER SO BB IBB HBP BLK WP HR S P ERA WHIP											PITCHER	IP WLS BF H R ER SO BB IBB HBP BLK WP HR S P ERA WHIP
Paul Splittorff, L (1, 1) ERA: 3.56	8.0 W 33 7 1 1 4 3 0 0 0 0 0 1 38 50 1.12 1.250												
Lindy McDaniel, R (9, 1) ERA: 3.46	0.0 3 3 1 1 0 0 0 0 0 0 0 0 3 3 ∞ ∞												
Doug Bird, R (9, 1) ERA: 2.61	1.0 S 4 1 0 0 2 0 0 0 0 0 0 0 8 8 0.00 1.000												

Milwaukee Brewers @ Kansas City Royals  
 Royals Stadium, Kansas City, MO  
 Sun Aug 11 1974, 4:33 AM EDT  
 Att. 26,483 - Unknown - 83 F

livebaseballscorecards.com



Batter	1	2	3	4	5	6	7	8	9	AB	R	H	RBI	BB	SO	LOB
Freddie Patek, R OBP: 0.328, SLG: 0.319 (1, 6)										4	1	1	0	0	0	5
Frank White, R OBP: 0.245, SLG: 0.308 (1, 4)										4	0	0	0	0	0	2
Amos Otis, R OBP: 0.370, SLG: 0.494 (1, 8)										4	1	3	1	0	0	0
Orlando Cepeda, R OBP: 0.382, SLG: 0.419 (1, 10)										4	0	1	0	0	0	3
Jim Wohlford, R OBP: 0.344, SLG: 0.373 (1, 7)										4	1	1	1	0	0	1
Kurt Bevacqua, R OBP: 0.282, SLG: 0.221 (1, 3)										3	1	1	0	1	0	0
Fran Healy, R OBP: 0.341, SLG: 0.398 (1, 2)										1	1	1	2	0	0	0
Buck Martinez, R OBP: 0.271, SLG: 0.176 (3, 2)										3	0	0	0	0	0	1
George Brett, L OBP: 0.308, SLG: 0.357 (1, 5)										4	0	2	0	0	0	1
Al Cowens, R OBP: 0.263, SLG: 0.266 (1, 9)										3	0	1	1	0	1	3

Inning Stats	R: 5	H: 7	E: 0	LOB: 2	K: 0	BB: 0	S: 10	P: 10	R: 0	H: 1	E: 0	LOB: 1	K: 0	BB: 0	S: 4	P: 4	R: 0	H: 0	E: 1	LOB: 2	K: 0	BB: 1	S: 4	P: 8	R: 0	H: 1	E: 0	LOB: 0	K: 0	BB: 0	S: 3	P: 3	R: 0	H: 1	E: 0	LOB: 1	K: 1	BB: 0	S: 6	P: 6	R: 0	H: 1	E: 0	LOB: 0	K: 0	BB: 0	S: 3	P: 3	R: 0	H: 0	E: 0	LOB: 0	K: 0	BB: 0	S: 3	P: 3
--------------	------	------	------	--------	------	-------	-------	-------	------	------	------	--------	------	-------	------	------	------	------	------	--------	------	-------	------	------	------	------	------	--------	------	-------	------	------	------	------	------	--------	------	-------	------	------	------	------	------	--------	------	-------	------	------	------	------	------	--------	------	-------	------	------

PITCHER	IP	WLS	BF	H	R	ER	SO	BB	IBB	HBP	BLK	WP	HR	S	P	ERA	WHIP
Clyde Wright, L ERA: 4.24 (1, 1)	0.2	L	8	6	5	5	0	0	0	0	0	0	0	8	8	67.50	9.000
Kevin Kobel, L ERA: 3.75 (1, 1)	7.1		27	5	0	0	1	1	0	0	0	0	0	28	32	0.00	0.818

**BOTTOM**

**Milwaukee Brewers @ Kansas City Royals**  
**Royals Stadium, Kansas City, MO**

Sun Aug 11 1974, 4:33 AM EDT  
Att: 26,483 - Unknown - 83 F

AB	34
R	5
H	11
RBI	5
BB	1
SO	1
LOB	16

WP	PA	3B	SF	SAC	DP	HBP
0	35	0	0	0	2	0



Batter	1	2	3	4	5	6	7	8	9	AB R H RBI BB SO LOB	TOP
Freddie Patek, R OBP: 0.327, SLG: 0.318 (1, 6) X	0-0 5-3		0-3 K		0-0 S 1B			0-0 5-3		4 0 1 0 0 1 0	
Cookie Rojas, R OBP: 0.337, SLG: 0.375 (1, 4) X	0-0 6-3			0-0 1B 2B 1B	0-3 K			0-0 L9		4 1 1 0 0 1 1	
Amos Otis, R OBP: 0.369, SLG: 0.491 (1, 8) X	0-0 S 1B			0-0 F9		0-0 F9			0-0 F8	4 0 1 0 0 0 1	
Hal McRae, R OBP: 0.396, SLG: 0.511 (1, 7) S S	0-3 K 1-2			0-0 2B 1-2 1B		0-0 F7			0-0 F9	4 0 1 0 0 1 1	
Orlando Cepeda, R OBP: 0.368, SLG: 0.429 (1, 10) X		0-0 F5		0-0 2B 1-3 2-H		0-0 F8			0-0 6-3	4 0 1 1 0 0 0	
Jim Wohlford, R OBP: 0.342, SLG: 0.370 (1, 9) X		0-0 3-1		0-0 5-3			0-0 4-3			3 0 0 0 0 0 2	
Kurt Bevacqua, R OBP: 0.273, SLG: 0.213 (1, 3) X				0-0 6-3			0-3 K			3 0 0 0 0 1 2	
George Brett, L OBP: 0.305, SLG: 0.353 (1, 5) X			0-0 5-3		0-0 F5		0-3 K			3 0 0 0 0 1 0	
Fran Healy, R OBP: 0.338, SLG: 0.395 (1, 2) S S			0-3 K		0-3 K			0-0 L8		3 0 0 0 0 2 0	
<b>Inning Stats</b>	R: 0 E: 0 K: 1 S: 6 H: 1 LOB: 1 BB: 0 P: 6	R: 0 E: 0 K: 0 S: 3 H: 0 LOB: 0 BB: 0 P: 3	R: 0 E: 0 K: 2 S: 7 H: 0 LOB: 0 BB: 0 P: 7	R: 1 E: 0 K: 0 S: 6 H: 3 LOB: 2 BB: 0 P: 6	R: 0 E: 0 K: 2 S: 8 H: 1 LOB: 1 BB: 0 P: 8	R: 0 E: 0 K: 0 S: 3 H: 0 LOB: 0 BB: 0 P: 3	R: 0 E: 0 K: 2 S: 7 H: 0 LOB: 0 BB: 0 P: 7	R: 0 E: 0 K: 0 S: 3 H: 0 LOB: 0 BB: 0 P: 3	R: 0 E: 0 K: 0 S: 3 H: 0 LOB: 0 BB: 0 P: 3	1B: 4 2B: 1 3B: 0 HR: 0 SF: 0 SAC: 0 DP: 0 HBP: 0	WP: 0 PB: 0 SB: 2 CS: 0 PA: 32
<b>PITCHER</b> Mickey Lolich, L ERA: 3.75 (1, 1)	IP: 9.0 WLS: W BF: 32 H: 5 R: 1 ER: 1 SO: 7 BB: 0 IBB: 0 HBP: 0 BLK: 0 WP: 0 HR: 0 S: 46 P: 46 ERA: 1.00 WHIP: 0.556										

**Kansas City Royals @ Detroit Tigers**  
 Tiger Stadium, Detroit, MI  
 Mon Aug 12 1974, 7:05 PM EDT  
 Att: 16,034 - Unknown

AB	32
R	1
H	5
RBI	1
BB	0
SO	7
LOB	7



WP: 0	PA: 32
PB: 0	
SB: 2	
CS: 0	

Batter	1	2	3	4	5	6	7	8	9
Ron LeFlore, R OBP: 0.281, SLG: 0.310 (1, 8)	0-0 B1		0-0 HR	0-3 K			0-0 G5-4-3 1B		
Gary Sutherland, R OBP: 0.299, SLG: 0.334 (1, 4)	0-0 L7		0-0 L5-4-3 1B		0-0 L7		0-0 G5-4-3 1-2f		
Al Kaline, R OBP: 0.333, SLG: 0.382 (1, 10)	0-0 L3		0-0 L5-4-3 1-2		0-3 K		0-0 L8		
Ben Oglivie, L OBP: 0.377, SLG: 0.403 (1, 7)		0-0 4-3		0-0 1B 1B	0-0 2B		0-0 F7		
Bill Freehan, R OBP: 0.349, SLG: 0.430 (1, 3)		0-0 P6		0-0 P4	0-3 K		0-0 P6		
Jim Nettles, L OBP: 0.328, SLG: 0.370 (1, 9)		0-0 CS 1B		0-0 S 1B FC4 1B	0-0 4-3		0-0 F5		
Aurelio Rodriguez, R OBP: 0.272, SLG: 0.332 (1, 5)	0-0 CS 1-2	0-0 5-3 2B 1B	0-0 FC6-4 E 1-2 3-H 1B	0-0 FC4 FC6-4	0-3 K		0-0 1B		
Ed Brinkman, R OBP: 0.268, SLG: 0.339 (1, 6)		0-0 5-3	0-0 FC4 FC6-4	0-0 FC4 FC6-4	0-3 K		0-0 L4		
Gene Lamont, L OBP: 0.283, SLG: 0.315 (1, 2)		0-0 HR 2B	0-0 FC6-4 1-2f 2-3						

AB	R	H	RBI	BB	SO	LOB
4	1	2	2	0	1	2
4	0	1	0	0	0	1
4	0	0	0	0	1	1
4	1	2	0	0	0	0
4	0	0	0	0	1	2
4	1	2	0	0	0	0
3	1	3	1	0	0	0
3	0	0	1	0	1	3
3	1	1	1	0	0	3

**BOTTOM**

**Kansas City Royals @ Detroit Tigers**  
Tiger Stadium, Detroit, MI  
Mon Aug 12 1974, 7:05 PM EDT  
Att. 16,034 - Unknown

[livebaseballscorecards.com](http://livebaseballscorecards.com)

<b>AB</b>	<b>33</b>
<b>R</b>	<b>5</b>
<b>H</b>	<b>11</b>
<b>RBI</b>	<b>5</b>
<b>BB</b>	<b>0</b>
<b>SO</b>	<b>4</b>
<b>LOB</b>	<b>12</b>



Inning Stats	R: 0	H: 0	E: 0	K: 0	S: 3	H: 0	LOB: 0	BB: 0	P: 3	R: 0	H: 1	E: 0	K: 0	S: 3	R: 3	H: 4	E: 0	K: 0	S: 6	R: 2	H: 3	E: 1	K: 1	S: 9	R: 0	H: 1	E: 0	K: 2	S: 8	R: 0	H: 1	E: 0	K: 1	S: 6	R: 0	H: 1	E: 0	K: 0	S: 3	R: 0	H: 0	E: 0	K: 0	S: 3
--------------	------	------	------	------	------	------	--------	-------	------	------	------	------	------	------	------	------	------	------	------	------	------	------	------	------	------	------	------	------	------	------	------	------	------	------	------	------	------	------	------	------	------	------	------	------

PITCHER	IP	WLS	BF	H	R	ER	SO	BB	IBB	HBP	BLK	WP	HR	S	P	ERA	WHIP
Nelson Briles, R ERA: 4.94 (1, 1)	3.1	L	15	7	5	5	0	0	0	0	0	0	1	15	15	13.50	2.100
Lindy McDaniel, R ERA: 3.31 (4, 1)	3.2		15	4	0	0	4	0	0	0	0	0	0	23	23	0.00	1.091
Joe Hoerner, L ERA: 4.76 (8, 1)	1.0		3	0	0	0	0	0	0	0	0	0	0	3	3	0.00	0.000

WP	PA	ERA	WHIP
0	34		



Batter	1	2	3	4	5	6	7	8	9	AB R H RBI BB SO LOB	TOP	
Freddie Patek, R (1, 6) OBP: 0.330, SLG: 0.321	0-0 1B E 1B	0-0 F9 1-3			0-0 F7		0-0 1-3 3-H 1B		0-0 1B E 1B	5 2 3 1 0 0 1		
Cookie Rojas, R (1, 4) OBP: 0.338, SLG: 0.375	0-0 E 1-3 SF8 1B	0-3 K			0-0 1B		0-3 K		0-0 F8	5 1 2 0 0 2 4		
Amos Otis, R (1, 8) OBP: 0.367, SLG: 0.490	0-0 SF8 1-H 3-H				0-0 P4		0-0 SF8 3-H		0-0 E5 1-H 1B	3 0 1 2 0 0 1		
Hal McRae, R (1, 7) OBP: 0.391, SLG: 0.504	0-0 5-3				0-0 L7		0-0 G3		0-0 P4	5 0 0 0 0 0 2		
Jim Wohlford, R (9, 7) OBP: 0.342, SLG: 0.370					0-0 5-3		0-0 F7			0 0 0 0 0 0 0		
Orlando Cepeda, R (1, 10) OBP: 0.357, SLG: 0.395	4-0 BB				0-0 5-3		0-0 5-3		0-3 K	3 0 0 0 1 1 0		
Tony Solaita, L (1, 3) OBP: 0.364, SLG: 0.379	0-0 F7				0-0 4-3		4-0 BB		4-0 BB	2 0 0 0 2 0 1		
Vada Pinson, L (1, 9) OBP: 0.262, SLG: 0.337					4-0 CS BB		0-0 F7		0-0 F8	3 1 1 0 1 0 2		
Al Cowens, R (8, 9) OBP: 0.263, SLG: 0.266										0 0 0 0 0 0 0		
George Brett, L (1, 5) OBP: 0.304, SLG: 0.350					0-0 F8 1-2		4-0 E S 1B BB		0-3 K	3 1 0 0 1 1 3		
Fran Healy, R (1, 2) OBP: 0.340, SLG: 0.394					0-0 E S 1B		4-0 1B SF8 BB		0-0 P5	3 1 1 1 1 0 0		
<b>Inning Stats</b>	R: 2 E: 1 K: 0 S: 5 H: 2 LOB: 1 BB: 1 P: 9	R: 1 E: 0 K: 1 S: 7 H: 2 LOB: 1 BB: 0 P: 7	R: 0 E: 0 K: 0 S: 3 H: 0 LOB: 0 BB: 0 P: 3	R: 0 E: 0 K: 0 S: 2 H: 0 LOB: 0 BB: 1 P: 6	R: 0 E: 0 K: 0 S: 4 H: 1 LOB: 1 BB: 0 P: 4	R: 0 E: 0 K: 0 S: 3 H: 0 LOB: 1 BB: 1 P: 7	R: 2 E: 0 K: 1 S: 6 H: 1 LOB: 1 BB: 2 P: 14	R: 0 E: 0 K: 2 S: 7 H: 0 LOB: 1 BB: 1 P: 11	R: 1 E: 1 K: 0 S: 5 H: 2 LOB: 1 BB: 0 P: 5	1B: 7 2B: 1 3B: 0 HR: 0 SF: 2 SAC: 0 DP: 0 HBP: 0	WP: 0 PB: 0 SB: 2 CS: 1 PA: 40	
<b>PITCHER</b> Joe Coleman, R (1, 1) ERA: 4.14	IP WLS BF H R ER SO BB IBB HBP BLK WP HR S P ERA WHIP	9.0 L 40 8 6 4 4 6 0 0 0 0 0 0 42 66 4.00 1.556										

**Kansas City Royals @ Detroit Tigers**  
 Tiger Stadium, Detroit, MI  
 Tue Aug 13 1974, 7:05 PM EDT  
 Att: 12,510 - Cloudy

[livebaseballscorecards.com](http://livebaseballscorecards.com)

<b>AB</b>	32
<b>R</b>	6
<b>H</b>	8
<b>RBI</b>	4
<b>BB</b>	6
<b>SO</b>	4
<b>LOB</b>	14



**BOTTOM**

**Kansas City Royals @ Detroit Tigers**  
 Tiger Stadium, Detroit, MI  
 Tue Aug 13 1974, 7:05 PM EDT  
 Att: 12,510 - Cloudy

[livebaseballscorecards.com](http://livebaseballscorecards.com)

<b>AB</b>	<b>32</b>
<b>R</b>	<b>2</b>
<b>H</b>	<b>7</b>
<b>RBI</b>	<b>2</b>
<b>BB</b>	<b>3</b>
<b>SO</b>	<b>4</b>
<b>LOB</b>	<b>14</b>



WP: 1	PA: 35
PB: 0	
SB: 0	
CS: 0	

AB R H RBI BB SO LOB

4	1	1	0	0	0	2
4	1	1	2	0	1	1
3	0	1	0	1	0	0
3	0	0	0	1	1	3
3	0	1	0	0	0	1
1	0	0	0	0	1	1
3	0	0	0	1	0	2
4	0	1	0	0	1	1
4	0	0	0	0	0	3
3	0	2	0	0	0	0

Batter	1	2	3	4	5	6	7	8	9
Ron LeFlore, R OBP: 0.279, SLG: 0.323 (1, 8)	0-0 6-3		0-0 G6-3			0-0 2B		0-0 FC6-4 HR	
Gary Sutherland, R OBP: 0.299, SLG: 0.340 (1, 4)	0-3 K		0-0 5-3			0-0 6-3		0-0 HR	
Al Kaline, R OBP: 0.335, SLG: 0.384 (1, 10)	0-0 L6			0-0 L6-3		4-0 BB		0-0 2B	
Ben Oglivie, L OBP: 0.373, SLG: 0.394 (1, 7)		0-0 6-3		4-0 BB		0-0 G4-6-3		0-3 K	
Jim Nettles, L OBP: 0.328, SLG: 0.368 (1, 9)		0-0 F8		0-0 G3			0-0 FC6-4 1B	0-3 K	
Marvin Lane, R OBP: 0.338, SLG: 0.349 (8, PH) (9, 9)				1-2					
Bill Freehan, R OBP: 0.348, SLG: 0.426 (1, 3)		4-0 BB		0-0 6-3			0-0 FC6-4 WP		0-0 P3
Aurelio Rodriguez, R OBP: 0.272, SLG: 0.331 (1, 5)		0-0 1B					0-3 K		0-0 5-3
Ed Brinkman, R OBP: 0.265, SLG: 0.335 (1, 6)		0-0 1B					0-0 6-3		0-0 F7
Gene Lamont, L OBP: 0.302, SLG: 0.333 (1, 2)			0-0 G6-3 1B					0-0 FC6-4 1B	

Inning Stats	R: 0	H: 0	E: 0	K: 1	S: 5	LOB: 0	BB: 0	P: 5
	0	1	0	0	4	2	1	8
	0	0	0	0	3	0	0	3
	0	0	0	0	3	1	1	7
	0	0	0	0	3	0	0	3
	0	1	0	1	6	1	1	7
	0	1	0	1	6	0	0	6
	2	3	0	2	10	1	1	10
	0	0	0	0	3	0	0	3

PITCHER	IP	WLS	BF	H	R	ER	SO	BB	IBB	HBP	BLK	WP	HR	S	P	ERA	WHIP
Al Fitzmorris, R ERA: 3.14 (1, 1)	7.1	W	30	7	2	2	2	3	0	0	0	1	1	31	43	2.46	1.364
Steve Mingori, L ERA: 3.08 (8, 1)	1.2		5	0	0	0	2	0	0	0	0	0	0	9	9	0.00	0.000



Batter	1	2	3	4	5	6	7	8	9	AB R H RBI BB SO LOB	TOP											
Freddie Patek, R (1, 6) OBP: 0.334, SLG: 0.323										4 1 2 2 2 0 1	<b>Kansas City Royals @ Detroit Tigers</b> Tiger Stadium, Detroit, MI Wed Aug 14 1974, 7:05 PM EDT Att: 13,504 - Unknown											
Cookie Rojas, R (1, 4) OBP: 0.336, SLG: 0.372										6 0 1 0 0 1 8												
Amos Otis, R (1, 8) OBP: 0.366, SLG: 0.486										5 1 1 1 0 0 1												
Hal McRae, R (1, 7) OBP: 0.394, SLG: 0.505										5 2 3 0 0 0 0												
Orlando Cepeda, R (1, 10) OBP: 0.362, SLG: 0.465										5 1 2 1 0 1 4												
Tony Solaita, L (1, 3) OBP: 0.369, SLG: 0.401										3 1 2 3 0 1 1												
Kurt Bevacqua, R (6, PH) OBP: 0.267, SLG: 0.207										2 0 0 0 0 1 1												
Vada Pinson, L (1, 9) OBP: 0.289, SLG: 0.348										3 1 2 0 1 0 0												
Al Cowens, R (8, 9) OBP: 0.282, SLG: 0.264										1 0 0 0 0 0 0												
George Brett, L (1, 5) OBP: 0.307, SLG: 0.353										3 1 2 1 0 0 3												
Frank White, R (4, 5) OBP: 0.250, SLG: 0.312										2 1 1 1 0 0 0												
Buck Martinez, R (1, 2) OBP: 0.313, SLG: 0.189										2 0 1 0 3 0 0												
<b>Inning Stats</b>	R: 6 E: 0 K: 1 S: 11	H: 6 LOB: 2 BB: 2 P: 19	R: 0 E: 0 K: 1 S: 6	H: 1 LOB: 1 BB: 0 P: 6	R: 0 E: 0 K: 0 S: 3	H: 1 LOB: 2 BB: 2 P: 11	R: 0 E: 0 K: 0 S: 5	H: 2 LOB: 3 BB: 1 P: 9	R: 0 E: 0 K: 0 S: 4	H: 1 LOB: 1 BB: 0 P: 4	R: 1 E: 0 K: 2 S: 9	H: 3 LOB: 2 BB: 0 P: 9	R: 0 E: 0 K: 0 S: 3	H: 1 LOB: 0 BB: 0 P: 3	R: 1 E: 0 K: 0 S: 4	H: 1 LOB: 0 BB: 0 P: 4	R: 1 E: 1 K: 0 S: 4	H: 1 LOB: 1 BB: 1 P: 8	1B: 14 2B: 0 3B: 1 HR: 2	SF: 0 SAC: 0 DP: 3 HBP: 0	WP: 0 PB: 0 SB: 1 CS: 0	PA: 47
<b>PITCHER</b>	IP WLS BF H R ER SO BB IBB HBP BLK WP HR S P ERA WHIP																					
Fred Holdsworth, R (1, 1) ERA: 13.5	0.2 L 7 4 5 5 0 1 0 0 0 0 1 6 10 67.50 7.500																					
Luke Walker, L (1, 1) ERA: 4.43	8.1 40 13 4 3 4 5 0 0 0 0 1 43 63 3.24 2.160																					

livebaseballscorecards.com



Batter	1	2	3	4	5	6	7	8	9	AB R H RBI BB SO LOB
Ron LeFlore, R OBP: 0.301, SLG: 0.323 (1, 8)	4-0 BB		0-0 6-3		0-0 1B			4-0 PB BB	0-0 F8	3 0 1 0 2 0 2
Gary Sutherland, R OBP: 0.298, SLG: 0.339 (1, 4)	0-0 F3		0-0 L7		0-0 1B			0-3 K		4 0 1 0 0 1 2
Al Kaline, R OBP: 0.332, SLG: 0.381 (1, 10)	0-0 L6			0-3 K	0-0 L9			0-0 L5		4 0 0 0 0 1 4
Ben Oglivie, L OBP: 0.371, SLG: 0.386 (1, 3)	0-3 K			4-0 1B BB		0-0 F8		0-0 F3		3 0 0 0 1 1 2
Jim Nettles, L OBP: 0.338, SLG: 0.356 (1, 9)		4-0 FC5-4 BB		0-0 L7		0-0 1-3			4-0 1B BB	2 1 0 0 2 0 1
Tom Veryzer, R OBP: 0.400, SLG: 0.333 (1, 6)		0-0 FC5-4		0-0 FC5-4 1B		0-0 5-3			0-0 1B 1B	4 0 2 0 0 0 1
Aurelio Rodriguez, R OBP: 0.270, SLG: 0.328 (1, 5)		0-0 F7		0-0 FC5-4			0-3 K		0-0 F9	4 0 0 0 0 1 5
Marvin Lane, R OBP: 0.321, SLG: 0.328 (1, 7)		0-0 1-3			0-3 K		0-3 K		0-3 K	4 0 0 0 0 3 3
John Wockenfuss, R OBP: 0.286, SLG: 0.167 (1, 2)			0-0 F8		0-0 5-3		0-0 F8		0-0 1B	4 0 1 1 0 0 0


Inning Stats	R: 0 E: 0 K: 1 S: 5	H: 0 LOB: 1 BB: 1 P: 9	R: 0 E: 0 K: 0 S: 3	H: 0 LOB: 1 BB: 1 P: 7	R: 0 E: 0 K: 0 S: 3	H: 0 LOB: 0 BB: 0 P: 3	R: 0 E: 0 K: 1 S: 6	H: 1 LOB: 2 BB: 1 P: 10	R: 0 E: 0 K: 1 S: 7	H: 2 LOB: 2 BB: 0 P: 7	R: 0 E: 0 K: 0 S: 3	H: 0 LOB: 0 BB: 0 P: 3	R: 0 E: 0 K: 2 S: 7	H: 0 LOB: 0 BB: 0 P: 7	R: 0 E: 0 K: 1 S: 5	H: 0 LOB: 1 BB: 1 P: 9	R: 1 E: 0 K: 1 S: 7	H: 2 LOB: 2 BB: 1 P: 11	1B: 5 2B: 0 3B: 0 HR: 0	SF: 0 SAC: 0 DP: 0 HBP: 0
PITCHER Steve Busby, R ERA: 3.17 (1, 1)	IP 9.0 WLS W BF 37 H 5 R 1 ER 1 SO 7 BB 5 IBB 0 HBP 0 BLK 0 WP 0 HR 0 S 46 P 66 ERA 1.00 WHIP 1.111	IP 9.0 WLS W BF 37 H 5 R 1 ER 1 SO 7 BB 5 IBB 0 HBP 0 BLK 0 WP 0 HR 0 S 46 P 66 ERA 1.00 WHIP 1.111	IP 9.0 WLS W BF 37 H 5 R 1 ER 1 SO 7 BB 5 IBB 0 HBP 0 BLK 0 WP 0 HR 0 S 46 P 66 ERA 1.00 WHIP 1.111	IP 9.0 WLS W BF 37 H 5 R 1 ER 1 SO 7 BB 5 IBB 0 HBP 0 BLK 0 WP 0 HR 0 S 46 P 66 ERA 1.00 WHIP 1.111	IP 9.0 WLS W BF 37 H 5 R 1 ER 1 SO 7 BB 5 IBB 0 HBP 0 BLK 0 WP 0 HR 0 S 46 P 66 ERA 1.00 WHIP 1.111	IP 9.0 WLS W BF 37 H 5 R 1 ER 1 SO 7 BB 5 IBB 0 HBP 0 BLK 0 WP 0 HR 0 S 46 P 66 ERA 1.00 WHIP 1.111	IP 9.0 WLS W BF 37 H 5 R 1 ER 1 SO 7 BB 5 IBB 0 HBP 0 BLK 0 WP 0 HR 0 S 46 P 66 ERA 1.00 WHIP 1.111	IP 9.0 WLS W BF 37 H 5 R 1 ER 1 SO 7 BB 5 IBB 0 HBP 0 BLK 0 WP 0 HR 0 S 46 P 66 ERA 1.00 WHIP 1.111	IP 9.0 WLS W BF 37 H 5 R 1 ER 1 SO 7 BB 5 IBB 0 HBP 0 BLK 0 WP 0 HR 0 S 46 P 66 ERA 1.00 WHIP 1.111	IP 9.0 WLS W BF 37 H 5 R 1 ER 1 SO 7 BB 5 IBB 0 HBP 0 BLK 0 WP 0 HR 0 S 46 P 66 ERA 1.00 WHIP 1.111	IP 9.0 WLS W BF 37 H 5 R 1 ER 1 SO 7 BB 5 IBB 0 HBP 0 BLK 0 WP 0 HR 0 S 46 P 66 ERA 1.00 WHIP 1.111	IP 9.0 WLS W BF 37 H 5 R 1 ER 1 SO 7 BB 5 IBB 0 HBP 0 BLK 0 WP 0 HR 0 S 46 P 66 ERA 1.00 WHIP 1.111	IP 9.0 WLS W BF 37 H 5 R 1 ER 1 SO 7 BB 5 IBB 0 HBP 0 BLK 0 WP 0 HR 0 S 46 P 66 ERA 1.00 WHIP 1.111	IP 9.0 WLS W BF 37 H 5 R 1 ER 1 SO 7 BB 5 IBB 0 HBP 0 BLK 0 WP 0 HR 0 S 46 P 66 ERA 1.00 WHIP 1.111	IP 9.0 WLS W BF 37 H 5 R 1 ER 1 SO 7 BB 5 IBB 0 HBP 0 BLK 0 WP 0 HR 0 S 46 P 66 ERA 1.00 WHIP 1.111	IP 9.0 WLS W BF 37 H 5 R 1 ER 1 SO 7 BB 5 IBB 0 HBP 0 BLK 0 WP 0 HR 0 S 46 P 66 ERA 1.00 WHIP 1.111	IP 9.0 WLS W BF 37 H 5 R 1 ER 1 SO 7 BB 5 IBB 0 HBP 0 BLK 0 WP 0 HR 0 S 46 P 66 ERA 1.00 WHIP 1.111	IP 9.0 WLS W BF 37 H 5 R 1 ER 1 SO 7 BB 5 IBB 0 HBP 0 BLK 0 WP 0 HR 0 S 46 P 66 ERA 1.00 WHIP 1.111	WP: 0 PB: 1 SB: 0 CS: 0	PA: 37 ERA WHIP

**BOTTOM**

**Kansas City Royals @ Detroit Tigers**  
Tiger Stadium, Detroit, MI  
Wed Aug 14 1974, 7:05 PM EDT  
Att. 13,504 - Unknown

livebaseballscorecards.com

AB	32
R	1
H	5
RBI	1
BB	5
SO	7
LOB	20





Batter	1	2	3	4	5	6	7	8	9	AB R H RBI BB SO LOB	TOP	
Freddie Patek, R (1, 6) OBP: 0.335, SLG: 0.322	4-0 CS BB		x 0-0 F9		BBB 4-0 BB			x 0-0 F9		2 0 0 0 2 0 1		
Cookie Rojas, R (1, 4) OBP: 0.333, SLG: 0.369	0-3 K 1-2		x 0-0 L8		0-0 CS	x 0-0 F7		x 0-0 6-3		4 0 0 0 0 1 2		
Amos Otis, R (1, 8) OBP: 0.365, SLG: 0.484	0-0 2B 1B			x 0-0 F8		x 0-0 F9			x 0-0 4-3	4 0 1 0 0 0 0		
Hal McRae, R (1, 7) OBP: 0.392, SLG: 0.505	0-0 1-3 2B			x 0-0 5-3		x 0-0 5-3			x 0-0 6-3	4 0 1 0 0 0 0		
Orlando Cepeda, R (1, 10) OBP: 0.353, SLG: 0.435	0-0 P3			BBB 4-0 BB		x 0-0 6-3			x 0-0 1-3	3 0 0 0 1 0 2		
Jim Wohlford, R (1, 9) OBP: 0.339, SLG: 0.367		x 0-0 6-3		x 0-0 F8		0-3 K				3 0 0 0 0 1 1		
Kurt Bevacqua, R (1, 3) OBP: 0.269, SLG: 0.202		x 0-0 1-3			BBB 4-0 CS SH3-4 BB	0-3 K				2 0 0 0 1 1 0		
George Brett, L (1, 5) OBP: 0.309, SLG: 0.354		x 0-0 4-3			x 0-0 SH3-4					2 0 1 0 0 0 0		
Fran Healy, R (1, 2) OBP: 0.337, SLG: 0.391			0-3 K		x 0-0 F8			x 0-0 F9		3 0 0 0 0 1 2		
<b>Inning Stats</b>	R: 0 H: 2 E: 0 LOB: 2 K: 1 BB: 1 S: 6 P: 10	R: 0 H: 0 E: 0 LOB: 0 K: 0 BB: 0 S: 3 P: 3	R: 0 H: 0 E: 0 LOB: 0 K: 1 BB: 0 S: 5 P: 5	R: 0 H: 0 E: 0 LOB: 1 K: 0 BB: 1 S: 3 P: 7	R: 0 H: 0 E: 0 LOB: 1 K: 0 BB: 2 S: 2 P: 10	R: 0 H: 0 E: 0 LOB: 0 K: 2 BB: 0 S: 3 P: 3	R: 0 H: 0 E: 0 LOB: 0 K: 2 BB: 0 S: 7 P: 7	R: 0 H: 1 E: 0 LOB: 1 K: 0 BB: 0 S: 4 P: 4	R: 0 H: 0 E: 0 LOB: 0 K: 0 BB: 0 S: 3 P: 3	1B: 2 SF: 0 2B: 1 SAC: 1 3B: 0 DP: 0 HR: 0 HBP: 0	WP: 0 PA: 33 PB: 0 SB: 0 CS: 2	
<b>PITCHER</b> Ross Grimsley, L (1, 1) ERA: 3.19	IP WLS BF H R ER SO BB IBB HBP BLK WP HR S P ERA WHIP	9.0 W 32 3 0 0 4 4 0 0 0 0 0 0 36 52 0.00 0.778										

**Kansas City Royals @ Baltimore Orioles**  
 Memorial Stadium, Baltimore, MD  
 Fri Aug 16 1974, 7:05 PM EDT  
 Att: 18,896 - Unknown

[livebaseballscorecards.com](http://livebaseballscorecards.com)

**AB** 27  
**R** 0  
**H** 3  
**RBI** 0  
**BB** 4  
**SO** 4  
**LOB** 8







Batter	1	2	3	4	5	6	7	8	9	10	AB R H RBI BB SO LOB	TOP												
Freddie Patek, R OBP: 0.337, SLG: 0.325 (1, 6)	4-0 S BB		0-0 P5		0-3 K	0-0 F9		0-0 2B		0-0 WP 1B	5 0 2 3 1 1 6	<b>Kansas City Royals @ Baltimore Orioles</b> Memorial Stadium, Baltimore, MD Sat Aug 17 1974, 7:05 PM EDT Att: 19,665 - Unknown - 77 F  <b>AB 38</b> <b>R 3</b> <b>H 10</b> <b>RBI 3</b> <b>BB 7</b> <b>SO 3</b> <b>LOB 28</b>												
Cookie Rojas, R OBP: 0.328, SLG: 0.364 (1, 4)	0-0 F5 1-2		0-0 F7		0-0 P3		0-0 5-3	0-0 6-3		0-0 5-3	6 0 0 0 0 0 6													
Amos Otis, R OBP: 0.365, SLG: 0.482 (1, 8)	0-3 K		4-0 BB		0-0 1B		0-0 L8		0-3 K		4 0 1 0 1 2 1													
Hal McRae, R OBP: 0.393, SLG: 0.503 (1, 7)	0-0 L8		0-0 4-3		0-0 F8		0-0 1B		4-0 FC6-4 BB		4 0 1 0 1 0 6													
Orlando Cepeda, R OBP: 0.321, SLG: 0.392 (1, 10)		0-0 P6		0-0 5-3		0-0 6-3	0-0 F9		0-0 L7		5 0 0 0 0 0 2													
Tony Solaita, L OBP: 0.370, SLG: 0.399 (1, 3)		0-1 CI 1B		0-0 F7		4-0 BB BB BB		0-0 F9		0-0 FC6-4	1 0 0 0 1 0 0 2 0 0 0 0 0 1													
Kurt Bevacqua, R OBP: 0.263, SLG: 0.198 (8, PH) (8, 3)																								
Vada Pinson, L OBP: 0.269, SLG: 0.348 (1, 9)		0-0 G4-6-3 1B		0-0 1-3		0-0 P6		4-0 1B 2B BB		0-0 3-1 SH3-4 1B	3 0 1 0 0 0 1 1 2 1 0 1 0 0													
Jim Wohlford, R OBP: 0.342, SLG: 0.369 (8, PH) (8, 9)																								
George Brett, L OBP: 0.314, SLG: 0.357 (1, 5)		0-0 G4-6-3 1-2		0-0 1B 1B 1B		4-0 BB BB		0-0 2B 1B		0-0 SH3-4	3 1 2 0 1 0 2													
Fran Healy, R OBP: 0.341, SLG: 0.392 (1, 2)			0-0 S 1B		0-0 1B 1B	4-0 BB BB BB		0-0 P6		0-0 3-1	4 0 2 0 1 0 3													
<b>Inning Stats</b>	R: 0 E: 0 K: 1 S: 5	H: 0 LOB: 1 BB: 1 P: 9	R: 0 E: 1 K: 0 S: 4	H: 1 LOB: 1 BB: 0 P: 4	R: 0 E: 0 K: 0 S: 4	H: 1 LOB: 2 BB: 1 P: 8	R: 0 E: 0 K: 0 S: 3	H: 0 LOB: 0 BB: 0 P: 3	R: 0 E: 0 K: 1 S: 8	H: 3 LOB: 3 BB: 0 P: 8	R: 0 E: 0 K: 0 S: 3	H: 0 LOB: 3 BB: 3 P: 15	R: 0 E: 0 K: 0 S: 4	H: 1 LOB: 1 BB: 0 P: 4	R: 2 E: 0 K: 0 S: 5	H: 2 LOB: 1 BB: 1 P: 9	R: 0 E: 0 K: 1 S: 5	H: 0 LOB: 1 BB: 1 P: 9	R: 1 E: 0 K: 0 S: 5	H: 2 LOB: 1 BB: 0 P: 5	1B: 9 2B: 1 3B: 0 HR: 0	SF: 0 SAC: 1 DP: 1 HBP: 0	WP: 1 PB: 0 SB: 2 CS: 0	PA: 47
<b>PITCHER</b>	IP WLS BF H R ER SO BB IBB HBP BLK WP HR S P ERA WHIP												IP WLS BF H R ER SO BB IBB HBP BLK WP HR S P ERA WHIP											
Jim Palmer, R ERA: 3.59 (1, 1)	7.0																							
Grant Jackson, L ERA: 2.59 (8, 1)	1.1	8	2	2	2	1	2	0	0	0	0	0	0	0	8	16	13.50	3.000						
Bob Reynolds, R ERA: 3.12 (9, 1)	1.2	L	7	2	1	1	0	0	0	0	0	1	0	7	7	5.40	1.200							

**Kansas City Royals @ Baltimore Orioles**  
 Memorial Stadium, Baltimore, MD  
 Sat Aug 17 1974, 7:05 PM EDT  
 Att: 19,665 - Unknown - 77 F

livebaseballscorecards.com



BOTTOM

Kansas City Royals @ Baltimore Orioles  
Memorial Stadium, Baltimore, MD

Sat Aug 17 1974, 7:05 PM EDT  
Att. 19,665 - Unknown - 77 F

livebaseballscorecards.com

AB	33
R	2
H	6
RBI	2
BB	4
SO	2
LOB	13



AB R H RBI BB SO LOB

5	1	1	0	0	0	0
4	1	2	0	1	0	0
4	0	1	1	0	0	2
0	0	0	0	0	0	0
1	0	0	0	0	1	0
2	0	0	1	1	0	1
3	0	0	0	0	1	0
3	0	2	0	1	0	0
3	0	0	0	1	0	3
3	0	0	0	0	0	3
0	0	0	0	0	0	0
1	0	0	0	0	0	2
0	0	0	0	0	0	0
4	0	0	0	0	0	2

Batter	1	2	3	4	5	6	7	8	9	10
Rich Coggins, L (1, 9) OBP: 0.303, SLG: 0.330	L8		L4			F8		BB 1B		F8
Paul Blair, R (1, 8) OBP: 0.304, SLG: 0.413	5-3 1B			F8		S 1B		1B SF8 BB		F8
Tommy Davis, R (1, 10) OBP: 0.306, SLG: 0.374 Al Bumbry, L (8, PR) OBP: 0.261, SLG: 0.294 Elrod Hendricks, L (10, PH) OBP: 0.298, SLG: 0.385	5-3			L9		F7		CS 1B		K
Bobby Grich, R (1, 4) OBP: 0.389, SLG: 0.481	4-3			L7			SH3-4 BB	SF8		
Earl Williams, R (1, 3) OBP: 0.340, SLG: 0.376			K		6-3		SH3-4	CS	F8	
Don Baylor, R (1, 7) OBP: 0.322, SLG: 0.348			6-3		6-3	1B	IBB	FC4-6 2B		
Brooks Robinson, R (1, 5) OBP: 0.365, SLG: 0.394			6-3		F9		F8	FC4-6 IBB		
Andy Etchebarren, R (1, 2) OBP: 0.234, SLG: 0.240 Boog Powell, L (9, PH) OBP: 0.355, SLG: 0.415 Curt Motton, R (9, PH) OBP: 0.266, SLG: 0.289			F9		L5		L9	FC4-6		
Mark Belanger, R (1, 6) OBP: 0.303, SLG: 0.333			F8			P6		4-3	1-3	

Inning Stats	R: 0	H: 1	E: 0	K: 0	S: 4	P: 4	R: 0	H: 0	E: 0	K: 1	S: 5	P: 5	R: 0	H: 0	E: 0	K: 0	S: 3	P: 3	R: 0	H: 0	E: 0	K: 0	S: 3	P: 3	R: 0	H: 1	E: 0	K: 0	S: 4	P: 4	R: 0	H: 1	E: 0	K: 0	S: 4	P: 4	R: 0	H: 0	E: 0	K: 0	S: 3	P: 11	R: 2	H: 2	E: 0	K: 0	S: 4	P: 8	R: 0	H: 1	E: 0	K: 0	S: 4	P: 8	R: 0	H: 0	E: 0	K: 1	S: 5	P: 5	1B: 5	SF: 1	2B: 1	SAC: 1	3B: 0	DP: 0	HR: 0	HBP: 0	WP: 0	PA: 40
--------------	------	------	------	------	------	------	------	------	------	------	------	------	------	------	------	------	------	------	------	------	------	------	------	------	------	------	------	------	------	------	------	------	------	------	------	------	------	------	------	------	------	-------	------	------	------	------	------	------	------	------	------	------	------	------	------	------	------	------	------	------	-------	-------	-------	--------	-------	-------	-------	--------	-------	--------

PITCHER	IP	WLS	BF	H	R	ER	SO	BB	IBB	HBP	BLK	WP	HR	S	P	ERA	WHIP
Paul Splittorff, L (1, 1) ERA: 3.52	7.1		29	4	2	2	1	2	1	0	0	0	0	28	40	2.46	0.818
Doug Bird, R (8, 1) ERA: 2.57	1.0		5	2	0	0	0	0	1	0	0	0	0	4	8	0.00	2.000
Steve Mingo, L (9, 1) ERA: 2.98	1.2	W	5	0	0	0	1	0	0	0	0	0	0	7	7	0.00	0.000



Batter	1	2	3	4	5	6	7	8	9	AB R H RBI BB SO LOB	TOP
Freddie Patek, R (1, 6) OBP: 0.337, SLG: 0.324	0-0 P4		0-0 1B		0-0 1-3		0-0 F7			4 0 1 0 0 0 3	
Cookie Rojas, R (1, 4) OBP: 0.328, SLG: 0.363	0-0 6-3		0-0 1B		0-0 5-3			0-0 L6		4 0 1 0 0 0 1	
Amos Otis, R (1, 8) OBP: 0.362, SLG: 0.477	0-0 6-3		0-0 F8		0-0 5-3			0-0 F8		4 0 0 0 0 0 2	
Hal McRae, R (1, 7) OBP: 0.389, SLG: 0.497		0-0 F9	0-0 F8		0-0 5-3			0-0 6-3		4 0 0 0 0 0 2	
Orlando Cepeda, R (1, 10) OBP: 0.317, SLG: 0.382 Frank White, R (9, PR) OBP: 0.250, SLG: 0.312		0-0 F9		0-0 5-3		0-0 F8			0-0 FC5-6 BLK 1B	4 0 1 0 0 0 0 0 0 0 0 0 0 0	
Jim Wohlford, R (1, 9) OBP: 0.344, SLG: 0.371		4-0 1B BB		0-0 F9		0-0 1B 2B			0-0 FC5-6 1-2	3 0 1 0 1 0 1	
Tony Solaita, L (1, 3) OBP: 0.374, SLG: 0.403 Kurt Bevacqua, R (9, PH) OBP: 0.260, SLG: 0.195		0-0 FC6-4 1B		0-0 G1		0-0 6-3 BB 1B			0-3 K 1-2	3 0 2 0 0 0 0 1 0 0 0 0 1 1	AB 32 R 0 H 7 RBI 0 BB 3 SO 1 LOB 16
Fran Healy, R (1, 2) OBP: 0.344, SLG: 0.393		0-0 FC6-4 1-2f			0-0 SH3-4 1B		4-0 6-3 BB		4-0 FC5-4 IBB	2 0 1 0 2 0 2	
George Brett, L (1, 5) OBP: 0.311, SLG: 0.354			0-0 5-3		0-0 SH3-4 1-2		0-0 6-3 1-2 2-3		0-0 FC5-4 1-2f	3 0 0 0 0 0 4	
<b>Inning Stats</b>	R: 0 H: 0 E: 0 LOB: 0 K: 0 BB: 0 S: 3 P: 3	R: 0 H: 1 E: 0 LOB: 2 K: 0 BB: 1 S: 4 P: 8	R: 0 H: 2 E: 0 LOB: 2 K: 0 BB: 0 S: 5 P: 5	R: 0 H: 0 E: 0 LOB: 0 K: 0 BB: 0 S: 3 P: 3	R: 0 H: 1 E: 0 LOB: 1 K: 0 BB: 0 S: 4 P: 4	R: 0 H: 0 E: 0 LOB: 0 K: 0 BB: 0 S: 3 P: 3	R: 0 H: 2 E: 0 LOB: 2 K: 0 BB: 1 S: 4 P: 8	R: 0 H: 0 E: 0 LOB: 0 K: 0 BB: 0 S: 3 P: 3	R: 0 H: 1 E: 0 LOB: 2 K: 1 BB: 1 S: 6 P: 10	1B: 6 SF: 0 2B: 1 SAC: 1 3B: 0 DP: 0 HR: 0 HBP: 0	WP: 0 PA: 36 PB: 0 SB: 1 CS: 0
<b>PITCHER</b> Dave McNally, L (1, 1) ERA: 4.18	IP WLS BF H R ER SO BB IBB HBP BLK WP HR S P ERA WHIP										
	9.0 W 36 7 0 0 1 2 1 0 1 0 0 0 35 47 0.00 1.000										
<b>PITCHER</b>	IP WLS BF H R ER SO BB IBB HBP BLK WP HR S P ERA WHIP										

Kansas City Royals @ Baltimore Orioles  
Memorial Stadium, Baltimore, MD

Sun Aug 18 1974, 3:33 AM EDT  
Att. 10,193 - Unknown - 82 F

livebaseballscorecards.com



Batter	1	2	3	4	5	6	7	8	9	AB R H RBI BB SO LOB
<b>Al Bumbry, L</b> OBP: 0.261, SLG: 0.290 (1, 7) BBB	4-0 FC6-5 4-3 BB		0-0 FC1-5 G3 1-2 2-3f		0-3 K		0-0 F5			3 0 0 0 1 1 3
<b>Rich Coggins, L</b> OBP: 0.299, SLG: 0.326 (1, 9) X	0-0 4-3 1-2		0-0 G3 1-2 2-3			0-0 F9		0-0 4-3		4 0 0 0 0 0 3
<b>Tommy Davis, R</b> OBP: 0.304, SLG: 0.371 (1, 10) X	0-0 FC6-5 BLK 2-3		0-3 K2-3			0-3 K		0-0 F9		4 0 0 0 0 2 3
<b>Bobby Grich, R</b> OBP: 0.388, SLG: 0.479 (1, 4) X	0-0 F8 1-2			0-0 F8		0-0 BB 1B		0-0 F8		4 0 1 0 0 0 1
<b>Boog Powell, L</b> OBP: 0.354, SLG: 0.411 (1, 3) X		0-0 5-3		0-0 P6		4-0 BB 1-2 BB		0-0 F8		3 0 0 0 1 0 0
<b>Paul Blair, R</b> OBP: 0.309, SLG: 0.417 (1, 8) X		0-0 CS 1B		4-0 S BB		0-3 K		0-0 1B 2B		3 1 2 0 1 1 2
<b>Brooks Robinson, R</b> OBP: 0.364, SLG: 0.392 (1, 5) X		0-3 K 1-2		0-0 F8 1-2			0-0 3-1		0-0 2B 1B	4 0 1 1 0 1 2
<b>Elrod Hendricks, L</b> OBP: 0.308, SLG: 0.394 (1, 2) X			0-0 FC1-5 BB 1B		0-0 F8		0-0 SH5-3 1B			3 0 2 0 0 0 0
<b>Mark Belanger, R</b> OBP: 0.304, SLG: 0.332 (1, 6) X			4-0 G3 FC1-5 BB		0-0 1-3		0-0 SH5-3			1 0 0 0 1 0 0

Inning Stats	R: 0 E: 0 K: 0 S: 3	H: 0 LOB: 1 BB: 1 P: 7	R: 0 E: 0 K: 1 S: 5	H: 1 LOB: 0 BB: 0 P: 5	R: 0 E: 0 K: 1 S: 6	H: 1 LOB: 2 BB: 1 P: 10	R: 0 E: 0 K: 0 S: 3	H: 0 LOB: 1 BB: 1 P: 7	R: 0 E: 0 K: 1 S: 5	H: 0 LOB: 0 BB: 0 P: 5	R: 0 E: 0 K: 2 S: 8	H: 1 LOB: 2 BB: 1 P: 12	R: 0 E: 0 K: 0 S: 4	H: 1 LOB: 1 BB: 0 P: 4	R: 0 E: 0 K: 0 S: 3	H: 0 LOB: 0 BB: 0 P: 3	R: 1 E: 0 K: 0 S: 3	H: 2 LOB: 1 BB: 0 P: 3	1B: 5 2B: 1 3B: 0 HR: 0	SF: 0 SAC: 1 DP: 0 HBP: 0	WP: 0 PB: 0 SB: 1 CS: 1	PA: 34
<b>PITCHER</b> <b>Steve Busby, R</b> ERA: 3.09 (1, 1)	IP: 8.1 WLS: L BF: 34 H: 6 R: 1 ER: 1 SO: 5 BB: 4 IBB: 0 HBP: 0 BLK: 1 WP: 0 HR: 0 S: 40 P: 56 ERA: 1.08 WHIP: 1.200																					


**BOTTOM**

**Kansas City Royals @ Baltimore Orioles**  
Memorial Stadium, Baltimore, MD

Sun Aug 18 1974, 3:33 AM EDT  
Att: 10,193 - Unknown - 82 F

livebaseballscorecards.com

<b>AB</b>	<b>29</b>
<b>R</b>	<b>1</b>
<b>H</b>	<b>6</b>
<b>RBI</b>	<b>1</b>
<b>BB</b>	<b>4</b>
<b>SO</b>	<b>5</b>
<b>LOB</b>	<b>14</b>





Batter	1	2	3	4	5	6	7	8	9	AB R H RBI BB SO LOB	TOP
Freddie Patek, R (1, 6) OBP: 0.334, SLG: 0.321	0-0 1-3			0-0 6-3	0-3 K		0-0 P3			4 0 0 0 0 1 1	
Vada Pinson, L (1, 9) Al Cowens, R (9, 9) OBP: 0.272, SLG: 0.350 OBP: 0.262, SLG: 0.264	0-0 G6-4-3 1B			0-0 F7		0-0 G3		0-0 SH1-3 1B		4 0 2 0 0 0 0 0 0 0 0 0 0 0	
Amos Otis, R (1, 8) OBP: 0.364, SLG: 0.481	0-0 G6-4-3 1-2f			0-0 1B 1B		0-0 2B		0-0 SH1-3 1-2		3 0 2 0 0 0 1	
Hal McRae, R (1, 7) OBP: 0.388, SLG: 0.495		0-0 F9		0-0 1-2 1B		0-0 F9		0-0 P4		4 0 1 0 0 0 2	
Orlando Cepeda, R (1, 10) OBP: 0.313, SLG: 0.362		0-3 K		0-0 F9		4-0 BB		0-0 5-3		3 0 0 0 1 1 3	
Tony Solaita, L (1, 3) OBP: 0.372, SLG: 0.417		0-0 F7			0-0 HR		0-3 K		0-0 4-3	4 1 1 1 0 1 2	
Cookie Rojas, R (1, 4) OBP: 0.325, SLG: 0.359			0-0 L9		0-0 L9		0-0 F2		0-0 F7	4 0 0 0 0 0 0	
George Brett, L (1, 5) OBP: 0.311, SLG: 0.352			0-3 K		0-0 4-3		0-0 L7		0-0 1B	4 0 1 0 0 1 0	
Fran Healy, R (1, 2) OBP: 0.346, SLG: 0.401			0-3 K		0-0 HR		4-0 BB		0-3 K	3 1 1 1 1 2 1	
<b>Inning Stats</b>	R: 0 E: 0 K: 0 S: 3 H: 1 LOB: 0 BB: 0 P: 3	R: 0 E: 0 K: 1 S: 5 H: 0 LOB: 0 BB: 0 P: 5	R: 0 E: 0 K: 2 S: 7 H: 0 LOB: 0 BB: 0 P: 7	R: 0 E: 0 K: 0 S: 5 H: 2 LOB: 2 BB: 0 P: 5	R: 2 E: 0 K: 1 S: 7 H: 2 LOB: 0 BB: 0 P: 7	R: 0 E: 0 K: 1 S: 6 H: 1 LOB: 2 BB: 1 P: 10	R: 0 E: 0 K: 0 S: 3 H: 0 LOB: 1 BB: 1 P: 7	R: 0 E: 0 K: 0 S: 4 H: 1 LOB: 1 BB: 0 P: 4	R: 0 E: 0 K: 1 S: 6 H: 1 LOB: 1 BB: 0 P: 6	1B: 5 2B: 1 3B: 0 HR: 2 SF: 0 SAC: 1 DP: 1 HBP: 0	WP: 0 PB: 0 SB: 0 CS: 0 PA: 36
<b>PITCHER</b> Gaylord Perry, R (1, 1) ERA: 2.42	IP WLS BF H R ER SO BB IBB HBP BLK WP HR S P ERA WHIP										
	9.0 L 36 8 2 2 6 2 0 0 0 0 0 2 46 54 2.00 1.111										
<b>PITCHER</b>	IP WLS BF H R ER SO BB IBB HBP BLK WP HR S P ERA WHIP										

**Kansas City Royals @ Cleveland Indians**  
**Cleveland Municipal Stadium, Cleveland, OH**  
 Tue Aug 20 1974, 7:05 PM EDT  
 Att. 11,902 - Unknown - 84 F

[livebaseballscorecards.com](http://livebaseballscorecards.com)

<b>AB</b>	<b>33</b>
<b>R</b>	<b>2</b>
<b>H</b>	<b>8</b>
<b>RBI</b>	<b>2</b>
<b>BB</b>	<b>2</b>
<b>SO</b>	<b>6</b>
<b>LOB</b>	<b>10</b>







Batter	1	2	3	4	5	6	7	8	9	AB R H RBI BB SO LOB	TOP					
Freddie Patek, R (1, 6) OBP: 0.333, SLG: 0.320	0-0 S 1B		0-0 P6			0-0 5-3	0-3 K		0-0 L1	5 0 1 0 0 1 4						
Vada Pinson, L (1, 9) OBP: 0.278, SLG: 0.365	0-0 F7		0-0 S 1B			0-0 4-3	0-0 HR		0-0 2-3 1B	5 1 3 4 0 0 1 0 0 0 0 0 0 0						
Al Cowens, R (9, 9) OBP: 0.262, SLG: 0.264																
Amos Otis, R (1, 8) OBP: 0.364, SLG: 0.480	0-0 F7 1-2		0-0 L7 1-2			0-0 1B	0-0 FC4-6 1B		0-0 F8	5 0 2 0 0 0 4						
Hal McRae, R (1, 7) OBP: 0.384, SLG: 0.490	0-3 K				0-0 L5	0-0 F8	0-0 FC4-6			4 0 0 0 0 1 3						
Orlando Cepeda, R (1, 10) OBP: 0.309, SLG: 0.355		0-0 G6-4-3 1B			0-0 5-3		0-3 K		0-0 6-3	4 0 1 0 0 1 0						
Tony Solaita, L (1, 3) OBP: 0.370, SLG: 0.418		0-0 L9			0-0 F7		0-0 2B		0-0 4-3	4 1 1 0 0 0 1						
Cookie Rojas, R (1, 4) OBP: 0.324, SLG: 0.361		0-0 G6-4-3 1-2f				0-0 F7	0-0 1B HR 2B		0-0 L7	4 1 1 1 0 0 1						
George Brett, L (1, 5) OBP: 0.310, SLG: 0.351			0-0 L7			0-0 4-3	0-0 1B HR 1B		0-0 E4 1B SH4-3	4 1 1 0 0 0 0						
Fran Healy, R (1, 2) OBP: 0.348, SLG: 0.411			0-0 HR			0-3 K	0-0 1-2 HR 1B		0-0 SH4-3	3 2 2 1 0 1 0						
<b>Inning Stats</b>	R: 0 H: 1 E: 0 LOB: 1 K: 1 BB: 0 S: 6 P: 6	R: 0 H: 1 E: 0 LOB: 0 K: 0 BB: 0 S: 3 P: 3	R: 1 H: 2 E: 0 LOB: 1 K: 0 BB: 0 S: 5 P: 5	R: 0 H: 0 E: 0 LOB: 0 K: 0 BB: 0 S: 3 P: 3	R: 0 H: 0 E: 0 LOB: 0 K: 1 BB: 0 S: 5 P: 5	R: 0 H: 1 E: 0 LOB: 1 K: 0 BB: 0 S: 4 P: 4	R: 5 H: 6 E: 0 LOB: 1 K: 2 BB: 0 S: 13 P: 13	R: 0 H: 0 E: 0 LOB: 0 K: 0 BB: 0 S: 3 P: 3	R: 0 H: 1 E: 1 LOB: 2 K: 0 BB: 0 S: 5 P: 5	1B: 8 SF: 0 2B: 2 SAC: 1 3B: 0 DP: 1 HR: 2 HBP: 0	WP: 0 PA: 39 PB: 0 SB: 2 CS: 0					
<b>PITCHER</b>	IP WLS BF H R ER SO BB IBB HBP BLK WP HR S P ERA WHIP															
Dick Bosman, R (1, 1) ERA: 3.92	6.1	25	7	3	3	3	0	0	0	0	0	1	31	31	4.26	1.105
Tom Buskey, R (7, 1) ERA: 3.59	2.2	W	14	5	3	3	1	0	0	0	0	1	16	16	10.12	1.875

Kansas City Royals @ Cleveland Indians  
Cleveland Municipal Stadium, Cleveland, OH

Wed Aug 21 1974, 7:05 PM EDT  
Att. 11,294 - Unknown - 83 F

livebaseballscorecards.com

AB 38  
R 6  
H 12  
RBI 6  
BB 0  
SO 4  
LOB 14



BOTTOM

Kansas City Royals @ Cleveland Indians  
Cleveland Municipal Stadium, Cleveland, OH

Wed Aug 21 1974, 7:05 PM EDT  
Att. 11,294 - Unknown - 83 F

livebaseballscorecards.com

AB	34
R	7
H	9
RBI	5
BB	6
SO	7
LOB	13



WP	2	PA	41
PB	1		
SB	3		
CS	1		

AB	4	R	1	H	1	RBI	0	BB	0	SO	1	LOB	2
	1	1	1	0	0	0	0	0	0				

	3	2	1	0	2	1	0						
--	---	---	---	---	---	---	---	--	--	--	--	--	--

	5	1	1	1	0	1	3						
--	---	---	---	---	---	---	---	--	--	--	--	--	--

	3	1	2	3	2	0	0						
--	---	---	---	---	---	---	---	--	--	--	--	--	--

	3	0	1	0	1	0	1
	0	0	0	0	0	0	0
	0	0	0	0	0	0	0

	3	1	0	0	1	0	3
--	---	---	---	---	---	---	---

	4	0	1	0	0	1	2
--	---	---	---	---	---	---	---

	4	0	0	0	0	3	2
--	---	---	---	---	---	---	---

	4	0	1	1	0	0	0
--	---	---	---	---	---	---	---

1B	8	SF	0
2B	0	SAC	0
3B	0	DP	0
HR	1	HBP	0

Batter	1	2	3	4	5	6	7	8	9
John Lowenstein, L (1, 5) OBP: 0.318, SLG: 0.328 Joe Lis, R (9, PH) OBP: 0.292, SLG: 0.263	0-0 FC5-4 S PB 1B	0-3 K		0-0 P4			0-0 L7		0-0 1B 1B
Frank Duffy, R (1, 6) OBP: 0.278, SLG: 0.321	4-0 FC5-4 1-2 BB		0-3 K		4-0 S WP BB		0-0 5-3		0-0 1B 1-2 1B 1B
Rico Carty, R (1, 3) OBP: 0.083, SLG: 0.083	0-0 FC5-4 PB HR 1-2f 2-3		0-0 L3		0-3 K		0-0 L7		0-0 1B 1-3 2-H 1B 1B
Charlie Spikes, R (1, 9) OBP: 0.344, SLG: 0.454	0-0 1-H 3-H HR		4-0 CS BB		4-0 1-3 BB		0-0 F8		0-0 1-2 3-H 1B
John Ellis, R (1, 2) OBP: 0.346, SLG: 0.445 Tommy Smith, L (8, PR) OBP: 0.111, SLG: 0.111 Dave Duncan, R (9, 2) OBP: 0.256, SLG: 0.352	0-0 P3		0-0 CS	0-0 FC4-6 1B	0-0 1-3		4-0 BB		
Oscar Gamble, L (1, 10) OBP: 0.358, SLG: 0.440	4-0 S BB			0-0 FC4-6 1B 1-2f 1B	0-0 1-3		0-0 F8		
Leron Lee, L (1, 7) OBP: 0.295, SLG: 0.366	0-0 P1 1-2			0-0 1B 1-3 1B		0-0 F7		0-3 K	
Rusty Torres, S (1, 8) OBP: 0.221, SLG: 0.200		0-3 K		0-3 K		0-3 K			0-0 4-3
Luis Alvarado, R (1, 4) OBP: 0.226, SLG: 0.213		0-0 4-3		0-0 1-2 3-H 1B		0-0 P4			0-0 5-3

Inning Stats	R: 3 E: 0 K: 0 S: 5	H: 2 LOB: 1 BB: 2 P: 13	R: 0 E: 0 K: 2 S: 7	H: 0 LOB: 0 BB: 0 P: 7	R: 0 E: 0 K: 1 S: 4	H: 0 LOB: 0 BB: 1 P: 8	R: 1 E: 0 K: 1 S: 8	H: 0 LOB: 2 BB: 0 P: 8	R: 1 E: 0 K: 1 S: 5	H: 0 LOB: 1 BB: 2 P: 13	R: 0 E: 0 K: 1 S: 5	H: 0 LOB: 0 BB: 0 P: 5	R: 0 E: 0 K: 0 S: 3	H: 0 LOB: 0 BB: 0 P: 3	R: 0 E: 0 K: 1 S: 5	H: 0 LOB: 1 BB: 1 P: 9	R: 2 E: 0 K: 0 S: 6	H: 4 LOB: 2 BB: 0 P: 6	1B: 8 2B: 0 3B: 0 HR: 1	SF: 0 SAC: 0 DP: 0 HBP: 0	WP: 2 PB: 1 SB: 3 CS: 1	PA: 41
--------------	------------------------------	----------------------------------	------------------------------	---------------------------------	------------------------------	---------------------------------	------------------------------	---------------------------------	------------------------------	----------------------------------	------------------------------	---------------------------------	------------------------------	---------------------------------	------------------------------	---------------------------------	------------------------------	---------------------------------	----------------------------------	------------------------------------	----------------------------------	--------

PITCHER	IP	WLS	BF	H	R	ER	SO	BB	IBB	HBP	BLK	WP	HR	S	P	ERA	WHIP
Bruce Dal Canton, R (1, 1) ERA: 3.02	4.1		22	5	5	5	5	5	0	0	0	1	1	27	47	10.38	2.308
Marty Pattin, R (5, 1) ERA: 3.94	3.0		10	0	0	0	1	1	0	0	0	0	0	11	15	0.00	0.333
Steve Mingori, L (8, 1) ERA: 3.25	1.1	L	7	3	2	2	1	0	0	0	0	0	0	9	9	13.50	2.250
Doug Bird, R (9, 1) ERA: 2.57	0.0		1	1	0	0	0	0	0	0	0	0	0	1	1	∞	∞



Batter	1	2	3	4	5	6	7	8	9	AB R H RBI BB SO LOB	TOP											
Freddie Patek, R (1, 6) OBP: 0.331, SLG: 0.318	0-0 1-3		0-0 6-3			0-0 F8		0-0 SH3-4		3 0 0 0 0 0 0	<b>Kansas City Royals @ Cleveland Indians</b> Cleveland Municipal Stadium, Cleveland, OH Thu Aug 22 1974, 7:05 PM EDT Att. 17,723 - Unknown - 83 F											
Vada Pinson, L (1, 9) OBP: 0.281, SLG: 0.366	0-0 F7			0-0 HR 1B		0-0 E8 1B		0-3 K		4 1 2 0 0 1 1												
Amos Otis, R (1, 8) OBP: 0.367, SLG: 0.487	4-0 BB			0-0 HR		4-0 FC6-4 IBB		0-0 FC5		2 1 1 2 2 0 1												
Hal McRae, R (1, 7) OBP: 0.383, SLG: 0.495	0-3 K			0-0 6-3		0-0 F8			0-0 HR	4 1 1 1 0 1 3												
Orlando Cepeda, R (1, 10) OBP: 0.292, SLG: 0.333		0-3 K		0-0 P4		0-0 FC6-4			0-0 5-3	4 0 0 0 0 1 2												
Tony Solaita, L (1, 3) OBP: 0.367, SLG: 0.415			0-0 G6-4-3 1B		0-0 F8		0-0 4-3		0-0 G3	4 0 1 0 0 0 0												
Cookie Rojas, R (1, 4) OBP: 0.324, SLG: 0.360			0-0 G6-4-3		0-0 5-3		0-0 L4		0-0 1B	4 0 1 0 0 0 1												
George Brett, L (1, 5) OBP: 0.309, SLG: 0.350				0-0 F8		0-0 F7		0-0 CS 1B	0-0 L4	4 0 1 0 0 0 1												
Fran Healy, R (1, 2) OBP: 0.348, SLG: 0.410			0-0 6-3		0-0 4-3		0-0 CS	0-0 FC5 SH3-4 1B		3 0 1 0 0 0 0												
<b>Inning Stats</b>	R: 0 E: 0 K: 1 S: 5	H: 0 LOB: 1 BB: 1 P: 9	R: 0 E: 0 K: 1 S: 5	H: 1 LOB: 0 BB: 0 P: 5	R: 0 E: 0 K: 0 S: 3	H: 0 LOB: 0 BB: 0 P: 3	R: 2 E: 0 K: 0 S: 5	H: 2 LOB: 0 BB: 0 P: 5	R: 0 E: 0 K: 0 S: 3	H: 0 LOB: 0 BB: 0 P: 3	R: 0 E: 1 K: 0 S: 4	H: 1 LOB: 2 BB: 1 P: 8	R: 0 E: 0 K: 0 S: 3	H: 1 LOB: 0 BB: 0 P: 3	R: 0 E: 0 K: 1 S: 6	H: 1 LOB: 1 BB: 0 P: 6	R: 1 E: 0 K: 0 S: 5	H: 2 LOB: 1 BB: 0 P: 5	1B: 6 2B: 0 3B: 0 HR: 2	SF: 0 SAC: 1 DP: 1 HBP: 0	WP: 0 PB: 0 SB: 0 CS: 1	PA: 36
<b>PITCHER</b> Jim Perry, R (1, 1) ERA: 2.95	IP 9.0	WLS L	BF 35	H 8	R 3	ER 3	SO 3	BB 1	IBB 1	HBP 0	BLK 0	WP 0	HR 2	S 39	P 47	ERA 3.00	WHIP 1.000					

<b>AB</b>	32
<b>R</b>	3
<b>H</b>	8
<b>RBI</b>	3
<b>BB</b>	2
<b>SO</b>	3
<b>LOB</b>	9



livebaseballscorecards.com

Batter	1	2	3	4	5	6	7	8	9	AB R H RBI BB SO LOB
--------	---	---	---	---	---	---	---	---	---	----------------------

Rusty Torres, S OBP: 0.222, SLG: 0.193 (1, 8)	0-0 F9			0-0 6-3	0-0 F8			4-0 1B BB		3 0 0 0 1 0 2
Frank Duffy, R OBP: 0.275, SLG: 0.318 (1, 6)	0-0 F5			0-0 F8		0-0 F7		0-0 F8		4 0 0 0 0 0 1
Rico Carty, R OBP: 0.188, SLG: 0.188 (1, 10)	0-0 G3			0-0 2B 1B		0-0 G6-4-3 1B		0-0 F8		4 0 2 0 0 0 1
Charlie Spikes, R OBP: 0.345, SLG: 0.457 (1, 9)		0-3 K		0-0 1-3 2B		0-0 G6-4-3 1-2f		0-0 1B		4 0 2 0 0 1 1
John Ellis, R OBP: 0.342, SLG: 0.440 (1, 3)		0-0 6-3		0-3 K			0-3 K		0-0 F8	4 0 0 0 0 2 2
Joe Lis, R OBP: 0.306, SLG: 0.314 (1, 5)		0-0 F2			0-0 2B		0-0 1B 1B		0-0 HR	4 1 3 1 0 0 0
Leron Lee, L OBP: 0.294, SLG: 0.363 (1, 7)			0-0 L8		0-0 F7		0-0 1-2 1B		0-0 F8	4 0 1 0 0 0 1
Dave Duncan, R OBP: 0.256, SLG: 0.349 (1, 2)			0-3 K		4-0 BB		0-0 F8		0-0 L7	3 0 0 0 1 1 2
Luis Alvarado, R OBP: 0.223, SLG: 0.209 (1, 4)			0-0 6-3		0-0 P5		0-3 K			2 0 0 0 0 0 2
Oscar Gamble, L OBP: 0.357, SLG: 0.439 (7, PH)										1 0 0 0 0 1 2
Remy Hermoso, R OBP: 0.256, SLG: 0.278 (8, 4)										0 0 0 0 0 0 0

Inning Stats	R: 0	H: 0	E: 0	K: 0	S: 3	R: 0	H: 0	E: 0	K: 1	S: 5	R: 0	H: 0	E: 0	K: 1	S: 5	R: 0	H: 2	E: 0	K: 1	S: 7	R: 0	H: 1	E: 0	K: 0	S: 4	R: 0	H: 1	E: 0	K: 2	S: 9	R: 0	H: 1	E: 0	K: 0	S: 3	R: 1	H: 1	E: 0	K: 0	S: 4	1B: 5	SF: 0	2B: 2	SAC: 0	3B: 0	DP: 1	HR: 1	HBP: 0	WP: 0	PA: 35
--------------	------	------	------	------	------	------	------	------	------	------	------	------	------	------	------	------	------	------	------	------	------	------	------	------	------	------	------	------	------	------	------	------	------	------	------	------	------	------	------	------	-------	-------	-------	--------	-------	-------	-------	--------	-------	--------

PITCHER	IP	WLS	BF	H	R	ER	SO	BB	IBB	HBP	BLK	WP	HR	S	P	ERA	WHIP	PITCHER	IP	WLS	BF	H	R	ER	SO	BB	IBB	HBP	BLK	WP	HR	S	P	ERA	WHIP															
Paul Splittorf, L ERA: 3.4 (1, 1)	9.0	W	35	8	1	1	5	2	0	0	0	0	1	43	51	1.00	1.111																																	

BOTTOM

Kansas City Royals @ Cleveland Indians  
Cleveland Municipal Stadium, Cleveland, OH

Thu Aug 22 1974, 7:05 PM EDT  
Att: 17,723 - Unknown - 83 F

livebaseballscorecards.com

AB	33
R	1
H	8
RBI	1
BB	2
SO	5
LOB	14





Batter	1	2	3	4	5	6	7	8	9	AB R H RBI BB SO LOB	TOP									
<b>Freddie Patek, R</b> (1, 6) <small>OBP: 0.330, SLG: 0.316</small> <b>Frank White, R</b> (7, 6) <small>OBP: 0.248, SLG: 0.309</small>	0-0 4-3	0-0 FC8-4 2B		0-0 6-3		4-0 1B 1B BB		0-0 4-3		3 2 0 1 1 0 1 1 0 0 0 0 0 0	<b>Kansas City Royals @ Milwaukee Brewers</b> <b>Milwaukee County Stadium, Milwaukee, WI</b> Fri Aug 23 1974, 8:05 PM EDT Unknown - 66 F									
<b>Vada Pinson, L</b> (1, 9) <small>OBP: 0.283, SLG: 0.372</small> <b>Jim Wohlford, R</b> (7, 9) <small>OBP: 0.345, SLG: 0.371</small>	0-0 G3	0-0 3-H 2B		0-0 4-3		0-0 1B 1B		4-0 PB S BB		4 0 2 1 0 0 0 0 1 0 0 1 0 0										
<b>Amos Otis, R</b> (1, 8) <small>OBP: 0.368, SLG: 0.487</small>	4-0 BB	0-3 K		0-0 2B		0-0 F8		0-0 P6		4 0 1 0 1 1 4										
<b>Hal McRae, R</b> (1, 7) <small>OBP: 0.383, SLG: 0.492</small>	0-3 K		0-0 4-3	0-0 5-3		0-0 1-2 2-H 1B		4-0 E S BB		4 0 1 1 1 1 2										
<b>Orlando Cepeda, R</b> (1, 10) <small>OBP: 0.299, SLG: 0.329</small>		0-3 K	0-0 HR 1B		0-0 L7	0-0 L7		4-0 1-3 3-H BB		4 1 1 0 1 1 2										
<b>Tony Solaita, L</b> (1, 3) <small>OBP: 0.373, SLG: 0.432</small>		0-0 2B 1B	0-0 1-H HR		4-0 2B BB	0-0 L8		0-0 F8		4 2 2 2 1 0 4										
<b>Cookie Rojas, R</b> (1, 4) <small>OBP: 0.324, SLG: 0.364</small>		0-0 1-H E 2B	0-0 6-3		0-0 1-3 2B		0-3 K		0-0 F8	5 1 2 1 0 1 0										
<b>George Brett, L</b> (1, 5) <small>OBP: 0.310, SLG: 0.350</small>		0-0 1B FC8-4 1B	0-0 1B		0-0 F5		0-0 4-3		0-0 F7	5 1 2 1 0 0 2										
<b>Buck Martinez, R</b> (1, 2) <small>OBP: 0.304, SLG: 0.190</small>		0-0 FC8-4 1B	0-0 F4		0-0 F9		0-0 1-3		0-0 4-3	5 0 1 0 0 0 3										
<b>Inning Stats</b>	R: 0 E: 0 K: 1 S: 5	H: 0 LOB: 1 BB: 1 P: 9	R: 4 E: 1 K: 2 S: 12	H: 5 LOB: 1 BB: 0 P: 12	R: 2 E: 0 K: 0 S: 6	H: 3 LOB: 1 BB: 0 P: 6	R: 0 E: 0 K: 0 S: 4	H: 1 LOB: 2 BB: 1 P: 8	R: 1 E: 0 K: 0 S: 5	H: 2 LOB: 2 BB: 1 P: 9	R: 0 E: 0 K: 1 S: 5	H: 0 LOB: 0 BB: 0 P: 5	R: 1 E: 0 K: 0 S: 3	H: 0 LOB: 2 BB: 3 P: 15	R: 0 E: 0 K: 0 S: 3	H: 0 LOB: 0 BB: 0 P: 3	1B: 7 2B: 4 3B: 0 HR: 1	SF: 0 SAC: 0 DP: 0 HBP: 0	WP: 0 PB: 1 SB: 3 CS: 0	PA: 45
<b>PITCHER</b>	IP WLS BF H R ER SO BB IBB HBP BLK WP HR S P ERA WHIP																			
<b>Bill Champion, R</b> (1, 1) <small>ERA: 3.31</small> <b>Clyde Wright, L</b> (2, 1) <small>ERA: 4.46</small> <b>Bill Castro, R</b> (6, 1) <small>ERA: 2.08</small>	1.2 L 11 5 4 4 2 1 0 0 0 0 0 0 14 18 21.60 3.600																			
	3.2 20 7 3 3 1 2 0 0 0 0 1 20 28 7.36 2.455																			
	3.2 14 0 1 0 1 3 0 0 0 0 0 0 13 25 0.00 0.818																			

livebaseballscorecards.com



Batter	1	2	3	4	5	6	7	8	9	AB R H RBI BB SO LOB
Don Money, R OBP: 0.355, SLG: 0.419 (1, 5)	4-0 K G3 BB		4-0 BB		0-3 K		0-0 1B 2B		0-0 BB 1B	3 1 2 1 2 1 1
Mike Hegan, L OBP: 0.321, SLG: 0.404 Bob Coluccio, R OBP: 0.310, SLG: 0.333 (1, 7) (9, PH)	0-0 G3		0-0 F7		0-0 L9		0-0 SF7		0-3 K	3 0 0 1 0 0 3 1 0 0 0 0 1 1
George Scott, R OBP: 0.363, SLG: 0.465 Deron Johnson, R OBP: 0.249, SLG: 0.332 (1, 3) (7, 3)	0-3 K			0-0 6-3		0-0 1B 1B	4-0 1B BB		4-0 1B BB	3 0 1 0 0 1 1 0 0 0 0 2 0 0
John Briggs, L OBP: 0.353, SLG: 0.472 (1, 10)		0-0 L8 2B		0-0 1B 2B		0-0 1B 1B	0-0 1B 1B		0-0 P3	5 1 4 1 0 0 2
Darrell Porter, L OBP: 0.340, SLG: 0.401 Charlie Moore, R OBP: 0.330, SLG: 0.368 (1, 2) (7, PH) (8, 2)		4-0 L4-3 BB		0-0 FC3-4 1B		0-0 F8	0-0 F8		0-0 4-3	2 0 1 1 1 0 2 2 0 0 0 0 0 4
Dave May, L OBP: 0.276, SLG: 0.333 Bobby Mitchell, R OBP: 0.294, SLG: 0.356 (1, 9) (7, PH) (8, 9)		0-0 L8		0-0 FC3-4		0-0 P4	0-3 K			3 0 0 0 0 0 5 1 0 0 0 0 1 2
Ken Berry, R OBP: 0.281, SLG: 0.266 (1, 8)		0-0 L4-3		0-0 F7		0-3 K			0-0 F8	4 0 0 0 0 1 5
Tim Johnson, L OBP: 0.293, SLG: 0.367 (1, 6)			0-3 K		0-0 1B		0-0 1B 1B		0-0 F5	4 1 2 0 0 1 0
Pedro Garcia, R OBP: 0.243, SLG: 0.341 (1, 4)			0-0 L7		0-0 F8		0-0 1B 1B		0-0 F7	4 1 1 0 0 0 1

Inning Stats	R: 0	H: 0	E: 0	K: 1	S: 4	LOB: 0	BB: 1	P: 8	R: 0	H: 1	E: 0	K: 0	S: 3	LOB: 1	BB: 1	P: 7	R: 0	H: 0	E: 0	K: 1	S: 5	LOB: 1	BB: 1	P: 9	R: 1	H: 2	E: 0	K: 0	S: 5	LOB: 1	BB: 0	P: 5	R: 0	H: 1	E: 0	K: 1	S: 6	LOB: 1	BB: 0	P: 6	R: 0	H: 2	E: 0	K: 1	S: 7	LOB: 2	BB: 0	P: 7	R: 3	H: 4	E: 0	K: 1	S: 9	LOB: 2	BB: 1	P: 13	R: 0	H: 0	E: 0	K: 0	S: 3	LOB: 0	BB: 0	P: 3	R: 0	H: 1	E: 0	K: 1	S: 6	LOB: 2	BB: 1	P: 10	1B: 8	SF: 1	2B: 4	SAC: 0	3B: 0	DP: 1	HR: 0	HBP: 0
--------------	------	------	------	------	------	--------	-------	------	------	------	------	------	------	--------	-------	------	------	------	------	------	------	--------	-------	------	------	------	------	------	------	--------	-------	------	------	------	------	------	------	--------	-------	------	------	------	------	------	------	--------	-------	------	------	------	------	------	------	--------	-------	-------	------	------	------	------	------	--------	-------	------	------	------	------	------	------	--------	-------	-------	-------	-------	-------	--------	-------	-------	-------	--------

PITCHER	IP	WLS	BF	H	R	ER	SO	BB	IBB	HBP	BLK	WP	HR	S	P	ERA	WHIP
Steve Busby, R ERA: 3.16 (1, 1)	6.1	W	31	10	4	4	4	4	4	0	0	0	0	35	51	5.68	2.211
Steve Mingori, L ERA: 3.09 (7, 1)	2.2	S	10	1	0	0	2	1	0	0	0	0	0	13	17	0.00	0.750


**BOTTOM**

**Kansas City Royals @ Milwaukee Brewers**  
Milwaukee County Stadium, Milwaukee, WI

livebaseballscores.com

**AB 35**  
**R 4**  
**H 11**  
**RBI 4**  
**BB 5**  
**SO 6**  
**LOB 27**

WP: 0 PA: 41  
PB: 0  
SB: 0  
CS: 0



Fri Aug 23 1974, 8:05 PM EDT  
Unknown - 66 F









Batter	1	2	3	4	5	6	7	8	9	AB R H RBI BB SO LOB	TOP	
Freddie Patek, R (1, 6) OBP: 0.326, SLG: 0.309	0-0 P6			0-0 F9		0-3 K		0-0 F9		4 0 0 0 0 1 1		
Vada Pinson, L (1, 9) Al Cowens, R (9, 9) OBP: 0.290, SLG: 0.372 OBP: 0.262, SLG: 0.264	0-0 L3			0-0 G3		0-0 F9			4-0 SH1-3 2B BB	3 1 0 0 1 0 0 0 0 0 0 0 0 0		
Amos Otis, R (1, 8) OBP: 0.362, SLG: 0.478	0-3 K			0-0 5-3			0-0 F7		0-0 SH1-3 1-2	3 0 0 0 0 1 0		
Hal McRae, R (1, 7) OBP: 0.382, SLG: 0.491		0-0 F9			0-0 1B G4-6-3 1B		0-0 F9		0-0 2B 2-H 2B	4 2 2 1 0 0 0		
Tony Solaita, L (1, 3) OBP: 0.384, SLG: 0.431		4-0 CS BB			0-0 1B G4-6-3 BB 1-3		4-0 BB		4-0 2B IBB	1 1 1 0 3 0 0		
Orlando Cepeda, R (1, 10) OBP: 0.310, SLG: 0.333		0-0 F8 1-2			0-0 1B G4-6-3 BB 1-2		0-3 K		0-0 2B 1-H 2-H	3 0 1 2 1 1 2		
George Brett, L (1, 5) OBP: 0.308, SLG: 0.350			0-0 4-3		0-0 1B G4-6-3 1-2 2-3 3-H			0-0 SH1 PB 1B	0-0 2B	4 0 2 0 0 0 2	AB 28 R 4 H 6 RBI 3 BB 5 SO 7 LOB 8	
Fran Healy, R (1, 2) OBP: 0.346, SLG: 0.405			0-3 K		0-0 6-3			0-0 SH1 1-3	0-3 K	3 0 0 0 0 2 2		
Frank White, R (1, 4) OBP: 0.237, SLG: 0.296			0-3 K			0-0 F8		0-3 K		3 0 0 0 0 2 1		
<b>Inning Stats</b>	R: 0 H: 0 E: 0 LOB: 0 K: 1 BB: 0 S: 5 P: 5	R: 0 H: 0 E: 0 LOB: 0 K: 0 BB: 1 S: 2 P: 6	R: 0 H: 0 E: 0 LOB: 0 K: 2 BB: 0 S: 7 P: 7	R: 0 H: 0 E: 0 LOB: 0 K: 0 BB: 0 S: 3 P: 3	R: 1 H: 2 E: 0 LOB: 1 K: 0 BB: 1 S: 4 P: 8	R: 0 H: 0 E: 0 LOB: 0 K: 1 BB: 0 S: 5 P: 5	R: 0 H: 0 E: 0 LOB: 1 K: 1 BB: 1 S: 5 P: 9	R: 0 H: 1 E: 0 LOB: 1 K: 1 BB: 0 S: 6 P: 6	R: 3 H: 3 E: 0 LOB: 1 K: 1 BB: 2 S: 7 P: 15	1B: 3 SF: 0 2B: 3 SAC: 2 3B: 0 DP: 1 HR: 0 HBP: 0	WP: 0 PA: 35 PB: 1 SB: 0 CS: 1	
<b>PITCHER</b> Eduardo Rodriguez, R (1, 1) ERA: 3.53 Bill Travers, L (9, 1) ERA: 5.12	IP WLS BF H R ER SO BB IBB HBP BLK WP HR S P ERA WHIP											
	8.2 L 34 6 4 4 6 4 1 0 0 0 0 0 41 61 4.15 1.154											
	0.1 1 0 0 0 1 0 0 0 0 0 0 0 3 3 0.00 0.000											

Kansas City Royals @ Milwaukee Brewers  
Milwaukee County Stadium, Milwaukee, WI

Sat Aug 24 1974, 4:33 AM EDT  
Att. 14,433 - Unknown - 70 F

AB	28
R	4
H	6
RBI	3
BB	5
SO	7
LOB	8



Batter	1	2	3	4	5	6	7	8	9	AB	R	H	RBI	BB	SO	LOB
Don Money, R OBP: 0.352, SLG: 0.415 (1, 5)	0-0 F7			0-0 6-3		0-0 F7			0-0 G6-4-3	4	0	0	0	0	0	1
Mike Hegan, L OBP: 0.320, SLG: 0.398 (1, 3)	0-0 1-3			0-3 K			0-0 L6			3	0	0	0	0	1	0
George Scott, R OBP: 0.360, SLG: 0.460 (1, 10)	0-3 K			0-0 F8			0-3 K			3	0	0	0	0	2	0
John Briggs, L OBP: 0.351, SLG: 0.472 (1, 7)		0-0 P4			0-0 1B		0-0 G3			3	0	1	0	0	0	0
Darrell Porter, L OBP: 0.337, SLG: 0.397 (1, 2)		0-0 F9			0-0 L7			0-3 K		3	0	0	0	0	1	1
Bobby Mitchell, R OBP: 0.295, SLG: 0.355 (1, 9)		0-0 L7			0-0 G5-4-3			0-0 F8		3	0	1	0	0	0	0
Bob Coluccio, R OBP: 0.307, SLG: 0.330 (1, 8)			0-0 5-3		0-0 G5-4-3			0-0 6-3		2	0	0	0	0	0	2
Bob Hansen, L OBP: 0.307, SLG: 0.361 (8, PH)					0-0 1-2					1	0	0	0	0	0	0
Ken Berry, R OBP: 0.279, SLG: 0.264 (9, 8)					0-0 1-2f					0	0	0	0	0	0	0
Tim Johnson, L OBP: 0.286, SLG: 0.356 (1, 6)			0-0 1-3			0-0 B1-3			0-0 G6-4-3	3	0	1	0	0	0	0
Pedro Garcia, R OBP: 0.243, SLG: 0.340 (1, 4)			0-0 5-3			0-0 5-3			0-0 F5	2	0	0	0	0	0	0
Dave May, L OBP: 0.274, SLG: 0.329 (9, PH)										1	0	0	0	0	0	1


Inning Stats	R: 0	H: 0	R: 0	H: 0	R: 0	H: 0	R: 0	H: 2	R: 0	H: 0	R: 0	H: 0	R: 0	H: 1	R: 0	H: 0
	E: 0	LOB: 0	E: 0	LOB: 0	E: 0	LOB: 0	E: 0	LOB: 1	E: 0	LOB: 0	E: 0	LOB: 0	E: 0	LOB: 0	E: 0	LOB: 0
	K: 1	BB: 0	K: 0	BB: 0	K: 1	BB: 0	K: 0	BB: 0	K: 1	BB: 0	K: 1	BB: 0	K: 1	BB: 0	K: 1	BB: 0
	S: 5	P: 5	S: 3	P: 3	S: 3	P: 5	S: 4	P: 4	S: 3	P: 3	S: 5	P: 5	S: 5	P: 5	S: 3	P: 3

PITCHER	IP	WLS	BF	H	R	ER	SO	BB	IBB	HBP	BLK	WP	HR	S	P	ERA	WHIP
Al Fitzmorris, R ERA: 2.82 (1, 1)	9.0	W	28	3	0	0	4	0	0	0	0	0	0	36	36	0.00	0.333

**BOTTOM**

**Kansas City Royals @ Milwaukee Brewers**  
**Milwaukee County Stadium, Milwaukee, WI**  
 Sat Aug 24 1974, 4:33 AM EDT  
 Att: 14,433 - Unknown - 70 F

AB	28
R	0
H	3
RBI	0
BB	0
SO	4
LOB	5



WP	PA	ERA	WHIP
0	28		

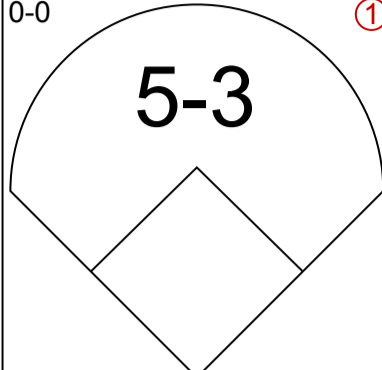
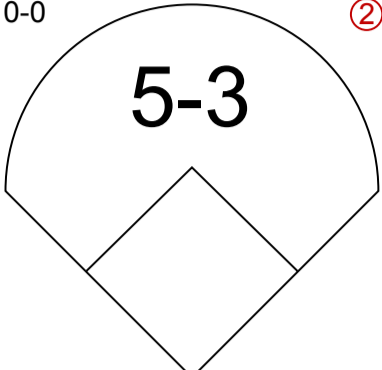
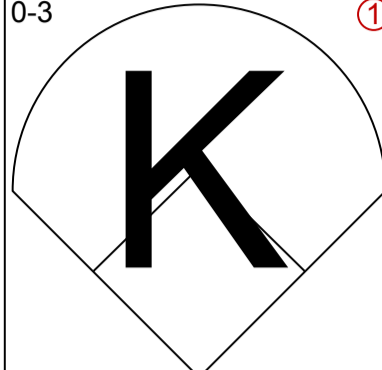
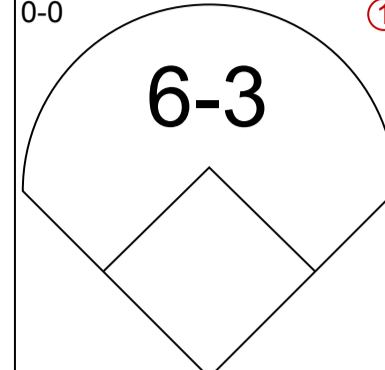
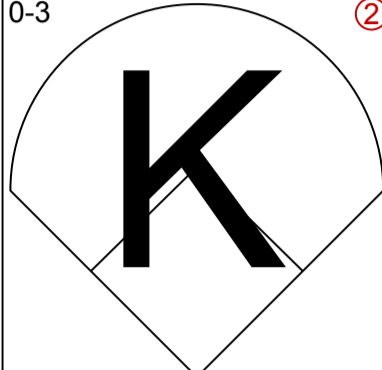
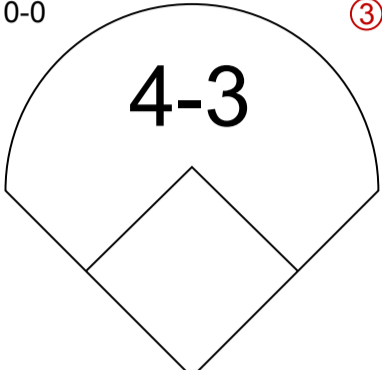
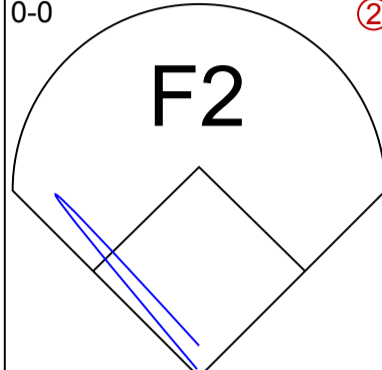
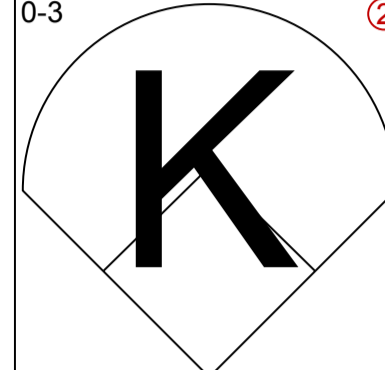
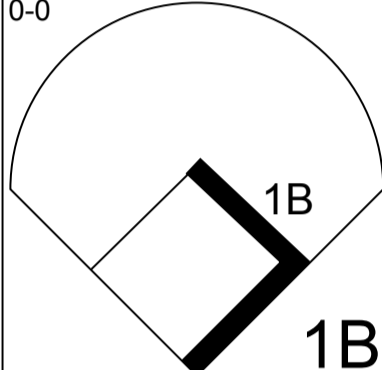
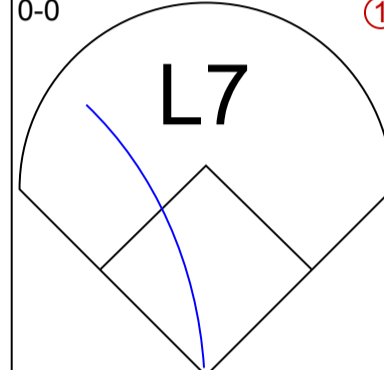
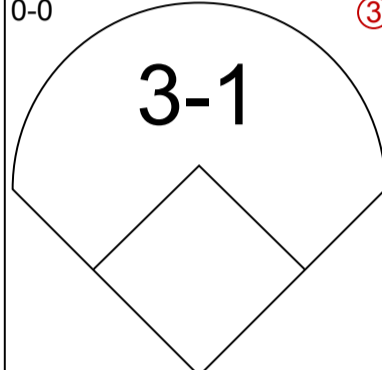
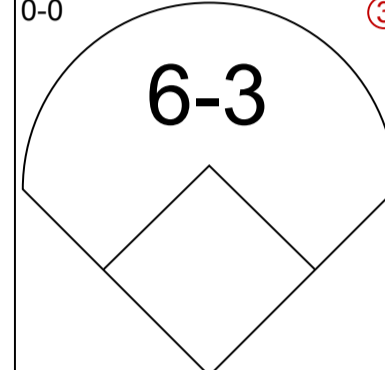
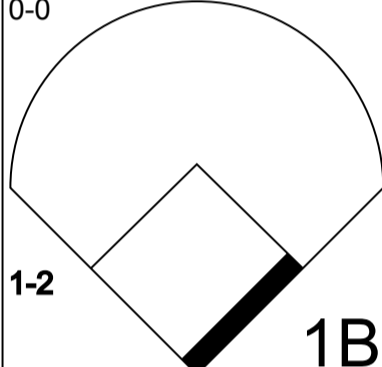
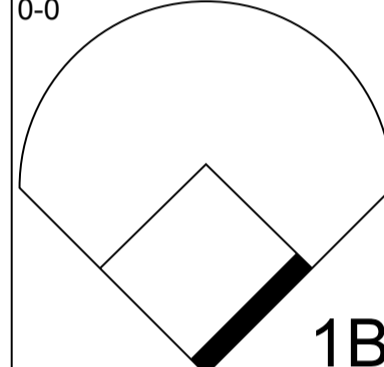
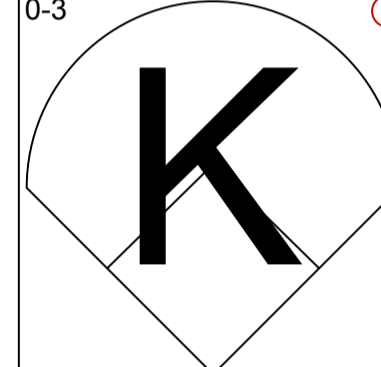
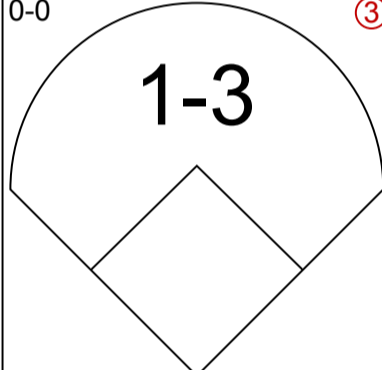
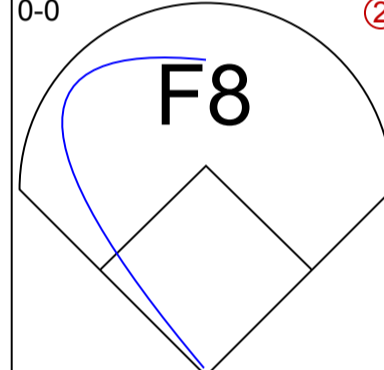
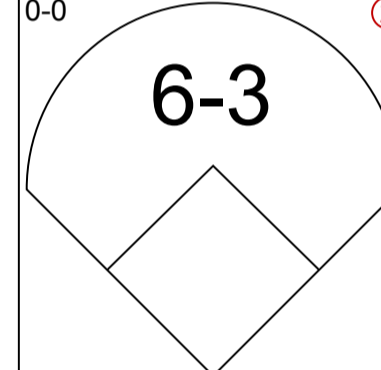
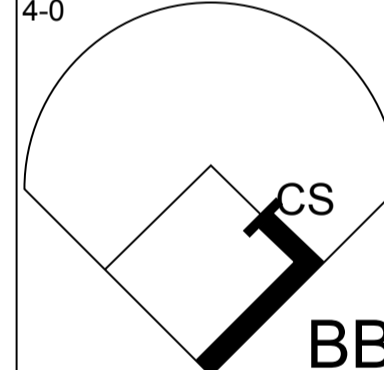
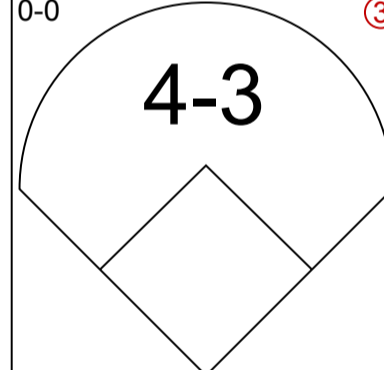
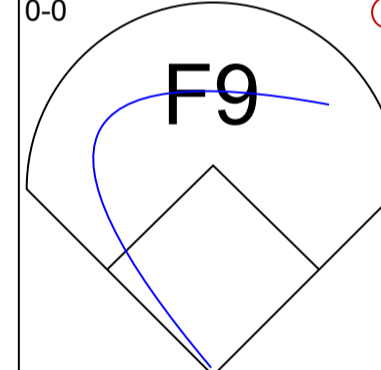
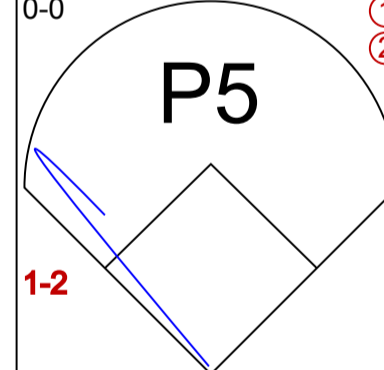
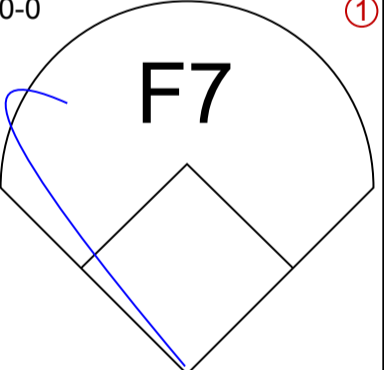
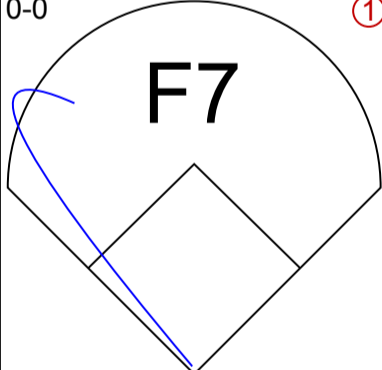
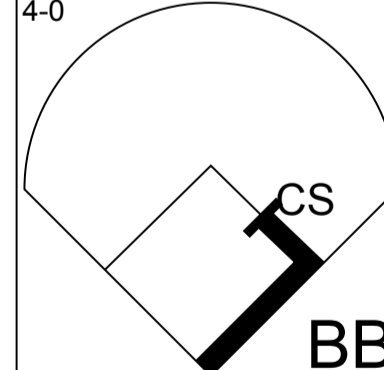
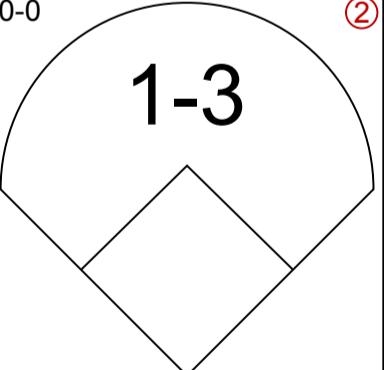
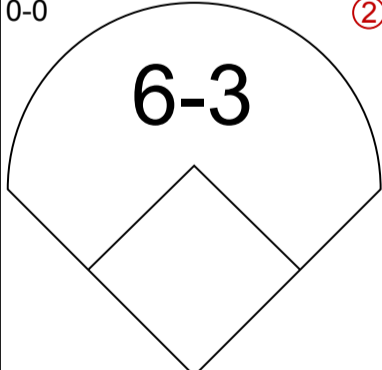
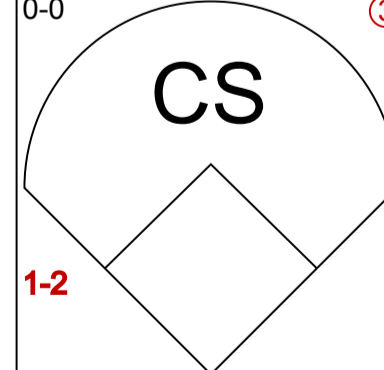
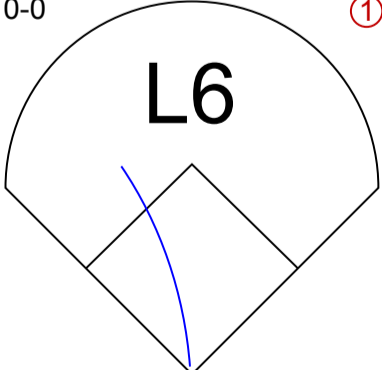
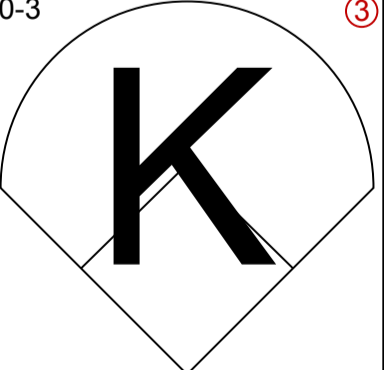
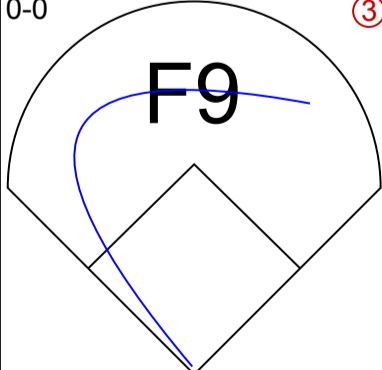


Batter	1	2	3	4	5	6	7	8	9	AB R H RBI BB SO LOB	TOP
<b>Frank White, R</b> (1, 6) <small>OBP: 0.238, SLG: 0.294</small> <b>Freddie Patek, R</b> (9, 6) <small>OBP: 0.326, SLG: 0.309</small>	0-0 		0-0 			0-0 		0-0 		4 0 1 0 0 0 2 0 0 0 0 0 0 0	<b>Kansas City Royals @ Milwaukee Brewers</b> <b>Milwaukee County Stadium, Milwaukee, WI</b> Sun Aug 25 1974, 4:33 AM EDT Att. 12,932 - Unknown - 74 F
<b>Jim Wohlford, R</b> (1, 9) <small>OBP: 0.342, SLG: 0.367</small>	0-0 			0-3 		0-0 		0-0 		4 0 0 0 0 1 1	
<b>Amos Otis, R</b> (1, 8) <small>OBP: 0.361, SLG: 0.476</small>	0-0 			0-0 		0-0 		0-0 		4 1 1 0 0 0 0	
<b>Hal McRae, R</b> (1, 7) <small>OBP: 0.381, SLG: 0.489</small>		0-0 		0-0 		0-0 		0-0 		4 1 1 0 0 0 1	
<b>Orlando Cepeda, R</b> (1, 10) <small>OBP: 0.307, SLG: 0.329</small> <b>Kurt Bevacqua, R</b> (9, PR) <small>OBP: 0.255, SLG: 0.191</small>		0-0 			0-3 		0-3 	0-0 		4 0 1 1 0 2 0 0 0 0 0 0 0 0	
<b>Tony Solaita, L</b> (1, 3) <small>OBP: 0.378, SLG: 0.423</small>		0-3 			0-3 		0-0 	0-0 		4 0 0 1 0 2 1	
<b>Cookie Rojas, R</b> (1, 4) <small>OBP: 0.322, SLG: 0.361</small>			0-0 		0-0 		0-0 	0-3 		4 0 1 0 0 1 2	
<b>Fran Healy, R</b> (1, 2) <small>OBP: 0.348, SLG: 0.403</small>			0-0 		4-0 		4-0 	0-0 		2 0 0 0 2 0 2	
<b>George Brett, L</b> (1, 5) <small>OBP: 0.308, SLG: 0.350</small>			0-0 		0-0 		0-0 			3 0 1 0 0 0 3	
<b>Inning Stats</b>	R: 0 H: 1 E: 0 LOB: 0 K: 0 BB: 0 S: 3 P: 3	R: 0 H: 0 E: 0 LOB: 0 K: 1 BB: 0 S: 5 P: 5	R: 0 H: 1 E: 0 LOB: 1 K: 0 BB: 0 S: 4 P: 4	R: 0 H: 0 E: 0 LOB: 0 K: 1 BB: 0 S: 5 P: 5	R: 0 H: 1 E: 0 LOB: 2 K: 2 BB: 1 S: 8 P: 12	R: 0 H: 0 E: 1 LOB: 1 K: 0 BB: 0 S: 4 P: 4	R: 0 H: 0 E: 0 LOB: 0 K: 1 BB: 0 S: 5 P: 5	R: 0 H: 0 E: 0 LOB: 0 K: 0 BB: 1 S: 2 P: 6	R: 2 H: 3 E: 1 LOB: 2 K: 1 BB: 0 S: 9 P: 9	1B: 6 SF: 0 2B: 0 SAC: 0 3B: 0 DP: 1 HR: 0 HBP: 0	WP: 0 PA: 35 PB: 0 SB: 0 CS: 1
<b>PITCHER</b> <b>Kevin Kobel, L</b> (1, 1) <small>ERA: 3.58</small> <b>Tom Murphy, R</b> (9, 1) <small>ERA: 1.52</small>	IP WLS BF H R ER SO BB IBB HBP BLK WP HR S P ERA WHIP 8.1 L 31 5 2 2 5 2 0 0 0 0 0 0 39 47 2.16 0.840										<b>PITCHER</b> IP WLS BF H R ER SO BB IBB HBP BLK WP HR S P ERA WHIP 0.2 4 1 0 0 1 0 0 0 0 0 0 0 6 6 0.00 1.500

<b>AB</b>	<b>33</b>
<b>R</b>	<b>2</b>
<b>H</b>	<b>6</b>
<b>RBI</b>	<b>2</b>
<b>BB</b>	<b>2</b>
<b>SO</b>	<b>6</b>
<b>LOB</b>	<b>12</b>



Batter	1	2	3	4	5	6	7	8	9	AB R H RBI BB SO LOB
--------	---	---	---	---	---	---	---	---	---	----------------------

<b>Don Money, R</b> <small>OBP: 0.349, SLG: 0.411</small> (1, 5) X 0-0 5-3 ① 			X 0-0 5-3 ② 			S 0-3 0-3 ① 		X 0-0 6-3 ① 	4 0 0 0 0 1 0
<b>Dave May, L</b> <small>OBP: 0.271, SLG: 0.326</small> (1, 9) S S 0-3 0-3 ② 			X 0-0 4-3 ③ 			X 0-0 0-0 ② 		S 0-3 0-3 ② 	4 0 0 0 0 2 0
<b>John Briggs, L</b> <small>OBP: 0.350, SLG: 0.470</small> (1, 7) X 0-0 0-0 ① 				X 0-0 0-0 ① 		X 0-0 0-0 ③ 		X 0-0 0-0 ③ 	4 0 1 0 0 0 0
<b>Darrell Porter, L</b> <small>OBP: 0.339, SLG: 0.399</small> (1, 2) X 0-0 0-0 ① 				X 0-0 0-0 ② 		S 0-3 0-3 ① 			3 0 2 0 0 1 0
<b>Deron Johnson, R</b> <small>OBP: 0.246, SLG: 0.326</small> (1, 10) X 0-0 0-0 ③ 				X 0-0 0-0 ② 		X 0-0 0-0 ② 			3 0 0 0 0 0 3
<b>Mike Hegan, L</b> <small>OBP: 0.320, SLG: 0.394</small> (1, 3) B B B B 4-0 4-0 ① 				X 0-0 0-0 ③ 		X 0-0 0-0 ③ 			2 0 0 0 1 0 1
<b>Ken Berry, R</b> <small>OBP: 0.275, SLG: 0.260</small> (1, 8) X 0-0 0-0 ② 					X 0-0 0-0 ① 			X 0-0 0-0 ① 	3 0 0 0 0 0 1
<b>Tim Johnson, L</b> <small>OBP: 0.287, SLG: 0.351</small> (1, 6) B B B B 4-0 4-0 ② 					X 0-0 0-0 ② 			X 0-0 0-0 ② 	2 0 0 0 1 0 0
<b>Pedro Garcia, R</b> <small>OBP: 0.241, SLG: 0.337</small> (1, 4) X 0-0 0-0 ③ 			X 0-0 0-0 ① 		S 0-3 0-3 ③ 			X 0-0 0-0 ③ 	3 0 0 0 0 1 0

Inning Stats	R: 0	H: 2	E: 0	LOB: 2	K: 1	BB: 0	S: 7	P: 7
	R: 0	H: 0	E: 0	LOB: 0	K: 0	BB: 2	S: 1	P: 9
	R: 0	H: 0	E: 0	LOB: 0	K: 0	BB: 0	S: 3	P: 3
	R: 0	H: 1	E: 0	LOB: 1	K: 0	BB: 0	S: 4	P: 4
	R: 0	H: 0	E: 0	LOB: 0	K: 1	BB: 0	S: 5	P: 5
	R: 0	H: 0	E: 0	LOB: 0	K: 1	BB: 0	S: 5	P: 5
	R: 0	H: 0	E: 0	LOB: 0	K: 0	BB: 0	S: 3	P: 3
	R: 0	H: 0	E: 0	LOB: 0	K: 1	BB: 0	S: 5	P: 5

PITCHER	IP	WLS	BF	H	R	ER	SO	BB	IBB	HBP	BLK	WP	HR	S	P	ERA	WHIP
<b>Bruce Dal Canton, R</b> <small>ERA: 2.84</small>	(1, 1)	9.0	W	30	3	0	0	5	2	0	0	0	0	38	46	0.00	0.556

**BOTTOM**


**Kansas City Royals @ Milwaukee Brewers**  
 Milwaukee County Stadium, Milwaukee, WI  
 Sun Aug 25 1974, 4:33 AM EDT  
 Att: 12,932 - Unknown - 74 F

AB	28
R	0
H	3
RBI	0
BB	2
SO	5
LOB	5



WP	PA	3B	DP	HR	HBP	CS
0	31	0	0	0	0	2



Batter	1	2	3	4	5	6	7	8	9	AB R H RBI BB SO LOB	TOP														
Frank Duffy, R (1, 6) OBP: 0.277, SLG: 0.324	0-0 G6-4-3 1B		0-0 SF8 1-3 1B		0-0 SF7 3-H		0-0 5-3 1-2		0-0 6-3	4 0 2 1 0 0 2	<p><b>Cleveland Indians @ Kansas City Royals</b>  <b>Royals Stadium, Kansas City, MO</b>            Mon Aug 26 1974, 8:05 PM EDT            Att. 12,958 - Unknown - 85 F</p> <p>livebaseballscorecards.com</p> <table border="1"> <tr><td>AB</td><td>34</td></tr> <tr><td>R</td><td>4</td></tr> <tr><td>H</td><td>11</td></tr> <tr><td>RBI</td><td>4</td></tr> <tr><td>BB</td><td>1</td></tr> <tr><td>SO</td><td>2</td></tr> <tr><td>LOB</td><td>14</td></tr> </table> 	AB	34	R	4	H	11	RBI	4	BB	1	SO	2	LOB	14
AB	34																								
R	4																								
H	11																								
RBI	4																								
BB	1																								
SO	2																								
LOB	14																								
Rusty Torres, S (1, 8) OBP: 0.224, SLG: 0.194	0-0 G6-4-3 1-2f		0-0 SF8 2-3 3-H		0-0 F3		0-0 5-3 2-3		0-0 3-1	4 0 0 1 0 0 4															
Rico Carty, R (1, 10) OBP: 0.459, SLG: 0.471	0-0 1B		0-0 4-3			0-0 6-3 FC4-6 2B		0-0 1B 3-H		4 1 3 1 0 0 1															
Charlie Spikes, R (1, 9) OBP: 0.333, SLG: 0.439	0-3 K			0-0 F9		0-0 6-3 2-3		0-0 L9 3-H		4 0 0 0 0 1 3															
John Ellis, R (1, 3) OBP: 0.336, SLG: 0.427		0-0 6-3		0-0 F9		4-0 FC4-6 BB		0-0 F7		3 0 0 0 1 0 0															
Joe Lis, R (1, 5) OBP: 0.287, SLG: 0.308		0-0 L4		0-3 K		0-0 FC4-6 1B 1-2f 3-H		0-0 F7		4 0 0 1 0 1 1															
Oscar Gamble, L (1, 7) Tommy Smith, L (7, 7) OBP: 0.360, SLG: 0.459 OBP: 0.200, SLG: 0.214		0-0 F7			0-0 1B SF7 1B		0-0 1B 1-2		0-0 L8	3 1 2 0 0 0 0 1 0 0 0 0 0 0															
Dave Duncan, R (1, 2) OBP: 0.254, SLG: 0.343			0-0 1-3		0-0 F9		0-0 L8		0-0 SH3-4 1B	4 0 1 0 0 0 3															
Luis Alvarado, R (1, 4) OBP: 0.236, SLG: 0.225			0-0 1B SF8 1B		0-0 1B 1-3		0-0 1B 5-3 1B		0-0 SH3-4	3 2 3 0 0 0 0															
<b>Inning Stats</b>	R: 0 E: 0 K: 1 S: 6	H: 2 LOB: 1 BB: 0 P: 6	R: 0 E: 0 K: 0 S: 3	H: 0 LOB: 0 BB: 0 P: 3	R: 1 E: 0 K: 0 S: 5	H: 2 LOB: 1 BB: 0 P: 5	R: 0 E: 0 K: 1 S: 5	H: 0 LOB: 0 BB: 0 P: 5	R: 1 E: 0 K: 0 S: 5	H: 2 LOB: 1 BB: 0 P: 5	R: 1 E: 0 K: 0 S: 5	H: 2 LOB: 2 BB: 1 P: 9	R: 1 E: 0 K: 0 S: 5	H: 2 LOB: 1 BB: 0 P: 5	R: 0 E: 0 K: 0 S: 3	H: 0 LOB: 0 BB: 0 P: 3	R: 0 E: 0 K: 0 S: 4	H: 1 LOB: 1 BB: 0 P: 4	1B: 10 2B: 1 3B: 0 HR: 0	SF: 2 SAC: 1 DP: 1 HBP: 0	WP: 0 PB: 0 SB: 0 CS: 0	PA: 38			
<b>PITCHER</b>	IP WLS BF H R ER SO BB IBB HBP BLK WP HR S P ERA WHIP																				ERA WHIP				
Paul Splittorff, L (1, 1) ERA: 3.44	8.1 L 36 11 4 4 2 1 0 0 0 0 0 39 43 4.32 1.440																								
Doug Bird, R (9, 1) ERA: 2.55	0.2 2 0 0 0 0 0 0 0 0 0 0 0 2 2 0.00 0.000																								

Batter	1	2	3	4	5	6	7	8	9	AB	R	H	RBI	BB	SO	LOB
Freddie Patek, R OBP: 0.325, SLG: 0.309 (1, 6)	0-0 F8 ①		0-3 K ②		0-0 1B ①			0-0 P6 ①		4	0	1	1	0	1	1
Vada Pinson, L OBP: 0.290, SLG: 0.373 (1, 9)	0-0 2B		0-0 F8 ③		0-0 L4-3 ③			0-0 G3 ②		4	0	1	0	0	0	3
Amos Otis, R OBP: 0.358, SLG: 0.472 (1, 8)	0-0 P6 ②			0-0 F7 ①				0-0 B3 ①		4	0	0	0	0	0	1
Hal McRae, R OBP: 0.380, SLG: 0.489 (1, 7)	0-0 F8 ③			0-0 1-3 ②				0-0 2B		4	0	1	0	0	0	1
Orlando Cepeda, R OBP: 0.293, SLG: 0.313 (1, 10)		0-0 F8 ①		0-0 F9 ③				0-0 6-3 ②		4	0	0	0	0	0	1
Tony Solaita, L OBP: 0.371, SLG: 0.415 (1, 3)		0-3 K ②			0-0 G3 ①			0-0 P5 ③		4	0	0	0	0	1	1
Cookie Rojas, R OBP: 0.322, SLG: 0.361 (1, 4)		0-0 5-3 ③			0-0 1B 1B			0-0 6-3 ①		3	1	1	0	0	0	0
George Brett, L OBP: 0.309, SLG: 0.350 (1, 5)			0-0 F7 ①		0-0 1B 1B			0-0 F7 ②		3	0	1	0	0	0	0
Fran Healy, R OBP: 0.348, SLG: 0.401 (1, 2)			4-0 BB		0-0 L9 ②			0-0 F9 ③		2	0	0	0	1	0	2

<b>Inning Stats</b>	R: 0 E: 0 K: 0 S: 4	H: 1 LOB: 1 BB: 0 P: 4	R: 0 E: 0 K: 1 S: 5	H: 0 LOB: 0 BB: 0 P: 5	R: 0 E: 0 K: 1 S: 5	H: 0 LOB: 1 BB: 1 P: 9	R: 0 E: 0 K: 0 S: 3	H: 0 LOB: 0 BB: 0 P: 3	R: 1 E: 0 K: 0 S: 6	H: 3 LOB: 2 BB: 0 P: 6	R: 0 E: 0 K: 0 S: 4	H: 1 LOB: 1 BB: 0 P: 4	R: 0 E: 0 K: 0 S: 3	H: 0 LOB: 0 BB: 0 P: 3	R: 0 E: 0 K: 0 S: 3	H: 0 LOB: 0 BB: 0 P: 3	R: 0 E: 0 K: 0 S: 3	H: 0 LOB: 0 BB: 0 P: 3	1B: 3 2B: 2 3B: 0 HR: 0	SF: 0 SAC: 0 DP: 0 HBP: 0	WP: 0 PB: 0 SB: 1 CS: 0	PA: 33												
<b>PITCHER</b> Jim Perry, R ERA: 2.86 (1, 1)	IP 9.0	WLS W	BF 33	H 5	R 1	ER 1	SO 2	BB 1	IBB 0	HBP 0	BLK 0	WP 0	HR 0	S 36	P 40	ERA 1.00	WHIP 0.667																	
																	<b>PITCHER</b>	IP	WLS	BF	H	R	ER	SO	BB	IBB	HBP	BLK	WP	HR	S	P	ERA	WHIP

**BOTTOM**

**Cleveland Indians @ Kansas City Royals**

Royals Stadium, Kansas City, MO

Mon Aug 26 1974, 8:05 PM EDT

Att: 12,958 - Unknown - 85 F

livebaseballscores.com

<b>AB</b>	<b>32</b>
<b>R</b>	<b>1</b>
<b>H</b>	<b>5</b>
<b>RBI</b>	<b>1</b>
<b>BB</b>	<b>1</b>
<b>SO</b>	<b>2</b>
<b>LOB</b>	<b>10</b>





Batter	1	2	3	4	5	6	7	8	9	AB	R	H	RBI	BB	SO	LOB	TOP								
Frank Duffy, R (1, 6) OBP: 0.280, SLG: 0.326	0-3 K	0-0 2-H 1B		0-0 P4		0-0 1B		0-0 SH1-3 2B 1B	0-0 FC	6	1	3	3	0	1	0									
Rusty Torres, S (1, 8) OBP: 0.223, SLG: 0.194	0-0 6-3	0-0 P4		0-0 2B 1B		0-0 G3		0-0 SH1-3	0-3 K	5	1	1	0	0	1	3									
Rico Carty, R (1, 10) OBP: 0.488, SLG: 0.550	0-0 2B 1B		0-0 F8	0-0 1-H 2B			0-0 G6-4-3 1B	0-0 2B	0-0 F8	6	0	4	2	0	0	1									
Charlie Spikes, R (1, 9) OBP: 0.333, SLG: 0.441	0-0 1-3 2B		0-0 FC4-6 1B	0-0 1-3			0-0 G6-4-3 1-2f	0-0 P5		5	0	2	0	0	0	3									
Oscar Gamble, L (1, 7) OBP: 0.359, SLG: 0.456	0-0 4-3		0-0 FC4-6 2B		0-0 6-3		0-0 1B 1B		0-0 2B 3B 1B	4	1	1	0	0	0	3									
Remy Herosmo, R (8, 4) OBP: 0.256, SLG: 0.275			1-2f 2B		0-0 6-3		0-0 1B 1B		0-0 2B 3B 1B	1	1	1	0	0	0	0									
Tom McCraw, L (1, 3) OBP: 0.357, SLG: 0.444		4-0 2B BB	0-0 1-H IHR 2B		0-0 1-3		0-0 1-2 1B		0-3 K	4	2	2	1	1	1	1									
Joe Lis, R (1, 5) OBP: 0.288, SLG: 0.331		0-3 K	0-0 2-H IHR		0-0 P6		0-0 4-3		0-0 3B 2B	3	1	1	2	0	1	1									
Leron Lee, L (7, PH) OBP: 0.293, SLG: 0.361										1	0	0	0	0	0	2									
John Lowenstein, L (7, 5) OBP: 0.317, SLG: 0.329										1	1	1	0	0	0	0									
Dave Duncan, R (1, 2) OBP: 0.255, SLG: 0.346		0-0 1-H 1B 2B	0-3 K				0-0 5-3		0-0 L8	3	1	1	1	0	1	0									
Tommy Smith, L (8, PH) (8, 7) OBP: 0.235, SLG: 0.200									4-0 3B IBB	1	1	0	0	1	0	0									
Luis Alvarado, R (1, 4) OBP: 0.232, SLG: 0.220		0-0 5-3					0-0 5-3		0-0 1B 2B	3	0	0	0	0	0	1									
John Ellis, R (8, PH) (8, 2) OBP: 0.339, SLG: 0.438									1-H 2-H 3-H FC 3B	2	2	2	3	0	0	0									
<b>Inning Stats</b>	R: 0 E: 0 K: 1 S: 7	H: 2 LOB: 2 BB: 0 P: 7	R: 2 E: 0 K: 1 S: 7	H: 2 LOB: 1 BB: 1 P: 11	R: 3 E: 0 K: 1 S: 8	H: 3 LOB: 0 BB: 0 P: 8	R: 1 E: 0 K: 0 S: 5	H: 2 LOB: 1 BB: 0 P: 5	R: 0 E: 0 K: 0 S: 3	H: 0 LOB: 0 BB: 0 P: 3	R: 0 E: 0 K: 0 S: 4	H: 1 LOB: 1 BB: 0 P: 4	R: 0 E: 0 K: 0 S: 5	H: 3 LOB: 2 BB: 0 P: 5	R: 2 E: 0 K: 0 S: 6	H: 3 LOB: 1 BB: 0 P: 6	R: 4 E: 0 K: 2 S: 11	H: 3 LOB: 1 BB: 1 P: 15	1B: 10 2B: 7 3B: 1 HR: 1	SF: 0 SAC: 1 DP: 1 HBP: 0	WP: 0 PB: 0 SB: 0 CS: 0	PA: 48			
<b>PITCHER</b>	IP WLS BF H R ER SO BB IBB HBP BLK WP HR S P ERA WHIP	Steve Busby, R (1, 1) ERA: 3.37	7.1 L 37 15 8 8 3 1 0 0 0 0 0 42 46 9.82 2.182	Lindy McDaniel, R (8, 1) ERA: 3.45	1.2 11 4 4 4 2 0 1 0 0 0 0 14 18 21.60 2.400	<b>PITCHER</b>	IP WLS BF H R ER SO BB IBB HBP BLK WP HR S P ERA WHIP																		

Cleveland Indians @ Kansas City Royals  
 Royals Stadium, Kansas City, MO  
 Tue Aug 27 1974, 8:05 PM EDT  
 Unknown - 72 F

AB	45
R	12
H	19
RBI	12
BB	2
SO	5
LOB	15



BOTTOM

Cleveland Indians @ Kansas City Royals  
Royals Stadium, Kansas City, MO  
Tue Aug 27 1974, 8:05 PM EDT  
Unknown - 72 F

livebaseballscorecards.com

AB 39  
R 8  
H 13  
RBI 8  
BB 4  
SO 2  
LOB 17



WP: 0 PA: 43  
PB: 0  
SB: 0  
CS: 0

AB R H RBI BB SO LOB  
3 1 0 0 1 0 0  
1 0 1 0 0 0 0  
0 0 0 0 0 0 0

4 3 2 0 1 0 0

5 1 2 0 0 0 3

5 2 4 6 0 0 0

4 1 0 0 1 0 3

4 0 2 1 1 0 2

5 0 2 1 0 1 2

1 0 0 0 0 0 2  
3 0 0 0 0 1 3

4 0 0 0 0 0 2

1B: 8 SF: 0  
2B: 5 SAC: 0  
3B: 0 DP: 1  
HR: 1 HBP: 0

Batter	1	2	3	4	5	6	7	8	9
Freddie Patek, R (1, 6) Vada Pinson, L (8, PH) Frank White, R (9, 6)	0-0 6-3	0-0 6-3		4-0 1B 2B BB	0-0 P4			0-0 1B 2B	
Jim Wohlford, R (1, 9)	0-0 E5 1B 2B	4-0 1B 2B BB		0-0 1-3 2B 1B		0-0 5-3		0-0 2-H 1B	
Amos Otis, R (1, 8)	0-0 1-2 2B 1B	0-0 1-2 2B 1B		0-0 F2		0-0 P6		0-0 F8	
Hal McRae, R (1, 7)	0-0 1-H 2-H FC3-2 2B	0-0 1-3 2-H 2B		0-0 1-H 3-H 1B 2B		0-0 3-1			0-0 HR
Orlando Cepeda, R (1, 10)	4-0 FC3-2 1B BB	0-0 F8		0-0 F2		0-0 5-3			0-0 5-3
Cookie Rojas, R (1, 4)	0-0 FC3-2 FC5 1B 1-3 3-H		4-0 1B BB	0-0 2-H 1B		0-0 E9 1B			0-0 4-3
Kurt Bevacqua, R (1, 3) (4, 5)	0-0 1-2 3-H 1B		0-0 1-3 L5-3 1B	0-0 1-3		0-3 K			0-0 6-3
George Brett, L (1, 5) John Mayberry, L (3, PH) (4, 3)	0-0 FC5 2-3f		0-3 K		0-0 P5		0-0 F9		
Fran Healy, R (1, 2)		0-0 6-3	0-0 L5-3 1-2		0-0 5-3			0-0 6-3	

Inning Stats	R: 3	H: 3	E: 1	LOB: 2	K: 0	S: 7	P: 11	R: 1	H: 2	E: 0	LOB: 2	K: 0	S: 5	P: 9	R: 0	H: 1	E: 0	LOB: 1	K: 1	S: 5	R: 3	H: 3	E: 0	LOB: 1	K: 0	S: 6	P: 10	R: 0	H: 0	E: 0	LOB: 0	K: 0	S: 3	R: 0	H: 1	E: 1	LOB: 1	K: 1	S: 6	R: 0	H: 2	E: 0	LOB: 1	K: 0	S: 4	P: 4	R: 1	H: 1	E: 0	LOB: 0	K: 0	S: 4	P: 4
--------------	------	------	------	--------	------	------	-------	------	------	------	--------	------	------	------	------	------	------	--------	------	------	------	------	------	--------	------	------	-------	------	------	------	--------	------	------	------	------	------	--------	------	------	------	------	------	--------	------	------	------	------	------	------	--------	------	------	------

PITCHER	IP	WLS	BF	H	R	ER	SO	BB	IBB	HBP	BLK	WP	HR	S	P	ERA	WHIP
Fritz Peterson, L (1, 1) ERA: 4.03	3.0		20	7	6	4	1	4	0	0	0	0	0	18	34	12.00	3.667
Tom Hilgendorf, L (4, 1) ERA: 4.17	4.0	W	15	3	1	1	1	0	0	0	0	0	0	17	17	2.25	0.750
Tom Buskey, R (8, 1) ERA: 3.62	2.0	S	8	3	1	1	0	0	0	0	0	0	1	8	8	4.50	1.500

PITCHER	IP	WLS	BF	H	R	ER	SO	BB	IBB	HBP	BLK	WP	HR	S	P	ERA	WHIP
---------	----	-----	----	---	---	----	----	----	-----	-----	-----	----	----	---	---	-----	------



Batter	1	2	3	4	5	6	7	8	9	AB R H RBI BB SO LOB	TOP												
John Lowenstein, L OBP: 0.317, SLG: 0.333 (1, 5) (6, 4)	0-0 3-1		0-0 3B			0-0 G3		0-0 G3		4 0 1 0 0 0 1													
Tommy Smith, L OBP: 0.190, SLG: 0.158 (1, 8)	0-0 F7		0-0 1-3			0-0 F7		0-0 F8	4 0 0 0 0 0 1														
Rico Carty, R OBP: 0.468, SLG: 0.523 (1, 10)	0-0 F4			0-0 G4-6-3 1B			0-0 F9		0-0 F7	4 0 1 0 0 0 0													
Charlie Spikes, R OBP: 0.333, SLG: 0.440 Leron Lee, L OBP: 0.289, SLG: 0.355 (1, 9) (2, 9)		0-3 K		0-0 G4-6-3 1-2f		0-0 G3		0-0 G3	1 0 0 0 0 1 0 3 0 0 0 0 0 1														
John Ellis, R OBP: 0.339, SLG: 0.440 (1, 2) (8, 3)		0-0 2B		0-0 6-3		0-0 F7			3 0 1 0 0 0 0														
Oscar Gamble, L OBP: 0.356, SLG: 0.453 (1, 7)		0-0 P6			0-0 F8			0-0 F5	3 0 0 0 0 0 1														
Tom McCraw, L OBP: 0.357, SLG: 0.448 Rusty Torres, S OBP: 0.223, SLG: 0.194 (1, 3) (8, PR) (8, 5)		0-0 F8			0-0 F2			0-0 HR 2B	3 0 1 0 0 0 1 0 1 0 0 0 0 0														
Frank Duffy, R OBP: 0.279, SLG: 0.325 Joe Lis, R OBP: 0.292, SLG: 0.358 (1, 6) (6, 5) (8, 2)			0-0 L6		0-0 L7			0-0 HR 2-H	2 0 0 0 0 0 0 1 1 1 2 0 0 0														
Luis Alvarado, R OBP: 0.227, SLG: 0.215 (1, 4) (6, 6)			0-0 5-3			0-0 F7		0-3 K	3 0 0 0 0 1 1														
<b>Inning Stats</b>	R: 0 E: 0 K: 0 S: 3	H: 0 LOB: 0 BB: 0 P: 3	R: 0 E: 0 K: 1 S: 6	H: 1 LOB: 1 BB: 0 P: 6	R: 0 E: 0 K: 0 S: 4	H: 1 LOB: 1 BB: 0 P: 4	R: 0 E: 0 K: 0 S: 3	H: 0 LOB: 0 BB: 0 P: 3	R: 0 E: 0 K: 0 S: 3	H: 0 LOB: 0 BB: 0 P: 3	R: 0 E: 0 K: 0 S: 7	H: 2 LOB: 1 BB: 0 P: 7	R: 0 E: 0 K: 0 S: 3	H: 0 LOB: 0 BB: 0 P: 3	R: 2 E: 0 K: 1 S: 7	H: 2 LOB: 1 BB: 0 P: 7	R: 0 E: 0 K: 0 S: 3	H: 0 LOB: 0 BB: 0 P: 3	1B: 1 2B: 2 3B: 1 HR: 1	SF: 0 SAC: 0 DP: 1 HBP: 0	WP: 0 PB: 0 SB: 0 CS: 0	PA: 31	
<b>PITCHER</b> Nelson Bries, R ERA: 4.02 (1, 1)	IP 9.0	WLS W	BF 31	H 5	R 2	ER 2	SO 2	BB 0	IBB 0	HBP 0	BLK 0	WP 0	HR 1	S 35	P 35	ERA 2.00	WHIP 0.556						<b>PITCHER</b> IP WLS BF H R ER SO BB IBB HBP BLK WP HR S P ERA WHIP

Cleveland Indians @ Kansas City Royals  
Royals Stadium, Kansas City, MO  
Tue Aug 27 1974, 8:05 PM EDT  
Att: 13,980 - Unknown

AB	31
R	2
H	5
RBI	2
BB	0
SO	2
LOB	6



livebaseballscorecards.com





Batter	1	2	3	4	5	6	7	8	9	AB R H RBI BB SO LOB	TOP										
John Lowenstein, L (1, 5) OBP: 0.320, SLG: 0.333	0-0 F8	4-0 FC5-2 1B BB	4-0 S 1B BB		0-0 P6			0-0 FC6-4 1B		3 2 1 0 2 0 0											
Frank Duffy, R (1, 6) OBP: 0.280, SLG: 0.324	0-0 5-3	4-0 FC5-2 1B BB	0-0 S 1B 1B		0-0 6-3			0-0 FC6-4 1-2f		4 2 1 2 1 0 1											
Rico Carty, R (1, 10) OBP: 0.462, SLG: 0.510	0-0 BB 1B BB	0-0 FC5-2 1B	0-0 1B 1B		0-0 4-3			0-0 F9		5 1 2 2 0 0 4											
Charlie Spikes, R (1, 9) OBP: 0.335, SLG: 0.442	0-0 BB 1B	0-0 1B	0-0 1B		0-0 1-3			0-0 F9		5 0 3 2 0 0 0											
John Ellis, R (1, 3) OBP: 0.340, SLG: 0.438	4-0 BB 1B	0-0 F9	0-0 6-3		0-0 F9			0-0 FC5-4 1B		4 0 1 0 1 0 4											
Oscar Gamble, L (1, 7) OBP: 0.358, SLG: 0.452	4-0 BB	0-0 L7			0-0 F9		0-0 L4-3 1B	0-3 K		3 0 1 1 1 0 2											
Tommy Smith, L (7, 7) OBP: 0.182, SLG: 0.150	1-2 2-3 3-H									1 0 0 0 0 1 1											
Rusty Torres, S (1, 8) OBP: 0.222, SLG: 0.187	0-0 F9		4-0 1B BB		0-0 P4		0-0 L4-3 1-2	0-0 FC5-4 1-2f		4 1 0 0 1 0 5											
Dave Duncan, R (1, 2) OBP: 0.255, SLG: 0.345		0-0 BB 1B BB	0-0 6-3		0-0 6-3		0-0 F8			4 1 1 0 0 0 1											
Luis Alvarado, R (1, 4) OBP: 0.228, SLG: 0.216		0-0 BB FC5-2 1B	0-0 L7		0-0 F8			0-0 F7		4 0 1 0 0 0 1											
<b>Inning Stats</b>	R: 1 E: 0 K: 0 S: 5	H: 2 LOB: 3 BB: 2 P: 13	R: 3 E: 0 K: 0 S: 6	H: 3 LOB: 2 BB: 2 P: 14	R: 3 E: 0 K: 0 S: 6	H: 3 LOB: 2 BB: 2 P: 14	R: 0 E: 0 K: 0 S: 3	H: 0 LOB: 0 BB: 0 P: 3	R: 0 E: 0 K: 0 S: 3	H: 0 LOB: 0 BB: 0 P: 3	R: 0 E: 0 K: 0 S: 3	H: 1 LOB: 0 BB: 0 P: 3	R: 0 E: 0 K: 0 S: 4	H: 1 LOB: 1 BB: 0 P: 4	R: 0 E: 0 K: 1 S: 6	H: 1 LOB: 1 BB: 0 P: 6	1B: 11 2B: 1 3B: 0 HR: 0	SF: 0 SAC: 0 DP: 1 HBP: 0	WP: 0 PB: 0 SB: 2 CS: 0	PA: 43	
<b>PITCHER</b>	IP WLS BF H R ER SO BB IBB HBP BLK WP HR S P ERA WHIP																			<b>PITCHER</b>	IP WLS BF H R ER SO BB IBB HBP BLK WP HR S P ERA WHIP
Al Fitzmorris, R (1, 1) ERA: 3.06	1.0 L 10 4 4 4 0 3 0 0 0 0 0 7 19 36.00 7.000																				
Marty Pattin, R (2, 1) ERA: 4.14	1.2 11 3 3 3 0 3 0 0 0 0 0 8 20 16.20 3.600																				
Lindy McDaniel, R (3, 1) ERA: 3.29	4.1 14 2 0 0 0 0 0 0 0 0 0 14 14 0.00 0.462																				
Joe Hoerner, L (8, 1) ERA: 4.4	2.0 8 2 0 0 0 1 0 0 0 0 0 10 10 0.00 1.000																				

Cleveland Indians @ Kansas City Royals  
 Royals Stadium, Kansas City, MO  
 Wed Aug 28 1974, 8:05 PM EDT  
 Att: 9,085 - Unknown - 64 F

livebaseballscorecards.com

AB	37
R	7
H	11
RBI	7
BB	6
SO	1
LOB	19



Batter	1	2	3	4	5	6	7	8	9	AB	R	H	RBI	BB	SO	LOB
Vada Pinson, L OBP: 0.293, SLG: 0.373 (1, 9) BBB	4-0 FC6-4 BB		0-0 L8					0-0 3-1		3	0	0	0	1	0	1
Cookie Rojas, R OBP: 0.322, SLG: 0.360 (1, 4) X	0-0 F8			0-0 6-3	0-0 5-3			0-0 F9		4	0	0	0	0	0	2
Amos Otis, R OBP: 0.361, SLG: 0.474 (1, 8) X	0-0 F9			0-0 1B 2B				0-3 K		4	1	2	0	0	1	1
Hal McRae, R OBP: 0.384, SLG: 0.509 (1, 7) X	0-0 FC6-4 1-2f			0-0 1B 2-3 1B			0-0 F8		0-3 K	4	0	1	0	0	1	2
John Mayberry, L OBP: 0.387, SLG: 0.479 (1, 10) X		0-0 F7		0-0 1-2 3-H 1B			0-0 F7		0-0 4-3	4	0	1	1	0	0	1
Tony Solaita, L OBP: 0.370, SLG: 0.403 (1, 3) SS		0-3 K		0-3 K			0-0 F9		0-0 L9	4	0	0	0	0	2	3
Fran Healy, R OBP: 0.343, SLG: 0.397 (1, 2) X		0-0 6-3		0-0 1-3				0-3 K		3	0	0	0	0	1	2
George Brett, L OBP: 0.307, SLG: 0.357 (1, 5) X			0-0 G3				0-0 G3 2B	0-0 F8		3	0	1	0	0	0	0
Freddie Patek, R OBP: 0.326, SLG: 0.307 (1, 6) X			0-0 F8		0-0 5-3			0-0 5-3		3	0	0	0	0	0	1

Inning Stats	R: 0	H: 0	E: 0	K: 0	S: 3	LOB: 1	BB: 1	P: 7	R: 0	H: 0	E: 0	K: 1	S: 5	LOB: 0	BB: 0	P: 5	R: 0	H: 0	E: 0	K: 0	S: 3	LOB: 0	BB: 0	P: 3	R: 1	H: 3	E: 0	K: 1	S: 8	LOB: 2	BB: 0	P: 8	R: 0	H: 1	E: 0	K: 0	S: 4	LOB: 1	BB: 0	P: 4	R: 0	H: 1	E: 0	K: 0	S: 4	LOB: 1	BB: 0	P: 4	R: 0	H: 0	E: 0	K: 1	S: 5	LOB: 0	BB: 0	P: 5	R: 0	H: 0	E: 0	K: 1	S: 5	LOB: 0	BB: 0	P: 5	R: 0	H: 0	E: 0	K: 1	S: 5	LOB: 0	BB: 0	P: 5
<b>AB</b>	32																																																																							
<b>R</b>	1																																																																							
<b>H</b>	5																																																																							
<b>RBI</b>	1																																																																							
<b>BB</b>	1																																																																							
<b>SO</b>	5																																																																							
<b>LOB</b>	13																																																																							


**BOTTOM**

**Cleveland Indians @ Kansas City Royals**  
**Royals Stadium, Kansas City, MO**

Wed Aug 28 1974, 8:05 PM EDT  
 Att. 9,085 - Unknown - 64 F

livebaseballscorecards.com

**WP: 0 PA: 33**  
**PB: 0 SB: 0 CS: 0**





Batter	1	2	3	4	5	6	7	8	9	AB R H RBI BB SO LOB
--------	---	---	---	---	---	---	---	---	---	----------------------

<b>Al Bumbry, L</b> (1, 7) <small>OBP: 0.262, SLG: 0.283</small> <b>Elrod Hendricks, L</b> (7, 2) <small>OBP: 0.283, SLG: 0.355</small>	0-0 F7	0-0 G3		0-0 4-3		0-0 F7	0-3 K		0-0 4-3	5 0 0 0 0 1 3 1 0 0 0 0 0 0
--	-----------	-----------	--	------------	--	-----------	----------	--	------------	--------------------------------

<b>Bobby Grich, R</b> (1, 4) <small>OBP: 0.381, SLG: 0.458</small>	0-0 1B	4-0 S		0-0 E S 1B		0-0 P6		0-3 K	0-0 F8	5 2 2 0 1 1 0
---	-----------	----------	--	------------------	--	-----------	--	----------	-----------	---------------

<b>Tommy Davis, R</b> (1, 10) <small>OBP: 0.321, SLG: 0.387</small>	0-0 1B	4-0 FC5-4		0-0 2B		0-0		0-0 1B	0-0 1B	5 2 5 1 1 0 0
--	-----------	--------------	--	-----------	--	-----	--	-----------	-----------	---------------

<b>Earl Williams, R</b> (1, 2) <small>OBP: 0.341, SLG: 0.386</small>	0-0 WP	0-0 FC5-4		0-0 1B		0-0 F7		0-0 E	0-0 1B	6 2 4 1 0 0 3
---	-----------	--------------	--	-----------	--	-----------	--	----------	-----------	---------------

<b>Don Baylor, R</b> (1, 3) <small>OBP: 0.322, SLG: 0.341</small>	4-0 SF8		0-0 P4	0-0 F9			0-0 1B	1-0 E	0-0 F9	4 2 1 0 1 0 4
--	------------	--	-----------	-----------	--	--	-----------	----------	-----------	---------------

<b>Brooks Robinson, R</b> (1, 5) <small>OBP: 0.372, SLG: 0.407</small>	0-0 SF8		0-0 FC6-4		0-0 SH5-3		0-0 1B	0-0 E6		4 0 3 2 0 0 2
---	------------	--	--------------	--	--------------	--	-----------	-----------	--	---------------

<b>Paul Blair, R</b> (1, 8) <small>OBP: 0.296, SLG: 0.394</small>	0-0 5-3		0-3 K		0-0 SH5-3		0-0 F7	0-0 P3		4 0 0 0 0 1 7
--	------------	--	----------	--	--------------	--	-----------	-----------	--	---------------

<b>Enos Cabell, R</b> (1, 9) <small>OBP: 0.272, SLG: 0.293</small>		0-3 K	0-0 FC6-4		0-3 K2-3		0-3 K	0-0 1B		5 1 1 2 0 3 4
---	--	----------	--------------	--	-------------	--	----------	-----------	--	---------------

<b>Mark Belanger, R</b> (1, 6) <small>OBP: 0.294, SLG: 0.318</small>		0-0 SH5-4		0-0 P4		0-0 6-3		0-0 K		4 0 1 1 0 1 3
---	--	--------------	--	-----------	--	------------	--	----------	--	---------------

Inning Stats	R: 3	H: 3	E: 0	K: 0	S: 6	P: 10	R: 1	H: 0	E: 0	K: 1	S: 6	P: 14	R: 0	H: 1	E: 0	K: 1	S: 6	P: 6	R: 1	H: 3	E: 0	K: 0	S: 6	P: 6	R: 0	H: 1	E: 0	K: 1	S: 6	P: 6	R: 0	H: 1	E: 0	K: 0	S: 4	P: 4	R: 1	H: 3	E: 0	K: 2	S: 10	P: 10	R: 3	H: 3	E: 1	K: 2	S: 11	P: 12	R: 0	H: 2	E: 0	K: 0	S: 5	P: 5	1B: 16	SF: 1	2B: 1	SAC: 2	3B: 0	DP: 0	HR: 0	HBP: 1	WP: 2	PA: 50
--------------	------	------	------	------	------	-------	------	------	------	------	------	-------	------	------	------	------	------	------	------	------	------	------	------	------	------	------	------	------	------	------	------	------	------	------	------	------	------	------	------	------	-------	-------	------	------	------	------	-------	-------	------	------	------	------	------	------	--------	-------	-------	--------	-------	-------	-------	--------	-------	--------

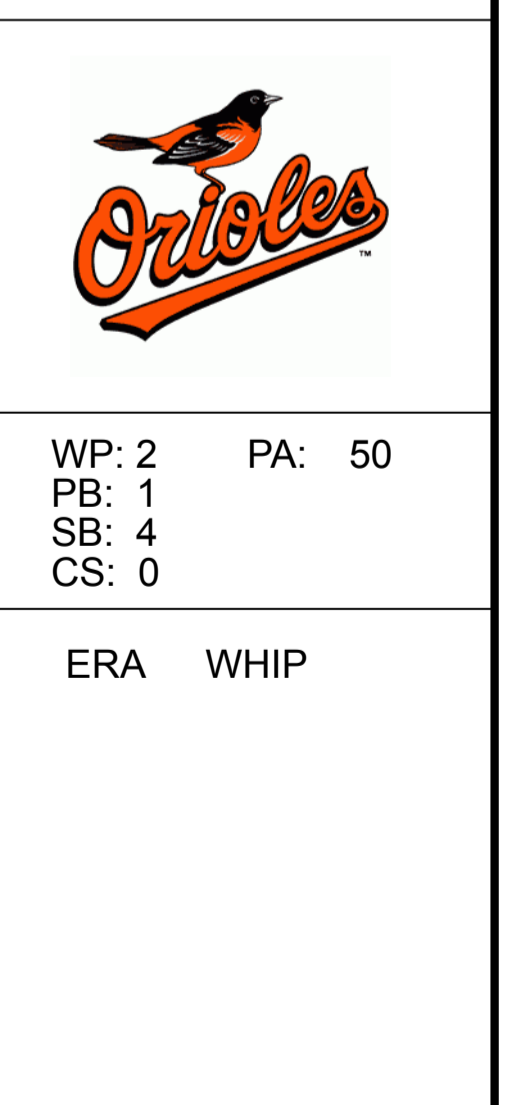
PITCHER	IP	WLS	BF	H	R	ER	SO	BB	IBB	HBP	BLK	WP	HR	S	P	ERA	WHIP
<b>Bruce Dal Canton, R</b> (1, 1) <small>ERA: 2.99</small>	1.2	L	12	3	4	3	1	3	0	0	0	1	0	11	23	16.20	3.600
<b>Marty Pattin, R</b> (2, 1) <small>ERA: 4.14</small>	4.1		21	8	2	2	2	0	0	0	0	0	0	25	25	4.15	1.846
<b>Doug Bird, R</b> (7, 1) <small>ERA: 2.6</small>	2.0		12	4	3	1	4	0	0	1	0	0	0	19	20	4.50	2.000
<b>Joe Hoerner, L</b> (9, 1) <small>ERA: 4.26</small>	1.0		5	2	0	0	0	0	0	0	0	0	0	5	5	0.00	2.000

**TOP**

**Baltimore Orioles @ Kansas City Royals**  
 Royals Stadium, Kansas City, MO

Fri Aug 30 1974, 8:05 PM EDT  
 Att. 16,277 - Unknown - 72 F

<b>AB</b>	43
<b>R</b>	9
<b>H</b>	17
<b>RBI</b>	7
<b>BB</b>	3
<b>SO</b>	7
<b>LOB</b>	26



Batter	1	2	3	4	5	6	7	8	9	AB	R	H	RBI	BB	SO	LOB
Freddie Patek, R OBP: 0.324, SLG: 0.305 (1, 6)	0-0 F9		0-3 K			0-0 L6		0-0 FC6-4		4	0	0	0	0	1	3
Cookie Rojas, R OBP: 0.320, SLG: 0.357 (1, 4)	0-0 P4		0-0 F3			0-0 5-3		0-0 SF7		3	0	0	1	0	0	1
Amos Otis, R OBP: 0.358, SLG: 0.470 (1, 8)	0-0 5-3				0-0 P6		0-0 5-3		0-0 P4		4	0	0	0	0	1
Hal McRae, R OBP: 0.385, SLG: 0.510 (1, 7)		0-0 4-3 2B			0-0 F9		4-0 1B BB		0-0 1-3		3	0	1	0	1	0
John Mayberry, L OBP: 0.385, SLG: 0.485 (1, 3)		0-0 4-3 2-3			0-0 HR		0-0 F8		0-0 P5		4	1	1	1	0	0
Orlando Cepeda, R OBP: 0.297, SLG: 0.308 Kurt Bevacqua, R OBP: 0.262, SLG: 0.202 (1, 10) (9, PR)		0-3 K			0-3 K		0-0 G5-4-3 1-2 1B		0-0 FC6-4 1B		4	0	2	0	0	2
Jim Wohlford, R OBP: 0.343, SLG: 0.367 (1, 9)		0-0 F8					0-0 G5-4-3 1-2f		0-0 FC6-4 1-2f		4	0	1	0	0	0
George Brett, L OBP: 0.310, SLG: 0.360 (1, 5)			0-0 FC5-4 1B			0-0 FC6-4 1-2f		0-0 FC6-4 1B SF7 1B		3	1	2	0	0	0	1
Fran Healy, R OBP: 0.343, SLG: 0.396 (1, 2)			0-0 FC5-4 1-2f			0-0 G6-4-3 1-2f		0-0 FC6-4 1-2 1B		3	0	1	0	0	0	2

Inning Stats	R: 0	H: 0	E: 0	K: 0	S: 3	R: 0	H: 1	E: 0	K: 1	S: 6	R: 0	H: 1	E: 0	K: 1	S: 6	R: 1	H: 1	E: 0	K: 1	S: 6	R: 0	H: 1	E: 0	K: 0	S: 3	R: 0	H: 1	E: 0	K: 0	S: 3	R: 0	H: 2	E: 0	K: 0	S: 5	R: 0	H: 1	E: 0	K: 0	S: 4						
	0	0	0	0	3	0	1	0	1	6	1	1	0	1	6	0	1	0	1	6	0	0	0	0	0	3	0	0	1	0	0	0	1	2	0	0	5	1	1	0	4	0	0	0	0	0


**BOTTOM**

**Baltimore Orioles @ Kansas City Royals**  
 Royals Stadium, Kansas City, MO

Fri Aug 30 1974, 8:05 PM EDT  
 Att: 16,277 - Unknown - 72 F

AB	32
R	2
H	8
RBI	2
BB	1
SO	3
LOB	15

WP: 0 PA: 34  
 PB: 0  
 SB: 0  
 CS: 0





Batter	1	2	3	4	5	6	7	8	9	AB R H RBI BB SO LOB	TOP									
Mark Belanger, R (1, 6) OBP: 0.298, SLG: 0.316	4-0 HBP 1B BB	4-0 1-2 BB			0-0 P5			0-0 F2		2 1 0 0 3 0 0										
Paul Blair, R (1, 8) OBP: 0.295, SLG: 0.392	0-0 HBP 1B	0-0 L7			0-0 F7			0-0 FC3-2 2B E	0-0 L5	5 1 1 0 0 0 5										
Bobby Grich, R (1, 4) OBP: 0.382, SLG: 0.460	0-0 F9				0-0 5-3			0-0 FC3-2 E 2B	0-0 CS 1B	5 0 2 2 0 0 2										
Tommy Davis, R (1, 10) OBP: 0.320, SLG: 0.384	0-0 P6				0-0 F7			0-0 FC3-2 E IBB	0-0 P6	4 0 0 0 1 0 3										
Earl Williams, R (1, 3) OBP: 0.345, SLG: 0.391	1-0 FC6-4 HBP				0-0 F2			0-0 E5 FC3-2		3 0 2 1 0 0 2										
Don Baylor, R (1, 7) OBP: 0.319, SLG: 0.338	0-0 FC6-4 1-2f				0-0 F8			0-0 FC3-2		4 0 0 0 0 0 8										
Brooks Robinson, R (1, 5) OBP: 0.369, SLG: 0.403					0-0 5-3			0-0 P4 F8		4 0 0 0 0 1 4										
Enos Cabell, R (1, 9) OBP: 0.271, SLG: 0.291					0-0 6-3			0-0 E FC3-2 1B	0-0 F8	4 0 1 0 0 0 0										
Andy Etchebarren, R (1, 2) OBP: 0.241, SLG: 0.248					0-0 F7			0-0 E7 FC3-2 BB 2B 1B	0-0 F9	4 1 2 0 0 0 0										
<b>Inning Stats</b>	R: 0 E: 0 K: 0 S: 4	H: 1 LOB: 3 BB: 1 P: 9	R: 0 E: 0 K: 1 S: 6	H: 1 LOB: 2 BB: 1 P: 10	R: 0 E: 0 K: 0 S: 4	H: 1 LOB: 1 BB: 0 P: 4	R: 0 E: 0 K: 0 S: 3	H: 0 LOB: 0 BB: 0 P: 3	R: 0 E: 0 K: 0 S: 4	H: 1 LOB: 1 BB: 0 P: 4	R: 3 E: 2 K: 0 S: 7	H: 3 LOB: 3 BB: 2 P: 15	R: 0 E: 0 K: 0 S: 3	H: 0 LOB: 0 BB: 0 P: 3	R: 0 E: 0 K: 0 S: 3	H: 1 LOB: 0 BB: 0 P: 3	1B: 6 2B: 2 3B: 0 HR: 0	SF: 0 SAC: 0 DP: 0 HBP: 1	WP: 0 PB: 0 SB: 0 CS: 1	PA: 40
<b>PITCHER</b>	IP WLS BF H R ER SO BB IBB HBP BLK WP HR S P ERA WHIP																			
Paul Splittorff, L (1, 1) ERA: 3.46	6.1 L 30 7 3 3 1 3 0 1 0 0 0 0 28 41 4.26 1.579																			
Steve Mingori, L (7, 1) ERA: 2.95	2.2 10 1 0 0 0 0 1 0 0 0 0 9 13 0.00 0.375																			

Baltimore Orioles @ Kansas City Royals  
Royals Stadium, Kansas City, MO

Sat Aug 31 1974, 8:05 PM EDT  
Att. 18,737 - Unknown - 59 F

livebaseballscorecards.com

AB 35  
R 3  
H 8  
RBI 3  
BB 4  
SO 1  
LOB 24



Batter	1	2	3	4	5	6	7	8	9
Vada Pinson, L (1, 9) OBP: 0.298, SLG: 0.376 Jim Wohlford, R (9, PH) OBP: 0.343, SLG: 0.367	0-0 1B SF8 1B	0-0 G3-6-1 1-2f			4-0 5-3 BB		0-0 1B 1B		0-0 F9
Cookie Rojas, R (1, 4) OBP: 0.318, SLG: 0.356	0-0 E S 1-3 1B		0-0 F7		0-0 5-3 1-2		0-0 F2		0-0 F8
Amos Otis, R (1, 8) OBP: 0.356, SLG: 0.468	0-0 SF8 3-H		0-0 F8		0-0 F7		0-0 1B 1-2 1B		0-0 F8
John Mayberry, L (1, 3) OBP: 0.384, SLG: 0.482	0-3 K 1-3		0-0 6-3			0-0 P5	0-0 FC5-4 1-3 2-H 1B		
Hal McRae, R (1, 7) OBP: 0.382, SLG: 0.506	0-0 6-3			0-0 F9		0-3 K	0-0 FC5-4 1-2f		
Orlando Cepeda, R (1, 10) OBP: 0.295, SLG: 0.305		0-0 F8		0-3 K		0-0 1B 1B		0-0 F5	
George Brett, L (1, 5) OBP: 0.313, SLG: 0.363 Kurt Bevacqua, R (8, 5) OBP: 0.260, SLG: 0.200		0-0 E4 1B S 1B		0-0 1B		0-0 1B 1-2 1B		0-0 F8	
Freddie Patek, R (1, 6) OBP: 0.327, SLG: 0.305		4-0 1B 1-2 BB		0-0 P3		0-0 1B 1-2 2-H 1B		4-0 BB	
Buck Martinez, R (1, 2) OBP: 0.306, SLG: 0.197 Tony Solaita, L (8, PH) OBP: 0.370, SLG: 0.403 Fran Healy, R (8, PH) OBP: 0.342, SLG: 0.395		0-0 G3-6-1 1-2 2-3 1B			0-0 5-3		0-0 P4	0-0 F9	

AB	R	H	RBI	BB	SO	LOB
3	2	2	0	1	0	3
1	0	0	0	0	0	0
5	0	1	0	0	0	2
4	0	1	1	0	0	1
4	0	1	1	0	1	1
4	0	0	0	0	1	3
4	0	1	0	0	1	0
3	0	2	0	0	0	0
1	0	0	0	0	0	0
2	0	1	0	2	0	1
3	0	1	0	0	0	0
0	0	0	0	0	0	0
1	0	0	0	0	0	1

**BOTTOM**

**Baltimore Orioles @ Kansas City Royals**  
 Royals Stadium, Kansas City, MO  
 Sat Aug 31 1974, 8:05 PM EDT  
 Att: 18,737 - Unknown - 59 F

livebaseballscorecards.com

<b>AB</b>	<b>35</b>
<b>R</b>	<b>2</b>
<b>H</b>	<b>10</b>
<b>RBI</b>	<b>2</b>
<b>BB</b>	<b>3</b>
<b>SO</b>	<b>3</b>
<b>LOB</b>	<b>12</b>



1B: 10	SF: 1	WP: 0	PA: 39
2B: 0	SAC: 0	PB: 0	
3B: 0	DP: 1	SB: 2	
HR: 0	HBP: 0	CS: 0	

Inning Stats	R: 1	H: 2	LOB: 1	K: 1	S: 7	R: 0	H: 1	LOB: 2	K: 0	S: 4	R: 0	H: 0	LOB: 0	K: 0	S: 3	R: 0	H: 1	LOB: 1	K: 1	S: 6	R: 0	H: 0	LOB: 1	K: 0	S: 3	R: 0	H: 3	LOB: 2	K: 1	S: 7	R: 1	H: 3	LOB: 2	K: 0	S: 6	R: 0	H: 0	LOB: 1	K: 0	S: 3	R: 0	H: 0	LOB: 0	K: 0	S: 3
<b>PITCHER</b>	<b>IP</b>	<b>WLS</b>	<b>BF</b>	<b>H</b>	<b>R</b>	<b>ER</b>	<b>SO</b>	<b>BB</b>	<b>IBB</b>	<b>HBP</b>	<b>BLK</b>	<b>WP</b>	<b>HR</b>	<b>S</b>	<b>P</b>	<b>ERA</b>	<b>WHIP</b>																												
Jim Palmer, R (1, 1) ERA: 3.76	7.2	W	35	10	2	2	3	3	0	0	0	0	0	38	50	2.35	1.696																												
Grant Jackson, L (8, 1) ERA: 2.52	1.1	S	4	0	0	0	0	0	0	0	0	0	0	4	4	0.00	0.000																												



Batter	1	2	3	4	5	6	7	8	9	AB R H RBI BB SO LOB	TOP	
Al Bumbry, L (1, 7) OBP: 0.272, SLG: 0.298 Paul Blair, R (9, 8) OBP: 0.295, SLG: 0.392	0-0 1B 2B	0-0 4-3			0-0 FC3-6 1B	0-0 S 1B		0-0 1B 1-2		5 1 4 0 0 0 1 0 0 0 0 0 0 0		
Rich Coggins, L (1, 8) OBP: 0.301, SLG: 0.321	0-0 F9	0-0 P5			0-0 FC3-6 E S 1B	0-0 P6		0-0 1B 1-3 2-H		5 1 1 0 0 0 5		
Bobby Grich, R (1, 4) OBP: 0.380, SLG: 0.457	0-3 K		0-3 K2-3		0-0 CS 1B 1-H	0-0 P6		0-0 F9		5 0 1 1 0 2 5		
Tommy Davis, R (1, 10) OBP: 0.323, SLG: 0.385	0-0 1B 2-H		0-0 5-3		0-0 CS 1B		4-0 1B SF8 BB	0-0 6-3		4 1 2 1 1 0 2		
Brooks Robinson, R (1, 5) OBP: 0.373, SLG: 0.405	0-0 F8		0-0 1B		4-0 1-2 2-3 BB		0-0 SF8 SF9 1B		4-0 BB	3 1 2 0 2 0 1		
Earl Williams, R (1, 3) OBP: 0.343, SLG: 0.398		0-0 HR	0-0 P5		0-3 K		0-0 SF8		0-3 K	4 1 1 2 0 2 4		
Elrod Hendricks, L (1, 2) OBP: 0.280, SLG: 0.345		4-0 3B BB		0-0 F9		0-0 G3	0-0 SF9		0-0 F8	3 1 0 1 1 0 1		
Enos Cabell, R (1, 9) OBP: 0.277, SLG: 0.324		0-0 3B		0-0 4-3		0-0 E 1B 2B	0-0 5-3		0-0 4-3	5 1 2 1 0 0 1		
Mark Belanger, R (1, 6) OBP: 0.300, SLG: 0.317		0-0 F9		0-0 5-3		0-0 1B 2-H		4-0 1B BB		3 0 1 1 1 0 1		
<b>Inning Stats</b>	R: 1 E: 0 K: 1 S: 7 H: 2 LOB: 1 BB: 0 P: 7	R: 2 E: 0 K: 0 S: 5 H: 2 LOB: 1 BB: 1 P: 9	R: 0 E: 0 K: 1 S: 6 H: 1 LOB: 1 BB: 0 P: 6	R: 0 E: 0 K: 0 S: 3 H: 0 LOB: 0 BB: 0 P: 3	R: 1 E: 0 K: 1 S: 7 H: 3 LOB: 2 BB: 1 P: 11	R: 1 E: 1 K: 0 S: 6 H: 3 LOB: 2 BB: 0 P: 6	R: 2 E: 0 K: 0 S: 4 H: 1 LOB: 0 BB: 1 P: 8	R: 0 E: 0 K: 0 S: 4 H: 2 LOB: 2 BB: 1 P: 8	R: 0 E: 0 K: 1 S: 5 H: 0 LOB: 1 BB: 1 P: 9	1B: 10 2B: 2 3B: 1 HR: 1 SF: 2 SAC: 0 DP: 0 HBP: 0	WP: 0 PB: 0 SB: 2 CS: 2 PA: 44	
<b>PITCHER</b>	IP WLS BF H R ER SO BB IBB HBP BLK WP HR S P ERA WHIP											
Steve Busby, R (1, 1) ERA: 3.48	5.1 L 27 10 5 5 3 2 0 0 0 0 0 1 31 39 8.44 2.250											
Aurelio Lopez, R (6, 1) ERA: 6.75	2.2 13 4 2 2 0 2 0 0 0 0 0 0 11 19 6.75 2.250											
Doug Bird, R (9, 1) ERA: 2.57	1.0 4 0 0 0 0 1 1 0 0 0 0 0 5 9 0.00 1.000											

Baltimore Orioles @ Kansas City Royals  
 Royals Stadium, Kansas City, MO  
 Sun Sep 01 1974, 4:33 AM EDT  
 Att. 15,499 - Unknown - 61 F

livebaseballscorecards.com

AB	37
R	7
H	14
RBI	7
BB	5
SO	4
LOB	21



Batter	1	2	3	4	5	6	7	8	9	AB R H RBI BB SO LOB
<b>Kurt Bevacqua, R</b> OBP: 0.248, SLG: 0.190 (1, 5)	0-0 P4	0-0 G1-2-3			0-0 P4		0-0 FC6-4		0-0 F8	5 0 0 0 0 0 6
<b>Jim Wohlford, R</b> OBP: 0.342, SLG: 0.366 (1, 7)	0-0 F9		0-0 L6			0-0 4-3		0-0 F8 1B 1-3 1B		4 1 1 0 0 0 0
<b>Amos Otis, R</b> OBP: 0.358, SLG: 0.468 (1, 8)	0-0 BB 1B		0-3 K			0-0 F3		0-0 1-2 1-3 1B		4 0 2 0 0 1 0
<b>Hal McRae, R</b> OBP: 0.383, SLG: 0.503 (1, 10)	4-0 FC4-6 1-2 BB		0-0 F9			4-0 BB		0-0 F8 2-3		2 0 0 0 2 0 2
<b>John Mayberry, L</b> OBP: 0.380, SLG: 0.477 (1, 3)	0-0 FC4-6 1-2f			0-0 F9		0-0 4-3		0-0 1-3 1-2 3-H		4 0 0 1 0 0 4
<b>Cookie Rojas, R</b> OBP: 0.318, SLG: 0.355 (1, 4)		0-0 BB G1-2-3 1B 1B		0-0 F9		0-3 K		0-0 3-1		4 0 1 0 0 1 1
<b>Al Cowens, R</b> OBP: 0.266, SLG: 0.268 (1, 9)		0-0 BB 1-2 1B		0-0 F8		0-0 6-3		0-0 F8		4 0 1 0 0 0 0
<b>Freddie Patek, R</b> OBP: 0.329, SLG: 0.306 <b>Frank White, R</b> OBP: 0.240, SLG: 0.289 (1, 6) (9, 6)		4-0 BB 1-2 2-3 BB		0-0 F3		0-0 1B 1B		4-0 BB		2 0 1 0 1 0 0 0 0 0 0 1 0 0
<b>Buck Martinez, R</b> OBP: 0.303, SLG: 0.200 (1, 2)		0-0 F9		0-0 5-3		0-0 FC6-4 1-3 1B		0-0 P6		4 0 1 0 0 0 4

Inning Stats	R: 0 E: 0 K: 0 S: 4	H: 1 LOB: 2 BB: 1 P: 8	R: 0 E: 0 K: 0 S: 4	H: 2 LOB: 2 BB: 1 P: 8	R: 0 E: 0 K: 1 S: 5	H: 0 LOB: 0 BB: 0 P: 5	R: 0 E: 0 K: 0 S: 3	H: 0 LOB: 0 BB: 0 P: 3	R: 0 E: 0 K: 0 S: 3	H: 0 LOB: 1 BB: 1 P: 7	R: 0 E: 0 K: 1 S: 7	H: 2 LOB: 2 BB: 0 P: 7	R: 1 E: 0 K: 0 S: 5	H: 2 LOB: 1 BB: 0 P: 5	R: 0 E: 0 K: 0 S: 3	H: 0 LOB: 1 BB: 1 P: 7	1B: 7 2B: 0 3B: 0 HR: 0	SF: 0 SAC: 0 DP: 1 HBP: 0
--------------	------------------------------	---------------------------------	------------------------------	---------------------------------	------------------------------	---------------------------------	------------------------------	---------------------------------	------------------------------	---------------------------------	------------------------------	---------------------------------	------------------------------	---------------------------------	------------------------------	---------------------------------	----------------------------------	------------------------------------

PITCHER	IP	WLS	BF	H	R	ER	SO	BB	IBB	HBP	BLK	WP	HR	S	P	ERA	WHIP
<b>Dave McNally, L</b> ERA: 3.92 (1, 1)	9.0	W	37	7	1	1	2	4	0	0	0	0	0	37	53	1.00	1.222

**BOTTOM**

**Baltimore Orioles @ Kansas City Royals**  
**Royals Stadium, Kansas City, MO**  
 Sun Sep 01 1974, 4:33 AM EDT  
 Att: 15,499 - Unknown - 61 F

<b>AB</b>	<b>33</b>
<b>R</b>	<b>1</b>
<b>H</b>	<b>7</b>
<b>RBI</b>	<b>1</b>
<b>BB</b>	<b>4</b>
<b>SO</b>	<b>2</b>
<b>LOB</b>	<b>17</b>



WP	PA
0	37
0	
0	
0	



Batter	1	2	3	4	5	6	7	8	9	10	AB R H RBI BB SO LOB	TOP																
Pat Kelly, L (1, 9) OBP: 0.349, SLG: 0.359 Ron Santo, R (8, PH) OBP: 0.299, SLG: 0.306 Jerry Hairston, S (8, PR) OBP: 0.261, SLG: 0.258	0-0 FC1-6 1B		0-3 K		0-0 F8		4-0 3-1 BB	0-0 1-H 2-H 2B		0-0 1-2 2B 1B	3 0 1 0 1 1 0 1 0 1 2 0 0 0 1 1 1 0 0 0 0																	
Jorge Orta, L (1, 4) OBP: 0.372, SLG: 0.460	0-0 FC1-6 1-2f E 1B		0-0 1B		0-0 E7 1B 1B		0-0 3-1	0-0 L8		0-0 1B 1-H 2-H 2B	6 1 3 2 0 0 4																	
Dick Allen, R (1, 3) OBP: 0.374, SLG: 0.573 Tony Muser, L (10, 3) OBP: 0.311, SLG: 0.333	0-0 FC1 G4-6-3 1-2 1B		0-0 F9		0-0 1B 2-H 1B		4-0 IBB		0-0 BLK 1B	0-0 2-3 BB 1B	5 0 3 1 1 0 2 0 0 0 0 0 0 0																	
Carlos May, L (1, 10) OBP: 0.321, SLG: 0.358	0-0 G4-6-3 1-2f		0-0 G3		0-3 K		0-0 4-3		0-0 F8 1-2	4-0 1-2 BB	5 0 0 0 1 1 8																	
Ken Henderson, S (1, 8) OBP: 0.355, SLG: 0.459		0-0 F7 1B 1B		0-0 1B 1B		0-0 P6		0-0 1-3 1B 2B	4-0 G5-4-3 IBB	0-3 K	5 1 2 0 1 1 3																	
Bill Melton, R (1, 5) OBP: 0.322, SLG: 0.403		0-0 F9 1B		0-0 1B G5-4-3 1B		4-0 G1-6-3 BB		0-0 1-3 2-3	0-0 G5-4-3 1-2f		4 0 1 0 1 0 3																	
Bill Sharp, L (1, 7) OBP: 0.318, SLG: 0.370		0-0 2B 1B		0-0 P6		0-0 G1-6-3 1-2f		0-0 F2		0-0 F8	5 0 1 0 0 0 4																	
Brian Downing, R (1, 2) OBP: 0.362, SLG: 0.412		0-0 1B 2B		0-0 G5-4-3 1-2f		0-0 P6		0-0 6-3	0-0 1B 2B 1B	0-0 L7	5 1 2 1 0 0 2																	
Bucky Dent, R (1, 6) OBP: 0.314, SLG: 0.341		0-0 5-3		0-0 F9		0-0 F9		0-0 E5 3-1 BB	0-0 3-H 2B 1B	0-0 1B 2B 1B	5 2 2 0 0 0 2																	
<b>Inning Stats</b>	R: 0 E: 1 K: 0 S: 4	H: 1 LOB: 1 BB: 0 P: 4	R: 0 E: 0 K: 0 S: 5	H: 2 LOB: 2 BB: 0 P: 5	R: 0 E: 0 K: 1 S: 6	H: 1 LOB: 1 BB: 0 P: 6	R: 0 E: 0 K: 0 S: 4	H: 2 LOB: 1 BB: 0 P: 4	R: 1 E: 1 K: 1 S: 7	H: 2 LOB: 1 BB: 0 P: 7	R: 0 E: 0 K: 0 S: 2	H: 0 LOB: 0 BB: 1 P: 6	R: 0 E: 1 K: 0 S: 4	H: 0 LOB: 3 BB: 2 P: 12	R: 3 E: 0 K: 0 S: 7	H: 4 LOB: 1 BB: 0 P: 7	R: 0 E: 0 K: 0 S: 3	H: 1 LOB: 1 BB: 1 P: 7	R: 2 E: 0 K: 1 S: 9	H: 4 LOB: 3 BB: 1 P: 13	1B: 13 2B: 4 3B: 0 HR: 0	SF: 0 SAC: 0 DP: 4 HBP: 0	WP: 0 PB: 0 SB: 0 CS: 0	PA: 50				
<b>PITCHER</b>	IP WLS BF H R ER SO BB IBB HBP BLK WP HR S P ERA WHIP												IP WLS BF H R ER SO BB IBB HBP BLK WP HR S P ERA WHIP															
Al Fitzmorris, R (1, 1) ERA: 3.08	7.2																											
Joe Hoerner, L (8, 1) ERA: 4.18	0.2	5	2	0	0	0	0	0	1	0	1	0	0	4	8	0.00	3.000											
Doug Bird, R (9, 1) ERA: 2.75	1.2	L	9	4	2	2	1	1	0	0	0	0	0	10	14	10.80	3.000											

Chicago White Sox @ Kansas City Royals  
 Royals Stadium, Kansas City, MO  
 Mon Sep 02 1974, 8:05 PM EDT  
 Att. 7,677 - Unknown - 56 F

AB	45
R	6
H	17
RBI	6
BB	5
SO	3
LOB	28









Batter	1	2	3	4	5	6	7	8	9
Vada Pinson, L (1, 9) OBP: 0.298, SLG: 0.375	0-3 K		0-0 4-3			0-0 4-3		0-0 1B	
Cookie Rojas, R (1, 4) OBP: 0.314, SLG: 0.350	0-3 K		0-0 F7			0-0 F9		0-0 1B	
Amos Otis, R (1, 8) OBP: 0.357, SLG: 0.465	0-0 1-6-3				0-0 F9			0-0 F3	
John Mayberry, L (1, 10) OBP: 0.377, SLG: 0.469		0-0 FC5-4 1B			0-0 F9		4-0 1B BB	0-0 F8	
Hal McRae, R (1, 7) OBP: 0.382, SLG: 0.502		0-3 K			0-0 3-1		0-3 K	0-3 K	
Tony Solaita, L (1, 3) OBP: 0.365, SLG: 0.397		0-3 K			0-3 K		0-0 F9		0-3 K
Jim Wohlford, R (9, PH) OBP: 0.340, SLG: 0.365									
George Brett, L (1, 5) OBP: 0.313, SLG: 0.361		0-0 FC5-4 1-2f			0-0 3-1		0-0 1B		0-0 1-3
Fran Healy, R (1, 2) OBP: 0.348, SLG: 0.395			0-0 6-3		4-0 BB		0-0 F8		0-0 1B
Frank White, R (1, 6) OBP: 0.256, SLG: 0.333			0-0 3B		0-0 P6			0-0 1B 2B	0-0 F9
Orlando Cepeda, R (9, PH) OBP: 0.290, SLG: 0.299									

Inning Stats	R: 0	H: 0	E: 0	K: 2	S: 7	R: 0	H: 1	E: 0	K: 2	S: 8	R: 0	H: 1	E: 0	K: 0	S: 4	R: 0	H: 0	E: 0	K: 0	S: 3	R: 0	H: 0	E: 0	K: 1	S: 5	R: 0	H: 0	E: 0	K: 0	S: 3	R: 0	H: 1	E: 0	K: 1	S: 6	R: 1	H: 3	E: 0	K: 1	S: 8	R: 0	H: 1	E: 0	K: 1	S: 6	1B: 5	SF: 0	3B: 1	HR: 0
	LOB: 0	BB: 0	P: 7	LOB: 1	BB: 0	P: 8	LOB: 1	BB: 0	P: 4	LOB: 0	BB: 0	P: 3	LOB: 1	BB: 1	P: 9	LOB: 0	BB: 0	P: 3	LOB: 2	BB: 1	P: 10	LOB: 2	BB: 0	P: 8	LOB: 1	BB: 0	P: 6	LOB: 1	BB: 0	P: 6	LOB: 1	BB: 0	P: 6	2B: 1	SAC: 0	DP: 0	HBP: 0	2B: 1	SAC: 0	DP: 0	HBP: 0	2B: 1	SAC: 0	DP: 0	HBP: 0				

PITCHER	IP	WLS	BF	H	R	ER	SO	BB	IBB	HBP	BLK	WP	HR	S	P	ERA	WHIP
Jack Kucek, R (1, 1) ERA: 3.48	7.0	W	28	5	1	1	6	2	0	0	0	0	0	38	46	1.29	1.000
Terry Forster, L (8, 1) ERA: 3.69	2.0	S	8	2	0	0	2	0	0	0	0	0	0	12	12	0.00	1.000

**BOTTOM**

AB	R	H	RBI	BB	SO	LOB
4	0	1	0	0	1	1
4	0	1	1	0	1	1
4	0	0	0	0	0	2
3	0	1	0	1	0	2
4	0	0	0	0	3	4
3	0	0	0	0	2	2
1	0	0	0	0	1	0
4	0	1	0	0	0	1
3	0	1	0	1	0	2
3	1	2	0	0	0	1
1	0	0	0	0	0	1

<b>AB</b>	<b>34</b>
<b>R</b>	<b>1</b>
<b>H</b>	<b>7</b>
<b>RBI</b>	<b>1</b>
<b>BB</b>	<b>2</b>
<b>SO</b>	<b>8</b>
<b>LOB</b>	<b>17</b>



WP	PA	ERA	WHIP
0	36		

**Chicago White Sox @ Kansas City Royals**  
**Royals Stadium, Kansas City, MO**  
 Tue Sep 03 1974, 8:05 PM EDT  
 Att. 7,173 - Unknown - 63 F

livebaseballscorecards.com



Batter	1	2	3	4	5	6	7	8	9	AB R H RBI BB SO LOB	TOP											
<b>Bucky Dent, R</b> OBP: 0.313, SLG: 0.339 (1, 6) X	0-0 FC1-6 1B		0-0 SH1-4 1-2		0-0 1B 1B	0-0 F8		0-0 1-3		4 1 2 0 0 0 1	<b>Chicago White Sox @ Kansas City Royals</b> Royals Stadium, Kansas City, MO Wed Sep 04 1974, 8:05 PM EDT Att: 7,584 - Unknown - 64 F											
<b>Jorge Orta, L</b> OBP: 0.372, SLG: 0.457 (1, 4) X	0-0 FC1-6 1B 1-2f		0-3 K		0-0 1B 2B 1B 1-2 2-H	0-0 1B 2-H		0-0 FC4-6 1B		5 1 3 2 0 1 2												
<b>Dick Allen, R</b> OBP: 0.376, SLG: 0.573 (1, 3) X	0-0 F9		4-0 BB		0-0 2B SF9 1B 1-3 2-H	0-0 1B 1-2		0-0 FC4-6 1-2f		4 1 2 1 1 0 2												
<b>Bill Melton, R</b> OBP: 0.322, SLG: 0.404 (1, 5) X	0-0 1B 1-3		0-0 F3		0-0 SF9 1B 2B 1-3 3-H	0-0 F7		0-0 F9		5 1 2 1 0 0 5												
<b>Ken Henderson, S</b> OBP: 0.351, SLG: 0.454 (1, 8) S S S	0-3 K		0-3 K		0-0 SF9 1B 2-3 3-H	0-0 4-3		0-0 4-3		4 0 0 1 0 2 4												
<b>Ron Santo, R</b> OBP: 0.295, SLG: 0.302 (1, 10) X		0-0 E5 G6-4-3		0-0 1-3		0-0 K		0-0 F9		5 0 0 0 0 1 1												
<b>Jerry Hairston, S</b> OBP: 0.269, SLG: 0.280 (1, 7) X		0-0 L9		0-0 F8		0-0 1B 3-H		0-0 4-3		5 0 1 1 0 0 1												
<b>Brian Downing, R</b> OBP: 0.364, SLG: 0.420 (1, 2) X		0-0 G6-4-3 1-2f				HR P3		1-0 HBP		3 1 1 1 0 0 2												
<b>Bill Sharp, L</b> OBP: 0.327, SLG: 0.380 (1, 9) X			0-0 SH1-4 1B		0-0 1B 1B	0-0 1B 2B		0-0 F9		4 2 3 0 0 0 1												
<b>Inning Stats</b>	R: 0 E: 0 K: 1 S: 7	H: 2 LOB: 2 BB: 0 P: 7	R: 0 E: 1 K: 0 S: 3	H: 0 LOB: 0 BB: 0 P: 3	R: 0 E: 0 K: 1 S: 6	H: 1 LOB: 2 BB: 1 P: 10	R: 0 E: 0 K: 1 S: 5	H: 0 LOB: 0 BB: 0 P: 5	R: 6 E: 0 K: 1 S: 12	H: 7 LOB: 1 BB: 0 P: 12	R: 1 E: 0 K: 0 S: 6	H: 3 LOB: 2 BB: 0 P: 6	R: 0 E: 0 K: 0 S: 3	H: 0 LOB: 1 BB: 0 P: 4	R: 0 E: 0 K: 0 S: 4	H: 1 LOB: 1 BB: 0 P: 4	R: 0 E: 0 K: 0 S: 3	H: 0 LOB: 0 BB: 0 P: 3	1B: 11 2B: 2 3B: 0 HR: 1	SF: 1 SAC: 1 DP: 1 HBP: 1	WP: 0 PB: 0 SB: 0 CS: 0	PA: 43
<b>PITCHER</b>	IP WLS BF H R ER SO BB IBB HBP BLK WP HR S P ERA WHIP																					
<b>Paul Splittorff, L</b> ERA: 3.61 (1, 1)	4.0 L 21 8 5 5 3 1 0 0 0 0 0 1 26 30 11.25 2.250																					
<b>Nelson Briles, R</b> ERA: 4.15 (5, 1)	2.0 11 5 2 2 1 0 0 0 0 0 0 0 13 13 9.00 2.500																					
<b>Dennis Leonard, R</b> ERA: (7, 1)	2.0 8 1 0 0 0 0 0 0 1 0 0 0 7 8 0.00 0.500																					
<b>Aurelio Lopez, R</b> ERA: 4.91 (9, 1)	1.0 3 0 0 0 0 0 0 0 0 0 0 0 3 3 0.00 0.000																					


livebaseballscorecards.com

<b>AB</b>	39
<b>R</b>	7
<b>H</b>	14
<b>RBI</b>	7
<b>BB</b>	1
<b>SO</b>	4
<b>LOB</b>	19







Batter	1	2	3	4	5	6	7	8	9	AB R H RBI BB SO LOB	TOP											
Steve Braun, L (1, 7) OBP: 0.369, SLG: 0.373	0-3 K		0-0 6-3		0-0 L8		0-0 1B		0-0 G3	5 0 1 0 0 1 2	<b>Minnesota Twins @ Kansas City Royals</b> Royals Stadium, Kansas City, MO Thu Sep 05 1974, 8:05 PM EDT Att: 7,421 - Unknown - 64 F  livebaseballscorecards.com  <b>AB 36</b> <b>R 4</b> <b>H 10</b> <b>RBI 2</b> <b>BB 1</b> <b>SO 6</b> <b>LOB 18</b>  											
Rod Carew, L (1, 4) OBP: 0.426, SLG: 0.442	0-0 5-3			0-0 4-3	0-0 L6		0-3 K		0-0 1-3	5 0 0 0 0 1 3												
Larry Hise, R (1, 8) OBP: 0.358, SLG: 0.481	0-0 6-3			0-3 K		0-3 K	0-0 1B		0-0 6-3	5 0 1 0 0 2 0												
Bobby Darwin, R (1, 9) OBP: 0.338, SLG: 0.473		0-0 F3		0-0 FC6-4 1B		0-0 1B E	0-0 L5			4 1 2 0 0 0 2												
Tony Oliva, L (1, 10) OBP: 0.321, SLG: 0.433		0-0 1B		0-0 FC6-4 1-2f		0-0 1B HBP	0-0 F5			4 1 2 0 0 0 3												
Eric Soderholm, R (1, 5) OBP: 0.350, SLG: 0.405		0-0 F7			0-0 FC1-5 1B	1-0 E 1B HBP		1-0 1B HBP		2 1 1 0 0 0 1												
Craig Kusick, R (1, 3) OBP: 0.340, SLG: 0.402		0-0 L8			4-0 1B FC1-5 BB	0-0 5-3		0-3 K		3 1 0 0 1 1 3												
Danny Thompson, R (1, 6) OBP: 0.311, SLG: 0.338			0-0 6-3		0-0 FC1-5 L8 1B	0-0 1B		0-0 1B		4 0 2 1 0 0 2												
Glenn Borgmann, R (1, 2) OBP: 0.334, SLG: 0.311			0-3 K		0-0 1B	0-0 4-3		0-0 L7		4 0 1 1 0 1 2												
<b>Inning Stats</b>	R: 0 E: 0 K: 1 S: 5	H: 0 LOB: 0 BB: 0 P: 5	R: 0 E: 0 K: 0 S: 4	H: 1 LOB: 1 BB: 0 P: 4	R: 0 E: 0 K: 1 S: 5	H: 0 LOB: 0 BB: 0 P: 5	R: 0 E: 0 K: 1 S: 6	H: 1 LOB: 1 BB: 0 P: 6	R: 1 E: 0 K: 0 S: 5	H: 2 LOB: 2 BB: 1 P: 9	R: 3 E: 1 K: 1 S: 8	H: 3 LOB: 1 BB: 0 P: 9	R: 0 E: 0 K: 1 S: 7	H: 2 LOB: 2 BB: 0 P: 7	R: 0 E: 0 K: 1 S: 5	H: 1 LOB: 1 BB: 0 P: 6	R: 0 E: 0 K: 0 S: 3	H: 0 LOB: 0 BB: 0 P: 3	1B: 10 2B: 0 3B: 0 HR: 0	SF: 0 SAC: 0 DP: 0 HBP: 2	WP: 0 PB: 0 SB: 0 CS: 0	PA: 39
<b>PITCHER</b> Steve Busby, R (1, 1) ERA: 3.46	IP 9.0 WLS L BF 39 H 10 R 4 ER 3 SO 6 BB 1 IBB 0 HBP 2 BLK 0 WP 0 HR 0 S 48 P 54 ERA 3.00 WHIP 1.222											<b>PITCHER</b>	IP WLS BF H R ER SO BB IBB HBP BLK WP HR S P ERA WHIP									





Batter	1	2	3	4	5	6	7	8	9	AB R H RBI BB SO LOB	TOP																													
Steve Braun, L (1, 7) OBP: 0.369, SLG: 0.372	0-0 1B 1B 1B		0-0 1-3	0-0 F9		0-0 G3		4-0 FC6-4 BB		4 0 1 0 1 0 3																														
Rod Carew, L (1, 4) OBP: 0.425, SLG: 0.446	0-3 K		0-0 2B		0-0 F7		0-0 F9 2B	0-0 FC6-4		5 0 2 0 0 1 3																														
Larry Hise, R (1, 8) OBP: 0.357, SLG: 0.477	0-0 1B 1-2 1B		0-0 5-3		0-3 K BB 5-3		0-0 F9 2-3		0-0 F8	5 0 1 0 0 1 2																														
Bobby Darwin, R (1, 9) OBP: 0.335, SLG: 0.468	0-3 K		0-0 5-3		0-0 5-3 1-2		0-0 F8		0-3 K	5 0 0 0 0 2 5																														
Tony Oliva, L (1, 10) OBP: 0.326, SLG: 0.435	0-0 FC6-4 1-2 2-3 1B			0-0 BB 1B 1B	4-0 BB IBB		4-0 IBB		0-0 6-3	3 0 2 0 2 0 0																														
Eric Soderholm, R (1, 5) OBP: 0.352, SLG: 0.405	0-0 FC6-4 1-2f			0-0 BB 1B 1-2	4-0 BB 1-2 2-3 BB		0-0 6-3			3 0 1 0 1 0 5																														
Craig Kusick, R (1, 3) OBP: 0.337, SLG: 0.398		0-0 P5		0-3 K	0-0 F8			0-0 SH3 1B		2 0 0 0 0 1 2																														
Pat Bourque, L (5, PH) OBP: 0.311, SLG: 0.308										2 0 1 0 0 0 3																														
Jerry Terrell, R (8, PR) OBP: 0.282, SLG: 0.320										0 0 0 0 0 0 0																														
Phil Roof, R (8, 2) OBP: 0.280, SLG: 0.267										0 0 0 0 0 0 0																														
Danny Thompson, R (1, 6) OBP: 0.312, SLG: 0.335		0-0 F9		4-0 BB 1-2 2-3 BB		0-0 F8		0-0 SH3		2 0 0 0 1 0 0																														
Glenn Borgmann, R (1, 2) OBP: 0.331, SLG: 0.308																																								
Harmon Killebrew, R (8, PH) OBP: 0.320, SLG: 0.368		0-0 5-3		0-3 K		0-0 6-3		0-3 K		3 0 0 0 0 1 3																														
										1 0 0 0 0 1 2																														
<b>Inning Stats</b>	R: 0 E: 0 K: 2 S: 10	H: 3 LOB: 3 BB: 0 P: 10	R: 0 E: 0 K: 0 S: 3	H: 0 LOB: 0 BB: 0 P: 3	R: 0 E: 0 K: 0 S: 4	H: 1 LOB: 1 BB: 0 P: 4	R: 0 E: 0 K: 2 S: 9	H: 2 LOB: 3 BB: 1 P: 13	R: 0 E: 0 K: 1 S: 6	H: 0 LOB: 3 BB: 2 P: 14	R: 0 E: 0 K: 0 S: 3	H: 0 LOB: 0 BB: 0 P: 3	R: 0 E: 0 K: 0 S: 4	H: 1 LOB: 2 BB: 1 P: 8	R: 0 E: 0 K: 1 S: 6	H: 1 LOB: 2 BB: 1 P: 10	R: 0 E: 0 K: 1 S: 5	H: 0 LOB: 0 BB: 0 P: 5	1B: 6 2B: 2 3B: 0 HR: 0	SF: 0 SAC: 1 DP: 0 HBP: 0	WP: 1 PB: 0 SB: 0 CS: 0	PA: 41																		
<b>PITCHER</b> Al Fitzmorris, R (1, 1) ERA: 2.9	IP 9.0	WLS W	BF 41	H 8	R 0	ER 0	SO 7	BB 3	IBB 2	HBP 0	BLK 0	WP 1	HR 0	S 50	P 70	ERA 0.00	WHIP 1.222						<b>PITCHER</b>	IP 9.0	WLS W	BF 41	H 8	R 0	ER 0	SO 7	BB 3	IBB 2	HBP 0	BLK 0	WP 1	HR 0	S 50	P 70	ERA 0.00	WHIP 1.222

Minnesota Twins @ Kansas City Royals  
Royals Stadium, Kansas City, MO

Sat Sep 07 1974, 8:05 PM EDT  
Att. 14,131 - Unknown - 77 F

livebaseballscorecards.com

AB 35  
R 0  
H 8  
RBI 0  
BB 5  
SO 7  
LOB 28







Batter	1	2	3	4	5	6	7	8	9	AB R H RBI BB SO LOB	TOP											
Steve Braun, L (1, 7) OBP: 0.367, SLG: 0.368	0-0 L4		4-0 1-3 BB	0-0 4-3		0-0 F9		0-0 P6		4 0 0 0 1 0 3	<b>Minnesota Twins @ Kansas City Royals</b> Royals Stadium, Kansas City, MO Sun Sep 08 1974, 4:33 AM EDT Att. 11,847 - Unknown - 80 F											
Rod Carew, L (1, 4) OBP: 0.423, SLG: 0.445	0-0 1B WP 2B		0-3 K		0-0 G1	0-0 L7		0-0 6-3		5 1 1 0 0 1 1												
Larry Hisle, R (1, 8) OBP: 0.355, SLG: 0.474 Steve Brye, R (8, 8) OBP: 0.317, SLG: 0.362	0-0 WP 2-3 1B		0-0 1-3 1-2		0-0 F8	0-0 G3		0-0 L8		5 0 1 0 0 0 1 0 0 0 0 0 0 0												
Bobby Darwin, R (1, 9) OBP: 0.334, SLG: 0.472	0-0 E5 1-2 3-H		0-3 K		0-0 F7		0-0 5-3		HR	5 1 1 1 0 1 2												
Tony Oliva, L (1, 10) OBP: 0.327, SLG: 0.434	0-0 F8			0-0 1B WP 1B		0-0 BB BB 1B	0-3 K		F5	5 1 2 0 0 1 2												
Eric Soderholm, R (1, 5) OBP: 0.350, SLG: 0.403 Jerry Terrell, R (4, 5) OBP: 0.288, SLG: 0.325	0-0 F2		0-3 K		0-0 BB BB 1B	0-0 BB BB 1B		0-0 3-1		2 0 0 0 0 1 3 3 2 2 0 0 0 0												
Pat Bourque, L (1, 3) OBP: 0.321, SLG: 0.308		0-0 4-3		0-0 BB 1B		4-0 BB BB HR BB	4-0 1B BB		6-3	3 1 1 0 2 0 0												
Danny Thompson, R (1, 6) OBP: 0.319, SLG: 0.336		0-0 F8		4-0 BB 1B		4-0 BB BB HR BB	0-0 1-3 2-H 1B			2 1 1 2 2 0 0												
Phil Roof, R (1, 2) OBP: 0.279, SLG: 0.304		0-0 6-3		0-0 P6		0-0 HR	0-0 4-3			4 1 1 4 0 0 5												
<b>Inning Stats</b>	R: 1 E: 1 K: 0 S: 6	H: 2 LOB: 2 BB: 0 P: 6	R: 0 E: 0 K: 0 S: 3	H: 0 LOB: 0 BB: 0 P: 3	R: 0 E: 0 K: 2 S: 7	H: 0 LOB: 1 BB: 1 P: 11	R: 0 E: 0 K: 1 S: 7	H: 2 LOB: 3 BB: 1 P: 11	R: 0 E: 0 K: 0 S: 3	H: 0 LOB: 0 BB: 0 P: 3	R: 5 E: 0 K: 0 S: 6	H: 3 LOB: 0 BB: 2 P: 14	R: 1 E: 0 K: 1 S: 7	H: 2 LOB: 2 BB: 1 P: 11	R: 0 E: 0 K: 0 S: 3	H: 0 LOB: 0 BB: 0 P: 3	R: 1 E: 0 K: 0 S: 4	H: 1 LOB: 0 BB: 0 P: 4	1B: 7 2B: 1 3B: 0 HR: 2	SF: 0 SAC: 0 DP: 0 HBP: 0	WP: 2 PB: 0 SB: 0 CS: 0	PA: 43
<b>PITCHER</b>	IP WLS BF H R ER SO BB IBB HBP BLK WP HR S P ERA WHIP																					
Bruce Dal Canton, R (1, 1) ERA: 3.11	5.0 L 26 6 5 5 3 4 0 0 0 2 0 28 44 9.00 2.000																					
Steve Mingori, L (6, 1) ERA: 3.15	2.0 10 3 2 2 1 1 0 0 0 0 1 11 15 9.00 2.000																					
Lindy McDaniel, R (8, 1) ERA: 3.32	2.0 7 1 1 1 0 0 0 0 0 0 1 7 7 4.50 0.500																					

livebaseballscorecards.com

AB	38
R	8
H	10
RBI	7
BB	5
SO	4
LOB	17







Batter	1	2	3	4	5	6	7	8	9	AB R H RBI BB SO LOB	TOP											
Al Cowens, R (1, 9) OBP: 0.294, SLG: 0.279	0-0 P3		0-0 P4			0-0 FC6-4 1B			4-0 BB	3 0 1 0 1 0 1	<b>Kansas City Royals @ Oakland Athletics</b> <b>Oakland-Alameda County Coliseum, Oakland, CA</b> Mon Sep 09 1974, 7:05 PM PDT Unknown <a href="http://livebaseballscorecards.com">livebaseballscorecards.com</a>											
Cookie Rojas, R (1, 4) OBP: 0.308, SLG: 0.343	0-3 K			0-0 4-3		0-0 F8		0-0 F8	4 0 0 0 0 1 2													
Amos Otis, R (1, 8) OBP: 0.352, SLG: 0.454	0-3 K			0-0 F9		0-0 FC6-4 1-2f		0-0 F7	4 0 0 0 0 1 2													
John Mayberry, L (1, 3) OBP: 0.367, SLG: 0.450		0-0 F8		0-0 3-1			0-3 K	0-3 K	4 0 0 0 0 2 1													
Hal McRae, R (1, 10) OBP: 0.373, SLG: 0.489		0-0 L3			0-0 4-3 S 1B		0-0 4-3		3 0 1 0 0 0 0													
Jim Wohlford, R (1, 7) OBP: 0.337, SLG: 0.360		0-3 K			0-0 F9 1-2		0-0 F9		3 0 0 0 0 1 1													
Fran Healy, R (1, 2) OBP: 0.349, SLG: 0.390			0-0 5-3		0-0 4-3 2-3			0-3 K	3 0 0 0 0 1 1													
George Brett, L (1, 5) OBP: 0.312, SLG: 0.361			0-0 6-3		0-0 F7			0-0 F7	3 0 0 0 0 0 1													
Freddie Patek, R (1, 6) OBP: 0.328, SLG: 0.301			4-0 BB			0-3 K		0-0 4-3	2 0 0 0 1 1 0													
<b>Inning Stats</b>	R: 0 E: 0 K: 2 S: 7	H: 0 LOB: 0 BB: 0 P: 7	R: 0 E: 0 K: 1 S: 5	H: 0 LOB: 0 BB: 0 P: 5	R: 0 E: 0 K: 0 S: 3	H: 0 LOB: 1 BB: 1 P: 7	R: 0 E: 0 K: 0 S: 3	H: 0 LOB: 0 BB: 0 P: 3	R: 0 E: 0 K: 0 S: 4	H: 1 LOB: 1 BB: 0 P: 4	R: 0 E: 0 K: 1 S: 6	H: 1 LOB: 1 BB: 0 P: 6	R: 0 E: 0 K: 1 S: 5	H: 0 LOB: 0 BB: 0 P: 5	R: 0 E: 0 K: 1 S: 5	H: 0 LOB: 0 BB: 0 P: 5	R: 0 E: 0 K: 1 S: 5	H: 0 LOB: 1 BB: 1 P: 9	1B: 2 2B: 0 3B: 0 HR: 0	SF: 0 SAC: 0 DP: 0 HBP: 0	WP: 0 PB: 0 SB: 1 CS: 0	PA: 31
<b>PITCHER</b> Vida Blue, L (1, 1) ERA: 3.23	IP: 9.0 WLS: W BF: 31 H: 2 R: 0 ER: 0 SO: 7 BB: 2 IBB: 0 HBP: 0 BLK: 0 WP: 0 HR: 0 S: 43 P: 51 ERA: 0.00 WHIP: 0.444											<b>PITCHER</b>	IP: WLS: BF: H: R: ER: SO: BB: IBB: HBP: BLK: WP: HR: S: P: ERA: WHIP:									

**Kansas City Royals @ Oakland Athletics**  
**Oakland-Alameda County Coliseum, Oakland, CA**  
 Mon Sep 09 1974, 7:05 PM PDT  
 Unknown

AB	29
R	0
H	2
RBI	0
BB	2
SO	7
LOB	9







Batter	1	2	3	4	5	6	7	8	9	AB R H RBI BB SO LOB	TOP									
Vada Pinson, L (1, 9) OBP: 0.299, SLG: 0.371	0-0 L6		0-0 G3			0-0 F8			0-0 F8	4 0 0 0 0 0 0	<b>Kansas City Royals @ Oakland Athletics</b> <b>Oakland-Alameda County Coliseum, Oakland, CA</b> Mon Sep 09 1974, 7:05 PM PDT Att: 46,780 - Unknown <a href="http://livebaseballscorecards.com">livebaseballscorecards.com</a>									
George Brett, L (1, 5) OBP: 0.308, SLG: 0.357	0-0 F8			0-0 F7		0-0 F7			0-0 G3	4 0 0 0 0 0 0										
Hal McRae, R (1, 7) OBP: 0.375, SLG: 0.490	0-0 1B			0-0 3-1			0-0 G4-6-3 1B			3 0 2 0 0 0 0										
Tony Solaita, L (1, 3) OBP: 0.364, SLG: 0.394	0-0 G3			0-0 F8			0-0 P6			3 0 0 0 0 0 2										
Orlando Cepeda, R (1, 10) OBP: 0.288, SLG: 0.297		0-0 E6 FC5-4			0-0 L7		0-0 G4-6-3 1-2f			3 0 0 0 0 0 1										
Amos Otis, R (1, 8) OBP: 0.350, SLG: 0.451		0-0 FC5-4 CS 1-2f			0-0 B1-3			0-0 L7		3 0 0 0 0 0 1										
Frank White, R (1, 4) OBP: 0.243, SLG: 0.313		0-3 K 1-2			0-0 1B			0-0 P5		3 0 1 0 0 1 1										
Freddie Patek, R (1, 6) OBP: 0.328, SLG: 0.301			0-0 F9		0-0 F8			0-0 CS 1B		3 0 1 0 0 0 1										
Buck Martinez, R (1, 2) OBP: 0.300, SLG: 0.217 Dennis Paepke, R (9, PH)			0-0 F9		0-3 K			0-0 CS 1-2	0-0 F3	2 0 0 0 0 1 0 1 0 0 0 0 0 0										
<b>Inning Stats</b>	R: 0 E: 0 K: 0 S: 4	H: 1 LOB: 1 BB: 0 P: 4	R: 0 E: 1 K: 1 S: 5	H: 0 LOB: 0 BB: 0 P: 5	R: 0 E: 0 K: 0 S: 3	H: 0 LOB: 0 BB: 0 P: 3	R: 0 E: 0 K: 0 S: 3	H: 0 LOB: 0 BB: 0 P: 3	R: 0 E: 0 K: 1 S: 5	H: 0 LOB: 0 BB: 0 P: 5	R: 0 E: 0 K: 0 S: 3	H: 1 LOB: 0 BB: 0 P: 3	R: 0 E: 0 K: 0 S: 3	H: 1 LOB: 0 BB: 0 P: 3	R: 0 E: 0 K: 0 S: 3	H: 0 LOB: 0 BB: 0 P: 3	1B: 4 2B: 0 3B: 0 HR: 0	SF: 0 SAC: 0 DP: 1 HBP: 0	WP: 0 PB: 0 SB: 0 CS: 2	PA: 30
<b>PITCHER</b> Catfish Hunter, R (1, 1) ERA: 2.56	IP: 9.0 WLS: W BF: 29 H: 4 R: 0 ER: 0 SO: 2 BB: 0 IBB: 0 HBP: 0 BLK: 0 WP: 0 HR: 0 S: 33 P: 33 ERA: 0.00 WHIP: 0.444											<b>PITCHER</b>	IP: 0.0 WLS: 0 BF: 0 H: 0 R: 0 ER: 0 SO: 0 BB: 0 IBB: 0 HBP: 0 BLK: 0 WP: 0 HR: 0 S: 0 P: 0 ERA: 0.00 WHIP: 0.000							

**Kansas City Royals @ Oakland Athletics**  
**Oakland-Alameda County Coliseum, Oakland, CA**  
 Mon Sep 09 1974, 7:05 PM PDT  
 Att: 46,780 - Unknown

<b>AB</b>	29
<b>R</b>	0
<b>H</b>	4
<b>RBI</b>	0
<b>BB</b>	0
<b>SO</b>	2
<b>LOB</b>	6



Batter	1	2	3	4	5	6	7	8	9	AB	R	H	RBI	BB	SO	LOB
Bill North, S OBP: 0.347, SLG: 0.340 (1, 8)	0-3 K		0-0 F9		0-0 F9		0-0 SH5-3	0-0 F7		4	0	0	0	0	1	2
Bert Campaneris, R OBP: 0.360, SLG: 0.382 (1, 6) Phil Garner, R OBP: 0.105, SLG: 0.056 (8, 5)	0-0 HR		0-0 5-3		0-0 E5		0-0 1B	0-0 FC6-4		4	2	2	1	0	0	1
Sal Bando, R OBP: 0.358, SLG: 0.442 (1, 5) Dal Maxvill, R OBP: 0.271, SLG: 0.177 (8, 6)	4-0 HR		0-0 HR		0-0 1B		0-0 BB	0-0 BB		3	2	3	3	1	0	0
Reggie Jackson, L OBP: 0.398, SLG: 0.533 (1, 9)	0-3 K		0-0 4-3		0-0 G3		0-0 P4			0	0	0	0	0	1	5
Joe Rudi, R OBP: 0.337, SLG: 0.479 (1, 7)	0-0 HR			0-0 4-3		0-0 5-3	4-0 BB	1-2 BB		3	1	1	3	1	0	0
Gene Tenace, R OBP: 0.373, SLG: 0.423 (1, 3)	0-0 3-1			0-0 G3		0-0 F5	4-0 BB	1-2 BB		3	0	0	0	1	0	0
Claudell Washington, L OBP: 0.326, SLG: 0.397 (1, 10) Herb Washington, R (6, PR) Jim Holt, L OBP: 0.291, SLG: 0.290 (7, PH)		0-0 5-3		0-3 K		4-0 BB	4-0 K	0-3 K		2	0	0	0	1	1	0
Ray Fosse, R OBP: 0.257, SLG: 0.360 (1, 2)		0-0 L8			4-0 BB	0-0 F7		0-0 6-3		3	1	0	0	1	0	1
Dick Green, R OBP: 0.282, SLG: 0.286 (1, 4) Angel Mangual, R OBP: 0.260, SLG: 0.363 (8, PH) Ted Kubiak, S OBP: 0.279, SLG: 0.236 (9, 4)		0-3 K			0-0 SH1-4		0-0 SH5-3	4-0 BB		2	1	1	0	0	1	0

Inning Stats	R: 3	H: 2	E: 0	K: 2	S: 9	LOB: 0	BB: 1	P: 13	R: 0	H: 0	E: 0	K: 1	S: 5	LOB: 0	BB: 0	P: 5	R: 1	H: 1	E: 0	K: 0	S: 4	LOB: 0	BB: 0	P: 4	R: 0	H: 0	E: 0	K: 1	S: 5	LOB: 2	BB: 1	P: 9	R: 0	H: 0	E: 0	K: 0	S: 3	LOB: 2	BB: 1	P: 7	R: 2	H: 3	E: 0	K: 1	S: 8	LOB: 3	BB: 2	P: 16	R: 0	H: 0	E: 0	K: 0	S: 3	LOB: 1	BB: 1	P: 7	1B: 4	2B: 1	3B: 0	HR: 2	SF: 0	SAC: 2	DP: 0	HBP: 0	WP: 0	PA: 38
--------------	------	------	------	------	------	--------	-------	-------	------	------	------	------	------	--------	-------	------	------	------	------	------	------	--------	-------	------	------	------	------	------	------	--------	-------	------	------	------	------	------	------	--------	-------	------	------	------	------	------	------	--------	-------	-------	------	------	------	------	------	--------	-------	------	-------	-------	-------	-------	-------	--------	-------	--------	-------	--------

PITCHER	IP	WLS	BF	H	R	ER	SO	BB	IBB	HBP	BLK	WP	HR	S	P	ERA	WHIP
Paul Splittorf, L ERA: 3.76 (1, 1)	6.1	L	29	6	7	6	4	3	0	0	0	0	2	34	46	8.53	1.421
Aurelio Lopez, R ERA: 3.38 (7, 1)	1.2		9	1	0	0	1	3	0	0	0	0	0	8	20	0.00	2.400

BOTTOM

Kansas City Royals @ Oakland Athletics  
Oakland-Alameda County Coliseum, Oakland, CA  
Mon Sep 09 1974, 7:05 PM PDT  
Att. 46,780 - Unknown

livebaseballscorecards.com

AB	30
R	7
H	7
RBI	7
BB	6
SO	5
LOB	13







BOTTOM

Kansas City Royals @ California Angels  
Anaheim Stadium, Anaheim, CA  
Tue Sep 10 1974, 10:05 PM EDT  
Att. 4,491 - Unknown - 63 F

livebaseballscorecards.com

AB 36  
R 8  
H 13  
RBI 7  
BB 4  
SO 4  
LOB 22



WP: 0 PA: 42  
PB: 0  
SB: 0  
CS: 0

AB R H RBI BB SO LOB

4 1 0 0 1 1 4

3 0 0 0 0 0 3

2 1 1 0 0 0 2

3 1 1 0 0 0 0

0 0 0 0 0 0 0

2 1 0 0 0 0 2

2 1 1 0 2 0 0

0 0 0 0 0 0 0

4 1 3 5 1 1 0

5 1 2 1 0 0 6

4 0 2 0 0 1 3

4 1 2 1 0 0 1

3 0 1 0 0 1 1

1B: 11 SF: 0  
2B: 1 SAC: 1  
3B: 1 DP: 1  
HR: 0 HBP: 1

Batter	1	2	3	4	5	6	7	8	9
Morris Nettles, L OBP: 0.336, SLG: 0.287 (1, 8)	0-3 K	0-0 5-3		0-0 FC6-2		4-0 BB E 3B BB	0-0 5-3		
Denny Doyle, L OBP: 0.284, SLG: 0.292 Winston Llenas, R OBP: 0.297, SLG: 0.350 (1, 4) (6, PH) (7, 7)	0-0 F7		0-0 4-3	0-0 6-3		0-0 F7		0-0 1B 1B	
Bruce Bochte, L OBP: 0.340, SLG: 0.390 John Balaz, R Rudy Meoli, L OBP: 0.286, SLG: 0.250 (1, 7) (6, PH) (6, PH) (7, 4)	0-0 BB 1B		0-0 G3		0-0 F7	0-0 E6 BB 3B		0-0 P6	
Frank Robinson, R OBP: 0.372, SLG: 0.465 Dick Lange, R (1, 10) (8, PR)	4-0 1B BB		0-0 F9		1-0 BB HBP	4-0 BB 3B		0-0 1B	
Joe Lahoud, L OBP: 0.380, SLG: 0.470 (1, 9)	0-0 FC6-4 1B			0-3 K	4-0 BB	0-0 2B 3B		0-0 G6-4-3 1B	
Ellie Rodriguez, R OBP: 0.373, SLG: 0.354 (1, 2)	0-0 FC6-4			0-0 1B 1B	0-0 F3	0-0 2B		0-0 G6-4-3	
Dave Chalk, R OBP: 0.314, SLG: 0.333 (1, 5)		0-0 5-3 1B		0-0 1B 1B FC6-2	0-0 F9	0-3 K			
John Doherty, L OBP: 0.287, SLG: 0.373 (1, 3)		0-0 F7		0-0 FC6-2 1B 1B		0-0 SH3-4 E 1B	0-0 4-3		
Orlando Ramirez, R OBP: 0.227, SLG: 0.174 (1, 6)		0-0 5-3		0-0 FC6-2 1B		0-0 SH3-4	0-3 K		

Inning Stats	R: 1	H: 2	E: 0	K: 1	S: 7	LOB: 2	BB: 1	P: 11	R: 0	H: 1	E: 0	K: 0	S: 4	LOB: 1	BB: 0	P: 4	R: 0	H: 0	E: 0	K: 0	S: 3	LOB: 0	BB: 0	P: 3	R: 1	H: 4	E: 0	K: 1	S: 9	LOB: 3	BB: 0	P: 9	R: 0	H: 0	E: 0	K: 0	S: 3	LOB: 2	BB: 1	P: 8	R: 5	H: 3	E: 1	K: 1	S: 9	LOB: 1	BB: 2	P: 17	R: 0	H: 0	E: 0	K: 1	S: 5	LOB: 0	BB: 0	P: 5	R: 1	H: 3	E: 0	K: 0	S: 5	LOB: 2	BB: 0	P: 5
--------------	------	------	------	------	------	--------	-------	-------	------	------	------	------	------	--------	-------	------	------	------	------	------	------	--------	-------	------	------	------	------	------	------	--------	-------	------	------	------	------	------	------	--------	-------	------	------	------	------	------	------	--------	-------	-------	------	------	------	------	------	--------	-------	------	------	------	------	------	------	--------	-------	------

PITCHER	IP	WLS	BF	H	R	ER	SO	BB	IBB	HBP	BLK	WP	HR	S	P	ERA	WHIP
Dennis Leonard, R ERA: 2.45 (1, 1)	5.1	L	28	8	4	2	2	3	0	1	0	0	0	28	41	3.38	2.062
Joe Hoerner, L ERA: 4.13 (6, 1)	0.1		1	0	0	0	0	0	0	0	0	0	0	1	1	0.00	0.000
Lindy McDaniel, R ERA: 3.35 (6, 1)	1.2		12	5	4	1	2	1	0	0	0	0	0	15	19	5.40	3.600
Aurelio Lopez, R ERA: 3.0 (8, 1)	0.2		1	0	0	0	0	0	0	0	0	0	0	1	1	0.00	0.000



Batter	1	2	3	4	5	6	7	8	9	10	AB R H RBI BB SO LOB	TOP														
Freddie Patek, R OBP: 0.329, SLG: 0.299 (1, 6)	0-3 K		0-0 SH3			4-0 2B 1B BB		4-0 SH3-4 BB		0-0 P6	2 1 0 0 2 1 0	<b>Kansas City Royals @ California Angels</b> Anaheim Stadium, Anaheim, CA Wed Sep 11 1974, 10:05 PM EDT Att. 5,170 - Unknown - 67 F														
Vada Pinson, L OBP: 0.298, SLG: 0.373 (1, 9)	0-0 4-3		0-3 K			0-0 1B FC3-6 2B		0-0 SH3-4		0-3 K	4 1 1 0 0 2 1															
Hal McRae, R OBP: 0.378, SLG: 0.491 (1, 10)	0-0 BB 1B		0-3 K			0-0 FC3-6 1B		0-0 F9			4 0 2 1 0 1 2															
John Mayberry, L OBP: 0.364, SLG: 0.444 (1, 3)	4-0 1-2 BB			0-0 F7		0-0 FC3-6 FC4-6 1-2f 3-H		0-0 F7			3 0 0 0 1 0 2															
George Brett, L OBP: 0.305, SLG: 0.352 (1, 5)	0-0 P6			0-0 P6		0-0 FC4-6 1-2f			0-3 K		4 0 0 0 0 1 3															
Jim Wohlford, R OBP: 0.332, SLG: 0.354 (1, 7)		0-3 K		0-3 K		0-3 K 1-2			0-0 L6		4 0 0 0 0 3 1															
Al Cowens, R OBP: 0.301, SLG: 0.280 (1, 8)		0-0 G3			0-3 K		0-3 K		4-0 BB		3 0 0 0 1 2 0															
Frank White, R OBP: 0.235, SLG: 0.302 Tony Solaita, L OBP: 0.362, SLG: 0.393 Cookie Rojas, R OBP: 0.307, SLG: 0.342 (1, 4) (9, PH) (9, 4)		0-3 K			0-3 K		0-3 K		0-3 K		3 0 0 0 0 3 0 1 0 0 0 0 1 1 0 0 0 0 0 0 0															
Buck Martinez, R OBP: 0.298, SLG: 0.219 (1, 2)			0-0 SH3 1B			0-0 F8		0-3 K		0-0 6-3	4 0 1 0 0 1 0															
<b>Inning Stats</b>	R: 0 E: 0 K: 1 S: 6	H: 1 LOB: 2 BB: 1 P: 10	R: 0 E: 0 K: 2 S: 7	H: 0 LOB: 0 BB: 0 P: 7	R: 0 E: 0 K: 2 S: 8	H: 1 LOB: 1 BB: 0 P: 8	R: 0 E: 0 K: 1 S: 5	H: 0 LOB: 0 BB: 0 P: 5	R: 0 E: 0 K: 2 S: 7	H: 0 LOB: 0 BB: 0 P: 7	R: 2 E: 0 K: 1 S: 7		H: 2 LOB: 1 BB: 1 P: 11	R: 0 E: 0 K: 3 S: 9	H: 0 LOB: 0 BB: 0 P: 9	R: 0 E: 0 K: 0 S: 3	H: 0 LOB: 1 BB: 1 P: 7	R: 0 E: 0 K: 2 S: 7	H: 0 LOB: 1 BB: 1 P: 11	R: 0 E: 0 K: 1 S: 5	H: 0 LOB: 0 BB: 0 P: 5	R: 0 E: 0 K: 1 S: 5	H: 0 LOB: 0 BB: 0 P: 5	1B: 3 2B: 1 3B: 0 HR: 0	SF: 0 SAC: 2 DP: 0 HBP: 0	WP: 0 PB: 0 SB: 1 CS: 0
<b>PITCHER</b> Nolan Ryan, R ERA: 3.02 (1, 1)	IP 10.0	WLS W	BF 38	H 4	R 2	ER 2	SO 15	BB 4	IBB 0	HBP 0	BLK 0	WP 0	HR 0	S 64	P 80	ERA 1.80	WHIP 0.800									

livebaseballscorecards.com

AB	32
R	2
H	4
RBI	1
BB	4
SO	15
LOB	10







Batter	1	2	3	4	5	6	7	8	9	10	AB	R	H	RBI	BB	SO	LOB	TOP							
Vada Pinson, L (1, 7) OBP: 0.295, SLG: 0.368 Jim Wohlford, R (8, PH) OBP: 0.331, SLG: 0.353 (8, 7)	0-0 F2	0-0 F2	0-0 P4			0-0 4-3		0-3 K			4	0	0	0	0	0	2								
George Brett, L (1, 5)	0-0 4-3	0-0 FC4 2B		0-0 4-3		0-0 PB 1B			0-0 SH3-4 1B		5	1	2	0	0	0	2								
Amos Otis, R (1, 8)	0-0 E5 1B	0-0 E6 2B		4-0 BB		4-0 BB			0-0 SH3-4		2	0	0	1	2	0	2								
Hal McRae, R (1, 10)	0-0 1B	0-0 2B		0-0 F7		0-0 F7			0-0 F7		5	0	2	2	0	0	4								
John Mayberry, L (1, 3)	0-0 L8	0-0 F5		0-0 F8			0-0 F9		0-3 K		5	0	0	0	0	1	6								
Cookie Rojas, R (1, 4)					0-0 F7		0-0 L8			0-0 5-3	3	1	0	0	2	0	0								
Al Cowens, R (1, 9)					4-0 BB		0-0 L9			0-3 K	4	1	1	0	1	2	3								
Fran Healy, R (1, 2)		4-0 FC4 1B E BB		0-0 L3		0-0 G6-4-3 BB		0-0 F9		0-0 P3	4	1	0	0	1	0	1								
Frank White, R (1, 6)		0-0 E 2B 1B		0-0 F7		0-0 F9		0-0 P4			4	1	1	2	0	0	0								
<b>Inning Stats</b>	R: 0 E: 1 K: 0 S: 5	H: 1 LOB: 2 BB: 0 P: 5	R: 5 E: 2 K: 1 S: 10	H: 3 LOB: 3 BB: 3 P: 22	R: 0 E: 0 K: 0 S: 3	H: 0 LOB: 0 BB: 0 P: 3	R: 0 E: 0 K: 0 S: 3	H: 0 LOB: 1 BB: 1 P: 7	R: 0 E: 0 K: 0 S: 2	H: 0 LOB: 0 BB: 1 P: 6	R: 0 E: 0 K: 0 S: 4	H: 1 LOB: 2 BB: 1 P: 8	R: 0 E: 0 K: 0 S: 3	H: 0 LOB: 0 BB: 0 P: 3	R: 0 E: 0 K: 1 S: 5	H: 0 LOB: 0 BB: 0 P: 5	R: 0 E: 0 K: 1 S: 6	H: 1 LOB: 1 BB: 0 P: 6	R: 0 E: 0 K: 1 S: 5	H: 0 LOB: 0 BB: 0 P: 5	1B: 5 2B: 1 3B: 0 HR: 0	SF: 0 SAC: 1 DP: 1 HBP: 0	WP: 0 PB: 1 SB: 0 CS: 0	PA: 44	
<b>PITCHER</b>	IP	WLS	BF	H	R	ER	SO	BB	IBB	HBP	BLK	WP	HR	S	P	ERA	WHIP								
Ray Corbin, R (1, 1) ERA: 4.8	1.1		13	4	5	2	0	2	0	0	0	0	0	11	19	13.50	4.500								
Bill Butler, L (2, 1) ERA: 4.37	7.2		28	2	0	0	3	3	1	0	0	0	0	30	46	0.00	0.652								
Tom Johnson, R (10, 1) ERA:	1.0	W	3	0	0	0	1	0	0	0	0	0	0	5	5	0.00	0.000								

Kansas City Royals @ Minnesota Twins  
Metropolitan Stadium, Bloomington, MI

Fri Sep 13 1974, 8:05 PM EDT  
Att. 3,815 - Unknown - 54 F

livebaseballscorecards.com

AB 37  
R 5  
H 6  
RBI 5  
BB 6  
SO 4  
LOB 20



Batter	1	2	3	4	5	6	7	8	9	10	AB R H RBI BB SO LOB
Steve Brye, R OBP: 0.315, SLG: 0.360 (1, 8)	L6		K			6-3		1B 1B	K		5 1 1 0 0 2 1
Rod Carew, L OBP: 0.425, SLG: 0.446 (1, 4)	HR BB		E1 G6-4-3			F7		1B 1-2 1B		HR	4 2 2 1 1 0 0
Larry Hisle, R OBP: 0.355, SLG: 0.479 (1, 7)	HR		G6-4-3			1B 2B		B1			4 2 2 2 0 0 3
Tony Oliva, L OBP: 0.326, SLG: 0.433 (1, 10)	4-3			K		FC4 1B		FC6-4 1B			4 0 2 2 0 1 0
Bobby Darwin, R OBP: 0.327, SLG: 0.463 (1, 9)	1B			K		FC4		K			4 0 1 0 0 2 3
Steve Braun, L OBP: 0.369, SLG: 0.383 (1, 5)	L8			F7		HR		FC6-4			4 1 1 1 0 0 3
Pat Bourque, L OBP: 0.313, SLG: 0.308 (1, 3)		4-3			F8		E3		6-3		4 0 0 0 0 0 0
Danny Thompson, R OBP: 0.311, SLG: 0.339 (1, 6)		L3			6-3		4-3			1B	4 0 1 0 0 0 0
Jerry Terrell, R OBP: 0.290, SLG: 0.324 (9, PR)											0 0 0 0 0 0 0
Glenn Borgmann, R OBP: 0.325, SLG: 0.301 (1, 2)					F2		5-3		K		3 0 0 0 0 0 0
Harmon Killebrew, R OBP: 0.321, SLG: 0.382 (9, PH)											1 0 0 0 0 1 1
Phil Roof, R OBP: 0.272, SLG: 0.294 (10, 2)											0 0 0 0 0 0 0

Inning Stats	R: 2	H: 2	E: 0	K: 0	S: 5	P: 9	R: 0	H: 0	E: 0	K: 0	S: 3	R: 0	H: 0	E: 1	K: 1	S: 5	R: 0	H: 0	E: 0	K: 2	S: 7	R: 0	H: 0	E: 0	K: 0	S: 3	R: 1	H: 2	E: 0	K: 0	S: 5	R: 1	H: 1	E: 1	K: 0	S: 4	R: 1	H: 3	E: 0	K: 1	S: 8	R: 0	H: 1	E: 0	K: 2	S: 8	R: 1	H: 1	E: 0	K: 0	S: 1	1B: 6	SF: 0	2B: 1	SAC: 0	3B: 0	DP: 1	HR: 3	HBP: 0	WP: 0	PA: 38
PITCHER	IP	WLS	BF	H	R	ER	SO	BB	IBB	HBP	BLK	WP	HR	S	P	ERA	WHIP																																												
Steve Busby, R ERA: 3.51 (1, 1)	6.1		25	5	4	4	3	1	0	0	0	0	2	30	34	5.68	0.947																																												
Doug Bird, R ERA: 2.88 (7, 1)	2.2	L	13	5	2	2	3	0	0	0	0	0	1	19	19	6.75	1.875																																												


**BOTTOM**

**Kansas City Royals @ Minnesota Twins**  
Metropolitan Stadium, Bloomington, MI

Fri Sep 13 1974, 8:05 PM EDT  
Att. 3,815 - Unknown - 54 F

livebaseballscorecards.com

AB	37
R	6
H	10
RBI	6
BB	1
SO	6
LOB	11





Batter	1	2	3	4	5	6	7	8	9	AB R H RBI BB SO LOB	TOP		
Vada Pinson, L (1, 7) OBP: 0.295, SLG: 0.366 Orlando Cepeda, R (6, PH) OBP: 0.283, SLG: 0.291 Dennis Paepke, R (6, 2) OBP: 0.167, SLG: 0.167	4-0 1B SF8 BB		0-0 4-3	0-0 4-3		0-0 G4-6-3		0-0 G6-4-3		2 1 0 0 1 0 1 1 0 0 0 0 0 3 1 0 0 0 0 0 1			
George Brett, L (1, 5)	0-0 1B 1-3 1B		0-0 4-3		0-0 L7		0-0 FC1-6 1B	0-0 1B		5 0 3 0 0 0 0			
Amos Otis, R (1, 8)	0-0 SF8 3-H		4-0 1B 1B BB		0-0 1B 1B		0-0 FC1-6 6-3 1B	0-0 L7		3 2 1 1 1 0 2			
John Mayberry, L (1, 3)	0-0 1-3 1B		0-0 1B 1-2 1B		4-0 1-2 BB G1-4-3		0-0 6-3		0-0 F7	4 0 2 0 1 0 1			
Hal McRae, R (1, 10)	0-3 K		0-0 1-3 2-H 1B		0-0 G1-4-3		0-0 1B		0-0 1-3	5 0 2 2 0 1 4			
Cookie Rojas, R (1, 4)	0-0 1-3		0-3 K				0-0 BB 1B 1B		0-0 5-3	5 0 1 0 0 1 5			
Al Cowens, R (1, 9)		0-3 K		0-3 K		0-0 1-2 1B		0-0 2B 1B 1B		4 1 2 0 0 2 0	AB 37 R 5 H 14 RBI 4 BB 4 SO 4 LOB 21		
Frank White, R (1, 6)		0-0 6-3		0-0 PB 1B		4-0 1-2 2-3 BB G4-6-3		0-0 1B 1-3 G6-4-3 2B		3 1 2 0 1 0 0			
Buck Martinez, R (1, 2) OBP: 0.291, SLG: 0.213 Tony Solaita, L (6, PH) OBP: 0.362, SLG: 0.393 Jim Wohlford, R (6, PH) OBP: 0.332, SLG: 0.354		0-0 F3		0-0 F9		0-0 L9		0-0 G6-4-3 1B		2 0 0 0 0 0 1 0 0 0 0 0 0 0 2 0 1 1 0 0 3			
<b>Inning Stats</b>	R: 1 H: 2 E: 0 LOB: 2 K: 1 BB: 1 S: 7 P: 11	R: 0 H: 0 E: 0 LOB: 0 K: 1 BB: 0 S: 5 P: 5	R: 1 H: 2 E: 0 LOB: 2 K: 1 BB: 1 S: 7 P: 11	R: 0 H: 1 E: 0 LOB: 1 K: 1 BB: 0 S: 6 P: 6	R: 0 H: 1 E: 0 LOB: 1 K: 0 BB: 1 S: 3 P: 7	R: 0 H: 2 E: 0 LOB: 2 K: 0 BB: 1 S: 4 P: 8	R: 1 H: 2 E: 0 LOB: 1 K: 0 BB: 0 S: 5 P: 5	R: 2 H: 4 E: 0 LOB: 1 K: 0 BB: 0 S: 6 P: 6	R: 0 H: 0 E: 0 LOB: 0 K: 0 BB: 0 S: 3 P: 3	1B: 13 SF: 1 2B: 1 SAC: 0 3B: 0 DP: 3 HR: 0 HBP: 0	WP: 0 PA: 42 PB: 1 SB: 0 CS: 0		
<b>PITCHER</b>	IP WLS BF H R ER SO BB IBB HBP BLK WP HR S P ERA WHIP											<b>PITCHER</b>	IP WLS BF H R ER SO BB IBB HBP BLK WP HR S P ERA WHIP
Dave Goltz, R (1, 1) ERA: 3.56	5.0 W 26 8 2 2 4 4 0 0 0 0 0 0 30 46 3.60 2.400												
Tom Burgmeier, L (6, 1) ERA: 4.62	2.0 10 5 3 3 0 0 0 0 0 0 0 0 10 10 13.50 2.500												
Tom Johnson, R (8, 1) ERA:	2.0 S 6 1 0 0 0 0 0 0 0 0 0 0 6 6 0.00 0.500												

Kansas City Royals @ Minnesota Twins  
Metropolitan Stadium, Bloomington, MI  
Sat Sep 14 1974, 8:05 PM EDT  
Unknown - 76 F

livebaseballscorecards.com



Batter	1	2	3	4	5	6	7	8	9	AB	R	H	RBI	BB	SO	LOB
Steve Brye, R OBP: 0.316, SLG: 0.360 (1, 8)	0-0 6-3	0-0 1B			0-0 6-3	0-0 2B 1B	0-3 K			5	1	2	1	0	1	2
Larry Hisle, R OBP: 0.361, SLG: 0.484 (1, 7)	4-0 FC6-4 BB	0-0 1-2 1B			4-0 1B BB	0-0 1-H 2B		0-0 G4-6-3 1B		3	1	3	1	2	0	0
Bobby Darwin, R OBP: 0.326, SLG: 0.461 (1, 9)	0-0 FC6-4 BB 1-2f	0-0 F9			0-0 1-3 1B	0-0 6-3		0-0 1-2f G4-6-3		5	1	1	0	0	0	5
Harmon Killebrew, R OBP: 0.322, SLG: 0.378 (1, 10)	4-0 1-2 BB		0-0 6-3		4-0 1B 1B IBB	0-0 F8		0-3 K		3	1	0	0	2	1	1
Eric Soderholm, R OBP: 0.353, SLG: 0.401 (1, 5)	0-0 5-3		0-0 CS 1B		0-0 FC6-4 1B 1-2 2-H 3-H	4-0 BB				3	1	2	2	1	0	2
Craig Kusick, R OBP: 0.343, SLG: 0.407 (1, 3)		4-0 SH1-4 SF8 BB	0-0 F2		0-0 1-2 2-H 3-H	0-0 FC6-4 1B	0-0 5-3			3	1	1	1	1	0	3
Jerry Terrell, R OBP: 0.290, SLG: 0.319 (1, 4)		4-0 SF8 SH1-4 1B BB		0-0 5-3	0-0 FC6-4 1B 1-2f 2-3		0-0 4-3			3	1	0	0	1	0	2
Danny Thompson, R OBP: 0.315, SLG: 0.343 (1, 6)		0-0 SH1-4		0-3 K	0-0 1-3 3-H 1B		0-0 BB 1B			3	0	2	1	0	1	0
Glenn Borgmann, R OBP: 0.324, SLG: 0.299 (1, 2)		0-0 SF8		0-3 K	0-0 6-3		4-0 1-2 CS BB			2	0	0	1	1	1	2

Inning Stats	R: 0	H: 0	E: 0	K: 0	S: 3	R: 2	H: 2	E: 0	K: 0	S: 5	R: 0	H: 1	E: 0	K: 0	S: 3	R: 0	H: 0	E: 0	K: 2	S: 7	R: 4	H: 4	E: 0	K: 0	S: 7	R: 1	H: 2	E: 0	K: 0	S: 5	R: 0	H: 1	E: 0	K: 1	S: 5	R: 0	H: 1	E: 0	K: 1	S: 5
	LOB: 2	BB: 2	P: 11	LOB: 2	BB: 2	P: 13	LOB: 0	BB: 0	P: 3	LOB: 0	BB: 0	P: 7	LOB: 2	BB: 2	P: 15	LOB: 2	BB: 1	P: 9	LOB: 2	BB: 1	P: 9	LOB: 2	BB: 1	P: 9	LOB: 2	BB: 1	P: 9	LOB: 0	BB: 0	P: 5	LOB: 0	BB: 0	P: 5	LOB: 0	BB: 0	P: 5				

PITCHER	IP	WLS	BF	H	R	ER	SO	BB	IBB	HBP	BLK	WP	HR	S	P	ERA	WHIP
Paul Splittorf, L ERA: 3.93 (1, 1)	4.1	L	24	6	6	6	2	5	1	0	0	0	0	22	46	12.46	2.538
Lindy McDaniel, R ERA: 3.39 (5, 1)	1.2		9	3	1	1	0	1	0	0	0	0	0	8	12	5.40	2.400
Aurelio Lopez, R ERA: 2.25 (7, 1)	2.0		7	2	0	0	2	1	0	0	0	0	0	10	14	0.00	1.500

**BOTTOM**

**Kansas City Royals @ Minnesota Twins**  
Metropolitan Stadium, Bloomington, MI

Sat Sep 14 1974, 8:05 PM EDT  
Unknown - 76 F

livebaseballscorecards.com

AB	30
R	7
H	11
RBI	7
BB	8
SO	4
LOB	17



WP	HR	S	P	ERA	WHIP
0	0	0	0	0	0
0	0	0	0	0	0
0	0	0	0	0	0



Batter	1	2	3	4	5	6	7	8	9	AB R H RBI BB SO LOB	TOP	
Vada Pinson, L (1, 9) OBP: 0.299, SLG: 0.369	0-0 F9	0-0 S E 1B	0-0 G3 1B 1B	0-0 P4			0-0 G3-6 1-2f		0-0 1B	6 2 3 1 0 0 2	<b>Kansas City Royals @ Minnesota Twins</b> Metropolitan Stadium, Bloomington, MI Sat Sep 14 1974, 8:05 PM EDT Att. 7,462 - Unknown <a href="http://livebaseballscorecards.com">livebaseballscorecards.com</a>	
Jim Wohlford, R (1, 7) OBP: 0.330, SLG: 0.352	0-3 K	0-0 E7 3-1 1-H	0-0 G3			0-0 F7	0-0 2B 1B		0-3 K	6 0 1 0 0 2 3		
George Brett, L (1, 5) OBP: 0.311, SLG: 0.358	0-0 4-3	0-0 3-1 1-2	4-0 WP SF9 1B BB			0-0 P6	0-0 2B			4 1 1 0 1 0 1		
Hal McRae, R (1, 10) OBP: 0.380, SLG: 0.492 Orlando Cepeda, R (5, PH) OBP: 0.278, SLG: 0.286			0-0 WP 1B			0-0 F7	0-0 F7			2 0 1 2 1 0 1 2 0 0 0 0 0 2		
Tony Solaita, L (1, 3) OBP: 0.363, SLG: 0.408		0-0 1B 1-2 1B 1B	0-0 HR SF9			0-3 K		0-0 4-3		4 2 2 2 0 1 0		
Al Cowens, R (1, 8) OBP: 0.314, SLG: 0.292		0-0 1B 1-2 E 1B	0-0 WP 1B 1B L8			0-0 1B 1B		0-0 4-3		5 2 3 0 0 0 1		
Kurt Bevacqua, R (1, 4) OBP: 0.271, SLG: 0.213		0-0 E HR 1B 1-3 2-H	4-0 1B 1-2 1B BB	0-0 WP 1B		0-0 G4-3 1B 1-2		0-3 K		4 2 3 1 1 1 0		
Frank White, R (1, 6) OBP: 0.247, SLG: 0.311		0-0 E5 HR 1-3 3-H	0-0 1B 1-3 2-H 1B 1B	0-0 F9 1-2		0-0 G4-3 1-2f		0-0 5-3		5 2 1 2 0 0 4		
Buck Martinez, R (1, 2) OBP: 0.308, SLG: 0.266		0-0 HR 1-H 3-H	0-0 G3 1B 1-3 3-H 1B 1B	0-0 F9		4-0 G3-6 BB		0-0 F9		4 2 2 4 1 0 1		
<b>Inning Stats</b>	R: 0 E: 0 K: 1 S: 5 H: 0 LOB: 0 BB: 0 P: 5	R: 6 E: 2 K: 0 S: 9 H: 5 LOB: 1 BB: 1 P: 13	R: 7 E: 0 K: 0 S: 9 H: 6 LOB: 1 BB: 2 P: 17	R: 0 E: 0 K: 0 S: 4 H: 1 LOB: 1 BB: 0 P: 4	R: 0 E: 0 K: 0 S: 3 H: 0 LOB: 0 BB: 0 P: 3	R: 0 E: 0 K: 1 S: 6 H: 2 LOB: 1 BB: 0 P: 6	R: 0 E: 0 K: 0 S: 4 H: 2 LOB: 2 BB: 1 P: 8	R: 0 E: 0 K: 1 S: 5 H: 0 LOB: 0 BB: 0 P: 5	R: 0 E: 0 K: 1 S: 6 H: 1 LOB: 1 BB: 0 P: 6	1B: 14 2B: 1 3B: 0 HR: 2 SF: 1 SAC: 0 DP: 2 HBP: 0	WP: 3 PB: 0 SB: 1 CS: 1 PA: 47	
<b>PITCHER</b>	IP WLS BF H R ER SO BB IBB HBP BLK WP HR S P ERA WHIP											
Jim Hughes, R (1, 1) ERA: 27.0	1.1 L 10 5 6 4 1 1 0 0 0 0 0 1 11 15 27.00 4.500											
Ray Corbin, R (2, 1) ERA: 5.29	1.2 14 6 7 7 0 2 0 0 0 0 2 1 12 20 37.80 4.800											
Vic Albury, L (4, 1) ERA: 4.5	2.0 7 1 0 0 0 0 0 0 0 0 1 0 7 7 0.00 0.500											
Tom Burgmeier, L (6, 1) ERA: 4.52	2.0 9 4 0 0 1 1 0 0 0 0 0 0 10 14 0.00 2.500											
Tom Johnson, R (8, 1) ERA:	2.0 7 1 0 0 2 0 0 0 0 0 0 0 11 11 0.00 0.500											

AB	42
R	13
H	17
RBI	12
BB	4
SO	4
LOB	15



Batter	1	2	3	4	5	6	7	8	9	AB R H RBI BB SO LOB
Steve Brye, R (1, 8) OBP: 0.315, SLG: 0.359	0-0 1B 1B		0-0 F9		0-0 F7			0-0 6-3		4 1 1 0 0 0 1
Rod Carew, L (1, 4) OBP: 0.427, SLG: 0.450 Jerry Terrell, R (9, 4) OBP: 0.290, SLG: 0.319	0-0 G6-4-3 1-2 1B 1B		0-0 E3 1-3 1B			0-0 B5-3		0-0 WP 4-3 2B		4 1 3 0 0 0 0 0 0 0 0 0 0 0
Larry Hisle, R (1, 9) OBP: 0.362, SLG: 0.484	0-0 G6-4-3 1-2 2-H 1B		0-3 K			0-0 2B 6-3 1B		0-0 4-3 2-H		4 1 2 2 0 1 2
Tony Oliva, L (1, 10) OBP: 0.327, SLG: 0.436	0-0 G6-4-3 1-2 2-3		0-0 L8			0-0 1-3 2B		0-0 1B		4 0 2 0 0 0 4
Eric Soderholm, R (1, 5) OBP: 0.350, SLG: 0.398	0-0 L7			0-0 F9		0-0 6-3		0-0 F9		4 0 0 1 0 0 3
Steve Braun, L (1, 7) OBP: 0.366, SLG: 0.379		0-0 B1		0-0 F8		0-0 3-H F8		0-0 1-5-3		4 0 0 0 0 0 1
Pat Bourque, L (1, 3) OBP: 0.305, SLG: 0.299		0-3 K		0-0 F7			0-0 L4		0-0 6-3	4 0 0 0 0 1 0
Danny Thompson, R (1, 6) OBP: 0.312, SLG: 0.339 Luis Gomez, R (8, 6) OBP: 0.259, SLG: 0.209		0-0 5-3			0-0 6-3		0-0 6-3		0-0 1B	3 0 0 0 0 0 0 1 0 1 0 0 0 0
Phil Roof, R (1, 2) OBP: 0.260, SLG: 0.281			0-0 E5 1B		0-0 F8		0-3 K		0-0 F9	4 0 0 0 0 1 1
<b>Inning Stats</b>	R: 1 H: 3 E: 0 LOB: 1 K: 0 BB: 0 S: 5 P: 5	R: 0 H: 0 E: 0 LOB: 0 K: 1 BB: 0 S: 5 P: 5	R: 0 H: 1 E: 2 LOB: 2 K: 1 BB: 0 S: 7 P: 7	R: 0 H: 0 E: 0 LOB: 0 K: 0 BB: 0 S: 3 P: 3	R: 0 H: 0 E: 0 LOB: 0 K: 0 BB: 0 S: 3 P: 3	R: 1 H: 2 E: 0 LOB: 1 K: 0 BB: 0 S: 5 P: 5	R: 0 H: 0 E: 0 LOB: 0 K: 1 BB: 0 S: 5 P: 5	R: 1 H: 2 E: 0 LOB: 1 K: 0 BB: 0 S: 5 P: 5	R: 0 H: 1 E: 0 LOB: 1 K: 0 BB: 0 S: 4 P: 4	1B: 7 SF: 0 2B: 2 SAC: 0 3B: 0 DP: 1 HR: 0 HBP: 0

**BOTTOM**

**Kansas City Royals @ Minnesota Twins**  
Metropolitan Stadium, Bloomington, MI

livebaseballscores.com

<b>AB</b>	<b>36</b>
<b>R</b>	<b>3</b>
<b>H</b>	<b>9</b>
<b>RBI</b>	<b>3</b>
<b>BB</b>	<b>0</b>
<b>SO</b>	<b>3</b>
<b>LOB</b>	<b>12</b>



WP: 1	PA: 36
PB: 0	
SB: 0	
CS: 0	

Sat Sep 14 1974, 8:05 PM EDT  
Att. 7,462 - Unknown

<b>PITCHER</b> Nelson Briles, R (1, 1) ERA: 4.03	IP 9.0 WLS W BF 36 H 9 R 3 ER 3 SO 3 BB 0 IBB 0 HBP 0 BLK 0 WP 1 HR 0 S 42 P 42 ERA 3.00 WHIP 1.000
--	---

<b>PITCHER</b>	IP WLS BF H R ER SO BB IBB HBP BLK WP HR S P ERA WHIP
----------------	---



Batter	1	2	3	4	5	6	7	8	9	AB R H RBI BB SO LOB	TOP	
Vada Pinson, L (1, 9) OBP: 0.296, SLG: 0.364	0-3 K		0-3 K		0-0 F8			0-0 L3		4 0 0 0 0 2 0		
Jim Wohlford, R (1, 7) OBP: 0.329, SLG: 0.349	4-0 FC3-6 BB		0-0 F3		0-3 K			0-0 F9		3 0 0 0 1 1 0		
George Brett, L (1, 5) OBP: 0.308, SLG: 0.354	0-0 FC3-6 1B 1-2f 2B		0-0 F5		0-0 6-3			0-0 F9		4 1 0 0 0 0 1		
Hal McRae, R (1, 10) OBP: 0.381, SLG: 0.492	0-0 1-3 2B 1B			0-0 S 1B		0-3 K		0-0 5-3		4 1 2 0 0 1 0		
Tony Solaita, L (1, 3) OBP: 0.365, SLG: 0.414	0-0 1-H 3-H 2B		0-3 K 1-2		0-3 K			0-0 1B		4 0 2 2 0 2 1		
Al Cowens, R (1, 8) OBP: 0.308, SLG: 0.286	0-0 G3		0-0 L4				0-0 F8		0-0 F9	4 0 0 0 0 0 3		
Kurt Bevacqua, R (1, 4) OBP: 0.279, SLG: 0.216		0-0 5-3		4-0 BB			0-0 1B 1B		0-0 F9	3 0 1 0 1 0 1		
Frank White, R (1, 6) OBP: 0.249, SLG: 0.311		0-0 L6		0-3 K			0-0 G4-6-3 1B			3 0 1 0 0 1 2		
Buck Martinez, R (1, 2) OBP: 0.301, SLG: 0.259					0-3 K					2 0 0 0 0 1 0		
John Mayberry, L (7, PH) OBP: 0.362, SLG: 0.438										1 0 0 0 0 0 2		
Dennis Paepke, R (7, 2) OBP: 0.167, SLG: 0.167										0 0 0 0 0 0 0		
<b>Inning Stats</b>	R: 2 H: 2 E: 0 LOB: 1 K: 1 BB: 1 S: 7 P: 11	R: 0 H: 0 E: 0 LOB: 0 K: 0 BB: 0 S: 3 P: 3	R: 0 H: 0 E: 0 LOB: 0 K: 1 BB: 0 S: 5 P: 5	R: 0 H: 1 E: 0 LOB: 2 K: 2 BB: 1 S: 8 P: 12	R: 0 H: 0 E: 0 LOB: 0 K: 2 BB: 0 S: 7 P: 7	R: 0 H: 0 E: 0 LOB: 0 K: 2 BB: 0 S: 7 P: 7	R: 0 H: 2 E: 0 LOB: 1 K: 0 BB: 0 S: 4 P: 4	R: 0 H: 0 E: 0 LOB: 0 K: 0 BB: 0 S: 3 P: 3	R: 0 H: 1 E: 0 LOB: 1 K: 0 BB: 0 S: 4 P: 4	1B: 5 SF: 0 2B: 1 SAC: 0 3B: 0 DP: 1 HR: 0 HBP: 0	WP: 0 PA: 34 PB: 0 SB: 1 CS: 0	
<b>PITCHER</b> Joe Decker, R (1, 1) ERA: 3.22	IP WLS BF H R ER SO BB IBB HBP BLK WP HR S P ERA WHIP	9.0 W 34 6 2 2 8 2 0 0 0 0 0 0 48 56 2.00 0.889										

Kansas City Royals @ Minnesota Twins  
Metropolitan Stadium, Bloomington, MI

Sun Sep 15 1974, 4:33 AM EDT  
Att. 6,754 - Sunny - 61 F

livebaseballscorecards.com

AB 32  
R 2  
H 6  
RBI 2  
BB 2  
SO 8  
LOB 10







Batter	1	2	3	4	5	6	7	8	9	AB R H RBI BB SO LOB	TOP									
Vada Pinson, L (1, 7) OBP: 0.298, SLG: 0.366	0-0 F8			0-0 1B		0-0 1B		0-0 F7		4 0 2 0 0 0 0										
Al Cowens, R (1, 9) OBP: 0.312, SLG: 0.287	0-0 6-3			0-0 1B		0-0 G6-4-3			4-0 BB	3 0 1 0 1 0 2										
George Brett, L (1, 5) OBP: 0.307, SLG: 0.353	0-0 6-3			0-0 F7			0-0 FC5 BB 1B		0-0 FC4-6 BB	4 1 1 0 0 0 3										
Hal McRae, R (1, 10) OBP: 0.382, SLG: 0.490		4-0 BB		0-0 G5-4-3			0-3 K		4-0 2B BB	2 1 0 0 2 1 3										
Tony Solaita, L (1, 3) OBP: 0.363, SLG: 0.416			0-0 L9		0-3 K		0-3 K		0-0 E7 2B	4 0 1 1 0 2 2										
Amos Otis, R (1, 8) OBP: 0.351, SLG: 0.445			0-0 G6-4-3		0-0 F8		4-0 BB		0-0 E4	3 0 0 0 1 0 2										
Frank White, R (1, 4) OBP: 0.244, SLG: 0.305			0-0 5-3		0-0 6-3		0-0 FC5		0-0 P4	3 0 0 0 0 0 2										
John Mayberry, L (9, PH) OBP: 0.361, SLG: 0.437							2-3f			1 0 0 0 0 0 2										
Buck Martinez, R (1, 2) OBP: 0.299, SLG: 0.259				0-3 K		0-0 1B		0-3 K	0-0 4-3	4 0 1 0 0 2 2										
Freddie Patek, R (1, 6) OBP: 0.328, SLG: 0.298			0-0 3-1			0-0 F9		0-0 F9		2 0 0 0 0 0 1										
Kurt Bevacqua, R (6, 4) OBP: 0.276, SLG: 0.214										1 0 0 0 0 0 0										
<b>Inning Stats</b>	R: 0 E: 0 K: 0 S: 3	H: 0 LOB: 0 BB: 0 P: 3	R: 0 E: 0 K: 0 S: 2	H: 0 LOB: 0 BB: 1 P: 6	R: 0 E: 0 K: 1 S: 5	H: 0 LOB: 0 BB: 0 P: 5	R: 0 E: 0 K: 0 S: 4	H: 2 LOB: 1 BB: 0 P: 4	R: 0 E: 0 K: 1 S: 5	H: 0 LOB: 0 BB: 0 P: 5	R: 0 E: 0 K: 2 S: 8	H: 1 LOB: 2 BB: 1 P: 12	R: 0 E: 0 K: 1 S: 5	H: 0 LOB: 0 BB: 0 P: 5	R: 2 E: 2 K: 0 S: 5	H: 1 LOB: 2 BB: 2 P: 13	1B: 5 2B: 1 3B: 0 HR: 0	SF: 0 SAC: 0 DP: 3 HBP: 0	WP: 0 PB: 0 SB: 0 CS: 0	PA: 35
<b>PITCHER</b> Bert Blyleven, R (1, 1) ERA: 2.75	IP: 9.0 WLS: W BF: 35 H: 6 R: 2 ER: 1 SO: 5 BB: 4 IBB: 0 HBP: 0 BLK: 0 WP: 0 HR: 0 S: 41 P: 57 ERA: 1.00 WHIP: 1.111																			

Kansas City Royals @ Minnesota Twins  
Metropolitan Stadium, Bloomington, MI

Mon Sep 16 1974, 8:05 PM EDT  
Att: 4,095 - Unknown - 72 F

AB	31
R	2
H	6
RBI	1
BB	4
SO	5
LOB	19



Batter	1	2	3	4	5	6	7	8	9
Steve Braun, L (1, 7) OBP: 0.367, SLG: 0.382	0-0 E3 4-3	0-0 1B 1B 1-3 2-H 3-H		0-0 F9		4-0 BB BB		0-0 2B	
Rod Carew, L (1, 4) OBP: 0.429, SLG: 0.449	0-0 4-3 1-2	0-0 1B 1B 1-2 3-H			0-0 1-3	4-0 BB BB		0-0 L4	
Larry Hisle, R (1, 8) OBP: 0.359, SLG: 0.478	0-0 6-3	0-0 P6			0-0 PB E 1B 1B	0-0 L8		0-0 F9	
Tony Oliva, L (1, 10) OBP: 0.330, SLG: 0.433	4-0 BB	0-0 L5			0-0 PB E 1B 1B	0-0 F8		0-0 F5	
Bobby Darwin, R (1, 9) OBP: 0.325, SLG: 0.457	0-3 K		0-0 5-3		0-3 K		1-0 HBP		
Eric Soderholm, R (1, 5) OBP: 0.353, SLG: 0.401		0-0 E 1B 1B	0-0 F5 S 1B		0-0 E8 1B 1B 1-H 2-H		0-0 F3		
Pat Bourque, L (1, 3) OBP: 0.321, SLG: 0.317		0-0 E 1B 1B 1-2	0-0 F5 1-3		0-0 1B		0-0 F9		
Jerry Terrell, R (1, 6) OBP: 0.288, SLG: 0.326		0-0 E5 1B 1B 1-2 2-3		0-0 6-3	0-0 F8		0-0 1-3		
Glenn Borgmann, R (1, 2) OBP: 0.328, SLG: 0.312		0-3 K		0-0 F7		0-0 F7		0-0 HR	

Inning Stats	R: 0	H: 0	E: 1	K: 1	S: 6	LOB: 2	BB: 1	P: 10
	R: 3	H: 4	E: 1	K: 1	S: 10 <td>LOB: 2</td> <td>BB: 0 <td>P: 10 </td></td>	LOB: 2	BB: 0 <td>P: 10 </td>	P: 10
	R: 0	H: 1	E: 0	K: 0	S: 3 <td>LOB: 1</td> <td>BB: 0 <td>P: 3 </td></td>	LOB: 1	BB: 0 <td>P: 3 </td>	P: 3
	R: 0	H: 0	E: 0	K: 0	S: 3 <td>LOB: 0</td> <td>BB: 0 <td>P: 3 </td></td>	LOB: 0	BB: 0 <td>P: 3 </td>	P: 3
	R: 3	H: 4	E: 1	K: 1	S: 9 <td>LOB: 1</td> <td>BB: 0 <td>P: 9 </td></td>	LOB: 1	BB: 0 <td>P: 9 </td>	P: 9
	R: 0	H: 0	E: 0	K: 0	S: 3 <td>LOB: 2</td> <td>BB: 2 <td>P: 11 </td></td>	LOB: 2	BB: 2 <td>P: 11 </td>	P: 11
	R: 0	H: 0	E: 0	K: 0	S: 3 <td>LOB: 1</td> <td>BB: 0 <td>P: 4 </td></td>	LOB: 1	BB: 0 <td>P: 4 </td>	P: 4
	R: 1	H: 2	E: 0	K: 0	S: 5 <td>LOB: 1</td> <td>BB: 0 <td>P: 5 </td></td>	LOB: 1	BB: 0 <td>P: 5 </td>	P: 5

AB	R	H	RBI	BB	SO	LOB
4	0	2	2	1	0	0
4	0	1	1	1	0	2
5	1	1	0	0	0	6
4	1	1	0	1	0	5
3	0	0	0	0	2	4
4	2	3	2	0	0	1
4	1	2	1	0	0	2
4	1	0	0	0	0	4
4	1	1	1	0	1	3

PITCHER	IP	WLS	BF	H	R	ER	SO	BB	IBB	HBP	BLK	WP	HR	S	P	ERA	WHIP
Al Fitzmorris, R (1, 1) ERA: 3.04	4.2	L	25	9	6	4	3	1	0	0	0	0	0	30	34	7.71	2.143
Marty Pattin, R (5, 1) ERA: 4.1	3.1		15	2	1	1	0	2	0	1	0	0	1	12	21	2.70	1.200


**BOTTOM**

**Kansas City Royals @ Minnesota Twins**  
Metropolitan Stadium, Bloomington, MI

Mon Sep 16 1974, 8:05 PM EDT  
Att. 4,095 - Unknown - 72 F

livebaseballscorecards.com

<b>AB</b>	<b>36</b>
<b>R</b>	<b>7</b>
<b>H</b>	<b>11</b>
<b>RBI</b>	<b>7</b>
<b>BB</b>	<b>3</b>
<b>SO</b>	<b>3</b>
<b>LOB</b>	<b>27</b>



1B: 9	SF: 0	WP: 0	PA: 40
2B: 1	SAC: 0	PB: 1	
3B: 0	DP: 0	SB: 1	
HR: 1	HBP: 1	CS: 0	



Batter	1	2	3	4	5	6	7	8	9	AB R H RBI BB SO LOB	TOP									
Bill North, S (1, 8) OBP: 0.354, SLG: 0.348	4-0 SH1-3 S E BB		0-0 1B		0-0 3-1			0-0 6-3 1B		3 1 2 0 1 0 0										
Bert Campaneris, R (1, 6) OBP: 0.354, SLG: 0.373	0-0 SH1-3 1-3		0-0 L7		0-0 F9			0-0 6-3 1-2		3 0 0 0 0 0 2										
Joe Rudi, R (1, 7) OBP: 0.333, SLG: 0.474	0-3 K		0-0 1B		0-0 F9			0-0 F8		4 0 1 0 0 1 2										
Reggie Jackson, L (1, 9) OBP: 0.392, SLG: 0.525	0-0 E6 FC5-4		0-0 P6		0-3 K			0-3 K		4 0 0 0 0 2 3										
Sal Bando, R (1, 5) OBP: 0.356, SLG: 0.445	0-0 FC5-4 1-2f		0-0 F8		0-3 K			0-0 6-3		4 0 0 0 0 1 3										
Gene Tenace, R (1, 3) OBP: 0.373, SLG: 0.418		4-0 4-3 6-3 BB		0-0 F2			4-0 SH1-4 BB	0-3 K		2 0 0 0 2 1 0										
Jesus Alou, R (1, 10) OBP: 0.298, SLG: 0.342		0-0 6-3 1-2		0-3 K			0-0 SH1-4 1-2	0-0 6-3		3 0 0 0 0 1 1										
Dal Maxvill, R (1, 4) OBP: 0.271, SLG: 0.177		0-0 4-3		0-3 K			0-0 F9			0 0 0 0 0 0 0										
Jim Holt, L (2, PH) OBP: 0.284, SLG: 0.283										1 0 0 0 0 0 1										
Ted Kubiak, S (2, 4) OBP: 0.272, SLG: 0.229										0 0 0 0 0 0 0										
Angel Mangual, R (4, PH) OBP: 0.259, SLG: 0.361										1 0 0 0 0 1 0										
Dick Green, R (4, 4) OBP: 0.276, SLG: 0.280		2-3								1 0 0 0 0 0 1										
Ray Fosse, R (1, 2) OBP: 0.242, SLG: 0.331		0-0 6-3			0-3 K			0-0 6-3		3 0 0 0 0 1 2										
<b>Inning Stats</b>	R: 1 E: 1 K: 1 S: 6	H: 0 LOB: 1 BB: 1 P: 10	R: 0 E: 0 K: 0 S: 3	H: 0 LOB: 1 BB: 1 P: 7	R: 0 E: 0 K: 0 S: 5	H: 2 LOB: 2 BB: 0 P: 5	R: 0 E: 0 K: 2 S: 7	H: 0 LOB: 0 BB: 0 P: 7	R: 0 E: 0 K: 1 S: 5	H: 0 LOB: 0 BB: 0 P: 5	R: 0 E: 0 K: 0 S: 3	H: 0 LOB: 1 BB: 1 P: 7	R: 0 E: 0 K: 1 S: 6	H: 1 LOB: 1 BB: 0 P: 6	R: 0 E: 0 K: 1 S: 5	H: 0 LOB: 0 BB: 0 P: 5	1B: 3 2B: 0 3B: 0 HR: 0	SF: 0 SAC: 2 DP: 0 HBP: 0	WP: 0 PB: 0 SB: 1 CS: 0	PA: 34
<b>PITCHER</b> Steve Busby, R (1, 1) ERA: 3.4	IP: 9.0 WLS: W BF: 34 H: 3 R: 1 ER: 0 SO: 8 BB: 3 IBB: 0 HBP: 0 BLK: 0 WP: 0 HR: 0 S: 47 P: 59 ERA: 0.00 WHIP: 0.667																			

Oakland Athletics @ Kansas City Royals  
Royals Stadium, Kansas City, MO  
Tue Sep 17 1974, 8:05 PM EDT  
Att. 14,412 - Unknown - 82 F

livebaseballscorecards.com

AB	29
R	1
H	3
RBI	0
BB	3
SO	8
LOB	15







Batter	1	2	3	4	5	6	7	8	9	AB R H RBI BB SO LOB	TOP											
<b>Bert Campaneris, R</b> (1, 6) OBP: 0.355, SLG: 0.374	0-0 F7		0-0 5-3		0-0 SH1-4 1B		0-0 5-3		0-0 WP S 1B	5 1 2 1 0 0 0												
<b>Bill North, S</b> (1, 8) OBP: 0.355, SLG: 0.348	0-0 1B		0-0 5-3		0-0 SH1-4		0-0 4-3		4-0 1-3 BB	3 0 1 0 1 0 0												
<b>Reggie Jackson, L</b> (1, 9) OBP: 0.392, SLG: 0.523	0-3 K			0-0 4-3	0-0 PB S WP 1B			4-0 FC5-4 BB	0-3 K	4 1 1 2 1 2 3												
<b>Sal Bando, R</b> (1, 5) OBP: 0.355, SLG: 0.443	0-0 F8			0-0 BB 1B	0-0 1-3			0-0 FC5-4 S 1B		4 1 1 0 0 0 3												
<b>Joe Rudi, R</b> (1, 7) OBP: 0.334, SLG: 0.476		0-0 2B		0-0 F9	0-0 F7			0-0 1-H 1B		4 0 2 1 0 0 2												
<b>Gene Tenace, R</b> (1, 3) OBP: 0.372, SLG: 0.416		0-0 6-3		4-0 1-2 BB		0-0 6-3		0-0 F7		3 0 0 0 1 0 2												
<b>Angel Mangual, R</b> (1, 10) OBP: 0.258, SLG: 0.358		0-0 5-3		0-0 P3		0-0 P6		0-0 6-3		3 0 0 0 0 0 3												
<b>Claudell Washington, L</b> (8, PH) OBP: 0.327, SLG: 0.390										1 0 0 0 0 0 1												
<b>Ted Kubiak, S</b> (1, 4) OBP: 0.274, SLG: 0.228		0-0 6-3			4-0 E S 1B BB		0-0 L1		0-0 P6	1 0 0 0 0 1 0 1 0 1 0 0 0 0 0 0 1 0 0 0 0 0 0 0 0 0 0 0 0 0 0 0 1 0 0 0 0 0 0 0 0 0 0 0 0 0 0 0												
<b>Herb Washington, R</b> (5, PR)																						
<b>Dick Green, R</b> (5, 4)																						
<b>Dal Maxvill, R</b> (8, 4)																						
<b>Jesus Alou, R</b> (9, PH)																						
<b>Manny Trillo, R</b> (9, 4)																						
<b>Ray Fosse, R</b> (1, 2) OBP: 0.242, SLG: 0.330			0-0 5-3		0-0 SH1-4 1B 1B		0-0 6-3		0-0 P4	4 1 1 0 0 0 0												
<b>Inning Stats</b>	R: 0 E: 0 K: 1 S: 6	H: 1 LOB: 1 BB: 0 P: 6	R: 0 E: 0 K: 0 S: 4	H: 1 LOB: 1 BB: 0 P: 4	R: 0 E: 0 K: 0 S: 3	H: 0 LOB: 0 BB: 0 P: 3	R: 0 E: 0 K: 0 S: 4	H: 1 LOB: 2 BB: 1 P: 8	R: 4 E: 0 K: 0 S: 6	H: 3 LOB: 1 BB: 1 P: 10	R: 0 E: 0 K: 0 S: 3	H: 0 LOB: 0 BB: 0 P: 3	R: 0 E: 0 K: 0 S: 3	H: 0 LOB: 0 BB: 0 P: 3	R: 1 E: 0 K: 0 S: 4	H: 1 LOB: 1 BB: 1 P: 8	R: 0 E: 0 K: 1 S: 6	H: 1 LOB: 2 BB: 1 P: 10	1B: 7 2B: 1 3B: 0 HR: 0	SF: 0 SAC: 1 DP: 0 HBP: 0	WP: 2 PB: 1 SB: 4 CS: 0	PA: 39
<b>PITCHER</b>	IP WLS BF H R ER SO BB IBB HBP BLK WP HR S P ERA WHIP																					
<b>Paul Splittorf, L</b> (1, 1) ERA: 3.97	4.1 L 21 6 4 3 1 2 0 0 0 0 0 0 21 29 6.23 1.846																					
<b>Bruce Dal Canton, R</b> (5, 1) ERA: 3.09	4.1 17 2 1 1 0 2 0 0 0 0 2 0 15 23 2.08 0.923																					
<b>Steve Mingo, L</b> (9, 1) ERA: 3.13	0.1 1 0 0 0 0 1 0 0 0 0 0 0 3 3 0.00 0.000																					

Oakland Athletics @ Kansas City Royals  
Royals Stadium, Kansas City, MO  
Wed Sep 18 1974, 8:05 PM EDT  
Att. 14,976 - Unknown - 79 F

livebaseballscorecards.com

AB	34
R	5
H	8
RBI	4
BB	4
SO	2
LOB	15



Batter	1	2	3	4	5	6	7	8	9	AB	R	H	RBI	BB	SO	LOB
<b>Jim Wohlford, R</b> (1, 7) <small>OBP: 0.328, SLG: 0.347</small> <b>Vada Pinson, L</b> (8, PH) <small>OBP: 0.302, SLG: 0.372</small> (9, 7)	0-0 4-3		0-0 F8			0-0 1-3		0-0 4-3 1B		3	0	0	0	0	0	1
<b>Al Cowens, R</b> (1, 9) <small>OBP: 0.305, SLG: 0.281</small>	0-3 K		0-0 4-3			0-0 4-3		0-0 F8		4	0	0	0	0	1	3
<b>George Brett, L</b> (1, 5) <small>OBP: 0.306, SLG: 0.353</small>	0-0 F9				0-3 K		0-0 4-3	0-0 4-3		4	0	0	0	0	1	2
<b>Hal McRae, R</b> (1, 10) <small>OBP: 0.384, SLG: 0.490</small>		0-0 F9		0-0 F8		0-0 F8	0-0 2B 1B	0-0 1B 1B		4	1	2	2	0	0	0
<b>John Mayberry, L</b> (1, 3) <small>OBP: 0.366, SLG: 0.437</small>		4-0 BB FC6-4 BB		0-0 F9		0-0 F9	0-0 L7	0-0 1B 1B		3	0	1	0	1	0	1
<b>Amos Otis, R</b> (1, 8) <small>OBP: 0.349, SLG: 0.444</small>		0-0 FC6-4 1-2f				0-0 F8	0-0 1B 2B	0-0 6-3		4	1	1	1	0	0	3
<b>Cookie Rojas, R</b> (1, 4) <small>OBP: 0.306, SLG: 0.337</small>		0-0 L8				0-0 4-3	0-0 1B			4	0	1	1	0	1	1
<b>Fran Healy, R</b> (1, 2) <small>OBP: 0.342, SLG: 0.380</small> <b>Tony Solaita, L</b> (9, PH) <small>OBP: 0.362, SLG: 0.414</small>			0-0 6-3			0-0 F8	0-0 F9			3	0	0	0	0	0	1
<b>Frank White, R</b> (1, 6) <small>OBP: 0.251, SLG: 0.316</small> <b>Orlando Cepeda, R</b> (9, PH) <small>OBP: 0.276, SLG: 0.283</small>			0-0 2B			0-0 6-3		0-0 4-3 1B 1B		3	1	2	0	0	0	0

Inning Stats	R: 0	H: 0	E: 0	K: 1	S: 5	LOB: 0	BB: 0	P: 5	R: 0	H: 0	E: 0	K: 0	S: 3	LOB: 1	BB: 1	P: 7	R: 0	H: 1	E: 0	K: 0	S: 4	LOB: 1	BB: 0	P: 4	R: 0	H: 0	E: 0	K: 1	S: 5	LOB: 0	BB: 0	P: 5	R: 0	H: 0	E: 0	K: 0	S: 3	LOB: 0	BB: 0	P: 3	R: 2	H: 3	E: 0	K: 0	S: 6	LOB: 1	BB: 0	P: 6	R: 2	H: 4	E: 0	K: 1	S: 7	LOB: 2	BB: 0	P: 7	R: 0	H: 0	E: 0	K: 1	S: 5	LOB: 0	BB: 0	P: 5	1B: 6	SF: 0	2B: 2	SAC: 0	3B: 0	DP: 0	HR: 0	HBP: 0	WP: 0	PA: 36
<b>PITCHER</b> <b>Ken Holtzman, L</b> (1, 1) <small>ERA: 3.11</small> <b>Rollie Fingers, R</b> (7, 1) <small>ERA: 2.68</small>	IP	WLS	BF	H	R	ER	SO	BB	IBB	HBP	BLK	WP	HR	S	P	ERA	WHIP																																																									
																		<b>PITCHER</b> IP WLS BF H R ER SO BB IBB HBP BLK WP HR S P ERA WHIP																																																								

**BOTTOM**

**Oakland Athletics @ Kansas City Royals**  
 Royals Stadium, Kansas City, MO  
 Wed Sep 18 1974, 8:05 PM EDT  
 Att: 14,976 - Unknown - 79 F

livebaseballscorecards.com

<b>AB</b>	<b>35</b>
<b>R</b>	<b>4</b>
<b>H</b>	<b>8</b>
<b>RBI</b>	<b>4</b>
<b>BB</b>	<b>1</b>
<b>SO</b>	<b>3</b>
<b>LOB</b>	<b>12</b>





Batter	1	2	3	4	5	6	7	8	9	10	AB R H RBI BB SO LOB	TOP																
Bill North, S OBP: 0.356, SLG: 0.346 (1, 8) X	0-0 5-3		X 0-0 SH2-4 1-2		X 0-0 F8		BB 4-0 BB		BB 4-0 BB		2 0 0 0 2 0 1																	
Bert Campaneris, R OBP: 0.355, SLG: 0.374 (1, 6) X	0-0 L6		X 0-0 1B			X 0-0 HR 1B	SS 0-3 K		X 0-0 F8		5 1 2 0 0 1 3																	
Joe Rudi, R OBP: 0.334, SLG: 0.480 (1, 7) X	0-0 BB 1B		X 0-0 1-3			X 0-0 HR 1B	SS 0-3 K			X 0-0 P4	5 1 2 2 0 1 3																	
Reggie Jackson, L OBP: 0.396, SLG: 0.529 (1, 9) BB BB BB	4-0 1-2 BB			X 0-0 F8		X 0-0 3-1 2B		X 0-0 SH3 S 1B 1B		X 0-0 8-4-6 2B	4 1 3 0 1 0 0																	
Sal Bando, R OBP: 0.354, SLG: 0.441 (1, 5) X	0-0 1-3			X 0-0 F7		X 0-0 3-1		X 0-0 SH3		4-0 IBB	3 0 0 0 1 0 3																	
Gene Tenace, R OBP: 0.370, SLG: 0.413 (1, 3)		X 0-0 6-3		SS 0-3 K		X 0-0 F8		X 0-0 G6-4-3 1B		X 0-0 8-4-6 2-3f	5 0 1 1 0 1 3																	
Claudell Washington, L OBP: 0.320, SLG: 0.382 (1, 10)		X 0-0 5-3			X 0-0 F9		X 0-0 G3		X 0-0 G6-4-3		4 0 0 0 0 0 2																	
Manny Trillo, R OBP: 0.208, SLG: 0.095 Angel Mangual, R OBP: 0.250, SLG: 0.356 Ted Kubiak, S OBP: 0.274, SLG: 0.228 Jim Hoyt, L OBP: 0.283, SLG: 0.281 Dal Maxvill, R OBP: 0.271, SLG: 0.177 Jesus Alou, R OBP: 0.256, SLG: 0.338 Dick Green, R OBP: 0.275, SLG: 0.278 (1, 4) (2, PH) (2, 4) (5, PH) (5, 4) (7, PH) (7, 4)		SS 0-3 K			X 0-0 4-3		X 0-0 5-3		X 0-0 L7		0 0 0 0 0 0 0 1 0 0 0 0 0 1 0 0 0 0 0 0 0 0 0 1 0 0 0 0 0 0 0 0 0 0 0 0 0 0 0 1 0 0 0 0 0 0 0 1 0 0 0 0 0 0 0																	
Ray Fosse, R OBP: 0.253, SLG: 0.344 (1, 2)			X 0-0 SH2-4 1B 1B			X 0-0 1B		X 0-0 2B		X 0-0 6-3	4 0 3 0 0 0 0																	
<b>Inning Stats</b>	R: 0 E: 0 K: 0 S: 4	H: 1 LOB: 2 BB: 1 P: 8	R: 0 E: 0 K: 1 S: 5	H: 0 LOB: 0 BB: 0 P: 5	R: 0 E: 0 K: 0 S: 4	H: 2 LOB: 1 BB: 0 P: 4	R: 0 E: 0 K: 1 S: 5	H: 0 LOB: 0 BB: 0 P: 5	R: 0 E: 0 K: 0 S: 4	H: 1 LOB: 1 BB: 0 P: 4	R: 2 E: 0 K: 0 S: 6	H: 3 LOB: 1 BB: 0 P: 6	R: 0 E: 0 K: 2 S: 8	H: 1 LOB: 2 BB: 1 P: 12	R: 1 E: 0 K: 0 S: 4	H: 2 LOB: 0 BB: 0 P: 4	R: 0 E: 0 K: 0 S: 3	H: 0 LOB: 1 BB: 1 P: 7	R: 0 E: 0 K: 0 S: 3	H: 1 LOB: 1 BB: 1 P: 7	1B: 7 2B: 4 3B: 0 HR: 1	SF: 0 SAC: 2 DP: 2 HBP: 0	WP: 0 PB: 0 SB: 2 CS: 0	PA: 42				
<b>PITCHER</b>	IP WLS BF H R ER SO BB IBB HBP BLK WP HR S P ERA WHIP	IP WLS BF H R ER SO BB IBB HBP BLK WP HR S P ERA WHIP																										
Nelson Brites, R ERA: 4.0 (1, 1)	5.0	22	7	2	2	2	1	0	0	0	0	0	25	29	3.60	1.600												
Doug Bird, R ERA: 2.82 (6, 1)	5.0	20	4	1	1	2	2	1	0	0	0	0	21	33	1.80	1.200												

Oakland Athletics @ Kansas City Royals  
Royals Stadium, Kansas City, MO  
Thu Sep 19 1974, 8:05 PM EDT  
Att. 14,218 - Unknown - 71 F

livebaseballscorecards.com

AB	36
R	3
H	11
RBI	3
BB	4
SO	4
LOB	15



BOTTOM

Oakland Athletics @ Kansas City Royals  
Royals Stadium, Kansas City, MO  
Thu Sep 19 1974, 8:05 PM EDT  
Att. 14,218 - Unknown - 71 F

livebaseballscorecards.com

AB	39
R	4
H	10
RBI	4
BB	2
SO	3
LOB	16



WP:	0	PA:	42
PB:	0		
SB:	1		
CS:	0		

AB	R	H	RBI	BB	SO	LOB
5	0	1	1	0	0	1
5	1	2	0	0	0	2
5	0	1	0	0	0	1
4	0	0	0	1	1	1
4	1	1	0	1	0	3
5	1	3	1	0	0	1
3	0	0	0	0	0	1
0	1	0	0	0	0	0
3	0	0	0	0	2	3
1	0	1	1	0	0	0
0	0	0	0	0	0	0
4	0	1	1	0	0	3

Batter	1	2	3	4	5	6	7	8	9	10
Frank White, R OBP: 0.250, SLG: 0.313 (1, 6) (10, 4)	0-0 4-3		0-0 P4		0-0 FC5-4 1-2 3-H 1B		0-0 P5			0-0 B3
Al Cowens, R OBP: 0.307, SLG: 0.284 (1, 9)	0-0 L4			0-0 F7	0-0 FC5-4 1-2f			0-0 G4-6-3 1B		0-0 2B 1B
George Brett, L OBP: 0.305, SLG: 0.354 (1, 5)	0-0 F8			0-0 5-3		0-0 F3		0-0 F8		0-0 1B 1-3 2B
Hal McRae, R OBP: 0.383, SLG: 0.486 (1, 10)		0-0 F9		0-0 F9		0-3 K		0-0 G4-6-3 1-2f		4-0 1B IBB
John Mayberry, L OBP: 0.366, SLG: 0.435 (1, 3)		0-0 F3			4-0 SH FC3-6 BB 1B	0-0 1B			0-0 3-1	0-0 F2
Amos Otis, R OBP: 0.351, SLG: 0.446 (1, 8)		0-0 1B			0-0 FC3-6 SH 1-2 1B	0-0 F3			0-0 F8	0-0 1-2 2-3 3-H 1B
Cookie Rojas, R OBP: 0.305, SLG: 0.335 Freddie Patek, R OBP: 0.328, SLG: 0.298 (9, PR) (10, 6)	0-0 4-3				0-0 SH FC3-6 1-2 2-3		0-0 F8		0-0 E3 E S 1B	
Jim Wohlford, R OBP: 0.326, SLG: 0.345 Orlando Cepeda, R OBP: 0.282, SLG: 0.290 Vada Pinson, L OBP: 0.302, SLG: 0.372 (9, PR) (10, 7)			0-3 K		0-3 K		0-0 6-3		0-0 1-H 1B	
Buck Martinez, R OBP: 0.297, SLG: 0.258 (1, 2)			0-0 F9		0-0 FC3-6 1-2f 2-3 3-H 1B		0-0 1B		0-0 L7	

Inning Stats	R: 0	H: 0	E: 0	K: 0	S: 3	P: 3
	R: 0	H: 1	E: 0	K: 0	S: 4	P: 4
	R: 0	H: 0	E: 0	K: 1	S: 5	P: 5
	R: 0	H: 0	E: 0	K: 0	S: 3	P: 3
	R: 2	H: 2	E: 0	K: 1	S: 8	P: 12
	R: 0	H: 1	E: 0	K: 1	S: 6	P: 6
	R: 0	H: 1	E: 0	K: 0	S: 4	P: 4
	R: 0	H: 1	E: 0	K: 0	S: 3	P: 3
	R: 1	H: 1	E: 1	K: 0	S: 5	P: 5
	R: 1	H: 3	E: 0	K: 0	S: 5	P: 9

PITCHER	IP	WLS	BF	H	R	ER	SO	BB	IBB	HBP	BLK	WP	HR	S	P	ERA	WHIP
Vida Blue, L ERA: 3.35 (1, 1)	8.2		34	6	3	2	3	1	0	0	0	0	0	39	43	2.08	0.808
Rollie Fingers, R ERA: 2.75 (9, 1)	0.2	L	4	2	1	1	0	0	0	0	0	0	0	4	4	13.50	3.000
Paul Lindblad, L ERA: 2.11 (10, 1)	0.1		4	2	0	0	0	0	1	0	0	0	0	3	7	0.00	6.000

PITCHER	IP	WLS	BF	H	R	ER	SO	BB	IBB	HBP	BLK	WP	HR	S	P	ERA	WHIP
Vida Blue, L ERA: 3.35 (1, 1)	8.2		34	6	3	2	3	1	0	0	0	0	0	39	43	2.08	0.808
Rollie Fingers, R ERA: 2.75 (9, 1)	0.2	L	4	2	1	1	0	0	0	0	0	0	0	4	4	13.50	3.000
Paul Lindblad, L ERA: 2.11 (10, 1)	0.1		4	2	0	0	0	0	1	0	0	0	0	3	7	0.00	6.000



Batter	1	2	3	4	5	6	7	8	9	AB R H RBI BB SO LOB	TOP		
Vada Pinson, L (1, 7) OBP: 0.308, SLG: 0.378	0-0 3-1		0-0 E8 WP FC6-4 1B		0-0 1B S 1B		0-0 FC5-6 1B		0-0 S 1B	5 2 4 0 0 0 0	<b>Kansas City Royals @ Texas Rangers</b> Arlington Stadium, Arlington, TX Sat Sep 21 1974, 8:05 PM EDT Cloudy		
Al Cowens, R (1, 9) OBP: 0.313, SLG: 0.292	0-0 2B		4-0 FC6-4 BB		0-0 1B 1B		0-0 FC5-6 G4-6-3		0-3 K	4 0 2 0 1 1 3			
George Brett, L (1, 5) OBP: 0.304, SLG: 0.353	0-3 K		0-0 FC6-4		0-0 1B		0-0 G4-6-3			4 0 1 2 0 1 4			
Hal McRae, R (1, 10) OBP: 0.380, SLG: 0.482	0-0 F9		0-0 F9		0-0 P3			0-3 K		4 0 0 0 0 1 4			
John Mayberry, L (1, 3) OBP: 0.365, SLG: 0.438		0-0 E5 3B	0-0 L9		0-0 L9			0-0 4-3		4 1 1 0 0 0 3			
Amos Otis, R (1, 8) OBP: 0.351, SLG: 0.444		0-0 5-3		0-0 F9		0-3 K		0-0 1B		4 0 1 0 0 1 0			
Cookie Rojas, R (1, 4) OBP: 0.306, SLG: 0.337		0-0 1B		0-3 K		0-3 K		0-0 P3		1 0 1 0 0 0 0			
Freddie Patek, R (3, 6) OBP: 0.326, SLG: 0.296				0-3 K						3 0 0 0 0 2 1			
Frank White, R (1, 6) OBP: 0.245, SLG: 0.306		0-0 G3		0-3 K		0-0 F9			0-0 6-3	4 0 0 0 0 1 0			
Buck Martinez, R (1, 2) OBP: 0.314, SLG: 0.283			0-0 E 2B		4-0 1B 1B BB		0-0 FC5-6 1B		0-0 4-3	3 1 2 0 1 0 0			
<b>Inning Stats</b>	R: 0 E: 0 K: 1 S: 6 H: 1 LOB: 1 BB: 0 P: 6	R: 1 E: 1 K: 0 S: 4 H: 2 LOB: 0 BB: 0 P: 4	R: 2 E: 1 K: 0 S: 5 H: 2 LOB: 1 BB: 1 P: 9	R: 0 E: 0 K: 2 S: 7 H: 0 LOB: 0 BB: 0 P: 7	R: 1 E: 0 K: 0 S: 5 H: 3 LOB: 2 BB: 1 P: 9	R: 0 E: 0 K: 2 S: 7 H: 0 LOB: 0 BB: 0 P: 7	R: 0 E: 0 K: 0 S: 4 H: 2 LOB: 1 BB: 0 P: 4	R: 0 E: 0 K: 1 S: 6 H: 1 LOB: 1 BB: 0 P: 6	R: 0 E: 0 K: 1 S: 6 H: 1 LOB: 1 BB: 0 P: 6	1B: 9 2B: 2 3B: 1 HR: 0 SF: 0 SAC: 0 DP: 1 HBP: 0	WP: 1 PB: 0 SB: 2 CS: 0 PA: 38		
<b>PITCHER</b>	IP WLS BF H R ER SO BB IBB HBP BLK WP HR S P ERA WHIP											<b>PITCHER</b>	IP WLS BF H R ER SO BB IBB HBP BLK WP HR S P ERA WHIP
Jim Bibby, R (1, 1) ERA: 4.67	4.1 L 20 7 4 3 3 2 0 0 0 1 0 24 32 6.23 2.077												
Jim Merritt, L (5, 1) ERA: 4.71	3.2 14 4 0 0 3 0 0 0 0 0 0 20 20 0.00 1.091												
Jeff Terpko, R (9, 1) ERA:	1.0 4 1 0 0 1 0 0 0 0 0 0 6 6 0.00 1.000												

livebaseballscorecards.com

<b>AB</b>	36
<b>R</b>	4
<b>H</b>	12
<b>RBI</b>	2
<b>BB</b>	2
<b>SO</b>	7
<b>LOB</b>	15













Batter	1	2	3	4	5	6	7	8	9	AB R H RBI BB SO LOB	TOP											
Vada Pinson, L (1, 7) OBP: 0.306, SLG: 0.374	0-3 K		0-0 4-3		0-0 3-1			0-0 F9		4 0 0 0 0 1 0	<b>Kansas City Royals @ Texas Rangers</b> Arlington Stadium, Arlington, TX Sun Sep 22 1974, 4:33 AM EDT Att. 7,191 - Unknown											
Al Cowens, R (1, 9) OBP: 0.310, SLG: 0.289	0-0 S 1B		0-0 5-3		0-0 F8			0-0 5-3		4 1 1 0 0 0 0												
George Brett, L (1, 5) OBP: 0.309, SLG: 0.362	0-0 1B			0-0 E 1B 1B		0-0 F7		0-0 HR 1B		4 1 3 1 0 0 0												
Hal McRae, R (1, 10) OBP: 0.378, SLG: 0.475	0-0 F8			0-0 P4		0-0 P4		0-0 L6		4 0 0 0 0 0 3												
John Mayberry, L (1, 3) OBP: 0.366, SLG: 0.444	0-3 K			0-0 E 1B 1-2		0-0 3-1		0-0 HR 1-H		4 1 2 2 0 1 1												
Amos Otis, R (1, 8) OBP: 0.350, SLG: 0.445		0-0 4-3		0-3 K 1-2 2-3		0-0 2B		0-0 6-3		4 0 1 0 0 1 2												
Frank White, R (1, 4) OBP: 0.237, SLG: 0.296		0-0 6-3		0-0 4-3		0-0 F8		0-0 F8		3 0 0 0 0 0 3												
Tony Solaita, L (9, PH) OBP: 0.363, SLG: 0.409										1 0 0 0 0 0 0												
Freddie Patek, R (1, 6) OBP: 0.327, SLG: 0.302		0-0 F8			0-0 P3		0-0 F8			3 0 0 0 0 0 1												
Buck Martinez, R (1, 2) OBP: 0.306, SLG: 0.274			0-3 K		0-3 K			0-0 3-1		3 0 0 0 0 2 0												
<b>Inning Stats</b>	R: 1 E: 0 K: 2 S: 9	H: 2 LOB: 1 BB: 0 P: 9	R: 0 E: 0 K: 0 S: 3	H: 0 LOB: 0 BB: 0 P: 3	R: 0 E: 0 K: 1 S: 5	H: 0 LOB: 0 BB: 0 P: 5	R: 0 E: 2 K: 1 S: 7	H: 2 LOB: 2 BB: 0 P: 7	R: 0 E: 0 K: 1 S: 5	H: 0 LOB: 0 BB: 0 P: 5	R: 0 E: 0 K: 0 S: 3	H: 0 LOB: 0 BB: 0 P: 3	R: 0 E: 0 K: 0 S: 4	H: 1 LOB: 1 BB: 0 P: 4	R: 0 E: 0 K: 0 S: 3	H: 0 LOB: 0 BB: 0 P: 3	R: 2 E: 0 K: 0 S: 5	H: 2 LOB: 0 BB: 0 P: 5	1B: 5 2B: 1 3B: 0 HR: 1	SF: 0 SAC: 0 DP: 0 HBP: 0	WP: 0 PB: 0 SB: 1 CS: 0	PA: 34
<b>PITCHER</b> Fergie Jenkins, R (1, 1) ERA: 2.94	IP: 9.0 WLS: W BF: 34 H: 7 R: 3 ER: 3 SO: 5 BB: 0 IBB: 0 HBP: 0 BLK: 0 WP: 0 HR: 1 S: 44 P: 44 ERA: 3.00 WHIP: 0.778											<b>PITCHER</b>	IP: WLS: BF: H: R: ER: SO: BB: IBB: HBP: BLK: WP: HR: S: P: ERA: WHIP:									

livebaseballscorecards.com

<b>AB</b>	34
<b>R</b>	3
<b>H</b>	7
<b>RBI</b>	3
<b>BB</b>	0
<b>SO</b>	5
<b>LOB</b>	10







Batter	1	2	3	4	5	6	7	8	9	AB R H RBI BB SO LOB	TOP									
Morris Nettles, L OBP: 0.321, SLG: 0.272 (1, 8) X	0-0 5-3	0-0 G1 FC1-5 1B 1B		0-0 4-3		0-3 K		0-0 E1 FC4-8		5 1 1 0 0 1 1										
Bob Heise, R OBP: 0.316, SLG: 0.351 (1, 4) B B B	4-0 5-3 HR BB	0-0 FC1-5 G1 1B 1-2 2-3f		0-0 P6		0-0 FC5		0-0 FC4-6		4 2 0 0 1 0 4										
Bobby Valentine, R OBP: 0.308, SLG: 0.329 (1, 6) X	0-0 5-3	0-0 G1		0-0 5-3			0-0 6-3		0-0 6-3	5 0 0 0 0 0 3										
John Balaz, R OBP: 0.368, SLG: 0.526 (1, 7) X	0-0 2-H HR	0-0 1B 1B		0-0 5-3		0-3 K		0-0 P4		5 1 2 4 0 1 0										
Winston Llenas, R OBP: 0.305, SLG: 0.353 (1, 10) B B B	4-0 E BB	0-0 1B 1B		0-3 K		0-0 4-3		0-0 2B		4 1 2 0 1 1 0										
Dave Chalk, R OBP: 0.310, SLG: 0.329 (1, 5) X	0-0 E4 E	0-0 F9		0-0 P6			0-0 E6 2B 1-3		0-0 F8	5 2 0 0 0 0 3										
Leroy Stanton, R OBP: 0.327, SLG: 0.405 (1, 9) X	0-0 E6 FC6-4		0-0 F9		0-0 L3		0-0 1-3 E 2B			4 1 1 0 0 0 0										
Bruce Bochte, L OBP: 0.335, SLG: 0.391 (1, 3) X	0-0 FC6-4		0-0 G3		0-0 1B 2B		0-0 F8			4 1 1 0 0 0 3										
Tom Egan, R OBP: 0.176, SLG: 0.103 (1, 2) X		0-0 FC1-5 1B 1B		0-0 6-3		0-0 FC5 S 1B		0-0 1-3		4 0 2 2 0 0 1										
<b>Inning Stats</b>	R: 4 E: 2 K: 0 S: 6	H: 1 LOB: 1 BB: 2 P: 14	R: 2 E: 0 K: 0 S: 7	H: 4 LOB: 2 BB: 0 P: 7	R: 0 E: 0 K: 0 S: 3	H: 0 LOB: 0 BB: 0 P: 3	R: 0 E: 0 K: 1 S: 5	H: 0 LOB: 0 BB: 0 P: 5	R: 1 E: 0 K: 1 S: 7	H: 2 LOB: 1 BB: 0 P: 7	R: 0 E: 0 K: 1 S: 5	H: 0 LOB: 0 BB: 0 P: 5	R: 2 E: 2 K: 0 S: 6	H: 1 LOB: 1 BB: 0 P: 6	R: 0 E: 0 K: 0 S: 4	H: 1 LOB: 1 BB: 0 P: 4	1B: 5 2B: 3 3B: 0 HR: 1	SF: 0 SAC: 0 DP: 0 HBP: 0	WP: 0 PB: 0 SB: 1 CS: 0	PA: 42
<b>PITCHER</b>	IP WLS BF H R ER SO BB IBB HBP BLK WP HR S P ERA WHIP																			
Paul Splittorff, L ERA: 4.1 (1, 1)	1.2 L 14 5 6 4 0 2 0 0 0 0 0 1 12 20 21.60 4.200																			
Marty Pattin, R ERA: 3.99 (2, 1)	5.1 18 2 1 1 3 0 0 0 0 0 0 0 24 24 1.69 0.375																			
Aurelio Lopez, R ERA: 1.8 (8, 1)	2.0 10 2 2 0 0 0 0 0 0 0 0 0 10 10 0.00 1.000																			

California Angels @ Kansas City Royals  
Royals Stadium, Kansas City, MO  
Tue Sep 24 1974, 8:05 PM EDT  
Att: 7,003 - Unknown - 58 F

AB	40
R	9
H	9
RBI	6
BB	2
SO	3
LOB	15




WP: 0	PA: 42
PB: 0	
SB: 1	
CS: 0	

ERA	WHIP
21.60	4.200
1.69	0.375
0.00	1.000





Batter	1	2	3	4	5	6	7	8	9	AB R H RBI BB SO LOB	TOP	
Morris Nettles, L (1, 8) OBP: 0.323, SLG: 0.276	0-0 F7		0-0 1B S 1B		0-0 6-3		0-0 F7		0-0 2B 1B	5 2 2 1 0 0 2		
Denny Doyle, L (1, 4) Winston Llenas, R (7, PH) Bob Heise, R (7, 4) OBP: 0.289, SLG: 0.305 OBP: 0.309, SLG: 0.358 OBP: 0.325, SLG: 0.373	0-0 3B		0-0 F8			0-0 P4	0-0 1B		0-0 1B 2B	3 0 1 0 0 0 2 1 0 1 1 0 0 0 1 1 1 2 0 0 0		
Bruce Bochte, L (1, 3) OBP: 0.337, SLG: 0.391	0-0 P5		0-0 1B			0-0 4-3	0-0 1-3		0-0 1B	5 0 2 2 0 0 3		
John Balaz, R (1, 7) OBP: 0.333, SLG: 0.435	0-3 K		0-0 L7			1-0 1B HBP		0-0 F7	0-3 K	4 0 0 0 0 2 3		
Joe Lahoud, L (1, 10) OBP: 0.369, SLG: 0.463		0-3 K		0-0 1B		0-0 1B		0-0 P3	0-0 F2	5 0 2 0 0 1 1		
Dave Chalk, R (1, 5) OBP: 0.307, SLG: 0.326		0-0 6-3		0-0 1B		0-0 F7		0-0 P3		4 0 0 0 0 0 3		
Leroy Stanton, R (1, 9) OBP: 0.326, SLG: 0.404		0-0 5-3		0-3 K			0-0 1B		0-0 E6	4 2 1 0 0 1 0	AB 39 R 7 H 12 RBI 6 BB 0 SO 5 LOB 18	
Rudy Meoli, L (1, 6) OBP: 0.282, SLG: 0.250			0-0 1B 1B		0-0 5-3		0-0 F8		0-0 SH	3 2 1 0 0 0 1		
Tom Egan, R (1, 2) OBP: 0.180, SLG: 0.110			0-0 F7		0-3 K		0-0 1B		0-0 6-3	4 0 1 0 0 1 3		
<b>Inning Stats</b>	R: 0 H: 1 E: 0 LOB: 1 K: 1 BB: 0 S: 6 P: 6	R: 0 H: 0 E: 0 LOB: 0 K: 1 BB: 0 S: 5 P: 5	R: 2 H: 3 E: 0 LOB: 1 K: 0 BB: 0 S: 6 P: 6	R: 0 H: 1 E: 0 LOB: 0 K: 1 BB: 0 S: 5 P: 5	R: 0 H: 0 E: 0 LOB: 0 K: 1 BB: 0 S: 5 P: 5	R: 0 H: 1 E: 1 LOB: 2 K: 0 BB: 0 S: 4 P: 5	R: 1 H: 3 E: 0 LOB: 2 K: 0 BB: 0 S: 6 P: 6	R: 0 H: 0 E: 0 LOB: 0 K: 0 BB: 0 S: 3 P: 3	R: 4 H: 3 E: 2 LOB: 1 K: 1 BB: 0 S: 10 P: 10	1B: 10 SF: 0 2B: 1 SAC: 1 3B: 1 DP: 1 HR: 0 HBP: 1	WP: 0 PA: 41 PB: 0 SB: 3 CS: 0	
<b>PITCHER</b> Nelson Briles, R (1, 1) Steve Mingori, L (7, 1) ERA: 4.02 ERA: 2.94	IP WLS BF H R ER SO BB IBB HBP BLK WP HR S P ERA WHIP	6.1 L 27 8 3 3 4 0 0 1 0 0 0 0 34 35 4.26 1.263	2.2 14 4 4 0 1 0 0 0 0 0 0 0 16 16 0.00 1.500	<b>PITCHER</b> IP WLS BF H R ER SO BB IBB HBP BLK WP HR S P ERA WHIP								

California Angels @ Kansas City Royals  
Royals Stadium, Kansas City, MO  
Wed Sep 25 1974, 8:05 PM EDT  
Att. 6,766 - Unknown - 73 F

livebaseballscorecards.com





Batter	1	2	3	4	5	6	7	8	9	AB R H RBI BB SO LOB	TOP	
Morris Nettles, L OBP: 0.322, SLG: 0.276 (1, 8) X	0-0 4-3 S 1B		0-0 6-3		0-0 FC6-4 1-2f			0-3 K		4 1 1 0 0 1 1		
Denny Doyle, L OBP: 0.288, SLG: 0.305 (1, 4) X	0-0 4-3 1-3		0-0 4-3			0-0 G3-6-3 1B		0-0 3-1		4 0 1 0 0 0 1		
Bruce Bochte, L OBP: 0.335, SLG: 0.388 (1, 3) X	0-0 1B			0-0 4-3		0-0 G3-6-3 1-2f			0-3 K	4 0 1 1 0 1 1		
John Balaz, R OBP: 0.321, SLG: 0.407 (1, 7) X	0-0 P6			0-3 K		0-0 1B			0-3 K	4 0 1 0 0 2 1		
Joe Lahoud, L OBP: 0.368, SLG: 0.463 (1, 10) X	0-0 F9			0-0 2B		0-0 P4			0-0 P3	4 0 1 0 0 0 2		
Dave Chalk, R OBP: 0.305, SLG: 0.324 (1, 5) X		0-0 6-3		0-0 L6			0-3 K			3 0 0 0 0 1 1		
Leroy Stanton, R OBP: 0.326, SLG: 0.402 (1, 9) X		4-0 BB			0-0 F8		0-0 F8			2 0 0 0 1 0 0		
Rudy Meoli, L OBP: 0.284, SLG: 0.244 (1, 6) X		0-0 G4-6-3 1-2f			4-0 FC6-4 BB		0-0 F8			2 0 0 0 1 0 1		
Tom Egan, R OBP: 0.174, SLG: 0.106 (1, 2) X			0-3 K		0-3 K			0-3 K		3 0 0 0 0 3 1		
<b>Inning Stats</b>	R: 1 E: 0 K: 0 S: 5 H: 2 LOB: 1 BB: 0 P: 5	R: 0 E: 0 K: 0 S: 2 H: 0 LOB: 0 BB: 1 P: 6	R: 0 E: 0 K: 1 S: 5 H: 0 LOB: 0 BB: 0 P: 5	R: 0 E: 0 K: 1 S: 6 H: 1 LOB: 1 BB: 0 P: 6	R: 0 E: 0 K: 1 S: 5 H: 0 LOB: 1 BB: 1 P: 9	R: 0 E: 0 K: 0 S: 4 H: 2 LOB: 1 BB: 0 P: 4	R: 0 E: 0 K: 1 S: 5 H: 0 LOB: 0 BB: 0 P: 5	R: 0 E: 0 K: 2 S: 7 H: 0 LOB: 0 BB: 0 P: 7	R: 0 E: 0 K: 2 S: 7 H: 0 LOB: 0 BB: 0 P: 7	1B: 4 2B: 1 3B: 0 HR: 0 SF: 0 SAC: 0 DP: 2 HBP: 0	WP: 0 PB: 0 SB: 1 CS: 0	PA: 32
<b>PITCHER</b> Steve Busby, R ERA: 3.39 (1, 1)	IP: 9.0 WLS: W BF: 32 H: 5 R: 1 ER: 1 SO: 8 BB: 2 IBB: 0 HBP: 0 BLK: 0 WP: 0 HR: 0 S: 46 P: 54 ERA: 1.00 WHIP: 0.778											

California Angels @ Kansas City Royals  
Royals Stadium, Kansas City, MO  
Thu Sep 26 1974, 8:05 PM EDT  
Att: 6,795 - Unknown - 74 F

livebaseballscorecards.com

AB 30  
R 1  
H 5  
RBI 1  
BB 2  
SO 8  
LOB 9



Batter	1	2	3	4	5	6	7	8	9
Vada Pinson, L OBP: 0.308, SLG: 0.376 (1, 7) (8, 9)	0-0 1-6-3 S 1B	0-0 1-2 2-3 HR 1B		0-0 F3		0-0 G3		0-0 E FC6 SF8 1B	
Hal McRae, R OBP: 0.377, SLG: 0.479 (1, 10)	0-3 K 1-2	0-0 1-H 2-H 3-H HR		0-0 G5-4-3 1B		0-0 F8		0-0 F3	
Amos Otis, R OBP: 0.350, SLG: 0.441 Jim Wohlford, R OBP: 0.323, SLG: 0.342 (1, 8) (8, 7)	0-0 1-6-3 2-3	0-0 P6		0-0 G5-4-3 1-2f 1B		0-0 WP 1B		0-0 FC6 WP 1-3 2B	
John Mayberry, L OBP: 0.365, SLG: 0.435 (1, 3)	4-0 BB	0-0 F8		0-0 L3		4-0 1B BB		0-0 SF8	
George Brett, L OBP: 0.314, SLG: 0.367 (1, 5)	0-0 G3		0-0 FC5-4 1B		0-0 1B 2B	1-2 2-H 1B		0-0 3-H 1-H 2B	
Al Cowens, R OBP: 0.314, SLG: 0.302 (1, 9) (8, 8)		0-0 1B 2B	0-0 FC5-4 1B	1-2f	0-0 1-2 2B 1B	0-0 F9		0-0 1-3	
Cookie Rojas, R OBP: 0.305, SLG: 0.336 (1, 4)		4-0 1B 1B HR BB	0-0 L9		0-0 1-H 2-H 2B		0-0 1-3		
Freddie Patek, R OBP: 0.327, SLG: 0.301 (1, 6)		0-3 K	0-0 1-2 1B		0-0 L6		0-0 1-3		
Buck Martinez, R OBP: 0.310, SLG: 0.275 (1, 2)		0-0 1-2 2-H HR 1B	0-3 K		0-0 F7		0-0 6-3		

Inning Stats	R: 0	H: 1	E: 0	K: 1	S: 6	R: 5	H: 4	E: 0	K: 1	S: 9	R: 0	H: 2	E: 0	K: 1	S: 7	R: 0	H: 1	E: 0	K: 0	S: 3	R: 2	H: 3	E: 0	K: 0	S: 6	R: 1	H: 2	E: 0	K: 0	S: 5	R: 0	H: 0	E: 0	K: 0	S: 3	R: 2	H: 2	E: 1	K: 0	S: 6
	LOB: 2	BB: 1	LOB: 0	BB: 1	P: 10	LOB: 0	BB: 1	LOB: 2	BB: 0	P: 7	LOB: 0	BB: 0	LOB: 1	BB: 0	P: 6	LOB: 2	BB: 1	LOB: 0	BB: 0	P: 3	LOB: 0	BB: 0	LOB: 1	BB: 0	P: 6	LOB: 2	BB: 1	LOB: 0	BB: 0	P: 3	LOB: 1	BB: 0	LOB: 1	BB: 0	P: 6	LOB: 1	BB: 0	P: 6		

PITCHER	IP	WLS	BF	H	R	ER	SO	BB	IBB	HBP	BLK	WP	HR	S	P	ERA	WHIP
Chuck Dobson, R ERA: 7.29 (1, 1)	5.0	L	27	11	7	7	3	2	0	0	0	0	1	31	39	12.60	2.600
Don Kirkwood, R ERA: 8.59 (6, 1)	1.0		6	2	1	1	0	1	0	0	0	1	0	5	9	9.00	3.000
Horacio Pina, R ERA: 3.66 (7, 1)	1.0		3	0	0	0	0	0	0	0	0	0	0	3	3	0.00	0.000
Ken Sanders, R ERA: 6.53 (8, 1)	1.0		6	2	2	0	0	0	0	0	0	1	0	6	6	0.00	2.000

**BOTTOM**


**California Angels @ Kansas City Royals**  
Royals Stadium, Kansas City, MO

Thu Sep 26 1974, 8:05 PM EDT  
Att. 6,795 - Unknown - 74 F

AB	R	H	RBI	BB	SO	LOB
5	2	3	0	0	0	0
5	1	2	4	0	1	2
4	1	1	0	0	0	2
1	1	0	0	0	0	1
2	0	0	1	2	0	0
5	1	4	2	0	0	2
5	2	2	0	0	0	4
3	1	1	2	1	0	1
4	0	1	0	0	1	3
4	1	1	1	0	1	3

AB	38
R	10
H	15
RBI	10
BB	3
SO	3
LOB	18

WP: 2 PA: 42  
PB: 0  
SB: 1  
CS: 0



PITCHER	IP	WLS	BF	H	R	ER	SO	BB	IBB	HBP	BLK	WP	HR	S	P	ERA	WHIP
Chuck Dobson, R ERA: 7.29 (1, 1)	5.0	L	27	11	7	7	3	2	0	0	0	0	1	31	39	12.60	2.600
Don Kirkwood, R ERA: 8.59 (6, 1)	1.0		6	2	1	1	0	1	0	0	0	1	0	5	9	9.00	3.000
Horacio Pina, R ERA: 3.66 (7, 1)	1.0		3	0	0	0	0	0	0	0	0	0	0	3	3	0.00	0.000
Ken Sanders, R ERA: 6.53 (8, 1)	1.0		6	2	2	0	0	0	0	0	0	1	0	6	6	0.00	2.000



Batter	1	2	3	4	5	6	7	8	9	10	11	12	AB R H RBI BB SO LOB	TOP										
Davey Nelson, R OBP: 0.291, SLG: 0.281 (1, 4)	0-0 4-3	0-0 4-3			0-0 5-3		0-0 F5		0-0 1B		0-0 6-3		6 0 2 1 0 0 1											
Cesar Tovar, R OBP: 0.349, SLG: 0.365 (1, 7)	0-0 F7		0-0 5-3		4-0 2B G3-2-3 BB		0-0 5-3		0-0 5-3		0-0 6-3		5 0 0 0 1 0 2											
Jeff Burroughs, R OBP: 0.397, SLG: 0.505 (1, 9)	0-0 4-3		0-0 1B		0-0 2B		0-0 F9		0-0 FC3-6 SH3 1B		0-0 F8		6 0 3 0 0 0 1											
Mike Hargrove, L OBP: 0.398, SLG: 0.427 (1, 3)		4-0 E 1B BB	0-0 1-2 1B		4-0 IBB		0-0 4-3		0-0 SH3		0-0 L8		3 1 1 0 2 0 0											
Jim Spencer, L OBP: 0.322, SLG: 0.388 (1, 10)	0-0 E4 FC5-4 1B		0-0 P3		0-0 G3-2-3		4-0 4-1 BB		4-0 FC3-6 IBB		0-0 G1-6-3 1B		4 1 1 0 2 0 6											
Lenny Randle, S OBP: 0.339, SLG: 0.359 (1, 5)	0-0 FC5-4 1B		0-0 3-1		0-0 G3		0-0 4-1		0-0 FC3-6 1-2 2-3		0-0 G1-6-3 1-2		6 0 1 1 0 0 6											
Toby Harrah, R OBP: 0.318, SLG: 0.419 (1, 6)	0-0 FC5-4 1B 1-2 2-3			0-0 F7		0-3 K		0-0 6-3		0-0 5-3			5 1 0 0 0 1 5	AB 43 R 4 H 10 RBI 3 BB 6 SO 1 LOB 23										
Joe Lovitto, S OBP: 0.290, SLG: 0.295 (1, 8)	0-0 FC6-4 1B		0-0 B1-3		0-0 B1-3		0-0 1B		0-0 6-3		4-0 SH1-4 1B BB		4 1 2 1 1 0 0											
Jim Sundberg, R OBP: 0.355, SLG: 0.324 (1, 2)	0-0 FC6-4		0-0 F9		0-0 F9		0-0 5-3		0-0 P6		0-0 SH1-4		4 0 0 0 0 0 2											
<b>Inning Stats</b>	R: 0 E: 0 K: 0 S: 3	H: 0 LOB: 0 BB: 0 P: 3	R: 3 E: 2 K: 0 S: 6	H: 2 LOB: 1 BB: 1 P: 10	R: 0 E: 0 K: 0 S: 5	H: 2 LOB: 2 BB: 0 P: 5	R: 0 E: 0 K: 0 S: 3	H: 0 LOB: 0 BB: 0 P: 3	R: 0 E: 0 K: 1 S: 6	H: 1 LOB: 1 BB: 0 P: 6	R: 0 E: 0 K: 0 S: 3	H: 1 LOB: 1 BB: 1 P: 7	R: 0 E: 0 K: 0 S: 4	H: 1 LOB: 1 BB: 0 P: 4	R: 0 E: 0 K: 0 S: 4	H: 1 LOB: 2 BB: 1 P: 8	R: 1 E: 0 K: 0 S: 4	H: 1 LOB: 1 BB: 1 P: 8	R: 0 E: 0 K: 0 S: 3	H: 1 LOB: 0 BB: 0 P: 3	1B: 9 2B: 1 3B: 0 HR: 0	SF: 0 SAC: 2 DP: 2 HBP: 0	WP: 0 PB: 0 SB: 1 CS: 0	PA: 51
<b>PITCHER</b> Al Fitzmorris, R ERA: 2.79 (1, 1)	IP 12.0 WLS W BF 51 H 10 R 4 ER 2 SO 1 BB 4 IBB 2 HBP 0 BLK 0 WP 0 HR 0 S 47 P 71 ERA 1.50 WHIP 1.167													<b>PITCHER</b> IP WLS BF H R ER SO BB IBB HBP BLK WP HR S P ERA WHIP										

Texas Rangers @ Kansas City Royals  
Royals Stadium, Kansas City, MO  
Fri Sep 27 1974, 8:05 PM EDT  
Att: 7,746 - Unknown - 74 F

livebaseballscorecards.com




Batter	1	2	3	4	5	6	7	8	9	10	11	12	AB	R	H	RBI	BB	SO	LOB
Vada Pinson, L OBP: 0.305, SLG: 0.373 (1, 7) X	0-0 F8 ①		0-0 F8 ① X	0-0 F5 ③		0-0 E S 1B			0-3 K ①		0-0 F7 ②		6	0	1	0	0	1	3
Hal McRae, R OBP: 0.376, SLG: 0.477 (1, 10) X	0-0 F9 ②		0-0 E9 1B ①		0-0 E 1B ①	0-0 F7 ③			0-0 5-3 ②		0-0 6-3 ③		6	1	2	0	0	0	2
Amos Otis, R OBP: 0.348, SLG: 0.438 (1, 8) X	0-0 E8		0-0 FC5 1B ①		0-0 P6 ①				0-0 5-3 ①			0-0 E 1B ①	6	2	1	0	0	0	2
John Mayberry, L OBP: 0.360, SLG: 0.429 (1, 3) X	0-0 L9 ③		0-3 K ②		0-3 K ②				0-0 4-3 ②		0-0 F8 ①	0-0 F8 ①	6	0	0	0	0	2	5
George Brett, L OBP: 0.318, SLG: 0.371 (1, 5) X		0-3 K ①	0-0 1B ①		0-0 E7 1B ①				0-0 1-3 ③		0-0 G6-3 1B ①	0-0 1B ①	6	0	4	3	0	1	0
Al Cowens, R OBP: 0.312, SLG: 0.298 (1, 9) X		0-0 L7 ②	0-3 K ③		1-0 HBP ①				0-0 6-3 ①		0-0 G6-3 ②		4	0	0	0	0	1	2
Cookie Rojas, R OBP: 0.308, SLG: 0.338 (1, 4) X		0-0 1B ①			0-0 6-3 ① X	0-0 L7 ③			0-0 1B ①		0-0 SH3-4 1B ①		5	0	3	0	0	0	3
Freddie Patek, R OBP: 0.327, SLG: 0.301 (11, PR) (12, 6)													0	1	0	0	0	0	0
Frank White, R OBP: 0.238, SLG: 0.294 (1, 6) (12, 4) X	0-0 F7 ③					0-0 1B ①			0-0 F3 ①		0-3 K ②		4	0	1	0	0	1	2
Buck Martinez, R OBP: 0.311, SLG: 0.269 (1, 2) H			1-0 E 1B HBP ①		0-3 K ②				0-0 F5 ②		0-3 K ③		2	1	0	0	0	1	1
Kurt Bevacqua, R OBP: 0.274, SLG: 0.212 (8, PH)												0-0 1B ①	1	0	0	0	0	1	1
Fran Healy, R OBP: 0.343, SLG: 0.378 (9, 2) X												0-0 1B ①	1	0	1	1	0	0	0

Inning Stats	R: 0	H: 0	E: 1	K: 0	S: 4	H: 1	LOB: 1	BB: 0	P: 4	R: 0	H: 1	E: 0	K: 1	S: 6	H: 2	LOB: 1	BB: 0	P: 11	R: 0	H: 1	E: 0	K: 1	S: 6	R: 0	H: 2	E: 1	K: 1	S: 7	R: 0	H: 1	E: 0	K: 0	S: 4	R: 0	H: 0	E: 0	K: 0	S: 3	R: 0	H: 1	E: 0	K: 2	S: 8	R: 0	H: 0	E: 0	K: 1	S: 5	R: 0	H: 1	E: 0	K: 0	S: 3	R: 1	H: 2	E: 0	K: 0	S: 5	R: 1	H: 2	E: 1	K: 0	S: 3	1B: 13	2B: 0	3B: 0	HR: 0	SF: 0	SAC: 1	DP: 1	HBP: 2	WP: 0	PA: 50
--------------	------	------	------	------	------	------	--------	-------	------	------	------	------	------	------	------	--------	-------	-------	------	------	------	------	------	------	------	------	------	------	------	------	------	------	------	------	------	------	------	------	------	------	------	------	------	------	------	------	------	------	------	------	------	------	------	------	------	------	------	------	------	------	------	------	------	--------	-------	-------	-------	-------	--------	-------	--------	-------	--------

PITCHER	IP	WLS	BF	H	R	ER	SO	BB	IBB	HBP	BLK	WP	HR	S	P	ERA	WHIP
Fergie Jenkins, R ERA: 2.86 (1, 1)	9.0		39	8	3	0	8	0	0	2	0	0	0	53	55	0.00	0.889
Steve Foucault, R ERA: 2.28 (10, 1)	2.1	L	11	5	2	1	0	0	0	0	0	0	0	11	11	3.86	2.143

**TEXAS RANGERS @ KANSAS CITY ROYALS**  
 Royals Stadium, Kansas City, MO  
 Fri Sep 27 1974, 8:05 PM EDT  
 Att. 7,746 - Unknown - 74 F

AB	47
R	5
H	13
RBI	4
BB	0
SO	8
LOB	21





Batter	1	2	3	4	5	6	7	8	9	AB R H RBI BB SO LOB	TOP		
Davey Nelson, R OBP: 0.294, SLG: 0.291 (1, 4) X	0-0 6-3		0-0 G6-4-3		0-0 E9		0-0 2B	0-0 1B		5 3 3 0 0 0 2			
Cesar Tovar, R OBP: 0.354, SLG: 0.377 (1, 8) B B B (6, 7)	4-0 G1-4-3 BB			0-0 1B	0-0 1B		0-0 2B	0-0 1B		4 3 4 3 1 0 0			
Jeff Burroughs, R OBP: 0.397, SLG: 0.505 (1, 9) X	0-0 G1-4-3			0-0 1B	0-0 1B		0-3 K	0-0 FC6-4		5 0 2 2 0 1 3			
Mike Hargrove, L OBP: 0.398, SLG: 0.429 (1, 3) X		0-0 L7		0-0 1B	0-0 P5		0-0 1B	0-3 K		5 1 2 1 0 1 2			
Jim Spencer, L OBP: 0.323, SLG: 0.386 (1, 10) X		0-0 F5		0-0 P4	0-0 6-3		0-0 3B		4-0 1B	4 2 1 1 1 0 3			
Lenny Randle, S OBP: 0.339, SLG: 0.357 (1, 7) X		0-0 3-1		0-0 FC4-6		4-0 SH1-3	0-0 SF9		0-0 1B	2 0 0 0 1 0 2			
Joe Lovitto, S OBP: 0.294, SLG: 0.308 (6, 8) X				1-2 2-3		BB	1-H 3B		1-3 1B	2 1 2 1 0 0 0			
Toby Harrah, R OBP: 0.318, SLG: 0.417 (1, 6) B B B B			4-0 1B	0-0 L8		0-0 SH1-3	0-0 SF9		0-0 G4-6-3	2 0 0 1 1 0 3			
Roy Howell, L OBP: 0.371, SLG: 0.455 (1, 5) X			0-0 F5		0-0 SH1-4	0-0 1B	0-0 1-3		0-0 F8	5 1 2 0 0 0 1			
Bill Fahey, L OBP: 0.267, SLG: 0.267 (1, 2) X			0-0 G6-4-3		0-0 SH1-4	0-0 4-3		0-0 4-3		3 0 1 0 0 0 1			
<b>Inning Stats</b>	R: 0 H: 0 E: 0 LOB: 0 K: 0 BB: 1 S: 2 P: 6	R: 0 H: 0 E: 0 LOB: 0 K: 0 BB: 0 S: 3 P: 3	R: 0 H: 1 E: 0 LOB: 1 K: 0 BB: 1 S: 3 P: 7	R: 1 H: 3 E: 0 LOB: 2 K: 0 BB: 0 S: 6 P: 6	R: 3 H: 4 E: 1 LOB: 1 K: 0 BB: 0 S: 7 P: 7	R: 0 H: 1 E: 0 LOB: 1 K: 0 BB: 1 S: 3 P: 7	R: 5 H: 5 E: 0 LOB: 0 K: 1 BB: 0 S: 10 P: 10	R: 1 H: 2 E: 0 LOB: 1 K: 1 BB: 0 S: 7 P: 7	R: 1 H: 1 E: 0 LOB: 0 K: 0 BB: 1 S: 3 P: 7	1B: 10 SF: 1 2B: 4 SAC: 2 3B: 3 DP: 3 HR: 0 HBP: 0	WP: 1 PA: 44 PB: 0 SB: 2 CS: 1		
<b>PITCHER</b>	IP WLS BF H R ER SO BB IBB HBP BLK WP HR S P ERA WHIP											<b>PITCHER</b>	IP WLS BF H R ER SO BB IBB HBP BLK WP HR S P ERA WHIP
Dennis Leonard, R ERA: 5.32 (1, 1)	4.1 L 20 7 4 4 0 2 0 0 0 0 0 0 0 18 26 8.31 2.077												
Aurelio Lopez, R ERA: 5.25 (5, 1)	2.0 13 7 5 5 1 1 0 0 0 1 0 14 18 22.50 4.000												
Lindy McDaniel, R ERA: 3.42 (7, 1)	2.2 11 3 2 2 1 1 0 0 0 0 0 12 16 6.75 1.500												

Texas Rangers @ Kansas City Royals  
Royals Stadium, Kansas City, MO  
Sat Sep 28 1974, 8:05 PM EDT  
Att: 8,839 - Unknown - 60 F

livebaseballscorecards.com

AB 37  
R 11  
H 17  
RBI 9  
BB 4  
SO 2  
LOB 17







Batter	1	2	3	4	5	6	7	8	9	AB R H RBI BB SO LOB	TOP											
Davey Nelson, R (1, 4) OBP: 0.291, SLG: 0.288	0-0 5-3		0-3 K		0-3 K		0-0 L4		0-0 F9	5 0 0 0 0 2 1												
Cesar Tovar, R (1, 7) OBP: 0.354, SLG: 0.377	0-0 E 1B		0-0 CS 1B		0-0 L5			0-0 4-3	0-3 K	5 0 2 0 0 1 1												
Jeff Burroughs, R (1, 9) OBP: 0.397, SLG: 0.504	0-0 E4 BB 1-3		4-0 BB BB BB 1-2 1B BB		0-0 4-3 HR 1B			0-3 K		3 1 1 0 0 1 1												
Mike Hargrove, L (1, 3) OBP: 0.399, SLG: 0.428	4-0 1-2 BB		0-0 1-2 1B		0-0 4-3			0-0 F7		3 0 1 0 0 1 0 1												
Jim Spencer, L (1, 10) OBP: 0.325, SLG: 0.396	0-0 F3		0-0 L4		0-0 2-H HR			0-0 FC4 1B		4 2 2 2 0 0 5												
Roy Howell, L (1, 5) OBP: 0.333, SLG: 0.405	0-3 K			0-0 P6		0-0 F7		0-3 K		4 0 0 0 0 2 4												
Larry Brown, R (9, 5) OBP: 0.279, SLG: 0.224										0 0 0 0 0 0 0												
Toby Harrah, R (1, 6) OBP: 0.317, SLG: 0.416		0-0 F3		0-3 K		0-0 P4		0-0 FC4 E 1B		4 1 1 0 0 0 1 0												
Joe Lovitto, S (1, 8) OBP: 0.290, SLG: 0.303		0-0 6-3		0-0 G3			0-0 G3	0-0 FC4 2B		4 1 0 0 0 0 0												
Jim Sundberg, R (1, 2) OBP: 0.354, SLG: 0.326		0-0 F9			0-0 5-3		0-0 6-3	0-0 2B		4 0 1 1 0 0 0												
<b>Inning Stats</b>	R: 0 E: 1 K: 1 S: 7	H: 1 LOB: 3 BB: 1 P: 11	R: 0 E: 0 K: 0 S: 3	H: 0 LOB: 0 BB: 0 P: 3	R: 0 E: 0 K: 1 S: 6	H: 2 LOB: 2 BB: 1 P: 10	R: 0 E: 0 K: 1 S: 5	H: 0 LOB: 0 BB: 0 P: 5	R: 0 E: 0 K: 1 S: 5	H: 0 LOB: 0 BB: 0 P: 5	R: 2 E: 0 K: 0 S: 5	H: 2 LOB: 0 BB: 0 P: 5	R: 0 E: 0 K: 0 S: 3	H: 0 LOB: 0 BB: 0 P: 3	R: 0 E: 0 K: 1 S: 5	H: 0 LOB: 0 BB: 0 P: 5	R: 3 E: 1 K: 2 S: 11	H: 3 LOB: 1 BB: 0 P: 11	1B: 6 2B: 1 3B: 0 HR: 1	SF: 0 SAC: 0 DP: 0 HBP: 0	WP: 0 PB: 0 SB: 0 CS: 1	PA: 38
<b>PITCHER</b>	IP WLS BF H R ER SO BB IBB HBP BLK WP HR S P ERA WHIP																					
Nelson Briles, R (1, 1) ERA: 4.02	9.0 L 38 8 5 4 7 2 0 0 0 0 0 1 50 58 4.00 1.111																					
Nelson Briles, R (9, 1) ERA: 4.02	9.0 L 38 8 5 4 7 2 0 0 0 0 0 1 50 58 4.00 1.111																					

Texas Rangers @ Kansas City Royals  
Royals Stadium, Kansas City, MO  
Sun Sep 29 1974, 4:33 AM EDT  
Att: 8,928 - Unknown - 73 F

AB	36
R	5
H	8
RBI	3
BB	2
SO	7
LOB	13



Batter	1	2	3	4	5	6	7	8	9	AB	R	H	RBI	BB	SO	LOB
Vada Pinson, L OBP: 0.307, SLG: 0.373 (1, 3)	0-0 6-3			0-0 1-3		0-0 G3		0-0 1B		4	0	1	0	0	0	1
Frank White, R OBP: 0.239, SLG: 0.294 (1, 4) Nelson Briles, R OBP: 0.294, SLG: 0.373 (9, 1)	0-3 K			0-0 1B		0-0 5-3		0-0 4-3		4	0	1	0	0	1	2
George Brett, L OBP: 0.319, SLG: 0.371 (1, 5)	0-0 L7			0-0 1B			0-0 4-3		0-0 1B	4	0	1	0	0	0	1
Hal McRae, R OBP: 0.375, SLG: 0.474 (1, 10) Kurt Bevacqua, R OBP: 0.268, SLG: 0.207 (4, PH) (9, 4)		0-0 6-3		0-0 6-3			0-0 1-3		0-0 FC5-4	1	0	0	0	0	0	0
Al Cowens, R OBP: 0.306, SLG: 0.292 (1, 9)		0-0 F8			0-0 L8			0-0 1B	0-0 F9	4	0	1	0	0	0	1
Amos Otis, R OBP: 0.348, SLG: 0.438 (1, 8)		0-0 F9			0-0 6-3			0-0 1B	0-0 P4	4	0	1	0	0	0	1
Fran Healy, R OBP: 0.341, SLG: 0.375 (1, 2)			0-0 6-3		0-0 6-3			0-0 2B		3	0	0	0	0	0	2
Jim Wohlford, R OBP: 0.321, SLG: 0.339 (1, 7)			0-0 6-3			0-0 P4		0-0 F5		3	0	0	0	0	0	0
Freddie Patek, R OBP: 0.325, SLG: 0.299 (1, 6)			0-0 L7			0-0 1B		0-0 P4		3	0	1	0	0	0	0

Inning Stats	R: 0	H: 0	E: 0	LOB: 0	K: 1	BB: 0	S: 5	P: 5	R: 0	H: 0	E: 0	LOB: 0	K: 0	BB: 0	S: 3	P: 3	R: 0	H: 0	E: 0	LOB: 0	K: 0	BB: 0	S: 3	P: 3	R: 0	H: 1	E: 0	LOB: 1	K: 0	BB: 0	S: 4	P: 4	R: 0	H: 0	E: 0	LOB: 0	K: 0	BB: 0	S: 3	P: 3	R: 0	H: 1	E: 0	LOB: 1	K: 0	BB: 0	S: 4	P: 4	R: 0	H: 2	E: 0	LOB: 2	K: 0	BB: 0	S: 5	P: 5	R: 0	H: 1	E: 0	LOB: 1	K: 0	BB: 0	S: 4	P: 4	R: 0	H: 1	E: 0	LOB: 1	K: 0	BB: 0	S: 4	P: 4
Bill Hands, R ERA: 4.18 (1, 1)	IP	WLS	BF	H	R	ER	SO	BB	IBB	HBP	BLK	WP	HR	S	P	ERA	WHIP	IP	WLS	BF	H	R	ER	SO	BB	IBB	HBP	BLK	WP	HR	S	P	ERA	WHIP	IP	WLS	BF	H	R	ER	SO	BB	IBB	HBP	BLK	WP	HR	S	P	ERA	WHIP																					


**BOTTOM**

**Texas Rangers @ Kansas City Royals**  
Royals Stadium, Kansas City, MO

Sun Sep 29 1974, 4:33 AM EDT  
Att. 8,928 - Unknown - 73 F

livebaseballscorecards.com

AB	33
R	0
H	6
RBI	0
BB	0
SO	1
LOB	10





Batter	1	2	3	4	5	6	7	8	9	AB R H RBI BB SO LOB	TOP											
Freddie Patek, R (1, 6) OBP: 0.325, SLG: 0.299	0-0 4-3		0-0 E 1B		0-0 L8		0-0 F9			4 1 1 0 0 0 2	<b>Kansas City Royals @ Chicago White Sox</b> Comiskey Park, Chicago, IL Tue Oct 01 1974, 8:05 PM EDT Att: 4,430 - Unknown - 42 F <a href="http://livebaseballscorecards.com">livebaseballscorecards.com</a>											
Jim Wohlford, R (1, 7) OBP: 0.321, SLG: 0.338	0-0 L4		0-0 E9 1B			0-0 E5 FC1-6		0-0 6-3		4 0 1 0 0 0 0												
George Brett, L (1, 5) OBP: 0.316, SLG: 0.368	0-0 6-3		0-0 6-3			0-0 FC1-6 FC3-6 1B 1-2f		0-0 1-3		4 0 0 0 0 0 2												
Hal McRae, R (1, 10) OBP: 0.376, SLG: 0.475		0-0 5-3		0-0 P4		0-0 FC3-6 1B 1-2		0-0 1B		4 0 2 0 0 0 0												
Al Cowens, R (1, 8) OBP: 0.302, SLG: 0.288		0-0 5-3		0-0 L9		0-0 FC3-6 1-2f 2-3		0-0 4-3		4 0 0 0 0 0 3												
Cookie Rojas, R (1, 4) OBP: 0.307, SLG: 0.338		0-0 1B		0-0 F8		0-0 L8		0-0 F7		4 0 1 0 0 0 2												
Dennis Paepke, R (1, 9) OBP: 0.200, SLG: 0.111		0-0 F9			4-0 CS BB		0-3 K	0-3 K	3 0 0 0 1 2 1	<b>AB 33</b> <b>R 1</b> <b>H 6</b> <b>RBI 0</b> <b>BB 2</b> <b>SO 2</b> <b>LOB 11</b>												
Kurt Bevacqua, R (1, 3) OBP: 0.267, SLG: 0.202			0-0 6-3		4-0 BB 1-2		0-0 F9	0-0 6-3	3 0 0 0 1 0 0													
Buck Martinez, R (1, 2) OBP: 0.311, SLG: 0.290 Fran Healy, R (8, 2) OBP: 0.341, SLG: 0.375			0-0 F8		0-0 F8		0-0 3B		3 0 1 0 0 0 1 0 0 0 0 0 0 0													
<b>Inning Stats</b>	R: 0 E: 0 K: 0 S: 3	H: 0 LOB: 0 BB: 0 P: 3	R: 0 E: 0 K: 0 S: 4	H: 1 LOB: 1 BB: 0 P: 4	R: 1 E: 1 K: 0 S: 5	H: 2 LOB: 1 BB: 0 P: 5	R: 0 E: 0 K: 0 S: 3	H: 0 LOB: 0 BB: 0 P: 3	R: 0 E: 0 K: 0 S: 2	H: 0 LOB: 1 BB: 2 P: 10	R: 0 E: 1 K: 0 S: 5	H: 1 LOB: 2 BB: 0 P: 5	R: 0 E: 0 K: 1 S: 6	H: 1 LOB: 1 BB: 0 P: 6	R: 0 E: 0 K: 0 S: 4	H: 1 LOB: 1 BB: 0 P: 4	R: 0 E: 0 K: 1 S: 5	H: 0 LOB: 0 BB: 0 P: 5	1B: 5 2B: 0 3B: 1 HR: 0	SF: 0 SAC: 0 DP: 0 HBP: 0	WP: 0 PB: 0 SB: 0 CS: 1	PA: 35
<b>PITCHER</b> Jim Kaat, L (1, 1) ERA: 2.92	IP: 9.0 WLS: W BF: 35 H: 6 R: 1 ER: 0 SO: 2 BB: 2 IBB: 0 HBP: 0 BLK: 0 WP: 0 HR: 0 S: 37 P: 45 ERA: 0.00 WHIP: 0.889											<b>PITCHER</b>	IP: WLS: BF: H: R: ER: SO: BB: IBB: HBP: BLK: WP: HR: S: P: ERA: WHIP:									



Batter	1	2	3	4	5	6	7	8	9
Pat Kelly, L OBP: 0.348, SLG: 0.360 (1, 10)	0-0 SH3 1B		0-0 G3		0-3 K		0-0 1B		
Bucky Dent, R OBP: 0.317, SLG: 0.348 (1, 6)	0-0 SH3 1-2		0-0 1B		0-0 5-3		0-0 L3		
Jorge Orta, L OBP: 0.367, SLG: 0.443 (1, 4)	0-0 F9		0-0 L8			0-0 1B G3 FC4-6 1B		0-3 K	
Ken Henderson, S OBP: 0.359, SLG: 0.468 (1, 8)	0-3 K		0-3 K			0-0 G3 1-2		0-0 F7	
Carlos May, L OBP: 0.306, SLG: 0.335 (1, 7)		0-0 4-3		0-0 F7		0-0 FC4-6 1B 2-3		0-0 4-3	
Tony Muser, L OBP: 0.313, SLG: 0.340 (1, 3)		4-0 BB BB BB G3 1B BB		0-0 4-3		0-0 FC4-6 1-2f 3-H			
Bill Sharp, L OBP: 0.302, SLG: 0.342 (1, 9)		0-0 G3 1-2		0-0 1B		0-3 K			
Bill Stein, R OBP: 0.386, SLG: 0.316 (1, 5)		0-0 2-H 1B		0-3 K			0-0 5-3		
Ed Herrmann, L OBP: 0.288, SLG: 0.381 (1, 2)		0-0 F8			0-0 P6		0-0 L7		

Inning Stats	R: 0	H: 1	E: 0	K: 1	S: 6	R: 1	H: 1	E: 0	K: 0	S: 4	R: 0	H: 1	E: 0	K: 1	S: 6	R: 0	H: 1	E: 0	K: 1	S: 6	R: 1	H: 2	E: 0	K: 1	S: 7	R: 0	H: 1	E: 0	K: 0	S: 4	R: 0	H: 0	E: 0	K: 1	S: 5
	LOB: 1	BB: 0	P: 6	LOB: 1	BB: 1	P: 8	LOB: 1	BB: 0	P: 6	LOB: 0	BB: 0	P: 5	LOB: 1	BB: 0	P: 7	LOB: 1	BB: 0	P: 5	LOB: 0	BB: 0	P: 5	LOB: 0	BB: 0	P: 5	LOB: 0	BB: 0	P: 5	LOB: 0	BB: 0	P: 5	LOB: 0	BB: 0	P: 5		

PITCHER	IP	WLS	BF	H	R	ER	SO	BB	IBB	HBP	BLK	WP	HR	S	P	ERA	WHIP
Doug Bird, R ERA: 2.73 (1, 1)	8.0	L	32	7	2	2	6	1	0	0	0	0	0	43	47	2.25	1.000

AB R H RBI BB SO LOB

4	0	2	0	0	1	0
3	0	1	0	0	0	1
4	1	1	0	0	1	2
4	0	0	0	0	2	3
4	0	1	0	0	0	0
2	1	0	1	1	0	1
3	0	1	0	0	1	2
3	0	1	1	0	1	1
3	0	0	0	0	0	1

WP	PA	ERA	WHIP
0	32		

**Kansas City Royals @ Chicago White Sox**  
 Comiskey Park, Chicago, IL  
 Tue Oct 01 1974, 8:05 PM EDT  
 Att. 4,430 - Unknown - 42 F

AB	30
R	2
H	7
RBI	2
BB	1
SO	6
LOB	11



1B	2B	3B	HR	SF	SAC	DP	HBP	WP	PA	ERA	WHIP
7	0	0	0	0	1	0	0	0	32		





