

# Kansas City Royals - 1974









Batter	1	2	3	4	5	6	7	8	9	AB	R	H	RBI	BB	SO	LOB	TOP																	
Bill North, S OBP: 0.056, SLG: 0.056 (1, 8)										4	1	1	0	0	0	3	<b>Oakland Athletics @ Kansas City Royals</b> Royals Stadium, Kansas City, MO Tue Apr 09 1974, 8:05 PM EDT Att: 17,792 - Unknown - 65 F																	
Bert Campaneris, R OBP: 0.353, SLG: 0.500 (1, 6)										4	0	1	0	0	0	4																		
Sal Bando, R OBP: 0.500, SLG: 0.750 (1, 5)										4	2	2	1	1	0	0																		
Reggie Jackson, L OBP: 0.500, SLG: 1.176 (1, 9)										4	1	1	1	1	0	3																		
Joe Rudi, R OBP: 0.588, SLG: 0.857 (1, 7)										5	1	3	2	0	1	1																		
Gene Tenace, R OBP: 0.471, SLG: 0.385 (1, 3)										3	0	3	2	1	0	0																		
Deron Johnson, R OBP: 0.118, SLG: 0.063 (1, 10)										4	0	1	0	0	1	5																		
Ray Fosse, R OBP: 0.250, SLG: 0.250 (1, 2)										2	0	1	0	0	0	1																		
Pat Bourque, L OBP: 0.471, SLG: 0.385 (8, PH)										1	0	0	0	0	0	3																		
Larry Haney, R OBP: 0.471, SLG: 0.385 (8, 2)										0	0	0	0	0	0	0																		
Dick Green, R OBP: 0.300, SLG: 0.125 (1, 4)										2	0	0	0	0	0	1																		
Vic Davallillo, L OBP: 0.300, SLG: 0.125 (7, PH)										0	0	0	0	1	0	0																		
Manny Trillo, R OBP: 0.300, SLG: 0.125 (7, 4)										0	1	0	0	0	0	0																		
<b>Inning Stats</b>	R: 0 E: 0 K: 0 S: 3	H: 1 LOB: 0 BB: 0 P: 3	R: 1 E: 0 K: 0 S: 5	H: 2 LOB: 1 BB: 0 P: 5	R: 0 E: 0 K: 0 S: 3	H: 0 LOB: 0 BB: 0 P: 3	R: 2 E: 0 K: 1 S: 7	H: 3 LOB: 0 BB: 0 P: 7	R: 0 E: 0 K: 0 S: 3	H: 1 LOB: 0 BB: 0 P: 3	R: 1 E: 0 K: 0 S: 4	H: 2 LOB: 0 BB: 0 P: 4	R: 0 E: 0 K: 0 S: 5	H: 2 LOB: 2 BB: 1 P: 9	R: 0 E: 0 K: 1 S: 6	H: 1 LOB: 3 BB: 2 P: 14	R: 2 E: 1 K: 0 S: 4	H: 1 LOB: 2 BB: 1 P: 9	1B: 8 2B: 5 3B: 0 HR: 1	SF: 0 SAC: 3 DP: 3 HBP: 1	WP: 0 PB: 0 SB: 0 CS: 1	PA: 41												
<b>PITCHER</b>	IP WLS BF H R ER SO BB IBB HBP BLK WP HR S P ERA WHIP																																	
Paul Spittorf, L ERA: 4.2 (1, 1)	6.0	25	11	4	4	1	0	0	0	0	0	0	0	1	27	27	6.00	1.833																
Gene Garber, R ERA: 4.2 (7, 1)	2.1	L	14	1	2	0	1	3	1	0	0	0	0	11	28	0.00	0.857																	
Joe Hoerner, L ERA: 4.2 (9, 1)	0.1		1	0	0	0	0	0	0	0	0	0	0	1	1	0.00	0.000																	
Lindy McDaniel, R ERA: 7.71 (9, 1)	0.1		1	1	0	0	0	0	0	0	0	0	0	1	1	0.00	3.000																	

AB	33
R	6
H	13
RBI	6
BB	4
SO	2
LOB	21

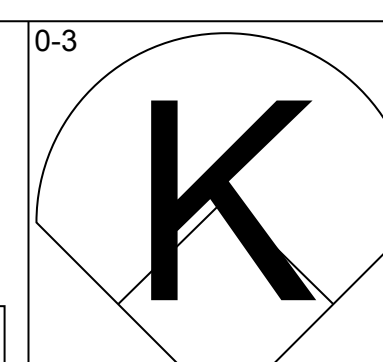
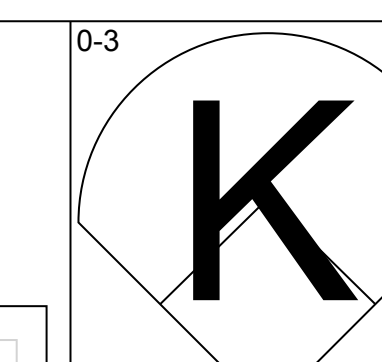
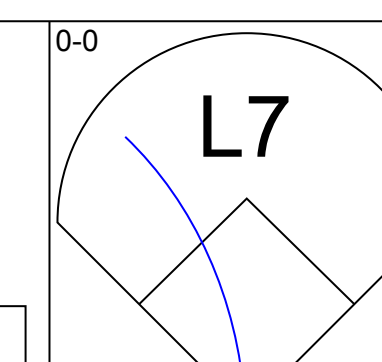
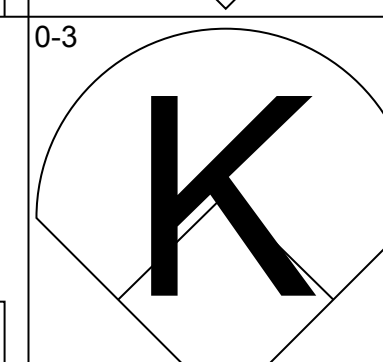
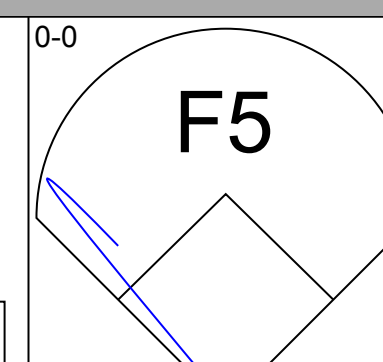
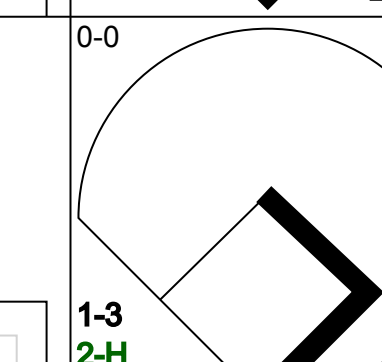
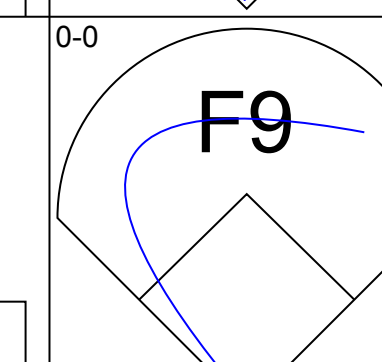
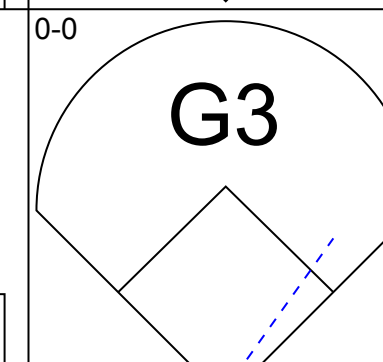
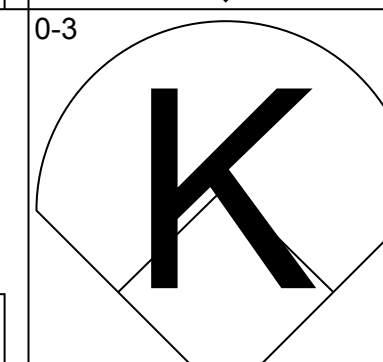
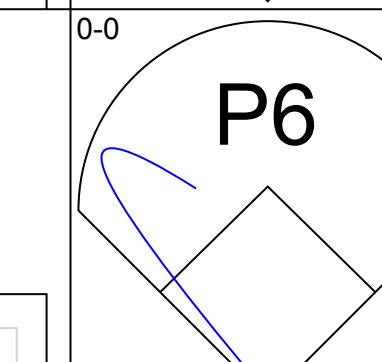
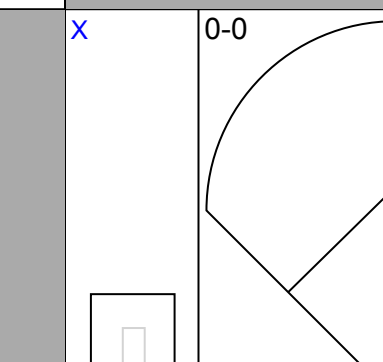
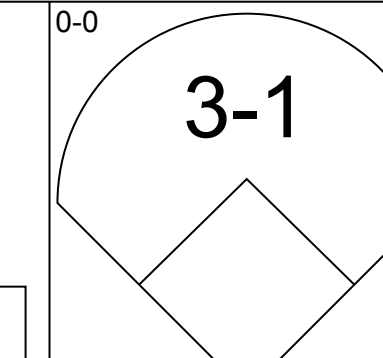
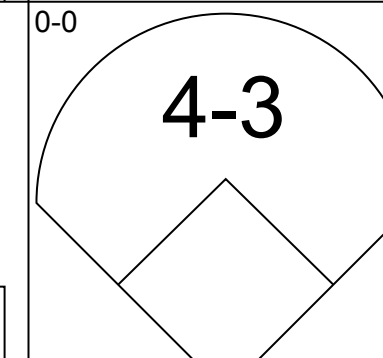
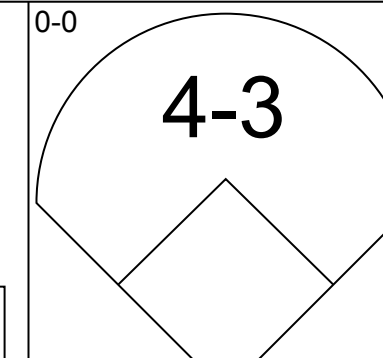
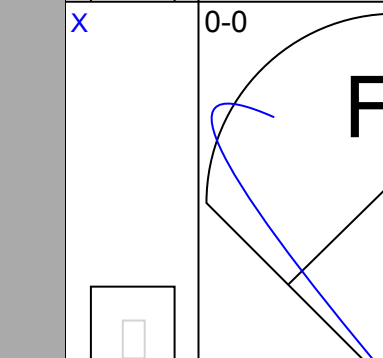
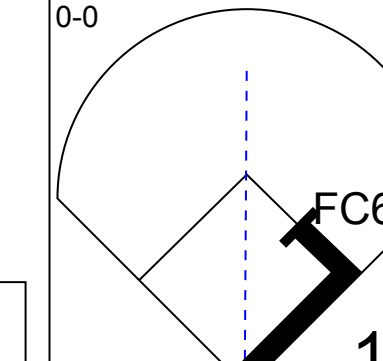
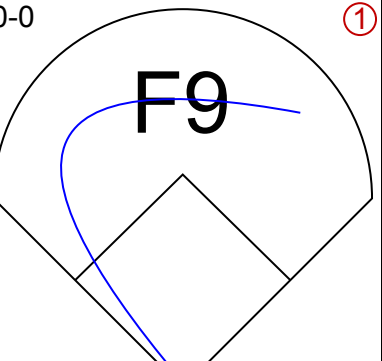
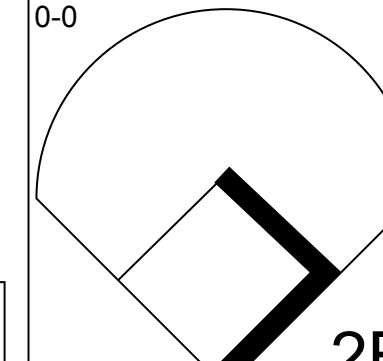
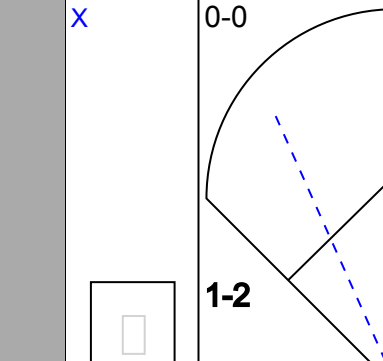

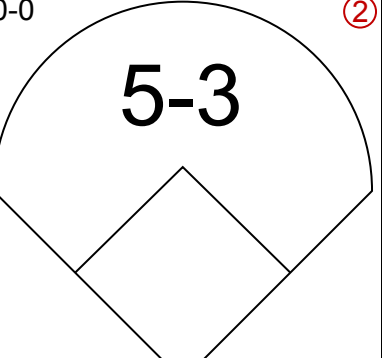
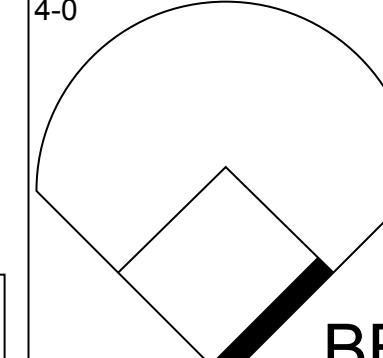
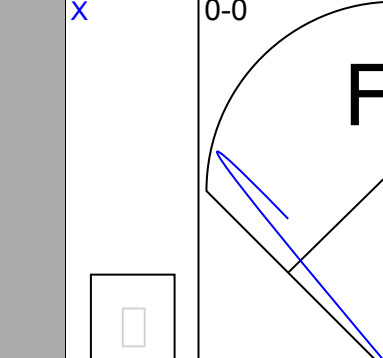

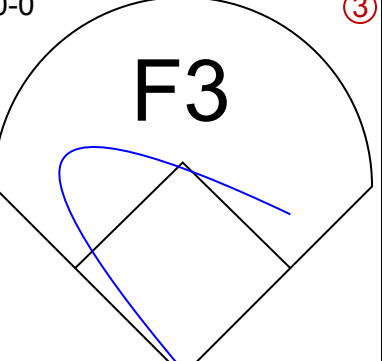
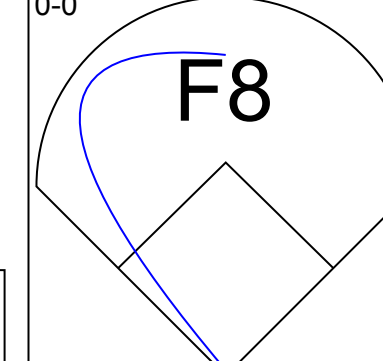
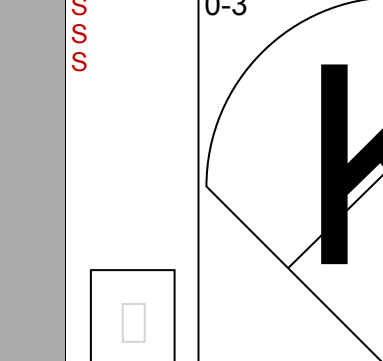
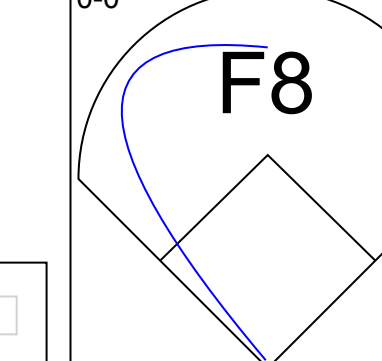
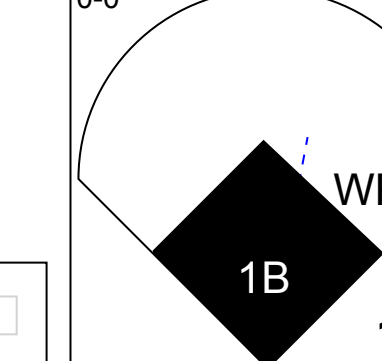
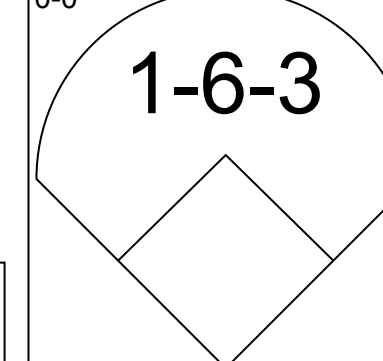
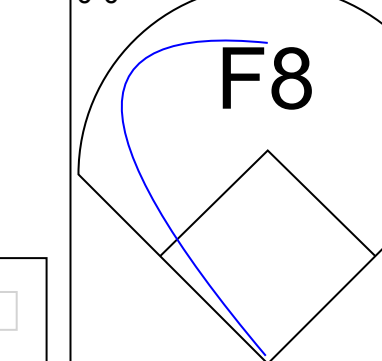
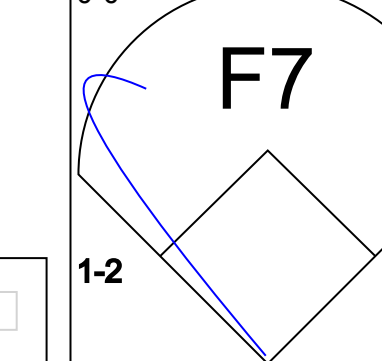
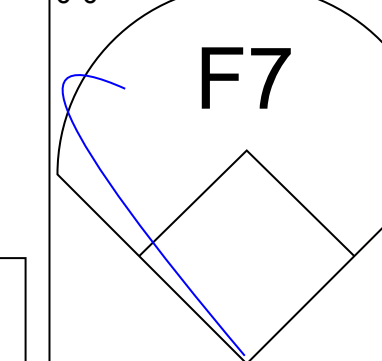


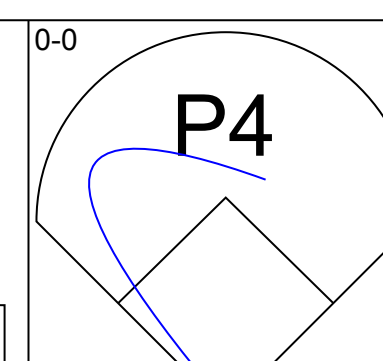
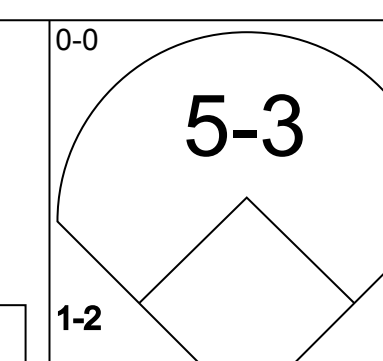
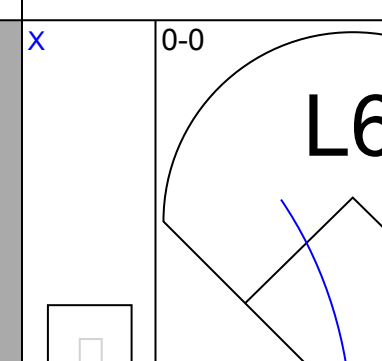
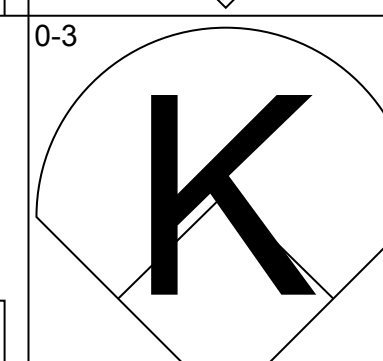
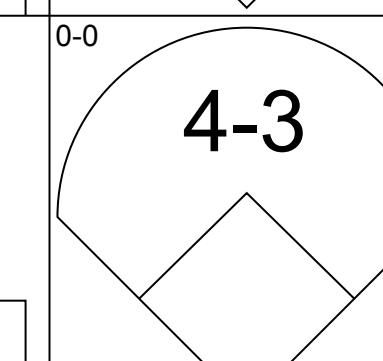
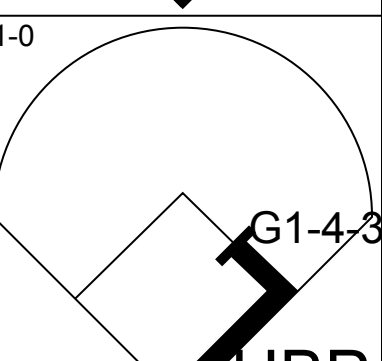
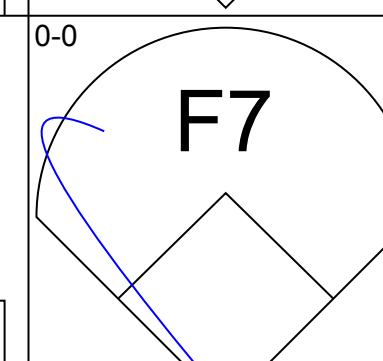
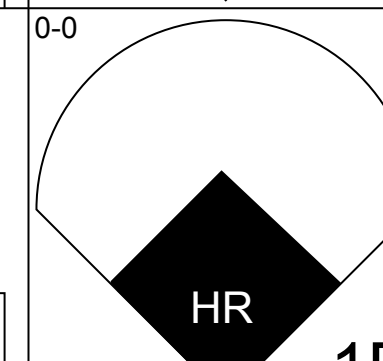
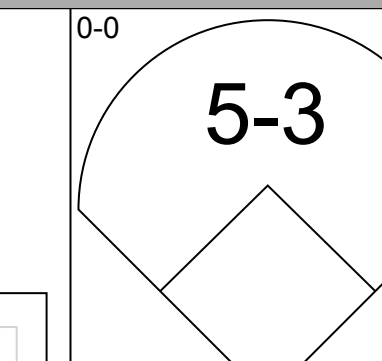
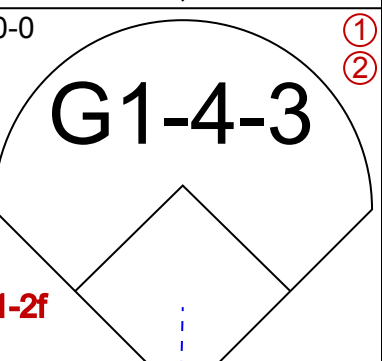
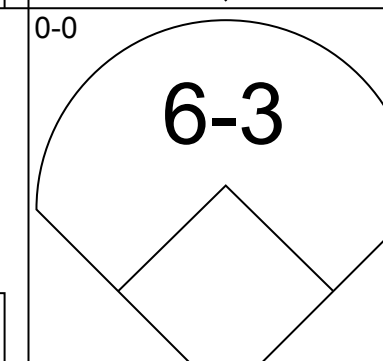
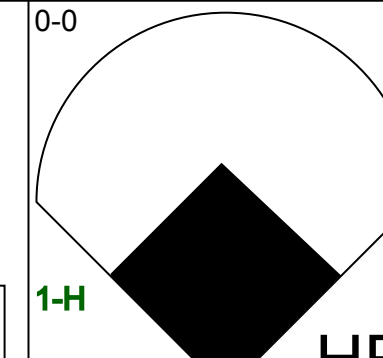
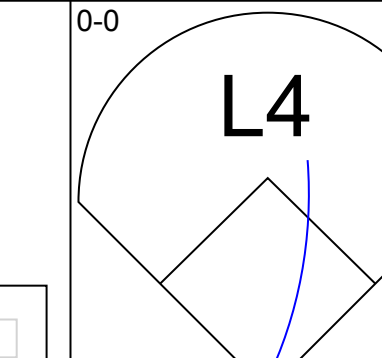
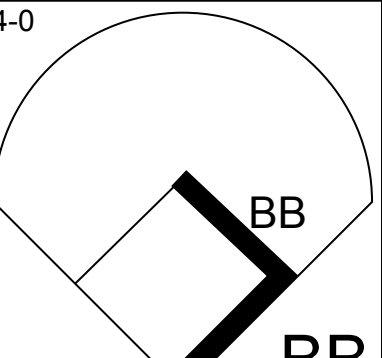
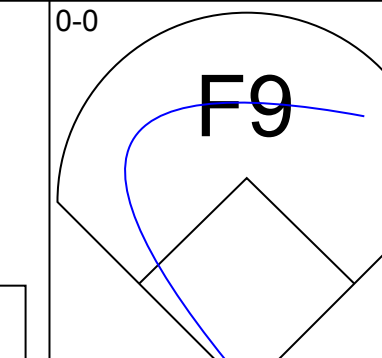
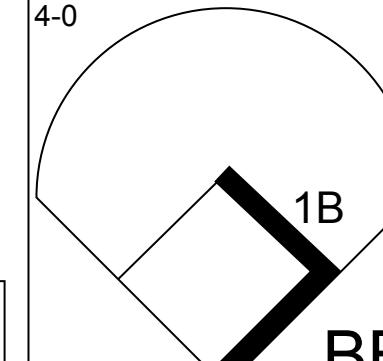
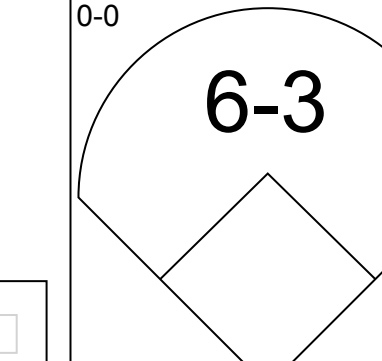
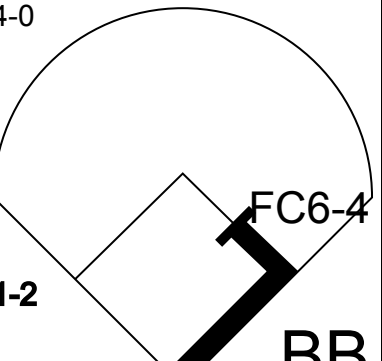
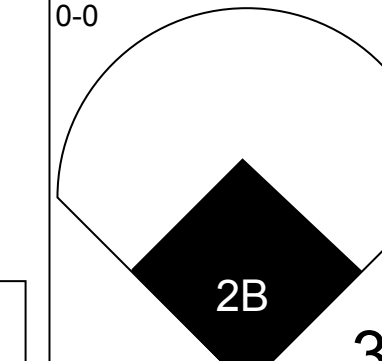
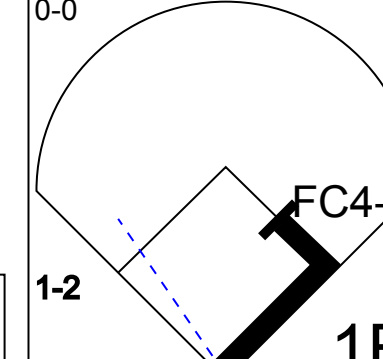
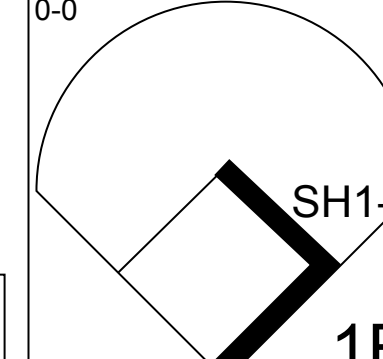
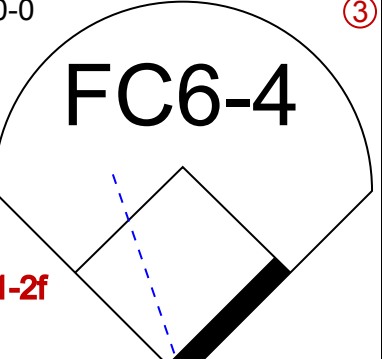
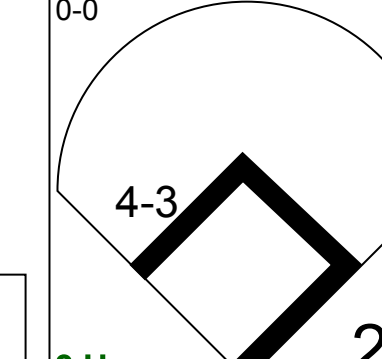
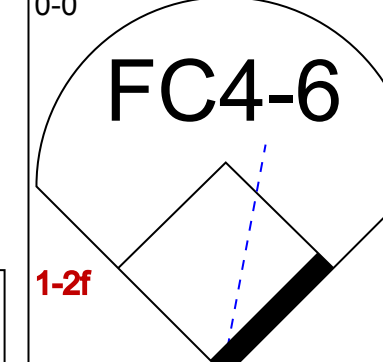
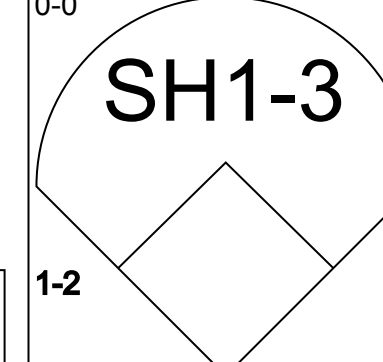
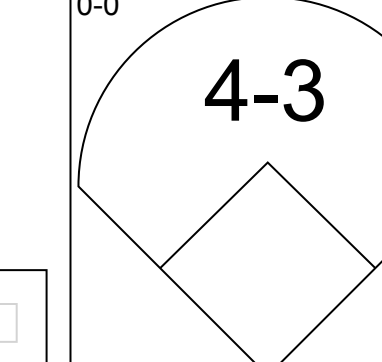
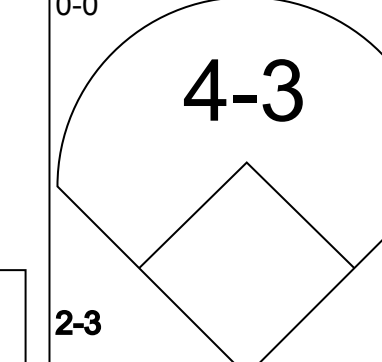
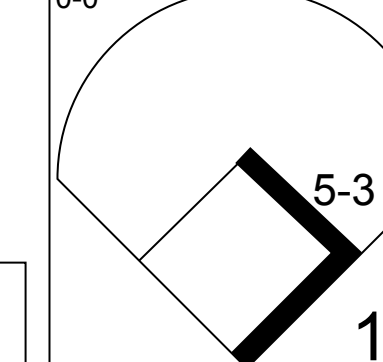
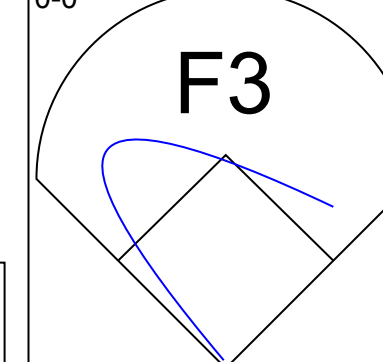
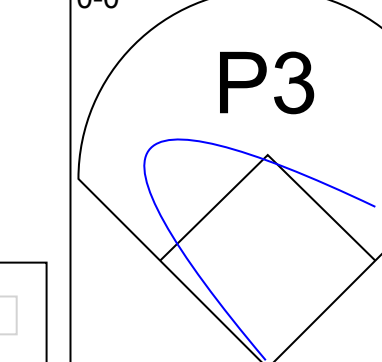
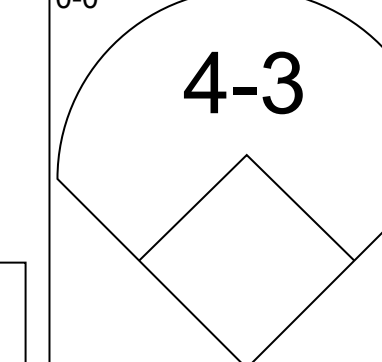
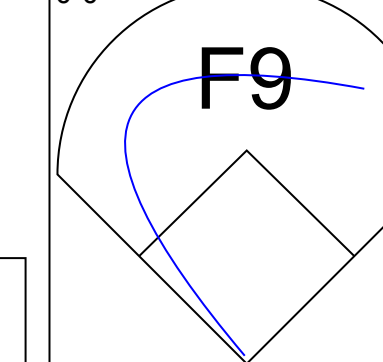
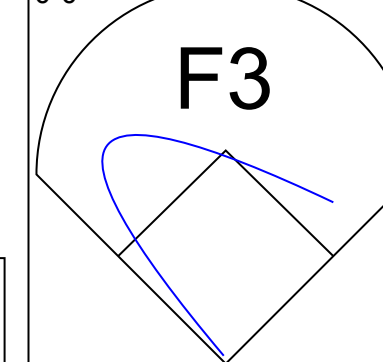
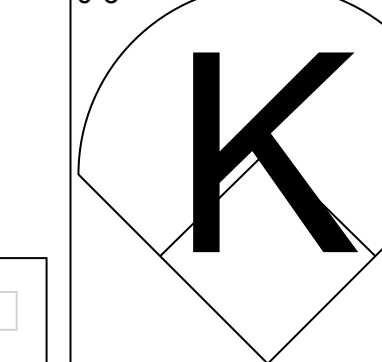
Batter	1	2	3	4	5	6	7	8	9	AB	R	H	RBI	BB	SO	LOB	BOTTOM																
Freddie Patek, R OBP: 0.438, SLG: 0.308 (1, 6)										4	1	1	0	1	0	2	<b>Oakland Athletics @ Kansas City Royals</b> Royals Stadium, Kansas City, MO Tue Apr 09 1974, 8:05 PM EDT Att: 17,792 - Unknown - 65 F																
Jim Wehlford, R OBP: 0.625, SLG: 0.692 (1, 7)										5	0	4	2	0	0	1																	
Vada Pinson, L OBP: 0.308, SLG: 0.308 (1, 9)										4	0	1	0	0	0	4																	
Rick Reichardt, R OBP: 1.000, SLG: 1.000 (9, PH)										1	0	1	0	0	0	0																	
Frank White, R OBP: 0.333, SLG: 1.333 (9, PR)										0	0	0	0	0	0	0																	
John Mayberry, L OBP: 0.500, SLG: 0.500 (1, 3)										4	1	0	0	1	1	4																	
Amos Otis, R OBP: 0.250, SLG: 0.077 (1, 8)										4	0	0	0	1	0	1																	
Cookie Rojas, R OBP: 0.308, SLG: 0.462 (1, 4)										5	0	2	1	0	2	3																	
Hal McRae, R OBP: 0.308, SLG: 1.200 (1, 10)										1	0	1	0	0	0	0																	
Al Cowens, R OBP: 0.400, SLG: 0.500 (3, PR)										2	1	0	0	1	0	3																	
Paul Schaal, R OBP: 0.500, SLG: 0.500 (1, 5)										4	0	1	0	0	1	3																	
Fran Healy, R OBP: 0.308, SLG: 0.273 (1, 2)										4	1	1	1	0	0	2																	
<b>Inning Stats</b>	R: 0 E: 0 K: 0 S: 3	H: 1 LOB: 0 BB: 0 P: 3	R: 0 E: 0 K: 0 S: 3	H: 0 LOB: 0 BB: 0 P: 3	R: 2 E: 0 K: 1 S: 8	H: 3 LOB: 0 BB: 0 P: 8	R: 0 E: 0 K: 0 S: 4	H: 1 LOB: 1 BB: 0 P: 4	R: 1 E: 0 K: 0 S: 5	H: 2 LOB: 1 BB: 0 P: 5	R: 1 E: 1 K: 0 S: 4	H: 1 LOB: 1 BB: 1 P: 8	R: 0 E: 0 K: 0 S: 5	H: 2 LOB: 2 BB: 0 P: 5	R: 0 E: 0 K: 1 S: 6	H: 1 LOB: 3 BB: 1 P: 10	R: 0 E: 0 K: 2 S: 8	H: 1 LOB: 2 BB: 2 P: 16	1B: 10 2B: 2 3B: 0 HR: 0	SF: 0 SAC: 0 DP: 1 HBP: 0	WP: 0 PB: 0 SB: 3 CS: 1	PA: 42											
<b>PITCHER</b>	IP WLS BF H R ER SO BB IBB HBP BLK WP HR S P ERA WHIP																																
Caffish Hunter, R ERA: 3.29 (1, 1)	6.2		30	10	4	3	1	0	0	0	0	0	0	31	35	4.05	1.650																
Darold Knowles, L ERA: 3.29 (7, 1)	2.0	W	11	2	0	0	2	3	0	0	0	0	0	12	24	0.00	2.500																
Paul Lindblad, L ERA: 3.29 (9, 1)	0.1	S	1	0	0	0	1	0	0	0	0	0	0	3	3	0.00	0.000																

AB	38
R	4
H	12
RBI	4
BB	4
SO	4
LOB	23







Batter	1	2	3	4	5	6	7	8	9	AB	R	H	RBI	BB	SO	LOB	TOP				
<b>Bill North, S</b> OBP: 0.091, SLG: 0.048 (1, 8)										3	0	0	0	1	2	0	<b>Oakland Athletics @ Kansas City Royals</b> Royals Stadium, Kansas City, MO Wed Apr 10 1974, 8:05 PM EDT Att: 14,679 - Unknown - 61 F				
<b>Bert Campaneris, R</b> OBP: 0.333, SLG: 0.450 (1, 6)										4	0	1	1	0	1	0					
<b>Sal Bando, R</b> OBP: 0.455, SLG: 0.625 (1, 5)										4	0	1	0	0	1	2					
<b>Reggie Jackson, L</b> OBP: 0.409, SLG: 0.952 (1, 9)										4	0	0	0	0	0	1					
<b>Joe Rudi, R</b> OBP: 0.619, SLG: 0.889 (1, 7)										4	0	3	0	0	0	0					
<b>Gene Tenace, R</b> OBP: 0.429, SLG: 0.313 (1, 3)										3	0	0	0	1	1	3					
<b>Deron Johnson, R</b> OBP: 0.095, SLG: 0.050 (1, 10)										4	0	0	0	0	1	5					
<b>Ray Fosse, R</b> OBP: 0.286, SLG: 0.286 (1, 2)										2	1	1	0	0	0	0					
<b>Vic Davallo, L</b> (7, PH)										1	0	0	0	0	0	2					
<b>Larry Haney, R</b> (7, 2)										0	0	0	0	0	0	0					
<b>Manny Trillo, R</b> (1, 4)										2	0	0	0	0	0	1					
<b>Jesus Alou, R</b> (8, PH)										1	0	0	0	0	0	0					
<b>Ted Kubiak, S</b> (8, 4)										0	0	0	0	0	0	0					
<b>Inning Stats</b>	R: 0 E: 0 K: 2 S: 7	H: 0 LOB: 0 BB: 0 P: 7	R: 0 E: 0 K: 1 S: 6	H: 1 LOB: 1 BB: 0 P: 6	R: 0 E: 0 K: 1 S: 5	H: 0 LOB: 0 BB: 0 P: 5	R: 0 E: 0 K: 1 S: 5	H: 0 LOB: 0 BB: 0 P: 5	R: 0 E: 0 K: 0 S: 3	H: 0 LOB: 0 BB: 0 P: 3	R: 1 E: 0 K: 0 S: 4	H: 2 LOB: 1 BB: 1 P: 8	R: 0 E: 0 K: 0 S: 4	H: 1 LOB: 2 BB: 1 P: 8	R: 0 E: 0 K: 0 S: 3	H: 0 LOB: 0 BB: 0 P: 3	R: 0 E: 0 K: 1 S: 7	H: 2 LOB: 2 BB: 0 P: 7	1B: 5 2B: 1 3B: 0 HR: 0	SF: 0 SAC: 0 DP: 0 HBP: 0	WP: 1 PA: 34 PB: 0 SB: 0 CS: 1
<b>PITCHER</b> <b>Steve Busby, R</b> ERA: 4.5 (1, 1)	IP: 9.0 WLS: W BF: 34 H: 6 R: 1 ER: 1 SO: 6 BB: 2 IBB: 0 HBP: 0 BLK: 0 WP: 1 HR: 0 S: 44 P: 52 ERA: 1.00 WHIP: 0.889															<b>PITCHER</b> IP: WLS: BF: H: R: ER: SO: BB: IBB: HBP: BLK: WP: HR: S: P: ERA: WHIP					

Batter	1	2	3	4	5	6	7	8	9	AB	R	H	RBI	BB	SO	LOB	BOTTOM		
<b>Freddie Patek, R</b> OBP: 0.400, SLG: 0.471 (1, 6)										4	1	1	1	0	0	1	<b>Oakland Athletics @ Kansas City Royals</b> Royals Stadium, Kansas City, MO Wed Apr 10 1974, 8:05 PM EDT Att: 14,679 - Unknown - 61 F		
<b>Jim Wehford, R</b> OBP: 0.550, SLG: 0.563 (1, 7)										3	0	0	0	0	1	1			
<b>Cookie Rojas, R</b> OBP: 0.284, SLG: 0.412 (1, 4)										4	1	1	0	0	0	1			
<b>John Mayberry, L</b> OBP: 0.500, SLG: 0.667 (1, 3)										3	1	1	2	1	0	0			
<b>Amos Otis, R</b> OBP: 0.350, SLG: 0.267 (1, 8)										2	1	1	0	2	0	0			
<b>Fran Healy, R</b> OBP: 0.412, SLG: 0.467 (1, 2)										4	0	3	1	0	0	2			
<b>Vada Pinson, L</b> OBP: 0.250, SLG: 0.250 (1, 9)										3	0	0	0	0	0	3			
<b>Paul Schaal, R</b> OBP: 0.417, SLG: 0.400 (1, 5)										4	0	1	0	0	0	2			
<b>Fernando Gonzalez, R</b> OBP: 0.111, SLG: 0.111 (1, 10)										3	0	0	0	0	1	2			
<b>Inning Stats</b>	R: 2 E: 0 K: 1 S: 8	H: 3 LOB: 2 BB: 1 P: 12	R: 0 E: 0 K: 0 S: 4	H: 1 LOB: 1 BB: 0 P: 4	R: 0 E: 0 K: 0 S: 3	H: 0 LOB: 0 BB: 0 P: 3	R: 0 E: 0 K: 0 S: 4	H: 1 LOB: 1 BB: 0 P: 4	R: 1 E: 0 K: 0 S: 3	H: 1 LOB: 2 BB: 2 P: 12	R: 0 E: 0 K: 1 S: 5	H: 0 LOB: 0 BB: 0 P: 5	R: 0 E: 0 K: 0 S: 3	H: 0 LOB: 0 BB: 0 P: 3	R: 1 E: 0 K: 0 S: 5	H: 2 LOB: 1 BB: 0 P: 5		1B: 4 2B: 1 3B: 1 HR: 2	SF: 0 SAC: 1 DP: 1 HBP: 1
<b>PITCHER</b> <b>Ken Holtzman, L</b> ERA: 4.38 (1, 1)	IP: 8.0 WLS: L BF: 35 H: 8 R: 4 ER: 4 SO: 2 BB: 3 IBB: 0 HBP: 1 BLK: 0 WP: 0 HR: 2 S: 35 P: 48 ERA: 4.50 WHIP: 1.375															<b>PITCHER</b> IP: WLS: BF: H: R: ER: SO: BB: IBB: HBP: BLK: WP: HR: S: P: ERA: WHIP			

AB 32  
R 1  
H 6  
RBI 1  
BB 2  
SO 6  
LOB 14



AB 30  
R 4  
H 8  
RBI 4  
BB 3  
SO 2  
LOB 12





Batter	1	2	3	4	5	6	7	8	9	10	AB	R	H	RBI	BB	SO	LOB										
Freddie Patek, R OBP: 0.320, SLG: 0.364 (1, 6)	F8		6-3			6-3	5-3			F8	5	0	0	1	0	0	2										
Jim Wohlford, R OBP: 0.520, SLG: 0.524 (1, 7)	5-3		4-3			4-1 1B		FC1-6 1B		F8	5	1	2	0	0	0	2										
Vada Pinson, L OBP: 0.238, SLG: 0.238 (1, 9)	K			3-1		4-1 1B		FC1-6 G4-6-3 1B		CS 1B	5	0	1	1	0	1	2										
John Mayberry, L OBP: 0.542, SLG: 0.833 (1, 3)		CS HBP			HR			FC6-4 1B		CS	3	1	2	2	0	0	1										
Amos Otis, R OBP: 0.292, SLG: 0.211 (1, 8)	F9			F8		FC6-4 1B				K	4	0	0	0	0	1	2										
Cookie Rojas, R OBP: 0.533, SLG: 0.429 (1, 4)	K									1B	4	0	2	0	0	2	1										
Tony Solaita, L OBP: 0.400, SLG: 0.250 Hal McRae, R OBP: 0.583, SLG: 1.091 (9, PH)			2B 6-3 BB	CS		G6-4-3 1B				F9	2	2	1	0	1	0	0										
Paul Schaal, R OBP: 0.375, SLG: 0.571 (1, 5)			K			G6-4-3 1B				1-3	4	1	1	2	0	1	3										
Fran Healy, R OBP: 0.429, SLG: 0.579 (1, 2)			6-3 2B		1-4-3					F8 1B 2B	4	1	2	0	0	0	0										
<b>Inning Stats</b>	R: 0 E: 0 K: 1 S: 5	H: 0 LOB: 0 BB: 0 P: 5	R: 0 E: 0 K: 1 S: 4	H: 0 LOB: 1 BB: 0 P: 5	R: 1 E: 0 K: 1 S: 6	H: 1 LOB: 1 BB: 1 P: 10	R: 1 E: 0 K: 0 S: 4	H: 2 LOB: 0 BB: 0 P: 4	R: 0 E: 0 K: 2 S: 8	H: 1 LOB: 0 BB: 0 P: 3	R: 1 E: 0 K: 0 S: 5	H: 2 LOB: 1 BB: 0 P: 5	R: 2 E: 1 K: 1 S: 7	H: 1 LOB: 0 BB: 0 P: 7	R: 0 E: 0 K: 0 S: 3	H: 1 LOB: 0 BB: 0 P: 3	R: 0 E: 0 K: 1 S: 6	H: 1 LOB: 0 BB: 0 P: 6	R: 1 E: 0 K: 0 S: 4	H: 2 LOB: 0 BB: 0 P: 4	1B: 7 2B: 3 3B: 0 HR: 2	SF: 0 SAC: 0 DP: 3 HBP: 1	WP: 0 PB: 0 SB: 0 CS: 3	PA: 41			
<b>PITCHER</b>	IP	WLS	BF	H	R	ER	SO	BB	IBB	HBP	BLK	WP	HR	S	P	ERA	WHIP										
Dick Woodson, R ERA: 6.75 (1, 1)	5.2		22	6	3	3	3	1	0	0	0	0	1	26	31	4.76	1.235										
Ray Corbin, R ERA: 12.0 (6, 1)	1.1		7	2	2	1	1	0	0	0	0	0	1	9	9	6.75	1.500										
Tom Burgmeier, L ERA: 5.79 (8, 1)	2.1	L	8	2	1	1	1	0	0	0	0	0	0	10	10	3.86	0.857										
Bill Campbell, R ERA: (10, 1)	0.2		2	1	0	0	0	0	0	0	0	0	0	2	2	0.00	1.500										

**TOP**

**Kansas City Royals @ Minnesota Twins**  
Metropolitan Stadium, Bloomington, MI

Sat, Apr 13 1974, 4:33 AM EDT  
Att: 3,381 - Unknown - 44 F

AB	37
R	6
H	11
RBI	6
BB	1
SO	5
LOB	14

[livebaseballscorecards.com](http://livebaseballscorecards.com)

Batter	1	2	3	4	5	6	7	8	9	10	AB	R	H	RBI	BB	SO	LOB										
Jerry Terrell, R OBP: 0.273, SLG: 0.364 (1, 5)	G3		SH BB 1B	S 2B 1B		K			F8		4	2	1	0	0	1	1										
Rod Carew, L OBP: 0.481, SLG: 0.500 (1, 4)	5-3-6 1B		BB 3B 1B	1H 2B		IBB			G3		4	1	3	1	1	0	0										
Larry Hise, R OBP: 0.444, SLG: 0.600 (1, 8)	5-3-6 1-3f		BB 3B BB	5-3		6-3			1B BB		3	1	0	1	2	0	4										
Tony Oliva, L OBP: 0.600, SLG: 0.889 Eric Soderholm, R (9, PR)			BB 1B	1H 2H 3H 3B		1B			1B		5	0	4	3	0	1	0										
Bobby Darwin, R OBP: 0.440, SLG: 0.667 (1, 9)			K	F8		CS 1B			1B		0	0	0	0	0	0	0										
Steve Braun, L OBP: 0.333, SLG: 0.389 (1, 7)			BB 1B	G3		K			F8		4	0	1	0	1	1	3										
Randy Hundley, R OBP: 0.273, SLG: 0.200 (1, 2)	F7		5-3			K			K		4	0	0	0	2	5											
Jim Holt, L (1, 3)	G3			4-3		SH2-3 BB			1-3		4	0	0	0	1	0	3										
Danny Thompson, R OBP: 0.333, SLG: 0.333 (1, 6)			1B SH BB 1B	F7		SH2-3			F7		4	1	1	0	0	0	1										
<b>Inning Stats</b>	R: 0 E: 0 K: 0 S: 3	H: 1 LOB: 1 BB: 0 P: 3	R: 0 E: 0 K: 1 S: 6	H: 1 LOB: 2 BB: 1 P: 10	R: 4 E: 1 K: 0 S: 7	H: 3 LOB: 1 BB: 1 P: 11	R: 1 E: 0 K: 0 S: 5	H: 2 LOB: 1 BB: 0 P: 5	R: 0 E: 0 K: 2 S: 8	H: 2 LOB: 2 BB: 0 P: 8	R: 0 E: 0 K: 1 S: 5	H: 0 LOB: 0 BB: 2 P: 13	R: 0 E: 0 K: 2 S: 7	H: 0 LOB: 0 BB: 0 P: 7	R: 0 E: 0 K: 1 S: 5	H: 0 LOB: 0 BB: 0 P: 5	R: 0 E: 0 K: 1 S: 6	H: 1 LOB: 2 BB: 1 P: 10	R: 0 E: 0 K: 0 S: 4	H: 1 LOB: 1 BB: 0 P: 4	1B: 9 2B: 3 3B: 1 HR: 0	SF: 0 SAC: 3 DP: 2 HBP: 0	WP: 0 PB: 0 SB: 2 CS: 1	PA: 45			
<b>PITCHER</b>	IP	WLS	BF	H	R	ER	SO	BB	IBB	HBP	BLK	WP	HR	S	P	ERA	WHIP										
Marty Pattin, R ERA: 9.0 Bruce Dal Canton, R ERA: (8, 1)	6.0	W	22	2	0	0	7	2	1	0	0	0	0	33	45	0.00	0.667										

**BOTTOM**

**Kansas City Royals @ Minnesota Twins**  
Metropolitan Stadium, Bloomington, MI

Sat, Apr 13 1974, 4:33 AM EDT  
Att: 3,381 - Unknown - 44 F

AB	37
R	5
H	11
RBI	5
BB	5
SO	8
LOB	21

[livebaseballscorecards.com](http://livebaseballscorecards.com)



Batter	1	2	3	4	5	6	7	8	9	AB	R	H	RBI	BB	SO	LOB	TOP					
Freddie Patek, R OBP: 0.310, SLG: 0.346	P3		4-3			4-3		5-3		4	0	1	0	0	0	0						
Jim Wohlford, R OBP: 0.448, SLG: 0.440	K		K			4-3		K		4	0	0	0	0	3	1						
Vada Pinson, L OBP: 0.200, SLG: 0.200	P5			4-3		4-3		4-3	F7	4	0	0	0	0	0	1						
John Mayberry, L OBP: 0.500, SLG: 0.727		5-3		K		4-1			L5-3	4	0	1	0	0	1	1						
Amos Otis, R OBP: 0.250, SLG: 0.174	K			4-3				F8	L5-3	4	0	0	0	0	1	1						
Cookie Rojas, R OBP: 0.375, SLG: 0.458					5-3					3	0	2	0	0	0	0						
Hal McRae, R OBP: 0.600, SLG: 1.000						F8				3	0	2	0	0	0	0						
Paul Schaal, R OBP: 0.368, SLG: 0.588								G5-4-3		3	0	1	0	0	0	4						
Fran Healy, R OBP: 0.375, SLG: 0.500			F8			6-3		F8		3	0	0	0	0	0	1						
<b>Inning Stats</b>	R: 0 E: 0 K: 1 S: 5	H: 0 LOB: 0 BB: 0 P: 5	R: 0 E: 0 K: 1 S: 7	H: 2 LOB: 2 BB: 0 P: 7	R: 0 E: 0 K: 1 S: 5	H: 0 LOB: 0 BB: 0 P: 5	R: 0 E: 0 K: 1 S: 5	H: 0 LOB: 0 BB: 0 P: 5	R: 0 E: 0 K: 0 S: 4	H: 1 LOB: 1 BB: 0 P: 4	R: 0 E: 0 K: 0 S: 4	H: 1 LOB: 1 BB: 0 P: 4	R: 0 E: 0 K: 0 S: 4	H: 2 LOB: 1 BB: 0 P: 4	R: 0 E: 0 K: 1 S: 5	H: 0 LOB: 0 BB: 0 P: 5	R: 0 E: 0 K: 0 S: 3	H: 1 LOB: 0 BB: 0 P: 3	1B: 6 2B: 2 3B: 0 HR: 0	SF: 0 SAC: 0 DP: 2 HBP: 0	WP: 0 PB: 0 SB: 1 CS: 0	PA: 32
<b>PITCHER</b>	IP	WLS	BF	H	R	ER	SO	BB	IBB	HBP	BLK	WP	HR	S	P	ERA	WHIP					
Bert Blyleven, R ERA: 1.48	7.1	W	27	6	0	0	4	0	0	0	0	0	0	35	35	0.00	0.818					
Bill Campbell, R ERA:	1.2		5	1	0	0	1	0	0	0	0	0	0	7	7	0.00	0.600					

**Kansas City Royals @ Minnesota Twins**  
 Metropolitan Stadium, Bloomington, MI  
 Sun Apr 14 1974, 4:33 AM EDT  
 Att: 2,778 - Unknown - 47 F

AB 32  
 R 0  
 H 7  
 RBI 0  
 BB 0  
 SO 5  
 LOB 9



Batter	1	2	3	4	5	6	7	8	9	AB	R	H	RBI	BB	SO	LOB	BOTTOM				
Jerry Terrell, R OBP: 0.333, SLG: 0.407	4-3			6-3						5	1	3	2	0	0	1					
Rod Carew, L OBP: 0.438, SLG: 0.448	G3	1-4-3			K			L3		5	1	1	0	0	1	2					
Larry Hisle, R OBP: 0.387, SLG: 0.500	6-3		6-3		K			FC5-2		4	1	0	0	0	1	3					
Bobby Darwin, R OBP: 0.517, SLG: 0.893		BB	1B	1B	3B			HR		4	2	4	4	0	0	0					
Tony Oliva, L OBP: 0.571, SLG: 0.846	F5		G4-6-3		4-3			2B		4	0	2	0	0	0	2					
Joe Lis, R OBP: 0.333, SLG: 0.231		BB	G4-6-3		5-3			6-3		4	1	1	0	0	0	3					
Glenn Borgmann, R OBP: 0.360, SLG: 0.409		1B		5-3		F8		F8		3	1	0	0	1	0	1					
Steve Braun, L OBP: 0.360, SLG: 0.409		1B		5-3		F8		P5		4	1	2	2	0	0	0					
Danny Thompson, R OBP: 0.300, SLG: 0.300		5-3		5-3				L3		4	0	1	0	0	0	3					
<b>Inning Stats</b>	R: 0 E: 0 K: 0 S: 3	H: 0 LOB: 0 BB: 0 P: 3	R: 4 E: 0 K: 0 S: 7	H: 4 LOB: 1 BB: 1 P: 11	R: 0 E: 0 K: 0 S: 4	H: 2 LOB: 0 BB: 0 P: 4	R: 0 E: 0 K: 0 S: 4	H: 1 LOB: 1 BB: 0 P: 4	R: 0 E: 0 K: 2 S: 8	H: 1 LOB: 1 BB: 0 P: 8	R: 0 E: 0 K: 0 S: 3	H: 0 LOB: 0 BB: 0 P: 3	R: 4 E: 0 K: 0 S: 8	H: 5 LOB: 1 BB: 0 P: 8	R: 0 E: 0 K: 0 S: 4	H: 1 LOB: 1 BB: 0 P: 4	1B: 11 2B: 1 3B: 1 HR: 1	SF: 0 SAC: 0 DP: 1 HBP: 0	WP: 0 PB: 0 SB: 0 CS: 0	PA: 38	
<b>PITCHER</b>	IP	WLS	BF	H	R	ER	SO	BB	IBB	HBP	BLK	WP	HR	S	P	ERA	WHIP				
Paul Splittorf, L ERA: 4.71	6.0	L	26	8	4	4	2	0	0	0	0	0	0	29	33	6.00	1.500				
Doug Bird, R ERA: 36.0	1.0		8	5	4	4	0	0	0	0	0	0	1	8	8	36.00	5.000				
Lindy McDaniel, R ERA: 5.4	1.0		4	1	0	0	0	0	0	0	0	0	0	4	4	0.00	1.000				

**Kansas City Royals @ Minnesota Twins**  
 Metropolitan Stadium, Bloomington, MI  
 Sun Apr 14 1974, 4:33 AM EDT  
 Att: 2,778 - Unknown - 47 F

AB 37  
 R 8  
 H 14  
 RBI 8  
 BB 1  
 SO 2  
 LOB 15





Batter	1	2	3	4	5	6	7	8	9	AB	R	H	RBI	BB	SO	LOB	TOP								
<b>Freddie Patek, R</b> OBP: 0.303, SLG: 0.310	4-0 CS BB		0-0 P4		0-0 6-3		0-0 P6			3	0	0	0	1	0	2									
<b>Jim Wohlford, R</b> OBP: 0.424, SLG: 0.393	0-0 6-3		4-0 BB		0-0 F7		0-0 F8			3	0	0	0	1	0	1									
<b>Cookie Rojas, R</b> OBP: 0.321, SLG: 0.393	0-3 K		0-0 P3		0-0 F8		0-0 P6			4	0	0	0	0	1	2									
<b>John Mayberry, L</b> OBP: 0.563, SLG: 0.870		4-0 FC6-4 BB		0-0 HR		4-0 BB		4-0 1B BB		1	1	1	1	3	0	0									
<b>Amos Otis, R</b> OBP: 0.250, SLG: 0.185		0-0 FC6-4 E		0-0 5-3		0-3 K		0-0 1B BB		4	0	1	0	0	1	2									
<b>Hal McRae, R</b> OBP: 0.474, SLG: 0.778		0-3 K		0-0 5-3				0-0 F8		4	0	0	0	0	1	3									
<b>Fran Healy, R</b> OBP: 0.321, SLG: 0.423		0-0 4-3		0-0 F9				0-0 P4		4	0	0	0	0	0	2									
<b>Paul Schaal, R</b> OBP: 0.391, SLG: 0.550			4-0 BB BB		0-0 F9		0-0 2B 1B		0-3 K	3	1	1	0	1	1	0									
<b>Al Cowens, R</b> OBP: 0.375, SLG: 0.571			0-3 K		0-0 P3			0-0 2B		3	0	1	1	0	1	1									
<b>Tony Solaita, L</b> OBP: 0.333, SLG: 0.200					0-0 P3			0-3 K		1	0	0	0	0	1	0									
<b>Inning Stats</b>	R: 0 E: 0 K: 1 S: 4	H: 0 LOB: 0 BB: 1 P: 8	R: 0 E: 1 K: 1 S: 5	H: 0 LOB: 2 BB: 1 P: 9	R: 0 E: 0 K: 1 S: 5	H: 0 LOB: 2 BB: 2 P: 13	R: 1 E: 0 K: 0 S: 4	H: 1 LOB: 0 BB: 0 P: 4	R: 0 E: 0 K: 0 S: 3	H: 0 LOB: 0 BB: 0 P: 3	R: 0 E: 0 K: 1 S: 5	H: 0 LOB: 1 BB: 1 P: 9	R: 1 E: 0 K: 0 S: 5	H: 2 LOB: 1 BB: 0 P: 5	R: 0 E: 0 K: 0 S: 4	H: 1 LOB: 2 BB: 1 P: 8	R: 0 E: 0 K: 2 S: 7	H: 0 LOB: 0 BB: 0 P: 7	1B: 2 2B: 1 3B: 0 HR: 1	SF: 0 SAC: 0 DP: 0 HBP: 0	WP: 0 PB: 0 SB: 0 CS: 1	PA: 36			
<b>PITCHER</b>	IP	WLS	BF	H	R	ER	SO	BB	IBB	HBP	BLK	WP	HR	S	P	ERA	WHIP								
<b>David Clyde, L</b> ERA: 4.0	(1, 1)	7.2	32	4	2	2	4	6	0	0	0	0	1	34	58	2.35	1.304								
<b>Steve Foucault, R</b> ERA:	(8, 1)	1.1	W	4	0	0	0	2	0	0	0	0	0	8	8	0.00	0.000								

**Kansas City Royals @ Texas Rangers**  
Arlington Stadium, Arlington, TX  
Tue Apr 16 1974, 8:05 PM EDT  
Att: 12,066 - Unknown - 67 F

AB	30
R	2
H	4
RBI	2
BB	6
SO	6
LOB	13



Batter	1	2	3	4	5	6	7	8	9	AB	R	H	RBI	BB	SO	LOB	BOTTOM								
<b>Davey Nelson, R</b> OBP: 0.289, SLG: 0.381	0-0 F9			0-3 K	0-0 6-3			0-0 G1-6-3 1B		4	0	1	0	0	1	1									
<b>Toby Harrah, R</b> OBP: 0.391, SLG: 0.415	0-0 6-3			0-0 F2		0-0 CS 1B		0-0 G1-6-3 1B		4	0	1	0	0	0	2									
<b>Alex Johnson, R</b> OBP: 0.295, SLG: 0.268	0-0 5-3			4-0 HR BB		0-0 F7		0-0 F4		2	1	0	0	1	0	1									
<b>Jeff Burroughs, R</b> OBP: 0.273, SLG: 0.610		0-0 1-3		0-0 HR BB		0-0 F4				3	1	1	2	0	0	0									
<b>Tom Grieve, R</b> OBP: 0.436, SLG: 0.686		0-0 6-3		0-0 1B				0-0 F8		3	0	1	0	0	0	0									
<b>Mike Hargrove, L</b> OBP: 0.440, SLG: 0.333		0-0 F8		0-0 F8				0-3 K		3	0	0	0	0	1	1									
<b>Joe Lovitto, S</b> OBP: 0.167, SLG: 0.200			0-0 F7		0-0 1-3			0-0 3-1		3	0	0	0	0	0	0									
<b>Jim Fregosi, R</b> OBP: 0.432, SLG: 0.310			0-0 F8		4-0 BB			0-3 K		2	0	0	0	1	1	0									
<b>Dick Billings, R</b> OBP: 0.313, SLG: 0.214			0-3 K		0-3 K			0-0 3B		2	0	0	0	0	2	1									
<b>Jim Spencer, L</b> OBP: 0.200, SLG: 0.600										1	0	1	0	0	0	0									
<b>Lenny Randle, S</b> OBP: 0.600, SLG: 0.600										0	1	0	0	0	0	0									
<b>Jim Sundberg, R</b> OBP: 0.368, SLG: 0.333										0	0	0	0	0	0	0									
<b>Inning Stats</b>	R: 0 E: 0 K: 0 S: 3	H: 0 LOB: 0 BB: 0 P: 3	R: 0 E: 0 K: 0 S: 3	H: 0 LOB: 0 BB: 0 P: 3	R: 0 E: 0 K: 1 S: 5	H: 0 LOB: 0 BB: 0 P: 5	R: 2 E: 0 K: 1 S: 7	H: 2 LOB: 1 BB: 1 P: 11	R: 0 E: 0 K: 1 S: 5	H: 0 LOB: 1 BB: 1 P: 9	R: 0 E: 0 K: 0 S: 3	H: 1 LOB: 0 BB: 0 P: 3	R: 0 E: 0 K: 1 S: 5	H: 0 LOB: 0 BB: 0 P: 5	R: 1 E: 1 K: 1 S: 6	H: 2 LOB: 1 BB: 0 P: 6	1B: 3 2B: 0 3B: 1 HR: 1	SF: 0 SAC: 0 DP: 1 HBP: 0	WP: 0 PB: 0 SB: 1 CS: 1	PA: 29					
<b>PITCHER</b>	IP	WLS	BF	H	R	ER	SO	BB	IBB	HBP	BLK	WP	HR	S	P	ERA	WHIP								
<b>Steve Busby, R</b> ERA: 3.88	(1, 1)	8.0	L	29	5	3	2	5	2	0	0	0	1	37	45	2.25	0.875								

**Kansas City Royals @ Texas Rangers**  
Arlington Stadium, Arlington, TX  
Tue Apr 16 1974, 8:05 PM EDT  
Att: 12,066 - Unknown - 67 F

AB	27
R	3
H	5
RBI	2
BB	2
SO	5
LOB	6






Batter	1	2	3	4	5	6	7	8	9	AB	R	H	RBI	BB	SO	LOB	TOP					
Freddie Patek, R OBP: 0.391, SLG: 0.375	0-0 1B		0-0 2B			4-0 HBP 1B BB	0-0 F8			3	1	2	0	1	0	0						
Vada Pinson, L OBP: 0.172, SLG: 0.172	0-0 4-3		0-0 P6			0-3 K		0-0 F7		4	0	0	0	0	1	4						
Jim Wohlford, R OBP: 0.405, SLG: 0.355	0-0 L9		0-0 1-3			0-0 5-3		4-0 G6-3 BB		3	0	0	0	1	0	3						
John Mayberry, L OBP: 0.556, SLG: 0.800		4-0 S BB		0-3 K		4-0 HBP 1B IBB		0-0 G6-3		2	1	0	0	2	1	1						
Amos Otis, R OBP: 0.278, SLG: 0.200		0-3 K		0-0 3-1		1-0 1B HBP		0-0 G6-3 1B		3	0	1	0	0	1	1						
Cookie Rojas, R OBP: 0.313, SLG: 0.375	0-0 F7		0-0 1-3			0-0 1B		0-0 G6-3		4	0	1	2	0	0	2						
Hal McRae, R OBP: 0.391, SLG: 0.636	0-0 L9			0-0 F8		0-0 4-3		0-0 1-3		4	0	0	0	0	0	3						
Paul Schaal, R OBP: 0.385, SLG: 0.500			4-0 2B BB		0-0 5-3		0-3 K			2	0	0	0	1	1	0						
Fran Healy, R OBP: 0.290, SLG: 0.379			0-0 F9		0-0 5-3		0-0 P3			3	0	0	0	0	0	1						
<b>Inning Stats</b>	R: 0 E: 0 K: 0 S: 3	H: 1 LOB: 0 BB: 0 P: 3	R: 0 E: 0 K: 1 S: 5	H: 0 LOB: 1 BB: 1 P: 9	R: 0 E: 0 K: 0 S: 4	H: 1 LOB: 2 BB: 1 P: 8	R: 0 E: 0 K: 1 S: 5	H: 0 LOB: 0 BB: 0 P: 5	R: 0 E: 0 K: 0 S: 3	H: 0 LOB: 0 BB: 0 P: 3	R: 2 E: 0 K: 1 S: 6	H: 1 LOB: 2 BB: 2 P: 15	R: 0 E: 0 K: 1 S: 5	H: 0 LOB: 0 BB: 0 P: 5	R: 0 E: 0 K: 0 S: 2	H: 0 LOB: 0 BB: 1 P: 6	R: 0 E: 0 K: 0 S: 3	H: 1 LOB: 0 BB: 0 P: 3	1B: 3 2B: 1 3B: 0 HR: 0	SF: 0 SAC: 0 DP: 2 HBP: 1	WP: 0 PB: 0 SB: 2 CS: 0	PA: 34
<b>PITCHER</b> Jim Bibby, R ERA: 3.73	IP: 9.0 WLS: W BF: 34 H: 4 R: 2 ER: 2 SO: 4 BB: 4 IBB: 1 HBP: 1 BLK: 0 WP: 0 HR: 0 S: 36 P: 57 ERA: 2.00 WHIP: 0.889															<b>PITCHER</b>	IP: 9.0 WLS: W BF: 34 H: 4 R: 2 ER: 2 SO: 4 BB: 4 IBB: 1 HBP: 1 BLK: 0 WP: 0 HR: 0 S: 36 P: 57 ERA: 2.00 WHIP: 0.889					

**Kansas City Royals @ Texas Rangers**  
 Arlington Stadium, Arlington, TX  
 Wed Apr 17 1974, 8:05 PM EDT  
 Att: 9,799 - Unknown

**AB** 28  
**R** 2  
**H** 4  
**RBI** 2  
**BB** 5  
**SO** 4  
**LOB** 15



Batter	1	2	3	4	5	6	7	8	9	AB	R	H	RBI	BB	SO	LOB	BOTTOM			
Davey Nelson, R OBP: 0.292, SLG: 0.364	0-0 5-3		0-0 1-3			1-0 CS HBP		0-0 SH G6-4-3 1B 2B		2	1	0	0	0	0	0				
Toby Harrah, R OBP: 0.400, SLG: 0.409	0-0 F9			0-0 5-3		4-0 1-2 BB		0-0 G6-4-3 1B		3	0	1	1	1	0	0				
Alex Johnson, R OBP: 0.292, SLG: 0.267	0-0 P4			0-0 CS 1B		0-0 F8		0-0 G6-4-3		4	0	1	0	0	0	3				
Jeff Burroughs, R OBP: 0.313, SLG: 0.636		0-0 P4		4-0 1-2 BB		0-0 1B		0-0 3B 2B		3	1	2	1	1	0	0				
Tom Grieve, R OBP: 0.442, SLG: 0.744		0-0 1B FC4-6 2B		0-0 F9		0-0 F2		0-0 3B 2B		4	1	2	1	0	0	2				
Jim Spencer, L OBP: 0.222, SLG: 0.444		0-0 FC4-6 1B		0-0 6-3		0-0 F9		0-0 G3		4	0	1	0	0	0	2				
Joe Lovitto, S OBP: 0.205, SLG: 0.237		0-0 FC4-6 CS		0-0 G6-4-3 1B		0-0 1-2 1B				3	0	2	1	0	0	1				
Jim Fregosi, R OBP: 0.436, SLG: 0.300		0-0 CS		4-0 G6-4-3 BB		0-0 G6-4-3				1	0	0	0	1	0	1				
Mike Hargrove, L OBP: 0.423, SLG: 0.318					0-0 G6-4-3					1	0	0	0	0	0	2				
Larry Brown, R OBP: 0.286, SLG: 0.231					0-0 1-2					0	0	0	0	0	0	0				
Jim Sundberg, R OBP: 0.333, SLG: 0.294					0-0 G5-4-3 BB					2	0	0	0	0	0	1				
Lenny Randle, S OBP: 0.667, SLG: 0.667					0-0 G5-4-3					1	1	1	0	0	0	0				
Dick Billings, R OBP: 0.313, SLG: 0.214					0-0 1-2			0-0 SH 1B		0	0	0	0	0	0	0				
<b>Inning Stats</b>	R: 0 E: 0 K: 0 S: 3	H: 0 LOB: 0 BB: 0 P: 3	R: 1 E: 0 K: 0 S: 4	H: 2 LOB: 0 BB: 0 P: 4	R: 0 E: 0 K: 0 S: 2	H: 0 LOB: 0 BB: 1 P: 6	R: 0 E: 0 K: 0 S: 3	H: 1 LOB: 1 BB: 1 P: 7	R: 0 E: 0 K: 0 S: 2	H: 0 LOB: 1 BB: 1 P: 7	R: 0 E: 0 K: 0 S: 5	H: 2 LOB: 2 BB: 0 P: 5	R: 3 E: 1 K: 0 S: 7	H: 4 LOB: 1 BB: 0 P: 7	R: 0 E: 0 K: 0 S: 2	H: 0 LOB: 0 BB: 0 P: 3	1B: 7 2B: 2 3B: 1 HR: 0	SF: 0 SAC: 1 DP: 3 HBP: 1	WP: 0 PB: 0 SB: 0 CS: 3	PA: 34
<b>PITCHER</b> Nelson Briles, R ERA: 1.35 Gene Garber, R ERA: 2.7 Lindy McDaniel, R ERA: 4.91	IP: 6.2 WLS: L BF: 25 H: 6 R: 3 ER: 3 SO: 1 BB: 0 IBB: 0 HBP: 0 BLK: 0 WP: 0 HR: 0 S: 21 P: 34 ERA: 1.35 WHIP: 1.350															<b>PITCHER</b>	IP: 6.2 WLS: L BF: 25 H: 6 R: 3 ER: 3 SO: 1 BB: 0 IBB: 0 HBP: 0 BLK: 0 WP: 0 HR: 0 S: 21 P: 34 ERA: 1.35 WHIP: 1.350			

**Kansas City Royals @ Texas Rangers**  
 Arlington Stadium, Arlington, TX  
 Wed Apr 17 1974, 8:05 PM EDT  
 Att: 9,799 - Unknown

**AB** 28  
**R** 4  
**H** 10  
**RBI** 4  
**BB** 3  
**SO** 0  
**LOB** 12





Batter	1	2	3	4	5	6	7	8	9	AB	R	H	RBI	BB	SO	LOB	TOP			
<b>Freddie Patek, R</b> OBP: 0.405, SLG: 0.400 (1, 6)										3	0	2	0	2	0	0	<b>Kansas City Royals @ Chicago White Sox</b> Comiskey Park, Chicago, IL Fri Apr 19 1974, 8:05 PM EDT Att: 9,317 - Unknown - 44 F <a href="http://livebaseballscorecards.com">livebaseballscorecards.com</a>			
<b>Cookie Rojas, R</b> OBP: 0.270, SLG: 0.324 (1, 4)										5	0	0	0	0	0	6				
<b>Jim Wohlford, R</b> OBP: 0.429, SLG: 0.371 (1, 7)										4	0	2	0	1	1	1				
<b>John Mayberry, L</b> OBP: 0.561, SLG: 0.750 (1, 3)										3	1	1	0	2	2	3				
<b>Hal McRae, R</b> OBP: 0.321, SLG: 0.519 (1, 10)										5	1	0	0	0	2	8				
<b>Fran Healy, R</b> OBP: 0.314, SLG: 0.515 (1, 2)										4	2	2	3	0	0	1				
<b>Vada Pinson, L</b> OBP: 0.182, SLG: 0.182 (1, 8)										4	0	1	0	0	1	1				
<b>Paul Schaal, R</b> OBP: 0.367, SLG: 0.458 (1, 5)										2	0	0	1	1	0	0				
<b>Al Cowens, R</b> OBP: 0.250, SLG: 0.364 (1, 9)										4	0	0	0	0	1	3				
<b>Inning Stats</b>	R: 0 E: 0 K: 0 S: 4	H: 1 LOB: 2 BB: 1 P: 8	R: 0 E: 1 K: 0 S: 4	H: 0 LOB: 3 BB: 2 P: 12	R: 3 E: 1 K: 1 S: 9	H: 4 LOB: 1 BB: 0 P: 9	R: 0 E: 0 K: 1 S: 5	H: 0 LOB: 2 BB: 2 P: 13	R: 1 E: 0 K: 0 S: 4	H: 1 LOB: 0 BB: 0 P: 4	R: 0 E: 0 K: 1 S: 5	H: 1 LOB: 1 BB: 1 P: 11	R: 0 E: 0 K: 2 S: 3	H: 0 LOB: 0 BB: 0 P: 3	R: 0 E: 0 K: 2 S: 8	H: 1 LOB: 1 BB: 0 P: 8	1B: 6 2B: 2 3B: 0 HR: 1	SF: 1 SAC: 0 DP: 1 HBP: 0	WP: 0 PB: 0 SB: 0 CS: 0	PA: 41
<b>PITCHER</b>	IP	WLS	BF	H	R	ER	SO	BB	IBB	HBP	BLK	WP	HR	S	P	ERA	WHIP			
<b>Jim Kaat, L</b> ERA: 4.84 (1, 1)	8.1	W	39	8	4	4	5	6	0	0	0	0	1	43	67	4.32	1.680			
<b>Terry Forster, L</b> ERA: 10.95 (9, 1)	0.2	S	2	0	0	0	2	0	0	0	0	0	0	6	6	0.00	0.000			

Batter	1	2	3	4	5	6	7	8	9	AB	R	H	RBI	BB	SO	LOB	BOTTOM			
<b>Buddy Bradford, R</b> OBP: 0.432, SLG: 0.536 (1, 9)										3	2	0	0	2	1	2	<b>Kansas City Royals @ Chicago White Sox</b> Comiskey Park, Chicago, IL Fri Apr 19 1974, 8:05 PM EDT Att: 9,317 - Unknown - 44 F <a href="http://livebaseballscorecards.com">livebaseballscorecards.com</a>			
<b>Carlos May, L</b> OBP: 0.275, SLG: 0.325 (1, 7)										5	0	2	1	0	0	2				
<b>Dick Allen, R</b> OBP: 0.310, SLG: 0.362 (1, 3)										3	1	1	0	2	1	2				
<b>Bill Melton, R</b> OBP: 0.345, SLG: 0.426 (1, 5)										5	0	1	1	0	0	4				
<b>Ken Henderson, S</b> OBP: 0.379, SLG: 0.420 (1, 8)										2	1	0	0	2	1	3				
<b>Ron Santo, R</b> OBP: 0.400, SLG: 0.289 (1, 10)										3	0	1	1	1	0	0				
<b>Jorge Orta, L</b> OBP: 0.220, SLG: 0.231 (1, 4)										4	1	2	1	0	0	3				
<b>Brian Downing, R</b> OBP: 0.357, SLG: 0.500 (1, 2)										3	0	1	0	1	1	0				
<b>Bucky Dent, R</b> OBP: 0.216, SLG: 0.257 Jerry Hairston, S (4, PH) Eddie Leon, R (5, 6)										1	0	0	0	0	1	0				
<b>Inning Stats</b>	R: 1 E: 0 K: 2 S: 8	H: 1 LOB: 1 BB: 1 P: 12	R: 0 E: 0 K: 1 S: 5	H: 0 LOB: 0 BB: 0 P: 5	R: 1 E: 1 K: 1 S: 6	H: 1 LOB: 2 BB: 2 P: 14	R: 1 E: 0 K: 0 S: 5	H: 3 LOB: 3 BB: 2 P: 13	R: 1 E: 0 K: 0 S: 4	H: 1 LOB: 3 BB: 3 P: 16	R: 0 E: 0 K: 2 S: 7	H: 0 LOB: 0 BB: 0 P: 7	R: 0 E: 0 K: 0 S: 3	H: 0 LOB: 0 BB: 0 P: 3	R: 0 E: 0 K: 2 S: 8	H: 0 LOB: 0 BB: 0 P: 8	1B: 7 2B: 1 3B: 0 HR: 0	SF: 0 SAC: 0 DP: 1 HBP: 0	WP: 0 PB: 0 SB: 0 CS: 0	PA: 40
<b>PITCHER</b>	IP	WLS	BF	H	R	ER	SO	BB	IBB	HBP	BLK	WP	HR	S	P	ERA	WHIP			
<b>Mary Pattin, R</b> ERA: 8.0 (1, 1)	5.0		27	7	4	4	4	5	0	0	0	0	0	30	50	7.20	2.400			
<b>Bruce Dal Canton, R</b> ERA: 1.17 (6, 1)	0.2	L	6	1	1	1	0	3	0	0	0	0	0	3	15	13.50	6.000			
<b>Joe Hoerner, L</b> ERA: (6, 1)	2.1		7	0	0	0	2	0	0	0	0	0	0	11	11	0.00	0.000			



Batter	1	2	3	4	5	6	7	8	9	AB	R	H	RBI	BB	SO	LOB	TOP								
Freddie Patek, R OBP: 0.383, SLG: 0.359	P5		K		FC1-5 HR		4-3		S BB	4	1	0	0	1	1	3	<b>Kansas City Royals @ Chicago White Sox</b> Comiskey Park, Chicago, IL Sat Apr 20 1974, 4:33 AM EDT Att: 30,472 - Unknown - 77 F <a href="http://livebaseballscores.com">livebaseballscores.com</a>								
Cookie Rojas, R OBP: 0.310, SLG: 0.415	F8		P6				FC6-4 BB		G4-6-3 BB	4	1	2	3	1	0	1									
Jim Wohlford, R OBP: 0.426, SLG: 0.359	6-3				4-3		FC6-4 BB		G4-6-3	4	1	1	0	1	0	2									
John Mayberry, L OBP: 0.511, SLG: 0.656		3-1			F8		P6			4	0	0	0	0	1	3									
Hal McRae, R OBP: 0.313, SLG: 0.533		K			SF8		E9		FC6-4	3	1	1	1	0	1	2									
Fran Healy, R OBP: 0.308, SLG: 0.514		6-3			4-3		2B			4	0	1	0	0	1	0									
Vada Pinson, L OBP: 0.216, SLG: 0.194							F5		K	3	2	1	0	1	1	1									
Fernando Gonzalez, R OBP: 0.231, SLG: 0.308							F2		1-3	4	0	2	1	0	0	1									
Al Cowens, R OBP: 0.250, SLG: 0.333							F7		P6	4	1	1	1	0	0	2									
<b>Inning Stats</b>	R: 0 E: 0 K: 0 S: 3	H: 0 LOB: 0 BB: 0 P: 3	R: 0 E: 0 K: 1 S: 5	H: 0 LOB: 0 BB: 0 P: 5	R: 1 E: 0 K: 1 S: 7	H: 2 LOB: 1 BB: 0 P: 7	R: 1 E: 0 K: 0 S: 4	H: 1 LOB: 0 BB: 0 P: 4	R: 4 E: 0 K: 1 S: 8	H: 3 LOB: 0 BB: 1 P: 12	R: 1 E: 1 K: 0 S: 5	H: 2 LOB: 1 BB: 0 P: 5	R: 0 E: 0 K: 2 S: 4	H: 1 LOB: 1 BB: 1 P: 8	R: 0 E: 0 K: 2 S: 7	H: 0 LOB: 0 BB: 2 P: 7	R: 0 E: 0 K: 2 S: 2	H: 0 LOB: 1 BB: 2 P: 10	1B: 5 2B: 3 3B: 0 HR: 1	SF: 1 SAC: 0 DP: 1 HBP: 0	WP: 0 PB: 0 SB: 2 CS: 0	PA: 39			
<b>PITCHER</b>	IP	WLS	BF	H	R	ER	SO	BB	IBB	HBP	BLK	WP	HR	S	P	ERA	WHIP	<b>PITCHER</b>							
Wilbur Wood, L ERA: 4.98	4.1	L	20	6	6	6	2	1	0	0	0	0	1	23	27	12.46	1.615								
Rich Gossage, R ERA: 1.46	5.1		19	3	1	1	3	3	0	0	0	0	0	22	34	1.93	1.286								

Batter	1	2	3	4	5	6	7	8	9	AB	R	H	RBI	BB	SO	LOB	BOTTOM								
Buddy Bradford, R OBP: 0.429, SLG: 0.594	F8		BB		HR		F7		P5	4	1	1	2	1	0	0	<b>Kansas City Royals @ Chicago White Sox</b> Comiskey Park, Chicago, IL Sat Apr 20 1974, 4:33 AM EDT Att: 30,472 - Unknown - 77 F <a href="http://livebaseballscores.com">livebaseballscores.com</a>								
Luis Alvarado, R OBP: 0.100, SLG: 0.100	L5		K		5-3		BB			4	0	1	0	0	1	1									
Dick Allen, R OBP: 0.323, SLG: 0.420			F7		HR		F9			3	1	1	1	1	0	2									
Bill Melton, R OBP: 0.339, SLG: 0.412	F9				5-3		F8		1B	4	0	1	0	0	0	1									
Ron Santo, R OBP: 0.390, SLG: 0.286			F9		F9		F9		K	4	0	1	0	0	1	1									
Carlos May, L OBP: 0.316, SLG: 0.364							4-3		G4-6-3 1B	4	0	3	0	0	0	0									
Ken Henderson, S OBP: 0.387, SLG: 0.415			F9		BB		G4-6-3 1B		G4-6-3	3	0	1	0	1	0	4									
Eddie Leon, R			G4-6-3		F9		G6-4-3		F8	3	0	0	0	0	0	5									
Jorge Orta, L OBP: 0.214, SLG: 0.225			1-2		1-2		G6-4-3			1	0	0	0	0	0	0									
Chuck Brinkman, R OBP: 0.333, SLG: 0.333			F8				4-3		1-3	3	1	1	0	0	0	0									
Tony Muser, L OBP: 0.500, SLG: 0.667					HR					1	0	0	0	0	0	0									
<b>Inning Stats</b>	R: 0 E: 0 K: 0 S: 3	H: 0 LOB: 1 BB: 1 P: 7	R: 0 E: 0 K: 0 S: 4	H: 2 LOB: 1 BB: 0 P: 4	R: 0 E: 0 K: 1 S: 5	H: 0 LOB: 1 BB: 1 P: 9	R: 0 E: 0 K: 0 S: 4	H: 1 LOB: 2 BB: 1 P: 8	R: 3 E: 0 K: 0 S: 6	H: 3 LOB: 0 BB: 0 P: 6	R: 0 E: 0 K: 0 S: 3	H: 1 LOB: 0 BB: 0 P: 3	R: 0 E: 0 K: 1 S: 6	H: 2 LOB: 1 BB: 0 P: 6	R: 0 E: 0 K: 1 S: 3	H: 0 LOB: 0 BB: 0 P: 3	1B: 8 2B: 0 3B: 0 HR: 2	SF: 0 SAC: 0 DP: 3 HBP: 0	WP: 0 PB: 0 SB: 0 CS: 0	PA: 37					
<b>PITCHER</b>	IP	WLS	BF	H	R	ER	SO	BB	IBB	HBP	BLK	WP	HR	S	P	ERA	WHIP	<b>PITCHER</b>							
Paul Splittorf, L ERA: 4.55	6.2	W	29	8	3	3	1	3	0	0	0	0	0	10	10	4.05	1.650								
Lindy McDaniel, R ERA: 3.0	7.1		8	2	0	0	1	0	0	0	0	0	0	10	10	0.00	0.857								



Batter	1	2	3	4	5	6	7	8	9	AB	R	H	RBI	BB	SO	LOB	TOP										
<b>Freddie Patek, R</b> OBP: 0.415, SLG: 0.386 (1, 6)	0-0 CS 1B	0-0 FC4-6 1B		4-0 2B BB	0-0 1B		0-0 F8	0-0 5-3		5	1	3	0	1	0	1											
<b>Cookie Rojas, R</b> OBP: 0.354, SLG: 0.457 (1, 4)	4-0 1B BB	0-0 FC4-6 1B		0-0 SH1-3 HR 2B	0-0 1B		0-0 1B		0-0 6-3	5	2	3	1	1	0	2											
<b>Jim Wohlford, R</b> OBP: 0.423, SLG: 0.364 (1, 9)	0-0 1B	0-0 F9		0-0 SH1-3 2-3	0-0 6-3		0-0 FC5-4 1B		0-3 K	5	1	2	0	0	1	4											
<b>John Mayberry, L</b> OBP: 0.510, SLG: 0.703 (1, 3)	0-0 BB 1B		4-0 G6-4-3 BB	0-0 HR	0-0 F9		0-3 K		0-0 4-3	5	1	2	3	1	1	4											
<b>Hal McRae, R</b> OBP: 0.324, SLG: 0.500 (1, 7)	0-0 BB 1B		0-0 G6-4-3 1-2	0-0 F8		4-0 3-1 S BB	0-0 FC5-4 1-2			4	0	1	1	1	0	3											
<b>Tony Solaita, L</b> OBP: 0.500, SLG: 0.875 (1, 10)	4-0 BB 1B		0-0 HR	0-0 2B		0-3 K		0-0 5-3 1B		3	1	2	1	1	1	1											
<b>Frank White, R</b> OBP: 0.500, SLG: 1.250 (8, PH)	1-2 2-3 BB		4-0 HR	0-0 2B		1-2 2-3 K		0-0 4-3 1B		1	1	1	0	0	0	0											
<b>Fran Healy, R</b> OBP: 0.500, SLG: 0.500 (1, 2)	0-0 G6-4-3		4-0 2B	1-0 HBP		4-0 3-1 BB		0-0 4-3 5-3 1B		1	0	0	0	0	0	3											
<b>Buck Martinez, R</b> OBP: 1.000, SLG: 1.000 (2, 2)	1-2 BB		0-0 BB	0-0 HBP		0-0 3-1 BB		0-0 4-3 5-3 1B		1	0	1	0	2	0	0											
<b>Vada Pinson, L</b> OBP: 0.244, SLG: 0.250 (8, PH)		0-0 FC4-6 1B	0-0 1B	0-0 F8		0-0 3-1		0-0 5-3		4	0	2	0	0	0	4											
<b>Al Cowens, R</b> OBP: 0.235, SLG: 0.313 (8, 8)		0-0 FC4-6 1B	1-3 2B	0-0 F8		1-2 2-3 K		1-2 2-3 K		1	0	0	0	0	0	2											
<b>Fernando Gonzalez, R</b> OBP: 0.167, SLG: 0.222 (1, 5)		0-0 F7	0-0 G3		0-0 5-3	0-0 5-3		0-0 4-3		5	0	0	1	0	0	6											
<b>Inning Stats</b>	R: 2 E: 0 K: 0 S: 5	H: 4 LOB: 2 BB: 2 P: 13	R: 0 E: 0 K: 0 S: 5	H: 2 LOB: 2 BB: 0 P: 5	R: 1 E: 0 K: 0 S: 4	H: 2 LOB: 2 BB: 2 P: 12	R: 3 E: 0 K: 0 S: 6	H: 3 LOB: 2 BB: 1 P: 11	R: 0 E: 0 K: 1 S: 5	H: 0 LOB: 2 BB: 0 P: 5	R: 0 E: 0 K: 1 S: 7	H: 2 LOB: 2 BB: 0 P: 7	R: 0 E: 0 K: 0 S: 5	H: 2 LOB: 1 BB: 0 P: 5	R: 0 E: 0 K: 1 S: 5	H: 0 LOB: 0 BB: 0 P: 5	1B: 12 2B: 3 3B: 0 HR: 2	SF: 0 SAC: 1 DP: 2 HBP: 1	WP: 0 PB: 0 SB: 1 CS: 1	PA: 49							
<b>PITCHER</b>	IP	WLS	BF	H	R	ER	SO	BB	IBB	HBP	BLK	WP	HR	S	P	ERA	WHIP										
<b>Stan Bahnsen, R</b> ERA: 4.11 (1, 1)	2.2		17	8	3	3	0	4	0	0	0	0	1	13	29	10.12	4.500										
<b>Skip Pitlock, L</b> ERA: 7.36 (3, 1)	0.2		5	2	3	3	0	1	0	0	0	0	1	4	8	40.50	4.500										
<b>Bill Moran, R</b> ERA: (4, 1)	1.0		7	3	0	0	0	0	0	1	0	0	0	6	7	0.00	3.000										
<b>Terry Forster, L</b> ERA: 8.47 (5, 1)	4.2	W	20	4	1	1	3	2	0	0	0	0	0	24	32	1.93	1.286										

**Kansas City Royals @ Chicago White Sox**  
Comiskey Park, Chicago, IL  
Sun Apr 21 1974, 4:33 AM EDT  
Alt. 7,890 - Unknown - 73 F

AB	40
R	7
H	17
RBI	7
BB	7
SO	3
LOB	30



Batter	1	2	3	4	5	6	7	8	9	AB	R	H	RBI	BB	SO	LOB	BOTTOM											
<b>Pat Kelly, L</b> OBP: 0.313, SLG: 0.273 (1, 9)	4-0 E BB	0-0 1B		0-3 K	0-0 F9	0-0 E S 2B 1B		0-0 1B		4	2	2	0	1	1	2												
<b>Buddy Bradford, R</b> OBP: 0.442, SLG: 0.606 (7, 9)	0-0 1B	0-0 1B						0-0 1B		1	0	1	0	0	0	0												
<b>Jorge Orta, L</b> OBP: 0.292, SLG: 0.326 (1, 4)	0-3 K	0-0 1B		0-0 BB 1B		0-0 1B		0-0 1B		6	0	5	1	0	1	1												
<b>Dick Allen, R</b> OBP: 0.328, SLG: 0.407 (1, 3)	0-0 1B	0-0 L4		0-3 K		0-0 L6		0-0 G1-6-3		4	1	1	0	1	1	4												
<b>Tony Musser, L</b> OBP: 0.429, SLG: 0.571 (8, 3)	1-2 1B			0-3 K		0-0 1B		0-0 G1-6-3		1	0	0	0	0	0	2												
<b>Carlos May, L</b> OBP: 0.327, SLG: 0.354 (1, 7)	0-3 K	0-0 6-3		4-0 1B		0-0 FC5-2 WP 1B		0-0 F8		4	1	1	0	1	1	6												
<b>Bill Melton, R</b> OBP: 0.328, SLG: 0.393 (1, 10)	0-0 E7 1B		0-0 P3	0-3 K		0-0 FC5-2 WP BB 3B		0-0 6-3		5	2	1	1	0	1	4												
<b>Ken Henderson, S</b> OBP: 0.403, SLG: 0.421 (1, 8)	0-0 S 1B		0-0 HBP 1B		0-0 F7	4-0 WP 3B BB		0-0 E3		4	1	2	2	1	0	0												
<b>Ron Santo, R</b> OBP: 0.391, SLG: 0.283 (1, 5)	0-3 K		0-0 F7		0-0 BB 1B	4-0 1-2 2-3 3H 3B IBB		0-0 F9		4	1	1	0	1	1	3												
<b>Brian Downing, R</b> OBP: 0.474, SLG: 0.867 (1, 2)		0-0 HR	1-0 HBP		4-0 1-2 BB	0-0 1B 3B		0-0 1-3		3	2	2	4	1	0	1												
<b>Eddie Leon, R</b> (1, 6)		0-3 HR	0-0 HBP		0-3 BB	0-0 1B 3B		0-0 P4		2	0	0	0	0	1	2												
<b>Jerry Hairston, S</b> (5, PH)		0-3 K	0-0 5-3		0-3 K	0-0 1B E 1B				1	0	0	0	0	1	2												
<b>Bucky Dent, R</b> OBP: 0.231, SLG: 0.270 (6, 6)					0-3 K	0-0 1B E 1B				2	1	1	1	0	0	0												
<b>Inning Stats</b>	R: 3 E: 1 K: 3 S: 12	H: 3 LOB: 1 BB: 1 P: 16	R: 1 E: 0 K: 1 S: 8	H: 3 LOB: 2 BB: 0 P: 8	R: 0 E: 0 K: 0 S: 4	H: 1 LOB: 2 BB: 0 P: 5	R: 0 E: 0 K: 3 S: 10	H: 1 LOB: 2 BB: 1 P: 14	R: 0 E: 0 K: 1 S: 6	H: 1 LOB: 2 BB: 1 P: 10	R: 0 E: 0 K: 0 S: 9	H: 0 LOB: 3 BB: 3 P: 21	R: 0 E: 1 K: 0 S: 4	H: 2 LOB: 1 BB: 0 P: 4	R: 0 E: 0 K: 0 S: 4	H: 0 LOB: 0 BB: 0 P: 4	1B: 14 2B: 1 3B: 1 HR: 1	SF: 0 SAC: 0 DP: 1 HBP: 1	WP: 1 PB: 0 SB: 2 CS: 0	PA: 48								
<b>PITCHER</b>	IP	WLS	BF	H	R	ER	SO	BB	IBB	HBP	BLK	WP	HR	S	P	ERA	WHIP											
<b>Steve Busby, R</b> ERA: 5.2 (1, 1)	5.2	L	33	11	7	6	8	4	0	1	0	0	1	0	3	7	9.53	2.647										
<b>Lindy McDaniel, R</b> ERA: 7.5 (6, 1)	0.0		4	3	2	2	0	0	1	0	0	0	0	2	6	54.00	3.000											
<b>Joe Hoerner, L</b> ERA: (6, 1)	0.1		3	1	2	2	0	0	1	0	0	0	0	2	6	0.00	1.000											
<b>Doug Bird, R</b> ERA: 12.0 (7, 1)	2.0		8	2	0	0	0	0	0	0	0	0	0	8	8	0.00	1.000											

**Kansas City Royals @ Chicago White Sox**  
Comiskey Park, Chicago, IL  
Sun Apr 21 1974, 4:33 AM EDT  
Alt. 7,890 - Unknown - 73 F

AB	41
R	11
H	17
RBI	9
BB	6
SO	8
LOB	27






Batter	1	2	3	4	5	6	7	8	9	AB	R	H	RBI	BB	SO	LOB	TOP											
<b>Freddie Patek, R</b> OBP: 0.397, SLG: 0.367 (1, 6)	0-3 K		0-0 F8		0-0 F8		0-0 S 1B		0-3 K	5	0	1	0	0	2	0												
<b>Cookie Rojas, R</b> OBP: 0.346, SLG: 0.440 (1, 4)	0-3 K		0-0 5-3			0-0 2B 1B	0-3 K			4	1	1	0	0	2	2												
<b>Jim Wohlford, R</b> OBP: 0.429, SLG: 0.417 (1, 9)	0-0 5-3		0-0 2B			0-0 4-3 1-H 2B	0-0 F8			4	0	2	1	0	0	2												
<b>John Mayberry, L</b> OBP: 0.473, SLG: 0.634 (1, 3)		0-0 F8	0-0 F8			0-0 4-3 2-3		0-0 F7		4	0	0	0	0	0	2												
<b>Hal McRae, R</b> OBP: 0.341, SLG: 0.486 (1, 7)		0-3 K		0-0 6-3		0-0 BB		0-0 1B		3	0	1	0	1	1	0												
<b>Tony Solaita, L</b> OBP: 0.429, SLG: 0.667 (1, 10)		0-0 BB 1B 1B		0-0 2-3		0-3 K		0-0 L9		4	0	1	0	0	1	3												
<b>Vada Pinson, L</b> OBP: 0.244, SLG: 0.250 (1, 8)		0-0 BB 1B		0-0 3-1		0-0 3-1		0-0 1-3		4	0	1	0	0	0	3												
<b>Buck Martinez, R</b> OBP: 0.750, SLG: 0.750 (1, 2)		4-0 1-2 2-3 BB			0-0 P2		0-0 1B 2B		0-0 F7	3	0	1	0	1	0	0												
<b>Fernando Gonzalez, R</b> OBP: 0.143, SLG: 0.190 <b>Frank White, R</b> OBP: 0.460, SLG: 1.000 (9, PH)		0-3 K		0-0 F9		0-0 F3		0-3 K		3	0	0	0	0	1	4												
<b>Inning Stats</b>	R: 0 E: 0 K: 2 S: 7	H: 0 LOB: 0 BB: 0 P: 7	R: 0 E: 0 K: 2 S: 9	H: 2 LOB: 3 BB: 1 P: 13	R: 0 E: 0 K: 0 S: 4	H: 1 LOB: 1 BB: 0 P: 4	R: 0 E: 0 K: 0 S: 3	H: 0 LOB: 0 BB: 0 P: 3	R: 0 E: 0 K: 1 S: 7	H: 2 LOB: 2 BB: 1 P: 11	R: 0 E: 0 K: 1 S: 7	H: 2 LOB: 2 BB: 0 P: 7	R: 0 E: 0 K: 0 S: 4	H: 1 LOB: 1 BB: 0 P: 4	R: 0 E: 0 K: 2 S: 7	H: 0 LOB: 0 BB: 0 P: 7	1B: 5 2B: 3 3B: 0 HR: 0	SF: 0 SAC: 0 DP: 0 HBP: 0	WP: 0 PB: 0 SB: 1 CS: 0	PA: 37								
<b>PITCHER</b>	IP	WLS	BF	H	R	ER	SO	BB	IBB	HBP	BLK	WP	HR	S	P	ERA	WHIP											
<b>Rick Wise, R</b> ERA: 2.66 <b>Diego Segui, R</b> ERA: 1.99	(1, 1)	6.0	W	25	5	1	1	5	2	0	0	0	0	0	33	41	1.50	1.167										
	(7, 1)	3.0	S	12	3	0	0	3	0	0	0	0	0	18	18	0.00	1.000											

**Kansas City Royals @ Boston Red Sox**  
Fenway Park, Boston, MA  
Mon Apr 22 1974, 7:05 PM EDT  
Att: 11,927 - Unknown


AB 35  
R 1  
H 8  
RBI 1  
BB 2  
SO 8  
LOB 16



Batter	1	2	3	4	5	6	7	8	9	AB	R	H	RBI	BB	SO	LOB	BOTTOM											
<b>Tommy Harper, R</b> OBP: 0.245, SLG: 0.244 (1, 10)	0-0 2B 1B				0-0 F3		0-0 6-3			4	1	1	0	0	1	1												
<b>Doug Griffin, R</b> OBP: 0.423, SLG: 0.490 <b>Dick McAuliffe, L</b> OBP: 0.292, SLG: 0.200 (2, PH) (3, 4)	0-0 1B 2B		0-0 4-3		0-0 G4-6-3		0-0 6-3			1	1	1	1	0	0	0												
<b>Bernie Carbo, L</b> OBP: 0.434, SLG: 0.581 (1, 9)	0-0 B2		0-0 F9			0-0 P5	0-0 1-3			4	0	0	0	0	0	1												
<b>Carl Yastrzemski, L</b> OBP: 0.441, SLG: 0.820 (1, 7)	0-0 BB S FC3-2 2H 1B		0-0 3-1			0-0 HR		0-0 HR		4	2	3	3	0	0	0												
<b>Rico Petrocelli, R</b> OBP: 0.409, SLG: 0.368 (8, PR) <b>Juan Beniquez, R</b> OBP: 0.375, SLG: 0.407 <b>Terry Hughes, R</b> OBP: 0.333, SLG: 0.250 (9, 5)	4-0 FC3-2 BB 1-2 BB		0-0 F8			4-0 G3 1B BB		0-0 FC5-6 1B		2	0	1	0	2	0	0												
<b>Cecil Cooper, L</b> OBP: 0.396, SLG: 0.413 (1, 3)	4-0 FC3-2 1-2 2-3 BB			0-0 SH2-3 FC3-1-5 2B		0-0 G3 1B		0-0 FC5-6 CS		3	0	2	0	1	0	1												
<b>Rick Miller, L</b> OBP: 0.345, SLG: 0.250 (1, 8)	0-0 FC3-2 FC6-4 1-2 2-3 3-H			0-0 SH2-3 2-3		0-0 G3 1B		0-0 F7		3	0	0	0	0	0	6												
<b>Bob Didier, S</b> OBP: 0.214, SLG: 0.091 (1, 2)	0-0 FC6-4			0-0 FC9-1-5		4-0 FC6-4 IBB				2	0	0	0	1	0	4												
<b>Mario Guerrero, R</b> OBP: 0.320, SLG: 0.273 (1, 6)		0-0 1-3			4-0 G4-6-3 BB	0-0 FC6-4				2	0	0	0	1	0	3												
<b>Inning Stats</b>	R: 2 E: 0 K: 0 S: 6	H: 3 LOB: 3 BB: 2 P: 14	R: 0 E: 0 K: 1 S: 5	H: 0 LOB: 0 BB: 0 P: 5	R: 0 E: 0 K: 0 S: 3	H: 1 LOB: 0 BB: 0 P: 3	R: 0 E: 0 K: 0 S: 2	H: 0 LOB: 0 BB: 1 P: 6	R: 1 E: 0 K: 0 S: 5	H: 2 LOB: 3 BB: 2 P: 13	R: 0 E: 0 K: 0 S: 3	H: 0 LOB: 0 BB: 0 P: 3	R: 1 E: 0 K: 0 S: 4	H: 2 LOB: 1 BB: 0 P: 4	R: 0 E: 0 K: 0 S: 7	H: 0 LOB: 0 BB: 0 P: 7	1B: 4 2B: 3 3B: 0 HR: 2	SF: 0 SAC: 1 DP: 2 HBP: 0	WP: 0 PB: 0 SB: 1 CS: 1	PA: 34								
<b>PITCHER</b>	IP	WLS	BF	H	R	ER	SO	BB	IBB	HBP	BLK	WP	HR	S	P	ERA	WHIP											
<b>Nelson Briles, R</b> ERA: 2.45 <b>Gene Garber, R</b> ERA: 4.5 <b>Joe Hoerner, L</b> ERA:	(1, 1)	4.1	L	19	4	2	2	1	3	0	0	0	0	18	30	4.15	1.615											
	(5, 1)	2.2		13	4	2	2	0	1	1	0	0	0	2	11	19	6.75	1.875										
	(8, 1)	1.0		2	0	0	0	0	0	0	0	0	0	2	2	0.00	0.000											

**Kansas City Royals @ Boston Red Sox**  
Fenway Park, Boston, MA  
Mon Apr 22 1974, 7:05 PM EDT  
Att: 11,927 - Unknown

AB 28  
R 4  
H 8  
RBI 4  
BB 5  
SO 1  
LOB 17





Batter	1	2	3	4	5	6	7	8	9	AB	R	H	RBI	BB	SO	LOB	TOP
<b>Freddie Patek, R</b> OBP: 0.391, SLG: 0.340 (1, 6)	4-0 E S 4-3 BB		0-0 F9			0-0 6-3		0-0 6-3	0-0 1-3	4	1	0	0	1	0	2	
<b>Jim Wohlford, R</b> OBP: 0.443, SLG: 0.434 (1, 9)	0-0 4-3		0-0 6-3			0-0 2B 1B		0-0 BB 1B	0-0 S 1B	5	1	3	2	0	0	0	
<b>John Mayberry, L</b> OBP: 0.467, SLG: 0.600 (1, 3)	0-0 6-3			0-0 G6-4-3 1B		0-3 K 1-2		4-0 FC5-4 BB	0-3 K 1-2	4	0	1	0	1	2	3	
<b>Hal McRae, R</b> OBP: 0.333, SLG: 0.488 (1, 7)	0-0 6-3			0-0 L6		0-0 2B		0-0 FC5-4		4	0	1	1	0	0	3	
<b>Cookie Rojas, R</b> OBP: 0.339, SLG: 0.426 (1, 4)		0-0 F9		0-0 G6-4-3 1-2f		0-0 4-3			0-0 FC1-6 1B	4	0	1	0	0	0	2	
<b>Vada Pinson, L</b> OBP: 0.245, SLG: 0.271 (1, 8)		0-0 2B			0-0 F6		0-0 L4		0-0 FC1-6 1B S 1-2f	4	1	1	0	0	0	1	
<b>Tony Solaita, L</b> OBP: 0.412, SLG: 0.571 <b>Al Cowens, R</b> OBP: 0.278, SLG: 0.353 (7, PR)		0-0 L4			0-3 K		4-0 G6-4-3 BB		0-0 1B 1-3	2	0	0	0	1	1	1	
<b>Buck Martinez, R</b> OBP: 0.667, SLG: 0.571 (1, 2)		0-0 F7			4-0 FC5-4 BB		0-0 G6-4-3 1-2f		0-0 1-3 1B 3-H	3	1	1	1	1	0	2	
<b>Frank White, R</b> OBP: 0.250, SLG: 0.625 <b>Amos Otis, R</b> OBP: 0.237, SLG: 0.226 <b>Fernando Gonzalez, R</b> OBP: 0.143, SLG: 0.190 (9, PH)			0-0 5-3		0-0 FC5-4 1-2f		0-0 5-3		0-0 1B 1-3 1-2 2-H	3	0	0	0	0	0	1	
<b>Inning Stats</b>	R: 1 E: 0 K: 0 S: 3	H: 0 LOB: 0 BB: 1 P: 7	R: 0 E: 0 K: 0 S: 4	H: 1 LOB: 1 BB: 0 P: 4	R: 0 E: 0 K: 0 S: 3	H: 0 LOB: 0 BB: 0 P: 3	R: 0 E: 0 K: 0 S: 3	H: 1 LOB: 1 BB: 1 P: 9	R: 0 E: 0 K: 0 S: 2	H: 0 LOB: 1 BB: 1 P: 6	R: 0 E: 0 K: 0 S: 4	H: 1 LOB: 2 BB: 1 P: 8	R: 3 E: 0 K: 1 S: 10	H: 5 LOB: 5 BB: 0 P: 10	1B: 8 2B: 2 3B: 0 HR: 0	SF: 0 SAC: 0 DP: 2 HBP: 0	WP: 0 PA: 39 PB: 0 SB: 4 CS: 0
<b>PITCHER</b>	IP WLS BF H R ER SO BB IBB HBP BLK WP HR S P ERA WHIP																
<b>Dick Drago, R</b> ERA: 2.7 (1, 1)	8.1 L 36 9 5 4 2 4 0 0 0 0 0 0 36 52 4.32 1.560																
<b>Diego Segui, R</b> ERA: 1.89 (9, 1)	0.2 3 1 0 0 1 0 0 0 0 0 0 0 5 5 0.00 1.500																

**Kansas City Royals @ Boston Red Sox**  
Fenway Park, Boston, MA  
Tue Apr 23 1974, 3:33 AM EDT  
Att. 5,388 - Unknown - 60 F

AB 35  
R 5  
H 10  
RBI 5  
BB 4  
SO 3  
LOB 15



Batter	1	2	3	4	5	6	7	8	9	AB	R	H	RBI	BB	SO	LOB	BOTTOM		
<b>Tommy Harper, R</b> OBP: 0.278, SLG: 0.306 (1, 10)	0-0 1-3		0-0 WP 3B	0-0 5-3		4-0 BB			0-0 1B	4	1	2	0	1	0	1			
<b>Juan Beniquez, R</b> OBP: 0.351, SLG: 0.406 (1, 8)	0-0 1B 2B		0-0 1-3		0-3 K	0-0 F7			0-0 F7	5	1	1	0	0	1	2			
<b>Cecil Cooper, L</b> OBP: 0.379, SLG: 0.392 (1, 3)	0-0 G3		0-0 F7 3-H		0-0 FC5-4 1B		0-0 F8		0-0 F5	5	0	1	0	0	0	2			
<b>Carl Yastrzemski, L</b> OBP: 0.476, SLG: 0.849 (1, 7)	0-0 WP 2H 1B		0-0	4-0 FC5-4 BB		0-0 G4-6-3 1B				3	0	3	1	1	0	0			
<b>Bernie Carbo, L</b> OBP: 0.439, SLG: 0.556 (1, 9)	4-0 1-2 IBB		4-0	0-0 FC5-4 BB		0-0 G4-6-3 1-2f				2	0	0	0	2	0	3			
<b>John Kennedy, R</b> OBP: 0.143, SLG: 0.571 <b>Danny Cater, R</b> OBP: 0.429, SLG: 0.333 <b>Terry Hughes, R</b> OBP: 0.300, SLG: 0.222 (6, 5)	0-3 K		0-3 K		4-0 1-2 BB		0-0 F7		0-0 F7	2	0	0	0	0	2	4			
<b>Dick McAuliffe, L</b> OBP: 0.250, SLG: 0.167 (1, 4)		0-0 4-3		0-0 1-3	0-0 4-3			0-0 4-3		4	0	0	0	0	0	3			
<b>Bob Didier, S</b> OBP: 0.176, SLG: 0.071 <b>Bob Montgomery, R</b> OBP: 0.220, SLG: 0.289 (9, 2)		0-0 F9		0-3 K		0-0 4-3		0-3 K		3	0	0	0	0	1	0			
<b>Mario Guerrero, R</b> OBP: 0.321, SLG: 0.277 <b>Rick Miller, L</b> OBP: 0.333, SLG: 0.240 (9, PH)		0-0 5-3		0-0	0-0	0-0 F9			0-0 G3	3	0	1	0	0	0	0			
<b>Inning Stats</b>	R: 1 E: 0 K: 1 S: 7	H: 2 LOB: 2 BB: 1 P: 11	R: 0 E: 0 K: 0 S: 3	H: 0 LOB: 0 BB: 0 P: 3	R: 1 E: 0 K: 1 S: 7	H: 2 LOB: 2 BB: 1 P: 11	R: 0 E: 0 K: 1 S: 6	H: 1 LOB: 1 BB: 0 P: 6	R: 0 E: 0 K: 1 S: 6	H: 1 LOB: 3 BB: 2 P: 14	R: 0 E: 0 K: 0 S: 3	H: 0 LOB: 0 BB: 1 P: 7	R: 0 E: 0 K: 0 S: 5	H: 0 LOB: 0 BB: 0 P: 5	R: 0 E: 0 K: 0 S: 4	H: 1 LOB: 1 BB: 0 P: 4	1B: 5 2B: 2 3B: 1 HR: 0	SF: 0 SAC: 0 DP: 1 HBP: 0	WP: 2 PA: 39 PB: 0 SB: 0 CS: 0
<b>PITCHER</b>	IP WLS BF H R ER SO BB IBB HBP BLK WP HR S P ERA WHIP																		
<b>A Fitzmorris, R</b> ERA: 1.64 (1, 1)	9.0 W 39 8 2 2 5 3 2 0 0 0 2 0 44 64 2.00 1.222																		

**Kansas City Royals @ Boston Red Sox**  
Fenway Park, Boston, MA  
Tue Apr 23 1974, 3:33 AM EDT  
Att. 5,388 - Unknown - 60 F

AB 34  
R 2  
H 8  
RBI 1  
BB 5  
SO 5  
LOB 15





Batter	1	2	3	4	5	6	7	8	9	AB	R	H	RBI	BB	SO	LOB	TOP								
Freddie Patek, R OBP: 0.373, SLG: 0.321 (1, 6)	0-0 1-3		0-0 F9		4-0 1-2 BB		0-0 F8			3	0	0	0	1	0	1									
Jim Wohlford, R OBP: 0.415, SLG: 0.404 (1, 7)	0-0 B1-3		0-0 B1-3		0-0 5-3			0-0 L7		4	0	0	0	0	0	2									
Amos Otis, R OBP: 0.293, SLG: 0.206 (1, 8)	0-0 F9			0-0 1-3		0-0 F8		4-0 BB		3	0	0	0	1	0	0									
John Mayberry, L OBP: 0.438, SLG: 0.551 (1, 3)		0-0 3-1		0-0 P6		0-0 1-3		0-3 BB		4	0	0	0	0	1	1									
Cookie Rojas, R OBP: 0.333, SLG: 0.404 (1, 4)		4-0 2B BB		0-0 1-3		0-3 K		0-3 K		3	1	0	0	1	2	1									
Hal McRae, R OBP: 0.347, SLG: 0.489 (1, 10)		0-0 P4			0-0 E9 1B		0-0 4-3 1B		0-0 4-3	4	2	2	0	0	0	1									
Vada Pinson, L OBP: 0.250, SLG: 0.294 (9, PH)		0-0 1-H 2B			0-3 K		0-0 4-3		0-0 5-3	3	0	1	1	0	1	2									
Al Cowens, R OBP: 0.263, SLG: 0.333 (7, PH)										1	0	0	0	0	0	0									
Buck Martinez, R OBP: 0.500, SLG: 0.364 (1, 2)		0-0 6-3			0-0 F7		0-3 K		0-0 F9	4	0	0	0	0	1	3									
Frank White, R OBP: 0.300, SLG: 0.600 (7, PH)				0-0 1-3						2	0	1	1	0	0	0									
Tony Solaita, L OBP: 0.444, SLG: 0.600 (7, 5)					0-0 2-H 1B					1	0	1	1	0	0	0									
Fernando Gonzalez, R OBP: 0.143, SLG: 0.190 (7, 5)							0-0 2-H 1B			0	0	0	0	0	0	0									
<b>Inning Stats</b>	R: 0 E: 0 K: 0 S: 3	H: 0 LOB: 0 BB: 0 P: 3	R: 1 E: 0 K: 0 S: 4	H: 1 LOB: 1 BB: 1 P: 8	R: 0 E: 0 K: 0 S: 3	H: 0 LOB: 0 BB: 0 P: 3	R: 0 E: 0 K: 0 S: 3	H: 0 LOB: 0 BB: 0 P: 3	R: 1 E: 1 K: 1 S: 7	H: 2 LOB: 2 BB: 1 P: 11	R: 0 E: 0 K: 1 S: 5	H: 0 LOB: 0 BB: 0 P: 5	R: 1 E: 0 K: 1 S: 7	H: 2 LOB: 1 BB: 0 P: 7	R: 0 E: 0 K: 2 S: 7	H: 0 LOB: 1 BB: 1 P: 11	R: 0 E: 0 K: 0 S: 3	H: 0 LOB: 0 BB: 0 P: 3	1B: 4 2B: 1 3B: 0 HR: 0	SF: 0 SAC: 0 DP: 0 HBP: 0	WP: 0 PB: 0 SB: 1 CS: 0	PA: 35			
<b>PITCHER</b>	IP	WLS	BF	H	R	ER	SO	BB	IBB	HBP	BLK	WP	HR	S	P	ERA	WHIP								
Doc Medich, R ERA: 3.71 (1, 1)	7.1	W	30	5	3	2	3	3	0	0	0	0	0	33	45	2.46	1.091								
Sparky Lyle, L ERA: 2.79 (8, 1)	1.2	S	5	0	0	0	2	0	0	0	0	0	0	9	9	0.00	0.000								

Kansas City Royals @ New York Yankees  
Shea Stadium, Flushing, NY  
Wed Apr 24 1974, 3:33 AM EDT  
Att. 5,593 - Overcast - 55 F


AB 32  
R 3  
H 5  
RBI 3  
BB 3  
SO 5  
LOB 11



Batter	1	2	3	4	5	6	7	8	9	AB	R	H	RBI	BB	SO	LOB	BOTTOM								
Roy White, S OBP: 0.434, SLG: 0.414 (1, 7)	0-0 6-3		0-0 E8 1B		0-0 1-3 1B		0-0 1-H 2B			4	0	3	1	0	0	0									
Walt Williams, R OBP: 0.188, SLG: 0.133 (9, 9)										0	0	0	0	0	0	0									
Mike Hegan, L OBP: 0.327, SLG: 0.396 (1, 3)	4-0 G6-4-3 BB		0-3 K		0-0 4-3		0-3 K			3	0	0	0	1	2	3									
Lou Piniella, R OBP: 0.432, SLG: 0.471 (9, 7)	0-0 G6-4-3 1-2			0-3 K	0-3 K		4-0 IBB			3	0	0	0	1	2	2									
Bobby Murcer, L OBP: 0.403, SLG: 0.410 (7, 8)		0-0 L7		4-0 HR BB		0-0 F5	0-3 K			2	1	0	0	1	0	0									
Elliott Maddox, R OBP: 0.200, SLG: 0.158 (1, 5)		0-0 F7		0-0 P4		0-0 HR		0-0 4-3		4	1	1	1	0	0	1									
Thurman Munson, R OBP: 0.261, SLG: 0.415 (1, 2)		0-0 2B		0-0 1-H HR		0-0 B1-3		0-0 F9		4	1	2	2	0	0	0									
Duke Sims, L OBP: 0.273, SLG: 0.300 (1, 10)		0-0 F8		4-0 BB		0-0 4-3		0-0 F8		3	0	0	0	1	0	1									
Gene Michael, S OBP: 0.222, SLG: 0.208 (1, 4)			0-0 F9	0-0 F7			0-3 K			3	0	0	0	0	1	1									
Jim Mason, L OBP: 0.345, SLG: 0.320 (1, 6)			0-0 F9		0-0 1B 1B		4-0 2B BB			2	1	1	0	1	0	0									
<b>Inning Stats</b>	R: 0 E: 0 K: 0 S: 2	H: 0 LOB: 0 BB: 1 P: 6	R: 0 E: 0 K: 0 S: 4	H: 1 LOB: 1 BB: 0 P: 4	R: 0 E: 1 K: 1 S: 6	H: 1 LOB: 1 BB: 0 P: 6	R: 2 E: 0 K: 1 S: 6	H: 1 LOB: 2 BB: 2 P: 14	R: 0 E: 0 K: 1 S: 6	H: 2 LOB: 1 BB: 0 P: 6	R: 1 E: 0 K: 0 S: 4	H: 1 LOB: 0 BB: 0 P: 4	R: 1 E: 0 K: 3 S: 10	H: 1 LOB: 2 BB: 2 P: 18	R: 0 E: 0 K: 0 S: 3	H: 0 LOB: 0 BB: 0 P: 3	1B: 3 2B: 2 3B: 0 HR: 2	SF: 0 SAC: 0 DP: 1 HBP: 0	WP: 0 PB: 0 SB: 0 CS: 0	PA: 34					
<b>PITCHER</b>	IP	WLS	BF	H	R	ER	SO	BB	IBB	HBP	BLK	WP	HR	S	P	ERA	WHIP								
Marty Pattin, R ERA: 6.35 (1, 1)	8.0	L	34	7	4	4	6	4	1	0	0	0	2	41	61	4.50	1.375								

Kansas City Royals @ New York Yankees  
Shea Stadium, Flushing, NY  
Wed Apr 24 1974, 3:33 AM EDT  
Att. 5,593 - Overcast - 55 F

AB 29  
R 4  
H 7  
RBI 4  
BB 5  
SO 6  
LOB 10





Batter	1	2	3	4	5	6	7	8	9	AB	R	H	RBI	BB	SO	LOB	TOP								
Freddie Patek, R OBP: 0.375, SLG: 0.328 (1, 6)	6-3			B1-3			6-3		WP FC1-5 FC3-6 1B	5	1	2	1	0	0	0	<b>Kansas City Royals @ New York Yankees</b> Shea Stadium, Flushing, NY Thu Apr 25 1974, 3:33 AM EDT Att. 5,646 - Unknown - 53 F  <b>AB 39</b> <b>R 6</b> <b>H 11</b> <b>RBI 4</b> <b>BB 2</b> <b>SO 4</b> <b>LOB 17</b>								
Cookie Rojas, R OBP: 0.323, SLG: 0.387 (1, 4)	K			L8	6-3		4-3 1B		FC1-5 FC3-6 WP 1-2 2-3	5	0	1	0	0	1	3									
Amos Otis, R OBP: 0.348, SLG: 0.289 (1, 8)	F8								FC3-6 1-2 2-3 IBB	4	1	3	0	1	0	0									
John Mayberry, L OBP: 0.406, SLG: 0.500 (1, 3)			F7				L1-3		FC3-6	5	0	0	1	0	0	6									
Hal McRae, R OBP: 0.315, SLG: 0.440 (1, 10)	P3				6-3		E5 1B		F9	5	1	0	0	0	1	4									
Jim Wehford, R OBP: 0.406, SLG: 0.426 (1, 7)	K						5-3			4	1	1	0	0	1	1									
Vada Pinson, L OBP: 0.273, SLG: 0.315 Al Cowens, R OBP: 0.250, SLG: 0.316 (6, PR) (6, 9)			F8				1B E 1B		6-3	3	1	2	2	0	0	0									
Buck Martinez, R OBP: 0.500, SLG: 0.400 (1, 2)			5-3				1B E 1B		L6	4	1	2	0	0	0	0									
Bobby Floyd, R (1, 5)			5-3				L6		FC1-5 1B BB	3	0	0	0	1	1	3									
<b>Inning Stats</b>	R: 0 E: 0 K: 1 S: 5	H: 0 LOB: 0 BB: 0 P: 5	R: 0 E: 0 K: 1 S: 5	H: 0 LOB: 0 BB: 0 P: 5	R: 0 E: 0 K: 0 S: 3	H: 0 LOB: 0 BB: 0 P: 3	R: 0 E: 0 K: 0 S: 4	H: 1 LOB: 1 BB: 0 P: 4	R: 3 E: 0 K: 0 S: 7	H: 4 LOB: 1 BB: 0 P: 7	R: 2 E: 1 K: 1 S: 9	H: 3 LOB: 2 BB: 0 P: 9	R: 0 E: 0 K: 1 S: 7	H: 2 LOB: 2 BB: 0 P: 7	R: 0 E: 0 K: 0 S: 3	H: 0 LOB: 0 BB: 0 P: 3		R: 1 E: 0 K: 0 S: 4	H: 1 LOB: 2 BB: 2 P: 12	1B: 9 2B: 1 3B: 1 HR: 0	SF: 0 SAC: 0 DP: 0 HBP: 0	WP: 2 PA: 41 CS: 0			
<b>PITCHER</b>	IP	WLS	BF	H	R	ER	SO	BB	IBB	HBP	BLK	WP	HR	S	P	ERA	WHIP								
Steve Kline, R ERA: 3.46 (1, 1)	5.1	L	23	6	5	3	2	0	0	0	0	1	0	27	27	5.06	1.125								
Fred Beene, R ERA: 2.7 (6, 1)	0.2		4	2	0	0	1	0	0	0	0	0	0	6	6	0.00	3.000								
Fritz Peterson, L ERA: 4.7 (7, 1)	3.0		14	3	1	1	1	1	1	0	0	1	0	14	22	3.00	1.333								

Batter	1	2	3	4	5	6	7	8	9	AB	R	H	RBI	BB	SO	LOB	BOTTOM								
Walt Williams, R OBP: 0.150, SLG: 0.105 (1, 9)	K		6-3			6-3			K	4	0	0	0	0	2	0	<b>Kansas City Royals @ New York Yankees</b> Shea Stadium, Flushing, NY Thu Apr 25 1974, 3:33 AM EDT Att. 5,646 - Unknown - 53 F  <b>AB 28</b> <b>R 1</b> <b>H 2</b> <b>RBI 1</b> <b>BB 1</b> <b>SO 5</b> <b>LOB 3</b>								
Roy White, S OBP: 0.413, SLG: 0.387 (1, 10)	F9		5-3			6-3			4-3	4	0	0	0	0	0	0									
Lou Piniella, R OBP: 0.415, SLG: 0.474 (1, 7)	K			1-3			1-3 SF8 2B		B1-3	4	1	1	0	0	1	0									
Graig Nettles, L OBP: 0.365, SLG: 0.806 (1, 5)		5-3		4-3			1-3			3	0	0	0	0	0	1									
Thurman Munson, R OBP: 0.250, SLG: 0.403 (1, 2)		5-3			F9		SF8			2	0	0	1	0	0	0									
Bill Sudakis, S OBP: 0.325, SLG: 0.257 (1, 3)			1B BB			L8		L7		2	0	0	0	1	0	0									
Elliott Maddox, R OBP: 0.217, SLG: 0.182 (1, 8)					5-3			L7		3	0	1	0	0	0	0									
Gene Michael, S OBP: 0.214, SLG: 0.200 Horace Clarke, S OBP: 0.133, SLG: 0.071 (8, PH) (9, 4)						F9		K		2	0	0	0	0	0	2									
Jim Mason, L OBP: 0.328, SLG: 0.302 (1, 6)			6-3					1-3		3	0	0	0	0	1	0									
<b>Inning Stats</b>	R: 0 E: 0 K: 2 S: 7	H: 0 LOB: 0 BB: 0 P: 7	R: 0 E: 0 K: 0 S: 4	H: 1 LOB: 2 BB: 1 P: 8	R: 0 E: 0 K: 0 S: 3	H: 0 LOB: 0 BB: 0 P: 3	R: 0 E: 0 K: 0 S: 3	H: 0 LOB: 0 BB: 0 P: 3	R: 0 E: 0 K: 1 S: 5	H: 0 LOB: 0 BB: 0 P: 5	R: 1 E: 0 K: 0 S: 4	H: 1 LOB: 0 BB: 0 P: 4	R: 0 E: 0 K: 1 S: 5	H: 0 LOB: 0 BB: 0 P: 5	R: 0 E: 0 K: 1 S: 5	H: 0 LOB: 0 BB: 0 P: 5		1B: 1 2B: 1 3B: 0 HR: 0	SF: 1 SAC: 0 DP: 0 HBP: 0	WP: 0 PA: 30 CS: 0					
<b>PITCHER</b>	IP	WLS	BF	H	R	ER	SO	BB	IBB	HBP	BLK	WP	HR	S	P	ERA	WHIP								
Paul Splittorf, L ERA: 3.89 (1, 1)	7.0	W	24	2	1	1	3	1	0	0	0	0	0	29	33	1.29	0.429								
Doug Bird, R ERA: 7.2 (8, 1)	2.0		6	0	0	0	2	0	0	0	0	0	0	10	10	0.00	0.000								



Batter	1	2	3	4	5	6	7	8	9	AB	R	H	RBI	BB	SO	LOB	TOP					
<b>Tommy Harper, R</b> OBP: 0.242, SLG: 0.262 (1, 7)	6-3		G4-6-3 1B		P4		G1-6-3			4	0	1	0	0	0	2	<b>Boston Red Sox @ Kansas City Royals</b> Royals Stadium, Kansas City, MO Fri Apr 26 1974, 8:05 PM EDT Att: 13,537 - Unknown - 72 F <a href="http://livebaseballscorecards.com">livebaseballscorecards.com</a>					
<b>Rick Miller, L</b> OBP: 0.353, SLG: 0.286 (1, 8)	WP 2B		G4-6-3 1-2		BB		BB	F7		3	0	1	0	1	0	1						
<b>Doug Griffin, R</b> OBP: 0.435, SLG: 0.517 (1, 4)	K		K		BB		BB	SF8 3B		3	1	1	0	1	2	1						
<b>Carl Yastrzemski, L</b> OBP: 0.480, SLG: 0.797 (1, 3)	S BB				1B 1-3 BB		F9	SF8		1	0	0	1	2	0	3						
<b>Bernie Carbo, L</b> OBP: 0.362, SLG: 0.439 (1, 9)	K				1-3		K	F8		4	0	0	0	0	2	3						
<b>Carlton Fisk, R</b> OBP: 0.500, SLG: 0.333 (1, 10)		2B BB			G6-3 1B		L7	F5		3	1	1	0	1	0	0						
<b>Bob Montgomery, R</b> OBP: 0.235, SLG: 0.333 (9, PH)		FC1-5 1-H 2B			G6-3 1-2		1-3	K		3	0	1	1	0	0	2						
<b>Cecil Cooper, L</b> OBP: 0.343, SLG: 0.367 (9, PH)										1	0	0	0	0	1	0						
<b>Terry Hughes, R</b> OBP: 0.286, SLG: 0.231 (9, PH)		FC1-5								3	0	1	0	0	0	1						
<b>Rico Petrocelli, R</b> OBP: 0.397, SLG: 0.333 (9, PH)		G4-6-3 2-3 1B						P5		1	0	0	0	0	0	0						
<b>Mario Guerrero, R</b> OBP: 0.283, SLG: 0.241 (7, PH)		G4-6-3			FC1-6 BB BB					2	0	0	0	0	0	2						
<b>Dick McAuliffe, L</b> OBP: 0.267, SLG: 0.160 (7, 6)										0	0	0	0	1	0	0						
<b>Inning Stats</b>	R: 0 E: 0 K: 2 S: 8	H: 1 LOB: 2 BB: 1 P: 12	R: 1 E: 0 K: 0 S: 3	H: 1 LOB: 0 BB: 1 P: 7	R: 0 E: 0 K: 1 S: 5	H: 1 LOB: 1 BB: 0 P: 5	R: 0 E: 0 K: 0 S: 3	H: 1 LOB: 1 BB: 1 P: 7	R: 0 E: 0 K: 0 S: 4	H: 0 LOB: 0 BB: 0 P: 12	R: 0 E: 0 K: 1 S: 5	H: 0 LOB: 0 BB: 0 P: 5	R: 0 E: 0 K: 0 S: 2	H: 0 LOB: 0 BB: 1 P: 6	R: 1 E: 0 K: 0 S: 4	H: 1 LOB: 0 BB: 0 P: 4	R: 0 E: 0 K: 1 S: 5	H: 0 LOB: 0 BB: 0 P: 5	1B: 3 2B: 2 3B: 1 HR: 0	SF: 1 SAC: 0 DP: 4 HBP: 0	WP: 1 PB: 0 SB: 1 CS: 0	PA: 35
<b>PITCHER</b> <b>Steve Busby, R</b> ERA: 4.42 (1, 1)	IP: 9.0 WLS: W BF: 35	H: 6 R: 2 ER: 2 SO: 5	BB: 6 IBB: 0 HBP: 0 BLK: 0	WP: 1 HR: 0 S: 39 P: 63	ERA: 2.00 WHIP: 1.333																	

Batter	1	2	3	4	5	6	7	8	9	AB	R	H	RBI	BB	SO	LOB	BOTTOM				
<b>Freddie Patek, R</b> OBP: 0.377, SLG: 0.364 (1, 6)	G3		P3		1B 3B		E1 G6-4-3 1B	F3		5	1	2	0	0	0	2	<b>Boston Red Sox @ Kansas City Royals</b> Royals Stadium, Kansas City, MO Fri Apr 26 1974, 8:05 PM EDT Att: 13,537 - Unknown - 72 F <a href="http://livebaseballscorecards.com">livebaseballscorecards.com</a>				
<b>Cookie Rojas, R</b> OBP: 0.323, SLG: 0.388 (1, 4)	FC5-4 1B		5-3		4-3 1B		G6-4-3 1-2	5-3		5	0	2	1	0	0	3					
<b>Amos Otis, R</b> OBP: 0.380, SLG: 0.405 (1, 8)	FC5-4 1-2				4-3 1B		S			4	0	3	0	0	0	1					
<b>John Mayberry, L</b> OBP: 0.411, SLG: 0.482 (1, 3)	HBP		4-3		4-3		S			2	0	0	0	1	0	3					
<b>Fran Healy, R</b> OBP: 0.273, SLG: 0.452 (1, 2)	K				4-3		F7			4	0	0	0	0	2	6					
<b>Jim Wehlford, R</b> OBP: 0.425, SLG: 0.446 (1, 7)		SH4-3 1B			L9		FC6-5 1B	SH SF8 1B		4	1	3	0	0	0	0					
<b>Hal McRae, R</b> OBP: 0.333, SLG: 0.509 (1, 10)	SH4-3 1-3				HR		FC6-5 1-3	SF8 SH 1B		3	1	2	1	0	0	1					
<b>Paul Schaal, R</b> OBP: 0.333, SLG: 0.407 (1, 5)	K				6-3		5-3	SH F3		3	0	0	0	0	1	2					
<b>Al Cowens, R</b> OBP: 0.261, SLG: 0.318 (8, PH)										3	1	1	0	0	0	1					
<b>Vada Pinson, L</b> OBP: 0.288, SLG: 0.315 (9, 9)	6-3				L8		E G6-4-3 1B	SF8		0	0	0	1	0	0	0					
<b>Inning Stats</b>	R: 0 E: 0 K: 1 S: 6	H: 1 LOB: 2 BB: 0 P: 7	R: 0 E: 0 K: 1 S: 6	H: 1 LOB: 1 BB: 0 P: 6	R: 0 E: 0 K: 0 S: 4	H: 1 LOB: 1 BB: 0 P: 4	R: 1 E: 0 K: 1 S: 6	H: 3 LOB: 2 BB: 0 P: 6	R: 0 E: 0 K: 0 S: 3	H: 1 LOB: 0 BB: 0 P: 3	R: 1 E: 1 K: 0 S: 5	H: 3 LOB: 2 BB: 1 P: 9	R: 1 E: 0 K: 0 S: 6	H: 2 LOB: 2 BB: 0 P: 6	R: 0 E: 0 K: 0 S: 6	H: 0 LOB: 0 BB: 0 P: 6		1B: 9 2B: 1 3B: 2 HR: 1	SF: 1 SAC: 2 DP: 1 HBP: 1	WP: 0 PB: 0 SB: 6 CS: 1	PA: 38
<b>PITCHER</b> <b>Bill Lee, L</b> ERA: 2.35 (1, 1)	IP: 6.2 WLS: L BF: 31	H: 11 R: 3 ER: 3 SO: 3	BB: 1 IBB: 0 HBP: 1 BLK: 0	WP: 0 HR: 1 S: 35 P: 40	ERA: 4.05 WHIP: 1.800																
<b>Diego Segui, R</b> ERA: 2.3 (7, 1)	IP: 1.1 WLS: 7 BF: 2	H: 1 R: 1 ER: 1 SO: 0	BB: 0 IBB: 0 HBP: 0 BLK: 0	WP: 0 HR: 0 S: 7 P: 7	ERA: 6.75 WHIP: 1.500																







Batter	1	2	3	4	5	6	7	8	9	10	11	12	13	AB R H RBI BB SO LOB	TOP																
<b>Rick Miller, L</b> OBP: 0.373, SLG: 0.395 (1, 8)	F8		HR			K	FC6-4 BB			K				5 1 2 1 1 2 1	<b>Boston Red Sox @ Kansas City Royals</b> Royals Stadium, Kansas City, MO Sun Apr 28 1974, 4:33 AM EDT Att. 13,306 - Unknown - 75 F																
<b>Doug Griffin, R</b> OBP: 0.403, SLG: 0.471 (1, 4)	F8		P4			BB	FC6-4			F7		F9		6 0 1 1 0 0 3																	
<b>Cecil Cooper, L</b> OBP: 0.325, SLG: 0.386 (1, 3)	K					F7				F7			HR	6 1 1 1 0 1 1																	
<b>Carl Yastrzemski, L</b> OBP: 0.459, SLG: 0.716 (1, 7)		FC6-4 1B				F8				F7			HR	5 0 1 0 1 0 0																	
<b>Bernie Carbo, L</b> OBP: 0.347, SLG: 0.429 (1, 10)		P6				4-3				G3				6 1 1 0 0 1 3																	
<b>Dwight Evans, R</b> OBP: 0.406, SLG: 0.724 (1, 9)		F7												6 1 3 1 0 1 1																	
<b>Carlton Fisk, R</b> OBP: 0.333, SLG: 0.143 (1, 2)	FC6-4					5-3								4 0 0 0 1 1 2																	
<b>Dick McAuliffe, L</b> OBP: 0.289, SLG: 0.188 (1, 5)			F8			K								4 0 2 0 0 1 0																	
<b>Mario Guerrero, R</b> OBP: 0.269, SLG: 0.230 (1, 6)			K											5 1 1 0 0 1 4																	
<b>Inning Stats</b>	R: 0 E: 0 K: 1 S: 5	H: 0 LOB: 0 BB: 0 P: 5	R: 0 E: 0 K: 0 S: 4	H: 1 LOB: 1 BB: 0 P: 4	R: 1 E: 0 K: 1 S: 6	H: 1 LOB: 0 BB: 0 P: 6	R: 0 E: 0 K: 0 S: 3	H: 0 LOB: 0 BB: 0 P: 3	R: 0 E: 0 K: 1 S: 5	H: 0 LOB: 0 BB: 0 P: 5	R: 1 E: 0 K: 1 S: 7	H: 2 LOB: 2 BB: 1 P: 11	R: 1 E: 0 K: 0 S: 4	H: 2 LOB: 0 BB: 0 P: 4		R: 0 E: 0 K: 1 S: 5	H: 1 LOB: 0 BB: 0 P: 5	R: 0 E: 0 K: 0 S: 4	H: 2 LOB: 1 BB: 0 P: 4	R: 0 E: 0 K: 2 S: 8	H: 1 LOB: 1 BB: 0 P: 8	1B: 7 2B: 3 3B: 0 HR: 3	SF: 0 SAC: 1 DP: 3 HBP: 0	W/P: 0 PB: 0 SB: 3 CS: 1	PA: 52						
<b>PITCHER</b>	IP WLS BF H R ER SO BB IBB HBP BLK WP HR S P ERA WHIP																														
<b>Marty Pattin, R</b> ERA: 5.84 (1, 1)	7.2	33	7	4	4	4	3	0	0	0	0	0	0	0	4.70	1.304															
<b>Doug Bird, R</b> ERA: 3.97 (8, 1)	5.1	18	5	1	1	4	0	0	0	0	0	0	0	1	26	26	1.69	0.938													

Batter	1	2	3	4	5	6	7	8	9	10	11	12	13	AB R H RBI BB SO LOB	BOTTOM																
<b>Freddie Patek, R</b> OBP: 0.368, SLG: 0.347 (1, 6)	F7	P3								F9	F9			5 0 1 0 0 0 2	<b>Boston Red Sox @ Kansas City Royals</b> Royals Stadium, Kansas City, MO Sun Apr 28 1974, 4:33 AM EDT Att. 13,306 - Unknown - 75 F																
<b>Cookie Rojas, R</b> OBP: 0.253, SLG: 0.455 (1, 4)	G4-3 1B					G5-4-3 1B				G3 1B				6 0 3 0 0 0 2																	
<b>Amos Otis, R</b> OBP: 0.353, SLG: 0.431 (1, 8)	G4-3													5 0 1 0 1 0 2																	
<b>John Mayberry, L</b> OBP: 0.410, SLG: 0.469 (1, 3)														4 1 1 0 2 0 2																	
<b>Fran Healy, R</b> OBP: 0.276, SLG: 0.558 (1, 2)		HR 1B				6-3								6 1 1 2 0 1 6																	
<b>Jim Wohlford, R</b> OBP: 0.422, SLG: 0.432 (1, 7)		HR 1B												6 1 2 0 0 0 0																	
<b>Hal McRae, R</b> OBP: 0.358, SLG: 0.557 (1, 10)														5 1 2 2 1 1 1																	
<b>Paul Schaal, R</b> OBP: 0.286, SLG: 0.324 (1, 5)														4 0 0 0 1 0 2																	
<b>Tony Solanta, L</b> OBP: 0.450, SLG: 0.647 (13, PH)														1 0 1 0 0 0 0																	
<b>Frank White, R</b> OBP: 0.300, SLG: 0.600 (13, PR)														0 0 0 0 0 0 0																	
<b>Al Cowens, R</b> OBP: 0.231, SLG: 0.280 (1, 9)														3 0 0 0 0 1 3																	
<b>Vada Pinson, L</b> OBP: 0.270, SLG: 0.317 (10, 9)														3 0 1 0 0 2 1																	
<b>Inning Stats</b>	R: 0 E: 0 K: 0 S: 3	H: 1 LOB: 0 BB: 0 P: 3	R: 2 E: 0 K: 1 S: 8	H: 3 LOB: 1 BB: 1 P: 12	R: 0 E: 0 K: 0 S: 3	H: 1 LOB: 0 BB: 0 P: 3	R: 0 E: 0 K: 0 S: 3	H: 1 LOB: 1 BB: 0 P: 6	R: 0 E: 0 K: 0 S: 3	H: 0 LOB: 0 BB: 0 P: 3	R: 0 E: 0 K: 0 S: 5	H: 2 LOB: 2 BB: 0 P: 5	R: 2 E: 0 K: 1 S: 7	H: 2 LOB: 0 BB: 0 P: 7	R: 0 E: 0 K: 0 S: 3	H: 0 LOB: 1 BB: 0 P: 7	R: 0 E: 0 K: 0 S: 6	H: 1 LOB: 3 BB: 2 P: 14	R: 0 E: 0 K: 1 S: 6	H: 1 LOB: 1 BB: 0 P: 6	1B: 9 2B: 2 3B: 0 HR: 2	SF: 0 SAC: 1 DP: 3 HBP: 0	W/P: 0 PB: 0 SB: 2 CS: 0	PA: 54							
<b>PITCHER</b>	IP WLS BF H R ER SO BB IBB HBP BLK WP HR S P ERA WHIP																														
<b>Roger Moret, L</b> ERA: 2.53 (1, 1)	7.1	30	9	2	2	2	2	0	0	0	0	0	0	2.46	1.500																
<b>Bill Lee, L</b> ERA: 2.33 (8, 1)	0.1	1	0	0	0	0	0	0	0	0	0	0	0	0.00	0.000																
<b>Dick Drago, R</b> ERA: 2.86 (8, 1)	5.1	23	4	2	2	3	1	2	0	0	0	0	0	1	26	38	3.38	0.938													






Batter	1	2	3	4	5	6	7	8	9	AB	R	H	RBI	BB	SO	LOB	TOP					
Dick Sharon, R (1, 8) OBP: 0.478, SLG: 0.429	0-3 K		4-0 BB		0-0 G6-3 1B		0-0 L3	0-0 CS 1B		4	0	2	1	1	1	0						
Gary Sutherland, R (1, 4) OBP: 0.312, SLG: 0.351	0-0 F7		0-0 F9		0-0 L7		0-0 1-4-3	0-0 CS	0-0 L4	5	0	0	0	0	0	3						
Mickey Stanley, R (1, 3) OBP: 0.241, SLG: 0.342	0-0 4-3			0-0 4-3	0-0 G6-3 1B		0-0 1B		0-0 F8	5	1	1	0	0	0	2						
Al Kaline, R (1, 10) OBP: 0.345, SLG: 0.385		0-3 K		0-0 G6-4-3 1B		0-0 L7	0-0 1B		0-0 L4-1	5	1	2	0	0	1	0						
Willie Horton, R (1, 7) OBP: 0.316, SLG: 0.507		0-0 1B		0-0 G6-4-3		0-0 5-3	0-0 E8 1B			4	1	2	1	0	0	1						
Bill Freehan, R (1, 2) OBP: 0.443, SLG: 0.540		0-0 P4				0-0 1B				2	1	1	0	0	0	1						
Ben Oglivie, L (6, PH) OBP: 0.250, SLG: 0.250						0-0 2B				1	1	1	0	0	0	0						
Jerry Moses, R (6, 2) OBP: 0.456, SLG: 0.836						0-0 1B				1	0	1	1	0	0	0						
Jim Northrup, L (1, 9) OBP: 0.271, SLG: 0.275		0-0 1-3				0-0 1B	0-0 FC5 1B		0-0 F8	3	1	1	0	1	0	2						
Aurelio Rodriguez, R (1, 5) OBP: 0.232, SLG: 0.224			0-0 G6-4-3 1B			0-0 1B			0-0 4-1	4	1	3	2	0	0	0						
Ed Brinkman, R (1, 6) OBP: 0.250, SLG: 0.333		0-0 G6-4-3				0-0 1B	0-0 FC5		0-0 P4	4	0	1	1	0	0	3						
<b>Inning Stats</b>	R: 0 E: 0 K: 1 S: 5	H: 0 LOB: 0 BB: 0 P: 5	R: 0 E: 0 K: 1 S: 6	H: 1 LOB: 1 BB: 0 P: 6	R: 0 E: 0 K: 0 S: 3	H: 1 LOB: 1 BB: 1 P: 7	R: 0 E: 0 K: 0 S: 3	H: 1 LOB: 0 BB: 0 P: 3	R: 3 E: 0 K: 0 S: 7	H: 5 LOB: 1 BB: 0 P: 7	R: 1 E: 0 K: 0 S: 5	H: 2 LOB: 2 BB: 1 P: 9	R: 3 E: 1 K: 0 S: 7	H: 4 LOB: 1 BB: 0 P: 7	R: 0 E: 0 K: 0 S: 3	H: 1 LOB: 0 BB: 0 P: 3	R: 0 E: 0 K: 0 S: 3	H: 0 LOB: 0 BB: 0 P: 3	1B: 14 2B: 1 3B: 0 HR: 0	SF: 0 SAC: 0 DP: 3 HBP: 0	WP: 0 PB: 0 SB: 1 CS: 1	PA: 41
<b>PITCHER</b>	IP WLS BF H R ER SO BB IBB HBP BLK WP HR S P ERA WHIP																	<b>PITCHER</b>	IP WLS BF H R ER SO BB IBB HBP BLK WP HR S P ERA WHIP			
Paul Splittorf, L (1, 1) ERA: 4.19	4.0 L 19 8 3 3 2																		4.0 L 19 8 3 3 2			
Gene Garber, R (5, 1) ERA: 4.5	2.0 8 2 1 1 0																		2.0 8 2 1 1 0			
Lindy McDaniel, R (7, 1) ERA: 7.0	3.0 13 5 3 2 0																		3.0 13 5 3 2 0			

**Detroit Tigers @ Kansas City Royals**  
 Royals Stadium, Kansas City, MO  
 Tue Apr 30 1974, 8:05 PM EDT  
 Alt. 9, 310 - Unknown - 68 F  
 livebaseballscores.com


AB	38
R	7
H	15
RBI	6
BB	2
SO	2
LOB	12



Batter	1	2	3	4	5	6	7	8	9	AB	R	H	RBI	BB	SO	LOB	BOTTOM					
Freddie Patek, R (1, 6) OBP: 0.374, SLG: 0.346	0-0 6-3 S SF7 1B		0-0 6-3			0-0 L7		4-0 S BB		3	1	1	0	1	0	2						
Cookie Rojas, R (1, 4) OBP: 0.345, SLG: 0.432	0-0 6-3		0-0 F8			0-0 5-3		0-0 5-3		4	0	0	0	0	0	4						
Amos Otis, R (1, 8) OBP: 0.375, SLG: 0.415	0-0 SF7			0-0 5-3		4-0 BB		0-0 6-3		2	0	0	1	1	0	1						
John Mayberry, L (1, 3) OBP: 0.391, SLG: 0.441	0-0 F9		0-3 K			0-0 P5		0-0 F8		4	0	0	0	0	1	3						
Fran Healy, R (1, 2) OBP: 0.293, SLG: 0.607		0-0 5-3		0-0 5-3			0-0 HR		0-0 G3-6 1B	4	1	2	1	0	0	0						
Jim Wehford, R (1, 7) OBP: 0.414, SLG: 0.416		4-0 CS BB			0-0 5-3		0-0 6-3		0-0 G3-6	3	0	0	0	1	0	1						
Hal McRae, R (1, 10) OBP: 0.366, SLG: 0.554		0-0 CS 1B			0-0 5-3		0-0 6-3		0-0 1B	4	0	2	0	0	0	0						
Vada Pinson, L (1, 9) OBP: 0.273, SLG: 0.317		0-0 CS	0-0 F7			0-0 F7			0-0 F8	3	0	1	0	0	0	0						
Riche Scheinburn, S (8, PH) OBP: 0.179, SLG: 0.148		1-2								1	0	0	0	0	0	1						
Frank White, R (1, 5) OBP: 0.385, SLG: 0.615			0-0 WP 6-3 1B			0-0 5-3 1B		0-0 F7		3	0	2	0	0	0	1						
<b>Inning Stats</b>	R: 1 E: 0 K: 0 S: 4	H: 1 LOB: 0 BB: 0 P: 4	R: 0 E: 0 K: 0 S: 2	H: 1 LOB: 0 BB: 1 P: 6	R: 0 E: 0 K: 0 S: 4	H: 1 LOB: 1 BB: 0 P: 4	R: 0 E: 0 K: 1 S: 5	H: 0 LOB: 0 BB: 0 P: 5	R: 0 E: 0 K: 0 S: 3	H: 0 LOB: 0 BB: 0 P: 3	R: 0 E: 0 K: 0 S: 4	H: 1 LOB: 1 BB: 1 P: 8	R: 1 E: 0 K: 0 S: 5	H: 2 LOB: 1 BB: 0 P: 5	R: 0 E: 0 K: 0 S: 3	H: 0 LOB: 1 BB: 1 P: 7	R: 0 E: 0 K: 0 S: 4	H: 2 LOB: 1 BB: 0 P: 4	1B: 7 2B: 0 3B: 0 HR: 1	SF: 1 SAC: 0 DP: 1 HBP: 0	WP: 1 PB: 0 SB: 2 CS: 2	PA: 36
<b>PITCHER</b>	IP WLS BF H R ER SO BB IBB HBP BLK WP HR S P ERA WHIP																	<b>PITCHER</b>	IP WLS BF H R ER SO BB IBB HBP BLK WP HR S P ERA WHIP			
Mickey Lolich, L (1, 1) ERA: 4.81	9.0 W 35 8 2 2 1																		9.0 W 35 8 2 2 1			

**Detroit Tigers @ Kansas City Royals**  
 Royals Stadium, Kansas City, MO  
 Tue Apr 30 1974, 8:05 PM EDT  
 Alt. 9, 310 - Unknown - 68 F  
 livebaseballscores.com

AB	31
R	2
H	8
RBI	2
BB	3
SO	1
LOB	13






Batter	1	2	3	4	5	6	7	8	9	AB	R	H	RBI	BB	SO	LOB	TOP			
Dick Sharon, R OBP: 0.407, SLG: 0.360 (1, 8)	4-3	K			F8			P4		4	0	0	0	0	1	2				
Gary Sutherland, R OBP: 0.395, SLG: 0.346 (1, 4)	F3		P3			K		PO 1B		4	0	1	0	0	1	0				
Jim Northrup, L OBP: 0.258, SLG: 0.262 (1, 9)	F7		3-1			5-3		F8		4	0	0	0	0	0	1				
Al Kaline, R OBP: 0.352, SLG: 0.390 (1, 10)		1-3 1B 1B	K			1B		PO 1-2	K	4	1	2	0	0	2	0				
Willie Horton, R OBP: 0.313, SLG: 0.494 (1, 7)		1-3 1B 1-2		K		K			5-3	4	1	1	0	0	2	1				
Mickey Stanley, R OBP: 0.241, SLG: 0.337 (1, 3)	1-3			L9				SH5-3 1B	P3	4	0	1	0	0	0	2				
Jerry Moses, R OBP: 0.462, SLG: 0.583 (1, 2)		1B IBB		K		SH5-3 1-2				1	0	0	0	1	1	0				
Aurelio Rodriguez, R OBP: 0.224, SLG: 0.215 (1, 5)		P6			F7			K		3	0	0	0	0	1	4				
Ed Brinkman, R OBP: 0.253, SLG: 0.333 (1, 6)		1-2 2-H 3-H 1B			L8			5-3		3	0	1	2	0	0	1				
<b>Inning Stats</b>	R: 0 E: 0 K: 0 S: 3	H: 0 LOB: 0 BB: 0 P: 3	R: 2 E: 0 K: 1 S: 8	H: 3 LOB: 2 BB: 1 P: 12	R: 0 E: 0 K: 1 S: 5	H: 0 LOB: 0 BB: 0 P: 5	R: 0 E: 0 K: 2 S: 7	H: 0 LOB: 0 BB: 0 P: 7	R: 0 E: 0 K: 0 S: 3	H: 0 LOB: 0 BB: 0 P: 3	R: 0 E: 0 K: 1 S: 8	H: 1 LOB: 1 BB: 0 P: 8	R: 0 E: 0 K: 1 S: 6	H: 1 LOB: 1 BB: 0 P: 6	R: 0 E: 0 K: 0 S: 3	H: 0 LOB: 0 BB: 0 P: 5	1B: 6 2B: 0 3B: 0 HR: 0	SF: 0 SAC: 1 DP: 0 HBP: 0	WP: 0 PB: 0 SB: 0 CS: 0	PA: 34
<b>PITCHER</b> Steve Busby, R ERA: 3.94 (1, 1)	IP: 9.0 WLS: L BF: 33	H: 6 R: 2 ER: 2 SO: 8	BB: 0 IBB: 1 HBP: 0 BLK: 0	WP: 0 HR: 0 S: 48 P: 52	ERA: 2.00 WHIP: 0.667															

Detroit Tigers @ Kansas City Royals  
Royals Stadium, Kansas City, MO  
Wed May 01 1974, 8:05 PM EDT  
Alt. 9,146 - Unknown - 68 F


AB 31  
R 2  
H 6  
RBI 2  
BB 1  
SO 8  
LOB 11



Batter	1	2	3	4	5	6	7	8	9	AB	R	H	RBI	BB	SO	LOB	BOTTOM					
Freddie Patek, R OBP: 0.379, SLG: 0.354 (1, 6)	G6-4-3 1B		1-3		F8			1B		4	0	2	0	0	0	1						
Cookie Rojas, R OBP: 0.330, SLG: 0.412 (1, 4)	G6-4-3 1-2		E3 FC5-4			F8		6-3		4	0	0	0	0	0	2						
Amos Otis, R OBP: 0.353, SLG: 0.386 (1, 8)	F9		FC5-4 1-2			4-3			F2	4	0	0	0	0	0	1						
John Mayberry, L OBP: 0.385, SLG: 0.423 (1, 3)		4-3		WP BB		3-1			K	3	0	0	0	1	1	0						
Fran Healy, R OBP: 0.306, SLG: 0.633 (1, 2)		G2 3B		G2 1-2		5-3			FC6-4 1B	4	0	2	0	0	0	1						
Jim Wehlford, R OBP: 0.396, SLG: 0.395 (1, 7)		K		5-3		1-3			FC6-4 1-2	4	0	0	0	0	1	3						
Hal McRae, R OBP: 0.351, SLG: 0.529 (1, 10)		4-3			F9					3	0	0	0	0	0	2						
Vada Pinson, L OBP: 0.275, SLG: 0.318 (1, 9)								4-3		3	0	1	0	0	0	0						
Frank White, R OBP: 0.333, SLG: 0.533 (1, 5)										2	1	0	0	0	0	1						
Tony Solaita, L OBP: 0.420, SLG: 0.611 (8, PH)										1	0	0	0	0	0	0						
Fernando Gonzalez, R OBP: 0.143, SLG: 0.190 (9, 5)										0	0	0	0	0	0	0						
<b>Inning Stats</b>	R: 0 E: 0 K: 0 S: 3	H: 1 LOB: 0 BB: 0 P: 3	R: 0 E: 0 K: 1 S: 6	H: 1 LOB: 1 BB: 0 P: 6	R: 1 E: 1 K: 0 S: 5	H: 1 LOB: 1 BB: 0 P: 5	R: 0 E: 0 K: 0 S: 3	H: 0 LOB: 1 BB: 1 P: 7	R: 0 E: 0 K: 0 S: 3	H: 0 LOB: 0 BB: 0 P: 3	R: 0 E: 0 K: 0 S: 3	H: 0 LOB: 0 BB: 0 P: 3	R: 0 E: 0 K: 0 S: 3	H: 0 LOB: 0 BB: 0 P: 3	R: 0 E: 0 K: 0 S: 4	H: 1 LOB: 1 BB: 0 P: 4	R: 0 E: 0 K: 1 S: 6	H: 1 LOB: 1 BB: 0 P: 6	1B: 4 2B: 0 3B: 1 HR: 0	SF: 0 SAC: 0 DP: 1 HBP: 0	WP: 2 PB: 0 SB: 0 CS: 0	PA: 33
<b>PITCHER</b> Lerin LaGrow, R ERA: 3.18 (1, 1)	IP: 9.0 WLS: W BF: 33	H: 5 R: 1 ER: 0 SO: 2	BB: 1 IBB: 0 HBP: 0 BLK: 0	WP: 2 HR: 0 S: 36 P: 40	ERA: 0.00 WHIP: 0.667																	

Detroit Tigers @ Kansas City Royals  
Royals Stadium, Kansas City, MO  
Wed May 01 1974, 8:05 PM EDT  
Alt. 9,146 - Unknown - 68 F

AB 32  
R 1  
H 5  
RBI 0  
BB 1  
SO 2  
LOB 11









Batter	1	2	3	4	5	6	7	8	9	AB	R	H	RBI	BB	SO	LOB	TOP																					
Roy White, S OBP: 0.397, SLG: 0.429 (1, 7)	F8	6-3			P4		FC3-2 SF7 1B	B5		5	1	1	0	0	0	3																						
Lou Piniella, R OBP: 0.406, SLG: 0.438 Elliott Maddox, R OBP: 0.208, SLG: 0.174 (1, 9)	1B		L5		F8		HBP FC3-2 HBP IBB	F7		4	2	1	0	1	0	3																						
Chris Chambliss, L OBP: 0.337, SLG: 0.380 (1, 3)	1B	2B	4-3		L7		FC3-2 HBP HBP	F8		5	1	1	0	0	0	6																						
Bobby Murcer, L OBP: 0.356, SLG: 0.372 (1, 8)	F3		F5			5-3	SF7		F3	4	0	0	1	0	0	2																						
Ron Blomberg, L OBP: 0.419, SLG: 0.698 (1, 10)	2B	1B		6-3		1B	HBP	FC5-4	2B	3	1	2	1	1	0	0																						
Graig Nettles, L OBP: 0.393, SLG: 0.700 (1, 5)	2B		4-3		F7	BB	HBP	FC5-4	IBB	3	0	1	3	1	0	1																						
Thurman Munson, R OBP: 0.257, SLG: 0.404 (1, 2)	L8						F9	FC5-4	FC6-4	5	0	2	0	0	0	6																						
Jim Mason, L OBP: 0.337, SLG: 0.320 (1, 6)		G3		6-3		K		1B	FC6-4	5	0	1	0	0	1	5																						
Horace Clarke, S OBP: 0.303, SLG: 0.258 (1, 4)		3-1				S		1B	1B	4	0	3	0	0	0	0																						
<b>Inning Stats</b>	R: 3 E: 0 K: 0 S: 7	H: 4 LOB: 1 BB: 0 P: 7	R: 0 E: 0 K: 0 S: 3	H: 0 LOB: 0 BB: 0 P: 3	R: 0 E: 0 K: 0 S: 3	H: 0 LOB: 0 BB: 0 P: 3	R: 0 E: 0 K: 0 S: 4	H: 1 LOB: 1 BB: 0 P: 4	R: 0 E: 0 K: 1 S: 6	H: 1 LOB: 2 BB: 1 P: 10	R: 2 E: 0 K: 0 S: 5	H: 2 LOB: 3 BB: 1 P: 11	R: 0 E: 0 K: 0 S: 5	H: 2 LOB: 2 BB: 0 P: 5	R: 0 E: 0 K: 0 S: 4	H: 1 LOB: 2 BB: 1 P: 8	1B: 9 2B: 2 3B: 1 HR: 0	SF: 1 SAC: 0 DP: 0 HBP: 2	WP: 0 PB: 0 SB: 1 CS: 0	PA: 44																		
<b>PITCHER</b>	IP	WLS	BF	H	R	ER	SO	BB	IBB	HBP	BLK	WP	HR	S	P	ERA	WHIP	<b>PITCHER</b>				IP	WLS	BF	H	R	ER	SO	BB	IBB	HBP	BLK	WP	HR	S	P	ERA	WHIP
Marty Pattin, R ERA: 5.64 (1, 1)	5.2		25	7	3	3	0	1	0	0	0	0	0	24	28	4.76	1.412																					
Steve Mingori, L ERA: 54.0 (6, 1)	0.1	L	3	2	2	2	1	0	0	0	0	0	0	5	5	54.00	6.000																					
Joe Hoerner, L ERA: (7, 1)	0.2		5	0	0	0	0	0	1	2	0	0	0	2	8	0.00	0.000																					
Doug Bird, R ERA: 3.29 (7, 1)	2.1		11	3	0	0	0	0	1	0	0	0	0	10	14	0.00	1.286																					

**New York Yankees @ Kansas City Royals**  
 Royals Stadium, Kansas City, MO  
 Fri May 03 1974, 8:05 PM EDT  
 Att: 13,246 - Unknown - 64 F

AB	38
R	5
H	12
RBI	5
BB	3
SO	1
LOB	26



Batter	1	2	3	4	5	6	7	8	9	AB	R	H	RBI	BB	SO	LOB	BOTTOM																					
Freddie Patek, R OBP: 0.356, SLG: 0.330 (1, 6)	K		6-3		P4		PO	6-3		4	0	0	0	0	1	0																						
Vada Pinson, L OBP: 0.274, SLG: 0.357 (1, 9)	HR		L4		L8			F7		4	1	1	1	0	0	0																						
Amos Otis, R OBP: 0.338, SLG: 0.379 (1, 8)	5-3		6-3		L9			P4		4	0	0	0	0	0	0																						
John Mayberry, L OBP: 0.370, SLG: 0.392 (1, 10)	6-3				HR	1B		F7		4	1	1	0	0	0	0																						
Tony Solaita, L OBP: 0.417, SLG: 0.714 Jim Wohlford, R OBP: 0.381, SLG: 0.379 (1, 3)		K			HR	HR		K		3	1	1	2	0	2	0																						
Fran Healy, R OBP: 0.300, SLG: 0.588 (1, 2)	5-3				1-3			6-3		4	0	0	0	0	0	1																						
Cookie Rojas, R OBP: 0.337, SLG: 0.446 (1, 4)	E3	1B			HR			L6		3	1	1	1	0	0	0																						
Hal McRae, R OBP: 0.370, SLG: 0.595 (1, 7)					F9			F9	PO	3	0	2	0	0	0	0																						
Frank White, R OBP: 0.286, SLG: 0.429 Richie Scheinblum, S OBP: 0.236, SLG: 0.156 George Brett, L (8, 5)		K			5-3			F9		2	0	0	0	0	1	2																						
<b>Inning Stats</b>	R: 1 E: 0 K: 1 S: 6	H: 1 LOB: 0 BB: 0 P: 6	R: 0 E: 1 K: 2 S: 9	H: 1 LOB: 2 BB: 0 P: 9	R: 0 E: 0 K: 0 S: 3	H: 0 LOB: 0 BB: 0 P: 3	R: 3 E: 0 K: 0 S: 6	H: 3 LOB: 0 BB: 0 P: 6	R: 0 E: 0 K: 0 S: 3	H: 0 LOB: 0 BB: 0 P: 3	R: 0 E: 0 K: 1 S: 5	H: 0 LOB: 0 BB: 0 P: 5	R: 0 E: 0 K: 0 S: 3	H: 1 LOB: 0 BB: 0 P: 3	R: 0 E: 0 K: 0 S: 3	H: 0 LOB: 0 BB: 0 P: 3	R: 0 E: 0 K: 0 S: 3	H: 1 LOB: 0 BB: 0 P: 3	1B: 3 2B: 2 3B: 0 HR: 3	SF: 0 SAC: 0 DP: 1 HBP: 0	WP: 0 PB: 0 SB: 0 CS: 0	PA: 34																
<b>PITCHER</b>	IP	WLS	BF	H	R	ER	SO	BB	IBB	HBP	BLK	WP	HR	S	P	ERA	WHIP	<b>PITCHER</b>				IP	WLS	BF	H	R	ER	SO	BB	IBB	HBP	BLK	WP	HR	S	P	ERA	WHIP
Doc Medich, R ERA: 3.5 (1, 1)	8.0		30	6	4	4	4	0	0	0	0	0	0	3	38	4.50	0.750																					
Sparky Lyle, L ERA: 2.7 (9, 1)	1.0	S	3	1	0	0	0	0	0	0	0	0	0	3	3	0.00	1.000																					

**New York Yankees @ Kansas City Royals**  
 Royals Stadium, Kansas City, MO  
 Fri May 03 1974, 8:05 PM EDT  
 Att: 13,246 - Unknown - 64 F

AB	33
R	4
H	7
RBI	4
BB	0
SO	4
LOB	4





Batter	1	2	3	4	5	6	7	8	9	AB	R	H	RBI	BB	SO	LOB	TOP					
Horace Clarke, S (1.4)	5-3		G6-4-3 1B			2-3		E SF7 2B		4	1	2	0	0	0	0						
Roy White, S (1.7)	L9		G6-4-3			1B		E6		4	0	1	0	0	0	3						
Chris Chambliss, L (1.3)	E5 FC6			5-3		L6		F7		4	0	0	0	0	0	3						
Bobby Murcer, L (1.8)	FC6			1-3		1B		SF7		3	0	1	1	0	0	1						
Lou Piniella, R (1.9)		6-3		F3		F9		F9		4	0	0	0	0	0	3						
Graig Nettles, L (1.5)		3-1				K				4	0	0	0	0	1	0						
Bill Sudakis, S (1.10)		5-3				5-3		L9		4	0	0	0	0	0	0						
Thurman Munson, R (1.2)				1B 1B		1B		BB		3	0	2	0	1	0	0						
Jim Mason, L (1.6)						1-3				2	0	0	0	0	1	2						
Walt Williams, R (7, PH)										1	0	0	0	0	0	1						
Gene Michael, S (7.6)								F8		0	0	0	0	0	0	0						
<b>Inning Stats</b>	R: 0 E: 1 K: 0 S: 4	H: 0 LOB: 1 BB: 0 P: 4	R: 0 E: 0 K: 0 S: 3	H: 0 LOB: 0 BB: 0 P: 3	R: 0 E: 0 K: 1 S: 6	H: 2 LOB: 1 BB: 0 P: 6	R: 0 E: 0 K: 0 S: 3	H: 0 LOB: 0 BB: 0 P: 3	R: 0 E: 0 K: 1 S: 6	H: 1 LOB: 1 BB: 0 P: 6	R: 0 E: 0 K: 0 S: 5	H: 2 LOB: 2 BB: 0 P: 5	R: 0 E: 0 K: 0 S: 3	H: 0 LOB: 1 BB: 1 P: 7	R: 1 E: 1 K: 0 S: 5	H: 1 LOB: 1 BB: 0 P: 5	R: 0 E: 0 K: 0 S: 3	H: 0 LOB: 0 BB: 0 P: 3	1B: 5 2B: 1 3B: 0 HR: 0	SF: 1 SAC: 0 DP: 1 HBP: 0	WP: 0 PB: 0 SB: 0 CS: 0	PA: 35
<b>PITCHER</b> Paul Spittorf, L (1.1) ERA: 3.4	IP: 9.0 WLS: W BF: 35 H: 6 R: 1 ER: 0 SO: 2 BB: 1 IBB: 0 HBP: 0 BLK: 0 WP: 0 HR: 0 S: 38 P: 42 ERA: 0.00 WHIP: 0.778															<b>PITCHER</b>						

New York Yankees @ Kansas City Royals  
 Royals Stadium, Kansas City, MO  
 Sat May 04 1974, 8:05 PM EDT  
 Att: 18,978 - Unknown - 65 F

AB 33  
 R 1  
 H 6  
 RBI 1  
 BB 1  
 SO 2  
 LOB 13



Batter	1	2	3	4	5	6	7	8	9	AB	R	H	RBI	BB	SO	LOB	BOTTOM					
Freddie Patek, R (1.6)	F9	L9			6-3		CS BB			3	0	0	0	1	0	1						
Jim Welford, R (1.7)	SH1-3 1B		G6-4-3 1B		K		1-3			4	1	2	0	0	1	1						
Amos Otis, R (1.8)	SH1-3		G6-4-3			FC4-6 BB	K			2	0	0	0	1	1	1						
John Mayberry, L (1.3)	S 2B 1B		1-3			FC4-6 1B	F8			4	2	1	1	0	0	1						
Hal McRae, R (1.10)	1-H 2B			1B		F9	6-3			4	0	2	1	0	0	1						
Cookie Rojas, R (1.4)	1-3			1B		1B WP	1B			4	1	3	0	0	0	1						
Vada Pinson, L (1.9)			F9		4-3	WP S 1B	P3			4	1	1	1	0	0	2						
Fran Healy, R (1.2)			S BB		K		S BB			1	0	0	0	2	1	1						
George Brett, L (1.5)			F7			1-2 3-H	K			3	0	0	0	0	1	2						
<b>Inning Stats</b>	R: 2 E: 0 K: 0 S: 6	H: 3 LOB: 1 BB: 0 P: 6	R: 0 E: 0 K: 0 S: 3	H: 0 LOB: 1 BB: 1 P: 7	R: 0 E: 0 K: 1 S: 6	H: 1 LOB: 0 BB: 0 P: 3	R: 0 E: 0 K: 1 S: 6	H: 2 LOB: 1 BB: 0 P: 6	R: 0 E: 0 K: 1 S: 5	H: 0 LOB: 0 BB: 0 P: 5	R: 3 E: 0 K: 1 S: 7	H: 2 LOB: 1 BB: 2 P: 15	R: 0 E: 0 K: 1 S: 4	H: 0 LOB: 0 BB: 1 P: 8	R: 0 E: 0 K: 0 S: 4	H: 1 LOB: 1 BB: 0 P: 4	R: 0 E: 0 K: 0 S: 3	H: 0 LOB: 0 BB: 0 P: 3	1B: 8 2B: 1 3B: 0 HR: 0	SF: 0 SAC: 1 DP: 1 HBP: 0	WP: 1 PB: 0 SB: 4 CS: 1	PA: 34
<b>PITCHER</b> Mel Stottlemyre, R (1.1) ERA: 3.0 Dave Pagan, R (6.1) ERA:	IP: 5.2 WLS: L BF: 25 H: 8 R: 5 ER: 5 SO: 2 BB: 2 IBB: 0 HBP: 0 BLK: 0 WP: 0 HR: 0 S: 27 P: 35 ERA: 7.94 WHIP: 1.765															<b>PITCHER</b>						

New York Yankees @ Kansas City Royals  
 Royals Stadium, Kansas City, MO  
 Sat May 04 1974, 8:05 PM EDT  
 Att: 18,978 - Unknown - 65 F

AB 29  
 R 5  
 H 9  
 RBI 3  
 BB 4  
 SO 4  
 LOB 11





Batter	1	2	3	4	5	6	7	8	9	AB	R	H	RBI	BB	SO	LOB	TOP			
Roy White, S (1, 7) OBP: 0.395, SLG: 0.449	4-3		1B		WP			SH1-3		3	1	2	0	1	0	0	<b>New York Yankees @ Kansas City Royals</b> Royals Stadium, Kansas City, MO Sun May 05 1974, 4:33 AM EDT Att: 14,410 - Unknown - 69 F <a href="http://livebaseballscorecards.com">livebaseballscorecards.com</a>			
Lou Piniella, R (1, 9) OBP: 0.377, SLG: 0.403	1B		K					K		4	1	1	0	0	3	3				
Chris Chambliss, L (1, 3) OBP: 0.324, SLG: 0.364	BB		K					SH1-3		3	0	1	0	0	2	2				
Bobby Murcer, L (1, 8) OBP: 0.358, SLG: 0.374	SF7							F9		2	0	1	2	1	0	1				
Ron Blomberg, L (1, 10) OBP: 0.409, SLG: 0.661	3-H		3-H					CS		3	0	0	0	1	0	2				
Graig Nettles, L (1, 5) OBP: 0.351, SLG: 0.653	F3							F7		4	0	1	0	0	0	3				
Thurman Munson, R (1, 2) OBP: 0.266, SLG: 0.396								5-3		4	0	0	0	0	1	1				
Jim Mason, L (1, 6) OBP: 0.315, SLG: 0.296	4-3							P5		4	0	0	0	0	0	1				
Horace Clarke, S (1, 4) OBP: 0.300, SLG: 0.289	3-1							F7		3	0	0	0	0	0	0				
<b>Inning Stats</b>	R: 1 E: 0 K: 0 S: 5	H: 2 LOB: 2 BB: 1 P: 9	R: 0 E: 0 K: 0 S: 3	H: 0 LOB: 0 BB: 0 P: 3	R: 1 E: 0 K: 2 S: 9	H: 2 LOB: 1 BB: 0 P: 9	R: 0 E: 0 K: 0 S: 3	H: 0 LOB: 0 BB: 0 P: 3	R: 0 E: 0 K: 2 S: 7	H: 0 LOB: 1 BB: 1 P: 11	R: 0 E: 0 K: 1 S: 5	H: 0 LOB: 0 BB: 0 P: 5	R: 0 E: 0 K: 1 S: 6	H: 1 LOB: 1 BB: 0 P: 6	R: 0 E: 0 K: 0 S: 4	H: 1 LOB: 1 BB: 0 P: 4	1B: 5 2B: 0 3B: 1 HR: 0	SF: 1 SAC: 1 DP: 0 HBP: 0	WP: 1 PB: 0 SB: 0 CS: 1	PA: 35
<b>PITCHER</b> Steve Busby, R (1, 1) ERA: 3.62	IP: 9.0 WLS: W BF: 35	H: 6 R: 2 ER: 2 SO: 6	BB: 3 IBB: 0 HBP: 0 BLK: 0	WP: 1 HR: 0 S: 44 P: 56	ERA: 2.00 WHIP: 1.000	<b>PITCHER</b>										IP: 9.0 WLS: W BF: 35	H: 6 R: 2 ER: 2 SO: 6	BB: 3 IBB: 0 HBP: 0 BLK: 0	WP: 1 HR: 0 S: 44 P: 56	ERA: 2.00 WHIP: 1.000


Batter	1	2	3	4	5	6	7	8	9	AB	R	H	RBI	BB	SO	LOB	BOTTOM			
Freddie Patek, R (1, 6) OBP: 0.354, SLG: 0.316	F9		E5		B2			FC4-6		4	0	1	0	1	0	2	<b>New York Yankees @ Kansas City Royals</b> Royals Stadium, Kansas City, MO Sun May 05 1974, 4:33 AM EDT Att: 14,410 - Unknown - 69 F <a href="http://livebaseballscorecards.com">livebaseballscorecards.com</a>			
Jim Welford, R (1, 7) OBP: 0.381, SLG: 0.379	L9		6-3					L9		4	0	1	0	0	0	2				
Amos Otis, R (1, 8) OBP: 0.333, SLG: 0.375	K		L7					6-3		4	1	1	0	0	1	1				
John Mayberry, L (1, 3) OBP: 0.361, SLG: 0.372			F8		K			2B		3	1	0	0	1	2	0				
Hal McRae, R (1, 10) OBP: 0.371, SLG: 0.585			1B		4-3			6-3		4	1	1	0	0	1	2				
Cookie Rojas, R (1, 4) OBP: 0.359, SLG: 0.470			1B					2B		4	1	2	0	0	0	2				
Frank White, R (9, 4) OBP: 0.286, SLG: 0.429			1B		P6			L6		0	0	0	0	0	0	0				
Vada Pinson, L (1, 9) OBP: 0.296, SLG: 0.403			1B					2B		3	2	2	3	1	0	0				
Fran Healy, R (1, 2) OBP: 0.325, SLG: 0.603			G6-4-3					HR		4	1	2	3	0	0	2				
George Brett, L (1, 5) OBP: 0.429, SLG: 0.429			G6-4-3					L7		4	1	3	1	0	0	1				
<b>Inning Stats</b>	R: 0 E: 0 K: 1 S: 5	H: 0 LOB: 0 BB: 0 P: 5	R: 1 E: 0 K: 0 S: 5	H: 3 LOB: 1 BB: 0 P: 5	R: 1 E: 1 K: 0 S: 4	H: 2 LOB: 0 BB: 0 P: 4	R: 0 E: 0 K: 1 S: 5	H: 0 LOB: 0 BB: 0 P: 5	R: 0 E: 0 K: 1 S: 5	H: 1 LOB: 1 BB: 0 P: 4	R: 0 E: 0 K: 1 S: 5	H: 1 LOB: 0 BB: 0 P: 5	R: 2 E: 0 K: 1 S: 8	H: 3 LOB: 2 BB: 1 P: 12	R: 4 E: 0 K: 0 S: 6	H: 3 LOB: 1 BB: 2 P: 14	1B: 8 2B: 4 3B: 0 HR: 1	SF: 0 SAC: 0 DP: 1 HBP: 0	WP: 0 PB: 0 SB: 0 CS: 1	PA: 37
<b>PITCHER</b> Pat Dobson, R (1, 1) ERA: 4.2	IP: 6.2 WLS: L BF: 27	H: 10 R: 4 ER: 3 SO: 4	BB: 0 IBB: 0 HBP: 0 BLK: 0	WP: 0 HR: 1 S: 35 P: 35	ERA: 4.05 WHIP: 1.500	<b>PITCHER</b>										IP: 6.2 WLS: L BF: 27	H: 10 R: 4 ER: 3 SO: 4	BB: 0 IBB: 0 HBP: 0 BLK: 0	WP: 0 HR: 1 S: 35 P: 35	ERA: 4.05 WHIP: 1.500
Dick Woodson, R (7, 1) ERA: 5.46	IP: 1.0 WLS: L BF: 9	H: 3 R: 4 ER: 4 SO: 0	BB: 1 IBB: 2 HBP: 0 BLK: 0	WP: 0 HR: 0 S: 6 P: 18	ERA: 36.00 WHIP: 4.000	<b>PITCHER</b>										IP: 1.0 WLS: L BF: 9	H: 3 R: 4 ER: 4 SO: 0	BB: 1 IBB: 2 HBP: 0 BLK: 0	WP: 0 HR: 0 S: 6 P: 18	ERA: 36.00 WHIP: 4.000
Cecil Upshaw, R (8, 1) ERA: 2.38	IP: 0.1 WLS: L BF: 1	H: 0 R: 0 ER: 0 SO: 0	BB: 0 IBB: 0 HBP: 0 BLK: 0	WP: 0 HR: 0 S: 1 P: 1	ERA: 0.00 WHIP: 0.000	<b>PITCHER</b>										IP: 0.1 WLS: L BF: 1	H: 0 R: 0 ER: 0 SO: 0	BB: 0 IBB: 0 HBP: 0 BLK: 0	WP: 0 HR: 0 S: 1 P: 1	ERA: 0.00 WHIP: 0.000



Batter	1	2	3	4	5	6	7	8	9	AB	R	H	RBI	BB	SO	LOB	TOP			
<b>Freddie Patek, R</b> OBP: 0.347, SLG: 0.311										5	0	1	0	0	1	2				
<b>Jim Wohlford, R</b> OBP: 0.367, SLG: 0.364										4	0	0	0	0	1	1				
<b>Amos Otis, R</b> OBP: 0.341, SLG: 0.395										4	2	2	0	0	0	2				
<b>John Mayberry, L</b> OBP: 0.366, SLG: 0.404										3	1	1	2	1	1	2				
<b>Hal McRae, R</b> OBP: 0.376, SLG: 0.576										3	0	1	1	0	1	0				
<b>Cookie Rojas, R</b> OBP: 0.355, SLG: 0.462										4	0	1	0	0	0	5				
<b>Vada Pinson, L</b> OBP: 0.282, SLG: 0.383										4	0	0	0	0	0	1				
<b>Fran Healy, R</b> OBP: 0.321, SLG: 0.584										4	0	1	0	0	2	0				
<b>George Brett, L</b> OBP: 0.455, SLG: 0.818										4	1	2	1	0	0	1				
<b>Inning Stats</b>	R: 0 E: 1 K: 1 S: 7	H: 1 LOB: 3 BB: 0 P: 8	R: 0 E: 0 K: 0 S: 4	H: 1 LOB: 1 BB: 0 P: 4	R: 1 E: 0 K: 0 S: 4	H: 2 LOB: 1 BB: 1 P: 8	R: 0 E: 0 K: 1 S: 5	H: 0 LOB: 0 BB: 0 P: 5	R: 0 E: 0 K: 0 S: 3	H: 0 LOB: 0 BB: 0 P: 3	R: 1 E: 0 K: 1 S: 6	H: 1 LOB: 0 BB: 0 P: 6	R: 2 E: 0 K: 2 S: 10	H: 3 LOB: 1 BB: 0 P: 10	R: 0 E: 0 K: 0 S: 3	H: 1 LOB: 0 BB: 0 P: 3	1B: 5 2B: 2 3B: 0 HR: 2	SF: 0 SAC: 0 DP: 2 HBP: 1	WP: 0 PB: 0 SB: 2 CS: 0	PA: 37
<b>PITCHER</b> <b>Fergie Jenkins, R</b> ERA: 1.88	IP: 9.0 WLS: L BF: 37	H: 9 R: 4 ER: 4 SO: 6	BB: 1 IBB: 0 HBP: 1 BLK: 0	WP: 0 HR: 2 S: 47 P: 52	ERA: 4.00 WHIP: 1.111															

**Kansas City Royals @ Texas Rangers**  
Arlington Stadium, Arlington, TX  
Wed May 08 1974, 8:05 PM EDT  
Att: 10,466 - Unknown


AB 35  
R 4  
H 9  
RBI 4  
BB 1  
SO 6  
LOB 14



Batter	1	2	3	4	5	6	7	8	9	AB	R	H	RBI	BB	SO	LOB	BOTTOM			
<b>Davey Nelson, R</b> OBP: 0.339, SLG: 0.360										3	0	0	0	1	1	1				
<b>Cesar Tovar, R</b> OBP: 0.255, SLG: 0.289										4	0	0	0	0	2	2				
<b>Alex Johnson, R</b> OBP: 0.346, SLG: 0.322										4	0	2	0	0	1	1				
<b>Jeff Burroughs, R</b> OBP: 0.339, SLG: 0.517										4	0	2	0	0	0	0				
<b>Jim Spencer, L</b> OBP: 0.403, SLG: 0.569										4	1	2	0	0	0	2				
<b>Mike Hargrove, L</b> OBP: 0.422, SLG: 0.509										4	1	1	2	0	2	3				
<b>Duke Sims, L</b> OBP: 0.156, SLG: 0.167										3	0	0	0	0	0	1				
<b>Jim Sundberg, R</b> OBP: 0.333, SLG: 0.315										0	0	0	0	0	0	0				
<b>Toby Harrah, R</b> OBP: 0.303, SLG: 0.302										3	0	0	0	0	0	0				
<b>Lenny Randle, S</b> OBP: 0.388, SLG: 0.391										3	0	1	0	0	0	0				
<b>Inning Stats</b>	R: 0 E: 0 K: 1 S: 4	H: 0 LOB: 0 BB: 1 P: 8	R: 0 E: 0 K: 1 S: 6	H: 1 LOB: 0 BB: 0 P: 6	R: 0 E: 0 K: 1 S: 6	H: 1 LOB: 0 BB: 0 P: 6	R: 0 E: 0 K: 0 S: 4	H: 2 LOB: 1 BB: 0 P: 4	R: 0 E: 0 K: 0 S: 3	H: 0 LOB: 0 BB: 0 P: 3	R: 2 E: 0 K: 0 S: 5	H: 2 LOB: 0 BB: 0 P: 5	R: 0 E: 0 K: 2 S: 7	H: 0 LOB: 0 BB: 0 P: 7	R: 0 E: 0 K: 1 S: 5	H: 0 LOB: 0 BB: 0 P: 5	1B: 7 2B: 0 3B: 0 HR: 1	SF: 0 SAC: 0 DP: 1 HBP: 0	WP: 0 PB: 0 SB: 2 CS: 0	PA: 34
<b>PITCHER</b> <b>Al Fitzmorris, R</b> ERA: 3.21	IP: 7.0 WLS: W BF: 27	H: 8 R: 2 ER: 2 SO: 3	BB: 1 IBB: 0 HBP: 0 BLK: 0	WP: 0 HR: 1 S: 32 P: 36	ERA: 2.57 WHIP: 1.286															
<b>Doug Bird, R</b> ERA: 2.67	IP: 2.0 WLS: W BF: 6	H: 0 R: 0 ER: 0 SO: 3	BB: 0 IBB: 0 HBP: 0 BLK: 0	WP: 0 HR: 0 S: 12 P: 12	ERA: 0.00 WHIP: 0.000															

**Kansas City Royals @ Texas Rangers**  
Arlington Stadium, Arlington, TX  
Wed May 08 1974, 8:05 PM EDT  
Att: 10,466 - Unknown

AB 32  
R 2  
H 8  
RBI 2  
BB 1  
SO 6  
LOB 10





Batter	1	2	3	4	5	6	7	8	9	AB	R	H	RBI	BB	SO	LOB	TOP			
<b>Freddie Patek, R</b> OBP: 0.341, SLG: 0.306 (1, 6)										5	1	1	0	0	1	3	<b>Kansas City Royals @ Texas Rangers</b> Arlington Stadium, Arlington, TX Thu May 09 1974, 8:05 PM EDT Att. 6,456 - Unknown - 62 F			
<b>Jim Wohlford, R</b> OBP: 0.377, SLG: 0.369 (1, 7)										4	2	2	0	1	0	0				
<b>Amos Otis, R</b> OBP: 0.344, SLG: 0.400 <b>Al Cowens, R</b> OBP: 0.231, SLG: 0.280 (1, 8) (9, 8)										4	1	1	0	1	1	2				
<b>John Mayberry, L</b> OBP: 0.368, SLG: 0.404 (1, 3)										5	1	2	0	0	1	4				
<b>Hal McRae, R</b> OBP: 0.378, SLG: 0.567 (1, 10)										5	0	2	2	0	1	3				
<b>Cookie Rojas, R</b> OBP: 0.348, SLG: 0.450 (1, 4)										5	1	1	0	0	1	3				
<b>Vada Pinson, L</b> OBP: 0.292, SLG: 0.381 (1, 9)										3	0	1	0	1	1	1				
<b>Fran Healy, R</b> OBP: 0.318, SLG: 0.568 (1, 2)										4	0	1	1	0	2	4				
<b>George Brett, L</b> OBP: 0.400, SLG: 0.643 (1, 5)										3	0	0	0	1	0	2				
<b>Inning Stats</b>	R: 0 E: 0 K: 1 S: 5	H: 0 LOB: 0 BB: 0 P: 5	R: 1 E: 0 K: 2 S: 9	H: 2 LOB: 3 BB: 2 P: 17	R: 0 E: 0 K: 0 S: 3	H: 0 LOB: 0 BB: 0 P: 3	R: 1 E: 0 K: 0 S: 5	H: 2 LOB: 1 BB: 0 P: 5	R: 0 E: 0 K: 0 S: 4	H: 2 LOB: 2 BB: 1 P: 8	R: 2 E: 1 K: 1 S: 7	H: 1 LOB: 1 BB: 1 P: 11	R: 0 E: 0 K: 1 S: 5	H: 0 LOB: 0 BB: 0 P: 5	R: 2 E: 0 K: 1 S: 8	H: 3 LOB: 1 BB: 0 P: 8	1B: 10 2B: 1 3B: 0 HR: 0	SF: 0 SAC: 0 DP: 0 HBP: 0	WP: 2 PB: 0 SB: 2 CS: 1	PA: 42
<b>PITCHER</b> <b>Jim Bibby, R</b> ERA: 4.36 (1, 1)	IP: 9.0 WLS: L BF: 42	H: 11 R: 6 ER: 4 SO: 8	BB: 4 IBB: 0 HBP: 0 BLK: 0	WP: 2 HR: 0 S: 54 P: 70	ERA: 4.00 WHIP: 1.667	<b>PITCHER</b>										IP: 9.0 WLS: W BF: 31	H: 4 R: 1 ER: 1 SO: 6	BB: 0 IBB: 0 HBP: 0 BLK: 0	WP: 0 HR: 0 S: 43 P: 43	ERA: 1.00 WHIP: 0.444

AB	38
R	6
H	11
RBI	3
BB	4
SO	8
LOB	22



Batter	1	2	3	4	5	6	7	8	9	AB	R	H	RBI	BB	SO	LOB	BOTTOM			
<b>Davey Nelson, R</b> OBP: 0.341, SLG: 0.363 <b>Cesar Tovar, R</b> OBP: 0.245, SLG: 0.277 (1, 4) (7, PH) (8, 7)										2	0	1	0	0	0	0	<b>Kansas City Royals @ Texas Rangers</b> Arlington Stadium, Arlington, TX Thu May 09 1974, 8:05 PM EDT Att. 6,456 - Unknown - 62 F			
<b>Toby Harrah, R</b> OBP: 0.301, SLG: 0.300 (1, 6)										4	0	1	0	0	0	2				
<b>Alex Johnson, R</b> OBP: 0.341, SLG: 0.317 <b>Larry Brown, R</b> OBP: 0.250, SLG: 0.182 (1, 7) (7, PH) (8, 4)										2	0	0	0	0	0	0				
<b>Jeff Burroughs, R</b> OBP: 0.328, SLG: 0.500 (1, 9)										4	0	0	0	0	2	2				
<b>Mike Hargrove, L</b> OBP: 0.318, SLG: 0.500 (1, 3)										3	1	1	0	0	0	0				
<b>Duke Sims, L</b> OBP: 0.182, SLG: 0.190 (1, 2)										3	0	1	0	0	2	0				
<b>Tom Grieve, R</b> OBP: 0.345, SLG: 0.487 (1, 10)										3	0	0	0	0	0	2				
<b>Joe Lovitto, S</b> OBP: 0.167, SLG: 0.171 (1, 8)										3	0	0	1	0	0	1				
<b>Lenny Randle, S</b> OBP: 0.365, SLG: 0.367 (1, 5)										3	0	0	0	0	0	1				
<b>Inning Stats</b>	R: 0 E: 0 K: 0 S: 3	H: 1 LOB: 0 BB: 0 P: 3	R: 0 E: 0 K: 2 S: 7	H: 0 LOB: 0 BB: 0 P: 7	R: 0 E: 0 K: 0 S: 3	H: 0 LOB: 0 BB: 0 P: 3	R: 0 E: 0 K: 0 S: 3	H: 0 LOB: 0 BB: 0 P: 3	R: 0 E: 0 K: 1 S: 6	H: 1 LOB: 1 BB: 0 P: 6	R: 1 E: 0 K: 0 S: 5	H: 2 LOB: 1 BB: 0 P: 5	R: 0 E: 1 K: 2 S: 8	H: 0 LOB: 1 BB: 0 P: 8	1B: 4 2B: 0 3B: 0 HR: 0	SF: 0 SAC: 0 DP: 1 HBP: 0	WP: 0 PB: 0 SB: 0 CS: 0	PA: 31		
<b>PITCHER</b> <b>Marty Pattin, R</b> ERA: 4.88 (1, 1)	IP: 9.0 WLS: W BF: 31	H: 4 R: 1 ER: 1 SO: 6	BB: 0 IBB: 0 HBP: 0 BLK: 0	WP: 0 HR: 0 S: 43 P: 43	ERA: 1.00 WHIP: 0.444	<b>PITCHER</b>										IP: 9.0 WLS: L BF: 42	H: 11 R: 6 ER: 4 SO: 8	BB: 4 IBB: 0 HBP: 0 BLK: 0	WP: 2 HR: 0 S: 54 P: 70	ERA: 4.00 WHIP: 1.667







Batter	1	2	3	4	5	6	7	8	9	AB	R	H	RBI	BB	SO	LOB	TOP		
Freddie Patek, R (1, 6) OBP: 0.333, SLG: 0.297	0-3 K		0-0 6-3		0-0 SH3			0-0 L3		3	0	0	0	0	1	0	<b>Kansas City Royals @ California Angels</b> Anaheim Stadium, Anaheim, CA Fri May 10 1974, 10:05 PM EDT Att: 12,534 - Unknown		
Jim Wohlford, R (1, 7) OBP: 0.354, SLG: 0.355	0-3 K		0-3 K		0-0 4-3			0-3 K		4	0	0	0	0	3	1			
Amos Otis, R (1, 8) OBP: 0.340, SLG: 0.429	0-0 F7		0-0 6-3		0-0 1-3			0-0 HR		4	1	1	1	0	0	1			
John Mayberry, L (1, 3) OBP: 0.380, SLG: 0.400		4-0 SH1-3 BB		0-3 K		4-0 G4-6-3 BB		4-0 BB		1	0	0	0	3	1	0			
Al Cowens, R (8, PR) OBP: 0.231, SLG: 0.280		4-0 SH1-3 BB		4-0 CS BB		0-0 G4-6-3 BB		0-3 K		0	0	0	0	0	0	0			
Tony Solaita, L (8, 3) OBP: 0.417, SLG: 0.714		4-0 SH1-3 BB		0-0 BB		0-0 BB		0-3 K		0	0	0	0	0	0	0			
Hal McRae, R (1, 10) OBP: 0.382, SLG: 0.554		4-0 SH1-3 BB		0-0 BB		0-0 BB		0-3 K		2	0	0	0	2	1	2			
Cookie Rojas, R (1, 4) OBP: 0.357, SLG: 0.455		0-0 SH1-3		0-0 1B		0-0 F9		0-0 L8-6 SH1-3		3	0	2	0	0	0	0			
Frank White, R (9, PR) OBP: 0.286, SLG: 0.429		1-2 2-3		1-2 1B				0-0 L8-6 SH1-3		0	0	0	0	0	0	0			
Vada Pinson, L (1, 9) OBP: 0.293, SLG: 0.379		0-3 K		0-0 1B				0-0 SH1-3		3	0	1	0	0	1	2			
Fran Healy, R (1, 2) OBP: 0.326, SLG: 0.554		4-0 BB		0-3 K				1-2		2	0	0	0	2	1	2			
George Brett, L (1, 5) OBP: 0.389, SLG: 0.563		0-3 K						4-0 BB		2	0	0	0	1	2	3			
Richie Scheinblum, S (9, PH) OBP: 0.250, SLG: 0.152				4-3 SH3 BB				0-0 L8-6		1	0	0	0	0	0	2			
<b>Inning Stats</b>	R: 0 E: 0 K: 2 S: 7	H: 0 LOB: 0 BB: 0 P: 7	R: 0 E: 0 K: 2 S: 7	H: 0 LOB: 3 BB: 3 P: 19	R: 0 E: 0 K: 1 S: 5	H: 2 LOB: 2 BB: 1 P: 5	R: 0 E: 0 K: 2 S: 8	H: 0 LOB: 1 BB: 1 P: 7	R: 0 E: 0 K: 0 S: 3	H: 0 LOB: 0 BB: 1 P: 6	R: 0 E: 0 K: 1 S: 5	H: 0 LOB: 0 BB: 0 P: 5	R: 1 E: 0 K: 2 S: 8	H: 1 LOB: 1 BB: 1 P: 12	R: 0 E: 0 K: 0 S: 3	H: 1 LOB: 1 BB: 1 P: 7	1B: 3 2B: 1 3B: 0 HR: 1	SF: 0 SAC: 3 DP: 2 HBP: 0	WP: 0 PA: 36 SB: 0 CS: 1
<b>PITCHER</b> Nolan Ryan, R (1, 1) ERA: 4.75	IP: 9.0 WLS: W BF: 36	H: 4 R: 1 ER: 1 SO: 10	BB: 8 IBB: 0 HBP: 0 BLK: 0	WP: 0 HR: 1 S: 48 P: 80	ERA: 1.00 WHIP: 1.333	<b>PITCHER</b>													

Batter	1	2	3	4	5	6	7	8	9	AB	R	H	RBI	BB	SO	LOB	BOTTOM		
Mickey Rivers, L (1, 8) OBP: 0.307, SLG: 0.357	0-0 1-3		0-0 P3		0-0 2B			4-0 1B BB		3	1	1	1	1	0	1	<b>Kansas City Royals @ California Angels</b> Anaheim Stadium, Anaheim, CA Fri May 10 1974, 10:05 PM EDT Att: 12,534 - Unknown		
Dave Chalk, R (1, 6) OBP: 0.303, SLG: 0.368	0-0 CS		0-0 F9		0-0 1B			0-0 E7		4	0	3	0	0	0	1			
Bobby Valentine, R (1, 7) OBP: 0.355, SLG: 0.465	0-0 6-3				0-0 1B			0-0 F9		4	0	1	0	0	0	3			
Frank Robinson, R (1, 10) OBP: 0.376, SLG: 0.505		4-0 G4-6-3 BB		0-0 F9		0-0 F7		0-0 6-3		3	0	0	0	1	0	1			
Bob Oliver, R (1, 3) OBP: 0.319, SLG: 0.407		0-0 G4-6-3		0-0 F7		0-0 6-3		0-0 1-3		4	0	0	0	0	0	2			
Paul Schaal, R (1, 5) OBP: 0.302, SLG: 0.275		4-0 BB		4-0 IBB		4-0 BB		0-3 K		1	0	0	0	3	1	0			
Tom McCraw, L (1, 9) OBP: 0.447, SLG: 0.643		0-0 5-3		0-0 F8		0-0 F8				3	0	0	0	0	0	4			
Morris Nettles, L (7, 9) OBP: 0.308, SLG: 0.227										0	0	0	0	0	0	0			
Ellie Rodriguez, R (1, 2) OBP: 0.345, SLG: 0.324								0-0 F7		3	1	2	0	0	0	0			
Denny Doyle, L (1, 4) OBP: 0.306, SLG: 0.279								0-0 F8		2	0	0	0	0	0	1			
<b>Inning Stats</b>	R: 0 E: 0 K: 0 S: 3	H: 1 LOB: 0 BB: 0 P: 3	R: 0 E: 0 K: 0 S: 2	H: 0 LOB: 2 BB: 2 P: 10	R: 0 E: 0 K: 0 S: 4	H: 1 LOB: 1 BB: 0 P: 4	R: 0 E: 0 K: 0 S: 4	H: 1 LOB: 2 BB: 1 P: 8	R: 1 E: 0 K: 0 S: 5	H: 3 LOB: 1 BB: 0 P: 5	R: 0 E: 0 K: 0 S: 3	H: 0 LOB: 1 BB: 1 P: 7	R: 1 E: 1 K: 0 S: 4	H: 1 LOB: 1 BB: 1 P: 8	R: 0 E: 0 K: 1 S: 5	H: 0 LOB: 0 BB: 0 P: 5	1B: 6 2B: 1 3B: 0 HR: 0	SF: 0 SAC: 1 DP: 1 HBP: 0	WP: 0 PA: 33 SB: 2 CS: 1
<b>PITCHER</b> Paul Splittorf, L (1, 1) ERA: 3.07	IP: 8.0 WLS: L BF: 33	H: 7 R: 2 ER: 1 SO: 1	BB: 4 IBB: 1 HBP: 0 BLK: 0	WP: 0 HR: 0 S: 30 P: 50	ERA: 1.12 WHIP: 1.375	<b>PITCHER</b>													

AB 25  
R 1  
H 4  
RBI 1  
BB 8  
SO 10  
LOB 13



AB 27  
R 2  
H 7  
RBI 1  
BB 5  
SO 1  
LOB 13





Batter	1	2	3	4	5	6	7	8	9	AB	R	H	RBI	BB	SO	LOB	TOP			
Freddie Patek, R OBP: 0.328, SLG: 0.293 (1, 6)	4-3		5-3			P4	FC1 1B	E 1B		5	2	1	0	0	0	1				
Vada Pinson, L OBP: 0.395, SLG: 0.413 Al Cowens, R OBP: 0.231, SLG: 0.280 (1, 9) (8, 9)	2B			3-1		3-1	1B 1B	E6 SF8 2B		5	2	3	3	0	0	0				
Amos Otis, R OBP: 0.343, SLG: 0.425 (1, 8)	P3			K		HR BB	1B 2B 1B	SF8		3	2	1	2	1	1	1				
John Mayberry, L OBP: 0.389, SLG: 0.429 (1, 3)	4-3			BB		HR	L9	1B BB		3	1	1	2	2	0	3				
Hal McRae, R OBP: 0.387, SLG: 0.552 Jim Wohlford, R OBP: 0.370, SLG: 0.361 (1, 7) (7, 7)	F2		F8			1B	2B 1B	FC5-4 1B		4	1	2	1	0	0	1				
Cookie Rojas, R OBP: 0.367, SLG: 0.470 Frank White, R OBP: 0.286, SLG: 0.429 (1, 4) (9, 4)	1-3					E S 1B	1-3 1B	FC5-4 1B		5	0	3	2	0	0	2				
Richie Scheinblum, S OBP: 0.175, SLG: 0.132 (1, 10)	L5					K 1-3	L5	L5	F9	5	0	0	0	0	1	4				
Fran Healy, R OBP: 0.319, SLG: 0.545 (1, 2)			F9			K	FC1 1B 2B	5-3	F8	5	1	1	0	0	1	1				
George Brett, L OBP: 0.348, SLG: 0.450 (1, 5)			6-3			F8	1-3 1B	1-3 1B 2B	F8	4	1	0	0	1	0	2				
<b>Inning Stats</b>	R: 0 E: 0 K: 0 S: 4	H: 1 LOB: 1 BB: 0 P: 4	R: 0 E: 0 K: 0 S: 3	H: 0 LOB: 0 BB: 0 P: 3	R: 0 E: 0 K: 1 S: 5	H: 0 LOB: 1 BB: 1 P: 9	R: 0 E: 0 K: 2 S: 8	H: 1 LOB: 1 BB: 0 P: 8	R: 2 E: 0 K: 0 S: 6	H: 3 LOB: 2 BB: 1 P: 10	R: 5 E: 0 K: 0 S: 9	H: 5 LOB: 1 BB: 0 P: 9	R: 3 E: 1 K: 0 S: 6	H: 3 LOB: 2 BB: 2 P: 14	R: 0 E: 0 K: 0 S: 3	H: 0 LOB: 0 BB: 0 P: 3	1B: 8 2B: 4 3B: 0 HR: 1	SF: 1 SAC: 0 DP: 0 HBP: 0	WP: 0 PB: 0 SB: 1 CS: 0	PA: 45
<b>PITCHER</b>	IP	WLS	BF	H	R	ER	SO	BB	IBB	HBP	BLK	WP	HR	S	P	ERA	WHIP			
Bill Stoneman, R ERA: 4.28 (1, 1)	5.2	L	24	5	2	2	3	2	0	0	0	0	1	28	36	3.18	1.235			
Rudy May, L ERA: 6.32 (6, 1)	0.2		5	2	3	3	0	0	0	0	0	0	0	5	5	40.50	3.000			
Ed Figueroa, R ERA: 1.23 (7, 1)	0.0		1	1	0	0	0	0	0	0	0	0	0	1	1	∞	∞			
Bill Glibreth, L ERA: 6.75 (7, 1)	0.2		4	2	2	2	0	0	0	0	0	0	0	4	4	27.00	3.000			
Skip Lockwood, R ERA: 5.29 (8, 1)	2.0		11	3	3	3	0	2	0	0	0	0	0	9	17	13.50	2.500			

**Kansas City Royals @ California Angels**  
 Anaheim Stadium, Anaheim, CA  
 Sat May 11 1974, 6:33 AM EDT  
 Att: 15,011 - Unknown - 63 F


AB 40  
 R 10  
 H 13  
 RBI 10  
 BB 4  
 SO 3  
 LOB 15



Batter	1	2	3	4	5	6	7	8	9	AB	R	H	RBI	BB	SO	LOB	BOTTOM			
Mickey Rivers, L OBP: 0.298, SLG: 0.346 (1, 8)	4-3		F8			5-3		4-3		4	0	0	0	0	0	0				
Denny Doyle, L OBP: 0.304, SLG: 0.278 (1, 4)	1B		4-3			G3		4-3		4	0	1	0	0	0	0				
Bobby Valentine, R OBP: 0.340, SLG: 0.444 (1, 7)	F5			F7		L6		L4		4	0	0	0	0	0	1				
Frank Robinson, R OBP: 0.364, SLG: 0.486 (1, 10)	K			K		F3		K		4	0	0	0	0	3	1				
Joe Lahoud, L OBP: 0.300, SLG: 0.468 (1, 9)				L3		2B BB		F8		3	1	1	0	1	0	0				
Paul Schaaf, R OBP: 0.318, SLG: 0.315 (1, 5)	F2					G4-6-3 1B		1B 2B		3	1	2	1	0	0	1				
Tom McCraw, L OBP: 0.440, SLG: 0.622 (1, 3)	F8					G4-6-3 1-2		1B		3	0	1	1	0	0	2				
Ellie Rodriguez, R OBP: 0.336, SLG: 0.314 (1, 2)	L4					F8		K		3	0	0	0	0	1	2				
Dave Chalk, R OBP: 0.295, SLG: 0.358 (1, 6)			5-3			K		F7		3	0	0	0	0	1	0				
<b>Inning Stats</b>	R: 0 E: 0 K: 1 S: 6	H: 1 LOB: 1 BB: 0 P: 6	R: 0 E: 0 K: 0 S: 4	H: 1 LOB: 1 BB: 0 P: 4	R: 0 E: 0 K: 0 S: 3	H: 0 LOB: 0 BB: 0 P: 3	R: 0 E: 0 K: 1 S: 5	H: 0 LOB: 0 BB: 0 P: 5	R: 0 E: 0 K: 0 S: 3	H: 0 LOB: 0 BB: 0 P: 3	R: 2 E: 0 K: 1 S: 7	H: 2 LOB: 1 BB: 1 P: 11	R: 0 E: 0 K: 0 S: 3	H: 0 LOB: 0 BB: 0 P: 3	R: 0 E: 0 K: 1 S: 5	H: 0 LOB: 0 BB: 0 P: 5	1B: 4 2B: 1 3B: 0 HR: 0	SF: 0 SAC: 0 DP: 1 HBP: 0	WP: 0 PB: 0 SB: 1 CS: 0	PA: 32
<b>PITCHER</b>	IP	WLS	BF	H	R	ER	SO	BB	IBB	HBP	BLK	WP	HR	S	P	ERA	WHIP			
Steve Busby, R ERA: 3.39 (1, 1)	9.0	W	32	5	2	2	5	1	0	0	0	0	0	41	45	2.00	0.667			

**Kansas City Royals @ California Angels**  
 Anaheim Stadium, Anaheim, CA  
 Sat May 11 1974, 6:33 AM EDT  
 Att: 15,011 - Unknown - 63 F

AB 31  
 R 2  
 H 5  
 RBI 2  
 BB 1  
 SO 5  
 LOB 7






Batter	1	2	3	4	5	6	7	8	9	AB	R	H	RBI	BB	SO	LOB	TOP					
Freddie Patek, R OBP: 0.326, SLG: 0.292										4	0	1	0	0	2	1	<b>Kansas City Royals @ California Angels</b> Anaheim Stadium, Anaheim, CA Sun May 12 1974, 6:33AM EDT Unknown - 63 F					
Jim Wohlford, R OBP: 0.355, SLG: 0.348										4	0	0	0	0	2	2						
Amos Otis, R OBP: 0.349, SLG: 0.422										3	1	1	0	1	1							
John Mayberry, L OBP: 0.377, SLG: 0.412										4	0	0	0	0	3	3						
Hal McRae, R OBP: 0.409, SLG: 0.596										3	1	3	2	1	0	0						
Cookie Rojas, R OBP: 0.371, SLG: 0.471										4	0	2	0	0	1	1						
Fran Healy, R OBP: 0.327, SLG: 0.571										3	1	1	1	1	0	3						
Frank White, R OBP: 0.292, SLG: 0.417										3	0	1	0	0	0	0						
Al Cowens, R OBP: 0.214, SLG: 0.259										2	0	0	0	0	0	0						
<b>Inning Stats</b>	R: 0 E: 0 K: 2 S: 8	H: 1 LOB: 1 BB: 0 P: 8	R: 0 E: 0 K: 1 S: 4	H: 0 LOB: 0 BB: 1 P: 8	R: 0 E: 0 K: 1 S: 5	H: 0 LOB: 0 BB: 0 P: 5	R: 0 E: 0 K: 1 S: 5	H: 0 LOB: 0 BB: 0 P: 5	R: 2 E: 0 K: 0 S: 5	H: 2 LOB: 2 BB: 0 P: 5	R: 0 E: 0 K: 1 S: 5	H: 0 LOB: 1 BB: 1 P: 9	R: 0 E: 0 K: 0 S: 2	H: 2 LOB: 2 BB: 1 P: 6	R: 0 E: 0 K: 2 S: 8	H: 1 LOB: 1 BB: 0 P: 8	R: 1 E: 0 K: 1 S: 7	H: 3 LOB: 1 BB: 0 P: 7	1B: 7 2B: 0 3B: 0 HR: 2	SF: 0 SAC: 1 DP: 2 HBP: 0	WP: 0 PB: 0 SB: 3 CS: 2	PA: 35
<b>PITCHER</b>	IP: 8.1 WLS: L BF: 33	H: 9 R: 3 ER: 3 SO: 9	BB: 3 IBB: 0 HBP: 0 BLK: 0	WP: 0 HR: 2 S: 48 P: 60	ERA: 3.24 WHIP: 1.440	IP: 0.2 WLS: 1 BF: 0	H: 0 R: 0 ER: 0 SO: 0	BB: 0 IBB: 0 HBP: 0 BLK: 0	WP: 0 HR: 0 S: 1 P: 1	ERA: 0.00 WHIP: 0.000												

Batter	1	2	3	4	5	6	7	8	9	AB	R	H	RBI	BB	SO	LOB	BOTTOM					
Mickey Rivers, L OBP: 0.306, SLG: 0.353										3	0	2	0	0	0	0	<b>Kansas City Royals @ California Angels</b> Anaheim Stadium, Anaheim, CA Sun May 12 1974, 6:33AM EDT Unknown - 63 F					
Denny Doyle, L OBP: 0.308, SLG: 0.283										5	0	2	1	0	1	3						
Bobby Valentine, R OBP: 0.337, SLG: 0.447										4	0	1	0	0	0	4						
Charlie Sands, L OBP: 0.333, SLG: 0.143										2	0	1	0	1	0	0						
Sandy Alomar Sr., S OBP: 0.286, SLG: 0.429										1	0	0	0	0	1	0						
Bob Oliver, R OBP: 0.317, SLG: 0.397										3	0	0	0	1	0	3						
Tom McCraw, L OBP: 0.426, SLG: 0.583										3	0	0	0	1	0	1						
Paul Schaal, R OBP: 0.300, SLG: 0.293										4	0	0	0	0	0	3						
Tom Egan, R OBP: 0.429, SLG: 0.200										2	1	0	0	1	0	2						
Joe Lathoud, L OBP: 0.294, SLG: 0.458										1	0	0	0	0	1	0						
Dave Chalk, R OBP: 0.302, SLG: 0.363										4	1	2	0	0	1	1						
<b>Inning Stats</b>	R: 0 E: 1 K: 1 S: 6	H: 1 LOB: 2 BB: 1 P: 10	R: 0 E: 0 K: 0 S: 3	H: 0 LOB: 0 BB: 0 P: 3	R: 1 E: 1 K: 0 S: 4	H: 1 LOB: 0 BB: 0 P: 4	R: 0 E: 0 K: 0 S: 3	H: 0 LOB: 0 BB: 0 P: 3	R: 1 E: 0 K: 1 S: 7	H: 2 LOB: 2 BB: 1 P: 11	R: 0 E: 0 K: 0 S: 4	H: 1 LOB: 2 BB: 1 P: 8	R: 0 E: 0 K: 0 S: 4	H: 2 LOB: 1 BB: 0 P: 4	R: 0 E: 0 K: 1 S: 5	H: 0 LOB: 1 BB: 1 P: 9	R: 0 E: 0 K: 1 S: 6	H: 1 LOB: 1 BB: 0 P: 6	1B: 7 2B: 2 3B: 0 HR: 0	SF: 0 SAC: 2 DP: 2 HBP: 0	WP: 1 PB: 0 SB: 1 CS: 0	PA: 38
<b>PITCHER</b>	IP: 6.1 WLS: 28 BF: 28	H: 6 R: 2 ER: 1 SO: 2	BB: 2 IBB: 1 HBP: 0 BLK: 0	WP: 0 HR: 0 S: 29 P: 41	ERA: 1.42 WHIP: 1.263	IP: 7.1 WLS: 9 BF: 1	H: 1 R: 0 ER: 0 SO: 2	BB: 0 IBB: 0 HBP: 0 BLK: 0	WP: 0 HR: 0 S: 12 P: 16	ERA: 0.00 WHIP: 0.750												


AB	30
R	3
H	9
RBI	3
BB	3
SO	9
LOB	11




AB	32
R	2
H	8
RBI	1
BB	4
SO	4
LOB	17





Batter	1	2	3	4	5	6	7	8	9	AB	R	H	RBI	BB	SO	LOB	TOP								
<b>Freddie Patek, R</b> OBP: 0.321, SLG: 0.288 (1, 6)	0-0 6-3		0-0 F8			0-0 4-3		0-0 4-3		5	1	1	0	0	0	3	<b>Kansas City Royals @ California Angels</b> Anaheim Stadium, Anaheim, CA Sun May 12 1974, 6:38 AM EDT Att: 13,162 - Unknown - 63 F  livebaseballscorecards.com  <b>AB 36</b> <b>R 5</b> <b>H 7</b> <b>RBI 5</b> <b>BB 4</b> <b>SO 4</b> <b>LOB 16</b>  								
<b>Vada Pinson, L</b> OBP: 0.294, SLG: 0.392 (1, 9)	0-0 F9		0-0 F8			0-0 E3 1B		0-0 L9	0-3 K	5	0	0	0	0	1	2									
<b>Amos Otis, R</b> OBP: 0.360, SLG: 0.426 (1, 8)	0-0 1B			0-0 5-3		0-0 F8		1-0 6-3 2B HBP	0-0 6-3 1B	4	1	2	0	0	0	1									
<b>Tony Solaita, L</b> OBP: 0.407, SLG: 0.667 (8, PH)	0-3 K			0-0 4-3		0-0 4-3		0-0 6-3	0-0 6-3	3	0	1	0	0	1	1									
<b>Fran Healy, R</b> OBP: 0.320, SLG: 0.559 (8, 2)				0-0 4-3		1-3 1B		1-2 2-3	1-3	2	0	0	0	0	0	3									
<b>Hal McRae, R</b> OBP: 0.409, SLG: 0.592 (1, 7)		0-0 F8		4-0 BB		0-0 P6		0-0 BB 1B 2B	0-0 6-3	4	1	1	2	1	0	3									
<b>Richie Scheinblum, S</b> OBP: 0.182, SLG: 0.122 (1, 10)		0-0 P4		0-0 4-3				0-0 P6	4-0 1B BB BB	3	1	0	0	1	0	1									
<b>Buck Martinez, R</b> OBP: 0.355, SLG: 0.333 (8, PH)		0-3 K			0-0 6-3			4-0 6-3	4-0 1B BB BB	3	0	0	0	0	1	0									
<b>John Mayberry, L</b> OBP: 0.382, SLG: 0.412 (8, 3)								1-2 2-3	1-2 2-3 BB	0	1	0	0	1	0	0									
<b>Bobby Floyd, R</b> (1, 4)			4-0 BB		0-0 6-3			0-0 E6 FC6-4	0-0 1B BB 1B	1	0	0	0	1	0	0									
<b>Cookie Rojas, R</b> OBP: 0.373, SLG: 0.472 (7, PH)								1-2 2-3 3-H	1-2 2-3 3-H 1B	2	0	1	1	0	0	0									
<b>George Brett, L</b> OBP: 0.320, SLG: 0.409 (7, PH)			0-3 K		0-0 F7			0-0 FC6-4	0-0 1B	2	0	0	0	0	1	1									
<b>Jim Wohlford, R</b> OBP: 0.355, SLG: 0.345 (7, PH)								1-2	1-3 2-H 3-H 1B	1	0	0	0	0	0	1									
<b>Frank White, R</b> OBP: 0.320, SLG: 0.440 (7, 5)								1-2	1-3 2-H 3-H 1B	1	0	1	2	0	0	0									
<b>Inning Stats</b>	R: 0 E: 0 K: 1 S: 6	H: 1 LOB: 1 P: 6	R: 0 E: 0 K: 1 S: 5	H: 0 LOB: 0 BB: 0 P: 5	R: 0 E: 0 K: 1 S: 5	H: 0 LOB: 1 BB: 1 P: 9	R: 0 E: 0 K: 0 S: 3	H: 0 LOB: 1 BB: 1 P: 7	R: 0 E: 0 K: 0 S: 3	H: 0 LOB: 0 BB: 0 P: 3	R: 0 E: 1 K: 0 S: 5	H: 1 LOB: 2 BB: 0 P: 5	R: 0 E: 1 K: 0 S: 4	H: 0 LOB: 1 BB: 0 P: 4	R: 5 E: 0 K: 0 S: 7	H: 4 LOB: 2 BB: 2 P: 16	R: 0 E: 0 K: 1 S: 6	H: 1 LOB: 1 BB: 0 P: 6	1B: 6 2B: 1 3B: 0 HR: 0	SF: 0 SAC: 0 DP: 0 HBP: 1	WP: 0 PB: 0 SB: 1 CS: 0	PA: 41			
<b>PITCHER</b>	IP	WLS	BF	H	R	ER	SO	BB	IBB	HBP	BLK	WP	HR	S	P	ERA	WHIP								
<b>Dick Lange, R</b> ERA: 1.29	7.0		28	3	1	1	3	2	0	0	0	0	0	32	40	1.29	0.714								
<b>Rudy May, L</b> ERA: 8.51	0.2		3	0	0	0	0	0	0	1	0	0	0	2	3	0.00	0.000								
<b>Dick Selma, R</b> ERA: 5.17	0.0	L	2	1	1	1	0	1	0	0	0	0	0	1	5	∞	∞								
<b>Bill Glibreth, L</b> ERA: 13.5	0.0		1	0	0	0	0	1	0	0	0	0	0	0	4	∞	∞								
<b>Dave Sells, R</b> ERA: 1.89	1.1		7	3	3	3	1	0	0	0	0	0	0	9	9	20.25	2.250								

Batter	1	2	3	4	5	6	7	8	9	AB	R	H	RBI	BB	SO	LOB	BOTTOM								
<b>Morris Nettles, L</b> OBP: 0.300, SLG: 0.231 (1, 8)	0-0 WP PB 1B		0-0 4-3			0-0 F7		0-0 L7	0-0 F5	4	0	1	0	0	0	3	<b>Kansas City Royals @ California Angels</b> Anaheim Stadium, Anaheim, CA Sun May 12 1974, 6:38 AM EDT Att: 13,162 - Unknown - 63 F  livebaseballscorecards.com  <b>AB 34</b> <b>R 2</b> <b>H 6</b> <b>RBI 2</b> <b>BB 4</b> <b>SO 9</b> <b>LOB 18</b>  								
<b>Bobby Valentine, R</b> OBP: 0.333, SLG: 0.442 (8, PH)									0-0 P6	1	0	0	0	0	0	1									
<b>Denny Doyle, L</b> OBP: 0.311, SLG: 0.282 (1, 4)	0-0 4-3		0-0 1-3			4-0 CS BB		0-0 1B	0-0 P6	4	0	1	0	1	0	2									
<b>Joe Lahoud, L</b> OBP: 0.291, SLG: 0.431 (1, 7)	0-3 K2-3		0-0 P5			4-0 1B BB		0-3 K		3	1	0	0	1	2	3									
<b>Charlie Sands, L</b> OBP: 0.308, SLG: 0.182 (1, 10)	0-0 4-3		0-0 G3			0-0 1B 1B		0-0 F3		4	0	1	0	0	0	1									
<b>Bob Oliver, R</b> OBP: 0.315, SLG: 0.392 (1, 3)		0-3 K		0-0 F7		0-0 1B 1B		0-0 F8		4	0	1	1	0	1	0									
<b>Tom McCraw, L</b> OBP: 0.414, SLG: 0.558 (1, 9)		0-3 K WP PB FC		0-3 K		0-3 K		0-0 K		4	1	1	0	0	3	2									
<b>Paul Schaal, R</b> OBP: 0.297, SLG: 0.279 (1, 5)		4-0 FC BB		0-3 K		0-3 K		0-0 1B		3	0	0	0	1	2	3									
<b>Ellie Rodriguez, R</b> OBP: 0.325, SLG: 0.303 (1, 2)		0-0 FC		0-0 6-3		0-0 6-3		0-0 F9		4	0	0	1	0	0	1									
<b>Dave Chalk, R</b> OBP: 0.308, SLG: 0.362 (1, 6)		0-3 K		0-0 F7		0-0 F7		0-0 1B	4-0 BB	3	0	1	0	1	1	2									
<b>Inning Stats</b>	R: 0 E: 0 K: 1 S: 6	H: 1 LOB: 1 P: 6	R: 1 E: 0 K: 3 S: 11	H: 0 LOB: 2 BB: 1 P: 15	R: 0 E: 0 K: 0 S: 3	H: 0 LOB: 0 BB: 0 P: 3	R: 0 E: 0 K: 2 S: 7	H: 0 LOB: 0 BB: 0 P: 7	R: 0 E: 0 K: 0 S: 3	H: 0 LOB: 0 BB: 0 P: 3	R: 1 E: 0 K: 2 S: 8	H: 2 LOB: 2 BB: 2 P: 16	R: 0 E: 0 K: 1 S: 7	H: 2 LOB: 2 BB: 0 P: 7	R: 0 E: 0 K: 0 S: 4	H: 1 LOB: 1 BB: 0 P: 4	R: 0 E: 0 K: 0 S: 3	H: 0 LOB: 1 BB: 1 P: 7	1B: 6 2B: 0 3B: 0 HR: 0	SF: 0 SAC: 0 DP: 0 HBP: 0	WP: 2 PB: 3 SB: 0 CS: 1	PA: 38			
<b>PITCHER</b>	IP	WLS	BF	H	R	ER	SO	BB	IBB	HBP	BLK	WP	HR	S	P	ERA	WHIP								
<b>Bruce Dal Canton, R</b> ERA: 2.12	5.1		22	2	2	1	6	3	0	0	0	0	0	31	43	1.69	0.938								
<b>Gene Garber, R</b> ERA: 4.5	0.0		1	1	0	0	0	0	0	0	0	0	0	1	1	∞	∞								
<b>Joe Hoerner, L</b> ERA: 2.37	3.0	W	13	3	0	0	3	1	0	0	0	0	0	18	22	0.00	1.333								
<b>Doug Bird, R</b> ERA: 2.37	0.2		2	0	0	0	0	0	0	0	0	0	0	2	2	0.00	0.000								



Batter	1	2	3	4	5	6	7	8	9	AB	R	H	RBI	BB	SO	LOB	TOP			
Frank White, R OBP: 0.276, SLG: 0.379	0-3 K		0-3 K			0-0 P4	0-0 FC6-4			4	0	0	0	0	2	2	<b>Kansas City Royals @ Oakland Athletics</b> Oakland-Alameda County Coliseum, Oakland, CA Mon May 13 1974, 7:05 PM PDT Att: 3,615 - Unknown <a href="http://livebaseballscorecards.com">livebaseballscorecards.com</a>			
Jim Wohlford, R OBP: 0.359, SLG: 0.359	0-0 1B 2B		0-0 FC6-4			0-0 BB 1B		0-0 F8		4	1	2	0	0	0	1				
Amos Otis, R OBP: 0.374, SLG: 0.433	0-0 CS 2H 1B			0-0 4-3 1B		4-0 BB 1-2 BB		0-0 6-3		3	0	2	1	1	0	0				
John Mayberry, L OBP: 0.370, SLG: 0.396	0-0 4-3			0-0 4-3		0-0 L7		0-0 F8		4	0	0	0	0	0	4				
Hal McRae, R OBP: 0.412, SLG: 0.613		0-0 L7		0-0 F3		4-0 1-2 2-3 BB			0-0 HR	3	1	1	1	1	0	1				
Cookie Rojas, R OBP: 0.384, SLG: 0.460		0-3 K		0-0 F9					0-3 K	3	0	0	0	0	1	4				
Bobby Floyd, R (7, 4)										1	0	0	0	0	1	0				
Richie Scheinblum, S OBP: 0.167, SLG: 0.111		0-3 K			0-0 6-3			0-0 F7		4	0	0	0	0	1	0				
Fran Healy, R OBP: 0.317, SLG: 0.542			4-0 FC1-6 BB		0-0 6-3			0-0 5-3		3	0	0	0	1	1	0				
George Brett, L OBP: 0.296, SLG: 0.375			0-0 FC1-6		0-0 4-3					2	0	0	0	0	0	1				
Al Cowens, R OBP: 0.241, SLG: 0.286			0-0 FC6-4							1	0	1	0	0	0	0				
<b>Inning Stats</b>	R: 1 E: 0 K: 1 S: 6	H: 2 LOB: 0 BB: 0 P: 6	R: 0 E: 0 K: 2 S: 7	H: 0 LOB: 0 BB: 0 P: 7	R: 0 E: 0 K: 1 S: 5	H: 0 LOB: 1 BB: 0 P: 9	R: 0 E: 0 K: 0 S: 4	H: 1 LOB: 1 BB: 0 P: 4	R: 0 E: 0 K: 0 S: 3	H: 0 LOB: 0 BB: 0 P: 3	R: 0 E: 0 K: 0 S: 4	H: 1 LOB: 1 BB: 0 P: 4	R: 0 E: 0 K: 0 S: 3	H: 0 LOB: 0 BB: 0 P: 3	R: 1 E: 0 K: 2 S: 8	H: 1 LOB: 0 BB: 0 P: 8	1B: 4 2B: 1 3B: 0 HR: 1	SF: 0 SAC: 0 DP: 0 HBP: 0	WP: 0 PB: 0 SB: 0 CS: 1	PA: 35
<b>PITCHER</b>	IP WLS BF H R ER SO BB IBB HBP BLK WP HR S P ERA WHIP	IP WLS BF H R ER SO BB IBB HBP BLK WP HR S P ERA WHIP																		
Vida Blue, L ERA: 4.42	(1, 1)	9.0	W	35	6	2	2	6	3	0	0	0	0	0	1	44	56	2.00	1.000	
Vida Blue, L ERA: 4.42	(9, 1)	9.0	W	35	6	2	2	6	3	0	0	0	0	0	1	44	56	2.00	1.000	

Batter	1	2	3	4	5	6	7	8	9	AB	R	H	RBI	BB	SO	LOB	BOTTOM		
Bill North, S OBP: 0.300, SLG: 0.279	0-0 K			4-0 1B BB		0-0 SH2-4	0-0 F7	0-0 E6		2	0	1	0	1	0	1	<b>Kansas City Royals @ Oakland Athletics</b> Oakland-Alameda County Coliseum, Oakland, CA Mon May 13 1974, 7:05 PM PDT Att: 3,615 - Unknown <a href="http://livebaseballscorecards.com">livebaseballscorecards.com</a>		
Champ Summers, L (7, 9)		0-0 F8				0-0 E9	0-0 E5	0-0 P3		6	2	3	1	0	0	4			
Bert Campaneris, R OBP: 0.352, SLG: 0.352	0-0 1-3		0-0 S 1B E	0-0 FC6-4 1B	0-0 1-2 2H 1B	0-0 E 1B 2-3 1B	0-0 6-3	0-0 P3		4	2	2	0	1	0	4			
Joe Rudi, R OBP: 0.243, SLG: 0.504	0-0 1B 1B		0-0 S 1B	0-0 FC6-4		4-0 E 1B IBB				4	2	2	0	1	0	4			
Larry Haney, R OBP: 0.250, SLG: 0.250	0-0 1B 1B		0-0 S 1B	0-0 FC6-4		0-0 6-3	0-0 P3			1	0	0	0	0	0	3			
Deron Johnson, R OBP: 0.243, SLG: 0.324	0-0 1B 1B		0-3 K		0-3 K	0-0 E1 1B 5-3 1B		0-3 K		4	1	2	1	0	2	1			
Jesus Alou, R OBP: 0.212, SLG: 0.219	0-0 1B 1B		0-0 K		0-0 K	0-0 E 1B 1-3 2H 3H 1B		0-0 E9		1	0	0	0	0	1	0			
Gene Tenace, R OBP: 0.381, SLG: 0.368	0-0 1B 1B		0-0 P6		0-0 1B 1B	0-0 5-3		0-0 E9		5	1	2	1	0	0	3			
Herb Washington, R (8, PR)	0-0 1B 1B		0-0 P6		0-0 1B 1B	0-0 5-3		0-0 E9		0	1	0	0	0	0	0			
Vida Blue, S (9, 1)	0-0 1B 1B		0-0 P6		0-0 1B 1B	0-0 5-3		0-0 E9		0	0	0	0	0	0	0			
Ray Fosse, R OBP: 0.286, SLG: 0.413	0-0 6-3		0-0 F3		0-0 E 1B	0-0 E 1B		0-0 E 1B 2H 3H 1B		4	0	2	2	0	0	3			
Pat Bourque, L OBP: 0.353, SLG: 0.355	0-0 6-3		0-0 F3		0-0 E 1B	0-0 E 1B		0-0 E 1B 2H 3H 1B		1	1	1	1	0	0	0			
Angel Mangual, R OBP: 0.172, SLG: 0.321		0-0 P5		0-0 6-3		0-0 E4 G3-6-3		0-0 E7		5	1	1	0	0	1	2			
Ted Kubiak, S OBP: 0.247, SLG: 0.221		0-0 6-3 1B		0-0 CS 1B		0-0 G3-6-3		0-0 E 2B 1B		5	0	4	2	0	0	2			
Gaylen Pitts, R OBP: 0.444, SLG: 0.286		0-0 6-3		4-0 BB 1B BB		0-0 E 1B SH2-4 1B		0-0 E 1B		3	2	1	0	2	0	2			
<b>Inning Stats</b>	R: 1 E: 0 K: 0 S: 6	H: 4 LOB: 2 BB: 0 P: 6	R: 0 E: 0 K: 0 S: 4	H: 1 LOB: 1 BB: 0 P: 4	R: 1 E: 0 K: 1 S: 7	H: 2 LOB: 2 BB: 0 P: 7	R: 1 E: 0 K: 1 S: 7	H: 2 LOB: 1 BB: 0 P: 7	R: 4 E: 2 K: 1 S: 9	H: 4 LOB: 1 BB: 1 P: 13	R: 0 E: 1 K: 0 S: 5	H: 1 LOB: 2 BB: 0 P: 5	R: 3 E: 3 K: 1 S: 10	H: 3 LOB: 3 BB: 1 P: 14	1B: 17 2B: 2 3B: 0 HR: 0	SF: 0 SAC: 1 DP: 1 HBP: 0	WP: 0 PB: 0 SB: 2 CS: 1	PA: 48	
<b>PITCHER</b>	IP WLS BF H R ER SO BB IBB HBP BLK WP HR S P ERA WHIP	IP WLS BF H R ER SO BB IBB HBP BLK WP HR S P ERA WHIP																	
Marty Pattin, R ERA: 4.6	(1, 1)	3.2	L	18	8	3	2	1	1	0	0	0	0	0	0	19	23	4.91	2.455
Gene Garber, R ERA: 6.97	(4, 1)	2.1		16	7	5	4	2	1	1	0	0	0	0	18	26	15.43	3.429	
Steve Mingo, L ERA: 11.57	(7, 1)	2.0		14	4	3	1	1	1	0	0	0	0	0	15	19	4.50	2.500	





Batter	1	2	3	4	5	6	7	8	9	AB	R	H	RBI	BB	SO	LOB	TOP					
Frank White, R (1, 6) OBP: 0.281, SLG: 0.375										3	0	1	0	0	1	1	<b>Kansas City Royals @ Oakland Athletics</b> Oakland-Alameda County Coliseum, Oakland, CA Tue May 14 1974, 7:05 PM PDT Unknown <a href="http://livebaseballscorecards.com">livebaseballscorecards.com</a>					
Vada Pinson, L (1, 9) OBP: 0.283, SLG: 0.376										4	0	0	0	0	1	2						
Al Cowens, R (8, 9) OBP: 0.241, SLG: 0.286										0	0	0	0	0	0	0						
Amos Otis, R (1, 8) OBP: 0.361, SLG: 0.416										4	0	0	0	0	0	1						
John Mayberry, L (1, 3) OBP: 0.374, SLG: 0.409										4	1	2	0	0	0	0						
Hal McRae, R (1, 10) OBP: 0.407, SLG: 0.600										4	0	1	0	0	2	1						
Cookie Rojas, R (1, 4) OBP: 0.361, SLG: 0.477										4	1	1	2	0	0	2						
Jim Wohlford, R (1, 7) OBP: 0.364, SLG: 0.364										4	1	2	0	0	0	0						
Fran Healy, R (1, 2) OBP: 0.315, SLG: 0.530										4	1	1	0	0	0	1						
George Brett, L (1, 5) OBP: 0.300, SLG: 0.370										3	0	1	2	0	1	1						
<b>Inning Stats</b>	R: 0 E: 0 K: 1 S: 5	H: 1 LOB: 0 BB: 0 P: 5	R: 0 E: 0 K: 1 S: 5	H: 0 LOB: 0 BB: 0 P: 5	R: 0 E: 0 K: 2 S: 8	H: 1 LOB: 1 BB: 0 P: 8	R: 0 E: 0 K: 0 S: 5	H: 2 LOB: 2 BB: 0 P: 5	R: 2 E: 2 K: 0 S: 6	H: 3 LOB: 1 BB: 0 P: 6	R: 2 E: 0 K: 1 S: 7	H: 2 LOB: 0 BB: 0 P: 7	R: 0 E: 0 K: 0 S: 3	H: 0 LOB: 0 BB: 0 P: 3	R: 0 E: 0 K: 0 S: 3	H: 0 LOB: 0 BB: 0 P: 3	R: 0 E: 0 K: 0 S: 3	H: 0 LOB: 0 BB: 0 P: 3	1B: 7 2B: 2 3B: 0 HR: 1	SF: 0 SAC: 1 DP: 1 HBP: 0	WP: 0 PB: 0 SB: 1 CS: 1	PA: 35
<b>PITCHER</b> Caffish Hunter, R (1, 1) ERA: 2.4	IP: 9.0 WLS: L BF: 35	H: 9 R: 4 ER: 3 SO: 5	BB: 0 IBB: 0 HBP: 0 BLK: 0	WP: 0 HR: 1 S: 45 P: 45	ERA: 3.00 WHIP: 1.000	<b>PITCHER</b>																

Batter	1	2	3	4	5	6	7	8	9	AB	R	H	RBI	BB	SO	LOB	BOTTOM			
Bill North, S (1, 8) OBP: 0.304, SLG: 0.293										5	1	2	0	0	1	3	<b>Kansas City Royals @ Oakland Athletics</b> Oakland-Alameda County Coliseum, Oakland, CA Tue May 14 1974, 7:05 PM PDT Unknown <a href="http://livebaseballscorecards.com">livebaseballscorecards.com</a>			
Bert Campaneris, R (1, 6) OBP: 0.360, SLG: 0.366										4	0	2	0	1	1	2				
Joe Rudi, R (1, 7) OBP: 0.357, SLG: 0.504										4	0	2	1	1	0	5				
Deron Johnson, R (1, 10) OBP: 0.231, SLG: 0.306										4	0	0	0	0	1	5				
Gene Tenace, R (1, 3) OBP: 0.391, SLG: 0.385										3	1	2	0	1	0	0				
Ray Fosse, R (1, 2) OBP: 0.275, SLG: 0.396										4	0	0	0	0	0	5				
Angel Mangual, R (1, 9) OBP: 0.156, SLG: 0.300										2	0	0	1	0	0	1				
Champ Summers, L (9, PH) OBP: 0.167, SLG: 0.167										1	0	1	0	0	0	0				
Ted Kubiak, S (1, 4) OBP: 0.259, SLG: 0.235										4	0	2	0	0	0	1				
Gaylen Pitts, R (1, 5) OBP: 0.333, SLG: 0.200										3	0	0	0	0	0	2				
Herb Washington, R (9, PR)										0	0	0	0	0	0	0				
<b>Inning Stats</b>	R: 1 E: 0 K: 1 S: 6	H: 2 LOB: 0 BB: 0 P: 6	R: 1 E: 1 K: 0 S: 4	H: 1 LOB: 0 BB: 0 P: 4	R: 0 E: 0 K: 1 S: 6	H: 1 LOB: 2 BB: 1 P: 10	R: 0 E: 0 K: 0 S: 3	H: 0 LOB: 0 BB: 0 P: 3	R: 0 E: 0 K: 0 S: 4	H: 1 LOB: 1 BB: 0 P: 4	R: 0 E: 0 K: 0 S: 3	H: 0 LOB: 0 BB: 0 P: 3	R: 0 E: 0 K: 0 S: 4	H: 2 LOB: 2 BB: 1 P: 8	R: 0 E: 0 K: 1 S: 8	H: 3 LOB: 3 BB: 0 P: 8	1B: 9 2B: 2 3B: 0 HR: 0	SF: 1 SAC: 1 DP: 3 HBP: 0	WP: 0 PB: 0 SB: 2 CS: 0	PA: 39
<b>PITCHER</b> Paul Splitteroff, L (1, 1) ERA: 2.86	IP: 7.1 WLS: W BF: 31	H: 8 R: 2 ER: 1 SO: 2	BB: 2 IBB: 0 HBP: 0 BLK: 1	WP: 0 HR: 0 S: 33 P: 41	ERA: 1.23 WHIP: 1.364	<b>PITCHER</b>														
Doug Bird, R (8, 1) ERA: 2.15	IP: 1.2 WLS: S BF: 8	H: 3 R: 0 ER: 0 SO: 1	BB: 1 IBB: 0 HBP: 0 BLK: 0	WP: 0 HR: 0 S: 9 P: 13	ERA: 0.00 WHIP: 2.400	<b>PITCHER</b>														



Batter	1	2	3	4	5	6	7	8	9	10	AB	R	H	RBI	BB	SO	LOB	TOP			
Frank White, R OBP: 0.250, SLG: 0.333 (1, 6)	5-3		G3			1-3		6-3			4	0	0	0	0	0	1	<b>Kansas City Royals @ Oakland Athletics</b> Oakland-Alameda County Coliseum, Oakland, CA Tue May 14, 1974, 7:05 PM PDT Att: 7,271 - Unknown  <b>AB 36</b> <b>R 1</b> <b>H 6</b> <b>RBI 1</b> <b>BB 0</b> <b>SO 6</b> <b>LOB 5</b>			
Vada Pinson, L OBP: 0.273, SLG: 0.362 (1, 9)	4-3			K		6-3		L4			4	0	0	0	0	1					
Jim Wohlford, R OBP: 0.360, SLG: 0.368 (1, 7)	F8			6-3		2B			4-3		4	1	1	0	0	0					
John Mayberry, L OBP: 0.378, SLG: 0.421 (1, 3)		F9			1B			G3			4	0	2	1	0	0					
Hal McRae, R OBP: 0.409, SLG: 0.596 (1, 10)	F8				1B	2B					4	0	2	0	0	1					
Al Cowens, R OBP: 0.219, SLG: 0.258 (9, PH)	F2			FC5-4							3	0	0	0	0	1					
Amos Otis, R OBP: 0.358, SLG: 0.412 (9, 8)				1B					L8		1	0	0	0	0	1					
Buck Martinez, R OBP: 0.385, SLG: 0.286 (1, 2)			F9			6-3		F8			3	0	0	0	0	0					
Tony Solaita, L OBP: 0.393, SLG: 0.640 (10, PH)										K	1	0	0	0	0	1					
Fran Healy, R OBP: 0.315, SLG: 0.530 (10, 2)											0	0	0	0	0	0					
Bobby Floyd, R OBP: 0.358, SLG: 0.473 (10, PH)			K			K		P6			3	0	0	0	0	2					
Cookie Rojas, R OBP: 0.358, SLG: 0.473 (10, 4)										L7	1	0	0	0	0	0					
George Brett, L OBP: 0.294, SLG: 0.355 (1, 5)						1-3				F5	4	0	1	0	0	0					
<b>Inning Stats</b>	R: 0 E: 0 K: 0 S: 3	H: 0 LOB: 0 BB: 0 P: 3	R: 0 E: 0 K: 0 S: 3	H: 0 LOB: 0 BB: 0 P: 3	R: 0 E: 0 K: 1 S: 6	H: 1 LOB: 1 BB: 0 P: 6	R: 0 E: 0 K: 1 S: 7	H: 2 LOB: 2 BB: 0 P: 7	R: 0 E: 0 K: 1 S: 5	H: 0 LOB: 0 BB: 0 P: 5	R: 0 E: 0 K: 0 S: 3	H: 0 LOB: 0 BB: 0 P: 3	R: 0 E: 0 K: 0 S: 4	H: 1 LOB: 1 BB: 0 P: 4	R: 0 E: 0 K: 1 S: 5	H: 0 LOB: 0 BB: 0 P: 5	1B: 4 2B: 2 3B: 0 HR: 0	SF: 0 SAC: 0 DP: 0 HBP: 0	WP: 0 PB: 0 SB: 0 CS: 0	PA: 36	
<b>PITCHER</b>	IP 7.0	WLS L	BF 26	H 5	R 1	ER 1	SO 5	BB 0	IBB 0	HBP 0	BLK 0	WP 0	HR 0	S 36	P 36	ERA 1.29	WHIP 0.714				
Glenn Abbott, R ERA: 1.29																					
Rollie Fingers, R ERA: 2.2	IP 3.0	WLS W	BF 10	H 1	R 0	ER 0	SO 1	BB 0	IBB 0	HBP 0	BLK 0	WP 0	HR 0	S 12	P 12	ERA 0.00	WHIP 0.333				

Batter	1	2	3	4	5	6	7	8	9	10	AB	R	H	RBI	BB	SO	LOB	BOTTOM			
Bill North, S OBP: 0.295, SLG: 0.283 (1, 8)	L7		FC3-6			4-3		K			4	0	0	0	0	1	2	<b>Kansas City Royals @ Oakland Athletics</b> Oakland-Alameda County Coliseum, Oakland, CA Tue May 14, 1974, 7:05 PM PDT Att: 7,271 - Unknown  <b>AB 33</b> <b>R 2</b> <b>H 7</b> <b>RBI 2</b> <b>BB 2</b> <b>SO 5</b> <b>LOB 15</b>			
Bert Campaneris, R OBP: 0.357, SLG: 0.362 (1, 6)			1-3		F9			F8			4	0	1	0	0	0	2				
Joe Rudi, R OBP: 0.347, SLG: 0.489 (1, 7)	P4			K		K		4-3			4	0	0	0	0	2	1				
Gene Tenace, R OBP: 0.394, SLG: 0.378 (1, 2)	CS					1-3			P6		2	0	0	0	2	0	0				
Pat Bourque, L OBP: 0.316, SLG: 0.314 (1, 3)						1-3				5-3	4	0	0	0	0	1	2				
Jesus Alou, R OBP: 0.222, SLG: 0.229 (1, 10)											3	0	1	0	0	0	2				
Herb Washington, R (7, PR)	4-3				L3					4-3	0	0	0	0	0	0	0				
Champ Summers, L OBP: 0.143, SLG: 0.143 (9, PH)								SH1-4			1	0	0	0	0	0	0				
Angel Manguat, R OBP: 0.171, SLG: 0.333 (1, 9)	1-3					2B		SH1-4			3	1	1	0	0	0	1				
Ted Kubiak, S OBP: 0.258, SLG: 0.235 (1, 4)					6-3			K			4	1	1	0	0	1	3				
Gaylen Pitts, R OBP: 0.438, SLG: 0.500 (1, 5)								5-3			4	0	3	2	0	0	2				
<b>Inning Stats</b>	R: 0 E: 0 K: 0 S: 3	H: 1 LOB: 0 BB: 0 P: 3	R: 0 E: 0 K: 1 S: 5	H: 0 LOB: 1 BB: 1 P: 9	R: 0 E: 0 K: 0 S: 4	H: 1 LOB: 1 BB: 0 P: 4	R: 0 E: 0 K: 1 S: 5	H: 0 LOB: 0 BB: 0 P: 5	R: 0 E: 0 K: 1 S: 5	H: 1 LOB: 2 BB: 0 P: 6	R: 0 E: 0 K: 1 S: 5	H: 0 LOB: 0 BB: 0 P: 5	R: 0 E: 0 K: 0 S: 3	H: 0 LOB: 0 BB: 0 P: 3	R: 1 E: 0 K: 0 S: 3	H: 2 LOB: 1 BB: 0 P: 3	1B: 4 2B: 3 3B: 0 HR: 0	SF: 0 SAC: 1 DP: 0 HBP: 0	WP: 0 PB: 0 SB: 1 CS: 1	PA: 37	
<b>PITCHER</b>	IP 9.1	WLS L	BF 36	H 7	R 2	ER 2	SO 5	BB 2	IBB 0	HBP 0	BLK 0	WP 0	HR 0	S 44	P 52	ERA 1.93	WHIP 0.964				
Lindy McDaniel, R ERA: 4.22																					





Batter	1	2	3	4	5	6	7	8	9	AB	R	H	RBI	BB	SO	LOB	TOP								
<b>Cesar Tovar, R</b> OBP: 0.308, SLG: 0.282 (1, 8)	0-3 K		0-0 1B		0-0 P6		0-0 5-3		0-3 K	5	0	1	0	0	2	2									
<b>Toby Harrah, R</b> OBP: 0.302, SLG: 0.282 (1, 6)	4-0 2B BB		0-0 F7		0-0 6-3		0-0 F9			3	1	0	0	1	0	1									
<b>Alex Johnson, R</b> OBP: 0.350, SLG: 0.338 (1, 7)	0-3 K		0-0 G6-4-3 1B		0-3 K		0-0 6-3			4	0	1	0	0	2	1									
<b>Jeff Burroughs, R</b> OBP: 0.323, SLG: 0.527 (1, 9)	0-0 1-H 2B		0-0 G6-4-3 1-2		0-0 HR		0-0 F9			4	1	2	2	0	0	2									
<b>Mike Hargrove, L</b> OBP: 0.407, SLG: 0.463 (1, 3)	0-3 K			0-0 3-1		0-0 L9			0-0 1B 1B	4	1	1	0	0	1	1									
<b>Duke Sims, L</b> OBP: 0.276, SLG: 0.242 (1, 10)		0-3 K		0-0 SH1-3 1B		0-0 G3			0-0 1B 1B	4	0	2	0	0	1	0									
<b>Lenny Randle, S</b> OBP: 0.344, SLG: 0.361 (1, 4)		0-0 E G1 1B		0-0 SH1-3 1-2		0-0 F9			0-0 F8	3	0	1	0	0	0	2									
<b>Larry Brown, R</b> OBP: 0.255, SLG: 0.175 (9, PH)		0-0 G1		4-0 BB		0-3 K			0-0 1-2 2-H 1B	2	0	0	0	1	1	1									
<b>Tom Grieve, R</b> OBP: 0.397, SLG: 0.472 (9, FR)		0-0 G1		0-0 BB		0-0 F8			0-0 F9	1	0	1	1	0	0	0									
<b>Joe Lovitto, S</b> OBP: 0.162, SLG: 0.167 (9, FR)		1-2		0-0 BB		0-0 5-3			0-0 F9	0	0	0	0	0	0	0									
<b>Jim Sundberg, R</b> OBP: 0.296, SLG: 0.282 (1, 2)		0-0 P4		0-0 5-3					0-0 F9	2	0	0	0	0	0	3									
<b>Jim Spencer, L</b> OBP: 0.397, SLG: 0.561 (7, PH)		0-0 P4								1	0	0	0	0	0	0									
<b>Dick Billings, R</b> OBP: 0.320, SLG: 0.227 (7, 2)		2-3								1	0	0	0	0	0	2									
<b>Inning Stats</b>	R: 1 E: 0 K: 3 S: 10	H: 1 LOB: 1 BB: 1 P: 14	R: 0 E: 1 K: 1 S: 6	H: 1 LOB: 1 BB: 0 P: 6	R: 0 E: 0 K: 0 S: 4	H: 2 LOB: 1 BB: 0 P: 4	R: 0 E: 0 K: 0 S: 4	H: 1 LOB: 2 BB: 1 P: 8	R: 0 E: 0 K: 1 S: 5	H: 0 LOB: 0 BB: 0 P: 5	R: 1 E: 0 K: 0 S: 4	H: 1 LOB: 0 BB: 0 P: 4	R: 0 E: 0 K: 1 S: 5	H: 0 LOB: 0 BB: 0 P: 5	R: 0 E: 0 K: 0 S: 3	H: 0 LOB: 0 BB: 0 P: 3	R: 1 E: 0 K: 1 S: 8	H: 3 LOB: 2 BB: 0 P: 8	1B: 7 2B: 1 3B: 0 HR: 1	SF: 0 SAC: 1 DP: 1 HBP: 0	WP: 0 PB: 0 SB: 0 CS: 0	PA: 37			
<b>PITCHER</b>	IP	WLS	BF	H	R	ER	SO	BB	IBB	HBP	BLK	WP	HR	S	P	ERA	WHIP								
<b>Steve Busby, R</b> ERA: 3.38 (1, 1)	8.1	W	35	9	3	3	6	2	0	0	0	0	1	45	53	3.24	1.320								
<b>Doug Bird, R</b> ERA: 2.11 (9, 1)	0.2	S	2	0	0	0	1	0	0	0	0	0	0	4	4	0.00	0.000								

Texas Rangers @ Kansas City Royals  
Royals Stadium, Kansas City, MO  
Thu May 16 1974, 8:05 PM EDT  
Att: 11,141 - Unknown - 84 F

AB	34
R	3
H	9
RBI	3
BB	2
SO	7
LOB	15



Batter	1	2	3	4	5	6	7	8	9	AB	R	H	RBI	BB	SO	LOB	BOTTOM								
<b>Freddie Patek, R</b> OBP: 0.313, SLG: 0.279 (1, 6)	0-0 L9		0-0 P3		0-0 F8		0-0 G3			4	0	0	0	0	0	3									
<b>Vada Pinson, L</b> OBP: 0.272, SLG: 0.361 (1, 9)	0-0 F8		0-0 SF9		0-0 G3			0-0 G5-4-3 1B		3	0	1	1	0	0	1									
<b>Amos Otis, R</b> OBP: 0.355, SLG: 0.400 (1, 8)	0-3 K		0-0 F7		4-0 HR BB			0-0 G5-4-3 1-2		3	1	0	0	1	1	2									
<b>John Mayberry, L</b> OBP: 0.381, SLG: 0.449 (1, 3)		0-0 G5-4-3 1B		0-0 F5		0-0 HR		0-0 G3		4	1	2	2	0	0	0									
<b>Hal McRae, R</b> OBP: 0.408, SLG: 0.615 (1, 10)		0-0 F9		0-0 HR		0-0 F8			0-0 F8	3	1	1	1	0	0	1									
<b>Cookie Rojas, R</b> OBP: 0.350, SLG: 0.463 (1, 4)		0-0 G5-4-3 1-2		0-0 5-3		0-0 4-3				3	0	0	0	0	0	1									
<b>Jim Wohlford, R</b> OBP: 0.367, SLG: 0.375 (1, 7)			0-0 SH 1B		0-0 F9		0-0 CS 1B			3	1	2	0	0	0	0									
<b>Fran Healy, R</b> OBP: 0.315, SLG: 0.520 (1, 2)		1-0 SH SF9 HBP		0-0 5-3		0-0 CS		0-0 F6		2	1	0	0	0	0	0									
<b>George Brett, L</b> OBP: 0.306, SLG: 0.364 (1, 5)		0-0 SH SF9		0-0 1-3 2-H 1B		0-0 4-3				2	0	1	0	0	0	0									
<b>Inning Stats</b>	R: 0 E: 0 K: 1 S: 5	H: 0 LOB: 0 BB: 0 P: 5	R: 0 E: 0 K: 0 S: 3	H: 1 LOB: 0 BB: 0 P: 3	R: 2 E: 1 K: 0 S: 5	H: 1 LOB: 1 BB: 0 P: 6	R: 1 E: 0 K: 0 S: 4	H: 1 LOB: 0 BB: 0 P: 4	R: 0 E: 0 K: 0 S: 4	H: 2 LOB: 1 BB: 1 P: 8	R: 0 E: 0 K: 0 S: 3	H: 0 LOB: 0 BB: 0 P: 3	R: 0 E: 0 K: 0 S: 3	H: 1 LOB: 0 BB: 0 P: 3	R: 0 E: 0 K: 0 S: 3	H: 0 LOB: 0 BB: 0 P: 3	1B: 5 2B: 0 3B: 0 HR: 2	SF: 1 SAC: 1 DP: 2 HBP: 1	WP: 0 PB: 0 SB: 2 CS: 1	PA: 32					
<b>PITCHER</b>	IP	WLS	BF	H	R	ER	SO	BB	IBB	HBP	BLK	WP	HR	S	P	ERA	WHIP								
<b>Fergie Jenkins, R</b> ERA: 2.52 (1, 1)	5.0	L	22	5	5	4	1	0	0	0	0	0	0	3	3	0.00	1.000								
<b>Steve Foucault, R</b> ERA: 2.03 (6, 1)	1.0		3	1	0	0	0	0	0	0	0	0	0	3	3	0.00	1.000								
<b>Jackie Brown, R</b> ERA: 2.81 (7, 1)	2.0		6	1	0	0	0	0	0	0	0	0	0	6	6	0.00	0.500								

Texas Rangers @ Kansas City Royals  
Royals Stadium, Kansas City, MO  
Thu May 16 1974, 8:05 PM EDT  
Att: 11,141 - Unknown - 84 F

AB	27
R	5
H	7
RBI	4
BB	1
SO	1
LOB	8





Batter	1	2	3	4	5	6	7	8	9	AB	R	H	RBI	BB	SO	LOB	TOP										
<b>Cesar Tovar, R</b> OBP: 0.301, SLG: 0.267 (1, 10)	6-3	S 1B BB	FC6-4			5-3		5-3		4	0	0	0	1	0	3	<b>Texas Rangers @ Kansas City Royals</b> Royals Stadium, Kansas City, MO Fri May 17 1974, 8:05 PM EDT Att: 13,916 - Unknown - 73 F										
<b>Lenny Randle, S</b> OBP: 0.348, SLG: 0.364 (1, 4)	1B 2B	1-2 2-H 1B			F7	K		6-3		5	1	2	1	0	1	0											
<b>Alex Johnson, R</b> OBP: 0.346, SLG: 0.333 (1, 7)	1-3 2B	1B	K		6-3			6-3		5	1	1	0	0	1	3											
<b>Jeff Burroughs, R</b> OBP: 0.331, SLG: 0.530 (1, 9)	1-H 3-H 2B		6-3		HBP					3	1	1	2	1	0	2											
<b>Mike Hargrove, L</b> OBP: 0.417, SLG: 0.464 (1, 3)										4	0	2	0	1	0	1											
<b>Duke Sims, L</b> OBP: 0.288, SLG: 0.216 (1, 2)	F7									4	0	0	0	1	2	4											
<b>Leo Cardenas, R</b> OBP: 0.348, SLG: 0.318 (7, 5)	K									5	0	1	1	0	1	5											
<b>Joe Lovitto, S</b> OBP: 0.192, SLG: 0.187 (1, 8)										3	1	2	0	1	1	2											
<b>Larry Brown, R</b> OBP: 0.260, SLG: 0.167 (7, PH)										2	0	0	0	1	0	2											
<b>Jim Spencer, L</b> OBP: 0.392, SLG: 0.552 (7, 6)										1	0	0	0	0	1	2											
<b>Toby Harrah, R</b> OBP: 0.302, SLG: 0.282 (7, 6)										0	0	0	0	0	0	0											
<b>Inning Stats</b>	R: 2 E: 0 K: 1 S: 8	H: 3 LOB: 2 BB: 1 P: 12	R: 1 E: 1 K: 1 S: 7	H: 2 LOB: 1 BB: 1 P: 11	R: 0 E: 0 K: 1 S: 6	H: 0 LOB: 3 BB: 2 P: 14	R: 0 E: 0 K: 0 S: 3	H: 0 LOB: 1 BB: 0 P: 4	R: 0 E: 0 K: 0 S: 4	H: 1 LOB: 1 BB: 0 P: 4	R: 0 E: 0 K: 1 S: 5	H: 0 LOB: 0 BB: 0 P: 5	R: 1 E: 0 K: 3 S: 11	H: 2 LOB: 2 BB: 1 P: 15	R: 0 E: 0 K: 0 S: 3	H: 0 LOB: 0 BB: 0 P: 3	R: 0 E: 0 K: 0 S: 3	H: 1 LOB: 1 BB: 1 P: 7	1B: 8 2B: 2 3B: 0 HR: 0	SF: 0 SAC: 0 DP: 1 HBP: 1	WP: 0 PB: 2 SB: 2 CS: 1	PA: 43					
<b>PITCHER</b>	IP	WLS	BF	H	R	ER	SO	BB	IBB	HBP	BLK	WP	HR	S	P	ERA	WHIP										
<b>Al Fitzmorris, R</b> ERA: 3.53 (1, 1)	1.1		10	4	3	3	1	2	0	0	0	0	0	10	18	20.25	4.500										
<b>Bruce Dal Canton, R</b> ERA: 2.05 (2, 1)	5.0	W	24	4	1	1	4	3	0	1	0	0	0	28	41	1.80	1.400										
<b>Doug Bird, R</b> ERA: 1.88 (7, 1)	2.2	S	9	1	0	0	2	1	0	0	0	0	0	12	16	0.00	0.750										

Batter	1	2	3	4	5	6	7	8	9	AB	R	H	RBI	BB	SO	LOB	BOTTOM										
<b>Freddie Patek, R</b> OBP: 0.311, SLG: 0.293 (1, 6)	K					F7				4	0	1	2	0	2	1	<b>Texas Rangers @ Kansas City Royals</b> Royals Stadium, Kansas City, MO Fri May 17 1974, 8:05 PM EDT Att: 13,916 - Unknown - 73 F										
<b>Vada Pinson, L</b> OBP: 0.283, SLG: 0.348 (1, 9)	K	1-H 2-H 3B				F7				4	0	0	0	0	1	3											
<b>Amos Otis, R</b> OBP: 0.352, SLG: 0.404 (1, 8)	6-3					F7				4	0	1	0	0	0	0											
<b>John Mayberry, L</b> OBP: 0.384, SLG: 0.455 (1, 3)										3	1	1	0	1	1	1											
<b>Hal McRae, R</b> OBP: 0.412, SLG: 0.615 (2, PR)										0	0	0	0	0	0	0											
<b>Richie Scheinblum, S</b> OBP: 0.196, SLG: 0.128 (2, PR)										2	1	1	0	1	0	1											
<b>Cookie Rojas, R</b> OBP: 0.340, SLG: 0.449 (1, 4)										4	0	0	0	0	0	6											
<b>Jim Wohlford, R</b> OBP: 0.364, SLG: 0.379 (1, 7)										4	1	1	1	0	1	1											
<b>Fran Healy, R</b> OBP: 0.333, SLG: 0.524 (1, 2)										1	3	1	0	2	0	0											
<b>George Brett, L</b> OBP: 0.333, SLG: 0.457 (1, 5)										2	0	2	3	0	0	0											
<b>Inning Stats</b>	R: 0 E: 0 K: 2 S: 7	H: 0 LOB: 0 BB: 0 P: 7	R: 4 E: 0 K: 0 S: 6	H: 3 LOB: 2 BB: 1 P: 11	R: 0 E: 0 K: 0 S: 2	H: 0 LOB: 1 BB: 2 P: 10	R: 1 E: 0 K: 2 S: 8	H: 1 LOB: 1 BB: 1 P: 12	R: 0 E: 0 K: 0 S: 4	H: 1 LOB: 1 BB: 0 P: 4	R: 1 E: 0 K: 0 S: 4	H: 2 LOB: 0 BB: 0 P: 4	R: 0 E: 0 K: 1 S: 5	H: 0 LOB: 0 BB: 0 P: 5	R: 0 E: 0 K: 0 S: 3	H: 1 LOB: 0 BB: 0 P: 3	1B: 2 2B: 5 3B: 1 HR: 0	SF: 1 SAC: 0 DP: 2 HBP: 1	WP: 0 PB: 0 SB: 0 CS: 0	PA: 34							
<b>PITCHER</b>	IP	WLS	BF	H	R	ER	SO	BB	IBB	HBP	BLK	WP	HR	S	P	ERA	WHIP										
<b>Jim Bibby, R</b> ERA: 5.25 (1, 1)	5.2	L	27	7	6	6	4	4	0	1	0	0	0	30	47	9.53	1.941										
<b>Steve Foucault, R</b> ERA: 1.86 (6, 1)	2.1		7	1	0	0	1	0	0	0	0	0	0	9	9	0.00	0.429										

AB	36
R	4
H	9
RBI	4
BB	6
SO	7
LOB	24





Batter	1	2	3	4	5	6	7	8	9	AB	R	H	RBI	BB	SO	LOB	TOP								
Cesar Tovar, R OBP: 0.284, SLG: 0.250 (1, 10)	F7		6-3		L7	F9		L8		5	0	0	0	0	0	2	<b>Texas Rangers @ Kansas City Royals</b> Royals Stadium, Kansas City, MO Sat May 18 1974, 8:05 PM EDT Att: 14,944 - Unknown - 81 F								
Mike Cabbage, L Larry Brown, R OBP: 0.250, SLG: 0.159 (1, 5) (5, 5)	4-3		F7		F9	6-3		6-3		3	0	0	0	0	1	2									
Alex Johnson, R OBP: 0.353, SLG: 0.342 (1, 7)	6-3									5	1	3	0	0	0	0									
Jeff Burroughs, R OBP: 0.339, SLG: 0.549 (1, 9)		K	K							4	2	2	2	1	2	1									
Mike Hargrove, L OBP: 0.316, SLG: 0.461 (1, 3)					L8	4-3				5	1	2	1	0	1	2									
Duke Sims, L OBP: 0.281, SLG: 0.214 (1, 2)										5	0	1	0	0	1	1									
Toby Harrah, R OBP: 0.314, SLG: 0.304 (1, 6)										4	1	3	0	0	0	2									
Lenny Randle, S OBP: 0.356, SLG: 0.400 (1, 4)										4	1	2	2	0	0	2									
Joe Lovitto, S OBP: 0.198, SLG: 0.192 (1, 8)										3	1	1	1	0	0	2									
<b>Inning Stats</b>	R: 0 E: 0 K: 0 S: 3	H: 0 LOB: 0 BB: 0 P: 3	R: 1 E: 0 K: 1 S: 8	H: 3 LOB: 2 BB: 0 P: 8	R: 0 E: 0 K: 1 S: 6	H: 1 LOB: 1 BB: 0 P: 6	R: 0 E: 0 K: 1 S: 6	H: 1 LOB: 1 BB: 0 P: 6	R: 1 E: 0 K: 0 S: 6	H: 3 LOB: 2 BB: 0 P: 6	R: 2 E: 0 K: 0 S: 6	H: 2 LOB: 1 BB: 0 P: 6	R: 2 E: 0 K: 0 S: 5	H: 3 LOB: 1 BB: 1 P: 9	R: 0 E: 0 K: 0 S: 3	H: 0 LOB: 0 BB: 0 P: 3	R: 1 E: 0 K: 1 S: 6	H: 1 LOB: 0 BB: 0 P: 6	1B: 11 2B: 1 3B: 1 HR: 1	SF: 0 SAC: 1 DP: 0 HBP: 0	WP: 1 PB: 0 SB: 3 CS: 0	PA: 42			
<b>PITCHER</b>	IP	WLS	BF	H	R	ER	SO	BB	IBB	HBP	BLK	WP	HR	S	P	ERA	WHIP								
Marty Pattin, R ERA: 4.84 (1, 1)	5.1	L	26	10	4	4	3	0	0	0	0	0	0	32	32	6.75	1.875								
Lindy McDaniel, R ERA: 4.94 (6, 1)	1.0		6	2	2	2	0	1	0	0	0	0	0	5	9	18.00	3.000								
Steve Mingori, L ERA: 7.2 (7, 1)	2.2		10	2	1	1	1	0	0	0	0	1	1	12	12	3.38	0.750								

Batter	1	2	3	4	5	6	7	8	9	AB	R	H	RBI	BB	SO	LOB	BOTTOM								
Freddie Patek, R OBP: 0.314, SLG: 0.292 (1, 6)			1-3							4	0	1	0	0	0	0	<b>Texas Rangers @ Kansas City Royals</b> Royals Stadium, Kansas City, MO Sat May 18 1974, 8:05 PM EDT Att: 14,944 - Unknown - 81 F								
Vada Pinson, L OBP: 0.292, SLG: 0.333 (1, 9)	4-3		K							5	0	0	0	0	1	3									
Amos Otis, R OBP: 0.356, SLG: 0.442 (1, 8)										4	1	2	1	0	0	0									
John Mayberry, L OBP: 0.381, SLG: 0.448 (1, 3)										4	1	1	0	0	1	1									
Hal McRae, R OBP: 0.425, SLG: 0.625 (1, 10)										3	0	3	0	0	0	0									
Cookie Rojas, R OBP: 0.338, SLG: 0.440 (1, 4)										3	0	0	0	1	0	3									
Jim Wohlford, R OBP: 0.367, SLG: 0.382 (1, 7)										4	1	2	1	0	0	2									
Fran Healy, R OBP: 0.322, SLG: 0.505 (1, 2)										4	0	0	0	0	1	4									
George Brett, L OBP: 0.302, SLG: 0.410 (1, 5)										4	0	0	0	0	0	3									
<b>Inning Stats</b>	R: 0 E: 0 K: 1 S: 5	H: 1 LOB: 1 BB: 0 P: 6	R: 0 E: 0 K: 0 S: 5	H: 2 LOB: 2 BB: 0 P: 5	R: 0 E: 0 K: 1 S: 5	H: 0 LOB: 0 BB: 0 P: 5	R: 1 E: 0 K: 0 S: 4	H: 1 LOB: 1 BB: 1 P: 8	R: 0 E: 0 K: 0 S: 3	H: 0 LOB: 0 BB: 0 P: 3	R: 0 E: 0 K: 0 S: 4	H: 1 LOB: 1 BB: 0 P: 4	R: 1 E: 1 S: 7	H: 1 LOB: 1 BB: 0 P: 7	R: 0 E: 0 K: 0 S: 5	H: 2 LOB: 1 BB: 0 P: 5	R: 0 E: 0 K: 0 S: 4	H: 1 LOB: 1 BB: 0 P: 4	1B: 7 2B: 1 3B: 0 HR: 1	SF: 0 SAC: 1 DP: 0 HBP: 1	WP: 1 PB: 1 SB: 2 CS: 1	PA: 38			
<b>PITCHER</b>	IP	WLS	BF	H	R	ER	SO	BB	IBB	HBP	BLK	WP	HR	S	P	ERA	WHIP								
Steve Hargan, R ERA: 3.48 (1, 1)	7.1	W	32	8	3	1	3	1	0	1	0	0	0	6	6	0.00	0.600								
Steve Foucault, R ERA: 1.76 (8, 1)	1.2		6	1	0	0	0	0	0	0	0	0	0	6	6	0.00	0.600								



Batter	1	2	3	4	5	6	7	8	9	AB	R	H	RBI	BB	SO	LOB	TOP				
Cesar Tovar, R OBP: 0.283, SLG: 0.250 Mike Hargrove, L OBP: 0.317, SLG: 0.456	E6 G4-6-3 BB 1B	FC4 1-2f		1B 1-2 1B		F9 1-2 1B		F9 1B BB 1B	F8	4	2	1	0	0	0	2					
Toby Harrah, R OBP: 0.329, SLG: 0.324	1-2 BB		F9	1-3 2-H 1B		2B		1B 1-2 1B		4	1	3	2	1	0	0					
Alex Johnson, R OBP: 0.349, SLG: 0.333	G4-6-3 1-2f 2-3		K	G5-3 1B IBB		F8		F9 2-3		4	0	0	0	1	1	5					
Jeff Burroughs, R OBP: 0.353, SLG: 0.557	1B		1B	1-2 2-H 3-H 1B		P4		1-3 1B		5	1	4	4	0	0	0					
Tom Grieve, R OBP: 0.350, SLG: 0.457	K		1B	G5-3 2-3f		6-3		F8 3-H		5	0	1	0	0	1	5					
Lenny Randle, S OBP: 0.359, SLG: 0.400		5-3		FC6-4 1-2 2-H 1B		P4		F8		5	0	2	1	0	0	0					
Joe Lovitto, S OBP: 0.198, SLG: 0.205		5-3	FC6-4 1-2f			L8		F8 1-2		5	1	1	0	0	0	3					
Larry Brown, R OBP: 0.263, SLG: 0.188		1B BB		5-3 1B		K		F9 1B 2B		4	1	1	0	1	2	1					
Jim Sundberg, R OBP: 0.314, SLG: 0.303				1B FC4 1B		L8		F9 2-3 1B		5	1	3	1	0	0	1					
<b>Inning Stats</b>	R: 1 E: 1 K: 1 S: 6	H: 1 LOB: 1 BB: 1 P: 10	R: 0 E: 0 K: 0 S: 4	H: 1 LOB: 2 BB: 1 P: 8	R: 1 E: 0 K: 1 S: 8	H: 3 LOB: 3 BB: 0 P: 8	R: 3 E: 0 K: 0 S: 6	H: 4 LOB: 1 BB: 1 P: 10	R: 0 E: 0 K: 0 S: 5	H: 1 LOB: 1 BB: 0 P: 4	R: 0 E: 0 K: 0 S: 4	H: 1 LOB: 1 BB: 0 P: 4	R: 2 E: 0 K: 0 S: 6	H: 3 LOB: 2 BB: 1 P: 10	R: 1 E: 0 K: 1 S: 7	H: 2 LOB: 1 BB: 0 P: 7	1B: 13 2B: 3 3B: 0 HR: 0	SF: 0 SAC: 0 DP: 2 HBP: 0	WP: 0 PA: 46 PB: 0 SB: 1 CS: 0		
<b>PITCHER</b>	IP WLS BF H R ER SO BB IBB HBP BLK WP HR S P ERA WHIP	IP WLS BF H R ER SO BB IBB HBP BLK WP HR S P ERA WHIP																			
Paul Spittorf, L ERA: 3.26	3.1 L 20 8 5 4 2 2 0 0 0 0 0 22 30 10.80 3.000																				
Gene Garber, R ERA: 5.85	4.0 16 4 1 1 1 0 1 0 0 0 0 17 21 2.25 1.000																				
Joe Hoerner, L ERA: 1.04	0.0 0 0 0 0 0 0 0 0 0 0 0 0 4 ∞ ∞																				
Doug Bird, R ERA: 2.1	1.2 9 4 2 2 1 0 0 0 0 0 0 11 11 10.80 2.400																				
Doug Bird, R ERA: 2.1	1.2 9 4 2 2 1 0 0 0 0 0 0 11 11 10.80 2.400																				
<b>Batter</b>	<b>1</b>	<b>2</b>	<b>3</b>	<b>4</b>	<b>5</b>	<b>6</b>	<b>7</b>	<b>8</b>	<b>9</b>	<b>AB</b>	<b>R</b>	<b>H</b>	<b>RBI</b>	<b>BB</b>	<b>SO</b>	<b>LOB</b>	<b>BOTTOM</b>				
Jim Wohlford, R OBP: 0.362, SLG: 0.371 Doug Bird, R	F7		6-3	BB 1-2 BB			6-3	K		4	0	0	0	1	1	3					
Cookie Rojas, R OBP: 0.340, SLG: 0.434	F9-3 BB		E7 2-H 1B	K			F9		F9	4	1	1	1	1	1	2					
Amos Otis, R OBP: 0.358, SLG: 0.441	F9-3 1-2		1B 2-H 1B				F7		F3	5	0	2	1	0	0	1					
John Mayberry, L OBP: 0.375, SLG: 0.438		L8	FC5 1-3 BB 1B				L6		1-3	5	0	1	0	0	0	1					
Hal McRae, R OBP: 0.435, SLG: 0.631		1B BB		1-2 BB			L5		1B 2B	2	1	1	0	2	0	0					
Fran Healy, R OBP: 0.320, SLG: 0.495			FC5				E5 FC3-6		F8	4	0	1	0	0	0	4					
Al Cowens, R OBP: 0.321, SLG: 0.242 Vada Pinson, L OBP: 0.248, SLG: 0.328	L5-3 1-2		L5-3	K			P6		E5 1B	2	0	0	0	0	1	2					
Freddie Patek, R OBP: 0.321, SLG: 0.302 Tony Solaita, L OBP: 0.414, SLG: 0.654 Bobby Floyd, R			6-3 E BB	WP 2B			FC3-6 1-2f		1-2 2-H 1B	2	1	1	0	1	0	1					
Frank White, R OBP: 0.237, SLG: 0.316 George Brett, L OBP: 0.256, SLG: 0.400			P4	K			F8		K	2	0	0	0	0	1						
Richie Scheinblum, S OBP: 0.192, SLG: 0.125				2-3						1	0	0	0	0	1	2					
<b>Inning Stats</b>	R: 0 E: 0 K: 0 S: 2	H: 0 LOB: 0 BB: 1 P: 6	R: 0 E: 0 K: 0 S: 3	H: 1 LOB: 1 BB: 1 P: 7	R: 2 E: 1 K: 0 S: 6	H: 3 LOB: 3 BB: 2 P: 14	R: 0 E: 0 K: 3 S: 10	H: 1 LOB: 2 BB: 1 P: 14	R: 0 E: 0 K: 0 S: 3	H: 0 LOB: 0 BB: 0 P: 3	R: 0 E: 1 K: 0 S: 4	H: 0 LOB: 1 BB: 0 P: 4	R: 0 E: 0 K: 0 S: 4	H: 1 LOB: 1 BB: 0 P: 4	R: 1 E: 1 K: 2 S: 10	H: 2 LOB: 2 BB: 0 P: 10	R: 0 E: 0 K: 0 S: 3	H: 0 LOB: 0 BB: 0 P: 3	1B: 6 2B: 4 3B: 0 HR: 0	SF: 0 SAC: 0 DP: 2 HBP: 0	WP: 1 PA: 40 PB: 0 SB: 1 CS: 0
<b>PITCHER</b>	IP WLS BF H R ER SO BB IBB HBP BLK WP HR S P ERA WHIP	IP WLS BF H R ER SO BB IBB HBP BLK WP HR S P ERA WHIP																			
David Clyde, L ERA: 2.7	2.2 W 13 4 2 2 0 3 0 0 0 1 0 29 37 1.80 1.200																				
Jackie Brown, R ERA: 2.57	5.0 W 23 4 1 1 4 2 0 0 0 0 0 29 37 1.80 1.200																				
Steve Foucault, R ERA: 1.69	1.1 4 0 0 0 1 0 0 0 0 0 0 6 6 0.00 0.000																				

Texas Rangers @ Kansas City Royals  
Royals Stadium, Kansas City, MO  
Sun May 19 1974, 4:33 AM EDT  
Att: 22,081 - Unknown - 83 F

AB 42  
R 8  
H 16  
RBI 8  
BB 4  
SO 4  
LOB 18



Texas Rangers @ Kansas City Royals  
Royals Stadium, Kansas City, MO  
Sun May 19 1974, 4:33 AM EDT  
Att: 22,081 - Unknown - 83 F

AB 35  
R 3  
H 8  
RBI 3  
BB 5  
SO 5  
LOB 21





Batter	1	2	3	4	5	6	7	8	9	AB	R	H	RBI	BB	SO	LOB	TOP										
Mickey Rivers, L (1, 8) OBP: 0.331, SLG: 0.368	K2-3			CS 1B		1-3 BB	K			3	0	1	0	1	2	3	<b>California Angels @ Kansas City Royals</b> Royals Stadium, Kansas City, MO Tue May 21 1974, 8:05 PM EDT Att. 9,814 - Unknown - 77 F										
Denny Doyle, L (1, 4) OBP: 0.327, SLG: 0.320	G6-4-3 1B			6-3		1-3		F7		4	0	1	0	0	0	2											
Bobby Valentine, R (1, 7) OBP: 0.321, SLG: 0.407	G6-4-3			F8		5-3		F9		4	0	0	0	0	0	2											
Frank Robinson, R (1, 10) OBP: 0.363, SLG: 0.496		5-3			1B SF7 1B	K		HR		4	2	2	1	0	1	1											
Bob Oliver, R (1, 3) OBP: 0.317, SLG: 0.416		6-3			1-2 1B		6-3	K		4	0	1	0	0	1	0											
Joe Lahoud, L (1, 9) Winston Lenas, R (9, PH) OBP: 0.319, SLG: 0.410 OBP: 0.333, SLG: 0.333	K				4-0 SF7 1B BB		4-3		P3	2	0	0	0	1	1	0											
Paul Schaal, R (1, 5) OBP: 0.311, SLG: 0.337				6-3	1-2 2-3 1B		BB BB 1B		6-3	4	0	2	0	0	0	0											
Ellie Rodriguez, R (1, 2) OBP: 0.352, SLG: 0.309			5-3		SF7		BB BB		F8	2	0	0	1	1	0	0											
Dave Chalk, R (1, 6) Charlie Sands, L (7, PH) Sandy Alomar Sr., S (7, PR) OBP: 0.283, SLG: 0.333 OBP: 0.236, SLG: 0.273 OBP: 0.294, SLG: 0.375	K				1-2 2-3 3-H P6		1-2 2-3 BB			2	0	0	0	0	1	2											
Inning Stats	R: 0 E: 0 K: 1 S: 5	H: 1 LOB: 0 BB: 0 P: 5	R: 0 E: 0 K: 1 S: 5	H: 0 LOB: 0 BB: 0 P: 5	R: 0 E: 0 K: 1 S: 5	H: 0 LOB: 0 BB: 0 P: 5	R: 0 E: 0 K: 0 S: 3	H: 1 LOB: 0 BB: 0 P: 3	R: 1 E: 0 K: 0 S: 5	H: 3 LOB: 2 BB: 1 P: 9	R: 0 E: 0 K: 1 S: 5	H: 0 LOB: 1 BB: 1 P: 9	R: 0 E: 0 K: 1 S: 6	H: 1 LOB: 3 BB: 2 P: 14	R: 1 E: 0 K: 1 S: 6	H: 1 LOB: 0 BB: 0 P: 6		R: 0 E: 0 K: 0 S: 3	H: 0 LOB: 0 BB: 0 P: 3	1B: 6 2B: 0 3B: 0 HR: 1	SF: 1 SAC: 0 DP: 1 HBP: 0	WP: 0 PB: 0 SB: 0 CS: 1	PA: 35				
PITCHER	IP	WLS	BF	H	R	ER	SO	BB	IBB	HBP	BLK	WP	HR	S	P	ERA	WHIP										
Steve Busby, R (1, 1) ERA: 3.2	6.2	W	27	6	1	1	4	4	0	0	0	0	0	31	47	1.35	1.500										
Joe Hoerner, L (7, 1) ERA: 1.64	2.1	S	8	1	1	1	2	0	0	0	0	0	1	12	12	3.86	0.429										

AB	30
R	2
H	7
RBI	2
BB	4
SO	6
LOB	10



Batter	1	2	3	4	5	6	7	8	9	AB	R	H	RBI	BB	SO	LOB	BOTTOM										
Jim Wohlford, R (1, 7) OBP: 0.359, SLG: 0.368	F8		F9			4-3		1B FC6-2 1B		4	0	1	0	0	0	0	<b>California Angels @ Kansas City Royals</b> Royals Stadium, Kansas City, MO Tue May 21 1974, 8:05 PM EDT Att. 9,814 - Unknown - 77 F										
Cookie Rojas, R (1, 4) OBP: 0.344, SLG: 0.443	5-3		F8			HR 2B		FC4-6 FC6-2 1B		4	1	2	0	0	0	0											
Amos Otis, R (1, 8) OBP: 0.355, SLG: 0.434	2B 1B			L3		K		FC6-2 FC4-6		4	1	1	0	0	1	3											
John Mayberry, L (1, 3) OBP: 0.378, SLG: 0.470	WP 1-H 2B			K		HR		FC4-6		4	1	2	3	0	1	2											
Hal McRae, R (1, 9) Al Cowens, R (8, 9) OBP: 0.426, SLG: 0.616 OBP: 0.200, SLG: 0.235	F9			F8		5-3		F7		3	0	0	0	0	0	1											
Riche Scheinblum, S (1, 10) OBP: 0.192, SLG: 0.118		F3			F8		F7			3	0	0	0	0	0	0											
Fran Healy, R (1, 2) OBP: 0.312, SLG: 0.482		F9			6-3		4-3			3	0	0	0	0	0	0											
Freddie Patek, R (1, 6) OBP: 0.327, SLG: 0.331		L6				HR		1B		3	1	2	1	0	0	0											
George Brett, L (1, 5) OBP: 0.277, SLG: 0.372			4-3			K		F7		3	0	0	0	0	1	1											
Inning Stats	R: 1 E: 0 K: 0 S: 5	H: 2 LOB: 1 BB: 0 P: 5	R: 0 E: 0 K: 0 S: 3	H: 0 LOB: 0 BB: 0 P: 3	R: 0 E: 0 K: 0 S: 3	H: 0 LOB: 0 BB: 0 P: 3	R: 0 E: 0 K: 1 S: 5	H: 0 LOB: 0 BB: 0 P: 5	R: 1 E: 0 K: 1 S: 6	H: 1 LOB: 0 BB: 0 P: 6	R: 2 E: 0 K: 1 S: 7	H: 2 LOB: 0 BB: 0 P: 7	R: 0 E: 0 K: 0 S: 4	H: 1 LOB: 1 BB: 0 P: 4	R: 0 E: 0 K: 0 S: 5	H: 2 LOB: 2 BB: 0 P: 5		1B: 4 2B: 2 3B: 0 HR: 2	SF: 0 SAC: 0 DP: 0 HBP: 0	WP: 1 PB: 0 SB: 0 CS: 0	PA: 32						
PITCHER	IP	WLS	BF	H	R	ER	SO	BB	IBB	HBP	BLK	WP	HR	S	P	ERA	WHIP										
Frank Tanana, L (1, 1) ERA: 3.09	7.0	L	27	6	4	4	3	0	0	0	0	0	0	2	33	5.14	0.857										
Dave Sellis, R (8, 1) ERA: 1.76	1.0		5	2	0	0	0	0	0	0	0	0	0	5	5	0.00	2.000										



AB	32
R	4
H	8
RBI	4
BB	0
SO	3
LOB	9



Batter	1	2	3	4	5	6	7	8	9	AB	R	H	RBI	BB	SO	LOB	TOP								
Mickey Rivers, L OBP: 0.333, SLG: 0.381 (1, 8)										5	1	2	0	0	1	3									
Denny Doyle, L OBP: 0.323, SLG: 0.312 (1, 4)										4	0	0	0	1	1	1									
Bobby Valentine, R OBP: 0.326, SLG: 0.409 Morris Nettles, L OBP: 0.333, SLG: 0.279 (1, 7) (8, 7)										4	1	2	1	0	0	0									
Frank Robinson, R OBP: 0.364, SLG: 0.512 (1, 10)										4	2	1	1	1	1	3									
Bob Oliver, R OBP: 0.315, SLG: 0.411 (1, 3)										4	0	1	1	0	0	3									
Joe Lohoud, L OBP: 0.315, SLG: 0.446 (1, 9)										4	1	1	1	0	1	2									
Paul Schaal, R OBP: 0.308, SLG: 0.333 (1, 5)										4	0	1	1	0	0	0									
Ellie Rodriguez, R OBP: 0.349, SLG: 0.302 (1, 2)									3	0	0	0	1	0	2										
Dave Chalk, R OBP: 0.288, SLG: 0.338 (1, 6)										4	1	2	0	0	1	0									
<b>Inning Stats</b>	R: 3 E: 1 K: 0 S: 7	H: 3 LOB: 2 BB: 1 P: 11	R: 1 E: 0 K: 1 S: 7	H: 2 LOB: 2 BB: 1 P: 11	R: 0 E: 0 K: 0 S: 3	H: 0 LOB: 0 BB: 0 P: 3	R: 0 E: 0 K: 1 S: 5	H: 0 LOB: 0 BB: 0 P: 5	R: 2 E: 0 K: 0 S: 5	H: 2 LOB: 0 BB: 0 P: 5	R: 0 E: 0 K: 0 S: 3	H: 1 LOB: 1 BB: 0 P: 3	R: 0 E: 0 K: 0 S: 4	H: 1 LOB: 1 BB: 0 P: 4	R: 0 E: 0 K: 2 S: 8	H: 1 LOB: 2 BB: 1 P: 12	R: 0 E: 0 K: 1 S: 5	H: 0 LOB: 0 BB: 0 P: 5	1B: 7 2B: 0 3B: 1 HR: 2	SF: 0 SAC: 0 DP: 0 HBP: 0	WP: 0 PB: 0 SB: 1 CS: 1	PA: 41			
<b>PITCHER</b>	IP	WLS	BF	H	R	ER	SO	BB	IBB	HBP	BLK	WP	HR	S	P	ERA	WHIP								
Al Fitzmorris, R ERA: 3.89 (1, 1)	1.1	L	11	4	4	2	0	2	0	0	0	0	0	9	17	13.50	4.500								
Lindy McDaniel, R ERA: 4.5 (2, 1)	5.2		21	5	2	2	2	0	0	0	0	0	2	25	25	3.18	0.882								
Steve Mingori, L ERA: 6.0 (8, 1)	1.0		5	1	0	0	2	1	0	0	0	0	0	8	12	0.00	2.000								
Gene Garber, R ERA: 5.28 (9, 1)	1.0		3	0	0	0	1	0	0	0	0	0	0	5	5	0.00	0.000								

California Angels @ Kansas City Royals  
Royals Stadium, Kansas City, MO  
Wed May 22 1974, 8:05 PM EDT  
Att: 10,221 - Unknown - 80 F

AB 37  
R 6  
H 10  
RBI 5  
BB 3  
SO 5  
LOB 14



Batter	1	2	3	4	5	6	7	8	9	AB	R	H	RBI	BB	SO	LOB	BOTTOM								
Jim Wohlford, R OBP: 0.356, SLG: 0.365 (1, 7)										4	0	1	0	0	0	0									
Cookie Rojas, R OBP: 0.344, SLG: 0.437 Frank White, R OBP: 0.231, SLG: 0.308 (1, 4) (7, 4)									2	0	0	0	1	1	2										
Amos Otis, R OBP: 0.359, SLG: 0.448 (1, 8)									3	1	1	0	1	0	1										
John Mayberry, L OBP: 0.375, SLG: 0.471 (1, 3)									4	0	1	1	0	1	1										
Hal McRae, R OBP: 0.421, SLG: 0.605 (1, 9)									4	0	1	0	0	1	1										
Tony Solaita, L OBP: 0.364, SLG: 0.567 (1, 10)									4	0	0	0	0	2	2										
Buck Martinez, R OBP: 0.345, SLG: 0.250 (1, 2)										3	0	0	0	0	1	0									
Freddie Patek, R OBP: 0.321, SLG: 0.324 (1, 6)									3	0	0	0	0	0	0	0									
George Brett, L OBP: 0.280, SLG: 0.391 (1, 5)									3	0	1	0	0	0	0	0									
<b>Inning Stats</b>	R: 0 E: 0 K: 0 S: 2	H: 0 LOB: 0 BB: 1 P: 6	R: 0 E: 0 K: 0 S: 3	H: 0 LOB: 0 BB: 0 P: 3	R: 0 E: 0 K: 1 S: 7	H: 2 LOB: 2 BB: 0 P: 7	R: 0 E: 0 K: 2 S: 8	H: 1 LOB: 1 BB: 0 P: 8	R: 0 E: 0 K: 0 S: 3	H: 0 LOB: 0 BB: 0 P: 3	R: 0 E: 0 K: 0 S: 3	H: 0 LOB: 1 BB: 1 P: 7	R: 0 E: 0 K: 3 S: 9	H: 0 LOB: 0 BB: 0 P: 9	R: 0 E: 0 K: 0 S: 3	H: 0 LOB: 0 BB: 0 P: 3	R: 1 E: 0 K: 1 S: 7	H: 2 LOB: 1 BB: 0 P: 7	1B: 2 2B: 3 3B: 1 HR: 0	SF: 0 SAC: 0 DP: 1 HBP: 0	WP: 0 PB: 0 SB: 0 CS: 0	PA: 33			
<b>PITCHER</b>	IP	WLS	BF	H	R	ER	SO	BB	IBB	HBP	BLK	WP	HR	S	P	ERA	WHIP								
Bill Singer, R ERA: 2.7 (1, 1)	9.0	W	33	5	1	1	7	2	0	0	0	0	0	45	53	1.00	0.778								

California Angels @ Kansas City Royals  
Royals Stadium, Kansas City, MO  
Wed May 22 1974, 8:05 PM EDT  
Att: 10,221 - Unknown - 80 F

AB 31  
R 1  
H 5  
RBI 1  
BB 2  
SO 7  
LOB 7









Batter	1	2	3	4	5	6	7	8	9	AB	R	H	RBI	BB	SO	LOB	TOP			
Brian Downing, R OBP: 0.433, SLG: 0.672 (1, 9)										4	0	2	0	0	0	2				
Carlos May, L OBP: 0.322, SLG: 0.319 (1, 7)										3	1	1	0	0	0	1				
Dick Allen, R OBP: 0.390, SLG: 0.530 (1, 3)										4	1	1	2	0	0	1				
Bill Melton, R OBP: 0.310, SLG: 0.311 (1, 5)										4	0	0	0	0	0	1				
Ron Santo, R OBP: 0.335, SLG: 0.298 (1, 4)										4	0	0	0	0	1	0				
Ken Henderson, S OBP: 0.379, SLG: 0.486 (1, 8)										4	0	1	0	0	0	0				
Lamar Johnson, R OBP: 0.143, SLG: 0.143 (1, 10)										3	0	0	0	0	0	2				
Bucky Dent, R OBP: 0.238, SLG: 0.320 (1, 6)										3	0	1	0	0	0	0				
Chuck Brinkman, R OBP: 0.250, SLG: 0.182 Jerry Hairston, S OBP: 0.194, SLG: 0.200 (8, PH) (8, 9)										2	0	0	0	0	1	0				
										1	0	0	0	0	0	2				
<b>Inning Stats</b>	R: 0 E: 0 K: 0 S: 4	H: 1 LOB: 1 BB: 0 P: 4	R: 0 E: 0 K: 1 S: 5	H: 1 LOB: 0 BB: 0 P: 5	R: 0 E: 0 K: 1 S: 6	H: 1 LOB: 1 BB: 0 P: 6	R: 0 E: 0 K: 0 S: 3	H: 0 LOB: 0 BB: 0 P: 3	R: 0 E: 0 K: 0 S: 3	H: 0 LOB: 0 BB: 0 P: 3	R: 0 E: 0 K: 0 S: 3	H: 0 LOB: 0 BB: 0 P: 3	R: 0 E: 0 K: 0 S: 5	H: 1 LOB: 2 BB: 0 P: 5	R: 2 E: 0 K: 0 S: 5	H: 2 LOB: 0 BB: 0 P: 5	1B: 5 2B: 0 3B: 0 HR: 1	SF: 0 SAC: 1 DP: 1 HBP: 0	WP: 0 PB: 0 CS: 0	PA: 33
<b>PITCHER</b> Paul Splittorf, L ERA: 3.11 (1, 1)	IP: 9.0 WLS: W BF: 33 H: 6 R: 2 ER: 2 SO: 2 BB: 0 IBB: 0 HBP: 0 BLK: 0 WP: 0 HR: 1 S: 37 P: 37 ERA: 2.00 WHIP: 0.667																	<b>PITCHER</b>		

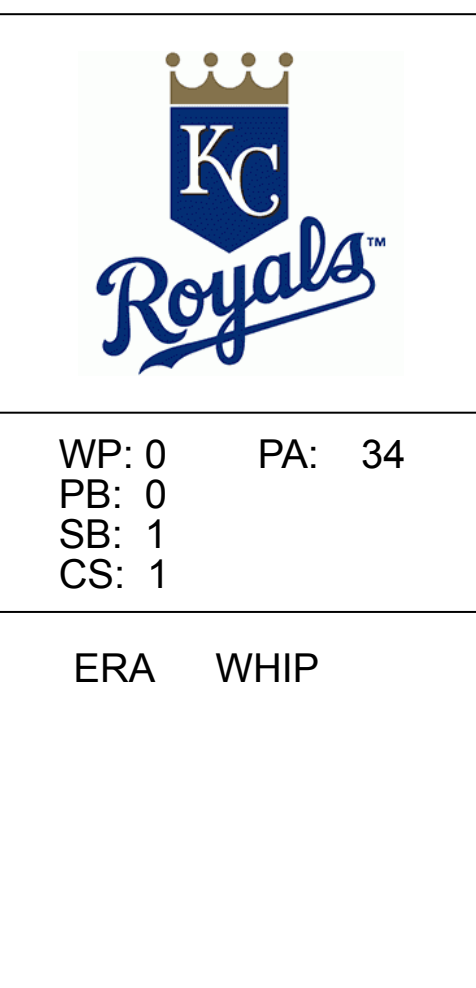
Chicago White Sox @ Kansas City Royals  
 Royals Stadium, Kansas City, MO  
 Fri May 24 1974, 8:05 PM EDT  
 Att: 12,239 - Unknown - 77 F

AB	32
R	2
H	6
RBI	2
BB	0
SO	2
LOB	9

Batter	1	2	3	4	5	6	7	8	9	AB	R	H	RBI	BB	SO	LOB	BOTTOM		
Freddie Patek, R OBP: 0.308, SLG: 0.309 (1, 6)										4	0	0	0	0	1	2			
Vada Pinson, L OBP: 0.245, SLG: 0.341 (1, 9)										4	0	1	0	0	1	2			
Amos Otis, R OBP: 0.366, SLG: 0.447 (1, 8)										4	1	1	2	0	0	1			
John Mayberry, L OBP: 0.385, SLG: 0.503 (3, PR) Tony Solaita, L OBP: 0.371, SLG: 0.563 (4, 3)										1	1	1	1	0	0	0			
Hal McRae, R OBP: 0.412, SLG: 0.588 (1, 10)										2	0	1	0	0	1	0			
Cookie Rojas, R OBP: 0.333, SLG: 0.418 (1, 4)										3	0	0	0	1	0	0			
Jim Wohlford, R OBP: 0.351, SLG: 0.355 (1, 7)										4	0	1	0	0	0	3			
George Brett, L OBP: 0.286, SLG: 0.385 (1, 5)										3	1	2	0	0	0	1			
Fran Healy, R OBP: 0.303, SLG: 0.463 (1, 2)										3	1	1	0	0	0	1			
<b>Inning Stats</b>	R: 0 E: 0 K: 0 S: 3	H: 0 LOB: 0 BB: 0 P: 3	R: 1 E: 0 K: 0 S: 4	H: 1 LOB: 0 BB: 0 P: 4	R: 2 E: 0 K: 1 S: 8	H: 3 LOB: 2 BB: 0 P: 9	R: 0 E: 0 K: 0 S: 3	H: 1 LOB: 0 BB: 0 P: 3	R: 0 E: 0 K: 1 S: 5	H: 0 LOB: 0 BB: 0 P: 5	R: 0 E: 0 K: 0 S: 3	H: 1 LOB: 1 BB: 0 P: 3	R: 1 E: 1 K: 1 S: 8	H: 2 LOB: 3 BB: 1 P: 12	R: 6 E: 1 K: 1 S: 8	H: 9 LOB: 12	SF: 0 SAC: 0 DP: 1 HBP: 1	WP: 0 PB: 0 CS: 1	PA: 34
<b>PITCHER</b> Stan Bahnsen, R ERA: 3.71 (1, 1)	IP: 8.0 WLS: L BF: 34 H: 9 R: 4 ER: 3 SO: 3 BB: 0 IBB: 1 HBP: 1 BLK: 0 WP: 0 HR: 1 S: 38 P: 43 ERA: 3.38 WHIP: 1.125																	<b>PITCHER</b>	

Chicago White Sox @ Kansas City Royals  
 Royals Stadium, Kansas City, MO  
 Fri May 24 1974, 8:05 PM EDT  
 Att: 12,239 - Unknown - 77 F

AB	32
R	4
H	9
RBI	4
BB	1
SO	3
LOB	12






Batter	1	2	3	4	5	6	7	8	9	10	11	12	13	14	AB	R	H	RBI	BB	SO	LOB	TOP					
Pat Kelly, L OBP: 0.348, SLG: 0.407 (1, 9)															7	1	3	0	0	0	4						
Jerry Hairston, S OBP: 0.184, SLG: 0.189 (1, 10)															7	0	1	0	0	1	4						
Dick Allen, R OBP: 0.386, SLG: 0.518 (1, 3)															7	1	2	0	0	2	2						
Carlos May, L OBP: 0.327, SLG: 0.324 (1, 7)															7	0	3	1	0	1	2						
Ken Henderson, S OBP: 0.381, SLG: 0.484 (1, 8)															7	1	3	1	0	2	3						
Bill Melton, R OBP: 0.309, SLG: 0.312 (1, 5)															6	0	1	1	1	0	3						
Ron Santo, R OBP: 0.333, SLG: 0.293 (1, 4)															6	0	1	0	0	0	3						
Ed Herrmann, L OBP: 0.342, SLG: 0.443 (7, PR)															3	0	1	0	0	1	1						
Brian Downing, R OBP: 0.429, SLG: 0.650 (7, 2)															2	0	0	0	1	1	3						
Bucky Dent, R OBP: 0.233, SLG: 0.313 (1, 6)															2	0	0	0	0	0	0						
Tony Muser, L OBP: 0.333, SLG: 0.353 (7, PH)															1	0	1	0	0	0	0						
Eddie Leon, R OBP: 0.172, SLG: 0.115 (9, PH)															0	0	0	0	0	0	0						
Jorge Orta, L OBP: 0.278, SLG: 0.323 (9, 6)															3	0	1	0	0	1	0						
<b>Inning Stats</b>	R: 0 E: 0 K: 1 S: 6	H: 2 LOB: 1 BB: 0 P: 6	R: 0 E: 0 K: 2 S: 8	H: 1 LOB: 1 BB: 0 P: 8	R: 0 E: 0 K: 1 S: 3	H: 0 LOB: 0 BB: 0 P: 3	R: 1 E: 0 K: 0 S: 5	H: 2 LOB: 1 BB: 0 P: 5	R: 0 E: 0 K: 1 S: 6	H: 1 LOB: 0 BB: 0 P: 6	R: 0 E: 0 K: 1 S: 5	H: 1 LOB: 2 BB: 0 P: 6	R: 0 E: 0 K: 1 S: 5	H: 0 LOB: 0 BB: 0 P: 3	R: 0 E: 0 K: 1 S: 4	H: 0 LOB: 0 BB: 0 P: 5	R: 0 E: 0 K: 0 S: 4	H: 1 LOB: 2 BB: 1 P: 8	R: 1 E: 0 K: 0 S: 6	H: 3 LOB: 2 BB: 0 P: 6	R: 0 E: 0 K: 0 S: 6	H: 3 LOB: 2 BB: 0 P: 6	1B: 16 2B: 1 3B: 0 HR: 0	SF: 0 SAC: 0 DP: 1 HBP: 1	WP: 0 PB: 0 SB: 1 CS: 0	PA: 61	
<b>PITCHER</b>	IP 11.0	WLS 47	BF 13	H 2	R 2	ER 1	SO 1	BB 1	IBB 0	HBP 0	BLK 0	WP 0	HR 0	S 61	P 66	ERA 1.64	WHIP 1.273										
Steve Busby, R ERA: 3.01																											
Doug Bird, R ERA: 2.3																											

Chicago White Sox @ Kansas City Royals  
Royals Stadium, Kansas City, MO  
Sat May 25 1974, 8:05 PM EDT  
Att. 13,034 - Unknown - 61 F


AB 58  
R 3  
H 17  
RBI 13  
BB 2  
SO 9  
LOB 25



Batter	1	2	3	4	5	6	7	8	9	10	11	12	13	14	AB	R	H	RBI	BB	SO	LOB	BOTTOM						
Freddie Patek, R OBP: 0.303, SLG: 0.310 (1, 6)															6	0	1	0	0	2	1							
Cookie Rojas, R OBP: 0.333, SLG: 0.415 (1, 4)															6	1	2	0	0	1	1							
Amos Otis, R OBP: 0.361, SLG: 0.434 (1, 8)															4	0	0	0	1	0	1							
John Mayberry, L OBP: 0.389, SLG: 0.493 (1, 3)															3	1	0	0	3	0	2							
Hal McRae, R OBP: 0.403, SLG: 0.570 (1, 10)															6	0	1	1	0	2	5							
Jim Wofford, R OBP: 0.345, SLG: 0.344 (1, 7)															5	1	0	0	1	0	5							
Al Cowens, R OBP: 0.220, SLG: 0.231 (1, 9)															5	1	1	0	1	1	2							
George Brett, L OBP: 0.292, SLG: 0.407 (10, PH)															2	0	1	1	0	0	0							
Richie Scheinblum, S OBP: 0.188, SLG: 0.109 (10, PH)															1	0	0	0	0	0	0							
Frank White, R OBP: 0.244, SLG: 0.317 (11, 5)															2	0	1	0	0	0	0							
Fran Healy, R OBP: 0.297, SLG: 0.457 (1, 2)															6	0	1	2	0	2	3							
<b>Inning Stats</b>	R: 0 E: 0 K: 0 S: 3	H: 0 LOB: 0 BB: 0 P: 3	R: 1 E: 0 K: 3 S: 11	H: 1 LOB: 2 BB: 1 P: 15	R: 1 E: 0 K: 1 S: 7	H: 2 LOB: 2 BB: 1 P: 11	R: 0 E: 0 K: 0 S: 3	H: 0 LOB: 0 BB: 0 P: 3	R: 0 E: 0 K: 1 S: 5	H: 0 LOB: 0 BB: 0 P: 5	R: 0 E: 0 K: 0 S: 2	H: 0 LOB: 0 BB: 1 P: 6	R: 0 E: 0 K: 0 S: 3	H: 0 LOB: 0 BB: 0 P: 7	R: 0 E: 0 K: 1 S: 5	H: 0 LOB: 0 BB: 0 P: 5	R: 0 E: 0 K: 0 S: 3	H: 1 LOB: 2 BB: 1 P: 8	R: 0 E: 0 K: 1 S: 4	H: 0 LOB: 0 BB: 0 P: 5	R: 0 E: 0 K: 0 S: 4	H: 1 LOB: 2 BB: 1 P: 8	R: 2 E: 1 K: 0 S: 4	H: 3 LOB: 2 BB: 0 P: 4	1B: 5 2B: 3 3B: 0 HR: 0	SF: 0 SAC: 2 DP: 0 HBP: 0	WP: 0 PB: 1 SB: 0 CS: 1	PA: 55
<b>PITCHER</b>	IP 13.0	WLS L 54	BF 8	H 4	R 4	ER 2	SO 8	BB 4	IBB 2	HBP 0	BLK 0	WP 0	HR 0	S 64	P 88	ERA 1.39	WHIP 0.923											
Wilbur Wood, L ERA: 3.66																												

Chicago White Sox @ Kansas City Royals  
Royals Stadium, Kansas City, MO  
Sat May 25 1974, 8:05 PM EDT  
Att. 13,034 - Unknown - 61 F

AB 46  
R 4  
H 8  
RBI 4  
BB 6  
SO 8  
LOB 20





Batter	1	2	3	4	5	6	7	8	9	AB	R	H	RBI	BB	SO	LOB	TOP																					
Pat Kelly, L OBP: 0.346, SLG: 0.402 (1, 9)	F7		1B		6-3			FC3-6		4	0	1	1	0	0	2																						
Jorge Orta, L OBP: 0.277, SLG: 0.320 (1, 4) (8, 6)	3-1		1B		6-3			FC4-6		4	0	1	0	0	0	1																						
Tony Muser, L OBP: 0.350, SLG: 0.368 (1, 3)	L8		1-3		1B			1B		4	0	2	0	0	0	2																						
Bill Melton, R OBP: 0.307, SLG: 0.310 (1, 5)		6-3			F8			4-3		4	0	1	0	0	0	2																						
Carlos May, L OBP: 0.319, SLG: 0.315 (1, 7)		L7			4-3			G3		4	0	0	0	0	0	1																						
Ken Henderson, S OBP: 0.378, SLG: 0.478 (1, 8)					3-1					4	0	1	0	0	1	0																						
Jerry Hairston, S OBP: 0.167, SLG: 0.171 (1, 10)					4-3			F7		4	0	0	0	0	0	1																						
Ed Herrmann, L OBP: 0.339, SLG: 0.436 (1, 2)								F9		4	1	1	0	0	0	1																						
Bucky Dent, R OBP: 0.240, SLG: 0.320 (1, 6)										1	0	1	0	0	0	0																						
Ron Santo, R OBP: 0.337, SLG: 0.297 (8, PH) (8, 4)										1	0	1	0	0	0	0																						
<b>Inning Stats</b>	R: 0 E: 0 K: 0 S: 3	H: 0 LOB: 0 BB: 0 P: 3	R: 0 E: 0 K: 1 S: 5	H: 0 LOB: 0 BB: 0 P: 5	R: 1 E: 0 K: 0 S: 6	H: 3 LOB: 2 BB: 0 P: 6	R: 0 E: 0 K: 0 S: 3	H: 0 LOB: 0 BB: 0 P: 3	R: 0 E: 0 K: 0 S: 4	H: 1 LOB: 1 BB: 0 P: 4	R: 0 E: 0 K: 0 S: 4	H: 2 LOB: 1 BB: 0 P: 4	R: 0 E: 0 K: 0 S: 3	H: 0 LOB: 0 BB: 0 P: 3	R: 0 E: 0 K: 0 S: 5	H: 2 LOB: 2 BB: 0 P: 5	R: 0 E: 0 K: 0 S: 4	H: 1 LOB: 1 BB: 0 P: 4	1B: 9 2B: 0 3B: 0 HR: 0	SF: 0 SAC: 1 DP: 0 HBP: 0	WP: 0 PB: 0 CS: 0	PA: 35																
<b>PITCHER</b>	IP	WLS	BF	H	R	ER	SO	BB	IBB	HBP	BLK	WP	HR	S	P	ERA	WHIP	<b>PITCHER</b>				IP	WLS	BF	H	R	ER	SO	BB	IBB	HBP	BLK	WP	HR	S	P	ERA	WHIP
Al Fitzmorris, R ERA: 3.33 (1, 1)	9.0	W	35	9	1	1	1	0	0	0	0	0	0	37	37	1.00	1.000																					

Chicago White Sox @ Kansas City Royals  
Royals Stadium, Kansas City, MO  
Sun May 26 1974, 4:33 AM EDT  
Att: 14,639 - Unknown - 66 F

AB 34  
R 1  
H 9  
RBI 1  
BB 0  
SO 1  
LOB 10



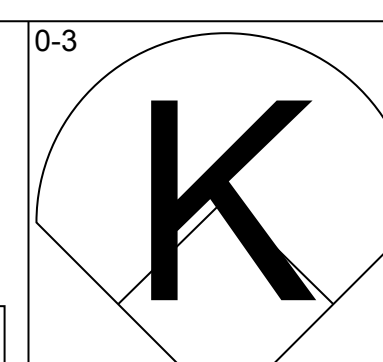
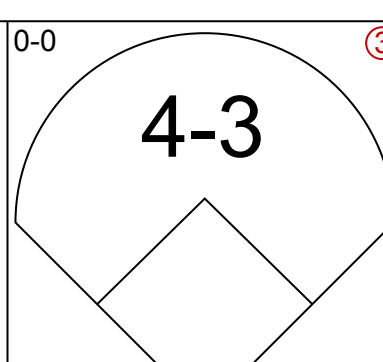
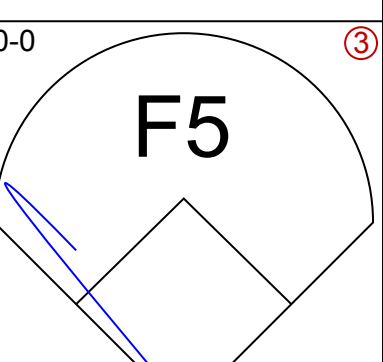
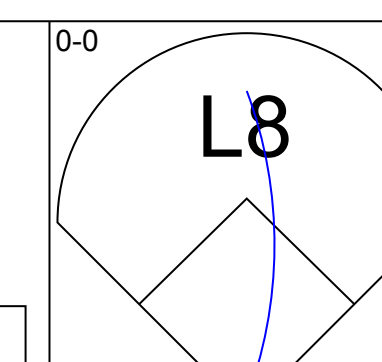
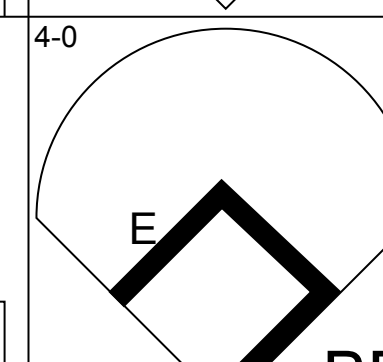
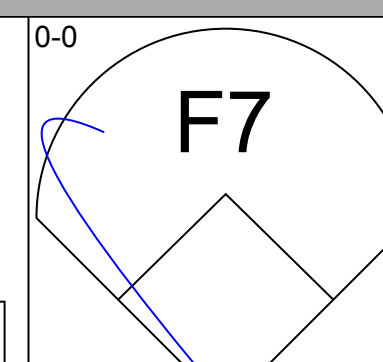
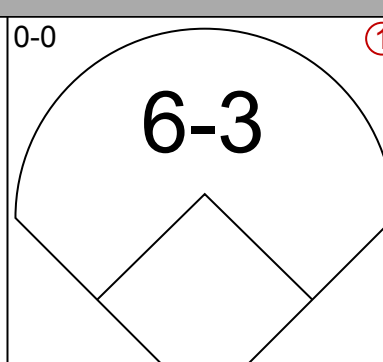
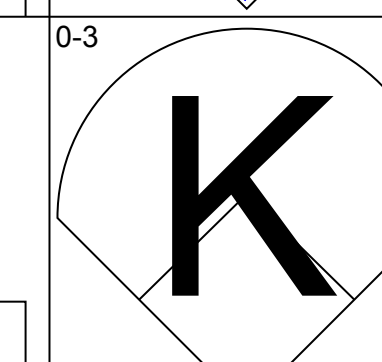
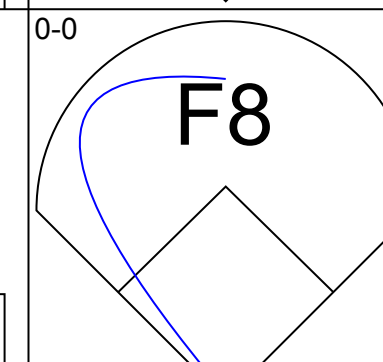
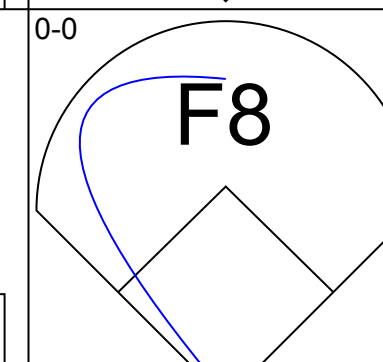
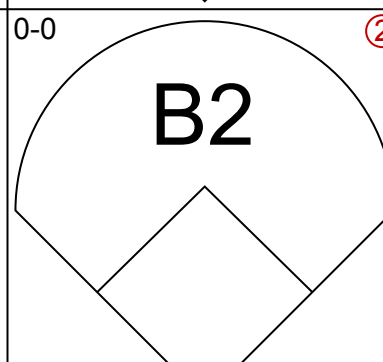
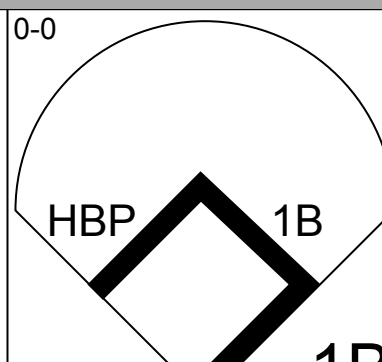
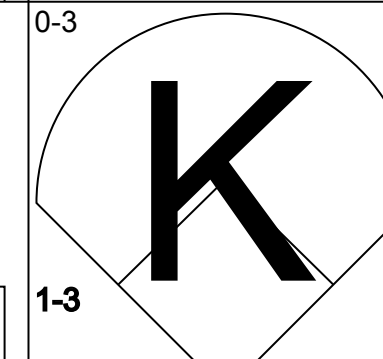
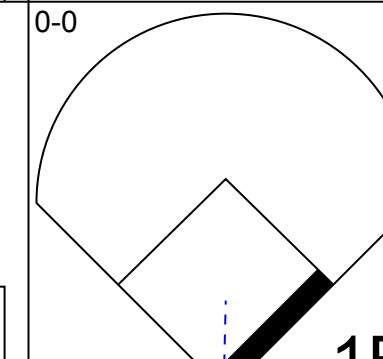
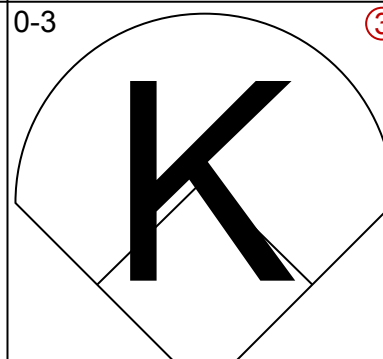
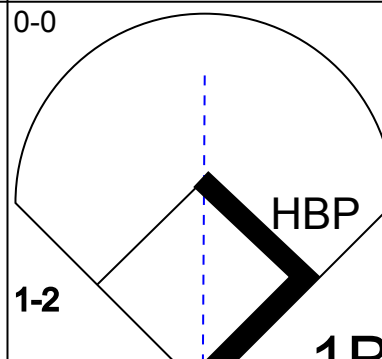
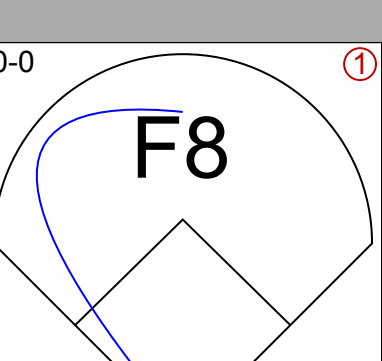
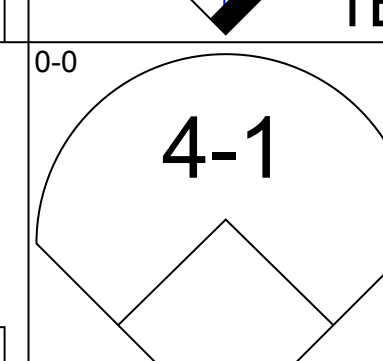
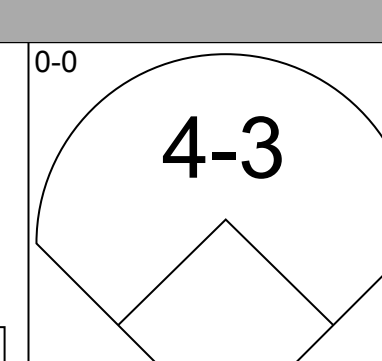
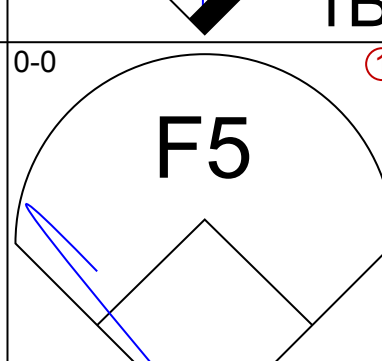
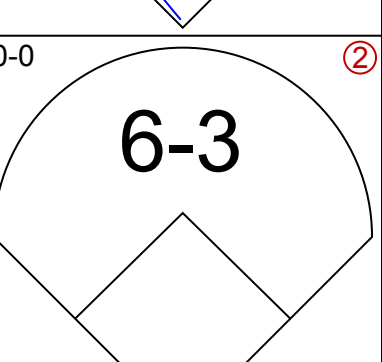
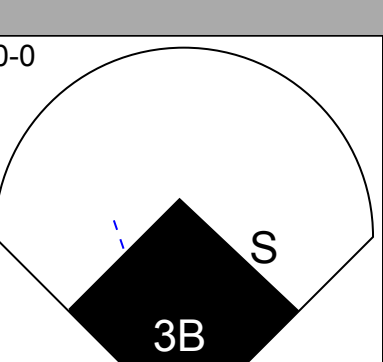
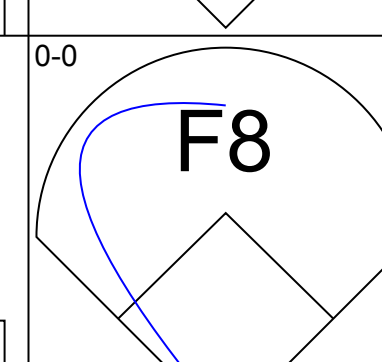
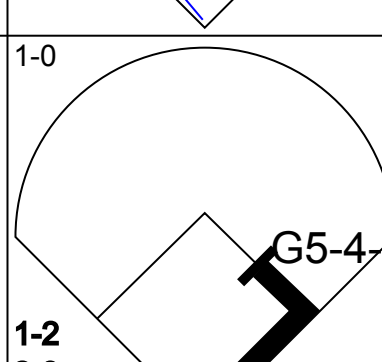
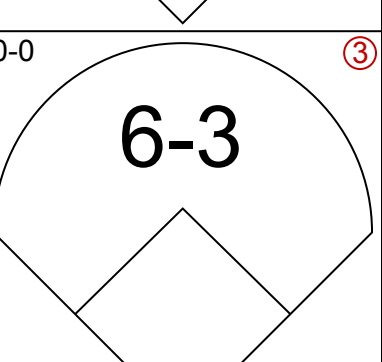
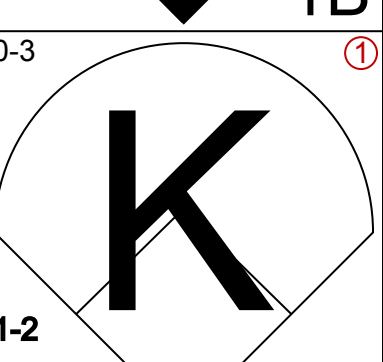
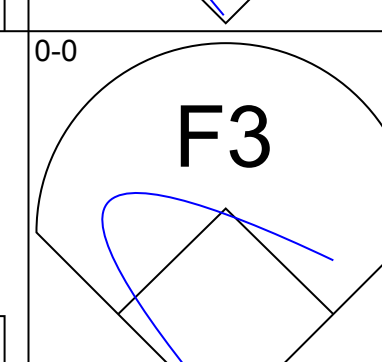
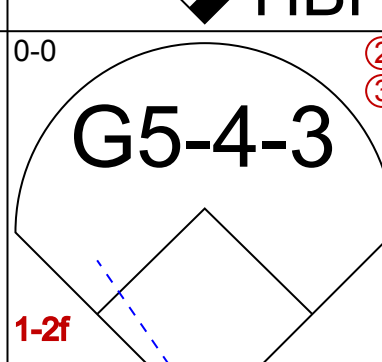
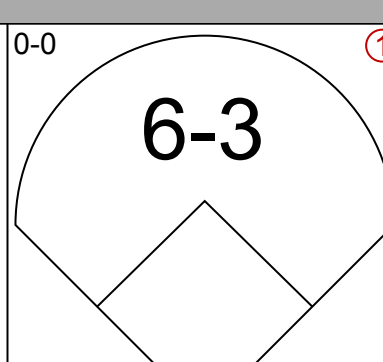
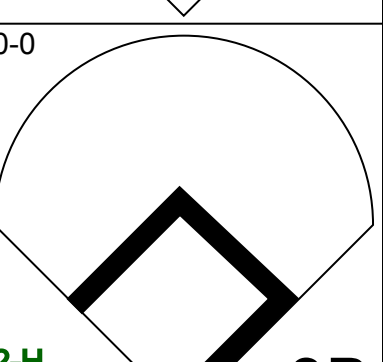
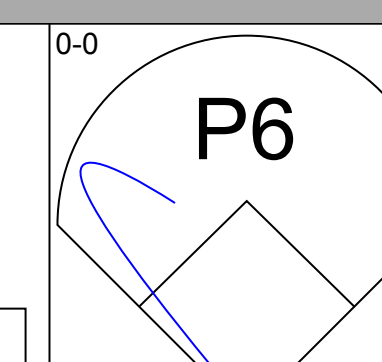
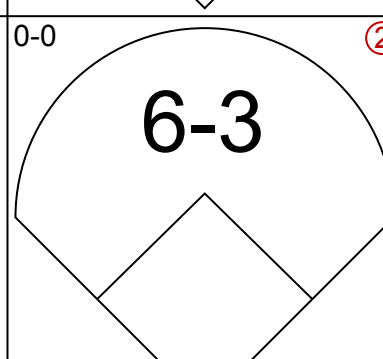
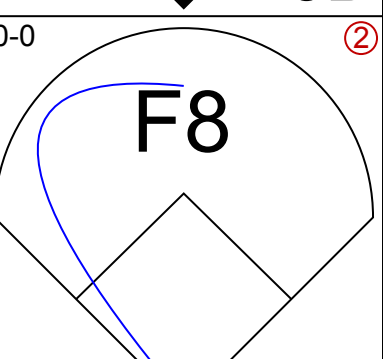
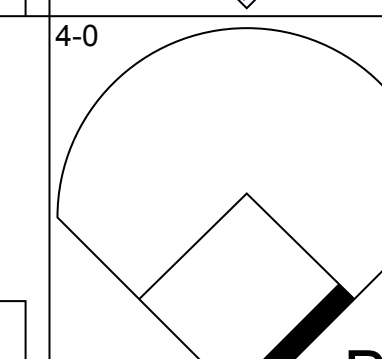
Batter	1	2	3	4	5	6	7	8	9	AB	R	H	RBI	BB	SO	LOB	BOTTOM																					
Freddie Patek, R OBP: 0.296, SLG: 0.302 (1, 6)	L9		F8		F8			F7		4	0	0	0	0	0	1																						
Cookie Rojas, R OBP: 0.331, SLG: 0.411 (1, 4)	P3							P4		4	1	1	0	0	0	0																						
Amos Otis, R OBP: 0.358, SLG: 0.436 (1, 8)	F3				P4			L8		4	1	1	0	0	0	1																						
John Mayberry, L OBP: 0.391, SLG: 0.497 (1, 3)								4-3		3	1	1	1	1	0	0																						
Hal McRae, R OBP: 0.401, SLG: 0.563 (1, 10)					F8					2	0	0	0	1	1	1																						
Jim Wehford, R OBP: 0.350, SLG: 0.358 (1, 7)										2	1	1	2	1	0	0																						
Al Cowens, R OBP: 0.227, SLG: 0.238 (1, 9)										3	0	1	1	0	0	3																						
George Brett, L OBP: 0.295, SLG: 0.421 (1, 5)										3	0	1	0	0	0	0																						
Fran Healy, R OBP: 0.291, SLG: 0.446 (1, 2)										3	0	0	0	0	0	1																						
<b>Inning Stats</b>	R: 0 E: 0 K: 0 S: 3	H: 0 LOB: 0 BB: 0 P: 3	R: 0 E: 0 K: 1 S: 5	H: 0 LOB: 0 BB: 0 P: 5	R: 0 E: 0 K: 0 S: 4	H: 1 LOB: 1 BB: 0 P: 4	R: 3 E: 0 K: 0 S: 6	H: 4 LOB: 0 BB: 0 P: 6	R: 0 E: 0 K: 0 S: 3	H: 0 LOB: 0 BB: 0 P: 3	R: 1 E: 0 K: 0 S: 3	H: 1 LOB: 2 BB: 3 P: 15	R: 0 E: 0 K: 0 S: 3	H: 0 LOB: 0 BB: 0 P: 3	R: 0 E: 0 K: 0 S: 3	H: 0 LOB: 0 BB: 0 P: 3	1B: 2 2B: 3 3B: 1 HR: 0	SF: 0 SAC: 0 DP: 1 HBP: 0	WP: 0 PB: 0 CS: 0	PA: 32																		
<b>PITCHER</b>	IP	WLS	BF	H	R	ER	SO	BB	IBB	HBP	BLK	WP	HR	S	P	ERA	WHIP	<b>PITCHER</b>				IP	WLS	BF	H	R	ER	SO	BB	IBB	HBP	BLK	WP	HR	S	P	ERA	WHIP
Jim Kaat, L ERA: 4.35 (1, 1)	5.1	L	22	6	4	4	1	0	0	0	0	0	0	23	27	6.75	1.125																					
Rich Gossage, R ERA: 4.02 (6, 1)	0.0		2	0	0	0	0	2	0	0	0	0	0	0	8	∞	∞																					
Cy Acosta, R ERA: 4.7 (6, 1)	2.2		7	0	0	0	0	0	0	0	0	0	0	7	7	0.00	0.000																					

Chicago White Sox @ Kansas City Royals  
Royals Stadium, Kansas City, MO  
Sun May 26 1974, 4:33 AM EDT  
Att: 14,639 - Unknown - 66 F

AB 28  
R 4  
H 6  
RBI 4  
BB 3  
SO 1  
LOB 7

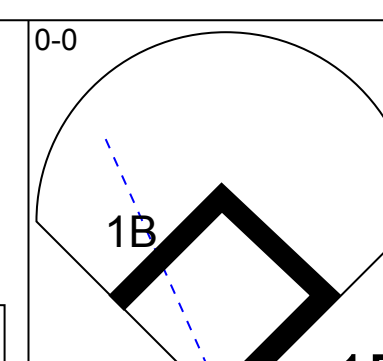
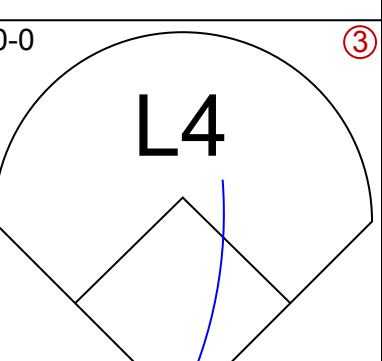
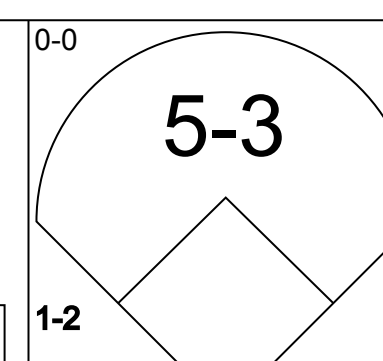
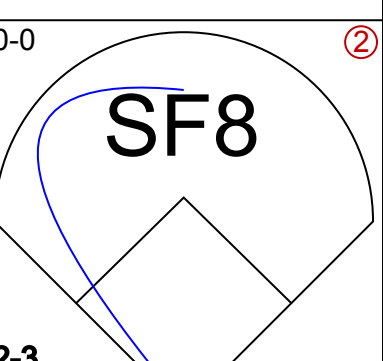
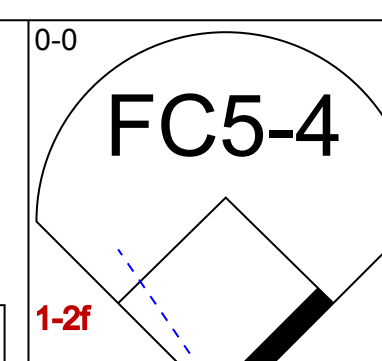
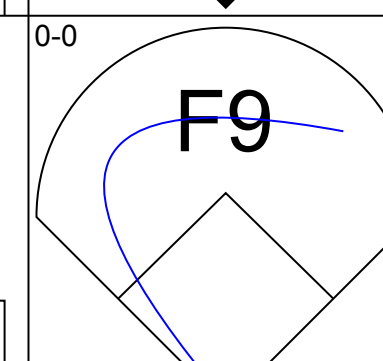
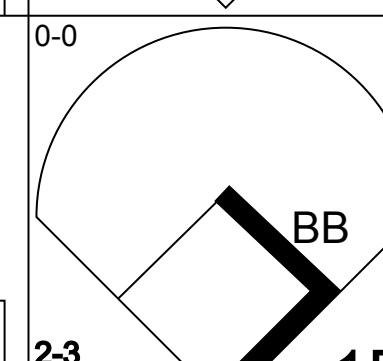
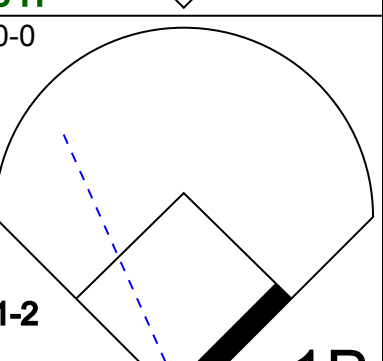
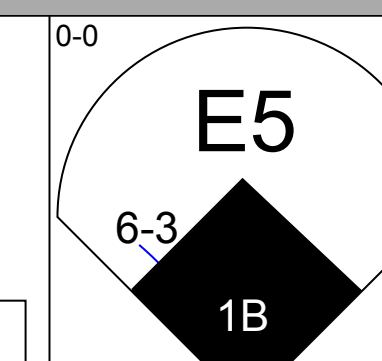
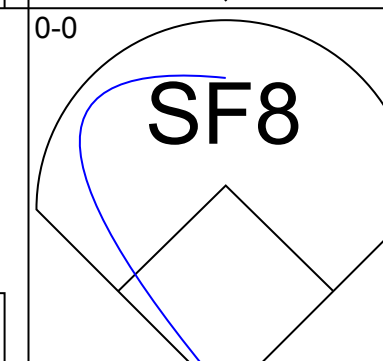
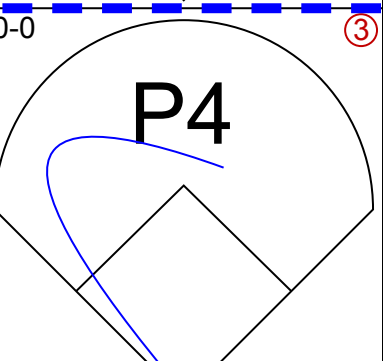
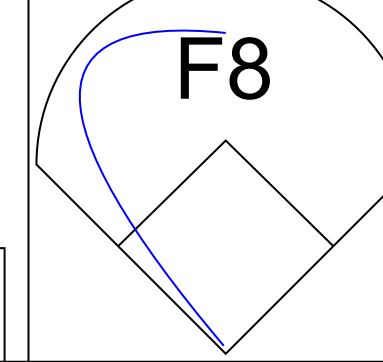
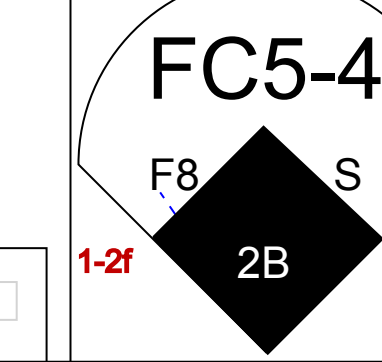
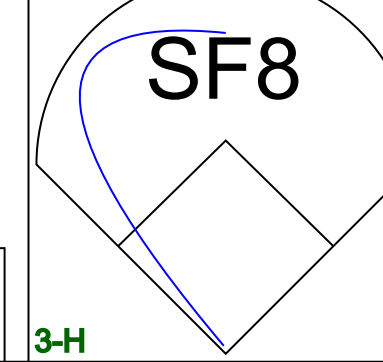
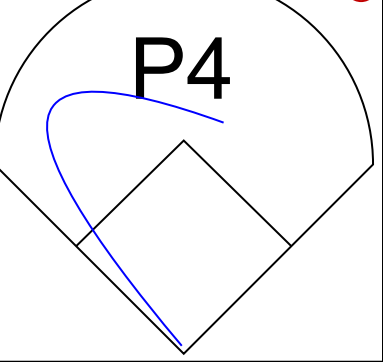
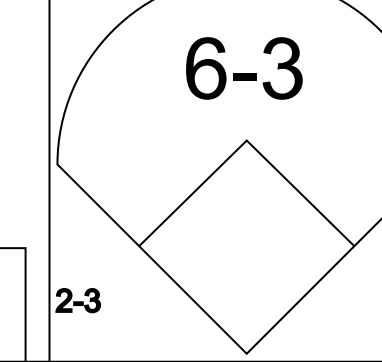
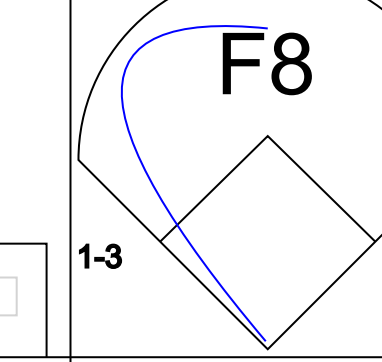
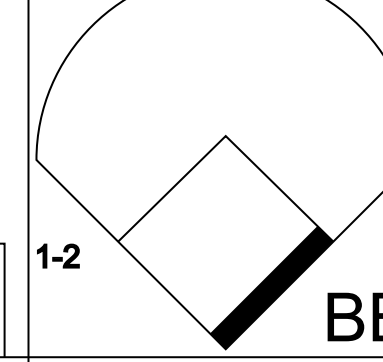
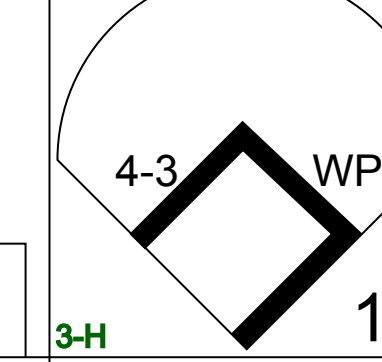
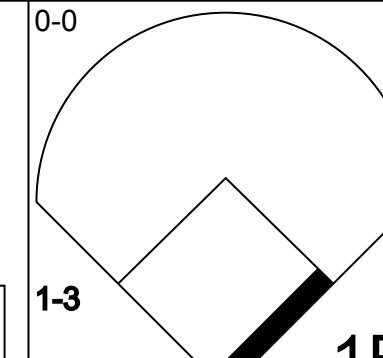
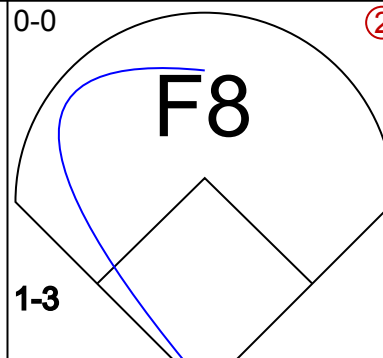
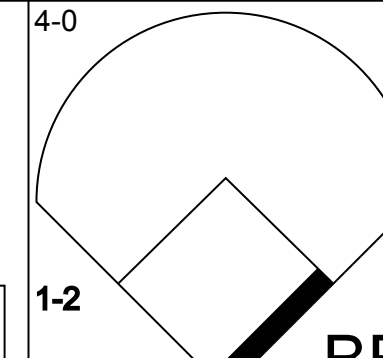
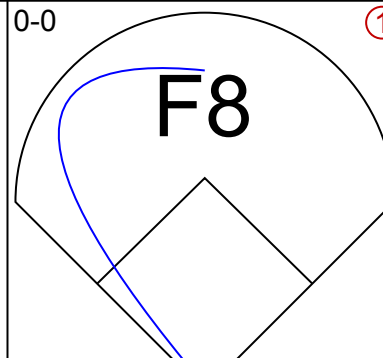
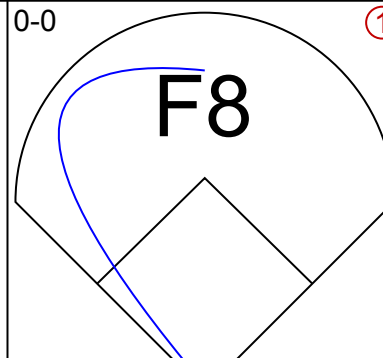
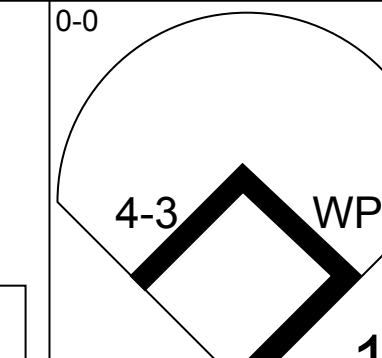
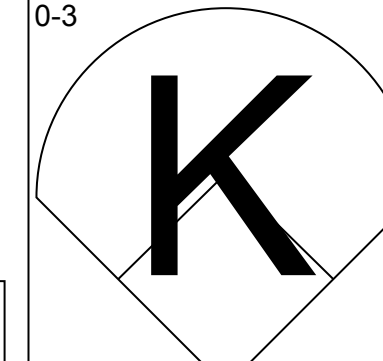
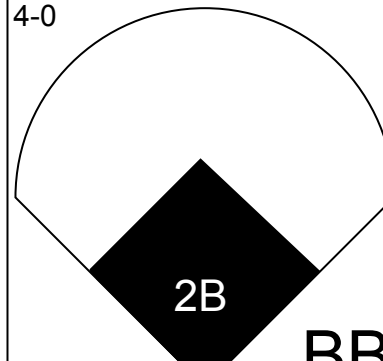
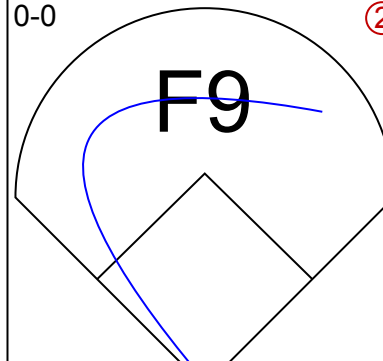
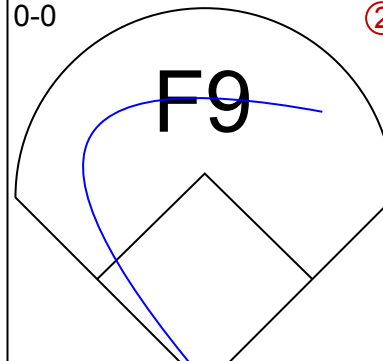
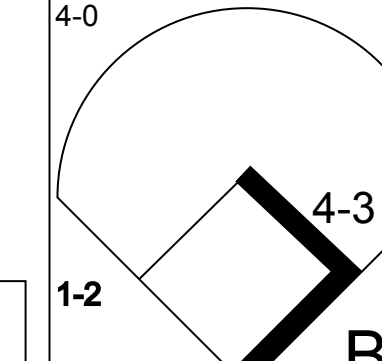
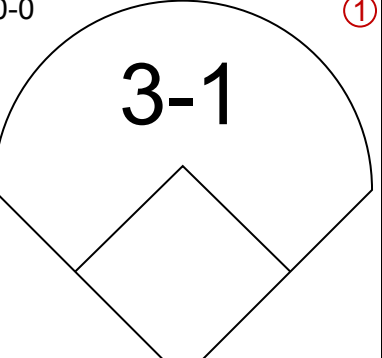
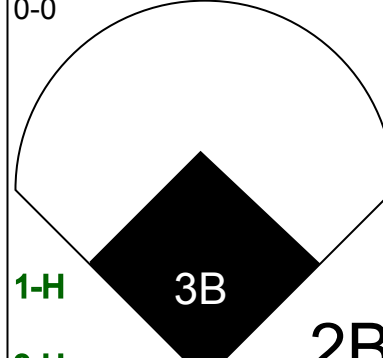
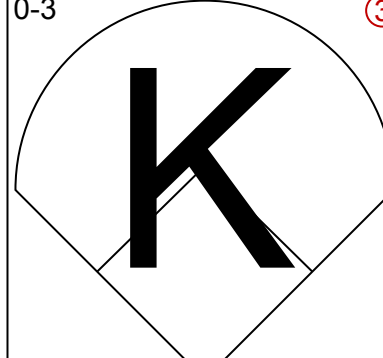
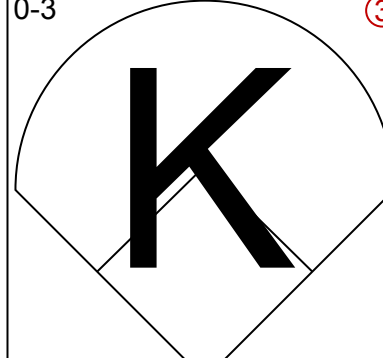
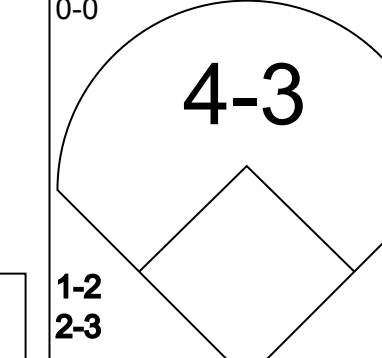
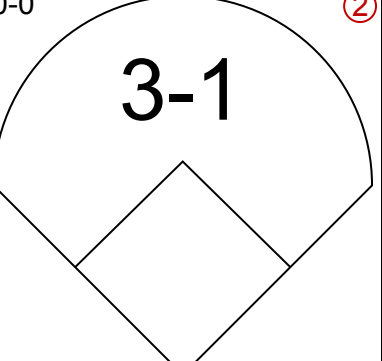
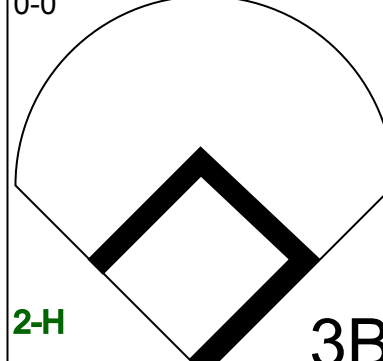
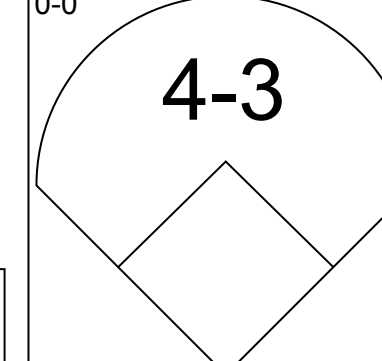
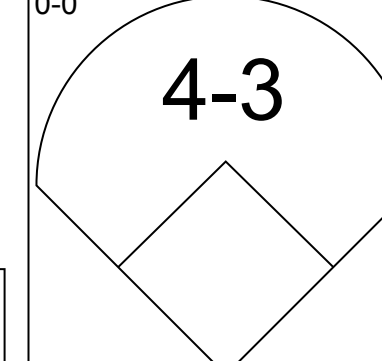
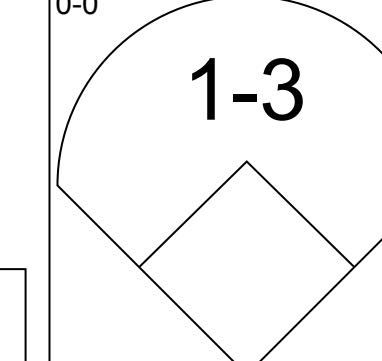
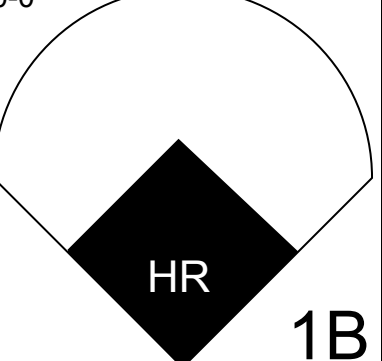
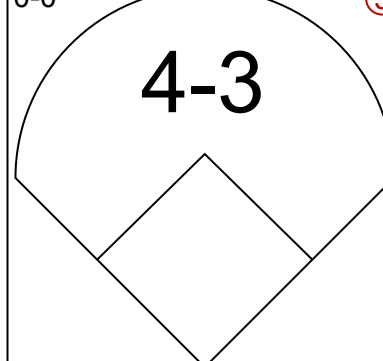
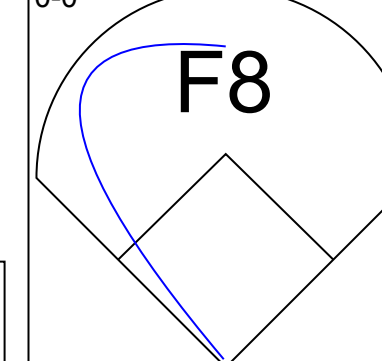
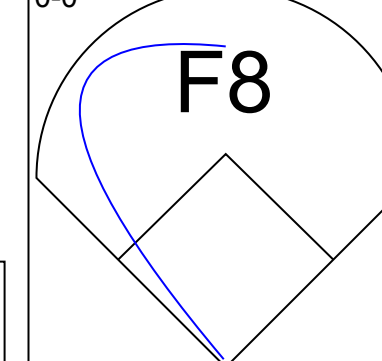

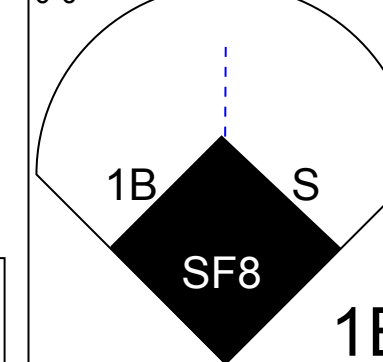
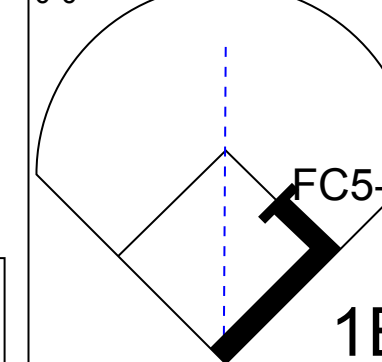
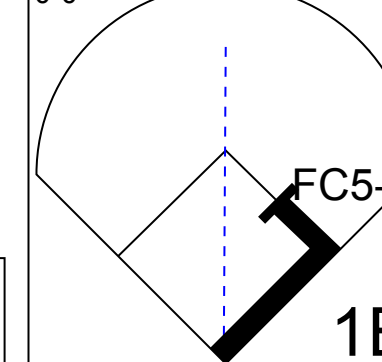




Batter	1	2	3	4	5	6	7	8	9	AB	R	H	RBI	BB	SO	LOB	TOP					
<b>Al Bumby, L</b> OBP: 0.206, SLG: 0.242 (1, 7)										4	0	0	0	0	1	2	<b>Baltimore Orioles @ Kansas City Royals</b> Royals Stadium, Kansas City, MO Mon May 27 1974, 8:05 PM EDT Att: 16,193 - Unknown - 77 F					
<b>Bobby Grich, R</b> OBP: 0.426, SLG: 0.465 (1, 4)										3	0	0	0	1	1							
<b>Tommy Davis, R</b> OBP: 0.289, SLG: 0.367 (1, 10)										4	0	1	0	0	0	1						
<b>Earl Williams, R</b> OBP: 0.322, SLG: 0.276 (1, 2)										4	0	2	0	0	2	1						
<b>Boog Powell, L</b> OBP: 0.315, SLG: 0.465 (1, 3)										4	0	0	0	0	0	3						
<b>Don Baylor, R</b> OBP: 0.312, SLG: 0.282 (1, 9)										3	1	1	0	0	0	0						
<b>Brooks Robinson, R</b> OBP: 0.379, SLG: 0.409 (1, 5)										4	0	0	0	0	1	4						
<b>Rich Coggins, L</b> OBP: 0.223, SLG: 0.225 (1, 8)										3	0	1	1	0	0	0						
<b>Mark Belanger, R</b> OBP: 0.341, SLG: 0.396 (1, 6)										2	0	0	0	1	0	1						
<b>Inning Stats</b>	R: 0 E: 1 K: 2 S: 7	H: 0 LOB: 1 BB: 1 P: 11	R: 0 E: 0 K: 0 S: 3	H: 0 LOB: 0 BB: 0 P: 3	R: 0 E: 0 K: 0 S: 3	H: 0 LOB: 0 BB: 0 P: 3	R: 0 E: 0 K: 0 S: 4	H: 1 LOB: 1 BB: 0 P: 4	R: 1 E: 0 K: 1 S: 7	H: 2 LOB: 1 BB: 0 P: 7	R: 0 E: 0 K: 1 S: 5	H: 0 LOB: 0 BB: 0 P: 5	R: 0 E: 0 K: 0 S: 3	H: 0 LOB: 0 BB: 0 P: 3	R: 0 E: 0 K: 1 S: 5	H: 2 LOB: 2 BB: 0 P: 9	R: 0 E: 0 K: 0 S: 4	H: 2 LOB: 2 BB: 0 P: 5	1B: 4 2B: 0 3B: 1 HR: 0	SF: 0 SAC: 0 DP: 1 HBP: 1	WP: 0 PB: 0 SB: 1 CS: 0	PA: 34
<b>PITCHER</b> <b>Bruce Dal Canton, R</b> ERA: 1.93 (1, 1)	IP: 9.0 WLS: W BF: 34 H: 5 R: 1 ER: 1 SO: 5 BB: 2 IBB: 0 HBP: 1 BLK: 0 WP: 0 HR: 0 S: 41 P: 50 ERA: 1.00 WHIP: 0.778															<b>PITCHER</b>						

AB	31
R	1
H	5
RBI	1
BB	2
SO	5
LOB	13



Batter	1	2	3	4	5	6	7	8	9	AB	R	H	RBI	BB	SO	LOB	BOTTOM			
<b>Freddie Patek, R</b> OBP: 0.293, SLG: 0.301 (1, 6)										4	0	1	1	0	0	2	<b>Baltimore Orioles @ Kansas City Royals</b> Royals Stadium, Kansas City, MO Mon May 27 1974, 8:05 PM EDT Att: 16,193 - Unknown - 77 F			
<b>Cookie Rojas, R</b> OBP: 0.338, SLG: 0.416 (1, 4)										5	1	3	1	0	0	1				
<b>Frank White, R</b> OBP: 0.244, SLG: 0.317 (9, 4)										0	0	0	0	0	0	0				
<b>Amos Otis, R</b> OBP: 0.349, SLG: 0.427 (1, 8)										3	1	0	1	0	0	4				
<b>Al Cowens, R</b> OBP: 0.222, SLG: 0.233 (8, 8)										1	0	0	0	0	0	1				
<b>John Mayberry, L</b> OBP: 0.397, SLG: 0.497 (1, 3)										4	0	2	1	1	0	1				
<b>Hal McRae, R</b> OBP: 0.401, SLG: 0.551 (1, 10)										3	1	0	0	2	1	4				
<b>Vada Pinson, L</b> OBP: 0.254, SLG: 0.352 (1, 9)										5	2	2	2	0	1	2				
<b>Jim Wohlford, R</b> OBP: 0.352, SLG: 0.371 (1, 7)										5	0	2	1	0	0	2				
<b>George Brett, L</b> OBP: 0.292, SLG: 0.410 (1, 5)										4	2	1	0	0	0	3				
<b>Fran Healy, R</b> OBP: 0.310, SLG: 0.481 (1, 2)										3	2	3	2	1	0	0				
<b>Inning Stats</b>	R: 0 E: 0 K: 1 S: 7	H: 2 LOB: 2 BB: 0 P: 7	R: 2 E: 0 K: 0 S: 5	H: 2 LOB: 0 BB: 0 P: 5	R: 3 E: 0 K: 0 S: 6	H: 3 LOB: 1 BB: 1 P: 10	R: 1 E: 0 K: 0 S: 5	H: 2 LOB: 2 BB: 1 P: 9	R: 2 E: 0 K: 0 S: 6	H: 3 LOB: 2 BB: 1 P: 10	R: 0 E: 0 K: 1 S: 5	H: 0 LOB: 0 BB: 0 P: 5	R: 0 E: 0 K: 0 S: 4	H: 1 LOB: 1 BB: 0 P: 4	R: 1 E: 1 K: 0 S: 5	H: 1 LOB: 2 BB: 1 P: 9	1B: 11 2B: 1 3B: 1 HR: 1	SF: 2 SAC: 0 DP: 0 HBP: 0	WP: 1 PB: 0 SB: 2 CS: 0	PA: 43
<b>PITCHER</b> <b>Jim Palmer, R</b> ERA: 3.74 (1, 1)	IP: 2.2 WLS: L BF: 16 H: 7 R: 5 ER: 5 SO: 1 BB: 1 IBB: 0 HBP: 0 BLK: 0 WP: 0 HR: 1 S: 17 P: 21 ERA: 16.88 WHIP: 3.000															<b>PITCHER</b>				
<b>Wayne Garland, R</b> ERA: 19.29 (3, 1)	IP: 2.0 WLS: L BF: 13 H: 5 R: 3 ER: 3 SO: 0 BB: 2 IBB: 0 HBP: 0 BLK: 0 WP: 0 HR: 1 S: 11 P: 19 ERA: 13.50 WHIP: 3.500															<b>PITCHER</b>				
<b>Jesse Jefferson, R</b> ERA: 6.0 (5, 1)	IP: 3.1 WLS: L BF: 14 H: 2 R: 1 ER: 0 SO: 1 BB: 1 IBB: 0 HBP: 0 BLK: 0 WP: 1 HR: 0 S: 15 P: 19 ERA: 0.00 WHIP: 0.900															<b>PITCHER</b>				

AB	37
R	9
H	14
RBI	9
BB	4
SO	2
LOB	20





Batter	1	2	3	4	5	6	7	8	9	10	11	AB	R	H	RBI	BB	SO	LOB	TOP				
Paul Blair, R OBP: 0.304, SLG: 0.414												4	1	2	0	1	0	1					
Bobby Grich, R OBP: 0.421, SLG: 0.456												5	1	1	0	0	1	5					
Tommy Davis, R OBP: 0.292, SLG: 0.368												5	1	2	1	0	0	1					
Jim Fuller, R OBP: 0.329, SLG: 0.500												5	0	1	1	0	0	1					
Don Baylor, R OBP: 0.308, SLG: 0.281												4	0	1	1	0	0	0					
Brooks Robinson, R OBP: 0.374, SLG: 0.403												5	0	1	0	0	0	1					
Boog Powell, L OBP: 0.301, SLG: 0.443												5	0	0	0	0	2	1					
Andy Etchebarren, R OBP: 0.258, SLG: 0.231												2	1	1	0	1	0	0					
Eliud Hendricks, L OBP: 0.351, SLG: 0.500												2	0	0	0	0	1	1					
Mark Belanger, R OBP: 0.348, SLG: 0.426												4	1	2	2	0	1	1					
<b>Inning Stats</b>	R: 0 E: 0 K: 0 S: 3	H: 1 LOB: 0 BB: 0 P: 3	R: 0 E: 0 K: 0 S: 3	H: 0 LOB: 0 BB: 0 P: 3	R: 5 E: 0 K: 0 S: 8	H: 5 LOB: 1 BB: 1 P: 12	R: 0 E: 0 K: 0 S: 3	H: 0 LOB: 0 BB: 0 P: 3	R: 0 E: 0 K: 1 S: 6	H: 1 LOB: 1 BB: 0 P: 6	R: 0 E: 0 K: 0 S: 3	H: 0 LOB: 0 BB: 0 P: 3	R: 0 E: 0 K: 2 S: 9	H: 2 LOB: 3 BB: 1 P: 13	R: 0 E: 0 K: 0 S: 3	H: 1 LOB: 0 BB: 0 P: 3	R: 0 E: 0 K: 2 S: 7	H: 0 LOB: 0 BB: 0 P: 7	1B: 9 2B: 1 3B: 0 HR: 1	SF: 1 SAC: 0 DP: 1 HBP: 0	WP: 0 PB: 0 SB: 0 CS: 1	PA: 45	
<b>PITCHER</b>	IP 2.1	WLS 3.59	BF 13	H 6	R 5	ER 5	SO 0	BB 1	IBB 0	HBP 0	BLK 0	WP 0	HR 1	S 12	P 16	ERA 19.29	WHIP 3.000						
Paul Splittorf, L ERA: 3.59																							
Marty Pattin, R ERA: 4.33	(3, 1)	5.2	20	3	0	0	1	0	0	0	0	0	0	22	22	0.00	0.529						
Joe Hoerner, L ERA: 1.54	(9, 1)	0.2	3	1	0	0	1	0	0	0	0	0	0	5	5	0.00	1.500						
Doug Bird, R ERA: 2.14	(9, 1)	2.1	W	8	1	0	0	3	1	0	0	0	0	13	17	0.00	0.857						

**Baltimore Orioles @ Kansas City Royals**  
 Royals Stadium, Kansas City, MO  
 Tue May 28 1974, 8:05 PM EDT  
 Att. 10,995 - Unknown - 84 F

AB	41
R	5
H	11
RBI	5
BB	2
SO	5
LOB	12



Batter	1	2	3	4	5	6	7	8	9	10	11	AB	R	H	RBI	BB	SO	LOB	BOTTOM				
Freddie Patek, R OBP: 0.316, SLG: 0.324												4	2	4	1	1	0	0					
Cookie Rojas, R OBP: 0.341, SLG: 0.433												5	1	2	4	0	0	6					
Jim Wohlford, R OBP: 0.348, SLG: 0.365												3	0	0	1	1	0	1					
John Mayberry, L OBP: 0.392, SLG: 0.484												4	0	0	0	1	2	1					
Hal McRae, R OBP: 0.395, SLG: 0.539												5	1	1	0	0	1	2					
Richie Scheinblum, S OBP: 0.165, SLG: 0.117												5	1	1	0	0	0	2					
Al Cowens, R OBP: 0.265, SLG: 0.261												3	2	2	0	1	0	0					
George Brett, L OBP: 0.271, SLG: 0.379												5	1	0	1	0	0	4					
Fran Healy, R OBP: 0.327, SLG: 0.496												4	1	3	2	1	1	0					
<b>Inning Stats</b>	R: 1 E: 0 K: 1 S: 6	H: 1 LOB: 0 BB: 0 P: 6	R: 2 E: 0 K: 0 S: 6	H: 3 LOB: 2 BB: 1 P: 10	R: 0 E: 0 K: 1 S: 5	H: 0 LOB: 1 BB: 1 P: 9	R: 1 E: 0 K: 0 S: 3	H: 1 LOB: 1 BB: 1 P: 8	R: 0 E: 0 K: 0 S: 3	H: 0 LOB: 2 BB: 0 P: 3	R: 0 E: 0 K: 1 S: 4	H: 0 LOB: 1 BB: 1 P: 8	R: 0 E: 0 K: 0 S: 3	H: 0 LOB: 0 BB: 0 P: 3	R: 0 E: 0 K: 0 S: 3	H: 0 LOB: 0 BB: 0 P: 3	R: 4 E: 0 K: 0 S: 4	H: 3 LOB: 0 BB: 1 P: 8	1B: 10 2B: 3 3B: 0 HR: 1	SF: 1 SAC: 2 DP: 2 HBP: 1	WP: 0 PB: 0 SB: 0 CS: 2	PA: 47	
<b>PITCHER</b>	IP 3.1	WLS 3.86	BF 19	H 5	R 4	ER 4	SO 2	BB 3	IBB 0	HBP 0	BLK 0	WP 0	HR 0	S 19	P 32	ERA 10.80	WHIP 2.400						
Dave McNally, L ERA: 3.86																							
Doyle Alexander, R ERA: 5.4	(4, 1)	2.1	9	3	1	1	0	0	0	0	0	0	0	9	9	3.86	1.286						
Bob Reynolds, R ERA: 2.33	(6, 1)	4.2	L	19	5	4	4	2	1	1	0	0	0	1	21	29	7.71	1.286					

**Baltimore Orioles @ Kansas City Royals**  
 Royals Stadium, Kansas City, MO  
 Tue May 28 1974, 8:05 PM EDT  
 Att. 10,995 - Unknown - 84 F

AB	38
R	9
H	13
RBI	9
BB	5
SO	4
LOB	16





Batter	1	2	3	4	5	6	7	8	9	AB	R	H	RBI	BB	SO	LOB	TOP										
<b>Al Bumbry, L</b> OBP: 0.223, SLG: 0.260 (1, 7)										5	2	3	0	0	1	0											
<b>Rich Coggins, L</b> OBP: 0.230, SLG: 0.233 (1, 9)										5	2	2	1	0	0	1											
<b>Tommy Davis, R</b> OBP: 0.295, SLG: 0.366 (1, 10)										4	2	1	1	1	0	1											
<b>Boog Powell, L</b> OBP: 0.297, SLG: 0.427 (1, 3)										4	1	0	0	1	2	3											
<b>Bobby Grich, R</b> OBP: 0.417, SLG: 0.457 (1, 4)										4	1	1	3	0	1	3											
<b>Brooks Robinson, R</b> OBP: 0.376, SLG: 0.405 (1, 5)										4	0	2	2	0	0	0											
<b>Eliot Hendricks, L</b> OBP: 0.341, SLG: 0.514 (1, 2)										3	1	1	1	0	0	1											
<b>Paul Blair, R</b> OBP: 0.298, SLG: 0.406 (1, 8)										3	0	0	0	0	0	1											
<b>Mark Belanger, R</b> OBP: 0.343, SLG: 0.420 (1, 6)										4	1	1	1	0	2	0											
<b>Inning Stats</b>	R: 4 H: 4 E: 1 K: 1 S: 9	H: 4 LOB: 1 BB: 1 P: 13	R: 0 H: 1 E: 0 K: 0 S: 4	H: 1 LOB: 1 BB: 0 P: 4	R: 0 H: 0 E: 0 K: 0 S: 3	H: 0 LOB: 0 BB: 0 P: 3	R: 0 H: 0 E: 0 K: 1 S: 5	H: 0 LOB: 0 BB: 0 P: 5	R: 0 H: 0 E: 0 K: 1 S: 5	H: 0 LOB: 0 BB: 0 P: 5	R: 6 H: 6 E: 0 K: 1 S: 11	H: 6 LOB: 1 BB: 1 P: 15	R: 0 H: 0 E: 0 K: 0 S: 3	H: 0 LOB: 0 BB: 0 P: 3	1B: 9 2B: 2 3B: 0 HR: 0	SF: 1 SAC: 1 DP: 0 HBP: 0	WP: 0 PB: 0 SB: 3 CS: 0	PA: 40									
<b>PITCHER</b>	IP	WLS	BF	H	R	ER	SO	BB	IBB	HBP	BLK	WP	HR	S	P	ERA	WHIP										
<b>Steve Busby, R</b> ERA: 3.38 (1, 1)	6.1	L	28	8	7	6	4	1	0	0	0	0	0	35	39	8.53	1.421										
<b>Steve Mingori, L</b> ERA: 8.53 (7, 1)	0.1		3	1	0	0	1	0	1	0	0	0	0	4	8	0.00	3.000										
<b>Gene Garber, R</b> ERA: 5.74 (7, 1)	0.1		3	2	3	3	0	0	0	0	0	0	0	3	3	81.00	6.000										
<b>Lindy McDaniel, R</b> ERA: 4.2 (8, 1)	2.0		6	0	0	0	1	0	0	0	0	0	0	8	8	0.00	0.000										

**Baltimore Orioles @ Kansas City Royals**  
 Royals Stadium, Kansas City, MO  
 Wed May 29 1974, 8:05 PM EDT  
 Att: 14,727 - Unknown - 81 F

AB 36  
 R 10  
 H 11  
 RBI 9  
 BB 2  
 SO 6  
 LOB 10

Batter	1	2	3	4	5	6	7	8	9	AB	R	H	RBI	BB	SO	LOB	BOTTOM										
<b>Freddie Patek, R</b> OBP: 0.316, SLG: 0.320 (1, 6)										2	1	0	0	1	0	1											
<b>Frank White, R</b> OBP: 0.262, SLG: 0.333 (8, 6)										1	1	1	0	0	0	0											
<b>Cookie Rojas, R</b> OBP: 0.340, SLG: 0.431 (1, 4)										3	0	1	0	0	1	2											
<b>Bobby Floyd, R</b> OBP: 0.273, SLG: 0.111 (8, 4)										1	1	1	0	0	0	0											
<b>Jim Wohlford, R</b> OBP: 0.356, SLG: 0.374 (1, 7)										4	0	3	1	0	0	1											
<b>John Mayberry, L</b> OBP: 0.391, SLG: 0.481 (1, 3)										3	0	1	0	0	0	1											
<b>Tony Solaita, L</b> OBP: 0.389, SLG: 0.563 (8, 3)										0	0	0	1	1	0	0											
<b>Hal McRae, R</b> OBP: 0.392, SLG: 0.535 (1, 9)										3	0	1	1	0	0	3											
<b>Riche Scheinblum, S</b> OBP: 0.198, SLG: 0.111 (1, 10)										3	0	0	0	1	0	3											
<b>Al Cowens, R</b> OBP: 0.264, SLG: 0.260 (1, 8)										4	0	1	0	0	2	1											
<b>George Brett, L</b> OBP: 0.257, SLG: 0.357 (1, 5)										4	0	0	0	0	1	2											
<b>Fran Healy, R</b> OBP: 0.329, SLG: 0.496 (1, 2)										2	0	1	0	0	0	0											
<b>Buck Martinez, R</b> OBP: 0.323, SLG: 0.231 (8, 2)										2	0	0	0	0	0	0											
<b>Inning Stats</b>	R: 1 H: 2 E: 0 K: 0 S: 4	H: 0 LOB: 0 BB: 1 P: 8	R: 0 H: 0 E: 0 K: 1 S: 4	H: 0 LOB: 0 BB: 1 P: 8	R: 0 H: 1 E: 0 K: 0 S: 4	H: 1 LOB: 1 BB: 0 P: 4	R: 0 H: 2 E: 0 K: 1 S: 7	H: 2 LOB: 2 BB: 0 P: 7	R: 0 H: 1 E: 0 K: 1 S: 5	H: 1 LOB: 0 BB: 0 P: 5	R: 0 H: 1 E: 0 K: 0 S: 3	H: 0 LOB: 0 BB: 0 P: 3	R: 0 H: 0 E: 0 K: 1 S: 5	H: 0 LOB: 0 BB: 0 P: 5	R: 2 H: 3 E: 0 K: 0 S: 6	H: 3 LOB: 2 BB: 1 P: 10	R: 0 H: 0 E: 0 K: 0 S: 3	H: 0 LOB: 0 BB: 0 P: 3	1B: 10 2B: 0 3B: 0 HR: 0	SF: 1 SAC: 0 DP: 2 HBP: 0	WP: 0 PB: 0 SB: 1 CS: 2	PA: 36					
<b>PITCHER</b>	IP	WLS	BF	H	R	ER	SO	BB	IBB	HBP	BLK	WP	HR	S	P	ERA	WHIP										
<b>Mike Cuellar, L</b> ERA: 2.74 (1, 1)	9.0	W	36	10	3	3	4	3	0	0	0	0	0	41	53	3.00	1.444										

**Baltimore Orioles @ Kansas City Royals**  
 Royals Stadium, Kansas City, MO  
 Wed May 29 1974, 8:05 PM EDT  
 Att: 14,727 - Unknown - 81 F

AB 32  
 R 3  
 H 10  
 RBI 3  
 BB 3  
 SO 4  
 LOB 14



Batter	1	2	3	4	5	6	7	8	9	AB	R	H	RBI	BB	SO	LOB	TOP								
Freddie Patek, R OBP: 0.315, SLG: 0.318 (1, 6)	F7		SH				FC5-6		1-3		4	1	1	0	0	2									
Cookie Rojas, R OBP: 0.338, SLG: 0.424 (1, 4)			FC6-2-5-1-6		4-3		L7			3	0	0	0	1	0	5									
Amos Otis, R OBP: 0.347, SLG: 0.422 (1, 8)	L1-4-3		P4				F8			4	0	1	2	0	0	3									
John Mayberry, L OBP: 0.388, SLG: 0.494 (1, 3)		K		4-3	CS				3-1	4	1	1	1	0	1	0									
Hal McRae, R OBP: 0.400, SLG: 0.535 (1, 10)		1B		1B					5-3	2	1	1	0	2	0	0									
Vada Pinson, L OBP: 0.281, SLG: 0.356 (1, 9)		1B		1B						4	0	2	0	0	0	1									
Al Cowens, R OBP: 0.264, SLG: 0.260 (8, 9)		1B		1B					L8	0	0	0	0	0	0	0									
Jim Wohlford, R OBP: 0.349, SLG: 0.365 (1, 7)		1B		K			L7		4-3	4	0	0	1	0	1	3									
George Brett, L OBP: 0.244, SLG: 0.338 (1, 5)		F8					L3-1		6-3	4	0	0	0	0	0	2									
Fran Healy, R OBP: 0.346, SLG: 0.514 (1, 2)			SH		4-3					3	1	3	0	1	0	0									
<b>Inning Stats</b>	R: 0 E: 0 K: 0 S: 2	H: 0 LOB: 0 BB: 1 P: 6	R: 1 E: 0 K: 1 S: 7	H: 2 LOB: 1 BB: 0 P: 7	R: 0 E: 1 K: 0 S: 4	H: 1 LOB: 1 BB: 0 P: 4	R: 0 E: 0 K: 1 S: 5	H: 1 LOB: 1 BB: 1 P: 9	R: 2 E: 0 K: 0 S: 5	H: 3 LOB: 0 BB: 0 P: 5	R: 1 E: 0 K: 0 S: 4	H: 1 LOB: 1 BB: 1 P: 8	R: 0 E: 0 K: 0 S: 4	H: 1 LOB: 1 BB: 0 P: 4	R: 0 E: 0 K: 0 S: 3	H: 0 LOB: 0 BB: 0 P: 3	R: 0 E: 0 K: 0 S: 3	H: 0 LOB: 1 BB: 1 P: 7	1B: 7 2B: 1 3B: 0 HR: 1	SF: 0 SAC: 1 DP: 1 HBP: 0	WP: 0 PB: 0 SB: 1 CS: 2	PA: 38			
<b>PITCHER</b>	IP	WLS	BF	H	R	ER	SO	BB	IBB	HBP	BLK	WP	HR	S	P	ERA	WHIP								
Steve Kline, R ERA: 4.07 (1, 1)	4.2	L	21	7	3	3	2	2	0	0	0	0	0	23	31	5.79	1.929								
Fred Beene, R ERA: 3.3 (5, 1)	4.1		16	2	1	1	0	2	0	0	0	0	1	14	22	2.08	0.923								

**Kansas City Royals @ Cleveland Indians**  
Cleveland Municipal Stadium, Cleveland, OH  
Fri May 31 1974, 7:05 PM EDT  
Att: 15,827 - Cloudy - 84 F

livebaseballscores.com

**AB 32**  
**R 4**  
**H 9**  
**RBI 4**  
**BB 4**  
**SO 2**  
**LOB 16**



Batter	1	2	3	4	5	6	7	8	9	AB	R	H	RBI	BB	SO	LOB	BOTTOM								
John Lowenstein, L OBP: 0.337, SLG: 0.318 (1, 5)	F7-4-3		1B		SF9			4-3		3	1	2	1	0	0	0									
Jack Brohamer, L OBP: 0.391, SLG: 0.422 (1, 4)	F7-4-3		1B		K			F8		4	0	1	1	0	1	3									
Leron Lee, L OBP: 0.314, SLG: 0.319 (1, 7)			F8		4-3			F5		4	0	1	0	0	0	3									
John Ellis, R OBP: 0.306, SLG: 0.402 (1, 3)		K					5-3		F7	4	0	1	0	0	1	1									
Oscar Gamble, L OBP: 0.341, SLG: 0.388 (1, 10)		F7		FC4-6			B5-3		F7	4	0	0	0	0	0	1									
Charlie Spikes, R OBP: 0.353, SLG: 0.457 (1, 9)		F9		G6-4-3			5-3			4	0	1	0	0	0	1									
George Hendrick, R OBP: 0.302, SLG: 0.399 (1, 8)		6-3					5-3		P6	4	1	1	0	0	0	1									
Dave Duncan, R OBP: 0.247, SLG: 0.309 (1, 2)			F9		SF9		F7			3	0	1	0	0	0	0									
Frank Duffy, R OBP: 0.234, SLG: 0.305 (1, 6)							F3			3	0	2	0	0	0	0									
<b>Inning Stats</b>	R: 0 E: 0 K: 1 S: 6	H: 2 LOB: 1 BB: 0 P: 6	R: 0 E: 0 K: 0 S: 3	H: 0 LOB: 0 BB: 0 P: 3	R: 1 E: 0 K: 0 S: 5	H: 3 LOB: 1 BB: 0 P: 5	R: 0 E: 0 K: 0 S: 3	H: 1 LOB: 0 BB: 0 P: 3	R: 1 E: 0 K: 1 S: 8	H: 3 LOB: 2 BB: 0 P: 8	R: 0 E: 0 K: 0 S: 3	H: 0 LOB: 0 BB: 0 P: 3	R: 0 E: 0 K: 0 S: 3	H: 0 LOB: 0 BB: 0 P: 3	R: 0 E: 0 K: 0 S: 4	H: 1 LOB: 1 BB: 0 P: 4	1B: 9 2B: 2 3B: 0 HR: 0	SF: 1 SAC: 0 DP: 2 HBP: 0	WP: 0 PB: 0 SB: 0 CS: 1	PA: 34					
<b>PITCHER</b>	IP	WLS	BF	H	R	ER	SO	BB	IBB	HBP	BLK	WP	HR	S	P	ERA	WHIP								
Al Fitzmorris, R ERA: 3.42 (1, 1)	4.0		18	9	2	2	1	0	0	0	0	0	0	14	14	0.00	0.000								
Steve Mingo, L ERA: 5.23 (5, 1)	4.0	W	12	0	0	0	1	0	0	0	0	0	0	4	4	0.00	1.000								
Doug Bird, R ERA: 2.08 (9, 1)	1.0		4	1	0	0	0	0	0	0	0	0	0	4	4	0.00	1.000								

**Kansas City Royals @ Cleveland Indians**  
Cleveland Municipal Stadium, Cleveland, OH  
Fri May 31 1974, 7:05 PM EDT  
Att: 15,827 - Cloudy - 84 F

livebaseballscores.com

**AB 33**  
**R 2**  
**H 10**  
**RBI 2**  
**BB 0**  
**SO 2**  
**LOB 10**










Batter	1	2	3	4	5	6	7	8	9	AB	R	H	RBI	BB	SO	LOB	TOP					
<b>Freddie Patek, R</b> OBP: 0.306, SLG: 0.304 (1, 6)	4-0 SH3-4 1B BB	0-0 F9			0-0 F7		0-0 F2		0-0 FC6-4	4	1	0	0	1	0	4						
<b>Cookie Rojas, R</b> OBP: 0.332, SLG: 0.414 (1, 4)	0-0 SH3-4 1-2		0-0 P4			0-0 6-3		0-0 F9		3	0	0	0	0	0	0						
<b>Amos Otis, R</b> OBP: 0.354, SLG: 0.418 (1, 8)	0-3 K		0-0 6-3			0-3 K		0-0 BB 1B		4	0	1	0	0	2	1						
<b>John Mayberry, L</b> OBP: 0.388, SLG: 0.503 (1, 3)	0-0 BB 2H 1B		0-0 F5			0-0 G3		4-0 1B BB		3	0	1	1	1	0	0						
<b>Hal McRae, R</b> OBP: 0.401, SLG: 0.528 (1, 9)	4-0 1-2 BB		0-0 L5			0-0 F3		0-0 1-2 2H 1B		3	0	1	0	1	0	0						
<b>Vadg Pinson, L</b> OBP: 0.248, SLG: 0.338 (1, 7)	0-3 K		0-3 K			0-0 6-3		0-0 F8		4	0	0	0	0	2	4						
<b>Richie Scheinblum, S</b> OBP: 0.233, SLG: 0.134 <b>Bobby Floyd, R</b> OBP: 0.273, SLG: 0.111 (9, PR)		0-0 F7		0-0 5-3			0-0 BB 1B		0-0 FC6-4 1B	4	1	2	0	0	0	0						
<b>George Brett, L</b> OBP: 0.241, SLG: 0.321 (7, PH)		0-0 1-3			4-0 G4-6-3 BB		4-0 1B BB		0-3 K	1	0	0	0	1	0	0						
<b>Tony Solaita, L</b> OBP: 0.405, SLG: 0.563 (7, PR)										0	0	0	0	1	0	0						
<b>Frank White, R</b> OBP: 0.256, SLG: 0.326 (7, 5)										1	0	0	0	0	1	1						
<b>Fran Healy, R</b> OBP: 0.344, SLG: 0.500 (1, 2)		4-0 BB		0-0 G4-6-3 1-2			0-0 1-2 2H 1B		0-0 F3	3	0	1	1	1	0	2						
<b>Inning Stats</b>	R: 1 E: 0 K: 2 S: 8	H: 1 LOB: 2 BB: 2 P: 16	R: 0 E: 0 K: 0 S: 3	H: 0 LOB: 1 BB: 1 P: 7	R: 0 E: 0 K: 0 S: 3	H: 0 LOB: 0 BB: 0 P: 3	R: 0 E: 0 K: 1 S: 5	H: 0 LOB: 0 BB: 1 P: 5	R: 0 E: 0 K: 0 S: 2	H: 0 LOB: 0 BB: 1 P: 6	R: 0 E: 0 K: 0 S: 5	H: 0 LOB: 0 BB: 0 P: 5	R: 1 E: 0 K: 0 S: 5	H: 2 LOB: 2 BB: 1 P: 9	R: 0 E: 0 K: 0 S: 4	H: 2 LOB: 2 BB: 1 P: 8	R: 0 E: 0 K: 1 S: 6	H: 1 LOB: 1 BB: 0 P: 6	1B: 6 2B: 0 3B: 0 HR: 0	SF: 0 SAC: 1 DP: 1 HBP: 0	WP: 0 PB: 0 SB: 0 CS: 0	PA: 37
<b>PITCHER</b> <b>Gaylord Perry, R</b> ERA: 1.46 (1, 1)	IP: 9.0 WLS: W BF: 37 H: 6 R: 2 ER: 2 SO: 5 BB: 6 IBB: 0 HBP: 0 BLK: 0 WP: 0 HR: 0 S: 41 P: 65 ERA: 2.00 WHIP: 1.333															<b>PITCHER</b>						

Kansas City Royals @ Cleveland Indians  
Cleveland Municipal Stadium, Cleveland, OH  
Sun Jun 02 1974, 3:33 AM EDT  
Att: 23,817 - Unknown - 68 F


AB 30  
R 2  
H 6  
RBI 2  
BB 6  
SO 5  
LOB 12



Batter	1	2	3	4	5	6	7	8	9	AB	R	H	RBI	BB	SO	LOB	BOTTOM			
<b>Frank Duffy, R</b> OBP: 0.236, SLG: 0.296 (1, 6)	0-0 L5	0-0 6-3		0-0 FC1 1-3		4-0 CS BB				3	0	0	0	1	0	1				
<b>John Lowenstein, L</b> OBP: 0.343, SLG: 0.319 (1, 5)	0-0 4-3		0-0 1B	0-0 4-3		0-0 CS 1-2	4-0 S BB			3	1	1	1	1	0	1				
<b>Leron Lee, L</b> OBP: 0.356, SLG: 0.519 (1, 7)	0-0 HR		0-0 CS 1B	0-0 3H 4-0 IBB			0-0 F8			3	1	2	1	1	0	1				
<b>Charlie Spikes, R</b> OBP: 0.349, SLG: 0.444 (1, 9)	4-0 BB BB BB		0-0 F9 1-2	0-0 G3		0-0 1H FC5-4 1B				3	0	1	1	1	0	4				
<b>George Hendrick, R</b> OBP: 0.302, SLG: 0.391 (1, 8)	4-0 1-2 BB BB		0-3 K		0-0 5-3		0-0 FC5-4 1-2			3	0	0	0	1	1	2				
<b>Ossie Blanco, R</b> OBP: 0.303, SLG: 0.148 (1, 3)	4-0 1-2 2-3 BB			0-0 4-3		0-0 F9		0-0 F8		3	0	0	0	1	0	1				
<b>Oscar Gamble, L</b> OBP: 0.338, SLG: 0.406 (1, 10)	0-3 K			0-0 HR		0-3 K		0-0 L8		4	1	1	1	0	2	3				
<b>Dave Duncan, R</b> OBP: 0.242, SLG: 0.322 (1, 2)		0-0 P3		0-0 HR		0-0 5-3		0-0 6-3		4	1	1	1	0	0	0				
<b>Jack Brohamer, L</b> OBP: 0.381, SLG: 0.404 (1, 4)		0-0 P6		0-0 FC1 4-3 1B		0-3 K		0-0 F9		4	1	1	0	0	1	0				
<b>Inning Stats</b>	R: 1 E: 0 K: 1 S: 6	H: 1 LOB: 3 BB: 3 P: 18	R: 0 E: 0 K: 0 S: 3	H: 0 LOB: 0 BB: 0 P: 3	R: 0 E: 0 K: 1 S: 6	H: 2 LOB: 1 BB: 0 P: 6	R: 3 E: 1 K: 0 S: 7	H: 3 LOB: 2 BB: 1 P: 11	R: 0 E: 0 K: 1 S: 5	H: 0 LOB: 0 BB: 0 P: 5	R: 0 E: 0 K: 1 S: 4	H: 0 LOB: 0 BB: 1 P: 8	R: 1 E: 0 K: 0 S: 4	H: 1 LOB: 1 BB: 1 P: 8	R: 0 E: 0 K: 0 S: 3	H: 0 LOB: 0 BB: 0 P: 3	1B: 4 2B: 0 3B: 0 HR: 3	SF: 0 SAC: 0 DP: 0 HBP: 0	WP: 0 PB: 0 SB: 1 CS: 2	PA: 37
<b>PITCHER</b> <b>Paul Spittorf, L</b> ERA: 3.78 <b>Lindy McDaniel, R</b> ERA: 3.89 (4, 1)	IP: 3.1 WLS: L BF: 18 H: 6 R: 4 ER: 3 SO: 2 BB: 3 IBB: 0 HBP: 0 BLK: 0 WP: 0 HR: 3 S: 19 P: 31 ERA: 8.10 WHIP: 2.700															<b>PITCHER</b>				

Kansas City Royals @ Cleveland Indians  
Cleveland Municipal Stadium, Cleveland, OH  
Sun Jun 02 1974, 3:33 AM EDT  
Att: 23,817 - Unknown - 68 F

AB 30  
R 5  
H 7  
RBI 5  
BB 6  
SO 4  
LOB 13





Batter	1	2	3	4	5	6	7	8	9	AB	R	H	RBI	BB	SO	LOB	TOP					
Freddie Patek, R OBP: 0.303, SLG: 0.302										5	0	1	0	0	0	2						
Jim Wohlford, R OBP: 0.345, SLG: 0.353										3	1	0	0	2	0	3						
Amos Otis, R OBP: 0.355, SLG: 0.424										5	1	2	1	0	1	2						
John Mayberry, L OBP: 0.385, SLG: 0.497										4	0	1	1	0	0	1						
Hal McRae, R OBP: 0.398, SLG: 0.521										4	0	1	0	0	0	3						
Tony Solaita, L OBP: 0.400, SLG: 0.543										3	0	1	0	0	0	1						
Al Cowens, R OBP: 0.259, SLG: 0.255										1	0	0	0	0	0	0						
Fran Healy, R OBP: 0.335, SLG: 0.487										4	0	0	0	0	0	3						
Frank White, R OBP: 0.234, SLG: 0.298										4	0	0	0	0	0	2						
George Brett, L OBP: 0.267, SLG: 0.346										3	1	3	0	0	0	0						
Cookie Rojas, R OBP: 0.330, SLG: 0.411										1	0	0	0	0	0	0						
<b>Inning Stats</b>	R: 0 E: 0 K: 0 S: 3	H: 0 LOB: 0 BB: 0 P: 3	R: 0 E: 0 K: 0 S: 5	H: 2 LOB: 2 BB: 0 P: 5	R: 0 E: 0 K: 0 S: 4	H: 1 LOB: 1 BB: 0 P: 4	R: 0 E: 0 K: 0 S: 3	H: 0 LOB: 0 BB: 0 P: 3	R: 0 E: 0 K: 0 S: 5	H: 2 LOB: 2 BB: 0 P: 5	R: 1 E: 0 K: 0 S: 5	H: 2 LOB: 1 BB: 0 P: 5	R: 2 E: 0 K: 0 S: 6	H: 2 LOB: 2 BB: 1 P: 10	R: 0 E: 0 K: 0 S: 3	H: 0 LOB: 0 BB: 0 P: 3	R: 0 E: 0 K: 1 S: 5	H: 0 LOB: 1 BB: 1 P: 9	1B: 8 2B: 1 3B: 0 HR: 0	SF: 0 SAC: 0 DP: 0 HBP: 0	WP: 0 PB: 0 SB: 2 CS: 0	PA: 39
<b>PITCHER</b>	IP	WLS	BF	H	R	ER	SO	BB	IBB	HBP	BLK	WP	HR	S	P	ERA	WHIP					
Doyle Alexander, R ERA: 4.86	6.2	W	29	8	3	2	0	1	0	0	0	0	0	28	32	2.70	1.350					
Bob Reynolds, R ERA: 2.57	0.0		1	1	0	0	0	0	0	0	0	0	0	1	1	∞	∞					
Grant Jackson, L ERA: 3.0	2.1	S	9	0	0	0	1	1	0	0	0	0	0	10	14	0.00	0.429					

**Kansas City Royals @ Baltimore Orioles**  
**Memorial Stadium, Baltimore, MD**  
 Mon Jun 03 1974, 7:05 PM EDT  
 Att: 6,645 - Unknown - 70 F

AB	37
R	3
H	9
RBI	2
BB	2
SO	1
LOB	17



Batter	1	2	3	4	5	6	7	8	9	AB	R	H	RBI	BB	SO	LOB	BOTTOM				
Al Bumbry, L OBP: 0.226, SLG: 0.267										3	1	1	0	0	1	1					
Jim Fuller, R OBP: 0.337, SLG: 0.512										1	0	1	0	0	0	0					
Rich Coggins, L OBP: 0.241, SLG: 0.240										2	1	0	0	1	0	1					
Don Baylor, R OBP: 0.298, SLG: 0.262										2	0	0	0	0	1	4					
Bobby Grich, R OBP: 0.422, SLG: 0.483										3	1	1	0	2	0	1					
Tommy Davis, R OBP: 0.294, SLG: 0.354										4	0	1	2	0	0	2					
Boog Powell, L OBP: 0.308, SLG: 0.439										3	0	1	1	1	0	2					
Paul Blair, R OBP: 0.294, SLG: 0.391										4	0	0	0	0	0	3					
Brooks Robinson, R OBP: 0.369, SLG: 0.397										3	1	2	0	1	1	0					
Earl Williams, R OBP: 0.337, SLG: 0.298										2	0	0	0	2	0	4					
Eliot Hendricks, L OBP: 0.341, SLG: 0.514										0	0	0	0	0	0	0					
Mark Belanger, R OBP: 0.362, SLG: 0.474										3	0	2	1	1	0	1					
<b>Inning Stats</b>	R: 1 E: 0 K: 0 S: 4	H: 2 LOB: 1 BB: 1 P: 8	R: 0 E: 0 K: 0 S: 3	H: 1 LOB: 1 BB: 1 P: 7	R: 2 E: 0 K: 1 S: 7	H: 2 LOB: 1 BB: 1 P: 11	R: 0 E: 0 K: 1 S: 5	H: 0 LOB: 1 BB: 1 P: 9	R: 0 E: 0 K: 0 S: 3	H: 0 LOB: 0 BB: 0 P: 3	R: 1 E: 0 K: 0 S: 6	H: 3 LOB: 3 BB: 1 P: 10	R: 0 E: 0 K: 0 S: 3	H: 0 LOB: 3 BB: 3 P: 15	R: 0 E: 0 K: 1 S: 6	H: 1 LOB: 1 BB: 0 P: 6	1B: 6 2B: 3 3B: 0 HR: 0	SF: 0 SAC: 1 DP: 1 HBP: 0	WP: 0 PB: 0 SB: 0 CS: 0	PA: 40	
<b>PITCHER</b>	IP	WLS	BF	H	R	ER	SO	BB	IBB	HBP	BLK	WP	HR	S	P	ERA	WHIP				
Steve Busby, R ERA: 3.54	5.2	L	27	7	4	4	2	5	0	0	0	0	0	26	46	6.35	2.118				
Steve Mingo, L ERA: 5.23	0.0		1	1	0	0	0	0	0	0	0	0	0	1	1	∞	∞				
Gene Garber, R ERA: 5.51	0.2		4	0	0	0	0	1	1	0	0	0	0	2	10	0.00	1.500				
Doug Bird, R ERA: 1.98	1.2		7	1	0	0	1	0	1	0	0	0	0	8	12	0.00	0.600				

**Kansas City Royals @ Baltimore Orioles**  
**Memorial Stadium, Baltimore, MD**  
 Mon Jun 03 1974, 7:05 PM EDT  
 Att: 6,645 - Unknown - 70 F

AB	30
R	4
H	9
RBI	4
BB	8
SO	3
LOB	19





Batter	1	2	3	4	5	6	7	8	9	AB	R	H	RBI	BB	SO	LOB	TOP										
<b>Al Cowens, R</b> OBP: 0.271, SLG: 0.268 (1,9)	0-0 6-3		0-0 1B	0-0 6-3		0-0 FC6-4 1B		0-0 5-3		5	1	2	1	0	0	2	<b>Kansas City Royals @ Baltimore Orioles</b> Memorial Stadium, Baltimore, MD Tue Jun 04 1974, 7:05 PM EDT Att: 7,007 - Unknown - 76 F										
<b>Jim Wothford, R</b> OBP: 0.346, SLG: 0.351 (1,7)	0-0 6-3		0-0 1B HR		4-0 FC5-4 BB	0-0 FC6-4		0-0 1-4-3		4	1	1	1	1	0	3											
<b>Amos Otis, R</b> OBP: 0.362, SLG: 0.444 (1,8)	0-0 HR		0-0 1B HR		0-0 FC5-4 1B FC6-4	0-0 FC6-4			4-0 FC6-4 BB	4	3	2	2	1	0	3											
<b>John Mayberry, L</b> OBP: 0.389, SLG: 0.517 (1,3)	0-0 1-3		0-0 HR		0-0 FC6-4 1B		0-0 G3		0-0 F8	3	1	2	3	0	0	0											
<b>Tony Solaita, L</b> OBP: 0.391, SLG: 0.514 (6,3)			0-0 HR		0-0 FC6-4 1B				0-0 F8	2	0	0	0	0	0	1											
<b>Hal McRae, R</b> OBP: 0.395, SLG: 0.512 (1,10)		4-0 CS BB	0-0 F8		0-0 FC6-4		0-0 F9		0-0 FC6-4	3	0	0	1	1	0	1											
<b>Vada Pinson, L</b> OBP: 0.247, SLG: 0.336 (9,PH)			0-0 F8		0-0 FC6-4		0-0 F9		0-0 FC6-4	1	0	0	0	0	0	1											
<b>Fran Healy, R</b> OBP: 0.331, SLG: 0.474 (1,2)	0-0 F2		0-3 K		0-0 F9		4-0 BB		0-0 F9	4	0	0	0	1	1	3											
<b>Frank White, R</b> OBP: 0.216, SLG: 0.275 (1,4)	0-3 K			0-0 F8		0-0 F8		0-0 P2		4	0	0	0	0	1	1											
<b>Freddie Patek, R</b> OBP: 0.312, SLG: 0.307 (1,6)			0-0 F7		4-0 PB BB		0-0 S 1B		0-0 5-3 S 1B	3	1	2	0	1	0	0											
<b>George Brett, L</b> OBP: 0.278, SLG: 0.345 (1,5)			0-0 1B 1B		0-0 F8		4-0 FC6-4 1B BB		0-0 L7	3	1	1	0	1	0	2											
<b>Inning Stats</b>	R: 1 E: 0 K: 0 S: 4	H: 1 LOB: 0 BB: 0 P: 4	R: 0 E: 0 K: 1 S: 4	H: 0 LOB: 0 BB: 1 P: 8	R: 5 E: 0 K: 1 S: 10	H: 5 LOB: 0 BB: 0 P: 10	R: 0 E: 0 K: 0 S: 3	H: 0 LOB: 1 BB: 1 P: 7	R: 1 E: 0 K: 0 S: 4	H: 1 LOB: 1 BB: 1 P: 8	R: 0 E: 0 K: 0 S: 3	H: 0 LOB: 1 BB: 1 P: 7	R: 0 E: 0 K: 0 S: 4	H: 1 LOB: 1 BB: 0 P: 4	R: 0 E: 0 K: 0 S: 3	H: 0 LOB: 1 BB: 1 P: 7	1B: 8 2B: 0 3B: 0 HR: 2	SF: 0 SAC: 0 DP: 0 HBP: 0	WP: 0 PB: 1 SB: 2 CS: 1	PA: 42							
<b>PITCHER</b>	IP	WLS	BF	H	R	ER	SO	BB	IBB	HBP	BLK	WP	HR	S	P	ERA	WHIP										
<b>Ross Grimsley, L</b> ERA: 4.21 (1,1)	2.1	L	13	6	6	6	1	1	0	0	0	0	2	14	18	23.14	3.000										
<b>Jesse Jefferson, R</b> ERA: 5.24 (3,1)	5.2		25	4	2	2	1	4	0	0	0	0	0	23	39	3.18	1.412										
<b>Bob Reynolds, R</b> ERA: 2.48 (9,1)	1.0		4	0	0	0	0	1	0	0	0	0	0	3	7	0.00	1.000										

Batter	1	2	3	4	5	6	7	8	9	AB	R	H	RBI	BB	SO	LOB	BOTTOM										
<b>Al Bumby, L</b> OBP: 0.227, SLG: 0.267 (1,7)	0-0 FC4-6 1B			0-0 1-3		0-0 4-3			0-0 6-3	4	0	1	0	0	0	0	<b>Kansas City Royals @ Baltimore Orioles</b> Memorial Stadium, Baltimore, MD Tue Jun 04 1974, 7:05 PM EDT Att: 7,007 - Unknown - 76 F										
<b>Rich Coggins, L</b> OBP: 0.234, SLG: 0.233 (1,9)	0-0 FC4-6 G4-3			0-0 L4			0-0 G3		0-0 F9	4	0	0	0	0	0	1											
<b>Bobby Grich, R</b> OBP: 0.416, SLG: 0.475 (1,4)	0-0 G4-3			0-0 5-3			0-0 1-3			3	0	0	0	0	0	1											
<b>Tommy Davis, R</b> OBP: 0.294, SLG: 0.354 (1,10)		0-0 1-6-3			0-0 G3 1B		0-0 F7			3	0	1	0	0	0	0											
<b>Boog Powell, L</b> OBP: 0.301, SLG: 0.429 (1,3)		0-0 5-3			0-0 G3		0-0 F7			3	0	0	0	0	0	1											
<b>Paul Blair, R</b> OBP: 0.290, SLG: 0.386 (1,8)		0-0 3-1			0-0 F9			0-0 6-3		2	0	0	0	0	0	1											
<b>Jim Fuller, R</b> OBP: 0.333, SLG: 0.506 (7,9)					0-0 F9			0-0 6-3		1	0	0	0	0	0	0											
<b>Brooks Robinson, R</b> OBP: 0.365, SLG: 0.392 (1,5)			0-0 6-3		0-0 6-3			0-0 1B		2	0	0	0	0	0	1											
<b>Enos Cabell, R</b> OBP: 0.370, SLG: 0.440 (7,5)								0-0 1B		1	0	1	0	0	0	0											
<b>Eliot Hendricks, L</b> OBP: 0.318, SLG: 0.475 (1,2)			0-0 F7			0-0 3-1		0-0 P4		3	0	0	0	0	0	1											
<b>Mark Belanger, R</b> OBP: 0.355, SLG: 0.463 (1,6)			0-0 F8			0-0 F9		0-0 P6		3	0	0	0	0	0	0											
<b>Inning Stats</b>	R: 0 E: 0 K: 0 S: 3	H: 1 LOB: 0 BB: 0 P: 3	R: 0 E: 0 K: 0 S: 3	H: 0 LOB: 0 BB: 0 P: 3	R: 0 E: 0 K: 0 S: 3	H: 0 LOB: 0 BB: 0 P: 3	R: 0 E: 0 K: 0 S: 3	H: 0 LOB: 0 BB: 0 P: 3	R: 0 E: 0 K: 0 S: 3	H: 1 LOB: 1 BB: 0 P: 4	R: 0 E: 0 K: 0 S: 4	H: 0 LOB: 0 BB: 0 P: 3	R: 0 E: 0 K: 0 S: 3	H: 0 LOB: 0 BB: 0 P: 3	1B: 3 2B: 0 3B: 0 HR: 0	SF: 0 SAC: 0 DP: 1 HBP: 0	WP: 0 PB: 0 SB: 0 CS: 0	PA: 29									
<b>PITCHER</b>	IP	WLS	BF	H	R	ER	SO	BB	IBB	HBP	BLK	WP	HR	S	P	ERA	WHIP										
<b>Al Fitzmorris, R</b> ERA: 2.9 (1,1)	9.0	W	29	3	0	0	0	0	0	0	0	0	0	29	29	0.00	0.333										



Batter	1	2	3	4	5	6	7	8	9	AB	R	H	RBI	BB	SO	LOB	TOP										
<b>Al Cowens, R</b> OBP: 0.281, SLG: 0.267 (1, 9)	F8	BB		1B		P6		G6-4-3		4	0	1	1	1	0	4	<b>Kansas City Royals @ Baltimore Orioles</b> Memorial Stadium, Baltimore, MD Wed Jun 05 1974, 7:05 PM EDT Alt. 7, 2177 - Unknown - 77 F										
<b>Jim Wothford, R</b> OBP: 0.347, SLG: 0.368 (1, 7)	1B	K		F8			HR	1-3		5	2	2	1	0	1	3											
<b>Amos Otis, R</b> OBP: 0.363, SLG: 0.443 (1, 8)	F9			G4-6-3	1B		6-3	F9		5	0	2	0	0	0	1											
<b>John Mayberry, L</b> OBP: 0.385, SLG: 0.508 (1, 3)	1B			G4-6-3	L8		F9	3-1		5	0	1	0	0	0	2											
<b>Hal McRae, R</b> OBP: 0.392, SLG: 0.506 (1, 10)	1-2			5-3	K		K			4	0	1	1	0	2	1											
<b>Fran Healy, R</b> OBP: 0.335, SLG: 0.468 (1, 2)	F8			SH3-4	6-3			FC4-6		2	1	0	0	2	0	3											
<b>Frank White, R</b> OBP: 0.222, SLG: 0.278 (1, 4)		B1		SH3-4		3-1	SH3-4	FC4-6		3	0	1	0	0	0	1											
<b>Freddie Patek, R</b> OBP: 0.307, SLG: 0.303 (1, 6)		K		K		SH3-4		E6		3	0	0	0	0	2	2											
<b>George Brett, L</b> OBP: 0.298, SLG: 0.368 (1, 5)		BB		1B	2B	3-1		G6-4-3		3	1	2	1	1	0	1											
<b>Inning Stats</b>	R: 1 E: 0 K: 0 S: 6	H: 3 LOB: 2 BB: 0 P: 6	R: 0 E: 0 K: 2 S: 8	H: 1 LOB: 2 BB: 1 P: 12	R: 0 E: 0 K: 0 S: 3	H: 1 LOB: 0 BB: 0 P: 3	R: 2 E: 0 K: 1 S: 7	H: 2 LOB: 1 BB: 1 P: 11	R: 0 E: 0 K: 1 S: 6	H: 1 LOB: 0 BB: 0 P: 6	R: 1 E: 0 K: 1 S: 6	H: 1 LOB: 0 BB: 0 P: 6	R: 0 E: 1 K: 0 S: 3	H: 0 LOB: 2 BB: 2 P: 11	R: 0 E: 0 K: 0 S: 3	H: 0 LOB: 0 BB: 0 P: 3	1B: 8 2B: 1 3B: 0 HR: 1	SF: 0 SAC: 2 DP: 2 HBP: 0	WP: 1 PB: 0 SB: 0 CS: 0	PA: 40							
<b>PITCHER</b>	IP	WLS	BF	H	R	ER	SO	BB	IBB	HBP	BLK	WP	HR	S	P	ERA	WHIP										
<b>Dave McNally, L</b> ERA: 4.06 (1, 1)	7.0		33	10	4	4	5	3	0	0	0	1	1	40	52	5.14	1.857										
<b>Bob Reynolds, R</b> ERA: 2.32 (8, 1)	2.0	W	7	0	0	0	0	1	0	0	0	0	0	6	10	0.00	0.500										

Batter	1	2	3	4	5	6	7	8	9	AB	R	H	RBI	BB	SO	LOB	BOTTOM										
<b>Paul Blair, R</b> OBP: 0.289, SLG: 0.382 (1, 8)	F3			FC3-6		P4		1-4-3		4	0	1	0	0	0	0	<b>Kansas City Royals @ Baltimore Orioles</b> Memorial Stadium, Baltimore, MD Wed Jun 05 1974, 7:05 PM EDT Alt. 7, 2177 - Unknown - 77 F										
<b>Rich Coggins, L</b> OBP: 0.228, SLG: 0.226 (1, 9)	4-3			FC3-6		F3		F9		4	0	0	1	0	0	2											
<b>Bobby Grich, R</b> OBP: 0.413, SLG: 0.467 (1, 4)	5-3			FC5		P6		K		3	0	0	0	1	1	0											
<b>Tommy Davis, R</b> OBP: 0.298, SLG: 0.354 (1, 10)	F3			FC5		G4-6-3		FC1-6		3	0	1	0	1	0	3											
<b>Al Bumbry, L</b> OBP: 0.227, SLG: 0.267 (9, PR)	F3			FC5		1B		BB		0	0	0	0	0	0	0											
<b>Boog Powell, L</b> OBP: 0.293, SLG: 0.415 (1, 3)	4-3					G4-6-3		FC1-6		4	0	0	0	0	0	2											
<b>Enos Cabell, R</b> OBP: 0.370, SLG: 0.440 (9, PR)	4-3					1B		BB		0	1	0	0	0	0	0											
<b>Don Baylor, R</b> OBP: 0.303, SLG: 0.271 (1, 7)	5-3			PB	1B	2B		1B	SF7	3	2	1	0	1	0	0											
<b>Brooks Robinson, R</b> OBP: 0.373, SLG: 0.495 (1, 5)				1B	FC3-6	2B		2B	1B	4	1	3	2	0	0	0											
<b>Frank Baker, L</b> OBP: 0.133, SLG: 0.071 (9, PR)				1B	FC3-6	2B		1B	1B	0	1	0	0	0	0	0											
<b>Andy Etchebarren, R</b> OBP: 0.239, SLG: 0.214 (1, 2)				F9	P4			SF7		3	0	0	0	0	0	2											
<b>Eliot Hendricks, L</b> OBP: 0.311, SLG: 0.475 (9, PH)				F9	P4			SF7		0	0	0	1	0	0	0											
<b>Mark Belanger, R</b> OBP: 0.358, SLG: 0.468 (1, 6)				FC3-6	1B	BB		2B		3	0	1	1	1	0	1											
<b>Inning Stats</b>	R: 0 E: 0 K: 0 S: 3	H: 0 LOB: 0 BB: 0 P: 3	R: 0 E: 0 K: 0 S: 3	H: 0 LOB: 0 BB: 0 P: 3	R: 1 E: 0 K: 0 S: 5	H: 2 LOB: 2 BB: 2 P: 13	R: 1 E: 0 K: 0 S: 5	H: 2 LOB: 1 BB: 0 P: 5	R: 0 E: 0 K: 0 S: 3	H: 1 LOB: 0 BB: 0 P: 3	R: 0 E: 0 K: 0 S: 3	H: 0 LOB: 0 BB: 0 P: 3	R: 0 E: 0 K: 1 S: 5	H: 0 LOB: 0 BB: 0 P: 5	R: 3 E: 0 K: 0 S: 4	H: 2 LOB: 2 BB: 2 P: 12	1B: 4 2B: 3 3B: 0 HR: 0	SF: 1 SAC: 0 DP: 1 HBP: 0	WP: 1 PB: 1 SB: 1 CS: 0	PA: 36							
<b>PITCHER</b>	IP	WLS	BF	H	R	ER	SO	BB	IBB	HBP	BLK	WP	HR	S	P	ERA	WHIP										
<b>Bruce Dal Canton, R</b> ERA: 2.85 (1, 1)	8.1		33	5	4	4	1	4	0	0	0	0	0	31	47	4.32	1.080										
<b>Doug Bird, R</b> ERA: 2.21 (9, 1)	0.1	L	3	2	1	1	0	0	0	0	0	0	0	3	3	27.00	6.000										



Batter	1	2	3	4	5	6	7	8	9	AB	R	H	RBI	BB	SO	LOB	TOP					
Frank Duffy, R OBP: 0.230, SLG: 0.302 (1,6)										4	1	0	0	0	0	1	<b>Cleveland Indians @ Kansas City Royals</b> Royals Stadium, Kansas City, MO Fri Jun 07 1974, 8:05 PM EDT Att: 13,841 - Unknown - 70 F <a href="http://livebaseballscorecards.com">livebaseballscorecards.com</a>					
John Lowenstein, L OBP: 0.323, SLG: 0.299 Ed Crosby, L OBP: 0.200, SLG: 0.200 (1,5) (8,5)										4	0	0	0	0	1	1						
Leron Lee, L OBP: 0.360, SLG: 0.500 (1,7)										4	1	2	0	0	1							
Charlie Spikes, R OBP: 0.355, SLG: 0.456 (1,9)										3	0	2	1	1	0	1						
George Hendrick, R OBP: 0.308, SLG: 0.408 (1,8)										4	0	0	0	0	1	4						
Joe Lis, R OBP: 0.294, SLG: 0.267 (1,3)										4	1	1	1	0	0	1						
Oscar Gamble, L OBP: 0.335, SLG: 0.430 (1,10)										2	0	0	0	2	1	0						
Dave Duncan, R OBP: 0.235, SLG: 0.327 (1,2)										4	0	1	0	0	0	2						
Luis Alvarado, R OBP: 0.151, SLG: 0.160 (1,4)										4	0	0	0	0	0	2						
<b>Inning Stats</b>	R: 1 E: 1 K: 0 S: 5	H: 1 LOB: 1 BB: 0 P: 5	R: 0 E: 0 K: 1 S: 5	H: 0 LOB: 0 BB: 0 P: 5	R: 0 E: 0 K: 0 S: 3	H: 0 LOB: 0 BB: 0 P: 3	R: 0 E: 0 K: 0 S: 3	H: 0 LOB: 1 BB: 1 P: 7	R: 0 E: 0 K: 1 S: 4	H: 1 LOB: 1 BB: 0 P: 4	R: 0 E: 0 K: 0 S: 6	H: 1 LOB: 1 BB: 0 P: 6	R: 0 E: 0 K: 1 S: 3	H: 0 LOB: 1 BB: 1 P: 7	R: 1 E: 1 K: 0 S: 7	H: 2 LOB: 1 BB: 0 P: 7	R: 1 E: 0 K: 0 S: 3	H: 1 LOB: 0 BB: 1 P: 7	1B: 4 2B: 1 3B: 0 HR: 1	SF: 0 SAC: 0 DP: 1 HBP: 0	WP: 0 PB: 0 SB: 0 CS: 0	PA: 36
<b>PITCHER</b> Paul Spittorff, L ERA: 3.5 (1,1)	IP: 9.0 WLS: L BF: 36	H: 6 R: 3 ER: 1 SO: 3	BB: 3 IBB: 0 HBP: 0 BLK: 0	WP: 0 HR: 1 S: 39 P: 51	ERA: 1.00 WHIP: 1.000											<b>PITCHER</b> IP: 9.0 WLS: W BF: 33	H: 4 R: 1 ER: 1 SO: 5	BB: 2 IBB: 0 HBP: 1 BLK: 0	WP: 0 HR: 0 S: 40 P: 49	ERA: 1.00 WHIP: 0.667		

Batter	1	2	3	4	5	6	7	8	9	AB	R	H	RBI	BB	SO	LOB	BOTTOM					
Frank White, R OBP: 0.228, SLG: 0.316 Riche Scheinblum, S OBP: 0.203, SLG: 0.132 Bobby Floyd, R OBP: 0.273, SLG: 0.111 (1,4) (8,PH) (9,4)										3	1	1	0	0	1	1	<b>Cleveland Indians @ Kansas City Royals</b> Royals Stadium, Kansas City, MO Fri Jun 07 1974, 8:05 PM EDT Att: 13,841 - Unknown - 70 F <a href="http://livebaseballscorecards.com">livebaseballscorecards.com</a>					
Vada Pinson, L OBP: 0.247, SLG: 0.331 (1,9)										2	0	0	1	0	0	0						
Amos Otis, R OBP: 0.365, SLG: 0.441 (1,8)										3	0	1	0	1	1	1						
John Mayberry, L OBP: 0.382, SLG: 0.503 (1,3)										4	0	1	0	0	0	1						
Hal McRae, R OBP: 0.384, SLG: 0.494 (1,10)										4	0	0	0	0	1	3						
Jim Wehlford, R OBP: 0.341, SLG: 0.360 (1,7)										4	0	0	0	0	1	2						
Freddie Patek, R OBP: 0.308, SLG: 0.303 (1,6)										3	0	1	0	0	1	0						
George Brett, L OBP: 0.289, SLG: 0.356 (1,5)										3	0	0	0	0	0	1						
Fran Healy, R OBP: 0.335, SLG: 0.463 (1,2)										2	0	0	0	1	0	0						
<b>Inning Stats</b>	R: 1 E: 0 K: 0 S: 4	H: 1 LOB: 0 BB: 0 P: 4	R: 0 E: 0 K: 2 S: 7	H: 0 LOB: 0 BB: 0 P: 7	R: 0 E: 0 K: 0 S: 3	H: 0 LOB: 0 BB: 0 P: 3	R: 0 E: 0 K: 0 S: 4	H: 1 LOB: 2 BB: 1 P: 8	R: 0 E: 0 K: 1 S: 5	H: 1 LOB: 1 BB: 1 P: 9	R: 0 E: 0 K: 0 S: 4	H: 1 LOB: 1 BB: 0 P: 4	R: 0 E: 0 K: 1 S: 5	H: 0 LOB: 0 BB: 0 P: 5	R: 0 E: 0 K: 1 S: 5	H: 0 LOB: 1 BB: 0 P: 6	R: 0 E: 0 K: 0 S: 3	H: 0 LOB: 0 BB: 0 P: 3	1B: 3 2B: 1 3B: 1 HR: 0	SF: 1 SAC: 0 DP: 1 HBP: 1	WP: 0 PB: 0 SB: 1 CS: 0	PA: 33
<b>PITCHER</b> Gaylord Perry, R ERA: 1.43 (1,1)	IP: 9.0 WLS: W BF: 33	H: 4 R: 1 ER: 1 SO: 5	BB: 2 IBB: 0 HBP: 1 BLK: 0	WP: 0 HR: 0 S: 40 P: 49	ERA: 1.00 WHIP: 0.667											<b>PITCHER</b> IP: 9.0 WLS: W BF: 33	H: 4 R: 1 ER: 1 SO: 5	BB: 2 IBB: 0 HBP: 1 BLK: 0	WP: 0 HR: 0 S: 40 P: 49	ERA: 1.00 WHIP: 0.667		



Batter	1	2	3	4	5	6	7	8	9	AB	R	H	RBI	BB	SO	LOB	TOP								
Ed Crosby, L OBP: 0.400, SLG: 0.500 (1, 5)	6-3		1B E 1B	1B 2B		FC4-6 1B	G3			5	2	3	1	0	0	1									
Luis Avarado, R OBP: 0.172, SLG: 0.182 (1, 4)	FC6-4 1B		K			FC4-6 1B		F9		5	0	2	1	0	1	4									
Leron Lee, L OBP: 0.383, SLG: 0.493 (1, 7)	FC6-4 1-2			K				G3		5	0	2	2	0	1	2									
Charlie Spikes, R OBP: 0.347, SLG: 0.445 (1, 9)	F7		K					F9		5	0	0	0	0	2	4									
Oscar Gamble, L OBP: 0.304, SLG: 0.451 (1, 10)		G6-3 BB						F9		2	1	1	1	3	0	0									
George Hendrick, R OBP: 0.305, SLG: 0.407 (1, 8)	G6-3 1-2		F8			F8		P4 HR 2B		5	1	1	0	0	0	4									
Joe Lis, R OBP: 0.304, SLG: 0.300 Ossie Blanco, R OBP: 0.326, SLG: 0.194 (9, 3)				F8 2B		K		K		5	1	2	0	0	3	2									
Dave Duncan, R OBP: 0.240, SLG: 0.354 (1, 2)					F8			K		5	1	2	2	0	1	3									
Frank Duffy, R OBP: 0.236, SLG: 0.312 (1, 6)				1B 1B	5-3			FC2-5 FC4-6 1B		4	2	2	0	0	0	2									
<b>Inning Stats</b>	R: 0 E: 0 K: 0 S: 4	H: 1 LOB: 1 BB: 0 P: 4	R: 0 E: 0 K: 0 S: 3	H: 1 LOB: 1 BB: 1 P: 7	R: 2 E: 0 K: 2 S: 10	H: 3 LOB: 2 BB: 1 P: 14	R: 2 E: 0 K: 1 S: 8	H: 3 LOB: 1 BB: 0 P: 8	R: 1 E: 0 K: 1 S: 6	H: 1 LOB: 0 BB: 0 P: 6	R: 1 E: 0 K: 1 S: 8	H: 3 LOB: 2 BB: 0 P: 8	R: 2 E: 0 K: 1 S: 8	H: 3 LOB: 1 BB: 0 P: 8	R: 0 E: 0 K: 0 S: 3	H: 0 LOB: 0 BB: 0 P: 3	R: 0 E: 0 K: 2 S: 7	H: 0 LOB: 1 BB: 1 P: 11	1B: 8 2B: 5 3B: 0 HR: 2	SF: 0 SAC: 0 DP: 1 HBP: 0	WP: 0 PB: 0 SB: 1 CS: 0	PA: 44			
<b>PITCHER</b>	IP	WLS	BF	H	R	ER	SO	BB	IBB	HBP	BLK	WP	HR	S	P	ERA	WHIP								
Steve Busby, R ERA: 3.71 (1, 1)	5.0	L	25	9	5	4	4	2	0	0	0	0	1	31	39	7.20	2.200								
Lindy McDaniel, R ERA: 4.08 (6, 1)	0.2		5	3	1	1	0	0	0	0	0	0	0	5	5	13.50	4.500								
Doug Bird, R ERA: 2.61 (6, 1)	1.1		7	3	2	2	2	0	0	0	0	0	1	11	11	13.50	2.250								
Marty Pattin, R ERA: 4.18 (8, 1)	2.0		7	0	0	0	2	1	0	0	0	0	0	10	14	0.00	0.500								

Cleveland Indians @ Kansas City Royals  
 Royals Stadium, Kansas City, MO  
 Sun Jun 09 1974, 4:33 AM EDT  
 Att: 19,049 - Unknown - 66 F

AB 41  
 R 8  
 H 15  
 RBI 7  
 BB 3  
 SO 8  
 LOB 22



Batter	1	2	3	4	5	6	7	8	9	AB	R	H	RBI	BB	SO	LOB	BOTTOM								
Freddie Patek, R OBP: 0.307, SLG: 0.302 Richie Scheinblum, S ERA: 4.08 Bobby Floyd, R OBP: 0.273, SLG: 0.111 (9, 5)	F7		S 1B	K			F9	6-3		4	1	1	0	0	1	3									
Cookie Rojas, R OBP: 0.332, SLG: 0.410 (1, 4)	F8 BB		SF7				F8		L7	3	0	1	3	1	0	0									
Amos Otis, R OBP: 0.361, SLG: 0.434 (1, 8)	F8 1-2		K			6-3			K	5	0	1	0	0	2	2									
John Mayberry, L OBP: 0.383, SLG: 0.497 (1, 3)						P6			F8	4	0	1	1	1	0	1									
Hal McRae, R OBP: 0.377, SLG: 0.484 (1, 10)	F9		6-3			6-3			E7 1B	4	1	0	0	0	0	3									
Vada Pinson, L OBP: 0.280, SLG: 0.333 (1, 9)		4-3		4-3 1B BB		G3 BB			FC4-6 1B	2	1	1	1	2	0	0									
Jim Wohlford, R OBP: 0.339, SLG: 0.358 (1, 7)		6-3		4-3 1B 1B		G3			F7	4	1	1	0	0	0	2									
George Brett, L OBP: 0.280, SLG: 0.344 Tony Solaita, L OBP: 0.372, SLG: 0.500 Frank White, R OBP: 0.228, SLG: 0.316 (9, 6)		4-3		4-3		1-3			FC4-6 2B	3	0	0	0	0	0	3									
Fran Healy, R OBP: 0.344, SLG: 0.472 (1, 2)				1B PB SF7 1B		6-3				3	1	2	1	1	0	1									
<b>Inning Stats</b>	R: 0 E: 0 K: 0 S: 3	H: 0 LOB: 2 BB: 2 P: 11	R: 0 E: 0 K: 0 S: 3	H: 0 LOB: 0 BB: 0 P: 3	R: 2 E: 0 K: 1 S: 8	H: 3 LOB: 1 BB: 0 P: 8	R: 2 E: 0 K: 1 S: 6	H: 2 LOB: 2 BB: 2 P: 14	R: 0 E: 0 K: 0 S: 3	H: 0 LOB: 0 BB: 0 P: 3	R: 0 E: 0 K: 0 S: 3	H: 0 LOB: 1 BB: 1 P: 7	R: 0 E: 0 K: 0 S: 4	H: 1 LOB: 1 BB: 0 P: 4	R: 2 E: 1 K: 0 S: 6	H: 2 LOB: 2 BB: 0 P: 6	R: 0 E: 0 K: 1 S: 5	H: 0 LOB: 0 BB: 0 P: 5	1B: 7 2B: 1 3B: 0 HR: 0	SF: 1 SAC: 0 DP: 0 HBP: 0	WP: 0 PB: 1 SB: 1 CS: 0	PA: 40			
<b>PITCHER</b>	IP	WLS	BF	H	R	ER	SO	BB	IBB	HBP	BLK	WP	HR	S	P	ERA	WHIP								
Steve Kline, R ERA: 4.16 (1, 1)	5.0		24	5	4	3	2	4	1	0	0	0	0	23	43	5.40	1.800								
Fred Beene, R ERA: 3.51 (6, 1)	3.0	S	13	3	2	0	0	0	0	0	0	0	0	13	13	0.00	1.000								
Milt Wilcox, R ERA: 2.05 (9, 1)	1.0		3	0	0	0	1	0	0	0	0	0	0	5	5	0.00	0.000								

Cleveland Indians @ Kansas City Royals  
 Royals Stadium, Kansas City, MO  
 Sun Jun 09 1974, 4:33 AM EDT  
 Att: 19,049 - Unknown - 66 F

AB 34  
 R 6  
 H 8  
 RBI 6  
 BB 5  
 SO 3  
 LOB 18





Batter	1	2	3	4	5	6	7	8	9	AB	R	H	RBI	BB	SO	LOB	TOP			
Don Money, R OBP: 0.332, SLG: 0.426 (1, 5)	0-0 1-3		0-0 L8			0-0 1B		0-0 6-3		4	0	1	0	0	0	0	<b>Milwaukee Brewers @ Kansas City Royals</b> Royals Stadium, Kansas City, MO Tue Jun 11 1974, 8:05 PM EDT Att: 12,344 - Unknown - 74 F			
Dave May, L OBP: 0.263, SLG: 0.383 (1, 9)	0-0 2B		0-0 F7			0-0 1B		0-0 F9		4	0	2	0	0	0	0				
George Scott, R OBP: 0.370, SLG: 0.476 (1, 3)	0-0 F9			0-0 1B		0-0 1B			0-0 1B	4	0	3	0	0	0	1				
John Briggs, L OBP: 0.345, SLG: 0.513 (1, 7)	0-0 G3			0-0 L4-3		0-3 K			0-0 P5	4	0	0	0	0	1	5				
Darrell Porter, L OBP: 0.370, SLG: 0.366 (1, 2)		0-0 FC3-6 1B		0-0 3-1		0-0 4-3			0-0 G6-4-3 1B	4	0	1	0	0	0	3				
Mike Hegan, L OBP: 0.321, SLG: 0.366 (1, 10)		0-0 FC3-6 FC6-4 1-2			0-0 5-3				0-0 3-1	3	0	0	0	0	0	1				
Pedro Garcia, R OBP: 0.316, SLG: 0.475 (1, 4)		0-0 F8			0-0 P5			0-0 F8		3	0	0	0	0	0	1				
Bob Coluccio, R OBP: 0.316, SLG: 0.367 (1, 8)		0-0 FC6-4 1-2			0-0 1B			0-0 F9		3	0	1	0	0	0	1				
Robin Yount, R OBP: 0.267, SLG: 0.308 (1, 6)			0-0 6-3			0-0 F8			0-0 5-3	3	0	0	0	0	0	1				
<b>Inning Stats</b>	R: 0 E: 0 K: 0 S: 4	H: 1 LOB: 1 BB: 0 P: 4	R: 0 E: 0 K: 0 S: 4	H: 1 LOB: 1 BB: 0 P: 4	R: 0 E: 0 K: 0 S: 3	H: 0 LOB: 0 BB: 0 P: 3	R: 0 E: 0 K: 0 S: 3	H: 1 LOB: 1 BB: 0 P: 3	R: 0 E: 0 K: 0 S: 4	H: 3 LOB: 2 BB: 0 P: 7	R: 0 E: 0 K: 0 S: 3	H: 0 LOB: 0 BB: 0 P: 3	R: 0 E: 0 K: 0 S: 3	H: 0 LOB: 0 BB: 0 P: 3	R: 0 E: 0 K: 0 S: 3	H: 1 LOB: 0 BB: 0 P: 3	1B: 7 2B: 2 3B: 0 HR: 0	SF: 0 SAC: 0 DP: 2 HBP: 0	WP: 0 PB: 0 CS: 0	PA: 32
<b>PITCHER</b> A Fitzmorris, R ERA: 2.51 (1, 1)	IP: 9.0 WLS: W BF: 32 H: 8 R: 0 ER: 0 SO: 1 BB: 0 IBB: 0 HBP: 0 BLK: 0 WP: 0 HR: 0 S: 34 P: 34 ERA: 0.00 WHIP: 0.889															<b>PITCHER</b>				

Batter	1	2	3	4	5	6	7	8	9	AB	R	H	RBI	BB	SO	LOB	BOTTOM			
Freddie Patek, R OBP: 0.309, SLG: 0.304 (1, 6)	0-0 L8 1B		0-0 FC5-6 1B 1-2	0-0 1B		0-3 K		0-0 F5 2-3		5	1	2	0	0	1	3	<b>Milwaukee Brewers @ Kansas City Royals</b> Royals Stadium, Kansas City, MO Tue Jun 11 1974, 8:05 PM EDT Att: 12,344 - Unknown - 74 F			
Cookie Rojas, R OBP: 0.335, SLG: 0.412 (1, 4)	0-0 1B		0-0 S 1B	0-0 P4		0-0 L3				4	0	2	0	0	0	3				
Amos Otis, R OBP: 0.359, SLG: 0.430 (1, 8)	0-0 L8 2-3		0-0 S 1B	0-3 K		0-0 6-3				4	0	1	1	0	1	2				
John Mayberry, L OBP: 0.380, SLG: 0.490 (1, 3)	0-0 P6		0-0 F7	0-3 K 1B		4-0 BB				3	0	0	0	1	1	4				
Hal McRae, R OBP: 0.374, SLG: 0.476 (1, 10)	0-0 L4		4-0 BB BB	0-0 P4		0-0 P3				3	0	0	0	1	0	4				
Jim Wehlford, R OBP: 0.342, SLG: 0.358 (1, 7)		4-0 BB BB	0-0 F7	0-0 1B		0-0 P4				3	0	1	0	1	0	4				
Al Cowens, R OBP: 0.279, SLG: 0.281 (1, 9)		0-0 5-3 1-2		0-0 5-3		0-0 P4		0-0 WP 2B		4	0	1	0	0	0	3				
George Brett, L OBP: 0.279, SLG: 0.340 (1, 5)	0-0 L1			0-0 1B		0-0 F5		0-3 K		4	0	1	0	0	1	1				
Fran Healy, R OBP: 0.348, SLG: 0.479 (1, 2)			0-0 FC5-6 1B	0-3 K		0-0 2B		0-0 F2		4	0	2	0	0	1	2				
<b>Inning Stats</b>	R: 0 E: 0 K: 0 S: 5	H: 2 LOB: 2 BB: 0 P: 5	R: 0 E: 0 K: 0 S: 2	H: 0 LOB: 0 BB: 1 P: 6	R: 1 E: 0 K: 0 S: 6	H: 3 LOB: 3 BB: 1 P: 10	R: 0 E: 0 K: 1 S: 7	H: 2 LOB: 2 BB: 0 P: 7	R: 0 E: 0 K: 2 S: 9	H: 1 LOB: 1 BB: 0 P: 9	R: 0 E: 0 K: 1 S: 6	H: 1 LOB: 1 BB: 0 P: 6	R: 0 E: 0 K: 1 S: 3	H: 0 LOB: 1 BB: 1 P: 7	R: 0 E: 0 K: 1 S: 6	H: 1 LOB: 1 BB: 0 P: 6	1B: 8 2B: 2 3B: 0 HR: 0	SF: 0 SAC: 0 DP: 0 HBP: 0	WP: 1 PB: 1 SB: 2 CS: 1	PA: 37
<b>PITCHER</b> Clyde Wright, L ERA: 4.17 (1, 1)	IP: 8.0 WLS: L BF: 37 H: 10 R: 1 ER: 1 SO: 5 BB: 3 IBB: 0 HBP: 0 BLK: 0 WP: 1 HR: 0 S: 44 P: 56 ERA: 1.12 WHIP: 1.625															<b>PITCHER</b>				



Batter	1	2	3	4	5	6	7	8	9	10	11	12	13	AB	R	H	RBI	BB	SO	LOB	TOP	
<b>Don Money</b> , R OBP: 0.356, SLG: 0.424 (1, 5)														6	0	2	1	1	0	2		
<b>Dave May</b> , L OBP: 0.265, SLG: 0.379 (1, 9)														5	0	1	0	1	1	3		
<b>George Scott</b> , R OBP: 0.360, SLG: 0.462 (1, 3)														6	0	0	0	0	0	6		
<b>John Briggs</b> , L OBP: 0.345, SLG: 0.505 (1, 7)														5	0	1	0	1	0	3		
<b>Darrell Porter</b> , L OBP: 0.374, SLG: 0.381 (12, PR)														5	1	2	0	1	0	1		
<b>Bobby Mitchell</b> , R OBP: 0.301, SLG: 0.337 (12, 2)														0	0	0	0	0	0	0		
<b>Charlie Moore</b> , R OBP: 0.376, SLG: 0.400 (12, 2)														0	0	0	0	0	0	0		
<b>Bob Hansen</b> , L OBP: 0.257, SLG: 0.273 (3, PH)														1	1	1	0	0	0	0		
<b>Rob Cille</b> , R OBP: 0.364, SLG: 0.326 (6, PH)														2	0	0	0	0	1	4		
<b>Tim Johnson</b> , L OBP: 0.236, SLG: 0.300 (6, 6)														1	0	0	0	1	0	0		
<b>Bob Coluccio</b> , R OBP: 0.311, SLG: 0.356 (1, 8)														5	1	0	0	1	0	3		
<b>Pedro Garcia</b> , R OBP: 0.317, SLG: 0.467 (1, 4)														5	0	1	2	1	1	2		
<b>Robin Yount</b> , R OBP: 0.288, SLG: 0.308 (8, PH)														3	0	1	0	0	0	2		
<b>Mike Hegan</b> , L OBP: 0.317, SLG: 0.361 (8, 1)														1	0	0	0	0	1	2		
<b>Eduardo Rodriguez</b> , R OBP: 0.290, SLG: 0.292 (8, 1)														2	0	1	0	0	0	0		
<b>Tom Murphy</b> , R OBP: 0.260, SLG: 0.500 (8, 1)														2	0	1	0	0	0	0		
<b>Inning Stats</b>	R: 0 E: 0 K: 0 S: 2	H: 0 LOB: 1 BB: 2 P: 10	R: 3 E: 1 K: 0 S: 6	H: 3 LOB: 1 BB: 1 P: 10	R: 0 E: 0 K: 1 S: 6	H: 1 LOB: 1 BB: 0 P: 6	R: 0 E: 0 K: 0 S: 3	H: 0 LOB: 0 BB: 0 P: 3	R: 0 E: 1 K: 0 S: 4	H: 0 LOB: 3 BB: 2 P: 12	R: 0 E: 0 K: 0 S: 3	H: 1 LOB: 0 BB: 0 P: 4	R: 0 E: 0 K: 0 S: 5	H: 2 LOB: 2 BB: 0 P: 5	R: 0 E: 0 K: 1 S: 6	H: 1 LOB: 2 BB: 1 P: 10	R: 0 E: 0 K: 1 S: 5	H: 0 LOB: 0 BB: 0 P: 5	1B: 8 2B: 1 3B: 1 HR: 0	SF: 0 SAC: 2 DP: 1 HBP: 0	W/P: 0 PB: 0 SB: 0 CS: 2	PA: 57
<b>PITCHER</b>	IP	WLS	BF	H	R	ER	SO	BB	IBB	HBP	BLK	WP	HR	S	P	ERA	WHIP					
<b>Bruce Dal Canton</b> , R ERA: 3.11 (2, 1)	1.1	10	3	3	2	0	3	0	0	0	0	0	0	7	19	13.50	4.500					
<b>Steve Minton</b> , L ERA: 3.85 (2, 1)	3.1	13	1	0	0	1	2	0	0	0	0	0	0	13	21	0.00	0.900					
<b>Marty Patton</b> , R ERA: 3.73 (5, 1)	6.2	28	6	0	0	1	0	2	0	0	0	0	0	28	36	0.00	0.900					
<b>Doug Bird</b> , R ERA: 2.1 (12, 1)	1.2	W	5	0	0	0	2	0	0	0	0	0	0	9	9	0.00	0.000					

Milwaukee Brewers @ Kansas City Royals  
 Royals Stadium, Kansas City, MO  
 Wed Jun 12 1974; 8:05 PM EDT  
 Att: 11,872 - Unknown - 75 F

AB 47  
 R 3  
 H 10  
 RBI 3  
 BB 7  
 SO 4  
 LOB 28



Batter	1	2	3	4	5	6	7	8	9	10	11	12	13	AB	R	H	RBI	BB	SO	LOB	BOTTOM	
<b>Freddie Patek</b> , R OBP: 0.308, SLG: 0.307 (1, 6)														5	1	1	1	0	0	4		
<b>Hal McRae</b> , R OBP: 0.373, SLG: 0.473 (10, PH)														1	0	0	0	0	3			
<b>Frank White</b> , R OBP: 0.224, SLG: 0.310 (11, 6)														1	0	0	0	0	1			
<b>Cookie Rojas</b> , R OBP: 0.228, SLG: 0.403 (1, 4)														7	0	1	0	0	0	4		
<b>Amos Otis</b> , R OBP: 0.366, SLG: 0.432 (1, 8)														6	1	3	0	1	0	0		
<b>John Mayberry</b> , L OBP: 0.386, SLG: 0.497 (1, 3)														5	1	2	2	2	0	4		
<b>Richie Scheinblum</b> , S OBP: 0.207, SLG: 0.188 (1, 10)														7	0	2	0	0	0	5		
<b>Jim Wohlford</b> , R OBP: 0.348, SLG: 0.354 (11, PH)														2	0	0	0	3	0	0		
<b>Tony Solari</b> , L OBP: 0.386, SLG: 0.500 (11, PR)														0	0	0	0	1	0	0		
<b>Al Cowens</b> , R OBP: 0.290, SLG: 0.292 (12, 7)														1	0	1	1	0	0	0		
<b>Vada Pinson</b> , L OBP: 0.263, SLG: 0.333 (1, 9)														6	0	2	0	0	0	5		
<b>George Brett</b> , L OBP: 0.300, SLG: 0.340 (1, 5)														3	1	1	0	3	0	2		
<b>Fran Healy</b> , R OBP: 0.337, SLG: 0.462 (1, 2)														6	0	0	0	0	3	10		
<b>Inning Stats</b>	R: 0 E: 0 K: 0 S: 5	H: 2 LOB: 2 BB: 0 P: 5	R: 0 E: 1 K: 1 S: 6	H: 0 LOB: 1 BB: 1 P: 10	R: 0 E: 0 K: 0 S: 4	H: 1 LOB: 1 BB: 0 P: 4	R: 0 E: 0 K: 0 S: 3	H: 0 LOB: 0 BB: 0 P: 3	R: 3 E: 0 K: 0 S: 6	H: 3 LOB: 1 BB: 1 P: 10	R: 0 E: 0 K: 1 S: 5	H: 0 LOB: 2 BB: 2 P: 13	R: 0 E: 0 K: 0 S: 4	H: 2 LOB: 2 BB: 1 P: 8	R: 0 E: 0 K: 0 S: 2	H: 0 LOB: 0 BB: 1 P: 6	R: 1 E: 0 K: 0 S: 4	H: 2 LOB: 2 BB: 1 P: 8	1B: 9 2B: 5 3B: 0 HR: 0	SF: 0 SAC: 0 DP: 2 HBP: 0	W/P: 0 PB: 0 SB: 2 CS: 0	PA: 60
<b>PITCHER</b>	IP	WLS	BF	H	R	ER	SO	BB	IBB	HBP	BLK	WP	HR	S	P	ERA	WHIP					
<b>Jim Colborn</b> , R ERA: 5.98 (7, 1)	6.2	29	7	2	2	1	1	0	0	0	0	0	0	30	34	2.70	1.200					
<b>Eduardo Rodriguez</b> , R ERA: 2.48 (8, 1)	0.1	4	1	1	1	0	2	0	0	0	0	0	0	2	10	27.00	9.000					
<b>Eduardo Rodriguez</b> , R ERA: 2.48 (8, 1)	0.1	4	1	1	1	0	2	0	0	0	0	0	0	2	10	27.00	9.000					
<b>Tom Murphy</b> , R ERA: 2.33 (8, 1)	5.2	L	27	5	1	1	2	4	3	0	0	0	0	24	52	1.59	1.588					

Milwaukee Brewers @ Kansas City Royals  
 Royals Stadium, Kansas City, MO  
 Wed Jun 12 1974; 8:05 PM EDT  
 Att: 11,872 - Unknown - 75 F

AB 50  
 R 4  
 H 13  
 RBI 4  
 BB 10  
 SO 3  
 LOB 38





Batter	1	2	3	4	5	6	7	8	9	AB	R	H	RBI	BB	SO	LOB	TOP			
Robin Yount, R (1,6) OBP: 0.279, SLG: 0.319	0-0 CS 1B		0-0 6-3			0-0 2B 1B	0-0 2B 1B			4	2	3	0	0	0	1	<b>Milwaukee Brewers @ Kansas City Royals</b> Royals Stadium, Kansas City, MO Thu Jun 13 1974, 8:05 PM EDT Att: 13,895 - Unknown - 83 F			
John Briggs, L (1,7) OBP: 0.348, SLG: 0.515	0-0 4-3 1-2		0-0 P4			0-0 1-H 2B	0-0 1-H 2B			4	1	2	2	0	0	2				
Don Money, R (1,5) OBP: 0.338, SLG: 0.425	0-3 K			0-0 S 1B		0-0 2-H 2B 1B	0-0 F8			4	1	2	1	0	1	1				
George Scott, R (1,3) OBP: 0.358, SLG: 0.463		0-0 F8		0-0 F9		0-0 1-H 2B		0-0 G3		4	0	1	1	0	0	1				
Bobby Mitchell, R (1,10) OBP: 0.295, SLG: 0.329		0-0 6-3		0-0 L7		0-3 K		0-3 K CS		2	0	0	0	0	0	1				
Darrell Porter, L (6,PH) OBP: 0.370, SLG: 0.376						0-3 K				2	0	0	0	0	2	1				
Charlie Moore, R (1,2) OBP: 0.372, SLG: 0.391		0-0 1B		0-0 F9 1-2		0-3 K		0-3 K		4	0	1	0	0	2	3				
Pedro Garcia, R (1,4) OBP: 0.310, SLG: 0.457		0-0 F8			0-0 F7	0-0 5-3		0-0 CS 1-2	0-3 K	4	0	0	0	0	1	2				
Rob Ellis, R (1,9) OBP: 0.370, SLG: 0.357					0-0 F9		0-0 F9		0-0 3-1	2	0	1	0	0	0	0				
Dave May, L (7,PH) OBP: 0.262, SLG: 0.375										2	0	0	0	0	0	0				
Bob Coluccio, R (1,8) OBP: 0.308, SLG: 0.352						0-3 K			0-0 G1	2	0	0	0	0	1	1				
Mike Hegan, L (7,PH) OBP: 0.313, SLG: 0.356										1	0	0	0	0	1	0				
Ken Berry, R (7,8) OBP: 0.266, SLG: 0.211			0-0 6-3							0	0	0	0	0	0	0				
Bob Hansen, L (9,PH) OBP: 0.250, SLG: 0.265										1	0	0	0	0	0	0				
<b>Inning Stats</b>	R: 0 E: 0 K: 1 S: 5	H: 1 LOB: 0 BB: 0 P: 5	R: 0 E: 0 K: 0 S: 4	H: 1 LOB: 1 BB: 0 P: 4	R: 0 E: 0 K: 0 S: 4	H: 1 LOB: 1 BB: 0 P: 4	R: 0 E: 0 K: 0 S: 5	H: 0 LOB: 0 BB: 0 P: 5	R: 3 E: 0 K: 2 S: 11	H: 4 LOB: 1 BB: 0 P: 11	R: 1 E: 0 K: 1 S: 7	H: 2 LOB: 1 BB: 0 P: 7	R: 0 E: 0 K: 2 S: 7	H: 0 LOB: 0 BB: 0 P: 7	R: 0 E: 0 K: 1 S: 5	H: 0 LOB: 0 BB: 0 P: 5	1B: 6 2B: 4 3B: 0 HR: 0	SF: 0 SAC: 0 DP: 0 HBP: 0	WP: 1 PB: 0 CS: 2	PA: 37
<b>PITCHER</b>	IP WLS BF H R ER SO BB IBB HBP BLK WP HR S P ERA WHIP	5.0 W 22 8 3 3 2 0 0 0 0 0 0 26 26 5.40 1.600	4.0 S 14 2 1 1 6 0 0 0 0 1 0 26 26 2.25 0.500																	

Batter	1	2	3	4	5	6	7	8	9	AB	R	H	RBI	BB	SO	LOB	BOTTOM		
Freddie Patek, R (1,6) OBP: 0.314, SLG: 0.308	0-0 F7	0-0 SF7 2B 1B		4-0 BB		4-0 CS BB				2	1	1	0	2	0	0	<b>Milwaukee Brewers @ Kansas City Royals</b> Royals Stadium, Kansas City, MO Thu Jun 13 1974, 8:05 PM EDT Att: 13,895 - Unknown - 83 F		
Cookie Rojas, R (1,4) OBP: 0.323, SLG: 0.397	0-0 L4	0-0 SF7		0-0 6-3		0-0 F7				3	0	0	1	0	0	2			
Amos Otis, R (1,8) OBP: 0.369, SLG: 0.436	4-0 HR BB	0-0 2-H 2B			0-0 F7		0-0 F3			3	1	1	1	1	0	0			
John Mayberry, L (1,3) OBP: 0.392, SLG: 0.517	0-0 1-H HR	0-3 K			0-0 G5-4-3 1B			0-0 G5-4-3 1B		4	1	3	2	0	1	1			
Richie Scheinblum, S (1,10) OBP: 0.209, SLG: 0.163	0-0 1B				0-0 G5-4-3			0-0 G5-4-3		4	0	1	0	0	0	2			
Jim Wehlford, R (1,7) OBP: 0.342, SLG: 0.348	0-0 F2				0-0 F9		0-0 L8		0-0 L7	4	0	0	0	0	0	1			
Vada Pinson, L (1,9) OBP: 0.270, SLG: 0.359										3	1	2	1	0	0	0			
Al Cowens, R (9,9) OBP: 0.290, SLG: 0.292										0	0	0	0	0	0	0			
George Brett, L (1,5) OBP: 0.292, SLG: 0.330		0-0 HR			0-0 5-3		0-0 FC1-4 1B			3	0	0	0	0	0	1			
Fran Healy, R (1,2) OBP: 0.337, SLG: 0.457		4-0 1B SF7 BB			0-0 6-3		0-0 FC1-4 1B		0-3 K	2	1	0	0	1	1	1			
<b>Inning Stats</b>	R: 2 E: 0 K: 0 S: 5	H: 2 LOB: 1 BB: 1 P: 9	R: 3 E: 0 K: 1 S: 8	H: 3 LOB: 1 BB: 1 P: 12	R: 0 E: 0 K: 0 S: 3	H: 0 LOB: 0 BB: 0 P: 3	R: 0 E: 0 K: 0 S: 3	H: 0 LOB: 1 BB: 1 P: 7	R: 0 E: 0 K: 1 S: 6	H: 1 LOB: 0 BB: 0 P: 6	R: 0 E: 0 K: 0 S: 2	H: 0 LOB: 0 BB: 1 P: 6	R: 0 E: 0 K: 0 S: 3	H: 1 LOB: 0 BB: 0 P: 3	1B: 5 2B: 1 3B: 0 HR: 2	SF: 1 SAC: 0 DP: 2 HBP: 0		WP: 0 PB: 0 CS: 1	PA: 33
<b>PITCHER</b>	IP WLS BF H R ER SO BB IBB HBP BLK WP HR S P ERA WHIP	1.1 L 10 4 5 0 0 2 0 0 0 0 0 25 33 0.00 0.900																	











Batter	1	2	3	4	5	6	7	8	9	10	11	AB	R	H	RBI	BB	SO	LOB	TOP								
<b>Freddie Patek, R</b> OBP: 0.311, SLG: 0.306 (1, 6)												5	0	2	0	0	0	2									
<b>Cookie Rojas, R</b> OBP: 0.323, SLG: 0.390 (1, 4)												4	1	1	0	1	0	1									
<b>Amos Otis, R</b> OBP: 0.349, SLG: 0.409 (1, 8)												5	0	1	0	0	2	3									
<b>John Mayberry, L</b> OBP: 0.395, SLG: 0.533 (1, 3)												5	0	0	0	0	2	4									
<b>Hal McRae, R</b> OBP: 0.393, SLG: 0.518 (1, 10)												4	1	2	2	1	2	0									
<b>Jim Wohlford, R</b> OBP: 0.351, SLG: 0.364 (1, 7)												5	0	2	0	0	1	4									
<b>Al Cowens, R</b> OBP: 0.289, SLG: 0.292 (1, 9)												5	0	1	0	0	1	2									
<b>George Brett, L</b> OBP: 0.298, SLG: 0.333 <b>Richie Scheinblum, S</b> OBP: 0.220, SLG: 0.187 <b>Frank White, R</b> OBP: 0.220, SLG: 0.305 (8, PH)												3	0	2	0	0	1	1									
<b>Fran Healy, R</b> OBP: 0.325, SLG: 0.436 (1, 2)												5	0	0	0	0	1	4									
<b>Inning Stats</b>	R: 0 E: 0 K: 1 S: 7	H: 2 LOB: 3 BB: 1 P: 11	R: 0 E: 0 K: 2 S: 8	H: 1 LOB: 1 BB: 0 P: 8	R: 2 E: 0 K: 3 S: 10	H: 1 LOB: 0 BB: 1 P: 14	R: 0 E: 0 K: 1 S: 6	H: 1 LOB: 1 BB: 0 P: 6	R: 0 E: 0 K: 0 S: 3	H: 0 LOB: 0 BB: 0 P: 3	R: 0 E: 0 K: 1 S: 7	H: 2 LOB: 2 BB: 0 P: 7	R: 0 E: 0 K: 0 S: 4	H: 1 LOB: 1 BB: 0 P: 4	R: 0 E: 0 K: 2 S: 8	H: 1 LOB: 1 BB: 0 P: 8	R: 0 E: 0 K: 0 S: 3	H: 1 LOB: 0 BB: 0 P: 3	R: 0 E: 0 K: 1 S: 6	H: 0 LOB: 0 BB: 0 P: 3	1B: 8 2B: 2 3B: 0 HR: 1	SF: 0 SAC: 0 DP: 0 HBP: 0	WP: 1 PB: 0 SB: 1 CS: 1	PA: 45			
<b>PITCHER</b> <b>Mickey Lolich, L</b> ERA: 3.29 (1, 1)	IP 11.0	WLS W 45	BF 45	H 11	R 2	ER 2	SO 11	BB 2	IBB 0	HBP 0	BLK 0	WP 1	HR 1	S 65	P 73	ERA 1.64	WHIP 1.182										

**Kansas City Royals @ Detroit Tigers**  
Tiger Stadium, Detroit, MI  
Sun Jun 16 1974, 3:33 AM EDT  
Att. 15,446 - Unknown - 62 F

AB 43  
R 2  
H 11  
RBI 2  
BB 2  
SO 11  
LOB 22



Batter	1	2	3	4	5	6	7	8	9	10	11	AB	R	H	RBI	BB	SO	LOB	BOTTOM								
<b>Mickey Stanley, R</b> OBP: 0.269, SLG: 0.305 (1, 8)												4	1	0	0	1	2	3									
<b>Gary Sutherland, R</b> OBP: 0.310, SLG: 0.379 (1, 4)												5	0	0	0	0	0	5									
<b>Al Kaline, R</b> OBP: 0.350, SLG: 0.369 (1, 10)												4	1	1	0	1	0	0									
<b>Willie Horton, R</b> OBP: 0.345, SLG: 0.548 <b>Dick Sharon, R</b> OBP: 0.298, SLG: 0.254 (9, 7)												3	0	0	0	1	1	1									
<b>Jim Northrup, L</b> OBP: 0.283, SLG: 0.298 (1, 9)												5	1	2	0	0	0	3									
<b>Bill Freehan, R</b> OBP: 0.387, SLG: 0.392 (1, 3)												3	0	0	1	2	1	1									
<b>Aurelio Rodriguez, R</b> OBP: 0.269, SLG: 0.318 (1, 5)												5	0	2	1	0	1	2									
<b>Jerry Moses, R</b> OBP: 0.279, SLG: 0.338 <b>Gates Brown, L</b> OBP: 0.371, SLG: 0.214 <b>Gene Lamont, L</b> OBP: 0.333, SLG: 0.200 (8, 2)												2	0	0	0	0	0	3									
<b>Ed Brinkman, R</b> OBP: 0.265, SLG: 0.318 <b>Norm Cash, L</b> OBP: 0.316, SLG: 0.374 <b>John Knox, L</b> OBP: 0.446, SLG: 0.407 (11, 4)												3	0	1	0	0	1	2									
<b>Inning Stats</b>	R: 2 E: 1 K: 0 S: 4	H: 0 LOB: 3 BB: 4 P: 20	R: 0 E: 0 K: 0 S: 3	H: 1 LOB: 0 BB: 0 P: 3	R: 0 E: 0 K: 0 S: 3	H: 1 LOB: 0 BB: 0 P: 3	R: 0 E: 0 K: 1 S: 5	H: 0 LOB: 0 BB: 0 P: 5	R: 0 E: 0 K: 1 S: 6	H: 1 LOB: 1 BB: 0 P: 6	R: 0 E: 0 K: 1 S: 7	H: 2 LOB: 2 BB: 0 P: 7	R: 0 E: 0 K: 0 S: 3	H: 0 LOB: 0 BB: 0 P: 3	R: 0 E: 0 K: 0 S: 3	H: 0 LOB: 0 BB: 0 P: 3	R: 0 E: 0 K: 0 S: 3	H: 2 LOB: 2 BB: 2 P: 11	1B: 6 2B: 1 3B: 0 HR: 0	SF: 0 SAC: 0 DP: 3 HBP: 0	WP: 0 PB: 1 SB: 0 CS: 0	PA: 43					
<b>PITCHER</b> <b>Bruce Dal Canton, R</b> ERA: 2.88 (1, 1)	IP 10.2	WLS L 43	BF 43	H 7	R 3	ER 2	SO 6	BB 6	IBB 0	HBP 0	BLK 0	WP 0	HR 0	S 49	P 73	ERA 1.69	WHIP 1.219										

**Kansas City Royals @ Detroit Tigers**  
Tiger Stadium, Detroit, MI  
Sun Jun 16 1974, 3:33 AM EDT  
Att. 15,446 - Unknown - 62 F

AB 37  
R 3  
H 7  
RBI 2  
BB 6  
SO 6  
LOB 20









Batter	1	2	3	4	5	6	7	8	9	AB	R	H	RBI	BB	SO	LOB	TOP					
Freddie Patek, R OBP: 0.316, SLG: 0.312										4	0	2	0	0	0	0						
Cookie Rojas, R OBP: 0.316, SLG: 0.379										4	0	1	0	0	0	1						
Amos Otis, R OBP: 0.344, SLG: 0.417										4	0	1	0	0	1	2						
John Mayberry, L OBP: 0.397, SLG: 0.539										3	1	0	0	1	1	2						
Hal McRae, R OBP: 0.399, SLG: 0.512										4	0	1	0	0	0	1						
Jim Wothford, R OBP: 0.355, SLG: 0.367										4	1	1	0	0	0	1						
Al Cowens, R OBP: 0.271, SLG: 0.263										3	0	0	0	1	0	2						
George Brett, L OBP: 0.305, SLG: 0.333										3	0	1	1	0	0	1						
Fran Healy, R OBP: 0.319, SLG: 0.431										3	0	0	0	0	0	3						
<b>Inning Stats</b>	R: 0 E: 0 K: 0 S: 3	H: 1 LOB: 0 BB: 0 P: 3	R: 1 E: 0 K: 0 S: 4	H: 1 LOB: 2 BB: 2 P: 12	R: 0 E: 0 K: 0 S: 4	H: 2 LOB: 1 BB: 0 P: 4	R: 1 E: 1 K: 0 S: 5	H: 2 LOB: 1 BB: 0 P: 5	R: 0 E: 0 K: 1 S: 5	H: 0 LOB: 0 BB: 0 P: 5	R: 0 E: 0 K: 0 S: 3	H: 0 LOB: 0 BB: 0 P: 3	R: 0 E: 0 K: 0 S: 3	H: 0 LOB: 0 BB: 0 P: 3	R: 0 E: 0 K: 1 S: 6	H: 1 LOB: 1 BB: 0 P: 6	R: 0 E: 0 K: 0 S: 3	H: 0 LOB: 0 BB: 0 P: 3	1B: 7 2B: 1 3B: 0 HR: 0	SF: 0 SAC: 0 DP: 2 HBP: 0	WP: 0 PB: 0 SB: 0 CS: 0	PA: 34
<b>PITCHER</b> Clyde Wright, L ERA: 4.02	IP: 9.0 WLS: L BF: 34 H: 7 R: 2 ER: 1 SO: 2 BB: 2 IBB: 0 HBP: 0 BLK: 0 WP: 0 HR: 0 S: 36 P: 44 ERA: 1.00 WHIP: 1.000															<b>PITCHER</b>						

**Kansas City Royals @ Milwaukee Brewers**  
 Milwaukee County Stadium, Milwaukee, WI  
 Wed Jun 19 1974, 8:05 PM EDT  
 Att: 9,019 - Unknown - 69 F

AB 32  
 R 2  
 H 7  
 RBI 1  
 BB 2  
 SO 2  
 LOB 13

Batter	1	2	3	4	5	6	7	8	9	AB	R	H	RBI	BB	SO	LOB	BOTTOM					
Don Money, R OBP: 0.336, SLG: 0.416										4	0	0	0	0	0	0						
Robin Yount, R OBP: 0.266, SLG: 0.311										3	0	0	0	0	1	0						
Dave May, L OBP: 0.282, SLG: 0.357										3	0	0	0	0	0	0						
George Scott, R OBP: 0.353, SLG: 0.446										2	0	0	0	1	0	0						
John Briggs, L OBP: 0.341, SLG: 0.500										3	0	0	0	0	1	1						
Darrell Porter, L OBP: 0.356, SLG: 0.378										3	0	0	0	0	0	1						
Bob Hansen, L OBP: 0.255, SLG: 0.289										3	0	0	0	0	0	1						
Bob Coluccio, R OBP: 0.305, SLG: 0.357										3	0	0	0	0	1	0						
Tim Johnson, L OBP: 0.240, SLG: 0.292										3	0	0	0	0	0	0						
<b>Inning Stats</b>	R: 0 E: 0 K: 0 S: 3	H: 0 LOB: 0 BB: 0 P: 3	R: 0 E: 0 K: 1 S: 5	H: 0 LOB: 1 BB: 1 P: 9	R: 0 E: 0 K: 0 S: 3	H: 0 LOB: 0 BB: 0 P: 3	R: 0 E: 0 K: 1 S: 5	H: 0 LOB: 0 BB: 0 P: 5	R: 0 E: 0 K: 0 S: 3	H: 0 LOB: 0 BB: 0 P: 3	R: 0 E: 0 K: 0 S: 3	H: 0 LOB: 0 BB: 0 P: 3	R: 0 E: 0 K: 0 S: 3	H: 0 LOB: 0 BB: 0 P: 3	R: 0 E: 0 K: 1 S: 5	H: 0 LOB: 0 BB: 0 P: 5	R: 0 E: 0 K: 0 S: 3	H: 0 LOB: 0 BB: 0 P: 5	1B: 0 2B: 0 3B: 0 HR: 0	SF: 0 SAC: 0 DP: 0 HBP: 0	WP: 0 PB: 0 SB: 0 CS: 0	PA: 28
<b>PITCHER</b> Steve Busby, R ERA: 3.39	IP: 9.0 WLS: W BF: 28 H: 0 R: 0 ER: 0 SO: 3 BB: 1 IBB: 0 HBP: 0 BLK: 0 WP: 0 HR: 0 S: 33 P: 37 ERA: 0.00 WHIP: 0.111															<b>PITCHER</b>						

**Kansas City Royals @ Milwaukee Brewers**  
 Milwaukee County Stadium, Milwaukee, WI  
 Wed Jun 19 1974, 8:05 PM EDT  
 Att: 9,019 - Unknown - 69 F

AB 27  
 R 0  
 H 0  
 RBI 0  
 BB 1  
 SO 3  
 LOB 3



Batter	1	2	3	4	5	6	7	8	9	AB	R	H	RBI	BB	SO	LOB	TOP			
Freddie Patek, R (1,6) OBP: 0.311, SLG: 0.307	F8		P6			L9			P6	4	0	0	0	0	0	0				
Cookie Rojas, R (1,4) OBP: 0.315, SLG: 0.377	L5			S		F9			5-3	4	0	1	0	0	0	0				
Amos Otis, R (1,8) OBP: 0.343, SLG: 0.414	E1			P6					4-3	4	0	1	0	0	1	1				
John Mayberry, L (1,3) OBP: 0.396, SLG: 0.541	4-3			F5						3	0	1	0	0	0	2				
Hal McRae, R (1,10) OBP: 0.394, SLG: 0.505		6-3		K						3	0	0	0	0	1	2				
Jim Wothford, R (1,7) OBP: 0.354, SLG: 0.367	P5								5-3	3	0	1	0	0	0	1				
Vada Pinson, L (1,9) OBP: 0.263, SLG: 0.348	4-3									3	0	1	0	0	0	1				
George Brett, L (1,5) OBP: 0.299, SLG: 0.325			1-3			F5			G6-4-3	3	0	0	0	0	0	1				
Fran Healy, R (1,2) OBP: 0.315, SLG: 0.424			K						4-3	3	0	0	0	0	2	0				
<b>Inning Stats</b>	R: 0 E: 1 K: 0 S: 4	H: 1 LOB: 1 BB: 0 P: 4	R: 0 E: 0 K: 0 S: 3	H: 0 LOB: 0 BB: 0 P: 3	R: 0 E: 0 K: 1 S: 5	H: 0 LOB: 0 BB: 0 P: 5	R: 0 E: 0 K: 1 S: 6	H: 1 LOB: 1 BB: 0 P: 6	R: 0 E: 0 K: 0 S: 3	H: 1 LOB: 0 BB: 0 P: 3	R: 0 E: 0 K: 1 S: 6	H: 1 LOB: 1 BB: 0 P: 6	R: 0 E: 0 K: 0 S: 3	H: 1 LOB: 0 BB: 0 P: 3	R: 0 E: 0 K: 0 S: 3	H: 0 LOB: 0 BB: 0 P: 3	1B: 4 2B: 1 3B: 0 HR: 0	SF: 0 SAC: 0 DP: 1 HBP: 0	WP: 0 PB: 0 SB: 1 CS: 1	PA: 30
<b>PITCHER</b> Caffish Hunter, R (1,1) ERA: 2.94	IP: 9.0 WLS: W BF: 30 H: 5 R: 0 ER: 0 SO: 4 BB: 0 IBB: 0 HBP: 0 BLK: 0 WP: 0 HR: 0 S: 38 P: 38 ERA: 0.00 WHIP: 0.556															<b>PITCHER</b>				

Kansas City Royals @ Oakland Athletics  
Oakland-Alameda County Coliseum, Oakland, CA

Thu Jun 20 1974, 7:05 PM PDT  
Att: 4,662 - Unknown

AB 30  
R 0  
H 5  
RBI 0  
BB 0  
SO 4  
LOB 8



Batter	1	2	3	4	5	6	7	8	9	AB	R	H	RBI	BB	SO	LOB	BOTTOM			
Bill North, S (1,8) OBP: 0.337, SLG: 0.323	B5		FC5-2		FC6-4		F7	1B		4	0	1	0	1	0	1				
Bert Campaneris, R (1,6) OBP: 0.346, SLG: 0.359	F9		FC5-2			1-3				5	1	3	0	0	0	3				
Sal Bando, R (1,5) OBP: 0.413, SLG: 0.488	K		5-3			1-3				5	0	0	0	0	1	7				
Reggie Jackson, L (1,9) OBP: 0.432, SLG: 0.637		L8		3-1		FC5				2	1	0	0	2	0	0				
Joe Rudi, R (1,7) OBP: 0.342, SLG: 0.502	5-3			F8		FC5				4	0	0	1	0	0	3				
Deron Johnson, R (1,3) OBP: 0.248, SLG: 0.359	4-3			P4						4	0	2	1	0	0	0				
Herb Washington, R (8, FR)										0	1	0	0	0	0	0				
Pat Bourque, L (9, 3)										0	0	0	0	0	0	0				
Gene Tenace, R (1,2) OBP: 0.384, SLG: 0.379			5-3			L8-5				3	0	1	0	1	0	1				
Angel Mangual, R (1,10) OBP: 0.285, SLG: 0.437			BB			L8-5				4	0	1	0	0	0	6				
Dick Green, R (1,4) OBP: 0.333, SLG: 0.359			FC5-2			E5				4	1	2	2	0	0	3				
<b>Inning Stats</b>	R: 0 E: 0 K: 1 S: 5	H: 0 LOB: 0 BB: 0 P: 5	R: 0 E: 0 K: 0 S: 3	H: 0 LOB: 0 BB: 0 P: 3	R: 0 E: 0 K: 0 S: 5	H: 2 LOB: 3 BB: 1 P: 9	R: 0 E: 0 K: 0 S: 3	H: 0 LOB: 0 BB: 0 P: 3	R: 0 E: 1 K: 0 S: 4	H: 1 LOB: 1 BB: 0 P: 4	R: 2 E: 0 K: 0 S: 6	H: 2 LOB: 3 BB: 2 P: 14	R: 0 E: 0 K: 0 S: 4	H: 1 LOB: 2 BB: 1 P: 8	R: 2 E: 0 K: 0 S: 7	H: 4 LOB: 2 BB: 0 P: 7	1B: 8 2B: 2 3B: 0 HR: 1	SF: 0 SAC: 0 DP: 1 HBP: 0	WP: 0 PB: 0 SB: 2 CS: 0	PA: 39
<b>PITCHER</b> Al Fitzmorris, R (1,1) ERA: 3.12 Doug Bird, R (8,1) ERA: 2.61	IP: 7.2 WLS: L BF: 37 H: 9 R: 4 ER: 4 SO: 1 BB: 3 IBB: 1 HBP: 0 BLK: 0 WP: 0 HR: 1 S: 35 P: 51 ERA: 4.70 WHIP: 1.565															<b>PITCHER</b>				

Kansas City Royals @ Oakland Athletics  
Oakland-Alameda County Coliseum, Oakland, CA

Thu Jun 20 1974, 7:05 PM PDT  
Att: 4,662 - Unknown

AB 35  
R 4  
H 10  
RBI 4  
BB 4  
SO 1  
LOB 24









Batter	1	2	3	4	5	6	7	8	9	AB	R	H	RBI	BB	SO	LOB	TOP					
Freddie Patek, R OBP: 0.307, SLG: 0.308 (1, 6)	4-0 FC9-2 PB BB		0-0 F9		0-3 K		0-0 F9		0-0 6-3	4	0	0	0	1	1	1						
Cookie Rojas, R OBP: 0.318, SLG: 0.374 (1, 4)	0-0 4-3			0-0 2B WP 1B	0-0 1B		4-0 FC4-6 BB			3	1	2	0	1	0	1						
Amos Otis, R OBP: 0.341, SLG: 0.416 (1, 8)	0-0 FC9-2 3-H			0-0 WP 1B 2B	0-0 F9		0-0 FC4-6			4	1	1	0	0	0	3						
John Mayberry, L OBP: 0.398, SLG: 0.533 (1, 3)		0-3 K		0-3 K	0-0 FC5-4 1B		0-0 P6			4	0	1	0	0	2	1						
Hal McRae, R OBP: 0.396, SLG: 0.498 (1, 10)	4-0 L6-3 BB			0-0 E5 1B FC5-2	0-0 FC5-4 1-2		0-0 CS 1B			3	0	1	0	1	0	3						
Jim Wothford, R OBP: 0.357, SLG: 0.370 (1, 7)	0-0 L6-3 1-2			0-0 FC5-2 1B 1-2 3-H	0-0 1B		0-0 4-3		0-0 1B	4	0	2	1	0	0	1						
Al Cowens, R OBP: 0.269, SLG: 0.261 (1, 9)			0-3 K	0-0 FC5-2 1B 1-2 2-3	0-0 5-3		0-0 5-3		0-0 5-3	4	0	1	0	0	1	1						
George Brett, L OBP: 0.303, SLG: 0.328 (1, 5)			0-0 F2	0-0 FC5-2 1B 1-2 2-3 3-H	0-0 G3				0-0 F8	4	0	0	0	0	0	3						
Fran Healy, R OBP: 0.322, SLG: 0.419 (1, 2)			0-0 S 1B	0-0 F8			0-0 F8		0-0 5-3	4	0	1	0	0	0	3						
<b>Inning Stats</b>	R: 0 E: 0 K: 0 S: 2	H: 0 LOB: 0 BB: 1 P: 6	R: 0 E: 0 K: 1 S: 4	H: 0 LOB: 0 BB: 1 P: 8	R: 0 E: 0 K: 1 S: 6	H: 1 LOB: 1 BB: 0 P: 6	R: 2 E: 1 K: 1 S: 10	H: 4 LOB: 3 BB: 0 P: 10	R: 0 E: 0 K: 1 S: 7	H: 2 LOB: 2 BB: 0 P: 7	R: 0 E: 0 K: 0 S: 3	H: 0 LOB: 1 BB: 1 P: 3	R: 0 E: 0 K: 0 S: 3	H: 0 LOB: 1 BB: 1 P: 7	R: 0 E: 0 K: 0 S: 4	H: 2 LOB: 1 BB: 0 P: 4	R: 0 E: 0 K: 0 S: 3	H: 0 LOB: 0 BB: 0 P: 3	1B: 8 2B: 3 3B: 0 HR: 0	SF: 0 SAC: 0 DP: 2 HBP: 0	WP: 1 PB: 1 SB: 1 CS: 1	PA: 37
<b>PITCHER</b> Ken Holtzman, L ERA: 3.42 (1, 1)	IP: 9.0 WLS: W BF: 37 H: 9 R: 2 ER: 2 SO: 4 BB: 3 IBB: 0 HBP: 0 BLK: 0 WP: 1 HR: 0 S: 42 P: 54 ERA: 2.00 WHIP: 1.333															<b>PITCHER</b>						

Kansas City Royals @ Oakland Athletics  
Oakland-Alameda County Coliseum, Oakland, CA

AB 34  
R 2  
H 9  
RBI 1  
BB 3  
SO 4  
LOB 17



Sat Jun 22 1974, 3:33 AM PDT  
Att: 8,705 - Sunny

Batter	1	2	3	4	5	6	7	8	9	AB	R	H	RBI	BB	SO	LOB	BOTTOM			
Bill North, S OBP: 0.331, SLG: 0.314 (1, 8)	0-0 F8		0-0 E6 2B SF7		0-0 G6-4-3			0-0 1-3		4	1	0	0	0	0	2				
Bert Campaneris, R OBP: 0.347, SLG: 0.361 (1, 6)	0-0 F8			0-0 1-3 2-H 2B		0-0 6-3		0-0 P4		4	0	1	1	0	0	0				
Sal Bando, R OBP: 0.412, SLG: 0.489 Herb Washington, R (9, PR)	0-0 6-3		0-0 SF7		0-0 F8			0-0 1B BB 2B		3	0	1	1	0	0	0				
Reggie Jackson, L OBP: 0.439, SLG: 0.638 (1, 9)		0-0 F7	0-3 K		0-0 F8		0-0 2B		0-0 BB IBB 1B	4	0	2	0	0	1	1				
Joe Rudi, R OBP: 0.339, SLG: 0.492 (1, 7)		0-3 K		0-0 F7		0-0 F8		4-0 BB IBB		3	0	0	0	1	1	1				
Gene Tenace, R OBP: 0.392, SLG: 0.380 (1, 2)		4-0 BB		0-0 5-3		0-0 G6-4-3 1B		4-0 1-2 2-3 3-H BB		2	0	1	1	2	0	0				
Deron Johnson, R OBP: 0.239, SLG: 0.345 (1, 3)		0-0 F3		0-0 6-3		0-0 G6-4-3		0-0 F7		3	0	0	0	0	0	2				
Angel Mangual, R OBP: 0.291, SLG: 0.433 (1, 10)			0-0 E 2B 1B		4-0 G6-4-3 BB		0-0 F7			2	1	1	0	1	0	0				
Dick Green, R OBP: 0.316, SLG: 0.338 (1, 4)			0-0 F9		0-3 K		0-0 L5			3	0	0	0	0	1	2				
<b>Inning Stats</b>	R: 0 E: 0 K: 0 S: 3	H: 0 LOB: 0 BB: 0 P: 3	R: 0 E: 0 K: 1 S: 5	H: 0 LOB: 1 BB: 1 P: 9	R: 2 E: 1 K: 1 S: 8	H: 2 LOB: 0 BB: 0 P: 8	R: 0 E: 0 K: 0 S: 3	H: 0 LOB: 0 BB: 0 P: 3	R: 0 E: 0 K: 0 S: 4	H: 1 LOB: 1 BB: 0 P: 4	R: 0 E: 0 K: 0 S: 3	H: 1 LOB: 0 BB: 0 P: 3	R: 0 E: 0 K: 0 S: 3	H: 0 LOB: 0 BB: 0 P: 3	R: 1 E: 0 K: 0 S: 2	H: 2 LOB: 2 BB: 2 P: 10	1B: 3 2B: 3 3B: 0 HR: 0	SF: 1 SAC: 0 DP: 2 HBP: 0	WP: 0 PB: 0 SB: 0 CS: 0	PA: 33
<b>PITCHER</b> Paul Spittorff, L ERA: 3.13 Gene Garber, R ERA: 4.79 (9, 1)	IP: 8.0 WLS: L BF: 32 H: 6 R: 3 ER: 1 SO: 3 BB: 2 IBB: 0 HBP: 0 BLK: 0 WP: 0 HR: 0 S: 35 P: 47 ERA: 1.12 WHIP: 1.000															<b>PITCHER</b>				

Kansas City Royals @ Oakland Athletics  
Oakland-Alameda County Coliseum, Oakland, CA

AB 28  
R 3  
H 6  
RBI 3  
BB 4  
SO 3  
LOB 8



Sat Jun 22 1974, 3:33 AM PDT  
Att: 8,705 - Sunny



Batter	1	2	3	4	5	6	7	8	9	AB	R	H	RBI	BB	SO	LOB	TOP					
Jim Wohlford, R (1, 7) OBP: 0.358, SLG: 0.370	F9		2B	K					F8	5	1	2	0	0	1	0						
Vada Pinson, L (1, 9) OBP: 0.283, SLG: 0.349			1B							4	0	2	1	0	1	1						
Al Cowens, R (9, PH) OBP: 0.277, SLG: 0.270	1B		1B	F7			K		1B	1	0	1	0	0	0	0						
Amos Otis, R (1, 8) OBP: 0.343, SLG: 0.420	K		2B		L6				P6	5	1	2	0	0	1	2						
John Mayberry, L (1, 3) OBP: 0.399, SLG: 0.530			1B							1	0	0	0	1	1							
Tony Solaita, L (3, PR) OBP: 0.375, SLG: 0.463	K		2B	1B	K				L7	2	1	0	0	0	1	1						
Hal McRae, R (1, 10) OBP: 0.398, SLG: 0.507			1B							4	1	2	1	0	1	0						
Cookie Rojas, R (1, 4) OBP: 0.318, SLG: 0.370		5-3	1B						F8	3	0	0	0	1	0	1						
George Brett, L (1, 5) OBP: 0.315, SLG: 0.341			1B						F8	4	0	3	2	0	0	1						
Buck Martinez, R (1, 2) OBP: 0.286, SLG: 0.200		4-3	4-3						6-3	4	0	0	0	0	0	5						
Freddie Patek, R (1, 6) OBP: 0.302, SLG: 0.303			6-3		6-3				L8	4	0	0	0	0	0	1						
<b>Inning Stats</b>	R: 0 E: 0 K: 2 S: 8	H: 1 LOB: 1 BB: 0 P: 8	R: 0 E: 0 K: 1 S: 6	H: 1 LOB: 1 BB: 0 P: 6	R: 4 E: 0 K: 0 S: 7	H: 5 LOB: 2 BB: 2 P: 15	R: 0 E: 0 K: 1 S: 5	H: 0 LOB: 0 BB: 0 P: 5	R: 0 E: 0 K: 1 S: 5	H: 0 LOB: 0 BB: 0 P: 5	R: 0 E: 0 K: 0 S: 4	H: 1 LOB: 1 BB: 0 P: 4	R: 0 E: 0 K: 1 S: 6	H: 2 LOB: 1 BB: 0 P: 6	R: 0 E: 0 K: 0 S: 4	H: 1 LOB: 1 BB: 0 P: 4	R: 0 E: 0 K: 0 S: 4	H: 1 LOB: 1 BB: 0 P: 4	1B: 8 2B: 4 3B: 0 HR: 0	SF: 0 SAC: 0 DP: 0 HBP: 0	WP: 0 PB: 0 SB: 2 CS: 0	PA: 39
<b>PITCHER</b>	IP WLS BF H R ER SO BB IBB HBP BLK WP HR S P ERA WHIP																					
Glenn Abbott, R (1, 1) ERA: 3.75	2.2 L 14 6 4 4 3 1 0 0 0 0 0 0 19 23 13.50 2.625																					
Paul Lindblad, L (3, 1) ERA: 1.21	6.1 25 6 0 0 3 0 1 0 0 0 0 0 30 34 0.00 0.947																					

Kansas City Royals @ Oakland Athletics  
Oakland-Alameda County Coliseum, Oakland, CA  
Sun Jun 23 1974, 3:33 AM PDT  
Att: 9,891 - Sunny

AB 37  
R 4  
H 12  
RBI 4  
BB 2  
SO 6  
LOB 13



Batter	1	2	3	4	5	6	7	8	9	AB	R	H	RBI	BB	SO	LOB	BOTTOM					
Bill North, S (1, 8) OBP: 0.326, SLG: 0.309	K			P6		4-3			F9	4	0	0	0	0	1	0						
Bert Campaneris, R (1, 6) OBP: 0.346, SLG: 0.359	K			F9		K			1B	4	0	1	0	0	2	0						
Sal Bando, R (1, 5) OBP: 0.404, SLG: 0.478	F8			F7					F9	4	0	0	0	0	0	1						
Reggie Jackson, L (1, 9) OBP: 0.437, SLG: 0.633			F7			1B	G3		4-3	3	1	1	0	0	0	0						
Joe Rudi, R (1, 7) OBP: 0.336, SLG: 0.487			F8			G3			L9	3	0	0	0	0	0	1						
Gene Tenace, R (1, 2) OBP: 0.391, SLG: 0.379			5-3						F8	3	0	1	0	0	0	0						
Pat Bourque, L (1, 3) OBP: 0.344, SLG: 0.327				4-3		SF8			F9	2	0	0	1	0	0	0						
Angel Mangual, R (1, 10) OBP: 0.286, SLG: 0.425				G3		K			F8	3	0	0	0	0	1	1						
Dick Green, R (1, 4) OBP: 0.304, SLG: 0.324				5-3					F9	3	0	0	0	0	0	0						
<b>Inning Stats</b>	R: 0 E: 0 K: 2 S: 7	H: 0 LOB: 0 BB: 0 P: 7	R: 0 E: 0 K: 0 S: 3	H: 0 LOB: 0 BB: 0 P: 3	R: 0 E: 0 K: 0 S: 3	H: 0 LOB: 0 BB: 0 P: 3	R: 0 E: 0 K: 0 S: 3	H: 0 LOB: 0 BB: 0 P: 3	R: 1 E: 0 K: 1 S: 7	H: 2 LOB: 1 BB: 0 P: 7	R: 0 E: 0 K: 1 S: 5	H: 0 LOB: 0 BB: 0 P: 5	R: 0 E: 0 K: 0 S: 3	H: 0 LOB: 0 BB: 0 P: 3	R: 0 E: 0 K: 0 S: 3	H: 0 LOB: 0 BB: 0 P: 3	R: 0 E: 0 K: 0 S: 4	H: 1 LOB: 1 BB: 0 P: 4	1B: 3 2B: 0 3B: 0 HR: 0	SF: 1 SAC: 0 DP: 0 HBP: 0	WP: 0 PB: 0 SB: 0 CS: 0	PA: 30
<b>PITCHER</b>	IP WLS BF H R ER SO BB IBB HBP BLK WP HR S P ERA WHIP																					
Lindy McDaniel, R (1, 1) ERA: 3.45	9.0 W 30 3 1 1 4 0 0 0 0 0 0 0 38 38 1.00 0.333																					

Kansas City Royals @ Oakland Athletics  
Oakland-Alameda County Coliseum, Oakland, CA  
Sun Jun 23 1974, 3:33 AM PDT  
Att: 9,891 - Sunny

AB 29  
R 1  
H 3  
RBI 1  
BB 0  
SO 4  
LOB 3





Batter	1	2	3	4	5	6	7	8	9	AB	R	H	RBI	BB	SO	LOB	TOP
Pat Kelly, L OBP: 0.359, SLG: 0.377 (1, 10)	G3			BB		FC6 1B	CS	F8		3	0	1	0	1	0	0	
Jorge Orta, L OBP: 0.378, SLG: 0.445 (1, 4)	K			K		FC6		4-3		4	0	0	0	0	2	2	
Dick Allen, R OBP: 0.363, SLG: 0.555 Tony Musser, L OBP: 0.355, SLG: 0.433 (1, 3) (4, 3)	F8			L8		4-3				2	0	0	0	0	0	1	
Carlos May, L OBP: 0.320, SLG: 0.337 (1, 7)		F9		4-3			HR	G3		4	1	1	0	0	0	2	
Ken Henderson, S OBP: 0.348, SLG: 0.439 (1, 8)		K			F9		F4		4-3	4	0	0	0	0	1	1	
Ron Santo, R OBP: 0.333, SLG: 0.352 (1, 5)		6-3			FC4-6 BB		HR	F9		3	1	1	2	1	0	0	
Bill Sharp, L OBP: 0.409, SLG: 0.492 (1, 9)			F7		FC4-6 BB		1B			4	1	2	0	0	0	1	
Ed Herrmann, L OBP: 0.324, SLG: 0.385 (1, 2)			K		L8		F9	F8		4	0	0	0	0	1	3	
Bucky Dent, R OBP: 0.267, SLG: 0.343 (1, 6)			P4		P4		CS			3	0	1	1	0	0	0	
<b>Inning Stats</b>	R: 0 E: 0 K: 1 S: 5	H: 0 LOB: 0 BB: 0 P: 5	R: 0 E: 0 K: 1 S: 5	H: 0 LOB: 0 BB: 0 P: 5	R: 0 E: 0 K: 1 S: 5	H: 0 LOB: 0 BB: 1 P: 9	R: 0 E: 0 K: 0 S: 3	H: 1 LOB: 1 BB: 1 P: 7	R: 3 E: 0 K: 0 S: 6	H: 4 LOB: 0 BB: 0 P: 6	R: 0 E: 0 K: 0 S: 4	H: 1 LOB: 1 BB: 0 P: 4	R: 0 E: 0 K: 0 S: 4	H: 1 LOB: 1 BB: 0 P: 4	1B: 5 2B: 1 3B: 0 HR: 1	SF: 0 SAC: 0 DP: 0 HBP: 0	WP: 0 PA: 36 PB: 0 CS: 1
<b>PITCHER</b> Steve Busby, R ERA: 3.37 (1, 1)	IP: 9.0 WLS: L BF: 35	H: 7 R: 3 ER: 3 SO: 4	BB: 2 IBB: 0 HBP: 0 BLK: 0	WP: 0 HR: 1 S: 41 P: 49	ERA: 3.00 WHIP: 1.000												

Chicago White Sox @ Kansas City Royals  
 Royals Stadium, Kansas City, MO  
 Mon Jun 24 1974, 8:05 PM EDT  
 Att: 16,193 - Unknown - 75 F

AB	33
R	3
H	7
RBI	3
BB	2
SO	4
LOB	11



Batter	1	2	3	4	5	6	7	8	9	AB	R	H	RBI	BB	SO	LOB	BOTTOM				
Jim Wohlford, R OBP: 0.354, SLG: 0.366 (1, 7)	6-3		K			SH PB 1B		1-3		3	0	0	0	0	1	0					
Freddie Patek, R OBP: 0.298, SLG: 0.298 (1, 6)	F7			K		F2		5-3		4	0	0	0	0	1	2					
Cookie Rojas, R OBP: 0.321, SLG: 0.372 (1, 4)	1-3			FC5-4 1B		PB 1B		1-6-3		4	0	2	1	0	0	0					
Hal McRae, R OBP: 0.403, SLG: 0.507 (1, 9)		G6-4-3 HBP		F7		G5-4-3 IBB		1B BB		2	0	1	0	1	0	1					
Richie Scheinblum, S OBP: 0.219, SLG: 0.199 Frank White, R OBP: 0.220, SLG: 0.305 (1, 10) (9, PR)	G6-4-3			FC5-4		G5-4-3		1B BB		3	0	0	0	1	0	5					
Tony Solaita, L OBP: 0.373, SLG: 0.477 Buck Martinez, R OBP: 0.306, SLG: 0.226 Bobby Floyd, R OBP: 0.273, SLG: 0.111 (1, 3) (9, FH) (9, PR)				1-2t		1-2t		1B BB		3	0	1	0	0	1	0					
Al Cowens, R OBP: 0.265, SLG: 0.258 (1, 8)	F8			2B		4-3		K		1	0	1	0	0	0	0					
Fran Healy, R OBP: 0.317, SLG: 0.413 (1, 2)			4-3		6-3		F9			3	0	0	0	0	0	0					
George Brett, L OBP: 0.315, SLG: 0.336 (1, 5)			1-3			SH 1B BB		6-3		2	1	0	0	1	0	0					
<b>Inning Stats</b>	R: 0 E: 0 K: 0 S: 3	H: 0 LOB: 0 BB: 0 P: 3	R: 0 E: 0 K: 0 S: 3	H: 1 LOB: 1 BB: 0 P: 4	R: 0 E: 0 K: 1 S: 5	H: 0 LOB: 0 BB: 0 P: 5	R: 0 E: 0 K: 1 S: 6	H: 1 LOB: 1 BB: 0 P: 6	R: 0 E: 0 K: 0 S: 3	H: 0 LOB: 0 BB: 0 P: 3	R: 1 E: 0 K: 0 S: 4	H: 1 LOB: 2 BB: 2 P: 12	R: 0 E: 0 K: 2 S: 7	H: 0 LOB: 0 BB: 0 P: 7	R: 0 E: 0 K: 0 S: 3	H: 0 LOB: 0 BB: 0 P: 3	R: 0 E: 0 K: 0 S: 4	H: 2 LOB: 3 BB: 1 P: 8	1B: 4 2B: 1 3B: 0 HR: 0	SF: 0 SAC: 1 DP: 3 HBP: 1	WP: 0 PA: 34 PB: 0 CS: 0
<b>PITCHER</b> Wilbur Wood, L ERA: 3.39 Terry Forster, L ERA: 3.05 (1, 1) (9, 1)	IP: 8.1 WLS: S BF: 31	H: 4 R: 1 ER: 1 SO: 4	BB: 1 IBB: 0 HBP: 1 BLK: 0	WP: 0 HR: 0 S: 36 P: 45	ERA: 1.08 WHIP: 0.600																

Chicago White Sox @ Kansas City Royals  
 Royals Stadium, Kansas City, MO  
 Mon Jun 24 1974, 8:05 PM EDT  
 Att: 16,193 - Unknown - 75 F

AB	29
R	1
H	5
RBI	1
BB	3
SO	4
LOB	12





Batter	1	2	3	4	5	6	7	8	9	10	11	12	AB	R	H	RBI	BB	SO	LOB	TOP							
Pat Kelly, L OBP: 0.356, SLG: 0.373 Bill Melton, R OBP: 0.305, SLG: 0.329	F8		G3	F7		HR		P3		6-3		6-3	2 5	0 1	0 1	0 3	0 0	0 0	0 3								
Jorge Orta, L OBP: 0.380, SLG: 0.441	1B 2B 1B		HR 1B	K		HBP 1B HBP		G3		F5		L8	6 6	3 2	2 0	0 0	1 1	3 0	0 1	3 3							
Dick Allen, R OBP: 0.368, SLG: 0.568 Tony Muser, L OBP: 0.365, SLG: 0.443	2B 1B		HR			1B HBP 1B		F8				FC6-4 1B	5 1	3 0	3 1	2 0	0 0	0 0	1 0	1 0							
Carlos May, L OBP: 0.324, SLG: 0.344	L8					1B HBP		F8		F7			4 6	0 0	1 2	0 4	0 0	1 2	1 3	1 3							
Ken Henderson, S OBP: 0.348, SLG: 0.440			F8			1B HBP		G3		K			6 6	0 0	2 4	0 0	2 2	3 3									
Ron Santo, R OBP: 0.350, SLG: 0.345	F2					1B HBP		5-3		FC6-4			5 5	0 0	0 0	1 1	1 5										
Bill Sharp, L OBP: 0.403, SLG: 0.478		3-1	G3			K		4-3		WP 1B		SH5-4 SH 6-3 1B	6 5	2 0	2 1	0 0	1 1	1 1									
Ed Herrmann, L OBP: 0.321, SLG: 0.381	F9					K		F8		F5		SH 6-3 SH5-4	5 5	0 1	1 0	0 0	1 1										
Bucky Dent, R OBP: 0.271, SLG: 0.344	F8					HR 1B		4-3				SH5-4	5 5	1 1	2 1	1 0	1 1										
<b>Inning Stats</b>	R: 2 E: 0 K: 0 S: 6	H: 3 LOB: 1 BB: 0 P: 6	R: 0 E: 0 K: 0 S: 3	H: 0 LOB: 0 BB: 0 P: 3	R: 2 E: 0 K: 2 S: 6	H: 3 LOB: 2 BB: 1 P: 10	R: 0 E: 0 K: 2 S: 8	H: 1 LOB: 1 BB: 0 P: 8	R: 0 E: 0 K: 2 S: 7	H: 0 LOB: 1 BB: 1 P: 11	R: 4 E: 0 K: 3 S: 13	H: 4 LOB: 2 BB: 0 P: 15	R: 0 E: 0 K: 0 S: 3	H: 0 LOB: 0 BB: 0 P: 3	R: 0 E: 0 K: 0 S: 3	H: 0 LOB: 0 BB: 0 P: 3	R: 1 E: 0 K: 0 S: 5	H: 2 LOB: 1 BB: 0 P: 5	R: 0 E: 0 K: 1 S: 6	H: 1 LOB: 1 BB: 0 P: 6	R: 1 E: 0 K: 0 S: 5	H: 1 LOB: 1 BB: 0 P: 6	1B: 11 2B: 1 3B: 1 HR: 2	SF: 0 SAC: 2 DP: 0 HBP: 2	WP: 1 PB: 0 SB: 0 CS: 0	PA: 56	
<b>PITCHER</b>	IP WLS BF H R ER SO BB IBB HBP BLK WP HR S P ERA WHIP	2.2 15 6 4 4 0 0 1 0 0 0 0 1 1 14 18 13.50 2.625	3.0 16 4 4 4 6 1 0 2 0 0 0 1 25 31 12.00 1.667	4.0 15 3 1 1 1 0 0 0 0 1 0 17 17 2.25 0.750	1.1 7 2 1 1 1 0 0 0 0 0 0 9 9 6.75 1.500	1.0 3 0 0 0 0 0 0 0 0 0 0 3 3 0.00 0.000	<b>PITCHER</b>										IP WLS BF H R ER SO BB IBB HBP BLK WP HR S P ERA WHIP										

**Chicago White Sox @ Kansas City Royals**  
Royals Stadium, Kansas City, MO  
Tue Jun 25 1974, 8:05 PM EDT  
Att. 11,797 - Unknown - 76 F


AB 50  
R 10  
H 15  
RBI 10  
BB 2  
SO 8  
LOB 21



Batter	1	2	3	4	5	6	7	8	9	10	11	12	AB	R	H	RBI	BB	SO	LOB	BOTTOM						
Jim Wohlford, R OBP: 0.361, SLG: 0.378	1B 1B							4-3		5-3			5 6	1 1	3 1	0 0	1 0	1 2	3 3							
Vada Pinson, L OBP: 0.259, SLG: 0.343	1B 1B							G3		K		K	6 6	1 1	1 2	0 1	0 0	2 1	3 1							
Cookie Rojas, R OBP: 0.321, SLG: 0.371	1B 2B 1B							F2		P4		B1-3	6 6	1 1	2 1	1 0	0 0	1 1								
Tony Solaita, L OBP: 0.351, SLG: 0.440	2B 1B							4-3		F2		K	6 6	1 1	1 1	0 2	3 3									
Hal McRae, R OBP: 0.405, SLG: 0.525	1B SF7 2B							F9		1B FC5-4 1B		F8	6 5	3 1	3 4	2 1	0 1	1 0	1 0							
Fran Healy, R OBP: 0.351, SLG: 0.427	S 1B							K		1B WP 1B		BB BB	5 5	1 1	4 1	1 1	1 0									
Al Cowens, R OBP: 0.260, SLG: 0.255	SF7							F8		FC5-4 G3 3B		K	5 5	1 1	1 3	0 2	3 3									
George Brett, L OBP: 0.312, SLG: 0.331 Buck Martinez, R OBP: 0.324, SLG: 0.226 Frank White, R OBP: 0.220, SLG: 0.305	G3							5-3		G3		P3	5 0	0 0	1 0	0 0	3 0	3 0								
Freddie Patek, R OBP: 0.299, SLG: 0.304	P4							1B		G3		BB	5 5	0 1	1 1	1 0	4 4									
<b>Inning Stats</b>	R: 5 E: 0 K: 0 S: 9	H: 6 LOB: 1 BB: 0 P: 9	R: 0 E: 0 K: 0 S: 4	H: 2 LOB: 1 BB: 0 P: 4	R: 1 E: 0 K: 2 S: 4	H: 1 LOB: 0 BB: 0 P: 8	R: 0 E: 0 K: 0 S: 2	H: 0 LOB: 0 BB: 1 P: 6	R: 0 E: 0 K: 0 S: 4	H: 2 LOB: 1 BB: 0 P: 4	R: 0 E: 0 K: 0 S: 4	H: 1 LOB: 1 BB: 0 P: 4	R: 2 E: 0 K: 0 S: 6	H: 3 LOB: 1 BB: 0 P: 6	R: 0 E: 0 K: 2 S: 7	H: 0 LOB: 0 BB: 0 P: 7	R: 1 E: 0 K: 1 S: 7	H: 2 LOB: 2 BB: 1 P: 11	R: 0 E: 0 K: 2 S: 7	H: 0 LOB: 0 BB: 0 P: 7	R: 0 E: 0 K: 1 S: 5	H: 0 LOB: 2 BB: 2 P: 13	1B: 12 2B: 2 3B: 2 HR: 1	SF: 1 SAC: 0 DP: 1 HBP: 0	WP: 2 PB: 0 SB: 2 CS: 1	PA: 55
<b>PITCHER</b>	IP WLS BF H R ER SO BB IBB HBP BLK WP HR S P ERA WHIP	0.0 3 3 3 3 0 0 0 0 0 0 0 0 3 3 ∞ ∞	7.0 29 10 4 4 2 1 0 0 0 0 1 1 32 36 5.14 1.571	8.1 29 10 4 4 2 6 3 0 0 0 1 0 31 43 3.60 1.400	<b>PITCHER</b>										IP WLS BF H R ER SO BB IBB HBP BLK WP HR S P ERA WHIP											

**Chicago White Sox @ Kansas City Royals**  
Royals Stadium, Kansas City, MO  
Tue Jun 25 1974, 8:05 PM EDT  
Att. 11,797 - Unknown - 76 F

AB 49  
R 9  
H 17  
RBI 9  
BB 4  
SO 8  
LOB 20





Batter	1	2	3	4	5	6	7	8	9	10	11	12	AB	R	H	RBI	BB	SO	LOB						
Brian Downing, R OBP: 0.397, SLG: 0.490 (1, 2)	0-3 K		0-0 L8		0-0 FC6			4-0 BB		0-3 K		0-0 1B	5	0	1	0	1	2	2						
Carlos May, L OBP: 0.320, SLG: 0.340 (1, 7)	0-0 4-3		0-0 6-3					0-0 F7		0-0 L7		0-0 4-3	6	0	1	0	0	0	2						
Dick Allen, R OBP: 0.368, SLG: 0.581 (1, 3)	0-0 2B												5	1	2	1	0	0	1						
Bill Melton, R OBP: 0.300, SLG: 0.322 (1, 5)	0-0 5-3												5	0	0	0	0	0	2						
Ron Santo, R OBP: 0.328, SLG: 0.340 (1, 4)													3	0	0	0	1	1	0						
Pat Kelly, L OBP: 0.326, SLG: 0.373 (9, PR)													0	0	0	0	0	0	0						
Eddie Leon, R OBP: 0.178, SLG: 0.161 (9, 4)													0	0	0	0	0	0	0						
Ken Handerson, S OBP: 0.356, SLG: 0.443 (1, 8)													3	0	2	0	2	0	0						
Jerry Hairston, S OBP: 0.170, SLG: 0.173 (1, 10)													4	0	0	0	0	1	5						
Bill Sharp, L OBP: 0.377, SLG: 0.446 (1, 9)													5	0	0	0	0	0	5						
Bucky Dent, R OBP: 0.289, SLG: 0.337 (1, 6)													4	0	0	0	1	0	0						
<b>Inning Stats</b>	R: 0 E: 0 K: 1 S: 6	H: 1 LOB: 1 BB: 0 P: 6	R: 0 E: 1 K: 0 S: 4	H: 1 LOB: 1 BB: 0 P: 4	R: 0 E: 0 K: 0 S: 3	H: 0 LOB: 0 BB: 0 P: 3	R: 0 E: 0 K: 0 S: 3	H: 0 LOB: 0 BB: 0 P: 3	R: 0 E: 0 K: 1 S: 5	H: 1 LOB: 2 BB: 1 P: 6	R: 0 E: 0 K: 0 S: 3	H: 0 LOB: 0 BB: 0 P: 5	R: 0 E: 0 K: 1 S: 6	H: 1 LOB: 2 BB: 2 P: 14	R: 0 E: 0 K: 1 S: 5	H: 0 LOB: 0 BB: 0 P: 5	R: 0 E: 1 K: 0 S: 4	H: 0 LOB: 2 BB: 1 P: 8	R: 0 E: 0 K: 0 S: 4	H: 1 LOB: 1 BB: 0 P: 4	1B: 4 2B: 1 3B: 0 HR: 1	SF: 0 SAC: 2 DP: 2 HBP: 0	WP: 1 PB: 0 SB: 0 CS: 0	PA: 47	
<b>PITCHER</b> Paul Spittorff, L ERA: 2.9 (1, 1)	IP: 12.0 WLS: 7 BF: 47 H: 6 R: 1 ER: 1 SO: 4 BB: 4 IBB: 1 HBP: 0 BLK: 0 WP: 1 HR: 1 S: 50 P: 70 ERA: 0.75 WHIP: 0.833																								

**Chicago White Sox @ Kansas City Royals**  
 Royals Stadium, Kansas City, MO  
 Wed Jun 26 1974, 8:05 PM EDT  
 Att: 11,506 - Unknown - 79 F


AB 40  
 R 1  
 H 6  
 RBI 1  
 BB 5  
 SO 4  
 LOB 17



Batter	1	2	3	4	5	6	7	8	9	10	11	12	AB	R	H	RBI	BB	SO	LOB						
Jim Wohlford, R OBP: 0.353, SLG: 0.370 (1, 7)	0-3 K		0-0 FC1-6		0-3 K		0-0 5-3		0-3 K			0-3 K	6	0	0	0	0	4	3						
Cookie Rojas, R OBP: 0.326, SLG: 0.379 (1, 4)	0-0 BB		0-0 L7										5	1	3	0	0	0	1						
Frank White, R OBP: 0.233, SLG: 0.317 (10, PR) (11, 4)	0-0 1B												1	1	1	0	0	0	0						
Amos Otis, R OBP: 0.347, SLG: 0.419 (1, 10)	4-0 BB												3	0	1	0	2	0	2						
Hal McRae, R OBP: 0.411, SLG: 0.526 (1, 9)	0-0 F9												5	0	3	1	1	0	2						
Fran Healy, R OBP: 0.325, SLG: 0.419 (1, 2)	0-0 4-3												4	0	0	1	0	1	6						
Al Cowens, R OBP: 0.259, SLG: 0.248 (1, 8)													3	0	0	0	1	1	1						
Vada Pinson, L OBP: 0.258, SLG: 0.341 (10, PH) (11, 8)													1	0	0	0	0	1	2						
Tony Solanta, L OBP: 0.339, SLG: 0.436 (1, 3)													5	0	1	0	0	1	3						
Freddie Patek, R OBP: 0.294, SLG: 0.299 (1, 6)													5	0	0	0	0	2	1						
George Brett, L OBP: 0.306, SLG: 0.327 (1, 5)													5	0	1	0	0	0	1						
<b>Inning Stats</b>	R: 0 E: 0 K: 1 S: 6	H: 1 LOB: 2 BB: 1 P: 10	R: 0 E: 0 K: 1 S: 5	H: 0 LOB: 0 BB: 0 P: 5	R: 0 E: 1 K: 0 S: 4	H: 0 LOB: 1 BB: 0 P: 4	R: 0 E: 0 K: 0 S: 3	H: 0 LOB: 0 BB: 0 P: 3	R: 0 E: 0 K: 1 S: 6	H: 1 LOB: 1 BB: 0 P: 6	R: 1 E: 0 K: 1 S: 7	H: 2 LOB: 3 BB: 1 P: 11	R: 0 E: 0 K: 2 S: 7	H: 0 LOB: 0 BB: 0 P: 7	R: 0 E: 0 K: 1 S: 6	H: 1 LOB: 2 BB: 1 P: 10	R: 0 E: 0 K: 0 S: 3	H: 0 LOB: 0 BB: 0 P: 3	R: 0 E: 0 K: 1 S: 5	H: 2 LOB: 2 BB: 1 P: 9	1B: 8 2B: 2 3B: 0 HR: 0	SF: 0 SAC: 2 DP: 0 HBP: 0	WP: 0 PB: 0 SB: 0 CS: 0	PA: 49	
<b>PITCHER</b> Jim Kaat, L ERA: 4.05 (1, 1)	IP: 7.1 WLS: 3 BF: 31 H: 7 R: 1 ER: 1 SO: 5 BB: 1 IBB: 0 HBP: 0 BLK: 0 WP: 0 HR: 0 S: 40 P: 44 ERA: 1.23 WHIP: 1.091																								
<b>PITCHER</b> Rich Gossage, R ERA: 4.66 (8, 1)	IP: 4.0 WLS: 1 BF: 18 H: 3 R: 1 ER: 1 SO: 5 BB: 2 IBB: 1 HBP: 0 BLK: 0 WP: 0 HR: 0 S: 25 P: 37 ERA: 2.25 WHIP: 1.250																								

**Chicago White Sox @ Kansas City Royals**  
 Royals Stadium, Kansas City, MO  
 Wed Jun 26 1974, 8:05 PM EDT  
 Att: 11,506 - Unknown - 79 F

AB 43  
 R 2  
 H 10  
 RBI 2  
 BB 4  
 SO 10  
 LOB 22





Batter	1	2	3	4	5	6	7	8	9	AB	R	H	RBI	BB	SO	LOB	TOP				
Bill North, S OBP: 0.331, SLG: 0.310 (1, 8)	3-1	G3		HBP		F8			FC3-6	4	0	0	0	0	0	5					
Bert Campaneris, R OBP: 0.346, SLG: 0.369 (1, 6)				P6			F8		4-3	5	1	2	0	0	0	3					
Sal Bando, R OBP: 0.416, SLG: 0.497 (1, 5)	1-3			2B						4	1	1	1	0	1	1					
Reggie Jackson, L OBP: 0.433, SLG: 0.623 (1, 9)				F9						4	0	0	0	0	1	1					
Joe Rudi, R OBP: 0.346, SLG: 0.487 (1, 7)										4	1	2	1	0	0	0					
Gene Tenace, R OBP: 0.403, SLG: 0.405 (1, 2)										4	1	2	0	0	0	1					
Angel Mangual, R OBP: 0.281, SLG: 0.429 (1, 10)				F8						4	0	0	0	0	0	4					
Pat Bourque, L OBP: 0.351, SLG: 0.323 (1, 3)										2	0	0	1	1	0	0					
Dick Green, R OBP: 0.305, SLG: 0.315 (1, 4)										3	0	2	1	1	0	0					
Herb Washington, R (9, PR)										0	0	0	0	0	0	0					
<b>Inning Stats</b>	R: 0 E: 0 K: 0 S: 3	H: 1 LOB: 0 BB: 0 P: 3	R: 1 E: 0 K: 0 S: 5	H: 2 LOB: 3 BB: 2 P: 13	R: 2 E: 0 K: 0 S: 6	H: 3 LOB: 1 BB: 0 P: 6	R: 0 E: 0 K: 0 S: 3	H: 0 LOB: 0 BB: 0 P: 4	R: 0 E: 0 K: 2 S: 7	H: 0 LOB: 0 BB: 0 P: 7	R: 1 E: 0 K: 0 S: 5	H: 2 LOB: 1 BB: 0 P: 5	R: 0 E: 0 K: 0 S: 3	H: 0 LOB: 0 BB: 0 P: 3	R: 0 E: 1 K: 0 S: 4	H: 1 LOB: 2 BB: 0 P: 4	1B: 7 2B: 1 3B: 1 HR: 0	SF: 1 SAC: 0 DP: 0 HBP: 1	WP: 0 PB: 0 SB: 1 CS: 1	PA: 38	
<b>PITCHER</b>	IP	WLS	BF	H	R	ER	SO	BB	IBB	HBP	BLK	WP	HR	S	P	ERA	WHIP				
Lindy McDaniel, R ERA: 3.86 (1, 1)	2.1		14	6	3	3	0	1	1	0	0	0	0	12	20	11.57	3.000				
Marty Pattin, R ERA: 3.63 (3, 1)	6.2	W	24	3	1	1	2	0	0	1	0	0	0	27	28	1.35	0.450				

Oakland Athletics @ Kansas City Royals  
Royals Stadium, Kansas City, MO  
Thu Jun 27 1974, 8:05 PM EDT  
Att: 24,894 - Unknown - 81 F

AB	34
R	4
H	9
RBI	4
BB	2
SO	2
LOB	15



Batter	1	2	3	4	5	6	7	8	9	AB	R	H	RBI	BB	SO	LOB	BOTTOM				
Jim Wohlford, R OBP: 0.352, SLG: 0.372 (1, 7)				F5						4	0	1	0	0	0	3					
Cookie Rojas, R OBP: 0.323, SLG: 0.381 (1, 4)	B1									4	1	2	0	0	0	4					
Amos Otis, R OBP: 0.346, SLG: 0.420 (1, 8)										4	1	1	0	0	0	2					
Hal McRae, R OBP: 0.409, SLG: 0.530 (1, 10)										4	1	1	2	0	1	1					
Fran Healy, R OBP: 0.328, SLG: 0.415 (1, 2)										2	1	0	0	2	0	0					
Al Cowens, R OBP: 0.288, SLG: 0.257 (1, 9)										4	1	2	1	0	0	0					
Tony Solaita, L OBP: 0.333, SLG: 0.424 (1, 3)										4	0	1	0	0	1	3					
Freddie Patek, R OBP: 0.290, SLG: 0.294 (1, 6)										4	0	0	0	0	0	3					
George Brett, L OBP: 0.309, SLG: 0.327 (1, 5)										3	0	1	1	0	1	0					
<b>Inning Stats</b>	R: 0 E: 0 K: 0 S: 4	H: 1 LOB: 1 BB: 0 P: 4	R: 0 E: 0 K: 1 S: 5	H: 0 LOB: 0 BB: 0 P: 5	R: 0 E: 0 K: 0 S: 3	H: 0 LOB: 0 BB: 0 P: 3	R: 5 E: 2 K: 0 S: 9	H: 5 LOB: 2 BB: 1 P: 13	R: 0 E: 0 K: 1 S: 6	H: 1 LOB: 2 BB: 1 P: 10	R: 0 E: 0 K: 1 S: 5	H: 0 LOB: 0 BB: 0 P: 5	R: 0 E: 0 K: 0 S: 3	H: 1 LOB: 0 BB: 0 P: 3	R: 0 E: 0 K: 0 S: 4	H: 1 LOB: 1 BB: 0 P: 4	1B: 6 2B: 3 3B: 1 HR: 0	SF: 0 SAC: 0 DP: 2 HBP: 0	WP: 0 PB: 0 SB: 1 CS: 0	PA: 35	
<b>PITCHER</b>	IP	WLS	BF	H	R	ER	SO	BB	IBB	HBP	BLK	WP	HR	S	P	ERA	WHIP				
Ken Holtzman, L ERA: 3.65 (1, 1)	3.0	L	16	5	5	4	1	1	0	0	0	0	0	17	21	12.00	2.000				
Blue Moon Odom, R ERA: 4.32 (4, 1)	5.0		19	4	0	0	2	1	0	0	0	0	0	22	26	0.00	1.000				

Oakland Athletics @ Kansas City Royals  
Royals Stadium, Kansas City, MO  
Thu Jun 27 1974, 8:05 PM EDT  
Att: 24,894 - Unknown - 81 F

AB	33
R	5
H	9
RBI	4
BB	2
SO	3
LOB	16





Batter	1	2	3	4	5	6	7	8	9	AB	R	H	RBI	BB	SO	LOB	TOP										
<b>Bill North, S</b> OBP: 0.332, SLG: 0.312 (1, 8)										5	2	2	0	0	0	0	<b>Oakland Athletics @ Kansas City Royals</b> Royals Stadium, Kansas City, MO Fri Jun 28 1974, 8:05 PM EDT Att: 32,400 - Unknown - 85 F										
<b>Bert Campaneris, R</b> OBP: 0.354, SLG: 0.388 (1, 6)										5	2	4	2	0	0	0											
<b>Sal Bando, R</b> OBP: 0.411, SLG: 0.490 (1, 5)										5	1	1	1	0	2	3											
<b>Reggie Jackson, L</b> OBP: 0.432, SLG: 0.621 (1, 9)										4	0	1	1	1	0	1											
<b>Joe Rudi, R</b> OBP: 0.340, SLG: 0.479 <b>Glenn Abbott, R</b> (9, 1)										5	1	0	0	0	0	3											
<b>Gene Tenace, R</b> OBP: 0.406, SLG: 0.418 (1, 3)										5	1	3	1	0	0	0											
<b>Angel Mangual, R</b> OBP: 0.286, SLG: 0.436 (9, 7)										4	0	2	1	0	0	2											
<b>Dick Green, R</b> OBP: 0.303, SLG: 0.312 (1, 4)										4	0	1	1	0	1	2											
<b>Larry Haney, R</b> OBP: 0.182, SLG: 0.188 (1, 2)										4	0	0	0	0	2	3											
<b>Inning Stats</b>	R: 0 E: 0 K: 0 S: 3	H: 0 LOB: 0 BB: 0 P: 3	R: 0 E: 0 K: 0 S: 4	H: 1 LOB: 1 BB: 0 P: 4	R: 3 E: 0 K: 1 S: 9	H: 4 LOB: 1 BB: 0 P: 9	R: 0 E: 0 K: 1 S: 6	H: 1 LOB: 1 BB: 0 P: 6	R: 4 E: 0 K: 1 S: 10	H: 5 LOB: 2 BB: 1 P: 14	R: 0 E: 0 K: 1 S: 6	H: 1 LOB: 1 BB: 0 P: 6	R: 0 E: 0 K: 0 S: 4	H: 1 LOB: 1 BB: 0 P: 4	R: 0 E: 0 K: 0 S: 6	H: 0 LOB: 0 BB: 0 P: 3	1B: 8 2B: 5 3B: 1 HR: 0	SF: 0 SAC: 0 DP: 0 HBP: 0	WP: 0 PB: 0 SB: 1 CS: 0	PA: 42							
<b>PITCHER</b>	IP	WLS	BF	H	R	ER	SO	BB	IBB	HBP	BLK	WP	HR	S	P	ERA	WHIP										
<b>Nelson Briles, R</b> ERA: 4.8 (1, 1)	4.0	L	20	8	5	5	2	0	0	0	0	0	0	24	24	11.25	2.000										
<b>Gene Garber, R</b> ERA: 4.97 (5, 1)	0.2		6	3	2	2	0	0	1	0	0	0	0	5	9	27.00	4.500										
<b>Steve Mingori, L</b> ERA: 5.14 (5, 1)	2.1		9	2	0	0	2	0	0	0	0	0	0	13	13	0.00	0.857										
<b>Joe Hoerner, L</b> ERA: 3.86 (8, 1)	1.0		4	1	0	0	1	0	0	0	0	0	0	6	6	0.00	1.000										
<b>Doug Bird, R</b> ERA: 2.44 (9, 1)	1.0		3	0	0	0	0	0	0	0	0	0	0	3	3	0.00	0.000										

Batter	1	2	3	4	5	6	7	8	9	AB	R	H	RBI	BB	SO	LOB	BOTTOM										
<b>Jim Wohlford, R</b> OBP: 0.351, SLG: 0.367 (1, 7)										3	0	0	0	1	1	1	<b>Oakland Athletics @ Kansas City Royals</b> Royals Stadium, Kansas City, MO Fri Jun 28 1974, 8:05 PM EDT Att: 32,400 - Unknown - 85 F										
<b>Cookie Rojas, R</b> OBP: 0.331, SLG: 0.383 <b>Frank White, R</b> OBP: 0.233, SLG: 0.317 (8, FR)										4	0	2	0	0	1	1											
<b>Amos Otis, R</b> OBP: 0.345, SLG: 0.417 (1, 8)										4	0	1	0	0	0	2											
<b>Hal McRae, R</b> OBP: 0.407, SLG: 0.530 (1, 10)										4	1	1	0	0	1	3											
<b>Fran Healy, R</b> OBP: 0.327, SLG: 0.416 (1, 2)										4	0	1	1	0	0	2											
<b>Vada Pinson, L</b> OBP: 0.298, SLG: 0.335 (1, 9)										3	0	0	0	1	0	1											
<b>Tony Solaita, L</b> OBP: 0.333, SLG: 0.419 (1, 3)										3	0	1	0	0	1	1											
<b>Freddie Patek, R</b> OBP: 0.286, SLG: 0.290 (1, 6)										4	0	0	0	0	1	4											
<b>George Brett, L</b> OBP: 0.303, SLG: 0.320 (1, 5)										3	0	0	0	0	0	1											
<b>Inning Stats</b>	R: 0 E: 0 K: 1 S: 5	H: 0 LOB: 0 BB: 0 P: 5	R: 1 E: 0 K: 1 S: 7	H: 2 LOB: 1 BB: 0 P: 7	R: 0 E: 0 K: 0 S: 4	H: 1 LOB: 1 BB: 1 P: 8	R: 0 E: 0 K: 0 S: 3	H: 1 LOB: 1 BB: 1 P: 7	R: 0 E: 0 K: 0 S: 4	H: 1 LOB: 1 BB: 0 P: 4	R: 0 E: 0 K: 1 S: 5	H: 0 LOB: 0 BB: 0 P: 5	R: 0 E: 0 K: 2 S: 8	H: 0 LOB: 1 BB: 0 P: 8	R: 0 E: 0 K: 0 S: 4	H: 1 LOB: 2 BB: 0 P: 4	R: 0 E: 0 K: 0 S: 3	H: 0 LOB: 0 BB: 0 P: 3	1B: 4 2B: 2 3B: 0 HR: 0	SF: 0 SAC: 0 DP: 1 HBP: 0	WP: 1 PB: 0 SB: 0 CS: 0	PA: 35					
<b>PITCHER</b>	IP	WLS	BF	H	R	ER	SO	BB	IBB	HBP	BLK	WP	HR	S	P	ERA	WHIP										
<b>Glenn Abbott, R</b> ERA: 2.57 (1, 1)	9.0	W	35	6	1	1	5	2	0	0	0	1	0	43	51	1.00	0.889										
<b>Glenn Abbott, R</b> ERA: 2.57 (9, 1)	9.0	W	35	6	1	1	5	2	0	0	0	1	0	43	51	1.00	0.889										



Batter	1	2	3	4	5	6	7	8	9	AB	R	H	RBI	BB	SO	LOB	TOP			
Bill North, S OBP: 0.334, SLG: 0.312 (1, 8)	1-3 S BB		4-3			K			1B 1-3 1B	3	0	1	0	1	1	0	<b>Oakland Athletics @ Kansas City Royals</b> Royals Stadium, Kansas City, MO Sat Jun 29 1974, 8:05 PM EDT Att: 39,474 - Unknown - 93 F <a href="http://livebaseballscorecards.com">livebaseballscorecards.com</a>			
Bert Campaneris, R OBP: 0.355, SLG: 0.390 (1, 6)	K						F9		1B 1-3 1B	4	0	2	0	0	1	1				
Sal Bando, R OBP: 0.405, SLG: 0.480 (1, 5)	1-3						F7		3-1	4	0	0	0	0	0	4				
Reggie Jackson, L OBP: 0.427, SLG: 0.613 (1, 9)	P6						F7			3	0	0	0	0	0	2				
Joe Rudi, R OBP: 0.337, SLG: 0.474 (1, 7)										3	0	0	0	0	2	0				
Gene Tenace, R OBP: 0.405, SLG: 0.417 (1, 3)										3	0	1	0	0	0	0				
Angel Mangual, R OBP: 0.281, SLG: 0.429 (1, 10)										3	0	0	0	0	0	1				
Dick Green, R OBP: 0.300, SLG: 0.309 (6, PH)										1	0	0	0	0	1	0				
Ted Kubiak, S OBP: 0.296, SLG: 0.253 (6, PH)										1	0	0	0	0	0	0				
Jesus Alou, R (9, PH)										1	0	1	0	0	0	0				
Blue Moon Odom, R (9, PR)										0	0	0	0	0	0	0				
Larry Haney, R OBP: 0.171, SLG: 0.176 (1, 2)										2	0	0	0	0	0	0				
Pat Bourque, L (9, PH) OBP: 0.346, SLG: 0.318										1	0	0	0	0	1	1				
<b>Inning Stats</b>	R: 0 E: 0 K: 1 S: 5	H: 0 LOB: 1 BB: 1 P: 9	R: 0 E: 0 K: 1 S: 5	H: 0 LOB: 0 BB: 0 P: 5	R: 0 E: 0 K: 1 S: 5	H: 0 LOB: 0 BB: 0 P: 5	R: 0 E: 0 K: 0 S: 3	H: 1 LOB: 0 BB: 0 P: 3	R: 0 E: 0 K: 0 S: 3	H: 0 LOB: 0 BB: 0 P: 3	R: 0 E: 0 K: 0 S: 3	H: 0 LOB: 0 BB: 0 P: 3	R: 0 E: 0 K: 1 S: 5	H: 1 LOB: 0 BB: 0 P: 5	R: 0 E: 0 K: 1 S: 7	H: 3 LOB: 2 BB: 0 P: 7	1B: 5 2B: 0 3B: 0 HR: 0	SF: 0 SAC: 0 DP: 1 HBP: 0	WP: 0 PB: 0 SB: 1 CS: 1	PA: 30
<b>PITCHER</b> Steve Busby, R ERA: 3.15 (1, 1)	IP: 9.0 WLS: W BF: 30 H: 5 R: 0 ER: 0 SO: 6 BB: 1 IBB: 0 HBP: 0 BLK: 0 WP: 0 HR: 0 S: 41 P: 45 ERA: 0.00 WHIP: 0.667															<b>PITCHER</b>				

Batter	1	2	3	4	5	6	7	8	9	AB	R	H	RBI	BB	SO	LOB	BOTTOM			
Freddie Patek, R OBP: 0.286, SLG: 0.287 (1, 6)	F8									3	0	0	0	1	1	0	<b>Oakland Athletics @ Kansas City Royals</b> Royals Stadium, Kansas City, MO Sat Jun 29 1974, 8:05 PM EDT Att: 39,474 - Unknown - 93 F <a href="http://livebaseballscorecards.com">livebaseballscorecards.com</a>			
Cookie Rojas, R OBP: 0.331, SLG: 0.380 (1, 4)	6-3									2	0	0	0	1	0	1				
Amos Otis, R OBP: 0.344, SLG: 0.424 (1, 8)	1B 3B									3	1	1	0	0	0	1				
Hal McRae, R OBP: 0.406, SLG: 0.527 (1, 10)	1B									3	0	1	1	0	0	1				
Fran Healy, R OBP: 0.323, SLG: 0.411 (1, 2)	5-3									3	0	0	0	0	0	1				
Jim Wehlford, R OBP: 0.350, SLG: 0.371 (1, 7)										3	1	1	0	0	0	0				
Tony Solaita, L OBP: 0.319, SLG: 0.400 (1, 3)										3	0	0	0	0	1	1				
Al Cowens, R OBP: 0.261, SLG: 0.250 (1, 9)										3	0	0	0	0	1	1				
George Brett, L OBP: 0.304, SLG: 0.321 (1, 5)										3	0	1	1	0	0	0				
<b>Inning Stats</b>	R: 1 E: 0 K: 0 S: 5	H: 2 LOB: 1 BB: 0 P: 5	R: 0 E: 0 K: 0 S: 3	H: 0 LOB: 0 BB: 0 P: 3	R: 0 E: 0 K: 0 S: 2	H: 0 LOB: 0 BB: 1 P: 6	R: 0 E: 0 K: 0 S: 3	H: 0 LOB: 0 BB: 0 P: 3	R: 0 E: 0 K: 0 S: 3	H: 0 LOB: 0 BB: 0 P: 3	R: 1 E: 0 K: 1 S: 6	H: 2 LOB: 1 BB: 0 P: 6	R: 0 E: 0 K: 0 S: 3	H: 0 LOB: 1 BB: 1 P: 7	R: 0 E: 0 K: 2 S: 7	H: 0 LOB: 0 BB: 0 P: 7		1B: 2 2B: 1 3B: 1 HR: 0	SF: 0 SAC: 0 DP: 1 HBP: 0	WP: 0 PB: 0 SB: 0 CS: 0
<b>PITCHER</b> Vida Blue, L ERA: 3.39 (1, 1)	IP: 8.0 WLS: L BF: 28 H: 4 R: 2 ER: 2 SO: 3 BB: 2 IBB: 0 HBP: 0 BLK: 0 WP: 0 HR: 0 S: 32 P: 40 ERA: 2.25 WHIP: 0.750															<b>PITCHER</b>				





Batter	1	2	3	4	5	6	7	8	9	AB	R	H	RBI	BB	SO	LOB	TOP										
<b>Bill North, S</b> OBP: 0.335, SLG: 0.311 (1, 8)										4	2	1	0	1	1	3	<b>Oakland Athletics @ Kansas City Royals</b> Royals Stadium, Kansas City, MO Sun Jun 30 1974, 4:33 AM EDT Att: 32,094 - Unknown - 87 F										
<b>Bert Campaneris, R</b> OBP: 0.363, SLG: 0.397 (1, 6)										5	3	4	2	0	0	0											
<b>Sal Bando, R</b> OBP: 0.409, SLG: 0.488 (1, 5)										5	0	3	1	0	0	3											
<b>Reggie Jackson, L</b> OBP: 0.423, SLG: 0.604 (1, 9)										3	0	0	2	1	0	2											
<b>Joe Rudi, R</b> OBP: 0.334, SLG: 0.467 (1, 7)										4	0	0	0	1	2	3											
<b>Gene Tenace, R</b> OBP: 0.399, SLG: 0.408 (1, 3) (7, 2)										5	1	0	0	0	2	5											
<b>Angel Mangual, R</b> OBP: 0.284, SLG: 0.433 (1, 10)										5	1	2	0	0	0	3											
<b>Ted Kubiak, S</b> OBP: 0.265, SLG: 0.253 (1, 4)										4	0	1	1	0	0	1											
<b>Larry Haney, R</b> OBP: 0.162, SLG: 0.167 (7, PH)										2	0	0	0	0	1	3											
<b>Jesus Alou, R</b> OBP: 0.314, SLG: 0.325 (7, PR)										1	0	1	0	0	0	0											
<b>Pat Bourque, L</b> OBP: 0.342, SLG: 0.313 (7, 3)										0	0	0	0	0	0	0											
<b>Inning Stats</b>	R: 2 E: 0 K: 0 S: 4	H: 1 LOB: 0 BB: 1 P: 8	R: 2 E: 1 K: 2 S: 11	H: 3 LOB: 2 BB: 0 P: 11	R: 0 E: 0 K: 1 S: 5	H: 0 LOB: 0 BB: 0 P: 5	R: 0 E: 0 K: 0 S: 4	H: 1 LOB: 1 BB: 0 P: 4	R: 0 E: 0 K: 1 S: 6	H: 0 LOB: 2 BB: 1 P: 5	R: 2 E: 1 K: 0 S: 6	H: 4 LOB: 2 BB: 1 P: 10	R: 0 E: 0 K: 0 S: 3	H: 0 LOB: 0 BB: 0 P: 3	R: 1 E: 1 K: 1 S: 8	H: 2 LOB: 3 BB: 1 P: 12	1B: 10 2B: 2 3B: 0 HR: 0	SF: 1 SAC: 0 DP: 0 HBP: 0	WP: 1 PB: 0 SB: 1 CS: 1	PA: 43							
<b>PITCHER</b>	IP	WLS	BF	H	R	ER	SO	BB	IBB	HBP	BLK	WP	HR	S	P	ERA	WHIP										
<b>Al Fitzmorris, R</b> ERA: 3.63	1.0		8	3	4	2	0	1	0	0	0	1	0	7	11	18.00	4.000										
<b>Marty Pattin, R</b> ERA: 3.5	5.1		20	5	1	1	5	0	0	0	0	0	0	30	30	1.69	0.938										
<b>Doug Bird, R</b> ERA: 2.53	2.0		11	4	2	1	0	0	1	0	0	0	0	10	14	4.50	2.000										
<b>Steve Mingo, L</b> ERA: 5.14	0.0		2	0	0	0	0	0	1	0	0	0	0	1	5	∞	∞										
<b>Gene Garber, R</b> ERA: 4.65	0.2	W	2	0	0	0	1	0	0	0	0	0	0	4	4	0.00	0.000										
<b>Batter</b>	<b>1</b>	<b>2</b>	<b>3</b>	<b>4</b>	<b>5</b>	<b>6</b>	<b>7</b>	<b>8</b>	<b>9</b>	<b>AB</b>	<b>R</b>	<b>H</b>	<b>RBI</b>	<b>BB</b>	<b>SO</b>	<b>LOB</b>	<b>BOTTOM</b>										
<b>Freddie Patek, R</b> OBP: 0.288, SLG: 0.286 (1, 6)										4	1	1	0	1	1	3	<b>Oakland Athletics @ Kansas City Royals</b> Royals Stadium, Kansas City, MO Sun Jun 30 1974, 4:33 AM EDT Att: 32,094 - Unknown - 87 F										
<b>Cookie Rojas, R</b> OBP: 0.328, SLG: 0.376 (1, 4)										3	0	0	0	0	2												
<b>Frank White, R</b> OBP: 0.242, SLG: 0.323 (7, 4)										2	0	1	0	0	1	3											
<b>Amos Otis, R</b> OBP: 0.345, SLG: 0.434 (1, 8)										4	2	2	3	0	0	0											
<b>Hal McRae, R</b> OBP: 0.409, SLG: 0.531 (1, 10)										4	1	2	1	1	0	0											
<b>Fran Healy, R</b> OBP: 0.324, SLG: 0.408 (1, 2)										4	2	1	0	1	0	2											
<b>Vada Pinson, L</b> OBP: 0.253, SLG: 0.328 (1, 9)										4	0	0	0	0	0	2											
<b>Richie Scheinblum, S</b> OBP: 0.227, SLG: 0.199 (9, PH)										0	0	0	1	1	0	0											
<b>Jim Wohlford, R</b> OBP: 0.348, SLG: 0.368 (1, 7)										2	0	0	0	0	0	0											
<b>John Mayberry, L</b> OBP: 0.401, SLG: 0.532 (6, PH)										1	0	1	2	0	0	0											
<b>Al Cowens, R</b> OBP: 0.265, SLG: 0.248 (6, PR)										1	0	0	0	1	0	3											
<b>Tony Solaita, L</b> OBP: 0.329, SLG: 0.406 (1, 3)										4	1	2	0	0	0	3											
<b>Buck Martinez, R</b> OBP: 0.342, SLG: 0.250 (9, PH)										1	0	1	1	0	0	0											
<b>George Brett, L</b> OBP: 0.308, SLG: 0.321 (1, 5)										3	1	1	0	1	0	1											
<b>Inning Stats</b>	R: 0 E: 0 K: 1 S: 5	H: 0 LOB: 0 BB: 0 P: 5	R: 0 E: 0 K: 0 S: 3	H: 0 LOB: 0 BB: 0 P: 3	R: 0 E: 0 K: 0 S: 4	H: 1 LOB: 1 BB: 0 P: 4	R: 0 E: 0 K: 0 S: 3	H: 0 LOB: 0 BB: 0 P: 3	R: 0 E: 0 K: 0 S: 3	H: 0 LOB: 0 BB: 0 P: 3	R: 5 E: 1 K: 0 S: 9	H: 5 LOB: 2 BB: 1 P: 13	R: 1 E: 0 K: 0 S: 5	H: 2 LOB: 2 BB: 1 P: 9	R: 0 E: 0 K: 1 S: 5	H: 0 LOB: 3 BB: 3 P: 17	R: 2 E: 0 K: 0 S: 5	H: 4 LOB: 3 BB: 1 P: 9	1B: 10 2B: 1 3B: 1 HR: 0	SF: 1 SAC: 0 DP: 0 HBP: 0	WP: 0 PB: 0 SB: 0 CS: 0	PA: 44					
<b>PITCHER</b>	IP	WLS	BF	H	R	ER	SO	BB	IBB	HBP	BLK	WP	HR	S	P	ERA	WHIP										
<b>Catfish Hunter, R</b> ERA: 2.89	5.2		22	5	4	3	1	0	0	0	0	0	0	24	24	4.76	0.882										
<b>Rollie Fingers, R</b> ERA: 3.46	0.0		3	1	1	0	0	1	0	0	0	0	0	2	6	∞	∞										
<b>Paul Lindblad, L</b> ERA: 1.37	0.2		4	2	1	1	0	0	0	0	0	0	0	4	4	13.50	3.000										
<b>Blue Moon Odom, R</b> ERA: 4.37	1.2		10	1	1	1	1	3	1	0	0	0	0	8	24	5.40	2.400										
<b>Darold Knowles, L</b> ERA: 4.6	0.1	L	5	3	1	1	0	1	0	0	0	0	0	4	8	27.00	12.000										



Batter	1	2	3	4	5	6	7	8	9	AB	R	H	RBI	BB	SO	LOB	TOP										
<b>Freddie Patek, R</b> OBP: 0.299, SLG: 0.299 (1, 6)	4-0 CS 1B BB	4-0 1B BB			0-0 HR	4-0 HR BB		4-0 G5-4-3 BB		1	2	1	1	4	0	0											
<b>Cookie Rojas, R</b> OBP: 0.336, SLG: 0.394 <b>Frank White, R</b> OBP: 0.242, SLG: 0.323 (1, 4) (8, 4)	0-0 CS 1B	0-0 1-2 2-H 3-H 0-0 1B			0-0 HR 1B	0-0 1-H HR		0-0 F7		5	2	4	4	0	0	1											
<b>Amos Otis, R</b> OBP: 0.339, SLG: 0.425 (1, 8)	0-3 K 1-2 2-3	5-3			0-0 L6	0-0 5-3		0-0 G5-4-3		5	0	0	0	0	1	6											
<b>Hal McRae, R</b> OBP: 0.413, SLG: 0.543 (1, 10)	4-0 BB				0-0 F9	0-0 1-H HR		0-0 F8		4	1	2	2	1	0	0											
<b>Fran Healy, R</b> OBP: 0.326, SLG: 0.403 (1, 2)	K				4-0 CS BB	4-0 FC4-6 BB		0-0 F8		3	0	0	0	2	1	3											
<b>Tony Solaita, L</b> OBP: 0.321, SLG: 0.392 (1, 3)		0-0 L4	0-0 F7		0-0 FC4-6 1B	0-3 K		0-0 1B		5	2	1	0	0	1	3											
<b>Jim Wohlford, R</b> OBP: 0.352, SLG: 0.372 (1, 7)		0-0 6-3 1B	0-0 CS	0-0 6-3	0-0 1B		0-0 F8		0-0 1B	5	1	3	0	0	0	0											
<b>Vada Pinson, L</b> OBP: 0.261, SLG: 0.335 (1, 9)		0-0 6-3 1B			0-0 F8	0-0 1-3 2-H 1B		0-0 4-3		5	1	3	2	0	0	0											
<b>George Brett, L</b> OBP: 0.299, SLG: 0.311 (1, 5)		0-0 6-3			0-3 K	0-0 F8		0-3 K		5	0	0	0	0	2	6											
<b>Inning Stats</b>	R: 0 E: 0 K: 2 S: 7	H: 1 LOB: 2 BB: 2 P: 15	R: 2 E: 0 K: 0 S: 6	H: 3 LOB: 2 BB: 1 P: 10	R: 0 E: 0 K: 0 S: 2	H: 0 LOB: 0 BB: 1 P: 6	R: 0 E: 0 K: 1 S: 5	H: 0 LOB: 0 BB: 0 P: 5	R: 4 E: 0 K: 0 S: 8	H: 5 LOB: 2 BB: 1 P: 12	R: 2 E: 0 K: 1 S: 7	H: 2 LOB: 1 BB: 1 P: 11	R: 0 E: 0 K: 1 S: 5	H: 0 LOB: 0 BB: 0 P: 5	R: 0 E: 0 K: 0 S: 2	H: 0 LOB: 0 BB: 1 P: 6	R: 1 E: 0 K: 0 S: 6	H: 3 LOB: 2 BB: 0 P: 6	1B: 11 2B: 1 3B: 0 HR: 3	SF: 0 SAC: 0 DP: 2 HBP: 0	WP: 0 PB: 0 CS: 3	PA: 46					
<b>PITCHER</b>	IP	WLS	BF	H	R	ER	SO	BB	IBB	HBP	BLK	WP	HR	S	P	ERA	WHIP										
<b>Stan Bahnsen, R</b> ERA: 4.32 (1, 1)	4.0	L	20	6	4	4	3	4	0	0	0	0	1	22	38	9.00	2.500										
<b>Ken Tatum, R</b> ERA: 4.73 (5, 1)	0.2		5	2	1	1	0	1	0	0	0	0	1	4	8	13.50	4.500										
<b>Skip Pitlock, L</b> ERA: 4.42 (5, 1)	4.1		20	6	4	4	2	2	0	0	0	0	1	22	30	8.31	1.846										
Batter	1	2	3	4	5	6	7	8	9	AB	R	H	RBI	BB	SO	LOB	BOTTOM										
<b>Pat Kelly, L</b> OBP: 0.345, SLG: 0.362 (1, 10)	0-0 L3		0-3 K		4-0 BB			0-0 F8		3	0	0	0	1	1	1											
<b>Jorge Orta, L</b> OBP: 0.398, SLG: 0.480 (1, 4)	0-0 1B		0-0 WP 1-3 1B		0-3 K			0-0 1-3		4	0	2	0	0	1	1											
<b>Dick Allen, R</b> OBP: 0.372, SLG: 0.570 <b>Tony Muser, L</b> OBP: 0.375, SLG: 0.426 (1, 3) (9, 3)	0-0 F8		4-0 2-3 BB		0-3 K			0-0 L9		3	0	0	0	1	1	1											
<b>Carlos May, L</b> OBP: 0.323, SLG: 0.356 (1, 7)	0-0 4-3		0-0 1-3		0-0 F7			0-0 6-3		4	0	0	0	0	0	3											
<b>Ken Henderson, S</b> OBP: 0.353, SLG: 0.430 (1, 8)		0-0 G3			0-0 L7			0-0 3-1		4	0	0	0	0	0	0											
<b>Bill Shero, L</b> OBP: 0.394, SLG: 0.473 (1, 9)		0-0 2B			0-0 G3			0-0 1-3		4	0	1	0	0	0	0											
<b>Ron Santo, R</b> OBP: 0.314, SLG: 0.326 (1, 5)		0-0 3-1			0-0 5-3			0-3 K		3	0	0	0	0	1	1											
<b>Ed Herrmann, L</b> OBP: 0.305, SLG: 0.360 <b>Brian Downing, R</b> OBP: 0.391, SLG: 0.505 (7, PR) (8, 2)		0-0 5-3			0-0 F5			0-0 1B		3	0	1	0	0	0	1											
<b>Bucky Dent, R</b> OBP: 0.278, SLG: 0.337 (1, 6)			0-0 1B		0-0 P3			0-0 6-3		3	0	1	0	0	0	1											
<b>Inning Stats</b>	R: 0 E: 0 K: 0 S: 4	H: 1 LOB: 1 BB: 0 P: 4	R: 0 E: 0 K: 0 S: 4	H: 1 LOB: 1 BB: 0 P: 4	R: 0 E: 0 K: 1 S: 6	H: 2 LOB: 2 BB: 1 P: 10	R: 0 E: 0 K: 0 S: 3	H: 0 LOB: 0 BB: 0 P: 3	R: 0 E: 0 K: 1 S: 5	H: 0 LOB: 1 BB: 1 P: 9	R: 0 E: 0 K: 1 S: 5	H: 0 LOB: 0 BB: 0 P: 5	R: 0 E: 0 K: 1 S: 6	H: 1 LOB: 1 BB: 0 P: 6	R: 0 E: 0 K: 0 S: 3	H: 0 LOB: 0 BB: 0 P: 3	R: 0 E: 0 K: 0 S: 3	H: 0 LOB: 0 BB: 0 P: 3	1B: 4 2B: 1 3B: 0 HR: 0	SF: 0 SAC: 0 DP: 0 HBP: 0	WP: 1 PB: 0 CS: 0	PA: 33					
<b>PITCHER</b>	IP	WLS	BF	H	R	ER	SO	BB	IBB	HBP	BLK	WP	HR	S	P	ERA	WHIP										
<b>Bruce Dal Canton, R</b> ERA: 2.76 (1, 1)	9.0	W	33	5	0	0	4	2	0	0	0	1	0	39	47	0.00	0.778										

**Kansas City Royals @ Chicago White Sox**  
Comiskey Park, Chicago, IL  
Mon Jul 01 1974, 8:05 PM EDT  
Att: 17,494 - Unknown - 88 F

**AB 38**  
**R 9**  
**H 14**  
**RBI 9**  
**BB 7**  
**SO 5**  
**LOB 19**



**Kansas City Royals @ Chicago White Sox**  
Comiskey Park, Chicago, IL  
Mon Jul 01 1974, 8:05 PM EDT  
Att: 17,494 - Unknown - 88 F

**AB 31**  
**R 0**  
**H 5**  
**RBI 0**  
**BB 2**  
**SO 4**  
**LOB 9**






Batter	1	2	3	4	5	6	7	8	9	AB	R	H	RBI	BB	SO	LOB	TOP			
Freddie Patek, R (1, 6) OBP: 0.295, SLG: 0.295	5-3		P5			K		P4		4	0	0	0	0	1	1				
Cookie Rojas, R (1, 4) OBP: 0.331, SLG: 0.389	6-3				F9	F7		5-3		4	0	0	0	0	0	1				
Amos Otis, R (1, 8) OBP: 0.338, SLG: 0.426	K				5-3 2B	B1-3			5-3	4	1	1	0	0	1	0				
Hal McRae, R (1, 10) OBP: 0.410, SLG: 0.538		4-3			5-3			6-3		4	0	1	0	0	0	1				
Fran Healy, R (1, 2) OBP: 0.328, SLG: 0.409		F9			2-3			FC6-4 1B		4	0	2	1	0	0	1				
Tony Solaita, L (1, 3) OBP: 0.321, SLG: 0.390					3-H			4-3 1B		3	0	1	0	0	0	2				
Buck Martinez, R (8, PH) OBP: 0.333, SLG: 0.242					P3			4-3		1	0	0	0	0	1	1				
Jim Wohlford, R (1, 7) OBP: 0.349, SLG: 0.368								K		3	0	0	0	0	0	2				
Vada Pinson, L (1, 9) OBP: 0.259, SLG: 0.332					F9					2	0	0	0	0	0	0				
Al Cowens, R (8, PH) OBP: 0.271, SLG: 0.255						B1-3		FC6-4 1B		1	0	1	0	0	0	0				
George Brett, L (1, 5) OBP: 0.296, SLG: 0.307										2	0	0	0	0	2	0				
Frank White, R (8, PH) OBP: 0.238, SLG: 0.317					K			FC6-4 1B		1	0	0	0	0	0	1				
<b>Inning Stats</b>	R: 0 E: 0 K: 1 S: 5	H: 0 LOB: 0 BB: 0 P: 5	R: 0 E: 0 K: 0 S: 4	H: 1 LOB: 1 BB: 0 P: 4	R: 0 E: 0 K: 1 S: 5	H: 0 LOB: 0 BB: 0 P: 5	R: 1 E: 0 K: 0 S: 5	H: 2 LOB: 1 BB: 0 P: 5	R: 0 E: 0 K: 1 S: 5	H: 0 LOB: 0 BB: 0 P: 5	R: 0 E: 0 K: 0 S: 4	H: 1 LOB: 1 BB: 0 P: 4	R: 0 E: 0 K: 0 S: 4	H: 1 LOB: 1 BB: 0 P: 4	R: 0 E: 0 K: 1 S: 6	H: 1 LOB: 1 BB: 0 P: 6	1B: 4 2B: 2 3B: 0 HR: 0	SF: 0 SAC: 0 DP: 0 HBP: 0	WP: 0 PB: 0 SB: 0 CS: 0	PA: 33
<b>PITCHER</b> Wilbur Wood, L (1, 1) ERA: 3.56	IP: 9.0 WLS: W BF: 33 H: 6 R: 1 ER: 1 SO: 5 BB: 0 IBB: 0 HBP: 0 BLK: 0 WP: 0 HR: 0 S: 43 P: 43 ERA: 1.00 WHIP: 0.667															<b>PITCHER</b>				

**Kansas City Royals @ Chicago White Sox**  
Comiskey Park, Chicago, IL  
Tue Jul 02, 1974, 8:05 PM EDT  
Att: 11,162 - Unknown - 91 F


AB	33
R	1
H	6
RBI	1
BB	0
SO	5
LOB	10



Batter	1	2	3	4	5	6	7	8	9	AB	R	H	RBI	BB	SO	LOB	BOTTOM			
Pat Kelly, L (1, 9) OBP: 0.339, SLG: 0.355	K		F7			L8	G3			4	0	0	0	0	1	0				
Jorge Orta, L (1, 4) OBP: 0.391, SLG: 0.471	4-3		K2-3			E7 1B		1-3		4	1	0	0	0	1	0				
Dick Allen, R (1, 3) OBP: 0.377, SLG: 0.583						1B G6-3 1B		F8		3	2	2	1	1	0	0				
Carlos May, L (1, 10) OBP: 0.326, SLG: 0.358	6-3					1-3 1B		1-3		4	0	2	1	0	0	0				
Ken Henderson, S (1, 8) OBP: 0.350, SLG: 0.425		4-3				5-3				3	0	0	0	0	0	3				
Bill Shero, L (1, 7) OBP: 0.382, SLG: 0.458		4-3				1-2 3-H		F8		3	0	0	0	0	0	2				
Bill Melton, R (1, 5) OBP: 0.295, SLG: 0.328						F8				3	1	2	1	0	0	0				
Ed Herrmann, L (1, 2) OBP: 0.301, SLG: 0.355		6-3						HR		3	0	0	0	0	1	1				
Bucky Dent, R (1, 6) OBP: 0.274, SLG: 0.332								F7		3	0	0	0	0	0	0				
<b>Inning Stats</b>	R: 1 E: 0 K: 1 S: 6	H: 1 LOB: 0 BB: 0 P: 6	R: 0 E: 0 K: 0 S: 4	H: 1 LOB: 1 BB: 0 P: 4	R: 0 E: 0 K: 1 S: 5	H: 0 LOB: 0 BB: 0 P: 5	R: 1 E: 0 K: 0 S: 4	H: 2 LOB: 0 BB: 0 P: 4	R: 0 E: 0 K: 0 S: 3	H: 0 LOB: 0 BB: 0 P: 3	R: 1 E: 1 K: 0 S: 5	H: 1 LOB: 2 BB: 1 P: 9	R: 1 E: 0 K: 1 S: 6	H: 1 LOB: 0 BB: 0 P: 6	R: 0 E: 0 K: 0 S: 3	H: 0 LOB: 0 BB: 0 P: 3	1B: 4 2B: 0 3B: 0 HR: 2	SF: 0 SAC: 0 DP: 1 HBP: 0	WP: 0 PB: 0 SB: 0 CS: 0	PA: 31
<b>PITCHER</b> Lindy McDaniel, R (1, 1) ERA: 3.81	IP: 5.1 WLS: L BF: 21 H: 4 R: 3 ER: 2 SO: 2 BB: 0 IBB: 0 HBP: 0 BLK: 0 WP: 0 HR: 1 S: 24 P: 28 ERA: 3.38 WHIP: 0.750															<b>PITCHER</b> Steve Mingori, L (6, 1) ERA: 4.94				

**Kansas City Royals @ Chicago White Sox**  
Comiskey Park, Chicago, IL  
Tue Jul 02, 1974, 8:05 PM EDT  
Att: 11,162 - Unknown - 91 F

AB	30
R	4
H	6
RBI	3
BB	1
SO	3
LOB	6





Batter	1	2	3	4	5	6	7	8	9	AB	R	H	RBI	BB	SO	LOB	TOP			
<b>Freddie Patek, R</b> OBP: 0.300, SLG: 0.293 (1, 6)										2	0	0	0	3	2	2	<b>Kansas City Royals @ Chicago White Sox</b> Comiskey Park, Chicago, IL Wed Jul 03 1974, 8:05 PM EDT Att: 13,795 - Unknown - 92 F			
<b>Cookie Rojas, R</b> OBP: 0.329, SLG: 0.385 (1, 4)										5	0	1	1	0	1	4				
<b>Amos Otis, R</b> OBP: 0.339, SLG: 0.445 (1, 8)										5	1	2	1	0	0	3				
<b>Hal McRae, R</b> OBP: 0.403, SLG: 0.527 (1, 10)										5	0	0	0	0	0	2				
<b>Fran Healy, R</b> OBP: 0.331, SLG: 0.408 (1, 2)										3	1	1	0	1	1	0				
<b>Tony Solaita, L</b> OBP: 0.330, SLG: 0.400 (1, 3)										3	1	1	0	1	1	1				
<b>Jim Wohlford, R</b> OBP: 0.347, SLG: 0.367 (1, 7)										4	0	1	0	0	0	3				
<b>Vada Pinson, L</b> OBP: 0.268, SLG: 0.349 <b>Al Cowens, R</b> OBP: 0.271, SLG: 0.255 (9, 9)										2	2	1	1	2	0	1				
<b>George Brett, L</b> OBP: 0.295, SLG: 0.306 (1, 5)										4	0	1	2	0	1	2				
<b>Inning Stats</b>	R: 0 E: 0 K: 0 S: 3	H: 0 LOB: 1 BB: 1 P: 7	R: 3 E: 0 K: 1 S: 9	H: 4 LOB: 2 BB: 1 P: 13	R: 0 E: 0 K: 0 S: 2	H: 0 LOB: 0 BB: 1 P: 6	R: 1 E: 0 K: 0 S: 4	H: 1 LOB: 1 BB: 1 P: 8	R: 1 E: 0 K: 2 S: 8	H: 1 LOB: 0 BB: 0 P: 8	R: 0 E: 0 K: 0 S: 3	H: 0 LOB: 0 BB: 0 P: 3	R: 0 E: 0 K: 1 S: 4	H: 0 LOB: 1 BB: 2 P: 12	R: 0 E: 0 K: 2 S: 8	H: 1 LOB: 1 BB: 0 P: 8		1B: 4 2B: 2 3B: 1 HR: 2	SF: 0 SAC: 0 DP: 2 HBP: 0	WP: 0 PB: 0 SB: 1 CS: 0
<b>PITCHER</b>	IP	WLS	BF	H	R	ER	SO	BB	IBB	HBP	BLK	WP	HR	S	P	ERA	WHIP			
<b>Bill Moran, R</b> ERA: 4.28 <b>Skip Pitlock, L</b> ERA: 4.42 <b>Lloyd Allen, R</b> ERA: 6.0 <b>Terry Forster, L</b> ERA: 2.92 (8, 1)	3.2	L	19	5	4	4	1	3	1	0	0	0	1	17	33	9.82	2.182			

Batter	1	2	3	4	5	6	7	8	9	AB	R	H	RBI	BB	SO	LOB	BOTTOM			
<b>Lee Richard, R</b> OBP: 0.182, SLG: 0.182 <b>Carlos May, L</b> OBP: 0.325, SLG: 0.356 (8, FH)										3	0	0	0	0	0	1	<b>Kansas City Royals @ Chicago White Sox</b> Comiskey Park, Chicago, IL Wed Jul 03 1974, 8:05 PM EDT Att: 13,795 - Unknown - 92 F			
<b>Pat Kelly, L</b> OBP: 0.338, SLG: 0.353 (1, 9)										4	0	1	0	0	0	0				
<b>Dick Allen, R</b> OBP: 0.382, SLG: 0.596 (1, 3)										4	2	3	1	0	1	0				
<b>Bill Melton, R</b> OBP: 0.301, SLG: 0.351 (1, 5)										4	1	3	2	0	1	2				
<b>Ken Henderson, S</b> OBP: 0.345, SLG: 0.419 (1, 8)										4	0	0	0	0	1	2				
<b>Brian Downing, R</b> OBP: 0.379, SLG: 0.487 (1, 2)										4	0	0	0	0	2	2				
<b>Ron Santo, R</b> OBP: 0.316, SLG: 0.326 (1, 4)										3	0	1	0	1	0	0				
<b>Bill Sharp, L</b> OBP: 0.371, SLG: 0.444 (1, 7)										3	0	0	0	0	0	2				
<b>Bucky Dent, R</b> OBP: 0.271, SLG: 0.329 <b>Tony Muser, L</b> OBP: 0.370, SLG: 0.420 <b>Eddie Leon, R</b> OBP: 0.176, SLG: 0.161 (8, FH)										2	0	0	0	0	0	1				
<b>Inning Stats</b>	R: 0 E: 0 K: 1 S: 5	H: 0 LOB: 0 BB: 0 P: 5	R: 0 E: 0 K: 1 S: 5	H: 1 LOB: 0 BB: 0 P: 5	R: 0 E: 0 K: 0 S: 4	H: 1 LOB: 1 BB: 0 P: 4	R: 1 E: 0 K: 0 S: 5	H: 2 LOB: 1 BB: 0 P: 5	R: 0 E: 0 K: 0 S: 2	H: 0 LOB: 0 BB: 1 P: 6	R: 2 E: 1 K: 0 S: 5	H: 2 LOB: 0 BB: 0 P: 5	R: 0 E: 0 K: 1 S: 9	H: 2 LOB: 2 BB: 0 P: 9	R: 0 E: 0 K: 1 S: 5	H: 0 LOB: 0 BB: 0 P: 5		1B: 5 2B: 1 3B: 0 HR: 2	SF: 0 SAC: 0 DP: 2 HBP: 0	WP: 0 PB: 0 SB: 0 CS: 0
<b>PITCHER</b>	IP	WLS	BF	H	R	ER	SO	BB	IBB	HBP	BLK	WP	HR	S	P	ERA	WHIP			
<b>Paul Splittorf, L</b> ERA: 2.98 <b>Doug Bird, R</b> ERA: 2.37 (7, 1)	6.0	W	23	6	3	3	2	1	0	0	0	0	0	19	19	0.00	0.667			



Batter	1	2	3	4	5	6	7	8	9	AB	R	H	RBI	BB	SO	LOB	TOP											
Freddie Patek, R OBP: 0.295, SLG: 0.289	K		L9		F8		SF8		6-3	4	0	0	1	0	1	1	<b>Kansas City Royals @ Chicago White Sox</b> Comiskey Park, Chicago, IL Thu Jul 04 1974, 8:05 PM EDT Att: 25,805 - Unknown <a href="http://livebaseballscorecards.com">livebaseballscorecards.com</a>											
Frank White, R OBP: 0.239, SLG: 0.328	F9		5-3		F9		1B			4	1	1	0	0	0	1												
Amos Otis, R OBP: 0.341, SLG: 0.450	2B		F7				6-3			4	0	2	2	0	0	0												
Hal McRae, R OBP: 0.401, SLG: 0.521	F8			P4		FC5-4				3	0	0	0	1	1	2												
Fran Healy, R OBP: 0.333, SLG: 0.409		BB		FC4-6		FC5-4				4	0	2	0	0	0	1												
Jim Wehford, R OBP: 0.343, SLG: 0.361	L4			FC4-6		FC5-4				4	0	0	0	0	0	3												
Tony Solaita, L OBP: 0.333, SLG: 0.395										1	0	0	0	1	1	1												
Richie Scheinblum, S OBP: 0.235, SLG: 0.169										1	1	1	0	0	0	0												
John Mayberry, L OBP: 0.399, SLG: 0.530										1	0	0	0	0	1	0												
Al Cowens, R OBP: 0.270, SLG: 0.248	F8									3	0	0	0	1	0	3												
George Brett, L OBP: 0.290, SLG: 0.301										3	1	0	0	0	0	4												
Buck Martinez, R OBP: 0.325, SLG: 0.235	FC4-6				L6		E3		4-3	1	0	0	0	0	0	0												
<b>Inning Stats</b>	R: 0 E: 0 K: 1 S: 6	H: 1 LOB: 1 BB: 0 P: 6	R: 0 E: 0 K: 0 S: 4	H: 1 LOB: 2 BB: 1 P: 8	R: 0 E: 0 K: 0 S: 3	H: 0 LOB: 0 BB: 0 P: 3	R: 0 E: 0 K: 1 S: 6	H: 1 LOB: 1 BB: 0 P: 6	R: 0 E: 0 K: 0 S: 3	H: 0 LOB: 1 BB: 1 P: 7	R: 0 E: 0 K: 0 S: 3	H: 0 LOB: 1 BB: 1 P: 7	R: 3 E: 1 K: 1 S: 9	H: 3 LOB: 1 BB: 0 P: 9	R: 0 E: 0 K: 1 S: 5	H: 0 LOB: 0 BB: 0 P: 5	R: 0 E: 0 K: 0 S: 3	H: 0 LOB: 0 BB: 0 P: 3	1B: 4 2B: 2 3B: 0 HR: 0	SF: 1 SAC: 0 DP: 0 HBP: 0	WP: 0 PA: 37							
<b>PITCHER</b>	IP	WLS	BF	H	R	ER	SO	BB	IBB	HBP	BLK	WP	HR	S	P	ERA	WHIP											
Jim Kaat, L ERA: 3.6	(1, 1)	6.2	W	30	6	3	0	2	3	0	0	0	0	0	31	43	0.00	1.350										
Terry Forster, L ERA: 2.53	(7, 1)	2.1	S	7	0	0	0	2	0	0	0	0	0	0	11	11	0.00	0.000										
Terry Forster, L ERA: 2.83	(9, 1)	2.1	S	7	0	0	0	2	0	0	0	0	0	0	11	11	0.00	0.000										

Batter	1	2	3	4	5	6	7	8	9	AB	R	H	RBI	BB	SO	LOB	BOTTOM											
Pat Kelly, L OBP: 0.344, SLG: 0.364	3-1									4	3	3	1	0	0	0	<b>Kansas City Royals @ Chicago White Sox</b> Comiskey Park, Chicago, IL Thu Jul 04 1974, 8:05 PM EDT Att: 25,805 - Unknown <a href="http://livebaseballscorecards.com">livebaseballscorecards.com</a>											
Ken Henderson, S OBP: 0.347, SLG: 0.425			4-3		4-3		1B			1	1	1	1	0	0	0												
Jorge Orta, L OBP: 0.391, SLG: 0.466	6-3		4-3		4-3		1B			4	2	1	1	1	0	2												
Dick Allen, R OBP: 0.383, SLG: 0.593										5	0	2	3	0	1	2												
Lee Richard, R OBP: 0.182, SLG: 0.182	K				6-3		G3			0	0	0	0	0	0	0												
Terry Forster, L ERA: 2.83										0	0	0	0	0	0	0												
Carlos May, L OBP: 0.326, SLG: 0.355		6-3	F9							4	0	1	0	1	0	3												
Bill Melton, R OBP: 0.310, SLG: 0.372										5	1	4	4	0	0	1												
Tony Muser, L OBP: 0.364, SLG: 0.411										4	0	1	0	0	0	4												
Bill Sharp, L OBP: 0.358, SLG: 0.427										4	0	0	0	0	0	2												
Ed Herrmann, L OBP: 0.309, SLG: 0.373										3	2	2	1	1	1	0												
Bucky Dent, R OBP: 0.277, SLG: 0.335										2	2	1	0	0	1	2												
<b>Inning Stats</b>	R: 0 E: 0 K: 1 S: 5	H: 0 LOB: 0 BB: 0 P: 5	R: 1 E: 0 K: 0 S: 4	H: 2 LOB: 0 BB: 0 P: 4	R: 2 E: 0 K: 0 S: 6	H: 3 LOB: 1 BB: 0 P: 6	R: 0 E: 0 K: 1 S: 6	H: 1 LOB: 2 BB: 1 P: 10	R: 1 E: 0 K: 0 S: 5	H: 2 LOB: 1 BB: 0 P: 5	R: 0 E: 0 K: 1 S: 5	H: 0 LOB: 0 BB: 0 P: 5	R: 3 E: 0 K: 0 S: 5	H: 3 LOB: 1 BB: 1 P: 10	R: 4 E: 0 K: 0 S: 8	H: 5 LOB: 3 BB: 1 P: 12	1B: 11 2B: 3 3B: 0 HR: 2	SF: 0 SAC: 2 DP: 1 HBP: 1	WP: 1 PA: 42									
<b>PITCHER</b>	IP	WLS	BF	H	R	ER	SO	BB	IBB	HBP	BLK	WP	HR	S	P	ERA	WHIP											
Steve Busby, R ERA: 3.39	(1, 1)	6.0	L	28	9	6	6	3	0	0	0	0	0	1	1	9.00	1.500											
Joe Hoerner, L ERA: 4.5	(7, 1)	0.0		1	1	0	0	0	0	0	0	0	0	1	1	∞	∞											
Doug Bird, R ERA: 2.66	(7, 1)	1.1		7	3	3	3	0	0	1	0	0	0	1	6	10	20.25	2.250										
Steve Mingo, L ERA: 5.55	(8, 1)	0.2		6	3	2	2	0	1	0	0	0	0	0	5	9	27.00	6.000										



Batter	1	2	3	4	5	6	7	8	9	AB	R	H	RBI	BB	SO	LOB	TOP								
<b>Freddie Patek, R</b> OBP: 0.297, SLG: 0.289 (1, 6)										4	0	1	0	1	1	1									
<b>Cookie Rojas, R</b> OBP: 0.327, SLG: 0.382 (1, 4)										5	0	1	1	0	1	1									
<b>Amos Otis, R</b> OBP: 0.346, SLG: 0.451 (1, 8)										4	1	2	0	1	1	0									
<b>Hal McRae, R</b> OBP: 0.401, SLG: 0.523 <b>Al Cowens, R</b> OBP: 0.270, SLG: 0.248 (1, 9) (9, 9)										5	1	2	1	0	0	2									
<b>John Mayberry, L</b> OBP: 0.403, SLG: 0.528 (1, 10)										3	1	1	0	2	1	1									
<b>Tony Solaita, L</b> OBP: 0.340, SLG: 0.412 (1, 3)										4	1	2	1	0	0	2									
<b>Jim Wohlford, R</b> OBP: 0.342, SLG: 0.358 (1, 7)										3	0	0	0	1	1	3									
<b>Fran Healy, R</b> OBP: 0.339, SLG: 0.412 (1, 2)										3	1	2	1	1	0	1									
<b>George Brett, L</b> OBP: 0.284, SLG: 0.294 (1, 5)										4	0	0	0	0	0	6									
<b>Inning Stats</b>	R: 0 E: 0 K: 1 S: 6	H: 1 LOB: 1 BB: 0 P: 6	R: 2 E: 0 K: 1 S: 7	H: 3 LOB: 1 BB: 1 P: 11	R: 1 E: 0 K: 0 S: 5	H: 2 LOB: 1 BB: 0 P: 5	R: 1 E: 0 K: 0 S: 5	H: 3 LOB: 1 BB: 0 P: 5	R: 1 E: 0 K: 2 S: 9	H: 2 LOB: 3 BB: 2 P: 17	R: 0 E: 0 K: 0 S: 3	H: 0 LOB: 1 BB: 1 P: 7	R: 0 E: 0 K: 0 S: 3	H: 0 LOB: 0 BB: 1 P: 7	R: 0 E: 0 K: 0 S: 2	H: 0 LOB: 0 BB: 1 P: 6	R: 0 E: 0 K: 1 S: 5	H: 0 LOB: 0 BB: 0 P: 5	1B: 9 2B: 2 HR: 0	SF: 0 SAC: 0 DP: 1 HBP: 0	WP: 0 PB: 0 SB: 2 CS: 2	PA: 42			
<b>PITCHER</b>	IP	WLS	BF	H	R	ER	SO	BB	IBB	HBP	BLK	WP	HR	S	P	ERA	WHIP								
<b>Rick Wise, R</b> ERA: 3.91 (1, 1)	4.1	L	23	10	5	5	3	2	0	0	0	0	0	27	35	10.38	2.769								
<b>Reggie Cleveland, R</b> ERA: 5.4 (5, 1)	4.2		18	1	0	0	2	4	0	0	0	0	0	18	34	0.00	1.071								

**Kansas City Royals @ Boston Red Sox**  
Fenway Park, Boston, MA  
Sat Jul 06 1974, 3:33 AM EDT  
Att: 23,331 - Unknown - 80 F

AB 35  
R 5  
H 11  
RBI 4  
BB 6  
SO 5  
LOB 17

Batter	1	2	3	4	5	6	7	8	9	AB	R	H	RBI	BB	SO	LOB	BOTTOM								
<b>Tommy Harper, R</b> OBP: 0.298, SLG: 0.309 (1, 7)										5	0	1	0	0	0	4									
<b>Doug Griffin, R</b> OBP: 0.388, SLG: 0.451 (1, 4)										4	0	1	0	0	1	2									
<b>Cecil Cooper, L</b> OBP: 0.319, SLG: 0.418 (1, 10)										5	1	1	1	0	0	4									
<b>Carl Yastrzemski, L</b> OBP: 0.419, SLG: 0.454 (1, 3)										3	0	0	0	1	1	2									
<b>Dwight Evans, R</b> OBP: 0.349, SLG: 0.447 (1, 9)										4	1	2	0	0	0	1									
<b>Rico Petrocelli, R</b> OBP: 0.371, SLG: 0.486 (1, 5)										4	1	1	2	0	0	2									
<b>Rick Miller, L</b> OBP: 0.370, SLG: 0.333 (1, 8)										4	0	1	0	0	1	0									
<b>Mario Guerrero, R</b> OBP: 0.292, SLG: 0.287 (6, PH)										2	0	1	0	0	0	0									
<b>Bernie Carbo, L</b> OBP: 0.377, SLG: 0.452 <b>Rick Burleson, R</b> OBP: 0.362, SLG: 0.466 (7, 6)										1	0	1	0	0	0	0									
<b>Tim Blackwell, S</b> OBP: 0.333, SLG: 0.333 <b>Dick McAuliffe, L</b> OBP: 0.328, SLG: 0.328 <b>Bob Montgomery, R</b> OBP: 0.276, SLG: 0.330 <b>Terry Hughes, R</b> OBP: 0.259, SLG: 0.360 (1, 2) (6, PH) (7, 2) (9, PR)										2	0	0	0	0	0	2									
<b>Inning Stats</b>	R: 0 E: 0 K: 1 S: 6	H: 1 LOB: 1 BB: 0 P: 6	R: 2 E: 1 K: 0 S: 6	H: 2 LOB: 1 BB: 0 P: 6	R: 1 E: 0 K: 0 S: 4	H: 1 LOB: 1 BB: 1 P: 8	R: 0 E: 0 K: 1 S: 6	H: 1 LOB: 1 BB: 0 P: 6	R: 0 E: 0 K: 0 S: 5	H: 0 LOB: 0 BB: 0 P: 5	R: 0 E: 0 K: 0 S: 4	H: 1 LOB: 1 BB: 0 P: 4	R: 0 E: 0 K: 0 S: 3	H: 0 LOB: 0 BB: 0 P: 3	R: 0 E: 1 K: 0 S: 5	H: 1 LOB: 2 BB: 0 P: 5	1B: 7 2B: 2 HR: 2	SF: 0 SAC: 1 DP: 1 HBP: 0	WP: 0 PB: 0 SB: 1 CS: 0	PA: 39					
<b>PITCHER</b>	IP	WLS	BF	H	R	ER	SO	BB	IBB	HBP	BLK	WP	HR	S	P	ERA	WHIP								
<b>Nelson Briles, R</b> ERA: 4.87 (1, 1)	5.1	W	25	7	3	3	3	1	0	0	0	0	0	14	14	5.06	1.500								
<b>Al Fitzmorris, R</b> ERA: 3.45 (6, 1)	3.2	S	14	3	0	0	0	0	0	0	0	0	0	14	14	0.00	0.818								

**Kansas City Royals @ Boston Red Sox**  
Fenway Park, Boston, MA  
Sat Jul 06 1974, 3:33 AM EDT  
Att: 23,331 - Unknown - 80 F

AB 37  
R 3  
H 10  
RBI 3  
BB 1  
SO 3  
LOB 21








Batter	1	2	3	4	5	6	7	8	9	AB	R	H	RBI	BB	SO	LOB	TOP					
Freddie Patek, R OBP: 0.301, SLG: 0.295 (1, 6)	K		F8					1B		3	1	1	0	1	1	1						
Frank White, R OBP: 0.236, SLG: 0.319 Cookie Rojas, R OBP: 0.330, SLG: 0.388 (6, PH) (6, 4)	F8			K				1B		2	0	0	0	0	1	0						
Amos Otis, R OBP: 0.347, SLG: 0.456 (1, 8)	F8			F9				1B		4	0	1	2	0	0	2						
Hal McRae, R OBP: 0.398, SLG: 0.515 (1, 10)		K		K				1B		4	0	0	0	0	2	4						
Jim Wohlford, R OBP: 0.337, SLG: 0.352 (1, 7) (8, 9)	K				P4			E5		4	0	0	0	0	1	1						
Tony Solaita, L OBP: 0.337, SLG: 0.402 John Mayberry, L OBP: 0.405, SLG: 0.521 (7, PH) (7, 3)	K				K			F7		2	0	0	0	0	2	0						
Al Cowens, R OBP: 0.270, SLG: 0.256 (1, 9) (8, 5)				P6				L8		4	0	1	0	0	0	0						
Buck Martinez, R OBP: 0.333, SLG: 0.229 Fran Healy, R OBP: 0.337, SLG: 0.413 (7, PH) (7, 2)				F9				K		1	1	0	0	1	0	0						
George Brett, L OBP: 0.290, SLG: 0.296 Richie Scheinblum, S OBP: 0.236, SLG: 0.174 (8, PH) (8, 7)								5-3		2	0	1	0	0	0	1						
<b>Inning Stats</b>	R: 0 E: 0 K: 1 S: 5	H: 0 LOB: 0 BB: 0 P: 5	R: 0 E: 0 K: 3 S: 9	H: 0 LOB: 0 BB: 0 P: 9	R: 0 E: 0 K: 0 S: 4	H: 1 LOB: 1 BB: 0 P: 4	R: 0 E: 0 K: 2 S: 7	H: 0 LOB: 0 BB: 0 P: 7	R: 0 E: 0 K: 1 S: 5	H: 0 LOB: 0 BB: 0 P: 5	R: 1 E: 0 K: 0 S: 5	H: 2 LOB: 2 BB: 1 P: 9	R: 0 E: 0 K: 1 S: 6	H: 1 LOB: 1 BB: 0 P: 6	R: 2 E: 1 K: 0 S: 6	H: 2 LOB: 2 BB: 1 P: 10	R: 0 E: 0 K: 1 S: 5	H: 0 LOB: 0 BB: 0 P: 5	1B: 5 2B: 1 3B: 0 HR: 0	SF: 0 SAC: 0 DP: 0 HBP: 0	WP: 0 PB: 0 SB: 0 CS: 0	PA: 36
<b>PITCHER</b> Roger Moret, L ERA: 3.34 (1, 1)	IP: 9.0 WLS: W BF: 36 H: 6 R: 3 ER: 2 SO: 9 BB: 2 IBB: 0 HBP: 0 BLK: 0 WP: 0 HR: 0 S: 52 P: 60 ERA: 2.00 WHIP: 0.889											<b>PITCHER</b>	IP: 9.0 WLS: W BF: 36 H: 6 R: 3 ER: 2 SO: 9 BB: 2 IBB: 0 HBP: 0 BLK: 0 WP: 0 HR: 0 S: 52 P: 60 ERA: 2.00 WHIP: 0.889									

Kansas City Royals @ Boston Red Sox  
Fenway Park, Boston, MA  
Sun Jul 07 1974, 3:38 AM EDT  
Att: 21,146 - Unknown


AB 34  
R 3  
H 6  
RBI 2  
BB 2  
SO 9  
LOB 12



Batter	1	2	3	4	5	6	7	8	9	AB	R	H	RBI	BB	SO	LOB	BOTTOM					
Rick Miller, L OBP: 0.387, SLG: 0.385 (1, 8)	K			4-3				4-3		4	0	0	0	1	1	4						
Dick McAuliffe, L OBP: 0.321, SLG: 0.323 (1, 4)	F7				F8			F8		3	0	0	1	1	0	0						
Cecil Cooper, L OBP: 0.320, SLG: 0.414 (1, 3)	P6				F7			2B		4	1	1	0	0	0	3						
Carl Yastrzemski, L OBP: 0.423, SLG: 0.460 (1, 10)								1B		3	2	3	0	1	0	0						
Dwight Evans, R OBP: 0.353, SLG: 0.456 (1, 9)					F8			SF8		3	0	0	1	0	1	3						
Bernie Carbo, L OBP: 0.375, SLG: 0.445 (1, 7)					F7			2B		3	0	0	0	1	0	2						
Terry Hughes, R OBP: 0.287, SLG: 0.357 Rico Petrocelli, R OBP: 0.374, SLG: 0.489 (6, PH) (9, 5)					K			1B		3	1	1	1	0	1	1						
Tim Blackwell, S OBP: 0.400, SLG: 0.333 (1, 2)								2B		1	0	1	1	0	0	0						
Mario Guerrero, R OBP: 0.295, SLG: 0.291 (1, 6)								K		4	0	2	1	0	1	3						
<b>Inning Stats</b>	R: 0 E: 0 K: 1 S: 5	H: 4 LOB: 3 BB: 2 P: 17	R: 0 E: 0 K: 1 S: 5	H: 0 LOB: 1 BB: 1 P: 9	R: 0 E: 0 K: 0 S: 3	H: 0 LOB: 0 BB: 0 P: 3	R: 0 E: 0 K: 0 S: 3	H: 0 LOB: 0 BB: 0 P: 3	R: 2 E: 0 K: 1 S: 8	H: 3 LOB: 3 BB: 2 P: 16	R: 0 E: 0 K: 1 S: 5	H: 0 LOB: 0 BB: 0 P: 5	R: 3 E: 0 K: 1 S: 9	H: 4 LOB: 3 BB: 2 P: 17	R: 0 E: 0 K: 1 S: 5	H: 0 LOB: 0 BB: 0 P: 5	R: 2 E: 0 K: 1 S: 8	H: 3 LOB: 3 BB: 2 P: 16	1B: 6 2B: 3 3B: 0 HR: 0	SF: 1 SAC: 0 DP: 1 HBP: 0	WP: 1 PB: 0 SB: 0 CS: 0	PA: 37
<b>PITCHER</b> Lindy McDaniel, R ERA: 4.19 Marty Pattin, R ERA: 3.49 Doug Bird, R ERA: 2.79 (1, 1) (2, 1) (8, 1)	IP: 1.2 WLS: L BF: 20 H: 4 R: 2 ER: 2 SO: 1 BB: 1 IBB: 0 HBP: 0 BLK: 0 WP: 0 HR: 0 S: 13 P: 21 ERA: 3.38 WHIP: 0.938											<b>PITCHER</b>	IP: 1.2 WLS: L BF: 20 H: 4 R: 2 ER: 2 SO: 1 BB: 1 IBB: 0 HBP: 0 BLK: 0 WP: 0 HR: 0 S: 13 P: 21 ERA: 3.38 WHIP: 0.938									

Kansas City Royals @ Boston Red Sox  
Fenway Park, Boston, MA  
Sun Jul 07 1974, 3:38 AM EDT  
Att: 21,146 - Unknown

AB 31  
R 5  
H 9  
RBI 5  
BB 5  
SO 4  
LOB 16





Batter	1	2	3	4	5	6	7	8	9	AB	R	H	RBI	BB	SO	LOB	TOP																		
Freddie Patek, R OBP: 0.303, SLG: 0.294 (1, 6)	0-3 K		0-0 BB SH1-3 1B		4-0 1B BB	0-0 F5		0-0 6-3		4	1	1	0	1	1	2	<b>Kansas City Royals @ Boston Red Sox</b> Fenway Park, Boston, MA Mon Jul 08 1974, 7:05 PM EDT Att: 19,012 - Unknown - 84 F																		
Cookie Rojas, R OBP: 0.329, SLG: 0.386 Frank White, R OBP: 0.236, SLG: 0.319 (1, 4) (8, 4)	0-0 FC6-4 1B		0-0 SH1-3		0-0 5-3	0-0 E6		0-0 6-3		4	0	1	0	0	0	3																			
Amos Otis, R OBP: 0.351, SLG: 0.457 (1, 8)	0-0 FC6-4 1B		4-0 BB BB		0-0 BB 2B 1B	0-0 L6-4			0-0 L8 1B	4	1	2	1	1	0	4																			
John Mayberry, L OBP: 0.409, SLG: 0.519 (1, 10)	0-0 1B		4-0 L1-3 BB		4-0 BB 2B IBB		0-0 G3		0-0 L9	3	1	1	0	2	0	1																			
Hal McRae, R OBP: 0.395, SLG: 0.507 (1, 9) (7, 7)	0-3 K		0-0 L1-3		4-0 2B BB		0-0 F9		0-0 L8	4	1	0	0	1	1	6																			
Tony Solaita, L OBP: 0.358, SLG: 0.421 (1, 3)		4-0 CS BB		0-0 F9	0-0 2B		0-0 1B		4-0 IBB	3	0	2	3	2	0	0																			
Vada Pinson, L OBP: 0.270, SLG: 0.354 Al Cowens, R OBP: 0.268, SLG: 0.254 (1, 7) (7, 9)	0-3 K		0-0 P6		0-0 4-3		0-0 1B		0-0 L8	4	0	1	0	0	1	2																			
Fran Healy, R OBP: 0.336, SLG: 0.408 Buck Martinez, R OBP: 0.333, SLG: 0.229 (1, 2) (9, 2)	4-0 CS BB		0-0 5-3		0-0 E5		0-0 L8			3	0	0	0	1	0	2																			
George Brett, L OBP: 0.294, SLG: 0.313 (1, 5)	0-0 CS		0-0 HR		0-0 4-3	4-0 L6-4 E BB		0-0 L4		3	1	1	1	1	0	0																			
<b>Inning Stats</b>	R: 0 E: 0 K: 2 S: 9	H: 2 LOB: 2 BB: 0 P: 9	R: 0 E: 0 K: 1 S: 3	H: 0 LOB: 0 BB: 2 P: 11	R: 1 E: 0 K: 0 S: 4	H: 2 LOB: 2 BB: 2 P: 12	R: 0 E: 0 K: 0 S: 3	H: 0 LOB: 0 BB: 0 P: 3	R: 4 E: 0 K: 0 S: 5	H: 2 LOB: 1 BB: 3 P: 17	R: 0 E: 2 K: 0 S: 4	H: 0 LOB: 2 BB: 1 P: 8	R: 0 E: 0 K: 0 S: 5	H: 2 LOB: 2 BB: 0 P: 5	R: 0 E: 0 K: 0 S: 3	H: 0 LOB: 0 BB: 0 P: 3		R: 0 E: 0 K: 0 S: 4	H: 1 LOB: 2 BB: 1 P: 8	1B: 7 2B: 3 3B: 0 HR: 1	SF: 0 SAC: 1 DP: 2 HBP: 0	WP: 0 PB: 1 SB: 0 CS: 2	PA: 44												
<b>PITCHER</b> Dick Drago, R ERA: 3.61 (1, 1)	IP: 9.0 WLS: L BF: 43	H: 9 R: 5 ER: 5 SO: 3	BB: 7 IBB: 2 HBP: 0 BLK: 0	WP: 0 HR: 1 S: 40 P: 76	ERA: 5.00 WHIP: 1.778	<b>PITCHER</b>										IP: 9.0 WLS: W BF: 30	H: 3 R: 0 ER: 0 SO: 2	BB: 1 IBB: 0 HBP: 0 BLK: 0	WP: 0 HR: 0 S: 33 P: 37	ERA: 0.00 WHIP: 0.444	<b>PITCHER</b>										IP: 9.0 WLS: W BF: 30	H: 3 R: 0 ER: 0 SO: 2	BB: 1 IBB: 0 HBP: 0 BLK: 0	WP: 0 HR: 0 S: 33 P: 37	ERA: 0.00 WHIP: 0.444

AB	33
R	5
H	9
RBI	5
BB	9
SO	3
LOB	22



Batter	1	2	3	4	5	6	7	8	9	AB	R	H	RBI	BB	SO	LOB	BOTTOM			
Rick Miller, L OBP: 0.376, SLG: 0.372 (1, 8)	0-0 F7			0-0 4-3		0-0 F8			0-0 F2	4	0	0	0	0	0	0	<b>Kansas City Royals @ Boston Red Sox</b> Fenway Park, Boston, MA Mon Jul 08 1974, 7:05 PM EDT Att: 19,012 - Unknown - 84 F			
Doug Griffin, R OBP: 0.380, SLG: 0.430 (1, 4)	0-0 F8			0-0 G1			0-0 5-3		4-0 BB	3	0	0	0	1	0	0				
Cecil Cooper, L OBP: 0.319, SLG: 0.412 (1, 3)	0-0 3-1			0-0 1B			0-0 4-3		0-0 F9	4	0	1	0	0	0	1				
Carl Yastrzemski, L OBP: 0.419, SLG: 0.455 (1, 7)		0-0 1-3		0-0 G3			0-3 K			3	0	0	0	0	1	1				
Dwight Evans, R OBP: 0.357, SLG: 0.463 (1, 9)		0-0 F2			0-0 G4-6-3 1B			0-0 4-3 2B		3	0	2	0	0	0	0				
Rico Petrocelli, R OBP: 0.369, SLG: 0.482 (1, 5)		0-0 P6			0-0 P6			0-0 F8		3	0	0	0	0	0	2				
Bernie Carbo, L OBP: 0.370, SLG: 0.439 (1, 10)			0-3 K		0-0 G4-6-3			0-0 4-3		3	0	0	0	0	1	2				
Rick Burleson, R OBP: 0.348, SLG: 0.444 (1, 6)			0-0 6-3			0-0 F9		0-0 5-3		3	0	0	0	0	0	1				
Tim Blackwell, S OBP: 0.333, SLG: 0.273 Dick McAuliffe, L OBP: 0.320, SLG: 0.321 (1, 2) (9, PH)			0-0 4-3			0-0 F9			0-0 P4	2	0	0	0	0	0	0				
<b>Inning Stats</b>	R: 0 E: 0 K: 0 S: 3	H: 0 LOB: 0 BB: 0 P: 3	R: 0 E: 0 K: 1 S: 5	H: 0 LOB: 0 BB: 0 P: 5	R: 0 E: 0 K: 0 S: 4	H: 1 LOB: 1 BB: 0 P: 4	R: 0 E: 0 K: 0 S: 3	H: 1 LOB: 0 BB: 0 P: 3	R: 0 E: 0 K: 0 S: 3	H: 0 LOB: 0 BB: 0 P: 3	R: 0 E: 0 K: 1 S: 5	H: 0 LOB: 0 BB: 0 P: 5	R: 0 E: 0 K: 0 S: 4	H: 1 LOB: 1 BB: 0 P: 4	R: 0 E: 0 K: 0 S: 3	H: 0 LOB: 1 BB: 1 P: 7		1B: 2 2B: 1 3B: 0 HR: 0	SF: 0 SAC: 0 DP: 1 HBP: 0	WP: 0 PB: 0 SB: 0 CS: 0
<b>PITCHER</b> Steve Busby, R ERA: 3.2 (1, 1)	IP: 9.0 WLS: W BF: 30	H: 3 R: 0 ER: 0 SO: 2	BB: 1 IBB: 0 HBP: 0 BLK: 0	WP: 0 HR: 0 S: 33 P: 37	ERA: 0.00 WHIP: 0.444	<b>PITCHER</b>										IP: 9.0 WLS: W BF: 30	H: 3 R: 0 ER: 0 SO: 2	BB: 1 IBB: 0 HBP: 0 BLK: 0	WP: 0 HR: 0 S: 33 P: 37	ERA: 0.00 WHIP: 0.444






Batter	1	2	3	4	5	6	7	8	9	AB	R	H	RBI	BB	SO	LOB	TOP										
<b>Elliott Maddox, R</b> OBP: 0.399, SLG: 0.366 (1, 8)										4	2	0	0	1	0	4	<b>New York Yankees @ Kansas City Royals</b> Royals Stadium, Kansas City, MO Tue Jul 09 1974, 8:05 PM EDT Att: 17,511 - Unknown - 95 F <a href="http://livebaseballscorecards.com">livebaseballscorecards.com</a>										
<b>Roy White, S</b> OBP: 0.368, SLG: 0.369 (1, 10)										4	1	2	0	0	0	1											
<b>Bobby Murcer, L</b> OBP: 0.330, SLG: 0.353 (1, 9)										4	0	0	1	0	0	3											
<b>Lou Piniella, R</b> OBP: 0.341, SLG: 0.376 (1, 7)										4	1	0	0	1	1	1											
<b>Otto Velez, R</b> OBP: 0.424, SLG: 0.500 (1, 3)										4	2	1	1	1	1	1											
<b>Thurman Munson, R</b> OBP: 0.299, SLG: 0.375 (1, 2)										5	1	3	1	0	1	1											
<b>Graig Nettles, L</b> OBP: 0.332, SLG: 0.433 <b>Fernando Gonzalez, R</b> OBP: 0.243, SLG: 0.285 (1, 5) (5, 5)										3	1	2	4	0	0	1											
<b>Gene Michael, S</b> OBP: 0.287, SLG: 0.266 <b>Sandy Alomar Sr., S</b> OBP: 0.250, SLG: 0.259 (1, 4) (8, PH) (8, 4)										3	0	2	1	1	0	1											
<b>Jim Mason, L</b> OBP: 0.302, SLG: 0.326 (1, 6)										4	0	0	0	0	2	5											
<b>Inning Stats</b>	R: 6 E: 0 K: 0 S: 7	H: 4 LOB: 1 BB: 3 P: 19	R: 0 E: 0 K: 1 S: 6	H: 1 LOB: 1 BB: 0 P: 6	R: 0 E: 0 K: 0 S: 4	H: 1 LOB: 1 BB: 0 P: 4	R: 1 E: 1 K: 0 S: 4	H: 0 LOB: 0 BB: 0 P: 4	R: 1 E: 0 K: 2 S: 10	H: 3 LOB: 2 BB: 0 P: 10	R: 0 E: 0 K: 1 S: 5	H: 0 LOB: 0 BB: 0 P: 5	R: 0 E: 0 K: 0 S: 3	H: 0 LOB: 0 BB: 0 P: 3	R: 0 E: 0 K: 1 S: 5	H: 0 LOB: 1 BB: 1 P: 9		R: 0 E: 1 K: 0 S: 5	H: 1 LOB: 2 BB: 0 P: 5	1B: 9 2B: 3 3B: 0 HR: 1	SF: 1 SAC: 1 DP: 0 HBP: 0	WP: 0 PB: 0 CS: 0	PA: 43				
<b>PITCHER</b>	IP	WLS	BF	H	R	ER	SO	BB	IBB	HBP	BLK	WP	HR	S	P	ERA	WHIP										
<b>Paul Splitter, L</b> ERA: 3.38 (1, 1)	0.1	L	8	4	6	6	0	3	0	0	0	0	1	5	17	162.00	21.000										
<b>Lindy McDaniel, R</b> ERA: 3.94 (1, 1)	5.2		23	5	2	1	4	0	0	0	0	0	0	31	31	1.59	0.882										
<b>Bruce Dal Canton, R</b> ERA: 2.92 (7, 1)	3.0		12	1	0	0	1	1	0	0	0	0	0	13	17	0.00	0.667										
Batter	1	2	3	4	5	6	7	8	9	AB	R	H	RBI	BB	SO	LOB	BOTTOM										
<b>Freddie Patek, R</b> OBP: 0.311, SLG: 0.297 <b>Richie Scheinblum, S</b> OBP: 0.230, SLG: 0.112 (1, 6) (8, PH)										1	2	1	0	3	0	0	<b>New York Yankees @ Kansas City Royals</b> Royals Stadium, Kansas City, MO Tue Jul 09 1974, 8:05 PM EDT Att: 17,511 - Unknown - 95 F <a href="http://livebaseballscorecards.com">livebaseballscorecards.com</a>										
<b>Cookie Rojas, R</b> OBP: 0.328, SLG: 0.384 <b>Frank White, R</b> OBP: 0.230, SLG: 0.311 (1, 4) (6, 4)										2	0	0	0	1	0	2											
<b>Amos Otis, R</b> OBP: 0.356, SLG: 0.466 (1, 8)										3	0	2	2	1	0	2											
<b>John Mayberry, L</b> OBP: 0.403, SLG: 0.510 (1, 10)										4	0	0	0	0	2	6											
<b>Hal McRae, R</b> OBP: 0.390, SLG: 0.500 (1, 9)										4	0	0	0	0	1	2											
<b>Tony Solaita, L</b> OBP: 0.385, SLG: 0.414 (1, 3)										4	0	1	0	0	1	0											
<b>Vada Pinson, L</b> OBP: 0.274, SLG: 0.361 (1, 7)										4	0	2	0	0	0	1											
<b>Fran Healy, R</b> OBP: 0.336, SLG: 0.408 <b>Buck Martinez, R</b> OBP: 0.304, SLG: 0.205 (1, 2) (2, 2)										0	0	0	0	0	0	0											
<b>George Brett, L</b> OBP: 0.289, SLG: 0.306 (1, 5)										4	0	0	0	0	1	0											
<b>Inning Stats</b>	R: 0 E: 0 K: 2 S: 8	H: 1 LOB: 2 BB: 1 P: 12	R: 0 E: 0 K: 2 S: 7	H: 0 LOB: 0 BB: 0 P: 7	R: 1 E: 0 K: 0 S: 4	H: 1 LOB: 1 BB: 1 P: 8	R: 0 E: 0 K: 1 S: 6	H: 1 LOB: 1 BB: 0 P: 6	R: 1 E: 0 K: 1 S: 6	H: 1 LOB: 1 BB: 1 P: 10	R: 0 E: 0 K: 0 S: 4	H: 1 LOB: 1 BB: 0 P: 4	R: 0 E: 0 K: 0 S: 3	H: 0 LOB: 2 BB: 2 P: 11	R: 0 E: 0 K: 0 S: 4	H: 1 LOB: 1 BB: 0 P: 4		R: 0 E: 0 K: 1 S: 5	H: 0 LOB: 0 BB: 0 P: 5	1B: 3 2B: 3 3B: 0 HR: 0	SF: 0 SAC: 0 DP: 0 HBP: 0	WP: 1 PB: 0 CS: 0	PA: 38				
<b>PITCHER</b>	IP	WLS	BF	H	R	ER	SO	BB	IBB	HBP	BLK	WP	HR	S	P	ERA	WHIP										
<b>Dave Pagan, R</b> ERA: 4.01 (1, 1)	9.0	W	38	6	2	2	7	5	0	0	0	1	0	47	67	2.00	1.222										



Batter	1	2	3	4	5	6	7	8	9	AB	R	H	RBI	BB	SO	LOB	TOP																			
Sandy Alomar Sr. S OBP: 0.230, SLG: 0.237 (1, 4)	F9			G3		4-3		6-3	4-3	5	0	0	0	0	0	0																				
Elliott Maddox R OBP: 0.404, SLG: 0.374 (1, 8)	6-3			1-3		2B		HR	HR	4	2	2	0	1	0	0																				
Bobby Murcer L OBP: 0.331, SLG: 0.373 (1, 9)	K			L6		F9		HR	HR	5	2	2	4	0	1	1																				
Ron Blomberg L OBP: 0.390, SLG: 0.506 (1, 10)		6-3			F7		4-3	1B SF8	F8	5	1	1	0	0	0	0																				
Graig Nettles L OBP: 0.331, SLG: 0.431 (1, 5)	F8			P4		L8		1B SF8		4	1	1	0	0	0	0																				
Lou Piniella R OBP: 0.340, SLG: 0.375 (1, 7)	6-3			6-3		1B		SF8		3	1	1	1	0	0	0																				
Chris Chambliss L OBP: 0.287, SLG: 0.328 (1, 3)			F8			HR	1B	1B	1B	4	1	3	1	0	0	0																				
Thurman Munson R OBP: 0.302, SLG: 0.388 (1, 2)			K			HR	1B	F8		4	1	2	3	0	1	1																				
Jim Mason L OBP: 0.299, SLG: 0.323 (7, PH)			4-3			4-3		F9		2	0	0	0	0	0	0																				
Roy White S OBP: 0.367, SLG: 0.367 (7, 6)						K				1	0	0	0	0	1	2																				
Gene Michael S OBP: 0.285, SLG: 0.264 (7, 6)										1	0	0	0	0	0	0																				
<b>Inning Stats</b>	R: 0 E: 0 K: 1 S: 5	H: 0 LOB: 0 BB: 0 P: 5	R: 0 E: 0 K: 0 S: 3	H: 0 LOB: 0 BB: 0 P: 3	R: 0 E: 0 K: 1 S: 5	H: 0 LOB: 0 BB: 0 P: 5	R: 0 E: 0 K: 0 S: 3	H: 0 LOB: 0 BB: 0 P: 3	R: 0 E: 0 K: 0 S: 3	H: 0 LOB: 0 BB: 0 P: 3	R: 2 E: 0 K: 0 S: 6	H: 3 LOB: 1 BB: 0 P: 6	R: 1 E: 0 K: 1 S: 8	H: 3 LOB: 2 BB: 0 P: 8	R: 4 E: 0 K: 0 S: 8	H: 5 LOB: 1 BB: 0 P: 8	R: 2 E: 0 K: 0 S: 4	H: 1 LOB: 0 BB: 1 P: 8	1B: 8 2B: 1 3B: 0 HR: 3	SF: 1 SAC: 0 DP: 0 HBP: 0	WP: 0 PA: 40 SB: 0 CS: 0															
<b>PITCHER</b>	IP WLS BF H R ER SO BB IBB HBP BLK WP HR S P ERA WHIP																																			
Marty Pattin R ERA: 3.53 (1, 1)	6.2	25	5	3	3	2	0	0	0	0	0	1	29	29	4.05	0.750																				
Doug Bird R ERA: 3.1 (7, 1)	0.2	L	5	3	2	2	1	0	0	0	0	1	7	7	27.00	4.500																				
Joe Hoerner L ERA: 5.5 (8, 1)	1.2		10	4	4	4	0	1	0	0	0	0	1	9	13	21.60	3.000																			

**New York Yankees @ Kansas City Royals**  
 Royals Stadium, Kansas City, MO  
 Wed Jul 10 1974, 8:05 PM EDT  
 Att: 15,264 - Unknown - 94 F


AB 38  
 R 9  
 H 12  
 RBI 9  
 BB 1  
 SO 3  
 LOB 4



Batter	1	2	3	4	5	6	7	8	9	AB	R	H	RBI	BB	SO	LOB	BOTTOM																			
Freddie Patek R OBP: 0.310, SLG: 0.294 (1, 6)	1B FC5-2	3-1			5-3		P6		F8	3	0	0	0	1	0	1																				
Richie Scheinblum S OBP: 0.233, SLG: 0.110 (9, PH)										1	0	0	0	0	0	1																				
Cookie Rojas R OBP: 0.330, SLG: 0.384 (1, 4)	3B FC5-2		6-3		WP		K		K	5	1	2	0	0	2	2																				
Amos Otis R OBP: 0.355, SLG: 0.463 (1, 8)	K		F8		F7					4	0	1	0	0	1	3																				
John Mayberry L OBP: 0.401, SLG: 0.518 (1, 3)	FC5-2					F9		P6		4	2	1	1	0	0	3																				
Hal McRae R OBP: 0.391, SLG: 0.505 (1, 10)	1B		F7			K		FC6-4		3	1	1	2	1	1	0																				
Jim Wehlford R OBP: 0.339, SLG: 0.354 (1, 7)	1B				F9			K		4	0	2	1	0	1	2																				
Kurt Bevacqua R OBP: 0.146, SLG: 0.128 (1, 5)	K		4-3		P4			FC6-4		4	0	0	0	0	1	4																				
Al Cowens R OBP: 0.267, SLG: 0.248 (1, 9)		P4		1-3			F8			3	0	0	0	1	0	0																				
Buck Martinez R OBP: 0.306, SLG: 0.195 (9, PH)		F9			6-3			FC6-4		2	0	0	0	1	0	0																				
Fran Healy R OBP: 0.334, SLG: 0.406 (9, PH)										1	0	0	0	0	0	1																				
<b>Inning Stats</b>	R: 3 E: 0 K: 2 S: 10	H: 3 LOB: 1 BB: 1 P: 14	R: 0 E: 0 K: 0 S: 3	H: 0 LOB: 0 BB: 0 P: 3	R: 1 E: 0 K: 0 S: 4	H: 1 LOB: 0 BB: 0 P: 4	R: 0 E: 0 K: 0 S: 3	H: 0 LOB: 0 BB: 0 P: 3	R: 0 E: 0 K: 0 S: 4	H: 1 LOB: 1 BB: 0 P: 4	R: 0 E: 0 K: 1 S: 6	H: 1 LOB: 1 BB: 0 P: 6	R: 0 E: 0 K: 1 S: 5	H: 0 LOB: 1 BB: 1 P: 9	R: 0 E: 0 K: 1 S: 6	H: 1 LOB: 2 BB: 1 P: 10	R: 0 E: 0 K: 1 S: 5	H: 0 LOB: 1 BB: 1 P: 9	1B: 5 2B: 0 3B: 1 HR: 1	SF: 0 SAC: 0 DP: 0 HBP: 0	WP: 1 PA: 38 SB: 0 CS: 0															
<b>PITCHER</b>	IP WLS BF H R ER SO BB IBB HBP BLK WP HR S P ERA WHIP																																			
Rudy May L ERA: 4.53 (1, 1)	4.2		20	5	4	4	2	1	0	0	0	0	23	27	7.71	1.286																				
Mike Wallace L ERA: 2.97 (5, 1)	2.2	W	12	2	0	0	2	2	0	0	0	1	0	14	22	0.00	1.500																			
Sparky Lyle L ERA: 2.04 (8, 1)	1.2	S	6	0	0	0	2	1	0	0	0	0	0	9	13	0.00	0.600																			

**New York Yankees @ Kansas City Royals**  
 Royals Stadium, Kansas City, MO  
 Wed Jul 10 1974, 8:05 PM EDT  
 Att: 15,264 - Unknown - 94 F

AB 34  
 R 4  
 H 7  
 RBI 4  
 BB 4  
 SO 6  
 LOB 17





Batter	1	2	3	4	5	6	7	8	9	AB	R	H	RBI	BB	SO	LOB	TOP										
<b>Sandy Alomar Sr. S</b> OBP: 0.215, SLG: 0.222 (1,4)	G3	K			4-1		5-3			4	0	0	0	0	1	2											
<b>Elliott Maddox R</b> OBP: 0.401, SLG: 0.376 (1,8)	E		L9		L7			G3		4	1	1	0	0	0	0											
<b>Bobby Murcer L</b> OBP: 0.335, SLG: 0.382 (1,9)	E9	4-3	4-3			1B				3	1	2	1	1	0	0											
<b>Ron Blomberg L</b> OBP: 0.387, SLG: 0.500 (1,10)	4-3		P6					K		4	0	1	1	0	1	1											
<b>Graig Nettles L</b> OBP: 0.327, SLG: 0.425 (1,5)	P5			K			F7			4	0	0	0	0	2	3											
<b>Lou Piniella R</b> OBP: 0.339, SLG: 0.377 (1,7)		F8		L5-4			K			4	0	1	0	0	1	2											
<b>Chris Chambliss L</b> OBP: 0.290, SLG: 0.326 (1,3)		FC6-4					K			2	0	0	0	2	1	2											
<b>Thurman Munson R</b> OBP: 0.298, SLG: 0.382 (1,2)	FC6-4		L5-4				5-3			4	0	0	0	0	1	3											
<b>Jim Mason L</b> OBP: 0.300, SLG: 0.323 (1,6)					L9		F9			3	0	1	0	0	0	0											
<b>Inning Stats</b>	R: 2 E: 1 K: 0 S: 5	H: 2 LOB: 0 BB: 0 P: 5	R: 0 E: 0 K: 1 S: 6	H: 1 LOB: 2 BB: 1 P: 10	R: 0 E: 0 K: 1 S: 3	H: 0 LOB: 0 BB: 0 P: 3	R: 0 E: 0 K: 1 S: 5	H: 1 LOB: 1 BB: 1 P: 9	R: 0 E: 0 K: 0 S: 3	H: 0 LOB: 0 BB: 0 P: 3	R: 0 E: 0 K: 0 S: 8	H: 1 LOB: 2 BB: 1 P: 12	R: 0 E: 0 K: 0 S: 3	H: 0 LOB: 0 BB: 0 P: 3	R: 0 E: 0 K: 2 S: 5	H: 1 LOB: 1 BB: 0 P: 8	R: 0 E: 0 K: 1 S: 8	H: 0 LOB: 0 BB: 0 P: 5	R: 0 E: 0 K: 1 S: 5	H: 0 LOB: 0 BB: 0 P: 5	1B: 2 2B: 5 3B: 0 HR: 0	SF: 0 SAC: 0 DP: 1 HBP: 0	WP: 0 PB: 0 SB: 0 CS: 0	PA: 35			
<b>PITCHER</b>	IP	WLS	BF	H	R	ER	SO	BB	IBB	HBP	BLK	WP	HR	S	P	ERA	WHIP										
<b>Nelson Briles R</b> ERA: 4.26 (1,1)	5.0	L	22	5	2	1	2	3	0	0	0	0	0	23	35	1.80	1.600										
<b>Steve Mingori L</b> ERA: 4.63 (6,1)	4.0		13	1	0	0	5	0	0	0	0	0	0	23	23	0.00	0.250										

**New York Yankees @ Kansas City Royals**  
 Royals Stadium, Kansas City, MO  
 Thu Jul 11 1974, 8:05 PM EDT  
 Att: 13,792 - Unknown - 92 F

AB 32  
 R 2  
 H 6  
 RBI 2  
 BB 3  
 SO 7  
 LOB 13



Batter	1	2	3	4	5	6	7	8	9	AB	R	H	RBI	BB	SO	LOB	BOTTOM										
<b>Freddie Patek R</b> OBP: 0.310, SLG: 0.294 (1,6)	FC4-6	K			4-3			K		3	0	1	0	0	1	2											
<b>Vada Pinson L</b> OBP: 0.273, SLG: 0.360 (8, FH)										1	0	0	0	0	1	0											
<b>Frank White R</b> OBP: 0.230, SLG: 0.311 (9,6)										0	0	0	0	0	0	0											
<b>Cookie Rojas R</b> OBP: 0.326, SLG: 0.379 (1,4)	F9	6-3			1-3			L4		4	0	0	0	0	0	3											
<b>Amos Otis R</b> OBP: 0.351, SLG: 0.456 (1,8)	FC4-6			K				5-3		4	0	0	0	0	2	1											
<b>John Mayberry L</b> OBP: 0.399, SLG: 0.512 (1,10)				K				L8		3	0	0	0	1	1	0											
<b>Hal McRae R</b> OBP: 0.387, SLG: 0.498 (1,9)	G3				F9			F8		4	0	0	0	0	1	2											
<b>Tony Solaita L</b> OBP: 0.380, SLG: 0.417 (1,3)					K			F7		4	1	2	0	0	1	0											
<b>Al Cowens R</b> OBP: 0.267, SLG: 0.248 (9, FR)		1B								0	0	0	0	0	0	0											
<b>Jim Wohlford R</b> OBP: 0.344, SLG: 0.357 (1,7)		1B								3	0	2	0	1	1	1											
<b>Fran Healy R</b> OBP: 0.338, SLG: 0.409 (1,2)		SH3-4			4-3					3	0	2	1	0	0	1											
<b>George Brett L</b> OBP: 0.286, SLG: 0.303 (1,5)		SH3-4			4-3			L8-2		2	0	0	0	0	0	2											
<b>Inning Stats</b>	R: 0 E: 0 K: 0 S: 4	H: 1 LOB: 2 BB: 1 P: 8	R: 1 E: 0 K: 1 S: 8	H: 3 LOB: 0 BB: 0 P: 8	R: 0 E: 0 K: 2 S: 7	H: 0 LOB: 0 BB: 0 P: 7	R: 0 E: 0 K: 1 S: 4	H: 0 LOB: 0 BB: 1 P: 8	R: 0 E: 0 K: 0 S: 3	H: 0 LOB: 0 BB: 0 P: 3	R: 0 E: 0 K: 0 S: 5	H: 0 LOB: 0 BB: 0 P: 5	R: 0 E: 0 K: 0 S: 4	H: 2 LOB: 1 BB: 0 P: 4	R: 0 E: 0 K: 1 S: 5	H: 0 LOB: 0 BB: 0 P: 5	R: 0 E: 0 K: 2 S: 8	H: 1 LOB: 1 BB: 0 P: 8	R: 0 E: 0 K: 1 S: 8	H: 0 LOB: 0 BB: 0 P: 8	1B: 7 2B: 1 3B: 0 HR: 0	SF: 0 SAC: 1 DP: 1 HBP: 0	WP: 0 PB: 0 SB: 0 CS: 1	PA: 34			
<b>PITCHER</b>	IP	WLS	BF	H	R	ER	SO	BB	IBB	HBP	BLK	WP	HR	S	P	ERA	WHIP										
<b>Doc Medich R</b> ERA: 3.76 (1,1)	9.0	W	34	7	1	1	8	2	0	0	0	0	0	48	56	1.00	1.000										

**New York Yankees @ Kansas City Royals**  
 Royals Stadium, Kansas City, MO  
 Thu Jul 11 1974, 8:05 PM EDT  
 Att: 13,792 - Unknown - 92 F

AB 31  
 R 1  
 H 7  
 RBI 1  
 BB 2  
 SO 8  
 LOB 12






Batter	1	2	3	4	5	6	7	8	9	AB	R	H	RBI	BB	SO	LOB	TOP			
Mickey Stanley, R OBP: 0.289, SLG: 0.316	0-0 1B	0-3 K		0-0 6-3			0-3 K		0-0 F7	5	1	1	0	0	2	2				
Gary Sutherland, R OBP: 0.288, SLG: 0.336	0-0 1B				0-0 6-3		0-0 F7			4	1	2	0	0	0	1				
Al Kaline, R OBP: 0.331, SLG: 0.355	0-3 K	0-3 K2-3			0-0 L6-3		0-0 L9			4	0	0	0	0	2	4				
Jim Northrup, L OBP: 0.307, SLG: 0.368	0-0 1B			0-0 1B					0-0 F8	4	0	2	1	0	1	0				
Ben Oglivie, L OBP: 0.411, SLG: 0.432	4-0 FC5-2			0-0 F7					4-0 FC4-6	2	0	1	0	2	0	1				
Bill Freehan, R OBP: 0.383, SLG: 0.401	0-0 FC5-2			0-0 L4-3			0-0 FC4-6		0-0 G5-4-3	4	0	2	1	0	0	2				
Aurelio Rodriguez, R OBP: 0.262, SLG: 0.288	0-0 FC5-2			0-0 L4-3			0-0 2B			4	0	2	0	0	0	5				
Gene Lamont, L OBP: 0.259, SLG: 0.280	0-3 K			0-0 4-3			0-0 P6		0-0 P4	3	0	0	0	0	1	4				
Gates Brown, L OBP: 0.328, SLG: 0.346										1	0	0	0	0	0	1				
Ed Brinkman, R OBP: 0.272, SLG: 0.349				0-0 F3			0-0 F9		0-3 K	3	0	0	0	1	1	1				
<b>Inning Stats</b>	R: 2 E: 0 K: 2 S: 11	H: 4 LOB: 3 BB: 1 P: 15	R: 0 E: 0 K: 2 S: 8	H: 1 LOB: 1 BB: 0 P: 8	R: 0 E: 0 K: 0 S: 4	H: 2 LOB: 1 BB: 0 P: 4	R: 0 E: 0 K: 0 S: 3	H: 0 LOB: 0 BB: 0 P: 3	R: 0 E: 0 K: 1 S: 5	H: 2 LOB: 1 BB: 0 P: 4	R: 0 E: 0 K: 1 S: 5	H: 0 LOB: 0 BB: 1 P: 9	R: 0 E: 0 K: 0 S: 2	H: 0 LOB: 0 BB: 1 P: 6	R: 0 E: 0 K: 1 S: 6	H: 1 LOB: 1 BB: 0 P: 6	1B: 8 2B: 3 3B: 0 HR: 0	SF: 0 SAC: 0 DP: 2 HBP: 0	WP: 0 PB: 0 SB: 0 CS: 0	PA: 37
<b>PITCHER</b> Steve Busby, R ERA: 3.13	IP: 9.0 WLS: W BF: 37 H: 10 R: 2 ER: 2 SO: 7 BB: 3 IBB: 0 HBP: 0 BLK: 0 WP: 0 HR: 0 S: 48 P: 60 ERA: 2.00 WHIP: 1.444															<b>PITCHER</b>				

Detroit Tigers @ Kansas City Royals  
Royals Stadium, Kansas City, MO  
Fri Jul 12 1974, 8:05 PM EDT  
Att: 17,590 - Unknown - 96 F


AB 34  
R 2  
H 10  
RBI 2  
BB 3  
SO 7  
LOB 21



Batter	1	2	3	4	5	6	7	8	9	AB	R	H	RBI	BB	SO	LOB	BOTTOM			
Kurt Bevacqua, R OBP: 0.174, SLG: 0.140	0-0 5-3				0-0 PB	0-0 5-3			0-0 FC6-4	4	1	1	0	1	0	1				
Cookie Rojas, R OBP: 0.328, SLG: 0.377	4-0 G6-4-3			0-0 L8					0-0 F9	2	0	0	0	2	0	2				
Amos Otis, R OBP: 0.353, SLG: 0.466	0-0 G6-4-3				0-0 E	0-0 SF8			0-0 4-3	3	2	2	1	0	0	1				
John Mayberry, L OBP: 0.397, SLG: 0.508				0-0 E2					0-0 4-3	4	1	1	1	0	0	2				
Tony Solaita, L OBP: 0.360, SLG: 0.417				0-0 1B					0-0 F9	0	0	0	0	0	0	0				
Hal McRae, R OBP: 0.391, SLG: 0.498				0-0 B1					0-0 4-3	2	1	1	1	2	0	1				
Fran Healy, R OBP: 0.333, SLG: 0.403				0-0 CS					0-0 3B	2	1	1	1	2	0	1				
Fran Healy, R OBP: 0.333, SLG: 0.403				0-0 BB					0-0 3B	4	0	0	0	0	0	4				
Jim Wohlford, R OBP: 0.349, SLG: 0.362				0-0 F8					0-0 B2	4	0	0	0	0	0	4				
Al Cowens, R OBP: 0.267, SLG: 0.264				0-0 F8					0-0 5-3	4	1	3	1	0	0	0				
Freddie Patek, R OBP: 0.310, SLG: 0.292				0-0 FC5-4					0-0 6-3	4	1	1	2	0	0	2				
Freddie Patek, R OBP: 0.310, SLG: 0.292				0-0 1B					0-0 F3	4	1	1	2	0	0	2				
Freddie Patek, R OBP: 0.310, SLG: 0.292				0-0 FC5-4					0-0 F3	4	1	1	2	0	0	2				
Freddie Patek, R OBP: 0.310, SLG: 0.292				0-0 BB					0-0 F3	4	1	1	2	0	0	2				
Freddie Patek, R OBP: 0.310, SLG: 0.292				0-0 F8					0-0 F3	2	0	0	1	1	0	1				
<b>Inning Stats</b>	R: 0 E: 0 K: 0 S: 2	H: 0 LOB: 0 BB: 1 P: 6	R: 0 E: 0 K: 0 S: 2	H: 0 LOB: 0 BB: 1 P: 6	R: 0 E: 0 K: 0 S: 4	H: 1 LOB: 2 BB: 1 P: 8	R: 2 E: 1 K: 0 S: 6	H: 3 LOB: 1 BB: 0 P: 6	R: 1 E: 0 K: 0 S: 4	H: 1 LOB: 1 BB: 1 P: 8	R: 3 E: 0 K: 0 S: 5	H: 2 LOB: 0 BB: 1 P: 9	R: 1 E: 0 K: 0 S: 5	H: 2 LOB: 1 BB: 0 P: 5	R: 0 E: 0 K: 0 S: 3	H: 0 LOB: 1 BB: 1 P: 7	1B: 6 2B: 2 3B: 1 HR: 0	SF: 2 SAC: 0 DP: 1 HBP: 0	WP: 0 PB: 1 SB: 1 CS: 1	PA: 37
<b>PITCHER</b> Mickey Lolich, L ERA: 3.33	IP: 7.0 WLS: L BF: 33 H: 9 R: 7 ER: 5 SO: 0 BB: 5 IBB: 0 HBP: 0 BLK: 0 WP: 0 HR: 0 S: 28 P: 48 ERA: 6.43 WHIP: 2.000															<b>PITCHER</b> Dave Lemanczyk, R ERA: 5.85				

Detroit Tigers @ Kansas City Royals  
Royals Stadium, Kansas City, MO  
Fri Jul 12 1974, 8:05 PM EDT  
Att: 17,590 - Unknown - 96 F

AB 29  
R 7  
H 9  
RBI 7  
BB 6  
SO 0  
LOB 14





Batter	1	2	3	4	5	6	7	8	9	AB	R	H	RBI	BB	SO	LOB	TOP					
Mickey Stanley, R OBP: 0.268, SLG: 0.318										4	1	1	1	0	0	0						
Gary Sutherland, R OBP: 0.297, SLG: 0.334										5	0	1	0	0	1	2						
Al Kaline, R OBP: 0.326, SLG: 0.349										5	0	0	0	0	2	2						
Bill Freehan, R OBP: 0.367, SLG: 0.416											4	3	2	2	1	0						
Dick Sharon, R OBP: 0.287, SLG: 0.256											2	1	1	0	2	1						
Marvin Lane, R OBP: 0.387, SLG: 0.440											4	2	4	2	0	0						
Aurelio Rodriguez, R OBP: 0.261, SLG: 0.289											3	1	1	2	0	3						
Jerry Moses, R OBP: 0.283, SLG: 0.331										4	0	1	0	0	1	1						
Ed Brinkman, R OBP: 0.271, SLG: 0.348										4	0	1	0	0	0	1						
<b>Inning Stats</b>	R: 2 E: 0 K: 2 S: 10	H: 3 LOB: 2 BB: 1 P: 14	R: 0 E: 0 K: 0 S: 3	H: 1 LOB: 0 BB: 0 P: 3	R: 0 E: 0 K: 0 S: 3	H: 1 LOB: 2 BB: 1 P: 7	R: 2 E: 1 K: 1 S: 8	H: 3 LOB: 1 BB: 0 P: 8	R: 3 E: 0 K: 0 S: 5	H: 2 LOB: 0 BB: 1 P: 9	R: 0 E: 0 K: 1 S: 6	H: 1 LOB: 1 BB: 0 P: 6	R: 1 E: 2 K: 1 S: 6	H: 1 LOB: 0 BB: 0 P: 6	R: 0 E: 0 K: 0 S: 3	H: 0 LOB: 0 BB: 0 P: 3	R: 0 E: 0 K: 0 S: 3	H: 0 LOB: 0 BB: 0 P: 3	1B: 8 2B: 3 3B: 1 HR: 1	SF: 2 SAC: 0 DP: 2 HBP: 0	WP: 1 PB: 0 SB: 3 CS: 0	PA: 40
<b>PITCHER</b>	IP WLS BF H R ER SO BB IBB HBP BLK WP HR S P ERA WHIP																					
Paul Spittorff, L ERA: 3.57	(1, 1) 3.1 L 18 8 4 4 3 2 2 0 0 0 0 1 0 19 23 10.80 3.000																					
Al Fitzmorris, R ERA: 3.51	(4, 1) 3.2 16 4 4 3 2 1 0 0 0 0 1 0 19 23 7.36 1.364																					
Lindy McDaniel, R ERA: 3.88	(8, 1) 1.0 3 0 0 0 0 0 0 0 0 0 0 0 3 3 0.00 0.000																					
Doug Bird, R ERA: 3.04	(9, 1) 1.0 3 0 0 0 0 0 0 0 0 0 0 0 3 3 0.00 0.000																					

Detroit Tigers @ Kansas City Royals  
 Royals Stadium, Kansas City, MO  
 Sat Jul 13 1974, 8:05 PM EDT  
 Att: 25,834 - Unknown - 97 F

AB	35
R	8
H	12
RBI	7
BB	3
SO	5
LOB	10



Batter	1	2	3	4	5	6	7	8	9	AB	R	H	RBI	BB	SO	LOB	BOTTOM					
Kurt Bevacqua, R OBP: 0.216, SLG: 0.188											5	1	3	0	0	1						
Cookie Rojas, R OBP: 0.323, SLG: 0.386											5	1	2	2	0	2						
Amos Otis, R OBP: 0.356, SLG: 0.466											4	0	2	0	1	1						
John Mayberry, L OBP: 0.399, SLG: 0.504											2	0	0	0	1	1						
Tony Solaita, L OBP: 0.380, SLG: 0.417											0	0	0	0	0	0						
Richie Scheinblum, S OBP: 0.231, SLG: 0.168											1	0	0	0	0	2						
Hal McRae, R OBP: 0.395, SLG: 0.505											4	0	3	0	0	1						
Fran Healy, R OBP: 0.332, SLG: 0.401											4	0	1	0	0	6						
Jim Wohlford, R OBP: 0.348, SLG: 0.361											4	0	1	0	0	1						
Al Cowens, R OBP: 0.259, SLG: 0.256											4	0	0	0	0	3						
Freddie Patek, R OBP: 0.307, SLG: 0.290											3	0	0	0	0	0						
Frank White, R OBP: 0.227, SLG: 0.307											1	0	0	0	0	0						
<b>Inning Stats</b>	R: 0 E: 0 K: 1 S: 5	H: 0 LOB: 0 BB: 0 P: 5	R: 0 E: 0 K: 2 S: 9	H: 2 LOB: 2 BB: 0 P: 9	R: 2 E: 0 K: 1 S: 8	H: 3 LOB: 0 BB: 0 P: 9	R: 0 E: 0 K: 0 S: 3	H: 0 LOB: 0 BB: 0 P: 3	R: 0 E: 0 K: 1 S: 7	H: 2 LOB: 3 BB: 1 P: 11	R: 0 E: 0 K: 0 S: 3	H: 0 LOB: 0 BB: 0 P: 3	R: 0 E: 0 K: 0 S: 4	H: 2 LOB: 1 BB: 0 P: 4	R: 0 E: 0 K: 0 S: 4	H: 2 LOB: 1 BB: 0 P: 4	R: 0 E: 0 K: 0 S: 4	H: 1 LOB: 2 BB: 1 P: 8	1B: 10 2B: 1 3B: 0 HR: 1	SF: 0 SAC: 0 DP: 2 HBP: 1	WP: 0 PB: 0 SB: 0 CS: 0	PA: 40
<b>PITCHER</b>	IP WLS BF H R ER SO BB IBB HBP BLK WP HR S P ERA WHIP																					
Woodie Fryman, L ERA: 4.5	(1, 1) 9.0 W 40 12 2 2 2 5 2 0 1 0 0 0 47 56 2.00 1.556																					

Detroit Tigers @ Kansas City Royals  
 Royals Stadium, Kansas City, MO  
 Sat Jul 13 1974, 8:05 PM EDT  
 Att: 25,834 - Unknown - 97 F

AB	37
R	2
H	12
RBI	2
BB	2
SO	5
LOB	19









Batter	1	2	3	4	5	6	7	8	9	AB	R	H	RBI	BB	SO	LOB	TOP			
<b>Tommy Harper, R</b> (1, 10) OBP: 0.304, SLG: 0.303	F2		FC6-4			6-3		1B		4	1	1	0	0	0	1	<b>Boston Red Sox @ Kansas City Royals</b> Royals Stadium, Kansas City, MO Mon Jul 15 1974, 8:05 PM EDT Att: 13,380 - Unknown - 88 F			
<b>Rick Miller, L</b> (1, 8) OBP: 0.383, SLG: 0.380	4-3			G4-6-3 BB		L4		1B		3	0	1	1	1	0	0				
<b>Dwight Evans, R</b> (1, 9) OBP: 0.346, SLG: 0.442	5-3			G4-6-3			5-3	4-3		4	0	0	0	0	0	2				
<b>Carl Yastrzemski, L</b> (1, 3) OBP: 0.428, SLG: 0.472		F8		HR		G3		F7		4	1	1	1	0	0	0				
<b>Bernie Carbo, L</b> (1, 7) OBP: 0.371, SLG: 0.439 <b>Danny Cater, R</b> (9, PH) OBP: 0.358, SLG: 0.514	K			G3			1B	P4		3	0	1	0	0	1	0				
<b>Rico Petrocelli, R</b> (1, 5) OBP: 0.382, SLG: 0.504 <b>Terry Hughes, R</b> (9, PR) OBP: 0.258, SLG: 0.345	F8				G4-6-3 1B		1B	1B		4	0	3	0	0	0	0				
<b>Doug Griffin, R</b> (1, 4) OBP: 0.348, SLG: 0.377			F8		F9		FC5-4 1B	L7		4	0	0	0	0	0	4				
<b>Rick Burleson, R</b> (1, 6) OBP: 0.333, SLG: 0.422				G4-6-3 1B				F8		3	0	1	0	0	0	1				
<b>Tim Blackwell, S</b> (1, 2) OBP: 0.296, SLG: 0.320 <b>Cecil Cooper, L</b> (8, PH) OBP: 0.332, SLG: 0.424 <b>Bob Montgomery, R</b> (8, 2) OBP: 0.287, SLG: 0.354	F8					K		F8		2	0	0	0	0	1	1				
<b>Inning Stats</b>	R: 0 E: 0 K: 0 S: 3	H: 0 LOB: 0 BB: 0 P: 3	R: 0 E: 0 K: 1 S: 5	H: 0 LOB: 0 BB: 0 P: 5	R: 0 E: 0 K: 0 S: 4	H: 1 LOB: 1 BB: 0 P: 4	R: 1 E: 0 K: 0 S: 3	H: 1 LOB: 0 BB: 1 P: 7	R: 0 E: 0 K: 1 S: 5	H: 0 LOB: 0 BB: 0 P: 5	R: 0 E: 0 K: 0 S: 5	H: 2 LOB: 2 BB: 0 P: 5	R: 1 E: 0 K: 0 S: 5	H: 2 LOB: 1 BB: 0 P: 5	R: 0 E: 0 K: 0 S: 4	H: 1 LOB: 0 BB: 0 P: 4		1B: 7 2B: 0 3B: 0 HR: 1	SF: 0 SAC: 0 DP: 2 HBP: 0	WP: 0 PB: 0 SB: 1 CS: 0
<b>PITCHER</b>	IP	WLS	BF	H	R	ER	SO	BB	IBB	HBP	BLK	WP	HR	S	P	ERA	WHIP			
<b>Nelson Briles, R</b> (1, 1) ERA: 3.78	8.0	W	30	7	2	2	2	1	0	0	0	0	1	33	37	2.25	1.000			
<b>Steve Mingo, L</b> (9, 1) ERA: 4.21	0.2		3	1	0	0	0	0	0	0	0	0	0	3	3	0.00	1.500			
<b>Doug Bird, R</b> (9, 1) ERA: 2.96	0.1	S	1	0	0	0	0	0	0	0	0	0	0	1	1	0.00	0.000			



Batter	1	2	3	4	5	6	7	8	9	AB	R	H	RBI	BB	SO	LOB	BOTTOM			
<b>Vada Pinson, L</b> (1, 9) OBP: 0.282, SLG: 0.362 <b>Jim Wohlford, R</b> (8, 7) OBP: 0.349, SLG: 0.363	E L8-2 1B	HBP 1B		G3			K			4	0	2	0	0	1	0	<b>Boston Red Sox @ Kansas City Royals</b> Royals Stadium, Kansas City, MO Mon Jul 15 1974, 8:05 PM EDT Att: 13,380 - Unknown - 88 F			
<b>Cookie Rojas, R</b> (1, 4) OBP: 0.328, SLG: 0.379	L8-2 1H	HBP 1B			6-3		4-3			3	0	0	0	0	0	1				
<b>Amos Otis, R</b> (1, 8) OBP: 0.356, SLG: 0.462	K	L6			6-3		BB			3	0	0	0	1	1	3				
<b>John Mayberry, L</b> (1, 10) OBP: 0.400, SLG: 0.502		1-3	E 1B		1B BB		P5			3	0	1	0	1	0	1				
<b>Hal McRae, R</b> (1, 7) OBP: 0.394, SLG: 0.495 (8, 9)		G3	E5 G6-4-3		1B		P6			4	0	1	0	0	0	1				
<b>Tony Solaita, L</b> (1, 3) OBP: 0.355, SLG: 0.404		2B BB	K		F8		1B			3	1	1	0	1	1	4				
<b>Fran Healy, R</b> (1, 2) OBP: 0.334, SLG: 0.417		2B	G6-4-3			F8		P5		4	1	1	0	0	0	3				
<b>George Brett, L</b> (1, 5) OBP: 0.286, SLG: 0.308		1B 2B			CS 1B		F8		F7	4	1	2	2	0	0	1				
<b>Frank White, R</b> (1, 6) OBP: 0.238, SLG: 0.301		HBP 1B 2H		K		L7				3	0	1	1	0	1	1				
<b>Inning Stats</b>	R: 0 E: 0 K: 1 S: 5	H: 1 LOB: 0 BB: 0 P: 5	R: 3 E: 0 K: 0 S: 7	H: 4 LOB: 3 BB: 1 P: 12	R: 0 E: 1 K: 1 S: 6	H: 1 LOB: 1 BB: 0 P: 6	R: 0 E: 0 K: 1 S: 5	H: 1 LOB: 0 BB: 0 P: 5	R: 0 E: 0 K: 0 S: 4	H: 0 LOB: 2 BB: 1 P: 8	R: 0 E: 0 K: 0 S: 3	H: 0 LOB: 0 BB: 0 P: 3	R: 0 E: 0 K: 1 S: 5	H: 0 LOB: 1 BB: 1 P: 9	R: 0 E: 0 K: 0 S: 4	H: 1 LOB: 1 BB: 0 P: 4		1B: 7 2B: 4 3B: 0 HR: 0	SF: 0 SAC: 0 DP: 3 HBP: 1	WP: 0 PB: 0 SB: 1 CS: 1
<b>PITCHER</b>	IP	WLS	BF	H	R	ER	SO	BB	IBB	HBP	BLK	WP	HR	S	P	ERA	WHIP			
<b>Reggie Cleveland, R</b> (1, 1) ERA: 4.95	8.0	L	35	9	3	3	4	3	0	1	0	0	0	39	52	3.38	1.500			





Batter	1	2	3	4	5	6	7	8	9	AB	R	H	RBI	BB	SO	LOB	TOP			
<b>Tommy Harper, R</b> OBP: 0.306, SLG: 0.314 (1, 7)										5	1	2	0	0	0	2				
<b>Rick Miller, L</b> OBP: 0.380, SLG: 0.372 (1, 8)										3	1	0	0	1	0	2				
<b>Cecil Cooper, L</b> OBP: 0.328, SLG: 0.418 (1, 10)										4	0	0	0	0	0	2				
<b>Carl Yastrzemski, L</b> OBP: 0.429, SLG: 0.472 (1, 3)										4	2	2	1	0	1	1				
<b>Bernie Carbo, L</b> OBP: 0.373, SLG: 0.445 (1, 9)										4	0	2	2	0	2	1				
<b>Rico Petrocelli, R</b> OBP: 0.380, SLG: 0.500 (1, 5)										4	0	1	1	0	2	2				
<b>Bob Montgomery, R</b> OBP: 0.279, SLG: 0.344 (1, 2)										4	0	0	0	0	2	1				
<b>Doug Griffin, R</b> OBP: 0.341, SLG: 0.368 (1, 4)										3	0	0	0	0	0	0				
<b>Dick McAuliffe, L</b> OBP: 0.316, SLG: 0.313 (9, PH)										1	0	0	0	0	1	0				
<b>Rick Burleson, R</b> OBP: 0.338, SLG: 0.430 (1, 6)										4	0	2	0	0	1	0				
<b>Inning Stats</b>	R: 2 E: 0 K: 0 S: 6	H: 4 LOB: 2 BB: 0 P: 6	R: 0 E: 0 K: 0 S: 4	H: 1 LOB: 1 BB: 0 P: 4	R: 2 E: 1 K: 0 S: 5	H: 1 LOB: 1 BB: 0 P: 9	R: 0 E: 0 K: 0 S: 4	H: 1 LOB: 1 BB: 0 P: 4	R: 0 E: 0 K: 2 S: 8	H: 1 LOB: 1 BB: 0 P: 8	R: 0 E: 0 K: 1 S: 6	H: 0 LOB: 0 BB: 0 P: 5	R: 0 E: 0 K: 3 S: 9	H: 0 LOB: 0 BB: 0 P: 9	R: 0 E: 0 K: 2 S: 7	H: 0 LOB: 0 BB: 0 P: 7	1B: 5 2B: 4 3B: 0 HR: 0	SF: 0 SAC: 0 DP: 0 HBP: 0	WP: 0 PB: 0 SB: 0 CS: 0	PA: 37
<b>PITCHER</b> <b>Steve Busby, R</b> ERA: 3.13 (1, 1)	IP: 9.0 WLS: W BF: 37 H: 9 R: 4 ER: 3 SO: 9 BB: 1 IBB: 0 HBP: 0 BLK: 0 WP: 0 HR: 0 S: 54 P: 58 ERA: 3.00 WHIP: 1.111															<b>PITCHER</b>				

**Boston Red Sox @ Kansas City Royals**  
Royals Stadium, Kansas City, MO  
Tue Jul 16 1974, 8:05 PM EDT  
Att: 16,852 - Unknown - 89 F

AB 36  
R 4  
H 9  
RBI 4  
BB 1  
SO 9  
LOB 11




Batter	1	2	3	4	5	6	7	8	9	AB	R	H	RBI	BB	SO	LOB	BOTTOM			
<b>Frank White, R</b> OBP: 0.227, SLG: 0.287 (1, 4)										4	0	0	0	0	0	1				
<b>Kurt Bevacqua, R</b> OBP: 0.220, SLG: 0.182 (1, 5)										4	0	1	0	0	1	1				
<b>George Brett, L</b> OBP: 0.286, SLG: 0.308 (8, 5)										0	0	0	0	0	0	0				
<b>Amos Otis, R</b> OBP: 0.352, SLG: 0.455 (1, 8)										4	0	0	0	0	0	1				
<b>John Mayberry, L</b> OBP: 0.404, SLG: 0.515 (1, 3)										3	2	2	1	1	0	0				
<b>Tony Solaita, L</b> OBP: 0.355, SLG: 0.404 (9, 3)										0	0	0	0	0	0	0				
<b>Hal McRae, R</b> OBP: 0.395, SLG: 0.498 (1, 10)										4	1	2	0	0	0	0				
<b>Fran Healy, R</b> OBP: 0.337, SLG: 0.416 (1, 2)										3	1	1	0	1	0	0				
<b>Jim Wohlford, R</b> OBP: 0.349, SLG: 0.366 (1, 7)										3	1	1	2	0	1	2				
<b>Al Cowens, R</b> OBP: 0.267, SLG: 0.259 (1, 9)										3	0	1	2	0	0	2				
<b>Freddie Patek, R</b> OBP: 0.306, SLG: 0.288 (1, 6)										3	0	1	0	0	0	1				
<b>Inning Stats</b>	R: 0 E: 0 K: 1 S: 5	H: 0 LOB: 0 BB: 0 P: 5	R: 1 E: 0 K: 0 S: 5	H: 3 LOB: 1 BB: 0 P: 5	R: 0 E: 0 K: 0 S: 4	H: 1 LOB: 1 BB: 0 P: 4	R: 1 E: 0 K: 1 S: 6	H: 1 LOB: 0 BB: 0 P: 6	R: 0 E: 0 K: 0 S: 4	H: 1 LOB: 1 BB: 0 P: 4	R: 3 E: 0 K: 0 S: 5	H: 3 LOB: 1 BB: 2 P: 13	R: 0 E: 0 K: 0 S: 3	H: 0 LOB: 0 BB: 0 P: 3	R: 0 E: 0 K: 0 S: 3	H: 0 LOB: 0 BB: 0 P: 3	1B: 6 2B: 2 3B: 0 HR: 1	SF: 0 SAC: 0 DP: 1 HBP: 0	WP: 0 PB: 0 SB: 1 CS: 0	PA: 33
<b>PITCHER</b> <b>Bill Lee, L</b> ERA: 3.93 (1, 1)	IP: 8.0 WLS: L BF: 33 H: 9 R: 5 ER: 5 SO: 2 BB: 2 IBB: 0 HBP: 0 BLK: 0 WP: 0 HR: 1 S: 35 P: 43 ERA: 5.62 WHIP: 1.375															<b>PITCHER</b>				

**Boston Red Sox @ Kansas City Royals**  
Royals Stadium, Kansas City, MO  
Tue Jul 16 1974, 8:05 PM EDT  
Att: 16,852 - Unknown - 89 F

AB 31  
R 5  
H 9  
RBI 5  
BB 2  
SO 2  
LOB 8





Batter	1	2	3	4	5	6	7	8	9	AB	R	H	RBI	BB	SO	LOB	TOP					
<b>Tommy Harper, R</b> OBP: 0.304, SLG: 0.324 (1, 7)	0-0 6-3		0-0 6-3		0-0 HR	0-0 F7		0-3 K	5 1 1 1 0 1 2													
<b>Rick Miller, L</b> OBP: 0.386, SLG: 0.380 (1, 8)	0-0 3-1		0-0 1B		0-0 SH5-4 1B	0-0 1-2 2-H 1B		0-0 E5 L1-4 S	5 0 3 1 0 0 0													
<b>Cecil Cooper, L</b> OBP: 0.324, SLG: 0.413 (1, 10) <b>Danny Cater, R</b> OBP: 0.354, SLG: 0.507 (9, FH)	0-0 P6		0-0 F7		0-0 SH5-4 1-2	0-0 G3		0-0 L1-4	3 0 0 0 0 0 3 1 0 0 0 0 0 1													
<b>Carl Yastrzemski, L</b> OBP: 0.429, SLG: 0.485 (1, 3)		0-0 2B		0-0 HR		0-3 K		0-0 3-1	4 2 2 1 0 1 1													
<b>Bernie Carbo, L</b> OBP: 0.371, SLG: 0.446 (1, 9)		0-0 F9 2-H 2B		0-0 L7		0-0 6-3		0-3 K	4 0 1 1 0 1 1													
<b>Rico Petrocelli, R</b> OBP: 0.382, SLG: 0.504 (1, 5)		0-0 F9 2-3		0-0 1B SF7 1B		0-0 1B 2B		0-0 3-1	4 2 2 0 0 0 1													
<b>Dick McAuliffe, L</b> OBP: 0.319, SLG: 0.317 (1, 4)		0-0 G3		0-0 FC6-4 1B		0-0 2-3 1B 1B		0-3 K	4 1 2 0 0 1 1													
<b>Rick Burleson, R</b> OBP: 0.329, SLG: 0.422 (1, 6)		0-3 K		0-0 SF7		0-0 L4		0-0 L8	3 0 0 1 0 1 3													
<b>Tim Blackwell, S</b> OBP: 0.290, SLG: 0.310 (1, 2)			0-0 F5		0-0 FC6-4 1-2	0-0 1-2 3-H 1B 1B		0-3 K	4 0 1 1 0 1 1													
<b>Inning Stats</b>	R: 0 E: 0 K: 0 S: 3	H: 0 LOB: 0 BB: 0 P: 3	R: 1 E: 0 K: 1 S: 7	H: 2 LOB: 1 BB: 0 P: 7	R: 0 E: 0 K: 0 S: 4	H: 1 LOB: 1 BB: 0 P: 4	R: 2 E: 0 K: 0 S: 6	H: 3 LOB: 1 BB: 0 P: 6	R: 1 E: 0 K: 1 S: 7	H: 2 LOB: 1 BB: 0 P: 7	R: 2 E: 0 K: 0 S: 7	H: 4 LOB: 2 BB: 0 P: 7	R: 0 E: 0 K: 2 S: 5	H: 0 LOB: 0 BB: 0 P: 5	R: 0 E: 0 K: 2 S: 7	H: 0 LOB: 0 BB: 0 P: 7	R: 0 E: 1 K: 1 S: 5	H: 0 LOB: 0 BB: 0 P: 5	1B: 7 2B: 4 3B: 0 HR: 2	SF: 1 SAC: 1 DP: 1 HBP: 0	WP: 0 PB: 0 SB: 1 CS: 0	PA: 39
<b>PITCHER</b>	IP WLS BF H R ER SO BB IBB HBP BLK WP HR S P ERA WHIP																					
<b>Marty Pattin, R</b> ERA: 3.77 (1, 1)	4.0 L 20 8 4 4 1 0 0 0 0 0 0 2 22 2 9.00 2.000																					
<b>Joe Hoerner, L</b> ERA: 8.16 (5, 1)	1.0 5 2 2 2 1 0 0 0 0 0 0 0 7 7 18.00 2.000																					
<b>Al Fitzmorris, R</b> ERA: 3.58 (6, 1)	0.2 4 2 0 0 0 0 0 0 0 0 0 0 4 4 0.00 3.000																					
<b>Steve Mingo, L</b> ERA: 3.86 (6, 1)	3.1 10 0 0 0 4 0 0 0 0 0 0 0 18 18 0.00 0.000																					

**Boston Red Sox @ Kansas City Royals**  
Royals Stadium, Kansas City, MO  
Wed Jul 17 1974, 8:05 PM EDT  
Att: 15,644 - Unknown - 97 F

AB 37  
R 6  
H 12  
RBI 6  
BB 0  
SO 6  
LOB 14



Batter	1	2	3	4	5	6	7	8	9	AB	R	H	RBI	BB	SO	LOB	BOTTOM						
<b>Frank White, R</b> OBP: 0.239, SLG: 0.289 (1, 4) <b>Cookie Rojas, R</b> OBP: 0.327, SLG: 0.378 (9, FH)	0-0 F8 S 1B	4-0 CS BB			0-0 1-6-3		0-3 K		0-0 F7	3 0 1 0 1 1 1 1 0 0 0 0 0 1													
<b>Kurt Bevacqua, R</b> OBP: 0.222, SLG: 0.172 (1, 5)	0-3 K	0-0 CS	1-0 FC4-6 HBP		0-0 1-3		0-3 K			3 0 0 0 0 2 2													
<b>Amos Otis, R</b> OBP: 0.348, SLG: 0.450 (1, 10)	0-0 F8		0-3 K		0-0 F7			0-0 5-3	4 0 0 0 0 1 2														
<b>John Mayberry, L</b> OBP: 0.402, SLG: 0.509 (1, 3)	4-0 BB		0-0 FC4-6 1-2		0-3 K		0-0 L9	3 0 0 0 1 1 1															
<b>Hal McRae, R</b> OBP: 0.391, SLG: 0.492 (1, 9)	0-0 F8		0-0 F9		0-0 5-3		0-0 F8	4 0 0 0 0 0 3															
<b>Fran Healy, R</b> OBP: 0.339, SLG: 0.415 (1, 2)		0-0 3B 1B		0-0 P4		4-0 BB		0-0 1-3	3 1 1 0 1 0 0														
<b>Jim Wohford, R</b> OBP: 0.347, SLG: 0.370 (1, 7)		0-0 3B		0-0 F9		0-0 F9		0-0 F7	4 1 1 1 0 0 1														
<b>Al Cowens, R</b> OBP: 0.267, SLG: 0.281 (1, 8)		0-0 6-3		0-0 E6		0-3 K		0-0 HR	4 1 1 2 0 1 0														
<b>Freddie Patek, R</b> OBP: 0.308, SLG: 0.297 (1, 6)		3-H L6		0-0 P4		0-0 2B		0-0 2B	4 0 2 0 0 0 1														
<b>Inning Stats</b>	R: 0 E: 0 K: 1 S: 6	H: 1 LOB: 2 BB: 1 P: 10	R: 2 E: 0 K: 0 S: 4	H: 2 LOB: 0 BB: 1 P: 8	R: 0 E: 0 K: 1 S: 5	H: 0 LOB: 0 BB: 0 P: 6	R: 0 E: 1 K: 0 S: 4	H: 0 LOB: 1 BB: 0 P: 4	R: 0 E: 0 K: 0 S: 3	H: 0 LOB: 0 BB: 0 P: 3	R: 0 E: 0 K: 1 S: 5	H: 0 LOB: 1 BB: 1 P: 9	R: 0 E: 0 K: 3 S: 10	H: 1 LOB: 1 BB: 0 P: 10	R: 0 E: 0 K: 0 S: 3	R: 0 E: 0 K: 0 S: 5	H: 0 LOB: 0 BB: 0 P: 3	R: 1 E: 0 K: 0 S: 5	H: 2 LOB: 1 BB: 0 P: 5	1B: 2 2B: 2 3B: 1 HR: 1	SF: 0 SAC: 0 DP: 0 HBP: 1	WP: 0 PB: 0 SB: 2 CS: 1	PA: 38
<b>PITCHER</b>	IP WLS BF H R ER SO BB IBB HBP BLK WP HR S P ERA WHIP																						
<b>Roger Moret, L</b> ERA: 3.54 (1, 1)	9.0 W 37 6 3 3 6 3 0 1 0 0 1 45 58 3.00 1.000																						

**Boston Red Sox @ Kansas City Royals**  
Royals Stadium, Kansas City, MO  
Wed Jul 17 1974, 8:05 PM EDT  
Att: 15,644 - Unknown - 97 F

AB 33  
R 3  
H 6  
RBI 3  
BB 3  
SO 6  
LOB 12









Batter	1	2	3	4	5	6	7	8	9	AB	R	H	RBI	BB	SO	LOB	TOP								
Freddie Patek, R OBP: 0.310, SLG: 0.301 (1, 6)										3	1	2	0	1	0	0									
Jim Wohlford, R OBP: 0.352, SLG: 0.373 (1, 7)										5	1	3	1	0	1	1									
Amos Otis, R OBP: 0.352, SLG: 0.457 (1, 8)										3	1	1	3	2	0	4									
John Mayberry, L OBP: 0.402, SLG: 0.514 Tony Solaita, L OBP: 0.350, SLG: 0.442 (1, 3)										4	1	1	1	1	0	4									
Hal McRae, R OBP: 0.384, SLG: 0.484 (1, 10)										4	0	1	0	0	2	0									
Cookie Rojas, R OBP: 0.327, SLG: 0.375 (1, 4)										3	0	0	0	1	0	2									
Fran Healy, R OBP: 0.339, SLG: 0.412 (1, 2)										4	0	1	0	0	2	2									
Al Cowens, R OBP: 0.260, SLG: 0.273 (1, 9)										4	0	0	0	0	1	1									
George Brett, L OBP: 0.295, SLG: 0.317 (1, 5)										4	1	1	0	0	1	1									
<b>Inning Stats</b>	R: 0 E: 0 K: 1 S: 5	H: 0 LOB: 1 BB: 1 P: 9	R: 0 E: 0 K: 1 S: 4	H: 0 LOB: 1 BB: 1 P: 8	R: 0 E: 1 K: 1 S: 7	H: 1 LOB: 2 BB: 0 P: 7	R: 0 E: 0 K: 1 S: 5	H: 1 LOB: 0 BB: 1 P: 9	R: 4 E: 0 K: 2 S: 10	H: 3 LOB: 0 BB: 1 P: 14	R: 0 E: 0 K: 0 S: 3	H: 0 LOB: 0 BB: 0 P: 3	R: 0 E: 0 K: 0 S: 4	H: 2 LOB: 1 BB: 0 P: 4	R: 0 E: 0 K: 1 S: 5	H: 0 LOB: 0 BB: 0 P: 5	R: 1 E: 0 K: 0 S: 6	H: 3 LOB: 3 BB: 1 P: 10	1B: 6 2B: 4 3B: 0 HR: 2	SF: 0 SAC: 1 DP: 3 HBP: 0	WP: 0 PB: 0 SB: 0 CS: 1	PA: 40			
<b>PITCHER</b>	IP	WLS	BF	H	R	ER	SO	BB	IBB	HBP	BLK	WP	HR	S	P	ERA	WHIP								
Sam McDowell, L ERA: 3.98 (1, 1)	6.1	L	29	7	4	4	6	4	0	0	0	0	2	37	53	5.68	1.737								
Cecil Upshaw, R ERA: 2.99 (7, 1)	2.0		6	1	1	1	1	0	0	0	0	0	0	8	8	4.50	0.500								
Sparky Lyle, L ERA: 2.21 (9, 1)	0.2		5	2	0	0	0	1	0	0	0	0	0	4	8	0.00	4.500								

**Kansas City Royals @ New York Yankees**  
Shea Stadium, Flushing, NY  
Fri Jul 19 1974, 7:05 PM EDT  
Att: 15,703 - Unknown - 83 F

livebaseballscorecards.com

AB 34  
R 5  
H 10  
RBI 5  
BB 5  
SO 7  
LOB 15

Batter	1	2	3	4	5	6	7	8	9	AB	R	H	RBI	BB	SO	LOB	BOTTOM								
Sandy Alomar Sr., S OBP: 0.258, SLG: 0.269 (1, 4)										4	0	1	2	0	0	2									
Elliott Maddox, R OBP: 0.393, SLG: 0.371 (1, 8)										4	1	2	0	1	1	2									
Bobby Murcer, L OBP: 0.340, SLG: 0.388 (1, 9)										4	0	1	1	0	1	2									
Ron Blomberg, L OBP: 0.369, SLG: 0.474 (1, 10)										3	0	0	1	0	0	2									
Graig Nettles, L OBP: 0.329, SLG: 0.424 (1, 5)										4	1	1	0	0	1	0									
Lou Piniella, R OBP: 0.343, SLG: 0.375 (1, 7)										3	1	0	0	1	0	1									
Chris Chambliss, L OBP: 0.296, SLG: 0.328 Walt Williams, R OBP: 0.125, SLG: 0.105 (1, 3)										3	0	3	0	1	0	0									
Thurman Munson, R OBP: 0.301, SLG: 0.377 (1, 2)										3	0	1	0	1	1	4									
Jim Mason, L OBP: 0.295, SLG: 0.337 Bill Sudakis, S OBP: 0.269, SLG: 0.359 Gene Michael, S OBP: 0.292, SLG: 0.288 Roy White, S OBP: 0.367, SLG: 0.366 (1, 6)										2	1	0	0	0	0	2									
<b>Inning Stats</b>	R: 0 E: 0 K: 1 S: 5	H: 0 LOB: 0 BB: 0 P: 5	R: 0 E: 0 K: 0 S: 3	H: 0 LOB: 0 BB: 0 P: 3	R: 0 E: 0 K: 0 S: 4	H: 2 LOB: 1 BB: 0 P: 4	R: 1 E: 0 K: 0 S: 4	H: 2 LOB: 0 BB: 0 P: 4	R: 0 E: 1 K: 0 S: 5	H: 1 LOB: 1 BB: 0 P: 5	R: 0 E: 0 K: 0 S: 4	H: 2 LOB: 2 BB: 1 P: 8	R: 0 E: 0 K: 1 S: 5	H: 0 LOB: 1 BB: 1 P: 9	R: 2 E: 0 K: 2 S: 10	H: 2 LOB: 2 BB: 1 P: 14	1B: 9 2B: 2 3B: 0 HR: 0	SF: 1 SAC: 1 DP: 4 HBP: 0	WP: 0 PB: 2 SB: 0 CS: 0	PA: 38					
<b>PITCHER</b>	IP	WLS	BF	H	R	ER	SO	BB	IBB	HBP	BLK	WP	HR	S	P	ERA	WHIP								
Bruce Dal Canton, R ERA: 2.61 (1, 1)	8.0	W	34	8	4	1	3	4	0	0	0	0	0	6	6	0.00	1.000								
Doug Bird, R ERA: 3.14 (9, 1)	1.0	S	4	1	0	0	1	0	0	0	0	0	0	6	6	0.00	1.000								

**Kansas City Royals @ New York Yankees**  
Shea Stadium, Flushing, NY  
Fri Jul 19 1974, 7:05 PM EDT  
Att: 15,703 - Unknown - 83 F

livebaseballscorecards.com


AB 32  
R 4  
H 9  
RBI 4  
BB 4  
SO 4  
LOB 20



Batter	1	2	3	4	5	6	7	8	9	AB	R	H	RBI	BB	SO	LOB	TOP		
Freddie Patek, R OBP: 0.307, SLG: 0.298 Riche Scheinblum, S OBP: 0.236, SLG: 0.188	0-0 6-3		0-0 1-3			0-0 P5		0-0 4-3	0-0 4-3 WP 1-3 2B	3	0	0	0	0	0	1			
Vada Pinson, L OBP: 0.276, SLG: 0.356	0-0 F9			0-0 4-3		0-0 F7		0-0 5-3	0-0 5-3	4	0	0	0	0	0	2			
Amos Otis, R OBP: 0.348, SLG: 0.451	0-0 6-3			0-3 K		0-0 6-3		0-0 4-3	0-0 4-3	4	0	0	1	0	1	0			
John Mayberry, L OBP: 0.401, SLG: 0.509		4-0 G4-6-3 BB		0-3 K		0-0 F8		0-0 F8	0-0 F8	3	0	0	0	1	1	0			
Tony Solaita, L OBP: 0.352, SLG: 0.431		0-0 G4-6-3				0-0 F7		0-0 F5		3	0	0	0	0	0	1			
Cookie Rojas, R OBP: 0.327, SLG: 0.373		0-0 F9				4-0 BB		0-0 F7		2	0	0	0	1	0	0			
Jim Wohlford, R OBP: 0.349, SLG: 0.369			0-0 L4		0-3 K		0-0 F8		0-0 F8	3	0	0	0	0	1	1	AB 29		
George Brett, L OBP: 0.291, SLG: 0.313			0-0 E8		0-0 4-3		0-0 G3			3	0	0	0	0	0	1	R 2		
Fran Healy, R OBP: 0.339, SLG: 0.411			0-0 L7		0-0 1-3			0-0 2B WP 1B		3	1	1	0	0	0	1	H 2		
<b>Inning Stats</b>	R: 0 E: 0 K: 0 S: 3	H: 0 LOB: 0 BB: 0 P: 3	R: 0 E: 0 K: 0 S: 2	H: 0 LOB: 0 BB: 1 P: 6	R: 0 E: 1 K: 0 S: 4	H: 0 LOB: 1 BB: 0 P: 4	R: 0 E: 0 K: 0 S: 7	H: 0 LOB: 0 BB: 0 P: 7	R: 0 E: 0 K: 1 S: 5	H: 0 LOB: 1 BB: 1 P: 9	R: 0 E: 0 K: 0 S: 3	H: 0 LOB: 0 BB: 0 P: 3	R: 0 E: 0 K: 0 S: 3	H: 0 LOB: 0 BB: 0 P: 3	R: 2 E: 0 K: 0 S: 5	H: 2 LOB: 0 BB: 0 P: 5	1B: 1 2B: 1 3B: 0 HR: 0	SF: 0 SAC: 0 DP: 1 HBP: 0	WP: 1 PA: 31
<b>PITCHER</b> Doc Medich, R ERA: 3.47	IP: 9.0 WLS: W BF: 31	H: 2 R: 2 ER: 2 SO: 3	BB: 2 IBB: 0 HBP: 0 BLK: 0	WP: 1 HR: 0 S: 35 P: 43	ERA: 2.00 WHIP: 0.444	<b>PITCHER</b>													

**Kansas City Royals @ New York Yankees**  
Shea Stadium, Flushing, NY  
Sat Jul 20 1974, 3:33 AM EDT  
Att: 11,050 - Unknown - 80 F

**AB 29**  
**R 2**  
**H 2**  
**RBI 1**  
**BB 2**  
**SO 3**  
**LOB 7**



Batter	1	2	3	4	5	6	7	8	9	AB	R	H	RBI	BB	SO	LOB	BOTTOM		
Roy White, S OBP: 0.369, SLG: 0.368	0-0 1B 1B	0-0 CS 1B		0-0 F9		0-0 5-3	0-3 K			4	1	2	0	0	1	0			
Elliott Maddox, R OBP: 0.395, SLG: 0.374	0-0 F8	0-0 CS 1B		0-0 5-3		0-0 1B E 1B	0-0 E9 1B			4	1	2	1	0	0	1			
Bobby Murcer, L OBP: 0.342, SLG: 0.389	0-0 1B FC3-2	0-0 K		0-3 K		0-0 K	0-0 E9 1B			4	1	2	0	0	2	2			
Ron Blomberg, L OBP: 0.367, SLG: 0.469	0-0 FC3-2 1B	0-0 6-3		0-3 K		0-0 K	0-0 F8			4	0	1	1	0	1	1			
Graig Nettles, L OBP: 0.328, SLG: 0.422	0-0 FC3-2 1B		0-0 1B	0-3 K		0-0 K	0-0 4-3			4	0	1	0	0	1	2			
Chris Chambliss, L OBP: 0.292, SLG: 0.324	0-0 L7		0-0 L8	0-3 K		0-3 K	0-0 G3			4	0	0	0	0	1	3			
Thurman Munson, R OBP: 0.304, SLG: 0.380		4-0 1B E BB		0-0 F8		0-0 2B	0-0 F9			3	1	1	0	1	0	1	AB 34		
Jim Mason, L OBP: 0.294, SLG: 0.336		0-0 E 1B		0-0 F8		0-0 F8	0-0 4-3			4	1	1	0	0	0	2	R 6		
Sandy Alomar Sr., S OBP: 0.260, SLG: 0.271		0-0 1B 1B		0-0 F7		0-0 6-3				3	1	1	1	0	0	1	H 11		
<b>Inning Stats</b>	R: 1 E: 0 K: 0 S: 6	H: 3 LOB: 2 BB: 0 P: 6	R: 3 E: 1 K: 1 S: 8	H: 4 LOB: 1 BB: 1 P: 12	R: 0 E: 0 K: 0 S: 4	H: 1 LOB: 1 BB: 0 P: 4	R: 0 E: 0 K: 0 S: 3	H: 0 LOB: 0 BB: 0 P: 3	R: 0 E: 0 K: 3 S: 9	H: 0 LOB: 0 BB: 0 P: 9	R: 0 E: 0 K: 1 S: 6	H: 1 LOB: 0 BB: 0 P: 6	R: 2 E: 1 K: 1 S: 7	H: 2 LOB: 0 BB: 0 P: 7	R: 0 E: 0 K: 0 S: 3	H: 0 LOB: 0 BB: 0 P: 3	1B: 10 2B: 2 3B: 0 HR: 0	SF: 0 SAC: 0 DP: 1 HBP: 0	WP: 0 PA: 35
<b>PITCHER</b> Steve Busby, R ERA: 3.31 Joe Hoerner, L ERA: 4.88 Lindy McDaniel, R ERA: 3.75	IP: 1.0 WLS: L BF: 11	H: 7 R: 4 ER: 4 SO: 4	BB: 1 IBB: 0 HBP: 0 BLK: 0	WP: 0 HR: 0 S: 26 P: 26	ERA: 0.00 WHIP: 0.400	<b>PITCHER</b>													

**Kansas City Royals @ New York Yankees**  
Shea Stadium, Flushing, NY  
Sat Jul 20 1974, 3:33 AM EDT  
Att: 11,050 - Unknown - 80 F

**AB 34**  
**R 6**  
**H 11**  
**RBI 3**  
**BB 1**  
**SO 6**  
**LOB 13**









Batter	1	2	3	4	5	6	7	8	9	AB	R	H	RBI	BB	SO	LOB	TOP			
<b>Freddie Patek, R</b> OBP: 0.309, SLG: 0.295 (1, 6)										3	1	0	0	2	2	2	<b>Kansas City Royals @ California Angels</b> Anaheim Stadium, Anaheim, CA Thu Jul 25 1974, 10:05 PM EDT Att: 11,334 - Unknown - 76 F			
<b>Cookie Rojas, R</b> OBP: 0.329, SLG: 0.375 (1, 4)										5	0	1	0	0	0	6				
<b>Amos Otis, R</b> OBP: 0.348, SLG: 0.454 (1, 8)										4	0	0	0	1	1	1				
<b>John Mayberry, L</b> OBP: 0.400, SLG: 0.505 (8, PR)										4	0	2	1	0	1	1				
<b>Kurt Bevacqua, R</b> OBP: 0.219, SLG: 0.169 (8, 3)										0	0	0	0	0	0	0				
<b>Tony Solaita, L</b> OBP: 0.368, SLG: 0.425 (1, 10)										2	1	0	0	2	1	2				
<b>Vada Pinson, L</b> OBP: 0.273, SLG: 0.348 (9, 9)										4	0	0	0	0	2	4				
<b>Al Cowens, R</b> OBP: 0.258, SLG: 0.271 (9, 7)										0	0	0	0	0	0	0				
<b>Jim Wohlford, R</b> OBP: 0.352, SLG: 0.373 (9, 9)										4	0	3	1	0	0	0				
<b>George Brett, L</b> OBP: 0.283, SLG: 0.302 (1, 5)										4	0	0	0	0	1	4				
<b>Fran Healy, R</b> OBP: 0.343, SLG: 0.409 (1, 2)										2	0	0	0	2	1	0				
<b>Inning Stats</b>	R: 1 E: 0 K: 1 S: 5	H: 0 LOB: 1 BB: 2 P: 13	R: 0 E: 0 K: 2 S: 8	H: 1 LOB: 3 BB: 2 P: 16	R: 0 E: 0 K: 2 S: 7	H: 0 LOB: 1 BB: 1 P: 11	R: 0 E: 0 K: 1 S: 6	H: 1 LOB: 2 BB: 1 P: 10	R: 0 E: 0 K: 0 S: 4	H: 0 LOB: 0 BB: 0 P: 3	R: 0 E: 0 K: 1 S: 5	H: 0 LOB: 0 BB: 0 P: 5	R: 1 E: 0 K: 0 S: 4	H: 2 LOB: 2 BB: 1 P: 8	R: 0 E: 0 K: 2 S: 8	H: 1 LOB: 1 BB: 0 P: 8	1B: 6 2B: 0 3B: 0 HR: 0	SF: 0 SAC: 0 DP: 0 HBP: 0	WP: 3 PB: 0 SB: 2 CS: 0	PA: 39
<b>PITCHER</b> <b>Nolan Ryan, R</b> ERA: 3.41 (1, 1)	IP: 9.0 WLS: L BF: 39 H: 6 R: 2 ER: 2 SO: 9 BB: 7 IBB: 0 HBP: 0 BLK: 0 WP: 3 HR: 0 S: 50 P: 78 ERA: 2.00 WHIP: 1.444															<b>PITCHER</b>				

Batter	1	2	3	4	5	6	7	8	9	AB	R	H	RBI	BB	SO	LOB	BOTTOM					
<b>Mickey Rivers, L</b> OBP: 0.340, SLG: 0.390 (1, 8)										5	0	2	0	0	1	4	<b>Kansas City Royals @ California Angels</b> Anaheim Stadium, Anaheim, CA Thu Jul 25 1974, 10:05 PM EDT Att: 11,334 - Unknown - 76 F					
<b>Dave Chalk, R</b> OBP: 0.322, SLG: 0.334 (7, 6)										5	0	1	0	0	0	1						
<b>Dick Lange, R</b> (9, PR)										4	0	0	0	0	2	3						
<b>Leroy Stanton, R</b> OBP: 0.355, SLG: 0.466 (1, 9)										4	0	0	0	0	2	3						
<b>Frank Robinson, R</b> OBP: 0.365, SLG: 0.457 (1, 10)										2	1	1	0	3	0	2						
<b>Bobby Valentine, R</b> OBP: 0.290, SLG: 0.344 (1, 7)										4	0	0	0	0	0	6						
<b>Joe Lahoud, L</b> OBP: 0.346, SLG: 0.521 (9, PH)										0	0	0	0	1	0	0						
<b>Bruce Bochte, L</b> OBP: 0.600, SLG: 0.600 (1, 3)										5	0	4	0	0	0	2						
<b>Elie Rodriguez, R</b> OBP: 0.375, SLG: 0.348 (1, 2)										4	0	1	0	0	0	4						
<b>Denny Doyle, L</b> OBP: 0.294, SLG: 0.304 (1, 4)										2	0	2	1	1	0	0						
<b>Orlando Ramirez, R</b> OBP: 0.239, SLG: 0.190 (1, 6)										2	0	0	0	0	1	3						
<b>Winston Llenas, R</b> OBP: 0.308, SLG: 0.422 (7, 5)										2	0	1	0	0	1	2						
<b>Inning Stats</b>	R: 0 E: 0 K: 1 S: 5	H: 0 LOB: 0 BB: 0 P: 5	R: 1 E: 0 K: 1 S: 8	H: 3 LOB: 0 BB: 0 P: 8	R: 0 E: 0 K: 1 S: 6	H: 2 LOB: 1 BB: 1 P: 10	R: 0 E: 0 K: 0 S: 4	H: 2 LOB: 0 BB: 0 P: 4	R: 0 E: 0 K: 1 S: 6	H: 1 LOB: 2 BB: 1 P: 10	R: 0 E: 0 K: 1 S: 7	H: 2 LOB: 2 BB: 0 P: 7	R: 0 E: 0 K: 0 S: 3	H: 0 LOB: 1 BB: 1 P: 7	R: 0 E: 0 K: 0 S: 4	H: 2 LOB: 2 BB: 1 P: 8	R: 0 E: 1 K: 0 S: 4	H: 0 LOB: 2 BB: 1 P: 8	1B: 11 2B: 2 3B: 0 HR: 0	SF: 0 SAC: 2 DP: 2 HBP: 0	WP: 0 PB: 0 SB: 2 CS: 0	PA: 42
<b>PITCHER</b> <b>Paul Spittorff, L</b> ERA: 3.67 (1, 1)	IP: 7.0 WLS: W BF: 32 H: 10 R: 1 ER: 1 SO: 1 BB: 1 IBB: 2 HBP: 0 BLK: 0 WP: 0 HR: 0 S: 39 P: 51 ERA: 1.29 WHIP: 1.571															<b>PITCHER</b>						
<b>Steve Mingo, L</b> ERA: 3.5 (8, 1)	IP: 1.0 WLS: S BF: 5 H: 2 R: 0 ER: 0 SO: 0 BB: 1 IBB: 0 HBP: 0 BLK: 0 WP: 0 HR: 0 S: 4 P: 8 ERA: 0.00 WHIP: 3.000															<b>PITCHER</b>						
<b>Doug Bird, R</b> ERA: 3.09 (9, 1)	IP: 1.0 WLS: S BF: 5 H: 0 R: 0 ER: 0 SO: 0 BB: 1 IBB: 0 HBP: 0 BLK: 0 WP: 0 HR: 0 S: 4 P: 8 ERA: 0.00 WHIP: 1.000															<b>PITCHER</b>						







Batter	1	2	3	4	5	6	7	8	9	AB	R	H	RBI	BB	SO	LOB	TOP							
Freddie Patek, R OBP: 0.313, SLG: 0.299 (1, 6)										5	2	4	1	0	0	1	<b>Kansas City Royals @ California Angels</b> Anaheim Stadium, Anaheim, CA Sat Jul 27 1974, 10:05 PM EDT Att: 12,008 - Unknown							
Cookie Rojas, R OBP: 0.331, SLG: 0.376 Frank White, R OBP: 0.245, SLG: 0.293 (1, 4) (9, 4)										4	1	2	1	1	0	3								
Amos Otis, R OBP: 0.342, SLG: 0.444 (1, 8)										4	0	0	1	0	1	4								
Tony Solaita, L OBP: 0.375, SLG: 0.425 (1, 3)										4	1	3	1	1	0	2								
Richie Scheinblum, S OBP: 0.243, SLG: 0.198 (1, 10)										5	0	2	0	0	0	4								
Jim Wehlford, R OBP: 0.353, SLG: 0.371 (1, 7)										4	0	1	2	0	0	4								
Vada Pinson, L OBP: 0.269, SLG: 0.342 Al Cowens, R OBP: 0.256, SLG: 0.269 (1, 9) (8, 9)										4	0	0	0	0	0	4								
George Brett, L OBP: 0.289, SLG: 0.308 (1, 5)										5	1	2	0	0	0	2								
Fran Healy, R OBP: 0.344, SLG: 0.410 (1, 2)										4	1	2	0	0	0	1								
<b>Inning Stats</b>	R: 2 E: 0 K: 0 S: 7	H: 4 LOB: 2 BB: 0 P: 7	R: 1 E: 0 K: 0 S: 6	H: 3 LOB: 2 BB: 0 P: 6	R: 0 E: 0 K: 0 S: 3	H: 1 LOB: 0 BB: 0 P: 3	R: 1 E: 0 K: 0 S: 5	H: 2 LOB: 1 BB: 0 P: 5	R: 0 E: 0 K: 0 S: 4	H: 1 LOB: 1 BB: 0 P: 4	R: 1 E: 1 K: 1 S: 6	H: 0 LOB: 2 BB: 2 P: 14	R: 1 E: 0 K: 0 S: 5	H: 3 LOB: 1 BB: 0 P: 5	R: 0 E: 1 K: 0 S: 5	H: 1 LOB: 2 BB: 0 P: 5		1B: 15 2B: 1 3B: 0 HR: 0	SF: 1 SAC: 1 DP: 2 HBP: 0	WP: 0 PB: 0 SB: 0 CS: 1	PA: 45			
<b>PITCHER</b>	IP WLS BF	H R ER SO	BB IBB HBP BLK	WP HR S P	ERA WHIP	<b>PITCHER</b>	IP WLS BF	H R ER SO	BB IBB HBP BLK	WP HR S P	ERA WHIP													
Ed Figueroa, R ERA: 3.83 (1, 1)	0.2	L	6	4	2	2	0	0	0	0	0	0	0	0	6	6	27.00	6.000						
John Cumberland, L ERA: 3.74 (1, 1)	5.1		22	8	2	2	0	0	0	0	0	0	0	0	22	22	3.38	1.500						
Dave Sells, R ERA: 2.32 (7, 1)	3.0		16	4	2	1	1	2	0	0	0	0	0	0	16	24	3.00	2.000						

Batter	1	2	3	4	5	6	7	8	9	AB	R	H	RBI	BB	SO	LOB	BOTTOM							
Mickey Rivers, L OBP: 0.342, SLG: 0.389 (1, 8)										4	0	0	0	0	0	1	<b>Kansas City Royals @ California Angels</b> Anaheim Stadium, Anaheim, CA Sat Jul 27 1974, 10:05 PM EDT Att: 12,008 - Unknown							
Denny Doyle, L OBP: 0.295, SLG: 0.308 (1, 4)										4	0	1	0	0	0	0								
Leroy Stanton, R OBP: 0.354, SLG: 0.463 (1, 9)										4	0	1	0	0	1	2								
Frank Robinson, R OBP: 0.359, SLG: 0.447 (1, 10)										4	0	0	0	0	0	1								
Joe Lahoud, L OBP: 0.345, SLG: 0.505 (1, 7)										3	1	0	0	1	1	0								
Bruce Bochte, L OBP: 0.647, SLG: 0.571 (1, 3)										3	0	1	0	1	1	0								
Bobby Valentine, R OBP: 0.283, SLG: 0.335 (8, 6)										4	1	0	0	0	1	3								
Ellie Rodriguez, R OBP: 0.376, SLG: 0.357 (1, 2)										3	1	1	3	0	0	0								
Orlando Ramirez, R OBP: 0.231, SLG: 0.188 John Doherty, L OBP: 0.281, SLG: 0.361 Bob Oliver, R OBP: 0.272, SLG: 0.331 (1, 6) (7, PH) (8, 5)										2	0	1	0	0	0	0								
<b>Inning Stats</b>	R: 0 E: 0 K: 0 S: 4	H: 1 LOB: 1 BB: 0 P: 4	R: 0 E: 0 K: 1 S: 5	H: 0 LOB: 0 BB: 0 P: 5	R: 0 E: 0 K: 0 S: 5	H: 2 LOB: 0 BB: 0 P: 5	R: 3 E: 0 K: 0 S: 4	H: 1 LOB: 0 BB: 2 P: 12	R: 0 E: 0 K: 1 S: 5	H: 0 LOB: 0 BB: 0 P: 5	R: 0 E: 0 K: 0 S: 3	H: 0 LOB: 0 BB: 0 P: 3	R: 0 E: 0 K: 1 S: 5	H: 0 LOB: 0 BB: 0 P: 5	R: 0 E: 0 K: 0 S: 3	H: 0 LOB: 0 BB: 0 P: 3		R: 0 E: 0 K: 1 S: 6	H: 1 LOB: 1 BB: 0 P: 6	1B: 3 2B: 1 3B: 0 HR: 1	SF: 0 SAC: 0 DP: 0 HBP: 0	WP: 0 PB: 0 SB: 0 CS: 0	PA: 34	
<b>PITCHER</b>	IP WLS BF	H R ER SO	BB IBB HBP BLK	WP HR S P	ERA WHIP	<b>PITCHER</b>	IP WLS BF	H R ER SO	BB IBB HBP BLK	WP HR S P	ERA WHIP													
Bruce Dal Canton, R ERA: 2.64 (1, 1)	9.0	W	34	5	3	3	4	2	0	0	0	0	0	0	48	48	3.00	0.778						





Batter	1	2	3	4	5	6	7	8	9	AB	R	H	RBI	BB	SO	LOB	TOP				
Freddie Patek, R (1, 6) John Mayberry, L (9, PH) Paul Splittorf, L (9, PR)	E6		G6-3		F7		G3		L6-3	4	0	1	0	0	0	2	<b>Kansas City Royals @ Texas Rangers</b> Arlington Stadium, Arlington, TX Sun Jul 28 1974, 8:05 PM EDT Att: 11,746 - Unknown				
Cookie Rojas, R (1, 4) Frank White, R (8, 4) Kurt Bevacqua, R (9, PH)			G6-3		5-3				L6-4	4	1	1	0	0	0	1					
Amos Otis, R (1, 8)										2	1	2	0	2	0	0					
Tony Solaita, L (1, 3)										4	0	0	0	0	3	5					
Hal McRae, R (1, 10) Richie Scheinblum, S (6, PH)										1	0	1	0	1	0	0					
Jim Wothford, R (1, 7)										4	1	4	2	0	0	0					
Vada Pinson, L (1, 9)										4	1	1	2	0	0	3					
George Brett, L (1, 5)										3	0	0	0	1	0	2					
Fran Healy, R (1, 2)										4	0	1	0	0	1	1					
<b>Inning Stats</b>	R: 2 E: 1 K: 1 S: 7	H: 3 LOB: 2 BB: 1 P: 11	R: 0 E: 0 K: 0 S: 3	H: 0 LOB: 0 BB: 0 P: 3	R: 0 E: 0 K: 1 S: 5	H: 1 LOB: 1 BB: 1 P: 9	R: 0 E: 0 K: 0 S: 4	H: 2 LOB: 1 BB: 0 P: 4	R: 0 E: 0 K: 1 S: 5	H: 0 LOB: 0 BB: 1 P: 5	R: 0 E: 0 K: 1 S: 4	H: 2 LOB: 2 BB: 0 P: 5	R: 0 E: 0 K: 1 S: 6	H: 1 LOB: 1 BB: 0 P: 6	R: 2 E: 0 K: 0 S: 5	H: 3 LOB: 1 BB: 1 P: 9		1B: 11 2B: 1 3B: 0 HR: 1	SF: 0 SAC: 0 DP: 4 HBP: 0	WP: 0 PB: 0 SB: 0 CS: 1	PA: 38
<b>PITCHER</b>	IP	WLS	BF	H	R	ER	SO	BB	IBB	HBP	BLK	WP	HR	S	P	ERA	WHIP				
Jackie Brown, R (1, 1) Steve Foucault, R (9, 1)	8.0	W	34	11	4	4	5	3	0	0	0	0	1	41	53	4.50	1.750				
Steve Foucault, R (9, 1)	1.0		4	1	0	0	0	1	0	0	0	0	0	3	7	0.00	2.000				

AB	34
R	4
H	12
RBI	4
BB	4
SO	5
LOB	17



Batter	1	2	3	4	5	6	7	8	9	AB	R	H	RBI	BB	SO	LOB	BOTTOM				
Cesar Tovar, R (1, 8) Alex Johnson, R (1, 10) Jeff Burroughs, R (1, 9) Mike Hargrove, L (1, 7) Joe Lovitto, S (8, 8) Jim Spencer, L (1, 3) Lenny Randle, S (1, 4) Toby Harrah, R (1, 6) Jim Fregosi, R (1, 5) Larry Brown, R (6, 5) Jim Sundberg, R (1, 2)	K	5-3	5-3			3B				4	0	1	0	0	1	1	<b>Kansas City Royals @ Texas Rangers</b> Arlington Stadium, Arlington, TX Sun Jul 28 1974, 8:05 PM EDT Att: 11,746 - Unknown				
										4	1	2	1	0	0	1					
										4	1	1	0	0	2	2					
										3	0	1	0	1	1	0					
										0	0	0	0	0	0	0					
										4	1	1	1	0	0	1					
										4	1	1	0	0	0	2					
										3	1	2	1	1	0	2					
										3	1	2	1	0	0	1					
										1	0	0	0	0	0	1					
										3	0	0	1	0	1	0					
<b>Inning Stats</b>	R: 2 E: 0 K: 1 S: 8	H: 3 LOB: 1 BB: 1 P: 12	R: 1 E: 0 K: 1 S: 7	H: 2 LOB: 1 BB: 0 P: 7	R: 3 E: 0 K: 0 S: 7	H: 4 LOB: 1 BB: 0 P: 7	R: 0 E: 0 K: 0 S: 3	H: 0 LOB: 0 BB: 0 P: 3	R: 0 E: 0 K: 0 S: 3	H: 0 LOB: 0 BB: 1 P: 7	R: 0 E: 0 K: 2 S: 8	H: 1 LOB: 0 BB: 0 P: 8	R: 0 E: 0 K: 1 S: 5	H: 0 LOB: 0 BB: 0 P: 5	R: 0 E: 0 K: 0 S: 3	H: 1 LOB: 0 BB: 0 P: 3	1B: 6 2B: 2 3B: 1 HR: 2	SF: 0 SAC: 1 DP: 1 HBP: 0	WP: 2 PB: 0 SB: 1 CS: 0	PA: 36	
<b>PITCHER</b>	IP	WLS	BF	H	R	ER	SO	BB	IBB	HBP	BLK	WP	HR	S	P	ERA	WHIP				
Nelson Briles, R (1, 1) Al Fitzmorris, R (3, 1) Lindy McDaniel, R (7, 1)	2.1	L	15	7	5	5	2	1	0	0	0	1	0	18	22	2.46	1.091				
Lindy McDaniel, R (7, 1)	2.0		6	1	0	0	1	0	0	0	0	0	0	8	8	0.00	0.500				









Batter	1	2	3	4	5	6	7	8	9	AB	R	H	RBI	BB	SO	LOB	TOP	
Freddie Patek, R OBP: 0.308, SLG: 0.294 (1, 6)			6-3	E4		FC6-4			L8	5	0	0	0	0	1	3		
Vada Pinson, L OBP: 0.275, SLG: 0.356 (1, 9)			1B	P3			P6		1B	5	1	2	1	0	1	2		
Cookie Rojas, R OBP: 0.332, SLG: 0.376 Frank White, R OBP: 0.240, SLG: 0.287 (9, PR)			F8	1B			4-3		1B	5	0	3	1	0	0	0		
John Mayberry, L OBP: 0.396, SLG: 0.497 (1, 3)			F8	1B			P4		G3	5	0	0	0	0	0	4		
Tony Solaita, L OBP: 0.372, SLG: 0.409 (1, 10)		1B	G3						K	3	0	1	0	1	1	1		
Amos Otis, R OBP: 0.347, SLG: 0.443 (1, 8)				1B					4-3	4	0	2	0	0	2	2		
Jim Wohlford, R OBP: 0.395, SLG: 0.373 (1, 7)			4-3-6				K		4-3	4	0	1	0	0	1	2		
George Brett, L OBP: 0.288, SLG: 0.300 (1, 5)				BB			FC1-6		4-3	3	1	1	0	1	0	2		
Fran Healy, R OBP: 0.343, SLG: 0.411 Buck Martinez, R OBP: 0.300, SLG: 0.190 (7, 2)			1B	BB			FC1-6		4-3	2	1	1	0	1	0	1		
<b>Inning Stats</b>	R: 0 E: 0 K: 2 S: 8	H: 1 LOB: 1 BB: 0 P: 8	R: 2 E: 0 K: 0 S: 6	H: 3 LOB: 1 BB: 0 P: 6	R: 1 E: 1 K: 0 S: 4	H: 1 LOB: 2 BB: 2 P: 12	R: 0 E: 0 K: 1 S: 6	H: 1 LOB: 1 BB: 0 P: 6	R: 0 E: 0 K: 0 S: 3	H: 0 LOB: 0 BB: 0 P: 3	R: 0 E: 0 K: 1 S: 6	H: 1 LOB: 1 BB: 0 P: 6	R: 0 E: 0 K: 0 S: 5	H: 2 LOB: 2 BB: 0 P: 5	1B: 10 2B: 1 3B: 1 HR: 0	SF: 0 SAC: 0 DP: 1 HBP: 0	WP: 0 PB: 0 SB: 1 CS: 0	PA: 40
<b>PITCHER</b> Joe Decker, R ERA: 3.23 (1, 1)	IP: 9.0 WLS: W BF: 40 H: 11 R: 3 ER: 2 SO: 6 BB: 3 IBB: 0 HBP: 0 BLK: 0 WP: 0 HR: 0 S: 49 P: 61 ERA: 2.00 WHIP: 1.556															<b>PITCHER</b>		

Kansas City Royals @ Minnesota Twins  
Metropolitan Stadium, Bloomington, MI

AB 37  
R 3  
H 11  
RBI 2  
BB 3  
SO 6  
LOB 17



WP: 0  
PB: 0  
SB: 1  
CS: 0

PA: 40

Batter	1	2	3	4	5	6	7	8	9	AB	R	H	RBI	BB	SO	LOB	BOTTOM	
Steve Brye, R OBP: 0.322, SLG: 0.362 (1, 8)	1-3	K	F8		1B			G3		4	0	0	0	1	1	5		
Rod Carew, L OBP: 0.432, SLG: 0.460 (1, 4)	4-3	E6	F7		1B			4-3		5	0	1	1	0	0	4		
Bobby Darwin, R OBP: 0.332, SLG: 0.458 (1, 9)	6-3	K		E	1B			6-3		5	0	1	0	0	1	5		
Harmon Killebrew, R OBP: 0.308, SLG: 0.369 (1, 10)		E		K				6-3		4	2	2	1	0	1	1		
Larry Hise, R OBP: 0.364, SLG: 0.522 (1, 7)		E6		5-3				F9		4	1	1	1	0	0	2		
Eric Soderholm, R OBP: 0.357, SLG: 0.405 (1, 5)		E6	1-3	F7				1-3		4	1	0	1	0	0	2		
Craig Kusick, R OBP: 0.366, SLG: 0.415 (1, 3)		1B	1B					F7		2	2	0	0	2	0	0		
Danny Thompson, R OBP: 0.331, SLG: 0.398 (1, 6)		FC4-2	1B	1B				F9		3	0	1	0	1	0	3		
Glenn Borgmann, R OBP: 0.320, SLG: 0.312 (1, 2)		E	1B		1B			P4		4	1	3	2	0	0	1		
<b>Inning Stats</b>	R: 0 E: 0 K: 0 S: 3	H: 0 LOB: 0 BB: 0 P: 3	R: 3 E: 3 K: 2 S: 12	H: 2 LOB: 3 BB: 1 P: 16	R: 3 E: 0 K: 0 S: 7	H: 4 LOB: 2 BB: 1 P: 11	R: 0 E: 0 K: 1 S: 6	H: 1 LOB: 1 BB: 0 P: 6	R: 1 E: 0 K: 0 S: 5	H: 2 LOB: 2 BB: 1 P: 9	R: 0 E: 0 K: 0 S: 3	H: 0 LOB: 0 BB: 1 P: 3	R: 0 E: 0 K: 0 S: 3	H: 0 LOB: 0 BB: 0 P: 3	1B: 6 2B: 1 3B: 0 HR: 2	SF: 0 SAC: 0 DP: 0 HBP: 0	WP: 0 PB: 0 SB: 1 CS: 1	PA: 39
<b>PITCHER</b> Paul Splitteroff, L ERA: 3.8 Al Fitzmorris, R ERA: 3.46 Doug Bird, R ERA: 3.03	IP: 2.1 WLS: L BF: 17 H: 5 R: 6 ER: 3 SO: 2 BB: 2 IBB: 0 HBP: 0 BLK: 0 WP: 0 HR: 2 S: 19 P: 27 ERA: 11.57 WHIP: 3.000															<b>PITCHER</b>		

Kansas City Royals @ Minnesota Twins  
Metropolitan Stadium, Bloomington, MI

AB 35  
R 7  
H 9  
RBI 6  
BB 4  
SO 3  
LOB 23



WP: 0  
PB: 0  
SB: 1  
CS: 1

PA: 39

Tue Jul 30 1974, 8:05 PM EDT  
Att: 12,294 - Unknown - 75 F

livebaseballscores.com

livebaseballscores.com







Batter	1	2	3	4	5	6	7	8	9	AB	R	H	RBI	BB	SO	LOB	TOP					
<b>Cesar Tovar, R</b> (1, 8) OBP: 0.346, SLG: 0.365	0-3 K		4-0 FC6-4 BB			0-0 F8		0-0 S 1B	0-0 5-3	4	1	0	1	1	1		<b>Texas Rangers @ Kansas City Royals</b> Royals Stadium, Kansas City, MO Thu Aug 01 1974, 8:05 PM EDT Att: 13,770 - Unknown - 82 F					
<b>Alex Johnson, R</b> (1, 7) OBP: 0.338, SLG: 0.368	0-0 F8		0-0 FC6-4 1-2			0-0 P4		0-3 K		4	0	0	0	0	1	2						
<b>Jeff Burroughs, R</b> (1, 9) OBP: 0.374, SLG: 0.505	4-0 BB			0-0 5-3		0-0 P3		4-0 1B 1-2 IBB		2	0	0	0	2	0	0						
<b>Mike Hargrove, L</b> (1, 3) OBP: 0.304, SLG: 0.436	0-0 4-3			0-0 4-3			0-0 F8	0-0 1-3 2-H 1B		4	0	1	1	0	0	1						
<b>Lenny Randle, S</b> (1, 4) OBP: 0.353, SLG: 0.391		0-0 F7		0-0 6-3			0-0 1B SF7	0-0 P5		4	1	1	0	0	0	2						
<b>Jim Spencer, L</b> (1, 10) OBP: 0.345, SLG: 0.442		0-0 F8			0-0 F9		0-0 1-3 S 1B		0-0 6-3	3	0	1	0	0	0	0						
<b>Davey Nelson, R</b> (7, PR) OBP: 0.295, SLG: 0.290										1	0	0	0	0	0	0						
<b>Toby Harrah, R</b> (1, 6) OBP: 0.327, SLG: 0.433		0-0 F7		0-0 5-3			0-0 SF7		0-0 HR	3	1	1	2	0	0	0						
<b>Jim Fregosi, R</b> (1, 5) OBP: 0.355, SLG: 0.489			0-3 K		0-0 FC6-4 1B		0-0 3-H F3		0-0 2B	4	0	2	0	0	1	1						
<b>Larry Brown, R</b> (9, PR) OBP: 0.272, SLG: 0.211							0-0 1-2 FC6-4 1B			0	0	0	0	0	0	0						
<b>Jim Sundberg, R</b> (1, 2) OBP: 0.385, SLG: 0.346			0-3 K		0-0 FC6-4 1-2			0-0 6-3	0-0 F8	4	0	0	0	0	1	2						
<b>Inning Stats</b>	R: 0 E: 0 K: 1 S: 5	H: 0 LOB: 1 BB: 1 P: 9	R: 0 E: 0 K: 0 S: 3	H: 0 LOB: 0 BB: 0 P: 3	R: 0 E: 0 K: 2 S: 7	H: 0 LOB: 1 BB: 1 P: 11	R: 0 E: 0 K: 0 S: 3	H: 0 LOB: 0 BB: 0 P: 3	R: 0 E: 0 K: 0 S: 4	H: 1 LOB: 1 BB: 0 P: 4	R: 0 E: 0 K: 0 S: 3	H: 0 LOB: 0 BB: 0 P: 3	R: 1 E: 0 K: 0 S: 5	H: 2 LOB: 2 BB: 0 P: 5	R: 1 E: 0 K: 0 S: 7	H: 2 LOB: 2 BB: 1 P: 11	R: 1 E: 0 K: 0 S: 5	H: 2 LOB: 1 BB: 0 P: 5	1B: 5 2B: 1 3B: 0 HR: 1	SF: 1 SAC: 0 DP: 0 HBP: 0	WP: 0 PB: 0 SB: 2 CS: 0	PA: 37
<b>PITCHER</b> <b>Bruce Dal Canton, R</b> (1, 1) ERA: 2.67	IP: 9.0 WLS: L BF: 37	H: 7 R: 3 ER: 3 SO: 4	BB: 2 IBB: 1 HBP: 0 BLK: 0	WP: 0 HR: 1 S: 42 P: 54	ERA: 3.00 WHIP: 1.000																	

Batter	1	2	3	4	5	6	7	8	9	AB	R	H	RBI	BB	SO	LOB	BOTTOM					
<b>Freddie Patek, R</b> (1, 6) OBP: 0.312, SLG: 0.302	0-0 SF7 3B		0-0 FC6-5 4-3 1B		0-3 K 1-2			0-0 6-3		4	1	2	0	0	1	1	<b>Texas Rangers @ Kansas City Royals</b> Royals Stadium, Kansas City, MO Thu Aug 01 1974, 8:05 PM EDT Att: 13,770 - Unknown - 82 F					
<b>Vada Pinson, L</b> (1, 9) OBP: 0.270, SLG: 0.346	0-0 P4		0-0 4-3 1-2			0-0 L4		4-0 G1-6-3 BB		3	0	0	0	1	0	2						
<b>Cookie Rojas, R</b> (1, 4) OBP: 0.330, SLG: 0.374	0-0 SF7		0-0 FC6-5-4 2-3			0-0 1B		0-0 G1-6-3 1-2		3	0	1	1	0	0	2						
<b>John Mayberry, L</b> (1, 3) OBP: 0.390, SLG: 0.487	0-0 3-1			0-0 L9		0-0 F8		0-0 4-3		4	0	0	0	0	0	1						
<b>Tony Solaita, L</b> (1, 10) OBP: 0.372, SLG: 0.403		0-0 G3		0-0 1B 1B		0-0 G3		0-0 G3		4	0	1	0	0	0	1						
<b>Amos Otis, R</b> (1, 8) OBP: 0.348, SLG: 0.450		0-3 K		0-0 G6-4-3 1B		0-0 F7		0-0 1B		4	0	2	0	0	1	0						
<b>Jim Wohlford, R</b> (1, 7) OBP: 0.353, SLG: 0.373			0-0 2B		0-0 G6-4-3 1-2		0-0 6-3		0-0 F3	4	0	1	0	0	0	3						
<b>George Brett, L</b> (1, 5) OBP: 0.288, SLG: 0.304		0-0 4-3			0-0 1-3		0-0 1B			3	0	1	0	0	0	1						
<b>Buck Martinez, R</b> (1, 2) OBP: 0.286, SLG: 0.188			0-0 F8		0-0 CS 1B		0-3 K			3	0	1	0	0	1	1						
<b>Inning Stats</b>	R: 1 E: 0 K: 0 S: 4	H: 1 LOB: 0 BB: 0 P: 4	R: 0 E: 0 K: 1 S: 6	H: 1 LOB: 0 BB: 0 P: 6	R: 0 E: 0 K: 0 S: 4	H: 1 LOB: 1 BB: 0 P: 4	R: 0 E: 0 K: 0 S: 4	H: 2 LOB: 1 BB: 0 P: 4	R: 0 E: 0 K: 1 S: 5	H: 1 LOB: 1 BB: 0 P: 5	R: 0 E: 0 K: 0 S: 4	H: 1 LOB: 1 BB: 0 P: 4	R: 0 E: 0 K: 1 S: 6	H: 1 LOB: 1 BB: 0 P: 6	R: 0 E: 0 K: 0 S: 2	H: 0 LOB: 0 BB: 1 P: 6		R: 0 E: 0 K: 0 S: 4	H: 1 LOB: 1 BB: 0 P: 4	1B: 7 2B: 2 3B: 1 HR: 0	SF: 1 SAC: 0 DP: 3 HBP: 0	WP: 0 PB: 0 SB: 0 CS: 1
<b>PITCHER</b> <b>Jackie Brown, R</b> (1, 1) ERA: 3.49	IP: 9.0 WLS: W BF: 34	H: 9 R: 1 ER: 1 SO: 3	BB: 1 IBB: 0 HBP: 0 BLK: 0	WP: 0 HR: 0 S: 39 P: 43	ERA: 1.00 WHIP: 1.111																	

AB	33
R	3
H	7
RBI	3
BB	3
SO	4
LOB	9



AB	32
R	1
H	9
RBI	1
BB	1
SO	3
LOB	12





Batter	1	2	3	4	5	6	7	8	9	AB	R	H	RBI	BB	SO	LOB	TOP										
<b>Cesar Tovar, R</b> OBP: 0.348, SLG: 0.367 (1, 8)										4	0	2	0	0	0	1											
<b>Alex Johnson, R</b> OBP: 0.337, SLG: 0.367 (1, 7)										4	0	1	0	0	0	2	3										
<b>Jeff Burroughs, R</b> OBP: 0.376, SLG: 0.505 (1, 9)										4	0	2	0	0	0	1											
<b>Mike Hargrove, L</b> OBP: 0.305, SLG: 0.437 (1, 3)										4	0	2	0	0	0	2											
<b>Lenny Randle, S</b> OBP: 0.349, SLG: 0.387 (1, 5)										4	0	0	0	0	0	2	5										
<b>Jim Spencer, L</b> OBP: 0.345, SLG: 0.441 (1, 10)										3	0	1	0	0	0	1											
<b>Toby Harrah, R</b> OBP: 0.325, SLG: 0.430 (1, 6)										3	0	0	0	0	1	1											
<b>Davey Nelson, R</b> OBP: 0.299, SLG: 0.295 (1, 4)										3	0	2	0	0	1	0											
<b>Jim Sundberg, R</b> OBP: 0.381, SLG: 0.341 (1, 2)										3	0	0	0	0	0	2											
<b>Inning Stats</b>	R: 0 E: 0 K: 1 S: 5	H: 1 LOB: 0 BB: 0 P: 5	R: 0 E: 0 K: 1 S: 5	H: 0 LOB: 0 BB: 0 P: 5	R: 0 E: 0 K: 2 S: 7	H: 0 LOB: 0 BB: 0 P: 7	R: 0 E: 0 K: 1 S: 5	H: 1 LOB: 0 BB: 0 P: 5	R: 0 E: 0 K: 0 S: 4	H: 2 LOB: 1 BB: 0 P: 4	R: 0 E: 0 K: 0 S: 4	H: 1 LOB: 1 BB: 0 P: 4	R: 0 E: 0 K: 0 S: 4	H: 2 LOB: 1 BB: 0 P: 4	R: 0 E: 0 K: 0 S: 3	H: 1 LOB: 2 BB: 0 P: 3	R: 0 E: 0 K: 1 S: 7	H: 2 LOB: 2 BB: 0 P: 7	1B: 10 2B: 1 3B: 0 HR: 0	SF: 0 SAC: 0 DP: 5 HBP: 0	WP: 0 PB: 0 SB: 0 CS: 1	PA: 32					
<b>PITCHER</b>	IP	WLS	BF	H	R	ER	SO	BB	IBB	HBP	BLK	WP	HR	S	P	ERA	WHIP										
<b>Nelson Briles, R</b> ERA: 3.86 (1, 1)	8.1	W	30	10	0	0	5	0	0	0	0	0	0	40	40	0.00	1.200										
<b>Steve Mingori, L</b> ERA: 3.45 (9, 1)	0.2		2	0	0	0	1	0	0	0	0	0	0	4	4	0.00	0.000										

Texas Rangers @ Kansas City Royals  
Royals Stadium, Kansas City, MO  
Fri Aug 02 1974, 8:05 PM EDT  
Att: 16,437 - Unknown - 78 F

AB 32  
R 0  
H 10  
RBI 0  
BB 0  
SO 6  
LOB 16



Batter	1	2	3	4	5	6	7	8	9	AB	R	H	RBI	BB	SO	LOB	BOTTOM										
<b>Freddie Patek, R</b> OBP: 0.314, SLG: 0.302 (1, 6)										3	1	1	0	1	0	0											
<b>Vada Pinson, L</b> OBP: 0.270, SLG: 0.349 (1, 9)										4	0	1	2	0	0	1											
<b>Cookie Rojas, R</b> OBP: 0.329, SLG: 0.377 (1, 4)										3	0	1	1	0	0	1											
<b>John Mayberry, L</b> OBP: 0.386, SLG: 0.481 (1, 3)										4	0	0	0	0	1	2											
<b>Amos Otis, R</b> OBP: 0.349, SLG: 0.454 <b>Al Cowens, R</b> OBP: 0.256, SLG: 0.269 (9, 8)										4	1	2	0	0	0	1											
<b>Tony Solaita, L</b> OBP: 0.371, SLG: 0.400 (1, 10)										1	0	0	1	1	1	0											
<b>Jim Wohlford, R</b> OBP: 0.350, SLG: 0.370 (1, 7)										3	0	0	0	0	0	1											
<b>George Brett, L</b> OBP: 0.288, SLG: 0.305 (1, 5)										3	1	1	0	0	0	0											
<b>Fran Healy, R</b> OBP: 0.343, SLG: 0.410 (1, 2)										3	1	1	0	0	0	0											
<b>Inning Stats</b>	R: 0 E: 0 K: 0 S: 4	H: 1 LOB: 1 BB: 0 P: 4	R: 1 E: 1 K: 0 S: 4	H: 1 LOB: 0 BB: 0 P: 4	R: 0 E: 0 K: 0 S: 3	H: 0 LOB: 0 BB: 0 P: 3	R: 0 E: 0 K: 0 S: 3	H: 1 LOB: 1 BB: 0 P: 3	R: 0 E: 0 K: 1 S: 5	H: 0 LOB: 0 BB: 0 P: 5	R: 0 E: 0 K: 0 S: 4	H: 1 LOB: 1 BB: 0 P: 4	R: 0 E: 1 K: 0 S: 3	H: 0 LOB: 1 BB: 1 P: 7	R: 3 E: 0 K: 1 S: 8	H: 3 LOB: 1 BB: 1 P: 12	R: 0 E: 0 K: 0 S: 4	H: 0 LOB: 1 BB: 0 P: 4	1B: 4 2B: 3 3B: 0 HR: 0	SF: 2 SAC: 0 DP: 0 HBP: 0	WP: 0 PB: 0 SB: 0 CS: 1	PA: 32					
<b>PITCHER</b>	IP	WLS	BF	H	R	ER	SO	BB	IBB	HBP	BLK	WP	HR	S	P	ERA	WHIP										
<b>Fergie Jenkins, R</b> ERA: 3.56 (1, 1)	8.0	L	32	7	4	3	2	2	0	0	0	0	0	34	42	3.38	1.125										

Texas Rangers @ Kansas City Royals  
Royals Stadium, Kansas City, MO  
Fri Aug 02 1974, 8:05 PM EDT  
Att: 16,437 - Unknown - 78 F

AB 28  
R 4  
H 7  
RBI 4  
BB 2  
SO 2  
LOB 6






Batter	1	2	3	4	5	6	7	8	9	AB	R	H	RBI	BB	SO	LOB	TOP			
Mickey Rivers, L (1.8) OBP: 0.345, SLG: 0.396	0-0 6-3		0-0 2B	0-0 1B			0-0 F7	4-0 BB		4	1	2	1	1	0	0	<b>California Angels @ Kansas City Royals</b> Royals Stadium, Kansas City, MO Sat Aug 03 1974, 4:33 AM EDT Att: 15,277 - Unknown - 75 F			
Bob Heise, R (1.4) OBP: 0.083, SLG: 0.083	0-0 L3		0-0 F9	0-0 F7			0-0 E5 1B	0-3 K		5	0	0	0	0	1	5				
Leroy Stanton, R (1.9) OBP: 0.354, SLG: 0.475	0-0 6-3		0-0 BB 2B				0-0 F9		0-0 5-3	5	0	1	2	0	0	1				
Bob Oliver, R (1.5) OBP: 0.276, SLG: 0.331		0-0 1B	0-0 BB IBB				0-0 F8	1-3 1B	0-0 F9	4	0	2	0	1	0	0				
Winston Llenas, R (1.10) OBP: 0.295, SLG: 0.383		0-0 F9	4-0 FC6 BB				0-0 F8		0-0 5-3	4	0	0	0	1	0	3				
Bobby Valentine, R (1.6) OBP: 0.302, SLG: 0.366		0-0 F8	0-0 FC6 1-2 2-3				0-3 K		0-0 SH1-4 1B	4	1	1	0	0	1	4				
Elie Rodriguez, R (1.2) OBP: 0.376, SLG: 0.366		0-0 F8		0-0 6-3			0-0 F8		0-0 SH1-4 1-2	3	0	0	0	0	0	1				
Bruce Bochte, L (1.7) OBP: 0.543, SLG: 0.575			0-0 2B 1B	0-0 1B 2B			4-0 BB	0-0 FC4-6 1B		3	2	3	1	1	0	0				
Doug Howard, R (1.3) OBP: 0.302, SLG: 0.366			0-0 F8	0-0 F8			0-0 1-3	0-0 FC4-6 BB		4	0	0	0	0	0	4				
<b>Inning Stats</b>	R: 0 E: 0 K: 0 S: 3	H: 0 LOB: 0 BB: 0 P: 3	R: 0 E: 0 K: 0 S: 4	H: 1 LOB: 1 BB: 0 P: 4	R: 2 E: 0 K: 0 S: 6	H: 3 LOB: 3 BB: 2 P: 14	R: 1 E: 0 K: 0 S: 5	H: 2 LOB: 1 BB: 0 P: 5	R: 0 E: 0 K: 1 S: 5	H: 0 LOB: 1 BB: 1 P: 9	R: 0 E: 1 K: 0 S: 5	H: 1 LOB: 2 BB: 0 P: 5	R: 1 E: 0 K: 0 S: 7	H: 2 LOB: 2 BB: 1 P: 11	R: 0 E: 0 K: 0 S: 3	H: 0 LOB: 0 BB: 0 P: 3	1B: 6 2B: 3 3B: 0 HR: 0	SF: 0 SAC: 1 DP: 0 HBP: 0	WP: 0 PB: 0 SB: 0 CS: 0	PA: 41
<b>PITCHER</b> Paul Spittorff, L (1.1) ERA: 3.81	IP: 9.0 WLS: L BF: 41	H: 9 R: 4 ER: 4 SO: 2	BB: 3 IBB: 1 HBP: 0 BLK: 0	WP: 0 HR: 0 S: 41 P: 57	ERA: 4.00 WHIP: 1.333	<b>PITCHER</b>														

Batter	1	2	3	4	5	6	7	8	9	AB	R	H	RBI	BB	SO	LOB	BOTTOM					
Freddie Patek, R (1.6) OBP: 0.316, SLG: 0.301	0-3 K		0-0 F8		4-0 S 1B BB		4-0 FC4-6 BB		0-0 3-1	2	1	0	0	2	1	1	<b>California Angels @ Kansas City Royals</b> Royals Stadium, Kansas City, MO Sat Aug 03 1974, 4:33 AM EDT Att: 15,277 - Unknown - 75 F					
Richie Scheinblum, S (9. PH) OBP: 0.237, SLG: 0.193			0-0 P4		0-0 F7		0-0 FC4-6 CS			4	0	0	0	0	0	3						
Vada Pinson, L (1.9) OBP: 0.286, SLG: 0.344	0-0 L3		0-0 P4		0-0 F7		0-0 FC4-6 CS			4	2	3	1	0	1	1						
Amos Otis, R (1.8) OBP: 0.353, SLG: 0.468	0-0 1B			0-0 E 1B 2B	0-3 K		0-0 CS	0-0 HR		4	0	1	1	0	0	2						
John Mayberry, L (1.3) OBP: 0.385, SLG: 0.478	0-0 F8			0-0 P5	0-0 1B			0-0 P6		4	0	1	1	0	0	2						
Tony Solaita, L (1.10) OBP: 0.363, SLG: 0.389		0-3 K		0-0 F7	0-0 F8			0-0 F7		4	0	0	0	0	1	2						
Jim Wehlford, R (1.7) OBP: 0.350, SLG: 0.368		0-3 K		1-0 1B E HBP		0-3 K		0-0 1B		2	0	0	0	0	2	0						
Al Cowens, R (7.7) OBP: 0.261, SLG: 0.274		0-3 K			0-0 E6 1B		0-0 6-3		0-0 F8	4	0	0	0	0	1	3						
George Brett, L (1.5) OBP: 0.284, SLG: 0.300		0-3 K		0-0 6-3	0-0 1-2 2-3 1B		0-0 F9		0-3 K	3	0	1	1	0	0	0						
Frank White, R (1.4) OBP: 0.242, SLG: 0.289			0-0 6-3	0-0 1-2 2-3 3-H 1B			0-0 4-3		0-3 K	1	0	0	0	0	1	0						
Cookie Rojas, R (9. PH) OBP: 0.326, SLG: 0.376			0-0 6-3	0-0 1B					0-3 K	4	0	1	0	0	2	3						
Fran Healy, R (1.2) OBP: 0.342, SLG: 0.408			0-0 1B	0-0 K					0-3 K	4	0	1	0	0	2	3						
<b>Inning Stats</b>	R: 0 E: 0 K: 1 S: 6	H: 1 LOB: 1 BB: 0 P: 6	R: 0 E: 0 K: 3 S: 9	H: 0 LOB: 0 BB: 0 P: 9	R: 0 E: 0 K: 0 S: 4	H: 1 LOB: 1 BB: 0 P: 4	R: 1 E: 1 K: 1 S: 8	H: 2 LOB: 3 BB: 0 P: 9	R: 1 E: 0 K: 1 S: 6	H: 1 LOB: 1 BB: 1 P: 10	R: 0 E: 0 K: 1 S: 5	H: 0 LOB: 0 BB: 0 P: 5	R: 0 E: 0 K: 0 S: 2	H: 0 LOB: 1 BB: 1 P: 6	R: 1 E: 0 K: 0 S: 5	H: 2 LOB: 1 BB: 0 P: 5	R: 0 E: 0 K: 2 S: 7	H: 0 LOB: 0 BB: 0 P: 7	1B: 5 2B: 1 3B: 0 HR: 1	SF: 0 SAC: 0 DP: 0 HBP: 1	WP: 0 PB: 0 SB: 1 CS: 1	PA: 38
<b>PITCHER</b> Nolan Ryan, R (1.1) ERA: 3.38	IP: 9.0 WLS: W BF: 37	H: 7 R: 3 ER: 2 SO: 9	BB: 2 IBB: 0 HBP: 1 BLK: 0	WP: 0 HR: 1 S: 52 P: 61	ERA: 2.00 WHIP: 1.000	<b>PITCHER</b>																


livebaseballscores.com

AB 36  
R 4  
H 9  
RBI 4  
BB 4  
SO 2  
LOB 18



livebaseballscores.com

AB 34  
R 3  
H 7  
RBI 3  
BB 2  
SO 9  
LOB 15









Batter	1	2	3	4	5	6	7	8	9	AB	R	H	RBI	BB	SO	LOB	TOP					
Mickey Rivers, L OBP: 0.343, SLG: 0.392										4	0	1	0	0	1	2	<b>California Angels @ Kansas City Royals</b> Royals Stadium, Kansas City, MO Sun Aug 04 1974, 4:38 AM EDT Att: 22,793 - Unknown - 81 F					
Rudy Meoli, L OBP: 0.421, SLG: 0.444										3	0	0	0	0	0	1						
Winston Llenas, R OBP: 0.290, SLG: 0.375										1	0	0	0	0	0	2						
Bob Heise, R OBP: 0.083, SLG: 0.083										0	0	0	0	0	0	0						
Leroy Stanton, R OBP: 0.348, SLG: 0.464										3	0	0	0	1	2	1						
Joe Lahoud, L OBP: 0.363, SLG: 0.493										2	0	1	0	1	0	1						
Doug Howard, R OBP: 0.167, SLG: 0.167										1	0	0	0	0	0	0						
Bruce Bochte, L OBP: 0.537, SLG: 0.565										4	0	1	0	0	0	1						
Bobby Valentine, R OBP: 0.297, SLG: 0.360										4	0	0	0	0	0	3						
John Doherty, L OBP: 0.268, SLG: 0.346										4	0	1	0	0	2	2						
Ellie Rodriguez, R OBP: 0.379, SLG: 0.365										3	0	1	0	1	0	3						
Denny Doyle, L OBP: 0.290, SLG: 0.298										4	0	1	0	0	1	1						
<b>Inning Stats</b>	R: 0 E: 0 K: 1 S: 5	H: 0 LOB: 1 BB: 1 P: 9	R: 0 E: 0 K: 0 S: 4	H: 1 LOB: 1 BB: 0 P: 4	R: 0 E: 0 K: 0 S: 4	H: 1 LOB: 1 BB: 0 P: 4	R: 0 E: 0 K: 1 S: 7	H: 2 LOB: 2 BB: 0 P: 7	R: 0 E: 0 K: 0 S: 3	H: 0 LOB: 0 BB: 0 P: 3	R: 0 E: 0 K: 1 S: 5	H: 0 LOB: 1 BB: 1 P: 9	R: 0 E: 0 K: 0 S: 4	H: 1 LOB: 2 BB: 1 P: 8	R: 0 E: 0 K: 1 S: 5	H: 0 LOB: 0 BB: 0 P: 5	R: 0 E: 0 K: 2 S: 8	H: 1 LOB: 1 BB: 0 P: 8	1B: 6 2B: 0 3B: 0 HR: 0	SF: 0 SAC: 0 DP: 0 HBP: 0	WP: 0 PB: 0 SB: 1 CS: 0	PA: 36
<b>PITCHER</b>	IP WLS BF H R ER SO BB IBB HBP BLK WP HR S P ERA WHIP																					
Al Fitzmorris, R ERA: 3.26	(1, 1) 6.1 W 27 5 0 0 3 3 0 0 0 0 0 0 0 30 42 0.00 1.263																					
Joe Hoerner, L ERA: 5.06	(7, 1) 1.2 S 5 0 0 0 1 0 0 0 0 0 0 0 7 7 0.00 0.000																					
Doug Bird, R ERA: 2.95	(9, 1) 1.0 4 1 0 0 2 0 0 0 0 0 0 0 8 8 0.00 1.000																					

Batter	1	2	3	4	5	6	7	8	9	AB	R	H	RBI	BB	SO	LOB	BOTTOM			
Freddie Patek, R OBP: 0.316, SLG: 0.306										4	0	1	0	0	1	1	<b>California Angels @ Kansas City Royals</b> Royals Stadium, Kansas City, MO Sun Aug 04 1974, 4:38 AM EDT Att: 22,793 - Unknown - 81 F			
Cookie Rojas, R OBP: 0.333, SLG: 0.373										3	1	1	0	1	0	3				
Amos Otis, R OBP: 0.355, SLG: 0.467										3	0	1	0	1	1	1				
John Mayberry, L OBP: 0.390, SLG: 0.478										2	1	0	0	0	1	2				
Tony Solaita, L OBP: 0.386, SLG: 0.389										0	0	0	0	1	0	0				
Hal McRae, R OBP: 0.387, SLG: 0.480										4	0	0	1	0	1	4				
Jim Wehlford, R OBP: 0.352, SLG: 0.372										4	1	2	0	0	2	3				
Kurt Bevacqua, R OBP: 0.254, SLG: 0.200										2	0	0	0	1	1	1				
George Brett, L OBP: 0.281, SLG: 0.296										1	0	0	0	0	0	0				
Fran Healy, R OBP: 0.340, SLG: 0.404										4	0	1	2	0	0	2				
Al Cowens, R OBP: 0.258, SLG: 0.265										3	0	0	0	1	0	3				
<b>Inning Stats</b>	R: 0 E: 0 K: 1 S: 5	H: 0 LOB: 1 BB: 1 P: 9	R: 0 E: 0 K: 2 S: 8	H: 1 LOB: 1 BB: 0 P: 8	R: 0 E: 0 K: 0 S: 2	H: 0 LOB: 0 BB: 1 P: 6	R: 0 E: 0 K: 2 S: 8	H: 1 LOB: 1 BB: 0 P: 8	R: 0 E: 2 K: 0 S: 5	H: 1 LOB: 2 BB: 0 P: 5	R: 2 E: 0 K: 1 S: 6	H: 2 LOB: 2 BB: 1 P: 12	R: 1 E: 0 K: 1 S: 6	H: 1 LOB: 2 BB: 2 P: 14	R: 0 E: 0 K: 0 S: 3	H: 0 LOB: 0 BB: 0 P: 3	1B: 4 2B: 2 3B: 0 HR: 0	SF: 0 SAC: 0 DP: 0 HBP: 1	WP: 1 PB: 0 SB: 1 CS: 1	PA: 37
<b>PITCHER</b>	IP WLS BF H R ER SO BB IBB HBP BLK WP HR S P ERA WHIP																			
Frank Tanana, L ERA: 4.06	(1, 1) 6.1 L 30 6 3 3 6 4 0 1 0 0 1 0 7 11 4.26 1.579																			
Horacio Pina, R ERA: 3.96	(7, 1) 1.2 6 0 0 0 1 0 1 0 0 1 0 7 11 0.00 0.000																			

**AB 33**  
**R 0**  
**H 6**  
**RBI 0**  
**BB 3**  
**SO 6**  
**LOB 17**

**AB 30**  
**R 3**  
**H 6**  
**RBI 3**  
**BB 5**  
**SO 7**  
**LOB 20**








Batter	1	2	3	4	5	6	7	8	9	AB	R	H	RBI	BB	SO	LOB	TOP																	
Rod Carew, L OBP: 0.425, SLG: 0.452 (1, 4)										5	1	3	3	0	0	2	<b>Minnesota Twins @ Kansas City Royals</b> Royals Stadium, Kansas City, MO Wed Aug 07 1974, 8:05 PM EDT Cloudy - 76 F																	
Steve Braun, L OBP: 0.375, SLG: 0.386 Harmon Killebrew, R OBP: 0.314, SLG: 0.379 Steve Brye, R OBP: 0.313, SLG: 0.353 (1, 7) (8, PH) (8, 8)										4	0	2	0	0	1	2																		
Bobby Darwin, R OBP: 0.332, SLG: 0.468 (1, 9)										4	0	1	1	0	1	3																		
Tony Oliva, L OBP: 0.320, SLG: 0.420 (1, 10)										4	1	1	0	1	0	2																		
Larry Hisle, R OBP: 0.361, SLG: 0.515 (1, 8) (8, 7)										5	1	2	0	0	1	3																		
Eric Soderholm, R OBP: 0.348, SLG: 0.407 (1, 5)										4	0	1	1	0	1	3																		
Jim Holt, L OBP: 0.311, SLG: 0.319 (1, 3)										2	2	0	0	2	0	2																		
Danny Thompson, R OBP: 0.333, SLG: 0.400 Jerry Terrell, R OBP: 0.291, SLG: 0.313 (1, 6) (8, PR) (8, 6)										4	0	2	0	0	1	4																		
Glenn Borgmann, R OBP: 0.324, SLG: 0.319 (1, 2)										3	0	1	1	1	0	2																		
<b>Inning Stats</b>	R: 1 E: 0 K: 0 S: 4	H: 2 LOB: 0 BB: 0 P: 4	R: 2 E: 0 K: 1 S: 7	H: 2 LOB: 2 BB: 2 P: 15	R: 1 E: 0 K: 0 S: 5	H: 2 LOB: 2 BB: 1 P: 9	R: 0 E: 0 K: 1 S: 5	H: 1 LOB: 0 BB: 0 P: 5	R: 0 E: 0 K: 1 S: 6	H: 1 LOB: 1 BB: 0 P: 6	R: 0 E: 0 K: 1 S: 7	H: 2 LOB: 0 BB: 0 P: 7	R: 2 E: 0 K: 0 S: 5	H: 2 LOB: 2 BB: 0 P: 9	R: 0 E: 0 K: 1 S: 5	H: 0 LOB: 0 BB: 0 P: 5		1B: 11 2B: 2 3B: 0 HR: 0	SF: 1 SAC: 1 DP: 2 HBP: 0	WP: 0 PB: 0 SB: 0 CS: 0	PA: 42													
<b>PITCHER</b>	IP WLS BF H R ER SO BB IBB HBP BLK WP HR S P ERA WHIP																																	
Nelson Briles, R ERA: 4.38 (1, 1)	2.1	15	6	4	4	1	3	0	0	0	0	0	0	0	14	26	15.43	3.857																
Lindy McDaniel, R ERA: 3.43 (3, 1)	4.2	20	6	2	2	3	1	0	0	0	0	0	0	0	25	29	3.86	1.500																
Steve Mingori, L ERA: 3.21 (8, 1)	0.1	2	1	0	0	0	0	0	0	0	0	0	0	2	2	0.00	3.000																	
Doug Bird, R ERA: 2.87 (8, 1)	1.2	W	5	0	0	0	1	0	0	0	0	0	0	7	7	0.00	0.000																	

Batter	1	2	3	4	5	6	7	8	9	AB	R	H	RBI	BB	SO	LOB	BOTTOM																
Freddie Patek, R OBP: 0.322, SLG: 0.309 (1, 6)										4	0	1	0	1	2	3	<b>Minnesota Twins @ Kansas City Royals</b> Royals Stadium, Kansas City, MO Wed Aug 07 1974, 8:05 PM EDT Cloudy - 76 F																
Cookie Rojas, R OBP: 0.338, SLG: 0.376 (1, 4)										4	1	1	1	1	0	3																	
Amos Otis, R OBP: 0.361, SLG: 0.480 (1, 8)										5	1	3	1	0	0	3																	
Hal McRae, R OBP: 0.391, SLG: 0.488 Al Cowens, R OBP: 0.261, SLG: 0.268 Vada Pinson, L OBP: 0.262, SLG: 0.338 (1, 7) (8, 9) (8, PH) (9, 9)										4	2	3	2	0	0	1																	
Orlando Cepeda, R OBP: 0.600, SLG: 0.500 (1, 10)										4	0	2	2	0	0	2																	
Tony Solaita, L OBP: 0.357, SLG: 0.377 (1, 3)										4	0	0	0	0	1	4																	
Jim Wohlford, R OBP: 0.346, SLG: 0.365 (1, 9) (8, 7)										4	0	0	0	0	0	3																	
George Brett, L OBP: 0.290, SLG: 0.320 (1, 5)										4	2	2	0	0	0	0																	
Fran Healy, R OBP: 0.342, SLG: 0.405 (1, 2)										4	1	1	0	0	2	2																	
<b>Inning Stats</b>	R: 0 E: 0 K: 0 S: 4	H: 1 LOB: 1 BB: 0 P: 4	R: 0 E: 0 K: 0 S: 3	H: 0 LOB: 0 BB: 0 P: 3	R: 4 E: 1 K: 1 S: 10	H: 4 LOB: 1 BB: 0 P: 10	R: 0 E: 0 K: 1 S: 6	H: 1 LOB: 2 BB: 1 P: 10	R: 0 E: 0 K: 1 S: 7	H: 2 LOB: 2 BB: 0 P: 7	R: 0 E: 0 K: 1 S: 5	H: 0 LOB: 0 BB: 0 P: 5	R: 2 E: 1 K: 0 S: 6	H: 3 LOB: 1 BB: 0 P: 6	R: 1 E: 0 K: 1 S: 7	H: 2 LOB: 2 BB: 1 P: 11		1B: 10 2B: 2 3B: 1 HR: 0	SF: 0 SAC: 0 DP: 0 HBP: 0	WP: 0 PB: 0 SB: 2 CS: 0	PA: 40												
<b>PITCHER</b>	IP WLS BF H R ER SO BB IBB HBP BLK WP HR S P ERA WHIP																																
Dave Goltz, R ERA: 3.62 (7, 1)	1.2	L	8	2	1	1	1	1	0	0	0	0	0	9	13	5.40	1.800																

**Minnesota Twins**  
 Royals Stadium, Kansas City, MO  
 Wed Aug 07 1974, 8:05 PM EDT  
 Cloudy - 76 F



**Minnesota Twins**  
 Royals Stadium, Kansas City, MO  
 Wed Aug 07 1974, 8:05 PM EDT  
 Cloudy - 76 F



AB	36
R	6
H	13
RBI	6
BB	4
SO	5
LOB	25

AB	38
R	7
H	13
RBI	6
BB	2
SO	5
LOB	23



Batter	1	2	3	4	5	6	7	8	9	AB	R	H	RBI	BB	SO	LOB	TOP										
Steve Blye, R (1, 8) OBP: 0.312, SLG: 0.352 Tony Oliva, L (9, PH) OBP: 0.321, SLG: 0.422										4	0	1	0	0	2	2	<b>Minnesota Twins @ Kansas City Royals</b> Royals Stadium, Kansas City, MO Wed Aug 07 1974, 8:05 PM EDT Att: 16,575 - Unknown - 73 F										
Rod Carew, L (1, 4) OBP: 0.421, SLG: 0.447										5	0	0	0	0	1	5											
Larry Hisle, R (1, 7) OBP: 0.363, SLG: 0.515										4	1	2	0	0	1	0											
Harmon Killebrew, R (1, 10) OBP: 0.313, SLG: 0.377										4	0	1	1	0	0	1											
Bobby Darwin, R (1, 9) OBP: 0.333, SLG: 0.470										4	0	2	0	0	1	2											
Eric Soderholm, R (1, 5) OBP: 0.347, SLG: 0.405										4	0	1	0	0	1	3											
Craig Kusick, R (1, 3) OBP: 0.359, SLG: 0.389										4	0	1	0	0	0	1											
Jerry Terrell, R (1, 6) OBP: 0.286, SLG: 0.317										4	0	2	0	0	0	1											
Phil Roof, R (1, 2) OBP: 0.288, SLG: 0.258 Glenn Borgmann, R (2, 2) OBP: 0.326, SLG: 0.324										1	0	0	0	0	1	1											
<b>Inning Stats</b>	R: 1 E: 0 K: 2 S: 10	H: 3 LOB: 2 BB: 0 P: 10	R: 0 E: 0 K: 1 S: 7	H: 2 LOB: 0 BB: 0 P: 7	R: 0 E: 0 K: 1 S: 5	H: 0 LOB: 0 BB: 0 P: 5	R: 0 E: 0 K: 1 S: 7	H: 2 LOB: 0 BB: 0 P: 7	R: 0 E: 1 K: 1 S: 6	H: 1 LOB: 1 BB: 0 P: 6	R: 0 E: 0 K: 0 S: 3	H: 0 LOB: 0 BB: 0 P: 3	R: 0 E: 0 K: 1 S: 6	H: 1 LOB: 1 BB: 0 P: 6	R: 0 E: 0 K: 0 S: 5	H: 3 LOB: 2 BB: 0 P: 5	1B: 12 2B: 3 3B: 0 HR: 0	SF: 0 SAC: 0 DP: 3 HBP: 0	WP: 0 PB: 0 SB: 1 CS: 1	PA: 38							
<b>PITCHER</b>	IP	WLS	BF	H	R	ER	SO	BB	IBB	HBP	BLK	WP	HR	S	P	ERA	WHIP										
Paul Splittorf, L (1, 1) ERA: 3.68	8.0	W	33	10	1	1	7	0	0	0	0	0	0	47	47	1.12	1.250										
Doug Bird, R (9, 1) ERA: 2.63	1.0		5	3	0	0	0	0	0	0	0	0	0	5	5	0.00	3.000										

AB	38
R	1
H	13
RBI	1
BB	0
SO	7
LOB	16



Batter	1	2	3	4	5	6	7	8	9	AB	R	H	RBI	BB	SO	LOB	BOTTOM										
Freddie Patek, R (1, 6) OBP: 0.323, SLG: 0.309										3	1	1	0	1	0	2	<b>Minnesota Twins @ Kansas City Royals</b> Royals Stadium, Kansas City, MO Wed Aug 07 1974, 8:05 PM EDT Att: 16,575 - Unknown - 73 F										
Jim Wehlford, R (1, 9) OBP: 0.345, SLG: 0.369										4	1	1	1	0	1	2											
Amos Otis, R (1, 8) OBP: 0.362, SLG: 0.487										3	1	2	1	0	0	0											
Hal McRae, R (1, 7) OBP: 0.392, SLG: 0.494 Al Cowens, R (8, 9) OBP: 0.291, SLG: 0.268										4	0	2	1	0	0	1											
Orlando Cepeda, R (1, 10) OBP: 0.429, SLG: 0.333										4	0	0	0	0	1	3											
Kurt Bevacqua, R (1, 3) OBP: 0.297, SLG: 0.206										3	0	1	0	1	0	1											
Fran Healy, R (1, 2) OBP: 0.341, SLG: 0.402										3	1	0	0	1	1	4											
George Brett, L (1, 5) OBP: 0.293, SLG: 0.338										4	1	2	1	0	1	0											
Frank White, R (1, 4) OBP: 0.257, SLG: 0.324										3	0	1	1	1	1	1											
<b>Inning Stats</b>	R: 2 E: 0 K: 0 S: 5	H: 2 LOB: 2 BB: 2 P: 13	R: 0 E: 0 K: 1 S: 6	H: 1 LOB: 0 BB: 0 P: 6	R: 0 E: 0 K: 1 S: 5	H: 0 LOB: 0 BB: 0 P: 5	R: 2 E: 0 K: 1 S: 7	H: 2 LOB: 1 BB: 1 P: 11	R: 1 E: 0 K: 1 S: 7	H: 2 LOB: 1 BB: 0 P: 7	R: 0 E: 0 K: 0 S: 2	H: 0 LOB: 0 BB: 1 P: 6	R: 0 E: 0 K: 0 S: 4	H: 1 LOB: 1 BB: 0 P: 4	R: 0 E: 0 K: 1 S: 6	H: 2 LOB: 1 BB: 0 P: 6	1B: 3 2B: 2 3B: 5 HR: 0	SF: 1 SAC: 0 DP: 1 HBP: 0	WP: 0 PB: 0 SB: 0 CS: 1	PA: 36							
<b>PITCHER</b>	IP	WLS	BF	H	R	ER	SO	BB	IBB	HBP	BLK	WP	HR	S	P	ERA	WHIP										
Bill Butler, L (1, 1) ERA: 4.18	3.1	L	18	5	4	4	2	3	0	0	0	0	0	19	31	10.80	2.400										
Tom Burgmeier, L (4, 1) ERA: 4.9	4.2		18	5	1	1	3	1	0	0	0	0	0	23	27	1.93	1.286										

AB	31
R	5
H	10
RBI	5
BB	4
SO	5
LOB	14






Batter	1	2	3	4	5	6	7	8	9	10	11	12	13	14	AB	R	H	RBI	BB	SO	LOB	TOP	
Rod Carew, L OBP: 0.417, SLG: 0.443 (1.4)	G3		F7			F7			4-3		L7			1B SF7 1B	6	1	1	0	0	0	3		
Steve Braun, L OBP: 0.372, SLG: 0.383 Harmon Killebrew, R OBP: 0.315, SLG: 0.384 Luis Gomez, R OBP: 0.297, SLG: 0.206 (1.7)	4-3			F7			5-3		2B			2B 1B		F2	3	0	0	0	0	0	0		
Larry Hiele, R OBP: 0.360, SLG: 0.509 (8.9)	6-3			5-3			6-3		6-3			P4		1B	6	0	1	0	0	0	3		
Tony Oliva, L OBP: 0.316, SLG: 0.415 (1.10)		4-3		1-3			4-3			F5		F7		SF7	5	0	0	1	0	0	1		
Bobby Darwin, R OBP: 0.333, SLG: 0.477 Steve Byrre, R OBP: 0.312, SLG: 0.355 (8.8)		HR				K		6-3		6-3		2B		K	3	1	1	1	0	1	0		
Eric Soderholm, R OBP: 0.345, SLG: 0.400 (1.5)		K				K		6-3			K				4	0	0	0	1	3	0		
Jim Hoff, L OBP: 0.308, SLG: 0.316 (1.3)			F8			4-3		4-3			F3			BB	5	0	1	0	0	0	0		
Danny Thomson, R OBP: 0.333, SLG: 0.398 Jerry Terrell, R OBP: 0.283, SLG: 0.313 (9.7)			6-3			5-3			4-3	SH5-4 2B 1B		K		K	3	0	1	0	0	0	0		
Glenn Borgmann, R OBP: 0.327, SLG: 0.323 (1.2)			5-3			5-3			SH5-4			1B		G6-4-3	4	0	1	0	0	0	2		
<b>Inning Stats</b>	R: 0 E: 0 K: 0 S: 3	H: 0 LOB: 0 BB: 0 P: 3	R: 1 E: 0 K: 1 S: 6	H: 1 LOB: 0 BB: 0 P: 6	R: 0 E: 0 K: 0 S: 3	H: 0 LOB: 0 BB: 0 P: 3	R: 0 E: 0 K: 0 S: 3	H: 0 LOB: 0 BB: 0 P: 3	R: 0 E: 0 K: 0 S: 3	H: 0 LOB: 0 BB: 0 P: 3	R: 1 E: 0 K: 0 S: 5	H: 2 LOB: 2 BB: 0 P: 5	R: 0 E: 0 K: 1 S: 5	H: 1 LOB: 1 BB: 0 P: 6	R: 0 E: 0 K: 1 S: 4	H: 2 LOB: 2 BB: 0 P: 4	R: 0 E: 0 K: 1 S: 5	H: 1 LOB: 1 BB: 1 P: 9	R: 1 E: 0 K: 1 S: 7	H: 2 LOB: 1 BB: 0 P: 7	1B: 6 2B: 2 3B: 0 HR: 1	SF: 1 SAC: 1 DP: 1 HBP: 0	WP: 0 PA: 50 PB: 0 CS: 0
<b>PITCHER</b>	IP WLS BF H R ER SO BB IBB HBP BLK WP HR S P ERA WHIP	8.1 0.1 4.1 0.1 0.2	27 1 17 3 2	2 0 5 1 0	2 0 0 1 0	ER SO BB IBB HBP BLK WP HR S P ERA WHIP	3 3 0 0 0 0 0 0 4 4 0.00 0.240	3 33 33 0 1 1 22 26 3 3 4 4 2.16 1.385 27.00 6.000 0.000 0.000															

Minnesota Twins @ Kansas City Royals  
 Royals Stadium, Kansas City, MO  
 Thu Aug 08 1974, 8:05 PM EDT  
 Att. 12,749 - Unknown - 77 F

AB 47  
 R 3  
 H 9  
 RBI 3  
 BB 1  
 SO 7  
 LOB 13



Batter	1	2	3	4	5	6	7	8	9	10	11	12	13	14	AB	R	H	RBI	BB	SO	LOB	BOTTOM	
Freddie Patek, R OBP: 0.325, SLG: 0.312 (1.6)	K			2B	F7				F9		F5				6	1	2	0	1	1	6		
Cookie Rojas, R OBP: 0.337, SLG: 0.377 (1.4)				1B		6-3		K	F8		5-3			F7	7	0	2	1	0	1	5		
Amos Otis, R OBP: 0.361, SLG: 0.483 (1.9)			G5-4-3	2B		6-3		E7		4-3				P3	7	1	2	0	0	0	1		
Hal McRae, R OBP: 0.390, SLG: 0.494 Jim Wohlford, R OBP: 0.347, SLG: 0.370 (9.7)		K		FC5-2-5-2				P4						F8	4	0	1	0	0	1	3		
Orlando Cepeda, R OBP: 0.381, SLG: 0.278 (1.10)		L7		K		K					K			L7	6	0	1	1	1	3	4		
Tony Solaita, L OBP: 0.364, SLG: 0.387 Kurt Bevacqua, R OBP: 0.293, SLG: 0.203 (12.3)		4-3		K						CS					4	0	2	0	1	1	2		
Vada Pinson, L OBP: 0.299, SLG: 0.333 Al Cowens, R OBP: 0.257, SLG: 0.265 (9.9)			P6			4-3		FC4-6			FC3-6			5-3	4	0	0	0	1	3			
George Brett, L OBP: 0.297, SLG: 0.337 (1.5)			F7											F9	4	0	1	0	2	0	0		
Fran Healy, R OBP: 0.338, SLG: 0.396 (1.2)			5-3											L8	5	0	0	0	1	0	3		
<b>Inning Stats</b>	R: 0 E: 0 K: 1 S: 5	H: 1 LOB: 0 BB: 0 P: 5	R: 0 E: 0 K: 1 S: 5	H: 0 LOB: 0 BB: 0 P: 5	R: 1 E: 0 K: 2 S: 10	H: 3 LOB: 2 BB: 0 P: 10	R: 0 E: 0 K: 1 S: 6	H: 1 LOB: 1 BB: 0 P: 6	R: 0 E: 0 K: 0 S: 4	H: 1 LOB: 2 BB: 1 P: 8	R: 1 E: 1 K: 1 S: 7	H: 2 LOB: 2 BB: 1 P: 11	R: 0 E: 0 K: 1 S: 5	H: 1 LOB: 1 BB: 0 P: 5	R: 0 E: 0 K: 1 S: 4	H: 0 LOB: 2 BB: 2 P: 11	R: 0 E: 0 K: 1 S: 3	H: 0 LOB: 1 BB: 1 P: 7	R: 0 E: 0 K: 0 S: 3	H: 0 LOB: 0 BB: 0 P: 3	1B: 8 2B: 4 3B: 0 HR: 0	SF: 0 SAC: 0 DP: 1 HBP: 0	WP: 0 PA: 60 PB: 0 CS: 1
<b>PITCHER</b>	IP WLS BF H R ER SO BB IBB HBP BLK WP HR S P ERA WHIP	7.0 0 28 7 1 0 6 1 0 0 0 0 0 29 53 0.00 1.429	7 1 0 2 5 1 0 0 0 0 0 0 29 53 0.00 1.429																				

Minnesota Twins @ Kansas City Royals  
 Royals Stadium, Kansas City, MO  
 Thu Aug 08 1974, 8:05 PM EDT  
 Att. 12,749 - Unknown - 77 F

AB 52  
 R 2  
 H 12  
 RBI 2  
 BB 7  
 SO 8  
 LOB 32





Batter	1	2	3	4	5	6	7	8	9	AB	R	H	RBI	BB	SO	LOB	TOP								
Dave May, L (1,8) OBP: 0.285, SLG: 0.350 Bob Coluccio, R (5,8) OBP: 0.313, SLG: 0.350	F8		1B		1B 2B		3B		K	3	1	2	0	0	0	0	<b>Milwaukee Brewers @ Kansas City Royals</b> Royals Stadium, Kansas City, MO Fri Aug 09 1974, 8:05 PM EDT Att: 15,064 - Unknown - 79 F								
Don Money, R (1,5) OBP: 0.340, SLG: 0.415 John Vukovich, R (5,5)	K		1B		K		K			3	0	1	1	0	2	2									
John Briggs, L (1,7) OBP: 0.349, SLG: 0.474 Bobby Mitchell, R (5,7)	K		1B		G5-4-3				F8	3	0	1	2	0	2	2									
George Scott, R (1,3) OBP: 0.354, SLG: 0.466 Bob Hansen, L (5,3)			4-3		G5-4-3				F9	3	0	1	0	0	0	3									
Darrell Porter, L (1,2) OBP: 0.345, SLG: 0.395	K				2B				G3	4	0	1	0	0	1	1									
Deron Johnson, R (1,10) OBP: 0.253, SLG: 0.349	L9				6-3				L3	4	0	1	0	0	0	2									
Mike Hegan, L (1,9) OBP: 0.312, SLG: 0.413	K				K				FC5-4	3	0	0	0	1	3	2									
Tim Johnson, L (1,4) OBP: 0.262, SLG: 0.353			F7		F8				K	4	0	1	0	0	1	3									
Robin Yount, R (1,6) OBP: 0.279, SLG: 0.351 Pedro Garcia, R (5,4) OBP: 0.256, SLG: 0.364			1B		1B				FC5-4	2	2	2	0	0	0	0									
			1B		2B				FC5-4	2	0	0	0	0	0	3									
<b>Inning Stats</b>	R: 0 E: 0 K: 2 S: 7	H: 0 LOB: 0 BB: 7 P: 7	R: 0 E: 0 K: 2 S: 8	H: 1 LOB: 1 BB: 0 P: 8	R: 1 E: 0 K: 1 S: 8	H: 3 LOB: 2 BB: 0 P: 8	R: 0 E: 0 K: 1 S: 6	H: 1 LOB: 1 BB: 0 P: 6	R: 2 E: 0 K: 1 S: 7	H: 3 LOB: 0 BB: 0 P: 7	R: 0 E: 0 K: 1 S: 5	H: 0 LOB: 0 BB: 0 P: 5	R: 0 E: 0 K: 1 S: 6	H: 2 LOB: 1 BB: 0 P: 6	R: 0 E: 0 K: 0 S: 3	H: 0 LOB: 0 BB: 3 P: 3	R: 0 E: 0 K: 2 S: 8	H: 1 LOB: 2 BB: 1 P: 12	1B: 7 2B: 3 3B: 1 HR: 0	SF: 0 SAC: 0 DP: 2 HBP: 0	WP: 0 PB: 0 CS: 0	PA: 37			
<b>PITCHER</b>	IP	WLS	BF	H	R	ER	SO	BB	IBB	HBP	BLK	WP	HR	S	P	ERA	WHIP								
Steve Busby, R (1,1) ERA: 3.26	7.0	W	29	10	3	3	9	0	0	0	0	0	0	47	47	3.86	1.429								
Lindy McDaniel, R (8,1) ERA: 3.35	2.0		8	1	0	0	2	1	0	0	0	0	0	11	15	0.00	1.000								

Batter	1	2	3	4	5	6	7	8	9	AB	R	H	RBI	BB	SO	LOB	BOTTOM								
Freddie Patek, R (1,6) OBP: 0.325, SLG: 0.312 Tony Solaita, L (8,3) OBP: 0.364, SLG: 0.387	5-3	SF8	1B PB			F8				3	1	1	1	0	0	1	<b>Milwaukee Brewers @ Kansas City Royals</b> Royals Stadium, Kansas City, MO Fri Aug 09 1974, 8:05 PM EDT Att: 15,064 - Unknown - 79 F								
Cookie Rojas, R (1,4) OBP: 0.336, SLG: 0.377 Frank White, R (6,4) OBP: 0.255, SLG: 0.320	5-3	3B	HBP		G1				F3	3	1	1	1	0	0	2									
Amos Otis, R (1,8) OBP: 0.363, SLG: 0.487	2B	3B	1B		G3				P5	3	3	1	3	2	0	0									
Hal McRae, R (1,7) OBP: 0.394, SLG: 0.503 Al Cowens, R (7,7) OBP: 0.262, SLG: 0.265	2B	3B	2B		F7				FC6-4	4	2	3	2	0	0	0									
Orlando Cepeda, R (1,10) OBP: 0.385, SLG: 0.391	2B	3B	1B		L1-3				FC6-4	5	0	2	5	0	0	2									
Jim Whiford, R (1,9) OBP: 0.346, SLG: 0.375	F9	K	6-3						F7	5	1	1	1	0	1	3									
Kurt Bevacqua, R (1,3) OBP: 0.272, SLG: 0.216		2B	2B		K				5-3	5	2	2	0	0	2	0									
George Brett, L (1,5) OBP: 0.306, SLG: 0.357		1B	1B						K	5	2	4	0	0	1	0									
Fran Healy, R (1,2) OBP: 0.338, SLG: 0.393		3B	1B		6-3				L5	3	1	0	0	1	0	4									
		1B	2B		F7					1B: 7 2B: 5 3B: 2 HR: 1	SF: 2 SAC: 0 DP: 0 HBP: 1	WP: 1 PB: 1 CS: 0	PA: 44												
<b>Inning Stats</b>	R: 2 E: 0 K: 0 S: 5	H: 2 LOB: 1 BB: 1 P: 9	R: 5 E: 0 K: 1 S: 10	H: 5 LOB: 1 BB: 1 P: 14	R: 5 E: 0 K: 0 S: 7	H: 4 LOB: 1 BB: 1 P: 12	R: 0 E: 0 K: 1 S: 7	H: 2 LOB: 2 BB: 0 P: 7	R: 0 E: 0 K: 0 S: 3	H: 0 LOB: 0 BB: 0 P: 3	R: 1 E: 0 K: 1 S: 7	H: 2 LOB: 1 BB: 0 P: 7	R: 0 E: 0 K: 0 S: 3	H: 0 LOB: 1 BB: 1 P: 7	R: 0 E: 0 K: 1 S: 5	H: 0 LOB: 0 BB: 0 P: 5									
<b>PITCHER</b>	IP	WLS	BF	H	R	ER	SO	BB	IBB	HBP	BLK	WP	HR	S	P	ERA	WHIP								
Kevin Kobl, L (1,1) ERA: 4.0	1.0	L	9	4	5	5	0	2	0	0	0	0	0	11	12	33.75	3.750								
Dick Selma, R (2,1) ERA: 6.39	1.1		10	5	5	5	1	0	0	1	0	0	0	11	12	33.75	3.750								
Eduardo Rodriguez, R (3,1) ERA: 3.45	4.2		22	6	3	3	2	2	0	0	0	1	0	24	32	5.79	1.714								
Bill Travers, L (8,1) ERA: 4.81	1.0		3	0	0	0	1	0	0	0	0	0	0	5	5	0.00	0.000								



Batter	1	2	3	4	5	6	7	8	9	AB	R	H	RBI	BB	SO	LOB	TOP								
<b>Dave May, L</b> OBP: 0.281, SLG: 0.345 (1, 9)	F8	F3		L8			6-3		K	5	0	0	0	0	1	1									
<b>Don Money, R</b> OBP: 0.341, SLG: 0.414 (1, 5)	1B 2B BB	1B		6-3			5-3			3	1	1	0	1	0	0									
<b>John Briggs, L</b> OBP: 0.349, SLG: 0.471 (1, 7)	F9		2B 1B		F8		F7			4	1	1	0	0	0	1									
<b>George Scott, R</b> OBP: 0.355, SLG: 0.469 (1, 10)	2B 1B		PB 1B 2B		4-3			5-3		4	1	2	1	0	0	0									
<b>Darrell Porter, L</b> OBP: 0.347, SLG: 0.399 (1, 2)	1B 2B		K				1B	K		4	0	2	1	0	2	1									
<b>Mike Hegan, L</b> OBP: 0.311, SLG: 0.409 (1, 3)	1-3		FC5-4 1B		F9			F7		4	0	1	1	0	0	3									
<b>Bob Coluccio, R</b> OBP: 0.312, SLG: 0.346 (1, 8)		1B SF8 BB	FC5-4 1B		F9			F7		3	1	0	0	1	0	1									
<b>Tim Johnson, L</b> OBP: 0.270, SLG: 0.358 (1, 6)		1B 1B	1B		K			1-4-3		4	0	2	0	0	1	0									
<b>Pedro Garcia, R</b> OBP: 0.254, SLG: 0.362 <b>Bob Hansen, L</b> OBP: 0.310, SLG: 0.368 (9, PH)		SF8		5-3		L6		HR		2	0	0	1	0	0	0									
<b>Inning Stats</b>	R: 1 E: 0 K: 0 S: 5	H: 2 LOB: 2 BB: 1 P: 9	R: 1 E: 0 K: 0 S: 4	H: 2 LOB: 2 BB: 1 P: 8	R: 2 E: 0 K: 1 S: 8	H: 4 LOB: 2 BB: 0 P: 8	R: 0 E: 0 K: 0 S: 3	H: 0 LOB: 0 BB: 0 P: 3	R: 0 E: 0 K: 0 S: 4	H: 1 LOB: 1 BB: 0 P: 4	R: 0 E: 0 K: 0 S: 5	H: 0 LOB: 0 BB: 0 P: 5	R: 0 E: 0 K: 0 S: 3	H: 0 LOB: 0 BB: 0 P: 3	R: 0 E: 0 K: 1 S: 5	H: 0 LOB: 0 BB: 0 P: 5	R: 1 E: 0 K: 1 S: 6	H: 1 LOB: 0 BB: 0 P: 6	1B: 7 2B: 2 3B: 0 HR: 1	SF: 1 SAC: 0 DP: 0 HBP: 0	WP: 0 PB: 1 SB: 0 CS: 0	PA: 37			
<b>PITCHER</b>	IP	WLS	BF	H	R	ER	SO	BB	IBB	HBP	BLK	WP	HR	S	P	ERA	WHIP								
<b>Bruce Dal Canton, R</b> ERA: 2.89	(1, 1)	2.1	15	7	4	4	1	2	0	0	0	0	0	15	23	15.43	3.857								
<b>Marty Pattin, R</b> ERA: 4.06	(3, 1)	6.2	W	22	3	1	1	3	0	0	0	0	1	28	28	1.35	0.450								

**Milwaukee Brewers @ Kansas City Royals**  
Royals Stadium, Kansas City, MO  
Sat Aug 10 1974, 8:05 PM EDT  
Att: 24,438 - Unknown - 87 F

AB	34
R	5
H	10
RBI	5
BB	2
SO	4
LOB	7



Batter	1	2	3	4	5	6	7	8	9	AB	R	H	RBI	BB	SO	LOB	BOTTOM								
<b>Freddie Patek, R</b> OBP: 0.328, SLG: 0.314 (1, 6)	L8		BB 1B BB		SH1-3 1B 2B	1-4-3				3	2	1	0	2	0	0									
<b>Cookie Rojas, R</b> OBP: 0.338, SLG: 0.376 (1, 4)	S BB		1B 2B 1B		SH1-3		6-3	G5-3		3	1	1	0	1	0	3									
<b>Amos Otis, R</b> OBP: 0.367, SLG: 0.488 (1, 8)	F9		1B 2B BB		HR 1B		1B			3	2	2	2	1	0	1									
<b>Hal McRae, R</b> OBP: 0.398, SLG: 0.514 <b>Al Cowens, R</b> OBP: 0.262, SLG: 0.265 (8, 7)	F9		2B 1B		HR		G4-6-3 1B			4	1	3	3	0	0	1									
<b>Orlando Cepeda, R</b> OBP: 0.400, SLG: 0.444 (1, 10)		L4	2B		FC6-4 1B		G4-6-3			4	0	2	2	0	0	2									
<b>Tony Solaita, L</b> OBP: 0.361, SLG: 0.383 (1, 3)	K		L7		K			1B 1B		4	1	1	0	0	2	1									
<b>Jim Wohlford, R</b> OBP: 0.345, SLG: 0.374 (1, 9)				6-3	FC6-4			K		4	0	1	0	0	1	2									
<b>George Brett, L</b> OBP: 0.305, SLG: 0.355 (1, 5)	L8			6-3		6-3		S 1B 1B		4	0	1	0	0	0	1									
<b>Fran Healy, R</b> OBP: 0.339, SLG: 0.394 (1, 2)			1B BB 1B	K		K		G5-3 S 1B		4	1	2	1	0	2	0									
<b>Inning Stats</b>	R: 0 E: 0 K: 0 S: 3	H: 0 LOB: 1 BB: 1 P: 7	R: 0 E: 0 K: 1 S: 6	H: 1 LOB: 1 BB: 0 P: 6	R: 4 E: 0 K: 0 S: 5	H: 4 LOB: 0 BB: 2 P: 13	R: 0 E: 0 K: 1 S: 5	H: 0 LOB: 0 BB: 0 P: 5	R: 3 E: 0 K: 1 S: 9	H: 4 LOB: 1 BB: 0 P: 9	R: 0 E: 0 K: 1 S: 5	H: 0 LOB: 0 BB: 0 P: 5	R: 0 E: 0 K: 0 S: 4	H: 2 LOB: 1 BB: 0 P: 4	R: 1 E: 0 K: 1 S: 7	H: 3 LOB: 2 BB: 1 P: 11	1B: 11 2B: 2 3B: 0 HR: 1	SF: 0 SAC: 1 DP: 2 HBP: 0	WP: 0 PB: 0 SB: 3 CS: 0	PA: 38					
<b>PITCHER</b>	IP	WLS	BF	H	R	ER	SO	BB	IBB	HBP	BLK	WP	HR	S	P	ERA	WHIP								
<b>Jim Slaton, R</b> ERA: 4.55	(1, 1)	4.1	L	21	7	6	2	3	0	0	0	0	0	15	15	3.38	1.500								
<b>Bill Travers, L</b> ERA: 4.71	(5, 1)	2.2		11	4	1	1	2	0	0	0	0	1	15	15	3.38	1.500								
<b>Tom Murphy, R</b> ERA: 1.66	(8, 1)	1.0		6	3	1	1	1	1	0	0	0	0	7	11	9.00	4.000								

**Milwaukee Brewers @ Kansas City Royals**  
Royals Stadium, Kansas City, MO  
Sat Aug 10 1974, 8:05 PM EDT  
Att: 24,438 - Unknown - 87 F

AB	33
R	8
H	14
RBI	8
BB	4
SO	5
LOB	11

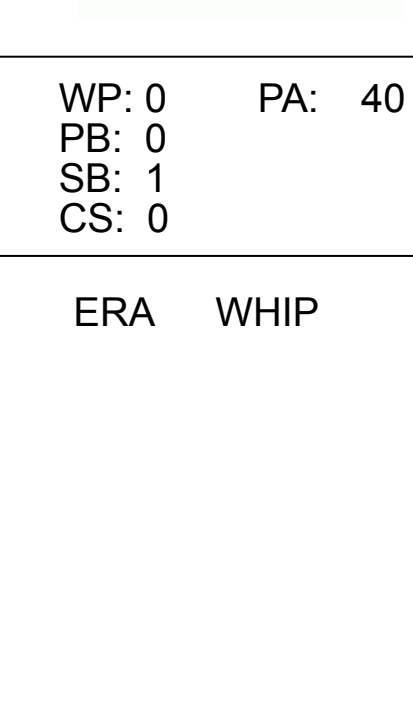




Batter	1	2	3	4	5	6	7	8	9	AB	R	H	RBI	BB	SO	LOB	TOP				
Ken Berry, R (1, 8) OBP: 0.266, SLG: 0.258 Darrell Porter, L (9, PH) OBP: 0.346, SLG: 0.398	0-0 HR		0-0 4-3		4-0 G3 1B BB		0-0 1-2 1B		0-3 K	3	1	2	1	1	0	0					
Don Money, R (1, 5) OBP: 0.344, SLG: 0.416	0-0 1B		0-0 4-3		0-0 1-2 G3 1B		0-0 1-2 G6-4-3		0-0 1-2 2-3 1B	5	0	3	0	0	0	2					
George Scott, R (1, 3) OBP: 0.351, SLG: 0.463	0-3 K		0-0 6-3		0-0 1-2 2-3 G3			0-0 5-3	0-3 K	5	0	0	0	0	2	6					
Deron Johnson, R (1, 10) OBP: 0.252, SLG: 0.344	0-3 K			4-0 1B BB	6-3			0-0 5-3	0-0 F8	4	0	0	0	1	1	6					
Charlie Moore, R (1, 2) OBP: 0.333, SLG: 0.368	0-0 6-3			0-0 1-2 1B			0-0 5-3	4-0 BB		3	0	1	0	1	0	1					
John Briggs, L (1, 7) OBP: 0.348, SLG: 0.469		0-0 E8 1B		0-0 L8			0-0 6-3	0-0 P6		4	0	1	0	0	0	3					
Bob Coluccio, R (1, 9) Dave May, L (9, PH) OBP: 0.283, SLG: 0.347		0-0 1-3		0-0 P4			0-0 F8		0-0 1B 1B	3	0	0	0	0	0	3	AB 37 R 2 H 11 RBI 2 BB 3 SO 6 LOB 27				
John Vukovich, R (1, 6) Mike Hegan, L (9, PH) OBP: 0.193, SLG: 0.370 OBP: 0.314, SLG: 0.413		0-3 K		0-0 L7			0-0 L6		0-0 1B 1B 1B	3	0	0	0	0	1	3					
Pedro Garcia, R (1, 4) Bob Hansen, L (9, PH) Tim Johnson, L (9, PR) OBP: 0.254, SLG: 0.362 OBP: 0.319, SLG: 0.377 OBP: 0.270, SLG: 0.358		0-3 K			0-0 P4			0-0 1B 1B	0-0 1-2 2-H 1B	3	0	1	0	0	1	1					
<b>Inning Stats</b>	R: 1 E: 0 K: 2 S: 9	H: 2 LOB: 1 BB: 0 P: 9	R: 0 E: 1 K: 2 S: 8	H: 1 LOB: 1 BB: 0 P: 8	R: 0 E: 0 K: 0 S: 3	H: 1 LOB: 0 BB: 1 P: 3	R: 0 E: 0 K: 0 S: 4	H: 1 LOB: 2 BB: 1 P: 8	R: 0 E: 0 K: 0 S: 3	H: 0 LOB: 1 BB: 0 P: 3	R: 0 E: 0 K: 0 S: 4	H: 2 LOB: 1 BB: 0 P: 4	R: 0 E: 0 K: 0 S: 3	H: 0 LOB: 1 BB: 1 P: 7	R: 1 E: 0 K: 2 S: 11	H: 4 LOB: 3 BB: 0 P: 11	1B: 10 2B: 9 3B: 0 HR: 1	SF: 0 SAC: 0 DP: 1 HBP: 0	WP: 0 PB: 0 SB: 1 CS: 0	PA: 40	
<b>PITCHER</b>	IP WLS BF H R ER SO BB IBB HBP BLK WP HR S P ERA WHIP	IP WLS BF H R ER SO BB IBB HBP BLK WP HR S P ERA WHIP	IP WLS BF H R ER SO BB IBB HBP BLK WP HR S P ERA WHIP	IP WLS BF H R ER SO BB IBB HBP BLK WP HR S P ERA WHIP	IP WLS BF H R ER SO BB IBB HBP BLK WP HR S P ERA WHIP	IP WLS BF H R ER SO BB IBB HBP BLK WP HR S P ERA WHIP	IP WLS BF H R ER SO BB IBB HBP BLK WP HR S P ERA WHIP	IP WLS BF H R ER SO BB IBB HBP BLK WP HR S P ERA WHIP	IP WLS BF H R ER SO BB IBB HBP BLK WP HR S P ERA WHIP	IP WLS BF H R ER SO BB IBB HBP BLK WP HR S P ERA WHIP	IP WLS BF H R ER SO BB IBB HBP BLK WP HR S P ERA WHIP	IP WLS BF H R ER SO BB IBB HBP BLK WP HR S P ERA WHIP	IP WLS BF H R ER SO BB IBB HBP BLK WP HR S P ERA WHIP	IP WLS BF H R ER SO BB IBB HBP BLK WP HR S P ERA WHIP	IP WLS BF H R ER SO BB IBB HBP BLK WP HR S P ERA WHIP	IP WLS BF H R ER SO BB IBB HBP BLK WP HR S P ERA WHIP	IP WLS BF H R ER SO BB IBB HBP BLK WP HR S P ERA WHIP	IP WLS BF H R ER SO BB IBB HBP BLK WP HR S P ERA WHIP	IP WLS BF H R ER SO BB IBB HBP BLK WP HR S P ERA WHIP	IP WLS BF H R ER SO BB IBB HBP BLK WP HR S P ERA WHIP	IP WLS BF H R ER SO BB IBB HBP BLK WP HR S P ERA WHIP

Milwaukee Brewers @ Kansas City Royals  
 Royals Stadium, Kansas City, MO  
 Sun Aug 11 1974, 4:33 AM EDT  
 Att: 26,483 - Unknown - 83 F

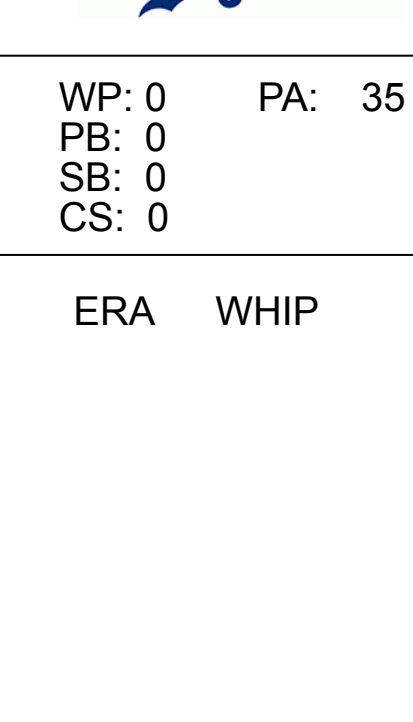
AB 37  
 R 2  
 H 11  
 RBI 2  
 BB 3  
 SO 6  
 LOB 27



Batter	1	2	3	4	5	6	7	8	9	AB	R	H	RBI	BB	SO	LOB	BOTTOM				
Freddie Patek, R (1, 6) OBP: 0.328, SLG: 0.319	0-0 3B		0-0 F7			0-0 P6				4	1	1	0	0	0	5					
Frank White, R (1, 4) OBP: 0.245, SLG: 0.308	0-0 P6	0-0 1-3		0-0 6-3		0-0 B1-3				4	0	0	0	0	0	2					
Amos Otis, R (1, 8) OBP: 0.370, SLG: 0.494	0-0 1B 2B	0-0 F3		0-0 G5-4-3 1B		0-0 G6-4-3 1B				4	1	3	1	0	0	0					
Orlando Cepeda, R (1, 10) OBP: 0.382, SLG: 0.419	0-0 F2			0-0 G5-4-3 1B		0-0 G6-4-3				4	0	1	0	0	0	3					
Jim Wohlford, R (1, 7) OBP: 0.344, SLG: 0.373	0-0 1B 2B 1B	0-0 F9			0-0 F8		0-0 F7			4	1	1	1	0	0	1					
Kurt Bevacqua, R (1, 3) OBP: 0.282, SLG: 0.221	0-0 2B 1B		0-0 F7 E BB		0-0 F8		0-0 F9			3	1	1	0	1	0	0					
Fran Healy, R (1, 2) Buck Martinez, R (3, 2) OBP: 0.341, SLG: 0.398 OBP: 0.271, SLG: 0.176	0-0 1B 1B 2B		0-0 F9		0-0 L6		0-0 P4			1	1	1	2	0	0	0	AB 34 R 5 H 11 RBI 5 BB 1 SO 1 LOB 16				
George Brett, L (1, 5) OBP: 0.308, SLG: 0.357	0-0 1B 1B		0-0 E6		0-0 1B					4	0	2	0	0	0	1					
Al Cowens, R (1, 9) OBP: 0.263, SLG: 0.266	0-0 1-3 3H 1B		0-0 F7		0-3 K					3	0	1	1	0	1	3					
<b>Inning Stats</b>	R: 5 E: 0 K: 0 S: 10	H: 7 LOB: 2 BB: 0 P: 10	R: 0 E: 0 K: 0 S: 4	H: 1 LOB: 1 BB: 0 P: 4	R: 0 E: 1 K: 0 S: 4	H: 0 LOB: 2 BB: 1 P: 8	R: 0 E: 0 K: 0 S: 3	H: 1 LOB: 0 BB: 0 P: 3	R: 0 E: 0 K: 1 S: 6	H: 1 LOB: 1 BB: 0 P: 6	R: 0 E: 0 K: 0 S: 3	H: 1 LOB: 0 BB: 0 P: 3	R: 0 E: 0 K: 0 S: 3	R: 0 E: 0 K: 0 S: 3	R: 0 E: 0 K: 0 S: 3	R: 0 E: 0 K: 0 S: 3	1B: 8 2B: 2 3B: 1 HR: 0	SF: 0 SAC: 0 DP: 2 HBP: 0	WP: 0 PB: 0 SB: 0 CS: 0	PA: 35	
<b>PITCHER</b>	IP WLS BF H R ER SO BB IBB HBP BLK WP HR S P ERA WHIP	IP WLS BF H R ER SO BB IBB HBP BLK WP HR S P ERA WHIP	IP WLS BF H R ER SO BB IBB HBP BLK WP HR S P ERA WHIP	IP WLS BF H R ER SO BB IBB HBP BLK WP HR S P ERA WHIP	IP WLS BF H R ER SO BB IBB HBP BLK WP HR S P ERA WHIP	IP WLS BF H R ER SO BB IBB HBP BLK WP HR S P ERA WHIP	IP WLS BF H R ER SO BB IBB HBP BLK WP HR S P ERA WHIP	IP WLS BF H R ER SO BB IBB HBP BLK WP HR S P ERA WHIP	IP WLS BF H R ER SO BB IBB HBP BLK WP HR S P ERA WHIP	IP WLS BF H R ER SO BB IBB HBP BLK WP HR S P ERA WHIP	IP WLS BF H R ER SO BB IBB HBP BLK WP HR S P ERA WHIP	IP WLS BF H R ER SO BB IBB HBP BLK WP HR S P ERA WHIP	IP WLS BF H R ER SO BB IBB HBP BLK WP HR S P ERA WHIP	IP WLS BF H R ER SO BB IBB HBP BLK WP HR S P ERA WHIP	IP WLS BF H R ER SO BB IBB HBP BLK WP HR S P ERA WHIP	IP WLS BF H R ER SO BB IBB HBP BLK WP HR S P ERA WHIP	IP WLS BF H R ER SO BB IBB HBP BLK WP HR S P ERA WHIP	IP WLS BF H R ER SO BB IBB HBP BLK WP HR S P ERA WHIP	IP WLS BF H R ER SO BB IBB HBP BLK WP HR S P ERA WHIP	IP WLS BF H R ER SO BB IBB HBP BLK WP HR S P ERA WHIP	IP WLS BF H R ER SO BB IBB HBP BLK WP HR S P ERA WHIP

Milwaukee Brewers @ Kansas City Royals  
 Royals Stadium, Kansas City, MO  
 Sun Aug 11 1974, 4:33 AM EDT  
 Att: 26,483 - Unknown - 83 F

AB 34  
 R 5  
 H 11  
 RBI 5  
 BB 1  
 SO 1  
 LOB 16





Batter	1	2	3	4	5	6	7	8	9	AB	R	H	RBI	BB	SO	LOB	TOP			
Freddie Patek, R OBP: 0.327, SLG: 0.318	5-3		K		S			5-3		4	0	1	0	0	1	0	<b>Kansas City Royals @ Detroit Tigers</b> Tiger Stadium, Detroit, MI Mon Aug 12 1974, 7:05 PM EDT Att: 16,034 - Unknown			
Cookie Rojas, R OBP: 0.337, SLG: 0.375	6-3			1B	K			L9		4	1	1	0	0	1	1				
Amos Otis, R OBP: 0.369, SLG: 0.491	S				F9			F9		4	0	1	0	0	0	1				
Hal McRae, R OBP: 0.396, SLG: 0.511	K			2B	F7			F9		4	0	1	0	0	1	1				
Orlando Cepeda, R OBP: 0.368, SLG: 0.429		F5			F8			6-3		4	0	1	1	0	0	0				
Jim Welford, R OBP: 0.342, SLG: 0.370		3-1		5-3			4-3			3	0	0	0	0	0	2				
Kurt Bevacqua, R OBP: 0.273, SLG: 0.213		P6		6-3			K			3	0	0	0	0	1	2				
George Brett, L OBP: 0.305, SLG: 0.353			5-3		F5		K			3	0	0	0	0	1	0				
Fran Healy, R OBP: 0.338, SLG: 0.395			K		K			L8		3	0	0	0	0	2	0				
<b>Inning Stats</b>	R: 0 E: 0 K: 1 S: 6	H: 1 LOB: 1 BB: 0 P: 6	R: 0 E: 0 K: 0 S: 3	H: 0 LOB: 0 BB: 0 P: 3	R: 0 E: 0 K: 2 S: 7	H: 0 LOB: 0 BB: 0 P: 7	R: 1 E: 0 K: 0 S: 6	H: 3 LOB: 2 BB: 0 P: 6	R: 0 E: 0 K: 2 S: 8	H: 1 LOB: 1 BB: 0 P: 8	R: 0 E: 0 K: 0 S: 3	H: 0 LOB: 0 BB: 0 P: 7	R: 0 E: 0 K: 0 S: 3	H: 0 LOB: 0 BB: 0 P: 3	R: 0 E: 0 K: 0 S: 3	H: 0 LOB: 0 BB: 0 P: 3	1B: 4 2B: 1 3B: 0 HR: 0	SF: 0 SAC: 0 DP: 0 HBP: 0	WP: 0 PB: 0 SB: 2 CS: 0	PA: 32
<b>PITCHER</b> Mickey Lolich, L ERA: 3.75	IP: 9.0 WLS: W BF: 32	H: 5 R: 1 ER: 1 SO: 7	BB: 0 IBB: 0 HBP: 0 BLK: 0	WP: 0 HR: 0 S: 46 P: 46	ERA: 1.00 WHIP: 0.556											ERA: 1.00 WHIP: 0.556				

Batter	1	2	3	4	5	6	7	8	9	AB	R	H	RBI	BB	SO	LOB	BOTTOM			
Ron LeFlore, R OBP: 0.281, SLG: 0.310	B1		HR	K			G5-4-3			4	1	2	2	0	1	2	<b>Kansas City Royals @ Detroit Tigers</b> Tiger Stadium, Detroit, MI Mon Aug 12 1974, 7:05 PM EDT Att: 16,034 - Unknown			
Gary Sutherland, R OBP: 0.295, SLG: 0.334	L7		L5-4-3	1B	L7		G5-4-3			4	0	1	0	0	0	1				
Al Kaline, R OBP: 0.333, SLG: 0.382	L3		L5-4-3	K			L8			4	0	0	0	0	1	1				
Ben Oglivie, L OBP: 0.377, SLG: 0.403		4-3		1B	1B		F7			4	1	2	0	0	0	0				
Bill Freehan, R OBP: 0.349, SLG: 0.430		P6		P4	K		P6			4	0	0	0	0	1	2				
Jim Nettles, L OBP: 0.328, SLG: 0.370		CS		S	1B		4-3			4	1	2	0	0	0	0				
Aurelio Rodriguez, R OBP: 0.272, SLG: 0.332	CS		5-3	FC6-4	1B		4-3			3	1	3	1	0	0	0				
Ed Brinkman, R OBP: 0.268, SLG: 0.339			5-3	FC4	1B		K			3	0	0	1	0	1	3				
Gene Lamont, L OBP: 0.283, SLG: 0.315			HR	FC6-4	L4		L4			3	1	1	1	0	0	3				
<b>Inning Stats</b>	R: 0 E: 0 K: 0 S: 3	H: 0 LOB: 0 BB: 0 P: 3	R: 0 E: 0 K: 0 S: 3	H: 1 LOB: 0 BB: 0 P: 3	R: 3 E: 0 K: 0 S: 6	H: 4 LOB: 0 BB: 0 P: 6	R: 2 E: 1 K: 1 S: 9	H: 3 LOB: 2 BB: 0 P: 9	R: 0 E: 0 K: 2 S: 8	H: 1 LOB: 1 BB: 0 P: 8	R: 0 E: 0 K: 1 S: 6	H: 1 LOB: 0 BB: 0 P: 6	R: 0 E: 0 K: 0 S: 3	H: 1 LOB: 0 BB: 0 P: 3	R: 0 E: 0 K: 0 S: 3	H: 0 LOB: 0 BB: 0 P: 3	1B: 8 2B: 2 3B: 0 HR: 1	SF: 0 SAC: 0 DP: 2 HBP: 0	WP: 0 PB: 0 SB: 1 CS: 1	PA: 34
<b>PITCHER</b> Nelson Briles, R ERA: 4.94 Lindy McDaniel, R ERA: 3.31 Joe Hoerner, L ERA: 4.76	IP: 3.1 WLS: L BF: 15	H: 7 R: 5 ER: 5 SO: 0	BB: 0 IBB: 0 HBP: 0 BLK: 0	WP: 0 HR: 1 S: 15 P: 15	ERA: 13.50 WHIP: 2.100											ERA: 0.00 WHIP: 1.091				



Batter	1	2	3	4	5	6	7	8	9	AB	R	H	RBI	BB	SO	LOB	TOP					
Freddie Patek, R (1,6) OBP: 0.330, SLG: 0.321										5	2	3	1	0	0	1	<b>Kansas City Royals @ Detroit Tigers</b> Tiger Stadium, Detroit, MI Tue Aug 13 1974, 7:05 PM EDT Att. 12,510 - Cloudy					
Cookie Rojas, R (1,4) OBP: 0.338, SLG: 0.375										5	1	2	0	0	2	4						
Amos Otis, R (1,8) OBP: 0.367, SLG: 0.490										3	0	1	2	0	0	1						
Hal McRae, R (1,7) OBP: 0.391, SLG: 0.504										5	0	0	0	0	0	2						
Jim Wohlford, R (9,7) OBP: 0.342, SLG: 0.370										0	0	0	0	0	0	0						
Orlando Cepeda, R (1,10) OBP: 0.357, SLG: 0.395										3	0	0	0	1	1	0						
Tony Solaita, L (1,3) OBP: 0.384, SLG: 0.379										2	0	0	0	2	0	1						
Vada Pinson, L (1,9) OBP: 0.262, SLG: 0.337										3	1	1	0	1	0	2						
Al Cowens, R (8,9) OBP: 0.263, SLG: 0.266										0	0	0	0	0	0	0						
George Brett, L (1,5) OBP: 0.304, SLG: 0.350										3	1	0	0	1	1	3						
Fran Healy, R (1,2) OBP: 0.340, SLG: 0.394										3	1	1	1	1	0	0						
<b>Inning Stats</b>	R: 2 E: 1 K: 0 S: 5	H: 2 LOB: 1 BB: 1 P: 9	R: 1 E: 0 K: 1 S: 7	H: 2 LOB: 1 BB: 0 P: 7	R: 0 E: 0 K: 0 S: 3	H: 0 LOB: 0 BB: 0 P: 3	R: 0 E: 0 K: 0 S: 2	H: 0 LOB: 0 BB: 1 P: 6	R: 0 E: 0 K: 0 S: 4	H: 1 LOB: 1 BB: 0 P: 4	R: 0 E: 0 K: 0 S: 3	H: 0 LOB: 1 BB: 1 P: 7	R: 2 E: 0 K: 1 S: 6	H: 1 LOB: 1 BB: 2 P: 14	R: 0 E: 0 K: 2 S: 7	H: 0 LOB: 1 BB: 0 P: 11	R: 1 E: 1 K: 0 S: 5	H: 2 LOB: 1 BB: 0 P: 5	1B: 7 2B: 1 3B: 0 HR: 0	SF: 2 SAC: 0 DP: 0 HBP: 0	WP: 0 PB: 0 SB: 2 CS: 1	PA: 40
<b>PITCHER</b> Joe Coleman, R (1,1) ERA: 4.14	IP: 9.0 WLS: L BF: 40 H: 8 R: 6 ER: 4 SO: 4 BB: 6 IBB: 0 HBP: 0 BLK: 0 WP: 0 HR: 0 S: 42 P: 66 ERA: 4.00 WHIP: 1.556															<b>PITCHER</b>						

Batter	1	2	3	4	5	6	7	8	9	AB	R	H	RBI	BB	SO	LOB	BOTTOM					
Ron LeFlore, R (1,8) OBP: 0.279, SLG: 0.323										4	1	1	0	0	0	2	<b>Kansas City Royals @ Detroit Tigers</b> Tiger Stadium, Detroit, MI Tue Aug 13 1974, 7:05 PM EDT Att. 12,510 - Cloudy					
Gary Sutherland, R (1,4) OBP: 0.295, SLG: 0.340										4	1	1	2	0	1	1						
Al Kaline, R (1,10) OBP: 0.335, SLG: 0.384										3	0	1	0	1	0	0						
Ben Oglivie, L (1,7) OBP: 0.373, SLG: 0.394										3	0	0	0	1	1	3						
Jim Nettles, L (1,9) OBP: 0.328, SLG: 0.368										3	0	1	0	0	0	1						
Marvin Lane, R (8,PH) OBP: 0.338, SLG: 0.349										1	0	0	0	0	1	1						
Bill Freehan, R (1,3) OBP: 0.348, SLG: 0.426										3	0	0	0	1	0	2						
Aurelio Rodriguez, R (1,5) OBP: 0.272, SLG: 0.331										4	0	1	0	0	1	1						
Ed Brinkman, R (1,6) OBP: 0.265, SLG: 0.335										4	0	0	0	0	0	3						
Gene Lamont, L (1,2) OBP: 0.302, SLG: 0.333										3	0	2	0	0	0	0						
<b>Inning Stats</b>	R: 0 E: 0 K: 1 S: 5	H: 0 LOB: 0 BB: 0 P: 5	R: 0 E: 0 K: 0 S: 4	H: 1 LOB: 2 BB: 1 P: 8	R: 0 E: 0 K: 0 S: 3	H: 1 LOB: 0 BB: 0 P: 3	R: 0 E: 0 K: 0 S: 3	H: 0 LOB: 1 BB: 1 P: 7	R: 0 E: 0 K: 0 S: 3	H: 0 LOB: 0 BB: 0 P: 3	R: 0 E: 0 K: 0 S: 3	H: 1 LOB: 1 BB: 1 P: 7	R: 0 E: 0 K: 1 S: 6	H: 1 LOB: 1 BB: 0 P: 6	R: 2 E: 0 K: 2 S: 10	H: 3 LOB: 1 BB: 0 P: 10	R: 0 E: 0 K: 0 S: 3	H: 0 LOB: 0 BB: 0 P: 3	1B: 4 2B: 2 3B: 0 HR: 1	SF: 0 SAC: 0 DP: 2 HBP: 0	WP: 1 PB: 0 SB: 0 CS: 0	PA: 35
<b>PITCHER</b> Al Fitzmorris, R (1,1) ERA: 3.14	IP: 7.1 WLS: W BF: 30 H: 7 R: 2 ER: 2 SO: 2 BB: 3 IBB: 0 HBP: 0 BLK: 0 WP: 1 HR: 1 S: 31 P: 43 ERA: 2.46 WHIP: 1.364															<b>PITCHER</b>						
Steve Mingori, L (8,1) ERA: 3.09	IP: 1.2 WLS: W BF: 5 H: 0 R: 0 ER: 0 SO: 2 BB: 0 IBB: 0 HBP: 0 BLK: 0 WP: 0 HR: 0 S: 9 P: 9 ERA: 0.00 WHIP: 0.000															<b>PITCHER</b>						



Batter	1	2	3	4	5	6	7	8	9	AB	R	H	RBI	BB	SO	LOB	TOP					
<b>Freddie Patek, R</b> OBP: 0.334, SLG: 0.323 (1, 6)										4	1	2	2	2	0	1	<b>Kansas City Royals @ Detroit Tigers</b> Tiger Stadium, Detroit, MI Wed Aug 14 1974, 7:05 PM EDT Att: 13,504 - Unknown					
<b>Cookie Rojas, R</b> OBP: 0.336, SLG: 0.372 (1, 4)										6	0	1	0	0	1	8						
<b>Amos Otis, R</b> OBP: 0.366, SLG: 0.486 (1, 8)										5	1	1	1	0	0	1						
<b>Hal McRae, R</b> OBP: 0.394, SLG: 0.505 (1, 7)										5	2	3	0	0	0	0						
<b>Orlando Cepeda, R</b> OBP: 0.362, SLG: 0.465 (1, 10)										5	1	2	1	0	1	4						
<b>Tony Solaita, L</b> OBP: 0.389, SLG: 0.401 (1, 3)										3	1	2	3	0	1	1						
<b>Kurt Bevacqua, R</b> OBP: 0.267, SLG: 0.207 (6, 3)										2	0	0	0	0	1							
<b>Vada Pinson, L</b> OBP: 0.307, SLG: 0.348 (1, 9)										3	1	2	0	1	0	0						
<b>Al Cowens, R</b> OBP: 0.262, SLG: 0.264 (8, 9)										1	0	0	0	0	0	0						
<b>George Brett, L</b> OBP: 0.307, SLG: 0.353 (1, 5)										3	1	2	1	0	0	3						
<b>Frank White, R</b> OBP: 0.250, SLG: 0.312 (4, 5)										2	1	1	1	0	0	0						
<b>Buck Martinez, R</b> OBP: 0.313, SLG: 0.189 (1, 2)										2	0	1	0	3	0	0						
<b>Inning Stats</b>	R: 6 E: 0 K: 1 S: 11	H: 6 LOB: 2 BB: 2 P: 19	R: 0 E: 0 K: 1 S: 6	H: 1 LOB: 1 BB: 0 P: 6	R: 0 E: 0 K: 0 S: 3	H: 1 LOB: 2 BB: 2 P: 11	R: 0 E: 0 K: 0 S: 5	H: 2 LOB: 3 BB: 1 P: 9	R: 0 E: 0 K: 0 S: 4	H: 1 LOB: 2 BB: 0 P: 4	R: 1 E: 0 K: 2 S: 9	H: 3 LOB: 2 BB: 0 P: 9	R: 0 E: 0 K: 0 S: 3	H: 1 LOB: 0 BB: 0 P: 3	R: 1 E: 0 K: 0 S: 4	H: 1 LOB: 0 BB: 0 P: 4	R: 1 E: 1 K: 0 S: 4	H: 1 LOB: 1 BB: 1 P: 8	1B: 14 2B: 0 3B: 1 HR: 2	SF: 0 SAC: 0 DP: 3 HBP: 0	WP: 0 PB: 0 SB: 1 CS: 0	PA: 47
<b>PITCHER</b>	IP	WLS	BF	H	R	ER	SO	BB	IBB	HBP	BLK	WP	HR	S	P	ERA	WHIP					
<b>Fred Holdsworth, R</b> ERA: 13.5 (1, 1)	0.2	L	7	4	5	5	0	1	0	0	0	0	1	6	10	67.50	7.500					
<b>Luke Walker, L</b> ERA: 4.43 (1, 1)	8.1		40	13	4	3	4	5	0	0	0	0	1	43	63	3.24	2.160					


Batter	1	2	3	4	5	6	7	8	9	AB	R	H	RBI	BB	SO	LOB	BOTTOM					
<b>Ron LeFlore, R</b> OBP: 0.301, SLG: 0.323 (1, 8)										3	0	1	0	2	0	2	<b>Kansas City Royals @ Detroit Tigers</b> Tiger Stadium, Detroit, MI Wed Aug 14 1974, 7:05 PM EDT Att: 13,504 - Unknown					
<b>Gary Sutherland, R</b> OBP: 0.298, SLG: 0.339 (1, 4)										4	0	1	0	0	1	2						
<b>Al Kaline, R</b> OBP: 0.332, SLG: 0.381 (1, 10)										4	0	0	0	0	1	4						
<b>Ben Oglivie, L</b> OBP: 0.371, SLG: 0.386 (1, 3)										3	0	0	0	1	1	2						
<b>Jim Nettles, L</b> OBP: 0.338, SLG: 0.356 (1, 9)										2	1	0	0	2	0	1						
<b>Tom Verzer, R</b> OBP: 0.400, SLG: 0.333 (1, 6)										4	0	2	0	0	0	1						
<b>Aurelio Rodriguez, R</b> OBP: 0.270, SLG: 0.328 (1, 5)										4	0	0	0	0	1	5						
<b>Marvin Lane, R</b> OBP: 0.321, SLG: 0.328 (1, 7)										4	0	0	0	0	3	3						
<b>John Wockenfuss, R</b> OBP: 0.286, SLG: 0.167 (1, 2)										4	0	1	1	0	0	0						
<b>Inning Stats</b>	R: 0 E: 0 K: 1 S: 5	H: 0 LOB: 1 BB: 1 P: 9	R: 0 E: 0 K: 0 S: 3	H: 0 LOB: 1 BB: 1 P: 7	R: 0 E: 0 K: 0 S: 3	H: 0 LOB: 0 BB: 0 P: 3	R: 0 E: 0 K: 1 S: 6	H: 1 LOB: 2 BB: 1 P: 10	R: 0 E: 0 K: 0 S: 7	H: 2 LOB: 2 BB: 0 P: 7	R: 0 E: 0 K: 0 S: 3	H: 0 LOB: 0 BB: 0 P: 3	R: 0 E: 0 K: 2 S: 7	H: 0 LOB: 0 BB: 0 P: 7	R: 0 E: 0 K: 1 S: 5	H: 0 LOB: 1 BB: 1 P: 9		R: 1 E: 0 K: 1 S: 7	H: 2 LOB: 2 BB: 1 P: 11	1B: 5 2B: 0 3B: 0 HR: 0	SF: 0 SAC: 0 DP: 0 HBP: 0	WP: 0 PB: 1 SB: 0 CS: 0
<b>PITCHER</b>	IP	WLS	BF	H	R	ER	SO	BB	IBB	HBP	BLK	WP	HR	S	P	ERA	WHIP					
<b>Steve Busby, R</b> ERA: 3.17 (1, 1)	9.0	W	37	5	1	1	7	5	0	0	0	0	0	46	66	1.00	1.111					



Batter	1	2	3	4	5	6	7	8	9	AB	R	H	RBI	BB	SO	LOB	TOP					
Freddie Patek, R OBP: 0.335, SLG: 0.322	4-0 CS BB		0-0 F9					0-0 F9		2	0	0	0	2	0	1						
Cookie Rojas, R OBP: 0.333, SLG: 0.369	0-3 K		0-0 L8					0-0 CS	0-0 F7	4	0	0	0	0	1	2						
Amos Otis, R OBP: 0.365, SLG: 0.484	0-0 2B 1B								0-0 F9	4	0	1	0	0	0	0						
Hal McRae, R OBP: 0.392, SLG: 0.505	0-0 1B 2B								0-0 5-3	4	0	1	0	0	0	0						
Orlando Cepeda, R OBP: 0.353, SLG: 0.435	0-0 P3								0-0 6-3	3	0	0	0	1	0	2						
Jim Welford, R OBP: 0.339, SLG: 0.367		0-0 6-3							0-3 K	3	0	0	0	0	1	1						
Kurt Bevacqua, R OBP: 0.269, SLG: 0.202		0-0 1-3						4-0 CS SH3-4 BB	0-3 K	2	0	0	0	1	1	0						
George Brett, L OBP: 0.309, SLG: 0.354		0-0 4-3						0-0 SH3-4	0-0 1B	2	0	1	0	0	0	0						
Fran Healy, R OBP: 0.337, SLG: 0.391			0-3 K						0-0 F8	3	0	0	0	0	1	2						
<b>Inning Stats</b>	R: 0 E: 0 K: 1 S: 6	H: 2 LOB: 2 BB: 1 P: 10	R: 0 E: 0 K: 0 S: 3	H: 0 LOB: 0 BB: 0 P: 3	R: 0 E: 0 K: 1 S: 5	H: 0 LOB: 0 BB: 0 P: 5	R: 0 E: 0 K: 0 S: 3	H: 0 LOB: 1 BB: 1 P: 7	R: 0 E: 0 K: 0 S: 2	H: 0 LOB: 1 BB: 2 P: 10	R: 0 E: 0 K: 0 S: 3	H: 0 LOB: 0 BB: 0 P: 3	R: 0 E: 0 K: 2 S: 7	H: 0 LOB: 3 BB: 0 P: 7	R: 0 E: 0 K: 0 S: 4	H: 1 LOB: 1 BB: 0 P: 4	R: 0 E: 0 K: 0 S: 3	H: 0 LOB: 0 BB: 0 P: 3	1B: 2 2B: 1 3B: 0 HR: 0	SF: 0 SAC: 1 DP: 0 HBP: 0	WP: 0 PB: 0 SB: 0 CS: 2	PA: 33
<b>PITCHER</b> Ross Grimsley, L ERA: 3.19	IP: 9.0 WLS: W BF: 32 H: 3 R: 0 ER: 0 SO: 4 BB: 4 IBB: 0 HBP: 0 BLK: 0 WP: 0 HR: 0 S: 36 P: 52 ERA: 0.00 WHIP: 0.778															<b>PITCHER</b>						

Kansas City Royals @ Baltimore Orioles  
Memorial Stadium, Baltimore, MD  
Fri Aug 16 1974, 7:05 PM EDT  
Att: 18,896 - Unknown


AB	27
R	0
H	3
RBI	0
BB	4
SO	4
LOB	8



Batter	1	2	3	4	5	6	7	8	9	AB	R	H	RBI	BB	SO	LOB	BOTTOM					
Rich Coggins, L OBP: 0.305, SLG: 0.332	0-0 FC6 1B		0-0 F7					0-0 P4		4	0	2	1	0	0	2						
Paul Blair, R OBP: 0.301, SLG: 0.412	0-0 FC6 1B		0-0 F9					0-0 F2	0-0 BB	4	0	2	0	0	0	2						
Tommy Davis, R OBP: 0.307, SLG: 0.376	0-0 F7							0-0 F8	4-0 1B BB	3	0	1	0	1	0	4						
Bobby Grich, R OBP: 0.390, SLG: 0.484	0-0 FC6							0-0 F8	0-3 K	4	0	1	0	0	1	5						
Boog Powell, L OBP: 0.355, SLG: 0.415		0-3 K							0-0 1B	4	0	1	0	0	3	1						
Don Baylor, R OBP: 0.317, SLG: 0.343		0-0 4-3						0-0 F7	1-0 HBP	3	0	0	0	0	0	2						
Brooks Robinson, R OBP: 0.366, SLG: 0.397		4-0 BB						0-0 F7	0-0 F3	3	1	1	0	1	0	2						
Earl Williams, R OBP: 0.343, SLG: 0.380		0-3 K						4-0 FC5-4 BB	0-3 K	3	0	0	0	1	2	2						
Mark Belanger, R OBP: 0.307, SLG: 0.337			0-0 CS 1B					0-0 FC5-4 BB	0-0 BB 1B	3	0	2	0	0	0	2						
<b>Inning Stats</b>	R: 0 E: 0 K: 0 S: 4	H: 2 LOB: 1 BB: 0 P: 4	R: 0 E: 0 K: 2 S: 7	H: 0 LOB: 1 BB: 1 P: 11	R: 0 E: 0 K: 0 S: 3	H: 1 LOB: 0 BB: 0 P: 3	R: 0 E: 0 K: 1 S: 6	H: 2 LOB: 1 BB: 0 P: 6	R: 0 E: 0 K: 0 S: 5	H: 2 LOB: 2 BB: 1 P: 9	R: 0 E: 0 K: 0 S: 4	H: 1 LOB: 0 BB: 0 P: 4	R: 0 E: 0 K: 1 S: 7	H: 2 LOB: 3 BB: 1 P: 11	R: 0 E: 0 K: 2 S: 7	H: 0 LOB: 1 BB: 0 P: 8	R: 0 E: 0 K: 0 S: 3	H: 0 LOB: 0 BB: 0 P: 3	1B: 10 2B: 1 3B: 0 HR: 0	SF: 0 SAC: 0 DP: 1 HBP: 1	WP: 0 PB: 0 SB: 3 CS: 1	PA: 35
<b>PITCHER</b> Bruce Dal Canton, R ERA: 2.79	IP: 8.0 WLS: L BF: 35 H: 10 R: 1 ER: 1 SO: 6 BB: 3 IBB: 0 HBP: 1 BLK: 0 WP: 0 HR: 0 S: 43 P: 56 ERA: 1.12 WHIP: 1.625															<b>PITCHER</b>						

Kansas City Royals @ Baltimore Orioles  
Memorial Stadium, Baltimore, MD  
Fri Aug 16 1974, 7:05 PM EDT  
Att: 18,896 - Unknown

AB	31
R	1
H	10
RBI	1
BB	3
SO	6
LOB	22





Batter	1	2	3	4	5	6	7	8	9	10	AB	R	H	RBI	BB	SO	LOB	TOP				
Freddie Patek, R OBP: 0.337, SLG: 0.325 (1.6)											5	0	2	3	1	1	6	<b>Kansas City Royals @ Baltimore Orioles</b> Memorial Stadium, Baltimore, MD Sat Aug 17 1974, 7:05 PM EDT Att: 19,665 - Unknown - 77 F				
Cookie Rojas, R OBP: 0.328, SLG: 0.364 (1.4)											6	0	0	0	0	0	6					
Amos Otis, R OBP: 0.365, SLG: 0.482 (1.8)											4	0	1	0	1	2	1					
Hal McRae, R OBP: 0.393, SLG: 0.503 (1.7)											4	0	1	0	1	0	6					
Orlando Cepeda, R OBP: 0.321, SLG: 0.392 (1.10)											5	0	0	0	0	0	2					
Tony Solaita, L OBP: 0.370, SLG: 0.399 (8, PH)											1	0	0	0	1	0	0					
Kurt Bevacqua, R OBP: 0.263, SLG: 0.198 (8, 3)											2	0	0	0	0	0	1					
Vada Pinson, L OBP: 0.269, SLG: 0.348 (8, PH)											3	0	1	0	0	0	1					
Jim Wohlford, R OBP: 0.342, SLG: 0.369 (8, 9)											1	2	1	0	1	0	0					
George Brett, L OBP: 0.314, SLG: 0.357 (1.5)											3	1	2	0	1	0	2					
Fran Healy, R OBP: 0.341, SLG: 0.392 (1.2)												4	0	2	0	1	0	3				
<b>Inning Stats</b>	R: 0 E: 0 K: 1 S: 5	H: 0 LOB: 1 BB: 1 P: 9	R: 0 E: 1 K: 0 S: 4	H: 1 LOB: 1 BB: 0 P: 4	R: 0 E: 0 K: 0 S: 3	H: 1 LOB: 2 BB: 1 P: 8	R: 0 E: 0 K: 0 S: 3	H: 3 LOB: 3 BB: 0 P: 8	R: 0 E: 0 K: 0 S: 3	H: 0 LOB: 3 BB: 3 P: 15	R: 0 E: 0 K: 0 S: 4	H: 1 LOB: 1 BB: 0 P: 4	R: 2 E: 0 K: 0 S: 5	H: 2 LOB: 1 BB: 1 P: 9	R: 0 E: 0 K: 1 S: 5	H: 0 LOB: 1 BB: 1 P: 9	R: 1 E: 0 K: 0 S: 5	H: 2 LOB: 0 BB: 0 P: 5	1B: 9 2B: 1 3B: 0 HR: 0	SF: 0 SAC: 1 DP: 1 HBP: 0	WP: 1 PB: 0 SB: 2 CS: 0	PA: 47
<b>PITCHER</b>	IP 7.0	WLS 1.1	BF 32	H 6	R 0	ER 0	SO 2	BB 5	IBB 0	HBP 0	BLK 0	WP 0	HR 0	S 31	P 51	ERA 0.00	WHIP 1.571					
Jim Palmer, R ERA: 3.59 (1.1)	1.1	8	2	2	2	1	2	0	0	0	0	0	0	8	16	13.50	3.000					
Grant Jackson, L ERA: 2.59 (8, 1)	1.2	L	7	2	1	1	0	0	0	0	0	1	0	7	7	5.40	1.200					
Bob Reynolds, R ERA: 3.12 (9, 1)																						

AB	38
R	3
H	10
RBI	3
BB	7
SO	3
LOB	28



Batter	1	2	3	4	5	6	7	8	9	10	AB	R	H	RBI	BB	SO	LOB	BOTTOM				
Rich Coggins, L OBP: 0.303, SLG: 0.330 (1.9)											5	1	1	0	0	0	0	<b>Kansas City Royals @ Baltimore Orioles</b> Memorial Stadium, Baltimore, MD Sat Aug 17 1974, 7:05 PM EDT Att: 19,665 - Unknown - 77 F				
Paul Blair, R OBP: 0.304, SLG: 0.413 (1.8)											4	1	2	0	1	0	0					
Tommy Davis, R OBP: 0.308, SLG: 0.374 (1, 10)											4	0	1	1	0	0	2					
Al Bumbry, L OBP: 0.281, SLG: 0.294 (8, PR)											0	0	0	0	0	0	0					
Elrod Hendricks, L OBP: 0.298, SLG: 0.385 (10, PH)											1	0	0	0	0	1	0					
Bobby Grich, R OBP: 0.389, SLG: 0.481 (1.4)											2	0	0	1	1	0	1					
Earl Williams, R OBP: 0.340, SLG: 0.376 (10, 2)											3	0	0	0	0	1	0					
Don Baylor, R OBP: 0.322, SLG: 0.348 (1.7)											3	0	2	0	1	0	0					
Brooks Robinson, R OBP: 0.365, SLG: 0.394 (1.5)											3	0	0	0	1	0	3					
Andy Etchebarren, R OBP: 0.234, SLG: 0.240 (1, 2)											3	0	0	0	0	0	3					
Boog Powell, L OBP: 0.355, SLG: 0.415 (9, PH)											0	0	0	0	0	0	0					
Curt Molton, R OBP: 0.266, SLG: 0.289 (9, PH)											1	0	0	0	0	0	2					
Enos Cabell, R OBP: 0.266, SLG: 0.289 (10, 3)											0	0	0	0	0	0	0					
Mark Belanger, R OBP: 0.303, SLG: 0.333 (1.6)											4	0	0	0	0	0	2					
<b>Inning Stats</b>	R: 0 E: 0 K: 0 S: 4	H: 1 LOB: 1 BB: 0 P: 4	R: 0 E: 0 K: 1 S: 5	H: 0 LOB: 0 BB: 0 P: 5	R: 0 E: 0 K: 0 S: 3	H: 0 LOB: 0 BB: 0 P: 3	R: 0 E: 0 K: 0 S: 3	H: 0 LOB: 0 BB: 0 P: 3	R: 0 E: 0 K: 0 S: 4	H: 1 LOB: 1 BB: 0 P: 4	R: 0 E: 0 K: 0 S: 3	H: 0 LOB: 2 BB: 0 P: 11	R: 2 E: 0 K: 0 S: 4	H: 2 LOB: 1 BB: 1 P: 8	R: 0 E: 0 K: 0 S: 4	H: 1 LOB: 2 BB: 1 P: 8	R: 0 E: 0 K: 1 S: 5	H: 0 LOB: 0 BB: 0 P: 5	1B: 5 2B: 1 3B: 0 HR: 0	SF: 1 SAC: 1 DP: 0 HBP: 0	WP: 0 PB: 0 SB: 1 CS: 1	PA: 40
<b>PITCHER</b>	IP 7.1	WLS 1.0	BF 29	H 4	R 2	ER 2	SO 1	BB 2	IBB 0	HBP 0	BLK 0	WP 0	HR 0	S 28	P 40	ERA 2.46	WHIP 0.818					
Paul Splittorf, L ERA: 3.52 (1.1)	1.0	5	2	0	0	0	0	1	0	0	0	0	0	4	8	0.00	2.000					
Doug Bird, R ERA: 2.57 (8, 1)	1.2	W	5	0	0	0	1	0	0	0	0	0	0	7	7	0.00	0.000					
Steve Mingori, L ERA: 2.98 (9, 1)																						

AB	33
R	2
H	6
RBI	2
BB	4
SO	2
LOB	13





Batter	1	2	3	4	5	6	7	8	9	AB	R	H	RBI	BB	SO	LOB	TOP
Freddie Patek, R OBP: 0.337, SLG: 0.324										4	0	1	0	0	0	3	<b>Kansas City Royals @ Baltimore Orioles</b> Memorial Stadium, Baltimore, MD Sun Aug 18 1974, 3:33 AM EDT Att: 10,193 - Unknown - 82 F
Cookie Rojas, R OBP: 0.328, SLG: 0.363										4	0	1	0	0	0	1	
Amos Otis, R OBP: 0.362, SLG: 0.477										4	0	0	0	0	0	2	
Hal McRae, R OBP: 0.389, SLG: 0.497										4	0	0	0	0	0	2	
Orlando Cepeda, R OBP: 0.374, SLG: 0.403 Frank White, R OBP: 0.290, SLG: 0.312										4	0	1	0	0	0	0	
Jim Wothford, R OBP: 0.344, SLG: 0.371										3	0	1	0	1	0	1	
Tony Solaita, L OBP: 0.317, SLG: 0.403 Kurt Bevacqua, R OBP: 0.260, SLG: 0.195										3	0	2	0	0	0	0	
Fran Healy, R OBP: 0.344, SLG: 0.393										2	0	1	0	2	0	2	
George Brett, L OBP: 0.311, SLG: 0.354										3	0	0	0	0	0	4	
<b>Inning Stats</b>	R: 0 E: 0 K: 0 S: 3	H: 0 LOB: 0 BB: 0 P: 3	R: 0 E: 0 K: 0 S: 4	H: 1 LOB: 2 BB: 1 P: 8	R: 0 E: 0 K: 0 S: 5	H: 2 LOB: 2 BB: 0 P: 5	R: 0 E: 0 K: 0 S: 3	H: 0 LOB: 0 BB: 0 P: 3	R: 0 E: 0 K: 0 S: 4	H: 2 LOB: 2 BB: 1 P: 8	R: 0 E: 0 K: 0 S: 3	H: 0 LOB: 0 BB: 0 P: 3	R: 0 E: 0 K: 1 S: 6	H: 1 LOB: 2 BB: 1 P: 10	1B: 6 2B: 1 3B: 0 HR: 0	SF: 0 SAC: 1 DP: 0 HBP: 0	
<b>PITCHER</b> Dave McNally, L ERA: 4.18	IP: 9.0 WLS: W BF: 36 H: 7 R: 0 ER: 0 SO: 1 BB: 2 IBB: 1 HBP: 0 BLK: 1 WP: 0 HR: 0 S: 35 P: 47 ERA: 0.00 WHIP: 1.000																

Batter	1	2	3	4	5	6	7	8	9	AB	R	H	RBI	BB	SO	LOB	BOTTOM		
Al Bumbry, L OBP: 0.261, SLG: 0.290										3	0	0	0	1	1	3	<b>Kansas City Royals @ Baltimore Orioles</b> Memorial Stadium, Baltimore, MD Sun Aug 18 1974, 3:33 AM EDT Att: 10,193 - Unknown - 82 F		
Rich Coggins, L OBP: 0.299, SLG: 0.326										4	0	0	0	0	0	3			
Tommy Davis, R OBP: 0.304, SLG: 0.371										4	0	0	0	0	2	3			
Bobby Grich, R OBP: 0.388, SLG: 0.479											4	0	1	0	0	0		1	
Boog Powell, L OBP: 0.354, SLG: 0.411										3	0	0	0	1	0	0			
Paul Blair, R OBP: 0.309, SLG: 0.417										3	1	2	0	1	1	2			
Brooks Robinson, R OBP: 0.364, SLG: 0.392										4	0	1	1	0	1	2			
Eliot Hendricks, L OBP: 0.308, SLG: 0.394										3	0	2	0	0	0	0			
Mark Belanger, R OBP: 0.304, SLG: 0.332										1	0	0	0	1	0	0			
<b>Inning Stats</b>	R: 0 E: 0 K: 0 S: 3	H: 0 LOB: 1 BB: 1 P: 7	R: 0 E: 0 K: 1 S: 5	H: 1 LOB: 0 BB: 0 P: 5	R: 0 E: 0 K: 1 S: 6	H: 1 LOB: 2 BB: 1 P: 10	R: 0 E: 0 K: 0 S: 3	H: 0 LOB: 1 BB: 1 P: 7	R: 0 E: 0 K: 2 S: 8	H: 1 LOB: 2 BB: 1 P: 12	R: 0 E: 0 K: 0 S: 4	H: 1 LOB: 1 BB: 0 P: 4	R: 0 E: 0 K: 0 S: 3	H: 0 LOB: 0 BB: 0 P: 3	R: 1 E: 0 K: 0 S: 3	H: 2 LOB: 1 BB: 0 P: 3		1B: 5 2B: 1 3B: 0 HR: 0	SF: 0 SAC: 1 DP: 0 HBP: 0
<b>PITCHER</b> Steve Busby, R ERA: 3.09	IP: 8.1 WLS: L BF: 34 H: 6 R: 1 ER: 1 SO: 5 BB: 4 IBB: 0 HBP: 0 BLK: 1 WP: 0 HR: 0 S: 40 P: 56 ERA: 1.08 WHIP: 1.200																		



Batter	1	2	3	4	5	6	7	8	9	AB	R	H	RBI	BB	SO	LOB	TOP					
Freddie Patek, R OBP: 0.334, SLG: 0.321 (1, 6)	1-3			6-3	K		P3			4	0	0	0	0	1	1	<b>Kansas City Royals @ Cleveland Indians</b> Cleveland Municipal Stadium, Cleveland, OH Tue Aug 20 1974, 7:05 PM EDT Att: 11,902 - Unknown - 84 F <a href="http://livebaseballscorecards.com">livebaseballscorecards.com</a>					
Vada Pinson, L OBP: 0.272, SLG: 0.350 Al Cowens, R OBP: 0.262, SLG: 0.264 (1, 9) (9, 9)	G6-4-3 1B			F7		G3		SH1-3 1B	4	0	2	0	0	0	0	0						
Amos Otis, R OBP: 0.364, SLG: 0.481 (1, 8)	G6-4-3 1-2			1B	1B			SH1-3 1-2	3	0	2	0	0	0	1	1						
Hal McRae, R OBP: 0.388, SLG: 0.495 (1, 7)		F9		1-2	1B		F9	P4	4	0	1	0	0	0	2	2						
Orlando Cepeda, R OBP: 0.313, SLG: 0.362 (1, 10)		K		F9				5-3	3	0	0	0	1	1	3	3						
Tony Solaita, L OBP: 0.372, SLG: 0.417 (1, 3)	F7				HR		K		4	1	1	1	0	1	2	2						
Cookie Rojas, R OBP: 0.325, SLG: 0.359 (1, 4)			L9		L9		F2		4	0	0	0	0	0	0	0						
George Brett, L OBP: 0.311, SLG: 0.352 (1, 5)			K		4-3		L7		4	0	1	0	0	1	0	10						
Fran Healy, R OBP: 0.346, SLG: 0.401 (1, 2)			K			HR		K	3	1	1	1	1	2	1	1						
<b>Inning Stats</b>	R: 0 E: 0 K: 0 S: 3	H: 1 LOB: 0 BB: 0 P: 3	R: 0 E: 0 K: 1 S: 5	H: 0 LOB: 0 BB: 0 P: 5	R: 0 E: 0 K: 2 S: 7	H: 0 LOB: 0 BB: 0 P: 7	R: 0 E: 0 K: 0 S: 5	H: 2 LOB: 2 BB: 0 P: 5	R: 2 E: 0 K: 1 S: 7	H: 2 LOB: 0 BB: 0 P: 7	R: 0 E: 0 K: 1 S: 6	H: 1 LOB: 2 BB: 1 P: 10	R: 0 E: 0 K: 0 S: 3	H: 0 LOB: 1 BB: 1 P: 7	R: 0 E: 0 K: 0 S: 4	H: 1 LOB: 1 BB: 0 P: 4	R: 0 E: 0 K: 1 S: 6	H: 1 LOB: 1 BB: 0 P: 6	1B: 5 2B: 1 3B: 0 HR: 2	SF: 0 SAC: 1 DP: 1 HBP: 0	WP: 0 PB: 0 SB: 0 CS: 0	PA: 36
<b>PITCHER</b> Gaylord Perry, R ERA: 2.42 (1, 1)	IP: 9.0 WLS: L BF: 36	H: 8 R: 2 ER: 2 SO: 6	BB: 2 IBB: 0 HBP: 0 BLK: 0	WP: 0 HR: 2 S: 46 P: 54	ERA: 2.00 WHIP: 1.111	<b>PITCHER</b>										IP: 9.0 WLS: L BF: 36	H: 8 R: 2 ER: 2 SO: 6	BB: 2 IBB: 0 HBP: 0 BLK: 0	WP: 0 HR: 2 S: 46 P: 54	ERA: 2.00 WHIP: 1.111		

Batter	1	2	3	4	5	6	7	8	9	AB	R	H	RBI	BB	SO	LOB	BOTTOM			
John Lowenstein, L OBP: 0.318, SLG: 0.329 (1, 5) (6, 4)	4-3		6-3		4-3			6-3		4	0	0	0	0	0	3	<b>Kansas City Royals @ Cleveland Indians</b> Cleveland Municipal Stadium, Cleveland, OH Tue Aug 20 1974, 7:05 PM EDT Att: 11,902 - Unknown - 84 F <a href="http://livebaseballscorecards.com">livebaseballscorecards.com</a>			
Frank Duffy, R OBP: 0.274, SLG: 0.321 (1, 6)	L7			L7		3-1		F7	4	0	0	0	0	0	0	0				
Rico Carty, R (1, 3)	L7			K		5-3		F9	4	0	0	0	0	1	0	10				
Charlie Spikes, R OBP: 0.339, SLG: 0.445 (1, 9)		K		5-3			FC6-4 1B		L8	4	0	1	0	0	1	0				
John Ellis, R OBP: 0.344, SLG: 0.446 (1, 2)		BB			SH1-3 1B	FC6-4 1B		G3	3	0	1	0	1	0	1	1				
Oscar Gamble, L OBP: 0.359, SLG: 0.444 (1, 10)	F9				SH1-3 1B			4-3	4	0	1	0	0	0	1	1				
Tommy Smith, L OBP: 0.111, SLG: 0.111 (1, 7)	L6				SH1-3			1-3	2	0	0	0	0	0	1	1				
Rusty Torres, S OBP: 0.232, SLG: 0.211 (1, 8)			G1-6-3 1B		L4			1B	3	0	2	0	0	0	2	2				
Luis Alvarado, R OBP: 0.226, SLG: 0.211 Leron Lee, L OBP: 0.296, SLG: 0.368 Joe Lis, R OBP: 0.287, SLG: 0.257 (1, 4) (5, PH) (6, 5)	G1-6-3 1-2					BB		6-3	1	0	0	0	0	0	1	0				
<b>Inning Stats</b>	R: 0 E: 0 K: 0 S: 3	H: 0 LOB: 0 BB: 0 P: 3	R: 0 E: 0 K: 1 S: 5	H: 0 LOB: 1 BB: 1 P: 9	R: 0 E: 0 K: 0 S: 3	H: 1 LOB: 0 BB: 0 P: 3	R: 0 E: 0 K: 1 S: 5	H: 0 LOB: 0 BB: 0 P: 5	R: 0 E: 0 K: 0 S: 4	H: 1 LOB: 1 BB: 0 P: 4	R: 0 E: 0 K: 0 S: 4	H: 1 LOB: 1 BB: 0 P: 4	R: 0 E: 0 K: 0 S: 3	H: 0 LOB: 0 BB: 0 P: 3	R: 0 E: 0 K: 0 S: 3	H: 0 LOB: 0 BB: 0 P: 3	1B: 5 2B: 0 3B: 0 HR: 0	SF: 0 SAC: 1 DP: 1 HBP: 0	WP: 0 PB: 0 SB: 0 CS: 0	PA: 33
<b>PITCHER</b> Al Fitzmorris, R ERA: 3.02 Lindy McDaniel, R ERA: 3.15 (1, 1) (6, 1)	IP: 5.0 WLS: W BF: 19	H: 3 R: 0 ER: 0 SO: 2	BB: 2 IBB: 0 HBP: 0 BLK: 0	WP: 0 HR: 0 S: 21 P: 29	ERA: 0.00 WHIP: 1.000	<b>PITCHER</b>										IP: 4.0 WLS: S BF: 14	H: 2 R: 0 ER: 0 SO: 0	BB: 0 IBB: 0 HBP: 0 BLK: 0	WP: 0 HR: 0 S: 14 P: 14	ERA: 0.00 WHIP: 0.500



Batter	1	2	3	4	5	6	7	8	9	AB	R	H	RBI	BB	SO	LOB	TOP								
Freddie Patek, R OBP: 0.333, SLG: 0.320 (1, 6)										5	0	1	0	0	1	4	<b>Kansas City Royals @ Cleveland Indians</b> Cleveland Municipal Stadium, Cleveland, OH Wed Aug 21 1974, 7:05 PM EDT Att: 11,294 - Unknown - 83 F <a href="http://livebaseballscorecards.com">livebaseballscorecards.com</a>								
Vada Pinson, L OBP: 0.278, SLG: 0.365 Al Cowens, R OBP: 0.262, SLG: 0.264 (1, 9)										5	1	3	4	0	0	1									
Amos Otis, R OBP: 0.364, SLG: 0.480 (1, 8)										5	0	2	0	0	0	4									
Hal McRae, R OBP: 0.384, SLG: 0.490 (1, 7)										4	0	0	0	0	1	3									
Orlando Cepeda, R OBP: 0.309, SLG: 0.355 (1, 10)										4	0	1	0	0	1	0									
Tony Solaita, L OBP: 0.370, SLG: 0.418 (1, 3)										4	1	1	0	0	0	1									
Cookie Rojas, R OBP: 0.324, SLG: 0.361 (1, 4)										4	1	1	1	0	0	1									
George Brett, L OBP: 0.310, SLG: 0.351 (1, 5)										4	1	1	0	0	0	0									
Fran Healy, R OBP: 0.348, SLG: 0.411 (1, 2)										3	2	2	1	0	1	0									
<b>Inning Stats</b>	R: 0 E: 0 K: 1 S: 6	H: 1 LOB: 1 BB: 0 P: 6	R: 0 E: 0 K: 0 S: 3	H: 1 LOB: 0 BB: 0 P: 3	R: 1 E: 0 K: 0 S: 5	H: 2 LOB: 1 BB: 0 P: 5	R: 0 E: 0 K: 0 S: 3	H: 0 LOB: 0 BB: 0 P: 3	R: 0 E: 0 K: 1 S: 5	H: 0 LOB: 0 BB: 0 P: 5	R: 0 E: 0 K: 0 S: 4	H: 1 LOB: 1 BB: 0 P: 4	R: 5 E: 0 K: 2 S: 13	H: 6 LOB: 1 BB: 0 P: 13	R: 0 E: 0 K: 0 S: 3	H: 0 LOB: 0 BB: 0 P: 3	R: 0 E: 1 K: 0 S: 5	H: 1 LOB: 2 BB: 0 P: 5	1B: 8 2B: 2 3B: 0 HR: 2	SF: 0 SAC: 1 DP: 1 HBP: 0	WP: 0 PB: 0 SB: 2 CS: 0	PA: 39			
<b>PITCHER</b>	IP	WLS	BF	H	R	ER	SO	BB	IBB	HBP	BLK	WP	HR	S	P	ERA	WHIP								
Dick Bosman, R ERA: 3.92 (1, 1)	6.1		25	7	3	3	3	0	0	0	0	0	1	31	31	4.26	1.105								
Tom Buskey, R ERA: 3.99 (7, 1)	2.2	W	14	5	3	3	1	0	0	0	0	0	1	16	16	10.12	1.875								

Batter	1	2	3	4	5	6	7	8	9	AB	R	H	RBI	BB	SO	LOB	BOTTOM								
John Lowenstein, L OBP: 0.318, SLG: 0.328 Joe Lis, R OBP: 0.292, SLG: 0.263 (1, 5)										4	1	1	0	0	1	2	<b>Kansas City Royals @ Cleveland Indians</b> Cleveland Municipal Stadium, Cleveland, OH Wed Aug 21 1974, 7:05 PM EDT Att: 11,294 - Unknown - 83 F <a href="http://livebaseballscorecards.com">livebaseballscorecards.com</a>								
Frank Duffy, R OBP: 0.276, SLG: 0.321 (1, 6)										3	2	1	0	2	1	0									
Rico Carty, R OBP: 0.083, SLG: 0.083 (1, 3)										5	1	1	1	0	1	3									
Charlie Spikes, R OBP: 0.344, SLG: 0.454 (1, 9)										3	1	2	3	2	0	0									
John Ellis, R OBP: 0.346, SLG: 0.445 Tommy Smith, L OBP: 0.111, SLG: 0.111 Dave Duncan, R OBP: 0.256, SLG: 0.352 (1, 2)										3	0	1	0	1	0	1									
Oscar Gamble, L OBP: 0.356, SLG: 0.440 (1, 10)										3	1	0	0	1	0	3									
Leron Lee, L OBP: 0.295, SLG: 0.366 (1, 7)										4	0	1	0	0	1	2									
Rusty Torres, S OBP: 0.221, SLG: 0.200 (1, 8)										4	0	0	0	0	3	2									
Luis Alvarado, R OBP: 0.226, SLG: 0.213 (1, 4)										4	0	1	1	0	0	0									
<b>Inning Stats</b>	R: 3 E: 0 K: 0 S: 5	H: 2 LOB: 1 BB: 2 P: 13	R: 0 E: 0 K: 2 S: 7	H: 0 LOB: 0 BB: 0 P: 7	R: 0 E: 0 K: 1 S: 4	H: 0 LOB: 0 BB: 1 P: 8	R: 1 E: 0 K: 1 S: 5	H: 3 LOB: 2 BB: 0 P: 8	R: 0 E: 0 K: 1 S: 5	H: 0 LOB: 1 BB: 0 P: 5	R: 0 E: 0 K: 0 S: 3	H: 0 LOB: 0 BB: 0 P: 3	R: 0 E: 0 K: 1 S: 5	H: 0 LOB: 1 BB: 1 P: 9	R: 2 E: 0 K: 0 S: 6	H: 4 LOB: 2 BB: 0 P: 6	1B: 8 2B: 0 3B: 0 HR: 1	SF: 0 SAC: 0 DP: 0 HBP: 0	WP: 2 PB: 1 SB: 3 CS: 1	PA: 41					
<b>PITCHER</b>	IP	WLS	BF	H	R	ER	SO	BB	IBB	HBP	BLK	WP	HR	S	P	ERA	WHIP								
Bruce Dal Canton, R ERA: 3.02 (1, 1)	4.1		22	5	5	5	5	5	0	0	0	0	1	27	47	10.38	2.308								
Marty Pattin, R ERA: 3.94 (5, 1)	3.0		10	0	0	0	1	1	0	0	0	0	0	11	15	0.00	0.333								
Steve Mingo, L ERA: 3.25 (8, 1)	1.1	L	7	3	2	2	1	0	0	0	0	0	0	9	9	13.50	2.250								
Doug Bird, R ERA: 2.57 (9, 1)	0.0		1	1	0	0	0	0	0	0	0	0	0	1	1	*	*								



Batter	1	2	3	4	5	6	7	8	9	AB	R	H	RBI	BB	SO	LOB	TOP					
Freddie Patek, R (1.6) OBP: 0.331, SLG: 0.318	1-3		6-3			F8		SH3-4		3	0	0	0	0	0	0	<b>Kansas City Royals @ Cleveland Indians</b> Cleveland Municipal Stadium, Cleveland, OH Thu Aug 22 1974, 7:05 PM EDT Att: 17,723 - Unknown - 83 F <a href="http://livebaseballscorecards.com">livebaseballscorecards.com</a>					
Vada Pinson, L (1.9) OBP: 0.291, SLG: 0.366	F7			HR		E8		K		4	1	2	0	0	1	1						
Amos Otis, R (1.8) OBP: 0.367, SLG: 0.487				HR				FC5		2	1	1	2	2	0	1						
Hal McRae, R (1.7) OBP: 0.383, SLG: 0.495	K			6-3		F8			HR	4	1	1	1	0	1	3						
Orlando Cepeda, R (1.10) OBP: 0.292, SLG: 0.333		K		P4		FC6-4		5-3		4	0	0	0	0	1	2						
Tony Solaita, L (1.3) OBP: 0.367, SLG: 0.415				F8				G3		4	0	1	0	0	0	0						
Cookie Rojas, R (1.4) OBP: 0.324, SLG: 0.360		G6-4-3				5-3		L4		4	0	1	0	0	0	1						
George Brett, L (1.5) OBP: 0.309, SLG: 0.350				F8		F7		L4		4	0	1	0	0	0	1						
Fran Healy, R (1.2) OBP: 0.348, SLG: 0.410				6-3		4-3		CS		3	0	1	0	0	0	0						
<b>Inning Stats</b>	R: 0 E: 0 K: 1 S: 5	H: 0 LOB: 1 BB: 1 P: 9	R: 0 E: 0 K: 1 S: 5	H: 1 LOB: 0 BB: 0 P: 5	R: 0 E: 0 K: 0 S: 3	H: 0 LOB: 0 BB: 0 P: 3	R: 2 E: 0 K: 0 S: 5	H: 2 LOB: 0 BB: 0 P: 5	R: 0 E: 0 K: 0 S: 3	H: 0 LOB: 0 BB: 0 P: 3	R: 0 E: 1 K: 0 S: 4	H: 1 LOB: 2 BB: 1 P: 8	R: 0 E: 0 K: 0 S: 3	H: 1 LOB: 0 BB: 0 P: 3	R: 0 E: 0 K: 1 S: 6	H: 1 LOB: 1 BB: 0 P: 6	R: 1 E: 0 K: 0 S: 5	H: 2 LOB: 1 BB: 0 P: 5	1B: 6 2B: 0 3B: 0 HR: 2	SF: 0 SAC: 1 DP: 1 HBP: 0	WP: 0 PB: 0 SB: 0 CS: 1	PA: 36
<b>PITCHER</b> Jim Perry, R (1.1) ERA: 2.95	IP: 9.0 WLS: L BF: 35 H: 8 R: 3 ER: 3 SO: 3 BB: 1 IBB: 1 HBP: 0 BLK: 0 WP: 0 HR: 2 S: 39 P: 47 ERA: 3.00 WHIP: 1.000															<b>PITCHER</b>						

Batter	1	2	3	4	5	6	7	8	9	AB	R	H	RBI	BB	SO	LOB	BOTTOM			
Rusty Torres, S (1.8) OBP: 0.222, SLG: 0.193	F9			6-3	F8					3	0	0	0	1	0	2	<b>Kansas City Royals @ Cleveland Indians</b> Cleveland Municipal Stadium, Cleveland, OH Thu Aug 22 1974, 7:05 PM EDT Att: 17,723 - Unknown - 83 F <a href="http://livebaseballscorecards.com">livebaseballscorecards.com</a>			
Frank Duffy, R (1.6) OBP: 0.275, SLG: 0.318	F5			F8		F7		F8		4	0	0	0	0	0	1				
Rico Carty, R (1.10) OBP: 0.188, SLG: 0.188	G3			2B				F8		4	0	2	0	0	0	1				
Charlie Spikes, R (1.9) OBP: 0.345, SLG: 0.457		K				G6-4-3				4	0	2	0	0	1	1				
John Ellis, R (1.3) OBP: 0.342, SLG: 0.440		6-3							F8	4	0	0	0	0	2	2				
Joe Lis, R (1.5) OBP: 0.306, SLG: 0.314		F2								4	1	3	1	0	0	0				
Leron Lee, L (1.7) OBP: 0.294, SLG: 0.363				L8		F7			F8	4	0	1	0	0	0	1				
Dave Duncan, R (1.2) OBP: 0.256, SLG: 0.349				K					L7	3	0	0	0	1	1	2				
Luis Alvarado, R (1.4) OBP: 0.223, SLG: 0.209				6-3						2	0	0	0	0	0	2				
Oscar Gamble, L (7, PH) OBP: 0.357, SLG: 0.439										1	0	0	0	0	1	2				
Remy Hermoso, R (8.4) OBP: 0.256, SLG: 0.278										0	0	0	0	0	0	0				
<b>Inning Stats</b>	R: 0 E: 0 K: 0 S: 3	H: 0 LOB: 0 BB: 0 P: 3	R: 0 E: 0 K: 1 S: 5	H: 0 LOB: 0 BB: 0 P: 5	R: 0 E: 0 K: 1 S: 7	H: 2 LOB: 0 BB: 0 P: 7	R: 0 E: 0 K: 0 S: 4	H: 1 LOB: 2 BB: 1 P: 8	R: 0 E: 0 K: 0 S: 3	H: 1 LOB: 0 BB: 0 P: 3	R: 0 E: 0 K: 2 S: 9	H: 2 LOB: 2 BB: 0 P: 9	R: 0 E: 0 K: 0 S: 3	H: 1 LOB: 1 BB: 1 P: 7	R: 1 E: 0 K: 0 S: 4	H: 1 LOB: 0 BB: 0 P: 4	1B: 5 2B: 2 3B: 0 HR: 1	SF: 0 SAC: 0 DP: 1 HBP: 0	WP: 0 PB: 0 SB: 0 CS: 0	PA: 35
<b>PITCHER</b> Paul Spittorf, L (1.1) ERA: 3.4	IP: 9.0 WLS: W BF: 35 H: 8 R: 1 ER: 1 SO: 5 BB: 2 IBB: 0 HBP: 0 BLK: 0 WP: 0 HR: 1 S: 43 P: 51 ERA: 1.00 WHIP: 1.111															<b>PITCHER</b>				











Batter	1	2	3	4	5	6	7	8	9	AB	R	H	RBI	BB	SO	LOB	TOP								
Freddie Patek, R OBP: 0.326, SLG: 0.309 (1, 6)																									
Vada Pinson, L OBP: 0.290, SLG: 0.372 Al Cowens, R OBP: 0.262, SLG: 0.264 (1, 9) (9, 9)										3	1	0	0	1	0	0									
Amos Otis, R OBP: 0.362, SLG: 0.478 (1, 8)										3	0	0	0	0	1	0									
Hal McRae, R OBP: 0.382, SLG: 0.491 (1, 7)										4	2	2	1	0	0	0									
Tony Solaita, L OBP: 0.384, SLG: 0.431 (1, 3)										1	1	1	0	3	0	0									
Orlando Cepeda, R OBP: 0.310, SLG: 0.333 (1, 10)										3	0	1	2	1	1	2									
George Brett, L OBP: 0.308, SLG: 0.350 (1, 5)										4	0	2	0	0	0	2									
Fran Healy, R OBP: 0.346, SLG: 0.405 (1, 2)										3	0	0	0	0	2	2									
Frank White, R OBP: 0.237, SLG: 0.296 (1, 4)										3	0	0	0	0	2	1									
<b>Inning Stats</b>	R: 0 E: 0 K: 1 S: 5	H: 0 LOB: 0 BB: 0 P: 5	R: 0 E: 0 K: 0 S: 2	H: 0 LOB: 0 BB: 1 P: 6	R: 0 E: 0 K: 2 S: 7	H: 0 LOB: 0 BB: 0 P: 7	R: 0 E: 0 K: 0 S: 3	H: 0 LOB: 0 BB: 0 P: 3	R: 1 E: 0 K: 0 S: 4	H: 2 LOB: 1 BB: 1 P: 8	R: 0 E: 0 K: 1 S: 5	H: 0 LOB: 0 BB: 0 P: 5	R: 0 E: 0 K: 1 S: 5	H: 0 LOB: 1 BB: 1 P: 9	R: 0 E: 0 K: 1 S: 6	H: 1 LOB: 1 BB: 0 P: 6	R: 3 E: 0 K: 1 S: 7	H: 3 LOB: 1 BB: 2 P: 15	1B: 3 2B: 3 3B: 0 HR: 0	SF: 0 SAC: 2 DP: 1 HBP: 0	WP: 0 PB: 1 CS: 0	PA: 35			
<b>PITCHER</b>	IP	WLS	BF	H	R	ER	SO	BB	IBB	HBP	BLK	WP	HR	S	P	ERA	WHIP								
Eduardo Rodriguez, R ERA: 3.53 Bill Travers, L ERA: 5.12 (1, 1) (9, 1)	8.2	L	34	6	4	4	6	4	1	0	0	0	0	41	61	4.15	1.154								

**Kansas City Royals @ Milwaukee Brewers**  
Milwaukee County Stadium, Milwaukee, WI  
Sat Aug 24 1974, 4:33 AM EDT  
Att: 14,433 - Unknown - 70 F


AB 28  
R 4  
H 6  
RBI 3  
BB 5  
SO 7  
LOB 8



Batter	1	2	3	4	5	6	7	8	9	AB	R	H	RBI	BB	SO	LOB	BOTTOM								
Don Money, R OBP: 0.352, SLG: 0.415 (1, 5)										4	0	0	0	0	0	1									
Mike Hegan, L OBP: 0.320, SLG: 0.398 (1, 3)										3	0	0	0	0	1	0									
George Scott, R OBP: 0.360, SLG: 0.460 (1, 10)										3	0	0	0	0	2	0									
John Briggs, L OBP: 0.351, SLG: 0.472 (1, 7)										3	0	1	0	0	0	0									
Darrell Porter, L OBP: 0.337, SLG: 0.397 (1, 2)										3	0	0	0	0	1	1									
Bobby Mitchell, R OBP: 0.295, SLG: 0.355 (1, 9)										3	0	1	0	0	0	0									
Bob Coluccio, R OBP: 0.307, SLG: 0.330 Bob Hansen, L OBP: 0.307, SLG: 0.361 Ken Berry, R OBP: 0.279, SLG: 0.264 (1, 8) (6, PH) (9, 8)										2	0	0	0	0	0	2									
Tim Johnson, L OBP: 0.286, SLG: 0.356 (1, 6)										3	0	1	0	0	0	0									
Pedro Garcia, R OBP: 0.243, SLG: 0.340 Dave May, L OBP: 0.274, SLG: 0.329 (1, 4) (9, PH)										2	0	0	0	0	0	0									
<b>Inning Stats</b>	R: 0 E: 0 K: 1 S: 5	H: 0 LOB: 0 BB: 0 P: 5	R: 0 E: 0 K: 0 S: 3	H: 0 LOB: 0 BB: 0 P: 3	R: 0 E: 0 K: 0 S: 3	H: 0 LOB: 0 BB: 0 P: 3	R: 0 E: 0 K: 1 S: 5	H: 0 LOB: 0 BB: 0 P: 5	R: 0 E: 0 K: 0 S: 4	H: 2 LOB: 1 BB: 0 P: 4	R: 0 E: 0 K: 0 S: 3	H: 0 LOB: 0 BB: 0 P: 3	R: 0 E: 0 K: 1 S: 5	H: 0 LOB: 0 BB: 0 P: 5	R: 0 E: 0 K: 1 S: 5	H: 0 LOB: 0 BB: 0 P: 5	R: 0 E: 0 K: 0 S: 3	H: 1 LOB: 0 BB: 0 P: 3	1B: 3 2B: 0 3B: 0 HR: 0	SF: 0 SAC: 0 DP: 2 HBP: 0	WP: 0 PB: 0 CS: 0	PA: 28			
<b>PITCHER</b>	IP	WLS	BF	H	R	ER	SO	BB	IBB	HBP	BLK	WP	HR	S	P	ERA	WHIP								
A Fitzmorris, R ERA: 2.82 (1, 1)	9.0	W	28	3	0	0	4	0	0	0	0	0	0	36	36	0.00	0.333								

**Kansas City Royals @ Milwaukee Brewers**  
Milwaukee County Stadium, Milwaukee, WI  
Sat Aug 24 1974, 4:33 AM EDT  
Att: 14,433 - Unknown - 70 F

AB 28  
R 0  
H 3  
RBI 0  
BB 0  
SO 4  
LOB 5





Batter	1	2	3	4	5	6	7	8	9	AB	R	H	RBI	BB	SO	LOB	TOP			
Frank White, R (1, 6) OBP: 0.238, SLG: 0.294 Freddie Patek, R (9, 6) OBP: 0.326, SLG: 0.309										4	0	1	0	0	0	2				
Jim Wohlford, R (1, 9) OBP: 0.342, SLG: 0.367										4	0	0	0	0	1	1				
Amos Otis, R (1, 8) OBP: 0.361, SLG: 0.476										4	1	1	0	0	0	0				
Hal McRae, R (1, 7) OBP: 0.381, SLG: 0.489										4	1	1	0	0	0	1				
Orlando Cepeda, R (1, 10) OBP: 0.307, SLG: 0.329 Kurt Bevacqua, R (9, PR) OBP: 0.255, SLG: 0.191										4	0	1	1	0	2	0				
Tony Solaita, L (1, 3) OBP: 0.378, SLG: 0.423										4	0	0	1	0	2	1				
Cookie Rojas, R (1, 4) OBP: 0.322, SLG: 0.361										4	0	1	0	0	1	2				
Fran Healy, R (1, 2) OBP: 0.348, SLG: 0.403										2	0	0	0	2	0	2				
George Brett, L (1, 5) OBP: 0.308, SLG: 0.350										3	0	1	0	0	0	3				
<b>Inning Stats</b>	R: 0 E: 0 K: 0 S: 3	H: 1 LOB: 0 BB: 0 P: 3	R: 0 E: 0 K: 1 S: 5	H: 0 LOB: 0 BB: 0 P: 5	R: 0 E: 0 K: 0 S: 4	H: 1 LOB: 1 BB: 0 P: 4	R: 0 E: 0 K: 1 S: 5	H: 0 LOB: 0 BB: 0 P: 5	R: 0 E: 0 K: 2 S: 8	H: 0 LOB: 2 BB: 1 P: 12	R: 0 E: 0 K: 1 S: 5	H: 0 LOB: 0 BB: 0 P: 5	R: 0 E: 0 K: 1 S: 5	H: 0 LOB: 0 BB: 0 P: 6	R: 2 E: 1 K: 1 S: 9	H: 3 LOB: 3 BB: 0 P: 9	1B: 6 2B: 0 3B: 0 HR: 0	SF: 0 SAC: 0 DP: 1 HBP: 0	WP: 0 PB: 0 SB: 0 CS: 1	PA: 35
<b>PITCHER</b>	IP WLS BF H R ER SO BB IBB HBP BLK WP HR S P ERA WHIP																			
Kevin Kobel, L (1, 1) ERA: 3.58	8.1 L 31 5 2 2 5 2 0 0 0 0 0 0 0 0 2.16 0.840																			
Tom Murphy, R (9, 1) ERA: 1.52	0.2 4 1 0 0 1 0 0 0 0 0 0 0 0 6 0.00 1.500																			

**Kansas City Royals @ Milwaukee Brewers**  
 Milwaukee County Stadium, Milwaukee, WI  
 Sun Aug 25 1974, 4:33 AM EDT  
 Att: 12,932 - Unknown - 74 F

AB	33
R	2
H	6
RBI	2
BB	2
SO	6
LOB	12



Batter	1	2	3	4	5	6	7	8	9	AB	R	H	RBI	BB	SO	LOB	BOTTOM			
Don Money, R (1, 5) OBP: 0.349, SLG: 0.411										4	0	0	0	0	1	0				
Dave May, L (1, 9) OBP: 0.271, SLG: 0.326										4	0	0	0	0	2	0				
John Briggs, L (1, 7) OBP: 0.350, SLG: 0.470										4	0	1	0	0	0	0				
Darrell Porter, L (1, 2) OBP: 0.339, SLG: 0.399										3	0	2	0	0	1	0				
Deron Johnson, R (1, 10) OBP: 0.246, SLG: 0.326										3	0	0	0	0	0	3				
Mike Hegan, L (1, 3) OBP: 0.320, SLG: 0.394										2	0	0	0	1	0	1				
Ken Berry, R (1, 8) OBP: 0.275, SLG: 0.260										3	0	0	0	0	0	1				
Tim Johnson, L (1, 6) OBP: 0.287, SLG: 0.351										2	0	0	0	1	0	0				
Pedro Garcia, R (1, 4) OBP: 0.241, SLG: 0.337										3	0	0	0	0	1	0				
<b>Inning Stats</b>	R: 0 E: 0 K: 1 S: 7	H: 2 LOB: 2 BB: 0 P: 7	R: 0 E: 0 K: 0 S: 1	H: 0 LOB: 0 BB: 2 P: 9	R: 0 E: 0 K: 0 S: 3	H: 0 LOB: 0 BB: 0 P: 3	R: 0 E: 0 K: 0 S: 4	H: 1 LOB: 1 BB: 0 P: 4	R: 0 E: 0 K: 1 S: 5	H: 0 LOB: 0 BB: 0 P: 5	R: 0 E: 0 K: 1 S: 5	H: 0 LOB: 0 BB: 0 P: 5	R: 0 E: 0 K: 1 S: 5	H: 0 LOB: 0 BB: 0 P: 5	R: 0 E: 0 K: 1 S: 5	H: 0 LOB: 0 BB: 0 P: 5	1B: 3 2B: 0 3B: 0 HR: 0	SF: 0 SAC: 0 DP: 0 HBP: 0	WP: 0 PB: 0 SB: 0 CS: 2	PA: 31
<b>PITCHER</b>	IP WLS BF H R ER SO BB IBB HBP BLK WP HR S P ERA WHIP																			
Bruce Dal Canton, R (1, 1) ERA: 2.84	9.0 W 30 3 0 0 5 2 0 0 0 0 0 0 0 0 0.00 0.556																			

**Kansas City Royals @ Milwaukee Brewers**  
 Milwaukee County Stadium, Milwaukee, WI  
 Sun Aug 25 1974, 4:33 AM EDT  
 Att: 12,932 - Unknown - 74 F

AB	28
R	0
H	3
RBI	0
BB	2
SO	5
LOB	5





Batter	1	2	3	4	5	6	7	8	9	AB	R	H	RBI	BB	SO	LOB	TOP								
Frank Duffy, R OBP: 0.277, SLG: 0.324 (1, 6)										4	0	2	1	0	0	2									
Rusty Torres, S OBP: 0.224, SLG: 0.194 (1, 8)										4	0	0	1	0	0	4									
Rico Carty, R OBP: 0.459, SLG: 0.471 (1, 10)										4	1	3	1	0	0	1									
Charlie Spikes, R OBP: 0.333, SLG: 0.439 (1, 9)										4	0	0	0	0	1	3									
John Ellis, R OBP: 0.336, SLG: 0.427 (1, 3)										3	0	0	0	1	0	0									
Joe Lis, R OBP: 0.287, SLG: 0.308 (1, 5)										4	0	0	1	0	1	1									
Oscar Gamble, L OBP: 0.360, SLG: 0.459 Tommy Smith, L OBP: 0.200, SLG: 0.214 (1, 7) (7, 7)										3	1	2	0	0	0	0									
Dave Duncan, R OBP: 0.254, SLG: 0.343 (1, 2)										4	0	1	0	0	0	3									
Luis Alvarado, R OBP: 0.236, SLG: 0.225 (1, 4)										3	2	3	0	0	0	0									
<b>Inning Stats</b>	R: 0 E: 0 K: 1 S: 6	H: 2 LOB: 1 BB: 0 P: 6	R: 0 E: 0 K: 0 S: 3	H: 0 LOB: 0 BB: 0 P: 3	R: 1 E: 0 K: 0 S: 5	H: 2 LOB: 1 BB: 0 P: 5	R: 0 E: 0 K: 1 S: 5	H: 0 LOB: 0 BB: 0 P: 5	R: 1 E: 0 K: 0 S: 5	H: 2 LOB: 1 BB: 0 P: 5	R: 1 E: 0 K: 0 S: 5	H: 2 LOB: 1 BB: 0 P: 9	R: 1 E: 0 K: 0 S: 5	H: 2 LOB: 1 BB: 0 P: 5	R: 0 E: 0 K: 0 S: 3	H: 0 LOB: 0 BB: 0 P: 3	R: 0 E: 0 K: 0 S: 4	H: 1 LOB: 1 BB: 0 P: 4	1B: 10 2B: 1 3B: 0 HR: 0	SF: 2 SAC: 1 DP: 1 HBP: 0	WP: 0 PB: 0 SB: 0 CS: 0	PA: 38			
<b>PITCHER</b>	IP WLS BF H R ER SO BB IBB HBP BLK WP HR S P ERA WHIP	8.1 L 36 11 4 4 2 1 0 0 0 0 0 2 43 4.32 1.440	0.2 2 0 0 0 0 0 0 0 0 0 0 0 2 2 0.00 0.000																						

Batter	1	2	3	4	5	6	7	8	9	AB	R	H	RBI	BB	SO	LOB	BOTTOM								
Freddie Patek, R OBP: 0.325, SLG: 0.309 (1, 6)										4	0	1	1	0	1	1									
Vada Pinson, L OBP: 0.290, SLG: 0.373 (1, 9)										4	0	1	0	0	0	3									
Amos Otis, R OBP: 0.358, SLG: 0.472 (1, 8)										4	0	0	0	0	0	1									
Hal McRae, R OBP: 0.380, SLG: 0.489 (1, 7)										4	0	1	0	0	0	1									
Orlando Cepeda, R OBP: 0.293, SLG: 0.313 (1, 10)										4	0	0	0	0	0	1									
Tony Solaita, L OBP: 0.371, SLG: 0.415 (1, 3)										4	0	0	0	0	1	1									
Cookie Rojas, R OBP: 0.322, SLG: 0.361 (1, 4)										3	1	1	0	0	0	0									
George Brett, L OBP: 0.309, SLG: 0.350 (1, 5)										3	0	1	0	0	0	0									
Fran Healy, R OBP: 0.348, SLG: 0.401 (1, 2)										2	0	0	0	1	0	2									
<b>Inning Stats</b>	R: 0 E: 0 K: 0 S: 4	H: 1 LOB: 1 BB: 0 P: 4	R: 0 E: 0 K: 1 S: 5	H: 0 LOB: 0 BB: 0 P: 5	R: 0 E: 0 K: 1 S: 5	H: 0 LOB: 0 BB: 1 P: 9	R: 0 E: 0 K: 0 S: 3	H: 0 LOB: 0 BB: 0 P: 3	R: 1 E: 0 K: 0 S: 6	H: 3 LOB: 2 BB: 0 P: 6	R: 0 E: 0 K: 0 S: 4	H: 1 LOB: 1 BB: 0 P: 4	R: 0 E: 0 K: 0 S: 3	H: 0 LOB: 0 BB: 0 P: 3	R: 0 E: 0 K: 0 S: 3	H: 0 LOB: 0 BB: 0 P: 3	R: 0 E: 0 K: 0 S: 3	H: 0 LOB: 0 BB: 0 P: 3	1B: 3 2B: 2 3B: 0 HR: 0	SF: 0 SAC: 0 DP: 0 HBP: 0	WP: 0 PB: 0 SB: 1 CS: 0	PA: 33			
<b>PITCHER</b>	IP WLS BF H R ER SO BB IBB HBP BLK WP HR S P ERA WHIP	9.0 W 33 5 1 1 2 1 0 0 0 0 0 36 40 1.00 0.667																							

Cleveland Indians @ Kansas City Royals  
Royals Stadium, Kansas City, MO  
Mon Aug 26 1974, 8:05 PM EDT  
Att: 12,958 - Unknown - 85 F

AB 34  
R 4  
H 11  
RBI 4  
BB 1  
SO 2  
LOB 14

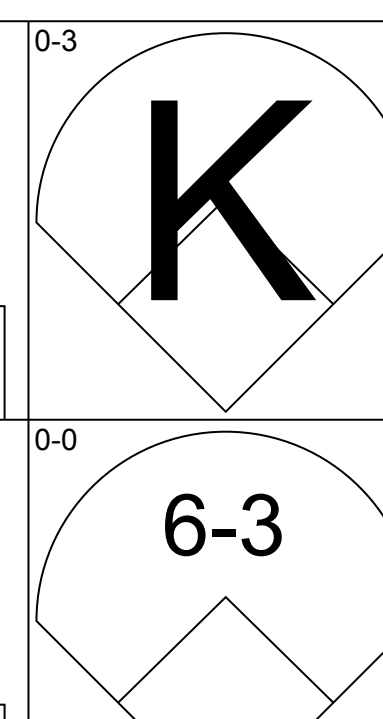
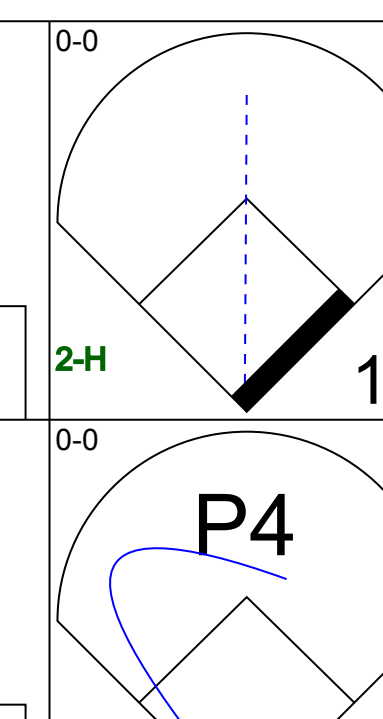
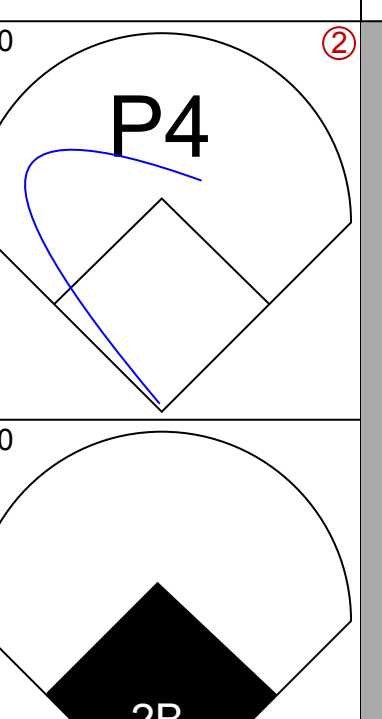
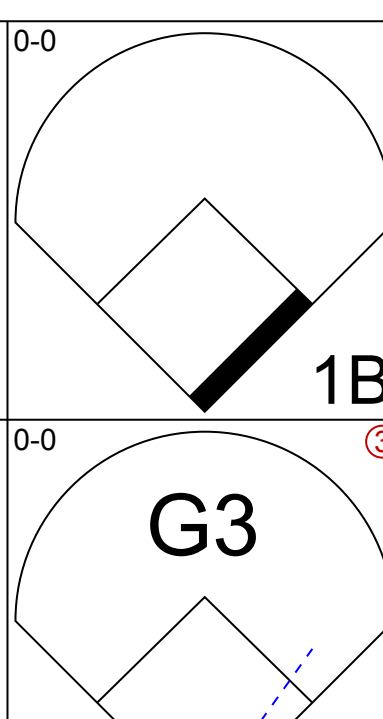
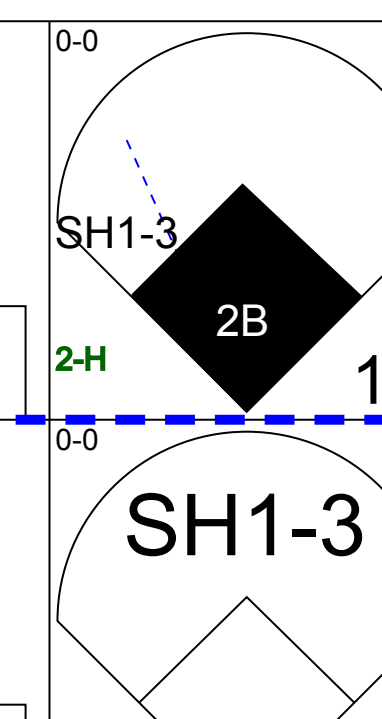
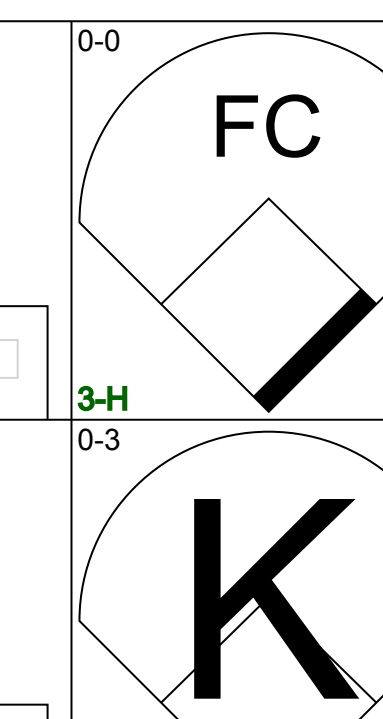
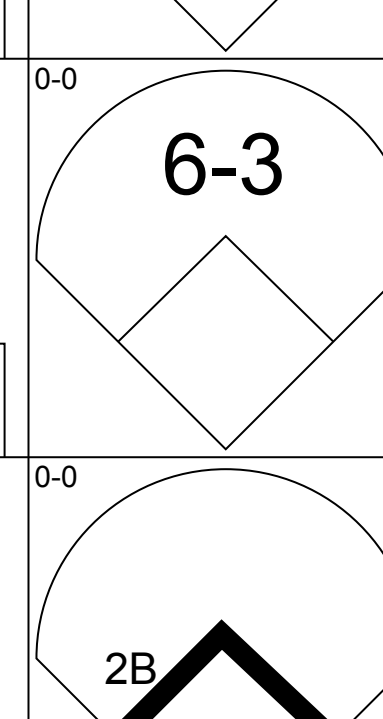
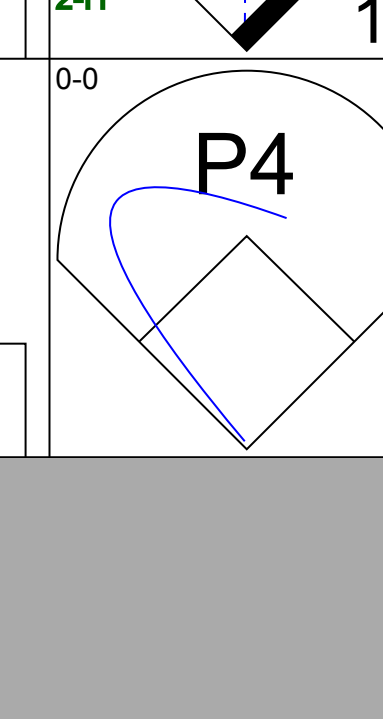
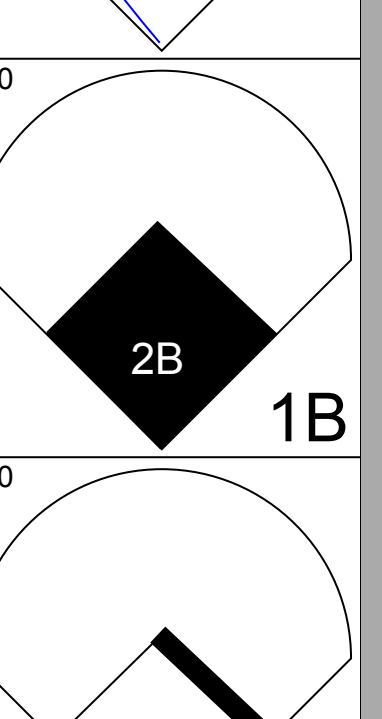
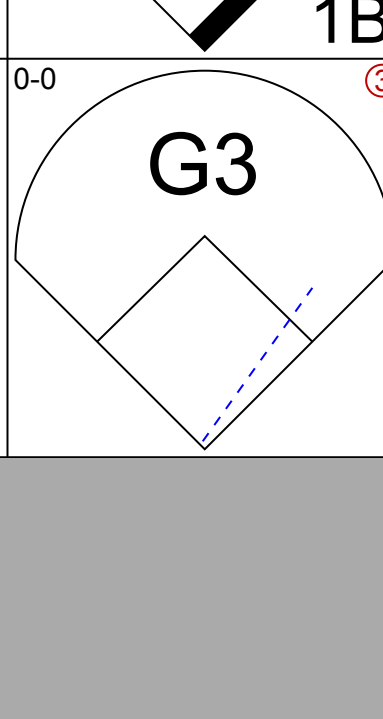
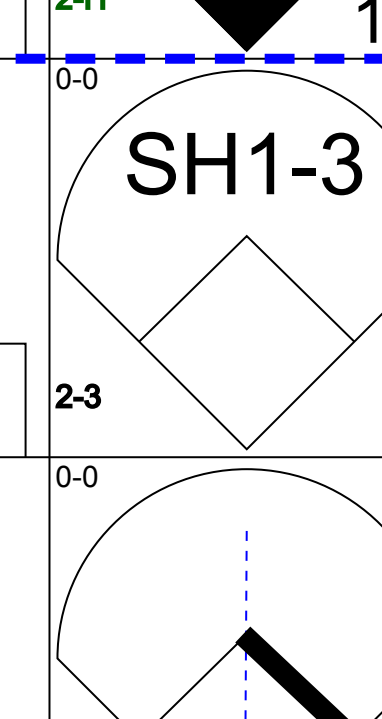
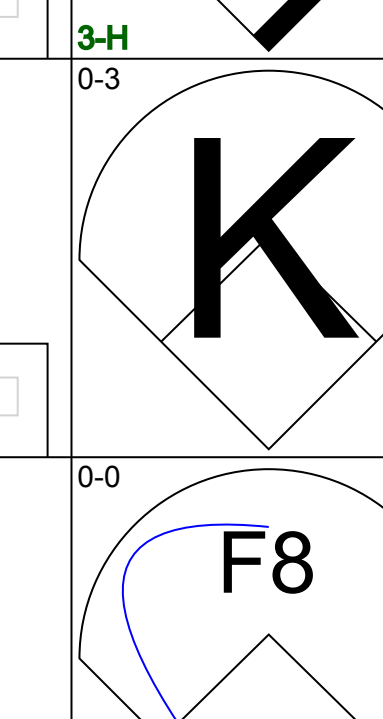
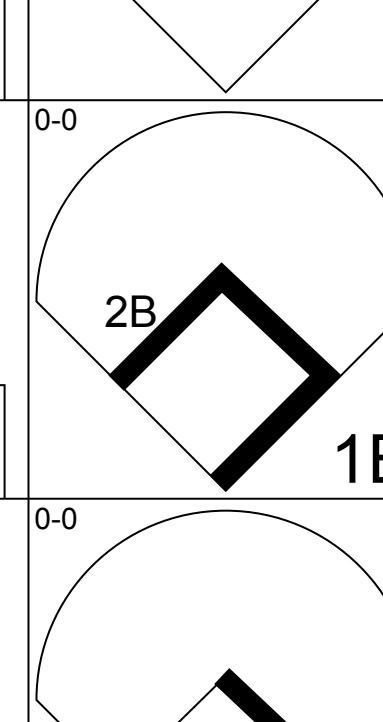
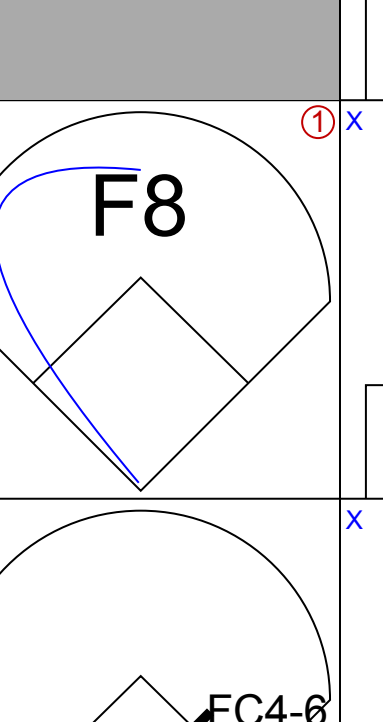
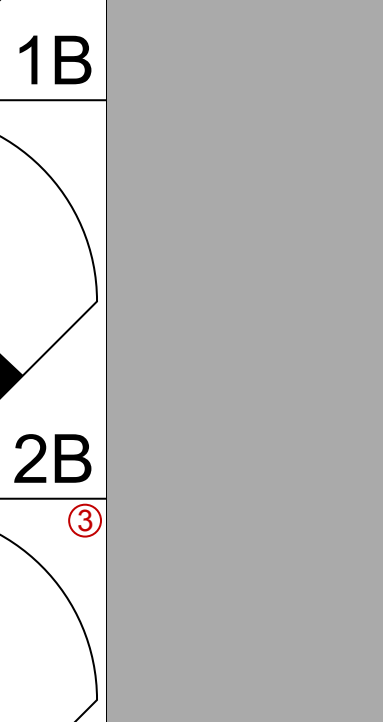
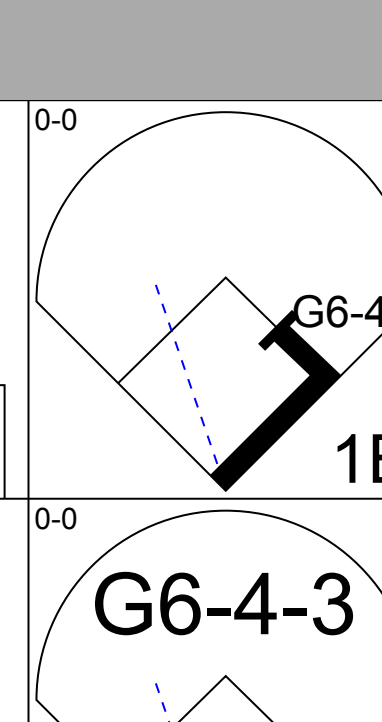
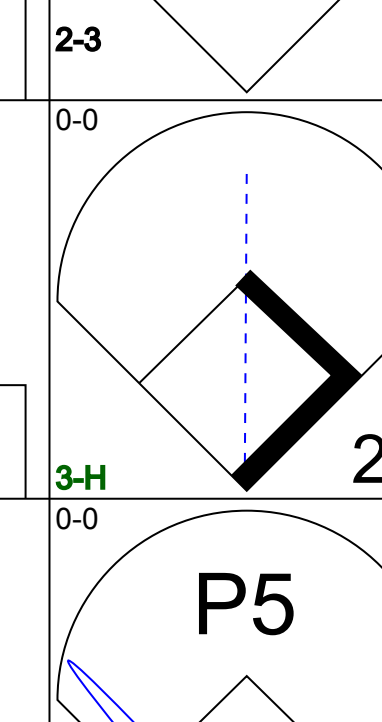
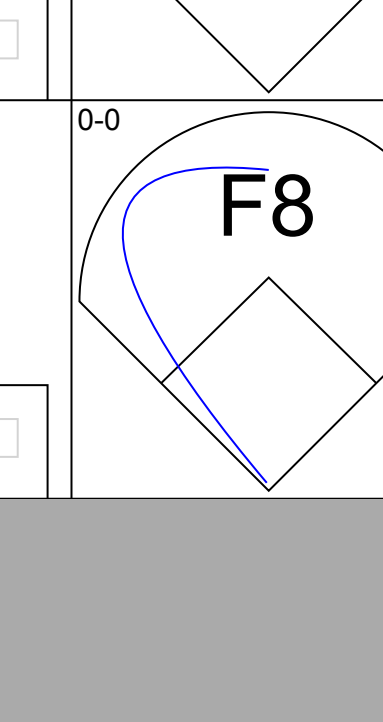
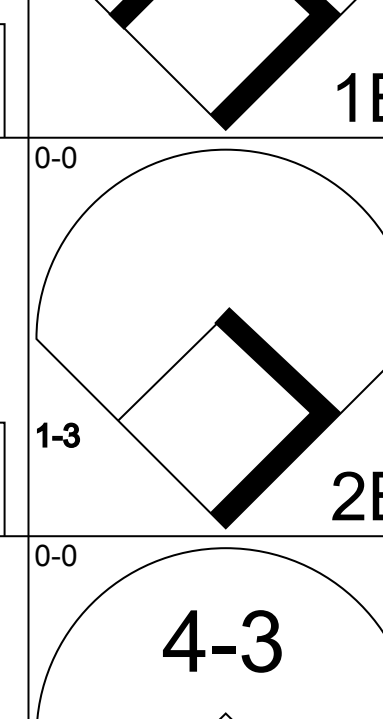
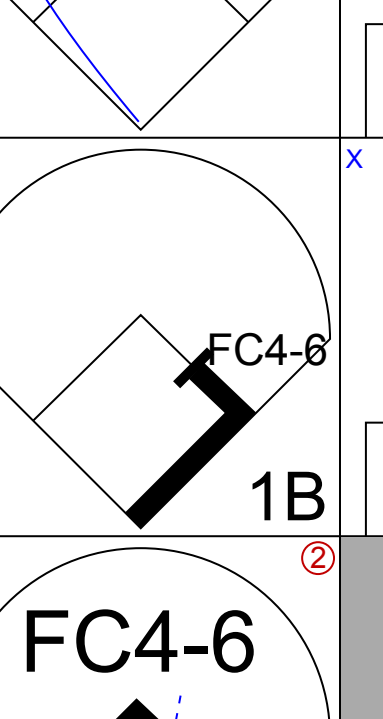
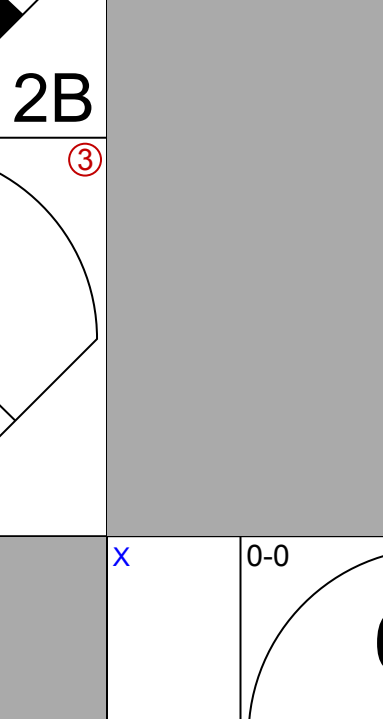
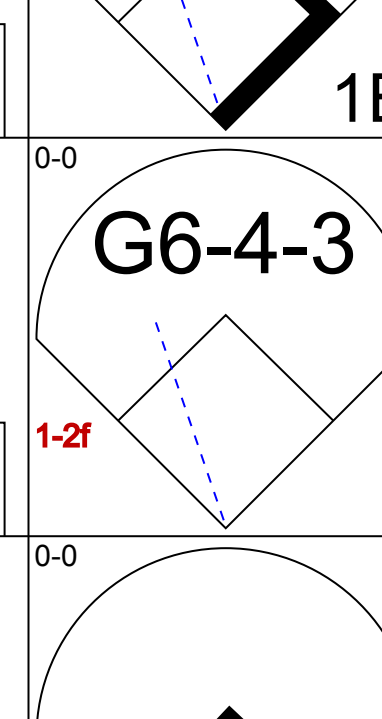
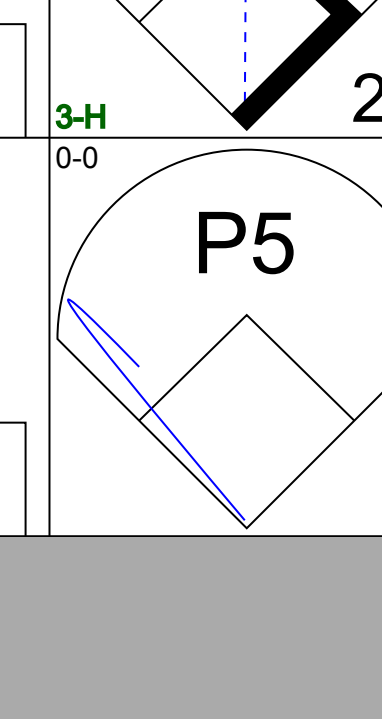
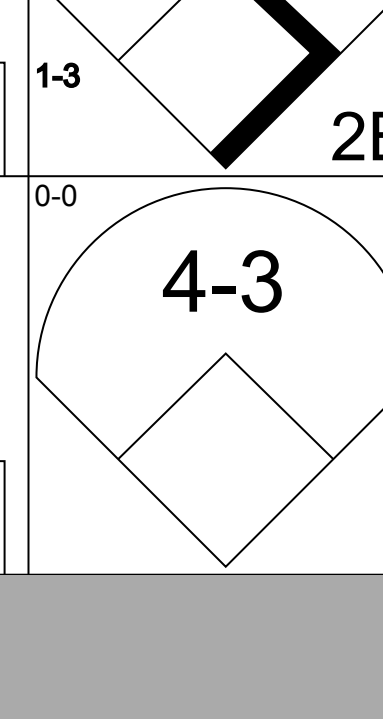
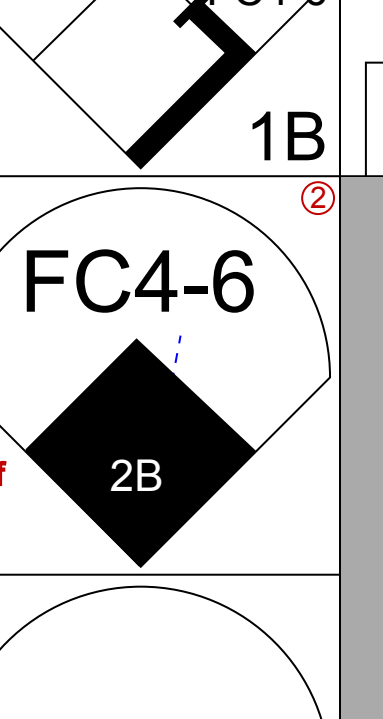
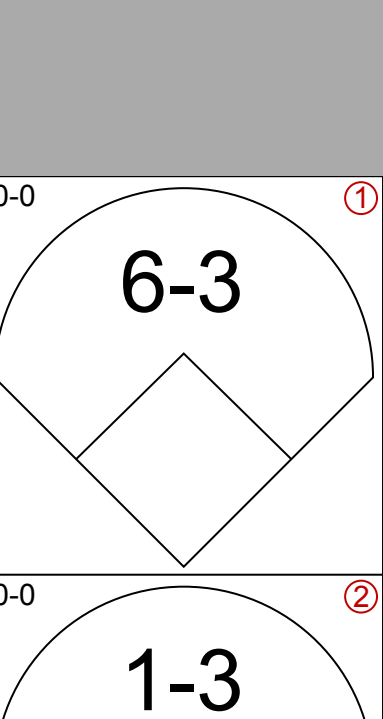
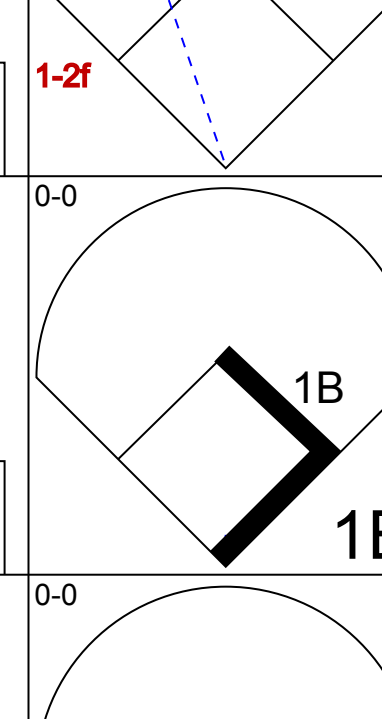
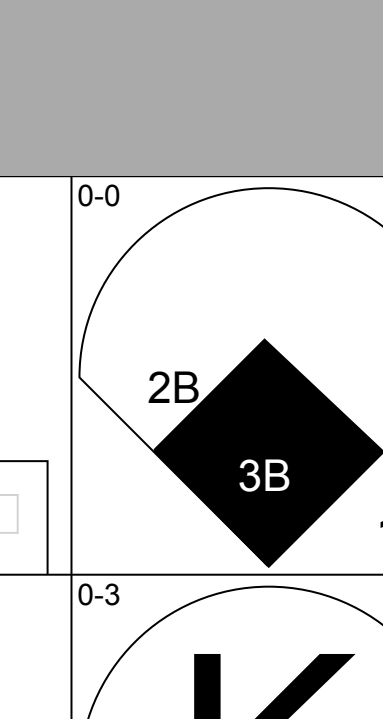
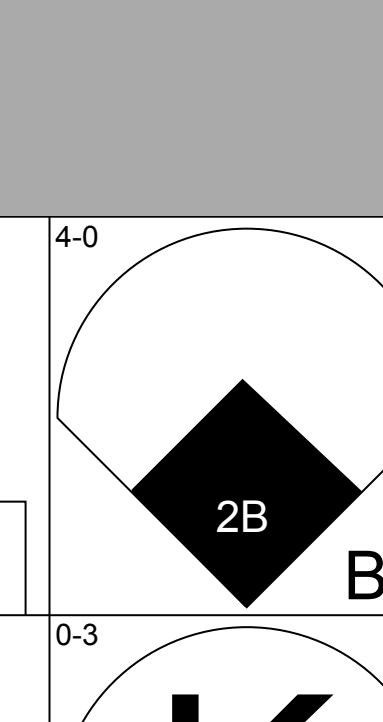
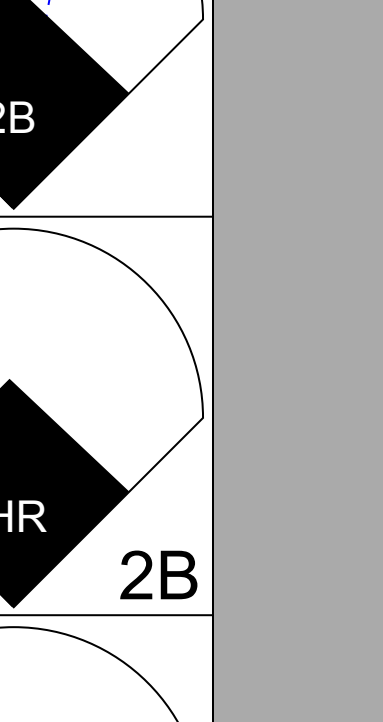
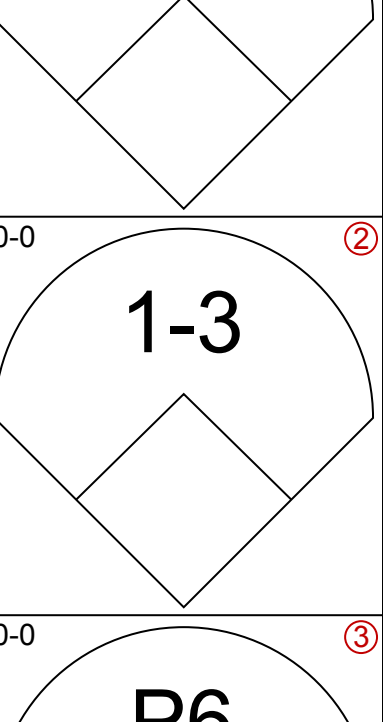
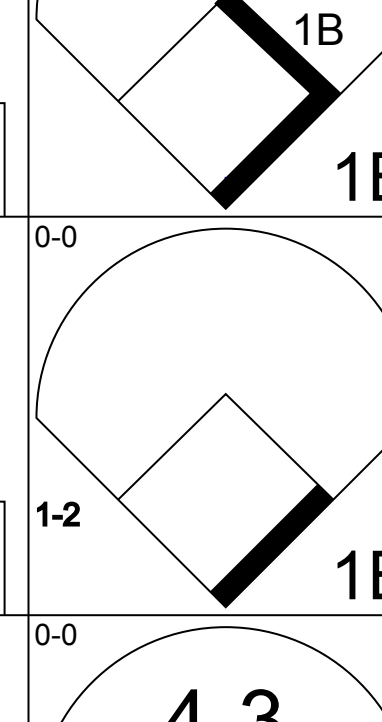
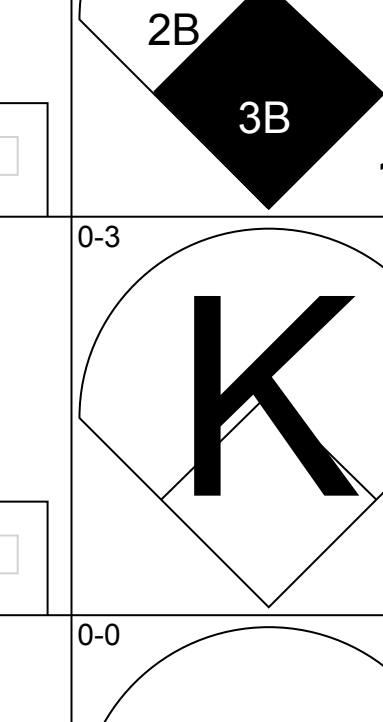
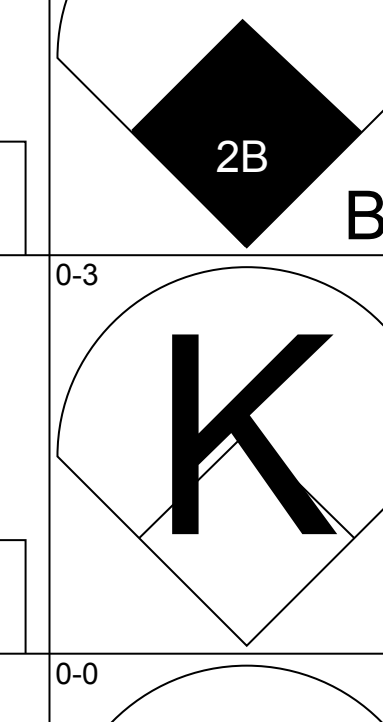
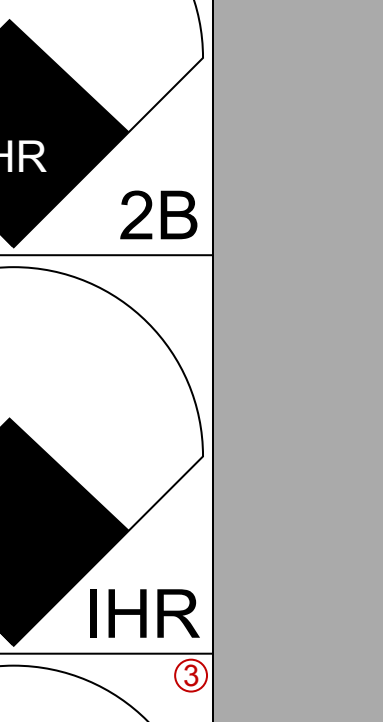
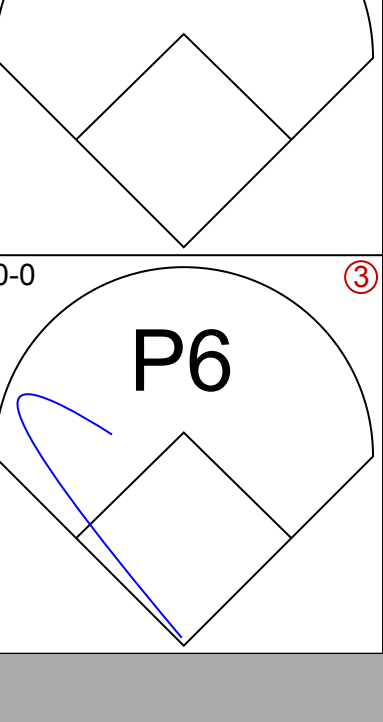
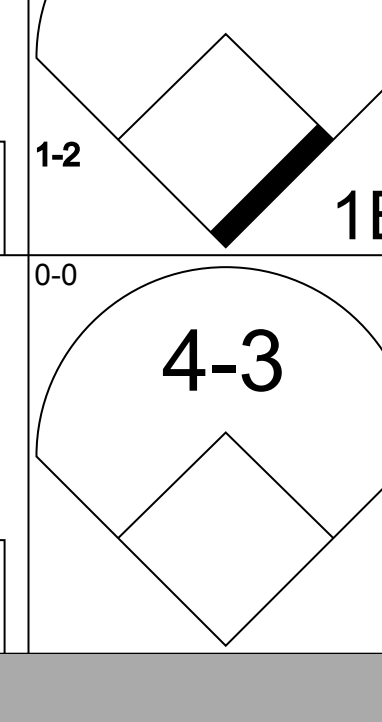
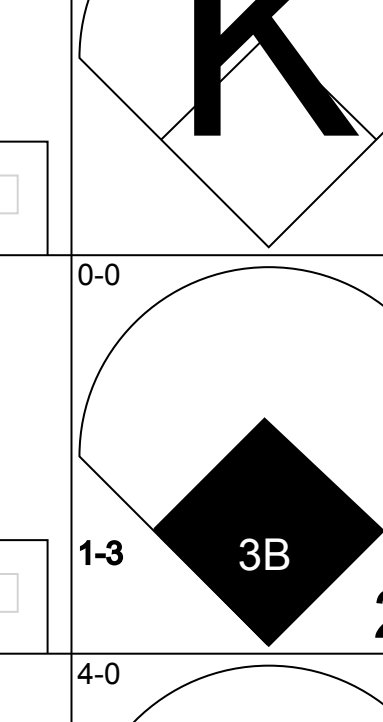
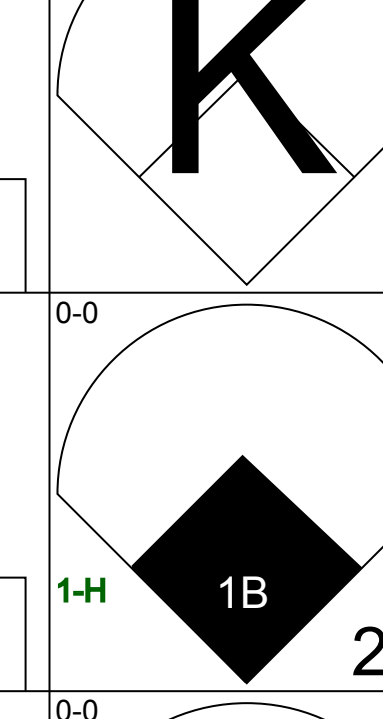
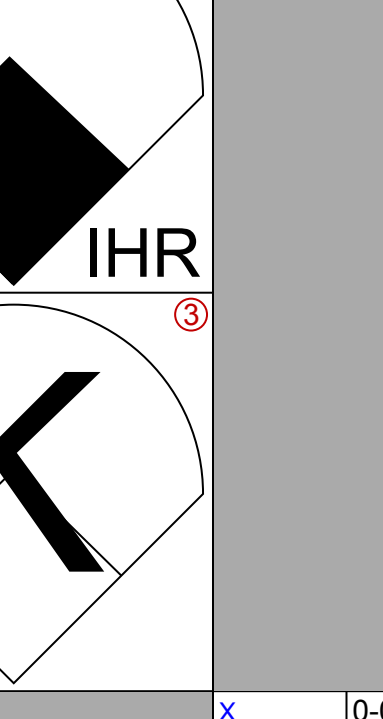
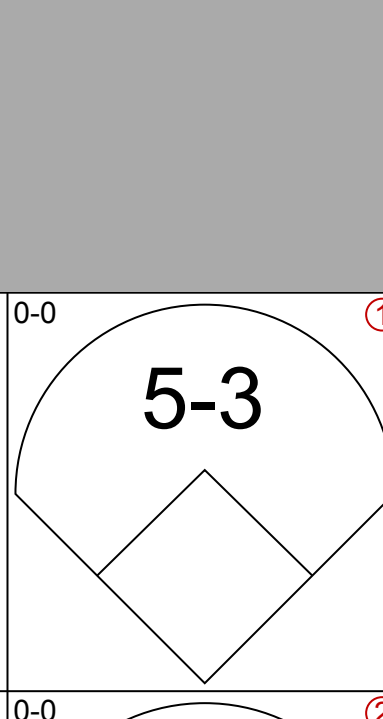
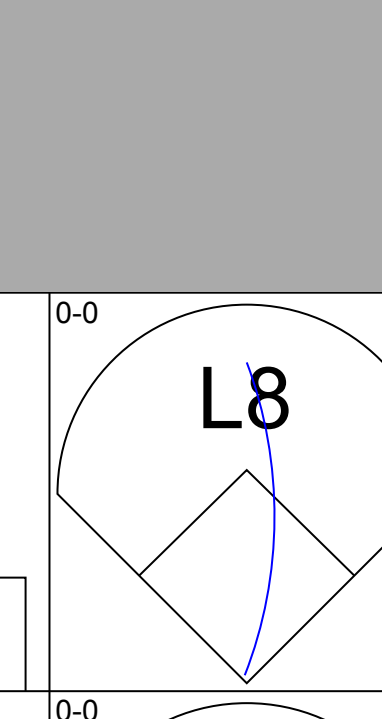
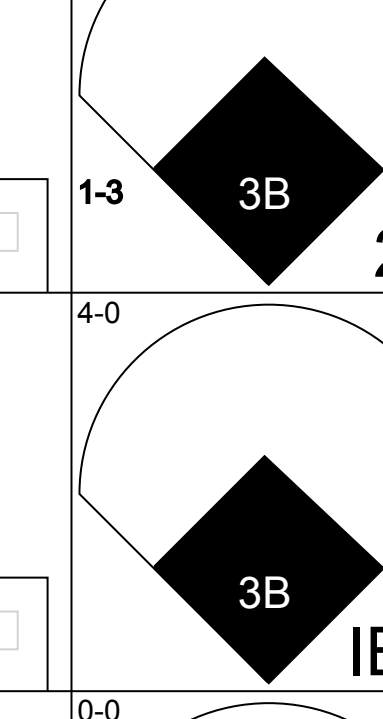
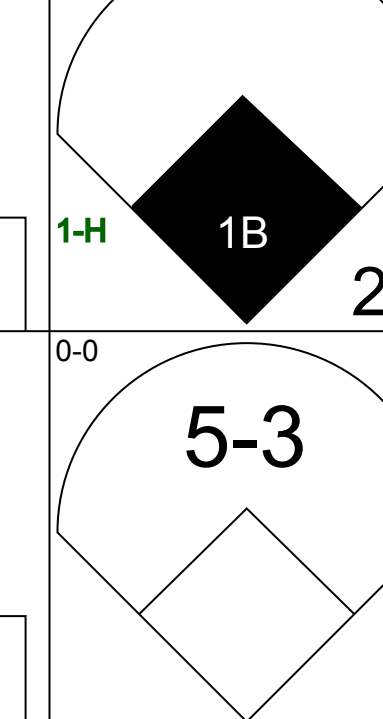
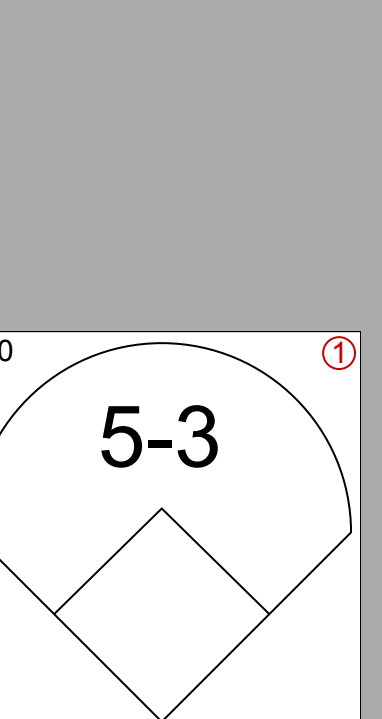
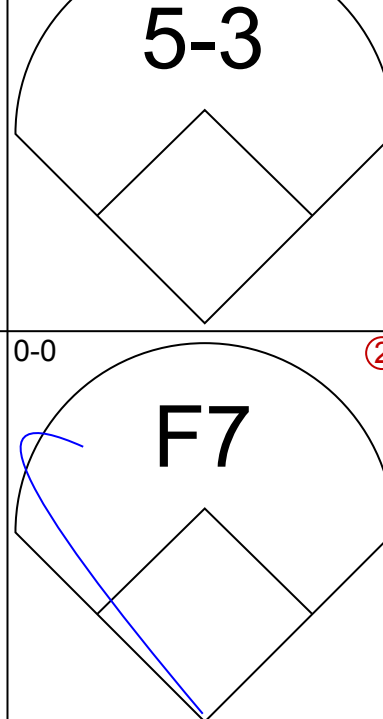
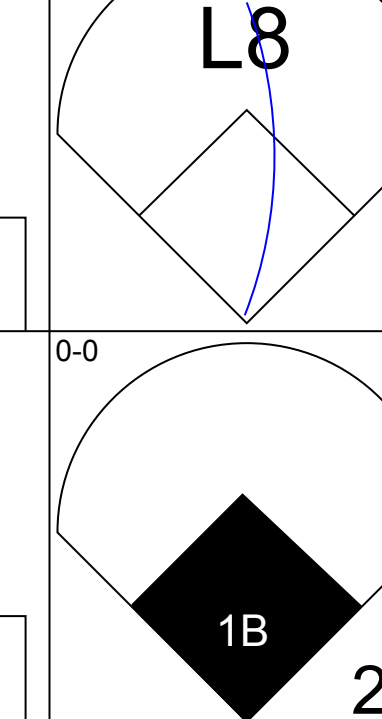
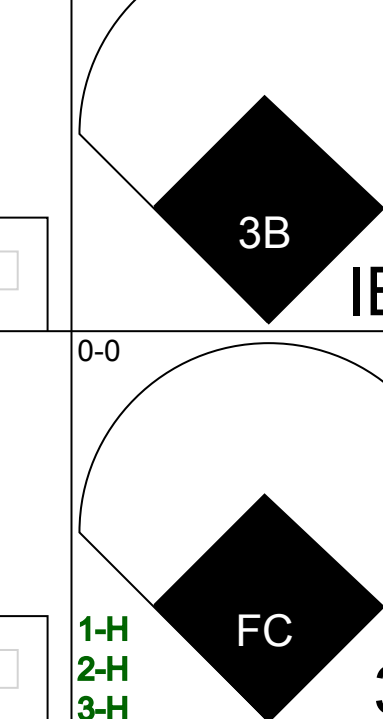


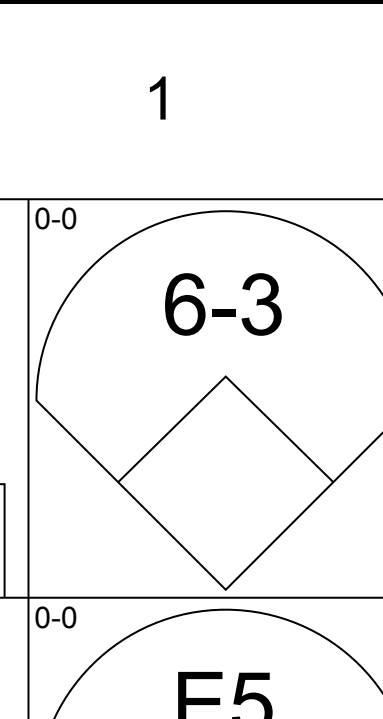
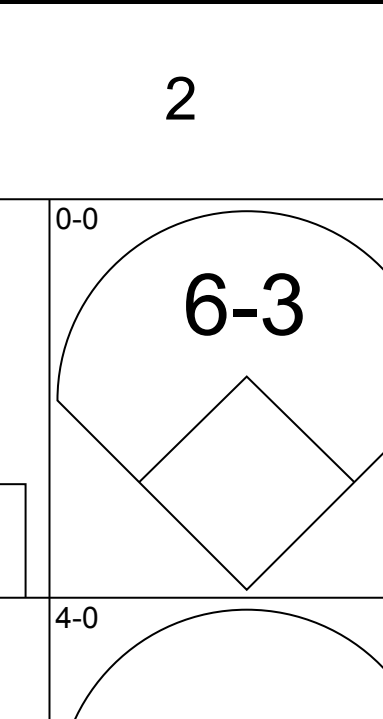
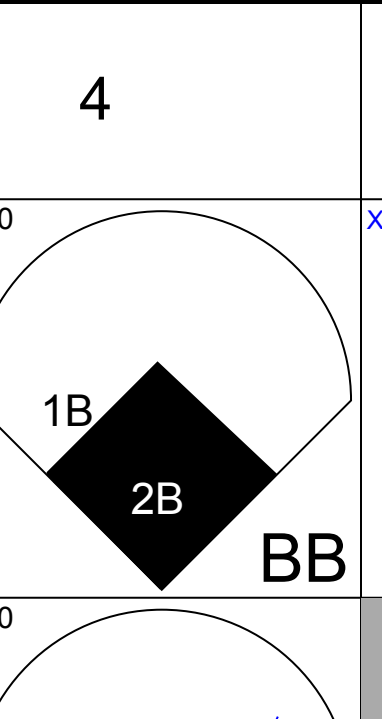
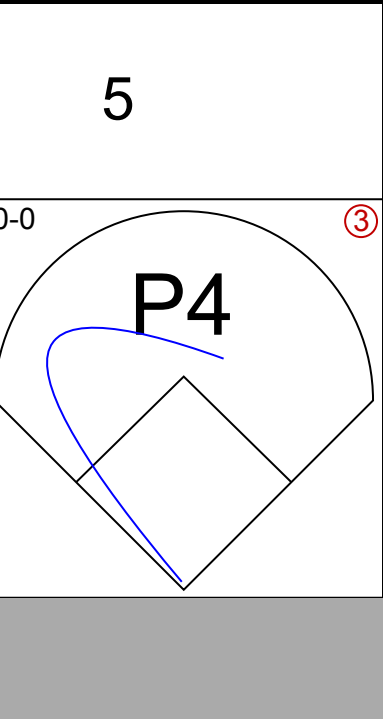
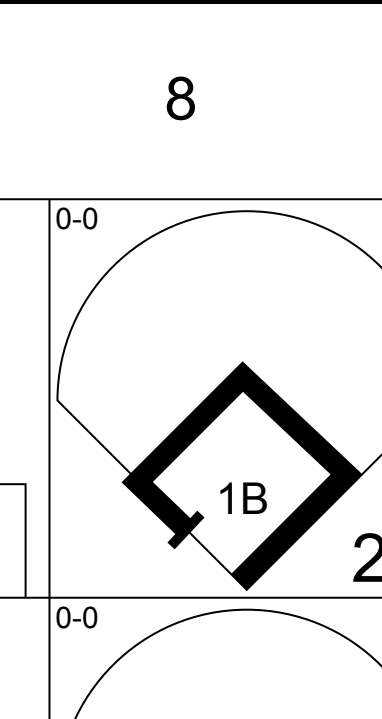
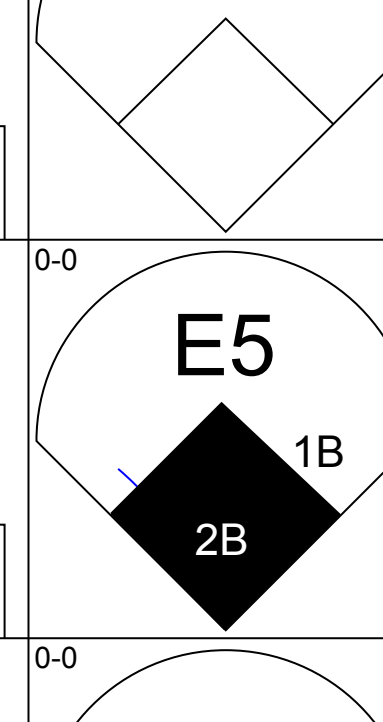
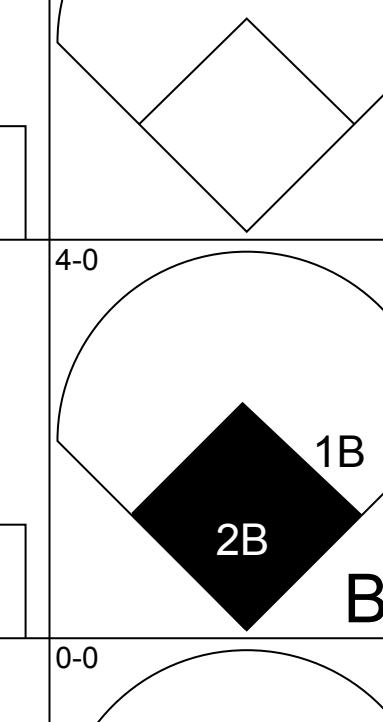
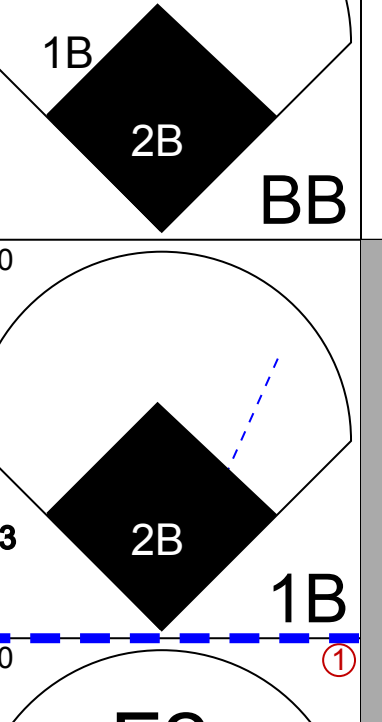
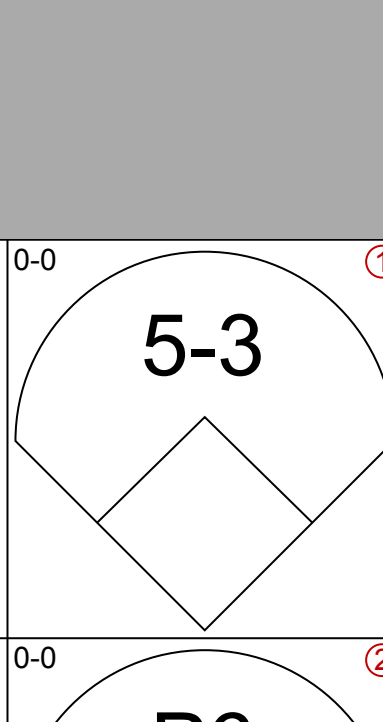
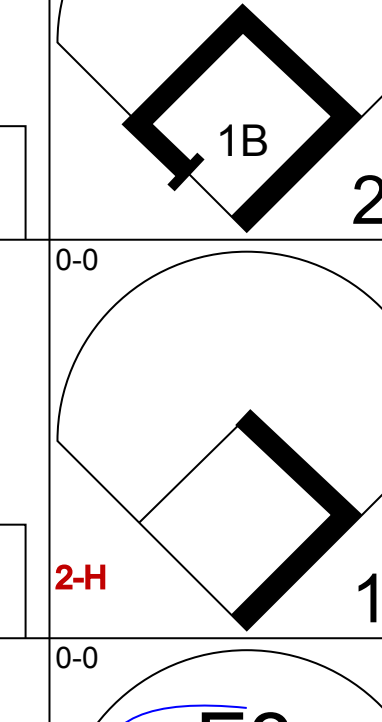
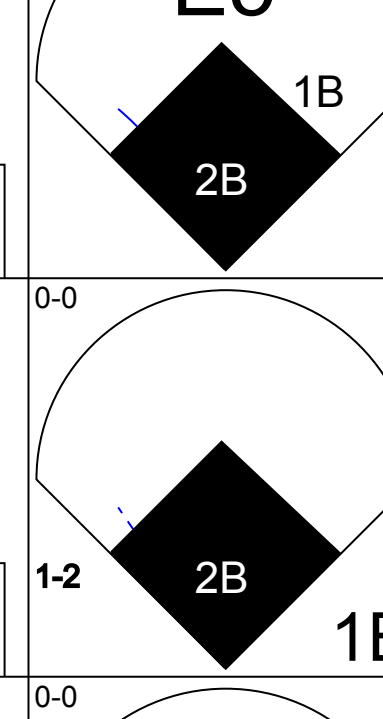
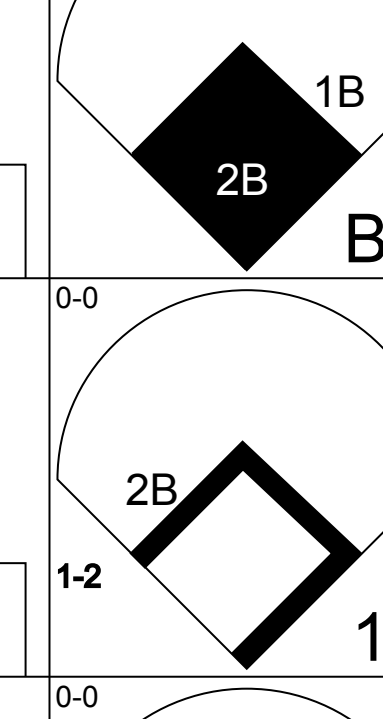
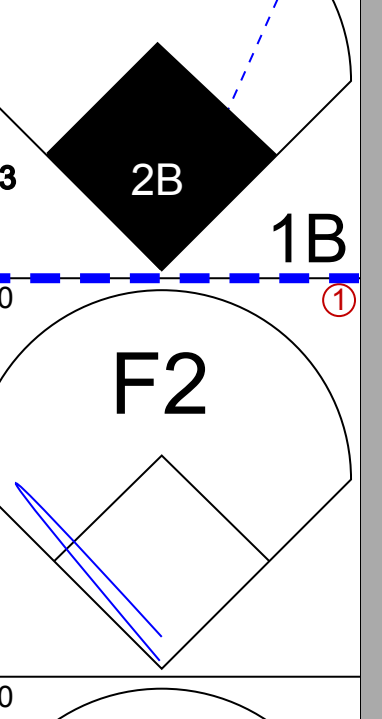
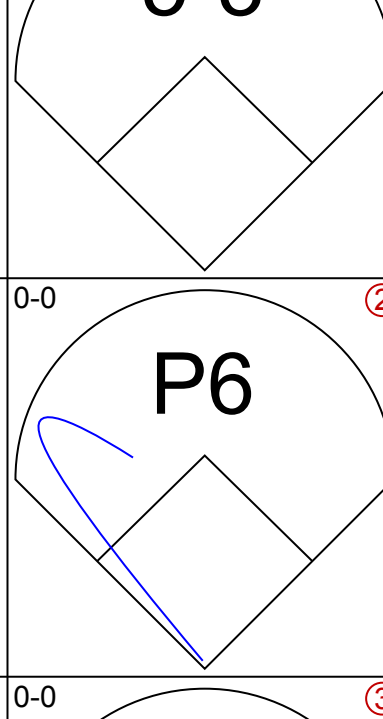
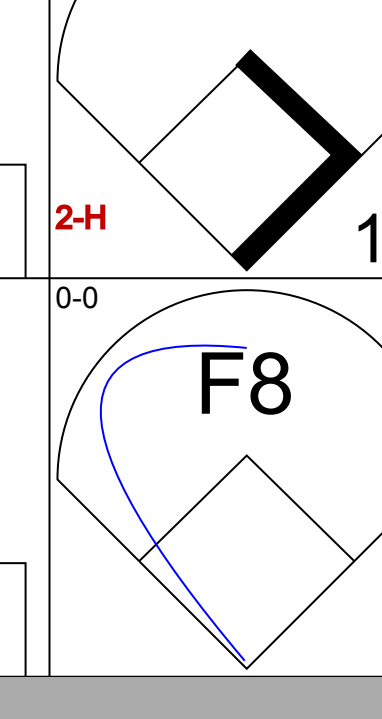
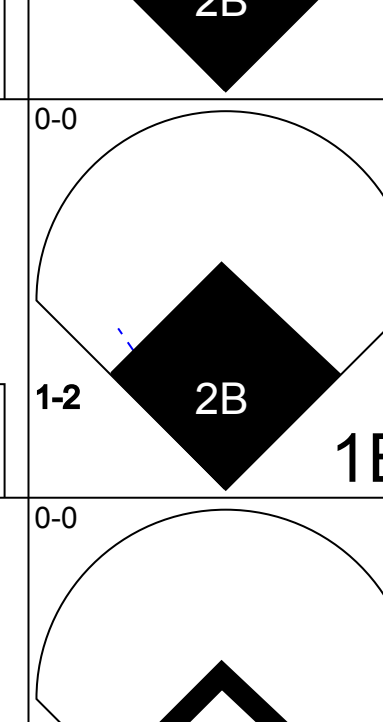
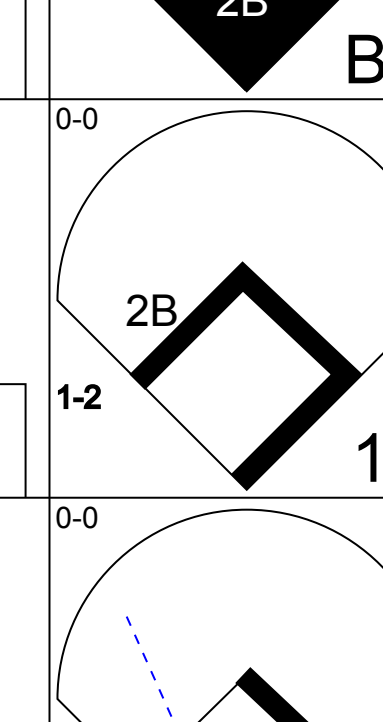
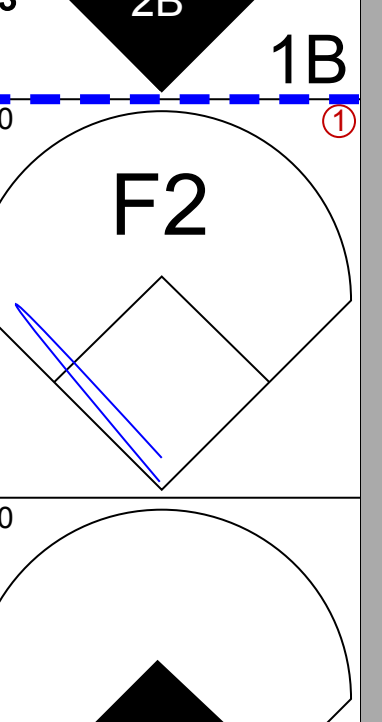
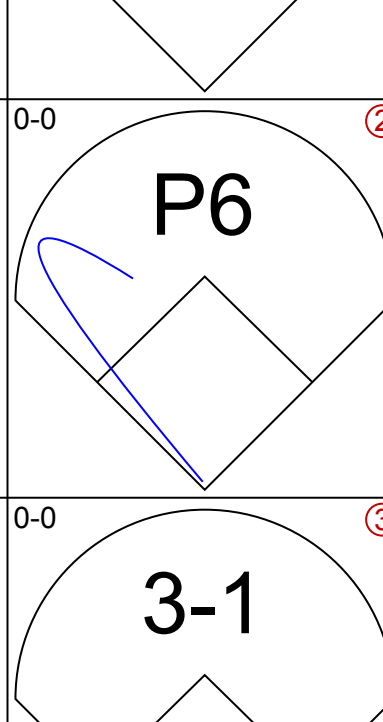
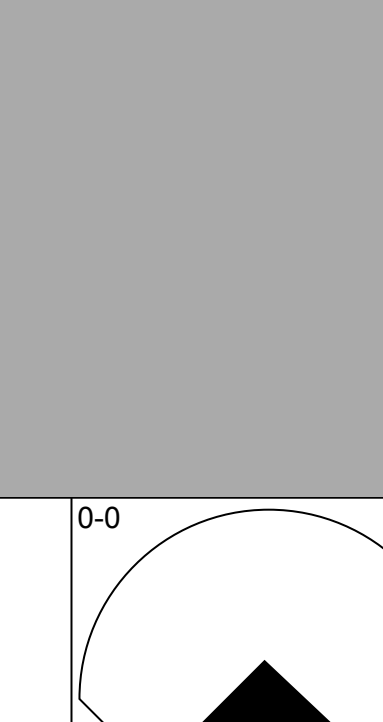
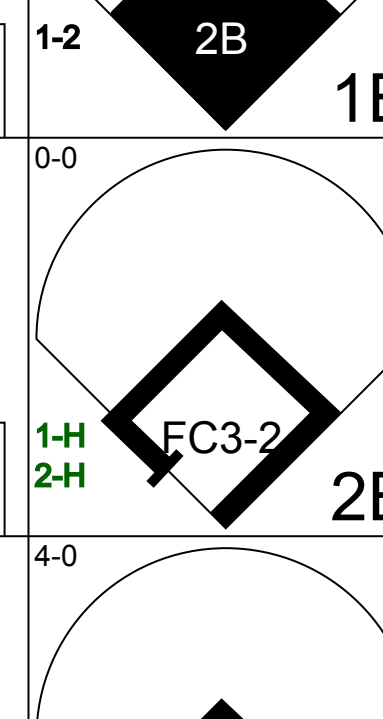
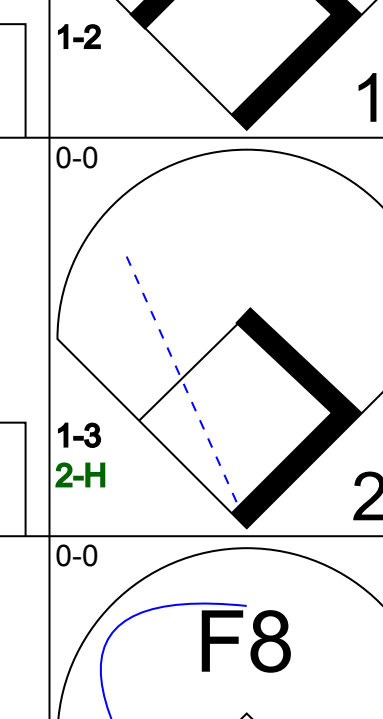
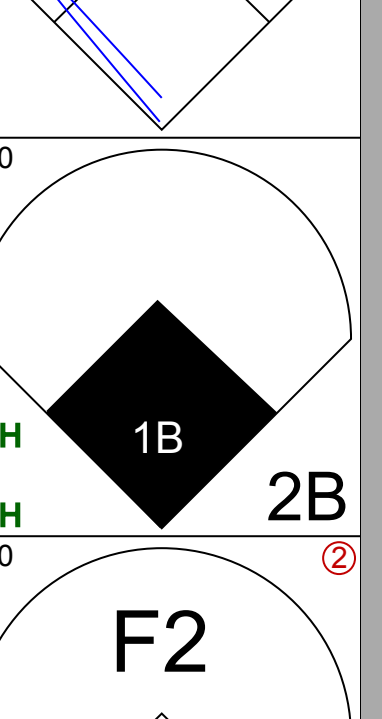
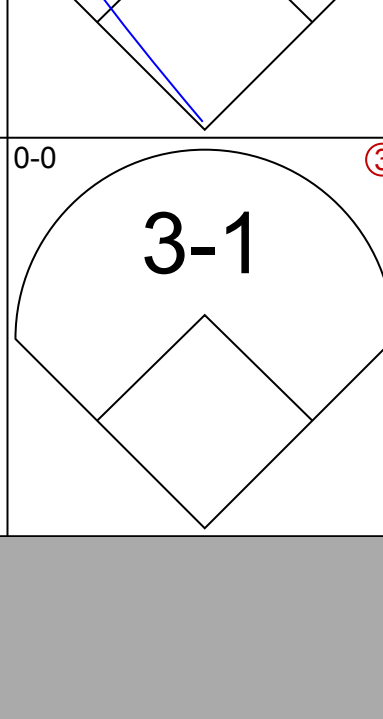
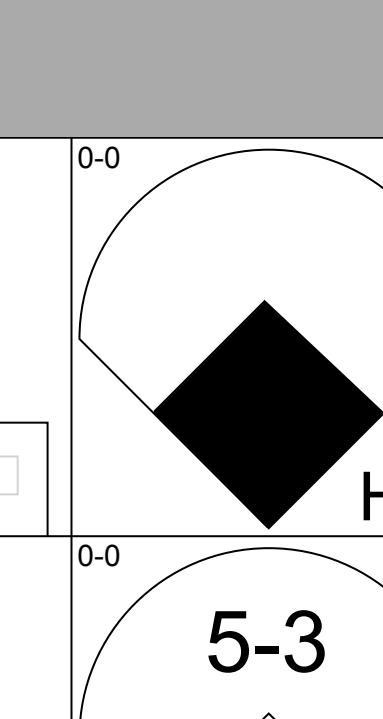
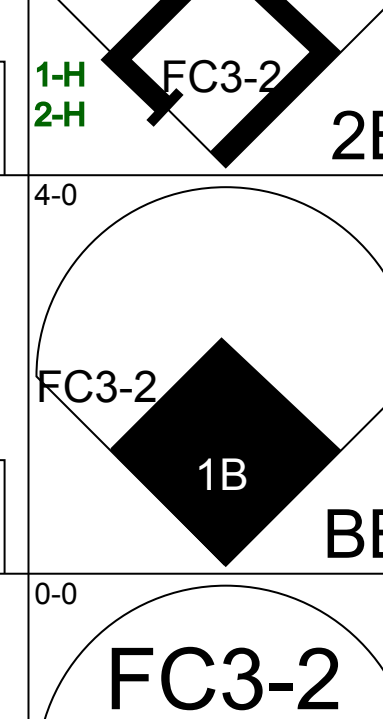

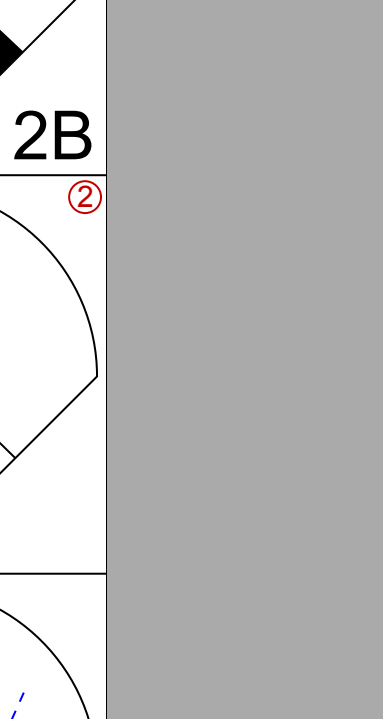

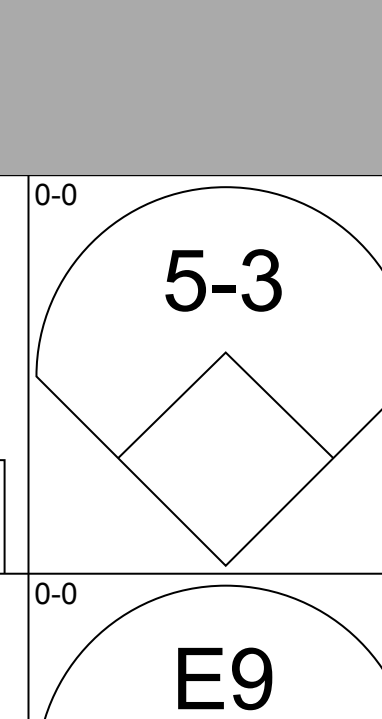
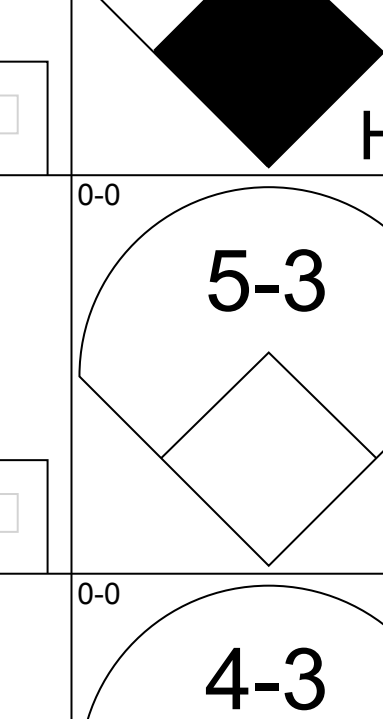
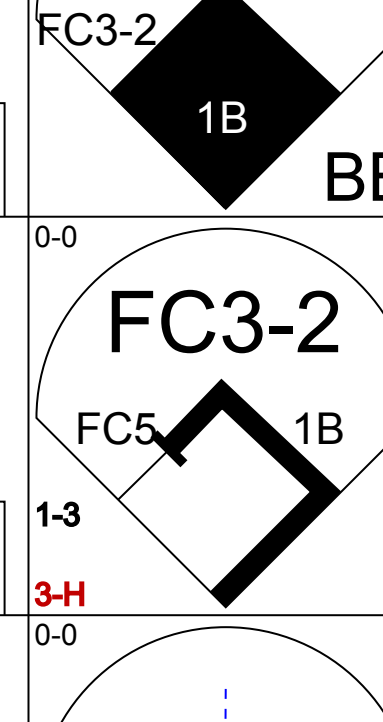
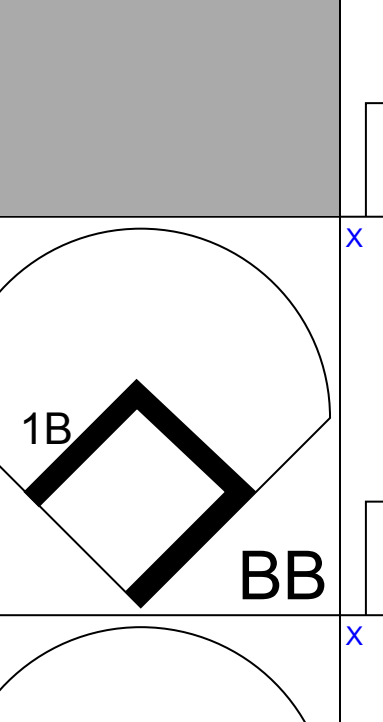
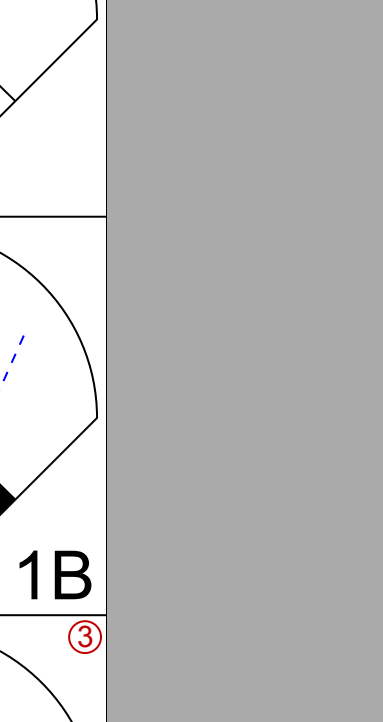

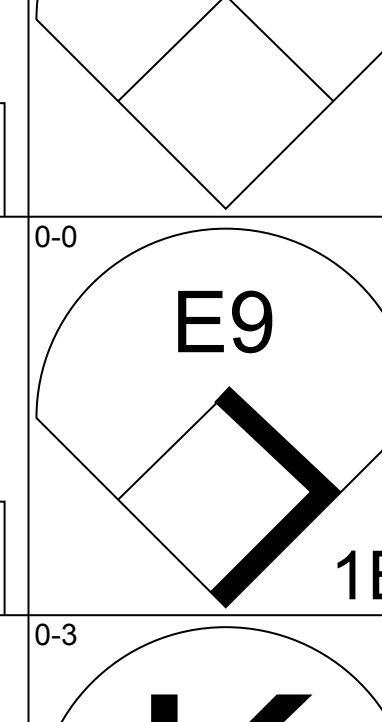
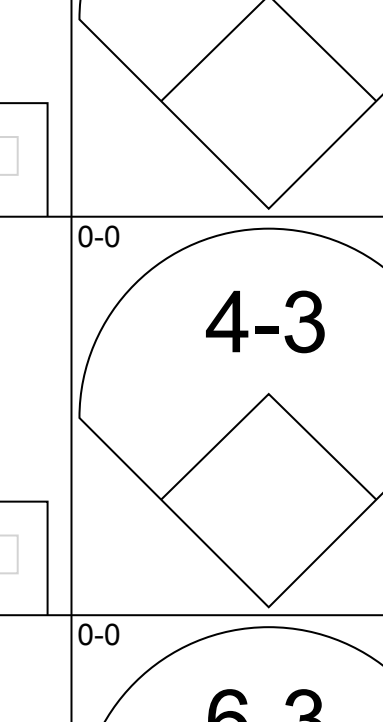
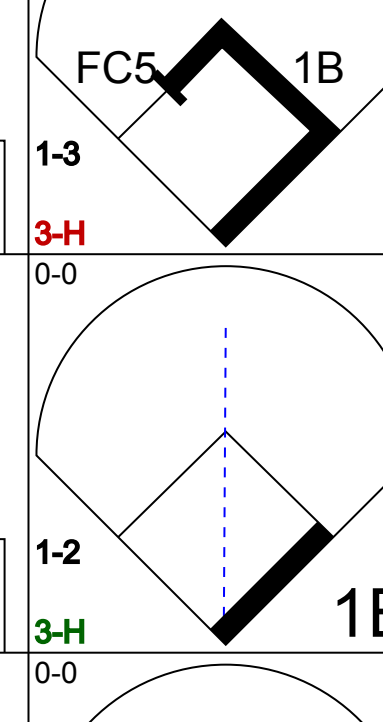
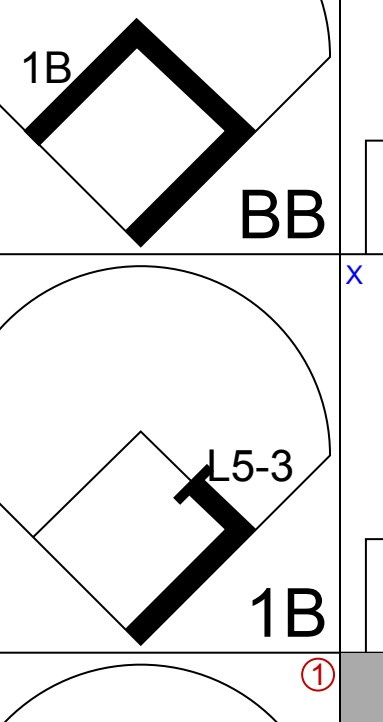

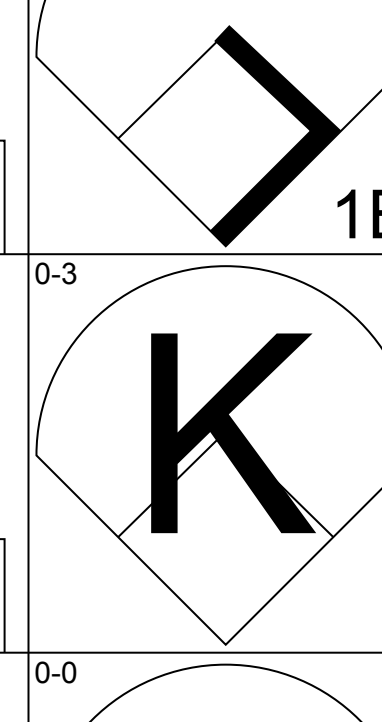

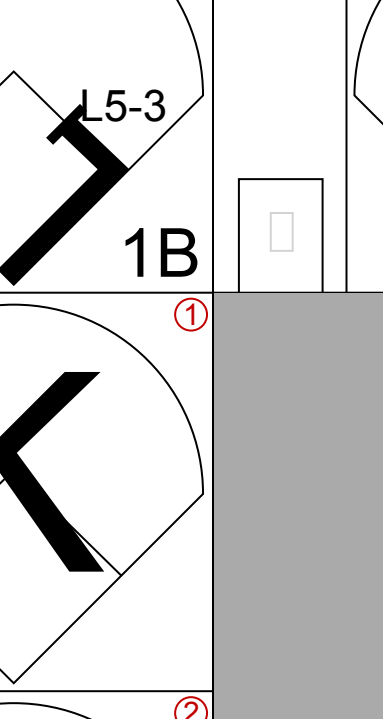
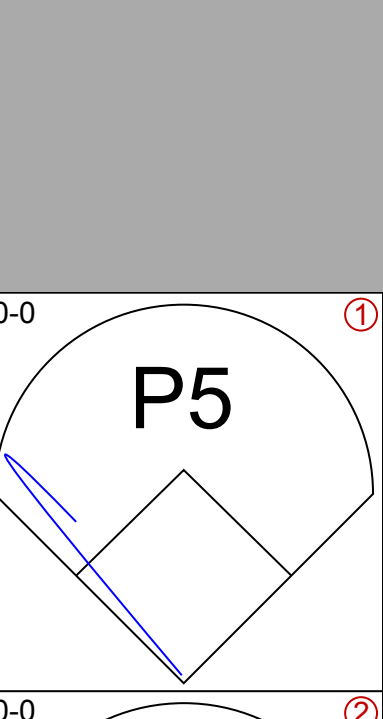

Cleveland Indians @ Kansas City Royals  
Royals Stadium, Kansas City, MO  
Mon Aug 26 1974, 8:05 PM EDT  
Att: 12,958 - Unknown - 85 F

AB 32  
R 1  
H 5  
RBI 1  
BB 1  
SO 2  
LOB 10





Batter	1	2	3	4	5	6	7	8	9	AB	R	H	RBI	BB	SO	LOB	TOP					
<b>Frank Duffy, R</b> OBP: 0.280, SLG: 0.326 (1, 6)										6	1	3	3	0	1	0	<b>Cleveland Indians @ Kansas City Royals</b> Royals Stadium, Kansas City, MO Tue Aug 27 1974, 8:05 PM EDT Unknown - 72 F					
<b>Rusty Torres, S</b> OBP: 0.223, SLG: 0.194 (1, 8)										5	1	1	0	0	1	3						
<b>Rico Carty, R</b> OBP: 0.488, SLG: 0.550 (1, 10)										6	0	4	2	0	0	1						
<b>Charlie Spikes, R</b> OBP: 0.333, SLG: 0.441 (1, 9)										5	0	2	0	0	0	3						
<b>Oscar Gamble, L</b> OBP: 0.359, SLG: 0.456 <b>Remy Hermoso, R</b> OBP: 0.256, SLG: 0.275 (1, 7) (8, 4)										4	1	1	0	0	0	3						
<b>Tom McCraw, L</b> OBP: 0.357, SLG: 0.444 (1, 3)										4	2	2	1	1	1	1						
<b>Joe Lis, R</b> OBP: 0.288, SLG: 0.331 <b>Leron Lee, L</b> OBP: 0.293, SLG: 0.361 <b>John Lowenstein, L</b> OBP: 0.317, SLG: 0.329 (1, 5) (7, PH) (7, 5)										3	1	1	2	0	1	1						
<b>Dave Duncan, R</b> OBP: 0.255, SLG: 0.346 <b>Tommy Smith, L</b> OBP: 0.235, SLG: 0.200 (1, 2) (8, PH) (8, 7)										3	1	1	1	0	1	0						
<b>Luis Alvarado, R</b> OBP: 0.232, SLG: 0.220 <b>John Ellis, R</b> OBP: 0.339, SLG: 0.438 (1, 4) (8, PH) (8, 2)										3	0	0	0	0	0	1						
<b>Inning Stats</b>	R: 0 E: 0 K: 1 S: 7	H: 2 LOB: 2 BB: 0 P: 7	R: 2 E: 0 K: 1 S: 7	H: 2 LOB: 1 BB: 1 P: 11	R: 3 E: 0 K: 1 S: 8	H: 3 LOB: 0 BB: 0 P: 8	R: 1 E: 0 K: 0 S: 5	H: 2 LOB: 1 BB: 0 P: 5	R: 0 E: 0 K: 0 S: 3	H: 0 LOB: 0 BB: 0 P: 3	R: 0 E: 0 K: 0 S: 4	H: 1 LOB: 1 BB: 0 P: 4	R: 0 E: 0 K: 0 S: 5	H: 3 LOB: 2 BB: 0 P: 5	R: 2 E: 0 K: 0 S: 6	H: 3 LOB: 1 BB: 0 P: 6		R: 4 E: 0 K: 2 S: 11	H: 3 LOB: 1 BB: 1 P: 15	1B: 10 2B: 7 3B: 1 HR: 1	SF: 0 SAC: 1 DP: 1 HBP: 0	WP: 0 PB: 0 SB: 0 CS: 0
<b>PITCHER</b>	IP	WLS	BF	H	R	ER	SO	BB	IBB	HBP	BLK	WP	HR	S	P	ERA	WHIP					
<b>Steve Busby, R</b> ERA: 3.37 (1, 1)	7.1	L	37	15	8	8	3	1	0	0	0	0	0	42	46	9.82	2.182					
<b>Lindy McDaniel, R</b> ERA: 3.45 (8, 1)	1.2		11	4	4	4	2	0	1	0	0	0	0	14	18	21.60	2.400					

Batter	1	2	3	4	5	6	7	8	9	AB	R	H	RBI	BB	SO	LOB	BOTTOM				
<b>Freddie Patek, R</b> OBP: 0.325, SLG: 0.307 <b>Vada Pinson, L</b> OBP: 0.292, SLG: 0.379 <b>Frank White, R</b> OBP: 0.238, SLG: 0.294 (1, 6) (8, PH) (9, 6)										3	1	0	0	1	0	0	<b>Cleveland Indians @ Kansas City Royals</b> Royals Stadium, Kansas City, MO Tue Aug 27 1974, 8:05 PM EDT Unknown - 72 F				
<b>Jim Welford, R</b> OBP: 0.345, SLG: 0.369 (1, 9)										4	3	2	0	1	0	0					
<b>Amos Otis, R</b> OBP: 0.359, SLG: 0.471 (1, 8)										5	1	2	0	0	0	3					
<b>Hal McRae, R</b> OBP: 0.384, SLG: 0.507 (1, 7)										5	2	4	6	0	0	0					
<b>Orlando Cepeda, R</b> OBP: 0.289, SLG: 0.299 (1, 10)										4	1	0	0	1	0	3					
<b>Cookie Rojas, R</b> OBP: 0.325, SLG: 0.362 (1, 4)										4	0	2	1	1	0	2					
<b>Kurt Bevacqua, R</b> OBP: 0.262, SLG: 0.202 (1, 3) (4, 5)										5	0	2	1	0	1	2					
<b>George Brett, L</b> OBP: 0.308, SLG: 0.348 <b>John Mayberry, L</b> OBP: 0.397, SLG: 0.474 (1, 5) (3, PH) (4, 3)										1	0	0	0	0	0	2					
<b>Fran Healy, R</b> OBP: 0.345, SLG: 0.397 (1, 2)										4	0	0	0	0	0	2					
<b>Inning Stats</b>	R: 3 E: 1 K: 0 S: 7	H: 3 LOB: 2 BB: 1 P: 11	R: 1 E: 0 K: 0 S: 5	H: 2 LOB: 1 BB: 1 P: 9	R: 0 E: 0 K: 1 S: 5	H: 1 LOB: 1 BB: 1 P: 9	R: 3 E: 0 K: 0 S: 6	H: 3 LOB: 1 BB: 1 P: 10	R: 0 E: 0 K: 0 S: 3	H: 0 LOB: 0 BB: 0 P: 3	R: 0 E: 0 K: 0 S: 3	H: 1 LOB: 1 BB: 0 P: 6	R: 0 E: 0 K: 0 S: 4	H: 2 LOB: 1 BB: 0 P: 4	R: 1 E: 0 K: 0 S: 4	H: 1 LOB: 0 BB: 0 P: 4		1B: 8 2B: 5 3B: 0 HR: 1	SF: 0 SAC: 0 DP: 1 HBP: 0	WP: 0 PB: 0 SB: 0 CS: 0	PA: 43
<b>PITCHER</b>	IP	WLS	BF	H	R	ER	SO	BB	IBB	HBP	BLK	WP	HR	S	P	ERA	WHIP				
<b>Fritz Peterson, L</b> ERA: 4.03 (1, 1)	3.0		20	7	6	4	1	4	0	0	0	0	0	18	34	12.00	3.667				
<b>Tom Higendorf, L</b> ERA: 4.17 (4, 1)	4.0	W	15	3	1	1	1	0	0	0	0	0	0	17	17	2.25	0.750				
<b>Tom Buskey, R</b> ERA: 3.62 (8, 1)	2.0	S	8	3	1	1	0	0	0	0	0	0	1	8	8	4.50	1.500				



Batter	1	2	3	4	5	6	7	8	9	AB	R	H	RBI	BB	SO	LOB	TOP			
John Lowenstein, L OBP: 0.317, SLG: 0.333 (1, 5)	0-0 3-1		0-0 3B			0-0 G3		0-0 G3		4	0	1	0	0	0	1	<b>Cleveland Indians @ Kansas City Royals</b> Royals Stadium, Kansas City, MO Tue Aug 27 1974, 8:05 PM EDT Att: 13,980 - Unknown			
Tommy Smith, L OBP: 0.190, SLG: 0.158 (1, 8)	0-0 F7		0-0 1-3			0-0 F7			0-0 F8	4	0	0	0	0	0	1				
Rico Carty, R OBP: 0.468, SLG: 0.523 (1, 10)	0-0 F4			0-0 G4-6-3 1B			0-0 F9		0-0 F7	4	0	1	0	0	0	0				
Charlie Spikes, R OBP: 0.333, SLG: 0.440 Leron Lee, L OBP: 0.289, SLG: 0.355 (1, 9) (2, 9)		0-3 K		0-0 G4-6-3 1-2		0-0 G3		0-0 G3		1	0	0	0	0	1	0				
John Ellis, R OBP: 0.339, SLG: 0.440 (1, 2) (8, 3)		0-0 2B		0-0 6-3		0-0 F7				3	0	1	0	0	0	0				
Oscar Gamble, L OBP: 0.356, SLG: 0.453 (1, 7)		0-0 P6			0-0 F8			0-0 F5		3	0	0	0	0	0	1				
Tom McCraw, L OBP: 0.357, SLG: 0.448 Rusty Torres, S OBP: 0.223, SLG: 0.194 (1, 3) (8, PR) (8, 5)		0-0 F8			0-0 F2			0-0 HR 2B		3	0	1	0	0	0	0				
Frank Duffy, R OBP: 0.279, SLG: 0.325 Joe Lis, R OBP: 0.292, SLG: 0.358 (1, 6) (8, 2)			0-0 L6		0-0 L7			0-0 HR 2H		2	0	0	0	0	0	0				
Luis Alvarado, R OBP: 0.227, SLG: 0.215 (1, 4) (6, 6)			0-0 5-3			0-0 F7		0-3 K		3	0	0	0	0	1	1				
<b>Inning Stats</b>	R: 0 E: 0 K: 0 S: 3	H: 0 LOB: 0 BB: 0 P: 3	R: 0 E: 0 K: 1 S: 6	H: 1 LOB: 1 BB: 0 P: 6	R: 0 E: 0 K: 0 S: 4	H: 1 LOB: 1 BB: 0 P: 4	R: 0 E: 0 K: 0 S: 3	H: 0 LOB: 0 BB: 0 P: 3	R: 0 E: 0 K: 0 S: 3	H: 0 LOB: 0 BB: 0 P: 3	R: 0 E: 0 K: 0 S: 3	H: 0 LOB: 0 BB: 0 P: 3	R: 2 E: 0 K: 1 S: 7	H: 2 LOB: 1 BB: 0 P: 7	R: 0 E: 0 K: 0 S: 3	H: 0 LOB: 0 BB: 0 P: 3		1B: 1 2B: 2 3B: 1 HR: 1	SF: 0 SAC: 0 DP: 1 HBP: 0	WP: 0 PB: 0 CS: 0
<b>PITCHER</b> Nelson Briles, R ERA: 4.02 (1, 1)	IP: 9.0 WLS: W BF: 31 H: 5 R: 2 ER: 2 SO: 2 BB: 0 IBB: 0 HBP: 0 BLK: 0 WP: 0 HR: 1 S: 35 P: 35 ERA: 2.00 WHIP: 0.556																			

Batter	1	2	3	4	5	6	7	8	9	AB	R	H	RBI	BB	SO	LOB	BOTTOM			
Vada Pinson, L OBP: 0.293, SLG: 0.377 (1, 9)				0-0 4-3	0-0 L4-3					4	1	1	0	1	0	2	<b>Cleveland Indians @ Kansas City Royals</b> Royals Stadium, Kansas City, MO Tue Aug 27 1974, 8:05 PM EDT Att: 13,980 - Unknown			
Cookie Rojas, R OBP: 0.325, SLG: 0.363 Frank White, R OBP: 0.234, SLG: 0.289 (1, 4) (6, 4)				0-0 SF8		0-0 F9	0-0 F8			2	1	1	1	0	0	0				
Amos Otis, R OBP: 0.360, SLG: 0.472 Al Cowens, R OBP: 0.266, SLG: 0.269 (1, 8) (7, 8)	0-0 2B	0-0 F7		0-0 1B		0-0 P4		0-0 E8 SF3		4	1	2	1	0	0	0				
Hal McRae, R OBP: 0.385, SLG: 0.512 Jim Wohlford, R OBP: 0.344, SLG: 0.369 (1, 7) (7, 7)	0-0 SH BLK		0-3 K		0-0 F8		0-0 2B	0-0 SF3		4	1	2	1	0	1	1				
John Mayberry, L OBP: 0.388, SLG: 0.482 (1, 10)	0-0 SH BLK			0-0 F5		1-0 2B HBP		0-0 HR		3	3	1	1	0	0	1				
Tony Solaita, L OBP: 0.376, SLG: 0.411 (1, 3)	4-0 3B		4-0 BB		4-0 2B SF9		0-0 F8	0-0 L1		2	2	0	0	3	0	0				
Fran Healy, R OBP: 0.345, SLG: 0.399 (1, 2)	0-0 K		0-0 L8		0-0 1B 2B		0-0 BB 4-3	0-0 F8		5	1	2	1	0	1	3				
George Brett, L OBP: 0.307, SLG: 0.354 (1, 5)	0-0 1H 2H WP		0-0 4-3		0-0 SF9		0-0 4-3			3	1	1	3	0	0	2				
Freddie Patek, R OBP: 0.328, SLG: 0.309 (1, 6)	0-0 F2			0-0 4-3 S SF8	0-0 L4-3		0-0 BB			3	1	2	1	1	0	0				
<b>Inning Stats</b>	R: 7 E: 1 K: 1 S: 11	H: 5 LOB: 0 BB: 1 P: 15	R: 0 E: 0 K: 1 S: 5	H: 0 LOB: 0 BB: 0 P: 5	R: 0 E: 0 K: 0 S: 3	H: 0 LOB: 1 BB: 1 P: 7	R: 1 E: 0 K: 0 S: 5	H: 2 LOB: 0 BB: 0 P: 5	R: 3 E: 0 K: 0 S: 4	H: 2 LOB: 0 BB: 1 P: 9	R: 0 E: 0 K: 0 S: 4	H: 1 LOB: 1 BB: 0 P: 4	R: 0 E: 0 K: 0 S: 4	H: 1 LOB: 3 BB: 2 P: 12	R: 2 E: 1 K: 0 S: 5	H: 2 LOB: 0 BB: 0 P: 5		1B: 8 2B: 4 3B: 1 HR: 1	SF: 3 SAC: 1 DP: 1 HBP: 1	WP: 2 PB: 0 CS: 1
<b>PITCHER</b> Milt Wilcox, R ERA: 4.42 Fred Beene, R ERA: 5.54 Bruce Ellingsen, L ERA: 2.7 (1, 1) (1, 1) (5, 1)	IP: 0.0 WLS: L BF: 5 H: 4 R: 5 ER: 5 SO: 5 BB: 0 IBB: 0 HBP: 0 BLK: 0 WP: 1 HR: 0 S: 5 P: 5 ERA: ∞ WHIP: ∞																			



Batter	1	2	3	4	5	6	7	8	9	AB	R	H	RBI	BB	SO	LOB	TOP			
<b>John Lowenstein, L</b> OBP: 0.320, SLG: 0.333 (1, 5)										3	2	1	0	2	0	0	<b>Cleveland Indians @ Kansas City Royals</b> Royals Stadium, Kansas City, MO Wed Aug 28 1974, 8:05 PM EDT Alt. 9,085 - Unknown - 64 F			
<b>Frank Duffy, R</b> OBP: 0.260, SLG: 0.324 (1, 6)										4	2	1	2	1	0	1				
<b>Rico Carty, R</b> OBP: 0.462, SLG: 0.510 (1, 10)										5	1	2	2	0	0	4				
<b>Charlie Spikes, R</b> OBP: 0.335, SLG: 0.442 (1, 9)										5	0	3	2	0	0	0				
<b>John Ellis, R</b> OBP: 0.340, SLG: 0.438 (1, 3)										4	0	1	0	1	0	4				
<b>Oscar Gamble, L</b> OBP: 0.358, SLG: 0.452 (1, 7)										3	0	1	1	1	0	2				
<b>Tommy Smith, L</b> OBP: 0.182, SLG: 0.150 (7, 7)										1	0	0	0	0	1	1				
<b>Rusty Torres, S</b> OBP: 0.222, SLG: 0.187 (1, 8)										4	1	0	0	1	0	5				
<b>Dave Duncan, R</b> OBP: 0.255, SLG: 0.345 (1, 2)										4	1	1	0	0	0	1				
<b>Luis Alvarado, R</b> OBP: 0.228, SLG: 0.216 (1, 4)										4	0	1	0	0	0	1				
<b>Inning Stats</b>	R: 1 E: 0 K: 0 S: 5	H: 2 LOB: 3 BB: 2 P: 13	R: 3 E: 0 K: 0 S: 6	H: 3 LOB: 2 BB: 2 P: 14	R: 3 E: 0 K: 0 S: 6	H: 3 LOB: 2 BB: 2 P: 14	R: 0 E: 0 K: 0 S: 3	H: 0 LOB: 0 BB: 0 P: 3	R: 0 E: 0 K: 0 S: 3	H: 1 LOB: 0 BB: 0 P: 3	R: 0 E: 0 K: 0 S: 4	H: 1 LOB: 1 BB: 0 P: 4	R: 0 E: 0 K: 1 S: 6	H: 1 LOB: 1 BB: 0 P: 6	1B: 11 2B: 1 3B: 0 HR: 0	SF: 0 SAC: 0 DP: 1 HBP: 0	WP: 0 PB: 0 CS: 2	PA: 43		
<b>PITCHER</b>	IP WLS BF H R ER SO BB IBB HBP BLK WP HR S P ERA WHIP																			
<b>Al Fitzmorris, R</b> ERA: 3.06 (1, 1)	1.0 L 10 4 4 4 0 3 0 0 0 0 0 0 7 19 36.00 7.000																			
<b>Marty Pattin, R</b> ERA: 4.14 (2, 1)	1.2 11 3 3 3 0 3 0 0 0 0 0 0 8 20 16.20 3.600																			
<b>Lindy McDaniel, R</b> ERA: 3.29 (3, 1)	4.1 14 2 0 0 0 0 0 0 0 0 0 0 14 14 0.00 0.462																			
<b>Joe Hoerner, L</b> ERA: 4.4 (8, 1)	2.0 8 2 0 0 1 0 0 0 0 0 0 0 10 10 0.00 1.000																			
<b>Batter</b>	<b>1</b>	<b>2</b>	<b>3</b>	<b>4</b>	<b>5</b>	<b>6</b>	<b>7</b>	<b>8</b>	<b>9</b>	<b>AB</b>	<b>R</b>	<b>H</b>	<b>RBI</b>	<b>BB</b>	<b>SO</b>	<b>LOB</b>	<b>BOTTOM</b>			
<b>Vada Pinson, L</b> OBP: 0.293, SLG: 0.373 (1, 9)										3	0	0	0	1	0	1	<b>Cleveland Indians @ Kansas City Royals</b> Royals Stadium, Kansas City, MO Wed Aug 28 1974, 8:05 PM EDT Alt. 9,085 - Unknown - 64 F			
<b>Cookie Rojas, R</b> OBP: 0.322, SLG: 0.360 (1, 4)										4	0	0	0	0	0	2				
<b>Amos Otis, R</b> OBP: 0.361, SLG: 0.474 (1, 8)										4	1	2	0	0	1	1				
<b>Hal McRae, R</b> OBP: 0.384, SLG: 0.509 (1, 7)										4	0	1	0	0	1	2				
<b>John Mayberry, L</b> OBP: 0.387, SLG: 0.479 (1, 10)										4	0	1	1	0	0	1				
<b>Tony Solaita, L</b> OBP: 0.370, SLG: 0.403 (1, 3)										4	0	0	0	0	2	3				
<b>Fran Healy, R</b> OBP: 0.343, SLG: 0.397 (1, 2)										3	0	0	0	0	1	2				
<b>George Brett, L</b> OBP: 0.307, SLG: 0.357 (1, 5)										3	0	1	0	0	0	0				
<b>Freddie Patek, R</b> OBP: 0.326, SLG: 0.307 (1, 6)										3	0	0	0	0	0	1				
<b>Inning Stats</b>	R: 0 E: 0 K: 0 S: 3	H: 0 LOB: 1 BB: 1 P: 7	R: 0 E: 0 K: 1 S: 5	H: 0 LOB: 0 BB: 0 P: 5	R: 0 E: 0 K: 0 S: 3	H: 0 LOB: 0 BB: 0 P: 3	R: 1 E: 0 K: 1 S: 8	H: 3 LOB: 2 BB: 0 P: 8	R: 0 E: 0 K: 0 S: 4	H: 1 LOB: 1 BB: 0 P: 4	R: 0 E: 0 K: 0 S: 4	H: 1 LOB: 1 BB: 0 P: 4	R: 0 E: 0 K: 1 S: 5	H: 0 LOB: 0 BB: 0 P: 5	R: 0 E: 0 K: 1 S: 5	H: 0 LOB: 0 BB: 0 P: 5		1B: 3 2B: 2 3B: 0 HR: 0	SF: 0 SAC: 0 DP: 0 HBP: 0	WP: 0 PB: 0 CS: 0
<b>PITCHER</b>	IP WLS BF H R ER SO BB IBB HBP BLK WP HR S P ERA WHIP																			
<b>Gaylord Perry, R</b> ERA: 2.36 (1, 1)	9.0 W 33 5 5 1 1 5 1 0 0 0 0 0 42 46 1.00 0.667																			



Batter	1	2	3	4	5	6	7	8	9	AB	R	H	RBI	BB	SO	LOB	TOP					
<b>Al Bumby, L</b> OBP: 0.282, SLG: 0.283 <b>Eliot Hendricks, L</b> OBP: 0.283, SLG: 0.355	F7	G3		4-3		F7	K		4-3	5	0	0	0	0	1	3						
<b>Bobby Grich, R</b> OBP: 0.381, SLG: 0.458	1B	S		F		P6		K	F8	5	2	2	0	1	1	0						
<b>Tommy Davis, R</b> OBP: 0.321, SLG: 0.387	1B	FC5-4		2B				1B	1B	5	2	5	1	1	0	0						
<b>Earl Williams, R</b> OBP: 0.341, SLG: 0.386	WP	FC5-4				F7		E	1B	6	2	4	1	0	0	3						
<b>Don Baylor, R</b> OBP: 0.322, SLG: 0.341	SF8			P4				1B	F9	4	2	1	0	1	0	4						
<b>Brooks Robinson, R</b> OBP: 0.372, SLG: 0.407	SF8			FC6-4				1B	SH5-3	4	0	3	2	0	0	2						
<b>Paul Blair, R</b> OBP: 0.296, SLG: 0.394	5-3			K				F7	P3	4	0	0	0	0	1	7						
<b>Enos Cabell, R</b> OBP: 0.272, SLG: 0.293		K		FC6-4				K		5	1	1	2	0	3	4						
<b>Mark Belanger, R</b> OBP: 0.294, SLG: 0.318		SH5-4		P4					6-3	4	0	1	1	0	1	3						
<b>Inning Stats</b>	R: 3 E: 0 K: 0 S: 6	H: 3 LOB: 1 BB: 1 P: 10	R: 1 E: 0 K: 1 S: 6	H: 0 LOB: 2 BB: 2 P: 14	R: 0 E: 0 K: 1 S: 6	H: 1 LOB: 1 BB: 0 P: 6	R: 1 E: 0 K: 0 S: 6	H: 3 LOB: 2 BB: 0 P: 6	R: 0 E: 0 K: 1 S: 6	H: 1 LOB: 1 BB: 0 P: 6	R: 0 E: 0 K: 0 S: 4	H: 1 LOB: 1 BB: 0 P: 4	R: 1 E: 0 K: 2 S: 10	H: 3 LOB: 2 BB: 0 P: 10	R: 3 E: 1 K: 2 S: 11	H: 3 LOB: 2 BB: 0 P: 12	R: 0 E: 0 K: 0 S: 5	H: 2 LOB: 2 BB: 0 P: 5	1B: 16 2B: 1 3B: 0 HR: 0	SF: 1 SAC: 2 DP: 0 HBP: 1	WP: 2 PB: 1 SB: 4 CS: 0	PA: 50
<b>PITCHER</b>	IP	WLS	BF	H	R	ER	SO	BB	IBB	HBP	BLK	WP	HR	S	P	ERA	WHIP					
<b>Bruce Dal Canton, R</b> ERA: 2.99	1.2	L	12	3	4	3	1	3	0	0	0	1	0	11	23	16.20	3.600					
<b>Mary Pattin, R</b> ERA: 4.14	4.1		21	8	2	2	2	0	0	0	0	0	0	25	25	4.15	1.846					
<b>Doug Bird, R</b> ERA: 2.6	2.0		12	4	3	1	4	0	0	1	0	0	0	19	20	4.50	2.000					
<b>Joe Hoerner, L</b> ERA: 4.26	1.0		5	2	0	0	0	0	0	0	0	0	0	5	5	0.00	2.000					

Baltimore Orioles @ Kansas City Royals  
Royals Stadium, Kansas City, MO  
Fri Aug 30 1974, 8:05 PM EDT  
Att: 16,277 - Unknown - 72 F

AB	43
R	9
H	17
RBI	7
BB	3
SO	7
LOB	26



Batter	1	2	3	4	5	6	7	8	9	AB	R	H	RBI	BB	SO	LOB	BOTTOM				
<b>Freddie Patek, R</b> OBP: 0.324, SLG: 0.305	F9		K			L6		FC6-4		4	0	0	0	0	1	3					
<b>Cookie Rojas, R</b> OBP: 0.320, SLG: 0.357	P4		F3			5-3		SF7		3	0	0	1	0	0	1					
<b>Amos Otis, R</b> OBP: 0.358, SLG: 0.470	5-3				P6			P4		4	0	0	0	0	0	1					
<b>Hal McRae, R</b> OBP: 0.385, SLG: 0.510		4-3		F9			1B		1-3	3	0	1	0	1	0	0					
<b>John Mayberry, L</b> OBP: 0.385, SLG: 0.485		4-3					F8		P5	4	1	1	1	0	0	2					
<b>Orlando Cepeda, R</b> OBP: 0.297, SLG: 0.308 <b>Kurt Bevacqua, R</b> OBP: 0.262, SLG: 0.202		K		K					FC6-4	4	0	2	0	0	2	1					
<b>Jim Wohlford, R</b> OBP: 0.343, SLG: 0.367		F8				G5-4-3		FC6-4		4	0	1	0	0	0	4					
<b>George Brett, L</b> OBP: 0.310, SLG: 0.360				FC5-4		FC6-4		FC6-4		3	1	2	0	0	0	1					
<b>Fran Healy, R</b> OBP: 0.343, SLG: 0.396		FC5-4				G6-4-3		FC6-4		3	0	1	0	0	0	2					
<b>Inning Stats</b>	R: 0 E: 0 K: 0 S: 3	H: 0 LOB: 0 BB: 0 P: 3	R: 0 E: 0 K: 1 S: 6	H: 1 LOB: 1 BB: 0 P: 6	R: 0 E: 0 K: 1 S: 6	H: 1 LOB: 0 BB: 0 P: 6	R: 1 E: 0 K: 0 S: 3	H: 1 LOB: 0 BB: 0 P: 3	R: 0 E: 0 K: 0 S: 3	H: 0 LOB: 0 BB: 0 P: 3	R: 0 E: 0 K: 0 S: 3	H: 1 LOB: 1 BB: 1 P: 7	R: 1 E: 0 K: 0 S: 5	H: 2 LOB: 1 BB: 0 P: 5	R: 0 E: 0 K: 0 S: 4	H: 1 LOB: 1 BB: 0 P: 4	1B: 6 2B: 1 3B: 0 HR: 1	SF: 1 SAC: 0 DP: 2 HBP: 0	WP: 0 PB: 0 SB: 0 CS: 0	PA: 34	
<b>PITCHER</b>	IP	WLS	BF	H	R	ER	SO	BB	IBB	HBP	BLK	WP	HR	S	P	ERA	WHIP				
<b>Mike Cuellar, L</b> ERA: 3.49	9.0	W	34	8	2	2	3	1	0	0	0	0	1	39	43	2.00	1.000				

Baltimore Orioles @ Kansas City Royals  
Royals Stadium, Kansas City, MO  
Fri Aug 30 1974, 8:05 PM EDT  
Att: 16,277 - Unknown - 72 F

AB	32
R	2
H	8
RBI	2
BB	1
SO	3
LOB	15





Batter	1	2	3	4	5	6	7	8	9	AB	R	H	RBI	BB	SO	LOB	TOP										
<b>Mark Belanger, R</b> OBP: 0.298, SLG: 0.316 (1, 6)	4-0 HBP 1B BB	4-0 1-2 BB			0-0 P5		4-0 1-2 FC3-2 2B BB	0-0 F2		2	1	0	0	3	0	0											
<b>Paul Blair, R</b> OBP: 0.295, SLG: 0.392 (1, 8)	0-0 HBP 1B	0-0 L7			0-0 F7		0-0 FC3-2 2B E	0-0 L5		5	1	1	0	0	0	5											
<b>Bobby Grich, R</b> OBP: 0.382, SLG: 0.460 (1, 4)	0-0 F9			0-0 F7			0-0 E FC3-2 2B	0-0 CS 1B		5	0	2	2	0	0	2											
<b>Tommy Davis, R</b> OBP: 0.320, SLG: 0.384 (1, 10)	0-0 P6			0-0 F2		0-0 6-3	0-0 FC3-2 E IBB	0-0 P6		4	0	0	0	1	0	3											
<b>Earl Williams, R</b> OBP: 0.345, SLG: 0.391 (1, 3)	1-0 FC6-4 HBP			0-0 2B		0-0 1-3 1B	0-0 E5 FC3-2			3	0	2	1	0	0	2											
<b>Don Baylor, R</b> OBP: 0.319, SLG: 0.338 (1, 7)	0-0 FC6-4			0-0 F8		0-0 1-3	0-0 FC3-2			4	0	0	0	0	0	8											
<b>Brooks Robinson, R</b> OBP: 0.369, SLG: 0.403 (1, 5)		0-3 K		0-0 5-3		0-0 P4	0-0 F8			4	0	0	0	0	1	4											
<b>Enos Cabell, R</b> OBP: 0.271, SLG: 0.291 (1, 9)		0-0 6-3		0-0 6-3			0-0 E FC3-2 1B	0-0 F8		4	0	1	0	0	0	0											
<b>Andy Etchebarren, R</b> OBP: 0.241, SLG: 0.248 (1, 2)		0-0 BB 1B		0-0 F7			0-0 E7 FC3-2 BB 2B 1B	0-0 F9		4	1	2	0	0	0	0											
<b>Inning Stats</b>	R: 0 E: 0 K: 0 S: 4	H: 1 LOB: 3 BB: 1 P: 9	R: 0 E: 0 K: 1 S: 6	H: 1 LOB: 2 BB: 1 P: 10	R: 0 E: 0 K: 0 S: 4	H: 0 LOB: 0 BB: 0 P: 3	R: 0 E: 0 K: 0 S: 3	H: 0 LOB: 0 BB: 0 P: 3	R: 0 E: 0 K: 0 S: 4	H: 1 LOB: 1 BB: 0 P: 4	R: 3 E: 2 K: 0 S: 7	H: 3 LOB: 3 BB: 2 P: 15	R: 0 E: 0 K: 0 S: 3	H: 0 LOB: 0 BB: 0 P: 3	R: 0 E: 0 K: 0 S: 3	H: 1 LOB: 0 BB: 0 P: 3	1B: 6 2B: 2 3B: 0 HR: 0	SF: 0 SAC: 0 DP: 0 HBP: 1	WP: 0 PB: 0 SB: 0 CS: 1	PA: 40							
<b>PITCHER</b>	IP	WLS	BF	H	R	ER	SO	BB	IBB	HBP	BLK	WP	HR	S	P	ERA	WHIP										
<b>Paul Spittorf, L</b> ERA: 3.46 (1, 1)	6.1	L	30	7	3	3	1	3	0	1	0	0	0	28	41	4.26	1.579										
<b>Steve Mingo, L</b> ERA: 2.95 (7, 1)	2.2		10	1	0	0	0	0	1	0	0	0	0	9	13	0.00	0.375										

**Baltimore Orioles @ Kansas City Royals**  
Royals Stadium, Kansas City, MO  
Sat Aug 31 1974, 8:05 PM EDT  
Att: 18,737 - Unknown - 59 F

AB	35
R	3
H	8
RBI	3
BB	4
SO	1
LOB	24



Batter	1	2	3	4	5	6	7	8	9	AB	R	H	RBI	BB	SO	LOB	BOTTOM										
<b>Vada Pinson, L</b> OBP: 0.298, SLG: 0.376 (1, 9)	0-0 1B SF8	0-0 G3-6-1			4-0 5-3 BB		0-0 1B 1B		0-0 F9	3	2	2	0	1	0	3											
<b>Jim Wohlford, R</b> OBP: 0.343, SLG: 0.367 (9, PH)									0-0 F9	1	0	0	0	0	0	0											
<b>Cookie Rojas, R</b> OBP: 0.318, SLG: 0.356 (1, 4)	0-0 E S 1B			0-0 F7	0-0 5-3		0-0 F2		0-0 F8	5	0	1	0	0	0	2											
<b>Amos Otis, R</b> OBP: 0.356, SLG: 0.468 (1, 8)	0-0 SF8			0-0 F8	0-0 F7		0-0 1B 1B		0-0 F8	4	0	1	1	0	0	1											
<b>John Mayberry, L</b> OBP: 0.384, SLG: 0.482 (1, 3)	0-3 K			0-0 6-3		0-0 P5	0-0 FC5-4 1B		0-0 F8	4	0	1	1	0	1	1											
<b>Hal McRae, R</b> OBP: 0.382, SLG: 0.506 (1, 7)	0-0 6-3			0-0 F9		0-3 K	0-0 FC5-4		0-0 F5	4	0	0	0	0	1	3											
<b>Orlando Cepeda, R</b> OBP: 0.295, SLG: 0.305 (1, 10)		0-0 F8		0-3 K		0-0 1B 1B		0-0 F8		4	0	1	0	0	1	0											
<b>George Brett, L</b> OBP: 0.370, SLG: 0.363 (1, 5)		0-0 E4		0-0 1B		0-0 1B 1B		0-0 F8		3	0	2	0	0	0	0											
<b>Kurt Bevacqua, R</b> OBP: 0.260, SLG: 0.200 (8, 5)				0-0 1B		1-2 1B				1	0	0	0	0	0	0											
<b>Freddie Patek, R</b> OBP: 0.327, SLG: 0.305 (1, 6)		4-0 1B BB		0-0 P3		0-0 1-2 2H 1B		4-0 BB BB		2	0	1	0	2	0	1											
<b>Buck Martinez, R</b> OBP: 0.306, SLG: 0.197 (1, 2)		0-0 1B BB		0-0 5-3				0-0 BB BB		3	0	1	0	0	0	0											
<b>Tony Solaita, L</b> OBP: 0.370, SLG: 0.403 (8, PH)					0-0 5-3			0-0 BB		0	0	0	0	0	0	0											
<b>Fran Healy, R</b> OBP: 0.342, SLG: 0.395 (9, 2)		0-0 G3-6-1 1B		1-2 2-3				0-0 BB		1	0	0	0	0	0	1											
<b>Inning Stats</b>	R: 1 E: 1 K: 1 S: 7	H: 2 LOB: 1 BB: 0 P: 7	R: 0 E: 1 K: 0 S: 4	H: 1 LOB: 2 BB: 1 P: 8	R: 0 E: 0 K: 1 S: 6	H: 1 LOB: 1 BB: 0 P: 6	R: 0 E: 0 K: 0 S: 3	H: 3 LOB: 2 BB: 0 P: 7	R: 1 E: 0 K: 0 S: 6	H: 3 LOB: 2 BB: 0 P: 6	R: 0 E: 0 K: 0 S: 3	H: 0 LOB: 1 BB: 1 P: 7	R: 0 E: 0 K: 0 S: 3	H: 0 LOB: 0 BB: 0 P: 3	R: 0 E: 0 K: 0 S: 3	H: 0 LOB: 0 BB: 0 P: 3	1B: 10 2B: 0 3B: 0 HR: 0	SF: 1 SAC: 0 DP: 1 HBP: 0	WP: 0 PB: 0 SB: 2 CS: 0	PA: 39							
<b>PITCHER</b>	IP	WLS	BF	H	R	ER	SO	BB	IBB	HBP	BLK	WP	HR	S	P	ERA	WHIP										
<b>Jim Palmer, R</b> ERA: 3.76 (1, 1)	7.2	W	35	10	2	2	3	3	0	0	0	0	0	38	50	2.35	1.696										
<b>Grant Jackson, L</b> ERA: 2.92 (8, 1)	1.1	S	4	0	0	0	0	0	0	0	0	0	0	4	4	0.00	0.000										

**Baltimore Orioles @ Kansas City Royals**  
Royals Stadium, Kansas City, MO  
Sat Aug 31 1974, 8:05 PM EDT  
Att: 18,737 - Unknown - 59 F

AB	35
R	2
H	10
RBI	2
BB	3
SO	3
LOB	12






Batter	1	2	3	4	5	6	7	8	9	AB	R	H	RBI	BB	SO	LOB	TOP									
<b>Al Bumby, L</b> OBP: 0.272, SLG: 0.298 <b>Paul Blair, R</b> OBP: 0.295, SLG: 0.392	0-0 1B 2B	0-0 4-3			0-0 FC3-6 1B	0-0 1-3 1B		0-0 1B 1-2 1B		5 0	1 0	4 0	0 0	0 0	0 0	0 0	1 0									
<b>Rich Coggins, L</b> OBP: 0.301, SLG: 0.321	0-0 F9	0-0 P5			0-0 FC3-6 1B	0-0 P6		0-0 1-3 2-H 1B		5	1	1	0	0	0	5										
<b>Bobby Grich, R</b> OBP: 0.380, SLG: 0.457	0-3 K		0-3 K2-3		0-0 CS 1B	0-0 P6		0-0 F9		5	0	1	1	0	2	5										
<b>Tommy Davis, R</b> OBP: 0.323, SLG: 0.385	0-0 2H 1B		0-0 5-3		0-0 CS 1B		4-0 1B SF8 BB	0-0 6-3		4	1	2	1	1	0	2										
<b>Brooks Robinson, R</b> OBP: 0.373, SLG: 0.405	0-0 F8		0-0 1B		4-0 1-2 BB		0-0 SF8 1B	4-0 BB		3	1	2	0	2	0	1										
<b>Earl Williams, R</b> OBP: 0.343, SLG: 0.398		0-0 HR	0-0 P5		0-3 K		0-0 SF8	0-3 K		4	1	1	2	0	2	4										
<b>Eliot Hendricks, L</b> OBP: 0.280, SLG: 0.345	4-0 3B BB		0-0 F9		0-0 G3		0-0 SF9	0-0 F8		3	1	0	1	1	0	1										
<b>Enos Cabell, R</b> OBP: 0.277, SLG: 0.324	0-0 1-H 3B		0-0 4-3		0-0 1B 2B		0-0 5-3	0-0 4-3		5	1	2	1	0	0	1										
<b>Mark Belanger, R</b> OBP: 0.300, SLG: 0.317	0-0 F9		0-0 5-3		0-0 1B 2H 1B		4-0 1B BB			3	0	1	1	1	0	1										
<b>Inning Stats</b>	R: 1 E: 0 K: 1 S: 7	H: 2 LOB: 1 BB: 0 P: 7	R: 2 E: 0 K: 0 S: 5	H: 2 LOB: 1 BB: 1 P: 9	R: 0 E: 0 K: 1 S: 6	H: 1 LOB: 0 BB: 0 P: 6	R: 0 E: 0 K: 0 S: 3	H: 0 LOB: 0 BB: 0 P: 3	R: 1 E: 0 K: 1 S: 7	H: 3 LOB: 2 BB: 1 P: 11	R: 1 E: 0 K: 0 S: 6	H: 3 LOB: 2 BB: 0 P: 6	R: 2 E: 0 K: 0 S: 4	H: 1 LOB: 0 BB: 1 P: 8	R: 0 E: 0 K: 0 S: 4	H: 2 LOB: 1 BB: 1 P: 8	R: 0 E: 0 K: 1 S: 5	H: 0 LOB: 1 BB: 1 P: 9	1B: 10 2B: 2 3B: 1 HR: 1	SF: 2 SAC: 0 DP: 0 HBP: 0	WP: 0 PB: 0 SB: 2 CS: 2	PA: 44				
<b>PITCHER</b>	IP	WLS	BF	H	R	ER	SO	BB	IBB	HBP	BLK	WP	HR	S	P	ERA	WHIP									
<b>Steve Busby, R</b> ERA: 3.48	(1, 1)	5.1	L	27	10	5	5	3	2	0	0	0	0	1	31	39	8.44	2.250								
<b>Aurelio Lopez, R</b> ERA: 6.75	(6, 1)	2.2		13	4	2	2	0	2	0	0	0	0	0	11	19	6.75	2.250								
<b>Doug Bird, R</b> ERA: 2.57	(9, 1)	1.0		4	0	0	0	1	1	0	0	0	0	0	5	9	0.00	1.000								

**Baltimore Orioles @ Kansas City Royals**  
Royals Stadium, Kansas City, MO  
Sun Sep 01 1974, 4:33 AM EDT  
Att: 15,499 - Unknown - 61 F


AB 37  
R 7  
H 14  
RBI 7  
BB 5  
SO 4  
LOB 21



Batter	1	2	3	4	5	6	7	8	9	AB	R	H	RBI	BB	SO	LOB	BOTTOM									
<b>Kurt Bevacqua, R</b> OBP: 0.248, SLG: 0.190	0-0 P4	0-0 G1-2-3			0-0 P4		0-0 FC6-4		0-0 F8	5	0	0	0	0	0	6										
<b>Jim Welford, R</b> OBP: 0.342, SLG: 0.366	0-0 F9	3-H	0-0 L6		0-0 4-3		0-0 F8 1B		4	1	1	0	0	0	0											
<b>Amos Otis, R</b> OBP: 0.358, SLG: 0.468	0-0 BB 1B		0-3 K		0-0 F3		0-0 1-3 1B		4	0	2	0	0	1	0											
<b>Hal McRae, R</b> OBP: 0.383, SLG: 0.503	4-0 FC4-6 BB		0-0 F9		4-0 BB		0-0 F8		2	0	0	0	2	0	2											
<b>John Mayberry, L</b> OBP: 0.380, SLG: 0.477	0-0 FC4-6		0-0 F9		0-0 4-3		0-0 4-3		4	0	0	1	0	0	4											
<b>Cookie Rojas, R</b> OBP: 0.318, SLG: 0.355		0-0 BB G1-2-3 1B		0-0 F9		0-3 K		0-0 3-1		4	0	1	0	0	1											
<b>Al Cowens, R</b> OBP: 0.266, SLG: 0.268		0-0 BB 1-2 1B		0-0 F8		0-0 6-3		0-0 F8		4	0	1	0	0	0											
<b>Freddie Patek, R</b> OBP: 0.329, SLG: 0.306 <b>Frank White, R</b> OBP: 0.240, SLG: 0.289		4-0 BB 1-2 2-3 BB		0-0 F3		0-0 1B		4-0 BB		2	0	1	0	1	0											
<b>Buck Martinez, R</b> OBP: 0.303, SLG: 0.200		0-0 F9		0-0 5-3		0-0 FC6-4 1B		0-0 P6		4	0	1	0	0	4											
<b>Inning Stats</b>	R: 0 E: 0 K: 0 S: 4	H: 1 LOB: 2 BB: 1 P: 8	R: 0 E: 0 K: 0 S: 4	H: 2 LOB: 2 BB: 1 P: 8	R: 0 E: 0 K: 1 S: 5	H: 0 LOB: 0 BB: 0 P: 5	R: 0 E: 0 K: 0 S: 3	H: 0 LOB: 0 BB: 0 P: 3	R: 0 E: 0 K: 0 S: 3	H: 0 LOB: 1 BB: 1 P: 7	R: 0 E: 0 K: 1 S: 7	H: 2 LOB: 2 BB: 0 P: 7	R: 0 E: 0 K: 0 S: 5	H: 0 LOB: 1 BB: 0 P: 5	R: 0 E: 0 K: 0 S: 3	H: 0 LOB: 1 BB: 1 P: 7	1B: 7 2B: 0 3B: 0 HR: 0	SF: 0 SAC: 0 DP: 1 HBP: 0	WP: 0 PB: 0 SB: 0 CS: 0	PA: 37						
<b>PITCHER</b>	IP	WLS	BF	H	R	ER	SO	BB	IBB	HBP	BLK	WP	HR	S	P	ERA	WHIP									
<b>Dave McNally, L</b> ERA: 3.92	(1, 1)	9.0	W	37	7	1	1	2	4	0	0	0	0	0	37	53	1.00	1.222								

**Baltimore Orioles @ Kansas City Royals**  
Royals Stadium, Kansas City, MO  
Sun Sep 01 1974, 4:33 AM EDT  
Att: 15,499 - Unknown - 61 F

AB 33  
R 1  
H 7  
RBI 1  
BB 4  
SO 2  
LOB 17









Batter	1	2	3	4	5	6	7	8	9	AB	R	H	RBI	BB	SO	LOB	TOP					
Pat Kelly, L (1, 10) OBP: 0.350, SLG: 0.358										4	1	1	0	1	0	1						
Jorge Orta, L (1, 4) OBP: 0.365, SLG: 0.455										4	0	0	0	0	3	2						
Tony Muser, L (1, 3) OBP: 0.316, SLG: 0.345										4	1	2	1	0	1	0						
Ken Henderson, S (1, 8) OBP: 0.354, SLG: 0.458										4	0	1	1	0	1	2						
Bill Melton, R (1, 5) OBP: 0.321, SLG: 0.402										4	0	1	0	0	0	1						
Jerry Hairston, S (1, 7) OBP: 0.274, SLG: 0.286										4	0	2	0	0	0	2						
Bill Sharp, L (1, 9) OBP: 0.321, SLG: 0.370										3	0	1	0	1	1	1						
Brian Downing, R (1, 2) OBP: 0.362, SLG: 0.408										2	0	0	0	1	2	3						
Bucky Dent, R (1, 6) OBP: 0.311, SLG: 0.337										4	0	0	0	0	0	2						
<b>Inning Stats</b>	R: 2 E: 0 K: 1 S: 8	H: 3 LOB: 1 BB: 0 P: 8	R: 0 E: 0 K: 1 S: 4	H: 0 LOB: 0 BB: 1 P: 8	R: 0 E: 0 K: 1 S: 5	H: 0 LOB: 0 BB: 0 P: 5	R: 0 E: 0 K: 1 S: 6	H: 2 LOB: 2 BB: 1 P: 10	R: 0 E: 0 K: 1 S: 6	H: 1 LOB: 2 BB: 1 P: 10	R: 0 E: 0 K: 1 S: 6	H: 1 LOB: 0 BB: 0 P: 6	R: 0 E: 0 K: 1 S: 5	H: 0 LOB: 0 BB: 0 P: 5	R: 0 E: 1 K: 1 S: 6	H: 0 LOB: 1 BB: 0 P: 6	R: 0 E: 0 K: 0 S: 4	H: 1 LOB: 1 BB: 0 P: 4	1B: 6 2B: 2 3B: 0 HR: 0	SF: 0 SAC: 1 DP: 1 HBP: 0	WP: 1 PB: 1 CS: 2	PA: 37
<b>PITCHER</b> Bruce Dal Canton, R (1, 1) ERA: 2.93	IP: 9.0 WLS: L BF: 37	H: 8 R: 2 ER: 2 SO: 8	BB: 3 IBB: 0 HBP: 0 BLK: 0	WP: 1 HR: 0 S: 50 P: 62	ERA: 2.00 WHIP: 1.222											<b>PITCHER</b>	IP: 9.0 WLS: L BF: 37	H: 8 R: 2 ER: 2 SO: 8	BB: 3 IBB: 0 HBP: 0 BLK: 0	WP: 1 HR: 0 S: 50 P: 62	ERA: 2.00 WHIP: 1.222	

Chicago White Sox @ Kansas City Royals  
 Royals Stadium, Kansas City, MO  
 Tue Sep 03 1974, 8:05 PM EDT  
 Att. 7,173 - Unknown - 63 F

AB 33  
 R 2  
 H 8  
 RBI 2  
 BB 3  
 SO 8  
 LOB 14



Batter	1	2	3	4	5	6	7	8	9	AB	R	H	RBI	BB	SO	LOB	BOTTOM					
Vada Pinson, L (1, 9) OBP: 0.298, SLG: 0.375										4	0	1	0	0	1	1						
Cookie Rojas, R (1, 4) OBP: 0.314, SLG: 0.350										4	0	1	1	0	1	1						
Amos Otis, R (1, 8) OBP: 0.357, SLG: 0.465										4	0	0	0	0	0	2						
John Mayberry, L (1, 10) OBP: 0.377, SLG: 0.469										3	0	1	0	1	0	2						
Hal McRae, R (1, 7) OBP: 0.382, SLG: 0.502										4	0	0	0	0	3	4						
Tony Solaita, L (1, 3) OBP: 0.385, SLG: 0.397										3	0	0	0	0	2	2						
Jim Wohlford, R (8, FH) OBP: 0.340, SLG: 0.365										1	0	0	0	0	1	0						
George Brett, L (1, 5) OBP: 0.313, SLG: 0.361										4	0	1	0	0	0	1						
Fran Healy, R (1, 2) OBP: 0.348, SLG: 0.395										3	0	1	0	1	0	2						
Frank White, R (1, 6) OBP: 0.256, SLG: 0.333										3	1	2	0	0	0	1						
Orlando Cepeda, R (8, FH) OBP: 0.290, SLG: 0.299										1	0	0	0	0	0	1						
<b>Inning Stats</b>	R: 0 E: 0 K: 2 S: 7	H: 0 LOB: 0 BB: 0 P: 7	R: 0 E: 0 K: 2 S: 8	H: 1 LOB: 0 BB: 0 P: 8	R: 0 E: 0 K: 0 S: 4	H: 1 LOB: 1 BB: 0 P: 4	R: 0 E: 0 K: 0 S: 3	H: 0 LOB: 0 BB: 0 P: 3	R: 0 E: 0 K: 1 S: 5	H: 0 LOB: 1 BB: 1 P: 9	R: 0 E: 0 K: 0 S: 3	H: 0 LOB: 0 BB: 0 P: 3	R: 0 E: 0 K: 1 S: 6	H: 1 LOB: 2 BB: 1 P: 10	R: 1 E: 0 K: 1 S: 8	H: 3 LOB: 2 BB: 0 P: 8	R: 0 E: 0 K: 1 S: 6	H: 1 LOB: 1 BB: 0 P: 6	1B: 5 2B: 1 3B: 1 HR: 0	SF: 0 SAC: 0 DP: 0 HBP: 0	WP: 0 PB: 0 CS: 0	PA: 36
<b>PITCHER</b> Jack Kucek, R (1, 1) ERA: 3.48	IP: 7.0 WLS: W BF: 28	H: 5 R: 1 ER: 1 SO: 6	BB: 2 IBB: 0 HBP: 0 BLK: 0	WP: 0 HR: 0 S: 38 P: 46	ERA: 1.29 WHIP: 1.000											<b>PITCHER</b>	IP: 2.0 WLS: S BF: 8	H: 2 R: 0 ER: 0 SO: 2	BB: 0 IBB: 0 HBP: 0 BLK: 0	WP: 0 HR: 0 S: 12 P: 12	ERA: 0.00 WHIP: 1.000	

Chicago White Sox @ Kansas City Royals  
 Royals Stadium, Kansas City, MO  
 Tue Sep 03 1974, 8:05 PM EDT  
 Att. 7,173 - Unknown - 63 F

AB 34  
 R 1  
 H 7  
 RBI 1  
 BB 2  
 SO 8  
 LOB 17





Batter	1	2	3	4	5	6	7	8	9	AB	R	H	RBI	BB	SO	LOB	TOP										
<b>Bucky Dent, R</b> OBP: 0.313, SLG: 0.339 (1, 6)										4	1	2	0	0	0	1											
<b>Jorge Orta, L</b> OBP: 0.372, SLG: 0.457 (1, 4)										5	1	3	2	0	1	2											
<b>Dick Allen, R</b> OBP: 0.376, SLG: 0.573 (1, 3)										4	1	2	1	1	0	2											
<b>Bill Melton, R</b> OBP: 0.322, SLG: 0.404 (1, 5)										5	1	2	1	0	0	5											
<b>Ken Henderson, S</b> OBP: 0.351, SLG: 0.454 (1, 8)										4	0	0	1	0	2	4											
<b>Ron Santo, R</b> OBP: 0.295, SLG: 0.302 (1, 10)										5	0	0	0	0	1	1											
<b>Jerry Hairston, S</b> OBP: 0.269, SLG: 0.280 (1, 7)										5	0	1	1	0	0	1											
<b>Brian Downing, R</b> OBP: 0.364, SLG: 0.420 (1, 2)										3	1	1	1	0	0	2											
<b>Bill Sharp, L</b> OBP: 0.327, SLG: 0.380 (1, 9)										4	2	3	0	0	0	1											
<b>Inning Stats</b>	R: 0 E: 0 K: 1 S: 7	H: 2 LOB: 2 BB: 0 P: 7	R: 0 E: 1 K: 0 S: 3	H: 0 LOB: 0 BB: 0 P: 3	R: 0 E: 0 K: 1 S: 6	H: 1 LOB: 2 BB: 1 P: 10	R: 0 E: 0 K: 1 S: 5	H: 0 LOB: 0 BB: 0 P: 5	R: 6 E: 0 K: 1 S: 12	H: 7 LOB: 1 BB: 0 P: 12	R: 1 E: 0 K: 0 S: 6	H: 3 LOB: 2 BB: 0 P: 6	R: 0 E: 0 K: 0 S: 3	H: 0 LOB: 1 BB: 0 P: 4	R: 0 E: 0 K: 0 S: 4	H: 1 LOB: 1 BB: 0 P: 4	R: 0 E: 0 K: 0 S: 3	H: 0 LOB: 0 BB: 0 P: 3	1B: 11 2B: 2 3B: 0 HR: 1	SF: 1 SAC: 1 DP: 1 HBP: 1	WP: 0 PB: 0 CS: 0	PA: 43					
<b>PITCHER</b>	IP	WLS	BF	H	R	ER	SO	BB	IBB	HBP	BLK	WP	HR	S	P	ERA	WHIP										
<b>Paul Spittorff, L</b> ERA: 3.61 (1, 1)	4.0	L	21	8	5	5	3	1	0	0	0	0	1	26	30	11.25	2.250										
<b>Nelson Briles, R</b> ERA: 4.15 (5, 1)	2.0		11	5	2	2	1	0	0	0	0	0	0	13	13	9.00	2.500										
<b>Dennis Leonard, R</b> ERA: (7, 1)	2.0		8	1	0	0	0	0	0	1	0	0	0	7	8	0.00	0.500										
<b>Aurelio Lopez, R</b> ERA: 4.91 (9, 1)	1.0		3	0	0	0	0	0	0	0	0	0	0	3	3	0.00	0.000										

**Chicago White Sox @ Kansas City Royals**  
 Royals Stadium, Kansas City, MO  
 Wed Sep 04 1974, 8:05 PM EDT  
 Alt. 7,584 - Unknown - 64 F

AB	39
R	7
H	14
RBI	7
BB	1
SO	4
LOB	19




Batter	1	2	3	4	5	6	7	8	9	AB	R	H	RBI	BB	SO	LOB	BOTTOM										
<b>Frank White, R</b> OBP: 0.248, SLG: 0.323 (1, 4)										4	0	0	0	0	1	1											
<b>Jim Wehford, R</b> OBP: 0.339, SLG: 0.364 (1, 7)										4	0	1	0	0	0	1											
<b>Amos Otis, R</b> OBP: 0.355, SLG: 0.461 (1, 8)										4	0	0	0	0	0	1											
<b>Hal McRae, R</b> OBP: 0.379, SLG: 0.498 (1, 10)										4	0	0	0	0	0	0											
<b>John Mayberry, L</b> OBP: 0.376, SLG: 0.465 (1, 3)										3	0	0	0	1	1	0											
<b>Fran Healy, R</b> OBP: 0.352, SLG: 0.398 (1, 2)										2	0	2	0	1	0	0											
<b>Al Cowens, R</b> OBP: 0.270, SLG: 0.273 (1, 9)										3	0	0	0	0	1	4											
<b>Freddie Patek, R</b> OBP: 0.327, SLG: 0.304 (1, 6)										3	0	0	0	0	0	3											
<b>George Brett, L</b> OBP: 0.313, SLG: 0.364 (1, 5)										3	0	1	0	0	0	1											
<b>Inning Stats</b>	R: 0 E: 0 K: 0 S: 3	H: 0 LOB: 0 BB: 0 P: 3	R: 0 E: 0 K: 1 S: 6	H: 1 LOB: 2 BB: 1 P: 10	R: 0 E: 0 K: 1 S: 5	H: 0 LOB: 0 BB: 0 P: 5	R: 0 E: 0 K: 1 S: 5	H: 0 LOB: 0 BB: 0 P: 5	R: 0 E: 0 K: 0 S: 4	H: 1 LOB: 1 BB: 0 P: 4	R: 0 E: 0 K: 0 S: 3	H: 1 LOB: 0 BB: 0 P: 3	R: 0 E: 0 K: 0 S: 3	H: 0 LOB: 1 BB: 1 P: 7	R: 0 E: 0 K: 0 S: 4	H: 1 LOB: 1 BB: 0 P: 4	R: 0 E: 0 K: 0 S: 3	H: 0 LOB: 0 BB: 0 P: 3	1B: 3 2B: 1 3B: 0 HR: 0	SF: 0 SAC: 0 DP: 1 HBP: 0	WP: 0 PB: 0 CS: 0	PA: 32					
<b>PITCHER</b>	IP	WLS	BF	H	R	ER	SO	BB	IBB	HBP	BLK	WP	HR	S	P	ERA	WHIP										
<b>Jim Kaat, L</b> ERA: 3.51 (1, 1)	9.0	W	32	4	0	0	3	2	0	0	0	0	0	36	44	0.00	0.667										


**Chicago White Sox @ Kansas City Royals**  
 Royals Stadium, Kansas City, MO  
 Wed Sep 04 1974, 8:05 PM EDT  
 Alt. 7,584 - Unknown - 64 F

AB	30
R	0
H	4
RBI	0
BB	2
SO	3
LOB	11





Batter	1	2	3	4	5	6	7	8	9	AB	R	H	RBI	BB	SO	LOB	TOP					
Steve Braun, L OBP: 0.369, SLG: 0.373	0-3 K		0-0 6-3		0-0 L8		0-0 1B		0-0 G3	5	0	1	0	0	1	2	<p>Minnesota Twins @ Kansas City Royals Royals Stadium, Kansas City, MO Thu Sep 05 1974, 8:05 PM EDT Att. 7,421 - Unknown - 64 F</p> <p>livebaseballscores.com</p> <p>AB 36 R 4 H 10 RBI 2 BB 1 SO 6 LOB 18</p> 					
Rod Carew, L OBP: 0.426, SLG: 0.442	0-0 5-3			0-0 4-3	0-0 L6		0-3 K		0-0 1-3	5	0	0	0	0	1	3						
Larry Hisle, R OBP: 0.358, SLG: 0.481	0-0 6-3			0-3 K		0-3 K		0-0 1B	0-0 6-3	5	0	1	0	0	2	0						
Bobby Darwin, R OBP: 0.338, SLG: 0.473		0-0 F3		0-0 FC6-4 1B		0-0 1B E		0-0 L5		4	1	2	0	0	0	2						
Tony Oliva, L OBP: 0.321, SLG: 0.433		0-0 1B		0-0 FC6-4 1-2		0-0 HBP E		0-0 F5		4	1	2	0	0	0	3						
Eric Soderholm, R OBP: 0.350, SLG: 0.405		0-0 F7			0-0 FC1-5 BB 1B	1-0 E 1B HBP		1-0 1B HBP		2	1	1	0	0	0	1						
Craig Kusick, R OBP: 0.340, SLG: 0.402		0-0 L8			4-0 FC1-5 1B BB	0-0 5-3		0-3 K		3	1	0	0	1	1	3						
Danny Thompson, R OBP: 0.311, SLG: 0.338			0-0 6-3		0-0 FC1-5 L8 1B	0-0 1B		0-0 1B		4	0	2	1	0	0	2						
Glenn Borgmann, R OBP: 0.334, SLG: 0.311			0-3 K		0-0 1B	0-0 4-3		0-0 L7		4	0	1	1	0	1	2						
<b>Inning Stats</b>	R: 0 E: 0 K: 1 S: 5	H: 0 LOB: 0 BB: 0 P: 5	R: 0 E: 0 K: 0 S: 4	H: 1 LOB: 1 BB: 0 P: 4	R: 0 E: 0 K: 1 S: 5	H: 0 LOB: 0 BB: 0 P: 5	R: 0 E: 0 K: 1 S: 6	H: 1 LOB: 1 BB: 0 P: 6	R: 1 E: 0 K: 0 S: 5	H: 2 LOB: 2 BB: 1 P: 9	R: 3 E: 1 K: 1 S: 8	H: 3 LOB: 1 BB: 0 P: 9	R: 0 E: 0 K: 1 S: 7	H: 2 LOB: 2 BB: 0 P: 7	R: 0 E: 0 K: 1 S: 5	H: 1 LOB: 1 BB: 0 P: 6	R: 0 E: 0 K: 0 S: 3	H: 0 LOB: 0 BB: 0 P: 3	1B: 10 2B: 0 3B: 0 HR: 0	SF: 0 SAC: 0 DP: 0 HBP: 2	WP: 0 PB: 0 SB: 0 CS: 0	PA: 39
<b>PITCHER</b> Steve Busby, R ERA: 3.46	IP: 9.0 WLS: L BF: 39	H: 10 R: 4 ER: 3 SO: 6	BB: 1 IBB: 0 HBP: 2 BLK: 0	WP: 0 HR: 0 S: 48 P: 54	ERA: 3.00 WHIP: 1.222	<b>PITCHER</b>										IP: 9.0 WLS: W BF: 37	H: 6 R: 1 ER: 1 SO: 3	BB: 6 IBB: 0 HBP: 0 BLK: 0	WP: 0 HR: 0 S: 37 P: 61	ERA: 1.00 WHIP: 1.333		

Batter	1	2	3	4	5	6	7	8	9	AB	R	H	RBI	BB	SO	LOB	BOTTOM			
Frank White, R OBP: 0.246, SLG: 0.319	0-0 F9	0-3 K		0-0 1B			0-0 G6-4-3		0-0 F9	5	0	1	0	0	1	5	<p>Minnesota Twins @ Kansas City Royals Royals Stadium, Kansas City, MO Thu Sep 05 1974, 8:05 PM EDT Att. 7,421 - Unknown - 64 F</p> <p>livebaseballscores.com</p> <p>AB 30 R 1 H 6 RBI 1 BB 6 SO 3 LOB 15</p> 			
Amos Otis, R OBP: 0.354, SLG: 0.459	0-0 1B SF7	0-0 F7		0-3 K			0-0 P4			4	1	1	0	0	1	5				
John Mayberry, L OBP: 0.374, SLG: 0.462	0-0 1B		0-0 L8		0-0 P3			0-0 4-3		4	0	1	0	0	0	0				
Hal McRae, R OBP: 0.376, SLG: 0.494	0-0 SF7		0-0 P5		0-0 L7			0-0 F2		3	0	0	1	0	0	0				
Jim Wohlford, R OBP: 0.340, SLG: 0.365	0-0 P6		0-0 1B		0-0 5-3			0-0 1B		4	0	2	0	0	0	1				
Cookie Rojas, R OBP: 0.312, SLG: 0.347		0-0 F9	0-0 6-3			0-0 6-3		0-0 P6		4	0	0	0	0	0	2				
Fran Healy, R OBP: 0.354, SLG: 0.396		4-0 BB 1B BB		4-0 CS BB		0-0 P6		0-0 F3		2	0	0	0	2	0	0				
Al Cowens, R OBP: 0.280, SLG: 0.276		0-0 BB 1B		4-0 1B BB		0-0 F9			4-0 BB	2	0	1	0	2	0	0				
Freddie Patek, R OBP: 0.328, SLG: 0.303		4-0 1B BB		0-0 F9		4-0 G6-4-3 BB		0-3 K		2	0	0	0	2	1	2				
<b>Inning Stats</b>	R: 1 E: 0 K: 0 S: 5	H: 2 LOB: 1 BB: 0 P: 5	R: 0 E: 0 K: 1 S: 6	H: 1 LOB: 3 BB: 2 P: 14	R: 0 E: 0 K: 1 S: 4	H: 1 LOB: 1 BB: 0 P: 4	R: 0 E: 0 K: 1 S: 5	H: 1 LOB: 2 BB: 2 P: 13	R: 0 E: 0 K: 0 S: 3	H: 0 LOB: 0 BB: 0 P: 3	R: 0 E: 0 K: 0 S: 2	H: 0 LOB: 0 BB: 1 P: 6	R: 0 E: 0 K: 0 S: 4	H: 1 LOB: 1 BB: 0 P: 4	R: 0 E: 0 K: 1 S: 5	H: 0 LOB: 1 BB: 1 P: 9	1B: 6 2B: 0 3B: 0 HR: 0	SF: 1 SAC: 0 DP: 1 HBP: 0	WP: 0 PB: 0 SB: 0 CS: 1	PA: 37
<b>PITCHER</b> Vic Albury, L ERA: 4.74	IP: 9.0 WLS: W BF: 37	H: 6 R: 1 ER: 1 SO: 3	BB: 6 IBB: 0 HBP: 0 BLK: 0	WP: 0 HR: 0 S: 37 P: 61	ERA: 1.00 WHIP: 1.333	<b>PITCHER</b>										IP: 9.0 WLS: W BF: 37	H: 6 R: 1 ER: 1 SO: 3	BB: 6 IBB: 0 HBP: 0 BLK: 0	WP: 0 HR: 0 S: 37 P: 61	ERA: 1.00 WHIP: 1.333



Batter	1	2	3	4	5	6	7	8	9	AB	R	H	RBI	BB	SO	LOB	TOP			
Steve Braun, L OBP: 0.369, SLG: 0.372 (1, 7)										4	0	1	0	1	0	3	<b>Minnesota Twins @ Kansas City Royals</b> Royals Stadium, Kansas City, MO Sat Sep 07 1974, 8:05 PM EDT Att: 14,131 - Unknown - 77 F <a href="http://livebaseballscorecards.com">livebaseballscorecards.com</a>			
Rod Carew, L OBP: 0.425, SLG: 0.446 (1, 4)										5	0	2	0	0	1	3				
Larry Hisle, R OBP: 0.357, SLG: 0.477 (1, 8)										5	0	1	0	0	1	2				
Bobby Darwin, R OBP: 0.335, SLG: 0.468 (1, 9)										5	0	0	0	0	2	5				
Tony Oliva, L OBP: 0.326, SLG: 0.435 (1, 10)										3	0	2	0	2	0	0				
Eric Soderholm, R OBP: 0.352, SLG: 0.405 (1, 5)										3	0	1	0	1	0	5				
Craig Kusick, R OBP: 0.337, SLG: 0.398 (1, 3)										2	0	0	0	0	1	2				
Pat Bourque, L OBP: 0.311, SLG: 0.308 (5, PH)										2	0	1	0	0	0	3				
Jerry Terrell, R OBP: 0.282, SLG: 0.320 (8, PR)										0	0	0	0	0	0	0				
Phil Roof, R OBP: 0.280, SLG: 0.267 (8, 2)										0	0	0	0	0	0	0				
Danny Thompson, R OBP: 0.312, SLG: 0.335 (1, 6)										2	0	0	0	1	0	0				
Glenn Borgmann, R OBP: 0.331, SLG: 0.308 (1, 2)										3	0	0	0	0	1	3				
Harmon Killebrew, R OBP: 0.320, SLG: 0.368 (8, PH)										1	0	0	0	0	1	2				
<b>Inning Stats</b>	R: 0 E: 0 K: 2 S: 10	H: 3 LOB: 3 BB: 0 P: 10	R: 0 E: 0 K: 0 S: 3	H: 0 LOB: 0 BB: 0 P: 3	R: 0 E: 0 K: 0 S: 4	H: 1 LOB: 1 BB: 0 P: 4	R: 0 E: 0 K: 2 S: 9	H: 2 LOB: 3 BB: 1 P: 13	R: 0 E: 0 K: 1 S: 6	H: 0 LOB: 3 BB: 2 P: 14	R: 0 E: 0 K: 0 S: 3	H: 0 LOB: 2 BB: 1 P: 8	R: 0 E: 0 K: 1 S: 6	H: 1 LOB: 2 BB: 1 P: 10	R: 0 E: 0 K: 1 S: 5	H: 0 LOB: 0 BB: 0 P: 5	1B: 6 2B: 2 3B: 0 HR: 0	SF: 0 SAC: 1 DP: 0 HBP: 0	WP: 1 PB: 0 SB: 0 CS: 0	PA: 41
<b>PITCHER</b> A Fitzmorris, R ERA: 2.9 (1, 1)	IP: 9.0 WLS: W BF: 41 H: 8 R: 0 ER: 0 SO: 7 BB: 3 IBB: 2 HBP: 0 BLK: 0 WP: 1 HR: 0 S: 50 P: 70 ERA: 0.00 WHIP: 1.222															<b>PITCHER</b>				

Batter	1	2	3	4	5	6	7	8	9	AB	R	H	RBI	BB	SO	LOB	BOTTOM			
Vada Pinson, L OBP: 0.298, SLG: 0.372 (1, 9)										2	1	0	0	1	0	2	<b>Minnesota Twins @ Kansas City Royals</b> Royals Stadium, Kansas City, MO Sat Sep 07 1974, 8:05 PM EDT Att: 14,131 - Unknown - 77 F <a href="http://livebaseballscorecards.com">livebaseballscorecards.com</a>			
Cookie Rojas, R OBP: 0.310, SLG: 0.345 (1, 4)										3	0	0	0	0	0	2				
John Mayberry, L OBP: 0.372, SLG: 0.459 (1, 3)										3	0	0	1	0	1	0				
Hal McRae, R OBP: 0.374, SLG: 0.491 (1, 10)										3	0	0	0	0	1	0				
Jim Wohlford, R OBP: 0.338, SLG: 0.363 (1, 7)										3	0	0	0	0	0	0				
George Brett, L OBP: 0.313, SLG: 0.364 (1, 5)										3	0	1	0	0	0	0				
Fran Healy, R OBP: 0.351, SLG: 0.393 (1, 2)										3	0	0	0	0	2	1				
Al Cowens, R OBP: 0.281, SLG: 0.273 (1, 8)										2	0	0	0	1	1	1				
Freddie Patek, R OBP: 0.328, SLG: 0.303 (1, 6)										3	0	1	0	0	0	1				
<b>Inning Stats</b>	R: 1 E: 0 K: 1 S: 5	H: 0 LOB: 0 BB: 1 P: 9	R: 0 E: 0 K: 1 S: 5	H: 0 LOB: 0 BB: 0 P: 5	R: 0 E: 0 K: 0 S: 3	H: 1 LOB: 1 BB: 1 P: 7	R: 0 E: 0 K: 1 S: 5	H: 0 LOB: 0 BB: 0 P: 5	R: 0 E: 0 K: 1 S: 4	H: 1 LOB: 1 BB: 0 P: 4	R: 0 E: 0 K: 0 S: 3	H: 0 LOB: 0 BB: 0 P: 3	R: 0 E: 0 K: 0 S: 3	H: 0 LOB: 0 BB: 0 P: 3	R: 0 E: 0 K: 2 S: 7	H: 0 LOB: 0 BB: 0 P: 7		1B: 2 2B: 0 3B: 0 HR: 0	SF: 0 SAC: 0 DP: 1 HBP: 0	WP: 0 PB: 0 SB: 1 CS: 0
<b>PITCHER</b> Joe Decker, R ERA: 3.27 (1, 1)	IP: 8.0 WLS: L BF: 27 H: 2 R: 1 ER: 1 SO: 5 BB: 2 IBB: 0 HBP: 0 BLK: 0 WP: 0 HR: 0 S: 35 P: 43 ERA: 1.12 WHIP: 0.500															<b>PITCHER</b>				



Batter	1	2	3	4	5	6	7	8	9	AB	R	H	RBI	BB	SO	LOB	TOP					
Steve Braun, L (1, 7) OBP: 0.367, SLG: 0.368	L4		1-3 BB	4-3		F9		P6		4	0	0	0	1	0	3	<b>Minnesota Twins @ Kansas City Royals</b> Royals Stadium, Kansas City, MO Sun Sep 08 1974, 4:33 AM EDT Att: 11,847 - Unknown - 80 F					
Rod Carew, L (1, 4) OBP: 0.423, SLG: 0.445	1B WP 2B		K		G1	L7		6-3		5	1	1	0	0	1	1						
Larry Hisle, R (1, 8) OBP: 0.355, SLG: 0.474 Steve Brye, R (8, 8) OBP: 0.317, SLG: 0.362	WP 2-3 1B		1-3 1-2		F8	G3		L8		5	0	1	0	0	0	1						
Bobby Darwin, R (1, 9) OBP: 0.334, SLG: 0.472	E5 1-2 3-H		K		F7		5-3		HR	5	1	1	1	0	1	2						
Tony Oliva, L (1, 10) OBP: 0.327, SLG: 0.434	F8			1B WP 1B		BB 1B BB 1B		K		5	1	2	0	0	1	2						
Eric Soderholm, R (1, 5) OBP: 0.350, SLG: 0.403 Jerry Terrell, R (4, 5) OBP: 0.288, SLG: 0.325	F2		K		BB 1B HR 1B	BB BB 1B BB 1B		3-1		2	0	0	0	0	1	3						
Pat Bourque, L (1, 3) OBP: 0.321, SLG: 0.308		4-3		BB 1B		BB BB 1B HR BB		1B BB		3	2	0	0	0	0	0						
Danny Thompson, R (1, 6) OBP: 0.319, SLG: 0.336		F8		1-2 BB		HR BB		1-3 2-H		2	1	1	2	2	0	0						
Phil Roof, R (1, 2) OBP: 0.279, SLG: 0.304		6-3		P6		HR		4-3		4	1	1	4	0	0	5						
<b>Inning Stats</b>	R: 1 E: 1 K: 0 S: 6	H: 2 LOB: 2 BB: 0 P: 6	R: 0 E: 0 K: 0 S: 3	H: 0 LOB: 0 BB: 0 P: 3	R: 0 E: 0 K: 2 S: 7	H: 0 LOB: 1 BB: 1 P: 11	R: 0 E: 0 K: 1 S: 7	H: 2 LOB: 3 BB: 1 P: 11	R: 0 E: 0 K: 0 S: 3	H: 0 LOB: 0 BB: 0 P: 3	R: 5 E: 0 K: 0 S: 6	H: 3 LOB: 0 BB: 2 P: 14	R: 1 E: 0 K: 1 S: 7	H: 2 LOB: 2 BB: 1 P: 11	R: 0 E: 0 K: 0 S: 3	H: 0 LOB: 0 BB: 0 P: 3		R: 1 E: 0 K: 0 S: 4	H: 1 LOB: 0 BB: 0 P: 4	1B: 7 2B: 1 3B: 0 HR: 2	SF: 0 SAC: 0 DP: 0 HBP: 0	WP: 2 PB: 2 SB: 0 CS: 0
<b>PITCHER</b>	IP WLS BF H R ER SO BB IBB HBP BLK WP HR S P ERA WHIP	IP WLS BF H R ER SO BB IBB HBP BLK WP HR S P ERA WHIP															IP WLS BF H R ER SO BB IBB HBP BLK WP HR S P ERA WHIP					
Bruce Dal Canton, R (1, 1) ERA: 3.11	5.0 L 26 6 5 5 3 4 0 0 0 0 2 0 28 44 9.00 2.000																					
Steve Mingo, L (6, 1) ERA: 3.15	2.0 10 3 2 2 1 1 0 0 0 0 0 1 11 15 9.00 2.000																					
Lindy McDaniel, R (8, 1) ERA: 3.32	2.0 7 1 1 1 1 0 0 0 0 0 0 1 7 7 4.50 0.500																					

Batter	1	2	3	4	5	6	7	8	9	AB	R	H	RBI	BB	SO	LOB	BOTTOM					
Al Cowens, R (1, 9) OBP: 0.289, SLG: 0.278	1B 6-3 1B		K		2-H 1B		K		FC3-6 BB	4	1	2	1	1	2	2	<b>Minnesota Twins @ Kansas City Royals</b> Royals Stadium, Kansas City, MO Sun Sep 08 1974, 4:33 AM EDT Att: 11,847 - Unknown - 80 F					
Vada Pinson, L (1, 10) OBP: 0.302, SLG: 0.376	S 6-3 1B		S 1B		K		1-2 1B		FC3-6 1B 1-2	5	1	3	1	0	1	2						
Amos Otis, R (1, 8) OBP: 0.354, SLG: 0.457	6-3 1-2 3-H 1B		BB 1B		P3		F8		1-2 1B	4	0	1	1	1	0	4						
John Mayberry, L (1, 3) OBP: 0.370, SLG: 0.455	K 2-3 1B		3-1			G6-4-3 1B	3-1		F7	5	0	1	0	0	1	7						
George Brett, L (1, 5) OBP: 0.314, SLG: 0.364	CS 1B				F9			P6	K	5	0	2	1	0	1	2						
Jim Whiford, R (1, 7) OBP: 0.339, SLG: 0.363	CS 1-2 1B	K		CS BB		G6-4-3 1B	1-2 1B	1B 1B		3	0	1	0	1	1	2						
Frank White, R (1, 4) OBP: 0.328, SLG: 0.312 Orlando Cepeda, R (8, PH) OBP: 0.296, SLG: 0.306 Kurt Bevacqua, R (8, PR) OBP: 0.248, SLG: 0.192		P6		F7		5-3		1-3 1B		3	0	0	0	0	0	2						
Freddie Patek, R (1, 6) OBP: 0.328, SLG: 0.302 Hal McRae, R (8, PH) OBP: 0.373, SLG: 0.490 Cookie Rojas, R (9, 4) OBP: 0.310, SLG: 0.345		F7			K			1B 1B BB	P4	1	0	0	0	0	0	2						
Buck Martinez, R (1, 2) OBP: 0.308, SLG: 0.224 Tony Solaita, L (7, PH) OBP: 0.388, SLG: 0.400 Fran Healy, R (8, 2) OBP: 0.351, SLG: 0.392			1-6-3			1B 2B		1-3 1B	K	2	1	1	0	0	0	0						
<b>Inning Stats</b>	R: 2 E: 0 K: 1 S: 7	H: 3 LOB: 0 BB: 0 P: 7	R: 0 E: 0 K: 1 S: 5	H: 0 LOB: 0 BB: 0 P: 5	R: 0 E: 0 K: 1 S: 6	H: 1 LOB: 2 BB: 1 P: 10	R: 0 E: 0 K: 0 S: 2	H: 0 LOB: 0 BB: 1 P: 6	R: 1 E: 0 K: 2 S: 9	H: 2 LOB: 1 BB: 0 P: 9	R: 0 E: 0 K: 0 S: 4	H: 2 LOB: 1 BB: 0 P: 4	R: 1 E: 0 K: 1 S: 7	H: 2 LOB: 2 BB: 1 P: 11	R: 0 E: 0 K: 1 S: 7	H: 2 LOB: 2 BB: 0 P: 7		R: 0 E: 0 K: 1 S: 6	H: 1 LOB: 2 BB: 1 P: 10	1B: 12 2B: 1 3B: 0 HR: 0	SF: 0 SAC: 0 DP: 1 HBP: 0	WP: 0 PB: 0 SB: 0 CS: 2
<b>PITCHER</b>	IP WLS BF H R ER SO BB IBB HBP BLK WP HR S P ERA WHIP	IP WLS BF H R ER SO BB IBB HBP BLK WP HR S P ERA WHIP															IP WLS BF H R ER SO BB IBB HBP BLK WP HR S P ERA WHIP					
Bert Blyleven, R (1, 1) ERA: 2.88	6.0 W 27 9 4 4 4 3 1 0 0 0 0 0 19 23 6.00 1.667																					
Bill Campbell, R (7, 1) ERA: 2.54	3.0 S 14 4 0 0 3 1 0 0 0 0 0 0 19 23 0.00 1.667																					

AB	38
R	8
H	10
RBI	7
BB	5
SO	4
LOB	17







Batter	1	2	3	4	5	6	7	8	9	AB	R	H	RBI	BB	SO	LOB	TOP			
<b>Al Cowens, R</b> OBP: 0.294, SLG: 0.279 (1.9)										3	0	1	0	1	0	1	<b>Kansas City Royals @ Oakland Athletics</b> <b>Oakland-Alameda County Coliseum, Oakland, CA</b> Mon Sep 09 1974, 7:05 PM PDT Unknown <a href="http://livebaseballscorecards.com">livebaseballscorecards.com</a>			
<b>Cookie Rojas, R</b> OBP: 0.308, SLG: 0.343 (1.4)										4	0	0	0	0	1	2				
<b>Amos Otis, R</b> OBP: 0.352, SLG: 0.454 (1.8)										4	0	0	0	0	1	2				
<b>John Mayberry, L</b> OBP: 0.367, SLG: 0.450 (1.3)										4	0	0	0	0	2	1				
<b>Hal McRae, R</b> OBP: 0.373, SLG: 0.489 (1.10)										3	0	1	0	0	0	0				
<b>Jim Welford, R</b> OBP: 0.337, SLG: 0.360 (1.7)										3	0	0	0	0	1	1				
<b>Fran Healy, R</b> OBP: 0.349, SLG: 0.390 (1.2)										3	0	0	0	0	1	1				
<b>George Brett, L</b> OBP: 0.312, SLG: 0.361 (1.5)										3	0	0	0	0	0	1				
<b>Freddie Patek, R</b> OBP: 0.328, SLG: 0.301 (1.6)										2	0	0	0	1	1	0				
<b>Inning Stats</b>	R: 0 E: 0 K: 2 S: 7	H: 0 LOB: 0 BB: 0 P: 7	R: 0 E: 0 K: 1 S: 5	H: 0 LOB: 0 BB: 0 P: 5	R: 0 E: 0 K: 0 S: 3	H: 0 LOB: 1 BB: 1 P: 7	R: 0 E: 0 K: 0 S: 3	H: 0 LOB: 0 BB: 0 P: 3	R: 0 E: 0 K: 0 S: 4	H: 1 LOB: 1 BB: 0 P: 4	R: 0 E: 0 K: 1 S: 6	H: 1 LOB: 1 BB: 0 P: 6	R: 0 E: 0 K: 1 S: 5	H: 0 LOB: 0 BB: 0 P: 5	R: 0 E: 0 K: 1 S: 5	H: 0 LOB: 1 BB: 1 P: 9	1B: 2 2B: 0 3B: 0 HR: 0	SF: 0 SAC: 0 DP: 0 HBP: 0	WP: 0 PB: 0 SB: 1 CS: 0	PA: 31
<b>PITCHER</b> <b>Vida Blue, L</b> ERA: 3.23 (1.1)	IP: 9.0 WLS: W BF: 31 H: 2 R: 0 ER: 0 SO: 7 BB: 2 IBB: 0 HBP: 0 BLK: 0 WP: 0 HR: 0 S: 43 P: 51 ERA: 0.00 WHIP: 0.444															<b>PITCHER</b>				

Batter	1	2	3	4	5	6	7	8	9	AB	R	H	RBI	BB	SO	LOB	BOTTOM			
<b>Bill North, S</b> OBP: 0.350, SLG: 0.342 (1.8)										4	0	1	0	0	0	1	<b>Kansas City Royals @ Oakland Athletics</b> <b>Oakland-Alameda County Coliseum, Oakland, CA</b> Mon Sep 09 1974, 7:05 PM PDT Unknown <a href="http://livebaseballscorecards.com">livebaseballscorecards.com</a>			
<b>Bert Campaneris, R</b> OBP: 0.359, SLG: 0.379 (1.6)										4	0	2	0	0	0	1				
<b>Sal Bando, R</b> OBP: 0.353, SLG: 0.432 (1.5)										3	0	0	0	1	1	2				
<b>Reggie Jackson, L</b> OBP: 0.401, SLG: 0.537 (1.9)										4	1	1	0	0	1	3				
<b>Joe Rudi, R</b> OBP: 0.336, SLG: 0.474 (1.7)										3	0	0	0	0	0	1				
<b>Claudell Washington, L</b> OBP: 0.328, SLG: 0.401 (1.10)										3	1	2	1	0	0	0				
<b>Gene Tenace, R</b> OBP: 0.374, SLG: 0.426 (1.2)										3	1	1	2	0	1	1				
<b>Jim Holt, L</b> OBP: 0.292, SLG: 0.291 (1.3)										3	0	0	0	0	1	1				
<b>Dick Green, R</b> OBP: 0.280, SLG: 0.285 (1.4)										2	0	0	0	1	0	0				
<b>Herb Washington, R</b> (8, PR)										0	0	0	0	0	0	0				
<b>Ted Kubiak, S</b> OBP: 0.279, SLG: 0.236 (9.4)										0	0	0	0	0	0	0				
<b>Inning Stats</b>	R: 0 E: 0 K: 2 S: 8	H: 1 LOB: 1 BB: 0 P: 8	R: 0 E: 0 K: 0 S: 3	H: 0 LOB: 0 BB: 0 P: 3	R: 0 E: 0 K: 0 S: 3	H: 0 LOB: 0 BB: 0 P: 3	R: 0 E: 0 K: 0 S: 3	H: 0 LOB: 0 BB: 0 P: 3	R: 2 E: 0 K: 1 S: 7	H: 2 LOB: 0 BB: 0 P: 7	R: 0 E: 0 K: 0 S: 3	H: 1 LOB: 1 BB: 0 P: 3	R: 1 E: 0 K: 1 S: 7	H: 2 LOB: 1 BB: 0 P: 7	R: 0 E: 0 K: 0 S: 3	H: 1 LOB: 2 BB: 2 P: 11	1B: 5 2B: 1 3B: 1 HR: 1	SF: 0 SAC: 0 DP: 1 HBP: 0	WP: 0 PB: 0 SB: 1 CS: 1	PA: 31
<b>PITCHER</b> <b>Steve Busby, R</b> ERA: 3.46 (1.1)	IP: 8.0 WLS: L BF: 31 H: 7 R: 3 ER: 3 SO: 4 BB: 2 IBB: 0 HBP: 0 BLK: 0 WP: 0 HR: 1 S: 37 P: 45 ERA: 3.38 WHIP: 1.125															<b>PITCHER</b>				





Batter	1	2	3	4	5	6	7	8	9	AB	R	H	RBI	BB	SO	LOB	TOP			
Vada Pinson, L (1,9) OBP: 0.299, SLG: 0.371	L6		G3			F8		F8		4	0	0	0	0	0	0	<b>Kansas City Royals @ Oakland Athletics</b> Oakland-Alameda County Coliseum, Oakland, CA Mon Sep 09 1974, 7:05 PM PDT Att: 46,780 - Unknown <a href="http://livebaseballscorecards.com">livebaseballscorecards.com</a>			
George Brett, L (1,5) OBP: 0.308, SLG: 0.357	F8			F7		F7		G3		4	0	0	0	0	0					
Hal McRae, R (1,7) OBP: 0.375, SLG: 0.490				3-1				1B		3	0	2	0	0	0					
Tony Solaita, L (1,3) OBP: 0.364, SLG: 0.394	G3			F8				P6		3	0	0	0	0	2					
Orlando Cepeda, R (1,10) OBP: 0.288, SLG: 0.297		E6				L7		G4-6-3		3	0	0	0	0	1					
Amos Otis, R (1,8) OBP: 0.350, SLG: 0.451		FC5-4				B1-3		L7		3	0	0	0	0	1					
Frank White, R (1,4) OBP: 0.243, SLG: 0.313								P5		3	0	1	0	0	1					
Freddie Patek, R (1,6) OBP: 0.328, SLG: 0.301						F8				3	0	1	0	0	1					
Buck Martinez, R (1,2) OBP: 0.300, SLG: 0.217										2	0	0	0	0	1	0				
Dennis Paepke, R (9,PH)						K		CS		1	0	0	0	0	0					
<b>Inning Stats</b>	R: 0 E: 0 K: 0 S: 4	H: 1 LOB: 1 BB: 0 P: 4	R: 0 E: 1 K: 1 S: 5	H: 0 LOB: 0 BB: 0 P: 5	R: 0 E: 0 K: 0 S: 3	H: 0 LOB: 0 BB: 0 P: 3	R: 0 E: 0 K: 0 S: 4	H: 1 LOB: 1 BB: 0 P: 4	R: 0 E: 0 K: 1 S: 5	H: 0 LOB: 0 BB: 0 P: 5	R: 0 E: 0 K: 0 S: 3	H: 1 LOB: 0 BB: 0 P: 3	R: 0 E: 0 K: 0 S: 3	H: 1 LOB: 0 BB: 0 P: 3	R: 0 E: 0 K: 0 S: 3	H: 0 LOB: 0 BB: 0 P: 3	1B: 4 2B: 0 3B: 0 HR: 0	SF: 0 SAC: 0 DP: 1 HBP: 0	WP: 0 PB: 0 SB: 0 CS: 2	PA: 30
<b>PITCHER</b> Caffish Hunter, R (1,1) ERA: 2.56	IP: 9.0 WLS: W BF: 29 H: 4 R: 0 ER: 0 SO: 2 BB: 0 IBB: 0 HBP: 0 BLK: 0 WP: 0 HR: 0 S: 33 P: 33 ERA: 0.00 WHIP: 0.444															<b>PITCHER</b>				


Batter	1	2	3	4	5	6	7	8	9	AB	R	H	RBI	BB	SO	LOB	BOTTOM			
Bill North, S (1,8) OBP: 0.347, SLG: 0.340	K		F9							4	0	0	0	0	1	2	<b>Kansas City Royals @ Oakland Athletics</b> Oakland-Alameda County Coliseum, Oakland, CA Mon Sep 09 1974, 7:05 PM PDT Att: 46,780 - Unknown <a href="http://livebaseballscorecards.com">livebaseballscorecards.com</a>			
Bert Campaneris, R (1,6) OBP: 0.360, SLG: 0.382										4	2	2	1	0	0	1				
Phil Garner, R (8,5) OBP: 0.105, SLG: 0.056	S		5-3							1	0	0	0	0	0	1				
Sal Bando, R (1,5) OBP: 0.358, SLG: 0.442	HR									3	2	3	3	1	0	0				
Dal Maxvill, R (8,6) OBP: 0.271, SLG: 0.177	HR									0	0	0	0	0	0	0				
Reggie Jackson, L (1,9) OBP: 0.398, SLG: 0.533	K		4-3							4	0	0	0	0	1	5				
Joe Rudi, R (1,7) OBP: 0.337, SLG: 0.479	HR									3	1	1	3	1	0	0				
Gene Tenace, R (1,3) OBP: 0.373, SLG: 0.423	3-1									3	0	0	0	1	0	0				
Claudell Washington, L (1,10) OBP: 0.320, SLG: 0.397			5-3							2	0	0	0	1	1	0				
Herb Washington, R (6,PH)										0	0	0	0	0	0	0				
Jim Holt, L (7,PH) OBP: 0.291, SLG: 0.290										1	0	0	0	0	1	3				
Ray Fosse, R (1,2) OBP: 0.257, SLG: 0.360										3	1	0	0	1	0	1				
Dick Green, R (1,4) OBP: 0.282, SLG: 0.286										2	1	1	0	0	1	0				
Angel Mangual, R (8,PH) OBP: 0.260, SLG: 0.363										0	0	0	0	1	0	0				
Ted Kubiak, S (9,4) OBP: 0.278, SLG: 0.236										0	0	0	0	0	0	0				
<b>Inning Stats</b>	R: 3 E: 0 K: 2 S: 9	H: 2 LOB: 0 BB: 1 P: 13	R: 0 E: 0 K: 1 S: 5	H: 0 LOB: 0 BB: 0 P: 5	R: 1 E: 0 K: 0 S: 4	H: 1 LOB: 0 BB: 0 P: 4	R: 0 E: 0 K: 1 S: 5	H: 0 LOB: 0 BB: 0 P: 5	R: 1 E: 1 K: 0 S: 5	H: 1 LOB: 2 BB: 1 P: 9	R: 0 E: 0 K: 0 S: 3	H: 0 LOB: 2 BB: 1 P: 7	R: 2 E: 0 K: 1 S: 8	H: 3 LOB: 3 BB: 2 P: 16	R: 0 E: 0 K: 0 S: 3	H: 0 LOB: 1 BB: 1 P: 7	1B: 4 2B: 1 3B: 0 HR: 2	SF: 0 SAC: 2 DP: 0 HBP: 0	WP: 0 PB: 0 SB: 2 CS: 0	PA: 38
<b>PITCHER</b> Paul Spittorff, L (1,1) ERA: 3.76	IP: 6.1 WLS: L BF: 29 H: 6 R: 7 ER: 6 SO: 4 BB: 3 IBB: 0 HBP: 0 BLK: 0 WP: 0 HR: 2 S: 34 P: 46 ERA: 8.53 WHIP: 1.421															<b>PITCHER</b>				
Aurelio Lopez, R (7,1) ERA: 3.35	IP: 1.2 WLS: 9 BF: 1 H: 0 R: 0 ER: 0 SO: 1 BB: 3 IBB: 0 HBP: 0 BLK: 0 WP: 0 HR: 0 S: 8 P: 20 ERA: 0.00 WHIP: 2.400															<b>PITCHER</b>				




Batter	1	2	3	4	5	6	7	8	9	AB	R	H	RBI	BB	SO	LOB	TOP										
<b>Freddie Patek, R</b> OBP: 0.328, SLG: 0.301 (1, 6)										4	0	1	0	0	0	1	<b>Kansas City Royals @ California Angels</b> Anaheim Stadium, Anaheim, CA Tue Sep 10 1974, 10:05 PM EDT Alt. 4,491 - Unknown - 63 F										
<b>Jim Wohlford, R</b> OBP: 0.335, SLG: 0.357 (1, 7)										4	0	0	0	0	1	2											
<b>Hal McRae, R</b> OBP: 0.377, SLG: 0.491 (1, 10)										3	2	2	0	1	0	1											
<b>John Mayberry, L</b> OBP: 0.365, SLG: 0.448 (1, 3)										4	0	1	0	0	1	2											
<b>Amos Otis, R</b> OBP: 0.350, SLG: 0.450 (1, 8)										3	0	1	0	0	1	2											
<b>Al Cowens, R</b> OBP: 0.302, SLG: 0.285 (1, 9)										3	0	2	1	1	0	1											
<b>George Brett, L</b> OBP: 0.308, SLG: 0.356 (1, 5)										4	0	1	1	0	0	4											
<b>Frank White, R</b> OBP: 0.240, SLG: 0.308 (6, PH)										2	0	0	0	0	0	1											
<b>Orlando Cepeda, R</b> OBP: 0.295, SLG: 0.294 (6, 4)										1	0	0	0	0	0	2											
<b>Cookie Rojas, R</b> OBP: 0.307, SLG: 0.342 (6, 4)										1	0	0	0	0	0	1											
<b>Dennis Paepke, R</b> OBP: 0.200, SLG: 0.200 (1, 2)										4	0	1	0	0	0	0											
<b>Inning Stats</b>	R: 0 E: 0 K: 0 S: 3	H: 0 LOB: 1 BB: 1 P: 7	R: 0 E: 0 K: 1 S: 6	H: 1 LOB: 1 BB: 0 P: 6	R: 0 E: 0 K: 0 S: 3	H: 0 LOB: 0 BB: 0 P: 3	R: 1 E: 1 K: 0 S: 5	H: 3 LOB: 1 BB: 0 P: 5	R: 0 E: 0 K: 1 S: 6	H: 1 LOB: 1 BB: 0 P: 6	R: 1 E: 1 K: 0 S: 5	H: 1 LOB: 2 BB: 2 P: 9	R: 0 E: 0 K: 0 S: 4	H: 1 LOB: 1 BB: 0 P: 4	R: 0 E: 0 K: 1 S: 5	H: 1 LOB: 0 BB: 0 P: 5	R: 0 E: 0 K: 0 S: 3	H: 1 LOB: 0 BB: 0 P: 3	1B: 9 2B: 0 3B: 0 HR: 0	SF: 0 SAC: 1 DP: 3 HBP: 0	WP: 0 PB: 0 SB: 0 CS: 0	PA: 36					
<b>PITCHER</b>	IP	WLS	BF	H	R	ER	SO	BB	IBB	HBP	BLK	WP	HR	S	P	ERA	WHIP										
<b>Frank Tanana, L</b> ERA: 3.42	(1, 1)	7.0	W	30	7	2	1	2	2	0	0	0	0	32	40	1.29	1.286										
<b>Orlando Pena, R</b> ERA: 2.45	(8, 1)	2.0		6	2	0	0	1	0	0	0	0	0	8	8	0.00	1.000										

Batter	1	2	3	4	5	6	7	8	9	AB	R	H	RBI	BB	SO	LOB	BOTTOM										
<b>Morris Nettles, L</b> OBP: 0.336, SLG: 0.287 (1, 8)																	4	1	0	0	1	1	4				
<b>Denny Doyle, L</b> OBP: 0.284, SLG: 0.292 (1, 4)																	3	0	0	0	0	0	3				
<b>Winston Llenas, R</b> OBP: 0.297, SLG: 0.350 (7, 7)																	2	1	1	0	0	0	2				
<b>Bruce Bochte, L</b> OBP: 0.340, SLG: 0.390 (6, PH)																	3	1	1	0	0	0	0				
<b>John Balaz, R</b> OBP: 0.286, SLG: 0.250 (6, PH)																	0	0	0	0	0	0	0				
<b>Rudy Meoli, L</b> OBP: 0.286, SLG: 0.250 (7, 4)																	2	1	0	0	0	0	2				
<b>Frank Robinson, R</b> OBP: 0.372, SLG: 0.465 (1, 10)																	2	1	1	0	2	0	0				
<b>Dick Lange, R</b> (8, PR)																	0	0	0	0	0	0	0				
<b>Joe Lahoud, L</b> OBP: 0.380, SLG: 0.470 (1, 9)																	4	1	3	5	1	1	0				
<b>Ellie Rodriguez, R</b> OBP: 0.373, SLG: 0.354 (1, 2)																	5	1	2	1	0	0	6				
<b>Dave Chalk, R</b> OBP: 0.314, SLG: 0.333 (1, 5)																	4	0	2	0	0	1	3				
<b>John Doherty, L</b> OBP: 0.287, SLG: 0.373 (1, 3)																	4	1	2	1	0	0	1				
<b>Orlando Ramirez, R</b> OBP: 0.227, SLG: 0.174 (1, 6)																	3	0	1	0	0	1	1				
<b>Inning Stats</b>	R: 1 E: 0 K: 1 S: 7	H: 2 LOB: 2 BB: 1 P: 11	R: 0 E: 0 K: 0 S: 4	H: 1 LOB: 1 BB: 0 P: 4	R: 0 E: 0 K: 0 S: 3	H: 0 LOB: 0 BB: 0 P: 3	R: 1 E: 0 K: 1 S: 9	H: 4 LOB: 3 BB: 0 P: 9	R: 0 E: 0 K: 0 S: 3	H: 0 LOB: 2 BB: 1 P: 8	R: 5 E: 1 K: 1 S: 9	H: 3 LOB: 1 BB: 2 P: 17	R: 0 E: 0 K: 1 S: 5	H: 0 LOB: 0 BB: 0 P: 5	R: 1 E: 0 K: 0 S: 5	H: 3 LOB: 2 BB: 0 P: 5	R: 0 E: 0 K: 0 S: 3	H: 3 LOB: 2 BB: 0 P: 5	1B: 11 2B: 1 3B: 1 HR: 0	SF: 0 SAC: 1 DP: 1 HBP: 1	WP: 0 PB: 0 SB: 0 CS: 0	PA: 42					
<b>PITCHER</b>	IP	WLS	BF	H	R	ER	SO	BB	IBB	HBP	BLK	WP	HR	S	P	ERA	WHIP										
<b>Dennis Leonard, R</b> ERA: 2.45	(1, 1)	5.1	L	28	8	4	2	2	3	0	0	0	0	1	1	0.00	0.000										
<b>Joe Hoerner, L</b> ERA: 4.13	(6, 1)	0.1		1	0	0	0	0	0	0	0	0	0	1	1	0.00	0.000										
<b>Lindy McDaniel, R</b> ERA: 3.35	(6, 1)	1.2		12	5	4	1	2	1	0	0	0	0	15	19	5.40	3.600										
<b>Aurelio Lopez, R</b> ERA: 3.0	(8, 1)	0.2		1	0	0	0	0	0	0	0	0	0	1	1	0.00	0.000										



Batter	1	2	3	4	5	6	7	8	9	10	AB	R	H	RBI	BB	SO	LOB	TOP		
<b>Freddie Patek, R</b> OBP: 0.329, SLG: 0.299 (1.6)	K		SH3			2B 1B BB		SH3-4 BB		P6	2	1	0	0	2	1	0	<b>Kansas City Royals @ California Angels</b> Anaheim Stadium, Anaheim, CA Wed Sep 11 1974, 10:05 PM EDT Att: 5,170 - Unknown - 67 F  <b>AB 32</b> <b>R 2</b> <b>H 4</b> <b>RBI 1</b> <b>BB 4</b> <b>SO 15</b> <b>LOB 10</b>  		
<b>Vada Pinson, L</b> OBP: 0.298, SLG: 0.373 (1.9)	4-3		K			1B 1-3 FC3-6 2B		SH3-4		K	4	1	1	0	0	2	1			
<b>Hal McRae, R</b> OBP: 0.378, SLG: 0.491 (1.10)	BB 1B		K			FC3-6 1B		F9			4	0	2	1	0	1	2			
<b>John Mayberry, L</b> OBP: 0.364, SLG: 0.444 (1.3)	BB					FC3-6 FC4-6 1B		F7			3	0	0	0	1	0	2			
<b>George Brett, L</b> OBP: 0.352, SLG: 0.352 (1.5)	P6					FC4-6 1-2f				K	4	0	0	0	0	1	3			
<b>Jim Wohlford, R</b> OBP: 0.332, SLG: 0.354 (1.7)		K				K				L6	4	0	0	0	0	3	1			
<b>Al Cowens, R</b> OBP: 0.301, SLG: 0.280 (1.8)		G3				K		K		BB	3	0	0	0	1	2	0			
<b>Frank White, R</b> OBP: 0.235, SLG: 0.302 (1.4)						K		K		BB	3	0	0	0	0	3	0			
<b>Tony Solaita, L</b> OBP: 0.362, SLG: 0.393 (9, PH)						K		K			1	0	0	0	0	1	1			
<b>Cookie Rojas, R</b> OBP: 0.307, SLG: 0.342 (9.4)								K			0	0	0	0	0	0	0			
<b>Buck Martinez, R</b> OBP: 0.288, SLG: 0.219 (1.2)						F8		K		6-3	4	0	1	0	0	1	0			
<b>Inning Stats</b>	R: 0 E: 0 K: 1 S: 6	H: 1 LOB: 2 BB: 1 P: 10	R: 0 E: 0 K: 2 S: 7	H: 0 LOB: 0 BB: 0 P: 7	R: 0 E: 0 K: 2 S: 8	H: 1 LOB: 1 BB: 0 P: 8	R: 0 E: 0 K: 2 S: 7	H: 0 LOB: 0 BB: 0 P: 7	R: 2 E: 0 K: 3 S: 9	H: 2 LOB: 1 BB: 1 P: 11	R: 0 E: 0 K: 0 S: 3	H: 0 LOB: 1 BB: 1 P: 7	R: 0 E: 0 K: 2 S: 7	H: 0 LOB: 1 BB: 1 P: 11	R: 0 E: 0 K: 1 S: 5	H: 0 LOB: 0 BB: 0 P: 5	1B: 3 2B: 1 3B: 0 HR: 0		SF: 0 SAC: 2 DP: 0 HBP: 0	WP: 0 PA: 38 PB: 0 SB: 1 CS: 0
<b>PITCHER</b> <b>Nolan Ryan, R</b> ERA: 3.02 (1.1)	IP: 10.0 W: 10 L: 3 S: 6	WLS: 38 BF: 4 R: 2 ER: 2 SO: 15	H: 4 R: 2 ER: 2 SO: 15	BB: 4 IBB: 0 HBP: 0 BLK: 0	WP: 0 HR: 0 S: 64 P: 80	ERA: 1.80 WHIP: 0.800		<b>PITCHER</b>	IP: 10.0 W: 10 L: 3 S: 6	WLS: 38 BF: 4 R: 2 ER: 2 SO: 15	H: 4 R: 2 ER: 2 SO: 15	BB: 4 IBB: 0 HBP: 0 BLK: 0	WP: 0 HR: 0 S: 64 P: 80	ERA: 1.80 WHIP: 0.800						

Batter	1	2	3	4	5	6	7	8	9	10	AB	R	H	RBI	BB	SO	LOB	BOTTOM		
<b>Morris Nettles, L</b> OBP: 0.331, SLG: 0.283 (1.8)	K		6-3					4-3		S SH3 1B 1B	5	1	1	0	0	1	2	<b>Kansas City Royals @ California Angels</b> Anaheim Stadium, Anaheim, CA Wed Sep 11 1974, 10:05 PM EDT Att: 5,170 - Unknown - 67 F  <b>AB 31</b> <b>R 3</b> <b>H 7</b> <b>RBI 2</b> <b>BB 5</b> <b>SO 2</b> <b>LOB 14</b>  		
<b>Denny Doyle, L</b> OBP: 0.285, SLG: 0.296 (1.4)	1-3					G1 WP 2B		SH3 1B		SH3	4	1	2	0	0	0	0			
<b>Bruce Bochte, L</b> OBP: 0.338, SLG: 0.386 (1.7)	3-1					G1		G3		1B	4	0	1	1	0	0	1			
<b>Frank Robinson, R</b> OBP: 0.371, SLG: 0.461 (1.10)						2-3 K		P5		BB	3	0	0	0	1	1	1			
<b>Joe Lahoud, L</b> OBP: 0.364, SLG: 0.481 (1.9)						3-H 4-0 BB		F9			2	1	1	1	2	0	1			
<b>Ellie Rodriguez, R</b> OBP: 0.372, SLG: 0.351 (1.2)						1-3 BB		L7		6-3	3	0	0	0	1	0	3			
<b>Dave Chalk, R</b> OBP: 0.318, SLG: 0.335 (1.5)						4-3 6-3 1B		SH3-4 BB		1B	3	0	2	0	1	0	1			
<b>John Doherty, L</b> OBP: 0.283, SLG: 0.367 (1.3)						4-3		SH3-4		F7	3	0	0	0	0	0	2			
<b>Orlando Ramirez, R</b> OBP: 0.221, SLG: 0.169 (1.6)						6-3		F8		P3	2	0	0	0	0	0	1			
<b>Charlie Sands, L</b> OBP: 0.360, SLG: 0.379 (7, PH)						4-3					1	0	0	0	0	0	1			
<b>Bobby Valentine, R</b> OBP: 0.308, SLG: 0.336 (8.6)						2-3					1	0	0	0	0	0	1			
<b>Inning Stats</b>	R: 0 E: 0 K: 1 S: 5	H: 0 LOB: 0 BB: 0 P: 5	R: 1 E: 0 K: 0 S: 3	H: 1 LOB: 0 BB: 1 P: 7	R: 0 E: 0 K: 0 S: 3	H: 0 LOB: 0 BB: 0 P: 3	R: 1 E: 0 K: 1 S: 6	H: 1 LOB: 1 BB: 1 P: 10	R: 0 E: 0 K: 0 S: 4	H: 0 LOB: 1 BB: 1 P: 7	R: 0 E: 0 K: 0 S: 3	H: 0 LOB: 1 BB: 1 P: 7	R: 0 E: 0 K: 0 S: 4	H: 1 LOB: 1 BB: 0 P: 4	R: 1 E: 0 K: 0 S: 3	H: 2 LOB: 1 BB: 0 P: 3	1B: 5 2B: 1 3B: 0 HR: 1		SF: 0 SAC: 3 DP: 1 HBP: 0	WP: 1 PA: 39 PB: 0 SB: 1 CS: 0
<b>PITCHER</b> <b>Al Fitzmorris, R</b> ERA: 2.9 (1.1)	IP: 9.1 W: 9 L: 1 S: 6	WLS: 39 BF: 7 R: 3 ER: 3 SO: 2	H: 7 R: 3 ER: 3 SO: 2	BB: 4 IBB: 1 HBP: 0 BLK: 0	WP: 1 HR: 1 S: 38 P: 58	ERA: 2.89 WHIP: 1.179		<b>PITCHER</b>	IP: 9.1 W: 9 L: 1 S: 6	WLS: 39 BF: 7 R: 3 ER: 3 SO: 2	H: 7 R: 3 ER: 3 SO: 2	BB: 4 IBB: 1 HBP: 0 BLK: 0	WP: 1 HR: 1 S: 38 P: 58	ERA: 2.89 WHIP: 1.179						



Batter	1	2	3	4	5	6	7	8	9	10	AB	R	H	RBI	BB	SO	LOB	TOP				
Vada Pinson, L OBP: 0.295, SLG: 0.368 Jim Wohlford, R OBP: 0.331, SLG: 0.353	F2	F2	P4			4-3		K			4	0	0	0	0	0	2					
George Brett, L OBP: 0.306, SLG: 0.353	4-3	FC4 2B		4-3						SH3-4 1B	5	1	2	0	0	0	2					
Amos Otis, R OBP: 0.351, SLG: 0.449	E5 1B	E6 2B								SH3-4	2	0	0	1	2	0	2					
Hal McRae, R OBP: 0.379, SLG: 0.493						F7		F7		F7	5	0	2	2	0	0	4					
John Mayberry, L OBP: 0.329, SLG: 0.439	L8	F5				F8		F9		K	5	0	0	0	0	1	6					
Cookie Rojas, R OBP: 0.308, SLG: 0.340						F7		L8			3	1	0	0	2	0	0					
Al Cowens, R OBP: 0.304, SLG: 0.280								L9		K	4	1	1	0	1	2	3					
Fran Healy, R OBP: 0.347, SLG: 0.386		FC4 1B E BB	L3			G6-4-3 BB		F9		P3	4	1	0	0	1	0	1					
Frank White, R OBP: 0.236, SLG: 0.301						F9		P4			4	1	1	2	0	0	0					
<b>Inning Stats</b>	R: 0 E: 1 K: 0 S: 5	H: 1 LOB: 2 BB: 0 P: 5	R: 5 E: 2 K: 1 S: 10	H: 3 LOB: 3 BB: 3 P: 22	R: 0 E: 0 K: 0 S: 3	H: 0 LOB: 0 BB: 0 P: 3	R: 0 E: 0 K: 0 S: 3	H: 0 LOB: 1 BB: 1 P: 7	R: 0 E: 0 K: 0 S: 2	H: 0 LOB: 0 BB: 0 P: 6	R: 0 E: 0 K: 0 S: 4	H: 1 LOB: 2 BB: 1 P: 8	R: 0 E: 0 K: 1 S: 5	H: 0 LOB: 0 BB: 0 P: 5	R: 0 E: 0 K: 1 S: 6	H: 1 LOB: 1 BB: 0 P: 6	R: 0 E: 0 K: 1 S: 5	H: 0 LOB: 0 BB: 0 P: 5	1B: 5 2B: 1 3B: 0 HR: 0	SF: 0 SAC: 1 DP: 1 HBP: 0	WP: 0 PB: 1 SB: 0 CS: 0	PA: 44
<b>PITCHER</b>	IP	WLS	BF	H	R	ER	SO	BB	IBB	HBP	BLK	WP	HR	S	P	ERA	WHIP					
Ray Corbin, R ERA: 4.8	1.1		13	4	5	2	0	2	0	0	0	0	0	11	19	13.50	4.500					
Bill Butler, L ERA: 4.37	7.2		28	2	0	0	3	3	1	0	0	0	0	30	46	0.00	0.652					
Tom Johnson, R ERA:	1.0	W	3	0	0	0	1	0	0	0	0	0	0	5	5	0.00	0.000					

Kansas City Royals @ Minnesota Twins  
Metropolitan Stadium, Bloomington, MI  
Fri Sep 13 1974, 8:05 PM EDT  
Att: 3,815 - Unknown - 54 F

AB 37  
R 5  
H 6  
RBI 5  
BB 6  
SO 4  
LOB 20



Batter	1	2	3	4	5	6	7	8	9	10	AB	R	H	RBI	BB	SO	LOB	BOTTOM						
Steve Brye, R OBP: 0.315, SLG: 0.360	L6		K			6-3					5	1	1	0	0	2	1							
Rod Carew, L OBP: 0.425, SLG: 0.446	HR BB		E1 G6-4-3			F7					4	2	2	1	1	0	0							
Larry Hise, R OBP: 0.355, SLG: 0.479	HR		G6-4-3					B1			4	2	2	2	0	0	3							
Tony Oliva, L OBP: 0.326, SLG: 0.433	4-3										4	0	2	2	0	1	0							
Bobby Darwin, R OBP: 0.327, SLG: 0.463											4	0	1	0	0	2	3							
Steve Braun, L OBP: 0.369, SLG: 0.383	L8										4	1	1	1	0	0	3							
Pat Bourque, L OBP: 0.313, SLG: 0.308						F8					4	0	0	0	0	0	0							
Danny Thompson, R OBP: 0.311, SLG: 0.339											4	0	1	0	0	0	0							
Jerry Terrell, R OBP: 0.290, SLG: 0.324		L3				6-3					0	0	0	0	0	0	0							
Glenn Borgmann, R OBP: 0.325, SLG: 0.301											3	0	0	0	0	0	0							
Harmon Killebrew, R OBP: 0.321, SLG: 0.382											1	0	0	0	0	1	1							
Phil Roof, R OBP: 0.272, SLG: 0.294											0	0	0	0	0	0	0							
<b>Inning Stats</b>	R: 2 E: 0 K: 0 S: 5	H: 2 LOB: 1 BB: 1 P: 9	R: 0 E: 0 K: 0 S: 3	H: 0 LOB: 0 BB: 0 P: 3	R: 0 E: 1 K: 1 S: 5	H: 0 LOB: 0 BB: 0 P: 5	R: 0 E: 0 K: 2 S: 7	H: 0 LOB: 0 BB: 0 P: 7	R: 0 E: 0 K: 0 S: 3	H: 0 LOB: 0 BB: 0 P: 3	R: 1 E: 0 K: 0 S: 5	H: 1 LOB: 1 BB: 0 P: 5	R: 1 E: 1 K: 0 S: 4	H: 1 LOB: 0 BB: 0 P: 4	R: 1 E: 0 K: 1 S: 8	H: 3 LOB: 2 BB: 0 P: 8	R: 0 E: 0 K: 2 S: 8	H: 1 LOB: 1 BB: 0 P: 8	R: 1 E: 0 K: 0 S: 1	H: 1 LOB: 0 BB: 0 P: 1	1B: 6 2B: 1 3B: 0 HR: 3	SF: 0 SAC: 0 DP: 1 HBP: 0	WP: 0 PB: 0 SB: 0 CS: 0	PA: 38
<b>PITCHER</b>	IP	WLS	BF	H	R	ER	SO	BB	IBB	HBP	BLK	WP	HR	S	P	ERA	WHIP							
Steve Busby, R ERA: 3.51	6.1		25	5	4	4	3	1	0	0	0	0	2	30	34	5.68	0.947							
Doug Bird, R ERA: 2.88	2.2	L	13	5	2	2	3	0	0	0	0	0	1	19	19	6.75	1.875							

Kansas City Royals @ Minnesota Twins  
Metropolitan Stadium, Bloomington, MI  
Fri Sep 13 1974, 8:05 PM EDT  
Att: 3,815 - Unknown - 54 F

AB 37  
R 6  
H 10  
RBI 6  
BB 1  
SO 6  
LOB 11










Batter	1	2	3	4	5	6	7	8	9	AB	R	H	RBI	BB	SO	LOB	TOP								
Vada Pinson, L OBP: 0.299, SLG: 0.369	F9	S	G3	P4			G3-6		1B	6	2	3	1	0	0	2									
Jim Wohlford, R OBP: 0.311, SLG: 0.352	K	E7	G3				F7		K	6	0	1	0	0	0	2	3								
George Brett, L OBP: 0.311, SLG: 0.358	4-3	3-1	WP				P6			4	1	1	0	1	0	1									
Hal McRae, R OBP: 0.380, SLG: 0.492																									
Orlando Cepeda, R OBP: 0.276, SLG: 0.286							F7																		
Tony Solaita, L OBP: 0.363, SLG: 0.408																									
Al Cowens, R OBP: 0.314, SLG: 0.292																									
Kurt Bevacqua, R OBP: 0.271, SLG: 0.213																									
Frank White, R OBP: 0.247, SLG: 0.311																									
Buck Martinez, R OBP: 0.308, SLG: 0.266																									
<b>Inning Stats</b>	R: 0 E: 0 K: 1 S: 5	H: 0 LOB: 0 BB: 0 P: 5	R: 6 E: 2 K: 0 S: 9	H: 5 LOB: 1 BB: 1 P: 13	R: 7 E: 2 K: 0 S: 9	H: 6 LOB: 1 BB: 2 P: 17	R: 0 E: 0 K: 0 S: 4	H: 1 LOB: 1 BB: 0 P: 4	R: 0 E: 0 K: 0 S: 3	H: 0 LOB: 0 BB: 0 P: 3	R: 0 E: 0 K: 1 S: 6	H: 2 LOB: 1 BB: 0 P: 6	R: 0 E: 0 K: 0 S: 4	H: 2 LOB: 2 BB: 1 P: 8	R: 0 E: 0 K: 1 S: 5	H: 0 LOB: 0 BB: 0 P: 5	R: 0 E: 0 K: 1 S: 6	H: 1 LOB: 1 BB: 0 P: 6	1B: 14 2B: 1 3B: 0 HR: 2	SF: 1 SAC: 0 DP: 2 HBP: 0	WP: 3 PB: 0 SB: 1 CS: 1	PA: 47			
<b>PITCHER</b>	IP	WLS	BF	H	R	ER	SO	BB	IBB	HBP	BLK	WP	HR	S	P	ERA	WHIP								
Jim Hughes, R ERA: 27.0	1.1	L	10	5	6	4	1	1	0	0	0	0	1	11	15	27.00	4.500								
Ray Corbin, R ERA: 5.29	1.2		14	6	7	7	0	2	0	0	0	2	1	12	20	37.80	4.800								
Vic Albury, L ERA: 4.5	2.0		7	1	0	0	0	0	0	0	0	1	0	7	7	0.00	0.500								
Tom Burgmeier, L ERA: 4.52	2.0		9	4	0	0	1	1	0	0	0	0	0	10	14	0.00	2.500								
Tom Johnson, R ERA:	2.0		7	1	0	0	2	0	0	0	0	0	0	11	11	0.00	0.500								

**Kansas City Royals @ Minnesota Twins**  
 Metropolitan Stadium, Bloomington, MI  
 Sat Sep 14 1974, 8:05 PM EDT  
 Att: 7,462 - Unknown

livebaseballscorecards.com

AB 42  
 R 13  
 H 17  
 RBI 12  
 BB 4  
 SO 4  
 LOB 15




Batter	1	2	3	4	5	6	7	8	9	AB	R	H	RBI	BB	SO	LOB	BOTTOM								
Steve Brye, R OBP: 0.315, SLG: 0.359			F9		F7			6-3		4	1	1	0	0	0	1									
Rod Carew, L OBP: 0.427, SLG: 0.450										4	1	3	0	0	0	0									
Jerry Terrell, R OBP: 0.290, SLG: 0.319										0	0	0	0	0	0	0									
Larry Hisle, R OBP: 0.362, SLG: 0.484										4	1	2	2	0	1	2									
Tony Oliva, L OBP: 0.327, SLG: 0.436										4	0	2	0	0	0	4									
Eric Soderholm, R OBP: 0.350, SLG: 0.398										4	0	0	1	0	0	3									
Steve Braun, L OBP: 0.386, SLG: 0.379										4	0	0	0	0	0	1									
Pat Bourque, L OBP: 0.305, SLG: 0.299										4	0	0	0	0	1	0									
Danny Thompson, R OBP: 0.312, SLG: 0.339										3	0	0	0	0	0	0									
Luis Gomez, R OBP: 0.259, SLG: 0.209										1	0	1	0	0	0	0									
Phil Roof, R OBP: 0.260, SLG: 0.281										4	0	0	0	0	1	1									
<b>Inning Stats</b>	R: 1 E: 0 K: 0 S: 5	H: 3 LOB: 1 BB: 0 P: 5	R: 0 E: 0 K: 1 S: 5	H: 0 LOB: 0 BB: 0 P: 5	R: 0 E: 2 K: 1 S: 7	H: 1 LOB: 2 BB: 0 P: 7	R: 0 E: 0 K: 0 S: 3	H: 0 LOB: 0 BB: 0 P: 3	R: 0 E: 0 K: 0 S: 3	H: 0 LOB: 0 BB: 0 P: 3	R: 1 E: 0 K: 0 S: 5	H: 2 LOB: 1 BB: 0 P: 5	R: 0 E: 0 K: 1 S: 5	H: 0 LOB: 0 BB: 0 P: 5	R: 1 E: 0 K: 0 S: 5	H: 2 LOB: 1 BB: 0 P: 5	R: 0 E: 0 K: 0 S: 4	H: 1 LOB: 1 BB: 0 P: 4	1B: 7 2B: 2 3B: 0 HR: 0	SF: 0 SAC: 0 DP: 1 HBP: 0	WP: 1 PB: 0 SB: 0 CS: 0	PA: 36			
<b>PITCHER</b>	IP	WLS	BF	H	R	ER	SO	BB	IBB	HBP	BLK	WP	HR	S	P	ERA	WHIP								
Nelson Briles, R ERA: 4.03	9.0	W	36	9	3	3	3	0	0	0	0	1	0	42	42	3.00	1.000								

**Kansas City Royals @ Minnesota Twins**  
 Metropolitan Stadium, Bloomington, MI  
 Sat Sep 14 1974, 8:05 PM EDT  
 Att: 7,462 - Unknown

livebaseballscorecards.com

AB 36  
 R 3  
 H 9  
 RBI 3  
 BB 0  
 SO 3  
 LOB 12





Batter	1	2	3	4	5	6	7	8	9	AB	R	H	RBI	BB	SO	LOB	TOP			
Vada Pinson, L (1, 9) OBP: 0.296, SLG: 0.364	0-3 K		0-3 K		0-0 F8			0-0 L3		4	0	0	0	0	2	0	<b>Kansas City Royals @ Minnesota Twins</b> Metropolitan Stadium, Bloomington, MI Sun Sep 15 1974, 4:33 AM EDT Att: 6,754 - Sunny - 61 F			
Jim Wohlford, R (1, 7) OBP: 0.325, SLG: 0.349	4-0 FC3-6 BB		0-0 F3		0-3 K			0-0 F9		3	0	0	0	1	1	0				
George Brett, L (1, 5) OBP: 0.308, SLG: 0.354	0-0 FC3-6 1B 1-2 2B		0-0 F5		0-0 6-3			0-0 F9		4	1	0	0	0	0	1				
Hal McRae, R (1, 10) OBP: 0.381, SLG: 0.492	0-0 2B 1-3 1B			0-0 S 1B		0-3 K			0-0 5-3	4	1	2	0	0	1	0				
Tony Solaita, L (1, 3) OBP: 0.365, SLG: 0.414	0-0 1B		0-3 K		0-3 K				0-0 1B	4	0	2	2	0	2	1				
Al Cowens, R (1, 8) OBP: 0.308, SLG: 0.286	0-0 G3		0-0 L4				0-0 F8		0-0 F9	4	0	0	0	0	0	3				
Kurt Bevacqua, R (1, 4) OBP: 0.279, SLG: 0.216		0-0 5-3		4-0 BB			0-0 1B 1B		0-0 F9	3	0	1	0	1	0	1				
Frank White, R (1, 6) OBP: 0.249, SLG: 0.311		0-0 L6		0-3 K			0-0 G4-6-3 1B			3	0	1	0	0	1	2				
Buck Martinez, R (1, 2) OBP: 0.301, SLG: 0.259 (7, PH)		0-0 F9			0-3 K			0-0 G4-6-3 1-2 2B		2	0	0	0	0	1	0				
John Mayberry, L (7, PH) OBP: 0.362, SLG: 0.438										1	0	0	0	0	0	2				
Dennis Paepke, R (7, 2) OBP: 0.167, SLG: 0.167										0	0	0	0	0	0	0				
<b>Inning Stats</b>	R: 2 E: 0 K: 1 S: 7	H: 2 LOB: 1 BB: 1 P: 11	R: 0 E: 0 K: 0 S: 3	H: 0 LOB: 0 BB: 0 P: 3	R: 0 E: 0 K: 1 S: 5	H: 0 LOB: 0 BB: 0 P: 5	R: 0 E: 0 K: 2 S: 8	H: 1 LOB: 2 BB: 1 P: 12	R: 0 E: 0 K: 2 S: 7	H: 0 LOB: 0 BB: 0 P: 7	R: 0 E: 0 K: 0 S: 4	H: 2 LOB: 1 BB: 0 P: 4	R: 0 E: 0 K: 0 S: 3	H: 0 LOB: 0 BB: 0 P: 3	R: 0 E: 0 K: 0 S: 4	H: 1 LOB: 1 BB: 0 P: 4	1B: 5 2B: 1 3B: 0 HR: 0	SF: 0 SAC: 0 DP: 1 HBP: 0	WP: 0 PB: 0 SB: 1 CS: 0	PA: 34
<b>PITCHER</b> Joe Decker, R (1, 1) ERA: 3.22	IP: 9.0 WLS: W BF: 34 H: 6 R: 2 ER: 2 SO: 8 BB: 2 IBB: 0 HBP: 0 BLK: 0 WP: 0 HR: 0 S: 48 P: 56 ERA: 2.00 WHIP: 0.889															<b>PITCHER</b>				

Batter	1	2	3	4	5	6	7	8	9	AB	R	H	RBI	BB	SO	LOB	BOTTOM			
Steve Brye, R (1, 8) OBP: 0.314, SLG: 0.358	0-0 F3		0-0 SH5-3 1B 1-2 1B	0-0 L1		0-0 FC5-4 E 1-2 2-3		0-0 5-3		5	1	1	0	0	0	5	<b>Kansas City Royals @ Minnesota Twins</b> Metropolitan Stadium, Bloomington, MI Sun Sep 15 1974, 4:33 AM EDT Att: 6,754 - Sunny - 61 F			
Rod Carew, L (1, 4) OBP: 0.428, SLG: 0.450	4-0 BB		0-0 SH5-3 1-2 2-3		0-0 3-1	0-0 E2 1-3 3-H 0-0 1B		4-0 S BB		2	0	1	1	2	0	0				
Larry Hisle, R (1, 7) OBP: 0.361, SLG: 0.481	0-3 K		0-0 1-3		0-0 1B	0-0 6-3		0-0 F9 1-2		5	0	1	0	0	1	7				
Tony Oliva, L (1, 10) OBP: 0.329, SLG: 0.435	0-0 G3		1-0 1B HBP		0-0 1B G5-4-3 1-2	0-0 6-3				3	0	1	0	0	0	1				
Bobby Darwin, R (1, 9) OBP: 0.326, SLG: 0.459		0-0 L7	0-0 1B 1-2 2-H 3-H		0-0 G5-4-3 1-2	0-0 P6				4	0	1	2	0	0	2				
Steve Braun, L (1, 5) OBP: 0.385, SLG: 0.378		0-0 B3	0-3 K		0-0 F8	0-0 CS 1B				4	0	1	0	0	1	2				
Pat Bourque, L (1, 3) OBP: 0.316, SLG: 0.312				0-3 K		0-0 CS		0-0 PB 1B		4	1	3	0	0	1	0				
Eric Soderholm, R (8, PR) OBP: 0.350, SLG: 0.398						0-0 1B 1B		1-2 CS 1B		0	1	0	0	0	0	0				
Craig Kusick, R (9, 3) OBP: 0.343, SLG: 0.407						0-0 1B 1B		0-0 PB 3B 1B		0	0	0	0	0	0	0				
Jerry Terrell, R (1, 6) OBP: 0.293, SLG: 0.332		0-0 1-3		0-0 6-3		0-0 FC5-4 E 1-2 1B		0-0 1B 1-2 1B		4	1	2	1	0	0	1				
Glenn Borgmann, R (1, 2) OBP: 0.329, SLG: 0.303			4-0 SH5-3 1B BB		0-0 1B	0-0 FC5-4 1-2 2-H 1B		0-0 5-3		3	1	2	1	1	0	2				
<b>Inning Stats</b>	R: 0 E: 0 K: 1 S: 5	H: 0 LOB: 1 BB: 1 P: 9	R: 0 E: 0 K: 0 S: 4	H: 1 LOB: 0 BB: 0 P: 4	R: 2 E: 0 K: 1 S: 7	H: 2 LOB: 2 BB: 1 P: 12	R: 0 E: 0 K: 1 S: 6	H: 1 LOB: 1 BB: 0 P: 6	R: 0 E: 0 K: 0 S: 4	H: 2 LOB: 1 BB: 0 P: 4	R: 2 E: 1 K: 0 S: 7	H: 4 LOB: 2 BB: 0 P: 7	R: 0 E: 0 K: 0 S: 3	H: 1 LOB: 0 BB: 0 P: 3	R: 1 E: 0 K: 0 S: 5	H: 2 LOB: 3 BB: 1 P: 9	1B: 12 2B: 0 3B: 1 HR: 0	SF: 0 SAC: 1 DP: 1 HBP: 1	WP: 0 PB: 2 SB: 1 CS: 1	PA: 40
<b>PITCHER</b> Dennis Leonard, R (1, 1) ERA: 4.28	IP: 5.1 WLS: L BF: 27 H: 9 R: 4 ER: 4 SO: 3 BB: 2 IBB: 0 HBP: 1 BLK: 0 WP: 0 HR: 0 S: 30 P: 39 ERA: 6.75 WHIP: 2.062															<b>PITCHER</b>				
<b>PITCHER</b> Bruce Dal Canton, R (6, 1) ERA: 3.12	IP: 2.2 WLS: L BF: 12 H: 4 R: 1 ER: 1 SO: 0 BB: 1 IBB: 0 HBP: 0 BLK: 0 WP: 0 HR: 0 S: 11 P: 15 ERA: 3.38 WHIP: 1.875															<b>PITCHER</b>				

AB	32
R	2
H	6
RBI	2
BB	2
SO	8
LOB	10



AB	34
R	5
H	13
RBI	5
BB	3
SO	3
LOB	20





Batter	1	2	3	4	5	6	7	8	9	AB	R	H	RBI	BB	SO	LOB	TOP					
Vada Pinson, L OBP: 0.298, SLG: 0.366	F8			1B				F7									4 0 2 0 0 0 0					
Al Cowens, R OBP: 0.312, SLG: 0.287	6-3			1B													3 0 1 0 1 0 2					
George Brett, L OBP: 0.307, SLG: 0.353	6-3			F7													4 1 1 0 0 0 3					
Hal McRae, R OBP: 0.382, SLG: 0.490				G5-4-3													2 1 0 0 2 1 3					
Tony Solaita, L OBP: 0.363, SLG: 0.416	L9																4 0 1 1 0 2 2					
Amos Otis, R OBP: 0.351, SLG: 0.445	G6-4-3																3 0 0 0 1 0 2					
Frank White, R OBP: 0.244, SLG: 0.305				5-3													3 0 0 0 0 0 2					
John Mayberry, L OBP: 0.361, SLG: 0.437				6-3													1 0 0 0 0 0 2					
Buck Martinez, R OBP: 0.299, SLG: 0.259				K													4 0 1 0 0 2 2					
Freddie Patek, R OBP: 0.328, SLG: 0.298				3-1													2 0 0 0 0 0 1					
Kurt Bevacqua, R OBP: 0.276, SLG: 0.214																	1 0 0 0 0 0 0					
<b>Inning Stats</b>	R: 0 E: 0 K: 0 S: 3	H: 0 LOB: 0 BB: 0 P: 3	R: 0 E: 0 K: 0 S: 2	H: 0 LOB: 0 BB: 1 P: 6	R: 0 E: 0 K: 1 S: 5	H: 0 LOB: 0 BB: 0 P: 5	R: 0 E: 0 K: 0 S: 4	H: 2 LOB: 1 BB: 0 P: 4	R: 0 E: 0 K: 1 S: 5	H: 0 LOB: 0 BB: 0 P: 5	R: 0 E: 0 K: 0 S: 4	H: 2 LOB: 1 BB: 0 P: 4	R: 0 E: 0 K: 2 S: 8	H: 1 LOB: 2 BB: 1 P: 12	R: 0 E: 0 K: 1 S: 5	H: 0 LOB: 0 BB: 0 P: 5	R: 2 E: 2 K: 0 S: 5	H: 1 LOB: 2 BB: 2 P: 13	1B: 5 2B: 1 3B: 0 HR: 0	SF: 0 SAC: 0 DP: 3 HBP: 0	WP: 0 PB: 0 SB: 0 CS: 0	PA: 35
<b>PITCHER</b> Bert Blyleven, R ERA: 2.75	IP: 9.0 WLS: W BF: 35 H: 6 R: 2 ER: 1 SO: 5 BB: 4 IBB: 0 HBP: 0 BLK: 0 WP: 0 HR: 0 S: 41 P: 57 ERA: 1.00 WHIP: 1.111															<b>PITCHER</b>						

Kansas City Royals @ Minnesota Twins  
Metropolitan Stadium, Bloomington, MI  
Mon Sep 16 1974, 8:05 PM EDT  
Att. 4,095 - Unknown - 72 F

AB 31  
R 2  
H 6  
RBI 1  
BB 4  
SO 5  
LOB 19



Batter	1	2	3	4	5	6	7	8	9	AB	R	H	RBI	BB	SO	LOB	BOTTOM			
Steve Braun, L OBP: 0.367, SLG: 0.382	E3			F9													4 0 2 2 1 0 0			
Rod Carew, L OBP: 0.428, SLG: 0.449	4-3																4 0 1 1 1 0 2			
Larry Hisle, R OBP: 0.359, SLG: 0.478	6-3																5 1 1 0 0 0 6			
Tony Oliva, L OBP: 0.330, SLG: 0.433																	4 1 1 0 1 0 5			
Bobby Darwin, R OBP: 0.325, SLG: 0.457	K			5-3													3 0 0 0 0 2 4			
Eric Soderholm, R OBP: 0.353, SLG: 0.401																	4 2 3 2 0 0 1			
Pat Bourque, L OBP: 0.321, SLG: 0.317				F5													4 1 2 1 0 0 2			
Jerry Terrell, R OBP: 0.288, SLG: 0.326				E5													4 1 0 0 0 0 4			
Glenn Borgmann, R OBP: 0.328, SLG: 0.312				K													4 1 1 1 0 1 3			
<b>Inning Stats</b>	R: 0 E: 1 K: 1 S: 6	H: 4 LOB: 2 BB: 1 P: 10	R: 3 E: 1 K: 1 S: 10	H: 4 LOB: 0 BB: 0 P: 10	R: 0 E: 0 K: 0 S: 3	H: 1 LOB: 1 BB: 0 P: 3	R: 0 E: 0 K: 0 S: 3	H: 0 LOB: 0 BB: 0 P: 3	R: 3 E: 1 K: 1 S: 9	H: 4 LOB: 1 BB: 0 P: 9	R: 0 E: 0 K: 0 S: 3	H: 0 LOB: 2 BB: 2 P: 11	R: 0 E: 0 K: 0 S: 3	H: 0 LOB: 1 BB: 0 P: 4	R: 1 E: 0 K: 0 S: 5	H: 2 LOB: 1 BB: 0 P: 5	1B: 9 2B: 1 3B: 0 HR: 1	SF: 0 SAC: 0 DP: 0 HBP: 1	WP: 0 PB: 1 SB: 1 CS: 0	PA: 40
<b>PITCHER</b> Al Fitzmorris, R ERA: 3.04 Marty Pattin, R ERA: 4.1	IP: 4.2 WLS: L BF: 25 H: 9 R: 6 ER: 4 SO: 3 BB: 1 IBB: 0 HBP: 0 BLK: 0 WP: 0 HR: 0 S: 30 P: 34 ERA: 7.71 WHIP: 2.143															<b>PITCHER</b>				

Kansas City Royals @ Minnesota Twins  
Metropolitan Stadium, Bloomington, MI  
Mon Sep 16 1974, 8:05 PM EDT  
Att. 4,095 - Unknown - 72 F

AB 36  
R 7  
H 11  
RBI 7  
BB 3  
SO 3  
LOB 27





Batter	1	2	3	4	5	6	7	8	9	AB	R	H	RBI	BB	SO	LOB	TOP			
Bill North, S (1, 8) OBP: 0.354, SLG: 0.348	4-0 SH1-3 E BB		0-0 1B		0-0 3-1			0-0 6-3 1B		3	1	2	0	1	0	0				
Bert Campaneris, R (1, 6) OBP: 0.354, SLG: 0.373	0-0 SH1-3		0-0 L7		0-0 F9			0-0 6-3		3	0	0	0	0	0	2				
Joe Rudi, R (1, 7) OBP: 0.333, SLG: 0.474	0-3 K		0-0 1B		0-0 F9			0-0 F8		4	0	1	0	0	1	2				
Reggie Jackson, L (1, 9) OBP: 0.392, SLG: 0.525	0-0 E6 FC5-4		0-0 P6		0-0 K			0-3 K		4	0	0	0	0	2	3				
Sal Bando, R (1, 5) OBP: 0.356, SLG: 0.445	0-0 FC5-4		0-0 F8		0-3 K			0-0 6-3		4	0	0	0	0	1	3				
Gene Tenace, R (1, 3) OBP: 0.373, SLG: 0.418		4-0 4-3 6-3 BB		0-0 F2				4-0 SH1-4 BB		2	0	0	0	2	1	0				
Jesus Alou, R (1, 10) OBP: 0.298, SLG: 0.342		0-0 6-3		0-3 K				0-0 SH1-4		3	0	0	0	0	1	1				
Dal Maxvill, R (1, 4) OBP: 0.271, SLG: 0.177		0-0 4-3		0-3 K				0-0 F9		0	0	0	0	0	0	0				
Jim Holt, L (2, PH) OBP: 0.284, SLG: 0.283		0-0 4-3		0-3 K				0-0 F9		1	0	0	0	0	0	1				
Ted Kubiak, S (2, 4) OBP: 0.272, SLG: 0.229		0-0 4-3		0-3 K				0-0 F9		0	0	0	0	0	0	0				
Angel Mangual, R (4, PH) OBP: 0.259, SLG: 0.361		0-0 2-3		0-3 K				0-0 F9		1	0	0	0	0	1	0				
Dick Green, R (4, 4) OBP: 0.276, SLG: 0.280		0-0 2-3		0-3 K				0-0 F9		1	0	0	0	0	1	0				
Ray Fosse, R (1, 2) OBP: 0.242, SLG: 0.331		0-0 6-3		0-3 K				0-0 6-3		3	0	0	0	0	1	2				
<b>Inning Stats</b>	R: 1 E: 1 K: 1 S: 6	H: 0 LOB: 1 BB: 1 P: 10	R: 0 E: 0 K: 0 S: 3	H: 0 LOB: 1 BB: 1 P: 7	R: 0 E: 0 K: 0 S: 5	H: 2 LOB: 2 BB: 0 P: 5	R: 0 E: 0 K: 2 S: 7	H: 0 LOB: 0 BB: 0 P: 7	R: 0 E: 0 K: 1 S: 5	H: 0 LOB: 0 BB: 0 P: 5	R: 0 E: 0 K: 0 S: 3	H: 0 LOB: 1 BB: 1 P: 7	R: 0 E: 0 K: 1 S: 6	H: 1 LOB: 1 BB: 0 P: 6	R: 0 E: 0 K: 1 S: 5	H: 0 LOB: 0 BB: 0 P: 5	1B: 3 2B: 0 3B: 0 HR: 0	SF: 0 SAC: 2 DP: 0 HBP: 0	WP: 0 PB: 0 SB: 1 CS: 0	PA: 34
<b>PITCHER</b> Steve Busby, R (1, 1) ERA: 3.4	IP: 9.0 WLS: W BF: 34 H: 3 R: 1 ER: 0 SO: 8 BB: 3 IBB: 0 HBP: 0 BLK: 0 WP: 0 HR: 0 S: 47 P: 59 ERA: 0.00 WHIP: 0.667															<b>PITCHER</b>				

Oakland Athletics @ Kansas City Royals  
 Royals Stadium, Kansas City, MO  
 Tue Sep 17 1974, 8:05 PM EDT  
 Att: 14,412 - Unknown - 82 F

AB 29  
 R 1  
 H 3  
 RBI 0  
 BB 3  
 SO 8  
 LOB 15



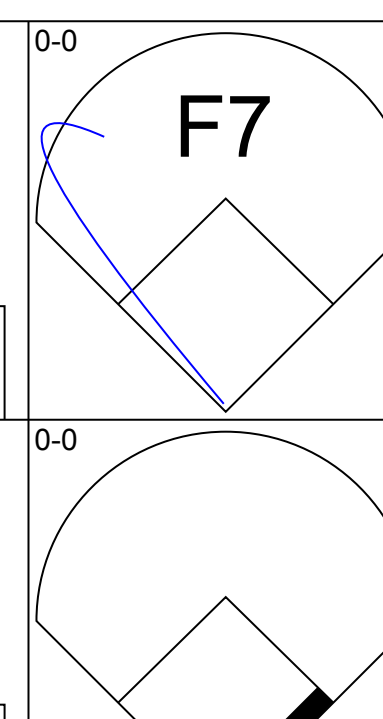
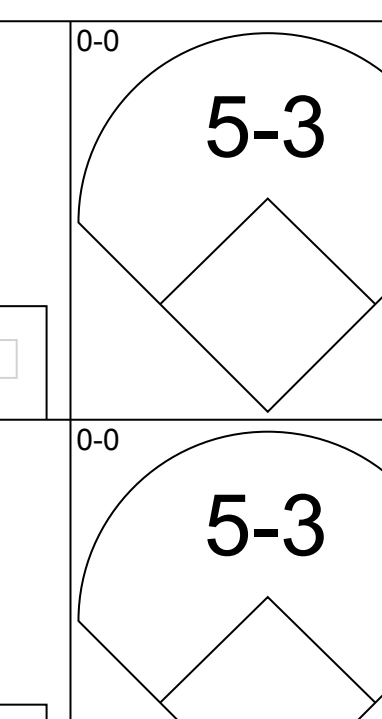
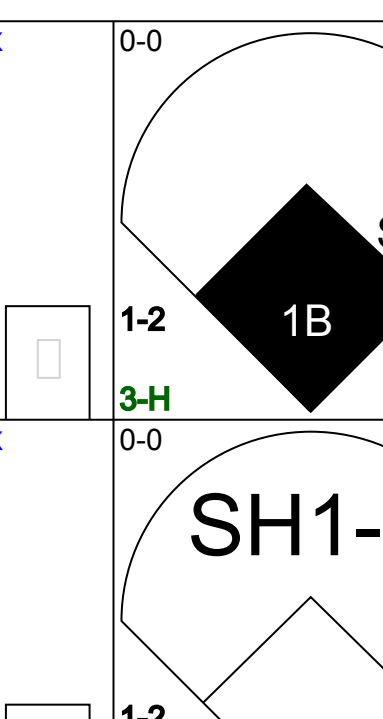
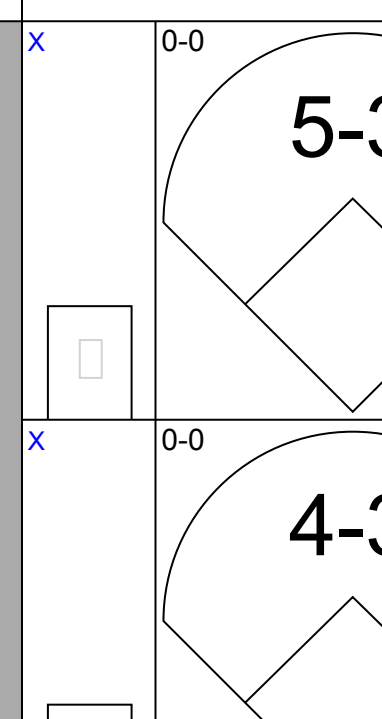
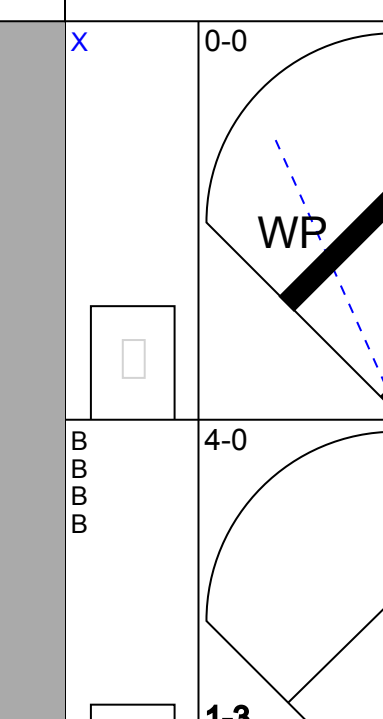
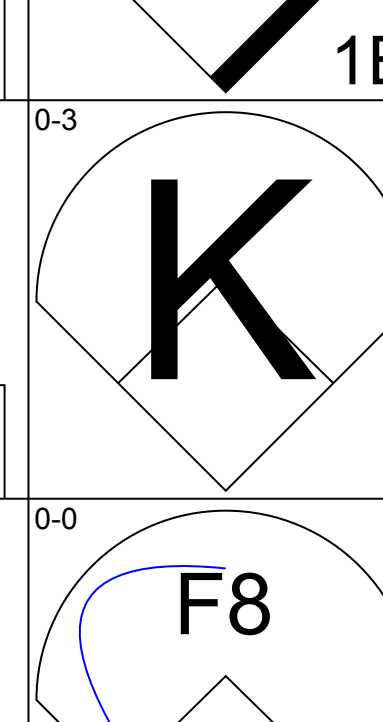

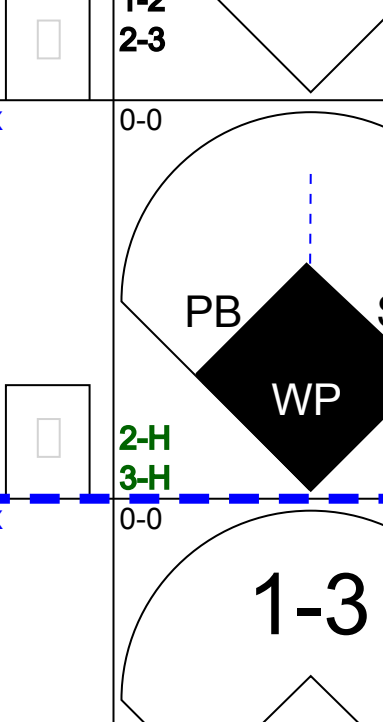

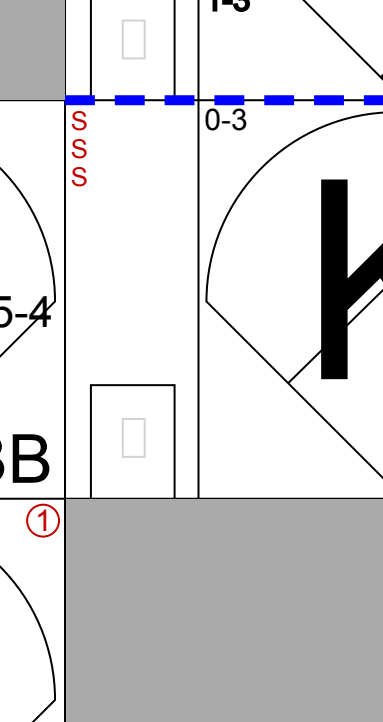

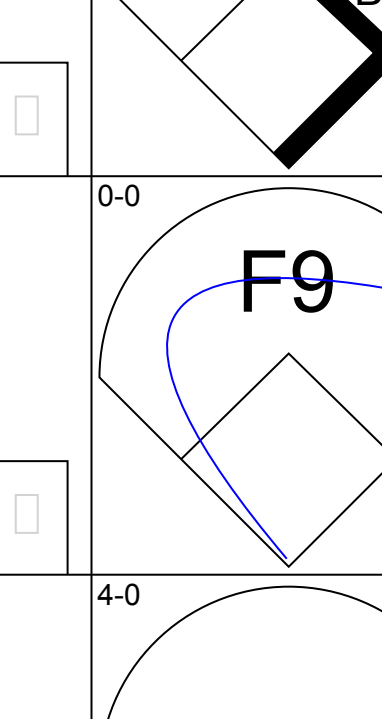
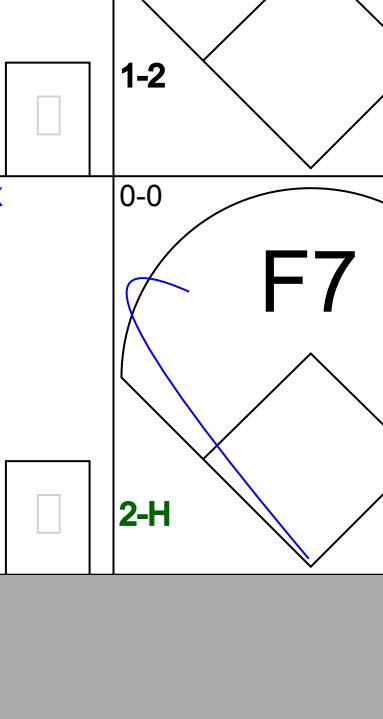
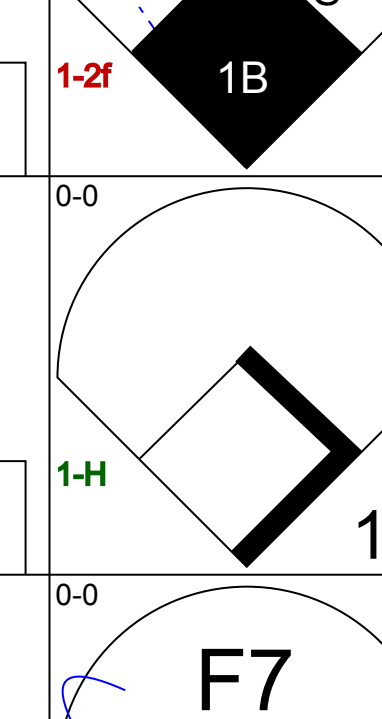

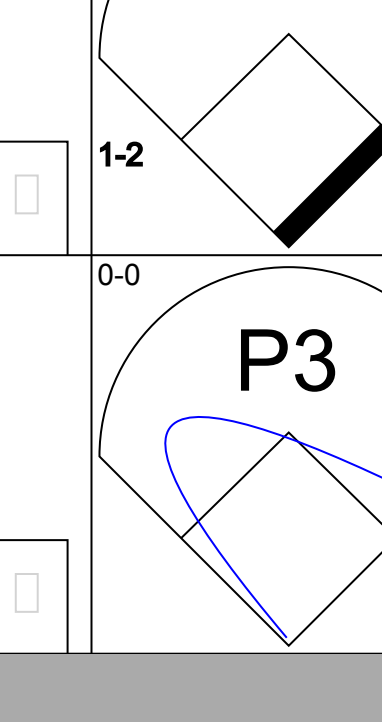

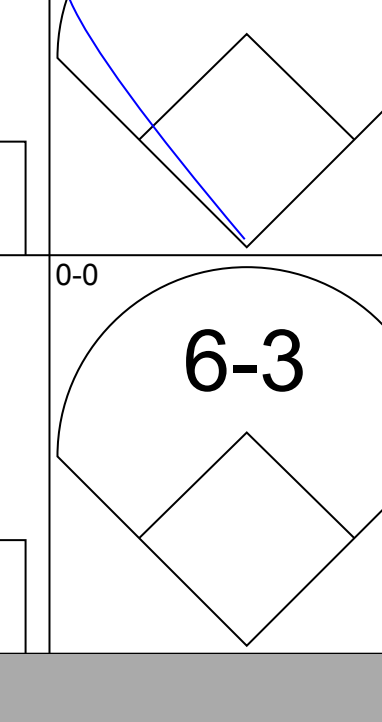
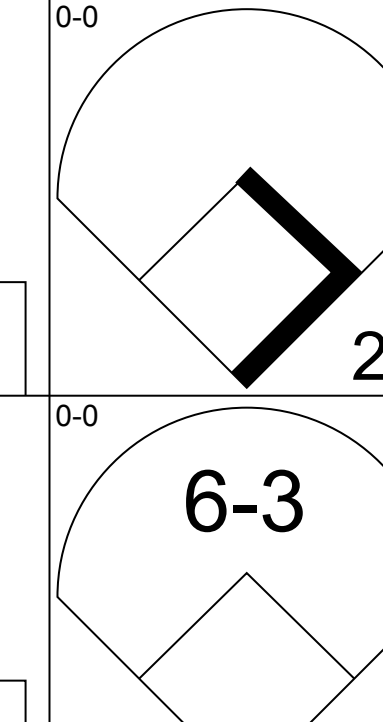
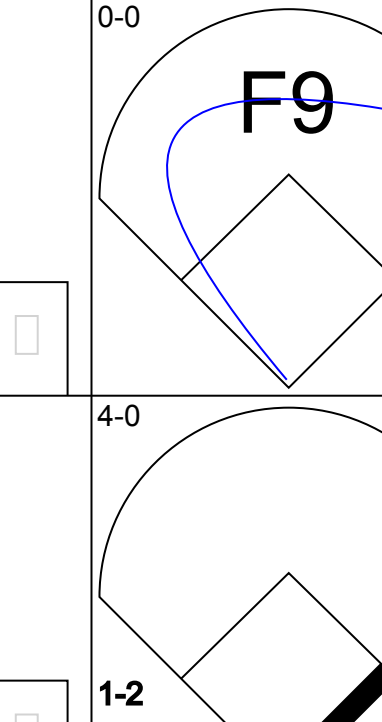
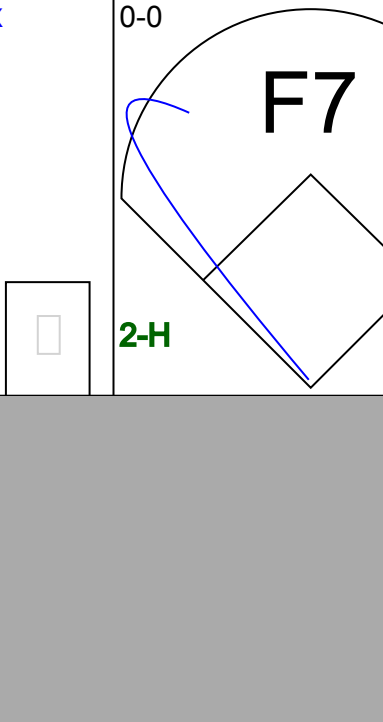
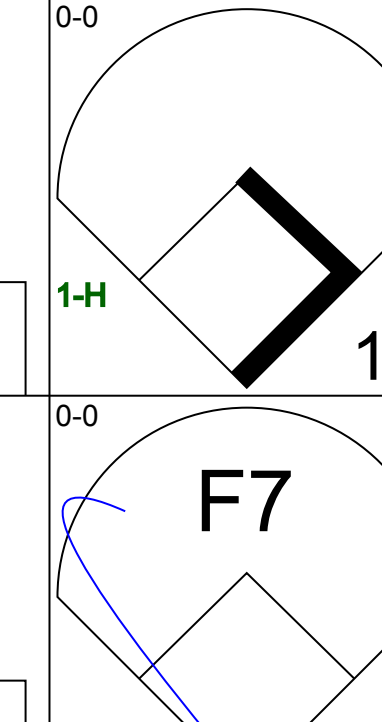
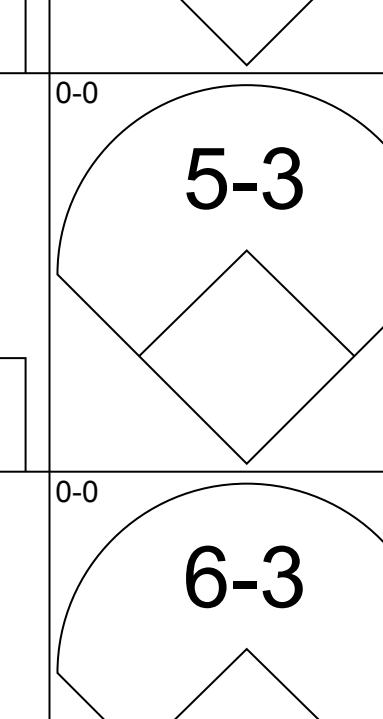
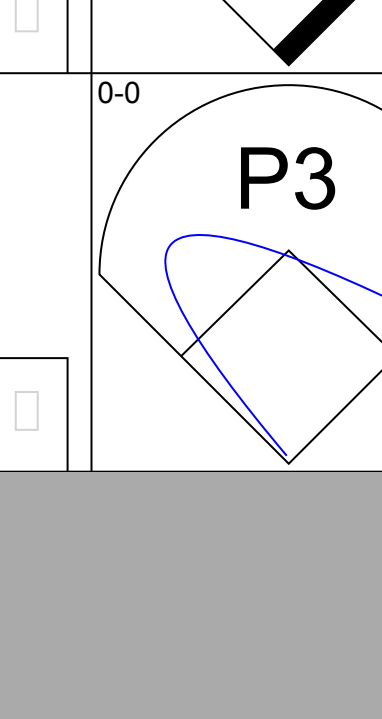
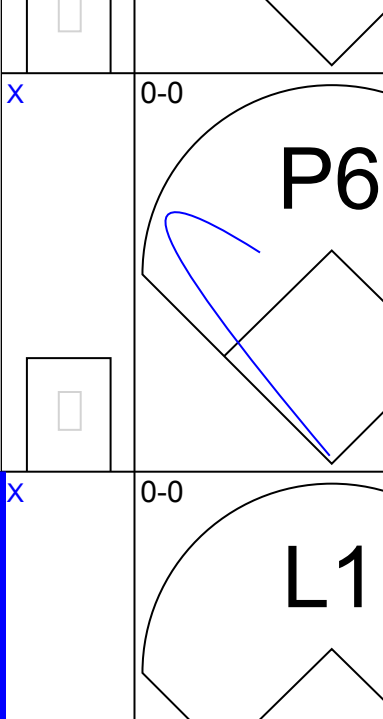
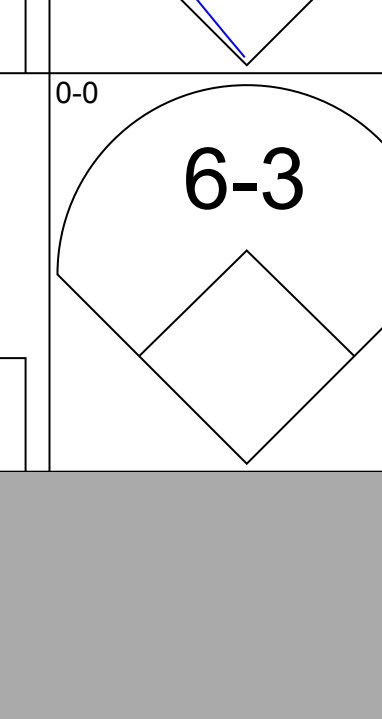




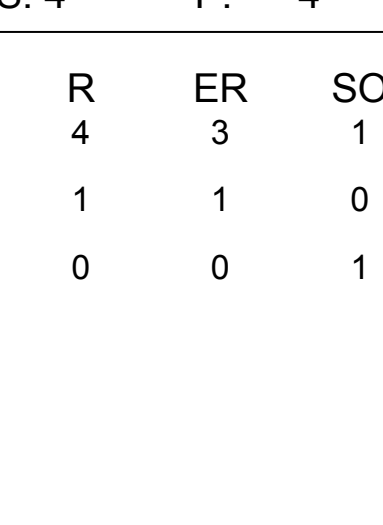



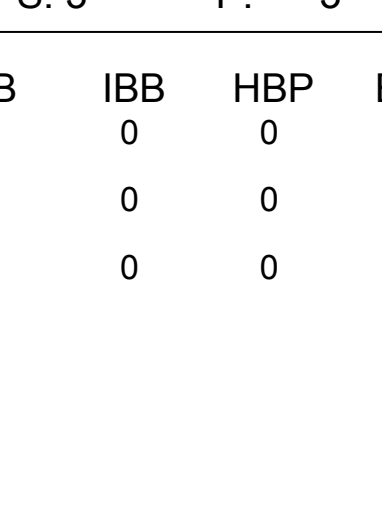



Batter	1	2	3	4	5	6	7	8	9	AB	R	H	RBI	BB	SO	LOB	BOTTOM			
Vada Pinson, L (1, 7) OBP: 0.300, SLG: 0.370	0-0 F8		0-0 1B		0-0 F8			0-0 1B 2B		4	1	2	0	0	0	0				
Al Cowens, R (1, 9) OBP: 0.311, SLG: 0.286	0-0 F3		0-0 4-3		0-0 S 1B			0-0 L3		4	0	1	0	0	0	2				
George Brett, L (1, 5) OBP: 0.309, SLG: 0.357	0-0 L7		0-0 SH3 1B 2B		0-0 F7			0-0 E 1B 2H		4	1	2	1	0	0	1				
Hal McRae, R (1, 10) OBP: 0.384, SLG: 0.490		4-0 FC6-4 BB		0-0 SH3				0-0 F8		2	0	1	0	1	0	0				
John Mayberry, L (1, 3) OBP: 0.365, SLG: 0.437		0-0 L7		0-0 F8 E 1B				4-0 F8 1B		2	0	1	1	2	0	1				
Amos Otis, R (1, 8) OBP: 0.350, SLG: 0.444		0-0 FC6-4		0-0 E5				0-0 F8 BB		4	0	1	0	0	1	5				
Cookie Rojas, R (1, 4) OBP: 0.307, SLG: 0.338		0-0 5-3		0-0 F8				0-0 F8		4	0	1	0	0	0	5				
Fran Healy, R (1, 2) OBP: 0.344, SLG: 0.382		0-0 F9		0-0 F8				0-0 F7		4	0	0	0	0	1	5				
Frank White, R (1, 6) OBP: 0.244, SLG: 0.304		0-0 1B		0-0 P4				0-0 F8		4	0	1	0	0	0	1				
<b>Inning Stats</b>	R: 0 E: 0 K: 0 S: 3	H: 0 LOB: 0 BB: 0 P: 3	R: 0 E: 0 K: 0 S: 3	H: 0 LOB: 1 BB: 1 P: 7	R: 0 E: 0 K: 0 S: 4	H: 2 LOB: 1 BB: 0 P: 4	R: 1 E: 1 K: 0 S: 6	H: 2 LOB: 2 BB: 0 P: 6	R: 0 E: 0 K: 0 S: 4	H: 1 LOB: 1 BB: 0 P: 4	R: 0 E: 0 K: 0 S: 4	H: 1 LOB: 2 BB: 1 P: 8	R: 1 E: 1 K: 1 S: 8	H: 3 LOB: 3 BB: 1 P: 12	R: 0 E: 0 K: 1 S: 5	H: 1 LOB: 0 BB: 0 P: 5	1B: 8 2B: 2 3B: 0 HR: 0	SF: 0 SAC: 1 DP: 1 HBP: 0	WP: 0 PB: 0 SB: 1 CS: 0	PA: 36
<b>PITCHER</b> Caffish Hunter, R (1, 1) ERA: 2.57	IP: 8.0 WLS: L BF: 36 H: 10 R: 2 ER: 2 SO: 2 BB: 3 IBB: 0 HBP: 0 BLK: 0 WP: 0 HR: 0 S: 37 P: 49 ERA: 2.25 WHIP: 1.625															<b>PITCHER</b>				

Oakland Athletics @ Kansas City Royals  
 Royals Stadium, Kansas City, MO  
 Tue Sep 17 1974, 8:05 PM EDT  
 Att: 14,412 - Unknown - 82 F

AB 32  
 R 2  
 H 10  
 RBI 2  
 BB 3  
 SO 2  
 LOB 20

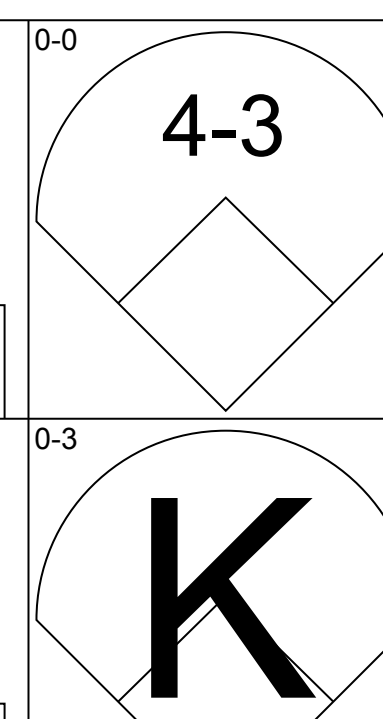
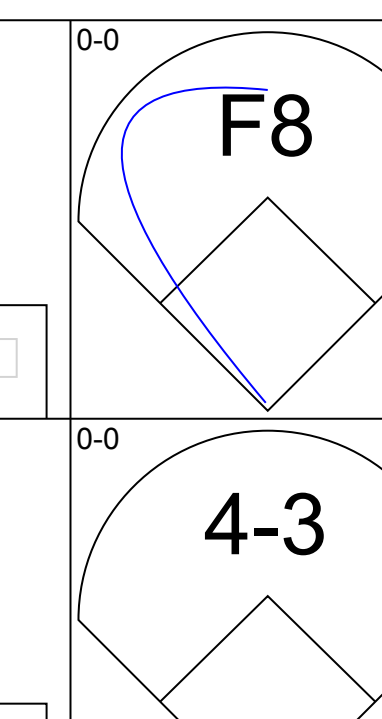
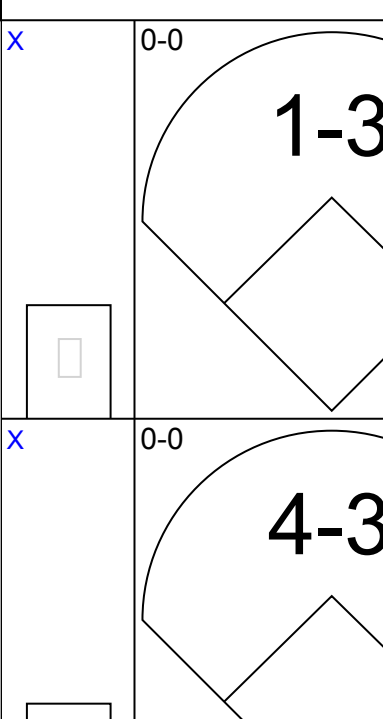
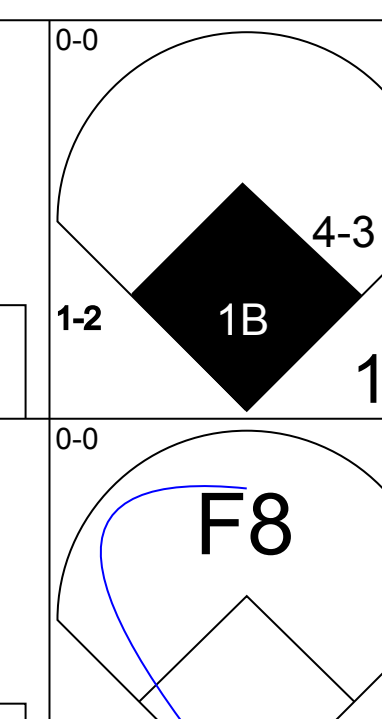
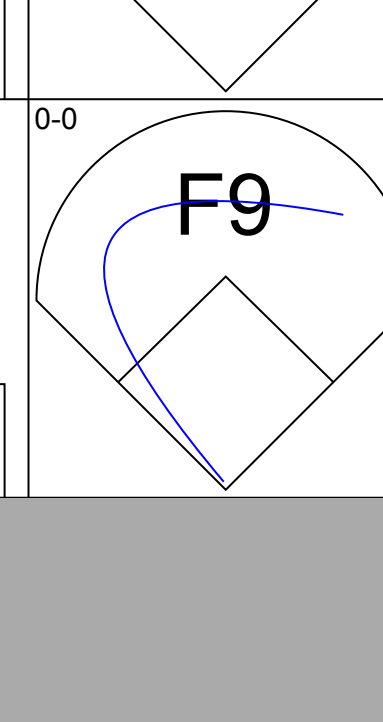


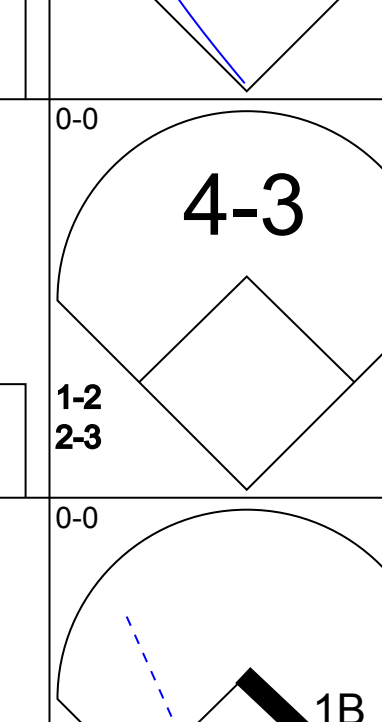

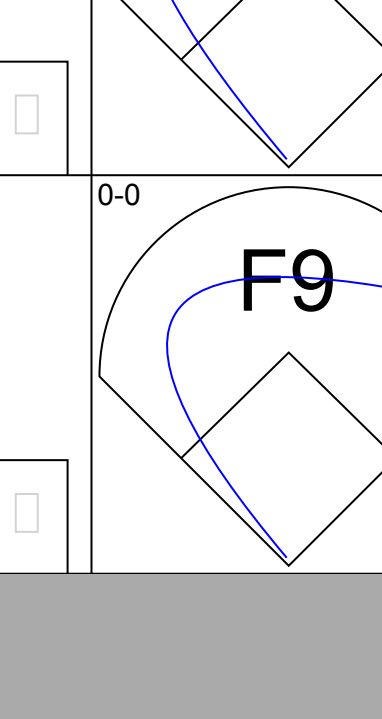
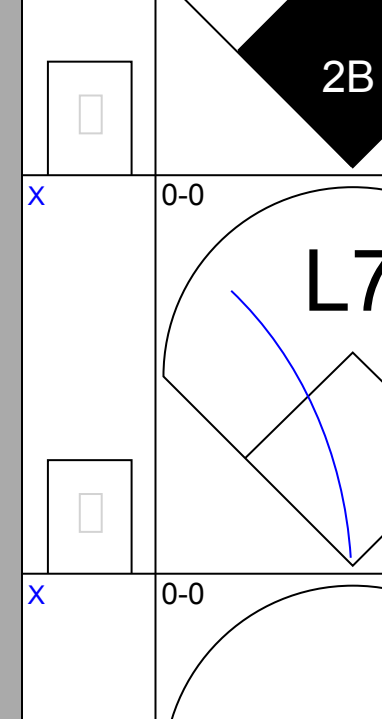
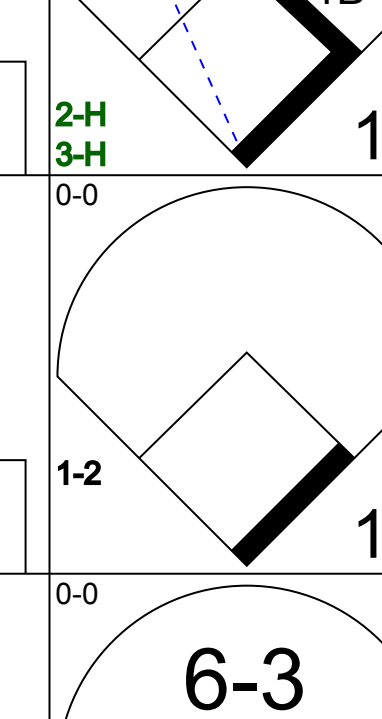
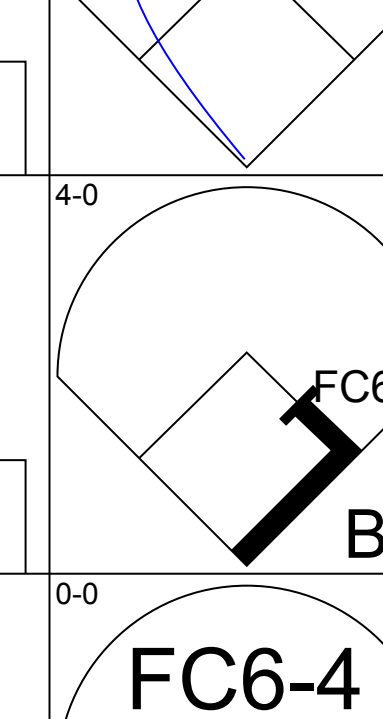
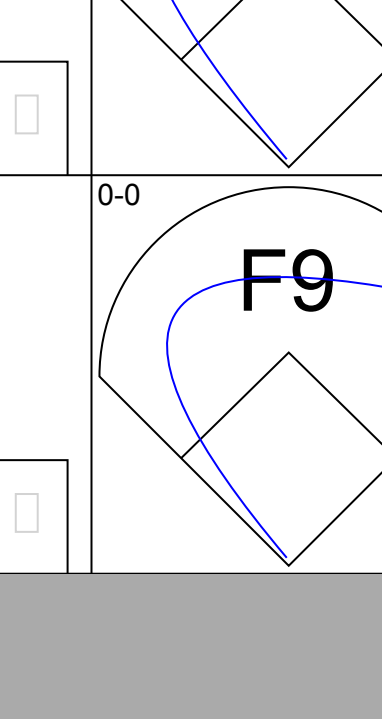
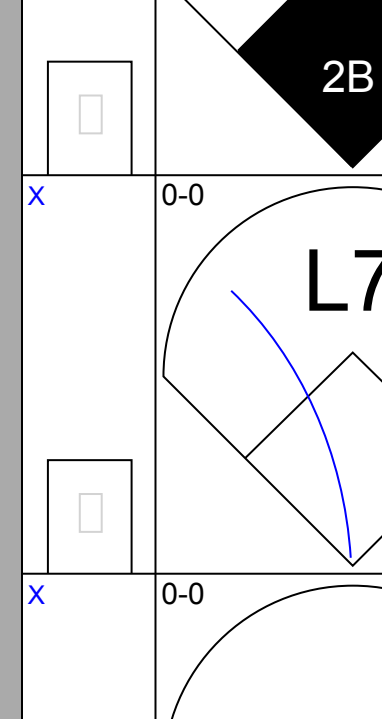
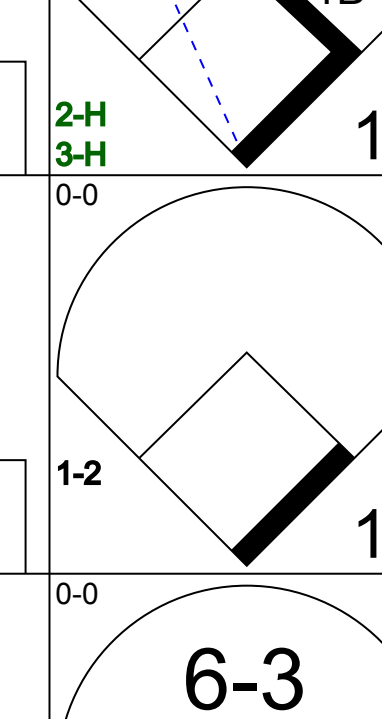
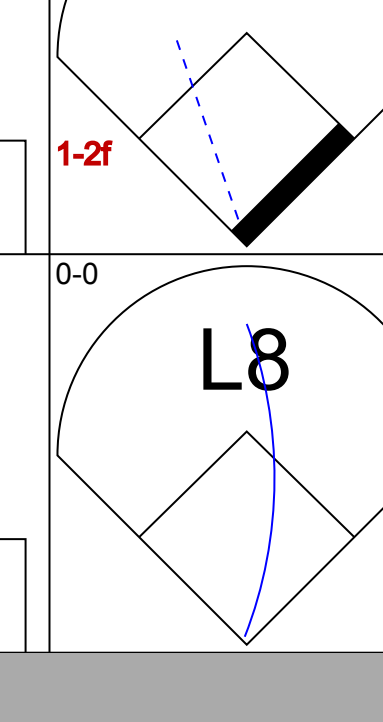

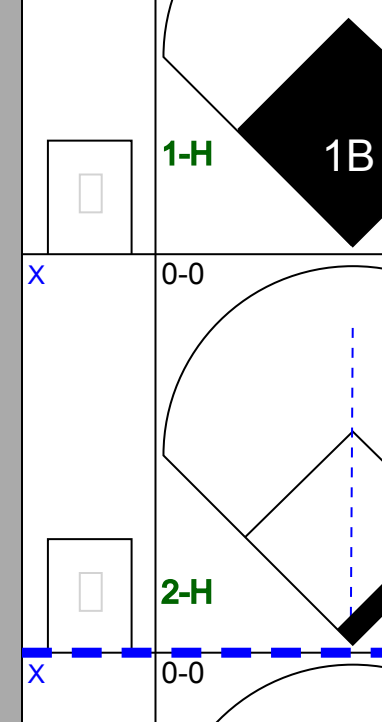
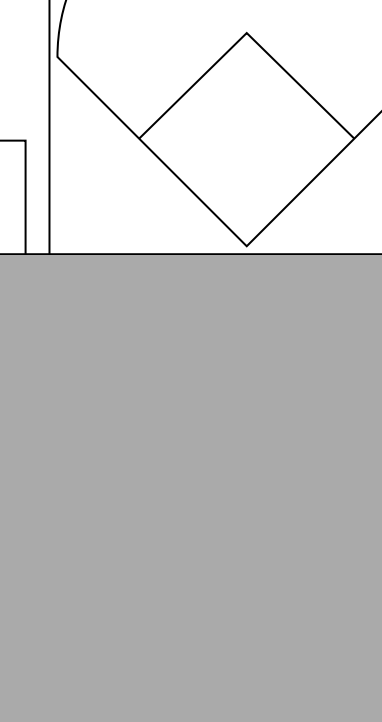

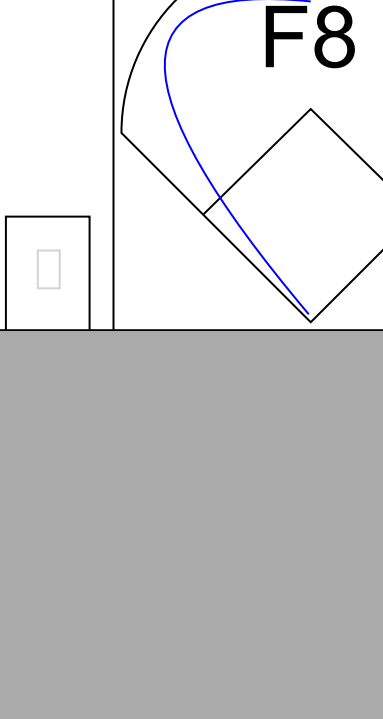
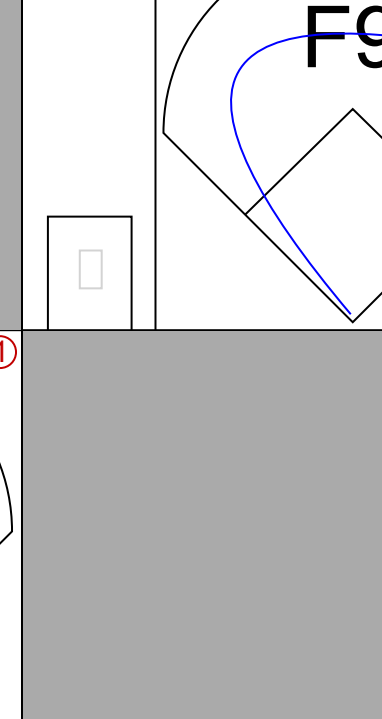
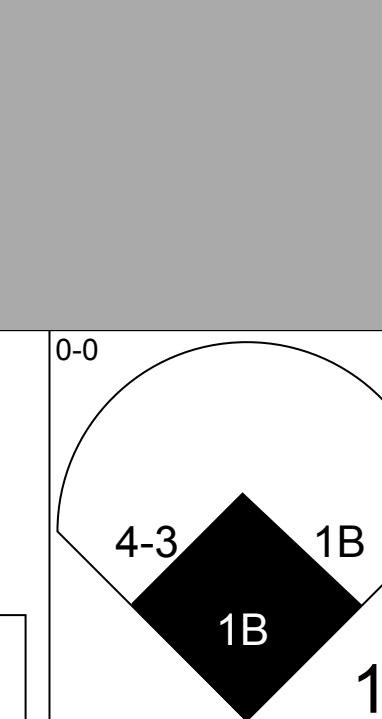
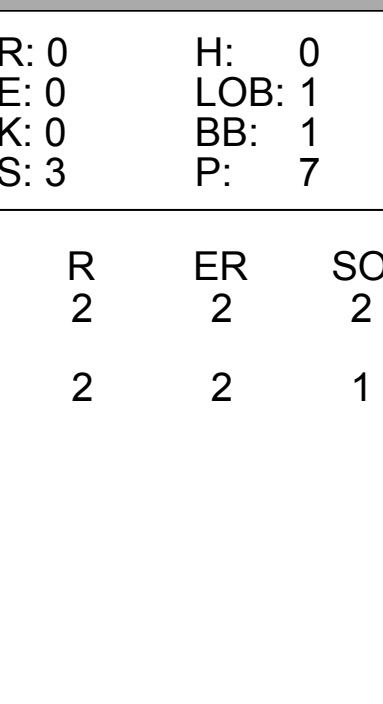
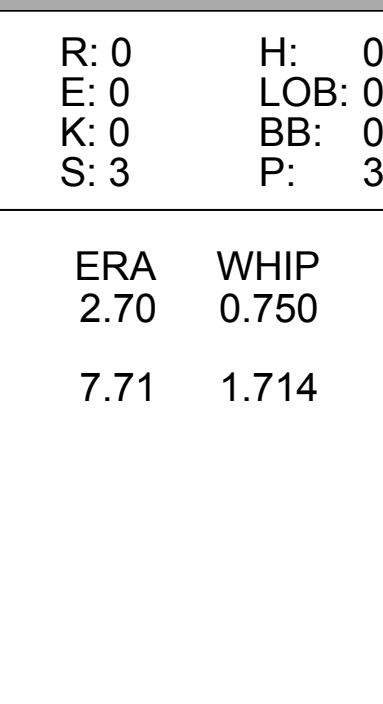
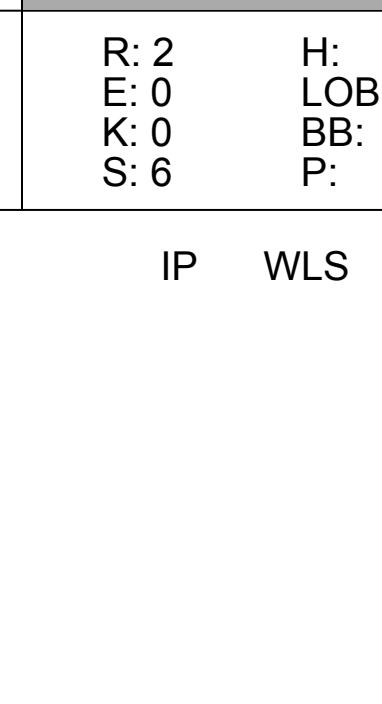
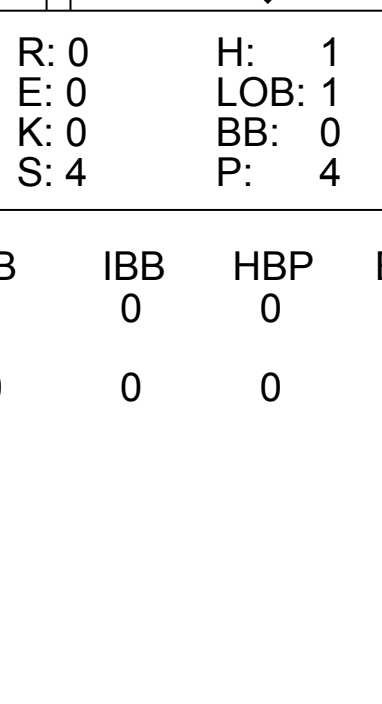
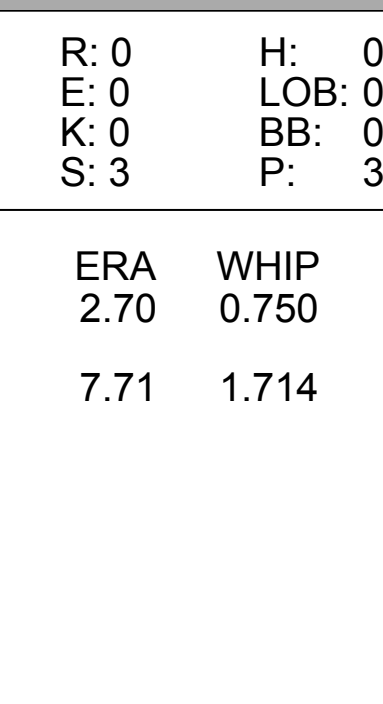
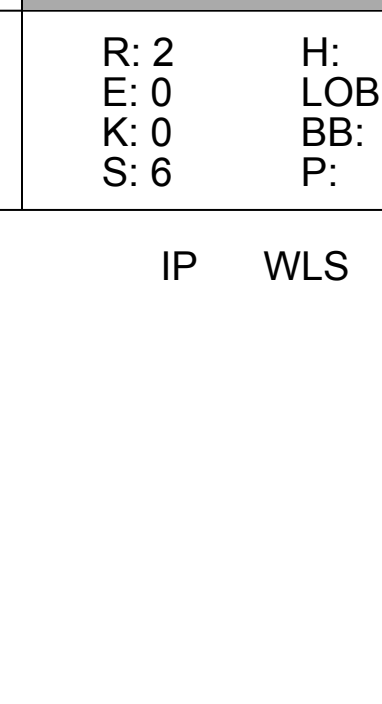
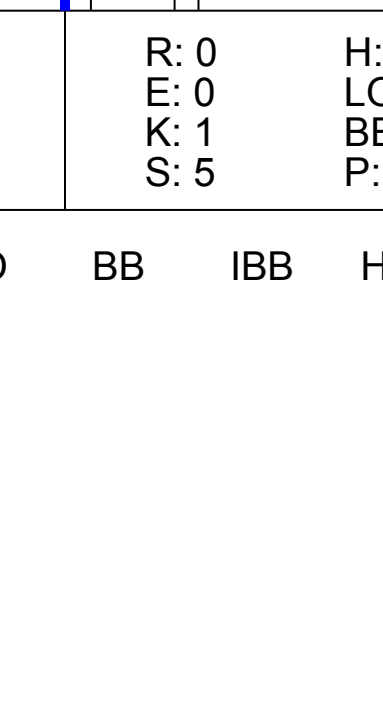
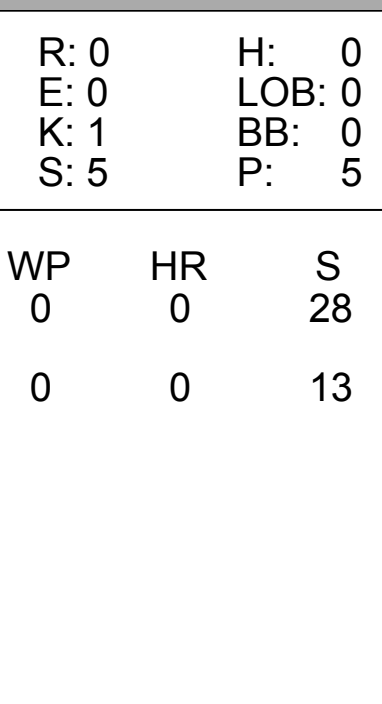
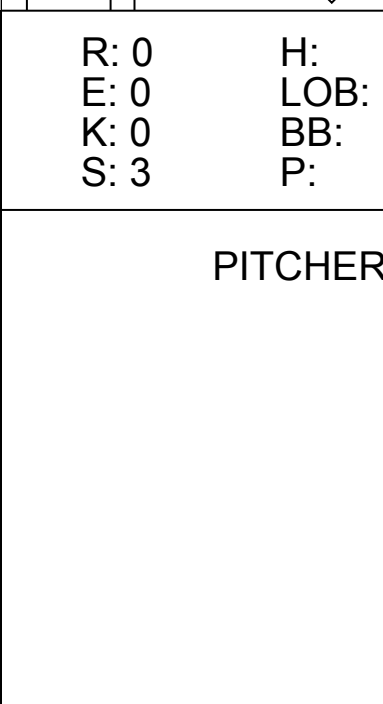
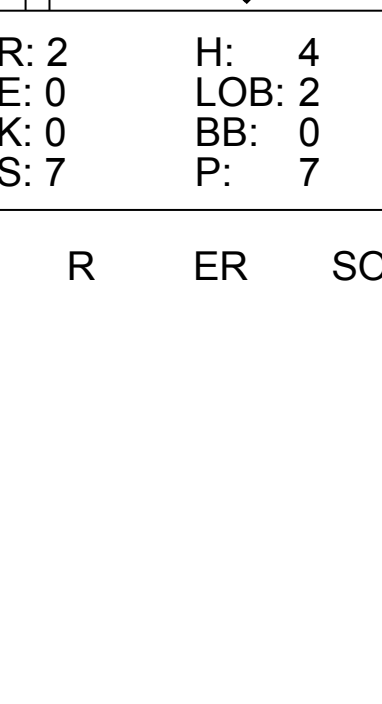
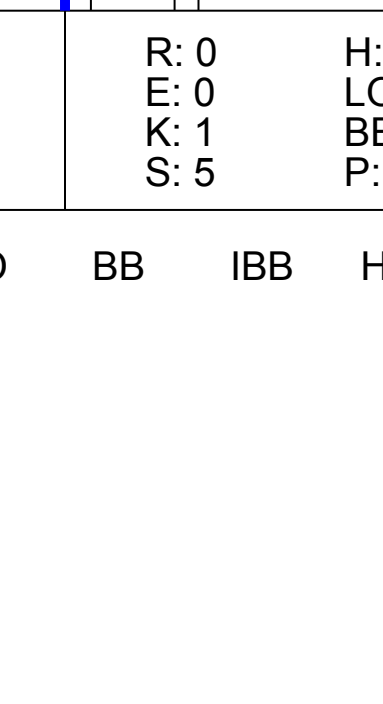




Batter	1	2	3	4	5	6	7	8	9	AB	R	H	RBI	BB	SO	LOB	TOP					
<b>Bert Campaneris, R</b> OBP: 0.355, SLG: 0.374 (1, 6)										5	1	2	1	0	0	0	<b>Oakland Athletics @ Kansas City Royals</b> Royals Stadium, Kansas City, MO Wed Sep 18 1974, 8:05 PM EDT Att: 14,976 - Unknown - 79 F					
<b>Bill North, S</b> OBP: 0.355, SLG: 0.348 (1, 8)										3	0	1	0	1	0	0						
<b>Reggie Jackson, L</b> OBP: 0.392, SLG: 0.523 (1, 9)										4	1	1	2	1	2	3						
<b>Sal Bando, R</b> OBP: 0.355, SLG: 0.443 (1, 5)										4	1	1	0	0	0	3						
<b>Joe Rudi, R</b> OBP: 0.334, SLG: 0.476 (1, 7)										4	0	2	1	0	0	2						
<b>Gene Tenace, R</b> OBP: 0.372, SLG: 0.416 (1, 3)										3	0	0	0	1	0	2						
<b>Angel Mangual, R</b> OBP: 0.259, SLG: 0.358 <b>Claudell Washington, L</b> OBP: 0.327, SLG: 0.390 (8, PH)										3	0	0	0	0	0	3						
<b>Ted Kubiak, S</b> OBP: 0.274, SLG: 0.229 <b>Herb Washington, R</b> OBP: 0.274, SLG: 0.229 <b>Dick Green, R</b> OBP: 0.274, SLG: 0.229 <b>Dal Maxvill, R</b> OBP: 0.274, SLG: 0.229 <b>Jesus Alou, R</b> OBP: 0.274, SLG: 0.229 <b>Manny Trillo, R</b> OBP: 0.274, SLG: 0.229 (1, 4) (5, PH) (5, 4) (8, 4) (9, PH) (9, 4)										1	0	0	0	1	0	1						
<b>Ray Fosse, R</b> OBP: 0.242, SLG: 0.330 (1, 2)										4	1	1	0	0	0	0						
<b>Inning Stats</b>	R: 0 E: 0 K: 1 S: 6	H: 1 LOB: 1 BB: 0 P: 6	R: 0 E: 0 K: 0 S: 4	H: 1 LOB: 1 BB: 0 P: 4	R: 0 E: 0 K: 0 S: 3	H: 0 LOB: 0 BB: 0 P: 3	R: 0 E: 0 K: 0 S: 4	H: 1 LOB: 2 BB: 1 P: 8	R: 4 E: 0 K: 0 S: 6	H: 3 LOB: 1 BB: 1 P: 10	R: 0 E: 0 K: 0 S: 3	H: 0 LOB: 0 BB: 0 P: 3	R: 0 E: 0 K: 0 S: 3	H: 0 LOB: 0 BB: 0 P: 3	R: 1 E: 0 K: 0 S: 4	H: 1 LOB: 1 BB: 1 P: 8		R: 0 E: 0 K: 1 S: 6	H: 1 LOB: 2 BB: 1 P: 10	1B: 7 2B: 1 3B: 0 HR: 0	SF: 0 SAC: 1 DP: 0 HBP: 0	WP: 2 PB: 1 CS: 4 SB: 0
<b>PITCHER</b>	IP WLS BF H R ER SO BB IBB HBP BLK WP HR S P ERA WHIP																					
<b>Paul Spittlorf, L</b> ERA: 3.97 (1, 1)	4.1 L 21 6 4 3 1 2 0 0 0 0 0 0 21 29 6.23 1.846																					
<b>Bruce Dal Canton, R</b> ERA: 3.09 (5, 1)	4.1 17 2 1 1 0 2 0 0 0 0 2 0 15 23 2.08 0.923																					
<b>Steve Mingo, L</b> ERA: 3.13 (9, 1)	0.1 1 0 0 0 0 0 0 0 0 0 0 0 3 3 0.00 0.000																					

AB	34
R	5
H	8
RBI	4
BB	4
SO	2
LOB	15



Batter	1	2	3	4	5	6	7	8	9	AB	R	H	RBI	BB	SO	LOB	BOTTOM			
<b>Jim Wohlford, R</b> OBP: 0.328, SLG: 0.347 <b>Vada Pinson, L</b> OBP: 0.302, SLG: 0.372 (8, PH) (9, 7)										3	0	0	0	0	0	1	<b>Oakland Athletics @ Kansas City Royals</b> Royals Stadium, Kansas City, MO Wed Sep 18 1974, 8:05 PM EDT Att: 14,976 - Unknown - 79 F			
<b>Al Cowens, R</b> OBP: 0.305, SLG: 0.281 (1, 9)										4	0	0	0	1	3					
<b>George Brett, L</b> OBP: 0.306, SLG: 0.353 (1, 5)										4	0	0	0	0	1	2				
<b>Hal McRae, R</b> OBP: 0.384, SLG: 0.490 (1, 10)										4	1	2	2	0	0	0				
<b>John Mayberry, L</b> OBP: 0.366, SLG: 0.437 (1, 3)										3	0	1	0	1	0	1				
<b>Amos Otis, R</b> OBP: 0.349, SLG: 0.444 (1, 8)										4	1	1	1	0	0	3				
<b>Cookie Rojas, R</b> OBP: 0.306, SLG: 0.337 (1, 4)										4	0	1	1	0	1	1				
<b>Fran Healy, R</b> OBP: 0.342, SLG: 0.380 <b>Tony Solaita, L</b> OBP: 0.382, SLG: 0.414 (9, PH)										3	0	0	0	0	0	1				
<b>Frank White, R</b> OBP: 0.251, SLG: 0.316 <b>Orlando Cepeda, R</b> OBP: 0.276, SLG: 0.283 (9, PH)											3	1	2	0	0	0		0		
<b>Inning Stats</b>	R: 0 E: 0 K: 1 S: 5	H: 0 LOB: 0 BB: 0 P: 5	R: 0 E: 0 K: 0 S: 3	H: 0 LOB: 1 BB: 1 P: 7	R: 0 E: 0 K: 0 S: 4	H: 1 LOB: 1 BB: 0 P: 4	R: 0 E: 0 K: 1 S: 5	H: 0 LOB: 0 BB: 0 P: 5	R: 0 E: 0 K: 0 S: 3	H: 0 LOB: 0 BB: 0 P: 3	R: 2 E: 0 K: 0 S: 6	H: 3 LOB: 1 BB: 0 P: 6	R: 2 E: 0 K: 0 S: 7	H: 4 LOB: 2 BB: 0 P: 7	R: 0 E: 0 K: 1 S: 5	H: 0 LOB: 0 BB: 0 P: 5		1B: 6 2B: 2 3B: 0 HR: 0	SF: 0 SAC: 0 DP: 0 HBP: 0	WP: 0 PB: 0 CS: 0
<b>PITCHER</b>	IP WLS BF H R ER SO BB IBB HBP BLK WP HR S P ERA WHIP																			
<b>Ken Holtzman, L</b> ERA: 3.11 (1, 1)	6.2 W 25 4 2 2 2 1 0 0 0 0 0 0 28 32 2.70 0.750																			
<b>Rollie Fingers, R</b> ERA: 2.69 (7, 1)	2.1 S 11 4 2 2 1 0 0 0 0 0 0 0 13 13 7.71 1.714																			

AB	35
R	4
H	8
RBI	4
BB	1
SO	3
LOB	12









Batter	1	2	3	4	5	6	7	8	9	AB	R	H	RBI	BB	SO	LOB	TOP										
Vada Pinson, L OBP: 0.308, SLG: 0.378 (1, 7)	3-1		E8 WP FC6-4 1B		1B S 1B		FC5-6 1B		1B	5	2	4	0	0	0	0	<b>Kansas City Royals @ Texas Rangers</b> Arlington Stadium, Arlington, TX Sat Sep 21 1974, 8:05 PM EDT Cloudy  <a href="http://livebaseballscorecards.com">livebaseballscorecards.com</a> <b>AB</b> 36 <b>R</b> 4 <b>H</b> 12 <b>RBI</b> 2 <b>BB</b> 2 <b>SO</b> 7 <b>LOB</b> 15										
Al Cowens, R OBP: 0.313, SLG: 0.292 (1, 9)	2B		FC6-4 BB		1B		FC5-6 G4-6-3 1-2 2-3f		K	4	0	2	0	1	1	3											
George Brett, L OBP: 0.304, SLG: 0.353 (1, 5)	K		FC6-4		1B		G4-6-3			4	0	1	2	0	1	4											
Hal McRae, R OBP: 0.380, SLG: 0.482 (1, 10)	F9		F9		P3				K	4	0	0	0	0	1	4											
John Mayberry, L OBP: 0.365, SLG: 0.438 (1, 3)		E5 3B	L9		L9				4-3	4	1	1	0	0	0	3											
Amos Otis, R OBP: 0.351, SLG: 0.444 (1, 8)	5-3				F9		K			4	0	1	0	0	1	0											
Cookie Rojas, R Freddie Patek, R OBP: 0.326, SLG: 0.296 (3, 6)	1B				K		K		P3	1	0	1	0	0	0	0											
Frank White, R OBP: 0.245, SLG: 0.306 (3, 4)	G3				K		F9		6-3	4	0	0	0	0	1	0											
Buck Martinez, R OBP: 0.314, SLG: 0.283 (1, 2)			E		1B 1B BB		FC5-6 1B		4-3	3	1	2	0	1	0	0											
<b>Inning Stats</b>	R: 0 E: 0 K: 1 S: 6	H: 1 LOB: 1 BB: 0 P: 6	R: 1 E: 1 K: 0 S: 4	H: 2 LOB: 0 BB: 0 P: 4	R: 2 E: 1 K: 0 S: 5	H: 2 LOB: 1 BB: 1 P: 9	R: 0 E: 0 K: 2 S: 7	H: 0 LOB: 0 BB: 0 P: 7	R: 1 E: 0 K: 0 S: 5	H: 3 LOB: 2 BB: 1 P: 9	R: 0 E: 0 K: 2 S: 7	H: 0 LOB: 0 BB: 0 P: 7	R: 0 E: 0 K: 0 S: 4	H: 2 LOB: 1 BB: 0 P: 4	R: 0 E: 0 K: 1 S: 6	H: 1 LOB: 1 BB: 0 P: 6		R: 0 E: 0 K: 1 S: 6	H: 1 LOB: 1 BB: 0 P: 6	1B: 9 2B: 2 3B: 1 HR: 0	SF: 0 SAC: 0 DP: 1 HBP: 0	WP: 1 PB: 0 SB: 2 CS: 0	PA: 38				
<b>PITCHER</b>	IP	WLS	BF	H	R	ER	SO	BB	IBB	HBP	BLK	WP	HR	S	P	ERA	WHIP										
Jim Bibby, R ERA: 4.67 (1, 1)	4.1	L	20	7	4	3	3	2	0	0	0	1	0	24	32	6.23	2.077										
Jim Merritt, L ERA: 4.71 (5, 1)	3.2		14	4	0	0	3	0	0	0	0	0	0	20	20	0.00	1.091										
Jeff Terpko, R ERA: (9, 1)	1.0		4	1	0	0	1	0	0	0	0	0	0	6	6	0.00	1.000										

Batter	1	2	3	4	5	6	7	8	9	AB	R	H	RBI	BB	SO	LOB	BOTTOM										
Davey Nelson, R OBP: 0.293, SLG: 0.282 (1, 4)	5-3		6-3		G4-6-3				6-3	4	0	0	0	0	0	2	<b>Kansas City Royals @ Texas Rangers</b> Arlington Stadium, Arlington, TX Sat Sep 21 1974, 8:05 PM EDT Cloudy  <a href="http://livebaseballscorecards.com">livebaseballscorecards.com</a> <b>AB</b> 31 <b>R</b> 1 <b>H</b> 5 <b>RBI</b> 1 <b>BB</b> 4 <b>SO</b> 1 <b>LOB</b> 21										
Cesar Tovar, R OBP: 0.345, SLG: 0.362 (1, 8)	4-3-6 BB		5-3				6-3		E3	3	0	0	0	1	0	0											
Jeff Burroughs, R OBP: 0.394, SLG: 0.510 (1, 9)	4-3-6				FC4-6 1B		F9		G3	4	0	1	0	0	0	2											
Mike Hargrove, L OBP: 0.398, SLG: 0.434 (1, 3)		FC5-4 G1 BB			FC4-6 FC4-6 1-2f		4-3		1-3 E FC6-4 1B	3	1	1	0	1	0	1											
Jim Spencer, L OBP: 0.324, SLG: 0.396 Dave Moates, L (9, PR)	G1				FC4-6 FC6		4-3		E4 FC6-5 1-3	4	0	0	0	0	0	0											
Lenny Randle, S OBP: 0.341, SLG: 0.363 (1, 7)		FC5-4 BB			FC6		1B		1-3	3	0	1	0	1	0	3											
Toby Harrah, R OBP: 0.323, SLG: 0.423 (1, 6)		FC5-4			1B BB		1B		FC6-5-4	3	0	1	1	1	0	4											
Roy Howell, L OBP: 0.300, SLG: 0.389 (1, 5)	1-3				G4-6-3 1B		6-3		5-3	4	0	1	0	0	0	4											
Jim Sundberg, R OBP: 0.361, SLG: 0.332 (1, 2)			B1-3		K				6-3	3	0	0	0	0	1	2											
<b>Inning Stats</b>	R: 0 E: 0 K: 0 S: 2	H: 0 LOB: 0 BB: 1 P: 6	R: 0 E: 0 K: 0 S: 3	H: 0 LOB: 2 BB: 2 P: 11	R: 0 E: 0 K: 0 S: 3	H: 0 LOB: 0 BB: 0 P: 3	R: 0 E: 0 K: 0 S: 4	H: 1 LOB: 1 BB: 0 P: 4	R: 0 E: 0 K: 1 S: 5	H: 1 LOB: 1 BB: 1 P: 9	R: 0 E: 0 K: 0 S: 3	H: 0 LOB: 0 BB: 0 P: 3	R: 0 E: 0 K: 0 S: 4	H: 2 LOB: 1 BB: 0 P: 4	R: 0 E: 1 K: 0 S: 4	H: 0 LOB: 1 BB: 0 P: 4		R: 1 E: 1 K: 0 S: 5	H: 1 LOB: 1 BB: 0 P: 5	1B: 5 2B: 1 3B: 0 HR: 0	SF: 0 SAC: 0 DP: 2 HBP: 0	WP: 0 PB: 0 SB: 0 CS: 0	PA: 35				
<b>PITCHER</b>	IP	WLS	BF	H	R	ER	SO	BB	IBB	HBP	BLK	WP	HR	S	P	ERA	WHIP										
Al Fitzmorris, R ERA: 2.88 (1, 1)	9.0	W	35	5	1	0	1	4	0	0	0	0	0	33	49	0.00	1.000										



Batter	1	2	3	4	5	6	7	8	9	AB	R	H	RBI	BB	SO	LOB	TOP										
Vada Pinson, L OBP: 0.308, SLG: 0.378 Amos Otis, R OBP: 0.351, SLG: 0.444										5	1	2	1	0	1	4	5 1 2 1 0 1 4 0 0 0 0 0 0 0										
Al Cowens, R OBP: 0.311, SLG: 0.290										5	1	1	0	0	1	2	5 1 1 0 0 1 2										
George Brett, L OBP: 0.305, SLG: 0.358										5	1	2	2	0	0	0	5 1 2 2 0 0 0										
Hal McRae, R OBP: 0.380, SLG: 0.479										3	1	0	0	2	0	1	3 1 0 0 2 0 1										
John Mayberry, L OBP: 0.365, SLG: 0.436										2	1	0	1	1	0	1	2 1 0 1 1 0 1										
Tony Solaita, L OBP: 0.384, SLG: 0.410										2	1	0	0	2	0	2	2 1 0 0 2 0 2										
Fran Healy, R OBP: 0.341, SLG: 0.378										4	1	1	0	0	0	5	4 1 1 0 0 0 5										
Frank White, R OBP: 0.241, SLG: 0.301										3	0	0	0	0	1	3	3 0 0 0 0 1 3										
Freddie Patek, R OBP: 0.329, SLG: 0.304										4	1	3	4	0	0	0	4 1 3 4 0 0 0										
<b>Inning Stats</b>	R: 0 E: 0 K: 0 S: 3	H: 1 LOB: 0 BB: 0 P: 3	R: 2 E: 0 K: 1 S: 6	H: 1 LOB: 2 BB: 3 P: 18	R: 0 E: 0 K: 0 S: 3	H: 0 LOB: 0 BB: 0 P: 3	R: 0 E: 0 K: 0 S: 2	H: 0 LOB: 0 BB: 0 P: 6	R: 2 E: 0 K: 1 S: 8	H: 3 LOB: 1 BB: 0 P: 8	R: 0 E: 1 K: 0 S: 3	H: 0 LOB: 0 BB: 0 P: 3	R: 0 E: 0 K: 0 S: 3	H: 0 LOB: 0 BB: 0 P: 3	R: 4 E: 1 K: 1 S: 10	H: 4 LOB: 2 BB: 1 P: 14	R: 0 E: 0 K: 0 S: 3	H: 0 LOB: 0 BB: 0 P: 3	1B: 6 2B: 2 3B: 1 HR: 0	SF: 0 SAC: 0 DP: 2 HBP: 0	WP: 0 PB: 0 SB: 2 CS: 1	PA: 40					
<b>PITCHER</b>	IP	WLS	BF	H	R	ER	SO	BB	IBB	HBP	BLK	WP	HR	S	P	ERA	WHIP										
Jackie Brown, R ERA: 3.73	1.0		6	1	2	2	0	3	0	0	0	0	0	3	15	18.00	4.000										
Steve Foucault, R ERA: 2.15	6.0	L	25	6	5	4	2	2	0	0	0	0	0	27	35	6.00	1.333										
Jim Merritt, L ERA: 4.6	0.2		3	1	0	0	0	0	0	0	0	0	0	3	3	0.00	1.500										
Jeff Terpko, R ERA	0.1		3	1	1	0	1	0	0	0	0	0	0	5	5	0.00	3.000										
David Clyde, L ERA: 4.01	1.0		3	0	0	0	0	0	0	0	0	0	0	3	3	0.00	0.000										

Kansas City Royals @ Texas Rangers  
Arlington Stadium, Arlington, TX  
Sat Sep 21 1974, 8:05 PM EDT  
Att: 20,085 - Unknown

livebaseballscores.com

AB 33  
R 8  
H 9  
RBI 8  
BB 5  
SO 3  
LOB 18

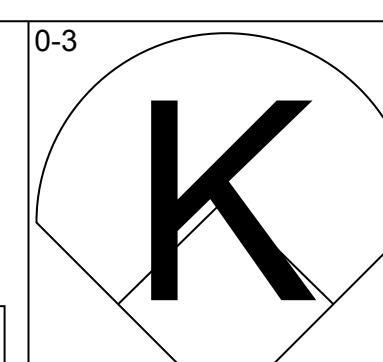
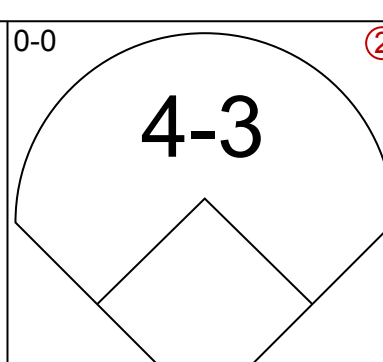
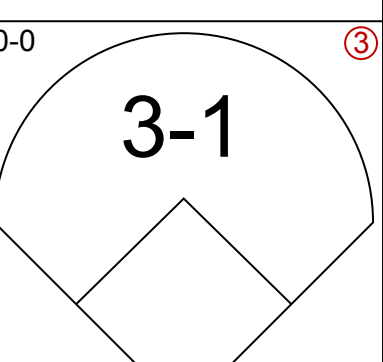
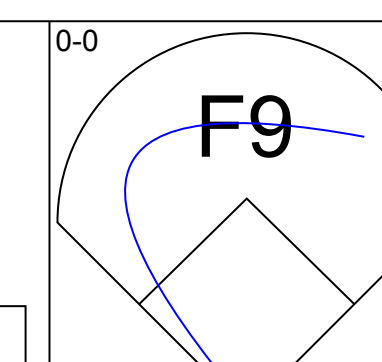
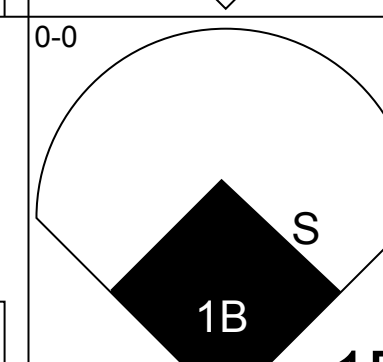
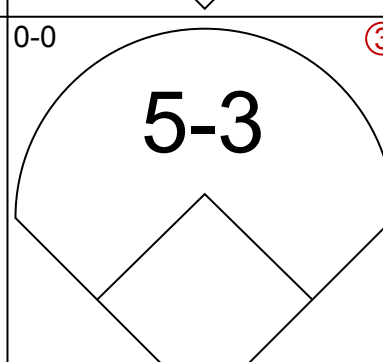
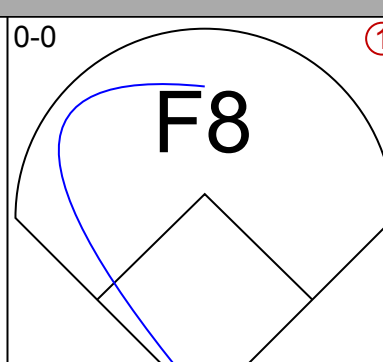
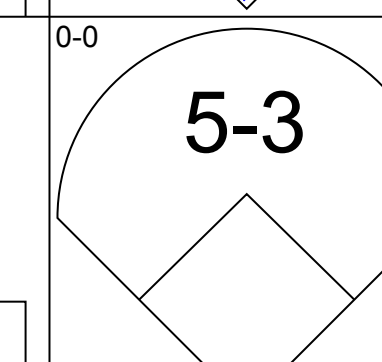
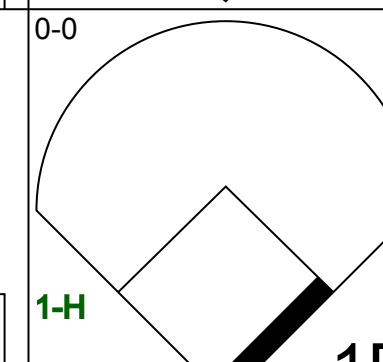
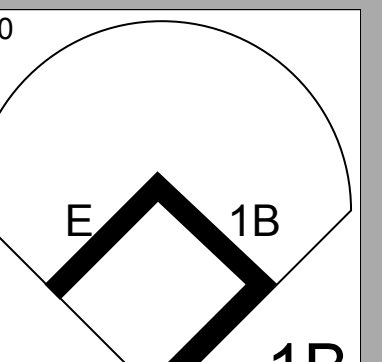
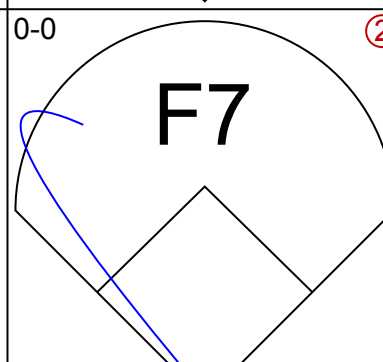
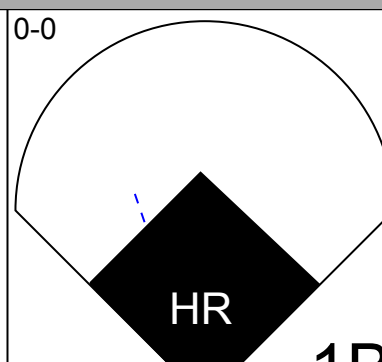
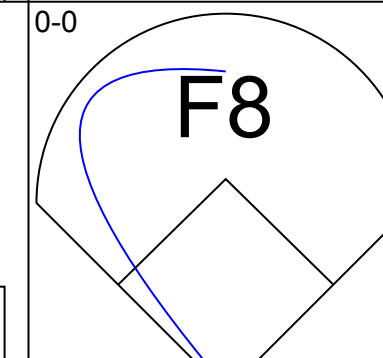
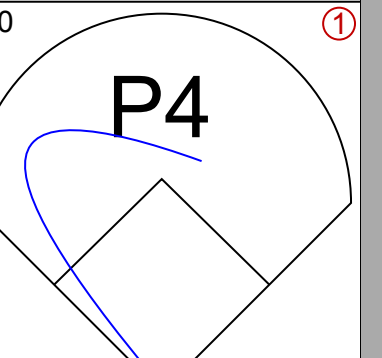
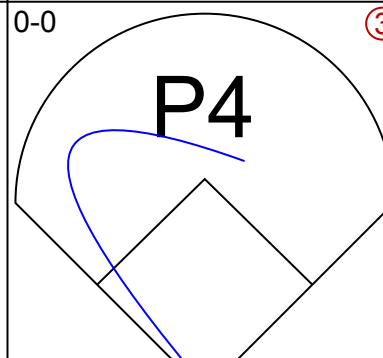
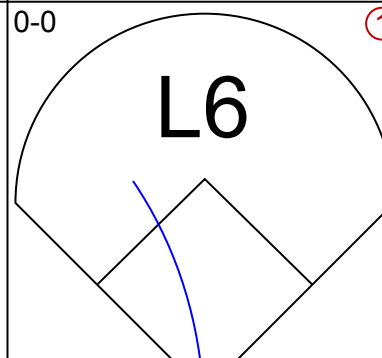
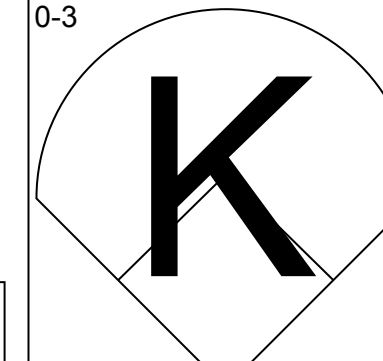
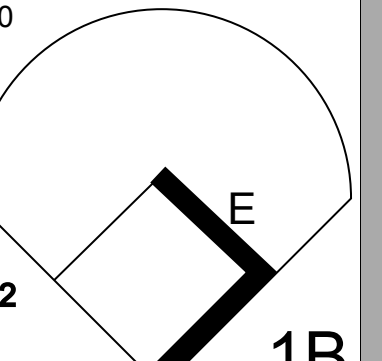
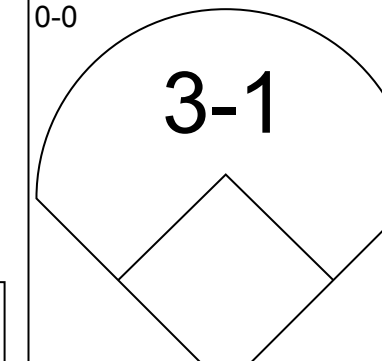
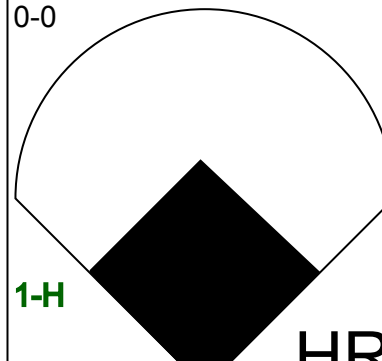
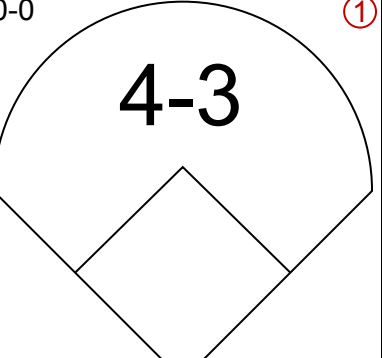

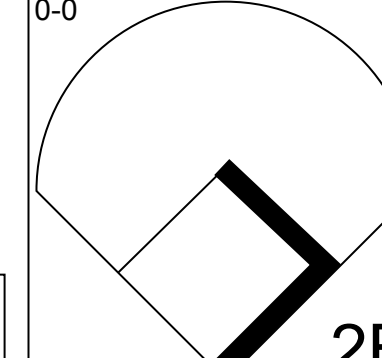
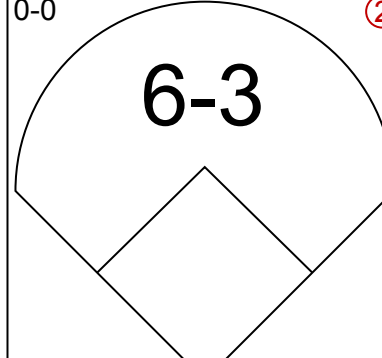
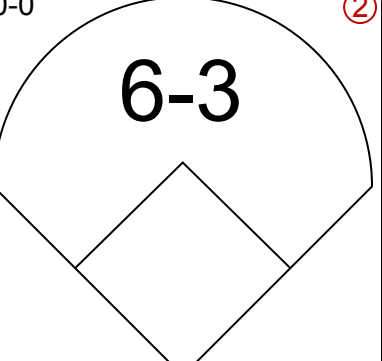
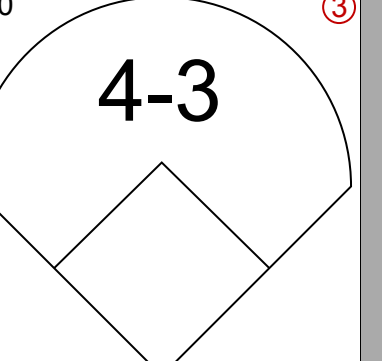
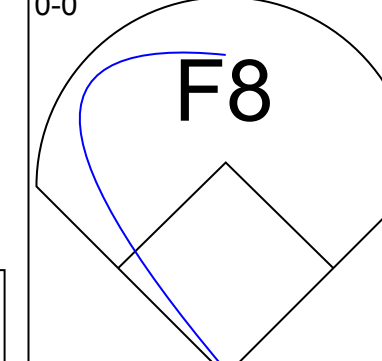
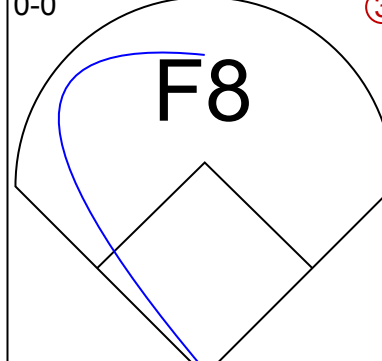
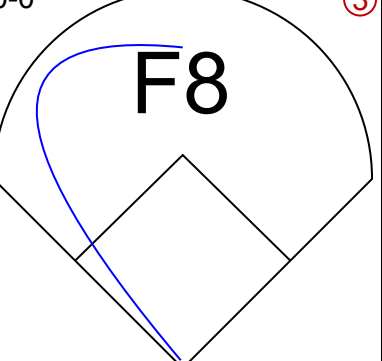
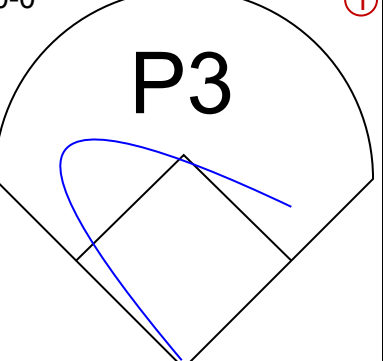
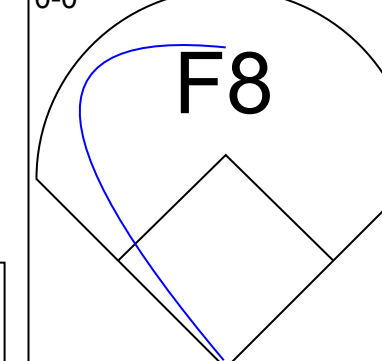

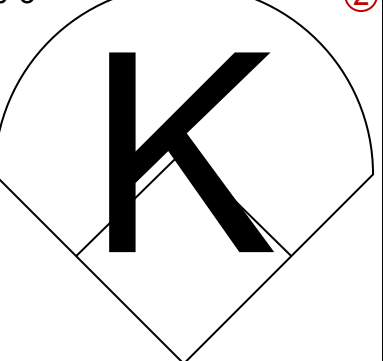
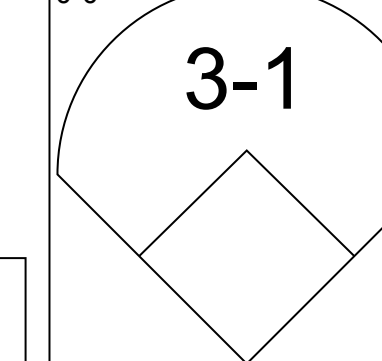
Batter	1	2	3	4	5	6	7	8	9	AB	R	H	RBI	BB	SO	LOB	BOTTOM										
Cesar Tovar, R OBP: 0.348, SLG: 0.363										5	1	2	1	0	1	4	5 1 2 1 0 1 4										
Lenny Randle, S OBP: 0.342, SLG: 0.363										3	0	1	0	1	0	4	3 0 1 0 1 0 4										
Jeff Burroughs, R OBP: 0.394, SLG: 0.507										3	2	0	0	2	0	4	3 2 0 0 2 0 4										
Mike Hargrove, L OBP: 0.396, SLG: 0.430										4	0	0	0	1	0	4	4 0 0 0 1 0 4										
Jim Spencer, L OBP: 0.322, SLG: 0.393										5	0	1	2	0	2	3	5 0 1 2 0 2 3										
Toby Harrah, R OBP: 0.326, SLG: 0.431										4	2	2	2	1	0	2	4 2 2 2 1 0 2										
Duke Sims, L OBP: 0.271, SLG: 0.283										5	0	3	0	0	0	1	5 0 3 0 0 0 1										
Roy Howell, L OBP: 0.333, SLG: 0.409										4	0	2	0	0	0	2	4 0 2 0 0 0 2										
Davey Nelson, R OBP: 0.291, SLG: 0.279										4	0	0	0	0	3	6	4 0 0 0 0 3 6										
<b>Inning Stats</b>	R: 2 E: 0 K: 0 S: 5	H: 2 LOB: 1 BB: 1 P: 9	R: 0 E: 0 K: 0 S: 5	H: 2 LOB: 2 BB: 0 P: 5	R: 0 E: 0 K: 2 S: 9	H: 2 LOB: 2 BB: 0 P: 9	R: 0 E: 0 K: 0 S: 4	H: 0 LOB: 0 BB: 1 P: 8	R: 0 E: 0 K: 1 S: 5	H: 0 LOB: 0 BB: 0 P: 5	R: 0 E: 0 K: 1 S: 6	H: 1 LOB: 1 BB: 0 P: 6	R: 0 E: 0 K: 1 S: 7	H: 2 LOB: 3 BB: 2 P: 15	R: 0 E: 0 K: 0 S: 4	H: 1 LOB: 1 BB: 0 P: 4	1B: 9 2B: 1 3B: 0 HR: 1	SF: 0 SAC: 1 DP: 0 HBP: 0	WP: 0 PB: 0 SB: 0 CS: 0	PA: 43							
<b>PITCHER</b>	IP	WLS	BF	H	R	ER	SO	BB	IBB	HBP	BLK	WP	HR	S	P	ERA	WHIP										
Steve Busby, R ERA: 3.46	7.2		37	10	5	5	6	4	0	0	0	0	1	45	61	5.87	1.826										
Doug Bird, R ERA: 2.77	1.1	S	6	1	0	0	0	1	0	0	0	0	0	5	9	0.00	1.500										

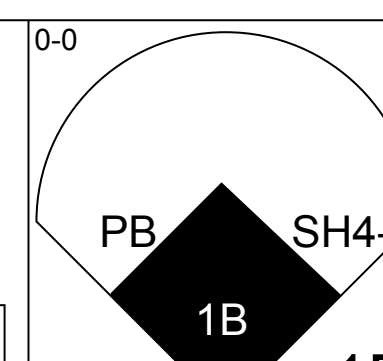
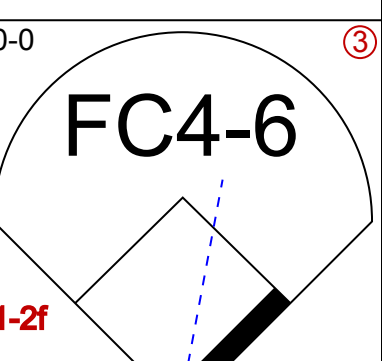
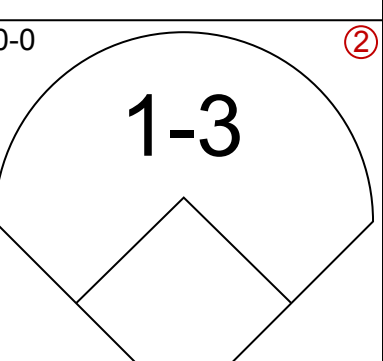
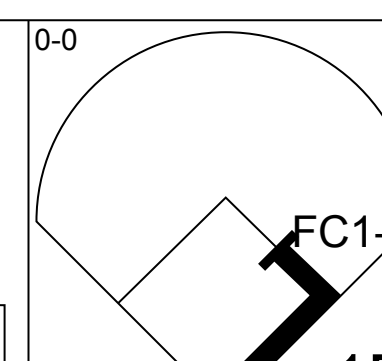
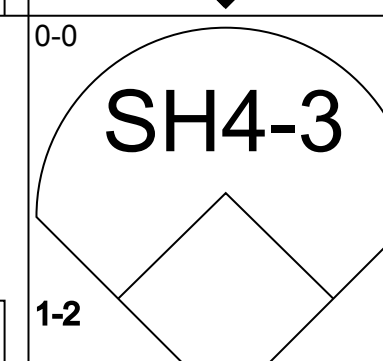
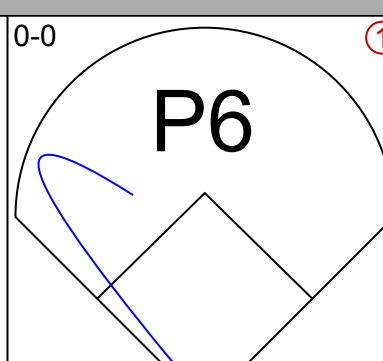
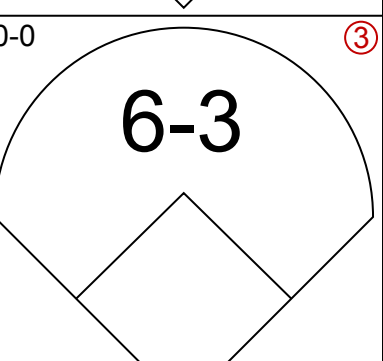
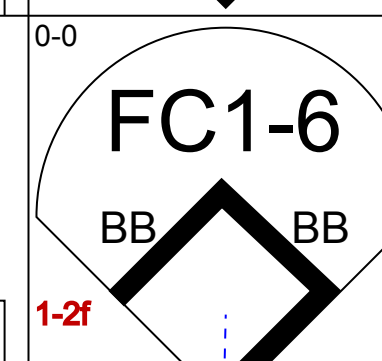
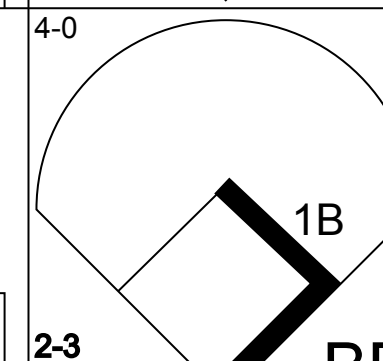
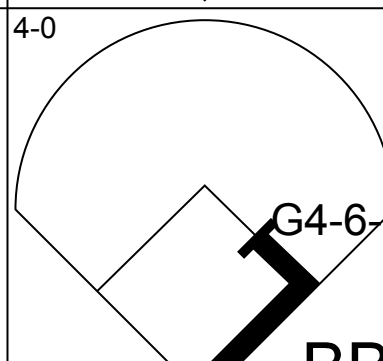

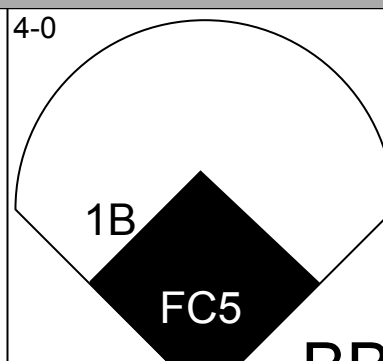
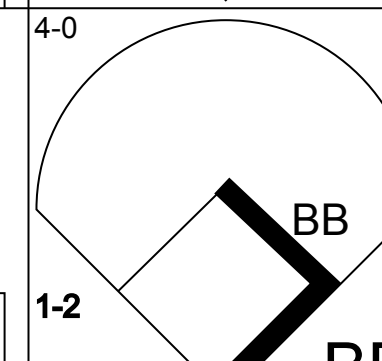

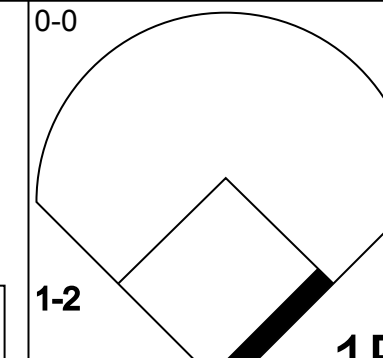
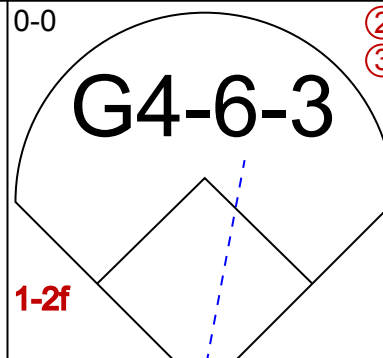

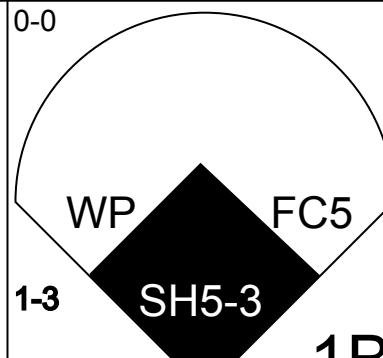
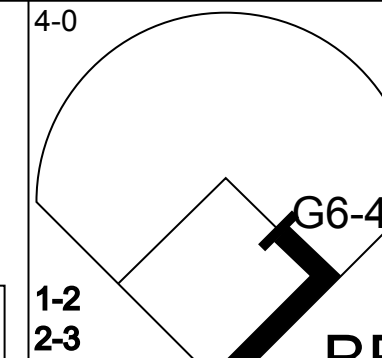

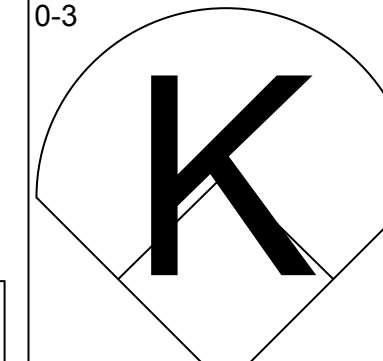
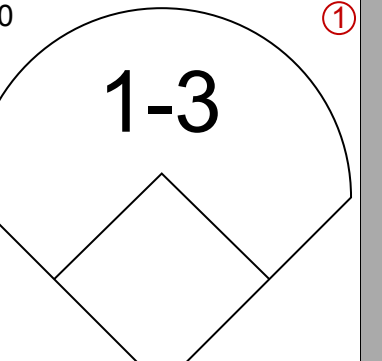
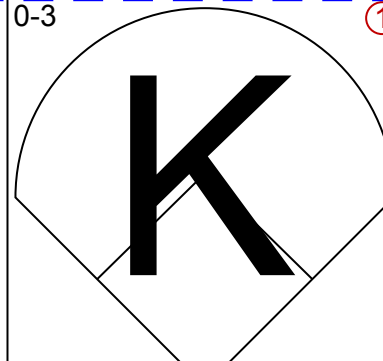
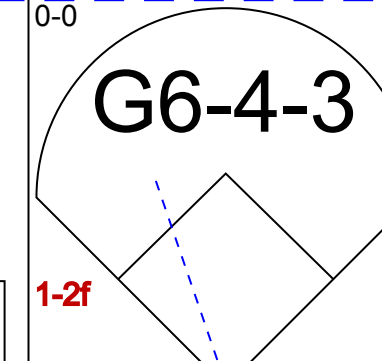
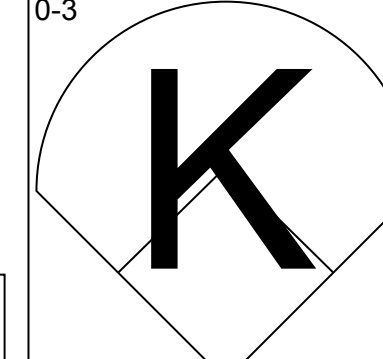

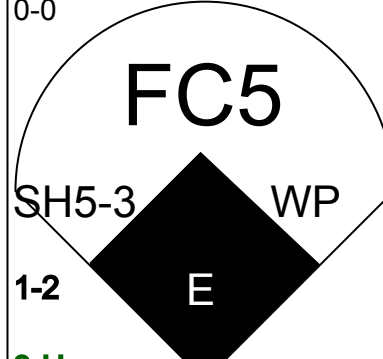

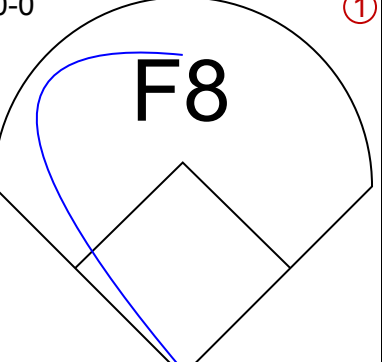
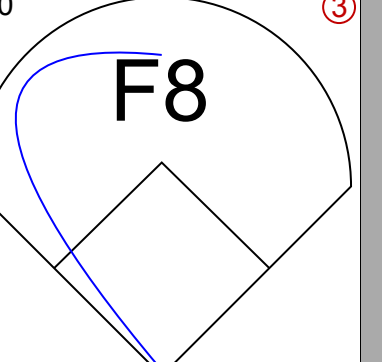
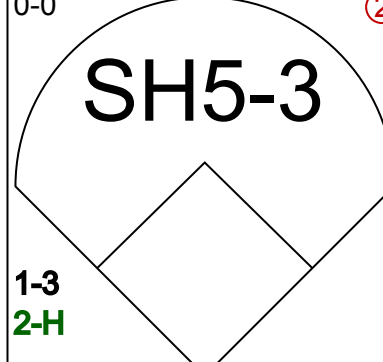


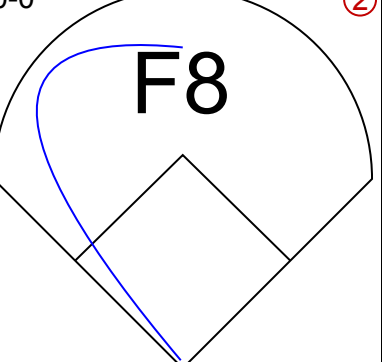

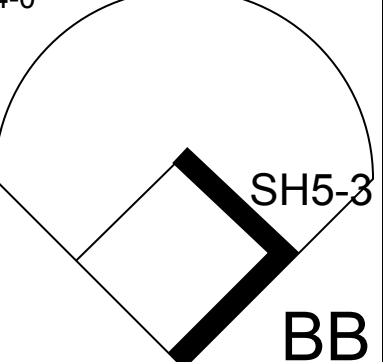
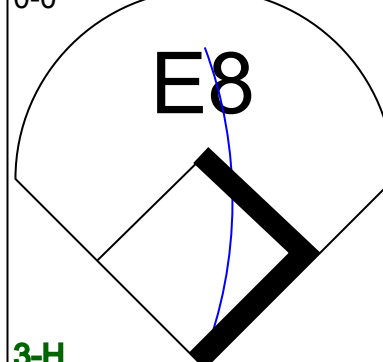
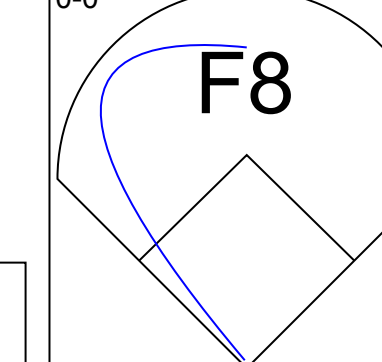
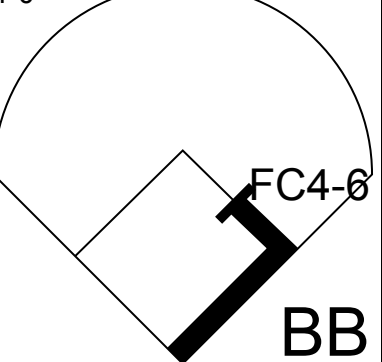

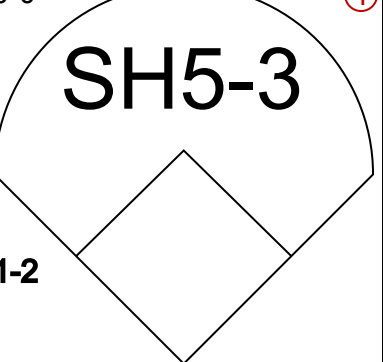
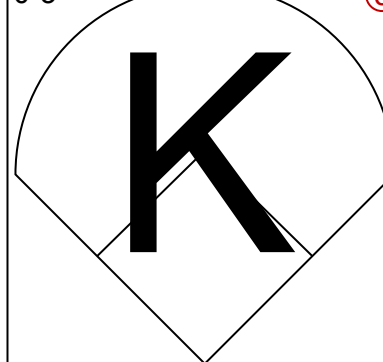
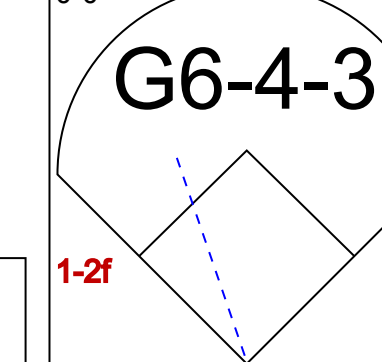
Kansas City Royals @ Texas Rangers  
Arlington Stadium, Arlington, TX  
Sat Sep 21 1974, 8:05 PM EDT  
Att: 20,085 - Unknown

livebaseballscores.com

AB 37  
R 5  
H 11  
RBI 5  
BB 5  
SO 6  
LOB 30



Batter	1	2	3	4	5	6	7	8	9	AB	R	H	RBI	BB	SO	LOB	TOP			
Vada Pinson, L (1, 7) OBP: 0.306, SLG: 0.374										4	0	0	0	0	1	0	<b>Kansas City Royals @ Texas Rangers</b> Arlington Stadium, Arlington, TX Sun Sep 22 1974, 4:33 AM EDT Att: 7,191 - Unknown			
Al Cowens, R (1, 9) OBP: 0.310, SLG: 0.289										4	1	1	0	0	0	0				
George Brett, L (1, 5) OBP: 0.309, SLG: 0.362										4	1	3	1	0	0	0				
Hal McRae, R (1, 10) OBP: 0.378, SLG: 0.475										4	0	0	0	0	0	3				
John Mayberry, L (1, 3) OBP: 0.366, SLG: 0.444										4	1	2	2	0	1	1				
Amos Otis, R (1, 8) OBP: 0.350, SLG: 0.445										4	0	1	0	0	1	2				
Frank White, R (1, 4) OBP: 0.237, SLG: 0.296										3	0	0	0	0	0	3				
Tony Solaita, L (0, PH) OBP: 0.363, SLG: 0.409										1	0	0	0	0	0	0				
Freddie Patek, R (1, 6) OBP: 0.327, SLG: 0.302										3	0	0	0	0	0	1				
Buck Martinez, R (1, 2) OBP: 0.306, SLG: 0.274										3	0	0	0	0	2	0				
<b>Inning Stats</b>	R: 1 E: 0 K: 2 S: 9	H: 2 LOB: 1 BB: 0 P: 9	R: 0 E: 0 K: 0 S: 3	H: 0 LOB: 0 BB: 0 P: 3	R: 0 E: 0 K: 1 S: 5	H: 0 LOB: 0 BB: 0 P: 5	R: 0 E: 2 K: 1 S: 7	H: 2 LOB: 2 BB: 0 P: 7	R: 0 E: 0 K: 1 S: 5	H: 0 LOB: 0 BB: 0 P: 5	R: 0 E: 0 K: 0 S: 4	H: 1 LOB: 1 BB: 0 P: 4	R: 0 E: 0 K: 0 S: 3	H: 0 LOB: 0 BB: 0 P: 3	R: 2 E: 0 K: 0 S: 5	H: 2 LOB: 2 BB: 0 P: 5	1B: 5 2B: 1 3B: 0 HR: 1	SF: 0 SAC: 0 DP: 0 HBP: 0	WP: 0 PB: 0 SB: 1 CS: 0	PA: 34
<b>PITCHER</b> Fergie Jenkins, R (1, 1) ERA: 2.94	IP: 9.0 WLS: W BF: 34 H: 7 R: 3 ER: 3 SO: 5 BB: 0 IBB: 0 HBP: 0 BLK: 0 WP: 0 HR: 1 S: 44 P: 44 ERA: 3.00 WHIP: 0.778																			

Batter	1	2	3	4	5	6	7	8	9	AB	R	H	RBI	BB	SO	LOB	BOTTOM			
Cesar Tovar, R (1, 7) OBP: 0.349, SLG: 0.364										4	1	2	0	0	0	2	<b>Kansas City Royals @ Texas Rangers</b> Arlington Stadium, Arlington, TX Sun Sep 22 1974, 4:33 AM EDT Att: 7,191 - Unknown			
Lenny Randle, S (1, 4) OBP: 0.340, SLG: 0.361										3	0	0	0	0	0	2				
Jeff Burroughs, R (1, 9) OBP: 0.397, SLG: 0.507										0	1	0	0	4	0	0				
Mike Hargrove, L (1, 3) OBP: 0.399, SLG: 0.432										3	1	2	1	1	0	1				
Jim Spencer, L (1, 10) OBP: 0.320, SLG: 0.391										2	0	0	0	0	1	2				
Tom Robson, R (6, PH) OBP: 0.583, SLG: 0.500										2	0	0	0	0	1	5				
Toby Harrah, R (1, 6) OBP: 0.325, SLG: 0.429										3	1	0	1	1	2	3				
Roy Howell, L (1, 5) OBP: 0.306, SLG: 0.375										2	0	0	1	0	0	0				
Larry Brown, R (7, 5) OBP: 0.279, SLG: 0.224										1	0	1	0	0	0	0				
Joe Lovitto, S (1, 8) OBP: 0.284, SLG: 0.292										3	0	0	0	1	0	2				
Jim Sundberg, R (1, 2) OBP: 0.361, SLG: 0.331										2	0	0	0	1	1	3				
<b>Inning Stats</b>	R: 1 E: 0 K: 2 S: 9	H: 2 LOB: 2 BB: 1 P: 13	R: 0 E: 0 K: 0 S: 3	H: 0 LOB: 1 BB: 1 P: 7	R: 0 E: 0 K: 0 S: 2	H: 0 LOB: 0 BB: 1 P: 6	R: 0 E: 0 K: 1 S: 5	H: 0 LOB: 0 BB: 0 P: 5	R: 0 E: 0 K: 0 S: 3	H: 0 LOB: 1 BB: 1 P: 7	R: 3 E: 1 K: 2 S: 10	H: 1 LOB: 1 BB: 1 P: 14	R: 0 E: 0 K: 0 S: 3	H: 1 LOB: 2 BB: 2 P: 11	R: 0 E: 0 K: 0 S: 3	H: 1 LOB: 1 BB: 1 P: 7	1B: 5 2B: 0 3B: 0 HR: 0	SF: 0 SAC: 3 DP: 3 HBP: 0	WP: 1 PB: 1 SB: 0 CS: 0	PA: 36
<b>PITCHER</b> Dennis Leonard, R (1, 1) ERA: 4.58	IP: 5.0 WLS: L BF: 22 H: 3 R: 3 ER: 3 SO: 3 BB: 5 IBB: 0 HBP: 0 BLK: 0 WP: 0 HR: 0 S: 23 P: 43 ERA: 5.40 WHIP: 1.600																			
Steve Mingo, L (6, 1) ERA: 3.09	IP: 1.1 WLS: 0 BF: 9 H: 1 R: 1 ER: 0 SO: 2 BB: 2 IBB: 0 HBP: 0 BLK: 0 WP: 1 HR: 0 S: 11 P: 19 ERA: 0.00 WHIP: 2.250																			
Lindy McDaniel, R (7, 1) ERA: 3.33	IP: 1.2 WLS: 0 BF: 5 H: 1 R: 0 ER: 0 SO: 0 BB: 1 IBB: 0 HBP: 0 BLK: 0 WP: 0 HR: 0 S: 4 P: 8 ERA: 0.00 WHIP: 1.200																			




Batter	1	2	3	4	5	6	7	8	9	AB	R	H	RBI	BB	SO	LOB	TOP					
Morris Nettles, L OBP: 0.321, SLG: 0.272	5-3	G1 FC1-5 1B		4-3		K		E1 FC4-6		5	1	1	0	0	1	1	<b>California Angels @ Kansas City Royals</b> Royals Stadium, Kansas City, MO Tue Sep 24 1974, 8:05 PM EDT Att. 7,003 - Unknown - 58 F					
Bob Heise, R OBP: 0.316, SLG: 0.351	5-3 HR	FC1-5 G1 1B		P6		FC5		FC4-6		4	2	0	0	1	0	4						
Bobby Valentine, R OBP: 0.308, SLG: 0.329	5-3	G1		5-3				6-3		5	0	0	0	0	0	3						
John Balaz, R OBP: 0.368, SLG: 0.526	2H HR	1B		5-3		K		P4		5	1	2	4	0	1	0						
Winston Llenas, R OBP: 0.305, SLG: 0.353	E BB	1B		K		4-3				4	1	2	0	1	1	0						
Dave Chalk, R OBP: 0.310, SLG: 0.329	E4 E	F9		P6				E6 2B 1-3		5	2	0	0	0	0	3						
Leroy Stanton, R OBP: 0.327, SLG: 0.405	E6 FC6-4		F9	L3				1-3 E 2B		4	1	1	0	0	0	0						
Bruce Bochte, L OBP: 0.335, SLG: 0.391	FC6-4		G3	1B 2B				F8		4	1	1	0	0	0	3						
Tom Egan, R OBP: 0.176, SLG: 0.103		FC1-5 1B	6-3	FC5 S 1B				1-3		4	0	2	2	0	0	1						
<b>Inning Stats</b>	R: 4 E: 2 K: 0 S: 6	H: 1 LOB: 1 BB: 2 P: 14	R: 2 E: 0 K: 0 S: 7	H: 4 LOB: 2 BB: 0 P: 7	R: 0 E: 0 K: 0 S: 3	H: 0 LOB: 0 BB: 0 P: 3	R: 0 E: 0 K: 1 S: 5	H: 0 LOB: 0 BB: 0 P: 5	R: 1 E: 0 K: 1 S: 7	H: 2 LOB: 1 BB: 0 P: 7	R: 0 E: 0 K: 1 S: 5	H: 0 LOB: 0 BB: 0 P: 5	R: 2 E: 2 K: 0 S: 6	H: 1 LOB: 1 BB: 0 P: 6	R: 0 E: 0 K: 0 S: 4	H: 1 LOB: 1 BB: 0 P: 4	1B: 5 2B: 3 3B: 0 HR: 1	SF: 0 SAC: 0 DP: 0 HBP: 0	WP: 0 PB: 0 SB: 1 CS: 0	PA: 42		
<b>PITCHER</b>	IP WLS BF H R ER SO BB IBB HBP BLK WP HR S P ERA WHIP	IP WLS BF H R ER SO BB IBB HBP BLK WP HR S P ERA WHIP																				
Paul Splittorf, L ERA: 4.1	(1, 1) 1.2 L 14 5 6 4 0 2 0 0 0 0 1 12 20 21.60 4.200																					
Marty Pattin, R ERA: 3.99	(2, 1) 5.1 18 2 1 1 3 0 0 0 0 0 0 24 24 1.69 0.375																					
Aurelio Lopez, R ERA: 1.8	(8, 1) 2.0 10 2 2 0 0 0 0 0 0 0 0 10 10 0.00 1.000																					
<b>Batter</b>	<b>1</b>	<b>2</b>	<b>3</b>	<b>4</b>	<b>5</b>	<b>6</b>	<b>7</b>	<b>8</b>	<b>9</b>	<b>AB</b>	<b>R</b>	<b>H</b>	<b>RBI</b>	<b>BB</b>	<b>SO</b>	<b>LOB</b>	<b>BOTTOM</b>					
Vada Pinson, L OBP: 0.305, SLG: 0.374	F8		4-3		K				L6	5	0	1	0	0	1	4	<b>California Angels @ Kansas City Royals</b> Royals Stadium, Kansas City, MO Tue Sep 24 1974, 8:05 PM EDT Att. 7,003 - Unknown - 58 F					
Al Cowens, R OBP: 0.309, SLG: 0.289	K		FC6-4 1B		F8			F8		4	0	1	1	0	1	1						
George Brett, L OBP: 0.306, SLG: 0.358	K		FC6-4		1-3			F9		4	0	0	0	0	1	2						
John Mayberry, L OBP: 0.367, SLG: 0.441	F7		F5						FC4-6 BB	2	0	0	0	2	0	1						
Amos Otis, R OBP: 0.349, SLG: 0.442	S 1B BB		K		K			K		3	2	0	0	1	2	2						
Tony Solaita, L OBP: 0.361, SLG: 0.406	K		K		K			1-3		4	0	1	0	0	2	1						
Frank White, R OBP: 0.237, SLG: 0.295			K		K			F9		4	0	1	2	0	1	1						
Freddie Patek, R OBP: 0.327, SLG: 0.300		G3			4-3			FC4-6 BB BB		3	0	0	0	1	0	1						
Buck Martinez, R OBP: 0.313, SLG: 0.276			E8 4-3 1B		K			F7		3	1	1	0	1	1	0						
<b>Inning Stats</b>	R: 0 E: 0 K: 2 S: 7	H: 0 LOB: 0 BB: 0 P: 7	R: 1 E: 0 K: 1 S: 6	H: 1 LOB: 1 BB: 1 P: 10	R: 1 E: 1 K: 0 S: 5	H: 2 LOB: 1 BB: 0 P: 5	R: 0 E: 0 K: 3 S: 9	H: 0 LOB: 0 BB: 0 P: 9	R: 0 E: 0 K: 2 S: 7	H: 0 LOB: 0 BB: 0 P: 7	R: 0 E: 0 K: 1 S: 5	H: 0 LOB: 1 BB: 1 P: 9	R: 0 E: 0 K: 0 S: 3	H: 0 LOB: 0 BB: 0 P: 3	R: 0 E: 0 K: 0 S: 4	H: 1 LOB: 1 BB: 0 P: 4	R: 1 E: 0 K: 0 S: 4	H: 1 LOB: 3 BB: 3 P: 16	1B: 4 2B: 1 3B: 0 HR: 0	SF: 0 SAC: 0 DP: 0 HBP: 0	WP: 0 PB: 0 SB: 1 CS: 0	PA: 37
<b>PITCHER</b>	IP WLS BF H R ER SO BB IBB HBP BLK WP HR S P ERA WHIP	IP WLS BF H R ER SO BB IBB HBP BLK WP HR S P ERA WHIP																				
Nolan Ryan, R ERA: 2.98	(1, 1) 9.0 W 37 5 3 3 9 5 0 0 0 0 0 50 70 3.00 1.111																					



Batter	1	2	3	4	5	6	7	8	9	AB	R	H	RBI	BB	SO	LOB	TOP			
Morris Nettles, L (1, 8) OBP: 0.323, SLG: 0.276	F7		1B S 1-2		6-3		F7		2B 1B	5	2	2	1	0	0	2	<b>California Angels @ Kansas City Royals</b> Royals Stadium, Kansas City, MO Wed Sep 25 1974, 8:05 PM EDT Att: 6,766 - Unknown - 73 F			
Denny Doyle, L (1, 4) OBP: 0.288, SLG: 0.305 Winston Llenas, R (7, PH) OBP: 0.309, SLG: 0.358 Bob Heise, R (7, 4) OBP: 0.325, SLG: 0.373			F8			P4	1B	1B	1B 2B	3	0	1	0	0	0	2				
Bruce Bochte, L (1, 3) OBP: 0.337, SLG: 0.391	P5		1B S 1-3 2-H			4-3	1-3		1B	5	0	2	2	0	0	3				
John Balaz, R (1, 7) OBP: 0.333, SLG: 0.435	K		L7			1B HBP			K	4	0	0	0	0	2	3				
Joe Lahoud, L (1, 10) OBP: 0.369, SLG: 0.463		K			G6-4-3 1B	E9 S 1B		P3	F2	5	0	2	0	0	1	1				
Dave Chalk, R (1, 5) OBP: 0.307, SLG: 0.326		6-3			G6-4-3 1-2	F7		P3		4	0	0	0	0	0	3				
Leroy Stanton, R (1, 9) OBP: 0.326, SLG: 0.404		5-3			K				E6 SH 1B	4	2	1	0	0	1	0				
Rudy Meoli, L (1, 6) OBP: 0.282, SLG: 0.250			1B 1B			5-3		F8	SH 1B 2B	3	2	1	0	0	0	1				
Tom Egan, R (1, 2) OBP: 0.180, SLG: 0.110			F7			K			6-3	4	0	1	0	0	1	3				
<b>Inning Stats</b>	R: 0 E: 0 K: 1 S: 6	H: 1 LOB: 1 BB: 0 P: 6	R: 0 E: 0 K: 1 S: 5	H: 0 LOB: 0 BB: 0 P: 5	R: 2 E: 0 K: 0 S: 6	H: 3 LOB: 1 BB: 0 P: 6	R: 0 E: 0 K: 1 S: 5	H: 1 LOB: 0 BB: 0 P: 5	R: 0 E: 0 K: 0 S: 5	H: 0 LOB: 0 BB: 0 P: 5	R: 1 E: 1 K: 0 S: 6	H: 3 LOB: 2 BB: 0 P: 6	R: 0 E: 0 K: 0 S: 3	H: 0 LOB: 0 BB: 0 P: 3	R: 4 E: 2 K: 1 S: 10	H: 3 LOB: 1 BB: 0 P: 10		1B: 10 2B: 1 3B: 1 HR: 0	SF: 0 SAC: 1 DP: 1 HBP: 1	WP: 0 PB: 0 SB: 3 CS: 0
<b>PITCHER</b>	IP WLS BF H R ER SO BB IBB HBP BLK WP HR S P ERA WHIP																			
Nelson Briles, R (1, 1) ERA: 4.02	6.1 L 27 8 3 3 4 0 0 0 0 0 0 34 35 4.26 1.263																			
Steve Mingori, L (7, 1) ERA: 2.94	2.2 14 4 4 0 1 0 0 0 0 0 0 16 16 0.00 1.500																			

AB	39
R	7
H	12
RBI	6
BB	0
SO	5
LOB	18



Batter	1	2	3	4	5	6	7	8	9	AB	R	H	RBI	BB	SO	LOB	BOTTOM			
Al Cowens, R (1, 9) OBP: 0.312, SLG: 0.296 Kurt Bevacqua, R (9, 6) OBP: 0.276, SLG: 0.214	L8 G3 1B		L9			G4-6-3 1-2		2B		4	0	2	0	0	0	1	<b>California Angels @ Kansas City Royals</b> Royals Stadium, Kansas City, MO Wed Sep 25 1974, 8:05 PM EDT Att: 6,766 - Unknown - 73 F			
Cookie Rojas, R (1, 4) OBP: 0.304, SLG: 0.334	G3				6-3		6-3	K		4	0	0	0	0	1	3				
George Brett, L (1, 5) OBP: 0.308, SLG: 0.360	L8				G6-4-3 1B		FC5 1B	1B	4-3	4	0	2	0	0	0	1				
Hal McRae, R (1, 10) OBP: 0.377, SLG: 0.474	6-3				G6-4-3 1-2			1B	K	4	0	1	0	0	1	2				
John Mayberry, L (1, 3) OBP: 0.364, SLG: 0.437			4-3				K	K	G3	4	0	0	0	0	1	2				
Amos Otis, R (1, 8) OBP: 0.351, SLG: 0.442							FC5			2	0	1	0	1	0	2				
Jim Wohlford, R (1, 7) OBP: 0.324, SLG: 0.343			K						K	3	0	0	0	0	2	2				
Fran Healy, R (1, 2) OBP: 0.341, SLG: 0.377		CS	6-3				K	2B	BB	2	0	0	0	1	1	0				
Freddie Patek, R (1, 6) OBP: 0.327, SLG: 0.301 Vada Pinson, L (8, PH) OBP: 0.304, SLG: 0.373			F8						L9	2	0	1	0	0	0	0				
<b>Inning Stats</b>	R: 0 E: 0 K: 0 S: 4	H: 1 LOB: 1 BB: 0 P: 4	R: 0 E: 0 K: 1 S: 5	H: 1 LOB: 0 BB: 0 P: 5	R: 0 E: 0 K: 0 S: 3	H: 0 LOB: 0 BB: 0 P: 3	R: 0 E: 0 K: 0 S: 3	H: 1 LOB: 0 BB: 0 P: 3	R: 0 E: 0 K: 0 S: 2	H: 0 LOB: 0 BB: 1 P: 6	R: 0 E: 0 K: 1 S: 5	H: 1 LOB: 0 BB: 0 P: 5	R: 0 E: 0 K: 2 S: 8	H: 1 LOB: 2 BB: 1 P: 12	R: 0 E: 0 K: 1 S: 5	H: 0 LOB: 0 BB: 0 P: 5		1B: 6 2B: 1 3B: 0 HR: 0	SF: 0 SAC: 0 DP: 3 HBP: 0	WP: 0 PB: 0 SB: 0 CS: 1
<b>PITCHER</b>	IP WLS BF H R ER SO BB IBB HBP BLK WP HR S P ERA WHIP																			
Andy Hassler, L (1, 1) ERA: 2.76	6.2 W 23 6 0 0 3 1 0 0 0 0 0 28 32 0.00 1.050																			
Orlando Pena, R (7, 1) ERA: 2.21	2.1 S 9 1 0 0 3 1 0 0 0 0 0 14 18 0.00 0.857																			

AB	30
R	0
H	7
RBI	0
BB	2
SO	6
LOB	14





Batter	1	2	3	4	5	6	7	8	9	AB	R	H	RBI	BB	SO	LOB	TOP			
Morris Nettles, L (1,8) OBP: 0.322, SLG: 0.276	0-0 4-3 1B 1B		0-0 6-3		0-0 FC6-4			0-3 K		4	1	1	0	0	1	1	<b>California Angels @ Kansas City Royals</b> Royals Stadium, Kansas City, MO Thu Sep 26 1974, 8:05 PM EDT Alt. 6,795 - Unknown - 74 F			
Denny Doyle, L (1,4) OBP: 0.288, SLG: 0.305	0-0 4-3		0-0 4-3				0-0 G3-6-3 1B	0-0 3-1		4	0	1	0	0	0	1				
Bruce Bochte, L (1,3) OBP: 0.335, SLG: 0.388	0-0 1B			0-0 4-3			0-0 G3-6-3 1B	0-3 K		4	0	1	1	0	1	1				
John Balaz, R (1,7) OBP: 0.321, SLG: 0.407	0-0 P6			0-3 K			0-0 1B	0-3 K		4	0	1	0	0	2	1				
Joe Lahoud, L (1,10) OBP: 0.368, SLG: 0.463	0-0 F9			0-0 2B			0-0 P4	0-0 P3		4	0	1	0	0	0	2				
Dave Chalk, R (1,5) OBP: 0.305, SLG: 0.324		0-0 6-3		0-0 L6				0-3 K		3	0	0	0	0	1	1				
Leroy Stanton, R (1,9) OBP: 0.326, SLG: 0.402		4-0 G4-6-3 BB			0-0 F8			0-0 F8		2	0	0	0	1	0	0				
Rudy Meoli, L (1,6) OBP: 0.284, SLG: 0.244		0-0 G4-6-3			4-0 FC6-4 BB			0-0 F8		2	0	0	0	1	0	1				
Tom Egan, R (1,2) OBP: 0.174, SLG: 0.106			0-3 K		0-3 K			0-3 K		3	0	0	0	0	3	1				
<b>Inning Stats</b>	R: 1 E: 0 K: 0 S: 5	H: 2 LOB: 1 BB: 0 P: 5	R: 0 E: 0 K: 0 S: 2	H: 0 LOB: 0 BB: 1 P: 6	R: 0 E: 0 K: 1 S: 5	H: 0 LOB: 0 BB: 0 P: 5	R: 0 E: 0 K: 1 S: 6	H: 1 LOB: 1 BB: 0 P: 6	R: 0 E: 0 K: 0 S: 4	H: 2 LOB: 1 BB: 0 P: 4	R: 0 E: 0 K: 1 S: 5	H: 0 LOB: 0 BB: 0 P: 5	R: 0 E: 0 K: 2 S: 7	H: 0 LOB: 0 BB: 0 P: 7	R: 0 E: 0 K: 2 S: 7	H: 0 LOB: 0 BB: 0 P: 7	1B: 4 2B: 1 3B: 0 HR: 0	SF: 0 SAC: 0 DP: 2 HBP: 0	WP: 0 PB: 0 SB: 1 CS: 0	PA: 32
<b>PITCHER</b> Steve Busby, R (1,1) ERA: 3.39	IP: 9.0 WLS: W BF: 32 H: 5 R: 1 ER: 1 SO: 8 BB: 2 IBB: 0 HBP: 0 BLK: 0 WP: 0 HR: 0 S: 46 P: 54 ERA: 1.00 WHIP: 0.778																			

Batter	1	2	3	4	5	6	7	8	9	AB	R	H	RBI	BB	SO	LOB	BOTTOM			
Vada Pinson, L (1,7) OBP: 0.308, SLG: 0.376	0-0 1-6-3 1B	0-0 1-2 2-3 HR 1B		0-0 F3		0-0 G3		0-0 E FC6 SF8 1B		5	2	3	0	0	0	0	<b>California Angels @ Kansas City Royals</b> Royals Stadium, Kansas City, MO Thu Sep 26 1974, 8:05 PM EDT Alt. 6,795 - Unknown - 74 F			
Hal McRae, R (1,10) OBP: 0.377, SLG: 0.479	0-3 K	0-0 HR		0-0 G5-4-3 1B		0-0 F8		0-0 F3		5	1	2	4	0	1	2				
Amos Otis, R (1,8) OBP: 0.350, SLG: 0.441	0-0 1-6-3	0-0 P6		0-0 G5-4-3				0-0 FC6 WP		4	1	1	0	0	0	2				
Jim Wohlford, R (8,7) OBP: 0.323, SLG: 0.342	2-3			1-2		WP 1B		1-3 2B		1	1	0	0	0	0	1				
John Mayberry, L (1,3) OBP: 0.365, SLG: 0.435	4-0 BB	0-0 F8			0-0 L3	4-0 1B BB		0-0 SF8		2	0	0	1	2	0	0				
George Brett, L (1,5) OBP: 0.314, SLG: 0.367	0-0 G3			0-0 FC5-4 1B		0-0 1B 2B 1B		0-0 1-2 2-H 1B		5	1	4	2	0	0	2				
Al Cowens, R (1,9) OBP: 0.314, SLG: 0.302		0-0 1B 2B		0-0 FC5-4 1B		0-0 1-2 2B 1B		0-0 F9		5	2	2	0	0	0	4				
Cookie Rojas, R (1,4) OBP: 0.305, SLG: 0.336		4-0 1B HR BB		0-0 L9		0-0 1-2 2-H 2B		0-0 1-3		3	1	1	2	1	0	1				
Freddie Patek, R (1,6) OBP: 0.327, SLG: 0.301		0-3 K		0-0 L6				0-0 1-3		4	0	1	0	0	1	3				
Buck Martinez, R (1,2) OBP: 0.310, SLG: 0.275		0-0 1-2 2-H HR 1B		0-0 K		0-0 F7		0-0 6-3		4	1	1	1	0	1	3				
<b>Inning Stats</b>	R: 0 E: 0 K: 1 S: 6	H: 1 LOB: 2 BB: 1 P: 10	R: 5 E: 0 K: 1 S: 9	H: 4 LOB: 0 BB: 1 P: 13	R: 0 E: 0 K: 1 S: 7	H: 2 LOB: 2 BB: 0 P: 7	R: 0 E: 0 K: 0 S: 3	H: 1 LOB: 0 BB: 0 P: 3	R: 2 E: 0 K: 0 S: 6	H: 3 LOB: 1 BB: 0 P: 6	R: 1 E: 0 K: 0 S: 5	H: 2 LOB: 2 BB: 1 P: 9	R: 0 E: 0 K: 0 S: 3	H: 0 LOB: 0 BB: 0 P: 3	R: 2 E: 1 K: 0 S: 6	H: 2 LOB: 1 BB: 0 P: 6	1B: 11 2B: 3 3B: 0 HR: 1	SF: 1 SAC: 0 DP: 1 HBP: 0	WP: 2 PB: 0 SB: 1 CS: 0	PA: 42
<b>PITCHER</b> Chuck Dobson, R (1,1) ERA: 7.29	IP: 5.0 WLS: L BF: 27 H: 11 R: 7 ER: 7 SO: 3 BB: 2 IBB: 0 HBP: 0 BLK: 0 WP: 1 HR: 1 S: 31 P: 39 ERA: 12.60 WHIP: 2.600																			
Don Kirkwood, R (6,1) ERA: 8.59	1.0 6 2 1 1 0 1 0 0 0 1 0 5 9 9.00 3.000																			
Horacio Pina, R (7,1) ERA: 3.66	1.0 3 0 0 0 0 0 0 0 0 0 0 3 3 0.00 0.000																			
Ken Sanders, R (8,1) ERA: 6.53	1.0 6 2 2 0 0 0 0 0 0 1 0 6 6 0.00 2.000																			



Batter	1	2	3	4	5	6	7	8	9	10	11	12	AB	R	H	RBI	BB	SO	LOB	TOP		
Davey Nelson, R OBP: 0.291, SLG: 0.281 (1.4)	4-3	4-3			5-3		F5		1B		1B		6	0	2	1	0	0	1			
Cesar Tovar, R OBP: 0.349, SLG: 0.365 (1.7)	F7		5-3		2B		5-3		5-3		6-3		5	0	0	0	1	0	2			
Jeff Burroughs, R OBP: 0.397, SLG: 0.505 (1.9)	4-3				1B		F9				F8		6	0	3	0	0	0	1			
Mike Hargrove, L OBP: 0.366, SLG: 0.427 (1.3)					1B								3	1	1	0	2	0	0			
Jim Spencer, L OBP: 0.322, SLG: 0.388 (1.10)					1B								4	1	1	0	2	0	6			
Lenny Randle, S OBP: 0.339, SLG: 0.359 (1.5)					1B								6	0	1	1	0	0	6			
Toby Harrah, R OBP: 0.318, SLG: 0.419 (1.6)													5	1	0	0	0	1	5			
Joe Lovitto, S OBP: 0.250, SLG: 0.295 (1.8)													4	1	2	1	1	0	0			
Jim Sundberg, R OBP: 0.355, SLG: 0.324 (1.2)													4	0	0	0	0	0	2			
<b>Inning Stats</b>	R: 0 E: 0 K: 0 S: 3	H: 0 LOB: 0 BB: 0 P: 3	R: 3 E: 2 K: 0 S: 6	H: 2 LOB: 1 BB: 10	R: 0 E: 0 K: 0 S: 5	H: 2 LOB: 2 BB: 5	R: 0 E: 0 K: 0 S: 3	H: 0 LOB: 0 BB: 0 P: 3	R: 0 E: 0 K: 0 S: 6	H: 1 LOB: 1 BB: 0 P: 6	R: 0 E: 0 K: 0 S: 3	H: 0 LOB: 1 BB: 1 P: 7	R: 0 E: 0 K: 0 S: 4	H: 1 LOB: 2 BB: 1 P: 8	R: 1 E: 0 K: 0 S: 4	H: 1 LOB: 1 BB: 6	R: 0 E: 0 K: 0 S: 3	H: 1 LOB: 0 BB: 3 P: 3	1B: 9 2B: 1 3B: 0 HR: 0	SF: 0 SAC: 2 DP: 2 HBP: 0	WP: 0 PB: 0 SB: 1 CS: 0	PA: 51
<b>PITCHER</b> Al Fitzmorris, R ERA: 2.79 (1.1)	IP: 12.0 WLS: 5 BF: 51 H: 10 R: 4 ER: 2 SO: 1	BB: 4 IBB: 2 HBP: 0 BLK: 0	WP: 0 HR: 0 S: 47 P: 71	ERA: 1.50 WHIP: 1.167																		

Texas Rangers @ Kansas City Royals  
Royals Stadium, Kansas City, MO

Fri Sep 27 1974, 8:05 PM EDT  
Att. 7,746 - Unknown - 74 F

AB 43  
R 4  
H 10  
RBI 3  
BB 6  
SO 1  
LOB 23



Batter	1	2	3	4	5	6	7	8	9	10	11	12	AB	R	H	RBI	BB	SO	LOB	BOTTOM				
Vada Pinson, L OBP: 0.305, SLG: 0.373 (1.7)	F8		F8	F5		1B			K		F7		6	0	1	0	0	1	3					
Hal McRae, R OBP: 0.376, SLG: 0.477 (1.10)	F9		E9		1B		F7		5-3		6-3		6	1	2	0	0	0	2					
Amos Otis, R OBP: 0.348, SLG: 0.438 (1.8)	E8		FC5		1B		P6		5-3		F8		6	2	1	0	0	0	2					
John Mayberry, L OBP: 0.360, SLG: 0.429 (1.3)	L9		K				K		4-3		F8		6	0	0	0	0	2	5					
George Brett, L OBP: 0.318, SLG: 0.371 (1.5)			K		1B		E7		1-3				6	0	4	3	0	1	0					
Al Cowens, R OBP: 0.312, SLG: 0.298 (1.9)			L7		K				6-3		G6-3		4	0	0	0	0	1	2					
Cookie Rojas, R OBP: 0.316, SLG: 0.338 (1.4)													5	0	3	0	0	0	3					
Freddie Patek, R OBP: 0.327, SLG: 0.301 (11. PR) (12.6)													0	1	0	0	0	0	0					
Frank White, R OBP: 0.238, SLG: 0.294 (12.4)			F7						F3		K		4	0	1	0	0	1	2					
Buck Martinez, R OBP: 0.311, SLG: 0.269 (1.2)													2	1	0	0	0	1	1					
Kurt Bevacqua, R OBP: 0.274, SLG: 0.212 (8. PH)													1	0	0	0	0	1	1					
Fran Healy, R OBP: 0.343, SLG: 0.378 (9.2)													1	0	1	1	0	0	0					
<b>Inning Stats</b>	R: 0 E: 1 K: 0 S: 4	H: 0 LOB: 1 BB: 0 P: 4	R: 0 E: 0 K: 1 S: 6	H: 1 LOB: 1 BB: 0 P: 6	R: 3 E: 2 K: 2 S: 10	H: 2 LOB: 1 BB: 0 P: 11	R: 0 E: 0 K: 1 S: 6	H: 1 LOB: 1 BB: 0 P: 6	R: 0 E: 0 K: 0 S: 4	H: 1 LOB: 3 BB: 0 P: 8	R: 0 E: 0 K: 0 S: 3	H: 0 LOB: 0 BB: 0 P: 3	R: 0 E: 0 K: 1 S: 5	H: 0 LOB: 0 BB: 0 P: 5	R: 0 E: 0 K: 0 S: 3	H: 1 LOB: 0 BB: 0 P: 3	R: 1 E: 0 K: 0 S: 5	H: 2 LOB: 1 BB: 5	R: 1 E: 1 K: 0 S: 3	H: 2 LOB: 1 BB: 0 P: 3	1B: 13 2B: 0 3B: 0 HR: 0	SF: 0 SAC: 1 DP: 1 HBP: 2	WP: 0 PB: 0 SB: 2 CS: 0	PA: 50
<b>PITCHER</b> Fergie Jenkins, R ERA: 2.86 (1.1)	IP: 9.0 WLS: 4 BF: 39 H: 8 R: 3 ER: 0 SO: 8	BB: 0 IBB: 0 HBP: 2 BLK: 0	WP: 0 HR: 0 S: 53 P: 55	ERA: 0.00 WHIP: 0.889																				
<b>PITCHER</b> Steve Foucault, R ERA: 2.28 (10.1)	IP: 2.1 WLS: 1 BF: 11 H: 5 R: 2 ER: 1 SO: 0	BB: 0 IBB: 0 HBP: 0 BLK: 0	WP: 0 HR: 0 S: 11 P: 11	ERA: 3.86 WHIP: 2.143																				

Texas Rangers @ Kansas City Royals  
Royals Stadium, Kansas City, MO

Fri Sep 27 1974, 8:05 PM EDT  
Att. 7,746 - Unknown - 74 F

AB 47  
R 5  
H 13  
RBI 4  
BB 0  
SO 8  
LOB 21





Batter	1	2	3	4	5	6	7	8	9	AB	R	H	RBI	BB	SO	LOB	TOP									
Davey Nelson, R OBP: 0.294, SLG: 0.291	0-0 6-3		0-0 G6-4-3		0-0 E9 3B 1B		0-0 2B 2B	0-0 1B 3B		5	3	3	0	0	0	2										
Cesar Tovar, R OBP: 0.354, SLG: 0.377	4-0 G1-4-3 BB			0-0 1B 2B	0-0 1B 3B		0-0 2B 2B	0-0 FC6-4 1B		4	3	4	3	1	0	0										
Jeff Burroughs, R OBP: 0.397, SLG: 0.505	0-0 G1-4-3			0-0 FC4-6 1B	0-0 1B		0-3 K	0-0 FC6-4		5	0	2	2	0	1	3										
Mike Hargrove, L OBP: 0.398, SLG: 0.429		0-0 L7		0-0 FC4-6 1B	0-0 P5		0-0 WP 1B 2B	0-3 K		5	1	2	1	0	1	2										
Jim Spencer, L OBP: 0.323, SLG: 0.386	0-0 F5			0-0 P4	0-0 6-3		0-0 3B 1B	4-0 1B G4-6-3 BB		4	2	1	1	1	0	3										
Lenny Randle, S OBP: 0.339, SLG: 0.357	0-0 3-1			0-0 FC4-6		4-0 SH1-3 CS BB	0-0 SF9 3B	0-0 G4-6-3 1B		2	0	0	0	1	0	2										
Joe Lovitto, S OBP: 0.294, SLG: 0.308				0-0 FC4-6		0-0 SH1-3 CS BB	0-0 SF9 3B	0-0 G4-6-3 1B		2	1	2	1	0	0	0										
Toby Harrah, R OBP: 0.318, SLG: 0.417			4-0 1B BB	0-0 L8		0-0 SH1-3	0-0 SF9	0-0 G4-6-3		2	0	0	1	1	0	3										
Roy Howell, L OBP: 0.371, SLG: 0.455			0-0 F5		0-0 SH1-4 E 1B	0-0 1B	0-0 1-3	0-0 F8		5	1	2	0	0	0	1										
Bill Fahey, L OBP: 0.267, SLG: 0.267			0-0 G6-4-3 1B		0-0 SH1-4	0-0 4-3		0-0 4-3		3	0	1	0	0	0	1										
<b>Inning Stats</b>	R: 0 E: 0 K: 0 S: 2	H: 0 LOB: 0 BB: 1 P: 6	R: 0 E: 0 K: 0 S: 3	H: 0 LOB: 0 BB: 0 P: 3	R: 0 E: 0 K: 0 S: 3	H: 1 LOB: 1 BB: 1 P: 7	R: 1 E: 0 K: 0 S: 6	H: 3 LOB: 2 BB: 0 P: 6	R: 3 E: 1 K: 0 S: 7	H: 4 LOB: 1 BB: 0 P: 7	R: 0 E: 0 K: 0 S: 3	H: 1 LOB: 1 BB: 1 P: 7	R: 5 E: 0 K: 1 S: 10	H: 5 LOB: 0 BB: 0 P: 10	R: 1 E: 0 K: 0 S: 7	H: 2 LOB: 1 BB: 0 P: 7	R: 1 E: 0 K: 0 S: 3	H: 1 LOB: 1 BB: 1 P: 7	1B: 10 2B: 4 3B: 3 HR: 0	SF: 1 SAC: 2 DP: 3 HBP: 0	WP: 1 PB: 0 SB: 2 CS: 1	PA: 44				
<b>PITCHER</b>	IP	WLS	BF	H	R	ER	SO	BB	IBB	HBP	BLK	WP	HR	S	P	ERA	WHIP									
Dennis Leonard, R ERA: 5.32	(1, 1)	4.1	L	20	7	4	4	0	2	0	0	0	0	18	26	8.31	2.077									
Aurelio Lopez, R ERA: 5.25	(5, 1)	2.0		13	7	5	5	1	1	0	0	0	1	0	14	18	22.50	4.000								
Lindy McDaniel, R ERA: 3.42	(7, 1)	2.2		11	3	2	2	1	1	0	0	0	0	0	12	16	6.75	1.500								

Texas Rangers @ Kansas City Royals  
Royals Stadium, Kansas City, MO  
Sat Sep 28 1974, 8:05 PM EDT  
Alt. 8,839 - Unknown - 60 F

AB 37  
R 11  
H 17  
RBI 9  
BB 4  
SO 2  
LOB 17



Batter	1	2	3	4	5	6	7	8	9	AB	R	H	RBI	BB	SO	LOB	BOTTOM								
Vada Pinson, L OBP: 0.307, SLG: 0.374	0-0 G5-4-3 1B		0-0 1B		0-0 4-3			0-0 F8		4	0	2	0	0	0	0									
Hal McRae, R OBP: 0.376, SLG: 0.475	0-0 G5-4-3		0-0 P6			0-0 F8		0-0 FC5-4 1B		4	0	1	0	0	0	2									
George Brett, L OBP: 0.320, SLG: 0.372	0-0 CS 1B		0-0 1B			0-0 1-3		0-0 FC5-4 4-3 1B		4	0	2	0	0	0	1									
John Mayberry, L OBP: 0.358, SLG: 0.425	0-0 CS	0-0 G3	0-0 4-3			0-0 6-3		0-0 4-3		4	0	0	0	0	0	3									
Al Cowens, R OBP: 0.307, SLG: 0.293		0-0 3-1		0-0 L8			0-0 L8	0-0 F7		4	0	0	0	0	0	1									
Jim Wehford, R OBP: 0.323, SLG: 0.341		1-0 1B HBP		0-3 K			0-0 F2			2	0	0	0	0	1	0									
Frank White, R OBP: 0.239, SLG: 0.295		0-0 1B		0-0 4-3			0-3 K			3	0	1	0	0	1	0									
Fran Healy, R OBP: 0.343, SLG: 0.378		0-3 K			0-0 G6-4-3 1B			0-3 K		3	0	1	0	0	2	2									
Freddie Patek, R OBP: 0.325, SLG: 0.299			0-3 K		0-0 G6-4-3			0-0 5-3		3	0	0	0	0	1	1									
<b>Inning Stats</b>	R: 0 E: 0 K: 0 S: 3	H: 2 LOB: 0 BB: 0 P: 3	R: 0 E: 0 K: 1 S: 6	H: 1 LOB: 2 BB: 0 P: 7	R: 0 E: 0 K: 1 S: 5	H: 2 LOB: 0 BB: 0 P: 7	R: 0 E: 0 K: 1 S: 5	H: 0 LOB: 0 BB: 0 P: 5	R: 0 E: 0 K: 0 S: 3	H: 1 LOB: 0 BB: 0 P: 3	R: 0 E: 0 K: 0 S: 3	H: 0 LOB: 0 BB: 0 P: 3	R: 0 E: 0 K: 1 S: 5	H: 0 LOB: 0 BB: 0 P: 5	R: 0 E: 0 K: 1 S: 5	H: 0 LOB: 0 BB: 0 P: 5	R: 0 E: 1 K: 0 S: 4	H: 1 LOB: 1 BB: 0 P: 4	1B: 7 2B: 0 3B: 0 HR: 0	SF: 0 SAC: 0 DP: 2 HBP: 1	WP: 0 PB: 0 SB: 0 CS: 1	PA: 33			
<b>PITCHER</b>	IP	WLS	BF	H	R	ER	SO	BB	IBB	HBP	BLK	WP	HR	S	P	ERA	WHIP								
Jackie Brown, R ERA: 3.57	(1, 1)	9.0	W	32	7	0	0	5	0	0	1	0	0	41	42	0.00	0.778								

Texas Rangers @ Kansas City Royals  
Royals Stadium, Kansas City, MO  
Sat Sep 28 1974, 8:05 PM EDT  
Alt. 8,839 - Unknown - 60 F

AB 31  
R 0  
H 7  
RBI 0  
BB 0  
SO 5  
LOB 10






Batter	1	2	3	4	5	6	7	8	9	AB	R	H	RBI	BB	SO	LOB	TOP	
Davey Nelson, R OBP: 0.291, SLG: 0.288 (1, 4)	5-3		K		K		L4		F9	5	0	0	0	0	2	1		
Cesar Tovar, R OBP: 0.354, SLG: 0.377 (1, 7)	1B		1B		L5		4-3		K	5	0	2	0	0	1	1		
Jeff Burroughs, R OBP: 0.397, SLG: 0.504 (1, 9)	E4		1B		4-3		HR		K	3	1	1	0	1	1	1		
Mike Hargrove, L OBP: 0.399, SLG: 0.428 (1, 3)	1B		1B		4-3		1B		F7	3	0	1	0	1	0	1		
Jim Spencer, L OBP: 0.325, SLG: 0.396 (1, 10)	F3		L4		HR		HR		1B	4	2	2	2	0	0	5		
Roy Howell, L OBP: 0.333, SLG: 0.405 Larry Brown, R OBP: 0.279, SLG: 0.224 (1, 5) (9, 5)	K				P6		F7		K	4	0	0	0	0	2	4		
Toby Harrah, R OBP: 0.317, SLG: 0.416 (1, 6)			F3		K		P4		FC4	4	1	1	0	0	1	0		
Joe Lovitto, S OBP: 0.290, SLG: 0.303 (1, 8)			6-3		G3		G3		FC4	4	1	0	0	0	0	0		
Jim Sundberg, R OBP: 0.354, SLG: 0.326 (1, 2)			F9		5-3		6-3		2B	4	0	1	1	0	0	0		
<b>Inning Stats</b>	R: 0 E: 1 K: 1 S: 7	H: 1 LOB: 3 BB: 1 P: 11	R: 0 E: 0 K: 0 S: 3	H: 0 LOB: 0 BB: 0 P: 3	R: 0 E: 0 K: 1 S: 6	H: 2 LOB: 2 BB: 1 P: 10	R: 0 E: 0 K: 1 S: 5	H: 0 LOB: 0 BB: 0 P: 5	R: 0 E: 0 K: 0 S: 5	H: 0 LOB: 0 BB: 0 P: 5	R: 0 E: 0 K: 0 S: 3	H: 0 LOB: 0 BB: 0 P: 3	R: 0 E: 0 K: 1 S: 11	H: 3 LOB: 1 BB: 0 P: 11	1B: 6 2B: 1 3B: 0 HR: 1	SF: 0 SAC: 0 DP: 0 HBP: 0	WP: 0 PA: 38 PB: 0 SB: 0 CS: 1	
<b>PITCHER</b>	IP	WLS	BF	H	R	ER	SO	BB	IBB	HBP	BLK	WP	HR	S	P	ERA	WHIP	
Nelson Briles, R ERA: 4.02 (1, 1)	9.0	L	38	8	5	4	7	2	0	0	0	0	1	50	58	4.00	1.111	
Nelson Briles, R ERA: 4.02 (9, 1)	9.0	L	38	8	5	4	7	2	0	0	0	0	1	50	58	4.00	1.111	

Texas Rangers @ Kansas City Royals  
 Royals Stadium, Kansas City, MO  
 Sun Sep 29 1974, 4:33 AM EDT  
 Att: 8,928 - Unknown - 73 F

livebaseballscores.com

AB 36  
 R 5  
 H 8  
 RBI 3  
 BB 2  
 SO 7  
 LOB 13




Batter	1	2	3	4	5	6	7	8	9	AB	R	H	RBI	BB	SO	LOB	BOTTOM	
Vada Pinson, L OBP: 0.307, SLG: 0.373 (1, 3)	6-3				1-3		G3		1B	4	0	1	0	0	0	1		
Frank White, R OBP: 0.239, SLG: 0.294 Nelson Briles, R (1, 4) (9, 1)	K				6-3		5-3		4-3	4	0	1	0	0	1	2		
George Brett, L OBP: 0.319, SLG: 0.371 (1, 5)	L7				6-3		4-3		FC5-4	4	0	1	0	0	0	1		
Hal McRae, R OBP: 0.375, SLG: 0.474 Kurt Bevacqua, R OBP: 0.266, SLG: 0.207 (1, 10) (4, PH) (9, 4)	6-3				6-3		1-3		FC5-4	1	0	0	0	0	0	0		
Al Cowens, R OBP: 0.306, SLG: 0.292 (1, 9)	F8				L8		2B		F9	3	0	0	0	0	2			
Amos Otis, R OBP: 0.346, SLG: 0.438 (1, 8)	F9				6-3		1B		P4	4	0	1	0	0	0	1		
Fran Healy, R OBP: 0.341, SLG: 0.375 (1, 2)					6-3		6-3		2B	3	0	0	0	0	0	2		
Jim Wohlford, R OBP: 0.321, SLG: 0.339 (1, 7)					6-3		P4		F5	3	0	0	0	0	0	0		
Freddie Patek, R OBP: 0.325, SLG: 0.299 (1, 6)					L7		G3		P4	3	0	1	0	0	0	0		
<b>Inning Stats</b>	R: 0 E: 0 K: 1 S: 5	H: 0 LOB: 0 BB: 0 P: 5	R: 0 E: 0 K: 0 S: 3	H: 0 LOB: 0 BB: 0 P: 3	R: 0 E: 0 K: 0 S: 3	H: 0 LOB: 0 BB: 0 P: 3	R: 0 E: 0 K: 0 S: 4	H: 1 LOB: 1 BB: 0 P: 4	R: 0 E: 0 K: 0 S: 5	H: 2 LOB: 2 BB: 0 P: 5	R: 0 E: 0 K: 0 S: 4	H: 1 LOB: 1 BB: 0 P: 4	R: 0 E: 0 K: 0 S: 4	H: 1 LOB: 1 BB: 0 P: 4	1B: 5 2B: 1 3B: 0 HR: 0	SF: 0 SAC: 0 DP: 0 HBP: 0	WP: 0 PA: 33 PB: 0 SB: 1 CS: 0	
<b>PITCHER</b>	IP	WLS	BF	H	R	ER	SO	BB	IBB	HBP	BLK	WP	HR	S	P	ERA	WHIP	
Bill Hands, R ERA: 4.18 (1, 1)	9.0	W	33	6	0	0	1	0	0	0	0	0	0	35	35	0.00	0.667	

Texas Rangers @ Kansas City Royals  
 Royals Stadium, Kansas City, MO  
 Sun Sep 29 1974, 4:33 AM EDT  
 Att: 8,928 - Unknown - 73 F

livebaseballscores.com

AB 33  
 R 0  
 H 6  
 RBI 0  
 BB 0  
 SO 1  
 LOB 10





Batter	1	2	3	4	5	6	7	8	9	AB	R	H	RBI	BB	SO	LOB	TOP					
<b>Freddie Patek, R</b> OBP: 0.325, SLG: 0.299 (1, 6)	0-0 4-3		0-0 E 1B		0-0 L8		0-0 F9			4	1	1	0	0	0	2	<b>Kansas City Royals @ Chicago White Sox</b> Comiskey Park, Chicago, IL Tue Oct 01 1974, 8:05 PM EDT Alt. 4,430 - Unknown - 42 F <a href="http://livebaseballscorecards.com">livebaseballscorecards.com</a>					
<b>Jim Wohlford, R</b> OBP: 0.321, SLG: 0.338 (1, 7)	0-0 L4		0-0 E9 1B			0-0 E5 FC1-6		0-0 6-3		4	0	1	0	0	0	0						
<b>George Brett, L</b> OBP: 0.316, SLG: 0.368 (1, 5)	0-0 6-3		0-0 6-3			0-0 FC1-6 FC3-6 1B 1-2		0-0 1-3		4	0	0	0	0	0	2						
<b>Hal McRae, R</b> OBP: 0.376, SLG: 0.475 (1, 10)		0-0 5-3		0-0 P4		0-0 FC3-6 1B 1-2		0-0 1B		4	0	2	0	0	0	0						
<b>Al Cowens, R</b> OBP: 0.302, SLG: 0.288 (1, 8)		0-0 5-3		0-0 L9		0-0 FC3-6 1-2 2-3		0-0 4-3		4	0	0	0	0	0	3						
<b>Cookie Rojas, R</b> OBP: 0.307, SLG: 0.338 (1, 4)		0-0 1B		0-0 F8		0-0 L8		0-0 F7		4	0	1	0	0	0	2						
<b>Dennis Paepke, R</b> OBP: 0.111, SLG: 0.111 (1, 9)		0-0 F9		4-0 CS BB		0-3 K		0-3 K		3	0	0	0	1	2	1						
<b>Kurt Bevacqua, R</b> OBP: 0.267, SLG: 0.202 (1, 3)		0-0 6-3		4-0 1-2 BB		0-0 F9		0-0 6-3		3	0	0	0	1	0	0						
<b>Buck Martinez, R</b> OBP: 0.311, SLG: 0.290 <b>Fran Healy, R</b> OBP: 0.341, SLG: 0.375 (8, 2)		0-0 F8		0-0 F8		0-0 F8		0-0 3B		3	0	1	0	0	0	1						
<b>Inning Stats</b>	R: 0 E: 0 K: 0 S: 3	H: 0 LOB: 0 BB: 0 P: 3	R: 0 E: 0 K: 0 S: 4	H: 1 LOB: 1 BB: 0 P: 4	R: 1 E: 1 K: 0 S: 5	H: 2 LOB: 1 BB: 0 P: 5	R: 0 E: 0 K: 0 S: 3	H: 0 LOB: 0 BB: 0 P: 3	R: 0 E: 0 K: 0 S: 2	H: 0 LOB: 1 BB: 2 P: 10	R: 0 E: 1 K: 0 S: 5	H: 1 LOB: 2 BB: 0 P: 5	R: 0 E: 0 K: 1 S: 6	H: 1 LOB: 0 BB: 0 P: 6	R: 0 E: 0 K: 0 S: 4	H: 1 LOB: 1 BB: 0 P: 4	R: 0 E: 0 K: 1 S: 5	H: 0 LOB: 0 BB: 0 P: 5	1B: 5 2B: 0 3B: 1 HR: 0	SF: 0 SAC: 0 DP: 0 HBP: 0	WP: 0 PB: 0 SB: 0 CS: 1	PA: 35
<b>PITCHER</b> <b>Jim Kaat, L</b> ERA: 2.92 (1, 1)	IP: 9.0 WLS: W BF: 35 H: 6 R: 1 ER: 0 SO: 2 BB: 2 IBB: 0 HBP: 0 BLK: 0 WP: 0 HR: 0 S: 37 P: 45 ERA: 0.00 WHIP: 0.889															<b>PITCHER</b> IP: WLS: BF: H: R: ER: SO: BB: IBB: HBP: BLK: WP: HR: S: P: ERA: WHIP:						

Batter	1	2	3	4	5	6	7	8	9	AB	R	H	RBI	BB	SO	LOB	BOTTOM			
<b>Pat Kelly, L</b> OBP: 0.348, SLG: 0.360 (1, 10)	0-0 SH3 1B		0-0 G3		0-3 K		0-0 1B			4	0	2	0	0	1	0	<b>Kansas City Royals @ Chicago White Sox</b> Comiskey Park, Chicago, IL Tue Oct 01 1974, 8:05 PM EDT Alt. 4,430 - Unknown - 42 F <a href="http://livebaseballscorecards.com">livebaseballscorecards.com</a>			
<b>Bucky Dent, R</b> OBP: 0.317, SLG: 0.348 (1, 6)	0-0 SH3 1-2		0-0 1B		0-0 5-3		0-0 L3			3	0	1	0	0	0	1				
<b>Jorge Orta, L</b> OBP: 0.367, SLG: 0.443 (1, 4)	0-0 F9		0-0 L8		0-0 1B G3 FC4-6 1B		0-3 K			4	1	1	0	0	1	2				
<b>Ken Henderson, S</b> OBP: 0.359, SLG: 0.468 (1, 8)	0-3 K		0-3 K		0-0 G3 1-2		0-0 F7			4	0	0	0	0	2	3				
<b>Carlos May, L</b> OBP: 0.306, SLG: 0.335 (1, 7)		0-0 4-3		0-0 F7		0-0 FC4-6 1B 2-3		0-0 4-3		4	0	1	0	0	0	0				
<b>Tony Muser, L</b> OBP: 0.313, SLG: 0.340 (1, 3)		4-0 G3 1B BB		0-0 4-3		0-0 FC4-6 1-2 3H 0-3				2	1	0	1	1	0	1				
<b>Bill Sharp, L</b> OBP: 0.302, SLG: 0.342 (1, 9)		0-0 G3 1-2		0-0 1B		0-0 K				3	0	1	0	0	1	2				
<b>Bill Stein, R</b> OBP: 0.386, SLG: 0.316 (1, 5)		0-0 2H 1B		0-3 K		0-0 5-3				3	0	1	1	0	1	1				
<b>Ed Herrmann, L</b> OBP: 0.288, SLG: 0.381 (1, 2)		0-0 F8		0-0 P6		0-0 L7				3	0	0	0	0	0	1				
<b>Inning Stats</b>	R: 0 E: 0 K: 1 S: 6	H: 1 LOB: 1 BB: 0 P: 6	R: 1 E: 0 K: 0 S: 4	H: 1 LOB: 1 BB: 1 P: 8	R: 0 E: 0 K: 1 S: 6	H: 1 LOB: 1 BB: 0 P: 6	R: 0 E: 0 K: 1 S: 6	H: 1 LOB: 0 BB: 0 P: 6	R: 0 E: 0 K: 1 S: 7	H: 2 LOB: 1 BB: 0 P: 7	R: 0 E: 0 K: 0 S: 4	H: 1 LOB: 0 BB: 0 P: 4	R: 0 E: 0 K: 1 S: 5	H: 0 LOB: 0 BB: 0 P: 5	R: 0 E: 0 K: 1 S: 5	H: 0 LOB: 0 BB: 0 P: 5	1B: 7 2B: 0 3B: 0 HR: 0	SF: 0 SAC: 1 DP: 0 HBP: 0	WP: 0 PB: 0 SB: 0 CS: 0	PA: 32
<b>PITCHER</b> <b>Doug Bird, R</b> ERA: 2.73 (1, 1)	IP: 8.0 WLS: L BF: 32 H: 7 R: 2 ER: 2 SO: 6 BB: 1 IBB: 0 HBP: 0 BLK: 0 WP: 0 HR: 0 S: 43 P: 47 ERA: 2.25 WHIP: 1.000															<b>PITCHER</b> IP: WLS: BF: H: R: ER: SO: BB: IBB: HBP: BLK: WP: HR: S: P: ERA: WHIP:				



