

**Kansas City Royals - 1976**

Batter	1	2	3	4	5	6	7	8	9	AB R H RBI BB SO LOB	TOP									
Davey Nelson, R (1, 10) OBP: 0.500, SLG: 0.333	0-0 F9		0-0 L8			4-0 FC4-6 BB		0-0 1B 1B		3 0 1 0 1 0 1	<b>Kansas City Royals @ Chicago White Sox</b> Comiskey Park, Chicago, IL Fri Apr 09 1976, 7:05 PM EST Att. 40,318 - Unknown									
Amos Otis, R (1, 8) OBP: 0.500, SLG: 0.333	0-3 K		4-0 FC4 1-2 BB			0-3 K		0-0 1B 1-2 1B		3 0 1 0 1 2 1										
George Brett, L (1, 5)	0-0 4-3		0-0 FC4 1-2f			0-0 FC4-6 1-2f		0-3 K		4 0 0 0 0 1 5										
John Mayberry, L (1, 3)		0-0 1-3		0-0 6-3		0-0 1-3		0-3 K		4 0 0 0 0 1 3										
Hal McRae, R (1, 7) OBP: 0.250, SLG: 0.250		0-0 1B 1B		0-0 F7			0-0 F8		0-0 6-3	4 0 1 0 0 0 0										
Al Cowens, R (1, 9) OBP: 0.250, SLG: 0.250		0-0 G4-6-3 1-2 1B		0-0 F8			0-3 K		0-0 L7	4 0 1 0 0 1 0										
Fran Healy, R (1, 2) OBP: 0.250, SLG: 0.250		0-0 G4-6-3 1-2f		0-0 6-3			0-0 1B		0-0 4-3	4 0 1 0 0 0 2										
Freddie Patek, R (1, 6) OBP: 0.333, SLG: 0.333			0-0 BB 1B		0-3 K		0-3 K			3 0 1 0 0 2 1										
Frank White, R (1, 4) Cookie Rojas, R (8, PH) (8, 4)			0-0 F4		0-0 F2			0-0 F8		2 0 0 0 0 0 1 1 0 0 0 0 0 0										
<b>Inning Stats</b>	R: 0 E: 0 K: 1 S: 5	H: 0 LOB: 0 BB: 0 P: 5	R: 0 E: 0 K: 0 S: 4	H: 2 LOB: 1 BB: 0 P: 4	R: 0 E: 0 K: 0 S: 4	H: 1 LOB: 2 BB: 1 P: 8	R: 0 E: 0 K: 0 S: 3	H: 0 LOB: 0 BB: 0 P: 3	R: 0 E: 0 K: 1 S: 5	H: 0 LOB: 0 BB: 0 P: 5	R: 0 E: 0 K: 2 S: 8	H: 1 LOB: 1 BB: 0 P: 8	R: 0 E: 0 K: 2 S: 9	H: 2 LOB: 2 BB: 0 P: 9	R: 0 E: 0 K: 0 S: 3	H: 0 LOB: 0 BB: 0 P: 3	1B: 6 2B: 0 3B: 0 HR: 0	SF: 0 SAC: 0 DP: 1 HBP: 0	WP: 0 PB: 0 SB: 0 CS: 0	PA: 34
<b>PITCHER</b> Wilbur Wood, L (1, 1) ERA:	IP: 9.0 WLS: W BF: 34 H: 6 R: 0 ER: 0 SO: 7 BB: 2 IBB: 0 HBP: 0 BLK: 0 WP: 0 HR: 0 S: 46 P: 54 ERA: 0.00 WHIP: 0.889																			

livebaseballscorecards.com

<b>AB</b>	32
<b>R</b>	0
<b>H</b>	6
<b>RBI</b>	0
<b>BB</b>	2
<b>SO</b>	7
<b>LOB</b>	14



Batter	1	2	3	4	5	6	7	8	9	AB	R	H	RBI	BB	SO	LOB
Chet Lemon, R (1, 8)	0-0 F3		0-0 1-6-3	0-0 FC4	0-0 F4		0-0 E5			5	0	0	1	0	0	5
Ralph Garr, L (1, 7)	0-0 4-3		0-0 1-3	0-0 F5		0-0 E6	0-0 FC5-4			5	0	0	0	0	0	5
Jorge Orta, L (1, 5) OBP: 0.400, SLG: 0.250	0-0 FC6-4 1B		1-0 BB S BB HBP	0-0 G4-3		0-0 F9		0-3 K		4	1	1	0	0	1	3
Cleon Jones, R (1, 10)	0-0 FC6-4		4-0 BB BB HBP		4-0 FC4-6 BB	0-0 FC6-2		0-0 L6		3	0	0	0	2	0	2
Buddy Bradford, R (1, 9) OBP: 0.600, SLG: 0.333		0-0 E7 SH1-3 FC4-2 1B	4-0 BB BB	0-0 FC4-6 1-2 2-3 HR		0-3 K		4-0 1B BB		3	1	1	0	2	1	2
Jim Spencer, L (1, 3) OBP: 1.000, SLG: 2.000		0-0 SH1-3	4-0 FC6-4 BB	0-0 HR		0-0 E SH1-3 1B		0-0 1-3 1B		3	1	3	3	1	0	0
Bucky Dent, R (1, 6) OBP: 0.250, SLG: 0.250		0-0 FC4-2 1B	0-0 FC6-4	0-0 1B 1B		0-0 SH1-3 1-2		0-0 F9		4	0	1	0	0	0	6
Jack Brohamer, L (1, 4) OBP: 0.750, SLG: 0.667		0-0 1B		0-0 1B FC4 1B		4-0 E IBB				3	1	2	0	1	1	1
Pete Varney, R (1, 2) OBP: 0.500, SLG: 0.500		0-0 F9		0-0 E 1B						4	0	2	0	0	1	4

Inning Stats	R: 0	H: 1	E: 0	LOB: 1	K: 0	BB: 0	S: 4	P: 4	R: 0	H: 2	E: 1	LOB: 2	K: 0	BB: 0	S: 5	P: 5	R: 1	H: 0	E: 0	LOB: 3	K: 0	BB: 3	S: 3	P: 16	R: 1	H: 2	E: 1	LOB: 1	K: 0	BB: 0	S: 5	P: 5	R: 2	H: 3	E: 0	LOB: 2	K: 1	BB: 1	S: 8	P: 12	R: 0	H: 0	E: 1	LOB: 1	K: 1	BB: 0	S: 6	P: 6	R: 0	H: 1	E: 1	LOB: 3	K: 1	BB: 1	S: 7	P: 11	R: 0	H: 1	E: 0	LOB: 2	K: 1	BB: 1	S: 6	P: 10
--------------	------	------	------	--------	------	-------	------	------	------	------	------	--------	------	-------	------	------	------	------	------	--------	------	-------	------	-------	------	------	------	--------	------	-------	------	------	------	------	------	--------	------	-------	------	-------	------	------	------	--------	------	-------	------	------	------	------	------	--------	------	-------	------	-------	------	------	------	--------	------	-------	------	-------


PITCHER	IP	WLS	BF	H	R	ER	SO	BB	IBB	HBP	BLK	WP	HR	S	P	ERA	WHIP
Paul Splittorf, L (1, 1) ERA: 8.31	4.1	L	24	6	4	4	0	4	0	0	0	0	0	19	36	8.31	2.308
Doug Bird, R (5, 1) ERA:	2.2		14	3	0	0	3	0	1	0	0	0	0	19	23	0.00	1.125
Bob McClure, L (8, 1) ERA:	0.2		4	1	0	0	1	1	0	0	0	0	0	5	9	0.00	3.000
Marty Pattin, R (8, 1) ERA:	0.1		1	0	0	0	0	0	0	0	0	0	0	1	1	0.00	0.000

**BOTTOM**

**Kansas City Royals @ Chicago White Sox**  
Comiskey Park, Chicago, IL

Fri Apr 09 1976, 7:05 PM EST  
Att. 40,318 - Unknown

AB	34
R	4
H	10
RBI	4
BB	6
SO	4
LOB	28



1B:	9	SF:	0	WP:	0	PA:	43
2B:	0	SAC:	2	PB:	0		
3B:	0	DP:	1	SB:	1		
HR:	1	HBP:	1	CS:	0		

Batter	1	2	3	4	5	6	7	8	9	AB R H RBI BB SO LOB	TOP											
Dave Collins, S (1, 7) OBP: 0.300, SLG: 0.176	0-0 F8		0-0 F8		4-0 1B BB		0-3 K		4-0 BB	3 1 0 0 2 1 1												
Jerry Remy, L (1, 4) OBP: 0.353, SLG: 0.214	0-0 1-3		0-0 F9		0-0 G1		0-0 F8		0-3 K	5 0 0 0 0 1 4												
Bruce Bochte, L (1, 3) OBP: 0.400, SLG: 0.385	0-0 WP 1B		0-3 K		0-0 1B			4-0 2B SF9 BB	0-0 P6	4 1 2 2 1 1 1												
Bill Melton, R (1, 10) OBP: 0.313, SLG: 0.533	0-3 K			0-0 F8	0-0 F8			0-0 SF9 1-3 SF7 2B		4 1 1 0 0 1 2												
Ed Herrmann, L (1, 2) OBP: 0.167, SLG: 0.364		0-0 1-3		0-0 P3		0-0 F5		0-0 SF9		3 0 0 1 0 0 0												
Leroy Stanton, R (1, 9) OBP: 0.500, SLG: 0.600		4-0 1B BB		0-0 2B		0-3 K		0-0 SF7		2 0 1 1 1 1 0												
Dave Chalk, R (1, 5) OBP: 0.313, SLG: 0.357		0-0 1B 1B		0-0 P3		0-0 F9		4-0 WP BB		3 0 1 0 1 0 1												
Rusty Torres, S (1, 8) OBP: 0.333, SLG: 0.417		0-0 1B			0-0 G1 1B BB			0-3 K		4 1 3 0 0 1 1												
Orlando Ramirez, R (1, 6) OBP: 0.182, SLG: 0.182		0-3 K			0-3 K		0-0 3-1		0-0 G3	2 0 0 0 0 2 3												
Adrian Garrett, L (7, PH)										1 0 0 0 0 0 1												
Billy Smith, S (7, 6)										1 0 0 0 0 0 0												
<b>Inning Stats</b>	R: 0 E: 0 K: 1 S: 6	H: 1 LOB: 1 BB: 0 P: 6	R: 0 E: 0 K: 1 S: 6	H: 2 LOB: 2 BB: 1 P: 10	R: 0 E: 0 K: 1 S: 5	H: 0 LOB: 0 BB: 0 P: 5	R: 0 E: 0 K: 0 S: 4	H: 1 LOB: 1 BB: 0 P: 4	R: 2 E: 0 K: 1 S: 7	H: 2 LOB: 1 BB: 1 P: 11	R: 0 E: 0 K: 1 S: 5	H: 0 LOB: 0 BB: 0 P: 5	R: 0 E: 0 K: 1 S: 6	H: 1 LOB: 1 BB: 0 P: 6	R: 2 E: 0 K: 1 S: 6	H: 1 LOB: 1 BB: 2 P: 14	R: 0 E: 0 K: 1 S: 5	H: 0 LOB: 1 BB: 1 P: 9	1B: 5 2B: 3 3B: 0 HR: 0	SF: 2 SAC: 0 DP: 0 HBP: 0	WP: 2 PB: 0 SB: 0 CS: 0	PA: 39
<b>PITCHER</b>	IP WLS BF H R ER SO BB IBB HBP BLK WP HR S P ERA WHIP																					
Al Fitzmorris, R (1, 1) ERA: 3.6	5.0 W 22 6 2 2 4 2 0 0 0 1 0 28 36 3.60 1.600																					
Doug Bird, R (6, 1) ERA: 3.38	2.2 12 2 2 2 2 2 0 0 0 0 0 14 22 6.75 1.500																					
Marty Pattin, R (8, 1) ERA:	1.1 S 5 0 0 0 2 1 0 0 0 1 0 8 12 0.00 0.750																					

California Angels @ Kansas City Royals  
Royals Stadium, Kansas City, MO  
Tue Apr 13 1976, 7:05 PM EST  
Att. 25,516 - Unknown - 72 F

livebaseballscorecards.com

AB	32
R	4
H	8
RBI	4
BB	5
SO	8
LOB	14



Batter	1	2	3	4	5	6	7	8	9
Davey Nelson, R (1, 10) OBP: 0.375, SLG: 0.571 Tom Poquette, L (7, PR)	0-0 F9		0-0 1B 3B		0-0 L3		0-0 E3 3B		
Amos Otis, R (1, 8) OBP: 0.625, SLG: 0.800	0-0 5-3		4-0 1B S 1B BB		4-0 3-4 PB BB		0-0 FC3-2 3B		
George Brett, L (1, 5) OBP: 0.125, SLG: 0.125	0-0 1-3		0-0 1-3 1B 1B		0-0 3-4		0-0 FC3-2 BB		
John Mayberry, L (1, 3)		0-0 F8	0-3 K		0-0 F9		4-0 1-2 BB		
Hal McRae, R (1, 7) OBP: 0.375, SLG: 0.375 Jim Wohlford, R (8, 7)		0-0 1B	0-0 2-H 3-H 1B			0-0 6-3	0-0 1-3		
Al Cowens, R (1, 9) OBP: 0.250, SLG: 0.375		0-0 F2	0-0 4-3			0-0 F5		0-0 F8 SF8 2B	
Fran Healy, R (1, 2) OBP: 0.250, SLG: 0.143		0-3 K		4-0 G6-4-3 BB		0-0 5-3		0-0 F8 2-3	
Freddie Patek, R (1, 6) OBP: 0.429, SLG: 0.500			0-0 3B 1B	0-0 G6-4-3			0-0 E SH3-4 3B 1B	0-0 SF8	
Frank White, R (1, 4)			0-3 1-2 K	0-0 5-3			0-0 SH3-4 1-2	0-0 F8	

Inning Stats	R: 0	H: 0	E: 0	K: 0	S: 3	L: 0	LOB: 0	BB: 0	P: 3	R: 0	H: 1	E: 0	K: 1	S: 6	L: 1	LOB: 1	BB: 0	P: 6	R: 4	H: 4	E: 0	K: 2	S: 11	L: 1	LOB: 1	BB: 1	P: 15	R: 0	H: 0	E: 0	K: 0	S: 2	R: 0	H: 0	E: 0	K: 0	S: 3	R: 0	H: 0	E: 0	K: 0	S: 3	R: 2	H: 2	E: 1	K: 0	S: 6	L: 2	LOB: 2	BB: 1	P: 10	R: 1	H: 1	E: 0	K: 0	S: 4	L: 0	LOB: 0	BB: 0	P: 4
--------------	------	------	------	------	------	------	--------	-------	------	------	------	------	------	------	------	--------	-------	------	------	------	------	------	-------	------	--------	-------	-------	------	------	------	------	------	------	------	------	------	------	------	------	------	------	------	------	------	------	------	------	------	--------	-------	-------	------	------	------	------	------	------	--------	-------	------

PITCHER	IP	WLS	BF	H	R	ER	SO	BB	IBB	HBP	BLK	WP	HR	S	P	ERA	WHIP
Andy Hassler, L (1, 1) ERA: 6.0	6.0	L	25	5	4	4	3	3	0	0	0	0	0	28	40	6.00	1.333
Steve Dunning, R (7, 1) ERA: 6.75	0.1		4	2	2	1	0	0	0	0	0	0	0	4	4	27.00	6.000
Sid Monge, L (7, 1) ERA:	0.1		2	0	0	0	0	1	0	0	0	0	0	1	5	0.00	3.000
Dick Drago, R (7, 1) ERA: 3.86	1.1		5	1	1	1	0	0	0	0	0	0	0	5	5	6.75	0.750

AB R H RBI BB SO LOB

4	1	1	1	0	0	1
0	1	0	0	0	0	0
2	1	1	2	2	0	0
4	1	1	1	0	0	3
3	0	0	0	1	1	3
4	0	2	2	0	0	2
0	0	0	0	0	0	0
4	1	1	0	0	0	2
3	0	0	0	1	1	2
3	2	2	1	0	0	1
3	0	0	0	0	1	1

1B: 5	SF: 1	WP: 0	PA: 36
2B: 1	SAC: 1	PB: 1	
3B: 2	DP: 1	SB: 3	
HR: 0	HBP: 0	CS: 0	

PITCHER	IP	WLS	BF	H	R	ER	SO	BB	IBB	HBP	BLK	WP	HR	S	P	ERA	WHIP
---------	----	-----	----	---	---	----	----	----	-----	-----	-----	----	----	---	---	-----	------

**California Angels @ Kansas City Royals**  
**Royals Stadium, Kansas City, MO**  
 Tue Apr 13 1976, 7:05 PM EST  
 Att: 25,516 - Unknown - 72 F

livebaseballscorecards.com

AB	30
R	7
H	8
RBI	7
BB	4
SO	3
LOB	15



Batter	1	2	3	4	5	6	7	8	9	AB R H RBI BB SO LOB
Dave Collins, S (1, 7) OBP: 0.400, SLG: 0.286	0-0 CS 1B		0-3 K		0-0 S 1B			4-0 BB 1B BB	0-0 G6-4-3 1B	4 1 3 1 1 1 0
Jerry Remy, L (1, 4) OBP: 0.300, SLG: 0.176 Paul Dade, R (8, PH) (8, 4)	0-0 6-3 1-2		0-0 3-1		0-0 F7 1-2			0-3 K	0-0 G6-4-3 1-2f	3 0 0 0 0 0 2 2 0 0 0 0 1 3
Bruce Bochte, L (1, 3) OBP: 0.368, SLG: 0.313	0-0 F7		0-3 K			0-3 K		4-0 1B HR BB		3 1 0 0 1 2 0
Bill Melton, R (1, 10) OBP: 0.300, SLG: 0.474		0-0 P4		0-0 P4		0-0 F8		0-0 HR 1B		4 1 1 1 0 0 0
Ed Herrmann, L (1, 2) OBP: 0.250, SLG: 0.800		0-0 HR		0-0 P4		0-0 G3		0-0 HR		4 2 2 4 0 0 0
Leroy Stanton, R (1, 9) OBP: 0.500, SLG: 0.538		4-0 S 2B BB		0-0 F9			0-0 G5-3 1B 1B	0-0 5-3		3 1 1 0 1 0 0
Dave Chalk, R (1, 5) OBP: 0.350, SLG: 0.444		0-0 F7			0-0 SH3 1B 2B		0-0 G5-3 1B	0-3 K		4 1 2 0 0 1 1
Rusty Torres, S (1, 8) OBP: 0.333, SLG: 0.467		0-0 1-H 2B			0-0 SH3		0-0 G5-3 1-2 2-3f		0-0 F7	3 0 1 1 0 0 2
Orlando Ramirez, R (1, 6) OBP: 0.154, SLG: 0.154 Ron Jackson, R (7, PH) Billy Smith, S (7, 6) OBP: 0.500, SLG: 0.500		0-0 5-3		0-3 K			0-3 K		0-0 1B 1B	2 0 0 0 0 1 2 1 0 0 0 0 1 1 1 0 1 0 0 0 0

Inning Stats	R: 0 E: 0 K: 0 S: 3	H: 1 LOB: 0 BB: 0 P: 3	R: 2 E: 0 K: 0 S: 5	H: 2 LOB: 1 BB: 1 P: 9	R: 0 E: 0 K: 2 S: 7	H: 0 LOB: 0 BB: 0 P: 7	R: 0 E: 0 K: 0 S: 3	H: 0 LOB: 0 BB: 0 P: 3	R: 1 E: 0 K: 1 S: 7	H: 2 LOB: 1 BB: 0 P: 7	R: 0 E: 0 K: 1 S: 5	H: 0 LOB: 0 BB: 0 P: 5	R: 0 E: 0 K: 1 S: 6	H: 2 LOB: 1 BB: 0 P: 6	R: 4 E: 0 K: 2 S: 9	H: 2 LOB: 0 BB: 2 P: 17	R: 0 E: 0 K: 0 S: 4	H: 2 LOB: 1 BB: 0 P: 4	1B: 7 2B: 2 3B: 0 HR: 2	SF: 0 SAC: 1 DP: 2 HBP: 0	WP: 0 PB: 0 SB: 2 CS: 1	PA: 38
--------------	------------------------------	---------------------------------	------------------------------	---------------------------------	------------------------------	---------------------------------	------------------------------	---------------------------------	------------------------------	---------------------------------	------------------------------	---------------------------------	------------------------------	---------------------------------	------------------------------	----------------------------------	------------------------------	---------------------------------	----------------------------------	------------------------------------	----------------------------------	--------

PITCHER	IP	WLS	BF	H	R	ER	SO	BB	IBB	HBP	BLK	WP	HR	S	P	ERA	WHIP
Dennis Leonard, R (1, 1) ERA: 4.5	6.0		25	7	3	3	4	1	0	0	0	0	1	32	36	4.50	1.333
Bob McClure, L (7, 1) ERA: 9.0	1.1		5	0	2	2	2	2	0	0	0	0	0	7	15	13.50	1.500
Marty Pattin, R (8, 1) ERA: 5.4	1.2	L	8	4	2	2	1	0	0	0	0	0	1	10	10	10.80	2.400

**California Angels @ Kansas City Royals**  
**Royals Stadium, Kansas City, MO**  
 Wed Apr 14 1976, 7:05 PM EST  
 Att. 9,043 - Unknown

<b>AB</b>	<b>34</b>
<b>R</b>	<b>7</b>
<b>H</b>	<b>11</b>
<b>RBI</b>	<b>7</b>
<b>BB</b>	<b>3</b>
<b>SO</b>	<b>7</b>
<b>LOB</b>	<b>11</b>



BOTTOM

California Angels @ Kansas City Royals  
 Royals Stadium, Kansas City, MO

Wed Apr 14 1976, 7:05 PM EST  
 Att. 9,043 - Unknown

livebaseballscores.com

AB 37  
 R 6  
 H 13  
 RBI 5  
 BB 2  
 SO 2  
 LOB 18



WP: 0 PA: 42  
 PB: 0  
 SB: 4  
 CS: 1

AB	R	H	RBI	BB	SO	LOB
4	1	2	0	0	0	1
3	0	2	1	0	0	1
5	1	2	1	0	0	5
3	2	2	0	2	0	0
5	1	2	2	0	1	4
5	0	1	1	0	0	1
4	0	0	0	0	1	3
4	1	1	0	0	0	2
3	0	1	0	0	0	0
1	0	0	0	0	0	1
1B: 12	SF: 0					
2B: 0	SAC: 2					
3B: 0	DP: 1					
HR: 1	HBP: 1					

Batter	1	2	3	4	5	6	7	8	9
Jim Wohlford, R OBP: 0.500, SLG: 0.500 (1, 7)	0-0 S 1B	0-0 S 1B		0-0 6-3		0-0 SH SH1-4 1-2		0-0 P4	
Amos Otis, R OBP: 0.667, SLG: 0.750 (1, 8)	0-0 F9	1-0 G4-6-3 HBP		0-0 BB 1B		0-0 SH1-4 1-2 2-3		0-0 S 1B	
George Brett, L OBP: 0.231, SLG: 0.231 (1, 5)	0-0 1B 1B 1B 1-H	0-0 G4-6-3 1-2f		0-0 BB 1B		0-0 4-3 3-H		0-0 G3 1-2	
John Mayberry, L OBP: 0.385, SLG: 0.200 (1, 3)	0-0 1B 1B E 1-2		0-0 HR BB	0-0 FC5-4 BB		0-0 FC6-4 1B		0-0 L4	
Hal McRae, R OBP: 0.385, SLG: 0.615 (1, 10)	0-0 E 1-2 2-3		0-0 HR	0-0 FC5-4 1-2f		0-0 F8		0-3 K	
Al Cowens, R OBP: 0.231, SLG: 0.308 (1, 9)	0-0 E9 1-3 2-H 3-H		0-0 6-3		0-0 F8		0-0 FC6-4 1-2f	0-0 5-3	
Fran Healy, R OBP: 0.167, SLG: 0.091 (1, 2)	0-3 K		0-0 1-3		0-0 5-3		0-0 5-3		
Freddie Patek, R OBP: 0.364, SLG: 0.400 (1, 6)	0-0 F2		0-0 4-3		0-0 6-3		0-0 4-3 S 1B		
Frank White, R OBP: 0.125, SLG: 0.125 Cookie Rojas, R (8, PH) (9, 4)		0-0 F8		0-0 6-3		0-0 SH1-4 CS SH 1B		0-0 4-3 1-3	
<b>Inning Stats</b>	R: 3 H: 5 E: 1 LOB: 2 K: 1 BB: 0 S: 10 P: 10	R: 0 H: 1 E: 0 LOB: 1 K: 0 BB: 0 S: 3 P: 4	R: 2 H: 1 E: 0 LOB: 0 K: 0 BB: 1 S: 4 P: 8	R: 0 H: 2 E: 0 LOB: 3 K: 0 BB: 1 S: 5 P: 9	R: 0 H: 0 E: 0 LOB: 0 K: 0 BB: 0 S: 3 P: 3	R: 0 H: 1 E: 0 LOB: 1 K: 0 BB: 0 S: 4 P: 4	R: 0 H: 1 E: 0 LOB: 1 K: 0 BB: 0 S: 4 P: 4	R: 1 H: 2 E: 0 LOB: 1 K: 0 BB: 0 S: 5 P: 5	R: 0 H: 0 E: 0 LOB: 0 K: 1 BB: 0 S: 5 P: 5

PITCHER	IP	WLS	BF	H	R	ER	SO	BB	IBB	HBP	BLK	WP	HR	S	P	ERA	WHIP
Frank Tanana, L ERA: 9.0	(1, 1)		2.0	14	7	5	4	1	1	0	0	0	1	14	19	18.00	4.000
Paul Hartzell, R ERA: 8.1	(3, 1)		3.1	15	3	0	0	1	0	0	0	0	0	14	18	0.00	1.200
Sid Monge, L ERA: 3.0	(6, 1)	W	6.2	6	2	1	1	0	0	0	0	0	0	6	6	5.40	1.200
Dick Drago, R ERA: 3.38	(8, 1)		0.2	3	1	0	0	0	0	0	0	0	0	3	3	0.00	1.500
Jim Brewer, L ERA: 3.0	(8, 1)	S	1.1	4	0	0	0	1	0	0	0	0	0	6	6	0.00	0.000

PITCHER	IP	WLS	BF	H	R	ER	SO	BB	IBB	HBP	BLK	WP	HR	S	P	ERA	WHIP
Frank Tanana, L ERA: 9.0	(1, 1)		2.0	14	7	5	4	1	1	0	0	0	1	14	19	18.00	4.000
Paul Hartzell, R ERA: 8.1	(3, 1)		3.1	15	3	0	0	1	0	0	0	0	0	14	18	0.00	1.200
Sid Monge, L ERA: 3.0	(6, 1)	W	6.2	6	2	1	1	0	0	0	0	0	0	6	6	5.40	1.200
Dick Drago, R ERA: 3.38	(8, 1)		0.2	3	1	0	0	0	0	0	0	0	0	3	3	0.00	1.500
Jim Brewer, L ERA: 3.0	(8, 1)	S	1.1	4	0	0	0	1	0	0	0	0	0	6	6	0.00	0.000

Batter	1	2	3	4	5	6	7	8	9	AB R H RBI BB SO LOB	TOP											
<b>Dave Collins, S</b> (1, 7) OBP: 0.433, SLG: 0.292	0-0 3-1 WP 1B		0-0 F9		0-0 4-3	4-0 BB		4-0 1-2 2-3 BB		3 1 1 0 2 0 3												
<b>Jerry Remy, L</b> (1, 4) OBP: 0.280, SLG: 0.143	0-0 3-1		0-0 G3		4-0 1B BB	0-0 F7		0-0 4-3		4 0 0 0 1 0 8												
<b>Bruce Bochte, L</b> (1, 3) OBP: 0.375, SLG: 0.333	0-0 6-3		0-0 1B		0-0 1-3 1B		0-0 F7		0-0 P6	5 0 2 2 0 0 0												
<b>Bill Melton, R</b> (1, 10) OBP: 0.280, SLG: 0.391 <b>Ron Jackson, R</b> (9, PR)	0-3 K		0-0 P3		0-3 K		0-3 K		4-0 BB CS	4 0 0 0 1 3 3 0 0 0 0 0 0 0												
<b>Leroy Stanton, R</b> (1, 9) OBP: 0.440, SLG: 0.500		0-0 FC1-4 2B		0-0 F9	0-0 F8		0-0 6-3		0-0 P4	5 0 1 0 0 0 3												
<b>Dave Chalk, R</b> (1, 5) OBP: 0.333, SLG: 0.381		0-0 FC1-4 2B		0-3 K		4-0 FC4-6 BB		0-0 F7		3 0 0 0 1 1 1												
<b>Rusty Torres, S</b> (1, 8) OBP: 0.316, SLG: 0.389		0-0 G4-6-3		4-0 BB		0-0 FC4-6 2B		0-0 F8		3 1 0 0 1 0 2												
<b>Andy Etchebarren, R</b> (1, 2) OBP: 0.500, SLG: 0.571			0-0 G3 1B 1B		0-0 4-3		0-0 2B		0-0 BB 1B	4 1 3 1 0 0 1												
<b>Orlando Ramirez, R</b> (1, 6) OBP: 0.294, SLG: 0.353			0-0 G3 1B		0-0 4-3 PB 2B		0-0 5-3		0-0 BB 1B	4 2 3 0 0 0 1												
<b>Inning Stats</b>	R: 1 E: 0 K: 1 S: 6	H: 1 LOB: 0 BB: 0 P: 6	R: 0 E: 0 K: 0 S: 3	H: 1 LOB: 0 BB: 0 P: 3	R: 2 E: 0 K: 0 S: 6	H: 3 LOB: 1 BB: 0 P: 6	R: 0 E: 0 K: 1 S: 5	H: 0 LOB: 1 BB: 1 P: 9	R: 1 E: 0 K: 1 S: 7	H: 2 LOB: 2 BB: 1 P: 11	R: 1 E: 1 K: 0 S: 4	H: 1 LOB: 2 BB: 2 P: 12	R: 0 E: 0 K: 1 S: 5	H: 0 LOB: 0 BB: 0 P: 5	R: 0 E: 0 K: 0 S: 5	H: 2 LOB: 3 BB: 1 P: 9	R: 0 E: 0 K: 0 S: 2	H: 0 LOB: 1 BB: 1 P: 6	1B: 7 2B: 3 3B: 0 HR: 0	SF: 0 SAC: 0 DP: 1 HBP: 0	WP: 1 PB: 1 SB: 1 CS: 1	PA: 41
<b>PITCHER</b>	IP WLS BF H R ER SO BB IBB HBP BLK WP HR S P ERA WHIP																					
<b>Paul Splittorff, L</b> (1, 1) ERA: 8.31	4.1 L 21 7 4 4 2 2 0 0 0 1 0 23 31 8.31 2.077																					
<b>Mark Littell, R</b> (5, 1) ERA:	2.2 11 1 1 0 2 2 0 0 0 0 0 13 21 0.00 1.125																					
<b>Ray Sadecki, L</b> (8, 1) ERA:	2.0 9 2 0 0 0 2 0 0 0 0 0 7 15 0.00 2.000																					

California Angels @ Kansas City Royals  
Royals Stadium, Kansas City, MO

Thu Apr 15 1976, 7:05 PM EST  
Att: 7,657 - Unknown - 68 F

livebaseballscorecards.com

AB	35
R	5
H	10
RBI	3
BB	6
SO	4
LOB	22





Batter	1	2	3	4	5	6	7	8	9	AB R H RBI BB SO LOB
Jim Wohlford, R (1, 7) OBP: 0.250, SLG: 0.250	0-0 F8		0-0 F8		0-3 K		0-0 G3			4 0 0 0 0 1 2
Amos Otis, R (1, 8) OBP: 0.500, SLG: 0.500	0-0 1-3		0-3 K			0-0 4-3		0-3 K		4 0 0 0 0 2 0
George Brett, L (1, 5) OBP: 0.294, SLG: 0.250	4-0 BB			0-3 K		0-0 6-3		0-0 4-3 1B		3 0 1 0 1 1 0
John Mayberry, L (1, 3) OBP: 0.412, SLG: 0.167	0-0 F7			4-0 G6-4-3 BB		4-0 BB BB		0-0 4-3 1-2		2 0 0 0 2 0 2
Hal McRae, R (1, 10) OBP: 0.412, SLG: 0.563		0-0 4-3 1B		0-0 G6-4-3 1-2		4-0 BB 1-2		0-0 F9		3 0 1 0 1 0 2
Al Cowens, R (1, 9) OBP: 0.176, SLG: 0.235		0-0 4-3 1-2			0-0 6-3	0-0 F9			0-0 3-1	4 0 0 0 0 0 3
Fran Healy, R (1, 2) OBP: 0.188, SLG: 0.071		0-3 K			0-3 K		4-0 BB		0-3 K	3 0 0 0 1 3 1
Freddie Patek, R (1, 6) OBP: 0.357, SLG: 0.385 Jamie Quirk, L (9, PH)		0-0 5-3			0-0 S 2B 1B		0-0 P5		0-3 K	3 1 1 0 0 0 2 1 0 0 0 0 1 0
Frank White, R (1, 4) OBP: 0.182, SLG: 0.273			0-0 1-3		0-0 1-H 2B		0-3 K			3 0 1 1 0 1 1

Inning Stats	R: 0 E: 0 K: 0 S: 3	H: 0 LOB: 1 BB: 1 P: 7	R: 0 E: 0 K: 1 S: 6	H: 1 LOB: 1 BB: 0 P: 6	R: 0 E: 0 K: 1 S: 5	H: 0 LOB: 0 BB: 0 P: 5	R: 0 E: 0 K: 1 S: 4	H: 0 LOB: 0 BB: 1 P: 8	R: 1 E: 0 K: 2 S: 9	H: 2 LOB: 1 BB: 0 P: 9	R: 0 E: 0 K: 0 S: 3	H: 0 LOB: 2 BB: 2 P: 11	R: 0 E: 0 K: 1 S: 5	H: 0 LOB: 1 BB: 1 P: 9	R: 0 E: 0 K: 1 S: 6	H: 1 LOB: 1 BB: 0 P: 6	R: 0 E: 0 K: 2 S: 7	H: 0 LOB: 0 BB: 0 P: 7	1B: 3 2B: 1 3B: 0 HR: 0	SF: 0 SAC: 0 DP: 1 HBP: 0	WP: 0 PB: 0 SB: 1 CS: 0	PA: 35
PITCHER Nolan Ryan, R (1, 1) ERA: 1.69	IP 9.0 WLS W BF 35 H 4 R 1 ER 1 SO 9 BB 5 IBB 0 HBP 0 BLK 0 WP 0 HR 0 S 48 P 68 ERA 1.00 WHIP 1.000																					


**BOTTOM**

**California Angels @ Kansas City Royals**  
**Royals Stadium, Kansas City, MO**

Thu Apr 15 1976, 7:05 PM EST  
 Att. 7,657 - Unknown - 68 F

livebaseballscorecards.com

AB	30
R	1
H	4
RBI	1
BB	5
SO	9
LOB	13



Batter	1	2	3	4	5	6	7	8	9	AB R H RBI BB SO LOB	TOP											
Rick Manning, L (1, 8) OBP: 0.421, SLG: 0.412	0-0 4-3		0-0 F4			0-0 G6-4-3 1B		0-3 K		4 0 1 0 0 1 0												
Duane Kuiper, L (1, 4) OBP: 0.222, SLG: 0.125	0-0 6-3			0-0 F8		0-0 G6-4-3 1-2f		0-0 4-3		4 0 0 0 0 0 1												
Buddy Bell, R (1, 5) OBP: 0.588, SLG: 0.714	0-0 6-3			4-0 G4-6-3 BB			0-0 5-3 2B 1B		0-0 1B SF8 1B	3 2 2 0 1 0 0												
Boog Powell, L (1, 3) OBP: 0.412, SLG: 0.231		0-0 6-3		0-0 G4-6-3 1-2f			0-0 F5		0-0 BB 1B	4 0 1 0 0 0 2												
George Hendrick, R (1, 7) OBP: 0.176, SLG: 0.250		0-3 K			0-0 6-3		0-0 5-3		0-0 SF8	3 0 0 1 0 1 1												
Rico Carty, R (1, 10) OBP: 0.471, SLG: 0.714 Doug Howard, R (9, PR)		4-0 FC6 BB			0-0 FC5-4 1B		0-0 2-H 2B		4-0 3-H BB	2 0 2 1 2 0 0 0 0 0 0 0 0 0												
Charlie Spikes, R (1, 9)		0-0 FC6 1-2f			0-0 FC5-4 1-2f		0-0 5-3		0-3 K	4 0 0 0 0 1 5												
Alan Ashby, S (1, 2) OBP: 0.300, SLG: 0.600			0-0 4-3		0-0 4-3			0-0 HR	0-0 L6	4 1 1 1 0 0 3												
Frank Duffy, R (1, 6) OBP: 0.308, SLG: 0.250 John Lowenstein, L (8, PH) Larvell Blanks, R (8, PH)			0-0 F7			0-0 1-3		0-0 F7		2 0 0 0 0 0 0 0 0 0 0 0 0 0 1 0 0 0 0 0 0												
<b>Inning Stats</b>	R: 0 E: 0 K: 0 S: 3	H: 0 LOB: 0 BB: 0 P: 3	R: 0 E: 0 K: 1 S: 5	H: 0 LOB: 1 BB: 1 P: 9	R: 0 E: 0 K: 0 S: 3	H: 0 LOB: 0 BB: 0 P: 3	R: 0 E: 0 K: 0 S: 2	H: 0 LOB: 0 BB: 1 P: 6	R: 0 E: 0 K: 0 S: 4	H: 1 LOB: 1 BB: 0 P: 4	R: 0 E: 0 K: 0 S: 3	H: 1 LOB: 0 BB: 0 P: 3	R: 1 E: 0 K: 0 S: 5	H: 2 LOB: 1 BB: 0 P: 5	R: 1 E: 0 K: 1 S: 6	H: 1 LOB: 0 BB: 0 P: 6	R: 1 E: 0 K: 1 S: 7	H: 2 LOB: 2 BB: 1 P: 11	1B: 5 2B: 1 3B: 0 HR: 1	SF: 1 SAC: 0 DP: 2 HBP: 0	WP: 0 PB: 0 SB: 0 CS: 0	PA: 35
<b>PITCHER</b>	IP WLS BF H R ER SO BB IBB HBP BLK WP HR S P ERA WHIP																					
Doug Bird, R (1, 1) ERA: 2.92	7.0		5	2	2	1	2	0	0	0	0	0	1	26	34	2.57	1.000					
Steve Mingori, L (8, 1) ERA: 9.0	1.0	W	5	2	1	1	1	0	0	0	0	0	0	7	7	9.00	2.000					
Marty Pattin, R (9, 1) ERA: 4.15	1.0	S	4	0	0	0	1	1	0	0	0	0	0	5	9	0.00	1.000					

Cleveland Indians @ Kansas City Royals  
 Royals Stadium, Kansas City, MO  
 Fri Apr 16 1976, 7:05 PM EST  
 Att. 12,219 - Unknown - 72 F

AB	31
R	3
H	7
RBI	3
BB	3
SO	3
LOB	12



WP: 0	PA: 35
PB: 0	
SB: 0	
CS: 0	

Batter	1	2	3	4	5	6	7	8	9	AB	R	H	RBI	BB	SO	LOB
Jim Wohlford, R OBP: 0.182, SLG: 0.182 (1, 7)	0-0 4-3		0-0 5-3		0-0 F7			0-0 SH3		3	0	0	0	0	0	1
Amos Otis, R OBP: 0.450, SLG: 0.400 (1, 8)	0-3 K		0-0 E5		0-0 6-3			4-0 1B BB		3	1	0	0	1	1	1
George Brett, L OBP: 0.381, SLG: 0.400 (1, 5)	0-0 1B 2B		0-3 K					0-0 1B FC5-4 1B		4	2	3	0	0	1	1
John Mayberry, L OBP: 0.429, SLG: 0.250 (1, 3)	0-0 1B				0-0 F9			0-0 FC5-4 1B		4	0	2	3	0	0	1
Hal McRae, R OBP: 0.333, SLG: 0.450 (1, 10)	0-0 F3				0-0 F9			0-0 FC5-4 CS		4	0	0	1	0	1	3
Al Cowens, R OBP: 0.150, SLG: 0.200 (1, 9)			0-0 6-3		0-0 6-3			0-0 F2 CS		3	0	0	0	0	0	0
Buck Martinez, R OBP: 0.333, SLG: 1.333 (1, 2)			0-0 F2					0-0 F4 HR		3	1	1	1	0	0	0
Freddie Patek, R OBP: 0.353, SLG: 0.375 (1, 6)			0-0 5-3					0-0 F8 SH3-4 1B		3	0	1	0	0	0	0
Frank White, R OBP: 0.167, SLG: 0.250 (1, 4)								0-0 SH3-4		1	0	0	0	0	0	0
Cookie Rojas, R OBP: 0.333, SLG: 0.333 (8, PH) (9, 4)								0-0 1B SH3 1B		1	1	1	0	0	0	0

Inning Stats	R: 1	H: 2	E: 0	K: 1	S: 7	H: 2	LOB: 1	BB: 0	P: 7	R: 0	H: 0	E: 0	K: 0	S: 3	H: 0	LOB: 0	BB: 0	P: 3	R: 0	H: 0	E: 0	K: 0	S: 3	R: 1	H: 2	E: 0	K: 0	S: 5	H: 1	LOB: 1	BB: 0	P: 5	R: 0	H: 0	E: 0	K: 0	S: 3	R: 3	H: 3	E: 0	K: 0	S: 5	H: 3	LOB: 0	BB: 1	P: 9
--------------	------	------	------	------	------	------	--------	-------	------	------	------	------	------	------	------	--------	-------	------	------	------	------	------	------	------	------	------	------	------	------	--------	-------	------	------	------	------	------	------	------	------	------	------	------	------	--------	-------	------


PITCHER	IP	WLS	BF	H	R	ER	SO	BB	IBB	HBP	BLK	WP	HR	S	P	ERA	WHIP
Fritz Peterson, L ERA: 3.68 (1, 1)	7.1	L	28	6	3	3	3	0	0	0	0	0	1	34	34	3.68	0.818
Stan Thomas, R ERA: (8, 1)	0.0		1	0	0	0	0	1	0	0	0	0	0	4	4	∞	∞
Don Hood, L ERA: 5.4 (8, 1)	0.2		3	2	2	2	0	0	0	0	0	0	0	3	3	27.00	3.000

**BOTTOM**

**Cleveland Indians @ Kansas City Royals**  
 Royals Stadium, Kansas City, MO

Fri Apr 16 1976, 7:05 PM EST  
 Att: 12,219 - Unknown - 72 F

AB	29
R	5
H	8
RBI	5
BB	1
SO	3
LOB	7



1B: 6	SF: 0	WP: 0	PA: 33
2B: 2	SAC: 2	PB: 0	
3B: 0	DP: 1	SB: 0	
HR: 1	HBP: 0	CS: 2	

PITCHER	IP	WLS	BF	H	R	ER	SO	BB	IBB	HBP	BLK	WP	HR	S	P	ERA	WHIP
---------	----	-----	----	---	---	----	----	----	-----	-----	-----	----	----	---	---	-----	------

Batter	1	2	3	4	5	6	7	8	9	AB R H RBI BB SO LOB	TOP			
<b>Rick Manning, L</b> (1, 8) OBP: 0.455, SLG: 0.450	0-0 1-3		0-0 1B		0-0 1B SF8 1B					3 1 2 0 0 0 0	<b>Cleveland Indians @ Kansas City Royals</b> Royals Stadium, Kansas City, MO Sat Apr 17 1976, 7:05 PM EST Att: 9,799 - Unknown - 62 F <a href="http://livebaseballscorecards.com">livebaseballscorecards.com</a>			
<b>Duane Kuiper, L</b> (1, 4) OBP: 0.286, SLG: 0.211	0-0 1-3		0-0 1B		0-0 1B					3 0 2 1 0 0 0				
<b>Buddy Bell, R</b> (1, 5) OBP: 0.500, SLG: 0.588	0-0 F9		0-0 F8		0-3 K					3 0 0 0 0 1 4				
<b>Boog Powell, L</b> (1, 3) OBP: 0.350, SLG: 0.200		0-0 1-3		0-0 4-3	0-0 SF8					2 0 0 1 0 0 0				
<b>George Hendrick, R</b> (1, 7) OBP: 0.150, SLG: 0.211		0-0 4-3		0-0 F4	0-0 F8					3 0 0 0 0 0 1				
<b>Rico Carty, R</b> (1, 10) OBP: 0.474, SLG: 0.688		0-0 F7		0-0 1B						2 1 1 0 0 0 0				
<b>Charlie Spikes, R</b> (1, 9) OBP: 0.133, SLG: 0.071			0-0 3-1	0-0 1B						2 0 1 0 0 0 0				
<b>Alan Ashby, S</b> (1, 2) OBP: 0.417, SLG: 0.667			0-0 1B	0-0 1B						2 1 2 1 0 0 0				
<b>Frank Duffy, R</b> (1, 6) OBP: 0.267, SLG: 0.214			0-0 F9	0-0 5-3						2 0 0 0 0 0 3				
<b>Inning Stats</b>	R: 0 E: 0 K: 0 S: 3	H: 0 LOB: 0 BB: 0 P: 3	R: 0 E: 0 K: 0 S: 3	H: 0 LOB: 0 BB: 0 P: 3	R: 1 E: 0 K: 0 S: 6	H: 3 LOB: 2 BB: 0 P: 6	R: 1 E: 0 K: 0 S: 6	H: 3 LOB: 2 BB: 0 P: 6	R: 1 E: 0 K: 1 S: 7	H: 2 LOB: 1 BB: 0 P: 7	1B: 8 2B: 0 3B: 0 HR: 0	SF: 1 SAC: 0 DP: 0 HBP: 0	WP: 0 PB: 0 SB: 0 CS: 0	PA: 23
<b>PITCHER</b> <b>Al Fitzmorris, R</b> (1, 1) ERA: 4.5	IP: 5.0 WLS: W BF: 23 H: 8 R: 3 ER: 3 SO: 1 BB: 0 IBB: 0 HBP: 0 BLK: 0 WP: 0 HR: 0 S: 25 P: 25 ERA: 5.40 WHIP: 1.600											<b>PITCHER</b> IP WLS BF H R ER SO BB IBB HBP BLK WP HR S P ERA WHIP		

<b>AB</b>	22
<b>R</b>	3
<b>H</b>	8
<b>RBI</b>	3
<b>BB</b>	0
<b>SO</b>	1
<b>LOB</b>	8





Batter	1	2	3	4	5	6	7	8	9	AB R H RBI BB SO LOB	TOP											
<b>Rick Manning, L</b> (1, 8) OBP: 0.444, SLG: 0.391	4-0 6-3 5-3 E BB	0-0 FC6-4 1-2f		0-0 4-3			0-3 K		4-0 S E BB	3 2 0 0 2 1 2												
<b>Duane Kuiper, L</b> (1, 4) OBP: 0.269, SLG: 0.174	0-0 5-3 1-2	0-3 K			0-0 G3		0-0 F7		4-0 FC6-4 1-H BB BB	4 0 0 0 1 1 3												
<b>Buddy Bell, R</b> (1, 5) OBP: 0.480, SLG: 0.524	0-0 6-3 2-3		0-0 F4		4-0 CS BB			0-0 1B 3B	0-3 K	4 1 1 0 1 1 2												
<b>Boog Powell, L</b> (1, 3) OBP: 0.360, SLG: 0.167	4-0 E BB		0-0 G1		0-3 K 1-2			0-3 K	4-0 FC6-4 1-2 BB	3 0 0 0 2 2 2												
<b>John Lowenstein, L</b> (1, 7) <b>George Hendrick, R</b> (8, PH) (8, 7) OBP: 0.182, SLG: 0.238	4-0 1-2 3-H BB		4-0 1B BB		4-0 3-1 6-3 S BB			0-0 1-2 3B 1B	0-0 FC6-4 FC5-4 1-2f 2-3	0 1 0 0 3 0 0 2 1 1 0 0 0 2												
<b>Rico Carty, R</b> (1, 10) OBP: 0.417, SLG: 0.571	0-0 F4		0-0 1-3 1B		0-0 6-3 1-2			0-0 F9	0-0 FC5-4 1-2f	5 0 1 0 0 0 7												
<b>Alan Ashby, S</b> (1, 2) OBP: 0.438, SLG: 0.733		4-0 1B BB		0-0 1-3		0-0 3-1		0-0 1-H 2-H 1B 3B		3 1 1 2 1 0 3												
<b>Charlie Spikes, R</b> (1, 9) OBP: 0.158, SLG: 0.111		0-0 F7		0-0 F8		0-3 K 3-H		0-0 1B		4 0 1 1 0 1 1												
<b>Frank Duffy, R</b> (1, 6) OBP: 0.263, SLG: 0.222		0-0 FC6-4 1-2 1B		0-0 6-3		0-0 4-3		0-3 K		4 0 1 0 0 1 1												
<b>Inning Stats</b>	R: 1 E: 1 K: 0 S: 3	H: 0 LOB: 2 BB: 3 P: 15	R: 0 E: 0 K: 1 S: 6	H: 1 LOB: 2 BB: 1 P: 10	R: 0 E: 0 K: 0 S: 4	H: 1 LOB: 2 BB: 1 P: 8	R: 0 E: 0 K: 0 S: 3	H: 0 LOB: 0 BB: 0 P: 3	R: 0 E: 0 K: 1 S: 4	H: 0 LOB: 1 BB: 1 P: 8	R: 1 E: 0 K: 1 S: 5	H: 0 LOB: 0 BB: 1 P: 9	R: 0 E: 0 K: 1 S: 5	H: 0 LOB: 0 BB: 0 P: 5	R: 3 E: 0 K: 2 S: 11	H: 4 LOB: 1 BB: 0 P: 11	R: 1 E: 0 K: 1 S: 5	H: 0 LOB: 2 BB: 3 P: 17	1B: 5 2B: 1 3B: 1 HR: 0	SF: 0 SAC: 0 DP: 1 HBP: 0	WP: 0 PB: 0 SB: 2 CS: 1	PA: 42
<b>PITCHER</b>	IP WLS BF H R ER SO BB IBB HBP BLK WP HR S P ERA WHIP																					
<b>Steve Busby, R</b> (1, 1) ERA: 1.5	6.0 L 26 2 2 1 3 7 0 0 0 0 0 0 25 53 1.50 1.500																					
<b>Paul Splittorff, L</b> (7, 1) ERA: 9.58	1.2 9 4 3 3 2 0 0 0 0 0 0 0 13 13 16.20 2.400																					
<b>Doug Bird, R</b> (8, 1) ERA: 2.84	0.1 1 0 0 0 1 0 0 0 0 0 0 0 3 3 0.00 0.000																					
<b>Bob McClure, L</b> (9, 1) ERA: 13.5	0.0 2 0 1 1 0 2 0 0 0 0 0 0 0 8 ∞ ∞																					
<b>Mark Littell, R</b> (9, 1) ERA:	1.0 4 0 0 0 1 1 0 0 0 0 0 0 5 9 0.00 1.000																					

**Cleveland Indians @ Kansas City Royals**  
**Royals Stadium, Kansas City, MO**  
 Sun Apr 18 1976, 4:33 AM EST  
 Att: 10,466 - Unknown

<b>AB</b>	32
<b>R</b>	6
<b>H</b>	6
<b>RBI</b>	3
<b>BB</b>	10
<b>SO</b>	7
<b>LOB</b>	23



Batter	1	2	3	4	5	6	7	8	9	AB	R	H	RBI	BB	SO	LOB											
<b>Al Cowens, R</b> OBP: 0.222, SLG: 0.167 (1, 9)	0-0 1-3 ①		0-0 F8 ③		0-0 L4-3 ②③			4-0 BB BBB		3	0	0	0	1	0	2											
<b>Amos Otis, R</b> OBP: 0.407, SLG: 0.333 (1, 8)	0-0 F9 ②			0-0 F6 ①		0-0 1-3 ①		0-0 L7 ②		4	0	0	0	0	0	1											
<b>George Brett, L</b> OBP: 0.357, SLG: 0.444 (1, 5)	0-0 3B			0-0 4-3 ②		0-0 3-1 ②		0-0 4-3 ③		4	0	1	0	0	0	1											
<b>John Mayberry, L</b> OBP: 0.393, SLG: 0.227 (1, 3)	0-0 6-3 ③			0-0 S 1B		0-0 1-3 ③			0-0 4-1 ①	4	0	1	0	0	0	1											
<b>Hal McRae, R</b> OBP: 0.393, SLG: 0.500 (1, 7)		0-0 1B ①		4-0 1-2 BB		0-0 2B		0-0 F9 ②		3	0	2	0	1	0	0											
<b>Tony Solaita, L</b> (1, 10)		0-3 K ②		0-0 1-3 ③		0-3 K ①		0-3 K ③		3	0	0	0	0	2	3											
<b>Jim Wohlford, R</b> OBP: 0.167, SLG: 0.167 (9, PH)		0-3 K						0-3 K ③		1	0	0	0	0	1	0											
<b>Buck Martinez, R</b> OBP: 0.400, SLG: 1.000 (1, 2)		0-3 K ③				0-0 E SH3-4 1B		0-3 K ②		2	0	1	0	0	1	0											
<b>Jamie Quirk, L</b> (7, PH)										1	0	0	0	0	1	1											
<b>Bob Stinson, S</b> (8, 2)										0	0	0	0	0	0	0											
<b>Freddie Patek, R</b> OBP: 0.381, SLG: 0.450 (1, 6)			0-0 F9 ①		0-0 SH3-4 ①		0-0 L1 ③			2	0	0	0	0	0	1											
<b>Frank White, R</b> OBP: 0.188, SLG: 0.250 (1, 4)			0-3 K ②		0-0 E4 L4-3					2	0	0	0	0	1	1											
<b>Cookie Rojas, R</b> OBP: 0.250, SLG: 0.250 (8, PH)										1	0	0	0	0	0	0											
<b>Cookie Rojas, R</b> (9, 4)																											
<b>Inning Stats</b>	R: 0 E: 0 K: 0 S: 4	H: 1 LOB: 1 BB: 0 P: 4	R: 0 E: 0 K: 2 S: 7	H: 1 LOB: 0 BB: 0 P: 7	R: 0 E: 0 K: 1 S: 5	H: 0 LOB: 0 BB: 0 P: 5	R: 0 E: 0 K: 0 S: 4	H: 1 LOB: 2 BB: 1 P: 8	R: 0 E: 1 K: 0 S: 4	H: 1 LOB: 1 BB: 0 P: 4	R: 0 E: 0 K: 0 S: 3	H: 0 LOB: 0 BB: 0 P: 3	R: 0 E: 0 K: 2 S: 8	H: 1 LOB: 1 BB: 0 P: 8	R: 0 E: 0 K: 0 S: 3	H: 0 LOB: 1 BB: 1 P: 7	R: 0 E: 0 K: 1 S: 5	H: 0 LOB: 0 BB: 0 P: 5	1B: 3 2B: 2 3B: 1 HR: 0	SF: 0 SAC: 1 DP: 1 HBP: 0	WP: 0 PB: 0 SB: 1 CS: 0	PA: 33					
<b>PITCHER</b> <b>Pat Dobson, R</b> ERA: 2.25 <b>Dave LaRoche, L</b> ERA:	IP 8.0 1.0	WLS W	BF 30 3	H 5 0	R 0 0	ER 0 0	SO 5 1	BB 2 0	IBB 0 0	HBP 0 0	BLK 0 0	WP 0 0	HR 0 0	S 38 5	P 46 5	ERA 0.00 0.00	WHIP 0.875 0.000										

**BOTTOM**

**Cleveland Indians @ Kansas City Royals**  
Royals Stadium, Kansas City, MO

Sun Apr 18 1976, 4:33 AM EST  
Att. 10,466 - Unknown

[livebaseballscorecards.com](http://livebaseballscorecards.com)

<b>AB</b>	<b>30</b>
<b>R</b>	<b>0</b>
<b>H</b>	<b>5</b>
<b>RBI</b>	<b>0</b>
<b>BB</b>	<b>2</b>
<b>SO</b>	<b>6</b>
<b>LOB</b>	<b>11</b>



**Kansas City Royals @ Milwaukee Brewers**  
 Milwaukee County Stadium, Milwaukee, WI

Tue Apr 20 1976, 4:33 AM EST  
 Att: 4,902 - Unknown - 43 F

AB	29
R	4
H	5
RBI	2
BB	6
SO	2
LOB	14



WP:	0	PA:	36
PB:	0		
SB:	0		
CS:	0		

AB R H RBI BB SO LOB

3	1	1	0	0	0	0
3	0	0	0	1	0	1
2	1	0	0	2	0	2
3	1	1	0	1	0	1
4	0	2	1	0	0	1
3	1	0	0	1	0	3
3	0	0	0	1	0	3
0	0	0	0	0	0	0
3	0	0	0	0	0	1
1	0	1	1	0	0	0
3	0	0	0	0	2	0
1	0	0	0	0	0	2

Batter	1	2	3	4	5	6	7	8	9
Al Cowens, R (1, 9) OBP: 0.258, SLG: 0.259	0-0 4-3		0-0 G3-6-3 3B		1-0 HBP		0-0 6-3		
Amos Otis, R (1, 8) OBP: 0.387, SLG: 0.292	0-0 6-3		4-0 G3-6-3 BB		0-0 F8			0-0 G3	
George Brett, L (1, 5) OBP: 0.375, SLG: 0.414	4-0 BB 1B BB		0-0 G3-6-3 1-2f 3-H		0-0 F9			4-0 G6-3 BB	
John Mayberry, L (1, 3) OBP: 0.406, SLG: 0.240	4-0 1B 1-2 BB		0-0 F9		0-0 E 1B			0-0 G6-3 1-2f	
Hal McRae, R (1, 10) OBP: 0.406, SLG: 0.500	0-0 E8 1-H 2-H 1B			0-0 F9		0-0 F8			0-0 FC6-4 1B
Cookie Rojas, R (1, 4) OBP: 0.250, SLG: 0.143	0-0 6-3			4-0 FC1-6-4 BB		0-0 E4 1-2 G4-6-3			0-0 FC6-4 1B
Tom Poquette, L (1, 7) Bob McClure, R (9, PR)				0-0 F9		0-0 FC1-6-4 1-2f			4-0 1B 1-2 BB
Frank White, R (1, 6) OBP: 0.158, SLG: 0.211				0-0 6-3		0-0 4-3			0-0 G4-6-3 1-3 2-H 1B
Jamie Quirk, L (9, PH) OBP: 0.333, SLG: 0.333					4-3				0-0 G4-6-3 1-2f
Buck Martinez, R (1, 2) OBP: 0.250, SLG: 0.625						0-0 5-3			0-0 G4-6-3 1-2f
Jim Wohlford, R (9, PH) OBP: 0.154, SLG: 0.154									

Inning Stats	R: 2	H: 1	E: 1	K: 0	S: 4	P: 12	R: 0	H: 0	E: 0	K: 1	S: 5	P: 5	R: 1	H: 1	E: 0	K: 0	S: 3	P: 7	R: 0	H: 0	E: 0	K: 0	S: 3	P: 7	R: 0	H: 0	E: 0	K: 0	S: 3	P: 4	R: 0	H: 1	E: 1	K: 0	S: 4	P: 4	R: 0	H: 0	E: 0	K: 1	S: 5	P: 5	R: 0	H: 0	E: 0	K: 0	S: 2	P: 6	R: 1	H: 2	E: 0	K: 0	S: 4	P: 8	1B: 4	2B: 0	3B: 1	HR: 0	SF: 0	SAC: 0	DP: 4	HBP: 1	WP: 0	PA: 36
--------------	------	------	------	------	------	-------	------	------	------	------	------	------	------	------	------	------	------	------	------	------	------	------	------	------	------	------	------	------	------	------	------	------	------	------	------	------	------	------	------	------	------	------	------	------	------	------	------	------	------	------	------	------	------	------	-------	-------	-------	-------	-------	--------	-------	--------	-------	--------

PITCHER	IP	WLS	BF	H	R	ER	SO	BB	IBB	HBP	BLK	WP	HR	S	P	ERA	WHIP
Pete Broberg, R (1, 1) ERA: 3.6	5.0	W	21	2	3	2	1	4	0	1	0	0	0	18	35	3.60	1.200
Bill Champion, R (6, 1) ERA: 1.59	3.1		13	2	1	1	1	2	0	0	0	0	0	13	21	2.70	1.200
Eduardo Rodriguez, R (9, 1) ERA: 7.11	0.2	S	2	1	0	0	0	0	0	0	0	0	0	2	2	0.00	1.500

PITCHER	IP	WLS	BF	H	R	ER	SO	BB	IBB	HBP	BLK	WP	HR	S	P	ERA	WHIP
---------	----	-----	----	---	---	----	----	----	-----	-----	-----	----	----	---	---	-----	------



Batter	1	2	3	4	5	6	7	8	9
<b>Charlie Moore, R</b> OBP: 0.345, SLG: 0.409 (1, 7)	4-0 BB G5-4-3	0-0 1B 1-3 2-H		0-0 FC5-2 3-H			4-0 BB		
<b>Don Money, R</b> OBP: 0.258, SLG: 0.393 (1, 5)	0-0 G5-4-3 1-2f	0-0 SF7 3-H		0-0 F9			0-3 K		
<b>George Scott, R</b> OBP: 0.300, SLG: 0.320 (1, 3)	0-0 1B	0-3 K			0-0 6-3		0-3 K		
<b>Darrell Porter, L</b> OBP: 0.379, SLG: 0.292 (1, 2)	0-0 3-1		4-0 BB G6-4-3		0-0 F5		0-3 K		
<b>Hank Aaron, R</b> OBP: 0.321, SLG: 0.308 (1, 10)		0-0 5-3	0-0 F6		0-0 5-3		0-3 K		
<b>Sixto Lezcano, R</b> OBP: 0.379, SLG: 0.407 (1, 8)		0-0 1B 3B	0-0 G6-4-3 1-2f		0-3 K		0-0 1B		
<b>Bill Sharp, L</b> OBP: 0.211, SLG: 0.167 (1, 9)		4-0 1B 1B BB		0-0 CS 1B		0-0 4-3	0-0 F9		
<b>Robin Yount, R</b> OBP: 0.440, SLG: 0.391 (1, 6)		0-0 1B 1B		0-0 3B 1B 1-2		0-0 6-3			
<b>Pedro Garcia, R</b> OBP: 0.304, SLG: 0.429 (1, 4)		0-0 1B SF7 1B		0-0 FC5-2 3B 1-H		0-0 F7			

Inning Stats	R: 0	H: 1	E: 0	K: 0	S: 3	H: 1	LOB: 1	BB: 1	P: 7	R: 4	H: 4	E: 0	K: 1	S: 9	H: 4	LOB: 1	BB: 1	P: 13	R: 0	H: 0	E: 0	K: 0	S: 2	R: 1	H: 3	E: 0	K: 0	S: 5	R: 0	H: 0	E: 0	K: 0	S: 3	R: 0	H: 0	E: 0	K: 1	S: 5	R: 0	H: 0	E: 0	K: 2	S: 7	R: 0	H: 1	E: 0	K: 2	S: 8	R: 0	H: 1	E: 0	K: 2	S: 8
--------------	------	------	------	------	------	------	--------	-------	------	------	------	------	------	------	------	--------	-------	-------	------	------	------	------	------	------	------	------	------	------	------	------	------	------	------	------	------	------	------	------	------	------	------	------	------	------	------	------	------	------	------	------	------	------	------

PITCHER	IP	WLS	BF	H	R	ER	SO	BB	IBB	HBP	BLK	WP	HR	S	P	ERA	WHIP
<b>Dennis Leonard, R</b> ERA: 6.55 (1, 1)	5.0	L	23	8	5	5	1	3	0	0	0	0	0	22	34	9.00	2.200
<b>Mark Littell, R</b> ERA: (6, 1)	3.0		11	1	0	0	5	1	0	0	0	0	0	20	24	0.00	0.667

**BOTTOM**


**Kansas City Royals @ Milwaukee Brewers**  
Milwaukee County Stadium, Milwaukee, WI

Tue Apr 20 1976, 4:33 AM EST  
Att. 4,902 - Unknown - 43 F

AB	R	H	RBI	BB	SO	LOB
2	0	1	1	2	0	1
3	0	0	1	0	1	3
4	0	1	0	0	2	2
3	0	0	0	1	1	1
4	0	0	0	0	1	1
4	1	2	0	0	1	1
3	1	1	0	1	0	1
3	2	2	1	0	0	0
3	1	2	2	0	0	0

livebaseballscorecards.com

<b>AB</b>	<b>29</b>
<b>R</b>	<b>5</b>
<b>H</b>	<b>9</b>
<b>RBI</b>	<b>5</b>
<b>BB</b>	<b>4</b>
<b>SO</b>	<b>6</b>
<b>LOB</b>	<b>10</b>



WP: 0	PA: 34
PB: 0	SB: 0
CS: 1	

Batter	1	2	3	4	5	6	7	8	9	AB R H RBI BB SO LOB	TOP											
Jim Wohlford, R (1, 7) OBP: 0.235, SLG: 0.235	0-0 F9		0-0 5-3 1B			0-0 6-3		0-0 E 1B		4 1 2 0 0 0 0	<b>Kansas City Royals @ Milwaukee Brewers</b> <b>Milwaukee County Stadium, Milwaukee, WI</b> Thu Apr 22 1976, 4:33 AM EST Att: 5,196 - Unknown - 56 F											
Amos Otis, R (1, 8) OBP: 0.400, SLG: 0.357	0-0 BLK 1B		0-0 5-3			0-0 2B		0-3 K 1-2		4 1 2 0 0 1 2												
George Brett, L (1, 5) OBP: 0.361, SLG: 0.394	0-0 F7 1-2				0-0 1B	0-0 L8		0-0 E5 2-H		4 0 1 0 0 0 2												
John Mayberry, L (1, 3) OBP: 0.417, SLG: 0.250	0-0 2-H 1B				0-0 F3	4-0 IBB		0-0 F7		3 0 1 1 1 0 2												
Hal McRae, R (1, 10) OBP: 0.361, SLG: 0.441	0-0 6-3				0-3 K	0-0 4-3		0-0 5-3		4 0 0 0 0 1 4												
Al Cowens, R (1, 9) OBP: 0.229, SLG: 0.226		0-0 4-3			0-3 K	0-0 6-3		0-0 5-3		4 0 0 0 0 1 1												
Fran Healy, R (1, 2) OBP: 0.200, SLG: 0.059		0-3 K			0-0 1-3	0-0 F7		4-0 BB		3 0 0 0 1 1 0												
Freddie Patek, R (1, 6) OBP: 0.320, SLG: 0.375		0-0 F8			0-0 F9	0-0 1-6-3		0-0 1-3		4 0 0 0 0 0 1												
Frank White, R (1, 4) OBP: 0.136, SLG: 0.182			0-0 6-3		0-0 F8			0-0 F7		3 0 0 0 0 0 0												
<b>Inning Stats</b>	R: 1 E: 0 K: 0 S: 5	H: 2 LOB: 1 BB: 0 P: 5	R: 0 E: 0 K: 1 S: 5	H: 0 LOB: 0 BB: 0 P: 5	R: 0 E: 0 K: 0 S: 3	H: 1 LOB: 0 BB: 0 P: 3	R: 0 E: 0 K: 2 S: 8	H: 1 LOB: 1 BB: 0 P: 8	R: 0 E: 0 K: 0 S: 3	H: 0 LOB: 0 BB: 0 P: 3	R: 0 E: 0 K: 0 S: 4	H: 1 LOB: 2 BB: 1 P: 8	R: 0 E: 0 K: 0 S: 3	H: 0 LOB: 0 BB: 0 P: 3	R: 1 E: 1 K: 1 S: 7	H: 1 LOB: 1 BB: 0 P: 7	R: 0 E: 0 K: 0 S: 3	H: 0 LOB: 1 BB: 1 P: 7	1B: 5 2B: 1 3B: 0 HR: 0	SF: 0 SAC: 0 DP: 0 HBP: 0	WP: 0 PB: 0 SB: 1 CS: 0	PA: 35
<b>PITCHER</b>	IP WLS BF H R ER SO BB IBB HBP BLK WP HR S P ERA WHIP																					
Jim Colborn, R (1, 1) ERA: 0.66	7.2 L 29 6 2 1 4 0 1 0 0 0 0 0 36 40 1.17 0.783																					
Jerry Augustine, L (8, 1) ERA: 4.5	0.1 2 0 0 0 0 0 0 0 0 0 0 0 2 2 0.00 0.000																					
Tom Hausman, R (9, 1) ERA:	1.0 4 0 0 0 0 0 0 1 0 0 0 0 3 7 0.00 1.000																					

AB	33
R	2
H	6
RBI	1
BB	2
SO	4
LOB	12



livebaseballscores.com

Batter	1	2	3	4	5	6	7	8	9	AB	R	H	RBI	BB	SO	LOB
Charlie Moore, R OBP: 0.364, SLG: 0.375 (1, 7)	0-0 F7 ①		0-0 L8 ③			4-0 BB 1-2		4-0 BB G5-4-3		2	0	0	0	2	0	0
Don Money, R OBP: 0.257, SLG: 0.375 (1, 5)	0-0 E5 1B			0-0 G1-6-3 1B		0-0 F8 ②		0-0 G5-4-3 ② ③ 1-2f		4	0	1	0	0	0	3
George Scott, R OBP: 0.294, SLG: 0.310 (1, 3)	0-0 1-3 1B			0-0 F8 ①		0-0 6-3 ③			0-0 5-3 ①	4	0	1	0	0	0	3
Darrell Porter, L OBP: 0.364, SLG: 0.259 (1, 2)	0-0 F7 ③			0-0 G1-6-3 ② ③ 1-2f			0-0 F6 ①		4-0 BB BB	3	0	0	0	1	0	2
Bobby Darwin, R OBP: 0.250, SLG: 0.273 (1, 10)		0-0 F8 ①			0-0 5-3 ①		0-0 1B 2B		0-0 F8 ②	4	1	1	0	0	0	1
Sixto Lezcano, R OBP: 0.394, SLG: 0.400 (1, 8)		0-0 L8 ②		0-0 K ②		0-0 2-H 1B		4-0 BB 1-2	3	0	1	1	1	1	0	
Bill Sharp, L OBP: 0.174, SLG: 0.136 (1, 9)		0-0 1-3 ③			0-0 F7 ③			0-0 F8 ②	0-0 F9 ③	4	0	0	0	0	0	3
Robin Yount, R OBP: 0.429, SLG: 0.385 (1, 6)			0-0 CS 1B			0-0 5-3 ①	0-0 F9 ③			3	0	1	0	0	0	1
Pedro Garcia, R OBP: 0.308, SLG: 0.417 (1, 4)			0-0 1-2 ① ② 5-3			0-0 BB 1B		0-0 6-3 ①		3	0	1	0	0	0	1

Inning Stats	R: 0	H: 1	E: 1	LOB: 1	K: 0	BB: 0	S: 4	P: 4	R: 0	H: 0	E: 0	LOB: 0	K: 0	BB: 0	S: 3	P: 3	R: 0	H: 1	E: 0	LOB: 0	K: 0	BB: 0	S: 3	P: 3	R: 0	H: 1	E: 0	LOB: 0	K: 1	BB: 0	S: 5	P: 5	R: 1	H: 2	E: 0	LOB: 1	K: 0	BB: 0	S: 5	P: 5	R: 0	H: 0	E: 0	LOB: 0	K: 0	BB: 1	S: 2	P: 6	R: 0	H: 0	E: 0	LOB: 2	K: 0	BB: 2	S: 3	P: 11	1B: 5	SF: 0	2B: 1	SAC: 0	3B: 0	DP: 2	HR: 0	HBP: 0	WP: 0	PA: 34
--------------	------	------	------	--------	------	-------	------	------	------	------	------	--------	------	-------	------	------	------	------	------	--------	------	-------	------	------	------	------	------	--------	------	-------	------	------	------	------	------	--------	------	-------	------	------	------	------	------	--------	------	-------	------	------	------	------	------	--------	------	-------	------	-------	-------	-------	-------	--------	-------	-------	-------	--------	-------	--------

PITCHER	IP	WLS	BF	H	R	ER	SO	BB	IBB	HBP	BLK	WP	HR	S	P	ERA	WHIP
Al Fitzmorris, R ERA: 3.31 (1, 1)	6.1		23	5	1	1	1	1	1	0	0	0	0	24	28	1.42	0.947
Doug Bird, R ERA: 2.35 (7, 1)	2.2	W	11	1	0	0	0	3	0	0	0	0	0	8	20	0.00	1.500


**BOTTOM**

**Kansas City Royals @ Milwaukee Brewers**  
Milwaukee County Stadium, Milwaukee, WI

Thu Apr 22 1976, 4:33 AM EST  
Att. 5,196 - Unknown - 56 F

livebaseballscorecards.com

<b>AB</b>	<b>30</b>
<b>R</b>	<b>1</b>
<b>H</b>	<b>6</b>
<b>RBI</b>	<b>1</b>
<b>BB</b>	<b>4</b>
<b>SO</b>	<b>1</b>
<b>LOB</b>	<b>14</b>



Batter	1	2	3	4	5	6	7	8	9	AB R H RBI BB SO LOB	TOP	
Jim Wohlford, R (1, 7) OBP: 0.190, SLG: 0.200	0-0 F9		0-0 SF8			0-0 F4	0-0 L7			3 0 0 1 0 0 1	<b>Kansas City Royals @ New York Yankees</b> Yankee Stadium, Bronx, NY Fri Apr 23 1976, 6:05 PM EST Att. 35,116 - Unknown - 61 F	
Amos Otis, R (1, 8) OBP: 0.410, SLG: 0.375	0-0 F8		0-0 F6			0-0 2B SF8 1B		0-0 1B		4 1 2 0 0 0 1		
George Brett, L (1, 5) OBP: 0.350, SLG: 0.405	0-0 L7				0-0 F7	0-0 1-3 2B		0-0 FC1-6-4 CS		4 0 1 0 0 0 1		
John Mayberry, L (1, 3) OBP: 0.400, SLG: 0.226		0-0 4-3		0-0 6-3		4-0 IBB		0-0 F8		3 0 0 0 1 0 1		
Hal McRae, R (1, 10) OBP: 0.325, SLG: 0.405		0-0 F2		0-0 F9		0-0 SF8		0-0 F4		3 0 0 1 0 0 0		
Al Cowens, R (1, 9) OBP: 0.205, SLG: 0.200		0-3 K			0-0 F5	0-0 4-3		0-0 6-3		4 0 0 0 0 1 2		
Frank White, R (1, 4) OBP: 0.154, SLG: 0.192			0-0 SH5-3 1B SF8 1B		0-3 K		0-3 K		0-0 6-3	4 1 1 0 0 2 0		
Freddie Patek, R (1, 6) OBP: 0.357, SLG: 0.385			0-0 SH5-3 1B		0-0 F8		4-0 BB BB			2 0 1 0 1 0 0		
Buck Martinez, R (1, 2) OBP: 0.300, SLG: 0.900			0-0 SH5-3			0-0 HR		0-0 5-3		2 1 1 1 0 0 1		
<b>Inning Stats</b>	R: 0 H: 0 E: 0 LOB: 0 K: 0 BB: 0 S: 3 P: 3	R: 0 H: 0 E: 0 LOB: 0 K: 1 BB: 0 S: 5 P: 5	R: 1 H: 2 E: 0 LOB: 1 K: 0 BB: 0 S: 5 P: 5	R: 0 H: 0 E: 0 LOB: 0 K: 0 BB: 0 S: 3 P: 3	R: 0 H: 0 E: 0 LOB: 0 K: 1 BB: 0 S: 5 P: 5	R: 2 H: 3 E: 0 LOB: 2 K: 0 BB: 1 S: 6 P: 10	R: 0 H: 0 E: 0 LOB: 1 K: 1 BB: 1 S: 5 P: 9	R: 0 H: 1 E: 0 LOB: 0 K: 0 BB: 0 S: 3 P: 3	R: 0 H: 0 E: 0 LOB: 0 K: 0 BB: 0 S: 3 P: 3	1B: 4 SF: 2 2B: 1 SAC: 1 3B: 0 DP: 0 HR: 1 HBP: 0	WP: 0 PA: 34 PB: 0 SB: 1 CS: 1	
<b>PITCHER</b> Catfish Hunter, R (1, 1) ERA: 3.44	IP WLS BF H R ER SO BB IBB HBP BLK WP HR S P ERA WHIP	9.0 L 34 6 3 3 3 1 1 0 0 0 1 38 46 3.00 0.778										

<b>AB</b>	29
<b>R</b>	3
<b>H</b>	6
<b>RBI</b>	3
<b>BB</b>	2
<b>SO</b>	3
<b>LOB</b>	7



livebaseballscorecards.com

Batter	1	2	3	4	5	6	7	8	9	AB	R	H	RBI	BB	SO	LOB
Mickey Rivers, L OBP: 0.283, SLG: 0.391 (1, 8)	0-0 4-3 ①		0-0 F9 ①		0-0 L9 ②		0-0 L4-3 ②③ 1-2			4	0	0	0	0	0	3
Roy White, S OBP: 0.370, SLG: 0.512 (1, 7)	0-0 FC1-5 3B		0-0 F9 ②		0-0 L3 ③			0-0 L4-6 2B		4	0	2	0	0	0	1
Thurman Munson, R OBP: 0.311, SLG: 0.455 (1, 2)	0-0 FC1-5 ② 3-H		0-0 4-3 ③			0-0 G3 ①		0-0 L4-6 ①② 2-3		4	0	0	0	0	0	2
Chris Chambliss, L OBP: 0.356, SLG: 0.512 (1, 3)	0-0 F8 ③			0-0 HR		0-0 F7 ②		4-0 BB		3	1	1	1	1	0	1
Lou Piniella, R OBP: 0.531, SLG: 0.828 (1, 10)		0-3 K ①		0-0 E4 G6-4-3		0-0 HR		0-3 K ③		4	1	1	1	0	2	1
Graig Nettles, L OBP: 0.333, SLG: 0.219 (1, 5)		0-0 G3 ②		0-3 K ①		0-0 4-3 ③			4-0 FC5-6 BB	3	0	0	0	1	1	1
Otto Velez, R OBP: 0.500, SLG: 0.429 Rich Coggins, L (7, PR)		0-0 BB 1B		0-0 G6-4-3 ②③ 1-2f			0-0 1B SH1-4 1B		0-0 FC5-6 ① CS S	3	0	2	0	0	0	1
Jim Mason, L OBP: 0.316, SLG: 0.353 Sandy Alomar Sr., S (9, PR)									4-0 FC5-6 BB ② 1-2f	0	0	0	0	0	0	0
Willie Randolph, R OBP: 0.447, SLG: 0.483 (1, 4)		4-0 BB 1-2				0-0 F4 ①		0-0 SH1-4 ① 1-2	4-0 FC5-6 BB ② 1-3	1	0	0	0	2	0	0
Fred Stanley, R OBP: 0.500, SLG: 0.400 Rick Dempsey, R OBP: 0.188, SLG: 0.188 Oscar Gamble, L OBP: 0.379, SLG: 0.593 (8, 9)		0-0 F5 ③				0-0 1B		0-0 L4-3 ① 2-3 1B	0-0 F2 ③	2	0	1	0	0	0	2
										0	0	0	0	0	0	0
										2	0	1	0	0	0	1

Inning Stats	R: 0	H: 1	E: 0	LOB: 1	K: 0	BB: 0	S: 4	R: 0	H: 1	E: 0	LOB: 2	K: 1	BB: 1	S: 6	R: 0	H: 0	E: 0	LOB: 0	K: 0	BB: 0	S: 3	R: 1	H: 1	E: 1	LOB: 0	K: 1	BB: 0	S: 6	R: 0	H: 1	E: 0	LOB: 1	K: 0	BB: 0	S: 4	R: 1	H: 1	E: 0	LOB: 0	K: 0	BB: 0	S: 4	R: 0	H: 2	E: 0	LOB: 2	K: 0	BB: 0	S: 4	R: 0	H: 1	E: 0	LOB: 1	K: 1	BB: 1	S: 5	R: 0	H: 0	E: 0	LOB: 1	K: 0	BB: 2	S: 2	1B: 4	2B: 3	3B: 1	HR: 2	SF: 0	SAC: 1	DP: 3	HBP: 0	WP: 0	PB: 0	SB: 1	CS: 1	PA: 36
--------------	------	------	------	--------	------	-------	------	------	------	------	--------	------	-------	------	------	------	------	--------	------	-------	------	------	------	------	--------	------	-------	------	------	------	------	--------	------	-------	------	------	------	------	--------	------	-------	------	------	------	------	--------	------	-------	------	------	------	------	--------	------	-------	------	------	------	------	--------	------	-------	------	-------	-------	-------	-------	-------	--------	-------	--------	-------	-------	-------	-------	--------

PITCHER	IP	WLS	BF	H	R	ER	SO	BB	IBB	HBP	BLK	WP	HR	S	P	ERA	WHIP
Paul Splittorf, L ERA: 7.02 (1, 1)	6.1	W	26	6	2	2	2	1	0	0	0	0	0	29	33	2.84	1.105
Mark Littell, R ERA: (7, 1)	1.2		6	2	0	0	1	1	0	0	0	0	0	7	11	0.00	1.800
Ray Sadecki, L ERA: (9, 1)	0.1		2	0	0	0	0	1	0	0	0	0	0	1	5	0.00	3.000
Marty Pattin, R ERA: 3.86 (9, 1)	0.1		1	0	0	0	0	1	0	0	0	0	0	0	4	0.00	3.000
Steve Mingori, L ERA: 6.75 (9, 1)	0.1	S	1	0	0	0	0	0	0	0	0	0	0	1	1	0.00	0.000

BOTTOM

Kansas City Royals @ New York Yankees  
Yankee Stadium, Bronx, NY

livebaseballscores.com

AB	31
R	2
H	8
RBI	2
BB	4
SO	3
LOB	14



Fri Apr 23 1976, 6:05 PM EST  
Att: 35,116 - Unknown - 61 F

Batter	1	2	3	4	5	6	7	8	9	10	11	AB R H RBI BB SO LOB	TOP											
Jim Wohlford, R OBP: 0.259, SLG: 0.308 (1, 7)	1-3		FC4-2 BB				2B	FC5 S		1-3		6 1 3 0 0 0 2	<b>Kansas City Royals @ New York Yankees</b> Yankee Stadium, Bronx, NY Sat Apr 24 1976, 3:33 AM EST Att: 16,034 - Cloudy - 57 F											
Amos Otis, R OBP: 0.400, SLG: 0.389 (1, 8)	F7		3-H BB				1B	K		P3		4 1 1 2 1 1 1												
George Brett, L OBP: 0.348, SLG: 0.381 (1, 5)	6-3		6-3				1B	IBB		6-3		5 1 1 0 1 0 4												
John Mayberry, L OBP: 0.370, SLG: 0.194 (1, 3)			K				F5	FC5		4-3		5 0 0 0 1 2 4												
Hal McRae, R OBP: 0.333, SLG: 0.390 (1, 10)			G6-4-3 BB				1B			F9		4 1 1 1 1 0 2												
Al Cowens, R OBP: 0.227, SLG: 0.225 (1, 9)			G6-4-3				1B	E8		1-3		5 2 2 1 0 0 1												
Fran Healy, R OBP: 0.240, SLG: 0.095 (1, 2)			BB				K	K		6-3		0 1 0 0 0 0 0												
Freddie Patek, R OBP: 0.424, SLG: 0.433 (1, 6)			BB FC4-2				2B	BB		F8		4 0 3 2 1 0 0												
Frank White, R OBP: 0.161, SLG: 0.226 (1, 4)			K				E5 SF8	K		6-3		5 1 1 0 0 2 2												
			CS				2B																	
<b>Inning Stats</b>	R: 0 E: 0 K: 0 S: 3	H: 0 LOB: 0 BB: 0 P: 3	R: 0 E: 0 K: 1 S: 4	H: 0 LOB: 0 BB: 1 P: 8	R: 0 E: 0 K: 1 S: 6	H: 1 LOB: 3 BB: 2 P: 14	R: 2 E: 0 K: 1 S: 7	H: 3 LOB: 0 BB: 0 P: 7	R: 1 E: 1 K: 0 S: 5	H: 1 LOB: 2 BB: 1 P: 9	R: 5 E: 1 K: 1 S: 10	H: 6 LOB: 1 BB: 0 P: 10		R: 0 E: 0 K: 2 S: 8	H: 1 LOB: 2 BB: 1 P: 12	R: 0 E: 0 K: 0 S: 3	H: 0 LOB: 0 BB: 0 P: 3	R: 0 E: 0 K: 0 S: 3	H: 0 LOB: 0 BB: 0 P: 3	R: 0 E: 0 K: 0 S: 3	H: 0 LOB: 0 BB: 0 P: 3	1B: 10 2B: 3 3B: 0 HR: 0	SF: 1 SAC: 0 DP: 1 HBP: 0	WP: 0 PB: 0 SB: 3 CS: 1
<b>PITCHER</b>	IP WLS BF H R ER SO BB IBB HBP BLK WP HR S P ERA WHIP																							
Ed Figueroa, R ERA: 2.79 (1, 1)	5.0		23	5	3	2	3	4	0	0	0	0	0	0	25	41	3.60	1.800						
Dick Tidrow, R ERA: 3.12 (6, 1)	1.0		7	4	3	3	1	1	0	0	0	0	0	0	8	12	27.00	5.000						
Sparky Lyle, L ERA: 1.86 (7, 1)	5.0	W	19	4	2	2	3	0	1	0	0	0	0	0	24	28	3.60	0.800						

livebaseballscorecards.com

AB	38
R	8
H	12
RBI	6
BB	5
SO	5
LOB	16



BOTTOM

Kansas City Royals @ New York Yankees  
Yankee Stadium, Bronx, NY  
Sat Apr 24 1976, 3:33 AM EST  
Att: 16,034 - Cloudy - 57 F

livebaseballscores.com

AB	43
R	9
H	15
RBI	9
BB	3
SO	4
LOB	15



WP:	0	PA:	49
PB:	0		
SB:	3		
CS:	0		

Batter	1	2	3	4	5	6	7	8	9	10	11	AB	R	H	RBI	BB	SO	LOB									
Mickey Rivers, L OBP: 0.288, SLG: 0.404 (1, 8)	F5		F5		4-3		FC6-5-4-6 1-3 2-H 2B		B3		F5	6	1	2	2	0	0	0									
Roy White, S OBP: 0.385, SLG: 0.500 (1, 7)	L5-3 BB		F9		F9		FC6-5-4-6 1B		K		HBP 1B	5	2	2	2	1	1	1									
Thurman Munson, R OBP: 0.333, SLG: 0.449 (1, 2)	L5-3		F8		6-3		E 1B 2-3 1B		1B		1B HBP	5	0	2	0	0	0	2									
Chris Chambliss, L OBP: 0.392, SLG: 0.551 (1, 3)		F8		E SF8 2B		F6	E5		1B		1B	6	1	4	2	0	0	0									
Oscar Gamble, L OBP: 0.324, SLG: 0.500 (1, 9)		L3		SF8 SH5-3 2-3 1B		3-1	5-3		4-3			5	1	0	0	0	0	5									
Lou Piniella, R OBP: 0.514, SLG: 0.788 (1, 10)		F8		SF8			1B 1B	1B			K	4	1	2	1	0	1	0									
Graig Nettles, L OBP: 0.348, SLG: 0.229 (1, 5)			BB BB BB BB	S 1B BB		SH5-3	1B 2B 1B	F3			K	3	2	1	1	1	1	1									
Willie Randolph, R OBP: 0.465, SLG: 0.485 (1, 4)			K	K BB		F9	2B 1B	FC6-4 1B			BB BB BB	4	1	2	1	1	1	1									
Jim Mason, L OBP: 0.273, SLG: 0.300 Otto Velez, R OBP: 0.444, SLG: 0.375 Fred Stanley, R OBP: 0.462, SLG: 0.364 (1, 6)			F8		4-3		F5	FC6-4 1-2 3-H 1B			F9	3	0	0	0	0	0	3									
Inning Stats	R: 0 E: 0 K: 0 S: 2	H: 0 LOB: 0 BB: 1 P: 6	R: 0 E: 0 K: 0 S: 3	H: 0 LOB: 0 BB: 0 P: 3	R: 2 E: 0 K: 1 S: 7	H: 2 LOB: 1 BB: 1 P: 11	R: 2 E: 1 K: 0 S: 5	H: 1 LOB: 0 BB: 0 P: 5	R: 0 E: 0 K: 0 S: 3	H: 0 LOB: 0 BB: 0 P: 3	R: 0 E: 0 K: 0 S: 3	H: 0 LOB: 0 BB: 0 P: 3	R: 4 E: 1 K: 0 S: 9	H: 6 LOB: 2 BB: 0 P: 9	R: 0 E: 0 K: 0 S: 4	H: 2 LOB: 1 BB: 0 P: 4	R: 0 E: 0 K: 1 S: 7	H: 2 LOB: 2 BB: 0 P: 7	R: 0 E: 0 K: 2 S: 7	H: 0 LOB: 1 BB: 1 P: 11	R: 1 E: 0 K: 0 S: 3	H: 2 LOB: 2 BB: 0 P: 4	1B: 13 2B: 3 3B: 0 HR: 0	SF: 1 SAC: 1 DP: 1 HBP: 1	WP: 0 PA: 49		
PITCHER	IP	WLS	BF	H	R	ER	SO	BB	IBB	HBP	BLK	WP	HR	S	P	ERA	WHIP										
Steve Busby, R ERA: 5.11 (1, 1)	6.1		27	6	7	6	1	2	0	0	0	0	0	27	35	8.53	1.263										
Steve Mingori, L ERA: 10.8 (7, 1)	0.1		2	1	0	0	0	0	0	0	0	0	0	2	2	0.00	3.000										
Doug Bird, R ERA: 2.35 (7, 1)	0.0		1	1	0	0	0	0	0	0	0	0	0	1	1	∞	∞										
Ray Sadecki, L ERA: (7, 1)	2.1		11	5	1	1	1	0	0	0	0	0	0	13	13	3.86	2.143										
Marty Pattin, R ERA: 4.5 (10, 1)	1.1	L	8	2	1	1	2	1	0	1	0	0	0	10	15	6.75	2.250										

Batter	1	2	3	4	5	6	7	8	9	AB R H RBI BB SO LOB	TOP											
Mickey Rivers, L (1, 8) OBP: 0.328, SLG: 0.450	0-0 S SF7 1B		0-0 G3		0-0 HR 3B		0-0 4-3		0-0 FC5 S 1B	5 2 3 2 0 0 0	<b>New York Yankees @ Kansas City Royals</b> Royals Stadium, Kansas City, MO Fri Apr 30 1976, 8:05 PM EDT Att. 11,368 - Unknown - 59 F <a href="http://livebaseballscorecards.com">livebaseballscorecards.com</a>											
Roy White, S (1, 7) OBP: 0.393, SLG: 0.481	0-0 S 1-2 1B		0-0 1B		0-0 F6		0-0 G3	3-H 4-0 1-2 IBB	4 0 2 0 1 0 1													
Thurman Munson, R (1, 2) OBP: 0.317, SLG: 0.466	0-0 2-3 1-2 2-3		0-0 F4		0-0 HR		0-3 K	0-0 FC5 2-3f	5 1 1 2 0 1 5													
Chris Chambliss, L (1, 3) OBP: 0.390, SLG: 0.536	0-0 SF7 3-H		0-0 1B		0-0 G1-6-3 1B		0-0 4-3		3 0 2 1 0 0 0													
Lou Piniella, R (1, 10) OBP: 0.422, SLG: 0.634	0-3 K S S		0-0 F7		0-0 G1-6-3 1-2f		0-0 5-3		4 0 0 0 0 1 4													
Otto Velez, R (1, 9) OBP: 0.385, SLG: 0.273		4-0 BB		0-0 5-3		0-0 F7		0-3 K	3 0 0 0 1 1 0													
Graig Nettles, L (1, 5) OBP: 0.333, SLG: 0.214		0-3 K		4-0 CS BB		0-3 K		0-0 F3	3 0 0 0 1 2 1													
Willie Randolph, R (1, 4) OBP: 0.480, SLG: 0.525		0-3 K		0-0 L8 1-2		0-0 2B		0-0 S 1B 1B	4 1 2 0 0 1 2													
Fred Stanley, R (1, 6) OBP: 0.412, SLG: 0.467		0-0 L9		0-0 3B		0-0 L4		0-3 K 1-3	4 1 1 0 0 1 3													
<b>Inning Stats</b>	R: 1 E: 0 K: 1 S: 7	H: 2 LOB: 1 BB: 0 P: 7	R: 0 E: 0 K: 2 S: 7	H: 0 LOB: 1 BB: 1 P: 11	R: 0 E: 0 K: 0 S: 5	H: 2 LOB: 2 BB: 0 P: 5	R: 0 E: 0 K: 0 S: 2	H: 0 LOB: 0 BB: 1 P: 6	R: 3 E: 0 K: 0 S: 6	H: 4 LOB: 0 BB: 0 P: 6	R: 0 E: 0 K: 1 S: 6	H: 1 LOB: 1 BB: 0 P: 6	R: 0 E: 0 K: 1 S: 5	H: 0 LOB: 0 BB: 0 P: 5	R: 0 E: 0 K: 1 S: 5	H: 0 LOB: 0 BB: 0 P: 5	R: 1 E: 0 K: 1 S: 7	H: 2 LOB: 2 BB: 1 P: 11	1B: 7 2B: 1 3B: 2 HR: 1	SF: 1 SAC: 0 DP: 1 HBP: 0	WP: 0 PB: 0 SB: 5 CS: 1	PA: 39
<b>PITCHER</b>	IP WLS BF H R ER SO BB IBB HBP BLK WP HR S P ERA WHIP																					
Paul Splittorff, L (1, 1) ERA: 7.29	4.1 L 22 8 4 4 3 2 0 0 0 0 0 1 26 34 8.31 2.308																					
Doug Bird, R (5, 1) ERA: 2.25	4.2 17 3 1 1 4 0 1 0 0 0 0 24 28 1.93 0.643																					

**New York Yankees @ Kansas City Royals**  
 Royals Stadium, Kansas City, MO  
 Fri Apr 30 1976, 8:05 PM EDT  
 Att. 11,368 - Unknown - 59 F

AB	35
R	5
H	11
RBI	5
BB	3
SO	7
LOB	16





Batter	1	2	3	4	5	6	7	8	9	AB	R	H	RBI	BB	SO	LOB
<b>Jim Wohlford, R</b> (1, 7) <small>OBP: 0.233, SLG: 0.276</small> <b>Tony Solaita, L</b> (7, PH) <b>Tom Poquette, L</b> (8, 7)	0-0 F9	0-0 F6			0-0 F4		0-3 K			3	0	0	0	0	0	2
<b>Amos Otis, R</b> (1, 8) <small>OBP: 0.388, SLG: 0.400</small>	0-0 F3		0-0 F8			0-0 2B		0-0 L7		4	1	1	0	0	0	0
<b>George Brett, L</b> (1, 5) <small>OBP: 0.320, SLG: 0.348</small>	0-3 K		0-0 1-3			0-0 F6		0-0 6-3		4	0	0	0	0	1	1
<b>John Mayberry, L</b> (1, 3) <small>OBP: 0.360, SLG: 0.200</small>		0-0 3B	0-0 G1			0-0 F8		0-0 6-3		4	1	1	0	0	0	1
<b>Hal McRae, R</b> (1, 10) <small>OBP: 0.347, SLG: 0.467</small>		0-0 2B		0-0 F8		0-0 2B		0-0 5-3		4	1	2	2	0	0	0
<b>Al Cowens, R</b> (1, 9) <small>OBP: 0.229, SLG: 0.250</small>		0-0 FC1-6		0-0 L8		0-0 L9		0-0 F3		4	0	1	1	0	0	1
<b>Frank White, R</b> (1, 4) <small>OBP: 0.182, SLG: 0.219</small> <b>Cookie Rojas, R</b> (7, PH) <small>OBP: 0.300, SLG: 0.222</small> (8, 4)		4-0 FC1-6		0-0 F5			0-0 SH3-4		0-0 F9	1	0	0	0	1	0	0
<b>Freddie Patek, R</b> (1, 6) <small>OBP: 0.400, SLG: 0.406</small>		0-0 FC1-6			0-0 5-3		0-0 SH3-4			2	0	0	0	0	0	2
<b>Buck Martinez, R</b> (1, 2) <small>OBP: 0.231, SLG: 0.692</small>		0-0 F2			0-0 F8		0-0 F9			3	0	0	0	0	0	3

<b>Inning Stats</b>	R: 0 E: 0 K: 1 S: 5	H: 0 LOB: 0 BB: 0 P: 5	R: 2 E: 0 K: 0 S: 6	H: 3 LOB: 2 BB: 1 P: 10	R: 0 E: 0 K: 0 S: 3	H: 0 LOB: 0 BB: 0 P: 3	R: 0 E: 0 K: 0 S: 3	H: 0 LOB: 0 BB: 0 P: 3	R: 1 E: 0 K: 0 S: 5	H: 2 LOB: 1 BB: 0 P: 5	R: 0 E: 0 K: 1 S: 6	H: 1 LOB: 1 BB: 0 P: 6	R: 0 E: 0 K: 0 S: 3	H: 0 LOB: 0 BB: 0 P: 3	R: 0 E: 0 K: 0 S: 3	H: 0 LOB: 0 BB: 0 P: 3	1B: 2 2B: 3 3B: 1 HR: 0	SF: 0 SAC: 1 DP: 0 HBP: 0	WP: 0 PB: 0 SB: 0 CS: 0	PA: 34	
<b>PITCHER</b> <b>Catfish Hunter, R</b> (1, 1) <small>ERA: 3.35</small>	IP: 9.0	WLS: W	BF: 34	H: 6	R: 3	ER: 3	SO: 2	BB: 1	IBB: 0	HBP: 0	BLK: 0	WP: 0	HR: 0	S: 37	P: 41	ERA: 3.00	WHIP: 0.778				
<b>PITCHER</b>	IP	WLS	BF	H	R	ER	SO	BB	IBB	HBP	BLK	WP	HR	S	P	ERA	WHIP				


**BOTTOM**

**New York Yankees @ Kansas City Royals**  
 Royals Stadium, Kansas City, MO

Fri Apr 30 1976, 8:05 PM EDT  
 Att. 11,368 - Unknown - 59 F

livebaseballscorecards.com

<b>AB</b>	<b>32</b>
<b>R</b>	<b>3</b>
<b>H</b>	<b>6</b>
<b>RBI</b>	<b>3</b>
<b>BB</b>	<b>1</b>
<b>SO</b>	<b>2</b>
<b>LOB</b>	<b>11</b>







Batter	1	2	3	4	5	6	7	8	9	10	11	AB R H RBI BB SO LOB	TOP												
Mickey Rivers, L OBP: 0.306, SLG: 0.423 (1, 8)	F7		F7		2B		1B		6-3		6-3	6 0 2 0 0 0 1	<b>New York Yankees @ Kansas City Royals</b> Royals Stadium, Kansas City, MO Sun May 02 1976 4:33 AM EDT Att: 13,424 - Unknown - 56 F												
Roy White, S OBP: 0.400, SLG: 0.459 (1, 7)	F7		1B BB		K		F5		F8			4 0 0 0 1 1 2													
Thurman Munson, R OBP: 0.362, SLG: 0.500 (1, 2)	WP 1B		1B		S HBP		1B			6-3		4 0 3 0 0 0 0													
Chris Chambliss, L OBP: 0.412, SLG: 0.524 (1, 3)	4-3		1B		F6		FC6 IBB					4 0 2 0 1 0 3													
Oscar Gamble, L OBP: 0.304, SLG: 0.405 (1, 9)		S 2B BB	4-3		F5		FC6			L8		4 1 0 0 1 0 7													
Lou Piniella, R OBP: 0.389, SLG: 0.592 (1, 10)		S K			FC4-6 BB		5-3			4-3		4 0 0 0 1 1 2													
Graig Nettles, L OBP: 0.333, SLG: 0.260 (1, 5)		S 2B			K		F6		F9		SH1-4 BB	4 0 1 1 1 1 1													
Willie Randolph, R OBP: 0.431, SLG: 0.458 (1, 4)		6-3			FC4-6		S 1B		4-3		SH1-4	4 0 1 0 0 0 2													
Jim Mason, L OBP: 0.235, SLG: 0.250 (1, 6)		4-3			K		1-3		G3		F7	5 0 0 0 0 1 4													
<b>Inning Stats</b>	R: 0 E: 0 K: 0 S: 4	H: 1 LOB: 1 BB: 0 P: 4	R: 1 E: 0 K: 1 S: 6	H: 1 LOB: 1 BB: 1 P: 10	R: 0 E: 0 K: 0 S: 4	H: 2 LOB: 2 BB: 1 P: 8	R: 0 E: 0 K: 2 S: 7	H: 0 LOB: 1 BB: 1 P: 11	R: 0 E: 1 K: 1 S: 6	H: 1 LOB: 2 BB: 0 P: 7	R: 0 E: 0 K: 0 S: 4	H: 1 LOB: 1 BB: 0 P: 4		R: 0 E: 0 K: 0 S: 3	H: 0 LOB: 0 BB: 0 P: 3	R: 0 E: 0 K: 0 S: 3	H: 0 LOB: 0 BB: 0 P: 3	R: 0 E: 0 K: 0 S: 4	H: 1 LOB: 1 BB: 0 P: 4	R: 0 E: 0 K: 0 S: 3	H: 0 LOB: 1 BB: 1 P: 7	1B: 7 2B: 2 3B: 0 HR: 0	SF: 0 SAC: 1 DP: 0 HBP: 1	WP: 1 PB: 0 SB: 5 CS: 0	PA: 46
<b>PITCHER</b>	IP	WLS	BF	H	R	ER	SO	BB	IBB	HBP	BLK	WP		HR	S	P	ERA	WHIP							
Dennis Leonard, R ERA: 3.86 (1, 1)	10.0		42	9	1	1	4	3	1	1	0	1	0	45	62	0.90	1.200								
Bob McClure, L ERA: 13.5 (11, 1)	0.0		1	0	0	0	0	1	0	0	0	0	0	4	4	∞	∞								
Doug Bird, R ERA: 2.14 (11, 1)	1.0	W	3	0	0	0	0	0	0	0	0	0	0	3	3	0.00	0.000								

livebaseballscorecards.com

AB	39
R	1
H	9
RBI	1
BB	5
SO	4
LOB	22







Batter	1	2	3	4	5	6	7	8	9	AB R H RBI BB SO LOB
<b>Bernie Carbo, L</b> (1, 10) OBP: 0.250, SLG: 0.433	0-0 1-3		0-3 K		0-0 F8	0-0 E4 1B			0-0 F7	5 0 0 0 0 1 1
<b>Denny Doyle, L</b> (1, 4) OBP: 0.246, SLG: 0.291	0-0 1B		0-0 1B		0-0 2B 1B	0-0 1-2 1B			0-0 F8	5 1 4 1 0 0 0
<b>Fred Lynn, L</b> (1, 8) OBP: 0.492, SLG: 0.679	0-0 BB 1-3 1B		0-0 G1-6-3 1B		0-0 1B FC4-6 2B	0-0 L8			4-0 BB	4 1 3 0 1 0 2
<b>Carlton Fisk, R</b> (1, 2) OBP: 0.364, SLG: 0.492	0-3 K		0-0 G1-6-3		0-0 FC4-6 1B		0-0 6-3		0-0 F9	5 0 1 1 0 1 5
<b>Carl Yastrzemski, L</b> (1, 3) OBP: 0.385, SLG: 0.396	4-0 BB			0-0 E4 HR	0-0 FC4-6 FC6-4		0-0 F7			3 1 0 1 1 0 1
<b>Jim Rice, R</b> (1, 7) OBP: 0.269, SLG: 0.377	0-0 F9		0-3 K		0-0 FC6-4		0-3 K			4 0 0 0 0 2 5
<b>Dwight Evans, R</b> (1, 9) OBP: 0.349, SLG: 0.561		0-0 F8		0-3 K		0-0 6-3		0-3 K		4 0 0 0 0 2 1
<b>Rico Petrocelli, R</b> (1, 5) OBP: 0.311, SLG: 0.418		0-3 K		0-0 HR		0-0 E 1B		0-0 5-3		4 2 2 2 0 1 0
<b>Rick Burleson, R</b> (1, 6) OBP: 0.274, SLG: 0.236		0-0 G3		0-0 6-3		0-0 F4		0-0 F3		4 0 0 0 0 0 1

Inning Stats	R: 0 E: 0 K: 1 S: 7	H: 2 LOB: 3 BB: 1 P: 11	R: 0 E: 0 K: 1 S: 5	H: 0 LOB: 0 BB: 0 P: 5	R: 0 E: 0 K: 1 S: 6	H: 2 LOB: 1 BB: 0 P: 6	R: 2 E: 1 K: 2 S: 9	H: 1 LOB: 0 BB: 0 P: 9	R: 2 E: 0 K: 0 S: 6	H: 3 LOB: 1 BB: 0 P: 6	R: 1 E: 1 K: 0 S: 6	H: 2 LOB: 2 BB: 0 P: 6	R: 0 E: 0 K: 1 S: 5	H: 0 LOB: 0 BB: 0 P: 5	R: 0 E: 0 K: 0 S: 3	H: 0 LOB: 1 BB: 1 P: 7	1B: 8 2B: 1 3B: 0 HR: 1	SF: 0 SAC: 0 DP: 1 HBP: 0	WP: 0 PB: 0 SB: 0 CS: 0	PA: 40
--------------	------------------------------	----------------------------------	------------------------------	---------------------------------	------------------------------	---------------------------------	------------------------------	---------------------------------	------------------------------	---------------------------------	------------------------------	---------------------------------	------------------------------	---------------------------------	------------------------------	---------------------------------	----------------------------------	------------------------------------	----------------------------------	--------

PITCHER	IP	WLS	BF	H	R	ER	SO	BB	IBB	HBP	BLK	WP	HR	S	P	ERA	WHIP
<b>Al Fitzmorris, R</b> (1, 1) ERA: 3.32	5.1		26	9	5	2	5	1	0	0	0	0	1	35	39	3.38	1.875
<b>Mark Littell, R</b> (6, 1) ERA:	0.1		3	1	0	0	0	0	0	0	0	0	0	3	3	0.00	3.000
<b>Bob McClure, L</b> (6, 1) ERA: 11.57	0.1		1	0	0	0	0	0	0	0	0	0	0	1	1	0.00	0.000
<b>Doug Bird, R</b> (7, 1) ERA: 1.88	3.0	S	10	0	0	0	2	1	0	0	0	0	0	13	17	0.00	0.333


**BOTTOM**

**Kansas City Royals @ Boston Red Sox**  
Fenway Park, Boston, MA

Tue May 04 1976, 7:05 PM EDT  
Att: 16,274 - Unknown - 53 F

livebaseballscorecards.com

<b>AB</b>	<b>38</b>
<b>R</b>	<b>5</b>
<b>H</b>	<b>10</b>
<b>RBI</b>	<b>5</b>
<b>BB</b>	<b>2</b>
<b>SO</b>	<b>7</b>
<b>LOB</b>	<b>16</b>



Batter	1	2	3	4	5	6	7	8	9	AB R H RBI BB SO LOB	TOP											
Al Cowens, R OBP: 0.231, SLG: 0.246 (1, 9) X	0-0 F4		0-0 SF9 1B	0-3 K		0-3 K		0-0 3-1		5 1 1 0 0 2 3												
Amos Otis, R OBP: 0.433, SLG: 0.611 (1, 8) X	0-0 5-3		0-3 K		0-0 HR		4-0 BB S 1B BB		4-0 2B 1B BB	3 3 1 1 2 1 1												
George Brett, L OBP: 0.343, SLG: 0.361 (1, 5) B B B	4-0 2B BB		0-0 FC6-4 1-3 1B		0-3 K		0-3 K 1-2		0-0 1B 1-3 2B	4 1 2 0 1 2 1												
John Mayberry, L OBP: 0.324, SLG: 0.189 (1, 3) X	0-0 1-3 2B		0-0 SF9		0-0 G3		0-3 K		4-0 1B SF7 IBB	3 1 1 1 1 1 1												
Hal McRae, R OBP: 0.299, SLG: 0.350 (1, 7) B B B	4-0 1-3 BB		0-0 FC6-4 1-2f		0-0 5-3		4-0 BB 1B IBB		0-3 K	3 1 0 0 2 1 4												
Tony Solaita, L OBP: 0.222, SLG: 0.444 (1, 10) X	0-0 4-3			0-0 FC6-4 2B		0-0 1B FC6-4 2B		4-0 1B 1-2 2-3 BB	0-0 SF7 1B	3 1 2 0 0 0 3 0 0 0 0 1 0 0 1 0 1 2 0 0 0												
Davey Nelson, R OBP: 0.444, SLG: 0.571 (7, PH)																						
Tom Poquette, L OBP: 0.286, SLG: 0.167 (7, PR)																						
Cookie Rojas, R OBP: 0.375, SLG: 0.308 (1, 4) X		0-0 6-3		0-0 FC6-4 1B		0-0 FC6-4 1B		0-0 1-3 2-H 3-H 1B	0-0 SF7	4 0 2 3 0 0 1 0 0 0 0 0 0 0												
Frank White, R OBP: 0.163, SLG: 0.190 (9, 4)				2-3		2-3																
Freddie Patek, R OBP: 0.423, SLG: 0.378 (1, 6) X		0-0 L8		0-0 1-2 1B		0-0 FC6-4 1B		0-0 1-3	0-3 K	5 0 1 1 0 1 2												
Buck Martinez, R OBP: 0.217, SLG: 0.522 (1, 2) X		0-0 F3		0-0 1-2 1B		0-0 F8		0-3 K		4 0 1 0 0 1 2												
<b>Inning Stats</b>	R: 0 E: 0 K: 0 S: 4	H: 1 LOB: 3 BB: 2 P: 12	R: 0 E: 0 K: 0 S: 3	H: 0 LOB: 0 BB: 0 P: 3	R: 1 E: 0 K: 1 S: 7	H: 2 LOB: 1 BB: 0 P: 7	R: 0 E: 0 K: 1 S: 7	H: 2 LOB: 2 BB: 0 P: 7	R: 1 E: 0 K: 1 S: 6	H: 1 LOB: 0 BB: 0 P: 6	R: 1 E: 0 K: 1 S: 7	H: 3 LOB: 1 BB: 0 P: 7	R: 2 E: 0 K: 2 S: 7	H: 1 LOB: 2 BB: 3 P: 19	R: 0 E: 0 K: 1 S: 5	H: 0 LOB: 0 BB: 0 P: 5	R: 3 E: 0 K: 2 S: 9	H: 2 LOB: 1 BB: 2 P: 17	1B: 7 2B: 4 3B: 0 HR: 1	SF: 2 SAC: 0 DP: 0 HBP: 0	WP: 0 PB: 0 SB: 1 CS: 0	PA: 44
<b>PITCHER</b>	IP WLS BF H R ER SO BB IBB HBP BLK WP HR S P ERA WHIP																					
Fergie Jenkins, R ERA: 3.63 (1, 1)	6.0 L 28 9 3 3 4 2 0 0 0 0 0 1 34 42 4.50 1.833																					
Tom House, L ERA: 6.43 (7, 1)	0.2 5 0 2 2 2 2 1 0 0 0 0 0 6 18 27.00 3.000																					
Reggie Cleveland, R ERA: 2.57 (7, 1)	1.2 9 3 3 3 2 1 1 0 0 0 0 0 11 19 16.20 2.400																					
Jim Willoughby, R ERA: 4.15 (9, 1)	0.2 2 0 0 0 1 0 0 0 0 0 0 0 4 4 0.00 0.000																					

**Kansas City Royals @ Boston Red Sox**  
 Fenway Park, Boston, MA  
 Wed May 05 1976, 3:33 AM EDT  
 Att. 17,596 - Unknown - 63 F

AB	35
R	8
H	12
RBI	8
BB	7
SO	9
LOB	18



WP: 0	PA: 44
-------	--------

ERA	WHIP
-----	------

livebaseballscorecards.com



Batter	1	2	3	4	5	6	7	8	9	AB R H RBI BB SO LOB
Doug Griffin, R (1, 4) OBP: 0.400, SLG: 0.308 Denny Doyle, L (9, PH) OBP: 0.241, SLG: 0.286	0-0 1B	0-0 F8		0-0 3-1			0-0 F5		0-0 F4	4 0 1 0 0 0 3 1 0 0 0 0 0 0
Deron Johnson, R (1, 10) OBP: 0.321, SLG: 0.333	0-0 F2		0-0 F9		0-0 F3			4-0 E BB 2B BB		3 1 0 0 1 0 1
Fred Lynn, L (1, 8) OBP: 0.492, SLG: 0.661	0-0 F9		0-0		0-0 4-3			4-0 E 2B BB		3 1 1 0 1 0 1
Carlton Fisk, R (1, 2) OBP: 0.343, SLG: 0.462	0-0 1-3		0-3 K		0-0 6-3			0-0 E5 1-2 2-3 L3		4 0 0 0 0 1 4
Carl Yastrzemski, L (1, 3) OBP: 0.377, SLG: 0.386		0-0 F8	0-0 L8				0-0 G1-4-3 1B	0-0 L3 1-2		4 0 1 0 0 0 4
Jim Rice, R (1, 7) OBP: 0.296, SLG: 0.406		4-0 S 2B BB		0-0 1B 1B		0-0 G1-4-3 1-2f	0-0 2B	0-0 2B		3 2 2 2 1 0 1
Dwight Evans, R (1, 9) OBP: 0.343, SLG: 0.541		0-0 F9 1-2		0-0 1B 1B		0-0 F3	0-0 K	0-3 K		4 0 1 0 0 1 2
Rico Petrocelli, R (1, 5) OBP: 0.323, SLG: 0.414		4-0 2B BB		0-0 CS 1B			0-0 5-3	0-0 5-3		3 0 1 1 1 0 0
Rick Burleson, R (1, 6) OBP: 0.273, SLG: 0.254		0-0 1-3 2-H 2B		0-0 5-3 1-2			0-0 6-3	0-3 K		4 0 1 1 0 1 2

Inning Stats	R: 0 E: 0 K: 4 S: 4	H: 1 LOB: 1 BB: 0 P: 4	R: 1 E: 0 K: 0 S: 4	H: 1 LOB: 2 BB: 2 P: 12	R: 0 E: 0 K: 1 S: 6	H: 1 LOB: 1 BB: 0 P: 6	R: 1 E: 0 K: 0 S: 5	H: 3 LOB: 1 BB: 0 P: 5	R: 0 E: 0 K: 0 S: 3	H: 0 LOB: 0 BB: 0 P: 3	R: 0 E: 0 K: 0 S: 3	H: 1 LOB: 0 BB: 0 P: 3	R: 0 E: 0 K: 0 S: 3	H: 0 LOB: 0 BB: 0 P: 3	R: 2 E: 1 K: 1 S: 6	H: 1 LOB: 1 BB: 2 P: 14	R: 0 E: 0 K: 1 S: 5	H: 0 LOB: 0 BB: 0 P: 5	1B: 6 2B: 3 3B: 0 HR: 0	SF: 0 SAC: 0 DP: 2 HBP: 0	WP: 0 PB: 0 SB: 1 CS: 1	PA: 37
--------------	------------------------------	---------------------------------	------------------------------	----------------------------------	------------------------------	---------------------------------	------------------------------	---------------------------------	------------------------------	---------------------------------	------------------------------	---------------------------------	------------------------------	---------------------------------	------------------------------	----------------------------------	------------------------------	---------------------------------	----------------------------------	------------------------------------	----------------------------------	--------


PITCHER	IP	WLS	BF	H	R	ER	SO	BB	IBB	HBP	BLK	WP	HR	S	P	ERA	WHIP
Paul Splittorf, L (1, 1) ERA: 6.75	7.0	W	30	7	4	4	1	4	0	0	0	0	0	28	44	5.14	1.571
Marty Pattin, R (8, 1) ERA: 4.5	0.0		1	0	0	0	0	0	0	0	0	0	0	1	1	∞	∞
Steve Mingori, L (8, 1) ERA: 7.71	0.2		1	0	0	0	0	0	0	0	0	0	0	1	1	0.00	0.000
Mark Littell, R (8, 1) ERA:	1.1	S	5	1	0	0	2	0	0	0	0	0	0	9	9	0.00	0.750

**BOTTOM**

**Kansas City Royals @ Boston Red Sox**  
Fenway Park, Boston, MA

Wed May 05 1976, 3:33 AM EDT  
Att: 17,596 - Unknown - 63 F

<b>AB</b>	<b>33</b>
<b>R</b>	<b>4</b>
<b>H</b>	<b>8</b>
<b>RBI</b>	<b>4</b>
<b>BB</b>	<b>4</b>
<b>SO</b>	<b>3</b>
<b>LOB</b>	<b>18</b>



Batter	1	2	3	4	5	6	7	8	9	AB R H RBI BB SO LOB	TOP																									
Al Cowens, R (1, 9) OBP: 0.243, SLG: 0.258	0-0 6-3		0-0 FC6-4 CS 1-2f 3-H		0-0 1-2 1B		0-0 E 1B 1B		0-0 2-3 5-3	5 1 2 2 0 0 2																										
Amos Otis, R (1, 8) OBP: 0.417, SLG: 0.569	0-3 K		4-0 1-2 BB		0-0 F8		0-3 3-H 1-3 K		0-0 2-3	4 0 0 0 1 2 4																										
George Brett, L (1, 5) OBP: 0.338, SLG: 0.354	0-0 F7		0-0 6-3			0-3 K	0-0 3-H 1B			4 0 1 1 0 1 1																										
John Mayberry, L (1, 3) OBP: 0.333, SLG: 0.196		0-0 G6-4-3 1B		0-0 4-3		4-0 BB FC5-4	0-0 3-H F6			3 0 1 0 1 0 1																										
Hal McRae, R (1, 7) OBP: 0.282, SLG: 0.328		0-0 G6-4-3 1-2f		0-0 G3		0-0 1-2f BB FC5-4		0-0 6-3		4 0 0 0 0 0 2																										
Cookie Rojas, R (1, 10) OBP: 0.400, SLG: 0.267		4-0 BB		0-0 F3		4-0 1-2 BB		0-0 F8		2 0 0 0 2 0 0																										
Frank White, R (1, 4) OBP: 0.149, SLG: 0.174		0-0 F8			0-0 1-3	0-0 F8		0-0 6-3		4 0 0 0 0 0 3																										
Freddie Patek, R (1, 6) OBP: 0.446, SLG: 0.449			0-0 1B FC6-4 1B		0-0 5-3		0-0 F8 1B 2B		0-0 5-3 2B	4 2 3 0 0 0 0																										
Buck Martinez, R (1, 2) OBP: 0.259, SLG: 0.519			0-0 FC6-4 1B		0-0 1B 1B		0-0 F8 2-3		0-0 1-4	4 0 2 0 0 0 2																										
<b>Inning Stats</b>	R: 0 E: 0 K: 1 S: 5	H: 0 LOB: 0 BB: 0 P: 5	R: 0 E: 0 K: 0 S: 3	H: 1 LOB: 1 BB: 1 P: 7	R: 1 E: 0 K: 0 S: 4	H: 2 LOB: 1 BB: 1 P: 8	R: 0 E: 0 K: 0 S: 3	H: 0 LOB: 0 BB: 0 P: 3	R: 0 E: 0 K: 1 S: 5	H: 0 LOB: 2 BB: 2 P: 13	R: 2 E: 1 K: 1 S: 8	H: 3 LOB: 1 BB: 0 P: 8	R: 0 E: 0 K: 0 S: 3	H: 0 LOB: 0 BB: 0 P: 3	R: 0 E: 0 K: 0 S: 4	H: 1 LOB: 1 BB: 0 P: 4	1B: 7 2B: 2 3B: 0 HR: 0	SF: 0 SAC: 0 DP: 1 HBP: 0	WP: 0 PB: 0 SB: 0 CS: 1	PA: 38																
<b>PITCHER</b>	IP WLS BF H R ER SO BB IBB HBP BLK WP HR S P ERA WHIP																																			
Mike Cuellar, L (1, 1) ERA: 11.2	6.1	28	7	3	2	2	4	0	0	0	0	0	0	28	44	2.84	1.737																			
Wayne Garland, R (7, 1) ERA: 1.37	2.2	10	2	0	0	1	0	0	0	0	0	0	0	12	12	0.00	0.750																			

**Kansas City Royals @ Baltimore Orioles**  
**Memorial Stadium, Baltimore, MD**  
 Fri May 07 1976, 7:05 PM EDT  
 Att. 7,310 - Unknown

AB	34
R	3
H	9
RBI	3
BB	4
SO	3
LOB	15



Batter	1	2	3	4	5	6	7	8	9	AB R H RBI BB SO LOB
<b>Al Bumbry, L</b> OBP: 0.317, SLG: 0.404 (1, 10) X	0-0 L7 ①		0-0 F9 ②		0-0 SH1-4 ① X	0-0 F8 ③			0-0 HR	4 1 1 1 0 0 1
<b>Paul Blair, R</b> OBP: 0.282, SLG: 0.292 (1, 8) B B B B	4-0 BB		0-0 1B		0-0 SF8 2B		0-0 6-3 ①			3 1 2 1 1 0 0
<b>Lee May, R</b> OBP: 0.262, SLG: 0.342 (1, 3) S S S	0-3 K 1-2 ② ③		0-0 1B		0-0 SF8 2-H		0-0 F8 ②			3 0 1 1 0 1 1
<b>Reggie Jackson, L</b> OBP: 0.313, SLG: 0.231 (1, 9) S S S		0-3 K ①	0-0 4-3 ③		0-0 E7 1B		0-3 K ③			4 0 1 0 0 2 2
<b>Ken Singleton, S</b> OBP: 0.229, SLG: 0.183 (1, 7) B B B B		4-0 BB		0-0 1-6-3 ① B B B B	4-0 BB			0-0 G3 ①		2 0 0 0 2 0 0
<b>Elrod Hendricks, L</b> OBP: 0.190, SLG: 0.128 (1, 2) X		0-0 F8 ②		0-0 FC6-4 1B	0-0 F6 ③			0-0 F9 ②		4 0 1 0 0 0 3
<b>Doug DeCinces, R</b> OBP: 0.200, SLG: 0.259 (1, 4) X		0-0 4-3 ③		0-0 FC6-4 1-2f		4-0 BB		0-0 6-3 ③		3 0 0 0 1 0 2
<b>Brooks Robinson, R</b> OBP: 0.197, SLG: 0.265 (1, 5) X			0-0 HR	0-0 FC6-4 1-2f		0-0 F4 ①			0-0 6-3 ①	4 1 1 1 0 0 2
<b>Mark Belanger, R</b> OBP: 0.231, SLG: 0.238 (1, 6) X			0-0 5-3 ①		4-0 SH1-4 2B BB	0-0 F6 ②			0-0 L7 ②	3 1 0 0 1 0 1

Inning Stats	R: 0	H: 0	E: 0	K: 1	S: 4	LOB: 0	BB: 1	P: 8	R: 0	H: 0	E: 0	K: 1	S: 5	LOB: 1	BB: 1	P: 9	R: 1	H: 3	E: 0	K: 0	S: 6	LOB: 2	BB: 0	P: 6	R: 0	H: 1	E: 0	K: 0	S: 4	LOB: 1	BB: 0	P: 4	R: 2	H: 2	E: 1	K: 0	S: 5	LOB: 2	BB: 2	P: 13	R: 0	H: 0	E: 0	K: 0	S: 3	LOB: 1	BB: 1	P: 7	R: 0	H: 0	E: 0	K: 1	S: 5	LOB: 0	BB: 0	P: 5	R: 0	H: 0	E: 0	K: 0	S: 3	LOB: 0	BB: 0	P: 3	R: 1	H: 1	E: 0	K: 0	S: 3	LOB: 0	BB: 0	P: 3	1B: 4	SF: 1	2B: 1	SAC: 1	3B: 0	DP: 0	HR: 2	HBP: 0	WP: 0	PA: 37
<b>Steve Busby, R</b> ERA: 3.76 (1, 1)	IP	WLS	BF	H	R	ER	SO	BB	IBB	HBP	BLK	WP	HR	S	P	ERA	WHIP																																																																	
<b>Marty Pattin, R</b> ERA: 3.72 (6, 1)	3.2	L	12	1	1	1	1	0	0	0	0	0	1	14	14	2.46	0.273																																																																	

**BOTTOM**

**Kansas City Royals @ Baltimore Orioles**  
**Memorial Stadium, Baltimore, MD**  
 Fri May 07 1976, 7:05 PM EDT  
 Att. 7,310 - Unknown

[livebaseballscorecards.com](http://livebaseballscorecards.com)

<b>AB</b>	<b>30</b>
<b>R</b>	<b>4</b>
<b>H</b>	<b>7</b>
<b>RBI</b>	<b>4</b>
<b>BB</b>	<b>5</b>
<b>SO</b>	<b>3</b>
<b>LOB</b>	<b>12</b>



Batter	1	2	3	4	5	6	7	8	9	AB R H RBI BB SO LOB	TOP											
Jim Wohlford, R (1, 7) OBP: 0.255, SLG: 0.289	0-0 1-3		0-0 FC6-4 CS		0-0 F8		0-0 L4-6		0-0 5-3	5 0 0 0 0 0 4												
Amos Otis, R (1, 8) OBP: 0.434, SLG: 0.581	0-0 1B G5-3 1B		0-0 F9		0-0 1B HR 1B		0-0 1B HR 1B	0-0 1B SF8 1B		4 3 3 0 0 0 1												
George Brett, L (1, 5) OBP: 0.360, SLG: 0.377	0-0 1B G5-3 1B			0-0 3-1		0-0 1B HR 1B		0-0 1B 1-3 1B		4 1 3 0 0 0 0												
John Mayberry, L (1, 3) OBP: 0.329, SLG: 0.254	0-0 G5-3		0-0 F9		0-0 1B HR		0-0 1B SF8			3 1 1 5 0 0 1												
Hal McRae, R (1, 10) OBP: 0.280, SLG: 0.324	0-0 CS 1B		0-0 F9		0-0 F7		0-0 F3			4 0 1 0 0 0 1												
Al Cowens, R (1, 9) OBP: 0.230, SLG: 0.243	0-0 CS	0-0 F8		0-0 G3		0-0 4-3		0-0 F9		4 0 0 0 0 0 1												
Frank White, R (1, 4) OBP: 0.157, SLG: 0.180		0-0 F4		0-0 F4		0-0 CS 1B		0-0 F8		4 0 1 0 0 0 0												
Freddie Patek, R (1, 6) OBP: 0.467, SLG: 0.471		0-0 4-3		0-0 2B		0-0 CS	4-0 L4-6 SH3-4 BB	4-0 F8 S BB		2 1 1 0 2 0 0												
Buck Martinez, R (1, 2) OBP: 0.300, SLG: 0.567			0-0 FC6-4 1B		0-0 2B		0-0 SH3-4	0-0 F8		3 0 2 1 0 0 1												
<b>Inning Stats</b>	R: 1 E: 0 K: 0 S: 5	H: 3 LOB: 1 BB: 0 P: 5	R: 0 E: 0 K: 0 S: 3	H: 0 LOB: 0 BB: 0 P: 3	R: 0 E: 0 K: 0 S: 3	H: 1 LOB: 0 BB: 0 P: 3	R: 0 E: 0 K: 0 S: 3	H: 0 LOB: 0 BB: 0 P: 3	R: 1 E: 0 K: 0 S: 5	H: 2 LOB: 1 BB: 0 P: 5	R: 3 E: 0 K: 0 S: 6	H: 4 LOB: 0 BB: 0 P: 6	R: 0 E: 0 K: 0 S: 2	H: 0 LOB: 0 BB: 1 P: 6	R: 1 E: 0 K: 0 S: 5	H: 2 LOB: 1 BB: 0 P: 5	R: 0 E: 0 K: 0 S: 3	H: 0 LOB: 1 BB: 1 P: 7	1B: 9 2B: 3 3B: 0 HR: 1	SF: 1 SAC: 1 DP: 1 HBP: 0	WP: 0 PB: 0 SB: 1 CS: 3	PA: 39
<b>PITCHER</b>	IP WLS BF H R ER SO BB IBB HBP BLK WP HR S P ERA WHIP																					
Ken Holtzman, L (1, 1) ERA: 2.06	5.0 L 22 9 5 5 0 0 0 0 0 0 0 1 22 22 9.00 1.800																					
Doyle Alexander, R (6, 1) ERA: 2.04	4.0 15 3 1 1 0 2 0 0 0 0 0 0 13 21 2.25 1.250																					

**Kansas City Royals @ Baltimore Orioles**  
 Memorial Stadium, Baltimore, MD  
 Sat May 08 1976, 7:05 PM EDT  
 Att: 51,195 - Unknown

livebaseballscorecards.com

<b>AB</b>	33
<b>R</b>	6
<b>H</b>	12
<b>RBI</b>	6
<b>BB</b>	2
<b>SO</b>	0
<b>LOB</b>	9



Batter	1	2	3	4	5	6	7	8	9	AB R H RBI BB SO LOB
<b>Al Bumbry, L</b> (1, 7) OBP: 0.292, SLG: 0.368	0-0 6-3		0-0 FC1-5 1B		0-3 K		0-3 K		0-0 4-3	5 0 0 0 0 2 4
<b>Paul Blair, R</b> (1, 8) OBP: 0.268, SLG: 0.276	0-0 F9		0-0 F4		0-0 F7		0-0 6-3			4 0 0 0 0 0 4
<b>Tony Muser, L</b> (1, 3) OBP: 0.356, SLG: 0.288	0-0 F6		0-0 1B			0-0 HR 1B		0-0 3-1		4 1 2 0 0 0 0
<b>Lee May, R</b> (1, 10) OBP: 0.283, SLG: 0.500		0-3 K	0-3 K			0-0 HR		0-0 HR		4 2 2 3 0 2 3
<b>Ken Singleton, S</b> (1, 9) OBP: 0.241, SLG: 0.200		0-0 1B		0-0 F7		0-0 6-3		0-0 FC6-4 1B		4 0 2 0 0 0 0
<b>Dave Duncan, R</b> (1, 2) OBP: 0.250, SLG: 0.211		0-3 K		0-0 6-3		0-3 K		0-3 K		4 0 0 0 0 3 2
<b>Brooks Robinson, R</b> (1, 5) OBP: 0.187, SLG: 0.250		0-0 F4		0-0 5-3		0-0 F8		0-0 FC6-4		4 0 0 0 0 0 2
<b>Doug DeCinces, R</b> (1, 4) OBP: 0.242, SLG: 0.333			0-0 FC1-5 1B				0-0 F9		0-0 F2	3 0 2 0 0 0 0
<b>Royle Stillman, L</b> (9, PH) OBP: 0.182, SLG: 0.100										1 0 0 0 0 0 0
<b>Mark Belanger, R</b> (1, 6) OBP: 0.246, SLG: 0.242			0-0 1B FC1-5 1B		0-0 F8		4-0 BB		0-0 F8	3 0 1 0 1 0 1

Inning Stats	R: 0	H: 0	E: 0	K: 0	S: 3	P: 3	R: 0	H: 1	E: 0	K: 2	S: 8	R: 0	H: 3	E: 0	K: 1	S: 8	R: 0	H: 0	E: 0	K: 0	S: 3	R: 0	H: 1	E: 0	K: 1	S: 6	R: 2	H: 2	E: 0	K: 1	S: 7	R: 0	H: 0	E: 0	K: 1	S: 5	R: 1	H: 2	E: 0	K: 1	S: 7	R: 0	H: 0	E: 0	K: 0	S: 3	1B: 6	SF: 0	2B: 1	SAC: 0	3B: 0	DP: 0	HR: 2	HBP: 0	WP: 0	PA: 37
--------------	------	------	------	------	------	------	------	------	------	------	------	------	------	------	------	------	------	------	------	------	------	------	------	------	------	------	------	------	------	------	------	------	------	------	------	------	------	------	------	------	------	------	------	------	------	------	-------	-------	-------	--------	-------	-------	-------	--------	-------	--------

PITCHER	IP	WLS	BF	H	R	ER	SO	BB	IBB	HBP	BLK	WP	HR	S	P	ERA	WHIP
<b>Dennis Leonard, R</b> (1, 1) ERA: 3.81	7.1	W	32	9	3	3	6	1	0	0	0	0	2	43	47	3.68	1.364
<b>Doug Bird, R</b> (8, 1) ERA: 1.75	1.2	S	5	0	0	0	1	0	0	0	0	0	0	7	7	0.00	0.000

**BOTTOM**

**Kansas City Royals @ Baltimore Orioles**  
**Memorial Stadium, Baltimore, MD**  
 Sat May 08 1976, 7:05 PM EDT  
 Att. 51,195 - Unknown

<b>AB</b>	<b>36</b>
<b>R</b>	<b>3</b>
<b>H</b>	<b>9</b>
<b>RBI</b>	<b>3</b>
<b>BB</b>	<b>1</b>
<b>SO</b>	<b>7</b>
<b>LOB</b>	<b>16</b>



PITCHER	IP	WLS	BF	H	R	ER	SO	BB	IBB	HBP	BLK	WP	HR	S	P	ERA	WHIP
---------	----	-----	----	---	---	----	----	----	-----	-----	-----	----	----	---	---	-----	------

Batter	1	2	3	4	5	6	7	8	9	AB R H RBI BB SO LOB	TOP		
Tom Poquette, L (1, 7) OBP: 0.300, SLG: 0.222 Jim Wohlford, R (5, PH) OBP: 0.265, SLG: 0.283 (5, 7)	0-0 1B 1B	0-0 4-3	0-0 FC6-4 1-2f		4-0 BB			0-0 5-3		3 1 1 0 0 0 2 1 0 0 1 1 0 0			
Amos Otis, R (1, 8) OBP: 0.407, SLG: 0.537	0-3 K		0-0 F4	0-0 F9	0-0 F3			0-0 F9		5 0 0 0 0 1 4			
George Brett, L (1, 5) OBP: 0.375, SLG: 0.392	0-0 1B 1-2 1B		0-0 E S 1B 1B	0-0 G3-6 1B			0-0 F7		0-0 F4	5 1 3 0 0 0 0			
John Mayberry, L (1, 3) OBP: 0.321, SLG: 0.238	0-0 F7		0-0 F7	0-0 G3-6			0-0 F5		4-0 BB	4 0 0 0 1 0 4			
Hal McRae, R (1, 10) OBP: 0.288, SLG: 0.319	0-0 1-3 2-H 1B		4-0 1B 2B BB		0-0 SH1-3 FC1-2 1B		0-0 F8		0-0 F8	4 1 1 1 1 0 1			
Al Cowens, R (1, 9) OBP: 0.241, SLG: 0.253	0-0 1-3		0-0 1-3 3-H 2B 1B		0-0 FC1-2 SH1-3 BB 1B		0-0 F4		0-3 K	5 2 2 1 0 1 3			
Bob Stinson, S (1, 2) OBP: 0.400, SLG: 0.444		0-0 4-3	0-0 1-H 3-H 1B 2B		0-0 SH1-3		0-0 1-3			3 1 1 2 0 0 0			
Freddie Patek, R (1, 6) OBP: 0.453, SLG: 0.444		0-0 4-3	0-0 E S 1B		4-0 BB FC1-2 IBB		0-0 6-3			3 1 0 0 1 0 1			
Frank White, R (1, 4) OBP: 0.182, SLG: 0.189		4-0 BB	0-0 1-H 3-H FC6-4 1B		0-0 FC1-2 BB		0-0 6-3			3 0 1 2 1 0 3			
<b>Inning Stats</b>	R: 1 H: 3 E: 0 LOB: 2 K: 1 BB: 0 S: 8 P: 8	R: 0 H: 0 E: 0 LOB: 1 K: 0 BB: 1 S: 3 P: 7	R: 5 H: 4 E: 1 LOB: 1 K: 0 BB: 1 S: 8 P: 12	R: 0 H: 1 E: 0 LOB: 0 K: 0 BB: 0 S: 3 P: 3	R: 1 H: 1 E: 1 LOB: 3 K: 0 BB: 2 S: 5 P: 13	R: 0 H: 0 E: 0 LOB: 0 K: 0 BB: 0 S: 3 P: 3	R: 0 H: 0 E: 0 LOB: 0 K: 0 BB: 0 S: 3 P: 3	R: 0 H: 0 E: 0 LOB: 0 K: 0 BB: 0 S: 3 P: 3	R: 0 H: 0 E: 0 LOB: 1 K: 1 BB: 1 S: 5 P: 9	1B: 8 SF: 0 2B: 1 SAC: 1 3B: 0 DP: 1 HR: 0 HBP: 0	WP: 0 PA: 42 PB: 0 SB: 2 CS: 0		
<b>PITCHER</b>	IP WLS BF H R ER SO BB IBB HBP BLK WP HR S P ERA WHIP											<b>PITCHER</b>	IP WLS BF H R ER SO BB IBB HBP BLK WP HR S P ERA WHIP
Jim Palmer, R (1, 1) ERA: 3.6	2.2 L 18 7 6 4 1 2 0 0 0 0 0 0 18 26 13.50 3.375												
Ross Grimsley, L (3, 1) ERA: 2.52	6.1 24 2 1 0 1 2 1 0 0 0 0 0 23 35 0.00 0.632												

**Kansas City Royals @ Baltimore Orioles**  
 Memorial Stadium, Baltimore, MD  
 Sun May 09 1976, 3:33 AM EDT  
 Att. 7,590 - Unknown

AB	36
R	7
H	9
RBI	7
BB	5
SO	2
LOB	18



[livebaseballscorecards.com](http://livebaseballscorecards.com)

Batter	1	2	3	4	5	6	7	8	9	AB R H RBI BB SO LOB
<b>Al Bumbry, L</b> OBP: 0.314, SLG: 0.377 (1, 10) X	0-0 1B 1B	0-0 CS 1-2	0-0 1-3		0-0 FC6 1B	0-0 F8			4-0 BB	4 1 2 0 1 0 1
<b>Paul Blair, R</b> OBP: 0.267, SLG: 0.266 (1, 8) X <b>Tony Muser, L</b> OBP: 0.350, SLG: 0.283 (9, PH)	0-0 F2		4-0 1B 1B BB		0-0 FC6 1-2f 2B		0-3 K		0-3 K BB	3 2 0 0 1 1 2 1 0 0 0 0 1 1
<b>Reggie Jackson, L</b> OBP: 0.381, SLG: 0.389 (1, 9) X	0-0 1B 1-3 1B		0-0 1B 1-2 FC4-6 1B		0-0 1B 1-H 2B		0-0 6-3		0-0 4-3	5 1 3 1 0 0 1
<b>Lee May, R</b> OBP: 0.320, SLG: 0.522 (1, 3) X	0-0 1-2 1B		0-0 1-3 2-H 1B		0-0 2-3 1B		0-0 F4			4 0 3 2 0 0 0
<b>Ken Singleton, S</b> OBP: 0.242, SLG: 0.203 (1, 7) X	0-0 G1		0-0 FC4-6 1-2f 3-H		0-3 K			0-0 1B FC5-4-2-6 1B		4 0 1 1 0 1 5
<b>Elrod Hendricks, L</b> OBP: 0.196, SLG: 0.140 (1, 2) S	0-3 K		0-3 K		0-3 K			0-0 1-3 1B FC5-4-2-6		4 0 1 0 0 3 5
<b>Doug DeCinces, R</b> OBP: 0.243, SLG: 0.303 (1, 4) S		0-3 K		0-3 K		4-0 BB		0-0 FC5-4-2-6 FC6-4 1-2 3-H 1B		3 0 0 0 1 2 2
<b>Brooks Robinson, R</b> OBP: 0.190, SLG: 0.250 (1, 5) X		0-0 1B FC5-6-4		0-0 1-4-3		0-3 K		0-0 FC6-4 1-2f		4 0 1 0 0 1 2
<b>Mark Belanger, R</b> OBP: 0.236, SLG: 0.232 (1, 6) X <b>Royle Stillman, L</b> OBP: 0.167, SLG: 0.091 (9, PH)		0-0 FC5-6-4 CS 1-2f		0-0 F8		0-0 F3		0-0 4-3		3 0 0 0 0 0 2 1 0 0 0 0 0 0

Inning Stats	R: 1	H: 3	E: 0	K: 1	S: 8	H: 3	LOB: 2	BB: 0	P: 8	R: 0	H: 1	E: 0	K: 1	S: 5	H: 2	LOB: 1	BB: 1	P: 11	R: 0	H: 0	E: 0	K: 1	S: 5	R: 1	H: 3	E: 0	K: 2	S: 10	H: 0	LOB: 1	BB: 1	P: 9	R: 0	H: 0	E: 0	K: 1	S: 5	R: 0	H: 2	E: 0	K: 0	S: 4	H: 0	LOB: 1	BB: 0	P: 4	R: 0	H: 0	E: 0	K: 1	S: 5	R: 0	H: 0	E: 0	K: 1	S: 5	1B: 10	SF: 0	2B: 2	SAC: 0	3B: 0	DP: 1	HR: 0	HBP: 0	WP: 0	PA: 40
--------------	------	------	------	------	------	------	--------	-------	------	------	------	------	------	------	------	--------	-------	-------	------	------	------	------	------	------	------	------	------	-------	------	--------	-------	------	------	------	------	------	------	------	------	------	------	------	------	--------	-------	------	------	------	------	------	------	------	------	------	------	------	--------	-------	-------	--------	-------	-------	-------	--------	-------	--------

PITCHER	IP	WLS	BF	H	R	ER	SO	BB	IBB	HBP	BLK	WP	HR	S	P	ERA	WHIP
<b>Al Fitzmorris, R</b> ERA: 4.15 (1, 1)	4.1		21	8	4	4	4	1	0	0	0	0	0	28	32	8.31	2.077
<b>Mark Littell, R</b> ERA: (5, 1)	4.2	W	18	3	0	0	5	2	0	0	0	0	0	26	34	0.00	1.071

BOTTOM

**Kansas City Royals @ Baltimore Orioles**  
Memorial Stadium, Baltimore, MD  
Sun May 09 1976, 3:33 AM EDT  
Att. 7,590 - Unknown

livebaseballscorecards.com

AB	36
R	4
H	11
RBI	4
BB	3
SO	9
LOB	21



Batter	1	2	3	4	5	6	7	8	9	10	AB	R	H	RBI	BB	SO	LOB
Steve Brye, R OBP: 0.040, SLG: 0.043 (1, 8) X (8, 9) Tony Oliva, L OBP: 0.222, SLG: 0.250 (10, PH) Jerry Terrell, R OBP: 0.219, SLG: 0.200 (10, PR) (10, 9)	0-0 ① 1-3		0-0 ② SF9		0-3 ① K		0-0 ① G3			0-0 1B 2B	3	0	0	1	0	1	1
Larry Hisle, R OBP: 0.326, SLG: 0.325 (1, 7) X	0-0 ② 4-3		0-0 ③ F8		0-0 6-3 2B		0-0 ② F8			0-0 ① F8	5	0	1	1	0	0	2
Rod Carew, L OBP: 0.421, SLG: 0.469 (1, 3) X	0-0 ③ 5-3			0-0 ① 4-3	0-0 ② 6-3		0-0 CS 1B			4-0 1B IBB	4	0	1	0	1	0	1
Dan Ford, R OBP: 0.278, SLG: 0.422 (1, 9) Lyman Bostock, L OBP: 0.397, SLG: 0.438 (8, 8)		0-3 ① K		0-0 HR 2B	1-0 FC5-4 HBP		0-0 ③ CS 1-2	0-0 ① F7		0-0 ② 1-3 2-H 1B	3	1	1	0	0	1	0
Craig Kusick, R OBP: 0.412, SLG: 0.759 (1, 10)		4-0 BB		0-0 HR	0-0 FC5-4 1-2f			0-0 ② F9		0-0 ③ L6	4	1	1	2	1	0	3
Dave McKay, S OBP: 0.296, SLG: 0.247 (1, 5)		0-0 ② ③ G1-6-3 1-2f		0-0 S 1B			0-0 ① L6		0-0 ③ F9		4	0	1	0	0	0	1
Danny Thompson, R OBP: 0.273, SLG: 0.274 (1, 6)			0-0 1B SF9 1-3 1B	0-0 ② F4	0-0 ③ 4-3		0-0 ② 4-3		0-0 ① F3		4	1	1	0	0	0	1
Phil Roof, R OBP: 0.250, SLG: 0.375 (1, 2)			0-0 ① 1-3	0-0 ③ 5-3		0-0 2B	0-0 ② K		0-3 ② K		4	0	1	0	0	1	2
Bob Randall, R OBP: 0.341, SLG: 0.333 (1, 4)			0-0 2-3 1B		0-0 2B 3B		0-0 ③ F9		0-0 ③ 5-3		4	1	2	0	0	0	1

TOP	
AB	37
R	5
H	11
RBI	5
BB	2
SO	3
LOB	12

Minnesota Twins @ Kansas City Royals  
 Royals Stadium, Kansas City, MO

Mon May 10 1976, 4:33 AM EDT  
 Att. 12,526 - Unknown - 74 F



Inning Stats	R: 0	H: 0	E: 0	K: 0	S: 3	LOB: 0	BB: 0	P: 3	R: 0	H: 0	E: 0	K: 1	S: 4	LOB: 0	BB: 1	P: 8	R: 1	H: 2	E: 0	K: 0	S: 5	LOB: 1	BB: 0	P: 5	R: 2	H: 3	E: 0	K: 0	S: 6	LOB: 1	BB: 0	P: 6	R: 1	H: 2	E: 0	K: 1	S: 7	LOB: 2	BB: 0	P: 8	R: 0	H: 1	E: 0	K: 0	S: 4	LOB: 1	BB: 0	P: 4	R: 0	H: 1	E: 0	K: 0	S: 3	LOB: 0	BB: 0	P: 3	R: 0	H: 0	E: 0	K: 0	S: 3	LOB: 0	BB: 0	P: 3	R: 0	H: 0	E: 0	K: 1	S: 5	LOB: 0	BB: 0	P: 5	R: 1	H: 2	E: 0	K: 0	S: 4	LOB: 1	BB: 1	P: 8	1B: 5	SF: 1	2B: 4	SAC: 0	3B: 1	DP: 1	HR: 1	HBP: 1	WP: 0	PA: 42
PITCHER	IP	WLS	BF	H	R	ER	SO	BB	IBB	HBP	BLK	WP	HR	S	P	ERA	WHIP																																																																									
Paul Splittorff, L ERA: 5.84	(1, 1)		9.0	36	9	4	3	3	1	0	1	0	0	1	40	45	3.00	1.111																																																																								
Paul Splittorff, L ERA: 5.84	(9, 1)		9.0	36	9	4	3	3	1	0	1	0	0	1	40	45	3.00	1.111																																																																								
Marty Pattin, R ERA: 4.5	(10, 1)	L	0.1	2	1	1	0	0	0	0	0	0	0	2	2	27.00	3.000																																																																									
Steve Mingori, L ERA: 6.0	(10, 1)		0.2	3	1	0	0	0	0	1	0	0	0	2	6	0.00	1.500																																																																									



Batter	1	2	3	4	5	6	7	8	9	10	AB	R	H	RBI	BB	SO	LOB
Al Cowens, R OBP: 0.262, SLG: 0.288 (1, 9)	0-0 5-3 1B		0-0 CS 1B	0-3 K			0-3 K		0-0 5-3 2B		5	0	3	1	0	2	1
Amos Otis, R OBP: 0.407, SLG: 0.563 (1, 8)	0-0 5-3 1-2		0-0 1-2 HR				0-3 K		0-0 F8		4	1	1	1	1	1	1
George Brett, L OBP: 0.388, SLG: 0.418 (1, 5)	0-0 L5		0-0 2B				0-0 CS 1B		0-0 FC4-6 1B		5	0	3	0	0	0	3
John Mayberry, L OBP: 0.302, SLG: 0.221 (1, 10) (9, 3)	0-3 K		0-0 4-3				0-3 K		0-0 F9		5	0	0	0	0	3	6
Hal McRae, R OBP: 0.318, SLG: 0.342 (1, 7)																	
Tony Solaita, L OBP: 0.308, SLG: 0.538 (1, 3)																	
Tom Fiochetto, L OBP: 0.300, SLG: 0.222 (8, PR)																	
Paul Spillitori, L OBP: 0.250, SLG: 0.095 (9, 1)																	
Marty Pattin, R OBP: 0.250, SLG: 0.250 (10, 1)																	
Steve Mingori, L OBP: 0.240, SLG: 0.095 (10, PR)																	
Bob Stinson, S OBP: 0.357, SLG: 0.333 (1, 2)																	
Freddie Patek, R OBP: 0.435, SLG: 0.466 (1, 6)																	
Frank White, R OBP: 0.193, SLG: 0.185 (1, 4)																	
Cookie Rojas, R OBP: 0.364, SLG: 0.235 (7, PH) (8, 4)																	


Inning Stats	R: 0	H: 1	E: 0	K: 1	S: 6	P: 6	R: 0	H: 1	E: 0	K: 1	S: 5	P: 9	R: 1	H: 3	E: 0	K: 1	S: 7	R: 2	H: 2	E: 0	K: 1	S: 7	R: 0	H: 1	E: 0	K: 2	S: 7	R: 0	H: 0	E: 0	K: 1	S: 5	R: 0	H: 0	E: 0	K: 1	S: 5	R: 0	H: 2	E: 0	K: 1	S: 7	R: 1	H: 2	E: 0	K: 0	S: 5	R: 0	H: 1	E: 0	K: 0	S: 4
--------------	------	------	------	------	------	------	------	------	------	------	------	------	------	------	------	------	------	------	------	------	------	------	------	------	------	------	------	------	------	------	------	------	------	------	------	------	------	------	------	------	------	------	------	------	------	------	------	------	------	------	------	------

PITCHER	IP	WLS	BF	H	R	ER	SO	BB	IBB	HBP	BLK	WP	HR	S	P	ERA	WHIP
Bert Blyleven, R ERA: 3.42 (1, 1)	8.0		34	10	3	3	9	2	0	1	0	0	1	49	58	3.38	1.500
Bill Campbell, R ERA: 3.12 (9, 1)	0.1		3	2	1	1	0	0	0	0	0	0	0	3	3	27.00	6.000
Tom Burgmeier, L ERA: 1.32 (9, 1)	0.2	W	3	0	0	0	0	0	1	0	0	0	0	2	6	0.00	0.000
Steve Luebber, R ERA: 5.63 (10, 1)	1.0	S	4	1	0	0	0	0	0	0	0	0	0	4	4	0.00	1.000

**MINNESOTA TWINS @ KANSAS CITY ROYALS**  
**ROYALS STADIUM, KANSAS CITY, MO**  
 Mon May 10 1976, 4:33 AM EDT  
 Att. 12,526 - Unknown - 74 F

AB	38
R	4
H	13
RBI	4
BB	3
SO	9
LOB	25

WP: 0 PA: 44  
 FB: 0  
 SB: 2  
 CS: 3



PITCHER	IP	WLS	BF	H	R	ER	SO	BB	IBB	HBP	BLK	WP	HR	S	P	ERA	WHIP
---------	----	-----	----	---	---	----	----	----	-----	-----	-----	----	----	---	---	-----	------

Batter	1	2	3	4	5	6	7	8	9	AB R H RBI BB SO LOB	TOP	
Lyman Bostock, L (1, 8) OBP: 0.411, SLG: 0.456	0-0 G3	0-0 6-3		0-0 E5 1-H 2B			4-0 E BB		0-0 FC5-4 1-2 1B	4 0 2 1 1 0 2	<b>Minnesota Twins @ Kansas City Royals</b> <b>Royals Stadium, Kansas City, MO</b> Tue May 11 1976, 4:33 AM EDT Att: 9,652 - Unknown - 76 F <a href="http://livebaseballscorecards.com">livebaseballscorecards.com</a>	
Larry Hisle, R (1, 7) OBP: 0.320, SLG: 0.310	4-0 1B BB		0-3 K	0-0 F7		0-0 F9		0-3 K	4 1 0 0 1 2 4			
Rod Carew, L (1, 3) OBP: 0.420, SLG: 0.465	0-0 1B 1-3 1B		0-0 E S 1B 1B		0-0 F7	0-0 E6 1-2		0-0 FC5-4 1-2f 2-3 S	5 1 2 0 0 0 3			
Steve Braun, L (1, 10) OBP: 0.294, SLG: 0.258	0-0 G6-4-3 1-3 3-H 1B		0-0 F5 1-3		0-0 3-1	0-0 L8		0-3 K	5 0 1 1 0 1 5			
Dan Ford, R (1, 9) OBP: 0.277, SLG: 0.414	0-0 G6-4-3 1-2f		0-0 K 3-H 1B		0-0 6-3	0-0 F3			4 0 1 1 0 0 4			
Danny Thompson, R (1, 6) OBP: 0.259, SLG: 0.260		0-3 K	0-0 F9			0-0 F8		0-0 4-3	4 0 0 0 0 1 1			
Phil Roof, R (1, 2) OBP: 0.167, SLG: 0.250		0-0 L9		0-0 L8		0-0 F9		0-0 F8	4 0 0 0 0 0 0			
Dave McKay, S (1, 5) OBP: 0.306, SLG: 0.260		0-0 1B 1B		0-0 F2		0-0 1B		0-3 K	4 0 2 0 0 1 0			
Bob Randall, R (1, 4) OBP: 0.378, SLG: 0.375		0-0 1-2 1B		0-0 E 1B		0-0 4-3		0-0 FC5-4 1B 1B	4 1 3 0 0 0 1			
<b>Inning Stats</b>	R: 1 E: 0 K: 0 S: 4 H: 2 LOB: 1 BB: 1 P: 8	R: 0 E: 0 K: 1 S: 7 H: 2 LOB: 2 BB: 0 P: 7	R: 1 E: 0 K: 1 S: 7 H: 2 LOB: 1 BB: 0 P: 7	R: 1 E: 1 K: 0 S: 5 H: 2 LOB: 1 BB: 0 P: 5	R: 0 E: 0 K: 0 S: 3 H: 0 LOB: 0 BB: 0 P: 3	R: 0 E: 0 K: 0 S: 4 H: 1 LOB: 1 BB: 0 P: 4	R: 0 E: 1 K: 0 S: 4 H: 0 LOB: 2 BB: 1 P: 8	R: 0 E: 0 K: 1 S: 5 H: 0 LOB: 0 BB: 0 P: 5	R: 0 E: 0 K: 2 S: 9 H: 2 LOB: 2 BB: 0 P: 9	1B: 10 2B: 1 3B: 0 HR: 0 SF: 0 SAC: 0 DP: 1 HBP: 0	WP: 0 PB: 0 SB: 2 CS: 0 PA: 40	
<b>PITCHER</b>	IP WLS BF H R ER SO BB IBB HBP BLK WP HR S P ERA WHIP											
Doug Bird, R (1, 1) ERA: 2.14	8.0 W 37 11 3 3 3 2 0 0 0 0 0 0 41 49 3.38 1.625											
Mark Littell, R (9, 1) ERA:	1.0 S 3 0 0 0 2 0 0 0 0 0 0 0 7 7 0.00 0.000											

**Minnesota Twins @ Kansas City Royals**  
**Royals Stadium, Kansas City, MO**  
 Tue May 11 1976, 4:33 AM EDT  
 Att: 9,652 - Unknown - 76 F

<b>AB</b>	<b>38</b>
<b>R</b>	<b>3</b>
<b>H</b>	<b>11</b>
<b>RBI</b>	<b>3</b>
<b>BB</b>	<b>2</b>
<b>SO</b>	<b>5</b>
<b>LOB</b>	<b>20</b>




Batter	1	2	3	4	5	6	7	8	9	AB	R	H	RBI	BB	SO	LOB
Tom Poquette, L OBP: 0.333, SLG: 0.308 (1, 7)	4-0 BB G5-4-3		0-0 G3		0-0 HR 2B		0-3 K	0-0 1-3		4	1	1	1	1	1	1
Amos Otis, R OBP: 0.411, SLG: 0.600 (1, 8)	0-0 G5-4-3 1-2f			0-3 K	0-0 HR		0-0 1B 1B			4	2	2	2	0	1	1
George Brett, L OBP: 0.416, SLG: 0.439 (1, 5)	4-0 BB			0-0 1B 1B	0-0 1B		0-0 1B 1B			3	0	3	1	1	0	0
John Mayberry, L OBP: 0.300, SLG: 0.222 (1, 3)	0-0 6-3			0-0 1B	0-0 F9		0-0 L9			4	0	1	0	0	0	4
Hal McRae, R OBP: 0.337, SLG: 0.375 (1, 10)		0-0 1B G4-6-3		0-3 K		0-0 2B	0-0 1B 1-2 2-H			4	0	3	1	0	1	2
Al Cowens, R OBP: 0.250, SLG: 0.274 (1, 9)		0-0 G4-6-3 1-2f		0-0 F6		0-0 F7	0-0 1-3			4	0	0	0	0	0	6
Frank White, R OBP: 0.197, SLG: 0.190 (1, 4)		0-0 F7			0-0 E5 2B	0-0 F4		0-0 SH1-4 E 1B		4	2	1	0	0	0	1
Freddie Patek, R OBP: 0.417, SLG: 0.443 (1, 6)			0-3 K		0-0 F8	0-0 F9		0-0 SH1-4		3	0	0	0	0	1	2
Buck Martinez, R OBP: 0.294, SLG: 0.529 (1, 2)			0-0 F9		0-3 K		0-0 1B 1B	0-0 F7		4	1	1	0	0	1	2

Inning Stats	R: 0	H: 0	E: 0	K: 0	S: 2	R: 0	H: 1	E: 0	K: 0	S: 3	R: 0	H: 0	E: 0	K: 1	S: 5	R: 0	H: 2	E: 0	K: 2	S: 9	R: 3	H: 3	E: 1	K: 1	S: 9	R: 0	H: 1	E: 0	K: 0	S: 4	R: 2	H: 4	E: 0	K: 1	S: 9	R: 1	H: 1	E: 0	K: 0	S: 4
	LOB: 1	BB: 2	P: 10			LOB: 0	BB: 0	P: 3			LOB: 2	BB: 0	P: 9	LOB: 1	BB: 0	P: 4	LOB: 2	BB: 0	P: 9		LOB: 1	BB: 0	P: 4	LOB: 0	BB: 0	P: 4		LOB: 0	BB: 0	P: 4		LOB: 0	BB: 0	P: 4		LOB: 0	BB: 0	P: 4		

PITCHER	IP	WLS	BF	H	R	ER	SO	BB	IBB	HBP	BLK	WP	HR	S	P	ERA	WHIP
Jim Hughes, R ERA: 5.74 (1, 1)	6.0		26	7	3	0	4	2	0	0	0	0	1	32	40	0.00	1.500
Steve Luebber, R ERA: 6.61 (7, 1)	0.1	L	3	2	2	2	1	0	0	0	0	0	0	5	5	54.00	6.000
Tom Burgmeier, L ERA: 1.17 (7, 1)	1.2		8	3	1	0	0	0	0	0	0	0	0	8	8	0.00	1.800

**MINNESOTA TWINS @ KANSAS CITY ROYALS**  
**ROYALS STADIUM, KANSAS CITY, MO**  
 Tue May 11 1976, 4:33 AM EDT  
 Att. 9,652 - Unknown - 76 F

AB	34
R	6
H	12
RBI	5
BB	2
SO	5
LOB	19



WP	HR	S	P	ERA	WHIP
0	0	0	0	0.00	1.500
0	0	0	0	54.00	6.000
0	0	0	0	0.00	1.800

Batter	1	2	3	4	5	6	7	8	9	AB R H RBI BB SO LOB	TOP																
Lyman Bostock, L (1, 8) OBP: 0.410, SLG: 0.479	0-0 4-3		0-0 3B		0-0 1B	0-0 G3			0-0 G3	5 1 2 0 0 0 1	<b>Minnesota Twins @ Kansas City Royals</b> Royals Stadium, Kansas City, MO Wed May 12 1976, 8:05 PM EDT Att: 9,601 - Unknown - 61 F <a href="http://livebaseballscorecards.com">livebaseballscorecards.com</a>																
Larry Hisle, R (1, 7) OBP: 0.307, SLG: 0.297 Steve Brye, R (7, 7) OBP: 0.038, SLG: 0.042	0-0 5-3		0-0 5-3		0-0 FC4 1B		0-0 F8		0-0 6-3	4 1 0 1 0 0 2 1 0 0 1 0 0 0																	
Rod Carew, L (1, 3) OBP: 0.413, SLG: 0.456 Jerry Terrell, R (7, 9) OBP: 0.242, SLG: 0.258	0-0 F7			0-0 E4 1B	0-0 4-3 1B		0-0 E5 6-3		0-0 2B	4 1 1 1 0 0 0 1 0 1 0 0 0 0																	
Steve Braun, L (1, 5) OBP: 0.288, SLG: 0.254		0-0 4-3		0-0 E9 1B	0-0 4-3		0-0 6-3		0-0 4-3	5 0 1 1 0 0 3																	
Butch Wynegar, S (1, 10) OBP: 0.353, SLG: 0.408		4-0 BB		4-0 BB	4-0 BB		0-0 F6			1 0 0 0 3 0 1																	
Dan Ford, R (1, 9) OBP: 0.288, SLG: 0.400 Craig Kusick, R (7, 3) OBP: 0.400, SLG: 0.733		0-0 F9		0-3 K	0-0 F6			0-0 F9		3 0 0 0 0 1 5 1 0 0 0 0 0 0																	
Bob Randall, R (1, 4) OBP: 0.347, SLG: 0.341		0-0 F7		0-0 F9	0-0 F4			0-0 F7		4 0 0 0 0 0 5																	
Phil Roof, R (1, 2) OBP: 0.154, SLG: 0.231 Glenn Borgmann, R (3, 2) OBP: 0.429, SLG: 0.333			0-0 F8	0-0 G3		0-0 6-3		0-0 F9		1 0 0 0 0 0 0 3 0 0 0 0 0 2																	
Luis Gomez, R (1, 6) OBP: 0.429, SLG: 0.333			0-0 F5		4-0 1B FC4 BB	0-3 K			0-0 G3 WP 6-3 1B	3 2 1 0 1 1 0																	
<b>Inning Stats</b>	R: 0 E: 0 K: 0 S: 3	H: 0 LOB: 0 BB: 0 P: 3	R: 0 E: 0 K: 0 S: 3	H: 0 LOB: 1 BB: 1 P: 7	R: 0 E: 0 K: 0 S: 4	H: 1 LOB: 1 BB: 0 P: 4	R: 1 E: 2 K: 1 S: 7	H: 1 LOB: 2 BB: 1 P: 11	R: 3 E: 1 K: 0 S: 6	H: 2 LOB: 2 BB: 2 P: 14		R: 0 E: 0 K: 1 S: 5	H: 0 LOB: 0 BB: 0 P: 5	R: 0 E: 1 K: 0 S: 4	H: 0 LOB: 1 BB: 0 P: 4	R: 0 E: 0 K: 0 S: 3	H: 0 LOB: 0 BB: 0 P: 3	R: 1 E: 0 K: 0 S: 5	H: 2 LOB: 1 BB: 0 P: 5	1B: 4 2B: 1 3B: 1 HR: 0	SF: 0 SAC: 0 DP: 0 HBP: 0	WP: 1 PB: 0 SB: 0 CS: 0	PA: 40				
<b>PITCHER</b>	IP WLS BF H R ER SO BB IBB HBP BLK WP HR S P ERA WHIP																										
Steve Busby, R (1, 1) ERA: 3.82	4.1		23	4	4	2	1	4	0	0	0	0	0	21	37	4.15	1.846										
Marty Pattin, R (5, 1) ERA: 3.55	2.2	W	9	0	0	0	1	0	0	0	0	0	0	11	11	0.00	0.000										
Tom Hall, L (8, 1) ERA: 4.76	1.0		3	0	0	0	0	0	0	0	0	0	0	3	3	0.00	0.000										
Steve Mingori, L (9, 1) ERA: 6.75	1.0		5	2	1	1	0	0	0	0	0	1	0	5	5	9.00	2.000										

**Minnesota Twins @ Kansas City Royals**  
 Royals Stadium, Kansas City, MO  
 Wed May 12 1976, 8:05 PM EDT  
 Att: 9,601 - Unknown - 61 F

<b>AB</b>	36
<b>R</b>	5
<b>H</b>	6
<b>RBI</b>	4
<b>BB</b>	4
<b>SO</b>	2
<b>LOB</b>	19



Batter	1	2	3	4	5	6	7	8	9
Tom Poquette, L (1, 7) OBP: 0.381, SLG: 0.579									
Amos Otis, R (1, 8) OBP: 0.406, SLG: 0.580									
George Brett, L (1, 5) OBP: 0.426, SLG: 0.448 Jamie Quirk, L (7, 5) OBP: 0.400, SLG: 0.400									
John Mayberry, L (1, 3) OBP: 0.305, SLG: 0.234 Tony Solaita, L (8, 3) OBP: 0.357, SLG: 0.571									
Hal McRae, R (1, 10) OBP: 0.359, SLG: 0.402 Al Fitzmorris, S (3, PR)									
Fran Healy, R (5, PH) OBP: 0.250, SLG: 0.125									
Al Cowens, R (1, 9) OBP: 0.258, SLG: 0.307									
Bob Stinson, S (1, 2) OBP: 0.421, SLG: 0.438									
Freddie Patek, R (1, 6) OBP: 0.416, SLG: 0.438									
Frank White, R (1, 4) OBP: 0.227, SLG: 0.197									

Inning Stats	R: 7	H: 5	E: 1	K: 2	S: 12	L: 14	BB: 3	P: 24	R: 4	H: 4	E: 0	K: 0	S: 7	R: 3	H: 3	E: 1	K: 0	S: 7	R: 0	H: 1	E: 0	K: 0	S: 4	R: 0	H: 0	E: 0	K: 1	S: 5	R: 2	H: 4	E: 0	K: 0	S: 7	R: 1	H: 3	E: 0	K: 2	S: 9	R: 0	H: 2	E: 0	K: 2	S: 9			
	LOB: 1	BB: 3				LOB: 0	BB: 0		LOB: 1	BB: 0				LOB: 2	BB: 1				LOB: 0	BB: 0				LOB: 2	BB: 0		LOB: 1	BB: 0				LOB: 1	BB: 0				LOB: 2	BB: 0				LOB: 2	BB: 0			

PITCHER	IP	WLS	BF	H	R	ER	SO	BB	IBB	HBP	BLK	WP	HR	S	P	ERA	WHIP
Joe Decker, R (1, 1) ERA: 5.91	1.0	L	14	8	10	10	2	3	0	0	0	1	0	15	27	90.00	11.000
Vic Albury, L (2, 1) ERA: 5.59	4.2		25	9	6	4	1	1	0	0	0	0	0	26	30	7.71	2.143
Mike Pazik, L (6, 1) ERA: 4.26	2.1		11	5	1	1	2	0	0	0	0	0	0	15	15	3.86	2.143

**BOTTOM**

AB	R	H	RBI	BB	SO	LOB
6	1	3	4	0	2	1
6	1	2	0	0	0	4
5	3	3	2	0	0	2
1	0	1	0	0	0	0
5	2	2	0	0	1	4
1	0	1	0	0	0	0
2	2	2	2	1	0	0
0	0	0	0	0	0	0
3	1	1	0	0	2	2
4	2	2	4	0	0	1
4	2	3	2	0	0	1
3	1	1	2	1	0	1
3	2	1	0	2	0	2

**AB 43**  
**R 17**  
**H 22**  
**RBI 16**  
**BB 4**  
**SO 5**  
**LOB 18**

**Minnesota Twins @ Kansas City Royals**  
**Royals Stadium, Kansas City, MO**  
 Wed May 12 1976, 8:05 PM EDT  
 Att. 9,601 - Unknown - 61 F

Batter	1	2	3	4	5	6	7	8	9	AB R H RBI BB SO LOB	TOP											
Pat Kelly, L (1, 10) OBP: 0.222, SLG: 0.357	0-0 6-3		0-0 4-3			0-0 F8		0-0 F7		4 0 0 0 0 0 2												
Ralph Garr, L (1, 8) OBP: 0.338, SLG: 0.487 (7, 7)	0-0 1B			0-0 F7		0-0 HR		4-0 BB		3 1 2 2 1 0 0												
Jorge Orta, L (1, 5) OBP: 0.308, SLG: 0.417	0-3 K			0-0 F7		0-3 K		0-0 F6		4 0 0 0 0 2 2												
Carlos May, L (1, 7) OBP: 0.286, SLG: 0.185 Chet Lemon, R (7, 8) OBP: 0.281, SLG: 0.245		0-0 5-3		0-3 K		0-0 G3		0-0 4-3		3 0 0 0 0 1 0 1 0 0 0 0 0 1												
Jim Spencer, L (1, 3) OBP: 0.333, SLG: 0.357		0-0 4-3			0-0 F5		0-0 G3		0-0 F6	4 0 0 0 0 0 0												
Brian Downing, R (1, 2) OBP: 0.420, SLG: 0.465		0-0 F4			0-0 1B		0-0 1B		0-0 1B	4 0 3 0 0 0 0												
Buddy Bradford, R (1, 9) OBP: 0.385, SLG: 0.372			4-0 BB		0-3 K		0-0 L6		0-0 L7	3 0 0 0 1 1 3												
Bucky Dent, R (1, 6) OBP: 0.337, SLG: 0.355			0-3 K		0-3 K		0-0 1B		0-3 K	4 0 1 0 0 3 3												
Jack Brohamer, L (1, 4) OBP: 0.246, SLG: 0.295			0-0 4-3			0-0 HR		0-0 F7		3 1 1 0 0 0 3												
<b>Inning Stats</b>	R: 0 E: 0 K: 1 S: 5	H: 1 LOB: 0 BB: 0 P: 5	R: 0 E: 0 K: 0 S: 3	H: 0 LOB: 0 BB: 0 P: 3	R: 0 E: 0 K: 1 S: 5	H: 0 LOB: 1 BB: 1 P: 9	R: 0 E: 0 K: 1 S: 5	H: 0 LOB: 0 BB: 0 P: 5	R: 0 E: 0 K: 2 S: 8	H: 1 LOB: 1 BB: 0 P: 8	R: 2 E: 0 K: 1 S: 7	H: 2 LOB: 0 BB: 0 P: 7	R: 0 E: 0 K: 0 S: 5	H: 2 LOB: 2 BB: 0 P: 5	R: 0 E: 0 K: 0 S: 3	H: 0 LOB: 1 BB: 1 P: 7	R: 0 E: 0 K: 1 S: 6	H: 1 LOB: 1 BB: 0 P: 6	1B: 6 2B: 0 3B: 0 HR: 1	SF: 0 SAC: 0 DP: 0 HBP: 0	WP: 0 PB: 0 SB: 1 CS: 0	PA: 35
<b>PITCHER</b> Dennis Leonard, R (1, 1) ERA: 3.38	IP: 9.0 WLS: W BF: 35 H: 7 R: 2 ER: 2 SO: 7 BB: 2 IBB: 0 HBP: 0 BLK: 0 WP: 0 HR: 1 S: 47 P: 55 ERA: 2.00 WHIP: 1.000											<b>PITCHER</b>	IP: 9.0 WLS: W BF: 35 H: 7 R: 2 ER: 2 SO: 7 BB: 2 IBB: 0 HBP: 0 BLK: 0 WP: 0 HR: 1 S: 47 P: 55 ERA: 2.00 WHIP: 1.000									

Chicago White Sox @ Kansas City Royals  
Royals Stadium, Kansas City, MO  
Thu May 13 1976, 4:33 AM EDT  
Att. 13,657 - Unknown - 63 F

AB	33
R	2
H	7
RBI	2
BB	2
SO	7
LOB	14



Batter	1	2	3	4	5	6	7	8	9	AB	R	H	RBI	BB	SO	LOB
Tom Poquette, L (1, 7) OBP: 0.346, SLG: 0.500	0-0 L6-3 1B	0-0 5-3		0-0 1-3		0-0 4-3 1-2	0-0 6-3 2-3			5	0	1	0	0	0	2
Amos Otis, R (1, 8) OBP: 0.396, SLG: 0.570	0-0 L6-3 1-2		0-0 F9		0-0 4-3 1B 2B	0-0 F9 S S S	0-3 K			5	1	1	0	0	1	3
George Brett, L (1, 5) OBP: 0.444, SLG: 0.495	0-0 1B 3B 1B		0-0 HR		0-0 4-3 2-3	4-0 3B BB		0-0 1B 2B 1B		4	4	3	1	1	0	1
John Mayberry, L (1, 3) OBP: 0.330, SLG: 0.284	0-0 1-3 3B 1B		4-0 E BB		0-0 2B 1B	0-0 1B 3B		0-0 F5		4	3	3	3	1	0	1
Hal McRae, R (1, 10) OBP: 0.381, SLG: 0.453	0-0 1-H 3-H 3B 3B		0-0 F8		0-0 1-H 2B	4-0 1B BB		0-0 1-3 2B 1B		4	3	3	3	1	0	1
Al Cowens, R (1, 9) OBP: 0.276, SLG: 0.337	0-0 3-H 3B		0-0 E5 1-2		0-0 F9	0-0 1-2 3-H 1B		4-0 1-2 2B BB		4	1	2	2	1	0	2
Buck Martinez, R (1, 2) OBP: 0.282, SLG: 0.487	0-0 5-3		0-0 F9		0-0 2-H 1B FC4-6	0-0 F3		0-0 F4		5	0	1	1	0	0	8
Freddie Patek, R (1, 6) OBP: 0.407, SLG: 0.426		0-0 F8		0-0 F7		0-0 FC4-6 1-2f		0-0 6-3 6-3 1B		4	0	1	0	0	0	1
Cookie Rojas, R (8, 4) OBP: 0.391, SLG: 0.333								1-H 2-H 3-H 2B		1	0	1	3	0	0	0
Frank White, R (1, 4) OBP: 0.211, SLG: 0.182 (8, 6)		0-0 F6		0-0 5-3		0-0 E6 3B		0-0 6-3 1-2		5	1	0	0	0	0	2

Inning Stats	R: 3	H: 5	E: 0	LOB: 1	K: 0	S: 7	P: 7	R: 0	H: 0	E: 0	LOB: 0	K: 0	S: 3	R: 1	H: 1	E: 1	LOB: 2	K: 0	S: 5	R: 0	H: 0	E: 0	LOB: 0	K: 0	S: 3	R: 3	H: 4	E: 0	LOB: 1	K: 0	S: 7	R: 3	H: 2	E: 1	LOB: 2	K: 0	S: 6	R: 0	H: 1	E: 0	LOB: 1	K: 1	S: 6	R: 3	H: 3	E: 0	LOB: 1	K: 0	S: 6	R: 0	H: 0	E: 0	LOB: 0	K: 0	S: 3
<b>PITCHER</b>	<b>IP</b>	<b>WLS</b>	<b>BF</b>	<b>H</b>	<b>R</b>	<b>ER</b>	<b>SO</b>	<b>BB</b>	<b>IBB</b>	<b>HBP</b>	<b>BLK</b>	<b>WP</b>	<b>HR</b>	<b>S</b>	<b>P</b>	<b>ERA</b>	<b>WHIP</b>																																						
Bart Johnson, R (1, 1) ERA: 10.8	4.1	L	23	9	7	7	0	1	0	0	0	0	0	1	22	26	14.54	2.308																																					
Jim Otten, R (5, 1) ERA:	1.2		11	3	3	0	0	2	0	0	0	0	0	0	9	17	0.00	3.000																																					
Francisco Barrios, R (7, 1) ERA: 8.31	2.0		11	4	3	3	1	1	0	0	0	0	0	0	12	16	13.50	2.500																																					

**BOTTOM**

**Chicago White Sox @ Kansas City Royals**  
**Royals Stadium, Kansas City, MO**  
 Thu May 13 1976, 4:33 AM EDT  
 Att: 13,657 - Unknown - 63 F

<b>AB</b>	<b>41</b>
<b>R</b>	<b>13</b>
<b>H</b>	<b>16</b>
<b>RBI</b>	<b>13</b>
<b>BB</b>	<b>4</b>
<b>SO</b>	<b>1</b>
<b>LOB</b>	<b>21</b>

WP: 0 PA: 45  
 PB: 0  
 SB: 1  
 CS: 0



livebaseballscores.com

Batter	1	2	3	4	5	6	7	8	9	AB R H RBI BB SO LOB	TOP									
Pat Kelly, L (1, 10) OBP: 0.204, SLG: 0.326	0-0 F9		0-3 K		0-0 5-3			0-0 G3		4 0 0 0 0 1 4	<b>Chicago White Sox @ Kansas City Royals</b> Royals Stadium, Kansas City, MO Fri May 14 1976, 4:33 AM EDT Att. 12,990 - Unknown - 66 F									
Ralph Garr, L (1, 8) OBP: 0.321, SLG: 0.468	0-0 4-3		0-0 G1			0-0 4-3		0-0 SF7		3 0 0 1 0 0 0										
Jorge Orta, L (1, 5) OBP: 0.305, SLG: 0.409	0-0 L8				0-0 F7			0-0 L8		4 0 1 0 0 0 0										
Carlos May, L (1, 7) OBP: 0.284, SLG: 0.190		0-0 F8			0-0 G4-6-3 1B			0-0 G3		4 0 1 0 0 1 2										
Jim Spencer, L (1, 3) OBP: 0.317, SLG: 0.338		0-0 E4 FC5-4			0-0 G4-6-3 1-2f			0-0 6-3		4 0 0 0 0 0 1										
Brian Downing, R (1, 2) OBP: 0.407, SLG: 0.435		0-0 FC5-4 1-2f			4-0 FC5-4 BB			0-3 K		3 0 0 0 1 1 1										
Buddy Bradford, R (1, 9) OBP: 0.393, SLG: 0.383		0-0 1-2 1B			0-0 F8			0-0 F9		4 0 2 0 0 0 1										
Bucky Dent, R (1, 6) OBP: 0.333, SLG: 0.350		0-0 F2			0-0 FC5-4 1-2f			0-0 G3 SF7 1B		4 1 1 0 0 0 4										
Jack Brohamer, L (1, 4) OBP: 0.265, SLG: 0.313			0-0 4-3		0-0 1-2 1B			0-0 1B G3 1B		3 0 2 0 0 0 0										
<b>Inning Stats</b>	R: 0 E: 0 K: 0 S: 3	H: 0 LOB: 0 BB: 0 P: 3	R: 0 E: 1 K: 0 S: 5	H: 1 LOB: 2 BB: 0 P: 5	R: 0 E: 0 K: 1 S: 5	H: 0 LOB: 0 BB: 0 P: 5	R: 0 E: 0 K: 0 S: 4	H: 1 LOB: 2 BB: 1 P: 8	R: 0 E: 0 K: 1 S: 5	H: 0 LOB: 0 BB: 0 P: 5	R: 0 E: 0 K: 1 S: 5	H: 0 LOB: 0 BB: 0 P: 5	R: 1 E: 0 K: 0 S: 6	H: 3 LOB: 2 BB: 0 P: 6	R: 0 E: 0 K: 0 S: 4	H: 1 LOB: 1 BB: 0 P: 4	1B: 7 2B: 0 3B: 0 HR: 0	SF: 1 SAC: 0 DP: 1 HBP: 0	WP: 0 PB: 0 SB: 0 CS: 0	PA: 35
<b>PITCHER</b> Al Fitzmorris, R (1, 1) ERA: 3.34	IP: 9.0 WLS: W BF: 35 H: 7 R: 1 ER: 1 SO: 3 BB: 1 IBB: 0 HBP: 0 BLK: 0 WP: 0 HR: 0 S: 40 P: 44 ERA: 1.00 WHIP: 0.889																			

livebaseballscorecards.com

<b>AB</b>	33
<b>R</b>	1
<b>H</b>	7
<b>RBI</b>	1
<b>BB</b>	1
<b>SO</b>	3
<b>LOB</b>	13





Batter	1	2	3	4	5	6	7	8	9
<b>Tom Poquette, L</b> OBP: 0.367, SLG: 0.481 (1, 7)	0-0 HR 1B	0-0 1-2f 3-6			0-0 1-2f FC4-6 G4-6-3		4-0 1-2 BB		
<b>Amos Otis, R</b> OBP: 0.390, SLG: 0.589 (1, 8)	0-0 1-H HR	0-3 K			0-0 1-2f G4-6-3		0-0 L6		
<b>George Brett, L</b> OBP: 0.437, SLG: 0.484 (1, 5)	0-0 F9		4-0 BB G3-6-3			0-0 F8	0-0 SF7		
<b>John Mayberry, L</b> OBP: 0.337, SLG: 0.306 (1, 3)	0-0 1B 2B		0-0 1-2f G3-6-3			0-0 CS 1B	0-0 4-3		
<b>Hal McRae, R</b> OBP: 0.366, SLG: 0.433 (1, 10)	0-0 F8		0-0 F8			0-3 K		0-3 K	
<b>Al Cowens, R</b> OBP: 0.284, SLG: 0.365 (1, 9)	0-0 2-H 1B			0-0 F4			0-0 1B 3B	0-0 4-3	
<b>Bob Stinson, S</b> OBP: 0.391, SLG: 0.368 (1, 2)	0-0 F7			0-0 6-3			4-0 1B 1B BB	0-0 F3	
<b>Freddie Patek, R</b> OBP: 0.417, SLG: 0.437 (1, 6)		0-0 S 1B		0-0 4-3			0-0 1B 1B SF7 1B		
<b>Frank White, R</b> OBP: 0.243, SLG: 0.217 (1, 4)		0-0 1-H 3-6 1B			0-0 FC4-6 1B		0-0 BB 1B		

Inning Stats	R: 3 E: 0 K: 0 S: 7	H: 4 LOB: 1 BB: 0 P: 7	R: 1 E: 0 K: 1 S: 6	H: 2 LOB: 0 BB: 0 P: 6	R: 0 E: 0 K: 0 S: 2	H: 0 LOB: 0 BB: 1 P: 6	R: 0 E: 0 K: 0 S: 3	H: 0 LOB: 0 BB: 0 P: 3	R: 0 E: 0 K: 1 S: 5	H: 1 LOB: 0 BB: 0 P: 5	R: 3 E: 0 K: 0 S: 6	H: 3 LOB: 2 BB: 2 P: 14	R: 0 E: 0 K: 1 S: 5	H: 0 LOB: 0 BB: 0 P: 5
1B: 8 2B: 2 3B: 1 HR: 1	SF: 1 SAC: 0 DP: 3 HBP: 0	WP: 0 PB: 0 SB: 1 CS: 1												

PITCHER	IP	WLS	BF	H	R	ER	SO	BB	IBB	HBP	BLK	WP	HR	S	P	ERA	WHIP
<b>Pete Vuckovich, R</b> ERA: 7.15 (1, 1)	6.0	L	27	11	7	7	2	2	0	0	0	0	1	29	37	10.50	2.167
<b>Dave Hamilton, L</b> ERA: 7.11 (7, 1)	1.0		4	0	0	0	0	1	0	0	0	0	0	3	7	0.00	1.000
<b>Francisco Barrios, R</b> ERA: 6.75 (8, 1)	1.0		3	0	0	0	1	0	0	0	0	0	0	5	5	0.00	0.000


**BOTTOM**

**Chicago White Sox @ Kansas City Royals**  
Royals Stadium, Kansas City, MO

Fri May 14 1976, 4:33 AM EDT  
Att: 12,990 - Unknown - 66 F

[livebaseballscorecards.com](http://livebaseballscorecards.com)

<b>AB</b>	<b>30</b>
<b>R</b>	<b>7</b>
<b>H</b>	<b>11</b>
<b>RBI</b>	<b>7</b>
<b>BB</b>	<b>3</b>
<b>SO</b>	<b>3</b>
<b>LOB</b>	<b>12</b>



PITCHER	IP	WLS	BF	H	R	ER	SO	BB	IBB	HBP	BLK	WP	HR	S	P	ERA	WHIP
<b>Pete Vuckovich, R</b> ERA: 7.15 (1, 1)	6.0	L	27	11	7	7	2	2	0	0	0	0	1	29	37	10.50	2.167
<b>Dave Hamilton, L</b> ERA: 7.11 (7, 1)	1.0		4	0	0	0	0	1	0	0	0	0	0	3	7	0.00	1.000
<b>Francisco Barrios, R</b> ERA: 6.75 (8, 1)	1.0		3	0	0	0	1	0	0	0	0	0	0	5	5	0.00	0.000

Batter	1	2	3	4	5	6	7	8	9	10	11	12	AB R H RBI BB SO LOB	TOP										
Bill Stein, R OBP: 0.217, SLG: 0.261 (1, 4)	0-3 K		0-0 1B 2B		0-0 F7		0-3 K			0-0 FC1-6 1B		0-0 1-5-3	6 1 2 0 0 2 3											
Ralph Garr, L OBP: 0.315, SLG: 0.452 (1, 7) (12, 8)	0-0 6-3		0-0 1B		0-0 FC4-6 WP S 1-2f		0-0 F7			0-0 F7			5 0 1 1 0 0 4											
Jorge Orta, L OBP: 0.300, SLG: 0.398 (1, 5)	0-0 CS 1B		0-0 4-3		0-0 F7 1-3				0-0 F8		0-0 FC1-6 1-2f		5 0 1 0 0 0 3											
Brian Downing, R OBP: 0.390, SLG: 0.400 (1, 10)	0-0 CS 1-2	0-3 K		4-0 1B BB		0-0 L3		0-0 5-3		0-0 K			4 0 0 0 1 2 1											
Lamar Johnson, R OBP: 0.154, SLG: 0.154 (1, 3) Jim Spencer, L OBP: 0.313, SLG: 0.333 (11, PH) (11, 3)		0-3 K		0-0 L8		0-0 F8		0-0 1B		0-0 F5			4 0 1 0 0 1 1 1 0 0 0 0 0 0											
Buddy Bradford, R OBP: 0.377, SLG: 0.385 (1, 9)		0-0 2B		0-0 L7		0-0 4-3		0-0 L9		0-0 L6			5 0 1 0 0 0 2											
Bucky Dent, R OBP: 0.348, SLG: 0.365 (1, 6)		0-0 F9		0-0 FC6-4 1B		0-0 SH1-4 1B		0-0 FC5-6 1B		0-3 K			5 0 3 0 0 1 1											
Chet Lemon, R OBP: 0.267, SLG: 0.232 (1, 8) Carlos May, L OBP: 0.279, SLG: 0.186 (12, PH) (12, 7)			0-3 K	0-0 FC6-4 1-2f		0-0 SH1-4 1-2		0-0 FC5-6 G1-6-3 1-2f		0-0 3-1			3 0 0 0 0 1 3 1 0 0 0 0 0 0											
Pete Varney, R OBP: 0.316, SLG: 0.583 (1, 2)			0-0 F9		4-0 FC4-6 BB		4-0 BB BB BB BB		0-0 G1-6-3 1-2f		0-3 K		3 0 0 0 2 1 1											
<b>Inning Stats</b>	R: 0 E: 0 K: 1 S: 5	H: 1 LOB: 0 BB: 0 P: 5	R: 0 E: 0 K: 2 S: 8	H: 1 LOB: 1 BB: 0 P: 8	R: 1 E: 0 K: 1 S: 7	H: 2 LOB: 1 BB: 0 P: 7	R: 0 E: 0 K: 0 S: 4	H: 1 LOB: 2 BB: 1 P: 8	R: 0 E: 0 K: 0 S: 3	H: 0 LOB: 0 BB: 0 P: 3	R: 0 E: 0 K: 0 S: 6	H: 1 LOB: 2 BB: 1 P: 10	R: 0 E: 0 K: 0 S: 4	H: 1 LOB: 1 BB: 0 P: 4	R: 0 E: 0 K: 1 S: 6	H: 1 LOB: 0 BB: 0 P: 6	R: 0 E: 0 K: 1 S: 5	H: 0 LOB: 0 BB: 0 P: 5	R: 0 E: 0 K: 1 S: 5	H: 0 LOB: 0 BB: 0 P: 5	1B: 7 2B: 2 3B: 0 HR: 0	SF: 0 SAC: 1 DP: 1 HBP: 0	WP: 1 PB: 0 SB: 1 CS: 1	PA: 47
<b>PITCHER</b>	IP WLS BF H R ER SO BB IBB HBP BLK	IP WLS BF H R ER SO BB IBB HBP BLK	IP WLS BF H R ER SO BB IBB HBP BLK	IP WLS BF H R ER SO BB IBB HBP BLK	IP WLS BF H R ER SO BB IBB HBP BLK	IP WLS BF H R ER SO BB IBB HBP BLK	IP WLS BF H R ER SO BB IBB HBP BLK	IP WLS BF H R ER SO BB IBB HBP BLK	IP WLS BF H R ER SO BB IBB HBP BLK	IP WLS BF H R ER SO BB IBB HBP BLK	IP WLS BF H R ER SO BB IBB HBP BLK	IP WLS BF H R ER SO BB IBB HBP BLK	IP WLS BF H R ER SO BB IBB HBP BLK	IP WLS BF H R ER SO BB IBB HBP BLK	IP WLS BF H R ER SO BB IBB HBP BLK	IP WLS BF H R ER SO BB IBB HBP BLK	IP WLS BF H R ER SO BB IBB HBP BLK	IP WLS BF H R ER SO BB IBB HBP BLK	IP WLS BF H R ER SO BB IBB HBP BLK	IP WLS BF H R ER SO BB IBB HBP BLK	ERA WHIP	ERA WHIP		
Paul Splittorff, L ERA: 4.79 (1, 1)	10.0	40	9	1	1	6	3	0	0	0	0	0	0.90	1.200										
Mark Littell, R ERA: (11, 1)	2.0	6	0	0	0	2	0	0	0	0	0	0	0.00	0.000										

Chicago White Sox @ Kansas City Royals  
 Royals Stadium, Kansas City, MO  
 Sat May 15 1976, 8:05 PM EDT  
 Att. 14,693 - Unknown - 63 F

AB	42
R	1
H	9
RBI	1
BB	3
SO	8
LOB	19



livebaseballscorecards.com


Batter	1	2	3	4	5	6	7	8	9	10	11	12	AB	R	H	RBI	BB	SO	LOB
<b>Tom Poquette, L</b> OBP: 0.343, SLG: 0.500 (1, 7) X	0-0 3-1	0-0 F6			0-0 SF8 3B		0-0 SH3-4		0-3 K		0-0 F5		5	1	1	0	0	1	5
<b>Amos Otis, R</b> OBP: 0.378, SLG: 0.564 (1, 8) X	0-0 4-3		0-0 F8		0-0 SF8		0-0 6-3			4-0 1B BB		0-0 6-3	4	0	0	1	1	0	1
<b>George Brett, L</b> OBP: 0.440, SLG: 0.490 (1, 5) X	0-0 1B		0-0 2B		4-0 S BB		0-0 F6			0-0 F4		0-0 G3	5	0	2	0	1	0	2
<b>John Mayberry, L</b> OBP: 0.336, SLG: 0.333 (1, 3) X	0-0 G3		4-0 BB		0-0 F9		0-0 4-3			0-0 F7		0-0 HR	5	1	1	1	1	0	3
<b>Hal McRae, R</b> OBP: 0.368, SLG: 0.426 (1, 10)		4-0 6-3 BB	0-0 F3		0-0 F9		0-0 F6			0-0 1B			4	0	1	0	1	0	3
<b>Al Cowens, R</b> OBP: 0.271, SLG: 0.347 (1, 9)		0-0 6-3	0-3 K			0-0 4-3		0-0 F8			0-0 F4		5	0	0	0	0	1	5
<b>Buck Martinez, R</b> OBP: 0.273, SLG: 0.455 (1, 2)		0-0 6-3	0-3 K		0-0 6-3		0-0 6-3			0-0 FC3-6 1B		0-0 6-3	5	0	1	0	0	1	1
<b>Freddie Patek, R</b> OBP: 0.404, SLG: 0.413 (1, 6)		4-0 S BB	0-3 K		0-0 6-3		0-0 6-3			0-0 FC3-6 S		0-0 4-3	4	0	0	0	1	1	1
<b>Frank White, R</b> OBP: 0.260, SLG: 0.225 (1, 4)		4-0 BB	0-0 F4		0-0 F4		0-0 6-3 SH3-4 1B			0-3 K		0-0 S 1B	2	0	1	0	1	0	0
<b>Cookie Rojas, R</b> OBP: 0.400, SLG: 0.350 (9, PH) (10, 4)		1-2 BB								1-2 K			2	0	1	0	0	1	1

Inning Stats	R: 0	H: 1	E: 0	LOB: 1	K: 0	BB: 0	S: 4	R: 0	H: 0	E: 0	LOB: 3	K: 0	BB: 3	S: 3	R: 0	H: 1	E: 0	LOB: 2	K: 1	BB: 1	S: 6	R: 0	H: 0	E: 0	LOB: 0	K: 2	BB: 0	S: 7	R: 1	H: 1	E: 0	LOB: 1	K: 0	BB: 1	S: 4	R: 0	H: 0	E: 0	LOB: 0	K: 0	BB: 0	S: 3	R: 0	H: 1	E: 0	LOB: 1	K: 0	BB: 0	S: 4	R: 0	H: 0	E: 0	LOB: 0	K: 0	BB: 0	S: 3	R: 0	H: 1	E: 0	LOB: 1	K: 2	BB: 0	S: 8	R: 0	H: 1	E: 0	LOB: 1	K: 2	BB: 0	S: 8	R: 0	H: 1	E: 0	LOB: 2	K: 0	BB: 1	S: 4	R: 0	H: 1	E: 0	LOB: 1	K: 0	BB: 0	S: 4	R: 1	H: 1	E: 0	LOB: 0	K: 0	BB: 0	S: 3	1B: 5	2B: 1	3B: 1	HR: 1	SF: 1	SAC: 1	DP: 0	HBP: 0	WP: 0	PA: 49
--------------	------	------	------	--------	------	-------	------	------	------	------	--------	------	-------	------	------	------	------	--------	------	-------	------	------	------	------	--------	------	-------	------	------	------	------	--------	------	-------	------	------	------	------	--------	------	-------	------	------	------	------	--------	------	-------	------	------	------	------	--------	------	-------	------	------	------	------	--------	------	-------	------	------	------	------	--------	------	-------	------	------	------	------	--------	------	-------	------	------	------	------	--------	------	-------	------	------	------	------	--------	------	-------	------	-------	-------	-------	-------	-------	--------	-------	--------	-------	--------

PITCHER	IP	WLS	BF	H	R	ER	SO	BB	IBB	HBP	BLK	WP	HR	S	P	ERA	WHIP
<b>Rich Gossage, R</b> ERA: 3.02 (1, 1)	11.2	L	49	8	2	2	5	6	0	0	0	0	1	53	77	1.54	1.200

**Chicago White Sox @ Kansas City Royals**  
**Royals Stadium, Kansas City, MO**  
 Sat May 15 1976, 8:05 PM EDT  
 Att: 14,693 - Unknown - 63 F

<b>AB</b>	41
<b>R</b>	2
<b>H</b>	8
<b>RBI</b>	2
<b>BB</b>	6
<b>SO</b>	5
<b>LOB</b>	22



PITCHER	IP	WLS	BF	H	R	ER	SO	BB	IBB	HBP	BLK	WP	HR	S	P	ERA	WHIP
---------	----	-----	----	---	---	----	----	----	-----	-----	-----	----	----	---	---	-----	------

Batter	1	2	3	4	5	6	7	8	9	AB R H RBI BB SO LOB										
Pat Kelly, L (1, 10) OBP: 0.222, SLG: 0.353	0-0 4-3 1B 2B	0-3 K		0-0 G4-6-3 1-2f			0-0 1-3		0-0 1-2 1B	5 1 2 0 0 1 2										
Ralph Garr, L (1, 8) OBP: 0.309, SLG: 0.461	0-0 4-3 2-3		0-0 2B 3B		0-0 4-3		0-0 1-3		0-3 K	5 1 1 0 0 1 4										
Jorge Orta, L (1, 5) OBP: 0.305, SLG: 0.408	0-0 1B 1B		0-0 4-3 SF8 2B		0-0 F4			0-0 G3	0-0 L8	5 1 2 2 0 0 2 0 0 0 0 0 0 0										
Carlos May, L (1, 7) OBP: 0.278, SLG: 0.206	0-0 F8		0-0 4-3 2-3		0-0 4-3			0-0 1B FC1-2-5 2B		4 0 1 0 0 0 2 0 0 0 0 0 0 0										
Chet Lemon, R (8, PR) OBP: 0.267, SLG: 0.232																				
Jim Spencer, L (1, 3) OBP: 0.322, SLG: 0.346	0-0 FC5-4 1-3 1B		0-0 SF8		0-0 F6			0-0 FC1-2-5 2-3 1B		3 0 2 1 0 0 0										
Brian Downing, R (1, 2) OBP: 0.381, SLG: 0.407	0-0 FC5-4 1-2f		0-0 2B		0-0 4-3			0-0 FC1-2-5 1-2 3-H		4 0 1 0 0 0 5										
Buddy Bradford, R (1, 9) OBP: 0.354, SLG: 0.357		0-0 F9	0-0 F3		0-0 K			0-3 K		4 0 0 0 0 2 3										
Bucky Dent, R (1, 6) OBP: 0.365, SLG: 0.393		0-0 6-3		0-0 FC3-6 1B			0-0 1-3 2B		0-0 1B 1B	4 0 3 0 0 0 0										
Jack Brohamer, L (1, 4) OBP: 0.264, SLG: 0.353		0-0 HR		0-0 FC3-6 G4-6-3 1-2f			0-0 F2		0-3 K	4 1 1 1 0 1 3										
<b>Inning Stats</b>	R: 1 E: 0 K: 0 S: 6	H: 3 LOB: 2 BB: 0 P: 6	R: 1 E: 0 K: 1 S: 6	H: 1 LOB: 0 BB: 0 P: 6	R: 2 E: 0 K: 0 S: 6	H: 3 LOB: 1 BB: 0 P: 6	R: 0 E: 0 K: 0 S: 3	H: 1 LOB: 0 BB: 0 P: 3	R: 0 E: 0 K: 1 S: 5	H: 0 LOB: 0 BB: 0 P: 5	R: 0 E: 0 K: 0 S: 4	H: 1 LOB: 1 BB: 0 P: 4	R: 0 E: 0 K: 1 S: 7	H: 2 LOB: 2 BB: 0 P: 7	R: 0 E: 0 K: 2 S: 9	H: 2 LOB: 2 BB: 0 P: 9	1B: 6 2B: 5 3B: 1 HR: 1	SF: 1 SAC: 0 DP: 1 HBP: 0	WP: 0 PB: 0 SB: 0 CS: 0	PA: 39
<b>PITCHER</b>	IP WLS BF H R ER SO BB IBB HBP BLK WP HR S P ERA WHIP																			
Doug Bird, R (1, 1) ERA: 2.95	3.0 L 17 8 4 4 1 0 0 0 0 0 0 1 19 19 12.00 2.667																			
Steve Mingori, L (4, 1) ERA: 3.24	4.1 15 3 0 0 1 0 0 0 0 0 0 0 17 17 0.00 0.692																			
Marty Pattin, R (8, 1) ERA: 3.29	1.0 5 2 0 0 0 2 0 0 0 0 0 0 9 9 0.00 2.000																			
Tom Hall, L (9, 1) ERA: 4.26	0.2 2 0 0 0 0 1 0 0 0 0 0 0 4 4 0.00 0.000																			

Chicago White Sox @ Kansas City Royals  
Royals Stadium, Kansas City, MO  
Sun May 16 1976, 4:33 AM EDT  
Att. 28,413 - Cloudy - 61 F

AB	38
R	4
H	13
RBI	4
BB	0
SO	5
LOB	21



Batter	1	2	3	4	5	6	7	8	9	AB	R	H	RBI	BB	SO	LOB
Al Cowens, R OBP: 0.286, SLG: 0.346 (1, 9) X	0-0 1B BLK 1B	4-0 1-2 BB		H 1-0 1-2 F9 HBP			X 0-0 5-3	X 0-0 L8	X 0-0 L8	3	0	1	0	1	0	0
Amos Otis, R OBP: 0.362, SLG: 0.535 (1, 8) S S S	0-3 K 1-2	0-3 K		X 0-0 F9 1-2 2-3			X 0-0 4-3	X 0-0 L8	X 0-0 L8	5	0	0	0	0	2	5
George Brett, L OBP: 0.447, SLG: 0.485 (1, 5) X	0-0 S 2-3 1B	4-0 1-2 2-3 BB		X 0-0 5-3			X 0-0 6-3	B B B B 4-0 BB	B B B B 4-0 BB	3	0	1	0	2	0	2
John Mayberry, L OBP: 0.330, SLG: 0.326 (1, 3) X	0-0 F5 1-2	0-0 G3		S 0-3 K			X 0-0 FC5-4 1B	S 0-3 K	S 0-3 K	5	0	1	0	0	2	6
Hal McRae, R OBP: 0.364, SLG: 0.418 (1, 7) X	0-0 5-3		X 0-0 G5-4-3 1B	S 0-3 K			X 0-0 F7	X 0-0 F7		4	0	1	0	0	1	3
Cookie Rojas, R OBP: 0.379, SLG: 0.333 (1, 10) X		X 0-0 1B 1-3 1B	X 0-0 G5-4-3	S 0-3 K			X 0-0 FC5-4 1B	X 0-0 FC5-4 1B		4	2	1	0	0	1	2
Frank White, R OBP: 0.250, SLG: 0.216 (1, 4) Tony Solaita, L OBP: 0.400, SLG: 0.600 (8, PH) Al Fitzmorris, S (8, PR) Bob Stinson, S OBP: 0.391, SLG: 0.368 (9, 2)		X 0-0 1-3	X 0-0 F3	X 0-0 F4			X 0-0 1B	X 0-0 1B		3	0	0	0	0	0	1
Freddie Patek, R OBP: 0.409, SLG: 0.418 (1, 6) X		X 0-0 S 1B	X 0-0 4-3	X 0-0 6-3			X 0-0 1B	X 0-0 1B		4	1	2	1	0	0	0
Buck Martinez, R OBP: 0.298, SLG: 0.468 (1, 2) Tom Poquette, L OBP: 0.343, SLG: 0.500 (8, PH) Davey Nelson, R OBP: 0.400, SLG: 0.500 (8, PH) (9, 4)		X 0-0 BB BB 1B	X 0-0 F9 HBP 1B	X 0-0 L8			X 0-0 L8	X 0-0 L8		3	0	2	2	0	0	0

Inning Stats	R: 0	H: 2	E: 0	K: 1	S: 7	LOB: 2	BB: 0	P: 7	R: 2	H: 3	E: 0	K: 1	S: 8	LOB: 3	BB: 2	P: 16	R: 0	H: 1	E: 0	K: 0	S: 3	LOB: 0	BB: 0	P: 3	R: 0	H: 0	E: 0	K: 3	S: 9	LOB: 0	BB: 0	P: 9	R: 0	H: 0	E: 0	K: 0	S: 3	LOB: 0	BB: 0	P: 3	R: 0	H: 0	E: 0	K: 1	S: 8	LOB: 2	BB: 0	P: 8	R: 0	H: 0	E: 0	K: 1	S: 5	LOB: 1	BB: 1	P: 9	1B: 10	2B: 0	3B: 0	HR: 0	SF: 0	SAC: 0	DP: 1	HBP: 1	WP: 0	PB: 0	SB: 2	CS: 0	PA: 40
--------------	------	------	------	------	------	--------	-------	------	------	------	------	------	------	--------	-------	-------	------	------	------	------	------	--------	-------	------	------	------	------	------	------	--------	-------	------	------	------	------	------	------	--------	-------	------	------	------	------	------	------	--------	-------	------	------	------	------	------	------	--------	-------	------	--------	-------	-------	-------	-------	--------	-------	--------	-------	-------	-------	-------	--------


PITCHER	IP	WLS	BF	H	R	ER	SO	BB	IBB	HBP	BLK	WP	HR	S	P	ERA	WHIP
Terry Forster, L ERA: 4.91 (1, 1)	1.1		10	5	2	2	1	1	0	0	1	0	0	11	15	13.50	4.500
Clay Carroll, R ERA: 2.63 (2, 1)	6.1	W	25	5	1	1	4	1	0	1	0	0	0	31	36	1.42	0.947
Dave Hamilton, L ERA: 6.43 (8, 1)	1.1	S	5	0	0	0	2	1	0	0	0	0	0	8	12	0.00	0.750

**BOTTOM**

**Chicago White Sox @ Kansas City Royals**  
**Royals Stadium, Kansas City, MO**

Sun May 16 1976, 4:33 AM EDT  
 Att. 28,413 - Cloudy - 61 F

AB	36
R	3
H	10
RBI	3
BB	3
SO	7
LOB	21



PITCHER	IP	WLS	BF	H	R	ER	SO	BB	IBB	HBP	BLK	WP	HR	S	P	ERA	WHIP
---------	----	-----	----	---	---	----	----	----	-----	-----	-----	----	----	---	---	-----	------

Batter	1	2	3	4	5	6	7	8	9	10	11	12	AB R H RBI BB SO LOB	TOP												
Juan Beniquez, R (1, 8) OBP: 0.271, SLG: 0.310 Dave Moates, L (6, 8) OBP: 0.231, SLG: 0.182	0-0 SH1-3 1B 2B		0-0 6-3		0-3 K		0-3 K		0-0 SF7		0-0 BB 1B		3 1 1 0 0 1 1 2 0 1 1 0 1 1													
Lenny Randle, S (1, 7) OBP: 0.305, SLG: 0.318	0-0 SH1-3		0-0 S 1B		0-0 F8		0-3 K	0-3 K	4-0 BB 1B BB	4-0 BB 1B BB	0-0 F7		4 1 1 0 1 1 2													
Mike Hargrove, L (1, 3) OBP: 0.369, SLG: 0.411	0-0 F4		0-0 F7		0-0 5-3		0-3 K	0-3 K	4-0 BB 1B BB	4-0 BB 1B BB	4-0 BB		4 1 0 1 2 1 2													
Toby Harrah, R (1, 6) OBP: 0.448, SLG: 0.511 Ken Pape, R (8, 6)	0-0 1B			0-0 5-3		4-0 BB	0-0 4-3	0-0 4-3	4-0 BB 1B BB	4-0 BB 1B BB	0-0 L9		3 0 1 1 1 0 0 0 0 0 0 0 0 0 0 0 0 1 1 0 0 1 0 0 0 0 0 2													
Jim Fregosi, R (9, PH) OBP: 0.333, SLG: 0.278 Gene Clines, R (9, 7) OBP: 0.250, SLG: 0.267	0-0 1B				0-0 5-3				1-2 2-3 3-H BB	1-2 2-3 3-H BB	0-0 L9		6 1 2 2 0 1 4													
Jeff Burroughs, R (1, 9) OBP: 0.323, SLG: 0.466	0-3 K			0-0 F9		0-0 F8		0-0 F8	0-0 BB 1B	0-0 BB 1B	0-0 5-3		6 1 2 0 0 2 3													
Roy Howell, L (1, 5) OBP: 0.327, SLG: 0.366		0-0 F7		0-0 2B		0-0 6-3		0-0 6-3	0-0 BB 1B K	0-0 BB 1B K		0-3 K	6 1 1 1 0 1 1													
Tom Grieve, R (1, 10) OBP: 0.252, SLG: 0.391		0-3 K		0-0 6-3			0-0 F8		0-0 BB 1B 4-3	0-0 4-3		0-0 6-3	6 1 1 1 0 1 1	AB 44 R 7 H 10 RBI 7 BB 7 SO 10 LOB 19												
Roy Smalley, S (1, 4) OBP: 0.378, SLG: 0.270		0-3 K			0-0 1B		0-3 K		0-0 4-3	0-0 F9		0-0 F4	6 0 1 0 0 2 2													
Jim Sundberg, R (1, 2) OBP: 0.205, SLG: 0.253 Bill Fahey, L (7, 2) OBP: 0.444, SLG: 0.375			0-0 6-3		0-0 F9		4-0 BB		4-0 BB BB	0-0 4-3			2 0 0 0 1 0 1 1 1 0 0 1 0 0													
<b>Inning Stats</b>	R: 1 E: 0 K: 1 S: 7	H: 2 LOB: 1 BB: 0 P: 7	R: 0 E: 0 K: 2 S: 7	H: 0 LOB: 0 BB: 0 P: 7	R: 0 E: 0 K: 0 S: 4	H: 1 LOB: 1 BB: 0 P: 4	R: 0 E: 0 K: 0 S: 4	H: 1 LOB: 1 BB: 0 P: 4	R: 0 E: 0 K: 1 S: 6	H: 1 LOB: 1 BB: 0 P: 6	R: 0 E: 0 K: 0 S: 3	H: 0 LOB: 1 BB: 1 P: 7	R: 0 E: 0 K: 2 S: 7	H: 0 LOB: 0 BB: 0 P: 7	R: 6 E: 0 K: 1 S: 9	H: 4 LOB: 2 BB: 4 P: 25	R: 0 E: 0 K: 0 S: 3	H: 0 LOB: 0 BB: 0 P: 3	R: 0 E: 0 K: 0 S: 4	H: 1 LOB: 2 BB: 1 P: 8	R: 0 E: 0 K: 1 S: 5	H: 0 LOB: 0 BB: 0 P: 5	1B: 8 2B: 2 3B: 0 HR: 0	SF: 1 SAC: 1 DP: 0 HBP: 0	WP: 0 PB: 0 SB: 1 CS: 0	PA: 53
<b>PITCHER</b>	IP WLS BF H R ER SO BB IBB HBP BLK WP HR S P ERA WHIP																									
Dennis Leonard, R (1, 1) ERA: 3.74	8.1		8	5	5	8	3	0	0	0	0	0	0	0	0	5.40	1.320									
Mark Littell, R (9, 1) ERA: 1.0	0.1	4	0	0	0	0	3	0	0	0	0	0	0	0	1	0.00	9.000									
Marty Pattin, R (9, 1) ERA: 3.29	0.0	1	1	2	2	0	0	0	0	0	0	0	0	0	1	∞	∞									
Tom Hall, L (9, 1) ERA: 2.79	3.1	W 12	1	0	0	2	1	0	0	0	0	0	0	0	15	0.00	0.600									

Texas Rangers @ Kansas City Royals  
Royals Stadium, Kansas City, MO  
Mon May 17 1976. 4:33 AM EDT  
Att. 18,936 - Unknown - 67 F

livebaseballscores.com




Batter	1	2	3	4	5	6	7	8	9	10	11	12	AB	R	H	RBI	BB	SO	LOB
Al Cowens, R OBP: 0.286, SLG: 0.336 (1, 8)	0-0 5-3	0-0 F9		0-0 1B	0-0 F8			0-0 F4	0-0 1-3			4-0 2B	6	2	1	2	1	0	6
Tom Poquette, L OBP: 0.381, SLG: 0.579 (1, 9)	0-0 3B		0-0 G3	0-0 1B			0-0 1-3	4-0 1B		0-0 F9		0-0 2B	6	0	3	2	1	0	0
George Brett, L OBP: 0.442, SLG: 0.477 (1, 5)	0-0 F7		0-0 1B	0-0 F5			0-0 4-3	0-0 1B		0-0 6-3			6	0	2	0	0	0	2
John Mayberry, L OBP: 0.322, SLG: 0.317 (1, 3)	0-0 F8		0-0 F8		0-0 1B		0-0 1-3	0-0 G3		0-0 F8			6	1	1	0	0	0	4
Hal McRae, R OBP: 0.362, SLG: 0.413 (1, 7)		0-0 SH3-4	0-0 F8		0-0 1B		0-0 4-3	0-0 F8		0-0 F8			6	2	2	0	0	0	1
Tony Solaita, L OBP: 0.381, SLG: 0.524 (1, 10)		0-0 SH3-4		0-3 K	0-0 1B		0-0 F6		0-0 6-3		0-3 K		6	1	2	0	0	2	0
Frank White, R OBP: 0.271, SLG: 0.231 (1, 4)	0-0 SH3-4		4-0 L8	0-3 K	0-0 K		0-0 F6		0-0 6-3		0-0 1-3		4	1	2	0	1	1	3
Freddie Patek, R OBP: 0.404, SLG: 0.412 (1, 6)	0-0 F9		0-0 S	0-0 1B	0-0 1B		0-0 F2		0-0 E6			0-0 L6	6	1	2	1	0	0	4
Bob Stinson, S OBP: 0.391, SLG: 0.368 Buck Martinez, R OBP: 0.302, SLG: 0.451 (1, 2)	0-0 1B		0-0 L8	0-0 SF7	0-0 SF7		0-0 F8		0-0 BB			0-0 F9	0	0	0	0	0	0	0

Inning Stats	R: 0	H: 1	E: 0	K: 0	S: 4	H: 1	LOB: 1	BB: 0	P: 4	R: 2	H: 3	E: 0	K: 0	S: 6	H: 3	LOB: 1	BB: 0	P: 6	R: 0	H: 1	E: 0	K: 0	S: 4	H: 1	LOB: 1	BB: 0	P: 4	R: 3	H: 3	E: 0	K: 1	S: 8	H: 3	LOB: 1	BB: 1	P: 12	R: 2	H: 4	E: 0	K: 1	S: 9	H: 4	LOB: 2	BB: 0	P: 9	R: 0	H: 1	E: 0	K: 0	S: 4	H: 1	LOB: 1	BB: 0	P: 4	R: 0	H: 1	E: 0	K: 0	S: 4	H: 1	LOB: 2	BB: 1	P: 8	R: 0	H: 1	E: 1	K: 0	S: 5	H: 1	LOB: 3	BB: 1	P: 9	R: 0	H: 0	E: 0	K: 0	S: 3	H: 0	LOB: 0	BB: 0	P: 3	R: 0	H: 0	E: 0	K: 0	S: 3	H: 0	LOB: 0	BB: 0	P: 5	R: 1	H: 1	E: 0	K: 0	S: 3	H: 1	LOB: 1	BB: 1	P: 7	1B: 14	2B: 1	3B: 1	HR: 0	SF: 1	SAC: 1	DP: 0	HBP: 0	WP: 0	PA: 56
--------------	------	------	------	------	------	------	--------	-------	------	------	------	------	------	------	------	--------	-------	------	------	------	------	------	------	------	--------	-------	------	------	------	------	------	------	------	--------	-------	-------	------	------	------	------	------	------	--------	-------	------	------	------	------	------	------	------	--------	-------	------	------	------	------	------	------	------	--------	-------	------	------	------	------	------	------	------	--------	-------	------	------	------	------	------	------	------	--------	-------	------	------	------	------	------	------	------	--------	-------	------	------	------	------	------	------	------	--------	-------	------	--------	-------	-------	-------	-------	--------	-------	--------	-------	--------

PITCHER	IP	WLS	BF	H	R	ER	SO	BB	IBB	HBP	BLK	WP	HR	S	P	ERA	WHIP
Bill Singer, R ERA: 3.33 (1, 1)	3.2		20	8	5	5	1	1	0	0	0	0	0	21	25	12.27	2.455
Stan Perzanowski, R ERA: 8.1 (4, 1)	0.2		6	4	2	2	1	0	0	0	0	0	0	8	8	27.00	6.000
Jeff Terpko, R ERA: 0.93 (5, 1)	4.1		18	3	0	0	0	1	0	0	0	0	0	17	21	0.00	0.923
Steve Foucault, R ERA: 1.1 (9, 1)	3.0	L	12	1	1	1	1	2	0	0	0	0	0	12	20	3.00	1.000

**TEXAS RANGERS @ KANSAS CITY ROYALS**  
 Royals Stadium, Kansas City, MO  
 Mon May 17 1976, 4:33 AM EDT  
 Att: 18,936 - Unknown - 67 F

AB	50
R	8
H	16
RBI	8
BB	4
SO	3
LOB	22



Batter	1	2	3	4	5	6	7	8	9	AB R H RBI BB SO LOB	TOP												
Dave Moates, L (1, 8) OBP: 0.176, SLG: 0.133	0-0 3-1		0-3 K			0-3 K		0-0 4-3		4 0 0 0 0 2 1													
Lenny Randle, S (1, 7) OBP: 0.311, SLG: 0.324	0-0 4-3			0-0 G6-4-3 1B		0-0 G3		0-0 S 1B		4 1 2 0 0 0 0													
Mike Hargrove, L (1, 3) OBP: 0.373, SLG: 0.414	0-0 1-3			0-0 G6-4-3 1B		0-0 1B 1B		0-0 L8		4 0 2 0 0 0 1													
Toby Harrah, R (1, 6) OBP: 0.442, SLG: 0.500		0-0 5-3		0-0 G6-4-3		0-0 1B		0-0 5-3		4 0 1 0 0 0 2													
Jeff Burroughs, R (1, 9) OBP: 0.321, SLG: 0.459		0-0 F8		0-0 1B		0-0 L8		0-0 F9		4 0 1 1 0 0 2													
Roy Howell, L (1, 5) OBP: 0.316, SLG: 0.352		0-0 L8		0-0 4-3		0-0 G3		0-0 1-3		4 0 0 0 0 0 1													
Jim Fregosi, R (1, 10) OBP: 0.333, SLG: 0.250			4-0 BB		0-0 L5		0-0 F8			2 0 0 0 1 0 0													
Roy Smalley, S (1, 4) OBP: 0.368, SLG: 0.261			0-0 G4-6-3		0-0 F8		0-0 1-3			3 0 0 0 0 0 1													
Jim Sundberg, R (1, 2) OBP: 0.209, SLG: 0.268			0-0 2B		0-0 F8		0-0 6-3			3 0 1 0 0 0 0													
<b>Inning Stats</b>	R: 0 E: 0 K: 0 S: 3	H: 0 LOB: 0 BB: 0 P: 3	R: 0 E: 0 K: 0 S: 3	H: 0 LOB: 0 BB: 0 P: 3	R: 0 E: 0 K: 1 S: 5	H: 1 LOB: 1 BB: 1 P: 9	R: 1 E: 0 K: 0 S: 5	H: 3 LOB: 1 BB: 0 P: 5	R: 0 E: 0 K: 0 S: 3	H: 0 LOB: 0 BB: 0 P: 3	R: 0 E: 0 K: 1 S: 7	H: 2 LOB: 2 BB: 0 P: 7	R: 0 E: 0 K: 0 S: 3	H: 0 LOB: 0 BB: 0 P: 3	R: 0 E: 0 K: 0 S: 4	H: 1 LOB: 1 BB: 0 P: 4	R: 0 E: 0 K: 0 S: 3	H: 0 LOB: 0 BB: 0 P: 3	1B: 6 2B: 1 3B: 0 HR: 0	SF: 0 SAC: 0 DP: 2 HBP: 0	WP: 0 PB: 0 SB: 1 CS: 0	PA: 33	
<b>PITCHER</b> Al Fitzmorris, R (1, 1) ERA: 2.86	IP: 9.0 WLS: W BF: 33 H: 7 R: 1 ER: 1 SO: 2 BB: 1 IBB: 0 HBP: 0 BLK: 0 WP: 0 HR: 0 S: 36 P: 40 ERA: 1.00 WHIP: 0.889																						

Texas Rangers @ Kansas City Royals  
Royals Stadium, Kansas City, MO  
Tue May 18 1976, 8:05 PM EDT  
Att. 14,116 - Unknown - 70 F

livebaseballscorecards.com

AB 32  
R 1  
H 7  
RBI 1  
BB 1  
SO 2  
LOB 8





Batter	1	2	3	4	5	6	7	8	9	AB	R	H	RBI	BB	SO	LOB
<b>Al Cowens, R</b> (1, 9) OBP: 0.276, SLG: 0.325	0-0 5-3		0-0 1-3		0-0 F8		0-0 L6			4	0	0	0	0	0	1
<b>Amos Otis, R</b> (1, 8) OBP: 0.367, SLG: 0.563	0-0 F9		0-0 HR		0-0 E5			0-0 SH3-4 2B 1B		4	2	2	1	0	0	0
<b>George Brett, L</b> (1, 5) OBP: 0.431, SLG: 0.464	0-0 E6 FC6		0-0 6-3		0-0 F7			0-0 SH3-4 1-2		3	0	0	0	0	0	1
<b>John Mayberry, L</b> (1, 3) OBP: 0.320, SLG: 0.324	0-0 FC6 1-2f		0-0 4-3			0-0 L3		0-0 2B 2-H		4	0	1	1	0	0	1
<b>Hal McRae, R</b> (1, 7) OBP: 0.367, SLG: 0.435		0-0 SH5-3 1B 2B		0-0 1B 2B		0-3 K		0-0 F9		4	1	2	0	0	1	1
<b>Tom Poquette, L</b> (9, 7) OBP: 0.381, SLG: 0.579									0-0 F7	0	0	0	0	0	0	0
<b>Cookie Rojas, R</b> (1, 10) OBP: 0.375, SLG: 0.333		0-0 SH5-3 2-3		0-0 1B 2-3		0-0 F8		0-0 F7		3	0	1	0	0	0	1
<b>Frank White, R</b> (1, 4) OBP: 0.284, SLG: 0.247		0-0 FC5-4 1B 3-H		0-0 1B G5-4-3 1-2			0-0 1-3			3	0	2	1	0	0	0
<b>Freddie Patek, R</b> (1, 6) OBP: 0.392, SLG: 0.398		0-0 FC5-4 1-2f S		0-0 G5-4-3 1-2f			0-0 E6 CS			3	0	0	0	0	0	3
<b>Buck Martinez, R</b> (1, 2) OBP: 0.304, SLG: 0.444		0-0 6-3 1-2			0-0 F9		0-0 1-2 1B			3	0	1	0	0	0	1


Inning Stats	R: 0	H: 0	E: 1	K: 0	S: 4	H: 0	LOB: 1	BB: 0	P: 4	R: 1	H: 2	E: 0	K: 0	S: 5	H: 1	LOB: 0	BB: 0	P: 5	R: 0	H: 3	E: 0	K: 0	S: 4	H: 0	LOB: 1	BB: 0	P: 4	R: 0	H: 0	E: 1	K: 1	S: 5	H: 0	LOB: 0	BB: 0	P: 5	R: 0	H: 1	E: 1	K: 0	S: 4	H: 2	LOB: 1	BB: 0	P: 5	R: 1	H: 2	E: 0	K: 0	S: 5	H: 2	LOB: 1	BB: 0	P: 5
--------------	------	------	------	------	------	------	--------	-------	------	------	------	------	------	------	------	--------	-------	------	------	------	------	------	------	------	--------	-------	------	------	------	------	------	------	------	--------	-------	------	------	------	------	------	------	------	--------	-------	------	------	------	------	------	------	------	--------	-------	------

PITCHER	IP	WLS	BF	H	R	ER	SO	BB	IBB	HBP	BLK	WP	HR	S	P	ERA	WHIP
<b>Jim Umbarger, L</b> (1, 1) ERA: 3.69	7.1	L	31	9	3	3	1	0	0	0	0	0	1	33	33	3.68	1.227
<b>Steve Hargan, R</b> (8, 1) ERA: 1.93	0.2		2	0	0	0	0	0	0	0	0	0	0	2	2	0.00	0.000

**BOTTOM**

**Texas Rangers @ Kansas City Royals**  
**Royals Stadium, Kansas City, MO**  
 Tue May 18 1976, 8:05 PM EDT  
 Att. 14,116 - Unknown - 70 F

AB	31
R	3
H	9
RBI	3
BB	0
SO	1
LOB	9



WP	PA	31
PB	0	
SB	1	
CS	1	

Batter	1	2	3	4	5	6	7	8	9	AB R H RBI BB SO LOB	TOP									
Bill North, S (1, 8) OBP: 0.333, SLG: 0.338	0-3 K		0-0 F9			0-0 6-3		0-0 F6		4 0 0 0 0 1 0										
Claudell Washington, L (1, 9) OBP: 0.293, SLG: 0.341	0-0 CS 2B			0-0 1B 1B		0-0 6-3		0-0 F7		4 1 2 0 0 0 0										
Joe Rudi, R (1, 7) OBP: 0.365, SLG: 0.533	0-0 L3 2-3			0-0 6-3 1-2		4-0 BB BB			0-0 F8	3 0 0 0 1 0 2										
Don Baylor, R (1, 3) OBP: 0.308, SLG: 0.317		0-0 HR		0-0 F6		0-0 F7			0-0 2B	4 1 2 1 0 0 2										
Sal Bando, R (1, 5) OBP: 0.286, SLG: 0.375 Larry Lintz, S (7, PR)		0-0 G6-3 1B		0-0 1B			0-0 F8 S 1B		0-0 6-3	3 0 3 1 0 0 0 0 0 0 0 0 0 0										
Cesar Tovar, R (9, PH) OBP: 0.242, SLG: 0.138				0-0 1B						1 0 0 0 0 0 1										
Billy Williams, L (1, 10) OBP: 0.311, SLG: 0.341		0-3 K		0-0 F8			0-3 K 1-2		0-0 F7	4 0 0 0 0 2 4										
Bert Campaneris, R (1, 6) OBP: 0.265, SLG: 0.203		0-0 G6-3 1-2			0-0 F9		0-0 F8			3 0 0 0 0 0 3										
Phil Garner, R (1, 4) OBP: 0.282, SLG: 0.325 Ken McMullen, R (7, PH)			0-0 F9		0-0 F9		0-3 K			2 0 0 0 0 0 0 1 0 0 0 0 1 2										
Larry Haney, R (1, 2) OBP: 0.246, SLG: 0.222 Tim Hosley, R (8, PH)			0-0 1-3		0-0 L5			0-3 K		2 0 0 0 0 0 0 1 0 0 0 0 1 0										
<b>Inning Stats</b>	R: 0 E: 0 K: 1 S: 5	H: 1 LOB: 0 BB: 0 P: 5	R: 1 E: 0 K: 1 S: 6	H: 2 LOB: 0 BB: 0 P: 6	R: 0 E: 0 K: 0 S: 3	H: 0 LOB: 0 BB: 0 P: 3	R: 1 E: 0 K: 0 S: 5	H: 2 LOB: 1 BB: 0 P: 5	R: 0 E: 0 K: 0 S: 3	H: 0 LOB: 0 BB: 0 P: 3	R: 0 E: 0 K: 2 S: 8	H: 1 LOB: 2 BB: 0 P: 8	R: 0 E: 0 K: 1 S: 5	H: 0 LOB: 0 BB: 0 P: 5	R: 0 E: 0 K: 0 S: 4	H: 1 LOB: 1 BB: 0 P: 4	1B: 4 2B: 2 3B: 0 HR: 1	SF: 0 SAC: 0 DP: 1 HBP: 0	WP: 0 PB: 0 SB: 1 CS: 1	PA: 33
<b>PITCHER</b>	IP WLS BF H R ER SO BB IBB HBP BLK WP HR S P ERA WHIP																			
Paul Splittorff, L (1, 1) ERA: 4.61	5.2 W 21 5 2 2 2 1 0 0 0 0 0 1 24 28 3.18 1.059																			
Marty Pattin, R (6, 1) ERA: 2.65	3.1 S 12 2 0 0 3 0 0 0 0 0 0 0 18 18 0.00 0.600																			

Oakland Athletics @ Kansas City Royals  
 Royals Stadium, Kansas City, MO  
 Wed May 19 1976, 8:05 PM EDT  
 Att: 22,483 - Unknown

livebaseballscores.com

AB	32
R	2
H	7
RBI	2
BB	1
SO	5
LOB	14



Batter	1	2	3	4	5	6	7	8	9	AB	R	H	RBI	BB	SO	LOB
Tom Poquette, L OBP: 0.362, SLG: 0.535 (1, 7)	L7	1-3		F9		F9				5	0	1	1	0	0	3
Amos Otis, R OBP: 0.368, SLG: 0.566 (1, 8)	E 1B 1B BB	F9			6-3			SF8		3	1	1	1	1	0	0
George Brett, L OBP: 0.414, SLG: 0.443 (1, 5)	F7		3-1		6-3		F8	F9		5	0	0	0	0	0	3
John Mayberry, L OBP: 0.333, SLG: 0.339 (1, 3)	E1 1B 1B		1B		FC6-4 1B		F2			4	1	3	0	0	0	1
Hal McRae, R OBP: 0.379, SLG: 0.441 (1, 10)	1B 1B		1B		FC6-4 1-2f			IBB		3	1	2	1	1	0	1
Al Cowens, R OBP: 0.283, SLG: 0.331 (1, 9)	1B 1B		K			1B SH2-4 CS		K		4	0	2	1	0	2	4
Frank White, R OBP: 0.297, SLG: 0.262 (1, 4)	S 1B		G3			SH2-4		1B SH3-4 1B		3	1	2	1	0	0	2
Freddie Patek, R OBP: 0.400, SLG: 0.407 (1, 6)	F9					CS 1B		SH3-4		3	0	2	0	0	0	2
Buck Martinez, R OBP: 0.316, SLG: 0.455 (1, 2)						F2				1	0	1	0	0	0	0
Bob Stinson, S OBP: 0.423, SLG: 0.381 (3, 2)						1B		1B SF8 1B		2	1	1	0	1	0	1


Inning Stats	R: 3	H: 4	E: 1	K: 0	S: 7	LOB: 2	BB: 1	P: 11	R: 0	H: 1	E: 0	K: 0	S: 3	LOB: 0	BB: 0	P: 3	R: 0	H: 2	E: 0	K: 1	S: 7	LOB: 2	BB: 0	P: 7	R: 0	H: 1	E: 0	K: 0	S: 3	LOB: 0	BB: 0	P: 3	R: 0	H: 1	E: 0	K: 0	S: 4	LOB: 1	BB: 0	P: 4	R: 0	H: 2	E: 0	K: 0	S: 4	LOB: 2	BB: 1	P: 8	R: 0	H: 1	E: 0	K: 1	S: 6	LOB: 2	BB: 1	P: 10	R: 2	H: 3	E: 0	K: 0	S: 6	LOB: 1	BB: 0	P: 6
--------------	------	------	------	------	------	--------	-------	-------	------	------	------	------	------	--------	-------	------	------	------	------	------	------	--------	-------	------	------	------	------	------	------	--------	-------	------	------	------	------	------	------	--------	-------	------	------	------	------	------	------	--------	-------	------	------	------	------	------	------	--------	-------	-------	------	------	------	------	------	--------	-------	------

PITCHER	IP	WLS	BF	H	R	ER	SO	BB	IBB	HBP	BLK	WP	HR	S	P	ERA	WHIP
Mike Torrez, R ERA: 3.32 (1, 1)	5.1	L	26	11	3	3	1	1	0	0	0	0	0	27	31	5.06	2.250
Jim Todd, R ERA: 3.51 (6, 1)	0.2		2	0	0	0	0	1	0	0	0	0	0	1	5	0.00	1.500
Paul Lindblad, L ERA: 1.69 (7, 1)	0.2		3	1	0	0	0	0	0	0	0	0	0	3	3	0.00	1.500
Rollie Fingers, R ERA: 4.28 (7, 1)	1.1		8	3	2	2	1	0	1	0	0	0	0	9	13	13.50	2.250

**BOTTOM**

**Oakland Athletics @ Kansas City Royals**  
**Royals Stadium, Kansas City, MO**  
 Wed May 19 1976, 8:05 PM EDT  
 Att. 22,483 - Unknown

AB	33
R	5
H	15
RBI	5
BB	3
SO	2
LOB	17



WP	PA	ERA	WHIP
0	39		

Batter	1	2	3	4	5	6	7	8	9	AB R H RBI BB SO LOB	TOP											
Claudell Washington, L OBP: 0.285, SLG: 0.331 (1, 9) X	0-0 5-3		0-0 G3			0-0 1-3		0-3 K		4 0 0 0 0 1 0												
Bill North, S OBP: 0.331, SLG: 0.336 (1, 8) X	0-0 4-3 S 1B		0-0 F7			0-0 L1		0-0 F8		4 1 1 0 0 0 0												
Joe Rudi, R OBP: 0.355, SLG: 0.516 (1, 7) X	0-0 4-3 1-3			0-0 5-3		0-0 F6		0-3 K		4 0 0 0 0 1 1												
Don Baylor, R OBP: 0.320, SLG: 0.379 (1, 3) X	0-0 FC6-4 3-H 1B			0-0 HR			0-0 HR		0-3 K	4 2 3 3 0 1 0												
Sal Bando, R OBP: 0.292, SLG: 0.382 (1, 5) X	0-0 FC6-4 1-2f			0-0 F2			4-0 2B BB		0-0 2B	3 1 1 0 1 0 1												
Billy Williams, L OBP: 0.299, SLG: 0.326 (1, 10) SSS		0-3 K		0-0 F6			0-0 F5		0-0 4-3	4 0 0 0 0 1 2												
Bert Campaneris, R OBP: 0.257, SLG: 0.197 (1, 6) X		0-0 F7			0-0 5-3		0-0 F8		0-3 K	4 0 0 0 0 1 2												
Phil Garner, R OBP: 0.283, SLG: 0.333 (1, 4) X		0-0 F8			0-3 K		0-0 1-H 2B			3 0 1 1 0 1 0												
Larry Haney, R OBP: 0.235, SLG: 0.212 (1, 2) X			0-0 L8		0-0 6-3		0-0 F7			3 0 0 0 0 0 1												
<b>Inning Stats</b>	R: 1 E: 0 K: 0 S: 5	H: 2 LOB: 1 BB: 0 P: 5	R: 0 E: 0 K: 1 S: 5	H: 0 LOB: 0 BB: 0 P: 5	R: 0 E: 0 K: 0 S: 3	H: 0 LOB: 0 BB: 0 P: 3	R: 1 E: 0 K: 0 S: 4	H: 1 LOB: 0 BB: 0 P: 4	R: 0 E: 0 K: 1 S: 5	H: 0 LOB: 0 BB: 0 P: 5	R: 0 E: 0 K: 0 S: 3	H: 0 LOB: 0 BB: 0 P: 3	R: 2 E: 0 K: 0 S: 5	H: 2 LOB: 1 BB: 1 P: 9	R: 0 E: 0 K: 2 S: 7	H: 0 LOB: 0 BB: 0 P: 7	R: 0 E: 0 K: 2 S: 8	H: 1 LOB: 1 BB: 0 P: 8	1B: 2 2B: 2 3B: 0 HR: 2	SF: 0 SAC: 0 DP: 0 HBP: 0	WP: 0 PB: 0 SB: 1 CS: 0	PA: 34
<b>PITCHER</b>	IP WLS BF H R ER SO BB IBB HBP BLK WP HR S P ERA WHIP																					
Doug Bird, R ERA: 3.3 (1, 1)	7.0 W 27 5 4 4 2 1 0 0 0 0 2 30 34 5.14 0.857																					
Steve Mingori, L ERA: 3.0 (8, 1)	0.2 2 0 0 0 1 0 0 0 0 0 0 4 4 0.00 0.000																					
Mark Littell, R ERA: 0.93 (8, 1)	1.1 S 5 1 0 0 3 0 0 0 0 0 0 0 11 11 0.00 0.750																					

Oakland Athletics @ Kansas City Royals  
Royals Stadium, Kansas City, MO  
Thu May 20 1976, 4:33 AM EDT  
Att. 25,682 - Unknown - 80 F

livebaseballscorecards.com

AB	33
R	4
H	6
RBI	4
BB	1
SO	6
LOB	7



Batter	1	2	3	4	5	6	7	8	9	AB	R	H	RBI	BB	SO	LOB
Tom Poquette, L (1, 7) OBP: 0.392, SLG: 0.574	0-0 FC5 1B 1B		0-0 G6-3 1-2f		0-0 2B		0-0 SH4-3 1-2	0-0 1B 1B		4	1	3	0	0	0	1
Amos Otis, R (1, 8) OBP: 0.385, SLG: 0.577	0-0 FC5 1B 1-2		0-0 1B 2B 1B		0-0 F8		0-0 3B 1B	0-0 1B 1B		5	2	4	1	0	0	1
George Brett, L (1, 5) OBP: 0.414, SLG: 0.458	0-0 FC5 1-2 2-3f		0-0 2B 1B		0-0 F7		0-0 FC6 3B	0-0 F9		5	2	2	1	0	0	5
John Mayberry, L (1, 3) OBP: 0.343, SLG: 0.354	0-0 L7		0-0 2B		0-0 BB		0-0 FC6 2B 1B	0-0 FC6-4 1B		4	1	2	4	1	0	2
Hal McRae, R (1, 10) OBP: 0.372, SLG: 0.440	0-3 K		0-0 F9		0-0 BB		0-0 1B 2B	0-0 FC6-4		5	0	1	0	0	2	6
Al Cowens, R (1, 9) OBP: 0.282, SLG: 0.328		0-0 1-3		0-0 F6		0-0 F3	0-0 BB 1B			4	0	1	1	0	0	1
Bob Stinson, S (1, 2) OBP: 0.400, SLG: 0.333		0-0 L8		0-3 K		0-3 K	0-0 S BB			3	0	0	0	1	2	1
Freddie Patek, R (1, 6) OBP: 0.394, SLG: 0.421		0-3 K		0-0 F9			0-0 E 3B			4	1	1	0	0	2	2
Frank White, R (1, 4) OBP: 0.295, SLG: 0.261			0-0 G6-3 1B		0-0 4-3		0-0 E6 WP SH4-3 1B	0-0 F7		4	1	1	1	0	0	0

Inning Stats	R: 0	H: 2	E: 0	LOB: 2	K: 1	BB: 0	S: 7	R: 0	H: 0	E: 0	LOB: 0	K: 1	BB: 0	S: 5	R: 2	H: 4	E: 0	LOB: 1	K: 0	BB: 0	S: 6	R: 0	H: 0	E: 0	LOB: 0	K: 1	BB: 0	S: 5	R: 0	H: 1	E: 0	LOB: 1	K: 0	BB: 0	S: 4	R: 0	H: 0	E: 0	LOB: 1	K: 2	BB: 1	S: 7	R: 5	H: 5	E: 1	LOB: 2	K: 1	BB: 1	S: 11	R: 1	H: 3	E: 0	LOB: 2	K: 0	BB: 0	S: 6	1B: 10	SF: 0	2B: 3	SAC: 1	3B: 2	DP: 1	HR: 0	HBP: 0	WP: 1	PA: 41
--------------	------	------	------	--------	------	-------	------	------	------	------	--------	------	-------	------	------	------	------	--------	------	-------	------	------	------	------	--------	------	-------	------	------	------	------	--------	------	-------	------	------	------	------	--------	------	-------	------	------	------	------	--------	------	-------	-------	------	------	------	--------	------	-------	------	--------	-------	-------	--------	-------	-------	-------	--------	-------	--------

PITCHER	IP	WLS	BF	H	R	ER	SO	BB	IBB	HBP	BLK	WP	HR	S	P	ERA	WHIP
Paul Mitchell, R (1, 1) ERA: 6.46	6.1	L	29	9	5	4	5	1	0	0	0	1	0	38	42	5.68	1.579
Paul Lindblad, L (7, 1) ERA: 2.25	0.0		3	2	1	1	0	0	0	0	0	0	0	3	3	∞	∞
Rollie Fingers, R (7, 1) ERA: 4.18	0.2		3	1	1	1	1	1	0	0	0	0	0	4	8	13.50	3.000
Glenn Abbott, R (8, 1) ERA: 6.59	1.0		6	3	1	1	0	0	0	0	0	0	0	6	6	9.00	3.000


**BOTTOM**

**Oakland Athletics @ Kansas City Royals**  
**Royals Stadium, Kansas City, MO**

Thu May 20 1976, 4:33 AM EDT  
 Att: 25,682 - Unknown - 80 F

livebaseballscorecards.com

<b>AB</b>	<b>38</b>
<b>R</b>	<b>8</b>
<b>H</b>	<b>15</b>
<b>RBI</b>	<b>8</b>
<b>BB</b>	<b>2</b>
<b>SO</b>	<b>6</b>
<b>LOB</b>	<b>19</b>



Batter	1	2	3	4	5	6	7	8	9	AB R H RBI BB SO LOB	TOP											
Tom Poquette, L (1, 7) OBP: 0.393, SLG: 0.558	0-0 F3		0-0 6-3		0-0 G6-4-3 1-2 2-H 1B	0-0 3-1			0-0 CS 1B	5 0 2 1 0 0 1												
Amos Otis, R (1, 8) OBP: 0.385, SLG: 0.569	0-0 F9		0-0 F5		0-0 G6-4-3 1-2f 2-3			0-0 FC4-6 1B	0-0 CS 1B	5 0 2 0 0 0 2												
George Brett, L (1, 5) OBP: 0.406, SLG: 0.448	0-0 1B		0-0 4-3		0-0 F7			0-0 FC4-6 1-2f 1B	0-0 CS 1B	5 0 1 0 0 0 3												
John Mayberry, L (1, 3) OBP: 0.362, SLG: 0.410	0-0 1-3 1B			0-0 HR		0-0 1B 2B		0-0 1-2 1B		4 2 4 1 0 0 0												
Hal McRae, R (1, 10) OBP: 0.361, SLG: 0.425	0-0 F4			0-0 F9		0-0 5-3 S		0-3 K		4 0 0 0 0 1 5												
Al Cowens, R (1, 9) OBP: 0.274, SLG: 0.317		0-0 6-3		0-0 1-3		0-0 F3		0-0 F8		4 0 0 0 0 0 3												
Bob Stinson, S (1, 2) OBP: 0.382, SLG: 0.321		0-0 F8		0-0 4-3		0-0 2B 2B 1B		0-0 5-3		4 1 1 0 0 0 0												
Freddie Patek, R (1, 6) OBP: 0.407, SLG: 0.444		0-0 S 1B			0-0 S 1B	0-0 1-3 3-H 2B		0-0 F8		4 2 3 1 0 0 0												
Frank White, R (1, 4) OBP: 0.303, SLG: 0.275		0-0 F5			4-0 G6-4-3 1-2 BB 1B	0-0 2-H 3-H 2B		0-0 F8		3 0 1 2 1 0 1												
<b>Inning Stats</b>	R: 0 E: 0 K: 0 S: 5	H: 2 LOB: 2 BB: 0 P: 5	R: 0 E: 0 K: 0 S: 4	H: 1 LOB: 1 BB: 0 P: 4	R: 0 E: 0 K: 0 S: 3	H: 0 LOB: 0 BB: 0 P: 3	R: 1 E: 0 K: 0 S: 4	H: 1 LOB: 0 BB: 0 P: 4	R: 1 E: 0 K: 0 S: 4	H: 2 LOB: 1 BB: 1 P: 8	R: 3 E: 0 K: 0 S: 7	H: 4 LOB: 1 BB: 0 P: 7	R: 0 E: 0 K: 1 S: 7	H: 2 LOB: 2 BB: 0 P: 7	R: 0 E: 0 K: 0 S: 3	H: 0 LOB: 0 BB: 0 P: 3	R: 0 E: 0 K: 0 S: 3	H: 2 LOB: 0 BB: 0 P: 3	1B: 10 2B: 3 3B: 0 HR: 1	SF: 0 SAC: 0 DP: 1 HBP: 0	WP: 0 PB: 0 SB: 2 CS: 2	PA: 39
<b>PITCHER</b>	IP WLS BF H R ER SO BB IBB HBP BLK WP HR S P ERA WHIP																					
Jim Hughes, R (1, 1) ERA: 5.46	5.2 L 27 10 5 5 0 1 0 0 0 0 0 1 26 30 7.94 1.941																					
Tom Burgmeier, L (6, 1) ERA: 0.83	0.2 4 2 0 0 0 0 0 0 0 0 0 0 4 4 0.00 3.000																					
Steve Luebber, R (7, 1) ERA: 5.32	2.0 7 2 0 0 0 1 0 0 0 0 0 0 9 9 0.00 1.000																					
Mike Pazik, L (9, 1) ERA: 3.86	0.2 1 0 0 0 0 0 0 0 0 0 0 0 1 1 0.00 0.000																					

**Kansas City Royals @ Minnesota Twins**  
 Metropolitan Stadium, Bloomington, MI  
 Fri May 21 1976, 4:33 AM EDT  
 Att. 8,619 - Unknown

[livebaseballscorecards.com](http://livebaseballscorecards.com)

<b>AB</b>	<b>38</b>
<b>R</b>	<b>5</b>
<b>H</b>	<b>14</b>
<b>RBI</b>	<b>5</b>
<b>BB</b>	<b>1</b>
<b>SO</b>	<b>1</b>
<b>LOB</b>	<b>15</b>



Batter	1	2	3	4	5	6	7	8	9	AB	R	H	RBI	BB	SO	LOB
--------	---	---	---	---	---	---	---	---	---	----	---	---	-----	----	----	-----

<b>Lyman Bostock, L</b> <small>OBP: 0.381, SLG: 0.418</small> (1, 8) X	0-0 <b>4-3</b>			X 0-0 <b>L9-3</b> 1B		B 4-0 B B B <b>FC5-4</b> BB		B 4-0 B B B <b>BB</b>		2	0	1	0	2	0	0
<b>Larry Hisle, R</b> <small>OBP: 0.308, SLG: 0.270</small> (1, 7) X	0-0 <b>F7</b>			X 0-0 <b>L9-3</b> 1-2		X 0-0 <b>FC5-4</b> WP 1B 1-2f		X 0-0 <b>L7</b>		4	0	0	0	0	0	3
<b>Rod Carew, L</b> <small>OBP: 0.390, SLG: 0.405</small> (1, 3) X	0-0 <b>F9</b>			X 0-0 <b>E6</b>		X 0-0 WP 1-2 <b>1B</b>		X 0-0 <b>F7</b>		4	0	1	0	0	0	1
<b>Steve Braun, L</b> <small>OBP: 0.301, SLG: 0.272</small> (1, 5)		S 0-3 <b>K</b>		X 0-0 <b>F8</b> 2B 1B		B 4-0 B B B 1-2 2-3 <b>BB</b>		X 0-0 <b>4-3</b>		3	1	1	0	1	1	1
<b>Butch Wynegar, S</b> <small>OBP: 0.403, SLG: 0.500</small> (1, 2)		X 0-0 <b>4-3</b>		X 0-0 <b>F7</b>		S 0-3 S S S <b>K</b>		X 0-0 <b>G3</b>		4	0	0	0	0	1	4
<b>Dan Ford, R</b> <small>OBP: 0.295, SLG: 0.450</small> (1, 9)		X 0-0 <b>F3</b>		X 0-0 <b>F8</b> 1-2		X 0-0 <b>F5</b>		X 0-0 <b>F9</b>		4	0	0	0	0	0	1
<b>Danny Thompson, R</b> <small>OBP: 0.263, SLG: 0.266</small> (1, 6)		S 0-3 <b>K</b>		X 0-0 <b>2B</b> 2-H		X 0-0 <b>L4</b>		X 0-0 <b>F5</b>		4	0	1	1	0	1	0
<b>Craig Kusick, R</b> <small>OBP: 0.340, SLG: 0.511</small> (1, 10)		X 0-0 <b>4-3</b>		X 0-0 <b>F9</b>		X 0-0 <b>E4</b>		X 0-0 <b>E4</b>		3	0	0	0	0	0	1
<b>Bob Randall, R</b> <small>OBP: 0.341, SLG: 0.293</small> (1, 4)		X 0-0 <b>L8</b>		S 0-3 <b>K</b>		X 0-0 <b>F9</b>		X 0-0 <b>F9</b>		3	0	0	0	0	1	1

**BOTTOM**

**Kansas City Royals @ Minnesota Twins**  
 Metropolitan Stadium, Bloomington, MI  
 Fri May 21 1976, 4:33 AM EDT  
 Att. 8,619 - Unknown

[livebaseballscorecards.com](http://livebaseballscorecards.com)

<b>AB</b>	<b>31</b>
<b>R</b>	<b>1</b>
<b>H</b>	<b>4</b>
<b>RBI</b>	<b>1</b>
<b>BB</b>	<b>3</b>
<b>SO</b>	<b>4</b>
<b>LOB</b>	<b>12</b>



<b>Inning Stats</b>	R: 0 E: 0 K: 0 S: 3	H: 0 LOB: 0 BB: 0 P: 3	R: 0 E: 0 K: 1 S: 5	H: 0 LOB: 0 BB: 0 P: 5	R: 0 E: 0 K: 1 S: 5	H: 0 LOB: 0 BB: 0 P: 5	R: 0 E: 1 K: 0 S: 3	H: 1 LOB: 1 BB: 0 P: 3	R: 1 E: 0 K: 0 S: 5	H: 2 LOB: 1 BB: 0 P: 5	R: 0 E: 0 K: 2 S: 8	H: 1 LOB: 3 BB: 2 P: 16	R: 0 E: 1 K: 0 S: 4	H: 0 LOB: 1 BB: 0 P: 4	R: 0 E: 0 K: 0 S: 3	H: 0 LOB: 1 BB: 1 P: 7	R: 0 E: 0 K: 0 S: 3	H: 0 LOB: 0 BB: 0 P: 3	1B: 3 2B: 2 3B: 0 HR: 0	SF: 0 SAC: 0 DP: 1 HBP: 0	WP: 1 PB: 0 SB: 0 CS: 0	PA: 34
	<b>PITCHER</b> <b>Dennis Leonard, R</b> <small>ERA: 3.29</small> (1, 1)	IP 9.0	WLS W	BF 34	H 4	R 1	ER 1	SO 4	BB 3	IBB 0	HBP 0	BLK 0	WP 1	HR 0	S 39	P 51	ERA 1.00	WHIP 0.778				

PITCHER	IP	WLS	BF	H	R	ER	SO	BB	IBB	HBP	BLK	WP	HR	S	P	ERA	WHIP
---------	----	-----	----	---	---	----	----	----	-----	-----	-----	----	----	---	---	-----	------

Batter	1	2	3	4	5	6	7	8	9	AB R H RBI BB SO LOB	TOP									
Tom Poquette, L (1, 7) OBP: 0.367, SLG: 0.518	0-3 K		0-0 4-3			0-0 F7		0-0 F9		4 0 0 0 0 1 1										
Amos Otis, R (1, 8) OBP: 0.381, SLG: 0.558	0-0 6-3		0-0 1-3			0-0 F9			0-0 3B 1B	4 1 1 0 0 0 0										
George Brett, L (1, 5) OBP: 0.408, SLG: 0.461	0-0 3-1			4-0 1-3 BB		0-0 6-3			0-0 1-H SF7 3B	3 1 1 1 1 0 0										
John Mayberry, L (1, 3) OBP: 0.359, SLG: 0.403		4-0 2B 1B BB		0-0 1-3		0-0 F8			0-0 SF7	2 1 0 1 1 0 1										
Hal McRae, R (1, 10) OBP: 0.365, SLG: 0.435		0-0 1B 2B		0-0 F8		0-0 F9			0-0 3-H 1B 1B	4 0 2 0 0 0 1										
Al Cowens, R (1, 9) OBP: 0.273, SLG: 0.315		0-0 1-3		0-0 6-3		0-3 K			0-0 1-3 1B	4 0 1 0 0 1 3										
Bob Stinson, S (1, 2) OBP: 0.368, SLG: 0.313		0-0 L4-3 1B		0-0 4-3		0-0 4-3			0-0 F7	4 0 1 1 0 0 1										
Freddie Patek, R (1, 6) OBP: 0.397, SLG: 0.431		0-0 L4-3		0-3 K		0-0 1-3				3 0 0 0 0 1 2										
Frank White, R (1, 4) OBP: 0.297, SLG: 0.269			0-0 F4		0-0 L9					2 0 0 0 0 0 0										
Tony Solaita, L (8, PH) OBP: 0.409, SLG: 0.545										1 0 1 0 0 0 0										
Cookie Rojas, R (8, PR) OBP: 0.375, SLG: 0.333										0 0 0 0 0 0 0										
<b>Inning Stats</b>	R: 0 E: 0 K: 1 S: 5	H: 0 LOB: 0 BB: 0 P: 5	R: 1 E: 0 K: 0 S: 4	H: 2 LOB: 1 BB: 1 P: 8	R: 0 E: 0 K: 0 S: 3	H: 0 LOB: 0 BB: 0 P: 3	R: 0 E: 0 K: 0 S: 3	H: 0 LOB: 1 BB: 1 P: 7	R: 0 E: 0 K: 1 S: 5	H: 0 LOB: 0 BB: 0 P: 5	R: 0 E: 0 K: 1 S: 5	H: 0 LOB: 0 BB: 0 P: 5	R: 0 E: 0 K: 1 S: 4	H: 1 LOB: 1 BB: 0 P: 4	R: 2 E: 0 K: 0 S: 6	H: 4 LOB: 1 BB: 0 P: 6	1B: 5 2B: 2 3B: 1 HR: 0	SF: 1 SAC: 0 DP: 1 HBP: 0	WP: 0 PB: 0 SB: 0 CS: 0	PA: 34
<b>PITCHER</b> Dave Goltz, R (1, 1) ERA: 4.8	IP: 9.0 WLS: W BF: 34 H: 7 R: 3 ER: 3 SO: 3 BB: 2 IBB: 0 HBP: 0 BLK: 0 WP: 0 HR: 0 S: 38 P: 46 ERA: 3.00 WHIP: 1.000																			

Kansas City Royals @ Minnesota Twins  
Metropolitan Stadium, Bloomington, MI

Sat May 22 1976, 8:05 PM EDT  
Att. 6,812 - Unknown - 68 F

AB	31
R	3
H	7
RBI	3
BB	2
SO	3
LOB	9





Batter	1	2	3	4	5	6	7	8	9	AB	R	H	RBI	BB	SO	LOB
Lyman Bostock, L (1, 8) OBP: 0.385, SLG: 0.441	0-0 6-3		0-0 3-1		0-0 1B 3B		0-0 FC6-4 1B			4	1	2	3	0	0	0
Larry Hisle, R (1, 7) OBP: 0.313, SLG: 0.285	0-0 F9			0-0 SH1-3 4-3 2B	0-0 1B		0-0 FC6-4			4	1	2	1	0	0	1
Rod Carew, L (1, 3) OBP: 0.383, SLG: 0.395	0-0 1-3			0-0 SH1-3 2-3	0-0 1-3			0-0 L8		3	0	0	0	0	0	1
Steve Braun, L (1, 5) OBP: 0.299, SLG: 0.271		0-0 F8		0-0 4-3		0-0 G3		0-0 FC6-4 1B		4	0	1	1	0	0	0
Butch Wynegar, S (1, 2) OBP: 0.398, SLG: 0.490		0-0 FC6-4 1B		0-0 5-3		0-0 4-3		0-0 F7		4	0	1	0	0	0	1
Dan Ford, R (1, 9) OBP: 0.287, SLG: 0.436		0-0 FC6-4			0-0 5-3	0-0 F3		0-0 FC6-4		4	0	0	0	0	0	2
Danny Thompson, R (1, 6) OBP: 0.265, SLG: 0.277		0-0 F4			0-0 6-3		0-0 6-3 1B 2B			3	1	1	0	0	0	1
Craig Kusick, R (1, 10) OBP: 0.339, SLG: 0.500			0-0 5-3		0-0 1B 3B 1B		0-0 F9			3	1	1	0	0	0	1
Bob Randall, R (1, 4) OBP: 0.341, SLG: 0.295			0-3 K		0-0 1B 3B 1B		0-0 6-3			3	1	1	0	0	1	1

Inning Stats	R: 0	H: 0	E: 0	K: 0	S: 3	R: 0	H: 1	E: 0	K: 0	S: 4	R: 0	H: 0	E: 0	K: 1	S: 5	R: 1	H: 1	E: 0	K: 0	S: 4	R: 3	H: 4	E: 0	K: 0	S: 7	R: 0	H: 0	E: 0	K: 0	S: 3	R: 1	H: 2	E: 0	K: 0	S: 5	R: 0	H: 1	E: 0	K: 0	S: 4	1B: 6	2B: 2	3B: 1	HR: 0	SF: 0	SAC: 1	DP: 0	HBP: 0	WP: 0	PB: 0	SB: 0	CS: 0	PA: 33
	0	0	0	0	3	0	1	0	0	4	0	0	0	1	5	1	1	0	0	4	3	4	0	0	7	0	0	0	0	0	1	2	0	0	5	0	1	0	4	6	2	1	0	0	0	0	33						

PITCHER	IP	WLS	BF	H	R	ER	SO	BB	IBB	HBP	BLK	WP	HR	S	P	ERA	WHIP
Al Fitzmorris, R (1, 1) ERA: 3.42	6.0	L	25	7	5	5	1	0	0	0	0	0	0	27	27	7.50	1.167
Mark Littell, R (7, 1) ERA: 0.89	1.0		4	1	0	0	0	0	0	0	0	0	0	4	4	0.00	1.000
Larry Gura, L (8, 1) ERA:	1.0		4	1	0	0	0	0	0	0	0	0	0	4	4	0.00	1.000

**BOTTOM**

**Kansas City Royals @ Minnesota Twins**  
Metropolitan Stadium, Bloomington, MI

Sat May 22 1976, 8:05 PM EDT  
Att. 6,812 - Unknown - 68 F

[livebaseballscorecards.com](http://livebaseballscorecards.com)

<b>AB</b>	<b>32</b>
<b>R</b>	<b>5</b>
<b>H</b>	<b>9</b>
<b>RBI</b>	<b>5</b>
<b>BB</b>	<b>0</b>
<b>SO</b>	<b>1</b>
<b>LOB</b>	<b>8</b>



Batter	1	2	3	4	5	6	7	8	9	AB R H RBI BB SO LOB	TOP											
Tom Poquette, L (1, 9) OBP: 0.359, SLG: 0.500	0-0 F6		0-3 K			0-3 K		0-0 HBP 1B 1B		4 0 1 0 0 2 3	<b>Kansas City Royals @ Minnesota Twins</b> Metropolitan Stadium, Bloomington, MI Sun May 23 1976, 4:33 AM EDT Att. 24,716 - Unknown - 68 F <a href="http://livebaseballscorecards.com">livebaseballscorecards.com</a>											
Amos Otis, R (1, 8) OBP: 0.385, SLG: 0.565	0-0 L7		0-0 F8			0-0 1B 2H 2B		0-0 HBP 1B		4 0 2 1 0 0 2												
George Brett, L (1, 5) OBP: 0.411, SLG: 0.458 Davey Nelson, R (8, PR) OBP: 0.400, SLG: 0.500 (8, 4)	0-3 K			0-0 L7		0-0 G4-6-3 1B		1-0 HBP 1B		3 0 1 0 0 1 0 0 0 0 0 0 0 0												
John Mayberry, L (1, 3) OBP: 0.356, SLG: 0.393		0-0 4-3		4-0 BB		0-0 G4-6-3 1B		0-0 F4		3 0 0 0 1 0 5												
Hal McRae, R (1, 7) OBP: 0.362, SLG: 0.430		0-0 F7		0-0 G5-4-3		0-0 1B 4-3 1B		0-0 G3		4 0 1 0 0 0 4												
Tony Solaita, L (1, 10) OBP: 0.346, SLG: 0.462 Jim Wohlford, R (9, PR) OBP: 0.265, SLG: 0.283		0-0 3-1			0-3 K		0-0 4-3		0-0 E3			4 0 0 0 0 1 1 0 0 0 0 0 0 0										
Cookie Rojas, R (1, 4) OBP: 0.361, SLG: 0.323 (8, 5)			0-0 F6		0-3 K		0-0 G4-6-3 1B		0-0 F9			4 0 1 0 0 1 1										
Bob Stinson, S (1, 2) OBP: 0.366, SLG: 0.294 Jamie Quirk, L (9, PH) OBP: 0.333, SLG: 0.333			4-0 1B BB		0-3 K		0-0 G4-6-3		0-0 G6-4-3			2 0 0 0 1 1 2 1 0 0 0 0 0 1										
Frank White, R (1, 6) OBP: 0.308, SLG: 0.292			0-0 1B			0-0 2B 2B		0-0 F3		3 1 2 0 0 0 0												
<b>Inning Stats</b>	R: 0 E: 0 K: 1 S: 5	H: 0 LOB: 0 BB: 0 P: 5	R: 0 E: 0 K: 0 S: 3	H: 0 LOB: 0 BB: 0 P: 3	R: 0 E: 0 K: 1 S: 6	H: 1 LOB: 2 BB: 1 P: 10	R: 0 E: 0 K: 0 S: 2	H: 0 LOB: 0 BB: 1 P: 6	R: 0 E: 0 K: 3 S: 9	H: 0 LOB: 0 BB: 0 P: 9		R: 1 E: 0 K: 1 S: 7	H: 3 LOB: 1 BB: 0 P: 7	R: 0 E: 0 K: 0 S: 4	H: 2 LOB: 1 BB: 0 P: 4	R: 0 E: 0 K: 0 S: 5	H: 2 LOB: 3 BB: 0 P: 6	R: 0 E: 1 K: 0 S: 3	H: 0 LOB: 1 BB: 0 P: 3	1B: 6 2B: 2 3B: 0 HR: 0	SF: 0 SAC: 0 DP: 4 HBP: 1	WP: 0 PB: 0 SB: 0 CS: 0
<b>PITCHER</b>	IP WLS BF H R ER SO BB IBB HBP BLK WP HR S P ERA WHIP																					
Bert Blyleven, R (1, 1) ERA: 3.1	7.1 W 30 8 1 1 6 2 0 1 0 0 0 0 39 48 1.23 1.364																					
Tom Burgmeier, L (8, 1) ERA: 0.82	0.1 1 0 0 0 0 0 0 0 0 0 0 0 1 1 0.00 0.000																					
Bill Campbell, R (8, 1) ERA: 2.62	1.1 S 4 0 0 0 0 0 0 0 0 0 0 0 4 4 0.00 0.000																					

Batter	1	2	3	4	5	6	7	8	9	AB	R	H	RBI	BB	SO	LOB
Steve Brye, R OBP: 0.175, SLG: 0.167 (1, 8)	0-0 6-3		0-0 5-3		0-0 4-3 SH3-4 1B		4-0 1B SF8 BB			3	1	1	0	1	0	0
Larry Hisle, R OBP: 0.320, SLG: 0.288 (1, 7)	0-0 G3		4-0 FC6-4 BB		0-0 SH3-4		0-0 1-3 1B			2	0	1	0	1	0	0
Butch Wynegar, S OBP: 0.394, SLG: 0.495 (1, 10)	0-0 2B		0-0 FC6-4 2B		0-0 4-3		0-0 SF8			3	1	1	1	0	0	2
Dan Ford, R OBP: 0.293, SLG: 0.441 (1, 9)	4-0 BB		0-0 2B		0-3 K		0-0 F7			3	1	1	1	1	1	2
Craig Kusick, R OBP: 0.350, SLG: 0.519 (1, 3)	0-0 F9		0-0 2B		0-0 1B		0-0 6-3			4	0	2	1	0	0	2
Danny Thompson, R OBP: 0.264, SLG: 0.276 (1, 6)		0-0 FC6-4 1B	0-0 6-3		0-0 4-3		0-0 6-3			4	0	1	0	0	0	1
Phil Roof, R OBP: 0.267, SLG: 0.345 (1, 2)		0-0 FC6-4 1-2f		0-0 6-3		0-0 1B		0-0 F9		4	0	1	0	0	0	1
Dave McKay, S OBP: 0.291, SLG: 0.243 (1, 5)		0-0 F6		0-0 L7		0-0 2-3				3	0	0	0	0	0	2
Bob Randall, R OBP: 0.330, SLG: 0.284 (1, 4)		0-0 F3		0-3 K		0-0 L1				3	0	0	0	0	1	1

<b>Inning Stats</b>	R: 0 E: 0 K: 0 S: 4	H: 1 LOB: 2 BB: 1 P: 8	R: 0 E: 0 K: 0 S: 4	H: 1 LOB: 1 BB: 0 P: 4	R: 2 E: 0 K: 0 S: 5	H: 2 LOB: 1 BB: 1 P: 9	R: 0 E: 0 K: 1 S: 5	H: 0 LOB: 0 BB: 0 P: 5	R: 0 E: 0 K: 1 S: 6	H: 1 LOB: 1 BB: 0 P: 6	R: 0 E: 0 K: 0 S: 4	H: 2 LOB: 1 BB: 0 P: 4	R: 1 E: 0 K: 0 S: 4	H: 1 LOB: 1 BB: 1 P: 8	R: 0 E: 0 K: 0 S: 3	H: 0 LOB: 0 BB: 0 P: 3	1B: 5 2B: 3 3B: 0 HR: 0	SF: 1 SAC: 1 DP: 0 HBP: 0	WP: 0 PB: 0 SB: 0 CS: 0	PA: 34												
<b>PITCHER</b> Paul Splittorf, L ERA: 4.45 (1, 1)	IP 8.0	WLS L	BF 34	H 8	R 3	ER 3	SO 2	BB 3	IBB 0	HBP 0	BLK 0	WP 0	HR 0	S 35	P 47	ERA 3.38	WHIP 1.375															
											<b>PITCHER</b>	IP 8.0	WLS L	BF 34	H 8	R 3	ER 3	SO 2	BB 3	IBB 0	HBP 0	BLK 0	WP 0	HR 0	S 35	P 47	ERA 3.38	WHIP 1.375				

**Kansas City Royals @ Minnesota Twins**  
Metropolitan Stadium, Bloomington, MI  
Sun May 23 1976, 4:33 AM EDT  
Att: 24,716 - Unknown - 68 F

livebaseballscores.com

<b>AB</b>	<b>29</b>
<b>R</b>	<b>3</b>
<b>H</b>	<b>8</b>
<b>RBI</b>	<b>3</b>
<b>BB</b>	<b>3</b>
<b>SO</b>	<b>2</b>
<b>LOB</b>	<b>11</b>



Batter	1	2	3	4	5	6	7	8	9	AB R H RBI BB SO LOB	TOP											
Jim Wohlford, R (1, 7) OBP: 0.255, SLG: 0.269	0-0 E6 2B	0-0 E S 1B 1B		0-0 6-3	0-0 F9		0-0 F8		0-0 4-3	6 2 1 0 0 0 5												
Amos Otis, R (1, 8) OBP: 0.392, SLG: 0.574	0-0 HR 2B	0-0 1-H 1B		0-0 2-3 1B 1B	0-0 5-3		0-0 F8			5 2 3 3 0 0 1												
George Brett, L (1, 5) OBP: 0.404, SLG: 0.471	0-0 2-H HR	0-0 F8		0-0 2-3 3-H P4	0-0 G3			0-0 G3		5 1 1 2 0 0 4												
John Mayberry, L (1, 3) OBP: 0.351, SLG: 0.386	0-0 P6	0-0 G3		0-0 1-H 3-H 1B 1B		0-0 L8		0-0 F9		5 1 1 2 0 0 1												
Hal McRae, R (1, 10) OBP: 0.370, SLG: 0.462	0-0 HR		0-0 B B B B G4-6-3 BB	0-0 1-2 E		0-0 WP E 2B		0-0 F8		4 3 2 1 1 0 1												
Al Cowens, R (1, 9) OBP: 0.271, SLG: 0.311	0-0 3-1		0-0 1-2 G4-6-3	0-0 1-3 2-H E 1B		0-3 K		0-0 4-3		5 1 1 1 0 1 2												
Frank White, R (1, 4) OBP: 0.303, SLG: 0.317	0-0 HR		0-0 1-3	0-0 2-H 3-H P4		0-0 E3		0-3 K		5 1 1 1 0 1 0												
Freddie Patek, R (1, 6) OBP: 0.405, SLG: 0.423	0-3 K		0-0 B B B B	4-0 6-3 SH 1B BB	4-0 S 2B BB	0-0 F3		1-0 1B HBP		2 2 0 0 2 1 1												
Bob Stinson, S (1, 2) OBP: 0.378, SLG: 0.342		0-0 F8		0-0 1-2 SH 1B 6-3 1B	0-0 1-H 5-3 2B		0-3 K		0-0 1-3 1B	4 1 2 1 0 1 0												
<b>Inning Stats</b>	R: 5 E: 1 K: 1 S: 10	H: 4 LOB: 0 BB: 0 P: 10	R: 1 E: 0 K: 0 S: 5	H: 2 LOB: 1 BB: 0 P: 5	R: 0 E: 0 K: 0 S: 2	H: 0 LOB: 0 BB: 1 P: 6	R: 6 E: 3 K: 0 S: 8	H: 3 LOB: 0 BB: 1 P: 12	R: 1 E: 0 K: 0 S: 4	H: 1 LOB: 1 BB: 1 P: 8	R: 1 E: 1 K: 1 S: 7	H: 1 LOB: 1 BB: 0 P: 7	R: 0 E: 0 K: 1 S: 5	H: 0 LOB: 0 BB: 0 P: 5	R: 0 E: 0 K: 0 S: 3	H: 0 LOB: 0 BB: 0 P: 3	R: 0 E: 0 K: 1 S: 6	H: 1 LOB: 2 BB: 0 P: 7	1B: 6 2B: 3 3B: 0 HR: 3	SF: 0 SAC: 1 DP: 1 HBP: 1	WP: 1 PB: 0 SB: 3 CS: 0	PA: 46
<b>PITCHER</b>	IP WLS BF H R ER SO BB IBB HBP BLK WP HR S P ERA WHIP																					
Steve Barr, L (1, 1) ERA: 4.32	0.1 L 5 3 4 3 0 0 0 0 0 0 0 2 5 5 81.00 9.000																					
Stan Perzanowski, R (1, 1) ERA: 8.38	3.0 15 4 5 3 1 2 0 0 0 0 1 15 23 9.00 2.000																					
Steve Hargan, R (4, 1) ERA: 1.77	5.2 26 5 5 1 3 1 0 1 0 1 0 30 35 1.59 1.059																					

**Kansas City Royals @ Texas Rangers**  
 Arlington Stadium, Arlington, TX  
 Mon May 24 1976, 8:05 PM EDT  
 Att: 12,751 - Unknown

[livebaseballscorecards.com](http://livebaseballscorecards.com)

AB	41
R	14
H	12
RBI	11
BB	3
SO	4
LOB	15



BOTTOM

Kansas City Royals @ Texas Rangers  
Arlington Stadium, Arlington, TX

livebaseballscores.com

AB	41
R	11
H	16
RBI	10
BB	5
SO	6
LOB	22



WP	1	PA	47
PB	0		
SB	0		
CS	0		

Mon May 24 1976, 8:05 PM EDT  
Att. 12,751 - Unknown

AB R H RBI BB SO LOB

5 0 3 2 1 0 4

3 1 0 0 1 0 2  
2 0 0 0 0 0 3

3 2 1 0 2 2 1

5 1 3 1 0 0 1  
0 1 0 0 0 0 0

5 2 2 1 0 0 4

5 1 2 3 0 1 1

4 1 2 2 0 1 0

5 2 2 1 0 1 3

4 0 1 0 1 1 3

1B: 9 SF: 1  
2B: 6 SAC: 0  
3B: 0 DP: 2  
HR: 1 HBP: 0

Batter	1	2	3	4	5	6	7	8	9
Dave Moates, L (1, 8) OBP: 0.286, SLG: 0.360	0-0 4-3 2B	0-0 4-3	0-0 G3			0-0 G3-6-3 1B		4-0 BB	0-0 2B
Mike Cubbage, L (1, 10) OBP: 0.407, SLG: 0.200 Gene Clines, R (8, PH) OBP: 0.217, SLG: 0.227	0-0 4-3 2-3		4-0 2B 1B BB		0-0 F8	0-0 G3-6-3 1-2f		0-0 L1-3	0-0 L4
Mike Hargrove, L (1, 3) OBP: 0.401, SLG: 0.459	0-3 K		0-0 1B 2B		4-0 1B BB	0-3 K		4-0 WP 1B 2B BB	
Toby Harrah, R (1, 6) OBP: 0.443, SLG: 0.482 Ken Pape, R (9, PR) OBP: 0.250, SLG: 0.250	0-0 6-3		0-0 1B 2B 1B		0-0 G6-4-3 1B		0-0 F7	0-0 WP 2B 1B	
Jeff Burroughs, R (1, 9) OBP: 0.318, SLG: 0.443		0-0 E 2B	0-0 2B SF7 1B		0-0 G6-4-3 1-2f		0-0 F8	0-0 F8	
Roy Howell, L (1, 5) OBP: 0.323, SLG: 0.390		0-3 K	0-0 1-3 2B		0-0 G1		0-0 1-4-3	0-0 1B 2B	
Tom Grieve, R (1, 7) OBP: 0.290, SLG: 0.459		0-0 E7 1B 1B	0-0 SF7		0-0 F9			0-3 K	0-0 E 2B 1B
Roy Smalley, S (1, 4) OBP: 0.366, SLG: 0.287		0-3 K	0-0 F9		0-0 1B			0-0 HR	0-0 E4 2B
Jim Sundberg, R (1, 2) OBP: 0.196, SLG: 0.237		0-0 1-2 1B	4-0 BB		0-0 F9			0-0 6-3	0-3 K

Inning Stats	R: 0	H: 1	E: 0	LOB: 1	K: 1	P: 6	R: 1	H: 3	E: 1	LOB: 2	K: 2	P: 10	R: 4	H: 4	E: 0	LOB: 2	K: 0	P: 7	R: 0	H: 1	E: 0	LOB: 1	K: 0	P: 7	R: 0	H: 1	E: 0	LOB: 1	K: 0	P: 4	R: 0	H: 1	E: 0	LOB: 0	K: 1	P: 5	R: 0	H: 0	E: 0	LOB: 0	K: 0	P: 3	R: 1	H: 1	E: 0	LOB: 1	K: 1	P: 10	R: 5	H: 4	E: 1	LOB: 2	K: 1	P: 14	1B: 9	SF: 1	2B: 6	SAC: 0	3B: 0	DP: 2	HR: 1	HBP: 0	WP: 1	PA: 47
--------------	------	------	------	--------	------	------	------	------	------	--------	------	-------	------	------	------	--------	------	------	------	------	------	--------	------	------	------	------	------	--------	------	------	------	------	------	--------	------	------	------	------	------	--------	------	------	------	------	------	--------	------	-------	------	------	------	--------	------	-------	-------	-------	-------	--------	-------	-------	-------	--------	-------	--------

PITCHER	IP	WLS	BF	H	R	ER	SO	BB	IBB	HBP	BLK	WP	HR	S	P	ERA	WHIP
Doug Bird, R (1, 1) ERA: 4.14	2.0		14	7	5	5	3	1	0	0	0	0	0	19	23	22.50	4.000
Steve Mingori, L (3, 1) ERA: 1.93	5.0	W	19	4	0	0	1	2	0	0	0	0	0	19	27	0.00	1.200
Tom Hall, L (8, 1) ERA: 3.38	1.0		5	1	1	1	1	1	0	0	0	0	1	6	10	9.00	2.000
Larry Gura, L (9, 1) ERA: 20.25	0.1		5	3	4	3	0	1	0	0	0	1	0	4	8	81.00	12.000
Marty Pattin, R (9, 1) ERA: 2.55	0.2		4	1	1	0	1	0	0	0	0	0	0	6	6	0.00	1.500

Batter	1	2	3	4	5	6	7	8	9	AB R H RBI BB SO LOB	TOP		
Tom Poquette, L (1, 7) OBP: 0.368, SLG: 0.500 Cookie Rojas, R (7, 4) OBP: 0.342, SLG: 0.303	0-0 1-3		0-0 1B	0-0 F9		0-0 1B 1B		0-3 K	0-0 F9	4 1 2 0 0 0 2 2 0 0 0 0 1 1			
Amos Otis, R (1, 8) OBP: 0.390, SLG: 0.585	0-0 F8		0-0 L1		0-0 HR	0-0 1B		0-0 E5	0-0 F9	6 1 2 3 0 0 1			
George Brett, L (1, 5) OBP: 0.397, SLG: 0.468 Jamie Quirk, L (9, 5) OBP: 0.333, SLG: 0.333	0-0 6-3			0-0 1B 2B	0-0 F7	0-0 4-3		0-0 G3		5 1 1 0 0 0 2 0 0 0 0 0 0 0			
John Mayberry, L (1, 3) OBP: 0.359, SLG: 0.397 Tony Solaita, L (9, 3) OBP: 0.346, SLG: 0.462		0-3 K		0-3 K	0-0 WP 1B 2B		0-0 G6-3 BB 1B		4-0 1B BB	4 2 2 0 1 2 1 0 0 0 0 0 0 0			
Hal McRae, R (1, 10) OBP: 0.380, SLG: 0.467 Davey Nelson, R (7, PR) OBP: 0.455, SLG: 0.556		0-0 F7		0-0 1B S 1B	0-0 G6-4-3 1B		4-0 1-2 BB		0-0 2B 1B	3 1 2 2 1 0 0 1 0 1 0 0 0 0			
Al Cowens, R (1, 9) OBP: 0.282, SLG: 0.329		0-0 CS 1B		0-0 S 1B 1B	0-0 G6-4-3 1-2f		0-0 G6-3 1-2f 2-3		0-0 1B 2B	5 2 3 1 0 0 3			
Frank White, R (1, 4) OBP: 0.298, SLG: 0.311	0-0 CS 1-2		0-3 K	0-3 K		0-0 4-3	0-0 5-3		0-0 1B HR 1B	5 1 1 0 0 2 4 2 2 2 1 0 0 0	AB 44 R 14 H 21 RBI 12 BB 3 SO 6 LOB 15		
Freddie Patek, R (1, 6) OBP: 0.419, SLG: 0.462 Jim Wohlford, R (7, 7) OBP: 0.281, SLG: 0.296			0-0 HR	0-0 1B 1B		4-0 CS BB		0-0 WP E 1-3 1B	0-0 1-2 HR 1B	2 1 2 2 1 0 0 2 2 2 1 0 0 0			
Bob Stinson, S (1, 2) OBP: 0.400, SLG: 0.442			0-3 K	0-0 1B		0-0 1B 1B		0-0 1-3	0-0 1-2 HR	5 2 3 3 0 1 1			
Inning Stats	R: 0 E: 0 K: 0 S: 3 H: 0 LOB: 0 BB: 0 P: 3	R: 0 E: 0 K: 1 S: 5 H: 1 LOB: 0 BB: 0 P: 5	R: 1 E: 0 K: 2 S: 9 H: 2 LOB: 1 BB: 0 P: 9	R: 3 E: 0 K: 2 S: 12 H: 5 LOB: 2 BB: 0 P: 12	R: 2 E: 0 K: 0 S: 5 H: 3 LOB: 0 BB: 0 P: 5	R: 2 E: 0 K: 0 S: 5 H: 3 LOB: 1 BB: 1 P: 9	R: 0 E: 0 K: 0 S: 3 H: 1 LOB: 2 BB: 1 P: 7	R: 1 E: 1 K: 1 S: 7 H: 1 LOB: 1 BB: 0 P: 7	R: 5 E: 0 K: 0 S: 7 H: 5 LOB: 0 BB: 1 P: 11	1B: 15 2B: 3 3B: 0 HR: 3 SF: 0 SAC: 0 DP: 2 HBP: 0	WP: 2 PB: 0 SB: 2 CS: 2 PA: 48		
PITCHER	IP WLS BF H R ER SO BB IBB HBP BLK WP HR S P ERA WHIP											PITCHER	IP WLS BF H R ER SO BB IBB HBP BLK WP HR S P ERA WHIP
Gaylord Perry, R (1, 1) ERA: 3.89	3.2 L 18 8 4 4 5 0 0 0 0 0 0 1 28 28 9.82 2.182												
Stan Perzanowski, R (4, 1) ERA: 10.03	2.0 10 5 4 4 0 1 0 0 0 0 1 1 9 13 18.00 3.000												
Steve Barr, L (6, 1) ERA: 5.4	3.1 19 8 6 5 1 2 0 0 0 0 1 1 19 27 13.50 3.000												

**Kansas City Royals @ Texas Rangers**  
 Arlington Stadium, Arlington, TX  
 Wed May 26 1976, 4:33 AM EDT  
 Unknown

livebaseballscorecards.com



Batter	1	2	3	4	5	6	7	8	9	AB R H RBI BB SO LOB	BOTTOM
<b>Dave Moates, L</b> OBP: 0.281, SLG: 0.345 (1, 8) X	0-0 BB 1B		0-0 P4			0-3 K		0-0 F9		4 0 1 0 0 1 2	<b>Kansas City Royals @ Texas Rangers</b> Arlington Stadium, Arlington, TX Wed May 26 1976, 4:33 AM EDT Unknown
<b>Mike Cabbage, L</b> OBP: 0.419, SLG: 0.250 (1, 10) SSS	0-3 K		0-0 1B			0-0 FC6-4 1B		0-3 K		4 0 2 0 0 2 3	
<b>Mike Hargrove, L</b> OBP: 0.404, SLG: 0.456 (1, 3) BBB	4-0 1-2 BB		0-0 F7			0-0 P6		0-0 1B 1-2 2-H		3 0 1 1 1 0 2	
<b>Toby Harrah, R</b> OBP: 0.438, SLG: 0.475 (1, 6) SSS	0-3 K				0-3 K	0-0 FC6-4 1-2		0-0 1B 1-2 2-H		4 0 1 1 0 2 3	
<b>Jeff Burroughs, R</b> OBP: 0.310, SLG: 0.431 (1, 9) SSS	0-3 K				0-0 5-3		0-3 K	0-0 F7		4 0 0 0 0 2 4	
<b>Roy Howell, L</b> OBP: 0.324, SLG: 0.389 (1, 5)		0-0 1B G6-4-3		0-0 4-3		0-0 6-3		0-0 F7		3 0 1 0 0 0 0 1 0 0 0 0 0 0	
<b>Ken Pape, R</b> OBP: 0.200, SLG: 0.200 (8, 5)											
<b>Tom Grieve, R</b> OBP: 0.282, SLG: 0.445 (1, 7) X		0-0 1B G6-4-3 1-2			0-0 F9	0-0 6-3		0-0 2-3		4 0 0 0 0 0 1	
<b>Roy Smalley, S</b> OBP: 0.365, SLG: 0.279 (1, 4) X		0-0 4-3			0-0 L4			4-0 BB 1B BB	0-0 1-3	3 1 0 0 1 0 0	
<b>Jim Sundberg, R</b> OBP: 0.200, SLG: 0.232 (1, 2) X			0-0 F9		0-0 6-3			4-0 BB 1B 1-2 BB		2 1 0 0 1 0 0	
<b>Inning Stats</b>	R: 0 H: 1 E: 0 LOB: 2 K: 3 BB: 1 S: 10 P: 14	R: 0 H: 1 E: 0 LOB: 0 K: 0 BB: 0 S: 3 P: 3	R: 0 H: 1 E: 0 LOB: 1 K: 0 BB: 0 S: 4 P: 4	R: 0 H: 0 E: 0 LOB: 0 K: 1 BB: 0 S: 5 P: 5	R: 0 H: 0 E: 0 LOB: 0 K: 0 BB: 0 S: 3 P: 3	R: 0 H: 1 E: 0 LOB: 1 K: 1 BB: 0 S: 6 P: 6	R: 0 H: 0 E: 0 LOB: 0 K: 1 BB: 0 S: 5 P: 5	R: 2 H: 2 E: 0 LOB: 2 K: 1 BB: 2 S: 7 P: 15	R: 0 H: 0 E: 0 LOB: 0 K: 0 BB: 0 S: 3 P: 3	1B: 6 SF: 0 2B: 0 SAC: 0 3B: 0 DP: 1 HR: 0 HBP: 0	WP: 0 PA: 35 PB: 0 SB: 0 CS: 0
<b>PITCHER</b> <b>Dennis Leonard, R</b> ERA: 3.11 (1, 1)	IP 9.0 WLS W BF 35 H 6 R 2 ER 2 SO 7 BB 3 IBB 0 HBP 0 BLK 0 WP 0 HR 0 S 46 P 58 ERA 2.00 WHIP 1.000					<b>PITCHER</b> IP WLS BF H R ER SO BB IBB HBP BLK WP HR S P ERA WHIP					

livebaseballscorecards.com

AB	32
R	2
H	6
RBI	2
BB	3
SO	7
LOB	15



**Kansas City Royals @ Texas Rangers**  
 Arlington Stadium, Arlington, TX

Wed May 26 1976, Postponed  
 Att. 16,510 - Unknown

livebaseballscorecards.com

**AB** 35  
**R** 4  
**H** 11  
**RBI** 4  
**BB** 2  
**SO** 3  
**LOB** 12



AB R H RBI BB SO LOB

TOP

5	0	4	1	0	1	1
1	0	0	0	0	0	1
4	0	0	0	0	1	5
5	1	2	1	0	0	1
3	0	1	0	1	0	0
0	1	0	0	0	0	0
3	0	0	1	0	0	1
4	0	1	1	0	0	0
2	0	0	0	0	0	0
1	0	0	0	0	0	0
3	1	1	0	1	0	0
2	0	1	0	0	1	0
1	0	1	0	0	0	0
1	1	0	0	0	0	3

Batter	1	2	3	4	5	6	7	8	9	10
Tom Poquette, L OBP: 0.397, SLG: 0.551 (1, 7) X (3, 9)	0-0 L6-3 1B		0-3 K			0-0 1B		0-0 1B 2B		0-0 CS 2B
Amos Otis, R OBP: 0.387, SLG: 0.581 Jim Wohlford, R OBP: 0.262, SLG: 0.276 (1, 8) X (3, 7)	0-0 L6-3 1-2		0-0 F5			0-3 K		0-0 F9 3-H 3-H		0-0 1-3 2-3
George Brett, L OBP: 0.398, SLG: 0.466 (1, 5) X	0-0 4-1		0-0 1B SF7-5-4-3			0-0 F7		0-0 1B 2-3 3-H		0-0 F8
John Mayberry, L OBP: 0.363, SLG: 0.396 Davey Nelson, R OBP: 0.455, SLG: 0.556 (1, 3) (9, PR) (9, 4)		0-0 F5		0-0 1B SF7-5-4-3			0-0 L8		4-0 1B BB	
Hal McRae, R OBP: 0.370, SLG: 0.457 (1, 10)		0-0 F8		0-0 SF7-5-4-3 1-2 3-H			0-0 6-3		0-0 E6 SH5-4 1-3 G5-2-3	
Al Cowens, R OBP: 0.281, SLG: 0.326 (1, 9) (3, 8)		0-0 F4				0-0 6-3		0-0 L8		0-0 SH5-4 1-2 3-H 1B
Frank White, R OBP: 0.293, SLG: 0.306 Cookie Rojas, R OBP: 0.353, SLG: 0.294 (1, 4) (8, PH) (8, 4) (9, 3)			0-0 5-3			0-0 5-3		0-0 5-3		0-0 SH5-4 1-2 2-3
Freddie Patek, R OBP: 0.422, SLG: 0.459 (1, 6)			0-0 6-3			0-0 F9		0-0 1B 2B 1B		4-0 IBB
Bob Stinson, S OBP: 0.404, SLG: 0.444 Tony Solaita, L OBP: 0.370, SLG: 0.481 John Wathan, R (1, 2) (8, PH) (8, PR) (8, 2)			0-0 1B			0-3 K		0-0 2B 1B 1B		0-0 G5-2-3 3-H

Inning Stats	R: 0	H: 1	R: 0	H: 0	R: 0	H: 1	R: 1	H: 2	R: 0	H: 0	R: 0	H: 1	R: 0	H: 0	R: 2	H: 4	R: 1	H: 1	R: 0	H: 1	1B: 9	SF: 1	WP: 0	PA: 39
	E: 0	LOB: 0	E: 0	LOB: 0	E: 0	LOB: 1	E: 0	LOB: 0	E: 0	LOB: 0	E: 0	LOB: 1	E: 0	LOB: 0	E: 0	LOB: 3	E: 1	LOB: 2	E: 0	LOB: 0	2B: 4	SAC: 1	PB: 0	
	K: 0	BB: 0	K: 0	BB: 0	K: 1	BB: 0	K: 0	BB: 0	K: 0	BB: 0	K: 2	BB: 0	K: 0	BB: 0	K: 0	BB: 0	K: 0	BB: 2	K: 0	BB: 0	3B: 0	DP: 3	SB: 0	
	S: 3	P: 3	S: 3	P: 3	S: 6	P: 6	S: 4	P: 4	S: 3	P: 3	S: 8	P: 8	S: 3	P: 3	S: 6	P: 6	S: 4	P: 12	S: 3	P: 3	HR: 0	HBP: 0	CS: 1	

PITCHER	IP	WLS	BF	H	R	ER	SO	BB	IBB	HBP	BLK	WP	HR	S	P	ERA	WHIP
Nelson Brites, R ERA: 3.16 (1, 1)	7.1		28	8	3	3	3	0	0	0	0	0	0	34	34	3.68	1.091
Joe Hoerner, L ERA: 3.18 (8, 1)	0.2		3	1	1	0	0	1	0	0	0	0	0	2	6	0.00	3.000
Steve Foucault, R ERA: 0.89 (9, 1)	2.0	W	8	2	0	0	0	0	1	0	0	0	0	7	11	0.00	1.000



BOTTOM

Kansas City Royals @ Texas Rangers  
Arlington Stadium, Arlington, TX

Wed May 26 1976, Postponed  
Att: 16,510 - Unknown

livebaseballscorecards.com

AB	40
R	5
H	13
RBI	5
BB	4
SO	2
LOB	18



WP:	0	PA:	45
PB:	0		
SB:	1		
CS:	0		

AB R H RBI BB SO LOB

5 0 0 0 0 1 1  
3 0 0 0 0 0 0  
2 0 2 0 0 0 0

4 0 0 0 1 0 2

5 0 0 0 0 0 3

3 1 1 0 1 0 0  
1 0 0 0 0 0 0

5 3 4 0 0 0 1

3 1 2 3 1 0 1

4 0 3 1 1 0 3

4 0 0 0 0 1 7  
1 0 1 1 0 0 0

1B: 7 SF: 1  
2B: 5 SAC: 0  
3B: 0 DP: 1  
HR: 1 HBP: 0

Batter	1	2	3	4	5	6	7	8	9	10																		
<b>Dave Moates, L</b> (1, 8) OBP: 0.243, SLG: 0.294 (9, 9)	0-0 3-1		0-0 6-3	0-3 K			0-0 F5		0-0 4-3																			
<b>Mike Cubbage, L</b> (1, 10) OBP: 0.382, SLG: 0.222	0-0 G3		0-0 F8		0-0 F6		0-0 L9 2B		0-0 FC3-6 1B																			
<b>Jim Fregosi, R</b> (7, PH) OBP: 0.333, SLG: 0.308	0-0 G3		4-0 BB		0-0 F7		0-0 L9		0-0 FC3-6 FC6-4																			
<b>Mike Hargrove, L</b> (1, 3) OBP: 0.397, SLG: 0.442	0-0 F8		0-0 BB		0-0 F7		0-0 L9		0-0 FC3-6 FC6-4																			
<b>Toby Harrah, R</b> (1, 6) OBP: 0.423, SLG: 0.455		0-0 6-3	0-0 4-3		0-0 5-3		0-0 1-3		0-0 FC6-4																			
<b>Jeff Burroughs, R</b> (1, 9) OBP: 0.314, SLG: 0.435		0-0 F8		0-0 6-3		0-0 G3 SF9 2B		4-0 1B G3-2-3 BB		0-0 F4																		
<b>Juan Beniquez, R</b> (8, PR) OBP: 0.260, SLG: 0.296 (9, 8)		0-0 1B 2B		0-0 HR 2B		0-0 G3		0-0 G3-2-3 1B		0-0 E 1B 2B																		
<b>Roy Howell, L</b> (1, 5) OBP: 0.340, SLG: 0.427		0-0 1B 2B		0-0 HR 2B		0-0 G3		0-0 G3-2-3 1B		0-0 E 1B 2B																		
<b>Tom Grieve, R</b> (1, 7) OBP: 0.293, SLG: 0.471		4-0 1B BB		0-0 HR		0-0 SF9		0-0 G3-2-3 1B		0-0 E6 1B IBB																		
<b>Roy Smalley, S</b> (1, 4) OBP: 0.380, SLG: 0.296		0-0 1-3 2-H 1B		0-0 FC4-6 1B		0-0 S 1B		0-0 G3-2-3		4-0 1-2 2-3 1B IBB																		
<b>Bill Fahey, L</b> (1, 2) OBP: 0.250, SLG: 0.200		0-3 K		0-0 FC4-6		0-0 F4		0-0 G3		0-0 1-2 2-3 3-H 1B																		
<b>Jim Sundberg, R</b> (9, 2) OBP: 0.208, SLG: 0.240		0-3 K		0-0 FC4-6		0-0 F4		0-0 G3		0-0 1-2 2-3 3-H 1B																		
<b>Inning Stats</b>	R: 0 E: 0 K: 0 S: 3	H: 0 LOB: 0 BB: 0 P: 3	R: 1 E: 0 K: 1 S: 7	H: 2 LOB: 2 BB: 1 P: 11	R: 0 E: 0 K: 0 S: 3	H: 0 LOB: 1 BB: 1 P: 7	R: 2 E: 0 K: 1 S: 8	H: 3 LOB: 1 BB: 0 P: 8	R: 0 E: 0 K: 0 S: 3	H: 0 LOB: 0 BB: 0 P: 3	R: 1 E: 0 K: 0 S: 5	H: 2 LOB: 1 BB: 0 P: 5	R: 0 E: 0 K: 0 S: 4	H: 1 LOB: 1 BB: 0 P: 4	R: 0 E: 0 K: 0 S: 4	H: 2 LOB: 3 BB: 1 P: 8	R: 0 E: 0 K: 0 S: 4	H: 1 LOB: 1 BB: 0 P: 4	R: 1 E: 1 K: 0 S: 4	H: 2 LOB: 3 BB: 1 P: 8	R: 0 E: 0 K: 0 S: 4	H: 1 LOB: 1 BB: 0 P: 4	R: 1 E: 1 K: 0 S: 4	H: 2 LOB: 3 BB: 1 P: 8	1B: 7 2B: 5 3B: 0 HR: 1	SF: 1 SAC: 0 DP: 1 HBP: 0	WP: 0 PB: 0 SB: 1 CS: 0	PA: 45
<b>PITCHER</b>	IP	WLS	BF	H	R	ER	SO	BB	IBB	HBP	BLK	WP	HR	S	P	ERA	WHIP											
<b>Al Fitzmorris, R</b> (1, 1) ERA: 3.72	5.2		26	7	4	4	2	2	0	0	0	0	1	28	36	6.35	1.588											
<b>Tom Hall, L</b> (6, 1) ERA: 3.09	1.0		4	1	0	0	0	0	0	0	0	0	0	4	4	0.00	1.000											
<b>Mark Littell, R</b> (7, 1) ERA: 0.79	2.1		10	3	0	0	0	1	0	0	0	0	0	9	13	0.00	1.714											
<b>Marty Pattin, R</b> (10, 1) ERA: 3.0	0.1	L	5	2	1	1	0	0	1	0	0	0	0	4	8	27.00	6.000											

Batter	1	2	3	4	5	6	7	8	9	AB R H RBI BB SO LOB	TOP
Tom Poquette, L (1, 7) OBP: 0.403, SLG: 0.562 Cookie Rojas, R (9, PH) OBP: 0.350, SLG: 0.343	0-0 E9 WP 2B	0-0 1B		0-0 4-3 2-3			0-0 4-3		0-0 1B 2B	4 1 2 1 0 0 1 1 1 1 0 0 0 0	<b>Kansas City Royals @ Texas Rangers</b> Arlington Stadium, Arlington, TX Thu May 27 1976, 8:05 PM EDT Att. 14,755 - Unknown <a href="http://livebaseballscorecards.com">livebaseballscorecards.com</a>
Amos Otis, R (1, 8) OBP: 0.394, SLG: 0.586	4-0 FC6-5 1B BB	0-3 3-H 1B		0-0 6-3			0-0 2B	0-0 2B 1B	4 0 2 1 1 1 2		
George Brett, L (1, 5) OBP: 0.398, SLG: 0.470	0-0 F8 FC6-5 1B 1B	0-3 K				0-0 2B	0-0 F7	0-0 P3	5 1 2 0 0 1 3		
John Mayberry, L (1, 3) OBP: 0.360, SLG: 0.391	0-0 FC6-5 1B 1-2 2-3f		0-0 FC5-4 1B		0-0 F8		0-0 P4		4 0 1 0 0 0 4		
Hal McRae, R (1, 10) OBP: 0.361, SLG: 0.444	0-0 F8 2-3		0-0 F2		0-3 K		0-0 F8		4 0 0 0 0 1 4		
Al Cowens, R (1, 9) OBP: 0.280, SLG: 0.324	0-0 1B		0-0 FC5-4 1-2f		0-0 F8		0-0 4-3		4 0 1 1 0 0 2		
Frank White, R (1, 4) OBP: 0.283, SLG: 0.295	0-0 4-3		0-0 F8		0-0 F9		0-0 4-3		4 0 0 0 0 0 3		
Freddie Patek, R (1, 6) OBP: 0.424, SLG: 0.455		0-0 4-3 S 1B 1B		4-0 4-3 BLK BB		0-3 K		0-0 F7	3 1 1 0 1 1 0		
Bob Stinson, S (1, 2) OBP: 0.382, SLG: 0.417 Jim Wohlford, R (9, PH) OBP: 0.258, SLG: 0.271		0-0 4-3 1-3		0-0 P6 1-2		0-0 F7		0-0 P5	3 0 0 0 0 0 2 1 0 0 0 0 0 0		
<b>Inning Stats</b>	R: 2 H: 3 E: 1 LOB: 2 K: 0 BB: 1 S: 6 P: 10	R: 1 H: 2 E: 0 LOB: 1 K: 2 BB: 0 S: 9 P: 9	R: 0 H: 1 E: 0 LOB: 1 K: 0 BB: 0 S: 4 P: 4	R: 0 H: 0 E: 0 LOB: 1 K: 0 BB: 1 S: 3 P: 7	R: 0 H: 1 E: 0 LOB: 1 K: 1 BB: 0 S: 6 P: 6	R: 0 H: 0 E: 0 LOB: 0 K: 1 BB: 0 S: 5 P: 5	R: 0 H: 1 E: 0 LOB: 1 K: 0 BB: 0 S: 4 P: 4	R: 0 H: 0 E: 0 LOB: 0 K: 0 BB: 0 S: 3 P: 3	R: 1 H: 2 E: 0 LOB: 1 K: 0 BB: 0 S: 5 P: 5	1B: 6 SF: 0 2B: 4 SAC: 0 3B: 0 DP: 0 HR: 0 HBP: 0	WP: 1 PA: 39 PB: 0 SB: 1 CS: 0
<b>PITCHER</b> Bill Singer, R (1, 1) ERA: 3.49 Joe Hoerner, L (7, 1) ERA: 3.38	IP WLS BF H R ER SO BB IBB HBP BLK WP HR S P ERA WHIP	6.2 W 30 8 3 3 4 2 0 0 1 1 0 36 44 4.05 1.500	2.1 S 9 2 1 1 0 0 0 0 0 0 0 0 9 9 3.86 0.857	<b>PITCHER</b> IP WLS BF H R ER SO BB IBB HBP BLK WP HR S P ERA WHIP							

AB	37
R	4
H	10
RBI	3
BB	2
SO	4
LOB	21



Batter	1	2	3	4	5	6	7	8	9	AB	R	H	RBI	BB	SO	LOB
Juan Beniquez, R OBP: 0.269, SLG: 0.313 (1, 8)	0-0 FC4-6 1B		0-0 G4-6-3 1-2f		0-0 SH3-4 1-2		0-0 5-3-4 2B			3	0	2	0	0	0	1
Roy Smalley, S OBP: 0.377, SLG: 0.288 (1, 4)	0-0 F8			0-0 F9 BB	4-0 BB BB		0-0 5-3-4 2-3f			3	0	0	0	1	0	2
Mike Hargrove, L OBP: 0.406, SLG: 0.447 (1, 3)	0-0 FC4-6 1-2f			0-0 E 1B	4-0 FC6-4 BB			0-0 1B SF8 1B		3	2	2	0	1	0	1
Toby Harrah, R OBP: 0.418, SLG: 0.449 (1, 6)	0-0 P5			0-0 E5 1B	0-0 L6			0-0 1B SF8 1B		4	2	1	0	0	0	4
Jeff Burroughs, R OBP: 0.313, SLG: 0.430 Dave Moates, L OBP: 0.243, SLG: 0.294 (1, 9) (9, 9)		0-0 L1		0-0 HR 1B	0-0 FC6-4 1-2f			0-0 F3		4	1	1	1	0	0	5
Tom Grieve, R OBP: 0.285, SLG: 0.462 (1, 7)		0-3 K		0-0 P5		0-0 6-3		0-0 SF8		3	0	0	1	0	1	1
Jim Fregosi, R OBP: 0.353, SLG: 0.433 (1, 10)		0-3 K		0-0 HR		0-0 6-3		0-0 1B		4	1	2	3	0	1	0
Roy Howell, L OBP: 0.331, SLG: 0.415 (1, 5)			0-3 K	0-0 F8		0-0 3-1		0-3 K		4	0	0	0	0	2	1
Jim Sundberg, R OBP: 0.220, SLG: 0.245 (1, 2)			4-0 G4-6-3 BB		0-0 BB SH3-4 1B		0-0 F8			2	0	1	0	1	0	0

Inning Stats	R: 0	H: 1	E: 0	K: 0	S: 4	LOB: 1	BB: 0	P: 4
	R: 0	H: 0	E: 0	K: 2	S: 7	LOB: 0	BB: 0	P: 7
	R: 0	H: 0	E: 0	K: 1	S: 4	LOB: 0	BB: 1	P: 8
	R: 4	H: 3	E: 1	K: 0	S: 7	LOB: 0	BB: 0	P: 7
	R: 0	H: 1	E: 0	K: 0	S: 4	LOB: 3	BB: 2	P: 12
	R: 0	H: 0	E: 0	K: 0	S: 3	LOB: 0	BB: 0	P: 3
	R: 0	H: 1	E: 0	K: 0	S: 3	LOB: 0	BB: 0	P: 3
	R: 2	H: 3	E: 0	K: 1	S: 8	LOB: 1	BB: 0	P: 8

PITCHER	IP	WLS	BF	H	R	ER	SO	BB	IBB	HBP	BLK	WP	HR	S	P	ERA	WHIP
Paul Splittorf, L ERA: 4.26 (1, 1)	7.0	L	31	8	6	2	3	3	0	0	0	0	1	34	46	2.57	1.571
Mark Littell, R ERA: 0.77 (8, 1)	0.2		3	1	0	0	0	0	0	0	0	0	0	3	3	0.00	1.500
Tom Hall, L ERA: 3.0 (8, 1)	0.1		1	0	0	0	1	0	0	0	0	0	0	3	3	0.00	0.000

**BOTTOM**

**Kansas City Royals @ Texas Rangers**  
Arlington Stadium, Arlington, TX

Thu May 27 1976, 8:05 PM EDT  
Att. 14,755 - Unknown

livebaseballscorecards.com

AB	30
R	6
H	9
RBI	5
BB	3
SO	4
LOB	15



WP: 0	PA: 35
PB: 0	
SB: 0	
CS: 0	

Batter	1	2	3	4	5	6	7	8	9	AB R H RBI BB SO LOB	TOP
Tom Poquette, L (1, 7) X OBP: 0.402, SLG: 0.545	0-0 1B 1B 1B	0-0 F8			0-0 F9		0-0 F9		0-0 P4	4 0 1 0 1 0 1	
Amos Otis, R (1, 8) X OBP: 0.382, SLG: 0.566	0-0 F9		0-0 F9		0-3 K		0-0 4-3		0-3 K	5 0 0 0 0 2 2	
George Brett, L (1, 5) X OBP: 0.400, SLG: 0.484	0-0 1B 1B 1B		0-0 F9		0-3 K			0-0 SF8 3B		4 1 2 0 0 1 0	
John Mayberry, L (1, 3) X OBP: 0.357, SLG: 0.390	0-0 F7		0-0 1B		0-0 F8			0-0 SF8		3 0 1 1 0 0 2	
Hal McRae, R (1, 10) X OBP: 0.364, SLG: 0.445	0-0 1B 1B 1B		0-0 F9		0-0 9-6 BB 1B			0-0 F8		4 0 2 0 0 0 1	
Al Cowens, R (1, 9) X OBP: 0.292, SLG: 0.322	0-0 F9			4-0 E 1B BB		4-0 1B BB		4-0 2B BB		1 2 0 0 3 0 3	
Bob Stinson, S (1, 2) X OBP: 0.407, SLG: 0.462		0-0 1B		0-0 G6-4-3 1B		0-0 9-6		0-0 2B		4 0 3 2 0 0 2	
Freddie Patek, R (1, 6) X OBP: 0.412, SLG: 0.440		0-3 K		0-0 G6-4-3		0-3 K		0-0 4-3		4 0 0 0 0 2 3	
Frank White, R (1, 4) X OBP: 0.282, SLG: 0.293		0-0 P4		0-0 F9		0-0 CS 1B			0-0 F9	4 0 1 0 0 0 1	
<b>Inning Stats</b>	R: 0 H: 3 E: 0 LOB: 3 K: 0 BB: 0 S: 6 P: 6	R: 0 H: 1 E: 0 LOB: 1 K: 1 BB: 0 S: 6 P: 6	R: 0 H: 1 E: 0 LOB: 1 K: 0 BB: 0 S: 4 P: 4	R: 1 H: 1 E: 1 LOB: 0 K: 0 BB: 1 S: 3 P: 7	R: 0 H: 0 E: 0 LOB: 0 K: 2 BB: 0 S: 7 P: 7	R: 0 H: 1 E: 0 LOB: 1 K: 0 BB: 1 S: 3 P: 7	R: 0 H: 1 E: 0 LOB: 1 K: 1 BB: 1 S: 5 P: 9	R: 2 H: 2 E: 0 LOB: 1 K: 0 BB: 1 S: 5 P: 9	R: 0 H: 0 E: 0 LOB: 0 K: 1 BB: 0 S: 5 P: 5	1B: 8 SF: 1 2B: 2 SAC: 0 3B: 1 DP: 2 HR: 0 HBP: 0	WP: 0 PA: 38 PB: 0 SB: 0 CS: 1
<b>PITCHER</b> Nolan Ryan, R (1, 1) ERA: 4.28	IP WLS BF H R ER SO BB IBB HBP BLK WP HR S P ERA WHIP										
	9.0 L 38 10 3 2 5 4 0 0 0 0 0 0 44 60 2.00 1.556										

**Kansas City Royals @ California Angels**  
 Anaheim Stadium, Anaheim, CA  
 Fri May 28 1976, 10:05 PM EDT  
 Att. 15,777 - Unknown

AB	33
R	3
H	10
RBI	3
BB	4
SO	5
LOB	15



Batter	1	2	3	4	5	6	7	8	9	AB R H RBI BB SO LOB
Jerry Remy, L (1, 4) OBP: 0.326, SLG: 0.311	0-3 K		0-0 3-1		0-0 1-3			0-0 1B		4 0 1 0 0 1 2
Joe Lahoud, L (1, 7) OBP: 0.333, SLG: 0.260 Adrian Garrett, L (9, 2) OBP: 0.208, SLG: 0.143	0-3 K		0-0 3-1			0-3 K		0-3 K		4 0 0 0 0 3 2 0 0 0 0 0 0 0
Bobby Bonds, R (1, 9) OBP: 0.403, SLG: 0.489	0-3 K			0-0 CS 1B		0-0 5-3			0-0 G4-6-3 1B	4 0 2 0 0 1 0
Bruce Bochte, L (1, 3) OBP: 0.359, SLG: 0.307		0-0 5-3 1B		0-0 F8		0-0 F8			0-0 G4-6-3 1-2f	4 0 1 0 0 0 2
Bill Melton, R (1, 10) OBP: 0.281, SLG: 0.351		0-0 F9		4-0 FC6-4 BB			0-0 2-3		0-3 K	3 0 0 0 1 1 1
Leroy Stanton, R (1, 8) OBP: 0.301, SLG: 0.306		0-0 5-3		0-0 FC6-4			0-0 6-3			3 0 0 0 0 0 2
Ron Jackson, R (1, 5) OBP: 0.282, SLG: 0.213		0-0 5-3			0-0 6-3		0-0 6-3			3 0 0 0 0 0 1
Andy Etchebarren, R (1, 2) OBP: 0.291, SLG: 0.247 Bob Jones, L (8, PH) OBP: 0.154, SLG: 0.083 (9, 7)			0-3 K		0-0 F8			0-3 K		2 0 0 0 0 1 0 1 0 0 0 0 1 0
Dave Chalk, R (1, 6) OBP: 0.329, SLG: 0.299			0-0 3-1 2B		0-0 1B			0-0 F8		3 0 2 0 0 0 0


Inning Stats	R: 0 E: 0 K: 3 S: 9	H: 0 LOB: 0 BB: 0 P: 9	R: 0 E: 0 K: 0 S: 4	H: 1 LOB: 1 BB: 0 P: 4	R: 0 E: 0 K: 1 S: 6	H: 1 LOB: 1 BB: 0 P: 6	R: 0 E: 0 K: 0 S: 3	H: 1 LOB: 1 BB: 1 P: 7	R: 0 E: 0 K: 0 S: 4	H: 1 LOB: 1 BB: 0 P: 4	R: 0 E: 0 K: 1 S: 5	H: 0 LOB: 0 BB: 0 P: 5	R: 0 E: 0 K: 0 S: 3	H: 0 LOB: 0 BB: 0 P: 3	R: 0 E: 0 K: 2 S: 8	H: 1 LOB: 1 BB: 0 P: 8	R: 0 E: 0 K: 1 S: 5	H: 1 LOB: 0 BB: 0 P: 5	1B: 5 2B: 1 3B: 0 HR: 0	SF: 0 SAC: 0 DP: 1 HBP: 0	WP: 0 PB: 0 SB: 1 CS: 1	PA: 32
PITCHER Doug Bird, R (1, 1) ERA: 3.46	IP 9.0 WLS W BF 32 H 6 R 0 ER 0 SO 8 BB 1 IBB 0 HBP 0 BLK 0 WP 0 HR 0 S 47 P 51 ERA 0.00 WHIP 0.778																					

**BOTTOM**

**Kansas City Royals @ California Angels**  
**Anaheim Stadium, Anaheim, CA**  
 Fri May 28 1976, 10:05 PM EDT  
 Att. 15,777 - Unknown

livebaseballscorecards.com

AB	31
R	0
H	6
RBI	0
BB	1
SO	8
LOB	10



Batter	1	2	3	4	5	6	7	8	9	AB R H RBI BB SO LOB	TOP													
Jim Wohlford, R (1, 7) OBP: 0.258, SLG: 0.262	4-0 BB		0-0 F7		0-0 SF7		0-0 L8			2 0 0 1 1 0 2	<b>Kansas City Royals @ California Angels</b> Anaheim Stadium, Anaheim, CA Sat May 29 1976, 6:33 AM EDT Unknown <a href="http://livebaseballscorecards.com">livebaseballscorecards.com</a>													
Amos Otis, R (1, 8) OBP: 0.379, SLG: 0.557	0-0 F7		0-0 F4		0-3 K			0-0 4-3 1B		4 0 1 0 0 1 3														
George Brett, L (1, 5) OBP: 0.391, SLG: 0.472	0-0 F8		0-0 4-3		0-0 5-3			0-0 4-3		4 0 0 0 0 0 4														
John Mayberry, L (1, 3) OBP: 0.349, SLG: 0.379	0-0 F7			0-0 F9		0-3 K		0-3 K		4 0 0 0 0 2 2														
Hal McRae, R (1, 10) OBP: 0.367, SLG: 0.460		0-0 1B 2B		0-0 F8 2B		0-0 F3		0-0 L8		4 1 2 0 0 0 1														
Al Cowens, R (1, 9) OBP: 0.291, SLG: 0.320		0-0 2-H 1B		0-0 F8 2-3		0-0 4-3		0-3 K		4 0 1 1 0 1 1														
Frank White, R (1, 4) OBP: 0.273, SLG: 0.283		0-0 F4		0-0 F8		0-0 F7		0-0 1-3		4 0 0 0 0 0 1														
Freddie Patek, R (1, 6) OBP: 0.421, SLG: 0.458		0-0 5-3			0-0 1B SF7 2B		0-0 S 1B		0-0 1B	4 1 3 0 0 0 0														
John Wathan, R (1, 2) OBP: 0.400, SLG: 0.400			0-0 1B		0-0 SF7 1B		0-0 F9		0-0 4-3	4 0 2 0 0 0 2														
<b>Inning Stats</b>	R: 0 E: 0 K: 0 S: 3	H: 0 LOB: 1 BB: 1 P: 7	R: 1 E: 0 K: 0 S: 4	H: 2 LOB: 0 BB: 0 P: 4	R: 0 E: 0 K: 0 S: 4	H: 1 LOB: 1 BB: 0 P: 4	R: 0 E: 0 K: 0 S: 4	H: 1 LOB: 1 BB: 0 P: 4	R: 1 E: 0 K: 1 S: 7	H: 2 LOB: 1 BB: 0 P: 7	R: 0 E: 0 K: 1 S: 5	H: 0 LOB: 0 BB: 0 P: 5	R: 0 E: 0 K: 0 S: 4	H: 1 LOB: 1 BB: 0 P: 4	R: 0 E: 0 K: 1 S: 6	H: 1 LOB: 1 BB: 0 P: 6	R: 0 E: 0 K: 1 S: 6	H: 1 LOB: 1 BB: 0 P: 6	R: 0 E: 0 K: 1 S: 6	H: 1 LOB: 1 BB: 0 P: 6	1B: 6 2B: 3 3B: 0 HR: 0	SF: 1 SAC: 0 DP: 0 HBP: 0	WP: 0 PB: 0 SB: 1 CS: 0	PA: 36
<b>PITCHER</b> Sid Monge, L (1, 1) ERA: 2.83	IP: 9.0 WLS: W BF: 36 H: 9 R: 2 ER: 2 SO: 4 BB: 1 IBB: 0 HBP: 0 BLK: 0 WP: 0 HR: 0 S: 43 P: 47 ERA: 2.00 WHIP: 1.111											<b>PITCHER</b>	IP: 9.0 WLS: W BF: 36 H: 9 R: 2 ER: 2 SO: 4 BB: 1 IBB: 0 HBP: 0 BLK: 0 WP: 0 HR: 0 S: 43 P: 47 ERA: 2.00 WHIP: 1.111											



Batter	1	2	3	4	5	6	7	8	9	AB	R	H	RBI	BB	SO	LOB
Jerry Remy, L (1, 4) OBP: 0.325, SLG: 0.309	0-0 4-3 S 1B		0-0 G3		0-0 4-3			0-0 4-3		4	0	1	0	0	0	2
Bob Jones, L (1, 8) OBP: 0.125, SLG: 0.067 Leroy Stanton, R (8, PH) OBP: 0.298, SLG: 0.303 (9, 8)	0-0 F9 1-2			0-0 F4		0-3 K		0-3 K		3	0	0	0	0	1	1
Bobby Bonds, R (1, 9) OBP: 0.405, SLG: 0.486	4-0 BB			0-0 F7		0-0 F8			0-0 BB 3B 1B	3	1	1	0	1	0	0
Bruce Bochte, L (1, 3) OBP: 0.362, SLG: 0.307	0-0 4-3 2-3f			0-0 1B		4-0 BB			0-0 F9	3	0	1	0	1	0	3
Joe Lahoud, L (1, 7) OBP: 0.326, SLG: 0.253 Orlando Alvarez, R (6, PH) OBP: 0.105, SLG: 0.263 (7, 7)		0-0 3-1		0-0 F9		0-3 K			0-0 F7	2	0	0	0	0	0	1
Adrian Garrett, L (1, 10) OBP: 0.192, SLG: 0.130 Bill Melton, R (7, PH) OBP: 0.284, SLG: 0.349 Rusty Torres, S (9, PR) OBP: 0.290, SLG: 0.296		0-3 K			0-0 3-1			0-0 F4	4-0 BB 3B 1-2	2	0	0	0	0	1	0
Ron Jackson, R (1, 5) OBP: 0.280, SLG: 0.246		0-0 F2			0-0 F1			0-3 K	0-0 BB 1B 3B 1-H 2-H	4	1	1	2	0	1	0
Ed Hermann, L (1, 2) OBP: 0.265, SLG: 0.381 Andy Etchebarren, R (7, PH) OBP: 0.295, SLG: 0.253 (8, 2)			4-0 BB G5-4-3		4-0 BB 1B			0-0 F7	0-0 BB 1B 3-H	0	0	0	0	2	0	0
Dave Chalk, R (1, 6) OBP: 0.329, SLG: 0.299			0-0 G5-4-3 1-2f		0-0 1B			0-3 K		3	0	1	0	0	1	1


Inning Stats	R: 0	H: 1	E: 0	K: 0	S: 3	R: 0	H: 0	E: 0	K: 1	S: 5	R: 0	H: 0	E: 0	K: 0	S: 2	R: 0	H: 1	E: 0	K: 0	S: 4	R: 0	H: 1	E: 0	K: 0	S: 4	R: 0	H: 0	E: 0	K: 2	S: 7	R: 0	H: 0	E: 0	K: 1	S: 5	R: 0	H: 0	E: 0	K: 2	S: 7	R: 3	H: 3	E: 0	K: 0	S: 5	1B: 5	2B: 1	3B: 1	SF: 0	SAC: 0	DP: 2	HBP: 0	WP: 0	PB: 0	SB: 1	CS: 0	PA: 35
PITCHER	IP	WLS	BF	H	R	ER	SO	BB	IBB	HBP	BLK	WP	HR	S	P	ERA	WHIP																																								
Steve Busby, R (1, 1) ERA: 3.28	5.0		19	3	0	0	1	3	0	0	0	0	0	18	30	0.00	1.200																																								
Steve Mingori, L (6, 1) ERA: 2.04	3.2		13	1	1	1	5	1	0	0	0	0	0	22	26	2.46	0.545																																								
Mark Littell, R (9, 1) ERA: 1.54	0.0	L	3	2	2	2	0	1	0	0	0	0	0	2	6	∞	∞																																								

**BOTTOM**

**Kansas City Royals @ California Angels**  
Anaheim Stadium, Anaheim, CA  
Sat May 29 1976, 6:33 AM EDT  
Unknown

[livebaseballscorecards.com](http://livebaseballscorecards.com)

<b>AB</b> 30	<b>WP</b> 0
<b>R</b> 3	<b>PB</b> 0
<b>H</b> 6	<b>SB</b> 1
<b>RBI</b> 3	<b>CS</b> 0
<b>BB</b> 5	
<b>SO</b> 6	
<b>LOB</b> 10	



Batter	1	2	3	4	5	6	7	8	9	AB R H RBI BB SO LOB	TOP		
Tom Poquette, L (1, 7) OBP: 0.391, SLG: 0.524	0-0 F8		0-0 FC5-4 1B		0-0 1-3		0-0 4-3		0-0 F8	5 0 1 0 0 0 2	<b>Kansas City Royals @ California Angels</b> Anaheim Stadium, Anaheim, CA Sat May 29 1976, 6:38 AM EDT Att: 28,415 - Unknown <a href="http://livebaseballscorecards.com">livebaseballscorecards.com</a>		
Amos Otis, R (1, 8) OBP: 0.376, SLG: 0.549	0-0 3-1 1B		0-0 FC5-4 1B		0-0 4-3			0-0 L7		4 0 1 0 0 0 1			
George Brett, L (1, 5) OBP: 0.399, SLG: 0.479	0-0 3-1 1B		0-0 1-3 1B		0-0 1B			0-0 F7		4 0 3 0 0 0 0			
John Mayberry, L (1, 3) OBP: 0.341, SLG: 0.369	0-0 3-1 1-2 2-3		0-3 K		0-0 4-3			0-0 4-3		4 0 0 0 0 1 5			
Hal McRae, R (1, 10) OBP: 0.371, SLG: 0.458	0-0 4-3			4-0 E SF8 BB		0-0 6-3			0-0 FC6-4 1B	3 1 1 0 1 0 2			
Al Cowens, R (1, 9) OBP: 0.284, SLG: 0.312		0-0 4-3		0-0 L9		0-0 4-3			0-0 FC6-4 BB 1B SF8	4 1 0 0 0 0 2			
Bob Stinson, S (1, 2) OBP: 0.397, SLG: 0.446		0-3 K		0-0 E3 SF8 1-3		0-0 4-3			0-0 BB 1B	4 0 1 0 0 1 1			
Freddie Patek, R (1, 6) OBP: 0.417, SLG: 0.451		0-0 5-3		0-0 SF8 2-3 3-H			0-0 1-3		4-0 BB 1-2 2-3 BB	2 0 0 1 1 0 0			
Frank White, R (1, 4) OBP: 0.267, SLG: 0.276 Tony Solaita, L (9, PH) OBP: 0.357, SLG: 0.481			0-0 6-3	0-3 K			0-0 4-3		0-0 SF8 3-H	3 0 0 0 0 1 1 0 0 0 1 0 0 0			
<b>Inning Stats</b>	R: 0 E: 0 K: 0 S: 5 H: 2 LOB: 2 BB: 0 P: 5	R: 0 E: 0 K: 1 S: 5 H: 0 LOB: 0 BB: 0 P: 5	R: 0 E: 0 K: 1 S: 7 H: 2 LOB: 2 BB: 0 P: 7	R: 1 E: 1 K: 1 S: 6 H: 0 LOB: 1 BB: 1 P: 10	R: 0 E: 0 K: 0 S: 4 H: 1 LOB: 1 BB: 0 P: 4	R: 0 E: 0 K: 0 S: 3 H: 0 LOB: 0 BB: 0 P: 3	R: 0 E: 0 K: 0 S: 3 H: 0 LOB: 0 BB: 0 P: 3	R: 0 E: 0 K: 0 S: 3 H: 0 LOB: 0 BB: 0 P: 3	R: 1 E: 0 K: 0 S: 5 H: 2 LOB: 2 BB: 1 P: 9	1B: 7 2B: 0 3B: 0 HR: 0 SF: 2 SAC: 0 DP: 0 HBP: 0	WP: 0 PB: 0 SB: 0 CS: 0 PA: 37		
<b>PITCHER</b>	IP WLS BF H R ER SO BB IBB HBP BLK WP HR S P ERA WHIP											<b>PITCHER</b>	IP WLS BF H R ER SO BB IBB HBP BLK WP HR S P ERA WHIP
Gary Ross, R (1, 1) ERA: 3.19	8.1 W 34 7 2 1 3 1 0 0 0 0 0 0 39 43 1.08 0.960												
Paul Hartzell, R (9, 1) ERA: 2.87	0.2 3 0 0 0 0 1 0 0 0 0 0 0 2 6 0.00 1.500												








Batter	1	2	3	4	5	6	7	8	9	10	11	12	13	14	AB R H RBI BB SO LOB
Davey Nelson, R OBP: 0.467, SLG: 0.500 Frank White, R OBP: 0.267, SLG: 0.276 Cookie Rojas, R OBP: 0.395, SLG: 0.376 (1, 4) (8, 4) (10, PH) (10, 4)	0-3 K		0-0 1B			0-0 1-5-3		4-0 1B 5-3 E BB		0-0 4-3 SH3-4 1B		4-0 FC5-4 BB		0-0 BB 1B	3 1 1 0 1 1 0 0 0 0 0 0 0 0 2 0 2 0 1 0 0
Amos Otis, R OBP: 0.369, SLG: 0.535 (1, 8)	0-0 F9		0-0 L9			0-0 F8		0-0 5-3		0-0 SH3-4		0-0 FC5-4 IBB		0-0 BB 1B	6 0 1 1 0 0 4
George Brett, L OBP: 0.411, SLG: 0.482 (1, 5)	0-0 1B			0-0 E S 1B		0-0 L3		0-0 E 1B		0-0 4-3		4-0 1-2 IBB		4-0 FC6-4 BB	5 1 3 0 2 0 1
John Mayberry, L OBP: 0.328, SLG: 0.353 (1, 10)	0-3 K			0-0 F8		0-3 K		0-0 E7 1-H 3-H		0-0 F7		0-0 F9		0-0 P5	7 0 0 0 0 2 9
Hal McRae, R OBP: 0.374, SLG: 0.455 Jim Wohlford, R OBP: 0.261, SLG: 0.266 (1, 7) (8, PR) (8, 7)		0-0 G3		0-3 K 1-3		0-0 E 1B		4-0 IBB			0-0 FC3-6 1B		0-0 5-3	0-0 FC6-4 1-2f	3 0 1 0 1 1 1 3 0 1 0 0 0 3
Tony Solaita, L OBP: 0.294, SLG: 0.394 (1, 3)		0-0 G3		0-0 F7		0-0 F7 1-2		0-3 K			0-0 FC3-6 G6-4-3 1-2f		0-3 K		6 0 0 0 0 2 5
Tom Poquette, L OBP: 0.389, SLG: 0.512 Al Cowens, R OBP: 0.279, SLG: 0.306 (1, 9) (9, PH) (9, 9)		0-0 F6			0-0 F8		4-0 BB		0-0 F4		0-0 G6-4-3 1-2f		0-0 5-3		2 0 0 0 1 0 0 3 0 0 0 0 0 1
Freddie Patek, R OBP: 0.407, SLG: 0.438 (1, 6)			0-0 F7		0-0 1-3		0-3 K		0-0 1-3			0-0 FC5-4 SH1-4 1B		0-0 F8	6 0 1 0 0 1 2
Bob Stinson, S OBP: 0.382, SLG: 0.417 (1, 2)			0-3 K		0-0 4-3			0-0 F9		0-0 6-3		0-0 SH1-4		4-0 BB 1B	4 1 0 0 1 1 0

Inning Stats	R: 0	H: 1	R: 0	H: 0	R: 0	H: 1	R: 0	H: 1	R: 0	H: 0	R: 0	H: 1	R: 0	H: 1	R: 0	H: 0	R: 0	H: 1	R: 0	H: 1	R: 0	H: 0	R: 1	H: 2	1B: 10	SF: 0	WP: 0	PA: 59
E: 0	LOB: 1	E: 0	LOB: 0	E: 0	LOB: 1	E: 0	LOB: 0	E: 1	LOB: 2	E: 1	LOB: 2	E: 0	LOB: 0	E: 0	LOB: 3	E: 0	LOB: 0	E: 0	LOB: 0	E: 0	LOB: 0	E: 0	LOB: 3	2B: 0	SAC: 2	FB: 0	PA: 59	
K: 2	BB: 0	K: 0	BB: 0	K: 1	BB: 0	K: 0	BB: 0	K: 2	BB: 1	K: 1	BB: 2	K: 0	BB: 0	K: 0	BB: 2	K: 1	BB: 0	K: 0	BB: 0	K: 0	BB: 0	K: 0	BB: 2	3B: 0	DP: 1	SB: 1	PA: 59	
S: 8	P: 8	S: 3	P: 3	S: 6	P: 6	S: 6	P: 3	S: 3	P: 3	S: 8	P: 12	S: 4	P: 4	S: 3	P: 3	S: 4	P: 4	S: 3	P: 3	S: 4	P: 12	S: 5	P: 5	S: 5	P: 13	HR: 0	HBP: 0	CS: 0

PITCHER	IP	WLS	BF	H	R	ER	SO	BB	IBB	HBP	BLK	WP	HR	S	P	ERA	WHIP
Don Kirkwood, R ERA: 3.98 (1, 1)	7.2		29	4	1	0	6	2	0	0	0	0	0	39	47	0.00	0.783
Mickey Scott, L ERA: 2.16 (8, 1)	3.2		16	4	1	0	1	0	1	0	0	0	0	17	21	0.00	1.091
Dick Drago, R ERA: 6.33 (12, 1)	2.0	L	12	2	1	1	1	3	1	0	0	0	0	10	26	4.50	2.500
Andy Hassler, L ERA: 5.76 (14, 1)	0.1		1	0	0	0	0	0	0	0	0	0	0	1	1	0.00	0.000
Paul Hartzell, R ERA: 2.84 (14, 1)	0.1		1	0	0	0	0	0	0	0	0	0	0	1	1	0.00	0.000

**Kansas City Royals @ California Angels**  
**Anaheim Stadium, Anaheim, CA**  
 Sun May 30 1976, 6:33 AM EDT  
 Att. 14,193 - Unknown

<b>AB</b>	<b>50</b>
<b>R</b>	<b>3</b>
<b>H</b>	<b>10</b>
<b>RBI</b>	<b>1</b>
<b>BB</b>	<b>7</b>
<b>SO</b>	<b>8</b>
<b>LOB</b>	<b>26</b>

  
*Royals*

[livebaseballscorecards.com](http://livebaseballscorecards.com)

Batter	1	2	3	4	5	6	7	8	9	10	11	12	13	14	AB	R	H	RBI	BB	SO	LOB
Jerry Remy, L (1, 4) OBP: 0.330, SLG: 0.316	F8		F8		1B			1B		FC5-4	FC6		4-3		7	1	3	0	0	0	5
Bob Jones, L (1, 8) OBP: 0.240, SLG: 0.136	WP		L7		F6			WP		FC5-4				F4	4	0	2	0	1	0	2
Orlando Alvarez, R (12, PH) OBP: 0.091, SLG: 0.227	1B							1B		BB					2	0	0	0	0	1	0
Bobby Bonds, R (1, 9) OBP: 0.391, SLG: 0.459	F9							P4		FC5-4				6-3	7	0	0	0	0	0	5
Bruce Bochte, L (1, 3) OBP: 0.367, SLG: 0.305	BB				F6			WP		1B				F6	5	0	1	1	2	0	0
Joe Lahoud, L (1, 7) OBP: 0.302, SLG: 0.232	F5							F8		1B				4-3	4	0	0	0	0	1	4
Leroy Stanton, R (9, 7) OBP: 0.299, SLG: 0.297															2	0	0	0	0	1	3
Adrian Garrett, L (1, 10) OBP: 0.206, SLG: 0.103			K											6-3	4	1	0	0	1	3	0
Bill Melton, R (13, PH) OBP: 0.288, SLG: 0.353					SH3			SH3						2B	1	0	1	0	0	0	0
Ron Jackson, R (1, 5) OBP: 0.286, SLG: 0.270			K					F6		1-3					5	0	1	0	0	2	0
Andy Etchebarren, R (1, 2) OBP: 0.301, SLG: 0.255															5	0	1	0	0	1	1
Rusty Torres, S (11, PR) OBP: 0.290, SLG: 0.296			F7		6-3			4-3		K					0	0	0	0	0	0	0
Ed Herrmann, L (12, 2) OBP: 0.275, SLG: 0.372														K	1	0	0	0	0	1	2
Dave Chalk, R (1, 6) OBP: 0.333, SLG: 0.303															5	0	2	1	1	1	0

Inning Stats	R: 0	H: 1	E: 0	K: 0	S: 4	R: 0	H: 0	E: 0	K: 2	S: 7	R: 0	H: 0	E: 0	K: 0	S: 3	R: 0	H: 0	E: 0	K: 1	S: 5	R: 1	H: 2	E: 0	K: 0	S: 5	R: 0	H: 0	E: 0	K: 0	S: 3	R: 0	H: 0	E: 0	K: 1	S: 5	R: 1	H: 3	E: 0	K: 1	S: 8	R: 0	H: 0	E: 0	K: 2	S: 7	R: 0	H: 1	E: 0	K: 1	S: 6	R: 0	H: 2	E: 0	K: 1	S: 7	R: 0	H: 0	E: 0	K: 1	S: 5	R: 0	H: 2	E: 0	K: 1	S: 7	R: 0	H: 2	E: 0	K: 1	S: 7	R: 0	H: 0	E: 0	K: 1	S: 5	R: 0	H: 2	E: 0	K: 1	S: 7	R: 0	H: 0	E: 0	K: 1	S: 3	R: 0	H: 0	E: 0	K: 0	S: 3
PITCHER	IP	WLS	BF	H	R	ER	SO	BB	IBB	HBP	BLK	WP	HR	S	P	ERA	WHIP													PITCHER												IP	WLS	BF	H	R	ER	SO	BB	IBB	HBP	BLK	WP	HR	S	P	ERA	WHIP																																
Dennis Leonard, R (1, 1) ERA: 2.91	10.2	45	9	2	2	9	3	1	0	0	0	0	0	16	75	1.69	1.125																																																																									
Steve Mingori, L (11, 1) ERA: 1.71	3.1	13	2	0	0	2	0	1	0	0	0	0	0	16	20	0.00	0.600																																																																									

**Kansas City Royals @ California Angels**  
 Anaheim Stadium, Anaheim, CA  
 Sun May 30 1976, 6:33 AM EDT  
 Att. 14,193 - Unknown

AB	52
R	2
H	11
RBI	2
BB	5
SO	11
LOB	22



Batter	1	2	3	4	5	6	7	8	9	AB R H RBI BB SO LOB	TOP	
Davey Nelson, R (1, 4) OBP: 0.350, SLG: 0.353	0-0 1-3		0-3 K		0-0 F8		0-0 FC5-4 1B		0-0 5-3	5 0 0 0 0 1 2		
Amos Otis, R (1, 8) OBP: 0.374, SLG: 0.534 Al Cowens, R (5, PR) OBP: 0.283, SLG: 0.311 (5, 8)	0-0 6-3		4-0 BB		0-0 1B		0-0 1B			2 0 1 0 1 0 0 1 0 1 0 0 0 0		
George Brett, L (1, 5) OBP: 0.404, SLG: 0.474 Jamie Quirk, L (7, PH) OBP: 0.286, SLG: 0.286 (7, 5)	0-0 F8		0-3 K		0-0 4-3		0-0 F7			3 0 0 0 0 1 2 1 0 0 0 0 0 2		
John Mayberry, L (1, 3) OBP: 0.326, SLG: 0.350		0-0 E3 E 1B G6-3		0-0 2B FC1 1B		0-3 K		0-0 F8		4 1 1 0 0 1 0		
Hal McRae, R (1, 7) OBP: 0.379, SLG: 0.465 Frank White, R (6, 6) OBP: 0.265, SLG: 0.274		0-0 G6-3 E 1B		0-0 FC1 2B		0-0 F8		0-0 6-3		3 0 2 0 0 0 0 1 0 0 0 0 0 0		
Tony Solaita, L (1, 10) OBP: 0.289, SLG: 0.378		0-0 E6 G6-3		0-0 FC1		0-0 1B		0-0 1-3		4 0 1 0 0 0 4		
Tom Poquette, L (1, 9) OBP: 0.372, SLG: 0.489		0-0 G6-3		0-0 F9		0-0 6-3			0-0 F7	4 0 0 0 0 0 5		
Freddie Patek, R (1, 6) OBP: 0.401, SLG: 0.431 Jim Wohlford, R (6, 7) OBP: 0.268, SLG: 0.273		0-0 6-3		0-0 F9			0-0 F9		0-0 1B	2 0 0 0 0 0 3 2 0 1 0 0 0 0		
Bob Stinson, S (1, 2) OBP: 0.371, SLG: 0.403 John Wathan, R (7, PH) OBP: 0.429, SLG: 0.429 (7, 2)			0-0 F7		0-0 3-1		0-0 FC5-4 1B		0-0 F9	2 0 0 0 0 0 0 2 0 1 0 0 0 1		
<b>Inning Stats</b>	R: 0 H: 0 E: 0 LOB: 0 K: 0 BB: 0 S: 3 P: 3	R: 1 H: 1 E: 2 LOB: 1 K: 0 BB: 0 S: 5 P: 5	R: 0 H: 0 E: 0 LOB: 1 K: 2 BB: 1 S: 7 P: 11	R: 0 H: 2 E: 0 LOB: 2 K: 0 BB: 0 S: 5 P: 5	R: 0 H: 1 E: 0 LOB: 1 K: 0 BB: 0 S: 4 P: 4	R: 0 H: 1 E: 0 LOB: 1 K: 1 BB: 0 S: 6 P: 6	R: 0 H: 2 E: 0 LOB: 2 K: 0 BB: 0 S: 5 P: 5	R: 0 H: 0 E: 0 LOB: 0 K: 0 BB: 0 S: 3 P: 3	R: 0 H: 1 E: 0 LOB: 1 K: 0 BB: 0 S: 4 P: 4	1B: 7 SF: 0 2B: 1 SAC: 0 3B: 0 DP: 1 HR: 0 HBP: 0	WP: 0 PA: 37 PB: 0 SB: 0 CS: 0	
<b>PITCHER</b> Mike Torrez, R (1, 1) ERA: 2.82	IP WLS BF H R ER SO BB IBB HBP BLK WP HR S P ERA WHIP											<b>PITCHER</b> IP WLS BF H R ER SO BB IBB HBP BLK WP HR S P ERA WHIP

Kansas City Royals @ Oakland Athletics  
Oakland-Alameda County Coliseum, Oakland, CA

Mon May 31 1976, 3:33 AM PDT  
Att: 31,842 - Unknown

livebaseballscorecards.com

AB 36  
R 1  
H 8  
RBI 0  
BB 1  
SO 3  
LOB 19





Batter	1	2	3	4	5	6	7	8	9	AB R H RBI BB SO LOB	TOP
<b>Tom Poquette, L</b> (1, 7) OBP: 0.374, SLG: 0.478 <b>Jim Wohlford, R</b> (9, PR) OBP: 0.268, SLG: 0.273 (9, 7)	0-3 		0-0 		0-0 		0-0 		1-0 	4 1 1 1 0 1 1 0 0 0 0 0 0 0	
<b>Amos Otis, R</b> (1, 8) OBP: 0.374, SLG: 0.548	0-0 		0-0 		0-0 		0-0 		0-0 	5 1 2 3 0 0 1	
<b>George Brett, L</b> (1, 5) OBP: 0.399, SLG: 0.477	0-0 		0-0 			0-0 		0-0 	0-0 	5 1 1 0 0 0 2	
<b>John Mayberry, L</b> (1, 3) OBP: 0.325, SLG: 0.346		0-0 	4-0 			0-0 		0-0 		2 0 0 1 1 0 0	
<b>Hal McRae, R</b> (1, 10) OBP: 0.387, SLG: 0.463		4-0 	0-0 			4-0 		4-0 		1 0 0 0 3 0 1	
<b>Al Cowens, R</b> (1, 9) OBP: 0.277, SLG: 0.303		0-0 		0-0 		0-0 		0-0 		4 0 0 0 0 0 3	
<b>Bob Stinson, S</b> (1, 2) OBP: 0.351, SLG: 0.379	0-3 			0-0 		0-0 			0-0 	4 0 0 0 0 1 2	
<b>Freddie Patek, R</b> (1, 6) OBP: 0.397, SLG: 0.421			4-0 	0-0 			0-0 		0-0 	3 1 0 0 1 0 0	
<b>Frank White, R</b> (1, 4) OBP: 0.272, SLG: 0.281			0-0 		0-0 		0-0 		0-0 	4 1 2 0 0 0 1	
<b>Inning Stats</b>	R: 0 H: 0 E: 0 LOB: 0 K: 1 BB: 0 S: 5 P: 5	R: 0 H: 0 E: 0 LOB: 1 K: 1 BB: 1 S: 5 P: 9	R: 3 H: 2 E: 0 LOB: 1 K: 0 BB: 2 S: 5 P: 13	R: 0 H: 0 E: 0 LOB: 0 K: 0 BB: 0 S: 3 P: 3	R: 0 H: 0 E: 0 LOB: 0 K: 0 BB: 0 S: 3 P: 3	R: 1 H: 1 E: 0 LOB: 1 K: 0 BB: 1 S: 4 P: 8	R: 0 H: 1 E: 0 LOB: 1 K: 0 BB: 0 S: 4 P: 4	R: 0 H: 0 E: 0 LOB: 1 K: 0 BB: 1 S: 3 P: 7	R: 1 H: 2 E: 0 LOB: 2 K: 0 BB: 0 S: 5 P: 6	1B: 4 SF: 1 2B: 0 SAC: 0 3B: 1 DP: 0 HR: 1 HBP: 1	WP: 0 PA: 39 PB: 0 SB: 5 CS: 0
<b>PITCHER</b> <b>Stan Bahnsen, R</b> (1, 1) ERA: 3.32 <b>Jim Todd, R</b> (6, 1) ERA: 4.19 <b>Paul Lindblad, L</b> (8, 1) ERA: 2.95 <b>Rollie Fingers, R</b> (8, 1) ERA: 3.75	IP WLS BF H R ER SO BB IBB HBP BLK WP HR S P ERA WHIP 5.1 L 23 3 4 4 2 4 0 0 0 0 0 1 23 39 6.75 1.312 1.2 6 1 0 0 0 0 0 0 0 0 0 0 6 6 0.00 0.600 0.2 3 0 0 0 0 0 1 0 0 0 0 0 2 6 0.00 1.500 1.1 7 2 1 1 0 0 0 0 1 0 0 0 6 7 6.75 1.500	<b>PITCHER</b> IP WLS BF H R ER SO BB IBB HBP BLK WP HR S P ERA WHIP									

Kansas City Royals @ Oakland Athletics  
 Oakland-Alameda County Coliseum, Oakland, CA

Tue Jun 01 1976, 3:33 AM PDT  
 Att. 3,860 - Unknown

livebaseballscorecards.com



Batter	1	2	3	4	5	6	7	8	9	AB	R	H	RBI	BB	SO	LOB
Bill North, S OBP: 0.343, SLG: 0.342 (1, 8)	0-3 K		0-0 FC1-4		0-0 4-3			0-3 K		4	0	0	0	0	2	2
Bert Campaneris, R OBP: 0.299, SLG: 0.217 (1, 6)	0-0 6-3		0-0 F6			0-0 1-3		0-0 1B		4	0	1	0	0	0	1
Don Baylor, R OBP: 0.309, SLG: 0.360 (1, 7)	0-0 HR			0-0 5-3		0-0 L5		0-0 1B		4	1	2	1	0	0	0
Billy Williams, L OBP: 0.314, SLG: 0.400 (1, 10)	0-0 6-3			0-0 4-3		0-3 K		0-0 F5		4	0	0	0	0	1	2
Sal Bando, R OBP: 0.332, SLG: 0.410 (1, 5)		0-3 K		0-0 1B			0-0 HR		0-3 K	4	1	2	1	0	2	0
Gene Tenace, R OBP: 0.305, SLG: 0.167 (1, 3)		0-3 K		0-0 L6			0-0 6-3		0-3 K	4	0	0	0	0	2	1
Claudell Washington, L OBP: 0.267, SLG: 0.300 (1, 9)		0-0 1-3			0-0 4-3		0-0 6-3		0-0 1B	4	0	1	0	0	0	0
Phil Garner, R OBP: 0.297, SLG: 0.374 (1, 4)			0-0 6-3		0-0 5-3		0-3 K		0-3 K	4	0	0	0	0	2	1
Larry Haney, R OBP: 0.274, SLG: 0.269 (1, 2)			0-0 FC1-4		0-0 1B			0-3 K		2	0	2	0	0	0	0
Angel Mangual, R (8, PH)										1	0	0	0	0	1	0
Tim Hosley, R OBP: 0.257, SLG: 0.290 (9, 2)										0	0	0	0	0	0	0

Inning Stats	R: 1	H: 1	E: 0	K: 1	S: 6	LOB: 0	BB: 0	P: 6	R: 0	H: 0	E: 0	K: 2	S: 7	LOB: 0	BB: 0	P: 7	R: 0	H: 1	E: 0	K: 0	S: 4	LOB: 1	BB: 0	P: 4	R: 0	H: 1	E: 0	K: 0	S: 4	LOB: 1	BB: 0	P: 4	R: 0	H: 0	E: 0	K: 1	S: 5	LOB: 0	BB: 0	P: 5	R: 1	H: 1	E: 0	K: 1	S: 6	LOB: 0	BB: 0	P: 6	R: 0	H: 2	E: 0	K: 2	S: 9	LOB: 2	BB: 0	P: 9	R: 0	H: 1	E: 0	K: 3	S: 10	LOB: 1	BB: 0	P: 10	1B: 6	SF: 0	2B: 0	SAC: 0	3B: 0	DP: 0	HR: 2	HBP: 0	WP: 0	PA: 35
--------------	------	------	------	------	------	--------	-------	------	------	------	------	------	------	--------	-------	------	------	------	------	------	------	--------	-------	------	------	------	------	------	------	--------	-------	------	------	------	------	------	------	--------	-------	------	------	------	------	------	------	--------	-------	------	------	------	------	------	------	--------	-------	------	------	------	------	------	-------	--------	-------	-------	-------	-------	-------	--------	-------	-------	-------	--------	-------	--------

PITCHER	IP	WLS	BF	H	R	ER	SO	BB	IBB	HBP	BLK	WP	HR	S	P	ERA	WHIP
Doug Bird, R ERA: 3.32 (1, 1)	7.2	W	30	7	2	2	7	0	0	0	0	0	2	44	44	2.35	0.913
Tom Hall, L ERA: 4.15 (8, 1)	0.1		1	0	0	0	0	0	0	0	0	0	0	1	1	0.00	0.000
Marty Pattin, R ERA: 2.7 (9, 1)	1.0	S	4	1	0	0	3	0	0	0	0	0	0	10	10	0.00	1.000

BOTTOM

Kansas City Royals @ Oakland Athletics  
Oakland-Alameda County Coliseum, Oakland, CA

Tue Jun 01 1976 3:33 AM PDT  
Att. 3,860 - Unknown

livebaseballscorecards.com

AB	35
R	2
H	8
RBI	2
BB	0
SO	10
LOB	7



Batter	1	2	3	4	5	6	7	8	9	10	11	12	AB	R	H	RBI	BB	SO	LOB	TOP
<b>Jim Wohlford, R</b> (1, 7) OBP: 0.253, SLG: 0.257 <b>Tony Solaita, L</b> (9, PH) OBP: 0.282, SLG: 0.378 <b>Mark Littell, L</b> (9, 1) <b>Steve Mingori, L</b> (12, 1)	0-0 F9		0-0 6-3		0-0 F9		0-0 5-3		0-0 SF8		0-3 K		4 0 0 0 0 0 1							
<b>Amos Otis, R</b> (1, 8) OBP: 0.378, SLG: 0.538	4-0 S BB		0-0 F9		4-0 1B BB		0-0 L8		0-3 K			4-0 1B SF7 BB	3 1 0 0 3 1 1							
<b>George Brett, L</b> (1, 5) OBP: 0.407, SLG: 0.484	0-0 5-3		0-0 5-3		0-0 1B					0-0 1B 1B		0-0 1B S 1B	6 0 4 0 0 0 2							
<b>John Mayberry, L</b> (1, 3) OBP: 0.325, SLG: 0.347	0-0 L4				0-0 L4					0-0 1B		0-0 K	5 1 2 1 0 1 4							
<b>Hal McRae, R</b> (1, 10) OBP: 0.390, SLG: 0.464										0-3 K		0-0 6-3	6 1 3 0 0 2 3							
<b>Al Cowens, R</b> (1, 9) <b>Tom Poquette, L</b> (8, PH) OBP: 0.373, SLG: 0.468	0-0 F4				0-0 1B					0-0 F9		0-0 FC3-2-5-1 1B	3 0 1 0 0 0 1							
<b>John Wathan, R</b> (1, 2) <b>Jamie Quirk, L</b> (8, PH) <b>Bob Stinson, S</b> (8, 2) OBP: 0.355, SLG: 0.382	0-0 1B				0-0 G5-4-3 1B					0-0 F8		0-0 F7	2 0 0 0 1 0 4							
<b>Freddie Patek, R</b> (1, 6) OBP: 0.389, SLG: 0.406	0-0 4-3				0-0 F8					0-0 F4		0-0 F8	3 0 2 1 0 0 2							
<b>Frank White, R</b> (1, 4) OBP: 0.271, SLG: 0.280					0-0 F9 S 1B					0-0 CS		0-0 SH1-4 BB	1 0 0 0 0 0 2							
<b>Inning Stats</b>	R: 0 H: 0 E: 0 LOB: 1 K: 0 BB: 1 S: 3 P: 7	R: 0 H: 1 E: 0 LOB: 1 K: 1 BB: 0 S: 6 P: 6	R: 0 H: 1 E: 0 LOB: 1 K: 0 BB: 0 S: 4 P: 4	R: 1 H: 3 E: 0 LOB: 1 K: 0 BB: 0 S: 5 P: 5	R: 0 H: 1 E: 0 LOB: 2 K: 0 BB: 1 S: 4 P: 8	R: 1 H: 2 E: 0 LOB: 0 K: 1 BB: 0 S: 4 P: 4	R: 0 H: 0 E: 0 LOB: 0 K: 0 BB: 0 S: 3 P: 3	R: 0 H: 2 E: 0 LOB: 2 K: 1 BB: 0 S: 7 P: 7	R: 1 H: 0 E: 0 LOB: 0 K: 1 BB: 1 S: 5 P: 9	R: 0 H: 2 E: 0 LOB: 2 K: 1 BB: 0 S: 7 P: 7	R: 0 H: 0 E: 0 LOB: 0 K: 2 BB: 0 S: 7 P: 7	R: 1 H: 2 E: 0 LOB: 3 K: 0 BB: 2 S: 5 P: 13	1B: 14 SF: 2 2B: 0 SAC: 1 3B: 0 DP: 1 HR: 0 HBP: 0	WP: 0 PA: 54 PB: 0 SB: 4 CS: 1						
<b>PITCHER</b> <b>Vida Blue, L</b> (1, 1) ERA: 2.99 <b>Rolie Fingers, R</b> (8, 1) ERA: 3.73	IP: 7.0 WLS: 31 BF: 10 H: 2 R: 2 ER: 2 SO: 1 BB: 2 IBB: 0 HBP: 0 BLK: 0 WP: 0 HR: 0 S: 31 P: 39 ERA: 2.57 WHIP: 1.714	IP: 5.0 L: 22 H: 4 R: 2 ER: 2 SO: 5 BB: 2 IBB: 1 HBP: 0 BLK: 0 WP: 0 HR: 0 S: 29 P: 41 ERA: 3.60 WHIP: 1.200																		

Kansas City Royals @ Oakland Athletics  
 Oakland-Alameda County Coliseum, Oakland, CA  
 Wed Jun 02 1976, 7:05 PM PDT  
 Att: 2,628 - Unknown

AB	45
R	4
H	14
RBI	3
BB	5
SO	6
LOB	28





Batter	1	2	3	4	5	6	7	8	9	10	11	12	AB	R	H	RBI	BB	SO	LOB	BOTTOM							
Bill North, S OBP: 0.343, SLG: 0.342 (1, 8)	0-0 4-3	0-3 K			0-0 G5-3 1B	0-0 3-1		0-0 1-2 1B		0-3 K			6	0	2	0	0	2	2								
Bert Campaneris, R OBP: 0.301, SLG: 0.222 (1, 6)	0-0 CS 1B		0-0 F7		0-0 S G5-3 1B		0-3 K	0-0 6-3		0-0 L5			6	0	2	0	0	1	2								
Don Baylor, R OBP: 0.310, SLG: 0.356 (1, 7)	1-0 BB BB 1-2 HBP		0-0 F9		0-0 G5-3		0-0 6-3 S HR 1B		0-0 F9		0-3 K		5	2	1	0	0	1	2								
Billy Williams, L OBP: 0.315, SLG: 0.388 (1, 10)	4-0 BB BB 1-2 BB		0-0 F9		4-0 FC6-4 IBB		0-0 6-3		0-0 4-3		0-3 K		4	0	0	0	2	1	1								
Sal Bando, R OBP: 0.342, SLG: 0.427 (1, 5)	4-0 BB BB 1-2 2-3 BB			4-0 BB BB	0-0 FC6-4		0-0 HR		4-0 BB		0-3 K		3	1	1	2	3	1	2								
Gene Tenace, R OBP: 0.323, SLG: 0.180 Larry Lintz, S (6, PR)	4-0 BB BB		0-0 F3		0-0 F3		0-0 CS SH1-3 1B		0-0 4-3		4-0 BB		2	0	1	1	1	0	1								
Tim Hosley, R OBP: 0.263, SLG: 0.273 Matt Alexander, S (12, PR)	1-2 2-3 3-H BB												0	0	0	0	0	0	0								
Claudell Washington, L OBP: 0.260, SLG: 0.292 (1, 9)	0-0 L7		0-3 K		0-0 SH1-3		0-0 6-3		0-3 K		0-0 F5		5	0	0	0	0	2	5								
Phil Garner, R OBP: 0.306, SLG: 0.373 (1, 4)		0-0 F8		4-0 BB BB 1-2 BB	4-0 BB BB		4-0 BB BB 2-3 BB		0-0 L9		0-0 L9		3	0	1	0	2	0	0								
Larry Haney, R OBP: 0.268, SLG: 0.263 Ken McMullen, R OBP: 0.328, SLG: 0.345 (6, PH) (7, 3)		0-0 F8		0-0 F7		4-0 BB BB 1-2 BB		0-0 L8		0-3 K			2	0	0	0	0	0	2								
													2	0	0	0	1	1	1								
<b>Inning Stats</b>	R: 1 E: 0 K: 0 S: 3	H: 1 LOB: 3 BB: 3 P: 16	R: 0 E: 0 K: 1 S: 5	H: 0 LOB: 0 BB: 0 P: 5	R: 0 E: 0 K: 0 S: 3	H: 0 LOB: 0 BB: 0 P: 3	R: 0 E: 0 K: 1 S: 5	H: 0 LOB: 2 BB: 2 P: 13	R: 0 E: 0 K: 0 S: 4	H: 2 LOB: 2 BB: 1 P: 8	R: 2 E: 0 K: 1 S: 7	H: 2 LOB: 0 BB: 0 P: 7	R: 0 E: 0 K: 0 S: 5	H: 2 LOB: 2 BB: 0 P: 5	R: 0 E: 0 K: 0 S: 3	H: 0 LOB: 1 BB: 1 P: 7	R: 0 E: 0 K: 2 S: 7	H: 0 LOB: 0 BB: 0 P: 7	R: 0 E: 0 K: 2 S: 7	H: 0 LOB: 0 BB: 0 P: 7	R: 0 E: 0 K: 2 S: 7	H: 0 LOB: 1 BB: 1 P: 11	1B: 7 2B: 0 3B: 0 HR: 1	SF: 0 SAC: 1 DP: 1 HBP: 1	WP: 0 PA: 52		
<b>PITCHER</b>	IP	WLS	BF	H	R	ER	SO	BB	IBB	HBP	BLK	WP	HR	S	P	ERA	WHIP										
Steve Busby, R ERA: 3.18 (1, 1)	4.0		18	1	1	1	2	5	0	1	0	0	0	16	37	2.25	1.500										
Al Fitzmorris, R ERA: 3.65 (5, 1)	3.2		19	7	2	2	1	2	1	0	0	0	1	18	30	4.91	2.455										
Mark Littell, R ERA: 1.32 (8, 1)	4.0	W	14	0	0	0	6	2	0	0	0	0	0	24	32	0.00	0.500										
Mark Littell, R ERA: 1.32 (9, 1)	4.0	W	14	0	0	0	6	2	0	0	0	0	0	24	32	0.00	0.500										
Steve Mingori, L ERA: 1.69 (12, 1)	0.1	S	1	0	0	0	0	0	0	0	0	0	0	1	1	0.00	0.000										

**Kansas City Royals @ Oakland Athletics**  
 Oakland-Alameda County Coliseum, Oakland, CA  
 Wed Jun 02 1976, 7:05 PM PDT  
 Att. 2,628 - Unknown

[livebaseballscorecards.com](http://livebaseballscorecards.com)

AB	40
R	3
H	8
RBI	3
BB	10
SO	9
LOB	19



Batter	1	2	3	4	5	6	7	8	9	10	AB R H RBI BB SO LOB	TOP												
Von Joshua, L (1, 8) OBP: 0.279, SLG: 0.319	0-3 K		X 0-0 BLK 1B		X 0-0 6-3			X 0-0 SH3-4		X 0-0 F8	4 0 1 0 0 1 2	<b>Milwaukee Brewers @ Kansas City Royals</b> Royals Stadium, Kansas City, MO Fri Jun 04 1976, 8:05 PM EDT Att. 16,899 - Unknown <a href="http://livebaseballscorecards.com">livebaseballscorecards.com</a>												
Bill Sharp, L (1, 10) OBP: 0.339, SLG: 0.300	0-0 1B		X 0-0 4-3			X 0-0 F8		X 0-0 F8		X 0-0 F5	5 0 1 0 0 0 3													
Don Money, R (1, 5) OBP: 0.353, SLG: 0.491	0-0 F2			BBB 4-0 1B SF8 BB		X 0-0 F8		BBB 4-0 FC6-4 BB			2 1 0 0 2 0 1													
George Scott, R (1, 3) OBP: 0.320, SLG: 0.392	0-3 K		X 0-0 1-3 1B	X 0-0 1-3 G5-4-3 1B		X 0-0 L8		X 0-0 FC6-4			4 0 1 0 0 1 3													
Sixto Lezcano, R (1, 9) OBP: 0.319, SLG: 0.413		X 0-0 F5		X 0-0 SF8		X 0-0 4-3 S PB 1B		X 0-0 6-3			3 1 1 1 0 0 0													
Robin Yount, R (1, 6) OBP: 0.357, SLG: 0.333		X 0-0 L5		X 0-0 3-H G5-4-3		X 0-0 4-3		X 0-0 F7			4 0 0 0 0 0 2													
Darrell Porter, L (1, 2) OBP: 0.305, SLG: 0.280		X 0-0 F9			X 0-0 1B 2B		X 0-0 F6		S 0-3 K		4 1 1 0 0 1 0													
Jimmy Rosario, S (1, 7) OBP: 0.250, SLG: 0.182			X 0-0 F8		X 0-0 F8		X 0-0 3-H 4-3			X 0-0 F7	4 0 0 0 0 0 1													
Pedro Garcia, R (1, 4) OBP: 0.276, SLG: 0.357			X 0-0 4-3		X 0-0 2-H CS 1B		X 0-0 SH3-4 1B		H 1-0 HBP		3 0 2 1 0 0 0													
<b>Inning Stats</b>	R: 0 E: 0 K: 2 S: 8	H: 1 LOB: 1 BB: 0 P: 8	R: 0 E: 0 K: 0 S: 3	H: 0 LOB: 0 BB: 0 P: 3	R: 0 E: 0 K: 0 S: 4	H: 1 LOB: 1 BB: 0 P: 4	R: 1 E: 0 K: 0 S: 3	H: 1 LOB: 0 BB: 1 P: 7	R: 1 E: 0 K: 0 S: 4	H: 2 LOB: 0 BB: 0 P: 4	R: 0 E: 0 K: 0 S: 3		H: 0 LOB: 0 BB: 0 P: 3	R: 1 E: 0 K: 0 S: 4	H: 1 LOB: 0 BB: 0 P: 4	R: 0 E: 0 K: 0 S: 4	H: 1 LOB: 2 BB: 1 P: 8	R: 0 E: 0 K: 1 S: 5	H: 0 LOB: 0 BB: 1 P: 5	R: 0 E: 0 K: 0 S: 3	H: 0 LOB: 1 BB: 0 P: 4	1B: 6 2B: 1 3B: 0 HR: 0	SF: 1 SAC: 1 DP: 1 HBP: 1	WP: 0 PB: 1 SB: 1 CS: 1
<b>PITCHER</b> Dennis Leonard, R (1, 1) ERA: 2.77	IP 10.0	WLS W	BF 38	H 7	R 3	ER 2	SO 3	BB 2	IBB 0	HBP 1	BLK 1	WP 0	HR 0	S 41	P 50	ERA 1.80	WHIP 0.900							

Batter	1	2	3	4	5	6	7	8	9	10	AB R H RBI BB SO LOB
Tom Poquette, L (1, 7) OBP: 0.355, SLG: 0.444	0-0 4-3		0-0 1-3	0-0 F2		0-0 G3			0-0 4-3		5 0 0 0 0 0 4
Amos Otis, R (1, 8) OBP: 0.374, SLG: 0.546	0-0 6-3		0-0 F4		0-0 HR		0-0 F9		0-0 1-3		5 1 1 1 0 0 0
George Brett, L (1, 5) OBP: 0.402, SLG: 0.473	0-0 4-3		0-0 1-3		0-0 G3		4-0 FC6-4 BB		0-0 L8		4 0 0 0 1 0 0
John Mayberry, L (1, 3) OBP: 0.332, SLG: 0.357		0-0 BB 1B 1B		0-0 1B 2B		0-0 F9		0-0 F6		1-0 2B HBP	4 2 2 0 0 0 1
Hal McRae, R (1, 10) OBP: 0.391, SLG: 0.465		0-0 L8		1-0 F8 1B HBP		0-0 F3		0-0 FC6-4 1-2f		0-0 1-H 2B	4 1 1 1 0 0 2
Al Cowens, R (1, 9) OBP: 0.277, SLG: 0.302		0-0 BB 1B		0-0 F7		0-3 K		0-0 F4			4 0 1 0 0 1 2
Bob Stinson, S (1, 2) OBP: 0.363, SLG: 0.389		0-0 F8		0-0 1B 1B		0-0 FC6-4 1B		0-0 F7			4 0 2 1 0 0 2
Freddie Patek, R (1, 6) OBP: 0.386, SLG: 0.397		4-0 BB		0-0 F8		0-0 FC6-4 PB S		0-0 L4			3 0 0 0 1 0 3
Frank White, R (1, 4) OBP: 0.278, SLG: 0.281		0-3 K		0-0 S 1B		4-0 BB		0-0 6-3			3 0 1 1 1 1 3

Inning Stats	R: 0	H: 0	E: 0	K: 0	S: 3	H: 0	LOB: 0	BB: 0	P: 3	R: 0	H: 0	E: 0	K: 0	S: 3	H: 2	LOB: 3	BB: 1	P: 11	R: 0	H: 0	E: 0	K: 0	S: 3	H: 0	LOB: 0	BB: 0	P: 3	R: 2	H: 3	E: 0	K: 0	S: 6	H: 1	LOB: 1	BB: 0	P: 4	R: 0	H: 1	E: 0	K: 1	S: 6	H: 0	LOB: 2	BB: 1	P: 10	R: 0	H: 0	E: 0	K: 0	S: 3	H: 0	LOB: 0	BB: 0	P: 3	R: 0	H: 0	E: 0	K: 0	S: 3	H: 1	LOB: 1	BB: 0	P: 3	R: 1	H: 1	E: 0	K: 0	S: 2	H: 1	LOB: 1	BB: 0	P: 3	1B: 5	SF: 0	2B: 2	SAC: 0	3B: 0	DP: 0	HR: 1	HBP: 2	WP: 0	PA: 41
Jim Slaton, R (1, 1) ERA: 3.29	IP: 9.1	WLS: L	BF: 41	H: 8	R: 4	ER: 4	SO: 2	BB: 3	IBB: 0	HBP: 2	BLK: 0	WP: 0	HR: 1	S: 40	P: 54	ERA: 3.86	WHIP: 1.179																																																																	

**BOTTOM**

**Milwaukee Brewers @ Kansas City Royals**  
Royals Stadium, Kansas City, MO

Fri Jun 04 1976 8:05 PM EDT  
Att: 16,899 - Unknown

livebaseballscores.com

AB	36
R	4
H	8
RBI	4
BB	3
SO	2
LOB	17



Batter	1	2	3	4	5	6	7	8	9	AB R H RBI BB SO LOB	TOP									
Von Joshua, L (1, 8) OBP: 0.271, SLG: 0.309	0-0 F7			0-0 E3 1B 3B	0-0 4-3			0-0 F9	0-0 F7	5 1 0 0 0 0 3	<b>Milwaukee Brewers @ Kansas City Royals</b> Royals Stadium, Kansas City, MO Sat Jun 05 1976, 4:33 AM EDT Unknown - 82 F									
Don Money, R (1, 5) OBP: 0.356, SLG: 0.491	0-0 5-3			0-0 3B 1B		0-0 G6-4-3 1B		0-0 F8		4 1 2 0 0 0 0										
George Scott, R (1, 3) OBP: 0.324, SLG: 0.408	0-0 6-3			0-0 SF8 3B		0-3 K		0-0 1B		4 1 2 2 0 1 1										
Hank Aaron, R (1, 10) OBP: 0.301, SLG: 0.313		0-0 F5		0-0 SF8		0-0 G6-4-3		0-0 F7		3 0 0 1 0 0 2										
Sixto Lezcano, R (1, 7) OBP: 0.317, SLG: 0.407		0-0 5-3		0-0 F8			0-0 F9		0-0 FC1-5 1B	4 0 1 0 0 0 0										
Robin Yount, R (1, 6) OBP: 0.360, SLG: 0.338		0-0 5-3		0-0 F7			0-0 1B FC5-2 1B		0-0 BB FC1-5 FC4-6 1B	4 1 2 0 0 0 0										
Darrell Porter, L (1, 2) OBP: 0.303, SLG: 0.279			0-0 L9		0-0 4-3		0-0 FC5-2 1B		0-0 FC1-5 FC4-6 BB	4 0 1 0 0 0 2										
Bill Sharp, L (1, 9) OBP: 0.342, SLG: 0.304			0-0 L7		0-0 6-3 1B		0-0 FC5-2		4-0 FC4-6 BB	2 0 1 0 0 0 0										
Gorman Thomas, R (7, PH) OBP: 0.282, SLG: 0.333							1-2 3-H		1-2 2-3 BB	1 0 0 0 0 0 2										
Bob Hansen, L (9, PH) OBP: 0.245, SLG: 0.170									1-2 2-3 3-H	0 0 0 0 1 0 0										
Tim Johnson, L (1, 4) OBP: 0.259, SLG: 0.231			0-0 F8		0-0 6-3		0-0 F7		0-0 FC4-6	2 0 0 0 0 0 1										
Pedro Garcia, R (7, PH) OBP: 0.271, SLG: 0.350					1-2					2 0 0 1 0 0 4										
<b>Inning Stats</b>	R: 0 E: 0 K: 0 S: 3	H: 0 LOB: 0 BB: 0 P: 3	R: 0 E: 0 K: 0 S: 3	H: 0 LOB: 0 BB: 0 P: 3	R: 3 E: 1 K: 0 S: 6	H: 2 LOB: 0 BB: 0 P: 6	R: 0 E: 0 K: 0 S: 4	H: 1 LOB: 1 BB: 0 P: 4	R: 0 E: 0 K: 1 S: 5	H: 1 LOB: 0 BB: 0 P: 5	R: 0 E: 0 K: 0 S: 5	H: 2 LOB: 2 BB: 0 P: 5	R: 0 E: 0 K: 0 S: 4	H: 1 LOB: 1 BB: 0 P: 4	R: 1 E: 0 K: 0 S: 5	H: 2 LOB: 2 BB: 1 P: 9	1B: 8 2B: 0 3B: 1 HR: 0	SF: 1 SAC: 0 DP: 1 HBP: 0	WP: 0 PB: 0 SB: 0 CS: 0	PA: 37
<b>PITCHER</b>	IP WLS BF H R ER SO BB IBB HBP BLK WP HR S P ERA WHIP																			
Al Fitzmorris, R (1, 1) ERA: 3.58	6.1 W 25 6 3 2 1 0 0 0 0 0 0 0 27 27 2.84 0.947																			
Steve Mingori, L (7, 1) ERA: 1.59	1.1 5 1 0 0 0 0 0 0 0 0 0 0 5 5 0.00 0.750																			
Marty Pattin, R (8, 1) ERA: 3.1	0.1 3 2 1 1 0 0 0 0 0 0 0 0 3 3 27.00 6.000																			
Tom Hall, L (9, 1) ERA: 4.05	0.1 1 0 0 0 0 0 0 0 0 0 0 0 1 1 0.00 0.000																			
Mark Littell, R (9, 1) ERA: 1.29	0.2 S 3 0 0 0 0 1 0 0 0 0 0 0 2 6 0.00 1.500																			

AB	35
R	4
H	9
RBI	4
BB	1
SO	1
LOB	15



Batter	1	2	3	4	5	6	7	8	9
Tom Poquette, L OBP: 0.342, SLG: 0.427 (1, 7) (8, 9)	0-0 F9		0-0 G3		0-0 F8	0-0 G3			
Amos Otis, R OBP: 0.376, SLG: 0.551 Jim Wohlford, R OBP: 0.253, SLG: 0.257 (1, 8) (7, PR) (8, 7)	0-3 K		0-0 4-3		0-0 1B 4-3 1B		0-0 1B 5-3 2B		
George Brett, L OBP: 0.409, SLG: 0.479 (1, 5)	0-0 CS 1B			0-0 F7	0-0 4-3 1B		0-0 2-3 1B		
John Mayberry, L OBP: 0.330, SLG: 0.351 (1, 3)	0-0 CS	0-0 6-3		4-0 1B E 1B BB	0-0 4-3		0-0 5-3		
Hal McRae, R OBP: 0.393, SLG: 0.462 (1, 10)		0-0 4-3		0-0 1-2 E 1B 1B	0-0 F8		3-H 4-0 BB		
Al Cowens, R OBP: 0.277, SLG: 0.301 (1, 9) (8, 8)		0-0 3-1		0-0 E FC5-2 1B		0-0 F9	0-0 F3		
Bob Stinson, S OBP: 0.357, SLG: 0.373 (1, 2)			4-0 SH1-4 BB G3 BB	0-0 E3 FC5-2		0-0 G3	0-0 F5		
Freddie Patek, R OBP: 0.388, SLG: 0.392 (1, 6)			4-0 SH1-4 BB	0-0 FC5-2 FC6		4-0 E S BB	0-3 K		
Frank White, R OBP: 0.272, SLG: 0.275 (1, 4)			0-0 SH1-4	0-0 FC6		0-0 E6	0-0 6-3		

AB	R	H	RBI	BB	SO	LOB
4	0	0	1	0	0	3
4	1	2	0	0	1	1
0	1	0	0	0	0	0
4	0	3	0	0	0	0
3	1	0	2	1	0	2
3	1	1	0	1	0	1
4	0	1	0	0	0	2
3	1	0	0	1	0	1
2	0	0	0	2	1	2
3	0	0	0	0	0	3

BOTTOM	
Milwaukee Brewers @ Kansas City Royals	
Royals Stadium, Kansas City, MO	
Sat Jun 05 1976, 4:33 AM EDT	
Unknown - 82 F	
AB	30
R	5
H	7
RBI	3
BB	5
SO	2
LOB	15
WP: 0	PA: 37
PB: 0	
SB: 1	
CS: 1	

Inning Stats		R: 0	H: 1	R: 0	H: 0	R: 1	H: 0	R: 2	H: 2	R: 1	H: 0	R: 0	H: 0	R: 1	H: 2	R: 0	H: 0	
PITCHER		IP	WLS	BF	H	R	ER	SO	BB	IBB	HBP	BLK	WP	HR	S	P	ERA	WHIP
Pete Broberg, R ERA: 4.15 (1, 1)		6.0	L	29	6	5	3	1	4	0	0	0	0	0	27	43	4.50	1.667
Jerry Augustine, L ERA: 2.2 (7, 1)		2.0		7	1	0	0	1	1	0	0	0	0	8	12	0.00	1.000	

PITCHER		IP	WLS	BF	H	R	ER	SO	BB	IBB	HBP	BLK	WP	HR	S	P	ERA	WHIP
1B:	6	SF:	0	2B:	1	SAC:	1	3B:	0	DP:	0	WP:	0	PA:	37			
HR:	0	HBP:	0	CS:	1													



Batter	1	2	3	4	5	6	7	8	9	AB R H RBI BB SO LOB	TOP	
Von Joshua, L (1, 8) OBP: 0.269, SLG: 0.324	0-0 1-3		0-0 HR	0-3 K		0-0 1-3			0-0 6-3	5 1 1 1 0 1 1		
Don Money, R (1, 5) OBP: 0.373, SLG: 0.506	4-0 4-3 1B BB		4-0 G6-4-3 1B BB		0-0 1-6-3 1B		0-0 F9 4-3 1B		0-0 2B	3 1 3 0 2 0 0		
George Scott, R (1, 3) OBP: 0.326, SLG: 0.404	0-0 4-3 1-2 1B		4-0 G6-4-3 1-2 BB		0-3 K		0-0 4-3		0-0 F7	4 0 1 0 1 1 3		
Hank Aaron, R (1, 10) OBP: 0.297, SLG: 0.308	0-0 4-3 1-2 2-3		0-0 G6-4-3 1-2f 2-3		0-0 1-6-3 1-2 1B		0-0 F9 2-3		0-0 F4	5 0 1 0 0 0 6		
Sixto Lezcano, R (1, 7) OBP: 0.315, SLG: 0.402	0-3 K		0-0 BLK 1B 3-H 1B		0-0 1-6-3 1-2 2-3		0-0 4-3			4 0 1 1 0 1 5		
Robin Yount, R (1, 6) OBP: 0.358, SLG: 0.335		0-0 1-3	0-0 BLK 1-2 1B		0-0 L9			0-0 4-3		4 0 1 0 0 0 2		
Charlie Moore, R (1, 2) OBP: 0.345, SLG: 0.333		4-0 FC6-4 BB	0-0 5-3 1-2 2-3		0-0 L9			0-0 4-3		3 0 0 0 1 0 2		
Gorman Thomas, R (1, 9) OBP: 0.292, SLG: 0.333		0-0 F9		0-0 F8		0-0 FC6 1B		4-0 BB		3 0 1 0 1 0 1		
Pedro Garcia, R (1, 4) OBP: 0.261, SLG: 0.337		0-0 FC6-4 1-2f		0-0 F7		0-0 FC6 1-2f		0-0 F9		4 0 0 0 0 0 3		
<b>Inning Stats</b>	R: 0 E: 0 K: 1 S: 6 H: 1 LOB: 2 BB: 1 P: 10	R: 0 E: 0 K: 0 S: 3 H: 0 LOB: 1 BB: 1 P: 7	R: 2 E: 0 K: 0 S: 5 H: 3 LOB: 2 BB: 2 P: 13	R: 0 E: 0 K: 1 S: 5 H: 0 LOB: 0 BB: 0 P: 5	R: 0 E: 0 K: 1 S: 7 H: 2 LOB: 2 BB: 0 P: 7	R: 0 E: 0 K: 0 S: 4 H: 1 LOB: 1 BB: 0 P: 4	R: 0 E: 0 K: 0 S: 4 H: 1 LOB: 1 BB: 0 P: 4	R: 0 E: 0 K: 0 S: 3 H: 0 LOB: 1 BB: 1 P: 7	R: 0 E: 0 K: 0 S: 4 H: 1 LOB: 1 BB: 0 P: 4	1B: 7 2B: 1 3B: 0 HR: 1 SF: 0 SAC: 0 DP: 1 HBP: 0	WP: 0 PB: 0 SB: 0 CS: 0 PA: 40	
<b>PITCHER</b> Paul Splittorff, L (1, 1) ERA: 4.61	IP WLS BF H R ER SO BB IBB HBP BLK WP HR S P ERA WHIP	9.0 W 40 9 2 2 3 5 0 0 1 0 1 41 61 2.00 1.556										

Milwaukee Brewers @ Kansas City Royals  
 Royals Stadium, Kansas City, MO  
 Sat Jun 05 1976, 4:38 AM EDT  
 Att: 35,817 - Unknown

AB	35
R	2
H	9
RBI	2
BB	5
SO	3
LOB	23





Batter	1	2	3	4	5	6	7	8	9	10	11	12	13	14	AB R H RBI BB SO LOB	TOP																	
Von Joshua, L OBP: 0.275, SLG: 0.333 (1, 8)	G3		2B		1B		L6		F7		1B		6-3		7 0 3 1 0 0 2	<b>Milwaukee Brewers @ Kansas City Royals</b> Royals Stadium, Kansas City, MO Sun Jun 06 1976, 8:05 PM EDT Att. 15,508 - Unknown - 78 F <a href="http://livebaseballscorecards.com">livebaseballscorecards.com</a>																	
Don Money, R OBP: 0.365, SLG: 0.489 (1, 5)	F7		L8		6-3		F7		FC6-4		K			G3 1B BB	6 1 0 0 1 1 6																		
George Scott, R OBP: 0.324, SLG: 0.399 (1, 3)	1B		K				F3		4-3		P2			F8	7 0 2 0 0 1 2																		
Bob Hansen, L OBP: 0.254, SLG: 0.189 Jimmy Rosario, S OBP: 0.240, SLG: 0.174 (1, 10)	L4				G3		G3		G3		F2			G3	6 1 2 0 0 0 1 1 0 0 0 0 0 1																		
Sixto Lezcano, R OBP: 0.313, SLG: 0.403 (1, 7)			L7		K		K		1-3		K			F8	7 1 2 1 0 2 1																		
Robin Yount, R OBP: 0.371, SLG: 0.349 (1, 6)			1B		1B		SF8		SF8		SH3 1B			1B	5 1 4 1 1 0 1																		
Darrell Porter, L OBP: 0.300, SLG: 0.277 (1, 2)			K		3-1		1B		L7		SH3			F6	5 0 1 1 0 1 5																		
Bill Sharp, L OBP: 0.330, SLG: 0.292 Hank Aaron, R OBP: 0.302, SLG: 0.308 Gorman Thomas, R OBP: 0.289, SLG: 0.329 (1, 9)			F3		4-3		F5		L3		1B IBB			K	4 0 0 0 0 0 2 0 0 0 0 1 0 0 1 0 0 0 0 1 0																		
Tim Johnson, L OBP: 0.290, SLG: 0.300 Pedro Garcia, R OBP: 0.257, SLG: 0.330 (1, 4)			F8		F5		1B 2B		FC6-4 1B		K			K	4 0 2 0 0 0 0 2 0 0 0 0 2 2																		
<b>Inning Stats</b>	R: 0 E: 0 K: 4 S: 4	H: 1 LOB: 0 BB: 4 P: 4	R: 0 E: 0 K: 1 S: 6	H: 1 LOB: 1 BB: 0 P: 6	R: 0 E: 0 K: 1 S: 6	H: 1 LOB: 1 BB: 0 P: 6	R: 0 E: 0 K: 0 S: 4	H: 1 LOB: 1 BB: 0 P: 4	R: 2 E: 0 K: 0 S: 6	H: 3 LOB: 1 BB: 0 P: 6	R: 0 E: 0 K: 0 S: 4	H: 1 LOB: 1 BB: 0 P: 4	R: 0 E: 0 K: 1 S: 5	H: 0 LOB: 0 BB: 0 P: 5	R: 1 E: 0 K: 2 S: 9		H: 2 LOB: 2 BB: 1 P: 13	R: 0 E: 0 K: 0 S: 4	H: 1 LOB: 2 BB: 1 P: 8	R: 0 E: 0 K: 2 S: 7	H: 0 LOB: 0 BB: 0 P: 7	R: 1 E: 0 K: 0 S: 4	H: 1 LOB: 1 BB: 1 P: 8	1B: 13 2B: 3 3B: 0 HR: 0	SF: 1 SAC: 1 DP: 0 HBP: 0	WP: 0 PB: 0 SB: 3 CS: 0	PA: 60						
<b>PITCHER</b>	IP WLS BF H R ER SO BB IBB HBP BLK WP HR S P ERA WHIP																																
Doug Bird, R ERA: 3.11 (1, 1)	10.0	41	12	2	2	4	0	0	0	0	0	0	0	0	0		1.80	1.200															
Steve Mingori, L ERA: 1.93 (11, 1)	0.2	5	2	1	1	1	0	1	0	0	0	0	0	0	0		13.50	3.000															
Marty Pattin, R ERA: 3.04 (11, 1)	3.1	L 14	2	1	1	3	2	0	0	0	0	0	0	0	0		2.70	1.200															

livebaseballscorecards.com





Batter	1	2	3	4	5	6	7	8	9	10	11	12	13	14	AB	R	H	RBI	BB	SO	LOB	BOTTOM	
<b>Jim Wohlford, R</b> (1, 7) OBP: 0.274, SLG: 0.289 <b>Freddie Patek, R</b> (10, PR) OBP: 0.398, SLG: 0.405 (11, 6)	0-0  IHR		0-0 5-3		4-0  1-3 1B BB			0-3 K		4-0  E S BB		0-0 L8		0-3 K	3 1 1 1 2 1 0 2 0 0 0 0 1 0								
<b>Amos Otis, R</b> (1, 8) OBP: 0.373, SLG: 0.541	0-0 4-3			0-0 F3	0-0  1-2 1B			0-0 L7		0-0 F8		0-0 F4		0-0  BB 1B	7 0 2 1 0 0 1								
<b>George Brett, L</b> (1, 5) OBP: 0.406, SLG: 0.482	0-3 K			0-0  1B	0-0 6-3			0-0 L7			0-0 4-3	0-0  2B		4-0  1-2 BB	6 0 2 0 1 1 2								
<b>John Mayberry, L</b> (1, 3) OBP: 0.327, SLG: 0.357	0-0 4-3			0-0  1-3 1B			0-0 F9		0-0 F8		0-0  1B 3B	0-0 6-3	0-0  1-2 BB	0-0 F8	7 1 2 0 0 0 3								
<b>Hal McRae, R</b> (1, 10) OBP: 0.398, SLG: 0.464		0-0 F9		0-3 K			0-0 F7		0-0  S 1B		0-0  1B		0-0  S 1B		6 0 3 1 0 1 2								
<b>Al Cowens, R</b> (1, 9) OBP: 0.285, SLG: 0.312		0-0 F9		0-0 L9			0-0 F8		0-3 K		0-0  1-3 S 1B	0-0  1-2	0-0 F9		6 0 1 0 0 1 4								
<b>Cookie Rojas, R</b> (1, 4) OBP: 0.347, SLG: 0.326		0-0 6-3			0-0 F9		0-0 F6		0-0 F9		0-3 K	1-2  1B	0-0 F6		6 0 0 0 0 1 4								
<b>Bob Stinson, S</b> (1, 2) OBP: 0.356, SLG: 0.364 <b>Tom Poquette, L</b> (10, PH) OBP: 0.339, SLG: 0.422 (11, 7)			0-0 F8		4-0  FC1-6 BB		0-0 F5		0-0 F9		0-0 G3	4-0  IBB	0-0 F8		2 0 0 0 1 0 0 2 0 0 0 1 0 1								
<b>Frank White, R</b> (1, 6) OBP: 0.273, SLG: 0.283 <b>Tony Solaita, L</b> (10, PH) OBP: 0.276, SLG: 0.368 <b>Buck Martinez, R</b> (11, 2) OBP: 0.316, SLG: 0.455 <b>Jamie Quirk, L</b> (11, PH) OBP: 0.250, SLG: 0.250 <b>Davey Nelson, R</b> (11, PH) OBP: 0.331, SLG: 0.333 <b>John Wainman, R</b> (12, 2) OBP: 0.261, SLG: 0.333		0-0 F4		0-0  1-2 1B		0-0 1-3		0-0 1-3		0-0 F8	0-0 F9		0-0 4-3		3 1 0 0 0 0 0 1 1 0 1 0 0 0 0 0 0 3 1 0 0 0 0 0 0 0								
<b>Inning Stats</b>	R: 1 H: 1 E: 0 LOB: 0 K: 1 BB: 0 S: 6 P: 6	R: 0 H: 0 E: 0 LOB: 0 K: 0 BB: 0 S: 3 P: 3	R: 0 H: 0 E: 0 LOB: 0 K: 0 BB: 0 S: 3 P: 3	R: 0 H: 2 E: 0 LOB: 2 K: 1 BB: 0 S: 7 P: 7	R: 1 H: 1 E: 0 LOB: 2 K: 0 BB: 2 S: 4 P: 12	R: 0 H: 0 E: 0 LOB: 0 K: 0 BB: 0 S: 3 P: 3	R: 0 H: 0 E: 0 LOB: 0 K: 0 BB: 0 S: 3 P: 3	R: 0 H: 0 E: 0 LOB: 0 K: 0 BB: 0 S: 3 P: 3	R: 0 H: 0 E: 0 LOB: 0 K: 1 BB: 0 S: 5 P: 5	R: 0 H: 1 E: 0 LOB: 1 K: 1 BB: 0 S: 6 P: 6	R: 0 H: 0 E: 0 LOB: 2 K: 0 BB: 1 S: 3 P: 7	R: 1 H: 3 E: 0 LOB: 3 K: 1 BB: 1 S: 8 P: 12	R: 0 H: 1 E: 0 LOB: 1 K: 0 BB: 0 S: 4 P: 4	R: 0 H: 1 E: 0 LOB: 1 K: 0 BB: 0 S: 4 P: 4	R: 0 H: 1 E: 0 LOB: 2 K: 1 BB: 1 S: 6 P: 10	1B: 8 SF: 0 2B: 1 SAC: 0 3B: 1 DP: 0 HR: 1 HBP: 0	WP: 0 PA: 58 PB: 0 SB: 5 CS: 0						
<b>PITCHER</b>	IP WLS BF H R ER SO BB IBB HBP BLK WP HR S P ERA WHIP <b>Jim Colborn, R</b> (1, 1) ERA: 4.25 <b>Ray Sadecki, L</b> (11, 1) ERA: 3.86 <b>Eduardo Rodriguez, R</b> (11, 1) ERA: 4.76 <b>Jerry Augustine, L</b> (11, 1) ERA: 1.83																						

**Milwaukee Brewers @ Kansas City Royals**  
 Royals Stadium, Kansas City, MO  
 Sun Jun 06 1976, 8:05 PM EDT  
 Att. 15,508 - Unknown - 78 F

AB	53
R	3
H	11
RBI	3
BB	5
SO	6
LOB	21



Batter	1	2	3	4	5	6	7	8	9	AB R H RBI BB SO LOB	TOP											
Ron LeFlore, R OBP: 0.391, SLG: 0.477 (1, 8) X	0-0 5-3		0-0 F9		0-0 FC6-4		0-0 BB	0-3 K	4 0 0 0 1 1 3													
Chuck Scrivener, R OBP: 0.311, SLG: 0.300 (1, 6) X	0-0 5-3		0-0 1B		0-0 6-3		0-0 F4	0-3 K	5 0 1 0 0 1 4													
Ben Oglivie, L OBP: 0.306, SLG: 0.554 (1, 9) X	0-0 F3		0-0 1-3		0-0 F5		0-0 F8		4 0 0 0 0 0 2													
Rusty Staub, L OBP: 0.411, SLG: 0.440 (1, 10) X		0-0 F7		4-0 FC6-4 BB		0-0 F3		4-0 PB BB	2 0 0 0 2 0 0													
Jason Thompson, L OBP: 0.319, SLG: 0.333 (1, 3) S		0-3 K		0-0 L8		4-0 FC6-4 BB		4-0 1-2 BB	2 0 0 0 2 1 1													
Alex Johnson, R OBP: 0.269, SLG: 0.368 (1, 7) B		4-0 S BB		0-0 FC6-4 E S 1-2f		0-0 FC6-4 1-2f		0-3 K	3 0 0 0 1 1 4													
Aurelio Rodriguez, R OBP: 0.268, SLG: 0.311 (1, 5) X		0-0 6-3		0-0 F3		0-0 FC5-4 1B		0-3 K	4 0 1 0 0 1 4													
Bruce Kimm, R OBP: 0.333, SLG: 0.356 (1, 2) B			4-0 1B BB		0-3 K		0-3 K	0-0 4-3 2B	3 0 1 0 1 2 1													
Gary Sutherland, R OBP: 0.242, SLG: 0.276 (1, 4) S			0-3 K		0-0 FC6-4 1B		0-0 FC5-4 BB 1-2f	0-0 4-3	3 0 1 0 0 1 2													
Dan Meyer, L OBP: 0.329, SLG: 0.296 (9, PH) X								2-3	1 0 0 0 0 0 1													
<b>Inning Stats</b>	R: 0 E: 0 K: 0 S: 3	H: 0 LOB: 0 BB: 0 P: 3	R: 0 E: 0 K: 1 S: 5	H: 0 LOB: 1 BB: 1 P: 9	R: 0 E: 0 K: 1 S: 6	H: 1 LOB: 2 BB: 1 P: 10	R: 0 E: 0 K: 0 S: 3	H: 0 LOB: 1 BB: 1 P: 7	R: 0 E: 0 K: 1 S: 6	H: 1 LOB: 1 BB: 0 P: 6	R: 0 E: 0 K: 0 S: 3	H: 0 LOB: 1 BB: 1 P: 7	R: 0 E: 0 K: 1 S: 6	H: 1 LOB: 2 BB: 1 P: 10	R: 0 E: 0 K: 2 S: 7	H: 0 LOB: 2 BB: 2 P: 15	R: 0 E: 0 K: 2 S: 8	H: 1 LOB: 1 BB: 0 P: 8	1B: 3 2B: 1 3B: 0 HR: 0	SF: 0 SAC: 0 DP: 0 HBP: 0	WP: 0 PB: 1 SB: 2 CS: 0	PA: 38
<b>PITCHER</b>	IP WLS BF H R ER SO BB IBB HBP BLK WP HR S P ERA WHIP																					
Steve Busby, R ERA: 2.76 (1, 1)	6.0 W 24 2 0 0 3 4 0 0 0 0 0 0 26 42 0.00 1.000																					
Mark Littell, R ERA: 1.16 (7, 1)	3.0 S 14 2 0 0 5 3 0 0 0 0 0 0 21 33 0.00 1.667																					

**Detroit Tigers @ Kansas City Royals**  
 Royals Stadium, Kansas City, MO  
 Mon Jun 07 1976, 8:05 PM EDT  
 Att. 18,392 - Unknown - 79 F

[livebaseballscorecards.com](http://livebaseballscorecards.com)

AB	31
R	0
H	4
RBI	0
BB	7
SO	8
LOB	22



Batter	1	2	3	4	5	6	7	8	9	AB	R	H	RBI	BB	SO	LOB
Tom Poquette, L (1, 7) OBP: 0.341, SLG: 0.416	0-0 G6-4-3 1B	0-0 L9			4-0 S BB	0-0 4-3	0-0 4-3			4	0	1	0	1	0	3
Amos Otis, R (1, 8) OBP: 0.369, SLG: 0.532 Jim Wohlford, R (9, 8) OBP: 0.274, SLG: 0.289	0-0 G6-4-3 1-2f		0-0 6-3		0-0 L9 1-2		0-0 1B 1B	0-0 F9		5	1	1	0	0	0	2
George Brett, L (1, 5) OBP: 0.397, SLG: 0.471 Jamie Quirk, L (9, 5) OBP: 0.250, SLG: 0.250	0-0 L7		0-0 1-3		0-0 L7		0-0 F8	0-0 1-4-3		5	0	0	0	0	0	2
John Mayberry, L (1, 3) OBP: 0.329, SLG: 0.358		0-3 K	0-0 1B 1B		0-0 G3		0-0 BB 1B	0-0 3-1		5	1	2	0	0	1	1
Hal McRae, R (1, 10) OBP: 0.410, SLG: 0.492		0-0 HR	0-0 1B			0-0 E S 1B	0-0 BB BB 1B			4	3	4	2	0	0	0
Al Cowens, R (1, 9) OBP: 0.287, SLG: 0.312		0-0 F7	0-0 4-3			0-0 SH1-3 1B	0-0 BB BB 1B			3	2	1	1	1	0	2
Bob Stinson, S (1, 2) OBP: 0.360, SLG: 0.367 Buck Martinez, R (7, PH) OBP: 0.310, SLG: 0.446		0-0 E 1B 1B		0-3 K		0-0 SH1-3 1B	0-0 F5			2	1	1	0	0	1	0
Freddie Patek, R (1, 6) OBP: 0.406, SLG: 0.411 Davey Nelson, R (8, 4) OBP: 0.333, SLG: 0.333		0-0 E8 1B 1B		0-0 L5		0-0 S 1B	4-0 BB BB BB 3B BB			3	2	2	2	1	0	0
Frank White, R (1, 4) OBP: 0.278, SLG: 0.302		0-0 2-H 3-H 1B		0-0 5-3		0-0 5-3 1-2	0-0 1-H 2-H 3-H 3B			4	0	2	5	0	0	1

Inning Stats	R: 0	H: 1	E: 0	LOB: 0	K: 0	S: 3	P: 3	R: 3	H: 4	E: 1	LOB: 1	K: 1	S: 9	R: 0	H: 2	E: 0	LOB: 2	K: 0	S: 5	R: 0	H: 0	E: 0	LOB: 0	K: 1	S: 5	R: 0	H: 0	E: 0	LOB: 1	K: 0	S: 3	R: 2	H: 3	E: 0	LOB: 1	K: 0	S: 6	R: 5	H: 4	E: 0	LOB: 1	K: 0	S: 7	R: 0	H: 0	E: 0	LOB: 0	K: 0	S: 3
	0	1	0	0	0	3	3	3	4	1	1	1	9	0	2	0	2	0	5	0	0	0	0	1	5	0	0	0	0	0	1	0	6	3	1	6	5	4	0	1	0	15	0	0	0	3			

PITCHER	IP	WLS	BF	H	R	ER	SO	BB	IBB	HBP	BLK	WP	HR	S	P	ERA	WHIP
Vern Ruhle, R (1, 1) ERA: 4.74	6.1	L	32	13	8	7	2	1	0	0	0	0	1	35	39	9.95	2.211
Steve Grilli, R (7, 1) ERA: 5.88	1.2		8	1	2	2	0	2	0	0	0	0	0	6	14	10.80	1.800


**BOTTOM**

**Detroit Tigers @ Kansas City Royals**  
Royals Stadium, Kansas City, MO

Mon Jun 07 1976, 8:05 PM EDT  
Att: 18,392 - Unknown - 79 F

AB	36
R	10
H	14
RBI	10
BB	3
SO	2
LOB	14

livebaseballscores.com



WP	PA	1B	SF	2B	SAC	3B	DP	HR	HBP	CS
0	40	12	0	0	1	1	1	1	0	0

Batter	1	2	3	4	5	6	7	8	9	AB R H RBI BB SO LOB	TOP																			
Ron LeFlore, R (1, 8) OBP: 0.388, SLG: 0.472	0-3 K		0-3 K		0-0 1B		0-0 F9			4 0 1 0 0 2 0																				
Dan Meyer, L (1, 7) OBP: 0.325, SLG: 0.307	0-0 F5		0-0 1B		0-0 L9			0-0 1-3		4 1 1 0 0 0 1																				
Mickey Stanley, R (8, 7) OBP: 0.326, SLG: 0.385			2B							0 0 0 0 0 0 0																				
Ben Oglivie, L (1, 9) OBP: 0.318, SLG: 0.542	0-0 G3		4-0 1B		0-0 F7			0-0 4-3		3 0 1 0 1 0 1																				
			BB					1B																						
Rusty Staub, L (1, 10) OBP: 0.413, SLG: 0.439		4-0 HR	0-0 1B		0-0 L9			0-0 4-3		3 1 1 1 1 0 2																				
		BB	1-2 2-H					1-2																						
Jason Thompson, L (1, 3) OBP: 0.317, SLG: 0.355		0-0 HR	0-0 L7		0-0 F8			0-0 4-3		4 1 1 2 0 0 2																				
		1-H																												
Aurelio Rodriguez, R (1, 5) OBP: 0.288, SLG: 0.310		0-0 6-3		0-0 G6-4-3		0-0 F4		0-0 F8		4 0 1 0 0 0 0																				
				1B																										
Chuck Scrivener, R (1, 6) OBP: 0.286, SLG: 0.273		0-0 5-3		0-0 G6-4-3		0-0 6-3		0-0 6-3		4 0 0 0 0 0 1																				
				1-2f																										
Bruce Kimm, R (1, 2) OBP: 0.333, SLG: 0.354		0-0 F3		0-0 1B				0-0 5-3		3 0 1 0 0 0 0																				
Jerry Manuel, S (1, 4) OBP: 0.250, SLG: 0.188			0-0 F7		0-3 K			0-0 5-3		3 0 0 0 0 1 1																				
<b>Inning Stats</b>	R: 0 E: 0 K: 1 S: 5	H: 0 LOB: 0 BB: 0 P: 5	R: 2 E: 0 K: 0 S: 4	H: 1 LOB: 0 BB: 1 P: 8	R: 1 E: 0 K: 1 S: 7	H: 2 LOB: 2 BB: 1 P: 11	R: 0 E: 0 K: 1 S: 6	H: 2 LOB: 1 BB: 0 P: 6	R: 0 E: 0 K: 0 S: 4	H: 1 LOB: 1 BB: 0 P: 4	R: 0 E: 0 K: 0 S: 3	H: 0 LOB: 0 BB: 0 P: 3	R: 0 E: 0 K: 0 S: 3	H: 0 LOB: 0 BB: 0 P: 3	R: 0 E: 0 K: 0 S: 3	H: 1 LOB: 0 BB: 0 P: 3	R: 0 E: 0 K: 0 S: 3	H: 0 LOB: 0 BB: 0 P: 3	R: 0 E: 0 K: 0 S: 3	H: 0 LOB: 0 BB: 0 P: 3	1B: 5 2B: 1 3B: 0 HR: 1	SF: 0 SAC: 0 DP: 1 HBP: 0	WP: 0 PB: 0 SB: 0 CS: 0	PA: 34						
<b>PITCHER</b> Dennis Leonard, R (1, 1) ERA: 2.8	IP 9.0	WLS L	BF 34	H 7	R 3	ER 3	SO 3	BB 2	IBB 0	HBP 0	BLK 0	WP 0	HR 1	S 38	P 46	ERA 3.00	WHIP 1.000													
<b>PITCHER</b>										IP	WLS	BF	H	R	ER	SO	BB	IBB	HBP	BLK	WP	HR	S	P	ERA	WHIP				

Detroit Tigers @ Kansas City Royals  
Royals Stadium, Kansas City, MO

Tue Jun 08 1976, 8:05 PM EDT  
Att. 13,869 - Unknown

livebaseballscorecards.com

AB	32
R	3
H	7
RBI	3
BB	2
SO	3
LOB	8




Batter	1	2	3	4	5	6	7	8	9	AB R H RBI BB SO LOB
<b>Jim Wohlford, R</b> (1, 7) OBP: 0.284, SLG: 0.300	0-0 FC6-4 1B		0-0 1-3 1B		0-0 6-3			0-0 6-3		4 0 2 0 0 0 1
<b>Amos Otis, R</b> (1, 8) OBP: 0.362, SLG: 0.521	0-0 FC6-4 1-2f		0-0 G6-4-3 1-2f			0-3 K2-3			0-0 5-3	4 0 0 0 0 1 3
<b>George Brett, L</b> (1, 5) OBP: 0.395, SLG: 0.466	0-0 1-3 1-2			0-3 K		0-0 4-3			0-0 1B 1B	4 1 1 0 0 1 1
<b>John Mayberry, L</b> (1, 3) OBP: 0.327, SLG: 0.356	0-3 K			0-0 1-3		0-0 4-3			0-0 FC1-6 1B 1-3 1B	4 0 1 0 0 1 1
<b>Hal McRae, R</b> (1, 10) OBP: 0.416, SLG: 0.497		0-0 F9		0-0 FC6-4 1B			0-0 FC1-6 1B		0-0 FC1-6 1B 1-2 3-H	4 0 3 1 0 0 0
<b>Al Cowens, R</b> (1, 9) OBP: 0.282, SLG: 0.306		0-0 4-3		0-0 FC6-4 1-2f			0-0 FC1-6 1-2f G6-4-3		0-0 FC1-6 FC4 1-2f 2-3	4 0 0 0 0 0 4
<b>Buck Martinez, R</b> (1, 2) OBP: 0.300, SLG: 0.431		0-0 6-3			0-0 6-3		0-0 G6-4-3 1-2f		0-0 FC4 1-2f	2 0 0 0 0 0 0 1 0 0 0 0 0 1 0 0 0 0 0 0 0 1 0 0 0 0 0 2
<b>Cookie Rojas, R</b> (7, PH) OBP: 0.340, SLG: 0.318										
<b>John Wathan, R</b> (8, 2) OBP: 0.333, SLG: 0.333										
<b>Davey Nelson, R</b> (9, PH) OBP: 0.318, SLG: 0.316										
<b>Freddie Patek, R</b> (1, 6) OBP: 0.404, SLG: 0.409			0-0 F5		0-0 5-3 1B			0-0 F4		3 0 1 0 0 0 0
<b>Frank White, R</b> (1, 4) OBP: 0.280, SLG: 0.303			0-0 1B E 1B		0-0 5-3 1-2			0-0 5-3		3 0 1 0 0 0 1

<b>Inning Stats</b>		R: 0 E: 0 K: 1 S: 6	H: 1 LOB: 1 BB: 0 P: 6	R: 0 E: 0 K: 0 S: 3	H: 0 LOB: 0 BB: 0 P: 3	R: 0 E: 1 K: 0 S: 4	H: 2 LOB: 1 BB: 0 P: 4	R: 0 E: 0 K: 1 S: 6	H: 1 LOB: 1 BB: 0 P: 6	R: 0 E: 0 K: 0 S: 4	H: 1 LOB: 1 BB: 0 P: 4	R: 0 E: 0 K: 1 S: 5	H: 0 LOB: 0 BB: 0 P: 5	R: 0 E: 0 K: 0 S: 3	H: 1 LOB: 0 BB: 0 P: 3	R: 0 E: 0 K: 0 S: 3	H: 0 LOB: 0 BB: 0 P: 3	R: 1 E: 0 K: 0 S: 6	H: 3 LOB: 2 BB: 0 P: 6	1B: 9 2B: 0 3B: 0 HR: 0	SF: 0 SAC: 0 DP: 2 HBP: 0	WP: 0 PB: 0 SB: 1 CS: 0	PA: 34	
<b>PITCHER</b> <b>Dave Roberts, L</b> (1, 1) ERA: 3.01		IP 9.0	WLS W	BF 34	H 9	R 1	ER 1	SO 3	BB 0	IBB 0	HBP 0	BLK 0	WP 0	HR 0	S 40	P 40	ERA 1.00	WHIP 1.000					ERA 1.000	WHIP 1.000

**DETROIT TIGERS @ KANSAS CITY ROYALS**  
Royals Stadium, Kansas City, MO  
Tue Jun 08 1976, 8:05 PM EDT  
Att. 13,869 - Unknown

<b>AB</b>	<b>34</b>
<b>R</b>	<b>1</b>
<b>H</b>	<b>9</b>
<b>RBI</b>	<b>1</b>
<b>BB</b>	<b>0</b>
<b>SO</b>	<b>3</b>
<b>LOB</b>	<b>14</b>



Batter	1	2	3	4	5	6	7	8	9	AB R H RBI BB SO LOB	TOP											
Ron LeFlore, R OBP: 0.385, SLG: 0.467 (1, 8)	0-3 K		0-0 1B 1B		0-3 K			0-3 K		4 1 1 0 0 3 1												
Dan Meyer, L OBP: 0.333, SLG: 0.316 (1, 7)	0-0 L8		0-0 1B 1-2 1B		0-0 1-3			0-0 1-2 1B		4 0 2 0 0 0 0												
Ben Oglivie, L OBP: 0.329, SLG: 0.556 (1, 9)	0-0 1B 2B		0-0 1B G1-6-3 1-3 2-H 1B		0-0 4-3			0-3 K		4 1 2 1 0 1 2												
Rusty Staub, L OBP: 0.410, SLG: 0.434 (1, 10)	0-0 1B S 2-H 1B		0-0 G1-6-3 1-2f		0-0 5-3			0-3 K		4 0 1 1 0 1 4												
Jason Thompson, L OBP: 0.315, SLG: 0.359 (1, 3)	0-0 G3 1-2			0-0 1B 2B		0-0 4-3			0-0 G3	4 1 1 0 0 0 1												
Aurelio Rodriguez, R OBP: 0.268, SLG: 0.309 (1, 5)		0-0 6-3		0-0 L9		0-0 G5-4-3 1B		0-0 F9		4 0 1 0 0 0 1												
Chuck Scrivener, R OBP: 0.283, SLG: 0.271 (1, 6)		0-0 1-3		0-0 1B 2-H		0-0 L6		0-0 6-3		4 0 1 1 0 0 1												
Bruce Kimm, R OBP: 0.321, SLG: 0.340 (1, 2)		0-0 5-3		0-0 F5		0-0 G5-4-3 1-2f				2 0 0 0 0 0 0												
Mickey Stanley, R OBP: 0.318, SLG: 0.375 (7, PH)										1 0 0 0 0 0 1												
John Wockenfuss, R OBP: 0.420, SLG: 0.525 (7, 2)										0 0 0 0 0 0 0												
Jerry Manuel, S OBP: 0.237, SLG: 0.176 (1, 4)			0-0 5-3		0-0 6-3			0-0 1B 1B		2 0 0 0 0 0 0												
Gary Sutherland, R OBP: 0.248, SLG: 0.282 (8, PH)										1 0 1 0 0 0 0												
<b>Inning Stats</b>	R: 1 E: 0 K: 1 S: 7	H: 2 LOB: 1 BB: 0 P: 7	R: 0 E: 0 K: 0 S: 3	H: 0 LOB: 0 BB: 0 P: 3	R: 1 E: 0 K: 0 S: 5	H: 3 LOB: 1 BB: 0 P: 5	R: 1 E: 0 K: 0 S: 4	H: 2 LOB: 0 BB: 0 P: 4	R: 0 E: 0 K: 1 S: 5	H: 0 LOB: 0 BB: 0 P: 5	R: 0 E: 0 K: 0 S: 3	H: 0 LOB: 0 BB: 0 P: 3	R: 0 E: 0 K: 0 S: 11	H: 1 LOB: 0 BB: 0 P: 3	R: 0 E: 0 K: 3 S: 11	H: 2 LOB: 2 BB: 0 P: 11	R: 0 E: 0 K: 0 S: 3	H: 0 LOB: 0 BB: 0 P: 3	1B: 8 2B: 2 3B: 0 HR: 0	SF: 0 SAC: 0 DP: 2 HBP: 0	WP: 0 PB: 0 SB: 1 CS: 0	PA: 34
<b>PITCHER</b>	IP WLS BF H R ER SO BB IBB HBP BLK WP HR S P ERA WHIP																					
Al Fitzmorris, R ERA: 3.59 (1, 1)	7.1 W 29 10 3 3 3 0 0 0 0 0 0 0 35 35 3.68 1.364																					
Steve Mingori, L ERA: 1.8 (8, 1)	1.2 S 5 0 0 0 2 0 0 0 0 0 0 0 9 9 0.00 0.000																					

Detroit Tigers @ Kansas City Royals  
Royals Stadium, Kansas City, MO  
Wed Jun 09 1976 8:05 PM EDT  
Att: 12,529 - Unknown

livebaseballscorecards.com

AB	34
R	3
H	10
RBI	3
BB	0
SO	5
LOB	11



Batter	1	2	3	4	5	6	7	8	9
Tom Poquette, L (1, 7) OBP: 0.336, SLG: 0.409 Jim Wohlford, R (4, PH) OBP: 0.278, SLG: 0.293 (5, 7)	0-3 K	0-0 1-3		0-0 4-3			0-0 1-3		
Amos Otis, R (1, 8) OBP: 0.356, SLG: 0.510	0-0 F9	0-0 6-3		0-0 5-3			0-3 K		
George Brett, L (1, 5) OBP: 0.397, SLG: 0.464	4-0 HR	0-0 E S 1B		0-0 5-3			0-0 6-3		
John Mayberry, L (1, 3) OBP: 0.335, SLG: 0.391	0-0 HR	4-0 BB			0-0 F9			0-0 HR	
Hal McRae, R (1, 10) OBP: 0.417, SLG: 0.497	0-0 3B	0-0 F9			0-0 CS 1B			0-0 F8	
Al Cowens, R (1, 9) OBP: 0.286, SLG: 0.320	0-0 1B		0-0 E S SH1-3 1B		0-3 K			0-0 L8	
Cookie Rojas, R (1, 4) OBP: 0.333, SLG: 0.313 Freddie Patek, R (9, 6) OBP: 0.404, SLG: 0.409	0-0 S 1B		0-0 1-3			0-0 F8		0-3 K	
Bob Stinson, S (1, 2) OBP: 0.363, SLG: 0.363	4-0 FC6-4		0-0 SH1-3			0-0 6-3			
Frank White, R (1, 6) OBP: 0.274, SLG: 0.297 (9, 4)	0-0 FC6-4		0-3 K			0-0 5-3			

Inning Stats	R: 4	H: 4	E: 0	LOB: 2	K: 1	S: 9	R: 0	H: 1	E: 0	LOB: 2	K: 0	S: 4	R: 1	H: 1	E: 0	LOB: 0	K: 1	S: 6	R: 0	H: 0	E: 0	LOB: 0	K: 0	S: 3	R: 0	H: 1	E: 0	LOB: 0	K: 1	S: 5	R: 0	H: 0	E: 0	LOB: 0	K: 0	S: 3	R: 0	H: 0	E: 0	LOB: 0	K: 1	S: 5	R: 1	H: 1	E: 0	LOB: 0	K: 1	S: 6
	1B: 5	2B: 0	3B: 1	HR: 2	SF: 0	SAC: 1	DP: 0	HBP: 0	WP: 0	PB: 0	SB: 4	CS: 1	PA: 34																																			


PITCHER	IP	WLS	BF	H	R	ER	SO	BB	IBB	HBP	BLK	WP	HR	S	P	ERA	WHIP
Ray Bare, R (1, 1) ERA: 4.31	3.0	L	18	6	5	4	2	3	0	0	0	0	1	19	31	12.00	3.000
Jim Crawford, L (4, 1) ERA: 4.35	3.0		9	1	0	0	1	0	0	0	0	0	0	11	11	0.00	0.333
John Hiller, L (7, 1) ERA: 3.72	2.0		7	1	1	1	2	0	0	0	0	0	1	11	11	4.50	0.500

**BOTTOM**

AB	R	H	RBI	BB	SO	LOB
2	0	0	0	0	1	0
2	0	0	0	0	0	0
4	0	0	0	0	1	0
3	1	1	0	1	0	0
3	2	2	3	1	0	0
4	1	2	0	0	0	2
4	2	2	1	0	1	1

4	0	1	1	0	1	1
0	0	0	0	0	0	0
1	0	0	1	1	0	0
3	0	0	0	0	1	2

<b>AB</b>	<b>30</b>
<b>R</b>	<b>6</b>
<b>H</b>	<b>8</b>
<b>RBI</b>	<b>6</b>
<b>BB</b>	<b>3</b>
<b>SO</b>	<b>5</b>
<b>LOB</b>	<b>6</b>



**Detroit Tigers @ Kansas City Royals**  
**Royals Stadium, Kansas City, MO**  
 Wed Jun 09 1976, 8:05 PM EDT  
 Att. 12,529 - Unknown

livebaseballscorecards.com

Batter	1	2	3	4	5	6	7	8	9	AB R H RBI BB SO LOB	TOP													
Tommy Harper, R (1, 10) OBP: 0.324, SLG: 0.313	0-3 K		0-0 1B		0-0 F9			0-0 5-3		4 0 1 0 0 1 0	<b>Baltimore Orioles @ Kansas City Royals</b> Royals Stadium, Kansas City, MO Thu Jun 10 1976, 8:05 PM EDT Att. 12,210 - Unknown													
Mark Belanger, R (1, 6) OBP: 0.353, SLG: 0.359	0-0 F9		0-0 F9			0-0 P6		0-0 P3		4 0 0 0 0 0 1														
Bobby Grich, R (1, 4) OBP: 0.391, SLG: 0.425	0-0 E5		0-0 F9			4-0 BB		0-0 F7		3 0 0 0 1 0 1														
Lee May, R (1, 3) OBP: 0.292, SLG: 0.426	0-0 G3		0-0 6-3			0-0 G6-4-3			0-0 5-3	4 0 0 0 0 0 3														
Ken Singleton, S (1, 9) OBP: 0.307, SLG: 0.276		0-0 FC6-4 1B		0-0 1-3			0-0 F9		0-0 5-3	4 0 1 0 0 0 0														
Andres Mora, R (1, 7) OBP: 0.261, SLG: 0.369		0-0 FC6-4 BB 1B		0-0 5-3			0-0 4-3 2B		0-0 6-3	4 0 1 0 0 0 1														
Paul Blair, R (1, 8) OBP: 0.245, SLG: 0.257		0-0 BB 1B		0-0 F8			0-0 4-3			3 0 1 0 0 0 1														
Doug DeCinces, R (1, 5) OBP: 0.298, SLG: 0.380		4-0 BB G6-4-3 BB			0-3 K		4-0 BB FC5-4 BB			1 0 0 0 2 1 0														
Dave Duncan, R (1, 2) OBP: 0.298, SLG: 0.288		0-0 G6-4-3			0-0 F9		0-0 FC5-4			3 0 0 0 0 0 5														
<b>Inning Stats</b>	R: 0 E: 1 K: 1 S: 6	H: 0 LOB: 1 BB: 0 P: 6	R: 0 E: 0 K: 0 S: 4	H: 2 LOB: 2 BB: 1 P: 8	R: 0 E: 0 K: 0 S: 4	H: 1 LOB: 1 BB: 0 P: 4	R: 0 E: 0 K: 0 S: 3	H: 0 LOB: 0 BB: 0 P: 3	R: 0 E: 0 K: 1 S: 5	H: 0 LOB: 0 BB: 0 P: 5		R: 0 E: 0 K: 0 S: 2	H: 0 LOB: 0 BB: 1 P: 6	R: 0 E: 0 K: 0 S: 4	H: 1 LOB: 2 BB: 1 P: 8	R: 0 E: 0 K: 0 S: 3	H: 0 LOB: 0 BB: 0 P: 3	R: 0 E: 0 K: 0 S: 3	H: 0 LOB: 0 BB: 0 P: 3	R: 0 E: 0 K: 0 S: 3	H: 0 LOB: 0 BB: 0 P: 3	1B: 3 2B: 1 3B: 0 HR: 0	SF: 0 SAC: 0 DP: 2 HBP: 0	WP: 0 PB: 0 SB: 0 CS: 0
<b>PITCHER</b> Paul Splittorff, L (1, 1) ERA: 4.15	IP: 9.0 WLS: W BF: 33 H: 4 R: 0 ER: 0 SO: 2 BB: 3 IBB: 0 HBP: 0 BLK: 0 WP: 0 HR: 0 S: 34 P: 46 ERA: 0.00 WHIP: 0.778											<b>PITCHER</b> IP: WLS: BF: H: R: ER: SO: BB: IBB: HBP: BLK: WP: HR: S: P: ERA: WHIP:												

livebaseballscorecards.com

<b>AB</b>	30
<b>R</b>	0
<b>H</b>	4
<b>RBI</b>	0
<b>BB</b>	3
<b>SO</b>	2
<b>LOB</b>	12





Batter	1	2	3	4	5	6	7	8	9
Tom Poquette, L (1, 7) OBP: 0.341, SLG: 0.429 Jim Wohlford, R (8, PH) OBP: 0.286, SLG: 0.293 (9, 7)	0-0 1B 3B	0-0 F7		0-0 F7 2-3			0-0 HR 1B	4-0 FC6-4 BB	
Amos Otis, R (1, 8) OBP: 0.357, SLG: 0.520	0-0 P6	0-3 K		0-0 FC5-4 1-2f			0-0 HR 1-H	4-0 FC6-4 BB	
George Brett, L (1, 5) OBP: 0.397, SLG: 0.463	0-0 1B 3-H		0-0 F7		0-0 F9		0-0 HR 1B	0-0 FC6-4 1-2f 2-3	
John Mayberry, L (1, 3) OBP: 0.336, SLG: 0.406	0-3 K 1-2		0-0 1B 1B		0-0 F7		0-0 HR 1-H	0-0 G3	
Hal McRae, R (1, 10) OBP: 0.414, SLG: 0.492	0-0 1B 2-H		0-0 F8		0-0 F7		0-0 E6 FC6-4		
Al Cowens, R (1, 9) OBP: 0.285, SLG: 0.318	0-3 K		0-0 1B 1-2			0-0 6-3	0-3 K		
Bob Stinson, S (1, 2) OBP: 0.358, SLG: 0.349		0-0 P4	0-0 F7			4-0 S BB	0-0 FC6-4 1-2f		
Freddie Patek, R (1, 6) OBP: 0.406, SLG: 0.408		4-0 S 2B BB		0-0 CS S 1B		0-3 K 1-2	0-0 F3		
Frank White, R (1, 4) OBP: 0.279, SLG: 0.308 Davey Nelson, R (2, PR) OBP: 0.320, SLG: 0.286 (3, 4)		0-0 1-H 2B		4-0 FC5-4 BB 1-2		0-3 K		0-0 F3	

AB	R	H	RBI	BB	SO	LOB
4	2	2	0	0	0	3
0	0	0	0	1	0	0
4	1	1	2	1	1	3
5	2	2	1	0	0	2
5	1	2	2	0	1	3
4	0	1	1	0	0	1
4	0	1	0	0	2	2
3	0	0	0	1	0	3
3	1	1	0	1	1	2
1	0	1	1	0	0	0
2	0	0	0	1	1	1

**BOTTOM**

**Baltimore Orioles @ Kansas City Royals**  
**Royals Stadium, Kansas City, MO**  
 Thu Jun 10 1976, 8:05 PM EDT  
 Att. 12,210 - Unknown

AB	35
R	7
H	11
RBI	7
BB	5
SO	6
LOB	20



Inning	R	H	E	K	S	1B	2B	3B	HR	SF	BB	SO	LOB
1	2	3	0	2	10	0	0	0	0	0	0	0	1
2	1	1	0	1	6	0	0	0	0	0	0	0	1
3	0	2	0	0	5	0	0	0	0	0	0	0	2
4	0	1	0	0	3	0	0	0	1	0	0	0	7
5	0	0	0	0	3	0	0	0	0	0	0	0	0
6	0	0	0	0	7	0	0	0	0	0	0	0	11
7	4	4	1	1	10	0	0	0	0	0	0	0	10
8	0	0	0	0	3	0	0	0	0	0	0	0	11
9	0	0	0	0	0	0	0	0	0	0	0	0	0

PITCHER	IP	WLS	BF	H	R	ER	SO	BB	IBB	HBP	BLK	WP	HR	S	P	ERA	WHIP
Jim Palmer, R (1, 1) ERA: 3.33	6.0	L	29	9	5	5	5	3	0	0	0	0	1	36	48	7.50	2.000
Grant Jackson, L (7, 1) ERA: 4.6	2.0		11	2	2	2	1	2	0	0	0	0	1	11	19	9.00	2.000

WP	PA	ERA	WHIP
0	40		
0			
4			
1			

Batter	1	2	3	4	5	6	7	8	9	AB R H RBI BB SO LOB	TOP											
Al Bumbry, L (1, 7) OBP: 0.344, SLG: 0.363	0-3 K			0-0 4-3		0-0 1B		0-0 F9		4 0 1 0 0 1 1												
Mark Belanger, R (1, 6) OBP: 0.351, SLG: 0.353	0-0 F2			0-0 4-3		0-0 F2			4-0 FC5-4 BB	3 0 0 0 1 0 1												
Bobby Grich, R (1, 4) OBP: 0.382, SLG: 0.413	0-0 G3			0-0 F7			0-0 F9		0-0 P6	4 0 0 0 0 0 1												
Lee May, R (1, 10) OBP: 0.291, SLG: 0.428		0-0 F8			0-3 K		0-0 2B		0-0 FC5-4 FC6 1-2f	4 0 1 0 0 1 1												
Ken Singleton, S (1, 9) OBP: 0.306, SLG: 0.281		0-3 K			0-0 4-3 2B		0-3 K		0-0 FC6 1-2f	4 0 1 0 0 2 2												
Tony Muser, L (1, 3) OBP: 0.299, SLG: 0.248		0-3 K			0-0 4-3 2-3		0-0 4-3			3 0 0 0 0 1 2												
Paul Blair, R (1, 8) OBP: 0.247, SLG: 0.258			0-0 6-3		0-3 K			0-0 FC4-6 1B		3 0 1 0 0 1 1												
Doug DeCinces, R (1, 5) OBP: 0.292, SLG: 0.371			0-0 F9			0-0 F7		0-3 K		3 0 0 0 0 1 1												
Elrod Hendricks, L (1, 2) OBP: 0.215, SLG: 0.205			0-0 F8			0-0 F8		0-0 FC4-6 1-2f		3 0 0 0 0 0 1												
<b>Inning Stats</b>	R: 0 E: 0 K: 1 S: 5	H: 0 LOB: 0 BB: 0 P: 5	R: 0 E: 0 K: 2 S: 7	H: 0 LOB: 0 BB: 0 P: 7	R: 0 E: 0 K: 0 S: 3	H: 0 LOB: 0 BB: 0 P: 3	R: 0 E: 0 K: 2 S: 3	H: 0 LOB: 0 BB: 0 P: 3	R: 0 E: 0 K: 2 S: 8	H: 1 LOB: 1 BB: 0 P: 8	R: 0 E: 0 K: 0 S: 4	H: 1 LOB: 1 BB: 0 P: 4	R: 0 E: 0 K: 1 S: 6	H: 1 LOB: 1 BB: 0 P: 6	R: 0 E: 0 K: 1 S: 6	H: 1 LOB: 1 BB: 0 P: 6	R: 0 E: 0 K: 0 S: 3	H: 0 LOB: 1 BB: 1 P: 7	1B: 2 2B: 2 3B: 0 HR: 0	SF: 0 SAC: 0 DP: 0 HBP: 0	WP: 0 PB: 0 SB: 0 CS: 0	PA: 32
<b>PITCHER</b>	IP WLS BF H R ER SO BB IBB HBP BLK WP HR S P ERA WHIP																					
Doug Bird, R (1, 1) ERA: 2.84	7.0 W 24 3 0 0 6 0 0 0 0 0 0 0 36 36 0.00 0.429																					
Mark Littell, R (8, 1) ERA: 1.09	2.0 S 8 1 0 0 1 1 0 0 0 0 0 0 9 13 0.00 1.000																					

Baltimore Orioles @ Kansas City Royals  
 Royals Stadium, Kansas City, MO  
 Fri Jun 11 1976, 8:05 PM EDT  
 Att. 25,883 - Unknown

livebaseballscorecards.com

AB 31  
 R 0  
 H 4  
 RBI 0  
 BB 1  
 SO 7  
 LOB 11



Batter	1	2	3	4	5	6	7	8	9	AB	R	H	RBI	BB	SO	LOB																									
Davey Nelson, R (1, 4) OBP: 0.310, SLG: 0.360	0-0 F7		0-0 SF8		0-0 6-3		0-0 4-3			4	1	1	1	0	0	0																									
Amos Otis, R (1, 8) OBP: 0.359, SLG: 0.522	0-0 5-3		0-0 SF8		0-0 1B		0-0 1B			3	0	2	1	0	0	0																									
George Brett, L (1, 5) OBP: 0.398, SLG: 0.466	4-0 BB		0-0 2B		0-0 F7		0-0 F8			3	0	1	0	1	0	2																									
John Mayberry, L (1, 3) OBP: 0.335, SLG: 0.400	0-0 L4		0-0 G3		0-0 4-3			4-0 SH3-4		3	1	0	0	1	0	2																									
Hal McRae, R (1, 10) OBP: 0.418, SLG: 0.500		0-0 F8		0-0 1B		0-0 WP		0-0 SH3-4		3	1	2	0	0	0	0																									
Al Cowens, R (1, 9) OBP: 0.289, SLG: 0.322		0-0 P6		0-0 F9		0-0 1B		0-0 CS		4	0	2	2	0	0	1																									
Jim Wohlford, R (1, 7) OBP: 0.277, SLG: 0.282		0-0 1-3		0-0 F8		0-0 F8		4-0 BB		3	0	0	0	0	0	2																									
Tom Poquette, L (8, PH) OBP: 0.346, SLG: 0.429								1-2		0	0	0	0	1	0	0																									
Freddie Patek, R (1, 6) OBP: 0.398, SLG: 0.398			0-0 6-3		0-0 5-3		0-0 F8		0-0 6-3	4	0	0	0	0	0	3																									
Buck Martinez, R (1, 2) OBP: 0.302, SLG: 0.426			0-0 3B		0-0 6-3		0-0 G3			3	1	1	0	0	0	0																									
Inning Stats	R: 0 E: 0 K: 0 S: 3	H: 0 LOB: 1 BB: 1 P: 7	R: 0 E: 0 K: 0 S: 3	H: 0 LOB: 0 BB: 0 P: 3	R: 2 E: 0 K: 0 S: 6	H: 3 LOB: 1 BB: 0 P: 6	R: 0 E: 0 K: 0 S: 4	H: 1 LOB: 1 BB: 0 P: 4	R: 0 E: 0 K: 0 S: 4	H: 1 LOB: 1 BB: 0 P: 4	R: 1 E: 0 K: 0 S: 5	H: 2 LOB: 1 BB: 0 P: 5	R: 0 E: 0 K: 0 S: 4	H: 1 LOB: 1 BB: 0 P: 4	R: 1 E: 0 K: 0 S: 3	H: 1 LOB: 1 BB: 2 P: 11	1B: 6 2B: 2 3B: 1 HR: 0	SF: 1 SAC: 1 DP: 0 HBP: 0	WP: 1 PB: 0 SB: 1 CS: 1	PA: 35																					
PITCHER	IP	WLS	BF	H	R	ER	SO	BB	IBB	HBP	BLK	WP	HR	S	P	ERA	WHIP																								
Mike Cuellar, L (1, 1) ERA: 6.75	7.0	L	31	8	4	4	0	2	0	0	0	1	0	29	37	5.14	1.429																								
Dyar Miller, R (8, 1) ERA: 3.91	1.0		4	1	0	0	0	1	0	0	0	0	0	3	7	0.00	2.000																								

**BOTTOM**

**Baltimore Orioles @ Kansas City Royals**

Royals Stadium, Kansas City, MO

Fri Jun 11 1976, 8:05 PM EDT  
Att. 25,883 - Unknown

AB	30
R	4
H	9
RBI	4
BB	3
SO	0
LOB	10

livebaseballscorecards.com

Batter	1	2	3	4	5	6	7	8	9	AB R H RBI BB SO LOB	TOP	
Ken Singleton, S OBP: 0.318, SLG: 0.293 (1, 9) B B B (8, 7)	4-0 2B BB	0-0 1-H 2B			0-0 1-2 1B 1B		0-0 F7		4-0 FC5-4 BB	3 1 2 1 2 0 0		
Bobby Grich, R OBP: 0.383, SLG: 0.426 (1, 4) X	0-0 1-3 2B	0-0 F7			0-3 K		0-0 2B		0-0 FC5-4 HR	5 1 2 0 0 1 5		
Reggie Jackson, L OBP: 0.292, SLG: 0.377 (1, 8) X (8, 9)	0-0 F5				0-0 1B 1B		0-0 6-3		0-0 HR	5 1 2 3 0 0 3		
Lee May, R OBP: 0.300, SLG: 0.426 Royle Stillman, L OBP: 0.158, SLG: 0.059 (1, 10) H (9, PR)	1-0 HBP				0-0 1B		0-0 F9		1-0 HR HBP	3 0 1 2 0 0 1 0 0 0 0 0 0 0		
Tony Muser, L OBP: 0.292, SLG: 0.242 Paul Blair, R OBP: 0.244, SLG: 0.255 (1, 3) S S S (8, PH) (8, 8)	0-3 K				0-3 K			0-0 F8	0-0 F7	3 0 0 0 0 2 5 2 0 0 0 0 0 1		
Al Bumbry, L OBP: 0.338, SLG: 0.355 Andres Mora, R OBP: 0.258, SLG: 0.365 Brooks Robinson, R OBP: 0.175, SLG: 0.222 (1, 7) X (8, PH) (8, 5)	0-0 4-3				0-0 F8		0-0 G3	0-0 F8		3 0 0 0 0 0 5 1 0 0 0 0 0 0 0 0 0 0 0 0 0		
Doug DeCinces, R OBP: 0.291, SLG: 0.368 (1, 5) X (8, 3)		0-0 2B 1B			0-0 F6		0-0 F9	0-0 F7		4 1 1 0 0 0 0		
Elrod Hendricks, L OBP: 0.207, SLG: 0.197 Tommy Harper, R OBP: 0.316, SLG: 0.303 (1, 2) X (9, PH)		0-0 P6			0-0 F5		0-0 G3		0-3 K	3 0 0 0 0 0 1 1 0 0 0 0 1 0		
Mark Belanger, R OBP: 0.349, SLG: 0.351 (1, 6) X		0-0 F7			0-0 E6 1B 1B 1B		0-0 F9		0-0 FC5-4 BB HR 1B	4 2 1 0 0 0 1		
<b>Inning Stats</b>	R: 0 H: 1 E: 0 LOB: 3 K: 1 BB: 1 S: 6 P: 11	R: 1 H: 2 E: 0 LOB: 1 K: 0 BB: 0 P: 5	R: 0 H: 0 E: 0 LOB: 0 K: 0 BB: 0 P: 3	R: 0 H: 0 E: 0 LOB: 0 K: 0 BB: 0 P: 3	R: 2 H: 3 E: 1 LOB: 2 K: 2 BB: 0 P: 11	R: 0 H: 0 E: 0 LOB: 0 K: 0 BB: 0 P: 3	R: 0 H: 1 E: 0 LOB: 1 K: 0 BB: 0 P: 4	R: 0 H: 0 E: 0 LOB: 0 K: 0 BB: 0 P: 3	R: 3 H: 2 E: 0 LOB: 1 K: 1 BB: 1 P: 12	1B: 5 SF: 0 2B: 3 SAC: 0 3B: 0 DP: 0 HR: 1 HBP: 2	WP: 0 PA: 41 PB: 0 SB: 1 CS: 0	
<b>PITCHER</b> Steve Busby, R ERA: 2.84 Steve Mingori, L ERA: 2.51 Marty Pattin, R ERA: 3.0	IP WLS BF H R ER SO BB IBB HBP BLK WP HR S P ERA WHIP											<b>PITCHER</b> IP WLS BF H R ER SO BB IBB HBP BLK WP HR S P ERA WHIP
	5.0 W 24 6 3 2 3 1 0 1 0 0 0 0 28 33 3.60 1.400											
	3.2 15 3 3 3 1 1 0 0 0 0 1 16 20 7.36 1.091											
	0.1 S 2 0 0 0 0 0 0 0 1 0 0 0 1 2 0.00 0.000											

Baltimore Orioles @ Kansas City Royals  
 Royals Stadium, Kansas City, MO  
 Sat Jun 12 1976, 8:05 PM EDT  
 Att: 19,693 - Unknown

livebaseballscorecards.com

AB 37  
 R 6  
 H 9  
 RBI 6  
 BB 2  
 SO 4  
 LOB 22



BOTTOM

Baltimore Orioles @ Kansas City Royals

Royals Stadium, Kansas City, MO

Sat Jun 12 1976, 8:05 PM EDT  
Att. 19,693 - Unknown

livebaseballscorecards.com

AB	29
R	7
H	11
RBI	6
BB	3
SO	1
LOB	13



WP:	0	PA:	37
PB:	0		
SB:	3		
CS:	0		

AB R H RBI BB SO LOB

4 2 2 0 0 1 1

3 0 1 0 1 0 1

2 0 0 2 0 0 2

3 2 1 1 1 0 3

4 2 2 0 0 0 1

2 0 0 0 1 0 0

2 0 2 1 0 0 0

1 0 0 1 0 0 0

4 1 1 0 0 0 3

2 0 0 0 0 0 2

2 0 2 1 0 0 0

1B:	7	SF:	2
2B:	2	SAC:	3
3B:	1	DP:	1
HR:	1	HBP:	0

Batter	1	2	3	4	5	6	7	8	9
Davey Nelson, R (1, 4) OBP: 0.333, SLG: 0.414	0-0 4-3 ①		0-0 6-3 SF7 1B S		0-0 1B SF8 2B S		0-0 SH3-4 ① S S S 1-2	0-3 K ③	
Amos Otis, R (1, 8) OBP: 0.362, SLG: 0.519	0-0 4-3 ②		0-0 6-3 ① 1-3		0-0 2-3 1B S		4-0 6-3 IBB ②		
George Brett, L (1, 5) OBP: 0.392, SLG: 0.462	0-0 1-3 ③		0-0 SF7 ② 3-H		0-0 SF8 ① 1-2 3-H		0-0 6-3 ② 1-2 2-3		
John Mayberry, L (1, 3) OBP: 0.337, SLG: 0.413		BB BB BB 4-0 BB 1B BB 1B	0-0 HR ③		0-0 F9 ②		0-0 G3 ③		
Hal McRae, R (1, 10) OBP: 0.419, SLG: 0.505		0-0 1B BB 1-2 G6-4-3 1B	0-0 6-3 ③		0-0 4-3 ③		0-0 SH2-3 SH1-4 2B ①		
Al Cowens, R (1, 9) OBP: 0.290, SLG: 0.319		BB BB BB 4-0 BB BB BB 1B 1-2 2-3		0-0 4-3 ①		0-0 6-3 ①		0-0 SH2-3 ① 2-3	
Tom Poquette, L (1, 7) OBP: 0.356, SLG: 0.438		0-0 G6-4-3 1B 1-2 2-3 BB		0-0 4-3 ②		0-0 4-3 ②		0-0 SH1-4 ② 3-H	
Jim Wohlford, R (6, PH) OBP: 0.274, SLG: 0.279		1-2 2-3 3-H G6-4-3 1B		0-0 FC4-6 1B ②		0-0 5-3 ③		0-0 S 3B 1B ①	
Freddie Patek, R (1, 6) OBP: 0.395, SLG: 0.394		0-0 G6-4-3 ① ② 1-2 2-3 3-H		0-0 F9 ②					
Bob Stinson, S (1, 2) OBP: 0.351, SLG: 0.341		0-0 4-3 ③		0-0 FC4-6 ③ 1-2f			0-0 6-3 SH3-4 1B ③	0-0 1B ③ 1-H	
Buck Martinez, R (7, PH) OBP: 0.323, SLG: 0.476									

Inning	R	H	E	K	S	P	IP	WLS	BF	H	R	ER	SO	BB	IBB	HBP	BLK	WP	HR	S	P	ERA	WHIP	
1	0	0	0	0	3																			
2	2	2	0	0	4																			
3	2	2	0	0	5																			
4	0	1	0	0	4																			
5	1	2	0	0	5																			
6	0	0	0	0	3																			
7	0	1	0	0	8																			
8	2	3	0	1	8																			
9	0	0	0	0																				

PITCHER	IP	WLS	BF	H	R	ER	SO	BB	IBB	HBP	BLK	WP	HR	S	P	ERA	WHIP
Doyle Alexander, R (1, 1) ERA: 3.5	4.0	L	19	6	5	5	0	2	0	0	0	0	1	17	25	11.25	2.000
Ross Grimsley, L (5, 1) ERA: 4.01	3.0		13	3	1	1	0	0	1	0	0	0	0	12	16	3.00	1.000
Dyar Miller, R (8, 1) ERA: 4.13	1.0		5	2	1	1	1	0	0	0	0	0	0	7	7	9.00	2.000

Batter	1	2	3	4	5	6	7	8	9	AB R H RBI BB SO LOB	TOP											
Ken Singleton, S (1, 9) OBP: 0.319, SLG: 0.312	0-0 F7		0-0 F7		0-0 F7		0-0 HR		0-0 BB 1B	5 1 2 1 0 0 0												
Mark Belanger, R (1, 6) OBP: 0.350, SLG: 0.349	0-0 E8 1B		0-0 F7		0-3 K		0-0 P6		4-0 BB	4 0 1 0 1 1 0												
Bobby Grich, R (1, 4) OBP: 0.378, SLG: 0.419	0-3 K		0-3 K		0-0 P5			0-0 FC4-6 1B	0-3 K	5 0 1 0 0 3 3												
Reggie Jackson, L (1, 8) OBP: 0.291, SLG: 0.368	0-0 5-3			4-0 BB 1B BB		0-0 4-3		0-0 FC4-6 1B 1-2f		3 1 0 0 1 0 2												
Lee May, R (1, 3) OBP: 0.304, SLG: 0.428		0-3 K		0-0 BB 1-2 1B		0-0 F8		0-0 1-3 1B		4 1 2 0 0 1 0												
Royce Stillman, L (1, 10) OBP: 0.217, SLG: 0.100		0-0 BB 1B		4-0 BB 1-2 2-3 BB		0-0 4-3		0-3 K		3 0 1 0 1 1 2												
Al Bumbry, L (1, 7) OBP: 0.341, SLG: 0.380		0-0 P6		0-0 BB 1-2 2-3 1B		0-0 G6-4-3 1B		0-0 HR	0-3 K	4 1 2 3 0 1 3												
Doug DeCinces, R (1, 5) OBP: 0.289, SLG: 0.360		4-0 BB 1-2 BB		0-0 F7		0-0 F7		0-0 F9	0-0 F9	3 0 0 0 1 0 2												
Dave Duncan, R (1, 2) OBP: 0.288, SLG: 0.278		0-3 K		0-0 G6-4-3 1-2f		0-3 K		0-0 P2	0-0 P2	4 0 0 0 0 2 4												
<b>Inning Stats</b>	R: 0 E: 1 K: 1 S: 6	H: 1 LOB: 1 BB: 0 P: 6	R: 0 E: 0 K: 2 S: 8	H: 1 LOB: 2 BB: 1 P: 12	R: 0 E: 0 K: 1 S: 5	H: 0 LOB: 0 BB: 0 P: 5	R: 2 E: 0 K: 0 S: 4	H: 2 LOB: 1 BB: 2 P: 12	R: 0 E: 0 K: 1 S: 5	H: 0 LOB: 0 BB: 0 P: 5	R: 0 E: 0 K: 1 S: 3	H: 0 LOB: 0 BB: 0 P: 3	R: 2 E: 0 K: 1 S: 7	H: 2 LOB: 0 BB: 0 P: 7	R: 0 E: 0 K: 2 S: 9	H: 2 LOB: 2 BB: 0 P: 9	R: 0 E: 0 K: 1 S: 6	H: 1 LOB: 2 BB: 1 P: 10	1B: 7 2B: 0 3B: 0 HR: 2	SF: 0 SAC: 0 DP: 1 HBP: 0	WP: 0 PB: 0 SB: 0 CS: 0	PA: 39
<b>PITCHER</b> Dennis Leonard, R (1, 1) ERA: 2.9	IP: 9.0 WLS: W BF: 39 H: 9 R: 4 ER: 4 SO: 9 BB: 4 IBB: 0 HBP: 0 BLK: 0 WP: 0 HR: 2 S: 53 P: 69 ERA: 4.00 WHIP: 1.444											<b>PITCHER</b>	IP: 9.0 WLS: W BF: 39 H: 9 R: 4 ER: 4 SO: 9 BB: 4 IBB: 0 HBP: 0 BLK: 0 WP: 0 HR: 2 S: 53 P: 69 ERA: 4.00 WHIP: 1.444									

Baltimore Orioles @ Kansas City Royals  
 Royals Stadium, Kansas City, MO  
 Sun Jun 13 1976, 4:33 AM EDT  
 Att: 23,751 - Unknown

livebaseballscorecards.com

AB	35
R	4
H	9
RBI	4
BB	4
SO	9
LOB	16



Batter	1	2	3	4	5	6	7	8	9
Davey Nelson, R OBP: 0.342, SLG: 0.394 (1, 4)	4-0 WP S 3B BB	0-0 F9		0-0 3-1		0-0 F8 S 1B		0-0 F8	
Amos Otis, R OBP: 0.364, SLG: 0.517 (1, 8)	4-0 WP 3B BB	0-0 F7			0-0 2B SF9 1B	0-0 F8		0-0 F8	
George Brett, L OBP: 0.398, SLG: 0.493 (1, 5)	0-0 FC6-2 3B		0-0 HR		0-0 E 2B	0-0 4-3			
John Mayberry, L OBP: 0.332, SLG: 0.406 (1, 3)	0-0 1-3		0-3 K		0-3 K		0-0 F7		
Hal McRae, R OBP: 0.421, SLG: 0.502 (1, 10)	0-0 FC6-2		0-0 CS 1B		4-0 E IBB		0-0 F8		
Al Cowens, R OBP: 0.289, SLG: 0.316 (1, 9)	0-3 K		4-0 CS BB		0-0 SF9		0-0 F3		
Jim Wohlford, R OBP: 0.283, SLG: 0.300 (1, 7)		0-0 S HR 1B	0-0 CS	0-0 6-3	0-0 E8 CS 2B		0-0 F8		
Freddie Patek, R OBP: 0.397, SLG: 0.393 (1, 6)		0-3 K		0-0 S 1B	1-0 HBP		0-0 6-3		
Buck Martinez, R OBP: 0.333, SLG: 0.522 (1, 2)		0-0 2-H HR		0-3 K	0-0 CS	0-0 F9		0-0 1B	

Inning Stats	R: 2 E: 0 K: 1 S: 6	H: 1 LOB: 1 BB: 2 P: 14	R: 2 E: 0 K: 1 S: 7	H: 2 LOB: 0 BB: 0 P: 7	R: 1 E: 0 K: 1 S: 5	H: 2 LOB: 0 BB: 1 P: 9	R: 0 E: 0 K: 1 S: 6	H: 1 LOB: 1 BB: 0 P: 6	R: 3 E: 1 K: 1 S: 7	H: 3 LOB: 1 BB: 1 P: 12	R: 0 E: 0 K: 0 S: 4	H: 0 LOB: 0 BB: 0 P: 3	R: 0 E: 0 K: 0 S: 4	H: 1 LOB: 1 BB: 0 P: 4
1B: 6 2B: 2 3B: 1 HR: 2	SF: 1 SAC: 0 DP: 0 HBP: 1	WP: 1 PB: 0 SB: 5 CS: 3	PA: 39											

PITCHER	IP	WLS	BF	H	R	ER	SO	BB	IBB	HBP	BLK	WP	HR	S	P	ERA	WHIP
Mike Flanagan, L ERA: 5.31 (1, 1)	2.1	L	14	5	5	5	3	2	0	0	0	1	2	18	26	19.29	3.000
Grant Jackson, L ERA: 5.12 (3, 1)	3.2		16	5	3	3	2	1	1	1	0	0	0	17	26	7.36	1.636
Ross Grimsley, L ERA: 3.86 (7, 1)	2.0		7	1	0	0	0	0	0	0	0	0	0	7	7	0.00	0.500

**BOTTOM**

**Baltimore Orioles @ Kansas City Royals**  
**Royals Stadium, Kansas City, MO**  
 Sun Jun 13 1976, 4:33 AM EDT  
 Att. 23,751 - Unknown

AB	31
R	8
H	11
RBI	8
BB	4
SO	5
LOB	11



WP: 1	PA: 39
PB: 0	
SB: 5	
CS: 3	

ERA	WHIP

livebaseballscores.com

Batter	1	2	3	4	5	6	7	8	9	AB R H RBI BB SO LOB	TOP		
Davey Nelson, R (1, 4) OBP: 0.357, SLG: 0.389	4-0 1B 6-3 BB		0-3 K		0-0 CS 1B		0-3 K			3 0 1 0 1 2 0			
Amos Otis, R (1, 8) OBP: 0.362, SLG: 0.512	0-0 6-3 1-2			0-0 F9	0-0 CS	0-0 6-3		0-0 4-3 SF7 1B		4 1 1 0 0 0 1			
George Brett, L (1, 5) OBP: 0.399, SLG: 0.493	0-0 G3-6-3 2-3 1B			0-0 E7 E 1B		0-0 6-3		0-0 4-3 1-3		4 1 2 0 0 0 1			
John Mayberry, L (1, 3) OBP: 0.339, SLG: 0.407	0-0 G3-6-3 1-2f			0-0 E9 FC6-4 2-H 1B		4-0 BB		4-0 SF7 BB		2 0 1 0 2 0 2			
Hal McRae, R (1, 10) OBP: 0.418, SLG: 0.498		4-0 G6-4-3 BB		0-0 FC6-4 E S 1-2f S		0-0 F7		0-0 SF7 1-2 3-H		2 1 0 1 1 0 2			
Al Cowens, R (1, 9) OBP: 0.293, SLG: 0.316		0-0 F4		4-0 S 1-3 BB			0-0 2B 2B 1B		0-0 F9	3 1 1 0 1 0 1			
Tom Poquette, L (1, 7) OBP: 0.356, SLG: 0.444		0-0 G6-4-3 1-2f		0-0 3-1 1-2 3-H			0-0 2B 2B		0-0 4-3	3 1 1 0 0 0 2 1 0 0 0 0 0 0			
Jim Wohlford, R (9, PH) OBP: 0.280, SLG: 0.297													
Freddie Patek, R (1, 6) OBP: 0.399, SLG: 0.398			0-3 K		4-0 CS BB		0-0 S CS 2B		0-0 5-3	3 0 1 2 1 1 0			
Bob Stinson, S (1, 2) OBP: 0.343, SLG: 0.333			0-0 G3		0-3 K		0-3 K2-3 2-H			2 0 0 0 0 1 1 1 0 0 0 0 1 1			
Buck Martinez, R (7, PH) OBP: 0.329, SLG: 0.515													
<b>Inning Stats</b>	R: 0 H: 1 E: 0 LOB: 1 K: 0 BB: 1 S: 3 P: 7	R: 0 H: 0 E: 0 LOB: 0 K: 0 BB: 1 S: 2 P: 6	R: 0 H: 0 E: 0 LOB: 0 K: 2 BB: 0 S: 7 P: 7	R: 2 H: 2 E: 2 LOB: 1 K: 0 BB: 1 S: 5 P: 9	R: 0 H: 1 E: 0 LOB: 0 K: 1 BB: 1 S: 4 P: 8	R: 0 H: 0 E: 0 LOB: 1 K: 0 BB: 1 S: 3 P: 7	R: 2 H: 3 E: 0 LOB: 0 K: 2 BB: 0 S: 9 P: 9	R: 1 H: 1 E: 0 LOB: 1 K: 0 BB: 1 S: 3 P: 7	R: 0 H: 0 E: 0 LOB: 0 K: 0 BB: 0 S: 3 P: 3	1B: 6 SF: 1 2B: 2 SAC: 0 3B: 0 DP: 2 HR: 0 HBP: 0	WP: 0 PA: 36 PB: 0 SB: 5 CS: 3		
<b>PITCHER</b>	IP WLS BF H R ER SO BB IBB HBP BLK WP HR S P ERA WHIP											<b>PITCHER</b>	IP WLS BF H R ER SO BB IBB HBP BLK WP HR S P ERA WHIP
Frank MacCormack, R (1, 1) ERA: 3.0	6.0 L 26 7 4 2 3 5 0 0 0 0 0 0 27 47 3.00 2.000												
Jim Crawford, L (7, 1) ERA: 4.24	3.0 9 1 1 1 2 1 0 0 0 0 0 0 12 16 3.00 0.667												

**Kansas City Royals @ Detroit Tigers**  
 Tiger Stadium, Detroit, MI  
 Mon Jun 14 1976, 7:05 PM EDT  
 Att. 16,095 - Unknown

livebaseballscorecards.com

AB	28
R	5
H	8
RBI	3
BB	6
SO	5
LOB	11





Batter	1	2	3	4	5	6	7	8	9	AB	R	H	RBI	BB	SO	LOB
Ron LeFlore, R OBP: 0.393, SLG: 0.462 (1, 8)	0-0 G6-4-3 1B		0-0 S E 1B			0-0 G4-6-3 1-2f		4-0 HBP BB		3	1	2	0	1	0	1
Pedro Garcia, R OBP: 0.273, SLG: 0.358 (1, 4)	0-0 G6-4-3 1-2f		0-0 F5 1-H			0-0 CS 1B		1-0 HBP		3	0	1	0	0	0	1
Dan Meyer, L OBP: 0.344, SLG: 0.386 (1, 7)	0-0 4-3			0-0 G4-6-3 1B		0-0 CS 1-2	0-0 3-1 3B	0-0 F9		4	1	2	0	0	0	2
Rusty Staub, L OBP: 0.410, SLG: 0.429 (1, 9)		0-0 FC3-6 1B		0-0 F8		0-0 3-1		0-0 3-1		4	0	1	1	0	0	1
Jason Thompson, L OBP: 0.329, SLG: 0.348 (1, 3)		0-0 FC3-6		0-0 G4-6-3 1-2f		0-0 6-3		0-0 1B 2B		2	0	0	0	0	0	2
Mickey Stanley, R OBP: 0.326, SLG: 0.405 (7, PH) (8, 3)		0-0 FC6-4 1-2f								2	0	1	0	0	0	0
Alex Johnson, R OBP: 0.292, SLG: 0.384 (1, 10)		0-3 K		0-0 F8		0-0 1B 2B		4-0 1B BB		3	0	1	0	1	1	1
Aurelio Rodriguez, R OBP: 0.284, SLG: 0.337 (1, 5)		0-0 FC6-4 1-2f		0-0 5-3		0-0 2-H 1B		0-0 1-2 2-3 1B		4	0	2	0	0	0	1
John Wockenfuss, R OBP: 0.417, SLG: 0.520 (1, 2)			0-0 F6		0-0 F9		0-0 F9		0-3 K	3	0	0	0	0	0	0
Ben Oglivie, L OBP: 0.289, SLG: 0.474 (9, PH)									0-3 K	1	0	0	0	0	1	3
Chuck Scrivener, R OBP: 0.313, SLG: 0.317 (1, 6)			0-0 F2			4-0 G4-6-3 BB		0-0 5-3		2	0	0	0	1	0	0
Bill Freehan, R OBP: 0.329, SLG: 0.349 (9, PH)									0-3 K	1	0	0	0	0	1	3

Inning Stats	R: 0	H: 1	R: 0	H: 1	R: 1	H: 1	R: 0	H: 1	R: 0	H: 0	R: 0	H: 1	R: 1	H: 3	R: 0	H: 2	R: 0	H: 2	1B: 7	SF: 0	WP: 0	PA: 37
	E: 0	LOB: 0	E: 0	LOB: 1	E: 0	LOB: 0	E: 0	LOB: 0	E: 0	LOB: 0	E: 0	LOB: 0	E: 0	LOB: 2	E: 0	LOB: 3	E: 0	LOB: 3	2B: 2 <td>SAC: 0 <td>PB: 0 <td></td> </td></td>	SAC: 0 <td>PB: 0 <td></td> </td>	PB: 0 <td></td>	
	K: 0	BB: 0	K: 1	BB: 0	K: 0	BB: 0	K: 0	BB: 0	K: 0	BB: 0	K: 0	BB: 1	K: 0	BB: 0	K: 2	BB: 1	K: 0	BB: 1	3B: 1 <td>DP: 3 <td>SB: 1 <td></td> </td></td>	DP: 3 <td>SB: 1 <td></td> </td>	SB: 1 <td></td>	
	S: 3	P: 3	S: 6	P: 6	S: 4	P: 4	S: 3	P: 3	S: 3	P: 3	S: 2	P: 6	S: 5	P: 5	S: 3	P: 8	S: 9	P: 13	HR: 0 <td>HBP: 1 <td>CS: 1 <td></td> </td></td>	HBP: 1 <td>CS: 1 <td></td> </td>	CS: 1 <td></td>	


PITCHER	IP	WLS	BF	H	R	ER	SO	BB	IBB	HBP	BLK	WP	HR	S	P	ERA	WHIP
Al Fitzmorris, R ERA: 3.44 (1, 1)	6.0	W	21	6	2	1	1	1	0	0	0	0	0	22	26	1.50	1.167
Steve Mingori, L ERA: 2.32 (7, 1)	2.1		11	3	0	0	0	1	0	1	0	0	0	9	14	0.00	1.714
Marty Pattin, R ERA: 3.0 (9, 1)	0.0		2	1	0	0	0	1	0	0	0	0	0	1	5	∞	∞
Tom Hall, L ERA: 3.86 (9, 1)	0.2	S	2	0	0	0	2	0	0	0	0	0	0	6	6	0.00	0.000

**BOTTOM**

**Kansas City Royals @ Detroit Tigers**  
Tiger Stadium, Detroit, MI  
Mon Jun 14 1976, 7:05 PM EDT  
Att. 16,095 - Unknown

livebaseballscorecards.com

AB	32
R	2
H	10
RBI	1
BB	3
SO	3
LOB	15



Batter	1	2	3	4	5	6	7	8	9	AB	R	H	RBI	BB	SO	LOB	TOP					
Davey Nelson, R (1, 4) OBP: 0.391, SLG: 0.425 Cookie Rojas, R (4, 4) OBP: 0.339, SLG: 0.306	0-0 3-1	0-0 1B	0-0 1B WP	0-0 1B HR		4-0 1B BB		0-3 K		4	3	3	4	0	0	0						
Amos Otis, R (1, 8) OBP: 0.369, SLG: 0.528	0-0 F9	0-0 1B	4-0 1B BB	0-0 1B HR		0-0 SF8		4-0 1B BB WP		3	3	2	5	2	0	0						
George Brett, L (1, 5) OBP: 0.405, SLG: 0.498	0-0 1B	0-0 1B	0-0 1B	0-0 1B		0-0 1B		0-3 K BB		6	1	4	1	0	1	1						
John Mayberry, L (1, 3) OBP: 0.336, SLG: 0.402 John Wathan, R (6, 3) OBP: 0.375, SLG: 0.333	0-3 K	0-0 1B	0-0 G3	0-0 F5		0-0 4-3		4-0 1B BB		5	0	1	1	0	1	4						
Hal McRae, R (1, 10) OBP: 0.417, SLG: 0.495 Tony Solaita, L (5, PH) OBP: 0.279, SLG: 0.366						0-0 6-3		0-0 K		3	0	1	0	0	0	2						
Al Cowens, R (1, 9) OBP: 0.292, SLG: 0.315 Jim Wohlford, R (7, PH) OBP: 0.275, SLG: 0.290		0-0 FC6-4	0-0 E5	0-0 1B	0-0 1B	0-0 1-6-3		0-0 F8		4	3	1	0	0	0	1						
Tom Poquette, L (1, 7) OBP: 0.376, SLG: 0.500		0-0 2B	0-0 1B	0-0 1B	0-0 1B	0-0 F9		0-0 IHR		6	5	5	2	0	0	0						
Freddie Patek, R (1, 6) OBP: 0.400, SLG: 0.399 Jamie Quirk, L (4, PH) OBP: 0.333, SLG: 0.417		0-3 K	0-0 1B WP	0-0 1B	0-0 1B		0-0 F7		0-0 4-3	2	1	1	1	0	1	1						
Buck Martinez, R (1, 2) OBP: 0.347, SLG: 0.562		0-0 1B	0-0 F3	0-0 1B	0-0 HR		0-0 SF8		0-0 4-3	4	1	2	2	0	0	0						
<b>Inning Stats</b>	R: 0 E: 0 K: 1 S: 6	H: 1 LOB: 1 BB: 0 P: 6	R: 5 E: 0 K: 1 S: 12	H: 7 LOB: 2 BB: 0 P: 12	R: 4 E: 1 K: 0 S: 7	H: 4 LOB: 1 BB: 1 P: 11	R: 6 E: 1 K: 0 S: 9	H: 6 LOB: 2 BB: 0 P: 9	R: 0 E: 0 K: 1 S: 5	H: 0 LOB: 0 BB: 0 P: 5	R: 1 E: 0 K: 0 S: 5	H: 2 LOB: 2 BB: 1 P: 9	R: 1 E: 0 K: 0 S: 4	H: 1 LOB: 0 BB: 0 P: 4	R: 3 E: 0 K: 2 S: 9	H: 1 LOB: 1 BB: 2 P: 17	R: 1 E: 0 K: 0 S: 2	H: 2 LOB: 1 BB: 0 P: 2	1B: 17 2B: 4 3B: 1 HR: 2	SF: 1 SAC: 0 DP: 0 HBP: 0	WP: 3 PB: 0 SB: 0 CS: 0	PA: 53
<b>PITCHER</b>	IP WLS BF H R ER SO BB IBB HBP BLK WP HR S P ERA WHIP																	<b>PITCHER</b>	IP WLS BF H R ER SO BB IBB HBP BLK WP HR S P ERA WHIP			
Dave Lemanczyk, R (1, 1) ERA: 27.0	1.2 L 11 6 5 5 2 0 0 0 0 0 0 15 15 27.00 3.600																					
Bill Laxton, L (2, 1) ERA: 4.98	0.1 6 4 3 2 0 0 0 0 0 0 0 0 6 6 54.00 12.000																					
Ray Bare, R (3, 1) ERA: 5.07	1.1 10 6 5 5 0 1 0 0 0 2 0 9 13 33.75 5.250																					
Steve Grilli, R (4, 1) ERA: 6.89	4.2 26 8 8 8 3 3 0 0 0 1 1 29 41 15.43 2.357																					

**Kansas City Royals @ Detroit Tigers**  
 Tiger Stadium, Detroit, MI  
 Tue Jun 15 1976, 7:05 PM EDT  
 Att: 13,834 - Unknown

livebaseballscorecards.com

<b>AB</b>	48
<b>R</b>	21
<b>H</b>	24
<b>RBI</b>	20
<b>BB</b>	4
<b>SO</b>	5
<b>LOB</b>	12



Batter	1	2	3	4	5	6	7	8	9
Ron LeFlore, R OBP: 0.393, SLG: 0.461 (1, 8)	0-0 SH5-3 1B	0-0 FC6-4 1-2f			0-3 K			0-0 1B	
Pedro Garcia, R OBP: 0.274, SLG: 0.357 (1, 4)	0-0 SH5-3 1-2		0-0 F4		0-0 L8			0-0 1B 1B	
Rusty Staub, L OBP: 0.411, SLG: 0.427 (1, 10)	4-0 1B SF8 BB		0-0 L8			0-0 F9		0-0 1B 1B	
Alex Johnson, R OBP: 0.296, SLG: 0.386 (1, 7)	0-0 1-3 2-H 1B		0-3 K			0-0 L1		0-0 1-2 3-H 1B 1B	
Bill Freehan, R OBP: 0.324, SLG: 0.348 (1, 3)	0-0 SF8 3-H		0-3 K			0-0 1B		0-0 F9	
Mickey Stanley, R OBP: 0.340, SLG: 0.400 (1, 9)	0-0 5-3		4-0 FC6-4 BB			0-0 1-3		0-0 1-2 2-H 1B FC6-4 1B	
Aurelio Rodriguez, R OBP: 0.283, SLG: 0.335 (1, 5)		0-0 6-3		0-0 F8			0-0 6-3	0-0 1-3 2-H 1B FC6-4	
John Wockenfuss, R OBP: 0.397, SLG: 0.491 (1, 2)		0-0 5-3		0-0 FC6-4			0-0 5-3	0-0 1-2f 3-H 1B FC6-4	
Jason Thompson, L OBP: 0.327, SLG: 0.345 (8, PH)									
Bruce Kimm, R OBP: 0.321, SLG: 0.340 (9, 2)									
Chuck Scrivener, R OBP: 0.314, SLG: 0.317 (1, 6)		0-0 FC6-4 1B			0-3 K			0-0 1-3 1B FC6-4	
Dan Meyer, L OBP: 0.351, SLG: 0.393 (8, PH)									
Jerry Manuel, S OBP: 0.237, SLG: 0.176 (9, 6)									

AB	R	H	RBI	BB	SO	LOB
5	2	2	0	0	1	3
3	1	1	0	0	0	0
3	2	1	1	1	0	0
4	1	2	2	0	1	0
3	0	1	1	0	1	2
3	1	1	1	1	0	2
4	0	1	1	0	0	1
3	0	0	0	0	0	1
1	0	0	1	0	0	1
0	0	0	0	0	0	0
3	0	1	0	0	1	0
1	0	1	0	0	0	0
0	0	0	0	0	0	0
1B: 11	SF: 1					
2B: 0	SAC: 1					
3B: 0	DP: 0					
HR: 0	HBP: 0					

**BOTTOM**

**Kansas City Royals @ Detroit Tigers**  
**Tiger Stadium, Detroit, MI**  
 Tue Jun 15 1976, 7:05 PM EDT  
 Att. 13,834 - Unknown

AB	33
R	7
H	11
RBI	7
BB	2
SO	4
LOB	10



Inning Stats	R	H	E	K	S	R	H	E	K	S	R	H	E	K	S	R	H	E	K	S	R	H	E	K	S
R: 2 E: 0 K: 0 S: 5	H: 2 LOB: 1 BB: 1 P: 9	R: 0 E: 0 K: 0 S: 4	H: 1 LOB: 1 BB: 0 P: 4	R: 0 E: 0 K: 1 S: 5	H: 0 LOB: 0 BB: 0 P: 5	R: 0 E: 0 K: 1 S: 5	H: 0 LOB: 1 BB: 1 P: 9	R: 0 E: 0 K: 2 S: 7	H: 0 LOB: 0 BB: 0 P: 7	R: 0 E: 0 K: 0 S: 4	H: 1 LOB: 1 BB: 0 P: 4	R: 0 E: 0 K: 0 S: 3	H: 0 LOB: 0 BB: 0 P: 3	R: 5 E: 0 K: 0 S: 10	H: 7 LOB: 2 BB: 0 P: 10	1B: 11 2B: 0 3B: 0 HR: 0	SF: 1 SAC: 1 DP: 0 HBP: 0	WP: 0 PB: 0 SB: 0 CS: 0	PA: 37						
<b>PITCHER</b> Paul Splittorf, L ERA: 4.48 Marty Pattin, R ERA: 2.92	IP 7.1 WLS W BF 33 H 9 R 7 ER 7 SO 4 BB 2 IBB 0 HBP 0 BLK 0 WP 0 HR 0 S 39 P 47 ERA 8.59 WHIP 1.500	(1, 1)	(8, 1)	0.2	4	2	0	0	0	0	0	0	0	0	0	0	0	0	0	0	0	0	0	0	0

livebaseballscorecards.com



Batter	1	2	3	4	5	6	7	8	9	AB	R	H	RBI	BB	SO	LOB
Ron LeFlore, R OBP: 0.399, SLG: 0.466 (1, 8)	0-0 S 1B		0-3 K		0-0 1-2 1B			0-0 CS 1B		4	0	3	0	0	1	0
Pedro Garcia, R OBP: 0.266, SLG: 0.346 (1, 4)	0-0 F2 1-2		0-3 K		0-0 6-3			0-0 F7 1-2		4	0	0	0	0	1	4
Dan Meyer, L OBP: 0.347, SLG: 0.387 (1, 7)	0-0 L5			0-0 4-3		0-0 F6			0-0 F8 1B	4	1	1	0	0	0	1
Rusty Staub, L OBP: 0.404, SLG: 0.418 (1, 9)	0-0 F7			0-0 1-3		0-3 K			0-0 F8 1-2	4	0	0	0	0	1	2
Jason Thompson, L OBP: 0.331, SLG: 0.392 (1, 3)		0-0 HR		0-0 HR		0-3 K			0-3 K	4	2	2	2	0	2	1
Alex Johnson, R OBP: 0.296, SLG: 0.383 (1, 10)		0-0 6-3		0-3 K			0-0 4-3		0-0 S 1B	4	1	1	1	0	1	0
Aurelio Rodriguez, R OBP: 0.283, SLG: 0.330 (1, 5)		0-0 5-3			0-0 F2		0-0 5-3		4-0 1B IBB	3	0	0	0	1	0	0
Bruce Kimm, R OBP: 0.305, SLG: 0.321 (1, 2)		0-0 F5			0-0 6-3		0-0 5-3		0-0 1B	3	0	0	0	0	0	0
Mickey Stanley, R OBP: 0.353, SLG: 0.413 (9, PH)									1-2 2-H 1B	1	0	1	1	0	0	0
Chuck Scrivener, R OBP: 0.301, SLG: 0.303 (1, 6)			0-0 F2		0-0 E5 1B			0-0 6-3		3	0	0	0	0	0	0


Inning Stats	R: 0	H: 1	E: 0	K: 0	S: 4	H: 1	LOB: 1	BB: 0	P: 4	R: 1	H: 1	E: 0	K: 0	S: 4	H: 0	LOB: 0	BB: 0	P: 4	R: 0	H: 0	E: 0	K: 2	S: 7	R: 1	H: 1	E: 0	K: 1	S: 6	H: 0	LOB: 0	BB: 0	P: 7	R: 0	H: 0	E: 0	K: 0	S: 3	R: 0	H: 1	E: 0	K: 0	S: 3	R: 0	H: 0	E: 0	K: 0	S: 3	R: 2	H: 3	E: 0	K: 1	S: 7	H: 3	LOB: 2	BB: 1	P: 11	1B: 6	2B: 0	3B: 0	HR: 2	SF: 0	SAC: 0	DP: 0	HBP: 0	WP: 0	PB: 0	SB: 2	CS: 1	PA: 35
--------------	------	------	------	------	------	------	--------	-------	------	------	------	------	------	------	------	--------	-------	------	------	------	------	------	------	------	------	------	------	------	------	--------	-------	------	------	------	------	------	------	------	------	------	------	------	------	------	------	------	------	------	------	------	------	------	------	--------	-------	-------	-------	-------	-------	-------	-------	--------	-------	--------	-------	-------	-------	-------	--------

PITCHER	IP	WLS	BF	H	R	ER	SO	BB	IBB	HBP	BLK	WP	HR	S	P	ERA	WHIP
Doug Bird, R ERA: 2.88 (1, 1)	5.0		20	4	2	2	3	0	0	0	0	0	0	26	26	3.60	0.800
Mark Littell, R ERA: 1.25 (6, 1)	3.0		10	2	1	1	2	0	0	0	0	0	0	14	14	3.00	0.667
Tom Hall, L ERA: 3.68 (9, 1)	0.2		2	0	0	0	1	0	0	0	0	0	0	4	4	0.00	0.000
Marty Pattin, R ERA: 3.28 (9, 1)	0.0	L	3	2	1	1	0	0	1	0	0	0	0	2	6	∞	∞

**BOTTOM**

**Kansas City Royals @ Detroit Tigers**  
Tiger Stadium, Detroit, MI  
Wed Jun 16 1976, 7:05 PM EDT  
Att. 21,659 - Unknown

AB	34
R	4
H	8
RBI	4
BB	1
SO	6
LOB	8



livebaseballscores.com

Batter	1	2	3	4	5	6	7	8	9	AB R H RBI BB SO LOB	TOP																									
Davey Nelson, R (1, 4) OBP: 0.400, SLG: 0.447	0-0 4-3 BLK 2B	0-0 F9			0-0 1-6-3		0-0 4-3		4-0 BB	4 1 1 0 1 0 3																										
Amos Otis, R (1, 8) OBP: 0.364, SLG: 0.524	0-3 K		0-0 3-1 G3 2B		0-0 6-3		0-0 F3		0-3 K	5 1 1 0 0 2 3																										
George Brett, L (1, 6) OBP: 0.393, SLG: 0.481	0-0 4-3 2-3		0-0 3-1		0-0 6-3		0-0 L3			4 0 0 0 0 0 2																										
John Mayberry, L (1, 3) OBP: 0.333, SLG: 0.394	0-0 F5 3-H		0-0 G3		0-0 6-3		0-0 BB 1B			4 0 1 1 0 0 0																										
Hal McRae, R (1, 10) OBP: 0.419, SLG: 0.489		0-0 E 1B 1B	0-0 L7		4-0 BB		4-0 BB G4-6-3		1-2 BB	2 1 1 0 2 0 0																										
Al Cowens, R (1, 9) OBP: 0.291, SLG: 0.314		0-0 E9 1B 1B		0-0 L6		0-0 L4		0-0 G4-6-3 1-2f		4 0 1 0 0 0 3																										
Jim Wohlford, R (1, 7) OBP: 0.269, SLG: 0.284		0-0 G3		0-0 6-3			0-0 2B 1B			2 0 0 0 0 0 2																										
Tom Poquette, L (7, PH) OBP: 0.384, SLG: 0.519										2 2 2 0 0 0 0	AB 34																									
Cookie Rojas, R (1, 5) OBP: 0.350, SLG: 0.346		0-0 2-3 3-H 1B		0-0 F9			0-0 4-3 1-H 2B		0-0 SF8	3 0 2 3 0 0 0	R 5																									
Buck Martinez, R (1, 2) OBP: 0.321, SLG: 0.519		0-3 K		0-0 L8			0-0 F3		0-0 G3	4 0 0 0 0 1 3	H 9																									
											RBI 4																									
											BB 3																									
											SO 3																									
											LOB 16																									
<b>Inning Stats</b>	R: 1 E: 0 K: 1 S: 6	H: 1 LOB: 0 BB: 0 P: 6	R: 1 E: 1 K: 1 S: 8	H: 3 LOB: 2 BB: 0 P: 8	R: 1 E: 0 K: 0 S: 4	H: 1 LOB: 0 BB: 0 P: 4	R: 0 E: 0 K: 0 S: 3	H: 0 LOB: 0 BB: 0 P: 3	R: 0 E: 0 K: 0 S: 3	H: 0 LOB: 1 BB: 1 P: 7	R: 1 E: 0 K: 0 S: 5	H: 2 LOB: 1 BB: 0 P: 5	R: 0 E: 0 K: 0 S: 3	H: 1 LOB: 1 BB: 1 P: 7	R: 1 E: 0 K: 1 S: 6	H: 1 LOB: 1 BB: 1 P: 10	1B: 5 2B: 3 3B: 1 HR: 0	SF: 1 SAC: 0 DP: 1 HBP: 0	WP: 0 PB: 0 SB: 0 CS: 0	PA: 38																
<b>PITCHER</b>	IP WLS BF H R ER SO BB IBB HBP BLK WP HR S P ERA WHIP																																			
Rick Waits, L (1, 1) ERA: 3.15	3.0		14	5	3	3	2	0	0	0	1	0	0	18	18	9.00	1.667																			
Stan Thomas, R (4, 1) ERA: 2.57	4.1	L	18	3	1	1	0	2	0	0	0	0	0	16	24	2.08	1.154																			
Jim Kern, R (8, 1) ERA: 2.6	1.2		6	1	1	1	1	1	0	0	0	0	0	7	11	5.40	1.200																			

Kansas City Royals @ Cleveland Indians  
Cleveland Municipal Stadium, Cleveland, OH

Fri Jun 18 1976, 3:33 AM EDT  
Att. 14,170 - Unknown - 80 F

livebaseballscorecards.com



Batter	1	2	3	4	5	6	7	8	9	AB R H RBI BB SO LOB
Orlando Gonzalez, L (1, 3) OBP: 0.310, SLG: 0.231	0-0 CS 1B		0-0 FC 1B 1-2		0-0 SH1-4		4-0 BB 1-2		0-3 K	3 1 1 0 1 1 2
Rick Manning, L (1, 8) OBP: 0.328, SLG: 0.387	0-3 K 1-2		0-0 1B 1-3 2-H		0-0 1B 2-H		0-3 K		0-0 FC6-4 1-2f	5 0 2 2 0 2 3
John Lowenstein, L (1, 9) OBP: 0.363, SLG: 0.327	0-0 E 1B		0-3 K		0-0 CS 1B 1-3			0-0 4-3		4 0 2 0 0 1 2
Rico Carty, R (1, 10) OBP: 0.379, SLG: 0.453 Ron Pruitt, R (8, PR) OBP: 0.263, SLG: 0.071	0-3 K 1-3		0-0 G4-6-3 1B 2-3 3-H		0-0 F4 1-2			4-0 1B BB		3 0 1 1 1 1 3 0 0 0 0 0 0 0
George Hendrick, R (1, 7) OBP: 0.306, SLG: 0.429		0-0 CS 1B	0-0 G4-6-3		0-3 K			0-0 F7		4 0 1 0 0 1 3
Alan Ashby, S (1, 2) OBP: 0.307, SLG: 0.310		0-0 F8 1-2		0-3 K		0-3 K		0-0 1B 1-3		4 0 1 0 0 2 1
Buddy Bell, R (1, 5) OBP: 0.395, SLG: 0.415		0-0 1B		0-0 F9		0-0 6-3		0-0 F7		4 0 1 0 0 0 2
Frank Duffy, R (1, 6) OBP: 0.289, SLG: 0.296 Larvell Blanks, R (9, PH) OBP: 0.368, SLG: 0.522		0-0 F9		0-0 F7			0-0 CS 1B FC1-4-6		0-3 K	3 0 1 0 0 0 1 1 0 0 0 0 1 0
Duane Kuiper, L (1, 4) OBP: 0.282, SLG: 0.285			0-0 E 1B 1B		0-0 SH1-4 1B		0-0 FC1-4-6 CS 1-2f		0-0 FC6-4 1B	4 2 3 0 0 0 1

Inning Stats	R: 0	H: 2	E: 1	LOB: 1	K: 2	BB: 0	S: 8	P: 8	R: 0	H: 2	E: 0	LOB: 1	K: 0	BB: 0	S: 4	P: 4	R: 2	H: 3	E: 1	LOB: 1	K: 1	BB: 0	S: 8	P: 8	R: 0	H: 0	E: 0	LOB: 0	K: 1	BB: 0	S: 5	P: 5	R: 1	H: 3	E: 0	LOB: 1	K: 0	BB: 0	S: 5	P: 5	R: 0	H: 0	E: 0	LOB: 0	K: 2	BB: 0	S: 7	P: 7	R: 0	H: 1	E: 0	LOB: 1	K: 1	BB: 1	S: 5	P: 9	R: 0	H: 1	E: 0	LOB: 2	K: 0	BB: 1	S: 4	P: 8	R: 0	H: 1	E: 0	LOB: 1	K: 2	BB: 0	S: 8	P: 8	1B: 13	SF: 0	2B: 0	SAC: 1	3B: 0	DP: 1	HR: 0	HBP: 0	WP: 0	PA: 38
PITCHER Dennis Leonard, R (1, 1) ERA: 2.75	IP	WLS	BF	H	R	ER	SO	BB	IBB	HBP	BLK	WP	HR	S	P	ERA	WHIP	IP	WLS	BF	H	R	ER	SO	BB	IBB	HBP	BLK	WP	HR	S	P	ERA	WHIP	IP	WLS	BF	H	R	ER	SO	BB	IBB	HBP	BLK	WP	HR	S	P	ERA	WHIP																															

**BOTTOM**

**Kansas City Royals @ Cleveland Indians**  
Cleveland Municipal Stadium, Cleveland, OH

Fri Jun 18 1976, 3:33 AM EDT  
Att: 14,170 - Unknown - 80 F

livebaseballscorecards.com

AB	35
R	3
H	13
RBI	3
BB	2
SO	9
LOB	18



Batter	1	2	3	4	5	6	7	8	9	AB R H RBI BB SO LOB	TOP									
Davey Nelson, R (1, 4) OBP: 0.373, SLG: 0.412	0-0 6-3		0-3 K			0-0 6-3			0-0 F8	4 0 0 0 0 1 0	<b>Kansas City Royals @ Cleveland Indians</b> <b>Cleveland Municipal Stadium, Cleveland, OH</b> Sat Jun 19 1976, 7:05 PM EDT Att. 17,389 - Unknown - 60 F <a href="http://livebaseballscorecards.com">livebaseballscorecards.com</a>									
Amos Otis, R (1, 8) OBP: 0.363, SLG: 0.519	0-0 6-3			0-3 K		0-0 2-3		0-0 1B	4 0 1 0 0 1 0											
George Brett, L (1, 5) OBP: 0.387, SLG: 0.474	0-0 F9			0-0 4-3		0-3 K		0-0 F7	4 0 0 0 0 1 1											
John Mayberry, L (1, 3) OBP: 0.328, SLG: 0.387		0-3 K		0-0 F8		0-0 F7		0-0 G3	4 0 0 0 0 1 1											
Hal McRae, R (1, 10) OBP: 0.418, SLG: 0.484		0-0 F9			0-0 L7		4-0 1B BB		2 0 0 0 1 0 0											
Al Cowens, R (1, 9) OBP: 0.292, SLG: 0.314		0-0 1B			0-0 6-3		0-3 K		3 0 1 0 0 1 1											
Tom Poquette, L (1, 7) OBP: 0.376, SLG: 0.507		0-0 F7			0-0 F5		0-0 F7		3 0 0 0 0 0 2											
Buck Martinez, R (1, 2) OBP: 0.313, SLG: 0.506 Tony Solaita, L (8, PH) OBP: 0.277, SLG: 0.356 John Wathan, R (8, PR) OBP: 0.375, SLG: 0.333			0-0 L8			0-0 6-3		0-0 1B	2 0 0 0 0 0 0 1 0 1 0 0 0 0 0 0 0 0 0 0 0											
Frank White, R (1, 6) OBP: 0.275, SLG: 0.304 Jamie Quirk, L (8, PH) OBP: 0.313, SLG: 0.438			0-0 L7			0-0 6-3		0-0 4-3	2 0 0 0 0 0 0 1 0 0 0 0 0 2											
<b>Inning Stats</b>	R: 0 E: 0 K: 0 S: 3	H: 0 LOB: 0 BB: 0 P: 3	R: 0 E: 0 K: 1 S: 6	H: 1 LOB: 1 BB: 0 P: 6	R: 0 E: 0 K: 1 S: 5	H: 0 LOB: 0 BB: 0 P: 5	R: 0 E: 0 K: 1 S: 5	H: 0 LOB: 0 BB: 0 P: 5	R: 0 E: 0 K: 0 S: 3	H: 0 LOB: 0 BB: 0 P: 3		R: 0 E: 0 K: 1 S: 5	H: 0 LOB: 0 BB: 0 P: 5	R: 0 E: 0 K: 1 S: 6	H: 1 LOB: 2 BB: 1 P: 10	R: 0 E: 0 K: 0 S: 4	H: 1 LOB: 1 BB: 0 P: 4	1B: 3 2B: 0 3B: 0 HR: 0	SF: 0 SAC: 0 DP: 0 HBP: 0	WP: 0 PB: 0 SB: 0 CS: 0
<b>PITCHER</b> Pat Dobson, R (1, 1) ERA: 2.41 Jim Kern, R (8, 1) ERA: 2.51	IP: 7.0 WLS: W BF: 22 H: 1 R: 0 ER: 0 SO: 4 BB: 0 IBB: 0 HBP: 0 BLK: 0 WP: 0 HR: 0 S: 30 P: 30 ERA: 0.00 WHIP: 0.143	IP: 2.0 WLS: S BF: 9 H: 2 R: 0 ER: 0 SO: 1 BB: 1 IBB: 0 HBP: 0 BLK: 0 WP: 0 HR: 0 S: 10 P: 14 ERA: 0.00 WHIP: 1.500	<b>PITCHER</b> IP WLS BF H R ER SO BB IBB HBP BLK WP HR S P ERA WHIP																	

**Kansas City Royals @ Cleveland Indians**  
**Cleveland Municipal Stadium, Cleveland, OH**  
 Sat Jun 19 1976, 7:05 PM EDT  
 Att. 17,389 - Unknown - 60 F

AB	30
R	0
H	3
RBI	0
BB	1
SO	5
LOB	7





Batter	1	2	3	4	5	6	7	8	9	AB	R	H	RBI	BB	SO	LOB
Orlando Gonzalez, L (1, 3) OBP: 0.313, SLG: 0.241 Doug Howard, R (7, PH) OBP: 0.237, SLG: 0.256 (8, 3)	0-0 G3		0-0 G6-3			0-0 G3 SH1-4 1B	4-0 FC5-2 IBB			3	1	1	0	0	0	1
Rick Manning, L (1, 8) OBP: 0.328, SLG: 0.386	0-0 1-3			0-0 6-3 G3 1B		0-0 SH1-4	0-0 FC5-2			3	0	1	0	0	0	3
John Lowenstein, L (1, 9) OBP: 0.353, SLG: 0.317 Frank Robinson, R (7, PH) OBP: 0.417, SLG: 0.421 Charlie Spikes, R (8, 9) OBP: 0.306, SLG: 0.286	0-3 K			0-0 G3		0-0 G3	0-3 K			3	0	0	0	0	1	2
Rico Carty, R (1, 10) OBP: 0.381, SLG: 0.451		0-0 6-3		4-0 6-3 BB		0-0 1B		0-0 F7		3	0	1	1	1	0	0
George Hendrick, R (1, 7) OBP: 0.305, SLG: 0.425		0-0 G4-6-3 1B		0-0 6-3		0-0 F8		0-0 5-3		4	0	1	0	0	0	3
Alan Ashby, S (1, 2) OBP: 0.306, SLG: 0.304		0-0 G4-6-3		0-0 4-3			4-0 FC6-4 E BB	0-0 4-3		3	1	0	0	1	0	3
Buddy Bell, R (1, 5) OBP: 0.398, SLG: 0.423			0-0 E 2B		0-0 6-3		0-0 FC6-4 1B			3	1	2	0	0	0	0
Frank Duffy, R (1, 6) OBP: 0.295, SLG: 0.302			0-0 E5 FC4-6 1B		0-0 G4-6-3 1B		0-0 FC6-4 E FC5-2			3	0	2	0	0	0	2
Duane Kuiper, L (1, 4) OBP: 0.279, SLG: 0.281			0-0 FC4-6 G6-3		0-0 G4-6-3		0-0 E6 FC5-2			3	0	0	1	0	0	3

Inning Stats	R: 0	H: 0	E: 0	K: 1	S: 5	R: 0	H: 1	E: 0	K: 0	S: 3	R: 1	H: 2	E: 1	K: 0	S: 4	R: 0	H: 1	E: 0	K: 0	S: 4	R: 0	H: 1	E: 0	K: 0	S: 3	R: 1	H: 2	E: 0	K: 1	S: 7	R: 0	H: 0	E: 0	K: 0	S: 3
	0	0	0	1	5	0	1	0	0	3	1	2	1	0	4	0	1	0	0	0	4	0	1	0	0	3	1	2	0	1	15	0	0	0	3


PITCHER	IP	WLS	BF	H	R	ER	SO	BB	IBB	HBP	BLK	WP	HR	S	P	ERA	WHIP
Al Fitzmorris, R (1, 1) ERA: 3.5	6.1	L	27	8	3	3	1	2	0	0	0	0	0	27	35	4.26	1.579
Steve Mingori, L (7, 1) ERA: 2.3	0.1		2	0	0	0	0	0	1	0	0	0	0	1	5	0.00	0.000
Marty Pattin, R (7, 1) ERA: 3.12	1.1		4	0	0	0	1	0	0	0	0	0	0	6	6	0.00	0.000

**BOTTOM**

**Kansas City Royals @ Cleveland Indians**  
Cleveland Municipal Stadium, Cleveland, OH

Sat Jun 19 1976, 7:05 PM EDT  
Att: 17,389 - Unknown - 60 F

AB	29
R	3
H	8
RBI	2
BB	3
SO	2
LOB	20



WP	HR	S	P	ERA	WHIP
0	0	1	33		

Batter	1	2	3	4	5	6	7	8	9	AB R H RBI BB SO LOB	TOP																									
Davey Nelson, R (1, 4) OBP: 0.375, SLG: 0.411	0-0 G6-4-3 1B		0-0 6-3	0-0 1B BB 1B	0-3 K		0-3 K			5 1 2 2 0 2 0																										
Amos Otis, R (1, 8) OBP: 0.371, SLG: 0.519	0-0 G6-4-3 1-2f		4-0 1B BB	0-0 1B BB SF7 1B	4-0 S BB			4-0 S BB		2 1 1 1 3 0 1																										
George Brett, L (1, 5) OBP: 0.388, SLG: 0.472	0-0 G3		0-0 1B	0-0 1B BB 1B	0-0 F7			0-3 K		5 1 2 0 0 1 2																										
John Mayberry, L (1, 3) OBP: 0.330, SLG: 0.385		0-0 HBP 1B	0-0 6-3	4-0 1B BB	0-0 F7			0-0 6-3		4 0 1 1 1 0 3																										
Hal McRae, R (1, 10) OBP: 0.414, SLG: 0.478		1-0 HBP		E5 1B BB	0-0 F9			0-3 K		3 1 0 1 0 1 1																										
Tom Poquette, L (1, 7) OBP: 0.379, SLG: 0.507		0-3 K		0-0 1B BB	0-0 S 1B			0-0 1-3		4 1 2 0 0 1 4																										
Jim Wohlford, R (9, PH) OBP: 0.269, SLG: 0.284				0-0 F7						0 0 0 0 0 0 0																										
Jamie Quirk, L (9, PH) OBP: 0.294, SLG: 0.412				0-0 F7						1 0 0 0 0 0 0																										
Al Cowens, R (1, 9) OBP: 0.294, SLG: 0.316		0-0 F8		0-0 1B BB	0-0 6-3			0-0 6-3		5 1 2 1 0 0 3																										
Freddie Patek, R (1, 6) OBP: 0.385, SLG: 0.393		0-0 F3		0-0 1B BB	0-0 K			0-0 5-3		5 1 1 1 0 1 4																										
John Wathan, R (1, 2) OBP: 0.350, SLG: 0.316			0-3 K	0-0 1B BB 1B	0-0 1-3		0-3 K			4 1 1 1 0 2 0																										
<b>Inning Stats</b>	R: 0 E: 0 K: 0 S: 3	H: 1 LOB: 0 BB: 0 P: 3	R: 0 E: 0 K: 1 S: 6	H: 1 LOB: 2 BB: 1 P: 7	R: 0 E: 0 K: 1 S: 6	H: 1 LOB: 2 BB: 1 P: 10	R: 8 E: 1 K: 0 S: 12	H: 8 LOB: 2 BB: 1 P: 16	R: 0 E: 0 K: 1 S: 5	H: 0 LOB: 1 BB: 1 P: 9	R: 0 E: 0 K: 3 S: 9	H: 0 LOB: 0 BB: 0 P: 9	R: 0 E: 0 K: 2 S: 7	H: 0 LOB: 1 BB: 1 P: 11	R: 0 E: 0 K: 0 S: 3	H: 0 LOB: 0 BB: 0 P: 3	1B: 12 2B: 0 3B: 0 HR: 0	SF: 1 SAC: 0 DP: 1 HBP: 1	WP: 0 PB: 0 SB: 3 CS: 0	PA: 44																
<b>PITCHER</b>	IP WLS BF H R ER SO BB IBB HBP BLK WP HR S P ERA WHIP																																			
Jackie Brown, R (1, 1) ERA: 2.81	3.0		19	8	6	5	2	1	0	1	0	0	0	21	26	15.00	3.000																			
Tom Buskey, R (4, 1) ERA: 2.93	0.0		3	2	0	0	0	1	0	0	0	0	0	2	6	∞	∞																			
Jim Bibby, R (4, 1) ERA: 4.46	4.0	W	16	2	2	2	4	2	0	0	0	0	0	22	30	4.50	1.000																			
Don Hood, L (8, 1) ERA: 3.5	1.0		3	0	0	0	2	0	0	0	0	0	0	7	7	0.00	0.000																			
Stan Thomas, R (9, 1) ERA: 2.48	1.0	S	3	0	0	0	0	0	0	0	0	0	0	3	3	0.00	0.000																			

**Kansas City Royals @ Cleveland Indians**  
 Cleveland Municipal Stadium, Cleveland, OH  
 Sun Jun 20 1976, 7:05 PM EDT  
 Att. 13,295 - Unknown - 61 F

AB	38
R	8
H	12
RBI	8
BB	4
SO	8
LOB	18



Batter	1	2	3	4	5	6	7	8	9	AB	R	H	RBI	BB	SO	LOB
Orlando Gonzalez, L (1, 3) OBP: 0.351, SLG: 0.324	0-3 K	0-0 FC6-4	0-0 2B		0-0 1B		0-0 1B			5	0	3	2	0	1	1
Rick Manning, L (1, 8) OBP: 0.326, SLG: 0.386	0-0 2B	0-0 4-3	0-0 F9		0-0 F6		0-0 F6			5	0	1	0	0	0	4
John Lowenstein, L (1, 9) OBP: 0.353, SLG: 0.311 Charlie Spikes, R (6, PH) OBP: 0.303, SLG: 0.282 (7, 9)	0-3 K		1B BB			0-0 E5 2B FC	0-0 FC6-4			2	1	0	0	1	1	2
Rico Carty, R (1, 10) OBP: 0.386, SLG: 0.475	0-3 K		0-0 1B 2B 1B	0-0 F4		0-0 FC 2B		0-0 HR		5	2	3	1	0	1	1
George Hendrick, R (1, 7) OBP: 0.311, SLG: 0.427		4-0 1B BB	0-0 2B 1B	0-0 FC6-4 1B		0-0 5-3		0-0 F5		4	2	2	1	1	0	2
Buddy Bell, R (1, 5) OBP: 0.402, SLG: 0.429		0-0 SH5-4 1B	0-0 1B 2B	0-0 FC6-4		4-0 FC IBB		0-0 F7		4	2	2	1	1	0	1
Ray Fosse, R (1, 2) OBP: 0.386, SLG: 0.289		0-0 SH5-4 1B	0-0 SH5-3 1B 2B 1B	0-3 K		0-0 FC		0-0 6-3		5	2	2	4	0	1	3
Frank Duffy, R (1, 6) OBP: 0.296, SLG: 0.303		0-0 SH5-4	0-0 SH5-3 2B 1B		0-3 K		0-0 F8			3	1	1	0	0	1	2
Duane Kuiper, L (1, 4) OBP: 0.279, SLG: 0.282		0-0 FC6-4 1B	0-0 SH5-3		0-0 3-1		0-0 G3			3	0	1	2	0	0	0

Inning Stats	R: 0	H: 1	E: 0	LOB: 1	K: 3	BB: 0	S: 10	R: 3	H: 3	E: 0	LOB: 1	K: 0	BB: 1	S: 6	R: 6	H: 6	E: 0	LOB: 1	K: 1	BB: 0	S: 6	R: 0	H: 1	E: 1	LOB: 2	K: 0	BB: 1	S: 5	R: 0	H: 1	E: 0	LOB: 0	K: 0	BB: 0	S: 4	R: 1	H: 1	E: 0	LOB: 0	K: 0	BB: 0	S: 4
--------------	------	------	------	--------	------	-------	-------	------	------	------	--------	------	-------	------	------	------	------	--------	------	-------	------	------	------	------	--------	------	-------	------	------	------	------	--------	------	-------	------	------	------	------	--------	------	-------	------

PITCHER	IP	WLS	BF	H	R	ER	SO	BB	IBB	HBP	BLK	WP	HR	S	P	ERA	WHIP
Mark Littell, R (1, 1) ERA: 2.84	2.0	L	15	7	7	7	3	2	2	0	0	0	0	19	27	31.50	4.500
Steve Mingori, L (3, 1) ERA: 2.62	3.0		16	6	3	2	2	0	0	0	0	0	0	20	20	6.00	2.000
Marty Pattin, R (6, 1) ERA: 3.1	3.0		12	2	1	1	0	0	1	0	0	0	1	11	15	3.00	0.667

**BOTTOM**

**Kansas City Royals @ Cleveland Indians**  
Cleveland Municipal Stadium, Cleveland, OH

Sun Jun 20 1976, 7:05 PM EDT  
Att: 13,295 - Unknown - 61 F

livebaseballscorecards.com

<b>AB</b>	<b>38</b>
<b>R</b>	<b>11</b>
<b>H</b>	<b>15</b>
<b>RBI</b>	<b>11</b>
<b>BB</b>	<b>3</b>
<b>SO</b>	<b>5</b>
<b>LOB</b>	<b>17</b>



1B: 10	SF: 0	WP: 0	PA: 43
2B: 4	SAC: 3	PB: 0	
3B: 0	DP: 0	SB: 1	
HR: 1	HBP: 0	CS: 0	

Batter	1	2	3	4	5	6	7	8	9	10	11	AB R H RBI BB SO LOB	TOP				
Chet Lemon, R OBP: 0.331, SLG: 0.348 (1, 8)												5 0 1 0 0 0 3	<b>Chicago White Sox @ Kansas City Royals</b> Royals Stadium, Kansas City, MO Mon Jun 21 1976, 8:05 PM EDT Att. 28,918 - Unknown				
Ralph Garr, L OBP: 0.311, SLG: 0.379 (1, 7)												5 1 1 0 0 0 2					
Jorge Orta, L OBP: 0.272, SLG: 0.399 (1, 10)												5 1 2 0 0 0 2					
Buddy Bradford, R OBP: 0.315, SLG: 0.364 (1, 9)												4 0 1 0 0 0 1					
Brian Downing, R OBP: 0.330, SLG: 0.346 (1, 2)												5 0 1 0 0 0 5					
Jim Spencer, L OBP: 0.329, SLG: 0.366 (1, 3)												5 0 2 2 0 1 1					
Bucky Dent, R OBP: 0.316, SLG: 0.342 (1, 6)												5 0 1 0 0 0 4					
Kevin Bell, R OBP: 0.200, SLG: 0.375 (1, 5)												4 0 1 0 0 1 1					
Alan Bannister, R OBP: 0.267, SLG: 0.286 Jack Brohamer, L OBP: 0.277, SLG: 0.338 (1, 4)												3 0 0 0 1 0 2 0 0 0 0 0 0 0					
<b>Inning Stats</b>	R: 0 H: 1 E: 0 LOB: 0 K: 0 BB: 0 S: 3 P: 3	R: 0 H: 0 E: 0 LOB: 0 K: 0 BB: 0 S: 3 P: 3	R: 0 H: 1 E: 0 LOB: 1 K: 1 BB: 0 S: 6 P: 6	R: 0 H: 1 E: 0 LOB: 1 K: 0 BB: 0 S: 4 P: 4	R: 0 H: 0 E: 0 LOB: 0 K: 0 BB: 0 S: 3 P: 3	R: 0 H: 0 E: 0 LOB: 0 K: 1 BB: 0 S: 6 P: 6	R: 0 H: 1 E: 0 LOB: 1 K: 0 BB: 0 S: 6 P: 6	R: 0 H: 1 E: 0 LOB: 1 K: 0 BB: 0 S: 4 P: 4	R: 1 H: 3 E: 0 LOB: 2 K: 0 BB: 0 S: 6 P: 6	R: 0 H: 0 E: 0 LOB: 1 K: 0 BB: 1 S: 3 P: 7	R: 1 H: 2 E: 0 LOB: 1 K: 0 BB: 0 S: 5 P: 5	1B: 8 SF: 0 2B: 4 SAC: 1 3B: 0 DP: 2 HR: 0 HBP: 0		WP: 0 PA: 43 PB: 0 SB: 2 CS: 0			
<b>PITCHER</b>	IP WLS BF H R ER SO BB IBB HBP BLK WP HR S P ERA WHIP																
Paul Splitteroff, L ERA: 4.19 (1, 1)	9.0	34	8	1	1	2	0	0	0	0	0	0	0	38	38	1.00	0.889
Tom Hall, L ERA: 3.94 (10, 1)	1.1	L	8	2	1	1	0	1	0	0	0	0	0	7	11	6.75	2.250
Mark Littell, R ERA: 2.79 (11, 1)	0.2		1	0	0	0	0	0	0	0	0	0	0	1	1	0.00	0.000

livebaseballscorecards.com



Batter	1	2	3	4	5	6	7	8	9	10	11	AB R H RBI BB SO LOB	BOTTOM	
Davey Nelson, R (1, 4) OBP: 0.368, SLG: 0.400 Frank White, R (8, 4) OBP: 0.274, SLG: 0.302	0-0 4-3		0-0 K 1B		0-3 K		0-0 E5			0-0 F4		4 0 1 0 0 1 0 1 0 0 0 0 0 0	<b>Chicago White Sox @ Kansas City Royals</b> Royals Stadium, Kansas City, MO Mon Jun 21 1976, 8:05 PM EDT Att. 28,918 - Unknown	
Amos Otis, R (1, 8) OBP: 0.375, SLG: 0.525	0-0 2B 1B		0-3 K 1-2		0-0 K 2B		0-3 K 1-2			0-0 K 1B		5 1 3 0 0 2 2		
George Brett, L (1, 5) OBP: 0.388, SLG: 0.475	0-0 1-H 2B		0-0 4-3		0-0 4-3			0-0 G3-6-3 1B		0-0 F1		5 0 2 1 0 0 3		
John Mayberry, L (1, 3) OBP: 0.324, SLG: 0.377	0-3 K		0-0 4-3			0-0 F8		0-0 G3-6-3 1-2f		0-0 F8		5 0 0 0 0 1 3		
Hal McRae, R (1, 10) OBP: 0.406, SLG: 0.467	0-0 F9			0-0 5-3		0-0 4-3		0-0 F8		0-0 4-3		5 0 0 0 0 0 1		
Tom Poquette, L (1, 7) OBP: 0.389, SLG: 0.521 Cookie Rojas, R (11, PH) OBP: 0.344, SLG: 0.340		0-0 S 1B		0-0 2B		0-0 1B		0-3 K		0-3 K		4 0 3 0 0 1 0 1 0 0 0 0 1 0		
Al Cowens, R (1, 9) OBP: 0.289, SLG: 0.310		0-0 L3 1-2		0-0 4-3		0-0 5-3		0-0 F4		0-0 F4		4 0 0 0 0 0 3		
Freddie Patek, R (1, 6) OBP: 0.388, SLG: 0.385		0-0 6-3		0-0 6-3			0-0 F4		0-0 F8			4 0 0 0 0 0 2		
Buck Martinez, R (1, 2) OBP: 0.299, SLG: 0.482		0-0 F8			0-3 K		0-0 L1			0-0 F7		4 0 0 0 0 1 1		
<b>Inning Stats</b>	R: 1 H: 2 E: 0 LOB: 1 K: 1 BB: 0 S: 7 P: 7	R: 0 H: 1 E: 0 LOB: 1 K: 0 BB: 0 S: 4 P: 4	R: 0 H: 1 E: 0 LOB: 1 K: 1 BB: 0 S: 6 P: 6	R: 0 H: 1 E: 0 LOB: 1 K: 0 BB: 0 S: 4 P: 4	R: 0 H: 1 E: 0 LOB: 1 K: 2 BB: 0 S: 8 P: 8	R: 0 H: 1 E: 0 LOB: 1 K: 0 BB: 0 S: 4 P: 4	R: 0 H: 0 E: 1 LOB: 1 K: 1 BB: 0 S: 6 P: 6	R: 0 H: 1 E: 0 LOB: 0 K: 0 BB: 0 S: 3 P: 3	R: 0 H: 0 E: 0 LOB: 0 K: 1 BB: 0 S: 5 P: 5	R: 0 H: 1 E: 0 LOB: 1 K: 0 BB: 0 S: 4 P: 4	R: 0 H: 0 E: 0 LOB: 0 K: 1 BB: 0 S: 5 P: 5	1B: 6 SF: 0 2B: 3 SAC: 0 3B: 0 DP: 1 HR: 0 HBP: 0		WP: 0 PA: 42 PB: 0 SB: 3 CS: 0
<b>PITCHER</b>	IP WLS BF H R ER SO BB IBB HBP BLK WP HR S P ERA WHIP													
Francisco Barrios, R (1, 1) ERA: 4.64 Dave Hamilton, L (10, 1) ERA: 2.42	9.2 38 9 1 1 6 0 0 0 0 0 0 50 50 0.93 0.931													

livebaseballscores.com

AB	42
R	1
H	9
RBI	1
BB	0
SO	7
LOB	15



Batter	1	2	3	4	5	6	7	8	9	AB R H RBI BB SO LOB	TOP											
Chet Lemon, R OBP: 0.337, SLG: 0.353 (1, 8) X	0-0 F8 1B	0-0 F7 1B		0-0 HR 1B		0-0 3B 1B	0-0 1B 1B		0-0 6-3	6 2 3 0 0 0 3	<b>Chicago White Sox @ Kansas City Royals</b> Royals Stadium, Kansas City, MO Tue Jun 22 1976, 8:05 PM EDT Att. 18,125 - Unknown - 33 F <a href="http://livebaseballscorecards.com">livebaseballscorecards.com</a>											
Ralph Garr, L OBP: 0.321, SLG: 0.400 (1, 9) X	0-0 HR 1B	0-0 F9 1B		0-0 F8 1B		0-0 SF7 3B	0-0 1B 1B		0-0 2B 2B	6 2 4 4 0 0 3												
Jorge Orta, L OBP: 0.278, SLG: 0.413 (1, 7) B B B	4-0 HR BB		0-0 F8 IHR	0-0 HR 1B		0-0 SF7 3B	0-0 4-3		0-0 4-3	4 3 2 3 1 0 3												
Pat Kelly, L OBP: 0.369, SLG: 0.462 (1, 10) S S S	0-3 K		4-0 IHR BB	0-0 F9 1B		0-0 1B			0-0 3-1	4 1 1 0 1 1 2												
Jim Spencer, L OBP: 0.326, SLG: 0.376 (1, 3) X	0-0 HR 1B		0-0 F8 1B	0-0 L9		0-0 F5			0-0 1-3	5 1 1 3 0 0 3												
Bucky Dent, R OBP: 0.314, SLG: 0.339 (1, 6) X	0-0 L6		0-0 5-3 1B		0-0 5-3	0-0 1-3			0-0 1B	5 0 1 0 0 0 3												
Jack Brohamer, L OBP: 0.281, SLG: 0.336 (1, 4) X		0-0 BB 1B	4-0 IHR IBB		0-0 F5				0-0 4-3	4 1 1 0 1 0 1												
Kevin Bell, R OBP: 0.267, SLG: 0.552 (1, 5) X		0-3 K	0-0 IHR		0-0 5-3				0-0 2B 2B	5 3 3 4 0 1 1												
Jim Essian, R OBP: 0.333, SLG: 0.304 (1, 2) X		4-0 BB	0-0 L7		0-0 E6 3B	0-0 F9			0-3 K	4 1 0 0 1 1 2												
<b>Inning Stats</b>	R: 3 E: 0 K: 1 S: 7	H: 2 LOB: 0 BB: 1 P: 11	R: 0 E: 0 K: 1 S: 6	H: 1 LOB: 2 BB: 1 P: 10	R: 4 E: 0 K: 0 S: 5	H: 2 LOB: 0 BB: 2 P: 13	R: 2 E: 0 K: 0 S: 5	H: 2 LOB: 0 BB: 0 P: 5	R: 0 E: 0 K: 0 S: 3	H: 0 LOB: 0 BB: 0 P: 3	R: 3 E: 1 K: 0 S: 7	H: 3 LOB: 1 BB: 0 P: 7	R: 1 E: 0 K: 0 S: 6	H: 3 LOB: 2 BB: 0 P: 6	R: 0 E: 0 K: 0 S: 4	H: 1 LOB: 1 BB: 0 P: 4	R: 1 E: 0 K: 1 S: 7	H: 2 LOB: 1 BB: 0 P: 7	1B: 10 2B: 2 3B: 1 HR: 3	SF: 1 SAC: 0 DP: 0 HBP: 0	WP: 0 PB: 0 SB: 2 CS: 0	PA: 48
<b>PITCHER</b>	IP WLS BF H R ER SO BB IBB HBP BLK WP HR S P ERA WHIP																					
Steve Busby, R ERA: 4.12 (1, 1)	4.0 L 23 7 9 9 2 3 1 0 0 0 2 23 39 20.25 2.500																					
Doug Bird, R ERA: 3.02 (5, 1)	2.0 10 3 3 2 0 0 0 0 0 0 0 10 10 9.00 1.500																					
Steve Mingori, L ERA: 2.72 (7, 1)	2.0 10 4 1 1 0 0 0 0 0 0 0 10 10 4.50 2.000																					
Marty Pattin, R ERA: 3.3 (9, 1)	1.0 5 2 1 1 1 0 0 0 0 0 0 7 7 9.00 2.000																					

Batter	1	2	3	4	5	6	7	8	9	AB	R	H	RBI	BB	SO	LOB
Davey Nelson, R OBP: 0.352, SLG: 0.381 Frank White, R OBP: 0.276, SLG: 0.300 (1, 4) (5, 4) (7, 6)	0-0 4-3		0-0 5-3	0-0 F3		0-0 F8		1-0 2B SF9 HBP		3	0	0	0	0	0	2
Amos Otis, R OBP: 0.379, SLG: 0.529 (1, 8)	0-3 K		0-0 1B 1B	0-0 1B 2B		4-0 2B BB		0-0 F9		4	1	2	1	1	1	1
George Brett, L OBP: 0.395, SLG: 0.485 (1, 5)	0-0 1B		0-0 1B	0-0 4-3		0-0 2B 1B		0-0 1-3 2B		5	1	4	1	0	0	2
John Mayberry, L OBP: 0.321, SLG: 0.373 Tony Solaita, L OBP: 0.300, SLG: 0.391 (1, 3) (5, 3)	0-0 F8		0-3 K		4-0 2B 4-3 BB	0-0 1-2 2-H 2B		0-0 SF9		2	0	0	0	0	1	3
Hal McRae, R OBP: 0.414, SLG: 0.476 (1, 10)		0-0 K 1B 1B		0-0 FC5 E 1B	0-0 4-3 1-3 2B	4-0 G6-4-3 BB		0-0 6-3		4	1	3	0	1	0	1
Tom Poquette, L OBP: 0.392, SLG: 0.524 Jim Wohlford, R OBP: 0.269, SLG: 0.293 (1, 7) (3, 7)		0-0 FC6-4 1B		0-0 F6	0-3 K	0-0 G6-4-3		0-0 WP 2B		1	0	1	0	0	0	0
Al Cowens, R OBP: 0.291, SLG: 0.309 (1, 9)		0-3 K		4-0 FC5 E BB	0-0 4-3		0-0 G5-4-3 1B		0-0 F9	4	1	1	1	1	1	4
Freddie Patek, R OBP: 0.382, SLG: 0.378 Cookie Rojas, R OBP: 0.333, SLG: 0.327 (1, 6) (7, 4)		0-0 FC6-4		0-0 FC5 E 2B	0-3 K		0-0 F4		0-0 F4	3	1	0	0	0	1	4
Buck Martinez, R OBP: 0.293, SLG: 0.478 (1, 2)			0-0 F4	0-0 E4 2B		0-0 1B 2B		0-0 G5-4-3		0-0 6-3	5	1	1	1	0	3

Inning Stats	R: 0	H: 1	E: 0	K: 1	S: 6	R: 0	H: 2	E: 0	K: 1	S: 6	R: 0	H: 2	E: 0	K: 1	S: 7	R: 3	H: 2	E: 1	K: 0	S: 7	R: 1	H: 1	E: 0	K: 2	S: 8	R: 3	H: 3	E: 0	K: 0	S: 5	R: 0	H: 1	E: 0	K: 0	S: 3	R: 1	H: 1	E: 0	K: 0	S: 4	R: 0	H: 1	E: 0	K: 0	S: 4	1B: 8	2B: 6	3B: 0	HR: 0	SF: 1	SAC: 0	DP: 2	HBP: 1	WP: 1	PB: 0	SB: 0	CS: 0	PA: 45
--------------	------	------	------	------	------	------	------	------	------	------	------	------	------	------	------	------	------	------	------	------	------	------	------	------	------	------	------	------	------	------	------	------	------	------	------	------	------	------	------	------	------	------	------	------	------	-------	-------	-------	-------	-------	--------	-------	--------	-------	-------	-------	-------	--------

PITCHER	IP	WLS	BF	H	R	ER	SO	BB	IBB	HBP	BLK	WP	HR	S	P	ERA	WHIP
Jesse Jefferson, R ERA: 7.09 (1, 1)	5.1		30	10	7	5	5	3	0	0	0	0	0	37	49	8.44	2.438
Pete Vuckovich, R ERA: 4.13 (6, 1)	2.0		9	3	1	1	0	1	0	1	0	0	0	7	12	4.50	2.000
Dave Hamilton, L ERA: 2.33 (8, 1)	1.2		6	1	0	0	0	0	0	0	0	1	0	6	6	0.00	0.600

BOTTOM

Chicago White Sox @ Kansas City Royals  
Royals Stadium, Kansas City, MO  
Tue Jun 22 1976, 8:05 PM EDT  
Att: 18,125 - Unknown - 33 F

livebaseballscorecards.com

AB	39
R	8
H	14
RBI	7
BB	4
SO	5
LOB	28



Batter	1	2	3	4	5	6	7	8	9	AB R H RBI BB SO LOB	TOP																									
Davey Nelson, R (1, 4) OBP: 0.355, SLG: 0.397	0-0 S E 2B		0-0 6-3	0-0 FC6-4 1-2f		0-0 CS 1B		0-3 K		5 1 2 0 0 1 3																										
Amos Otis, R (1, 8) OBP: 0.379, SLG: 0.524	0-0 6-3 2-3		4-0 4-3 BB		0-0 1B E 1B	0-0 F8 1-2		0-0 5-3		4 1 1 0 1 0 2																										
George Brett, L (1, 5) OBP: 0.395, SLG: 0.481	0-0 E6 BLK 3-H		0-0 4-3		0-0 FC6-5 E 1B	4-0 BB		0-0 6-3		4 0 1 0 1 0 2																										
John Mayberry, L (1, 3) OBP: 0.316, SLG: 0.366	0-0 L7 1-2		0-0 P6		0-0 E3 1B FC6-5 SF8	0-0 P4		0-0 L7		5 1 0 0 0 0 5																										
Hal McRae, R (1, 10) OBP: 0.410, SLG: 0.475 (7, 7)	0-0 5-3			0-0 2B 2B	0-0 FC6-5 1B 1B		0-0 F8		0-0 F3	5 2 1 0 0 0 3																										
Al Cowens, R (1, 9) OBP: 0.298, SLG: 0.321		0-3 K		0-0 2B	0-0 1B 1B		0-0 G3 S 1B			4 0 3 1 0 1 0																										
Jim Wohlford, R (1, 7) OBP: 0.261, SLG: 0.287		0-0 5-3		0-0 F8	0-0 SF8		0-0 G3			2 0 0 1 0 0 1																										
Tony Solaita, L (7, PH) OBP: 0.294, SLG: 0.383							1-3			1 0 0 0 0 0 1																										
Dennis Leonard, R (7, 1)										0 0 0 0 0 0 0																										
Freddie Patek, R (1, 6) OBP: 0.380, SLG: 0.376		0-0 L5		0-0 6-3	0-0 1B		0-0 5-3			4 0 1 1 0 0 2																										
Buck Martinez, R (1, 2) OBP: 0.305, SLG: 0.489			0-0 4-3 2B	4-0 FC6-4 BB	0-3 K		0-0 F9			2 0 1 0 1 1 2																										
Jamie Quirk, L (8, PH) OBP: 0.278, SLG: 0.389										1 0 0 0 0 0 0																										
John Wathan, R (8, 2) OBP: 0.350, SLG: 0.316										0 0 0 0 0 0 0																										
<b>Inning Stats</b>	R: 1 E: 1 K: 0 S: 5	H: 1 LOB: 1 BB: 0 P: 5	R: 0 E: 0 K: 1 S: 5	H: 0 LOB: 0 BB: 0 P: 5	R: 0 E: 0 K: 0 S: 4	H: 1 LOB: 2 BB: 1 P: 8	R: 1 E: 0 K: 0 S: 5	H: 2 LOB: 2 BB: 1 P: 9	R: 3 E: 1 K: 1 S: 10	H: 4 LOB: 2 BB: 0 P: 10	R: 0 E: 0 K: 0 S: 3	H: 1 LOB: 1 BB: 1 P: 7	R: 0 E: 0 K: 0 S: 4	H: 1 LOB: 1 BB: 0 P: 4	R: 0 E: 0 K: 1 S: 5	H: 0 LOB: 0 BB: 0 P: 5	R: 0 E: 0 K: 0 S: 3	H: 0 LOB: 0 BB: 0 P: 3	1B: 6 2B: 4 3B: 0 HR: 0	SF: 1 SAC: 0 DP: 0 HBP: 0	WP: 0 PB: 0 SB: 2 CS: 1	PA: 41														
<b>PITCHER</b>	IP WLS BF H R ER SO BB IBB HBP BLK WP HR S P ERA WHIP																				<b>PITCHER</b>	IP WLS BF H R ER SO BB IBB HBP BLK WP HR S P ERA WHIP														
Jim Umbarger, L (1, 1) ERA: 2.59	4.2	W	26	8	5	1	1	2	0	0	1	0	0	26	34	1.93	2.143																			
Steve Foucault, R (5, 1) ERA: 2.31	4.1	W	15	2	0	0	2	1	0	0	0	0	0	18	22	0.00	0.692																			

**Kansas City Royals @ Texas Rangers**  
 Arlington Stadium, Arlington, TX  
 Wed Jun 23 1976 8:05 PM EDT  
 Att. 21,336 - Unknown

[livebaseballscorecards.com](http://livebaseballscorecards.com)

**AB** 37  
**R** 5  
**H** 10  
**RBI** 3  
**BB** 3  
**SO** 3  
**LOB** 21





Batter	1	2	3	4	5	6	7	8	9	AB	R	H	RBI	BB	SO	LOB
Gene Clines, R OBP: 0.324, SLG: 0.330 (1, 7)	0-0 HR 1B	0-0 2-H 3-H 1B			0-0 L8		0-3 K			4	1	2	2	0	1	0
Lenny Randle, S OBP: 0.310, SLG: 0.313 (1, 4)	0-0 F9	0-3 K			0-0 G3		0-3 K			4	0	0	0	0	2	1
Mike Hargrove, L OBP: 0.386, SLG: 0.418 (1, 3)	4-0 HR BB		0-0 F7			0-0 1B WP		0-0 2B		3	2	2	0	1	0	0
Toby Harrah, R OBP: 0.381, SLG: 0.396 (1, 6)	0-0 HR		0-0 F8			0-0 SH5-3 WP 1B		0-3 K		4	2	2	3	0	1	1
Jeff Burroughs, R OBP: 0.301, SLG: 0.407 Juan Beniquez, R OBP: 0.285, SLG: 0.275 (1, 9) (9, 8)	0-0 5-3		0-3 K			4-0 SH5-3 BB		0-0 F9		3	0	0	0	1	1	1
Roy Howell, L OBP: 0.315, SLG: 0.407 (1, 5)	0-0 4-3			0-0 F5		0-0 SH5-3		4-0 IBB		0	0	0	0	0	0	0
Tom Grieve, R OBP: 0.288, SLG: 0.429 (1, 10)		1-0 SH1-4 1B HBP		0-0 P4		0-0 5-3		0-3 K		3	1	0	1	0	1	3
Dave Moates, L OBP: 0.234, SLG: 0.273 (1, 8) (9, 9)		0-0 SH1-4 1B		0-0 L3		0-0 F7				3	1	1	0	0	0	1
Jim Sundberg, R OBP: 0.282, SLG: 0.312 (1, 2)		0-0 SH1-4			0-0 6-3		0-0 F8			2	0	0	0	0	0	0

Inning Stats	R: 3	H: 2	E: 0	LOB: 0	K: 0	BB: 1	S: 5	P: 9	R: 2	H: 2	E: 0	LOB: 0	K: 1	BB: 0	S: 6	P: 7	R: 0	H: 0	E: 0	LOB: 0	K: 1	BB: 0	S: 5	P: 5	R: 0	H: 0	E: 0	LOB: 0	K: 0	BB: 0	S: 3	P: 3	R: 0	H: 0	E: 0	LOB: 0	K: 0	BB: 0	S: 3	P: 3	R: 2	H: 2	E: 0	LOB: 1	K: 0	BB: 1	S: 5	P: 9	R: 0	H: 0	E: 0	LOB: 0	K: 2	BB: 0	S: 7	P: 7	R: 0	H: 1	E: 0	LOB: 2	K: 2	BB: 1	S: 8	P: 12
--------------	------	------	------	--------	------	-------	------	------	------	------	------	--------	------	-------	------	------	------	------	------	--------	------	-------	------	------	------	------	------	--------	------	-------	------	------	------	------	------	--------	------	-------	------	------	------	------	------	--------	------	-------	------	------	------	------	------	--------	------	-------	------	------	------	------	------	--------	------	-------	------	-------

PITCHER	IP	WLS	BF	H	R	ER	SO	BB	IBB	HBP	BLK	WP	HR	S	P	ERA	WHIP
Dennis Leonard, R ERA: 3.09 (1, 1)	8.0	L	34	7	7	7	6	2	1	1	0	1	1	42	55	7.88	1.125
Dennis Leonard, R ERA: 3.09 (7, 1)	8.0	L	34	7	7	7	6	2	1	1	0	1	1	42	55	7.88	1.125


**BOTTOM**

**Kansas City Royals @ Texas Rangers**  
Arlington Stadium, Arlington, TX  
Wed Jun 23 1976, 8:05 PM EDT  
Att. 21,336 - Unknown

AB	28
R	7
H	7
RBI	6
BB	3
SO	6
LOB	7



WP	PA	3B	DP	CS
1	34	0	0	0

Batter	1	2	3	4	5	6	7	8	9	AB R H RBI BB SO LOB	TOP											
Davey Nelson, R (1, 4) OBP: 0.338, SLG: 0.375	0-0 6-3		0-0 G3			0-0 F8	0-0 L7			4 0 0 0 0 0 3												
Amos Otis, R (1, 8) OBP: 0.381, SLG: 0.524	0-0 4-3			0-3 K		0-0 WP 1B 1B		0-0 WP 1B		4 1 2 0 0 1 0												
George Brett, L (1, 5) OBP: 0.400, SLG: 0.493	0-0 1B			0-0 3B		0-0 F8		0-0 1B		4 0 3 0 0 0 2												
John Mayberry, L (1, 3) OBP: 0.315, SLG: 0.364		0-3 K		0-0 F5		0-0 1B 1B		0-0 F4		4 0 1 2 0 1 3												
Hal McRae, R (1, 7) OBP: 0.411, SLG: 0.475		0-0 1B		0-0 P6		0-0 1B 1B		0-0 P4		4 0 2 0 0 0 3												
Tony Solaita, L (1, 10) OBP: 0.296, SLG: 0.380		0-3 K				0-0 FC6-4 1B	0-3 K			3 0 1 0 0 2 2												
Cookie Rojas, R (8, PH) OBP: 0.328, SLG: 0.321								0-0 F2		1 0 0 0 0 0 2												
Al Cowens, R (1, 9) OBP: 0.302, SLG: 0.324			0-0 K 1B		0-0 FC6-4 G4-3 1B		0-0 2-6 1B 1B		0-0 4-3	4 0 2 0 0 0 1	AB 35 R 2 H 13 RBI 2 BB 1 SO 5 LOB 20											
Freddie Patek, R (1, 6) OBP: 0.378, SLG: 0.373			0-3 K		0-0 G4-3		0-0 S 1B		0-0 P6	4 0 1 0 0 1 2												
Buck Martinez, R (1, 2) OBP: 0.313, SLG: 0.484			0-0 1B			4-0 WP 1B BB	0-0 2-6		0-0 6-3	3 1 1 0 1 0 2												
<b>Inning Stats</b>	R: 0 E: 0 K: 0 S: 3	H: 1 LOB: 1 BB: 0 P: 3	R: 0 E: 0 K: 2 S: 7	H: 1 LOB: 0 BB: 0 P: 7	R: 0 E: 0 K: 1 S: 6	H: 2 LOB: 1 BB: 0 P: 6	R: 0 E: 0 K: 1 S: 6	H: 1 LOB: 1 BB: 0 P: 6	R: 0 E: 0 K: 0 S: 3	H: 1 LOB: 0 BB: 0 P: 3	R: 2 E: 0 K: 1 S: 8	H: 3 LOB: 2 BB: 1 P: 12	R: 0 E: 0 K: 0 S: 4	H: 2 LOB: 1 BB: 0 P: 4	R: 0 E: 0 K: 0 S: 5	H: 2 LOB: 2 BB: 0 P: 5	R: 0 E: 0 K: 0 S: 3	H: 0 LOB: 0 BB: 0 P: 3	1B: 12 2B: 1 3B: 1 HR: 0	SF: 0 SAC: 0 DP: 2 HBP: 0	WP: 2 PB: 0 SB: 1 CS: 0	PA: 36
<b>PITCHER</b>	IP WLS BF H R ER SO BB IBB HBP BLK WP HR S P ERA WHIP																					
Steve Hargan, R (1, 1) ERA: 3.27	5.2 W 23 9 2 2 4 1 0 0 0 1 0 30 34 3.18 1.765																					
Jeff Terpko, R (6, 1) ERA: 2.18	1.1 7 4 0 0 1 0 0 0 0 0 0 9 9 0.00 3.000																					
Joe Hoerner, L (8, 1) ERA: 1.62	2.0 S 6 0 0 0 0 0 0 0 0 0 1 0 6 6 0.00 0.000																					

**Kansas City Royals @ Texas Rangers**  
 Arlington Stadium, Arlington, TX  
 Thu Jun 24 1976, 8:05 PM EDT  
 Att. 14,455 - Unknown

livebaseballscorecards.com



Batter	1	2	3	4	5	6	7	8	9	AB R H RBI BB SO LOB	TOP											
<b>Dave Collins, S</b> (1, 7) OBP: 0.395, SLG: 0.273	0-0 5-3		0-0 FC5-2 1B 1-2 1B		0-0 1-4-3 3B 2B		0-0 P3		0-0 4-3	5 1 2 0 0 0 1												
<b>Jerry Remy, L</b> (1, 4) OBP: 0.323, SLG: 0.314	0-0 F8		0-0 FC5-2 1B 1-2 2-3		0-0 1-4-3 2-3		0-0 F8		0-0 1B 1B	5 0 2 0 0 0 2												
<b>Bobby Bonds, R</b> (1, 9) OBP: 0.357, SLG: 0.425	0-3 K		0-0 FC5-2 1B 1-2 2-3 3-H		0-0 3B		0-0 L6		0-0 G1-6-3 1B 1-2	5 0 2 1 0 1 4												
<b>Tommy Davis, R</b> (1, 10) OBP: 0.333, SLG: 0.361		0-0 F8	0-3 K		0-0 5-3			0-0 5-3	0-0 G1-6-3 1-2f	5 0 0 0 0 1 6												
<b>Ron Jackson, R</b> (1, 5) OBP: 0.280, SLG: 0.343		0-0 F9	0-0 F8			0-0 4-3 SF8 2B		4-0 1B 1B BB		3 2 1 0 1 0 3												
<b>Leroy Stanton, R</b> (1, 8) OBP: 0.270, SLG: 0.275		1-0 BB HBP		0-0 F9		0-0 4-3 2-3		0-0 1B 1B 1-2		3 0 1 0 0 0 1												
<b>Dan Briggs, L</b> (1, 3) OBP: 0.317, SLG: 0.472		4-0 BB		0-0 F9		0-0 SF8 3-H		0-3 K		2 0 0 1 1 1 2												
<b>Dave Chalk, R</b> (1, 6) OBP: 0.313, SLG: 0.279		0-3 K		0-0 F8		0-0 F7		0-0 1B 1-2 2-H		3 0 0 0 0 0 1 2												
<b>Bill Melton, R</b> (8, PH) OBP: 0.297, SLG: 0.332										1 0 1 1 0 0 0												
<b>Mario Guerrero, R</b> (8, 6) OBP: 0.306, SLG: 0.304										0 0 0 0 0 0 0												
<b>Andy Etchebarren, R</b> (1, 2) OBP: 0.301, SLG: 0.257			0-0 1B 1B FC5-2 1B		0-0 5-3		4-0 BB		0-0 G3	2 0 1 0 1 0 0												
<b>Bruce Bochte, L</b> (8, PH) OBP: 0.356, SLG: 0.285										1 0 0 0 0 0 2												
<b>Terry Humphrey, R</b> (8, 2) OBP: 0.300, SLG: 0.600										0 0 0 0 0 0 0												
<b>Inning Stats</b>	R: 0 E: 0 K: 1 S: 5	H: 0 LOB: 0 BB: 0 P: 5	R: 0 E: 0 K: 1 S: 5	H: 0 LOB: 2 BB: 1 P: 10	R: 0 E: 0 K: 1 S: 8	H: 3 LOB: 3 BB: 0 P: 8	R: 0 E: 0 K: 0 S: 3	H: 0 LOB: 0 BB: 0 P: 3	R: 1 E: 0 K: 0 S: 5	H: 2 LOB: 1 BB: 0 P: 5	R: 1 E: 0 K: 0 S: 4	H: 1 LOB: 0 BB: 0 P: 4	R: 0 E: 0 K: 0 S: 3	H: 0 LOB: 1 BB: 1 P: 7	R: 1 E: 0 K: 1 S: 7	H: 2 LOB: 2 BB: 1 P: 11	R: 0 E: 0 K: 0 S: 4	H: 2 LOB: 1 BB: 0 P: 4	1B: 7 2B: 2 3B: 1 HR: 0	SF: 1 SAC: 0 DP: 1 HBP: 1	WP: 0 PB: 0 SB: 0 CS: 0	PA: 40
<b>PITCHER</b>	IP WLS BF H R ER SO BB IBB HBP BLK WP HR S P ERA WHIP																					
<b>Paul Splittorff, L</b> (1, 1) ERA: 4.12	6.0 W 26 6 2 2 3 1 0 1 0 0 0 30 35 3.00 1.167																					
<b>Mark Littell, R</b> (7, 1) ERA: 2.81	3.0 S 14 4 1 1 1 2 0 0 0 0 0 0 14 22 3.00 2.000																					

California Angels @ Kansas City Royals  
Royals Stadium, Kansas City, MO  
Fri Jun 25 1976, 8:05 PM EDT  
Att. 25,522 - Unknown - 83 F

livebaseballscorecards.com

AB	35
R	3
H	10
RBI	3
BB	3
SO	4
LOB	23



Batter	1	2	3	4	5	6	7	8	9	AB	R	H	RBI	BB	SO	LOB
Jim Wohlford, R OBP: 0.287, SLG: 0.317 (1, 9) X	0-0 CS 1B		0-0 HR 2B		0-0 S 1B		4-0 S 1B BB			3	2	3	0	1	0	0
Amos Otis, R OBP: 0.376, SLG: 0.516 (1, 8) X	0-0 L5		0-0 F7		0-0 F3		0-0 P6			4	0	0	0	0	0	4
George Brett, L OBP: 0.405, SLG: 0.495 (1, 5) X	0-0 BB 1-2 1B		4-0 HR BB		0-0 4-3		0-0 HR 1B 2-H			3	2	2	1	1	0	1
John Mayberry, L OBP: 0.321, SLG: 0.391 (1, 3) B B B	4-0 1-2 BB		0-0 1-H 2-H HR		0-0 F8		0-0 HR			3	2	2	5	1	0	0
Hal McRae, R OBP: 0.409, SLG: 0.472 (1, 7) X	0-0 F9		0-0 F7		0-0 FC1-6 S 1B		0-0 5-3			4	0	1	0	0	0	2
Tony Solaita, L OBP: 0.293, SLG: 0.358 (1, 10) X		0-0 3-1		0-0 F7		4-0 FC1-6 BB 1-2		0-3 K		3	0	0	0	1	1	0
Frank White, R OBP: 0.270, SLG: 0.293 (1, 4) X		0-0 F9		0-0 F7		0-0 FC1-6 FC6-4 1-2f 2-3		0-0 4-3		4	0	0	0	0	0	2
Freddie Patek, R OBP: 0.371, SLG: 0.365 (1, 6) X		0-0 F7		0-0 F9		0-0 FC6-4 1-2f		0-0 6-3		4	0	0	0	0	0	2
Buck Martinez, R OBP: 0.304, SLG: 0.469 (1, 2) X			0-0 F9		0-0 5-3		0-0 5-3			3	0	0	0	0	0	0

Inning Stats	R: 0	H: 2	E: 0	K: 0	S: 4	LOB: 2	BB: 1	P: 8	R: 0	H: 0	E: 0	K: 0	S: 3	LOB: 0	BB: 0	P: 3	R: 3	H: 2	E: 0	K: 0	S: 5	LOB: 0	BB: 1	P: 9	R: 0	H: 0	E: 0	K: 0	S: 3	LOB: 0	BB: 0	P: 3	R: 0	H: 1	E: 0	K: 0	S: 4	LOB: 1	BB: 0	P: 4	R: 0	H: 1	E: 0	K: 0	S: 4	LOB: 2	BB: 1	P: 8	R: 3	H: 2	E: 0	K: 0	S: 5	LOB: 0	BB: 1	P: 9	R: 0	H: 0	E: 0	K: 1	S: 5	LOB: 0	BB: 0	P: 5
<b>PITCHER</b>	IP	WLS	BF	H	R	ER	SO	BB	IBB	HBP	BLK	WP	HR	S	P	ERA	WHIP																																															
Gary Ross, R ERA: 3.41 (1, 1)	7.0	L	32	8	6	6	0	4	0	0	0	0	0	28	44	7.71	1.714																																															
Mickey Scott, L ERA: 4.11 (8, 1)	1.0		3	0	0	0	1	0	0	0	0	0	0	5	5	0.00	0.000																																															


**BOTTOM**

**California Angels @ Kansas City Royals**  
**Royals Stadium, Kansas City, MO**

Fri Jun 25 1976, 8:05 PM EDT  
Att: 25,522 - Unknown - 83 F

livebaseballscorecards.com

<b>AB</b>	<b>31</b>
<b>R</b>	<b>6</b>
<b>H</b>	<b>8</b>
<b>RBI</b>	<b>6</b>
<b>BB</b>	<b>4</b>
<b>SO</b>	<b>1</b>
<b>LOB</b>	<b>11</b>



WP: 0	PA: 35
PB: 0	
SB: 3	
CS: 1	

Batter	1	2	3	4	5	6	7	8	9	AB R H RBI BB SO LOB	TOP		
Dave Collins, S (1, 8) OBP: 0.400, SLG: 0.275	0-0 E3 E S		0-0 4-3			0-0 FC4-6 1B		4-0 BB		3 0 1 0 1 0 0			
Jerry Remy, L (1, 4) OBP: 0.320, SLG: 0.310 Bill Melton, R (8, PH) OBP: 0.296, SLG: 0.330 (8, 5)	0-3 K 1-3		0-0 6-3			0-0 FC4-6 1-2f		0-3 K		3 0 0 0 0 1 2 1 0 0 0 0 1 1			
Bobby Bonds, R (1, 9) OBP: 0.355, SLG: 0.420	4-0 S BB		0-3 K			0-0 F9		0-0 6-3		3 0 0 0 1 1 1			
Tommy Davis, R (1, 10) OBP: 0.319, SLG: 0.345	0-3 K 1-2				0-0 6-3		0-0 5-3		0-0 1-3	4 0 0 0 0 1 3			
Bruce Bochte, L (1, 7) OBP: 0.354, SLG: 0.282	4-0 IBB				0-0 F7			0-0 4-3		3 0 0 0 1 0 0			
Ron Jackson, R (1, 5) OBP: 0.276, SLG: 0.337 (8, 4)	0-0 F8				0-0 5-3			0-0 5-3		3 0 0 0 0 0 3			
Dan Briggs, L (1, 3) OBP: 0.295, SLG: 0.436			0-0 4-3			0-0 3-1		0-0 4-3		3 0 0 0 0 0 0			
Mario Guerrero, R (1, 6) OBP: 0.288, SLG: 0.266			0-0 1-3			0-0 F9		0-0 F8		3 0 0 0 0 0 0			
Andy Etchebarren, R (1, 2) OBP: 0.298, SLG: 0.253 Bob Jones, L (8, PH) OBP: 0.271, SLG: 0.317 Terry Humphrey, R (8, 2) OBP: 0.300, SLG: 0.600			0-3 K			0-0 4-3		0-0 6-3		2 0 0 0 0 1 0 1 0 0 0 0 0 0 0 0 0 0 0 0 0			
<b>Inning Stats</b>	R: 0 H: 0 E: 1 LOB: 3 K: 2 BB: 2 S: 8 P: 16	R: 0 H: 0 E: 0 LOB: 0 K: 1 BB: 0 S: 5 P: 5	R: 0 H: 0 E: 0 LOB: 0 K: 1 BB: 0 S: 5 P: 5	R: 0 H: 0 E: 0 LOB: 0 K: 0 BB: 0 S: 3 P: 3	R: 0 H: 0 E: 0 LOB: 0 K: 0 BB: 0 S: 3 P: 3	R: 0 H: 1 E: 0 LOB: 1 K: 0 BB: 0 S: 4 P: 4	R: 0 H: 0 E: 0 LOB: 0 K: 0 BB: 0 S: 3 P: 3	R: 0 H: 0 E: 0 LOB: 1 K: 1 BB: 1 S: 5 P: 9	R: 0 H: 0 E: 0 LOB: 0 K: 0 BB: 0 S: 3 P: 3	1B: 1 SF: 0 2B: 0 SAC: 0 3B: 0 DP: 0 HR: 0 HBP: 0	WP: 0 PA: 32 PB: 0 SB: 2 CS: 0		
<b>PITCHER</b>	IP WLS BF H R ER SO BB IBB HBP BLK WP HR S P ERA WHIP											<b>PITCHER</b>	IP WLS BF H R ER SO BB IBB HBP BLK WP HR S P ERA WHIP
Marty Pattin, R (1, 1) ERA: 2.63	7.2 W 28 1 0 0 4 2 1 0 0 0 0 33 45 0.00 0.391												
Steve Mingori, L (8, 1) ERA: 2.63	1.1 S 4 0 0 0 1 0 0 0 0 0 0 6 6 0.00 0.000												

California Angels @ Kansas City Royals  
Royals Stadium, Kansas City, MO  
Sat Jun 26 1976, 8:05 PM EDT  
Att. 30,125 - Unknown

livebaseballscorecards.com

AB 29  
R 0  
H 1  
RBI 0  
BB 3  
SO 5  
LOB 10



Batter	1	2	3	4	5	6	7	8	9	AB	R	H	RBI	BB	SO	LOB
Jim Wohlford, R OBP: 0.294, SLG: 0.318 (1, 9)	0-0 S 1B		0-0 F9		4-0 E S 3B BB		0-0 1-3			3	2	1	0	1	0	0
Amos Otis, R OBP: 0.374, SLG: 0.519 (1, 8)	0-0 F9		0-3 K		0-0 1-H 3B		0-0 F8			4	0	1	1	0	1	1
George Brett, L OBP: 0.406, SLG: 0.498 (1, 5)	0-3 K 1-2			0-0 BB 1B	0-3 K		0-0 2B			4	1	2	0	0	2	2
John Mayberry, L OBP: 0.323, SLG: 0.391 (1, 3)	0-0 2-H 1B			4-0 1-2 1B BB	0-0 F5		0-0 4-3			3	0	1	1	1	0	2
Hal McRae, R OBP: 0.410, SLG: 0.470 (1, 7)		0-0 L6		0-0 1-2 2-H FC6-4 1B		0-0 5-3		4-0 CS BB		3	0	1	1	1	0	0
Tony Solaita, L OBP: 0.306, SLG: 0.345 (1, 10)		4-0 4-3 BB		0-3 K		0-0 F7		4-0 1-2 FC3-6 BB		2	0	0	0	2	1	2
Davey Nelson, R OBP: 0.338, SLG: 0.375 (8, PR)										0	0	0	0	0	0	0
Bob Stinson, S OBP: 0.340, SLG: 0.330 (1, 2)		0-0 4-3 1-2		0-3 K		0-0 1B 1B		0-0 1-2f FC3-6 S		4	0	1	0	0	1	4
Freddie Patek, R OBP: 0.369, SLG: 0.363 (1, 6)		0-3 K		0-0 FC6-4 1-2f		0-0 1-3 1B		0-0 1-2 P3		4	0	1	0	0	1	4
Frank White, R OBP: 0.266, SLG: 0.287 (1, 4)			0-3 K		0-3 K		0-0 F9			3	0	0	0	0	2	2

Inning Stats	R: 1	H: 2	E: 0	K: 1	S: 6	R: 0	H: 0	E: 0	K: 1	S: 5	R: 0	H: 0	E: 0	K: 2	S: 7	R: 1	H: 2	E: 0	K: 2	S: 9	R: 1	H: 1	E: 0	K: 2	S: 8	R: 0	H: 2	E: 0	K: 0	S: 5	R: 0	H: 1	E: 0	K: 0	S: 4	R: 0	H: 0	E: 0	K: 0	S: 2
	LOB: 1	BB: 0	P: 6	LOB: 1	BB: 1	P: 9	LOB: 0	BB: 0	P: 7	LOB: 2	BB: 1	P: 13	LOB: 1	BB: 1	P: 12	LOB: 2	BB: 0	P: 5	LOB: 1	BB: 0	P: 4	LOB: 2	BB: 2	P: 10	LOB: 0	SAC: 0	DP: 0	HBP: 0	1B: 6	SF: 0	2B: 1	3B: 1	HR: 0	WP: 0	PB: 0	SB: 3	CS: 1			

PITCHER	IP	WLS	BF	H	R	ER	SO	BB	IBB	HBP	BLK	WP	HR	S	P	ERA	WHIP
Nolan Ryan, R ERA: 3.96 (1, 1)	5.0	L	22	5	3	3	8	3	0	0	0	0	0	35	47	5.40	1.600
Paul Hartzell, R ERA: 3.0 (6, 1)	3.0		13	3	0	0	0	2	0	0	0	0	0	11	19	0.00	1.667

BOTTOM

California Angels @ Kansas City Royals  
 Royals Stadium, Kansas City, MO  
 Sat Jun 26 1976, 8:05 PM EDT  
 Att. 30,125 - Unknown

AB	30
R	3
H	8
RBI	3
BB	5
SO	8
LOB	17



Batter	1	2	3	4	5	6	7	8	9	10	11	AB R H RBI BB SO LOB	TOP																		
<b>Dave Collins, S</b> (1, 7) OBP: 0.393, SLG: 0.264	4-0 BB		x 0-0 F7		x 0-0 SH3-4		x 0-0 F8		x 0-0 F7			3 0 0 0 1 0 1																			
<b>Jerry Remy, L</b> (1, 4) OBP: 0.314, SLG: 0.304	0-3 K		x 0-0 4-3		x 0-0 4-3		x 0-0 P4		x 0-0 FC6-4			5 0 0 0 0 1 3																			
<b>Dan Briggs, L</b> (1, 3) OBP: 0.286, SLG: 0.409	0-0 F5		x 0-3 K		x 0-0 1B		x 0-0 F5					5 0 1 0 0 1 1																			
<b>Bill Melton, R</b> (1, 10) OBP: 0.294, SLG: 0.323	4-0 BB			x 0-0 5-3		x 0-3 K		x 0-0 6-3		x 0-0 6-3		4 0 0 0 1 1 1																			
<b>Bob Jones, L</b> (1, 9) OBP: 0.280, SLG: 0.382	0-0 P4			x 0-0 HR		x 0-0 2B		x 0-0 P6		x 0-0 F9		5 1 2 1 0 0 2																			
<b>Ron Jackson, R</b> (1, 5) OBP: 0.268, SLG: 0.328		x 0-0 5-3		x 0-0 F8		x 0-3 K		x 0-0 F8			x 0-0 6-3	5 0 0 0 0 1 1																			
<b>Rusty Torres, S</b> (1, 8) OBP: 0.297, SLG: 0.296	4-0 BB		x 0-0 F7			x 4-0 BB			x 0-0 1B		x 0-3 K	3 1 1 0 2 1 0																			
<b>Mario Guerrero, R</b> (1, 6) OBP: 0.316, SLG: 0.315		x 0-0 G1			x 0-0 SH3-4 HBP 1B		x 0-0 1-3 BB		x 0-0 FC6-4 1B			5 1 3 0 0 0 3																			
<b>Terry Humphrey, R</b> (1, 2) OBP: 0.333, SLG: 0.545		x 0-0 F8			x 1-0 SH3-4 HBP		x 0-0 5-3		x 0-0 SF7		x 0-0 G3	1 0 0 0 0 0 1																			
<b>Mickey Scott, L</b> (5, PR)												0 1 0 0 0 0 0																			
<b>Adrian Garrett, L</b> (5, 2) OBP: 0.188, SLG: 0.143												2 0 0 1 0 0 3																			
<b>Inning Stats</b>	R: 0 E: 0 K: 1 S: 5	H: 0 LOB: 2 BB: 2 P: 13	R: 0 E: 0 K: 0 S: 3	H: 0 LOB: 1 BB: 1 P: 7	R: 0 E: 0 K: 1 S: 5	H: 0 LOB: 0 BB: 0 P: 5	R: 1 E: 0 K: 0 S: 4	H: 1 LOB: 0 BB: 0 P: 4	R: 2 E: 1 K: 1 S: 7	H: 2 LOB: 1 BB: 0 P: 8	R: 0 E: 0 K: 1 S: 6	H: 1 LOB: 2 BB: 1 P: 10	R: 0 E: 0 K: 0 S: 3	H: 0 LOB: 0 BB: 0 P: 3	R: 0 E: 0 K: 0 S: 3	H: 0 LOB: 0 BB: 0 P: 3	R: 1 E: 0 K: 0 S: 5	H: 2 LOB: 1 BB: 0 P: 5	R: 0 E: 0 K: 0 S: 3	H: 0 LOB: 0 BB: 0 P: 3	R: 0 E: 0 K: 1 S: 6	H: 1 LOB: 1 BB: 0 P: 6	1B: 5 2B: 1 3B: 0 HR: 1	SF: 1 SAC: 1 DP: 0 HBP: 1	WP: 0 PB: 0 SB: 2 CS: 0	PA: 45					
<b>PITCHER</b>	IP WLS BF H R ER SO BB IBB HBP BLK WP HR S P ERA WHIP																														
<b>Steve Busby, R</b> (1, 1) ERA: 4.2	5.1	25	4	3	3	4	4	0	1	0	0	0	0	1	28	45	5.06	1.500													
<b>Tom Hall, L</b> (6, 1) ERA: 3.54	0.2	2	0	0	0	0	0	0	0	0	0	0	0	2	2	0.00	0.000														
<b>Doug Bird, R</b> (7, 1) ERA: 2.96	5.0	18	3	1	1	1	0	0	0	0	0	0	0	20	20	1.80	0.600														

California Angels @ Kansas City Royals  
Royals Stadium, Kansas City, MO  
Sun Jun 27 1976, 8:05 PM EDT  
Att. 37,960 - Unknown

livebaseballscorecards.com

AB 38  
R 4  
H 7  
RBI 2  
BB 4  
SO 5  
LOB 16





Batter	1	2	3	4	5	6	7	8	9	10	11	AB R H RBI BB SO LOB	BOTTOM															
Jim Wohlford, R (1, 9) OBP: 0.298, SLG: 0.324	0-3 K (1)		4-0 E S 6-3 BB			0-0 F5 (1)		0-0 4-3 (3)			0-0 E6 1B 2B	4 2 1 0 1 1 0	<b>California Angels @ Kansas City Royals</b> Royals Stadium, Kansas City, MO Sun Jun 27 1976, 8:05 PM EDT Att. 37,960 - Unknown															
Amos Otis, R (1, 8) OBP: 0.378, SLG: 0.523	0-0 2B		0-0 6-3 1-H			0-3 K (2)			0-0 HR 1B		4-0 1B IBB	4 1 2 1 1 1 0																
George Brett, L (1, 5) OBP: 0.406, SLG: 0.505	0-0 F8 (2)		0-0 F8 (3)			0-0 F7 (3)			0-0 HR 1B		4-0 1B IBB	4 1 1 2 1 0 1																
John Mayberry, L (1, 3) OBP: 0.331, SLG: 0.405	4-0 FC6-4 BB			4-0 L5-3 BB		0-0 HR			0-0 F5 (1)		0-0 1B	3 1 2 2 2 0 0																
Hal McRae, R (1, 7) OBP: 0.404, SLG: 0.462	0-0 FC6-4 1-2f			0-0 L5-3 1-2		0-0 P3			0-0 F9 (2)			4 0 0 0 0 0 3																
Tony Solaita, L (1, 10) OBP: 0.288, SLG: 0.322		0-0 F8 (1)		0-0 F9 (3)		0-0 F8 (2)			0-0 F9 (3)			4 0 0 0 0 0 0																
Frank White, R (1, 4) OBP: 0.263, SLG: 0.284		0-0 F8 (2)			0-0 F8 (1)		0-3 K (3)			0-0 F7 (1)		2 0 0 0 0 0 0																
Cookie Rojas, R (7, PH) OBP: 0.318, SLG: 0.310												2 0 0 0 0 1 0																
Freddie Patek, R (1, 6) OBP: 0.363, SLG: 0.356		0-0 F9 (3)			0-0 F9 (2)			0-0 F8 (1)		0-0 P4 (2)		4 0 0 0 0 0 0																
Buck Martinez, R (1, 2) OBP: 0.298, SLG: 0.460			0-3 K (1)		0-3 K (3)			0-3 K (2)		0-0 F8 (3)		2 0 0 0 0 2 0																
Jamie Quirk, L (8, PH) OBP: 0.263, SLG: 0.368												1 0 0 0 0 1 0																
Bob Stinson, S (9, 2) OBP: 0.337, SLG: 0.326												1 0 0 0 0 0 0																
<b>Inning Stats</b>	R: 0 H: 1 E: 0 K: 1 S: 6	H: 1 LOB: 2 BB: 1 P: 10	R: 0 H: 0 E: 0 K: 0 S: 3	H: 0 LOB: 0 BB: 0 P: 3	R: 1 H: 0 E: 0 K: 1 S: 5	H: 0 LOB: 0 BB: 1 P: 9	R: 0 H: 0 E: 0 K: 1 S: 5	H: 0 LOB: 0 BB: 0 P: 5	R: 0 H: 0 E: 0 K: 1 S: 5	H: 0 LOB: 0 BB: 0 P: 5	R: 1 H: 1 E: 0 K: 1 S: 6	H: 1 LOB: 0 BB: 0 P: 6	R: 0 H: 0 E: 0 K: 1 S: 5	H: 0 LOB: 0 BB: 0 P: 5	R: 2 H: 2 E: 0 K: 0 S: 5	H: 2 LOB: 0 BB: 0 P: 5	R: 0 H: 0 E: 0 K: 0 S: 3	H: 0 LOB: 0 BB: 0 P: 3	R: 1 H: 2 E: 1 K: 0 S: 2	H: 2 LOB: 3 BB: 2 P: 10	1B: 2 SF: 0 2B: 3 SAC: 0 3B: 0 DP: 1 HR: 2 HBP: 0	WP: 0 PA: 40 PB: 0 SB: 1 CS: 0						
<b>PITCHER</b>	IP WLS BF H R ER SO BB IBB HBP BLK WP HR S P ERA WHIP												IP WLS BF H R ER SO BB IBB HBP BLK WP HR S P ERA WHIP															
Don Kirkwood, R (1, 1) ERA: 4.57	6.0	22	2	2	1	4	3	0	0	0	0	0	1	27	39	1.50	0.833											
Dick Drago, R (7, 1) ERA: 5.45	4.0	L 16	3	3	3	2	0	1	0	0	0	0	1	19	23	6.75	0.750											
Andy Hassler, L (11, 1) ERA: 5.66	0.0	2	1	0	0	0	0	1	0	0	0	0	0	1	5	∞	∞											

livebaseballscores.com

AB	35
R	5
H	6
RBI	5
BB	5
SO	6
LOB	4



Batter	1	2	3	4	5	6	7	8	9	AB R H RBI BB SO LOB	TOP					
Jim Wohlford, R (1, 9) OBP: 0.305, SLG: 0.330	0-3 K		0-0 SF9 S WP 2-3 1B		0-0 SH3-4		0-0 CS 1B		0-0 F8	4 1 2 0 0 1 0						
Amos Otis, R (1, 8) OBP: 0.378, SLG: 0.523	0-0 F9		4-0 WP 1-2 BB		0-0 2B		0-3 K		0-3 K	4 0 1 1 1 2 1						
George Brett, L (1, 5) OBP: 0.401, SLG: 0.500	0-0 F7		0-0 SF9		0-0 6-3		0-0 F7			3 0 0 1 0 0 1						
John Mayberry, L (1, 3) OBP: 0.333, SLG: 0.405		0-3 K	4-0 1-2 BB 3-H		0-0 F8			0-0 1B 1B		3 0 1 0 1 1 1						
Hal McRae, R (1, 7) OBP: 0.402, SLG: 0.459		0-0 F9	0-0 F9			0-0 CS 1B		0-0 F9		4 0 1 0 0 0 3						
Tony Solaita, L (1, 10) OBP: 0.300, SLG: 0.311		4-0 BB		0-0 G3		4-0 FC4-6 BB 1-2		0-0 F8		2 0 0 0 2 0 1						
Frank White, R (1, 4) OBP: 0.262, SLG: 0.283		0-3 K		0-0 5-3		0-0 FC4-6 1B 1-2		0-0 1B		4 0 1 0 0 1 2						
Freddie Patek, R (1, 6) OBP: 0.365, SLG: 0.356			4-0 1B S SF9 BB		0-0 F8		0-0 S 1B 1-3		0-3 K	3 1 1 0 1 1 2						
Buck Martinez, R (1, 2) OBP: 0.299, SLG: 0.451			0-0 L3			4-0 SH3-4 2B BB		0-3 K		2 1 0 0 1 1 3						
Jamie Quirk, L (9, PH) OBP: 0.250, SLG: 0.350								0-0 2-3		1 0 0 0 0 0 0						
<b>Inning Stats</b>	R: 0 H: 0 E: 0 LOB: 0 K: 1 BB: 0 S: 5 P: 5	R: 0 H: 0 E: 0 LOB: 1 K: 2 BB: 1 S: 7 P: 11	R: 2 H: 1 E: 0 LOB: 2 K: 0 BB: 3 S: 4 P: 16	R: 0 H: 0 E: 0 LOB: 0 K: 0 BB: 0 S: 3 P: 3	R: 1 H: 1 E: 0 LOB: 1 K: 0 BB: 1 S: 4 P: 8	R: 0 H: 2 E: 0 LOB: 2 K: 1 BB: 1 S: 6 P: 10	R: 0 H: 1 E: 0 LOB: 0 K: 1 BB: 0 S: 5 P: 5	R: 0 H: 2 E: 0 LOB: 2 K: 1 BB: 0 S: 7 P: 7	R: 0 H: 0 E: 0 LOB: 0 K: 1 BB: 0 S: 5 P: 5	1B: 6 SF: 1 2B: 1 SAC: 1 3B: 0 DP: 0 HR: 0 HBP: 0	WP: 1 PA: 38 PB: 0 SB: 3 CS: 2					
<b>PITCHER</b>	IP WLS BF H R ER SO BB IBB HBP BLK WP HR S P ERA WHIP															
Bill Singer, R (1, 1) ERA: 3.93	7.0	30	5	3	3	5	6	0	0	0	1	0	34	58	3.86	1.571
Bill Campbell, R (8, 1) ERA: 3.45	2.0	W	8	2	0	0	2	0	0	0	0	0	12	12	0.00	1.000

Kansas City Royals @ Minnesota Twins  
Metropolitan Stadium, Bloomington, MI

Mon Jun 28 1976, 8:05 PM EDT  
Att: 6,170 - Unknown - 74 F

livebaseballscorecards.com

AB 30  
R 3  
H 7  
RBI 2  
BB 6  
SO 7  
LOB 14



Batter	1	2	3	4	5	6	7	8	9	AB	R	H	RBI	BB	SO	LOB
Steve Braun, L (1, 7) OBP: 0.336, SLG: 0.316 Steve Brye, R (8, PH) OBP: 0.336, SLG: 0.343 (9, 9)	0-0 S 1B	0-0 6-3			0-0 F5		0-0 F2	0-0 F7		4	0	1	0	0	0	3
Roy Smalley, S (1, 6) OBP: 0.349, SLG: 0.268	0-0 F7 1-2		0-0 1-3		4-0 FC4-6 BB		4-0 BB			2	0	0	0	2	0	1
Rod Carew, L (1, 3) OBP: 0.393, SLG: 0.436	0-0 F5		4-0 CS BB		0-0 FC4-6 1-2f		0-0 1-3			3	0	0	0	1	0	5
Butch Wynegar, S (1, 2) OBP: 0.407, SLG: 0.448	0-0 L1		1-0 FC4-6 HBP			0-0 G3		0-0 F8		3	0	0	0	0	0	1
Lyman Bostock, L (1, 8) OBP: 0.379, SLG: 0.429		0-0 1B 1B	0-0 FC4-6 1-2f			0-0 L3		4-0 E BB		3	2	1	0	1	0	1
Tony Oliva, L (1, 10) OBP: 0.229, SLG: 0.273 Jerry Terrell, R (8, PR) OBP: 0.253, SLG: 0.253		0-0 F5		0-0 6-3		0-0 4-3		0-0 E4 SF7 2B		4	0	1	1	0	0	1
Mike Cabbage, L (1, 5) OBP: 0.371, SLG: 0.314		0-0 1B SH2-4 1B		0-0 L9			0-0 F7	4-0 SF7 IBB		3	1	1	0	1	0	0
Dan Ford, R (1, 9) OBP: 0.308, SLG: 0.412 Larry Hisle, R (8, 9) OBP: 0.320, SLG: 0.341 (9, 7)		0-0 SH2-4 1B		0-3 K			1-0 BB 1B HBP	0-0 SF7		2	0	1	1	0	1	0
Bob Randall, R (1, 4) OBP: 0.310, SLG: 0.301		0-0 SH2-4			0-0 4-3		0-0 BB 1B	4-0 BB		2	0	1	1	1	0	0

Inning Stats	R: 0	H: 1	E: 0	K: 0	S: 4	R: 2	H: 3	E: 0	K: 0	S: 6	R: 0	H: 0	E: 0	K: 0	S: 2	R: 0	H: 0	E: 0	K: 1	S: 5	R: 0	H: 0	E: 0	K: 0	S: 3	R: 0	H: 0	E: 0	K: 0	S: 3	R: 0	H: 1	E: 0	K: 0	S: 4	R: 2	H: 1	E: 1	K: 0	S: 4	1B: 5	SF: 1	2B: 1	SAC: 1	3B: 0	DP: 0	HR: 0	HBP: 2	WP: 0	PA: 37
PITCHER	IP	WLS	BF	H	R	ER	SO	BB	IBB	HBP	BLK	WP	HR	S	P	ERA	WHIP																																	
Dennis Leonard, R (1, 1) ERA: 3.06	7.0		30	5	2	2	1	3	0	2	0	0	0	27	41	2.57	1.143																																	
Mark Littell, R (8, 1) ERA: 2.98	0.2	L	6	1	2	1	0	2	1	0	0	0	0	3	15	13.50	4.500																																	
Tom Hall, L (8, 1) ERA: 3.48	0.1		1	0	0	0	0	0	0	0	0	0	0	1	1	0.00	0.000																																	

**BOTTOM**

**Kansas City Royals @ Minnesota Twins**  
Metropolitan Stadium, Bloomington, MI

Mon Jun 28 1976, 8:05 PM EDT  
Att. 6,170 - Unknown - 74 F

livebaseballscorecards.com

AB	27
R	4
H	6
RBI	4
BB	6
SO	1
LOB	15



Batter	1	2	3	4	5	6	7	8	9	10	AB R H RBI BB SO LOB	TOP										
Jim Wohlford, R (1, 9) OBP: 0.298, SLG: 0.322	0-0 6-3		0-0 6-3			0-0 F4			0-0 SH3-4		3 0 0 0 0 0 1	<b>Kansas City Royals @ Minnesota Twins</b> Metropolitan Stadium, Bloomington, MI Tue Jun 29 1976, 8:05 PM EDT Att. 6,201 - Unknown - 71 F										
Amos Otis, R (1, 8) OBP: 0.373, SLG: 0.515	0-0 6-3			0-0 4-3		0-0 5-3			0-0 6-3		4 0 0 0 0 0 1											
George Brett, L (1, 5) OBP: 0.399, SLG: 0.495	0-0 4-3			0-0 4-3			0-0 L8		4-0 BB		3 0 0 0 1 0 0											
John Mayberry, L (1, 3) OBP: 0.329, SLG: 0.398		0-0 6-3		0-0 F5			0-0 4-3		0-0 G3		4 0 0 0 0 0 2											
Hal McRae, R (1, 7) OBP: 0.400, SLG: 0.456		0-0 6-3			0-0 1-3		0-0 F8		0-0 E6 6-3 SF8 1B		4 1 1 0 0 0 0											
Tony Solaita, L (1, 10) OBP: 0.297, SLG: 0.308		0-0 1B		0-0 F8			0-3 K		0-0 6-3		4 0 1 0 0 1 1											
Bob Stinson, S (1, 2) OBP: 0.343, SLG: 0.319		0-0 L8		4-0 BB		4-0 FC6-4 BB	0-0 G3		4-0 BB		2 0 0 0 2 0 1											
Freddie Patek, R (1, 6) OBP: 0.359, SLG: 0.351			0-0 F8		0-0 FC6-4		0-3 K		0-0 SF8		3 0 0 1 0 1 1											
Frank White, R (1, 4) OBP: 0.267, SLG: 0.284			0-0 6-3			4-0 BB		0-0 SH3-4 1B	0-0 6-3		3 0 1 0 1 0 1											
<b>Inning Stats</b>	R: 0 E: 0 K: 0 S: 3	H: 0 LOB: 0 BB: 0 P: 3	R: 0 E: 0 K: 0 S: 4	H: 1 LOB: 1 BB: 0 P: 4	R: 0 E: 0 K: 0 S: 3	H: 0 LOB: 0 BB: 0 P: 3	R: 0 E: 0 K: 0 S: 3	H: 0 LOB: 1 BB: 1 P: 7	R: 0 E: 0 K: 0 S: 2	H: 0 LOB: 0 BB: 1 P: 6	R: 0 E: 0 K: 0 S: 3	H: 0 LOB: 0 BB: 0 P: 3	R: 0 E: 0 K: 2 S: 7	H: 0 LOB: 0 BB: 0 P: 7	R: 0 E: 0 K: 0 S: 4	H: 1 LOB: 2 BB: 1 P: 8	R: 1 E: 1 K: 0 S: 4	H: 1 LOB: 1 BB: 1 P: 8	1B: 3 2B: 0 3B: 0 HR: 0	SF: 1 SAC: 1 DP: 0 HBP: 0	WP: 0 PB: 0 SB: 0 CS: 1	PA: 36
<b>PITCHER</b> Dave Goltz, R (1, 1) ERA: 3.65	IP 10.0	WLS L	BF 36	H 3	R 1	ER 0	SO 2	BB 4	IBB 0	HBP 0	BLK 0	WP 0	HR 0	S 36	P 52	ERA 0.00	WHIP 0.700					

livebaseballscorecards.com

AB	30
R	1
H	3
RBI	1
BB	4
SO	2
LOB	8



Batter	1	2	3	4	5	6	7	8	9	10	AB	R	H	RBI	BB	SO	LOB	BOTTOM						
Steve Braun, L (1, 7) OBP: 0.335, SLG: 0.315	L9		4-3			FC6 1B			L7		4	0	1	0	0	0	0							
Roy Smalley, S (1, 6) OBP: 0.348, SLG: 0.268	F7			K		FC6 1-2f			G4-6-3 1B		4	0	1	0	0	1	1							
Rod Carew, L (1, 3) OBP: 0.388, SLG: 0.430	6-3			6-3				6-3	G4-6-3 1-2f		4	0	0	0	0	0	1							
Butch Wynegar, S (1, 2) OBP: 0.404, SLG: 0.444 Dan Ford, R (10, PR) OBP: 0.308, SLG: 0.412		4-3		G3				4-3	G4-3 1B	4 0 1 0 0 0 0	0	0	0	0	0	0	0							
Lyman Bostock, L (1, 8) OBP: 0.381, SLG: 0.428		4-3 1B			4-0 BB	G6-3 BB		3-1	G4-3 1-2f	3 0 1 0 1 0 1														
Tony Oliva, L (1, 10) OBP: 0.205, SLG: 0.243		4-3 1-2		G6-3 1-2f				4-3	K	4 0 0 0 0 1 3														
Mike Cubbage, L (1, 5) OBP: 0.370, SLG: 0.324		4-3		L7				L7	K	3 0 1 0 0 0 1														
Larry Hisle, R (1, 9) OBP: 0.317, SLG: 0.337			F9					5-3	K	3 0 0 0 0 1 1														
Bob Randall, R (1, 4) OBP: 0.307, SLG: 0.298 Craig Kusick, R (8, PH) OBP: 0.336, SLG: 0.500 Jerry Terrell, R (9, 4) OBP: 0.253, SLG: 0.253			F7					F7	K	2 0 0 0 0 0 0														
										1 0 0 0 0 1 1														
										0 0 0 0 0 0 0														
Inning Stats	R: 0 E: 0 K: 0 S: 3	H: 0 LOB: 0 BB: 0 P: 3	R: 0 E: 0 K: 0 S: 4	H: 1 LOB: 1 BB: 0 P: 4	R: 0 E: 0 K: 0 S: 3	H: 0 LOB: 0 BB: 0 P: 3	R: 0 E: 0 K: 1 S: 5	H: 0 LOB: 0 BB: 0 P: 5	R: 0 E: 0 K: 0 S: 2	H: 0 LOB: 0 BB: 1 P: 6	R: 0 E: 0 K: 0 S: 4	H: 1 LOB: 1 BB: 0 P: 4	R: 0 E: 0 K: 0 S: 3	H: 0 LOB: 0 BB: 0 P: 3	R: 0 E: 0 K: 2 S: 8	H: 1 LOB: 1 BB: 0 P: 8	R: 0 E: 0 K: 0 S: 3	H: 1 LOB: 0 BB: 0 P: 3	R: 0 E: 0 K: 1 S: 5	H: 1 LOB: 1 BB: 0 P: 5	1B: 4 2B: 1 3B: 0 HR: 0	SF: 0 SAC: 0 DP: 3 HBP: 0	WP: 0 PB: 0 SB: 0 CS: 0	PA: 33
PITCHER Al Fitzmorris, R (1, 1) ERA: 3.28	IP: 10.0 WLS: W BF: 33 H: 5 R: 0 ER: 0 SO: 4 BB: 1 IBB: 0 HBP: 0 BLK: 0 WP: 0 HR: 0 S: 40 P: 44 ERA: 0.00 WHIP: 0.600																			PITCHER IP: 0 WLS: 0 BF: 0 H: 0 R: 0 ER: 0 SO: 0 BB: 0 IBB: 0 HBP: 0 BLK: 0 WP: 0 HR: 0 S: 0 P: 0 ERA: 0.00 WHIP: 0.00				

Kansas City Royals @ Minnesota Twins  
 Metropolitan Stadium, Bloomington, MI

Tue Jun 29 1976, 8:05 PM EDT  
 Att: 6,201 - Unknown - 71 F

[livebaseballscorecards.com](http://livebaseballscorecards.com)

AB	32
R	0
H	5
RBI	0
BB	1
SO	4
LOB	9



Batter	1	2	3	4	5	6	7	8	9	AB R H RBI BB SO LOB	TOP										
Jim Wohlford, R (1, 7) OBP: 0.304, SLG: 0.317	0-0 F7		4-0 CS BB		0-0 F6			4-0 SH3-4 1B BB		2 1 0 0 2 0 0											
Amos Otis, R (1, 8) OBP: 0.370, SLG: 0.509	0-3 K		0-0 6-3		0-0 F8			0-0 SH3-4		3 0 0 0 0 1 1											
George Brett, L (1, 5) OBP: 0.403, SLG: 0.505	0-0 1B			0-0 6-3		0-0 G6-4-3 3B		0-0 1B 2-H 1B		4 1 3 1 0 0 0											
John Mayberry, L (1, 3) OBP: 0.331, SLG: 0.398	0-3 K			0-0 F8		4-0 G6-4-3 BB		0-0 2-3 1B		3 0 1 0 1 1 1											
Hal McRae, R (1, 10) OBP: 0.398, SLG: 0.453		0-0 F7		0-0 2B 1B		0-0 G6-4-3		0-0 L4		4 1 1 0 0 0 3											
Al Cowens, R (1, 9) OBP: 0.301, SLG: 0.327		0-0 F4		0-0 2B 2B		0-0 F3		0-0 L9		4 1 1 1 0 0 2											
Buck Martinez, R (1, 2) OBP: 0.306, SLG: 0.481		0-0 3B		0-0 2B			0-3 K		0-3 K	4 0 2 1 0 2 0	AB 32 R 4 H 8 RBI 3 BB 3 SO 6 LOB 9										
Freddie Patek, R (1, 6) OBP: 0.353, SLG: 0.344		0-3 K		0-3 K			0-0 F9		0-0 L8	4 0 0 0 0 2 2											
Frank White, R (1, 4) OBP: 0.262, SLG: 0.278			0-0 F8		0-0 F8		0-0 F8		0-0 5-3	4 0 0 0 0 0 0	WP: 0 PA: 36 PB: 0 SB: 0 CS: 1										
<b>Inning Stats</b>	R: 0 E: 0 K: 2 S: 8	H: 1 LOB: 1 BB: 0 P: 8	R: 0 E: 0 K: 1 S: 6	H: 1 LOB: 1 BB: 0 P: 6	R: 0 E: 0 K: 0 S: 2	H: 0 LOB: 0 BB: 1 P: 6	R: 2 E: 0 K: 1 S: 8	H: 3 LOB: 1 BB: 0 P: 8	R: 0 E: 0 K: 0 S: 3	H: 0 LOB: 0 BB: 0 P: 3	R: 1 E: 0 K: 0 S: 3	H: 1 LOB: 0 BB: 1 P: 7	R: 0 E: 0 K: 1 S: 5	H: 0 LOB: 0 BB: 0 P: 5	R: 1 E: 0 K: 0 S: 5	H: 2 LOB: 2 BB: 1 P: 9	R: 0 E: 0 K: 1 S: 5	H: 0 LOB: 0 BB: 0 P: 5	1B: 4 2B: 2 3B: 2 HR: 0	SF: 0 SAC: 1 DP: 1 HBP: 0	WP: 0 PA: 36 PB: 0 SB: 0 CS: 1
<b>PITCHER</b>	IP WLS BF H R ER SO BB IBB HBP BLK WP HR S P ERA WHIP																				
Eddie Bane, L (1, 1) ERA: 4.5	6.0 L 24 6 3 3 4 2 0 0 0 0 0 0 30 38 4.50 1.333																				
Steve Luebber, R (7, 1) ERA: 4.6	1.1 5 0 1 1 1 1 0 0 0 0 0 0 6 10 6.75 0.750																				
Tom Burgmeier, L (8, 1) ERA: 1.75	0.0 2 2 0 0 0 0 0 0 0 0 0 0 2 2 ∞ ∞																				
Bill Campbell, R (8, 1) ERA: 3.38	1.2 5 0 0 0 0 1 0 0 0 0 0 0 7 7 0.00 0.000																				

**Kansas City Royals @ Minnesota Twins**  
 Metropolitan Stadium, Bloomington, MI  
 Wed Jun 30 1976, 8:05 PM EDT  
 Att: 7,471 - Unknown - 76 F

livebaseballscorecards.com



Batter	1	2	3	4	5	6	7	8	9	AB R H RBI BB SO LOB
Steve Brye, R OBP: 0.338, SLG: 0.340 (1, 8) X	0-0 4-3 ①		4-0 SH5-4 1B BB	0-0 1-2 1B		0-0 F4			0-0 5-3 ①	4 1 1 0 1 0 0
Roy Smalley, S OBP: 0.342, SLG: 0.263 (1, 6) X	0-0 F8		0-0 SH5-4 1-2	0-0 F7			0-0 F9		0-0 5-3 ②	4 0 0 0 0 0 2
Larry Hisle, R OBP: 0.325, SLG: 0.347 (1, 9) X	0-0 2B		0-0 S 1B 2-H		4-0 S BB		0-0 S 1B		0-0 F4 ③	4 1 3 1 1 0 0
Craig Kusick, R OBP: 0.350, SLG: 0.509 (1, 3) X	0-0 2B 2-H		4-0 S BB 1-3		0-3 K 1-2		4-0 BB 1-2			2 0 1 1 2 1 1
Butch Wynegar, S OBP: 0.399, SLG: 0.437 (1, 10) X	0-0 L6		0-3 K 1-2		0-0 L6		0-3 K ②			4 0 0 0 0 2 6
Jerry Terrell, R OBP: 0.264, SLG: 0.256 (1, 7) X		0-0 CS 5-3 1B	0-3 K ③		4-0 BB		0-0 F7 ③			3 0 1 0 1 1 4
Bob Randall, R OBP: 0.301, SLG: 0.292 (1, 4) X		0-0 5-3 1-2		0-0 5-3	0-0 F3			0-0 F7 ①		4 0 0 0 0 0 3
Glenn Borgmann, R OBP: 0.250, SLG: 0.143 (1, 2) X		4-0 BB		0-0 FC4-6 1B		0-0 5-3		0-0 6-3 ②		3 0 1 0 1 0 0
Mike Cabbage, L OBP: 0.359, SLG: 0.312 (1, 5) X		0-0 5-3 2-3		0-0 FC4-6 1B 1-2f		0-0 4-3		0-0 F7 ③		4 0 0 0 0 0 3

Inning Stats	R: 1	H: 2	E: 0	K: 0	S: 5	LOB: 1	BB: 0	P: 5	R: 0	H: 1	E: 0	K: 0	S: 3	LOB: 1	BB: 1	P: 7	R: 1	H: 1	E: 0	K: 2	S: 8	LOB: 2	BB: 2	P: 16	R: 0	H: 2	E: 0	K: 0	S: 5	LOB: 2	BB: 0	P: 5	R: 0	H: 0	E: 0	K: 1	S: 5	LOB: 2	BB: 2	P: 13	R: 0	H: 0	E: 0	K: 0	S: 3	LOB: 0	BB: 0	P: 3	R: 0	H: 1	E: 0	K: 1	S: 6	LOB: 2	BB: 1	P: 10	R: 0	H: 0	E: 0	K: 0	S: 3	LOB: 0	BB: 0	P: 3	R: 0	H: 0	E: 0	K: 0	S: 3	LOB: 0	BB: 0	P: 3	R: 0	H: 0	E: 0	K: 0	S: 3	LOB: 0	BB: 0	P: 3
Paul Splittorf, L ERA: 3.96 (1, 1)	IP: 9.0	WLS: W	BF: 39	H: 7	R: 2	ER: 2	SO: 4	BB: 6	IBB: 0	HBP: 0	BLK: 0	WP: 0	HR: 0	S: 41	P: 65	ERA: 2.00	WHIP: 1.444																																																															


**BOTTOM**

**Kansas City Royals @ Minnesota Twins**  
Metropolitan Stadium, Bloomington, MI

Wed Jun 30 1976, 8:05 PM EDT  
Att. 7,471 - Unknown - 76 F

livebaseballscorecards.com

AB	32
R	2
H	7
RBI	2
BB	6
SO	4
LOB	19



WP: 0	PA: 39
PB: 0	SB: 5
CS: 1	

Batter	1	2	3	4	5	6	7	8	9	AB R H RBI BB SO LOB	TOP																
Bill North, S (1, 8) OBP: 0.341, SLG: 0.337	0-3 K		4-0 E S BB		0-0 L3			0-0 4-3	0-0 1-3	4 0 0 0 1 1 2																	
Don Baylor, R (1, 10) OBP: 0.310, SLG: 0.372	0-0 1-4-3		0-0 F9			0-0 F5		0-0 F9		4 0 0 0 0 0 1																	
Joe Rudi, R (1, 7) OBP: 0.321, SLG: 0.437	0-0 F8			0-0 2B 1B		0-0 5-3		0-0 F8		4 1 1 0 0 0 0																	
Sal Bando, R (1, 5) OBP: 0.338, SLG: 0.448		0-0 HR		0-0 L9		4-0 S BB		0-0 HR		3 2 2 2 1 0 1																	
Gene Tenace, R (1, 3) OBP: 0.398, SLG: 0.469		0-0 6-3		0-0 1-H 2B		0-0 L5		0-0 FC1-6 1B		4 0 2 1 0 0 1																	
Claudell Washington, L (1, 9) OBP: 0.266, SLG: 0.309		0-0 1-3		0-0 L7			0-0 F9 S 1B	0-0 FC1-6 1B		4 1 1 0 0 0 2																	
Phil Garner, R (1, 4) OBP: 0.314, SLG: 0.413		0-0 L9		0-0 6-3			0-0 F9 1-3	0-0 4-3 1B 1B		4 1 1 0 0 0 2																	
Tommy Sandt, R (1, 6) OBP: 0.190, SLG: 0.200			0-0 F3		0-0 FC1-6 1B		0-0 F2	0-0 4-3		4 0 1 0 0 0 3																	
Larry Haney, R (1, 2) OBP: 0.266, SLG: 0.226			0-0 6-3		0-0 FC1-6 L3		0-0 4-3	0-0 1B		2 0 0 0 0 0 1																	
Billy Williams, L (7, PH) OBP: 0.309, SLG: 0.338										1 0 0 0 0 0 1																	
Jeff Newman, R (7, 2) OBP: 1.000, SLG: 1.000										1 0 1 2 0 0 0																	
<b>Inning Stats</b>	R: 0 E: 0 K: 1 S: 5	H: 0 LOB: 0 BB: 0 P: 5	R: 1 E: 0 K: 0 S: 4	H: 1 LOB: 0 BB: 0 P: 4	R: 0 E: 0 K: 0 S: 3	H: 0 LOB: 1 BB: 1 P: 7	R: 1 E: 0 K: 0 S: 5	H: 2 LOB: 1 BB: 0 P: 5	R: 0 E: 0 K: 0 S: 3	H: 1 LOB: 0 BB: 0 P: 3	R: 0 E: 0 K: 0 S: 3	H: 0 LOB: 1 BB: 1 P: 7	R: 0 E: 0 K: 0 S: 4	H: 1 LOB: 1 BB: 0 P: 4	R: 0 E: 0 K: 0 S: 3	H: 0 LOB: 0 BB: 0 P: 3	R: 3 E: 0 K: 0 S: 7	H: 4 LOB: 1 BB: 0 P: 7	1B: 6 2B: 2 3B: 0 HR: 2	SF: 0 SAC: 0 DP: 1 HBP: 0	WP: 0 PB: 0 SB: 3 CS: 0	PA: 37					
<b>PITCHER</b>	IP WLS BF H R ER SO BB IBB HBP BLK WP HR S P ERA WHIP																										
Doug Bird, R (1, 1) ERA: 2.97	5.2		22	4	2	2	1	2	0	0	0	0	1	22	30	3.18	1.059										
Marty Pattin, R (6, 1) ERA: 2.93	2.1	L	10	3	2	2	0	0	0	0	0	0	1	10	10	7.71	1.286										
Steve Mingori, L (9, 1) ERA: 2.84	0.1		2	1	0	0	0	0	0	0	0	0	0	2	2	0.00	3.000										
Mark Littell, R (9, 1) ERA: 2.93	0.2		3	1	1	1	0	0	0	0	0	0	0	3	3	13.50	1.500										

Oakland Athletics @ Kansas City Royals  
 Royals Stadium, Kansas City, MO  
 Thu Jul 01 1976, 8:05 PM EDT  
 Att. 23,175 - Unknown

AB	35
R	5
H	9
RBI	5
BB	2
SO	1
LOB	14





BOTTOM

Oakland Athletics @ Kansas City Royals  
Royals Stadium, Kansas City, MO

livebaseballscorecards.com

AB 33  
R 2  
H 8  
RBI 2  
BB 3  
SO 6  
LOB 15



WP: 0 PA: 37  
PB: 0  
SB: 2  
CS: 0

ERA WHIP

AB R H RBI BB SO LOB

4 1 1 0 1 0 0

4 0 1 0 0 1 0

2 0 0 0 2 0 2

4 0 1 0 0 0 3

4 1 2 0 0 0 3

3 0 1 0 0 1 2

1 0 1 0 0 0 0

0 0 0 0 0 0 0

2 0 0 1 0 1 2

1 0 0 0 0 1 0

3 0 0 0 0 0 1

1 0 0 0 0 1 0

1B: 8 SF: 1  
2B: 0 SAC: 0  
3B: 0 DP: 0  
HR: 0 HBP: 0

Batter	1	2	3	4	5	6	7	8	9
Jim Wohlford, R OBP: 0.307, SLG: 0.315 (1, 7)	0-0 4-3		0-0 1B	4-0 1-2 BB			0-0 F7		0-0 F5
Amos Otis, R OBP: 0.368, SLG: 0.505 (1, 8)	0-0 F8		0-0 1B	0-0 FC5			0-3 K		
George Brett, L OBP: 0.401, SLG: 0.502 (1, 5)	0-3 K		0-0 1B				0-0 L4		
John Mayberry, L OBP: 0.333, SLG: 0.395 (1, 3)		4-0 BB	0-0 FC3-6			4-0 BB		0-0 L6	
Hal McRae, R OBP: 0.396, SLG: 0.450 (1, 10)		0-0 BB	0-0 L9			0-0 F3		0-0 5-3	
Al Cowens, R OBP: 0.304, SLG: 0.329 (1, 9)		0-0 F5		0-0 1B		0-0 F9		0-0 1B	
Buck Martinez, R OBP: 0.307, SLG: 0.477 (1, 2)		0-0 FC6-4		0-0 BB		0-3 K		0-0 1B	
Jamie Quirk, L OBP: 0.286, SLG: 0.381 (8, PH)		1-2 1B		1-3 1B				0-0 K	
Bob Stinson, S OBP: 0.343, SLG: 0.319 (9, 2)		1-2 2-3		0-0 SF8				0-0 6-3	
Freddie Patek, R OBP: 0.349, SLG: 0.341 (1, 6)		0-3 K		0-0 F9				0-3 K	
Cookie Rojas, R OBP: 0.313, SLG: 0.305 (9, PH)				0-0 F8				0-3 K	
Frank White, R OBP: 0.258, SLG: 0.273 (1, 4)									
Tony Solaita, L OBP: 0.293, SLG: 0.303 (9, PH)									

Inning Stats	R: 0	H: 0	E: 0	K: 1	S: 5	R: 0	H: 1	E: 0	K: 1	S: 6	R: 1	H: 3	E: 0	K: 0	S: 6	R: 1	H: 2	E: 0	K: 0	S: 5	R: 0	H: 0	E: 0	K: 0	S: 3	R: 0	H: 0	E: 0	K: 1	S: 5	R: 0	H: 2	E: 0	K: 0	S: 4	R: 0	H: 0	E: 0	K: 2	S: 7	R: 0	H: 0	E: 0	K: 0	S: 7	1B: 8	SF: 1	2B: 0	SAC: 0	3B: 0	DP: 0	HR: 0	HBP: 0
--------------	------	------	------	------	------	------	------	------	------	------	------	------	------	------	------	------	------	------	------	------	------	------	------	------	------	------	------	------	------	------	------	------	------	------	------	------	------	------	------	------	------	------	------	------	------	-------	-------	-------	--------	-------	-------	-------	--------

PITCHER	IP	WLS	BF	H	R	ER	SO	BB	IBB	HBP	BLK	WP	HR	S	P	ERA	WHIP
Paul Mitchell, R ERA: 5.11 (1, 1)	7.2		33	7	2	2	4	3	0	0	0	0	0	38	50	2.35	1.304
Rollie Fingers, R ERA: 3.11 (8, 1)	1.1	W	4	1	0	0	2	0	0	0	0	0	0	8	8	0.00	0.750

Thu Jul 01 1976, 8:05 PM EDT  
Att. 23,175 - Unknown

Batter	1	2	3	4	5	6	7	8	9	AB R H RBI BB SO LOB	TOP																
Bill North, S (1, 8) OBP: 0.339, SLG: 0.332	4-0 S BB	0-3 K 1-2 2-3		0-3 K 2-3		0-0 1-3		0-3 K		4 0 0 0 1 3 6																	
Bert Campaneris, R (1, 6) OBP: 0.312, SLG: 0.268	0-0 F7 1-3		0-0 6-3		0-0 E 2B	0-0 F8		0-0 6-3		5 1 1 0 0 0 1																	
Don Baylor, R (1, 10) OBP: 0.311, SLG: 0.373	0-0 F8		0-0 HR 1B		0-0 E1 CS 2-3		0-0 F3		0-0 FC6-4 1B	5 1 2 0 0 0 2																	
Joe Rudi, R (1, 7) OBP: 0.323, SLG: 0.430	4-0 BB		0-0 F7		4-0 E BB G3 1-2		0-0 5-3		0-0 FC6-4 1-2f	3 1 0 0 2 0 2																	
Sal Bando, R (1, 5) OBP: 0.339, SLG: 0.456	0-0 L8		0-0 HR		4-0 G3 E 1B BB 1-2		0-0 5-3		0-0 F2	4 2 1 2 1 0 3																	
Gene Tenace, R (1, 3) OBP: 0.388, SLG: 0.455		0-0 6-3	0-3 K		0-0 E5 G3 1B 1-2 2-3 3-H		0-0 F8			4 0 0 1 0 1 2																	
Claudell Washington, L (1, 9) OBP: 0.266, SLG: 0.315		0-0 4-3		0-0 1-3	0-0 G3 1-2 2-3 3-H		0-0 3B			4 0 1 1 0 0 2																	
Phil Garner, R (1, 4) OBP: 0.320, SLG: 0.418		0-0 WP BB 1B		0-0 K 1B	0-0 1B 2-H 3-H		0-0 F9			4 0 3 1 0 0 1																	
Larry Haney, R (1, 2) OBP: 0.273, SLG: 0.230		4-0 WP BB		0-0 1B		0-0 F7		4-0 BB		2 0 1 0 1 0 0																	
Billy Williams, L (8, PH) OBP: 0.312, SLG: 0.338										0 0 0 0 1 0 0																	
Larry Lintz, S (8, PR)										0 0 0 0 0 0 0																	
Jeff Newman, R (8, 2) OBP: 1.000, SLG: 1.000		1-2 BB		1-2 1B						0 0 0 0 0 0 0																	
<b>Inning Stats</b>	R: 0 E: 0 K: 0 S: 3	H: 0 LOB: 2 BB: 2 P: 11	R: 0 E: 0 K: 1 S: 6	H: 1 LOB: 2 BB: 1 P: 10	R: 2 E: 0 K: 1 S: 7	H: 2 LOB: 0 BB: 0 P: 7	R: 0 E: 0 K: 1 S: 6	H: 2 LOB: 1 BB: 0 P: 6	R: 3 E: 2 K: 0 S: 5	H: 2 LOB: 2 BB: 2 P: 13	R: 0 E: 0 K: 0 S: 3	H: 0 LOB: 0 BB: 0 P: 3	R: 0 E: 0 K: 0 S: 3	H: 0 LOB: 0 BB: 0 P: 3	R: 0 E: 0 K: 1 S: 6	H: 1 LOB: 2 BB: 1 P: 10	R: 0 E: 0 K: 0 S: 4	H: 1 LOB: 1 BB: 0 P: 4	1B: 6 2B: 1 3B: 1 HR: 1	SF: 0 SAC: 0 DP: 0 HBP: 0	WP: 1 PB: 0 SB: 2 CS: 1	PA: 41					
<b>PITCHER</b>	IP WLS BF H R ER SO BB IBB HBP BLK WP HR S P ERA WHIP												<b>PITCHER</b>	IP WLS BF H R ER SO BB IBB HBP BLK WP HR S P ERA WHIP													
Steve Busby, R (1, 1) ERA: 4.31	4.2	25	6	5	3	3	5	0	0	0	1	1	26	46	5.79	2.357											
Mark Littell, R (5, 1) ERA: 2.66	4.1	W	16	3	0	0	1	1	0	0	0	0	17	21	0.00	0.923											

Oakland Athletics @ Kansas City Royals  
 Royals Stadium, Kansas City, MO  
 Fri Jul 02 1976, 8:05 PM EDT  
 Att. 25,723 - Unknown - 76 F

livebaseballscorecards.com

AB	35
R	5
H	9
RBI	5
BB	6
SO	4
LOB	19



Batter	1	2	3	4	5	6	7	8	9	AB	R	H	RBI	BB	SO	LOB
Jim Wohlford, R OBP: 0.313, SLG: 0.336 (1, 7)	0-0 S 1B	0-0 1B			0-0 F3		0-0 L7			4	2	2	0	0	0	0
Amos Otis, R OBP: 0.373, SLG: 0.511 (1, 8)	4-0 1B 1-2 BB	0-0 G4-6-3 1B			0-0 5-3		0-0 2B			3	1	2	1	1	0	0
George Brett, L OBP: 0.399, SLG: 0.498 (1, 5)	0-0 2B 1-2 SF8 1B	0-0 G4-6-3 1-2f			0-0 1-3		0-0 F9			4	1	1	1	0	0	2
John Mayberry, L OBP: 0.339, SLG: 0.418 (1, 3)	0-0 2B 1-3 2-H		0-0 4-3			0-0 SH1-3 S 2B		0-0 HR		4	3	3	2	0	0	0
Hal McRae, R OBP: 0.392, SLG: 0.446 (1, 10)	0-0 SF8		0-0 6-3			0-0 SH1-3 2-3		0-3 K		2	0	0	1	0	1	0
Al Cowens, R OBP: 0.307, SLG: 0.336 (1, 9)	0-0 2B 2-H		0-0 L8			0-0 FC S WP		0-0 CS 1B		4	1	2	1	0	0	1
Buck Martinez, R OBP: 0.297, SLG: 0.460 (1, 2)	0-3 K			0-3 K		0-3 K 1-H 3-H		0-0 F3 1-2		4	0	0	0	0	3	2
Freddie Patek, R OBP: 0.345, SLG: 0.336 (1, 6)	0-0 F6			0-0 5-3		0-0 F9				3	0	0	0	0	0	1
Frank White, R OBP: 0.254, SLG: 0.269 (1, 4)		0-0 6-3		0-0 6-3			0-0 F6			3	0	0	0	0	0	0

Inning Stats	R: 4	H: 4	E: 0	LOB: 1	K: 1	P: 13	R: 1	H: 2	E: 0	LOB: 0	K: 0	P: 4	R: 0	H: 0	E: 0	LOB: 0	K: 0	P: 3	R: 0	H: 0	E: 0	LOB: 0	K: 1	P: 5	R: 0	H: 0	E: 0	LOB: 0	K: 0	P: 3	R: 2	H: 1	E: 0	LOB: 0	K: 1	P: 7	R: 0	H: 1	E: 0	LOB: 1	K: 0	P: 4	R: 1	H: 2	E: 0	LOB: 0	K: 1	P: 6	
	1B: 4	SF: 1	2B: 4	SAC: 1	3B: 1	DP: 1	HR: 1	HBP: 0	WP: 1	PA: 34																																							

PITCHER	IP	WLS	BF	H	R	ER	SO	BB	IBB	HBP	BLK	WP	HR	S	P	ERA	WHIP
Vida Blue, L ERA: 3.43 (1, 1)	5.0	L	22	7	6	6	2	1	0	0	0	0	0	25	29	10.80	1.600
Stan Bahnsen, R ERA: 3.11 (6, 1)	3.0		12	3	2	2	2	0	0	0	0	1	1	16	16	6.00	1.000

BOTTOM


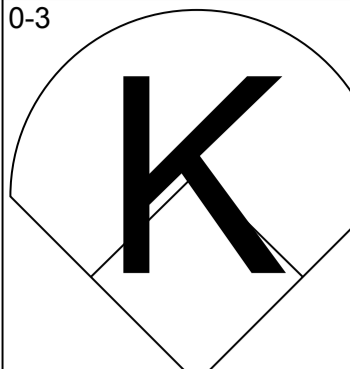
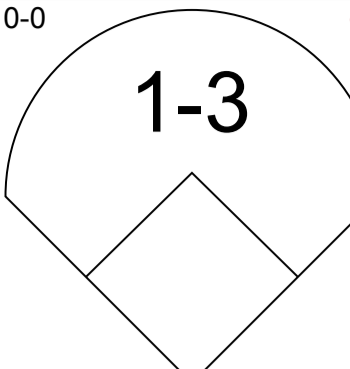
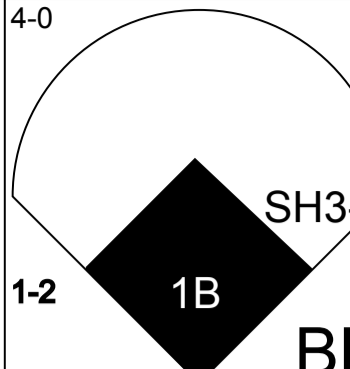
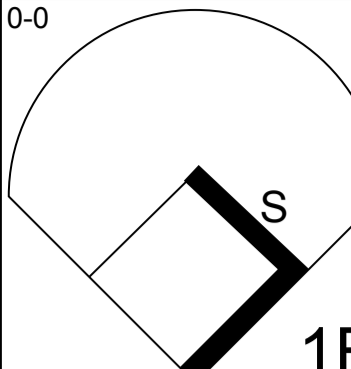

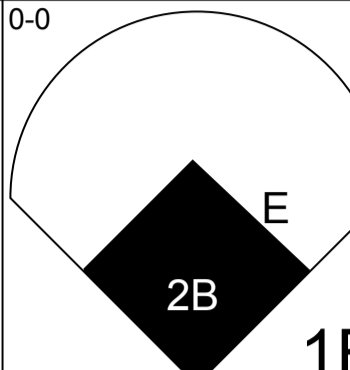
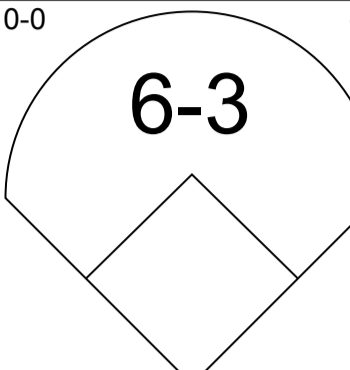
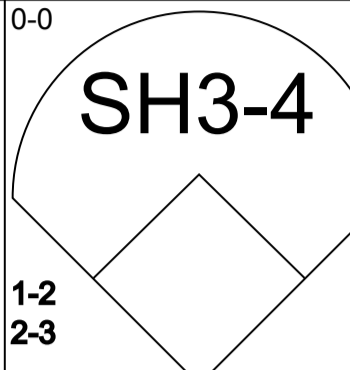
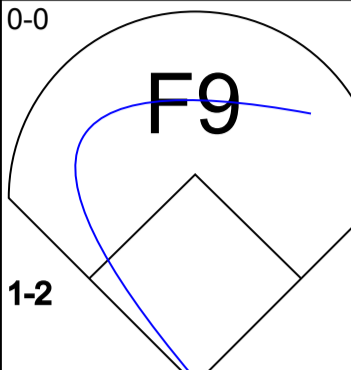

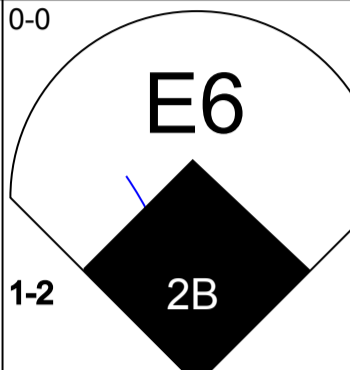
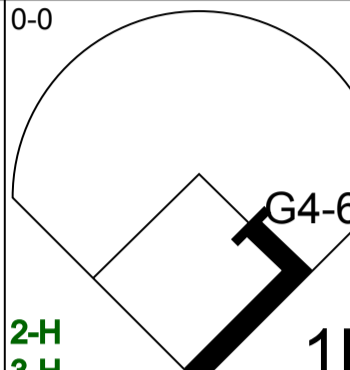
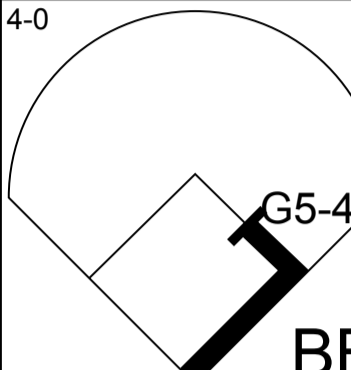

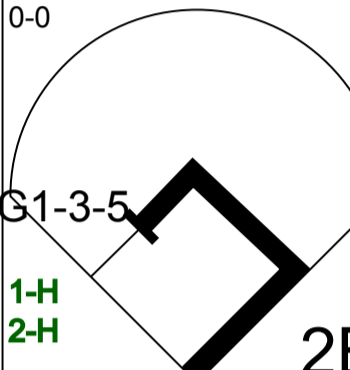
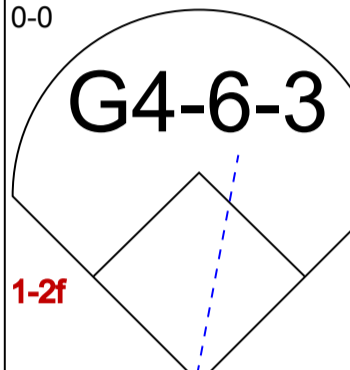
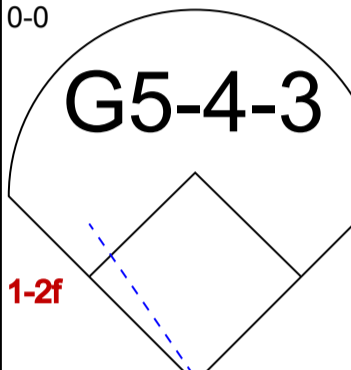

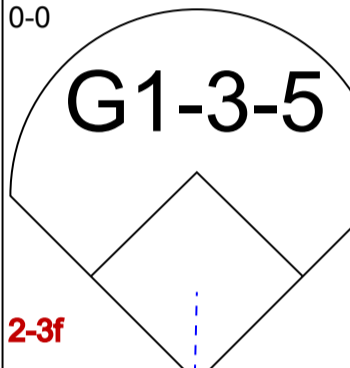

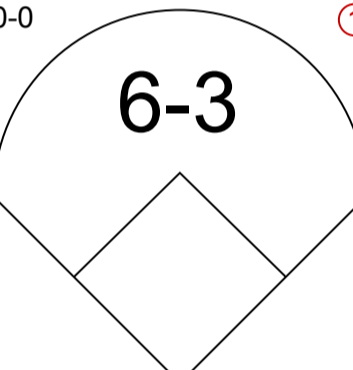
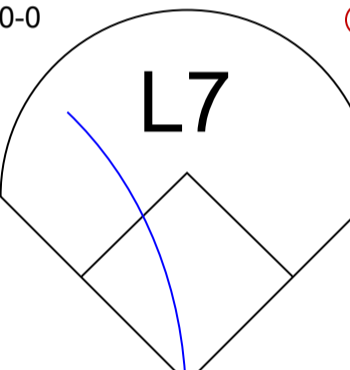
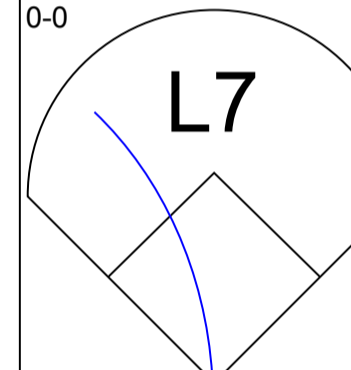

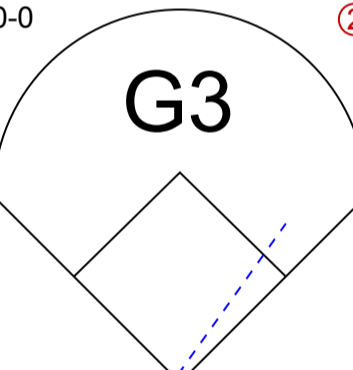
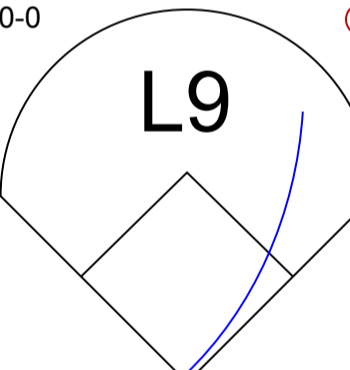
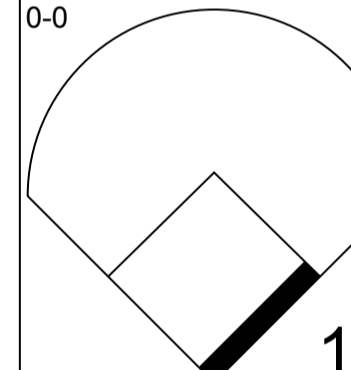

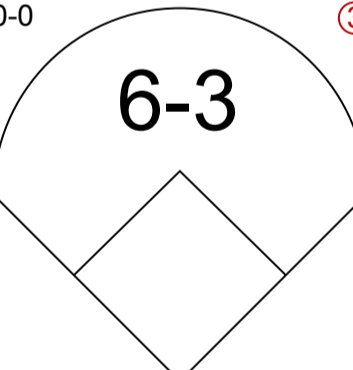
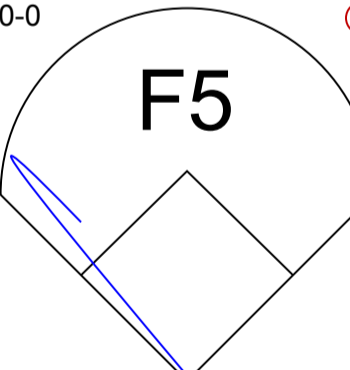
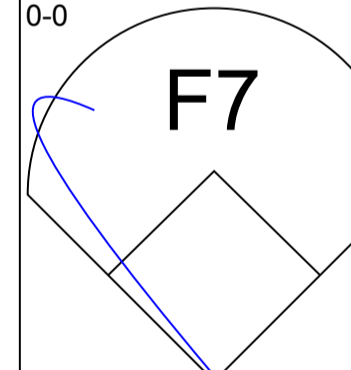

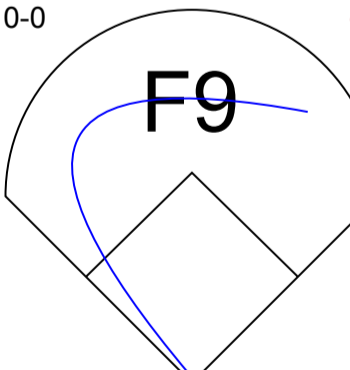
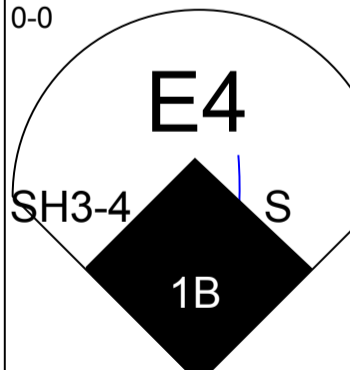
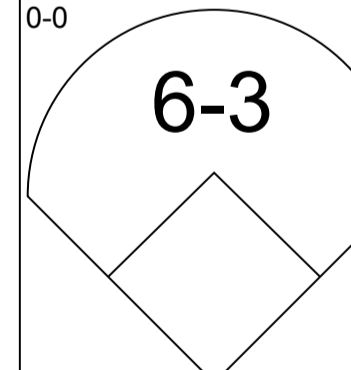
Oakland Athletics @ Kansas City Royals  
Royals Stadium, Kansas City, MO

Fri Jul 02 1976, 8:05 PM EDT  
Att: 25,723 - Unknown - 76 F

AB	31
R	8
H	10
RBI	6
BB	1
SO	4
LOB	6



WP	PA	ERA	WHIP
1	34		

Batter	1	2	3	4	5	6	7	8	9	AB R H RBI BB SO LOB	TOP
<b>Bill North, S</b> (1, 8) OBP: 0.341, SLG: 0.332 	0-3 		0-0 			4-0 		0-0 		3 1 1 0 1 1 0	
<b>Bert Campaneris, R</b> (1, 6) OBP: 0.312, SLG: 0.269 	0-0 		0-0 			0-0 		0-0 		3 1 1 0 0 0 1	
<b>Don Baylor, R</b> (1, 10) OBP: 0.313, SLG: 0.372 	0-0 					0-0 		4-0 		3 1 1 2 1 1 1	
<b>Joe Rudi, R</b> (1, 7) OBP: 0.321, SLG: 0.431 	0-0 					0-0 		0-0 		4 0 1 2 0 0 3	
<b>Sal Bando, R</b> (1, 5) OBP: 0.341, SLG: 0.472 	0-0 									4 1 2 1 0 0 1	
<b>Gene Tenace, R</b> (1, 3) OBP: 0.379, SLG: 0.442 		0-0 				0-0 		0-0 		4 0 0 0 0 1 1	
<b>Claudell Washington, L</b> (1, 9) OBP: 0.269, SLG: 0.318 		0-0 				0-0 		0-0 		4 0 2 0 0 0 0	
<b>Phil Garner, R</b> (1, 4) OBP: 0.315, SLG: 0.412 		0-0 				0-0 		0-0 		4 0 0 0 0 0 3	
<b>Larry Haney, R</b> (1, 2) OBP: 0.270, SLG: 0.227 <b>Larry Lintz, S</b> (6, PR) <b>Jeff Newman, R</b> (6, 2) OBP: 0.667, SLG: 0.500 <b>Billy Williams, L</b> (9, PH) OBP: 0.312, SLG: 0.338 <b>Ken McMullen, R</b> (9, PH) OBP: 0.337, SLG: 0.459 			0-0 			0-0 		0-0 		2 0 0 0 0 0 0	
<b>Inning Stats</b>	R: 2 H: 2 E: 1 LOB: 0 K: 1 BB: 0 S: 7 P: 7	R: 0 H: 0 E: 0 LOB: 0 K: 0 BB: 0 S: 3 P: 3	R: 0 H: 0 E: 0 LOB: 0 K: 0 BB: 0 S: 3 P: 3	R: 0 H: 0 E: 0 LOB: 0 K: 1 BB: 0 S: 5 P: 5	R: 0 H: 0 E: 0 LOB: 0 K: 0 BB: 0 S: 3 P: 3	R: 2 H: 1 E: 1 LOB: 1 K: 0 BB: 1 S: 4 P: 8	R: 1 H: 2 E: 0 LOB: 1 K: 0 BB: 0 S: 5 P: 5	R: 0 H: 1 E: 0 LOB: 1 K: 2 BB: 1 S: 9 P: 7	1B: 5 SF: 0 2B: 2 SAC: 1 3B: 0 DP: 3 HR: 1 HBP: 0	WP: 0 PA: 36 PB: 0 SB: 2 CS: 0	
<b>PITCHER</b> <b>Dennis Leonard, R</b> (1, 1) ERA: 3.07 <b>Steve Mingori, L</b> (9, 1) ERA: 2.82	IP WLS BF H R ER SO BB IBB HBP BLK WP HR S P ERA WHIP 8.2 W 35 8 5 3 3 2 0 0 0 0 0 1 39 47 3.12 1.154 0.1 S 1 0 0 0 0 1 0 0 0 0 0 0 3 3 0.00 0.000										

**Oakland Athletics @ Kansas City Royals**  
 Royals Stadium, Kansas City, MO  
 Sat Jul 03 1976, 8:05 PM EDT  
 Att. 33,586 - Unknown

livebaseballscorecards.com

<b>AB</b>	<b>33</b>
<b>R</b>	<b>5</b>
<b>H</b>	<b>8</b>
<b>RBI</b>	<b>5</b>
<b>BB</b>	<b>2</b>
<b>SO</b>	<b>4</b>
<b>LOB</b>	<b>13</b>



Batter	1	2	3	4	5	6	7	8	9	AB	R	H	RBI	BB	SO	LOB	BOTTOM
--------	---	---	---	---	---	---	---	---	---	----	---	---	-----	----	----	-----	--------

<b>Jim Wohlford, R</b> <small>OBP: 0.315, SLG: 0.333</small> (1, 7)	0-0 <b>6-3</b> 		4-0 		0-0 <b>F9</b> 	0-0 		0-0 <b>F3</b> 		4	0	1	1	1	0	0	
<b>Amos Otis, R</b> <small>OBP: 0.370, SLG: 0.504</small> (1, 8)	4-0 		0-0 <b>5-3</b> 		0-3 <b>K</b> 	0-0 <b>FC6</b> 		0-0 <b>5-3</b> 		4	0	0	0	1	1	3	
<b>George Brett, L</b> <small>OBP: 0.398, SLG: 0.495</small> (1, 5)	0-0 <b>F8</b> 		0-0 <b>F7</b> 		0-0 <b>4-3</b> 		0-0 		0-0 		4	0	1	0	0	1	
<b>John Mayberry, L</b> <small>OBP: 0.344, SLG: 0.419</small> (1, 3)	0-0 <b>4-3</b> 			0-0 		4-0 	4-0 		4-0 		2	1	1	0	2	1	
<b>Hal McRae, R</b> <small>OBP: 0.397, SLG: 0.458</small> (1, 10)		0-0 		0-0 		0-0 <b>FC5-4</b> 	0-0 		0-0 		4	2	3	0	0	1	
<b>Al Cowens, R</b> <small>OBP: 0.309, SLG: 0.342</small> (1, 9)		0-0 <b>6-3</b> 		0-0 		0-0 	0-0 		0-0 		4	2	2	2	0	4	
<b>Bob Stinson, S</b> <small>OBP: 0.342, SLG: 0.320</small> (1, 2)		0-0 <b>G3</b> 		0-0 		0-0 	0-0 		0-3 		3	1	1	0	0	2	
<b>Jamie Quirk, L</b> <small>OBP: 0.273, SLG: 0.364</small> (7, PH)											1	0	0	0	1	3	
<b>Buck Martinez, R</b> <small>OBP: 0.297, SLG: 0.460</small> (8, 2)											0	0	0	0	0	0	
<b>Freddie Patek, R</b> <small>OBP: 0.351, SLG: 0.345</small> (1, 6)		0-0 		0-0 		4-0 	4-0 		0-0 <b>F8</b> 		3	1	2	2	1	3	
<b>Frank White, R</b> <small>OBP: 0.254, SLG: 0.268</small> (1, 4)		0-0 <b>1-3</b> 		0-0 		0-0 		0-0 	0-0 <b>5-3</b> 		4	0	1	2	0	2	

		<b>Oakland Athletics @ Kansas City Royals</b> <b>Royals Stadium, Kansas City, MO</b> Sat Jul 03 1976, 8:05 PM EDT Att. 33,586 - Unknown											
		livebaseballscorecards.com											
		<b>AB 33</b> <b>R 7</b> <b>H 12</b> <b>RBI 7</b> <b>BB 5</b> <b>SO 2</b> <b>LOB 20</b>											
		WP: 1 PA: 38 PB: 0 SB: 0 CS: 2											

Inning Stats	R: 0	H: 0	E: 0	K: 0	S: 3	R: 1	H: 2	E: 0	K: 0	S: 5	R: 0	H: 0	E: 0	K: 0	S: 2	R: 3	H: 4	E: 0	K: 0	S: 6	R: 0	H: 0	E: 0	K: 1	S: 5	R: 3	H: 4	E: 0	K: 0	S: 6	R: 0	H: 2	E: 0	K: 1	S: 7	R: 0	H: 0	E: 0	K: 0	S: 3
--------------	------	------	------	------	------	------	------	------	------	------	------	------	------	------	------	------	------	------	------	------	------	------	------	------	------	------	------	------	------	------	------	------	------	------	------	------	------	------	------	------

PITCHER	IP	WLS	BF	H	R	ER	SO	BB	IBB	HBP	BLK	WP	HR	S	P	ERA	WHIP
<b>Dick Bosman, R</b> <small>ERA: 3.32</small> (1, 1)	3.1		16	5	4	4	0	2	0	0	0	1	0	14	22	10.80	2.100
<b>Jim Todd, R</b> <small>ERA: 3.79</small> (4, 1)	2.1	L	12	5	3	3	1	1	1	0	0	0	0	12	20	11.57	2.571
<b>Rollie Fingers, R</b> <small>ERA: 2.98</small> (6, 1)	2.1		10	2	0	0	1	1	0	0	0	0	0	11	15	0.00	1.286

Batter	1	2	3	4	5	6	7	8	9	AB R H RBI BB SO LOB	TOP											
Bill North, S OBP: 0.342, SLG: 0.331 (1, 8) X	0-0 4-3 1B		4-0 1B BB		0-0 FC6 1-2f	0-0 1B			0-3 K	4 1 1 1 1 1 1												
Bert Campaneris, R OBP: 0.320, SLG: 0.280 (1, 6) X	0-0 G5-4-3 1B		0-0 1B			0-0 2B K			4-0 BB BB	4 1 3 1 1 1 2												
Don Baylor, R OBP: 0.315, SLG: 0.369 (1, 9) X	0-0 G5-4-3 1-2f		0-0 F7			1-0 2B HBP	0-3 K		4-0 1-2 BB	3 1 0 0 1 1 2												
Joe Rudi, R OBP: 0.319, SLG: 0.431 (1, 7) X		0-0 6-3		0-0 5-3		0-0 SH 1B 2B 1-H 2-H	0-0 F5		0-0 F9	5 1 1 2 0 0 2												
Sal Bando, R OBP: 0.343, SLG: 0.468 (1, 5) X		4-0 FC6-4 BB		4-0 G4-6-3 BB		0-0 SH 1B 2-3	0-0 4-3		0-3 K	2 1 0 0 2 1 2												
Gene Tenace, R OBP: 0.376, SLG: 0.437 (1, 3) X		0-0 FC6-4 1-2f		0-0 G4-6-3 1-2f		0-0 F6		0-0 FC5-4 1B		4 0 1 0 0 0 4												
Billy Williams, L OBP: 0.311, SLG: 0.337 (1, 10) X		0-0 3-1			0-0 G3	0-0 1B 1B 1-3 3-H		0-0 F8		4 1 1 1 0 0 2												
Phil Garner, R OBP: 0.311, SLG: 0.405 (1, 4) X			0-0 L8		0-3 K	0-3 K		0-0 P4		4 0 0 0 0 2 3												
Larry Haney, R OBP: 0.277, SLG: 0.230 (1, 2) X			0-3 K		4-0 FC6 BB	0-0 1B 1B 1-2 3-H		0-0 FC5-4 1-2f		2 0 1 1 1 1 0												
Jeff Newman, R OBP: 0.500, SLG: 0.333 (8, PH) (8, 2) X										1 0 0 0 0 0 1												
<b>Inning Stats</b>	R: 0 E: 0 K: 0 S: 3	H: 1 LOB: 0 BB: 0 P: 3	R: 0 E: 0 K: 0 S: 3	H: 0 LOB: 1 BB: 1 P: 7	R: 1 E: 0 K: 1 S: 6	H: 1 LOB: 1 BB: 1 P: 10	R: 0 E: 0 K: 0 S: 2	H: 0 LOB: 0 BB: 1 P: 6	R: 0 E: 0 K: 1 S: 5	H: 0 LOB: 1 BB: 1 P: 9	R: 5 E: 1 K: 2 S: 13	H: 5 LOB: 2 BB: 0 P: 14	R: 0 E: 0 K: 1 S: 5	H: 0 LOB: 0 BB: 0 P: 5	R: 0 E: 0 K: 0 S: 4	H: 1 LOB: 1 BB: 0 P: 4	R: 0 E: 0 K: 2 S: 7	H: 0 LOB: 2 BB: 2 P: 15	1B: 6 2B: 2 3B: 0 HR: 0	SF: 0 SAC: 1 DP: 2 HBP: 1	WP: 0 PB: 0 SB: 1 CS: 0	PA: 41
<b>PITCHER</b>	IP WLS BF H R ER SO BB IBB HBP BLK WP HR S P ERA WHIP																					
Al Fitzmorris, R ERA: 3.43 (1, 1)	5.2 L 27 6 6 4 3 4 0 0 0 0 0 0 28 45 6.35 1.765																					
Mark Littell, R ERA: 2.59 (6, 1)	1.1 5 1 0 0 2 0 0 0 0 0 0 0 9 9 0.00 0.750																					
Larry Gura, L ERA: 7.5 (8, 1)	1.0 4 1 0 0 0 0 0 0 0 0 0 0 4 4 0.00 1.000																					
Tom Hall, L ERA: 3.32 (9, 1)	1.0 5 0 0 0 2 2 0 0 0 0 0 0 7 15 0.00 2.000																					

Oakland Athletics @ Kansas City Royals  
Royals Stadium, Kansas City, MO  
Sun Jul 04 1976, 4:33 AM EDT  
Att. 24,647 - Unknown - 78 F

AB	33
R	6
H	8
RBI	6
BB	6
SO	7
LOB	19



Batter	1	2	3	4	5	6	7	8	9	AB	R	H	RBI	BB	SO	LOB
Jim Wohlford, R OBP: 0.314, SLG: 0.326 (1, 7) BBB	4-0 6-3 BB		0-0 F8			0-3 K		0-0 F8		3	0	0	0	1	1	1
Amos Otis, R OBP: 0.366, SLG: 0.497 (1, 8) X	0-0 6-3 1-2			0-0 F7		0-3 K			0-0 F9	4	0	0	0	0	1	2
George Brett, L OBP: 0.393, SLG: 0.489 (1, 5) X	0-0 4-3			0-0 P6		0-0 F8			0-0 4-3	4	0	0	0	0	0	1
John Mayberry, L OBP: 0.342, SLG: 0.416 (1, 3) X		0-0 3-1		0-0 1B		0-3 K			0-0 F7	4	0	1	0	0	1	0
Hal McRae, R OBP: 0.399, SLG: 0.462 (1, 10) BBB		4-0 4-3 S BB		0-0 P4		0-0 6-3 2B				2	0	1	0	1	0	1
Al Cowens, R OBP: 0.306, SLG: 0.338 (1, 9) X		0-0 4-3 1-3			0-0 6-3		0-0 6-3 2-3			3	0	0	0	0	0	2
Bob Stinson, S OBP: 0.333, SLG: 0.310 (1, 2) X		0-0 F5			0-0 F7		0-0 F9			3	0	0	0	0	0	2
Freddie Patek, R OBP: 0.349, SLG: 0.342 Davey Nelson, R OBP: 0.333, SLG: 0.370 (1, 6) (6, 4)			0-0 6-3		0-0 F3			0-0 5-3		2	0	0	0	0	0	0
Frank White, R OBP: 0.256, SLG: 0.271 (1, 4) (6, 6)			0-0 F9			0-0 1B		0-0 4-3		1	0	0	0	0	0	0
Jamie Quirk, L OBP: 0.261, SLG: 0.348 (8, PH) (9, 6)										1	0	0	0	0	0	0

<b>Inning Stats</b>	R: 0 E: 0 K: 0 S: 2	H: 0 LOB: 0 BB: 1 P: 6	R: 0 E: 0 K: 0 S: 3	H: 0 LOB: 1 BB: 1 P: 7	R: 0 E: 0 K: 0 S: 3	H: 0 LOB: 0 BB: 0 P: 3	R: 0 E: 0 K: 0 S: 4	H: 1 LOB: 1 BB: 0 P: 4	R: 0 E: 0 K: 0 S: 3	H: 0 LOB: 0 BB: 0 P: 3	R: 0 E: 0 K: 2 S: 8	H: 1 LOB: 1 BB: 0 P: 8	R: 0 E: 0 K: 1 S: 6	H: 1 LOB: 1 BB: 0 P: 6	R: 0 E: 0 K: 0 S: 3	H: 0 LOB: 0 BB: 0 P: 3	R: 0 E: 0 K: 0 S: 3	H: 0 LOB: 0 BB: 0 P: 3	1B: 2 2B: 1 3B: 0 HR: 0	SF: 0 SAC: 0 DP: 0 HBP: 0	WP: 0 PB: 0 SB: 1 CS: 0	PA: 31	ERA WHIP
<b>PITCHER</b> Mike Norris, R ERA: 4.17 (1, 1)	IP 9.0	WLS W	BF 31	H 3	R 0	ER 0	SO 3	BB 2	IBB 0	HBP 0	BLK 0	WP 0	HR 0	S 35	P 43	ERA 0.00	WHIP 0.556						

**BOTTOM**

**Oakland Athletics @ Kansas City Royals**

Royals Stadium, Kansas City, MO

Sun Jul 04 1976, 4:33 AM EDT  
Att: 24,647 - Unknown - 78 F

[livebaseballscorecards.com](http://livebaseballscorecards.com)

<b>AB</b>	<b>29</b>
<b>R</b>	<b>0</b>
<b>H</b>	<b>3</b>
<b>RBI</b>	<b>0</b>
<b>BB</b>	<b>2</b>
<b>SO</b>	<b>3</b>
<b>LOB</b>	<b>9</b>



Batter	1	2	3	4	5	6	7	8	9	AB R H RBI BB SO LOB	TOP										
Jim Wohlford, R OBP: 0.306, SLG: 0.317 (1, 7) (8, 9)	0-0 6-3		0-0 F8		0-0 P6			0-0 G5-4-3		4 0 0 0 0 0 1	<b>Kansas City Royals @ New York Yankees</b> Yankee Stadium, Bronx, NY Mon Jul 05 1976, 3:33 AM EDT Att. 28,041 - Unknown - 87 F										
Amos Otis, R OBP: 0.364, SLG: 0.497 Mark Littell, L Steve Mingori, L	0-0 F2		0-0 E5			0-0 F8		0-0 2B		4 0 1 0 0 0 0 0 0 0 0 0 0 0 0 0 0 0 0 0 0											
George Brett, L OBP: 0.400, SLG: 0.495 (1, 5)	0-0 E9 1B 2B		4-0 G4-6-3 1-2 BB			0-0 CS 1B		4-0 BB		2 1 2 0 2 0 0											
John Mayberry, L OBP: 0.341, SLG: 0.414 (1, 3)	0-0 1B 1B		0-0 G4-6-3 1-2f			0-0 P5 1-2		0-3 K		4 1 1 1 0 1 5											
Hal McRae, R OBP: 0.401, SLG: 0.463 (1, 10) (8, 7)	0-0 1B 1-2 CS 1B			0-0 4-3			0-0 S 1B		0-0 5-3	4 0 2 0 0 0 0											
Al Cowens, R OBP: 0.309, SLG: 0.338 (1, 9) (8, 8)	0-0 1-3 2-H 1B			0-0 1-3			0-0 L3 1-2		4-0 CS BB	3 0 1 1 1 0 1											
Buck Martinez, R OBP: 0.287, SLG: 0.444 (1, 2)	0-0 CS 3-H	0-0 6-3		0-0 P4			0-0 F8		0-0 P6 1-2	4 0 0 0 0 0 2											
Freddie Patek, R OBP: 0.345, SLG: 0.338 (1, 6)		0-0 P4			0-0 2-3		0-3 K			3 0 0 0 0 1 1											
Frank White, R OBP: 0.257, SLG: 0.272 (1, 4)		0-0 1-3			0-0 L6			0-0 G5-4-3 1B		3 0 1 0 0 0 0											
<b>Inning Stats</b>	R: 2 E: 1 K: 0 S: 6	H: 4 LOB: 1 BB: 0 P: 6	R: 0 E: 0 K: 0 S: 3	H: 0 LOB: 0 BB: 0 P: 3	R: 0 E: 1 K: 0 S: 3	H: 0 LOB: 1 BB: 1 P: 7	R: 0 E: 0 K: 0 S: 3	H: 0 LOB: 0 BB: 0 P: 3	R: 0 E: 0 K: 0 S: 3	H: 1 LOB: 0 BB: 0 P: 3	R: 0 E: 0 K: 1 S: 6	H: 1 LOB: 1 BB: 0 P: 6	R: 0 E: 0 K: 1 S: 6	H: 2 LOB: 2 BB: 1 P: 10	R: 0 E: 0 K: 0 S: 2	H: 0 LOB: 0 BB: 1 P: 6	1B: 6 2B: 2 3B: 0 HR: 0	SF: 0 SAC: 0 DP: 2 HBP: 0	WP: 0 PB: 0 SB: 2 CS: 3	PA: 35	
<b>PITCHER</b> Doyle Alexander, R ERA: 3.53 Grant Jackson, L ERA: 4.38	IP WLS BF H R ER SO BB IBB HBP BLK WP HR S P ERA WHIP	7.2 L 29 8 2 2 1 1 0 0 0 0 0 0 30 34 2.35 1.174	1.1 5 0 0 0 1 2 0 0 0 0 0 0 5 13 0.00 1.500																		

livebaseballscores.com

<b>AB</b>	31
<b>R</b>	2
<b>H</b>	8
<b>RBI</b>	2
<b>BB</b>	3
<b>SO</b>	2
<b>LOB</b>	10





Batter	1	2	3	4	5	6	7	8	9	AB	R	H	RBI	BB	SO	LOB
Mickey Rivers, L OBP: 0.333, SLG: 0.461 (1, 8)	0-0 4-3		0-0 S 1B		0-0 F8		0-0 SF8		0-0 F2	4	0	1	1	0	0	5
Roy White, S OBP: 0.363, SLG: 0.410 (1, 7)	0-0 4-3 1B		0-0 4-3 1-2		0-0 G5-4-3 1-2		0-0 CS 1-2	0-0 4-3	0-0 F3	5	0	1	0	0	0	6
Thurman Munson, R OBP: 0.361, SLG: 0.474 (1, 10)	0-0 4-3 1-2			0-0 4-3		0-0 F7		0-0 4-3 1B		4	0	1	0	0	0	1
Lou Piniella, R OBP: 0.316, SLG: 0.423 (1, 9)	0-0 5-3			0-0 G1 1B 1B		0-0 1B		0-0 4-3 1-2		3	0	2	0	0	0	1
Oscar Gamble, L OBP: 0.326, SLG: 0.423 (8, PH) (9, 9)										1	0	0	0	0	0	1
Chris Chambliss, L OBP: 0.330, SLG: 0.453 (1, 3)		0-0 L4		0-0 G1 1B		0-0 L4		0-0 F8		4	0	1	0	0	0	2
Graig Nettles, L OBP: 0.310, SLG: 0.396 (1, 5)		0-0 F7		0-0 G1 1-2 2-3		0-0 F8			0-3 K	4	0	0	0	0	1	3
Fran Healy, R OBP: 0.341, SLG: 0.278 (1, 2)		0-0 F8		0-0 5-3						4	0	2	0	0	0	2
Willie Randolph, R OBP: 0.373, SLG: 0.335 (1, 4)			0-0 P4		0-0 1B 1B		4-0 CS BB		0-0 E 1B	3	0	2	0	1	0	0
Jim Mason, L OBP: 0.183, SLG: 0.211 (1, 6)			0-3 K		0-0 1B 1B		0-0 F8		0-0 E5	1	0	0	0	0	1	0
Sandy Alomar Sr., S OBP: 0.311, SLG: 0.250 (5, PH) (6, 6)					0-0 G5-4-3 1B		2-3		1-2 2-3	3	0	1	0	0	0	4

Inning Stats	R: 0	H: 1	E: 0	LOB: 1	K: 0	BB: 0	S: 4	P: 4	R: 0	H: 0	E: 0	LOB: 0	K: 0	BB: 0	S: 3	P: 3	R: 0	H: 1	E: 0	LOB: 1	K: 1	BB: 0	S: 6	P: 6	R: 0	H: 2	E: 0	LOB: 2	K: 0	BB: 0	S: 5	P: 5	R: 0	H: 2	E: 0	LOB: 1	K: 0	BB: 0	S: 4	P: 4	R: 1	H: 1	E: 0	LOB: 0	K: 0	BB: 1	S: 3	P: 7	R: 0	H: 1	E: 0	LOB: 1	K: 0	BB: 0	S: 4	P: 4	R: 0	H: 1	E: 0	LOB: 1	K: 0	BB: 0	S: 4	P: 4	R: 0	H: 2	E: 1	LOB: 3	K: 1	BB: 0	S: 8	P: 8	1B: 11	SF: 1	2B: 0	SAC: 0	3B: 0	DP: 1	HR: 0	HBP: 0
--------------	------	------	------	--------	------	-------	------	------	------	------	------	--------	------	-------	------	------	------	------	------	--------	------	-------	------	------	------	------	------	--------	------	-------	------	------	------	------	------	--------	------	-------	------	------	------	------	------	--------	------	-------	------	------	------	------	------	--------	------	-------	------	------	------	------	------	--------	------	-------	------	------	------	------	------	--------	------	-------	------	------	--------	-------	-------	--------	-------	-------	-------	--------

PITCHER	IP	WLS	BF	H	R	ER	SO	BB	IBB	HBP	BLK	WP	HR	S	P	ERA	WHIP
Paul Splittorf, L ERA: 3.84 (1, 1)	6.1		27	8	1	1	1	1	0	0	0	0	0	28	32	1.42	1.421
Tom Hall, L ERA: 3.22 (7, 1)	0.2		1	0	0	0	0	0	0	0	0	0	0	1	1	0.00	0.000
Mark Littell, R ERA: 2.57 (8, 1)	0.1		2	1	0	0	0	0	0	0	0	0	0	2	2	0.00	3.000
Steve Mingori, L ERA: 2.7 (8, 1)	1.2	S	8	2	0	0	1	0	0	0	0	0	0	10	10	0.00	1.200


**BOTTOM**

**Kansas City Royals @ New York Yankees**  
 Yankee Stadium, Bronx, NY

Mon Jul 05 1976, 3:33 AM EDT  
 Att: 28,041 - Unknown - 87 F

<b>AB</b>	<b>36</b>
<b>R</b>	<b>0</b>
<b>H</b>	<b>11</b>
<b>RBI</b>	<b>1</b>
<b>BB</b>	<b>1</b>
<b>SO</b>	<b>2</b>
<b>LOB</b>	<b>25</b>

WP: 0 PA: 39  
 PB: 0  
 SB: 1  
 CS: 1



livebaseballscorecards.com

Batter	1	2	3	4	5	6	7	8	9	AB R H RBI BB SO LOB	TOP		
Jim Wohlford, R (1, 7) OBP: 0.317, SLG: 0.319	0-0 F9		4-0 BB			4-0 1B BB		0-0 4-3 SH2-4 PO 1B		2 1 1 0 2 0 0	<b>Kansas City Royals @ New York Yankees</b> Yankee Stadium, Bronx, NY Tue Jul 06 1976, 7:05 PM EDT Unknown		
Amos Otis, R (1, 8) OBP: 0.361, SLG: 0.492	0-0 6-3		0-0 6-3			0-3 K		0-0 SH2-4		3 0 0 0 0 1 2			
George Brett, L (1, 5) OBP: 0.401, SLG: 0.495	0-0 CS 1B				0-0 F7			0-0 4-3		4 1 2 0 0 0 1			
John Mayberry, L (1, 3) OBP: 0.343, SLG: 0.419	0-0 CS 1B	0-0 FC1-5 2B			0-0 F7			0-0 PO	0-0 F1	4 0 2 1 0 0 0			
Hal McRae, R (1, 10) OBP: 0.399, SLG: 0.460		0-0 FC1-5 2B			0-0 4-3				0-0 5-3	4 0 1 1 0 0 1			
Al Cowens, R (1, 9) OBP: 0.308, SLG: 0.337		0-0 P6			0-0 6-3				0-0 E 1B	4 1 1 0 0 0 3			
Buck Martinez, R (1, 2) OBP: 0.286, SLG: 0.438		0-0 F7			0-0 F9				0-0 1B	4 0 1 1 0 0 1			
Freddie Patek, R (1, 6) OBP: 0.340, SLG: 0.332			0-0 L4		0-0 F9				0-3 K	4 0 0 0 0 1 1			
Frank White, R (1, 4) OBP: 0.258, SLG: 0.269			0-0 F5			4-0 CS BB		0-3 K		2 0 0 0 1 1 0			
<b>Inning Stats</b>	R: 0 H: 1 E: 0 LOB: 0 K: 0 BB: 0 S: 3 P: 3	R: 0 H: 1 E: 0 LOB: 1 K: 0 BB: 0 S: 4 P: 4	R: 0 H: 0 E: 0 LOB: 1 K: 0 BB: 1 S: 3 P: 7	R: 0 H: 0 E: 0 LOB: 0 K: 0 BB: 0 S: 3 P: 3	R: 0 H: 0 E: 0 LOB: 0 K: 0 BB: 0 S: 3 P: 3	R: 2 H: 3 E: 0 LOB: 2 K: 1 BB: 2 S: 7 P: 15	R: 0 H: 0 E: 0 LOB: 0 K: 1 BB: 0 S: 5 P: 5	R: 0 H: 1 E: 0 LOB: 0 K: 0 BB: 0 S: 3 P: 3	R: 1 H: 2 E: 1 LOB: 1 K: 1 BB: 0 S: 7 P: 7	1B: 7 SF: 0 2B: 1 SAC: 1 3B: 0 DP: 0 HR: 0 HBP: 0	WP: 0 PA: 37 PB: 0 SB: 0 CS: 2		
<b>PITCHER</b>	IP WLS BF H R ER SO BB IBB HBP BLK WP HR S P ERA WHIP											<b>PITCHER</b>	IP WLS BF H R ER SO BB IBB HBP BLK WP HR S P ERA WHIP
Ed Figueroa, R (1, 1) ERA: 3.14	7.1 L 29 6 2 2 2 3 0 0 0 0 0 0 30 42 2.46 1.227												
Sparky Lyle, L (8, 1) ERA: 1.94	1.2 6 2 1 0 1 0 0 0 0 0 0 0 8 8 0.00 1.200												

livebaseballscorecards.com

**AB** 31  
**R** 3  
**H** 8  
**RBI** 3  
**BB** 3  
**SO** 3  
**LOB** 9



Batter	1	2	3	4	5	6	7	8	9	AB R H RBI BB SO LOB
Mickey Rivers, L (1, 8) OBP: 0.332, SLG: 0.462	0-0 4-3		0-0 HBP 2B		0-0 P6			0-3 K		4 0 1 0 0 1 0
Roy White, S (1, 7) OBP: 0.364, SLG: 0.419	0-0 HR		4-0 HBP BB			0-0 G3		0-0 F9		3 1 1 1 1 0 0
Thurman Munson, R (1, 2) OBP: 0.359, SLG: 0.469	0-3 K		1-0 HBP			0-0 P4		0-0 5-3		3 0 0 0 0 1 0
Chris Chambliss, L (1, 3) OBP: 0.329, SLG: 0.450	0-0 F8		0-0 3-1			0-0 1B		0-3 K		4 0 1 0 0 1 3
Carlos May, L (1, 10) OBP: 0.328, SLG: 0.295		0-0 4-3		0-0 F8		0-0 4-3		0-0 F8		4 0 0 0 0 0 1
Graig Nettles, L (1, 5) OBP: 0.307, SLG: 0.391		0-3 K		0-0 4-3		0-3 K				3 0 0 0 0 2 0
Oscar Gamble, L (1, 9) OBP: 0.321, SLG: 0.416		0-0 F9		0-0 F9		0-0 4-3		0-0 6-3		3 0 0 0 0 0 0
Sandy Alomar Sr., S (1, 4) OBP: 0.292, SLG: 0.233			0-0 F9		0-0 F5		0-0 6-3			3 0 0 0 0 0 0
Jim Mason, L (1, 6) OBP: 0.181, SLG: 0.207			0-0 F7		0-0 4-3		0-0 P6			2 0 0 0 0 0 0
Lou Piniella, R (8, PH) OBP: 0.314, SLG: 0.421										1 0 0 0 0 0 0
Fred Stanley, R (9, 6) OBP: 0.305, SLG: 0.262										0 0 0 0 0 0 0

Inning Stats	R: 1 E: 0 K: 1 S: 6	H: 1 LOB: 0 BB: 0 P: 6	R: 0 E: 0 K: 1 S: 5	H: 0 LOB: 0 BB: 0 P: 5	R: 0 E: 0 K: 0 S: 4	H: 1 LOB: 3 BB: 1 P: 9	R: 0 E: 0 K: 0 S: 3	H: 0 LOB: 0 BB: 0 P: 3	R: 0 E: 0 K: 0 S: 3	H: 0 LOB: 0 BB: 0 P: 3	R: 0 E: 0 K: 0 S: 4	H: 1 LOB: 1 BB: 0 P: 4	R: 0 E: 0 K: 1 S: 5	H: 0 LOB: 0 BB: 0 P: 5	R: 0 E: 0 K: 1 S: 5	H: 0 LOB: 0 BB: 0 P: 5	R: 0 E: 0 K: 1 S: 5	H: 0 LOB: 0 BB: 0 P: 5	1B: 1 2B: 1 3B: 0 HR: 1	SF: 0 SAC: 0 DP: 0 HBP: 1	WP: 0 PB: 0 SB: 0 CS: 0	PA: 32
--------------	------------------------------	---------------------------------	------------------------------	---------------------------------	------------------------------	---------------------------------	------------------------------	---------------------------------	------------------------------	---------------------------------	------------------------------	---------------------------------	------------------------------	---------------------------------	------------------------------	---------------------------------	------------------------------	---------------------------------	----------------------------------	------------------------------------	----------------------------------	--------

PITCHER	IP	WLS	BF	H	R	ER	SO	BB	IBB	HBP	BLK	WP	HR	S	P	ERA	WHIP
Doug Bird, R (1, 1) ERA: 2.86	7.0	W	26	3	1	1	3	1	0	1	0	0	1	30	35	1.29	0.571
Steve Mingori, L (8, 1) ERA: 2.57	2.0	S	6	0	0	0	2	0	0	0	0	0	0	10	10	0.00	0.000

**BOTTOM**

**Kansas City Royals @ New York Yankees**  
 Yankee Stadium, Bronx, NY

Tue Jul 06 1976, 7:05 PM EDT  
 Unknown

livebaseballscorecards.com

<b>AB</b>	<b>30</b>
<b>R</b>	<b>1</b>
<b>H</b>	<b>3</b>
<b>RBI</b>	<b>1</b>
<b>BB</b>	<b>1</b>
<b>SO</b>	<b>5</b>
<b>LOB</b>	<b>4</b>



Batter	1	2	3	4	5	6	7	8	9	AB R H RBI BB SO LOB	TOP	
<b>Jim Wohlford, R</b> (1, 8) <small>OBP: 0.311, SLG: 0.313</small> <b>Tony Solaita, L</b> (8, PH) <small>OBP: 0.289, SLG: 0.299</small> <b>Amos Otis, R</b> (8, 8) <small>OBP: 0.360, SLG: 0.490</small>	0-0 1-3		0-3 K		0-0 6-3-5			0-0 F8	0-0 6-3	3 0 0 1 0 1 1 1 0 0 0 0 0 0 1 0 0 0 0 0 1	<b>Kansas City Royals @ New York Yankees</b> Yankee Stadium, Bronx, NY Tue Jul 06 1976, 7:05 PM EDT Att. 35,370 - Unknown	
<b>Al Cowens, R</b> (1, 9) <small>OBP: 0.307, SLG: 0.336</small>	0-0 5-3		0-3 K			0-3 K		0-0 PB 1B		4 0 1 0 0 2 0		
<b>George Brett, L</b> (1, 5) <small>OBP: 0.399, SLG: 0.491</small>	0-0 G3			0-0 F7		0-0 F8		4-0 BB 1-2 BB		3 0 0 0 1 0 0		
<b>John Mayberry, L</b> (1, 3) <small>OBP: 0.342, SLG: 0.414</small>		0-0 F7		4-0 FC3-6 BB		0-3 K		0-0 F2		3 0 0 0 1 1 2		
<b>Hal McRae, R</b> (1, 7) <small>OBP: 0.397, SLG: 0.457</small>		0-0 FC5 1B 1B		0-0 FC3-6 S 1-2f		0-0 F9		0-0 L4		4 0 1 0 0 0 1		
<b>Jamie Quirk, L</b> (1, 10) <small>OBP: 0.289, SLG: 0.346</small> <b>Davey Nelson, R</b> (9, PH) <small>OBP: 0.341, SLG: 0.370</small>		0-0 F7		0-0 F3 1-2		0-0 G6-4-3 1B		4-0 2B 2B BB		3 0 1 0 0 0 2 0 1 0 0 1 0 0		
<b>Bob Stinson, S</b> (1, 2) <small>OBP: 0.342, SLG: 0.320</small> <b>Cookie Rojas, R</b> (9, PH) <small>OBP: 0.309, SLG: 0.300</small>		0-0 1-2 1B			0-0 SH1-3 6-3-5 1B 1B		0-0 G6-4-3 1-2f		0-3 K	3 1 2 0 0 0 1 1 0 0 0 0 1 1		
<b>Freddie Patek, R</b> (1, 6) <small>OBP: 0.346, SLG: 0.343</small>		0-0 FC5 2-3f			0-0 6-3-5 SH1-3 1-2 1B			0-0 SH3-4 E 1B	0-0 1-3 2B 2B	4 2 3 0 0 0 2		
<b>Frank White, R</b> (1, 4) <small>OBP: 0.261, SLG: 0.276</small>			0-3 K		0-0 SH1-3 1-2 2-3			0-0 SH3-4 1-2	0-0 2-H 3-H 2B	2 0 1 2 0 1 0		
<b>Inning Stats</b>	R: 0 E: 0 K: 0 S: 3 H: 0 LOB: 0 BB: 0 P: 3	R: 0 E: 0 K: 0 S: 5 H: 2 LOB: 2 BB: 0 P: 5	R: 0 E: 0 K: 3 S: 9 H: 0 LOB: 0 BB: 0 P: 9	R: 0 E: 0 K: 0 S: 3 H: 0 LOB: 1 BB: 1 P: 7	R: 1 E: 0 K: 0 S: 4 H: 2 LOB: 0 BB: 0 P: 4	R: 0 E: 0 K: 2 S: 7 H: 0 LOB: 0 BB: 0 P: 7	R: 0 E: 0 K: 0 S: 3 H: 1 LOB: 0 BB: 0 P: 3	R: 1 E: 1 K: 0 S: 5 H: 2 LOB: 2 BB: 1 P: 9	R: 2 E: 0 K: 1 S: 7 H: 2 LOB: 1 BB: 1 P: 11	1B: 7 2B: 3 3B: 0 HR: 0 SF: 0 SAC: 2 DP: 2 HBP: 0		WP: 0 PB: 1 SB: 1 CS: 0 PA: 37
<b>PITCHER</b> <b>Dick Tidrow, R</b> (1, 1) <small>ERA: 2.66</small> <b>Sparky Lyle, L</b> (8, 1) <small>ERA: 2.15</small>	IP WLS BF H R ER SO BB IBB HBP BLK WP HR S P ERA WHIP											
	7.2 29 7 2 2 5 1 0 0 0 0 0 0 38 42 2.35 1.043											
	1.1 8 2 2 2 1 2 0 0 0 0 0 0 8 16 13.50 3.000											

livebaseballscorecards.com

AB	32
R	4
H	9
RBI	3
BB	3
SO	6
LOB	11





Batter	1	2	3	4	5	6	7	8	9	AB R H RBI BB SO LOB	TOP
Al Cowens, R (1, 9) OBP: 0.303, SLG: 0.331	0-0 L3			0-3 K		0-0 L3			0-0 F3	4 0 0 0 0 1 1	<b>Kansas City Royals @ New York Yankees</b> Yankee Stadium, Bronx, NY Wed Jul 07 1976, 7:05 PM EDT Att: 23,172 - Unknown <a href="http://livebaseballscorecards.com">livebaseballscorecards.com</a>
Amos Otis, R (1, 8) OBP: 0.356, SLG: 0.485	0-0 P6			0-0 B5-3			0-0 P3		0-0 SF8	3 0 0 1 0 0 0	
George Brett, L (1, 5) OBP: 0.401, SLG: 0.491	0-0 F7			0-0 1B			0-0 L6		0-0 BB 1B	4 0 2 0 0 0 0	
John Mayberry, L (1, 3) OBP: 0.341, SLG: 0.410		0-0 4-3		0-3 K			0-0 4-3		4-0 BB 1B	3 0 0 0 1 1 1	
Hal McRae, R (1, 7) OBP: 0.395, SLG: 0.464		0-0 4-3			0-0 F9			HR	0-3 K	4 1 1 1 0 1 2	
Jim Wohlford, R (9, 7) OBP: 0.311, SLG: 0.313										0 0 0 0 0 0 0	
Jamie Quirk, L (1, 10) OBP: 0.276, SLG: 0.345		0-3 K			0-0 F8			FC6-5 SH3-4 1B		3 0 1 0 0 1 0	
Davey Nelson, R (8, PR) OBP: 0.341, SLG: 0.370										0 0 0 0 0 0 0	
Buck Martinez, R (1, 2) OBP: 0.281, SLG: 0.431			0-0 6-3		0-3 K			SH3-4		2 0 0 0 0 1 0	
Freddie Patek, R (1, 6) OBP: 0.342, SLG: 0.339			0-3 K			0-0 6-3		FC6-5 CS		3 0 0 0 0 1 2	
Frank White, R (1, 4) OBP: 0.262, SLG: 0.277			0-0 P5			0-0 F8		CS	0-0 E S SF8 1B	3 1 1 0 0 0 0	
<b>Inning Stats</b>	R: 0 H: 0 E: 0 LOB: 0 K: 0 BB: 0 S: 3 P: 3	R: 0 H: 0 E: 0 LOB: 0 K: 1 BB: 0 S: 5 P: 5	R: 0 H: 0 E: 0 LOB: 0 K: 1 BB: 0 S: 5 P: 5	R: 0 H: 1 E: 0 LOB: 1 K: 2 BB: 0 S: 8 P: 8	R: 0 H: 0 E: 0 LOB: 0 K: 1 BB: 0 S: 5 P: 5	R: 0 H: 0 E: 0 LOB: 0 K: 0 BB: 0 S: 3 P: 3	R: 0 H: 0 E: 0 LOB: 0 K: 0 BB: 0 S: 3 P: 3	R: 1 H: 2 E: 0 LOB: 1 K: 0 BB: 0 S: 4 P: 4	R: 1 H: 2 E: 0 LOB: 2 K: 1 BB: 1 S: 7 P: 11	1B: 4 SF: 1 2B: 0 SAC: 1 3B: 0 DP: 0 HR: 1 HBP: 0	WP: 0 PA: 33 PB: 0 SB: 1 CS: 1
<b>PITCHER</b> Catfish Hunter, R (1, 1) ERA: 3.34	IP WLS BF H R ER SO BB IBB HBP BLK WP HR S P ERA WHIP										
	9.0 L 32 5 2 2 6 1 0 0 0 0 0 1 43 47 2.00 0.667										

Batter	1	2	3	4	5	6	7	8	9	AB	R	H	RBI	BB	SO	LOB
Mickey Rivers, L (1, 8) OBP: 0.330, SLG: 0.456	0-0 F7			0-0 4-3		0-0 F9		0-0 E9 2-H 1B		4	0	1	1	0	0	0
Roy White, S (1, 7) OBP: 0.362, SLG: 0.413	0-3 K			0-0 6-3		0-0 1-3		4-0 BB		3	0	0	0	1	1	0
Thurman Munson, R (1, 2) OBP: 0.356, SLG: 0.461	0-3 K			4-0 FC6-4 BB		0-0 CS 1B		0-3 K		3	0	1	0	1	2	2
Lou Piniella, R (1, 9) OBP: 0.310, SLG: 0.414 Carlos May, L (9, PH) OBP: 0.332, SLG: 0.299		0-0 6-3		0-0 FC6-4 1-2f		0-0 CS 1-2	0-0 P6		0-0 FC1-6 1B	3	0	0	0	0	0	1
Chris Chambliss, L (1, 3) OBP: 0.327, SLG: 0.461		0-3 K			0-0 6-3		0-0 4-3		0-0 FC1-6 1-2f	4	0	0	0	0	1	1
Graig Nettles, L (1, 5) OBP: 0.303, SLG: 0.394		0-3 K			0-0 G3		0-0 F2		0-0 F9	4	0	0	0	0	1	1
Fran Healy, R (1, 10) OBP: 0.349, SLG: 0.280					4-0 BB BB BB			0-0 4-3	0-0 F8	3	0	1	0	1	0	1
Sandy Alomar Sr., S (1, 4) OBP: 0.315, SLG: 0.250					0-0 G6-4-3 1-		0-0 S 1B		0-0 E6 E	3	1	1	0	0	0	1
Mickey Klutts, R (1, 6) OBP: 0.315, SLG: 0.250					0-3 K		0-0 F7 1-2		0-0 6-3	3	0	0	0	0	1	3

**BOTTOM**

**Kansas City Royals @ New York Yankees**  
 Yankee Stadium, Bronx, NY  
 Wed Jul 07 1976, 7:05 PM EDT  
 Att. 23,172 - Unknown

livebaseballscorecards.com

<b>AB</b>	<b>31</b>
<b>R</b>	<b>1</b>
<b>H</b>	<b>5</b>
<b>RBI</b>	<b>1</b>
<b>BB</b>	<b>3</b>
<b>SO</b>	<b>6</b>
<b>LOB</b>	<b>10</b>



Inning Stats	R: 0	H: 0	E: 0	K: 2	S: 7	R: 0	H: 0	E: 0	K: 2	S: 7	R: 0	H: 1	E: 0	K: 1	S: 5	R: 0	H: 0	E: 0	K: 0	S: 3	R: 0	H: 1	E: 0	K: 0	S: 4	R: 0	H: 1	E: 0	K: 0	S: 3	R: 0	H: 0	E: 0	K: 0	S: 3	R: 1	H: 1	E: 2	K: 1	S: 7	R: 0	H: 1	E: 0	K: 0	S: 4	1B: 5	2B: 0	3B: 0	HR: 0	SF: 0	SAC: 0	DP: 1	HBP: 0	WP: 0	PB: 0	SB: 1	CS: 1	PA: 35
--------------	------	------	------	------	------	------	------	------	------	------	------	------	------	------	------	------	------	------	------	------	------	------	------	------	------	------	------	------	------	------	------	------	------	------	------	------	------	------	------	------	------	------	------	------	------	-------	-------	-------	-------	-------	--------	-------	--------	-------	-------	-------	-------	--------

PITCHER	IP	WLS	BF	H	R	ER	SO	BB	IBB	HBP	BLK	WP	HR	S	P	ERA	WHIP
Andy Hassler, L (1, 1) ERA: 4.42	7.2		29	4	1	0	5	3	0	0	0	0	0	36	48	0.00	0.913
Mark Littell, R (8, 1) ERA: 2.55	0.1	W	1	0	0	0	1	0	0	0	0	0	0	3	3	0.00	0.000
Steve Mingori, L (9, 1) ERA: 2.51	1.0	S	4	1	0	0	0	0	0	0	0	0	0	4	4	0.00	1.000

Batter	1	2	3	4	5	6	7	8	9	AB R H RBI BB SO LOB	TOP	
Al Cowens, R (1, 9) OBP: 0.302, SLG: 0.330	0-0 G6-4-3 1B		0-0 4-3		0-3 K			0-0 6-3		4 0 1 0 0 1 2		
Amos Otis, R (1, 8) OBP: 0.352, SLG: 0.479	0-0 G6-4-3 1-2f			0-0 5-3		0-0 5-3		0-3 K		4 0 0 0 0 1 1		
George Brett, L (1, 5) OBP: 0.399, SLG: 0.488	0-0 F8			0-0 1B 1B		0-0 3-1			0-0 L3	4 1 1 0 0 0 0		
John Mayberry, L (1, 3) OBP: 0.343, SLG: 0.411		0-0 3-1		0-0 1B 1B		0-0 6-3			0-0 1B 1B	4 0 2 0 0 0 0		
Hal McRae, R (1, 7) OBP: 0.402, SLG: 0.470		4-0 G4-6-3 BB		0-0 1-2 3-H 1B		0-0 CS 1B			0-0 1-3 L3 1B	3 0 3 1 1 0 0		
Jamie Quirk, L (1, 10) OBP: 0.242, SLG: 0.303		0-0 G4-6-3 1-2f		0-0 G4-6-3 1-2f		0-0 4-3			0-0 L3	4 0 0 0 0 0 6		
Buck Martinez, R (1, 2) OBP: 0.282, SLG: 0.429			0-0 F8		0-0 1B		0-0 E8 FC4			3 0 1 0 0 0 0		
Freddie Patek, R (1, 6) OBP: 0.338, SLG: 0.335			0-0 5-3		0-0 F8		0-0 FC4			3 0 0 0 0 0 2		
Frank White, R (1, 4) OBP: 0.263, SLG: 0.283			0-0 2B		0-0 F7			0-0 4-3		3 0 1 0 0 0 1		
<b>Inning Stats</b>	R: 0 H: 1 E: 0 LOB: 0 K: 0 BB: 0 S: 3 P: 3	R: 0 H: 0 E: 0 LOB: 0 K: 0 BB: 1 S: 2 P: 6	R: 0 H: 1 E: 0 LOB: 1 K: 0 BB: 0 S: 4 P: 4	R: 1 H: 3 E: 0 LOB: 1 K: 0 BB: 0 S: 5 P: 5	R: 0 H: 1 E: 0 LOB: 1 K: 1 BB: 0 S: 6 P: 6	R: 0 H: 0 E: 0 LOB: 0 K: 0 BB: 0 S: 3 P: 3	R: 0 H: 1 E: 1 LOB: 1 K: 0 BB: 0 S: 4 P: 4	R: 0 H: 0 E: 0 LOB: 0 K: 1 BB: 0 S: 5 P: 5	R: 0 H: 2 E: 0 LOB: 1 K: 0 BB: 0 S: 4 P: 4	1B: 8 SF: 0 2B: 2 SAC: 0 3B: 0 DP: 4 HR: 0 HBP: 0	WP: 0 PA: 33 PB: 0 SB: 0 CS: 1	
<b>PITCHER</b> Mark Fidrych, R (1, 1) ERA: 1.78	IP WLS BF H R ER SO BB IBB HBP BLK WP HR S P ERA WHIP	9.0 L 33 9 1 1 2 1 0 0 0 0 0 0 36 40 1.00 1.111										

**Kansas City Royals @ Detroit Tigers**  
 Tiger Stadium, Detroit, MI  
 Fri Jul 09 1976, 7:05 PM EDT  
 Att: 51,041 - Unknown

[livebaseballscorecards.com](http://livebaseballscorecards.com)

<b>AB</b>	32
<b>R</b>	1
<b>H</b>	9
<b>RBI</b>	1
<b>BB</b>	1
<b>SO</b>	2
<b>LOB</b>	12






Batter	1	2	3	4	5	6	7	8	9
Ron LeFlore, R OBP: 0.377, SLG: 0.439 (1, 8) X	0-0 6-3 ①		0-3 K ②			0-0 6-3 ①		0-3 K ③	
Tom Verzyer, R OBP: 0.272, SLG: 0.259 (1, 6) X	0-0 F7 ②		0-0 E6 1B ②			0-0 F8 ②		0-0 F8 ①	
Ben Oglivie, L OBP: 0.298, SLG: 0.470 (1, 7) X	0-0 1B ③		0-0 4-3 ③			0-0 4-3 ③		0-0 P6 ②	
Rusty Staub, L OBP: 0.395, SLG: 0.440 (1, 9) X	0-0 G3 ③			0-0 5-3 ①			0-0 1B ①	0-0 L6 ③	
Jason Thompson, L OBP: 0.331, SLG: 0.434 (1, 3)		0-3 K ①		0-0 F7 ②			0-3 K ①		0-3 K ②
Alex Johnson, R OBP: 0.293, SLG: 0.384 (1, 10)		0-0 E1 CS ②		0-0 4-3 ③			0-3 K ②		0-3 K ③
Aurelio Rodriguez, R OBP: 0.288, SLG: 0.349 (1, 5)		0-0 E5 1-2 ②			0-3 K ①				0-3 K ①
Pedro Garcia, R OBP: 0.243, SLG: 0.290 (1, 4)		0-0 F9 ③			0-0 L7 ②			0-3 K ①	
Dan Meyer, L OBP: 0.317, SLG: 0.368 (8, PH)								0-0 F5 ②	
John Wockenfuss, R OBP: 0.380, SLG: 0.459 (9, 2)									
Bruce Kimm, R OBP: 0.284, SLG: 0.289 (1, 2)			0-0 F8 ①			0-0 1B ③			
Mickey Stanley, R OBP: 0.311, SLG: 0.338 (8, PH)									
Jerry Manuel, S OBP: 0.250, SLG: 0.194 (9, 4)									

Inning Stats	R: 0	H: 1	E: 0	K: 0	S: 4	LOB: 1	BB: 0	P: 4
R: 0 H: 0 E: 0 K: 1 S: 6	R: 0 H: 1 E: 1 K: 1 S: 6	R: 0 H: 0 E: 0 K: 0 S: 3	R: 0 H: 1 E: 0 K: 1 S: 5	R: 0 H: 0 E: 0 K: 3 S: 10	R: 0 H: 0 E: 0 K: 0 S: 3	R: 0 H: 0 E: 0 K: 0 S: 7	R: 0 H: 0 E: 0 K: 0 S: 3	R: 0 H: 0 E: 0 K: 0 S: 3
PITCHER Dennis Leonard, R ERA: 2.88 (1, 1)	IP: 9.0 WLS: W BF: 31 H: 4 R: 0 ER: 0 SO: 8 BB: 0 IBB: 0 HBP: 0 BLK: 0 WP: 0 HR: 0 S: 47 P: 47 ERA: 0.00 WHIP: 0.444	PITCHER IP: WLS: BF: H: R: ER: SO: BB: IBB: HBP: BLK: WP: HR: S: P: ERA: WHIP:						

**BOTTOM**

**Kansas City Royals @ Detroit Tigers**  
Tiger Stadium, Detroit, MI  
Fri Jul 09 1976, 7:05 PM EDT  
Att. 51,041 - Unknown

AB	31
R	0
H	4
RBI	0
BB	0
SO	8
LOB	7



WP: 0	PA: 31
PB: 0	
SB: 2	
CS: 1	

livebaseballscorecards.com

Batter	1	2	3	4	5	6	7	8	9	AB R H RBI BB SO LOB	TOP																	
Jim Wohlford, R (1, 7) OBP: 0.302, SLG: 0.302	0-0 F9		0-0 6-3			0-0 6-3	0-0 FC5-2-5-1 3B		0-0 L5	5 1 0 0 0 0 2																		
Amos Otis, R (1, 8) OBP: 0.351, SLG: 0.474	0-0 F8			0-0 6-3		0-0 5-3	4-0 3B BB			3 1 0 0 1 0 0																		
George Brett, L (1, 5) OBP: 0.403, SLG: 0.497	0-0 1B			0-0 4-3		0-0 BB E 1B	0-0 1B 3B			4 1 3 2 0 0 0																		
John Mayberry, L (1, 3) OBP: 0.345, SLG: 0.411	0-0 5-3			0-0 HR 1B		4-0 1-2 E BB	0-0 4-3			3 2 1 0 1 0 2																		
Hal McRae, R (1, 10) OBP: 0.404, SLG: 0.483		0-0 3-1		0-0 1-H HR		0-0 E4 1-H 2-H 2B		0-0 L6		4 2 2 4 0 0 0																		
Al Cowens, R (1, 9) OBP: 0.302, SLG: 0.329		0-0 F6		0-0 F7		0-0 1B		0-0 F9		4 0 1 0 0 0 0																		
Buck Martinez, R (1, 2) OBP: 0.281, SLG: 0.423		0-0 F9			0-0 1B	0-0 F9		0-0 F3		4 0 1 0 0 0 1																		
Freddie Patek, R (1, 6) OBP: 0.344, SLG: 0.347			4-0 BB G1-6-3		0-0 6-3		0-0 E S FC5-2-5-1 1B		0-0 L5 3B	3 0 2 0 1 0 0																		
Frank White, R (1, 4) OBP: 0.258, SLG: 0.278			0-0 G1-6-3		0-0 6-3		0-3 K 1-3		0-0 5-3	4 0 0 0 0 1 3																		
<b>Inning Stats</b>	R: 0 E: 0 K: 0 S: 4 H: 1 LOB: 1 P: 4	R: 0 E: 0 K: 0 S: 3 H: 0 LOB: 0 BB: 0 P: 3	R: 0 E: 0 K: 0 S: 2 H: 0 LOB: 0 BB: 1 P: 6	R: 2 E: 0 K: 0 S: 5 H: 2 LOB: 0 BB: 0 P: 5	R: 0 E: 0 K: 0 S: 3 H: 1 LOB: 0 BB: 0 P: 3	R: 3 E: 1 K: 0 S: 6 H: 3 LOB: 1 BB: 1 P: 10	R: 2 E: 0 K: 1 S: 7 H: 2 LOB: 1 BB: 1 P: 11	R: 0 E: 0 K: 0 S: 3 H: 0 LOB: 0 BB: 0 P: 3	R: 0 E: 0 K: 0 S: 3 H: 1 LOB: 0 BB: 0 P: 3	1B: 6 2B: 2 3B: 2 HR: 1 SF: 0 SAC: 0 DP: 2 HBP: 0	WP: 0 PB: 0 SB: 1 CS: 0 PA: 37																	
<b>PITCHER</b>	IP WLS BF H R ER SO BB IBB HBP BLK WP HR S P ERA WHIP											<b>PITCHER</b>	IP WLS BF H R ER SO BB IBB HBP BLK WP HR S P ERA WHIP															
Dave Roberts, L (1, 1) ERA: 3.65	5.2 L	24	7	5	5	0	2	0	0	0	0	0	1	22	30	7.94	1.588											
Steve Grilli, R (6, 1) ERA: 6.28	1.0	6	2	2	2	1	1	0	0	0	0	0	0	7	11	18.00	3.000											
Bill Laxton, L (7, 1) ERA: 4.84	1.1	4	0	0	0	0	0	0	0	0	0	0	0	4	4	0.00	0.000											
Ray Bare, R (9, 1) ERA: 5.0	1.0	3	1	0	0	0	0	0	0	0	0	0	0	3	3	0.00	1.000											

**Kansas City Royals @ Detroit Tigers**  
Tiger Stadium, Detroit, MI  
Sat Jul 10 1976, 3:33 AM EDT  
Att: 27,630 - Unknown

[livebaseballscorecards.com](http://livebaseballscorecards.com)

**AB 34**  
**R 7**  
**H 10**  
**RBI 6**  
**BB 3**  
**SO 1**  
**LOB 8**



Batter	1	2	3	4	5	6	7	8	9	AB R H RBI BB SO LOB
Ron LeFlore, R OBP: 0.378, SLG: 0.438 (1, 8) x	0-0 F9 ①		4-0 BB BB		0-0 5-3 ②		0-0 1B			3 0 1 0 1 0 1
Chuck Scrivener, R OBP: 0.295, SLG: 0.286 (1, 6) x	0-0 L5 ②		4-0 BB BB G6-4-3		0-0 6-3 ③		0-3 K ③			3 0 0 0 1 1 2
Dan Meyer, L OBP: 0.309, SLG: 0.357 (1, 7) x	0-0 F7 ③		0-0 G6-4-3 ② ③		0-0 6-3 ①		0-0 F8 ①			4 0 0 0 0 0 2
Rusty Staub, L OBP: 0.393, SLG: 0.437 (1, 9)		0-0 E4 BB		0-0 F8 ①		0-0 FC6-4 1B		0-0 F7 ②		4 0 1 0 0 0 0
Jason Thompson, L OBP: 0.333, SLG: 0.430 (1, 3)		4-0 BB BB FC4 BB		4-0 BB BB 1-3 BB		0-3 K ②		0-0 L9 ③		2 0 0 0 2 1 1
Alex Johnson, R OBP: 0.289, SLG: 0.378 (1, 10)		0-0 F9 ①		0-0 1-3 ②		0-0 FC6-4 ③		0-0 F7 ①		4 0 0 0 0 0 4
Aurelio Rodriguez, R OBP: 0.284, SLG: 0.345 (1, 5)		0-3 K ②		0-0 6-3 ③		0-0 5-3 ①		0-0 F9 ②		4 0 0 0 0 1 3
John Wockenfuss, R OBP: 0.387, SLG: 0.453 (1, 2)		0-0 FC4 ③		0-0 5-3 1B		0-3 K ②		4-0 BB BB		3 0 1 0 1 1 2
Pedro Garcia, R OBP: 0.243, SLG: 0.305 (1, 4)			0-0 1-3 ①		0-0 F8 ①		0-0 HR		0-0 5-3 ③	4 1 1 1 0 0 2

Inning Stats	R: 0	H: 0	E: 0	K: 0	S: 3	LOB: 0	BB: 0	P: 3	R: 0	H: 0	E: 1	K: 1	S: 6	LOB: 2	BB: 1	P: 10	R: 0	H: 0	E: 0	K: 0	S: 2	LOB: 1	BB: 2	P: 10	R: 0	H: 0	E: 0	K: 0	S: 3	LOB: 1	BB: 1	P: 7	R: 0	H: 1	E: 0	K: 1	S: 4	LOB: 1	BB: 0	P: 4	R: 0	H: 1	E: 0	K: 0	S: 6	LOB: 1	BB: 0	P: 6	R: 1	H: 2	E: 0	K: 2	S: 9	LOB: 1	BB: 0	P: 9	R: 0	H: 0	E: 0	K: 0	S: 3	LOB: 0	BB: 0	P: 3	R: 0	H: 0	E: 0	K: 0	S: 3	LOB: 1	BB: 1	P: 7	1B: 3	SF: 0	2B: 0	SAC: 0	3B: 0	DP: 1	HR: 1	HBP: 0	WP: 0	PA: 36
--------------	------	------	------	------	------	--------	-------	------	------	------	------	------	------	--------	-------	-------	------	------	------	------	------	--------	-------	-------	------	------	------	------	------	--------	-------	------	------	------	------	------	------	--------	-------	------	------	------	------	------	------	--------	-------	------	------	------	------	------	------	--------	-------	------	------	------	------	------	------	--------	-------	------	------	------	------	------	------	--------	-------	------	-------	-------	-------	--------	-------	-------	-------	--------	-------	--------

PITCHER	IP	WLS	BF	H	R	ER	SO	BB	IBB	HBP	BLK	WP	HR	S	P	ERA	WHIP
Al Fitzmorris, R ERA: 3.29 (1, 1)	5.0	W	20	1	0	0	1	4	0	0	0	0	0	18	34	0.00	1.000
Andy Hassler, L ERA: 4.34 (6, 1)	1.0		4	1	0	0	1	0	0	0	0	0	0	6	6	0.00	1.000
Mark Littell, R ERA: 2.58 (7, 1)	3.0	S	12	2	1	1	2	1	0	0	0	0	1	15	19	3.00	1.000

BOTTOM

Kansas City Royals @ Detroit Tigers  
Tiger Stadium, Detroit, MI  
Sat Jul 10 1976, 3:33 AM EDT  
Att. 27,630 - Unknown

livebaseballscorecards.com

AB	31
R	1
H	4
RBI	1
BB	5
SO	4
LOB	17



Batter	1	2	3	4	5	6	7	8	9	10	11	12	AB	R	H	RBI	BB	SO	LOB	TOP								
Al Cowens, R OBP: 0.302, SLG: 0.332 (1, 9)	0-0 5-3		0-0 5-3			0-0 SF9 2B	0-0 1B 1B		0-0 L7		0-0 5-3		6	2	2	0	0	0	0									
Amos Otis, R OBP: 0.347, SLG: 0.471 (1, 8)	0-0 L1			0-0 4-3		0-0 SF9 2-H	0-0 SF9 3-H		0-0 4-3			0-0 FC5-2 1B		4	0	1	2	0	0	0								
George Brett, L OBP: 0.407, SLG: 0.506 (1, 5)	0-0 4-3			0-0 F8		0-0 BB SF8 2B	0-0 1B WP 1B		0-0 1B			0-0 FC5-2 2B		6	2	4	0	0	0	0								
John Mayberry, L OBP: 0.347, SLG: 0.408 (1, 3)		0-3 K		0-3 K		4-0 BB BB	0-0 WP 1B		0-0 L9			4-0 FC5-2 BB		4	0	1	1	2	2	1								
Hal McRae, R OBP: 0.408, SLG: 0.482 (1, 7)		4-0 4-3 BB			0-0 BB 1B	4-0 BB 1-2 2-3	4-0 IBB			0-0 F7		0-0 FC5-2 G6-4-3		3	0	1	0	3	0	3								
Jamie Quirk, L OBP: 0.222, SLG: 0.286 Cookie Rojas, R OBP: 0.296, SLG: 0.286 (1, 10) (7, PH)	0-0 4-3		0-0 1-3		0-0 F5	0-0 SF8 3-H	0-3 K		0-0 P5		0-0 G6-4-3 1-2 2-3 3-H		2	0	0	1	0	0	2									
Buck Martinez, R OBP: 0.277, SLG: 0.417 Tony Solaita, L OBP: 0.286, SLG: 0.294 Bob Stinson, S OBP: 0.336, SLG: 0.314 (1, 2) (6, PH) (6, 2)	0-3 K		0-3 K		0-3 K	0-3 K		0-0 F8		0-3 K			2	0	0	0	0	2	2									
Freddie Patek, R OBP: 0.341, SLG: 0.341 (1, 6)		0-0 F2		0-0 G3		4-0 BB 1-2	0-3 K	0-0 5-3		0-0 K		0-0 5-3		4	0	0	0	1	1	0								
Frank White, R OBP: 0.257, SLG: 0.276 (1, 4)			0-0 G3		0-0 5-3		0-0 1B SF9 1B	0-3 K		0-0 1-3			5	1	1	0	0	1	2									
<b>Inning Stats</b>	R: 0 E: 0 K: 0 S: 3	H: 0 LOB: 0 BB: 0 P: 3	R: 0 E: 0 K: 2 S: 7	H: 0 LOB: 1 BB: 1 P: 11	R: 0 E: 0 K: 0 S: 3	H: 0 LOB: 0 BB: 0 P: 3	R: 0 E: 0 K: 1 S: 5	H: 0 LOB: 0 BB: 0 P: 5	R: 0 E: 0 K: 1 S: 6	H: 1 LOB: 2 BB: 1 P: 10	R: 2 E: 0 K: 1 S: 7	H: 2 LOB: 2 BB: 2 P: 15	R: 3 E: 0 K: 2 S: 11	H: 4 LOB: 2 BB: 1 P: 15	R: 0 E: 0 K: 1 S: 5	H: 0 LOB: 0 BB: 0 P: 5	R: 0 E: 0 K: 0 S: 4	H: 1 LOB: 1 BB: 0 P: 4	R: 0 E: 0 K: 1 S: 5	H: 0 LOB: 0 BB: 0 P: 5	R: 0 E: 0 K: 0 S: 3	H: 0 LOB: 0 BB: 0 P: 3	R: 0 E: 0 K: 0 S: 4	H: 2 LOB: 2 BB: 1 P: 8	1B: 7 2B: 3 3B: 0 HR: 0	SF: 3 SAC: 0 DP: 1 HBP: 0	WP: 1 PB: 0 SB: 1 CS: 0	PA: 51
<b>PITCHER</b>	IP	WLS	BF	H	R	ER	SO	BB	IBB	HBP	BLK	WP	HR	S	P	ERA	WHIP											
Vern Ruhle, R ERA: 3.86 (1, 1)	5.1		22	3	2	2	4	3	0	0	0	0	0	27	39	3.38	1.125											
Steve Grilli, R ERA: 6.53 (6, 1)	1.1		7	2	2	2	2	1	0	0	0	0	0	10	14	13.50	2.250											
John Hiller, L ERA: 3.15 (7, 1)	5.1	W	22	5	1	1	3	1	1	0	0	1	0	26	34	1.69	1.125											

**Kansas City Royals @ Detroit Tigers**  
 Tiger Stadium, Detroit, MI  
 Sun Jul 11 1976, 3:33 AM EDT  
 Att. 21,764 - Unknown

AB	42
R	5
H	10
RBI	4
BB	6
SO	9
LOB	17



livebaseballscorecards.com

Batter	1	2	3	4	5	6	7	8	9	10	11	12	AB R H RBI BB SO LOB
Ron LeFlore, R OBP: 0.382, SLG: 0.439 (1, 8)	0-0 6-3	0-0 1-3 1B			4-0 F7 SH1-3 1B BB		0-0 L9		0-0 CS 1B			0-0 SH3-4	4 1 2 0 1 0 0
Chuck Scrivener, R OBP: 0.277, SLG: 0.267 (1, 6)	0-0 F7	0-0 CS	0-0 F8		0-0 SH1-3		0-3 K		0-0 F7			0-0 6-3	5 0 0 0 0 1 2
Rusty Staub, L OBP: 0.395, SLG: 0.440 (1, 9)	0-0 2B		0-0 6-3		0-0 F7		4-0 BB			0-0 F7		0-0 3-H 1B	5 0 2 1 1 0 1
Alex Johnson, R OBP: 0.288, SLG: 0.376 (1, 10)	0-0 6-3		0-0 4-3		0-0 S 1B		0-0 1-3			0-0 F8			4 0 1 1 0 0 2
Bill Freehan, R OBP: 0.328, SLG: 0.376 (10, PH)													1 0 0 0 0 0 0
Jason Thompson, L OBP: 0.335, SLG: 0.427 (1, 3)		0-0 E3 G6-4-3		0-0 HR 1B	4-0 1-2 BB		0-3 K			0-0 L9			4 1 1 0 1 1 0
Aurelio Rodriguez, R OBP: 0.283, SLG: 0.352 (1, 5)		0-0 G6-4-3		0-0 HR	0-0 L9		0-0 G3				0-0 5-3		5 1 1 2 0 0 3
Mickey Stanley, R OBP: 0.304, SLG: 0.329 (1, 7)		0-0 E5 2B		0-0 E6		0-3 K		0-0 1B			0-0 5-3		5 1 1 0 0 1 0
Pedro Garcia, R OBP: 0.242, SLG: 0.307 (1, 4)		0-0 1-H 1B 2B		0-0 F3		0-0 5-3		0-0 F7			0-0 P4		5 1 1 1 0 0 1
Bruce Kimm, R OBP: 0.286, SLG: 0.291 (1, 2)		0-0 1B CS 1B		0-0 5-3		0-0 1-3				0-0 5-3			3 0 1 1 0 0 0
John Wockenfuss, R OBP: 0.390, SLG: 0.446 (7, 2)												4-0 6-3 SH3-4 1B BB	1 1 0 0 1 0 0

Inning Stats	R: 0	H: 1	E: 0	LOB: 1	K: 0	BB: 0	S: 4	P: 4	R: 2	H: 2	E: 1	LOB: 0	K: 0	BB: 0	S: 6	P: 6	R: 0	H: 0	E: 0	LOB: 0	K: 0	BB: 0	S: 3	P: 3	R: 2	H: 2	E: 1	LOB: 0	K: 0	BB: 0	S: 5	P: 5	R: 1	H: 1	E: 0	LOB: 2	K: 0	BB: 2	S: 4	P: 12	R: 0	H: 0	E: 0	LOB: 0	K: 1	BB: 0	S: 5	P: 5	R: 0	H: 1	E: 0	LOB: 1	K: 1	BB: 1	S: 5	P: 9	R: 0	H: 0	E: 0	LOB: 0	K: 1	BB: 0	S: 6	P: 6	R: 0	H: 1	E: 0	LOB: 1	K: 1	BB: 0	S: 6	P: 6	R: 0	H: 0	E: 0	LOB: 0	K: 0	BB: 0	S: 3	P: 3	R: 0	H: 0	E: 0	LOB: 0	K: 0	BB: 0	S: 3	P: 3	R: 1	H: 1	E: 0	LOB: 1	K: 0	BB: 1	S: 3	P: 7	1B: 7	2B: 2	3B: 0	HR: 1	SF: 0	SAC: 2	DP: 1	HBP: 0	WP: 0	PA: 49
--------------	------	------	------	--------	------	-------	------	------	------	------	------	--------	------	-------	------	------	------	------	------	--------	------	-------	------	------	------	------	------	--------	------	-------	------	------	------	------	------	--------	------	-------	------	-------	------	------	------	--------	------	-------	------	------	------	------	------	--------	------	-------	------	------	------	------	------	--------	------	-------	------	------	------	------	------	--------	------	-------	------	------	------	------	------	--------	------	-------	------	------	------	------	------	--------	------	-------	------	------	------	------	------	--------	------	-------	------	------	-------	-------	-------	-------	-------	--------	-------	--------	-------	--------

PITCHER	IP	WLS	BF	H	R	ER	SO	BB	IBB	HBP	BLK	WP	HR	S	P	ERA	WHIP
Paul Splittorf, L ERA: 3.91 (1, 1)	4.2		23	7	5	3	0	2	0	0	0	0	1	21	29	5.79	1.929
Marty Pattin, R ERA: 2.76 (5, 1)	2.1		8	0	0	0	2	1	0	0	0	0	0	11	15	0.00	0.429
Steve Mingori, L ERA: 2.45 (8, 1)	4.2	L	17	3	1	1	1	1	0	0	0	0	0	18	22	1.93	0.857


**TOP**

**Kansas City Royals @ Detroit Tigers**  
Tiger Stadium, Detroit, MI

Sun Jul 11 1976, 3:33 AM EDT  
Att: 21,764 - Unknown

[livebaseballscorecards.com](http://livebaseballscorecards.com)

<b>AB</b>	42
<b>R</b>	6
<b>H</b>	10
<b>RBI</b>	6
<b>BB</b>	4
<b>SO</b>	3
<b>LOB</b>	9





Batter	1	2	3	4	5	6	7	8	9	AB	R	H	RBI	BB	SO	LOB
Al Cowens, R OBP: 0.301, SLG: 0.330 (1, 9)	F9	F7		G4-6-3 1B		5-3	FC3-6 2B			5	1	1	0	0	0	1
Amos Otis, R OBP: 0.348, SLG: 0.473 (1, 8)	K	4-3		G4-6-3 1-2f		BB 1B 1B	1-2f 1B 2B			5	2	2	1	0	1	1
George Brett, L OBP: 0.412, SLG: 0.509 (1, 5)	BB 1B BB			F7		1-2 1B 1B	2-H 1B			4	3	3	1	1	0	0
John Mayberry, L OBP: 0.348, SLG: 0.405 (1, 3)	1-2 1B BB		K			F2 1-2 2-3 1B BB	P4			3	2	0	0	2	1	2
Hal McRae, R OBP: 0.413, SLG: 0.489 (1, 7)	1-2 2-3 1B BB		1-2 1B 2B			1-3 2-H 3-H 1B				2	2	2	1	1	0	0
Jim Wohlford, R OBP: 0.304, SLG: 0.305 (5, PR) (6, 7)			1-H 2B							2	1	1	2	0	0	0
Jamie Quirk, L OBP: 0.268, SLG: 0.325 (1, 10)	1-3 2-H 3-H 1B		2-3 1B			P3 1-2	FC4 1B			5	1	3	3	0	1	1
Bob Stinson, S OBP: 0.347, SLG: 0.355 (1, 2)	1-3 3-H 1B		4-3 2-H 3-H 2B			2-H 3B	FC4 1-2f			5	0	3	4	0	0	2
Freddie Patek, R OBP: 0.340, SLG: 0.340 (1, 6)	F8		4-3			6-3				1	0	0	0	0	0	2
Davey Nelson, R OBP: 0.329, SLG: 0.355 (3, PH) (4, 4)			2-3							3	0	0	0	0	1	3
Cookie Rojas, R OBP: 0.296, SLG: 0.286 (8, 4)										0	0	0	0	0	0	0
Frank White, R OBP: 0.257, SLG: 0.275 (1, 4) (4, 6)		6-3	F8			6-3	FC3-6 1B			4	0	1	0	0	0	1

Inning Stats	R: 3	H: 2	E: 0	K: 1	S: 7	LOB: 2	BB: 3	P: 19	R: 0	H: 0	E: 0	K: 0	S: 3	LOB: 0	BB: 0	P: 3	R: 3	H: 4	E: 0	K: 1	S: 9	LOB: 1	BB: 0	P: 9	R: 0	H: 1	E: 0	K: 0	S: 3	LOB: 0	BB: 0	P: 3	R: 1	H: 2	E: 0	K: 0	S: 5	LOB: 2	BB: 0	P: 5	R: 3	H: 4	E: 0	K: 1	S: 7	LOB: 2	BB: 1	P: 11	R: 2	H: 3	E: 0	K: 1	S: 8	LOB: 1	BB: 0	P: 8	R: 0	H: 0	E: 0	K: 1	S: 5	LOB: 0	BB: 0	P: 5
--------------	------	------	------	------	------	--------	-------	-------	------	------	------	------	------	--------	-------	------	------	------	------	------	------	--------	-------	------	------	------	------	------	------	--------	-------	------	------	------	------	------	------	--------	-------	------	------	------	------	------	------	--------	-------	-------	------	------	------	------	------	--------	-------	------	------	------	------	------	------	--------	-------	------

PITCHER	IP	WLS	BF	H	R	ER	SO	BB	IBB	HBP	BLK	WP	HR	S	P	ERA	WHIP
Dick Pole, R ERA: 4.38 (1, 1)	0.2	L	7	2	3	3	1	3	0	0	0	0	0	6	18	40.50	7.500
Reggie Cleveland, R ERA: 4.18 (1, 1)	4.1		19	7	4	4	1	0	0	0	0	0	0	21	21	8.31	1.615
Tom House, L ERA: 4.67 (6, 1)	1.0		8	4	3	3	0	1	0	0	0	0	0	7	11	27.00	5.000
Bill Lee, L ERA: 7.42 (7, 1)	2.0		9	3	2	2	2	0	0	0	0	0	0	13	13	9.00	1.500

**BOTTOM**


**Boston Red Sox @ Kansas City Royals**  
**Royals Stadium, Kansas City, MO**

Thu Jul 15 1976, 8:05 PM EDT  
 Unknown - 71 F

AB	39
R	12
H	16
RBI	12
BB	4
SO	4
LOB	13

livebaseballscores.com

WP: 0 PA: 43  
 PB: 0  
 SB: 1  
 CS: 0



Batter	1	2	3	4	5	6	7	8	9	AB R H RBI BB SO LOB	TOP
<b>Rick Miller, L</b> OBP: 0.353, SLG: 0.363 (1, 8) X	0-0 1B		0-3 K		0-0 6-3		0-0 F7			4 0 1 0 0 1 0	<b>Boston Red Sox @ Kansas City Royals</b> Royals Stadium, Kansas City, MO Thu Jul 15 1976, 8:05 PM EDT Att. 24,720 - Unknown
<b>Rick Burleson, R</b> OBP: 0.322, SLG: 0.328 (1, 6) X	0-0 P3		0-0 F9		0-0 F8		0-0 2B			4 0 1 0 0 0 1	
<b>Cecil Cooper, L</b> OBP: 0.315, SLG: 0.474 (1, 3) X	0-0 F7		0-0 L9			0-0 1B SF9	0-3 K			4 1 1 0 0 1 2	
<b>Carl Yastrzemski, L</b> OBP: 0.357, SLG: 0.489 (1, 7) X	0-0 F7			0-0 E 1B		0-0 S SF9 E 1B		0-0 3-1		4 1 2 0 0 0 1	
<b>Jim Rice, R</b> OBP: 0.287, SLG: 0.450 (1, 10) S		0-3 K		0-0 P4		0-0 SF9		0-0 P3		3 0 0 1 0 1 1	
<b>Dwight Evans, R</b> OBP: 0.337, SLG: 0.423 (1, 9) X		0-0 F9 1B		0-0 E5 FC6-4		0-0 6-3		0-3 K		4 0 1 0 0 1 1	
<b>Denny Doyle, L</b> OBP: 0.272, SLG: 0.278 (1, 4) X		0-0 1-2 1B		0-3 K		0-0 1B		0-0 4-3		4 0 2 0 0 1 2	
<b>Bob Montgomery, R</b> OBP: 0.265, SLG: 0.290 (1, 2) X		0-0 F9		0-0 FC6-4		0-0 F8		0-0 P4		4 0 0 0 0 0 5	
<b>Bob Heise, R</b> OBP: 0.348, SLG: 0.364 (1, 5) X		0-0 5-3		0-0 L5		0-0 6-3		0-3 K		4 0 0 0 0 1 2	
<b>Inning Stats</b>	R: 0 H: 1 E: 0 LOB: 1 K: 0 BB: 0 S: 4 P: 4	R: 0 H: 2 E: 0 LOB: 2 K: 1 BB: 0 S: 7 P: 7	R: 0 H: 0 E: 0 LOB: 0 K: 1 BB: 0 S: 5 P: 5	R: 0 H: 1 E: 1 LOB: 2 K: 1 BB: 0 S: 7 P: 7	R: 0 H: 0 E: 0 LOB: 0 K: 0 BB: 0 S: 3 P: 3	R: 2 H: 3 E: 0 LOB: 1 K: 0 BB: 0 S: 6 P: 6	R: 0 H: 1 E: 0 LOB: 1 K: 1 BB: 0 S: 6 P: 6	R: 0 H: 0 E: 0 LOB: 0 K: 1 BB: 0 S: 5 P: 5	R: 0 H: 0 E: 0 LOB: 0 K: 1 BB: 0 S: 5 P: 5	1B: 7 SF: 1 2B: 1 SAC: 0 3B: 0 DP: 0 HR: 0 HBP: 0	WP: 0 PA: 36 PB: 0 SB: 1 CS: 0
<b>PITCHER</b> <b>Doug Bird, R</b> (1, 1) ERA: 2.79	IP WLS BF H R ER SO BB IBB HBP BLK WP HR S P ERA WHIP										
	9.0 L 36 8 2 2 6 0 0 0 0 0 0 0 48 48 2.00 0.889										

<b>AB</b>	35
<b>R</b>	2
<b>H</b>	8
<b>RBI</b>	1
<b>BB</b>	0
<b>SO</b>	6
<b>LOB</b>	15



livebaseballscorecards.com



Batter	1	2	3	4	5	6	7	8	9	AB	R	H	RBI	BB	SO	LOB
Davey Nelson, R OBP: 0.326, SLG: 0.350 (1, 4)	0-0 F9		0-0 1B		0-0 F7			0-0 L5		4	0	1	0	0	0	1
Amos Otis, R OBP: 0.344, SLG: 0.467 (1, 8)	0-0 F8		0-0 F7			0-0 F9		0-0 F9		4	0	0	0	0	0	1
George Brett, L OBP: 0.413, SLG: 0.512 (1, 5)	0-0 2B		0-0 6-3			0-0 F8			0-0 E7 1B	4	1	2	0	0	0	1
John Mayberry, L OBP: 0.347, SLG: 0.403 (1, 3)	0-0 6-3			0-0 4-3		0-0 P2			0-0 SH3-4 1B	4	0	1	1	0	0	1
Al Cowens, R OBP: 0.304, SLG: 0.331 (1, 9)		4-0 BB CS		0-0 F8			0-0 6-3 1B		0-0 SH3-4 1-2	2	0	1	0	1	0	0
Cookie Rojas, R OBP: 0.280, SLG: 0.269 (1, 10)		0-0 P7		0-0 F8		0-0 6-3		0-0 6-3		4	0	0	0	0	0	3
Jim Wohlford, R OBP: 0.310, SLG: 0.318 (1, 7)		0-0 2B			0-0 CS 1B		0-3 K2-3		0-0 L8	3	0	2	0	0	1	1
Jamie Quirk, L OBP: 0.262, SLG: 0.317 (9, PH)							0-0 L4			1	0	0	0	0	0	1
Frank White, R OBP: 0.253, SLG: 0.271 (1, 6)		0-0 6-3		0-3 K						3	0	0	0	0	1	3
Buck Martinez, R OBP: 0.279, SLG: 0.422 (1, 2)			0-0 6-3		0-0 2B				0-0 5-3	3	0	1	0	0	0	0

Inning Stats	R: 0	H: 1	E: 0	LOB: 1	K: 0	BB: 0	S: 4	P: 4	R: 0	H: 1	E: 0	LOB: 1	K: 0	BB: 1	S: 3	P: 7	R: 0	H: 1	E: 0	LOB: 1	K: 0	BB: 0	S: 4	P: 4	R: 0	H: 2	E: 0	LOB: 1	K: 1	BB: 0	S: 6	P: 6	R: 0	H: 0	E: 0	LOB: 0	K: 0	BB: 0	S: 3	P: 3	R: 0	H: 1	E: 0	LOB: 1	K: 1	BB: 0	S: 6	P: 6	R: 0	H: 0	E: 0	LOB: 0	K: 0	BB: 0	S: 3	P: 3	R: 1	H: 2	E: 1	LOB: 1	K: 0	BB: 0	S: 5	P: 5	1B: 5	SF: 0	2B: 3	SAC: 1	3B: 0	DP: 0	HR: 0	HBP: 0	WP: 0	PA: 34
--------------	------	------	------	--------	------	-------	------	------	------	------	------	--------	------	-------	------	------	------	------	------	--------	------	-------	------	------	------	------	------	--------	------	-------	------	------	------	------	------	--------	------	-------	------	------	------	------	------	--------	------	-------	------	------	------	------	------	--------	------	-------	------	------	------	------	------	--------	------	-------	------	------	-------	-------	-------	--------	-------	-------	-------	--------	-------	--------

PITCHER	IP	WLS	BF	H	R	ER	SO	BB	IBB	HBP	BLK	WP	HR	S	P	ERA	WHIP
Rick Jones, L ERA: 2.8 (1, 1)	8.0	W	31	8	1	0	2	1	0	0	0	0	0	34	38	0.00	1.125
Jim Willoughby, R ERA: 2.79 (9, 1)	1.0	S	3	0	0	0	0	0	0	0	0	0	0	3	3	0.00	0.000

**BOTTOM**

**Boston Red Sox @ Kansas City Royals**  
**Royals Stadium, Kansas City, MO**  
 Thu Jul 15 1976, 8:05 PM EDT  
 Att. 24,720 - Unknown

livebaseballscorecards.com

<b>AB</b>	<b>32</b>
<b>R</b>	<b>1</b>
<b>H</b>	<b>8</b>
<b>RBI</b>	<b>1</b>
<b>BB</b>	<b>1</b>
<b>SO</b>	<b>2</b>
<b>LOB</b>	<b>12</b>



Batter	1	2	3	4	5	6	7	8	9	AB R H RBI BB SO LOB	TOP
Rick Burleson, R OBP: 0.321, SLG: 0.327 (1, 6) X	0-0 P4 ①		0-0 S 1B			0-3 K ①			0-0 L5 ①	4 0 1 0 0 1 0	
Fred Lynn, L OBP: 0.374, SLG: 0.468 (1, 8) X	0-0 4-3 ②		0-3 K ③			0-3 K ②			4-0 FC6-4 BB	3 0 0 0 1 2 1	
Dwight Evans, R OBP: 0.335, SLG: 0.418 (1, 9) B B B	4-0 BB			0-0 4-3 ①		0-0 F7 ③			0-0 FC6-4 ②	3 0 0 0 1 0 1	
Carl Yastrzemski, L OBP: 0.352, SLG: 0.483 (1, 7) X	0-0 P6 ③			0-0 F7 ②			0-0 F8 ①		0-0 4-3 ③	4 0 0 0 0 0 2	
Carlton Fisk, R OBP: 0.345, SLG: 0.408 (1, 2) X		0-0 G6-4-3 1B		0-0 F8 ③			0-0 F7 ②			3 0 1 0 0 0 0	
Jim Rice, R OBP: 0.288, SLG: 0.456 (1, 10) X		0-0 G6-4-3 ① ②			0-0 E 3B		0-0 F8 ③			3 1 1 0 0 0 1	
Cecil Cooper, L OBP: 0.310, SLG: 0.466 (1, 3) X		0-0 G3 ③			0-0 FC6 G1-6-3			0-0 F8 ①		3 0 0 0 0 0 0	
Rico Petrocelli, R OBP: 0.297, SLG: 0.302 (1, 5) X			0-0 F9 ①		3-H 0-0 L5 ①			0-0 P4 ②		3 0 0 0 0 0 1	
Doug Griffin, R OBP: 0.265, SLG: 0.231 (1, 4) X			0-0 6-3 ②		0-0 G1-6-3 ② ③			3-2 F7 ③		3 0 0 0 0 0 1	
<b>Inning Stats</b>	R: 0 H: 0 E: 0 LOB: 1 K: 0 BB: 1 S: 3 P: 7	R: 0 H: 1 E: 0 LOB: 0 K: 0 BB: 0 S: 3 P: 3	R: 0 H: 1 E: 0 LOB: 1 K: 1 BB: 0 S: 6 P: 6	R: 0 H: 0 E: 0 LOB: 0 K: 0 BB: 0 S: 3 P: 3	R: 1 H: 1 E: 1 LOB: 0 K: 0 BB: 0 S: 4 P: 4	R: 0 H: 0 E: 0 LOB: 0 K: 2 BB: 0 S: 7 P: 7	R: 0 H: 0 E: 0 LOB: 0 K: 0 BB: 0 S: 3 P: 3	R: 0 H: 0 E: 0 LOB: 0 K: 0 BB: 0 S: 5 P: 8	R: 0 H: 0 E: 0 LOB: 1 K: 0 BB: 1 S: 3 P: 7	1B: 2 SF: 0 2B: 0 SAC: 0 3B: 1 DP: 2 HR: 0 HBP: 0	WP: 0 PA: 31 PB: 0 SB: 1 CS: 0
<b>PITCHER</b> Paul Splittorff, L ERA: 3.66 (1, 1)	IP WLS BF H R ER SO BB IBB HBP BLK WP HR S P ERA WHIP										
	9.0 W 31 3 1 0 3 2 0 0 0 0 0 0 37 48 0.00 0.556										

**Boston Red Sox @ Kansas City Royals**  
 Royals Stadium, Kansas City, MO  
 Fri Jul 16 1976, 8:05 PM EDT  
 Unknown - 79 F

[livebaseballscorecards.com](http://livebaseballscorecards.com)

**AB 29**  
**R 1**  
**H 3**  
**RBI 0**  
**BB 2**  
**SO 3**  
**LOB 7**



Batter	1	2	3	4	5	6	7	8	9
Davey Nelson, R OBP: 0.312, SLG: 0.333 (1, 4)	0-0 6-3		0-3 K		0-0 4-3		0-0 1-3		
Amos Otis, R OBP: 0.349, SLG: 0.469 (1, 8)	4-0 S BB			0-0 S 1B	0-0 CS 1B		0-0 F9		
George Brett, L OBP: 0.409, SLG: 0.506 (1, 5)	0-0 F7 1-2			0-0 FC6 1B	0-0 P5 1-2		0-0 F8		
John Mayberry, L OBP: 0.349, SLG: 0.402 (1, 3)	0-0 6-3			0-0 FC6-2 1B		0-3 K		4-0 E SF8 BB	
Jamie Quirk, L OBP: 0.267, SLG: 0.318 (1, 10)		0-3 K		0-0 FC6-2 2B		0-0 1-3		0-0 SF8	
Cookie Rojas, R OBP: 0.276, SLG: 0.269 (8, PH)				1-3 3-H				1-H	
Al Cowens, R OBP: 0.310, SLG: 0.337 (1, 9)		0-0 G1-6-3 1B		0-0 FC6-2 2B		0-0 S 1B		0-0 PO 1B	
Tom Poquette, L OBP: 0.385, SLG: 0.513 (1, 7)		0-0 G1-6-3		0-0 F7		0-0 5-3		0-0 PO	
Buck Martinez, R OBP: 0.287, SLG: 0.435 (1, 2)			0-0 6-3	0-0 1-H 2-H 2B		0-0 SH1-4 1B			
Frank White, R OBP: 0.251, SLG: 0.269 (1, 6)			0-0 6-3	0-0 6-3		0-0 SH1-4			

Inning Stats	R: 0 E: 0 K: 0 S: 3	H: 0 LOB: 1 BB: 1 P: 7	R: 0 E: 0 K: 1 S: 5	H: 1 LOB: 0 BB: 0 P: 5	R: 0 E: 0 K: 1 S: 5	H: 0 LOB: 0 BB: 0 P: 5	R: 4 E: 0 K: 0 S: 8	H: 4 LOB: 1 BB: 0 P: 8	R: 0 E: 0 K: 1 S: 6	H: 1 LOB: 1 BB: 0 P: 6	R: 0 E: 0 K: 0 S: 4	H: 1 LOB: 1 BB: 0 P: 4	R: 1 E: 1 K: 0 S: 3	H: 1 LOB: 0 BB: 1 P: 7
1B: 8 2B: 1 3B: 0 HR: 0	SF: 1 SAC: 1 DP: 1 HBP: 0	WP: 0 PB: 0 SB: 3 CS: 1	PA: 34											

PITCHER	IP	WLS	BF	H	R	ER	SO	BB	IBB	HBP	BLK	WP	HR	S	P	ERA	WHIP
Fergie Jenkins, R ERA: 3.12 (1, 1)	2.1		8	1	0	0	1	1	0	0	0	0	0	9	13	0.00	0.857
Tom Murphy, R ERA: 4.81 (3, 1)	4.2	L	21	7	4	4	2	0	0	0	0	0	0	25	25	7.71	1.500
Tom House, L ERA: 4.54 (8, 1)	1.0		4	1	1	0	0	1	0	0	0	0	0	3	7	0.00	2.000

BOTTOM

Boston Red Sox @ Kansas City Royals  
 Royals Stadium, Kansas City, MO  
 Fri Jul 16 1976, 8:05 PM EDT  
 Unknown - 79 F

livebaseballscorecards.com

AB	29
R	5
H	9
RBI	5
BB	2
SO	3
LOB	13



Batter	1	2	3	4	5	6	7	8	9	AB R H RBI BB SO LOB	TOP									
<b>Rick Miller, L</b> OBP: 0.344, SLG: 0.353 (1, 8) X	0-0 F7		0-0 4-3			0-0 F7			0-0 5-3	4 0 0 0 0 0 0	<b>Boston Red Sox @ Kansas City Royals</b> Royals Stadium, Kansas City, MO Fri Jul 16 1976, 8:05 PM EDT Att. 35,600 - Unknown <a href="http://livebaseballscorecards.com">livebaseballscorecards.com</a>									
<b>Denny Doyle, L</b> OBP: 0.276, SLG: 0.287 (1, 4) X	0-0 1B 2B		0-0 4-3			0-0 5-3			0-0 FC6-4 1B	4 1 2 0 0 0 0										
<b>Fred Lynn, L</b> OBP: 0.369, SLG: 0.461 (1, 9) X	0-0 P6				0-0 1-3				0-0 FC6-4 1-2f	4 0 0 0 0 0 2										
<b>Carl Yastrzemski, L</b> OBP: 0.351, SLG: 0.479 (1, 7) X	0-0 FC5-4 2-H 1B				0-0 4-3				0-0 F7 1-2	4 0 1 1 0 0 1										
<b>Jim Rice, R</b> OBP: 0.285, SLG: 0.451 (1, 10) X	0-0 FC5-4 1-2f				0-3 K				0-0 6-3	3 0 0 0 0 1 1										
<b>Cecil Cooper, L</b> OBP: 0.310, SLG: 0.464 (1, 3) X					0-0 G3					3 0 1 0 0 0 0										
<b>Rick Burleson, R</b> OBP: 0.317, SLG: 0.323 (1, 6) X					0-0 3-1				1B 1B	3 0 0 0 0 1 1										
<b>Bob Montgomery, R</b> OBP: 0.270, SLG: 0.294 (1, 2) X					0-0 1-3				P4	3 0 0 0 0 1 1										
<b>Steve Dillard, R</b> OBP: 0.376, SLG: 0.390 (8, PR) X					0-0 K				0-0 P4	3 0 0 0 0 1 1										
<b>Carlton Fisk, R</b> OBP: 0.345, SLG: 0.408 (8, 2) X					0-0 6-3				0-0 F9	3 0 1 0 0 0 0										
<b>Bob Heise, R</b> OBP: 0.320, SLG: 0.333 (1, 5) X					0-0 P3				0-0 G6-4-3 1B	0 0 0 0 0 0 0										
<b>Bobby Darwin, R</b> OBP: 0.292, SLG: 0.408 (8, PH) X									0-0 G6-4-3 1B	0 0 0 0 0 0 0										
<b>Rico Petrocelli, R</b> OBP: 0.297, SLG: 0.302 (8, 5) X					0-0 F7				0-0 G6-4-3 1-2f	0 0 0 0 0 0 0										
<b>Inning Stats</b>	R: 1 E: 0 K: 0 S: 5	H: 2 LOB: 1 BB: 0 P: 5	R: 0 E: 0 K: 1 S: 5	H: 0 LOB: 0 BB: 0 P: 5	R: 0 E: 0 K: 0 S: 3	H: 0 LOB: 0 BB: 0 P: 3	R: 0 E: 0 K: 1 S: 5	H: 0 LOB: 0 BB: 0 P: 5	R: 0 E: 0 K: 0 S: 3	H: 0 LOB: 0 BB: 0 P: 3	R: 0 E: 0 K: 0 S: 3	H: 0 LOB: 0 BB: 0 P: 3	R: 0 E: 0 K: 0 S: 4	H: 2 LOB: 2 BB: 0 P: 4	R: 0 E: 0 K: 0 S: 4	H: 1 LOB: 1 BB: 0 P: 4	1B: 4 2B: 1 3B: 0 HR: 0	SF: 0 SAC: 0 DP: 1 HBP: 0	WP: 0 PB: 0 SB: 1 CS: 0	PA: 31
<b>PITCHER</b> <b>Al Fitzmorris, R</b> ERA: 3.13 (1, 1)	IP: 9.0 WLS: W BF: 31 H: 5 R: 1 ER: 1 SO: 2 BB: 0 IBB: 0 HBP: 0 BLK: 0 WP: 0 HR: 0 S: 35 P: 35 ERA: 1.00 WHIP: 0.556																			

**Boston Red Sox @ Kansas City Royals**  
 Royals Stadium, Kansas City, MO  
 Fri Jul 16 1976, 8:05 PM EDT  
 Att. 35,600 - Unknown

<b>AB</b>	31
<b>R</b>	1
<b>H</b>	5
<b>RBI</b>	1
<b>BB</b>	0
<b>SO</b>	2
<b>LOB</b>	7



Batter	1	2	3	4	5	6	7	8	9	AB	R	H	RBI	BB	SO	LOB
Davey Nelson, R OBP: 0.309, SLG: 0.330 (1, 4)	0-0 1-3			0-0 L1		0-0 F9		0-0 1B		4	0	1	0	0	0	0
Amos Otis, R OBP: 0.348, SLG: 0.465 (1, 8)	0-0 F8			0-0 L9		4-0 2B		0-0 F9		3	1	0	0	1	0	1
George Brett, L OBP: 0.410, SLG: 0.507 (1, 5)	0-0 1-3			0-0 2B		4-0 2B		0-0 P4		3	1	1	0	1	0	1
John Mayberry, L OBP: 0.354, SLG: 0.409 (1, 3)		0-0 1B		4-0 BB		0-0 2B				2	0	2	2	1	0	0
Jamie Quirk, L OBP: 0.250, SLG: 0.298 (1, 10)		0-0 G1-6-3		0-0 P6		0-3 K				3	0	0	0	0	1	4
Al Cowens, R OBP: 0.307, SLG: 0.333 (1, 9)		0-0 L3			0-0 F2			0-0 5-3		3	0	0	0	0	0	0
Bob Stinson, S OBP: 0.339, SLG: 0.345 (1, 2)			0-0 6-3		0-0 F7			0-0 P5		3	0	0	0	0	0	0
Jim Wohlford, R OBP: 0.305, SLG: 0.312 (1, 7)			0-3 K		0-0 F8			0-0 F8		3	0	0	0	0	1	0
Frank White, R OBP: 0.248, SLG: 0.265 (1, 6)			0-0 P4			0-0 F8		0-0 1-3		3	0	0	0	0	0	0

Inning Stats	R: 0	H: 0	R: 0	H: 1	R: 0	H: 0	R: 0	H: 0	R: 2	H: 1	R: 0	H: 0	R: 0	H: 1	R: 0	H: 1
	E: 0	LOB: 0	E: 0	LOB: 0	E: 0	LOB: 0	E: 0	LOB: 0	E: 0	LOB: 1	E: 0	LOB: 0	E: 0	LOB: 1	E: 0	LOB: 1
	K: 0	BB: 0	K: 0	BB: 0	K: 1	BB: 0	K: 0	BB: 0	K: 1	BB: 2	K: 0	BB: 0	K: 0	BB: 0	K: 0	BB: 0
	S: 3	P: 3	S: 3	P: 3	S: 5	P: 5	S: 4	P: 8	S: 6	P: 14	S: 3	P: 3	S: 4	P: 4	S: 4	P: 4

PITCHER	IP	WLS	BF	H	R	ER	SO	BB	IBB	HBP	BLK	WP	HR	S	P	ERA	WHIP
Rick Wise, R ERA: 3.86 (1, 1)	8.0	L	30	4	2	2	2	3	0	0	0	0	0	31	43	2.25	0.875

**BOTTOM**

**Boston Red Sox @ Kansas City Royals**  
**Royals Stadium, Kansas City, MO**  
 Fri Jul 16 1976, 8:05 PM EDT  
 Att. 35,600 - Unknown

AB	27
R	2
H	4
RBI	2
BB	3
SO	2
LOB	6



1B:	2	SF:	0	WP:	0	PA:	30
2B:	2	SAC:	0	PB:	0		
3B:	0	DP:	1	SB:	3		
HR:	0	HBP:	0	CS:	0		

Batter	1	2	3	4	5	6	7	8	9	AB R H RBI BB SO LOB	TOP																									
<b>Rick Burleson, R</b> (1, 6) OBP: 0.319, SLG: 0.322	4-0 CS BB		0-0 L8	0-3 K		0-0 1B		0-0 F7		4 0 1 1 1 1 5																										
<b>Fred Lynn, L</b> (1, 8) OBP: 0.366, SLG: 0.457	0-0 3-1 1-2		0-0 1B		0-0 1-3	0-0 P6		0-0 F7	5 0 1 0 0 0 3																											
<b>Carlton Fisk, R</b> (1, 2) OBP: 0.340, SLG: 0.401	0-0 P4		0-0 P9		0-0 F8		0-0 5-3	0-0 4-3	5 0 0 0 0 0 2																											
<b>Carl Yastrzemski, L</b> (1, 3) OBP: 0.352, SLG: 0.476		0-0 4-3	0-0 L9		4-0 BB		0-3 K	0-0 BB 1B	4 0 1 0 1 1 2																											
<b>Jim Rice, R</b> (1, 7) OBP: 0.290, SLG: 0.457		0-0 FC6-4 2B		0-0 FC5 E 1B	0-3 K		0-0 S 1B	0-0 6-3	5 0 3 0 0 1 2																											
<b>Bobby Darwin, R</b> (1, 10) OBP: 0.291, SLG: 0.403		0-0 FC6-4 1B		0-0 E4 BB FC5 FC5-2 1B		0-3 K	0-3 K		4 0 1 0 0 2 2																											
<b>Dwight Evans, R</b> (1, 9) OBP: 0.332, SLG: 0.414		0-0 FC6-4		0-0 FC5		0-3 K		0-3 K	3 0 0 0 0 1 4																											
<b>Cecil Cooper, L</b> (8, PH) OBP: 0.309, SLG: 0.462		1-2 2-3		1-2 2-3f					1 0 0 0 0 1 0																											
<b>Bob Heise, R</b> (8, 5) OBP: 0.320, SLG: 0.333		1-2 2-3		1-2 2-3f					0 0 0 0 0 0 0																											
<b>Rico Petrocelli, R</b> (1, 5) OBP: 0.302, SLG: 0.301		0-0 4-3		4-0 FC5-2 BB		4-0 BB 1B BB		0-0 4-3	1 1 0 0 2 0 2																											
<b>Rick Miller, L</b> (8, PH) (8, 9) OBP: 0.342, SLG: 0.350				1-2 2-3 BB		4-0 1B BB		4-0 BB	1 0 0 0 0 0 0																											
<b>Doug Griffin, R</b> (1, 4) OBP: 0.275, SLG: 0.226			0-0 E1 1B	0-0 FC5-2		4-0 1B BB		4-0 BB	2 0 0 0 2 0 3																											
<b>Inning Stats</b>	R: 0 E: 0 K: 0 S: 2	H: 0 LOB: 0 BB: 1 P: 6	R: 0 E: 0 K: 0 S: 5	H: 2 LOB: 2 BB: 0 P: 5	R: 0 E: 1 K: 0 S: 5	H: 1 LOB: 2 BB: 0 P: 5	R: 0 E: 1 K: 1 S: 7	H: 1 LOB: 3 BB: 1 P: 11	R: 0 E: 0 K: 1 S: 5	H: 0 LOB: 1 BB: 1 P: 9	R: 1 E: 0 K: 2 S: 8	H: 1 LOB: 2 BB: 2 P: 16	R: 0 E: 0 K: 2 S: 8	H: 1 LOB: 1 BB: 0 P: 8	R: 0 E: 0 K: 1 S: 5	H: 0 LOB: 1 BB: 1 P: 9	R: 0 E: 0 K: 0 S: 4	H: 1 LOB: 1 BB: 0 P: 4	1B: 6 2B: 1 3B: 0 HR: 0	SF: 0 SAC: 0 DP: 0 HBP: 0	WP: 0 PB: 0 SB: 1 CS: 1	PA: 41														
<b>PITCHER</b>	IP WLS BF H R ER SO BB IBB HBP BLK WP HR S P ERA WHIP																																			
<b>Andy Hassler, L</b> (1, 1) ERA: 3.98	5.0	23	4	0	0	2	3	0	0	0	0	0	0	24	36	0.00	1.400																			
<b>Mark Littell, R</b> (6, 1) ERA: 2.56	4.0	18	3	1	1	5	3	0	0	0	0	0	0	25	37	2.25	1.500																			

**Boston Red Sox @ Kansas City Royals**  
**Royals Stadium, Kansas City, MO**

AB	35
R	1
H	7
RBI	1
BB	6
SO	7
LOB	25



Sat Jul 17 1976, 4:33 AM EDT  
 Att. 24,411 - Unknown - 69 F

livebaseballscorecards.com

Batter	1	2	3	4	5	6	7	8	9	AB	R	H	RBI	BB	SO	LOB
Davey Nelson, R OBP: 0.297, SLG: 0.315 (1, 4)	0-0 4-3			0-0 L5		0-0 6-3		0-0 6-3		4	0	0	0	0	0	1
Amos Otis, R OBP: 0.349, SLG: 0.465 (1, 8)	0-0 F8			0-0 5-3 E 2B 1B		0-0 1B		0-0 F9		4	1	2	0	0	0	2
George Brett, L OBP: 0.408, SLG: 0.513 (1, 5)	0-0 P6			0-0 5-3 1-3		0-0 F8			0-0 HR	4	1	1	1	0	0	2
John Mayberry, L OBP: 0.354, SLG: 0.411 (1, 3)		0-0 6-3		0-0 2B		0-0 P5				3	0	1	1	0	0	0
Jamie Quirk, L OBP: 0.255, SLG: 0.300 (1, 10)		0-0 P5		0-0 3-H P5		0-0 1B				3	0	1	0	0	0	1
Al Cowens, R OBP: 0.304, SLG: 0.330 (1, 9)		0-0 L9			0-0 P6		0-0 P4			3	0	0	0	0	0	1
Tom Poquette, L OBP: 0.378, SLG: 0.503 (1, 7)			0-0 G3		0-0 6-3		0-0 F7			3	0	0	0	0	0	1
Buck Martinez, R OBP: 0.288, SLG: 0.433 (1, 2)			0-0 F8		0-0 5-3			0-0 CS 1B		3	0	1	0	0	0	0
John Wathan, R OBP: 0.350, SLG: 0.316 (8, PR) (9, 2)										0	0	0	0	0	0	0
Frank White, R OBP: 0.249, SLG: 0.266 (1, 6)			0-0 6-3			0-3 K		0-0 6-3 1-2 1B		3	0	1	0	0	1	0

Inning Stats	R: 0	H: 0	E: 0	LOB: 0	K: 0	BB: 0	S: 3	P: 3	R: 0	H: 0	E: 0	LOB: 0	K: 0	BB: 0	S: 3	P: 3	R: 0	H: 0	E: 0	LOB: 0	K: 0	BB: 0	S: 3	P: 3	R: 1	H: 2	E: 1	LOB: 1	K: 0	BB: 0	S: 5	P: 5	R: 0	H: 0	E: 0	LOB: 0	K: 0	BB: 0	S: 3	P: 3	R: 0	H: 1	E: 0	LOB: 1	K: 1	BB: 0	S: 6	P: 6	R: 0	H: 1	E: 0	LOB: 1	K: 0	BB: 0	S: 4	P: 4	R: 0	H: 2	E: 0	LOB: 2	K: 0	BB: 0	S: 4	P: 4	R: 1	H: 1	E: 0	LOB: 0	K: 0	BB: 0	S: 1	P: 1	1B: 5	SF: 0	2B: 1	SAC: 0	3B: 0	DP: 0	HR: 1	HBP: 0	WP: 0	PA: 30
PITCHER Luis Tiant, R ERA: 2.88 (1, 1)	IP	WLS	BF	H	R	ER	SO	BB	IBB	HBP	BLK	WP	HR	S	P	ERA	WHIP	IP	WLS	BF	H	R	ER	SO	BB	IBB	HBP	BLK	WP	HR	S	P	ERA	WHIP																																																

**BOTTOM**

**Boston Red Sox @ Kansas City Royals**  
 Royals Stadium, Kansas City, MO

Sat Jul 17 1976, 4:33 AM EDT  
 Att: 24,411 - Unknown - 69 F

livebaseballscorecards.com

AB	30
R	2
H	7
RBI	2
BB	0
SO	1
LOB	8



Batter	1	2	3	4	5	6	7	8	9	AB R H RBI BB SO LOB	TOP		
Rick Miller, L (1, 9) OBP: 0.346, SLG: 0.357 Doug Griffin, R (8, 7) OBP: 0.272, SLG: 0.223 (9, PH)	0-0 F7		0-0 2B		0-3 K			4-0 3B BB	0-0 F9	3 1 1 0 1 1 0 1 0 0 0 0 0 1	<b>Boston Red Sox @ Kansas City Royals</b> Royals Stadium, Kansas City, MO Sun Jul 18 1976, 4:33 AM EDT Att. 29,267 - Unknown - 85 F		
Denny Doyle, L (1, 4) OBP: 0.276, SLG: 0.296	0-0 4-3		0-0 4-3		0-0 1-3			0-0 1B 3B		4 1 1 1 0 0 1			
Fred Lynn, L (1, 8) OBP: 0.362, SLG: 0.451	0-0 F8			0-0 F7		0-0 P4		0-0 F3		4 0 0 0 0 0 1			
Carl Yastrzemski, L (1, 7) OBP: 0.357, SLG: 0.478 (8, 3)		0-0 FC5-4 1B		0-0 1B 1B		0-0 F9		4-0 1B BB		3 1 2 0 1 0 0			
Jim Rice, R (1, 10) OBP: 0.292, SLG: 0.457		0-3 K		0-0 1B 1-2 1B		0-0 F8		0-0 1-2 3-H 1B		4 0 2 1 0 1 1			
Cecil Cooper, L (1, 3) OBP: 0.304, SLG: 0.455 Bobby Darwin, R (8, PH) OBP: 0.289, SLG: 0.400 Dwight Evans, R (8, 9) OBP: 0.332, SLG: 0.414		0-0 P7		0-0 F8			0-0 3-1	0-0 P9		3 0 0 0 0 0 3 1 0 0 0 0 0 2 0 0 0 0 0 0 0			
Bob Montgomery, R (1, 2) OBP: 0.268, SLG: 0.289		0-0 FC5-4 1-2		0-0 1-3 2-H 1B			0-0 5-3		0-0 5-3	4 0 1 1 0 0 1			
Rico Petrocelli, R (1, 5) OBP: 0.297, SLG: 0.295			0-0 6-3		0-0 F8		0-0 F9		0-0 2-3	4 0 0 0 0 0 2			
Rick Burleson, R (1, 6) OBP: 0.318, SLG: 0.318			0-3 K		0-0 F5			0-0 L6	4-0 BB	3 0 0 0 1 1 0			
<b>Inning Stats</b>	R: 0 H: 0 E: 0 LOB: 0 K: 0 BB: 0 S: 3 P: 3	R: 0 H: 1 E: 0 LOB: 1 K: 1 BB: 0 S: 6 P: 6	R: 0 H: 1 E: 0 LOB: 1 K: 1 BB: 0 S: 6 P: 6	R: 1 H: 3 E: 0 LOB: 2 K: 0 BB: 0 S: 6 P: 6	R: 0 H: 0 E: 0 LOB: 0 K: 1 BB: 0 S: 5 P: 5	R: 0 H: 0 E: 0 LOB: 0 K: 0 BB: 0 S: 3 P: 3	R: 0 H: 0 E: 0 LOB: 0 K: 0 BB: 0 S: 3 P: 3	R: 2 H: 2 E: 0 LOB: 2 K: 0 BB: 2 S: 5 P: 13	R: 0 H: 0 E: 0 LOB: 1 K: 0 BB: 1 S: 3 P: 7	1B: 5 SF: 0 2B: 1 SAC: 0 3B: 1 DP: 0 HR: 0 HBP: 0		WP: 0 PA: 37 PB: 0 SB: 0 CS: 0	
<b>PITCHER</b>	IP WLS BF H R ER SO BB IBB HBP BLK WP HR S P ERA WHIP											<b>PITCHER</b>	IP WLS BF H R ER SO BB IBB HBP BLK WP HR S P ERA WHIP
Marty Pattin, R (1, 1) ERA: 2.9	7.1 W 29 6 3 3 3 1 0 0 0 0 0 0 34 38 3.68 0.955												
Steve Mingori, L (8, 1) ERA: 2.37	1.2 8 1 0 0 0 2 0 0 0 0 0 0 6 14 0.00 1.800												

<b>AB</b>	34
<b>R</b>	3
<b>H</b>	7
<b>RBI</b>	3
<b>BB</b>	3
<b>SO</b>	3
<b>LOB</b>	12





Batter	1	2	3	4	5	6	7	8	9	AB	R	H	RBI	BB	SO	LOB
Davey Nelson, R OBP: 0.295, SLG: 0.313 (1, 4)	0-0 4-3		0-0 F9	0-0 1B			0-0 6-3			4	0	1	1	0	0	0
Amos Otis, R OBP: 0.351, SLG: 0.464 (1, 8)	0-0 G3		0-0 1B	0-3 K			4-0 HR	BB		3	1	1	0	1	1	1
George Brett, L OBP: 0.409, SLG: 0.520 (1, 5)	0-0 4-3		4-0 BB	1-2 BB		0-0 6-3	1-H HR	1-H HR		3	1	1	2	1	0	0
John Mayberry, L OBP: 0.350, SLG: 0.406 (1, 3)		0-0 F7	0-0 F8		0-0 G3		0-0 4-3			4	0	0	0	0	0	2
Jamie Quirk, L OBP: 0.259, SLG: 0.302 Cookie Rojas, R OBP: 0.273, SLG: 0.265 (8, PH)		0-0 G3		0-0 SF8	0-0 3-1			0-0 P6		3	1	1	0	0	0	0
Al Cowens, R OBP: 0.309, SLG: 0.333 (1, 9)		4-0 3B		0-0 1B		0-0 F5		0-0 G5-4-3		3	2	2	0	1	0	0
Tom Poquette, L OBP: 0.380, SLG: 0.516 Jim Wohlford, R OBP: 0.302, SLG: 0.308 (6, PH)		0-0 3B		0-0 F9		0-0 1-3		0-0 G5-4-3		2	0	1	1	0	0	2
Buck Martinez, R OBP: 0.282, SLG: 0.427 (1, 2)		0-0 1-3		0-0 SF8		0-0 P6				2	0	0	1	0	0	1
Frank White, R OBP: 0.250, SLG: 0.267 (1, 6)			0-0 F8	0-0 1B			0-0 L8			3	1	1	1	0	0	0

Inning Stats	R: 0	H: 0	E: 0	K: 0	S: 3	R: 1	H: 1	E: 0	K: 0	S: 4	R: 0	H: 1	E: 0	K: 0	S: 4	R: 3	H: 4	E: 0	K: 1	S: 9	R: 0	H: 0	E: 0	K: 0	S: 3	R: 0	H: 0	E: 0	K: 0	S: 3	R: 2	H: 1	E: 0	K: 0	S: 4	R: 0	H: 1	E: 0	K: 0	S: 3
	LOB: 0	BB: 0	P: 3	LOB: 1	BB: 1	P: 8	LOB: 1	BB: 1	P: 8	LOB: 1	BB: 0	P: 9	LOB: 0	BB: 0	P: 3	LOB: 0	BB: 0	P: 3	LOB: 0	BB: 0	P: 3	LOB: 0	BB: 0	P: 3	LOB: 0	BB: 1	P: 8	LOB: 0	BB: 0	P: 3	LOB: 0	BB: 0	P: 3	LOB: 0	BB: 0	P: 3	LOB: 0	BB: 0	P: 3	


**BOTTOM**

**Boston Red Sox @ Kansas City Royals**  
 Royals Stadium, Kansas City, MO

Sun Jul 18 1976, 4:33 AM EDT  
 Att: 29,267 - Unknown - 85 F

livebaseballscorecards.com

AB	30
R	6
H	8
RBI	6
BB	3
SO	1
LOB	7



WP: 0	PA: 34
PB: 0	
SB: 5	
CS: 0	

Batter	1	2	3	4	5	6	7	8	9	AB R H RBI BB SO LOB	TOP
<b>Al Bumbry, L</b> (1, 8) OBP: 0.349, SLG: 0.396 (6, 7)	0-3 		0-0 		0-3 		0-0 			4 0 0 0 0 2 2	<b>Baltimore Orioles @ Kansas City Royals</b> Royals Stadium, Kansas City, MO Mon Jul 19 1976, 8:05 PM EDT Att: 39,355 - Unknown
<b>Bobby Grich, R</b> (1, 4) OBP: 0.401, SLG: 0.451	0-0 			0-0 		4-0 		0-0 		3 1 0 0 1 0 0	
<b>Reggie Jackson, L</b> (1, 9) OBP: 0.343, SLG: 0.478	0-0 			0-0 		0-0 		0-0 		4 1 1 2 0 0 0	
<b>Lee May, R</b> (1, 10) OBP: 0.288, SLG: 0.426		0-0 		0-0 		0-0 		0-0 		4 0 1 0 0 0 0	
<b>Ken Singleton, S</b> (1, 7) <b>Paul Blair, R</b> (6, 8) OBP: 0.351, SLG: 0.355 OBP: 0.256, SLG: 0.265		0-0 			0-0 	0-0 		0-0 		3 1 1 0 0 0 0 1 0 0 0 0 0 1	
<b>Tony Muser, L</b> (1, 3) OBP: 0.286, SLG: 0.257		0-0 			0-0 	0-3 		0-0 		4 1 2 1 0 1 0	
<b>Mark Belanger, R</b> (1, 6) OBP: 0.339, SLG: 0.338	0-0 				0-0 		0-3 		0-3 	4 0 0 0 0 2 2	
<b>Doug DeCinces, R</b> (1, 5) OBP: 0.258, SLG: 0.322			0-0 		0-0 		0-0 		0-0 	4 0 1 1 0 0 0	
<b>Rick Dempsey, R</b> (1, 2) OBP: 0.202, SLG: 0.152			0-0 		0-0 		1-0 			2 0 0 0 0 0 1	
<b>Inning Stats</b>	R: 0 H: 0 E: 0 LOB: 0 K: 1 BB: 0 S: 5 P: 5	R: 0 H: 1 E: 0 LOB: 1 K: 0 BB: 0 S: 4 P: 4	R: 0 H: 0 E: 0 LOB: 0 K: 0 BB: 0 S: 3 P: 3	R: 0 H: 0 E: 0 LOB: 0 K: 0 BB: 0 S: 3 P: 3	R: 2 H: 3 E: 0 LOB: 1 K: 1 BB: 0 S: 8 P: 8	R: 2 H: 1 E: 0 LOB: 0 K: 1 BB: 1 S: 6 P: 10	R: 0 H: 0 E: 0 LOB: 1 K: 1 BB: 0 S: 5 P: 6	R: 0 H: 1 E: 0 LOB: 1 K: 0 BB: 0 S: 4 P: 4	R: 0 H: 0 E: 0 LOB: 0 K: 1 BB: 0 S: 5 P: 5	1B: 2 SF: 0 2B: 3 SAC: 0 3B: 0 DP: 0 HR: 1 HBP: 1	WP: 0 PA: 35 PB: 0 SB: 0 CS: 0
<b>PITCHER</b> <b>Dennis Leonard, R</b> (1, 1) ERA: 3.06	IP WLS BF H R ER SO BB IBB HBP BLK WP HR S P ERA WHIP 9.0 L 35 6 4 4 5 1 0 1 0 0 0 1 43 48 4.00 0.778										

livebaseballscorecards.com

<b>AB</b>	33
<b>R</b>	4
<b>H</b>	6
<b>RBI</b>	4
<b>BB</b>	1
<b>SO</b>	5
<b>LOB</b>	6



Batter	1	2	3	4	5	6	7	8	9	AB	R	H	RBI	BB	SO	LOB	BOTTOM					
Davey Nelson, R (1, 4) OBP: 0.291, SLG: 0.307	0-0 6-3		0-0 6-3		0-0 4-3		0-0 F9		0-0 2B 1B	5	1	1	0	0	0	0	<b>Baltimore Orioles @ Kansas City Royals</b> Royals Stadium, Kansas City, MO Mon Jul 19 1976, 8:05 PM EDT Att. 39,355 - Unknown <a href="http://livebaseballscorecards.com">livebaseballscorecards.com</a>					
Amos Otis, R (1, 8) OBP: 0.352, SLG: 0.463	0-0 F9		0-0 2B 1B		0-0 FC5-4-6-5 1B		0-0 F8		0-3 K	5	0	2	0	0	1	1						
George Brett, L (1, 5) OBP: 0.414, SLG: 0.529	0-0 1B		0-0 1-3 2B		0-0 1-3 FC5-4-6-5		0-0 1B		0-0 1-H 2B	5	0	4	1	0	0	1						
John Mayberry, L (1, 3) OBP: 0.348, SLG: 0.401	0-3 K		4-0 IBB		0-0 F9		0-0 F8		0-0 3-1	4	0	0	0	1	1	4						
Jamie Quirk, L (1, 10) OBP: 0.259, SLG: 0.316		0-0 L6	0-3 K		0-0 1B SF8 2B		0-0 F9			4	1	1	0	0	1	3						
Al Cowens, R (1, 9) OBP: 0.312, SLG: 0.345		0-0 HR	0-0 F9		0-0 2-3 1B		0-0 F8			4	1	2	1	0	0	3						
Tom Poquette, L (1, 7) OBP: 0.376, SLG: 0.513		0-0 F9		0-0 F8		0-0 SF8		0-0 WP 1B		3	0	1	1	0	0	0						
Buck Martinez, R (1, 2) OBP: 0.283, SLG: 0.425		0-0 FC6-4 1B		0-3 K2-3		0-3 3-H K		0-0 3-1		3	0	1	0	0	2	1						
Hal McRae, R (8, PH) OBP: 0.412, SLG: 0.487										1	0	0	0	0	0	1						
John Wathan, R (9, 2) OBP: 0.350, SLG: 0.316										0	0	0	0	0	0	0						
Frank White, R (1, 6) OBP: 0.247, SLG: 0.264		0-0 FC6-4		0-0 F7		0-0 F9			0-0 F7	3	0	0	0	0	0	2						
Cookie Rojas, R (9, PH) OBP: 0.269, SLG: 0.261		1-2f								1	0	0	0	0	0	0						
<b>Inning Stats</b>	R: 0 E: 0 K: 1 S: 6	H: 1 LOB: 1 BB: 0 P: 6	R: 1 E: 0 K: 0 S: 5	H: 2 LOB: 1 BB: 0 P: 5	R: 0 E: 0 K: 1 S: 7	H: 2 LOB: 3 BB: 1 P: 11	R: 0 E: 0 K: 1 S: 5	H: 0 LOB: 0 BB: 0 P: 5	R: 0 E: 0 K: 0 S: 4	H: 1 LOB: 1 BB: 0 P: 4	R: 1 E: 0 K: 1 S: 7	H: 2 LOB: 1 BB: 0 P: 7	R: 0 E: 0 K: 0 S: 4	H: 1 LOB: 1 BB: 0 P: 4	R: 0 E: 0 K: 0 S: 4	H: 1 LOB: 1 BB: 0 P: 4	R: 1 E: 0 K: 1 S: 7	H: 2 LOB: 1 BB: 0 P: 7	1B: 8 2B: 3 3B: 0 HR: 1	SF: 1 SAC: 0 DP: 0 HBP: 0	WP: 1 PB: 0 SB: 1 CS: 0	PA: 40
<b>PITCHER</b>	IP WLS BF H R ER SO	WLS W BF H R ER SO	H R ER SO	R ER SO	BB IBB HBP BLK WP HR S P	ERA WHIP	IP WLS BF H R ER SO	WLS W BF H R ER SO	BB IBB HBP BLK WP HR S P	ERA WHIP												
Jim Palmer, R (1, 1) ERA: 2.83	7.2 W 34	10 2	2 2 4	0 1 0 0 0 1 41 45	2.35 1.304		Tippy Martinez, L (8, 1) ERA: 1.66	1.1 S 6	2 1 1 1	0 0 0 0 1 0 8 8	6.75 1.500											



Batter	1	2	3	4	5	6	7	8	9	AB R H RBI BB SO LOB	TOP		
Ken Singleton, S (1, 7) OBP: 0.352, SLG: 0.351	0-0 G3		0-0 F7		4-0 3B BB	0-0 G3		4-0 BB BB		3 1 0 0 2 0 2			
Bobby Grich, R (1, 4) OBP: 0.404, SLG: 0.470 Tim Nordbrook, R (9, 4) OBP: 0.417, SLG: 0.300	0-0 6-3		0-0 HR		0-0 HR 3B	0-0 F3		4-0 BB BB		4 2 2 5 1 0 0 0 0 0 0 0 0 0			
Reggie Jackson, L (1, 9) OBP: 0.340, SLG: 0.484	0-0 3-1		0-0 L3		0-0 HR		0-0 4-3	0-3 K		5 1 1 2 0 1 3			
Lee May, R (1, 3) OBP: 0.289, SLG: 0.448		0-3 K	0-0 5-3		0-0 HR		0-0 F2	0-0 HR		5 2 2 2 0 1 0			
Tony Muser, L (1, 8) OBP: 0.288, SLG: 0.260 Paul Blair, R (5, PH) OBP: 0.257, SLG: 0.266		0-0 6-3		0-0 FC5-4 1B	0-0 BB 1B		0-0 F8	0-0 F4		2 0 1 0 0 0 0 3 0 1 0 0 0 0			
Terry Crowley, L (1, 10) OBP: 0.143, SLG: 0.158 Andres Mora, R (5, PH) OBP: 0.252, SLG: 0.376		0-0 4-3		0-3 K	0-3 K			0-0 BB 1B BB	0-0 F7	2 0 0 0 0 1 1 3 1 1 0 0 1 1			
Mark Belanger, R (1, 6) OBP: 0.346, SLG: 0.341			0-0 1B 1B	0-0 F7	4-0 1-2 BB			0-0 BB BB 1B	4-0 BB	3 1 2 0 2 0 1			
Doug DeCinces, R (1, 5) OBP: 0.257, SLG: 0.319			0-0 1B HR 1B	0-0 FC5-4	0-0 F9			0-0 F5	0-0 1-3	5 1 1 0 0 0 6			
Rick Dempsey, R (1, 2) OBP: 0.204, SLG: 0.156			0-0 HR 1B		0-0 4-3	0-0 6-3		0-0 F9		4 1 1 1 0 0 2			
<b>Inning Stats</b>	R: 0 H: 0 E: 0 LOB: 0 K: 0 BB: 0 S: 3 P: 3	R: 0 H: 0 E: 0 LOB: 0 K: 1 BB: 0 S: 5 P: 5	R: 4 H: 4 E: 0 LOB: 0 K: 0 BB: 0 S: 7 P: 7	R: 0 H: 1 E: 0 LOB: 1 K: 1 BB: 0 S: 6 P: 6	R: 4 H: 4 E: 0 LOB: 2 K: 1 BB: 2 S: 9 P: 17	R: 0 H: 0 E: 0 LOB: 0 K: 0 BB: 0 S: 3 P: 3	R: 0 H: 0 E: 0 LOB: 0 K: 0 BB: 0 S: 3 P: 3	R: 1 H: 2 E: 0 LOB: 3 K: 1 BB: 2 S: 7 P: 15	R: 1 H: 1 E: 0 LOB: 1 K: 0 BB: 1 S: 4 P: 8	1B: 7 SF: 0 2B: 0 SAC: 0 3B: 1 DP: 0 HR: 4 HBP: 0	WP: 0 PA: 44 PB: 0 SB: 0 CS: 0		
<b>PITCHER</b>	IP WLS BF H R ER SO BB IBB HBP BLK WP HR S P ERA WHIP											<b>PITCHER</b>	IP WLS BF H R ER SO BB IBB HBP BLK WP HR S P ERA WHIP
Doug Bird, R (1, 1) ERA: 3.14	4.1 L 20 6 6 6 2 1 0 0 0 0 0 1 23 27 12.46 1.615												
Larry Gura, L (5, 1) ERA: 7.71	3.1 18 5 3 3 1 3 0 0 0 0 0 2 17 29 8.10 2.400												
Tom Hall, L (8, 1) ERA: 4.38	1.1 6 1 1 1 1 1 0 0 0 0 0 1 7 11 6.75 1.500												

Baltimore Orioles @ Kansas City Royals  
Royals Stadium, Kansas City, MO  
Tue Jul 20 1976, 8:05 PM EDT  
Att. 16,145 - Unknown

AB	39
R	10
H	12
RBI	10
BB	5
SO	4
LOB	16



Batter	1	2	3	4	5	6	7	8	9	AB	R	H	RBI	BB	SO	LOB
Davey Nelson, R OBP: 0.298, SLG: 0.314 (1, 4)	0-0 E S G3 1B		0-3 K		0-0 5-3		0-0 BB 1B			4	1	2	0	0	1	0
Amos Otis, R OBP: 0.356, SLG: 0.465 (1, 8)	0-0 5-3 1-3		0-0 3-1 S 1B 1B		0-0 1B		4-0 BB BB 1-2 BB			3	1	2	0	1	0	1
George Brett, L OBP: 0.413, SLG: 0.525 (1, 5)	4-0 G3 BB		0-0 3-1		0-0 F7		0-0 FC4-6 1-2f			3	0	0	0	1	0	4
John Mayberry, L OBP: 0.347, SLG: 0.399 (1, 3)	0-0 G3 1-2		0-0 1B		0-3 K		0-0 3-1			4	0	1	2	0	1	2
Al Cowens, R OBP: 0.308, SLG: 0.341 (1, 9)	0-0 F4		0-0 F8		0-0 4-3		0-0 6-3			4	0	0	0	0	0	2
Jamie Quirk, L OBP: 0.258, SLG: 0.361 (1, 10)		0-0 HR		0-3 K		0-0 F9		0-0 G3		4	1	1	1	0	1	0
Tom Poquette, L OBP: 0.368, SLG: 0.500 (1, 7)		0-0 F8		0-0 4-3		0-0 3-1		0-0 G3		4	0	0	0	0	0	0
Buck Martinez, R OBP: 0.282, SLG: 0.420 (1, 2)		0-0 F3		0-0 1B		0-0 F8		0-0 F8		4	0	1	0	0	0	0
Frank White, R OBP: 0.243, SLG: 0.259 (1, 6)		0-0 F8		0-0 F4		0-0 F8		0-0 F9		4	0	0	0	0	0	1

<b>Inning Stats</b>	R: 1 E: 0 K: 0 S: 4	H: 1 LOB: 1 BB: 1 P: 8	R: 1 E: 0 K: 0 S: 4	H: 1 LOB: 0 BB: 0 P: 4	R: 1 E: 0 K: 1 S: 7	H: 2 LOB: 1 BB: 0 P: 7	R: 0 E: 0 K: 1 S: 6	H: 1 LOB: 1 BB: 0 P: 6	R: 0 E: 0 K: 1 S: 6	H: 1 LOB: 1 BB: 0 P: 6	R: 0 E: 0 K: 0 S: 3	H: 0 LOB: 0 BB: 0 P: 3	R: 0 E: 0 K: 0 S: 3	H: 0 LOB: 0 BB: 0 P: 3	R: 0 E: 0 K: 0 S: 3	H: 0 LOB: 0 BB: 0 P: 3	R: 0 E: 0 K: 0 S: 3	H: 0 LOB: 0 BB: 0 P: 3	1B: 6 2B: 0 3B: 0 HR: 1	SF: 0 SAC: 0 DP: 0 HBP: 0	WP: 0 PB: 0 SB: 2 CS: 0	PA: 36												
<b>PITCHER</b> Wayne Garland, R ERA: 2.49 (1, 1)	IP 9.0	WLS W	BF 36	H 7	R 3	ER 2	SO 3	BB 2	IBB 0	HBP 0	BLK 0	WP 0	HR 1	S 40	P 48	ERA 2.00	WHIP 1.000																	
<b>PITCHER</b>																		IP	WLS	BF	H	R	ER	SO	BB	IBB	HBP	BLK	WP	HR	S	P	ERA	WHIP


**BOTTOM**

**Baltimore Orioles @ Kansas City Royals**  
 Royals Stadium, Kansas City, MO

Tue Jul 20 1976, 8:05 PM EDT  
 Att. 16,145 - Unknown

livebaseballscorecards.com

<b>AB</b>	<b>34</b>
<b>R</b>	<b>3</b>
<b>H</b>	<b>7</b>
<b>RBI</b>	<b>3</b>
<b>BB</b>	<b>2</b>
<b>SO</b>	<b>3</b>
<b>LOB</b>	<b>10</b>



Batter	1	2	3	4	5	6	7	8	9	AB R H RBI BB SO LOB	TOP
Von Joshua, L (1, 8) OBP: 0.279, SLG: 0.337 Gorman Thomas, R (9, 8) OBP: 0.307, SLG: 0.390	0-0 E SF8 2B		0-0 L3 1B		0-0 G3 1-3	0-0 4-3			0-0 F5	5 1 2 0 0 0 3 0 0 0 0 0 0 0	
Don Money, R (1, 5) OBP: 0.342, SLG: 0.433	0-0 F9 2-3		0-0 L3 1-2		4-0 BB		0-0 6-3		0-0 6-3	4 0 0 0 1 0 2	
George Scott, R (1, 3) OBP: 0.316, SLG: 0.397	0-0 SF8 3-H		0-0 5-3		0-0 F9		0-0 6-3		0-0 1B	4 0 1 1 0 0 2	
Darrell Porter, L (1, 10) OBP: 0.315, SLG: 0.295	0-0 G3			0-0 3-1		0-0 4-3		0-0 1B	0-0 F7	5 0 1 0 0 0 1	
Mike Hegan, L (1, 9) OBP: 0.279, SLG: 0.377		0-0 1B E 1B		4-0 FC5-4 BB		0-0 4-3	0-3 K			3 1 1 0 1 1 1	
Sixto Lezcano, R (1, 7) OBP: 0.355, SLG: 0.396		0-0 L5		0-0 FC5-4 E 1-2f		4-0 2B BB		0-3 K		3 2 0 0 1 1 2	
Robin Yount, R (1, 6) OBP: 0.329, SLG: 0.352		0-0 F2		0-0 5-3 1-H		0-0 1B 2B		0-0 1B		4 1 2 1 0 0 1	
Tim Johnson, L (1, 4) OBP: 0.355, SLG: 0.348		0-0 E4 1-H 1B			0-0 6-3	0-0 E 1B		0-0 L7		4 0 2 1 0 0 1	
Art Kusnyer, R (1, 2) OBP: 0.167, SLG: 0.143		0-0 6-3			0-0 E6 G3 S	0-0 E4 1-2		0-0 6-3		4 0 0 0 0 0 3	
<b>Inning Stats</b>	R: 1 H: 1 E: 1 LOB: 0 K: 0 BB: 0 S: 4 P: 4	R: 1 H: 2 E: 1 LOB: 1 K: 0 BB: 0 S: 5 P: 5	R: 0 H: 1 E: 0 LOB: 0 K: 0 BB: 0 S: 3 P: 3	R: 1 H: 0 E: 0 LOB: 0 K: 0 BB: 1 S: 3 P: 7	R: 0 H: 0 E: 1 LOB: 2 K: 0 BB: 1 S: 4 P: 8	R: 2 H: 2 E: 1 LOB: 2 K: 0 BB: 1 S: 6 P: 10	R: 0 H: 1 E: 0 LOB: 1 K: 1 BB: 0 S: 6 P: 6	R: 0 H: 1 E: 0 LOB: 1 K: 1 BB: 0 S: 6 P: 6	R: 0 H: 1 E: 0 LOB: 1 K: 0 BB: 0 S: 4 P: 4	1B: 7 SF: 1 2B: 3 SAC: 0 3B: 0 DP: 1 HR: 0 HBP: 0	WP: 0 PA: 40 PB: 0 SB: 2 CS: 0
<b>PITCHER</b> Al Fitzmorris, R (1, 1) ERA: 3.05	IP WLS BF H R ER SO BB IBB HBP BLK WP HR S P ERA WHIP										
	9.0 L 40 9 5 2 2 3 0 0 0 0 0 0 41 53 2.00 1.333										

Milwaukee Brewers @ Kansas City Royals  
 Royals Stadium, Kansas City, MO  
 Wed Jul 21 1976, 8:05 PM EDT  
 Att. 15,445 - Unknown - 87 F

AB	36
R	5
H	9
RBI	3
BB	3
SO	2
LOB	16



Batter	1	2	3	4	5	6	7	8	9	AB R H RBI BB SO LOB
Davey Nelson, R OBP: 0.294, SLG: 0.309 (1, 4)	0-0 6-3	0-0 F7			0-0 5-3		0-0 BB WP 1B		0-0 F9	5 0 1 0 0 0 4
Amos Otis, R OBP: 0.357, SLG: 0.465 Tom Poquette, L OBP: 0.365, SLG: 0.491 (1, 8) (3, 9)	1-0 S HBP		4-0 G4-6-3 BB		0-0 FC7-2 3-H		0-0 F7 1-2		0-0 F7	0 0 0 0 0 0 0 3 0 0 0 1 0 2
George Brett, L OBP: 0.411, SLG: 0.520 (1, 5)	0-0 F9 1-2		0-0 G4-6-3 1-2f			0-0 F8	4-0 BB BB			3 0 0 0 1 0 2
John Mayberry, L OBP: 0.351, SLG: 0.403 (1, 3)	0-0 4-3		4-0 BB			0-0 1B FC5-2 2B	4-0 1-2 2-3 BB			2 0 1 0 2 0 1
Al Cowens, R OBP: 0.310, SLG: 0.341 (1, 9) (3, 8)		4-0 S 5-3 BB	0-0 F8			0-0 WP FC5-2 1B 2-3	0-0 P4			3 0 1 0 1 0 4
Cookie Rojas, R OBP: 0.256, SLG: 0.247 (1, 10)		0-0 5-3 1-2		0-0 5-3		0-0 FC5-2 WP 1-2 3-H	0-0 1-3			4 0 0 0 0 0 3
Jim Wohlford, R OBP: 0.306, SLG: 0.304 (1, 7)		4-0 S BB		0-0 5-3		4-0 1-2 2-3 BB	0-0 F7			2 0 0 0 2 0 0
John Wathan, R OBP: 0.333, SLG: 0.273 (1, 2)		1-0 1-2 2-3 HBP		0-0 5-3		0-0 5-3	0-0 5-3			3 0 0 0 0 0 3
Frank White, R OBP: 0.243, SLG: 0.267 (1, 6)		0-0 F9			0-0 FC7-2 3B		0-0 F8		0-0 F8	4 0 1 0 0 0 3

Inning Stats	R: 0 E: 0 K: 0 S: 3	H: 0 LOB: 1 BB: 0 P: 4	R: 0 E: 0 K: 0 S: 3	H: 0 LOB: 3 BB: 2 P: 12	R: 0 E: 0 K: 0 S: 2	H: 0 LOB: 1 BB: 2 P: 10	R: 0 E: 0 K: 0 S: 3	H: 0 LOB: 0 BB: 2 P: 3	R: 0 E: 0 K: 0 S: 3	H: 1 LOB: 0 BB: 0 P: 3	R: 0 E: 0 K: 0 S: 5	H: 2 LOB: 3 BB: 1 P: 9	R: 0 E: 0 K: 0 S: 4	H: 1 LOB: 3 BB: 2 P: 12	R: 0 E: 0 K: 0 S: 3	H: 0 LOB: 0 BB: 0 P: 3	R: 0 E: 0 K: 0 S: 3	H: 0 LOB: 0 BB: 0 P: 3	1B: 2 2B: 2 3B: 1 HR: 0	SF: 0 SAC: 0 DP: 2 HBP: 2	WP: 2 PB: 0 SB: 3 CS: 0	PA: 38
--------------	------------------------------	---------------------------------	------------------------------	----------------------------------	------------------------------	----------------------------------	------------------------------	---------------------------------	------------------------------	---------------------------------	------------------------------	---------------------------------	------------------------------	----------------------------------	------------------------------	---------------------------------	------------------------------	---------------------------------	----------------------------------	------------------------------------	----------------------------------	--------

PITCHER	IP	WLS	BF	H	R	ER	SO	BB	IBB	HBP	BLK	WP	HR	S	P	ERA	WHIP
Bill Travers, L ERA: 2.24 (1, 1)	6.2	W	30	4	0	0	0	6	0	0	0	2	0	22	48	0.00	1.500
Ray Sadecki, L ERA: 4.5 (7, 1)	0.0		1	0	0	0	0	1	0	0	0	0	0	4		∞	∞
Danny Frisella, R ERA: 2.84 (7, 1)	2.1	S	7	0	0	0	0	0	0	0	0	0	0	7	7	0.00	0.000

BOTTOM

Milwaukee Brewers @ Kansas City Royals  
Royals Stadium, Kansas City, MO

Wed Jul 21 1976, 8:05 PM EDT  
Att: 15,445 - Unknown - 87 F

livebaseballscores.com

AB	29
R	0
H	4
RBI	0
BB	7
SO	0
LOB	22



Batter	1	2	3	4	5	6	7	8	9	AB R H RBI BB SO LOB	TOP											
Robin Yount, R (1, 6) OBP: 0.327, SLG: 0.350	0-3 K		0-0 1B		0-0 L9		0-0 P4		0-3 K	5 0 1 0 0 2 3												
Don Money, R (1, 5) OBP: 0.340, SLG: 0.432	0-0 L7		0-0 F9		0-0 4-3		0-0 2B		0-0 F7	5 0 1 1 0 0 2												
George Scott, R (1, 3) OBP: 0.321, SLG: 0.398	4-0 WP BB			0-0 P4		0-0 E8 F9 1B		4-0 BB		2 0 1 0 2 0 0												
Hank Aaron, R (1, 10) OBP: 0.307, SLG: 0.410	0-3 K			4-0 2B BB		0-0 L7		0-0 F3		3 0 0 0 1 1 5												
Sixto Lezcano, R (1, 7) OBP: 0.353, SLG: 0.398		0-3 K		0-0 2B		0-0 F9		0-3 K		4 0 1 0 0 2 1												
Gorman Thomas, R (1, 9) OBP: 0.301, SLG: 0.381		0-0 6-3		0-0 F2		0-0 5-3		0-3 K		3 0 0 0 0 0 3												
Mike Hegan, L (8, PH) OBP: 0.275, SLG: 0.371										1 0 0 0 0 1 0												
Gary Sutherland, R (1, 4) OBP: 0.270, SLG: 0.309		0-0 6-3		0-0 4-3				4-0 BB		3 1 1 0 0 0 2												
Tim Johnson, L (8, PH) OBP: 0.360, SLG: 0.348							G3 2B			0 0 0 0 1 0 0												
Von Joshua, L (1, 8) OBP: 0.282, SLG: 0.339			0-0 CS 1B		0-0 1B		0-0 G3		0-0 F7	4 0 2 0 0 0 2												
Art Kusnyer, R (1, 2) OBP: 0.156, SLG: 0.133			0-3 K		0-0 F9		4-0 2B BB		0-0 F7	2 0 0 0 0 1 2												
Charlie Moore, R (7, PH) OBP: 0.368, SLG: 0.349										0 0 0 0 1 0 0												
Darrell Porter, L (9, PH) OBP: 0.314, SLG: 0.293										1 0 0 0 0 0 0												
Inning Stats	R: 0 E: 0 K: 2 S: 7	H: 0 LOB: 1 BB: 1 P: 11	R: 0 E: 0 K: 1 S: 5	H: 0 LOB: 0 BB: 0 P: 5	R: 0 E: 0 K: 1 S: 6	H: 2 LOB: 1 BB: 0 P: 6	R: 0 E: 0 K: 0 S: 4	H: 1 LOB: 2 BB: 1 P: 8	R: 0 E: 0 K: 0 S: 4	H: 1 LOB: 1 BB: 0 P: 4	R: 0 E: 1 K: 0 S: 4	H: 1 LOB: 1 BB: 0 P: 4	R: 1 E: 0 K: 0 S: 5	H: 2 LOB: 3 BB: 2 P: 13	R: 0 E: 0 K: 2 S: 7	H: 0 LOB: 1 BB: 1 P: 11	R: 0 E: 0 K: 1 S: 5	H: 0 LOB: 0 BB: 0 P: 5	1B: 4 2B: 3 3B: 0 HR: 0	SF: 0 SAC: 0 DP: 0 HBP: 0	WP: 1 PB: 0 SB: 0 CS: 1	PA: 38
PITCHER	IP WLS BF H R ER SO BB IBB HBP BLK WP HR S P ERA WHIP																					
Paul Splittorff, L (1, 1) ERA: 3.55	6.2 W 29 7 1 1 4 3 0 0 0 1 0 34 46 1.35 1.500																					
Mark Littell, R (7, 1) ERA: 2.45	2.1 S 9 0 0 0 3 2 0 0 0 0 0 13 21 0.00 0.857																					

Milwaukee Brewers @ Kansas City Royals  
 Royals Stadium, Kansas City, MO  
 Thu Jul 22 1976, 8:05 PM EDT  
 Att. 16,133 - Unknown - 93 F

AB	33
R	1
H	7
RBI	1
BB	5
SO	7
LOB	20





Batter	1	2	3	4	5	6	7	8	9	AB	R	H	RBI	BB	SO	LOB
Jim Wohlford, R (1, 7) OBP: 0.299, SLG: 0.297	0-0 P4		0-0 F8		0-0 5-3		0-0 6-3			4	0	0	0	0	0	1
Tom Poquette, L (1, 9) OBP: 0.368, SLG: 0.503	0-0 P6		0-0 3-1		0-0 1B		0-0 3B			4	0	2	1	0	0	0
George Brett, L (1, 5) OBP: 0.409, SLG: 0.520	0-0 2B		0-0 L7		0-0 F8		0-0 4-3			4	0	1	0	0	0	2
John Mayberry, L (1, 3) OBP: 0.350, SLG: 0.401	0-0 F5			0-0 FC4-6 1B FC6-4 1B	0-0 F8		0-0 4-3			4	1	1	0	0	0	2
Al Cowens, R (1, 8) OBP: 0.312, SLG: 0.346		0-0 G3 2B 6-3		0-0 FC4-6 1B		0-0 6-3		0-0 6-3		4	1	2	0	0	0	0
Jamie Quirk, L (1, 10) OBP: 0.262, SLG: 0.359 Davey Nelson, R (8, PH) OBP: 0.292, SLG: 0.306		0-0 G3		0-0 FC4-6 FC6-4		0-0 1B		0-3 K		3	0	1	0	0	0	3
Buck Martinez, R (1, 2) OBP: 0.277, SLG: 0.412		0-0 6-3		0-0 FC6-4 PB		0-0 F7				3	0	0	2	0	0	2
Freddie Patek, R (1, 6) OBP: 0.340, SLG: 0.337		0-0 E BB		0-0 5-3		0-0 F9				2	0	0	0	1	0	2
Frank White, R (1, 4) OBP: 0.244, SLG: 0.268		0-0 P6			0-0 1B 5-3		0-0 5-3			3	1	1	0	0	0	1

Inning Stats	R: 0	H: 1	E: 0	LOB: 1	K: 0	BB: 0	S: 4	P: 4	R: 1	H: 1	E: 1	LOB: 1	K: 0	BB: 1	S: 4	P: 8	R: 0	H: 0	E: 0	LOB: 0	K: 0	BB: 0	S: 3	P: 3	R: 1	H: 2	E: 0	LOB: 1	K: 0	BB: 0	S: 5	P: 5	R: 0	H: 1	E: 0	LOB: 1	K: 0	BB: 0	S: 4	P: 4	R: 0	H: 1	E: 0	LOB: 1	K: 0	BB: 0	S: 4	P: 4	R: 0	H: 0	E: 0	LOB: 0	K: 1	BB: 0	S: 5	P: 5
PITCHER	IP	WLS	BF	H	R	ER	SO	BB	IBB	HBP	BLK	WP	HR	S	P	ERA	WHIP																																							
Jim Colborn, R (1, 1) ERA: 3.9	6.2	L	29	8	3	3	0	1	0	0	0	0	0	28	32	4.05	1.350																																							
Ray Sadecki, L (7, 1) ERA: 4.22	1.1		4	0	0	0	1	0	0	0	0	0	0	6	6	0.00	0.000																																							

BOTTOM

Milwaukee Brewers @ Kansas City Royals  
Royals Stadium, Kansas City, MO

Thu Jul 22 1976, 8:05 PM EDT  
Att: 16,133 - Unknown - 93 F

livebaseballscores.com

AB	32
R	3
H	8
RBI	3
BB	1
SO	1
LOB	13



WP: 0	PA: 33
PB: 1	
SB: 0	
CS: 0	

Batter	1	2	3	4	5	6	7	8	9	AB R H RBI BB SO LOB	TOP
Jim Wohlford, R (1, 7) OBP: 0.298, SLG: 0.296	0-0 G3		0-0 FC6		0-0 S 1B			0-3 K		4 0 1 0 0 1 1	<b>Kansas City Royals @ Oakland Athletics</b> <b>Oakland-Alameda County Coliseum, Oakland, CA</b> Fri Jul 23 1976, 7:05 PM PDT Att. 9,173 - Unknown <a href="http://livebaseballscorecards.com">livebaseballscorecards.com</a>
Amos Otis, R (1, 8) OBP: 0.356, SLG: 0.462	0-0 6-3		0-3 K		0-3 K			0-0 1B		4 0 1 0 0 2 3	
George Brett, L (1, 5) OBP: 0.410, SLG: 0.520	0-0 1B		0-0 L8		0-0 1-3 1B			0-0 L8		4 0 2 0 0 0 3	
John Mayberry, L (1, 3) OBP: 0.347, SLG: 0.397	0-0 4-3		0-3 K		0-0 1-3			0-0 4-3		4 0 0 0 0 1 5	
Hal McRae, R (1, 10) OBP: 0.407, SLG: 0.481		0-3 K		0-0 6-3		0-3 K		0-0 G3		4 0 0 0 0 2 1	
Al Cowens, R (1, 9) OBP: 0.312, SLG: 0.344		0-0 CS 1B		0-0 F3		0-0 4-3		0-0 F9		4 0 1 0 0 0 1	
Buck Martinez, R (1, 2) OBP: 0.272, SLG: 0.404 Davey Nelson, R (9, PH) OBP: 0.298, SLG: 0.306		0-3 K		0-3 K		0-3 K		4-0 BB		3 0 0 0 0 3 1 0 0 0 0 1 0 0	
Freddie Patek, R (1, 6) OBP: 0.336, SLG: 0.332		0-3 K		0-0 4-3		0-0 P6		0-3 K		4 0 0 0 0 2 2	
Frank White, R (1, 4) OBP: 0.245, SLG: 0.269			0-0 L8 E 1B		0-3 K		0-3 K			3 0 1 0 0 2 0	
<b>Inning Stats</b>	R: 0 E: 0 K: 0 S: 4 H: 1 LOB: 1 BB: 0 P: 4	R: 0 E: 0 K: 3 S: 10 H: 1 LOB: 1 BB: 0 P: 10	R: 0 E: 1 K: 2 S: 9 H: 1 LOB: 2 BB: 0 P: 9	R: 0 E: 0 K: 1 S: 5 H: 0 LOB: 0 BB: 0 P: 5	R: 0 E: 0 K: 2 S: 8 H: 1 LOB: 1 BB: 0 P: 8	R: 0 E: 0 K: 1 S: 6 H: 1 LOB: 1 BB: 0 P: 6	R: 0 E: 0 K: 2 S: 7 H: 0 LOB: 0 BB: 0 P: 7	R: 0 E: 0 K: 1 S: 6 H: 1 LOB: 1 BB: 0 P: 6	R: 0 E: 0 K: 1 S: 5 H: 0 LOB: 1 BB: 1 P: 9	1B: 6 2B: 0 3B: 0 HR: 0 SF: 0 SAC: 0 DP: 0 HBP: 0	WP: 0 PB: 0 SB: 1 CS: 1 PA: 35
<b>PITCHER</b> Vida Blue, L (1, 1) ERA: 2.85	IP 9.0 WLS W BF 35 H 6 R 0 ER 0 SO 13 BB 1 IBB 0 HBP 0 BLK 0 WP 0 HR 0 S 60 P 64 ERA 0.00 WHIP 0.778	<b>PITCHER</b> IP WLS BF H R ER SO BB IBB HBP BLK WP HR S P ERA WHIP									

Batter	1	2	3	4	5	6	7	8	9	AB R H RBI BB SO LOB
Bill North, S OBP: 0.362, SLG: 0.337 (1, 8) X	0-0 G3 ①		0-0 S 1B		0-3 K ②		0-0 CS 1B			4 0 2 1 0 1 0
Bert Campaneris, R OBP: 0.328, SLG: 0.284 (1, 6) X	0-0 F8 ②		0-0 4-3 ③		4-0 S BB		0-0 3-H L9 ②			3 0 0 0 1 0 2
Don Baylor, R OBP: 0.317, SLG: 0.370 (1, 3) X	0-0 F7 ③			0-0 F9 ① X	0-0 4-3 ③		0-0 CS ③ X	0-0 F7 ①		4 0 0 0 0 0 1
Joe Rudi, R OBP: 0.339, SLG: 0.455 (1, 7)		0-0 F9 ①		0-0 HBP BB 1B		0-0 F8 ①		0-0 5-3 ②		4 0 1 0 0 0 0
Sal Bando, R OBP: 0.332, SLG: 0.433 (1, 5)		0-0 1B		4-0 BB 1B		0-0 F9 ②		0-0 5-3 ③		3 0 1 0 1 0 0
Gene Tenace, R OBP: 0.373, SLG: 0.434 (1, 2) X		0-0 F9 ②		1-0 H 1B		0-0 P5 ③				2 0 0 0 0 0 1
Claudell Washington, L OBP: 0.285, SLG: 0.329 (1, 9) X		0-0 4-3 ③		0-3 S 1B			0-0 1B 3B			3 1 1 0 0 1 4
Billy Williams, L OBP: 0.333, SLG: 0.367 (1, 10) X			0-0 G3 ① X	0-0 4-3 ③			0-0 SH5-3 1B			3 0 1 1 0 0 3
Larry Lintz, S (7, PR)							0-0 SH5-3 1B			0 1 0 0 0 0 0
Phil Garner, R OBP: 0.296, SLG: 0.398 (1, 4) X			0-0 6-3 ②		0-3 K ①		0-0 SH5-3 1-3			2 0 0 0 0 1 0

Inning Stats		R: 0	H: 0	E: 0	K: 0	S: 3	R: 0	H: 1	E: 0	K: 0	S: 4	R: 0	H: 1	E: 0	K: 0	S: 4	R: 0	H: 1	E: 0	K: 1	S: 6	R: 0	H: 0	E: 0	K: 2	S: 7	R: 0	H: 0	E: 0	K: 0	S: 3	R: 2	H: 3	E: 0	K: 0	S: 5	R: 0	H: 0	E: 0	K: 0	S: 3	1B: 5	2B: 0	3B: 1	HR: 0	SF: 0	SAC: 1	DP: 0	HBP: 1	WP: 0	PA: 33						
Pitcher		IP	WLS	BF	H	R	ER	SO	BB	IBB	HBP	BLK	WP	HR	S	P	ERA	WHIP	Pitcher		IP	WLS	BF	H	R	ER	SO	BB	IBB	HBP	BLK	WP	HR	S	P	ERA	WHIP																				
Marty Pattin, R ERA: 2.89 (1, 1)	6.1	L	28	6	2	2	2	3	2	0	1	0	0	0	31	40	2.84	1.263	Steve Mingori, L ERA: 2.29 (7, 1)	1.2		4	0	0	0	0	0	0	0	0	0	0	0	4	4	0.00	0.000																				

**BOTTOM**

**Kansas City Royals @ Oakland Athletics**  
Oakland-Alameda County Coliseum, Oakland, CA

Fri Jul 23 1976, 7:05 PM PDT  
Att. 9,173 - Unknown

livebaseballscores.com

AB	28
R	2
H	6
RBI	2
BB	2
SO	3
LOB	11



Batter	1	2	3	4	5	6	7	8	9	AB	R	H	RBI	BB	SO	LOB	TOP					
Al Cowens, R (1, 9) OBP: 0.307, SLG: 0.339	0-0 E3 L7-4 S		0-0 6-3		0-3 K	0-0 F8		0-0 1-3		5	0	0	0	0	1	3						
Tom Poquette, L (1, 7) OBP: 0.380, SLG: 0.511	0-0 E6 1-2		0-0 1B			E8 1B	0-0 G3 E FC3-2 1B	0-0 1B		5	1	4	0	0	0	1						
George Brett, L (1, 5) OBP: 0.408, SLG: 0.516	0-0 L7-4 2-3		0-0 L9			0-0 2B 1B	0-0 E9 FC3-2 G3 1-2	0-0 F7		5	1	1	0	0	0	6						
John Mayberry, L (1, 3) OBP: 0.342, SLG: 0.391	0-3 K			0-0 F9		0-0 E4 2B 1B	0-0 G3		0-0 4-3	5	1	0	1	0	1	4						
Amos Otis, R (1, 8) OBP: 0.357, SLG: 0.463		0-0 F9		0-0 F8		0-0 1B 2B	4-0 FC3-2 IBB		0-0 P4	4	1	1	1	1	0	0						
Jamie Quirk, L (1, 10) OBP: 0.269, SLG: 0.379		0-0 4-3 2B		0-3 K		0-0 SH1-4 1B 1B	0-0 FC3-2		0-0 6-3	2	0	1	0	0	1	0						
Hal McRae, R (6, PH) OBP: 0.409, SLG: 0.482										1	0	1	1	0	0	0						
Jim Wohlford, R (6, PR) OBP: 0.295, SLG: 0.292										2	1	0	0	0	0	3						
Bob Stinson, S (1, 2) OBP: 0.336, SLG: 0.342		0-0 4-3			0-0 E6	0-0 SH1-4 1B 1B		0-0 L1		4	1	1	1	0	0	4						
Buck Martinez, R (8, 2) OBP: 0.272, SLG: 0.404		2-3								0	0	0	0	0	0	0						
Freddie Patek, R (1, 6) OBP: 0.332, SLG: 0.328		0-0 L8			0-0 F8	0-0 SH1-4		0-0 E5 1B S		3	0	0	0	0	0	2						
Frank White, R (1, 4) OBP: 0.244, SLG: 0.268			0-0 4-3		0-0 1-3	0-0 PO 1B		0-3 K		1	0	0	0	0	0	0						
Davey Nelson, R (5, PH) OBP: 0.298, SLG: 0.307										3	0	1	2	0	1	2						
<b>Inning Stats</b>	R: 0 E: 2 K: 1 S: 6	H: 0 LOB: 1 BB: 0 P: 6	R: 0 E: 0 K: 0 S: 4	H: 1 LOB: 1 BB: 0 P: 4	R: 0 E: 0 K: 0 S: 4	H: 1 LOB: 1 BB: 0 P: 4	R: 0 E: 0 K: 1 S: 5	H: 0 LOB: 0 BB: 0 P: 5	R: 0 E: 1 K: 1 S: 6	H: 0 LOB: 1 BB: 0 P: 6	R: 6 E: 2 K: 0 S: 9	H: 6 LOB: 1 BB: 0 P: 9	R: 0 E: 1 K: 0 S: 5	H: 1 LOB: 3 BB: 1 P: 9	R: 0 E: 1 K: 1 S: 7	H: 1 LOB: 2 BB: 0 P: 7	R: 0 E: 0 K: 0 S: 3	H: 0 LOB: 0 BB: 0 P: 3	1B: 8 2B: 3 3B: 0 HR: 0	SF: 0 SAC: 1 DP: 1 HBP: 0	WP: 0 PB: 0 SB: 2 CS: 0	PA: 43
<b>PITCHER</b>	IP	WLS	BF	H	R	ER	SO	BB	IBB	HBP	BLK	WP	HR	S	P	ERA	WHIP					
Dick Bosman, R (1, 1) ERA: 3.11	5.0		20	3	1	1	3	0	0	0	0	0	0	26	26	1.80	0.600					
Paul Lindblad, L (6, 1) ERA: 3.1	0.0		3	2	1	1	0	0	0	0	0	0	0	3	3	∞	∞					
Jim Todd, R (6, 1) ERA: 4.2	0.1	L	4	3	4	3	0	0	0	0	0	0	0	4	4	81.00	9.000					
Stan Bahnsen, R (6, 1) ERA: 3.19	3.2		15	2	0	0	1	0	1	0	0	0	0	16	20	0.00	0.545					

Kansas City Royals @ Oakland Athletics  
Oakland-Alameda County Coliseum, Oakland, CA

Sat Jul 24 1976, 3:33 AM PDT  
Att. 42,592 - Unknown - 72 F

AB	40
R	6
H	10
RBI	6
BB	1
SO	4
LOB	25



Batter	1	2	3	4	5	6	7	8	9	AB	R	H	RBI	BB	SO	LOB
Bill North, S OBP: 0.363, SLG: 0.335 (1, 8)	4-0 1B E 1B BB	0-0 6-3		0-0 P5			4-0 S BB			2	1	0	0	2	0	1
Bert Campaneris, R OBP: 0.327, SLG: 0.284 (1, 6)	0-0 E 1-2 1B		0-0 F7		0-0 6-3		0-0 5-3 1-3			4	1	1	0	0	0	1
Don Baylor, R OBP: 0.316, SLG: 0.369 (1, 3)	0-0 E5 FC6-2 1-1 2-1 1B		0-0 L3		0-0 L7		0-0 5-3			4	0	1	0	0	0	1
Joe Rudi, R OBP: 0.334, SLG: 0.448 (1, 7)	0-0 F2		0-0 5-3		0-0 F8			0-0 F9		4	0	0	0	0	0	1
Sal Bando, R OBP: 0.331, SLG: 0.431 (1, 5)	0-0 FC6-2 1B			0-3 K		0-0 F8		0-0 FC5-4 1B		4	0	1	0	0	1	1
Larry Lintz, S (8, PR)										0	0	0	0	0	0	0
Ken McMullen, R OBP: 0.330, SLG: 0.422 (9, 5)	3-H									0	0	0	0	0	0	0
Gene Tenace, R OBP: 0.380, SLG: 0.455 (1, 2)	0-0			0-0 1B		0-0 HR		0-0 FC5-4 CS		4	2	3	1	0	0	1
Matt Alexander, S OBP: 0.037, SLG: 0.037 (8, PR)	1-2 1B			1B 1B				1-2		0	0	0	0	0	0	0
Larry Haney, R OBP: 0.282, SLG: 0.241 (9, 2)										0	0	0	0	0	0	0
Claudell Washington, L OBP: 0.285, SLG: 0.328 (1, 9)	0-3 K			0-0 1B SF7 1B		0-0 4-3		0-0 CS	0-0 L5	4	1	1	0	0	1	2
Billy Williams, L OBP: 0.332, SLG: 0.365 (1, 10)		0-0 L4		0-0 S 1B		0-0 L9			0-3 K	4	0	1	1	0	1	0
Phil Garner, R OBP: 0.293, SLG: 0.394 (1, 4)		0-0 5-3		0-0 SF7			0-0 F9		0-0 5-3	3	0	0	1	0	0	0

Inning Stats	R: 2	H: 3	E: 1	LOB: 2	K: 1	P: 12	R: 0	H: 0	E: 0	LOB: 0	K: 0	P: 3	R: 0	H: 0	E: 0	LOB: 0	K: 0	P: 3	R: 2	H: 3	E: 0	LOB: 1	K: 1	P: 8	R: 0	H: 0	E: 0	LOB: 0	K: 0	P: 3	R: 1	H: 1	E: 0	LOB: 0	K: 0	P: 4	R: 0	H: 0	E: 0	LOB: 1	K: 0	P: 7	R: 0	H: 1	E: 0	LOB: 1	K: 0	P: 3	R: 0	H: 0	E: 0	LOB: 0	K: 1	P: 5	1B: 7	SF: 1	2B: 0	SAC: 0	3B: 0	DP: 0	HR: 1	HBP: 0	WP: 0	PA: 37
--------------	------	------	------	--------	------	-------	------	------	------	--------	------	------	------	------	------	--------	------	------	------	------	------	--------	------	------	------	------	------	--------	------	------	------	------	------	--------	------	------	------	------	------	--------	------	------	------	------	------	--------	------	------	------	------	------	--------	------	------	-------	-------	-------	--------	-------	-------	-------	--------	-------	--------

PITCHER	IP	WLS	BF	H	R	ER	SO	BB	IBB	HBP	BLK	WP	HR	S	P	ERA	WHIP
Dennis Leonard, R ERA: 3.23 (1, 1)	5.1		24	7	5	5	2	1	0	0	0	0	1	27	31	8.44	1.500
Andy Hassler, L ERA: 3.94 (6, 1)	0.2		2	0	0	0	0	0	0	0	0	0	0	2	2	0.00	0.000
Mark Littell, R ERA: 2.4 (7, 1)	1.1		6	1	0	0	0	1	0	0	0	0	0	5	9	0.00	1.500
Steve Mingori, L ERA: 2.22 (8, 1)	1.2	S	4	0	0	0	1	0	0	0	0	0	0	6	6	0.00	0.000

**BOTTOM**

**Kansas City Royals @ Oakland Athletics**  
**Oakland-Alameda County Coliseum, Oakland, CA**  
 Sat Jul 24 1976, 3:33 AM PDT  
 Att: 42,592 - Unknown - 72 F

AB	33
R	5
H	8
RBI	3
BB	2
SO	3
LOB	8



WP	PA	ERA	WHIP
0	37		

Batter	1	2	3	4	5	6	7	8	9	AB R H RBI BB SO LOB	TOP															
Al Cowens, R (1, 9) OBP: 0.306, SLG: 0.337	0-0 F5		0-3 K		0-0 L8		0-0 BB 1B		0-0 E6	5 0 1 0 0 1 2	<b>Kansas City Royals @ Oakland Athletics</b> <b>Oakland-Alameda County Coliseum, Oakland, CA</b> Sun Jul 25 1976, 3:33 AM PDT Att: 10,237 - Unknown <a href="http://livebaseballscorecards.com">livebaseballscorecards.com</a>															
Tom Poquette, L (1, 7) OBP: 0.380, SLG: 0.508	0-0 5-3 1B		0-0 BB 1B		0-0 4-3		0-0 F5		0-3 K	5 0 2 0 0 1 4																
George Brett, L (1, 5) OBP: 0.408, SLG: 0.513	0-0 5-3		0-0 F8		0-0 1B		4-0 BB 1B		0-0 L8	4 0 1 1 1 0 4																
John Mayberry, L (1, 3) OBP: 0.342, SLG: 0.389 John Wathan, R (6, 3) OBP: 0.320, SLG: 0.261	0-0 1-3		4-0 BB		0-0 F8		0-0 L8			2 0 0 0 1 0 2 1 0 0 0 0 0 3																
Amos Otis, R (1, 8) OBP: 0.356, SLG: 0.463		0-0 1-3	0-0 6-3			0-0 L5		0-0 1B 2B		4 1 1 0 0 0 3																
Jamie Quirk, L (1, 10) OBP: 0.268, SLG: 0.371		0-0 F8		0-0 5-3		0-0 G3		0-0 2-H 1B		4 0 1 1 0 0 0																
Buck Martinez, R (1, 2) OBP: 0.271, SLG: 0.400		0-0 1B		0-0 1-3		0-0 F8		0-0 L7		4 0 1 0 0 0 0																
Freddie Patek, R (1, 6) OBP: 0.331, SLG: 0.327		0-0 5-3		0-0 F9			0-0 BB 1B 1B		0-3 K	4 0 1 0 0 1 1																
Frank White, R (1, 4) OBP: 0.248, SLG: 0.266			4-0 BB 1B BB		4-0 1B BB		0-0 P4		0-0 1-3	2 1 0 0 2 0 1																
<b>Inning Stats</b>	R: 0 E: 0 K: 0 S: 4	H: 1 LOB: 1 BB: 0 P: 4	R: 0 E: 0 K: 0 S: 4	H: 1 LOB: 1 BB: 0 P: 4	R: 0 E: 0 K: 1 S: 6	H: 1 LOB: 3 BB: 2 P: 14	R: 0 E: 0 K: 0 S: 3	H: 0 LOB: 0 BB: 0 P: 3	R: 1 E: 0 K: 0 S: 4	H: 1 LOB: 1 BB: 1 P: 8		R: 0 E: 0 K: 0 S: 3	H: 0 LOB: 0 BB: 0 P: 3	R: 0 E: 0 K: 0 S: 5	H: 2 LOB: 3 BB: 1 P: 9	R: 1 E: 0 K: 1 S: 6	H: 2 LOB: 0 BB: 0 P: 6	R: 0 E: 1 K: 1 S: 6	H: 0 LOB: 1 BB: 0 P: 6	1B: 7 2B: 1 3B: 0 HR: 0	SF: 0 SAC: 0 DP: 0 HBP: 0	WP: 0 PB: 0 SB: 0 CS: 0	PA: 39			
<b>PITCHER</b>	IP WLS BF H R ER SO BB IBB HBP BLK WP HR S P ERA WHIP																									
Mike Norris, R (1, 1) ERA: 4.36	3.0	14	3	0	0	1	2	0	0	0	0	0	14	22	0.00	1.667										
Glenn Abbott, R (4, 1) ERA: 5.05	6.0	25	5	2	2	2	2	0	0	0	0	0	27	35	3.00	1.167										

**Kansas City Royals @ Oakland Athletics**  
**Oakland-Alameda County Coliseum, Oakland, CA**

Sun Jul 25 1976, 3:33 AM PDT  
 Att: 10,237 - Unknown

[livebaseballscorecards.com](http://livebaseballscorecards.com)

<b>AB</b>	35
<b>R</b>	2
<b>H</b>	8
<b>RBI</b>	2
<b>BB</b>	4
<b>SO</b>	3
<b>LOB</b>	20



Batter	1	2	3	4	5	6	7	8	9
Bill North, S OBP: 0.363, SLG: 0.334 (1, 8)				0-0 5-3 ①		0-3 K ③		0-0 FC4 ③	
Bert Campaneris, R OBP: 0.326, SLG: 0.283 Tommy Sandt, R OBP: 0.217, SLG: 0.186 (1, 6) (9, 6)				0-3 K ②			0-3 K ①		
Joe Rudi, R OBP: 0.330, SLG: 0.442 (1, 7)	0-0 F8 ① 1-3 3-H	0-0 6-3 ①		0-0 4-3 ③			0-3 K ②		
Billy Williams, L OBP: 0.327, SLG: 0.359 (1, 10)	0-0 G3 ②	0-0 G3 ②			0-0 1-3 ①		0-3 K ③		
Sal Bando, R OBP: 0.332, SLG: 0.430 (1, 5)	4-0 1B BB ③	0-3 K ③				0-0 FC6 1B		0-3 K ①	
Gene Tenace, R OBP: 0.386, SLG: 0.473 Larry Haney, R OBP: 0.282, SLG: 0.241 (1, 2) (9, 2)	0-0 1B 3B 1B ① 1-2 3-H		0-0 HR ①		0-0 F9 ②		4-0 1B BB ②		
Claudell Washington, L OBP: 0.285, SLG: 0.328 (1, 9)	0-0 1B 3B 1B ② 1-2 2-H		0-0 G3 ①		0-0 FC6 ③		0-3 K ②		
Ken McMullen, R OBP: 0.337, SLG: 0.448 (1, 3)	0-0 HR 3B ② 1-H 2-H		0-0 5-3 ②			0-0 F7 ①		0-0 1B 1B ②	
Phil Garner, R OBP: 0.295, SLG: 0.404 (1, 4)	0-0 HR ③ 3-H		0-0 F3 ③			0-0 6-3 ②		0-0 FC4 1B ② 1-2 2-H	

AB	R	H	RBI	BB	SO	LOB
4	1	1	0	1	1	2
4	1	1	0	0	2	1
0	0	0	0	0	0	0
4	0	0	0	0	1	1
4	0	0	0	0	1	1
3	1	1	0	1	2	0
3	3	2	2	1	0	1
0	0	0	0	0	0	0
4	1	1	1	0	1	2
4	1	2	2	0	0	0
4	1	2	3	0	0	0


**BOTTOM**

**Kansas City Royals @ Oakland Athletics**  
Oakland-Alameda County Coliseum, Oakland, CA

Sun Jul 25 1976, 3:33 AM PDT  
Att. 10,237 - Unknown

livebaseballscores.com

<b>AB</b>	<b>34</b>
<b>R</b>	<b>9</b>
<b>H</b>	<b>10</b>
<b>RBI</b>	<b>8</b>
<b>BB</b>	<b>3</b>
<b>SO</b>	<b>8</b>
<b>LOB</b>	<b>8</b>



Inning Stats		R: 7	H: 6	R: 0	H: 0	R: 0	H: 0	R: 0	H: 1	R: 0	H: 0	R: 0	H: 0	R: 1	H: 2
		E: 1	LOB: 1	E: 0	LOB: 0	E: 0	LOB: 0	E: 0	LOB: 1	E: 0	LOB: 0	E: 0	LOB: 0	E: 0	LOB: 2
		K: 0	BB: 2	K: 1	BB: 0	K: 1	BB: 0	K: 0	BB: 0	K: 3	BB: 0	K: 2	BB: 0	K: 2	BB: 1
		S: 9	P: 17	S: 5	P: 5	S: 5	P: 5	S: 4	P: 4	S: 9	P: 9	S: 9	P: 13	S: 9	P: 13

PITCHER		IP	WLS	BF	H	R	ER	SO	BB	IBB	HBP	BLK	WP	HR	S	P	ERA	WHIP
Doug Bird, R ERA: 3.36 (1, 1)		0.2	L	4	2	2	2	0	0	0	0	0	0	0	4	4	27.00	3.000
Andy Hassler, L ERA: 4.36 (1, 1)		4.1		21	6	6	6	2	2	0	0	0	0	2	23	31	12.46	1.846
Larry Gura, L ERA: 6.57 (6, 1)		3.0		12	2	1	1	6	1	0	0	0	0	0	23	27	3.00	1.000

WP	PA	3B	HR	SF	SAC	DP	HBP
0	37	1	2	0	0	0	0

Batter	1	2	3	4	5	6	7	8	9	AB R H RBI BB SO LOB	TOP
Al Cowens, R OBP: 0.308, SLG: 0.337 (1, 9) X	0-0 F2		0-0 FC1-5 S 1B		0-0 4-3			4-0 E S 6-3 BB		3 1 1 0 1 0 0	
Tom Poquette, L OBP: 0.372, SLG: 0.497 (1, 7) S S S	0-3 K		0-3 K		0-0 6-3			0-0 F7		4 0 0 0 0 2 2	
George Brett, L OBP: 0.408, SLG: 0.510 (1, 5) B B B	4-0 BB 2B BB		0-0 FC1-5 S 1B		0-0 4-3			4-0 6-3 1-3 BB		2 2 0 0 2 0 1	
John Mayberry, L OBP: 0.346, SLG: 0.389 (1, 3) B B B	4-0 1-2 2B BB		0-0 FC6-4 1B		4-0 3-1 WP BB			0-0 6-3		2 1 1 2 2 0 1	
Amos Otis, R OBP: 0.355, SLG: 0.463 (1, 8) X	0-0 1-H 2-H 2B		0-0 FC6-4 1-2f		0-0 3-1			0-0 6-3		4 0 1 2 0 0 3	
Jamie Quirk, L OBP: 0.253, SLG: 0.351 (1, 10) S S S	0-3 K			0-3 K			0-0 F7		0-0 F7	4 0 0 0 0 2 2	
Bob Stinson, S OBP: 0.333, SLG: 0.333 (1, 2) X		0-0 F7		0-0 6-3			4-0 FC3-6 BB		0-0 3-1	3 0 0 0 1 0 0	AB 30
Freddie Patek, R OBP: 0.330, SLG: 0.326 (1, 6) X		0-0 F9		0-3 K			0-0 FC3-6 F8 1-2f		0-0 1B	4 0 1 0 0 1 1	R 4
Frank White, R OBP: 0.244, SLG: 0.262 (1, 4) S S S		0-3 K		0-3 K			0-0 F8 1-2		0-0 G3	4 0 0 0 0 2 2	H 4
<b>Inning Stats</b>	R: 2 H: 1 E: 0 LOB: 1 K: 2 BB: 2 S: 8 P: 16	R: 0 H: 0 E: 0 LOB: 0 K: 1 BB: 0 P: 5	R: 1 H: 2 E: 0 LOB: 1 K: 1 BB: 0 P: 7	R: 0 H: 0 E: 0 LOB: 0 K: 2 BB: 0 P: 7	R: 0 H: 0 E: 0 LOB: 0 K: 1 BB: 0 P: 5	R: 0 H: 0 E: 0 LOB: 1 K: 0 BB: 1 P: 7	R: 0 H: 0 E: 0 LOB: 0 K: 0 BB: 1 P: 6	R: 1 H: 0 E: 0 LOB: 1 K: 0 BB: 2 P: 11	R: 0 H: 1 E: 0 LOB: 1 K: 0 BB: 0 P: 4	1B: 3 SF: 0 2B: 1 SAC: 0 3B: 0 DP: 0 HR: 0 HBP: 0	WP: 1 PA: 36 PB: 0 SB: 3 CS: 0
<b>PITCHER</b> Nolan Ryan, R (1, 1) ERA: 3.67	IP WLS BF H R ER SO BB IBB HBP BLK WP HR S P ERA WHIP	9.0 L 36 4 4 3 7 6 0 0 0 1 0 44 68 3.00 1.111									

Kansas City Royals @ California Angels  
Anaheim Stadium, Anaheim, CA


Mon Jul 26 1976, 10:05 PM EDT  
Att. 18,753 - Unknown

livebaseballscorecards.com





Batter	1	2	3	4	5	6	7	8	9	AB	R	H	RBI	BB	SO	LOB
Dave Collins, S OBP: 0.370, SLG: 0.297 (1, 8)	0-0 4-3		0-0 FC6-5-2		0-0 4-3			0-0 FC1-6		4	0	0	0	0	0	4
Jerry Remy, L OBP: 0.330, SLG: 0.321 (1, 4)	0-3 K		0-0 1-3			0-0 6-3		0-0 F7		4	0	0	0	0	1	3
Bobby Bonds, R OBP: 0.336, SLG: 0.389 (1, 9)	0-0 F9			0-0 G3 S 1B		0-0 6-3 S 1B		0-0 F8		4	0	2	0	0	0	1
Tony Solaita, L OBP: 0.336, SLG: 0.387 (1, 10)		0-0 G6-4-3 1B		0-3 K 1-2		0-0 6-3		0-0 F7		4	0	1	0	0	1	2
Bruce Bochte, L OBP: 0.355, SLG: 0.292 (1, 7)		0-0 G6-4-3 1-2f		0-0 G3 2-3		0-0 F7		0-0 G4-6-3 1B		4	0	1	0	0	0	3
Mario Guerrero, R OBP: 0.292, SLG: 0.299 (1, 6)		0-0 P3		0-0 F8			0-0 6-3		0-0 G4-6-3 1-2f	4	0	0	0	0	0	2
Dan Briggs, L OBP: 0.255, SLG: 0.321 (1, 3)			0-0 4-3		0-0 1-6-3		0-0 1-3			3	0	0	0	0	0	0
Ron Jackson, R OBP: 0.311, SLG: 0.356 (1, 5)			4-0 BB FC6-5-2 BB		0-3 K		0-0 F9			2	0	0	0	1	1	0
Terry Humphrey, R OBP: 0.386, SLG: 0.475 (1, 2)			4-0 BB FC6-5-2 1-2 BB		0-0 1B			0-0 FC1-6 1B		2	0	2	0	1	0	0

BOTTOM	
<p><b>Kansas City Royals @ California Angels</b>  Anaheim Stadium, Anaheim, CA</p> <p>Mon Jul 26 1976, 10:05 PM EDT  Att. 18,753 - Unknown</p>	
<b>AB</b> 31 <b>R</b> 0 <b>H</b> 6 <b>RBI</b> 0 <b>BB</b> 2 <b>SO</b> 3 <b>LOB</b> 15	

Inning Stats	R: 0	H: 0	E: 0	K: 1	S: 5	R: 0	H: 1	E: 0	K: 0	S: 3	R: 0	H: 0	E: 0	K: 0	S: 3	R: 0	H: 1	E: 0	K: 1	S: 6	R: 0	H: 1	E: 0	K: 1	S: 6	R: 0	H: 1	E: 0	K: 0	S: 4	R: 0	H: 0	E: 0	K: 0	S: 3	R: 0	H: 1	E: 0	K: 0	S: 4	R: 0	H: 1	E: 0	K: 0	S: 3	R: 0	H: 1	E: 0	K: 0	S: 3
<b>IP</b> 9.0 <b>WLS</b> W <b>BF</b> 33 <b>H</b> 6 <b>R</b> 0 <b>ER</b> 0 <b>SO</b> 3 <b>BB</b> 2 <b>IBB</b> 0 <b>HBP</b> 0 <b>BLK</b> 0 <b>WP</b> 0 <b>HR</b> 0 <b>S</b> 37 <b>P</b> 45 <b>ERA</b> 0.00 <b>WHIP</b> 0.889	<b>1B:</b> 6 <b>2B:</b> 0 <b>3B:</b> 0 <b>HR:</b> 0 <b>SF:</b> 0 <b>SAC:</b> 0 <b>DP:</b> 2 <b>HBP:</b> 0	<b>WP:</b> 0 <b>PA:</b> 33 <b>PB:</b> 0 <b>SB:</b> 2 <b>CS:</b> 0																																																

PITCHER	IP	WLS	BF	H	R	ER	SO	BB	IBB	HBP	BLK	WP	HR	S	P	ERA	WHIP
Al Fitzmorris, R ERA: 2.86 (1, 1)	9.0	W	33	6	0	0	3	2	0	0	0	0	0	37	45	0.00	0.889

Batter	1	2	3	4	5	6	7	8	9	AB R H RBI BB SO LOB	TOP											
Davey Nelson, R (1, 10) OBP: 0.289, SLG: 0.297	0-3 K		0-3 K			0-3 K			x 0-0 L6	4 0 0 0 0 3 0	<b>Kansas City Royals @ California Angels</b> Anaheim Stadium, Anaheim, CA Tue Jul 27 1976, 10:05 PM EDT Att. 8,342 - Unknown <a href="http://livebaseballscorecards.com">livebaseballscorecards.com</a>											
Freddie Patek, R (1, 6) OBP: 0.329, SLG: 0.325	0-3 K		0-0 4-3			0-3 K		x 0-0 1B	4 0 1 0 0 2 0													
George Brett, L (1, 5) OBP: 0.405, SLG: 0.505	0-0 6-3			x 0-0 F8			x 0-0 4-3	x 0-0 F8	4 0 0 0 0 0 1													
Amos Otis, R (1, 8) OBP: 0.357, SLG: 0.466		x 0-0 1B FC5-4 2B		x 0-0 F9			B B B B 4-0 CS BB		2 1 1 0 1 0 0													
John Mayberry, L (1, 3) OBP: 0.346, SLG: 0.389		x 0-0 FC5-4 2-3 1B		x 0-0 F5			x 0-0 F7 1-2		3 0 1 0 0 0 1													
Al Cowens, R (1, 9) OBP: 0.305, SLG: 0.334		x 0-0 FC5-4 1-2f 3-H FC6-4		x 0-0 F7			x 0-0 F8		3 0 0 1 0 0 1													
Jim Wohlford, R (1, 7) OBP: 0.296, SLG: 0.293		x 0-0 FC6-4 1-2f		x 0-0 CS 1B			x 0-0 F9		3 0 1 0 0 0 1													
Buck Martinez, R (1, 2) OBP: 0.266, SLG: 0.393		0-3 K		0-3 K			x 0-0 F8		3 0 0 0 0 2 2													
Frank White, R (1, 4) OBP: 0.243, SLG: 0.260			x 0-0 F8		0-0 CS	x 0-0 G3		x 0-0 F7	2 0 0 0 0 0 0													
Hal McRae, R (9, PH) OBP: 0.408, SLG: 0.481					1-2				1 0 0 0 0 0 0													
<b>Inning Stats</b>	R: 0 E: 0 K: 2 S: 7	H: 0 LOB: 0 BB: 0 P: 7	R: 1 E: 0 K: 1 S: 7	H: 2 LOB: 1 BB: 0 P: 7	R: 0 E: 0 K: 1 S: 5	H: 0 LOB: 0 BB: 0 P: 5	R: 0 E: 0 K: 0 S: 3	H: 0 LOB: 0 BB: 0 P: 3	R: 0 E: 0 K: 1 S: 5	H: 1 LOB: 0 BB: 0 P: 5	R: 0 E: 0 K: 2 S: 7	H: 0 LOB: 0 BB: 0 P: 7	R: 0 E: 0 K: 0 S: 2	H: 0 LOB: 0 BB: 1 P: 6	R: 0 E: 0 K: 0 S: 3	H: 0 LOB: 0 BB: 0 P: 3	R: 0 E: 0 K: 0 S: 4	H: 1 LOB: 1 BB: 0 P: 4	1B: 3 2B: 1 3B: 0 HR: 0	SF: 0 SAC: 0 DP: 0 HBP: 0	WP: 0 PB: 0 SB: 0 CS: 2	PA: 31
<b>PITCHER</b> Frank Tanana, L (1, 1) ERA: 3.11	IP: 9.0 WLS: W BF: 30 H: 4 R: 1 ER: 1 SO: 7 BB: 1 IBB: 0 HBP: 0 BLK: 0 WP: 0 HR: 0 S: 43 P: 47 ERA: 1.00 WHIP: 0.556											<b>PITCHER</b>	IP: 9.0 WLS: W BF: 30 H: 4 R: 1 ER: 1 SO: 7 BB: 1 IBB: 0 HBP: 0 BLK: 0 WP: 0 HR: 0 S: 43 P: 47 ERA: 1.00 WHIP: 0.556									



Batter	1	2	3	4	5	6	7	8	9
Mario Guerrero, R OBP: 0.291, SLG: 0.298 (1, 6)	0-0 1B		0-0 6-3		0-0 F8			0-0 FC3-6 1-3	
Ron Jackson, R OBP: 0.314, SLG: 0.355 (1, 4) (7, 5)	4-0 FC5-4 BB			0-0 E7 F9 1B	0-0 F9			0-0 1-3 1-2	
Bobby Bonds, R OBP: 0.332, SLG: 0.385 (1, 9)	0-0 F9			0-0 F9 2-3		0-0 F8		0-3 K	
Tommy Davis, R OBP: 0.296, SLG: 0.314 (1, 10)	0-0 FC5-4 1-2f			0-3 K		0-0 5-3			
Leroy Stanton, R OBP: 0.265, SLG: 0.276 Bruce Bochte, L OBP: 0.355, SLG: 0.292 (1, 7) (8, 7)		0-0 F7		0-3 K		0-0 5-3			
Bill Melton, R OBP: 0.291, SLG: 0.311 Jerry Remy, L OBP: 0.332, SLG: 0.321 (1, 5) (7, 4)		0-0 P5			0-0 FC1-5 BB 1B		4-0 K BB		
Tony Solaita, L OBP: 0.336, SLG: 0.379 (1, 3)		0-3 K			4-0 FC1-5 2B BB		0-0 F8		
Rusty Torres, S OBP: 0.296, SLG: 0.317 (1, 8)			0-0 F8		0-0 FC1-5 2B		0-3 K		
Andy Etchebarren, R OBP: 0.301, SLG: 0.256 (1, 2)			0-0 5-3		0-0 F8 1-H 2-H 2B		0-0 FC3-8 1B		

Inning Stats	R: 0 E: 0 K: 0 S: 3	H: 1 LOB: 1 BB: 1 P: 7	R: 0 E: 0 K: 1 S: 5	H: 0 LOB: 0 BB: 0 P: 5	R: 0 E: 0 K: 0 S: 3	H: 0 LOB: 0 BB: 0 P: 3	R: 0 E: 1 K: 2 S: 8	H: 1 LOB: 1 BB: 0 P: 8	R: 2 E: 0 K: 0 S: 5	H: 2 LOB: 1 BB: 1 P: 9	R: 0 E: 0 K: 0 S: 3	H: 0 LOB: 0 BB: 0 P: 3	R: 0 E: 0 K: 1 S: 4	H: 0 LOB: 0 BB: 1 P: 8	R: 0 E: 0 K: 1 S: 6	H: 1 LOB: 1 BB: 0 P: 6
1B: 4 2B: 1 3B: 0 HR: 0	SF: 0 SAC: 0 DP: 0 HBP: 0	WP: 0 PB: 0 SB: 0 CS: 0	1B: 4 2B: 1 3B: 0 HR: 0	SF: 0 SAC: 0 DP: 0 HBP: 0	WP: 0 PB: 0 SB: 0 CS: 0	1B: 4 2B: 1 3B: 0 HR: 0	SF: 0 SAC: 0 DP: 0 HBP: 0	WP: 0 PB: 0 SB: 0 CS: 0	1B: 4 2B: 1 3B: 0 HR: 0	SF: 0 SAC: 0 DP: 0 HBP: 0	WP: 0 PB: 0 SB: 0 CS: 0	1B: 4 2B: 1 3B: 0 HR: 0	SF: 0 SAC: 0 DP: 0 HBP: 0	WP: 0 PB: 0 SB: 0 CS: 0	1B: 4 2B: 1 3B: 0 HR: 0	

PITCHER	IP	WLS	BF	H	R	ER	SO	BB	IBB	HBP	BLK	WP	HR	S	P	ERA	WHIP
Paul Splittorf, L ERA: 3.55 (1, 1)	5.0	L	20	4	2	2	3	2	0	0	0	0	0	24	32	3.60	1.200
Mark Littell, R ERA: 2.29 (6, 1)	3.0		10	1	0	0	2	1	0	0	0	0	0	13	17	0.00	0.667


**BOTTOM**

**Kansas City Royals @ California Angels**  
**Anaheim Stadium, Anaheim, CA**

Tue Jul 27 1976, 10:05 PM EDT  
 Att. 8,342 - Unknown

livebaseballscorecards.com

<b>AB</b>	<b>27</b>
<b>R</b>	<b>2</b>
<b>H</b>	<b>5</b>
<b>RBI</b>	<b>2</b>
<b>BB</b>	<b>3</b>
<b>SO</b>	<b>5</b>
<b>LOB</b>	<b>14</b>



WP	PA	ERA	WHIP
0	30		

Batter	1	2	3	4	5	6	7	8	9	10	11	12	13	14	15	AB	R	H	RBI	BB	SO	LOB	TOP					
Al Cowens, R OBP: 0.302, SLG: 0.329 (1, 9)	1-0 FC4-6 1B SF7 HBP	0-3 K			0-0 F7		0-0 4-3			0-3 K		0-0 FC5-4		0-0 G1-2-3		6	1	0	1	0	2	7						
Tom Poquette, L OBP: 0.374, SLG: 0.492 (1, 7)	0-0 FC4-6 1B		0-0 FC4-6 1B		4-0 BB		0-0 F7			0-0 4-3		0-0 4-3			0-0 E4 4-3 SH3-4	6	1	2	0	1	0	2						
George Brett, L OBP: 0.403, SLG: 0.500 (1, 5)	0-0 FC4-6 S 1-2f 2-3		0-0 FC4-6 4-3 S 1-2f		0-0 F9		0-0 F9		0-0 6-3 1B	0-0 F8			0-0 6-3		4-0 SH3-4 4-3 IBB	6	0	1	0	1	0	4						
John Mayberry, L OBP: 0.340, SLG: 0.382 (1, 3)	0-0 SF7		0-0 4-3		0-0 4-3		0-0 4-3		0-0 F9	0-3 K		0-3 K		0-0 4-3	0-0 4-3	6	0	0	1	0	2	5						
Amos Otis, R OBP: 0.353, SLG: 0.459 (1, 8)	0-0 F7		0-0 P4			0-0 5-3		0-0 6-3		0-3 K		0-3 K		0-0 SH3-4 IBB	6	0	0	0	1	2	3							
Jamie Quirk, L OBP: 0.269, SLG: 0.377 Davey Nelson, R OBP: 0.282, SLG: 0.289 (8, PH) (12, 4)		0-0 1B 2B		0-0 FC1-5 1B		0-0 G3		0-0 3-1		0-0 F9		0-0 6-3		0-0 6-3	0-0 SH3-4	3	0	2	0	0	0	0						
Bob Stinson, S OBP: 0.345, SLG: 0.349 (1, 2)		0-3 K		0-0 FC1-5 1B		0-0 4-3			0-0 F8			0-0 FC5-4 SH1-4 1B		0-0 FC6 G1-2-3 2B	0-0 SH3-4 FC6-4 IBB	6	0	3	0	1	1	1						
Freddie Patek, R OBP: 0.332, SLG: 0.324 (1, 6)		0-0 SH1-3 1B		0-0 FC1-5 G6-4-3 1-2 2-3f		0-0 SH3-4 E 4-3 BB		0-0 6-3		0-0 SH1-4		0-0 SH1-4		4-0 E IBB	0-0 FC6-4	4	1	1	0	2	0	5						
Frank White, R OBP: 0.241, SLG: 0.258 Hal McRae, R OBP: 0.410, SLG: 0.481 John Wainman, R OBP: 0.320, SLG: 0.261 Mark Little, L OBP: 0.320, SLG: 0.261 Andy Hassler, L OBP: 0.294, SLG: 0.291 Jim Wohlford, R OBP: 0.294, SLG: 0.291 Larry Guira, S OBP: 0.294, SLG: 0.291 (1, 4) (12, PH) (12, PH) (12, 1) (13, 1) (14, PH) (14, 1)		0-0 SH1-3		0-0 G6-4-3		0-0 SH3-4		0-0 6-3		0-0 FC5-4 IBB		4-0 FC5-4 IBB		0-0 FC6		2	0	0	0	0	0	2						
Inning Stats	R: 1 E: 0 K: 0 S: 4	H: 1 LOB: 1 BB: 0 P: 5	R: 0 E: 0 K: 2 S: 9	H: 2 LOB: 2 BB: 0 P: 9	R: 0 E: 0 K: 0 S: 4	H: 1 LOB: 1 BB: 0 P: 4	R: 0 E: 0 K: 0 S: 4	H: 2 LOB: 1 BB: 0 P: 4	R: 0 E: 0 K: 0 S: 3	H: 0 LOB: 0 BB: 1 P: 7	R: 0 E: 0 K: 0 S: 4	H: 1 LOB: 1 BB: 0 P: 4	R: 0 E: 0 K: 2 S: 7	H: 0 LOB: 0 BB: 0 P: 7	R: 0 E: 0 K: 0 S: 4	H: 0 LOB: 0 BB: 0 P: 7	R: 0 E: 0 K: 0 S: 7	H: 0 LOB: 0 BB: 0 P: 7	R: 0 E: 1 K: 0 S: 4	H: 1 LOB: 2 BB: 1 P: 8	R: 0 E: 0 K: 2 S: 7	H: 0 LOB: 0 BB: 0 P: 7	R: 0 E: 1 K: 0 S: 4	H: 1 LOB: 3 BB: 3 P: 16	1B: 7 2B: 2 3B: 0 HR: 0	SF: 1 SAC: 4 DP: 2 HBP: 1	WP: 0 PB: 0 SB: 2 CS: 0	PA: 62
PITCHER	IP	WLS	BF	H	R	ER	SO	BB	IBB	HBP	BLK	WP	HR	S	P	ERA	WHIP											
Paul Hartzell, R ERA: 2.71 (1, 1)	7.0		30	7	2	1	2	2	0	1	0	0	0	31	40	1.29	1.286											
Mickey Scott, L ERA: 3.24 (8, 1)	0.2		2	0	0	0	0	0	0	0	0	0	0	2	2	0.00	0.000											
John Verhoeven, R ERA: 1.5 (8, 1)	5.1		18	1	0	0	5	0	1	0	0	0	0	27	31	0.00	0.188											
Don Kirkwood, R ERA: 4.22 (14, 1)	2.0	L	12	1	1	0	0	0	4	0	0	0	0	8	24	0.00	0.500											

Kansas City Royals @ California Angels  
Anaheim Stadium, Anaheim, CA

Wed Jul 28 1976, 10:05 PM EDT  
Att: 9,947 - Unknown - 71 F

livebaseballscores.com

AB 49  
R 3  
H 9  
RBI 3  
BB 7  
SO 7  
LOB 32



Batter	1	2	3	4	5	6	7	8	9	10	11	12	13	14	15	AB	R	H	RBI	BB	SO	LOB										
Mario Guerrero, R OBP: 0.284, SLG: 0.291 (1, 6)	K		P4		F2			P4		F7		4-3 1B			6-3	7	0	1	0	0	1	2										
Jerry Remy, L OBP: 0.326, SLG: 0.314 Bill Melton, R OBP: 0.290, SLG: 0.310 (15, PH)	5-3			K		L4		1-3		K		4-3			5-3	6	0	0	0	0	2	3										
Bobby Bonds, R OBP: 0.329, SLG: 0.380 (1, 9)	K			1B		F8		K			K	K			6-3	7	1	1	0	0	4	2										
Tony Solaita, L OBP: 0.336, SLG: 0.376 (1, 3)		G6-4-3 1B				P5					G3				F8	6	0	2	1	0	0	0										
Tommy Davis, R OBP: 0.297, SLG: 0.321 Dave Collins, S OBP: 0.376, SLG: 0.307 (7, PR)		G6-4-3		6-3				4-3 2B		BB		2B			1-3	3	0	1	0	0	0	2										
Bruce Bochte, L OBP: 0.357, SLG: 0.290 (1, 7)		K						4-3		BB		2B			K	3	0	0	0	3	2	1										
Ron Jackson, R OBP: 0.311, SLG: 0.355 (1, 5)				L1				2B		G6-4-3 BB		IBB			4-3	6	0	1	1	0	0	6										
Rusty Torres, S OBP: 0.291, SLG: 0.307 (1, 8)			K					K				SH3 BB			F9	5	0	0	0	1	2	1										
Andy Etchebarren, R OBP: 0.302, SLG: 0.258 Terry Humphrey, R OBP: 0.391, SLG: 0.463 (10, 2)				1B				F7				SH3			6-3	3	0	1	0	0	0	1										
								P6				4-3 1B BB			6-3	1	0	0	0	1	0	0										
<b>Inning Stats</b>	R: 0 E: 0 K: 2 S: 7	H: 0 LOB: 0 BB: 0 P: 7	R: 0 E: 0 K: 1 S: 5	H: 1 LOB: 0 BB: 0 P: 5	R: 0 E: 0 K: 1 S: 6	H: 1 LOB: 1 BB: 0 P: 6	R: 1 E: 0 K: 1 S: 7	H: 2 LOB: 2 BB: 1 P: 11	R: 0 E: 0 K: 0 S: 3	H: 0 LOB: 0 BB: 0 P: 3	R: 1 E: 0 K: 1 S: 7	H: 2 LOB: 1 BB: 0 P: 7	R: 0 E: 0 K: 1 S: 5	H: 0 LOB: 0 BB: 0 P: 5	R: 0 E: 0 K: 0 S: 2	H: 0 LOB: 1 BB: 2 P: 10	R: 0 E: 0 K: 1 S: 5	H: 0 LOB: 1 BB: 1 P: 9	R: 0 E: 0 K: 1 S: 6	H: 1 LOB: 2 BB: 1 P: 10	R: 0 E: 0 K: 1 S: 6	H: 1 LOB: 2 BB: 1 P: 10	R: 0 E: 0 K: 1 S: 5	H: 0 LOB: 0 BB: 0 P: 5	R: 0 E: 0 K: 0 S: 3	H: 0 LOB: 0 BB: 0 P: 3	R: 0 E: 0 K: 0 S: 3	H: 0 LOB: 0 BB: 0 P: 3	1B: 5 2B: 3 3B: 0 HR: 0	SF: 0 SAC: 1 DP: 2 HBP: 0	WP: 0 PB: 0 SB: 1 CS: 0	PA: 57

PITCHER	IP	WLS	BF	H	R	ER	SO	BB	IBB	HBP	BLK	WP	HR	S	P	ERA	WHIP
Marty Pattin, R ERA: 2.89 (1, 1)	6.1		25	6	2	2	5	0	1	0	0	0	0	34	38	2.84	0.947
Steve Mingori, L ERA: 2.14 (7, 1)	2.0		8	0	0	0	2	2	0	0	0	0	0	10	18	0.00	1.000
Mark Littell, R ERA: 2.16 (9, 1)	3.2		15	2	0	0	3	2	1	0	0	0	0	18	30	0.00	1.091
Mark Littell, R ERA: 2.16 (12, 1)	3.2		15	2	0	0	3	2	1	0	0	0	0	18	30	0.00	1.091
Andy Hassler, L ERA: 4.3 (13, 1)	1.0		3	0	0	0	1	0	0	0	0	0	0	5	5	0.00	0.000

PITCHER	IP	WLS	BF	H	R	ER	SO	BB	IBB	HBP	BLK	WP	HR	S	P	ERA	WHIP
Larry Gura, L ERA: 5.65 (14, 1)	2.0		6	0	0	0	0	0	0	0	0	0	0	6	6	0.00	0.000

**Kansas City Royals @ California Angels**  
**Anaheim Stadium, Anaheim, CA**  
 Wed Jul 28 1976, 10:05 PM EDT  
 Att. 9,947 - Unknown - 71 F

AB	50
R	2
H	8
RBI	2
BB	6
SO	11
LOB	18



1B	5	SF	0
2B	3	SAC	1
3B	0	DP	2
HR	0	HBP	0

Batter	1	2	3	4	5	6	7	8	9	AB R H RBI BB SO LOB	TOP											
Gene Clines, R (1, 7) OBP: 0.297, SLG: 0.306	0-3 K		0-0 F9 S 2-H 1B		0-0 L4			0-0 L7		4 0 1 1 0 1 1												
Toby Harrah, R (1, 6) OBP: 0.367, SLG: 0.383	0-0 6-3		0-0 F9			0-0 F7			0-0 F7	4 0 0 0 0 0 1												
Roy Howell, L (1, 5) OBP: 0.311, SLG: 0.377	0-0 P4		0-0 F7			0-3 K			4-0 BB	3 0 0 0 1 1 1												
Mike Hargrove, L (1, 3) OBP: 0.410, SLG: 0.407		0-0 G3		0-3 K		0-0 F7			0-0 P4	4 0 0 0 0 1 1												
Jeff Burroughs, R (1, 9) OBP: 0.298, SLG: 0.366		0-0 5-3		0-0 F9			0-0 6-3		0-0 4-3	4 0 0 0 0 0 1												
Tom Grieve, R (1, 10) OBP: 0.292, SLG: 0.386		0-0 1B		0-3 K			0-0 6-3			3 0 1 0 0 1 0												
Lenny Randle, S (1, 4) OBP: 0.296, SLG: 0.277		0-0 5-3			4-0 F9 S BB		0-0 F8			2 0 0 0 1 0 1												
Juan Beniquez, R (1, 8) OBP: 0.301, SLG: 0.275			0-0 G3 1B 1B		0-0 F7			0-3 K		3 1 1 0 0 1 1												
Jim Sundberg, R (1, 2) OBP: 0.282, SLG: 0.301			0-0 G3		0-0 F9			0-0 P6		3 0 0 0 0 0 2												
<b>Inning Stats</b>	R: 0 E: 0 K: 1 S: 5	H: 0 LOB: 0 BB: 0 P: 5	R: 0 E: 0 K: 0 S: 4	H: 1 LOB: 1 BB: 0 P: 4	R: 1 E: 0 K: 0 S: 5	H: 2 LOB: 1 BB: 0 P: 5	R: 0 E: 0 K: 2 S: 7	H: 0 LOB: 0 BB: 0 P: 7	R: 0 E: 0 K: 0 S: 3	H: 0 LOB: 1 BB: 1 P: 7	R: 0 E: 0 K: 1 S: 5	H: 0 LOB: 0 BB: 0 P: 5	R: 0 E: 0 K: 0 S: 3	H: 0 LOB: 0 BB: 0 P: 3	R: 0 E: 0 K: 1 S: 5	H: 0 LOB: 0 BB: 0 P: 5	R: 0 E: 0 K: 0 S: 3	H: 0 LOB: 1 BB: 1 P: 7	1B: 3 2B: 0 3B: 0 HR: 0	SF: 0 SAC: 0 DP: 0 HBP: 0	WP: 0 PB: 0 SB: 2 CS: 0	PA: 32
<b>PITCHER</b>	IP WLS BF H R ER SO BB IBB HBP BLK WP HR S P ERA WHIP																					
Dennis Leonard, R (1, 1) ERA: 3.13	8.1 W 30 3 1 1 5 2 0 0 0 0 0 0 38 46 1.08 0.600																					
Steve Mingori, L (9, 1) ERA: 2.13	0.1 1 0 0 0 0 0 0 0 0 0 0 0 0 1 1 0.00 0.000																					
Mark Littell, R (9, 1) ERA: 2.15	0.1 S 1 0 0 0 0 0 0 0 0 0 0 0 0 1 1 0.00 0.000																					

Texas Rangers @ Kansas City Royals  
 Royals Stadium, Kansas City, MO  
 Fri Jul 30 1976, 8:05 PM EDT  
 Att. 28,411 - Unknown

livebaseballscorecards.com

AB 30  
 R 1  
 H 3  
 RBI 1  
 BB 2  
 SO 5  
 LOB 9



Batter	1	2	3	4	5	6	7	8	9	AB	R	H	RBI	BB	SO	LOB	BOTTOM	
<b>Tom Poquette, L</b> <small>OBP: 0.382, SLG: 0.497</small> (1, 7) X	0-0 G6-4-3 1B		0-0 CS 1B		0-0 BB 1B		0-3 K			4	0	3	1	0	1	0		
<b>Amos Otis, R</b> <small>OBP: 0.355, SLG: 0.460</small> (1, 8) X	0-0 G6-4-3 1-2f		0-0 CS 1-2	0-0 BB BB 1B 2B	4-0 BB 1-2		0-0 6-3			3	1	1	0	1	0	1		
<b>George Brett, L</b> <small>OBP: 0.401, SLG: 0.498</small> (1, 5) X	0-0 6-3			0-0 CS BB 1B 1B 2-H	0-0 G3			0-0 4-3		4	0	1	1	0	0	2		
<b>John Mayberry, L</b> <small>OBP: 0.342, SLG: 0.386</small> (1, 3) X		0-0 F8		0-0 CS 1B 1-2		0-0 1B 2B		0-0 E4 FC6-4		4	0	2	0	0	0	0		
<b>Hal McRae, R</b> <small>OBP: 0.412, SLG: 0.486</small> (1, 10)		0-0 WP 2B		0-0 L7 1-2 2-3		0-0 2-3 1B		0-0 FC6-4 1-2f		3	0	2	0	0	0	2		
<b>Davey Nelson, R</b> <small>OBP: 0.280, SLG: 0.287</small> (6, PR)				0-0 L9 2-3	0-0 P5		0-0 P4		0-0 F9	1	0	0	0	0	0	1		
<b>Al Cowens, R</b> <small>OBP: 0.299, SLG: 0.325</small> (1, 9) X				0-0 F8		0-0 L7	0-0 F9			4	0	0	0	0	0	5		
<b>Bob Stinson, S</b> <small>OBP: 0.338, SLG: 0.341</small> (1, 2) X						0-0 L7	0-0 F9			3	0	0	0	0	0	3		
<b>Freddie Patek, R</b> <small>OBP: 0.332, SLG: 0.324</small> (1, 6) X			0-0 FC6-4 1B		0-0 F9	0-0 L8				3	0	1	0	0	0	2		
<b>Frank White, R</b> <small>OBP: 0.242, SLG: 0.266</small> (1, 4) X			0-0 FC6-4 CS 1-2f		0-0 1B 3B		0-0 1-3			3	1	1	0	0	0	1		
<b>Inning Stats</b>	R: 0 E: 0 K: 0 S: 3	H: 1 LOB: 0 BB: 0 P: 3	R: 0 E: 0 K: 0 S: 4	H: 1 LOB: 1 BB: 0 P: 4	R: 0 E: 0 K: 0 S: 3	H: 2 LOB: 0 BB: 0 P: 3	R: 1 E: 0 K: 0 S: 5	H: 3 LOB: 1 BB: 0 P: 5	R: 1 E: 0 K: 0 S: 5	H: 2 LOB: 2 BB: 1 P: 9	R: 0 E: 0 K: 1 S: 5	H: 0 LOB: 0 BB: 0 P: 5	R: 0 E: 2 K: 0 S: 4	H: 0 LOB: 1 BB: 0 P: 4	1B: 7 2B: 3 3B: 1 HR: 0	SF: 0 SAC: 0 DP: 1 HBP: 0	WP: 1 PB: 0 SB: 0 CS: 4	PA: 34
<b>PITCHER</b> <b>Nelson Briles, R</b> <small>ERA: 3.38</small> (1, 1)	IP: 5.0 WLS: L	BF: 23 H: 11 R: 2 ER: 2 SO: 0	BB: 1 IBB: 0 HBP: 0 BLK: 0	WP: 1 HR: 0 S: 22 P: 26 ERA: 3.60 WHIP: 2.400														
<b>Steve Hargan, R</b> <small>ERA: 3.17</small> (6, 1)	IP: 3.0	BF: 10 H: 0 R: 0 ER: 0 SO: 1	BB: 0 IBB: 0 HBP: 0 BLK: 0	WP: 0 HR: 0 S: 12 P: 12 ERA: 0.00 WHIP: 0.000														

**Texas Rangers @ Kansas City Royals**  
 Royals Stadium, Kansas City, MO

Fri Jul 30 1976, 8:05 PM EDT  
 Att. 28,411 - Unknown

[livebaseballscorecards.com](http://livebaseballscorecards.com)

<b>AB</b>	<b>32</b>
<b>R</b>	<b>2</b>
<b>H</b>	<b>11</b>
<b>RBI</b>	<b>2</b>
<b>BB</b>	<b>1</b>
<b>SO</b>	<b>1</b>
<b>LOB</b>	<b>17</b>



Batter	1	2	3	4	5	6	7	8	9	AB R H RBI BB SO LOB	TOP											
Gene Clines, R (1, 7) OBP: 0.299, SLG: 0.305	0-0 L6-3		0-0 E FC5 1B	0-0 L3			4-0 BB 1-2 BB		0-0 L8	4 1 1 1 1 0 1												
Toby Harrah, R (1, 6) OBP: 0.366, SLG: 0.380	1-0 FC4-6 HBP		0-0 FC5 4-3 1B		0-0 5-3		0-0 F9			3 0 0 0 0 0 3												
Joe Lahoud, L (1, 10) OBP: 0.316, SLG: 0.283	0-0 FC4-6		0-0 4-3 1B		0-0 2B 1B		4-0 1-2 BB			3 1 2 1 0 0 1												
Jim Fregosi, R (7, PH) OBP: 0.360, SLG: 0.329	1-2		1-2 3-H		0-0 F8		0-0 G1-2-3			0 0 0 0 1 0 0												
Mike Hargrove, L (1, 3) OBP: 0.406, SLG: 0.402	0-0 F7		0-0 4-3		0-0 F8		0-0 3-H			4 0 0 0 0 0 7												
Jeff Burroughs, R (1, 9) OBP: 0.298, SLG: 0.368		0-0 F8	0-0 5-3		0-0 1-H 2B			0-0 G3		4 0 1 1 0 0 2												
Roy Howell, L (1, 5) OBP: 0.312, SLG: 0.377		0-0 1-3		0-0 FC4-6 1B		0-0 P4		0-0 F9		3 0 1 0 0 0 0												
Danny Thompson, R (8, PH) OBP: 0.259, SLG: 0.270										1 0 0 0 0 0 0												
Lenny Randle, S (1, 4) OBP: 0.293, SLG: 0.274		0-0 1-3		0-0 FC4-6 1B		0-0 4-3		0-0 6-3		4 1 0 0 0 0 1												
Juan Beniquez, R (1, 8) OBP: 0.307, SLG: 0.283			4-0 1B 4-3 BB		0-0 1-H 1B		0-0 6-3		0-0 1-3 2B	3 1 2 1 1 0 0												
Jim Sundberg, R (1, 2) OBP: 0.281, SLG: 0.301			0-0 4-3		0-0 F8		0-0 F9 BB G1-2-3 1B		0-0 1-3	4 0 1 0 0 0 3												
<b>Inning Stats</b>	R: 0 E: 0 K: 0 S: 3	H: 0 LOB: 1 BB: 0 P: 4	R: 0 E: 0 K: 0 S: 3	H: 0 LOB: 0 BB: 0 P: 3	R: 2 E: 1 K: 0 S: 6	H: 2 LOB: 2 BB: 1 P: 10	R: 1 E: 0 K: 0 S: 5	H: 2 LOB: 1 BB: 0 P: 5	R: 1 E: 0 K: 0 S: 4	H: 2 LOB: 1 BB: 0 P: 4	R: 0 E: 0 K: 0 S: 3	H: 0 LOB: 0 BB: 0 P: 3	R: 0 E: 0 K: 0 S: 3	H: 0 LOB: 0 BB: 0 P: 3	R: 0 E: 0 K: 0 S: 3	H: 1 LOB: 0 BB: 0 P: 3	R: 0 E: 0 K: 0 S: 3	H: 1 LOB: 0 BB: 0 P: 3	1B: 6 2B: 2 3B: 0 HR: 0	SF: 0 SAC: 0 DP: 1 HBP: 1	WP: 0 PB: 0 SB: 1 CS: 0	PA: 37
<b>PITCHER</b>	IP WLS BF H R ER SO BB IBB HBP BLK WP HR S P ERA WHIP																				<b>PITCHER</b>	IP WLS BF H R ER SO BB IBB HBP BLK WP HR S P ERA WHIP
Al Fitzmorris, R (1, 1) ERA: 2.95	5.0 L 23 6 4 3 0 1 0 1 0 0 0 21 26 5.40 1.400																					
Larry Gura, L (6, 1) ERA: 4.67	3.0 11 1 0 0 0 2 0 0 0 0 0 9 17 0.00 1.000																					
Tom Hall, L (9, 1) ERA: 4.21	1.0 3 1 0 0 0 0 0 0 0 0 0 3 3 0.00 1.000																					

Texas Rangers @ Kansas City Royals  
Royals Stadium, Kansas City, MO  
Sat Jul 31 1976, 8:05 PM EDT  
Att. 35,786 - Unknown - 84 F

livebaseballscorecards.com

AB	33
R	4
H	8
RBI	4
BB	3
SO	0
LOB	18





Batter	1	2	3	4	5	6	7	8	9	AB R H RBI BB SO LOB
Tom Poquette, L (1, 7) OBP: 0.382, SLG: 0.497	0-0 L7		0-0 2B		0-0 G6-4-3			0-0 6-3	4-0 BB BB BB	4 0 1 1 1 0 1
Amos Otis, R (1, 8) OBP: 0.360, SLG: 0.464	0-0 1B		4-0 G6-3 BB			0-0 FC3-6 1B		0-0 1B	0-0 F8	4 0 3 0 1 0 3
George Brett, L (1, 5) OBP: 0.398, SLG: 0.493	0-0 F9		0-0 G6-3			0-0 FC3-6		0-3 K		4 0 0 0 0 1 5
John Mayberry, L (1, 3) OBP: 0.341, SLG: 0.385	0-0 G3			0-0 1-3		0-0 P4			0-0 FC4-6 1B	4 0 1 0 0 0 2
Jamie Quirk, L (1, 10) OBP: 0.256, SLG: 0.358		0-3 K		0-0 4-3		0-0 4-3			0-0 FC4-6 1B 5-3 1B	4 1 0 0 0 1 2
Al Cowens, R (1, 9) OBP: 0.301, SLG: 0.332		0-0 3B		0-0 1B		0-0 6-3			0-0 5-3	4 0 2 0 0 0 1
Bob Stinson, S (1, 2) OBP: 0.336, SLG: 0.338		0-3 K		0-0 G3		0-0 1-3			0-0 1B BB BB 1B	4 1 1 0 0 1 2
Freddie Patek, R (1, 6) OBP: 0.332, SLG: 0.324		0-0 F8			0-0 G6-4-3 1B		0-3 K		4-0 BB BB BB	3 0 1 0 0 1 1
Hal McRae, R (9, PH) OBP: 0.413, SLG: 0.486									1-2 BB 1B BB	0 0 0 0 1 0 0
Jim Wohlford, R (9, PR) OBP: 0.294, SLG: 0.291									1-2 BB BB	0 0 0 0 0 0 0
Frank White, R (1, 4) OBP: 0.240, SLG: 0.264			0-0 6-3					0-0 P4	0-0 BB	2 0 0 0 0 0 1
Davey Nelson, R (8, PH) OBP: 0.284, SLG: 0.290									1-2 2-3 3-H 1B	2 0 1 1 0 0 0

Inning Stats	R: 0	H: 1	E: 0	K: 0	S: 4	LOB: 1	BB: 0	P: 4	R: 0	H: 1	E: 0	K: 2	S: 8	LOB: 1	BB: 0	P: 8	R: 0	H: 1	E: 0	K: 0	S: 3	LOB: 1	BB: 1	P: 7	R: 0	H: 1	E: 0	K: 0	S: 4	LOB: 0	BB: 0	P: 4	R: 0	H: 1	E: 0	K: 1	S: 5	LOB: 1	BB: 0	P: 5	R: 0	H: 1	E: 0	K: 1	S: 6	LOB: 1	BB: 0	P: 6	R: 2	H: 3	E: 0	K: 0	S: 6	LOB: 3	BB: 2	P: 14	1B: 8	SF: 0	2B: 1	SAC: 0	3B: 1	DP: 2	HR: 0	HBP: 0	WP: 0	PA: 38
PITCHER Bert Blyleven, R (1, 1) ERA: 2.93	IP	WLS	BF	H	R	ER	SO	BB	IBB	HBP	BLK	WP	HR	S	P	ERA	WHIP	IP	WLS	BF	H	R	ER	SO	BB	IBB	HBP	BLK	WP	HR	S	P	ERA	WHIP	IP	WLS	BF	H	R	ER	SO	BB	IBB	HBP	BLK	WP	HR	S	P	ERA	WHIP															


**BOTTOM**

**Texas Rangers @ Kansas City Royals**  
Royals Stadium, Kansas City, MO

Sat Jul 31 1976, 8:05 PM EDT  
Att: 35,786 - Unknown - 84 F

livebaseballscorecards.com

AB	35
R	2
H	10
RBI	2
BB	3
SO	4
LOB	18



Batter	1	2	3	4	5	6	7	8	9	AB R H RBI BB SO LOB	TOP											
Gene Clines, R (1, 7) OBP: 0.301, SLG: 0.307	0-3 K	0-0 1B		0-0 L6-3		0-0 L5-3	0-0 1B			5 0 2 3 0 1 0												
Toby Harrah, R (1, 6) OBP: 0.371, SLG: 0.387	4-0 BB	0-0 1B		0-0 E		0-0 1B	0-0 L4			4 1 3 0 1 0 2												
Jim Fregosi, R (1, 3) OBP: 0.362, SLG: 0.346	0-0 G6-4-3	0-0 F8		0-0 E7		0-0 1B		0-3 K		5 0 2 1 0 1 4												
Jeff Burroughs, R (1, 9) OBP: 0.297, SLG: 0.368		0-0 5-3	0-0 2B	0-0 1-4-3		0-0 FC6-4		0-0 F8		5 1 1 0 0 0 3												
Tom Grieve, R (1, 10) OBP: 0.294, SLG: 0.386		0-0 BB	0-3 K	0-3 K			0-0 FC6-4	0-0 5-3		5 2 2 0 0 2 2												
Lenny Randle, S (1, 4) OBP: 0.294, SLG: 0.279		0-0 4-3	0-0 1B		0-0 F8		0-0 FC6-4	0-0 F9		5 2 2 1 0 0 1												
Danny Thompson, R (1, 5) OBP: 0.267, SLG: 0.276		4-0 BB	0-0 4-3		4-0 BB	0-3 K		0-0 2B		3 1 1 0 2 1 3	AB 39											
Juan Beniquez, R (1, 8) OBP: 0.312, SLG: 0.284		4-0 BB	0-0 1B		0-0 G6-4-3		4-0 FC6-4	0-0 F8		3 1 1 1 2 0 2	R 8											
Jim Sundberg, R (1, 2) OBP: 0.280, SLG: 0.296		4-0 BB	0-3 K		0-0 F3		0-0 FC6-4	0-0 5-3		4 0 0 2 1 1 4	H 14											
<b>Inning Stats</b>	R: 0 E: 0 K: 1 S: 4	H: 0 LOB: 0 BB: 1 P: 8	R: 3 E: 0 K: 0 S: 6	H: 3 LOB: 3 BB: 3 P: 18	R: 2 E: 0 K: 2 S: 10	H: 3 LOB: 1 BB: 0 P: 10	R: 1 E: 1 K: 1 S: 7	H: 2 LOB: 1 BB: 0 P: 7	R: 0 E: 0 K: 0 S: 2	H: 0 LOB: 0 BB: 1 P: 6	R: 0 E: 0 K: 0 S: 5	H: 2 LOB: 2 BB: 0 P: 5	R: 2 E: 0 K: 1 S: 8	H: 3 LOB: 2 BB: 1 P: 12	R: 0 E: 0 K: 1 S: 5	H: 0 LOB: 0 BB: 0 P: 5	R: 0 E: 0 K: 0 S: 4	H: 1 LOB: 1 BB: 0 P: 4	1B: 9 2B: 5 3B: 0 HR: 0	SF: 0 SAC: 0 DP: 2 HBP: 0	WP: 0 PB: 0 SB: 1 CS: 0	PA: 45
<b>PITCHER</b>	IP WLS BF H R ER SO BB IBB HBP BLK WP HR S P ERA WHIP																					
Andy Hassler, L (1, 1) ERA: 4.8	2.1 L 15 5 5 5 2 4 0 0 0 0 0 0 15 31 19.29 3.857																					
Tom Bruno, R (3, 1) ERA: 2.45	3.2 16 5 1 1 2 1 0 0 0 0 0 0 19 23 2.46 1.636																					
Doug Bird, R (7, 1) ERA: 3.45	2.0 10 3 2 2 2 0 1 0 0 0 0 0 13 17 9.00 1.500																					
Steve Mingori, L (9, 1) ERA: 2.09	1.0 4 1 0 0 0 0 0 0 0 0 0 0 4 4 0.00 1.000																					

Texas Rangers @ Kansas City Royals  
Royals Stadium, Kansas City, MO  
Sun Aug 01 1976, 8:05 PM EDT  
Att. 24,732 - Unknown - 80 F

livebaseballscorecards.com



Batter	1	2	3	4	5	6	7	8	9	AB R H RBI BB SO LOB
Tom Poquette, L (1, 7) OBP: 0.387, SLG: 0.500	0-0 1B 1B	0-0 FC1-6 1B		0-0 F9			0-0 4-3		0-0 2-H 1B	5 1 3 1 0 0 1
Ruppert Jones, L (1, 10) OBP: 0.400, SLG: 0.250	0-0 F9 1B SF7 1B	0-0 FC1-6 CS 1-2f 3-H			0-0 F8		4-0 BB		0-0 F8	4 1 1 1 1 0 2
George Brett, L (1, 5) OBP: 0.399, SLG: 0.493 Jamie Quirk, L (8, 5) OBP: 0.256, SLG: 0.358	0-0 IBB 1B 1-2 3-H	0-0 CS 1-2	0-0 4-3		0-0 FC6-4 1B		0-3 K			4 0 2 1 0 1 1 0 0 0 0 0 0 0
John Mayberry, L (1, 3) OBP: 0.338, SLG: 0.381	0-0 F9 2-3		0-0 2-3		0-0 P4			0-0 L7		4 0 0 0 0 0 3
Amos Otis, R (1, 8) OBP: 0.361, SLG: 0.463	4-0 FC4-6 IBB 1-2		0-0 1B		0-0 FC6-4 1-2f			0-0 F8		3 0 1 0 1 0 1
Al Cowens, R (1, 9) OBP: 0.298, SLG: 0.330	0-0 SF7 3-H		0-0 F9			0-0 L7		0-0 L4		3 0 0 1 0 0 1
Frank White, R (1, 4) OBP: 0.238, SLG: 0.262 Davey Nelson, R (6, PH) OBP: 0.279, SLG: 0.286	0-0 FC4-6 1-2f			0-0 L7		0-3 K			0-0 6-3	2 0 0 0 0 0 2 2 0 0 0 0 1 0
Freddie Patek, R (1, 6) OBP: 0.331, SLG: 0.323		0-0 6-3		0-3 K		0-0 F2			0-0 6-3 1B 1B	4 1 1 0 0 1 0
Buck Martinez, R (1, 2) OBP: 0.272, SLG: 0.395		0-0 E FC1-6 1B 1B		0-0 1B			0-0 L7		0-0 6-3	4 1 2 0 0 0 1

Inning Stats	R: 2 E: 0 K: 0 S: 6	H: 3 LOB: 2 BB: 1 P: 10	R: 1 E: 1 K: 0 S: 4	H: 2 LOB: 0 BB: 0 P: 4	R: 0 E: 0 K: 0 S: 4	H: 1 LOB: 1 BB: 0 P: 4	R: 0 E: 0 K: 1 S: 6	H: 1 LOB: 1 BB: 0 P: 6	R: 0 E: 0 K: 0 S: 4	H: 1 LOB: 1 BB: 0 P: 4	R: 0 E: 0 K: 1 S: 5	H: 0 LOB: 0 BB: 0 P: 5	R: 0 E: 0 K: 1 S: 5	H: 0 LOB: 1 BB: 1 P: 9	R: 0 E: 0 K: 0 S: 3	H: 0 LOB: 0 BB: 0 P: 3	R: 1 E: 0 K: 0 S: 5	H: 2 LOB: 1 BB: 0 P: 5	1B: 10 2B: 0 3B: 0 HR: 0	SF: 1 SAC: 0 DP: 0 HBP: 0	WP: 0 PB: 0 SB: 0 CS: 1	PA: 39
--------------	------------------------------	----------------------------------	------------------------------	---------------------------------	------------------------------	---------------------------------	------------------------------	---------------------------------	------------------------------	---------------------------------	------------------------------	---------------------------------	------------------------------	---------------------------------	------------------------------	---------------------------------	------------------------------	---------------------------------	-----------------------------------	------------------------------------	----------------------------------	--------

PITCHER	IP	WLS	BF	H	R	ER	SO	BB	IBB	HBP	BLK	WP	HR	S	P	ERA	WHIP	PITCHER	IP	WLS	BF	H	R	ER	SO	BB	IBB	HBP	BLK	WP	HR	S	P	ERA	WHIP		
Gaylord Perry, R (1, 1) ERA: 3.49	9.0	W	38	10	4	3	3	1	1	0	0	0	0	42	50	3.00	1.222																				

BOTTOM

Texas Rangers @ Kansas City Royals  
 Royals Stadium, Kansas City, MO  
 Sun Aug 01 1976, 8:05 PM EDT  
 Att: 24,732 - Unknown - 80 F

livebaseballscorecards.com

AB	35
R	4
H	10
RBI	4
BB	2
SO	3
LOB	12



Batter	1	2	3	4	5	6	7	8	9	AB R H RBI BB SO LOB	TOP													
Steve Braun, L (1, 5) OBP: 0.361, SLG: 0.345	0-0 1-3		0-0 1B			0-0 3-1		4-0 PB 4-3 BB		3 0 1 0 1 0 0	<b>Minnesota Twins @ Kansas City Royals</b> Royals Stadium, Kansas City, MO Tue Aug 03 1976, 8:05 PM EDT Att. 16,939 - Unknown - 84 F <a href="http://livebaseballscorecards.com">livebaseballscorecards.com</a>													
Roy Smalley, S (1, 6) OBP: 0.346, SLG: 0.303	0-0 G3		0-0 F7			0-0 F8		0-0 4-3		4 0 0 0 0 0 3														
Rod Carew, L (1, 3) OBP: 0.390, SLG: 0.451	0-0 3B			0-0 6-3		0-0 1B		0-0 G3		4 0 2 0 0 0 1														
Butch Wynegar, S (1, 2) OBP: 0.395, SLG: 0.417	0-0 P6			0-0 6-3		0-0 1-3			4-0 BB	3 0 0 0 1 0 2														
Lyman Bostock, L (1, 8) OBP: 0.384, SLG: 0.446		0-0 4-3		0-0 3-1			0-0 P4		0-0 F7	4 0 0 0 0 0 1														
Tony Oliva, L (1, 10) OBP: 0.253, SLG: 0.256		0-0 4-3			0-0 G6-4-3 1B		0-0 L8		0-3 K	3 0 1 0 0 0 0														
Craig Kusick, R (9, PH) OBP: 0.372, SLG: 0.505									0-3 K	1 0 0 0 0 1 1														
Larry Hisle, R (1, 7) OBP: 0.326, SLG: 0.362		0-0 F9			0-0 G6-4-3 1-2f		0-0 5-3		0-3 K	4 0 0 0 0 1 2														
Dan Ford, R (1, 9) OBP: 0.314, SLG: 0.427			0-0 F5			0-0 2B		0-0 4-3 SH1-3 PB 1B		3 1 2 0 0 0 0														
Bob Randall, R (1, 4) OBP: 0.321, SLG: 0.313			0-0 F8			0-0 6-3		0-0 SH1-3 1-2		2 0 0 0 0 0 1														
<b>Inning Stats</b>	R: 0 E: 0 K: 0 S: 4	H: 1 LOB: 1 BB: 0 P: 4	R: 0 E: 0 K: 0 S: 3	H: 0 LOB: 0 BB: 0 P: 3	R: 0 E: 0 K: 0 S: 4	H: 1 LOB: 1 BB: 0 P: 4	R: 0 E: 0 K: 0 S: 3	H: 0 LOB: 0 BB: 0 P: 3	R: 0 E: 0 K: 0 S: 4	H: 2 LOB: 1 BB: 0 P: 4	R: 0 E: 0 K: 0 S: 3	H: 0 LOB: 0 BB: 0 P: 3	R: 0 E: 0 K: 0 S: 4	H: 1 LOB: 1 BB: 0 P: 4	R: 0 E: 0 K: 0 S: 3	H: 0 LOB: 0 BB: 0 P: 3	R: 1 E: 0 K: 0 S: 4	H: 1 LOB: 1 BB: 1 P: 8	R: 0 E: 0 K: 2 S: 7	H: 0 LOB: 1 BB: 1 P: 11	1B: 4 2B: 1 3B: 1 HR: 0	SF: 0 SAC: 1 DP: 1 HBP: 0	WP: 0 PB: 1 SB: 0 CS: 0	PA: 34
<b>PITCHER</b>	IP WLS BF H R ER SO BB IBB HBP BLK WP HR S P ERA WHIP												<b>PITCHER</b>	IP WLS BF H R ER SO BB IBB HBP BLK WP HR S P ERA WHIP										
Marty Pattin, R (1, 1) ERA: 2.56	8.0 W 31 6 1 0 0 2 0 0 0 0 0 0 29 37 0.00 1.000																							
Steve Mingori, L (9, 1) ERA: 2.05	1.0 3 0 0 0 2 0 0 0 0 0 0 0 7 7 0.00 0.000																							



Batter	1	2	3	4	5	6	7	8	9	AB	R	H	RBI	BB	SO	LOB
Jim Wohlford, R OBP: 0.289, SLG: 0.285 (1, 7)	F8	F3		6-3			1-3			4	0	0	0	0	0	0
Amos Otis, R OBP: 0.360, SLG: 0.463 (1, 8)	1B		F8	K			L4			4	1	1	0	0	1	0
George Brett, L OBP: 0.402, SLG: 0.498 (1, 5)	2B		G3					2B		4	2	3	1	0	0	0
Hal McRae, R OBP: 0.414, SLG: 0.498 (1, 10)	2B			HR		G6-4-3		5-3		4	2	2	2	0	0	2
John Mayberry, L OBP: 0.342, SLG: 0.388 (1, 3)	2B		BB	2B	BB	L9		2B		3	1	2	2	1	0	0
Al Cowens, R OBP: 0.300, SLG: 0.330 (1, 9)	P3		BB	2B	BB	L4	S	K		3	1	1	0	1	1	2
Buck Martinez, R OBP: 0.271, SLG: 0.398 (1, 2)	5-3			2B		F7		K		4	0	1	2	0	1	3
Freddie Patek, R OBP: 0.328, SLG: 0.319 (1, 6)			E5	4-3		L4				3	0	0	0	0	0	2
Frank White, R OBP: 0.236, SLG: 0.259 (1, 4)			P3			P4		F8		3	0	0	0	0	0	1

Inning Stats	R: 3	H: 4	E: 0	K: 0	S: 7	LOB: 1	BB: 0	P: 7	R: 0	H: 0	E: 1	K: 0	S: 3	LOB: 0	BB: 0	P: 3	R: 3	H: 2	E: 0	K: 0	S: 5	LOB: 1	BB: 2	P: 13	R: 0	H: 0	E: 0	K: 1	S: 5	LOB: 0	BB: 0	P: 5	R: 0	H: 1	E: 0	K: 0	S: 3	LOB: 0	BB: 0	P: 3	R: 0	H: 1	E: 0	K: 0	S: 3	LOB: 0	BB: 0	P: 3	R: 1	H: 2	E: 0	K: 2	S: 9	LOB: 1	BB: 0	P: 9
--------------	------	------	------	------	------	--------	-------	------	------	------	------	------	------	--------	-------	------	------	------	------	------	------	--------	-------	-------	------	------	------	------	------	--------	-------	------	------	------	------	------	------	--------	-------	------	------	------	------	------	------	--------	-------	------	------	------	------	------	------	--------	-------	------

PITCHER	IP	WLS	BF	H	R	ER	SO	BB	IBB	HBP	BLK	WP	HR	S	P	ERA	WHIP
Eddie Bane, L ERA: 3.44 (1, 1)	2.2	L	15	5	6	6	0	2	0	0	0	0	1	13	21	20.25	2.625
Tom Johnson, R ERA: (3, 1)	4.1		14	3	0	0	1	0	0	0	0	0	0	16	16	0.00	0.692
Vic Albury, L ERA: 3.32 (8, 1)	0.1		3	2	1	1	0	0	0	0	0	0	0	3	3	27.00	6.000
Jim Hughes, R ERA: 5.58 (8, 1)	0.2		2	0	0	0	2	0	0	0	0	0	0	6	6	0.00	0.000

**BOTTOM**

**Minnesota Twins @ Kansas City Royals**  
**Royals Stadium, Kansas City, MO**  
 Tue Aug 03 1976, 8:05 PM EDT  
 Att: 16,939 - Unknown - 84 F

<b>AB</b>	<b>32</b>
<b>R</b>	<b>7</b>
<b>H</b>	<b>10</b>
<b>RBI</b>	<b>7</b>
<b>BB</b>	<b>2</b>
<b>SO</b>	<b>3</b>
<b>LOB</b>	<b>10</b>



WP	PA	ERA	WHIP
0	34		

Batter	1	2	3	4	5	6	7	8	9	AB R H RBI BB SO LOB	TOP		
Lyman Bostock, L OBP: 0.388, SLG: 0.448 (1, 8) X	0-0 P4		0-0 S 1B		0-0 2-H 1B			4-0 G3-6-3 BB		3 0 2 1 1 0 0	<b>Minnesota Twins @ Kansas City Royals</b> <b>Royals Stadium, Kansas City, MO</b> Wed Aug 04 1976, 8:05 PM EDT Att: 15,932 - Unknown		
Roy Smalley, S OBP: 0.345, SLG: 0.300 (1, 6) X	0-0 4-3		4-0 BB 1-2		0-0 G3			0-0 G3-6-3 1-2f		3 0 0 0 1 0 2			
Larry Hise, R OBP: 0.326, SLG: 0.361 (1, 7) X	0-0 PO 1B		0-0 L6		0-0 5-3			0-0 6-3		4 0 1 0 0 0 2			
Steve Braun, L OBP: 0.365, SLG: 0.349 (1, 10) X	0-0 PO 1-2	0-0 G4-6-3 1B		0-0 L8		0-0 1B		4-0 1B SF9 BB		3 1 2 0 1 0 0			
Butch Wynegar, S OBP: 0.391, SLG: 0.412 (1, 2) X		0-0 G4-6-3 1-2f		0-0 G3		0-0 F7		0-3 K		4 0 0 0 0 1 3			
Mike Cubbage, L OBP: 0.325, SLG: 0.303 (1, 5) X		0-0 1B		0-3 K		0-0 L8		0-0 1-3 1B		4 0 2 0 0 1 1			
Craig Kusick, R OBP: 0.365, SLG: 0.497 (1, 3) X		0-0 F9		0-0 6-3		0-0 5-3		0-0 SF9		3 0 0 1 0 0 1			
Dan Ford, R OBP: 0.310, SLG: 0.422 (1, 9) X		0-0 5-3		0-0 L7		0-0 4-3		0-3 3-H K		4 0 0 0 0 1 1			
Bob Randall, R OBP: 0.321, SLG: 0.316 (1, 4) X		0-0 4-3		0-0 1B 2B		0-3 K				3 1 1 0 0 1 0			
<b>Inning Stats</b>	R: 0 E: 0 K: 0 S: 3 H: 1 LOB: 0 BB: 0 P: 3	R: 0 E: 0 K: 0 S: 4 H: 2 LOB: 1 BB: 0 P: 4	R: 0 E: 0 K: 0 S: 4 H: 1 LOB: 2 BB: 1 P: 8	R: 0 E: 0 K: 1 S: 5 H: 0 LOB: 0 BB: 0 P: 5	R: 1 E: 0 K: 0 S: 5 H: 2 LOB: 1 BB: 0 P: 5	R: 0 E: 0 K: 0 S: 4 H: 1 LOB: 1 BB: 0 P: 4	R: 0 E: 0 K: 1 S: 5 H: 0 LOB: 0 BB: 0 P: 5	R: 0 E: 0 K: 0 S: 2 H: 0 LOB: 0 BB: 1 P: 6	R: 1 E: 0 K: 2 S: 8 H: 1 LOB: 1 BB: 1 P: 12	1B: 7 2B: 1 3B: 0 HR: 0 SF: 1 SAC: 0 DP: 2 HBP: 0	WP: 0 PB: 0 SB: 1 CS: 0 PA: 36		
<b>PITCHER</b>	IP WLS BF H R ER SO BB IBB HBP BLK WP HR S P ERA WHIP											<b>PITCHER</b>	IP WLS BF H R ER SO BB IBB HBP BLK WP HR S P ERA WHIP
Al Fitzmorris, R ERA: 2.9 (1, 1)	5.1 W 22 7 1 1 1 1 1 0 0 0 0 0 0 23 27 1.69 1.500												
Mark Littell, R ERA: 2.17 (6, 1)	3.2 S 13 1 1 1 3 2 0 0 0 0 0 0 0 17 25 2.46 0.818												

livebaseballscorecards.com



Batter	1	2	3	4	5	6	7	8	9	AB	R	H	RBI	BB	SO	LOB
Tom Poquette, L OBP: 0.389, SLG: 0.498 (1, 7)	0-0 1B 1B	0-3 K			0-0 4-3		4-0 G5-4-3 BB			3	1	1	0	1	1	0
Amos Otis, R OBP: 0.359, SLG: 0.461 (1, 8)	0-0 1B 1B	0-0 F9			0-0 F8		0-0 G5-4-3 1-2f 2-3			4	1	1	0	0	0	2
George Brett, L OBP: 0.400, SLG: 0.495 (1, 5)	0-0 1B 2B 1B			0-3 K	0-0 4-3		0-0 F7			4	1	1	1	0	1	1
John Mayberry, L OBP: 0.341, SLG: 0.387 (1, 3)	0-0 F8			0-0 F8		0-0 E3 FC6-4 BB 1B		0-0 1B 1B		4	1	1	0	0	0	2
Hal McRae, R OBP: 0.418, SLG: 0.498 (1, 10)	0-0 F8			4-0 BB		4-0 FC6-4 BB		0-0 FC4 1B		2	0	1	0	2	0	2
Davey Nelson, R OBP: 0.279, SLG: 0.286 (8, PR)								1-3 1B		0	0	0	0	0	0	0
Al Cowens, R OBP: 0.300, SLG: 0.329 (1, 9)	0-0 2B 1B			0-3 K		0-0 FC6-4 CS		0-0 P6		4	0	1	1	0	1	5
Buck Martinez, R OBP: 0.276, SLG: 0.406 (1, 2)	0-0 2B			0-0 P6		0-0 1B		0-3 K		4	0	2	2	0	1	2
Freddie Patek, R OBP: 0.324, SLG: 0.315 (1, 6)	0-0 6-3			0-0 F9		0-0 F8		0-0 FC4		4	0	0	0	0	0	5
Frank White, R OBP: 0.237, SLG: 0.264 (1, 4)		0-0 5-3		0-0 P4			0-0 G5-4-3 2B			3	0	1	0	0	0	0

Inning Stats	R: 3	H: 5	E: 0	LOB: 2	K: 0	BB: 0	S: 8	P: 8	R: 0	H: 0	E: 0	LOB: 0	K: 1	BB: 0	S: 5	P: 5	R: 0	H: 0	E: 0	LOB: 1	K: 2	BB: 1	S: 7	P: 11	R: 0	H: 0	E: 0	LOB: 0	K: 0	BB: 0	S: 3	P: 3	R: 1	H: 1	E: 1	LOB: 1	K: 0	BB: 1	S: 4	P: 8	R: 0	H: 1	E: 0	LOB: 1	K: 0	BB: 1	S: 3	P: 7	R: 0	H: 2	E: 0	LOB: 2	K: 1	BB: 0	S: 7	P: 7
1B: 7	SF: 0	2B: 2	SAC: 0	3B: 0	DP: 1	HR: 0	HBP: 0	WP: 0	PA: 35																																															

PITCHER	IP	WLS	BF	H	R	ER	SO	BB	IBB	HBP	BLK	WP	HR	S	P	ERA	WHIP
Dave Goltz, R ERA: 3.76 (1, 1)	7.0	L	32	9	4	3	3	3	0	0	0	0	0	35	47	3.86	1.714
Bill Campbell, R ERA: 3.12 (8, 1)	1.0		3	0	0	0	1	0	0	0	0	0	0	5	5	0.00	0.000

BOTTOM

Minnesota Twins @ Kansas City Royals  
 Royals Stadium, Kansas City, MO  
 Wed Aug 04 1976, 8:05 PM EDT  
 Att. 15,932 - Unknown

livebaseballscores.com

AB	32
R	4
H	9
RBI	4
BB	3
SO	4
LOB	19



Batter	1	2	3	4	5	6	7	8	9	AB R H RBI BB SO LOB	TOP											
Lyman Bostock, L (1, 8) OBP: 0.387, SLG: 0.446	0-0 K 1B			0-0 L7		0-0 F5	0-0 G1			4 0 1 0 0 0 0												
Roy Smalley, S (1, 6) OBP: 0.347, SLG: 0.300	0-3 K 1-2			0-0 G6-4-3 1B		4-0 2B BB		0-0 F8		3 1 1 0 1 1 1												
Rod Carew, L (1, 3) OBP: 0.391, SLG: 0.454	0-0 6-3			0-0 G6-4-3 1-2f		0-0 1B 2B		0-0 G3-6 1B		4 1 2 1 0 0 1												
Steve Braun, L (1, 10) OBP: 0.367, SLG: 0.351		0-0 FC3-6 1B			0-0 HBP SF9 1B	0-3 K		0-0 G3-6 1-2f		4 1 2 0 0 1 2												
Mike Cabbage, L (1, 5) OBP: 0.328, SLG: 0.307		0-0 FC3-6 G6-4-3 1-2f			0-0 SF9 HBP 1B	0-0 FC5-4 1B			0-0 4-3	4 0 2 1 0 0 1												
Larry Hisle, R (1, 7) OBP: 0.325, SLG: 0.358		0-0 G6-4-3 1-2f			1-0 HBP	0-0 FC5-4			0-0 F7	3 0 0 0 0 0 2												
Butch Wynegar, S (1, 2) OBP: 0.388, SLG: 0.407			0-0 3-1		0-0 F8		0-0 G3		0-0 5-3	4 0 0 0 0 0 3												
Dan Ford, R (1, 9) OBP: 0.310, SLG: 0.429			0-0 F8		0-0 SF9 2-3 3-H		0-0 6-3 3B			2 1 1 1 0 0 0												
Bob Randall, R (1, 4) OBP: 0.320, SLG: 0.315			0-0 1-3		0-0 6-3		0-0 6-3 3-H			1 0 0 0 0 0 0												
Tony Oliva, L (5, PH) OBP: 0.250, SLG: 0.253										1 0 0 0 0 0 2												
Jerry Terrell, R (5, 4) OBP: 0.287, SLG: 0.263										1 0 0 1 0 0 0												
<b>Inning Stats</b>	R: 0 E: 0 K: 1 S: 5	H: 1 LOB: 0 BB: 0 P: 5	R: 0 E: 0 K: 0 S: 3	H: 1 LOB: 0 BB: 0 P: 3	R: 0 E: 0 K: 0 S: 3	H: 0 LOB: 0 BB: 0 P: 3	R: 0 E: 0 K: 0 S: 3	H: 1 LOB: 0 BB: 0 P: 3	R: 1 E: 0 K: 0 S: 5	H: 2 LOB: 2 BB: 0 P: 6	R: 2 E: 0 K: 1 S: 7	H: 2 LOB: 1 BB: 1 P: 11	R: 1 E: 0 K: 0 S: 4	H: 1 LOB: 0 BB: 0 P: 4	R: 0 E: 0 K: 0 S: 3	H: 1 LOB: 0 BB: 0 P: 3	R: 0 E: 0 K: 0 S: 3	H: 0 LOB: 0 BB: 0 P: 3	1B: 7 2B: 1 3B: 1 HR: 0	SF: 1 SAC: 0 DP: 3 HBP: 1	WP: 0 PB: 0 SB: 0 CS: 0	PA: 34
<b>PITCHER</b> Dennis Leonard, R (1, 1) ERA: 3.2	IP: 7.1 WLS: W BF: 30 H: 9 R: 4 ER: 4 SO: 2 BB: 1 IBB: 0 HBP: 1 BLK: 0 WP: 0 HR: 0 S: 32 P: 37 ERA: 4.91 WHIP: 1.364	Steve Mingori, L (8, 1) ERA: 1.99	IP: 1.2 WLS: S BF: 4 H: 0 R: 0 ER: 0 SO: 0 BB: 0 IBB: 0 HBP: 0 BLK: 0 WP: 0 HR: 0 S: 4 P: 4 ERA: 0.00 WHIP: 0.000	<b>PITCHER</b>	IP WLS BF H R ER SO BB IBB HBP BLK WP HR S P ERA WHIP	<b>PITCHER</b>	IP WLS BF H R ER SO BB IBB HBP BLK WP HR S P ERA WHIP															

Minnesota Twins @ Kansas City Royals  
Royals Stadium, Kansas City, MO  
Thu Aug 05 1976, 8:05 PM EDT  
Att. 14,544 - Unknown - 81 F

livebaseballscorecards.com

AB	31
R	4
H	9
RBI	4
BB	1
SO	2
LOB	12





Batter	1	2	3	4	5	6	7	8	9	AB	R	H	RBI	BB	SO	LOB
Tom Poquette, L OBP: 0.389, SLG: 0.495 (1, 7) X	0-0 FC5-4 1B	0-0 SF8 2-H			0-3 K2-3		4-0 1B S BB	0-0 F5		3	1	1	1	1	1	2
Amos Otis, R OBP: 0.355, SLG: 0.455 (1, 8) X	0-0 FC5-4 BB 1B 2B 1-2f	0-0 F7			0-3 K		0-0 F2	0-3 K		5	1	0	0	0	2	4
George Brett, L OBP: 0.403, SLG: 0.498 (1, 5) X	0-0 BB 1-2 2B 1B		0-0 3-1 WP FC6-2 1B		0-0 6-3		0-0 S 1-3 1B			4	1	3	0	0	0	0
John Mayberry, L OBP: 0.338, SLG: 0.383 (1, 3) X	0-0 P6		0-0 3-1			0-0 L6	0-3 K			4	0	0	0	0	1	4
Hal McRae, R OBP: 0.422, SLG: 0.498 (1, 10) B B B B	4-0 2B 1-2 2-3 BB		0-0 FC6-2 FC4-6			0-0 2B 1B	1-0 HBP			2	1	1	0	1	0	1
Al Cowens, R OBP: 0.302, SLG: 0.336 (1, 9) X	0-0 1-3 2-H 3-H 2B		0-0 FC4-6 1-2f			0-0 1B 2B	0-0 P6			4	1	2	2	0	0	3
Buck Martinez, R OBP: 0.270, SLG: 0.397 (1, 2) S S S	0-3 K			0-0 F7		0-0 F7		0-0 F3		4	0	0	0	0	1	4
Freddie Patek, R OBP: 0.329, SLG: 0.316 (1, 6) B B B B		4-0 FC6-4 BB		0-0 F9		0-0 1B	4-0 1B BB			2	0	1	2	2	0	0
Frank White, R OBP: 0.237, SLG: 0.264 (1, 4) X		0-0 FC6-4 WP SF8 1-2f		0-0 F9		0-0 F9	0-0 1B	0-0 1B		4	1	1	0	0	0	2

Inning Stats		R: 2	H: 3	LOB: 2	E: 0	K: 1	S: 8	P: 12	R: 1	H: 0	LOB: 0	E: 1	K: 0	S: 3	P: 7	R: 0	H: 1	LOB: 1	E: 0	K: 0	S: 4	P: 4	R: 0	H: 0	LOB: 0	E: 0	K: 0	S: 3	P: 3	R: 0	H: 0	LOB: 0	E: 0	K: 2	S: 7	P: 7	R: 2	H: 3	LOB: 1	E: 0	K: 0	S: 6	P: 6	R: 1	H: 1	LOB: 2	E: 0	K: 1	S: 6	P: 11	R: 0	H: 1	LOB: 2	E: 0	K: 1	S: 6	P: 10		
PITCHER		IP	WLS	BF	H	R	ER	SO	BB	IBB	HBP	BLK	WP	HR	S	P	ERA	WHIP											PITCHER										IP	WLS	BF	H	R	ER	SO	BB	IBB	HBP	BLK	WP	HR	S	P	ERA	WHIP				
Bill Singer, R ERA: 4.2 (1, 1)		5.2	L	26	7	5	4	3	2	0	0	0	2	0	30	38	6.35	1.588																																									
Bill Campbell, R ERA: 3.13 (6, 1)		2.1		12	2	1	1	2	2	0	1	0	0	0	13	22	3.86	1.714																																									

**MINNESOTA TWINS @ KANSAS CITY ROYALS**  
**Royals Stadium, Kansas City, MO**  
 Thu Aug 05 1976, 8:05 PM EDT  
 Att: 14,544 - Unknown - 81 F

<b>AB</b>	<b>32</b>
<b>R</b>	<b>6</b>
<b>H</b>	<b>9</b>
<b>RBI</b>	<b>5</b>
<b>BB</b>	<b>4</b>
<b>SO</b>	<b>5</b>
<b>LOB</b>	<b>20</b>



WP: 2	PA: 38
PB: 0	
SB: 3	
CS: 0	

Batter	1	2	3	4	5	6	7	8	9	AB R H RBI BB SO LOB
Tom Poquette, L (1, 7) OBP: 0.385, SLG: 0.488	0-3 K			0-0 F8		0-0 G3	0-0 2B 1B	0-3 K		5 1 1 0 0 2 3
Amos Otis, R (1, 8) OBP: 0.356, SLG: 0.457	0-0 F9			0-0 5-3		0-0 3B 1B	0-0 4-3 2B		0-0 5-3	5 1 2 2 0 0 0
George Brett, L (1, 5) OBP: 0.401, SLG: 0.499	0-0 4-3			0-3 K		0-0 1B 3B	0-0 4-3		0-0 6-3	5 1 1 1 0 1 1
John Mayberry, L (1, 3) OBP: 0.338, SLG: 0.381						0-0 4-3	0-0 1B 2B 1B		0-0 6-3	4 2 1 1 1 0 1
Hal McRae, R (1, 10) OBP: 0.425, SLG: 0.500						4-0 BB BB	0-0 2B 1B 1B		0-0 CS 1B	3 1 2 0 1 0 0
Davey Nelson, R (8, PR) OBP: 0.285, SLG: 0.315						1-3 BB	1-3 1B 2B		1-H HR	1 1 1 2 0 0 0
Al Cowens, R (1, 9) OBP: 0.303, SLG: 0.338						1-2 BB	1-3 1B 2B		1-2 K	4 0 1 1 1 1 1
Bob Stinson, S (1, 2) OBP: 0.340, SLG: 0.343				0-3 K		0-0 F7	0-0 1B 1B			4 1 2 1 0 1 2
Freddie Patek, R (1, 6) OBP: 0.328, SLG: 0.315				0-0 4-3		0-3 K	0-0 F7			4 0 1 0 0 1 3
Frank White, R (1, 4) OBP: 0.241, SLG: 0.267				0-3 K		0-0 G3 1B 1B	0-0 F6			4 1 2 1 0 1 0

**TOP**

**Kansas City Royals @ Chicago White Sox**  
Comiskey Park, Chicago, IL

Fri Aug 06 1976, 8:05 PM EDT  
Unknown - 66 F

AB	39
R	9
H	14
RBI	9
BB	3
SO	7
LOB	11



Inning Stats	R: 0	H: 0	R: 0	H: 0	R: 0	H: 0	R: 0	H: 0	R: 5	H: 7	R: 1	H: 2	R: 1	H: 4	R: 2	H: 1	1B: 10	SF: 0	WP: 1	PA: 42
E: 0	LOB: 0	E: 0	LOB: 0	E: 0	LOB: 0	E: 0	LOB: 2	E: 0	LOB: 1	E: 0	LOB: 1	E: 0	LOB: 2	E: 0	LOB: 0	E: 0	LOB: 0	2B: 3	SAC: 0	PB: 0
K: 1	BB: 0	K: 0	BB: 0	K: 2	BB: 0	K: 1	BB: 2	K: 0	BB: 0	K: 0	BB: 0	K: 2	BB: 0	K: 0	BB: 1	K: 0	BB: 1	3B: 1	DP: 1	SB: 1
S: 5	P: 5	S: 3	P: 3	S: 7	P: 7	S: 5	P: 13	S: 9	P: 9	S: 5	P: 5	S: 10	P: 10	S: 4	P: 8	S: 4	P: 8	HR: 1	HBP: 0	CS: 1

PITCHER	IP	WLS	BF	H	R	ER	SO	BB	IBB	HBP	BLK	WP	HR	S	P	ERA	WHIP
Bart Johnson, R (1, 1) ERA: 4.24	6.1	L	29	9	6	6	5	2	0	0	0	1	0	37	45	8.53	1.737
Pete Vuckovich, R (7, 1) ERA: 4.55	2.2		13	5	3	3	2	1	0	0	0	0	1	16	20	10.12	2.250

WP: 1	PA: 42
PB: 0	
SB: 1	
CS: 1	

Batter	1	2	3	4	5	6	7	8	9	AB	R	H	RBI	BB	SO	LOB	BOTTOM	
<b>Bucky Dent, R</b> OBP: 0.297, SLG: 0.304 (1, 6)	0-0 FC6-5-2 1B	0-0 5-3			0-0 FC2-6 G1-6-3 1-2f		0-0 1-2 1B		0-0 5-3	5	0	2	0	0	0	3	<b>Kansas City Royals @ Chicago White Sox</b> Comiskey Park, Chicago, IL Fri Aug 06 1976, 8:05 PM EDT Unknown - 66 F	
<b>Ralph Garr, L</b> OBP: 0.331, SLG: 0.421 (1, 7)	0-0 E 1-2 1B		0-0 1-3		0-0 G1-6-3 1-2f		0-0 G3		0-0 F8	5	1	1	0	0	0	4		
<b>Lamar Johnson, R</b> OBP: 0.343, SLG: 0.431 (1, 3)	0-0 FC6-5-2 1B 1-3 2-H		0-0 FC3-6 1B			0-0 5-3		0-0 F8 BB 1B		4	1	2	0	0	0	2		
<b>Jorge Orta, L</b> OBP: 0.314, SLG: 0.423 (1, 10)	0-0 FC1-6 1B 2-3 3-H		0-0 FC3-6 1-2f			0-0 4-3 1B		4-0 1-2 BB		3	0	2	1	1	0	1		
<b>Bill Stein, R</b> OBP: 0.307, SLG: 0.387 (1, 4)	0-0 FC1-6 1-2f 3-H		0-0 F8			0-0 4-3 1-2		0-3 K		4	0	0	1	0	1	5		
<b>Chet Lemon, R</b> OBP: 0.285, SLG: 0.296 (1, 8)	0-0 4-3			0-0 5-3		0-0 F8		0-0 F8 2-3		4	0	0	0	0	0	4		
<b>Wayne Nordhagen, R</b> OBP: 0.250, SLG: 0.262 (1, 9)		0-0 SH1-4 1B			0-0 F9		0-0 L8		0-0 4-3	3	0	1	0	0	0	0		
<b>Jerry Hairston, S</b> OBP: 0.400, SLG: 0.321 (8, PH) (9, 9)			0-0 SH1-4 1B		0-3 K		4-0 FC6-4 BB		0-0 2B	1	0	0	0	1	1	0		
<b>Kevin Bell, R</b> OBP: 0.305, SLG: 0.397 (1, 5)										1	0	1	0	0	0	0		
<b>Pat Kelly, L</b> OBP: 0.358, SLG: 0.389 (9, PH)										1	0	1	0	0	0	0		
<b>Jim Essian, R</b> OBP: 0.303, SLG: 0.240 (1, 2)										3	0	1	0	0	0	2		
<b>Jim Spencer, L</b> OBP: 0.336, SLG: 0.369 (9, PH)										1	0	0	0	0	0	1		
<b>Inning Stats</b>	R: 2 E: 1 K: 0 S: 6	H: 3 LOB: 1 BB: 0 P: 6	R: 0 E: 0 K: 0 S: 4	H: 1 LOB: 1 BB: 0 P: 4	R: 0 E: 0 K: 1 S: 5	H: 0 LOB: 0 BB: 0 P: 5	R: 0 E: 0 K: 0 S: 3	H: 1 LOB: 1 BB: 0 P: 4	R: 0 E: 0 K: 0 S: 4	H: 1 LOB: 2 BB: 1 P: 10	R: 0 E: 0 K: 0 S: 4	H: 1 LOB: 1 BB: 0 P: 4	1B: 9 2B: 1 3B: 0 HR: 0	SF: 0 SAC: 1 DP: 1 HBP: 0	WP: 0 PB: 0 SB: 0 CS: 0	PA: 38		
<b>PITCHER</b>	IP WLS W	WLS W	H R	R ER	SO BB	BB IBB	HBP BLK	WP HR	S P	ERA WHIP								
<b>Andy Hassler, L</b> ERA: 4.48 (1, 1)	7.0		9	2	1	1	2	0	0	1.29								
<b>Mark Littell, R</b> ERA: 2.11 (8, 1)	2.0		1	0	0	1	0	0	9	0.00								

<b>AB</b>	<b>35</b>
<b>R</b>	<b>2</b>
<b>H</b>	<b>10</b>
<b>RBI</b>	<b>2</b>
<b>BB</b>	<b>2</b>
<b>SO</b>	<b>2</b>
<b>LOB</b>	<b>24</b>



Batter	1	2	3	4	5	6	7	8	9	AB R H RBI BB SO LOB	TOP													
Tom Poquette, L (1, 7) x OBP: 0.381, SLG: 0.479	0-0 E7 L3		4-0 2B BB		0-0 P3	0-0 G3			0-0 F8	4 1 0 0 1 0 3														
Ruppert Jones, L (1, 8) x OBP: 0.400, SLG: 0.444	0-0 L3 1-2		0-0 2B 1-H 3-H		0-0 2B 1B 2-H			0-0 F7	0-0 4-3	5 1 2 3 0 0 1														
George Brett, L (1, 5) x OBP: 0.399, SLG: 0.498	0-0 4-3		0-0 F8		0-0 2B			0-0 P4	0-0 F8	5 0 1 1 0 0 0														
John Mayberry, L (1, 3) OBP: 0.338, SLG: 0.388		0-3 K		0-0 HR	0-0 F9			0-0 L4		4 1 1 1 0 1 1														
Hal McRae, R (1, 10) OBP: 0.424, SLG: 0.497 Davey Nelson, R (6, PR) OBP: 0.290, SLG: 0.315		0-0 5-3		0-0 F7		4-0 SH2-3 1B BB		4-0 S BB		2 0 0 0 1 0 0 0 1 0 0 1 0 0														
Al Cowens, R (1, 9) OBP: 0.302, SLG: 0.337		0-0 F9		0-0 5-3		0-0 1B SH2-3 WP 1B 1-2		0-0 P4 1-2		4 1 1 0 0 0 1														
Buck Martinez, R (1, 2) OBP: 0.271, SLG: 0.392			4-0 3B BB		0-0 F9		0-0 SH2-3 1-2 2-3		0-0 P6	2 1 0 0 1 0 1														
Freddie Patek, R (1, 6) OBP: 0.333, SLG: 0.317			0-3 K		4-0 1B 5-3 BB		0-0 S 1B 2-3 3-H		4-0 BB	2 1 1 1 2 1 1														
Frank White, R (1, 4) OBP: 0.241, SLG: 0.274			0-0 2B 3B 1-H		0-0 5-3		0-0 F8 1-2 3-H		0-0 4-3	4 1 1 1 0 0 4														
<b>Inning Stats</b>	R: 0 E: 1 K: 0 S: 3	H: 0 LOB: 0 BB: 0 P: 3	R: 0 E: 0 K: 1 S: 5	H: 0 LOB: 0 BB: 0 P: 5	R: 3 E: 0 K: 1 S: 6	H: 2 LOB: 0 BB: 2 P: 14	R: 1 E: 0 K: 0 S: 4	H: 1 LOB: 0 BB: 0 P: 4	R: 2 E: 0 K: 0 S: 5	H: 2 LOB: 1 BB: 1 P: 9	R: 2 E: 0 K: 0 S: 5	H: 2 LOB: 2 BB: 1 P: 9	R: 0 E: 0 K: 0 S: 3	H: 0 LOB: 0 BB: 0 P: 3	R: 0 E: 0 K: 0 S: 3	H: 0 LOB: 2 BB: 2 P: 11	R: 0 E: 0 K: 0 S: 3	H: 0 LOB: 0 BB: 0 P: 3	1B: 3 2B: 3 3B: 1 HR: 1	SF: 0 SAC: 1 DP: 1 HBP: 0	WP: 1 PB: 0 SB: 2 CS: 0	PA: 39		
<b>PITCHER</b> Rich Gossage, R (1, 1) ERA: 3.38 Clay Carroll, R (6, 1) ERA: 2.27	IP WLS BF H R ER SO	WLS L 24 6 8 8 2	BF 24 6 8 8 2	H 6 8 8 2	R 8 8 8 2	ER 8 8 8 2	SO 2 2 2 2	BB 4 2 2 2	IBB 0 0 0 0	HBP 0 0 0 0	BLK 0 0 0 0	WP 0 1 0 1	HR 1 0 0 0	S 24 13 21	P 40 21	ERA 14.40 0.00	WHIP 2.000 0.750						ERA 14.40 0.00	WHIP 2.000 0.750

**Kansas City Royals @ Chicago White Sox**  
Comiskey Park, Chicago, IL  
Fri Aug 06 1976, 8:05 PM EDT  
Att. 13,284 - Unknown

[livebaseballscorecards.com](http://livebaseballscorecards.com)

<b>AB</b>	<b>32</b>
<b>R</b>	<b>8</b>
<b>H</b>	<b>7</b>
<b>RBI</b>	<b>7</b>
<b>BB</b>	<b>6</b>
<b>SO</b>	<b>2</b>
<b>LOB</b>	<b>12</b>



BOTTOM

Kansas City Royals @ Chicago White Sox

Comiskey Park, Chicago, IL

Fri Aug 06 1976, 8:05 PM EDT

Att. 13,284 - Unknown

livebaseballscorecards.com

AB	31
R	3
H	5
RBI	3
BB	0
SO	2
LOB	6



WP:	0	PA:	33
PB:	0		
SB:	0		
CS:	0		

AB R H RBI BB SO LOB

4 1 1 1 0 1 0

3 0 2 1 0 0 0

4 1 2 1 0 0 2

4 0 0 0 0 0 2

2 0 0 0 0 0 1

1 0 0 0 0 0 0

3 0 0 0 0 0 1

1 0 0 0 0 0 0

3 0 0 0 0 0 0

3 1 0 0 0 0 0

1B: 3 SF: 1  
2B: 0 SAC: 0  
3B: 1 DP: 1  
HR: 1 HBP: 1

Batter	1	2	3	4	5	6	7	8	9
Jerry Hairston, S (1, 9) OBP: 0.385, SLG: 0.375	0-3 K (1)		0-0 SF8 3B (2)		0-0 G3 (3)			0-0 F9 (2)	
Ralph Garr, L (1, 7) OBP: 0.332, SLG: 0.423	0-0 1B		0-0 SF8 (2)			0-0 F2 (1)		0-0 1B	
Jorge Orta, L (1, 10) OBP: 0.315, SLG: 0.431	0-0 F5 (2)		0-0 HR			0-0 1B		0-0 F8 (3)	
Jim Spencer, L (1, 3) OBP: 0.332, SLG: 0.364	0-0 F4 (3)		0-0 F8 (3)			0-0 F9 (2)		0-0 G3 (1)	
Chet Lemon, R (1, 8) OBP: 0.286, SLG: 0.294		1-0		0-0 F8 (1)		0-0 F9 (3)		0-0	0-0
Alan Bannister, R (9, PH) OBP: 0.286, SLG: 0.303		G4-6-3 HBP							0-0 5-3
Jack Brohamer, L (1, 4) OBP: 0.292, SLG: 0.367		0-0 G4-6-3 (2)		0-0 P3 (2)			0-0 L9 (1)		0-0 G3 (3)
Wayne Nordhagen, R (9, PH) OBP: 0.245, SLG: 0.256		1-2f							
Kevin Bell, R (1, 5) OBP: 0.301, SLG: 0.390		0-0 4-3 (3)		0-3 K (3)			0-0 1-3 (2)		
Bucky Dent, R (1, 6) OBP: 0.295, SLG: 0.302			0-0 F9 (1)		0-0 F8 (1)		0-0 F9 (3)		
Jim Essian, R (1, 2) OBP: 0.297, SLG: 0.234			0-0 E5 3B (2)		0-0 4-3 (2)		0-0 F7 (1)		

Inning Stats	R: 0 H: 1 E: 0 K: 1 S: 6	H: 1 LOB: 1 BB: 0 P: 6	R: 0 H: 0 E: 0 K: 0 S: 2	H: 0 LOB: 0 BB: 0 P: 3	R: 3 H: 2 E: 1 K: 0 S: 6	H: 2 LOB: 0 BB: 0 P: 6	R: 0 H: 0 E: 0 K: 1 S: 5	H: 0 LOB: 0 BB: 0 P: 5	R: 0 H: 0 E: 0 K: 0 S: 3	H: 0 LOB: 0 BB: 0 P: 3	R: 0 H: 1 E: 0 K: 0 S: 4	H: 1 LOB: 1 BB: 0 P: 4	R: 0 H: 0 E: 0 K: 0 S: 3	H: 0 LOB: 0 BB: 0 P: 3	R: 0 H: 1 E: 0 K: 0 S: 4	H: 1 LOB: 1 BB: 0 P: 4	R: 0 H: 0 E: 0 K: 0 S: 3	H: 0 LOB: 0 BB: 0 P: 3	1B: 3 2B: 0 3B: 1 HR: 1	SF: 1 SAC: 0 DP: 1 HBP: 1	WP: 0 PB: 0 SB: 0 CS: 0	PA: 33
--------------	--------------------------	------------------------	--------------------------	------------------------	--------------------------	------------------------	--------------------------	------------------------	--------------------------	------------------------	--------------------------	------------------------	--------------------------	------------------------	--------------------------	------------------------	--------------------------	------------------------	-------------------------	---------------------------	-------------------------	--------

PITCHER	IP	WLS	BF	H	R	ER	SO	BB	IBB	HBP	BLK	WP	HR	S	P	ERA	WHIP
Doug Bird, R (1, 1) ERA: 3.23	8.0	W	30	5	3	0	2	0	0	0	0	0	1	33	34	0.00	0.625
Tom Hall, L (9, 1) ERA: 4.05	1.0		3	0	0	0	0	0	0	0	0	0	0	3	3	0.00	0.000

Batter	1	2	3	4	5	6	7	8	9	AB R H RBI BB SO LOB	TOP											
Tom Poquette, L (1, 7) OBP: 0.379, SLG: 0.475	0-3 K		0-0 G4-6-3 1-2f			0-0 FC5-4 1B		0-0 G3		4 0 1 0 0 1 2	<b>Kansas City Royals @ Chicago White Sox</b> Comiskey Park, Chicago, IL Sat Aug 07 1976, 4:33 AM EDT Att. 30,382 - Unknown - 66 F <a href="http://livebaseballscorecards.com">livebaseballscorecards.com</a>											
Amos Otis, R (1, 8) OBP: 0.353, SLG: 0.452	0-0 1-3			0-0 F8		0-0 FC5-4 1-2f		0-0 5-3		4 0 0 0 0 0 1												
George Brett, L (1, 5) OBP: 0.398, SLG: 0.495	0-0 F8			0-0 G3			0-0 1B E 1B		0-0 F7	4 1 1 0 0 0 0												
John Mayberry, L (1, 3) OBP: 0.337, SLG: 0.386		0-0 3-1		0-3 K			0-0 1B E 1B		0-0 F7	4 1 1 0 0 1 0												
Hal McRae, R (1, 10) OBP: 0.421, SLG: 0.492		0-0 4-1			0-0 F8		0-0 FC3 3B		0-3 K	3 0 0 0 0 0 0 1 1 0 0 0 1 0												
Al Cowens, R (7, PR) OBP: 0.302, SLG: 0.336																						
Ruppert Jones, L (1, 9) OBP: 0.385, SLG: 0.583		0-0 F9			0-3 K		0-0 1B E 3B			3 0 1 1 0 1 0												
Bob Stinson, S (1, 2) OBP: 0.335, SLG: 0.338			0-1 CI 1B		0-3 K		0-0 F9			2 0 0 0 0 1 1												
Freddie Patek, R (1, 6) OBP: 0.330, SLG: 0.314			0-3 K			0-0 1-3		0-0 5-3		3 0 0 0 0 1 2												
Frank White, R (1, 4) OBP: 0.242, SLG: 0.274			0-0 G4-6-3 1-2 1B			0-3 K		0-0 3-1		3 0 1 0 0 1 0												
<b>Inning Stats</b>	R: 0 E: 0 K: 1 S: 5	H: 0 LOB: 0 BB: 0 P: 5	R: 0 E: 0 K: 0 S: 3	H: 0 LOB: 0 BB: 0 P: 3	R: 0 E: 1 K: 1 S: 6	H: 1 LOB: 1 BB: 0 P: 6	R: 0 E: 0 K: 1 S: 5	H: 0 LOB: 0 BB: 0 P: 5	R: 0 E: 0 K: 2 S: 7	H: 0 LOB: 0 BB: 0 P: 7	R: 0 E: 0 K: 1 S: 6	H: 1 LOB: 1 BB: 0 P: 6	R: 3 E: 2 K: 0 S: 6	H: 3 LOB: 1 BB: 0 P: 6	R: 0 E: 0 K: 0 S: 3	H: 0 LOB: 0 BB: 0 P: 3	R: 0 E: 0 K: 1 S: 5	H: 0 LOB: 0 BB: 0 P: 5	1B: 4 2B: 0 3B: 1 HR: 0	SF: 0 SAC: 0 DP: 1 HBP: 0	WP: 0 PB: 0 SB: 0 CS: 0	PA: 32
<b>PITCHER</b> Francisco Barrios, R (1, 1) ERA: 4.47	IP: 9.0 WLS: W BF: 32 H: 5 R: 3 ER: 3 SO: 7 BB: 0 IBB: 0 HBP: 0 BLK: 0 WP: 0 HR: 0 S: 46 P: 46 ERA: 3.00 WHIP: 0.556											<b>PITCHER</b>	IP: WLS: BF: H: R: ER: SO: BB: IBB: HBP: BLK: WP: HR: S: P: ERA: WHIP:									

AB	31
R	3
H	5
RBI	1
BB	0
SO	7
LOB	6



Batter	1	2	3	4	5	6	7	8	9
Chet Lemon, R OBP: 0.288, SLG: 0.294 (1, 8)	0-0 F8		0-0 P3			4-0 BBB E 1B BB		0-0 1-3 1B	
Ralph Garr, L OBP: 0.337, SLG: 0.426 (1, 9)	0-0 CS 1B		0-0 G5-4-3 1B			0-0 E 1-2 1B		0-0 1-3 1-2	
Lamar Johnson, R OBP: 0.348, SLG: 0.429 (1, 10)	0-0 5-3 1-2		0-0 G5-4-3 1-2f			0-0 E8 1-3 2-H 1B		4-0 1B 3B BB	
Jorge Orta, L OBP: 0.317, SLG: 0.432 (1, 7)		0-0 FC4-6 SF9 1B		0-0 G1		0-0 P6		0-0 1-2 2-H 3B 1B	
Bucky Dent, R OBP: 0.295, SLG: 0.302 (9, 6)									
Bill Stein, R OBP: 0.311, SLG: 0.386 (1, 4) (9, 5)		0-0 FC4-6 1-2 1B		0-3 K		4-0 G4-6-3 IBB		0-0 P6	
Jim Spencer, L OBP: 0.332, SLG: 0.369 (1, 3)		0-0 FC4-6 1B SF9 1-2f 2-3		0-0 4-3		0-0 G4-6-3 1-2f		0-0 1-H 2-H 3B	
Kevin Bell, R OBP: 0.294, SLG: 0.383 (1, 5)		0-0 SF9 1-2 3-H			0-0 F8		0-0 F3	0-0 5-3	
Jack Brohamer, L OBP: 0.292, SLG: 0.367 (9, 4)									
Alan Bannister, R OBP: 0.289, SLG: 0.306 (1, 6) (9, 7)		0-0 S 2-3 1B			0-0 5-3		0-0 P6		
Jim Essian, R OBP: 0.291, SLG: 0.229 (1, 2)		0-3 K2-3 1-2			0-0 6-3		0-3 K		

Inning Stats	R: 0 E: 0 K: 0 S: 3	H: 1 LOB: 0 BB: 0 P: 3	R: 1 E: 0 K: 1 S: 8	H: 3 LOB: 2 BB: 0 P: 8	R: 0 E: 0 K: 0 S: 3	H: 1 LOB: 0 BB: 0 P: 3	R: 0 E: 0 K: 1 S: 5	H: 0 LOB: 0 BB: 0 P: 5	R: 0 E: 0 K: 0 S: 3	H: 0 LOB: 0 BB: 0 P: 3	R: 1 E: 1 K: 0 S: 4	H: 2 LOB: 2 BB: 2 P: 12	R: 0 E: 0 K: 1 S: 5	H: 0 LOB: 0 BB: 0 P: 5	R: 3 E: 0 K: 0 S: 6	H: 3 LOB: 1 BB: 1 P: 10
--------------	------------------------------	---------------------------------	------------------------------	---------------------------------	------------------------------	---------------------------------	------------------------------	---------------------------------	------------------------------	---------------------------------	------------------------------	----------------------------------	------------------------------	---------------------------------	------------------------------	----------------------------------

PITCHER	IP	WLS	BF	H	R	ER	SO	BB	IBB	HBP	BLK	WP	HR	S	P	ERA	WHIP
Larry Gura, L ERA: 4.24 (1, 1)	6.0		24	7	2	2	2	1	1	0	0	0	0	26	34	3.00	1.333
Tom Bruno, R ERA: 3.86 (7, 1)	1.0		4	1	1	1	1	0	0	0	0	0	0	6	6	9.00	1.000
Steve Mingori, L ERA: 2.26 (8, 1)	1.0	L	6	2	2	2	0	1	0	0	0	0	0	5	9	18.00	3.000

**BOTTOM**

**Kansas City Royals @ Chicago White Sox**  
Comiskey Park, Chicago, IL


Sat Aug 07 1976, 4:33 AM EDT  
Att: 30,382 - Unknown - 66 F

AB	R	H	RBI	BB	SO	LOB
3	2	1	0	1	0	0
4	0	3	0	0	0	1
3	1	1	1	1	0	2
4	2	2	1	0	0	2
0	0	0	0	0	0	0
3	0	1	0	1	1	2
4	0	1	2	0	0	5
3	0	0	1	0	0	1
0	0	0	0	0	0	0
3	0	1	0	0	0	0
3	0	0	0	0	2	2

AB	30
R	5
H	10
RBI	5
BB	3
SO	3
LOB	15

livebaseballscorecards.com

WP: 0 PA: 34  
PB: 0  
SB: 1  
CS: 1



Batter	1	2	3	4	5	6	7	8	9	AB R H RBI BB SO LOB	TOP											
<b>Jim Wohlford, R</b> (1, 7) <small>OBP: 0.293, SLG: 0.286</small> <b>Bob Stinson, S</b> (8, 2) <small>OBP: 0.333, SLG: 0.336</small>	0-0 L1		0-0 1-3 1B		0-0 2-3 6-3		4-0 2B BB		0-0 F8	3 1 1 0 1 0 1 1 0 0 0 0 0 0	<b>Kansas City Royals @ Chicago White Sox</b> Comiskey Park, Chicago, IL Sun Aug 08 1976, 4:33 AM EDT Unknown <a href="http://livebaseballscorecards.com">livebaseballscorecards.com</a>											
<b>Amos Otis, R</b> (1, 8) <small>OBP: 0.351, SLG: 0.451</small>	0-0 6-3		0-3 K		0-3 K		0-0 1-H 2B WP		0-3 K	5 0 1 1 0 3 3												
<b>George Brett, L</b> (1, 5) <small>OBP: 0.396, SLG: 0.492</small>	0-0 FC6-5 1B		0-3 K		0-0 F8		0-0 L7		0-0 4-3	5 0 1 0 0 1 4												
<b>Hal McRae, R</b> (1, 10) <small>OBP: 0.424, SLG: 0.492</small> <b>Ruppert Jones, L</b> (8, PR) <small>OBP: 0.385, SLG: 0.583</small>	0-0 1-2 1B		4-0 BB		0-3 K		4-0 BB 1B SF7 BB			2 0 1 0 2 1 0 0 1 0 0 0 0 0												
<b>John Mayberry, L</b> (1, 3) <small>OBP: 0.336, SLG: 0.385</small>	0-0 FC6-5 2-3f		0-0 1-3		0-0 6-3		0-0 1-2 BB 1B			4 0 1 0 0 0 5												
<b>Al Cowens, R</b> (1, 9) <small>OBP: 0.301, SLG: 0.335</small>		0-0 4-3		0-0 G3		0-0 1B		0-0 L8		4 0 1 0 0 0 2												
<b>Buck Martinez, R</b> (1, 2) <small>OBP: 0.267, SLG: 0.386</small> <b>Tom Poquette, L</b> (8, PH) <small>OBP: 0.382, SLG: 0.475</small>		0-0 4-3		0-0 6-3		0-0 F8		4-0 1-2 2-3 BB		3 0 0 0 0 0 1 0 0 0 0 1 0 0												
<b>Freddie Patek, R</b> (1, 6) <small>OBP: 0.328, SLG: 0.310</small> <b>Jamie Quirk, L</b> (8, PH) <small>OBP: 0.253, SLG: 0.358</small>		0-0 4-3		0-0 P4			0-0 G3		0-0 SF7	3 0 0 0 0 0 0 0 0 0 1 0 0 0												
<b>Frank White, R</b> (1, 4) <small>OBP: 0.246, SLG: 0.282</small> <b>Davey Nelson, R</b> (8, PH) <small>OBP: 0.288, SLG: 0.313</small>			0-0 1B S 1B		0-0 6-3 2B		0-0 6-3		0-0 4-3	3 0 2 0 0 0 0 1 0 0 0 0 0 2												
<b>Inning Stats</b>	R: 0 E: 0 K: 0 S: 5	H: 2 LOB: 2 BB: 0 P: 5	R: 0 E: 0 K: 0 S: 3	H: 0 LOB: 0 BB: 0 P: 3	R: 0 E: 0 K: 2 S: 9	H: 2 LOB: 3 BB: 1 P: 13	R: 0 E: 0 K: 0 S: 3	H: 0 LOB: 0 BB: 0 P: 3	R: 0 E: 0 K: 1 S: 6	H: 1 LOB: 1 BB: 0 P: 6	R: 0 E: 0 K: 1 S: 6	H: 1 LOB: 1 BB: 0 P: 6	R: 1 E: 0 K: 0 S: 4	H: 1 LOB: 1 BB: 1 P: 8	R: 1 E: 0 K: 0 S: 4	H: 1 LOB: 2 BB: 2 P: 12	R: 0 E: 0 K: 1 S: 5	H: 0 LOB: 0 BB: 0 P: 5	1B: 6 2B: 2 3B: 0 HR: 0	SF: 1 SAC: 0 DP: 0 HBP: 0	WP: 1 PB: 0 SB: 1 CS: 0	PA: 39
<b>PITCHER</b>	IP WLS BF H R ER SO BB IBB HBP BLK WP HR S P ERA WHIP																					
<b>Terry Forster, L</b> (1, 1) <small>ERA: 3.86</small>	6.0 W 25 6 0 0 4 1 0 0 0 0 0 0 32 36 0.00 1.167																					
<b>Clay Carroll, R</b> (7, 1) <small>ERA: 2.39</small>	0.2 4 1 1 1 0 1 0 0 0 0 0 0 3 7 13.50 3.000																					
<b>Dave Hamilton, L</b> (7, 1) <small>ERA: 3.56</small>	0.1 3 1 1 1 0 1 0 0 0 0 1 0 2 6 27.00 6.000																					
<b>Rich Gossage, R</b> (8, 1) <small>ERA: 3.33</small>	2.0 S 7 0 0 0 1 1 0 0 0 0 0 0 8 12 0.00 0.500																					





Batter	1	2	3	4	5	6	7	8	9
Jerry Hairston, S OBP: 0.395, SLG: 0.371 Chet Lemon, R OBP: 0.287, SLG: 0.293	0-0 1B		0-0 F9		0-3 K		4-0 1B 1-2 BB	0-3 K	
Ralph Garr, L OBP: 0.339, SLG: 0.427	0-0 F8 1-2		0-0 1B			0-0 6-3	0-0 1B 1-3 2-H		
Jorge Orta, L OBP: 0.316, SLG: 0.430 Alan Bannister, R OBP: 0.289, SLG: 0.306	0-0 F7		0-0 L8			0-0 BB S 1B	0-3 K		
Pat Kelly, L OBP: 0.357, SLG: 0.384	0-0 F8			4-0 S E BB		0-0 F8 1-2	0-0 F2		
Jim Spencer, L OBP: 0.333, SLG: 0.369		0-0 L7		0-0 F7 1-H		4-0 BB 1B IBB	0-0 1-3 3-H 1B		
Kevin Bell, R OBP: 0.291, SLG: 0.379 Lamar Johnson, R OBP: 0.352, SLG: 0.429 Bill Stein, R OBP: 0.310, SLG: 0.384		0-3 K		0-0 F9		4-0 1B 1-2 2-3 BB	0-0 F9		
Jack Brohamer, L OBP: 0.296, SLG: 0.367		4-0 BB		0-0 4-3		0-0 S 1B	0-0 F3		
Bucky Dent, R OBP: 0.292, SLG: 0.299		0-0 L7			0-0 P5	0-0 F8 1-2	0-0 6-3		
Jim Essian, R OBP: 0.289, SLG: 0.230			0-0 L7		0-3 K		0-0 S 1B 1B	0-0 E7	

Inning Stats	R: 0 E: 0 K: 0 S: 4	H: 1 LOB: 1 BB: 0 P: 4	R: 0 E: 0 K: 1 S: 5	H: 0 LOB: 1 BB: 1 P: 9	R: 0 E: 0 K: 0 S: 4	H: 1 LOB: 1 BB: 0 P: 4	R: 1 E: 1 K: 0 S: 3	H: 0 LOB: 0 BB: 1 P: 7	R: 0 E: 0 K: 2 S: 7	H: 0 LOB: 0 BB: 0 P: 7	R: 2 E: 0 K: 0 S: 5	H: 2 LOB: 2 BB: 2 P: 13	R: 2 E: 0 K: 1 S: 8	H: 3 LOB: 2 BB: 1 P: 12	R: 0 E: 1 K: 1 S: 6	H: 0 LOB: 1 BB: 0 P: 6
1B: 7 2B: 0 3B: 0 HR: 0	SF: 0 SAC: 0 DP: 0 HBP: 0	WP: 0 PA: 37														

PITCHER	IP	WLS	BF	H	R	ER	SO	BB	IBB	HBP	BLK	WP	HR	S	P	ERA	WHIP
Marty Pattin, R ERA: 2.71	(1, 1)	6.0	27	5	4	3	3	3	3	0	0	0	0	29	45	4.50	1.333
Tom Hall, L ERA: 4.28	(7, 1)	0.2	5	2	1	1	1	1	0	0	0	0	0	6	10	13.50	4.500
Tom Bruno, R ERA: 3.0	(7, 1)	1.1	5	0	0	0	1	0	0	0	0	0	0	7	7	0.00	0.000


**BOTTOM**

**Kansas City Royals @ Chicago White Sox**  
Comiskey Park, Chicago, IL  
Sun Aug 08 1976, 4:33 AM EDT  
Unknown

AB	R	H	RBI	BB	SO	LOB
3	1	1	0	1	1	0
1	0	0	0	0	1	1
4	0	2	1	0	0	1
4	1	1	0	0	1	4
0	0	0	0	0	0	0
3	1	0	0	1	0	4
3	1	1	1	1	0	0
2	0	0	0	0	1	0
0	0	0	0	1	0	0
1	0	0	0	0	0	2
3	0	1	2	1	0	0
4	0	0	0	0	0	3
4	1	1	0	0	1	0

livebaseballscorecards.com

AB	32
R	5
H	7
RBI	4
BB	5
SO	5
LOB	15



Batter	1	2	3	4	5	6	7	8	9	AB R H RBI BB SO LOB	TOP	
Tom Poquette, L (1, 7) OBP: 0.382, SLG: 0.471 Jim Wohlford, R (9, 7) OBP: 0.293, SLG: 0.286	0-0 P6		0-0 1B BB	4-0 1-3 S BB		0-0 G4-6-3 1-2f			0-3 K	4 1 1 0 1 1 1 0 0 0 0 0 0 0		
Ruppert Jones, L (1, 8) OBP: 0.333, SLG: 0.438	0-3 K		4-0 1-2 1B 3B BB	0-3 1-2 K				0-3 K	0-0 P4	4 1 0 0 1 3 2		
George Brett, L (1, 5) OBP: 0.394, SLG: 0.489	0-0 1-3		0-0 1-3 2-H 3B 1B	0-0 L6				0-0 P6	0-0 F8	5 1 1 1 0 0 2		
John Mayberry, L (1, 3) OBP: 0.335, SLG: 0.382		0-0 6-3	4-0 1-2 3B BB		0-0 L9			0-0 F8		3 1 0 0 1 0 0		
Hal McRae, R (1, 10) OBP: 0.428, SLG: 0.500 Davey Nelson, R (8, PR) OBP: 0.288, SLG: 0.313		0-0 1B 1B G1-2-3 1B	0-0 1-H 2-H 3-H 3B WP		0-0 5-3			4-0 4-3 S BB		3 1 2 3 1 0 0 0 1 0 0 0 0 0		
Al Cowens, R (1, 9) OBP: 0.301, SLG: 0.334		0-0 1-2 1B 1B	0-0 F9 3-H		0-0 F7			0-0 4-3		4 0 1 0 0 0 1		
Bob Stinson, S (1, 2) OBP: 0.338, SLG: 0.336		0-0 1-2 2-3 1B	0-0 F9			4-0 SH1-3 1B BB		0-0 1-3		3 1 1 0 1 0 1		
Freddie Patek, R (1, 6) OBP: 0.328, SLG: 0.308	0-0 G1-2-3 3-Hf			0-3 K		0-0 SH1-3 1-2		4-0 3-H	0-0 BB	2 0 0 0 1 1 3		
Frank White, R (1, 4) OBP: 0.249, SLG: 0.285			0-0 4-3	0-0 E S 1B		0-0 G4-6-3 2-H 1B		0-3 K		4 0 2 1 0 1 1		
<b>Inning Stats</b>	R: 0 H: 0 E: 0 LOB: 0 K: 1 BB: 0 S: 5 P: 5	R: 0 H: 3 E: 0 LOB: 2 K: 0 BB: 0 S: 5 P: 5	R: 5 H: 3 E: 0 LOB: 0 K: 0 BB: 2 S: 6 P: 14	R: 0 H: 1 E: 0 LOB: 2 K: 2 BB: 1 S: 8 P: 12	R: 0 H: 0 E: 0 LOB: 0 K: 0 BB: 0 S: 3 P: 3	R: 1 H: 1 E: 0 LOB: 0 K: 0 BB: 1 S: 3 P: 7	R: 0 H: 0 E: 0 LOB: 0 K: 1 BB: 0 S: 5 P: 5	R: 1 H: 0 E: 0 LOB: 1 K: 1 BB: 2 S: 5 P: 13	R: 0 H: 0 E: 0 LOB: 0 K: 1 BB: 0 S: 5 P: 5	1B: 7 SF: 0 2B: 0 SAC: 1 3B: 1 DP: 2 HR: 0 HBP: 0	WP: 1 PA: 39 PB: 0 SB: 4 CS: 0	
<b>PITCHER</b> Jesse Jefferson, R (1, 1) ERA: 7.87 Blue Moon Odom, R (3, 1) ERA: 4.38 Dave Hamilton, L (9, 1) ERA: 3.5	IP WLS BF H R ER SO BB IBB HBP BLK WP HR S P ERA WHIP											
	2.1 L 14 6 5 5 1 2 0 0 0 0 0 0 14 22 19.29 3.429											
	5.2 22 2 2 2 4 4 0 0 0 1 0 26 42 3.18 1.059											
	1.0 3 0 0 0 1 0 0 0 0 0 0 5 5 0.00 0.000											

**Kansas City Royals @ Chicago White Sox**  
Comiskey Park, Chicago, IL  
Sun Aug 08 1976, 4:38 AM EDT  
Att: 15,997 - Unknown

AB	32
R	7
H	8
RBI	5
BB	6
SO	6
LOB	11



**BOTTOM**

**Kansas City Royals @ Chicago White Sox**  
**Comiskey Park, Chicago, IL**  
 Sun Aug 08 1976, 4:38 AM EDT  
 Att. 15,997 - Unknown

[livebaseballscorecards.com](http://livebaseballscorecards.com)

<b>AB</b>	<b>35</b>
<b>R</b>	<b>1</b>
<b>H</b>	<b>8</b>
<b>RBI</b>	<b>1</b>
<b>BB</b>	<b>2</b>
<b>SO</b>	<b>2</b>
<b>LOB</b>	<b>20</b>



<b>WP</b> : 1	<b>PA</b> : 37
<b>PB</b> : 0	
<b>SB</b> : 1	
<b>CS</b> : 0	

AB R H RBI BB SO LOB

4	0	0	0	1	0	3
4	0	0	0	0	0	3
4	0	2	0	0	0	1
4	0	1	0	0	0	1
4	0	1	0	0	0	4
4	1	1	0	0	1	3
4	0	2	1	0	0	1
3	0	0	0	1	0	2
2	0	0	0	0	1	1
1	0	1	0	0	0	0
0	0	0	0	0	0	0
1	0	0	0	0	0	1

Batter	1	2	3	4	5	6	7	8	9
<b>Jerry Hairston, S</b> (1, 9) OBP: 0.375, SLG: 0.333	0-0 3-1		4-0 4-3 BB		0-0 G3		0-0 F7		0-0 4-3
<b>Ralph Garr, L</b> (1, 8) OBP: 0.335, SLG: 0.422	0-0 6-3		0-0 4-3			0-0 F7	0-0 6-3		
<b>Jorge Orta, L</b> (1, 7) OBP: 0.318, SLG: 0.431	0-0 1B 1B		0-0 4-3			0-0 G3 1B		0-0 G3	
<b>Pat Kelly, L</b> (1, 10) OBP: 0.355, SLG: 0.382	0-0 1-2 1B			0-0 F8		0-0 G3		0-0 E4	
<b>Jim Spencer, L</b> (1, 3) OBP: 0.332, SLG: 0.367	0-0 P4			0-0 1B		0-0 1-3		0-0 E3	
<b>Bill Stein, R</b> (1, 5) OBP: 0.308, SLG: 0.381		0-3 K		0-0 F9		0-0 1B WP 1B		0-0 G5-4-3	
<b>Jack Brohamer, L</b> (1, 4) OBP: 0.299, SLG: 0.369		0-0 G1		0-0 L9		0-0 1B 1B		0-0 4-3 G3 1B	
<b>Bucky Dent, R</b> (1, 6) OBP: 0.292, SLG: 0.297		0-0 F9			4-0 G5-4-3 BB		0-0 L7		0-0 G3
<b>Jim Essian, R</b> (1, 2) OBP: 0.286, SLG: 0.226			0-3 K			0-0 G5-4-3		0-0 4-3	
<b>Lamar Johnson, R</b> (7, PH) OBP: 0.357, SLG: 0.433							0-0 1-2 1B		0-0 2-3
<b>George Enright, R</b> (8, 2)									
<b>Ken Brett, L</b> (9, PH)									

<b>Inning Stats</b>	R: 0 E: 0 K: 0 S: 5	H: 2 LOB: 2 BB: 0 P: 5	R: 0 E: 0 K: 1 S: 5	H: 0 LOB: 0 BB: 0 P: 5	R: 0 E: 0 K: 1 S: 5	H: 0 LOB: 1 BB: 1 P: 9	R: 0 E: 0 K: 0 S: 4	H: 1 LOB: 1 BB: 0 P: 4	R: 0 E: 0 K: 0 S: 2	H: 0 LOB: 0 BB: 1 P: 6	R: 0 E: 0 K: 0 S: 4	H: 1 LOB: 1 BB: 0 P: 4	R: 1 E: 0 K: 0 S: 6	H: 3 LOB: 2 BB: 0 P: 6	R: 0 E: 2 K: 0 S: 4	H: 0 LOB: 1 BB: 0 P: 4	R: 0 E: 0 K: 0 S: 4	H: 1 LOB: 1 BB: 0 P: 4	1B: 8 2B: 0 3B: 0 HR: 0	SF: 0 SAC: 0 DP: 2 HBP: 0	WP: 1 PB: 0 SB: 1 CS: 0	PA: 37
---------------------	------------------------------	---------------------------------	------------------------------	---------------------------------	------------------------------	---------------------------------	------------------------------	---------------------------------	------------------------------	---------------------------------	------------------------------	---------------------------------	------------------------------	---------------------------------	------------------------------	---------------------------------	------------------------------	---------------------------------	----------------------------------	------------------------------------	----------------------------------	--------

PITCHER	IP	WLS	BF	H	R	ER	SO	BB	IBB	HBP	BLK	WP	HR	S	P	ERA	WHIP
<b>Al Fitzmorris, R</b> (1, 1) ERA: 2.8	9.0	W	37	8	1	1	2	2	0	0	0	1	0	39	47	1.00	1.111

Batter	1	2	3	4	5	6	7	8	9	AB R H RBI BB SO LOB	TOP											
Mickey Rivers, L (1, 8) OBP: 0.315, SLG: 0.424	0-0 5-3		0-0 F7		0-0 F9		0-3 K		0-0 FC6-4	5 0 0 0 0 1 4												
Roy White, S (1, 7) OBP: 0.356, SLG: 0.394	0-0 F7			0-0 G3		0-0 2B 1B		0-0 1B		4 1 2 0 0 0 0												
Thurman Munson, R (1, 2) OBP: 0.348, SLG: 0.451	0-0 P4			0-0 HR		0-3 K		0-0 F7		4 1 1 1 0 1 2												
Chris Chambliss, L (1, 3) OBP: 0.325, SLG: 0.453		0-3 K		0-0 1B 1B		0-0 F8		0-0 F7		4 0 1 0 0 1 2												
Carlos May, L (1, 10) OBP: 0.339, SLG: 0.336		0-0 F9		0-0 F8		0-0 1-H 2B		0-3 K		4 0 1 1 0 1 2												
Graig Nettles, L (1, 5) OBP: 0.306, SLG: 0.398		0-3 K		0-0 1-2 1B		0-0 F9			4-0 1B BB	3 0 1 0 1 1 1												
Oscar Gamble, L (1, 9) OBP: 0.332, SLG: 0.435			0-0 F7	0-0 F9		0-3 K		0-0 F8		4 0 0 0 0 1 3												
Sandy Alomar Sr., S (1, 4) OBP: 0.308, SLG: 0.298			0-0 F8		0-0 6-3		0-3 K		0-0 FC6-4 1B	4 0 1 0 0 1 0												
Jim Mason, L (1, 6) OBP: 0.215, SLG: 0.239			0-0 1B		0-0 4-3		4-0 BB		0-0 F8	3 0 1 0 1 0 2												
<b>Inning Stats</b>	R: 0 E: 0 K: 0 S: 3	H: 0 LOB: 0 BB: 0 P: 3	R: 0 E: 0 K: 2 S: 7	H: 0 LOB: 0 BB: 0 P: 7	R: 0 E: 0 K: 0 S: 4	H: 1 LOB: 1 BB: 0 P: 4	R: 1 E: 0 K: 0 S: 6	H: 3 LOB: 2 BB: 0 P: 6	R: 0 E: 0 K: 0 S: 3	H: 0 LOB: 0 BB: 0 P: 3	R: 1 E: 0 K: 1 S: 7	H: 2 LOB: 1 BB: 0 P: 7	R: 0 E: 0 K: 3 S: 9	H: 0 LOB: 1 BB: 1 P: 13	R: 0 E: 0 K: 1 S: 6	H: 1 LOB: 1 BB: 0 P: 6	R: 0 E: 0 K: 0 S: 4	H: 1 LOB: 2 BB: 1 P: 8	1B: 6 2B: 1 3B: 0 HR: 1	SF: 0 SAC: 0 DP: 0 HBP: 0	WP: 0 PB: 0 SB: 0 CS: 0	PA: 37
<b>PITCHER</b> Dennis Leonard, R (1, 1) ERA: 3.14	IP: 9.0 WLS: W BF: 37 H: 8 R: 2 ER: 2 SO: 7 BB: 2 IBB: 0 HBP: 0 BLK: 0 WP: 0 HR: 1 S: 49 P: 57 ERA: 2.00 WHIP: 1.111											<b>PITCHER</b>	IP: 9.0 WLS: W BF: 37 H: 8 R: 2 ER: 2 SO: 7 BB: 2 IBB: 0 HBP: 0 BLK: 0 WP: 0 HR: 1 S: 49 P: 57 ERA: 2.00 WHIP: 1.111									

**New York Yankees @ Kansas City Royals**  
**Royals Stadium, Kansas City, MO**  
 Mon Aug 09 1976, 8:05 PM EDT  
 Att. 40,435 - Unknown - 91 F

<b>AB</b>	35
<b>R</b>	2
<b>H</b>	8
<b>RBI</b>	2
<b>BB</b>	2
<b>SO</b>	7
<b>LOB</b>	16



Batter	1	2	3	4	5	6	7	8	9
<b>Jim Wohlford, R</b> (1, 7) <small>OBP: 0.301, SLG: 0.296</small>	0-0 		0-0 	0-0 		0-0 			
<b>Amos Otis, R</b> (1, 8) <small>OBP: 0.354, SLG: 0.467</small> <b>Ruppert Jones, L</b> (9, 8) <small>OBP: 0.333, SLG: 0.438</small>	0-0 		0-0 	0-0 		0-0 			
<b>George Brett, L</b> (1, 5) <small>OBP: 0.391, SLG: 0.484</small>	0-0 		0-0 	0-0 			0-0 		
<b>Hal McRae, R</b> (1, 10) <small>OBP: 0.429, SLG: 0.509</small> <b>Davey Nelson, R</b> (7, PR) <small>OBP: 0.288, SLG: 0.313</small>	0-0 		0-0 		0-0 		0-0 		
<b>John Mayberry, L</b> (1, 3) <small>OBP: 0.333, SLG: 0.378</small>	0-0 			0-0 	0-3 		0-0 		
<b>Al Cowens, R</b> (1, 9) <small>OBP: 0.303, SLG: 0.334</small>	0-0 			0-0 	4-0 		0-0 		
<b>Frank White, R</b> (1, 4) <small>OBP: 0.250, SLG: 0.285</small>		0-0 		0-0 	0-0 		0-0 		
<b>Freddie Patek, R</b> (1, 6) <small>OBP: 0.327, SLG: 0.308</small>		0-0 		0-0 		0-0 	0-0 		
<b>Buck Martinez, R</b> (1, 2) <small>OBP: 0.267, SLG: 0.388</small>		0-0 		0-0 		0-0 	0-0 		

Inning Stats	R: 3	H: 3	E: 0	K: 0	S: 6	LOB: 0	BB: 0	P: 6
	R: 0	H: 0	E: 0	K: 0	S: 3	LOB: 0	BB: 0	P: 3
	R: 1	H: 1	E: 0	K: 0	S: 4	LOB: 0	BB: 0	P: 4
	R: 4	H: 5	E: 0	K: 0	S: 8	LOB: 1	BB: 0	P: 8
	R: 0	H: 0	E: 0	K: 1	S: 5	LOB: 1	BB: 1	P: 9
	R: 0	H: 1	E: 0	K: 0	S: 4	LOB: 1	BB: 0	P: 4
	R: 0	H: 1	E: 0	K: 0	S: 3	LOB: 1	BB: 0	P: 3
	R: 0	H: 1	E: 0	K: 0	S: 4	LOB: 1	BB: 0	P: 4

PITCHER	IP	WLS	BF	H	R	ER	SO	BB	IBB	HBP	BLK	WP	HR	S	P	ERA	WHIP
<b>Ken Holtzman, L</b> (1, 1) <small>ERA: 3.58</small>	3.2	L	20	9	8	8	0	0	0	0	0	1	2	20	20	19.64	2.455
<b>Grant Jackson, L</b> (4, 1) <small>ERA: 2.93</small>	2.1		9	1	0	0	1	1	0	0	0	0	0	10	14	0.00	0.857
<b>Dick Tidrow, R</b> (7, 1) <small>ERA: 3.05</small>	1.0		3	1	0	0	0	0	0	0	0	0	0	3	3	0.00	1.000
<b>Sparky Lyle, L</b> (8, 1) <small>ERA: 2.22</small>	1.0		4	1	0	0	0	0	0	0	0	0	0	4	4	0.00	1.000

AB R H RBI BB SO LOB

4	2	3	1	0	0	0
4	2	3	3	0	0	1
0	0	0	0	0	0	0
4	0	0	0	0	0	2
4	1	2	2	0	0	0
0	0	0	0	0	0	0
4	0	0	0	0	1	1
3	1	1	0	1	0	0
3	0	1	0	0	0	1
4	1	1	1	0	0	1
4	1	1	1	0	0	1


1B: 7	SF: 0	WP: 1	PA: 36
2B: 3	SAC: 1	PB: 0	
3B: 0	DP: 0	SB: 1	
HR: 2	HBP: 0	CS: 1	

AB	34
R	8
H	12
RBI	8
BB	1
SO	1
LOB	7



**New York Yankees @ Kansas City Royals**  
 Royals Stadium, Kansas City, MO  
 Mon Aug 09 1976, 8:05 PM EDT  
 Att: 40,435 - Unknown - 91 F

livebaseballscorecards.com

Batter	1	2	3	4	5	6	7	8	9	10	11	AB R H RBI BB SO LOB	TOP														
Mickey Rivers, L (1, 8) OBP: 0.316, SLG: 0.425	0-0 2B		0-0 6-3		0-0 4-3			0-3 K			1-0 HBP	4 0 1 0 0 1 1	<p><b>New York Yankees @ Kansas City Royals</b>  <b>Royals Stadium, Kansas City, MO</b>            Tue Aug 10 1976, 8:05 PM EDT            Att: 25,173 - Unknown - 75 F</p> <p>livebaseballscorecards.com</p> <table border="1"> <tr><td>AB</td><td>34</td></tr> <tr><td>R</td><td>2</td></tr> <tr><td>H</td><td>6</td></tr> <tr><td>RBI</td><td>2</td></tr> <tr><td>BB</td><td>1</td></tr> <tr><td>SO</td><td>4</td></tr> <tr><td>LOB</td><td>11</td></tr> </table> 	AB	34	R	2	H	6	RBI	2	BB	1	SO	4	LOB	11
AB	34																										
R	2																										
H	6																										
RBI	2																										
BB	1																										
SO	4																										
LOB	11																										
Roy White, S (1, 7) OBP: 0.353, SLG: 0.389	0-0 1-3		0-0 4-3			0-0 F7		0-0 G6-4-3		0-0 G1-6-3	5 0 0 0 0 0 3																
Thurman Munson, R (1, 2) OBP: 0.349, SLG: 0.458	0-0 5-3			0-0 6-3		0-0 1B			0-0 F9	0-0 HR	5 1 2 1 0 0 1																
Lou Piniella, R (1, 9) OBP: 0.297, SLG: 0.391	0-0 4-3			0-0 1B SF8		0-3 K			0-0 5-3	0-0 E6	5 1 1 0 0 1 2																
Chris Chambliss, L (1, 3) OBP: 0.326, SLG: 0.453		0-0 6-3		0-0 1B		0-3 K			0-0 1B	0-0 1-3	5 0 2 0 0 1 2																
Graig Nettles, L (1, 5) OBP: 0.303, SLG: 0.395		0-3 K		0-0 1B SF8			0-0 G3		0-0 F7		3 0 0 1 0 1 1																
Fran Healy, R (1, 10) OBP: 0.320, SLG: 0.265		0-0 1B		0-3 K			0-0 6-3		0-0 F9		0 0 0 0 0 0 0																
Willie Randolph, R (1, 4) OBP: 0.364, SLG: 0.313		0-0 6-3			0-0 F8		0-0 4-3		0-0 F8		4 0 0 0 0 0 1																
Fred Stanley, R (1, 6) OBP: 0.356, SLG: 0.291			0-0 5-3		0-0 1-4-3		4-0 BB		0-0 6-3		3 0 0 0 1 0 0																
<b>Inning Stats</b>	R: 0 H: 1 E: 0 LOB: 1 K: 0 BB: 0 S: 4 P: 4	R: 0 H: 1 E: 0 LOB: 1 K: 1 BB: 0 S: 6 P: 6	R: 0 H: 0 E: 0 LOB: 0 K: 0 BB: 0 S: 3 P: 3	R: 1 H: 2 E: 0 LOB: 1 K: 1 BB: 0 S: 7 P: 7	R: 0 H: 0 E: 0 LOB: 0 K: 0 BB: 0 S: 3 P: 3	R: 0 H: 1 E: 0 LOB: 1 K: 2 BB: 0 S: 8 P: 8	R: 0 H: 0 E: 0 LOB: 0 K: 0 BB: 0 S: 3 P: 3	R: 0 H: 0 E: 0 LOB: 0 K: 1 BB: 1 S: 4 P: 8	R: 0 H: 1 E: 0 LOB: 1 K: 0 BB: 0 S: 4 P: 4	R: 0 H: 0 E: 0 LOB: 0 K: 0 BB: 0 S: 3 P: 3	R: 1 H: 1 E: 1 LOB: 1 K: 0 BB: 0 S: 4 P: 5	1B: 5 SF: 1 2B: 1 SAC: 0 3B: 0 DP: 2 HR: 1 HBP: 1	WP: 0 PA: 41 PB: 0 SB: 0 CS: 0														
<b>PITCHER</b>	IP WLS BF H R ER SO BB IBB HBP BLK WP HR S P ERA WHIP																										
Andy Hassler, L (1, 1) ERA: 4.07	10.0	36	6	1	1	5	1	0	0	0	0	0	0	0	45	49	0.90	0.700									
Steve Mingori, L (11, 1) ERA: 2.37	1.0	L 5	1	1	1	0	0	0	1	0	0	0	0	1	4	5	9.00	1.000									

Batter	1	2	3	4	5	6	7	8	9	10	11	AB	R	H	RBI	BB	SO	LOB	
Tom Poquette, L (1, 7) OBP: 0.378, SLG: 0.465	0-3 K ①		x 0-0 3-1 ③			x 0-0 1-2 1B		x 0-0 F7 ①		x 0-0 P2 ②		5	0	1	0	0	1	1	
Amos Otis, R (1, 8) OBP: 0.353, SLG: 0.463	x 0-0 F7 ②			x 0-0 F9 ①		x 0-0 P3 ②		x 0-0 1B		x 0-0 5-3 ③		5	0	1	0	0	0	3	
George Brett, L (1, 5) OBP: 0.387, SLG: 0.479	x 0-0 6-3 ③			x 0-0 4-3 ②		x 0-0 3-1 ③		x 0-0 F9 ②				x 0-0 6-3 ①	5	0	0	0	0	3	
John Mayberry, L (1, 3) OBP: 0.329, SLG: 0.374		x 0-0 4-3 ①		x 0-0 G3 ③			x 0-0 G3 ①	x 0-0 F7 ③				x 0-0 P5 ②	5	0	0	0	0	1	
Hal McRae, R (1, 10) OBP: 0.426, SLG: 0.503		BBB		4-0 FC6 BB		x 0-3 K ①		x 0-0 F9 ②		x 0-0 5-3 ①		x 0-0 F8 ③	4	0	0	0	1	1	0
Al Cowens, R (1, 9) OBP: 0.302, SLG: 0.341		x 0-0 FC6 ②		1-2		x 0-0 P4 ②		x 0-0 IHR		x 0-0 P4 ②		4	1	1	1	0	0	1	
Frank White, R (1, 4) OBP: 0.250, SLG: 0.288		x 0-0 F8 ③				x 0-0 P3 ③		x 0-0 2B		x 0-0 F8 ③		4	0	1	0	0	0	1	
Freddie Patek, R (1, 6) OBP: 0.326, SLG: 0.305			x 0-0 5-3 ①			x 0-0 5-3 ①	BBB	4-0 BB		x 0-0 E4 SH3-4		3	0	0	0	1	0	0	
Buck Martinez, R (1, 2) OBP: 0.268, SLG: 0.387			x 0-0 G3 ②			x 0-0 1B		x 0-0 F8 ③		x 0-0 SH3-4 ①		3	0	1	0	0	0	2	

Inning Stats	R: 0	H: 0	E: 0	K: 1	S: 5	P: 5	R: 0	H: 0	E: 0	K: 0	S: 3	P: 7	R: 0	H: 0	E: 0	K: 0	S: 3	P: 3	R: 0	H: 0	E: 0	K: 1	S: 5	P: 5	R: 0	H: 2	E: 0	K: 0	S: 5	P: 5	R: 1	H: 2	E: 0	K: 0	S: 5	P: 9	R: 0	H: 1	E: 0	K: 0	S: 4	P: 4	R: 0	H: 0	E: 0	K: 0	S: 3	P: 3	R: 0	H: 0	E: 1	K: 0	S: 4	P: 4	R: 0	H: 0	E: 0	K: 0	S: 3	P: 3					
IP	10.0	WLS	W	38	H	5	R	1	ER	1	SO	2	BB	2	IBB	0	HBP	0	BLK	0	WP	0	HR	0	S	40	P	48	ERA	0.90	WHIP	0.700	IP	1.0	WLS	S	3	H	0	R	0	ER	0	SO	0	BB	0	IBB	0	HBP	0	BLK	0	WP	0	HR	0	S	3	P	3	ERA	0.00	WHIP	0.000


**BOTTOM**

**New York Yankees @ Kansas City Royals**  
 Royals Stadium, Kansas City, MO

Tue Aug 10 1976, 8:05 PM EDT  
 Att: 25,173 - Unknown - 75 F

livebaseballscorecards.com

<b>AB</b>	38
<b>R</b>	1
<b>H</b>	5
<b>RBI</b>	1
<b>BB</b>	2
<b>SO</b>	2
<b>LOB</b>	12



<b>WP</b>	0	<b>PA</b>	41
<b>PB</b>	0		
<b>SB</b>	0		
<b>CS</b>	0		

Batter	1	2	3	4	5	6	7	8	9	AB R H RBI BB SO LOB	TOP	
Mickey Rivers, L (1, 8) OBP: 0.313, SLG: 0.422	0-0 P5	0-0 SF7			0-0 P4			0-0 4-3		3 0 0 1 0 0 0		
Roy White, S (1, 7) OBP: 0.350, SLG: 0.386	0-0 G3	0-0 6-3			0-0 1-3			0-0 F8		4 0 0 0 0 0 0		
Thurman Munson, R (1, 2) OBP: 0.346, SLG: 0.453	0-0 1-3				0-0 P5			0-0 F9		4 0 0 0 0 0 0		
Chris Chambliss, L (1, 3) OBP: 0.328, SLG: 0.452		0-0 F7 1B FC3 1B			0-0 F8			0-0 4-3	BB	3 1 1 0 1 0 0		
Carlos May, L (1, 10) OBP: 0.338, SLG: 0.335		0-0 E FC3 1B 1B			0-0 6-3			0-0 6-3	SS	4 1 1 0 0 1 1		
Graig Nettles, L (1, 5) OBP: 0.302, SLG: 0.393		0-0 F7		0-3 K				0-0 P4	SS	4 0 1 0 0 1 3		
Oscar Gamble, L (1, 9) OBP: 0.327, SLG: 0.429		0-0 FC3		0-0 3-1				0-0 FC4-6	SS	4 1 0 1 0 0 3		
Willie Randolph, R (1, 4) OBP: 0.364, SLG: 0.313		0-0 1-3 3B 3-H 3B 1B		0-0 5-3				0-0 P4	SS	3 1 1 1 0 0 1		
Fred Stanley, R (1, 6) OBP: 0.355, SLG: 0.308		0-0 1-H 2-H SF7 3B			0-3 K			0-0 F8	SS	3 1 1 2 0 1 1		
<b>Inning Stats</b>	R: 0 H: 0 E: 0 LOB: 0 K: 0 BB: 0 S: 3 P: 3	R: 5 H: 4 E: 1 LOB: 0 K: 0 BB: 0 S: 8 P: 8	R: 0 H: 0 E: 0 LOB: 0 K: 0 BB: 0 S: 3 P: 3	R: 0 H: 0 E: 0 LOB: 0 K: 1 BB: 0 S: 5 P: 5	R: 0 H: 0 E: 0 LOB: 0 K: 1 BB: 0 S: 5 P: 5	R: 0 H: 0 E: 0 LOB: 0 K: 0 BB: 0 S: 3 P: 3	R: 0 H: 1 E: 0 LOB: 1 K: 0 BB: 0 S: 4 P: 4	R: 0 H: 0 E: 0 LOB: 0 K: 0 BB: 0 S: 3 P: 3	R: 0 H: 0 E: 0 LOB: 1 K: 1 BB: 1 S: 5 P: 9	1B: 4 SF: 1 2B: 0 SAC: 0 3B: 1 DP: 0 HR: 0 HBP: 0	WP: 0 PA: 34 PB: 0 SB: 0 CS: 0	
<b>PITCHER</b>	IP WLS BF H R ER SO BB IBB HBP BLK WP HR S P ERA WHIP											
Doug Bird, R (1, 1) ERA: 3.41	1.1 L 9 4 5 3 0 0 0 0 0 0 0 0 9 9 20.25 3.000											
Larry Gura, L (2, 1) ERA: 3.19	7.2 25 1 0 0 3 1 0 0 0 0 0 0 30 34 0.00 0.261											

**New York Yankees @ Kansas City Royals**  
 Royals Stadium, Kansas City, MO  
 Wed Aug 11 1976, 8:05 PM EDT  
 Att. 23,394 - Unknown - 80 F

AB	32
R	5
H	5
RBI	5
BB	1
SO	3
LOB	9



livebaseballscorecards.com



Batter	1	2	3	4	5	6	7	8	9	AB	R	H	RBI	BB	SO	LOB
Tom Poquette, L (1, 7) OBP: 0.380, SLG: 0.464 Jim Wohlford, R (9, PH) OBP: 0.300, SLG: 0.294	0-0 HR 1B	1-0 HBP			0-0 P6		0-0 F7		0-0 FC6-4	3	1	1	0	0	0	0
Amos Otis, R (1, 8) OBP: 0.352, SLG: 0.469	0-0 HR 1-H	0-0 1-3			0-0 E6			0-0 4-3		4	1	1	2	0	0	2
George Brett, L (1, 5) OBP: 0.388, SLG: 0.484	0-0 1B 3B		0-0 F7		0-0 P5			0-0 1B		4	1	2	0	0	0	1
John Mayberry, L (1, 3) OBP: 0.329, SLG: 0.371	0-0 P6		0-0 G4-6-3 BB		0-0 F8			0-0 F8		3	0	0	0	1	0	3
Hal McRae, R (1, 10) OBP: 0.424, SLG: 0.500	0-0 1B 3-H		0-0 G4-6-3 1-2f			0-0 6-3		0-0 4-3		4	0	1	1	0	0	2
Al Cowens, R (1, 9) OBP: 0.304, SLG: 0.342	0-0 G3			0-0 CS 1B		0-0 6-3			0-0 FC5-4 1B	4	0	2	0	0	0	0
Frank White, R (1, 4) OBP: 0.248, SLG: 0.285 Ruppert Jones, L (9, PH) OBP: 0.316, SLG: 0.412		0-0 6-3		0-0 F9 1-2		0-0 5-3			0-0 FC5-4 BB 1-2f	3	0	0	0	0	0	1
Freddie Patek, R (1, 6) OBP: 0.329, SLG: 0.306 Jamie Quirk, L (9, PH) OBP: 0.250, SLG: 0.354		0-0 S 1B		0-0 BB			0-0 F7		0-0 F7	2	0	1	0	1	0	0
Buck Martinez, R (1, 2) OBP: 0.264, SLG: 0.381 Davey Nelson, R (9, PH) OBP: 0.293, SLG: 0.313		0-0 F9 1-2		0-0 1-3			0-0 F9		0-0 FC6-4 BB 1-2	3	0	0	0	0	0	2

Inning Stats	R: 3	H: 4	E: 0	LOB: 0	K: 0	P: 6	R: 0	H: 1	E: 0	LOB: 2	K: 0	P: 5	R: 0	H: 0	E: 0	LOB: 0	K: 0	P: 6	R: 0	H: 1	E: 1	LOB: 1	K: 0	P: 4	R: 0	H: 0	E: 0	LOB: 0	K: 0	P: 3	R: 0	H: 1	E: 0	LOB: 1	K: 0	P: 4	R: 0	H: 1	E: 0	LOB: 2	K: 0	P: 8	1B: 6	SF: 0	2B: 0	SAC: 0	3B: 1	DP: 1	HR: 1	HBP: 1	WP: 0	PA: 37
--------------	------	------	------	--------	------	------	------	------	------	--------	------	------	------	------	------	--------	------	------	------	------	------	--------	------	------	------	------	------	--------	------	------	------	------	------	--------	------	------	------	------	------	--------	------	------	-------	-------	-------	--------	-------	-------	-------	--------	-------	--------

PITCHER	IP	WLS	BF	H	R	ER	SO	BB	IBB	HBP	BLK	WP	HR	S	P	ERA	WHIP
Doyle Alexander, R (1, 1) ERA: 3.2	8.2	W	36	8	3	3	0	3	0	0	0	0	1	32	45	3.12	1.269
Sparky Lyle, L (9, 1) ERA: 2.19	0.1	S	1	0	0	0	0	0	0	0	0	0	0	1	1	0.00	0.000


**BOTTOM**

**New York Yankees @ Kansas City Royals**  
**Royals Stadium, Kansas City, MO**  
 Wed Aug 11 1976, 8:05 PM EDT  
 Att: 23,394 - Unknown - 80 F

<b>AB</b>	<b>33</b>
<b>R</b>	<b>3</b>
<b>H</b>	<b>8</b>
<b>RBI</b>	<b>3</b>
<b>BB</b>	<b>3</b>
<b>SO</b>	<b>0</b>
<b>LOB</b>	<b>15</b>



PITCHER	IP	WLS	BF	H	R	ER	SO	BB	IBB	HBP	BLK	WP	HR	S	P	ERA	WHIP
---------	----	-----	----	---	---	----	----	----	-----	-----	-----	----	----	---	---	-----	------

Batter	1	2	3	4	5	6	7	8	9	AB R H RBI BB SO LOB	TOP											
Ron LeFlore, R OBP: 0.387, SLG: 0.414 (1, 8) X	0-0 4-3 ①		0-3 K ③			0-0 1-3 1B		0-0 SH1-4 1B 1B		4 1 2 0 0 1 0												
Ben Oglivie, L OBP: 0.309, SLG: 0.443 (1, 7) SSS	0-3 K ②			0-0 4-3 ①		0-0 SF8 ①		0-0 SH1-4 ①		2 0 0 1 0 1 0												
Rusty Staub, L OBP: 0.395, SLG: 0.454 (1, 9) X	0-0 4-3 ③			0-0 F8 ②		0-0 1-3 ②		0-0 BB 1B		4 0 1 1 0 0 1												
Willie Horton, R OBP: 0.354, SLG: 0.419 (1, 10) X		0-0 E6 FC6-4 ①		0-3 K ③		0-0 6-3 ③		4-0 FC6-4 BB ①		3 0 0 0 1 1 1												
Jason Thompson, L OBP: 0.330, SLG: 0.424 (1, 3) X		0-0 F7 ①			4-0 S BB ①		0-0 6-3 ①	0-0 F5 ②		3 0 0 0 1 0 3												
Aurelio Rodriguez, R OBP: 0.270, SLG: 0.343 (1, 5) X		0-0 L7 ②			0-0 P6 ①		0-0 5-3 ②	0-0 FC6-4 ③		4 0 0 0 0 0 4												
Tom Verzyer, R OBP: 0.288, SLG: 0.280 (1, 6) X		0-0 FC6-4 ③			0-3 K ②		0-0 2B 2B		0-3 K ①	4 1 1 0 0 2 2	AB 31 R 3 H 5 RBI 3 BB 3 SO 5 LOB 13											
John Wockenfuss, R OBP: 0.350, SLG: 0.434 (1, 2) X			0-0 F9 ①		0-0 3-1 ③		0-0 2B 2B		0-0 5-3 ②	4 0 1 1 0 0 1												
Chuck Scrivener, R OBP: 0.310, SLG: 0.314 (1, 4) X			0-0 F8 ②			4-0 1B SF8 BB	0-0 5-3 ③		0-0 P5 ③	3 1 0 0 1 0 1												
Inning Stats	R: 0 E: 0 K: 1 S: 5	H: 0 LOB: 0 BB: 0 P: 5	R: 0 E: 1 K: 0 S: 4	H: 0 LOB: 1 BB: 0 P: 4	R: 0 E: 0 K: 1 S: 5	H: 0 LOB: 0 BB: 0 P: 5	R: 0 E: 0 K: 1 S: 5	H: 0 LOB: 0 BB: 0 P: 5	R: 0 E: 1 K: 0 S: 4	H: 0 LOB: 1 BB: 1 P: 9	R: 1 E: 0 K: 0 S: 4	H: 1 LOB: 1 BB: 1 P: 8	R: 1 E: 0 K: 0 S: 5	H: 2 LOB: 1 BB: 0 P: 5	R: 1 E: 0 K: 0 S: 5	H: 2 LOB: 2 BB: 1 P: 9	R: 0 E: 0 K: 1 S: 5	H: 0 LOB: 0 BB: 0 P: 5	1B: 3 2B: 2 3B: 0 HR: 0	SF: 1 SAC: 1 DP: 0 HBP: 0	WP: 0 PB: 0 SB: 1 CS: 0	PA: 36
PITCHER	IP WLS BF H R ER SO BB IBB HBP BLK WP HR S P ERA WHIP																					
Al Fitzmorris, R ERA: 2.84 (1, 1)	7.0 L 28 4 3 3 4 2 0 0 0 0 0 0 34 42 3.86 0.857																					
Steve Mingori, L ERA: 2.36 (8, 1)	0.1 2 1 0 0 0 0 0 0 0 0 0 0 2 2 0.00 3.000																					
Mark Littell, R ERA: 2.06 (8, 1)	1.2 6 0 0 0 0 1 1 0 0 0 0 0 7 11 0.00 0.600																					

**Detroit Tigers @ Kansas City Royals**  
 Royals Stadium, Kansas City, MO  
 Fri Aug 13 1976, 8:05 PM EDT  
 Att. 25,215 - Unknown - 87 F

[livebaseballscorecards.com](http://livebaseballscorecards.com)



Batter	1	2	3	4	5	6	7	8	9	AB R H RBI BB SO LOB	TOP		
Ron LeFlore, R OBP: 0.392, SLG: 0.417 (1, 8) X	0-0 4-3 S 1B 1B	0-0 FC6-4 1-2f 2-3			0-0 FC6 SF7 1B 1B		0-0 E 1B 1B		4-0 E WP BB	4 3 3 0 1 0 2			
Dan Meyer, L OBP: 0.296, SLG: 0.324 (1, 7) X	0-0 4-3 1-3	0-0 4-3			0-0 FC6 1-2 1B		0-0 F8		0-3 K 1-3	5 0 1 0 0 1 5			
Ben Oglivie, L OBP: 0.306, SLG: 0.436 (1, 9) S S S	0-3 K				0-0 FC6 1-2f 2-3		0-0 FC3-6 1-2 1B		0-0 F8	5 0 1 0 0 2 4			
Rusty Staub, L OBP: 0.393, SLG: 0.453 (1, 10) X	0-0 HBP 1B 1B 3-H				0-0 SF7 3-H		0-0 FC3-6 FC4-6 1-2f 2-H			3 0 1 2 0 1 1			
Jason Thompson, L OBP: 0.329, SLG: 0.420 (1, 3) H	1-0 1B 1-2 HBP				0-0 G3		0-0 FC4-6 1-2f			3 0 0 0 0 0 2			
Aurelio Rodriguez, R OBP: 0.270, SLG: 0.343 Pedro Garcia, R OBP: 0.236, SLG: 0.305 (1, 5) X (6, 4)	0-0 1-2 2-H 1B				0-3 K		0-3 K		0-0 P4	3 0 1 0 0 2 0 1 0 0 0 0 0 0			
John Wockenfuss, R OBP: 0.339, SLG: 0.418 (1, 2) X		0-0 E5 FC6-4 HBP			0-0 5-3		0-0 F9		0-0 F8	4 0 0 0 0 0 0			
Tom Verzyer, R OBP: 0.293, SLG: 0.284 (1, 6) H		1-0 FC6-4 1-2 HBP 1B			0-0 1B		0-0 FC5-4 1B		0-0 F9	3 0 2 0 0 0 0			
Chuck Scrivener, R OBP: 0.300, SLG: 0.303 (1, 4) X (6, 5)		0-0 F8			0-0 F9		0-0 FC5-4 1-2f		0-0 L7	4 0 0 0 0 0 4			
<b>Inning Stats</b>	R: 1 E: 0 K: 1 S: 7 H: 3 LOB: 2 BB: 0 P: 8	R: 0 E: 1 K: 0 S: 4 H: 0 LOB: 2 BB: 0 P: 5	R: 0 E: 0 K: 2 S: 7 H: 0 LOB: 0 BB: 0 P: 7	R: 0 E: 0 K: 1 S: 6 H: 1 LOB: 1 BB: 0 P: 6	R: 1 E: 0 K: 0 S: 5 H: 2 LOB: 1 BB: 0 P: 5	R: 0 E: 0 K: 1 S: 6 H: 1 LOB: 1 BB: 0 P: 6	R: 1 E: 1 K: 0 S: 5 H: 2 LOB: 1 BB: 0 P: 5	R: 0 E: 0 K: 0 S: 3 H: 0 LOB: 0 BB: 0 P: 3	R: 0 E: 0 K: 1 S: 5 H: 0 LOB: 1 BB: 1 P: 9	1B: 9 2B: 0 3B: 0 HR: 0 SF: 1 SAC: 0 DP: 0 HBP: 2	WP: 1 PB: 0 SB: 1 CS: 0 PA: 39		
<b>PITCHER</b>	IP WLS BF H R ER SO BB IBB HBP BLK WP HR S P ERA WHIP											<b>PITCHER</b>	IP WLS BF H R ER SO BB IBB HBP BLK WP HR S P ERA WHIP
Dennis Leonard, R ERA: 3.12 (1, 1)	7.0 W 32 9 3 2 5 0 0 2 0 0 0 0 40 42 2.57 1.286												
Tom Bruno, R ERA: 2.57 (8, 1)	1.0 3 0 0 0 0 0 0 0 0 0 0 0 3 3 0.00 0.000												
Tom Hall, L ERA: 4.13 (9, 1)	1.0 4 0 0 0 0 1 1 0 0 0 1 0 5 9 0.00 1.000												

Detroit Tigers @ Kansas City Royals  
Royals Stadium, Kansas City, MO

Sat Aug 14 1976, 8:05 PM EDT  
Att. 27,333 - Unknown - 78 F

livebaseballscorecards.com

AB 35  
R 3  
H 9  
RBI 2  
BB 1  
SO 6  
LOB 18



Batter	1	2	3	4	5	6	7	8	9
Al Cowens, R (1, 9) OBP: 0.309, SLG: 0.344 Ruppert Jones, L (8, 9) OBP: 0.286, SLG: 0.368									
Amos Otis, R (1, 8) OBP: 0.355, SLG: 0.467									
George Brett, L (1, 5) OBP: 0.387, SLG: 0.485 Jamie Quirk, L (8, 5) OBP: 0.256, SLG: 0.357									
John Mayberry, L (1, 3) OBP: 0.330, SLG: 0.381									
Hal McRae, R (1, 10) OBP: 0.427, SLG: 0.503 Davey Nelson, R (7, PR) OBP: 0.291, SLG: 0.310									
Tom Poquette, L (1, 7) OBP: 0.383, SLG: 0.467									
Buck Martinez, R (1, 2) OBP: 0.266, SLG: 0.377									
Freddie Patek, R (1, 6) OBP: 0.331, SLG: 0.307									
Frank White, R (1, 4) OBP: 0.255, SLG: 0.290 Cookie Rojas, R (7, PH) OBP: 0.250, SLG: 0.240									


Inning Stats	R: 7 E: 2 K: 0 S: 10	H: 6 LOB: 3 BB: 3 P: 22	R: 0 E: 0 K: 0 S: 4	H: 1 LOB: 1 BB: 0 P: 4	R: 4 E: 0 K: 1 S: 8	H: 4 LOB: 0 BB: 1 P: 12	R: 0 E: 0 K: 0 S: 5	H: 2 LOB: 2 BB: 0 P: 5	R: 1 E: 0 K: 0 S: 5	H: 2 LOB: 2 BB: 1 P: 9	R: 1 E: 0 K: 0 S: 4	H: 1 LOB: 1 BB: 1 P: 8	R: 0 E: 0 K: 0 S: 4	H: 1 LOB: 2 BB: 1 P: 8	R: 2 E: 1 K: 1 S: 7	H: 1 LOB: 1 BB: 1 P: 11
--------------	-------------------------------	----------------------------------	------------------------------	---------------------------------	------------------------------	----------------------------------	------------------------------	---------------------------------	------------------------------	---------------------------------	------------------------------	---------------------------------	------------------------------	---------------------------------	------------------------------	----------------------------------

PITCHER	IP	WLS	BF	H	R	ER	SO	BB	IBB	HBP	BLK	WP	HR	S	P	ERA	WHIP
Dave Lemanczyk, R (1, 1) ERA: 5.62	0.1	L	6	5	5	5	0	0	0	0	0	0	1	6	6	135.00	15.000
Jim Crawford, L (1, 1) ERA: 4.7	2.2		18	6	6	5	1	3	1	0	0	2	0	16	32	16.88	3.375
Ray Bare, R (4, 1) ERA: 4.97	2.1		14	5	2	2	0	2	0	0	0	0	0	12	20	7.71	3.000
Bill Laxton, L (6, 1) ERA: 4.34	1.2		7	1	0	0	0	1	0	0	0	0	0	6	10	0.00	1.200
Steve Grilli, R (8, 1) ERA: 5.43	1.0		6	1	2	1	1	1	0	0	0	0	0	7	11	9.00	2.000

**BOTTOM**

AB	R	H	RBI	BB	SO	LOB
3	2	2	0	2	0	2
1	0	0	0	0	0	0
4	3	2	0	2	0	4
3	2	1	4	1	0	2
1	1	0	0	0	0	1
6	2	3	5	0	1	5
4	1	3	1	1	0	0
1	0	0	0	0	1	1
6	1	3	1	0	0	2
4	1	1	0	1	0	4
4	1	1	2	1	0	4
4	1	2	0	0	0	1
1	0	0	0	0	0	2

**AB 42**  
**R 15**  
**H 18**  
**RBI 13**  
**BB 8**  
**SO 2**  
**LOB 28**



**DETROIT TIGERS @ KANSAS CITY ROYALS**  
Royals Stadium, Kansas City, MO

Sat Aug 14 1976, 8:05 PM EDT  
Att: 27,333 - Unknown - 78 F

livebaseballscorecards.com

WP	PA
2	51
PB: 0	
SB: 0	
CS: 0	

Batter	1	2	3	4	5	6	7	8	9	AB R H RBI BB SO LOB	TOP													
Ron LeFlore, R (1, 8) OBP: 0.390, SLG: 0.415	0-0 BB G4-6-3 1B		0-0 E6 FC6-4	0-0 FC4-6 1-2f			0-0 G4-6-3 1-2f 2-3		0-3 K	5 1 1 0 0 1 4														
Mickey Stanley, R (1, 3) OBP: 0.315, SLG: 0.442 Jason Thompson, L (9, PH) OBP: 0.331, SLG: 0.420	0-0 G4-6-3 1-2 1B		0-0 FC6-4 1-2f 1B		0-0 4-3		0-0 2B	4-0 1-2 BB	4 1 2 1 0 0 1 0 0 0 0 1 0 0															
Rusty Staub, L (1, 9) OBP: 0.394, SLG: 0.450	4-0 1-2 2-3 BB		4-0 1B 1-2 BB		0-0 P6		0-0 4-3	0-0 F5	3 0 0 0 2 0 3															
Willie Horton, R (1, 10) OBP: 0.353, SLG: 0.417	0-0 G4-6-3 1-2f 2-3 3-H		0-3 K		0-0 5-3			0-0 FC5-4 1B	4 0 1 0 0 1 4															
Alex Johnson, R (1, 7) OBP: 0.302, SLG: 0.366	0-0 4-3		0-0 FC6-4 1-2 2-H 1B		0-0 G3			0-3 K	4 0 1 1 0 1 2															
Aurelio Rodriguez, R (1, 5) OBP: 0.268, SLG: 0.340		0-0 6-3	0-0 FC6-4 1-2f		0-0 6-3			0-3 K	4 0 0 0 0 1 3															
Tom Verzyer, R (1, 6) OBP: 0.290, SLG: 0.280		0-0 6-3		0-3 K		0-0 F9		0-0 FC5-4 1-2f	4 0 0 0 0 1 1															
Bruce Kimm, R (1, 2) OBP: 0.325, SLG: 0.318 Dan Meyer, L (9, PH) OBP: 0.299, SLG: 0.324		4-0 FC6-4 BB		0-3 K			4-0 G4-6-3 1B 2B BB	4-0 BB BB	1 1 0 0 2 1 0 0 0 0 0 1 0 0															
Chuck Scrivener, R (1, 4) OBP: 0.309, SLG: 0.306 Ben Oglivie, L (9, PH) OBP: 0.305, SLG: 0.434		0-0 FC6-4 1-2f		4-0 FC4-6 BB			0-0 G4-6-3 1-2 1B	0-0 F7	2 0 1 0 1 0 1 1 0 0 0 0 0 1															
<b>Inning Stats</b>	R: 1 E: 0 K: 0 S: 4	H: 2 LOB: 1 BB: 1 P: 8	R: 0 E: 0 K: 0 S: 3	H: 0 LOB: 1 BB: 1 P: 7	R: 1 E: 1 K: 1 S: 7	H: 1 LOB: 2 BB: 1 P: 11	R: 0 E: 0 K: 2 S: 7	H: 0 LOB: 1 BB: 1 P: 11	R: 0 E: 0 K: 0 S: 3	H: 0 LOB: 0 BB: 0 P: 3	R: 0 E: 0 K: 0 S: 3	H: 0 LOB: 0 BB: 0 P: 3	R: 1 E: 0 K: 0 S: 4	H: 2 LOB: 1 BB: 1 P: 8	R: 0 E: 0 K: 2 S: 8	H: 1 LOB: 1 BB: 0 P: 8	R: 0 E: 0 K: 1 S: 5	H: 0 LOB: 2 BB: 2 P: 13	1B: 5 2B: 1 3B: 0 HR: 0	SF: 0 SAC: 0 DP: 2 HBP: 0	WP: 0 PB: 0 SB: 0 CS: 0	PA: 39		
<b>PITCHER</b> Andy Hassler, L (1, 1) ERA: 3.95 Mark Littell, R (8, 1) ERA: 2.0	IP 7.0	WLS W	BF 31	H 6	R 3	ER 2	SO 3	BB 5	IBB 0	HBP 0	BLK 0	WP 0	HR 0	S 32	P 52	ERA 2.57	WHIP 1.571							
<b>PITCHER</b>	IP	WLS	BF	H	R	ER	SO	BB	IBB	HBP	BLK	WP	HR	S	P	ERA	WHIP							

**Detroit Tigers @ Kansas City Royals**  
 Royals Stadium, Kansas City, MO

Sun Aug 15 1976, 4:33 AM EDT  
 Att. 30,720 - Unknown - 70 F

livebaseballscorecards.com

<b>AB</b>	32
<b>R</b>	3
<b>H</b>	6
<b>RBI</b>	2
<b>BB</b>	7
<b>SO</b>	6
<b>LOB</b>	20



Batter	1	2	3	4	5	6	7	8	9	AB	R	H	RBI	BB	SO	LOB
Jim Wohlford, R OBP: 0.298, SLG: 0.292 (1, 7)	0-0 HR 1B	0-0 6-3 1-3			0-0 L8	0-0 F9				4	1	1	0	0	0	2
Amos Otis, R OBP: 0.354, SLG: 0.472 (1, 8)	0-0 HR 1-H	0-0 F7			0-0 L7				0-0 F8	4	1	1	2	0	0	1
George Brett, L OBP: 0.387, SLG: 0.485 (1, 5)	0-0 6-3 SF8 1B		0-0 6-3		0-0 P4				0-0 1B 1B	4	1	2	0	0	0	0
Hal McRae, R OBP: 0.425, SLG: 0.500 (1, 10)	0-0 6-3 1-3		0-0 P4		0-0 1B 2B 1B				0-0 F3	4	1	1	0	0	0	2
John Mayberry, L OBP: 0.329, SLG: 0.381 (1, 3)	0-0 SF8 3-H		0-0 1B		0-0 F7				0-0 F7	3	0	1	1	0	0	2
Al Cowens, R OBP: 0.311, SLG: 0.344 (1, 9)	0-0 6-3		0-0 F7		0-0 1B			BB BB BB 4-0	0-0 SH3-4 BB	3	0	1	0	1	0	1
Buck Martinez, R OBP: 0.271, SLG: 0.391 (1, 2)		0-0 SH5-3 1B 2B		0-0 F9		0-0 2B 2B			0-0 SH3-4 1-2	3	2	2	1	0	0	0
Freddie Patek, R OBP: 0.331, SLG: 0.310 (1, 6)		0-0 SH5-3 2-3		0-0 1-4-3		0-0 1B 2B			0-0 F8	3	1	1	1	0	0	1
Frank White, R OBP: 0.258, SLG: 0.293 (1, 4)		0-0 6-3 S 1B 3-H		0-0 F9		0-0 1B			0-0 L6	4	0	2	2	0	0	1

Inning Stats	R: 3	H: 3	E: 0	LOB: 0	K: 0	BB: 0	S: 6	P: 6	R: 1	H: 2	E: 0	LOB: 1	K: 0	BB: 0	S: 5	P: 5	R: 0	H: 1	E: 0	LOB: 1	K: 0	BB: 0	S: 4	P: 4	R: 0	H: 0	E: 0	LOB: 0	K: 0	BB: 0	S: 3	P: 3	R: 3	H: 5	E: 0	LOB: 1	K: 0	BB: 0	S: 7	P: 7	R: 0	H: 1	E: 0	LOB: 1	K: 0	BB: 0	S: 4	P: 4	R: 0	H: 0	E: 0	LOB: 1	K: 0	BB: 1	S: 3	P: 7
--------------	------	------	------	--------	------	-------	------	------	------	------	------	--------	------	-------	------	------	------	------	------	--------	------	-------	------	------	------	------	------	--------	------	-------	------	------	------	------	------	--------	------	-------	------	------	------	------	------	--------	------	-------	------	------	------	------	------	--------	------	-------	------	------

PITCHER	IP	WLS	BF	H	R	ER	SO	BB	IBB	HBP	BLK	WP	HR	S	P	ERA	WHIP
Dave Roberts, L ERA: 3.86 (1, 1)	6.0	L	28	11	7	7	0	0	0	0	0	0	1	28	28	10.50	1.833
John Hiller, L ERA: 2.41 (7, 1)	2.0		8	1	0	0	0	1	0	0	0	0	0	7	11	0.00	1.000


**BOTTOM**

**Detroit Tigers @ Kansas City Royals**  
 Royals Stadium, Kansas City, MO

Sun Aug 15 1976, 4:33 AM EDT  
 Att: 30,720 - Unknown - 70 F

livebaseballscorecards.com

AB	32
R	7
H	12
RBI	7
BB	1
SO	0
LOB	10



WP	PA	ERA	WHIP
0	36		

Batter	1	2	3	4	5	6	7	8	9	AB R H RBI BB SO LOB	TOP
Duane Kuiper, L (1, 4) OBP: 0.319, SLG: 0.332	0-0 4-3		0-0 3-1			0-0 4-3			0-0 F8	4 0 0 0 0 0 0	
Rick Manning, L (1, 8) OBP: 0.347, SLG: 0.405	0-0 1B		0-0 P4			0-0 G3			0-0 4-3	4 0 1 0 0 0 0	
Tommy Smith, L (1, 9) OBP: 0.292, SLG: 0.386	0-0 F6			0-0 1B			0-0 P6			3 0 1 0 0 0 1	
Rico Carty, R (1, 10) OBP: 0.383, SLG: 0.462	0-0 F8			0-0 G4-6-3 1-2f			0-0 L8			3 0 0 0 0 0 2	
Boog Powell, L (1, 3) OBP: 0.299, SLG: 0.299		0-0 4-3		0-0 4-3			0-0 6-3			3 0 0 0 0 0 0	
George Hendrick, R (1, 7) OBP: 0.324, SLG: 0.464		0-0 HR			0-0 5-3			0-0 F8		3 1 1 1 0 0 0	
Buddy Bell, R (1, 5) OBP: 0.345, SLG: 0.364		0-0 6-3			0-0 6-3			0-0 F9		3 0 0 0 0 0 0	
Ray Fosse, R (1, 2) OBP: 0.361, SLG: 0.358		0-0 L8			0-0 F2			0-0 F8		3 0 0 0 0 0 0	
Frank Duffy, R (1, 6) OBP: 0.267, SLG: 0.271			0-0 F5			0-0 5-3			0-0 F8	3 0 0 0 0 0 0	
<b>Inning Stats</b>	R: 0 E: 0 K: 0 S: 4 H: 1 LOB: 1 BB: 0 P: 4	R: 1 E: 0 K: 0 S: 4 H: 1 LOB: 0 BB: 0 P: 4	R: 0 E: 0 K: 0 S: 3 H: 0 LOB: 0 BB: 0 P: 3	R: 0 E: 0 K: 0 S: 3 H: 1 LOB: 0 BB: 0 P: 3	R: 0 E: 0 K: 0 S: 3 H: 0 LOB: 0 BB: 0 P: 3	R: 0 E: 0 K: 0 S: 3 H: 0 LOB: 0 BB: 0 P: 3	R: 0 E: 0 K: 0 S: 3 H: 0 LOB: 0 BB: 0 P: 3	R: 0 E: 0 K: 0 S: 3 H: 0 LOB: 0 BB: 0 P: 3	R: 0 E: 0 K: 0 S: 3 H: 0 LOB: 0 BB: 0 P: 3	1B: 2 2B: 0 3B: 0 HR: 1 SF: 0 SAC: 0 DP: 1 HBP: 0	WP: 0 PB: 0 SB: 0 CS: 0 PA: 29
<b>PITCHER</b> Marty Pattin, R (1, 1) ERA: 2.53	IP: 9.0 WLS: W BF: 29 H: 3 R: 1 ER: 1 SO: 0 BB: 0 IBB: 0 HBP: 0 BLK: 0 WP: 0 HR: 1 S: 29 P: 29 ERA: 1.00 WHIP: 0.333										
<b>PITCHER</b>											IP: WLS: BF: H: R: ER: SO: BB: IBB: HBP: BLK: WP: HR: S: P: ERA: WHIP:

Cleveland Indians @ Kansas City Royals  
Royals Stadium, Kansas City, MO  
Mon Aug 16 1976, 8:05 PM EDT  
Att. 18,797 - Unknown - 87 F

livebaseballscorecards.com

AB	29
R	1
H	3
RBI	1
BB	0
SO	0
LOB	3





Batter	1	2	3	4	5	6	7	8	9	AB	R	H	RBI	BB	SO	LOB
Al Cowens, R OBP: 0.313, SLG: 0.344 (1, 9)	4-0 S HR BB	0-0 FC4-2		0-0 F8		0-0 1-2 1B				3	1	1	0	1	0	2
Amos Otis, R OBP: 0.355, SLG: 0.478 (1, 8)	0-0 1-H HR	0-3 K		4-0 WP BB		0-0 F9				3	1	1	2	1	1	3
George Brett, L OBP: 0.384, SLG: 0.481 (1, 5)	0-0 F9		0-0 6-3	0-0 4-3				0-0 G1		4	0	0	0	0	0	2
John Mayberry, L OBP: 0.329, SLG: 0.378 (1, 3)	0-0 6-3		0-0 1-3		0-0 P4			4-0 1B BB		3	0	0	0	1	0	0
Hal McRae, R OBP: 0.428, SLG: 0.501 Davey Nelson, R OBP: 0.291, SLG: 0.310 (1, 10) (7, PR)	0-0 HR 1B		0-0 F8		4-0 G4-6-3 BB			0-0 G4-6-3 1-2 1B		3	1	2	0	1	0	0
Tom Poquette, L OBP: 0.386, SLG: 0.480 Jim Wohlford, R OBP: 0.296, SLG: 0.290 (1, 7) (7, PH) (8, 7)	0-0 1-H HR			4-0 SH1-4 1B FC4 BB		0-0 G4-6-3 1-2f		0-0 G4-6-3 1-2f		2	2	1	2	1	0	1
Buck Martinez, R OBP: 0.271, SLG: 0.388 (1, 2)	0-0 L6			0-0 SH1-4 E 1B		0-0 6-3		0-0 4-3		4	1	1	0	0	0	0
Freddie Patek, R OBP: 0.331, SLG: 0.313 (1, 6)		0-0 SH1-3 FC4-2 2B		0-0 SH1-4 1-2 2-3		0-3 K		0-0 6-3		3	0	1	0	0	1	0
Frank White, R OBP: 0.259, SLG: 0.291 (1, 4)		0-0 SH1-3 2-3		0-0 FC4 WP		4-0 1B BB		0-0 F9		2	0	0	1	1	0	0

Inning Stats	R: 4	H: 3	E: 0	K: 0	S: 6	LOB: 0	BB: 1	P: 10	R: 0	H: 1	E: 0	K: 1	S: 6	LOB: 1	BB: 0	P: 6	R: 0	H: 0	E: 0	K: 0	S: 3	LOB: 0	BB: 0	P: 3	R: 2	H: 1	E: 1	K: 0	S: 5	LOB: 2	BB: 2	P: 13	R: 0	H: 0	E: 0	K: 0	S: 2	LOB: 0	BB: 1	P: 6	R: 0	H: 1	E: 0	K: 1	S: 6	LOB: 2	BB: 1	P: 10	R: 0	H: 1	E: 0	K: 0	S: 3	LOB: 2	BB: 1	P: 7	R: 0	H: 0	E: 0	K: 0	S: 3	LOB: 0	BB: 0	P: 3
--------------	------	------	------	------	------	--------	-------	-------	------	------	------	------	------	--------	-------	------	------	------	------	------	------	--------	-------	------	------	------	------	------	------	--------	-------	-------	------	------	------	------	------	--------	-------	------	------	------	------	------	------	--------	-------	-------	------	------	------	------	------	--------	-------	------	------	------	------	------	------	--------	-------	------

PITCHER	IP	WLS	BF	H	R	ER	SO	BB	IBB	HBP	BLK	WP	HR	S	P	ERA	WHIP
Jackie Brown, R ERA: 3.8 (1, 1)	3.2	L	20	5	6	6	1	3	0	0	0	0	2	19	31	14.73	2.182
Don Hood, L ERA: 4.39 (4, 1)	3.1		13	2	0	0	1	3	0	0	0	1	0	12	24	0.00	1.500
Tom Buskey, R ERA: 3.84 (8, 1)	1.0		3	0	0	0	0	0	0	0	0	0	0	3	3	0.00	0.000

**BOTTOM**

**Cleveland Indians @ Kansas City Royals**  
**Royals Stadium, Kansas City, MO**  
 Mon Aug 16 1976, 8:05 PM EDT  
 Att: 18,797 - Unknown - 87 F

<b>AB</b>	<b>28</b>
<b>R</b>	<b>6</b>
<b>H</b>	<b>7</b>
<b>RBI</b>	<b>5</b>
<b>BB</b>	<b>6</b>
<b>SO</b>	<b>2</b>
<b>LOB</b>	<b>10</b>



WP	PA	ERA	WHIP
1	36		
0			
2			
0			

Batter	1	2	3	4	5	6	7	8	9	10	AB	R	H	RBI	BB	SO	LOB
Duane Kuiper, L OBP: 0.315, SLG: 0.327 (1, 4) (9, 3)	0-0 6-3		0-0 G3			0-0 F9		0-0 G3-6-3		0-0 F8	5	0	0	0	0	0	2
Rick Manning, L OBP: 0.344, SLG: 0.401 (1, 8)	0-0 F9		0-0 1-3			0-0 4-3			0-0 F8	0-3 K	5	0	0	0	0	1	1
Tommy Smith, L OBP: 0.316, SLG: 0.389 (1, 9)	0-0 P4			4-0 1B BB		0-0 1B S			4-0 1B FC6 BB		2	1	1	0	2	0	0
Rico Carty, R OBP: 0.384, SLG: 0.463 Rick Waits, L (9, PR)		0-0 G6-3 1B		0-0 F4		0-0 6-3			0-0 E FC6 1B		4	0	2	0	0	0	2
Boog Powell, L OBP: 0.300, SLG: 0.299 Larvell Blanks, R OBP: 0.372, SLG: 0.472 (9, 4)		0-0 G6-3		0-0 G6-4-3 1B			0-0 F8		0-0 FC6 1B		3	0	1	0	0	0	1
George Hendrick, R OBP: 0.324, SLG: 0.462 (1, 7)		0-0 6-3		0-0 G6-4-3			0-0 5-3		0-0 1-2 3-H 1B		4	0	1	1	0	0	2
Buddy Bell, R OBP: 0.344, SLG: 0.365 (1, 5)			0-0 2B		0-0 6-3		0-0 5-3		0-3 K		4	1	1	0	0	1	2
Ray Fosse, R OBP: 0.355, SLG: 0.351 John Lowenstein, L OBP: 0.289, SLG: 0.274 Rick Cerone, R (9, 2)			0-3 K		0-0 F8			0-3 K	0-0 3-1		3	0	0	0	0	2	1
Frank Duffy, R OBP: 0.269, SLG: 0.275 (1, 6)			0-0 G3 2-H 2B		0-0 5-3			4-0 G3-6-3 BB		0-0 5-3	3	0	1	1	1	0	0

Inning Stats	R: 0	H: 0	R: 0	H: 1	R: 1	H: 2	R: 0	H: 1	R: 0	H: 0	R: 0	H: 0	R: 0	H: 0	R: 2	H: 2	R: 0	H: 0	1B: 5	SF: 0	WP: 0	PA: 38
	E: 0	LOB: 0	E: 0	LOB: 0	E: 0	LOB: 1	E: 0	LOB: 1	E: 0	LOB: 0	E: 0	LOB: 0	E: 0	LOB: 0	E: 1	LOB: 2	E: 0	LOB: 0	2B: 2	SAC: 0	PB: 0	
	K: 0	BB: 0	K: 0	BB: 0	K: 1	BB: 0	K: 0	BB: 1	K: 0	BB: 0	K: 0	BB: 0	K: 1	BB: 1	K: 1	BB: 1	K: 1	BB: 0	3B: 0	DP: 3	SB: 1	
	S: 3	P: 3	S: 3	P: 3	S: 7	P: 7	S: 3	P: 7	S: 3	P: 3	S: 4	P: 4	S: 4	P: 8	S: 8	P: 12	S: 5	P: 5	HR: 0	HBP: 0	CS: 0	

PITCHER	IP	WLS	BF	H	R	ER	SO	BB	IBB	HBP	BLK	WP	HR	S	P	ERA	WHIP
Doug Bird, R ERA: 3.33 (1, 1)	8.1		31	6	3	2	2	3	0	0	0	0	0	32	44	2.16	1.080
Steve Mingori, L ERA: 2.36 (9, 1)	0.0		1	0	0	0	0	0	0	0	0	0	0	1	1	∞	∞
Mark Littell, R ERA: 1.96 (9, 1)	1.2	W	6	1	0	0	2	0	0	0	0	0	0	10	10	0.00	0.600

**Cleveland Indians @ Kansas City Royals**  
**Royals Stadium, Kansas City, MO**  
 Tue Aug 17 1976 8:05 PM EDT  
 Att. 14,836 - Unknown - 91 F

AB	35
R	3
H	7
RBI	2
BB	3
SO	4
LOB	14



BOTTOM

Cleveland Indians @ Kansas City Royals  
Royals Stadium, Kansas City, MO  
Tue Aug 17 1976, 8:05 PM EDT  
Att. 14,836 - Unknown - 91 F

livebaseballscores.com

AB 36  
R 4  
H 11  
RBI 3  
BB 4  
SO 5  
LOB 15



WP: 2 PA: 42  
PB: 0  
SB: 2  
CS: 3

AB R H RBI BB SO LOB

5 0 0 0 0 1 3

5 0 1 1 0 0 1

5 2 3 0 0 0 1

5 0 1 0 0 1 2

3 0 2 1 1 1 0  
1 0 0 0 0 0 0

0 0 0 0 3 0 0  
1 0 0 0 0 1 1

4 1 1 0 0 0 5

4 1 2 0 0 1 2

3 0 1 1 0 0 0

1B: 9 SF: 0  
2B: 2 SAC: 1  
3B: 0 DP: 0  
HR: 0 HBP: 0

Batter	1	2	3	4	5	6	7	8	9	10
Al Cowens, R (1, 9) OBP: 0.309, SLG: 0.340	0-0 6-3		0-0 P5 1-2		0-3 K		0-0 6-3 2-3		0-0 5-3	
Amos Otis, R (1, 8) OBP: 0.354, SLG: 0.475	0-0 5-3		0-0 5-3		0-0 5-3		0-0 1B		0-0 F7	
George Brett, L (1, 5) OBP: 0.387, SLG: 0.484	0-0 5-3			0-0 1B 1B 2B		0-0 CS 1B	0-0 F8 3-H		0-0 E S S 1B	
John Mayberry, L (1, 3) OBP: 0.327, SLG: 0.376		0-0 F7		0-0 1B 2-3 1B		0-0 F9		0-0 4-3	0-3 K	
Hal McRae, R (1, 10) OBP: 0.431, SLG: 0.505 Davey Nelson, R (8, PR) OBP: 0.291, SLG: 0.310		0-3 K		0-0 1-3 3-H 1B		4-0 WP BB 1-2		0-0 2B	0-0 S	
Tom Poquette, L (1, 7) OBP: 0.393, SLG: 0.480 Jim Wohlford, R (8, PH) OBP: 0.295, SLG: 0.289		4-0 CS BB		4-0 FC4-6 BB		4-0 1-2 IBB		0-3 K		
Buck Martinez, R (1, 2) OBP: 0.271, SLG: 0.386		0-0 CS 1-2	0-0 1B WP 1B 1B	0-0 FC4-6 1-2f		0-0 L6		0-0 P6		
Freddie Patek, R (1, 6) OBP: 0.332, SLG: 0.315			0-0 1B 1-3 1B	0-3 K			0-0 6-3 SH3 1B 1B		0-0 F3	
Frank White, R (1, 4) OBP: 0.260, SLG: 0.292			0-0 CS 1-3 3-H 1B		0-0 1-3		0-0 SH3 1-2		0-0 F7	

Inning Stats	R: 0	H: 0	E: 0	K: 0	S: 3	R: 0	H: 0	E: 0	K: 1	S: 4	R: 1	H: 3	E: 0	K: 0	S: 5	R: 1	H: 3	E: 0	K: 1	S: 7	R: 0	H: 0	E: 0	K: 1	S: 5	R: 0	H: 1	E: 0	K: 0	S: 3	R: 1	H: 2	E: 0	K: 0	S: 5	R: 0	H: 1	E: 0	K: 1	S: 6	R: 0	H: 0	E: 0	K: 0	S: 3	R: 1	H: 1	E: 0	K: 1	S: 5	R: 1	H: 1	E: 0	K: 0	S: 5
--------------	------	------	------	------	------	------	------	------	------	------	------	------	------	------	------	------	------	------	------	------	------	------	------	------	------	------	------	------	------	------	------	------	------	------	------	------	------	------	------	------	------	------	------	------	------	------	------	------	------	------	------	------	------	------	------

PITCHER	IP	WLS	BF	H	R	ER	SO	BB	IBB	HBP	BLK	WP	HR	S	P	ERA	WHIP
Pat Dobson, R (1, 1) ERA: 3.58	6.2		29	9	3	3	3	3	1	0	0	2	0	31	47	4.05	1.800
Dave LaRoche, L (7, 1) ERA: 2.44	3.0	L	12	2	1	0	2	0	0	0	0	0	0	15	15	0.00	0.667

PITCHER	IP	WLS	BF	H	R	ER	SO	BB	IBB	HBP	BLK	WP	HR	S	P	ERA	WHIP
---------	----	-----	----	---	---	----	----	----	-----	-----	-----	----	----	---	---	-----	------

Batter	1	2	3	4	5	6	7	8	9	AB R H RBI BB SO LOB	TOP											
Duane Kuiper, L (1, 4) OBP: 0.314, SLG: 0.326	0-0 F7			0-0 F7		0-0 4-3	0-0 F7		0-0 S 1B	5 0 1 0 0 0 3	<b>Cleveland Indians @ Kansas City Royals</b> Royals Stadium, Kansas City, MO Wed Aug 18 1976, 8:05 PM EDT Att. 15,095 - Unknown - 90 F											
Rick Manning, L (1, 8) OBP: 0.343, SLG: 0.399	0-0 P5			0-3 K			0-0 4-3	0-0 1B FC5-2 1B	0-3 K	5 0 1 0 0 2 1												
John Lowenstein, L (1, 7) OBP: 0.283, SLG: 0.268	0-0 4-3			0-0 F7			0-0 4-3	0-0 F8		4 0 0 0 0 0 1												
Rico Carty, R (1, 10) OBP: 0.385, SLG: 0.465		0-0 L7			0-0 5-3		0-0 1B 2B	0-0 1B FC5-2 1B		4 1 2 0 0 0 0												
Boog Powell, L (1, 3) OBP: 0.303, SLG: 0.300		0-0 G4-6-3 1B			0-0 6-3		4-0 1B 1B IBB	0-0 FC5-2 1B		3 1 1 0 1 0 2												
Larvell Blanks, R (1, 6) OBP: 0.374, SLG: 0.472		0-0 G4-6-3			0-0 5-3		0-0 1B 1B	0-0 1-2 3-H		4 1 2 1 0 0 1												
Frank Duffy, R (8, 6) OBP: 0.269, SLG: 0.275		0-0 G4-6-3 1-2f					0-0 1-2 2-H 1B 1B	0-0 1-2 2-3 1B		0 0 0 0 0 0 0												
Buddy Bell, R (1, 5) OBP: 0.346, SLG: 0.366			0-3 K			0-0 1B	0-0 1-3 2-H 1B 1B	0-0 F7		4 1 2 1 0 1 3												
Tommy Smith, L (1, 9) OBP: 0.313, SLG: 0.373			0-0 F8			0-0 F8	4-0 1B IBB		0-0 4-3	3 0 0 0 1 0 1												
Ray Fosse, R (1, 2) OBP: 0.353, SLG: 0.348			0-0 F9			0-3 K	0-0 1-2 2-H 3-H 1B		0-0 5-3	4 0 1 2 0 1 1												
<b>Inning Stats</b>	R: 0 E: 0 K: 0 S: 3	H: 0 LOB: 0 BB: 0 P: 3	R: 0 E: 0 K: 0 S: 3	H: 1 LOB: 0 BB: 0 P: 3	R: 0 E: 0 K: 1 S: 5	H: 0 LOB: 0 BB: 0 P: 5	R: 0 E: 0 K: 1 S: 5	H: 0 LOB: 0 BB: 0 P: 5	R: 0 E: 0 K: 0 S: 3	H: 0 LOB: 0 BB: 0 P: 3	R: 0 E: 0 K: 1 S: 6	H: 1 LOB: 1 BB: 0 P: 6	R: 4 E: 0 K: 0 S: 7	H: 4 LOB: 2 BB: 2 P: 15	R: 0 E: 0 K: 0 S: 6	H: 3 LOB: 3 BB: 0 P: 6	R: 0 E: 0 K: 1 S: 6	H: 1 LOB: 1 BB: 0 P: 6	1B: 9 2B: 1 3B: 0 HR: 0	SF: 0 SAC: 0 DP: 1 HBP: 0	WP: 0 PB: 0 SB: 1 CS: 0	PA: 38
<b>PITCHER</b>	IP WLS BF H R ER SO BB IBB HBP BLK WP HR S P ERA WHIP																					
Al Fitzmorris, R (1, 1) ERA: 2.94	6.2 L 27 6 4 4 3 0 2 0 0 0 0 0 31 39 5.40 0.900																					
Larry Gura, L (7, 1) ERA: 3.09	1.0 6 3 0 0 0 0 0 0 0 0 0 0 6 6 0.00 3.000																					
Tom Bruno, R (8, 1) ERA: 2.16	1.1 5 1 0 0 0 1 0 0 0 0 0 0 7 7 0.00 0.750																					

<b>AB</b>	36
<b>R</b>	4
<b>H</b>	10
<b>RBI</b>	4
<b>BB</b>	2
<b>SO</b>	4
<b>LOB</b>	13



Batter	1	2	3	4	5	6	7	8	9	AB	R	H	RBI	BB	SO	LOB
Al Cowens, R (1, 9) OBP: 0.309, SLG: 0.339 Cookie Rojas, R (9, 4) OBP: 0.250, SLG: 0.240	0-3 K ①			x 0-0 F9 ①		x 0-0 1B		x 0-0 4-3 ②		4	0	1	1	0	1	2
Amos Otis, R (1, 8) OBP: 0.351, SLG: 0.470	0-3 K ②			x 0-0 5-3 ②		x 0-0 F7 ③		x 0-3 K ③		4	0	0	0	0	2	3
George Brett, L (1, 5) OBP: 0.384, SLG: 0.480	0-0 G3 ③			x 0-0 3-1 ③			x 0-3 K ①		x 0-0 6-3 ①	4	0	0	0	0	1	0
John Mayberry, L (1, 3) OBP: 0.327, SLG: 0.375		x 0-0 6-3 ①			x 0-0 G3 ①		x 0-0 F8 ②		x 0-0 1B 1B	4	0	1	0	0	0	0
Hal McRae, R (1, 10) OBP: 0.430, SLG: 0.503 Tom Hall, L (9, PR)		x 0-3 K ②			x 0-0 F8 ②		x 0-0 F8 ③		x 0-0 1B 1B	4	0	1	0	0	1	0
Tom Poquette, L (1, 7) OBP: 0.394, SLG: 0.484		x 0-0 F5 ③			x 0-0 1B			x 0-0 1B 4-3 2B	x 0-3 K ②	4	1	2	0	0	1	2
Bob Stinson, S (1, 2) OBP: 0.329, SLG: 0.322			x 0-0 4-3 ①		x 0-0 F9 ③			x 4-0 1B 4-3 1B BB	x 0-0 L6 ③	3	0	0	0	1	0	3
Freddie Patek, R (1, 6) OBP: 0.331, SLG: 0.313 Ruppert Jones, L (8, PH) OBP: 0.318, SLG: 0.400 (9, 9)			x 0-0 L8 ②			x 0-3 K ①		x 0-0 1-2 2-3 4-3 1B		2	0	0	0	0	1	0
Frank White, R (1, 4) OBP: 0.258, SLG: 0.290 Jamie Quirk, L (8, PH) OBP: 0.253, SLG: 0.353 (9, 6)			x 0-0 F7 ③			x 0-0 F5 ②		x 0-3 K ①		1	0	1	0	0	0	0

Inning Stats		R: 0	H: 0	R: 0	H: 0	R: 0	H: 0	R: 0	H: 1	R: 0	H: 0	R: 1	H: 2	R: 0	H: 2	1B: 5	SF: 0
		E: 0	LOB: 0	E: 0	LOB: 0	E: 0	LOB: 0	E: 0	LOB: 1	E: 0	LOB: 0	E: 0	LOB: 2	E: 0	LOB: 2	2B: 1	SAC: 0
		K: 2	BB: 0	K: 1	BB: 0	K: 0	BB: 0	K: 0	BB: 0	K: 1	BB: 0	K: 2	BB: 1	K: 1	BB: 0	3B: 0	DP: 0
		S: 7	P: 7	S: 5	P: 5	S: 3	P: 3	S: 4	P: 4	S: 6	P: 6	S: 9	P: 13	S: 7	P: 7	HR: 0	HBP: 0

PITCHER		IP	WLS	BF	H	R	ER	SO	BB	IBB	HBP	BLK	WP	HR	S	P	ERA	WHIP
Dennis Eckersley, R (1, 1)	ERA: 3.63	7.0	W	26	4	1	1	5	1	0	0	0	0	0	35	39	1.29	0.714
Jim Kern, R (8, 1)	ERA: 2.66	2.0	S	8	2	0	0	3	0	0	0	0	0	0	14	14	0.00	1.000

**BOTTOM**

**Cleveland Indians @ Kansas City Royals**  
**Royals Stadium, Kansas City, MO**

Wed Aug 18 1976, 8:05 PM EDT  
 Att: 15,095 - Unknown - 90 F

livebaseballscorecards.com

<b>AB</b>	<b>33</b>
<b>R</b>	<b>1</b>
<b>H</b>	<b>6</b>
<b>RBI</b>	<b>1</b>
<b>BB</b>	<b>1</b>
<b>SO</b>	<b>8</b>
<b>LOB</b>	<b>13</b>



<b>WP: 0</b>	<b>PA: 34</b>
<b>PB: 0</b>	
<b>SB: 0</b>	
<b>CS: 0</b>	

Batter	1	2	3	4	5	6	7	8	9	AB R H RBI BB SO LOB	TOP											
Jim Wohlford, R (1, 7) OBP: 0.297, SLG: 0.291	0-0 CS 1B		0-0 L5	0-0 L9			0-0 BB 1B BB 1B		0-0 F8	5 1 2 0 0 0 1	<b>Kansas City Royals @ Milwaukee Brewers</b> <b>Milwaukee County Stadium, Milwaukee, WI</b> Thu Aug 19 1976, 8:05 PM EDT Att. 10,553 - Unknown - 78 F  <b>AB 33</b> <b>R 4</b> <b>H 8</b> <b>RBI 4</b> <b>BB 4</b> <b>SO 5</b> <b>LOB 9</b>											
Amos Otis, R (1, 8) OBP: 0.349, SLG: 0.467	0-3 K 1-2		0-0 F9			0-0 5-3	0-0 BB BB 1B 1-2		0-3 K	5 0 1 0 0 2 1												
George Brett, L (1, 5) OBP: 0.384, SLG: 0.479	0-0 4-3		0-0 BB 1B 1B			0-0 4-3	4-0 BB BB 1-2 2-3 BB			3 1 1 0 1 0 0												
Hal McRae, R (1, 10) OBP: 0.433, SLG: 0.501		4-0 BB BB 2B BB 2B BB	4-0 BB BB 1B 1-2 BB			0-3 K	4-0 BB BB BB 1-2 2-3 3-H BB			1 1 0 1 3 1 0												
John Mayberry, L (1, 3) OBP: 0.328, SLG: 0.378		0-0 BB 2B SF7 2B 1-3	0-0 BB 1B 1-3 2-H 1B			0-0 4-3	0-0 1-3			4 1 2 1 0 0 3												
Al Cowens, R (1, 9) OBP: 0.308, SLG: 0.340		0-0 BB F8 2B 2-3 3-H	0-0 BB P4			0-3 K		0-0 L7		4 0 1 1 0 1 2												
Buck Martinez, R (1, 2) OBP: 0.267, SLG: 0.382		0-0 BB SF7		0-0 BB F8		0-0 4-3		0-0 4-3		2 0 0 1 0 0 0												
Tom Poquette, L (8, PH) OBP: 0.393, SLG: 0.482		0-0 BB 3-H		0-0 BB F8						1 0 0 0 0 0 0												
Bob Stinson, S (8, 2) OBP: 0.329, SLG: 0.322		0-0 BB 3-H		0-0 BB F2						0 0 0 0 0 0 0												
Freddie Patek, R (1, 6) OBP: 0.328, SLG: 0.311		0-0 BB F8		0-0 BB F2						3 0 0 0 0 0 1												
Jamie Quirk, L (8, PH) OBP: 0.250, SLG: 0.349		0-0 BB 2-3		0-0 BB 1B						1 0 0 0 0 1 0												
Frank White, R (1, 4) OBP: 0.259, SLG: 0.290		0-0 BB 1-3					0-0 5-3		0-0 F7	3 0 1 0 0 0 1												
Ruppert Jones, L (9, PH) OBP: 0.304, SLG: 0.381										1 0 0 0 0 0 0												
<b>Inning Stats</b>	R: 0 E: 0 K: 1 S: 5	H: 1 LOB: 0 BB: 0 P: 5	R: 2 E: 0 K: 0 S: 5	H: 2 LOB: 1 BB: 1 P: 9	R: 1 E: 0 K: 0 S: 5	H: 2 LOB: 2 BB: 1 P: 9	R: 0 E: 0 K: 0 S: 4	H: 1 LOB: 1 BB: 0 P: 4	R: 0 E: 0 K: 1 S: 5	H: 0 LOB: 0 BB: 0 P: 5	R: 0 E: 0 K: 1 S: 5	H: 0 LOB: 0 BB: 0 P: 5	R: 1 E: 0 K: 0 S: 5	H: 2 LOB: 3 BB: 2 P: 13	R: 0 E: 0 K: 1 S: 5	H: 0 LOB: 0 BB: 0 P: 5	R: 0 E: 0 K: 1 S: 5	H: 0 LOB: 0 BB: 0 P: 5	1B: 6 2B: 2 3B: 0 HR: 0	SF: 1 SAC: 0 DP: 0 HBP: 0	WP: 0 PB: 0 SB: 0 CS: 1	PA: 38
<b>PITCHER</b>	IP WLS BF H R ER SO BB IBB HBP BLK WP HR S P ERA WHIP																					
Jerry Augustine, L (1, 1) ERA: 3.1	6.2 W 30 8 4 4 3 3 3 0 0 0 0 0 0 33 45 5.40 1.650																					
Danny Frisella, R (7, 1) ERA: 2.73	2.1 S 8 0 0 0 2 1 0 0 0 0 0 0 0 11 15 0.00 0.429																					

livebaseballscorecards.com





Batter	1	2	3	4	5	6	7	8	9	AB R H RBI BB SO LOB	TOP
<b>Jim Wohlford, R</b> (1, 7) <small>OBP: 0.300, SLG: 0.287</small>	4-0 	0-0 6-3 			4-0 		0-0 F9 		0-0 F7 	3 1 0 0 2 0 3	<b>Kansas City Royals @ Milwaukee Brewers</b> Milwaukee County Stadium, Milwaukee, WI Fri Aug 20 1976, 8:05 PM EDT Att. 15,043 - Unknown - 76 F <a href="http://livebaseballscorecards.com">livebaseballscorecards.com</a>
<b>Amos Otis, R</b> (1, 8) <small>OBP: 0.350, SLG: 0.469</small>	0-0 	0-3 K 			0-0 F2 		4-0 			3 1 1 0 1 1 2	
<b>George Brett, L</b> (1, 5) <small>OBP: 0.385, SLG: 0.483</small>	0-0 		0-0 G3 		4-0 		0-0 L8 			3 1 1 2 1 0 1	
<b>Hal McRae, R</b> (1, 10) <small>OBP: 0.431, SLG: 0.499</small>	0-0 		0-0 F9 		4-0 			0-0 F8 		2 0 0 1 1 0 0	
<b>John Mayberry, L</b> (1, 3) <small>OBP: 0.328, SLG: 0.377</small>	0-0 		0-3 K 		0-0 1-3 			0-0 F9 		4 0 1 0 0 1 3	
<b>Al Cowens, R</b> (1, 9) <small>OBP: 0.305, SLG: 0.337</small>	0-0 			0-0 F7 		0-0 F9 		0-0 F8 		4 0 0 0 0 0 1	
<b>Buck Martinez, R</b> (1, 2) <small>OBP: 0.267, SLG: 0.380</small>	0-0 			0-0 F9 		0-0 F8 		0-0 		4 0 1 0 0 0 1	
<b>Freddie Patek, R</b> (1, 6) <small>OBP: 0.328, SLG: 0.309</small>		4-0 		0-0 5-3 		0-0 F8 		0-0 		2 0 0 0 1 0 0	
<b>Frank White, R</b> (1, 4) <small>OBP: 0.259, SLG: 0.291</small>		0-0 		0-0 6-3 		0-0 		0-0 		3 0 1 0 0 0 1	
<b>Inning Stats</b>	R: 3 H: 3 E: 0 LOB: 1 K: 0 BB: 1 S: 6 P: 10	R: 0 H: 0 E: 0 LOB: 1 K: 1 BB: 1 S: 5 P: 9	R: 0 H: 0 E: 0 LOB: 0 K: 1 BB: 0 S: 5 P: 5	R: 0 H: 0 E: 0 LOB: 0 K: 0 BB: 0 S: 3 P: 3	R: 0 H: 0 E: 0 LOB: 3 K: 0 BB: 3 S: 3 P: 15	R: 0 H: 0 E: 0 LOB: 0 K: 0 BB: 0 S: 3 P: 3	R: 0 H: 1 E: 0 LOB: 1 K: 0 BB: 1 S: 3 P: 7	R: 0 H: 0 E: 0 LOB: 0 K: 0 BB: 0 S: 3 P: 3	R: 0 H: 1 E: 0 LOB: 1 K: 0 BB: 0 S: 4 P: 4	1B: 3 SF: 1 2B: 1 SAC: 2 3B: 1 DP: 0 HR: 0 HBP: 0	WP: 0 PA: 37 PB: 0 SB: 2 CS: 1
<b>PITCHER</b> <b>Bill Travers, L</b> (1, 1) <small>ERA: 2.38</small>	IP 9.0 WLS L BF 37 H 5 R 3 ER 3 SO 2 BB 6 IBB 0 HBP 0 BLK 0 WP 0 HR 0 S 35 P 59 ERA 3.00 WHIP 1.222						<b>PITCHER</b> IP WLS BF H R ER SO BB IBB HBP BLK WP HR S P ERA WHIP				

AB	28
R	3
H	5
RBI	3
BB	6
SO	2
LOB	12





Batter	1	2	3	4	5	6	7	8	9	AB	R	H	RBI	BB	SO	LOB
Robin Yount, R OBP: 0.309, SLG: 0.325 (1, 6)	0-0 1-3		0-0 4-3		0-0 F8			0-3 K		4	0	0	0	0	1	2
Charlie Moore, R OBP: 0.346, SLG: 0.321 (1, 2)	0-0 6-3		0-0 6-3			0-0 5-3		0-0 6-3		4	0	0	0	0	0	0
George Scott, R OBP: 0.328, SLG: 0.403 (1, 3)	0-0 5-3			0-0 6-3		0-3 K		0-0 L7		4	0	0	0	0	1	0
Don Money, R OBP: 0.339, SLG: 0.422 (1, 10)		0-0 L7		0-0 6-3		4-0 1B BB		0-0 F7		3	0	0	0	1	0	0
Sixto Lezcano, R OBP: 0.359, SLG: 0.413 (1, 9)		0-0 6-3		0-3 K		0-0 FC6-4 1B		0-0 L8		4	0	1	0	0	1	0
Gorman Thomas, R OBP: 0.309, SLG: 0.381 (1, 8)		4-0 1B BB			4-0 SH2-3 BB	0-0 FC6-4		0-3 K		2	0	0	0	2	1	2
Gary Sutherland, R OBP: 0.260, SLG: 0.281 (1, 4)		0-0 1-3 1B			4-0 SH2-3 BB		0-0 5-3			2	0	1	0	1	0	0
Von Joshua, L OBP: 0.289, SLG: 0.343 (1, 7)		0-0 4-3			0-0 P6		0-0 F7			3	0	0	0	0	0	4
Jack Heidemann, R OBP: 0.257, SLG: 0.242 (1, 5)			0-3 K		0-0 SH2-3		0-0 6-3			2	0	0	0	0	1	0

Inning Stats	R: 0	H: 0	E: 0	K: 0	S: 3	R: 0	H: 1	E: 0	K: 0	S: 4	R: 0	H: 0	E: 0	K: 1	S: 5	R: 0	H: 0	E: 0	K: 1	S: 5	R: 0	H: 0	E: 0	K: 0	S: 3	R: 0	H: 1	E: 0	K: 1	S: 6	R: 0	H: 0	E: 0	K: 0	S: 3	R: 0	H: 0	E: 0	K: 1	S: 5	R: 0	H: 0	E: 0	K: 1	S: 5	1B: 2	SF: 0	2B: 0	SAC: 1	3B: 0	DP: 0	HR: 0	HBP: 0	WP: 0	PA: 33
PITCHER Andy Hassler, L ERA: 3.61 (1, 1)	IP	WLS	BF	H	R	ER	SO	BB	IBB	HBP	BLK	WP	HR	S	P	ERA	WHIP	IP	WLS	BF	H	R	ER	SO	BB	IBB	HBP	BLK	WP	HR	S	P	ERA	WHIP																					

BOTTOM

Kansas City Royals @ Milwaukee Brewers  
Milwaukee County Stadium, Milwaukee, WI

Fri Aug 20 1976, 8:05 PM EDT  
Att: 15,043 - Unknown - 76 F

livebaseballscorecards.com

AB	28
R	0
H	2
RBI	0
BB	4
SO	5
LOB	8



Batter	1	2	3	4	5	6	7	8	9	AB R H RBI BB SO LOB	TOP			
Ruppert Jones, L OBP: 0.357, SLG: 0.423 (1, 9) (4, 7)	0-0 1B 1B	0-0 1B		0-0 F7 1B	0-0 2B 1B			0-3 K		5 1 3 0 0 1 1	<b>Kansas City Royals @ Milwaukee Brewers</b> Milwaukee County Stadium, Milwaukee, WI Sat Aug 21 1976, 4:33 AM EDT Att. 17,725 - Unknown - 84 F			
Amos Otis, R OBP: 0.353, SLG: 0.472 (1, 8)	0-0 1B 1-2 4-3 1B	0-3 K		0-0 S 1-3 6-3 1B	0-0 1-3 2B			0-0 F9		5 2 3 0 0 1 1				
George Brett, L OBP: 0.385, SLG: 0.482 (1, 5)	0-0 E 1-3 FC3-2 2-H 1B	0-0 1-2 1B		0-0 6-3	0-0 F9			0-3 K		5 0 2 2 0 1 3				
John Mayberry, L OBP: 0.328, SLG: 0.375 (1, 3)	0-0 4-3 1-2 3-H	0-0 6-3		4-0 1-2 3-H 1B 1B IBB		0-0 3-1			1-0 G6-4-3 1B HBP HBP	3 2 0 1 1 0 3				
Hal McRae, R OBP: 0.435, SLG: 0.500 Davey Nelson, R OBP: 0.291, SLG: 0.310 (1, 10) (9, PR)	4-0 FC3-2 E BB		0-0 FC4-6 1B	0-0 1-2 3-H 1B 1B		0-3 K			1-0 G6-4-3 1-2 HBP	3 0 2 1 1 1 0 0 0 0 0 0 0 0				
Tom Poquette, L OBP: 0.390, SLG: 0.478 Al Cowens, R OBP: 0.306, SLG: 0.337 (1, 7) (4, PH) (4, 9)	0-0 E4 FC3-2 1-2 2-3		0-0 F8	0-0 1-3 2-H 1B		0-0 L3			0-0 G6-4-3 1-2f 2-3	2 0 0 0 0 0 3 3 0 1 1 0 0 2				
Bob Stinson, S OBP: 0.331, SLG: 0.320 (1, 2)	0-0 FC3-2 1-2 2-3 3-H		0-0 FC4-6 1-2f	0-0 F3			0-0 G6-4-3 1B		4-0 FC5 1B IBB	4 0 1 0 1 0 6				
Freddie Patek, R OBP: 0.327, SLG: 0.307 (1, 6)	0-3 K		0-0 F8		0-0 6-3		0-0 F2		0-0 1-2 3-H 1B	5 0 1 1 0 1 5				
Frank White, R OBP: 0.259, SLG: 0.289 (1, 4)		0-0 4-3		0-0 1B 6-3 1B	0-0 F8		0-0 G6-4-3		0-0 FC5 2-3f	5 1 1 0 0 0 3				
<b>Inning Stats</b>	R: 2 E: 1 K: 1 S: 9 H: 3 LOB: 3 BB: 1 P: 13	R: 0 E: 0 K: 1 S: 7 H: 2 LOB: 2 BB: 0 P: 7	R: 0 E: 0 K: 0 S: 4 H: 1 LOB: 1 BB: 0 P: 4	R: 3 E: 0 K: 0 S: 7 H: 4 LOB: 2 BB: 1 P: 11	R: 0 E: 0 K: 0 S: 5 H: 2 LOB: 2 BB: 0 P: 5	R: 0 E: 0 K: 1 S: 5 H: 0 LOB: 0 BB: 0 P: 5	R: 0 E: 0 K: 0 S: 3 H: 1 LOB: 0 BB: 0 P: 3	R: 0 E: 0 K: 2 S: 7 H: 0 LOB: 0 BB: 0 P: 7	R: 1 E: 0 K: 0 S: 3 H: 1 LOB: 2 BB: 1 P: 9	1B: 13 2B: 1 3B: 0 HR: 0 SF: 0 SAC: 0 DP: 2 HBP: 2	WP: 0 PB: 0 SB: 1 CS: 0 PA: 45			
<b>PITCHER</b>	IP WLS BF H R ER SO BB IBB HBP BLK WP HR S P ERA WHIP												<b>PITCHER</b>	IP WLS BF H R ER SO BB IBB HBP BLK WP HR S P ERA WHIP
Jim Colborn, R ERA: 3.75 (1, 1)	3.2 L 23 9 5 5 2 1 1 0 0 0 0 0 25 33 12.27 2.727													
Ray Sadecki, L ERA: 3.31 (4, 1)	4.1 17 4 1 1 3 0 0 1 0 0 0 0 22 23 2.08 0.923													
Bill Castro, R ERA: 2.96 (9, 1)	1.0 5 1 0 0 0 0 0 1 1 0 0 0 3 8 0.00 1.000													

AB	40
R	6
H	14
RBI	6
BB	3
SO	5
LOB	27



BOTTOM

Kansas City Royals @ Milwaukee Brewers  
Milwaukee County Stadium, Milwaukee, WI

Sat Aug 21 1976, 4:33 AM EDT  
Att: 17,725 - Unknown - 84 F

livebaseballscorecards.com

AB	33
R	2
H	6
RBI	2
BB	2
SO	6
LOB	15



WP:	1	PA:	36
PB:	0	SB:	0
CS:	1		

AB R H RBI BB SO LOB

3	1	1	1	1	1	0
4	0	1	0	0	1	2
4	0	0	0	0	1	3
4	1	1	0	0	0	0
3	0	1	0	1	1	1
4	0	1	1	0	0	2
4	0	0	0	0	0	4
4	0	0	0	0	2	3
2	0	0	0	0	0	0
1	0	1	0	0	0	0
0	0	0	0	0	0	0

Batter	1	2	3	4	5	6	7	8	9
Von Joshua, L OBP: 0.290, SLG: 0.349 (1, 7) X	0-0 F7 ①		0-3 K CS S			0-0 HR		4-0 BB 1-2 S	
Robin Yount, R OBP: 0.309, SLG: 0.324 (1, 6) X	0-0 F6 ②		0-0 CS 1-2 ③ X	0-0 4-3 ①		0-0 G6-4-3 1B		0-3 K ②	
George Scott, R OBP: 0.325, SLG: 0.399 (1, 3) X	0-0 1-5-3 ③			0-0 5-3 ②		0-0 G6-4-3 1-2f ② ③		0-3 K ③	
Mike Hegan, L OBP: 0.313, SLG: 0.385 (1, 10)		X	0-0 6-3 3B ①	0-0 1-3 ③			X	0-0 F8 ①	X
Darrell Porter, L OBP: 0.318, SLG: 0.300 (1, 2)		X	0-0 G3 ①		0-3 K ①		X	4-0 BB ①	X
Sixto Lezcano, R OBP: 0.358, SLG: 0.411 (1, 9)		X	0-0 6-3 ②		0-0 1B ②		X	0-0 F8 ②	X
Tim Johnson, L OBP: 0.309, SLG: 0.275 (1, 4) (9, 5)		X	0-0 4-3 ③		0-0 L7 ②		X	0-0 1-3 ③	X
Gorman Thomas, R OBP: 0.303, SLG: 0.373 (1, 8)			0-3 K ①		0-0 F8 ③		X	0-0 5-3 ①	X
Jack Heidemann, R OBP: 0.252, SLG: 0.237 (1, 5)			0-0 6-3 ②		0-0 F9 ①		X	0-0 BB 1B ①	
Bill Sharp, L OBP: 0.293, SLG: 0.274 (8, PH)									
Gary Sutherland, R OBP: 0.260, SLG: 0.281 (9, 4)									

Inning Stats	R: 0	H: 0	E: 0	K: 0	S: 3	R: 1	H: 1	E: 0	K: 0	S: 4	R: 0	H: 0	E: 0	K: 2	S: 7	R: 0	H: 0	E: 0	K: 1	S: 6	R: 1	H: 2	E: 0	K: 0	S: 4	R: 0	H: 0	E: 0	K: 0	S: 3	R: 0	H: 1	E: 0	K: 2	S: 8	R: 0	H: 1	E: 1	K: 1	S: 7	R: 0	H: 1	E: 0	K: 1	S: 7	1B: 4	2B: 0	3B: 1	SF: 0	SAC: 0	DP: 1	HBP: 0	WP: 1	PB: 0	SB: 0	CS: 1	PA: 36
--------------	------	------	------	------	------	------	------	------	------	------	------	------	------	------	------	------	------	------	------	------	------	------	------	------	------	------	------	------	------	------	------	------	------	------	------	------	------	------	------	------	------	------	------	------	------	-------	-------	-------	-------	--------	-------	--------	-------	-------	-------	-------	--------

PITCHER	IP	WLS	BF	H	R	ER	SO	BB	IBB	HBP	BLK	WP	HR	S	P	ERA	WHIP
Marty Pattin, R ERA: 2.53 (1, 1)	7.1	W	27	5	2	2	3	1	0	0	0	1	1	32	36	2.46	0.818
Tom Hall, L ERA: 4.13 (8, 1)	0.0		1	0	0	0	0	1	0	0	0	0	0	4	4	∞	∞
Mark Littell, R ERA: 1.92 (8, 1)	1.2	S	7	1	0	0	3	0	0	0	0	0	0	13	13	0.00	0.600

Batter	1	2	3	4	5	6	7	8	9	AB	R	H	RBI	BB	SO	LOB	TOP										
Ruppert Jones, L (1, 9) OBP: 0.303, SLG: 0.355	0-3 K	0-0 4-3			0-3 K			0-0 G3	0-0 FC 1B E	5	1	0	1	0	2	4											
Amos Otis, R (1, 8) OBP: 0.355, SLG: 0.476	0-0 2B		0-0 F3			0-0 6-3		0-0 2B 1B	0-0 FC3-6 1B	5	1	3	2	0	0	0											
George Brett, L (1, 5) OBP: 0.387, SLG: 0.483	0-0 P5		0-0 G1-6-3 1B			0-0 G4-6-3 1B		0-0 2B 1B	0-0 FC3-6	5	1	3	0	0	0	2											
John Mayberry, L (1, 3) OBP: 0.327, SLG: 0.375	0-0 5-3		0-0 G1-6-3 1-2f			0-0 G4-6-3 1-2f		0-0 2B	0-3 K	5	0	1	2	0	1	4											
Hal McRae, R (1, 10) OBP: 0.433, SLG: 0.500		0-0 F8		0-0 L9			0-0 G3 2B	0-3 K		4	0	1	0	0	1	1											
Tom Poquette, L (1, 7) OBP: 0.388, SLG: 0.475		0-0 1B 2B 1B		0-0 P3			0-0 G3 2-3		0-0 L9	4	1	1	0	0	0	1											
Buck Martinez, R (1, 2) OBP: 0.269, SLG: 0.381		0-0 2B 1B		0-0 1-3			0-3 K		4-0 BB FC BB	2	0	1	0	0	0	0	AB 37										
Jamie Quirk, L (7, PH) OBP: 0.256, SLG: 0.345		0-0 2B 1B		0-0 1-3			0-3 K		4-0 BB FC BB	1	0	0	0	1	1	1	R 7										
Davey Nelson, R (9, PR) OBP: 0.291, SLG: 0.310		1-2 2B 1B		0-0 1-3			0-3 K		4-0 BB FC BB	0	1	0	0	0	0	0	H 11										
Freddie Patek, R (1, 6) OBP: 0.325, SLG: 0.305		0-0 F8		0-0 P6			0-3 K		4-0 FC 1B BB	2	0	0	0	0	0	2	RBI 6										
Al Cowens, R (7, PH) OBP: 0.305, SLG: 0.336		0-0 F8		0-0 P6			0-3 K		4-0 FC 1B BB	1	0	0	0	0	1	1	BB 3										
Bob Stinson, S (7, 2) OBP: 0.335, SLG: 0.320		0-0 F8		0-0 P6			0-3 K		4-0 FC 1B BB	0	1	0	0	1	0	0	SO 6										
Frank White, R (1, 4) OBP: 0.261, SLG: 0.293		0-0 2B		0-0 4-3				0-0 F7	4-0 1B BB	3	1	1	1	1	0	0	LOB 16										
		1-3 2-H																									
<b>Inning Stats</b>	R: 0 E: 0 K: 1 S: 6	H: 1 LOB: 1 BB: 0 P: 6	R: 1 E: 0 K: 0 S: 6	H: 3 LOB: 2 BB: 0 P: 6	R: 0 E: 0 K: 0 S: 3	H: 1 LOB: 0 BB: 0 P: 3	R: 0 E: 0 K: 0 S: 3	H: 0 LOB: 0 BB: 0 P: 3	R: 0 E: 0 K: 1 S: 5	H: 0 LOB: 0 BB: 0 P: 5	R: 0 E: 0 K: 0 S: 3	H: 1 LOB: 0 BB: 0 P: 3	R: 0 E: 0 K: 2 S: 8	H: 1 LOB: 1 BB: 0 P: 8	R: 2 E: 0 K: 1 S: 8	H: 3 LOB: 1 BB: 0 P: 8	R: 4 E: 1 K: 1 S: 7	H: 1 LOB: 1 BB: 3 P: 19	1B: 7 2B: 4 3B: 0 HR: 0	SF: 0 SAC: 0 DP: 2 HBP: 0	WP: 0 PB: 0 SB: 0 CS: 0	PA: 40					
<b>PITCHER</b>	IP	WLS	BF	H	R	ER	SO	BB	IBB	HBP	BLK	WP	HR	S	P	ERA	WHIP										
Jim Slaton, R (1, 1) ERA: 3.35	7.2		31	10	3	3	4	0	0	0	0	0	0	39	39	3.52	1.304										
Danny Frisella, R (8, 1) ERA: 3.18	0.2	L	5	0	3	3	1	3	0	0	0	0	0	4	16	40.50	4.500										
Bill Castro, R (9, 1) ERA: 2.96	0.0		2	1	0	0	0	0	0	0	0	0	0	2	2	∞	∞										
Ray Sadecki, L (9, 1) ERA: 3.24	0.2		2	0	1	0	1	0	0	0	0	0	0	4	4	0.00	0.000										

**Kansas City Royals @ Milwaukee Brewers**  
 Milwaukee County Stadium, Milwaukee, WI  
 Sun Aug 22 1976, 4:33 AM EDT  
 Att. 16,596 - Unknown - 91 F

AB	37
R	7
H	11
RBI	6
BB	3
SO	6
LOB	16



Batter	1	2	3	4	5	6	7	8	9	AB R H RBI BB SO LOB
Von Joshua, L (1, 7) OBP: 0.294, SLG: 0.359	0-0 1B 1B	0-0 E7 1B			0-0 F7		0-0 HR		0-0 4-3	5 2 3 1 0 0 1
Robin Yount, R (1, 6) OBP: 0.308, SLG: 0.325	0-0 F7	0-0 F7			0-3 K		0-0 2B			4 0 1 0 0 1 2
George Scott, R (1, 3) OBP: 0.325, SLG: 0.398	0-0 1B 1-2 1B	0-3 K			0-0 F7		0-0 F9			4 1 1 0 0 1 2
Mike Hegan, L (1, 10) OBP: 0.311, SLG: 0.381	0-0 1B 1-3 2-H 1B		0-3 K		0-0 F9		0-0 F8			4 1 1 1 0 1 0
Darrell Porter, L (1, 2) OBP: 0.320, SLG: 0.303	0-0 1B 1-3 3-H 1B		0-3 K		0-0 FC6-4 1B		0-0 F9			4 0 2 1 0 1 0
Sixto Lezcano, R (1, 9) OBP: 0.357, SLG: 0.410	0-0 FC6-4 1B 2-3 3-H		0-0 F7		0-0 FC6-4 1-2f		0-3 K			4 0 1 1 0 1 1
Tim Johnson, L (1, 4) OBP: 0.303, SLG: 0.269	0-3 K			0-0 4-3		0-3 K		0-3 K		4 0 0 0 0 3 3
Gorman Thomas, R (1, 8) OBP: 0.300, SLG: 0.368	0-0 FC6-4			0-0 P3		0-0 F3		0-0 4-3		3 0 0 0 0 0 2
Bill Sharp, L (9, PH) OBP: 0.291, SLG: 0.273	1-2f			0-0 4-3		0-0 4-3		4-0 BB		1 0 0 0 0 0 0
Jack Heidemann, R (1, 5) OBP: 0.245, SLG: 0.230		0-0 4-3								3 0 0 0 0 0 0
Bernie Carbo, L (9, PH) OBP: 0.351, SLG: 0.369										0 0 0 0 1 0 0

Inning Stats	R: 3	H: 5	E: 0	K: 1	S: 10	LOB: 2	BB: 0	P: 10	R: 0	H: 1	E: 1	K: 1	S: 6	LOB: 1	BB: 0	P: 6	R: 0	H: 0	E: 0	K: 2	S: 7	LOB: 0	BB: 0	P: 7	R: 0	H: 0	E: 0	K: 1	S: 5	LOB: 0	BB: 0	P: 5	R: 0	H: 1	E: 0	K: 1	S: 6	LOB: 1	BB: 0	P: 6	R: 1	H: 2	E: 0	K: 0	S: 5	LOB: 1	BB: 0	P: 5	R: 0	H: 0	E: 0	K: 1	S: 5	LOB: 0	BB: 0	P: 5	R: 0	H: 0	E: 0	K: 1	S: 5	LOB: 1	BB: 1	P: 9	1B: 7	2B: 1	3B: 0	HR: 1	SF: 0	SAC: 0	DP: 0	HBP: 0	WP: 0	PA: 37
PITCHER	IP	WLS	BF	H	R	ER	SO	BB	IBB	HBP	BLK	WP	HR	S	P	ERA	WHIP																																																									
Doug Bird, R (1, 1) ERA: 3.4	8.0	W	33	9	4	4	7	0	0	0	0	0	0	47	47	4.50	1.125																																																									
Mark Littell, R (9, 1) ERA: 1.9	1.0	S	4	0	0	0	1	1	0	0	0	0	0	5	9	0.00	1.000																																																									

BOTTOM

Kansas City Royals @ Milwaukee Brewers  
Milwaukee County Stadium, Milwaukee, WI

Sun Aug 22 1976, 4:33 AM EDT  
Att: 16,596 - Unknown - 91 F

livebaseballscorecards.com

AB	36
R	4
H	9
RBI	4
BB	1
SO	8
LOB	11



Batter	1	2	3	4	5	6	7	8	9	AB R H RBI BB SO LOB
Ruppert Jones, L (1, 9) OBP: 0.270, SLG: 0.314	0-3 K		0-0 G3			0-0 6-3		0-0 G3		4 0 0 0 0 1 1
Amos Otis, R (1, 8) OBP: 0.353, SLG: 0.472	0-3 K		0-3 K			0-3 K		0-3 K		4 0 0 0 0 4 1
George Brett, L (1, 5) OBP: 0.386, SLG: 0.481	0-0 F9				0-3 K	0-0 4-3		0-0 1B		4 0 1 0 0 1 0
John Mayberry, L (1, 3) OBP: 0.326, SLG: 0.374		0-0 F9			0-3 K		0-0 1B 2B 1B	0-0 G3		4 1 1 0 0 1 1
Hal McRae, R (1, 10) OBP: 0.430, SLG: 0.495		0-3 K			0-0 F9		0-3 K		0-3 K	4 0 0 0 0 3 1
Tom Poquette, L (1, 7) OBP: 0.386, SLG: 0.471		0-3 K					0-0 F7		0-0 F8	4 0 1 0 0 1 1
Bob Stinson, S (1, 2) OBP: 0.339, SLG: 0.325			0-0 2B SF8 1B			0-0 F8		0-0 2B 1B	0-0 4-3	4 2 2 0 0 0 1
Freddie Patek, R (1, 6) OBP: 0.326, SLG: 0.309			0-0 G3			0-3 K		0-0 2B		2 0 1 0 0 1 1
Jamie Quirk, L (7, PH) OBP: 0.264, SLG: 0.364			1-3 2B					1-H 2-H 2B		1 0 1 2 0 0 0
Cookie Rojas, R (7, 4) OBP: 0.250, SLG: 0.240										0 0 0 0 0 0 0
Frank White, R (1, 4) OBP: 0.259, SLG: 0.291			0-0 SF8			0-0 P4		0-0 F5		2 0 0 1 0 0 2

Inning Stats	R: 0 E: 0 K: 2 S: 7	H: 0 LOB: 0 BB: 0 P: 7	R: 0 E: 0 K: 2 S: 7	H: 0 LOB: 0 BB: 0 P: 7	R: 1 E: 0 K: 1 S: 7	H: 2 LOB: 1 BB: 0 P: 7	R: 0 E: 0 K: 2 S: 7	H: 0 LOB: 0 BB: 0 P: 7	R: 0 E: 0 K: 1 S: 6	H: 1 LOB: 1 BB: 0 P: 6	R: 0 E: 0 K: 1 S: 5	H: 0 LOB: 0 BB: 0 P: 5	R: 2 E: 0 K: 1 S: 8	H: 3 LOB: 1 BB: 0 P: 8	R: 0 E: 0 K: 1 S: 6	H: 1 LOB: 1 BB: 0 P: 6	R: 0 E: 0 K: 1 S: 5	H: 0 LOB: 0 BB: 0 P: 5	1B: 5 2B: 2 3B: 0 HR: 0	SF: 1 SAC: 0 DP: 0 HBP: 0	WP: 0 PB: 0 SB: 0 CS: 0	PA: 34
--------------	------------------------------	---------------------------------	------------------------------	---------------------------------	------------------------------	---------------------------------	------------------------------	---------------------------------	------------------------------	---------------------------------	------------------------------	---------------------------------	------------------------------	---------------------------------	------------------------------	---------------------------------	------------------------------	---------------------------------	----------------------------------	------------------------------------	----------------------------------	--------

PITCHER	IP	WLS	BF	H	R	ER	SO	BB	IBB	HBP	BLK	WP	HR	S	P	ERA	WHIP	PITCHER	IP	WLS	BF	H	R	ER	SO	BB	IBB	HBP	BLK	WP	HR	S	P	ERA	WHIP	
Dennis Eckerlesley, R (1, 1) ERA: 3.59	9.0	W	34	7	3	3	12	0	0	0	0	0	0	58	58	3.00	0.778																			

**TOP**

**Kansas City Royals @ Cleveland Indians**  
Cleveland Municipal Stadium, Cleveland, OH

Mon Aug 23 1976, 7:05 PM EDT  
Att: 9,581 - Unknown - 79 F

**AB 33**  
**R 3**  
**H 7**  
**RBI 3**  
**BB 0**  
**SO 12**  
**LOB 9**



Batter	1	2	3	4	5	6	7	8	9	AB R H RBI BB SO LOB
Duane Kuiper, L (1, 4) OBP: 0.310, SLG: 0.320	0-0 CS 1B		0-0 FC4-6 1B	4-0 FC3-2 IBB		0-0 SH5-3 1-2			0-3 K	3 0 2 0 1 1 0
Tommy Smith, L (1, 9) OBP: 0.280, SLG: 0.319 Ron Pruitt, R (9, PH) OBP: 0.321, SLG: 0.298	0-0 4-3 1-2		0-0 FC4-6 1B	0-0 FC3-2		0-3 K			0-0 2B FC5-2 1B	4 0 1 0 0 1 5 1 0 1 0 0 0 0
Rick Manning, L (1, 8) OBP: 0.340, SLG: 0.393	0-3 K		0-0 FC4-6 1-2f 2-3	0-0 F7			0-0 6-3		0-0 FC5-2 1B 2B	5 1 1 0 0 1 5
Rico Carty, R (1, 10) OBP: 0.383, SLG: 0.455		0-0 F8	0-0 F9		0-0 6-3		0-0 G4-6-3 1B		4-0 1B FC5-2 IBB	4 0 1 0 1 0 2
Boog Powell, L (1, 3) OBP: 0.305, SLG: 0.335 Frank Robinson, R (9, PH) OBP: 0.333, SLG: 0.365		0-3 K		0-0 1B BB 1B	0-0 4-3		0-0 G4-6-3 1-2f		0-0 FC5-2 1B 1-2 2-3 3-Hf	4 1 1 0 0 1 1 1 0 0 0 0 0 3
George Hendrick, R (1, 7) OBP: 0.333, SLG: 0.462		0-0 1B		4-0 1B BB	4-0 BB			0-0 SH1-4 1B	0-0 1B 1-2 2-3 3-H	3 1 3 1 2 0 0
Buddy Bell, R (1, 5) OBP: 0.344, SLG: 0.365		0-0 4-3		0-0 1B FC3-2 1B	0-0 4-3			0-0 SH1-4 1-2		3 0 1 0 0 0 2
Ray Fosse, R (1, 2) OBP: 0.368, SLG: 0.385			0-0 HR	0-0 FC3-2 1B 1-3 2-H 3-H		0-0 CS 1B		4-0 G6-3 IBB		3 1 3 3 1 0 0
Frank Duffy, R (1, 6) OBP: 0.275, SLG: 0.282 Larvell Blanks, R (8, PH) OBP: 0.360, SLG: 0.448 (9, 6)			0-0 4-3	0-3 K		0-0 SH5-3 1-2		0-0 G6-3 1-2f		3 0 1 0 0 1 2 1 0 0 0 0 0 2

Inning Stats	R: 0 E: 0 K: 1 S: 5	H: 1 LOB: 0 BB: 0 P: 5	R: 0 E: 0 K: 1 S: 6	H: 1 LOB: 1 BB: 0 P: 6	R: 1 E: 0 K: 0 S: 6	H: 3 LOB: 2 BB: 0 P: 6	R: 2 E: 0 K: 1 S: 8	H: 3 LOB: 3 BB: 2 P: 16	R: 0 E: 0 K: 0 S: 3	H: 0 LOB: 1 BB: 1 P: 7	R: 0 E: 0 K: 1 S: 6	H: 2 LOB: 1 BB: 0 P: 6	R: 0 E: 0 K: 0 S: 3	H: 1 LOB: 0 BB: 0 P: 3	R: 0 E: 0 K: 0 S: 3	H: 1 LOB: 1 BB: 1 P: 7	R: 1 E: 0 K: 1 S: 7	H: 3 LOB: 3 BB: 1 P: 11	1B: 13 2B: 1 3B: 0 HR: 1	SF: 0 SAC: 2 DP: 2 HBP: 0	WP: 0 PB: 0 SB: 0 CS: 2	PA: 42	
PITCHER	IP	WLS	BF	H	R	ER	SO	BB	IBB	HBP	BLK	WP	HR	S	P	ERA	WHIP						
Al Fitzmorris, R (1, 1) ERA: 2.98	6.1		31	11	3	3	4	2	1	0	0	0	1	36	48	4.26	2.053						
Steve Mingori, L (7, 1) ERA: 2.32	2.1	L	11	4	1	1	1	0	2	0	0	0	0	11	19	3.86	1.714						

BOTTOM

Kansas City Royals @ Cleveland Indians  
Cleveland Municipal Stadium, Cleveland, OH

Mon Aug 23 1976, 7:05 PM EDT  
Att. 9,581 - Unknown - 79 F

livebaseballscorecards.com

AB	35
R	4
H	15
RBI	4
BB	5
SO	5
LOB	22



Batter	1	2	3	4	5	6	7	8	9	AB R H RBI BB SO LOB	TOP	
Jim Wohlford, R (1, 7) OBP: 0.303, SLG: 0.284	4-0 5-3 1B BB		0-0 F8		0-0 F8			4-0 G6-3 BB		2 1 0 0 2 0 0		
Amos Otis, R (1, 8) OBP: 0.350, SLG: 0.468	0-0 5-3 1-2		0-0 4-3		0-0 F8			0-0 F8		4 0 0 0 0 0 2		
George Brett, L (1, 5) OBP: 0.384, SLG: 0.477	0-0 F5		0-0 F8					0-0 G6-3 1-2f		4 0 0 0 0 0 2		
Hal McRae, R (1, 10) OBP: 0.430, SLG: 0.495 Davey Nelson, R (9, PR) OBP: 0.291, SLG: 0.310	0-0 2-H 1B			0-0 P6				0-0 F7 FC4-6 1B		4 0 2 1 0 0 0 0 0 0 0 0 0 0		
John Mayberry, L (1, 3) OBP: 0.326, SLG: 0.371	0-0 F7			0-0 F7				0-0 F7 BB		3 0 0 0 1 0 2		
Al Cowens, R (1, 9) OBP: 0.304, SLG: 0.336			0-0 1-3		0-0 BB 1B			0-0 FC4-6 1-2f		4 0 1 0 0 0 2		
Buck Martinez, R (1, 2) OBP: 0.273, SLG: 0.377					4-0 1-2 BB			0-0 F3		2 0 0 0 2 0 2		
Freddie Patek, R (1, 6) OBP: 0.323, SLG: 0.307			0-0 F9		0-0 F8			0-3 K		3 0 0 0 0 1 3		
Frank White, R (1, 4) OBP: 0.257, SLG: 0.288			0-3 K					0-0 F9		3 0 0 0 0 1 1		
<b>Inning Stats</b>	R: 1 H: 1 E: 0 LOB: 1 K: 0 BB: 1 S: 4 P: 8	R: 0 H: 0 E: 0 LOB: 1 K: 1 BB: 1 S: 5 P: 9	R: 0 H: 0 E: 0 LOB: 0 K: 0 BB: 0 S: 3 P: 3	R: 0 H: 1 E: 0 LOB: 2 K: 0 BB: 1 S: 4 P: 8	R: 0 H: 0 E: 0 LOB: 0 K: 0 BB: 0 S: 3 P: 3	R: 0 H: 0 E: 0 LOB: 1 K: 0 BB: 1 S: 3 P: 7	R: 0 H: 0 E: 0 LOB: 0 K: 1 BB: 0 S: 5 P: 5	R: 0 H: 0 E: 0 LOB: 0 K: 0 BB: 1 S: 2 P: 6	R: 0 H: 1 E: 1 LOB: 2 K: 0 BB: 0 S: 4 P: 4	1B: 3 SF: 0 2B: 0 SAC: 0 3B: 0 DP: 1 HR: 0 HBP: 0	WP: 0 PA: 34 PB: 0 SB: 0 CS: 0	
PITCHER Rick Waits, L (1, 1) ERA: 3.64	IP WLS BF H R ER SO BB IBB HBP BLK WP HR S P ERA WHIP	9.0 W 34 3 1 1 2 5 0 0 0 0 0 0 33 53 1.00 0.889										

**Kansas City Royals @ Cleveland Indians**  
**Cleveland Municipal Stadium, Cleveland, OH**  
 Tue Aug 24 1976, 7:05 PM EDT  
 Att: 6,615 - Unknown - 76 F

AB	29
R	1
H	3
RBI	1
BB	5
SO	2
LOB	14





Batter	1	2	3	4	5	6	7	8	9	AB	R	H	RBI	BB	SO	LOB
Duane Kuiper, L (1, 4) OBP: 0.310, SLG: 0.319	0-0 BB BLK SF7 1B	0-0 4-1			0-0 5-3			0-0 F7		4	1	1	0	0	0	1
John Lowenstein, L (1, 9) OBP: 0.282, SLG: 0.259	0-3 K 1-2		4-0 CS BB		0-0 4-3			0-0 B1		3	0	0	0	1	1	1
Rick Manning, L (1, 8) OBP: 0.339, SLG: 0.390	4-0 BB BB		0-0 1-4-3 1-2		0-0 4-3			0-0 3-1		3	0	0	0	1	0	1
Rico Carty, R (1, 10) OBP: 0.383, SLG: 0.453	4-0 1-2 2-3 BB		0-0 6-3			0-3 K				2	0	0	0	1	1	0
Boog Powell, L (1, 3) OBP: 0.305, SLG: 0.333	0-0 SF7 3-H			4-0 FC6-5 1B BB		0-0 4-3				1	0	0	1	1	0	0
George Hendrick, R (1, 7) OBP: 0.333, SLG: 0.461	0-0 L4			0-0 FC6-5 1B 1B		0-0 4-3				3	1	1	0	0	0	2
Buddy Bell, R (1, 5) OBP: 0.344, SLG: 0.367		0-0 2B		0-0 FC6-5 1B 1-2 2-3f			0-0 4-3			3	0	1	0	0	0	2
Ray Fosse, R (1, 2) OBP: 0.368, SLG: 0.384		0-0 F9		0-0 G6-4-3 1B 1-2 2-H			0-0 5-3			3	0	1	1	0	0	1
Frank Duffy, R (1, 6) OBP: 0.273, SLG: 0.279		0-0 1-3		0-0 G6-4-3 1-2f			0-0 5-3			3	0	0	0	0	0	3

Inning Stats	R: 1	H: 1	R: 0	H: 1	R: 0	H: 0	R: 1	H: 2	R: 0	H: 0	R: 0	H: 0	R: 0	H: 0	R: 0	H: 0	R: 0	H: 0
	E: 0	LOB: 2	E: 0	LOB: 1	E: 0	LOB: 0	E: 0	LOB: 1	E: 0	LOB: 0	E: 0	LOB: 0	E: 0	LOB: 0	E: 0	LOB: 0	E: 0	LOB: 0
	K: 1	BB: 2	K: 0	BB: 0	K: 0	BB: 1	K: 0	BB: 1	K: 1	BB: 0	K: 0	BB: 0	K: 0	BB: 0	K: 0	BB: 0	K: 0	BB: 0
	S: 6	P: 14	S: 4	P: 4	S: 2	P: 6	S: 4	P: 8	S: 3	P: 3	S: 3	P: 3	S: 3	P: 3	S: 3	P: 3	S: 3	P: 3

PITCHER	IP	WLS	BF	H	R	ER	SO	BB	IBB	HBP	BLK	WP	HR	S	P	ERA	WHIP
Dennis Leonard, R (1, 1) ERA: 3.26	8.0	L	30	4	2	2	2	4	0	0	1	0	0	30	46	2.25	1.000

**BOTTOM**

**Kansas City Royals @ Cleveland Indians**  
Cleveland Municipal Stadium, Cleveland, OH

Tue Aug 24 1976, 7:05 PM EDT  
Att. 6,615 - Unknown - 76 F

AB	25
R	2
H	4
RBI	2
BB	4
SO	2
LOB	11



WP: 0	PA: 30
PB: 0	
SB: 0	
CS: 1	

Batter	1	2	3	4	5	6	7	8	9	AB R H RBI BB SO LOB	TOP																
Al Cowens, R (1, 9) OBP: 0.305, SLG: 0.336	0-0 5-3	0-0 L8			0-0 2B SF9 1B		0-0 1B		0-0 F9	5 1 2 0 0 0 3	<b>Kansas City Royals @ Cleveland Indians</b> <b>Cleveland Municipal Stadium, Cleveland, OH</b> Wed Aug 25 1976, 7:05 PM EDT Att: 7,113 - Unknown - 77 F																
Amos Otis, R (1, 8) OBP: 0.353, SLG: 0.471	4-0 F8 S BB		0-0 6-3 S 1B		0-0 1-3 2B		0-3 K			3 0 2 0 1 1 0																	
George Brett, L (1, 5) OBP: 0.381, SLG: 0.474	0-0 F8 1-3		0-0 F9 1-2		0-0 SF9			0-0 4-3		3 0 0 1 0 0 2																	
John Mayberry, L (1, 3) OBP: 0.323, SLG: 0.368	0-0 F8		0-0 6-3 2-3		0-3 3-H K			0-0 E3 1B		4 0 0 0 0 1 3																	
Hal McRae, R (1, 10) OBP: 0.433, SLG: 0.495		4-0 BB SF9 BB	4-0 FC6-4 BB		0-0 P4			0-0 1-3 1B		2 1 1 0 2 0 1																	
Ruppert Jones, L (8, PR) OBP: 0.270, SLG: 0.314										0 0 0 0 0 0 0																	
Tom Poquette, L (1, 7) OBP: 0.382, SLG: 0.466		0-3 K	0-0 FC6-4		0-0 F9			0-3 K		3 0 0 0 0 1 3																	
Davey Nelson, R (8, PH) OBP: 0.289, SLG: 0.308										1 0 0 0 0 1 1																	
Jim Wohlford, R (8, 7) OBP: 0.303, SLG: 0.284			1-2f							0 0 0 0 0 0 0																	
Buck Martinez, R (1, 2) OBP: 0.277, SLG: 0.374		4-0 SF9 BB 1-2 BB		0-3 K		0-3 K			4-0 4-3 SH1 BB	2 0 0 0 2 2 0																	
Freddie Patek, R (1, 6) OBP: 0.326, SLG: 0.306		4-0 SF9 BB 1-2 2-3		0-3 K		4-0 CS BB			0-0 SH1 1-2	1 0 0 0 2 1 0																	
Frank White, R (1, 4) OBP: 0.254, SLG: 0.286		0-0 SF9 1-2 2-3 3-H		0-0 6-3		0-0 CS 1-2	0-0 F8		0-0 4-3 2-3	3 0 0 1 0 0 1																	
<b>Inning Stats</b>	R: 0 E: 0 K: 0 S: 3	H: 0 LOB: 1 BB: 1 P: 7	R: 1 E: 0 K: 1 S: 5	H: 0 LOB: 2 BB: 3 P: 17	R: 0 E: 0 K: 0 S: 4	H: 1 LOB: 2 BB: 1 P: 8	R: 0 E: 0 K: 2 S: 7	H: 0 LOB: 0 BB: 0 P: 7	R: 1 E: 0 K: 1 S: 7	H: 2 LOB: 1 BB: 0 P: 7	R: 0 E: 0 K: 1 S: 4	H: 0 LOB: 0 BB: 1 P: 8	R: 0 E: 0 K: 1 S: 5	H: 1 LOB: 0 BB: 0 P: 5	R: 0 E: 1 K: 1 S: 6	H: 1 LOB: 1 BB: 0 P: 6	R: 0 E: 0 K: 0 S: 3	H: 0 LOB: 1 BB: 1 P: 7	1B: 4 2B: 1 3B: 0 HR: 0	SF: 2 SAC: 1 DP: 0 HBP: 0	WP: 0 PB: 0 SB: 2 CS: 1	PA: 38					
<b>PITCHER</b>	IP WLS BF H R ER SO BB IBB HBP BLK WP HR S P ERA WHIP																										
Jim Bibby, R (1, 1) ERA: 3.53	1.1		8	0	1	1	1	4	0	0	0	0	0	6	22	6.75	3.000										
Jim Kern, R (2, 1) ERA: 2.6	5.2	L	21	4	1	1	5	2	0	0	0	0	0	29	37	1.59	1.059										
Dave LaRoche, L (8, 1) ERA: 2.27	2.0		8	1	0	0	1	1	0	0	0	0	0	9	13	0.00	1.000										

AB	27
R	2
H	5
RBI	2
BB	7
SO	7
LOB	14



Batter	1	2	3	4	5	6	7	8	9	AB	R	H	RBI	BB	SO	LOB
<b>Rick Manning, L</b> (1, 8) OBP: 0.340, SLG: 0.389 <b>Tommy Smith, L</b> (5, 7) OBP: 0.275, SLG: 0.313	4-0 		0-0 4-1 		0-0 3-1 		0-0 F9 			1	1	0	0	1	0	0
<b>Ray Fosse, R</b> (1, 2) OBP: 0.371, SLG: 0.387	0-0 		0-0 		0-0 1-3 			0-3 K 		4	0	2	0	0	1	1
<b>Larvell Blanks, R</b> (1, 4) OBP: 0.354, SLG: 0.440	0-0 1-3 		0-0 FC6-4 			0-0 5-3 		0-0 F9 		4	0	0	0	0	0	3
<b>Rico Carty, R</b> (1, 10) OBP: 0.380, SLG: 0.449	0-0 4-3 			0-0 1-3 		0-3 K 		0-3 K 		4	0	0	1	0	2	1
<b>George Hendrick, R</b> (1, 7) OBP: 0.331, SLG: 0.457 (5, 8)	0-0 5-3 			0-0 5-3 		0-0 F7 			0-0 4-3 	4	0	0	0	0	0	1
<b>Buddy Bell, R</b> (1, 5) OBP: 0.344, SLG: 0.367 <b>John Lowenstein, L</b> (9, PH) OBP: 0.280, SLG: 0.258		0-0 F9 		0-0 		0-0 5-3 			0-0 P6 	3	0	1	0	0	0	0
<b>Boog Powell, L</b> (1, 3) OBP: 0.305, SLG: 0.329		0-0 6-3 		0-3 K 		4-0 			0-0 1-3 	3	0	0	0	1	1	1
<b>Ron Pruitt, R</b> (1, 9) OBP: 0.339, SLG: 0.320		0-0 5-3 			0-0 		0-0 			3	0	2	0	0	0	0
<b>Frank Duffy, R</b> (1, 6) OBP: 0.271, SLG: 0.277			0-0 5-3 		0-0 FC6-4 		0-0 F8 			3	0	0	0	0	0	3

Inning Stats	R: 1	H: 1	E: 0	K: 0	S: 4	H: 0	LOB: 1	BB: 1	P: 8	R: 0	H: 0	E: 0	K: 0	S: 3	R: 0	H: 1	E: 0	K: 0	S: 4	R: 0	H: 1	E: 0	K: 1	S: 6	R: 0	H: 1	E: 0	K: 0	S: 4	R: 0	H: 0	E: 0	K: 1	S: 5	R: 0	H: 1	E: 0	K: 0	S: 4	R: 0	H: 0	E: 0	K: 2	S: 7	R: 0	H: 0	E: 0	K: 0	S: 3	R: 0	H: 0	E: 0	K: 0	S: 3	1B: 5	SF: 0	2B: 0	3B: 0	HR: 0	SAC: 0	DP: 0	HBP: 0	WP: 0	PB: 0	SB: 0	CS: 0	PA: 34
--------------	------	------	------	------	------	------	--------	-------	------	------	------	------	------	------	------	------	------	------	------	------	------	------	------	------	------	------	------	------	------	------	------	------	------	------	------	------	------	------	------	------	------	------	------	------	------	------	------	------	------	------	------	------	------	------	-------	-------	-------	-------	-------	--------	-------	--------	-------	-------	-------	-------	--------

PITCHER	IP	WLS	BF	H	R	ER	SO	BB	IBB	HBP	BLK	WP	HR	S	P	ERA	WHIP
<b>Andy Hassler, L</b> (1, 1) ERA: 3.46	7.0	W	28	5	1	1	2	2	0	0	0	0	0	30	38	1.29	1.000
<b>Mark Littell, R</b> (8, 1) ERA: 1.85	2.0	S	6	0	0	0	2	0	0	0	0	0	0	10	10	0.00	0.000

**BOTTOM**

**Kansas City Royals @ Cleveland Indians**  
 Cleveland Municipal Stadium, Cleveland, OH

Wed Aug 25 1976, 7:05 PM EDT  
 Att. 7,113 - Unknown - 77 F

livebaseballscorecards.com

AB	32
R	1
H	5
RBI	1
BB	2
SO	4
LOB	13



Batter	1	2	3	4	5	6	7	8	9	10	11	12	13	14	15	AB R H RBI BB SO LOB
Tom Poquette, L OBP: 0.380, SLG: 0.460 Cookie Rojas, R OBP: 0.250, SLG: 0.241	3-1		1B HBP		4-3		G3		1B HR 1B		6-3		1-3		6-3	3 0 0 1 0 0 0 4 1 1 0 0 0 1
George Brett, L OBP: 0.377, SLG: 0.469	5-3		1-3 FC6-4 1B		3-1		F7		K		4-3			4-3	4-3	8 0 1 0 0 1 2
Amos Otis, R OBP: 0.356, SLG: 0.474	K		1-2 FC6-4						E4 1B WP		2B BB			6-3 2B		6 3 3 0 1 1 2
Hai McRae, R OBP: 0.435, SLG: 0.509			F9		G3 1B				F8		2B			6-3		7 1 4 4 0 0 2
John Mayberry, L OBP: 0.323, SLG: 0.368			2B		G3		L9		F8		4-3			IBB		6 0 1 0 1 0 3
Al Cowens, R OBP: 0.305, SLG: 0.336			K		5-3		6-3		1B		6-3			1B G4-6-3		7 0 2 1 0 1 5
Bob Stinson, S OBP: 0.348, SLG: 0.331			3-1		L8		BB		1B		1-3 1B			G4-6-3		6 1 3 0 1 0 3
Freddie Patek, R OBP: 0.327, SLG: 0.310 Jamie Quirk, L OBP: 0.258, SLG: 0.356			5-3		E8 4-3 2B		6-3		4-3		1-3			4-3		2 1 1 0 0 0 0 2 0 0 0 0 0 4
Davey Nelson, R OBP: 0.285, SLG: 0.303																2 0 0 0 0 0 1
Frank White, R OBP: 0.253, SLG: 0.284 Ruppert Jones, L OBP: 0.256, SLG: 0.297 Jim Wohlford, R OBP: 0.303, SLG: 0.285			F9		K		K		K		4-3			5-3		2 0 0 0 0 1 1 2 0 0 0 0 2 0 3 0 1 1 0 0 1

Inning Stats	R: 0	H: 0	E: 0	K: 1	S: 5	WLS	BF	H	R	ER	SO	BB	IBB	HBP	BLK	WP	HR	S	P	ERA	WHIP
	0	0	0	1	5	0	35	8	3	1	4	1	0	1	0	1	0	41	46	1.12	1.125
	0	0	0	1	5	0	35	8	3	1	4	1	0	1	0	1	0	41	46	1.12	1.125

PITCHER	IP	WLS	BF	H	R	ER	SO	BB	IBB	HBP	BLK	WP	HR	S	P	ERA	WHIP
Reggie Cleveland, R ERA: 3.22	8.0		35	8	3	1	4	1	0	1	0	1	0	41	46	1.12	1.125
Tom Murphy, R ERA: 4.46	1.1		8	4	3	3	2	0	0	0	0	0	1	12	12	20.25	3.000
Rick Kreuger, L ERA: 7.36	0.1		1	0	0	0	0	0	0	0	0	0	0	1	1	0.00	0.000
Jim Willoughby, R ERA: 3.02	5.1	L	21	5	1	1	0	1	1	0	0	0	0	19	27	1.69	1.125

**Kansas City Royals @ Boston Red Sox**  
 Fenway Park, Boston, MA  
 Thu Aug 26 1976, 7:05 PM EDT  
 Att: 24,199 - Unknown - 80 F

AB	60
R	7
H	17
RBI	7
BB	3
SO	6
LOB	25

Batter	1	2	3	4	5	6	7	8	9	10	11	12	13	14	15	AB	R	H	RBI	BB	SO	LOB								
<b>Rick Burleson, R</b> (1, 6) OBP: 0.353, SLG: 0.367	0-0 HR	0-0 F7		0-0 FC3-6 1B		0-0 G1-6-3			0-0 F8		0-0 FC6-4 1B		0-3 K			7	1	3	1	0	1	5								
<b>Denny Doyle, L</b> (1, 4) OBP: 0.262, SLG: 0.302	0-0 F7	4-0 BB E		0-3 K		0-0 1-3			0-0 5-3		0-0 FC6-4 1B			0-0 6-3		3	0	0	0	1	1	1								
<b>Bobby Darwin, R</b> (9, PH) OBP: 0.273, SLG: 0.367		1-2 BB														1	0	0	0	0	0	0								
<b>Doug Griffin, R</b> (10, 4) OBP: 0.238, SLG: 0.198		1-2 BB														2	0	0	0	0	0	2								
<b>Fred Lynn, L</b> (1, 8) OBP: 0.360, SLG: 0.445	0-0 4-3	0-0 E5 BB		0-0 FC3-6			0-0 1-3			0-0 L9		0-0 P6		0-0 F5		7	0	0	0	0	0	2								
<b>Carl Yastrzemski, L</b> (1, 7) OBP: 0.346, SLG: 0.426	0-0 6-3	4-0 BB BB		0-0 F5			0-3 K			0-0 4-3		0-3 K		0-3 K		6	0	0	0	1	3	1								
<b>Carlton Fisk, R</b> (1, 2) OBP: 0.332, SLG: 0.375		E5 BB			0-3 K		0-0 4-3			0-0 1B		0-0 5-3			0-0 4-3	7	1	1	0	0	1	3								
<b>Cecil Cooper, L</b> (1, 3) OBP: 0.305, SLG: 0.459		0-0 2B 1B		0-0 G3		0-0 3-1		0-0 L9		0-3 K			0-3 K		0-0 4-3	7	1	1	0	0	2	1								
<b>Jim Rice, R</b> (1, 10) OBP: 0.300, SLG: 0.434		0-0 2B 2B		4-0 BB		0-0 F8		0-0 L7			0-0 6-3		0-0 6-3		0-0 E S 1B	6	1	2	1	1	0	0								
<b>Rick Miller, L</b> (1, 9) OBP: 0.339, SLG: 0.348		0-0 1B 2B		0-0 F7			0-0 E 2B		0-3 K		0-3 K		0-0 S 1B		0-3 K	7	2	3	2	0	3	2								
<b>Rico Petrocelli, R</b> (1, 5) OBP: 0.307, SLG: 0.288		0-0 CS 1B		0-3 K		0-0 E4 G1-6-3		0-0 F8 1B			4-0 1B BB		4-0 BB BB		4-0 BB BB	4	0	2	1	2	1	1								
<b>Inning Stats</b>	R: 1 E: 0 K: 0 S: 4	H: 1 LOB: 0 BB: 0 P: 4	R: 4 E: 2 K: 0 S: 8	H: 4 LOB: 3 BB: 2 P: 16	R: 0 E: 0 K: 1 S: 5	H: 0 LOB: 1 BB: 1 P: 9	R: 0 E: 0 K: 1 S: 6	H: 1 LOB: 1 BB: 0 P: 6	R: 0 E: 0 K: 1 S: 5	H: 0 LOB: 0 BB: 0 P: 5	R: 0 E: 0 K: 1 S: 5	H: 0 LOB: 0 BB: 0 P: 5	R: 0 E: 0 K: 0 S: 3	H: 1 LOB: 0 BB: 0 P: 3	R: 0 E: 0 K: 1 S: 6	H: 1 LOB: 1 BB: 0 P: 6	R: 0 E: 0 K: 1 S: 5	H: 0 LOB: 0 BB: 0 P: 5	R: 0 E: 0 K: 2 S: 8	H: 1 LOB: 2 BB: 1 P: 12	R: 0 E: 0 K: 1 S: 5	H: 0 LOB: 0 BB: 0 P: 5	R: 0 E: 0 K: 1 S: 6	H: 1 LOB: 1 BB: 0 P: 6	R: 0 E: 0 K: 1 S: 6	H: 1 LOB: 1 BB: 0 P: 6	1B: 8 2B: 3 3B: 0 HR: 1	SF: 0 SAC: 0 DP: 1 HBP: 0	WP: 0 PB: 0 SB: 2 CS: 1	PA: 62

PITCHER	IP	WLS	BF	H	R	ER	SO	BB	IBB	HBP	BLK	WP	HR	S	P	ERA	WHIP
<b>Marty Pattin, R</b> (1, 1) ERA: 2.87	1.1		10	5	5	4	0	0	0	0	0	0	1	10	10	27.00	3.750
<b>Larry Gura, L</b> (2, 1) ERA: 2.7	4.2		19	2	1	0	3	3	0	0	0	0	0	22	34	0.00	1.071
<b>Steve Mingori, L</b> (7, 1) ERA: 2.2	3.2		11	1	0	0	2	0	0	0	0	0	0	15	15	0.00	0.273
<b>Mark Littell, R</b> (10, 1) ERA: 1.78	3.1		15	3	0	0	5	2	0	0	0	0	0	23	31	0.00	1.500
<b>Tom Bruno, R</b> (14, 1) ERA: 1.74	2.0	W	7	1	0	0	2	0	0	0	0	0	0	11	11	0.00	0.500

PITCHER	IP	WLS	BF	H	R	ER	SO	BB	IBB	HBP	BLK	WP	HR	S	P	ERA	WHIP

**Kansas City Royals @ Boston Red Sox**  
 Fenway Park, Boston, MA  
 Thu Aug 26 1976, 7:05 PM EDT  
 Att. 24,199 - Unknown - 80 F

livebaseballscorecards.com

<b>AB</b>	<b>57</b>
<b>R</b>	<b>6</b>
<b>H</b>	<b>12</b>
<b>RBI</b>	<b>5</b>
<b>BB</b>	<b>5</b>
<b>SO</b>	<b>12</b>
<b>LOB</b>	<b>18</b>



Batter	1	2	3	4	5	6	7	8	9	AB R H RBI BB SO LOB	TOP											
Jim Wohlford, R (1, 7) OBP: 0.301, SLG: 0.280	0-3 K		0-0 5-3		4-0 BB			0-0 6-3	0-0 1-6-3	4 0 0 0 1 1 2												
George Brett, L (1, 5) OBP: 0.375, SLG: 0.465 Jamie Quirk, L (8, 5) OBP: 0.258, SLG: 0.356	0-0 4-3			0-0 L7	0-0 4-3			0-3 K		4 0 0 0 0 1 2 0 0 0 0 0 0 0												
Amos Otis, R (1, 8) OBP: 0.356, SLG: 0.473 Ruppert Jones, L (8, PH) OBP: 0.250, SLG: 0.289	0-0 CS 1B			0-0 6-3		0-0 F9		0-0 F9		3 0 1 0 0 0 0 1 0 0 0 0 0 0												
Hal McRae, R (1, 10) OBP: 0.436, SLG: 0.508	0-0 CS 1-2	1-0 G1-6-3 HBP		0-0 1B		0-0 L6			0-0 3-1	3 0 1 0 0 0 0												
John Mayberry, L (1, 3) OBP: 0.324, SLG: 0.369		0-0 G1-6-3 1-2f		0-3 K		0-0 1B			0-0 1B HR	4 1 2 0 0 1 2												
Al Cowens, R (1, 9) OBP: 0.305, SLG: 0.335		0-3 K			0-0 L7	0-0 F9			0-0 1B HR	4 1 1 0 0 1 1												
Buck Martinez, R (1, 2) OBP: 0.274, SLG: 0.371 Bob Stinson, S (7, PH) OBP: 0.349, SLG: 0.352			0-0 3-1		0-3 K		0-0 F9		0-0 1B HR	2 0 0 0 0 1 0 2 1 1 3 0 0 0	AB 35 R 4 H 10 RBI 4 BB 1 SO 7 LOB 7											
Freddie Patek, R (1, 6) OBP: 0.326, SLG: 0.309			0-0 5-3		0-0 2B 1B		0-3 K		0-3 K	4 1 1 0 0 2 0												
Frank White, R (1, 4) OBP: 0.258, SLG: 0.292			0-0 S 1B		0-0 1H 2B		0-0 F8		0-0 S 1B	4 0 3 1 0 0 0												
Inning Stats	R: 0 E: 0 K: 1 S: 5	H: 1 LOB: 0 BB: 0 P: 5	R: 0 E: 0 K: 1 S: 4	H: 0 LOB: 0 BB: 0 P: 5	R: 0 E: 0 K: 0 S: 4	H: 1 LOB: 1 BB: 0 P: 4	R: 0 E: 0 K: 1 S: 6	H: 1 LOB: 1 BB: 0 P: 6	R: 1 E: 0 K: 1 S: 7	H: 2 LOB: 2 BB: 1 P: 11	R: 0 E: 0 K: 0 S: 4	H: 1 LOB: 1 BB: 0 P: 4	R: 0 E: 0 K: 1 S: 5	H: 0 LOB: 0 BB: 0 P: 5	R: 0 E: 0 K: 1 S: 5	H: 0 LOB: 0 BB: 0 P: 5	R: 3 E: 0 K: 1 S: 9	H: 4 LOB: 1 BB: 0 P: 9	1B: 8 2B: 1 3B: 0 HR: 1	SF: 0 SAC: 0 DP: 1 HBP: 1	WP: 0 PB: 0 SB: 2 CS: 1	PA: 38
PITCHER	IP WLS BF H R ER SO BB IBB HBP BLK WP HR S P ERA WHIP																					
Fergie Jenkins, R (1, 1) ERA: 3.34 Dick Pole, R (8, 1) ERA: 4.76	7.0 W 27 6 1 1 5 1 0 1 0 0 0 0 1 35 40 1.29 1.000																					

**Kansas City Royals @ Boston Red Sox**  
 Fenway Park, Boston, MA  
 Fri Aug 27 1976, 7:05 PM EDT  
 Att. 24,940 - Unknown - 74 F

livebaseballscorecards.com



Batter	1	2	3	4	5	6	7	8	9
<b>Rick Burleson, R</b> OBP: 0.352, SLG: 0.363 (1, 6)	0-0 F8		0-0 F9		1-0 1B 2B HBP		0-0 L7	0-0 1-3	
<b>Denny Doyle, L</b> OBP: 0.294, SLG: 0.304 (1, 4)	0-3 K		0-0 P6		0-0 2B FC9-2 1B		0-0 E		
<b>Fred Lynn, L</b> OBP: 0.361, SLG: 0.450 (1, 8)	0-0 3-1			0-0 F9	0-0 2B		0-0 E6		
<b>Carl Yastrzemski, L</b> OBP: 0.348, SLG: 0.434 (1, 7)		0-0 HR		0-3 K	0-0 FC9-2		0-0 1B		
<b>Dwight Evans, R</b> OBP: 0.322, SLG: 0.406 (7, PR) (8, 9)									
<b>Carlton Fisk, R</b> OBP: 0.336, SLG: 0.390 (1, 2)		0-0 FC6-4 1B		0-0 HR		0-0 5-3 1B 2B	0-3 K		
<b>Cecil Cooper, L</b> OBP: 0.302, SLG: 0.454 (1, 3)		0-0 F8		0-0 6-3		0-0 5-3	0-0 L9		
<b>Jim Rice, R</b> OBP: 0.299, SLG: 0.431 (1, 10)		0-0 FC6-4 CS			0-0 5-3	0-0 6-3		4-0 BB	
<b>Rick Miller, L</b> OBP: 0.346, SLG: 0.356 (1, 9) (8, 7)		0-0 CS	0-0 1B		0-0 3B 1B	0-0 CS 1B		0-3 K	
<b>Butch Hobson, R</b> OBP: 0.255, SLG: 0.355 (1, 5)			0-0 P6		0-0 1B 3B	0-0 CS	0-0 HR	0-0 P3	

Inning Stats	R: 0 E: 0 K: 1 S: 5	H: 0 LOB: 0 BB: 0 P: 5	R: 1 E: 0 K: 0 S: 4	H: 2 LOB: 0 BB: 0 P: 4	R: 0 E: 0 K: 0 S: 4	H: 1 LOB: 1 BB: 0 P: 4	R: 1 E: 0 K: 1 S: 6	H: 1 LOB: 0 BB: 0 P: 6	R: 3 E: 0 K: 0 S: 6	H: 4 LOB: 1 BB: 0 P: 7	R: 1 E: 0 K: 0 S: 4	H: 2 LOB: 0 BB: 0 P: 4	R: 3 E: 1 K: 1 S: 9	H: 4 LOB: 1 BB: 0 P: 9	R: 0 E: 0 K: 1 S: 5	H: 0 LOB: 1 BB: 1 P: 9
1B: 7 2B: 4 3B: 1 HR: 3	SF: 0 SAC: 0 DP: 1 HBP: 1	WP: 0 PA: 39														

PITCHER	IP	WLS	BF	H	R	ER	SO	BB	IBB	HBP	BLK	WP	HR	S	P	ERA	WHIP
<b>Doug Bird, R</b> ERA: 3.6 (1, 1)	4.1	L	20	7	5	5	2	0	0	1	0	0	2	23	24	10.38	1.615
<b>Tom Hall, L</b> ERA: 4.78 (5, 1)	3.2		17	7	4	4	2	1	0	0	0	0	1	20	24	9.82	2.182

**BOTTOM**

**Kansas City Royals @ Boston Red Sox**  
Fenway Park, Boston, MA  
Fri Aug 27 1976, 7:05 PM EDT  
Att: 24,940 - Unknown - 74 F

[livebaseballscorecards.com](http://livebaseballscorecards.com)

<b>AB</b>	<b>35</b>
<b>R</b>	<b>9</b>
<b>H</b>	<b>14</b>
<b>RBI</b>	<b>8</b>
<b>BB</b>	<b>1</b>
<b>SO</b>	<b>4</b>
<b>LOB</b>	<b>14</b>



Batter	1	2	3	4	5	6	7	8	9	AB	R	H	RBI	BB	SO	LOB	TOP								
<b>Jim Wohlford, R</b> (1, 7) OBP: 0.307, SLG: 0.301	0-0 F9		0-0 SF9 1-H	0-0 1B 2-H			0-0 G6-4-3 1-2f 3-H		0-0 E 2B	5	2	3	1	0	0	1									
<b>Al Cowens, R</b> (1, 9) OBP: 0.304, SLG: 0.334	0-0 6-3		0-0 SF9 3-H		0-3 K		0-0 CS 1B		0-0 E6 1B 2-H	4	1	1	1	0	1	0									
<b>Amos Otis, R</b> (1, 8) OBP: 0.356, SLG: 0.474 <b>Ruppert Jones, L</b> (9, PR) OBP: 0.250, SLG: 0.289 (9, 8)	0-0 2B		0-0 5-3		0-3 K		0-0 CS 1-2	0-3 K	0-0 1B 1B 2-H	5	0	2	1	0	2	0									
<b>Hal McRae, R</b> (1, 10) OBP: 0.435, SLG: 0.505	4-0 FC4-6 BB		0-0 L9		0-0 6-3			0-0 6-3	0-0 1B 1-2	4	0	1	0	1	0	0									
<b>John Mayberry, L</b> (1, 3) OBP: 0.325, SLG: 0.368	0-0 FC4-6 1-2f			0-0 G3 1B 1B		0-0 4-3		4-0 2B BB	0-3 K 3	4	1	1	0	1	1	4									
<b>Cookie Rojas, R</b> (1, 5) OBP: 0.261, SLG: 0.265		0-0 5-3		0-0 1B 1B G3		0-0 P5		0-0 2B 1-H		4	1	2	0	0	0	0									
<b>Frank White, R</b> (1, 4) OBP: 0.255, SLG: 0.289		0-0 1-6-3		0-0 G3 1-2 2-3		0-0 5-3			0-0 6-3	4	0	0	0	0	0	2									
<b>Freddie Patek, R</b> (1, 6) OBP: 0.328, SLG: 0.314		0-0 6-3		0-0 1B 1B 2-H 3-H			0-0 E G6-4-3 2B		0-0 6-3	4	1	2	2	0	0	0									
<b>Buck Martinez, R</b> (1, 2) OBP: 0.278, SLG: 0.386			0-0 3B 1B	0-0 P4			0-0 FC1 G6-4-3 2-3		0-0 HR	4	2	2	1	0	0	2									
<b>Inning Stats</b>	R: 0 E: 0 K: 0 S: 4	H: 1 LOB: 2 BB: 1 P: 8	R: 0 E: 0 K: 0 S: 3	H: 0 LOB: 0 BB: 0 P: 3	R: 2 E: 0 K: 0 S: 5	H: 2 LOB: 0 BB: 0 P: 5	R: 2 E: 0 K: 0 S: 6	H: 4 LOB: 2 BB: 0 P: 6	R: 0 E: 0 K: 2 S: 7	H: 0 LOB: 0 BB: 0 P: 7	R: 0 E: 0 K: 0 S: 3	H: 0 LOB: 0 BB: 0 P: 3	R: 1 E: 1 K: 0 S: 4	H: 2 LOB: 0 BB: 0 P: 4	R: 0 E: 0 K: 1 S: 5	H: 1 LOB: 2 BB: 1 P: 9	R: 3 E: 1 K: 1 S: 10	H: 4 LOB: 2 BB: 0 P: 10	1B: 8 2B: 4 3B: 1 HR: 1	SF: 1 SAC: 0 DP: 1 HBP: 0	WP: 0 PB: 0 SB: 0 CS: 1	PA: 42			
<b>PITCHER</b>	IP	WLS	BF	H	R	ER	SO	BB	IBB	HBP	BLK	WP	HR	S	P	ERA	WHIP								
<b>Bill Lee, L</b> (1, 1) ERA: 6.3	3.1	L	17	6	4	4	0	1	0	0	0	0	0	16	20	10.80	2.100								
<b>Tom Murphy, R</b> (4, 1) ERA: 4.29	5.1		23	8	4	1	3	1	0	0	0	0	1	28	32	1.69	1.688								
<b>Rick Kreuger, L</b> (9, 1) ERA: 6.75	0.1		1	0	0	0	1	0	0	0	0	0	0	3	3	0.00	0.000								

**Kansas City Royals @ Boston Red Sox**  
**Fenway Park, Boston, MA**  
 Sat Aug 28 1976, 3:33 AM EDT  
 Att. 27,058 - Unknown - 88 F

[livebaseballscorecards.com](http://livebaseballscorecards.com)

<b>AB</b>	<b>38</b>
<b>R</b>	<b>8</b>
<b>H</b>	<b>14</b>
<b>RBI</b>	<b>6</b>
<b>BB</b>	<b>2</b>
<b>SO</b>	<b>4</b>
<b>LOB</b>	<b>9</b>





Batter	1	2	3	4	5	6	7	8	9	AB	R	H	RBI	BB	SO	LOB
<b>Rick Burleson, R</b> OBP: 0.349, SLG: 0.360 (1, 6) X	0-0 L9 ①		0-0 6-3 ②			0-0 F8 ①	0-3 K ②			4	0	0	0	0	1	2
<b>Denny Doyle, L</b> OBP: 0.294, SLG: 0.306 (1, 4) X	0-0 HR 2B		0-0 4-3 ③			0-0 5-3 ②	0-0 F5 ③			4	1	1	0	0	0	2
<b>Fred Lynn, L</b> OBP: 0.362, SLG: 0.460 (1, 8) X	0-0 HR			0-0 F7 ①		0-0 1B 2B		0-0 1-3 ①		4	2	2	2	0	0	0
<b>Carl Yastrzemski, L</b> OBP: 0.353, SLG: 0.441 (1, 7) X	0-0 L6 1B			0-0 2B		0-0 1B BLK 1B		0-0 1B		4	0	4	1	0	0	0
<b>Carlton Fisk, R</b> OBP: 0.335, SLG: 0.388 (1, 2) X	0-0 L6 ② ③			0-3 K ②		0-0 FC6-4 1B		0-0 F9 ②		4	0	1	0	0	1	3
<b>Cecil Cooper, L</b> OBP: 0.299, SLG: 0.448 (1, 3) X		0-0 L3 ①		0-0 3-1 ③		0-0 FC6-4 ③		0-0 4-3 ③		4	0	0	0	0	0	4
<b>Jim Rice, R</b> OBP: 0.301, SLG: 0.431 (1, 10) X		0-0 G1-6-3 1B			0-0 6-3 ①		4-0 BB BB		0-3 K ①	3	0	1	0	1	1	0
<b>Rick Miller, L</b> OBP: 0.345, SLG: 0.354 (1, 9) X		0-0 G1-6-3 ② ③			0-0 1B		0-0 P6 ①		0-0 P4 ②	1	0	0	0	0	0	1
<b>Dwight Evans, R</b> OBP: 0.323, SLG: 0.406 (3, 9) X		0-0 1-2f			0-0 1B		0-0 1B		0-0 F5 ③	3	0	1	0	0	0	1
<b>Butch Hobson, R</b> OBP: 0.255, SLG: 0.347 (1, 5) X			0-0 L4 ①		0-0 G6-3 ② ③		4-0 BB BB			3	0	0	0	1	0	1

Inning Stats	R: 2	H: 3	E: 0	LOB: 0	K: 0	P: 5	R: 0	H: 1	E: 0	LOB: 0	K: 0	P: 3	R: 0	H: 0	E: 0	LOB: 0	K: 0	P: 3	R: 0	H: 1	E: 0	LOB: 0	K: 0	P: 3	R: 1	H: 3	E: 0	LOB: 2	K: 0	P: 6	R: 0	H: 0	E: 0	LOB: 2	K: 1	P: 13	R: 0	H: 1	E: 0	LOB: 1	K: 0	P: 4	R: 0	H: 0	E: 0	LOB: 0	K: 1	P: 5	1B: 6	SF: 0	2B: 4	SAC: 0	3B: 0	DP: 3	HR: 1	HBP: 0	WP: 0	PA: 36
--------------	------	------	------	--------	------	------	------	------	------	--------	------	------	------	------	------	--------	------	------	------	------	------	--------	------	------	------	------	------	--------	------	------	------	------	------	--------	------	-------	------	------	------	--------	------	------	------	------	------	--------	------	------	-------	-------	-------	--------	-------	-------	-------	--------	-------	--------

PITCHER	IP	WLS	BF	H	R	ER	SO	BB	IBB	HBP	BLK	WP	HR	S	P	ERA	WHIP
<b>Al Fitzmorris, R</b> ERA: 3.04 (1, 1)	5.2		21	7	3	3	1	0	0	0	0	0	1	23	23	4.76	1.235
<b>Larry Gura, L</b> ERA: 2.7 (6, 1)	0.0		1	1	0	0	0	0	0	0	0	0	0	1	1	∞	∞
<b>Tom Bruno, R</b> ERA: 1.54 (6, 1)	1.1		7	1	0	0	1	2	0	0	1	0	0	7	15	0.00	2.250
<b>Steve Mingori, L</b> ERA: 2.19 (8, 1)	0.1		2	1	0	0	0	0	0	0	0	0	0	2	2	0.00	3.000
<b>Mark Littell, R</b> ERA: 1.75 (8, 1)	1.2	S	5	0	0	0	1	0	0	0	0	0	0	7	7	0.00	0.000

**BOTTOM**

**Kansas City Royals @ Boston Red Sox**  
Fenway Park, Boston, MA  
Sat Aug 28 1976, 3:33 AM EDT  
Att: 27,058 - Unknown - 88 F

livebaseballscorecards.com

<b>AB</b>	<b>34</b>
<b>R</b>	<b>3</b>
<b>H</b>	<b>10</b>
<b>RBI</b>	<b>3</b>
<b>BB</b>	<b>2</b>
<b>SO</b>	<b>3</b>
<b>LOB</b>	<b>14</b>



Batter	1	2	3	4	5	6	7	8	9	AB R H RBI BB SO LOB	TOP	
Jim Wohlford, R (1, 7) OBP: 0.301, SLG: 0.294	0-0 F3		0-0 4-3	0-3 K		0-0 F9		0-0 L8		5 0 0 0 0 1 2		
Al Cowens, R (1, 9) OBP: 0.305, SLG: 0.343	0-0 P3		0-0 E 2B		0-0 HR		0-0 5-3		0-0 4-3	5 2 2 1 0 0 0		
Amos Otis, R (1, 8) OBP: 0.358, SLG: 0.478 Ruppert Jones, L (3, PR) OBP: 0.256, SLG: 0.366	0-0 2B		0-0 E9 2-H 1B		0-0 HR		0-3 K		0-0 F7	2 0 2 1 0 0 0 3 1 1 1 0 1 0		
Hal McRae, R (1, 10) OBP: 0.433, SLG: 0.501	0-0 5-3		0-0 1-3		0-0 4-3		0-0 1B 1B		0-0 F8	5 0 1 0 0 0 2		
John Mayberry, L (1, 3) OBP: 0.326, SLG: 0.369 Davey Nelson, R (4, 4) OBP: 0.295, SLG: 0.308		0-0 G6-3 1B 1B		0-0 L8	4-0 G4-6-3 BB		0-0 1-2 1B			2 0 1 0 0 0 0 1 0 1 0 1 0 0		
Cookie Rojas, R (1, 5) OBP: 0.271, SLG: 0.276		0-0 1-2 1B		0-0 2B 1B	4-0 G4-6-3		0-0 1-2f FC6-4			4 1 2 0 0 0 3		
Bob Stinson, S (1, 2) OBP: 0.347, SLG: 0.355		0-0 G6-3 1-2f 2-3		0-0 1-3 2B 2B		0-3 K		0-0 P4		4 1 1 0 0 1 2		
Freddie Patek, R (1, 6) OBP: 0.327, SLG: 0.313 Jamie Quirk, L (3, 5) OBP: 0.250, SLG: 0.344		0-0 F7		0-0 F5		0-3 K		0-0 L8		1 0 0 0 0 0 1 3 0 0 0 0 1 2		
Frank White, R (1, 4) OBP: 0.261, SLG: 0.305			0-0 1-3	0-0 2-H 3-H 2B		0-0 HR		0-0 E7 1B		4 1 3 3 0 0 0		
<b>Inning Stats</b>	R: 0 H: 1 E: 0 LOB: 1 K: 0 BB: 0 S: 4 P: 4	R: 0 H: 2 E: 0 LOB: 1 K: 0 BB: 0 S: 4 P: 4	R: 1 H: 2 E: 1 LOB: 1 K: 0 BB: 0 S: 5 P: 5	R: 2 H: 3 E: 0 LOB: 1 K: 1 BB: 0 S: 8 P: 8	R: 2 H: 2 E: 0 LOB: 0 K: 0 BB: 1 S: 4 P: 8	R: 1 H: 1 E: 0 LOB: 0 K: 2 BB: 0 S: 8 P: 8	R: 0 H: 2 E: 0 LOB: 2 K: 1 BB: 0 S: 7 P: 7	R: 0 H: 1 E: 1 LOB: 1 K: 0 BB: 0 S: 4 P: 4	R: 0 H: 0 E: 0 LOB: 0 K: 0 BB: 0 S: 3 P: 3	1B: 7 SF: 0 2B: 4 SAC: 0 3B: 0 DP: 2 HR: 3 HBP: 0	WP: 0 PA: 40 PB: 0 SB: 0 CS: 0	
<b>PITCHER</b>	IP WLS BF H R ER SO BB IBB HBP BLK WP HR S P ERA WHIP											
Rick Wise, R (1, 1) ERA: 3.99	5.0 W 24 10 5 5 1 1 0 0 0 0 0 2 25 29 9.00 2.200											
Tom House, L (6, 1) ERA: 4.65	2.0 9 3 1 1 3 0 0 0 0 0 0 1 15 15 4.50 1.500											
Rick Kreuger, L (8, 1) ERA: 4.5	2.0 7 1 0 0 0 0 0 0 0 0 0 0 7 7 0.00 0.500											

**Kansas City Royals @ Boston Red Sox**  
 Fenway Park, Boston, MA  
 Sun Aug 29 1976, 3:33 AM EDT  
 Att. 26,747 - Unknown - 90 F

AB	39
R	6
H	14
RBI	6
BB	1
SO	4
LOB	12



Batter	1	2	3	4	5	6	7	8	9
<b>Rick Burleson, R</b> OBP: 0.352, SLG: 0.366 <b>Bob Heise, R</b> OBP: 0.313, SLG: 0.323 (1, 6) (5, PR) (6, 6)									
<b>Denny Doyle, L</b> OBP: 0.293, SLG: 0.305 (1, 4)									
<b>Fred Lynn, L</b> OBP: 0.365, SLG: 0.464 (1, 8)									
<b>Carl Yastrzemski, L</b> OBP: 0.351, SLG: 0.440 <b>Bobby Darwin, R</b> OBP: 0.268, SLG: 0.359 (1, 7) (3, PH) (4, 7)									
<b>Carlton Fisk, R</b> OBP: 0.340, SLG: 0.399 (1, 2)									
<b>Cecil Cooper, L</b> OBP: 0.303, SLG: 0.450 (1, 3)									
<b>Jim Rice, R</b> OBP: 0.302, SLG: 0.430 (1, 10)									
<b>Dwight Evans, R</b> OBP: 0.322, SLG: 0.413 (1, 9)									
<b>Butch Hobson, R</b> OBP: 0.261, SLG: 0.372 (1, 5)									

AB	R	H	RBI	BB	SO	LOB
4	1	3	3	0	0	0
1	0	0	0	0	0	1
5	1	1	0	0	1	3
5	2	3	1	0	1	1
1	0	0	1	0	0	1
3	0	0	0	0	0	3
5	4	4	1	0	1	0
3	2	2	2	1	1	0
5	2	2	0	0	0	1
3	2	1	3	0	0	2
4	1	2	3	0	1	3

BOTTOM	
<b>AB</b>	<b>39</b>
<b>R</b>	<b>15</b>
<b>H</b>	<b>18</b>
<b>RBI</b>	<b>14</b>
<b>BB</b>	<b>1</b>
<b>SO</b>	<b>5</b>
<b>LOB</b>	<b>15</b>
<b>WP: 0</b>	<b>PA: 43</b>
<b>PB: 0</b>	
<b>SB: 0</b>	
<b>CS: 0</b>	

**Kansas City Royals @ Boston Red Sox**  
**Fenway Park, Boston, MA**  
 Sun Aug 29 1976, 3:33 AM EDT  
 Att: 26,747 - Unknown - 90 F

Inning Stats		R: 7	H: 7	LOB: 1	K: 1	S: 13	R: 5	H: 4	LOB: 0	K: 0	S: 7	R: 0	H: 0	LOB: 0	K: 1	S: 5	R: 0	H: 1	LOB: 1	K: 0	S: 4	R: 1	H: 2	LOB: 0	K: 1	S: 7	R: 0	H: 0	LOB: 0	K: 2	S: 7
<b>PITCHER</b>		IP	WLS	BF	H	R	ER	SO	BB	IBB	HBP	BLK	WP	HR	S	P	ERA	WHIP													
<b>Dennis Leonard, R</b> ERA: 3.5 (1, 1)		1.1	L	14	9	9	6	1	0	0	0	0	0	0	16	16	40.50	6.750													
<b>Larry Gura, L</b> ERA: 3.57 (2, 1)		3.2		17	5	5	5	1	1	0	0	0	0	2	18	22	12.27	1.636													
<b>Tom Bruno, R</b> ERA: 1.98 (6, 1)		2.0		9	4	1	1	1	0	0	0	0	0	0	11	11	4.50	2.000													
<b>Tom Hall, L</b> ERA: 4.64 (8, 1)		1.0		3	0	0	0	2	0	0	0	0	0	0	7	7	0.00	0.000													

Batter	1	2	3	4	5	6	7	8	9	AB R H RBI BB SO LOB	TOP	
Jim Wohlford, R (1, 7) OBP: 0.303, SLG: 0.301	0-0 P6		0-0 CS 1B		0-0 1B 2B		0-0 F8		0-0 1-3	5 1 2 0 0 0 1		
Amos Otis, R (1, 8) OBP: 0.359, SLG: 0.477	0-0 FC4-6 1B		0-3 K		0-0 2-H 1B		0-0 6-3		0-0 F8	5 0 2 1 0 1 3		
George Brett, L (1, 5) OBP: 0.372, SLG: 0.462	0-0 FC4-6 1-2f		0-3 K 1-2		0-0 F9			0-0 L7		4 0 0 0 0 1 3		
Hal McRae, R (1, 10) OBP: 0.429, SLG: 0.496	0-0 F7			0-0 1-3		0-0 1-3		0-0 F7		4 0 0 0 0 0 1		
John Mayberry, L (1, 3) OBP: 0.327, SLG: 0.372		0-0 F9		0-0 1B		0-0 4-3		0-0 1B 2B		4 0 2 0 0 0 0		
Al Cowens, R (1, 9) OBP: 0.308, SLG: 0.349		0-0 2B		0-0 P4		0-0 1B 1B		0-0 2-3 1B		4 1 3 0 0 0 1		
Frank White, R (1, 4) OBP: 0.263, SLG: 0.310		0-0 2B 2-H		0-0 F8		0-0 1-3 1B		0-0 4-3		4 0 2 1 0 0 3		
Freddie Patek, R (1, 6) OBP: 0.325, SLG: 0.311 Davey Nelson, R (9, PH) OBP: 0.293, SLG: 0.306		0-0 F8		0-3 K		0-0 F7		0-0 6-3		3 0 0 0 0 1 3 1 0 0 0 0 0 0		
Buck Martinez, R (1, 2) OBP: 0.275, SLG: 0.381 Cookie Rojas, R (9, PH) OBP: 0.278, SLG: 0.284 Ruppert Jones, L (9, PR) OBP: 0.256, SLG: 0.366		0-0 F9		0-0 6-3		0-0 F9		0-0 1-3 1B		3 0 0 0 0 0 1 1 0 1 0 0 0 0 0 0 0 0 0 0 0		
<b>Inning Stats</b>	R: 0 H: 1 E: 0 LOB: 1 K: 0 BB: 0 S: 4 P: 4	R: 1 H: 2 E: 0 LOB: 1 K: 0 BB: 0 S: 5 P: 5	R: 0 H: 1 E: 0 LOB: 1 K: 2 BB: 0 S: 7 P: 7	R: 0 H: 1 E: 0 LOB: 1 K: 0 BB: 0 S: 4 P: 4	R: 1 H: 2 E: 0 LOB: 1 K: 1 BB: 0 S: 7 P: 7	R: 0 H: 2 E: 0 LOB: 2 K: 0 BB: 0 S: 5 P: 5	R: 0 H: 0 E: 0 LOB: 0 K: 0 BB: 0 S: 3 P: 3	R: 0 H: 2 E: 0 LOB: 2 K: 0 BB: 0 S: 5 P: 5	R: 0 H: 1 E: 0 LOB: 2 K: 0 BB: 0 S: 4 P: 4	1B: 8 SF: 0 2B: 5 SAC: 0 3B: 0 DP: 1 HR: 0 HBP: 0	WP: 0 PA: 38 PB: 0 SB: 0 CS: 1	
<b>PITCHER</b> Rudy May, L (1, 1) ERA: 4.01	IP WLS BF H R ER SO BB IBB HBP BLK WP HR S P ERA WHIP	9.0 W 38 12 2 2 3 0 0 0 0 0 0 0 44 44 2.00 1.333										

**Kansas City Royals @ Baltimore Orioles**  
 Memorial Stadium, Baltimore, MD  
 Mon Aug 30 1976, 7:05 PM EDT  
 Att. 6,249 - Unknown

AB	38
R	2
H	12
RBI	2
BB	0
SO	3
LOB	16



livebaseballscorecards.com

Batter	1	2	3	4	5	6	7	8	9
Tommy Harper, R (1, 10) OBP: 0.293, SLG: 0.268 Al Bumbry, L (8, PH) OBP: 0.326, SLG: 0.408	0-3 K		0-0 5-3			4-0 2B BB		0-3 K	
Bobby Grich, R (1, 4) OBP: 0.389, SLG: 0.436	0-0 F9			0-0 2B 6-3 1B		0-0 4-3 SF8 2B		4-0 4-3 BB	
Reggie Jackson, L (1, 9) OBP: 0.351, SLG: 0.512	0-0 S 1B			0-3 K		0-0 4-3		0-0 4-3	
Lee May, R (1, 3) OBP: 0.290, SLG: 0.441 Tony Muser, L (8, 3) OBP: 0.267, SLG: 0.252	0-3 K 1-2			0-0 1-3 2B		0-0 SF8		0-0 P5	
Ken Singleton, S (1, 7) OBP: 0.345, SLG: 0.371		0-0 F9		0-0 6-3		0-0 F9			
Doug DeCinces, R (1, 5) OBP: 0.293, SLG: 0.365		0-0 5-3		0-0 P3		4-0 CS 1B BB			
Mark Belanger, R (1, 6) OBP: 0.333, SLG: 0.324		0-0 6-3			0-0 F7		0-3 K		
Paul Blair, R (1, 8) OBP: 0.254, SLG: 0.269			0-3 K		0-0 6-3		0-0 CS 1B		
Dave Duncan, R (1, 2) OBP: 0.276, SLG: 0.256			0-0 P6		0-0 5-3		0-0 F7		

Inning Stats	R: 0	H: 1	E: 0	K: 2	S: 8	LOB: 1	BB: 0	P: 8
	R: 0	H: 0	E: 0	K: 0	S: 3	LOB: 0	BB: 0	P: 3
	R: 0	H: 0	E: 0	K: 1	S: 5	LOB: 0	BB: 0	P: 5
	R: 1	H: 2	E: 0	K: 1	S: 7	LOB: 1	BB: 0	P: 7
	R: 0	H: 0	E: 0	K: 0	S: 3	LOB: 0	BB: 0	P: 3
	R: 2	H: 1	E: 0	K: 0	S: 4	LOB: 0	BB: 1	P: 8
	R: 0	H: 1	E: 0	K: 1	S: 5	LOB: 1	BB: 1	P: 9
	R: 0	H: 0	E: 0	K: 1	S: 5	LOB: 1	BB: 1	P: 9

PITCHER	IP	WLS	BF	H	R	ER	SO	BB	IBB	HBP	BLK	WP	HR	S	P	ERA	WHIP
Andy Hassler, L (1, 1) ERA: 3.5	6.1	L	26	5	3	3	5	2	0	0	0	0	0	34	42	4.26	1.105
Mark Littell, R (7, 1) ERA: 1.71	1.2		5	0	0	0	1	1	0	0	0	0	0	6	10	0.00	0.600

**BOTTOM**

AB	R	H	RBI	BB	SO	LOB
2	1	0	0	1	1	0
1	0	0	0	0	1	0
3	2	2	1	1	0	0
4	0	1	0	0	1	3
2	0	1	1	0	1	1
1	0	0	0	0	0	1
3	0	0	1	0	0	1
2	0	0	0	1	0	1
3	0	0	0	0	1	0
3	0	0	0	0	0	2

**AB 27**  
**R 3**  
**H 5**  
**RBI 3**  
**BB 3**  
**SO 6**  
**LOB 10**



WP	PA	ERA	WHIP
0	31		
0			
1			
2			

**Kansas City Royals @ Baltimore Orioles**  
**Memorial Stadium, Baltimore, MD**  
 Mon Aug 30 1976, 7:05 PM EDT  
 Att. 6,249 - Unknown

[livebaseballscorecards.com](http://livebaseballscorecards.com)

Batter	1	2	3	4	5	6	7	8	9	AB R H RBI BB SO LOB	TOP											
Tom Poquette, L (1, 7) OBP: 0.378, SLG: 0.457	0-0 1B PB 1B		0-0 F9		0-0 L9			0-0 F7		4 1 1 0 0 0 2												
Amos Otis, R (1, 8) OBP: 0.356, SLG: 0.474	0-3 K 1-2		0-0 6-3			0-0 F8		0-0 FC5-4 1B 1-2f		4 1 0 0 0 1 2												
George Brett, L (1, 5) OBP: 0.373, SLG: 0.462	0-0 1B 2-3		0-3 K			0-0 6-3		0-0 1B 1-3		4 0 2 0 0 1 0												
John Mayberry, L (1, 3) OBP: 0.330, SLG: 0.375	0-0 1B 1-2 3-H			0-0 G4-3 1B		0-0 F9		0-0 FC6-4 1B 1-3 3-H		4 0 3 2 0 0 0												
Hal McRae, R (1, 10) OBP: 0.428, SLG: 0.494	0-0 L9			0-0 G4-3 1-2f			0-0 1B SF8	0-0 FC6-4 1-2f		4 1 1 0 0 0 5												
Al Cowens, R (1, 9) OBP: 0.308, SLG: 0.348	0-3 K			0-0 F8			0-0 CS 1B	0-0 F4		4 0 1 0 0 1 2												
Bob Stinson, S (1, 2) OBP: 0.340, SLG: 0.349		0-0 L9			0-3 K		0-0 SF8 1-2 3-H	0-3 K		3 0 0 1 0 2 0												
Freddie Patek, R (1, 6) OBP: 0.323, SLG: 0.309		0-0 6-3			0-0 F8		0-0 F2	0-3 K		2 0 0 0 0 0 0												
Jamie Quirk, L (7, PH) OBP: 0.247, SLG: 0.340										1 0 0 0 0 0 0												
Davey Nelson, R (7, 4) OBP: 0.293, SLG: 0.306										0 0 0 0 0 0 0												
Ruppert Jones, L (9, PH) OBP: 0.250, SLG: 0.357										1 0 0 0 0 1 0												
Frank White, R (1, 4) OBP: 0.266, SLG: 0.313		0-0 5-3			0-0 1B			0-0 FC5-4 1B		3 0 2 0 0 0 0												
<b>Inning Stats</b>	R: 1 E: 0 K: 2 S: 10	H: 3 LOB: 2 BB: 0 P: 10	R: 0 E: 0 K: 0 S: 3	H: 0 LOB: 0 BB: 0 P: 3	R: 0 E: 0 K: 1 S: 5	H: 0 LOB: 0 BB: 0 P: 5	R: 0 E: 0 K: 0 S: 3	H: 1 LOB: 0 BB: 0 P: 3	R: 0 E: 0 K: 1 S: 6	H: 1 LOB: 1 BB: 0 P: 6	R: 0 E: 0 K: 0 S: 3	H: 0 LOB: 0 BB: 0 P: 3	R: 1 E: 0 K: 0 S: 4	H: 2 LOB: 0 BB: 0 P: 4	R: 1 E: 0 K: 2 S: 6	H: 3 LOB: 2 BB: 0 P: 6	R: 0 E: 0 K: 2 S: 7	H: 0 LOB: 0 BB: 0 P: 7	1B: 10 2B: 0 3B: 0 HR: 0	SF: 1 SAC: 0 DP: 1 HBP: 0	WP: 0 PB: 1 SB: 0 CS: 1	PA: 35
<b>PITCHER</b>	IP WLS BF H R ER SO BB IBB HBP BLK WP HR S P ERA WHIP																					
Jim Palmer, R (1, 1) ERA: 2.59	7.2 W 31 10 3 2 4 0 0 0 0 0 0 0 39 39 2.35 1.304																					
Dyar Miller, R (8, 1) ERA: 3.0	1.1 S 4 0 0 0 2 0 0 0 0 0 0 0 8 8 0.00 0.000																					

**Kansas City Royals @ Baltimore Orioles**  
 Memorial Stadium, Baltimore, MD  
 Tue Aug 31 1976, 7:05 PM EDT  
 Att. 8,661 - Unknown

livebaseballscorecards.com

AB	34
R	3
H	10
RBI	3
BB	0
SO	6
LOB	11



Batter	1	2	3	4	5	6	7	8	9	AB	R	H	RBI	BB	SO	LOB	BOTTOM		
Al Bumbry, L (1, 8) OBP: 0.328, SLG: 0.408 Paul Blair, R (9, 8) OBP: 0.254, SLG: 0.269	0-0 E1 1B SF7		0-0 6-3 S 1B		0-0 F8		4-0 S 1B BB			3	3	1	0	1	0	0			
Bobby Grich, R (1, 4) OBP: 0.390, SLG: 0.437	0-0 SF7 1B 2-3		0-3 K 1-2		0-0 F8		0-0 CS 1B 1-H			4	1	2	1	0	1	1			
Reggie Jackson, L (1, 9) OBP: 0.352, SLG: 0.509	0-3 K		0-0 6-3 2-3		4-0 E S BB		0-0 CS 1-2	4-0 FC5-4 BB		2	0	0	0	2	1	3			
Lee May, R (1, 3) OBP: 0.289, SLG: 0.439 Tony Muser, L (9, 3) OBP: 0.267, SLG: 0.252	0-0 SF7 1-2 3-H		4-0 1B BB		0-0 F8 1-3			0-3 K		2	0	0	1	1	1	2			
Ken Singleton, S (1, 7) OBP: 0.346, SLG: 0.372	0-0 2-H 1B		0-0 1-3 3-H 1B		0-0 4-3			0-0 FC5-4 2B 1-2f		4	0	2	2	0	0	1			
Terry Crowley, L (1, 10) OBP: 0.268, SLG: 0.204 Tommy Harper, R (8, PH) OBP: 0.301, SLG: 0.292	0-3 K		0-0 F9		0-0 4-3			0-0 2B 1-3		3	0	0	0	0	1	3			
Doug DeCinces, R (1, 5) OBP: 0.290, SLG: 0.361		0-0 6-3		0-0 5-3		0-0 1-3		0-0 6-3		4	0	0	0	0	0	2			
Mark Belanger, R (1, 6) OBP: 0.331, SLG: 0.322		0-0 F4		0-0 F5			0-3 K			3	0	0	0	0	1	0			
Rick Dempsey, R (1, 2) OBP: 0.270, SLG: 0.204		0-0 F8		0-0 F4			0-0 F3			3	0	0	0	0	0	0			
<b>Inning Stats</b>	R: 2 E: 1 K: 2 S: 10	H: 2 LOB: 1 BB: 0 P: 10	R: 0 E: 0 K: 0 S: 3	H: 0 LOB: 0 BB: 0 P: 3	R: 1 E: 0 K: 1 S: 7	H: 2 LOB: 2 BB: 1 P: 11	R: 0 E: 0 K: 0 S: 3	H: 0 LOB: 0 BB: 0 P: 3	R: 0 E: 0 K: 0 S: 3	H: 0 LOB: 1 BB: 1 P: 7	R: 1 E: 0 K: 1 S: 5	H: 1 LOB: 0 BB: 1 P: 9	R: 0 E: 0 K: 1 S: 6	H: 1 LOB: 2 BB: 1 P: 10	1B: 5 2B: 1 3B: 0 HR: 0	SF: 1 SAC: 0 DP: 0 HBP: 0	WP: 0 PB: 0 SB: 3 CS: 1	PA: 35	
<b>PITCHER</b> Marty Pattin, R (1, 1) ERA: 2.86 Steve Mingori, L (7, 1) ERA: 2.14	IP 6.2 1.1	WLS L	BF 29	H 5	R 4	ER 2	SO 4	BB 3	IBB 0	HBP 0	BLK 0	WP 0	HR 0	S 34	P 46	ERA 2.70	WHIP 1.200		
<b>PITCHER</b>	IP	WLS	BF	H	R	ER	SO	BB	IBB	HBP	BLK	WP	HR	S	P	ERA	WHIP		

Kansas City Royals @ Baltimore Orioles  
Memorial Stadium, Baltimore, MD

Tue Aug 31 1976, 7:05 PM EDT  
Att. 8,661 - Unknown

AB	29
R	4
H	6
RBI	4
BB	4
SO	5
LOB	12



WP: 0	PA: 35
PB: 0	
SB: 3	
CS: 1	

ERA	WHIP
-----	------

Batter	1	2	3	4	5	6	7	8	9	AB R H RBI BB SO LOB	TOP													
Jim Wohlford, R (1, 7) OBP: 0.298, SLG: 0.297	0-3 K		0-0 F9		0-0 SF9		0-0 5-3			3 0 0 1 0 1 0														
Amos Otis, R (1, 8) OBP: 0.354, SLG: 0.470	0-0 L1		0-3 K		0-0 F8			0-0 5-3		4 0 0 0 0 1 0														
George Brett, L (1, 5) OBP: 0.372, SLG: 0.460	4-0 BB		0-3 K			0-0 1-3		0-0 F7		3 0 0 0 1 1 0														
Hal McRae, R (1, 10) OBP: 0.428, SLG: 0.494	0-3 K			0-0 E CS 1B		0-0 1B 1B		0-0 F7		4 0 2 0 0 1 1														
John Mayberry, L (1, 3) OBP: 0.329, SLG: 0.374		0-0 G3		0-0 F9		0-0 1B		0-0 F9		4 0 1 0 0 0 1														
Al Cowens, R (1, 9) OBP: 0.305, SLG: 0.345		0-0 6-3		0-0 E5		0-0 F2		0-0 6-3		4 0 0 0 0 0 3														
Frank White, R (1, 4) OBP: 0.266, SLG: 0.313		0-0 1B 1B		0-0 F6		0-0 1-3		0-0 F8		4 0 1 0 0 0 4														
Freddie Patek, R (1, 6) OBP: 0.325, SLG: 0.311		0-0 S 1B		0-0 CS	4-0 S SF9 BB		0-0 G6-4-3 1B			1 0 1 0 0 0 0														
Davey Nelson, R (4, 4) OBP: 0.302, SLG: 0.311		1-3 S 1B		3-H						1 1 1 0 1 0 0														
Buck Martinez, R (1, 2) OBP: 0.271, SLG: 0.376	0-3 K		0-0 F9		0-0 F9		0-0 G6-4-3			3 0 0 0 0 1 4														
<b>Inning Stats</b>	R: 0 E: 0 K: 2 S: 7	H: 0 LOB: 1 BB: 1 P: 11	R: 0 E: 0 K: 1 S: 7	H: 2 LOB: 2 BB: 0 P: 7	R: 0 E: 0 K: 2 S: 7	H: 0 LOB: 0 BB: 0 P: 7	R: 0 E: 1 K: 0 S: 4	H: 1 LOB: 1 BB: 0 P: 4	R: 1 E: 0 K: 0 S: 3	H: 0 LOB: 0 BB: 1 P: 7	R: 0 E: 0 K: 0 S: 5	H: 2 LOB: 2 BB: 0 P: 5	R: 0 E: 0 K: 0 S: 3	H: 1 LOB: 0 BB: 0 P: 3	R: 0 E: 0 K: 0 S: 3	H: 0 LOB: 0 BB: 0 P: 3	R: 0 E: 0 K: 0 S: 3	H: 0 LOB: 0 BB: 0 P: 3	R: 0 E: 0 K: 0 S: 3	H: 0 LOB: 0 BB: 0 P: 3	1B: 6 2B: 0 3B: 0 HR: 0	SF: 1 SAC: 0 DP: 1 HBP: 0	WP: 0 PB: 0 SB: 3 CS: 1	PA: 35
<b>PITCHER</b> Mike Flanagan, L (1, 1) ERA: 4.96	IP: 9.0 WLS: W BF: 34 H: 6 R: 1 ER: 1 SO: 5 BB: 2 IBB: 0 HBP: 0 BLK: 0 WP: 0 HR: 0 S: 42 P: 50 ERA: 1.00 WHIP: 0.889																				<b>PITCHER</b> IP: WLS: BF: H: R: ER: SO: BB: IBB: HBP: BLK: WP: HR: S: P: ERA: WHIP			

**Kansas City Royals @ Baltimore Orioles**  
 Memorial Stadium, Baltimore, MD  
 Wed Sep 01 1976, 7:05 PM EDT  
 Att. 8,007 - Unknown

[livebaseballscorecards.com](http://livebaseballscorecards.com)

<b>AB</b>	31
<b>R</b>	1
<b>H</b>	6
<b>RBI</b>	1
<b>BB</b>	2
<b>SO</b>	5
<b>LOB</b>	13





Batter	1	2	3	4	5	6	7	8	9
Al Bumbry, L (1, 8) OBP: 0.325, SLG: 0.403 Paul Blair, R (8, 8) OBP: 0.254, SLG: 0.269	0-0 F7		0-0 F9		0-0 E4 1-3 1B		0-0 F7		
Bobby Grich, R (1, 4) OBP: 0.391, SLG: 0.435	0-0 F8			4-0 1B BB	4-0 1B HR BB		0-3 K		
Reggie Jackson, L (1, 9) OBP: 0.356, SLG: 0.510	0-0 1B			0-3 K	0-0 1B HR		4-0 2B BB		
Lee May, R (1, 3) OBP: 0.293, SLG: 0.451 Tony Muser, L (9, 3) OBP: 0.267, SLG: 0.252	0-0 F4			0-0 1B BB	0-0 1B HR		0-0 1B G6-4-3 2B		
Ken Singleton, S (1, 7) OBP: 0.347, SLG: 0.372		0-3 K		4-0 1B BB	0-3 K		0-0 G6-4-3 1B		
Andres Mora, R (1, 10) OBP: 0.238, SLG: 0.335		0-3 K		0-3 K		0-0 6-3	0-0 G6-4-3		
Doug DeCinces, R (1, 5) OBP: 0.286, SLG: 0.357		0-0 F8			0-0 L8	0-0 5-3	0-0 F6		
Mark Belanger, R (1, 6) OBP: 0.329, SLG: 0.320			0-0 F7		0-0 6-3	0-0 5-3			
Rick Dempsey, R (1, 2) OBP: 0.271, SLG: 0.206			0-0 F4		0-0 1B 1B		0-0 L8		

AB	R	H	RBI	BB	SO	LOB
4	1	0	0	0	0	1
0	0	0	0	0	0	0
2	1	0	0	2	1	0
3	2	2	2	1	1	1
4	2	3	4	0	0	1
0	0	0	0	0	0	0
3	0	1	0	1	2	0
4	0	0	0	0	2	3
4	0	0	0	0	0	0
3	0	0	0	0	0	0
3	1	1	0	0	0	0

**BOTTOM**

**Kansas City Royals @ Baltimore Orioles**  
**Memorial Stadium, Baltimore, MD**  
 Wed Sep 01 1976, 7:05 PM EDT  
 Att. 8,007 - Unknown

[livebaseballscorecards.com](http://livebaseballscorecards.com)

<b>AB</b>	<b>30</b>
<b>R</b>	<b>7</b>
<b>H</b>	<b>7</b>
<b>RBI</b>	<b>6</b>
<b>BB</b>	<b>4</b>
<b>SO</b>	<b>6</b>
<b>LOB</b>	<b>6</b>



1B: 5	SF: 0
2B: 1	SAC: 0
3B: 0	DP: 1
HR: 1	HBP: 0

WP: 0	PA: 34
PB: 0	
SB: 1	
CS: 0	

Inning Stats		R: 0	H: 1	E: 0	LOB: 1	K: 0	BB: 0	S: 4	R: 0	H: 0	E: 0	LOB: 0	K: 2	BB: 0	S: 7	R: 0	H: 0	E: 0	LOB: 0	K: 0	BB: 0	S: 3	R: 0	H: 1	E: 0	LOB: 2	K: 2	BB: 2	S: 7	R: 5	H: 3	E: 1	LOB: 0	K: 1	BB: 1	S: 9	R: 0	H: 0	E: 0	LOB: 0	K: 0	BB: 0	S: 3	R: 0	H: 0	E: 0	LOB: 0	K: 1	BB: 0	S: 5	R: 2	H: 2	E: 0	LOB: 0	K: 0	BB: 1	S: 4	H: 2	E: 0	LOB: 0	K: 0	BB: 1	S: 8
<b>PITCHER</b>	<b>IP</b>	<b>WLS</b>	<b>BF</b>	<b>H</b>	<b>R</b>	<b>ER</b>	<b>SO</b>	<b>BB</b>	<b>IBB</b>	<b>HBP</b>	<b>BLK</b>	<b>WP</b>	<b>HR</b>	<b>S</b>	<b>P</b>	<b>ERA</b>	<b>WHIP</b>																																														
Doug Bird, R (1, 1) ERA: 3.46	6.0	L	26	5	5	0	5	3	0	0	0	0	0	33	45	0.00	1.333																																														
Dennis Leonard, R (7, 1) ERA: 3.48	1.0		3	0	0	0	1	0	0	0	0	0	0	5	5	0.00	0.000																																														
Mark Littell, R (8, 1) ERA: 1.89	1.0		5	2	2	2	0	1	0	0	0	0	0	4	8	18.00	3.000																																														

Batter	1	2	3	4	5	6	7	8	9	AB R H RBI BB SO LOB
Gene Clines, R (1, 7) OBP: 0.295, SLG: 0.297	0-0 L1-3		0-3 K			0-0 L8		0-0 1B 1B	0-3 K	5 1 1 0 0 2 0
Toby Harrah, R (1, 6) OBP: 0.373, SLG: 0.391	0-0 BLK 2B		0-0 F9			0-3 K		0-0 1-3 1B 1B		4 1 2 0 0 1 0
Mike Hargrove, L (1, 3) OBP: 0.401, SLG: 0.388	0-0 5-3		0-0 4-3			4-0 1B BB BB		0-0 1-3 1-2		3 1 0 0 1 0 3
Jeff Burroughs, R (1, 9) OBP: 0.302, SLG: 0.363	4-0 BLK BB				0-0 F9	4-0 1B BB		4-0 1B E IBB		1 1 0 0 3 0 0
Roy Howell, L (1, 5) OBP: 0.293, SLG: 0.362 Danny Thompson, R (8, PH) OBP: 0.283, SLG: 0.275	0-3 K 1-2 2-3		0-3 K		0-3 K	0-0 FC5-4 1B		0-0 FC6 1B		3 0 1 1 0 2 2 1 0 1 2 0 0 0
Tom Grieve, R (1, 10) OBP: 0.293, SLG: 0.393		0-0 5-3		0-0 6-3		0-0 FC5-4		0-0 FC6		4 0 0 0 0 0 3
Lenny Randle, S (1, 4) OBP: 0.281, SLG: 0.257		0-0 F8 S 1B			0-0 CS 1B		0-0 4-3	0-0 4-3		4 0 2 0 0 0 1
Juan Beniquez, R (1, 8) OBP: 0.333, SLG: 0.307		0-0 F8 1-3		0-0 6-3		0-0 K			0-0 5-3	4 0 0 0 0 1 2
Jim Sundberg, R (1, 2) OBP: 0.278, SLG: 0.292		0-0 5-3		0-0 4-3		0-3 K			0-0 1-3	4 0 0 0 0 1 1

Texas Rangers @ Kansas City Royals  
 Royals Stadium, Kansas City, MO  
 Fri Sep 03 1976, 8:05 PM EDT  
 Att. 17,748 - Unknown

AB	33
R	4
H	7
RBI	3
BB	4
SO	7
LOB	12



Inning Stats	R: 0 E: 0 K: 1 S: 6	H: 1 LOB: 2 BB: 1 P: 10	R: 0 E: 0 K: 0 S: 4	H: 1 LOB: 1 BB: 0 P: 4	R: 0 E: 0 K: 1 S: 5	H: 0 LOB: 0 BB: 0 P: 5	R: 0 E: 0 K: 1 S: 5	H: 0 LOB: 0 BB: 0 P: 5	R: 0 E: 0 K: 0 S: 3	H: 1 LOB: 0 BB: 0 P: 3	R: 1 E: 0 K: 1 S: 6	H: 1 LOB: 2 BB: 2 P: 14	R: 0 E: 0 K: 2 S: 7	H: 0 LOB: 0 BB: 0 P: 7	R: 3 E: 1 K: 0 S: 6	H: 3 LOB: 1 BB: 1 P: 10	R: 0 E: 0 K: 1 S: 5	H: 0 LOB: 0 BB: 0 P: 5	1B: 6 2B: 1 3B: 0 HR: 0	SF: 0 SAC: 0 DP: 0 HBP: 0	WP: 0 PB: 0 SB: 1 CS: 1	PA: 37
--------------	------------------------------	----------------------------------	------------------------------	---------------------------------	------------------------------	---------------------------------	------------------------------	---------------------------------	------------------------------	---------------------------------	------------------------------	----------------------------------	------------------------------	---------------------------------	------------------------------	----------------------------------	------------------------------	---------------------------------	----------------------------------	------------------------------------	----------------------------------	--------

PITCHER	IP	WLS	BF	H	R	ER	SO	BB	IBB	HBP	BLK	WP	HR	S	P	ERA	WHIP
Al Fitzmorris, R (1, 1) ERA: 3.06	7.1	L	30	6	3	3	6	3	0	0	1	0	0	39	51	3.68	1.227
Tom Hall, L (8, 1) ERA: 4.64	0.0		1	0	0	0	0	0	1	0	0	0	0	4	4	∞	∞
Mark Littell, R (8, 1) ERA: 1.86	1.2		6	1	1	0	1	0	0	0	0	0	0	8	8	0.00	0.600

PITCHER	IP	WLS	BF	H	R	ER	SO	BB	IBB	HBP	BLK	WP	HR	S	P	ERA	WHIP
---------	----	-----	----	---	---	----	----	----	-----	-----	-----	----	----	---	---	-----	------

Batter	1	2	3	4	5	6	7	8	9	AB R H RBI BB SO LOB	
Tom Poquette, L (1, 7) OBP: 0.380, SLG: 0.460	0-0 1-3 ①		0-0 G3 ②		0-0 CS ③	4-0 CS BB		0-0 2B		3 0 1 0 1 0 0	
Amos Otis, R (1, 8) OBP: 0.351, SLG: 0.466	0-0 5-3 ②		0-0 F3 ③			0-0 F8 ①		0-0 3-1 ③		4 0 0 0 0 0 2	
George Brett, L (1, 5) OBP: 0.375, SLG: 0.461	0-0 1B			0-0 FC3-6 1B		0-0 E3 ②		4-0 FC4-6 BB		3 0 2 0 1 0 1	
John Mayberry, L (1, 3) OBP: 0.327, SLG: 0.371	0-0 G3 ③			0-0 FC3-6 ①		0-0 F5 ③		0-0 FC4-6 1B FC4-6 ①		4 1 0 0 0 0 4	
Hal McRae, R (1, 10) OBP: 0.427, SLG: 0.492 Davey Nelson, R (9, PR) OBP: 0.302, SLG: 0.311		0-0 1-3 ①		0-0 P4 ②		0-0 F8 ①		0-0 FC4-6 1B ①		4 0 1 0 0 0 1 0 0 0 0 0 0 0	
Al Cowens, R (1, 9) OBP: 0.305, SLG: 0.344		0-0 WP S 1B		0-0 F8 ③		0-0 1-3 ②		0-0 FC4-6 BB ②		4 0 1 1 0 0 2	
Bob Stinson, S (1, 2) OBP: 0.343, SLG: 0.349		0-0 L7 ②			0-0 FC2-6 1B		0-0 F8 ③		4-0 FC4-6 BB ②		3 0 1 0 1 0 1
Freddie Patek, R (1, 6) OBP: 0.323, SLG: 0.309 Jamie Quirk, L (8, PH) OBP: 0.242, SLG: 0.333 (9, 6)		0-0 F9 ③			0-0 FC2-6 CS S ①			0-0 4-3 ①	0-3 K ③	2 0 0 0 0 0 2 2 0 0 0 0 1 2	
Frank White, R (1, 4) OBP: 0.267, SLG: 0.313			0-0 G3 ①		0-0 CS 1B ②			0-0 L7 ②		3 0 1 0 0 0 0	

Inning Stats	R: 0 E: 0 K: 0 S: 4	H: 1 LOB: 1 BB: 0 P: 4	R: 0 E: 0 K: 0 S: 4	H: 1 LOB: 1 BB: 0 P: 4	R: 0 E: 0 K: 0 S: 3	H: 0 LOB: 0 BB: 0 P: 3	R: 0 E: 0 K: 0 S: 4	H: 1 LOB: 1 BB: 0 P: 4	R: 0 E: 0 K: 0 S: 3	H: 2 LOB: 0 BB: 0 P: 3	R: 0 E: 1 K: 0 S: 3	H: 0 LOB: 1 BB: 1 P: 7	R: 0 E: 0 K: 0 S: 3	H: 0 LOB: 0 BB: 0 P: 3	R: 0 E: 0 K: 0 S: 4	H: 1 LOB: 1 BB: 0 P: 4	R: 1 E: 0 K: 1 S: 6	H: 1 LOB: 2 BB: 2 P: 14	1B: 6 2B: 1 3B: 0 HR: 0	SF: 0 SAC: 0 DP: 0 HBP: 0
--------------	------------------------------	---------------------------------	------------------------------	---------------------------------	------------------------------	---------------------------------	------------------------------	---------------------------------	------------------------------	---------------------------------	------------------------------	---------------------------------	------------------------------	---------------------------------	------------------------------	---------------------------------	------------------------------	----------------------------------	----------------------------------	------------------------------------


PITCHER	IP	WLS	BF	H	R	ER	SO	BB	IBB	HBP	BLK	WP	HR	S	P	ERA	WHIP
Tommy Boggs, R (1, 1) ERA: 3.29	9.0	W	35	7	1	1	1	3	0	0	0	1	0	34	46	1.00	1.111

**BOTTOM**

**Texas Rangers @ Kansas City Royals**  
**Royals Stadium, Kansas City, MO**

Fri Sep 03 1976, 8:05 PM EDT  
Att. 17,748 - Unknown

<b>AB</b>	<b>32</b>
<b>R</b>	<b>1</b>
<b>H</b>	<b>7</b>
<b>RBI</b>	<b>1</b>
<b>BB</b>	<b>3</b>
<b>SO</b>	<b>1</b>
<b>LOB</b>	<b>15</b>



PITCHER	IP	WLS	BF	H	R	ER	SO	BB	IBB	HBP	BLK	WP	HR	S	P	ERA	WHIP
---------	----	-----	----	---	---	----	----	----	-----	-----	-----	----	----	---	---	-----	------

Batter	1	2	3	4	5	6	7	8	9	AB R H RBI BB SO LOB	TOP										
Gene Clines, R (1, 7) OBP: 0.294, SLG: 0.297	0-0 L4-3			0-0 L4		0-0 FC6		0-0 1B		4 0 1 0 0 0 1											
Toby Harrah, R (1, 6) OBP: 0.370, SLG: 0.388	0-0 F3			0-0 F3			0-0 F7	0-0 F5		4 0 0 0 0 0 2											
Mike Hargrove, L (1, 3) OBP: 0.400, SLG: 0.387	0-3 K			0-0 F8			0-0 1B		0-0 6-3	4 0 1 0 0 1 0											
Jeff Burroughs, R (1, 9)		0-0 6-3			0-0 P5		0-0 1B		0-0 6-3	4 0 1 0 0 0 0											
Joe Lahoud, L (1, 10) OBP: 0.309, SLG: 0.268		0-3 K			0-0 G6-4-3		0-0 F7		0-0 P5	4 0 1 0 0 1 2											
Roy Howell, L (1, 5) OBP: 0.291, SLG: 0.359		0-3 K			0-0 G6-4-3		0-0 F7			3 0 0 0 0 1 3											
Lenny Randle, S (1, 4) OBP: 0.279, SLG: 0.256			0-3 K			0-0 B4-3		0-0 6-3		3 0 0 0 0 1 0											
Juan Beniquez, R (1, 8) OBP: 0.333, SLG: 0.307			0-0 4-3			0-0 FC6		0-0 5-3		3 0 1 0 0 0 0											
Bill Fahey, L (1, 2) OBP: 0.356, SLG: 0.323			0-0 5-3			0-0 F7		0-0 1B		3 0 1 0 0 0 1											
<b>Inning Stats</b>	R: 0 E: 0 K: 1 S: 5	H: 0 LOB: 0 BB: 0 P: 5	R: 0 E: 0 K: 2 S: 7	H: 0 LOB: 0 BB: 0 P: 7	R: 0 E: 0 K: 1 S: 5	H: 0 LOB: 0 BB: 0 P: 5	R: 0 E: 0 K: 0 S: 3	H: 1 LOB: 0 BB: 0 P: 3	R: 0 E: 0 K: 0 S: 4	H: 1 LOB: 1 BB: 0 P: 4	R: 0 E: 0 K: 0 S: 5	H: 2 LOB: 2 BB: 0 P: 5	R: 0 E: 0 K: 0 S: 5	H: 2 LOB: 2 BB: 0 P: 5	R: 0 E: 0 K: 0 S: 3	H: 0 LOB: 0 BB: 0 P: 3	1B: 6 2B: 0 3B: 0 HR: 0	SF: 0 SAC: 0 DP: 1 HBP: 0	WP: 0 PB: 0 SB: 0 CS: 0	PA: 32	
<b>PITCHER</b> Dennis Leonard, R (1, 1) ERA: 3.34	IP: 9.0 WLS: W BF: 32 H: 6 R: 0 ER: 0 SO: 4 BB: 0 IBB: 0 HBP: 0 BLK: 0 WP: 0 HR: 0 S: 40 P: 40 ERA: 0.00 WHIP: 0.667																			<b>PITCHER</b>	IP: WLS: BF: H: R: ER: SO: BB: IBB: HBP: BLK: WP: HR: S: P: ERA: WHIP:

Texas Rangers @ Kansas City Royals  
Royals Stadium, Kansas City, MO  
Sat Sep 04 1976, 8:05 PM EDT  
Att. 31,541 - Unknown - 87 F

livebaseballscorecards.com

AB	32
R	0
H	6
RBI	0
BB	0
SO	4
LOB	9



Batter	1	2	3	4	5	6	7	8	9	AB	R	H	RBI	BB	SO	LOB
<b>Jim Wohlford, R</b> (1, 7) <small>OBP: 0.300, SLG: 0.300</small> <b>Tom Poquette, L</b> (4, PH) <small>OBP: 0.377, SLG: 0.456</small> (5, 7)	0-0  6-3 E 1B	0-0  SF9 1-2 3-H		0-0  4-3		0-0  F9				1	1	1	1	0	0	0
<b>Al Cowens, R</b> (1, 9) <small>OBP: 0.304, SLG: 0.344</small>	0-0  6-3 1-2	0-0  5-3		0-0  6-3 2-3 3-H			0-0  G6-3 1B			4	0	1	1	0	0	3
<b>George Brett, L</b> (1, 5) <small>OBP: 0.374, SLG: 0.459</small>	0-0  E7 2-H 1B		0-0  4-3	0-0  L7			0-0  F8			4	1	1	1	0	0	2
<b>Hal McRae, R</b> (1, 10) <small>OBP: 0.423, SLG: 0.487</small>	0-3  K 1B		0-0  F8		0-0  L8		0-0  G6-3 1-2f			4	0	0	0	0	1	1
<b>Amos Otis, R</b> (1, 8) <small>OBP: 0.350, SLG: 0.464</small> <b>Willie Wilson, S</b> (9, 8)	0-0  K 1B		0-0  5-3		0-0  L7		0-3  K			4	0	1	0	0	1	0
<b>John Mayberry, L</b> (1, 3) <small>OBP: 0.328, SLG: 0.369</small>	0-0  5-3 1-2			4-0  1B BB		0-0  4-3		4-0  WP 1B BB		2	2	0	0	2	0	1
<b>Frank White, R</b> (1, 4) <small>OBP: 0.269, SLG: 0.315</small>		0-0  1B SF9 1B		0-0  1B 4-3 1B		0-0  F9		0-0  4-3 1-2		4	2	2	0	0	0	1
<b>Freddie Patek, R</b> (1, 6) <small>OBP: 0.327, SLG: 0.312</small>		0-0  F8		0-0  4-3 1B 1-2 2-H 1B		4-0  BB		0-0  1B		3	1	2	2	1	0	1
<b>Buck Martinez, R</b> (1, 2) <small>OBP: 0.275, SLG: 0.378</small>		0-0  SF9 1-3 1B		0-0  6-3 4-3 1-2 2-3 1B		0-0  F9		0-0  5-3		4	0	2	0	0	0	2

<b>Inning Stats</b>	R: 2 E: 1 K: 1 S: 8	H: 3 LOB: 1 BB: 0 P: 8	R: 1 E: 0 K: 0 S: 5	H: 2 LOB: 1 BB: 0 P: 5	R: 0 E: 0 K: 0 S: 3	H: 0 LOB: 0 BB: 0 P: 3	R: 3 E: 0 K: 0 S: 6	H: 3 LOB: 1 BB: 1 P: 10	R: 0 E: 0 K: 0 S: 3	H: 0 LOB: 0 BB: 0 P: 3	R: 0 E: 0 K: 0 S: 3	H: 0 LOB: 1 BB: 1 P: 7	R: 0 E: 0 K: 0 S: 3	H: 1 LOB: 0 BB: 0 P: 3	R: 1 E: 0 K: 1 S: 6	H: 1 LOB: 1 BB: 1 P: 10	1B: 10 2B: 0 3B: 0 HR: 0	SF: 1 SAC: 0 DP: 1 HBP: 0	WP: 1 PB: 0 SB: 1 CS: 0	PA: 36	
<b>PITCHER</b>	IP WLS BF H R ER SO	WLS L L L	BF 18 18 2	H 8 2 1	R 6 1 1	ER 5 1 1	SO 1 1 1	BB 1 2 0	IBB 0 0 0	HBP 0 0 0	BLK 0 0 0	WP 0 1 0	HR 0 0 0	S 19 18 26	P 23 26 26	ERA 15.00 1.80 0.800	WHIP 3.000				

**BOTTOM**

**Texas Rangers @ Kansas City Royals**  
 Royals Stadium, Kansas City, MO

AB	32
R	7
H	10
RBI	6
BB	3
SO	2
LOB	14



Sat Sep 04 1976 8:05 PM EDT  
 Att: 31,541 - Unknown - 87 F

[livebaseballscorecards.com](http://livebaseballscorecards.com)

Batter	1	2	3	4	5	6	7	8	9	AB R H RBI BB SO LOB	TOP
Gene Clines, R (1, 7) OBP: 0.293, SLG: 0.298	0-0 L9		0-0 SF9 2B		0-0 FC6-4		0-0 L6-3		0-0 L8	5 1 1 0 0 0 3	
Toby Harrah, R (1, 6) OBP: 0.368, SLG: 0.386	0-0 2B 1B		0-0 F8		0-0 FC6-4		0-0 P4		0-3 K	5 1 1 0 0 1 4	
Jim Fregosi, R (1, 3) OBP: 0.341, SLG: 0.316	0-0 1B 2B		0-0 SF9 1B		0-0 F3			0-0 F8		4 1 2 1 0 0 1	
Jeff Burroughs, R (1, 9) OBP: 0.305, SLG: 0.366 Dave Moates, L (8, PR) OBP: 0.304, SLG: 0.316	0-0 1B 1B		0-0 SF9			4-0 FC4-6 BB		0-0 1-3 2B		2 0 2 2 1 0 0 0 0 0 0 0 0 0	
Tom Grieve, R (1, 10) OBP: 0.292, SLG: 0.391	0-0 G6-4-3 1B		0-3 K			0-0 P4		0-0 1-3		4 0 1 0 0 1 3	
Lenny Randle, S (1, 4) OBP: 0.281, SLG: 0.258	0-0 G6-4-3			0-0 2B		0-0 F8		4-0 BB		3 0 1 0 1 0 3	
Danny Thompson, R (1, 5) OBP: 0.280, SLG: 0.271		0-0 F9		0-0 5-3		0-0 FC4-6		0-0 P4		4 0 0 0 0 0 4	
Juan Beniquez, R (1, 8) OBP: 0.332, SLG: 0.307		0-0 F9		0-0 F9			0-0 6-3		0-0 FC1-6 1B	4 0 1 0 0 0 0	
Jim Sundberg, R (1, 2) OBP: 0.280, SLG: 0.297		0-0 1-3			0-0 FC6-4 1B		0-0 L6-3 2B		0-0 FC1-6 WP	4 0 2 0 0 0 1	
<b>Inning Stats</b>	R: 2 H: 4 E: 0 LOB: 1 K: 0 BB: 0 S: 6 P: 6	R: 0 H: 0 E: 0 LOB: 0 K: 0 BB: 0 S: 3 P: 3	R: 1 H: 2 E: 0 LOB: 1 K: 1 BB: 0 S: 7 P: 7	R: 0 H: 1 E: 0 LOB: 0 K: 0 BB: 0 S: 3 P: 3	R: 0 H: 1 E: 0 LOB: 1 K: 0 BB: 0 S: 4 P: 4	R: 0 H: 0 E: 0 LOB: 1 K: 0 BB: 1 S: 3 P: 7	R: 0 H: 1 E: 0 LOB: 1 K: 0 BB: 0 S: 4 P: 4	R: 0 H: 1 E: 0 LOB: 3 K: 0 BB: 1 S: 4 P: 8	R: 0 H: 1 E: 0 LOB: 1 K: 1 BB: 0 S: 6 P: 6	1B: 6 SF: 1 2B: 5 SAC: 0 3B: 0 DP: 1 HR: 0 HBP: 0	WP: 1 PA: 38 PB: 0 SB: 0 CS: 0
<b>PITCHER</b> Andy Hassler, L (1, 1) ERA: 3.47	IP WLS BF H R ER SO BB IBB HBP BLK WP HR S P ERA WHIP										

Texas Rangers @ Kansas City Royals  
Royals Stadium, Kansas City, MO  
Sun Sep 05 1976, 4:33 AM EDT  
Att: 22,025 - Unknown

livebaseballscorecards.com

AB 35  
R 3  
H 11  
RBI 3  
BB 2  
SO 2  
LOB 19



Batter	1	2	3	4	5	6	7	8	9	AB	R	H	RBI	BB	SO	LOB
--------	---	---	---	---	---	---	---	---	---	----	---	---	-----	----	----	-----

<b>Al Cowens, R</b> OBP: 0.306, SLG: 0.345 (1, 9) X	0-0 FC6-4 1B		0-0 6-3			0-0 6-3		0-0 G5-4-3 1B		4	0	2	0	0	0	0
---	--------------------	--	------------	--	--	------------	--	---------------------	--	---	---	---	---	---	---	---

<b>Amos Otis, R</b> OBP: 0.348, SLG: 0.461 (1, 8) SSS	0-3 K		0-3 K			0-3 K		0-0 G5-4-3 1-2f		4	0	0	0	0	3	2
---	----------	--	----------	--	--	----------	--	-----------------------	--	---	---	---	---	---	---	---

<b>George Brett, L</b> OBP: 0.373, SLG: 0.461 (1, 5) X	0-0 L7		0-0 L7			0-0 1B 3B		0-0 L7		4	1	1	0	0	0	1
--	-----------	--	-----------	--	--	-----------------	--	-----------	--	---	---	---	---	---	---	---

<b>Hal McRae, R</b> OBP: 0.422, SLG: 0.485 (1, 10) X	0-0 FC6-4 1-2f			0-0 6-3		0-0 BB 1B			0-0 6-3	4	0	1	1	0	0	1
--	----------------------	--	--	------------	--	-----------------	--	--	------------	---	---	---	---	---	---	---

<b>John Mayberry, L</b> OBP: 0.329, SLG: 0.368 (1, 3)		4-0 SH3 BB BB		0-0 4-3		4-0 1-2 BB			0-0 3-1	2	0	0	0	2	0	0
---	--	------------------------	--	------------	--	------------------	--	--	------------	---	---	---	---	---	---	---

<b>Tom Poquette, L</b> OBP: 0.376, SLG: 0.451 (1, 7)		4-0 SH3 1-2 BB		0-0 F9		0-0 F8			0-0 1-3	3	0	0	0	1	0	2
--	--	-------------------------	--	-----------	--	-----------	--	--	------------	---	---	---	---	---	---	---

<b>Frank White, R</b> OBP: 0.268, SLG: 0.313 (1, 4) X		0-0 SH3 1-2 2-3			0-0 4-3			0-0 F8		2	0	0	0	0	0	0
---	--	--------------------------	--	--	------------	--	--	-----------	--	---	---	---	---	---	---	---

<b>Freddie Patek, R</b> OBP: 0.325, SLG: 0.310 (1, 6) X		0-0 F3			0-0 5-3			0-0 F2		3	0	0	0	0	0	2
---	--	-----------	--	--	------------	--	--	-----------	--	---	---	---	---	---	---	---

<b>Buck Martinez, R</b> OBP: 0.273, SLG: 0.375 (1, 2)		0-3 K			0-0 F8			0-3 K		2	0	0	0	0	1	2
---	--	----------	--	--	-----------	--	--	----------	--	---	---	---	---	---	---	---

<b>Ruppert Jones, L</b> OBP: 0.244, SLG: 0.349 (7, PH)										1	0	0	0	0	1	0
--	--	--	--	--	--	--	--	--	--	---	---	---	---	---	---	---

<b>Bob Stinson, S</b> OBP: 0.343, SLG: 0.349 (8, 2)										0	0	0	0	0	0	0
---	--	--	--	--	--	--	--	--	--	---	---	---	---	---	---	---

<b>Inning Stats</b>	R: 0 E: 0 K: 1 S: 6	H: 1 LOB: 1 BB: 0 P: 6	R: 0 E: 0 K: 1 S: 5	H: 0 LOB: 2 BB: 2 P: 13	R: 0 E: 0 K: 1 S: 5	H: 0 LOB: 0 BB: 0 P: 5	R: 0 E: 0 K: 0 S: 3	H: 0 LOB: 0 BB: 0 P: 3	R: 1 E: 0 K: 1 S: 7	H: 2 LOB: 2 BB: 1 P: 11	R: 0 E: 0 K: 1 S: 5	H: 0 LOB: 0 BB: 0 P: 5	R: 0 E: 0 K: 0 S: 3	H: 1 LOB: 0 BB: 0 P: 3	R: 0 E: 0 K: 0 S: 3	H: 0 LOB: 0 BB: 0 P: 3
---------------------	------------------------------	---------------------------------	------------------------------	----------------------------------	------------------------------	---------------------------------	------------------------------	---------------------------------	------------------------------	----------------------------------	------------------------------	---------------------------------	------------------------------	---------------------------------	------------------------------	---------------------------------

<b>PITCHER</b> <b>Bert Blyleven, R</b> ERA: 3.0 (1, 1)	IP: 9.0 WLS: W BF: 33 H: 4 R: 1 ER: 1 SO: 5 BB: 3 IBB: 0 HBP: 0 BLK: 0 WP: 0 HR: 0 S: 40 P: 52 ERA: 1.00 WHIP: 0.778
---	--

<b>PITCHER</b>	IP: 0 WLS: 0 BF: 0 H: 0 R: 0 ER: 0 SO: 0 BB: 0 IBB: 0 HBP: 0 BLK: 0 WP: 0 HR: 0 S: 0 P: 0 ERA: 0 WHIP: 0
----------------	--

**BOTTOM**

**Texas Rangers @ Kansas City Royals**  
Royals Stadium, Kansas City, MO  
Sun Sep 05 1976, 4:33 AM EDT  
Att. 22,025 - Unknown

[livebaseballscorecards.com](http://livebaseballscorecards.com)

AB	29
R	1
H	4
RBI	1
BB	3
SO	5
LOB	10



WP: 0	PA: 33
PB: 0	
SB: 0	
CS: 0	

Batter	1	2	3	4	5	6	7	8	9	AB R H RBI BB SO LOB	TOP										
Gene Clines, R (1, 7) OBP: 0.295, SLG: 0.298 Bill Fahey, L (9, 2) OBP: 0.356, SLG: 0.323	0-3 K		0-0 L4		0-0 1B			0-0 L5-3	4-0 1B BB	4 0 1 0 1 1 0 0 0 0 0 0 0 0											
Toby Harrah, R (1, 6) OBP: 0.367, SLG: 0.384	0-3 K		0-0 F7		0-0 F9			0-0 P5	0-0 1B	5 0 1 1 0 1 1											
Mike Hargrove, L (1, 3) OBP: 0.398, SLG: 0.387	0-0 2B			0-0 6-3		0-0 F8		0-3 K	0-0 F8	5 0 1 0 0 1 2											
Jeff Burroughs, R (1, 9) OBP: 0.305, SLG: 0.364	0-3 K			4-0 1B BB		0-0 P6			0-0 5-3	3 0 0 0 1 1 1											
Roy Howell, L (1, 5) OBP: 0.291, SLG: 0.358		0-0 F9		0-0 P4		0-3 K			0-0 1B 1B 1B	4 1 1 0 0 1 1											
Tom Grieve, R (1, 10) OBP: 0.296, SLG: 0.404		0-0 HR		0-0 1-2 1B		0-0 F9 2B			0-3 K	4 1 3 1 0 1 1											
Lenny Randle, S (1, 4) OBP: 0.279, SLG: 0.257 Joe Lahoud, L (9, PH) OBP: 0.313, SLG: 0.272 Danny Thompson, R (9, 4) OBP: 0.280, SLG: 0.271		0-0 1-3		0-0 F9		0-0 F8		0-0 F8	0-0 1B 2B 1B	3 0 0 0 0 0 3 1 1 1 0 0 0 0 0 0 0 0 0 0 0											
Juan Beniquez, R (1, 8) OBP: 0.331, SLG: 0.306		0-0 5-3			0-0 F3		0-0 F9		0-0 2B 1B	4 1 1 1 0 0 1											
Jim Sundberg, R (1, 2) OBP: 0.278, SLG: 0.294 Dave Moates, L (9, PH) OBP: 0.310, SLG: 0.330			0-0 F7		0-3 K		0-0 5-3		0-0 1B 2B	3 0 0 0 0 1 1 1 1 1 2 0 0 0											
<b>Inning Stats</b>	R: 0 E: 0 K: 3 S: 10	H: 1 LOB: 1 BB: 0 P: 10	R: 1 E: 0 K: 0 S: 4	H: 1 LOB: 0 BB: 0 P: 4	R: 0 E: 0 K: 0 S: 3	H: 0 LOB: 0 BB: 0 P: 3	R: 0 E: 0 K: 0 S: 4	H: 1 LOB: 2 BB: 1 P: 8	R: 0 E: 0 K: 1 S: 5	H: 0 LOB: 0 BB: 0 P: 5	R: 0 E: 0 K: 0 S: 4	H: 1 LOB: 1 BB: 0 P: 4	R: 0 E: 0 K: 1 S: 5	H: 0 LOB: 0 BB: 0 P: 5	R: 0 E: 0 K: 1 S: 10	H: 5 LOB: 2 BB: 1 P: 14	1B: 6 2B: 3 3B: 0 HR: 1	SF: 0 SAC: 0 DP: 0 HBP: 0	WP: 0 PB: 0 SB: 0 CS: 0	PA: 39	
<b>PITCHER</b>	IP WLS BF H R ER SO BB IBB HBP BLK WP HR S P ERA WHIP																				IP WLS BF H R ER SO BB IBB HBP BLK WP HR S P ERA WHIP
Doug Bird, R (1, 1) ERA: 3.55 Mark Littell, R (9, 1) ERA: 1.86 Steve Mingori, L (9, 1) ERA: 2.13	8.2 L 36 9 5 5 7 1 0 0 0 0 1 49 53 5.19 1.154																				

Texas Rangers @ Kansas City Royals  
Royals Stadium, Kansas City, MO  
Mon Sep 06 1976, 8:05 PM EDT  
Att: 27,008 - Unknown

livebaseballscorecards.com

AB 37  
R 5  
H 10  
RBI 5  
BB 2  
SO 7  
LOB 11





Batter	1	2	3	4	5	6	7	8	9	AB	R	H	RBI	BB	SO	LOB
Tom Poquette, L (1, 7) OBP: 0.377, SLG: 0.456 Jim Wohlford, R (9, PH) OBP: 0.303, SLG: 0.300	0-0 1B 3B 1B	0-0 2-H 2B		0-0 L7		0-0 G3			4-0 CS BB	4	1	2	1	0	0	2
Amos Otis, R (1, 8) OBP: 0.345, SLG: 0.456	0-0 P5	0-0 1-3			0-0 F9		0-0 6-3		0-0 F7 1-2	5	0	0	0	0	0	3
George Brett, L (1, 5) OBP: 0.371, SLG: 0.459	0-0 CS 1-3 1B		0-0 L7		0-0 E6 FC4-6		0-0 L7		0-0 F8	5	0	1	0	0	0	0
Hal McRae, R (1, 10) OBP: 0.423, SLG: 0.490	0-0 1-2 3-H 1B 3B		0-0 FC3-6 1B		0-0 FC4-6 1B		0-0 L7			4	1	2	1	0	0	1
John Mayberry, L (1, 3) OBP: 0.330, SLG: 0.368	0-0 FC5-4 1B		0-0 FC3-6		4-0 1B BB			0-0 F8		3	0	1	1	1	0	1
Al Cowens, R (1, 9) OBP: 0.307, SLG: 0.348	0-0 FC5-4 1-2f		0-0 1-3		0-0 1-2 2-H 1B			0-0 1B 2B		4	1	2	0	0	0	2
Frank White, R (1, 4) OBP: 0.273, SLG: 0.318		0-0 SH1-3 2B 1B		0-0 6-3		0-0 SH1-4 1B		0-0 4-3 2-H 1B		4	1	3	1	0	0	0
Freddie Patek, R (1, 6) OBP: 0.326, SLG: 0.313		0-0 SH1-3 1-2		0-0 2B		0-0 SH1-4 1-2		0-0 4-3 1-2		2	0	1	0	0	0	1
Buck Martinez, R (1, 2) OBP: 0.268, SLG: 0.369		0-0 P4		0-0 F4		0-0 F9		0-0 L7		4	0	0	0	0	0	4

Inning Stats	R: 2	H: 4	E: 0	LOB: 1	K: 0	BB: 0	S: 6	R: 1	H: 2	E: 0	LOB: 1	K: 0	BB: 0	S: 5	R: 0	H: 1	E: 0	LOB: 1	K: 0	BB: 0	S: 4	R: 0	H: 1	E: 0	LOB: 2	K: 0	BB: 1	S: 4	R: 0	H: 1	E: 0	LOB: 1	K: 0	BB: 0	S: 4	R: 0	H: 2	E: 0	LOB: 1	K: 0	BB: 0	S: 5	R: 0	H: 0	E: 0	LOB: 0	K: 0	BB: 0	S: 3	R: 1	H: 2	E: 0	LOB: 1	K: 0	BB: 0	S: 5	R: 0	H: 0	E: 0	LOB: 0	K: 0	BB: 1	S: 2	1B: 8	SF: 0	2B: 3	SAC: 2	3B: 1	DP: 0	HR: 0	HBP: 0	WP: 0	PA: 39
--------------	------	------	------	--------	------	-------	------	------	------	------	--------	------	-------	------	------	------	------	--------	------	-------	------	------	------	------	--------	------	-------	------	------	------	------	--------	------	-------	------	------	------	------	--------	------	-------	------	------	------	------	--------	------	-------	------	------	------	------	--------	------	-------	------	------	------	------	--------	------	-------	------	-------	-------	-------	--------	-------	-------	-------	--------	-------	--------

PITCHER	IP	WLS	BF	H	R	ER	SO	BB	IBB	HBP	BLK	WP	HR	S	P	ERA	WHIP
Nelson Briles, R (1, 1) ERA: 3.57	1.2		10	6	3	3	0	0	0	0	0	0	0	10	10	16.20	3.600
Steve Hargan, R (2, 1) ERA: 3.19	6.1	W	26	6	1	1	0	1	0	0	0	0	0	25	29	1.42	1.105
Joe Hoerner, L (9, 1) ERA: 4.54	1.0	S	3	0	0	0	0	1	0	0	0	0	0	2	6	0.00	1.000

**BOTTOM**

**Texas Rangers @ Kansas City Royals**  
**Royals Stadium, Kansas City, MO**  
 Mon Sep 06 1976, 8:05 PM EDT  
 Att. 27,008 - Unknown

[livebaseballscorecards.com](http://livebaseballscorecards.com)

<b>AB</b>	<b>35</b>
<b>R</b>	<b>4</b>
<b>H</b>	<b>12</b>
<b>RBI</b>	<b>4</b>
<b>BB</b>	<b>2</b>
<b>SO</b>	<b>0</b>
<b>LOB</b>	<b>14</b>



Batter	1	2	3	4	5	6	7	8	9	AB R H RBI BB SO LOB	TOP									
<b>Bob Jones, L</b> (1, 9) OBP: 0.284, SLG: 0.379	0-3 K		0-0 P6		0-0 CS	0-0 G3		0-0 P6		4 0 0 0 0 1 0	<b>California Angels @ Kansas City Royals</b> Royals Stadium, Kansas City, MO Tue Sep 07 1976, 8:05 PM EDT Att: 9,225 - Unknown - 85 F <a href="http://livebaseballscorecards.com">livebaseballscorecards.com</a>									
<b>Dave Chalk, R</b> (1, 6) OBP: 0.301, SLG: 0.247	0-0 1B SF7 2B		0-0 F2			0-3 K		0-0 P6		4 1 1 0 0 1 0										
<b>Mike Easler, L</b> (1, 10) OBP: 0.333, SLG: 0.300	0-0 2-3 1B		0-0 F8			0-0 S 1B		0-0 6-3		4 1 2 0 0 0 0										
<b>Tony Solaita, L</b> (1, 3) OBP: 0.356, SLG: 0.421	0-0 SF7			0-0 G4-3 1B		0-0 S 1B		0-0 F8		3 0 2 2 0 0 0										
<b>Bruce Bochte, L</b> (1, 7) OBP: 0.343, SLG: 0.296	0-0 F9			0-0 G4-3 1-2f		4-0 1-2 IBB		0-0 6-3		3 0 0 0 1 0 2										
<b>Mario Guerrero, R</b> (1, 4) OBP: 0.296, SLG: 0.326		0-0 1B 1B		0-0 F7		0-0 P4		0-0 F8		4 0 1 0 0 0 2										
<b>Jerry Remy, L</b> (9, 4) OBP: 0.317, SLG: 0.303										0 0 0 0 0 0 0										
<b>Rusty Torres, S</b> (1, 8) OBP: 0.294, SLG: 0.351		0-0 G5-4-3 1B			0-0 P4		0-0 L3			3 0 1 0 0 0 0										
<b>Terry Humphrey, R</b> (1, 2) OBP: 0.331, SLG: 0.345		0-0 G5-4-3 1-2f			0-3 K		0-0 E5 G1-4-3			3 0 0 0 0 1 2										
<b>Ron Jackson, R</b> (1, 5) OBP: 0.278, SLG: 0.311		0-3 K			4-0 CS BB		0-0 G1-4-3 1-2f			2 0 0 0 1 1 2										
<b>Inning Stats</b>	R: 1 E: 0 K: 1 S: 7	H: 2 LOB: 1 BB: 0 P: 7	R: 0 E: 0 K: 1 S: 6	H: 2 LOB: 1 BB: 0 P: 6	R: 0 E: 0 K: 0 S: 3	H: 0 LOB: 0 BB: 0 P: 3	R: 0 E: 0 K: 1 S: 4	H: 0 LOB: 0 BB: 1 P: 8	R: 1 E: 0 K: 1 S: 7	H: 2 LOB: 2 BB: 1 P: 11	R: 0 E: 1 K: 0 S: 3	H: 0 LOB: 0 BB: 0 P: 3	R: 0 E: 0 K: 0 S: 3	H: 0 LOB: 0 BB: 0 P: 3	R: 0 E: 0 K: 0 S: 3	H: 0 LOB: 0 BB: 0 P: 3	1B: 6 2B: 1 3B: 0 HR: 0	SF: 1 SAC: 0 DP: 3 HBP: 0	WP: 0 PB: 0 SB: 2 CS: 1	PA: 34
<b>PITCHER</b> <b>Marty Pattin, R</b> (1, 1) ERA: 2.79	IP: 9.0 WLS: L BF: 33 H: 7 R: 2 ER: 2 SO: 4 BB: 1 IBB: 1 HBP: 0 BLK: 0 WP: 0 HR: 0 S: 39 P: 47 ERA: 2.00 WHIP: 0.889																			

Batter	1	2	3	4	5	6	7	8	9	AB R H RBI BB SO LOB
Tom Poquette, L (1, 7) OBP: 0.376, SLG: 0.453	0-0 F8 ①		0-0 FC6-4 1B ①			0-0 4-3 ①			0-0 F9 ①	4 0 1 1 0 0 0
Amos Otis, R (1, 8) OBP: 0.343, SLG: 0.453	0-3 K ②		0-0 FC6-4 CS ②			0-0 F8 ②			0-0 F8 ②	4 0 0 0 0 1 1
George Brett, L (1, 5) OBP: 0.374, SLG: 0.460	4-0 FC6-4 BB ③		0-0 CS ③	0-0 BB 1B ③		0-0 F9 ③			0-0 FC5-4 1B ③	3 0 2 0 1 0 0
Hal McRae, R (1, 10) OBP: 0.421, SLG: 0.486	0-0 FC6-4 ③			4-0 CS BB ①			0-3 K ①		0-0 FC5-4 ③	3 0 0 0 1 1 2
John Mayberry, L (1, 3) OBP: 0.329, SLG: 0.365		0-3 K ①		0-0 F7 ②			0-0 G3 ②			3 0 0 0 0 1 1
Al Cowens, R (1, 9) OBP: 0.306, SLG: 0.346		0-0 1-3 ②			0-0 4-3 ①		0-0 4-3 ③			3 0 0 0 0 0 0
Frank White, R (1, 4) OBP: 0.270, SLG: 0.315 (9, 6)		0-0 F8 ③			0-0 4-3 ②			0-0 6-3 ①		3 0 0 0 0 0 0
Freddie Patek, R (1, 6) OBP: 0.329, SLG: 0.313 Cookie Rojas, R (8, PH) OBP: 0.276, SLG: 0.281 (9, 4)			4-0 F8 S 1B BB ①		4-0 BB ②			0-0 F8 ②		0 1 0 0 2 0 0 1 0 0 0 0 0 0
Bob Stinson, S (1, 2) OBP: 0.338, SLG: 0.343			0-0 F8 ①		0-0 6-3 ③			0-0 4-3 ③		3 0 0 0 0 0 2

Inning Stats	R: 0	H: 0	E: 0	K: 1	S: 5	LOB: 1	BB: 1	P: 9	R: 0	H: 0	E: 0	K: 1	S: 5	LOB: 0	BB: 0	P: 5	R: 1	H: 1	E: 0	K: 0	S: 3	LOB: 0	BB: 1	P: 7	R: 0	H: 1	E: 0	K: 0	S: 2	LOB: 0	BB: 1	P: 6	R: 0	H: 0	E: 0	K: 0	S: 3	LOB: 1	BB: 1	P: 7	R: 0	H: 0	E: 0	K: 1	S: 5	LOB: 0	BB: 0	P: 5	R: 0	H: 0	E: 0	K: 0	S: 3	LOB: 0	BB: 0	P: 3	R: 0	H: 0	E: 0	K: 0	S: 3	LOB: 0	BB: 0	P: 3	R: 0	H: 0	E: 0	K: 0	S: 3	LOB: 0	BB: 0	P: 3	R: 0	H: 1	E: 0	K: 0	S: 4	LOB: 1	BB: 0	P: 4	1B: 3	SF: 0	2B: 0	SAC: 0	3B: 0	DP: 0	HR: 0	HBP: 0	WP: 0	PA: 32
--------------	------	------	------	------	------	--------	-------	------	------	------	------	------	------	--------	-------	------	------	------	------	------	------	--------	-------	------	------	------	------	------	------	--------	-------	------	------	------	------	------	------	--------	-------	------	------	------	------	------	------	--------	-------	------	------	------	------	------	------	--------	-------	------	------	------	------	------	------	--------	-------	------	------	------	------	------	------	--------	-------	------	------	------	------	------	------	--------	-------	------	-------	-------	-------	--------	-------	-------	-------	--------	-------	--------

PITCHER	IP	WLS	BF	H	R	ER	SO	BB	IBB	HBP	BLK	WP	HR	S	P	ERA	WHIP
Don Kirkwood, R (1, 1) ERA: 4.28	9.0	W	31	3	1	1	3	4	0	0	0	0	0	33	49	1.00	0.778


**BOTTOM**

**California Angels @ Kansas City Royals**  
Royals Stadium, Kansas City, MO

Tue Sep 07 1976, 8:05 PM EDT  
Att. 9,225 - Unknown - 85 F

livebaseballscorecards.com

<b>AB</b>	<b>27</b>
<b>R</b>	<b>1</b>
<b>H</b>	<b>3</b>
<b>RBI</b>	<b>1</b>
<b>BB</b>	<b>4</b>
<b>SO</b>	<b>3</b>
<b>LOB</b>	<b>6</b>



Batter	1	2	3	4	5	6	7	8	9	AB R H RBI BB SO LOB	TOP									
Jerry Remy, L (1, 4) OBP: 0.321, SLG: 0.305	0-0 4-3 1B S	4-0 BB S			0-0 1-3 1B		0-0 F3		0-0 F2	4 2 2 0 1 0 0										
Dave Chalk, R (1, 6) OBP: 0.298, SLG: 0.245	0-0 4-3 1-3	0-3 K 1-2			0-0 1-3 1-2		0-3 K			4 0 0 0 0 2 3										
Mike Easler, L (1, 10) OBP: 0.375, SLG: 0.357	0-0 1B FC1-2 1B 3-H				0-0 1B 2-H 1B			0-3 K		4 0 2 2 0 1 0										
Tony Solaita, L (1, 3) OBP: 0.362, SLG: 0.427	0-0 BB FC1-2 1B 1-3				0-0 1-3 1B			0-0 FC1-6 BB 1B		4 0 3 0 0 0 0										
Bruce Bochte, L (1, 7) OBP: 0.343, SLG: 0.296	0-0 FC1-2 BB				0-0 4-3			4-0 FC1-6 BB		3 0 1 0 0 0 4										
Leroy Stanton, R (8, PH) OBP: 0.272, SLG: 0.288	1-2 BB				0-0 PO 1B			1-2 BB		0 0 0 0 1 0 0										
Rusty Torres, S (1, 8) OBP: 0.293, SLG: 0.346	4-0 1-2 2-3 BB				0-0 PO 1-2			0-0 FC1-6 1-2 2-3		3 0 0 0 1 0 2										
Dan Briggs, L (1, 9) OBP: 0.257, SLG: 0.299	0-0 4-3				0-0 F8			0-3 K		3 0 0 0 0 0 3										
Tommy Davis, R (8, PH) OBP: 0.303, SLG: 0.329										1 0 0 0 0 1 2										
Bob Jones, L (8, 9) OBP: 0.284, SLG: 0.379										0 0 0 0 0 0 0										
Terry Humphrey, R (1, 2) OBP: 0.323, SLG: 0.336					0-0 P4 6-3			0-0 F9		4 0 0 0 0 0 0										
Ron Jackson, R (1, 5) OBP: 0.275, SLG: 0.308					0-3 K			0-0 F7		4 0 0 0 0 2 0										
<b>Inning Stats</b>	R: 1 E: 0 K: 0 S: 6	H: 3 LOB: 3 BB: 1 P: 10	R: 0 E: 0 K: 2 S: 7	H: 0 LOB: 1 BB: 1 P: 11	R: 0 E: 0 K: 0 S: 3	H: 1 LOB: 0 BB: 0 P: 3	R: 0 E: 0 K: 0 S: 3	H: 0 LOB: 0 BB: 0 P: 3	R: 1 E: 0 K: 1 S: 8	H: 3 LOB: 2 BB: 0 P: 8	R: 0 E: 0 K: 1 S: 5	H: 0 LOB: 0 BB: 0 P: 5	R: 0 E: 0 K: 1 S: 8	H: 1 LOB: 2 BB: 1 P: 12	R: 0 E: 0 K: 0 S: 3	H: 0 LOB: 0 BB: 0 P: 3	1B: 8 2B: 0 3B: 0 HR: 0	SF: 0 SAC: 0 DP: 0 HBP: 0	WP: 0 PB: 0 SB: 2 CS: 0	PA: 38
<b>PITCHER</b>	IP WLS BF H R ER SO BB IBB HBP BLK WP HR S P ERA WHIP																			
Al Fitzmorris, R (1, 1) ERA: 3.08	4.2 L 22 7 2 2 3 2 0 0 0 0 0 0 26 34 3.86 1.929																			
Larry Gura, L (5, 1) ERA: 3.22	4.1 15 1 0 0 3 1 0 0 0 0 0 0 20 24 0.00 0.462																			

California Angels @ Kansas City Royals  
Royals Stadium, Kansas City, MO  
Wed Sep 08 1976, 8:05 PM EDT  
Att. 11,939 - Unknown - 75 F

livebaseballscorecards.com

AB	34
R	2
H	8
RBI	2
BB	3
SO	6
LOB	14



Batter	1	2	3	4	5	6	7	8	9	AB	R	H	RBI	BB	SO	LOB
Davey Nelson, R OBP: 0.307, SLG: 0.312 (1, 4)	0-0 G4-6-3 1B		0-0 FC6-4 1-2f			4-0 BBB 1B BB		0-0 1-2 4-3		3	0	1	0	1	0	2
Tom Poquette, L OBP: 0.374, SLG: 0.448 (1, 7)	0-0 F9			4-0 BBB 1B BB		0-0 F7		0-0 2-3 4-3		3	0	0	0	1	0	3
George Brett, L OBP: 0.375, SLG: 0.461 (1, 5)	0-0 G4-6-3 1-2f			0-0 1-2 1B		0-0 1-2 G6-3 1B		0-0 P3		3	0	2	0	0	0	1
Cookie Rojas, R OBP: 0.273, SLG: 0.278 (7, 5)										1	0	0	0	0	0	1
Hal McRae, R OBP: 0.418, SLG: 0.482 (1, 10)		0-0 4-3		0-0 F8		0-0 1-2f G6-3		0-0 F9		4	0	0	0	0	0	4
John Mayberry, L OBP: 0.327, SLG: 0.363 (1, 3)		0-0 4-3		0-0 F2			0-0 F9		0-0 4-3	4	0	0	0	0	0	2
Al Cowens, R OBP: 0.307, SLG: 0.347 (1, 9)		0-0 F2		0-0 F7			0-0 E S 1B		0-0 1B	4	0	2	0	0	0	2
Ruppert Jones, L OBP: 0.224, SLG: 0.319 (1, 8)			0-0 F7		0-0 4-3		0-3 1-3 K		0-3 K	4	0	0	0	0	2	2
Frank White, R OBP: 0.268, SLG: 0.313 (1, 6)			0-0 F8		0-0 F9		0-0 L3			3	0	0	0	0	0	1
Bob Stinson, S OBP: 0.343, SLG: 0.344 (1, 2)			4-0 FC6-4 BB		0-0 F7			0-0 4-3 4-3 1B		2	0	1	0	1	0	0

Inning Stats	R: 0	H: 1	E: 0	LOB: 0	K: 0	S: 3	P: 3	R: 0	H: 0	E: 0	LOB: 0	K: 0	S: 3	P: 3	R: 0	H: 0	E: 0	LOB: 0	K: 0	S: 3	P: 3	R: 0	H: 1	E: 0	LOB: 1	K: 1	S: 6	P: 6	R: 0	H: 1	E: 0	LOB: 1	K: 1	S: 6	P: 6	R: 0	H: 1	E: 0	LOB: 1	K: 1	S: 6	P: 6	1B: 6	SF: 0	2B: 0	SAC: 0	3B: 0	DP: 2	HR: 0	HBP: 0	WP: 0	PA: 34
PITCHER	IP	WLS	BF	H	R	ER	SO	BB	IBB	HBP	BLK	WP	HR	S	P	ERA	WHIP																																			
Gary Ross, R ERA: 3.14 (1, 1)	3.0		12	2	0	0	0	2	0	0	0	0	0	10	18	0.00	1.333																																			
Dick Drago, R ERA: 4.85 (4, 1)	6.0	W	22	4	0	0	2	1	0	0	0	0	0	25	29	0.00	0.833																																			

BOTTOM

California Angels @ Kansas City Royals  
Royals Stadium, Kansas City, MO

Wed Sep 08 1976, 8:05 PM EDT  
Att. 11,939 - Unknown - 75 F

livebaseballscorecards.com

AB	31
R	0
H	6
RBI	0
BB	3
SO	2
LOB	18



Batter	1	2	3	4	5	6	7	8	9	10	AB R H RBI BB SO LOB
Jerry Remy, L (1, 4) x OBP: 0.317, SLG: 0.301	0-0 6-3 ①		x 0-0 4-3 ②		x 0-0 6-3 ②		x 0-0 F8 ②		x 0-0 L5 ②③		5 0 0 1 0 0 2
Dave Chalk, R (1, 6) s s OBP: 0.300, SLG: 0.245	0-3 K ②		x 0-0 1-3 ③		x 0-0 1B 2-3		s s 0-3 K ③				4 0 1 1 1 2 0
Mike Easler, L (1, 10) x OBP: 0.429, SLG: 0.421	0-0 G3 ③			x 0-0 G4-6-3 1B	x 0-0 1-3 1B			x 0-0 G3 1B			5 1 3 0 0 0 1
Tony Solaita, L (1, 3) OBP: 0.355, SLG: 0.417		x 0-0 F7 ①		x 0-0 G4-6-3 1B 1-2f	x 0-0 P6 ③			x 0-0 G3 1-2			5 0 0 0 0 0 5
Bill Melton, R (1, 5) OBP: 0.303, SLG: 0.345		x 0-0 F3 ②		x 0-0 FC6-4 1B		x 0-0 F7 ①		x 0-0 PB 1B			4 0 2 1 0 0 0
Ron Jackson, R (8, PR) OBP: 0.274, SLG: 0.307											1 1 0 0 0 0 1
Bruce Bochte, L (1, 7) OBP: 0.345, SLG: 0.299		x 0-0		x 0-0 FC6-4 1B 1-2f		x 0-0		x 0-0 P6 1-2			3 0 2 0 0 0 1
Leroy Stanton, R (8, PH) OBP: 0.271, SLG: 0.287											1 0 0 0 0 0 1
Rusty Torres, S (1, 8) OBP: 0.297, SLG: 0.346		x 0-0 4-3 ③				s s 4-0 1B SF7 BB	s s 0-3 K ②				3 1 1 1 1 1 2
Dan Briggs, L (1, 9) OBP: 0.266, SLG: 0.309			x 0-0 G3 4-3 2B		x 0-0 1B 1-3	x 0-0 F7 ③		x 0-0 PO 1B 2-H			3 2 2 0 0 0 1
Terry Humphrey, R (1, 2) OBP: 0.321, SLG: 0.336		x 0-0 G3 2-3		x 0-0 SF7 3-H		s s 0-3 K ①		x 0-0 L5 1B 1-2			3 0 1 1 0 1 1


Inning Stats	R: 0 E: 0 K: 1 S: 5	H: 0 LOB: 0 BB: 0 P: 5	R: 0 E: 0 K: 0 S: 4	H: 1 LOB: 1 BB: 0 P: 4	R: 1 E: 0 K: 0 S: 4	H: 1 LOB: 0 BB: 0 P: 4	R: 0 E: 0 K: 0 S: 4	H: 2 LOB: 1 BB: 0 P: 4	R: 2 E: 0 K: 0 S: 6	H: 3 LOB: 2 BB: 1 P: 10	R: 0 E: 0 K: 1 S: 6	H: 1 LOB: 1 BB: 0 P: 6	R: 0 E: 0 K: 2 S: 7	H: 0 LOB: 0 BB: 0 P: 7	R: 2 E: 0 K: 0 S: 5	H: 3 LOB: 1 BB: 0 P: 5	R: 0 E: 0 K: 0 S: 2	H: 1 LOB: 0 BB: 0 P: 3	R: 0 E: 0 K: 0 S: 3	H: 0 LOB: 1 BB: 1 P: 7	1B: 11 2B: 1 3B: 0 HR: 0	SF: 1 SAC: 0 DP: 1 HBP: 1	WP: 0 PB: 1 SB: 0 CS: 1	PA: 42
--------------	------------------------------	---------------------------------	------------------------------	---------------------------------	------------------------------	---------------------------------	------------------------------	---------------------------------	------------------------------	----------------------------------	------------------------------	---------------------------------	------------------------------	---------------------------------	------------------------------	---------------------------------	------------------------------	---------------------------------	------------------------------	---------------------------------	-----------------------------------	------------------------------------	----------------------------------	--------

PITCHER	IP	WLS	BF	H	R	ER	SO	BB	IBB	HBP	BLK	WP	HR	S	P	ERA	WHIP
Dennis Leonard, R (1, 1) ERA: 3.39	7.1		32	10	5	4	4	1	0	0	0	0	0	39	43	4.91	1.500
Steve Mingori, L (8, 1) ERA: 2.06	2.2	W	9	2	0	0	0	1	0	1	0	0	0	7	12	0.00	1.125

PITCHER	IP	WLS	BF	H	R	ER	SO	BB	IBB	HBP	BLK	WP	HR	S	P	ERA	WHIP
---------	----	-----	----	---	---	----	----	----	-----	-----	-----	----	----	---	---	-----	------

**California Angels @ Kansas City Royals**  
**Royals Stadium, Kansas City, MO**  
 Thu Sep 09 1976 8:05 PM EDT  
 Att. 10,897 - Unknown - 78 F

AB	37
R	5
H	12
RBI	5
BB	2
SO	4
LOB	15



1B: 11	SF: 1	WP: 0	PA: 42
2B: 1	SAC: 0	PB: 1	
3B: 0	DP: 1	SB: 0	
HR: 0	HBP: 1	CS: 1	

BOTTOM

California Angels @ Kansas City Royals  
Royals Stadium, Kansas City, MO  
Thu Sep 09 1976, 8:05 PM EDT  
Att. 10,897 - Unknown - 78 F

livebaseballscorecards.com

AB 45  
R 6  
H 18  
RBI 5  
BB 3  
SO 3  
LOB 25



WP: 0 PA: 48  
PB: 0  
SB: 3  
CS: 0

AB R H RBI BB SO LOB

6 1 1 0 0 1 0

5 1 2 0 0 0 0

5 2 5 1 1 0 0

5 1 2 1 0 0 5

4 0 2 1 1 0 2

4 0 4 2 1 0 0

5 0 1 0 0 1 7

5 0 0 0 0 0 6

2 0 0 0 0 0 2

1 0 0 0 0 0 2

2 0 0 0 0 1 1

1B: 17 SF: 0  
2B: 2 SAC: 0  
3B: 0 DP: 1  
HR: 0 HBP: 0

1B: 17 SF: 0  
2B: 2 SAC: 0  
3B: 0 DP: 1  
HR: 0 HBP: 0

1B: 17 SF: 0  
2B: 2 SAC: 0  
3B: 0 DP: 1  
HR: 0 HBP: 0

Batter	1	2	3	4	5	6	7	8	9	10
Davey Nelson, R (1, 4) OBP: 0.302, SLG: 0.306	0-0 3-1		0-0 4-3		0-0 P4		0-3 K		0-0 5-3	0-0 1B 1B
Tom Poquette, L (1, 7) OBP: 0.375, SLG: 0.447	0-0 F8		0-0 3-1		0-0 4-3		0-0 FC6-4 1B		0-0 FC6 1B	0-0 1B 1B
Jim Wohlford, R (10, PH) OBP: 0.305, SLG: 0.303										
George Brett, L (1, 5) OBP: 0.382, SLG: 0.466	4-0 BB			0-0 1B S 1B	0-0 1B S 1B		0-0 FC6-4 1B		0-0 FC6 1B	0-0 1-2 1B
Hal McRae, R (1, 10) OBP: 0.418, SLG: 0.481	0-0 4-3			0-0 1B BB 1B	0-0 1B 1B		0-0 FC6-4		0-0 FC6 1B E	
Freddie Patek, R (9, PR) OBP: 0.329, SLG: 0.313							1-2f 2-3		1-2f 2-3	
John Mayberry, L (1, 3) OBP: 0.329, SLG: 0.364				4-0 E 1B FC6-2 BB		0-0 3-1	0-0 4-3		0-0 1-3 S 1B	
Willie Wilson, S (9, PR)									1-3 3-H	
John Wathan, R (10, 3) OBP: 0.320, SLG: 0.261										
Amos Otis, R (1, 8) OBP: 0.348, SLG: 0.459				0-0 E2 FC6-2 1B	1-3 2-H 3-H	0-0 1B FC5-2 2B		0-0 FC4-6 1B	1-2 3-H	4-0 IBB
Al Cowens, R (1, 9) OBP: 0.306, SLG: 0.346				0-0 FC6-2	2-3 3-H	0-0 FC5-2 1B		0-3 K	0-0 F8	
Frank White, R (1, 6) OBP: 0.265, SLG: 0.309				0-0 P9		0-0 FC5-2		0-0 FC4-6 FC6		0-0 F8
Buck Martinez, R (1, 2) OBP: 0.266, SLG: 0.366				0-0 P4		0-0 F8		0-0 FC6		0-3 K
Jamie Quirk, L (6, PH) OBP: 0.240, SLG: 0.330										
Bob Stinson, S (7, 2) OBP: 0.340, SLG: 0.341										

Inning Stats	R: 0	H: 0	E: 0	K: 0	S: 3	P: 7	R: 0	H: 2	E: 0	K: 0	S: 4	P: 4	R: 0	H: 0	E: 0	K: 0	S: 3	R: 2	H: 3	E: 1	K: 0	S: 6	P: 10	R: 1	H: 2	E: 0	K: 0	S: 4	P: 4	R: 0	H: 2	E: 0	K: 1	S: 7	P: 7	R: 0	H: 1	E: 0	K: 1	S: 6	P: 6	R: 2	H: 3	E: 0	K: 0	S: 6	P: 10	R: 1	H: 3	E: 0	K: 1	S: 7	P: 7										
IP	8.2	WLS	41	15	R	5	ER	4	SO	2	BB	2	IBB	0	HBP	0	BLK	0	WP	0	HR	0	S	43	P	51	ERA	4.15	WHIP	1.962	IP	1.0	WLS	L	5	H	1	R	1	ER	1	SO	1	BB	0	IBB	0	HBP	0	BLK	0	WP	0	HR	0	S	6	P	10	ERA	9.00	WHIP	1.000
IP	0.0	WLS	2	2	R	0	ER	0	SO	0	BB	0	IBB	0	HBP	0	BLK	0	WP	0	HR	0	S	2	P	2	ERA	∞	WHIP	∞	IP	0.0	WLS		2	H	2	R	0	ER	0	SO	0	BB	0	IBB	0	HBP	0	BLK	0	WP	0	HR	0	S	2	P	2	ERA	∞	WHIP	∞

PITCHER	IP	WLS	BF	H	R	ER	SO	BB	IBB	HBP	BLK	WP	HR	S	P	ERA	WHIP
Paul Hartzell, R (1, 1) ERA: 2.64	8.2		41	15	5	4	2	2	0	0	0	0	0	43	51	4.15	1.962
Mike Overy, R (9, 1) ERA: 6.14	1.0	L	5	1	1	1	1	0	1	0	0	0	0	6	10	9.00	1.000
Mickey Scott, L (10, 1) ERA: 3.67	0.0		2	2	0	0	0	0	0	0	0	0	0	2	2	∞	∞

Batter	1	2	3	4	5	6	7	8	9	AB R H RBI BB SO LOB	TOP	
Davey Nelson, R OBP: 0.299, SLG: 0.302 (1, 4) (6, 3)	0-0 4-3		0-3 K		0-0 F9		0-0 FC6-4 1B		0-0 4-3	5 0 1 0 0 1 2		
Tom Poquette, L OBP: 0.372, SLG: 0.443 (1, 7) (6, 3)	0-0 WP 1B		0-0 G3		0-0 F7		0-0 FC6-4 1-2f		0-0 6-3	5 0 1 0 0 0 5		
George Brett, L OBP: 0.380, SLG: 0.463 Cookie Rojas, R OBP: 0.277, SLG: 0.275 (1, 5) (6, 5)	0-3 K			0-0 F7		0-0 F7		0-0 F2	4-0 WP BB	3 0 0 0 0 1 1 1 0 0 0 1 0 0		
Hal McRae, R OBP: 0.420, SLG: 0.479 (1, 10) (6, 3)	0-0 F9			4-0 1B BB		0-0 L7		4-0 BB 1B BB	4-0 1-2 BB	2 1 0 0 3 0 1		
John Mayberry, L OBP: 0.327, SLG: 0.362 Jamie Quirk, L OBP: 0.245, SLG: 0.333 (1, 3) (6, 6)		0-0 6-3		0-0 F8		0-0 L3		0-0 BB 1B	0-3 K	3 0 0 0 0 0 1 2 1 1 0 0 1 2		
Amos Otis, R OBP: 0.349, SLG: 0.459 Ruppert Jones, L OBP: 0.255, SLG: 0.333 (1, 8) (5, 9)		0-3 K		0-0 FC6-4 1B			0-0 1B 1B 1B	4-0 WP 1B BB		2 0 1 0 0 1 0 1 1 1 0 1 0 0		
Al Cowens, R OBP: 0.307, SLG: 0.346 John Wathan, R OBP: 0.333, SLG: 0.280 (1, 9) (5, 2)		0-0 PO 1B		0-0 FC6-4 1-2f			0-0 L7	0-0 5-3 WP 1B		2 0 1 0 0 0 2 2 0 1 2 0 0 1		
Frank White, R OBP: 0.289, SLG: 0.310 Jim Wohlford, R OBP: 0.303, SLG: 0.300 (1, 6) (6, 4)		0-0 PO	0-0 CS 1B		4-0 BB		0-0 F8	0-0 5-3		1 0 1 0 1 0 0 2 0 0 1 0 0 2		
Buck Martinez, R OBP: 0.268, SLG: 0.364 Willie Wilson, S OBP: 0.500, SLG: 0.500 (1, 2) (5, 8)			4-0 BB		0-0 F8		0-0 1B 1B	0-3 K		1 0 0 0 1 0 1 2 0 1 0 0 1 1		
<b>Inning Stats</b>	R: 0 E: 0 K: 1 S: 6 H: 1 LOB: 1 BB: 0 P: 6	R: 0 E: 0 K: 1 S: 5 H: 1 LOB: 0 BB: 0 P: 5	R: 0 E: 0 K: 1 S: 5 H: 1 LOB: 1 BB: 1 P: 9	R: 0 E: 0 K: 0 S: 4 H: 1 LOB: 2 BB: 1 P: 8	R: 0 E: 0 K: 0 S: 3 H: 0 LOB: 1 BB: 1 P: 7	R: 0 E: 0 K: 0 S: 3 H: 0 LOB: 0 BB: 0 P: 3	R: 0 E: 0 K: 0 S: 6 H: 3 LOB: 3 BB: 0 P: 6	R: 3 E: 0 K: 1 S: 7 H: 2 LOB: 1 BB: 2 P: 15	R: 0 E: 0 K: 1 S: 5 H: 0 LOB: 2 BB: 2 P: 13	1B: 9 2B: 0 3B: 0 HR: 0 SF: 0 SAC: 0 DP: 0 HBP: 0	WP: 3 PB: 0 SB: 0 CS: 1 PA: 42	
<b>PITCHER</b> Jim Hughes, R ERA: 4.94 Tom Burgmeier, L ERA: 2.32 (1, 1) (9, 1)	IP 8.0 WLS W BF 36 H 9 R 3 ER 3 SO 4 BB 5 IBB 0 HBP 0 BLK 0 WP 2 HR 0 S 39 P 59 ERA 3.38 WHIP 1.750	IP 1.0 WLS  BF 5 H 0 R 0 ER 0 SO 1 BB 2 IBB 0 HBP 0 BLK 0 WP 1 HR 0 S 5 P 13 ERA 0.00 WHIP 2.000	<b>PITCHER</b> IP WLS BF H R ER SO BB IBB HBP BLK WP HR S P ERA WHIP									

Kansas City Royals @ Minnesota Twins  
Metropolitan Stadium, Bloomington, MI

AB	34
R	3
H	9
RBI	3
BB	7
SO	5
LOB	19



Fri Sep 10 1976, 8:05 PM EDT  
Att: 8,912 - Unknown - 70 F

WP: 3	PA: 42
-------	--------

AB	34
R	3
H	9
RBI	3
BB	7
SO	5
LOB	19





Batter	1	2	3	4	5	6	7	8	9	AB R H RBI BB SO LOB	TOP																									
Jim Wohlford, R (1, 7) OBP: 0.305, SLG: 0.303	0-0 S 2B 1B	0-0 L4-3 1-2		0-0 CS 1-2	0-0 6-3		0-0 L8		0-0 HR 1B	5 2 2 1 0 0 1																										
Amos Otis, R (1, 8) OBP: 0.353, SLG: 0.467	1-0 2B 1B HBP	0-0 F7			0-0 1B 1B			0-0 5-3 1B	0-0 HR	4 2 3 3 0 0 0																										
George Brett, L (1, 5) OBP: 0.380, SLG: 0.465	0-0 1B 2B 1-3 2-H		0-0 P6		0-0 G5-4-3 1B			0-0 5-3 1-2	0-0 F7	5 0 2 1 0 0 2																										
Hal McRae, R (1, 10) OBP: 0.416, SLG: 0.474	0-0 G3		0-0 E4 FC6-4		0-0 G5-4-3 1-2f			0-0 L7	0-0 6-3	5 0 0 0 0 0 6																										
John Mayberry, L (1, 3) OBP: 0.327, SLG: 0.361	0-0 FC1-4 2-3 3-H 1B		0-0 L8		0-0 L8			0-3 K		4 0 1 1 0 1 2																										
Al Cowens, R (1, 9) OBP: 0.306, SLG: 0.346	0-3 K		0-3 FC6-4 1-2f		0-0 6-3				0-0 1B 1B 1B	4 1 1 0 0 1 3																										
Cookie Rojas, R (1, 4) OBP: 0.267, SLG: 0.263	0-0 FC1-4 1-2f			0-0 P6		0-0 6-3			0-0 L9	4 0 0 0 0 0 3																										
Frank White, R (1, 6) OBP: 0.273, SLG: 0.316		0-0 1B 2B		4-0 CS BB		0-0 6-3			0-0 1B 1B 1B	3 2 2 0 1 0 0																										
Buck Martinez, R (1, 2) OBP: 0.270, SLG: 0.365		0-0 L4-3 2-H 1B		0-0 F9		0-3 K			0-0 HR 1B 1B	2 0 1 1 0 0 1																										
Ruppert Jones, L (7, PH) OBP: 0.260, SLG: 0.327										1 0 0 0 0 0 1 0																										
John Wathan, R (7, 2) OBP: 0.330, SLG: 0.280										0 0 0 0 0 0 0 0																										
Jamie Quirk, L (9, PH) OBP: 0.252, SLG: 0.340										1 0 1 1 0 0 0 0																										
Davey Nelson, R (9, PR) OBP: 0.299, SLG: 0.302										0 1 0 0 0 0 0 0																										
Bob Stinson, S (9, 2) OBP: 0.340, SLG: 0.341										0 0 0 0 0 0 0 0																										
<b>Inning Stats</b>	R: 2 E: 0 K: 1 S: 8	H: 3 LOB: 2 BB: 0 P: 9	R: 1 E: 0 K: 0 S: 4	H: 2 LOB: 0 BB: 0 P: 4	R: 0 E: 1 K: 0 S: 4	H: 0 LOB: 1 BB: 0 P: 4	R: 0 E: 0 K: 0 S: 2	H: 0 LOB: 0 BB: 1 P: 6	R: 0 E: 0 K: 0 S: 4	H: 2 LOB: 1 BB: 0 P: 4	R: 0 E: 0 K: 1 S: 5	H: 0 LOB: 0 BB: 0 P: 5	R: 0 E: 0 K: 1 S: 6	H: 1 LOB: 1 BB: 0 P: 6	R: 5 E: 0 K: 0 S: 8	H: 5 LOB: 1 BB: 0 P: 8	1B: 10 2B: 3 3B: 0 HR: 1	SF: 0 SAC: 0 DP: 2 HBP: 1	WP: 0 PB: 0 SB: 1 CS: 1	PA: 41																
<b>PITCHER</b>	IP WLS BF H R ER SO BB IBB HBP BLK WP HR S P ERA WHIP																																			
Bill Singer, R (1, 1) ERA: 3.96	7.2		31	8	3	3	2	1	0	1	0	0	0	33	38	3.52	1.174																			
Tom Burgmeier, L (8, 1) ERA: 2.31	0.1		1	0	0	0	1	0	0	0	0	0	0	3	3	0.00	0.000																			
Bill Campbell, R (9, 1) ERA: 3.2	0.1	L	6	5	5	5	0	0	0	0	0	0	1	6	6	135.00	15.000																			
Tom Johnson, R (9, 1) ERA: 2.7	0.2		2	0	0	0	0	0	0	0	0	0	0	2	2	0.00	0.000																			

Kansas City Royals @ Minnesota Twins  
Metropolitan Stadium, Bloomington, MI

Sat Sep 11 1976, 4:33 AM EDT  
Att: 8,955 - Unknown - 84 F

livebaseballscorecards.com

AB	38
R	8
H	13
RBI	8
BB	1
SO	3
LOB	18



BOTTOM

Kansas City Royals @ Minnesota Twins  
Metropolitan Stadium, Bloomington, MI

Sat Sep 11 1976, 4:33 AM EDT  
Att. 8,955 - Unknown - 84 F

livebaseballscorecards.com

AB	38
R	6
H	13
RBI	6
BB	2
SO	3
LOB	14



AB R H RBI BB SO LOB

5 0 0 0 0 0 1

5 0 1 0 0 2 0

5 1 3 0 0 0 1

5 1 2 1 0 0 3

3 1 1 0 1 0 0

4 1 1 0 0 0 3

3 1 1 1 1 0 2

4 1 3 3 0 1 0

4 0 1 1 0 0 4

WP: 1 PA: 41  
PB: 0  
SB: 0  
CS: 1

1B: 10 SF: 0  
2B: 2 SAC: 0  
3B: 1 DP: 2  
HR: 0 HBP: 0

Batter	1	2	3	4	5	6	7	8	9
Steve Braun, L (1, 10) OBP: 0.388, SLG: 0.352	0-0 P4		0-0 L9		0-0 F8		0-0 4-3	0-0 L8	
Roy Smalley, S (1, 6) OBP: 0.367, SLG: 0.336	0-0 F7			0-0 L8	0-3 K		0-0 FC4-6 1B	0-3 K	
Rod Carew, L (1, 3) OBP: 0.400, SLG: 0.457	0-0 1B			0-0 P6	0-0 1B 2B		0-0 FC4-6 WP 1-2f	0-0 G3-6 1B	
Lyman Bostock, L (1, 8) OBP: 0.375, SLG: 0.448	0-0 L9			0-0 1B BB 1B	0-0 CS 1B		0-0 6-3 1-2	0-0 G3-6 1-2f	
Butch Wynegar, S (1, 2) OBP: 0.367, SLG: 0.372		4-0 BB BB BB BB		0-0 BB E 1B 1B	0-0 CS 1-2		0-0 F8	0-0 F8	
Mike Cabbage, L (1, 5) OBP: 0.345, SLG: 0.341		0-0 P6		0-0 E1 BB 1B			0-0 1B 1B	0-0 4-3	
Larry Hisle, R (1, 7) OBP: 0.331, SLG: 0.379		0-0 G6-4-3 1-2f		4-0 E 1B BB	0-0 P2		0-0 3B 2B		
Dan Ford, R (1, 9) OBP: 0.313, SLG: 0.436			0-3 K	0-0 E7 1B			0-0 1B 3B		
Bob Randall, R (1, 4) OBP: 0.317, SLG: 0.320			0-0 6-3	0-0 6-3			0-0 F7	0-0 1B	

Inning Stats	R: 0	H: 1	E: 0	K: 0	S: 4	LOB: 1	BB: 0	P: 4
	R: 0	H: 0	E: 0	K: 0	S: 2	LOB: 0	BB: 1	P: 6
	R: 0	H: 0	E: 0	K: 1	S: 5	LOB: 0	BB: 0	P: 5
	R: 3	H: 3	E: 2	K: 0	S: 7	LOB: 2	BB: 1	P: 11
	R: 1	H: 2	E: 0	K: 1	S: 6	LOB: 0	BB: 0	P: 6
	R: 0	H: 2	E: 0	K: 0	S: 5	LOB: 2	BB: 0	P: 5
	R: 0	H: 1	E: 0	K: 0	S: 4	LOB: 1	BB: 0	P: 4
	R: 2	H: 3	E: 0	K: 0	S: 6	LOB: 1	BB: 0	P: 6
	R: 0	H: 1	E: 0	K: 1	S: 5	LOB: 0	BB: 0	P: 5

PITCHER	IP	WLS	BF	H	R	ER	SO	BB	IBB	HBP	BLK	WP	HR	S	P	ERA	WHIP
Doug Bird, R (1, 1) ERA: 3.48	6.0		27	8	4	1	2	2	0	0	0	0	0	29	37	1.50	1.667
Steve Mingori, L (7, 1) ERA: 2.13	1.2		7	2	1	1	0	0	0	0	0	1	0	7	7	5.40	1.200
Mark Littell, R (8, 1) ERA: 1.93	1.1	W	6	3	1	1	1	0	0	0	0	0	0	8	8	6.75	2.250

Batter	1	2	3	4	5	6	7	8	9	AB R H RBI BB SO LOB	TOP	
Jim Wohlford, R (1, 7) OBP: 0.305, SLG: 0.303	0-3 K	0-3 K		0-3 K		0-0 2B 1B	0-0 F3		0-0 1B	6 1 2 2 0 3 2		
Amos Otis, R (1, 8) Willie Wilson, S (9, 8) OBP: 0.351, SLG: 0.465 OBP: 0.500, SLG: 0.500	0-0 F5		0-0 F8		0-3 K	0-0 2B 2B	0-0 E6 1B FC6-4		0-0 P6	6 2 1 2 0 1 1 0 0 0 0 0 0 0		
George Brett, L (1, 5) OBP: 0.381, SLG: 0.464	0-0 S 1B		0-0 F7		0-0 P1	0-0 2B BB	0-0 FC6-4 1B		0-0 F8	5 1 2 0 1 0 1		
John Mayberry, L (1, 3) Jamie Quirk, L (9, 3) OBP: 0.327, SLG: 0.361 OBP: 0.252, SLG: 0.340	0-3 K 1-2		0-0 4-3		4-0 BB	0-0 2B 2B	0-0 FC6-4 1B		0-0 F7	5 2 1 3 1 1 3 0 0 0 0 0 0 0		
Hal McRae, R (1, 10) OBP: 0.419, SLG: 0.478		4-0 BB 2B BB		0-0 E CS 1B	0-0 F5	0-0 E 3B 2B	0-0 1B			4 3 3 2 1 0 1		
Al Cowens, R (1, 9) Ruppert Jones, L (9, 9) OBP: 0.304, SLG: 0.342 OBP: 0.250, SLG: 0.327		0-0 P5		0-0 E4 CS 1B		0-0 P6 E5 BB 3B		0-0 G3		5 2 0 0 0 0 3 0 0 0 0 0 0 0		
Cookie Rojas, R (1, 4) OBP: 0.273, SLG: 0.273		0-0 1-H SF8 2B		0-3 K 1-3 2-H		0-3 K BB 3B		0-0 6-3		4 2 1 1 1 2 1		
Frank White, R (1, 6) OBP: 0.273, SLG: 0.320		0-0 SF8		0-3 K		0-0 E6 1B		0-0 F7		4 1 1 4 0 1 1		
Bob Stinson, S (1, 2) OBP: 0.351, SLG: 0.355		H 1-0 HBP		0-0 3-H 1B		0-0 1B BB 3B 6-3		0-0 1B 2B		4 2 3 1 0 0 1		
<b>Inning Stats</b>	R: 0 E: 0 K: 2 S: 8 H: 1 LOB: 1 BB: 0 P: 8	R: 2 E: 0 K: 1 S: 6 H: 1 LOB: 1 BB: 1 P: 11	R: 0 E: 0 K: 0 S: 3 H: 0 LOB: 0 BB: 0 P: 3	R: 2 E: 1 K: 3 S: 12 H: 2 LOB: 1 BB: 0 P: 12	R: 0 E: 0 K: 1 S: 5 H: 0 LOB: 1 BB: 1 P: 9	R: 9 E: 2 K: 1 S: 13 H: 6 LOB: 1 BB: 2 P: 21	R: 2 E: 2 K: 0 S: 5 H: 2 LOB: 1 BB: 0 P: 5	R: 0 E: 0 K: 0 S: 3 H: 0 LOB: 0 BB: 0 P: 3	R: 1 E: 0 K: 0 S: 5 H: 2 LOB: 1 BB: 0 P: 5	1B: 8 2B: 5 3B: 1 HR: 0 SF: 1 SAC: 0 DP: 0 HBP: 1	WP: 0 PB: 0 SB: 1 CS: 2 PA: 49	
<b>PITCHER</b>	IP WLS BF H R ER SO BB IBB HBP BLK WP HR S P ERA WHIP											
Pete Redfern, R (1, 1) ERA: 4.03	5.2 L 29 7 8 3 8 2 0 1 0 0 0 0 42 51 4.76 1.588											
Tom Burgmeier, L (6, 1) ERA: 2.48	0.1 7 3 5 1 0 2 0 0 0 0 0 0 5 13 27.00 15.000											
Eddie Bane, L (7, 1) ERA: 5.11	3.0 13 4 3 1 0 0 0 0 0 0 0 0 13 13 3.00 1.333											

**Kansas City Royals @ Minnesota Twins**  
 Metropolitan Stadium, Bloomington, MI  
 Sun Sep 12 1976, 4:33 AM EDT  
 Att: 8,101 - Unknown - 89 F

AB	43
R	16
H	14
RBI	15
BB	4
SO	8
LOB	14



WP: 0	PA: 49
PB: 0	
SB: 1	
CS: 2	

1B: 8	SF: 1
2B: 5	SAC: 0
3B: 1	DP: 0
HR: 0	HBP: 1

livebaseballscorecards.com





Batter	1	2	3	4	5	6	7	8	9
Ralph Garr, L (1, 9) OBP: 0.331, SLG: 0.406	0-0 6-3		0-0 4-1 HR 2B		0-0 F2		0-0 1-3 PB 1B		
Alan Bannister, R (1, 8) OBP: 0.295, SLG: 0.310	0-0 6-3		0-0 4-1		0-0 E5 CS		0-3 1-2 3-H K		
Jim Spencer, L (1, 3) OBP: 0.322, SLG: 0.372	0-0 1B		0-0 P4		0-0 F2		0-0 SH1-3 1B SF7 1B		
Jorge Orta, L (1, 7) OBP: 0.320, SLG: 0.425	0-3 K		0-0 HR		0-0 CS	0-0 4-3	0-0 1-2 SH1-3 1B		
Lamar Johnson, R (1, 10) OBP: 0.376, SLG: 0.422		0-0 L4	0-0 F9		0-0 F9		0-0 SH1-3 1-2 2-3		
Bill Stein, R (1, 4) OBP: 0.321, SLG: 0.358		0-0 G3		0-0 F9		0-3 K	4-0 IBB		
Kevin Bell, R (1, 5) OBP: 0.296, SLG: 0.402		0-0 BB 1B		0-0 5-3		0-0 P5	0-0 SF7		
Brian Downing, R (1, 2) OBP: 0.331, SLG: 0.328		4-0 BB 1-2 BB		0-0 1B		4-0 1B PB BB	0-0 L9		
Bucky Dent, R (1, 6) OBP: 0.301, SLG: 0.300		0-0 F8		0-0 1-3		0-0 P6			

Inning Stats	R: 0	H: 1	E: 0	LOB: 1	K: 1	BB: 0	S: 6	P: 6
	R: 0	H: 1	E: 0	LOB: 2	K: 0	BB: 1	S: 4	P: 8
	R: 2	H: 2	E: 0	LOB: 0	K: 0	BB: 0	S: 5	P: 5
	R: 0	H: 1	E: 0	LOB: 1	K: 0	BB: 0	S: 4	P: 4
	R: 0	H: 0	E: 1	LOB: 0	K: 0	BB: 0	S: 3	P: 3
	R: 0	H: 0	E: 0	LOB: 0	K: 1	BB: 0	S: 5	P: 5
	R: 1	H: 1	E: 0	LOB: 1	K: 1	BB: 1	S: 6	P: 10
	R: 1	H: 2	E: 0	LOB: 2	K: 0	BB: 1	S: 5	P: 9

PITCHER	IP	WLS	BF	H	R	ER	SO	BB	IBB	HBP	BLK	WP	HR	S	P	ERA	WHIP
Dennis Leonard, R (1, 1) ERA: 3.39	8.0	L	35	8	4	3	3	2	1	0	0	0	1	38	50	3.38	1.250

**BOTTOM**

**Kansas City Royals @ Chicago White Sox**  
Comiskey Park, Chicago, IL  
Mon Sep 13 1976, 4:33 AM EDT  
Unknown

AB	R	H	RBI	BB	SO	LOB
4	1	2	0	0	0	0
4	0	0	0	0	1	2
4	1	2	0	0	0	2
4	1	2	2	0	1	1
3	0	0	0	0	0	0
3	0	0	0	1	1	0
3	0	1	1	0	0	0
2	1	1	0	2	0	2
3	0	0	0	0	0	4

AB	30
R	4
H	8
RBI	3
BB	3
SO	3
LOB	11



WP	PA
0	36

WP	PA	ERA	WHIP
0	36		

Batter	1	2	3	4	5	6	7	8	9	AB R H RBI BB SO LOB	TOP																					
Jim Wohlford, R (1, 7) X OBP: 0.303, SLG: 0.300	0-0 E4 CS		0-0 F9		0-3 K		0-0 6-3		0-0 FC6-4 1B	5 0 1 0 0 1 3	<b>Kansas City Royals @ Chicago White Sox</b> Comiskey Park, Chicago, IL Mon Sep 13 1976, 4:38 AM EDT Att. 5,327 - Unknown <a href="http://livebaseballscorecards.com">livebaseballscorecards.com</a>																					
Amos Otis, R (1, 8) X OBP: 0.345, SLG: 0.458	0-0 F9		0-0 G6-4-3		0-0 F9		0-3 K		0-0 P4	5 0 0 0 0 1 5																						
George Brett, L (1, 5) X OBP: 0.380, SLG: 0.462	0-0 WP 1-2 1B			0-0 L1		0-0 1B SF8 1B		0-0 6-3	0-0 FC6-4 1-2f	5 1 2 0 0 0 1																						
Hal McRae, R (1, 10) X OBP: 0.419, SLG: 0.480	0-0 5-3 1-2			H 1-0 G6-3 HBP		0-0 FC5-4 1-3 1B		0-0 SF7 3B		3 1 2 0 0 0 1																						
John Mayberry, L (1, 3) X OBP: 0.326, SLG: 0.361		0-3 K		0-0 G6-3 1-2f		0-0 SF8		0-0 SF7		2 0 0 2 0 1 1																						
Al Cowens, R (1, 9) X OBP: 0.305, SLG: 0.345		0-0 5-3 1B			0-0 L6	3-H 0-0 F9		0-0 2B		4 0 2 0 0 0 1																						
Frank White, R (1, 4) X OBP: 0.273, SLG: 0.318		0-0 5-3 1-2			0-0 BB 2B 1B	0-0 FC5-4 1-2f		4-0 BB BB BB BB		3 1 1 0 1 0 2																						
Freddie Patek, R (1, 6) X OBP: 0.328, SLG: 0.311		0-3 K			4-0 2B 1-2 E BB		0-0 F8	0-0 F5		3 1 0 0 1 1 3																						
John Wathan, R (1, 2) X OBP: 0.387, SLG: 0.357			0-0 G6-4-3 1B		0-0 E4 1-H 2-H 2B		4-0 6-3 BB		0-0 F9	3 0 2 1 1 0 0																						
<b>Inning Stats</b>	R: 0 E: 1 K: 0 S: 4	H: 1 LOB: 1 BB: 0 P: 4	R: 0 E: 0 K: 2 S: 8	H: 1 LOB: 1 BB: 0 P: 8	R: 0 E: 0 K: 0 S: 3	H: 0 LOB: 0 BB: 0 P: 3	R: 2 E: 1 K: 1 S: 7	H: 2 LOB: 1 BB: 1 P: 11	R: 1 E: 0 K: 0 S: 5	H: 2 LOB: 1 BB: 0 P: 5	R: 0 E: 0 K: 1 S: 5	H: 0 LOB: 1 BB: 1 P: 9	R: 1 E: 0 K: 0 S: 5	H: 2 LOB: 2 BB: 1 P: 9	R: 0 E: 0 K: 0 S: 4	H: 1 LOB: 1 BB: 0 P: 4	1B: 7 2B: 2 3B: 1 HR: 0	SF: 2 SAC: 0 DP: 2 HBP: 1	WP: 1 PB: 0 SB: 0 CS: 1	PA: 39												
<b>PITCHER</b> Ken Brett, L (1, 1) ERA: 3.24	IP 9.0	WLS W	BF 39	H 10	R 4	ER 3	SO 4	BB 3	IBB 0	HBP 1	BLK 0	WP 1	HR 0	S 43	P 56	ERA 3.00	WHIP 1.444															
											<b>PITCHER</b>	IP	WLS	BF	H	R	ER	SO	BB	IBB	HBP	BLK	WP	HR	S	P	ERA	WHIP				



Batter	1	2	3	4	5	6	7	8	9
Ralph Garr, L OBP: 0.329, SLG: 0.403 (1, 9) X	0-0 4-3 ①		0-0 G4-6-3 ② 1-2f			0-0 6-3 ①		0-0 P4 ①	
Alan Bannister, R OBP: 0.313, SLG: 0.322 (1, 8) X	0-0 F9 ②			0-0 G3-6-3 BB E 1B		4-0 G3 BB		0-0 1-2 HR 1B	
Jim Spencer, L OBP: 0.324, SLG: 0.378 (1, 3) X	0-0 4-3 ③			4-0 G3-6-3 BB 1-2		0-0 G3 ② 1-2		0-0 1-H 2-H HR	
Jorge Orta, L OBP: 0.320, SLG: 0.423 (1, 7) X		0-0 4-3 ①		0-0 G3-6-3 ① 1-2f 2-3		0-0 P6 ③		0-0 S 1B	
Lamar Johnson, R OBP: 0.378, SLG: 0.439 (1, 10) X		0-0 FC6-4 1B		0-0 E6 3-H			0-0 HR	0-3 K ② 1-2	
Bill Stein, R OBP: 0.317, SLG: 0.354 (1, 4) X		0-0 FC6-4 1-2f FC6-4		0-0 F9 ③			0-0 F4 ①	0-0 4-3 ③	
Kevin Bell, R OBP: 0.292, SLG: 0.396 (1, 5) X		0-0 FC6-4 1-2f			0-3 K ①		0-0 F9 ②		
Bucky Dent, R OBP: 0.299, SLG: 0.298 (1, 6) X			0-0 F8 ①		0-3 K ②		0-0 G3 ③		
Jim Essian, R OBP: 0.318, SLG: 0.267 (1, 2) X			0-0 G4-6-3 1B		0-3 K ③			0-0 HR 1B 1B	

Inning Stats	R: 0 E: 0 K: 0 S: 3	H: 0 LOB: 0 BB: 0 P: 3	R: 0 E: 0 K: 0 S: 4	H: 1 LOB: 1 BB: 0 P: 4	R: 0 E: 0 K: 0 S: 3	H: 1 LOB: 0 BB: 0 P: 3	R: 1 E: 1 K: 0 S: 4	H: 1 LOB: 1 BB: 1 P: 8	R: 0 E: 0 K: 3 S: 9	H: 0 LOB: 0 BB: 0 P: 9	R: 0 E: 0 K: 0 S: 3	H: 0 LOB: 1 BB: 1 P: 7	R: 1 E: 0 K: 0 S: 4	H: 1 LOB: 0 BB: 0 P: 4	R: 3 E: 0 K: 1 S: 9	H: 4 LOB: 1 BB: 0 P: 9
--------------	------------------------------	---------------------------------	------------------------------	---------------------------------	------------------------------	---------------------------------	------------------------------	---------------------------------	------------------------------	---------------------------------	------------------------------	---------------------------------	------------------------------	---------------------------------	------------------------------	---------------------------------

PITCHER	IP	WLS	BF	H	R	ER	SO	BB	IBB	HBP	BLK	WP	HR	S	P	ERA	WHIP
Al Fitzmorris, R ERA: 3.06 (1, 1)	7.0		27	5	3	2	3	2	0	0	0	0	1	31	39	2.57	1.000
Steve Mingori, L ERA: 2.36 (8, 1)	0.1	L	4	3	2	2	0	0	0	0	0	0	1	4	4	54.00	9.000
Mark Littell, R ERA: 1.91 (8, 1)	0.2		2	0	0	0	1	0	0	0	0	0	0	4	4	0.00	0.000


**BOTTOM**

**Kansas City Royals @ Chicago White Sox**  
Comiskey Park, Chicago, IL

Mon Sep 13 1976, 4:38 AM EDT  
Att. 5,327 - Unknown

AB	R	H	RBI	BB	SO	LOB
4	0	0	0	0	0	2
3	2	2	0	1	0	0
3	1	1	3	1	0	1
4	0	1	0	0	0	3
4	1	2	1	0	1	1
4	0	0	0	0	0	3
3	0	0	0	0	1	1
3	0	0	0	0	1	0
3	1	2	0	0	1	0

AB	31
R	5
H	8
RBI	4
BB	2
SO	4
LOB	11



1B:	6	SF:	0	WP:	0	PA:	33
2B:	0	SAC:	0	PB:	0		
3B:	0	DP:	2	SB:	1		
HR:	2	HBP:	0	CS:	0		

livebaseballscorecards.com

Batter	1	2	3	4	5	6	7	8	9	AB R H RBI BB SO LOB	TOP	
Tom Poquette, L (1, 7) OBP: 0.369, SLG: 0.446 Jim Wohlford, R (5, PH) OBP: 0.303, SLG: 0.301 (5, 7)	0-0 3-1		0-0 4-3		0-0 6-3			0-0 FC4-6 1B	0-0 G1-6-3	2 0 0 0 0 0 0 3 0 1 0 0 0 3		
Amos Otis, R (1, 8) OBP: 0.345, SLG: 0.456	0-0 E S 3B 1B		0-0 F8		0-0 6-3			0-0 FC4-6 FC4-6 1-2f		4 1 1 0 0 0 1		
George Brett, L (1, 5) OBP: 0.381, SLG: 0.465	0-0 1-H FC1 3B		4-0 S BB		0-0 1-3			0-0 FC4-6 1B 1-2f		3 0 1 1 1 0 1		
John Mayberry, L (1, 3) OBP: 0.325, SLG: 0.360	0-0 FC1 FC5-4		0-3 K 1-2		0-0 4-3			0-0 1-2 1B		4 0 1 0 0 1 2		
Hal McRae, R (1, 10) OBP: 0.417, SLG: 0.480	0-0 3-H FC5-4 1-2f			0-0 1B E 2B		0-0 6-3		0-0 5-3		4 1 1 0 0 0 3		
Al Cowens, R (1, 9) OBP: 0.304, SLG: 0.344		0-0 F7		0-0 S 1B		0-0 E5 CS		0-0 6-3		4 0 1 0 0 0 0		
Bob Stinson, S (1, 2) OBP: 0.354, SLG: 0.358 John Wathan, R (4, PH) OBP: 0.382, SLG: 0.355 (4, 2)		0-0 FC6-4 1B		0-3 K 1-2 3-H		0-0 CS 1-2	0-0 6-3		0-0 1B 1B	1 0 1 0 0 0 0 3 0 1 0 0 1 1		
Frank White, R (1, 4) OBP: 0.273, SLG: 0.317		0-3 K		0-0 3-1		0-0 6-3		0-0 1B 1B		4 0 1 0 0 1 2		
Freddie Patek, R (1, 6) OBP: 0.327, SLG: 0.310		0-0 FC6-4 1-2f		0-0 F8		0-0 5-3		0-0 G1-6-3 1B		4 0 1 0 0 0 2		
<b>Inning Stats</b>	R: 1 H: 2 E: 0 LOB: 1 K: 0 BB: 0 S: 5 P: 5	R: 0 H: 1 E: 0 LOB: 1 K: 1 BB: 0 S: 6 P: 6	R: 0 H: 0 E: 0 LOB: 1 K: 1 BB: 1 S: 5 P: 9	R: 1 H: 2 E: 0 LOB: 1 K: 1 BB: 0 S: 7 P: 7	R: 0 H: 0 E: 0 LOB: 0 K: 0 BB: 0 S: 3 P: 3	R: 0 H: 0 E: 1 LOB: 0 K: 0 BB: 0 S: 3 P: 3	R: 0 H: 0 E: 0 LOB: 0 K: 0 BB: 0 S: 3 P: 3	R: 0 H: 2 E: 0 LOB: 2 K: 0 BB: 0 S: 5 P: 5	R: 0 H: 3 E: 0 LOB: 2 K: 0 BB: 0 S: 5 P: 5	1B: 8 SF: 0 2B: 1 SAC: 0 3B: 1 DP: 1 HR: 0 HBP: 0	WP: 0 PA: 38 PB: 0 SB: 3 CS: 1	
<b>PITCHER</b> Larry Monroe, R (1, 1) ERA: 7.71 Terry Forster, L (3, 1) ERA: 4.32 Clay Carroll, R (9, 1) ERA: 2.56	IP WLS BF H R ER SO BB IBB HBP BLK WP HR S P ERA WHIP											
	2.0 0 9 3 1 1 1 0 0 0 0 0 0 0 11 11 4.50 1.500											
	6.1 L 25 5 1 1 2 1 0 0 0 0 0 0 28 32 1.42 0.947											
	0.2 0 3 2 0 0 0 0 0 0 0 0 0 0 3 3 0.00 3.000											

**Kansas City Royals @ Chicago White Sox**  
Comiskey Park, Chicago, IL  
Tue Sep 14 1976, 4:33 AM EDT  
Att. 2,762 - Unknown

[livebaseballscorecards.com](http://livebaseballscorecards.com)

AB	36
R	2
H	10
RBI	1
BB	1
SO	3
LOB	15



Batter	1	2	3	4	5	6	7	8	9	AB R H RBI BB SO LOB
Ralph Garr, L (1, 9) OBP: 0.328, SLG: 0.402	0-0 1-3		0-0 1-3 2B 1B			0-3 K			0-0 4-3	4 0 1 0 0 1 0
Alan Bannister, R (1, 8) OBP: 0.320, SLG: 0.333	0-3 K		0-0 1-H 3-H 2B			4-0 CS BB			0-0 6-3	3 0 1 1 1 1 0
Jim Spencer, L (1, 10) Wayne Nordhagen, R (6, PH) OBP: 0.218, SLG: 0.224	0-0 P5					0-3 K 1-2			0-0 F7	2 0 0 0 0 0 0 2 0 0 0 0 1 1
Jorge Orta, L (1, 7) OBP: 0.320, SLG: 0.423		0-0 G6-4-3 1B				0-0 P6			0-0 4-3	3 0 1 0 0 0 0
Lamar Johnson, R (1, 3) OBP: 0.377, SLG: 0.434		0-0 F9				4-0 BB			0-3 K	2 0 0 0 1 1 1
Bill Stein, R (1, 4) OBP: 0.315, SLG: 0.351		0-0 G6-4-3 1-2f				0-0 P4			0-0 F8	3 0 0 0 0 0 2
Kevin Bell, R (1, 5) OBP: 0.293, SLG: 0.395			0-0 L4-3 1B			0-0 4-3			0-0 4-3	3 0 1 0 0 0 0
Bucky Dent, R (1, 6) OBP: 0.298, SLG: 0.297			0-0 L4-3 1-2			0-3 K			0-0 E6 G6-4-3	3 0 0 0 0 1 1
Jim Essian, R (1, 2) OBP: 0.318, SLG: 0.269			0-0 1B 2B 1B			0-0 F9			0-0 G6-4-3 1-2f	3 1 1 0 0 0 1

Inning Stats	R: 0 E: 0 K: 1 S: 5	H: 0 LOB: 0 BB: 0 P: 5	R: 0 E: 0 K: 0 S: 3	H: 1 LOB: 0 BB: 0 P: 3	R: 1 E: 0 K: 0 S: 5	H: 4 LOB: 2 BB: 0 P: 5	R: 0 E: 0 K: 0 S: 3	H: 0 LOB: 1 BB: 1 P: 7	R: 0 E: 0 K: 1 S: 5	H: 0 LOB: 0 BB: 0 P: 5	R: 0 E: 0 K: 2 S: 6	H: 0 LOB: 0 BB: 1 P: 10	R: 0 E: 0 K: 1 S: 5	H: 0 LOB: 0 BB: 0 P: 5	R: 0 E: 1 K: 0 S: 3	H: 0 LOB: 0 BB: 0 P: 3	R: 0 E: 0 K: 0 S: 3	H: 0 LOB: 0 BB: 0 P: 3	1B: 4 2B: 2 3B: 0 HR: 0	SF: 0 SAC: 0 DP: 3 HBP: 0	WP: 0 PB: 0 SB: 0 CS: 1	PA: 30
--------------	------------------------------	---------------------------------	------------------------------	---------------------------------	------------------------------	---------------------------------	------------------------------	---------------------------------	------------------------------	---------------------------------	------------------------------	----------------------------------	------------------------------	---------------------------------	------------------------------	---------------------------------	------------------------------	---------------------------------	----------------------------------	------------------------------------	----------------------------------	--------

PITCHER	IP	WLS	BF	H	R	ER	SO	BB	IBB	HBP	BLK	WP	HR	S	P	ERA	WHIP
Andy Hassler, L (1, 1) ERA: 3.38	9.0	W	30	5	1	1	5	2	0	0	0	0	0	38	46	1.00	0.778

**BOTTOM**

**Kansas City Royals @ Chicago White Sox**  
Comiskey Park, Chicago, IL

Tue Sep 14 1976, 4:33 AM EDT  
Att. 2,762 - Unknown

livebaseballscorecards.com

<b>AB</b>	<b>28</b>
<b>R</b>	<b>1</b>
<b>H</b>	<b>5</b>
<b>RBI</b>	<b>1</b>
<b>BB</b>	<b>2</b>
<b>SO</b>	<b>5</b>
<b>LOB</b>	<b>6</b>



Batter	1	2	3	4	5	6	7	8	9	AB R H RBI BB SO LOB	TOP
<b>Tom Poquette, L</b> (1, 7) OBP: 0.371, SLG: 0.444	4-0 BB BB		0-0 P6			0-0 1B 1B			0-3 K	3 0 1 1 1 1 0	<b>Kansas City Royals @ California Angels</b> Anaheim Stadium, Anaheim, CA Wed Sep 15 1976, 10:05 PM EDT Att. 6,350 - Unknown <a href="http://livebaseballscorecards.com">livebaseballscorecards.com</a>
<b>Amos Otis, R</b> (1, 8) OBP: 0.347, SLG: 0.457	4-0 L4-3 1-2 BB			0-0 P4		0-0 1B 1B		0-0 1B	3 0 2 0 1 0 0		
<b>George Brett, L</b> (1, 5) OBP: 0.380, SLG: 0.462	0-0 L4-3 1-2			0-0 F9		0-0 F7		4-0 1-2 BB	3 0 0 0 1 0 3		
<b>John Mayberry, L</b> (1, 3) OBP: 0.325, SLG: 0.359	0-0 F8			0-0 1B		0-0 PO 1-2	0-0 P6	0-0 F8	4 0 1 0 0 0 3		
<b>Hal McRae, R</b> (1, 10) OBP: 0.414, SLG: 0.476		0-3 K		0-3 K		0-3 K	0-3 K	0-0 F8	4 0 0 0 0 3 3		
<b>Al Cowens, R</b> (1, 9) OBP: 0.302, SLG: 0.342		0-0 4-3		0-3 K	0-3 K	0-3 K			3 0 0 0 0 2 0		
<b>Bob Stinson, S</b> (1, 2) OBP: 0.358, SLG: 0.360		0-3 K		4-0 CS BB	0-0 K			0-0 FC3-6 1B	2 0 1 0 1 1 0		
<b>Frank White, R</b> (1, 4) OBP: 0.271, SLG: 0.315			0-0 4-3	0-3 K	0-3 K			0-0 FC3-6 F9-6	3 0 0 0 0 1 2		
<b>Freddie Patek, R</b> (1, 6) OBP: 0.327, SLG: 0.310			0-3 K			0-0 1B 1B		0-0 F9-6	3 1 1 0 0 1 1		
<b>Inning Stats</b>	R: 0 E: 0 K: 0 S: 2 H: 0 LOB: 1 BB: 2 P: 10	R: 0 E: 0 K: 2 S: 7 H: 0 LOB: 0 BB: 0 P: 7	R: 0 E: 0 K: 1 S: 5 H: 0 LOB: 0 BB: 0 P: 5	R: 0 E: 0 K: 1 S: 6 H: 1 LOB: 1 BB: 0 P: 6	R: 0 E: 0 K: 2 S: 6 H: 0 LOB: 1 BB: 1 P: 10	R: 1 E: 0 K: 0 S: 4 H: 3 LOB: 0 BB: 0 P: 4	R: 0 E: 0 K: 2 S: 7 H: 0 LOB: 0 BB: 0 P: 7	R: 0 E: 0 K: 0 S: 3 H: 1 LOB: 0 BB: 0 P: 3	R: 0 E: 1 K: 1 S: 6 H: 1 LOB: 2 BB: 1 P: 10	1B: 6 2B: 3 3B: 0 HR: 0 SF: 0 SAC: 0 DP: 3 HBP: 0	WP: 0 PB: 0 SB: 1 CS: 1 PA: 33
<b>PITCHER Nolan Ryan, R</b> (1, 1) ERA: 3.67	IP: 9.0 WLS: W BF: 32 H: 6 R: 1 ER: 1 SO: 9 BB: 4 IBB: 0 HBP: 0 BLK: 0 WP: 0 HR: 0 S: 46 P: 62 ERA: 1.00 WHIP: 1.111										

AB	28
R	1
H	6
RBI	1
BB	4
SO	9
LOB	12



Batter	1	2	3	4	5	6	7	8	9	AB R H RBI BB SO LOB
Dave Collins, S (1, 7) OBP: 0.322, SLG: 0.320	0-0 4-3		0-0 3-1			0-3 K			0-0 FC1-6 1B	4 0 1 0 0 1 1
Jerry Remy, L (1, 4) OBP: 0.315, SLG: 0.303	0-0 P6			0-0 3-1			0-0 3-1		0-0 FC1-6 1B	4 1 0 0 0 0 1
Dan Briggs, L (1, 8) (8, 3) OBP: 0.265, SLG: 0.306	0-0 F8			0-0 6-3			0-0 1B SF7 1B		0-0 1B IBB 1B	4 1 2 0 0 0 0
Tony Solaita, L (1, 3) Rusty Torres, S (7, PR) (8, 8) OBP: 0.354, SLG: 0.413 OBP: 0.307, SLG: 0.358		0-0 F8		0-0 G3			0-0 1-3 1B		4-0 1-2 1B IBB	3 0 1 0 0 0 0 0 0 0 0 1 0 0
Bruce Bochte, L (1, 9) Tommy Davis, R (9, PH) OBP: 0.350, SLG: 0.313 OBP: 0.312, SLG: 0.329		0-0 F9			0-0 F9		0-0 SF7		0-0 1-2 2-3 3-H 1B	2 0 0 1 0 0 0 1 0 1 1 0 0 0
Mario Guerrero, R (1, 10) OBP: 0.308, SLG: 0.347		0-0 6-3			0-0 F9		0-0 L5			3 0 0 0 0 0 1
Mike Miley, S (1, 6)			0-0 4-1		0-3 K			0-3 K		3 0 0 0 0 2 0
Terry Humphrey, R (1, 2) OBP: 0.304, SLG: 0.311			0-0 6-3			0-0 F7		0-0 P6		3 0 0 0 0 0 0
Dave Chalk, R (1, 5) OBP: 0.305, SLG: 0.253			0-0 2B			0-0 F9		0-0 F8		3 0 1 0 0 0 0

Inning Stats	R: 0 E: 0 K: 0 S: 3	H: 0 LOB: 0 BB: 0 P: 3	R: 0 E: 0 K: 0 S: 3	H: 0 LOB: 0 BB: 0 P: 3	R: 0 E: 0 K: 0 S: 4	H: 1 LOB: 1 BB: 0 P: 4	R: 0 E: 0 K: 0 S: 3	H: 0 LOB: 0 BB: 0 P: 3	R: 0 E: 0 K: 1 S: 5	H: 0 LOB: 0 BB: 0 P: 5	R: 0 E: 0 K: 1 S: 5	H: 0 LOB: 0 BB: 0 P: 5	R: 1 E: 0 K: 0 S: 5	H: 2 LOB: 1 BB: 0 P: 5	R: 0 E: 0 K: 1 S: 5	H: 0 LOB: 0 BB: 0 P: 5	R: 1 E: 0 K: 0 S: 4	H: 3 LOB: 3 BB: 1 P: 8	1B: 5 2B: 1 3B: 0 HR: 0	SF: 1 SAC: 0 DP: 0 HBP: 0	WP: 0 PB: 0 SB: 0 CS: 0	PA: 32
--------------	------------------------------	---------------------------------	------------------------------	---------------------------------	------------------------------	---------------------------------	------------------------------	---------------------------------	------------------------------	---------------------------------	------------------------------	---------------------------------	------------------------------	---------------------------------	------------------------------	---------------------------------	------------------------------	---------------------------------	----------------------------------	------------------------------------	----------------------------------	--------

PITCHER	IP	WLS	BF	H	R	ER	SO	BB	IBB	HBP	BLK	WP	HR	S	P	ERA	WHIP
Doug Bird, R (1, 1) ERA: 3.42	8.1	L	30	5	2	2	3	0	0	0	0	0	0	36	36	2.16	0.600
Steve Mingori, L (9, 1) ERA: 2.36	0.0		1	0	0	0	0	0	1	0	0	0	0	0	4	∞	∞
Mark Littell, R (9, 1) ERA: 1.91	0.0		1	1	0	0	0	0	0	0	0	0	0	1	1	∞	∞


**BOTTOM**

**Kansas City Royals @ California Angels**  
Anaheim Stadium, Anaheim, CA

Wed Sep 15 1976, 10:05 PM EDT  
Att. 6,350 - Unknown

[livebaseballscorecards.com](http://livebaseballscorecards.com)

<b>AB</b>	<b>30</b>
<b>R</b>	<b>2</b>
<b>H</b>	<b>6</b>
<b>RBI</b>	<b>2</b>
<b>BB</b>	<b>1</b>
<b>SO</b>	<b>3</b>
<b>LOB</b>	<b>3</b>



Batter	1	2	3	4	5	6	7	8	9	AB R H RBI BB SO LOB	TOP											
Jim Wohlford, R (1, 7) OBP: 0.306, SLG: 0.308	0-0 6-3		0-0 L3			0-0 4-3 1B	0-0 2B			4 0 2 0 0 0 2	<b>Kansas City Royals @ California Angels</b> Anaheim Stadium, Anaheim, CA Thu Sep 16 1976, 10:05 PM EDT Att: 7,440 - Unknown - 63 F											
Al Cowens, R (1, 9) OBP: 0.300, SLG: 0.340	0-3 K		0-0 F9			0-0 4-3	0-0 P4			4 0 0 0 0 1 5												
George Brett, L (1, 5) OBP: 0.378, SLG: 0.459	0-0 6-3			0-0 4-3		0-3 K		0-0 4-3		4 0 0 0 0 1 2												
Hal McRae, R (1, 10) OBP: 0.413, SLG: 0.473		0-3 K		0-0 F8		1-0 HBP		0-0 F8		3 0 0 0 0 1 0												
Amos Otis, R (1, 8) OBP: 0.345, SLG: 0.454		0-0 5-3		0-3 K		0-0 P4		0-0 F8		4 0 0 0 0 1 3												
John Mayberry, L (1, 3) OBP: 0.323, SLG: 0.356		0-0 6-3		0-0 4-3			0-0 4-3		0-0 F9	4 0 0 0 0 0 0												
Frank White, R (1, 4) OBP: 0.270, SLG: 0.317			0-0 E5		0-0 F5		0-0 G1		0-0 2B	4 0 1 0 0 0 0												
Freddie Patek, R (1, 6) OBP: 0.327, SLG: 0.312			0-0 5-3		0-0 5-3		0-0 HR 2B		0-0 L1	4 1 1 0 0 0 2												
Buck Martinez, R (1, 2) OBP: 0.274, SLG: 0.374			4-0 BB			4-0 4-3 1B BB	0-0 2-H HR		0-0 F3	2 1 1 2 2 0 1												
<b>Inning Stats</b>	R: 0 E: 0 K: 1 S: 5	H: 0 LOB: 0 BB: 0 P: 5	R: 0 E: 0 K: 1 S: 5	H: 0 LOB: 0 BB: 0 P: 5	R: 0 E: 1 K: 0 S: 4	H: 0 LOB: 2 BB: 1 P: 8	R: 0 E: 0 K: 1 S: 5	H: 0 LOB: 0 BB: 0 P: 5	R: 0 E: 0 K: 1 S: 3	H: 0 LOB: 0 BB: 0 P: 3	R: 0 E: 0 K: 0 S: 6	H: 1 LOB: 3 BB: 1 P: 11	R: 2 E: 0 K: 0 S: 6	H: 3 LOB: 1 BB: 0 P: 6	R: 0 E: 0 K: 0 S: 3	H: 0 LOB: 0 BB: 0 P: 3	R: 0 E: 0 K: 0 S: 4	H: 1 LOB: 1 BB: 0 P: 4	1B: 1 2B: 3 3B: 0 HR: 1	SF: 0 SAC: 0 DP: 0 HBP: 1	WP: 0 PB: 0 SB: 0 CS: 0	PA: 36
<b>PITCHER</b> Frank Tanana, L (1, 1) ERA: 2.64	IP: 9.0 WLS: L BF: 36 H: 5 R: 2 ER: 2 SO: 4 BB: 2 IBB: 0 HBP: 1 BLK: 0 WP: 0 HR: 1 S: 41 P: 50 ERA: 2.00 WHIP: 0.778											<b>PITCHER</b>	IP: 9.0 WLS: L BF: 36 H: 5 R: 2 ER: 2 SO: 4 BB: 2 IBB: 0 HBP: 1 BLK: 0 WP: 0 HR: 1 S: 41 P: 50 ERA: 2.00 WHIP: 0.778									

<b>AB</b>	33
<b>R</b>	2
<b>H</b>	5
<b>RBI</b>	2
<b>BB</b>	2
<b>SO</b>	4
<b>LOB</b>	15



livebaseballscores.com

Batter	1	2	3	4	5	6	7	8	9	AB	R	H	RBI	BB	SO	LOB
Dave Collins, S (1, 7) OBP: 0.321, SLG: 0.323	0-0 F7		0-0 2B		0-3 K		0-0 P6			4	0	1	0	0	1	2
Jerry Remy, L (1, 4) OBP: 0.313, SLG: 0.301	0-0 1-3		0-0 F9		0-0 4-3			0-0 F9		4	0	0	0	0	0	1
Dan Briggs, L (1, 8) OBP: 0.261, SLG: 0.300	0-0 F7		0-0 F7			0-3 K		0-0 P6		4	0	0	0	0	1	1
Tony Solaita, L (1, 3) OBP: 0.352, SLG: 0.407		0-0 4-3		4-0 2B BB		0-3 K		0-0 F5		3	0	0	0	1	1	0
Bruce Bochte, L (1, 9) OBP: 0.349, SLG: 0.312		0-0 BB 1B		0-3 K		0-0 F7			0-0 6-3	4	0	1	0	0	1	1
Mario Guerrero, R (1, 10) OBP: 0.311, SLG: 0.353		0-0 P4		0-0 1-3 2B			0-0 1B 1B		0-0 P6	4	0	2	0	0	0	1
Mike Miley, S (1, 6) Bob Jones, L (9, PH) OBP: 0.277, SLG: 0.369		4-0 BB		4-0 G6-4-3 IBB			0-0 F7		0-0 4-3	1	0	0	0	2	0	1
Terry Humphrey, R (1, 2) Mike Easler, L (7, PH) Andy Etchebarren, R (8, 2) OBP: 0.301, SLG: 0.307 OBP: 0.289, SLG: 0.293 OBP: 0.298, SLG: 0.263		0-0 F8		0-0 G6-4-3 1-2f			0-3 K			2	0	0	0	0	0	5
Dave Chalk, R (1, 5) Bill Melton, R (7, PH) Ron Jackson, R (7, PR) OBP: 0.304, SLG: 0.251 OBP: 0.298, SLG: 0.335 OBP: 0.282, SLG: 0.319			0-0 F2		0-0 F7		0-0 1-3 1B			1	0	0	0	0	0	0
										0	0	0	0	0	0	0

Inning Stats	R: 0	H: 0	E: 0	K: 0	S: 3	R: 0	H: 1	E: 0	K: 0	S: 4	R: 0	H: 1	E: 0	K: 0	S: 4	R: 0	H: 1	E: 0	K: 1	S: 5	R: 0	H: 0	E: 0	K: 1	S: 5	R: 0	H: 0	E: 0	K: 2	S: 7	R: 0	H: 2	E: 0	K: 1	S: 7	R: 0	H: 0	E: 0	K: 0	S: 3	R: 0	H: 0	E: 0	K: 0	S: 3	R: 0	H: 0	E: 0	K: 0	S: 3																	
IP	9.0	WLS	W	BF	34	H	5	R	0	ER	0	SO	5	BB	2	IBB	1	HBP	0	BLK	0	WP	0	HR	0	S	41	P	53	ERA	0.00	WHIP	0.778	IP	9.0	WLS	W	BF	34	H	5	R	0	ER	0	SO	5	BB	2	IBB	1	HBP	0	BLK	0	WP	0	HR	0	S	41	P	53	ERA	0.00	WHIP	0.778

# Kansas City Royals @ California Angels

## Anaheim Stadium, Anaheim, CA

Thu Sep 16 1976, 10:05 PM EDT  
Att. 7,440 - Unknown - 63 F

AB	31
R	0
H	5
RBI	0
BB	3
SO	5
LOB	13



Inning Stats	1B: 3	SF: 0	WP: 0	PA: 34
	2B: 2	SAC: 0	PB: 0	
	3B: 0	DP: 1	SB: 0	
	HR: 0	HBP: 0	CS: 0	

Batter	1	2	3	4	5	6	7	8	9	AB R H RBI BB SO LOB	TOP
Chet Lemon, R (1, 8) OBP: 0.298, SLG: 0.318	0-0 4-3	0-0 6-3			0-0 5-3			0-0 CS 1B		4 0 1 0 0 0 3	<b>Chicago White Sox @ Kansas City Royals</b> Royals Stadium, Kansas City, MO Fri Sep 17 1976, 8:05 PM EDT Att. 15,087 - Unknown <a href="http://livebaseballscorecards.com">livebaseballscorecards.com</a>
Ralph Garr, L (1, 9) OBP: 0.326, SLG: 0.397	0-0 1B		0-0 5-3		0-0 2-H 1B		0-3 K		4 0 2 1 0 1 1		
Jim Spencer, L (1, 3) OBP: 0.317, SLG: 0.369	0-0 F9		0-0 6-3		0-0 L7		0-3 K		4 0 0 0 0 1 3		
Jorge Orta, L (1, 7) OBP: 0.320, SLG: 0.421 Alan Bannister, R (9, PR) OBP: 0.318, SLG: 0.330	0-0 1-6-3		0-0 F9		0-3 K		0-0 CS 1-2	0-0 SH3-4 1B 1B	4 0 1 0 0 1 1 0 0 0 0 0 0 0		
Sam Ewing, L (1, 10) OBP: 0.237, SLG: 0.250 Pat Kelly, L (9, PR) OBP: 0.345, SLG: 0.383		0-0 E FC6-4 2B		0-0 4-3		0-0 L8		0-0 SH3-4 1-2 1B	4 1 2 0 0 0 0 0 0 0 0 0 0 0		
Brian Downing, R (1, 2) OBP: 0.335, SLG: 0.326		4-0 BB FC6-4 2-3 BB		0-0 4-3		4-0 BB CS BB		0-0 SH3-4 1-2 2-3	1 0 0 0 2 0 0		
Jack Brohamer, L (1, 4) OBP: 0.339, SLG: 0.373		0-0 F5		0-3 K		0-0 CS 1-2	0-0 P6	4-0 IBB	3 0 0 0 1 1 2		
Bill Stein, R (1, 5) OBP: 0.312, SLG: 0.349		0-0 FC6-4 1-2f 1B 3-H		0-3 K		0-3 K	0-3 K	0-0 L9	4 0 0 1 0 2 4		
Bucky Dent, R (1, 6) OBP: 0.304, SLG: 0.306		0-0 1-2 1B		4-0 BB 5-3 1B BB		0-0 L7	0-0 L7	0-0 5-3	3 1 1 0 1 0 3		
<b>Inning Stats</b>	R: 0 E: 0 K: 0 S: 4 H: 1 LOB: 1 BB: 0 P: 4	R: 1 E: 1 K: 0 S: 5 H: 2 LOB: 2 BB: 1 P: 9	R: 0 E: 0 K: 0 S: 3 H: 0 LOB: 0 BB: 0 P: 3	R: 0 E: 0 K: 1 S: 5 H: 0 LOB: 0 BB: 0 P: 5	R: 1 E: 0 K: 1 S: 6 H: 1 LOB: 1 BB: 1 P: 10	R: 0 E: 0 K: 1 S: 4 H: 0 LOB: 0 BB: 1 P: 8	R: 0 E: 0 K: 1 S: 5 H: 0 LOB: 0 BB: 0 P: 5	R: 0 E: 0 K: 2 S: 7 H: 1 LOB: 0 BB: 0 P: 7	R: 0 E: 0 K: 0 S: 5 H: 2 LOB: 3 BB: 1 P: 9	1B: 6 2B: 1 3B: 0 HR: 0 SF: 0 SAC: 1 DP: 0 HBP: 0	WP: 0 PB: 0 SB: 0 CS: 2 PA: 38
<b>PITCHER</b> Dennis Leonard, R (1, 1) ERA: 3.34	IP: 9.0 WLS: W BF: 36 H: 7 R: 2 ER: 2 SO: 6 BB: 3 IBB: 1 HBP: 0 BLK: 0 WP: 0 HR: 0 S: 44 P: 60 ERA: 2.00 WHIP: 1.111										

AB	31
R	2
H	7
RBI	2
BB	4
SO	6
LOB	17





Batter	1	2	3	4	5	6	7	8	9
Jim Wohlford, R OBP: 0.310, SLG: 0.312 (1, 7)	0-0 1B SF7 1B		0-0 4-3 S 4-3 1B		0-0 FC1-5 FC6-4 1-2 2-3f		0-0 SH1-3 1-3		
Tom Poquette, L OBP: 0.372, SLG: 0.443 (1, 9)	0-0 FC4-6 1-3 1B		0-0 4-3		0-0 FC6-4 1-2f 2-3		4-0 E 1B BB		
George Brett, L OBP: 0.377, SLG: 0.459 (1, 5)	0-0 SF7		0-0 4-3		0-0 4-3		0-0 E7 1-3 3-H 1B		
John Mayberry, L OBP: 0.324, SLG: 0.356 (1, 3)	0-0 FC4-6 WP 1-2f 1B		0-0 1-3		0-0 E 1B		4-0 G5-4-3 IBB		
Amos Otis, R OBP: 0.345, SLG: 0.452 (1, 8)	0-0 WP 1-2 1B		0-0 4-3		0-0 L7		0-0 G5-4-3 1-2f		
Jamie Quirk, L OBP: 0.243, SLG: 0.327 (1, 10)	0-0 1-3 1-2 2-3		0-0 G3		0-0 FC6 FC4 1-2		0-3 K		
Bob Stinson, S OBP: 0.352, SLG: 0.352 (1, 2)		0-3 K		0-0 F9		0-0 F8		0-0 L5	
Frank White, R OBP: 0.273, SLG: 0.317 (1, 4)		0-0 P4		1-0 FC1-5 CI HBP		0-0 FC4 1-2f		0-0 1B	
Freddie Patek, R OBP: 0.327, SLG: 0.312 (1, 6)		0-0 F9		0-1 CI FC6-4 FC1-5 1-2		0-0 SH1-3 S 1B 1B		0-0 F7	

Inning Stats	R: 1	H: 3	E: 0	LOB: 2	K: 0	BB: 0	S: 6	P: 6
	R: 0	H: 0	E: 0	LOB: 0	K: 1	BB: 0	S: 5	P: 5
	R: 1	H: 1	E: 0	LOB: 0	K: 0	BB: 0	S: 4	P: 4
	R: 0	H: 0	E: 0	LOB: 0	K: 0	BB: 0	S: 3	P: 3
	R: 0	H: 0	E: 1	LOB: 2	K: 0	BB: 0	S: 4	P: 5
	R: 0	H: 1	E: 1	LOB: 2	K: 0	BB: 0	S: 5	P: 5
	R: 1	H: 2	E: 1	LOB: 2	K: 0	BB: 2	S: 4	P: 12
	R: 0	H: 1	E: 0	LOB: 1	K: 1	BB: 0	S: 6	P: 6

PITCHER	IP	WLS	BF	H	R	ER	SO	BB	IBB	HBP	BLK	WP	HR	S	P	ERA	WHIP
Rich Gossage, R ERA: 3.81 (1, 1)	8.0	L	36	8	3	3	2	1	1	1	0	1	0	37	46	3.38	1.125

AB R H RBI BB SO LOB

3	2	2	0	0	0	2
3	0	1	0	1	0	3
3	0	1	3	0	0	2
3	0	1	0	1	0	1
4	0	1	0	0	0	4
4	0	0	0	0	1	3
4	0	0	0	0	1	2
3	0	1	0	0	0	2
3	1	1	0	0	0	1

1B: 8	SF: 1	WP: 1	PA: 36
2B: 0	SAC: 1	PB: 0	
3B: 0	DP: 1	SB: 2	
HR: 0	HBP: 1	CS: 0	

**Chicago White Sox @ Kansas City Royals**  
**Royals Stadium, Kansas City, MO**  
 Fri Sep 17 1976, 8:05 PM EDT  
 Att. 15,087 - Unknown

livebaseballscorecards.com

AB	30
R	3
H	8
RBI	3
BB	2
SO	2
LOB	20



Batter	1	2	3	4	5	6	7	8	9	AB R H RBI BB SO LOB	TOP
<b>Alan Bannister, R</b> (1, 7) <small>OBP: 0.321, SLG: 0.350</small> (8, 8)	0-0 	0-0 <b>SF7</b> 		4-0 		0-0 <b>F7</b> 		0-0 <b>F7</b> 		3 1 1 1 1 0 1	
<b>Jack Brohamer, L</b> (1, 4) <small>OBP: 0.342, SLG: 0.376</small> BB BB	4-0 	0-0 <b>WP</b> 		4-3 		4-0 		0-0 <b>F3</b> 		3 0 1 1 2 0 3	
<b>Lamar Johnson, R</b> (1, 3) <small>OBP: 0.374, SLG: 0.429</small> BB BB	0-0 <b>SF8</b> 	4-0 <b>WP</b> 		4-0 		0-3 <b>K</b> 		0-0 		2 0 1 2 2 1 1	
<b>Jorge Orta, L</b> (1, 10) <small>OBP: 0.319, SLG: 0.420</small> <b>Bill Stein, R</b> (4, PH) <small>OBP: 0.310, SLG: 0.347</small> <b>Pat Kelly, L</b> (8, PH) <small>OBP: 0.347, SLG: 0.383</small>	0-0 <b>F7</b> 	0-3 <b>K</b> 		0-0 <b>L8</b> 		0-0 <b>5-3</b> 		4-0 		2 0 0 0 0 1 3 2 0 0 0 0 0 4 0 0 0 0 1 0 0	
<b>Chet Lemon, R</b> (1, 8) <small>OBP: 0.298, SLG: 0.317</small> <b>Jim Spencer, L</b> (8, PH) <small>OBP: 0.316, SLG: 0.368</small> <b>Jerry Hairston, S</b> (8, 9) <small>OBP: 0.368, SLG: 0.296</small>	0-0 		0-0 <b>F7</b> 		0-0 <b>L6</b> 		0-0 <b>F9</b> 	0-0 <b>4-3</b> 		4 0 1 0 0 0 0 1 0 0 0 0 0 2 0 0 0 0 0 0 0	
<b>Ralph Garr, L</b> (1, 9) <small>OBP: 0.322, SLG: 0.393</small> BB BB	0-0 <b>L7</b> 		0-0 <b>4-3</b> 		0-0 <b>6-3</b> 		0-0 <b>F7</b> 	0-0 <b>P6</b> 		5 0 0 0 0 0 2	
<b>Kevin Bell, R</b> (1, 5) <small>OBP: 0.299, SLG: 0.407</small> BB BB		0-0 <b>FC6-4</b> 	0-3 <b>K</b> 		0-0 <b>1B</b> 		4-0 <b>FC6-4</b> 	0-3 <b>K</b> 		4 1 2 0 1 2 0	
<b>Bucky Dent, R</b> (1, 6) <small>OBP: 0.305, SLG: 0.307</small> BB BB		0-0 <b>FC6-4</b> 		0-0 <b>FC1-6</b> 	0-0 		0-0 <b>FC6-4</b> 	0-0 <b>F8</b> 		5 1 2 1 0 0 2	
<b>Jim Essian, R</b> (1, 2) <small>OBP: 0.318, SLG: 0.270</small> <b>Sam Ewing, L</b> (8, PH) <small>OBP: 0.256, SLG: 0.270</small> <b>Brian Downing, R</b> (8, 2) <small>OBP: 0.335, SLG: 0.326</small>		0-0 		0-0 <b>FC1-6</b> 	0-0 <b>F8</b> 		0-0 			3 1 1 0 0 0 2 1 1 1 0 0 0 0 0 0 0 0 0 0 0	
<b>Inning Stats</b>	R: 1 E: 0 K: 0 S: 5 H: 2 LOB: 2 BB: 1 P: 9	R: 2 E: 0 K: 1 S: 8 H: 3 LOB: 2 BB: 1 P: 12	R: 0 E: 0 K: 1 S: 5 H: 0 LOB: 0 BB: 0 P: 5	R: 0 E: 0 K: 0 S: 4 H: 1 LOB: 3 BB: 2 P: 12	R: 1 E: 0 K: 0 S: 5 H: 2 LOB: 1 BB: 0 P: 5	R: 0 E: 0 K: 1 S: 5 H: 0 LOB: 1 BB: 1 P: 9	R: 0 E: 0 K: 0 S: 3 H: 0 LOB: 1 BB: 1 P: 7	R: 1 E: 0 K: 0 S: 5 H: 2 LOB: 2 BB: 1 P: 9	R: 0 E: 0 K: 1 S: 5 H: 0 LOB: 0 BB: 0 P: 5	1B: 6 2B: 2 3B: 2 HR: 0 SF: 2 SAC: 0 DP: 0 HBP: 0	WP: 1 PB: 0 SB: 1 CS: 0 PA: 44
<b>PITCHER</b> <b>Al Fitzmorris, R</b> (1, 1) <small>ERA: 3.17</small> <b>Tom Bruno, R</b> (2, 1) <small>ERA: 5.28</small> <b>Steve Mingori, L</b> (2, 1) <small>ERA: 2.37</small> <b>Mark Littell, R</b> (6, 1) <small>ERA: 1.96</small> <b>Larry Gura, L</b> (8, 1) <small>ERA: 3.13</small>	IP WLS BF H R ER SO BB IBB HBP BLK WP HR S P ERA WHIP	IP WLS BF H R ER SO BB IBB HBP BLK WP HR S P ERA WHIP									

**Chicago White Sox @ Kansas City Royals**  
 Royals Stadium, Kansas City, MO  
 Sat Sep 18 1976, 8:05 PM EDT  
 Att. 24,955 - Unknown - 85 F

AB	35
R	5
H	10
RBI	5
BB	7
SO	4
LOB	20



Batter	1	2	3	4	5	6	7	8	9	AB R H RBI BB SO LOB
Jim Wohlford, R OBP: 0.314, SLG: 0.317 (1, 7) X	0-0 L9 ①		0-0 1B		0-0 L1 ① X	0-0 CS 1B			0-0 2-H 1B	5 0 3 1 0 0 0
Al Cowens, R OBP: 0.300, SLG: 0.339 (1, 9) X	0-0 4-3 ②		0-0 4-3 ③		0-0 1B 1B	0-0 CS 1-2	0-0 F8 ①			4 1 1 0 0 0 1
George Brett, L OBP: 0.376, SLG: 0.457 (1, 5) X	0-0 P6 ③			0-0 G3 ① X	0-0 1B 1B		0-0 4-3 ②			4 1 1 0 0 0 0
Hal McRae, R OBP: 0.414, SLG: 0.472 (1, 10) X		0-0 1B		0-0 F9 ② H	1-0 1B HBP		0-0 P4 ③			3 0 1 0 0 0 0
Amos Otis, R OBP: 0.347, SLG: 0.454 (1, 8) X		0-0 F8 ①		0-0 BB 1B	0-0 1B 1-3 2-H 3-H		4-0 CS BB			3 1 2 2 1 0 1
John Mayberry, L OBP: 0.323, SLG: 0.354 (1, 3) X		0-0 F2 ②		4-0 BB 1B 1-2	0-3 K ②		0-0 L6 ① ② 1-2			3 1 0 0 1 1 4
Frank White, R OBP: 0.272, SLG: 0.316 (1, 4) X		0-0 F7 ③		0-0 BB 1B 1-2 2-H	0-0 F9 ③		0-0 5-3 ③			4 1 1 1 0 0 3
Freddie Patek, R OBP: 0.328, SLG: 0.314 (1, 6) X			0-0 P4 ① X	0-0 E4 1B 1-H 2-H		0-0 P4 ①			0-0 S SH1 1B	4 1 2 1 0 0 0
Buck Martinez, R OBP: 0.271, SLG: 0.370 (1, 2) S			0-3 K ② X	0-0 F8 ③		0-0 F9 ②			0-0 SH1 ① 1-2	3 0 0 0 0 1 1

Inning Stats	R: 0	H: 0	E: 0	K: 0	S: 3	R: 0	H: 1	E: 0	K: 0	S: 4	R: 0	H: 1	E: 0	K: 1	S: 6	R: 3	H: 3	E: 1	K: 0	S: 6	R: 2	H: 3	E: 0	K: 1	S: 8	R: 0	H: 1	E: 0	K: 0	S: 3	R: 0	H: 0	E: 0	K: 0	S: 2	R: 0	H: 0	E: 0	K: 0	S: 6	R: 1	H: 2	E: 0	K: 0	S: 3	1B: 11	SF: 0	2B: 0	SAC: 1	3B: 0	DP: 0	HR: 0	HBP: 1	WP: 0	PA: 38
--------------	------	------	------	------	------	------	------	------	------	------	------	------	------	------	------	------	------	------	------	------	------	------	------	------	------	------	------	------	------	------	------	------	------	------	------	------	------	------	------	------	------	------	------	------	------	--------	-------	-------	--------	-------	-------	-------	--------	-------	--------

PITCHER	IP	WLS	BF	H	R	ER	SO	BB	IBB	HBP	BLK	WP	HR	S	P	ERA	WHIP
Ken Brett, L ERA: 3.34 (1, 1)	8.1	L	37	11	6	5	2	2	0	1	0	0	0	38	47	5.40	1.560

**BOTTOM**

**Chicago White Sox @ Kansas City Royals**  
 Royals Stadium, Kansas City, MO

livebaseballscorecards.com

<b>AB</b>	<b>33</b>
<b>R</b>	<b>6</b>
<b>H</b>	<b>11</b>
<b>RBI</b>	<b>5</b>
<b>BB</b>	<b>2</b>
<b>SO</b>	<b>2</b>
<b>LOB</b>	<b>10</b>



<b>WP</b> : 0	<b>PA</b> : 38
<b>PB</b> : 0	
<b>SB</b> : 1	
<b>CS</b> : 2	

PITCHER	IP	WLS	BF	H	R	ER	SO	BB	IBB	HBP	BLK	WP	HR	S	P	ERA	WHIP
---------	----	-----	----	---	---	----	----	----	-----	-----	-----	----	----	---	---	-----	------

Sat Sep 18 1976, 8:05 PM EDT  
 Att: 24,955 - Unknown - 85 F

Batter	1	2	3	4	5	6	7	8	9	AB R H RBI BB SO LOB	TOP																	
Alan Bannister, R (1, 7) OBP: 0.325, SLG: 0.352	0-0 1B G4-6-3 1B	0-0 F5		0-3 K			0-0 1B		0-0 F8	5 1 2 0 0 1 2																		
Chet Lemon, R (1, 8) OBP: 0.299, SLG: 0.318	0-0 1B G4-6-3 1B	0-0 HBP 1B		0-3 K			0-0 P3		0-0 FC6-4	5 1 2 0 0 1 2																		
Bill Stein, R (1, 4) (8, 5) OBP: 0.312, SLG: 0.347	0-0 1B G4-6-3 1B	1-0 1B HBP			0-0 F3		0-0 1-3			3 0 1 0 0 0 1																		
Lamar Johnson, R (1, 3) OBP: 0.376, SLG: 0.431	0-0 G4-6-3	0-0			0-0 L7			0-0 G3 1B		4 0 2 2 0 0 2																		
Ralph Garr, L (8, PR) OBP: 0.322, SLG: 0.393										0 0 0 0 0 0 0																		
Jim Spencer, L (8, 3) OBP: 0.316, SLG: 0.368	1-2f 2-3 3-H	1-2 2-H 3-H								0 0 0 0 0 0 0																		
Kevin Bell, R (1, 5) OBP: 0.295, SLG: 0.401	0-3 K	0-0 P5			0-0 F9			0-0 G3		3 0 0 0 0 1 3																		
Jack Brohamer, L (8, PH) (8, 4) OBP: 0.341, SLG: 0.375								1-2		1 0 0 0 0 0 1																		
Wayne Nordhagen, R (1, 10) OBP: 0.228, SLG: 0.220		4-0 2B BB		0-0 F7		0-0 L9		0-0 5-3		1 1 0 0 1 0 0																		
Sam Ewing, L (6, PH) OBP: 0.250, SLG: 0.263										1 0 0 0 0 0 0																		
Brian Downing, R (8, PH) OBP: 0.334, SLG: 0.325										1 0 0 0 0 0 2																		
Jerry Hairston, S (1, 9) OBP: 0.358, SLG: 0.286		0-0 F7	0-0 4-3		0-0 F8		0-0 F8		0-0 F8	4 0 0 0 0 0 3																		
Bucky Dent, R (1, 6) OBP: 0.304, SLG: 0.308		0-0 2B	0-0 5-3		0-0 F3				0-0 F8	4 1 1 0 0 0 0																		
Jim Essian, R (1, 2) OBP: 0.322, SLG: 0.280		0-0		0-0 5-3			0-0 F8		0-0	4 1 2 2 0 0 0																		
Pat Kelly, L (9, PR) OBP: 0.347, SLG: 0.383		2-H 3-H							FC6-4 1B	0 0 0 0 0 0 0																		
<b>Inning Stats</b>	R: 1 E: 0 K: 1 S: 7	H: 3 LOB: 1 BB: 0 P: 7	R: 4 E: 0 K: 0 S: 7	H: 4 LOB: 2 BB: 1 P: 12	R: 0 E: 0 K: 0 S: 3	H: 0 LOB: 0 BB: 0 P: 3	R: 0 E: 0 K: 2 S: 7	H: 0 LOB: 0 BB: 0 P: 7	R: 0 E: 0 K: 0 S: 3	H: 0 LOB: 0 BB: 0 P: 3	R: 0 E: 0 K: 0 S: 4	H: 1 LOB: 1 BB: 0 P: 4	R: 0 E: 0 K: 0 S: 4	H: 1 LOB: 2 BB: 0 P: 4	R: 0 E: 0 K: 0 S: 4	H: 1 LOB: 1 BB: 0 P: 4	1B: 8 2B: 2 3B: 0 HR: 0	SF: 0 SAC: 0 DP: 1 HBP: 1	WP: 0 PB: 0 SB: 0 CS: 0	PA: 38								
<b>PITCHER</b>	IP WLS BF H R ER SO BB IBB HBP BLK WP HR S P ERA WHIP																											
Andy Hassler, L (1, 1) ERA: 3.61	1.1		9	5	4	4	1	1	0	0	0	0	0	10	14	27.00	4.500											
Roger Nelson, R (2, 1) ERA: 2.7	5.2		21	3	1	1	2	0	0	1	0	0	0	24	25	1.59	0.529											
Mark Littell, R (8, 1) ERA: 1.95	0.1		2	1	0	0	0	0	0	0	0	0	0	2	2	0.00	3.000											
Steve Mingori, L (8, 1) ERA: 2.32	1.2	W	6	1	0	0	0	0	0	0	0	0	0	6	6	0.00	0.600											

Chicago White Sox @ Kansas City Royals  
Royals Stadium, Kansas City, MO  
Sun Sep 19 1976, 4:33 AM EDT  
Att: 39,797 - Unknown

AB	36
R	5
H	10
RBI	4
BB	1
SO	3
LOB	16



livebaseballscorecards.com

Batter	1	2	3	4	5	6	7	8	9	AB	R	H	RBI	BB	SO	LOB
Jim Wohlford, R OBP: 0.310, SLG: 0.313 (1, 7)	F3			1-3	6-3		F8			4	0	0	0	0	0	1
Tom Poquette, L OBP: 0.372, SLG: 0.442 (1, 9) Davey Nelson, R OBP: 0.297, SLG: 0.300 (8, PH) Buck Martinez, R OBP: 0.271, SLG: 0.370 (9, 2)	F3			1B	P6			4-3		3	1	1	0	0	0	0
George Brett, L OBP: 0.379, SLG: 0.461 (1, 5)	2B			1B	F8			FC5-4		4	1	3	0	0	0	0
Hal McRae, R OBP: 0.414, SLG: 0.471 (1, 10)		F2		1B		BB		FC5-4		3	2	1	1	1	0	1
John Mayberry, L OBP: 0.325, SLG: 0.354 (1, 3)		F8		1B	F8			1B		3	1	1	0	1	0	1
Al Cowens, R OBP: 0.301, SLG: 0.340 (1, 8) (9, 9)		F5		1B	F8			1B		4	1	2	3	0	0	1
Bob Stinson, S OBP: 0.347, SLG: 0.347 (1, 2) Cookie Rojas, R OBP: 0.281, SLG: 0.291 (8, PH) Willie Wilson, S OBP: 0.500, SLG: 0.500 (9, 8)			K	F7	L3		F8			3	0	0	0	0	1	3
Frank White, R OBP: 0.273, SLG: 0.321 (1, 4)			F8	3B			K			3	0	1	2	0	1	0
Freddie Patek, R OBP: 0.328, SLG: 0.314 (1, 6)			F8	P6			CS			3	0	1	0	0	0	1

Inning Stats		R: 0	H: 1	R: 0	H: 0	R: 0	H: 0	R: 5	H: 6	R: 0	H: 0	R: 0	H: 0	R: 0	H: 1	R: 1	H: 2
E: 0	LOB: 1	E: 0	LOB: 0	E: 0	LOB: 0	E: 0	LOB: 1	E: 0	LOB: 1	E: 0	LOB: 0	E: 0	LOB: 1	E: 0	LOB: 0	E: 0	LOB: 2
K: 0	BB: 0	K: 0	BB: 0	K: 1	BB: 0	K: 0	BB: 0	K: 0	BB: 1	K: 1	BB: 0	K: 0	BB: 1	K: 0	BB: 0	K: 0	BB: 1
S: 3	P: 3	S: 3	P: 3	S: 5	P: 5	S: 9	P: 9	S: 3	P: 3	S: 5	P: 5	S: 3	P: 7	S: 5	P: 5	S: 5	P: 9


**BOTTOM**

**Chicago White Sox @ Kansas City Royals**  
**Royals Stadium, Kansas City, MO**

Sun Sep 19 1976, 4:33 AM EDT  
 Att. 39,797 - Unknown

AB	32
R	6
H	10
RBI	6
BB	2
SO	2
LOB	10

WP: 2 PA: 34  
 PB: 0  
 SB: 0  
 CS: 1



PITCHER	IP	WLS	BF	H	R	ER	SO	BB	IBB	HBP	BLK	WP	HR	S	P	ERA	WHIP
Chris Knapp, R ERA: 4.59 (1, 1)	3.1		15	6	5	5	1	0	0	0	0	0	0	17	17	13.50	1.800
Francisco Barrios, R ERA: 4.15 (4, 1)	3.2		13	2	0	0	1	1	0	0	0	0	0	14	18	0.00	0.818
Terry Forster, L ERA: 4.37 (8, 1)	1.0	L	6	2	1	1	0	1	0	0	0	2	0	5	9	9.00	3.000

Batter	1	2	3	4	5	6	7	8	9	AB R H RBI BB SO LOB	TOP		
Bill North, S OBP: 0.355, SLG: 0.340 (1, 8) X	0-0 1B 1B		0-0 L7		0-0 CS 1B		0-3 K			4 0 2 0 0 1 1			
Bert Campaneris, R OBP: 0.341, SLG: 0.304 (1, 6) X	0-0 F8		0-0 F9		0-0 CS 1-2	0-0 2B 2B		0-0 F8		4 1 1 0 0 0 1			
Don Baylor, R OBP: 0.326, SLG: 0.375 (1, 10) X	0-0 FC6 1-2 1B		0-0 6-3			0-3 K		0-0 P4		4 0 1 0 0 1 1			
Joe Rudi, R OBP: 0.333, SLG: 0.441 (1, 7) S S	0-3 K			0-0 5-3		0-0 2B 2-H		0-3 K		4 0 1 1 0 2 2			
Sal Bando, R OBP: 0.332, SLG: 0.414 (1, 5) X	0-0 FC6 1-2f			0-0 S 1B		0-0 F7			0-0 FC1-6 1B	4 0 2 0 0 0 3			
Gene Tenace, R OBP: 0.370, SLG: 0.460 (1, 2)		0-0 F8 2B		0-0 P6 1-2		0-0 F8			0-0 F7	4 0 1 0 0 0 3			
Claudell Washington, L OBP: 0.298, SLG: 0.341 (1, 9)		0-0 F8 2-3		0-3 K			0-0 G3		0-0 FC1-6 1-2f	4 0 0 0 0 1 3			
Ron Fairly, L OBP: 0.374, SLG: 0.318 Ken McMullen, R OBP: 0.301, SLG: 0.353 (1, 3) (9, PH)		0-0 5-3			0-0 F9		0-0 G3		0-0 F9	3 0 0 0 0 0 1 1 0 0 0 0 0 1			
Phil Garner, R OBP: 0.306, SLG: 0.397 (1, 4)			0-0 F9		0-3 K		0-0 2B			3 0 1 0 0 1 1			
<b>Inning Stats</b>	R: 0 E: 0 K: 1 S: 7 H: 2 LOB: 2 BB: 0 P: 7	R: 0 E: 0 K: 0 S: 4 H: 1 LOB: 1 BB: 0 P: 4	R: 0 E: 0 K: 0 S: 3 H: 0 LOB: 0 BB: 0 P: 3	R: 0 E: 0 K: 1 S: 6 H: 1 LOB: 1 BB: 0 P: 6	R: 0 E: 0 K: 1 S: 5 H: 1 LOB: 0 BB: 0 P: 5	R: 1 E: 0 K: 1 S: 7 H: 2 LOB: 1 BB: 0 P: 7	R: 0 E: 0 K: 1 S: 6 H: 1 LOB: 1 BB: 0 P: 6	R: 0 E: 0 K: 1 S: 5 H: 0 LOB: 0 BB: 0 P: 5	R: 0 E: 0 K: 0 S: 4 H: 1 LOB: 1 BB: 0 P: 4	1B: 5 2B: 4 3B: 0 HR: 0 SF: 0 SAC: 0 DP: 0 HBP: 0	WP: 0 PB: 0 SB: 1 CS: 1 PA: 36		
<b>PITCHER</b>	IP WLS BF H R ER SO BB IBB HBP BLK WP HR S P ERA WHIP											<b>PITCHER</b>	IP WLS BF H R ER SO BB IBB HBP BLK WP HR S P ERA WHIP
Doug Bird, R ERA: 3.36 (1, 1)	6.0 W 24 7 1 1 4 0 0 0 0 0 0 0 32 32 1.50 1.167												
Steve Mingori, L ERA: 2.27 (7, 1)	2.0 8 2 0 0 2 0 0 0 0 0 0 0 12 12 0.00 1.000												
Mark Littell, R ERA: 1.94 (9, 1)	0.1 1 0 0 0 0 0 0 0 0 0 0 0 1 1 0.00 0.000												
Larry Gura, L ERA: 3.09 (9, 1)	0.2 S 2 0 0 0 0 0 0 0 0 0 0 0 2 2 0.00 0.000												

Oakland Athletics @ Kansas City Royals  
Royals Stadium, Kansas City, MO  
Tue Sep 21 1976, 8:05 PM EDT  
Att. 28,869 - Unknown - 68 F

AB	35
R	1
H	9
RBI	1
BB	0
SO	6
LOB	17



Batter	1	2	3	4	5	6	7	8	9	AB	R	H	RBI	BB	SO	LOB
Tom Poquette, L OBP: 0.368, SLG: 0.437 (1, 7) (2, 9)	0-0 F8		0-0 F8		0-0 4-3		0-0 FC6-2			4	0	0	0	0	0	1
Amos Otis, R OBP: 0.348, SLG: 0.454 Jim Wohlford, R OBP: 0.314, SLG: 0.314 (1, PR) (2, 7)	1-0 BB HBP		4-0 S 1B BB		0-0 6-3 1B		0-0 P6			0	0	0	0	0	0	0
George Brett, L OBP: 0.379, SLG: 0.459 (1, 5)	0-0 F7		4-0 1B 1B BB		0-0 6-3			4-0 1B SF8 BB		2	2	0	0	2	0	2
Hal McRae, R OBP: 0.417, SLG: 0.472 (1, 10)	4-0 1-2 BB		0-0 1B 1-3 2-H 1B		0-0 F8			0-0 SF8 1B		3	0	2	1	1	0	1
John Mayberry, L OBP: 0.324, SLG: 0.354 (1, 3)	0-0 G3		0-0 1-3 3-H 1B			0-0 4-3		0-0 SF8		3	0	1	2	0	0	2
Al Cowens, R OBP: 0.299, SLG: 0.338 (1, 9) (2, 8)		0-0 P4	0-0 F3			0-0 P6		0-0 F8		4	0	0	0	0	0	3
Frank White, R OBP: 0.270, SLG: 0.318 (1, 4)		0-3 K		0-0 5-3		0-0 6-3		0-0 5-3		4	0	0	0	0	1	1
Freddie Patek, R OBP: 0.328, SLG: 0.317 (1, 6)		0-0 P6		0-0 F3			0-0 SH5-4 FC6-2 2B			3	0	1	0	0	0	0
Buck Martinez, R OBP: 0.269, SLG: 0.367 (1, 2)			0-3 K	0-0 P3			0-0 SH5-4			2	0	0	0	0	1	0

Inning Stats	R: 0	H: 0	E: 0	K: 0	S: 3	LOB: 2	BB: 1	P: 8	R: 0	H: 0	E: 0	K: 1	S: 5	LOB: 0	BB: 0	P: 5	R: 2	H: 2	E: 0	K: 1	S: 7	LOB: 2	BB: 2	P: 15	R: 0	H: 0	E: 0	K: 0	S: 3	LOB: 0	BB: 0	P: 3	R: 0	H: 1	E: 0	K: 0	S: 4	LOB: 1	BB: 0	P: 4	R: 0	H: 0	E: 0	K: 0	S: 3	LOB: 0	BB: 0	P: 3	R: 0	H: 1	E: 0	K: 0	S: 4	LOB: 1	BB: 0	P: 4	R: 1	H: 1	E: 0	K: 0	S: 4	LOB: 1	BB: 1	P: 8
PITCHER	IP	WLS	BF	H	R	ER	SO	BB	IBB	HBP	BLK	WP	HR	S	P	ERA	WHIP																																															
Stan Bahnsen, R ERA: 3.42 (1, 1)	6.0	L	26	4	2	2	2	3	0	1	0	0	0	26	39	3.00	1.167																																															
Rollie Fingers, R ERA: 2.47 (7, 1)	2.0		8	1	1	1	0	1	0	0	0	0	0	7	11	4.50	1.000																																															
PITCHER	IP	WLS	BF	H	R	ER	SO	BB	IBB	HBP	BLK	WP	HR	S	P	ERA	WHIP	1B: 4	SF: 1	2B: 1	SAC: 1	3B: 0	DP: 0	HR: 0	HBP: 1	WP: 0	PA: 34	PB: 0	SB: 1	CS: 0																																		

BOTTOM

Oakland Athletics @ Kansas City Royals  
Royals Stadium, Kansas City, MO

Tue Sep 21 1976, 8:05 PM EDT  
Att: 28,869 - Unknown - 68 F

livebaseballscores.com

AB 27  
R 3  
H 5  
RBI 3  
BB 4  
SO 2  
LOB 11



Batter	1	2	3	4	5	6	7	8	9	AB R H RBI BB SO LOB	TOP											
Bill North, S OBP: 0.354, SLG: 0.339 (1, 10) X	0-0 1-3 1B	0-0 1B		0-0 CS 1-2	0-0 L4	0-0 F8		0-0 L8		5 1 1 0 0 0 0												
Bert Campaneris, R OBP: 0.341, SLG: 0.304 (1, 6) X	0-0 E6 HR	0-0 1B			0-0 4-3		4-0 HR BB	0-0 6-3		4 2 1 1 1 0 0												
Joe Rudi, R OBP: 0.332, SLG: 0.445 (1, 7) X Denny Walling, L (8, 7)	0-0 F7	0-0 F9			0-0 P5		0-0 HR 1-H	0-0 F9		5 1 1 2 0 0 2 0 0 0 0 0 0 0												
Gene Tenace, R OBP: 0.372, SLG: 0.467 (1, 2) X	0-0 HR 2-H		0-0 5-3			4-0 1B 1B BB	0-0 F7		4-0 FC6 1B BB	3 1 1 2 2 0 0												
Sal Bando, R OBP: 0.333, SLG: 0.415 (1, 5) X Ken McMullen, R OBP: 0.305, SLG: 0.356 (7, 5)	0-0 2B 1B		0-0 F9			0-0 1B 1-2 E 1B	0-0 4-3		0-0 FC6 1-2 1B	4 2 2 0 0 0 0 1 0 1 0 0 0 0												
Don Baylor, R OBP: 0.328, SLG: 0.378 (1, 9) X	0-0 2B 1-H		0-0 P4			0-0 HR 1-2 2-H 1B	4-0 1B 1B BB		0-0 FC6 1-2 2-3 G6-4-3	4 2 2 1 1 0 2												
Claudell Washington, L OBP: 0.295, SLG: 0.339 (1, 8) X	0-0 F3			0-0 6-3		0-3 K 2-H 1B	0-0 1B 1-2 1B		0-0 G6-4-3 1-2	5 0 1 0 0 1 5												
Ron Fairly, L OBP: 0.371, SLG: 0.316 (1, 3) X		0-0 4-3		0-0 3-1		0-0 E4 1-3 2-H HR	0-0 1B 1-3 2-H 1B			4 1 1 1 0 0 1												
Phil Garner, R OBP: 0.308, SLG: 0.404 (1, 4) X		0-0 4-3		0-0 CS 1B		0-0 HR 1-H 3-H	0-0 F9			4 1 2 3 0 0 2												
<b>Inning Stats</b>	R: 3 E: 1 K: 0 S: 7	H: 3 LOB: 1 BB: 0 P: 7	R: 1 E: 0 K: 0 S: 5	H: 2 LOB: 1 BB: 0 P: 5	R: 0 E: 0 K: 0 S: 3	H: 0 LOB: 0 BB: 0 P: 3	R: 0 E: 0 K: 0 S: 3	H: 1 LOB: 0 BB: 0 P: 3	R: 0 E: 0 K: 0 S: 3	H: 0 LOB: 0 BB: 0 P: 3	R: 4 E: 1 K: 1 S: 8	H: 3 LOB: 0 BB: 1 P: 12	R: 3 E: 0 K: 0 S: 6	H: 3 LOB: 2 BB: 2 P: 14	R: 0 E: 0 K: 0 S: 3	H: 0 LOB: 0 BB: 0 P: 3	R: 0 E: 0 K: 0 S: 3	H: 1 LOB: 1 BB: 1 P: 7	1B: 9 2B: 1 3B: 0 HR: 3	SF: 0 SAC: 0 DP: 1 HBP: 0	WP: 0 PB: 0 SB: 2 CS: 1	PA: 44
<b>PITCHER</b>	IP WLS BF H R ER SO BB IBB HBP BLK WP HR S P ERA WHIP																					
Marty Pattin, R ERA: 2.61 (1, 1)	5.1 L 24 8 6 2 0 1 0 0 0 0 0 1 23 27 3.38 1.688																					
Tom Hall, L ERA: 4.46 (6, 1)	0.1 2 0 0 0 1 0 0 0 0 0 0 0 4 4 0.00 0.000																					
Tom Bruno, R ERA: 7.16 (6, 1)	1.0 7 2 5 3 0 2 0 0 0 0 0 2 5 13 27.00 4.000																					
Bob McClure, L ERA: 6.75 (7, 1)	1.1 6 2 0 0 0 0 0 0 0 0 0 0 6 6 0.00 1.500																					
Ken Sanders, R ERA: 2.81 (9, 1)	1.0 4 1 0 0 0 1 0 0 0 0 0 0 3 7 0.00 2.000																					

Oakland Athletics @ Kansas City Royals  
Royals Stadium, Kansas City, MO  
Wed Sep 22 1976, 8:05 PM EDT  
Att. 36,064 - Unknown - 82 F

AB	39
R	11
H	13
RBI	10
BB	4
SO	1
LOB	12



livebaseballscorecards.com



Batter	1	2	3	4	5	6	7	8	9	AB	R	H	RBI	BB	SO	LOB	BOTTOM						
Jim Wohlford, R OBP: 0.310, SLG: 0.309 (1, 7) x	0-0 1-3 ①		x 0-0 F9 ②			x 0-0 6-3 ①		x 0-0 L3 ①		4	0	0	0	0	0	3	<b>Oakland Athletics @ Kansas City Royals</b> Royals Stadium, Kansas City, MO Wed Sep 22 1976, 8:05 PM EDT Att: 36,064 - Unknown - 82 F						
Al Cowens, R OBP: 0.299, SLG: 0.337 (1, 9) x	0-0 1-3 ②		x 0-0 5-3 ③			x 0-0 FC6-4 1B ②		x 0-0 F9 ②		4	0	1	0	0	0	3							
George Brett, L OBP: 0.379, SLG: 0.458 (1, 5) x	0-0 2B 1B			x 0-0 L5 ①		x 0-0 FC6-4 1-2f ②		x 0-0 L7 ③		4	1	1	0	0	0	3							
Hal McRae, R OBP: 0.417, SLG: 0.477 (1, 10) x	0-0 1-H 2B ③			x 0-0 F8 2B		x 0-0 F3 ③		x 0-0 F8 ①		4	0	2	1	0	0	1							
Amos Otis, R OBP: 0.347, SLG: 0.451 (1, 8)		0-3 K ①		x 0-0 F8 ②		x 0-0 L7 ①		x 0-0 6-3 ②		3	0	0	0	0	1	1							
Willie Wilson, S OBP: 0.333, SLG: 0.333 (8, 8)		0-3 K ①		x 2-3 F8 ②		x 0-0 L7 ①		x 0-0 6-3 ②		1	0	0	0	0	0	0							
John Mayberry, L OBP: 0.322, SLG: 0.352 (1, 3) x		0-0 G3 ②		x 0-0 5-3 ③		x 0-0 F8 ②		x 0-0 6-3 ③		4	0	0	0	0	0	1							
Frank White, R OBP: 0.269, SLG: 0.316 (1, 4) (9, 6) x		0-0 F3 ③			x 0-0 F2 ①		x 0-0 F3 ③			3	0	0	0	0	0	0							
Freddie Patek, R OBP: 0.327, SLG: 0.315 (1, 6)		0-3 K ①		x 0-0 F9 ②		x 0-0 F9 ②		x 0-0 1B 1B		2	0	0	0	0	1	0							
Cookie Rojas, R OBP: 0.287, SLG: 0.298 (8, PH) (9, 4) S		0-3 K ①		x 0-0 F9 ②		x 0-0 F9 ②		x 0-0 1B 1B		1	0	1	0	0	0	0							
Buck Martinez, R OBP: 0.271, SLG: 0.365 (1, 2)		4-0 BB ③		x 0-3 K ③		x 0-3 K ③		x 0-0 1-2 1B		1	0	0	0	1	1	0							
Tommy Davis, R OBP: 0.315, SLG: 0.332 (8, PH) B		4-0 BB ③		x 0-3 K ③		x 0-3 K ③		x 0-0 1-2 1B		1	0	1	0	0	0	0							
Ruppert Jones, L OBP: 0.250, SLG: 0.327 (8, PR) B		4-0 BB ③		x 0-3 K ③		x 0-3 K ③		x 0-0 1-2 1B		0	0	0	0	0	0	0							
John Wathan, R OBP: 0.382, SLG: 0.355 (9, 2) B		4-0 BB ③		x 0-3 K ③		x 0-3 K ③		x 0-0 1-2 1B		0	0	0	0	0	0	0							
<b>Inning Stats</b>	R: 1 E: 0 K: 0 S: 4	H: 2 LOB: 1 BB: 0 P: 4	R: 0 E: 0 K: 1 S: 5	H: 0 LOB: 0 BB: 0 P: 5	R: 0 E: 0 K: 1 S: 5	H: 0 LOB: 1 BB: 1 P: 9	R: 0 E: 0 K: 0 S: 4	H: 1 LOB: 1 BB: 0 P: 4	R: 0 E: 0 K: 1 S: 5	H: 0 LOB: 0 BB: 0 P: 5	R: 0 E: 0 K: 0 S: 4	H: 1 LOB: 1 BB: 0 P: 4	R: 0 E: 0 K: 0 S: 3	H: 0 LOB: 0 BB: 0 P: 3	R: 0 E: 0 K: 0 S: 5	H: 2 LOB: 2 BB: 0 P: 5	R: 0 E: 0 K: 0 S: 3	H: 0 LOB: 0 BB: 0 P: 3	1B: 4 2B: 2 3B: 0 HR: 0	SF: 0 SAC: 0 DP: 0 HBP: 0	WP: 0 PB: 0 SB: 0 CS: 0	PA: 33	
<b>PITCHER</b> Vida Blue, L ERA: 2.4 (1, 1)	IP: 9.0 WLS: W BF: 33 H: 6 R: 1 ER: 1 SO: 3	H: 2 LOB: 1 BB: 0 P: 4	R: 0 E: 0 K: 1 S: 5	H: 0 LOB: 0 BB: 0 P: 5	R: 0 E: 0 K: 1 S: 5	H: 0 LOB: 1 BB: 1 P: 9	R: 0 E: 0 K: 0 S: 4	H: 1 LOB: 1 BB: 0 P: 4	R: 0 E: 0 K: 1 S: 5	H: 0 LOB: 0 BB: 0 P: 5	R: 0 E: 0 K: 0 S: 4	H: 1 LOB: 1 BB: 0 P: 4	R: 0 E: 0 K: 0 S: 3	H: 0 LOB: 0 BB: 0 P: 3	R: 0 E: 0 K: 0 S: 5	H: 2 LOB: 2 BB: 0 P: 5	R: 0 E: 0 K: 0 S: 3	H: 0 LOB: 0 BB: 0 P: 3	1B: 4 2B: 2 3B: 0 HR: 0	SF: 0 SAC: 0 DP: 0 HBP: 0	WP: 0 PB: 0 SB: 0 CS: 0	ERA: 1.00 WHIP: 0.778	ERA: 1.00 WHIP: 0.778

livebaseballscorecards.com

<b>AB</b>	<b>32</b>
<b>R</b>	<b>1</b>
<b>H</b>	<b>6</b>
<b>RBI</b>	<b>1</b>
<b>BB</b>	<b>1</b>
<b>SO</b>	<b>3</b>
<b>LOB</b>	<b>12</b>





Batter	1	2	3	4	5	6	7	8	9	AB	R	H	RBI	BB	SO	LOB
Tom Poquette, L (1, 7) OBP: 0.366, SLG: 0.434	0-0 4-3		0-3 K			0-0 F9	0-0 F9			4	1	1	0	0	1	1
Amos Otis, R (1, 8) OBP: 0.346, SLG: 0.450	0-0 5-3		0-0 F8			0-0 1B		0-0 5-3		4	0	1	0	0	0	0
George Brett, L (1, 5) OBP: 0.376, SLG: 0.455	0-0 L8			0-0 6-3		0-0 L7		0-0 P6		4	0	0	0	0	0	2
Hal McRae, R (1, 10) OBP: 0.414, SLG: 0.473		0-0 G3		0-0 6-3		0-0 F9		0-3 K		4	0	0	0	0	1	2
John Mayberry, L (1, 3) OBP: 0.325, SLG: 0.352		4-0 1B		4-0 FC5-4		0-0 1B		0-0 F8		2	0	1	1	2	0	0
Al Cowens, R (1, 9) OBP: 0.297, SLG: 0.335		0-0 P6		0-0 FC5-4		0-0 4-3		0-0 6-3		4	0	0	0	0	0	4
Bob Stinson, S (1, 2) OBP: 0.354, SLG: 0.352		0-0 1B		4-0 G5-4-3		0-0 1B		0-0 F7		3	0	2	0	1	0	0
Frank White, R (1, 4) OBP: 0.268, SLG: 0.315		0-0 6-3		0-0 G5-4-3		0-0 F9		0-0 1B		1	0	0	0	0	0	2
Cookie Rojas, R (5, PH) OBP: 0.282, SLG: 0.292				1-2f						2	0	0	0	0	0	2
Freddie Patek, R (1, 6) OBP: 0.325, SLG: 0.314			0-0 F8		0-0 6-3		0-0 F8			2	0	0	0	0	0	0
Jamie Quirk, L (7, PH) OBP: 0.241, SLG: 0.324										1	0	0	0	0	0	1

Inning Stats	R: 0	H: 0	E: 0	K: 0	S: 3	R: 0	H: 1	E: 0	K: 0	S: 4	R: 0	H: 0	E: 0	K: 1	S: 5	R: 0	H: 0	E: 0	K: 0	S: 3	R: 0	H: 0	E: 0	K: 0	S: 2	R: 1	H: 3	E: 0	K: 0	S: 6	R: 0	H: 1	E: 0	K: 0	S: 4	R: 0	H: 0	E: 0	K: 1	S: 5	R: 0	H: 0	E: 0	K: 0	S: 3	1B: 5	2B: 0	3B: 0	HR: 0	SF: 0	SAC: 0	DP: 1	HBP: 0	WP: 0	PA: 34
PITCHER Mike Torrez, R (1, 1) ERA: 2.65	IP: 9.0	WLS: W	BF: 34	H: 5	R: 1	ER: 1	SO: 2	BB: 3	IBB: 0	HBP: 0	BLK: 0	WP: 0	HR: 0	S: 35	P: 47	ERA: 1.00	WHIP: 0.889																																						

**BOTTOM**

**Oakland Athletics @ Kansas City Royals**  
Royals Stadium, Kansas City, MO

Thu Sep 23 1976, 8:05 PM EDT  
Att: 34,077 - Unknown - 70 F

livebaseballscorecards.com

AB	31
R	1
H	5
RBI	1
BB	3
SO	2
LOB	14



Batter	1	2	3	4	5	6	7	8	9	10	11	12	13	14	AB R H RBI BB SO LOB	TOP															
Jim Wohlford, R (1, 9) OBP: 0.306, SLG: 0.303	0-0 P6		0-0 L8		0-0 FC6-4			0-0 B2-3		0-0 FC3-5		0-0 E6		0-0 BB	6 0 0 0 1 0 2	<b>Kansas City Royals @ Texas Rangers</b> Arlington Stadium, Arlington, TX Fri Sep 24 1976, 8:05 PM EDT Att: 6,949 - Unknown <a href="http://livebaseballscorecards.com">livebaseballscorecards.com</a>															
George Brett, L (1, 5) OBP: 0.378, SLG: 0.457	0-0 1B		0-0 2B		0-0 CS	4-0 1B		0-0 6-3		0-0 1B		0-0 5-3		0-0 BB	6 1 3 0 1 0 3																
Amos Otis, R (1, 8) OBP: 0.345, SLG: 0.447	0-0 F8		0-3 K					4-0 1B		0-0 F2		0-3 K		0-3 K	6 0 1 0 1 3 7																
Hal McRae, R (1, 7) OBP: 0.415, SLG: 0.473	0-0 1B			0-0 F4		0-0 SF8		0-0 1B		0-0 F9			0-0 F8	0-0 1B	6 0 3 2 0 0 2																
Tommy Davis, R (1, 10) OBP: 0.310, SLG: 0.326	0-0 FC6-4			0-0 1B		0-0 G6-4-3		0-0 FC6-4					0-0 4-3	0-0 5-3	7 0 1 0 0 0 7																
John Mayberry, L (1, 3) OBP: 0.325, SLG: 0.351		0-0 4-3		0-0 F9				0-0 1B		0-3 K		0-0 4-3		4-0 BB	5 0 1 0 1 1 1																
Cookie Rojas, R (1, 4) OBP: 0.279, SLG: 0.288		0-3 K		0-0 5-3				0-0 L5		0-0 F4		0-0 1B		4-0 BB	5 0 1 0 0 1 2																
Willie Wilson, S (11, PR) OBP: 0.333, SLG: 0.333													1-2 BB		0 0 0 0 0 0 0																
Frank White, R (11, 4) OBP: 0.270, SLG: 0.315															0 0 0 0 1 0 0																
Freddie Patek, R (1, 6) OBP: 0.322, SLG: 0.310		0-0 L5				0-0 6-3		0-0 FC6-4		0-0 P6		0-3 K		0-3 K	5 0 0 0 0 1 2																
Tom Poquette, L (13, PH) OBP: 0.365, SLG: 0.433								1-2 1B							1 0 0 0 0 1 2																
Davey Nelson, R (13, 4) OBP: 0.297, SLG: 0.300															0 0 0 0 0 0 0																
Buck Martinez, R (1, 2) OBP: 0.271, SLG: 0.363			0-0 F8					0-0 F8		0-0 FC3-5		0-3 K		0-0 BB	2 0 0 0 1 0 1																
Al Cowens, R (10, PH) OBP: 0.298, SLG: 0.338														1B	1 0 1 0 0 0 0																
John Wathan, R (10, 2) OBP: 0.389, SLG: 0.364														1B	2 1 1 0 0 1 0																
<b>Inning Stats</b>	R: 0 E: 0 K: 0 S: 5	H: 2 LOB: 2 BB: 0 P: 5	R: 0 E: 0 K: 1 S: 5	H: 0 LOB: 0 BB: 0 P: 5	R: 0 E: 0 K: 1 S: 6	H: 1 LOB: 1 BB: 0 P: 6	R: 0 E: 0 K: 0 S: 4	H: 1 LOB: 1 BB: 0 P: 4	R: 0 E: 0 K: 0 S: 2	H: 0 LOB: 0 BB: 1 P: 6	R: 1 E: 0 K: 0 S: 3	H: 1 LOB: 0 BB: 1 P: 7	R: 0 E: 0 K: 0 S: 4	H: 1 LOB: 2 BB: 1 P: 8	R: 0 E: 0 K: 1 S: 5	H: 0 LOB: 0 BB: 0 P: 5	R: 0 E: 0 K: 0 S: 6	H: 1 LOB: 2 BB: 0 P: 6	R: 0 E: 1 K: 2 S: 8	H: 0 LOB: 1 BB: 0 P: 8	R: 0 E: 0 K: 1 S: 5	H: 0 LOB: 2 BB: 2 P: 13	R: 1 E: 0 K: 1 S: 7	H: 2 LOB: 2 BB: 1 P: 11	1B: 10 2B: 2 3B: 0 HR: 0	SF: 1 SAC: 0 DP: 1 HBP: 0	WP: 0 PB: 0 SB: 1 CS: 1	PA: 60			
<b>PITCHER</b>	IP WLS BF H R ER SO BB IBB HBP BLK WP HR S P ERA WHIP																														
Jim Umberger, L (1, 1) ERA: 3.06	9.1	38	9	1	1	3	3	0	0	0	0	0	0	0	0	0.96	1.286														
Mike Bacsik, R (10, 1) ERA: 4.09	3.1	14	1	0	0	3	2	0	0	0	0	0	0	0	0	0.00	0.900														
Steve Foucault, R (13, 1) ERA: 3.33	0.1	L 3	1	1	1	1	1	0	0	0	0	0	0	0	0	27.00	6.000														
Craig Skok, L (14, 1) ERA: 12.6	0.1	1	0	0	0	0	0	0	0	0	0	0	0	0	0	0.00	0.000														
Jeff Terpko, R (14, 1) ERA: 2.39	0.2	3	1	0	0	1	0	0	0	0	0	0	0	0	0	0.00	1.500														




Batter	1	2	3	4	5	6	7	8	9	10	11	12	13	14
<b>Gene Clines, R</b> OBP: 0.301, SLG: 0.313 (1, 7)	L1-3			WP SH1-3 SF7 1B		K		L1-3			L4-3		2B	
<b>Toby Harrah, R</b> OBP: 0.360, SLG: 0.369 (1, 6)	F8			SH1-3			6-3		CS 1B		F9		IBB	
<b>Mike Hargrove, L</b> OBP: 0.397, SLG: 0.384 (1, 3)	G3			SF7			4-3		F8			E SH1-3 1B	P6	
<b>Jeff Burroughs, R</b> OBP: 0.311, SLG: 0.364 (1, 9)		F9		K			1B		FC5-4 BB			SH1-3		K
<b>Roy Howell, L</b> OBP: 0.297, SLG: 0.368 (1, 5)		G3			F8		L6		FC5-4			5-3		4-3
<b>Jim Fregosi, R</b> OBP: 0.335, SLG: 0.333 (9, PH)														
<b>Danny Thompson, R</b> OBP: 0.264, SLG: 0.256 (10, 5)														
<b>Tom Grieve, R</b> OBP: 0.301, SLG: 0.408 (1, 10)		K			F8				1-3			E5		F9
<b>Dave Moates, L</b> OBP: 0.295, SLG: 0.308 (8, PR)									5-3 2B			2-3		
<b>Doug Ault, R</b> OBP: 0.222, SLG: 0.176 (10, PH)														
<b>Lenny Randle, S</b> OBP: 0.280, SLG: 0.265 (1, 4)					1-3				1-3			F5		
<b>Juan Beniquez, R</b> OBP: 0.317, SLG: 0.294 (1, 8)														P4
<b>Jim Sundberg, R</b> OBP: 0.282, SLG: 0.300 (1, 2)														
<b>Joe Lahoud, L</b> OBP: 0.313, SLG: 0.266 (8, PH)														F8
<b>Bill Fahey, L</b> OBP: 0.337, SLG: 0.299 (9, 2)														

AB	R	H	RBI	BB	SO	LOB
6	1	2	0	0	1	3
4	0	1	0	1	0	0
5	0	1	1	0	0	3
4	0	1	0	1	2	0
3	0	0	0	0	0	1
1	0	0	0	0	0	1
2	0	0	0	0	0	1
3	0	1	0	0	1	0
0	0	0	0	0	0	0
3	0	0	0	0	0	1
5	0	1	0	0	0	3
5	0	0	0	0	0	2
2	0	0	0	0	0	0
0	0	0	0	1	0	0
2	0	0	0	0	0	0

**Kansas City Royals @ Texas Rangers**  
 Arlington Stadium, Arlington, TX

Fri Sep 24 1976, 8:05 PM EDT  
 Att: 6,949 - Unknown

AB	45
R	1
H	7
RBI	1
BB	3
SO	4
LOB	15



Inning Stats																			PITCHER																							
R					H					E					K				S				IP					WLS					BF									
R: 0					H: 0					E: 0					K: 1				S: 3				8.0					29					19									
LOB: 0					LOB: 0					LOB: 0					K: 0				S: 3				0					1					0					0				
K: 0					K: 1					K: 0					K: 0				S: 3				0					5					0					0				
S: 3					S: 5					S: 3					S: 3				S: 3				3					3					3					3				
P: 3					P: 5					P: 3					P: 5				P: 3				3					3					3					3				
P: 3					P: 5					P: 3					P: 5				P: 3				3					3					3					3				

PITCHER																			PITCHER																										
IP					WLS					BF					H				R				ER					SO																	
11.7					1.6					1.3					1.9				1.5				9, PH				10, 5				1, 10					8, PR					10, PH				
0.301					0.369					0.384					0.311				0.297				0.333				0.256				0.301					0.295					0.222				
0.313					0.369					0.384					0.364				0.368				0.333				0.256				0.408					0.308					0.176				
3.09					2.79					2.04					3.09				3.09				3.09				3.09					3.09					3.09								

Batter	1	2	3	4	5	6	7	8	9	AB R H RBI BB SO LOB	TOP							
<b>Tom Poquette, L</b> (1, 7) <small>OBP: 0.367, SLG: 0.432</small> <b>Willie Wilson, S</b> (9, PR) <small>OBP: 0.333, SLG: 0.333</small>	0-0 4-3		H 1-0 G4-3 HBP			X 0-0 4-3			X 0-0 1B 1B	3 0 1 0 0 0 0 0 0 0 0 0 0 0								
<b>Al Cowens, R</b> (1, 9) <small>OBP: 0.298, SLG: 0.339</small>	0-0 1B 2B		S 0-3 K			X 0-0 5-3			S 0-3 K	4 0 1 0 0 2 2								
<b>George Brett, L</b> (1, 5) <small>OBP: 0.378, SLG: 0.456</small>	0-3 K		X 0-0 G4-3 1-2f			S 0-3 K			X 0-0 1-3 1B	4 0 1 0 0 2 2								
<b>Hal McRae, R</b> (1, 10) <small>OBP: 0.415, SLG: 0.472</small>	0-0 BB 2-3 1B			X 0-0 5-3			X 0-0 F8		1-3 4-0 G4-6-3 IBB	3 0 1 0 1 0 0								
<b>John Mayberry, L</b> (1, 3) <small>OBP: 0.324, SLG: 0.349</small>	4-0 1-2 BB		S 0-3 K			X 0-0 1-3			X 0-0 G4-6-3 1-2f	3 0 0 0 1 1 3								
<b>Amos Otis, R</b> (1, 8) <small>OBP: 0.344, SLG: 0.444</small>	0-3 K		S 0-3 K			S 0-3 K				3 0 0 0 0 3 3								
<b>Cookie Rojas, R</b> (1, 4) <small>OBP: 0.272, SLG: 0.281</small>		X 0-0 6-3			X 0-0 5-3				X 0-0 6-3	3 0 0 0 0 0 0								
<b>Bob Stinson, S</b> (1, 2) <small>OBP: 0.349, SLG: 0.347</small>		X 0-0 F9			S 0-3 K				S 0-3 K	3 0 0 0 0 2 0								
<b>Freddie Patek, R</b> (1, 6) <small>OBP: 0.321, SLG: 0.309</small> <b>Tommy Davis, R</b> (8, PH) <small>OBP: 0.309, SLG: 0.325</small> <b>Frank White, R</b> (8, 6) <small>OBP: 0.270, SLG: 0.315</small>		X 0-0 5-3			S 0-3 K				X 0-0 5-3	2 0 0 0 0 1 0 1 0 0 0 0 0 0 0 0 0 0 0 0 0								
<b>Inning Stats</b>	R: 0 E: 0 K: 2 S: 9	H: 2 LOB: 3 BB: 1 P: 13	R: 0 E: 0 K: 0 S: 3	H: 0 LOB: 0 BB: 0 P: 3	R: 0 E: 0 K: 1 S: 4	H: 0 LOB: 0 BB: 0 P: 5	R: 0 E: 0 K: 2 S: 7	H: 0 LOB: 0 BB: 0 P: 7	R: 0 E: 0 K: 1 S: 5	H: 0 LOB: 0 BB: 0 P: 5	R: 0 E: 0 K: 1 S: 5	H: 0 LOB: 0 BB: 0 P: 5	R: 0 E: 0 K: 1 S: 6	H: 2 LOB: 3 BB: 1 P: 10	1B: 3 2B: 1 3B: 0 HR: 0	SF: 0 SAC: 0 DP: 2 HBP: 1	WP: 0 PB: 0 SB: 0 CS: 0	PA: 32
<b>PITCHER</b> <b>Bert Blyleven, R</b> (1, 1) <small>ERA: 2.89</small>	IP 9.0 WLS W BF 32 H 4 R 0 ER 0 SO 11 BB 1 IBB 1 HBP 1 BLK 0 WP 0 HR 0 S 51 P 60 ERA 0.00 WHIP 0.556								<b>PITCHER</b> 	IP WLS BF H R ER SO BB IBB HBP BLK WP HR S P ERA WHIP								

**Kansas City Royals @ Texas Rangers**  
 Arlington Stadium, Arlington, TX  
 Sat Sep 25 1976, 8:05 PM EDT  
 Att. 9,001 - Unknown

livebaseballscorecards.com

**AB** 29  
**R** 0  
**H** 4  
**RBI** 0  
**BB** 2  
**SO** 11  
**LOB** 10





Batter	1	2	3	4	5	6	7	8	9	AB R H RBI BB SO LOB	TOP											
Tom Poquette, L (1, 7) OBP: 0.366, SLG: 0.428 Jim Wohlford, R (9, PH) OBP: 0.308, SLG: 0.303	0-0 4-3		0-0 F9		4-0 BB		0-0 F8		4-0 BB	3 0 0 0 1 0 2 0 0 0 0 1 0 0												
Amos Otis, R (1, 8) OBP: 0.341, SLG: 0.441	0-3 K		0-0 5-3		0-3 K			0-0 5-3	0-0 F9	5 0 0 0 0 2 4												
George Brett, L (1, 5) OBP: 0.375, SLG: 0.453	0-0 E3			0-0 4-3		0-0 F8		0-0 F9		4 0 0 0 0 0 0												
Hal McRae, R (1, 10) OBP: 0.412, SLG: 0.469	0-0 5-3			0-0 F2		0-0 L6		0-0 6-3		4 0 0 0 0 0 1												
John Mayberry, L (1, 3) OBP: 0.325, SLG: 0.350		0-0 4-3		0-0 1B		0-3 K			0-0 BB	4 1 2 0 0 1 0												
Al Cowens, R (1, 9) OBP: 0.299, SLG: 0.340		0-0 E6		0-0 FC5-4			0-0 6-3		0-0 4-3	4 0 2 0 0 0 0												
Frank White, R (1, 4) OBP: 0.268, SLG: 0.314 Cookie Rojas, R (7, PH) OBP: 0.268, SLG: 0.276		0-0 6-3		0-0 FC5-4			0-0 5-3		0-0 L7	2 0 0 0 0 0 3 2 0 0 0 0 0 2												
Freddie Patek, R (1, 6) OBP: 0.319, SLG: 0.307 Jamie Quirk, L (7, PH) OBP: 0.255, SLG: 0.330 Willie Wilson, S (9, PR) OBP: 0.333, SLG: 0.333		0-0 6-3		0-0 K			0-0 BB		4-0 4-3	2 0 0 0 0 1 1 1 0 1 0 1 0 0 0 0 0 0 0 0 0												
Buck Martinez, R (1, 2) OBP: 0.270, SLG: 0.360 Tommy Davis, R (7, PH) OBP: 0.312, SLG: 0.325 Bob Stinson, S (7, 2) OBP: 0.348, SLG: 0.345			0-0 P3		0-0 F8		4-0 BB		0-0 4-3	2 0 0 0 0 0 0 0 0 0 0 1 0 0 1 0 0 1 0 0 2												
<b>Inning Stats</b>	R: 0 E: 1 K: 1 S: 6	H: 0 LOB: 1 BB: 0 P: 6	R: 0 E: 1 K: 0 S: 4	H: 0 LOB: 1 BB: 0 P: 4	R: 0 E: 0 K: 0 S: 3	H: 0 LOB: 0 BB: 0 P: 3	R: 0 E: 0 K: 0 S: 5	H: 2 LOB: 2 BB: 0 P: 5	R: 0 E: 0 K: 2 S: 7	H: 0 LOB: 1 BB: 1 P: 11	R: 0 E: 0 K: 1 S: 5	H: 0 LOB: 0 BB: 0 P: 5	R: 0 E: 0 K: 0 S: 4	H: 1 LOB: 2 BB: 1 P: 8	R: 0 E: 0 K: 0 S: 3	H: 0 LOB: 0 BB: 0 P: 3	R: 1 E: 0 K: 0 S: 5	H: 2 LOB: 3 BB: 2 P: 13	1B: 5 2B: 0 3B: 0 HR: 0	SF: 0 SAC: 0 DP: 0 HBP: 0	WP: 0 PB: 0 SB: 0 CS: 0	PA: 38
<b>PITCHER</b>	IP WLS BF H R ER SO BB IBB HBP BLK WP HR S P ERA WHIP																					
Nelson Briles, R (1, 1) ERA: 3.27	8.0 W 32 4 1 1 4 2 0 0 0 0 0 0 38 46 1.12 0.750																					
Mike Bacsik, R (9, 1) ERA: 4.03	0.2 4 1 0 0 0 1 0 0 0 0 0 0 3 7 0.00 3.000																					
Craig Skok, L (9, 1) ERA: 12.6	0.0 1 0 0 0 0 1 0 0 0 0 0 0 4 ∞ ∞																					
Steve Hargan, R (9, 1) ERA: 3.5	0.1 S 1 0 0 0 0 0 0 0 0 0 0 0 1 1 0.00 0.000																					

Kansas City Royals @ Texas Rangers  
Arlington Stadium, Arlington, TX  
Sun Sep 26 1976, 4:33 AM EDT  
Att. 4,650 - Unknown

livebaseballscorecards.com

AB	34
R	1
H	5
RBI	1
BB	4
SO	4
LOB	15





Batter	1	2	3	4	5	6	7	8	9	AB	R	H	RBI	BB	SO	LOB
Gene Clines, R (1, 7) OBP: 0.303, SLG: 0.315	0-0 F9		0-0 L5		0-0 1B		0-3 K	0-0 FC5-4		5	0	1	0	0	1	4
Toby Harrah, R (1, 6) OBP: 0.359, SLG: 0.366	0-0 4-3		0-0 G6-4-3		0-0 1B		0-0 G3			4	0	1	0	0	0	2
Mike Hargrove, L (1, 3) OBP: 0.397, SLG: 0.382	0-0 3-1		0-0 F9		0-0 3-1-3		4-0 IBB			3	0	0	0	1	0	2
Jeff Burroughs, R (1, 9) OBP: 0.313, SLG: 0.364		0-0 2B SF9 1B		0-0 6-3		0-0 G4-6-3 1B	4-0 1B		3 2 2 0 1 0 0							
Dave Moates, L (7, PR) OBP: 0.295, SLG: 0.308 (8, 9)									0 0 0 0 0 0 0							
Roy Howell, L (1, 5) OBP: 0.299, SLG: 0.371		0-3 K		0-0 2B		0-0 1B	0-3 K		4 0 2 0 0 2 4							
Tom Grieve, R (1, 10) OBP: 0.304, SLG: 0.410		0-0 SF9 2B		0-3 K		0-0 G4-6-3 1B		0-0 1B SH1 1B	4 0 2 0 0 1 3							
Lenny Randle, S (1, 4) OBP: 0.279, SLG: 0.264		0-0 SF9		0-0 4-3		0-0 1B		0-0 SH1	2 0 1 2 0 0 1							
Juan Beniquez, R (1, 8) OBP: 0.313, SLG: 0.289		0-0 5-3				0-3 K	0-0 F8	0-3 K	4 0 0 0 0 2 3							
Jim Sundberg, R (1, 2) OBP: 0.287, SLG: 0.305			0-0 E G6-4-3 2B		0-0 F8			4-0 BB G3 BB	3 1 2 0 1 0 0							

Inning Stats	R: 0	H: 0	E: 0	K: 0	S: 3	R: 1	H: 2	E: 0	K: 1	S: 7	R: 1	H: 1	E: 1	K: 0	S: 4	R: 0	H: 1	E: 0	K: 1	S: 6	R: 0	H: 2	E: 0	K: 1	S: 7	R: 1	H: 3	E: 0	K: 2	S: 7	R: 0	H: 0	E: 0	K: 2	S: 7	R: 0	H: 2	E: 0	K: 1	S: 7	1B: 8	SF: 1	2B: 3	SAC: 1	3B: 0	DP: 2	HR: 0	HBP: 0	WP: 0	PA: 37
--------------	------	------	------	------	------	------	------	------	------	------	------	------	------	------	------	------	------	------	------	------	------	------	------	------	------	------	------	------	------	------	------	------	------	------	------	------	------	------	------	------	-------	-------	-------	--------	-------	-------	-------	--------	-------	--------

PITCHER	IP	WLS	BF	H	R	ER	SO	BB	IBB	HBP	BLK	WP	HR	S	P	ERA	WHIP
Doug Bird, R (1, 1) ERA: 3.35	6.0	L	26	9	3	2	3	0	0	0	0	0	0	32	32	3.00	1.500
Mark Littell, R (7, 1) ERA: 2.02	1.0		6	0	0	0	2	2	1	0	0	0	0	7	19	0.00	2.000
Jerry Cram, R (8, 1) ERA: 4.15	1.0		5	2	0	0	1	0	0	0	0	0	0	7	7	0.00	2.000

BOTTOM

Kansas City Royals @ Texas Rangers  
Arlington Stadium, Arlington, TX  
Sun Sep 26 1976, 4:33 AM EDT  
Att. 4,650 - Unknown

livebaseballscores.com

AB	32
R	3
H	11
RBI	2
BB	3
SO	6
LOB	19



Batter	1	2	3	4	5	6	7	8	9	AB R H RBI BB SO LOB	TOP											
Jim Wohlford, R (1, 9) OBP: 0.313, SLG: 0.306	0-3 K		0-0 S 1B		0-0 2B SF8 1B		0-0 P6		4-0 4-3 BB	4 1 2 0 1 1 0												
George Brett, L (1, 5) OBP: 0.376, SLG: 0.454	0-0 4-3		0-0 L7		0-0 1-3 2-H 2B		0-0 1B 1B		0-0 4-3	5 0 2 1 0 0 2												
Hal McRae, R (1, 7) OBP: 0.410, SLG: 0.467	0-0 F8		0-3 K		0-0 SF8		0-0 FC6-4 1B		0-0 F9	4 0 1 1 0 1 2												
Tommy Davis, R (1, 10) OBP: 0.311, SLG: 0.323		0-0 1B 1B	0-0 G3		0-0 G3		0-0 FC6-4			4 1 1 0 0 0 4												
Al Cowens, R (1, 8) OBP: 0.301, SLG: 0.345		0-0 1B 1B		0-0 5-3		0-0 FC3-2 3B		0-0 L8		4 0 2 0 0 0 0												
John Mayberry, L (1, 3) OBP: 0.323, SLG: 0.348		0-3 K		0-0 F7		0-0 FC3-2		0-0 F7		4 0 0 0 0 1 3												
Cookie Rojas, R (1, 4) OBP: 0.275, SLG: 0.283		0-0 1-2 2-H 1B		0-0 6-3		0-0 F9		0-0 1B		4 0 2 1 0 0 1												
Frank White, R (1, 6) OBP: 0.266, SLG: 0.311		0-0 P4		0-0 P3		0-0 P4		0-0 F9		4 0 0 0 0 0 4												
Buck Martinez, R (1, 2) OBP: 0.271, SLG: 0.358		0-3 K		4-0 1B 2B BB		0-3 K		0-3 K		1 1 0 0 1 1 2												
Davey Nelson, R (7, PH) OBP: 0.295, SLG: 0.298										1 0 0 0 0 1 0												
John Wathan, R (7, 2) OBP: 0.378, SLG: 0.353										1 0 0 0 0 1 0												
<b>Inning Stats</b>	R: 0 E: 0 K: 1 S: 5	H: 0 LOB: 0 BB: 0 P: 5	R: 1 E: 0 K: 2 S: 10	H: 3 LOB: 2 BB: 0 P: 10	R: 0 E: 0 K: 1 S: 6	H: 1 LOB: 1 BB: 0 P: 6	R: 0 E: 0 K: 0 S: 3	H: 0 LOB: 0 BB: 0 P: 3	R: 2 E: 0 K: 0 S: 5	H: 2 LOB: 1 BB: 1 P: 9	R: 0 E: 0 K: 0 S: 4	H: 1 LOB: 1 BB: 0 P: 4	R: 0 E: 0 K: 1 S: 7	H: 2 LOB: 2 BB: 0 P: 7	R: 0 E: 0 K: 0 S: 4	H: 1 LOB: 1 BB: 0 P: 4	R: 0 E: 0 K: 1 S: 5	H: 0 LOB: 1 BB: 1 P: 9	1B: 8 2B: 1 3B: 1 HR: 0	SF: 1 SAC: 0 DP: 0 HBP: 0	WP: 0 PB: 0 SB: 1 CS: 0	PA: 39
<b>PITCHER</b> Vida Blue, L (1, 1) ERA: 2.42	IP: 9.0 WLS: W BF: 39 H: 10 R: 3 ER: 3 SO: 6 BB: 2 IBB: 0 HBP: 0 BLK: 0 WP: 0 HR: 0 S: 49 P: 57 ERA: 3.00 WHIP: 1.333																					

Kansas City Royals @ Oakland Athletics  
Oakland-Alameda County Coliseum, Oakland, CA

Mon Sep 27 1976, 7:05 PM PDT  
Att: 37,914 - Unknown

livebaseballscorecards.com

AB	36
R	3
H	10
RBI	3
BB	2
SO	6
LOB	18



Batter	1	2	3	4	5	6	7	8	9
Bill North, S OBP: 0.358, SLG: 0.341 (1, 8)	0-0 4-3		0-0 SF8 1B		1-0 4-3 HBP	4-0 4-3 BB		0-0 1-3 S 1B	
Bert Campaneris, R OBP: 0.337, SLG: 0.297 (1, 6)	0-0 5-3		0-0 SF8 1-H		0-0 4-3	0-0 4-3		0-3 K 1-2	
Joe Rudi, R OBP: 0.330, SLG: 0.434 (1, 7)	0-0 6-3		0-3 K		4-0 BB	0-0 4-3		0-0 F3	
Gene Tenace, R OBP: 0.371, SLG: 0.466 (1, 2)		0-0 6-3 1B		0-0 F2	0-0 L7		0-0 6-3	0-3 K	
Sal Bando, R OBP: 0.339, SLG: 0.429 (1, 5)		0-0 L8		0-0 FC6-4 1B		0-0 HR	0-0 FC6-4 1B		
Don Baylor, R OBP: 0.331, SLG: 0.373 (1, 9) Larry Lintz, S (6, PR) Gary Woods, R OBP: 0.250, SLG: 0.250 (7, 9)		0-0 6-3		0-0 FC6-4 1-2f		1-0 CS HBP	0-0 FC6-4 1B 1-2f		
Claudell Washington, L OBP: 0.303, SLG: 0.355 (1, 10)		0-0 CS 2-H 1B		0-0 F7		4-0 S 2B BB	0-0 1-2 1B		
Ron Fairly, L OBP: 0.386, SLG: 0.366 (1, 3)		0-0 CS 1-2	0-0 HR		0-0 SH2-4 4-3 2B	4-0 2B BB	0-3 K		
Phil Gamar, R OBP: 0.304, SLG: 0.400 (1, 4)			0-3 K		0-0 SH2-4	0-0 WP 4-3 2B		0-0 E6 1B	

Inning Stats	R: 0	H: 0	E: 0	K: 0	S: 3	LOB: 0	BB: 0	P: 3	R: 1	H: 2	E: 0	K: 0	S: 4	LOB: 0	BB: 0	P: 4	R: 2	H: 2	E: 1	K: 2	S: 9	LOB: 0	BB: 0	P: 9	R: 0	H: 1	E: 0	K: 0	S: 4	LOB: 1	BB: 0	P: 4	R: 1	H: 1	E: 0	K: 0	S: 4	LOB: 2	BB: 1	P: 9	R: 4	H: 2	E: 0	K: 0	S: 4	LOB: 2	BB: 3	P: 17	R: 0	H: 2	E: 0	K: 1	S: 7	LOB: 2	BB: 0	P: 7	R: 0	H: 1	E: 1	K: 2	S: 9	LOB: 2	BB: 0	P: 9
--------------	------	------	------	------	------	--------	-------	------	------	------	------	------	------	--------	-------	------	------	------	------	------	------	--------	-------	------	------	------	------	------	------	--------	-------	------	------	------	------	------	------	--------	-------	------	------	------	------	------	------	--------	-------	-------	------	------	------	------	------	--------	-------	------	------	------	------	------	------	--------	-------	------

AB	R	H	RBI	BB	SO	LOB
3	1	2	0	1	0	0
4	0	0	3	0	1	4
4	0	0	0	1	1	4
5	1	1	0	0	1	4
4	1	3	1	0	0	1
2	0	0	0	0	0	2
0	0	0	0	0	0	0
1	0	0	0	0	0	1
3	1	2	1	1	0	1
3	3	2	1	1	1	2
3	1	1	2	0	1	0

AB	32	R	8	H	11	RBI	8	BB	4	SO	5	LOB	19
----	----	---	---	---	----	-----	---	----	---	----	---	-----	----

WP	1	PA	41
PB:	0	SB:	2
CS:	2		



PITCHER	IP	WLS	BF	H	R	ER	SO	BB	IBB	HBP	BLK	WP	HR	S	P	ERA	WHIP
Dennis Leonard, R ERA: 3.58 (1, 1)	5.0	L	24	7	6	5	2	1	0	0	0	0	0	0	31	9.00	1.600
Steve Mingori, L ERA: 2.37 (6, 1)	0.0		0	0	0	0	0	0	0	0	0	0	0	0	0	∞	∞
Bob McClure, L ERA: 9.0 (6, 1)	0.1		2	0	0	0	0	2	0	0	0	0	0	8	0.00	6.000	
Jerry Cram, R ERA: 6.23 (6, 1)	0.0		1	1	1	0	0	0	0	0	0	0	0	1	1	∞	∞
Ken Sanders, R ERA: 2.7 (6, 1)	1.1		7	2	1	1	0	1	0	0	0	1	0	6	10	6.75	2.250
Tom Hall, L ERA: 4.63 (7, 1)	0.1		1	0	0	0	1	0	0	0	0	0	0	3	3	0.00	0.000
Tom Bruno, R ERA: 6.75 (8, 1)	1.0		5	1	0	0	2	0	0	0	0	0	0	9	9	0.00	1.000

Batter	1	2	3	4	5	6	7	8	9	AB R H RBI BB SO LOB	TOP									
Tom Poquette, L (1, 9) OBP: 0.362, SLG: 0.423	0-0 F8		0-0 L7-4		0-0 FC5-4			0-0 F5		4 0 0 0 0 0 3	<b>Kansas City Royals @ Oakland Athletics</b> <b>Oakland-Alameda County Coliseum, Oakland, CA</b> Tue Sep 28 1976, 7:05 PM PDT Att: 9,464 - Unknown - 60 F <a href="http://livebaseballscorecards.com">livebaseballscorecards.com</a>									
Al Cowens, R (1, 8) OBP: 0.299, SLG: 0.342	0-0 L7			0-0 L7		0-0 5-3		0-0 5-3	4 0 0 0 0 0 0											
George Brett, L (1, 5) OBP: 0.373, SLG: 0.451	0-0 6-3			0-0 F8		0-0 L8		0-0 5-3	4 0 0 0 0 0 0											
John Mayberry, L (1, 3) OBP: 0.323, SLG: 0.346		0-0 3-1		4-0 FC4-6 BB		0-0 6-3		0-0 G3	3 0 0 0 1 0 0											
Hal McRae, R (1, 7) OBP: 0.410, SLG: 0.466		0-0 FC4-6 1B		0-0 FC4-6		0-0 6-3			3 0 1 0 0 0 1											
Jamie Quirk, L (1, 10) OBP: 0.248, SLG: 0.321		0-0 FC4-6		0-0 3-1		0-3 K			3 0 0 0 0 1 1											
Cookie Rojas, R (1, 4) OBP: 0.276, SLG: 0.285		0-0 F7		0-0 BB 1B		0-0 6-3			3 0 1 0 0 0 1											
Bob Stinson, S (1, 2) OBP: 0.348, SLG: 0.341			0-0 G3		4-0 FC5-4 BB		0-3 K		2 0 0 0 1 1 0											
Freddie Patek, R (1, 6) OBP: 0.320, SLG: 0.306			4-0 L7-4 S BB		0-0 F7		0-0 6-3		1 0 0 0 1 0 2											
Tommy Davis, R (8, PH) OBP: 0.310, SLG: 0.322									1 0 0 0 0 0 0											
Frank White, R (8, 6) OBP: 0.266, SLG: 0.311									0 0 0 0 0 0 0											
<b>Inning Stats</b>	R: 0 E: 0 K: 0 S: 3	H: 0 LOB: 0 BB: 0 P: 3	R: 0 E: 0 K: 0 S: 4	H: 1 LOB: 1 BB: 0 P: 4	R: 0 E: 0 K: 0 S: 2	H: 0 LOB: 0 BB: 1 P: 6	R: 0 E: 0 K: 0 S: 3	H: 0 LOB: 1 BB: 1 P: 7	R: 0 E: 0 K: 0 S: 4	H: 1 LOB: 2 BB: 1 P: 8	R: 0 E: 0 K: 1 S: 5	H: 0 LOB: 0 BB: 0 P: 5	R: 0 E: 0 K: 1 S: 5	H: 0 LOB: 0 BB: 0 P: 5	R: 0 E: 0 K: 0 S: 3	H: 0 LOB: 0 BB: 0 P: 3	1B: 2 2B: 1 3B: 0 HR: 0	SF: 0 SAC: 0 DP: 1 HBP: 0	WP: 0 PB: 0 SB: 1 CS: 0	PA: 31
<b>PITCHER</b> Mike Torrez, R (1, 1) ERA: 2.55	IP: 9.0 WLS: W BF: 31 H: 2 R: 0 ER: 0 SO: 2 BB: 3 IBB: 0 HBP: 0 BLK: 0 WP: 0 HR: 0 S: 32 P: 44 ERA: 0.00 WHIP: 0.556											<b>PITCHER</b>	IP: 9.0 WLS: W BF: 31 H: 2 R: 0 ER: 0 SO: 2 BB: 3 IBB: 0 HBP: 0 BLK: 0 WP: 0 HR: 0 S: 32 P: 44 ERA: 0.00 WHIP: 0.556							

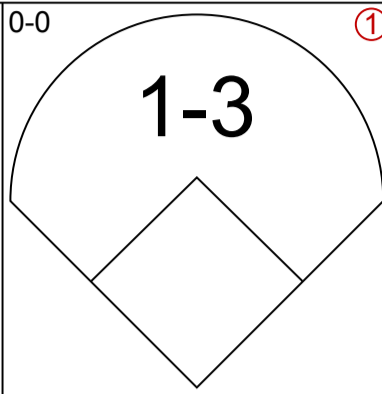
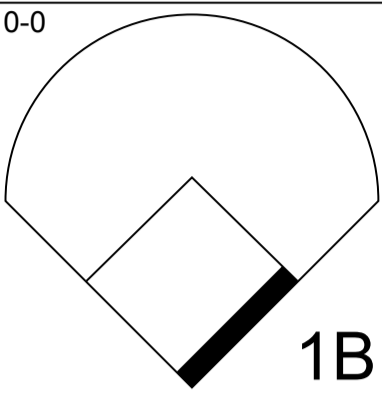
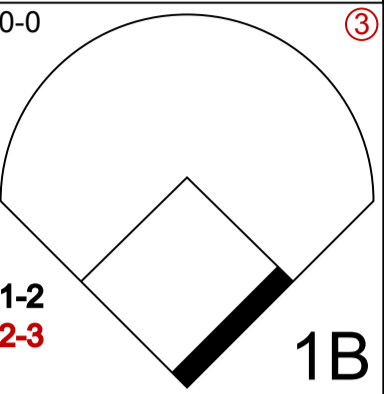
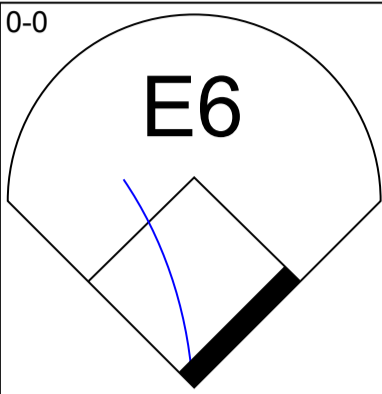
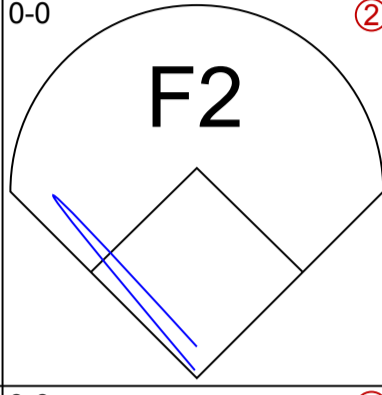
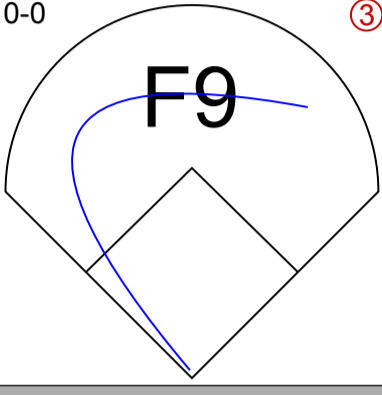
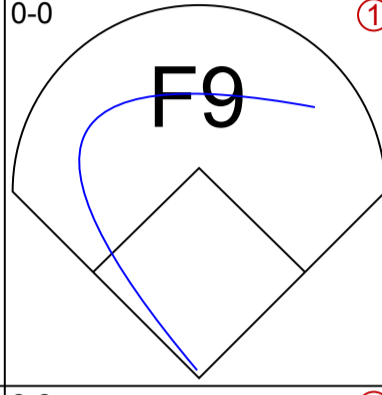
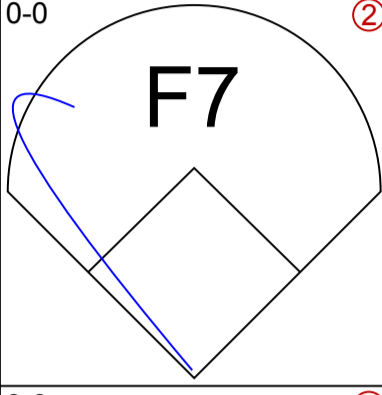
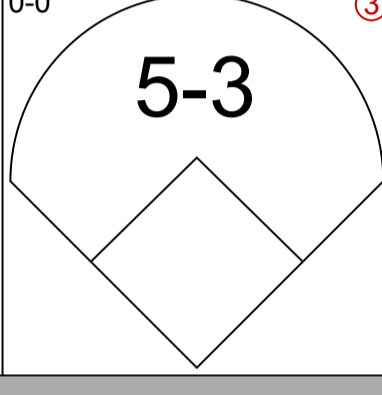
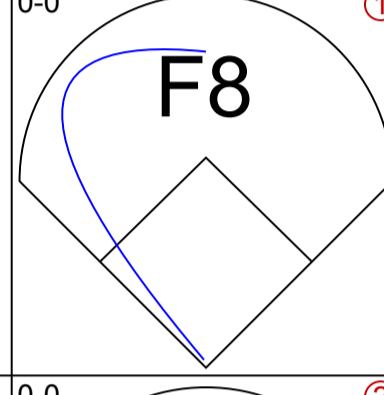
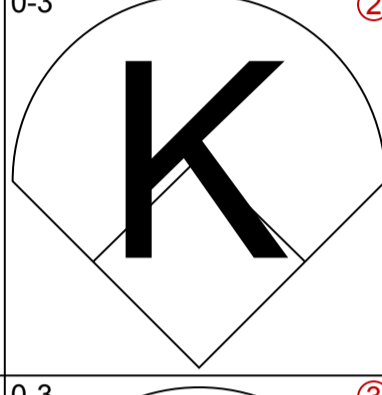
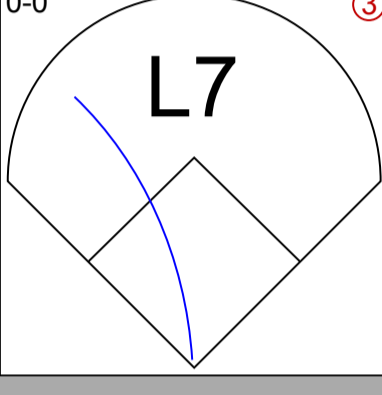
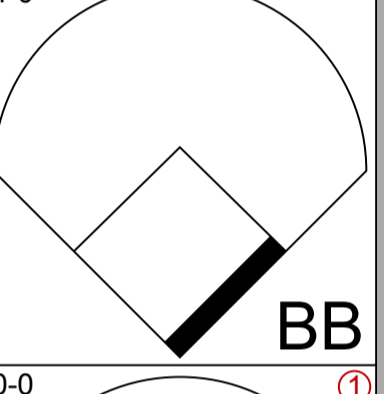
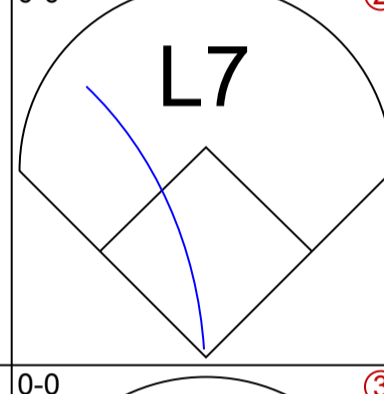

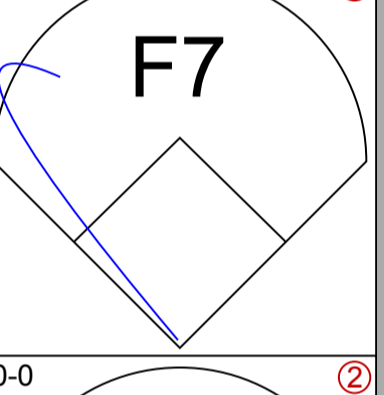
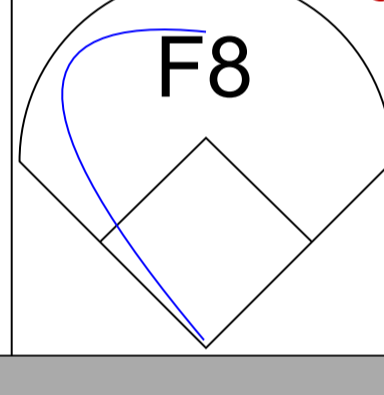
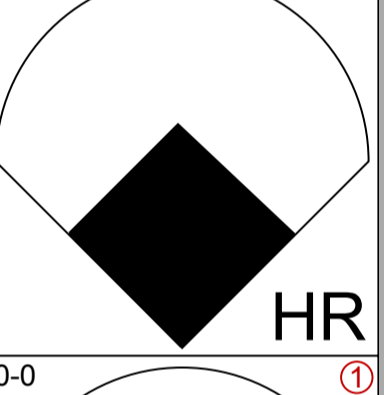
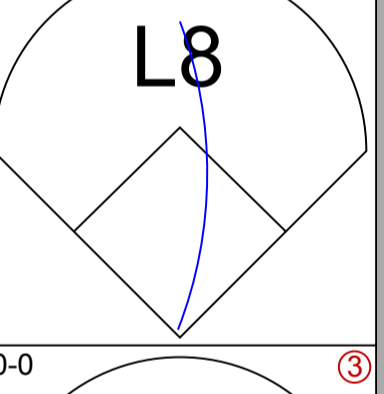
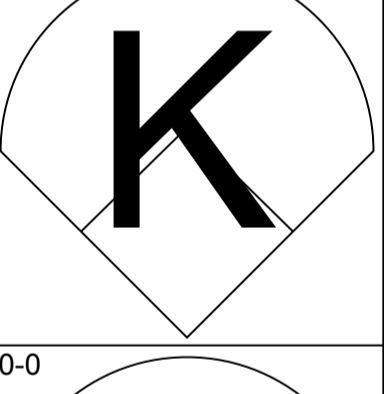
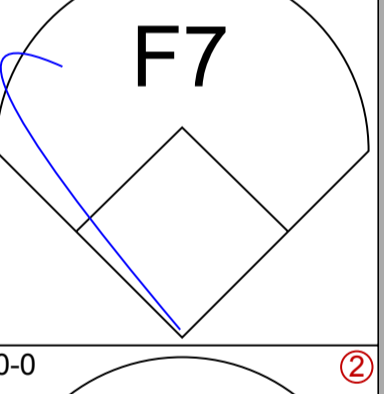
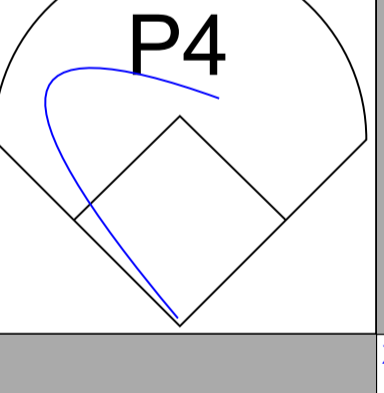
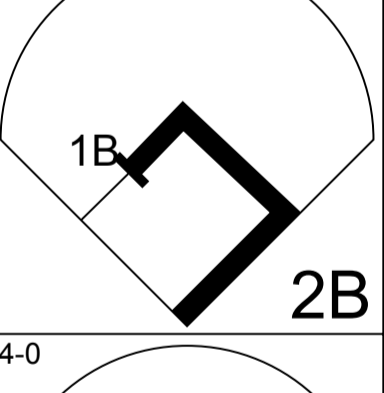
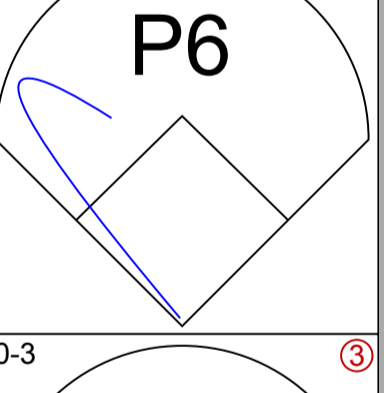
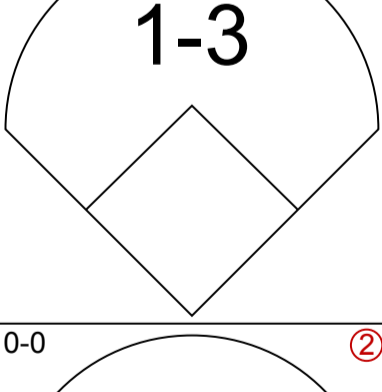
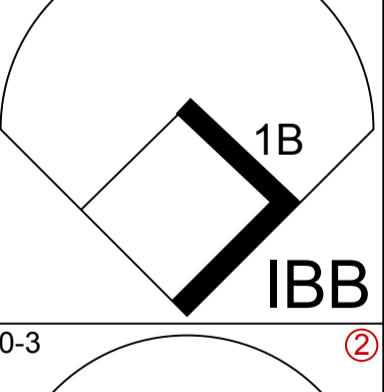
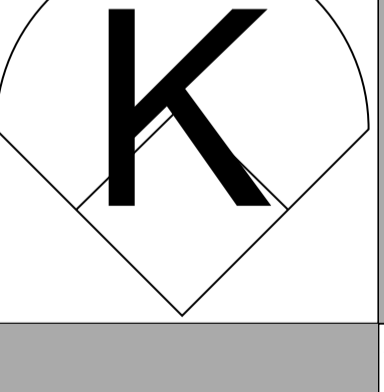
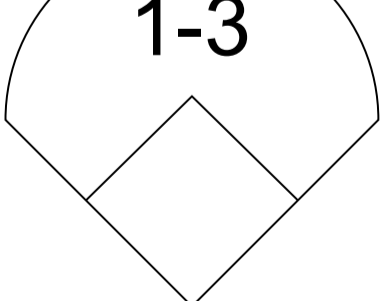
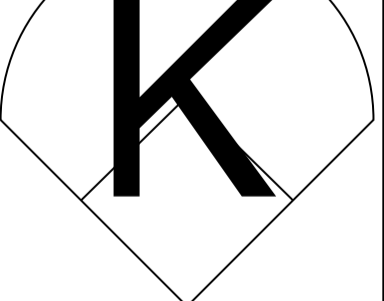
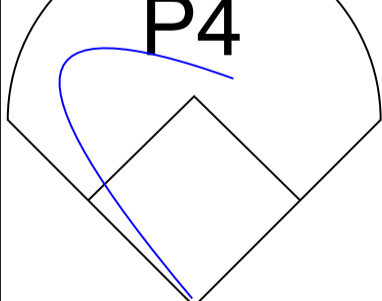
**Kansas City Royals @ Oakland Athletics**  
**Oakland-Alameda County Coliseum, Oakland, CA**

Tue Sep 28 1976, 7:05 PM PDT  
 Att: 9,464 - Unknown - 60 F

[livebaseballscorecards.com](http://livebaseballscorecards.com)

AB	28
R	0
H	2
RBI	0
BB	3
SO	2
LOB	8



Batter	1	2	3	4	5	6	7	8	9	AB	R	H	RBI	BB	SO	LOB
<b>Bill North, S</b> <small>OBP: 0.359, SLG: 0.342</small> (1, 8) x 0-0 <span style="border: 1px solid red; border-radius: 50%; padding: 2px;">1</span>	1-3 		0-0  1B		0-0  1B <small>1-2 2-3</small>			0-0  E6		4	0	2	0	0	0	0
<b>Bert Campaneris, R</b> <small>OBP: 0.335, SLG: 0.295</small> (1, 6) x 0-0 <span style="border: 1px solid red; border-radius: 50%; padding: 2px;">2</span>	F2 		0-0  F9 <span style="border: 1px solid red; border-radius: 50%; padding: 2px;">3</span>			0-0  F9 <span style="border: 1px solid red; border-radius: 50%; padding: 2px;">1</span>		0-0  F7 <span style="border: 1px solid red; border-radius: 50%; padding: 2px;">2</span>		4	0	0	0	0	0	2
<b>Joe Rudi, R</b> <small>OBP: 0.328, SLG: 0.431</small> (1, 7) x 0-0 <span style="border: 1px solid red; border-radius: 50%; padding: 2px;">3</span>	5-3 			0-0  F8 <span style="border: 1px solid red; border-radius: 50%; padding: 2px;">1</span>		0-3  K <span style="border: 1px solid red; border-radius: 50%; padding: 2px;">2</span>		0-0  L7 <span style="border: 1px solid red; border-radius: 50%; padding: 2px;">3</span>		4	0	0	0	0	1	1
<b>Gene Tenace, R</b> <small>OBP: 0.370, SLG: 0.463</small> (1, 2)		BB  BB		0-0  L7 <span style="border: 1px solid red; border-radius: 50%; padding: 2px;">2</span>		0-3  K <span style="border: 1px solid red; border-radius: 50%; padding: 2px;">3</span>				2	0	0	0	1	1	0
<b>Sal Bando, R</b> <small>OBP: 0.339, SLG: 0.434</small> (1, 5) x 0-0 <span style="border: 1px solid red; border-radius: 50%; padding: 2px;">1</span>		F7  F7		0-0  F8 <span style="border: 1px solid red; border-radius: 50%; padding: 2px;">3</span>			0-0  HR			3	1	1	1	0	0	1
<b>Don Baylor, R</b> <small>OBP: 0.329, SLG: 0.371</small> (1, 9) x 0-0 <span style="border: 1px solid red; border-radius: 50%; padding: 2px;">2</span>		L8  L8			0-3  K <span style="border: 1px solid red; border-radius: 50%; padding: 2px;">1</span>		0-0  F7 <span style="border: 1px solid red; border-radius: 50%; padding: 2px;">1</span>			3	0	0	0	0	1	1
<b>Claudell Washington, L</b> <small>OBP: 0.303, SLG: 0.357</small> (1, 10) x 0-0 <span style="border: 1px solid red; border-radius: 50%; padding: 2px;">3</span>		P4  P4			0-0  K <small>1B</small> 2B		0-0  P6 <span style="border: 1px solid red; border-radius: 50%; padding: 2px;">2</span>			3	0	1	0	0	0	1
<b>Ron Fairly, L</b> <small>OBP: 0.385, SLG: 0.361</small> (1, 3) x 0-0 <span style="border: 1px solid red; border-radius: 50%; padding: 2px;">1</span>			1-3  1-3		4-0  K <small>1B</small> IBB		0-3  K <span style="border: 1px solid red; border-radius: 50%; padding: 2px;">3</span>			2	0	0	0	1	1	0
<b>Phil Garner, R</b> <small>OBP: 0.303, SLG: 0.398</small> (1, 4) x 0-0 <span style="border: 1px solid red; border-radius: 50%; padding: 2px;">2</span>			1-3  1-3		0-3  K <span style="border: 1px solid red; border-radius: 50%; padding: 2px;">2</span>			0-0  P4 <span style="border: 1px solid red; border-radius: 50%; padding: 2px;">1</span>		3	0	0	0	0	1	2

**BOTTOM**

**Kansas City Royals @ Oakland Athletics**  
 Oakland-Alameda County Coliseum, Oakland, CA

Tue Sep 28 1976, 7:05 PM PDT  
 Att. 9,464 - Unknown - 60 F

[livebaseballscorecards.com](http://livebaseballscorecards.com)

<b>AB</b>	28
<b>R</b>	1
<b>H</b>	4
<b>RBI</b>	1
<b>BB</b>	2
<b>SO</b>	5
<b>LOB</b>	8



Inning Stats	R: 0	H: 0	E: 0	K: 0	S: 3	R: 0	H: 0	E: 0	K: 0	S: 3	R: 0	H: 1	E: 0	K: 0	S: 4	R: 0	H: 0	E: 0	K: 0	S: 3	R: 0	H: 2	E: 0	K: 2	S: 8	R: 1	H: 1	E: 0	K: 1	S: 6	R: 0	H: 0	E: 1	K: 0	S: 4	R: 0	H: 0	E: 0	K: 0	S: 3	R: 0	H: 0	E: 0	K: 0	S: 4	R: 0	H: 1	E: 0	K: 0	S: 3																			
<b>IP</b>	8.0	<b>WLS</b>	L	<b>BF</b>	30	<b>H</b>	4	<b>R</b>	1	<b>ER</b>	1	<b>SO</b>	5	<b>BB</b>	1	<b>IBB</b>	1	<b>HBP</b>	0	<b>BLK</b>	0	<b>WP</b>	0	<b>HR</b>	1	<b>S</b>	38	<b>P</b>	46	<b>ERA</b>	1.12	<b>WHIP</b>	0.625	<b>PITCHER</b>		<b>IP</b>		<b>WLS</b>		<b>BF</b>		<b>H</b>		<b>R</b>		<b>ER</b>		<b>SO</b>		<b>BB</b>		<b>IBB</b>		<b>HBP</b>		<b>BLK</b>		<b>WP</b>		<b>HR</b>		<b>S</b>		<b>P</b>		<b>ERA</b>		<b>WHIP</b>	

<b>WP: 0</b>	<b>PA: 30</b>
<b>PB: 0</b>	
<b>SB: 0</b>	
<b>CS: 0</b>	

Batter	1	2	3	4	5	6	7	8	9	AB R H RBI BB SO LOB
Tom Poquette, L (1, 7) OBP: 0.360, SLG: 0.421	0-0 F7		0-0 2B 4-3 1B		0-0 F6		0-0 3-1			4 1 1 0 0 0 0
Amos Otis, R (1, 8) OBP: 0.342, SLG: 0.448	0-3 K		0-0 1-3 3-H 2B		0-0 HR		0-0 L7			4 1 2 2 0 1 0
George Brett, L (1, 5) OBP: 0.371, SLG: 0.448	0-0 4-3		0-0 3-H 4-3		0-0 F8			0-0 F7		4 0 0 1 0 0 1
Hal McRae, R (1, 10) OBP: 0.409, SLG: 0.464		0-0 1B 1B	0-0 L6		0-0 F9			0-0 1-3		4 1 1 0 0 0 1
John Mayberry, L (1, 3) OBP: 0.324, SLG: 0.346		0-0 L3 1B	0-0 4-3		4-0 BB			0-0 F8		3 0 1 0 1 0 1
Al Cowens, R (1, 9) OBP: 0.298, SLG: 0.341		0-0 L3		0-0 5-3		0-0 E9 1B		0-0 P6		4 0 1 0 0 0 2
Cookie Rojas, R (1, 4) OBP: 0.277, SLG: 0.286		0-0 1B		0-0 L4		0-0 F6		0-0 L9		3 0 1 1 0 0 2
Frank White, R (8, 4) OBP: 0.266, SLG: 0.310		0-0 3-H 1B		0-0 L4		0-0 F6		0-0 L9		1 0 0 0 0 0 0
John Wathan, R (1, 2) OBP: 0.341, SLG: 0.316		0-0 G3		0-0 F7		0-0 F9		0-0 4-3		4 0 0 0 0 0 3
Freddie Patek, R (1, 6) OBP: 0.320, SLG: 0.309			0-0 1B 2B 2B		0-0 F2		0-0 P5			3 1 1 0 0 0 0

**TOP**

**Kansas City Royals @ Oakland Athletics**  
**Oakland-Alameda County Coliseum, Oakland, CA**

Wed Sep 29 1976, 7:05 PM PDT  
Att: 19,631 - Unknown

[livebaseballscorecards.com](http://livebaseballscorecards.com)

<b>AB</b>	<b>34</b>
<b>R</b>	<b>4</b>
<b>H</b>	<b>8</b>
<b>RBI</b>	<b>4</b>
<b>BB</b>	<b>1</b>
<b>SO</b>	<b>1</b>
<b>LOB</b>	<b>10</b>



Inning Stats	R: 0	H: 0	E: 0	K: 1	S: 5	P: 5	R: 1	H: 3	E: 0	K: 0	S: 5	P: 5	R: 2	H: 3	E: 0	K: 0	S: 6	P: 6	R: 0	H: 0	E: 0	K: 0	S: 3	P: 3	R: 1	H: 1	E: 0	K: 0	S: 4	P: 4	R: 0	H: 1	E: 1	K: 0	S: 4	P: 8	R: 0	H: 0	E: 0	K: 0	S: 3	P: 3	R: 0	H: 0	E: 0	K: 0	S: 3	P: 3	R: 0	H: 0	E: 0	K: 0	S: 3	P: 3	R: 0	H: 0	E: 0	K: 0	S: 3	P: 3	1B: 5	SF: 0	2B: 3	SAC: 0	3B: 0	DP: 1	HR: 1	HBP: 0	WP: 0	PA: 35	PB: 0	SB: 0	CS: 0
--------------	------	------	------	------	------	------	------	------	------	------	------	------	------	------	------	------	------	------	------	------	------	------	------	------	------	------	------	------	------	------	------	------	------	------	------	------	------	------	------	------	------	------	------	------	------	------	------	------	------	------	------	------	------	------	------	------	------	------	------	------	-------	-------	-------	--------	-------	-------	-------	--------	-------	--------	-------	-------	-------

PITCHER	IP	WLS	BF	H	R	ER	SO	BB	IBB	HBP	BLK	WP	HR	S	P	ERA	WHIP
Paul Mitchell, R (1, 1) ERA: 4.25	2.0	L	11	6	3	3	1	0	0	0	0	0	0	13	13	13.50	3.000
Paul Lindblad, L (3, 1) ERA: 3.14	3.1		13	2	1	1	0	1	0	0	0	0	1	12	16	2.70	0.900
Stan Bahnsen, R (6, 1) ERA: 3.34	3.2		11	0	0	0	0	0	0	0	0	0	0	11	11	0.00	0.000

Batter	1	2	3	4	5	6	7	8	9	AB	R	H	RBI	BB	SO	LOB
Bill North, S OBP: 0.357, SLG: 0.340 (1, 8)	F8		F9			L9		F8		4	0	0	0	0	0	3
Bert Campaneris, R OBP: 0.334, SLG: 0.294 (1, 6)	F9		L8			1B			1-3	4	0	1	0	0	0	2
Joe Rudi, R OBP: 0.325, SLG: 0.427 (1, 7)	P4			6-3		F9			F9	4	0	0	0	0	0	1
Gene Tenace, R OBP: 0.369, SLG: 0.460 (1, 2)		5-3		BB	G5-4-3		1-3		P3	3	0	0	0	1	0	0
Sal Bando, R OBP: 0.338, SLG: 0.431 (1, 5)		F5		G5-4-3	BB		K			3	0	0	0	0	1	1
Don Baylor, R OBP: 0.328, SLG: 0.369 (1, 9)		F5		1-2f			F7			3	0	0	0	0	0	0
Claudell Washington, L OBP: 0.305, SLG: 0.358 (1, 10)			H	1-0		L4				2	0	1	0	0	0	0
Ron Fairly, L OBP: 0.379, SLG: 0.353 (1, 3)				BB		4-3			G3-6-3	3	0	0	0	0	0	2
Phil Garner, R OBP: 0.305, SLG: 0.399 (1, 4)				HBP		F7			1B	3	0	0	0	0	0	2
						F4			G3-6-3	3	0	2	0	0	0	0
						1B			1B	3	0	2	0	0	0	0

Inning Stats	R: 0	H: 0	E: 0	K: 0	S: 3	R: 0	H: 0	E: 0	K: 0	S: 3	R: 0	H: 1	E: 0	K: 0	S: 4	R: 0	H: 0	E: 0	K: 0	S: 2	R: 0	H: 0	E: 0	K: 0	S: 3	R: 0	H: 1	E: 0	K: 1	S: 4	R: 0	H: 0	E: 0	K: 0	S: 5	R: 0	H: 2	E: 0	K: 0	S: 4	R: 0	H: 0	E: 0	K: 0	S: 3	1B: 4	2B: 0	3B: 0	HR: 0	SF: 0	SAC: 0	DP: 2	HBP: 1	WP: 0	PB: 0	SB: 0	CS: 0	PA: 31
--------------	------	------	------	------	------	------	------	------	------	------	------	------	------	------	------	------	------	------	------	------	------	------	------	------	------	------	------	------	------	------	------	------	------	------	------	------	------	------	------	------	------	------	------	------	------	-------	-------	-------	-------	-------	--------	-------	--------	-------	-------	-------	-------	--------

PITCHER	IP	WLS	BF	H	R	ER	SO	BB	IBB	HBP	BLK	WP	HR	S	P	ERA	WHIP
Larry Gura, L ERA: 2.37 (1, 1)	9.0	W	31	4	0	0	1	1	0	1	0	0	0	31	36	0.00	0.556

**BOTTOM**

**Kansas City Royals @ Oakland Athletics**  
**Oakland-Alameda County Coliseum, Oakland, CA**

Wed Sep 29 1976, 7:05 PM PDT  
 Att. 19,631 - Unknown

livebaseballscorecards.com

AB	29
R	0
H	4
RBI	0
BB	1
SO	1
LOB	9



Batter	1	2	3	4	5	6	7	8	9	AB R H RBI BB SO LOB	TOP
Steve Braun, L (1, 10) OBP: 0.386, SLG: 0.354	0-0 F7		0-3 K			0-0 P1	0-0 F9		0-0 2-H 1B	5 0 1 1 0 1 1	
Roy Smalley, S (1, 6) OBP: 0.355, SLG: 0.324	0-0 1B 1B			0-0 G3		0-0 FC4-6 1B		0-0 F7	0-3 K	5 0 2 0 0 1 0	
Rod Carew, L (1, 3) OBP: 0.391, SLG: 0.456	0-0 1-2 1B			0-0 G3		0-0 1-2f FC4-6		0-0 2B FC5-2 1B		4 0 2 0 0 0 1	
Lyman Bostock, L (1, 8) OBP: 0.364, SLG: 0.430 Steve Brye, R (7, 8) OBP: 0.291, SLG: 0.323	0-0 1-2f G6-4-3			0-0 6-3			0-0 L3	0-0 1-3 FC5-2 2B		3 0 0 0 0 0 2 1 0 1 0 0 0 0	
Butch Wynegar, S (1, 2) OBP: 0.356, SLG: 0.364		0-0 4-3			0-0 F5		0-0 BB 1B 2B 1B	4-0 FC5-2 IBB		3 1 1 0 1 0 0	
Larry Hisle, R (1, 7) OBP: 0.334, SLG: 0.390		0-3 K			0-3 K		0-0 1-2 BB 2B 1B	0-0 1-2 2-3 3-Hf FC5-2		4 1 1 0 0 2 3	
Dan Ford, R (1, 9) OBP: 0.325, SLG: 0.462		0-0 F8			0-0 2B		4-0 BB 1-2 2-3 2B BB	0-3 K		3 1 1 0 1 1 3	
Mike Cabbage, L (1, 5) OBP: 0.349, SLG: 0.360			0-0 4-3		0-0 6-3		0-0 1-H 2-H 3-H 2B	4-0 SH3 1B BB		3 1 1 3 1 0 1	
Bob Randall, R (1, 4) OBP: 0.316, SLG: 0.326			0-0 5-3			0-3 K	0-0 5-3	0-0 SH3		3 0 0 0 0 1 1	
Inning Stats	R: 0 E: 0 K: 0 S: 4 H: 2 LOB: 1 BB: 0 P: 4	R: 0 E: 0 K: 1 S: 5 H: 0 LOB: 0 BB: 0 P: 5	R: 0 E: 0 K: 1 S: 5 H: 0 LOB: 0 BB: 0 P: 5	R: 0 E: 0 K: 0 S: 3 H: 0 LOB: 0 BB: 0 P: 3	R: 0 E: 0 K: 1 S: 6 H: 1 LOB: 1 BB: 0 P: 6	R: 0 E: 0 K: 1 S: 6 H: 1 LOB: 1 BB: 0 P: 6	R: 3 E: 0 K: 0 S: 6 H: 3 LOB: 1 BB: 1 P: 10	R: 0 E: 0 K: 1 S: 7 H: 2 LOB: 3 BB: 1 P: 11	R: 1 E: 0 K: 1 S: 5 H: 1 LOB: 0 BB: 1 P: 9	1B: 7 2B: 3 3B: 0 HR: 0 SF: 0 SAC: 1 DP: 1 HBP: 0	WP: 0 PB: 0 SB: 0 CS: 0 PA: 38

PITCHER	IP	WLS	BF	H	R	ER	SO	BB	IBB	HBP	BLK	WP	HR	S	P	ERA	WHIP
Doug Bird, R (1, 1) ERA: 3.37	6.2		27	7	3	3	4	1	0	0	0	0	0	34	38	4.05	1.200
Steve Mingori, L (7, 1) ERA: 2.35	0.2		4	2	0	0	0	0	0	0	0	0	0	4	4	0.00	3.000
Mark Littell, R (8, 1) ERA: 2.08	1.2	L	7	1	1	1	2	1	1	0	0	0	0	9	17	5.40	1.200

Minnesota Twins @ Kansas City Royals  
Royals Stadium, Kansas City, MO  
Fri Oct 01 1976, 8:05 PM EDT  
Att. 38,482 - Unknown - 87 F

livebaseballscorecards.com

AB	34
R	4
H	10
RBI	4
BB	3
SO	6
LOB	12





BOTTOM

Minnesota Twins @ Kansas City Royals  
Royals Stadium, Kansas City, MO

Fri Oct 01 1976, 8:05 PM EDT  
Att: 38,482 - Unknown - 87 F

livebaseballscorecards.com

AB	32
R	3
H	10
RBI	2
BB	2
SO	2
LOB	17



WP	2	PA	38
PB	0		
SB	1		
CS	2		

Batter	1	2	3	4	5	6	7	8	9	AB	R	H	RBI	BB	SO	LOB
Tom Poquette, L (1, 7) OBP: 0.365, SLG: 0.429	0-0 1B 1B		0-0 1-3		0-0 3B		4-0 BB		0-0 CS	3	0	2	1	1	0	0
Amos Otis, R (1, 8) OBP: 0.341, SLG: 0.446	0-0 P4			1-0 2B HBP	0-0 F8		0-3 K			3	0	0	0	0	1	4
George Brett, L (1, 5) OBP: 0.375, SLG: 0.452	0-0 G5-4-3 1B			0-0 5-3 2B		4-0 CS BB		0-0 FC3-6 1B		3	0	3	0	1	0	0
Hal McRae, R (1, 10) OBP: 0.406, SLG: 0.461	0-0 G5-4-3			0-0 5-3		0-0 P4		0-0 FC3-6		4	0	0	0	0	0	5
John Mayberry, L (1, 3) OBP: 0.322, SLG: 0.343		0-0 G3		0-0 F9		0-0 F5		0-0 F8		4	0	0	0	0	0	3
Al Cowens, R (1, 9) OBP: 0.300, SLG: 0.343		0-0 1-3			0-0 FC6 1B		0-0 CS		0-0 F9	4	1	2	0	0	0	1
John Wathan, R (1, 2) OBP: 0.326, SLG: 0.300		0-0 F9			0-0 FC6 1B				0-0 1-3	2	1	0	0	0	0	1
Tommy Davis, R (9, PH) OBP: 0.308, SLG: 0.321					0-0 FC4-6 1B WP				0-0 1-3	1	0	0	0	0	0	0
Freddie Patek, R (1, 6) OBP: 0.320, SLG: 0.309			0-0 1-3		0-0 FC4-6 1B		0-3 K		0-0 4-3	3	0	1	0	0	1	1
Jamie Quirk, L (9, PH) OBP: 0.246, SLG: 0.318					0-0 FC4-6 1B				0-0 4-3	1	0	0	0	0	0	0
Frank White, R (1, 4) OBP: 0.264, SLG: 0.309			0-0 6-3		0-0 FC4-6 1B WP				0-0 CS	2	1	0	0	0	0	2
Cookie Rojas, R (7, PH) OBP: 0.288, SLG: 0.297					0-0 FC4-6 1B WP				0-0 CS	2	0	2	1	0	0	0
Willie Wilson, S (9, PR) OBP: 0.333, SLG: 0.333					1-2f 2-3 3B		2-H 2-3 1B		0-0 CS 1B	0	0	0	0	0	0	0

Inning Stats	R: 0	H: 2	E: 0	LOB: 1	K: 0	BB: 0	S: 4	R: 0	H: 0	E: 0	LOB: 0	K: 0	BB: 0	S: 3	R: 0	H: 0	E: 0	LOB: 0	K: 0	BB: 0	S: 3	R: 0	H: 1	E: 0	LOB: 1	K: 0	BB: 0	S: 3	R: 2	H: 3	E: 0	LOB: 1	K: 0	BB: 0	S: 6	R: 0	H: 0	E: 0	LOB: 0	K: 0	BB: 1	S: 2	R: 1	H: 2	E: 0	LOB: 2	K: 2	BB: 1	S: 9	R: 0	H: 1	E: 0	LOB: 1	K: 0	BB: 0	S: 4	R: 0	H: 1	E: 0	LOB: 1	K: 0	BB: 0	S: 3	1B: 8	SF: 0	2B: 1	SAC: 1	3B: 1	DP: 1	HR: 0	HBP: 1	WP: 2	PA: 38
--------------	------	------	------	--------	------	-------	------	------	------	------	--------	------	-------	------	------	------	------	--------	------	-------	------	------	------	------	--------	------	-------	------	------	------	------	--------	------	-------	------	------	------	------	--------	------	-------	------	------	------	------	--------	------	-------	------	------	------	------	--------	------	-------	------	------	------	------	--------	------	-------	------	-------	-------	-------	--------	-------	-------	-------	--------	-------	--------

PITCHER	IP	WLS	BF	H	R	ER	SO	BB	IBB	HBP	BLK	WP	HR	S	P	ERA	WHIP
Dave Goltz, R (1, 1) ERA: 3.36	6.2		28	8	3	3	1	2	0	1	0	2	0	27	36	4.05	1.500
Tom Johnson, R (7, 1) ERA: 2.61	0.2		3	1	0	0	1	0	0	0	0	0	0	5	5	0.00	1.500
Tom Burgmeier, L (8, 1) ERA: 2.5	0.1		1	0	0	0	0	0	0	0	0	0	0	1	1	0.00	0.000
Bill Campbell, R (8, 1) ERA: 3.02	1.1	W	4	1	0	0	0	0	0	0	0	0	0	4	4	0.00	0.750

Batter	1	2	3	4	5	6	7	8	9	AB R H RBI BB SO LOB	TOP
<b>Steve Braun, L</b> (1, 7) X OBP: 0.384, SLG: 0.353 <b>Steve Brye, R</b> (3, 7) OBP: 0.292, SLG: 0.323	0-0 P6		0-0 1-3			0-0 1B 1B	0-0 P3		0-0 5-3	2 0 0 0 0 0 0 3 1 1 0 0 0 4	<b>Minnesota Twins @ Kansas City Royals</b> Royals Stadium, Kansas City, MO Sat Oct 02 1976, 8:05 PM EDT Att. 14,087 - Unknown - 85 F <a href="http://livebaseballscorecards.com">livebaseballscorecards.com</a>
<b>Roy Smalley, S</b> (1, 6) B OBP: 0.356, SLG: 0.324	4-0 CS BB		0-3 K			0-0 1B E 1B		0-0 P5	3 1 1 0 1 1 0		
<b>Rod Carew, L</b> (1, 3) X OBP: 0.393, SLG: 0.461	0-0 S 1B 1-2			0-0 G3		0-0 E8 1B 1B 1-H 2-H		0-0 FC5 3B	4 1 3 1 0 0 0		
<b>Larry Hisle, R</b> (1, 8) X OBP: 0.335, SLG: 0.392	0-0 F9 1-2			0-0 1B 2B		0-0 G6-3 1B 3-H		0-0 FC5	4 0 2 1 0 0 2		
<b>Dan Ford, R</b> (1, 9) X OBP: 0.324, SLG: 0.461		0-0 F8		0-0 PO 1B 2-H		0-0 G6-3 1-2f		0-0 F3	4 0 1 0 0 0 2		
<b>Butch Wynegar, S</b> (1, 2) X <b>Glenn Borgmann, R</b> (7, PH) OBP: 0.425, SLG: 0.344 (7, 2)		0-0 F7		0-0 PO 1B 2-3	4-0 G1-6-3 BB		0-0 SH3-4 1B		0-0 F8	1 0 0 0 1 0 0 2 0 1 0 0 0 0	
<b>Mike Cabbage, L</b> (1, 5) X OBP: 0.349, SLG: 0.362		0-0 2B			0-0 G1-6-3 1-2f		0-0 SH3-4 1-2		0-0 F9	3 0 1 0 0 0 1	
<b>Craig Kusick, R</b> (1, 10) X OBP: 0.343, SLG: 0.433		0-0 F7			0-0 5-3		0-0 6-3		0-0 2B 1B	4 0 1 0 0 0 2	
<b>Bob Randall, R</b> (1, 4) X OBP: 0.317, SLG: 0.328			0-0 6-3			0-0 L7 BB	4-0 BB		0-0 1-3 2B	3 0 1 0 1 0 0	
<b>Inning Stats</b>	R: 0 H: 1 E: 0 LOB: 1 K: 0 BB: 1 S: 3 P: 7	R: 0 H: 1 E: 0 LOB: 1 K: 0 BB: 0 S: 4 P: 4	R: 0 H: 0 E: 0 LOB: 0 K: 1 BB: 0 S: 5 P: 5	R: 0 H: 2 E: 0 LOB: 0 K: 0 BB: 0 S: 3 P: 3	R: 0 H: 0 E: 0 LOB: 0 K: 0 BB: 1 S: 2 P: 6	R: 3 H: 4 E: 1 LOB: 0 K: 0 BB: 0 S: 6 P: 6	R: 0 H: 1 E: 0 LOB: 2 K: 0 BB: 1 S: 4 P: 8	R: 0 H: 1 E: 0 LOB: 1 K: 0 BB: 0 S: 4 P: 4	R: 0 H: 2 E: 0 LOB: 2 K: 0 BB: 0 S: 5 P: 5	1B: 8 SF: 0 2B: 3 SAC: 1 3B: 1 DP: 2 HR: 0 HBP: 0	WP: 0 PA: 38 PB: 0 SB: 1 CS: 1

PITCHER	IP	WLS	BF	H	R	ER	SO	BB	IBB	HBP	BLK	WP	HR	S	P	ERA	WHIP
<b>Dennis Leonard, R</b> (1, 1) ERA: 3.51	5.0		17	4	0	0	1	2	0	0	0	0	0	17	25	0.00	1.200
<b>Andy Hassler, L</b> (6, 1) ERA: 3.61	2.0	L	11	5	3	3	0	1	0	0	0	0	0	10	14	13.50	3.000
<b>Marty Pattin, R</b> (8, 1) ERA: 2.49	2.0		9	3	0	0	0	0	0	0	0	0	0	9	9	0.00	1.500

PITCHER	IP	WLS	BF	H	R	ER	SO	BB	IBB	HBP	BLK	WP	HR	S	P	ERA	WHIP



BOTTOM

Minnesota Twins @ Kansas City Royals  
Royals Stadium, Kansas City, MO  
Sat Oct 02 1976, 8:05 PM EDT  
Att: 14,087 - Unknown - 85 F

AB 31  
R 2  
H 10  
RBI 2  
BB 1  
SO 1  
LOB 11



WP: 0 PA: 34  
PB: 0  
SB: 0  
CS: 3

AB R H RBI BB SO LOB

4 0 2 0 0 0 0

4 0 0 0 0 0 2

2 0 1 0 0 0 0

2 1 1 0 0 0 0

3 1 2 1 0 0 0

0 0 0 0 0 0 0

4 0 2 0 0 0 1

0 0 0 0 0 0 0

2 0 1 0 0 0 2

2 0 1 1 0 0 2

3 0 0 0 0 1 2

2 0 0 0 1 0 1

2 0 0 0 0 0 1

1 0 0 0 0 0 0

1B: 8 SF: 1  
2B: 2 SAC: 0  
3B: 1 DP: 2  
HR: 0 HBP: 0

Batter	1	2	3	4	5	6	7	8	9
Jim Wohlford, R (1, 7) OBP: 0.315, SLG: 0.308	0-0 L3 1B		0-0 L7			0-0 P4		0-0 CS 1B	
Cookie Rojas, R (1, 4) OBP: 0.280, SLG: 0.288	0-0 L3 1-2			0-0 4-3		0-0 P6		0-0 F7	
Tom Poquette, L (1, 9) OBP: 0.365, SLG: 0.435 Ruppert Jones, L (4, PR) OBP: 0.259, SLG: 0.333 (5, 9)	0-0 1-3			0-0 SF7 3B		0-0 F8		0-0 CS 1-2	0-0 CS 1B
Jamie Quirk, L (1, 5) OBP: 0.254, SLG: 0.327 Frank White, R (9, PR) OBP: 0.264, SLG: 0.309		0-0 F8		0-0 SF7 3-H		0-0 2B 1B		0-0 1-2 1B 1B	0-0 1-2 1B 1B
Tommy Davis, R (1, 10) OBP: 0.311, SLG: 0.324 Amos Otis, R (9, PR) OBP: 0.341, SLG: 0.446		0-0 P4		0-0 1B		0-0 F9		0-0 G5-4-3 1-2 1B	0-0 G5-4-3 1-2 1B
John Wathan, R (1, 3) OBP: 0.333, SLG: 0.310 Davey Nelson, R (5, 3) OBP: 0.298, SLG: 0.307		0-0 1B		0-0 6-3		0-0 G3 1-H 2B		0-0 G5-4-3 1-2f	0-0 G5-4-3 1-2f
Willie Wilson, S (1, 8) OBP: 0.167, SLG: 0.167		0-3 K			0-0 F9	0-0 G3 2-3			
Freddie Patek, R (1, 6) OBP: 0.320, SLG: 0.308			0-0 F9		4-0 CS BB	0-0 L7			
Buck Martinez, R (1, 2) OBP: 0.269, SLG: 0.356 Bob Stinson, S (8, PH) OBP: 0.346, SLG: 0.340 (9, 2)			0-0 6-3		0-0 F7 1-2		0-0 4-3		

Inning Stats	R: 0	H: 1	E: 0	LOB: 0	K: 0	BB: 0	S: 3	P: 3	R: 0	H: 1	E: 0	LOB: 1	K: 1	BB: 0	S: 6	P: 6	R: 0	H: 0	E: 0	LOB: 0	K: 0	BB: 0	S: 3	R: 1	H: 2	E: 0	LOB: 2	K: 0	BB: 0	S: 5	P: 5	R: 0	H: 0	E: 0	LOB: 0	K: 0	BB: 1	S: 2	P: 6	R: 0	H: 0	E: 0	LOB: 0	K: 0	BB: 0	S: 3	R: 1	H: 2	E: 0	LOB: 1	K: 0	BB: 0	S: 5	P: 5	R: 0	H: 1	E: 0	LOB: 0	K: 0	BB: 0	S: 3	R: 0	H: 3	E: 0	LOB: 2	K: 0	BB: 0	S: 4	P: 4
--------------	------	------	------	--------	------	-------	------	------	------	------	------	--------	------	-------	------	------	------	------	------	--------	------	-------	------	------	------	------	--------	------	-------	------	------	------	------	------	--------	------	-------	------	------	------	------	------	--------	------	-------	------	------	------	------	--------	------	-------	------	------	------	------	------	--------	------	-------	------	------	------	------	--------	------	-------	------	------

PITCHER	IP	WLS	BF	H	R	ER	SO	BB	IBB	HBP	BLK	WP	HR	S	P	ERA	WHIP
Bill Singer, R (1, 1) ERA: 3.69	8.1	W	32	10	2	2	1	1	0	0	0	0	0	33	37	2.16	1.320
Bill Campbell, R (9, 1) ERA: 3.01	0.2	S	1	0	0	0	0	0	0	0	0	0	0	1	1	0.00	0.000

PITCHER	IP	WLS	BF	H	R	ER	SO	BB	IBB	HBP	BLK	WP	HR	S	P	ERA	WHIP
---------	----	-----	----	---	---	----	----	----	-----	-----	-----	----	----	---	---	-----	------

Batter	1	2	3	4	5	6	7	8	9	AB R H RBI BB SO LOB	TOP			
<b>Craig Kusick, R</b> OBP: 0.344, SLG: 0.432 (1, 10) X	0-0 4-3		0-0 6-3 2B 1B	0-0 1B		0-0 F8			0-0 F8	5 1 2 0 0 0 1				
<b>Dan Ford, R</b> OBP: 0.323, SLG: 0.457 (1, 9) B B B	4-0 WP 1B BB BB		0-0 6-3 1-2	0-0 F8		0-0 F9			0-0 P6	4 1 0 0 1 0 2				
<b>Rod Carew, L</b> OBP: 0.395, SLG: 0.463 (1, 3) B B B	4-0 1B WP BB		0-0 6-3 2-3		0-0 4-3		0-0 CS 2B		0-0 1B	4 0 2 0 1 0 1				
<b>Larry Hisle, R</b> OBP: 0.335, SLG: 0.394 (1, 8) X	0-0 FC5-4 1-3 2-H 1B		0-0 2B		0-3 K		0-0 F8 2-3		0-0 F8	5 1 2 2 0 1 2				
<b>Steve Brye, R</b> OBP: 0.295, SLG: 0.329 (1, 7) X	0-0 F9		0-0 1B 2B		0-0 1B			0-0 F7		4 1 2 1 0 0 2				
<b>Jerry Terrell, R</b> OBP: 0.286, SLG: 0.275 (1, 4) X	0-0 FC5-4 1-2f		0-0 1B		0-0 6-3			0-0 S E 1B		4 1 2 1 0 0 3				
<b>Glenn Borgmann, R</b> OBP: 0.417, SLG: 0.338 (1, 2) X		0-0 5-3	0-0 5-3			0-0 FC6-4 1B		0-0 5-3 1-2		4 0 1 0 0 0 2				
<b>Mike Cubbage, L</b> OBP: 0.346, SLG: 0.358 (1, 5) X		0-0 4-3		0-0 6-3		0-0 FC6-4 1-2f		0-0 E8 2-H		4 0 0 0 0 0 1				
<b>Luis Gomez, R</b> OBP: 0.233, SLG: 0.211 (1, 6) X		0-0 G3		0-0 4-3		0-0 L8		0-0 4-3		4 0 0 0 0 0 2				
<b>Inning Stats</b>	R: 1 H: 1 E: 0 LOB: 2 K: 0 BB: 2 S: 4 P: 12	R: 0 H: 0 E: 0 LOB: 0 K: 0 BB: 0 S: 3 P: 3	R: 3 H: 4 E: 0 LOB: 1 K: 0 BB: 0 S: 7 P: 7	R: 0 H: 1 E: 0 LOB: 1 K: 0 BB: 0 S: 4 P: 4	R: 0 H: 1 E: 0 LOB: 1 K: 1 BB: 0 S: 6 P: 6	R: 0 H: 1 E: 0 LOB: 1 K: 0 BB: 0 S: 4 P: 4	R: 0 H: 1 E: 0 LOB: 0 K: 0 BB: 0 S: 3 P: 3	R: 1 H: 1 E: 1 LOB: 1 K: 0 BB: 0 S: 5 P: 5	R: 0 H: 1 E: 0 LOB: 1 K: 0 BB: 0 S: 4 P: 4	1B: 8 SF: 0 2B: 3 SAC: 0 3B: 0 DP: 0 HR: 0 HBP: 0	WP: 1 PA: 40 PB: 0 SB: 1 CS: 1			
<b>PITCHER</b>	IP WLS BF H R ER SO BB IBB HBP BLK WP HR S P ERA WHIP												<b>PITCHER</b>	IP WLS BF H R ER SO BB IBB HBP BLK WP HR S P ERA WHIP
<b>Paul Splittorff, L</b> ERA: 3.97 (1, 1)	4.0 L 20 6 4 4 0 2 0 0 0 0 1 0 18 26 9.00 2.000													
<b>Al Fitzmorris, R</b> ERA: 3.06 (5, 1)	2.0 8 2 0 0 1 0 0 0 0 0 0 0 10 10 0.00 1.000													
<b>Larry Gura, L</b> ERA: 2.3 (7, 1)	2.0 8 2 1 0 0 0 0 0 0 0 0 0 8 8 0.00 1.000													
<b>Steve Mingori, L</b> ERA: 2.32 (9, 1)	1.0 4 1 0 0 0 0 0 0 0 0 0 0 4 4 0.00 1.000													

**Minnesota Twins @ Kansas City Royals**  
**Royals Stadium, Kansas City, MO**  
 Sun Oct 03 1976, 4:33 AM EDT  
 Att: 15,665 - Unknown

<b>AB</b>	<b>38</b>
<b>R</b>	<b>5</b>
<b>H</b>	<b>11</b>
<b>RBI</b>	<b>4</b>
<b>BB</b>	<b>2</b>
<b>SO</b>	<b>1</b>
<b>LOB</b>	<b>16</b>



Batter	1	2	3	4	5	6	7	8	9	AB	R	H	RBI	BB	SO	LOB
Tom Poquette, L (1, 7) OBP: 0.361, SLG: 0.430	0-0 F8			0-0 P4		0-0 L9		0-0 3-1		4	0	0	0	0	0	0
Amos Otis, R (1, 8) OBP: 0.341, SLG: 0.444	0-0 L7			0-0 2B 1B		0-0 5-3			0-0 F8	4	1	1	0	0	0	0
George Brett, L (1, 5) OBP: 0.377, SLG: 0.462	0-0 L6			0-0 1-H 2B			0-0 1B 2B		0-0 IHR	4	2	3	2	0	0	0
Hal McRae, R (1, 10) OBP: 0.407, SLG: 0.461		0-0 F8		0-0 1B			0-0 FC6-4 1B		0-0 6-3	4	0	2	1	0	0	0
John Mayberry, L (1, 3) OBP: 0.322, SLG: 0.342		0-0 5-3		0-0 1-3			0-3 K		4-0 BB	3	0	0	0	1	1	2
Willie Wilson, S (9, PR) OBP: 0.167, SLG: 0.167										0	0	0	0	0	0	0
Al Cowens, R (1, 9) OBP: 0.298, SLG: 0.341		0-0 F8			0-0 F3		0-0 FC6-4		0-0 6-3	3	0	0	0	0	0	1
Jim Wohlford, R (7, PR) OBP: 0.314, SLG: 0.307							1-2f			1	0	0	0	0	0	1
Bob Stinson, S (1, 2) OBP: 0.342, SLG: 0.335			0-3 K		0-0 F9		0-3 K			3	0	0	0	0	2	1
Freddie Patek, R (1, 6) OBP: 0.318, SLG: 0.306			0-0 1-3		0-3 K			0-0 P6		3	0	0	0	0	1	0
Frank White, R (1, 4) OBP: 0.263, SLG: 0.307			0-0 L7			0-3 K		0-0 L9		2	0	0	0	0	1	0
Jamie Quirk, L (8, PH) OBP: 0.252, SLG: 0.325										1	0	0	0	0	0	0
Davey Nelson, R (9, 4) OBP: 0.298, SLG: 0.307										0	0	0	0	0	0	0

Inning Stats	R: 0	H: 0	E: 0	K: 0	S: 3	R: 0	H: 0	E: 0	K: 0	S: 3	R: 0	H: 0	E: 0	K: 1	S: 5	R: 1	H: 3	E: 0	K: 0	S: 5	R: 0	H: 0	E: 0	K: 1	S: 5	R: 0	H: 0	E: 0	K: 1	S: 5	R: 1	H: 2	E: 0	K: 2	S: 9	R: 0	H: 0	E: 0	K: 0	S: 3	R: 1	H: 1	E: 0	K: 0	S: 4	1B: 3	SF: 0	2B: 2	SAC: 0	3B: 0	DP: 0	HR: 1	HBP: 0	WP: 0	PA: 33
	0	0	0	0	3	0	0	0	0	3	0	0	0	1	5	1	3	0	0	0	5	0	0	0	1	5	0	0	0	0	0	1	2	9	0	0	3	0	0	1	1	8	3	0	2	0	0	1	0	0	33				

PITCHER	IP	WLS	BF	H	R	ER	SO	BB	IBB	HBP	BLK	WP	HR	S	P	ERA	WHIP
Jim Hughes, R (1, 1) ERA: 4.98	9.0	W	33	6	3	3	5	1	0	0	0	0	0	42	46	3.00	0.778


**BOTTOM**

**Minnesota Twins @ Kansas City Royals**  
**Royals Stadium, Kansas City, MO**  
 Sun Oct 03 1976, 4:33 AM EDT  
 Att. 15,665 - Unknown

<b>AB</b>	<b>32</b>
<b>R</b>	<b>3</b>
<b>H</b>	<b>6</b>
<b>RBI</b>	<b>3</b>
<b>BB</b>	<b>1</b>
<b>SO</b>	<b>5</b>
<b>LOB</b>	<b>5</b>



WP	PA	ERA	WHIP
0	33		

Batter	1	2	3	4	5	6	7	8	9	AB R H RBI BB SO LOB	TOP
Mickey Rivers, L (1, 8) OBP: 0.400, SLG: 0.400	0-0 E5 1B FC5 1B	0-3 K		0-0 L8			0-0 F3		0-0 2B 1B	5 2 2 0 0 1 2	
Roy White, S (1, 7) OBP: 0.400, SLG: 0.500	4-0 FC5 1B BB		0-0 5-3		0-0 F9		0-0 4-3		0-0 2B 1B	4 0 1 2 1 0 0	
Thurman Munson, R (1, 2) OBP: 0.200, SLG: 0.200	0-0 1-2 2-3 E 1B		0-0 6-3		0-0 P3			0-0 L6	0-0 6-3	5 1 1 0 0 0 1	
Lou Piniella, R (1, 10) OBP: 0.500, SLG: 0.500	0-3 K		0-0 1B 1B		0-0 1B		0-0 F9			4 0 2 0 0 1 3	
Chris Chambliss, L (1, 3) OBP: 0.500, SLG: 1.000	0-0 FC5 1-H 2-3f 3-H		0-0 1-2 1B		0-3 K			0-0 3B		4 0 2 1 0 1 2	
Graig Nettles, L (1, 5)	0-0 F7		0-0 4-3		0-0 F7			0-3 K		4 0 0 0 0 1 4	
Elliott Maddox, R (1, 9) OBP: 0.250, SLG: 0.250		0-0 6-3		0-0 F9		0-0 G5-4-3 1B			0-0 F8	4 0 1 0 0 0 0	AB 38 R 4 H 12 RBI 3 BB 1 SO 4 LOB 13
Willie Randolph, R (1, 4)		0-0 5-3		0-0 L7		0-0 G5-4-3			0-0 F8	4 0 0 0 0 0 1	
Fred Stanley, R (1, 6) OBP: 0.750, SLG: 1.000		0-0 1B		0-0 2B			0-0 P4		0-0 1B 2B 1B	4 1 3 0 0 0 0	
Inning Stats	R: 2 E: 2 K: 1 S: 7 H: 2 LOB: 1 BB: 1 P: 11	R: 0 E: 0 K: 1 S: 6 H: 1 LOB: 1 BB: 0 P: 6	R: 0 E: 0 K: 0 S: 5 H: 2 LOB: 2 BB: 0 P: 5	R: 0 E: 0 K: 0 S: 4 H: 1 LOB: 1 BB: 0 P: 4	R: 0 E: 0 K: 1 S: 6 H: 1 LOB: 1 BB: 0 P: 6	R: 0 E: 0 K: 0 S: 3 H: 1 LOB: 0 BB: 0 P: 3	R: 0 E: 0 K: 0 S: 3 H: 0 LOB: 0 BB: 0 P: 3	R: 0 E: 0 K: 1 S: 6 H: 1 LOB: 1 BB: 0 P: 6	R: 2 E: 0 K: 0 S: 6 H: 3 LOB: 1 BB: 0 P: 6	1B: 9 2B: 2 3B: 1 HR: 0 SF: 0 SAC: 0 DP: 1 HBP: 0	WP: 0 PB: 0 SB: 0 CS: 0 PA: 39
PITCHER	IP WLS BF H R ER SO BB IBB HBP BLK WP HR S P ERA WHIP										
Larry Gura, L (1, 1) ERA: 3.12	8.2 L 38 12 4 3 4 1 0 0 0 0 0 0 45 49 3.12 1.500										
Mark Littell, R (9, 1) ERA:	0.1 1 0 0 0 0 0 0 0 0 0 0 0 1 1 0.00 0.000										

New York Yankees @ Kansas City Royals  
 Royals Stadium, Kansas City, MO  
 Sat Oct 09 1976, 4:33 AM EDT  
 Att. 41,077 - Unknown - 63 F

livebaseballscorecards.com

Batter	1	2	3	4	5	6	7	8	9	AB	R	H	RBI	BB	SO	LOB
Amos Otis, R (1, 8) Jim Wohlford, R (2, 7)	0-0 B1-3			0-3 K			0-0 F9		0-0 F9	1	0	0	0	0	0	0
George Brett, L (1, 5) OBP: 0.750, SLG: 0.750	0-0 5-3			0-0 CS 1B			0-0 1B		0-0 1B	4	0	3	0	0	0	0
Hal McRae, R (1, 10)	0-3 K			0-3 K 1-2			0-0 P4		0-0 L5	4	0	0	0	0	2	3
John Mayberry, L (1, 3)		0-0 F7			0-0 F9		0-0 P5			3	0	0	0	0	0	1
Al Cowens, R (1, 9) (2, 8) OBP: 0.333, SLG: 1.000		0-0 P4			0-0 F9			0-0 4-3 3B		3	1	1	0	0	0	0
Tom Poquette, L (1, 7) (2, 9)		0-0 1-4-3			0-0 F7			0-0 4-3		3	0	0	1	0	0	0
Frank White, R (1, 4) Cookie Rojas, R (8, PH) (9, 4)			0-0 5-3		0-0 6-3			0-0 3-H F5		2	0	0	0	0	0	0
Freddie Patek, R (1, 6) OBP: 0.333, SLG: 0.333			0-0 L7		0-0 5-3			0-0 CS 1B		3	0	1	0	0	0	0
Buck Martinez, R (1, 2) Jamie Quirk, L (8, PH) John Wathan, R (9, 2) Bob Stinson, S (9, PH)			0-3 K		0-3 K			0-0 CS 1-2	0-0 F7	2	0	0	0	0	2	0
										0	0	0	0	0	0	0
										0	0	0	0	0	0	0
										1	0	0	0	0	0	0

Inning Stats	R: 0	H: 0	E: 0	K: 1	S: 5	R: 0	H: 0	E: 0	K: 0	S: 3	R: 0	H: 0	E: 0	K: 1	S: 5	R: 0	H: 1	E: 0	K: 2	S: 7	R: 0	H: 0	E: 0	K: 0	S: 3	R: 0	H: 0	E: 0	K: 1	S: 5	R: 0	H: 1	E: 0	K: 0	S: 4	R: 1	H: 2	E: 0	K: 0	S: 4	R: 0	H: 1	E: 0	K: 0	S: 4	1B: 4	2B: 0	3B: 1	SF: 0	SAC: 0	DP: 0	HBP: 0	WP: 0	PB: 0	SB: 0	CS: 2	PA: 31
--------------	------	------	------	------	------	------	------	------	------	------	------	------	------	------	------	------	------	------	------	------	------	------	------	------	------	------	------	------	------	------	------	------	------	------	------	------	------	------	------	------	------	------	------	------	------	-------	-------	-------	-------	--------	-------	--------	-------	-------	-------	-------	--------

PITCHER	IP	WLS	BF	H	R	ER	SO	BB	IBB	HBP	BLK	WP	HR	S	P	ERA	WHIP
Catfish Hunter, R (1, 1) ERA: 1.0	9.0	W	30	5	1	1	5	0	0	0	0	0	0	40	40	1.00	0.556

**BOTTOM**

**New York Yankees @ Kansas City Royals**  
**Royals Stadium, Kansas City, MO**

Sat Oct 09 1976, 4:33 AM EDT  
Att: 41,077 - Unknown - 63 F

livebaseballscorecards.com

<b>AB</b>	<b>30</b>
<b>R</b>	<b>1</b>
<b>H</b>	<b>5</b>
<b>RBI</b>	<b>1</b>
<b>BB</b>	<b>0</b>
<b>SO</b>	<b>5</b>
<b>LOB</b>	<b>4</b>



Batter	1	2	3	4	5	6	7	8	9	AB R H RBI BB SO LOB	TOP																									
Mickey Rivers, L (1, 8) OBP: 0.300, SLG: 0.222	4-0 BB G6-4-3 1B		0-0 4-3	0-0 F8		0-0 4-3			0-0 6-3	4 0 0 0 1 0 1																										
Roy White, S (1, 7) OBP: 0.500, SLG: 0.625	0-0 1B G6-4-3		0-0 2B 2B	4-0 BB FC6-4			0-0 F9		0-0 F8	4 1 2 0 1 0 0																										
Thurman Munson, R (1, 2) OBP: 0.300, SLG: 0.400	0-0 1B G6-4-3 1-2f 2-3		0-0 2B 1B	0-0 BB FC6-4 1-2f			0-0 1-3		0-0 1B 1B	5 1 2 1 0 0 4																										
Chris Chambliss, L (1, 3) OBP: 0.556, SLG: 0.778	0-0 4-3		0-0 1B 2B 1B 2-H		0-0 G3		0-0 1B		0-0 1B 1B	5 0 3 1 0 0 1																										
Carlos May, L (1, 10) OBP: 0.400, SLG: 0.600		0-0 1B 2B	0-0 1B 1B		0-3 K		0-0 4-3		0-3 K	5 1 2 0 0 2 3																										
Graig Nettles, L (1, 5) OBP: 0.250, SLG: 0.286		4-0 1B BB G6-3	0-0 F8		0-0 2B			0-0 6-3		3 0 1 0 1 0 2																										
Oscar Gamble, L (1, 9) OBP: 0.250, SLG: 0.250		0-0 1B G6-3 1-2 2-H	0-0 L8		0-0 F7			0-0 5-3		4 0 1 1 0 0 3																										
Willie Randolph, R (1, 4)		0-0 1B G6-3 1-2f 2-3		0-0 F7		0-0 6-3		4-0 BB		3 0 0 0 1 0 2																										
Fred Stanley, R (1, 6) OBP: 0.571, SLG: 0.857		0-0 P4		0-0 2B		0-0 F9		0-0 F8		3 0 1 0 0 0 1																										
Lou Piniella, R (8, PH) OBP: 0.400, SLG: 0.400										1 0 0 0 0 0 1																										
Jim Mason, L (8, 6)										0 0 0 0 0 0 0																										
Inning Stats	R: 0 E: 0 K: 0 S: 3	H: 1 LOB: 1 BB: 1 P: 7	R: 1 E: 0 K: 0 S: 4	H: 2 LOB: 1 BB: 1 P: 8	R: 2 E: 0 K: 0 S: 7	H: 4 LOB: 2 BB: 0 P: 7	R: 0 E: 0 K: 0 S: 4	H: 1 LOB: 2 BB: 1 P: 8	R: 0 E: 0 K: 1 S: 6	H: 1 LOB: 1 BB: 0 P: 6	R: 0 E: 0 K: 0 S: 3	H: 0 LOB: 0 BB: 0 P: 3	R: 0 E: 0 K: 0 S: 4	H: 1 LOB: 1 BB: 0 P: 4	R: 0 E: 0 K: 0 S: 3	H: 0 LOB: 1 BB: 1 P: 7	R: 0 E: 0 K: 1 S: 7	H: 2 LOB: 2 BB: 0 P: 7	1B: 7 2B: 5 3B: 0 HR: 0	SF: 0 SAC: 0 DP: 2 HBP: 0	WP: 0 PB: 0 SB: 0 CS: 0	PA: 41														
PITCHER	IP	WLS	BF	H	R	ER	SO	BB	IBB	HBP	BLK	WP	HR	S	P	ERA	WHIP	PITCHER	IP	WLS	BF	H	R	ER	SO	BB	IBB	HBP	BLK	WP	HR	S	P	ERA	WHIP	
Dennis Leonard, R (1, 1) ERA: 11.57	2.1		13	6	3	3	0	2	0	0	0	0	0	11	19	11.57	3.429																			
Paul Splittorff, L (3, 1) ERA:	5.2	W	23	4	0	0	1	2	0	0	0	0	0	23	31	0.00	1.059																			
Steve Mingori, L (9, 1) ERA:	1.0		5	2	0	0	1	0	0	0	0	0	0	7	7	0.00	2.000																			

New York Yankees @ Kansas City Royals

Royals Stadium, Kansas City, MO

Sun Oct 10 1976, 8:05 PM EDT

Att. 41,091 - Unknown - 69 F

livebaseballscorecards.com

AB	37
R	3
H	12
RBI	3
BB	4
SO	2
LOB	18





Batter	1	2	3	4	5	6	7	8	9
<b>Jim Wohlford, R</b> <small>OBP: 0.250, SLG: 0.143</small> (1, 7)									
<b>Al Cowens, R</b> <small>OBP: 0.250, SLG: 0.500</small> (1, 8)									
<b>George Brett, L</b> <small>OBP: 0.500, SLG: 0.857</small> (1, 5)									
<b>John Mayberry, L</b> <small>OBP: 0.143, SLG: 0.143</small> (1, 3)									
<b>Hal McRae, R</b> <small>OBP: 0.167, SLG: 0.167</small> (1, 10)									
<b>Tom Poquette, L</b> <small>OBP: 0.429, SLG: 0.500</small> (1, 9)									
<b>Frank White, R</b> <small>OBP: 0.167, SLG: 0.167</small> (1, 4)									
<b>Freddie Patek, R</b> <small>OBP: 0.286, SLG: 0.286</small> (1, 6)									
<b>Buck Martinez, R</b> <small>OBP: 0.167, SLG: 0.167</small> (1, 2)									

Inning Stats	R: 2	H: 3	E: 0	K: 0	S: 6	LOB: 2	BB: 1	P: 10
	R: 0	H: 0	E: 0	K: 0	S: 3	LOB: 0	BB: 0	P: 3
	R: 0	H: 0	E: 0	K: 2	S: 7	LOB: 0	BB: 0	P: 7
	R: 0	H: 0	E: 0	K: 0	S: 3	LOB: 1	BB: 1	P: 7
	R: 2	H: 3	E: 1	K: 0	S: 7	LOB: 2	BB: 0	P: 7
	R: 0	H: 0	E: 1	K: 0	S: 4	LOB: 1	BB: 0	P: 4
	R: 3	H: 3	E: 1	K: 0	S: 6	LOB: 1	BB: 1	P: 10

PITCHER	IP	WLS	BF	H	R	ER	SO	BB	IBB	HBP	BLK	WP	HR	S	P	ERA	WHIP
<b>Ed Figueroa, R</b> <small>ERA: 6.75</small>	(1, 1)	5.1	L	24	6	4	4	2	2	0	0	0	0	26	34	6.75	1.500
<b>Dick Tidrow, R</b> <small>ERA: 6.75</small>	(6, 1)	2.2		14	3	3	2	0	1	0	0	0	0	13	17	6.75	1.500

**BOTTOM**

**New York Yankees @ Kansas City Royals**  
 Royals Stadium, Kansas City, MO

Sun Oct 10 1976, 8:05 PM EDT  
 Att: 41,091 - Unknown - 69 F

AB	R	H	RBI	BB	SO	LOB
4	1	1	0	1	0	1
5	1	1	0	0	0	2
3	1	1	1	0	0	1
4	1	1	1	0	0	2
3	0	0	0	1	1	1
3	1	2	2	1	0	0
4	1	1	0	0	1	3
4	1	1	1	0	0	1
4	0	1	2	0	0	2

AB	34
R	7
H	9
RBI	7
BB	3
SO	2
LOB	13

livebaseballscores.com

**WP: 0 PA: 38**  
**PB: 0 SB: 3 CS: 0**

Batter	1	2	3	4	5	6	7	8	9	AB R H RBI BB SO LOB	TOP
Jim Wohlford, R (1, 7) OBP: 0.333, SLG: 0.111	4-0 S 1B BB	0-0 6-3			0-0 F8			4-0 BB		2 1 0 0 2 0 0	<b>Kansas City Royals @ New York Yankees</b> Yankee Stadium, Bronx, NY Tue Oct 12 1976, 7:05 PM EDT Att. 56,808 - Unknown - 54 F
Al Cowens, R (1, 8) OBP: 0.250, SLG: 0.417	0-3 K 1-2		0-0 G4-3 1B		0-0 5-3			0-0 L6		4 0 1 0 0 1 2	
George Brett, L (1, 5) OBP: 0.583, SLG: 0.800	0-0 1B SF9 2-H		0-0 G4-3 1-2f		0-0 G3-6-4 1B			4-0 FC6-4 BB		3 1 2 1 1 0 1	
John Mayberry, L (1, 3) OBP: 0.182, SLG: 0.182	0-0 PB 2B 1-3		0-0 6-3		0-0 G3-6-4 1-2f			0-0 F9		4 1 1 0 0 0 2	
Hal McRae, R (1, 10)	0-0 SF9 3-H		1-0 CS HBP		0-0 F9			0-0 F9		2 0 0 1 0 0 1	
Tom Poquette, L (1, 9) OBP: 0.400, SLG: 0.556 Davey Nelson, R (9, PH)	0-0 1-H 2B		0-3 K 1-2		0-3 K			0-0 FC6-4 1-2f		3 0 1 1 0 2 1 1 0 0 0 0 0 1	
Frank White, R (1, 4) OBP: 0.125, SLG: 0.125 Cookie Rojas, R (7, PH) (7, 4)	0-0 F3		0-0 5-3		0-0 4-3					2 0 0 0 0 0 1 1 0 0 0 0 0 0	
Freddie Patek, R (1, 6) OBP: 0.300, SLG: 0.300		0-0 3-1			0-0 CS 1B			0-0 5-3		3 0 1 0 0 0 0	
Buck Martinez, R (1, 2) OBP: 0.125, SLG: 0.125 Jamie Quirk, L (8, PH) Bob Stinson, S (8, 2)		0-3 K			0-0 4-3 1-2			0-3 K		2 0 0 0 0 1 1 1 0 0 0 0 1 0 0 0 0 0 0 0 0	
<b>Inning Stats</b>	R: 3 H: 3 E: 0 LOB: 1 K: 1 BB: 1 S: 8 P: 12	R: 0 H: 0 E: 0 LOB: 0 K: 1 BB: 0 S: 5 P: 5	R: 0 H: 1 E: 0 LOB: 0 K: 0 BB: 0 S: 3 P: 3	R: 0 H: 0 E: 0 LOB: 0 K: 1 BB: 0 S: 4 P: 5	R: 0 H: 1 E: 0 LOB: 0 K: 0 BB: 0 S: 3 P: 3	R: 0 H: 1 E: 0 LOB: 0 K: 0 BB: 0 S: 3 P: 3	R: 0 H: 0 E: 0 LOB: 0 K: 1 BB: 0 S: 5 P: 5	R: 0 H: 0 E: 0 LOB: 1 K: 1 BB: 1 S: 5 P: 9	R: 0 H: 0 E: 0 LOB: 1 K: 0 BB: 1 S: 3 P: 7	1B: 5 SF: 1 2B: 1 SAC: 0 3B: 0 DP: 2 HR: 0 HBP: 1	
<b>PITCHER</b> Dock Ellis, R (1, 1) ERA: 3.38 Sparky Lyle, L (9, 1) ERA:	IP WLS BF H R ER SO BB IBB HBP BLK WP HR S P ERA WHIP	8.0 W 29 6 3 3 5 2 0 1 0 0 0 36 45 3.38 1.000	1.0 S 4 0 0 0 0 1 0 0 0 0 0 0 3 7 0.00 1.000								

livebaseballscores.com

AB	28
R	3
H	6
RBI	3
BB	3
SO	5
LOB	10



Batter	1	2	3	4	5	6	7	8	9
Mickey Rivers, L (1, 8) OBP: 0.267, SLG: 0.214	0-0 CS 1B		0-0 F5		0-0 4-3	0-0 P6		0-0 4-3	
Roy White, S (1, 7) OBP: 0.429, SLG: 0.455	0-3 K 1-2			0-0 6-3		4-0 2B FC4-6 BB	0-0 F8		
Thurman Munson, R (1, 2) OBP: 0.357, SLG: 0.500	0-0 F9			0-0 6-3		0-0 FC4-6 1B 1-3 2B	0-0 1B 1B		
Lou Piniella, R (1, 10) OBP: 0.429, SLG: 0.571 Carlos May, L (6, PH) OBP: 0.429, SLG: 0.500		0-0 6-3		0-0 HR 2B		4-0 FC4-6 IBB	0-3 K		
Chris Chambliss, L (1, 3) OBP: 0.538, SLG: 0.923		0-0 4-3		0-0 HR		0-0 FC4-6 1B 2B 1-2f 2-3 3-H	0-0 S 1B		
Graig Nettles, L (1, 5) OBP: 0.333, SLG: 0.300		4-0 BB		0-3 K		0-0 2B 1B 1-2 3-H	0-0 G3		
Elliott Maddox, R (1, 9) OBP: 0.250, SLG: 0.375		0-3 K			0-0 6-3	0-0 2B	0-0 1-3 2-H	0-0 1-3	
Willie Randolph, R (1, 4) OBP: 0.250, SLG: 0.100			0-0 6-3		4-0 G3 BB	0-3 K	0-0 S 1B		
Fred Stanley, R (1, 6) OBP: 0.455, SLG: 0.600			0-0 P6		0-0 G3	4-0 BB	0-0 F9		

Inning Stats	R: 0 E: 0 K: 1 S: 5	H: 1 LOB: 0 BB: 0 P: 5	R: 0 E: 0 K: 1 S: 5	H: 0 LOB: 1 BB: 1 P: 9	R: 0 E: 0 K: 0 S: 3	H: 0 LOB: 0 BB: 0 P: 3	R: 2 E: 0 K: 1 S: 7	H: 2 LOB: 0 BB: 0 P: 7	R: 0 E: 0 K: 0 S: 3	H: 0 LOB: 1 BB: 1 P: 7	R: 3 E: 0 K: 1 S: 8	H: 3 LOB: 3 BB: 3 P: 20	R: 0 E: 0 K: 1 S: 7	H: 2 LOB: 2 BB: 0 P: 7	R: 0 E: 0 K: 0 S: 4	H: 1 LOB: 1 BB: 0 P: 4
1B: 5 2B: 4 3B: 0 HR: 1	SF: 0 SAC: 0 DP: 1 HBP: 0	WP: 0 PB: 0 SB: 2 CS: 1														

PITCHER	IP	WLS	BF	H	R	ER	SO	BB	IBB	HBP	BLK	WP	HR	S	P	ERA	WHIP
Andy Hassler, L (1, 1) ERA: 7.2	5.0	L	21	4	4	4	3	3	0	0	0	0	1	24	36	7.20	1.400
Marty Pattin, R (6, 1) ERA:	0.0		1	0	0	0	0	0	1	0	0	0	0	0	4	∞	∞
Tom Hall, L (6, 1) ERA:	0.1		2	1	0	0	0	0	0	0	0	0	0	2	2	0.00	3.000
Steve Mingori, L (6, 1) ERA:	0.0		1	1	1	1	0	0	0	0	0	0	0	1	1	∞	∞
Mark Littell, R (6, 1) ERA:	2.2		12	3	0	0	2	1	0	0	0	0	0	15	19	0.00	1.500

**BOTTOM**

**Kansas City Royals @ New York Yankees**  
 Yankee Stadium, Bronx, NY


Tue Oct 12 1976, 7:05 PM EDT  
 Att: 56,808 - Unknown - 54 F

AB	32
R	5
H	9
RBI	5
BB	5
SO	5
LOB	16

WP: 0 PA: 37  
 PB: 0  
 SB: 2  
 CS: 1



1B	2B	3B	HR	SF	SAC	DP	HBP	WP	HR	S	P	ERA	WHIP
5	4	0	1	0	0	1	0	0	0	0	0	7.20	1.400

Batter	1	2	3	4	5	6	7	8	9	AB R H RBI BB SO LOB	TOP		
Al Cowens, R OBP: 0.176, SLG: 0.294 (1, 8) X	0-0 F8 ① X	0-0 F7 ③			0-0 6-3 ①		0-0 FC5-4 BB BB 1-2f ②		0-0 6-3 ①	5 0 0 0 0 0 2	<b>Kansas City Royals @ New York Yankees</b> Yankee Stadium, Bronx, NY Wed Oct 13 1976, 3:33 AM EDT Att. 56,355 - Unknown - 67 F  <b>livebaseballscorecards.com</b>  <b>AB 33</b> <b>R 7</b> <b>H 9</b> <b>RBI 7</b> <b>BB 4</b> <b>SO 2</b> <b>LOB 9</b>  		
Tom Poquette, L OBP: 0.333, SLG: 0.385 (1, 7) X (8, 9)	0-0 F7 ②		0-0 L8 ①		0-0 G3 ②		4-0 BB BB 1-2 BB ②		0-0 6-3 ②	4 0 0 0 1 0 0			
George Brett, L OBP: 0.471, SLG: 0.571 (1, 5) X	0-0 1-3 ③		0-0 4-3 ②		0-0 F7 ③		4-0 BB BB 1-2 2-3 BB ③		0-3 K ③	4 0 0 0 1 1 0			
John Mayberry, L OBP: 0.200, SLG: 0.143 (1, 3)		4-0 BB BB 1B 2B BB ③	0-0 F7 ③		0-0 F7 ① X		0-0 1-3 ③			3 1 0 0 1 0 3			
Hal McRae, R OBP: 0.267, SLG: 0.417 (1, 9) Jim Wohlford, R OBP: 0.308, SLG: 0.100 (8, PH) (8, 7)		0-0 F9 ①		0-0 3B 2B ①		0-0 SF9 3B ②		0-0 5-3 ①		3 2 2 0 0 0 1 1 0 0 0 0 0 0			
Jamie Quirk, L OBP: 0.250, SLG: 1.000 (1, 10) Davey Nelson, R (8, PH)		0-0 F8 ②		0-0 SF8 2-H 3B ②		0-0 SF9 3-H ②		0-3 K ②		2 1 1 2 0 0 1 1 0 0 0 0 1 0			
Cookie Rojas, R OBP: 0.333, SLG: 0.400 (1, 4) Frank White, R OBP: 0.125, SLG: 0.125 (8, PR) (8, 4)		0-0 2B 1B 1-2 ①		0-0 SF8 3-H ①		0-0 F7 ③		0-0 2B 1B ③		3 1 2 1 0 0 0 0 1 0 0 0 0 0			
Freddie Patek, R OBP: 0.429, SLG: 0.571 (1, 6)		0-0 1B 2B 1-H 2-H ②		0-0 F7 ②		0-0 CS 1B ②		0-0 1-H 2B ②		4 1 3 3 0 0 0			
Buck Martinez, R OBP: 0.250, SLG: 0.182 (1, 2)		0-0 1B 2-H ③		0-0 F8 ③		4-0 BB BB 1-2 FC5-4 BB ① X		0-0 P3 ③		3 0 1 1 1 0 2			
<b>Inning Stats</b>	R: 0 H: 0 E: 0 LOB: 0 K: 0 BB: 0 S: 3 P: 3	R: 3 H: 3 E: 0 LOB: 1 K: 0 BB: 1 S: 6 P: 10	R: 0 H: 0 E: 0 LOB: 0 K: 0 BB: 0 S: 3 P: 3	R: 2 H: 2 E: 0 LOB: 0 K: 0 BB: 0 S: 5 P: 5	R: 0 H: 0 E: 0 LOB: 0 K: 0 BB: 0 S: 3 P: 3	R: 1 H: 1 E: 0 LOB: 0 K: 0 BB: 0 S: 4 P: 4	R: 0 H: 1 E: 0 LOB: 3 K: 0 BB: 3 S: 3 P: 15	R: 1 H: 2 E: 0 LOB: 2 K: 1 BB: 0 S: 7 P: 7	R: 0 H: 0 E: 0 LOB: 0 K: 1 BB: 0 S: 5 P: 5	1B: 4 SF: 2 2B: 3 SAC: 0 3B: 2 DP: 0 HR: 0 HBP: 0		WP: 0 PA: 39 PB: 0 SB: 0 CS: 1	
<b>PITCHER</b>	IP WLS BF H R ER SO BB IBB HBP BLK WP HR S P ERA WHIP											<b>PITCHER</b>	IP WLS BF H R ER SO BB IBB HBP BLK WP HR S P ERA WHIP
Catfish Hunter, R ERA: 4.5 (1, 1)	3.0 L 15 5 5 5 0 1 0 0 0 0 0 0 14 18 15.00 2.000												
Dick Tidrow, R ERA: 4.26 (4, 1)	3.2 13 2 1 1 0 1 0 0 0 0 0 0 12 16 2.46 0.818												
Grant Jackson, L ERA: 3.86 (7, 1)	2.1 11 2 1 1 2 2 0 0 0 0 0 0 13 21 3.86 1.714												

Batter	1	2	3	4	5	6	7	8	9	AB	R	H	RBI	BB	SO	LOB
Mickey Rivers, L (1, 8) OBP: 0.263, SLG: 0.222	0-0 F5	0-0 FC6-4			0-0 F7		0-0 1B			4	0	1	0	0	0	2
Roy White, S (1, 7) OBP: 0.389, SLG: 0.467	0-0 2B	0-0 FC4			0-0 F8		0-0 F8			4	0	1	0	0	0	4
Thurman Munson, R (1, 2) OBP: 0.389, SLG: 0.500	0-0 L8		0-0 CS			0-0 G4-6-3		0-0 F9		4	0	2	0	0	0	1
Lou Piniella, R (1, 10) OBP: 0.273, SLG: 0.364	0-0 6-3		0-0 F9			0-0 F7		0-0 F7		4	0	0	0	0	0	3
Chris Chambliss, L (1, 3) OBP: 0.471, SLG: 0.765		0-0 HR	0-0 G3			0-0 G4-6-3		0-0 F8		4	1	1	0	0	0	2
Graig Nettles, L (1, 5) OBP: 0.375, SLG: 0.786		0-0 HR		0-3 K			0-0 F9		0-0 HR	4	2	2	3	0	1	0
Elliott Maddox, R (1, 9) OBP: 0.222, SLG: 0.333		0-0 5-3		0-0 4-3			0-0 E		0-0 F7	1	0	0	0	0	0	0
Oscar Gamble, L (4, PH) OBP: 0.333, SLG: 0.500				0-0 4-3			0-0 1-3			2	1	1	0	0	0	0
Otto Velez, R (9, PH)							0-0 2B			1	0	0	0	0	0	0
Willie Randolph, R (1, 4) OBP: 0.250, SLG: 0.143		0-0 FC6-4		0-0 5-3			0-0 1-3		0-0 6-3	4	0	1	1	0	0	0
Fred Stanley, R (1, 6) OBP: 0.462, SLG: 0.583		0-0 1B					0-0 2-H									
Elrod Hendricks, L (7, PH) OBP: 1.000, SLG: 1.000					0-0 4-3				0-0 F7	2	0	1	0	0	0	0
Ron Guidry, L (7, PR)										1	0	1	0	0	0	0
Jim Mason, L (8, 6)		0-0 FC6-4					0-0 1B			0	0	0	0	0	0	0
Sandy Alomar Sr., S (9, PH)		0-0 1B								0	0	0	0	0	0	0

Inning Stats	R: 0	H: 1	E: 0	K: 0	S: 4	H: 1	LOB: 1	BB: 0	P: 4	R: 2	H: 4	E: 0	K: 0	S: 7	R: 0	H: 1	E: 0	K: 0	S: 3	R: 0	H: 0	E: 0	K: 1	S: 5	R: 0	H: 0	E: 0	K: 0	S: 3	R: 0	H: 1	E: 0	K: 0	S: 3	R: 1	H: 3	E: 1	K: 0	S: 6	R: 0	H: 0	E: 0	K: 0	S: 3	R: 1	H: 1	E: 0	K: 0	S: 4	1B: 7	2B: 2	3B: 0	HR: 2	SF: 0	SAC: 0	DP: 1	HBP: 0	WP: 0	PB: 0	SB: 0	CS: 1	PA: 36
--------------	------	------	------	------	------	------	--------	-------	------	------	------	------	------	------	------	------	------	------	------	------	------	------	------	------	------	------	------	------	------	------	------	------	------	------	------	------	------	------	------	------	------	------	------	------	------	------	------	------	------	-------	-------	-------	-------	-------	--------	-------	--------	-------	-------	-------	-------	--------

PITCHER	IP	WLS	BF	H	R	ER	SO	BB	IBB	HBP	BLK	WP	HR	S	P	ERA	WHIP
Larry Gura, L (1, 1) ERA: 4.22	2.0		12	6	2	2	2	0	0	0	0	0	1	12	12	9.00	3.000
Doug Bird, R (3, 1) ERA: 1.93	4.2	W	16	4	1	1	1	0	0	0	0	0	0	18	18	1.93	0.857
Steve Mingori, L (7, 1) ERA: 2.7	2.1	S	8	1	1	1	0	0	0	0	0	0	1	8	8	3.86	0.429


**BOTTOM**

**Kansas City Royals @ New York Yankees**  
 Yankee Stadium, Bronx, NY

Wed Oct 13 1976, 3:33 AM EDT  
 Att: 56,355 - Unknown - 67 F

livebaseballscorecards.com

<b>AB</b>	<b>36</b>
<b>R</b>	<b>4</b>
<b>H</b>	<b>11</b>
<b>RBI</b>	<b>4</b>
<b>BB</b>	<b>0</b>
<b>SO</b>	<b>1</b>
<b>LOB</b>	<b>12</b>



Batter	1	2	3	4	5	6	7	8	9	AB R H RBI BB SO LOB	TOP																	
Al Cowens, R (1, 8) OBP: 0.227, SLG: 0.286	0-0 4-3	0-0 4-3			0-0 G6-3			0-0 HR 1B	4-0 FC5-4 BB	4 1 1 0 1 0 2																		
Tom Poquette, L (1, 7) OBP: 0.278, SLG: 0.313 Jim Wohlford, R (8, PH) OBP: 0.333, SLG: 0.167	0-3 K		0-0 1-3			0-0 4-3		0-0 HR 1B	0-0 FC5-4	3 0 0 0 0 1 0 2 1 1 0 0 0 2																		
George Brett, L (1, 5) OBP: 0.476, SLG: 0.778	0-0 HR 2B		0-0 F8			0-0 L8		0-0 HR		4 2 2 3 0 0 0																		
John Mayberry, L (1, 3) OBP: 0.263, SLG: 0.389	0-0 HR		0-0 4-3			0-0 1B		0-0 4-3		4 1 2 2 0 0 0																		
Hal McRae, R (1, 9) OBP: 0.211, SLG: 0.313	0-3 K			0-0 P3		0-0 1-3		0-0 L7		4 0 0 0 0 1 1																		
Jamie Quirk, L (1, 10) OBP: 0.125, SLG: 0.429		0-0 F7		0-0 6-3		0-0 L3		0-3 K		4 0 0 0 0 1 0																		
Cookie Rojas, R (1, 4) OBP: 0.300, SLG: 0.333		0-0 E 1B		0-0 F7		0-0 6-3			0-0 6-3	4 1 1 0 0 0 0																		
Freddie Patek, R (1, 6) OBP: 0.389, SLG: 0.500		0-3 K 1-2			0-0 F3		0-0 1B		0-0 6-3	4 0 1 0 0 1 1																		
Buck Martinez, R (1, 2) OBP: 0.375, SLG: 0.333		0-0 E9 1B			0-0 G6-3 1B		0-0 F7		0-0 BB 1B	4 0 3 1 0 0 1																		
<b>Inning Stats</b>	R: 2 E: 0 K: 2 S: 9	H: 2 LOB: 0 BB: 0 P: 9	R: 1 E: 1 K: 1 S: 7	H: 2 LOB: 1 BB: 0 P: 7	R: 0 E: 0 K: 0 S: 3	H: 0 LOB: 0 BB: 0 P: 3	R: 0 E: 0 K: 0 S: 3	H: 0 LOB: 0 BB: 0 P: 3	R: 0 E: 0 K: 0 S: 4	H: 1 LOB: 1 BB: 0 P: 4	R: 0 E: 0 K: 0 S: 4	H: 1 LOB: 1 BB: 0 P: 4	R: 3 E: 0 K: 1 S: 8	H: 3 LOB: 0 BB: 0 P: 8	R: 0 E: 0 K: 0 S: 4	H: 1 LOB: 2 BB: 1 P: 8	1B: 8 2B: 1 3B: 0 HR: 2	SF: 0 SAC: 0 DP: 1 HBP: 0	WP: 0 PB: 0 SB: 1 CS: 0	PA: 38								
<b>PITCHER</b>	IP WLS BF H R ER SO BB IBB HBP BLK WP HR S P ERA WHIP																											
Ed Figueroa, R (1, 1) ERA: 5.84	7.0		28	8	4	4	3	0	0	0	0	0	1	34	34	5.14	1.143											
Grant Jackson, L (8, 1) ERA: 8.1	1.0		5	2	2	2	1	0	0	0	0	0	1	7	7	18.00	2.000											
Dick Tidrow, R (9, 1) ERA: 3.68	1.0	W	5	1	0	0	0	1	0	0	0	0	0	4	8	0.00	2.000											

**Kansas City Royals @ New York Yankees**  
 Yankee Stadium, Bronx, NY  
 Thu Oct 14 1976, 7:05 PM EDT  
 Att. 56,821 - Unknown - 54 F

AB	37
R	6
H	11
RBI	6
BB	1
SO	4
LOB	7



WP: 0	PA: 38
PB: 0	
SB: 1	
CS: 0	

Batter	1	2	3	4	5	6	7	8	9	AB	R	H	RBI	BB	SO	LOB
Mickey Rivers, L OBP: 0.375, SLG: 0.435 (1, 8)	0-0 1B 3B		0-0 BB 1B	0-0 BB 1B		0-0 SH3-4 1B		0-0 F9		5	3	4	0	0	0	0
Roy White, S OBP: 0.455, SLG: 0.471 (1, 7)	0-0 1B SF7 1B		4-0 1B FC4-6 BB	4-0 BB 1B		0-0 SH3-4		0-0 G3		2	2	1	1	2	0	0
Thurman Munson, R OBP: 0.435, SLG: 0.522 (1, 2)	0-0 1-3 1B		0-0 FC4-6 1B	0-0 F7		0-0 2-H 1B		0-3 K		5	0	3	2	0	1	3
Chris Chambliss, L OBP: 0.500, SLG: 0.952 (1, 3)	0-0 SF7		0-0 FC4-6		0-0 BB 2B	0-0 S E 1B		0-0 HR		4	2	3	3	0	0	1
Carlos May, L OBP: 0.273, SLG: 0.300 (1, 10)	0-0 F8		0-0 F8		0-3 K	0-0 E5 CS				4	0	0	0	0	1	3
Sandy Alomar Sr., S (6, PR)										0	0	0	0	0	0	0
Graig Nettles, L OBP: 0.350, SLG: 0.647 (1, 5)	0-0 P6		0-0 P6		0-0 P3	0-0 CS	4-0 6-3 SH2-4 BB			3	0	0	0	1	0	3
Oscar Gamble, L OBP: 0.333, SLG: 0.375 (1, 9)		0-3 K		0-0 4-3	4-0 BB BB		0-0 SH2-4			2	0	0	0	1	1	0
Willie Randolph, R OBP: 0.250, SLG: 0.118 (1, 4)		0-0 F9		0-0 L3	4-0 BB BB	0-0 6-3				3	0	0	0	1	0	1
Fred Stanley, R OBP: 0.412, SLG: 0.467 (1, 6)		0-0 5-3		4-0 1B BB	0-0 L4	0-0 F9				3	0	0	0	1	0	4

Inning Stats	R: 2	H: 3	E: 0	K: 0	S: 6	H: 3	LOB: 1	BB: 0	P: 6	R: 0	H: 0	E: 0	K: 1	S: 5	R: 0	H: 2	E: 0	K: 0	S: 5	R: 0	H: 1	E: 0	K: 0	S: 4	R: 0	H: 1	E: 0	K: 1	S: 6	R: 2	H: 3	E: 1	K: 0	S: 5	R: 0	H: 0	E: 0	K: 0	S: 3	R: 0	H: 0	E: 0	K: 1	S: 5	R: 1	H: 1	E: 0	K: 0	S: 1	1B: 8	SF: 1	2B: 1	SAC: 2	3B: 1	DP: 0	HR: 1	HBP: 0	WP: 0	PA: 41
--------------	------	------	------	------	------	------	--------	-------	------	------	------	------	------	------	------	------	------	------	------	------	------	------	------	------	------	------	------	------	------	------	------	------	------	------	------	------	------	------	------	------	------	------	------	------	------	------	------	------	------	-------	-------	-------	--------	-------	-------	-------	--------	-------	--------

PITCHER	IP	WLS	BF	H	R	ER	SO	BB	IBB	HBP	BLK	WP	HR	S	P	ERA	WHIP
Dennis Leonard, R ERA: 19.29 (1, 1)	0.0		3	3	2	2	0	0	0	0	0	0	0	3	3	∞	∞
Paul Splittorff, L ERA: 1.93 (1, 1)	3.2		17	3	2	2	1	3	0	0	0	0	0	16	28	4.91	1.636
Marty Pattin, R ERA: 27.0 (4, 1)	0.1		1	0	0	0	0	0	0	0	0	0	0	1	1	0.00	0.000
Andy Hassler, L ERA: 6.14 (5, 1)	2.1		13	4	2	1	1	3	0	0	0	0	0	12	24	3.86	3.000
Mark Littell, R ERA: 1.93 (7, 1)	1.2	L	6	1	1	1	1	0	0	0	0	0	1	8	8	5.40	0.600

**BOTTOM**

**Kansas City Royals @ New York Yankees**  
 Yankee Stadium, Bronx, NY

Thu Oct 14 1976, 7:05 PM EDT  
 Att: 56,821 - Unknown - 54 F

livebaseballscorecards.com

AB	31
R	7
H	11
RBI	6
BB	6
SO	3
LOB	15

