

# Kansas City Royals - 1976

Batter	1	2	3	4	5	6	7	8	9	AB	R	H	RBI	BB	SO	LOB	TOP			
Davey Nelson, R OBP: 0.500, SLG: 0.333 (1, 10)	F9		L8			FC4-6 BB		1B 1B		3	0	1	0	1	0	1	<b>Kansas City Royals @ Chicago White Sox</b> Comiskey Park, Chicago, IL Fri Apr 09 1976, 7:05 PM EST Att: 40,318 - Unknown <a href="http://livebaseballscorecards.com">livebaseballscorecards.com</a>			
Amos Otis, R OBP: 0.500, SLG: 0.333 (1, 8)	K		FC4 BB			K		1B 1B		3	0	1	0	1	2	1				
George Brett, L (1, 5)	4-3		FC4			FC4-6		K		4	0	0	0	0	1	5				
John Mayberry, L (1, 3)		1-3				1-3		K		4	0	0	0	0	1	3				
Hal McRae, R OBP: 0.250, SLG: 0.250 (1, 7)		1B 1B				F7			6-3	4	0	1	0	0	0	0				
Al Cowens, R OBP: 0.250, SLG: 0.250 (1, 9)		G4-6-3 1B				F8		K		4	0	1	0	0	1	0				
Fran Healy, R OBP: 0.250, SLG: 0.250 (1, 2)		G4-6-3				6-3		1B		4	0	1	0	0	0	2				
Freddie Patek, R OBP: 0.333, SLG: 0.333 (1, 6)			BB 1B			K		K		3	0	1	0	0	2	1				
Frank White, R Cookie Rojas, R (8, PH) (8, 4)			F4			F2		F8		2	0	0	0	0	0	1				
<b>Inning Stats</b>	R: 0 E: 0 K: 1 S: 5	H: 0 LOB: 0 BB: 0 P: 5	R: 0 E: 0 K: 0 S: 4	H: 2 LOB: 1 BB: 0 P: 4	R: 0 E: 0 K: 0 S: 4	H: 1 LOB: 2 BB: 1 P: 8	R: 0 E: 0 K: 0 S: 3	H: 0 LOB: 0 BB: 0 P: 3	R: 0 E: 0 K: 1 S: 5	H: 0 LOB: 1 BB: 1 P: 9	R: 0 E: 0 K: 2 S: 8	H: 1 LOB: 1 BB: 0 P: 8	R: 0 E: 0 K: 2 S: 9	H: 2 LOB: 2 BB: 0 P: 9	R: 0 E: 0 K: 0 S: 3	H: 0 LOB: 0 BB: 0 P: 3	1B: 6 2B: 0 3B: 0 HR: 0	SF: 0 SAC: 0 DP: 1 HBP: 0	WP: 0 PB: 0 SB: 0 CS: 0	PA: 34
<b>PITCHER</b> Wilbur Wood, L ERA:	IP: 9.0 WLS: W BF: 34 H: 6 R: 0 ER: 0 SO: 7 BB: 2 IBB: 0 HBP: 0 BLK: 0 WP: 0 HR: 0 S: 46 P: 54 ERA: 0.00 WHIP: 0.889																			

Batter	1	2	3	4	5	6	7	8	9	AB	R	H	RBI	BB	SO	LOB	BOTTOM			
Chet Lemon, R (1, 8)	F3		1-6-3	FC4 G4-3	F4		E5 FC5-4			5	0	0	1	0	0	5	<b>Kansas City Royals @ Chicago White Sox</b> Comiskey Park, Chicago, IL Fri Apr 09 1976, 7:05 PM EST Att: 40,318 - Unknown <a href="http://livebaseballscorecards.com">livebaseballscorecards.com</a>			
Ralph Garr, L (1, 7)	4-3		1-3	F5		E6 FC6-2	FC5-4			5	0	0	0	0	0	5				
Jorge Orta, L OBP: 0.400, SLG: 0.250 (1, 5)			BB BB HBP	G4-3		F9		K		4	1	1	0	0	1	3				
Cleon Jones, R (1, 10)	FC6-4		BB BB BB	BB BB BB		FC6-2		L6		3	0	0	0	2	0	2				
Buddy Bradford, R OBP: 0.600, SLG: 0.333 (1, 9)		E7 SH1-3 FC4-2	BB BB	FC4-6 HR		K		1B BB		3	1	1	0	2	1	2				
Jim Spencer, L OBP: 1.000, SLG: 2.000 (1, 3)		SH1-3	BB BB	HR		E SH1-3		1B 1B		3	1	3	3	1	0	0				
Bucky Dent, R OBP: 0.250, SLG: 0.250 (1, 6)		FC4-2	FC6-4			SH1-3		F9		4	0	1	0	0	0	6				
Jack Brohamer, L OBP: 0.750, SLG: 0.667 (1, 4)				1B FC4 1B		K		E IBB		3	1	2	0	1	1	1				
Pete Varney, R OBP: 0.500, SLG: 0.500 (1, 2)		F9		1B				K		4	0	2	0	0	1	4				
<b>Inning Stats</b>	R: 0 E: 0 K: 0 S: 4	H: 1 LOB: 1 BB: 0 P: 4	R: 0 E: 1 K: 0 S: 5	H: 2 LOB: 2 BB: 0 P: 5	R: 1 E: 0 K: 0 S: 3	H: 0 LOB: 3 BB: 3 P: 16	R: 1 E: 1 K: 0 S: 5	H: 2 LOB: 1 BB: 0 P: 5	R: 2 E: 0 K: 1 S: 8	H: 3 LOB: 2 BB: 1 P: 12	R: 0 E: 1 K: 1 S: 6	H: 0 LOB: 1 BB: 0 P: 6	R: 0 E: 1 K: 1 S: 7	H: 1 LOB: 3 BB: 1 P: 11	R: 0 E: 0 K: 1 S: 6	H: 1 LOB: 2 BB: 1 P: 10	1B: 9 2B: 0 3B: 0 HR: 1	SF: 0 SAC: 2 DP: 1 HBP: 1	WP: 0 PB: 0 SB: 1 CS: 0	PA: 43
<b>PITCHER</b> Paul Splitteroff, L ERA: 8.31 Doug Bird, R ERA: Bob McClure, L ERA: Marty Pattin, R ERA:	IP: 4.1 WLS: L BF: 24 H: 4 R: 4 ER: 4 SO: 0 BB: 4 IBB: 0 HBP: 1 BLK: 0 WP: 1 HR: 1 S: 19 P: 36 ERA: 8.31 WHIP: 2.308																			



Batter	1	2	3	4	5	6	7	8	9	AB	R	H	RBI	BB	SO	LOB	TOP										
Dave Collins, S OBP: 0.300, SLG: 0.176 (1, 7)	F8		F8		G1 1B BB		K			3	1	0	0	2	1	1	<b>California Angels @ Kansas City Royals</b> Royals Stadium, Kansas City, MO Tue Apr 13 1976, 7:05 PM EST Att: 25,516 - Unknown - 72 F										
Jerry Remy, L OBP: 0.353, SLG: 0.214 (1, 4)	1-3		F9		G1		F8		K	5	0	0	0	0	1	4											
Bruce Bochte, L OBP: 0.400, SLG: 0.385 (1, 3)	WP 1B		K		1B			2B SF9 BB	P6	4	1	2	2	1	1	1											
Bill Melton, R OBP: 0.313, SLG: 0.533 (1, 10)	K			F8	F8			SF9 SF7 2B		4	1	1	0	0	1	2											
Ed Herrmann, L OBP: 0.167, SLG: 0.364 (1, 2)		1-3		P3		F5		SF9		3	0	0	1	0	0	0											
Leroy Stanton, R OBP: 0.500, SLG: 0.600 (1, 9)		1B BB				K		SF7		2	0	1	1	1	1	0											
Dave Chalk, R OBP: 0.313, SLG: 0.357 (1, 5)		1B 1B		P3		F9		WP BB		3	0	1	0	1	0	1											
Rusty Torres, S OBP: 0.333, SLG: 0.417 (1, 8)					G1 1B BB			K		4	1	3	0	0	1	1											
Orlando Ramirez, R OBP: 0.182, SLG: 0.182 Adrian Garrett, L (7, PH) Billy Smith, S (7, 6)			K		K		3-1		G3	2	0	0	0	0	2	3											
										1	0	0	0	0	0	1											
										1	0	0	0	0	0	0											
<b>Inning Stats</b>	R: 0 E: 0 K: 1 S: 6	H: 1 LOB: 0 BB: 0 P: 6	R: 0 E: 0 K: 1 S: 6	H: 2 LOB: 2 BB: 1 P: 10	R: 0 E: 0 K: 1 S: 5	H: 0 LOB: 0 BB: 0 P: 5	R: 0 E: 0 K: 0 S: 4	H: 1 LOB: 1 BB: 0 P: 4	R: 2 E: 0 K: 1 S: 7	H: 2 LOB: 1 BB: 1 P: 11	R: 0 E: 0 K: 1 S: 5	H: 0 LOB: 0 BB: 0 P: 5	R: 0 E: 0 K: 1 S: 6	H: 1 LOB: 1 BB: 0 P: 6	R: 2 E: 0 K: 1 S: 6	H: 1 LOB: 1 BB: 2 P: 14	R: 0 E: 0 K: 1 S: 5	H: 0 LOB: 1 BB: 1 P: 9	1B: 5 2B: 3 3B: 0 HR: 0	SF: 2 SAC: 0 DP: 0 HBP: 0	WP: 2 PB: 2 SB: 0 CS: 0	PA: 39					
<b>PITCHER</b>	IP	WLS	BF	H	R	ER	SO	BB	IBB	HBP	BLK	WP	HR	S	P	ERA	WHIP										
Al Fitzmorris, R ERA: 3.6 (1, 1)	5.0	W	22	6	2	2	4	2	0	0	0	1	0	28	36	3.60	1.600										
Doug Bird, R ERA: 3.39 (6, 1)	2.2		12	2	2	2	2	2	0	0	0	0	0	14	22	6.75	1.500										
Marty Pattin, R ERA: (8, 1)	1.1	S	5	0	0	0	2	1	0	0	0	1	0	8	12	0.00	0.750										

Batter	1	2	3	4	5	6	7	8	9	AB	R	H	RBI	BB	SO	LOB	BOTTOM										
Davey Nelson, R OBP: 0.375, SLG: 0.571 Tom Poquette, L (7, PR)	F9				L3		E3 3B			4	1	1	1	0	0	1	<b>California Angels @ Kansas City Royals</b> Royals Stadium, Kansas City, MO Tue Apr 13 1976, 7:05 PM EST Att: 25,516 - Unknown - 72 F										
Amos Otis, R OBP: 0.625, SLG: 0.800 (1, 8)	5-3		1B S BB		3-4 PB BB		FC3-2 3B			2	1	1	2	2	0	0											
George Brett, L OBP: 0.125, SLG: 0.125 (1, 5)	1-3		1B		3-4		FC3-2 BB			4	1	1	1	0	0	3											
John Mayberry, L (1, 3)		F8	K		F9		BB			3	0	0	0	1	1	3											
Hal McRae, R OBP: 0.375, SLG: 0.375 Jim Wohlford, R (8, 7)						6-3	1-3			4	0	2	2	0	0	2											
										0	0	0	0	0	0	0											
Al Cowens, R OBP: 0.250, SLG: 0.375 (1, 9)		F2	4-3			F5		F8 SF8 2B		4	1	1	0	0	0	2											
Fran Healy, R OBP: 0.250, SLG: 0.143 (1, 2)		K			G6-4-3 BB		5-3		F8	3	0	0	0	1	1	2											
Freddie Patek, R OBP: 0.429, SLG: 0.500 (1, 6)			S 3B 1B		G6-4-3		E SH3-4 3B 1B		SF8	3	2	2	1	0	0	1											
Frank White, R (1, 4)			K		5-3		SH3-4 1B		F8	3	0	0	0	0	1	1											
<b>Inning Stats</b>	R: 0 E: 0 K: 0 S: 3	H: 0 LOB: 0 BB: 0 P: 3	R: 0 E: 0 K: 1 S: 6	H: 1 LOB: 1 BB: 0 P: 6	R: 4 E: 0 K: 2 S: 11	H: 4 LOB: 1 BB: 1 P: 15	R: 0 E: 0 K: 0 S: 2	H: 0 LOB: 0 BB: 1 P: 6	R: 0 E: 0 K: 0 S: 3	H: 0 LOB: 0 BB: 0 P: 3	R: 2 E: 1 K: 0 S: 6	H: 2 LOB: 2 BB: 1 P: 10	R: 1 E: 0 K: 0 S: 4	H: 1 LOB: 0 BB: 0 P: 4	R: 0 E: 0 K: 0 S: 3	H: 0 LOB: 0 BB: 1 P: 4	1B: 5 2B: 1 3B: 2 HR: 0	SF: 1 SAC: 1 DP: 1 HBP: 0	WP: 0 PB: 1 SB: 3 CS: 0	PA: 36							
<b>PITCHER</b>	IP	WLS	BF	H	R	ER	SO	BB	IBB	HBP	BLK	WP	HR	S	P	ERA	WHIP										
Andy Hassler, L ERA: 6.0 (1, 1)	6.0	L	25	5	4	4	3	3	0	0	0	0	0	4	4	27.00	6.000										
Steve Dunning, R ERA: 6.75 (7, 1)	0.1		4	2	2	1	0	0	0	0	0	0	0	4	4												
Sid Monge, L ERA: (7, 1)	0.1		2	0	0	0	0	1	0	0	0	0	0	1	5	0.00	3.000										
Dick Drago, R ERA: 3.86 (7, 1)	1.1		5	1	1	1	0	0	0	0	0	0	0	5	5	6.75	0.750										



Batter	1	2	3	4	5	6	7	8	9	AB	R	H	RBI	BB	SO	LOB	TOP								
Dave Collins, S OBP: 0.400, SLG: 0.286 (1, 7)										4	1	3	1	1	1	0	<b>California Angels @ Kansas City Royals</b> Royals Stadium, Kansas City, MO Wed Apr 14 1976, 7:05 PM EST Att: 9,043 - Unknown								
Jerry Remy, L OBP: 0.300, SLG: 0.176 Paul Dade, R (8, PH) (8, 4)										3	0	0	0	0	0	2									
Bruce Bochte, L OBP: 0.368, SLG: 0.313 (1, 3)										3	1	0	0	1	2	0									
Bill Melton, R OBP: 0.300, SLG: 0.474 (1, 10)										4	1	1	1	0	0	0									
Ed Herrmann, L OBP: 0.250, SLG: 0.800 (1, 2)										4	2	2	4	0	0	0									
Leroy Stanton, R OBP: 0.500, SLG: 0.538 (1, 9)										3	1	1	0	1	0	0									
Dave Chalk, R OBP: 0.350, SLG: 0.444 (1, 5)										4	1	2	0	0	1	1									
Rusty Torres, S OBP: 0.333, SLG: 0.467 (1, 8)										3	0	1	1	0	0	2									
Orlando Ramirez, R OBP: 0.154, SLG: 0.154 Ron Jackson, R (7, PH) Billy Smith, S OBP: 0.500, SLG: 0.500 (7, 6)										2	0	0	0	0	1	2									
<b>Inning Stats</b>	R: 0 E: 0 K: 0 S: 3	H: 1 LOB: 0 BB: 0 P: 3	R: 2 E: 0 K: 0 S: 5	H: 2 LOB: 1 BB: 1 P: 9	R: 0 E: 0 K: 2 S: 7	H: 0 LOB: 0 BB: 0 P: 7	R: 0 E: 0 K: 0 S: 3	H: 0 LOB: 0 BB: 0 P: 3	R: 1 E: 0 K: 1 S: 7	H: 2 LOB: 1 BB: 0 P: 7	R: 0 E: 0 K: 1 S: 5	H: 0 LOB: 0 BB: 0 P: 5	R: 0 E: 0 K: 1 S: 6	H: 2 LOB: 1 BB: 0 P: 6	R: 4 E: 0 K: 2 S: 9	H: 2 LOB: 0 BB: 2 P: 17	R: 0 E: 0 K: 0 S: 4	H: 2 LOB: 1 BB: 0 P: 4	1B: 7 2B: 2 3B: 0 HR: 2	SF: 0 SAC: 1 DP: 2 HBP: 0	WP: 0 PB: 0 SB: 2 CS: 1	PA: 38			
<b>PITCHER</b>	IP	WLS	BF	H	R	ER	SO	BB	IBB	HBP	BLK	WP	HR	S	P	ERA	WHIP	<b>PITCHER</b>							
Dennis Leonard, R ERA: 4.5 (1, 1)	6.0		25	7	3	3	4	1	0	0	0	0	1	32	36	4.50	1.333								
Bob McClure, L ERA: 9.0 (7, 1)	1.1		5	0	2	2	2	2	0	0	0	0	0	7	15	13.50	1.500								
Marty Pattin, R ERA: 5.4 (8, 1)	1.2	L	8	4	2	2	1	0	0	0	0	0	1	10	10	10.80	2.400								

Batter	1	2	3	4	5	6	7	8	9	AB	R	H	RBI	BB	SO	LOB	BOTTOM								
Jim Wohlford, R OBP: 0.500, SLG: 0.500 (1, 7)										4	1	2	0	0	0	1	<b>California Angels @ Kansas City Royals</b> Royals Stadium, Kansas City, MO Wed Apr 14 1976, 7:05 PM EST Att: 9,043 - Unknown								
Amos Otis, R OBP: 0.667, SLG: 0.750 (1, 8)										3	0	2	1	0	0	1									
George Brett, L OBP: 0.231, SLG: 0.231 (1, 5)										5	1	2	1	0	0	5									
John Mayberry, L OBP: 0.385, SLG: 0.200 (1, 3)										3	2	2	0	2	0	0									
Hal McRae, R OBP: 0.385, SLG: 0.615 (1, 10)										5	1	2	2	0	1	4									
Al Cowens, R OBP: 0.231, SLG: 0.308 (1, 9)										5	0	1	1	0	0	1									
Fran Healy, R OBP: 0.167, SLG: 0.091 (1, 2)										4	0	0	0	0	1	3									
Freddie Patek, R OBP: 0.364, SLG: 0.400 (1, 6)										4	1	1	0	0	0	2									
Frank White, R OBP: 0.125, SLG: 0.125 Cookie Rojas, R (8, PH) (9, 4)										3	0	1	0	0	0	0									
<b>Inning Stats</b>	R: 3 E: 1 K: 1 S: 10	H: 5 LOB: 2 BB: 0 P: 10	R: 0 E: 0 K: 0 S: 3	H: 1 LOB: 1 BB: 0 P: 4	R: 2 E: 0 K: 0 S: 4	H: 1 LOB: 0 BB: 1 P: 8	R: 0 E: 0 K: 0 S: 5	H: 2 LOB: 3 BB: 1 P: 9	R: 0 E: 0 K: 0 S: 4	H: 1 LOB: 1 BB: 0 P: 4	R: 0 E: 0 K: 0 S: 4	H: 1 LOB: 1 BB: 0 P: 4	R: 0 E: 0 K: 0 S: 5	H: 2 LOB: 1 BB: 0 P: 5	R: 0 E: 0 K: 1 S: 5	H: 0 LOB: 0 BB: 0 P: 5	1B: 12 2B: 0 3B: 0 HR: 1	SF: 0 SAC: 2 DP: 1 HBP: 1	WP: 0 PB: 0 SB: 4 CS: 1	PA: 42					
<b>PITCHER</b>	IP	WLS	BF	H	R	ER	SO	BB	IBB	HBP	BLK	WP	HR	S	P	ERA	WHIP	<b>PITCHER</b>							
Frank Tanana, L ERA: 9.0 (1, 1)	2.0		14	7	5	4	1	1	0	0	0	0	0	14	19	18.00	4.000								
Paul Hartzell, R ERA: 8.1 (3, 1)	3.1		15	3	0	0	0	1	0	0	0	0	0	14	18	0.00	1.200								
Sid Monge, L ERA: 3.0 (6, 1)	1.2	W	6	2	1	1	0	0	0	0	0	0	0	6	6	5.40	1.200								
Dick Drago, R ERA: 3.38 (8, 1)	0.2		3	1	0	0	0	0	0	0	0	0	0	3	3	0.00	1.500								
Jim Brewer, L ERA: 3.0 (8, 1)	1.1	S	4	0	0	0	1	0	0	0	0	0	0	6	6	0.00	0.000								



Batter	1	2	3	4	5	6	7	8	9	AB	R	H	RBI	BB	SO	LOB	TOP			
Dave Collins, S OBP: 0.433, SLG: 0.292 (1, 7)										3	1	1	0	2	0	3	<b>California Angels @ Kansas City Royals</b> Royals Stadium, Kansas City, MO Thu Apr 15 1976, 7:05 PM EST Alt. 7,657 - Unknown - 68 F			
Jerry Remy, L OBP: 0.280, SLG: 0.143 (1, 4)										4	0	0	0	1	0	8				
Bruce Bochte, L OBP: 0.375, SLG: 0.333 (1, 3)										5	0	2	2	0	0	0				
Bill Melton, R Ron Jackson, R OBP: 0.280, SLG: 0.391 (9, PR)										4	0	0	0	1	3	3				
Leroy Stanton, R OBP: 0.440, SLG: 0.500 (1, 9)										5	0	1	0	0	0	3				
Dave Chalk, R OBP: 0.333, SLG: 0.381 (1, 5)										3	0	0	0	1	1	1				
Rusty Torres, S OBP: 0.316, SLG: 0.389 (1, 8)										3	1	0	0	1	0	2				
Andy Etchebarren, R OBP: 0.500, SLG: 0.571 (1, 2)										4	1	3	1	0	0	1				
Orlando Ramirez, R OBP: 0.294, SLG: 0.353 (1, 6)										4	2	3	0	0	0	1				
<b>Inning Stats</b>	R: 1 E: 0 K: 1 S: 6	H: 1 LOB: 0 BB: 0 P: 6	R: 0 E: 0 K: 0 S: 3	H: 1 LOB: 0 BB: 0 P: 3	R: 2 E: 0 K: 0 S: 6	H: 3 LOB: 1 BB: 0 P: 6	R: 0 E: 0 K: 1 S: 5	H: 0 LOB: 1 BB: 1 P: 9	R: 1 E: 0 K: 0 S: 7	H: 2 LOB: 2 BB: 1 P: 11	R: 0 E: 0 K: 1 S: 5	H: 0 LOB: 0 BB: 0 P: 5	R: 0 E: 0 K: 0 S: 5	H: 2 LOB: 3 BB: 1 P: 9	R: 0 E: 0 K: 0 S: 2	H: 0 LOB: 1 BB: 1 P: 6		1B: 7 2B: 3 3B: 0 HR: 0	SF: 0 SAC: 0 DP: 1 HBP: 0	WP: 1 PB: 1 SB: 1 CS: 1
<b>PITCHER</b>	IP WLS BF H R ER SO BB IBB HBP BLK WP HR S P ERA WHIP																			
Paul Spittorff, L ERA: 8.31 (1, 1)	4.1 L 21 7 4 4 2 2 0 0 0 0 0 0 23 31 8.31 2.077																			
Mark Littell, R ERA: (5, 1)	2.2 11 1 1 0 2 2 0 0 0 0 0 0 13 21 0.00 1.125																			
Ray Sadecki, L ERA: (8, 1)	2.0 9 2 0 0 0 2 0 0 0 0 0 0 7 15 0.00 2.000																			

Batter	1	2	3	4	5	6	7	8	9	AB	R	H	RBI	BB	SO	LOB	BOTTOM					
Jim Wohlford, R OBP: 0.250, SLG: 0.250 (1, 7)										4	0	0	0	0	1	2	<b>California Angels @ Kansas City Royals</b> Royals Stadium, Kansas City, MO Thu Apr 15 1976, 7:05 PM EST Alt. 7,657 - Unknown - 68 F					
Amos Otis, R OBP: 0.500, SLG: 0.500 (1, 8)										4	0	0	0	0	2	0						
George Brett, L OBP: 0.294, SLG: 0.250 (1, 5)										3	0	1	0	1	1	0						
John Mayberry, L OBP: 0.412, SLG: 0.167 (1, 3)										2	0	0	0	2	0	2						
Hal McRae, R OBP: 0.412, SLG: 0.563 (1, 10)										3	0	1	0	1	0	2						
Al Cowens, R OBP: 0.376, SLG: 0.235 (1, 9)										4	0	0	0	0	0	3						
Fran Healy, R OBP: 0.188, SLG: 0.071 (1, 2)										3	0	0	0	1	3	1						
Freddie Patek, R OBP: 0.357, SLG: 0.385 Jamie Quirk, L (9, PH)										3	1	1	0	0	0	2						
Frank White, R OBP: 0.182, SLG: 0.273 (1, 4)										3	0	1	1	0	1	1						
<b>Inning Stats</b>	R: 0 E: 0 K: 0 S: 3	H: 0 LOB: 1 BB: 1 P: 7	R: 0 E: 0 K: 1 S: 6	H: 1 LOB: 0 BB: 0 P: 6	R: 0 E: 0 K: 1 S: 5	H: 0 LOB: 0 BB: 0 P: 5	R: 0 E: 0 K: 1 S: 4	H: 0 LOB: 0 BB: 1 P: 8	R: 1 E: 0 K: 2 S: 9	H: 2 LOB: 1 BB: 0 P: 9	R: 0 E: 0 K: 0 S: 3	H: 0 LOB: 2 BB: 2 P: 11	R: 0 E: 0 K: 1 S: 5	H: 0 LOB: 1 BB: 1 P: 9	R: 0 E: 0 K: 1 S: 6	H: 1 LOB: 0 BB: 0 P: 6		R: 0 E: 0 K: 2 S: 7	H: 0 LOB: 0 BB: 0 P: 7	1B: 3 2B: 1 3B: 0 HR: 0	SF: 0 SAC: 0 DP: 1 HBP: 0	WP: 0 PB: 0 SB: 1 CS: 0
<b>PITCHER</b>	IP WLS BF H R ER SO BB IBB HBP BLK WP HR S P ERA WHIP																					
Nolan Ryan, R ERA: 1.69 (1, 1)	9.0 W 35 4 1 1 9 5 0 0 0 0 0 0 48 68 1.00 1.000																					



Batter	1	2	3	4	5	6	7	8	9	AB	R	H	RBI	BB	SO	LOB	TOP										
Rick Manning, L (1, 8) OBP: 0.421, SLG: 0.412	0-0 4-3		0-0 F4			0-0 G6-4-3 1B		0-3 K		4	0	1	0	0	1	0	<b>Cleveland Indians @ Kansas City Royals</b> Royals Stadium, Kansas City, MO Fri Apr 16 1976, 7:05 PM EST Att: 12,219 - Unknown - 72 F										
Duane Kuiper, L (1, 4) OBP: 0.222, SLG: 0.125	0-0 6-3			0-0 F8		0-0 G6-4-3 1-2		0-0 4-3		4	0	0	0	0	0	1											
Buddy Bell, R (1, 5) OBP: 0.588, SLG: 0.714	0-0 6-3			4-0 G4-6-3 BB			0-0 5-3 2B 1B		0-0 1B SF8 1B	3	2	2	0	1	0	0											
Boog Powell, L (1, 3) OBP: 0.412, SLG: 0.231		0-0 6-3		0-0 G4-6-3 1-2			0-0 F5		0-0 1B BB 1B	4	0	1	0	0	0	2											
George Hendrick, R (1, 7) OBP: 0.176, SLG: 0.250		0-3 K			0-0 6-3		0-0 5-3		0-0 SF8 1B	3	0	0	1	0	1	1											
Rico Carty, R (1, 10) OBP: 0.471, SLG: 0.714 Doug Howard, R (9, PR)		4-0 FC6 BB			0-0 FC5-4 1B		0-0 2B		4-0 3-H 1-2 BB	2	0	2	1	2	0	0											
Charlie Spikes, R (1, 9)		0-0 FC6 1-2			0-0 FC5-4 1-2		0-0 5-3		0-3 K	4	0	0	0	0	1	5											
Alan Ashby, S (1, 2) OBP: 0.300, SLG: 0.600			0-0 4-3		0-0 4-3			0-0 HR	0-0 L6	4	1	1	1	0	0	3											
Frank Duffy, R (1, 6) OBP: 0.308, SLG: 0.250 John Lowenstein, L (8, PH) Larvell Blanks, R (8, 6)			0-0 F7			0-0 1-3		0-0 F7		2	0	0	0	0	0	0											
<b>Inning Stats</b>	R: 0 E: 0 K: 0 S: 3	H: 0 LOB: 0 BB: 0 P: 3	R: 0 E: 0 K: 1 S: 5	H: 0 LOB: 1 BB: 1 P: 9	R: 0 E: 0 K: 0 S: 3	H: 0 LOB: 0 BB: 0 P: 3	R: 0 E: 0 K: 0 S: 2	H: 0 LOB: 0 BB: 1 P: 6	R: 0 E: 0 K: 0 S: 4	H: 1 LOB: 1 BB: 0 P: 4	R: 0 E: 0 K: 0 S: 3	H: 1 LOB: 0 BB: 0 P: 3	R: 1 E: 0 K: 0 S: 5	H: 2 LOB: 1 BB: 0 P: 5	R: 1 E: 0 K: 1 S: 6	H: 1 LOB: 0 BB: 0 P: 6		R: 1 E: 0 K: 1 S: 7	H: 2 LOB: 2 BB: 1 P: 11	1B: 5 2B: 1 3B: 0 HR: 1	SF: 1 SAC: 0 DP: 2 HBP: 0	WP: 0 PB: 0 CS: 0	PA: 35				
<b>PITCHER</b>	IP	WLS	BF	H	R	ER	SO	BB	IBB	HBP	BLK	WP	HR	S	P	ERA	WHIP										
Doug Bird, R (1, 1) ERA: 2.92	7.0		26	5	2	2	1	2	0	0	0	0	1	26	34	2.57	1.000										
Steve Mingori, L (8, 1) ERA: 9.0	1.0	W	5	2	1	1	1	0	0	0	0	0	0	7	7	9.00	2.000										
Marty Pattin, R (9, 1) ERA: 4.15	1.0	S	4	0	0	0	1	1	0	0	0	0	0	5	9	0.00	1.000										

Batter	1	2	3	4	5	6	7	8	9	AB	R	H	RBI	BB	SO	LOB	BOTTOM										
Jim Wohlford, R (1, 7) OBP: 0.182, SLG: 0.182	0-0 4-3		0-0 5-3		0-0 F7			0-0 SH3		3	0	0	0	0	0	1	<b>Cleveland Indians @ Kansas City Royals</b> Royals Stadium, Kansas City, MO Fri Apr 16 1976, 7:05 PM EST Att: 12,219 - Unknown - 72 F										
Amos Otis, R (1, 8) OBP: 0.450, SLG: 0.400	0-3 K		0-0 E5		0-0 6-3			4-0 1B BB		3	1	0	0	1	1	1											
George Brett, L (1, 5) OBP: 0.381, SLG: 0.400	0-0 1B 2B		0-3 K			0-0 CS 1B		0-0 1B FC5-4 1B		4	2	3	0	0	1	1											
John Mayberry, L (1, 3) OBP: 0.429, SLG: 0.250	0-0 2H 1B			0-0 F9		0-0 F9		0-0 FC5-4 1B		4	0	2	3	0	0	1											
Hal McRae, R (1, 10) OBP: 0.333, SLG: 0.450	0-0 F3			0-0 F9		0-3 K		0-0 FC5-4 CS		4	0	0	1	0	1	3											
Al Cowens, R (1, 9) OBP: 0.150, SLG: 0.200		0-0 6-3		0-0 6-3			0-0 F2	0-0 CS		3	0	0	0	0	0	0											
Buck Martinez, R (1, 2) OBP: 0.333, SLG: 1.333		0-0 F2			0-0 HR		0-0 F4			3	1	1	1	0	0	0											
Freddie Patek, R (1, 6) OBP: 0.353, SLG: 0.375		0-0 5-3			0-0 SH3-4 1B		0-0 F8			3	0	1	0	0	0	0											
Frank White, R (1, 4) OBP: 0.167, SLG: 0.250 Cookie Rojas, R (8, PH) (9, 4)			0-0 G3		0-0 SH3-4 1B			0-0 1B SH3 1B		1	0	0	0	0	0	0											
<b>Inning Stats</b>	R: 1 E: 0 K: 1 S: 7	H: 2 LOB: 1 BB: 0 P: 7	R: 0 E: 0 K: 0 S: 3	H: 0 LOB: 0 BB: 0 P: 3	R: 0 E: 1 K: 1 S: 6	H: 0 LOB: 1 BB: 0 P: 6	R: 0 E: 0 K: 0 S: 3	H: 0 LOB: 0 BB: 0 P: 3	R: 1 E: 0 K: 0 S: 5	H: 2 LOB: 1 BB: 0 P: 5	R: 0 E: 0 K: 1 S: 5	H: 1 LOB: 1 BB: 0 P: 5	R: 0 E: 0 K: 0 S: 3	H: 0 LOB: 0 BB: 0 P: 3	R: 3 E: 0 K: 0 S: 5	H: 3 LOB: 0 BB: 1 P: 9		1B: 6 2B: 2 3B: 0 HR: 1	SF: 0 SAC: 2 DP: 1 HBP: 0	WP: 0 PB: 0 CS: 2	PA: 33						
<b>PITCHER</b>	IP	WLS	BF	H	R	ER	SO	BB	IBB	HBP	BLK	WP	HR	S	P	ERA	WHIP										
Fritz Peterson, L (1, 1) ERA: 3.68	7.1	L	28	6	3	3	3	0	0	0	0	0	1	34	34	3.68	0.818										
Stan Thomas, R (8, 1) ERA: 5.4	0.0		1	0	0	0	0	1	0	0	0	0	0	0	4	∞	∞										
Don Hood, L (8, 1) ERA: 5.4	0.2		3	2	2	2	0	0	0	0	0	0	0	3	3	27.00	3.000										



Batter	1	2	3	4	5	6	7	8	9	AB	R	H	RBI	BB	SO	LOB	TOP		
<b>Rick Manning, L</b> OBP: 0.455, SLG: 0.450 (1, 8)	0-0 1-3		0-0 1B		0-0 1B SF8					3	1	2	0	0	0	0	<b>Cleveland Indians @ Kansas City Royals</b> Royals Stadium, Kansas City, MO Sat Apr 17 1976, 7:05 PM EST Att. 9,799 - Unknown - 62 F <a href="http://livebaseballscorecards.com">livebaseballscorecards.com</a>		
<b>Duane Kuiper, L</b> OBP: 0.286, SLG: 0.211 (1, 4)	0-0 1-3		0-0 1B		0-0 1B					3	0	2	1	0	0	0			
<b>Buddy Bell, R</b> OBP: 0.500, SLG: 0.588 (1, 5)	0-0 F9		0-0 F8		0-3 K					3	0	0	0	0	1	4			
<b>Boog Powell, L</b> OBP: 0.350, SLG: 0.200 (1, 3)		0-0 1-3		0-0 4-3	0-0 SF8					2	0	0	1	0	0	0			
<b>George Hendrick, R</b> OBP: 0.150, SLG: 0.211 (1, 7)		0-0 4-3		0-0 F4	0-0 F8					3	0	0	0	0	0	1			
<b>Rico Carty, R</b> OBP: 0.474, SLG: 0.688 (1, 10)		0-0 F7		0-0 1B						2	1	1	0	0	0	0			
<b>Charlie Spikes, R</b> OBP: 0.133, SLG: 0.071 (1, 9)			0-0 3-1	0-0 1B						2	0	1	0	0	0	0			
<b>Alan Ashby, S</b> OBP: 0.417, SLG: 0.667 (1, 2)			0-0 1B	0-0 1B						2	1	2	1	0	0	0			
<b>Frank Duffy, R</b> OBP: 0.267, SLG: 0.214 (1, 6)			0-0 F9	0-0 5-3						2	0	0	0	0	0	3			
<b>Inning Stats</b>	R: 0 E: 0 K: 0 S: 3	H: 0 LOB: 0 BB: 0 P: 3	R: 0 E: 0 K: 0 S: 3	H: 0 LOB: 0 BB: 0 P: 3	R: 1 E: 0 K: 0 S: 6	H: 3 LOB: 2 BB: 0 P: 6	R: 1 E: 0 K: 0 S: 6	H: 3 LOB: 2 BB: 0 P: 6	R: 1 E: 0 K: 1 S: 7	H: 2 LOB: 1 BB: 0 P: 7						1B: 8 2B: 0 3B: 0 HR: 0	SF: 1 SAC: 0 DP: 0 HBP: 0	WP: 0 PB: 0 CS: 0	PA: 23
<b>PITCHER</b> <b>A Fitzmorris, R</b> ERA: 4.5 (1, 1)	IP: 5.0 WLS: W BF: 23 H: 8 R: 3 ER: 3 SO: 1 BB: 0 IBB: 0 HBP: 0 BLK: 0 WP: 0 HR: 0 S: 25 P: 25 ERA: 5.40 WHIP: 1.600																		

Batter	1	2	3	4	5	6	7	8	9	AB	R	H	RBI	BB	SO	LOB	BOTTOM		
<b>Al Cowens, R</b> OBP: 0.217, SLG: 0.190 (1, 9)	0-0 BB		0-0 FC5							1	1	0	0	2	0	2	<b>Cleveland Indians @ Kansas City Royals</b> Royals Stadium, Kansas City, MO Sat Apr 17 1976, 7:05 PM EST Att. 9,799 - Unknown - 62 F <a href="http://livebaseballscorecards.com">livebaseballscorecards.com</a>		
<b>Amos Otis, R</b> OBP: 0.476, SLG: 0.412 (1, 8)	0-0 BB		0-0 F4		0-0 CS					2	1	1	0	1	0	3			
<b>George Brett, L</b> OBP: 0.375, SLG: 0.391 (1, 5)	0-0 1B	0-0 F7		0-0 F8						3	1	1	1	0	0	1			
<b>John Mayberry, L</b> OBP: 0.417, SLG: 0.222 (1, 3)	4-0 F7	0-0 G3		0-3 K						2	1	0	0	1	1	0			
<b>Hal McRae, R</b> OBP: 0.333, SLG: 0.435 (1, 7)	0-0 2B	0-0 5-3		0-0 4-3						3	1	1	2	0	0	0			
<b>Tony Solaita, L</b> (1, 10)	0-0 F7		0-0 F8							2	0	0	0	0	0	2			
<b>Bob Stinson, S</b> (1, 2)	4-0 2B		0-0 F2							1	0	0	0	1	0	0			
<b>Freddie Patek, R</b> OBP: 0.421, SLG: 0.500 (1, 6)	0-0 2B		0-0 FC5							2	0	2	2	0	0	0			
<b>Frank White, R</b> OBP: 0.214, SLG: 0.286 (1, 4)	0-0 F4		0-0 1B							2	0	1	0	0	0	2			
<b>Inning Stats</b>	R: 5 E: 0 K: 0 S: 6	H: 3 LOB: 3 BB: 5 P: 26	R: 0 E: 0 K: 0 S: 3	H: 0 LOB: 0 BB: 0 P: 3	R: 0 E: 0 K: 0 S: 5	H: 2 LOB: 2 BB: 0 P: 5	R: 0 E: 0 K: 1 S: 5	H: 1 LOB: 0 BB: 0 P: 5	R: 0 E: 0 K: 0 S: 1	H: 0 LOB: 0 BB: 0 P: 1						1B: 5 2B: 1 3B: 0 HR: 0	SF: 0 SAC: 0 DP: 0 HBP: 0	WP: 0 PB: 0 CS: 1	PA: 23
<b>PITCHER</b> <b>Dennis Eckersley, R</b> ERA: 23.63 <b>Rick Waits, L</b> ERA: (1, 1)	IP: 0.0 WLS: L BF: 5 H: 4 R: 0 ER: 0 SO: 1 BB: 3 IBB: 0 HBP: 0 BLK: 0 WP: 0 HR: 0 S: 18 P: 26 ERA: 0.00 WHIP: 1.385																		



Batter	1	2	3	4	5	6	7	8	9	AB	R	H	RBI	BB	SO	LOB	TOP											
<b>Rick Manning, L</b> OBP: 0.444, SLG: 0.391 (1, 8)	4-0 6-3 5-3 E BB	0-0 FC6-4		0-0 4-3			0-3 K		4-0 E BB	3	2	0	0	2	1	2	<b>Cleveland Indians @ Kansas City Royals</b> Royals Stadium, Kansas City, MO Sun Apr 18 1976, 4:33 AM EST Att: 10,466 - Unknown											
<b>Duane Kuiper, L</b> OBP: 0.269, SLG: 0.174 (1, 4)	0-0 5-3 1-2	0-3 K			0-0 G3		0-0 F7		4-0 FC6-4 1-H BB BB	4	0	0	0	1	1	3												
<b>Buddy Bell, R</b> OBP: 0.480, SLG: 0.524 (1, 5)	0-0 6-3 2-3			0-0 F4		4-0 CS BB		0-0 1B 3B 1B	0-3 K	4	1	1	0	1	1	2												
<b>Boog Powell, L</b> OBP: 0.360, SLG: 0.167 (1, 3)	4-0 E BB			0-0 G1		0-3 K		0-3 K	4-0 FC6-4 1-2 BB	3	0	0	0	2	2	2												
<b>John Lowenstein, L</b> (1, 7)	4-0 BB			4-0 1B BB		4-0 3-1 6-3 S BB		0-0 BB	0-0 FC6-4 FC5-4 BB	0	1	0	0	3	0	0												
<b>George Hendrick, R</b> OBP: 0.182, SLG: 0.238 (8, PH) (8, 7)	1-2 BB			1-3 1B		0-0 3-1		0-0 1B 3B	1-2 3B 1B 1-2 2-3 FC6-4 FC5-4	2	1	1	0	0	0	2												
<b>Rico Carty, R</b> OBP: 0.417, SLG: 0.571 (1, 10)	0-0 F4			0-0 1B		0-0 6-3		0-0 F9	0-0 FC5-4	5	0	1	0	0	0	7												
<b>Alan Ashby, S</b> OBP: 0.436, SLG: 0.733 (1, 2)		4-0 1B BB		0-0 1-3		0-0 3-1		0-0 1B 3B		3	1	1	2	1	0	3												
<b>Charlie Spikes, R</b> OBP: 0.156, SLG: 0.111 (1, 9)		0-0 F7		0-0 F8		0-3 K		0-0 1B		4	0	1	1	0	1	1												
<b>Frank Duffy, R</b> OBP: 0.263, SLG: 0.222 (1, 6)		0-0 FC6-4 1B		0-0 6-3		0-0 4-3		0-3 K		4	0	1	0	0	1	1												
<b>Inning Stats</b>	R: 1 E: 1 K: 0 S: 3	H: 0 LOB: 2 BB: 3 P: 15	R: 0 E: 0 K: 1 S: 6	H: 1 LOB: 2 BB: 1 P: 10	R: 0 E: 0 K: 0 S: 4	H: 1 LOB: 0 BB: 1 P: 8	R: 0 E: 0 K: 0 S: 3	H: 0 LOB: 0 BB: 0 P: 3	R: 0 E: 0 K: 1 S: 4	H: 0 LOB: 1 BB: 1 P: 8	R: 0 E: 0 K: 0 S: 5	H: 0 LOB: 0 BB: 0 P: 9	R: 0 E: 0 K: 1 S: 5	H: 0 LOB: 0 BB: 0 P: 5	R: 3 E: 0 K: 2 S: 11	H: 4 LOB: 1 BB: 3 P: 11	R: 1 E: 0 K: 1 S: 5	H: 0 LOB: 2 BB: 3 P: 17	1B: 5 2B: 1 3B: 1 HR: 0	SF: 0 SAC: 0 DP: 1 HBP: 0	WP: 0 PB: 0 SB: 0 CS: 1	PA: 42						
<b>PITCHER</b>	IP	WLS	BF	H	R	ER	SO	BB	IBB	HBP	BLK	WP	HR	S	P	ERA	WHIP											
<b>Steve Busby, R</b> ERA: 1.5	(1, 1)	6.0	L	26	2	2	1	3	7	0	0	0	0	0	25	53	1.50	1.500										
<b>Paul Splitteroff, L</b> ERA: 9.58	(7, 1)	1.2		9	4	3	3	2	0	0	0	0	0	0	13	13	16.20	2.400										
<b>Doug Bird, R</b> ERA: 2.84	(8, 1)	0.1		1	0	0	0	1	0	0	0	0	0	0	3	3	0.00	0.000										
<b>Bob McClure, L</b> ERA: 13.5	(9, 1)	0.0		2	0	1	1	0	2	0	0	0	0	0	8	∞	∞	∞										
<b>Mark Littell, R</b> ERA:	(9, 1)	1.0		4	0	0	0	1	1	0	0	0	0	5	9	0.00	1.000											
Batter	1	2	3	4	5	6	7	8	9	AB	R	H	RBI	BB	SO	LOB	BOTTOM											
<b>Al Cowens, R</b> OBP: 0.222, SLG: 0.167 (1, 9)	0-0 1-3		0-0 F8		0-0 L4-3			4-0 BB		3	0	0	0	1	0	2	<b>Cleveland Indians @ Kansas City Royals</b> Royals Stadium, Kansas City, MO Sun Apr 18 1976, 4:33 AM EST Att: 10,466 - Unknown											
<b>Amos Otis, R</b> OBP: 0.407, SLG: 0.333 (1, 8)	0-0 F9			0-0 F6		0-0 1-3		0-0 L7		4	0	0	0	0	0	1												
<b>George Brett, L</b> OBP: 0.357, SLG: 0.444 (1, 5)	0-0 3B			0-0 4-3		0-0 3-1		0-0 4-3		4	0	1	0	0	0	1												
<b>John Mayberry, L</b> OBP: 0.393, SLG: 0.227 (1, 3)	0-0 6-3			0-0 S 1B		0-0 1-3		0-0 4-1		4	0	1	0	0	0	1												
<b>Hal McRae, R</b> OBP: 0.393, SLG: 0.500 (1, 7)		0-0 1B		4-0 1-2 BB		0-0 2B		0-0 F9		3	0	2	0	1	0	0												
<b>Tony Solaita, L</b> (1, 10)		0-3 K		0-0 1-3		0-3 K		0-3 K		3	0	0	0	0	2	3												
<b>Jim Wohlford, R</b> OBP: 0.167, SLG: 0.167 (8, PH)				0-0 1-3				0-3 K		1	0	0	0	0	1	0												
<b>Buck Martinez, R</b> OBP: 0.400, SLG: 1.000 <b>Jamie Quirk, L</b> (7, PH) <b>Bob Stinson, S</b> (8, 2)		0-3 K				0-0 E SH3-4 1B		0-3 K		2	0	1	0	0	1	0												
<b>Freddie Patek, R</b> OBP: 0.381, SLG: 0.450 (1, 6)				0-0 F9		0-0 SH3-4		0-0 L1		2	0	0	0	0	0	1												
<b>Frank White, R</b> OBP: 0.188, SLG: 0.250 <b>Cookie Rojas, R</b> OBP: 0.250, SLG: 0.250 (8, PH) (9, 4)				0-3 K		0-0 E4 L4-3		0-0 6-3		2	0	0	0	0	1	1												
<b>Inning Stats</b>	R: 0 E: 0 K: 0 S: 4	H: 1 LOB: 1 BB: 0 P: 4	R: 0 E: 0 K: 2 S: 7	H: 1 LOB: 0 BB: 0 P: 7	R: 0 E: 0 K: 1 S: 5	H: 0 LOB: 0 BB: 0 P: 5	R: 0 E: 0 K: 0 S: 4	H: 1 LOB: 2 BB: 1 P: 8	R: 0 E: 1 K: 0 S: 4	H: 1 LOB: 1 BB: 0 P: 4	R: 0 E: 0 K: 0 S: 3	H: 0 LOB: 0 BB: 0 P: 3	R: 0 E: 0 K: 2 S: 8	H: 1 LOB: 1 BB: 0 P: 8	R: 0 E: 0 K: 0 S: 3	H: 0 LOB: 1 BB: 1 P: 7	R: 0 E: 0 K: 1 S: 5	H: 0 LOB: 0 BB: 0 P: 5	1B: 3 2B: 2 3B: 1 HR: 0	SF: 0 SAC: 1 DP: 1 HBP: 0	WP: 0 PB: 0 SB: 1 CS: 0	PA: 33						
<b>PITCHER</b>	IP	WLS	BF	H	R	ER	SO	BB	IBB	HBP	BLK	WP	HR	S	P	ERA	WHIP											
<b>Pat Dobson, R</b> ERA: 2.25	(1, 1)	8.0	W	30	5	0	0	5	2	0	0	0	0	0	38	46	0.00	0.875										
<b>Dave LaRoche, L</b> ERA:	(9, 1)	1.0		3	0	0	0	1	0	0	0	0	0	5	5	0.00	0.000											





Batter	1	2	3	4	5	6	7	8	9	AB	R	H	RBI	BB	SO	LOB	TOP										
<b>Al Cowens, R</b> OBP: 0.258, SLG: 0.259 (1, 9)	4-3		G3-6-3 3B		HBP		6-3			3	1	1	0	0	0	0	<b>Kansas City Royals @ Milwaukee Brewers</b> Milwaukee County Stadium, Milwaukee, WI Tue Apr 20 1976, 4:33 AM EST Alt. 4,902 - Unknown - 43 F  <b>AB 29</b> <b>R 4</b> <b>H 5</b> <b>RBI 2</b> <b>BB 6</b> <b>SO 2</b> <b>LOB 14</b>										
<b>Amos Otis, R</b> OBP: 0.387, SLG: 0.292 (1, 8)	6-3		G3-6-3 BB		F8			G3		3	0	0	0	1	0												
<b>George Brett, L</b> OBP: 0.375, SLG: 0.414 (1, 5)	BB 1B BB		G3-6-3 1-2 3-H		F9			G6-3 BB		2	1	0	0	2	0												
<b>John Mayberry, L</b> OBP: 0.406, SLG: 0.240 (1, 3)	BB 1B E BB		F9					G6-3		3	1	1	0	1	0												
<b>Hal McRae, R</b> OBP: 0.406, SLG: 0.500 (1, 10)	E8 1-H 2-H 1B				F9			FC6-4 1B		4	0	2	1	0	0												
<b>Cookie Rojas, R</b> OBP: 0.250, SLG: 0.143 (1, 4)	6-3							FC6-4 BB 1B		3	1	0	0	1	0												
<b>Tom Poquette, L</b> <b>Bob McClure, R</b> (9, PR)			F9		FC1-6-4 1-2			G4-6-3 1-2		3	0	0	0	1	0												
<b>Frank White, R</b> OBP: 0.156, SLG: 0.211 (9, PH) <b>Jamie Quirk, L</b> OBP: 0.333, SLG: 0.333 (9, PH)	6-3				4-3			G4-6-3 1B		3	0	0	0	0	0												
<b>Buck Martinez, R</b> OBP: 0.250, SLG: 0.625 (1, 2) <b>Jim Wohlford, R</b> OBP: 0.154, SLG: 0.154 (9, PH)	K				5-3			G4-6-3 1-2		3	0	0	0	0	2												
<b>Inning Stats</b>	R: 2 E: 1 K: 0 S: 4	H: 1 LOB: 1 BB: 2 P: 12	R: 0 E: 0 K: 1 S: 5	H: 0 LOB: 0 BB: 0 P: 5	R: 1 E: 0 K: 0 S: 3	H: 1 LOB: 0 BB: 1 P: 7	R: 0 E: 0 K: 0 S: 3	H: 0 LOB: 1 BB: 0 P: 4	R: 0 E: 1 K: 0 S: 4	H: 1 LOB: 1 BB: 0 P: 4	R: 0 E: 0 K: 1 S: 5	H: 0 LOB: 0 BB: 1 P: 5	R: 0 E: 0 K: 0 S: 2	H: 0 LOB: 0 BB: 1 P: 6	R: 1 E: 0 K: 0 S: 4	H: 2 LOB: 2 BB: 1 P: 8		1B: 4 2B: 0 3B: 1 HR: 0	SF: 0 SAC: 0 DP: 4 HBP: 1	WP: 0 PB: 0 SB: 0 CS: 0	PA: 36						
<b>PITCHER</b>	IP	WLS	BF	H	R	ER	SO	BB	IBB	HBP	BLK	WP	HR	S	P	ERA	WHIP										
<b>Pete Broberg, R</b> ERA: 3.6 (1, 1)	5.0	W	21	2	3	2	1	4	0	1	0	0	0	18	35	3.60	1.200										
<b>Bill Champion, R</b> ERA: 1.59 (6, 1)	3.1		13	2	1	1	1	2	0	0	0	0	0	13	21	2.70	1.200										
<b>Eduardo Rodriguez, R</b> ERA: 7.11 (9, 1)	0.2	S	2	1	0	0	0	0	0	0	0	0	0	2	2	0.00	1.500										

Batter	1	2	3	4	5	6	7	8	9	AB	R	H	RBI	BB	SO	LOB	BOTTOM										
<b>Charlie Moore, R</b> OBP: 0.345, SLG: 0.409 (1, 7)	G5-4-3 BB	1-3 2-H 1B		FC5-2 3-H				BB		2	0	1	1	2	0	1	<b>Kansas City Royals @ Milwaukee Brewers</b> Milwaukee County Stadium, Milwaukee, WI Tue Apr 20 1976, 4:33 AM EST Alt. 4,902 - Unknown - 43 F  <b>AB 29</b> <b>R 5</b> <b>H 9</b> <b>RBI 5</b> <b>BB 4</b> <b>SO 6</b> <b>LOB 10</b>										
<b>Don Money, R</b> OBP: 0.256, SLG: 0.393 (1, 5)	G5-4-3 1-2	SF7		F9			K			3	0	0	1	0	1	3											
<b>George Scott, R</b> OBP: 0.300, SLG: 0.320 (1, 3)							K			4	0	1	0	0	2	2											
<b>Darrell Porter, L</b> OBP: 0.379, SLG: 0.292 (1, 2)	3-1			G6-4-3 BB			F5			3	0	0	0	1	1	1											
<b>Hank Aaron, R</b> OBP: 0.321, SLG: 0.308 (1, 10)				5-3			F6			4	0	0	0	0	1	1											
<b>Sixto Lezcano, R</b> OBP: 0.379, SLG: 0.407 (1, 8)				G6-4-3 1B 3B			K			4	1	2	0	0	1	1											
<b>Bill Sharp, L</b> OBP: 0.211, SLG: 0.167 (1, 9)				BB 1B BB			CS 1B			3	1	1	0	1	0	1											
<b>Robin Yount, R</b> OBP: 0.440, SLG: 0.391 (1, 6)				BB 1B BB			1B 3B 1B			3	2	2	1	0	0	0											
<b>Pedro Garcia, R</b> OBP: 0.304, SLG: 0.429 (1, 4)				1B SF7 1B			1B FC5-2 3B			3	1	2	2	0	0	0											
<b>Inning Stats</b>	R: 0 E: 0 K: 0 S: 3	H: 1 LOB: 1 BB: 1 P: 7	R: 4 E: 0 K: 1 S: 9	H: 4 LOB: 1 BB: 1 P: 13	R: 0 E: 0 K: 0 S: 2	H: 0 LOB: 0 BB: 1 P: 6	R: 1 E: 0 K: 0 S: 5	H: 3 LOB: 1 BB: 0 P: 5	R: 0 E: 0 K: 0 S: 3	H: 0 LOB: 0 BB: 0 P: 3	R: 0 E: 0 K: 1 S: 5	H: 0 LOB: 0 BB: 0 P: 5	R: 0 E: 0 K: 2 S: 7	H: 0 LOB: 1 BB: 1 P: 11	R: 0 E: 0 K: 2 S: 8	H: 1 LOB: 1 BB: 0 P: 8		1B: 7 2B: 0 3B: 2 HR: 0	SF: 1 SAC: 0 DP: 2 HBP: 0	WP: 0 PB: 0 SB: 0 CS: 1	PA: 34						
<b>PITCHER</b>	IP	WLS	BF	H	R	ER	SO	BB	IBB	HBP	BLK	WP	HR	S	P	ERA	WHIP										
<b>Dennis Leonard, R</b> ERA: 6.55 (1, 1)	5.0	L	23	8	5	5	1	3	0	0	0	0	0	22	34	9.00	2.200										
<b>Mark Littell, R</b> ERA: (6, 1)	3.0		11	1	0	0	5	1	0	0	0	0	0	20	24	0.00	0.667										



Batter	1	2	3	4	5	6	7	8	9	AB	R	H	RBI	BB	SO	LOB	TOP								
Jim Wohlford, R OBP: 0.235, SLG: 0.235 (1, 7)										4	1	2	0	0	0	0	<b>Kansas City Royals @ Milwaukee Brewers</b> Milwaukee County Stadium, Milwaukee, WI Thu Apr 22 1976, 4:33 AM EST Alt. 5, 1966 - Unknown - 56 F <a href="http://livebaseballscorecards.com">livebaseballscorecards.com</a>								
Amos Otis, R OBP: 0.400, SLG: 0.357 (1, 8)										4	1	2	0	0	1	2									
George Brett, L OBP: 0.361, SLG: 0.394 (1, 5)										4	0	1	0	0	0	2									
John Mayberry, L OBP: 0.417, SLG: 0.250 (1, 3)										3	0	1	1	1	0	2									
Hal McRae, R OBP: 0.361, SLG: 0.441 (1, 10)										4	0	0	0	0	1	4									
Al Cowens, R OBP: 0.229, SLG: 0.226 (1, 9)										4	0	0	0	0	1	1									
Fran Healy, R OBP: 0.200, SLG: 0.059 (1, 2)										3	0	0	0	1	1	0									
Freddie Patek, R OBP: 0.320, SLG: 0.375 (1, 6)										4	0	0	0	0	0	1									
Frank White, R OBP: 0.136, SLG: 0.182 (1, 4)										3	0	0	0	0	0	0									
<b>Inning Stats</b>	R: 1 E: 0 K: 0 S: 5	H: 2 LOB: 1 BB: 0 P: 5	R: 0 E: 0 K: 1 S: 5	H: 0 LOB: 0 BB: 0 P: 5	R: 0 E: 0 K: 0 S: 3	H: 1 LOB: 0 BB: 0 P: 3	R: 0 E: 0 K: 2 S: 8	H: 1 LOB: 1 BB: 0 P: 8	R: 0 E: 0 K: 0 S: 3	H: 0 LOB: 0 BB: 0 P: 3	R: 0 E: 0 K: 0 S: 4	H: 1 LOB: 2 BB: 1 P: 8	R: 0 E: 0 K: 0 S: 3	H: 0 LOB: 0 BB: 0 P: 3	R: 1 E: 1 K: 1 S: 7	H: 1 LOB: 1 BB: 0 P: 7	R: 0 E: 0 K: 0 S: 3	H: 0 LOB: 1 BB: 1 P: 7	1B: 5 2B: 1 3B: 0 HR: 0	SF: 0 SAC: 0 DP: 0 HBP: 0	WP: 0 PB: 0 SB: 1 CS: 0	PA: 35			
<b>PITCHER</b>	IP	WLS	BF	H	R	ER	SO	BB	IBB	HBP	BLK	WP	HR	S	P	ERA	WHIP								
Jim Colborn, R ERA: 0.66 (1, 1)	7.2	L	29	6	2	1	4	0	1	0	1	0	0	36	40	1.17	0.783								
Jerry Augustine, L ERA: 4.5 (8, 1)	0.1		2	0	0	0	0	0	0	0	0	0	0	2	2	0.00	0.000								
Tom Hausman, R ERA: (9, 1)	1.0		4	0	0	0	0	1	0	0	0	0	0	3	7	0.00	1.000								

Batter	1	2	3	4	5	6	7	8	9	AB	R	H	RBI	BB	SO	LOB	BOTTOM								
Charlie Moore, R OBP: 0.364, SLG: 0.375 (1, 7)										2	0	0	0	2	0	0	<b>Kansas City Royals @ Milwaukee Brewers</b> Milwaukee County Stadium, Milwaukee, WI Thu Apr 22 1976, 4:33 AM EST Alt. 5, 1966 - Unknown - 56 F <a href="http://livebaseballscorecards.com">livebaseballscorecards.com</a>								
Don Money, R OBP: 0.257, SLG: 0.375 (1, 5)										4	0	1	0	0	0	3									
George Scott, R OBP: 0.294, SLG: 0.310 (1, 3)										4	0	1	0	0	0	3									
Darrell Porter, L OBP: 0.364, SLG: 0.259 (1, 2)										3	0	0	0	1	0	2									
Bobby Darwin, R OBP: 0.250, SLG: 0.273 (1, 10)										4	1	1	0	0	0	1									
Sixto Lezcano, R OBP: 0.394, SLG: 0.400 (1, 8)										3	0	1	1	1	1	0									
Bill Sharp, L OBP: 0.174, SLG: 0.136 (1, 9)										4	0	0	0	0	0	3									
Robin Yount, R OBP: 0.429, SLG: 0.385 (1, 6)										3	0	1	0	0	0	1									
Pedro Garcia, R OBP: 0.308, SLG: 0.417 (1, 4)										3	0	1	0	0	0	1									
<b>Inning Stats</b>	R: 0 E: 1 K: 0 S: 4	H: 1 LOB: 1 BB: 0 P: 4	R: 0 E: 0 K: 0 S: 3	H: 0 LOB: 0 BB: 0 P: 3	R: 0 E: 0 K: 0 S: 3	H: 1 LOB: 0 BB: 0 P: 3	R: 0 E: 0 K: 0 S: 3	H: 1 LOB: 0 BB: 0 P: 3	R: 0 E: 0 K: 1 S: 5	H: 0 LOB: 0 BB: 0 P: 5	R: 0 E: 0 K: 0 S: 4	H: 1 LOB: 2 BB: 1 P: 8	R: 1 E: 0 K: 0 S: 5	H: 2 LOB: 1 BB: 0 P: 5	R: 0 E: 0 K: 0 S: 2	H: 0 LOB: 0 BB: 1 P: 6	R: 0 E: 0 K: 0 S: 3	H: 0 LOB: 2 BB: 2 P: 11	1B: 5 2B: 1 3B: 0 HR: 0	SF: 0 SAC: 0 DP: 2 HBP: 0	WP: 0 PB: 0 SB: 0 CS: 1	PA: 34			
<b>PITCHER</b>	IP	WLS	BF	H	R	ER	SO	BB	IBB	HBP	BLK	WP	HR	S	P	ERA	WHIP								
Al Fitzmorris, R ERA: 3.31 (1, 1)	6.1		23	5	1	1	1	1	0	0	0	0	0	24	28	1.42	0.947								
Doug Bird, R ERA: 2.35 (7, 1)	2.2	W	11	1	0	0	0	3	0	0	0	0	0	8	20	0.00	1.500								



Batter	1	2	3	4	5	6	7	8	9	AB	R	H	RBI	BB	SO	LOB	TOP					
Jim Wohlford, R (1, 7) OBP: 0.190, SLG: 0.200	F9		SF8			F4	L7			3	0	0	1	0	0	1						
Amos Otis, R (1, 8) OBP: 0.410, SLG: 0.375	F8		F6			SF8				4	1	2	0	0	0	1						
George Brett, L (1, 5) OBP: 0.350, SLG: 0.405	L7									4	0	1	0	0	0	1						
John Mayberry, L (1, 3) OBP: 0.400, SLG: 0.226		4-3								3	0	0	0	1	0	1						
Hal McRae, R (1, 10) OBP: 0.325, SLG: 0.405		F2								3	0	0	1	0	0	0						
Al Cowens, R (1, 9) OBP: 0.205, SLG: 0.200		K								4	0	0	0	0	1	2						
Frank White, R (1, 4) OBP: 0.154, SLG: 0.192										4	1	1	0	0	2	0						
Freddie Patek, R (1, 6) OBP: 0.357, SLG: 0.385										2	0	1	0	1	0	0						
Buck Martinez, R (1, 2) OBP: 0.300, SLG: 0.900										2	1	1	1	0	0	1						
<b>Inning Stats</b>	R: 0 E: 0 K: 0 S: 3	H: 0 LOB: 0 BB: 0 P: 3	R: 0 E: 0 K: 1 S: 5	H: 0 LOB: 0 BB: 0 P: 5	R: 1 E: 0 K: 0 S: 5	H: 2 LOB: 1 BB: 0 P: 5	R: 0 E: 0 K: 0 S: 3	H: 0 LOB: 0 BB: 0 P: 3	R: 0 E: 0 K: 1 S: 5	H: 0 LOB: 1 BB: 1 P: 5	R: 2 E: 0 K: 0 S: 6	H: 3 LOB: 2 BB: 1 P: 10	R: 0 E: 0 K: 1 S: 5	H: 0 LOB: 1 BB: 1 P: 9	R: 0 E: 0 K: 0 S: 3	H: 1 LOB: 0 BB: 0 P: 3	R: 0 E: 0 K: 0 S: 3	H: 0 LOB: 0 BB: 0 P: 3	1B: 4 2B: 1 3B: 0 HR: 1	SF: 2 SAC: 1 DP: 0 HBP: 0	WP: 0 PB: 0 SB: 1 CS: 1	PA: 34
<b>PITCHER</b> Caffish Hunter, R (1, 1) ERA: 3.44	IP: 9.0 WLS: L BF: 34 H: 6 R: 3 ER: 3 SO: 3	BB: 1 IBB: 1 HBP: 0 BLK: 0	WP: 0 HR: 1 S: 38 P: 46	ERA: 3.00 WHIP: 0.778	<b>PITCHER</b>	IP: 9.0 WLS: L BF: 34 H: 6 R: 3 ER: 3 SO: 3	BB: 1 IBB: 1 HBP: 0 BLK: 0	WP: 0 HR: 1 S: 38 P: 46	ERA: 3.00 WHIP: 0.778													

**Kansas City Royals @ New York Yankees**  
Yankee Stadium, Bronx, NY  
Fri Apr 23 1976, 6:05 PM EST  
Att: 35,116 - Unknown - 61 F


AB 29  
R 3  
H 6  
RBI 3  
BB 2  
SO 3  
LOB 7



Batter	1	2	3	4	5	6	7	8	9	AB	R	H	RBI	BB	SO	LOB	BOTTOM			
Mickey Rivers, L (1, 8) OBP: 0.283, SLG: 0.391	4-3		F9				L4-3			4	0	0	0	0	0	3				
Roy White, S (1, 7) OBP: 0.370, SLG: 0.512			F9							4	0	2	0	0	0	1				
Thurman Munson, R (1, 2) OBP: 0.311, SLG: 0.455			FC1-5							4	0	0	0	0	0	2				
Chris Chambliss, L (1, 3) OBP: 0.356, SLG: 0.512			F8							3	1	1	1	1	0	1				
Lou Piniella, R (1, 10) OBP: 0.531, SLG: 0.828										4	1	1	1	0	2	1				
Graig Nettles, L (1, 5) OBP: 0.333, SLG: 0.219			G3							3	0	0	0	1	1	1				
Otto Velez, R (1, 9) OBP: 0.500, SLG: 0.429										3	0	2	0	0	0	1				
Rich Coggins, L (7, PR)										0	0	0	0	0	0	0				
Jim Mason, L (8, PR)										1	0	0	0	0	0	1				
Sandy Alomar Sr., S (9, PR)										0	0	0	0	0	0	0				
Willie Randolph, R (1, 4) OBP: 0.447, SLG: 0.483										1	0	0	0	2	0	0				
Fred Stanley, R (1, 6) OBP: 0.500, SLG: 0.400										2	0	1	0	0	0	2				
Rick Dempsey, R (7, PH) OBP: 0.168, SLG: 0.168										0	0	0	0	0	0	0				
Oscar Gamble, L (7, PH)										2	0	1	0	0	0	1				
Steve Mungor, L (8, 9)										2	0	1	0	0	0	1				
<b>Inning Stats</b>	R: 0 E: 0 K: 0 S: 4	H: 1 LOB: 1 BB: 0 P: 4	R: 0 E: 0 K: 1 S: 6	H: 1 LOB: 2 BB: 1 P: 10	R: 0 E: 0 K: 0 S: 3	H: 0 LOB: 0 BB: 0 P: 3	R: 1 E: 1 K: 1 S: 6	H: 1 LOB: 0 BB: 0 P: 6	R: 0 E: 0 K: 0 S: 4	H: 1 LOB: 1 BB: 0 P: 4	R: 1 E: 0 K: 0 S: 4	H: 1 LOB: 2 BB: 0 P: 4	R: 0 E: 0 K: 1 S: 5	H: 1 LOB: 1 BB: 1 P: 9	R: 0 E: 0 K: 0 S: 2	H: 0 LOB: 1 BB: 2 P: 10	1B: 4 2B: 3 3B: 1 HR: 2	SF: 0 SAC: 1 DP: 3 HBP: 0	WP: 0 PB: 0 SB: 1 CS: 1	PA: 36
<b>PITCHER</b> Paul Splittorf, L (1, 1) ERA: 7.02	IP: 6.1 WLS: W BF: 26 H: 6 R: 2 ER: 2 SO: 2	BB: 1 IBB: 0 HBP: 0 BLK: 0	WP: 0 HR: 2 S: 29 P: 33	ERA: 2.84 WHIP: 1.105	<b>PITCHER</b>	IP: 6.1 WLS: W BF: 26 H: 6 R: 2 ER: 2 SO: 2	BB: 1 IBB: 0 HBP: 0 BLK: 0	WP: 0 HR: 2 S: 29 P: 33	ERA: 2.84 WHIP: 1.105											
Mark Littell, R (7, 1) ERA	IP: 1.2 WLS: W BF: 6 H: 2 R: 0 ER: 0 SO: 1	BB: 1 IBB: 0 HBP: 0 BLK: 0	WP: 0 HR: 0 S: 7 P: 11	ERA: 0.00 WHIP: 1.800																
Ray Sadecki, L (9, 1) ERA	IP: 0.1 WLS: W BF: 2 H: 0 R: 0 ER: 0 SO: 0	BB: 1 IBB: 0 HBP: 0 BLK: 0	WP: 0 HR: 0 S: 1 P: 5	ERA: 0.00 WHIP: 3.000																
Marty Pattin, R (9, 1) ERA: 3.86	IP: 0.1 WLS: W BF: 1 H: 0 R: 0 ER: 0 SO: 0	BB: 1 IBB: 0 HBP: 0 BLK: 0	WP: 0 HR: 0 S: 0 P: 4	ERA: 0.00 WHIP: 3.000																
Steve Mungor, L (9, 1) ERA: 6.75	IP: 0.1 WLS: S BF: 1 H: 0 R: 0 ER: 0 SO: 0	BB: 1 IBB: 0 HBP: 0 BLK: 0	WP: 0 HR: 0 S: 1 P: 1	ERA: 0.00 WHIP: 0.000																

**Kansas City Royals @ New York Yankees**  
Yankee Stadium, Bronx, NY  
Fri Apr 23 1976, 6:05 PM EST  
Att: 35,116 - Unknown - 61 F

AB 31  
R 2  
H 8  
RBI 2  
BB 4  
SO 3  
LOB 14





Batter	1	2	3	4	5	6	7	8	9	10	11	AB	R	H	RBI	BB	SO	LOB				
Jim Wohlford, R OBP: 0.259, SLG: 0.308 (1, 7)	1-3		FC4-2		1B		2B	FC5		1-3		6	1	3	0	0	0	2				
Amos Otis, R OBP: 0.400, SLG: 0.389 (1, 8)	F7				SF8		1B	K			P3	4	1	1	2	1	1	1				
George Brett, L OBP: 0.348, SLG: 0.381 (1, 5)	6-3		6-3		F7		1B				6-3	5	1	1	0	1	0	4				
John Mayberry, L OBP: 0.370, SLG: 0.194 (1, 3)		K				K					4-3	5	0	0	0	1	2	4				
Hal McRae, R OBP: 0.333, SLG: 0.390 (1, 10)						4-3						4	1	1	1	1	0	2				
Al Cowens, R OBP: 0.227, SLG: 0.225 (1, 9)												5	2	2	1	0	0	1				
Fran Healy, R OBP: 0.240, SLG: 0.095 (1, 2)												0	1	0	0	0	0	0				
Freddie Patek, R OBP: 0.424, SLG: 0.433 (1, 6)												4	0	3	2	1	0	0				
Frank White, R OBP: 0.161, SLG: 0.226 (1, 4)												5	1	1	0	0	2	2				
<b>Inning Stats</b>	R: 0 E: 0 K: 0 S: 3	H: 0 LOB: 0 BB: 0 P: 3	R: 0 E: 0 K: 1 S: 4	H: 0 LOB: 0 BB: 1 P: 8	R: 0 E: 0 K: 1 S: 6	H: 1 LOB: 3 BB: 2 P: 14	R: 2 E: 0 K: 1 S: 7	H: 3 LOB: 0 BB: 0 P: 7	R: 1 E: 1 K: 0 S: 5	H: 1 LOB: 2 BB: 1 P: 9	R: 0 E: 0 K: 2 S: 8	H: 1 LOB: 2 BB: 1 P: 12	R: 0 E: 0 K: 0 S: 3	H: 0 LOB: 0 BB: 0 P: 3	R: 0 E: 0 K: 0 S: 3	H: 0 LOB: 0 BB: 0 P: 3	R: 0 E: 0 K: 0 S: 3	H: 0 LOB: 0 BB: 0 P: 3	1B: 10 2B: 3 3B: 0 HR: 0	SF: 1 SAC: 0 DP: 1 HBP: 0	WP: 0 PB: 0 SB: 3 CS: 1	PA: 50
<b>PITCHER</b>	IP ERA WLS BF H R ER SO BB IBB HBP BLK WP HR S P ERA WHIP																					
Ed Figueroa, R ERA: 2.79 (1, 1)	5.0	23	5	3	2	3	1	1	0	0	0	0	0	0	8	12	27.00	5.000				
Dick Tidrow, R ERA: 3.12 (6, 1)	1.0	7	4	3	3	1	1	0	0	0	0	0	0	0	8	12	27.00	5.000				
Sparky Lyle, L ERA: 1.96 (7, 1)	5.0	W	19	4	2	2	3	0	1	0	0	0	0	0	24	28	3.60	0.800				

**TOP**

**Kansas City Royals @ New York Yankees**  
Yankee Stadium, Bronx, NY

Sat Apr 24 1976, 3:33 AM EST  
Att: 16,034 - Cloudy - 57 F

livebaseballscorecards.com

AB 38  
R 8  
H 12  
RBI 6  
BB 5  
SO 5  
LOB 16



Batter	1	2	3	4	5	6	7	8	9	10	11	AB	R	H	RBI	BB	SO	LOB				
Mickey Rivers, L OBP: 0.288, SLG: 0.404 (1, 8)	F5				4-3						F5	6	1	2	2	0	0	0				
Roy White, S OBP: 0.365, SLG: 0.500 (1, 7)												5	2	2	2	1	1	1				
Thurman Munson, R OBP: 0.333, SLG: 0.449 (1, 2)												5	0	2	0	0	0	2				
Chris Chambliss, L OBP: 0.392, SLG: 0.551 (1, 3)												6	1	4	2	0	0	0				
Oscar Gamble, L OBP: 0.324, SLG: 0.500 (1, 9)												5	1	0	0	0	0	5				
Lou Piniella, R OBP: 0.514, SLG: 0.788 (1, 10)												4	1	2	1	0	1	0				
Graig Nettles, L OBP: 0.348, SLG: 0.229 (1, 5)												3	2	1	1	1	1	1				
Willie Randolph, R OBP: 0.465, SLG: 0.485 (1, 4)												4	1	2	1	1	1	1				
Jim Mason, L OBP: 0.273, SLG: 0.300 (1, 6)												3	0	0	0	0	0	3				
Otto Velez, R OBP: 0.444, SLG: 0.375 (8, PH)												1	0	0	0	0	0	1				
Fred Stanley, R OBP: 0.462, SLG: 0.364 (9, 6)												1	0	0	0	0	0	1				
<b>Inning Stats</b>	R: 0 E: 0 K: 0 S: 2	H: 0 LOB: 0 BB: 1 P: 6	R: 0 E: 0 K: 0 S: 3	H: 0 LOB: 0 BB: 0 P: 3	R: 2 E: 1 K: 1 S: 7	H: 2 LOB: 1 BB: 11 P: 11	R: 2 E: 1 K: 0 S: 5	H: 1 LOB: 0 BB: 0 P: 5	R: 0 E: 0 K: 0 S: 3	H: 0 LOB: 0 BB: 0 P: 3	R: 4 E: 1 K: 0 S: 9	H: 6 LOB: 2 BB: 9 P: 9	R: 0 E: 0 K: 0 S: 4	H: 2 LOB: 1 BB: 0 P: 4	R: 0 E: 0 K: 2 S: 7	H: 0 LOB: 1 BB: 1 P: 11	R: 1 E: 0 K: 0 S: 3	H: 2 LOB: 2 BB: 0 P: 4	1B: 13 2B: 3 3B: 0 HR: 0	SF: 1 SAC: 1 DP: 1 HBP: 1	WP: 0 PB: 0 SB: 3 CS: 0	PA: 49
<b>PITCHER</b>	IP ERA WLS BF H R ER SO BB IBB HBP BLK WP HR S P ERA WHIP																					
Steve Busby, R ERA: 5.11 (1, 1)	6.1	27	6	7	6	0	0	0	0	0	0	0	0	0	27	35	8.53	1.263				
Steve Mingori, L ERA: 10.8 (7, 1)	0.1	2	1	0	0	0	0	0	0	0	0	0	0	2	2	0.00	3.000					
Doug Bird, R ERA: 2.35 (7, 1)	0.0	1	1	0	0	0	0	0	0	0	0	0	0	1	1	∞	∞					
Ray Sadecki, L ERA: (7, 1)	2.1	11	5	1	1	1	0	0	0	0	0	0	0	13	13	3.86	2.143					
Marty Pattin, R ERA: 4.5 (10, 1)	1.1	L	8	2	1	1	2	1	0	1	0	0	0	10	15	6.75	2.250					


**BOTTOM**

**Kansas City Royals @ New York Yankees**  
Yankee Stadium, Bronx, NY

Sat Apr 24 1976, 3:33 AM EST  
Att: 16,034 - Cloudy - 57 F

livebaseballscorecards.com

AB 43  
R 9  
H 15  
RBI 9  
BB 3  
SO 4  
LOB 15





Batter	1	2	3	4	5	6	7	8	9	AB	R	H	RBI	BB	SO	LOB	TOP			
Mickey Rivers, L OBP: 0.328, SLG: 0.450 (1, 8)										5	2	3	2	0	0	0	<b>New York Yankees @ Kansas City Royals</b> Royals Stadium, Kansas City, MO Fri Apr 30 1976, 8:05 PM EDT Att: 11,368 - Unknown - 59 F			
Roy White, S OBP: 0.393, SLG: 0.481 (1, 7)										4	0	2	0	1	0	1				
Thurman Munson, R OBP: 0.317, SLG: 0.466 (1, 2)										5	1	1	2	0	1	5				
Chris Chambliss, L OBP: 0.390, SLG: 0.536 (1, 3)										3	0	2	1	0	0	0				
Lou Piniella, R OBP: 0.422, SLG: 0.634 (1, 10)										4	0	0	0	0	1	4				
Otto Velez, R OBP: 0.385, SLG: 0.273 (1, 9)										3	0	0	0	1	1	0				
Graig Nettles, L OBP: 0.333, SLG: 0.214 (1, 5)										3	0	0	0	1	2	1				
Willie Randolph, R OBP: 0.480, SLG: 0.525 (1, 4)										4	1	2	0	0	1	2				
Fred Stanley, R OBP: 0.412, SLG: 0.467 (1, 6)										4	1	1	0	0	1	3				
<b>Inning Stats</b>	R: 1 E: 0 K: 1 S: 7	H: 2 LOB: 1 BB: 0 P: 7	R: 0 E: 0 K: 2 S: 7	H: 0 LOB: 1 BB: 1 P: 11	R: 0 E: 0 K: 0 S: 5	H: 2 LOB: 2 BB: 0 P: 5	R: 0 E: 0 K: 0 S: 2	H: 0 LOB: 0 BB: 1 P: 6	R: 3 E: 0 K: 1 S: 6	H: 4 LOB: 0 BB: 0 P: 6	R: 0 E: 0 K: 1 S: 5	H: 0 LOB: 0 BB: 0 P: 5	R: 0 E: 0 K: 1 S: 5	H: 0 LOB: 0 BB: 0 P: 5	R: 1 E: 0 K: 1 S: 7	H: 2 LOB: 2 BB: 1 P: 11	1B: 7 2B: 1 3B: 2 HR: 1	SF: 1 SAC: 0 DP: 1 HBP: 0	WP: 0 PB: 0 SB: 5 CS: 1	PA: 39
<b>PITCHER</b>	IP WLS BF H R ER SO BB IBB HBP BLK WP HR S P ERA WHIP	IP WLS BF H R ER SO BB IBB HBP BLK WP HR S P ERA WHIP																		
Paul Spittorf, L ERA: 7.29 (1, 1)	4.1 L 22 8 4 4 3 2 0 0 0 0 1 26 34 8.31 2.308	4.2 17 3 1 1 4 0 1 0 0 0 0 0 24 28 1.93 0.643																		
Doug Bird, R ERA: 2.25 (5, 1)																				

Batter	1	2	3	4	5	6	7	8	9	AB	R	H	RBI	BB	SO	LOB	BOTTOM			
Jim Wohlford, R OBP: 0.233, SLG: 0.276 (1, 7)										3	0	0	0	0	0	2	<b>New York Yankees @ Kansas City Royals</b> Royals Stadium, Kansas City, MO Fri Apr 30 1976, 8:05 PM EDT Att: 11,368 - Unknown - 59 F			
Tony Solaita, L (7, PH)										1	0	0	0	1	1					
Tom Poquette, L (8, 7)										0	0	0	0	0	0					
Amos Otis, R OBP: 0.388, SLG: 0.400 (1, 8)										4	1	1	0	0	0					
George Brett, L OBP: 0.320, SLG: 0.348 (1, 5)										4	0	0	0	0	1					
John Mayberry, L OBP: 0.360, SLG: 0.200 (1, 3)										4	1	1	0	0	1					
Hal McRae, R OBP: 0.347, SLG: 0.467 (1, 10)										4	1	2	2	0	0					
Al Cowens, R OBP: 0.229, SLG: 0.250 (1, 9)										4	0	1	1	0	1					
Frank White, R OBP: 0.182, SLG: 0.219 (1, 4)										1	0	0	1	0	0					
Cookie Rojas, R OBP: 0.300, SLG: 0.222 (7, PH) (8, 4)										2	0	1	0	0	0					
Freddie Patek, R OBP: 0.400, SLG: 0.406 (1, 6)										2	0	0	0	0	2					
Buck Martinez, R OBP: 0.231, SLG: 0.692 (1, 2)										3	0	0	0	0	3					
<b>Inning Stats</b>	R: 0 E: 0 K: 1 S: 5	H: 0 LOB: 0 BB: 0 P: 5	R: 2 E: 0 K: 0 S: 6	H: 3 LOB: 2 BB: 1 P: 10	R: 0 E: 0 K: 0 S: 3	H: 0 LOB: 0 BB: 0 P: 3	R: 0 E: 0 K: 0 S: 3	H: 0 LOB: 0 BB: 0 P: 3	R: 0 E: 0 K: 0 S: 5	H: 2 LOB: 1 BB: 0 P: 5	R: 0 E: 0 K: 1 S: 6	H: 1 LOB: 1 BB: 0 P: 6	R: 0 E: 0 K: 0 S: 3	H: 0 LOB: 0 BB: 0 P: 3	R: 0 E: 0 K: 0 S: 3	H: 0 LOB: 0 BB: 0 P: 3	1B: 2 2B: 3 3B: 1 HR: 0	SF: 0 SAC: 1 DP: 0 HBP: 0	WP: 0 PB: 0 SB: 0 CS: 0	PA: 34
<b>PITCHER</b>	IP WLS BF H R ER SO BB IBB HBP BLK WP HR S P ERA WHIP	IP WLS BF H R ER SO BB IBB HBP BLK WP HR S P ERA WHIP																		
Catfish Hunter, R ERA: 3.35 (1, 1)	9.0 W 34 6 3 3 2 1 0 0 0 0 0 37 41 3.00 0.778																			



Batter	1	2	3	4	5	6	7	8	9	AB	R	H	RBI	BB	SO	LOB	TOP			
Mickey Rivers, L (1,8) OBP: 0.303, SLG: 0.415	0-0 4-3		0-0 4-3			0-0 G3		0-0 5-3	0-0 3-1	5	0	0	0	0	0	2				
Roy White, S (1,7) OBP: 0.415, SLG: 0.491	0-0 4-3 1B		4-0 4-3 CS BB			0-0 4-3		0-0 1B 1B		3	1	2	0	1	0	0				
Thurman Munson, R (1,2) OBP: 0.328, SLG: 0.484	0-0 4-3 1-2		0-0 CS 1-2	0-0 F7		0-0 2B		0-0 1B 1-3 1B		4	0	2	0	0	0	1				
Chris Chambliss, L (1,3) OBP: 0.397, SLG: 0.525	0-0 L7			4-0 1-3 BB		0-0 L6		0-0 1-3 3-H 1B		3	0	1	1	1	0	2				
Oscar Gamble, L (1,9) OBP: 0.317, SLG: 0.447 Rich Coggins, L (7,9)		0-0 F9		0-0 1-3 1-2			0-3 K	0-3 K		3	0	0	0	0	1	1				
Lou Piniella, R (1,10) OBP: 0.408, SLG: 0.644		0-0 5-3		0-0 F9			0-0 3B		0-0 F8	4	0	1	0	0	0	1				
Graig Nettles, L (1,5) OBP: 0.328, SLG: 0.239		0-0 2B			0-0 F9		0-0 F7		0-0 F7	4	0	1	0	0	0	1				
Willie Randolph, R (1,4) OBP: 0.444, SLG: 0.477		0-3 K			0-0 6-3		0-0 6-3		0-0 E3 1B	4	0	0	0	0	1	2				
Jim Mason, L (1,6) OBP: 0.276, SLG: 0.296			0-0 F8		0-0 F9			0-0 3-1	0-0 1-3 1B	4	0	1	0	0	0	0				
<b>Inning Stats</b>	R: 0 E: 0 K: 0 S: 4	H: 1 LOB: 1 BB: 0 P: 4	R: 0 E: 0 K: 1 S: 6	H: 1 LOB: 1 BB: 0 P: 6	R: 0 E: 0 K: 0 S: 2	H: 0 LOB: 0 BB: 1 P: 6	R: 0 E: 0 K: 0 S: 3	H: 0 LOB: 1 BB: 1 P: 7	R: 0 E: 0 K: 0 S: 3	H: 0 LOB: 0 BB: 0 P: 3	R: 0 E: 0 K: 1 S: 6	H: 1 LOB: 1 BB: 0 P: 4	R: 0 E: 0 K: 1 S: 6	H: 1 LOB: 2 BB: 0 P: 8	R: 0 E: 1 K: 0 S: 5	H: 1 LOB: 2 BB: 0 P: 5	1B: 5 2B: 2 3B: 1 HR: 0	SF: 0 SAC: 0 DP: 0 HBP: 0	WP: 0 PB: 0 CS: 1	PA: 38
<b>PITCHER</b> Steve Busby, R (1,1) ERA: 3.38	IP: 9.0 WLS: W BF: 37 H: 8 R: 1 ER: 1 SO: 3 BB: 2 IBB: 0 HBP: 0 BLK: 0 WP: 0 HR: 0 S: 41 P: 49 ERA: 1.00 WHIP: 1.111															<b>PITCHER</b>				

New York Yankees @ Kansas City Royals  
 Royals Stadium, Kansas City, MO  
 Sat May 01 1976, 4:33 AM EDT  
 Att: 18,703 - Unknown - 70 F

AB 35  
 R 1  
 H 8  
 RBI 1  
 BB 2  
 SO 3  
 LOB 12



Batter	1	2	3	4	5	6	7	8	9	AB	R	H	RBI	BB	SO	LOB	BOTTOM			
Jim Wohlford, R (1,7) OBP: 0.265, SLG: 0.333	0-0 4-3		0-0 S 2B 1B		0-0 SH3 FC4-2 2B		0-0 6-3			4	1	2	0	0	0	0				
Amos Otis, R (1,8) OBP: 0.385, SLG: 0.419	0-0 6-3		0-0 1B FC1		0-0 SH3 2-3		0-0 F9			3	1	1	2	0	0	0				
George Brett, L (1,5) OBP: 0.333, SLG: 0.347	0-0 4-3		0-0 FC1 1B		0-0 FC4-2 3-H		4-0 BB			3	0	1	0	1	0	1				
John Mayberry, L (1,3) OBP: 0.352, SLG: 0.186		4-0 FC6-4 BB	0-0 FC1		0-0 6-3		0-0 G3			3	0	0	1	1	0	3				
Hal McRae, R (1,10) OBP: 0.321, SLG: 0.429		0-0 F9	0-0 F7		0-0 5-3		0-0 L9			4	0	0	0	0	0	3				
Al Cowens, R (1,9) OBP: 0.231, SLG: 0.250		0-0 FC6-4 1-2	0-0 F9		0-0 1B FC6-4 1B		0-0 6-3			4	1	1	0	0	0	3				
Bob Stinson, S (1,2) OBP: 0.500, SLG: 0.400	0-0 F8 1-2			0-0 L1		0-0 FC6-4 1-3 1B		0-0 BB 1B		4	0	2	0	0	0	1				
Freddie Patek, R (1,6) OBP: 0.385, SLG: 0.371			0-0 L8		0-0 6-3		4-0 FC6-4 1-2 BB			3	0	0	1	1	0	1				
Frank White, R (1,4) OBP: 0.189, SLG: 0.222			0-0 S 1B 2B 1B		0-0 F7		0-0 F3		0-0 L7	4	1	1	0	0	0	3				
<b>Inning Stats</b>	R: 0 E: 0 K: 0 S: 3	H: 0 LOB: 0 BB: 1 P: 3	R: 0 E: 0 K: 0 S: 3	H: 0 LOB: 1 BB: 1 P: 7	R: 3 E: 0 K: 0 S: 8	H: 4 LOB: 2 BB: 0 P: 8	R: 0 E: 0 K: 0 S: 3	H: 0 LOB: 0 BB: 0 P: 3	R: 0 E: 0 K: 0 S: 4	H: 1 LOB: 1 BB: 0 P: 4	R: 1 E: 0 K: 0 S: 5	H: 2 LOB: 1 BB: 0 P: 5	R: 0 E: 0 K: 0 S: 3	H: 0 LOB: 1 BB: 1 P: 7	R: 0 E: 0 K: 0 S: 4	H: 1 LOB: 2 BB: 1 P: 8	1B: 6 2B: 2 3B: 0 HR: 0	SF: 0 SAC: 1 DP: 0 HBP: 0	WP: 0 PB: 0 CS: 0	PA: 36
<b>PITCHER</b> Ed Figueroa, R (1,1) ERA: 3.29	IP: 8.0 WLS: L BF: 36 H: 8 R: 4 ER: 4 SO: 0 BB: 3 IBB: 0 HBP: 0 BLK: 0 WP: 0 HR: 0 S: 33 P: 45 ERA: 4.50 WHIP: 1.375															<b>PITCHER</b>				

New York Yankees @ Kansas City Royals  
 Royals Stadium, Kansas City, MO  
 Sat May 01 1976, 4:33 AM EDT  
 Att: 18,703 - Unknown - 70 F

AB 32  
 R 4  
 H 8  
 RBI 4  
 BB 3  
 SO 0  
 LOB 15






Batter	1	2	3	4	5	6	7	8	9	10	11	AB	R	H	RBI	BB	SO	LOB	TOP			
Mickey Rivers, L OBP: 0.306, SLG: 0.423 (1, 8)	F7		F7		E 2B		S 1B		6-3		6-3	6	0	2	0	0	0	1				
Roy White, S OBP: 0.400, SLG: 0.459 (1, 7)	F7		1B BB		K		F5		F8			4	0	0	0	1	1	2				
Thurman Munson, R OBP: 0.362, SLG: 0.500 (1, 2)	WP 1B		1B		S HBP		1B				6-3	4	0	3	0	0	0	0				
Chris Chambliss, L OBP: 0.412, SLG: 0.524 (1, 3)	4-3		1B		F6		FC6 IBB				1B	4	0	2	0	1	0	3				
Oscar Gamble, L OBP: 0.304, SLG: 0.405 (1, 9)		4-0 S 2B BB	4-3		F5		FC6				L8	4	1	0	0	1	0	7				
Lou Piniella, R OBP: 0.389, SLG: 0.592 (1, 10)		0-3 K			FC4-6 BB		5-3				4-3	4	0	0	0	1	1	2				
Graig Nettles, L OBP: 0.333, SLG: 0.260 (1, 5)					K		F6					4	0	1	1	1	1	1				
Willie Randolph, R OBP: 0.431, SLG: 0.458 (1, 4)					FC4-6 S		F9				SH1-4 BB	4	0	1	0	0	0	2				
Jim Mason, L OBP: 0.235, SLG: 0.250 (1, 6)					K		1-3				G3	5	0	0	0	0	1	4				
<b>Inning Stats</b>	R: 0 E: 0 K: 0 S: 4	H: 1 LOB: 1 BB: 0 P: 4	R: 1 E: 0 K: 1 S: 6	H: 1 LOB: 1 BB: 1 P: 10	R: 0 E: 0 K: 0 S: 4	H: 2 LOB: 2 BB: 1 P: 8	R: 0 E: 0 K: 2 S: 7	H: 0 LOB: 1 BB: 1 P: 11	R: 0 E: 0 K: 1 S: 6	H: 1 LOB: 2 BB: 0 P: 7	R: 0 E: 0 K: 0 S: 4	H: 0 LOB: 0 BB: 0 P: 3	R: 0 E: 0 K: 0 S: 3	H: 0 LOB: 0 BB: 0 P: 3	R: 0 E: 0 K: 0 S: 4	H: 1 LOB: 1 BB: 0 P: 4	R: 0 E: 0 K: 0 S: 3	H: 0 LOB: 1 BB: 1 P: 7	1B: 7 2B: 2 3B: 0 HR: 0	SF: 0 SAC: 1 DP: 0 HBP: 1	WP: 1 PB: 0 SB: 5 CS: 0	PA: 46
<b>PITCHER</b>	IP 10.0	WLS 42	BF 42	H 9	R 1	ER 1	SO 4	BB 3	IBB 1	HBP 1	BLK 0	WP 1	HR 0	S 45	P 62	ERA 0.90	WHIP 1.200					
Dennis Leonard, R ERA: 3.86 (1, 1)	0.0	1	0	0	0	0	0	1	0	0	0	0	0	0	4	∞	∞					
Bob McClure, L ERA: 13.5 (11, 1)	1.0	W	3	0	0	0	0	0	0	0	0	0	0	3	3	0.00	0.000					
Doug Bird, R ERA: 2.14 (11, 1)																						

New York Yankees @ Kansas City Royals  
 Royals Stadium, Kansas City, MO  
 Sun May 02 1976, 4:33 AM EDT  
 Att. 13,424 - Unknown - 56 F

AB	39
R	1
H	9
RBI	1
BB	5
SO	4
LOB	22



Batter	1	2	3	4	5	6	7	8	9	10	11	AB	R	H	RBI	BB	SO	LOB	BOTTOM	
Jim Wohlford, R OBP: 0.256, SLG: 0.316 (1, 7)	5-3		6-3			6-3		P4			SH1-4 BB FC 1B	5	1	1	0	0	0	2		
Amos Otis, R OBP: 0.404, SLG: 0.435 (1, 8)	6-3				K2-3		BB				FC SH1-4 BB	3	1	1	0	2	1	0		
George Brett, L OBP: 0.310, SLG: 0.321 (1, 5)	5-3				F7		F7				SH1-4	4	0	0	0	0	0	2		
John Mayberry, L OBP: 0.322, SLG: 0.170 (1, 3)			E4 FC6-4		K		F4				FC	4	0	0	2	0	1	2		
Hal McRae, R OBP: 0.298, SLG: 0.396 (1, 10)			F9		F7		F7				5-3	4	0	0	0	0	0	2		
Al Cowens, R OBP: 0.232, SLG: 0.250 (1, 9)			FC6-4		1-4-3		F9				SH3-4 1B	4	0	1	0	0	0	1		
Frank White, R OBP: 0.175, SLG: 0.205 (1, 4)			P6		L5		5-3				SH3-4	3	0	0	0	0	0	1		
Freddie Patek, R OBP: 0.395, SLG: 0.351 (1, 6)			1-3				6-3				S BB	2	0	0	0	2	0	0		
Buck Martinez, R OBP: 0.200, SLG: 0.600 (1, 2)			F7		F7		F7				G5-4-3 IBB	2	0	0	0	0	0	0		
Cookie Rojas, R OBP: 0.364, SLG: 0.222 (8, PH)											G5-4-3	0	0	0	0	1	0	0		
Bob Stinson, S OBP: 0.423, SLG: 0.333 (8, PR)											1-2	1	0	0	0	0	0	2		
<b>Inning Stats</b>	R: 0 E: 0 K: 0 S: 3	H: 0 LOB: 0 BB: 0 P: 3	R: 0 E: 2 K: 0 S: 4	H: 0 LOB: 1 BB: 0 P: 4	R: 0 E: 0 K: 0 S: 3	H: 0 LOB: 0 BB: 0 P: 3	R: 0 E: 0 K: 2 S: 7	H: 0 LOB: 0 BB: 0 P: 7	R: 0 E: 0 K: 0 S: 3	H: 0 LOB: 2 BB: 1 P: 11	R: 0 E: 0 K: 0 S: 4	H: 1 LOB: 0 BB: 0 P: 4	R: 0 E: 0 K: 0 S: 3	H: 1 LOB: 1 BB: 1 P: 7	R: 1 E: 0 K: 0 S: 3	H: 1 LOB: 2 BB: 1 P: 7	1B: 2 2B: 1 3B: 0 HR: 0	SF: 1 SAC: 2 DP: 1 HBP: 0	WP: 0 PB: 0 SB: 1 CS: 0	PA: 40
<b>PITCHER</b>	IP 8.0	WLS 11	BF 29	H 1	R 1	ER 1	SO 2	BB 3	IBB 0	HBP 0	BLK 0	WP 0	HR 0	S 30	P 42	ERA 1.12	WHIP 0.500			
Rudy May, L ERA: 4.34 (8, 1)	2.1	L	11	2	1	1	0	1	1	0	0	0	0	9	17	3.86	1.286			
Sparky Lyle, L ERA: 2.19 (9, 1)																				

New York Yankees @ Kansas City Royals  
 Royals Stadium, Kansas City, MO  
 Sun May 02 1976, 4:33 AM EDT  
 Att. 13,424 - Unknown - 56 F

AB	32
R	2
H	3
RBI	2
BB	5
SO	2
LOB	12










Batter	1	2	3	4	5	6	7	8	9	AB	R	H	RBI	BB	SO	LOB	TOP								
<b>Al Cowens, R</b> OBP: 0.231, SLG: 0.246 (1, 9)	F4		1B SF9	K		K		3-1		5	1	1	0	0	2	3									
<b>Amos Otis, R</b> OBP: 0.433, SLG: 0.611 (1, 8)	5-3		K		HR		BB 1B BB	2B 1B BB		3	3	1	1	2	1	1									
<b>George Brett, L</b> OBP: 0.343, SLG: 0.361 (1, 5)	2B BB		FC6-4 1B		K		K	1B 2B		4	1	2	0	1	2	1									
<b>John Mayberry, L</b> OBP: 0.324, SLG: 0.189 (1, 3)	2B		SF9		G3		K	1B SF7		3	1	1	1	1	1	1									
<b>Hal McRae, R</b> OBP: 0.299, SLG: 0.350 (1, 7)	BB		FC6-4		5-3		BB 1B IBB	K		3	1	0	0	2	1	4									
<b>Tony Solaita, L</b> OBP: 0.222, SLG: 0.444 (7, PH)	4-3				FC6		1B FC6-4	1B SF7		3	1	2	0	0	0	3									
<b>Davey Nelson, R</b> OBP: 0.444, SLG: 0.571 (7, PR)							1B FC6-4	1B SF7		0	0	0	0	1	0	0									
<b>Tom Poquette, L</b> OBP: 0.296, SLG: 0.167 (7, PR)							1B FC6-4	1B SF7		1	0	1	2	0	0	0									
<b>Cookie Rojas, R</b> OBP: 0.163, SLG: 0.190 (9, 4)		6-3		FC6 1B		FC6-4 1B		SF7		4	0	2	3	0	0	1									
<b>Frank White, R</b> OBP: 0.423, SLG: 0.378 (1, 6)		L8				FC6-4 1B		K		5	0	1	1	0	1	2									
<b>Freddie Patek, R</b> OBP: 0.217, SLG: 0.522 (1, 2)		F3		F8				K		4	0	1	0	0	1	2									
<b>Inning Stats</b>	R: 0 E: 0 K: 0 S: 4	H: 1 LOB: 3 BB: 2 P: 12	R: 0 E: 0 K: 0 S: 3	H: 0 LOB: 0 BB: 0 P: 3	R: 1 E: 0 K: 1 S: 7	H: 2 LOB: 1 BB: 0 P: 7	R: 0 E: 0 K: 1 S: 7	H: 2 LOB: 2 BB: 0 P: 7	R: 1 E: 0 K: 1 S: 6	H: 1 LOB: 0 BB: 0 P: 6	R: 1 E: 0 K: 1 S: 7	H: 3 LOB: 1 BB: 0 P: 7	R: 2 E: 0 K: 2 S: 7	H: 1 LOB: 2 BB: 3 P: 19	R: 0 E: 0 K: 1 S: 5	H: 0 LOB: 0 BB: 0 P: 5	R: 3 E: 0 K: 2 S: 9	H: 2 LOB: 1 BB: 2 P: 17	1B: 7 2B: 4 3B: 0 HR: 1	SF: 2 SAC: 0 DP: 0 HBP: 0	WP: 0 PB: 0 SB: 1 CS: 0	PA: 44			
<b>PITCHER</b>	IP	WLS	BF	H	R	ER	SO	BB	IBB	HBP	BLK	WP	HR	S	P	ERA	WHIP								
<b>Fergie Jenkins, R</b> ERA: 3.63 (7, 1)	6.0	L	28	9	3	3	4	2	0	0	0	0	1	34	42	4.50	1.833								
<b>Tom House, L</b> ERA: 6.43 (7, 1)	0.2		5	0	2	2	2	2	1	0	0	0	0	6	18	27.00	3.000								
<b>Reggie Cleveland, R</b> ERA: 2.57 (9, 1)	1.2		3	3	3	2	1	1	1	0	0	0	0	11	19	16.20	2.400								
<b>Jim Willoughby, R</b> ERA: 4.15 (9, 1)	0.2		2	0	0	0	1	0	0	0	0	0	0	4	4	0.00	0.000								

**Kansas City Royals @ Boston Red Sox**  
Fenway Park, Boston, MA  
Wed May 05 1976, 3:33 AM EDT  
Att: 17,596 - Unknown - 63 F


AB 35  
R 8  
H 12  
RBI 8  
BB 7  
SO 9  
LOB 18



Batter	1	2	3	4	5	6	7	8	9	AB	R	H	RBI	BB	SO	LOB	BOTTOM								
<b>Doug Griffin, R</b> OBP: 0.400, SLG: 0.308 (9, PH)	1B			3-1			F5		F4	4	0	1	0	0	0	3									
<b>Denny Doyle, L</b> OBP: 0.241, SLG: 0.286 (1, 10)		F8								3	1	0	0	1	0	1									
<b>Deron Johnson, R</b> OBP: 0.321, SLG: 0.333 (1, 8)	F2		F9		F3			E 2B BB		3	1	1	0	1	0	1									
<b>Fred Lynn, L</b> OBP: 0.492, SLG: 0.661 (1, 2)	F9				4-3			E 2B BB		3	1	1	0	1	0	1									
<b>Carlton Fisk, R</b> OBP: 0.343, SLG: 0.462 (1, 3)	1-3		K		6-3			E5 L3		4	0	0	0	0	1	4									
<b>Carl Yastrzemski, L</b> OBP: 0.377, SLG: 0.386 (1, 7)		F8	L8			G1-4-3 1B		L3		4	0	1	0	0	0	4									
<b>Jim Rice, R</b> OBP: 0.296, SLG: 0.406 (1, 9)		S 2B BB		1B 1B		G1-4-3 1B		2B		3	2	2	2	1	0	1									
<b>Dwight Evans, R</b> OBP: 0.343, SLG: 0.541 (1, 5)	F9			1B 1B		F3		K		4	0	1	0	0	1	2									
<b>Rico Petrocelli, R</b> OBP: 0.323, SLG: 0.414 (1, 6)		2B BB		CS 1B						3	0	1	1	1	0	0									
<b>Rick Burleson, R</b> OBP: 0.273, SLG: 0.254 (1, 9)			5-3					K		4	0	1	1	0	1	2									
<b>Inning Stats</b>	R: 0 E: 0 K: 0 S: 4	H: 1 LOB: 2 BB: 2 P: 4	R: 1 E: 0 K: 0 S: 4	H: 1 LOB: 2 BB: 2 P: 12	R: 0 E: 0 K: 1 S: 6	H: 1 LOB: 1 BB: 0 P: 6	R: 1 E: 0 K: 0 S: 5	H: 3 LOB: 1 BB: 0 P: 5	R: 0 E: 0 K: 0 S: 3	H: 0 LOB: 0 BB: 0 P: 3	R: 0 E: 0 K: 0 S: 3	H: 1 LOB: 1 BB: 0 P: 3	R: 0 E: 0 K: 1 S: 6	H: 0 LOB: 0 BB: 0 P: 14	R: 0 E: 0 K: 1 S: 5	H: 0 LOB: 0 BB: 0 P: 5	1B: 6 2B: 3 3B: 0 HR: 0	SF: 0 SAC: 0 DP: 2 HBP: 0	WP: 0 PB: 0 SB: 1 CS: 1	PA: 37					
<b>PITCHER</b>	IP	WLS	BF	H	R	ER	SO	BB	IBB	HBP	BLK	WP	HR	S	P	ERA	WHIP								
<b>Paul Spittorf, L</b> ERA: 6.75 (8, 1)	7.0		30	7	4	4	1	4	0	0	0	0	0	28	44	5.14	1.571								
<b>Marty Pattin, R</b> ERA: 4.5 (8, 1)	0.0		1	0	0	0	0	0	0	0	0	0	0	1	1										
<b>Steve Mingori, L</b> ERA: 7.71 (8, 1)	0.2		1	0	0	0	0	0	0	0	0	0	0	1	1	0.00	0.000								
<b>Mark Littell, R</b> ERA: (8, 1)	1.1	S	5	1	0	0	2	0	0	0	0	0	0	9	9	0.00	0.750								

**Kansas City Royals @ Boston Red Sox**  
Fenway Park, Boston, MA  
Wed May 05 1976, 3:33 AM EDT  
Att: 17,596 - Unknown - 63 F

AB 33  
R 4  
H 8  
RBI 4  
BB 4  
SO 3  
LOB 18





Batter	1	2	3	4	5	6	7	8	9	AB	R	H	RBI	BB	SO	LOB	TOP								
<b>Al Cowens, R</b> OBP: 0.243, SLG: 0.258 (1, 9)	6-3		FC6-4						5-3	5	1	2	2	0	0	2	<b>Kansas City Royals @ Baltimore Orioles</b> Memorial Stadium, Baltimore, MD Fri May 07 1976, 7:05 PM EDT Att: 7,310 - Unknown <a href="http://livebaseballscorecards.com">livebaseballscorecards.com</a>								
<b>Amos Otis, R</b> OBP: 0.417, SLG: 0.569 (1, 8)	K				F8				2-3	4	0	0	0	1	2	4									
<b>George Brett, L</b> OBP: 0.338, SLG: 0.354 (1, 5)	F7		6-3							4	0	1	1	0	1	1									
<b>John Mayberry, L</b> OBP: 0.333, SLG: 0.196 (1, 3)				4-3						3	0	1	0	1	0	1									
<b>Hal McRae, R</b> OBP: 0.282, SLG: 0.328 (1, 7)		G6-4-3		G3					6-3	4	0	0	0	0	0	2									
<b>Cookie Rojas, R</b> OBP: 0.400, SLG: 0.267 (1, 10)				F3					F8	2	0	0	0	2	0	0									
<b>Frank White, R</b> OBP: 0.149, SLG: 0.174 (1, 4)					1-3				6-3	4	0	0	0	0	0	3									
<b>Freddie Patek, R</b> OBP: 0.446, SLG: 0.449 (1, 6)					5-3					4	2	3	0	0	0	0									
<b>Buck Martinez, R</b> OBP: 0.259, SLG: 0.519 (1, 2)									1-4	4	0	2	0	0	0	2									
<b>Inning Stats</b>	R: 0 E: 0 K: 1 S: 5	H: 0 LOB: 0 BB: 0 P: 5	R: 0 E: 0 K: 0 S: 3	H: 1 LOB: 1 BB: 1 P: 7	R: 1 E: 0 K: 0 S: 4	H: 2 LOB: 1 BB: 1 P: 8	R: 0 E: 0 K: 0 S: 3	H: 0 LOB: 0 BB: 0 P: 3	R: 0 E: 0 K: 0 S: 5	H: 2 LOB: 2 BB: 0 P: 5	R: 0 E: 0 K: 1 S: 5	H: 0 LOB: 2 BB: 2 P: 13	R: 2 E: 1 K: 1 S: 8	H: 3 LOB: 1 BB: 0 P: 8	R: 0 E: 0 K: 0 S: 3	H: 0 LOB: 0 BB: 0 P: 3	R: 0 E: 0 K: 0 S: 4	H: 1 LOB: 1 BB: 0 P: 4	1B: 7 2B: 2 HR: 0	SF: 0 SAC: 0 DP: 1 HBP: 0	WP: 0 PB: 0 SB: 0 CS: 1	PA: 38			
<b>PITCHER</b>	IP	WLS	BF	H	R	ER	SO	BB	IBB	HBP	BLK	WP	HR	S	P	ERA	WHIP								
<b>Mike Cuellar, L</b> ERA: 11.2 (1, 1)	6.1		28	7	3	2	2	4	0	0	0	0	0	28	44	2.84	1.737								
<b>Wayne Garland, R</b> ERA: 1.37 (7, 1)	2.2	W	10	2	0	0	1	0	0	0	0	0	0	12	12	0.00	0.750								


Batter	1	2	3	4	5	6	7	8	9	AB	R	H	RBI	BB	SO	LOB	BOTTOM								
<b>Al Bumbry, L</b> OBP: 0.317, SLG: 0.404 (1, 10)	L7		F9		SH1-4	F8				4	1	1	1	0	0	1	<b>Kansas City Royals @ Baltimore Orioles</b> Memorial Stadium, Baltimore, MD Fri May 07 1976, 7:05 PM EDT Att: 7,310 - Unknown <a href="http://livebaseballscorecards.com">livebaseballscorecards.com</a>								
<b>Paul Blair, R</b> OBP: 0.282, SLG: 0.292 (1, 8)										3	1	2	1	1	0	0									
<b>Lee May, R</b> OBP: 0.262, SLG: 0.342 (1, 3)	K									3	0	1	1	0	1	1									
<b>Reggie Jackson, L</b> OBP: 0.313, SLG: 0.231 (1, 9)										4	0	1	0	0	2	2									
<b>Ken Singleton, S</b> OBP: 0.229, SLG: 0.183 (1, 7)										2	0	0	0	2	0	0									
<b>Elrod Hendricks, L</b> OBP: 0.190, SLG: 0.128 (1, 2)										4	0	1	0	0	0	3									
<b>Doug DeCinces, R</b> OBP: 0.200, SLG: 0.259 (1, 4)										3	0	0	0	1	0	2									
<b>Brooks Robinson, R</b> OBP: 0.197, SLG: 0.265 (1, 5)										4	1	1	1	0	0	2									
<b>Mark Belanger, R</b> OBP: 0.231, SLG: 0.238 (1, 6)										3	1	0	0	1	0	1									
<b>Inning Stats</b>	R: 0 E: 0 K: 1 S: 4	H: 0 LOB: 1 BB: 1 P: 8	R: 0 E: 0 K: 1 S: 5	H: 0 LOB: 1 BB: 1 P: 9	R: 1 E: 0 K: 0 S: 6	H: 3 LOB: 2 BB: 0 P: 6	R: 0 E: 0 K: 0 S: 4	H: 1 LOB: 1 BB: 0 P: 4	R: 2 E: 1 K: 0 S: 5	H: 2 LOB: 2 BB: 2 P: 13	R: 0 E: 0 K: 0 S: 3	H: 0 LOB: 1 BB: 1 P: 7	R: 0 E: 0 K: 1 S: 5	H: 0 LOB: 0 BB: 0 P: 5	R: 0 E: 0 K: 0 S: 3	H: 0 LOB: 0 BB: 0 P: 3	R: 1 E: 0 K: 0 S: 3	H: 1 LOB: 0 BB: 0 P: 3	1B: 4 2B: 1 HR: 2	SF: 1 SAC: 1 DP: 0 HBP: 0	WP: 0 PB: 0 SB: 1 CS: 0	PA: 37			
<b>PITCHER</b>	IP	WLS	BF	H	R	ER	SO	BB	IBB	HBP	BLK	WP	HR	S	P	ERA	WHIP								
<b>Steve Busby, R</b> ERA: 3.76 (1, 1)	5.0		25	6	3	3	2	5	0	0	0	0	1	24	44	5.40	2.200								
<b>Marty Pattin, R</b> ERA: 3.72 (6, 1)	3.2	L	12	1	1	1	1	0	0	0	0	0	1	14	14	2.46	0.273								



Batter	1	2	3	4	5	6	7	8	9	AB	R	H	RBI	BB	SO	LOB	TOP										
Jim Wohlford, R OBP: 0.255, SLG: 0.289 (1, 7)	1-3		FC6-4		F8		L4-6		5-3	5	0	0	0	0	0	4											
Amos Otis, R OBP: 0.434, SLG: 0.581 (1, 8)	G5-3 1B		F9			1B HR		1B SF8		4	3	3	0	0	0	1											
George Brett, L OBP: 0.360, SLG: 0.377 (1, 5)	1B G5-3			3-1		1B HR		1B		4	1	3	0	0	0	0											
John Mayberry, L OBP: 0.329, SLG: 0.254 (1, 3)	G5-3		F9			1B HR		SF8		3	1	1	5	0	0	1											
Hal McRae, R OBP: 0.280, SLG: 0.324 (1, 10)	CS		F9			F7		F3		4	0	1	0	0	0	1											
Al Cowens, R OBP: 0.230, SLG: 0.243 (1, 9)	CS	F8			G3	4-3		F9		4	0	0	0	0	0	1											
Frank White, R OBP: 0.157, SLG: 0.180 (1, 4)		F4			F4	CS		F8		4	0	1	0	0	0	0											
Freddie Patek, R OBP: 0.467, SLG: 0.471 (1, 6)		4-3			2B	CS	L4-6 SH3-4 BB	F8	S BB	2	1	1	0	2	0	0											
Buck Martinez, R OBP: 0.300, SLG: 0.567 (1, 2)			FC6-4		2B		SH3-4	F8		3	0	2	1	0	0	1											
<b>Inning Stats</b>	R: 1 E: 0 K: 0 S: 5	H: 3 LOB: 1 BB: 0 P: 5	R: 0 E: 0 K: 0 S: 3	H: 0 LOB: 0 BB: 0 P: 3	R: 0 E: 0 K: 0 S: 3	H: 1 LOB: 0 BB: 0 P: 3	R: 0 E: 0 K: 0 S: 3	H: 0 LOB: 0 BB: 0 P: 3	R: 1 E: 0 K: 0 S: 5	H: 2 LOB: 1 BB: 0 P: 5	R: 3 E: 0 K: 0 S: 6	H: 4 LOB: 0 BB: 0 P: 6	R: 0 E: 0 K: 0 S: 2	H: 0 LOB: 0 BB: 1 P: 6	R: 1 E: 0 K: 0 S: 5	H: 2 LOB: 1 BB: 0 P: 5	R: 0 E: 0 K: 0 S: 3	H: 0 LOB: 1 BB: 1 P: 7	1B: 9 2B: 3 3B: 0 HR: 1	SF: 1 SAC: 1 DP: 1 HBP: 0	WP: 0 PA: 39 PB: 0 SB: 1 CS: 3						
<b>PITCHER</b>	IP	WLS	BF	H	R	ER	SO	BB	IBB	HBP	BLK	WP	HR	S	P	ERA	WHIP										
Ken Holtzman, L ERA: 2.06 (1, 1)	5.0	L	22	9	5	5	0	0	0	0	0	0	1	22	22	9.00	1.800										
Doyle Alexander, R ERA: 2.04 (6, 1)	4.0		15	3	1	1	0	2	0	0	0	0	0	13	21	2.25	1.250										

**Kansas City Royals @ Baltimore Orioles**  
**Memorial Stadium, Baltimore, MD**  
 Sat May 08 1976, 7:05 PM EDT  
 Att: 51,195 - Unknown


**AB 33**  
**R 6**  
**H 12**  
**RBI 6**  
**BB 2**  
**SO 0**  
**LOB 9**



Batter	1	2	3	4	5	6	7	8	9	AB	R	H	RBI	BB	SO	LOB	BOTTOM										
Al Bumbry, L OBP: 0.292, SLG: 0.368 (1, 7)	6-3		FC1-5		K		K		4-3	5	0	0	0	0	2	4											
Paul Blair, R OBP: 0.268, SLG: 0.276 (1, 8)	F9		F4		F7		6-3			4	0	0	0	0	0	4											
Tony Muser, L OBP: 0.356, SLG: 0.288 (1, 3)	F6		1B			1B HR		3-1		4	1	2	0	0	0	0											
Lee May, R OBP: 0.283, SLG: 0.500 (1, 10)		K	K			1B HR		HR		4	2	2	3	0	2	3											
Ken Singleton, S OBP: 0.241, SLG: 0.200 (1, 9)		1B			F7		6-3		FC6-4	4	0	2	0	0	0	0											
Dave Duncan, R OBP: 0.250, SLG: 0.211 (1, 2)		K			6-3		K		K	4	0	0	0	0	3	2											
Brooks Robinson, R OBP: 0.187, SLG: 0.250 (1, 5)			F4		5-3		F8		FC6-4	4	0	0	0	0	0	2											
Doug DeCinces, R OBP: 0.242, SLG: 0.333 Royce Stillman, L OBP: 0.182, SLG: 0.100 (9, PH)			FC1-5				F9		F2	3	0	2	0	0	0	0											
Mark Belanger, R OBP: 0.246, SLG: 0.242 (1, 6)			1B FC1-5				F8		F8	3	0	1	0	1	0	1											
<b>Inning Stats</b>	R: 0 E: 0 K: 0 S: 3	H: 0 LOB: 0 BB: 0 P: 3	R: 0 E: 0 K: 2 S: 8	H: 1 LOB: 1 BB: 0 P: 8	R: 0 E: 0 K: 1 S: 8	H: 3 LOB: 3 BB: 0 P: 8	R: 0 E: 0 K: 0 S: 3	H: 0 LOB: 0 BB: 0 P: 3	R: 0 E: 0 K: 1 S: 6	H: 1 LOB: 1 BB: 0 P: 6	R: 2 E: 0 K: 1 S: 7	H: 2 LOB: 0 BB: 0 P: 7	R: 0 E: 0 K: 1 S: 5	H: 0 LOB: 1 BB: 1 P: 9	R: 1 E: 0 K: 1 S: 7	H: 2 LOB: 1 BB: 0 P: 7	R: 0 E: 0 K: 0 S: 3	H: 0 LOB: 0 BB: 0 P: 3	1B: 6 2B: 1 3B: 0 HR: 2	SF: 0 SAC: 0 DP: 0 HBP: 0	WP: 0 PA: 37 PB: 0 SB: 1 CS: 0						
<b>PITCHER</b>	IP	WLS	BF	H	R	ER	SO	BB	IBB	HBP	BLK	WP	HR	S	P	ERA	WHIP										
Dennis Leonard, R ERA: 3.81 (1, 1)	7.1		32	9	3	3	6	1	0	0	0	0	2	43	47	3.68	1.364										
Doug Bird, R ERA: 1.75 (8, 1)	1.2	S	5	0	0	0	1	0	0	0	0	0	0	7	7	0.00	0.000										

**Kansas City Royals @ Baltimore Orioles**  
**Memorial Stadium, Baltimore, MD**  
 Sat May 08 1976, 7:05 PM EDT  
 Att: 51,195 - Unknown

**AB 36**  
**R 3**  
**H 9**  
**RBI 3**  
**BB 1**  
**SO 7**  
**LOB 16**





Batter	1	2	3	4	5	6	7	8	9	AB	R	H	RBI	BB	SO	LOB	TOP			
Tom Poquette, L OBP: 0.300, SLG: 0.222 Jim Wohlford, R OBP: 0.265, SLG: 0.283	0-0 1B 1B	0-0 4-3	0-0 FC6-4		4-0 BB			0-0 5-3		3	1	1	0	0	0	2				
Amos Otis, R OBP: 0.407, SLG: 0.537	0-3 K		0-0 F4	0-0 F9	0-0 F3			0-0 F9		5	0	0	0	0	1	4				
George Brett, L OBP: 0.375, SLG: 0.392	0-0 1B 1-2 1B		0-0 E S 1B	0-0 G3-6 1B				0-0 F7	0-0 F4	5	1	3	0	0	0	0				
John Mayberry, L OBP: 0.321, SLG: 0.238	0-0 F7		0-0 F7	0-0 G3-6				0-0 F5	4-0 BB	4	0	0	0	1	0	4				
Hal McRae, R OBP: 0.288, SLG: 0.319	0-0 1-3 2-H 1B		4-0 1B 2B BB					0-0 E6 SH1-3 FC1-2 1B	0-0 F8	4	1	1	1	1	0	1				
Al Cowens, R OBP: 0.241, SLG: 0.253	0-0 1-3		0-0 2B 1B					0-0 FC1-2 SH1-3 BB 1B	0-0 F4	5	2	2	1	0	1	3				
Bob Stinson, S OBP: 0.400, SLG: 0.444		0-0 4-3	0-0 E 1B 2B					0-0 SH1-3	0-0 1-3	3	1	1	2	0	0	0				
Freddie Patek, R OBP: 0.453, SLG: 0.444		0-0 4-3	0-0 E5 S 1B					4-0 BB FC1-2 IBB	0-0 6-3	3	1	0	0	1	0	1				
Frank White, R OBP: 0.182, SLG: 0.189		4-0 BB	0-0 1-3 3-H 1B					0-0 FC1-2 BB	0-0 6-3	3	0	1	2	1	0	3				
<b>Inning Stats</b>	R: 1 E: 0 K: 1 S: 8	H: 3 LOB: 2 BB: 0 P: 8	R: 0 E: 0 K: 0 S: 3	H: 0 LOB: 1 BB: 1 P: 7	R: 5 E: 1 K: 0 S: 8	H: 4 LOB: 1 BB: 1 P: 12	R: 0 E: 0 K: 0 S: 3	H: 1 LOB: 0 BB: 0 P: 3	R: 1 E: 1 K: 0 S: 5	H: 1 LOB: 3 BB: 2 P: 13	R: 0 E: 0 K: 0 S: 3	H: 0 LOB: 0 BB: 0 P: 3	R: 0 E: 0 K: 0 S: 3	H: 0 LOB: 0 BB: 0 P: 3	R: 0 E: 0 K: 1 S: 5	H: 0 LOB: 1 BB: 1 P: 9	1B: 8 2B: 1 3B: 0 HR: 0	SF: 0 SAC: 1 DP: 1 HBP: 0	WP: 0 PB: 0 SB: 2 CS: 0	PA: 42
<b>PITCHER</b>	IP WLS BF H R ER SO BB IBB HBP BLK WP HR S P ERA WHIP	IP WLS BF H R ER SO BB IBB HBP BLK WP HR S P ERA WHIP																		
Jim Palmer, R ERA: 3.6	(1, 1) 2.2 L 18 7 6 4 1 2 0 0 0 0 0 18 26 13.50 3.375	(3, 1) 6.1 24 2 1 0 1 2 1 0 0 0 0 23 35 0.00 0.632																		

**Kansas City Royals @ Baltimore Orioles**  
**Memorial Stadium, Baltimore, MD**  
Sun May 09 1976, 3:33 AM EDT  
Att: 7,590 - Unknown

AB	36
R	7
H	9
RBI	7
BB	5
SO	2
LOB	18



Batter	1	2	3	4	5	6	7	8	9	AB	R	H	RBI	BB	SO	LOB	BOTTOM					
Al Bumbry, L OBP: 0.314, SLG: 0.377	0-0 1B 1B	0-0 CS	0-0 1-3		0-0 FC6 1B	0-0 F8			4-0 BB	4	1	2	0	1	0	1						
Paul Blair, R OBP: 0.267, SLG: 0.266 Tony Muser, L OBP: 0.350, SLG: 0.283	0-0 F2		4-0 1B BB		0-0 FC6 2B			0-3 K	0-3 K	3	2	0	0	1	1	2						
Reggie Jackson, L OBP: 0.381, SLG: 0.389	0-0 1-3 1B		0-0 1B 1-2 FC4-6 1B		0-0 1B 1-H 2B			0-0 6-3	0-0 4-3	5	1	3	1	0	0	1						
Lee May, R OBP: 0.320, SLG: 0.522	0-0 1-2 3-H 1B		0-0 FC4-6 1B		0-0 2-3 1B			0-0 F4		4	0	3	2	0	0	0						
Ken Singleton, S OBP: 0.242, SLG: 0.203	0-0 G1		0-0 FC4-6		0-3 K			0-0 1B FC5-4-2-5 1B		4	0	1	1	0	1	5						
Elrod Hendricks, L OBP: 0.196, SLG: 0.140	0-3 K		0-3 K		0-3 K			0-0 1-3 CS-4-2-5 1B		4	0	1	0	0	3	5						
Doug DeCinces, R OBP: 0.243, SLG: 0.303		0-3 K		0-3 K		4-0 BB		0-0 FC5-4-2-6 FC6-4		3	0	0	0	1	2	2						
Brooks Robinson, R OBP: 0.190, SLG: 0.250		0-0 CS-6-4 1B		0-0 1-4-3		0-3 K		0-0 FC6-4		4	0	1	0	0	1	2						
Mark Belanger, R OBP: 0.236, SLG: 0.232 Royale Stillman, L OBP: 0.167, SLG: 0.091		0-0 FC5-6-4 CS		0-0 F8		0-0 F3			0-0 4-3	3	0	0	0	0	0	2						
<b>Inning Stats</b>	R: 1 E: 0 K: 1 S: 8	H: 3 LOB: 2 BB: 0 P: 8	R: 0 E: 0 K: 1 S: 5	H: 1 LOB: 0 BB: 0 P: 5	R: 2 E: 0 K: 1 S: 7	H: 2 LOB: 1 BB: 1 P: 11	R: 0 E: 0 K: 1 S: 5	H: 0 LOB: 0 BB: 0 P: 5	R: 1 E: 0 K: 2 S: 10	H: 3 LOB: 2 BB: 0 P: 10	R: 0 E: 0 K: 1 S: 5	H: 0 LOB: 1 BB: 1 P: 9	R: 0 E: 0 K: 1 S: 5	H: 0 LOB: 0 BB: 0 P: 5	R: 0 E: 0 K: 0 S: 4	H: 2 LOB: 1 BB: 0 P: 4	R: 0 E: 0 K: 1 S: 5	H: 0 LOB: 1 BB: 1 P: 9	1B: 10 2B: 2 3B: 0 HR: 0	SF: 0 SAC: 0 DP: 1 HBP: 0	WP: 0 PB: 0 SB: 0 CS: 1	PA: 40
<b>PITCHER</b>	IP WLS BF H R ER SO BB IBB HBP BLK WP HR S P ERA WHIP	IP WLS BF H R ER SO BB IBB HBP BLK WP HR S P ERA WHIP																				
Al Fitzmorris, R ERA: 4.15	(1, 1) 4.1 W 21 3 0 0 5 2 0 0 0 0 0 26 34 0.00 1.071	(5, 1) 4.2 W 18 3 0 0 5 2 0 0 0 0 0 26 34 0.00 1.071																				

**Kansas City Royals @ Baltimore Orioles**  
**Memorial Stadium, Baltimore, MD**  
Sun May 09 1976, 3:33 AM EDT  
Att: 7,590 - Unknown

AB	36
R	4
H	11
RBI	4
BB	3
SO	9
LOB	21





Batter	1	2	3	4	5	6	7	8	9	10	AB	R	H	RBI	BB	SO	LOB	TOP				
Steve Brye, R OBP: 0.040, SLG: 0.043 (1, 8)	1-3		SF9		K		G3			1B 2B	3	0	0	1	0	1	1	<b>Minnesota Twins @ Kansas City Royals</b> Royals Stadium, Kansas City, MO Mon May 10 1976, 4:33 AM EDT Att: 12,526 - Unknown - 74 F				
Tony Oliva, L OBP: 0.222, SLG: 0.250 Jerry Terrell, R OBP: 0.219, SLG: 0.200 (10, PH)											1	0	1	0	0	0	0					
Larry Hisle, R OBP: 0.326, SLG: 0.325 (1, 7)	4-3		F8		6-3 2B		F8				5	0	1	1	0	0	2					
Rod Carew, L OBP: 0.421, SLG: 0.469 (1, 3)	5-3			4-3	6-3		1B			1B IBB	4	0	1	0	1	0	1					
Dan Ford, R Lyman Bostock, L OBP: 0.397, SLG: 0.438 (1, 9)			K	HR	2B		CS	F7			3	1	1	0	0	1	0					
Craig Kusick, R OBP: 0.412, SLG: 0.759 (1, 10)											4	1	1	2	1	0	3					
Dave McKay, S OBP: 0.236, SLG: 0.247 (1, 5)											4	0	1	0	0	0	1					
Danny Thompson, R OBP: 0.273, SLG: 0.274 (1, 6)											4	1	1	0	0	0	1					
Phil Roof, R OBP: 0.250, SLG: 0.375 (1, 2)				1-3	5-3					K	4	0	1	0	0	1	2					
Bob Randall, R OBP: 0.341, SLG: 0.333 (1, 4)										5-3	4	1	2	0	0	0	1					
<b>Inning Stats</b>	R: 0 E: 0 K: 0 S: 3	H: 0 LOB: 0 BB: 0 P: 3	R: 0 E: 0 K: 1 S: 4	H: 0 LOB: 0 BB: 1 P: 8	R: 1 E: 0 K: 0 S: 5	H: 2 LOB: 1 BB: 0 P: 5	R: 2 E: 0 K: 0 S: 6	H: 3 LOB: 1 BB: 0 P: 6	R: 1 E: 0 K: 1 S: 7	H: 2 LOB: 2 BB: 0 P: 8	R: 0 E: 0 K: 0 S: 4	H: 1 LOB: 0 BB: 0 P: 4	R: 0 E: 0 K: 0 S: 3	H: 0 LOB: 0 BB: 0 P: 3	R: 0 E: 0 K: 1 S: 5	H: 0 LOB: 0 BB: 0 P: 5	R: 1 E: 0 K: 0 S: 4	H: 2 LOB: 1 BB: 1 P: 8	1B: 5 2B: 4 3B: 1 HR: 1	SF: 1 SAC: 0 DP: 1 HBP: 1	WP: 0 PB: 0 SB: 1 CS: 1	PA: 42
<b>PITCHER</b>	IP	WLS	BF	H	R	ER	SO	BB	IBB	HBP	BLK	WP	HR	S	P	ERA	WHIP					
Paul Splittorf, L ERA: 5.84 (1, 1)	9.0		36	9	4	3	3	1	0	1	0	0	1	40	45	3.00	1.111					
Paul Splittorf, L ERA: 5.84 (9, 1)	9.0		36	9	4	3	3	1	0	1	0	0	1	40	45	3.00	1.111					
Marty Pattin, R ERA: 4.5 (10, 1)	0.1	L	2	1	1	1	0	0	0	0	0	0	0	2	2	27.00	3.000					
Steve Mingori, L ERA: 6.0 (10, 1)	0.2		3	1	0	0	0	0	1	0	0	0	0	2	6	0.00	1.500					

Batter	1	2	3	4	5	6	7	8	9	10	AB	R	H	RBI	BB	SO	LOB	BOTTOM				
Al Cowens, R OBP: 0.262, SLG: 0.288 (1, 9)	5-3 1B		CS	K			K			5-3 2B	5	0	3	1	0	2	1	<b>Minnesota Twins @ Kansas City Royals</b> Royals Stadium, Kansas City, MO Mon May 10 1976, 4:33 AM EDT Att: 12,526 - Unknown - 74 F				
Amos Otis, R OBP: 0.407, SLG: 0.563 (1, 8)	5-3		HR				F8			5-3 IBB	4	1	1	1	1	1	1					
George Brett, L OBP: 0.368, SLG: 0.416 (1, 5)	L5									5-3	5	0	3	0	0	0	3					
John Mayberry, L OBP: 0.302, SLG: 0.221 (9, 3)	K		4-3				K			F9	5	0	0	0	0	3	6					
Hal McRae, R OBP: 0.318, SLG: 0.342 (1, 7)			CS	2B	1B			FC4-6 1B		FC4-6 1B	4	1	3	0	1	0	1					
Tony Solala, L OBP: 0.239, SLG: 0.338 (8, PH)			F7								4	1	2	1	0	1	2					
Tom Burgmeier, L OBP: 0.299, SLG: 0.222 (8, 1)											0	0	0	0	0	0	0					
Marty Pattin, R Steve Mingori, L Jamie Quirk, L Fran Healy, R OBP: 0.341, SLG: 0.095 (10, PH)			1-2	SH1-3	SF8					1-3	1	0	0	0	0	0	1					
Bob Stinson, S OBP: 0.357, SLG: 0.333 (1, 2)				SH1-3						1-3	3	0	0	0	1	0	4					
Freddie Patek, R OBP: 0.435, SLG: 0.466 (1, 6)	K									G3	4	1	1	1	0	1	5					
Frank White, R OBP: 0.193, SLG: 0.185 Cookie Rojas, R OBP: 0.364, SLG: 0.235 (7, PH)			K							F8	1	0	0	0	0	1	0					
<b>Inning Stats</b>	R: 0 E: 0 K: 1 S: 6	H: 1 LOB: 1 BB: 0 P: 6	R: 0 E: 0 K: 1 S: 5	H: 1 LOB: 2 BB: 1 P: 9	R: 1 E: 0 K: 1 S: 7	H: 3 LOB: 1 BB: 0 P: 7	R: 2 E: 0 K: 1 S: 7	H: 2 LOB: 1 BB: 0 P: 8	R: 0 E: 0 K: 2 S: 7	H: 1 LOB: 1 BB: 0 P: 7	R: 0 E: 0 K: 1 S: 5	H: 0 LOB: 0 BB: 0 P: 5	R: 0 E: 0 K: 1 S: 7	H: 2 LOB: 2 BB: 0 P: 7	R: 0 E: 0 K: 0 S: 5	H: 2 LOB: 2 BB: 1 P: 9	R: 1 E: 0 K: 0 S: 4	H: 2 LOB: 2 BB: 0 P: 4	1B: 8 2B: 5 3B: 1 HR: 1	SF: 1 SAC: 1 DP: 2 HBP: 1	WP: 0 PB: 0 SB: 2 CS: 3	PA: 44
<b>PITCHER</b>	IP	WLS	BF	H	R	ER	SO	BB	IBB	HBP	BLK	WP	HR	S	P	ERA	WHIP					
Bert Blyleven, R ERA: 3.42 (1, 1)	8.0		34	10	3	3	9	2	0	0	0	0	1	49	58	3.38	1.500					
Bill Campbell, R ERA: 3.12 (9, 1)	0.1		3	2	1	1	0	0	0	0	0	0	0	3	3	27.00	6.000					
Tom Burgmeier, L ERA: 1.32 (9, 1)	0.2	W	3	0	0	0	0	0	1	0	0	0	0	2	6	0.00	0.000					
Steve Luebber, R ERA: 5.63 (10, 1)	1.0	S	4	1	0	0	0	0	0	0	0	0	0	4	4	0.00	1.000					



Batter	1	2	3	4	5	6	7	8	9	AB	R	H	RBI	BB	SO	LOB	TOP								
<b>Lyman Bostock, L</b> OBP: 0.411, SLG: 0.456 (1, 8)	G3	6-3		E5			E		FC5-4	4	0	2	1	1	0	2	<b>Minnesota Twins @ Kansas City Royals</b> Royals Stadium, Kansas City, MO Tue May 11 1976, 4:33 AM EDT Alt. 9,652 - Unknown - 76 F								
<b>Lary Hiele, R</b> OBP: 0.320, SLG: 0.310 (1, 7)	1B		K	F7			F9		K	4	1	0	0	1	2	4									
<b>Rod Carew, L</b> OBP: 0.420, SLG: 0.465 (1, 3)	1B		E	S			E6		FC5-4	5	1	2	0	0	0	3									
<b>Steve Braun, L</b> OBP: 0.294, SLG: 0.258 (1, 10)	G6-4-3		F5				L8		K	5	0	1	1	0	1	5									
<b>Dan Ford, R</b> OBP: 0.277, SLG: 0.414 (1, 9)	G6-4-3						F3			4	0	1	1	0	0	4									
<b>Danny Thompson, R</b> OBP: 0.299, SLG: 0.260 (1, 6)		K	F9				F8		4-3	4	0	0	0	0	1	1									
<b>Phil Roof, R</b> OBP: 0.167, SLG: 0.250 (1, 2)		L9		L8			F9		F8	4	0	0	0	0	0	0									
<b>Dave McKay, S</b> OBP: 0.306, SLG: 0.260 (1, 5)	1B		F2						K	4	0	2	0	0	1	0									
<b>Bob Randall, R</b> OBP: 0.378, SLG: 0.375 (1, 4)	1B			E			4-3		FC5-4	4	1	3	0	0	0	1									
<b>Inning Stats</b>	R: 1 E: 0 K: 0 S: 4	H: 2 LOB: 1 BB: 1 P: 8	R: 0 E: 0 K: 1 S: 7	H: 2 LOB: 2 BB: 0 P: 7	R: 1 E: 0 K: 1 S: 7	H: 2 LOB: 1 BB: 0 P: 7	R: 1 E: 1 K: 0 S: 5	H: 2 LOB: 1 BB: 0 P: 5	R: 0 E: 0 K: 0 S: 3	H: 0 LOB: 0 BB: 0 P: 3	R: 0 E: 0 K: 0 S: 4	H: 1 LOB: 1 BB: 0 P: 4	R: 0 E: 1 K: 0 S: 4	H: 0 LOB: 2 BB: 1 P: 8	R: 0 E: 0 K: 1 S: 5	H: 0 LOB: 0 BB: 0 P: 5	R: 0 E: 0 K: 2 S: 9	H: 2 LOB: 2 BB: 0 P: 9	1B: 10 2B: 1 3B: 0 HR: 0	SF: 0 SAC: 0 DP: 1 HBP: 0	WP: 0 PB: 0 SB: 2 CS: 0	PA: 40			
<b>PITCHER</b>	IP	WLS	BF	H	R	ER	SO	BB	IBB	HBP	BLK	WP	HR	S	P	ERA	WHIP								
<b>Doug Bird, R</b> ERA: 2.14 (1, 1)	8.0	W	37	11	3	3	3	2	0	0	0	0	0	41	49	3.38	1.625								
<b>Mark Littell, R</b> ERA: (9, 1)	1.0	S	3	0	0	0	2	0	0	0	0	0	0	7	7	0.00	0.000								

Batter	1	2	3	4	5	6	7	8	9	AB	R	H	RBI	BB	SO	LOB	BOTTOM								
<b>Tom Poquette, L</b> OBP: 0.333, SLG: 0.308 (1, 7)	G5-4-3		G3		HR		K		1-3	4	1	1	1	1	1	1	<b>Minnesota Twins @ Kansas City Royals</b> Royals Stadium, Kansas City, MO Tue May 11 1976, 4:33 AM EDT Alt. 9,652 - Unknown - 76 F								
<b>Amos Otis, R</b> OBP: 0.411, SLG: 0.600 (1, 8)	G5-4-3			K	HR		1B			4	2	2	2	0	1	1									
<b>George Brett, L</b> OBP: 0.416, SLG: 0.439 (1, 5)				1B			1B		1B	3	0	3	1	1	0	0									
<b>John Mayberry, L</b> OBP: 0.300, SLG: 0.222 (1, 3)	6-3			1B	F9		L9			4	0	1	0	0	0	4									
<b>Hal McRae, R</b> OBP: 0.337, SLG: 0.375 (1, 10)		G4-6-3		K					1B	4	0	3	1	0	1	2									
<b>Al Cowens, R</b> OBP: 0.290, SLG: 0.274 (1, 9)		G4-6-3		F6			F7		1-3	4	0	0	0	0	0	6									
<b>Frank White, R</b> OBP: 0.197, SLG: 0.190 (1, 4)		F7		E5			F4		S	4	2	1	0	0	0	1									
<b>Freddie Patek, R</b> OBP: 0.417, SLG: 0.443 (1, 6)			K		F8		F9		SH1-4	3	0	0	0	0	1	2									
<b>Buck Martinez, R</b> OBP: 0.294, SLG: 0.529 (1, 2)		F9		K					F7	4	1	1	0	0	1	2									
<b>Inning Stats</b>	R: 0 E: 0 K: 0 S: 2	H: 0 LOB: 1 BB: 2 P: 10	R: 0 E: 0 K: 0 S: 3	H: 1 LOB: 0 BB: 0 P: 3	R: 0 E: 0 K: 1 S: 5	H: 0 LOB: 0 BB: 0 P: 5	R: 0 E: 0 K: 2 S: 9	H: 2 LOB: 2 BB: 0 P: 9	R: 3 E: 1 K: 1 S: 9	H: 3 LOB: 1 BB: 0 P: 9	R: 0 E: 0 K: 0 S: 4	H: 1 LOB: 1 BB: 0 P: 4	R: 2 E: 0 K: 1 S: 9	H: 4 LOB: 2 BB: 0 P: 9	R: 1 E: 0 K: 0 S: 4	H: 1 LOB: 0 BB: 0 P: 4	R: 0 E: 0 K: 0 S: 4	H: 0 LOB: 0 BB: 0 P: 4	1B: 9 2B: 2 3B: 0 HR: 1	SF: 0 SAC: 1 DP: 2 HBP: 0	WP: 0 PB: 0 SB: 1 CS: 0	PA: 37			
<b>PITCHER</b>	IP	WLS	BF	H	R	ER	SO	BB	IBB	HBP	BLK	WP	HR	S	P	ERA	WHIP								
<b>Jim Hughes, R</b> ERA: 5.74 (1, 1)	6.0	L	26	7	3	0	4	2	0	0	0	0	0	5	5	54.00	6.000								
<b>Steve Luebber, R</b> ERA: 6.61 (7, 1)	0.1	L	3	2	2	2	1	0	0	0	0	0	0	5	5	54.00	6.000								
<b>Tom Burgmeier, L</b> ERA: 1.17 (7, 1)	1.2		8	3	1	0	0	0	0	0	0	0	0	8	8	0.00	1.800								

AB	38
R	3
H	11
RBI	3
BB	2
SO	5
LOB	20



AB	34
R	6
H	12
RBI	5
BB	2
SO	5
LOB	19





Batter	1	2	3	4	5	6	7	8	9	AB	R	H	RBI	BB	SO	LOB	TOP										
<b>Lyman Bostock, L</b> OBP: 0.410, SLG: 0.479	0-0 4-3		0-0 3B		0-0 1B	0-0 G3			0-0 G3	5	1	2	0	0	0	1	<b>Minnesota Twins @ Kansas City Royals</b> Royals Stadium, Kansas City, MO Wed May 12 1976, 8:05 PM EDT Alt. 9,601 - Unknown - 61 F										
<b>Larry Hiele, R</b> OBP: 0.307, SLG: 0.297 <b>Steve Brye, R</b> OBP: 0.038, SLG: 0.042	0-0 5-3		0-0 5-3		0-0 FC4 1B 4-3		0-0 F8		0-0 6-3	4	1	0	1	0	0	2											
<b>Rod Carew, L</b> OBP: 0.413, SLG: 0.456 <b>Jerry Terrell, R</b> OBP: 0.242, SLG: 0.258	0-0 F7			0-0 E4 1B E	0-0 4-3 1B		0-0 E5 6-3		0-0 2B	4	1	1	1	0	0	0											
<b>Steve Braun, L</b> OBP: 0.288, SLG: 0.254		0-0 4-3		0-0 E9 1B	0-0 4-3		0-0 6-3		0-0 4-3	5	0	1	1	0	0	3											
<b>Butch Wynegar, S</b> OBP: 0.353, SLG: 0.408		4-0 BB		4-0 BB	4-0 BB		0-0 F6			1	0	0	0	3	0	1											
<b>Dan Ford, R</b> OBP: 0.288, SLG: 0.400 <b>Craig Kusick, R</b> OBP: 0.400, SLG: 0.733	0-0 F9			0-3 K	0-0 F6		0-0 F9		0-0 F9	3	0	0	0	0	1	5											
<b>Bob Randall, R</b> OBP: 0.347, SLG: 0.341	0-0 F7			0-0 F9	0-0 F4		0-0 F7		0-0 F7	4	0	0	0	0	0	5											
<b>Phil Roof, R</b> OBP: 0.154, SLG: 0.231 <b>Glenn Borgmann, R</b>			0-0 F8	0-0 G3		0-0 6-3		0-0 F9	1	0	0	0	0	0	0	0											
<b>Luis Gomez, R</b> OBP: 0.429, SLG: 0.333			0-0 F5		4-0 1B FC4 BB	0-3 K		0-0 G3 WP 6-3 1B	3	2	1	0	1	1	0												
<b>Inning Stats</b>	R: 0 E: 0 K: 0 S: 3	H: 0 LOB: 0 BB: 0 P: 3	R: 0 E: 0 K: 0 S: 3	H: 0 LOB: 1 BB: 1 P: 7	R: 0 E: 0 K: 0 S: 4	H: 1 LOB: 1 BB: 0 P: 4	R: 1 E: 2 K: 1 S: 7	H: 1 LOB: 2 BB: 1 P: 11	R: 3 E: 1 K: 0 S: 6	H: 2 LOB: 2 BB: 2 P: 14	R: 0 E: 0 K: 1 S: 5	H: 0 LOB: 0 BB: 0 P: 5	R: 0 E: 1 K: 0 S: 4	H: 0 LOB: 1 BB: 0 P: 4	R: 0 E: 0 K: 0 S: 3	H: 0 LOB: 0 BB: 0 P: 3		R: 1 E: 0 K: 0 S: 5	H: 2 LOB: 1 BB: 0 P: 5	1B: 4 2B: 1 3B: 1 HR: 0	SF: 0 SAC: 0 DP: 0 HBP: 0	WP: 1 PB: 0 SB: 0 CS: 0	PA: 40				
<b>PITCHER</b>	IP	WLS	BF	H	R	ER	SO	BB	IBB	HBP	BLK	WP	HR	S	P	ERA	WHIP										
<b>Steve Busby, R</b> ERA: 3.82	4.1		23	4	4	2	1	4	0	0	0	0	0	21	37	4.15	1.846										
<b>Marty Pattin, R</b> ERA: 3.55	2.2	W	9	0	0	0	1	0	0	0	0	0	0	11	11	0.00	0.000										
<b>Tom Hall, L</b> ERA: 4.76	1.0		3	0	0	0	0	0	0	0	0	0	0	3	3	0.00	0.000										
<b>Steve Mingo, L</b> ERA: 6.75	1.0		5	2	1	1	0	0	0	0	0	1	0	5	5	9.00	2.000										

Batter	1	2	3	4	5	6	7	8	9	AB	R	H	RBI	BB	SO	LOB	BOTTOM										
<b>Tom Poquette, L</b> OBP: 0.381, SLG: 0.579	0-0 K		0-0 F9 E 2B	0-0 F6		0-0 1B 2B		0-3 K		6	1	3	4	0	2	1	<b>Minnesota Twins @ Kansas City Royals</b> Royals Stadium, Kansas City, MO Wed May 12 1976, 8:05 PM EDT Alt. 9,601 - Unknown - 61 F										
<b>Amos Otis, R</b> OBP: 0.406, SLG: 0.580	0-0 1B		0-0 F9 2-3	0-0 1B		0-0 F9		0-0 6-3		6	1	2	0	0	0	4											
<b>George Brett, L</b> OBP: 0.426, SLG: 0.448 <b>Jamie Quirk, L</b> OBP: 0.400, SLG: 0.400	0-0 2B 1B	0-0 1B 1B	0-0 E3 2B 1B	0-0 4-3		0-0 1B		0-0 1B		5	3	3	2	0	0	2											
<b>John Mayberry, L</b> OBP: 0.305, SLG: 0.234 <b>Tony Solaita, L</b> OBP: 0.397, SLG: 0.571	0-3 K	0-0 1B 1B	0-0 2B 1B	0-0 4-3		0-0 L8 4-3		0-0 1B		5	2	2	0	0	1	4											
<b>Hal McRae, R</b> OBP: 0.359, SLG: 0.402 <b>Al Fitzmorris, S</b> (3, PR)	4-0 2B 1B	0-0 2B 1B	0-0 SF7 1B	0-0 2B		0-3 K		0-3 K		2	2	2	2	1	0	0											
<b>Fran Healy, R</b> OBP: 0.250, SLG: 0.125	0-0 1B BB	0-0 SF7 1B	0-0 1-3 2H 2B	0-0 2B		0-0 K		0-0 1B 1B		3	1	1	0	0	2	2											
<b>Al Cowens, R</b> OBP: 0.258, SLG: 0.307	0-0 E	0-0 SF7 SF9 2B	0-0 SF8	0-0 F7		0-0 F6		0-0 F6		4	2	2	4	0	0	1											
<b>Bob Stinson, S</b> OBP: 0.421, SLG: 0.438	0-0 E5 WP 3B 1B	0-0 SF7	0-0 5-3			0-0 1B 2B 1B		0-0 1B 1B		4	2	3	2	0	0	1											
<b>Freddie Patek, R</b> OBP: 0.416, SLG: 0.438	4-0 WP 3B BB	0-0 SF9		0-0 L4		0-0 F8		0-0 G4-6-3 1B		3	1	1	2	1	0	1											
<b>Frank White, R</b> OBP: 0.227, SLG: 0.197	4-0 1-2 3B BB	0-0 1-3		4-0 1B BB		0-0 2B 1B		0-0 G4-6-3		3	2	1	0	2	0	2											
<b>Inning Stats</b>	R: 7 E: 1 K: 2 S: 12	H: 5 LOB: 3 BB: 3 P: 24	R: 4 E: 0 K: 0 S: 7	H: 4 LOB: 0 BB: 0 P: 7	R: 3 E: 1 K: 0 S: 7	H: 3 LOB: 1 BB: 0 P: 7	R: 0 E: 0 K: 0 S: 4	H: 1 LOB: 2 BB: 1 P: 8	R: 0 E: 0 K: 1 S: 5	H: 0 LOB: 0 BB: 0 P: 5	R: 2 E: 0 K: 0 S: 7	H: 4 LOB: 2 BB: 0 P: 7	R: 1 E: 0 K: 0 S: 5	H: 3 LOB: 1 BB: 0 P: 5	R: 0 E: 0 K: 2 S: 9	H: 2 LOB: 2 BB: 0 P: 9	1B: 16 2B: 5 3B: 1 HR: 0	SF: 3 SAC: 0 DP: 1 HBP: 0	WP: 1 PB: 0 SB: 1 CS: 0	PA: 50							
<b>PITCHER</b>	IP	WLS	BF	H	R	ER	SO	BB	IBB	HBP	BLK	WP	HR	S	P	ERA	WHIP										
<b>Joe Decker, R</b> ERA: 5.91	1.0	L	14	8	10	10	2	3	0	0	0	0	0	15	27	90.00	11.000										
<b>Vic Albury, L</b> ERA: 5.59	4.2		25	9	6	4	1	1	0	0	0	0	0	26	30	7.71	2.143										
<b>Mike Pazik, L</b> ERA: 4.26	2.1		11	5	1	1	2	0	0	0	0	0	0	15	15	3.86	2.143										





Batter	1	2	3	4	5	6	7	8	9	AB	R	H	RBI	BB	SO	LOB	TOP			
Pat Kelly, L OBP: 0.222, SLG: 0.357 (1, 10)	0-0 6-3		0-0 4-3			0-0 F8		0-0 F7		4	0	0	0	0	0	2	<b>Chicago White Sox @ Kansas City Royals</b> Royals Stadium, Kansas City, MO Thu May 13 1976, 4:33 AM EDT Att: 13,657 - Unknown - 63 F			
Ralph Garr, L OBP: 0.338, SLG: 0.487 (1, 8) (7, 7)	0-0 1B			0-0 F7		0-0 HR		4-0 BB		3	1	2	2	1	0	0				
Jorge Orta, L OBP: 0.308, SLG: 0.417 (1, 5)	0-3 K			0-0 F7		0-3 K		0-0 F6		4	0	0	0	0	2	2				
Carlos May, L OBP: 0.286, SLG: 0.185 Chet Lemon, R OBP: 0.291, SLG: 0.245 (7, 8)		0-0 5-3		0-3 K		0-0 G3		0-0 4-3		3	0	0	0	0	1	0				
Jim Spencer, L OBP: 0.333, SLG: 0.357 (1, 3)		0-0 4-3			0-0 F5		0-0 G3		0-0 F6		4	0	0	0	0	0				
Brian Downing, R OBP: 0.420, SLG: 0.465 (1, 2)		0-0 F4			0-0 1B		0-0 1B		0-0 1B		4	0	3	0	0	0				
Buddy Bradford, R OBP: 0.395, SLG: 0.372 (1, 9)			4-0 S BB		0-3 K		0-0 L6		0-0 L7		3	0	0	0	1	3				
Bucky Dent, R OBP: 0.337, SLG: 0.355 (1, 6)			0-3 K		0-3 K		0-0 1B		0-3 K		4	0	1	0	0	3				
Jack Brohamer, L OBP: 0.246, SLG: 0.295 (1, 4)			0-0 4-3			0-0 HR 1B		0-0 F7		3	1	1	0	0	0	3				
<b>Inning Stats</b>	R: 0 E: 0 K: 1 S: 5	H: 1 LOB: 0 BB: 0 P: 5	R: 0 E: 0 K: 0 S: 3	H: 0 LOB: 0 BB: 0 P: 3	R: 0 E: 0 K: 1 S: 5	H: 0 LOB: 1 BB: 1 P: 9	R: 0 E: 0 K: 1 S: 5	H: 0 LOB: 0 BB: 0 P: 5	R: 0 E: 0 K: 2 S: 8	H: 1 LOB: 1 BB: 0 P: 8	R: 0 E: 0 K: 0 S: 5	H: 2 LOB: 2 BB: 0 P: 5	R: 0 E: 0 K: 1 S: 6	H: 0 LOB: 1 BB: 1 P: 7	R: 0 E: 0 K: 1 S: 6	H: 1 LOB: 1 BB: 0 P: 6		1B: 6 2B: 0 3B: 0 HR: 1	SF: 0 SAC: 0 DP: 0 HBP: 0	WP: 0 PB: 0 SB: 1 CS: 0
<b>PITCHER</b> Dennis Leonard, R ERA: 3.38 (1, 1)	IP: 9.0 WLS: W BF: 35 H: 7 R: 2 ER: 2 SO: 7 BB: 2 IBB: 0 HBP: 0 BLK: 0 WP: 0 HR: 1 S: 47 P: 55 ERA: 2.00 WHIP: 1.000															<b>PITCHER</b>				

Batter	1	2	3	4	5	6	7	8	9	AB	R	H	RBI	BB	SO	LOB	BOTTOM			
Tom Poquette, L OBP: 0.346, SLG: 0.500 (1, 7)	0-0 L6-3 1B		0-0 5-3		0-0 1-3		0-0 4-3		0-0 6-3		5	0	1	0	0	2	<b>Chicago White Sox @ Kansas City Royals</b> Royals Stadium, Kansas City, MO Thu May 13 1976, 4:33 AM EDT Att: 13,657 - Unknown - 63 F			
Amos Otis, R OBP: 0.395, SLG: 0.570 (1, 8)	0-0 L6-3 1-2		0-0 F9		0-0 4-3 1B		0-0 F9		0-3 K		5	1	1	0	0	1				
George Brett, L OBP: 0.444, SLG: 0.495 (1, 5)	0-0 1B 3B		0-0 HR		0-0 4-3		4-0 3B BB		0-0 1B 2B		4	4	3	1	1	0				
John Mayberry, L OBP: 0.330, SLG: 0.294 (1, 3)	0-0 3B 1B		4-0 E BB		0-0 2B 1B		0-0 1B 3B		0-0 F5		4	3	3	3	1	0				
Hal McRae, R OBP: 0.381, SLG: 0.453 (1, 10)	0-0 3B 3B		0-0 F8		0-0 1B 2B		4-0 1B BB		0-0 BB 1B		4	3	3	3	1	0				
Al Cowens, R OBP: 0.276, SLG: 0.337 (1, 9)	0-0 3B		0-0 E5		0-0 F9		0-0 1B		4-0 2B BB		4	1	2	2	1	0				
Buck Martinez, R OBP: 0.282, SLG: 0.487 (1, 2)	0-0 5-3		0-0 F9		0-0 FC4-6 1B		0-0 F3		0-0 F4		5	0	1	1	0	8				
Freddie Patek, R OBP: 0.407, SLG: 0.426 Cookie Rojas, R OBP: 0.391, SLG: 0.333 (8, 4)		0-0 F8		0-0 F7		0-0 FC4-6		0-0 6-3 1B		4	0	1	0	0	0	1				
Frank White, R OBP: 0.211, SLG: 0.182 (8, 6)		0-0 F6		0-0 5-3		0-0 E6 3B		0-0 6-3		5	1	0	0	0	0	2				
<b>Inning Stats</b>	R: 3 E: 0 K: 0 S: 7	H: 5 LOB: 1 BB: 0 P: 7	R: 0 E: 0 K: 0 S: 3	H: 0 LOB: 0 BB: 0 P: 3	R: 1 E: 1 K: 0 S: 5	H: 1 LOB: 2 BB: 1 P: 9	R: 0 E: 0 K: 0 S: 3	H: 0 LOB: 0 BB: 0 P: 3	R: 3 E: 0 K: 0 S: 7	H: 4 LOB: 1 BB: 0 P: 7	R: 3 E: 1 K: 0 S: 6	H: 2 LOB: 2 BB: 2 P: 14	R: 0 E: 0 K: 1 S: 6	H: 1 LOB: 1 BB: 0 P: 6	R: 3 E: 0 K: 0 S: 6	H: 3 LOB: 1 BB: 1 P: 10		1B: 9 2B: 4 3B: 3 HR: 1	SF: 0 SAC: 0 DP: 1 HBP: 0	WP: 0 PB: 0 SB: 1 CS: 0
<b>PITCHER</b> Bart Johnson, R ERA: 16.8 Jim Otten, R Francisco Barrios, R ERA: 9.31 (1, 1) (5, 1) (7, 1)	IP: 1.2 WLS: L BF: 11 H: 3 R: 3 ER: 0 SO: 0 BB: 2 IBB: 0 HBP: 0 BLK: 0 WP: 0 HR: 1 S: 22 P: 26 ERA: 14.54 WHIP: 2.308															<b>PITCHER</b>				





Batter	1	2	3	4	5	6	7	8	9	AB	R	H	RBI	BB	SO	LOB	TOP					
Pat Kelly, L OBP: 0.204, SLG: 0.326 (1, 10)	F9		K		5-3			G3		4	0	0	0	0	1	4	Chicago White Sox @ Kansas City Royals Royals Stadium, Kansas City, MO Fri May 14 1976, 4:33 AM EDT Att: 12,990 - Unknown - 66 F					
Ralph Carr, L OBP: 0.321, SLG: 0.468 (1, 8)	4-3		G1				4-3	SF7		3	0	0	1	0	0	0						
Jorge Orta, L OBP: 0.305, SLG: 0.409 (1, 5)	L8				F7		L8	1B		4	0	1	0	0	0	0						
Carlos May, L OBP: 0.284, SLG: 0.190 (1, 7)		F8		G4-6-3 1B		K		G3		4	0	1	0	0	1	2						
Jim Spencer, L OBP: 0.317, SLG: 0.338 (1, 3)	E4		G4-6-3				6-3		1-3	4	0	0	0	0	0	1						
Brian Downing, R OBP: 0.407, SLG: 0.435 (1, 2)	FC5-4 1B					K		6-3		3	0	0	0	1	1	1						
Buddy Bradford, R OBP: 0.393, SLG: 0.383 (1, 9)	1B				F8		F9			4	0	2	0	0	0	1						
Bucky Dent, R OBP: 0.333, SLG: 0.350 (1, 6)	F2				FC5-4 1B			G3 SF7 1B	F7	4	1	1	0	0	0	4						
Jack Brohamer, L OBP: 0.265, SLG: 0.313 (1, 4)			4-3					1B G3 1B		3	0	2	0	0	0	0						
<b>Inning Stats</b>	R: 0 E: 0 K: 0 S: 3	H: 0 LOB: 0 BB: 0 P: 3	R: 0 E: 1 K: 0 S: 5	H: 1 LOB: 2 BB: 0 P: 5	R: 0 E: 0 K: 1 S: 5	H: 0 LOB: 0 BB: 0 P: 5	R: 0 E: 0 K: 0 S: 3	H: 1 LOB: 0 BB: 0 P: 3	R: 0 E: 0 K: 0 S: 4	H: 1 LOB: 2 BB: 1 P: 8	R: 0 E: 0 K: 1 S: 5	H: 0 LOB: 0 BB: 0 P: 5	R: 0 E: 0 K: 1 S: 5	H: 0 LOB: 0 BB: 0 P: 5	R: 1 E: 0 K: 0 S: 6	H: 3 LOB: 2 BB: 0 P: 6		R: 0 E: 0 K: 0 S: 4	H: 1 LOB: 1 BB: 0 P: 4	1B: 7 2B: 0 3B: 0 HR: 0	SF: 1 SAC: 0 DP: 1 HBP: 0	WP: 0 PB: 0 SB: 0 CS: 0
<b>PITCHER</b> Al Fitzmorris, R ERA: 3.34 (1, 1)	IP: 9.0 WLS: W BF: 35 H: 7 R: 1 ER: 1 SO: 3 BB: 1 IBB: 0 HBP: 0 BLK: 0 WP: 0 HR: 0 S: 40 P: 44 ERA: 1.00 WHIP: 0.889															<b>PITCHER</b>	IP: 9.0 WLS: W BF: 35 H: 7 R: 1 ER: 1 SO: 3 BB: 1 IBB: 0 HBP: 0 BLK: 0 WP: 0 HR: 0 S: 40 P: 44 ERA: 1.00 WHIP: 0.889					

Batter	1	2	3	4	5	6	7	8	9	AB	R	H	RBI	BB	SO	LOB	BOTTOM			
Tom Poquette, L OBP: 0.367, SLG: 0.481 (1, 7)	HR 1B	3-6			FC4-6 G4-6-3					3	1	1	0	1	0	2	Chicago White Sox @ Kansas City Royals Royals Stadium, Kansas City, MO Fri May 14 1976, 4:33 AM EDT Att: 12,990 - Unknown - 66 F			
Amos Otis, R OBP: 0.390, SLG: 0.589 (1, 8)	HR	K			G4-6-3		L6			4	1	1	2	0	1	4				
George Brett, L OBP: 0.437, SLG: 0.484 (1, 5)	F9				G3-6-3 BB		F8	SF7		2	0	0	1	1	0	0				
John Mayberry, L OBP: 0.337, SLG: 0.306 (1, 3)	1B 2B				G3-6-3		4-3			4	1	2	0	0	0	3				
Hal McRae, R OBP: 0.366, SLG: 0.433 (1, 10)	F8				F8		K	K		4	0	0	0	0	2	2				
Al Cowens, R OBP: 0.284, SLG: 0.365 (1, 9)	1B				F4			4-3		4	1	2	1	0	0	0				
Bob Stinson, S OBP: 0.391, SLG: 0.368 (1, 2)	F7				6-3		1B BB	F3		3	1	0	0	1	0	1				
Freddie Patek, R OBP: 0.417, SLG: 0.437 (1, 6)					4-3		1B SF7 1B			3	2	2	1	0	0	0				
Frank White, R OBP: 0.243, SLG: 0.217 (1, 4)					FC4-6 1B		1B BB			3	0	3	2	0	0	0				
<b>Inning Stats</b>	R: 3 E: 0 K: 0 S: 7	H: 4 LOB: 1 BB: 0 P: 7	R: 1 E: 0 K: 1 S: 6	H: 2 LOB: 0 BB: 0 P: 6	R: 0 E: 0 K: 0 S: 2	H: 0 LOB: 0 BB: 1 P: 6	R: 0 E: 0 K: 0 S: 3	H: 0 LOB: 0 BB: 0 P: 3	R: 0 E: 0 K: 0 S: 3	H: 1 LOB: 0 BB: 0 P: 3	R: 0 E: 0 K: 1 S: 5	H: 1 LOB: 0 BB: 0 P: 5	R: 3 E: 0 K: 0 S: 6	H: 3 LOB: 2 BB: 2 P: 14	R: 0 E: 0 K: 1 S: 5	H: 0 LOB: 0 BB: 0 P: 5		1B: 8 2B: 2 3B: 1 HR: 1	SF: 1 SAC: 0 DP: 3 HBP: 0	WP: 0 PB: 0 SB: 1 CS: 1
<b>PITCHER</b> Pete Vuckovich, R ERA: 7.15 (1, 1) Dave Hamilton, L ERA: 7.11 (7, 1) Francisco Barrios, R ERA: 6.75 (8, 1)	IP: 6.0 WLS: L BF: 27 H: 11 R: 7 ER: 7 SO: 2 BB: 2 IBB: 0 HBP: 0 BLK: 0 WP: 0 HR: 1 S: 29 P: 37 ERA: 10.50 WHIP: 2.167															<b>PITCHER</b>	IP: 6.0 WLS: L BF: 27 H: 11 R: 7 ER: 7 SO: 2 BB: 2 IBB: 0 HBP: 0 BLK: 0 WP: 0 HR: 1 S: 29 P: 37 ERA: 10.50 WHIP: 2.167			







Batter	1	2	3	4	5	6	7	8	9	AB	R	H	RBI	BB	SO	LOB	TOP		
Pat Kelly, L OBP: 0.222, SLG: 0.353 (1, 10)										5	1	2	0	0	1	2			
Ralph Carr, L OBP: 0.309, SLG: 0.461 (1, 8) (8, 7)										5	1	1	0	0	1	4			
Jorge Orta, L OBP: 0.305, SLG: 0.408 Bill Stein, R OBP: 0.217, SLG: 0.261 (1, 5) (9, 5)										5	1	2	2	0	0	2			
Carlos May, L OBP: 0.278, SLG: 0.206 Chet Lemon, R OBP: 0.297, SLG: 0.232 (1, 7) (8, PR) (8, 8)										4	0	1	0	0	0	2			
Jim Spencer, L OBP: 0.322, SLG: 0.346 (1, 3)										3	0	2	1	0	0	0			
Brian Downing, R OBP: 0.381, SLG: 0.407 (1, 2)										4	0	1	0	0	0	5			
Buddy Bradford, R OBP: 0.354, SLG: 0.357 (1, 9)										4	0	0	0	0	2	3			
Bucky Dent, R OBP: 0.365, SLG: 0.393 (1, 6)										4	0	3	0	0	0	0			
Jack Brohamer, L OBP: 0.264, SLG: 0.353 (1, 4)										4	1	1	1	0	1	3			
<b>Inning Stats</b>	R: 1 E: 0 K: 0 S: 6	H: 3 LOB: 2 BB: 0 P: 6	R: 1 E: 0 K: 1 S: 6	H: 1 LOB: 0 BB: 0 P: 6	R: 2 E: 0 K: 0 S: 6	H: 3 LOB: 1 BB: 0 P: 6	R: 0 E: 0 K: 0 S: 3	H: 1 LOB: 0 BB: 0 P: 3	R: 0 E: 0 K: 1 S: 5	H: 0 LOB: 0 BB: 0 P: 5	R: 0 E: 0 K: 0 S: 4	H: 1 LOB: 1 BB: 0 P: 4	R: 0 E: 0 K: 1 S: 7	H: 2 LOB: 2 BB: 0 P: 7	R: 0 E: 0 K: 2 S: 9	H: 2 LOB: 2 BB: 0 P: 9	1B: 6 2B: 5 3B: 1 HR: 1	SF: 1 SAC: 0 DP: 1 HBP: 0	WP: 0 PA: 39
<b>PITCHER</b>	IP WLS BF H R ER SO BB IBB HBP BLK WP HR S P ERA WHIP																		
Doug Bird, R ERA: 2.95 (1, 1)	3.0 L 17 8 4 4 1 0 0 0 0 0 0 1 19 19 12.00 2.667																		
Steve Mingo, L ERA: 3.24 (4, 1)	4.1 15 3 0 0 1 0 0 0 0 0 0 0 17 17 0.00 0.692																		
Marty Pattin, R ERA: 3.29 (8, 1)	1.0 5 2 0 0 2 0 0 0 0 0 0 0 9 9 0.00 2.000																		
Tom Hall, L ERA: 4.26 (9, 1)	0.2 2 0 0 0 1 0 0 0 0 0 0 0 4 4 0.00 0.000																		

Chicago White Sox @ Kansas City Royals  
Royals Stadium, Kansas City, MO  
Sun May 16 1976, 4:33 AM EDT  
Att: 28,413 - Cloudy - 61 F

AB	38
R	4
H	13
RBI	4
BB	0
SO	5
LOB	21



Batter	1	2	3	4	5	6	7	8	9	AB	R	H	RBI	BB	SO	LOB	BOTTOM				
Al Cowens, R OBP: 0.286, SLG: 0.346 (1, 9)										3	0	1	0	1	0	0					
Amos Otis, R OBP: 0.362, SLG: 0.535 (1, 8)										5	0	0	0	0	2	5					
George Brett, L OBP: 0.447, SLG: 0.485 (1, 5)										3	0	1	0	2	0	2					
John Mayberry, L OBP: 0.330, SLG: 0.326 (1, 3)										5	0	1	0	0	2	6					
Hal McRae, R OBP: 0.364, SLG: 0.418 (1, 7)										4	0	1	0	0	1	3					
Cookie Rojas, R OBP: 0.379, SLG: 0.333 (1, 10)										4	2	1	0	0	1	2					
Frank White, R OBP: 0.250, SLG: 0.216 (1, 4)										3	0	0	0	0	0	1					
Tony Solaita, L OBP: 0.400, SLG: 0.600 (8, PH)										1	0	1	0	0	0	0					
Al Fitzmorris, S (8, PR)										0	0	0	0	0	0	0					
Bob Stinson, S OBP: 0.391, SLG: 0.368 (9, 2)										0	0	0	0	0	0	0					
Freddie Patek, R OBP: 0.409, SLG: 0.418 (1, 6)										4	1	2	1	0	0	0					
Buck Martinez, R OBP: 0.298, SLG: 0.468 (1, 2)										3	0	2	2	0	0	0					
Tom Poquette, L OBP: 0.343, SLG: 0.500 (8, PH)										0	0	0	0	0	0	0					
Davey Nelson, R OBP: 0.400, SLG: 0.500 (8, PH) (9, 4)										1	0	0	0	0	1	2					
<b>Inning Stats</b>	R: 0 E: 0 K: 1 S: 7	H: 2 LOB: 2 BB: 0 P: 7	R: 2 E: 0 K: 1 S: 8	H: 3 LOB: 3 BB: 2 P: 16	R: 0 E: 0 K: 0 S: 3	H: 1 LOB: 0 BB: 0 P: 3	R: 0 E: 0 K: 0 S: 4	H: 1 LOB: 2 BB: 0 P: 5	R: 0 E: 0 K: 3 S: 9	H: 0 LOB: 0 BB: 0 P: 9	R: 0 E: 0 K: 0 S: 3	H: 0 LOB: 0 BB: 0 P: 3	R: 0 E: 0 K: 0 S: 3	H: 0 LOB: 0 BB: 0 P: 3	R: 1 E: 0 K: 1 S: 8	H: 3 LOB: 2 BB: 0 P: 8	R: 0 E: 0 K: 1 S: 5	H: 0 LOB: 1 BB: 1 P: 9	1B: 10 2B: 0 3B: 0 HR: 0	SF: 0 SAC: 0 DP: 1 HBP: 1	WP: 0 PA: 40
<b>PITCHER</b>	IP WLS BF H R ER SO BB IBB HBP BLK WP HR S P ERA WHIP																				
Terry Forster, L ERA: 4.91 (1, 1)	1.1 10 5 2 2 1 1 0 0 0 0 0 0 11 15 13.50 4.500																				
Clay Carroll, R ERA: 2.53 (2, 1)	6.1 W 25 5 1 1 4 1 0 1 0 0 0 0 31 36 1.42 0.947																				
Dave Hamilton, L ERA: 6.43 (8, 1)	1.1 S 5 0 0 0 2 1 0 0 0 0 0 0 8 12 0.00 0.750																				

Chicago White Sox @ Kansas City Royals  
Royals Stadium, Kansas City, MO  
Sun May 16 1976, 4:33 AM EDT  
Att: 28,413 - Cloudy - 61 F

AB	36
R	3
H	10
RBI	3
BB	3
SO	7
LOB	21









Batter	1	2	3	4	5	6	7	8	9	AB	R	H	RBI	BB	SO	LOB	TOP					
Dave Moates, L (1, 8) OBP: 0.176, SLG: 0.133	3-1		K			K		4-3		4	0	0	0	0	2	1	<p><b>Texas Rangers @ Kansas City Royals</b>  Royals Stadium, Kansas City, MO  Tue May 18 1976, 8:05 PM EDT  Att: 14,116 - Unknown - 70 F</p>					
Lenny Randle, S (1, 7) OBP: 0.311, SLG: 0.324	4-3			G6-4-3 1B		G3				4	1	2	0	0	0							
Mike Hargrove, L (1, 3) OBP: 0.373, SLG: 0.414	1-3				G6-4-3 1B			L8		4	0	2	0	0	0	1						
Toby Harrah, R (1, 6) OBP: 0.442, SLG: 0.500		5-3		G6-4-3 1B					5-3	4	0	1	0	0	0	2						
Jeff Burroughs, R (1, 9) OBP: 0.321, SLG: 0.459		F8					L8		F9	4	0	1	1	0	0	2						
Roy Howell, L (1, 5) OBP: 0.316, SLG: 0.352		L8								4	0	0	0	0	0	1						
Jim Fregosi, R (1, 10) OBP: 0.333, SLG: 0.250						L5			F8	2	0	0	0	1	0	0						
Roy Smalley, S (1, 4) OBP: 0.368, SLG: 0.261			G4-6-3 BB			F8			1-3	3	0	0	0	0	0	1						
Jim Sundberg, R (1, 2) OBP: 0.209, SLG: 0.268						F8			6-3	3	0	1	0	0	0	0						
<b>Inning Stats</b>	R: 0 E: 0 K: 0 S: 3	H: 0 LOB: 0 BB: 0 P: 3	R: 0 E: 0 K: 0 S: 3	H: 0 LOB: 0 BB: 0 P: 3	R: 0 E: 0 K: 1 S: 5	H: 1 LOB: 1 BB: 1 P: 9	R: 1 E: 0 K: 0 S: 5	H: 3 LOB: 1 BB: 0 P: 5	R: 0 E: 0 K: 0 S: 3	H: 0 LOB: 0 BB: 0 P: 3	R: 0 E: 0 K: 1 S: 7	H: 2 LOB: 2 BB: 0 P: 7	R: 0 E: 0 K: 0 S: 3	H: 0 LOB: 0 BB: 0 P: 3	R: 0 E: 0 K: 0 S: 4	H: 1 LOB: 1 BB: 0 P: 4	R: 0 E: 0 K: 0 S: 3	H: 0 LOB: 0 BB: 0 P: 3	1B: 6 2B: 1 3B: 0 HR: 0	SF: 0 SAC: 0 DP: 2 HBP: 0	WP: 0 PB: 0 SB: 1 CS: 0	PA: 33
<b>PITCHER</b> A Fitzmorris, R (1, 1) ERA: 2.86	IP: 9.0 WLS: W BF: 33 H: 7 R: 1 ER: 1 SO: 2 BB: 1 IBB: 0 HBP: 0 BLK: 0 WP: 0 HR: 0 S: 36 P: 40 ERA: 1.00 WHIP: 0.889															<b>PITCHER</b>						

Batter	1	2	3	4	5	6	7	8	9	AB	R	H	RBI	BB	SO	LOB	BOTTOM					
Al Cowens, R (1, 9) OBP: 0.276, SLG: 0.325	5-3		1-3				F8		L6	4	0	0	0	0	0	1	<p><b>Texas Rangers @ Kansas City Royals</b>  Royals Stadium, Kansas City, MO  Tue May 18 1976, 8:05 PM EDT  Att: 14,116 - Unknown - 70 F</p>					
Amos Otis, R (1, 8) OBP: 0.367, SLG: 0.563	F9						E5		SH3-4 2B	4	2	2	1	0	0	0						
George Brett, L (1, 5) OBP: 0.431, SLG: 0.464	E6 FC6		6-3				F7		SH3-4	3	0	0	0	0	0	1						
John Mayberry, L (1, 3) OBP: 0.320, SLG: 0.324	FC6		4-3				L3		2B	4	0	1	1	0	0	1						
Hal McRae, R (1, 7) OBP: 0.367, SLG: 0.435		SH5-3 1B					K		F9	4	1	2	0	0	1	1						
Tom Poquette, L (9, 7) OBP: 0.381, SLG: 0.579										0	0	0	0	0	0	0						
Cookie Rojas, R (1, 10) OBP: 0.375, SLG: 0.333		SH5-3					F8		F7	3	0	1	0	0	0	1						
Frank White, R (1, 4) OBP: 0.284, SLG: 0.247									1-3	3	0	2	1	0	0	0						
Freddie Patek, R (1, 6) OBP: 0.392, SLG: 0.398									E6 CS	3	0	0	0	0	0	3						
Buck Martinez, R (1, 2) OBP: 0.304, SLG: 0.444		6-3					F9			3	0	1	0	0	0	1						
<b>Inning Stats</b>	R: 0 E: 1 K: 0 S: 4	H: 0 LOB: 1 BB: 0 P: 4	R: 1 E: 0 K: 0 S: 5	H: 2 LOB: 1 BB: 0 P: 5	R: 1 E: 0 K: 0 S: 4	H: 1 LOB: 0 BB: 0 P: 4	R: 0 E: 0 K: 0 S: 4	H: 3 LOB: 1 BB: 0 P: 4	R: 0 E: 0 K: 0 S: 4	H: 0 LOB: 0 BB: 0 P: 4	R: 0 E: 0 K: 1 S: 5	H: 0 LOB: 0 BB: 0 P: 5	R: 0 E: 0 K: 0 S: 4	H: 1 LOB: 1 BB: 0 P: 4	R: 0 E: 0 K: 0 S: 5	H: 2 LOB: 1 BB: 0 P: 5	R: 1 E: 0 K: 0 S: 5	H: 2 LOB: 1 BB: 0 P: 5	1B: 5 2B: 3 3B: 0 HR: 1	SF: 0 SAC: 2 DP: 1 HBP: 0	WP: 0 PB: 0 SB: 1 CS: 1	PA: 33
<b>PITCHER</b> Jim Umberger, L (1, 1) ERA: 3.69 Steve Hargan, R (8, 1) ERA: 1.93	IP: 7.1 WLS: L BF: 31 H: 9 R: 3 ER: 3 SO: 3 BB: 0 IBB: 0 HBP: 0 BLK: 0 WP: 0 HR: 1 S: 33 P: 33 ERA: 3.68 WHIP: 1.227															<b>PITCHER</b>						

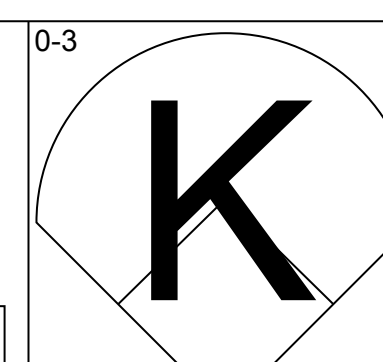
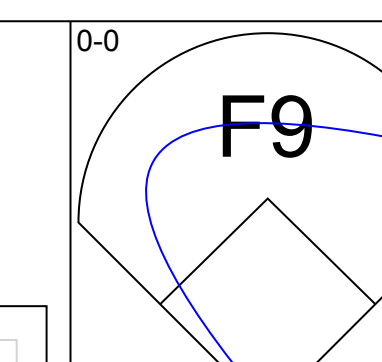
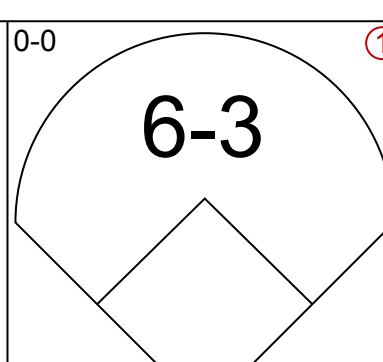
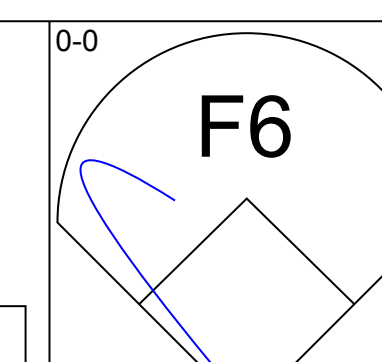
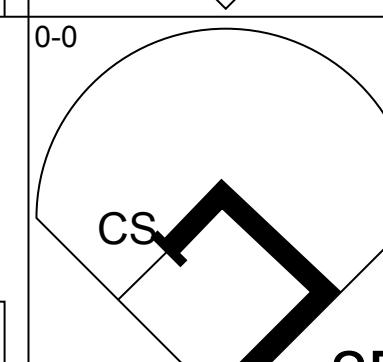
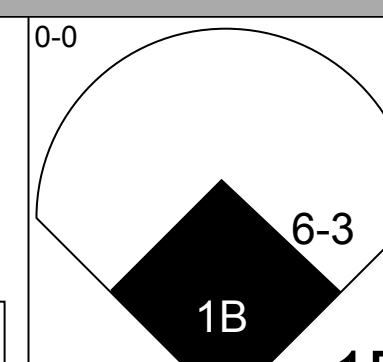
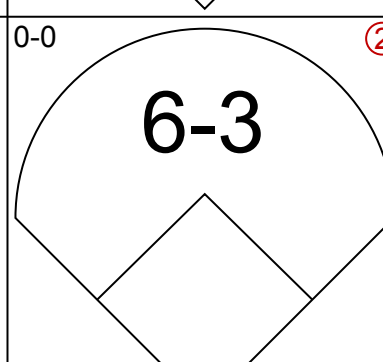
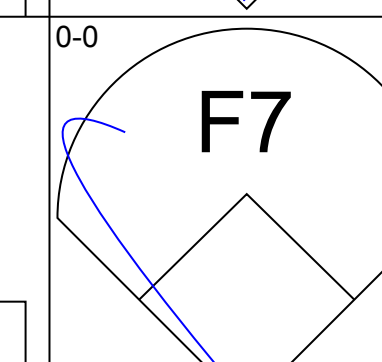
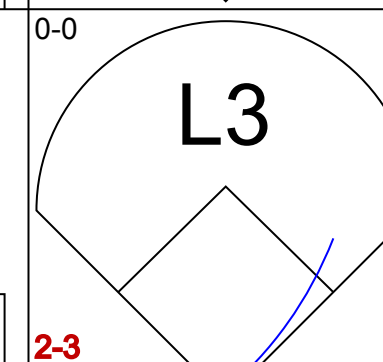
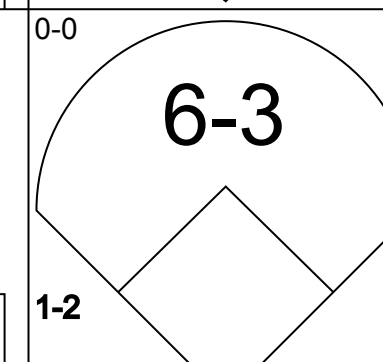
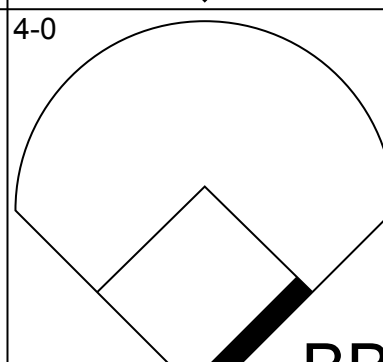

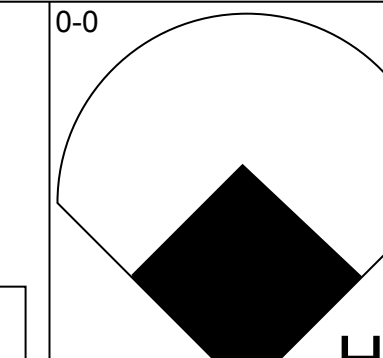
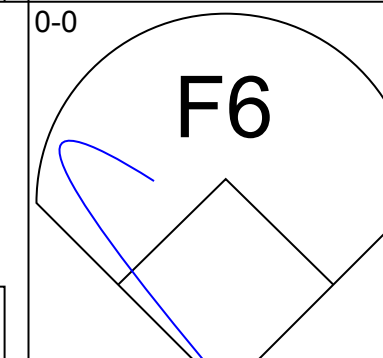
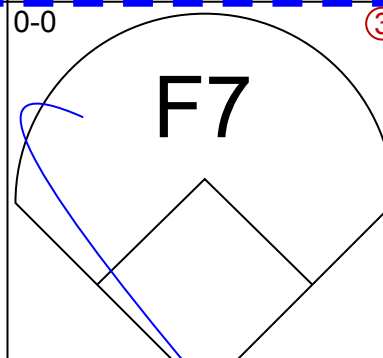

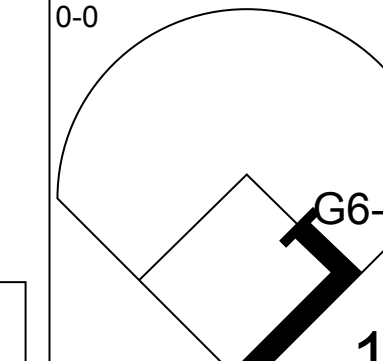
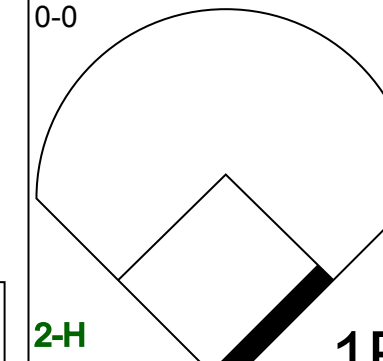

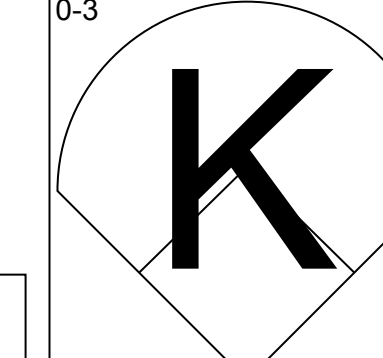
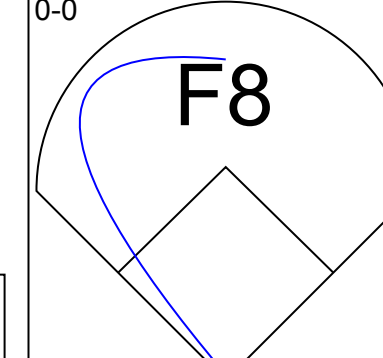







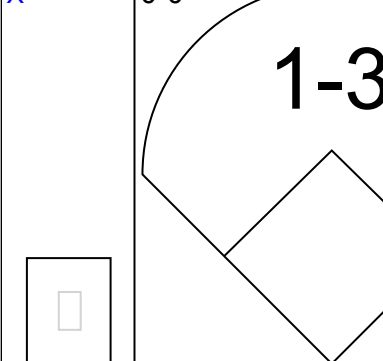
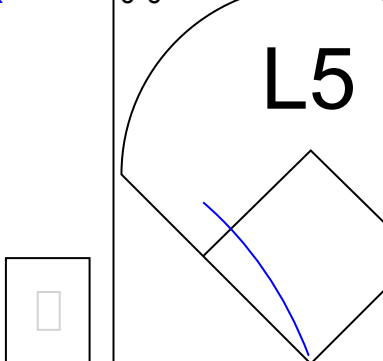
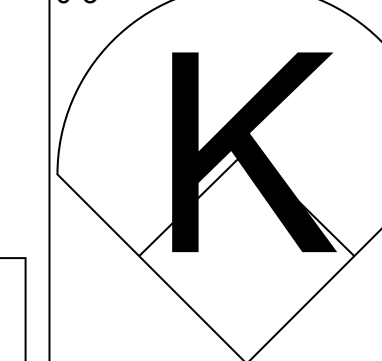
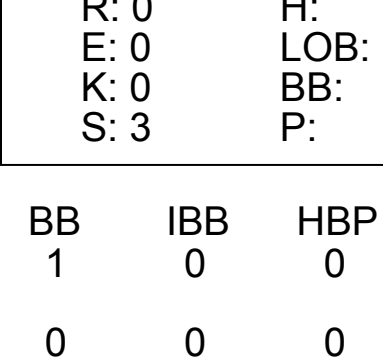
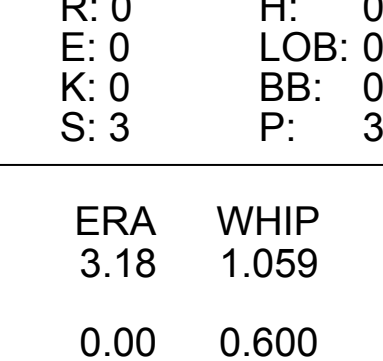
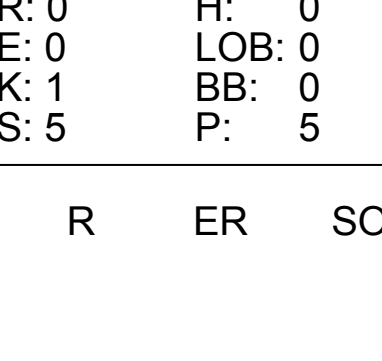
AB	32
R	1
H	7
RBI	1
BB	1
SO	2
LOB	8

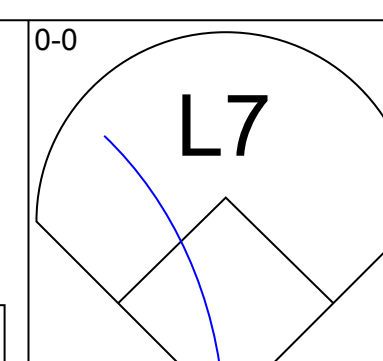
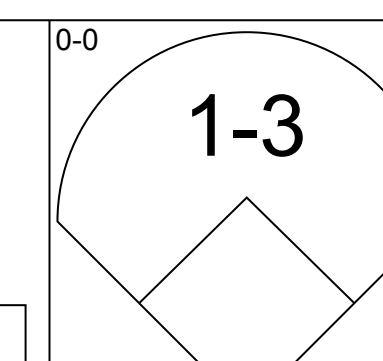
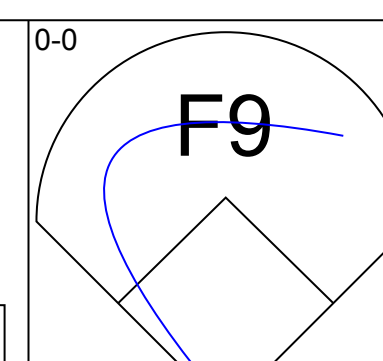
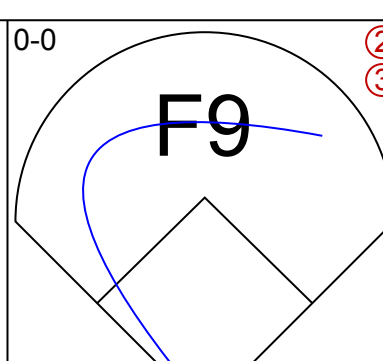
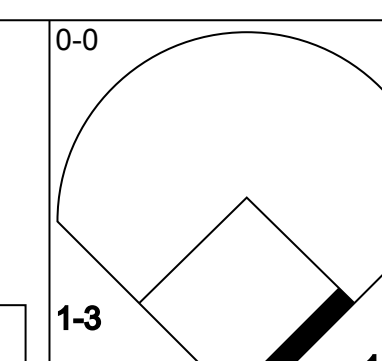
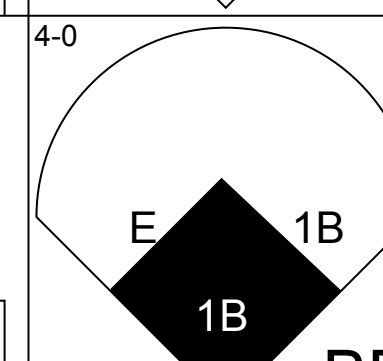
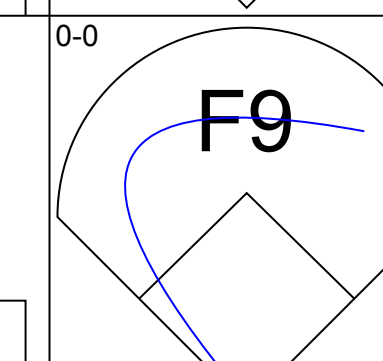
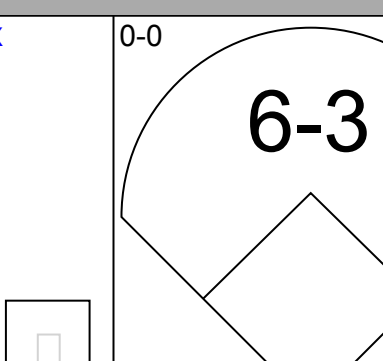
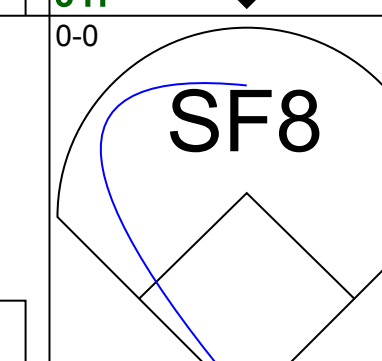
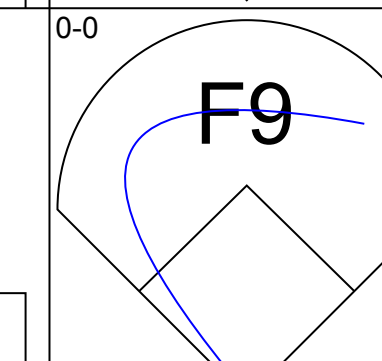
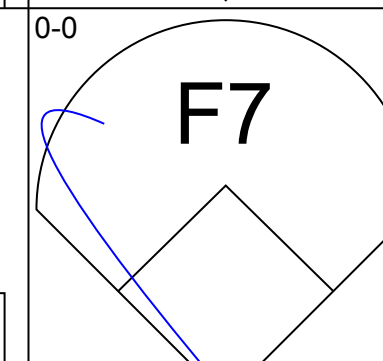
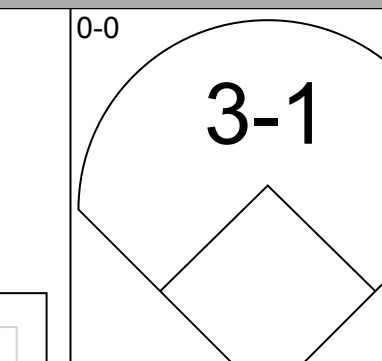
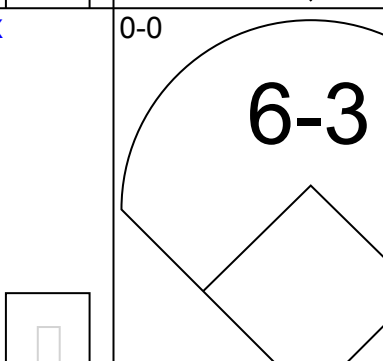
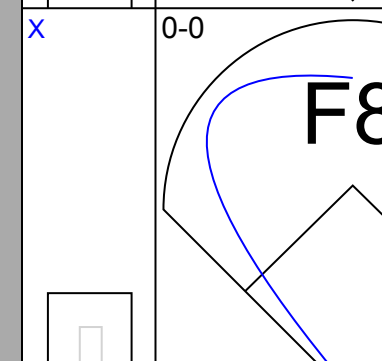
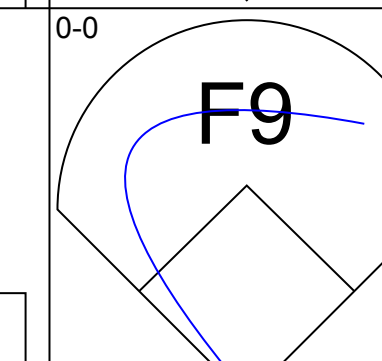
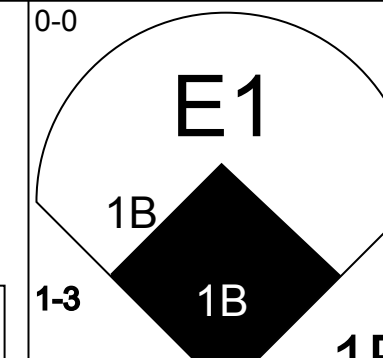
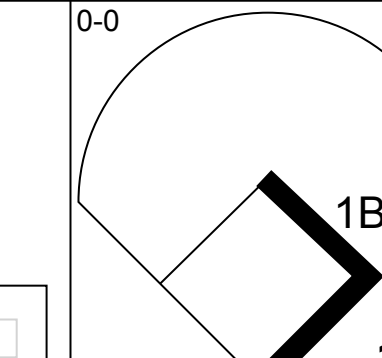
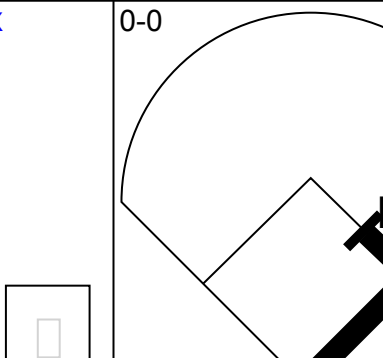
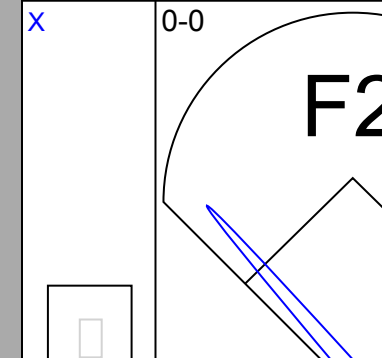
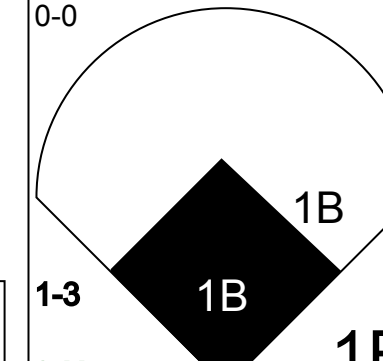
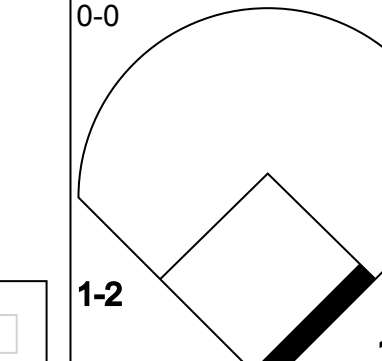
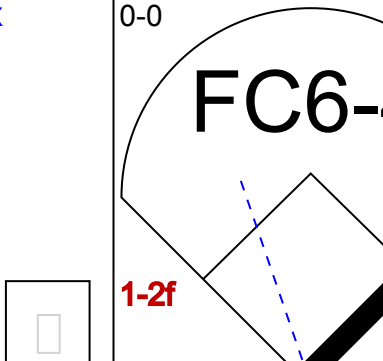
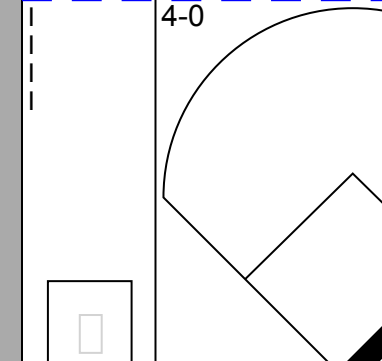
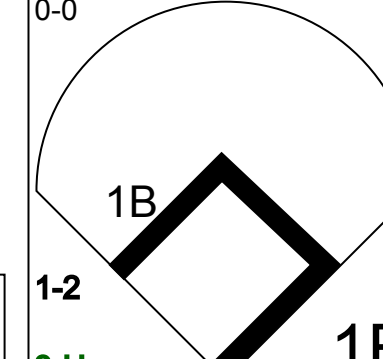
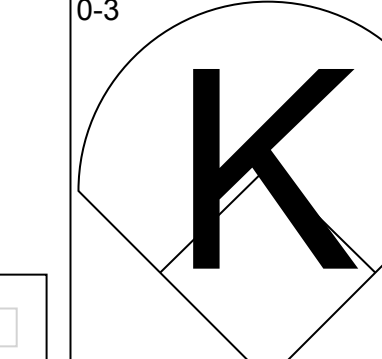
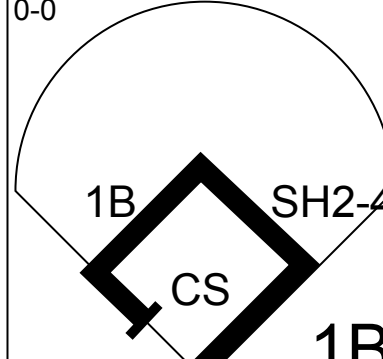

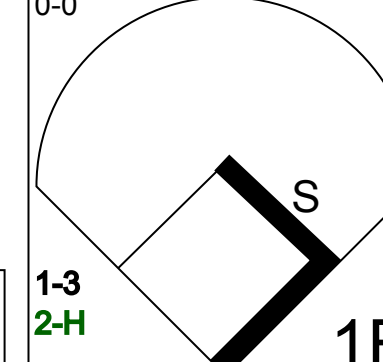
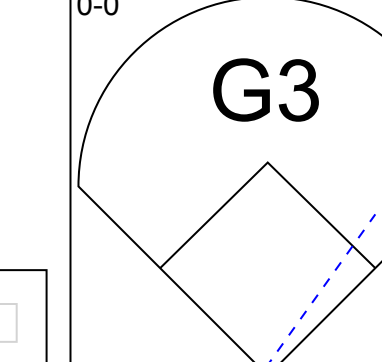
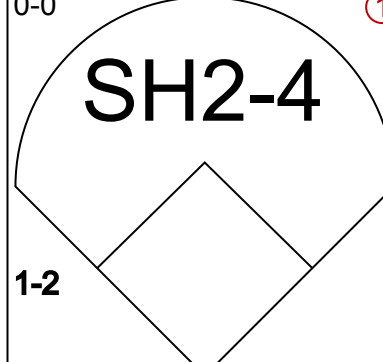
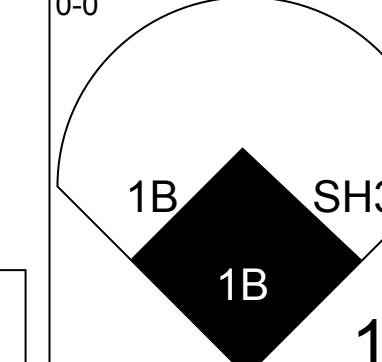
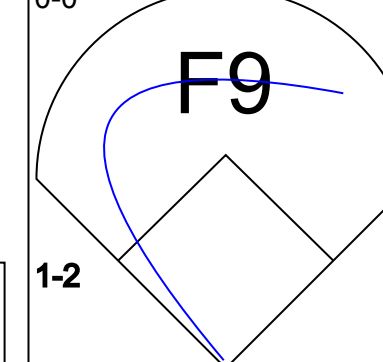
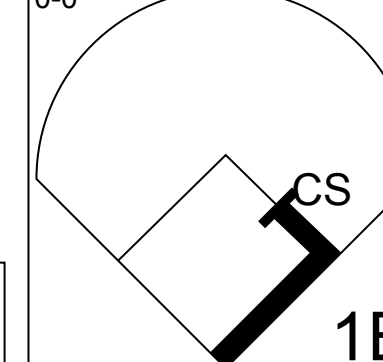
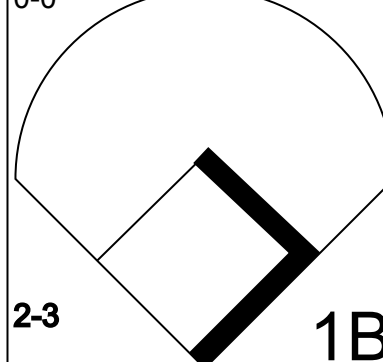
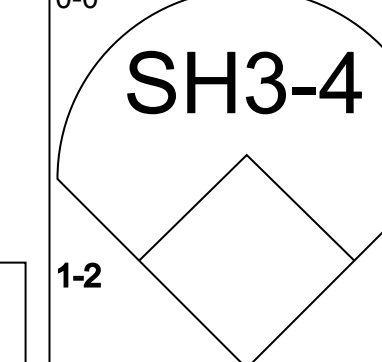
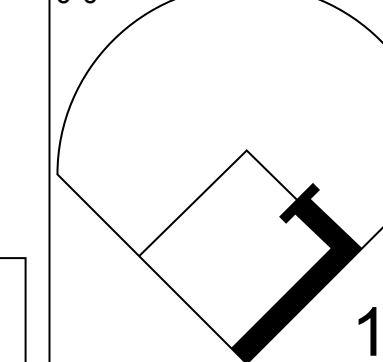
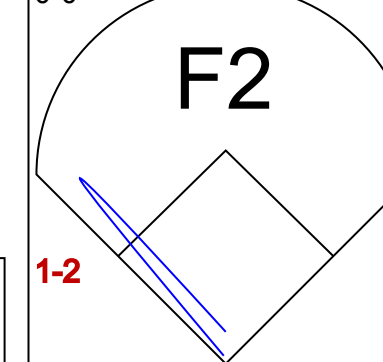
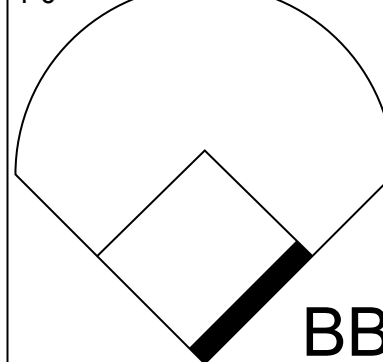
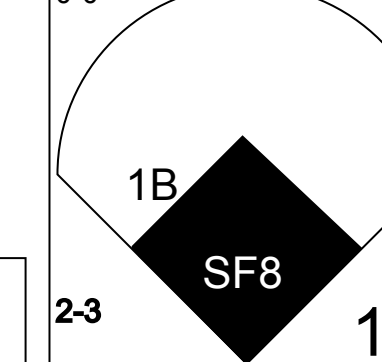


AB	31
R	3
H	9
RBI	3
BB	0
SO	1
LOB	9





Batter	1	2	3	4	5	6	7	8	9	AB	R	H	RBI	BB	SO	LOB	TOP						
Bill North, S OBP: 0.333, SLG: 0.338 (1, 8)										4	0	0	0	0	1	0	<b>Oakland Athletics @ Kansas City Royals</b> Royals Stadium, Kansas City, MO Wed May 19 1976, 8:05 PM EDT Att: 22,483 - Unknown <a href="http://livebaseballscorecards.com">livebaseballscorecards.com</a>						
Claudell Washington, L OBP: 0.250, SLG: 0.341 (1, 9)										4	1	2	0	0	0	0							
Joe Rudi, R OBP: 0.365, SLG: 0.533 (1, 7)										3	0	0	0	1	0	2							
Don Baylor, R OBP: 0.308, SLG: 0.317 (1, 3)										4	1	2	1	0	0	2							
Sal Bando, R OBP: 0.286, SLG: 0.375 Larry Lintz, S (7, PR) (7, 4)										3	0	3	1	0	0	0							
Cesar Tovar, R OBP: 0.242, SLG: 0.138 (8, PH)										1	0	0	0	0	0	1							
Billy Williams, L OBP: 0.311, SLG: 0.341 (1, 10)										4	0	0	0	0	2	4							
Bert Campaneris, R OBP: 0.265, SLG: 0.203 (1, 6)										3	0	0	0	0	0	3							
Phil Garner, R OBP: 0.282, SLG: 0.325 Ken McMullen, R OBP: 0.297, SLG: 0.226 (7, PH) (7, 5)										2	0	0	0	0	0	0							
Larry Haney, R OBP: 0.246, SLG: 0.222 Tim Hosley, R OBP: 0.278, SLG: 0.375 (8, PH) (8, 2)										2	0	0	0	0	0	0							
<b>Inning Stats</b>	R: 0 E: 0 K: 1 S: 5	H: 1 LOB: 0 BB: 0 P: 5	R: 1 E: 0 K: 0 S: 6	H: 2 LOB: 0 BB: 0 P: 6	R: 0 E: 0 K: 0 S: 3	H: 0 LOB: 0 BB: 0 P: 3	R: 1 E: 0 K: 0 S: 5	H: 2 LOB: 1 BB: 0 P: 5	R: 0 E: 0 K: 0 S: 3	H: 0 LOB: 0 BB: 0 P: 3	R: 0 E: 0 K: 0 S: 3	H: 0 LOB: 1 BB: 1 P: 7	R: 0 E: 0 K: 2 S: 8	H: 1 LOB: 2 BB: 0 P: 8	R: 0 E: 0 K: 1 S: 5	H: 0 LOB: 0 BB: 0 P: 5		R: 0 E: 0 K: 0 S: 4	H: 1 LOB: 1 BB: 0 P: 4	1B: 4 2B: 2 3B: 0 HR: 1	SF: 0 SAC: 0 DP: 1 HBP: 0	WP: 0 PB: 0 SB: 1 CS: 1	PA: 33
<b>PITCHER</b>	IP WLS BF H R ER SO BB IBB HBP BLK WP HR S P ERA WHIP																						
Paul Spittorf, L ERA: 4.61 Marty Pattin, R ERA: 2.65	(1, 1) (6, 1)	5.2 W 21 5 2 2 2 1 0 0 0 0 0 1 24 28 3.18 1.059																					

Batter	1	2	3	4	5	6	7	8	9	AB	R	H	RBI	BB	SO	LOB	BOTTOM					
Tom Poquette, L OBP: 0.362, SLG: 0.535 (1, 7)										5	0	1	1	0	0	3	<b>Oakland Athletics @ Kansas City Royals</b> Royals Stadium, Kansas City, MO Wed May 19 1976, 8:05 PM EDT Att: 22,483 - Unknown <a href="http://livebaseballscorecards.com">livebaseballscorecards.com</a>					
Amos Otis, R OBP: 0.368, SLG: 0.566 (1, 8)										3	1	1	1	1	0	0						
George Brett, L OBP: 0.414, SLG: 0.443 (1, 5)										5	0	0	0	0	0	3						
John Mayberry, L OBP: 0.333, SLG: 0.339 (1, 3)										4	1	3	0	0	0	1						
Hal McRae, R OBP: 0.379, SLG: 0.441 (1, 10)										3	1	2	1	1	0	1						
Al Cowens, R OBP: 0.283, SLG: 0.331 (1, 9)										4	0	2	1	0	2	4						
Frank White, R OBP: 0.297, SLG: 0.262 (1, 4)										3	1	2	1	0	0	2						
Freddie Patek, R OBP: 0.400, SLG: 0.407 (1, 6)										3	0	2	0	0	0	2						
Buck Martinez, R OBP: 0.316, SLG: 0.455 Bob Stinson, S OBP: 0.423, SLG: 0.381 (3, 2)										1	0	1	0	0	0	0						
<b>Inning Stats</b>	R: 3 E: 1 K: 0 S: 7	H: 4 LOB: 2 BB: 1 P: 11	R: 0 E: 0 K: 0 S: 3	H: 1 LOB: 0 BB: 0 P: 3	R: 0 E: 0 K: 1 S: 7	H: 2 LOB: 2 BB: 0 P: 7	R: 0 E: 0 K: 0 S: 3	H: 1 LOB: 0 BB: 0 P: 3	R: 0 E: 0 K: 0 S: 4	H: 1 LOB: 1 BB: 0 P: 4	R: 0 E: 0 K: 0 S: 4	H: 2 LOB: 2 BB: 1 P: 8	R: 0 E: 0 K: 1 S: 6	H: 1 LOB: 2 BB: 1 P: 10	R: 2 E: 0 K: 0 S: 6	H: 3 LOB: 1 BB: 0 P: 6		1B: 14 2B: 1 3B: 0 HR: 0	SF: 1 SAC: 2 DP: 0 HBP: 0	WP: 0 PB: 0 SB: 1 CS: 2	PA: 39	
<b>PITCHER</b>	IP WLS BF H R ER SO BB IBB HBP BLK WP HR S P ERA WHIP																					
Mike Torrez, R ERA: 3.32 Jim Todd, R ERA: 3.51 Paul Lindblad, L ERA: 1.69 Rollie Fingers, R ERA: 4.28	(1, 1) (6, 1) (7, 1) (7, 1)	5.1 L 26 11 3 3 1 1 0 0 0 0 0 0 1 27 31 5.06 2.250																				



Batter	1	2	3	4	5	6	7	8	9	AB	R	H	RBI	BB	SO	LOB	TOP										
Claudell Washington, L OBP: 0.285, SLG: 0.331 (1.9)	0-0 5-3		0-0 G3			0-0 1-3		0-3 K		4	0	0	0	0	1	0											
Bill North, S OBP: 0.331, SLG: 0.336 (1.8)	0-0 4-3 1B		0-0 F7			0-0 L1		0-0 F8		4	1	1	0	0	0	0											
Joe Rudi, R OBP: 0.355, SLG: 0.516 (1.7)	0-0 4-3			0-0 5-3		0-0 F6		0-3 K		4	0	0	0	0	1	1											
Don Baylor, R OBP: 0.320, SLG: 0.379 (1.3)	0-0 FC6-4 1B			0-0 HR				0-0 HR		4	2	3	3	0	1	0											
Sal Bando, R OBP: 0.292, SLG: 0.382 (1.5)	0-0 FC6-4			0-0 F2		0-0 2B		0-0 2B		3	1	1	0	1	0	1											
Billy Williams, L OBP: 0.295, SLG: 0.326 (1.10)		0-3 K		0-0 F6		0-0 F5		0-0 4-3		4	0	0	0	0	1	2											
Bert Campaneris, R OBP: 0.257, SLG: 0.197 (1.6)		0-0 F7			0-0 5-3		0-0 F8		0-3 K	4	0	0	0	0	1	2											
Phil Garner, R OBP: 0.283, SLG: 0.333 (1.4)		0-0 F8			0-3 K		0-0 2B			3	0	1	1	0	1	0											
Larry Haney, R OBP: 0.235, SLG: 0.212 (1.2)			0-0 L8		0-0 6-3		0-0 F7			3	0	0	0	0	0	1											
<b>Inning Stats</b>	R: 1 E: 0 K: 0 S: 5	H: 2 LOB: 1 BB: 0 P: 5	R: 0 E: 0 K: 1 S: 5	H: 0 LOB: 0 BB: 0 P: 5	R: 0 E: 0 K: 0 S: 3	H: 0 LOB: 0 BB: 0 P: 3	R: 1 E: 0 K: 0 S: 4	H: 1 LOB: 0 BB: 0 P: 4	R: 0 E: 0 K: 1 S: 5	H: 0 LOB: 0 BB: 0 P: 5	R: 0 E: 0 K: 0 S: 3	H: 0 LOB: 0 BB: 0 P: 3	R: 2 E: 0 K: 0 S: 5	H: 2 LOB: 1 BB: 1 P: 9	R: 0 E: 0 K: 2 S: 7	H: 0 LOB: 0 BB: 0 P: 7	R: 0 E: 0 K: 2 S: 8	H: 1 LOB: 1 BB: 0 P: 8	1B: 2 2B: 2 3B: 0 HR: 2	SF: 0 SAC: 0 DP: 0 HBP: 0	WP: 0 PB: 0 SB: 1 CS: 0	PA: 34					
<b>PITCHER</b>	IP	WLS	BF	H	R	ER	SO	BB	IBB	HBP	BLK	WP	HR	S	P	ERA	WHIP										
Doug Bird, R ERA: 3.3 (1.1)	7.0	W	27	5	4	4	2	1	0	0	0	0	2	30	34	5.14	0.857										
Steve Mingo, L ERA: 3.0 (8.1)	0.2		2	0	0	0	1	0	0	0	0	0	0	4	4	0.00	0.000										
Mark Littell, R ERA: 0.93 (8.1)	1.1	S	5	1	0	0	3	0	0	0	0	0	0	11	11	0.00	0.750										

Oakland Athletics @ Kansas City Royals  
Royals Stadium, Kansas City, MO  
Thu May 20 1976, 4:33 AM EDT  
Att: 25,682 - Unknown - 80 F

AB 33  
R 4  
H 6  
RBI 4  
BB 1  
SO 6  
LOB 7



Batter	1	2	3	4	5	6	7	8	9	AB	R	H	RBI	BB	SO	LOB	BOTTOM										
Tom Poquette, L OBP: 0.392, SLG: 0.574 (1.7)	0-0 FC5 1B		0-0 G6-3				0-0 SH4-3	0-0 1B		4	1	3	0	0	0	1											
Amos Otis, R OBP: 0.385, SLG: 0.577 (1.8)	0-0 FC5 1B		0-0 1B 2B		0-0 F8		0-0 3B 1B	0-0 1B 1B		5	2	4	1	0	0	1											
George Brett, L OBP: 0.414, SLG: 0.458 (1.5)	0-0 FC5		0-0 2B 1B		0-0 F7		0-0 FC6 3B	0-0 F9		5	2	2	1	0	0	5											
John Mayberry, L OBP: 0.343, SLG: 0.354 (1.3)	0-0 L7		0-0 2B			4-0 S BB	0-0 FC6 1B	0-0 FC6-4 1B		4	1	2	4	1	0	2											
Hal McRae, R OBP: 0.372, SLG: 0.440 (1.10)	0-3 K		0-0 F9			0-3 K	0-0 1B 2B	0-0 FC6-4		5	0	1	0	0	2	6											
Al Cowens, R OBP: 0.282, SLG: 0.328 (1.9)		0-0 1-3		0-0 F6		0-0 F3	0-0 BB 1B			4	0	1	1	0	0	1											
Bob Stinson, S OBP: 0.400, SLG: 0.333 (1.2)		0-0 L8		0-3 K		0-3 K	0-0 BB 1B			3	0	0	0	1	2	1											
Freddie Patek, R OBP: 0.394, SLG: 0.421 (1.6)		0-3 K		0-0 F9			0-0 K			4	1	1	0	0	2	2											
Frank White, R OBP: 0.295, SLG: 0.261 (1.4)			0-0 G6-3 1B		0-0 4-3		0-0 E6 1B	0-0 F7		4	1	1	1	0	0	0											
<b>Inning Stats</b>	R: 0 E: 0 K: 1 S: 7	H: 2 LOB: 2 BB: 0 P: 7	R: 0 E: 0 K: 1 S: 5	H: 0 LOB: 0 BB: 0 P: 5	R: 2 E: 0 K: 0 S: 6	H: 4 LOB: 1 BB: 0 P: 6	R: 0 E: 0 K: 1 S: 5	H: 0 LOB: 0 BB: 0 P: 5	R: 0 E: 0 K: 2 S: 7	H: 0 LOB: 1 BB: 1 P: 11	R: 5 E: 1 K: 1 S: 11	H: 5 LOB: 2 BB: 1 P: 15	R: 1 E: 0 K: 0 S: 6	H: 3 LOB: 2 BB: 0 P: 6	1B: 10 2B: 3 3B: 2 HR: 0	SF: 0 SAC: 1 DP: 1 HBP: 0	WP: 1 PB: 0 SB: 2 CS: 0	PA: 41									
<b>PITCHER</b>	IP	WLS	BF	H	R	ER	SO	BB	IBB	HBP	BLK	WP	HR	S	P	ERA	WHIP										
Paul Mitchell, R ERA: 6.46 (1.1)	6.1	L	29	9	5	4	5	1	0	0	0	0	0	38	42	5.68	1.579										
Paul Lindblad, L ERA: 2.25 (7.1)	0.0		3	2	1	1	0	0	0	0	0	0	0	3	3	∞	∞										
Rollie Fingers, R ERA: 4.18 (7.1)	0.2		3	1	1	1	1	1	0	0	0	0	0	4	8	13.50	3.000										
Glenn Abbott, R ERA: 6.59 (8.1)	1.0		6	3	1	1	0	0	0	0	0	0	0	6	6	9.00	3.000										

Oakland Athletics @ Kansas City Royals  
Royals Stadium, Kansas City, MO  
Thu May 20 1976, 4:33 AM EDT  
Att: 25,682 - Unknown - 80 F

AB 38  
R 8  
H 15  
RBI 8  
BB 2  
SO 6  
LOB 19





Batter	1	2	3	4	5	6	7	8	9	AB	R	H	RBI	BB	SO	LOB	TOP									
Tom Poquette, L (1,7) OBP: 0.393, SLG: 0.558	F3		6-3			3-1			CS 1B	5	0	2	1	0	0	1										
Amos Otis, R (1,8) OBP: 0.385, SLG: 0.569	F9		F5			G6-4-3 1B			CS 1B	5	0	2	0	0	0	2										
George Brett, L (1,5) OBP: 0.406, SLG: 0.448	1B		4-3			F7			FC4-6 1B	5	0	1	0	0	0	3										
John Mayberry, L (1,3) OBP: 0.362, SLG: 0.410	1B									4	2	4	1	0	0	0										
Hal McRae, R (1,10) OBP: 0.361, SLG: 0.425	F4					HR			CS 1B	4	0	0	0	0	1	5										
Al Cowens, R (1,9) OBP: 0.274, SLG: 0.317			6-3			1-3			F3	4	0	0	0	0	0	3										
Bob Stinson, S (1,2) OBP: 0.382, SLG: 0.321			F8			4-3			5-3	4	1	1	0	0	0	0										
Freddie Patek, R (1,6) OBP: 0.407, SLG: 0.444									F8	4	2	3	1	0	0	0										
Frank White, R (1,4) OBP: 0.303, SLG: 0.275			F5						F8	3	0	1	2	1	0	1										
<b>Inning Stats</b>	R: 0 E: 0 K: 0 S: 5	H: 2 LOB: 2 BB: 0 P: 5	R: 0 E: 0 K: 0 S: 4	H: 1 LOB: 1 BB: 0 P: 4	R: 0 E: 0 K: 0 S: 3	H: 0 LOB: 0 BB: 0 P: 3	R: 1 E: 0 K: 0 S: 4	H: 1 LOB: 0 BB: 0 P: 4	R: 1 E: 0 K: 0 S: 4	H: 2 LOB: 1 BB: 1 P: 8	R: 3 E: 0 K: 0 S: 7	H: 4 LOB: 1 BB: 0 P: 7	R: 0 E: 0 K: 1 S: 7	H: 2 LOB: 2 BB: 0 P: 7	R: 0 E: 0 K: 0 S: 3	H: 0 LOB: 0 BB: 0 P: 3	R: 0 E: 0 K: 0 S: 3	H: 2 LOB: 0 BB: 0 P: 3	1B: 10 2B: 3 3B: 0 HR: 1	SF: 0 SAC: 0 DP: 1 HBP: 0	WP: 0 PB: 0 SB: 2 CS: 2	PA: 39				
<b>PITCHER</b>	IP	WLS	BF	H	R	ER	SO	BB	IBB	HBP	BLK	WP	HR	S	P	ERA	WHIP									
Jim Hughes, R (1,1) ERA: 5.46	5.2	L	27	10	5	5	0	1	0	0	0	0	0	1	26	30	7.94	1.941								
Tom Burgmeier, L (6,1) ERA: 0.53	0.2	4	2	0	0	0	0	0	0	0	0	0	0	4	4	0.00	3.000									
Steve Luebber, R (7,1) ERA: 5.32	2.0	7	2	0	0	1	0	0	0	0	0	0	0	9	9	0.00	1.000									
Mike Pазик, L (9,1) ERA: 3.86	0.2	1	0	0	0	0	0	0	0	0	0	0	0	1	1	0.00	0.000									

Kansas City Royals @ Minnesota Twins  
Metropolitan Stadium, Bloomington, MI  
Fri May 21 1976, 4:33 AM EDT  
Att: 8,619 - Unknown

AB 38  
R 5  
H 14  
RBI 5  
BB 1  
SO 1  
LOB 15



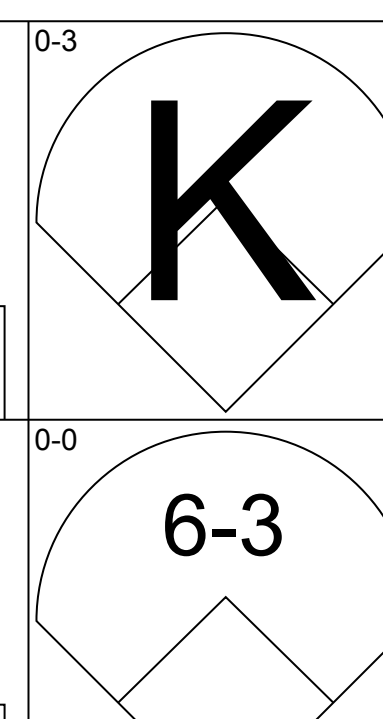
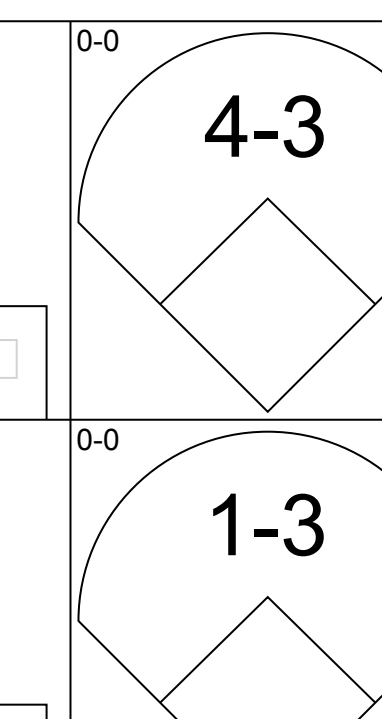
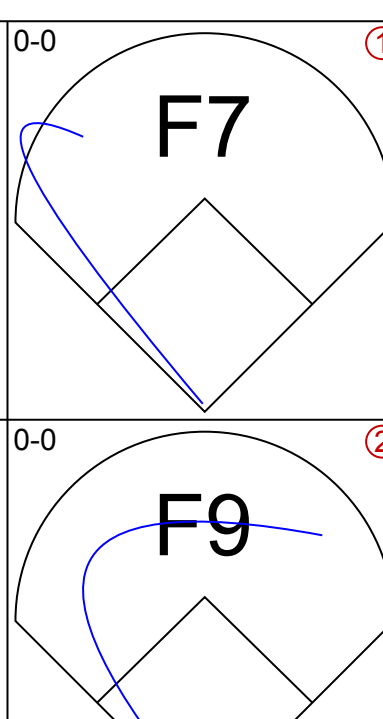
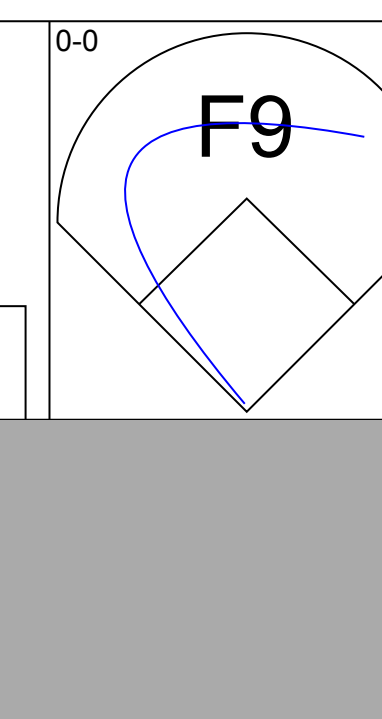
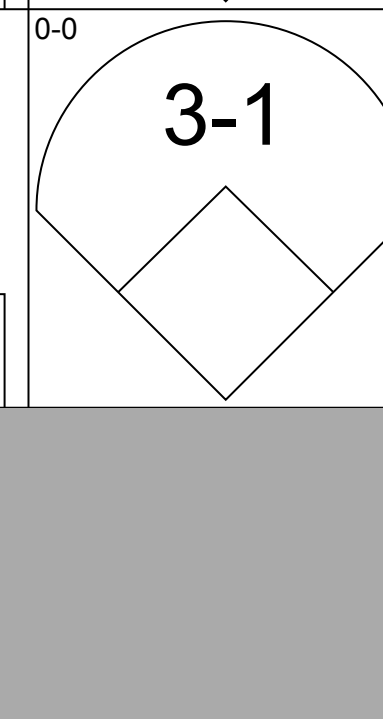

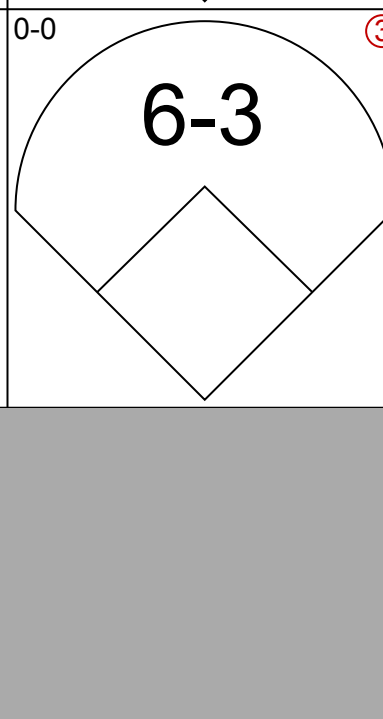
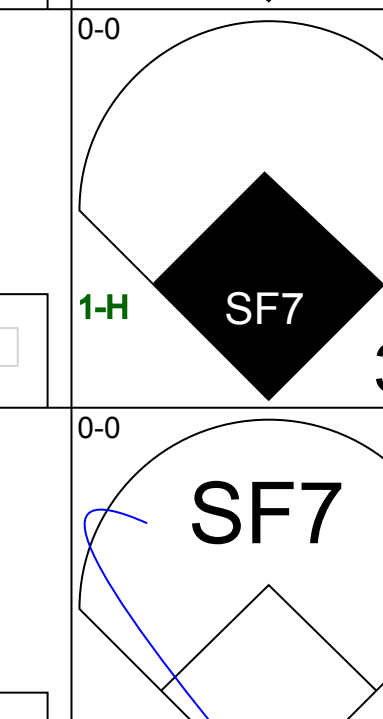

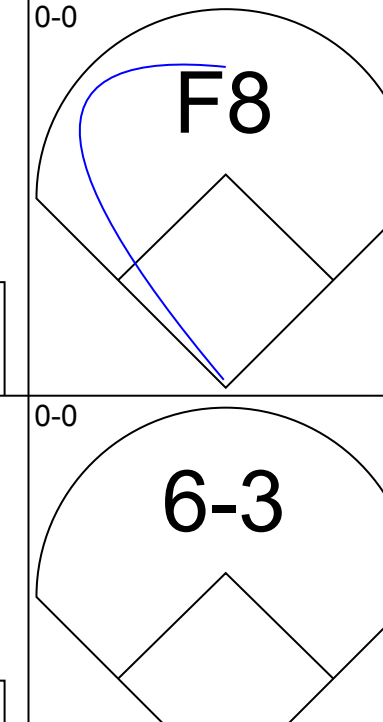

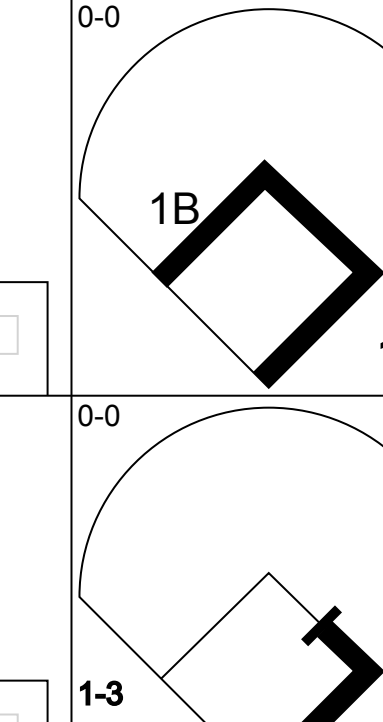
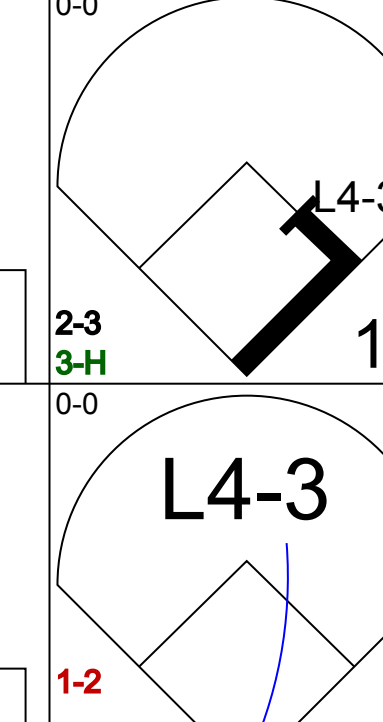


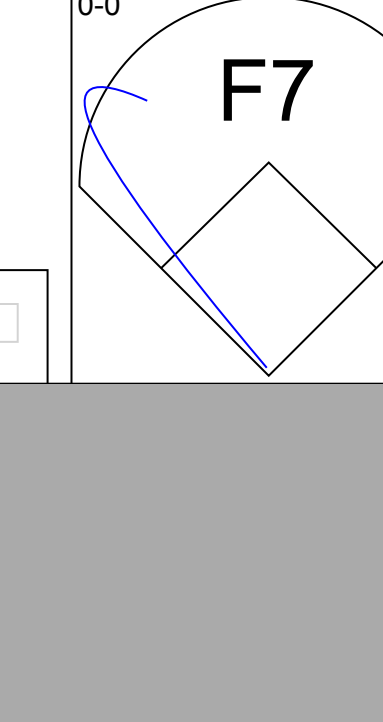
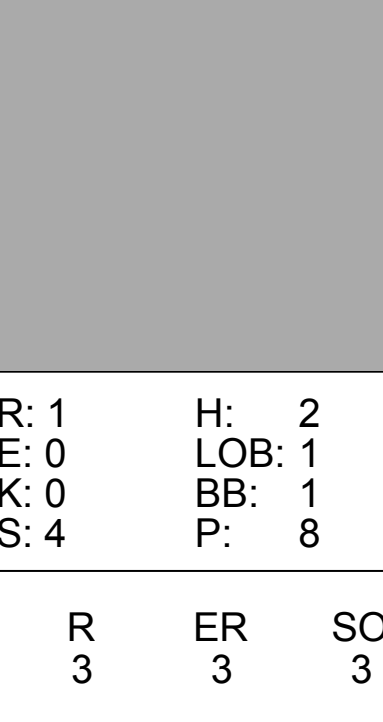


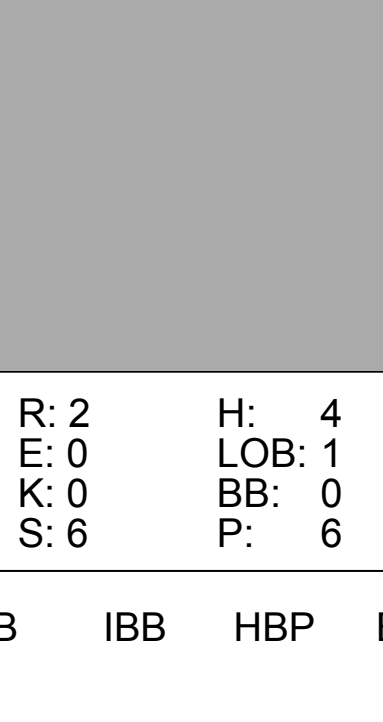
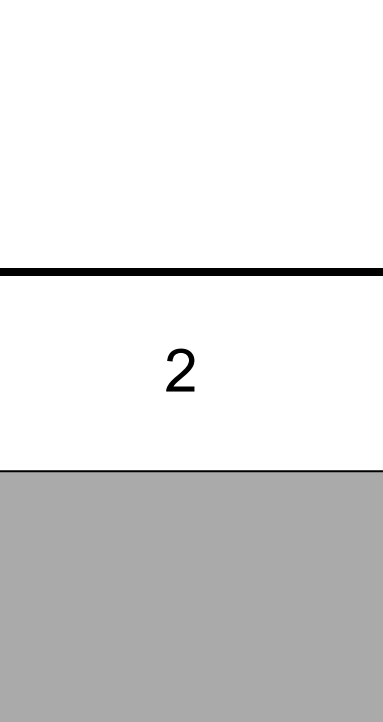
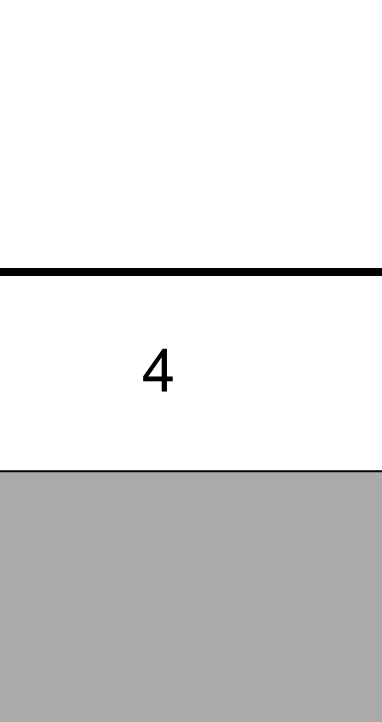
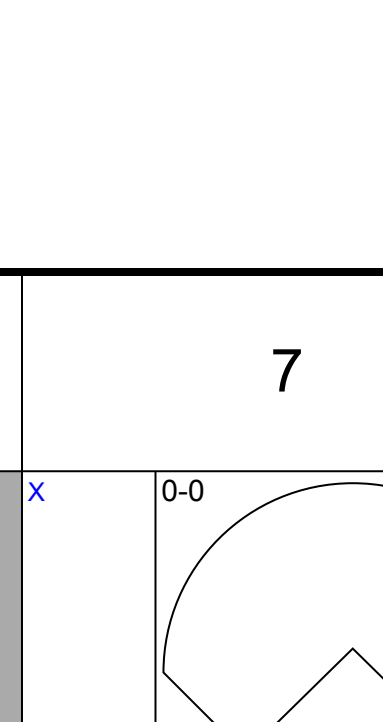
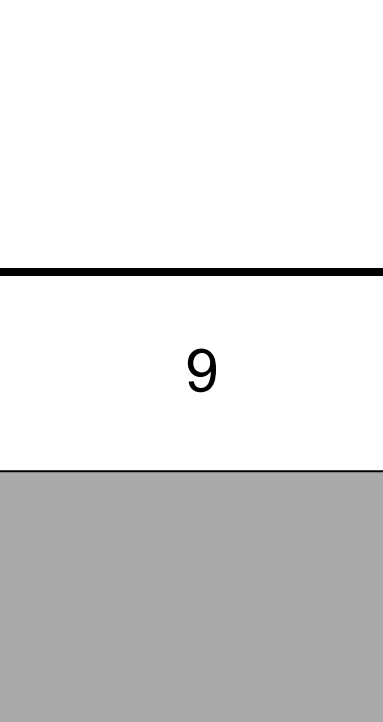

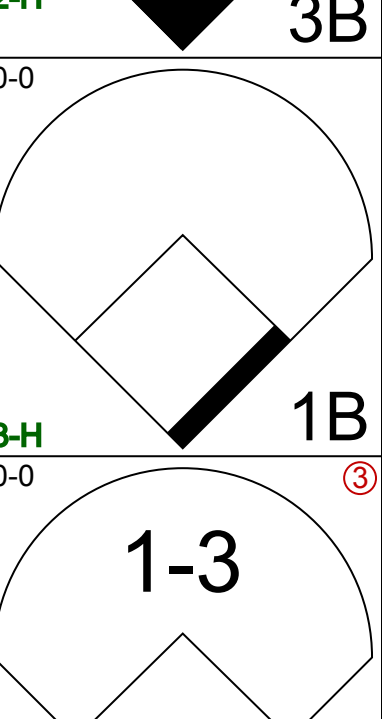
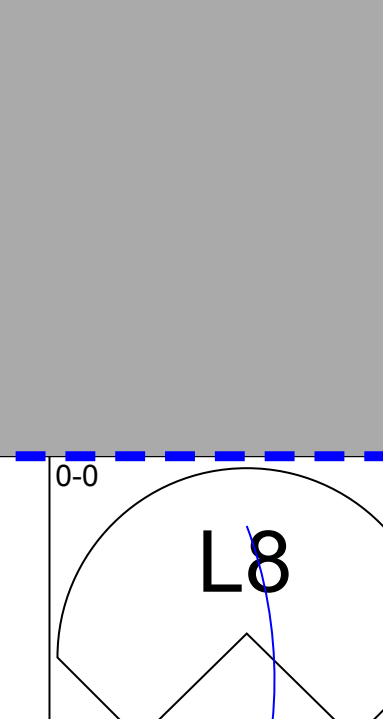

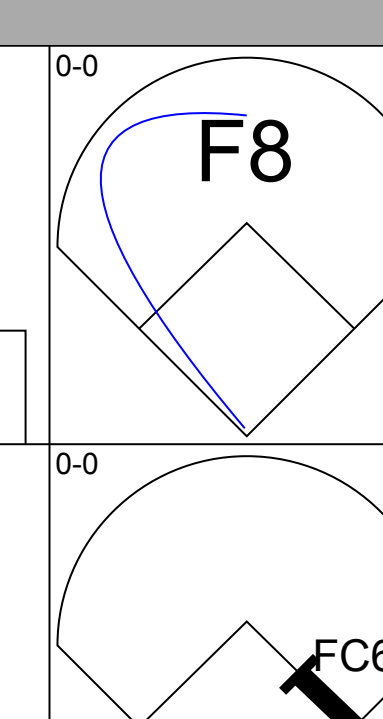

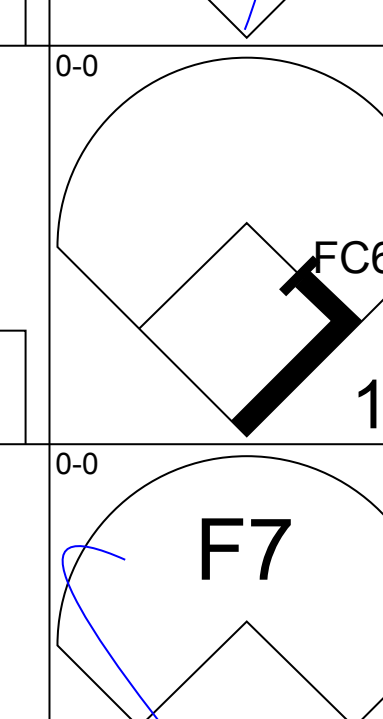
Batter	1	2	3	4	5	6	7	8	9	AB	R	H	RBI	BB	SO	LOB	BOTTOM								
Lyman Bostock, L (1,8) OBP: 0.381, SLG: 0.418	4-3									2	0	1	0	2	0	0									
Larry Hise, R (1,7) OBP: 0.308, SLG: 0.270	F7									4	0	0	0	0	0	3									
Rod Carew, L (1,3) OBP: 0.390, SLG: 0.405	F9									4	0	1	0	0	0	1									
Steve Braun, L (1,5) OBP: 0.301, SLG: 0.272										3	1	1	0	1	1	1									
Butch Wynegar, S (1,2) OBP: 0.403, SLG: 0.500										4	0	0	0	0	1	4									
Dan Ford, R (1,9) OBP: 0.295, SLG: 0.450										4	0	0	0	0	0	1									
Danny Thompson, R (1,6) OBP: 0.263, SLG: 0.266										4	0	1	1	0	1	0									
Craig Kusick, R (1,10) OBP: 0.340, SLG: 0.511										3	0	0	0	0	0	1									
Bob Randall, R (1,4) OBP: 0.341, SLG: 0.293										3	0	0	0	0	1	1									
<b>Inning Stats</b>	R: 0 E: 0 K: 0 S: 3	H: 0 LOB: 0 BB: 0 P: 3	R: 0 E: 0 K: 1 S: 5	H: 0 LOB: 0 BB: 0 P: 5	R: 0 E: 0 K: 1 S: 5	H: 0 LOB: 0 BB: 0 P: 5	R: 0 E: 1 K: 0 S: 3	H: 1 LOB: 1 BB: 0 P: 3	R: 1 E: 0 K: 0 S: 5	H: 2 LOB: 1 BB: 0 P: 5	R: 0 E: 0 K: 2 S: 8	H: 1 LOB: 3 BB: 2 P: 16	R: 0 E: 1 K: 0 S: 4	H: 0 LOB: 1 BB: 0 P: 4	R: 0 E: 0 K: 0 S: 3	H: 0 LOB: 1 BB: 1 P: 7	R: 0 E: 0 K: 0 S: 3	H: 0 LOB: 0 BB: 0 P: 3	1B: 3 2B: 2 3B: 0 HR: 0	SF: 0 SAC: 0 DP: 1 HBP: 0	WP: 1 PB: 0 SB: 0 CS: 0	PA: 34			
<b>PITCHER</b>	IP	WLS	BF	H	R	ER	SO	BB	IBB	HBP	BLK	WP	HR	S	P	ERA	WHIP								
Dennis Leonard, R (1,1) ERA: 3.29	9.0	W	34	4	1	1	4	3	0	0	0	1	0	39	51	1.00	0.778								

Kansas City Royals @ Minnesota Twins  
Metropolitan Stadium, Bloomington, MI  
Fri May 21 1976, 4:33 AM EDT  
Att: 8,619 - Unknown

AB 31  
R 1  
H 4  
RBI 1  
BB 3  
SO 4  
LOB 12



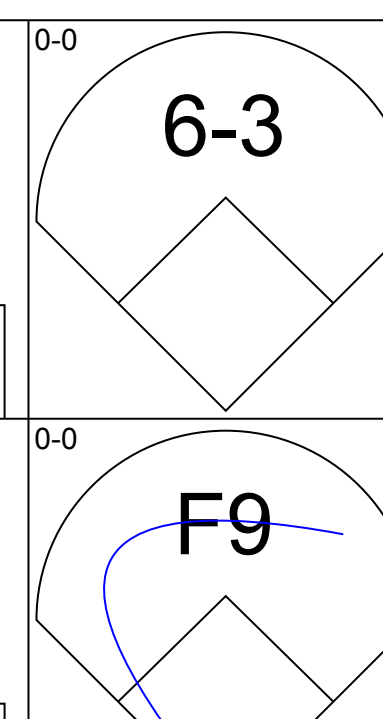
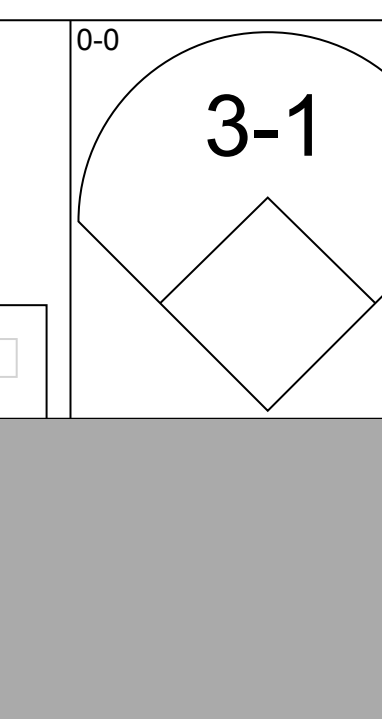
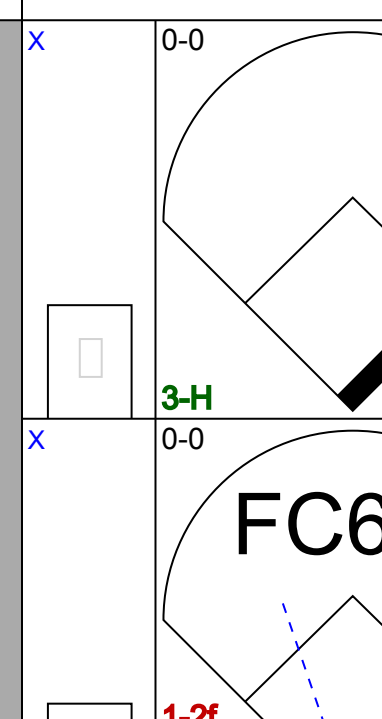
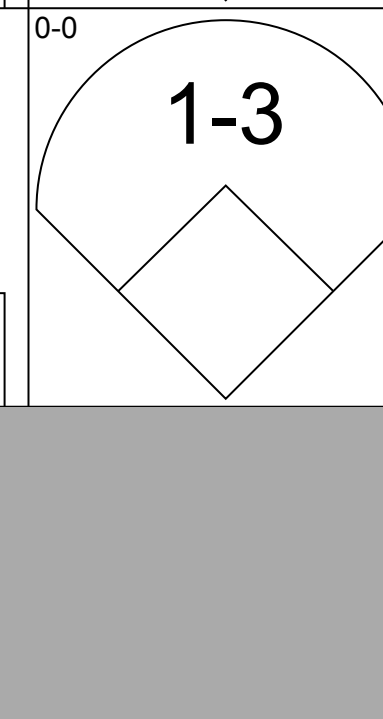
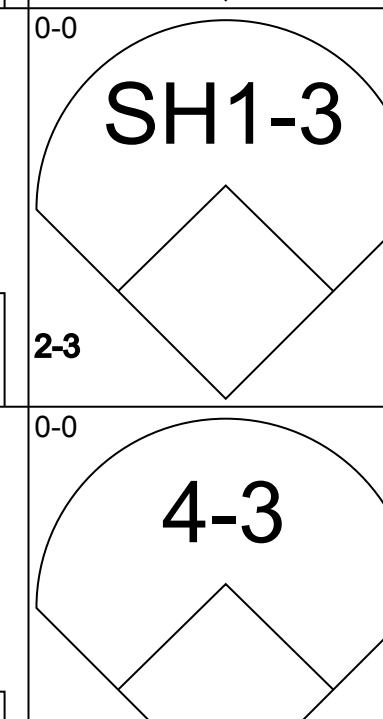


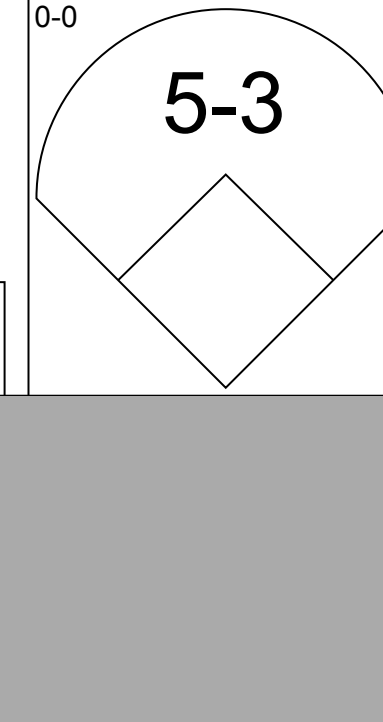
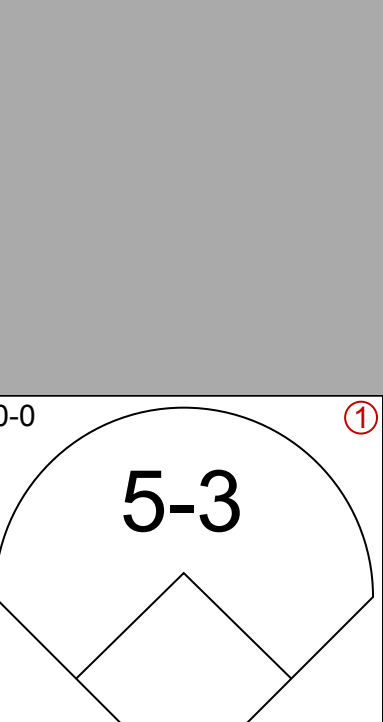
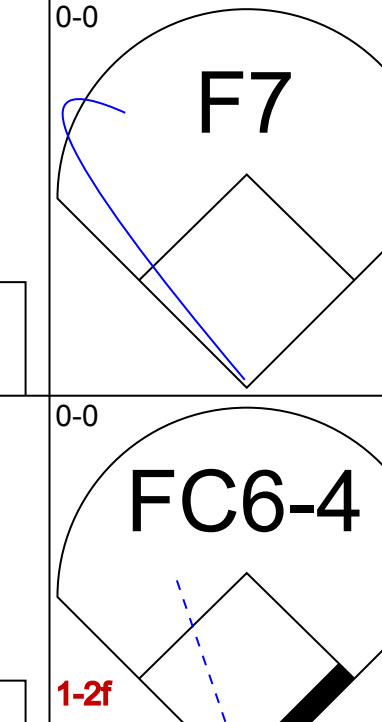
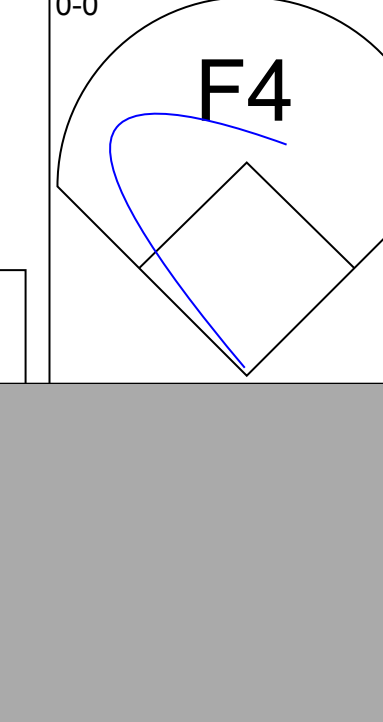



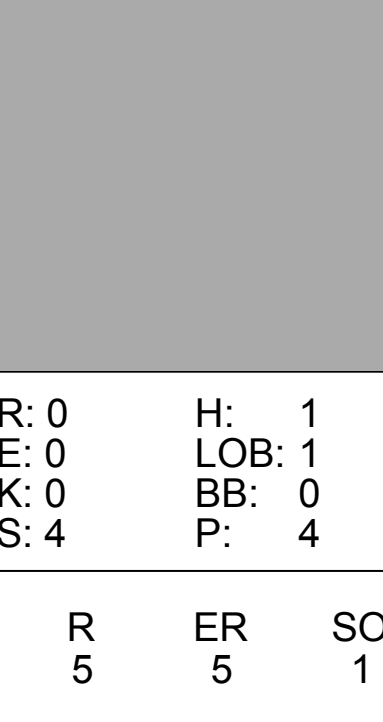


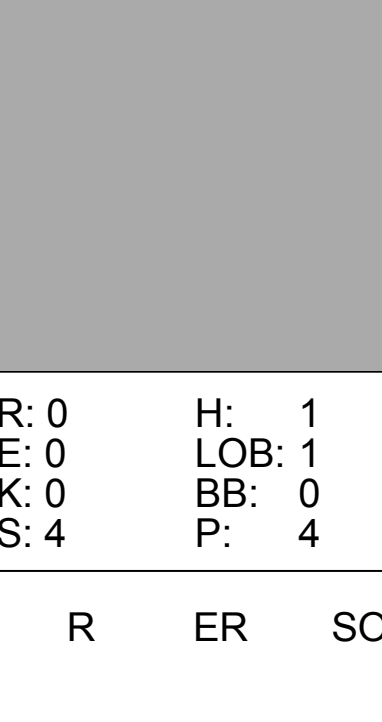

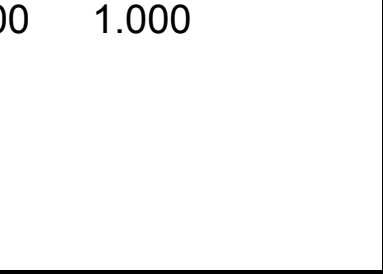




Batter	1	2	3	4	5	6	7	8	9	AB	R	H	RBI	BB	SO	LOB	TOP					
Tom Poquette, L (1.7) OBP: 0.367, SLG: 0.518										4	0	0	0	0	1	1						
Amos Otis, R (1.8) OBP: 0.381, SLG: 0.558										4	1	1	0	0	0	0						
George Brett, L (1.5) OBP: 0.408, SLG: 0.461										3	1	1	1	1	0	0						
John Mayberry, L (1.3) OBP: 0.359, SLG: 0.403										2	1	0	1	1	0	1						
Hal McRae, R (1.10) OBP: 0.365, SLG: 0.435										4	0	2	0	0	0	1						
Al Cowens, R (1.9) OBP: 0.273, SLG: 0.315										4	0	1	0	0	1	3						
Bob Stinson, S (1.2) OBP: 0.368, SLG: 0.313										4	0	1	1	0	0	1						
Freddie Patek, R (1.6) OBP: 0.397, SLG: 0.431										3	0	0	0	0	1	2						
Frank White, R (1.4) OBP: 0.297, SLG: 0.269 (8, PH)										2	0	0	0	0	0	0						
Tony Solaita, L (8, PH) OBP: 0.409, SLG: 0.545										1	0	1	0	0	0	0						
Cookie Rojas, R (8, PR) OBP: 0.375, SLG: 0.333 (8, 4)										0	0	0	0	0	0	0						
<b>Inning Stats</b>	R: 0 E: 0 K: 1 S: 5	H: 0 LOB: 0 BB: 0 P: 5	R: 1 E: 0 K: 0 S: 4	H: 2 LOB: 1 BB: 1 P: 8	R: 0 E: 0 K: 0 S: 3	H: 0 LOB: 0 BB: 0 P: 3	R: 0 E: 0 K: 0 S: 3	H: 0 LOB: 1 BB: 1 P: 7	R: 0 E: 0 K: 1 S: 5	H: 0 LOB: 0 BB: 0 P: 5	R: 0 E: 0 K: 0 S: 3	H: 0 LOB: 0 BB: 0 P: 3	R: 0 E: 0 K: 1 S: 5	H: 0 LOB: 0 BB: 0 P: 5	R: 0 E: 0 K: 0 S: 4	H: 1 LOB: 1 BB: 0 P: 4	R: 2 E: 0 K: 0 S: 6	H: 4 LOB: 1 BB: 0 P: 6	1B: 5 2B: 2 3B: 1 HR: 0	SF: 1 SAC: 0 DP: 1 HBP: 0	WP: 0 PB: 0 SB: 0 CS: 0	PA: 34
<b>PITCHER</b> Dave Goltz, R (1.1) ERA: 4.8	IP: 9.0 WLS: W BF: 34 H: 7 R: 3 ER: 3 SO: 3 BB: 2 IBB: 0 HBP: 0 BLK: 0 WP: 0 HR: 0 S: 38 P: 46 ERA: 3.00 WHIP: 1.000															<b>PITCHER</b>	IP: 9.0 WLS: W BF: 34 H: 7 R: 3 ER: 3 SO: 3 BB: 2 IBB: 0 HBP: 0 BLK: 0 WP: 0 HR: 0 S: 38 P: 46 ERA: 3.00 WHIP: 1.000					

**Kansas City Royals @ Minnesota Twins**  
 Metropolitan Stadium, Bloomington, MI  
 Sat May 22 1976, 8:05 PM EDT  
 Alt. 6,812 - Unknown - 68 F

AB	31
R	3
H	7
RBI	3
BB	2
SO	3
LOB	9



Batter	1	2	3	4	5	6	7	8	9	AB	R	H	RBI	BB	SO	LOB	BOTTOM			
Lyman Bostock, L (1.8) OBP: 0.385, SLG: 0.441										4	1	2	3	0	0	0				
Larry Hisle, R (1.7) OBP: 0.313, SLG: 0.285										4	1	2	1	0	0	1				
Rod Carew, L (1.3) OBP: 0.383, SLG: 0.395										3	0	0	0	0	0	1				
Steve Braun, L (1.5) OBP: 0.299, SLG: 0.271										4	0	1	1	0	0	0				
Butch Wynegar, S (1.2) OBP: 0.398, SLG: 0.490										4	0	1	0	0	0	1				
Dan Ford, R (1.9) OBP: 0.287, SLG: 0.436										4	0	0	0	0	0	2				
Danny Thompson, R (1.6) OBP: 0.265, SLG: 0.277										3	1	1	0	0	0	1				
Craig Kusick, R (1.10) OBP: 0.339, SLG: 0.500										3	1	1	0	0	0	1				
Bob Randall, R (1.4) OBP: 0.341, SLG: 0.295										3	1	1	0	0	1	1				
<b>Inning Stats</b>	R: 0 E: 0 K: 0 S: 3	H: 0 LOB: 0 BB: 0 P: 3	R: 0 E: 0 K: 0 S: 4	H: 1 LOB: 1 BB: 0 P: 4	R: 0 E: 0 K: 1 S: 5	H: 0 LOB: 0 BB: 0 P: 5	R: 1 E: 0 K: 0 S: 4	H: 1 LOB: 0 BB: 0 P: 4	R: 3 E: 0 K: 0 S: 7	H: 4 LOB: 1 BB: 0 P: 7	R: 0 E: 0 K: 0 S: 3	H: 0 LOB: 0 BB: 0 P: 3	R: 1 E: 0 K: 0 S: 5	H: 2 LOB: 1 BB: 0 P: 5	R: 0 E: 0 K: 0 S: 4	H: 1 LOB: 1 BB: 0 P: 4	1B: 6 2B: 2 3B: 1 HR: 0	SF: 0 SAC: 1 DP: 0 HBP: 0	WP: 0 PB: 0 SB: 0 CS: 0	PA: 33
<b>PITCHER</b> A Fitzmorris, R (1.1) ERA: 3.42	IP: 6.0 WLS: L BF: 25 H: 7 R: 5 ER: 5 SO: 1 BB: 0 IBB: 0 HBP: 0 BLK: 0 WP: 0 HR: 0 S: 27 P: 27 ERA: 7.50 WHIP: 1.167															<b>PITCHER</b>	IP: 6.0 WLS: L BF: 25 H: 7 R: 5 ER: 5 SO: 1 BB: 0 IBB: 0 HBP: 0 BLK: 0 WP: 0 HR: 0 S: 27 P: 27 ERA: 7.50 WHIP: 1.167			
Mark Littell, R (7.1) ERA: 0.69	IP: 1.0 WLS: 0 BF: 4 H: 1 R: 0 ER: 0 SO: 0 BB: 0 IBB: 0 HBP: 0 BLK: 0 WP: 0 HR: 0 S: 4 P: 4 ERA: 0.00 WHIP: 1.000															<b>PITCHER</b>	IP: 1.0 WLS: 0 BF: 4 H: 1 R: 0 ER: 0 SO: 0 BB: 0 IBB: 0 HBP: 0 BLK: 0 WP: 0 HR: 0 S: 4 P: 4 ERA: 0.00 WHIP: 1.000			
Larry Gura, L (8.1) ERA:	IP: 1.0 WLS: 0 BF: 4 H: 1 R: 0 ER: 0 SO: 0 BB: 0 IBB: 0 HBP: 0 BLK: 0 WP: 0 HR: 0 S: 4 P: 4 ERA: 0.00 WHIP: 1.000															<b>PITCHER</b>	IP: 1.0 WLS: 0 BF: 4 H: 1 R: 0 ER: 0 SO: 0 BB: 0 IBB: 0 HBP: 0 BLK: 0 WP: 0 HR: 0 S: 4 P: 4 ERA: 0.00 WHIP: 1.000			

**Kansas City Royals @ Minnesota Twins**  
 Metropolitan Stadium, Bloomington, MI  
 Sat May 22 1976, 8:05 PM EDT  
 Alt. 6,812 - Unknown - 68 F

AB	32
R	5
H	9
RBI	5
BB	0
SO	1
LOB	8





Batter	1	2	3	4	5	6	7	8	9	AB	R	H	RBI	BB	SO	LOB	TOP								
Tom Poquette, L (1, 9) OBP: 0.359, SLG: 0.500	F6		K			K		HBP 1B		4	0	1	0	0	2	3	<b>Kansas City Royals @ Minnesota Twins</b> Metropolitan Stadium, Bloomington, MI Sun May 23 1976, 4:33 AM EDT Att: 24,716 - Unknown - 68 F <a href="http://livebaseballscorecards.com">livebaseballscorecards.com</a>								
Amos Otis, R (1, 8) OBP: 0.385, SLG: 0.565	L7		F8			1B		HBP		4	0	2	1	0	0	2									
George Brett, L (1, 5) OBP: 0.411, SLG: 0.458 Davey Nelson, R (8, PR) OBP: 0.400, SLG: 0.500	K			L7		1B		HBP		3	0	1	0	0	1	0									
John Mayberry, L (1, 3) OBP: 0.356, SLG: 0.393		4-3		BB		G4-6-3		F4		3	0	0	0	1	0	5									
Hal McRae, R (1, 7) OBP: 0.362, SLG: 0.430	F7		G5-4-3					G3		4	0	1	0	0	0	4									
Tony Solaita, L (1, 10) OBP: 0.346, SLG: 0.462 Jim Wohlford, R (9, PR) OBP: 0.265, SLG: 0.283	3-1				K			E3		4	0	0	0	0	1	1									
Cookie Rojas, R (1, 4) OBP: 0.361, SLG: 0.323			F6		K			F9		4	0	1	0	0	1	1									
Bob Stinson, S (1, 2) OBP: 0.366, SLG: 0.294 Jamie Quirk, L (9, PH) OBP: 0.333, SLG: 0.333			1B		K			G6-4-3		2	0	0	0	1	1	2									
Frank White, R (1, 6) OBP: 0.308, SLG: 0.292			BB					G4-6-3		1	0	0	0	0	0	1									
			1B					F3		3	1	2	0	0	0	0									
<b>Inning Stats</b>	R: 0 E: 0 K: 1 S: 5	H: 0 LOB: 0 BB: 0 P: 5	R: 0 E: 0 K: 0 S: 3	H: 0 LOB: 0 BB: 0 P: 3	R: 0 E: 0 K: 1 S: 6	H: 1 LOB: 2 BB: 1 P: 10	R: 0 E: 0 K: 0 S: 2	H: 0 LOB: 0 BB: 1 P: 6	R: 0 E: 0 K: 3 S: 9	H: 0 LOB: 0 BB: 0 P: 9	R: 1 E: 0 K: 1 S: 7	H: 3 LOB: 1 BB: 0 P: 7	R: 0 E: 0 K: 0 S: 4	H: 2 LOB: 1 BB: 0 P: 4	R: 0 E: 0 K: 0 S: 5	H: 2 LOB: 3 BB: 0 P: 6	R: 0 E: 1 K: 0 S: 3	H: 0 LOB: 1 BB: 0 P: 3	1B: 6 2B: 2 3B: 0 HR: 0	SF: 0 SAC: 0 DP: 4 HBP: 1	WP: 0 PB: 0 SB: 0 CS: 0	PA: 35			
<b>PITCHER</b>	IP	WLS	BF	H	R	ER	SO	BB	IBB	HBP	BLK	WP	HR	S	P	ERA	WHIP								
Bert Blyleven, R (1, 1) ERA: 3.1	7.1	W	30	8	1	1	6	2	0	1	0	0	0	39	48	1.23	1.364								
Tom Burgmeier, L (8, 1) ERA: 0.32	0.1		1	0	0	0	0	0	0	0	0	0	0	1	1	0.00	0.000								
Bill Campbell, R (8, 1) ERA: 2.62	1.1	S	4	0	0	0	0	0	0	0	0	0	0	4	4	0.00	0.000								

Batter	1	2	3	4	5	6	7	8	9	AB	R	H	RBI	BB	SO	LOB	BOTTOM								
Steve Brye, R (1, 8) OBP: 0.175, SLG: 0.167	6-3		5-3			1B		BB		3	1	1	0	1	0	0	<b>Kansas City Royals @ Minnesota Twins</b> Metropolitan Stadium, Bloomington, MI Sun May 23 1976, 4:33 AM EDT Att: 24,716 - Unknown - 68 F <a href="http://livebaseballscorecards.com">livebaseballscorecards.com</a>								
Larry Hisle, R (1, 7) OBP: 0.320, SLG: 0.288	G3		FC6-4		SH3-4			1B		2	0	1	0	1	0	0									
Butch Wynegar, S (1, 10) OBP: 0.394, SLG: 0.495			BB		1-2			1B		3	1	1	1	0	0	2									
Dan Ford, R (1, 9) OBP: 0.293, SLG: 0.441			2B		2-3			F7		3	1	1	1	1	1	2									
Craig Kusick, R (1, 3) OBP: 0.350, SLG: 0.519	F9		2B					6-3		4	0	2	1	0	0	2									
Danny Thompson, R (1, 6) OBP: 0.294, SLG: 0.276			1B		6-3			6-3		4	0	1	0	0	0	1									
Phil Roof, R (1, 2) OBP: 0.267, SLG: 0.345			FC6-4		6-3			F9		4	0	1	0	0	0	1									
Dave McKay, S (1, 5) OBP: 0.291, SLG: 0.243			1-2		F6			2-3		3	0	0	0	0	0	2									
Bob Randall, R (1, 4) OBP: 0.330, SLG: 0.284			2B		L7			L1		3	0	0	0	0	1	1									
			F3		K					3	0	0	0	0	1	1									
<b>Inning Stats</b>	R: 0 E: 0 K: 0 S: 4	H: 1 LOB: 2 BB: 1 P: 8	R: 0 E: 0 K: 0 S: 4	H: 1 LOB: 1 BB: 0 P: 4	R: 2 E: 0 K: 0 S: 5	H: 2 LOB: 1 BB: 1 P: 9	R: 0 E: 0 K: 1 S: 5	H: 0 LOB: 0 BB: 0 P: 5	R: 0 E: 0 K: 0 S: 6	H: 1 LOB: 1 BB: 0 P: 6	R: 0 E: 0 K: 0 S: 4	H: 2 LOB: 1 BB: 0 P: 4	R: 1 E: 0 K: 0 S: 4	H: 1 LOB: 1 BB: 1 P: 8	R: 0 E: 0 K: 0 S: 3	H: 0 LOB: 0 BB: 0 P: 3	1B: 5 2B: 3 3B: 0 HR: 0	SF: 1 SAC: 1 DP: 0 HBP: 0	WP: 0 PB: 0 SB: 0 CS: 0	PA: 34					
<b>PITCHER</b>	IP	WLS	BF	H	R	ER	SO	BB	IBB	HBP	BLK	WP	HR	S	P	ERA	WHIP								
Paul Spittorf, L (1, 1) ERA: 4.45	8.0	L	34	8	3	3	2	3	0	0	0	0	0	35	47	3.38	1.375								















Batter	1	2	3	4	5	6	7	8	9	AB	R	H	RBI	BB	SO	LOB	TOP			
Tom Poquette, L (1,7) OBP: 0.403, SLG: 0.562 Cookie Rojas, R (9,PH) OBP: 0.350, SLG: 0.343	0-0 E9 WP 2B	0-0 1B		0-0 4-3			0-0 4-3		0-0 1B 2B	4	1	2	1	0	0	1				
Amos Otis, R (1,8) OBP: 0.394, SLG: 0.586	4-0 FC6-5 1B 3-H BB	0-3 K		0-0 6-3			0-0 2B		0-0 1B 2-H	4	0	2	1	1	1	2				
George Brett, L (1,5) OBP: 0.398, SLG: 0.470	0-0 F8 1-2 1B	0-3 K			0-0 2B		0-0 F7		0-0 P3	5	1	2	0	0	1	3				
John Mayberry, L (1,3) OBP: 0.360, SLG: 0.391	0-0 FC6-5 1B 1-2 2-3			0-0 FC5-4 1B			0-0 F8		0-0 P4	4	0	1	0	0	0	4				
Hal McRae, R (1,10) OBP: 0.361, SLG: 0.444	0-0 F8 2-3			0-0 F2			0-3 K		0-0 F8	4	0	0	0	0	1	4				
Al Cowens, R (1,9) OBP: 0.280, SLG: 0.324	0-0 1-2 1B			0-0 FC5-4 1-2			0-0 F8		0-0 4-3	4	0	1	1	0	0	2				
Frank White, R (1,4) OBP: 0.283, SLG: 0.295	0-0 4-3			0-0 F8			0-0 F9		0-0 4-3	4	0	0	0	0	0	3				
Freddie Patek, R (1,6) OBP: 0.424, SLG: 0.455		0-0 4-3 S 1B		4-0 4-3 BLK BB			0-3 K		0-0 F7	3	1	1	0	1	1	0				
Bob Stinson, S (1,2) OBP: 0.382, SLG: 0.417 Jim Wohlford, R (9,PH) OBP: 0.258, SLG: 0.271		0-0 4-3		0-0 P6 1-2			0-0 F7		0-0 P5	3	0	0	0	0	0	2				
<b>Inning Stats</b>	R: 2 E: 1 K: 0 S: 6	H: 3 LOB: 2 BB: 1 P: 10	R: 1 E: 0 K: 2 S: 9	H: 2 LOB: 1 BB: 0 P: 9	R: 0 E: 0 K: 0 S: 4	H: 1 LOB: 1 BB: 0 P: 4	R: 0 E: 0 K: 0 S: 3	H: 0 LOB: 0 BB: 1 P: 7	R: 0 E: 0 K: 1 S: 6	H: 1 LOB: 1 BB: 0 P: 6	R: 0 E: 0 K: 0 S: 4	H: 1 LOB: 0 BB: 0 P: 4	R: 0 E: 0 K: 0 S: 3	H: 0 LOB: 0 BB: 0 P: 3	R: 1 E: 0 K: 0 S: 5	H: 2 LOB: 1 BB: 0 P: 5	1B: 6 2B: 4 3B: 0 HR: 0	SF: 0 SAC: 0 DP: 0 HBP: 0	WP: 1 PB: 0 SB: 1 CS: 0	PA: 39
<b>PITCHER</b>	IP WLS BF H R ER SO BB IBB HBP BLK WP HR S P ERA WHIP	IP WLS BF H R ER SO BB IBB HBP BLK WP HR S P ERA WHIP																		
Bill Singer, R (1,1) ERA: 3.49 Joe Hoerner, L (7,1) ERA: 3.35	6.2 W 30 8 3 3 4 2 0 0 1 1 0 36 44 4.05 1.500	2.1 S 9 2 1 1 0 0 0 0 0 0 0 9 9 3.86 0.857																		

**Kansas City Royals @ Texas Rangers**  
 Arlington Stadium, Arlington, TX  
 Thu May 27 1976, 8:05 PM EDT  
 Att: 14,755 - Unknown

AB	37
R	4
H	10
RBI	3
BB	2
SO	4
LOB	21



Batter	1	2	3	4	5	6	7	8	9	AB	R	H	RBI	BB	SO	LOB	BOTTOM			
Juan Beniquez, R (1,8) OBP: 0.269, SLG: 0.313	0-0 FC4-6 1B		0-0 G4-6-3 1-2		0-0 SH3-4 1-2		0-0 5-3-4 2B			3	0	2	0	0	0	1				
Roy Smalley, S (1,4) OBP: 0.377, SLG: 0.288	0-0 F8			0-0 F9	4-0 BB		0-0 5-3-4 2-3			3	0	0	0	1	0	2				
Mike Hargrove, L (1,3) OBP: 0.306, SLG: 0.447	0-0 FC4-6 1-2			0-0 E 1B	4-0 FC6-4 BB			0-0 1B SF8 1B		3	2	2	0	1	0	1				
Toby Harrah, R (1,6) OBP: 0.418, SLG: 0.449	0-0 P5			0-0 E5 1-H 1B	0-0 L6			0-0 1B SF8 1B		4	2	1	0	0	0	4				
Jeff Burroughs, R (1,9) OBP: 0.313, SLG: 0.430 Dave Moates, L (9,9) OBP: 0.243, SLG: 0.294		0-0 L1		0-0 HR 1B	0-0 FC6-4 1-2			0-0 F3		4	1	1	1	0	0	5				
Tom Grieve, R (1,7) OBP: 0.285, SLG: 0.462		0-3 K		0-0 P5			0-0 6-3		0-0 SF8	3	0	0	1	0	1	1				
Jim Fregosi, R (1,10) OBP: 0.353, SLG: 0.433		0-3 K		0-0 HR			0-0 6-3		0-0 3-H 1B	4	1	2	3	0	1	0				
Roy Howell, L (1,5) OBP: 0.331, SLG: 0.415			0-3 K		0-0 F8		0-0 3-1		0-3 K	4	0	0	0	0	2	1				
Jim Sundberg, R (1,2) OBP: 0.220, SLG: 0.245			4-0 BB		0-0 SH3-4 1B			0-0 F8		2	0	1	0	1	0	0				
<b>Inning Stats</b>	R: 0 E: 0 K: 0 S: 4	H: 1 LOB: 0 BB: 0 P: 4	R: 0 E: 0 K: 2 S: 7	H: 0 LOB: 0 BB: 0 P: 7	R: 0 E: 0 K: 1 S: 4	H: 0 LOB: 0 BB: 1 P: 8	R: 4 E: 1 K: 0 S: 7	H: 3 LOB: 0 BB: 0 P: 7	R: 0 E: 0 K: 0 S: 4	H: 1 LOB: 3 BB: 2 P: 12	R: 0 E: 0 K: 0 S: 3	H: 0 LOB: 0 BB: 0 P: 3	R: 0 E: 0 K: 0 S: 3	H: 1 LOB: 0 BB: 0 P: 3	R: 2 E: 0 K: 1 S: 8	H: 3 LOB: 1 BB: 0 P: 8	1B: 7 2B: 2 3B: 0 HR: 1	SF: 1 SAC: 1 DP: 2 HBP: 0	WP: 0 PB: 0 SB: 0 CS: 0	PA: 35
<b>PITCHER</b>	IP WLS BF H R ER SO BB IBB HBP BLK WP HR S P ERA WHIP	IP WLS BF H R ER SO BB IBB HBP BLK WP HR S P ERA WHIP																		
Paul Splitterff, L (1,1) ERA: 4.26 Mark Little, R (8,1) ERA: 0.77 Tom Hall, L (8,1) ERA: 3.0	7.0 L 31 8 6 2 3 3 0 0 0 0 0 3 3 0.00 1.571	0.2 3 1 0 0 0 0 0 0 0 0 0 0 3 3 0.00 1.500																		

**Kansas City Royals @ Texas Rangers**  
 Arlington Stadium, Arlington, TX  
 Thu May 27 1976, 8:05 PM EDT  
 Att: 14,755 - Unknown

AB	30
R	6
H	9
RBI	5
BB	3
SO	4
LOB	15





Batter	1	2	3	4	5	6	7	8	9	AB	R	H	RBI	BB	SO	LOB	TOP																		
Tom Poquette, L (1.7) OBP: 0.402, SLG: 0.545										4	0	1	0	1	0	1	<b>Kansas City Royals @ California Angels</b> Anaheim Stadium, Anaheim, CA Fri May 28 1976, 10:05 PM EDT Att: 15,777 - Unknown																		
Amos Otis, R (1.8) OBP: 0.382, SLG: 0.566										5	0	0	0	0	2	2																			
George Brett, L (1.5) OBP: 0.400, SLG: 0.484										4	1	2	0	0	1	0																			
John Mayberry, L (1.3) OBP: 0.357, SLG: 0.390										3	0	1	1	0	0	2																			
Hal McRae, R (1.10) OBP: 0.364, SLG: 0.445										4	0	2	0	0	0	1																			
Al Cowens, R (1.9) OBP: 0.292, SLG: 0.322										1	2	0	0	3	0	3																			
Bob Stinson, S (1.2) OBP: 0.407, SLG: 0.462										4	0	3	2	0	0	2																			
Freddie Patek, R (1.6) OBP: 0.412, SLG: 0.440										4	0	0	0	0	2	3																			
Frank White, R (1.4) OBP: 0.282, SLG: 0.293										4	0	1	0	0	0	1																			
<b>Inning Stats</b>	R: 0 E: 0 K: 0 S: 6	H: 3 LOB: 3 BB: 0 P: 6	R: 0 E: 0 K: 1 S: 6	H: 1 LOB: 1 BB: 0 P: 6	R: 0 E: 0 K: 0 S: 4	H: 1 LOB: 1 BB: 0 P: 4	R: 1 E: 1 K: 0 S: 3	H: 1 LOB: 0 BB: 1 P: 7	R: 0 E: 0 K: 0 S: 7	H: 0 LOB: 0 BB: 0 P: 7	R: 0 E: 0 K: 1 S: 5	H: 1 LOB: 1 BB: 1 P: 9	R: 2 E: 0 K: 0 S: 5	H: 2 LOB: 1 BB: 1 P: 9	R: 0 E: 0 K: 1 S: 5	H: 0 LOB: 0 BB: 0 P: 5		1B: 8 2B: 2 3B: 1 HR: 0	SF: 1 SAC: 0 DP: 2 HBP: 0	WP: 0 PB: 0 SB: 1 CS: 0	PA: 38														
<b>PITCHER</b> Nolan Ryan, R (1.1) ERA: 4.28	IP: 9.0 WLS: L BF: 38	H: 10 R: 3 ER: 2 SO: 5	BB: 4 IBB: 0 HBP: 0 BLK: 0	WP: 0 HR: 0 S: 44 P: 60	ERA: 2.00 WHIP: 1.556	<b>PITCHER</b>										IP: 9.0 WLS: W BF: 32	H: 6 R: 0 ER: 0 SO: 8	BB: 1 IBB: 0 HBP: 0 BLK: 0	WP: 0 HR: 0 S: 47 P: 51	ERA: 0.00 WHIP: 0.778	<b>PITCHER</b>										IP: 9.0 WLS: W BF: 32	H: 6 R: 0 ER: 0 SO: 8	BB: 1 IBB: 0 HBP: 0 BLK: 0	WP: 0 HR: 0 S: 47 P: 51	ERA: 0.00 WHIP: 0.778

Batter	1	2	3	4	5	6	7	8	9	AB	R	H	RBI	BB	SO	LOB	BOTTOM					
Jerry Remy, L (1.4) OBP: 0.326, SLG: 0.311										4	0	1	0	0	1	2	<b>Kansas City Royals @ California Angels</b> Anaheim Stadium, Anaheim, CA Fri May 28 1976, 10:05 PM EDT Att: 15,777 - Unknown					
Joe Lahoud, L (1.7) OBP: 0.333, SLG: 0.260										4	0	0	0	0	3	2						
Adrian Garrett, L (9.2) OBP: 0.208, SLG: 0.143										0	0	0	0	0	0	0						
Bobby Bonds, R (1.9) OBP: 0.403, SLG: 0.489										4	0	2	0	0	1	0						
Bruce Bochte, L (1.3) OBP: 0.359, SLG: 0.307										4	0	1	0	0	0	2						
Bill Melton, R (1.10) OBP: 0.281, SLG: 0.351										3	0	0	0	1	1	1						
Leroy Stanton, R (1.8) OBP: 0.301, SLG: 0.306										3	0	0	0	0	0	2						
Ron Jackson, R (1.5) OBP: 0.282, SLG: 0.213										3	0	0	0	0	0	1						
Andy Etchebarren, R (1.2) OBP: 0.291, SLG: 0.247										2	0	0	0	0	1	0						
Bob Jones, L (8. PH) OBP: 0.154, SLG: 0.083										1	0	0	0	0	1	0						
Dave Chalk, R (1.6) OBP: 0.329, SLG: 0.299										3	0	2	0	0	0	0						
<b>Inning Stats</b>	R: 0 E: 0 K: 3 S: 9	H: 0 LOB: 0 BB: 0 P: 9	R: 0 E: 0 K: 0 S: 4	H: 1 LOB: 1 BB: 0 P: 4	R: 0 E: 0 K: 1 S: 6	H: 1 LOB: 1 BB: 0 P: 6	R: 0 E: 0 K: 0 S: 3	H: 1 LOB: 1 BB: 1 P: 7	R: 0 E: 0 K: 0 S: 4	H: 1 LOB: 1 BB: 0 P: 4	R: 0 E: 0 K: 1 S: 5	H: 0 LOB: 0 BB: 0 P: 5	R: 0 E: 0 K: 0 S: 3	H: 0 LOB: 0 BB: 0 P: 3	R: 0 E: 0 K: 2 S: 8	H: 1 LOB: 1 BB: 0 P: 8		R: 0 E: 0 K: 1 S: 5	H: 1 LOB: 0 BB: 0 P: 5	1B: 5 2B: 1 3B: 0 HR: 0	SF: 0 SAC: 0 DP: 1 HBP: 0	WP: 0 PB: 0 SB: 1 CS: 1
<b>PITCHER</b> Doug Bird, R (1.1) ERA: 3.46	IP: 9.0 WLS: W BF: 32	H: 6 R: 0 ER: 0 SO: 8	BB: 1 IBB: 0 HBP: 0 BLK: 0	WP: 0 HR: 0 S: 47 P: 51	ERA: 0.00 WHIP: 0.778	<b>PITCHER</b>										IP: 9.0 WLS: W BF: 32	H: 6 R: 0 ER: 0 SO: 8	BB: 1 IBB: 0 HBP: 0 BLK: 0	WP: 0 HR: 0 S: 47 P: 51	ERA: 0.00 WHIP: 0.778		



Batter	1	2	3	4	5	6	7	8	9	AB	R	H	RBI	BB	SO	LOB	TOP					
Jim Wohlford, R (1, 7) OBP: 0.258, SLG: 0.262	4-0 BB		0-0 F7		0-0 SF7		0-0 L8			2	0	0	1	1	0	2						
Amos Otis, R (1, 8) OBP: 0.379, SLG: 0.557	0-0 F7		0-0 F4		0-3 K			0-0 4-3 1B		4	0	1	0	0	1	3						
George Brett, L (1, 5) OBP: 0.391, SLG: 0.472	0-0 F8		0-0 4-3		0-0 5-3			0-0 4-3		4	0	0	0	0	0	4						
John Mayberry, L (1, 3) OBP: 0.349, SLG: 0.379	0-0 F7			0-0 F9		0-3 K		0-3 K		4	0	0	0	0	2	2						
Hal McRae, R (1, 10) OBP: 0.367, SLG: 0.460		0-0 1B 2B		0-0 F8 2B		0-0 F3		0-0 L8		4	1	2	0	0	0	1						
Al Cowens, R (1, 9) OBP: 0.291, SLG: 0.320		0-0 2H 1B		0-0 F8 2-3		0-0 4-3		0-3 K		4	0	1	1	0	1	1						
Frank White, R (1, 4) OBP: 0.273, SLG: 0.283		0-0 F4		0-0 F8			0-0 F7		0-0 1-3	4	0	0	0	0	0	1	AB 34					
Freddie Patek, R (1, 6) OBP: 0.421, SLG: 0.458		0-0 5-3			0-0 1B SF7 2B		0-0 S 1B		0-0 1B	4	1	3	0	0	0	0	R 2					
John Wathan, R (1, 2) OBP: 0.400, SLG: 0.400				0-0 1B		0-0 2-3 1B		0-0 F9 1-2		4	0	2	0	0	0	2	H 9					
<b>Inning Stats</b>	R: 0 E: 0 K: 0 S: 3	H: 0 LOB: 1 BB: 1 P: 7	R: 1 E: 0 K: 0 S: 4	H: 2 LOB: 0 BB: 0 P: 4	R: 0 E: 0 K: 0 S: 4	H: 1 LOB: 1 BB: 0 P: 4	R: 0 E: 0 K: 0 S: 4	H: 1 LOB: 1 BB: 0 P: 4	R: 1 E: 0 K: 1 S: 7	H: 2 LOB: 1 BB: 0 P: 7	R: 0 E: 0 K: 1 S: 5	H: 0 LOB: 0 BB: 0 P: 5	R: 0 E: 0 K: 0 S: 4	H: 1 LOB: 1 BB: 0 P: 4	R: 0 E: 0 K: 1 S: 6	H: 1 LOB: 1 BB: 0 P: 6	R: 0 E: 0 K: 1 S: 6	H: 1 LOB: 1 BB: 0 P: 6	1B: 6 2B: 3 3B: 0 HR: 0	SF: 1 SAC: 0 DP: 0 HBP: 0	WP: 0 PB: 0 SB: 1 CS: 0	PA: 36
<b>PITCHER</b> Sid Monge, L (1, 1) ERA: 2.83	IP: 9.0 WLS: W BF: 36 H: 9 R: 2 ER: 2 SO: 4 BB: 1 IBB: 0 HBP: 0 BLK: 0 WP: 0 HR: 0 S: 43 P: 47 ERA: 2.00 WHIP: 1.111															<b>PITCHER</b>						

**Kansas City Royals @ California Angels**  
 Anaheim Stadium, Anaheim, CA  
 Sat May 29 1976, 6:33 AM EDT  
 Unknown

AB	34
R	2
H	9
RBI	2
BB	1
SO	4
LOB	16



Batter	1	2	3	4	5	6	7	8	9	AB	R	H	RBI	BB	SO	LOB	BOTTOM									
Jerry Remy, L (1, 4) OBP: 0.325, SLG: 0.309	0-0 4-3 S 1B		0-0 G3		0-0 4-3			0-0 4-3		4	0	1	0	0	0	2										
Bob Jones, L (1, 8) OBP: 0.125, SLG: 0.067	0-0 F9			0-0 F4		0-3 K		0-3 K		3	0	0	0	0	1	1										
Leroy Stanton, R (8, PH) OBP: 0.298, SLG: 0.303	1-2									1	0	0	0	0	1	0										
Bobby Bonds, R (1, 9) OBP: 0.405, SLG: 0.486	4-0 BB			0-0 F7		0-0 F8			0-0 BB 1B	3	1	1	0	1	0	0										
Bruce Bochte, L (1, 3) OBP: 0.362, SLG: 0.307	0-0 4-3 2-3			0-0 1B		4-0 BB			0-0 F9	3	0	1	0	1	0	3										
Joe Lahoud, L (1, 7) OBP: 0.326, SLG: 0.253		0-0 3-1		0-0 F9		0-3 K			0-0 F7	2	0	0	0	0	0	1										
Orlando Alvarez, R (6, PH) OBP: 0.105, SLG: 0.263									0-0 F7	2	0	0	0	0	1	2										
Adrian Garrett, L (1, 10) OBP: 0.192, SLG: 0.130		0-3 K			0-0 3-1				4-0 BB 3B	2	0	0	0	0	1	0										
Bill Melton, R (7, PH) OBP: 0.284, SLG: 0.349									1-2 3B BB	1	0	0	0	1	0	0										
Rusty Torres, S (9, PR) OBP: 0.230, SLG: 0.296									1-2 3B BB	0	1	0	0	0	0	0										
Ron Jackson, R (1, 5) OBP: 0.280, SLG: 0.246		0-0 F2			0-0 F1		0-3 K		0-0 BB 1B 3B	4	1	1	2	0	1	0	AB 30									
Ed Herrmann, L (1, 2) OBP: 0.265, SLG: 0.381			4-0 BB BB		4-0 1B BB				0-0 1B 3B	0	0	0	0	2	0	0	R 3									
Andy Etchebarren, R (7, PH) OBP: 0.295, SLG: 0.253				0-0 BB BB	0-0 BB BB				0-0 1B	2	0	1	1	0	0	0	H 6									
Dave Chalk, R (1, 6) OBP: 0.329, SLG: 0.299			0-0 G5-4-3 1-2		0-0 1B				3-0 1B	3	0	1	0	0	1	1	RBI 3									
<b>Inning Stats</b>	R: 0 E: 0 K: 0 S: 3	H: 1 LOB: 1 BB: 1 P: 7	R: 0 E: 0 K: 1 S: 5	H: 0 LOB: 0 BB: 0 P: 5	R: 0 E: 0 K: 0 S: 2	H: 0 LOB: 0 BB: 1 P: 6	R: 0 E: 0 K: 0 S: 4	H: 1 LOB: 1 BB: 0 P: 4	R: 0 E: 0 K: 0 S: 4	H: 1 LOB: 2 BB: 1 P: 8	R: 0 E: 0 K: 2 S: 7	H: 0 LOB: 1 BB: 1 P: 11	R: 0 E: 0 K: 1 S: 5	H: 0 LOB: 0 BB: 0 P: 5	R: 0 E: 0 K: 2 S: 7	H: 0 LOB: 0 BB: 0 P: 7	R: 3 E: 0 K: 0 S: 5	H: 3 LOB: 1 BB: 1 P: 9	1B: 5 2B: 1 3B: 1 HR: 0	SF: 0 SAC: 0 DP: 2 HBP: 0	WP: 0 PB: 0 SB: 1 CS: 0	PA: 35				
<b>PITCHER</b> Steve Busby, R (1, 1) ERA: 3.28	IP: 5.0 WLS: L BF: 19 H: 3 R: 0 ER: 0 SO: 1 BB: 3 IBB: 0 HBP: 0 BLK: 0 WP: 0 HR: 0 S: 18 P: 30 ERA: 0.00 WHIP: 1.200															<b>PITCHER</b>										
Steve Mingori, L (6, 1) ERA: 2.04	3.2	13	1	1	1	5	1	0	0	0	0	22	26	2.46	0.545											
Mark Littell, R (9, 1) ERA: 1.54	0.0	L	3	2	2	2	0	1	0	0	0	2	6	∞	∞											

**Kansas City Royals @ California Angels**  
 Anaheim Stadium, Anaheim, CA  
 Sat May 29 1976, 6:33 AM EDT  
 Unknown

AB	30
R	3
H	6
RBI	3
BB	5
SO	6
LOB	10





Batter	1	2	3	4	5	6	7	8	9	AB	R	H	RBI	BB	SO	LOB	TOP																			
Tom Poquette, L (1,7) OBP: 0.391, SLG: 0.524	F8		FC5-4 1B		1-3		4-3		F8	5	0	1	0	0	0	2																				
Amos Otis, R (1,8) OBP: 0.376, SLG: 0.549	3-1 1B		FC5-4 1B		4-3			L7		4	0	1	0	0	0	1																				
George Brett, L (1,5) OBP: 0.399, SLG: 0.479	3-1 1B		1-3 1B					F7		4	0	3	0	0	0	0																				
John Mayberry, L (1,3) OBP: 0.341, SLG: 0.369	3-1		K		4-3			4-3		4	0	0	0	0	1	5																				
Hal McRae, R (1,10) OBP: 0.371, SLG: 0.458	4-3			E SF8 BB			6-3		FC6-4 1B	3	1	1	0	1	0	2																				
Al Cowens, R (1,9) OBP: 0.284, SLG: 0.312		4-3		L9			4-3		FC6-4 BB 1B SF8	4	1	0	0	0	0	2																				
Bob Stinson, S (1,2) OBP: 0.397, SLG: 0.446		K		E3 SF8			4-3		BB 1B	4	0	1	0	0	1	1																				
Freddie Patek, R (1,6) OBP: 0.417, SLG: 0.451		5-3		SF8			1-3		BB 1B	2	0	0	1	1	0	0																				
Frank White, R (1,4) OBP: 0.267, SLG: 0.276				2-3 3-H K			4-3		SF8	3	0	0	0	0	1	1																				
Tony Solaita, L (9,PH) OBP: 0.357, SLG: 0.481			6-3	K			4-3		SF8	0	0	0	1	0	0	0																				
<b>Inning Stats</b>	R: 0 E: 0 K: 0 S: 5	H: 2 LOB: 2 BB: 0 P: 5	R: 0 E: 0 K: 1 S: 5	H: 0 LOB: 0 BB: 0 P: 5	R: 0 E: 0 K: 1 S: 7	H: 2 LOB: 2 BB: 0 P: 7	R: 1 E: 1 K: 1 S: 6	H: 0 LOB: 1 BB: 1 P: 10	R: 0 E: 0 K: 0 S: 4	H: 1 LOB: 1 BB: 0 P: 4	R: 0 E: 0 K: 0 S: 3	H: 0 LOB: 0 BB: 0 P: 3	R: 0 E: 0 K: 0 S: 3	H: 0 LOB: 0 BB: 0 P: 3	R: 0 E: 0 K: 0 S: 5	H: 2 LOB: 2 BB: 1 P: 9	1B: 7 2B: 0 3B: 0 HR: 0	SF: 2 SAC: 0 DP: 0 HBP: 0	WP: 0 PA: 37 PB: 0 CS: 0																	
<b>PITCHER</b>	IP	WLS	BF	H	R	ER	SO	BB	IBB	HBP	BLK	WP	HR	S	P	ERA	WHIP	<b>PITCHER</b>		IP	WLS	BF	H	R	ER	SO	BB	IBB	HBP	BLK	WP	HR	S	P	ERA	WHIP
Gary Ross, R (1,1) ERA: 3.19	8.1	W	34	7	2	1	3	1	0	0	0	0	0	39	43	1.08	0.960																			
Paul Hartzell, R (9,1) ERA: 2.67	0.2		3	0	0	0	0	1	0	0	0	0	0	2	6	0.00	1.500																			

Kansas City Royals @ California Angels  
Anaheim Stadium, Anaheim, CA  
Sat May 29 1976, 6:38 AM EDT  
Att: 28,415 - Unknown


AB 33  
R 2  
H 7  
RBI 2  
BB 2  
SO 3  
LOB 14



Batter	1	2	3	4	5	6	7	8	9	AB	R	H	RBI	BB	SO	LOB	BOTTOM																			
Jerry Remy, L (1,4) OBP: 0.327, SLG: 0.312	G4-3 1B		4-3		L6			FC1-6 1B		5	0	2	0	0	0	2																				
Bob Jones, L (1,8) OBP: 0.150, SLG: 0.056	G4-3 1B		L3			FC6-4 BB		FC1-6 1B		3	1	0	0	1	0	2																				
Bobby Bonds, R (1,9) OBP: 0.407, SLG: 0.482	G3 CS BB				G3	FC6-4 BB		1B E 1B		3	1	1	0	1	0	1																				
Bruce Bochte, L (1,3) OBP: 0.365, SLG: 0.308	CS	3-1		L9		FC6-4 BB		E BB 1B		3	1	1	1	1	0	0																				
Joe Lahoud, L (1,7) OBP: 0.315, SLG: 0.244		G3		F4		F5		BB E 1B BB		3	0	0	0	0	0	2																				
Leroy Stanton, R (8,PH) OBP: 0.304, SLG: 0.303								BB E 1B BB		0	1	0	0	1	0	0																				
Adrian Garrett, L (1,10) OBP: 0.207, SLG: 0.120					F8	L1		E6 1B BB		2	0	0	0	1	0	2																				
Orlando Alvarez, R (8,PH) OBP: 0.100, SLG: 0.250								1-2 2-3 3-H 1B		1	1	0	0	0	0	2																				
Ron Jackson, R (1,5) OBP: 0.291, SLG: 0.261					1B SF8 1B		6-3	K		4	1	2	0	0	1	3																				
Andy Etchebarren, R (1,2) OBP: 0.306, SLG: 0.258								1B E BB		2	0	1	0	1	1	2																				
Rusty Torres, S (7,PR) OBP: 0.290, SLG: 0.296										0	0	0	0	0	0	0																				
Ed Herrmann, L (8,2) OBP: 0.290, SLG: 0.381								1-2 2-3 3-H 1B		0	1	0	1	1	0	0																				
Dave Chalk, R (1,6) OBP: 0.327, SLG: 0.300					F9	SF8		E7		3	0	1	3	0	0	1																				
<b>Inning Stats</b>	R: 0 E: 0 K: 0 S: 2	H: 1 LOB: 0 BB: 1 P: 6	R: 0 E: 0 K: 1 S: 6	H: 1 LOB: 2 BB: 1 P: 10	R: 0 E: 0 K: 0 S: 3	H: 0 LOB: 0 BB: 0 P: 3	R: 0 E: 0 K: 0 S: 3	H: 0 LOB: 0 BB: 0 P: 3	R: 1 E: 0 K: 0 S: 5	H: 2 LOB: 1 BB: 0 P: 5	R: 0 E: 0 K: 0 S: 3	H: 0 LOB: 2 BB: 2 P: 11	R: 0 E: 0 K: 0 S: 2	H: 0 LOB: 1 BB: 1 P: 6	R: 6 E: 2 K: 1 S: 10	H: 4 LOB: 1 BB: 2 P: 18	1B: 8 2B: 1 3B: 0 HR: 0	SF: 1 SAC: 0 DP: 2 HBP: 0	WP: 0 PA: 38 PB: 0 CS: 1																	
<b>PITCHER</b>	IP	WLS	BF	H	R	ER	SO	BB	IBB	HBP	BLK	WP	HR	S	P	ERA	WHIP	<b>PITCHER</b>		IP	WLS	BF	H	R	ER	SO	BB	IBB	HBP	BLK	WP	HR	S	P	ERA	WHIP
Al Fitzmorris, R (1,1) ERA: 3.57	7.1	L	30	6	3	3	1	5	0	0	0	0	0	27	47	3.68	1.500																			
Tom Hall, L (8,1) ERA: 4.26	0.2		7	2	4	1	1	2	0	0	0	0	0	7	15	13.50	6.000																			

Kansas City Royals @ California Angels  
Anaheim Stadium, Anaheim, CA  
Sat May 29 1976, 6:38 AM EDT  
Att: 28,415 - Unknown

AB 29  
R 7  
H 8  
RBI 5  
BB 7  
SO 2  
LOB 17










Batter	1	2	3	4	5	6	7	8	9	AB	R	H	RBI	BB	SO	LOB	TOP		
Davey Nelson, R OBP: 0.350, SLG: 0.353 (1, 4)	0-0 1-3		0-3 K		0-0 F8		0-0 FC5-4 1B		0-0 5-3	5	0	0	0	0	1	2			
Amos Otis, R OBP: 0.374, SLG: 0.534 Al Cowens, R OBP: 0.283, SLG: 0.311 (5, FR) (5, 8)	0-0 6-3		4-0 BB		0-0 1B		0-0 1B			2	0	1	0	1	0	0			
George Brett, L OBP: 0.404, SLG: 0.474 Jamie Quirk, L OBP: 0.286, SLG: 0.286 (7, PH) (7, 5)	0-0 F8		0-3 K		0-0 4-3		0-0 F7			3	0	0	0	0	1	2			
John Mayberry, L OBP: 0.326, SLG: 0.350 (1, 3)		0-0 E3 E 1B G6-3		0-0 2B FC1 1B		0-3 K		0-0 F8		4	1	1	0	0	1	0			
Hal McRae, R OBP: 0.379, SLG: 0.465 Frank White, R OBP: 0.265, SLG: 0.274 (6, 6)		0-0 G6-3 E 1B 1-2		0-0 FC1 1-3 2B		0-0 F8		0-0 6-3		3	0	2	0	0	0	0			
Tony Solaita, L OBP: 0.289, SLG: 0.378 (1, 10)		0-0 E6 G6-3 1-2 2-3		0-0 FC1 2-3 3-H 0-0		0-0 1B		0-0 1-3		4	0	1	0	0	0	4			
Tom Poquette, L OBP: 0.372, SLG: 0.489 (1, 9)		0-0 G6-3 1-2 2-3 3-H		0-0 F9		0-0 6-3		0-0 F7		4	0	0	0	0	0	5			
Freddie Patek, R OBP: 0.401, SLG: 0.431 Jim Wohlford, R OBP: 0.266, SLG: 0.273 (6, 7)		0-0 6-3		0-0 F9		0-0 F9		0-0 1B		2	0	0	0	0	0	3			
Bob Stinson, S OBP: 0.371, SLG: 0.403 John Wathan, R OBP: 0.429, SLG: 0.429 (7, PH) (7, 2)			0-0 F7		0-0 3-1		0-0 FC5-4 1B		0-0 F9	2	0	0	0	0	0	0			
<b>Inning Stats</b>	R: 0 E: 0 K: 0 S: 3	H: 0 LOB: 0 BB: 0 P: 3	R: 1 E: 2 K: 0 S: 5	H: 1 LOB: 1 BB: 0 P: 5	R: 0 E: 0 K: 2 S: 7	H: 0 LOB: 1 BB: 1 P: 11	R: 0 E: 0 K: 0 S: 5	H: 2 LOB: 2 BB: 0 P: 5	R: 0 E: 0 K: 1 S: 4	H: 1 LOB: 1 BB: 0 P: 4	R: 0 E: 0 K: 0 S: 6	H: 2 LOB: 2 BB: 0 P: 6	R: 0 E: 0 K: 0 S: 5	H: 0 LOB: 0 BB: 0 P: 3	R: 0 E: 0 K: 0 S: 4	H: 1 LOB: 1 BB: 0 P: 4	1B: 7 2B: 1 3B: 0 HR: 0	SF: 0 SAC: 0 DP: 1 HBP: 0	WP: 0 PA: 37 CS: 0
<b>PITCHER</b> Mike Torrez, R ERA: 2.82 (1, 1)	IP: 9.0 WLS: W BF: 37 H: 8 R: 1 ER: 0 SO: 3 BB: 1 IBB: 0 HBP: 0 BLK: 0 WP: 0 HR: 0 S: 42 P: 46 ERA: 0.00 WHIP: 1.000															<b>PITCHER</b> IP: WLS: BF: H: R: ER: SO: BB: IBB: HBP: BLK: WP: HR: S: P: ERA: WHIP			

Kansas City Royals @ Oakland Athletics  
Oakland-Alameda County Coliseum, Oakland, CA  
Mon May 31 1976, 3:33 AM PDT  
Att: 31,842 - Unknown


AB 36  
R 1  
H 8  
RBI 0  
BB 1  
SO 3  
LOB 19



Batter	1	2	3	4	5	6	7	8	9	AB	R	H	RBI	BB	SO	LOB	BOTTOM		
Bill North, S OBP: 0.350, SLG: 0.350 Ken McMullen, R OBP: 0.328, SLG: 0.358 (7, PH) (8, 3)	4-0 CS HR BB		0-0 F9	0-0 SF7 1-3 3-H 2B		0-0 WP 2B 1B		0-3 K		3	2	2	1	1	0	0			
Bert Campaneris, R OBP: 0.301, SLG: 0.217 Tommy Sandt, R OBP: 0.250, SLG: 0.143 (1, 6) (7, 6)	4-0 CS BB		0-0 1B	0-0 SF7 2-3 3-H 4-0 2B		0-0 F9		0-0 F8		2	1	1	1	1	0	1			
Don Baylor, R OBP: 0.305, SLG: 0.339 (1, 7)	0-0 F3 1-2 2-3		0-0 F7	0-0 S BB		0-0 F7		0-3 K		4	0	0	0	1	1	4			
Sal Bando, R OBP: 0.328, SLG: 0.389 (1, 5)	4-0 HR BB		0-0 1B	4-0 2H 1B 1-2 IBB		4-0 2B BB		4-0 BB		1	2	1	1	4	0	0			
Billy Williams, L OBP: 0.322, SLG: 0.412 (1, 10)	0-0 1-H 3-H HR		0-0 1B	0-0 G3		0-0 1-3 2-H 2B		0-0 G1		5	1	3	5	0	0	4			
Gene Tenace, R OBP: 0.327, SLG: 0.182 Matt Alexander, S (7, FR) (8, 8)	0-3 K		0-3 K		0-0 FC6-4 1B		0-0 2B 1B			4	0	2	0	0	2	1			
Claudell Washington, L OBP: 0.297, SLG: 0.301 Cesar Tovar, R OBP: 0.231, SLG: 0.143 Larry Lintz, S ERA: 9.0 (8, 9) (9, 9)		0-0 2-3		0-0 1B 2B 1B		0-0 FC6-4 E S 1-2 SF7		0-0 F7		4	2	1	0	0	0	2			
Phil Garner, R OBP: 0.304, SLG: 0.384 (1, 4)		0-0 G2-4-3 1B		0-0 F4		0-0 SF7 1-H		0-0 F4		3	0	1	1	0	0	2			
Larry Haney, R OBP: 0.258, SLG: 0.253 (1, 2)		0-0 G2-4-3 1-2		0-0 2B SF7 1B		0-0 F8		0-0 1-H 2B		4	1	2	1	0	0	1			
<b>Inning Stats</b>	R: 3 E: 0 K: 1 S: 5	H: 1 LOB: 0 BB: 3 P: 17	R: 0 E: 0 K: 0 S: 3	H: 1 LOB: 0 BB: 0 P: 3	R: 2 E: 0 K: 1 S: 8	H: 3 LOB: 1 BB: 0 P: 8	R: 2 E: 0 K: 0 S: 6	H: 3 LOB: 3 BB: 2 P: 14	R: 1 E: 0 K: 0 S: 4	H: 1 LOB: 0 BB: 0 P: 4	R: 1 E: 0 K: 0 S: 4	H: 2 LOB: 2 BB: 1 P: 8	R: 1 E: 0 K: 1 S: 7	H: 2 LOB: 2 BB: 0 P: 7	R: 0 E: 0 K: 1 S: 5	H: 0 LOB: 1 BB: 1 P: 9	1B: 8 2B: 4 3B: 0 HR: 1	SF: 2 SAC: 0 DP: 1 HBP: 0	WP: 1 PA: 41 CS: 2
<b>PITCHER</b> Paul Spittorf, L ERA: 4.94 Larry Gura, L ERA: 9.0 Marty Pattin, R ERA: 2.84 (1, 1) (4, 1) (8, 1)	IP: 3.1 WLS: L BF: 18 H: 6 R: 3 ER: 2 SO: 1 BB: 2 IBB: 1 HBP: 0 BLK: 0 WP: 1 HR: 0 S: 19 P: 31 ERA: 18.90 WHIP: 3.000															<b>PITCHER</b> IP: WLS: BF: H: R: ER: SO: BB: IBB: HBP: BLK: WP: HR: S: P: ERA: WHIP			

Kansas City Royals @ Oakland Athletics  
Oakland-Alameda County Coliseum, Oakland, CA  
Mon May 31 1976, 3:33 AM PDT  
Att: 31,842 - Unknown

AB 32  
R 10  
H 13  
RBI 10  
BB 7  
SO 4  
LOB 17





Batter	1	2	3	4	5	6	7	8	9	AB	R	H	RBI	BB	SO	LOB	TOP								
Tom Poquette, L (1, 7) OBP: 0.374, SLG: 0.478 Jim Wohlford, R (9, FR) OBP: 0.268, SLG: 0.273	K		HR 1B		F6		F7		HBP 1B	4	1	1	1	0	1	1	<b>Kansas City Royals @ Oakland Athletics</b> Oakland-Alameda County Coliseum, Oakland, CA Tue Jun 01 1976, 3:33 AM PDT Att: 3,860 - Unknown <a href="http://livebaseballscorecards.com">livebaseballscorecards.com</a>								
Amos Otis, R (1, 8) OBP: 0.374, SLG: 0.548	F8		HR		F4		6-3		1B	5	1	2	3	0	0	1									
George Brett, L (1, 5) OBP: 0.399, SLG: 0.477	G3		4-3						F7	5	1	1	0	0	2										
John Mayberry, L (1, 3) OBP: 0.325, SLG: 0.346		F9			SF9 3B				F8	2	0	0	1	1	0	0									
Hal McRae, R (1, 10) OBP: 0.387, SLG: 0.463		S BB	L9		3-H BB				S BB	1	0	0	0	3	0	1									
Al Cowens, R (1, 9) OBP: 0.277, SLG: 0.303		F9 1-2			F8				1-3 BB	4	0	0	0	0	3										
Bob Stinson, S (1, 2) OBP: 0.351, SLG: 0.379	K				G3				F4	4	0	0	0	0	1	2									
Freddie Patek, R (1, 6) OBP: 0.397, SLG: 0.421			S 1B BB		L6				F9	3	1	0	0	1	0	0									
Frank White, R (1, 4) OBP: 0.272, SLG: 0.281			5-3						S 1B	4	1	2	0	0	0	1									
<b>Inning Stats</b>	R: 0 E: 0 K: 1 S: 5	H: 0 LOB: 0 BB: 0 P: 5	R: 0 E: 0 K: 1 S: 5	H: 0 LOB: 1 BB: 1 P: 9	R: 3 E: 0 K: 0 S: 5	H: 2 LOB: 1 BB: 2 P: 13	R: 0 E: 0 K: 0 S: 3	H: 0 LOB: 0 BB: 0 P: 3	R: 0 E: 0 K: 0 S: 3	H: 0 LOB: 0 BB: 0 P: 3	R: 1 E: 0 K: 0 S: 4	H: 1 LOB: 1 BB: 1 P: 8	R: 0 E: 0 K: 0 S: 4	H: 1 LOB: 1 BB: 0 P: 4	R: 0 E: 0 K: 0 S: 3	H: 0 LOB: 1 BB: 1 P: 7	R: 1 E: 0 K: 0 S: 5	H: 2 LOB: 2 BB: 0 P: 6	1B: 4 2B: 0 3B: 1 HR: 1	SF: 1 SAC: 0 DP: 0 HBP: 1	WP: 0 PB: 0 SB: 5 CS: 0	PA: 39			
<b>PITCHER</b>	IP	WLS	BF	H	R	ER	SO	BB	IBB	HBP	BLK	WP	HR	S	P	ERA	WHIP								
Stan Bahnsen, R (1, 1) ERA: 3.32	5.1	L	23	3	4	4	2	4	0	0	0	0	1	23	39	6.75	1.312								
Jim Todd, R (6, 1) ERA: 4.19	1.2		6	1	0	0	0	0	0	0	0	0	0	6	6	0.00	0.600								
Paul Lindblad, L (8, 1) ERA: 2.95	0.2		3	0	0	0	0	1	0	0	0	0	0	2	6	0.00	1.500								
Rollie Fingers, R (8, 1) ERA: 3.75	1.1		7	2	1	1	0	0	0	1	0	0	0	6	7	6.75	1.500								

Batter	1	2	3	4	5	6	7	8	9	AB	R	H	RBI	BB	SO	LOB	BOTTOM								
Bill North, S (1, 8) OBP: 0.343, SLG: 0.342	K		FC1-4 1-2		4-3				K	4	0	0	0	0	2	2	<b>Kansas City Royals @ Oakland Athletics</b> Oakland-Alameda County Coliseum, Oakland, CA Tue Jun 01 1976, 3:33 AM PDT Att: 3,860 - Unknown <a href="http://livebaseballscorecards.com">livebaseballscorecards.com</a>								
Bert Campaneris, R (1, 6) OBP: 0.299, SLG: 0.217	6-3		F6					1B 1B	4	0	1	0	0	0	1										
Don Baylor, R (1, 7) OBP: 0.309, SLG: 0.360					5-3			L5	4	1	2	1	0	0	0										
Billy Williams, L (1, 10) OBP: 0.314, SLG: 0.400	6-3				4-3			K	4	0	0	0	0	1	2										
Sal Bando, R (1, 5) OBP: 0.332, SLG: 0.410		K						HR	4	1	2	1	0	2	0										
Gene Tenace, R (1, 3) OBP: 0.305, SLG: 0.167		K			L6			6-3	4	0	0	0	0	2	1										
Claudell Washington, L (1, 9) OBP: 0.297, SLG: 0.300			1-3					6-3	4	0	1	0	0	0	0										
Phil Garner, R (1, 4) OBP: 0.297, SLG: 0.374			6-3					K	4	0	0	0	0	2	1										
Larry Haney, R (1, 2) OBP: 0.274, SLG: 0.269 Angel Mangual, R (8, PH) Tim Hosley, R (9, 2) OBP: 0.257, SLG: 0.290								K	2	0	2	0	0	0	0	0									
<b>Inning Stats</b>	R: 1 E: 0 K: 1 S: 6	H: 1 LOB: 0 BB: 0 P: 6	R: 0 E: 0 K: 2 S: 7	H: 0 LOB: 0 BB: 0 P: 7	R: 0 E: 0 K: 0 S: 4	H: 1 LOB: 1 BB: 0 P: 4	R: 0 E: 0 K: 0 S: 4	H: 1 LOB: 1 BB: 0 P: 4	R: 0 E: 0 K: 1 S: 5	H: 0 LOB: 0 BB: 0 P: 5	R: 1 E: 0 K: 1 S: 6	H: 1 LOB: 0 BB: 0 P: 6	R: 0 E: 0 K: 2 S: 9	H: 2 LOB: 2 BB: 0 P: 9	R: 0 E: 0 K: 3 S: 10	H: 1 LOB: 1 BB: 0 P: 10	1B: 6 2B: 0 3B: 0 HR: 2	SF: 0 SAC: 0 DP: 0 HBP: 0	WP: 0 PB: 0 SB: 0 CS: 0	PA: 35					
<b>PITCHER</b>	IP	WLS	BF	H	R	ER	SO	BB	IBB	HBP	BLK	WP	HR	S	P	ERA	WHIP								
Doug Bird, L (1, 1) ERA: 3.32	7.2		30	7	2	2	7	0	0	0	0	0	2	44	44	2.35	0.913								
Tom Hall, L (8, 1) ERA: 4.15	0.1		1	0	0	0	0	0	0	0	0	0	0	1	1	0.00	0.000								
Marty Pattin, R (9, 1) ERA: 2.7	1.0	S	4	1	0	0	3	0	0	0	0	0	0	10	10	0.00	1.000								





Batter	1	2	3	4	5	6	7	8	9	10	11	12	AB	R	H	RBI	BB	SO	LOB	TOP								
Jim Wohlford, R Tony Solaita, L Mark Littell, L Steve Mingori, L	F9		6-3		F9		5-3		SF8		K		4	0	0	0	0	0	1									
Amos Otis, R			F9		1B		L8		K			1B	3	1	0	0	3	1	1									
George Brett, L	5-3		5-3										6	0	4	0	0	0	2									
John Mayberry, L	L4				L4								5	1	2	1	0	1	4									
Hal McRae, R													6	1	3	0	0	2	3									
Al Cowens, R Tom Poquette, L													3	0	1	0	0	0	1									
John Wathan, R Jamie Quirk, L Bob Stinson, S													3	0	2	1	0	0	2									
Freddie Patek, R													5	1	0	0	1	0	6									
Frank White, R													4	0	1	0	0	1	0									
<b>Inning Stats</b>	R: 0 E: 0 K: 0 S: 3	H: 0 LOB: 1 BB: 1 P: 7	R: 0 E: 0 K: 1 S: 6	H: 1 LOB: 1 BB: 0 P: 6	R: 0 E: 0 K: 0 S: 4	H: 1 LOB: 1 BB: 0 P: 4	R: 1 E: 0 K: 0 S: 5	H: 3 LOB: 1 BB: 0 P: 6	R: 0 E: 0 K: 0 S: 4	H: 1 LOB: 2 BB: 1 P: 6	R: 1 E: 0 K: 0 S: 4	H: 2 LOB: 0 BB: 0 P: 4	R: 0 E: 0 K: 0 S: 3	H: 0 LOB: 0 BB: 0 P: 3	R: 0 E: 0 K: 1 S: 7	H: 2 LOB: 2 BB: 0 P: 7	R: 1 E: 0 K: 1 S: 5	H: 0 LOB: 0 BB: 1 P: 9	R: 0 E: 0 K: 1 S: 7	H: 2 LOB: 2 BB: 0 P: 7	R: 0 E: 0 K: 2 S: 7	H: 0 LOB: 0 BB: 0 P: 7	R: 1 E: 0 K: 0 S: 6	H: 2 LOB: 3 BB: 2 P: 13	1B: 14 2B: 0 3B: 0 HR: 0	SF: 2 SAC: 1 DP: 1 HBP: 0	WP: 0 PB: 0 CS: 4	PA: 54
<b>PITCHER</b>	IP WLS BF H R ER SO BB IBB HBP BLK WP HR S P ERA WHIP																											
Vida Blue, L Rollie Fingers, R	(1.1) (8.1)	7.0 5.0	L L	22 22	4 4	2 2	2 2	5 5	2 2	1 1	0 0	0 0	0 0	0 0	0 0	29 29	41 41	3.60 3.60	1.200 1.200									

**Kansas City Royals @ Oakland Athletics**  
Oakland-Alameda County Coliseum, Oakland, CA  
Wed Jun 02 1976, 7:05 PM PDT  
Att. 2,628 - Unknown


AB 45  
R 4  
H 14  
RBI 3  
BB 5  
SO 6  
LOB 28



Batter	1	2	3	4	5	6	7	8	9	10	11	12	AB	R	H	RBI	BB	SO	LOB	BOTTOM								
Bill North, S	4-3												6	0	2	0	0	2	2									
Bert Campaneris, R													6	0	2	0	0	1	2									
Don Baylor, R													5	2	1	0	0	1	2									
Billy Williams, L													4	0	0	0	2	1	1									
Sal Bando, R													3	1	1	2	3	1	2									
Gene Tenace, R Larry Lintz, S													2	0	1	1	1	0	1									
Tim Hosley, R Matt Alexander, S													2	0	0	0	1	0	1									
Claudell Washington, L													5	0	0	0	0	2	5									
Phil Garner, R													3	0	1	0	2	0	0									
Larry Haney, R Ken McMullen, R													2	0	0	0	0	2										
<b>Inning Stats</b>	R: 1 E: 0 K: 0 S: 3	H: 1 LOB: 3 BB: 3 P: 16	R: 0 E: 0 K: 1 S: 5	H: 0 LOB: 0 BB: 0 P: 5	R: 0 E: 0 K: 0 S: 3	H: 0 LOB: 0 BB: 0 P: 3	R: 0 E: 0 K: 1 S: 5	H: 0 LOB: 2 BB: 2 P: 13	R: 0 E: 0 K: 0 S: 4	H: 2 LOB: 2 BB: 1 P: 6	R: 0 E: 0 K: 0 S: 3	H: 1 LOB: 2 BB: 2 P: 11	R: 2 E: 0 K: 1 S: 7	H: 2 LOB: 0 BB: 0 P: 7	R: 0 E: 0 K: 0 S: 5	H: 2 LOB: 2 BB: 0 P: 5	R: 0 E: 0 K: 2 S: 7	H: 0 LOB: 0 BB: 1 P: 7	R: 0 E: 0 K: 2 S: 7	H: 0 LOB: 0 BB: 0 P: 7	R: 0 E: 0 K: 2 S: 7	H: 0 LOB: 0 BB: 0 P: 7	R: 0 E: 0 K: 2 S: 7	H: 0 LOB: 1 BB: 1 P: 11	1B: 7 2B: 0 3B: 0 HR: 1	SF: 0 SAC: 1 DP: 1 HBP: 1	WP: 0 PB: 0 CS: 2	PA: 52
<b>PITCHER</b>	IP WLS BF H R ER SO BB IBB HBP BLK WP HR S P ERA WHIP																											
Steve Busby, R Al Fitzmorris, R Mark Littell, R Mark Littell, R Steve Mingori, L	(1.1) (8.1) (9.1) (12.1)	4.0 3.2 4.0 4.0 0.1	WLS L W W S	18 19 14 14 1	1 2 0 0 0	1 2 0 0 0	2 1 0 0 0	5 2 2 2 0	1 1 0 0 0	0 1 0 0 0	0 0 1 0 1	16 18 24 24 1	37 30 32 32 1	2.25 4.91 0.00 0.00 0.00	1.500 2.455 0.500 0.500 0.000													

**Kansas City Royals @ Oakland Athletics**  
Oakland-Alameda County Coliseum, Oakland, CA  
Wed Jun 02 1976, 7:05 PM PDT  
Att. 2,628 - Unknown

AB 40  
R 3  
H 8  
RBI 3  
BB 10  
SO 9  
LOB 19





Batter	1	2	3	4	5	6	7	8	9	10	AB	R	H	RBI	BB	SO	LOB	TOP			
Von Joshua, L OBP: 0.279, SLG: 0.319	(1,8) 0-3 K		X 0-0 BLK 1B		X 0-0 6-3			X 0-0 SH3-4		X 0-0 F8	4	0	1	0	0	1	2				
Bill Sharp, L OBP: 0.339, SLG: 0.300	(1,10) 0-0 1B		X 0-0 4-3			X 0-0 F8		X 0-0 F8		X 0-0 F5	5	0	1	0	0	0	3				
Don Money, R OBP: 0.353, SLG: 0.491	(1,5) 0-0 F2			BB 1B SF8		X 0-0 F8		BB FC6-4			2	1	0	0	2	0	1				
George Scott, R OBP: 0.320, SLG: 0.392	(1,3) 0-3 K		X 0-0 1B	BB G5-4-3		X 0-0 L8		X 0-0 FC6-4			4	0	1	0	0	1	3				
Sixto Lezcano, R OBP: 0.319, SLG: 0.413	(1,9) 0-0 F5		X 0-0 SF8			X 0-0 4-3 S PB 1B		X 0-0 6-3			3	1	1	1	0	0	0				
Robin Yount, R OBP: 0.357, SLG: 0.333	(1,6) 0-0 L5		X 0-0 G5-4-3	3-H 1-2		X 0-0 4-3		X 0-0 F7			4	0	0	0	0	0	2				
Darrell Porter, L OBP: 0.305, SLG: 0.280	(1,2) 0-0 F9					X 0-0 1B 2B		X 0-0 F6		X 0-3 K	4	1	1	0	0	1	0				
Jimmy Rosario, S OBP: 0.250, SLG: 0.182	(1,7) 0-0 F8		X 0-0 F8			X 0-0 F8		X 0-0 4-3		X 0-0 F7	4	0	0	0	0	0	1				
Pedro Garcia, R OBP: 0.276, SLG: 0.357	(1,4) 0-0 4-3		X 0-0 4-3			X 0-0 SH3-4 1B				X 1-0 HBP	3	0	2	1	0	0	0				
<b>Inning Stats</b>	R: 0 E: 0 K: 2 S: 8	H: 1 LOB: 1 BB: 0 P: 8	R: 0 E: 0 K: 0 S: 3	H: 0 LOB: 0 BB: 0 P: 3	R: 0 E: 0 K: 0 S: 4	H: 1 LOB: 1 BB: 0 P: 4	R: 1 E: 0 K: 0 S: 3	H: 1 LOB: 0 BB: 1 P: 7	R: 1 E: 0 K: 0 S: 4	H: 2 LOB: 0 BB: 0 P: 4	R: 0 E: 0 K: 0 S: 3	H: 0 LOB: 0 BB: 0 P: 3	R: 1 E: 0 K: 0 S: 4	H: 1 LOB: 0 BB: 0 P: 4	R: 0 E: 0 K: 1 S: 5	H: 0 LOB: 0 BB: 0 P: 5	R: 0 E: 0 K: 0 S: 3	H: 0 LOB: 1 BB: 0 P: 4	1B: 6 2B: 1 3B: 0 HR: 0	SF: 1 SAC: 1 DP: 1 HBP: 1	WP: 0 PA: 38
<b>PITCHER</b> Dennis Leonard, R ERA: 2.77	(1,1) 10.0 W 38	10.0 W 38	H 7 R 3 ER 2 SO 3	BB 2 IBB 0 HBP 1 BLK 1	WP 0 HR 0 S 41 P 50	ERA 1.80 WHIP 0.900															

Milwaukee Brewers @ Kansas City Royals  
 Royals Stadium, Kansas City, MO  
 Fri Jun 04 1976, 8:05 PM EDT  
 Att: 16,899 - Unknown

AB	33
R	3
H	7
RBI	2
BB	2
SO	3
LOB	12

WP	0	PA	38
PB	1		
SB	1		
CS	1		

Batter	1	2	3	4	5	6	7	8	9	10	AB	R	H	RBI	BB	SO	LOB	BOTTOM			
Tom Poquette, L OBP: 0.355, SLG: 0.444	(1,7) 0-0 4-3		X 0-0 1-3	1-2 F2		X 0-0 G3			X 0-0 4-3		5	0	0	0	0	0	4				
Amos Otis, R OBP: 0.374, SLG: 0.546	(1,8) 0-0 6-3		X 0-0 F4		X 0-0 HR			X 0-0 F9		X 0-0 1-3	5	1	1	1	0	0	0				
George Brett, L OBP: 0.402, SLG: 0.473	(1,5) 0-0 4-3		X 0-0 1-3		X 0-0 G3			BB FC6-4		X 0-0 L8	4	0	0	0	1	0	0				
John Mayberry, L OBP: 0.332, SLG: 0.357	(1,3) 0-0 BB 1B 1B			X 0-0 1B 2B		X 0-0 F9		X 0-0 F6		X 1-0 2B HBP	4	2	2	0	0	0	1				
Hal McRae, R OBP: 0.391, SLG: 0.465	(1,10) 0-0 L8		X 0-0 L8	H 1-0 F8 1B 1B HBP		X 0-0 F3		X 0-0 FC6-4		X 0-0 2B	4	1	1	1	0	0	2				
Al Cowens, R OBP: 0.277, SLG: 0.302	(1,9) 0-0 BB 1B		X 0-0 F7		X 0-0 K			X 0-0 F4			4	0	1	0	0	1	2				
Bob Stinson, S OBP: 0.363, SLG: 0.389	(1,2) 0-0 F8		X 0-0 F8	1-2 2-H 1B		X 0-0 FC6-4 1B		X 0-0 F7			4	0	2	1	0	0	2				
Freddie Patek, R OBP: 0.386, SLG: 0.397	(1,6) 4-0 BB		BB 1-2 2-3	X 0-0 F8		X 0-0 FC6-4		X 0-0 L4			3	0	0	0	1	0	3				
Frank White, R OBP: 0.278, SLG: 0.281	(1,4) 0-3 K		X 0-0 K	1-3 3-H 1B		X 0-0 1B		X 0-0 6-3			3	0	1	1	1	1	3				
<b>Inning Stats</b>	R: 0 E: 0 K: 0 S: 3	H: 0 LOB: 3 BB: 1 P: 11	R: 0 E: 0 K: 1 S: 7	H: 2 LOB: 3 BB: 1 P: 11	R: 0 E: 0 K: 0 S: 3	H: 0 LOB: 0 BB: 0 P: 3	R: 2 E: 0 K: 0 S: 6	H: 3 LOB: 2 BB: 0 P: 7	R: 1 E: 0 K: 0 S: 4	H: 1 LOB: 0 BB: 0 P: 4	R: 0 E: 0 K: 1 S: 6	H: 1 LOB: 2 BB: 1 P: 10	R: 0 E: 0 K: 0 S: 3	H: 0 LOB: 0 BB: 0 P: 3	R: 0 E: 0 K: 0 S: 3	H: 0 LOB: 0 BB: 0 P: 3	R: 1 E: 0 K: 0 S: 2	H: 1 LOB: 1 BB: 0 P: 3	1B: 5 2B: 2 3B: 0 HR: 1	SF: 0 SAC: 0 DP: 0 HBP: 2	WP: 0 PA: 41
<b>PITCHER</b> Jim Slaton, R ERA: 3.29	(1,1) 9.1 W 41	9.1 W 41	H 8 R 4 ER 4 SO 2	BB 3 IBB 0 HBP 2 BLK 0	WP 0 HR 1 S 40 P 54	ERA 3.86 WHIP 1.179															

Milwaukee Brewers @ Kansas City Royals  
 Royals Stadium, Kansas City, MO  
 Fri Jun 04 1976, 8:05 PM EDT  
 Att: 16,899 - Unknown

AB	36
R	4
H	8
RBI	4
BB	3
SO	2
LOB	17

WP	0	PA	41
PB	1		
SB	2		
CS	0		



Batter	1	2	3	4	5	6	7	8	9	AB	R	H	RBI	BB	SO	LOB	TOP								
Von Joshua, L (1,8) OBP: 0.271, SLG: 0.309	F7			E3 1B 3B	4-3			F9	F7	5	1	0	0	0	0	3	<b>Milwaukee Brewers @ Kansas City Royals</b> Royals Stadium, Kansas City, MO Sat Jun 05 1976, 4:33 AM EDT Unknown - 82 F								
Don Money, R (1,5) OBP: 0.356, SLG: 0.491	5-3			3B 1B			G6-4-3 1B	F8		4	1	2	0	0	0	0									
George Scott, R (1,3) OBP: 0.324, SLG: 0.408	6-3			SF8 3B			K			4	1	2	2	0	1	1									
Hank Aaron, R (1,10) OBP: 0.301, SLG: 0.313		F5		SF8			G6-4-3 1-2	F7		3	0	0	1	0	0	2									
Sixto Lezcano, R (1,7) OBP: 0.317, SLG: 0.407	5-3			F8				F9	FC1-5 1B	4	0	1	0	0	0	0									
Robin Yount, R (1,6) OBP: 0.360, SLG: 0.338	5-3			F7			1B FC5-2 1B		BB FC1-5 FC4-6 1B	4	1	2	0	0	0	0									
Darrell Porter, L (1,2) OBP: 0.303, SLG: 0.279			L9		4-3				FC1-5 FC4-6 BB	4	0	1	0	0	0	2									
Bill Sharp, L (1,9) OBP: 0.342, SLG: 0.304			L7				FC5-2 1B		FC4-6 BB	2	0	1	0	0	0	0									
Gorman Thomas, R (7, PH) OBP: 0.292, SLG: 0.333				6-3 1B					FC4-6 BB	1	0	0	0	0	0	2									
Bob Hansen, L (9, PH) OBP: 0.245, SLG: 0.170							1-2 3-H		1-2 2-3 BB	0	0	0	0	1	0	0									
Tim Johnson, L (1,4) OBP: 0.259, SLG: 0.231			F8		6-3				FC4-6	2	0	0	0	0	0	1									
Pedro Garcia, R (7, PH) OBP: 0.271, SLG: 0.350							F7		FC4-6	2	0	0	1	0	0	4									
<b>Inning Stats</b>	R: 0 E: 0 K: 0 S: 3	H: 0 LOB: 0 BB: 0 P: 3	R: 0 E: 0 K: 0 S: 3	H: 0 LOB: 0 BB: 0 P: 3	R: 0 E: 0 K: 0 S: 3	H: 0 LOB: 0 BB: 0 P: 3	R: 3 E: 1 K: 0 S: 6	H: 2 LOB: 0 BB: 0 P: 6	R: 0 E: 0 K: 0 S: 5	H: 1 LOB: 1 BB: 0 P: 4	R: 0 E: 0 K: 1 S: 5	H: 1 LOB: 0 BB: 0 P: 5	R: 0 E: 0 K: 0 S: 5	H: 2 LOB: 2 BB: 0 P: 5	R: 0 E: 0 K: 0 S: 4	H: 1 LOB: 1 BB: 0 P: 4	R: 1 E: 0 K: 0 S: 5	H: 2 LOB: 2 BB: 1 P: 9	1B: 8 2B: 0 3B: 1 HR: 0	SF: 1 SAC: 0 DP: 1 HBP: 0	WP: 0 PB: 0 SB: 0 CS: 0	PA: 37			
<b>PITCHER</b>	IP	WLS	BF	H	R	ER	SO	BB	IBB	HBP	BLK	WP	HR	S	P	ERA	WHIP								
Al Fitzmorris, R (1,1) ERA: 3.58	6.1	W	25	6	3	2	1	0	0	0	0	0	0	0	27	2.84	0.947								
Steve Mingo, L (7,1) ERA: 1.59	1.1		5	1	0	0	0	0	0	0	0	0	0	5	5	0.00	0.750								
Marty Pattin, R (8,1) ERA: 3.1	0.1		3	2	1	1	0	0	0	0	0	0	0	3	3	27.00	6.000								
Tom Hall, L (9,1) ERA: 4.05	0.1		1	0	0	0	0	0	0	0	0	0	0	1	1	0.00	0.000								
Mark Littell, R (9,1) ERA: 1.29	0.2	S	3	0	0	0	0	1	0	0	0	0	0	2	6	0.00	1.500								

Batter	1	2	3	4	5	6	7	8	9	AB	R	H	RBI	BB	SO	LOB	BOTTOM								
Tom Poquette, L (1,7) OBP: 0.342, SLG: 0.427	F9		G3		F8	G3				4	0	0	1	0	0	3	<b>Milwaukee Brewers @ Kansas City Royals</b> Royals Stadium, Kansas City, MO Sat Jun 05 1976, 4:33 AM EDT Unknown - 82 F								
Amos Otis, R (1,8) OBP: 0.376, SLG: 0.551	K		4-3		1B 4-3 1B				1B 5-3 2B	4	1	2	0	0	1	1									
Jim Wohlford, R (7, PR) OBP: 0.253, SLG: 0.257										0	1	0	0	0	0	0									
George Brett, L (1,5) OBP: 0.409, SLG: 0.479					F7	4-3 1B			2-3 1B	4	0	3	0	0	0	0									
John Mayberry, L (1,3) OBP: 0.330, SLG: 0.351	CS	6-3		1B E BB	4-3 1B				5-3	3	1	0	2	1	0	2									
Hal McRae, R (1,10) OBP: 0.393, SLG: 0.462		4-3		1B E 1B	F8				BB	3	1	1	0	1	0	1									
Al Cowens, R (1,9) OBP: 0.277, SLG: 0.301		3-1		E FC5-2 1B				F9	F3	4	0	1	0	0	0	2									
Bob Stinson, S (1,2) OBP: 0.357, SLG: 0.373			SH1-4 BB G3 BB	E3 FC5-2				G3	F5	3	1	0	0	1	0	1									
Freddie Patek, R (1,6) OBP: 0.388, SLG: 0.392			SH1-4 BB	FC5-2 FC6				E S BB	K	2	0	0	0	2	1	2									
Frank White, R (1,4) OBP: 0.272, SLG: 0.275			SH1-4	FC6				E6	6-3	3	0	0	0	0	0	3									
<b>Inning Stats</b>	R: 0 E: 0 K: 1 S: 5	H: 1 LOB: 0 BB: 0 P: 5	R: 0 E: 0 K: 0 S: 3	H: 0 LOB: 0 BB: 0 P: 3	R: 1 E: 0 K: 0 S: 6	H: 2 LOB: 1 BB: 2 P: 11	R: 2 E: 1 K: 0 S: 6	H: 2 LOB: 2 BB: 1 P: 10	R: 1 E: 0 K: 0 S: 5	H: 2 LOB: 1 BB: 0 P: 5	R: 0 E: 1 K: 0 S: 4	H: 0 LOB: 2 BB: 1 P: 8	R: 1 E: 0 K: 0 S: 4	H: 2 LOB: 2 BB: 1 P: 8	R: 0 E: 0 K: 1 S: 5	H: 0 LOB: 0 BB: 0 P: 5	1B: 6 2B: 1 3B: 0 HR: 0	SF: 0 SAC: 1 DP: 0 HBP: 0	WP: 0 PB: 0 SB: 1 CS: 1	PA: 37					
<b>PITCHER</b>	IP	WLS	BF	H	R	ER	SO	BB	IBB	HBP	BLK	WP	HR	S	P	ERA	WHIP								
Pete Broberg, R (1,1) ERA: 4.15	6.0	L	29	6	5	3	1	4	0	0	0	0	0	27	4.50	1.667									
Jerry Augustine, L (7,1) ERA: 2.2	2.0		7	1	0	0	1	1	0	0	0	0	0	8	12	0.00	1.000								





Batter	1	2	3	4	5	6	7	8	9	AB	R	H	RBI	BB	SO	LOB	TOP			
Von Joshua, L (1, 8) OBP: 0.269, SLG: 0.324	0-0 1-3		0-0 HR	0-3 K		0-0 1-3			0-0 6-3	5	1	1	1	0	1	1	<b>Milwaukee Brewers @ Kansas City Royals</b> Royals Stadium, Kansas City, MO Sat Jun 05 1976, 4:38 AM EDT Att: 35,817 - Unknown <a href="http://livebaseballscorecards.com">livebaseballscorecards.com</a>			
Don Money, R (1, 5) OBP: 0.373, SLG: 0.506	4-0 4-3 1B BB		4-0 G6-4-3 BB 1B BB		0-0 1-6-3 1B		0-0 F9 4-3 1B		0-0 2B	3	1	3	0	2	0	0				
George Scott, R (1, 3) OBP: 0.326, SLG: 0.404	0-0 4-3 1-2 1B		4-0 G6-4-3 1-2 BB		0-3 K		0-0 4-3		0-0 F7	4	0	1	0	1	1	3				
Hank Aaron, R (1, 10) OBP: 0.297, SLG: 0.308	0-0 4-3 1-2 2-3		0-0 G6-4-3 1-2 2-3		0-0 1-6-3 1B		0-0 F9		0-0 F4	5	0	1	0	0	0	6				
Sixto Lezcano, R (1, 7) OBP: 0.315, SLG: 0.402	0-3 K		0-0 BLK 1B 1B		0-0 1-6-3		0-0 4-3			4	0	1	1	0	1	5				
Robin Yount, R (1, 6) OBP: 0.356, SLG: 0.335		0-0 1-3	0-0 BLK 1B 1-2		0-0 L9				0-0 4-3	4	0	1	0	0	0	2				
Charlie Moore, R (1, 2) OBP: 0.345, SLG: 0.333		4-0 FC6-4 BB	0-0 5-3 1-2 2-3		0-0 L9				0-0 4-3	3	0	0	0	1	0	2				
Gorman Thomas, R (1, 9) OBP: 0.292, SLG: 0.333		0-0 F9		0-0 F8		0-0 FC6 1B		4-0 BB		3	0	1	0	1	0	1				
Pedro Garcia, R (1, 4) OBP: 0.261, SLG: 0.337	0-0 FC6-4 1-2		0-0 F7		0-0 FC6		0-0 F9			4	0	0	0	0	0	3				
<b>Inning Stats</b>	R: 0 E: 0 K: 1 S: 6	H: 1 LOB: 2 BB: 1 P: 10	R: 0 E: 0 K: 0 S: 3	H: 0 LOB: 1 BB: 1 P: 7	R: 2 E: 0 K: 0 S: 5	H: 3 LOB: 2 BB: 2 P: 13	R: 0 E: 0 K: 1 S: 5	H: 0 LOB: 0 BB: 0 P: 5	R: 0 E: 0 K: 0 S: 4	H: 1 LOB: 1 BB: 0 P: 4	R: 0 E: 0 K: 0 S: 4	H: 1 LOB: 1 BB: 0 P: 4	R: 0 E: 0 K: 0 S: 3	H: 0 LOB: 1 BB: 1 P: 7	R: 0 E: 0 K: 0 S: 4	H: 1 LOB: 1 BB: 0 P: 4	1B: 7 2B: 1 3B: 0 HR: 1	SF: 0 SAC: 0 DP: 1 HBP: 0	WP: 0 PB: 0 CS: 0	PA: 40
<b>PITCHER</b> Paul Splittorf, L (1, 1) ERA: 4.61	IP: 9.0 WLS: W BF: 40	H: 9 R: 2 ER: 2 SO: 3	BB: 5 IBB: 0 HBP: 0 BLK: 1	WP: 0 HR: 1 S: 41 P: 61	ERA: 2.00 WHIP: 1.556	<b>PITCHER</b>										IP: 9.0 WLS: W BF: 40	H: 9 R: 2 ER: 2 SO: 3	BB: 5 IBB: 0 HBP: 0 BLK: 1	WP: 0 HR: 1 S: 41 P: 61	ERA: 2.00 WHIP: 1.556

Batter	1	2	3	4	5	6	7	8	9	AB	R	H	RBI	BB	SO	LOB	BOTTOM			
Jim Wohlford, R (1, 7) OBP: 0.253, SLG: 0.247	4-0 3-1 WP SF7 BB		0-0 L9		0-0 G6-4-3 1-2 3-H		0-0 L4			3	1	0	0	1	0	3	<b>Milwaukee Brewers @ Kansas City Royals</b> Royals Stadium, Kansas City, MO Sat Jun 05 1976, 4:38 AM EDT Att: 35,817 - Unknown <a href="http://livebaseballscorecards.com">livebaseballscorecards.com</a>			
Tom Pocuette, L (1, 9) OBP: 0.339, SLG: 0.430	0-0 3-1 1-3		0-0 2B		0-0 F9		0-0 G3			4	1	1	0	0	0	2				
George Brett, L (1, 5) OBP: 0.406, SLG: 0.482	0-0 SF7 3-H		0-0 2B 1B		0-0 6-3		0-0 F7			3	1	1	2	0	0	0				
John Mayberry, L (1, 3) OBP: 0.329, SLG: 0.348	0-0 4-3		0-0 2B 1B		0-0 4-3		0-0 G3		0-0 F4	4	0	1	1	0	0	0				
Hal McRae, R (1, 10) OBP: 0.395, SLG: 0.463		0-0 1-6-3 2B 1B	0-0 G1-6-3 1-2		0-0 S 1B 1B		0-0 F4			4	2	2	0	0	0	1				
Al Cowens, R (1, 8) OBP: 0.286, SLG: 0.317		0-0 1-6-3 2B 1B	0-0 2B		0-0 1B 1B		0-0 6-3			4	1	3	1	0	0	0				
John Wathan, R (1, 2) OBP: 0.357, SLG: 0.357		0-0 1-6-3 1-2 2-3	0-0 F2		0-0 1-3		0-0 F7			4	0	0	0	0	0	4				
Freddie Patek, R (1, 6) OBP: 0.402, SLG: 0.411		0-0 S 2B		4-0 1B S G6-4-3 BB		0-0 CS 1B		0-0 1B		3	1	3	2	1	0	0				
Frank White, R (1, 4) OBP: 0.278, SLG: 0.289	0-3 K		0-0 G6-4-3 1B		0-0 2B		0-0 L8			4	0	2	0	0	1	2				
<b>Inning Stats</b>	R: 1 E: 0 K: 0 S: 3	H: 0 LOB: 0 BB: 1 P: 7	R: 2 E: 0 K: 1 S: 8	H: 3 LOB: 0 BB: 0 P: 8	R: 2 E: 0 K: 0 S: 6	H: 4 LOB: 1 BB: 0 P: 6	R: 1 E: 0 K: 0 S: 3	H: 1 LOB: 0 BB: 1 P: 7	R: 1 E: 0 K: 0 S: 5	H: 2 LOB: 1 BB: 0 P: 5	R: 0 E: 0 K: 0 S: 4	H: 2 LOB: 1 BB: 0 P: 4	R: 0 E: 0 K: 0 S: 3	H: 0 LOB: 0 BB: 0 P: 3	R: 0 E: 0 K: 0 S: 4	H: 1 LOB: 1 BB: 0 P: 4	1B: 8 2B: 5 3B: 0 HR: 0	SF: 1 SAC: 0 DP: 2 HBP: 0	WP: 1 PB: 0 CS: 3	PA: 36
<b>PITCHER</b> Bill Champion, R (1, 1) ERA: 7.03 Ed Sprague, R (3, 1) ERA: 7.04 Ray Sadecki, L (6, 1) ERA: 3.15 Eduardo Rodriguez, R (8, 1) ERA: 4.82	IP: 2.0 WLS: L BF: 13	H: 6 R: 5 ER: 5 SO: 1	BB: 1 IBB: 0 HBP: 0 BLK: 0	WP: 0 HR: 0 S: 11 P: 15	ERA: 6.00 WHIP: 1.667	<b>PITCHER</b>										IP: 2.0 WLS: L BF: 13	H: 6 R: 5 ER: 5 SO: 1	BB: 1 IBB: 0 HBP: 0 BLK: 0	WP: 0 HR: 0 S: 11 P: 15	ERA: 6.00 WHIP: 1.667



Batter	1	2	3	4	5	6	7	8	9	10	11	12	13	14	AB	R	H	RBI	BB	SO	LOB	TOP					
Von Joshua, L OBP: 0.275, SLG: 0.333 (1, 8)	G3						L6		F7				6-3		7	0	3	1	0	0	2						
Don Money, R OBP: 0.365, SLG: 0.489 (1, 5)	F7		L8		6-3		F7		FC6-4						6	1	0	0	1	1	6						
George Scott, R OBP: 0.324, SLG: 0.399 (1, 3)	1B		K				F3			4-3		P2			7	0	2	0	0	1	2						
Bob Hansen, L OBP: 0.254, SLG: 0.189 Jimmy Rosario, S OBP: 0.240, SLG: 0.174 (1, 10)	L4			G3											6	1	2	0	0	0	1						
Sixto Lezcano, R OBP: 0.313, SLG: 0.403 (1, 7)		L7		K											7	1	2	1	0	2	1						
Robin Yount, R OBP: 0.371, SLG: 0.349 (1, 6)															5	1	4	1	1	0	1						
Darrell Porter, L OBP: 0.300, SLG: 0.277 (1, 2)															5	0	1	1	0	1	5						
Bill Sharp, L OBP: 0.300, SLG: 0.292 Hank Aaron, R OBP: 0.302, SLG: 0.308 Gorman Thomas, R OBP: 0.288, SLG: 0.329 (1, 9)			F3												4	0	0	0	0	0	2						
Tim Johnson, L OBP: 0.290, SLG: 0.300 Pedro Garcia, R OBP: 0.257, SLG: 0.330 (1, 4)															4	0	2	0	0	0	0						
<b>Inning Stats</b>	R: 0 E: 0 K: 0 S: 4	H: 1 LOB: 1 BB: 0 P: 4	R: 0 E: 0 K: 1 S: 6	H: 1 LOB: 1 BB: 0 P: 6	R: 0 E: 0 K: 1 S: 6	H: 1 LOB: 1 BB: 0 P: 6	R: 0 E: 0 K: 1 S: 6	H: 1 LOB: 1 BB: 0 P: 4	R: 0 E: 0 K: 0 S: 4	H: 1 LOB: 1 BB: 0 P: 4	R: 0 E: 0 K: 1 S: 5	H: 0 LOB: 0 BB: 0 P: 5	R: 0 E: 0 K: 2 S: 7	H: 1 LOB: 2 BB: 1 P: 8	R: 0 E: 0 K: 2 S: 7	H: 0 LOB: 0 BB: 0 P: 7	R: 1 E: 0 K: 0 S: 4	H: 1 LOB: 1 BB: 1 P: 8	R: 1 E: 0 K: 0 S: 4	H: 1 LOB: 1 BB: 1 P: 8	1B: 13 2B: 3 3B: 0 HR: 0	SF: 1 SAC: 1 DP: 0 HBP: 0	WP: 0 PA: 60 CS: 0				
<b>PITCHER</b>	IP 10.0	WLS 5	BF 41	H 12	R 2	ER 1	SO 4	BB 0	IBB 0	HBP 0	BLK 0	WP 0	HR 0	S 49	P 49	ERA 3.11	WHIP 1.200										
Doug Bird, R ERA: 3.11 Steve Mingori, L ERA: 1.90 Marty Pattin, R ERA: 3.04 (1, 1)	0.2	L	5	2	1	1	1	0	1	0	0	0	0	6	10	13.50	3.000										
<b>PITCHER</b>	IP 10.0	WLS 5	BF 41	H 12	R 2	ER 1	SO 4	BB 0	IBB 0	HBP 0	BLK 0	WP 0	HR 0	S 49	P 49	ERA 3.11	WHIP 1.200										

Milwaukee Brewers @ Kansas City Royals  
Royals Stadium, Kansas City, MO  
Sun Jun 06 1976, 8:05 PM EDT  
Att: 15,508 - Unknown - 78 F

AB 55  
R 16  
H 14  
RBI 4  
BB 3  
SO 8  
LOB 23



Batter	1	2	3	4	5	6	7	8	9	10	11	12	13	14	AB	R	H	RBI	BB	SO	LOB	BOTTOM					
Jim Wohlford, R OBP: 0.274, SLG: 0.289 Freddie Patek, R OBP: 0.398, SLG: 0.405 (1, 7)	IHR		5-3												3	1	1	1	2	1	0						
Amos Otis, R OBP: 0.373, SLG: 0.541 (1, 8)	4-3			F3											7	0	2	1	0	0	1						
George Brett, L OBP: 0.406, SLG: 0.482 (1, 5)	K														6	0	2	0	1	1	2						
John Mayberry, L OBP: 0.327, SLG: 0.357 (1, 3)	4-3														7	1	2	0	0	0	3						
Hal McRae, R OBP: 0.398, SLG: 0.464 (1, 10)		F9													6	0	3	1	0	1	2						
Al Cowens, R OBP: 0.283, SLG: 0.312 (1, 9)		F9													6	0	1	0	0	1	4						
Cookie Rojas, R OBP: 0.347, SLG: 0.326 (1, 4)			6-3												6	0	0	0	0	1	4						
Bob Stinson, S OBP: 0.358, SLG: 0.364 Tom Poquette, L OBP: 0.339, SLG: 0.422 (1, 2)				F8											2	0	0	0	1	0	0						
Frank White, R OBP: 0.310, SLG: 0.283 Tony Oliva, R OBP: 0.350, SLG: 0.509 Davey Nelson, S OBP: 0.314, SLG: 0.455 James Gathers, L OBP: 0.310, SLG: 0.320 Davey Nelson, S OBP: 0.310, SLG: 0.320 John Walton, R OBP: 0.310, SLG: 0.320 (1, 8)															2	0	0	0	1	0	0						
<b>Inning Stats</b>	R: 1 E: 0 K: 1 S: 6	H: 1 LOB: 0 BB: 0 P: 6	R: 0 E: 0 K: 0 S: 3	H: 0 LOB: 0 BB: 0 P: 3	R: 0 E: 0 K: 0 S: 3	H: 0 LOB: 0 BB: 0 P: 3	R: 0 E: 0 K: 0 S: 3	H: 2 LOB: 2 BB: 0 P: 7	R: 0 E: 0 K: 0 S: 5	H: 0 LOB: 0 BB: 0 P: 5	R: 0 E: 0 K: 1 S: 6	H: 1 LOB: 1 BB: 1 P: 6	R: 0 E: 0 K: 0 S: 3	H: 0 LOB: 2 BB: 1 P: 7	R: 1 E: 0 K: 1 S: 8	H: 3 LOB: 3 BB: 1 P: 12	R: 0 E: 0 K: 0 S: 4	H: 1 LOB: 1 BB: 0 P: 4	R: 0 E: 0 K: 0 S: 4	H: 1 LOB: 1 BB: 0 P: 4	R: 0 E: 0 K: 1 S: 6	H: 1 LOB: 2 BB: 1 P: 10	1B: 8 2B: 1 3B: 1 HR: 1	SF: 0 SAC: 0 DP: 0 HBP: 0	WP: 0 PA: 58 CS: 0		
<b>PITCHER</b>	IP 10.0	WLS 2	BF 36	H 5	R 2	ER 2	SO 4	BB 3	IBB 0	HBP 0	BLK 0	WP 0	HR 0	S 43	P 55	ERA 1.80	WHIP 0.800										
Jim Colborn, R ERA: 4.25 Ray Sadecki, L ERA: 3.86 Eduardo Rodriguez, R ERA: 4.79 Jerry Augustine, L ERA: 1.53 (1, 1)	0.1	2	1	1	1	0	0	0	0	0	0	0	2	2	27.00	3.000											
<b>PITCHER</b>	IP 10.0	WLS 2	BF 36	H 5	R 2	ER 2	SO 4	BB 3	IBB 0	HBP 0	BLK 0	WP 0	HR 0	S 43	P 55	ERA 1.80	WHIP 0.800										

Milwaukee Brewers @ Kansas City Royals  
Royals Stadium, Kansas City, MO  
Sun Jun 06 1976, 8:05 PM EDT  
Att: 15,508 - Unknown - 78 F

AB 53  
R 3  
H 11  
RBI 3  
BB 5  
SO 6  
LOB 21





Batter	1	2	3	4	5	6	7	8	9	AB	R	H	RBI	BB	SO	LOB	TOP										
Ron LeFlore, R OBP: 0.391, SLG: 0.477 (1, 8)	5-3		F9		FC6-4				K	4	0	0	0	1	1	3											
Chuck Scrivener, R OBP: 0.311, SLG: 0.300 (1, 6)	5-3				6-3		F4		K	5	0	1	0	0	1	4											
Ben Oglvie, L OBP: 0.306, SLG: 0.554 (1, 9)	F3		1-3				F5		F8	4	0	0	0	0	0	2											
Rusty Staub, L OBP: 0.411, SLG: 0.440 (1, 10)		F7			FC6-4		F3		PB	2	0	0	0	2	0	0											
Jason Thompson, L OBP: 0.319, SLG: 0.333 (1, 3)		K			L8				BB	2	0	0	0	2	1	1											
Alex Johnson, R OBP: 0.289, SLG: 0.368 (1, 7)					FC6-4		FC6-4		K	3	0	0	0	1	1	4											
Aurelio Rodriguez, R OBP: 0.269, SLG: 0.311 (1, 5)		6-3			F3				K	4	0	1	0	0	1	4											
Bruce Kimm, R OBP: 0.333, SLG: 0.356 (1, 2)					1B		K			3	0	1	0	1	2	1											
Gary Sutherland, R OBP: 0.242, SLG: 0.276 (1, 4)					K				4-3	3	0	1	0	0	1	2											
Dan Meyer, L OBP: 0.329, SLG: 0.296 (9, PH)							FC5-4		4-3	1	0	0	0	0	0	1											
<b>Inning Stats</b>	R: 0 E: 0 K: 0 S: 3	H: 0 LOB: 0 BB: 0 P: 3	R: 0 E: 0 K: 1 S: 5	H: 0 LOB: 1 BB: 1 P: 9	R: 0 E: 0 K: 1 S: 6	H: 1 LOB: 2 BB: 1 P: 10	R: 0 E: 0 K: 0 S: 3	H: 0 LOB: 1 BB: 1 P: 7	R: 0 E: 0 K: 1 S: 6	H: 1 LOB: 1 BB: 0 P: 6	R: 0 E: 0 K: 0 S: 3	H: 0 LOB: 1 BB: 1 P: 7	R: 0 E: 0 K: 1 S: 6	H: 1 LOB: 2 BB: 1 P: 10	R: 0 E: 0 K: 2 S: 7	H: 0 LOB: 2 BB: 2 P: 15	R: 0 E: 0 K: 2 S: 8	H: 1 LOB: 1 BB: 0 P: 8	1B: 3 2B: 1 3B: 0 HR: 0	SF: 0 SAC: 0 DP: 0 HBP: 0	WP: 0 PB: 1 SB: 2 CS: 0	PA: 38					
<b>PITCHER</b>	IP	WLS	BF	H	R	ER	SO	BB	IBB	HBP	BLK	WP	HR	S	P	ERA	WHIP										
Steve Busby, R ERA: 2.76 (1, 1)	6.0	W	24	2	0	0	3	4	0	0	0	0	0	26	42	0.00	1.000										
Mark Littell, R ERA: 1.16 (7, 1)	3.0	S	14	2	0	0	5	3	0	0	0	0	0	21	33	0.00	1.667										

**Detroit Tigers @ Kansas City Royals**  
**Royals Stadium, Kansas City, MO**  
 Mon Jun 07 1976, 8:05 PM EDT  
 Att: 18,392 - Unknown - 79 F

AB	31
R	0
H	4
RBI	0
BB	7
SO	8
LOB	22



Batter	1	2	3	4	5	6	7	8	9	AB	R	H	RBI	BB	SO	LOB	BOTTOM										
Tom Poquette, L OBP: 0.341, SLG: 0.416 (1, 7)	G6-4-3	L9			S	4-3	4-3			4	0	1	0	1	0	3											
Amos Otis, R OBP: 0.369, SLG: 0.532 (1, 8)	G6-4-3		6-3		L9				F9	5	1	1	0	0	0	2											
Jim Wohlford, R OBP: 0.274, SLG: 0.289 (9, 8)	G6-4-3				L9		1B			0	0	0	0	0	0	0											
George Brett, L OBP: 0.360, SLG: 0.471 (1, 5)	L7		1-3		L7		F8		1-4-3	5	0	0	0	0	0	2											
Jamie Quirk, L OBP: 0.250, SLG: 0.250 (9, 5)	L7				L7					0	0	0	0	0	0	0											
John Mayberry, L OBP: 0.329, SLG: 0.358 (1, 3)		K			G3		BB		3-1	5	1	2	0	0	1	1											
Hal McRae, R OBP: 0.410, SLG: 0.492 (1, 10)							BB			4	3	4	2	0	0	0											
Al Cowens, R OBP: 0.287, SLG: 0.312 (1, 9)	F7		4-3				SH1-3			3	2	1	1	1	0	2											
Bob Stinson, S OBP: 0.360, SLG: 0.367 (1, 2)							1B			2	1	1	0	0	1	0											
Buck Martinez, R OBP: 0.310, SLG: 0.446 (7, PH)	E				K		SH1-3		F5	1	0	0	0	0	0	3											
Freddie Patek, R OBP: 0.406, SLG: 0.411 (1, 6)	E									3	2	2	2	1	0	0											
Davey Nelson, R OBP: 0.333, SLG: 0.333 (8, 4)	E				L5					0	0	0	0	0	0	0											
Frank White, R OBP: 0.278, SLG: 0.302 (8, 6)					5-3					4	0	2	5	0	0	1											
<b>Inning Stats</b>	R: 0 E: 0 K: 0 S: 3	H: 1 LOB: 0 BB: 0 P: 3	R: 3 E: 1 K: 1 S: 9	H: 4 LOB: 1 BB: 0 P: 9	R: 0 E: 0 K: 1 S: 5	H: 2 LOB: 0 BB: 0 P: 5	R: 0 E: 0 K: 1 S: 5	H: 0 LOB: 0 BB: 0 P: 5	R: 0 E: 0 K: 0 S: 3	H: 0 LOB: 1 BB: 1 P: 7	R: 2 E: 0 K: 0 S: 6	H: 3 LOB: 1 BB: 0 P: 6	R: 5 E: 0 K: 0 S: 7	H: 4 LOB: 1 BB: 2 P: 15	R: 0 E: 0 K: 0 S: 3	H: 0 LOB: 0 BB: 0 P: 3	1B: 12 2B: 0 3B: 1 HR: 1	SF: 0 SAC: 1 DP: 1 HBP: 0	WP: 0 PB: 0 SB: 3 CS: 0	PA: 40							
<b>PITCHER</b>	IP	WLS	BF	H	R	ER	SO	BB	IBB	HBP	BLK	WP	HR	S	P	ERA	WHIP										
Vern Rühle, R ERA: 4.74 (1, 1)	6.1	L	32	13	8	7	2	1	0	0	0	0	0	35	39	9.95	2.211										
Steve Grilli, R ERA: 5.69 (7, 1)	1.2		8	1	2	2	0	2	0	0	0	0	0	6	14	10.80	1.800										

**Detroit Tigers @ Kansas City Royals**  
**Royals Stadium, Kansas City, MO**  
 Mon Jun 07 1976, 8:05 PM EDT  
 Att: 18,392 - Unknown - 79 F

AB	36
R	10
H	14
RBI	10
BB	3
SO	2
LOB	14






Batter	1	2	3	4	5	6	7	8	9	AB	R	H	RBI	BB	SO	LOB	TOP			
Ron LeFlore, R (1, 8) OBP: 0.388, SLG: 0.472	0-3 K		0-3 K														4 0 1 0 0 2 0			
Dan Meyer, L (1, 7) OBP: 0.325, SLG: 0.307	0-0 F5		0-0														4 1 1 0 0 0 1			
Mickey Stanley, R (8, 7) OBP: 0.326, SLG: 0.385			1B	2B													0 0 0 0 0 0 0			
Ben Oglivie, L (1, 9) OBP: 0.318, SLG: 0.542	0-0 G3		4-0	1B	BB												3 0 1 0 1 0 1			
Rusty Staub, L (1, 10) OBP: 0.413, SLG: 0.439		4-0	HR	BB	1B												3 1 1 1 1 0 2			
Jason Thompson, L (1, 3) OBP: 0.317, SLG: 0.355	0-0	HR	1B														4 1 1 2 0 0 2			
Aurelio Rodriguez, R (1, 5) OBP: 0.286, SLG: 0.310	0-0	6-3															4 0 1 0 0 0 0			
Chuck Scrivener, R (1, 6) OBP: 0.286, SLG: 0.273	0-0	5-3															4 0 0 0 0 0 1			
Bruce Kimm, R (1, 2) OBP: 0.333, SLG: 0.354	0-0	F3															3 0 1 0 0 0 0			
Jerry Manuel, S (1, 4) OBP: 0.250, SLG: 0.188			0-0	F7	0-3	K											3 0 0 0 0 1 1			
<b>Inning Stats</b>	R: 0 E: 0 K: 1 S: 5	H: 0 LOB: 0 BB: 0 P: 5	R: 2 E: 0 K: 0 S: 4	H: 1 LOB: 0 BB: 1 P: 8	R: 1 E: 0 K: 1 S: 7	H: 2 LOB: 2 BB: 1 P: 11	R: 0 E: 0 K: 1 S: 6	H: 2 LOB: 1 BB: 0 P: 6	R: 0 E: 0 K: 0 S: 4	H: 1 LOB: 1 BB: 0 P: 4	R: 0 E: 0 K: 0 S: 3	H: 0 LOB: 0 BB: 0 P: 3	R: 0 E: 0 K: 0 S: 3	H: 1 LOB: 0 BB: 0 P: 3	R: 0 E: 0 K: 0 S: 3	H: 0 LOB: 0 BB: 0 P: 3	1B: 5 2B: 1 3B: 0 HR: 1	SF: 0 SAC: 0 DP: 1 HBP: 0	WP: 0 PB: 0 SB: 0 CS: 0	PA: 34
<b>PITCHER</b> Dennis Leonard, R (1, 1) ERA: 2.8	IP: 9.0 WLS: L BF: 34 H: 7 R: 3 ER: 3 SO: 3 BB: 2 IBB: 0 HBP: 0 BLK: 0 WP: 0 HR: 1 S: 38 P: 46 ERA: 3.00 WHIP: 1.000																			

Detroit Tigers @ Kansas City Royals  
Royals Stadium, Kansas City, MO  
Tue Jun 08 1976, 8:05 PM EDT  
Att: 13,869 - Unknown


AB 32  
R 3  
H 7  
RBI 3  
BB 2  
SO 3  
LOB 8



Batter	1	2	3	4	5	6	7	8	9	AB	R	H	RBI	BB	SO	LOB	BOTTOM					
Jim Wohlford, R (1, 7) OBP: 0.284, SLG: 0.300	0-0		0-0														4 0 2 0 0 0 1					
Amos Otis, R (1, 8) OBP: 0.382, SLG: 0.521	0-0		0-0														4 0 0 0 0 1 3					
George Brett, L (1, 5) OBP: 0.395, SLG: 0.466	0-0		1-3														4 1 1 0 0 1 1					
John Mayberry, L (1, 3) OBP: 0.327, SLG: 0.356	0-3																4 0 1 0 0 1 1					
Hal McRae, R (1, 10) OBP: 0.416, SLG: 0.497			0-0														4 0 3 1 0 0 0					
Al Cowens, R (1, 9) OBP: 0.282, SLG: 0.306	0-0		0-0														4 0 0 0 0 0 4					
Buck Martinez, R (1, 2) OBP: 0.300, SLG: 0.431	0-0		0-0														2 0 0 0 0 0 0					
Cookie Rojas, R (7, PH) OBP: 0.340, SLG: 0.318	0-0		6-3														1 0 0 0 0 0 1					
John Wathan, R (8, 2) OBP: 0.333, SLG: 0.333	0-0																0 0 0 0 0 0 0					
Davey Nelson, R (9, PH) OBP: 0.318, SLG: 0.316	0-0																1 0 0 0 0 0 2					
Freddie Patek, R (1, 6) OBP: 0.404, SLG: 0.409	0-0		0-0														3 0 1 0 0 0 0					
Frank White, R (1, 4) OBP: 0.280, SLG: 0.303	0-0		1B	E	1B												3 0 1 0 0 0 1					
<b>Inning Stats</b>	R: 0 E: 0 K: 1 S: 6	H: 1 LOB: 1 BB: 0 P: 6	R: 0 E: 0 K: 0 S: 3	H: 0 LOB: 0 BB: 0 P: 3	R: 0 E: 1 K: 0 S: 4	H: 2 LOB: 1 BB: 0 P: 4	R: 0 E: 0 K: 1 S: 6	H: 1 LOB: 1 BB: 0 P: 6	R: 0 E: 0 K: 0 S: 4	H: 1 LOB: 1 BB: 0 P: 4	R: 0 E: 0 K: 1 S: 5	H: 0 LOB: 0 BB: 0 P: 5	R: 0 E: 0 K: 0 S: 3	H: 1 LOB: 0 BB: 0 P: 3	R: 0 E: 0 K: 0 S: 3	H: 0 LOB: 0 BB: 0 P: 3	R: 1 E: 0 K: 0 S: 6	H: 3 LOB: 2 BB: 0 P: 6	1B: 9 2B: 0 3B: 0 HR: 0	SF: 0 SAC: 0 DP: 2 HBP: 0	WP: 0 PB: 0 SB: 1 CS: 0	PA: 34
<b>PITCHER</b> Dave Roberts, L (1, 1) ERA: 3.01	IP: 9.0 WLS: W BF: 34 H: 9 R: 1 ER: 1 SO: 3 BB: 0 IBB: 0 HBP: 0 BLK: 0 WP: 0 HR: 0 S: 40 P: 40 ERA: 1.00 WHIP: 1.000																					

Detroit Tigers @ Kansas City Royals  
Royals Stadium, Kansas City, MO  
Tue Jun 08 1976, 8:05 PM EDT  
Att: 13,869 - Unknown

AB 34  
R 1  
H 9  
RBI 1  
BB 0  
SO 3  
LOB 14





Batter	1	2	3	4	5	6	7	8	9	AB	R	H	RBI	BB	SO	LOB	TOP					
Ron LeFlore, R (1, 8) OBP: 0.385, SLG: 0.467										4	1	1	0	0	3	1	<b>Detroit Tigers @ Kansas City Royals</b> Royals Stadium, Kansas City, MO Wed Jun 09 1976, 8:05 PM EDT Att: 12,529 - Unknown					
Dan Meyer, L (1, 7) OBP: 0.333, SLG: 0.316										4	0	2	0	0	0	0						
Ben Oglivie, L (1, 9) OBP: 0.329, SLG: 0.556										4	1	2	1	0	1	2						
Rusty Staub, L (1, 10) OBP: 0.410, SLG: 0.434										4	0	1	1	0	1	4						
Jason Thompson, L (1, 3) OBP: 0.315, SLG: 0.359										4	1	1	0	0	0	1						
Aurelio Rodriguez, R (1, 5) OBP: 0.286, SLG: 0.309										4	0	1	0	0	0	1						
Chuck Scrivener, R (1, 6) OBP: 0.283, SLG: 0.271										4	0	1	1	0	0	1						
Bruce Kimm, R (1, 2) OBP: 0.321, SLG: 0.340										2	0	0	0	0	0	0						
Mickey Stanley, R (7, PH) OBP: 0.318, SLG: 0.375										1	0	0	0	0	0	1						
John Wockenfuss, R (7, 2) OBP: 0.420, SLG: 0.525										0	0	0	0	0	0	0						
Jerry Manuel, S (1, 4) OBP: 0.237, SLG: 0.176										2	0	0	0	0	0	0						
Gary Sutherland, R (8, PH) OBP: 0.248, SLG: 0.282										1	0	1	0	0	0	0						
<b>Inning Stats</b>	R: 1 E: 0 K: 7 S: 7	H: 2 LOB: 1 BB: 0 P: 7	R: 0 E: 0 K: 0 S: 3	H: 0 LOB: 0 BB: 0 P: 3	R: 1 E: 0 K: 0 S: 5	H: 3 LOB: 1 BB: 0 P: 5	R: 1 E: 0 K: 0 S: 4	H: 2 LOB: 0 BB: 0 P: 4	R: 0 E: 0 K: 1 S: 5	H: 0 LOB: 0 BB: 0 P: 5	R: 0 E: 0 K: 0 S: 3	H: 0 LOB: 0 BB: 0 P: 3	R: 0 E: 0 K: 0 S: 3	H: 1 LOB: 0 BB: 0 P: 3	R: 0 E: 0 K: 3 S: 11	H: 2 LOB: 2 BB: 0 P: 11	R: 0 E: 0 K: 0 S: 3	H: 0 LOB: 0 BB: 0 P: 3	1B: 8 2B: 2 3B: 0 HR: 0	SF: 0 SAC: 0 DP: 2 HBP: 0	WP: 0 PB: 0 SB: 1 CS: 1	PA: 34
<b>PITCHER</b>	IP WLS BF H R ER SO BB IBB HBP BLK WP HR S P ERA WHIP																					
Al Fitzmorris, R (1, 1) ERA: 3.59	7.1 W 29 10 3 3 3 0 0 0 0 0 0 0 35 35 3.68 1.364																					
Steve Mingo, L (8, 1) ERA: 1.6	1.2 S 5 0 0 0 2 0 0 0 0 0 0 0 9 9 0.00 0.000																					

Batter	1	2	3	4	5	6	7	8	9	AB	R	H	RBI	BB	SO	LOB	BOTTOM			
Tom Poquette, L (1, 7) OBP: 0.336, SLG: 0.409										2	0	0	0	0	1	0	<b>Detroit Tigers @ Kansas City Royals</b> Royals Stadium, Kansas City, MO Wed Jun 09 1976, 8:05 PM EDT Att: 12,529 - Unknown			
Jim Wohlford, R (4, PH) OBP: 0.278, SLG: 0.293										2	0	0	0	0	0	0				
Amos Otis, R (1, 8) OBP: 0.356, SLG: 0.510										4	0	0	0	0	1	0				
George Brett, L (1, 5) OBP: 0.397, SLG: 0.464										3	1	1	0	1	0	0				
John Mayberry, L (1, 3) OBP: 0.335, SLG: 0.391										3	2	2	3	1	0	0				
Hal McRae, R (1, 10) OBP: 0.417, SLG: 0.497										4	1	2	0	0	0	2				
Al Cowens, R (1, 9) OBP: 0.286, SLG: 0.320										4	2	2	1	0	1	1				
Cookie Rojas, R (1, 4) OBP: 0.333, SLG: 0.313										4	0	1	1	0	1	1				
Freddie Patek, R (9, 6) OBP: 0.404, SLG: 0.409										0	0	0	0	0	0	0				
Bob Stinson, S (1, 2) OBP: 0.363, SLG: 0.363										1	0	0	1	1	0	0				
Frank White, R (1, 6) OBP: 0.274, SLG: 0.297										3	0	0	0	0	1	2				
<b>Inning Stats</b>	R: 4 E: 0 K: 1 S: 9	H: 4 LOB: 2 BB: 2 P: 17	R: 0 E: 0 K: 0 S: 4	H: 1 LOB: 2 BB: 1 P: 8	R: 1 E: 0 K: 1 S: 6	H: 1 LOB: 0 BB: 0 P: 6	R: 0 E: 0 K: 0 S: 3	H: 0 LOB: 0 BB: 0 P: 3	R: 0 E: 0 K: 1 S: 5	H: 0 LOB: 0 BB: 0 P: 5	R: 0 E: 0 K: 0 S: 3	H: 0 LOB: 0 BB: 0 P: 3	R: 0 E: 0 K: 1 S: 5	H: 0 LOB: 0 BB: 0 P: 5	R: 1 E: 0 K: 1 S: 6	H: 1 LOB: 0 BB: 0 P: 6	1B: 5 2B: 0 3B: 1 HR: 2	SF: 0 SAC: 1 DP: 0 HBP: 0	WP: 0 PB: 0 SB: 4 CS: 1	PA: 34
<b>PITCHER</b>	IP WLS BF H R ER SO BB IBB HBP BLK WP HR S P ERA WHIP																			
Ray Bare, R (1, 1) ERA: 4.31	3.0 L 18 6 5 4 2 3 0 0 0 0 0 0 19 31 12.00 3.000																			
Jim Crawford, L (4, 1) ERA: 4.35	3.0 9 1 0 0 1 0 0 0 0 0 0 0 11 11 0.00 0.333																			
John Hiller, L (7, 1) ERA: 3.72	2.0 7 1 1 1 2 0 0 0 0 0 0 1 11 11 4.50 0.500																			



Batter	1	2	3	4	5	6	7	8	9	AB	R	H	RBI	BB	SO	LOB	TOP			
<b>Tommy Harper, R</b> OBP: 0.324, SLG: 0.313 (1, 10)										4	0	1	0	0	1	0	<b>Baltimore Orioles @ Kansas City Royals</b> Royals Stadium, Kansas City, MO Thu Jun 10 1976, 8:05 PM EDT Att: 12,210 - Unknown			
<b>Mark Belanger, R</b> OBP: 0.355, SLG: 0.359 (1, 6)										4	0	0	0	0	0	1				
<b>Bobby Grich, R</b> OBP: 0.391, SLG: 0.425 (1, 4)										3	0	0	0	1	0	1				
<b>Lee May, R</b> OBP: 0.292, SLG: 0.426 (1, 3)										4	0	0	0	0	0	3				
<b>Ken Singleton, S</b> OBP: 0.307, SLG: 0.276 (1, 9)										4	0	1	0	0	0	0				
<b>Andres Mora, R</b> OBP: 0.281, SLG: 0.369 (1, 7)										4	0	1	0	0	0	1				
<b>Paul Blair, R</b> OBP: 0.245, SLG: 0.257 (1, 8)										3	0	1	0	0	0	1				
<b>Doug DeCinces, R</b> OBP: 0.298, SLG: 0.380 (1, 5)										1	0	0	0	2	1	0				
<b>Dave Duncan, R</b> OBP: 0.298, SLG: 0.288 (1, 2)										3	0	0	0	0	0	5				
<b>Inning Stats</b>	R: 0 E: 1 K: 1 S: 6	H: 0 LOB: 1 BB: 0 P: 6	R: 0 E: 0 K: 0 S: 4	H: 2 LOB: 2 BB: 1 P: 8	R: 0 E: 0 K: 0 S: 4	H: 1 LOB: 1 BB: 0 P: 4	R: 0 E: 0 K: 0 S: 3	H: 0 LOB: 0 BB: 0 P: 3	R: 0 E: 0 K: 1 S: 5	H: 0 LOB: 0 BB: 1 P: 5	R: 0 E: 0 K: 0 S: 2	H: 0 LOB: 0 BB: 1 P: 6	R: 0 E: 0 K: 0 S: 4	H: 1 LOB: 2 BB: 1 P: 8	R: 0 E: 0 K: 0 S: 3	H: 0 LOB: 0 BB: 0 P: 3	1B: 3 2B: 1 3B: 0 HR: 0	SF: 0 SAC: 0 DP: 2 HBP: 0	WP: 0 PB: 0 SB: 0 CS: 0	PA: 33
<b>PITCHER</b> <b>Paul Splittorf, L</b> ERA: 4.15 (1, 1)	IP: 9.0 WLS: W BF: 33 H: 4 R: 0 ER: 0 SO: 2 BB: 3 IBB: 0 HBP: 0 BLK: 0 WP: 0 HR: 0 S: 34 P: 46 ERA: 0.00 WHIP: 0.778																			

Batter	1	2	3	4	5	6	7	8	9	AB	R	H	RBI	BB	SO	LOB	BOTTOM			
<b>Tom Poquette, L</b> OBP: 0.341, SLG: 0.429 (1, 7)										4	2	2	0	0	0	3	<b>Baltimore Orioles @ Kansas City Royals</b> Royals Stadium, Kansas City, MO Thu Jun 10 1976, 8:05 PM EDT Att: 12,210 - Unknown			
<b>Jim Wohlford, R</b> OBP: 0.286, SLG: 0.293 (8, 7)										0	0	0	0	1	0	0				
<b>Amos Otis, R</b> OBP: 0.357, SLG: 0.520 (1, 8)										4	1	1	2	1	1	3				
<b>George Brett, L</b> OBP: 0.397, SLG: 0.463 (1, 5)										5	2	2	1	0	0	2				
<b>John Mayberry, L</b> OBP: 0.336, SLG: 0.406 (1, 3)										5	1	2	2	0	1	3				
<b>Hal McRae, R</b> OBP: 0.414, SLG: 0.492 (1, 10)										4	0	1	1	0	0	1				
<b>Al Cowens, R</b> OBP: 0.285, SLG: 0.318 (1, 9)										4	0	1	0	0	2	2				
<b>Bob Stinson, S</b> OBP: 0.358, SLG: 0.349 (1, 2)										3	0	0	0	1	0	3				
<b>Freddie Patek, R</b> OBP: 0.406, SLG: 0.408 (1, 6)										3	1	1	0	1	1	2				
<b>Frank White, R</b> OBP: 0.279, SLG: 0.308 (1, 4)										1	0	1	1	0	0	0				
<b>Davey Nelson, R</b> OBP: 0.320, SLG: 0.286 (2, PR) (3, 4)										2	0	0	0	1	1	1				
<b>Inning Stats</b>	R: 2 E: 0 K: 2 S: 10	H: 3 LOB: 1 BB: 0 P: 10	R: 1 E: 0 K: 1 S: 6	H: 1 LOB: 1 BB: 1 P: 10	R: 0 E: 0 K: 0 S: 5	H: 2 LOB: 0 BB: 0 P: 5	R: 0 E: 0 K: 0 S: 3	H: 1 LOB: 1 BB: 1 P: 7	R: 0 E: 0 K: 0 S: 3	H: 0 LOB: 0 BB: 0 P: 3	R: 0 E: 0 K: 2 S: 7	H: 0 LOB: 1 BB: 1 P: 11	R: 4 E: 1 K: 1 S: 10	H: 4 LOB: 1 BB: 0 P: 10	R: 0 E: 0 K: 0 S: 3	H: 0 LOB: 2 BB: 2 P: 11	1B: 7 2B: 1 3B: 1 HR: 2	SF: 0 SAC: 0 DP: 0 HBP: 0	WP: 0 PB: 0 SB: 4 CS: 1	PA: 40
<b>PITCHER</b> <b>Jim Palmer, R</b> ERA: 3.33 <b>Grant Jackson, L</b> ERA: 4.6 (7, 1)	IP: 6.0 WLS: L BF: 29 H: 9 R: 5 ER: 5 SO: 5 BB: 3 IBB: 0 HBP: 0 BLK: 0 WP: 0 HR: 1 S: 36 P: 48 ERA: 7.50 WHIP: 2.000																			



Batter	1	2	3	4	5	6	7	8	9	AB	R	H	RBI	BB	SO	LOB	TOP								
<b>Al Bumby, L</b> OBP: 0.344, SLG: 0.363 (1, 7)										4	0	1	0	0	1	1	<b>Baltimore Orioles @ Kansas City Royals</b> Royals Stadium, Kansas City, MO Fri Jun 11 1976, 8:05 PM EDT Att: 25,883 - Unknown								
<b>Mark Belanger, R</b> OBP: 0.351, SLG: 0.353 (1, 6)										3	0	0	0	1	0	1									
<b>Bobby Grich, R</b> OBP: 0.382, SLG: 0.413 (1, 4)											4	0	0	0	0	1									
<b>Lee May, R</b> OBP: 0.291, SLG: 0.428 (1, 10)											4	0	1	0	0	1									
<b>Ken Singleton, S</b> OBP: 0.306, SLG: 0.281 (1, 9)										4	0	1	0	0	2	2									
<b>Tony Muser, L</b> OBP: 0.299, SLG: 0.248 (1, 3)										3	0	0	0	0	1	2									
<b>Paul Blair, R</b> OBP: 0.247, SLG: 0.258 (1, 8)										3	0	1	0	0	1	1									
<b>Doug DeCinces, R</b> OBP: 0.292, SLG: 0.371 (1, 5)										3	0	0	0	0	1	1									
<b>Eliot Hendricks, L</b> OBP: 0.215, SLG: 0.205 (1, 2)										3	0	0	0	0	0	1									
<b>Inning Stats</b>	R: 0 E: 0 K: 1 S: 5	H: 0 LOB: 0 BB: 0 P: 5	R: 0 E: 0 K: 2 S: 7	H: 0 LOB: 0 BB: 0 P: 7	R: 0 E: 0 K: 0 S: 3	H: 0 LOB: 0 BB: 0 P: 3	R: 0 E: 0 K: 0 S: 3	H: 0 LOB: 0 BB: 0 P: 3	R: 0 E: 0 K: 2 S: 8	H: 1 LOB: 1 BB: 0 P: 8	R: 0 E: 0 K: 0 S: 4	H: 1 LOB: 1 BB: 0 P: 4	R: 0 E: 0 K: 1 S: 6	H: 1 LOB: 1 BB: 0 P: 6	R: 0 E: 0 K: 1 S: 6	H: 1 LOB: 1 BB: 0 P: 6	R: 0 E: 0 K: 0 S: 3	H: 0 LOB: 1 BB: 1 P: 7	1B: 2 2B: 2 3B: 0 HR: 0	SF: 0 SAC: 0 DP: 0 HBP: 0	WP: 0 PB: 0 SB: 0 CS: 0	PA: 32			
<b>PITCHER</b>	IP	WLS	BF	H	R	ER	SO	BB	IBB	HBP	BLK	WP	HR	S	P	ERA	WHIP								
<b>Doug Bird, R</b> ERA: 2.84 (1, 1)	7.0	W	24	3	0	0	6	0	0	0	0	0	0	36	36	0.00	0.429								
<b>Mark Littell, R</b> ERA: 1.09 (8, 1)	2.0	S	8	1	0	0	1	1	0	0	0	0	0	9	13	0.00	1.000								

Batter	1	2	3	4	5	6	7	8	9	AB	R	H	RBI	BB	SO	LOB	BOTTOM								
<b>Davey Nelson, R</b> OBP: 0.310, SLG: 0.360 (1, 4)										4	1	1	1	0	0	0	<b>Baltimore Orioles @ Kansas City Royals</b> Royals Stadium, Kansas City, MO Fri Jun 11 1976, 8:05 PM EDT Att: 25,883 - Unknown								
<b>Amos Otis, R</b> OBP: 0.359, SLG: 0.522 (1, 8)										3	0	2	1	0	0	0									
<b>George Brett, L</b> OBP: 0.398, SLG: 0.466 (1, 5)										3	0	1	0	1	0	2									
<b>John Mayberry, L</b> OBP: 0.335, SLG: 0.400 (1, 3)										3	1	0	0	1	0	2									
<b>Hal McRae, R</b> OBP: 0.418, SLG: 0.500 (1, 10)										3	1	2	0	0	0	0									
<b>Al Cowens, R</b> OBP: 0.289, SLG: 0.322 (1, 9)										4	0	2	2	0	0	1									
<b>Jim Wohlford, R</b> OBP: 0.277, SLG: 0.282 (1, 7)										3	0	0	0	0	0	2									
<b>Tom Poquette, L</b> OBP: 0.346, SLG: 0.429 (6, PH) (9, 7)										0	0	0	0	1	0	0									
<b>Freddie Patek, R</b> OBP: 0.398, SLG: 0.398 (1, 6)										4	0	0	0	0	0	3									
<b>Buck Martinez, R</b> OBP: 0.302, SLG: 0.426 (1, 2)										3	1	1	0	0	0	0									
<b>Inning Stats</b>	R: 0 E: 0 K: 0 S: 3	H: 0 LOB: 1 BB: 1 P: 7	R: 0 E: 0 K: 0 S: 3	H: 0 LOB: 0 BB: 0 P: 3	R: 2 E: 0 K: 0 S: 6	H: 3 LOB: 1 BB: 0 P: 6	R: 0 E: 0 K: 0 S: 4	H: 1 LOB: 1 BB: 0 P: 4	R: 0 E: 0 K: 0 S: 4	H: 1 LOB: 1 BB: 0 P: 4	R: 1 E: 0 K: 0 S: 5	H: 2 LOB: 1 BB: 0 P: 5	R: 0 E: 0 K: 0 S: 4	H: 1 LOB: 1 BB: 0 P: 4	R: 1 E: 0 K: 0 S: 3	H: 1 LOB: 2 BB: 2 P: 11	R: 0 E: 0 K: 0 S: 3	H: 1 LOB: 1 BB: 2 P: 11	1B: 6 2B: 2 3B: 1 HR: 0	SF: 1 SAC: 1 DP: 0 HBP: 0	WP: 1 PB: 0 SB: 1 CS: 1	PA: 35			
<b>PITCHER</b>	IP	WLS	BF	H	R	ER	SO	BB	IBB	HBP	BLK	WP	HR	S	P	ERA	WHIP								
<b>Mike Cuellar, L</b> ERA: 6.75 (1, 1)	7.0	L	31	8	4	4	0	2	0	0	0	1	0	29	37	5.14	1.429								
<b>Dyar Miller, R</b> ERA: 3.91 (8, 1)	1.0		4	1	0	0	0	1	0	0	0	0	0	3	7	0.00	2.000								

AB 31  
R 0  
H 4  
RBI 0  
BB 1  
SO 7  
LOB 11

AB 30  
R 4  
H 9  
RBI 4  
BB 3  
SO 0  
LOB 10

livebaseballscores.com

livebaseballscores.com



Batter	1	2	3	4	5	6	7	8	9	AB	R	H	RBI	BB	SO	LOB	TOP									
Ken Singleton, S OBP: 0.318, SLG: 0.293 (1, 9)										3	1	2	1	2	0	0	<p><b>Baltimore Orioles @ Kansas City Royals</b>  Royals Stadium, Kansas City, MO  Sat Jun 12 1976, 8:05 PM EDT  Att: 19,693 - Unknown</p> <p>livebaseballscorecards.com</p> <p>AB 37 R 6 H 9 RBI 6 BB 2 SO 4 LOB 22</p>									
Bobby Grich, R OBP: 0.383, SLG: 0.426 (1, 4)										5	1	2	0	0	1	5										
Reggie Jackson, L OBP: 0.292, SLG: 0.377 (1, 8)										5	1	2	3	0	0	3										
Lee May, R OBP: 0.300, SLG: 0.426 Royce Stillman, L OBP: 0.156, SLG: 0.059 (9, PR)										3	0	1	2	0	0	1										
Tony Muser, L OBP: 0.292, SLG: 0.242 Paul Blair, R OBP: 0.244, SLG: 0.255 (8, PH)										2	0	0	0	0	0	1										
Al Bumbry, L OBP: 0.338, SLG: 0.355 Andres Mora, R OBP: 0.258, SLG: 0.365 Brooks Robinson, R OBP: 0.175, SLG: 0.222 (8, PH)										3	0	0	0	0	0	5										
Doug DeCinces, R OBP: 0.291, SLG: 0.368 (8, 3)										4	1	1	0	0	0	0										
Eliot Hendricks, L OBP: 0.207, SLG: 0.197 Tommy Harper, R OBP: 0.316, SLG: 0.303 (9, PH)										3	0	0	0	0	0	1										
Mark Belanger, R OBP: 0.349, SLG: 0.351 (1, 6)										4	2	1	0	0	0	1										
<b>Inning Stats</b>	R: 0 E: 0 K: 1 S: 6	H: 1 LOB: 3 BB: 1 P: 11	R: 1 E: 0 K: 0 S: 5	H: 2 LOB: 1 BB: 0 P: 5	R: 0 E: 0 K: 0 S: 3	H: 0 LOB: 0 BB: 0 P: 3	R: 0 E: 0 K: 0 S: 3	H: 0 LOB: 0 BB: 0 P: 3	R: 2 E: 1 K: 2 S: 11	H: 3 LOB: 2 BB: 0 P: 11	R: 0 E: 0 K: 0 S: 4	H: 1 LOB: 1 BB: 0 P: 4	R: 0 E: 0 K: 0 S: 3	H: 0 LOB: 0 BB: 0 P: 3	R: 3 E: 0 K: 1 S: 7	H: 2 LOB: 1 BB: 1 P: 12		1B: 5 2B: 3 3B: 0 HR: 1	SF: 0 SAC: 0 DP: 0 HBP: 2	WP: 0 PB: 0 SB: 1 CS: 0	PA: 41					
<b>PITCHER</b>	IP	WLS	BF	H	R	ER	SO	BB	IBB	HBP	BLK	WP	HR	S	P	ERA		WHIP								
Steve Busby, R ERA: 2.84 (1, 1)	5.0	W	24	6	3	2	3	1	0	1	0	0	0	28	33	3.60		1.400								
Steve Mingori, L ERA: 2.51 (6, 1)	3.2		15	3	3	3	1	1	0	0	0	0	1	16	20	7.36		1.091								
Marty Pattin, R ERA: 3.0 (9, 1)	0.1	S	2	0	0	0	0	0	0	1	0	0	0	1	2	0.00		0.000								

Batter	1	2	3	4	5	6	7	8	9	AB	R	H	RBI	BB	SO	LOB	BOTTOM									
Davey Nelson, R OBP: 0.333, SLG: 0.414 (1, 4)										4	2	2	0	0	1	1	<p><b>Baltimore Orioles @ Kansas City Royals</b>  Royals Stadium, Kansas City, MO  Sat Jun 12 1976, 8:05 PM EDT  Att: 19,693 - Unknown</p> <p>livebaseballscorecards.com</p> <p>AB 29 R 7 H 11 RBI 6 BB 3 SO 1 LOB 13</p>									
Amos Otis, R OBP: 0.382, SLG: 0.519 (1, 8)										3	0	1	0	1	0	1										
George Brett, L OBP: 0.392, SLG: 0.462 (1, 5)										2	0	0	2	0	0	2										
John Mayberry, L OBP: 0.337, SLG: 0.413 (1, 3)										3	2	1	1	1	0	3										
Hal McRae, R OBP: 0.419, SLG: 0.505 (1, 10)										4	2	2	0	0	0	1										
Al Cowens, R OBP: 0.290, SLG: 0.319 (1, 9)										2	0	0	0	1	0	0										
Tom Pogue, L OBP: 0.356, SLG: 0.438 Jim Wohlford, R OBP: 0.274, SLG: 0.279 (6, PH)										2	0	2	1	0	0	0										
Freddie Patek, R OBP: 0.395, SLG: 0.394 (1, 6)										4	1	1	0	0	0	3										
Bob Stinson, S OBP: 0.351, SLG: 0.341 Buck Martinez, R OBP: 0.323, SLG: 0.476 (7, PH)										2	0	0	0	0	0	2										
<b>Inning Stats</b>	R: 0 E: 0 K: 0 S: 3	H: 0 LOB: 0 BB: 0 P: 3	R: 2 E: 0 K: 0 S: 4	H: 2 LOB: 1 BB: 2 P: 12	R: 2 E: 0 K: 0 S: 5	H: 2 LOB: 0 BB: 0 P: 5	R: 0 E: 0 K: 0 S: 4	H: 1 LOB: 1 BB: 0 P: 4	R: 1 E: 0 K: 0 S: 5	H: 2 LOB: 1 BB: 0 P: 5	R: 0 E: 0 K: 0 S: 3	H: 0 LOB: 0 BB: 0 P: 3	R: 0 E: 0 K: 0 S: 4	H: 1 LOB: 2 BB: 1 P: 8	R: 2 E: 0 K: 1 S: 8	H: 3 LOB: 1 BB: 0 P: 8		1B: 7 2B: 2 3B: 1 HR: 1	SF: 2 SAC: 3 DP: 1 HBP: 0	WP: 0 PB: 0 SB: 3 CS: 0	PA: 37					
<b>PITCHER</b>	IP	WLS	BF	H	R	ER	SO	BB	IBB	HBP	BLK	WP	HR	S	P	ERA		WHIP								
Doyle Alexander, R ERA: 3.5 (1, 1)	4.0	L	19	6	5	5	0	2	0	0	0	0	0	17	25	11.25		2.000								
Ross Grimsley, L ERA: 4.01 (5, 1)	3.0		13	3	1	1	0	0	1	0	0	0	0	12	16	3.00		1.000								
Dyar Miller, R ERA: 4.13 (8, 1)	1.0		5	2	1	1	1	0	0	0	0	0	0	7	7	9.00		2.000								



Batter	1	2	3	4	5	6	7	8	9	AB	R	H	RBI	BB	SO	LOB	TOP					
Ken Singleton, S OBP: 0.319, SLG: 0.312 (1,9)	F7		F7		F7		HR		BB 1B	5	1	2	1	0	0	0	<b>Baltimore Orioles @ Kansas City Royals</b> Royals Stadium, Kansas City, MO Sun Jun 13 1976, 4:33 AM EDT Att: 23,751 - Unknown <a href="http://livebaseballscorecards.com">livebaseballscorecards.com</a>					
Mark Belanger, R OBP: 0.350, SLG: 0.349 (1,6)	E8 1B		F7		K		P6		BB 1-2 BB	4	0	1	0	1	1	0						
Bobby Grich, R OBP: 0.378, SLG: 0.419 (1,4)	K		K		K				FC4-6 1B	5	0	1	0	0	3	3						
Reggie Jackson, L OBP: 0.291, SLG: 0.368 (1,8)	5-3								FC4-6 1B 1-2	3	1	0	0	1	0	2						
Lee May, R OBP: 0.304, SLG: 0.428 (1,3)			K							4	1	2	0	0	1	0						
Royce Stillman, L OBP: 0.217, SLG: 0.100 (1,10)			BB 1B							3	0	1	0	1	1	2						
Al Bumbry, L OBP: 0.341, SLG: 0.380 (1,7)			BB 1B							4	1	2	3	0	1	3						
Doug DeCinces, R OBP: 0.289, SLG: 0.360 (1,5)			BB							3	0	0	0	1	0	2						
Dave Duncan, R OBP: 0.288, SLG: 0.278 (1,2)			K						P2	4	0	0	0	0	2	4						
<b>Inning Stats</b>	R: 0 E: 1 K: 1 S: 6	H: 1 LOB: 1 BB: 0 P: 6	R: 0 E: 0 K: 2 S: 8	H: 1 LOB: 2 BB: 1 P: 12	R: 0 E: 0 K: 1 S: 5	H: 0 LOB: 0 BB: 0 P: 5	R: 2 E: 0 K: 0 S: 4	H: 2 LOB: 1 BB: 2 P: 12	R: 0 E: 0 K: 1 S: 5	H: 0 LOB: 0 BB: 0 P: 5	R: 0 E: 0 K: 0 S: 3	H: 0 LOB: 0 BB: 0 P: 3	R: 2 E: 0 K: 1 S: 7	H: 2 LOB: 0 BB: 0 P: 7	R: 0 E: 0 K: 2 S: 9	H: 2 LOB: 2 BB: 0 P: 9	R: 0 E: 0 K: 1 S: 6	H: 1 LOB: 2 BB: 1 P: 10	1B: 7 2B: 0 3B: 0 HR: 2	SF: 0 SAC: 0 DP: 1 HBP: 0	WP: 0 PB: 0 SB: 0 CS: 0	PA: 39
<b>PITCHER</b> Dennis Leonard, R ERA: 2.9 (1,1)	IP: 9.0 WLS: W BF: 39 H: 9 R: 4 ER: 4 SO: 9 BB: 4 IBB: 0 HBP: 0 BLK: 0 WP: 0 HR: 2 S: 53 P: 69 ERA: 4.00 WHIP: 1.444															<b>PITCHER</b>						

Batter	1	2	3	4	5	6	7	8	9	AB	R	H	RBI	BB	SO	LOB	BOTTOM					
Davey Nelson, R OBP: 0.342, SLG: 0.394 (1,4)	WP 3B BB	F9		3-1		F8 S 1B		F8		4	1	1	0	1	0	2	<b>Baltimore Orioles @ Kansas City Royals</b> Royals Stadium, Kansas City, MO Sun Jun 13 1976, 4:33 AM EDT Att: 23,751 - Unknown <a href="http://livebaseballscorecards.com">livebaseballscorecards.com</a>					
Amos Otis, R OBP: 0.364, SLG: 0.517 (1,8)	WP 3B BB	F7				2B SF9 1B		F8		3	2	1	0	1	0	1						
George Brett, L OBP: 0.398, SLG: 0.493 (1,5)	1H 2H FC6-2 3B			HR		1-3 E 2B		4-3		4	2	3	3	0	0	1						
John Mayberry, L OBP: 0.332, SLG: 0.406 (1,3)	1-3		K			K		F7		4	0	0	0	0	2	3						
Hal McRae, R OBP: 0.421, SLG: 0.502 (1,10)	FC6-2		CS 1B			E IBB		F8		3	1	1	0	1	0	1						
Al Cowens, R OBP: 0.289, SLG: 0.316 (1,9)	3H K		CS BB			SF9		F3		2	0	0	1	1	1	1						
Jim Wohlford, R OBP: 0.283, SLG: 0.300 (1,7)			CS		6-3	E8 CS 2B		F8		4	1	2	2	0	0	0						
Freddie Patek, R OBP: 0.397, SLG: 0.393 (1,6)		K		S 1B		HBP		6-3		3	0	1	0	0	1	1						
Buck Martinez, R OBP: 0.333, SLG: 0.522 (1,2)	2H HR			K		CS		F9		4	1	2	2	0	1	1						
<b>Inning Stats</b>	R: 2 E: 0 K: 1 S: 6	H: 1 LOB: 2 BB: 2 P: 14	R: 2 E: 0 K: 1 S: 7	H: 2 LOB: 0 BB: 0 P: 7	R: 1 E: 0 K: 1 S: 5	H: 2 LOB: 0 BB: 1 P: 9	R: 0 E: 0 K: 1 S: 6	H: 1 LOB: 1 BB: 0 P: 6	R: 3 E: 1 K: 1 S: 7	H: 3 LOB: 1 BB: 1 P: 12	R: 0 E: 0 K: 0 S: 4	H: 1 LOB: 0 BB: 0 P: 4	R: 0 E: 0 K: 0 S: 3	H: 0 LOB: 0 BB: 0 P: 3	R: 0 E: 0 K: 0 S: 4	H: 1 LOB: 1 BB: 0 P: 4	R: 0 E: 0 K: 0 S: 4	H: 1 LOB: 1 BB: 0 P: 4	1B: 6 2B: 2 3B: 1 HR: 2	SF: 1 SAC: 0 DP: 0 HBP: 1	WP: 1 PB: 0 SB: 5 CS: 3	PA: 39
<b>PITCHER</b> Mike Flanagan, L ERA: 5.31 (1,1)	IP: 2.1 WLS: L BF: 14 H: 5 R: 5 ER: 5 SO: 3 BB: 2 IBB: 0 HBP: 0 BLK: 0 WP: 1 HR: 2 S: 18 P: 26 ERA: 19.29 WHIP: 3.000															<b>PITCHER</b>						
Grant Jackson, L ERA: 5.12 (3,1)	3.2	16	5	3	3	2	1	1	1	0	0	0	17	26	7.36	1.636						
Ross Grimsley, L ERA: 3.86 (7,1)	2.0	7	1	0	0	0	0	0	0	0	0	0	7	7	0.00	0.500						











Batter	1	2	3	4	5	6	7	8	9	AB	R	H	RBI	BB	SO	LOB	TOP
Davey Nelson, R (1,4) OBP: 0.400, SLG: 0.442	0-0 CS 1B		0-0 F8			0-0 F9 G3 1B		0-0 SF9		3	1	2	1	0	0	0	<b>Kansas City Royals @ Detroit Tigers</b> Tiger Stadium, Detroit, MI Wed Jun 16 1976, 7:05 PM EDT Att: 21,659 - Unknown
Amos Otis, R (1,8) OBP: 0.366, SLG: 0.527	0-0 E 2B		0-0 1-3			0-0 F9		0-3 K		4	1	1	0	0	1	1	
George Brett, L (1,6) OBP: 0.399, SLG: 0.490	0-0 E3 1-6-3 2-H		0-0 3-1			0-0 G3			0-0 6-3	4	0	0	1	0	0	0	
John Mayberry, L (1,3) OBP: 0.335, SLG: 0.396	0-0 1-6-3			0-0 4-3		0-0 F5			4-0 L1-3 BB	3	0	0	0	1	0	1	
Hal McRae, R (1,7) OBP: 0.414, SLG: 0.488	4-0 BB			0-0 F4			0-0 6-3		0-0 L1-3	3	0	0	0	1	0	1	
Jim Wohlford, R (9,7) OBP: 0.275, SLG: 0.290									0-0 L1-3	0	0	0	0	0	0	0	
Tony Solaita, L (1,10) OBP: 0.261, SLG: 0.341	0-0 5-3			0-0 3-1			0-0 4-3			3	0	0	0	0	0	2	
Tom Poquette, L (1,9) OBP: 0.375, SLG: 0.496		0-3 K			0-0 G3-6 1B		0-0 F6			3	0	1	0	0	1	0	
Jamie Quirk, L (1,5) OBP: 0.333, SLG: 0.467		0-0 1-3			0-0 G3-6 1-2			0-0 SH1-4 SF9 2B		3	1	1	0	0	0	1	
Buck Martinez, R (1,2) OBP: 0.338, SLG: 0.547		0-0 F6			0-0 F4			0-0 SH1-4 2-3		2	0	0	0	0	0	0	
<b>Inning Stats</b>	R: 1 E: 1 K: 0 S: 5	H: 2 LOB: 2 BB: 1 P: 9	R: 0 E: 0 K: 1 S: 5	H: 0 LOB: 0 BB: 0 P: 5	R: 0 E: 0 K: 0 S: 3	H: 0 LOB: 0 BB: 0 P: 3	R: 0 E: 0 K: 0 S: 3	H: 0 LOB: 0 BB: 0 P: 3	R: 1 E: 0 K: 1 S: 6	H: 1 LOB: 0 BB: 1 P: 6	R: 0 E: 0 K: 0 S: 2	H: 0 LOB: 0 BB: 1 P: 6	1B: 3 2B: 3 3B: 0 HR: 0	SF: 1 SAC: 1 DP: 2 HBP: 0	WP: 0 PB: 0 SB: 1 CS: 1	PA: 32	
<b>PITCHER</b> Mark Fidrych, R (1,1) ERA: 1.86	IP: 9.0 WLS: W BF: 32	H: 5 R: 3 ER: 2 SO: 2	BB: 2 IBB: 0 HBP: 0 BLK: 0	WP: 0 HR: 0 S: 34 P: 42	ERA: 2.00 WHIP: 0.778	<b>PITCHER</b>										ERA: 2.00 WHIP: 0.778	

AB	28
R	3
H	5
RBI	2
BB	2
SO	2
LOB	6



Batter	1	2	3	4	5	6	7	8	9	AB	R	H	RBI	BB	SO	LOB	BOTTOM			
Ron LeFlore, R (1,8) OBP: 0.399, SLG: 0.466	0-0 S 1B		0-3 K					0-0 CS 1B		4	0	3	0	0	1	0	<b>Kansas City Royals @ Detroit Tigers</b> Tiger Stadium, Detroit, MI Wed Jun 16 1976, 7:05 PM EDT Att: 21,659 - Unknown			
Pedro Garcia, R (1,4) OBP: 0.266, SLG: 0.346	0-0 F2 1-2		0-3 K			0-0 6-3		0-0 F7 1-2		4	0	0	0	0	1	4				
Dan Meyer, L (1,7) OBP: 0.347, SLG: 0.387	0-0 L5			0-0 4-3		0-0 F6			0-0 F8 1B	4	1	1	0	0	0	1				
Rusty Staub, L (1,9) OBP: 0.404, SLG: 0.418	0-0 F7			0-0 1-3		0-3 K			0-0 F8 1-2	4	0	0	0	0	1	2				
Jason Thompson, L (1,3) OBP: 0.331, SLG: 0.392		0-0 HR		0-0 HR		0-3 K			0-3 K	4	2	2	2	0	2	1				
Alex Johnson, R (1,10) OBP: 0.296, SLG: 0.383		0-0 6-3		0-3 K			0-0 4-3		0-0 S 1B	4	1	1	1	0	1	0				
Aurelio Rodriguez, R (1,5) OBP: 0.263, SLG: 0.330		0-0 5-3			0-0 F2		0-0 5-3		4-0 1B IBB	3	0	0	0	1	0	0				
Bruce Kimm, R (1,2) OBP: 0.305, SLG: 0.321		0-0 F5			0-0 6-3		0-0 5-3		0-0 1B	3	0	0	0	0	0	0				
Mickey Stanley, R (9, PH) OBP: 0.353, SLG: 0.413									1-2 1B	1	0	1	1	0	0	0				
Chuck Scrivener, R (1,6) OBP: 0.301, SLG: 0.303			0-0 F2		0-0 E5 1B			0-0 6-3		3	0	0	0	0	0	0				
<b>Inning Stats</b>	R: 0 E: 0 K: 0 S: 4	H: 1 LOB: 1 BB: 0 P: 4	R: 1 E: 0 K: 0 S: 4	H: 1 LOB: 0 BB: 0 P: 4	R: 0 E: 0 K: 2 S: 7	H: 0 LOB: 0 BB: 0 P: 7	R: 1 E: 0 K: 1 S: 6	H: 1 LOB: 0 BB: 0 P: 6	R: 0 E: 0 K: 2 S: 7	H: 0 LOB: 0 BB: 0 P: 7	R: 0 E: 0 K: 0 S: 3	H: 0 LOB: 0 BB: 0 P: 3	R: 0 E: 0 K: 0 S: 3	H: 1 LOB: 0 BB: 0 P: 3	R: 2 E: 0 K: 1 S: 7	H: 3 LOB: 2 BB: 1 P: 11	1B: 6 2B: 0 3B: 0 HR: 2	SF: 0 SAC: 0 DP: 0 HBP: 0	WP: 0 PB: 0 SB: 2 CS: 1	PA: 35
<b>PITCHER</b> Doug Bird, R (1,1) ERA: 2.88	IP: 5.0 WLS: 20 BF: 20	H: 4 R: 2 ER: 2 SO: 3	BB: 0 IBB: 0 HBP: 0 BLK: 0	WP: 0 HR: 0 S: 14 P: 26	ERA: 3.60 WHIP: 0.800	<b>PITCHER</b>										ERA: 3.60 WHIP: 0.800				
Mark Little, R (6,1) ERA: 1.25	IP: 3.0 WLS: 10 BF: 2	H: 2 R: 1 ER: 1 SO: 2	BB: 0 IBB: 0 HBP: 0 BLK: 0	WP: 0 HR: 0 S: 14 P: 14	ERA: 3.00 WHIP: 0.667	<b>PITCHER</b>										ERA: 3.00 WHIP: 0.667				
Tom Hall, L (9,1) ERA: 3.68	IP: 0.2 WLS: 2 BF: 0	H: 0 R: 0 ER: 0 SO: 1	BB: 0 IBB: 0 HBP: 0 BLK: 0	WP: 0 HR: 0 S: 4 P: 4	ERA: 0.00 WHIP: 0.000	<b>PITCHER</b>										ERA: 0.00 WHIP: 0.000				
Marty Pattin, R (9,1) ERA: 3.28	IP: 0.0 WLS: L BF: 3	H: 2 R: 1 ER: 1 SO: 0	BB: 0 IBB: 0 HBP: 0 BLK: 0	WP: 0 HR: 0 S: 2 P: 6	ERA: ∞ WHIP: ∞	<b>PITCHER</b>										ERA: ∞ WHIP: ∞				





Batter	1	2	3	4	5	6	7	8	9	AB	R	H	RBI	BB	SO	LOB	TOP																
Davey Nelson, R OBP: 0.400, SLG: 0.447 (1, 4)										4	1	1	0	1	0	3	<b>Kansas City Royals @ Cleveland Indians</b> Cleveland Municipal Stadium, Cleveland, OH Fri Jun 18 1976, 3:33 AM EDT Att: 14,170 - Unknown - 80 F <a href="http://livebaseballscorecards.com">livebaseballscorecards.com</a>																
Amos Otis, R OBP: 0.364, SLG: 0.524 (1, 8)										5	1	1	0	0	2	3																	
George Brett, L OBP: 0.393, SLG: 0.481 (1, 6)										4	0	0	0	0	0	2																	
John Mayberry, L OBP: 0.333, SLG: 0.394 (1, 3)										4	0	1	1	0	0	0																	
Hal McRae, R OBP: 0.419, SLG: 0.489 (1, 10)										2	1	1	0	2	0	0																	
Al Cowens, R OBP: 0.291, SLG: 0.314 (1, 9)										4	0	1	0	0	0	3																	
Jim Wohlford, R OBP: 0.269, SLG: 0.284 (7, PH)										2	0	0	0	0	0	2																	
Tom Poquette, L OBP: 0.384, SLG: 0.519 (7, 7)										2	2	2	0	0	0	0																	
Cookie Rojas, R OBP: 0.350, SLG: 0.346 (1, 5)										3	0	2	3	0	0	0																	
Buck Martinez, R OBP: 0.321, SLG: 0.519 (1, 2)										4	0	0	0	0	1	3																	
<b>Inning Stats</b>	R: 1 E: 0 K: 1 S: 6	H: 1 LOB: 0 BB: 0 P: 6	R: 1 E: 1 K: 1 S: 8	H: 3 LOB: 2 BB: 0 P: 8	R: 1 E: 0 K: 0 S: 4	H: 1 LOB: 0 BB: 0 P: 4	R: 0 E: 0 K: 0 S: 3	H: 0 LOB: 0 BB: 0 P: 3	R: 0 E: 0 K: 0 S: 3	H: 0 LOB: 1 BB: 1 P: 7	R: 1 E: 0 K: 0 S: 5	H: 2 LOB: 1 BB: 0 P: 5	R: 0 E: 0 K: 0 S: 3	H: 1 LOB: 1 BB: 1 P: 7	R: 1 E: 0 K: 1 S: 6	H: 1 LOB: 1 BB: 1 P: 10	1B: 5 2B: 3 3B: 1 HR: 0	SF: 1 SAC: 0 DP: 1 HBP: 0	WP: 0 PB: 0 SB: 0 CS: 0	PA: 38													
<b>PITCHER</b>	IP WLS BF H R ER SO BB IBB HBP BLK WP HR S P ERA WHIP																																
Rick Waits, L ERA: 3.15 (1, 1)	3.0		14	5	3	3	2	0	0	0	1	0	0	18	18	9.00	1.667																
Stan Thomas, R ERA: 2.57 (4, 1)	4.1	L	18	3	1	1	0	2	0	0	0	0	0	16	24	2.08	1.154																
Jim Kern, R ERA: 2.6 (8, 1)	1.2		6	1	1	1	1	1	0	0	0	0	0	7	11	5.40	1.200																

Batter	1	2	3	4	5	6	7	8	9	AB	R	H	RBI	BB	SO	LOB	BOTTOM																
Orlando Gonzalez, L OBP: 0.310, SLG: 0.231 (1, 3)										3	1	1	0	1	1	2	<b>Kansas City Royals @ Cleveland Indians</b> Cleveland Municipal Stadium, Cleveland, OH Fri Jun 18 1976, 3:33 AM EDT Att: 14,170 - Unknown - 80 F <a href="http://livebaseballscorecards.com">livebaseballscorecards.com</a>																
Rick Manning, L OBP: 0.328, SLG: 0.387 (1, 8)										5	0	2	2	0	2	3																	
John Lowenstein, L OBP: 0.363, SLG: 0.327 (1, 9)										4	0	2	0	0	1	2																	
Rico Carty, R OBP: 0.379, SLG: 0.453 (1, 10)										3	0	1	1	1	1	3																	
Ron Pruitt, R OBP: 0.263, SLG: 0.071 (8, PR)										0	0	0	0	0	0	0																	
George Hendrick, R OBP: 0.306, SLG: 0.429 (1, 7)										4	0	1	0	0	1	3																	
Alan Ashby, S OBP: 0.307, SLG: 0.310 (1, 2)										4	0	1	0	0	2	1																	
Buddy Bell, R OBP: 0.395, SLG: 0.415 (1, 5)										4	0	1	0	0	0	2																	
Frank Duffy, R OBP: 0.289, SLG: 0.296 (9, PH)										3	0	1	0	0	0	1																	
Larvell Blanks, R OBP: 0.368, SLG: 0.522 (9, PH)										1	0	0	0	0	1	0																	
Duane Kuiper, L OBP: 0.282, SLG: 0.285 (1, 4)										4	2	3	0	0	0	1																	
<b>Inning Stats</b>	R: 0 E: 1 K: 2 S: 8	H: 2 LOB: 1 BB: 0 P: 8	R: 0 E: 0 K: 0 S: 4	H: 2 LOB: 1 BB: 0 P: 4	R: 2 E: 1 K: 1 S: 8	H: 3 LOB: 1 BB: 0 P: 8	R: 0 E: 0 K: 1 S: 5	H: 0 LOB: 0 BB: 0 P: 5	R: 1 E: 0 K: 0 S: 5	H: 3 LOB: 1 BB: 0 P: 5	R: 0 E: 0 K: 2 S: 7	H: 0 LOB: 0 BB: 0 P: 7	R: 0 E: 0 K: 1 S: 5	H: 1 LOB: 1 BB: 1 P: 9	R: 0 E: 0 K: 0 S: 4	H: 1 LOB: 2 BB: 1 P: 8	R: 0 E: 0 K: 2 S: 8	H: 1 LOB: 1 BB: 0 P: 8	1B: 13 2B: 0 3B: 0 HR: 0	SF: 0 SAC: 1 DP: 1 HBP: 0	WP: 0 PB: 0 SB: 0 CS: 4	PA: 38											
<b>PITCHER</b>	IP WLS BF H R ER SO BB IBB HBP BLK WP HR S P ERA WHIP																																
Dennis Leonard, R ERA: 2.75 (1, 1)	9.0	W	38	13	3	1	9	2	0	0	0	0	0	54	62	1.00	1.667																



Batter	1	2	3	4	5	6	7	8	9	AB	R	H	RBI	BB	SO	LOB	TOP										
Davey Nelson, R OBP: 0.373, SLG: 0.412 (1, 4)	6-3		K			6-3			F8	4	0	0	0	0	1	0	<b>Kansas City Royals @ Cleveland Indians</b> Cleveland Municipal Stadium, Cleveland, OH Sat Jun 19 1976, 7:05 PM EDT Att: 17,389 - Unknown - 60 F <a href="http://livebaseballscorecards.com">livebaseballscorecards.com</a>										
Amos Otis, R OBP: 0.363, SLG: 0.519 (1, 8)	6-3			K			2-3		1B	4	0	1	0	0	1	0											
George Brett, L OBP: 0.387, SLG: 0.474 (1, 5)	F9			4-3			K		F7	4	0	0	0	0	1	1											
John Mayberry, L OBP: 0.328, SLG: 0.387 (1, 3)		K		F8			F7		G3	4	0	0	0	0	1	1											
Hal McRae, R OBP: 0.418, SLG: 0.484 (1, 10)		F9			L7			1B BB		2	0	0	0	1	0	0											
Al Cowens, R OBP: 0.292, SLG: 0.314 (1, 9)				6-3				K		3	0	1	0	0	1	1											
Tom Poquette, L OBP: 0.376, SLG: 0.507 (1, 7)				1B		F5			F7	3	0	0	0	0	0	2											
Buck Martinez, R OBP: 0.313, SLG: 0.506 (8, PH)			L8			6-3				2	0	0	0	0	0	0											
Tony Solaja, L OBP: 0.277, SLG: 0.356 (8, FR)										1	0	1	0	0	0	0											
John Wathan, R OBP: 0.375, SLG: 0.333 (8, 2)									1B	0	0	0	0	0	0	0											
Frank White, R OBP: 0.275, SLG: 0.304 (8, PH)			L7			6-3				2	0	0	0	0	0	0											
Jamie Quirk, L OBP: 0.313, SLG: 0.438 (8, 6)								4-3		1	0	0	0	0	0	2											
<b>Inning Stats</b>	R: 0 E: 0 K: 1 S: 3	H: 0 LOB: 0 BB: 0 P: 3	R: 0 E: 0 K: 1 S: 6	H: 1 LOB: 1 BB: 0 P: 6	R: 0 E: 0 K: 1 S: 5	H: 0 LOB: 0 BB: 0 P: 5	R: 0 E: 0 K: 1 S: 5	H: 0 LOB: 0 BB: 0 P: 5	R: 0 E: 0 K: 0 S: 3	H: 0 LOB: 0 BB: 0 P: 3	R: 0 E: 0 K: 1 S: 5	H: 0 LOB: 0 BB: 0 P: 5	R: 0 E: 0 K: 1 S: 6	H: 1 LOB: 2 BB: 1 P: 10	R: 0 E: 0 K: 0 S: 4	H: 1 LOB: 1 BB: 0 P: 4	1B: 3 2B: 0 3B: 0 HR: 0	SF: 0 SAC: 0 DP: 0 HBP: 0	WP: 0 PB: 0 SB: 0 CS: 0	PA: 31							
<b>PITCHER</b>	IP	WLS	BF	H	R	ER	SO	BB	IBB	HBP	BLK	WP	HR	S	P	ERA	WHIP										
Pat Dobson, R ERA: 2.41 (1, 1)	7.0	W	22	1	0	0	4	0	0	0	0	0	0	30	30	0.00	0.143										
Jim Kern, R ERA: 2.51 (8, 1)	2.0	S	9	2	0	0	1	1	0	0	0	0	0	10	14	0.00	1.500										

Batter	1	2	3	4	5	6	7	8	9	AB	R	H	RBI	BB	SO	LOB	BOTTOM										
Orlando Gonzalez, L OBP: 0.313, SLG: 0.241 (7, PH)	G3		G6-3			G3 SH1-4 1B	FC5-2 IBB			3	1	1	0	0	0	1	<b>Kansas City Royals @ Cleveland Indians</b> Cleveland Municipal Stadium, Cleveland, OH Sat Jun 19 1976, 7:05 PM EDT Att: 17,389 - Unknown - 60 F <a href="http://livebaseballscorecards.com">livebaseballscorecards.com</a>										
Doug Howard, R OBP: 0.237, SLG: 0.256 (8, 3)										0	0	0	0	1	0	0											
Rick Manning, L OBP: 0.328, SLG: 0.386 (1, 8)	1-3			6-3 G3 1B		SH1-4	FC5-2			3	0	1	0	0	0	3											
John Lowenstein, L OBP: 0.353, SLG: 0.317 (7, PH)					G3					3	0	0	0	0	1	2											
Frank Robinson, R OBP: 0.417, SLG: 0.421 (8, 9)						G3	K			1	0	0	0	0	1	3											
Charlie Spikes, R OBP: 0.306, SLG: 0.286 (8, 9)										0	0	0	0	0	0	0											
Rico Carty, R OBP: 0.381, SLG: 0.451 (1, 10)		6-3						F7		3	0	1	1	1	0	0											
George Hendrick, R OBP: 0.305, SLG: 0.425 (1, 7)					6-3 BB					4	0	1	0	0	0	3											
Alan Ashby, S OBP: 0.306, SLG: 0.304 (1, 2)										3	1	0	0	1	0	3											
Buddy Bell, R OBP: 0.398, SLG: 0.423 (1, 5)										3	1	2	0	0	0	0											
Frank Duffy, R OBP: 0.295, SLG: 0.302 (1, 6)										3	0	2	0	0	0	2											
Duane Kuiper, L OBP: 0.279, SLG: 0.281 (1, 4)										3	0	0	1	0	0	3											
<b>Inning Stats</b>	R: 0 E: 0 K: 1 S: 5	H: 0 LOB: 0 BB: 0 P: 5	R: 0 E: 0 K: 0 S: 3	H: 1 LOB: 0 BB: 0 P: 3	R: 1 E: 1 K: 0 S: 4	H: 2 LOB: 0 BB: 0 P: 4	R: 0 E: 0 K: 0 S: 4	H: 1 LOB: 2 BB: 1 P: 8	R: 0 E: 0 K: 0 S: 3	H: 1 LOB: 0 BB: 0 P: 3	R: 1 E: 0 K: 0 S: 5	H: 2 LOB: 1 BB: 0 P: 5	R: 1 E: 1 K: 1 S: 7	H: 1 LOB: 3 BB: 2 P: 15	R: 0 E: 0 K: 0 S: 3	H: 0 LOB: 0 BB: 0 P: 3	1B: 7 2B: 1 3B: 0 HR: 0	SF: 0 SAC: 1 DP: 3 HBP: 0	WP: 0 PB: 0 SB: 0 CS: 0	PA: 33							
<b>PITCHER</b>	IP	WLS	BF	H	R	ER	SO	BB	IBB	HBP	BLK	WP	HR	S	P	ERA	WHIP										
Al Fitzmorris, R ERA: 3.5 (1, 1)	6.1	L	27	8	3	3	1	2	0	0	0	0	0	27	35	4.26	1.579										
Steve Mingo, L ERA: 2.3 (7, 1)	0.1		2	0	0	0	0	0	1	0	0	0	0	1	5	0.00	0.000										
Marty Pattin, R ERA: 3.12 (7, 1)	1.1		4	0	0	0	1	0	0	0	0	0	0	6	6	0.00	0.000										



Batter	1	2	3	4	5	6	7	8	9	AB	R	H	RBI	BB	SO	LOB	TOP			
Davey Nelson, R OBP: 0.375, SLG: 0.411	(1,4) X G6-4-3 1B		(2) X 6-3	(2) X 1B BB 1B	(2) X K		(3) X K			5	1	2	2	0	2	0				
Amos Otis, R OBP: 0.371, SLG: 0.519	(1,8) X G6-4-3 1-2		(2) X 1B BB	(2) X BB SF7 1B	(2) X S BB			(4-0) X S BB		2	1	1	1	3	0	1				
George Brett, L OBP: 0.388, SLG: 0.472	(1,5) X G3		(3) X 1B	(3) X 1B BB 1B	(3) X F7			(0-3) X K		5	1	2	0	0	1	2				
John Mayberry, L OBP: 0.330, SLG: 0.385	(1,3) X HBP 1B		(3) X 6-3	(3) X 1B BB	(3) X F7			(0-0) X 6-3		4	0	1	1	1	0	3				
Hal McRae, R OBP: 0.414, SLG: 0.478	(1,10) X 1-2 HBP		(3) X E5 1B	(3) X SF7	(3) X F9			(0-3) X K		3	1	0	1	0	1	1				
Tom Pocquette, L OBP: 0.379, SLG: 0.507	(1,7) X K		(3) X 1B	(3) X F7				(0-0) X 1-3		4	1	2	0	0	1	4				
Jim Wohlford, R OBP: 0.269, SLG: 0.284	(9, PH) X K		(3) X 1B	(3) X 1B				(0-0) X 6-3		0	0	0	0	0	0	0				
Jamie Quirk, L OBP: 0.294, SLG: 0.412	(9, PH) X K		(3) X 1B	(3) X 1B				(0-0) X 5-3		1	0	0	0	0	0	0				
Al Cowens, R OBP: 0.294, SLG: 0.316	(1,9) X F8		(3) X 1B	(3) X 1B				(0-0) X 6-3		5	1	2	1	0	0	3				
Freddie Patek, R OBP: 0.395, SLG: 0.393	(1,6) X F3		(3) X 1B	(3) X FC6-4				(0-3) X K		5	1	1	1	0	1	4				
John Wathan, R OBP: 0.350, SLG: 0.316	(1,2) X K		(3) X K	(3) X 1B 1B				(0-3) X K		4	1	1	1	0	2	0				
<b>Inning Stats</b>	R: 0 E: 0 K: 0 S: 3	H: 1 LOB: 0 BB: 0 P: 3	R: 0 E: 0 K: 1 S: 6	H: 1 LOB: 2 BB: 0 P: 7	R: 0 E: 0 K: 1 S: 6	H: 1 LOB: 2 BB: 1 P: 10	R: 3 E: 1 K: 0 S: 12	H: 8 LOB: 2 BB: 1 P: 16	R: 0 E: 0 K: 1 S: 5	H: 1 LOB: 1 BB: 0 P: 4	R: 0 E: 0 K: 3 S: 9	H: 0 LOB: 0 BB: 0 P: 9	R: 0 E: 0 K: 2 S: 7	H: 0 LOB: 1 BB: 1 P: 11	R: 0 E: 0 K: 0 S: 3	H: 0 LOB: 0 BB: 0 P: 3	1B: 12 2B: 0 3B: 0 HR: 0	SF: 1 SAC: 0 DP: 1 HBP: 1	WP: 0 PB: 0 SB: 3 CS: 0	PA: 44
<b>PITCHER</b>	IP WLS BF H R ER SO BB IBB HBP BLK WP HR S P ERA WHIP																			
Jackie Brown, R ERA: 2.81	(1,1) 3.0	19 8 6 5 2 1 0 0 1 0 0 0 0 0 0 2 6 15.00 3.000																		
Tom Buskey, R ERA: 2.93	(4,1) 0.0	3 2 0 0 0 0 1 0 0 0 0 0 0 0 2 6 ∞ ∞																		
Jim Bibby, R ERA: 4.46	(4,1) 4.0	W 16 2 2 2 4 2 0 0 0 0 0 0 0 22 30 4.50 1.000																		
Don Hood, L ERA: 3.5	(8,1) 1.0	S 3 0 0 0 2 0 0 0 0 0 0 0 0 7 7 0.00 0.000																		
Stan Thomas, R ERA: 2.49	(9,1) 1.0	S 3 0 0 0 0 0 0 0 0 0 0 0 0 3 3 0.00 0.000																		

**Kansas City Royals @ Cleveland Indians**  
 Cleveland Municipal Stadium, Cleveland, OH  
 Sun Jun 20 1976, 7:05 PM EDT  
 Att: 13,295 - Unknown - 61 F

AB	38
R	8
H	12
RBI	8
BB	4
SO	8
LOB	18



Batter	1	2	3	4	5	6	7	8	9	AB	R	H	RBI	BB	SO	LOB	BOTTOM			
Orlando Gonzalez, L OBP: 0.351, SLG: 0.324	(1,3) X K	(2) X FC6-4	(2) X 2B							5	0	3	2	0	1	1				
Rick Manning, L OBP: 0.326, SLG: 0.386	(1,8) X 2B	(3) X 4-3	(3) X F9							5	0	1	0	0	0	4				
John Lowenstein, L OBP: 0.353, SLG: 0.311	(1,9) X K		(3) X 1B							2	1	0	0	1	1	2				
Charlie Spikes, R OBP: 0.303, SLG: 0.282	(6, PH) X K		(7,9) X 4-3							2	1	0	0	0	0	1				
Rico Carty, R OBP: 0.386, SLG: 0.475	(1,10) X K		(3) X 1B	(3) X F4						5	2	3	1	0	1	1				
George Hendrick, R OBP: 0.311, SLG: 0.427	(1,7) X 1B BB	(4-0) X 1B BB	(3) X 2B 1B	(3) X FC6-4						4	2	2	1	1	0	2				
Buddy Bell, R OBP: 0.402, SLG: 0.429	(1,5) X SH5-4	(3) X 1B	(3) X 1B	(3) X FC6-4						4	2	2	1	1	0	1				
Ray Fosse, R OBP: 0.386, SLG: 0.289	(1,2) X SH5-4	(3) X 1B	(3) X SH5-3	(3) X K						5	2	2	4	0	1	3				
Frank Duffy, R OBP: 0.296, SLG: 0.303	(1,6) X SH5-4	(3) X 1B	(3) X SH5-3							3	1	1	0	0	1	2				
Duane Kuiper, L OBP: 0.279, SLG: 0.282	(1,4) X FC6-4	(3) X 1B	(3) X SH5-3							3	0	1	2	0	0	0				
<b>Inning Stats</b>	R: 0 E: 0 K: 3 S: 10	H: 1 LOB: 1 BB: 0 P: 10	R: 3 E: 0 K: 0 S: 6	H: 3 LOB: 1 BB: 1 P: 10	R: 6 E: 0 K: 0 S: 9	H: 6 LOB: 1 BB: 1 P: 13	R: 0 E: 0 K: 1 S: 6	H: 1 LOB: 1 BB: 0 P: 6	R: 0 E: 0 K: 1 S: 6	H: 1 LOB: 2 BB: 1 P: 9	R: 0 E: 0 K: 0 S: 4	H: 1 LOB: 1 BB: 0 P: 4	R: 1 E: 0 K: 0 S: 4	H: 1 LOB: 0 BB: 0 P: 4	R: 1 E: 0 K: 0 S: 4	H: 1 LOB: 0 BB: 0 P: 4	1B: 10 2B: 4 3B: 0 HR: 1	SF: 0 SAC: 3 DP: 0 HBP: 0	WP: 0 PB: 0 SB: 1 CS: 0	PA: 43
<b>PITCHER</b>	IP WLS BF H R ER SO BB IBB HBP BLK WP HR S P ERA WHIP																			
Mark Littell, R ERA: 2.84	(1,1) 2.0	L 15 7 7 7 3 2 0 0 0 0 0 0 0 19 27 6.00 4.500																		
Steve Mingori, L ERA: 2.62	(3,1) 3.0	16 6 3 2 2 0 0 0 0 0 0 0 0 20 20 6.00 2.000																		
Marty Pattin, R ERA: 3.1	(6,1) 3.0	12 2 1 1 0 0 0 1 0 0 0 0 1 11 15 3.00 0.667																		

**Kansas City Royals @ Cleveland Indians**  
 Cleveland Municipal Stadium, Cleveland, OH  
 Sun Jun 20 1976, 7:05 PM EDT  
 Att: 13,295 - Unknown - 61 F

AB	38
R	11
H	15
RBI	11
BB	3
SO	5
LOB	17













Batter	1	2	3	4	5	6	7	8	9	AB	R	H	RBI	BB	SO	LOB	TOP								
Davey Nelson, R OBP: 0.355, SLG: 0.397 (1,4)										5	1	2	0	0	1	3	<b>Kansas City Royals @ Texas Rangers</b> Arlington Stadium, Arlington, TX Wed Jun 23 1976, 8:05 PM EDT Att: 21,336 - Unknown <a href="http://livebaseballscorecards.com">livebaseballscorecards.com</a>								
Amos Otis, R OBP: 0.375, SLG: 0.524 (1,8)										4	1	1	0	1	0	2									
George Brett, L OBP: 0.395, SLG: 0.481 (1,5)										4	0	1	0	1	0	2									
John Mayberry, L OBP: 0.316, SLG: 0.366 (1,3)									5	1	0	0	0	0	5										
Hal McRae, R OBP: 0.410, SLG: 0.475 (1,10) (7,7)										5	2	1	0	0	0	3									
Al Cowens, R OBP: 0.298, SLG: 0.321 (1,9)										4	0	3	1	0	1	0									
Jim Wohlford, R OBP: 0.281, SLG: 0.287 (1,7)										2	0	0	1	0	0	1									
Tony Solaita, L OBP: 0.294, SLG: 0.383 (7,PH)										1	0	0	0	0	0	1									
Dennis Leonard, R (7,1)										0	0	0	0	0	0	0									
Freddie Patek, R OBP: 0.380, SLG: 0.376 (1,6)										4	0	1	1	0	0	2									
Buck Martinez, R OBP: 0.305, SLG: 0.489 (1,2)										2	0	1	0	1	1	2									
Jamie Quirk, L OBP: 0.278, SLG: 0.389 (8,PH)										1	0	0	0	0	0	0									
John Wathan, R OBP: 0.350, SLG: 0.316 (8,2)										0	0	0	0	0	0	0									
<b>Inning Stats</b>	R: 1 E: 1 K: 0 S: 5	H: 1 LOB: 1 BB: 0 P: 5	R: 0 E: 0 K: 1 S: 5	H: 0 LOB: 0 BB: 0 P: 5	R: 0 E: 0 K: 0 S: 4	H: 1 LOB: 2 BB: 1 P: 8	R: 1 E: 0 K: 0 S: 5	H: 2 LOB: 2 BB: 1 P: 9	R: 3 E: 1 K: 1 S: 10	H: 4 LOB: 2 BB: 0 P: 10	R: 0 E: 0 K: 0 S: 3	H: 1 LOB: 1 BB: 1 P: 7	R: 0 E: 0 K: 0 S: 4	H: 1 LOB: 1 BB: 0 P: 4	R: 0 E: 0 K: 1 S: 5	H: 0 LOB: 0 BB: 0 P: 5	R: 0 E: 0 K: 0 S: 3	H: 0 LOB: 0 BB: 0 P: 3	1B: 6 2B: 4 3B: 0 HR: 0	SF: 1 SAC: 0 DP: 0 HBP: 0	WP: 0 PB: 0 SB: 2 CS: 1	PA: 41			
<b>PITCHER</b>	IP	WLS	BF	H	R	ER	SO	BB	IBB	HBP	BLK	WP	HR	S	P	ERA	WHIP								
Jim Umberger, L ERA: 2.59 (1,1)	4.2		26	8	5	1	1	2	0	0	1	0	0	26	34	1.93	2.143								
Steve Foucault, R ERA: 2.31 (5,1)	4.1	W	15	2	0	0	2	1	0	0	0	0	0	18	22	0.00	0.692								

Batter	1	2	3	4	5	6	7	8	9	AB	R	H	RBI	BB	SO	LOB	BOTTOM								
Gene Clines, R OBP: 0.324, SLG: 0.330 (1,7)										4	1	2	2	0	1	0	<b>Kansas City Royals @ Texas Rangers</b> Arlington Stadium, Arlington, TX Wed Jun 23 1976, 8:05 PM EDT Att: 21,336 - Unknown <a href="http://livebaseballscorecards.com">livebaseballscorecards.com</a>								
Lenny Randle, S OBP: 0.310, SLG: 0.313 (1,4)										4	0	0	0	0	2	1									
Mike Hargrove, L OBP: 0.386, SLG: 0.418 (1,3)										3	2	2	0	1	0	0									
Toby Harrah, R OBP: 0.381, SLG: 0.396 (1,6)										4	2	2	3	0	1	1									
Jeff Burroughs, R OBP: 0.301, SLG: 0.407 (1,9)										3	0	0	0	1	1	1									
Juan Beniquez, R OBP: 0.285, SLG: 0.275 (9,8)										0	0	0	0	0	0	0									
Roy Howell, L OBP: 0.315, SLG: 0.407 (1,5)										2	0	0	0	1	0	0									
Tom Grieve, R OBP: 0.288, SLG: 0.429 (1,10)										3	1	0	1	0	1	3									
Dave Moates, L OBP: 0.234, SLG: 0.273 (1,8) (9,9)										3	1	1	0	0	0	1									
Jim Sundberg, R OBP: 0.282, SLG: 0.312 (1,2)										2	0	0	0	0	0	0									
<b>Inning Stats</b>	R: 3 E: 0 K: 0 S: 5	H: 2 LOB: 0 BB: 1 P: 9	R: 2 E: 0 K: 1 S: 6	H: 2 LOB: 0 BB: 0 P: 7	R: 0 E: 0 K: 1 S: 5	H: 0 LOB: 0 BB: 0 P: 5	R: 0 E: 0 K: 0 S: 3	H: 0 LOB: 0 BB: 0 P: 3	R: 0 E: 0 K: 0 S: 5	H: 2 LOB: 1 BB: 1 P: 9	R: 0 E: 0 K: 2 S: 7	H: 0 LOB: 0 BB: 0 P: 7	R: 0 E: 0 K: 2 S: 8	H: 1 LOB: 2 BB: 1 P: 12	1B: 5 2B: 1 3B: 0 HR: 1	SF: 0 SAC: 2 DP: 0 HBP: 1	WP: 1 PB: 0 SB: 1 CS: 0	PA: 34							
<b>PITCHER</b>	IP	WLS	BF	H	R	ER	SO	BB	IBB	HBP	BLK	WP	HR	S	P	ERA	WHIP								
Dennis Leonard, R ERA: 3.09 (1,1)	8.0	L	34	7	7	7	6	2	1	1	0	1	1	42	55	7.88	1.125								
Dennis Leonard, R ERA: 3.09 (7,1)	8.0	L	34	7	7	7	6	2	1	1	0	1	1	42	55	7.88	1.125								



Batter	1	2	3	4	5	6	7	8	9	AB	R	H	RBI	BB	SO	LOB	TOP								
Davey Nelson, R OBP: 0.338, SLG: 0.375 (1, 4)	6-3		G3			F8	L7			4	0	0	0	0	0	3	<b>Kansas City Royals @ Texas Rangers</b> Arlington Stadium, Arlington, TX Thu Jun 24 1976, 8:05 PM EDT Att: 14,455 - Unknown								
Amos Otis, R OBP: 0.381, SLG: 0.524 (1, 8)	4-3			K		WP 1B	1B	WP 1B		4	1	2	0	0	1	0									
George Brett, L OBP: 0.400, SLG: 0.493 (1, 5)						F8				4	0	3	0	0	0	2									
John Mayberry, L OBP: 0.315, SLG: 0.364 (1, 3)										4	0	1	2	0	1	3									
Hal McRae, R OBP: 0.411, SLG: 0.475 (1, 7)										4	0	2	0	0	0	3									
Tony Solaita, L OBP: 0.296, SLG: 0.380 Cookie Rojas, R OBP: 0.328, SLG: 0.321 (8, PH)										3	0	1	0	0	2	2									
Al Cowens, R OBP: 0.302, SLG: 0.324 (1, 9)										4	0	2	0	0	0	1									
Freddie Patek, R OBP: 0.378, SLG: 0.373 (1, 6)										4	0	1	0	0	1	2									
Buck Martinez, R OBP: 0.313, SLG: 0.484 (1, 2)										3	1	1	0	1	0	2									
<b>Inning Stats</b>	R: 0 E: 0 K: 0 S: 3	H: 1 LOB: 1 BB: 0 P: 3	R: 0 E: 0 K: 2 S: 7	H: 1 LOB: 0 BB: 0 P: 7	R: 0 E: 0 K: 1 S: 6	H: 2 LOB: 1 BB: 0 P: 6	R: 0 E: 0 K: 1 S: 6	H: 1 LOB: 1 BB: 0 P: 6	R: 0 E: 0 K: 0 S: 3	H: 1 LOB: 0 BB: 0 P: 3	R: 2 E: 0 K: 1 S: 8	H: 3 LOB: 2 BB: 1 P: 12	R: 0 E: 0 K: 0 S: 4	H: 2 LOB: 1 BB: 0 P: 4	R: 0 E: 0 K: 0 S: 5	H: 2 LOB: 2 BB: 0 P: 5		R: 0 E: 0 K: 0 S: 3	H: 0 LOB: 0 BB: 0 P: 3	1B: 12 2B: 1 3B: 1 HR: 0	SF: 0 SAC: 0 DP: 2 HBP: 0	WP: 2 PB: 0 SB: 1 CS: 0	PA: 36		
<b>PITCHER</b>	IP	WLS	BF	H	R	ER	SO	BB	IBB	HBP	BLK	WP	HR	S	P	ERA	WHIP								
Steve Hagan, R ERA: 3.27 (1, 1)	5.2	W	23	9	2	2	4	1	0	0	0	1	0	30	34	3.18	1.765								
Jeff Terpko, R ERA: 2.19 (6, 1)	1.1		7	4	0	0	1	0	0	0	0	0	0	9	9	0.00	3.000								
Joe Hoerner, L ERA: 1.62 (8, 1)	2.0	S	6	0	0	0	0	0	0	0	0	1	0	6	6	0.00	0.000								

Batter	1	2	3	4	5	6	7	8	9	AB	R	H	RBI	BB	SO	LOB	BOTTOM								
Gene Clines, R OBP: 0.319, SLG: 0.324 (1, 7)	K									5	1	1	0	0	2	2	<b>Kansas City Royals @ Texas Rangers</b> Arlington Stadium, Arlington, TX Thu Jun 24 1976, 8:05 PM EDT Att: 14,455 - Unknown								
Lenny Randle, S OBP: 0.308, SLG: 0.308 (1, 4)	4-3									3	1	0	0	1	1	1									
Mike Hargrove, L OBP: 0.392, SLG: 0.429 (1, 3)										4	2	3	1	0	1	0									
Toby Harrah, R OBP: 0.386, SLG: 0.404 (1, 6)	6-3									3	0	2	0	1	0	1									
Jeff Burroughs, R OBP: 0.304, SLG: 0.417 (1, 9)										4	1	2	1	0	0	2									
Roy Howell, L OBP: 0.322, SLG: 0.408 (1, 5)										2	0	1	1	2	0	2									
Tom Grieve, R OBP: 0.283, SLG: 0.422 (1, 10)										4	0	0	0	0	0	4									
Dave Moates, L OBP: 0.245, SLG: 0.283 Juan Beniquez, R OBP: 0.253, SLG: 0.273 (6, PH) (7, 8)										2	0	1	0	0	0	1									
Jim Sundberg, R OBP: 0.286, SLG: 0.322 (1, 2)										4	0	2	0	0	1	2									
<b>Inning Stats</b>	R: 0 E: 0 K: 1 S: 6	H: 1 LOB: 1 BB: 0 P: 6	R: 1 E: 0 K: 0 S: 5	H: 3 LOB: 2 BB: 0 P: 5	R: 2 E: 1 K: 0 S: 6	H: 3 LOB: 2 BB: 1 P: 10	R: 0 E: 0 K: 1 S: 5	H: 1 LOB: 1 BB: 0 P: 5	R: 1 E: 0 K: 1 S: 5	H: 1 LOB: 0 BB: 1 P: 9	R: 0 E: 0 K: 2 S: 7	H: 0 LOB: 1 BB: 1 P: 11	R: 1 E: 0 K: 1 S: 7	H: 2 LOB: 2 BB: 1 P: 11	R: 0 E: 0 K: 1 S: 6	H: 1 LOB: 1 BB: 0 P: 6		1B: 7 2B: 6 3B: 0 HR: 0	SF: 0 SAC: 0 DP: 1 HBP: 0	WP: 0 PB: 1 SB: 4 CS: 2	PA: 37				
<b>PITCHER</b>	IP	WLS	BF	H	R	ER	SO	BB	IBB	HBP	BLK	WP	HR	S	P	ERA	WHIP								
Al Fitzmorris, R ERA: 3.62 (1, 1)	4.1	L	22	9	4	3	3	1	1	0	0	0	0	26	34	6.23	2.308								
Tom Hall, L ERA: 3.66 (5, 1)	3.2		15	3	1	1	4	2	0	0	0	0	0	21	29	2.46	1.364								

AB	35
R	2
H	13
RBI	2
BB	1
SO	5
LOB	20



AB	33
R	5
H	12
RBI	3
BB	4
SO	7
LOB	16









Batter	1	2	3	4	5	6	7	8	9	AB	R	H	RBI	BB	SO	LOB	TOP	
Dave Collins, S OBP: 0.400, SLG: 0.275 (1, 8)	E3 E S		4-3			FC4-6 1B		BB		3	0	1	0	1	0	0	California Angels @ Kansas City Royals Royals Stadium, Kansas City, MO Sat Jun 26 1976, 8:05 PM EDT Att: 30,125 - Unknown	
Jerry Remy, L OBP: 0.320, SLG: 0.310 (1, 4)	0-3 K		0-0 K			FC4-6 1-2		BB		3	0	0	0	0	1	2		
Bill Melton, R OBP: 0.296, SLG: 0.330 (8, PH)	1-3 K		0-3 K							1	0	0	0	0	1	1		
Bobby Bonds, R OBP: 0.355, SLG: 0.420 (1, 9)	4-0 BB		0-3 K			F9				3	0	0	0	1	1	1		
Tommy Davis, R OBP: 0.319, SLG: 0.345 (1, 10)	0-3 K		0-0 K			5-3				4	0	0	0	0	1	3		
Bruce Bochte, L OBP: 0.354, SLG: 0.282 (1, 7)	4-0 IBB		0-0 F7							3	0	0	0	1	0	0		
Ron Jackson, R OBP: 0.276, SLG: 0.337 (8, 4)	0-0 F8		0-0 5-3							3	0	0	0	0	0	3		
Dan Briggs, L OBP: 0.295, SLG: 0.436 (1, 3)		0-0 4-3				3-1				3	0	0	0	0	0	0		
Mario Guerrero, R OBP: 0.288, SLG: 0.286 (1, 6)		0-0 1-3				F9				3	0	0	0	0	0	0		
Andy Etchebarren, R OBP: 0.298, SLG: 0.253 (1, 2)	0-3 K		0-0 4-3							2	0	0	0	0	1	0		
Bob Jones, L OBP: 0.271, SLG: 0.317 (8, PH)										1	0	0	0	0	0	0		
Terry Humphrey, R OBP: 0.300, SLG: 0.600 (8, 2)										0	0	0	0	0	0	0		
<b>Inning Stats</b>	R: 0 E: 1 K: 2 S: 8	H: 0 LOB: 3 BB: 2 P: 16	R: 0 E: 0 K: 1 S: 5	H: 0 LOB: 0 BB: 0 P: 5	R: 0 E: 0 K: 0 S: 3	H: 0 LOB: 0 BB: 0 P: 3	R: 0 E: 0 K: 0 S: 4	H: 1 LOB: 1 BB: 0 P: 4	R: 0 E: 0 K: 0 S: 3	H: 0 LOB: 0 BB: 0 P: 3	R: 0 E: 0 K: 1 S: 5	H: 0 LOB: 1 BB: 1 P: 9	R: 0 E: 0 K: 0 S: 3	H: 0 LOB: 0 BB: 0 P: 3	1B: 1 2B: 0 3B: 0 HR: 0	SF: 0 SAC: 0 DP: 0 HBP: 0	WP: 0 PB: 0 SB: 2 CS: 0	PA: 32
<b>PITCHER</b>	IP WLS BF H R ER SO BB IBB HBP BLK WP HR S P ERA WHIP																	
Marty Pattin, R ERA: 2.63 (1, 1)	7.2 W 28 1 0 0 4 2 1 0 0 0 0 0 33 45 0.00 0.391																	
Steve Mingori, L ERA: 2.63 (8, 1)	1.1 S 4 0 0 0 1 0 0 0 0 0 0 0 6 6 0.00 0.000																	

Batter	1	2	3	4	5	6	7	8	9	AB	R	H	RBI	BB	SO	LOB	BOTTOM			
Jim Wohlford, R OBP: 0.294, SLG: 0.318 (1, 9)	0-0 1B		0-0 F9			4-0 E S 3B		1-3		3	2	1	0	1	0	0	California Angels @ Kansas City Royals Royals Stadium, Kansas City, MO Sat Jun 26 1976, 8:05 PM EDT Att: 30,125 - Unknown			
Amos Otis, R OBP: 0.374, SLG: 0.519 (1, 8)	0-0 F9		0-3 K			1-H 3B		F8		4	0	1	1	0	1	1				
George Brett, L OBP: 0.406, SLG: 0.498 (1, 5)	0-3 K					BB 1B				4	1	2	0	0	2	2				
John Mayberry, L OBP: 0.323, SLG: 0.391 (1, 3)	0-0 1B					BB 1B		F5		3	0	1	1	1	0	2				
Hal McRae, R OBP: 0.410, SLG: 0.470 (1, 7)		0-0 L6				FC6-4 1B		5-3		3	0	1	1	1	0	0				
Tony Solaita, L OBP: 0.306, SLG: 0.345 (1, 10)	4-0 BB		0-3 K			1-2 2-H 1B		F7		2	0	0	0	2	1	2				
Davey Nelson, R OBP: 0.338, SLG: 0.375 (8, FR)	4-3 BB									0	0	0	0	0	0	0				
Bob Stinson, S OBP: 0.340, SLG: 0.330 (1, 2)	0-0 4-3		0-3 K					1B		4	0	1	0	0	1	4				
Freddie Patek, R OBP: 0.369, SLG: 0.363 (1, 6)	0-3 K					FC6-4 1-2				4	0	1	0	0	1	4				
Frank White, R OBP: 0.266, SLG: 0.287 (1, 4)			0-3 K					F9		3	0	0	0	0	2	2				
<b>Inning Stats</b>	R: 1 E: 0 K: 1 S: 6	H: 2 LOB: 1 BB: 0 P: 6	R: 0 E: 0 K: 1 S: 5	H: 0 LOB: 1 BB: 1 P: 9	R: 0 E: 0 K: 2 S: 7	H: 0 LOB: 0 BB: 0 P: 7	R: 1 E: 0 K: 2 S: 9	H: 2 LOB: 2 BB: 1 P: 13	R: 1 E: 0 K: 2 S: 8	H: 1 LOB: 1 BB: 1 P: 12	R: 0 E: 0 K: 0 S: 5	H: 2 LOB: 2 BB: 0 P: 5	R: 0 E: 0 K: 0 S: 4	H: 1 LOB: 1 BB: 0 P: 4	R: 0 E: 0 K: 0 S: 2	H: 0 LOB: 2 BB: 2 P: 10	1B: 6 2B: 1 3B: 1 HR: 0	SF: 0 SAC: 0 DP: 0 HBP: 0	WP: 0 PB: 0 SB: 3 CS: 1	PA: 35
<b>PITCHER</b>	IP WLS BF H R ER SO BB IBB HBP BLK WP HR S P ERA WHIP																			
Nolan Ryan, R ERA: 3.96 (1, 1)	5.0 L 22 3 0 0 0 3 0 0 0 0 0 0 35 47 5.40 1.600																			
Paul Hartzell, R ERA: 3.0 (6, 1)	3.0 13 3 0 0 0 2 0 0 0 0 0 0 11 19 0.00 1.667																			







Batter	1	2	3	4	5	6	7	8	9	AB	R	H	RBI	BB	SO	LOB	TOP										
Jim Wohlford, R (1, 9) OBP: 0.305, SLG: 0.330	0-3 K		0-0 SF9 S WP 1B		0-0 SH3-4		0-0 CS 1B		0-0 F8	4	1	2	0	0	1	0											
Amos Otis, R (1, 8) OBP: 0.376, SLG: 0.523	0-0 F9		4-0 WP 1-2 BB		0-0 2H 2B		0-3 K 1-2		0-3 K	4	0	1	1	1	2	1											
George Brett, L (1, 5) OBP: 0.401, SLG: 0.500	0-0 F7		0-0 SF9 2-3 3H		0-0 6-3		0-0 F7			3	0	0	1	0	0	1											
John Mayberry, L (1, 3) OBP: 0.333, SLG: 0.405		0-3 K	0-0 1-2 BB		0-0 F8				0-0 1B 1B	3	0	1	0	1	1	1											
Hal McRae, R (1, 7) OBP: 0.402, SLG: 0.459		0-0 F9	0-0 F9 3H				0-0 CS 1B		0-0 F9	4	0	1	0	0	0	3											
Tony Solaita, L (1, 10) OBP: 0.300, SLG: 0.311		4-0 BB			0-0 G3		4-0 FC4-6 BB		0-0 F8	2	0	0	0	2	0	1											
Frank White, R (1, 4) OBP: 0.282, SLG: 0.283		0-3 K			0-0 5-3		0-0 FC4-6 1B		0-0 1B	4	0	1	0	0	1	2											
Freddie Patek, R (1, 6) OBP: 0.365, SLG: 0.356			4-0 1B S SF9 BB		0-0 F8		0-0 S 1B		0-3 K	3	1	1	0	1	1	2											
Buck Martinez, R (1, 2) OBP: 0.299, SLG: 0.451			0-0 L3				4-0 SH3-4 2B BB		0-0 2-3	2	1	0	0	1	1	3											
Jamie Quirk, L (9, PH) OBP: 0.250, SLG: 0.350			1-2				1-2			1	0	0	0	0	0	0											
<b>Inning Stats</b>	R: 0 E: 0 K: 1 S: 5	H: 0 LOB: 0 BB: 0 P: 5	R: 0 E: 0 K: 2 S: 7	H: 0 LOB: 1 BB: 1 P: 11	R: 2 E: 0 K: 0 S: 4	H: 1 LOB: 2 BB: 3 P: 16	R: 0 E: 0 K: 0 S: 3	H: 0 LOB: 0 BB: 0 P: 3	R: 1 E: 0 K: 0 S: 4	H: 1 LOB: 1 BB: 1 P: 8	R: 0 E: 0 K: 1 S: 6	H: 2 LOB: 2 BB: 1 P: 10	R: 0 E: 0 K: 1 S: 5	H: 1 LOB: 0 BB: 0 P: 5	R: 0 E: 0 K: 1 S: 7	H: 2 LOB: 2 BB: 0 P: 7	R: 0 E: 0 K: 1 S: 5	H: 0 LOB: 0 BB: 0 P: 5	1B: 6 2B: 1 3B: 0 HR: 0	SF: 1 SAC: 1 DP: 0 HBP: 0	WP: 1 PB: 0 SB: 3 CS: 2	PA: 38					
<b>PITCHER</b>	IP	WLS	BF	H	R	ER	SO	BB	IBB	HBP	BLK	WP	HR	S	P	ERA	WHIP										
Bill Singer, R (1, 1) ERA: 3.93	7.0		30	5	3	3	5	6	0	0	0	1	0	34	58	3.86	1.571										
Bill Campbell, R (8, 1) ERA: 3.45	2.0	W	8	2	0	0	2	0	0	0	0	0	0	12	12	0.00	1.000										

**Kansas City Royals @ Minnesota Twins**  
 Metropolitan Stadium, Bloomington, MI  
 Mon Jun 28 1976, 8:05 PM EDT  
 Att. 6,170 - Unknown - 74 F

livebaseballscorecards.com

AB 30  
 R 3  
 H 7  
 RBI 2  
 BB 6  
 SO 7  
 LOB 14



Batter	1	2	3	4	5	6	7	8	9	AB	R	H	RBI	BB	SO	LOB	BOTTOM										
Steve Braun, L (1, 7) OBP: 0.336, SLG: 0.316	0-0 S 1B		0-0 6-3							4	0	1	0	0	0	3											
Steve Brye, R (8, PH) OBP: 0.336, SLG: 0.343										1	0	0	0	0	0	3											
Roy Smalley, S (1, 6) OBP: 0.345, SLG: 0.268	0-0 F7 1-2		0-0 1-3		4-0 FC4-6 BB		4-0 1-2 2-3 BB			2	0	0	0	2	0	1											
Rod Carew, L (1, 3) OBP: 0.393, SLG: 0.436	0-0 F5		4-0 CS BB		0-0 FC4-6 1-2		0-0 1-3			3	0	0	0	1	0	5											
Butch Wynegar, S (1, 2) OBP: 0.407, SLG: 0.448	0-0 L1		1-0 FC4-6 HBP		0-0 G3				0-0 F8	3	0	0	0	0	0	1											
Lyman Bostock, L (1, 8) OBP: 0.379, SLG: 0.429		0-0 1B 1B	0-0 FC4-6 1-2		0-0 L3		0-0 L3		4-0 E BB	3	2	1	0	1	0	1											
Tony Oliva, L (1, 10) OBP: 0.229, SLG: 0.273		0-0 F5			0-0 6-3		0-0 4-3		0-0 E4 SF7 2B	4	0	1	1	0	0	1											
Jerry Terrell, R (8, FR) OBP: 0.253, SLG: 0.253									1H	0	1	0	0	0	0	0											
Mike Cabbage, L (1, 5) OBP: 0.371, SLG: 0.314		0-0 1B SH2-4 1B			0-0 L9				4-0 SF7 IBB	3	1	1	0	1	0	0											
Dan Ford, R (1, 9) OBP: 0.308, SLG: 0.412		0-0 SH2-4 1B			0-3 K				0-0 SF7	2	0	1	1	0	1	0											
Larry Hisle, R (8, 9) OBP: 0.320, SLG: 0.341		1-3 2H 1B							1-2 3H 4-0 BB	0	0	0	1	0	0	0											
Bob Randall, R (1, 4) OBP: 0.310, SLG: 0.301		0-0 SH2-4			0-0 4-3				0-0 BB 1B	2	0	1	1	1	0	0											
<b>Inning Stats</b>	R: 0 E: 0 K: 0 S: 4	H: 1 LOB: 1 BB: 0 P: 4	R: 2 E: 0 K: 0 S: 6	H: 3 LOB: 1 BB: 0 P: 6	R: 0 E: 0 K: 0 S: 2	H: 0 LOB: 1 BB: 1 P: 7	R: 0 E: 0 K: 1 S: 5	H: 0 LOB: 0 BB: 0 P: 5	R: 0 E: 0 K: 0 S: 3	H: 0 LOB: 0 BB: 1 P: 7	R: 0 E: 0 K: 0 S: 3	H: 0 LOB: 0 BB: 0 P: 3	R: 0 E: 0 K: 0 S: 4	H: 1 LOB: 3 BB: 1 P: 9	R: 0 E: 1 K: 0 S: 4	H: 1 LOB: 3 BB: 3 P: 16	R: 2 E: 1 K: 0 S: 4	H: 1 LOB: 3 BB: 3 P: 16	1B: 5 2B: 1 3B: 0 HR: 0	SF: 1 SAC: 1 DP: 0 HBP: 2	WP: 0 PB: 0 SB: 1 CS: 1	PA: 37					
<b>PITCHER</b>	IP	WLS	BF	H	R	ER	SO	BB	IBB	HBP	BLK	WP	HR	S	P	ERA	WHIP										
Dennis Leonard, R (1, 1) ERA: 3.06	7.0		30	5	2	2	1	3	0	2	0	0	0	27	41	2.57	1.143										
Mark Littell, R (8, 1) ERA: 2.98	0.2	L	6	1	2	1	0	2	1	0	0	0	0	3	15	13.50	4.500										
Tom Hall, L (8, 1) ERA: 3.48	0.1		1	0	0	0	0	0	0	0	0	0	0	1	1	0.00	0.000										

**Kansas City Royals @ Minnesota Twins**  
 Metropolitan Stadium, Bloomington, MI  
 Mon Jun 28 1976, 8:05 PM EDT  
 Att. 6,170 - Unknown - 74 F

livebaseballscorecards.com

AB 27  
 R 4  
 H 6  
 RBI 4  
 BB 6  
 SO 1  
 LOB 15





Batter	1	2	3	4	5	6	7	8	9	10	AB	R	H	RBI	BB	SO	LOB	TOP
Jim Wohlford, R OBP: 0.298, SLG: 0.322 (1, 9)	6-3		6-3			F4			SH3-4		3	0	0	0	0	0	1	<b>Kansas City Royals @ Minnesota Twins</b> Metropolitan Stadium, Bloomington, MI Tue Jun 29 1976, 8:05 PM EDT Att: 6,201 - Unknown - 71 F
Amos Otis, R OBP: 0.373, SLG: 0.515 (1, 8)	6-3			4-3		5-3			6-3		4	0	0	0	0	0	1	
George Brett, L OBP: 0.399, SLG: 0.495 (1, 5)	4-3			4-3			L8		BB		3	0	0	0	1	0	0	
John Mayberry, L OBP: 0.329, SLG: 0.398 (1, 3)		6-3		F5			4-3		G3		4	0	0	0	0	0	2	
Hal McRae, R OBP: 0.400, SLG: 0.456 (1, 7)		6-3				1-3		F8		E6 SF8 1B	4	1	1	0	0	0	0	
Tony Solaita, L OBP: 0.297, SLG: 0.308 (1, 10)						F8		K		6-3	4	0	1	0	0	1	1	
Bob Stinson, S OBP: 0.343, SLG: 0.319 (1, 2)								G3		BB	2	0	0	0	2	0	1	
Freddie Patek, R OBP: 0.359, SLG: 0.351 (1, 6)						F8		K		SF8	3	0	0	1	0	1	1	
Frank White, R OBP: 0.267, SLG: 0.284 (1, 4)				6-3						6-3	3	0	1	0	1	0	1	
<b>Inning Stats</b>	R: 0 E: 0 K: 0 S: 3	H: 0 LOB: 0 BB: 0 P: 3	R: 0 E: 0 K: 0 S: 4	H: 1 LOB: 1 BB: 0 P: 4	R: 0 E: 0 K: 0 S: 3	H: 0 LOB: 0 BB: 0 P: 3	R: 0 E: 0 K: 0 S: 3	H: 0 LOB: 0 BB: 1 P: 3	R: 0 E: 0 K: 2 S: 7	H: 0 LOB: 0 BB: 0 P: 7	R: 0 E: 0 K: 0 S: 4	H: 1 LOB: 2 BB: 1 P: 8	R: 1 E: 1 K: 0 S: 4	H: 1 LOB: 1 BB: 1 P: 8	1B: 3 2B: 0 3B: 0 HR: 0	SF: 1 SAC: 1 DP: 0 HBP: 0	WP: 0 PA: 36	
<b>PITCHER</b> Dave Goltz, R ERA: 3.65 (1, 1)	IP: 10.0 WLS: L BF: 36 H: 3 R: 1 ER: 0 SO: 2 BB: 4 IBB: 0 HBP: 0 BLK: 0 WP: 0 HR: 0 S: 36 P: 52 ERA: 0.00 WHIP: 0.700																	

Batter	1	2	3	4	5	6	7	8	9	10	AB	R	H	RBI	BB	SO	LOB	BOTTOM	
Steve Braun, L OBP: 0.335, SLG: 0.315 (1, 7)	L9		4-3			FC6 1B			L7		4	0	1	0	0	0	0	<b>Kansas City Royals @ Minnesota Twins</b> Metropolitan Stadium, Bloomington, MI Tue Jun 29 1976, 8:05 PM EDT Att: 6,201 - Unknown - 71 F	
Roy Smalley, S OBP: 0.348, SLG: 0.268 (1, 6)	F7					FC6			G4-6-3 1B		4	0	1	0	0	1	1		
Rod Carew, L OBP: 0.368, SLG: 0.430 (1, 3)	6-3							6-3	G4-6-3 1B		4	0	0	0	0	0	1		
Butch Wynegar, S OBP: 0.404, SLG: 0.444 Dan Ford, R OBP: 0.308, SLG: 0.412 (1, 2) (10, PR)		4-3				G3				G4-3 1B	4	0	1	0	0	0	0		
Lyman Bostock, L OBP: 0.351, SLG: 0.426 (1, 8)						G6-3 BB				G4-3	3	0	1	0	1	0	1		
Tony Oliva, L OBP: 0.205, SLG: 0.243 (1, 10)						G6-3				1-2f	4	0	0	0	0	1	3		
Mike Cuddage, L OBP: 0.370, SLG: 0.324 (1, 5)						L7				K	3	0	1	0	0	0	1		
Larry Hisle, R OBP: 0.317, SLG: 0.337 (1, 9)						F9				K	3	0	0	0	0	1	1		
Bob Randall, R OBP: 0.307, SLG: 0.298 Craig Kusick, R OBP: 0.356, SLG: 0.500 Jerry Terrell, R OBP: 0.253, SLG: 0.253 (1, 4) (8, PH) (9, 4)						F7				K	2	0	0	0	0	0	0		
<b>Inning Stats</b>	R: 0 E: 0 K: 0 S: 3	H: 0 LOB: 0 BB: 0 P: 3	R: 0 E: 0 K: 0 S: 4	H: 1 LOB: 1 BB: 0 P: 4	R: 0 E: 0 K: 0 S: 3	H: 0 LOB: 0 BB: 0 P: 3	R: 0 E: 0 K: 1 S: 5	H: 0 LOB: 0 BB: 0 P: 5	R: 0 E: 0 K: 0 S: 2	H: 0 LOB: 0 BB: 0 P: 6	R: 0 E: 0 K: 2 S: 8	H: 1 LOB: 1 BB: 0 P: 8	R: 0 E: 0 K: 0 S: 3	H: 1 LOB: 0 BB: 0 P: 3	R: 0 E: 0 K: 1 S: 5	H: 1 LOB: 1 BB: 0 P: 5	1B: 4 2B: 1 3B: 0 HR: 0		SF: 0 SAC: 0 DP: 3 HBP: 0
<b>PITCHER</b> Al Fitzmorris, R ERA: 3.28 (1, 1)	IP: 10.0 WLS: W BF: 33 H: 5 R: 0 ER: 0 SO: 4 BB: 1 IBB: 0 HBP: 0 BLK: 0 WP: 0 HR: 0 S: 40 P: 44 ERA: 0.00 WHIP: 0.600																		



AB	30
R	1
H	3
RBI	1
BB	4
SO	2
LOB	8

AB	32
R	0
H	5
RBI	0
BB	1
SO	4
LOB	9

WP: 0	PA: 36
PB: 0	
SB: 0	
CS: 1	

WP: 0	PA: 33
PB: 0	
SB: 0	
CS: 0	



Batter	1	2	3	4	5	6	7	8	9	AB	R	H	RBI	BB	SO	LOB	TOP					
Jim Wohlford, R OBP: 0.304, SLG: 0.317 (1, 7)	F7							F6									2 1 0 0 2 0 0					
Amos Otis, R OBP: 0.370, SLG: 0.509 (1, 8)	K							F8									3 0 0 0 0 1 1					
George Brett, L OBP: 0.403, SLG: 0.505 (1, 5)																	4 1 3 1 0 0 0					
John Mayberry, L OBP: 0.331, SLG: 0.398 (1, 3)	K																3 0 1 0 1 1 1					
Hal McRae, R OBP: 0.398, SLG: 0.453 (1, 10)																	4 1 1 0 0 0 3					
Al Cowens, R OBP: 0.301, SLG: 0.327 (1, 9)																	4 1 1 1 0 0 2					
Buck Martinez, R OBP: 0.306, SLG: 0.481 (1, 2)																	4 0 2 1 0 2 0					
Freddie Patek, R OBP: 0.353, SLG: 0.344 (1, 6)																	4 0 0 0 0 2 2					
Frank White, R OBP: 0.282, SLG: 0.278 (1, 4)																	4 0 0 0 0 0 0					
<b>Inning Stats</b>	R: 0 E: 0 K: 2 S: 8	H: 1 LOB: 1 BB: 0 P: 8	R: 0 E: 0 K: 1 S: 6	H: 1 LOB: 1 BB: 0 P: 6	R: 0 E: 0 K: 0 S: 2	H: 0 LOB: 0 BB: 1 P: 6	R: 2 E: 0 K: 1 S: 8	H: 3 LOB: 1 BB: 0 P: 8	R: 0 E: 0 K: 0 S: 3	H: 0 LOB: 0 BB: 0 P: 3	R: 1 E: 0 K: 0 S: 3	H: 1 LOB: 0 BB: 1 P: 7	R: 0 E: 0 K: 1 S: 5	H: 0 LOB: 0 BB: 0 P: 5	R: 1 E: 0 K: 0 S: 5	H: 2 LOB: 2 BB: 1 P: 9	R: 0 E: 0 K: 1 S: 5	H: 0 LOB: 0 BB: 0 P: 5	1B: 4 2B: 2 3B: 2 HR: 0	SF: 0 SAC: 1 DP: 1 HBP: 0	WP: 0 PB: 0 SB: 0 CS: 1	PA: 36
<b>PITCHER</b>	IP	WLS	BF	H	R	ER	SO	BB	IBB	HBP	BLK	WP	HR	S	P	ERA	WHIP					
Eddie Bane, L ERA: 4.5 (1, 1)	6.0	L	24	6	3	3	4	2	0	0	0	0	0	30	38	4.50	1.333					
Steve Luebber, R ERA: 4.5 (7, 1)	1.1		5	0	1	1	1	1	0	0	0	0	0	6	10	6.75	0.750					
Tom Burgmeier, L ERA: 1.75 (8, 1)	0.0		2	2	0	0	0	0	0	0	0	0	0	2	2	∞	∞					
Bill Campbell, R ERA: 3.38 (8, 1)	1.2		5	0	0	0	1	0	0	0	0	0	0	7	7	0.00	0.000					

**Kansas City Royals @ Minnesota Twins**  
 Metropolitan Stadium, Bloomington, MI  
 Wed Jun 30 1976, 8:05 PM EDT  
 Att. 7,471 - Unknown - 76 F

AB	32
R	4
H	8
RBI	3
BB	3
SO	6
LOB	9



Batter	1	2	3	4	5	6	7	8	9	AB	R	H	RBI	BB	SO	LOB	BOTTOM					
Steve Brye, R OBP: 0.338, SLG: 0.340 (1, 8)	4-3																4 1 1 0 1 0 0					
Roy Smalley, S OBP: 0.342, SLG: 0.263 (1, 6)	F8																4 0 0 0 0 0 2					
Larry Hisle, R OBP: 0.325, SLG: 0.347 (1, 9)																	4 1 3 1 1 0 0					
Craig Kusick, R OBP: 0.350, SLG: 0.509 (1, 3)																	2 0 1 1 2 1 1					
Butch Wynegar, S OBP: 0.399, SLG: 0.437 (1, 10)	L6																4 0 0 0 0 2 6					
Jerry Terrell, R OBP: 0.284, SLG: 0.256 (1, 7)																	3 0 1 0 1 1 4					
Bob Randall, R OBP: 0.301, SLG: 0.292 (1, 4)																	4 0 0 0 0 0 3					
Glenn Borgmann, R OBP: 0.250, SLG: 0.143 (1, 2)																	3 0 1 0 1 0 0					
Mike Cabbage, L OBP: 0.359, SLG: 0.312 (1, 5)																	4 0 0 0 0 0 3					
<b>Inning Stats</b>	R: 1 E: 0 K: 0 S: 5	H: 2 LOB: 1 BB: 0 P: 5	R: 0 E: 0 K: 0 S: 3	H: 1 LOB: 1 BB: 1 P: 7	R: 1 E: 0 K: 2 S: 8	H: 1 LOB: 2 BB: 2 P: 16	R: 0 E: 0 K: 0 S: 5	H: 2 LOB: 2 BB: 0 P: 5	R: 0 E: 0 K: 1 S: 5	H: 0 LOB: 2 BB: 2 P: 13	R: 0 E: 0 K: 0 S: 3	H: 0 LOB: 0 BB: 0 P: 3	R: 0 E: 0 K: 1 S: 6	H: 1 LOB: 2 BB: 1 P: 10	R: 0 E: 0 K: 0 S: 3	H: 0 LOB: 0 BB: 0 P: 3	R: 0 E: 0 K: 0 S: 3	H: 0 LOB: 0 BB: 0 P: 3	1B: 5 2B: 2 3B: 0 HR: 0	SF: 0 SAC: 1 DP: 0 HBP: 0	WP: 0 PB: 0 SB: 0 CS: 1	PA: 39
<b>PITCHER</b>	IP	WLS	BF	H	R	ER	SO	BB	IBB	HBP	BLK	WP	HR	S	P	ERA	WHIP					
Paul Splittorf, L ERA: 3.96 (1, 1)	9.0	W	39	7	2	2	4	6	0	0	0	0	0	41	65	2.00	1.444					

**Kansas City Royals @ Minnesota Twins**  
 Metropolitan Stadium, Bloomington, MI  
 Wed Jun 30 1976, 8:05 PM EDT  
 Att. 7,471 - Unknown - 76 F

AB	32
R	2
H	7
RBI	2
BB	6
SO	4
LOB	19





Batter	1	2	3	4	5	6	7	8	9	AB	R	H	RBI	BB	SO	LOB	TOP								
<b>Bill North, S</b> OBP: 0.341, SLG: 0.337 (1, 8)										4	0	0	0	1	1	2									
<b>Don Baylor, R</b> OBP: 0.310, SLG: 0.372 (1, 10)										4	0	0	0	0	0	1									
<b>Joe Rudi, R</b> OBP: 0.321, SLG: 0.437 (1, 7)										4	1	1	0	0	0	0									
<b>Sal Bando, R</b> OBP: 0.338, SLG: 0.448 (1, 5)										3	2	2	2	1	0	1									
<b>Gene Tenace, R</b> OBP: 0.398, SLG: 0.469 (1, 3)										4	0	2	1	0	0	1									
<b>Claudell Washington, L</b> OBP: 0.266, SLG: 0.309 (1, 9)										4	1	1	0	0	0	2									
<b>Phil Garner, R</b> OBP: 0.314, SLG: 0.413 (1, 4)										4	1	1	0	0	0	2									
<b>Tommy Sandt, R</b> OBP: 0.190, SLG: 0.200 (1, 6)										4	0	1	0	0	0	3									
<b>Larry Haney, R</b> OBP: 0.266, SLG: 0.226 (1, 2)										2	0	0	0	0	0	1									
<b>Billy Williams, L</b> OBP: 0.309, SLG: 0.338 (7, PH)										1	0	0	0	0	0	1									
<b>Jeff Newman, R</b> OBP: 1.000, SLG: 1.000 (7, 2)										1	0	1	2	0	0	0									
<b>Inning Stats</b>	R: 0 E: 0 K: 1 S: 5	H: 0 LOB: 0 BB: 0 P: 5	R: 1 E: 0 K: 0 S: 4	H: 1 LOB: 0 BB: 0 P: 4	R: 0 E: 0 K: 0 S: 3	H: 0 LOB: 1 BB: 1 P: 7	R: 1 E: 0 K: 0 S: 5	H: 2 LOB: 1 BB: 0 P: 5	R: 0 E: 0 K: 0 S: 3	H: 1 LOB: 0 BB: 0 P: 3	R: 0 E: 0 K: 0 S: 3	H: 0 LOB: 1 BB: 1 P: 7	R: 0 E: 0 K: 0 S: 4	H: 1 LOB: 1 BB: 0 P: 4	R: 0 E: 0 K: 0 S: 3	H: 0 LOB: 0 BB: 0 P: 3	R: 3 E: 0 K: 0 S: 7	H: 4 LOB: 1 BB: 0 P: 7	1B: 6 2B: 2 3B: 0 HR: 2	SF: 0 SAC: 0 DP: 1 HBP: 0	WP: 0 PB: 0 SB: 3 CS: 0	PA: 37			
<b>PITCHER</b>	IP	WLS	BF	H	R	ER	SO	BB	IBB	HBP	BLK	WP	HR	S	P	ERA	WHIP								
<b>Doug Bird, R</b> ERA: 2.97 (1, 1)	5.2		22	4	2	2	1	2	0	0	0	0	1	22	30	3.18	1.059								
<b>Marty Pattin, R</b> ERA: 2.93 (6, 1)	2.1	L	10	3	2	2	0	0	0	0	0	0	1	10	10	7.71	1.286								
<b>Steve Mingori, L</b> ERA: 2.84 (9, 1)	0.1		2	1	0	0	0	0	0	0	0	0	0	2	2	0.00	3.000								
<b>Mark Littell, R</b> ERA: 2.93 (9, 1)	0.2		3	1	1	1	0	0	0	0	0	0	0	3	3	13.50	1.500								

Oakland Athletics @ Kansas City Royals  
Royals Stadium, Kansas City, MO  
Thu Jul 01 1976, 8:05 PM EDT  
Att: 23,175 - Unknown

AB 35  
R 5  
H 9  
RBI 5  
BB 2  
SO 1  
LOB 14



Batter	1	2	3	4	5	6	7	8	9	AB	R	H	RBI	BB	SO	LOB	BOTTOM								
<b>Jim Wohlford, R</b> OBP: 0.307, SLG: 0.315 (1, 7)										4	1	1	0	1	0	0									
<b>Amos Otis, R</b> OBP: 0.366, SLG: 0.505 (1, 8)										4	0	1	1	0	1	2									
<b>George Brett, L</b> OBP: 0.401, SLG: 0.502 (1, 5)										4	0	1	0	0	1	0									
<b>John Mayberry, L</b> OBP: 0.333, SLG: 0.395 (1, 3)										2	0	0	0	2	0	2									
<b>Hal McRae, R</b> OBP: 0.396, SLG: 0.450 (1, 10)										4	0	1	0	0	0	3									
<b>Al Cowens, R</b> OBP: 0.304, SLG: 0.329 (1, 9)										4	1	2	0	0	0	3									
<b>Buck Martinez, R</b> OBP: 0.307, SLG: 0.477 (1, 2)										3	0	1	0	0	1	2									
<b>Jamie Quirk, L</b> OBP: 0.286, SLG: 0.381 (6, PH)										1	0	1	0	0	0	0									
<b>Bob Stinson, S</b> OBP: 0.343, SLG: 0.319 (9, 2)										0	0	0	0	0	0	0									
<b>Freddie Patek, R</b> OBP: 0.349, SLG: 0.341 (1, 6)										2	0	0	1	0	1	2									
<b>Cookie Rojas, R</b> OBP: 0.313, SLG: 0.305 (9, PH)										1	0	0	0	0	1	0									
<b>Frank White, R</b> OBP: 0.258, SLG: 0.273 (1, 4)										3	0	0	0	0	0	1									
<b>Tony Solaita, L</b> OBP: 0.293, SLG: 0.303 (9, PH)										1	0	0	0	0	1	0									
<b>Inning Stats</b>	R: 0 E: 0 K: 1 S: 5	H: 1 LOB: 2 BB: 1 P: 10	R: 0 E: 0 K: 1 S: 6	H: 1 LOB: 2 BB: 1 P: 10	R: 1 E: 0 K: 0 S: 6	H: 3 LOB: 2 BB: 0 P: 6	R: 1 E: 0 K: 0 S: 5	H: 2 LOB: 2 BB: 1 P: 9	R: 0 E: 0 K: 0 S: 3	H: 0 LOB: 1 BB: 1 P: 7	R: 0 E: 0 K: 1 S: 5	H: 0 LOB: 0 BB: 0 P: 5	R: 0 E: 0 K: 1 S: 5	H: 0 LOB: 0 BB: 0 P: 5	R: 0 E: 0 K: 0 S: 4	H: 2 LOB: 2 BB: 0 P: 4	R: 0 E: 0 K: 2 S: 7	H: 0 LOB: 0 BB: 0 P: 7	1B: 8 2B: 0 3B: 0 HR: 0	SF: 1 SAC: 0 DP: 0 HBP: 0	WP: 0 PB: 0 SB: 2 CS: 0	PA: 37			
<b>PITCHER</b>	IP	WLS	BF	H	R	ER	SO	BB	IBB	HBP	BLK	WP	HR	S	P	ERA	WHIP								
<b>Paul Mitchell, R</b> ERA: 5.11 (1, 1)	7.2		33	7	2	2	4	3	0	0	0	0	0	8	8	0.00	0.750								
<b>Rollie Fingers, R</b> ERA: 3.11 (8, 1)	1.1	W	4	1	0	0	2	0	0	0	0	0	0	8	8	0.00	0.750								

Oakland Athletics @ Kansas City Royals  
Royals Stadium, Kansas City, MO  
Thu Jul 01 1976, 8:05 PM EDT  
Att: 23,175 - Unknown

AB 33  
R 2  
H 8  
RBI 2  
BB 3  
SO 6  
LOB 15





Batter	1	2	3	4	5	6	7	8	9	AB	R	H	RBI	BB	SO	LOB	TOP										
<b>Bill North, S</b> (1, 8) OBP: 0.339, SLG: 0.332										4	0	0	0	1	3	6											
<b>Bert Campaneris, R</b> (1, 6) OBP: 0.312, SLG: 0.268										5	1	1	0	0	0	1											
<b>Don Baylor, R</b> (1, 10) OBP: 0.311, SLG: 0.373										5	1	2	0	0	0	2											
<b>Joe Rudi, R</b> (1, 7) OBP: 0.323, SLG: 0.430										3	1	0	0	2	0	2											
<b>Sal Bando, R</b> (1, 5) OBP: 0.339, SLG: 0.456										4	2	1	2	1	0	3											
<b>Gene Tenace, R</b> (1, 3) OBP: 0.388, SLG: 0.455										4	0	0	1	0	1	2											
<b>Claudell Washington, L</b> (1, 9) OBP: 0.269, SLG: 0.315										4	0	1	1	0	0	2											
<b>Phil Garner, R</b> (1, 4) OBP: 0.320, SLG: 0.418										4	0	3	1	0	0	1											
<b>Larry Haney, R</b> (1, 2) OBP: 0.273, SLG: 0.230										2	0	1	0	1	0	0											
<b>Billy Williams, L</b> (8, PH) OBP: 0.312, SLG: 0.338										0	0	0	0	1	0	0											
<b>Larry Lintz, S</b> (8, PR) OBP: 1.000, SLG: 1.000										0	0	0	0	0	0	0											
<b>Jeff Newman, R</b> (8, 2) OBP: 1.000, SLG: 1.000										0	0	0	0	0	0	0											
<b>Inning Stats</b>	R: 0 E: 0 K: 0 S: 3	H: 0 LOB: 2 BB: 2 P: 11	R: 0 E: 0 K: 1 S: 6	H: 1 LOB: 2 BB: 1 P: 10	R: 2 E: 0 K: 1 S: 7	H: 2 LOB: 0 BB: 0 P: 7	R: 0 E: 0 K: 1 S: 6	H: 2 LOB: 1 BB: 0 P: 6	R: 3 E: 2 K: 0 S: 5	H: 2 LOB: 2 BB: 2 P: 13	R: 0 E: 0 K: 0 S: 3	H: 0 LOB: 0 BB: 0 P: 3	R: 0 E: 0 K: 0 S: 3	H: 0 LOB: 0 BB: 0 P: 3	R: 0 E: 0 K: 1 S: 6	H: 1 LOB: 2 BB: 1 P: 10	R: 0 E: 0 K: 0 S: 4	H: 1 LOB: 1 BB: 0 P: 4	1B: 6 2B: 1 3B: 1 HR: 1	SF: 0 SAC: 0 DP: 0 HBP: 0	WP: 1 PB: 0 SB: 2 CS: 1	PA: 41					
<b>PITCHER</b>	IP	WLS	BF	H	R	ER	SO	BB	IBB	HBP	BLK	WP	HR	S	P	ERA	WHIP										
<b>Steve Busby, R</b> (1, 1) ERA: 4.31	4.2		25	6	5	3	3	5	0	0	0	1	1	26	46	5.79	2.357										
<b>Mark Littell, R</b> (5, 1) ERA: 2.66	4.1	W	16	3	0	0	1	1	0	0	0	0	0	17	21	0.00	0.923										

Oakland Athletics @ Kansas City Royals  
 Royals Stadium, Kansas City, MO  
 Fri Jul 02 1976, 8:05 PM EDT  
 Att: 25,723 - Unknown - 76 F

AB 35  
 R 5  
 H 9  
 RBI 5  
 BB 6  
 SO 4  
 LOB 19



Batter	1	2	3	4	5	6	7	8	9	AB	R	H	RBI	BB	SO	LOB	BOTTOM										
<b>Jim Wohlford, R</b> (1, 7) OBP: 0.313, SLG: 0.336										4	2	2	0	0	0	0											
<b>Amos Otis, R</b> (1, 8) OBP: 0.373, SLG: 0.511										3	1	2	1	1	0	0											
<b>George Brett, L</b> (1, 5) OBP: 0.399, SLG: 0.498										4	1	1	1	0	0	2											
<b>John Mayberry, L</b> (1, 3) OBP: 0.339, SLG: 0.418										4	3	3	2	0	0	0											
<b>Hal McRae, R</b> (1, 10) OBP: 0.392, SLG: 0.446										2	0	0	1	0	1	0											
<b>Al Cowens, R</b> (1, 9) OBP: 0.307, SLG: 0.336										4	1	2	1	0	0	1											
<b>Buck Martinez, R</b> (1, 2) OBP: 0.297, SLG: 0.460										4	0	0	0	0	3	2											
<b>Freddie Patek, R</b> (1, 6) OBP: 0.345, SLG: 0.336										3	0	0	0	0	0	1											
<b>Frank White, R</b> (1, 4) OBP: 0.254, SLG: 0.269										3	0	0	0	0	0	0											
<b>Inning Stats</b>	R: 4 E: 0 K: 1 S: 9	H: 4 LOB: 1 BB: 1 P: 13	R: 1 E: 0 K: 0 S: 4	H: 2 LOB: 0 BB: 0 P: 4	R: 0 E: 0 K: 0 S: 3	H: 0 LOB: 0 BB: 0 P: 3	R: 0 E: 0 K: 1 S: 5	H: 0 LOB: 0 BB: 0 P: 5	R: 0 E: 0 K: 0 S: 3	H: 0 LOB: 0 BB: 0 P: 3	R: 2 E: 0 K: 1 S: 7	H: 1 LOB: 0 BB: 0 P: 7	R: 0 E: 0 K: 0 S: 4	H: 1 LOB: 1 BB: 0 P: 4	R: 0 E: 0 K: 1 S: 6	H: 2 LOB: 2 BB: 0 P: 6	1B: 4 2B: 4 3B: 1 HR: 1	SF: 1 SAC: 1 DP: 1 HBP: 0	WP: 1 PB: 0 SB: 4 CS: 1	PA: 34							
<b>PITCHER</b>	IP	WLS	BF	H	R	ER	SO	BB	IBB	HBP	BLK	WP	HR	S	P	ERA	WHIP										
<b>Vida Blue, L</b> (1, 1) ERA: 3.43	5.0	L	22	7	6	6	2	1	0	0	0	1	1	25	29	10.80	1.600										
<b>Stan Bahnsen, R</b> (6, 1) ERA: 3.11	3.0		12	3	2	2	2	0	0	0	0	1	1	16	16	6.00	1.000										

Oakland Athletics @ Kansas City Royals  
 Royals Stadium, Kansas City, MO  
 Fri Jul 02 1976, 8:05 PM EDT  
 Att: 25,723 - Unknown - 76 F

AB 31  
 R 8  
 H 10  
 RBI 6  
 BB 1  
 SO 4  
 LOB 6





Batter	1	2	3	4	5	6	7	8	9	AB	R	H	RBI	BB	SO	LOB	TOP					
Bill North, S OBP: 0.341, SLG: 0.332 (1, 8)										3	1	1	0	1	1	0	<b>Oakland Athletics @ Kansas City Royals</b> Royals Stadium, Kansas City, MO Sat Jul 03 1976, 8:05 PM EDT Att: 33,586 - Unknown					
Bert Campaneris, R OBP: 0.312, SLG: 0.269 (1, 6)										3	1	1	0	0	0	1						
Don Baylor, R OBP: 0.313, SLG: 0.372 (1, 10)										3	1	1	2	1	1	1						
Joe Rudi, R OBP: 0.321, SLG: 0.431 (1, 7)										4	0	1	2	0	0	3						
Sal Bando, R OBP: 0.341, SLG: 0.472 (1, 5)										4	1	2	1	0	0	1						
Gene Tenace, R OBP: 0.379, SLG: 0.442 (1, 3)										4	0	0	0	0	0	1						
Claudell Washington, L OBP: 0.269, SLG: 0.318 (1, 9)										4	0	2	0	0	0	0						
Phil Garner, R OBP: 0.315, SLG: 0.412 (1, 4)										4	0	0	0	0	0	3						
Larry Haney, R OBP: 0.270, SLG: 0.227 (1, 2)										2	0	0	0	0	0	0						
Larry Lintz, S (6, PR)										0	1	0	0	0	0	0						
Jeff Newman, R OBP: 0.667, SLG: 0.500 (6, PH)										1	0	0	0	0	0	1						
Billy Williams, L OBP: 0.312, SLG: 0.338 (9, PH)										0	0	0	0	0	0	0						
Ken McMullen, R OBP: 0.337, SLG: 0.459 (9, PH)										1	0	0	0	0	1	2						
<b>Inning Stats</b>	R: 2 E: 1 K: 1 S: 7	H: 2 LOB: 0 BB: 0 P: 7	R: 0 E: 0 K: 0 S: 3	H: 0 LOB: 0 BB: 0 P: 3	R: 0 E: 0 K: 1 S: 5	H: 0 LOB: 0 BB: 0 P: 5	R: 0 E: 0 K: 0 S: 3	H: 0 LOB: 0 BB: 0 P: 3	R: 2 E: 1 K: 0 S: 4	H: 1 LOB: 1 BB: 1 P: 8	R: 1 E: 0 K: 0 S: 5	H: 2 LOB: 1 BB: 0 P: 5	R: 0 E: 0 K: 2 S: 3	H: 1 LOB: 2 BB: 0 P: 9	R: 0 E: 0 K: 2 S: 9	H: 2 LOB: 2 BB: 0 P: 9	1B: 5 2B: 2 3B: 0 HR: 1	SF: 0 SAC: 1 DP: 3 HBP: 0	WP: 0 PB: 0 SB: 2 CS: 0	PA: 36		
<b>PITCHER</b>	IP WLS BF H R ER SO BB IBB HBP BLK WP HR S P ERA WHIP	8.2 W 35 8 5 3 3 2 0 0 0 0 1 39 47 3.12 1.154	0.1 S 1 0 0 0 1 0 0 0 0 0 0 0 3 3 0.00 0.000																			

AB	33
R	5
H	8
RBI	5
BB	2
SO	4
LOB	13





Batter	1	2	3	4	5	6	7	8	9	AB	R	H	RBI	BB	SO	LOB	BOTTOM				
Jim Wohlford, R OBP: 0.315, SLG: 0.333 (1, 7)										4	0	1	1	1	0	0	<b>Oakland Athletics @ Kansas City Royals</b> Royals Stadium, Kansas City, MO Sat Jul 03 1976, 8:05 PM EDT Att: 33,586 - Unknown				
Amos Otis, R OBP: 0.370, SLG: 0.504 (1, 8)										4	0	0	0	1	1	3					
George Brett, L OBP: 0.398, SLG: 0.495 (1, 5)										4	0	1	0	0	0	1					
John Mayberry, L OBP: 0.344, SLG: 0.419 (1, 3)										2	1	1	0	2	0	1					
Hal McRae, R OBP: 0.397, SLG: 0.458 (1, 10)										4	2	3	0	0	0	1					
Al Cowens, R OBP: 0.309, SLG: 0.342 (1, 9)										4	2	2	2	0	0	4					
Bob Stinson, S OBP: 0.342, SLG: 0.320 (1, 2)										3	1	1	0	0	0	2					
Jamie Quirk, L OBP: 0.273, SLG: 0.364 (7, PH)										1	0	0	0	0	1	3					
Buck Martinez, R OBP: 0.297, SLG: 0.460 (8, 2)										0	0	0	0	0	0	0					
Freddie Patek, R OBP: 0.351, SLG: 0.345 (1, 6)										3	1	2	2	1	0	3					
Frank White, R OBP: 0.254, SLG: 0.268 (1, 4)										4	0	1	2	0	0	2					
<b>Inning Stats</b>	R: 0 E: 0 K: 0 S: 3	H: 0 LOB: 1 BB: 1 P: 7	R: 1 E: 0 K: 0 S: 5	H: 2 LOB: 1 BB: 0 P: 5	R: 0 E: 0 K: 0 S: 2	H: 0 LOB: 0 BB: 1 P: 6	R: 3 E: 0 K: 0 S: 6	H: 4 LOB: 0 BB: 0 P: 6	R: 0 E: 0 K: 1 S: 5	H: 0 LOB: 0 BB: 0 P: 5	R: 3 E: 0 K: 0 S: 6	H: 4 LOB: 2 BB: 2 P: 14	R: 0 E: 0 K: 1 S: 7	H: 2 LOB: 3 BB: 1 P: 11	R: 0 E: 0 K: 0 S: 3	H: 0 LOB: 0 BB: 0 P: 3		1B: 8 2B: 4 3B: 0 HR: 0	SF: 0 SAC: 0 DP: 0 HBP: 0	WP: 1 PB: 0 SB: 0 CS: 2	PA: 38
<b>PITCHER</b>	IP WLS BF H R ER SO BB IBB HBP BLK WP HR S P ERA WHIP	3.1 L 12 5 3 3 1 1 1 0 0 0 0 0 12 20 11.57 2.571	2.1 10 2 0 0 1 1 0 0 0 0 0 0 11 15 0.00 1.286																		

AB	33
R	7
H	12
RBI	7
BB	5
SO	2
LOB	20





Batter	1	2	3	4	5	6	7	8	9	AB	R	H	RBI	BB	SO	LOB	TOP										
Bill North, S OBP: 0.342, SLG: 0.331 (1, 8)	4-3		1B		FC6	1B			K	4	1	1	1	1	1	1	<b>Oakland Athletics @ Kansas City Royals</b> Royals Stadium, Kansas City, MO Sun Jul 04 1976, 4:33 AM EDT Att: 24,647 - Unknown - 78 F  <b>AB 33</b> <b>R 6</b> <b>H 8</b> <b>RBI 6</b> <b>BB 6</b> <b>SO 7</b> <b>LOB 19</b> 										
Bert Campaneris, R OBP: 0.320, SLG: 0.280 (1, 6)	G5-4-3 1B		1B			2B			BB	4	1	3	1	1	1	2											
Don Baylor, R OBP: 0.315, SLG: 0.369 (1, 9)	G5-4-3 1-2		F7			HBP			BB	3	1	0	0	1	1	2											
Joe Rudi, R OBP: 0.319, SLG: 0.431 (1, 7)		6-3			5-3	1B			F9	5	1	1	2	0	0	2											
Sal Bando, R OBP: 0.343, SLG: 0.468 (1, 5)		FC6-4 BB			G4-6-3 BB	SH			K	2	1	0	0	2	1	2											
Gene Tenace, R OBP: 0.376, SLG: 0.437 (1, 3)	FC6-4 1-2		G4-6-3			F6			FC5-4 1B	4	0	1	0	0	0	4											
Billy Williams, L OBP: 0.311, SLG: 0.337 (1, 10)	3-1				G3	1B			F8	4	1	1	1	0	0	2											
Phil Garner, R OBP: 0.311, SLG: 0.405 (1, 4)			L8			K			P4	4	0	0	0	0	2	3											
Larry Haney, R OBP: 0.277, SLG: 0.230 (8, PH)										2	0	1	1	1	1	0											
Jeff Newman, R OBP: 0.500, SLG: 0.333 (8, 2)			K			FC6 BB			FC5-4 1-2	1	0	0	0	0	0	1											
<b>Inning Stats</b>	R: 0 E: 0 K: 0 S: 3	H: 1 LOB: 0 BB: 0 P: 3	R: 0 E: 0 K: 0 S: 3	H: 0 LOB: 1 BB: 1 P: 7	R: 1 E: 0 K: 1 S: 6	H: 1 LOB: 1 BB: 1 P: 10	R: 0 E: 0 K: 0 S: 2	H: 0 LOB: 0 BB: 1 P: 6	R: 0 E: 0 K: 1 S: 5	H: 0 LOB: 1 BB: 1 P: 9	R: 5 E: 1 K: 2 S: 13	H: 5 LOB: 2 BB: 0 P: 14	R: 0 E: 0 K: 1 S: 5	H: 0 LOB: 0 BB: 0 P: 5	R: 0 E: 0 K: 0 S: 4	H: 1 LOB: 1 BB: 0 P: 4	R: 0 E: 0 K: 2 S: 7	H: 0 LOB: 2 BB: 2 P: 15	1B: 6 2B: 2 3B: 0 HR: 0	SF: 0 SAC: 1 DP: 2 HBP: 1	WP: 0 PB: 0 SB: 1 CS: 0	PA: 41					
<b>PITCHER</b>	IP	WLS	BF	H	R	ER	SO	BB	IBB	HBP	BLK	WP	HR	S	P	ERA	WHIP										
Al Fitzmorris, R ERA: 3.43 (1, 1)	5.2	L	27	6	6	4	3	4	0	1	0	0	0	28	45	6.35	1.765										
Mark Littell, R ERA: 2.59 (6, 1)	1.1		5	1	0	0	2	0	0	0	0	0	0	9	9	0.00	0.750										
Larry Gura, L ERA: 7.5 (8, 1)	1.0		4	1	0	0	0	0	0	0	0	0	0	4	4	0.00	1.000										
Tom Hall, L ERA: 3.32 (9, 1)	1.0		5	0	0	0	2	2	0	0	0	0	0	7	15	0.00	2.000										


Batter	1	2	3	4	5	6	7	8	9	AB	R	H	RBI	BB	SO	LOB	BOTTOM											
Jim Wohlford, R OBP: 0.314, SLG: 0.326 (1, 7)	6-3 BB		F8			K			F8	3	0	0	0	1	1	1	<b>Oakland Athletics @ Kansas City Royals</b> Royals Stadium, Kansas City, MO Sun Jul 04 1976, 4:33 AM EDT Att: 24,647 - Unknown - 78 F  <b>AB 29</b> <b>R 0</b> <b>H 3</b> <b>RBI 0</b> <b>BB 2</b> <b>SO 3</b> <b>LOB 9</b> 											
Amos Otis, R OBP: 0.365, SLG: 0.497 (1, 8)	6-3 1-2				F7	K			F9	4	0	0	0	0	1	2												
George Brett, L OBP: 0.393, SLG: 0.489 (1, 5)	4-3				P6	F8			4-3	4	0	0	0	0	0	1												
John Mayberry, L OBP: 0.342, SLG: 0.416 (1, 3)		3-1			1B	K			F7	4	0	1	0	0	1	0												
Hal McRae, R OBP: 0.399, SLG: 0.462 (1, 10)		4-3 S BB			P4	6-3 2B				2	0	1	0	1	0	1												
Al Cowens, R OBP: 0.306, SLG: 0.338 (1, 9)		4-3			6-3	6-3				3	0	0	0	0	0	2												
Bob Stinson, S OBP: 0.333, SLG: 0.310 (1, 2)			F5		F7	F9				3	0	0	0	0	0	2												
Freddie Patek, R OBP: 0.349, SLG: 0.342 (1, 6)			6-3							2	0	0	0	0	0	0												
Davey Nelson, R OBP: 0.333, SLG: 0.370 (6, 4)					F3					1	0	0	0	0	0	0												
Frank White, R OBP: 0.256, SLG: 0.271 (6, 6)			F9							2	0	1	0	0	0	0												
Jamie Quirk, L OBP: 0.261, SLG: 0.348 (8, 6)						1B			4-3	1	0	0	0	0	0	0												
<b>Inning Stats</b>	R: 0 E: 0 K: 0 S: 2	H: 0 LOB: 0 BB: 1 P: 6	R: 0 E: 0 K: 0 S: 3	H: 0 LOB: 1 BB: 1 P: 7	R: 0 E: 0 K: 0 S: 3	H: 0 LOB: 0 BB: 0 P: 3	R: 0 E: 0 K: 2 S: 8	H: 1 LOB: 1 BB: 0 P: 8	R: 0 E: 0 K: 1 S: 6	H: 1 LOB: 1 BB: 0 P: 6	R: 0 E: 0 K: 0 S: 3	H: 0 LOB: 0 BB: 0 P: 3	R: 0 E: 0 K: 0 S: 3	H: 0 LOB: 0 BB: 0 P: 3	1B: 2 2B: 1 3B: 0 HR: 0	SF: 0 SAC: 0 DP: 0 HBP: 0		WP: 0 PB: 0 SB: 1 CS: 0	PA: 31									
<b>PITCHER</b>	IP	WLS	BF	H	R	ER	SO	BB	IBB	HBP	BLK	WP	HR	S	P	ERA		WHIP										
Mike Norris, R ERA: 4.17 (1, 1)	9.0	W	31	3	0	0	3	2	0	0	0	0	0	35	43	0.00		0.556										



Batter	1	2	3	4	5	6	7	8	9	AB	R	H	RBI	BB	SO	LOB	TOP										
Jim Wohlford, R OBP: 0.306, SLG: 0.317 (1, 7)	6-3		F8		P6			G5-4-3		4	0	0	0	0	0	1											
Amos Otis, R OBP: 0.384, SLG: 0.497 Mark Littell, L Steve Mingori, L (1, 8)	F2		E5				F8			4	0	1	0	0	0	0											
George Brett, L OBP: 0.400, SLG: 0.495 (1, 5)	E9		G4-6-3							2	1	2	0	2	0	0											
John Mayberry, L OBP: 0.341, SLG: 0.414 (1, 3)			G4-6-3				P5			4	1	1	1	0	1	5											
Hal McRae, R OBP: 0.401, SLG: 0.463 (1, 10)					4-3					4	0	2	0	0	0	0											
Al Cowens, R OBP: 0.309, SLG: 0.338 (1, 9)					1-3		L3			3	0	1	1	1	0	1											
Buck Martinez, R OBP: 0.287, SLG: 0.444 (1, 2)	CS	6-3			P4		F8			4	0	0	0	0	0	2											
Freddie Patek, R OBP: 0.345, SLG: 0.338 (1, 6)			P4							3	0	0	0	0	1	1											
Frank White, R OBP: 0.257, SLG: 0.272 (1, 4)			1-3				L6			3	0	1	0	0	0	0											
<b>Inning Stats</b>	R: 2 E: 1 K: 0 S: 6	H: 4 LOB: 1 BB: 0 P: 6	R: 0 E: 0 K: 0 S: 3	H: 0 LOB: 0 BB: 0 P: 3	R: 0 E: 1 K: 0 S: 3	H: 0 LOB: 1 BB: 1 P: 7	R: 0 E: 0 K: 0 S: 3	H: 0 LOB: 0 BB: 0 P: 3	R: 0 E: 0 K: 0 S: 3	H: 1 LOB: 0 BB: 0 P: 3	R: 0 E: 0 K: 1 S: 6	H: 1 LOB: 1 BB: 0 P: 6	R: 0 E: 0 K: 1 S: 6	H: 2 LOB: 2 BB: 1 P: 10	R: 0 E: 0 K: 0 S: 2	H: 0 LOB: 0 BB: 1 P: 6	1B: 6 2B: 2 3B: 0 HR: 0	SF: 0 SAC: 0 DP: 2 HBP: 0	WP: 0 PB: 0 CS: 3	PA: 35							
<b>PITCHER</b>	IP	WLS	BF	H	R	ER	SO	BB	IBB	HBP	BLK	WP	HR	S	P	ERA	WHIP										
Doyle Alexander, R ERA: 3.53 Grant Jackson, L ERA: 4.35	(1, 1)	7.2	L	29	8	2	2	1	1	0	0	0	0	30	34	2.35	1.174										

**Kansas City Royals @ New York Yankees**  
 Yankee Stadium, Bronx, NY  
 Mon Jul 05 1976, 3:33 AM EDT  
 Att: 28,041 - Unknown - 87 F

AB 31  
 R 2  
 H 8  
 RBI 2  
 BB 3  
 SO 2  
 LOB 10



Batter	1	2	3	4	5	6	7	8	9	AB	R	H	RBI	BB	SO	LOB	BOTTOM										
Mickey Rivers, L OBP: 0.333, SLG: 0.461 (1, 8)	4-3				F8		SF8		F2	4	0	1	1	0	0	5											
Roy White, S OBP: 0.383, SLG: 0.410 (1, 7)			4-3		G5-4-3		CS		F3	5	0	1	0	0	0	6											
Thurman Munson, R OBP: 0.361, SLG: 0.474 (1, 10)	4-3				4-3		F7			4	0	1	0	0	0	1											
Lou Piniella, R OBP: 0.316, SLG: 0.423 Oscar Gamble, L OBP: 0.326, SLG: 0.423 (1, 9)	5-3				G1				4-3	3	0	2	0	0	0	1											
Chris Chambliss, L OBP: 0.330, SLG: 0.453 (1, 3)			L4				L4		F8	4	0	1	0	0	0	2											
Graig Nettles, L OBP: 0.310, SLG: 0.396 (1, 5)			F7		G1		F8			4	0	0	0	0	1	3											
Fran Healy, R OBP: 0.341, SLG: 0.278 (1, 2)			F8		5-3					4	0	2	0	0	0	2											
Willie Randolph, R OBP: 0.373, SLG: 0.335 (1, 4)					P4					3	0	2	0	1	0	0											
Jim Mason, L OBP: 0.183, SLG: 0.211 Sandy Alomar Sr., S OBP: 0.311, SLG: 0.250 (1, 6)					K				E5	1	0	0	0	0	1	0											
<b>Inning Stats</b>	R: 0 E: 0 K: 0 S: 4	H: 1 LOB: 1 BB: 0 P: 4	R: 0 E: 0 K: 0 S: 3	H: 0 LOB: 0 BB: 0 P: 3	R: 0 E: 0 K: 1 S: 6	H: 1 LOB: 1 BB: 0 P: 6	R: 0 E: 0 K: 0 S: 5	H: 2 LOB: 2 BB: 0 P: 5	R: 0 E: 0 K: 0 S: 4	H: 2 LOB: 1 BB: 0 P: 4	R: 1 E: 0 K: 0 S: 3	H: 1 LOB: 0 BB: 1 P: 7	R: 0 E: 0 K: 0 S: 4	H: 1 LOB: 1 BB: 0 P: 4	R: 0 E: 1 K: 1 S: 8	H: 2 LOB: 3 BB: 0 P: 8	1B: 11 2B: 0 3B: 0 HR: 0	SF: 1 SAC: 0 DP: 1 HBP: 0	WP: 0 PB: 0 CS: 1	PA: 39							
<b>PITCHER</b>	IP	WLS	BF	H	R	ER	SO	BB	IBB	HBP	BLK	WP	HR	S	P	ERA	WHIP										
Paul Splittorf, L ERA: 3.84 Tom Hall, L ERA: 3.22 Mark Littell, R ERA: 2.57 Steve Mingori, L ERA: 2.7	(1, 1)	6.1	W	27	8	1	1	1	1	0	0	0	0	1	1	0.00	0.000										

**Kansas City Royals @ New York Yankees**  
 Yankee Stadium, Bronx, NY  
 Mon Jul 05 1976, 3:33 AM EDT  
 Att: 28,041 - Unknown - 87 F

AB 36  
 R 0  
 H 11  
 RBI 1  
 BB 1  
 SO 2  
 LOB 25





Batter	1	2	3	4	5	6	7	8	9	AB	R	H	RBI	BB	SO	LOB	TOP			
Jim Wohlford, R (1.7) OBP: 0.317, SLG: 0.319	F9		BB			BB		4-3 SH2-4 PO 1B		2	1	1	0	2	0	0	<b>Kansas City Royals @ New York Yankees</b> Yankee Stadium, Bronx, NY Tue Jul 06 1976, 7:05 PM EDT Unknown <a href="http://livebaseballscorecards.com">livebaseballscorecards.com</a>			
Amos Otis, R (1.8) OBP: 0.361, SLG: 0.492	6-3		BB			BB		SH2-4		3	0	0	0	0	1	2				
George Brett, L (1.5) OBP: 0.401, SLG: 0.495	CS					BB		4-3		4	1	2	0	0	0	1				
John Mayberry, L (1.3) OBP: 0.343, SLG: 0.419	CS	FC1-5				BB		PO	F1	4	0	2	1	0	0	0				
Hal McRae, R (1.10) OBP: 0.399, SLG: 0.460		FC1-5				BB			5-3	4	0	1	1	0	0	1				
Al Cowens, R (1.9) OBP: 0.306, SLG: 0.337		P6				BB				4	1	1	0	0	0	3				
Buck Martinez, R (1.2) OBP: 0.286, SLG: 0.438		F7				BB				4	0	1	1	0	0	1				
Freddie Patek, R (1.6) OBP: 0.340, SLG: 0.332			L4			BB				4	0	0	0	0	1	1				
Frank White, R (1.4) OBP: 0.258, SLG: 0.269			F5			BB				2	0	0	0	1	1	0				
<b>Inning Stats</b>	R: 0 E: 0 K: 0 S: 3	H: 1 LOB: 0 BB: 0 P: 3	R: 0 E: 0 K: 0 S: 4	H: 1 LOB: 1 BB: 0 P: 4	R: 0 E: 0 K: 0 S: 3	H: 0 LOB: 1 BB: 1 P: 7	R: 0 E: 0 K: 0 S: 3	H: 0 LOB: 0 BB: 0 P: 3	R: 2 E: 0 K: 1 S: 7	H: 3 LOB: 2 BB: 2 P: 15	R: 0 E: 0 K: 1 S: 5	H: 0 LOB: 0 BB: 0 P: 5	R: 0 E: 0 K: 0 S: 3	H: 1 LOB: 0 BB: 0 P: 3	R: 1 E: 1 K: 1 S: 7	H: 2 LOB: 1 BB: 0 P: 7	1B: 7 2B: 1 3B: 0 HR: 0	SF: 0 SAC: 1 DP: 0 HBP: 0	WP: 0 PB: 0 SB: 0 CS: 2	PA: 37
<b>PITCHER</b>	IP WLS BF H R ER SO BB IBB HBP BLK WP HR S P ERA WHIP																			
Ed Figueroa, R (1.1) ERA: 3.14	7.1 L 29 6 2 2 2 3 0 0 0 0 0 0 30 42 2.46 1.227																			
Sparky Lyle, L (8.1) ERA: 1.94	1.2 6 2 1 0 1 0 0 0 0 0 0 0 8 8 0.00 1.200																			

Batter	1	2	3	4	5	6	7	8	9	AB	R	H	RBI	BB	SO	LOB	BOTTOM			
Mickey Rivers, L (1.8) OBP: 0.332, SLG: 0.462	4-3		HBP					K		4	0	1	0	0	1	0	<b>Kansas City Royals @ New York Yankees</b> Yankee Stadium, Bronx, NY Tue Jul 06 1976, 7:05 PM EDT Unknown <a href="http://livebaseballscorecards.com">livebaseballscorecards.com</a>			
Roy White, S (1.7) OBP: 0.364, SLG: 0.419	HR		HBP					F9		3	1	1	1	1	0	0				
Thurman Munson, R (1.2) OBP: 0.359, SLG: 0.469	K		HBP						5-3	3	0	0	0	0	1	0				
Chris Chambliss, L (1.3) OBP: 0.329, SLG: 0.450	F8		3-1							4	0	1	0	0	1	3				
Carlos May, L (1.10) OBP: 0.326, SLG: 0.295	4-3							F8		4	0	0	0	0	0	1				
Graig Nettles, L (1.5) OBP: 0.307, SLG: 0.391	K									3	0	0	0	0	2	0				
Oscar Gamble, L (1.9) OBP: 0.321, SLG: 0.416	F9									3	0	0	0	0	0	0				
Sandy Alomar Sr., S (1.4) OBP: 0.292, SLG: 0.233			F9							3	0	0	0	0	0	0				
Jim Mason, L (1.6) OBP: 0.181, SLG: 0.207										2	0	0	0	0	0	0				
Lou Piniella, R (8. PH) OBP: 0.314, SLG: 0.421			F7							1	0	0	0	0	0	0				
Fred Stanley, R (9.6) OBP: 0.305, SLG: 0.262								P6		0	0	0	0	0	0	0				
<b>Inning Stats</b>	R: 1 E: 0 K: 1 S: 6	H: 1 LOB: 0 BB: 0 P: 6	R: 0 E: 0 K: 1 S: 5	H: 0 LOB: 0 BB: 0 P: 5	R: 0 E: 0 K: 0 S: 4	H: 1 LOB: 3 BB: 1 P: 9	R: 0 E: 0 K: 0 S: 3	H: 0 LOB: 0 BB: 0 P: 3	R: 0 E: 0 K: 0 S: 4	H: 1 LOB: 1 BB: 0 P: 4	R: 0 E: 0 K: 1 S: 5	H: 0 LOB: 0 BB: 0 P: 5	R: 0 E: 0 K: 1 S: 5	H: 0 LOB: 0 BB: 0 P: 5	R: 0 E: 0 K: 1 S: 5	H: 0 LOB: 0 BB: 0 P: 5	1B: 1 2B: 1 3B: 0 HR: 1	SF: 0 SAC: 0 DP: 0 HBP: 1	WP: 0 PB: 0 SB: 0 CS: 0	PA: 32
<b>PITCHER</b>	IP WLS BF H R ER SO BB IBB HBP BLK WP HR S P ERA WHIP																			
Doug Bird, R (1.1) ERA: 2.86	7.0 W 26 3 1 1 3 1 0 0 0 0 0 0 30 35 1.29 0.571																			
Steve Mingori, L (8.1) ERA: 2.57	2.0 S 6 0 0 0 2 0 0 0 0 0 0 0 10 10 0.00 0.000																			



Batter	1	2	3	4	5	6	7	8	9	AB	R	H	RBI	BB	SO	LOB	TOP								
Jim Wohlford, R (1, 8) OBP: 0.311, SLG: 0.313 Tony Solaita, L (8, FH) OBP: 0.289, SLG: 0.299 Amos Otis, R (8, 8) OBP: 0.360, SLG: 0.490	0-0 1-3		0-3 K		0-0 6-3-5			0-0 F8	0-0 6-3	3	0	0	1	0	1	1									
Al Cowens, R (1, 9) OBP: 0.307, SLG: 0.336	0-0 5-3		0-3 K			0-3 K		0-0 PB		4	0	1	0	0	2	0									
George Brett, L (1, 5) OBP: 0.399, SLG: 0.491	0-0 G3			0-0 F7		0-0 F8		4-0 BB	1-2 BB	3	0	0	0	1	0	0									
John Mayberry, L (1, 3) OBP: 0.342, SLG: 0.414		0-0 F7		4-0 FC3-6		0-3 K		0-0 F2		3	0	0	0	1	1	2									
Hal McRae, R (1, 7) OBP: 0.397, SLG: 0.457		0-0 FC5	1B	0-0 FC3-6				0-0 F9	0-0 L4	4	0	1	0	0	0	1									
Jamie Quirk, L (1, 10) OBP: 0.289, SLG: 0.346 Davey Nelson, R (9, FH) OBP: 0.341, SLG: 0.370	0-0 F7		0-0 F3					0-0 G6-4-3	4-0 2B	3	0	1	0	0	0	2									
Bob Stinson, S (1, 2) Cookie Rojas, R (9, FH) OBP: 0.309, SLG: 0.300		0-0 1B		0-0 SH1-3	1B			0-0 G6-4-3	0-3 K	3	1	2	0	0	0	1									
Freddie Patek, R (1, 6) OBP: 0.346, SLG: 0.343	0-0 FC5			0-0 6-3-5	SH1-3			0-0 SH3-4	0-0 2B	4	2	3	0	0	0	2									
Frank White, R (1, 4) OBP: 0.281, SLG: 0.276			0-3 K		0-0 SH1-3			0-0 SH3-4	0-0 2B	2	0	1	2	0	1	0									
<b>Inning Stats</b>	R: 0 E: 0 K: 0 S: 3	H: 0 LOB: 0 BB: 0 P: 3	R: 0 E: 0 K: 0 S: 5	H: 2 LOB: 2 BB: 0 P: 5	R: 0 E: 0 K: 3 S: 9	H: 0 LOB: 0 BB: 0 P: 9	R: 0 E: 0 K: 0 S: 3	H: 0 LOB: 1 BB: 1 P: 7	R: 1 E: 0 K: 0 S: 4	H: 2 LOB: 0 BB: 0 P: 4	R: 0 E: 0 K: 2 S: 7	H: 0 LOB: 0 BB: 0 P: 7	R: 0 E: 0 K: 0 S: 3	H: 1 LOB: 0 BB: 0 P: 3	R: 1 E: 1 K: 0 S: 5	H: 2 LOB: 2 BB: 1 P: 9	R: 2 E: 0 K: 1 S: 7	H: 2 LOB: 1 BB: 1 P: 11	1B: 7 2B: 3 3B: 0 HR: 0	SF: 0 SAC: 2 DP: 2 HBP: 0	WP: 0 PB: 1 SB: 1 CS: 0	PA: 37			
<b>PITCHER</b>	IP	WLS	BF	H	R	ER	SO	BB	IBB	HBP	BLK	WP	HR	S	P	ERA	WHIP								
Dick Tidrow, R (1, 1) ERA: 2.66 Sparky Lyle, L (8, 1) ERA: 2.15	7.2		29	7	2	2	5	1	0	0	0	0	0	38	42	2.35	1.043								

Kansas City Royals @ New York Yankees  
Yankee Stadium, Bronx, NY  
Tue Jul 06 1976, 7:05 PM EDT  
Att: 35,370 - Unknown

AB	32
R	4
H	9
RBI	3
BB	3
SO	6
LOB	11



Batter	1	2	3	4	5	6	7	8	9	AB	R	H	RBI	BB	SO	LOB	BOTTOM											
Mickey Rivers, L (1, 8) OBP: 0.331, SLG: 0.459	0-0 F9		0-0 F7			0-0 F9		0-0 1B		4	1	1	0	0	0	0												
Roy White, S (1, 7) OBP: 0.363, SLG: 0.417	0-0 F8			0-0 G3		0-0 4-3		0-0 1B		4	1	1	2	0	0	0												
Thurman Munson, R (1, 10) OBP: 0.355, SLG: 0.462	0-0 6-3			0-0 5-3		0-0 P4		0-0 K		4	0	0	0	0	1	2												
Chris Chambliss, L (1, 3) OBP: 0.331, SLG: 0.467		0-0 L7		0-0 F7				0-0 HR		4	2	2	3	0	0	0												
Graig Nettles, L (1, 5) OBP: 0.307, SLG: 0.400		0-0 HR			0-0 F7			0-0 F5		4	1	1	1	0	0	0												
Oscar Gamble, L (1, 9) OBP: 0.320, SLG: 0.412		0-0 F8			0-0 F8			0-0 1B		4	0	1	0	0	0	1												
Eliot Hendricks, L (1, 2) OBP: 0.228, SLG: 0.269		0-0 F8			4-0 1B			0-0 P4		3	0	0	0	1	1	2												
Sandy Alomar Sr., S (1, 4) OBP: 0.314, SLG: 0.244			0-0 6-3					4-0 1B		2	1	1	0	1	0	0												
Jim Mason, L (1, 6) OBP: 0.184, SLG: 0.204			0-0 3-1					4-0 1B		2	1	0	0	1	0	2												
<b>Inning Stats</b>	R: 0 E: 0 K: 0 S: 3	H: 1 LOB: 0 BB: 0 P: 3	R: 1 E: 0 K: 0 S: 4	H: 1 LOB: 0 BB: 0 P: 4	R: 0 E: 0 K: 0 S: 3	H: 0 LOB: 0 BB: 0 P: 3	R: 0 E: 0 K: 0 S: 3	H: 0 LOB: 0 BB: 0 P: 3	R: 0 E: 0 K: 0 S: 4	H: 1 LOB: 2 BB: 1 P: 8	R: 0 E: 0 K: 0 S: 3	H: 0 LOB: 0 BB: 0 P: 3	R: 1 E: 1 K: 1 S: 6	H: 1 LOB: 1 BB: 0 P: 6	R: 5 E: 0 K: 1 S: 9	H: 4 LOB: 1 BB: 2 P: 17	1B: 4 2B: 1 3B: 1 HR: 2	SF: 0 SAC: 0 DP: 1 HBP: 0	WP: 0 PB: 0 SB: 0 CS: 0	PA: 34								
<b>PITCHER</b>	IP	WLS	BF	H	R	ER	SO	BB	IBB	HBP	BLK	WP	HR	S	P	ERA	WHIP											
Steve Busby, R (1, 1) ERA: 4.4 Tom Hall, L (8, 1) ERA: 4.24	7.0	L	27	3	4	4	1	3	4	4	1	0	0	0	0	1	26	38	5.14	0.857								

Kansas City Royals @ New York Yankees  
Yankee Stadium, Bronx, NY  
Tue Jul 06 1976, 7:05 PM EDT  
Att: 35,370 - Unknown

AB	31
R	7
H	7
RBI	6
BB	3
SO	2
LOB	7






Batter	1	2	3	4	5	6	7	8	9	AB	R	H	RBI	BB	SO	LOB	TOP					
Al Cowens, R OBP: 0.303, SLG: 0.331	L3			K		L3			F3	4	0	0	0	0	1	1						
Amos Otis, R OBP: 0.356, SLG: 0.485	P6			B5-3			P3		SF8	3	0	0	1	0	0	0						
George Brett, L OBP: 0.401, SLG: 0.491	F7			1B			L6		BB 1B	4	0	2	0	0	0	0						
John Mayberry, L OBP: 0.341, SLG: 0.410		4-3		K			4-3		BB 1-2 BB	3	0	0	0	1	1	1						
Hal McRae, R OBP: 0.395, SLG: 0.464	4-3				F9			HR	K	4	1	1	1	0	1	2						
Jim Wohlford, R OBP: 0.311, SLG: 0.313										0	0	0	0	0	0	0						
Jamie Quirk, L OBP: 0.276, SLG: 0.345					F8			FC6-5 SH3-4 1B		3	0	1	0	0	1	0						
Davey Nelson, R OBP: 0.341, SLG: 0.370	K									0	0	0	0	0	0	0						
Buck Martinez, R OBP: 0.281, SLG: 0.431					6-3				SH3-4	2	0	0	0	0	1	0						
Freddie Patek, R OBP: 0.342, SLG: 0.339					K				FC6-5 CS	3	0	0	0	0	1	2						
Frank White, R OBP: 0.282, SLG: 0.277									CS	3	1	1	0	0	0	0						
									CS SF8 1B	3	1	1	0	0	0	0						
<b>Inning Stats</b>	R: 0 E: 0 K: 0 S: 3	H: 0 LOB: 0 BB: 0 P: 3	R: 0 E: 0 K: 1 S: 5	H: 0 LOB: 0 BB: 0 P: 5	R: 0 E: 0 K: 1 S: 5	H: 0 LOB: 0 BB: 0 P: 5	R: 0 E: 0 K: 2 S: 8	H: 1 LOB: 1 BB: 0 P: 8	R: 0 E: 0 K: 1 S: 5	H: 0 LOB: 0 BB: 0 P: 5	R: 0 E: 0 K: 0 S: 3	H: 0 LOB: 0 BB: 0 P: 3	R: 0 E: 0 K: 0 S: 3	H: 0 LOB: 0 BB: 0 P: 3	R: 1 E: 0 K: 0 S: 4	H: 2 LOB: 1 BB: 0 P: 4	R: 1 E: 0 K: 1 S: 7	H: 2 LOB: 2 BB: 1 P: 11	1B: 4 2B: 0 3B: 0 HR: 1	SF: 1 SAC: 1 DP: 0 HBP: 0	WP: 0 PB: 0 SB: 1 CS: 1	PA: 33
<b>PITCHER</b> Caffner Hunter, R ERA: 3.34	IP: 9.0 WLS: L BF: 32	H: 5 R: 2 ER: 2 SO: 6	BB: 1 IBB: 0 HBP: 0 BLK: 0	WP: 0 HR: 1 S: 43 P: 47	ERA: 2.00 WHIP: 0.667																	

Kansas City Royals @ New York Yankees  
Yankee Stadium, Bronx, NY  
Wed Jul 07 1976, 7:05 PM EDT  
Att: 23,172 - Unknown


AB 29  
R 2  
H 5  
RBI 2  
BB 1  
SO 6  
LOB 6



Batter	1	2	3	4	5	6	7	8	9	AB	R	H	RBI	BB	SO	LOB	BOTTOM									
Mickey Rivers, L OBP: 0.330, SLG: 0.456	F7			4-3		F9			E9	4	0	1	1	0	0	0										
Roy White, S OBP: 0.382, SLG: 0.413	K			6-3		1-3			BB	3	0	0	0	1	1	0										
Thurman Munson, R OBP: 0.356, SLG: 0.461	K			FC6-4 BB		CS 1B			K	3	0	1	0	1	2	2										
Lou Piniella, R OBP: 0.310, SLG: 0.414										3	0	0	0	0	0	1										
Carlos May, L OBP: 0.332, SLG: 0.299				FC6-4		CS			FC1-8 1B	1	0	1	0	0	0	0										
Chris Chambliss, L OBP: 0.327, SLG: 0.461	K								FC1-6	4	0	0	0	0	1	1										
Graig Nettles, L OBP: 0.303, SLG: 0.394	K								1-2	4	0	0	0	0	1	1										
Fran Healy, R OBP: 0.349, SLG: 0.280										3	0	1	0	1	0	1										
Sandy Alomar Sr., S OBP: 0.315, SLG: 0.250				G6-4-3					E6	3	1	1	0	0	0	1										
Mickey Klutts, R OBP: 0.315, SLG: 0.250	K									3	0	0	0	0	1	3										
										3	0	0	0	0	1	3										
<b>Inning Stats</b>	R: 0 E: 0 K: 2 S: 7	H: 0 LOB: 0 BB: 0 P: 7	R: 0 E: 0 K: 2 S: 7	H: 0 LOB: 0 BB: 0 P: 7	R: 0 E: 0 K: 1 S: 5	H: 1 LOB: 0 BB: 0 P: 5	R: 0 E: 0 K: 0 S: 3	H: 0 LOB: 1 BB: 1 P: 7	R: 0 E: 0 K: 0 S: 4	H: 1 LOB: 2 BB: 1 P: 8	R: 0 E: 0 K: 0 S: 3	H: 1 LOB: 0 BB: 0 P: 3	R: 0 E: 0 K: 0 S: 3	H: 0 LOB: 0 BB: 0 P: 3	R: 1 E: 2 K: 1 S: 7	H: 1 LOB: 2 BB: 1 P: 11	R: 0 E: 0 K: 0 S: 4	H: 1 LOB: 1 BB: 0 P: 4	1B: 5 2B: 0 3B: 0 HR: 0	SF: 0 SAC: 0 DP: 1 HBP: 0	WP: 0 PB: 0 SB: 1 CS: 1	PA: 35				
<b>PITCHER</b> Andy Hassler, L ERA: 4.42	IP: 7.2 WLS: W BF: 29	H: 4 R: 1 ER: 0 SO: 5	BB: 3 IBB: 0 HBP: 0 BLK: 0	WP: 0 HR: 0 S: 36 P: 48	ERA: 0.00 WHIP: 0.913																					
Mark Littell, R ERA: 2.55	0.1	W	1	0	0	0	1	0	0	0	0	3	3	0.00	0.000											
Steve Mingo, L ERA: 2.51	1.0	S	4	1	0	0	0	0	0	0	4	4	0.00	1.000												

Kansas City Royals @ New York Yankees  
Yankee Stadium, Bronx, NY  
Wed Jul 07 1976, 7:05 PM EDT  
Att: 23,172 - Unknown

AB 31  
R 1  
H 5  
RBI 1  
BB 3  
SO 6  
LOB 10





Batter	1	2	3	4	5	6	7	8	9	AB	R	H	RBI	BB	SO	LOB	TOP								
<b>Al Cowens, R</b> OBP: 0.302, SLG: 0.330 (1, 9)										4	0	1	0	0	1	2	<b>Kansas City Royals @ Detroit Tigers</b> Tiger Stadium, Detroit, MI Fri Jul 09 1976, 7:05 PM EDT Att: 51,041 - Unknown								
<b>Amos Otis, R</b> OBP: 0.382, SLG: 0.479 (1, 8)										4	0	0	0	0	1	1									
<b>George Brett, L</b> OBP: 0.399, SLG: 0.488 (1, 5)										4	1	1	0	0	0	0									
<b>John Mayberry, L</b> OBP: 0.343, SLG: 0.411 (1, 3)										4	0	2	0	0	0	0									
<b>Hal McRae, R</b> OBP: 0.402, SLG: 0.470 (1, 7)										3	0	3	1	1	0	0									
<b>Jamie Quirk, L</b> OBP: 0.242, SLG: 0.303 (1, 10)										4	0	0	0	0	0	6									
<b>Buck Martinez, R</b> OBP: 0.322, SLG: 0.429 (1, 2)										3	0	1	0	0	0	0									
<b>Freddie Patek, R</b> OBP: 0.338, SLG: 0.335 (1, 6)										3	0	0	0	0	0	2									
<b>Frank White, R</b> OBP: 0.283, SLG: 0.283 (1, 4)										3	0	1	0	0	0	1									
<b>Inning Stats</b>	R: 0 E: 0 K: 0 S: 3	H: 1 LOB: 0 BB: 0 P: 3	R: 0 E: 0 K: 0 S: 2	H: 0 LOB: 0 BB: 1 P: 6	R: 0 E: 0 K: 0 S: 4	H: 1 LOB: 1 BB: 0 P: 4	R: 1 E: 0 K: 0 S: 5	H: 3 LOB: 1 BB: 0 P: 5	R: 0 E: 0 K: 1 S: 6	H: 1 LOB: 1 BB: 0 P: 6	R: 0 E: 0 K: 0 S: 3	H: 0 LOB: 0 BB: 0 P: 3	R: 0 E: 1 K: 0 S: 4	H: 1 LOB: 1 BB: 0 P: 4	R: 0 E: 0 K: 1 S: 5	H: 0 LOB: 0 BB: 0 P: 5	R: 0 E: 0 K: 0 S: 4	H: 2 LOB: 1 BB: 0 P: 4	1B: 8 2B: 2 3B: 0 HR: 0	SF: 0 SAC: 0 DP: 4 HBP: 0	WP: 0 PB: 0 SB: 0 CS: 1	PA: 33			
<b>PITCHER</b> <b>Mark Fidrych, R</b> ERA: 1.78 (1, 1)	IP: 9.0 WLS: L BF: 33	H: 9 R: 1 ER: 1 SO: 2	BB: 1 IBB: 0 HBP: 0 BLK: 0	WP: 0 HR: 0 S: 36 P: 40	ERA: 1.00 WHIP: 1.111																				

Batter	1	2	3	4	5	6	7	8	9	AB	R	H	RBI	BB	SO	LOB	BOTTOM								
<b>Ron LeFlore, R</b> OBP: 0.377, SLG: 0.439 (1, 8)										4	0	0	0	0	2	0	<b>Kansas City Royals @ Detroit Tigers</b> Tiger Stadium, Detroit, MI Fri Jul 09 1976, 7:05 PM EDT Att: 51,041 - Unknown								
<b>Tom Verzyer, R</b> OBP: 0.272, SLG: 0.259 (1, 6)										4	0	1	0	0	0	0									
<b>Ben Oglivie, L</b> OBP: 0.298, SLG: 0.470 (1, 7)										4	0	1	0	0	0	1									
<b>Rusty Staub, L</b> OBP: 0.395, SLG: 0.440 (1, 9)										4	0	1	0	0	0	1									
<b>Jason Thompson, L</b> OBP: 0.331, SLG: 0.434 (1, 3)										3	0	0	0	0	2	1									
<b>Alex Johnson, R</b> OBP: 0.293, SLG: 0.384 (1, 10)										3	0	0	0	0	1	1									
<b>Aurelio Rodriguez, R</b> OBP: 0.288, SLG: 0.349 (1, 5)										3	0	0	0	0	2	2									
<b>Pedro Garcia, R</b> OBP: 0.243, SLG: 0.290 (1, 4)										2	0	0	0	0	0	1									
<b>Dan Meyer, L</b> OBP: 0.317, SLG: 0.368 (8, PH)										1	0	0	0	0	1	0									
<b>John Wockenfuss, R</b> OBP: 0.380, SLG: 0.459 (9, 2)										0	0	0	0	0	0	0									
<b>Bruce Kimm, R</b> OBP: 0.284, SLG: 0.289 (1, 2)										2	0	1	0	0	0	0									
<b>Mickey Stanley, R</b> OBP: 0.311, SLG: 0.338 (8, PH)										1	0	0	0	0	0	0									
<b>Jerry Manuel, S</b> OBP: 0.250, SLG: 0.194 (9, 4)										0	0	0	0	0	0	0									
<b>Inning Stats</b>	R: 0 E: 0 K: 0 S: 4	H: 1 LOB: 1 BB: 0 P: 4	R: 0 E: 2 K: 1 S: 6	H: 0 LOB: 1 BB: 0 P: 6	R: 0 E: 1 K: 1 S: 6	H: 1 LOB: 1 BB: 0 P: 6	R: 0 E: 0 K: 0 S: 3	H: 0 LOB: 0 BB: 0 P: 3	R: 0 E: 0 K: 3 S: 10	H: 1 LOB: 1 BB: 0 P: 10	R: 0 E: 0 K: 2 S: 7	H: 0 LOB: 0 BB: 0 P: 7	R: 0 E: 0 K: 0 S: 3	H: 0 LOB: 0 BB: 0 P: 3	1B: 4 2B: 0 3B: 0 HR: 0	SF: 0 SAC: 0 DP: 0 HBP: 0	WP: 0 PB: 0 SB: 2 CS: 1	PA: 31							
<b>PITCHER</b> <b>Dennis Leonard, R</b> ERA: 2.88 (1, 1)	IP: 9.0 WLS: W BF: 31	H: 4 R: 0 ER: 0 SO: 8	BB: 0 IBB: 0 HBP: 0 BLK: 0	WP: 0 HR: 0 S: 47 P: 47	ERA: 0.00 WHIP: 0.444																				



Batter	1	2	3	4	5	6	7	8	9	AB	R	H	RBI	BB	SO	LOB	TOP								
Jim Wohlford, R (1, 7) OBP: 0.302, SLG: 0.302	F9		6-3			6-3	FC5-2-5-1 3B		L5	5	1	0	0	0	0	2									
Amos Otis, R (1, 8) OBP: 0.351, SLG: 0.474	F8			6-3		5-3	3B BB			3	1	0	0	1	0	0									
George Brett, L (1, 5) OBP: 0.403, SLG: 0.497				4-3			BB 1B		3B	4	1	3	2	0	0	0									
John Mayberry, L (1, 3) OBP: 0.345, SLG: 0.411	5-3			HR 1B			1B BB		4-3	3	2	1	0	1	0	2									
Hal McRae, R (1, 10) OBP: 0.404, SLG: 0.483		3-1		HR 1B		E4 2B			L6	4	2	2	4	0	0	0									
Al Cowens, R (1, 9) OBP: 0.302, SLG: 0.329	F6			F7			1B		F9	4	0	1	0	0	0	0									
Buck Martinez, R (1, 2) OBP: 0.281, SLG: 0.423	F9					F9	1B		F3	4	0	1	0	0	0	1									
Freddie Patek, R (1, 6) OBP: 0.344, SLG: 0.347			G1-6-3 BB		6-3		E S 1B		L5 3B	3	0	2	0	1	0	0									
Frank White, R (1, 4) OBP: 0.258, SLG: 0.278			G1-6-3 1-2		6-3		K 1-3		5-3	4	0	0	0	0	1	3									
<b>Inning Stats</b>	R: 0 E: 0 K: 0 S: 4	H: 1 LOB: 1 BB: 0 P: 4	R: 0 E: 0 K: 0 S: 3	H: 0 LOB: 0 BB: 0 P: 3	R: 0 E: 0 K: 0 S: 2	H: 0 LOB: 0 BB: 1 P: 6	R: 2 E: 0 K: 0 S: 5	H: 2 LOB: 0 BB: 0 P: 5	R: 0 E: 0 K: 0 S: 3	H: 1 LOB: 0 BB: 0 P: 3	R: 3 E: 1 K: 0 S: 6	H: 3 LOB: 1 BB: 1 P: 10	R: 2 E: 0 K: 1 S: 7	H: 2 LOB: 1 BB: 1 P: 11	R: 0 E: 0 K: 0 S: 3	H: 0 LOB: 0 BB: 0 P: 3	R: 0 E: 0 K: 0 S: 3	H: 1 LOB: 0 BB: 0 P: 3	1B: 6 2B: 2 3B: 2 HR: 1	SF: 0 SAC: 0 DP: 2 HBP: 0	WP: 0 PB: 0 SB: 1 CS: 0	PA: 37			
<b>PITCHER</b>	IP	WLS	BF	H	R	ER	SO	BB	IBB	HBP	BLK	WP	HR	S	P	ERA	WHIP								
Dave Roberts, L (1, 1) ERA: 3.65	5.2	L	24	7	5	5	0	2	0	0	0	0	1	22	30	7.94	1.588								
Steve Grilli, R (6, 1) ERA: 6.29	1.0		6	2	2	2	1	1	0	0	0	0	0	7	11	18.00	3.000								
Bill Laxton, L (7, 1) ERA: 4.84	1.1		4	0	0	0	0	0	0	0	0	0	0	4	4	0.00	0.000								
Ray Bare, R (9, 1) ERA: 5.0	1.0		3	1	0	0	0	0	0	0	0	0	0	3	3	0.00	1.000								

Kansas City Royals @ Detroit Tigers  
Tiger Stadium, Detroit, MI  
Sat Jul 10 1976, 3:33 AM EDT  
Att: 27,630 - Unknown

AB 34  
R 7  
H 10  
RBI 6  
BB 3  
SO 1  
LOB 8



Batter	1	2	3	4	5	6	7	8	9	AB	R	H	RBI	BB	SO	LOB	BOTTOM								
Ron LeFlore, R (1, 8) OBP: 0.378, SLG: 0.438	F9		S BB		5-3		1B			3	0	1	0	1	0	1									
Chuck Scrivener, R (1, 6) OBP: 0.295, SLG: 0.286	L5		G6-4-3 BB		6-3		K			3	0	0	0	1	1	2									
Dan Meyer, L (1, 7) OBP: 0.309, SLG: 0.357	F7		G6-4-3 1-2			6-3			F8	4	0	0	0	0	0	2									
Rusty Staub, L (1, 9) OBP: 0.393, SLG: 0.437		E4 BB		F8		FC6-4 1B			F7	4	0	1	0	0	0	0									
Jason Thompson, L (1, 3) OBP: 0.333, SLG: 0.430		FC4 BB		1-3 BB		K			L9	2	0	0	0	2	1	1									
Alex Johnson, R (1, 10) OBP: 0.289, SLG: 0.378	F9			1-3		FC6-4			F7	4	0	0	0	0	0	4									
Aurelio Rodriguez, R (1, 5) OBP: 0.264, SLG: 0.345		K		6-3					F9	4	0	0	0	0	1	3									
John Wockenfuss, R (1, 2) OBP: 0.387, SLG: 0.453		FC4				5-3 1B				3	0	1	0	1	1	2									
Pedro Garcia, R (1, 4) OBP: 0.243, SLG: 0.305			1-3		F8		HR		5-3	4	1	1	1	0	0	2									
<b>Inning Stats</b>	R: 0 E: 0 K: 0 S: 3	H: 0 LOB: 0 BB: 0 P: 3	R: 0 E: 1 K: 1 S: 6	H: 0 LOB: 2 BB: 1 P: 10	R: 0 E: 0 K: 0 S: 2	H: 0 LOB: 1 BB: 2 P: 10	R: 0 E: 0 K: 0 S: 3	H: 0 LOB: 1 BB: 1 P: 7	R: 0 E: 0 K: 0 S: 4	H: 1 LOB: 1 BB: 0 P: 4	R: 1 E: 0 K: 2 S: 9	H: 2 LOB: 1 BB: 0 P: 9	R: 0 E: 0 K: 0 S: 3	H: 0 LOB: 0 BB: 0 P: 3	R: 0 E: 0 K: 0 S: 3	H: 0 LOB: 1 BB: 1 P: 7	1B: 3 2B: 0 3B: 0 HR: 1	SF: 0 SAC: 0 DP: 1 HBP: 0	WP: 0 PB: 0 SB: 1 CS: 0	PA: 36					
<b>PITCHER</b>	IP	WLS	BF	H	R	ER	SO	BB	IBB	HBP	BLK	WP	HR	S	P	ERA	WHIP								
Al Fitzmorris, R (1, 1) ERA: 3.29	5.0	W	20	1	0	0	1	4	0	0	0	0	0	18	34	0.00	1.000								
Andy Hassler, L (6, 1) ERA: 4.34	1.0		4	1	0	0	1	0	0	0	0	0	0	6	6	0.00	1.000								
Mark Littell, R (7, 1) ERA: 2.58	3.0	S	12	2	1	1	2	1	0	0	0	0	1	15	19	3.00	1.000								

Kansas City Royals @ Detroit Tigers  
Tiger Stadium, Detroit, MI  
Sat Jul 10 1976, 3:33 AM EDT  
Att: 27,630 - Unknown

AB 31  
R 1  
H 4  
RBI 1  
BB 5  
SO 4  
LOB 17









Batter	1	2	3	4	5	6	7	8	9	AB	R	H	RBI	BB	SO	LOB	TOP					
<b>Cecil Cooper, L</b> OBP: 0.316, SLG: 0.478 (1, 3)	F7		G3			F7		1B BB	P3	5	1	1	0	0	0	0	<b>Boston Red Sox @ Kansas City Royals</b> Royals Stadium, Kansas City, MO Thu Jul 15 1976, 8:05 PM EDT Unknown - 7 1 F					
<b>Denny Doyle, L</b> OBP: 0.288, SLG: 0.274 (1, 4)	K			F7		G3		BB 1B		4	1	1	0	1	1	0						
<b>Fred Lynn, L</b> OBP: 0.375, SLG: 0.473 (1, 8)	P5			F7		E7		P5	P4	5	0	1	0	0	0	4						
<b>Carl Yastrzemski, L</b> OBP: 0.355, SLG: 0.489 (1, 7)		P6			4-3					4	1	1	1	0	0	1						
<b>Carlton Fisk, R</b> OBP: 0.345, SLG: 0.409 (1, 2)		6-3								3	1	1	1	1	0	0						
<b>Jim Rice, R</b> OBP: 0.291, SLG: 0.455 (1, 10)					4-3					3	0	2	1	0	0	1						
<b>Dwight Evans, R</b> OBP: 0.338, SLG: 0.425 (1, 9)							1B			4	0	2	2	0	0	2						
<b>Rico Petrocelli, R</b> OBP: 0.301, SLG: 0.307 (1, 5)			K							4	0	0	0	0	1	4						
<b>Rick Burleson, R</b> OBP: 0.323, SLG: 0.325 (1, 6)			F8							4	1	1	0	0	0	1						
<b>Inning Stats</b>	R: 0 E: 0 K: 1 S: 5	H: 0 LOB: 0 BB: 0 P: 5	R: 0 E: 0 K: 0 S: 4	H: 1 LOB: 1 BB: 0 P: 4	R: 0 E: 0 K: 1 S: 5	H: 0 LOB: 0 BB: 0 P: 5	R: 0 E: 0 K: 0 S: 3	H: 0 LOB: 0 BB: 0 P: 3	R: 1 E: 0 K: 0 S: 5	H: 2 LOB: 1 BB: 0 P: 5	R: 0 E: 1 K: 0 S: 4	H: 1 LOB: 1 BB: 0 P: 4	R: 0 E: 0 K: 0 S: 4	H: 1 LOB: 1 BB: 0 P: 4	R: 4 E: 0 K: 0 S: 7	H: 4 LOB: 2 BB: 2 P: 15	R: 0 E: 0 K: 0 S: 4	H: 1 LOB: 1 BB: 0 P: 4	1B: 7 2B: 3 3B: 0 HR: 0	SF: 1 SAC: 0 DP: 0 HBP: 0	WP: 0 PB: 0 SB: 0 CS: 0	PA: 39
<b>PITCHER</b> <b>Dennis Leonard, R</b> ERA: 3.0 (1, 1)	IP: 9.0 WLS: W BF: 39 H: 10 R: 5 ER: 5 SO: 2 BB: 2 IBB: 0 HBP: 0 BLK: 0 WP: 0 HR: 0 S: 41 P: 49 ERA: 5.00 WHIP: 1.333															<b>PITCHER</b> IP: WLS: BF: H: R: ER: SO: BB: IBB: HBP: BLK: WP: HR: S: P: ERA: WHIP						

AB	36
R	5
H	10
RBI	5
BB	2
SO	2
LOB	13



Batter	1	2	3	4	5	6	7	8	9	AB	R	H	RBI	BB	SO	LOB	BOTTOM			
<b>Al Cowens, R</b> OBP: 0.301, SLG: 0.330 (1, 9)	F9	F7		G4-6-3		5-3	FC3-6			5	1	1	0	0	0	1	<b>Boston Red Sox @ Kansas City Royals</b> Royals Stadium, Kansas City, MO Thu Jul 15 1976, 8:05 PM EDT Unknown - 7 1 F			
<b>Amos Otis, R</b> OBP: 0.348, SLG: 0.473 (1, 8)	K	4-3		G4-6-3		BB 1B	1B			5	2	2	1	0	1	1				
<b>George Brett, L</b> OBP: 0.412, SLG: 0.509 (1, 5)	BB 1B			2B		F7				4	3	3	1	1	0	0				
<b>John Mayberry, L</b> OBP: 0.348, SLG: 0.405 (1, 3)	BB 1B		K			F2	P4			3	2	0	0	2	1	2				
<b>Hal McRae, R</b> OBP: 0.413, SLG: 0.489 (5, PR) <b>Jim Wohlford, R</b> OBP: 0.304, SLG: 0.305 (6, 7)	1B		1B	2B		3B	1B			2	2	2	1	1	0	0				
<b>Jamie Quirk, L</b> OBP: 0.288, SLG: 0.325 (1, 10)	1B		2B	1B		P3	FC4			5	1	3	3	0	1	1				
<b>Bob Stinson, S</b> OBP: 0.347, SLG: 0.355 (1, 2)	1B		4-3	2B		FC4				5	0	3	4	0	0	2				
<b>Freddie Patek, R</b> OBP: 0.340, SLG: 0.340 (3, PH) <b>Davey Nelson, R</b> OBP: 0.329, SLG: 0.355 (4, 4)	F8		4-3			6-3				1	0	0	0	0	0	2				
<b>Cookie Rojas, R</b> OBP: 0.296, SLG: 0.286 (8, 4)										3	0	0	0	0	1	3				
<b>Frank White, R</b> OBP: 0.257, SLG: 0.275 (4, 6)		6-3		F8		6-3	FC3-6			0	0	0	0	0	0	0				
<b>Inning Stats</b>	R: 3 E: 0 K: 1 S: 7	H: 2 LOB: 2 BB: 3 P: 19	R: 0 E: 0 K: 0 S: 3	H: 0 LOB: 0 BB: 0 P: 3	R: 3 E: 0 K: 1 S: 9	H: 4 LOB: 1 BB: 0 P: 9	R: 0 E: 0 K: 0 S: 3	H: 1 LOB: 0 BB: 0 P: 3	R: 1 E: 0 K: 0 S: 5	H: 2 LOB: 2 BB: 0 P: 5	R: 3 E: 0 K: 0 S: 7	H: 4 LOB: 2 BB: 1 P: 11	R: 2 E: 0 K: 1 S: 8	H: 3 LOB: 1 BB: 0 P: 8	R: 0 E: 0 K: 1 S: 5	H: 0 LOB: 0 BB: 0 P: 5	1B: 12 2B: 3 3B: 1 HR: 0	SF: 0 SAC: 0 DP: 1 HBP: 0	WP: 0 PB: 0 SB: 1 CS: 0	PA: 43
<b>PITCHER</b> <b>Dick Pole, R</b> ERA: 4.38 <b>Reggie Cleveland, R</b> ERA: 4.18 <b>Tom House, L</b> ERA: 4.67 <b>Bill Lee, L</b> ERA: 7.42	IP: 7.2 WLS: L BF: 19 H: 7 R: 4 ER: 4 SO: 1 BB: 0 IBB: 0 HBP: 0 BLK: 0 WP: 0 HR: 0 S: 21 P: 21 ERA: 8.31 WHIP: 1.615															<b>PITCHER</b> IP: WLS: BF: H: R: ER: SO: BB: IBB: HBP: BLK: WP: HR: S: P: ERA: WHIP				





Batter	1	2	3	4	5	6	7	8	9	AB	R	H	RBI	BB	SO	LOB	TOP					
Rick Miller, L (1.8) OBP: 0.353, SLG: 0.363										4	0	1	0	0	1	0	<b>Boston Red Sox @ Kansas City Royals</b> Royals Stadium, Kansas City, MO Thu Jul 15 1976, 8:05 PM EDT Att: 24,720 - Unknown					
Rick Burleson, R (1.6) OBP: 0.322, SLG: 0.328										4	0	1	0	0	0	1						
Cecil Cooper, L (1.3) OBP: 0.315, SLG: 0.474										4	1	1	0	0	1	2						
Carl Yastrzemski, L (1.7) OBP: 0.357, SLG: 0.489										4	1	2	0	0	0	1						
Jim Rice, R (1.10) OBP: 0.287, SLG: 0.450										3	0	0	1	0	1	1						
Dwight Evans, R (1.9) OBP: 0.337, SLG: 0.423										4	0	1	0	0	1	1						
Denny Doyle, L (1.4) OBP: 0.272, SLG: 0.278										4	0	2	0	0	1	2						
Bob Montgomery, R (1.2) OBP: 0.265, SLG: 0.290										4	0	0	0	0	0	5						
Bob Heise, R (1.5) OBP: 0.348, SLG: 0.364										4	0	0	0	0	1	2						
<b>Inning Stats</b>	R: 0 E: 0 K: 0 S: 4	H: 1 LOB: 1 BB: 0 P: 4	R: 0 E: 0 K: 1 S: 7	H: 2 LOB: 2 BB: 0 P: 7	R: 0 E: 0 K: 1 S: 5	H: 0 LOB: 0 BB: 0 P: 5	R: 0 E: 1 K: 1 S: 7	H: 1 LOB: 2 BB: 0 P: 7	R: 0 E: 0 K: 0 S: 3	H: 0 LOB: 0 BB: 0 P: 3	R: 2 E: 0 K: 0 S: 6	H: 3 LOB: 1 BB: 0 P: 6	R: 0 E: 0 K: 1 S: 6	H: 1 LOB: 1 BB: 0 P: 6	R: 0 E: 0 K: 1 S: 5	H: 0 LOB: 0 BB: 0 P: 5	R: 0 E: 0 K: 1 S: 5	H: 0 LOB: 0 BB: 0 P: 5	1B: 7 2B: 1 3B: 0 HR: 0	SF: 1 SAC: 0 DP: 0 HBP: 0	WP: 0 PB: 0 SB: 1 CS: 0	PA: 36
<b>PITCHER</b> Doug Bird, R (1.1) ERA: 2.79	IP: 9.0 WLS: L BF: 36	H: 8 R: 2 ER: 2 SO: 6	BB: 0 IBB: 0 HBP: 0 BLK: 0	WP: 0 HR: 0 S: 48 P: 48	ERA: 2.00 WHIP: 0.889	<b>PITCHER</b>																

Batter	1	2	3	4	5	6	7	8	9	AB	R	H	RBI	BB	SO	LOB	BOTTOM					
Davey Nelson, R (1.4) OBP: 0.326, SLG: 0.350										4	0	1	0	0	0	1	<b>Boston Red Sox @ Kansas City Royals</b> Royals Stadium, Kansas City, MO Thu Jul 15 1976, 8:05 PM EDT Att: 24,720 - Unknown					
Amos Otis, R (1.8) OBP: 0.344, SLG: 0.467										4	0	0	0	0	0	1						
George Brett, L (1.5) OBP: 0.413, SLG: 0.512										4	1	2	0	0	0	1						
John Mayberry, L (1.3) OBP: 0.347, SLG: 0.403										4	0	1	1	0	0	1						
Al Cowens, R (1.9) OBP: 0.304, SLG: 0.331										2	0	1	0	1	0	0						
Cookie Rojas, R (1.10) OBP: 0.280, SLG: 0.269										4	0	0	0	0	0	3						
Jim Wohlford, R (1.7) OBP: 0.310, SLG: 0.318										3	0	2	0	0	1	1						
Jamie Quirk, L (0. PH) OBP: 0.262, SLG: 0.317										1	0	0	0	0	0	1						
Frank White, R (1.6) OBP: 0.253, SLG: 0.271										3	0	0	0	0	1	3						
Buck Martinez, R (1.2) OBP: 0.279, SLG: 0.422										3	0	1	0	0	0	0						
<b>Inning Stats</b>	R: 0 E: 0 K: 0 S: 4	H: 1 LOB: 1 BB: 0 P: 4	R: 0 E: 0 K: 0 S: 3	H: 1 LOB: 1 BB: 1 P: 7	R: 0 E: 0 K: 0 S: 4	H: 1 LOB: 1 BB: 0 P: 4	R: 0 E: 0 K: 0 S: 3	H: 0 LOB: 0 BB: 0 P: 3	R: 0 E: 0 K: 1 S: 6	H: 2 LOB: 1 BB: 0 P: 6	R: 0 E: 0 K: 0 S: 3	H: 0 LOB: 0 BB: 0 P: 3	R: 0 E: 0 K: 1 S: 6	H: 1 LOB: 1 BB: 0 P: 6	R: 0 E: 0 K: 0 S: 3	H: 0 LOB: 0 BB: 0 P: 3	R: 1 E: 1 K: 0 S: 5	H: 2 LOB: 1 BB: 0 P: 5	1B: 5 2B: 3 3B: 0 HR: 0	SF: 0 SAC: 1 DP: 0 HBP: 0	WP: 0 PB: 0 SB: 1 CS: 2	PA: 34
<b>PITCHER</b> Rick Jones, L (1.1) ERA: 2.8	IP: 8.0 WLS: W BF: 31	H: 8 R: 1 ER: 0 SO: 2	BB: 1 IBB: 0 HBP: 0 BLK: 0	WP: 0 HR: 0 S: 34 P: 38	ERA: 0.00 WHIP: 1.125	<b>PITCHER</b>																
Jim Willoughby, R (0.1) ERA: 2.79	IP: 1.0 WLS: S BF: 3	H: 0 R: 0 ER: 0 SO: 0	BB: 0 IBB: 0 HBP: 0 BLK: 0	WP: 0 HR: 0 S: 3 P: 3	ERA: 0.00 WHIP: 0.000	<b>PITCHER</b>																



Batter	1	2	3	4	5	6	7	8	9	AB	R	H	RBI	BB	SO	LOB	TOP
Rick Burleson, R (1, 6) OBP: 0.321, SLG: 0.327	P4		K			K			L5	4	0	1	0	0	1	0	<b>Boston Red Sox @ Kansas City Royals</b> Royals Stadium, Kansas City, MO Fri Jul 16 1976, 8:05 PM EDT Unknown - 79 F
Fred Lynn, L (1, 8) OBP: 0.374, SLG: 0.468	4-3		K			K			FC6-4 BB	3	0	0	0	1	2	1	
Dwight Evans, R (1, 9) OBP: 0.335, SLG: 0.418	BB			4-3		F7			FC6-4 1-2	3	0	0	0	1	0	1	
Carl Yastrzemski, L (1, 7) OBP: 0.352, SLG: 0.483	P6			F7					4-3	4	0	0	0	0	0	2	
Carlton Fisk, R (1, 2) OBP: 0.345, SLG: 0.408		G6-4-3 1B		F8					F7	3	0	1	0	0	0	0	
Jim Rice, R (1, 10) OBP: 0.288, SLG: 0.456		G6-4-3 1-2			E				F8	3	1	1	0	0	0	1	
Cecil Cooper, L (1, 3) OBP: 0.310, SLG: 0.466		G3			FC6 G1-6-3 3-H				F8	3	0	0	0	0	0	0	
Rico Petrocelli, R (1, 5) OBP: 0.297, SLG: 0.302			F9		L5				P4	3	0	0	0	0	0	1	
Doug Griffin, R (1, 4) OBP: 0.265, SLG: 0.231			6-3		G1-6-3 1-2				F7	3	0	0	0	0	0	1	

<b>Inning Stats</b>	R: 0 E: 0 K: 0 S: 3	H: 0 LOB: 1 BB: 1 P: 7	R: 0 E: 0 K: 0 S: 3	H: 1 LOB: 0 BB: 0 P: 3	R: 0 E: 0 K: 1 S: 6	H: 1 LOB: 1 BB: 0 P: 6	R: 0 E: 0 K: 0 S: 3	H: 0 LOB: 0 BB: 0 P: 3	R: 1 E: 1 K: 0 S: 4	H: 1 LOB: 0 BB: 0 P: 4	R: 0 E: 0 K: 2 S: 7	H: 0 LOB: 0 BB: 0 P: 7	R: 0 E: 0 K: 0 S: 3	H: 0 LOB: 0 BB: 0 P: 3	R: 0 E: 0 K: 0 S: 5	H: 0 LOB: 0 BB: 0 P: 8	R: 0 E: 0 K: 0 S: 3	H: 0 LOB: 1 BB: 1 P: 7	1B: 2 2B: 0 3B: 1 HR: 0	SF: 0 SAC: 0 DP: 2 HBP: 0	WP: 0 PB: 0 SB: 1 CS: 1	PA: 31
---------------------	------------------------------	---------------------------------	------------------------------	---------------------------------	------------------------------	---------------------------------	------------------------------	---------------------------------	------------------------------	---------------------------------	------------------------------	---------------------------------	------------------------------	---------------------------------	------------------------------	---------------------------------	------------------------------	---------------------------------	----------------------------------	------------------------------------	----------------------------------	--------

<b>PITCHER</b>	IP	WLS	BF	H	R	ER	SO	BB	IBB	HBP	BLK	WP	HR	S	P	ERA	WHIP	<b>PITCHER</b>	IP	WLS	BF	H	R	ER	SO	BB	IBB	HBP	BLK	WP	HR	S	P	ERA	WHIP		
Paul Splittorf, L (1, 1) ERA: 3.66	9.0	W	31	3	1	0	3	2	0	0	0	0	0	37	48	0.00	0.556																				

Batter	1	2	3	4	5	6	7	8	9	AB	R	H	RBI	BB	SO	LOB	BOTTOM
Davey Nelson, R (1, 4) OBP: 0.312, SLG: 0.333	6-3		K		4-3				1-3	4	0	0	0	0	1	1	<b>Boston Red Sox @ Kansas City Royals</b> Royals Stadium, Kansas City, MO Fri Jul 16 1976, 8:05 PM EDT Unknown - 79 F
Amos Otis, R (1, 8) OBP: 0.349, SLG: 0.469	BB			S 1B	CS 1B				F9	3	1	2	0	1	0	1	
George Brett, L (1, 5) OBP: 0.409, SLG: 0.506	F7			FC6 1B	P5				F8	4	1	0	0	0	0	3	
John Mayberry, L (1, 3) OBP: 0.349, SLG: 0.402	6-3			1B FC6-2 2H	1B				K	3	1	1	1	1	1	1	
Jamie Quirk, L (1, 10) OBP: 0.267, SLG: 0.318			K						SF8 BB	3	1	1	1	0	1	0	
Cookie Rojas, R (8, PH) OBP: 0.276, SLG: 0.269				FC6-2 2B	1B				SF8 1-H	0	0	0	1	0	0	0	
Al Cowens, R (1, 9) OBP: 0.310, SLG: 0.337				FC6-2 2B	1B				PO 1B	4	1	3	0	0	0	2	
Tom Poquette, L (1, 7) OBP: 0.385, SLG: 0.513		G1-6-3 1-2		FC6-2 2B	F7				PO	3	0	0	0	0	0	4	
Buck Martinez, R (1, 2) OBP: 0.287, SLG: 0.435			6-3		SH1-4 2B					3	0	2	2	0	0	0	
Frank White, R (1, 6) OBP: 0.251, SLG: 0.269			6-3		6-3				SH1-4 1-2	2	0	0	0	0	0	1	

<b>Inning Stats</b>	R: 0 E: 0 K: 0 S: 3	H: 0 LOB: 1 BB: 1 P: 7	R: 0 E: 0 K: 1 S: 5	H: 1 LOB: 0 BB: 0 P: 5	R: 0 E: 0 K: 1 S: 5	H: 0 LOB: 0 BB: 0 P: 5	R: 4 E: 0 K: 0 S: 8	H: 4 LOB: 1 BB: 0 P: 8	R: 0 E: 0 K: 0 S: 3	H: 1 LOB: 0 BB: 0 P: 3	R: 0 E: 0 K: 1 S: 6	H: 1 LOB: 1 BB: 0 P: 6	R: 0 E: 0 K: 0 S: 4	H: 1 LOB: 1 BB: 0 P: 4	R: 1 E: 1 K: 0 S: 3	H: 1 LOB: 0 BB: 1 P: 7	1B: 8 2B: 1 3B: 0 HR: 0	SF: 1 SAC: 1 DP: 1 HBP: 0	WP: 0 PB: 0 SB: 3 CS: 1	PA: 34
---------------------	------------------------------	---------------------------------	------------------------------	---------------------------------	------------------------------	---------------------------------	------------------------------	---------------------------------	------------------------------	---------------------------------	------------------------------	---------------------------------	------------------------------	---------------------------------	------------------------------	---------------------------------	----------------------------------	------------------------------------	----------------------------------	--------


<b>PITCHER</b>	IP	WLS	BF	H	R	ER	SO	BB	IBB	HBP	BLK	WP	HR	S	P	ERA	WHIP	<b>PITCHER</b>	IP	WLS	BF	H	R	ER	SO	BB	IBB	HBP	BLK	WP	HR	S	P	ERA	WHIP		
Fergie Jenkins, R (1, 1) ERA: 3.12	2.1		8	1	0	0	1	1	0	0	0	0	0	9	13	0.00	0.857																				
Tom Murphy, R (3, 1) ERA: 4.51	4.2	L	21	7	4	4	2	0	0	0	0	0	0	25	25	7.71	1.500																				
Tom House, L (8, 1) ERA: 4.54	1.0		4	1	1	0	0	1	0	0	0	0	0	3	7	0.00	2.000																				





Batter	1	2	3	4	5	6	7	8	9	AB	R	H	RBI	BB	SO	LOB	TOP			
<b>Rick Miller, L</b> OBP: 0.344, SLG: 0.353 (1, 8)										4	0	0	0	0	0	0	<b>Boston Red Sox @ Kansas City Royals</b> Royals Stadium, Kansas City, MO Fri Jul 16 1976, 8:05 PM EDT Att: 35,600 - Unknown			
<b>Denny Doyle, L</b> OBP: 0.276, SLG: 0.287 (1, 4)										4	1	2	0	0	0	0				
<b>Fred Lynn, L</b> OBP: 0.369, SLG: 0.461 (1, 9)										4	0	0	0	0	0	2				
<b>Carl Yastrzemski, L</b> OBP: 0.351, SLG: 0.479 (1, 7)										4	0	1	1	0	0	1				
<b>Jim Rice, R</b> OBP: 0.285, SLG: 0.451 (1, 10)										3	0	0	0	0	1	1				
<b>Cecil Cooper, L</b> OBP: 0.310, SLG: 0.464 (1, 3)										3	0	1	0	0	0	0				
<b>Rick Burleson, R</b> OBP: 0.317, SLG: 0.323 (1, 6)										3	0	0	0	0	1	1				
<b>Bob Montgomery, R</b> OBP: 0.270, SLG: 0.294 (8, PR)										3	0	1	0	0	0	0				
<b>Steve Dillard, R</b> OBP: 0.292, SLG: 0.350 (8, PR)										0	0	0	0	0	0	0				
<b>Carlton Fisk, R</b> OBP: 0.345, SLG: 0.408 (8, 2)										0	0	0	0	0	0	0				
<b>Bob Heise, R</b> OBP: 0.320, SLG: 0.333 (1, 5)										2	0	0	0	0	0	0				
<b>Bobby Darwin, R</b> OBP: 0.292, SLG: 0.408 (8, PH)										1	0	0	0	0	0	2				
<b>Rico Petrocelli, R</b> OBP: 0.297, SLG: 0.302 (8, 5)										0	0	0	0	0	0	0				
<b>Inning Stats</b>	R: 1 E: 0 K: 0 S: 5	H: 2 LOB: 1 BB: 0 P: 5	R: 0 E: 0 K: 1 S: 5	H: 0 LOB: 0 BB: 0 P: 5	R: 0 E: 0 K: 1 S: 3	H: 0 LOB: 0 BB: 0 P: 3	R: 0 E: 0 K: 0 S: 5	H: 0 LOB: 0 BB: 0 P: 5	R: 0 E: 0 K: 0 S: 3	H: 0 LOB: 0 BB: 0 P: 3	R: 0 E: 0 K: 0 S: 3	H: 0 LOB: 0 BB: 0 P: 3	R: 0 E: 0 K: 0 S: 4	H: 2 LOB: 2 BB: 0 P: 4	R: 0 E: 0 K: 0 S: 4	H: 1 LOB: 1 BB: 0 P: 4	1B: 4 2B: 1 3B: 0 HR: 0	SF: 0 SAC: 0 DP: 1 HBP: 0	WP: 0 PB: 0 SB: 1 CS: 1	PA: 31
<b>PITCHER</b> <b>Al Fitzmorris, R</b> ERA: 3.13 (1, 1)	IP: 9.0 WLS: W BF: 31	H: 5 R: 1 ER: 1 SO: 2	BB: 0 IBB: 0 HBP: 0 BLK: 0	WP: 0 HR: 0 S: 35 P: 35	ERA: 1.00 WHIP: 0.556	<b>PITCHER</b>											IP: WLS: BF: H: R: ER: SO: BB: IBB: HBP: BLK: WP: HR: S: P: ERA: WHIP			

AB	31
R	1
H	5
RBI	1
BB	0
SO	2
LOB	7



Batter	1	2	3	4	5	6	7	8	9	AB	R	H	RBI	BB	SO	LOB	BOTTOM			
<b>Davey Nelson, R</b> OBP: 0.309, SLG: 0.330 (1, 4)										4	0	1	0	0	0	0	<b>Boston Red Sox @ Kansas City Royals</b> Royals Stadium, Kansas City, MO Fri Jul 16 1976, 8:05 PM EDT Att: 35,600 - Unknown			
<b>Amos Otis, R</b> OBP: 0.348, SLG: 0.465 (1, 8)										3	1	0	0	1	0	1				
<b>George Brett, L</b> OBP: 0.410, SLG: 0.507 (1, 5)										3	1	1	0	1	0	1				
<b>John Mayberry, L</b> OBP: 0.354, SLG: 0.409 (1, 3)										2	0	2	2	1	0	0				
<b>Jamie Quirk, L</b> OBP: 0.250, SLG: 0.298 (1, 10)										3	0	0	0	0	1	4				
<b>Al Cowens, R</b> OBP: 0.307, SLG: 0.333 (1, 9)										3	0	0	0	0	0	0				
<b>Bob Stinson, S</b> OBP: 0.339, SLG: 0.345 (1, 2)										3	0	0	0	0	0	0				
<b>Jim Wohlford, R</b> OBP: 0.305, SLG: 0.312 (1, 7)										3	0	0	0	0	1	0				
<b>Frank White, R</b> OBP: 0.248, SLG: 0.265 (1, 6)										3	0	0	0	0	0	0				
<b>Inning Stats</b>	R: 0 E: 0 K: 0 S: 3	H: 0 LOB: 0 BB: 0 P: 3	R: 0 E: 0 K: 0 S: 3	H: 1 LOB: 0 BB: 0 P: 3	R: 0 E: 0 K: 1 S: 5	H: 0 LOB: 0 BB: 0 P: 5	R: 0 E: 0 K: 0 S: 4	H: 1 LOB: 2 BB: 1 P: 8	R: 0 E: 0 K: 0 S: 3	H: 0 LOB: 0 BB: 0 P: 3	R: 2 E: 0 K: 1 S: 6	H: 1 LOB: 1 BB: 2 P: 14	R: 0 E: 0 K: 0 S: 3	H: 0 LOB: 0 BB: 0 P: 3	R: 0 E: 0 K: 0 S: 4	H: 1 LOB: 1 BB: 0 P: 4		1B: 2 2B: 2 3B: 0 HR: 0	SF: 0 SAC: 0 DP: 1 HBP: 0	WP: 0 PB: 0 SB: 3 CS: 0
<b>PITCHER</b> <b>Rick Wise, R</b> ERA: 3.86 (1, 1)	IP: 8.0 WLS: L BF: 30	H: 4 R: 2 ER: 2 SO: 2	BB: 3 IBB: 0 HBP: 0 BLK: 0	WP: 0 HR: 0 S: 31 P: 43	ERA: 2.25 WHIP: 0.875	<b>PITCHER</b>											IP: WLS: BF: H: R: ER: SO: BB: IBB: HBP: BLK: WP: HR: S: P: ERA: WHIP			

AB	27
R	2
H	4
RBI	2
BB	3
SO	2
LOB	6





Batter	1	2	3	4	5	6	7	8	9	AB	R	H	RBI	BB	SO	LOB	TOP										
<b>Rick Burleson, R</b> OBP: 0.319, SLG: 0.322 (1, 6)	4-0 CS BB		L8	K		0-0 1-3 2-H 1B		F7		4	0	1	1	1	1	5	<b>Boston Red Sox @ Kansas City Royals</b> Royals Stadium, Kansas City, MO Sat Jul 17 1976, 4:33 AM EDT Att: 24,411 - Unknown - 69 F <a href="http://livebaseballscorecards.com">livebaseballscorecards.com</a>										
<b>Fred Lynn, L</b> OBP: 0.366, SLG: 0.457 (1, 8)	3-1 1-2				1-3	P6		F7		5	0	1	0	0	0	3											
<b>Carlton Fisk, R</b> OBP: 0.340, SLG: 0.401 (1, 2)	P4		P9		F8		5-3	4-3		5	0	0	0	0	0	2											
<b>Carl Yastrzemski, L</b> OBP: 0.352, SLG: 0.476 (1, 3)		4-3	L9				K			4	0	1	0	1	1	2											
<b>Jim Rice, R</b> OBP: 0.290, SLG: 0.457 (1, 7)		FC6-4 2B		FC5 E 1B	K		S 1B	6-3		5	0	3	0	0	1	2											
<b>Bobby Darwin, R</b> OBP: 0.291, SLG: 0.403 (1, 10)		FC6-4 1B		E4 BB FC5 FC5-2		K	K			4	0	1	0	0	2	2											
<b>Dwight Evans, R</b> OBP: 0.332, SLG: 0.414 (1, 9)										3	0	0	0	0	1	4											
<b>Cecil Cooper, L</b> OBP: 0.309, SLG: 0.462 (8, PH)	FC6-4		FC5		K		K			1	0	0	0	0	1	0											
<b>Bob Heise, R</b> OBP: 0.320, SLG: 0.333 (8, 5)	1-2 2-3		FC5-2 BB							0	0	0	0	0	0	0											
<b>Rico Petrocelli, R</b> OBP: 0.302, SLG: 0.301 (1, 5)										1	1	0	0	2	0	2											
<b>Rick Miller, L</b> OBP: 0.342, SLG: 0.350 (8, PH)	4-3		FC5-2 BB			BB 1B BB		4-3		1	0	0	0	0	0	0											
<b>Doug Griffin, R</b> OBP: 0.275, SLG: 0.226 (1, 4)			E1 1B		FC5-2	1B 1-2 BB				2	0	0	0	2	0	3											
<b>Inning Stats</b>	R: 0 E: 0 K: 0 S: 2	H: 0 LOB: 0 BB: 1 P: 6	R: 0 E: 0 K: 0 S: 5	H: 2 LOB: 2 BB: 0 P: 5	R: 0 E: 1 K: 0 S: 5	H: 1 LOB: 2 BB: 0 P: 5	R: 0 E: 1 K: 1 S: 7	H: 1 LOB: 3 BB: 1 P: 11	R: 0 E: 0 K: 1 S: 5	H: 0 LOB: 1 BB: 1 P: 9	R: 0 E: 0 K: 2 S: 8	H: 1 LOB: 1 BB: 2 P: 16	R: 0 E: 0 K: 2 S: 8	H: 1 LOB: 1 BB: 0 P: 8	R: 0 E: 0 K: 1 S: 5	H: 0 LOB: 1 BB: 1 P: 9	R: 0 E: 0 K: 0 S: 4	H: 1 LOB: 1 BB: 0 P: 4	1B: 6 2B: 1 3B: 0 HR: 0	SF: 0 SAC: 0 DP: 0 HBP: 0	WP: 0 PB: 0 SB: 1 CS: 1	PA: 41					
<b>PITCHER</b>	IP	WLS	BF	H	R	ER	SO	BB	IBB	HBP	BLK	WP	HR	S	P	ERA	WHIP										
<b>Andy Hassler, L</b> ERA: 3.98 (1, 1)	5.0		23	4	0	0	2	3	0	0	0	0	0	24	36	0.00	1.400										
<b>Mark Littell, R</b> ERA: 2.96 (6, 1)	4.0	W	18	3	1	1	5	3	0	0	0	0	0	25	37	2.25	1.500										

Batter	1	2	3	4	5	6	7	8	9	AB	R	H	RBI	BB	SO	LOB	BOTTOM										
<b>Davey Nelson, R</b> OBP: 0.297, SLG: 0.315 (1, 4)	4-3			L5		6-3		6-3		4	0	0	0	0	0	1	<b>Boston Red Sox @ Kansas City Royals</b> Royals Stadium, Kansas City, MO Sat Jul 17 1976, 4:33 AM EDT Att: 24,411 - Unknown - 69 F <a href="http://livebaseballscorecards.com">livebaseballscorecards.com</a>										
<b>Amos Otis, R</b> OBP: 0.349, SLG: 0.465 (1, 8)	F8			5-3 E 2B				F9		4	1	2	0	0	0	2											
<b>George Brett, L</b> OBP: 0.408, SLG: 0.513 (1, 5)	P6			5-3 1B		F8				4	1	1	1	0	0	2											
<b>John Mayberry, L</b> OBP: 0.354, SLG: 0.411 (1, 3)		6-3								3	0	1	1	0	0	0											
<b>Jamie Quirk, L</b> OBP: 0.255, SLG: 0.300 (1, 10)		P5		3-H P5						3	0	1	0	0	0	1											
<b>Al Cowens, R</b> OBP: 0.304, SLG: 0.330 (1, 9)		L9				P6		P4		3	0	0	0	0	0	1											
<b>Tom Poquette, L</b> OBP: 0.378, SLG: 0.503 (1, 7)				G3		6-3		F7		3	0	0	0	0	0	1											
<b>Buck Martinez, R</b> OBP: 0.288, SLG: 0.433 (1, 2)										3	0	1	0	0	0	0											
<b>John Wathan, R</b> OBP: 0.350, SLG: 0.316 (8, PR)				F8		5-3				0	0	0	0	0	0	0											
<b>Frank White, R</b> OBP: 0.249, SLG: 0.266 (1, 6)				6-3				K		3	0	1	0	0	1	0											
<b>Inning Stats</b>	R: 0 E: 0 K: 0 S: 3	H: 0 LOB: 0 BB: 0 P: 3	R: 0 E: 0 K: 0 S: 3	H: 0 LOB: 0 BB: 0 P: 3	R: 0 E: 0 K: 0 S: 3	H: 0 LOB: 0 BB: 0 P: 3	R: 1 E: 1 K: 0 S: 5	H: 2 LOB: 1 BB: 0 P: 5	R: 0 E: 0 K: 0 S: 3	H: 0 LOB: 0 BB: 0 P: 3	R: 0 E: 0 K: 1 S: 6	H: 1 LOB: 1 BB: 0 P: 6	R: 0 E: 0 K: 0 S: 4	H: 1 LOB: 1 BB: 0 P: 4	R: 0 E: 0 K: 0 S: 4	H: 2 LOB: 2 BB: 0 P: 4	R: 0 E: 0 K: 0 S: 1	H: 1 LOB: 0 BB: 0 P: 1	1B: 5 2B: 1 3B: 0 HR: 1	SF: 0 SAC: 0 DP: 0 HBP: 0	WP: 0 PB: 0 SB: 1 CS: 1	PA: 30					
<b>PITCHER</b>	IP	WLS	BF	H	R	ER	SO	BB	IBB	HBP	BLK	WP	HR	S	P	ERA	WHIP										
<b>Luis Tiant, R</b> ERA: 2.88 (1, 1)	8.0	L	30	7	2	2	1	0	0	0	0	0	1	32	32	2.25	0.875										



Batter	1	2	3	4	5	6	7	8	9	AB	R	H	RBI	BB	SO	LOB	TOP								
<b>Rick Miller, L</b> OBP: 0.346, SLG: 0.357 (1, 9)										3	1	1	0	1	1	0	<b>Boston Red Sox @ Kansas City Royals</b> Royals Stadium, Kansas City, MO Sun Jul 18 1976, 4:33 AM EDT Att: 29,267 - Unknown - 85 F								
<b>Doug Griffin, R</b> OBP: 0.272, SLG: 0.223 (9, PH)										4	1	1	1	0	0	1									
<b>Denny Doyle, L</b> OBP: 0.276, SLG: 0.296 (1, 4)										4	0	0	0	0	0	1									
<b>Fred Lynn, L</b> OBP: 0.362, SLG: 0.451 (1, 8)										3	1	2	0	1	0	0									
<b>Carl Yastrzemski, L</b> OBP: 0.357, SLG: 0.478 (1, 7)										4	0	2	1	0	1	1									
<b>Jim Rice, R</b> OBP: 0.292, SLG: 0.457 (1, 10)										3	0	0	0	0	0	3									
<b>Cecil Cooper, L</b> OBP: 0.304, SLG: 0.455 (8, PH)										4	0	1	1	0	0	1									
<b>Bobby Darwin, R</b> OBP: 0.289, SLG: 0.400 (8, 9)										4	0	0	0	0	0	2									
<b>Dwight Evans, R</b> OBP: 0.332, SLG: 0.414 (8, 9)										3	0	0	0	1	1	0									
<b>Bob Montgomery, R</b> OBP: 0.266, SLG: 0.289 (1, 2)																									
<b>Rico Petrocelli, R</b> OBP: 0.297, SLG: 0.295 (1, 5)																									
<b>Rick Burleson, R</b> OBP: 0.318, SLG: 0.318 (1, 6)																									
<b>Inning Stats</b>	R: 0 E: 0 K: 0 S: 3	H: 0 LOB: 0 BB: 0 P: 3	R: 0 E: 0 K: 1 S: 6	H: 1 LOB: 1 BB: 0 P: 6	R: 0 E: 0 K: 1 S: 6	H: 1 LOB: 1 BB: 0 P: 6	R: 1 E: 0 K: 0 S: 6	H: 3 LOB: 2 BB: 0 P: 6	R: 0 E: 0 K: 1 S: 5	H: 0 LOB: 0 BB: 0 P: 5	R: 0 E: 0 K: 0 S: 3	H: 0 LOB: 0 BB: 0 P: 3	R: 0 E: 0 K: 0 S: 3	H: 0 LOB: 0 BB: 0 P: 3	R: 2 E: 0 K: 0 S: 5	H: 2 LOB: 2 BB: 2 P: 13	R: 0 E: 0 K: 0 S: 3	H: 0 LOB: 1 BB: 1 P: 7	1B: 5 2B: 1 3B: 1 HR: 0	SF: 0 SAC: 0 DP: 0 HBP: 0	WP: 0 PB: 0 SB: 0 CS: 0	PA: 37			
<b>PITCHER</b>	IP	WLS	BF	H	R	ER	SO	BB	IBB	HBP	BLK	WP	HR	S	P	ERA	WHIP								
<b>Marty Pattin, R</b> ERA: 2.9	(1, 1)	7.1	W	29	6	3	3	3	1	0	0	0	0	34	38	3.68	0.955								
<b>Steve Mingori, L</b> ERA: 2.37	(8, 1)	1.2		8	1	0	0	0	2	0	0	0	0	6	14	0.00	1.800								

AB	34
R	3
H	7
RBI	3
BB	3
SO	3
LOB	12



Batter	1	2	3	4	5	6	7	8	9	AB	R	H	RBI	BB	SO	LOB	BOTTOM								
<b>Davey Nelson, R</b> OBP: 0.295, SLG: 0.313 (1, 4)										4	0	1	1	0	0	0	<b>Boston Red Sox @ Kansas City Royals</b> Royals Stadium, Kansas City, MO Sun Jul 18 1976, 4:33 AM EDT Att: 29,267 - Unknown - 85 F								
<b>Amos Otis, R</b> OBP: 0.351, SLG: 0.464 (1, 8)										3	1	1	0	1	1	1									
<b>George Brett, L</b> OBP: 0.409, SLG: 0.520 (1, 5)										3	1	1	2	1	0	0									
<b>John Mayberry, L</b> OBP: 0.350, SLG: 0.406 (1, 3)										4	0	0	0	0	0	2									
<b>Jamie Quirk, L</b> OBP: 0.259, SLG: 0.302 (1, 10)										3	1	1	0	0	0	0									
<b>Cookie Rojas, R</b> OBP: 0.273, SLG: 0.265 (8, PH)										1	0	0	0	0	0	0									
<b>Al Cowens, R</b> OBP: 0.309, SLG: 0.333 (1, 9)										2	0	1	1	0	0	2									
<b>Tom Pogue, L</b> OBP: 0.380, SLG: 0.516 (1, 7)										2	0	0	1	0	0	1									
<b>Jim Wohlford, R</b> OBP: 0.302, SLG: 0.308 (6, PH)										3	1	1	1	0	0	0									
<b>Buck Martinez, R</b> OBP: 0.282, SLG: 0.427 (1, 2)																									
<b>Frank White, R</b> OBP: 0.250, SLG: 0.267 (1, 6)																									
<b>Inning Stats</b>	R: 0 E: 0 K: 0 S: 3	H: 0 LOB: 0 BB: 0 P: 3	R: 1 E: 0 K: 0 S: 4	H: 1 LOB: 1 BB: 1 P: 8	R: 0 E: 0 K: 0 S: 4	H: 1 LOB: 1 BB: 1 P: 8	R: 3 E: 0 K: 1 S: 9	H: 4 LOB: 1 BB: 0 P: 9	R: 0 E: 0 K: 0 S: 3	H: 0 LOB: 0 BB: 0 P: 3	R: 0 E: 0 K: 0 S: 3	H: 0 LOB: 0 BB: 0 P: 3	R: 2 E: 0 K: 0 S: 4	H: 1 LOB: 0 BB: 1 P: 8	R: 0 E: 0 K: 0 S: 3	H: 1 LOB: 0 BB: 0 P: 3	1B: 6 2B: 0 3B: 1 HR: 1	SF: 1 SAC: 0 DP: 1 HBP: 0	WP: 0 PB: 0 SB: 5 CS: 0	PA: 34					
<b>PITCHER</b>	IP	WLS	BF	H	R	ER	SO	BB	IBB	HBP	BLK	WP	HR	S	P	ERA	WHIP								
<b>Reggie Cleveland, R</b> ERA: 4.44	(1, 1)	4.0	L	20	6	4	4	1	2	0	0	0	0	20	28	9.00	2.000								
<b>Bill Lee, L</b> ERA: 7.08	(5, 1)	4.0		14	2	2	2	0	1	0	0	0	0	1	13	4.50	0.750								

AB	30
R	6
H	8
RBI	6
BB	3
SO	1
LOB	7






Batter	1	2	3	4	5	6	7	8	9	AB	R	H	RBI	BB	SO	LOB	TOP					
<b>Al Bumby, L</b> OBP: 0.349, SLG: 0.396 (1, 8)										4	0	0	0	0	2	2	<b>Baltimore Orioles @ Kansas City Royals</b> Royals Stadium, Kansas City, MO Mon Jul 19 1976, 8:05 PM EDT Att: 39,355 - Unknown					
<b>Bobby Grich, R</b> OBP: 0.401, SLG: 0.451 (1, 4)										3	1	0	0	1	0	0						
<b>Reggie Jackson, L</b> OBP: 0.343, SLG: 0.478 (1, 9)										4	1	1	2	0	0	0						
<b>Lee May, R</b> OBP: 0.288, SLG: 0.426 (1, 10)										4	0	1	0	0	0	0						
<b>Ken Singleton, S</b> OBP: 0.351, SLG: 0.355 <b>Paul Blair, R</b> OBP: 0.256, SLG: 0.265 (6, 8)										3	1	1	0	0	0	0						
<b>Tony Muser, L</b> OBP: 0.286, SLG: 0.257 (1, 3)										4	1	2	1	0	1	0						
<b>Mark Belanger, R</b> OBP: 0.339, SLG: 0.338 (1, 6)										4	0	0	0	0	2	2						
<b>Doug DeCinces, R</b> OBP: 0.258, SLG: 0.322 (1, 5)										4	0	1	1	0	0	0						
<b>Rick Dempsey, R</b> OBP: 0.202, SLG: 0.152 (1, 2)										2	0	0	0	0	0	1						
<b>Inning Stats</b>	R: 0 E: 0 K: 1 S: 5	H: 0 LOB: 0 BB: 0 P: 5	R: 0 E: 0 K: 0 S: 4	H: 1 LOB: 1 BB: 0 P: 4	R: 0 E: 0 K: 0 S: 3	H: 0 LOB: 0 BB: 0 P: 3	R: 0 E: 0 K: 0 S: 3	H: 0 LOB: 0 BB: 0 P: 3	R: 2 E: 0 K: 1 S: 8	H: 3 LOB: 1 BB: 0 P: 8	R: 2 E: 0 K: 1 S: 6	H: 1 LOB: 0 BB: 1 P: 10	R: 0 E: 0 K: 1 S: 5	H: 0 LOB: 1 BB: 0 P: 6	R: 0 E: 0 K: 0 S: 4	H: 1 LOB: 1 BB: 0 P: 4		R: 0 E: 0 K: 1 S: 5	H: 0 LOB: 0 BB: 0 P: 5	1B: 2 2B: 3 3B: 0 HR: 1	SF: 0 SAC: 0 DP: 0 HBP: 1	WP: 0 PB: 0 SB: 0 CS: 0
<b>PITCHER</b> <b>Dennis Leonard, R</b> ERA: 3.06 (1, 1)	IP: 9.0 WLS: L BF: 35 H: 6 R: 4 ER: 4 SO: 5 BB: 1 IBB: 0 HBP: 1 BLK: 0 WP: 0 HR: 1 S: 43 P: 48 ERA: 4.00 WHIP: 0.778															<b>PITCHER</b>						


Batter	1	2	3	4	5	6	7	8	9	AB	R	H	RBI	BB	SO	LOB	BOTTOM					
<b>Davey Nelson, R</b> OBP: 0.291, SLG: 0.307 (1, 4)										5	1	1	0	0	0	0	<b>Baltimore Orioles @ Kansas City Royals</b> Royals Stadium, Kansas City, MO Mon Jul 19 1976, 8:05 PM EDT Att: 39,355 - Unknown					
<b>Amos Otis, R</b> OBP: 0.352, SLG: 0.463 (1, 8)										5	0	2	0	0	1	1						
<b>George Brett, L</b> OBP: 0.414, SLG: 0.529 (1, 5)										5	0	4	1	0	0	1						
<b>John Mayberry, L</b> OBP: 0.348, SLG: 0.401 (1, 3)										4	0	0	0	1	1	4						
<b>Jamie Quirk, L</b> OBP: 0.259, SLG: 0.316 (1, 10)										4	1	1	0	0	1	3						
<b>Al Cowens, R</b> OBP: 0.312, SLG: 0.345 (1, 9)										4	1	2	1	0	0	3						
<b>Tom Poquette, L</b> OBP: 0.376, SLG: 0.513 (1, 7)										3	0	1	1	0	0	0						
<b>Buck Martinez, R</b> OBP: 0.283, SLG: 0.425 <b>Hai McRae, R</b> OBP: 0.412, SLG: 0.487 <b>John Wathan, R</b> OBP: 0.350, SLG: 0.316 (8, PH) (9, 2)										3	0	1	0	0	2	1						
<b>Frank White, R</b> OBP: 0.247, SLG: 0.264 <b>Cookie Rojas, R</b> OBP: 0.289, SLG: 0.261 (8, PH) (9, PH)										3	0	0	0	0	0	2						
<b>Inning Stats</b>	R: 0 E: 0 K: 1 S: 6	H: 1 LOB: 1 BB: 0 P: 6	R: 1 E: 0 K: 0 S: 5	H: 2 LOB: 1 BB: 0 P: 5	R: 0 E: 0 K: 1 S: 7	H: 2 LOB: 3 BB: 1 P: 11	R: 0 E: 0 K: 1 S: 5	H: 0 LOB: 0 BB: 0 P: 5	R: 0 E: 0 K: 0 S: 4	H: 1 LOB: 1 BB: 0 P: 4	R: 1 E: 0 K: 1 S: 7	H: 2 LOB: 1 BB: 0 P: 7	R: 0 E: 0 K: 0 S: 4	H: 1 LOB: 1 BB: 0 P: 4	R: 0 E: 0 K: 0 S: 4	H: 1 LOB: 1 BB: 0 P: 4		R: 1 E: 0 K: 1 S: 7	H: 2 LOB: 1 BB: 0 P: 7	1B: 8 2B: 3 3B: 0 HR: 1	SF: 1 SAC: 0 DP: 0 HBP: 0	WP: 1 PB: 0 SB: 1 CS: 0
<b>PITCHER</b> <b>Jim Palmer, R</b> ERA: 2.83 <b>Tippy Martinez, L</b> ERA: 1.66 (8, 1)	IP: 7.2 WLS: W BF: 34 H: 10 R: 2 ER: 2 SO: 4 BB: 0 IBB: 1 HBP: 0 BLK: 0 WP: 0 HR: 1 S: 41 P: 45 ERA: 2.35 WHIP: 1.304															<b>PITCHER</b>						

AB	33
R	4
H	6
RBI	4
BB	1
SO	5
LOB	6





Batter	1	2	3	4	5	6	7	8	9	AB	R	H	RBI	BB	SO	LOB	TOP								
Ken Singleton, S OBP: 0.352, SLG: 0.351 (1, 7)	G3		F7			G3				3	1	0	0	2	0	2	<p><b>Baltimore Orioles @ Kansas City Royals</b>  <b>Royals Stadium, Kansas City, MO</b>            Tue Jul 20 1976, 8:05 PM EDT            Att: 16,145 - Unknown</p> <p>livebaseballscorecards.com</p> <p>AB 39 R 10 H 12 RBI 10 BB 5 SO 4 LOB 16</p> 								
Bobby Grich, R OBP: 0.404, SLG: 0.470 Tim Nordbrook, R OBP: 0.417, SLG: 0.300 (1, 4) (9, 4)	6-3		HR			F3				4	2	5	1	0	0	0									
Reggie Jackson, L OBP: 0.340, SLG: 0.484 (1, 9)	3-1		L3							5	1	1	2	0	1	3									
Lee May, R OBP: 0.289, SLG: 0.448 (1, 3)		K	5-3							5	2	2	2	0	1	0									
Tony Muser, L OBP: 0.288, SLG: 0.260 Paul Blair, R OBP: 0.257, SLG: 0.266 (5, PH) (5, 8)	6-3									2	0	1	0	0	0	0									
Terry Crowley, L OBP: 0.143, SLG: 0.158 Andres Mora, R OBP: 0.252, SLG: 0.376 (1, 10) (5, PH)	4-3									2	0	0	0	0	1	1									
Mark Belanger, R OBP: 0.346, SLG: 0.341 (1, 6)										3	1	2	0	2	0	1									
Doug DeCinces, R OBP: 0.257, SLG: 0.319 (1, 5)										5	1	1	0	0	0	6									
Rick Dempsey, R OBP: 0.204, SLG: 0.156 (1, 2)										4	1	1	1	0	0	2									
<b>Inning Stats</b>	R: 0 E: 0 K: 0 S: 3	H: 0 LOB: 0 BB: 0 P: 3	R: 0 E: 0 K: 1 S: 5	H: 0 LOB: 0 BB: 0 P: 5	R: 4 E: 0 K: 0 S: 7	H: 4 LOB: 0 BB: 0 P: 7	R: 0 E: 0 K: 1 S: 6	H: 1 LOB: 1 BB: 0 P: 6	R: 4 E: 0 K: 1 S: 9	H: 4 LOB: 2 BB: 2 P: 17	R: 0 E: 0 K: 0 S: 3	H: 0 LOB: 0 BB: 0 P: 3	R: 0 E: 0 K: 0 S: 3	H: 0 LOB: 0 BB: 0 P: 3	R: 1 E: 0 K: 1 S: 7	H: 2 LOB: 2 BB: 2 P: 15		R: 1 E: 0 K: 0 S: 4	H: 1 LOB: 1 BB: 1 P: 8	1B: 7 2B: 0 3B: 1 HR: 4	SF: 0 SAC: 0 DP: 0 HBP: 0	WP: 0 PB: 0 SB: 0 CS: 0	PA: 44		
<b>PITCHER</b>	IP	WLS	BF	H	R	ER	SO	BB	IBB	HBP	BLK	WP	HR	S	P	ERA	WHIP								
Doug Bird, R ERA: 3.14 (1, 1)	4.1	L	20	6	6	6	2	1	0	0	0	0	1	23	27	12.46	1.615								
Larry Gura, L ERA: 7.71 (5, 1)	3.1		18	5	3	3	1	3	0	0	0	0	2	17	29	8.10	2.400								
Tom Hall, L ERA: 4.38 (8, 1)	1.1		6	1	1	1	1	1	0	0	0	0	1	7	11	6.75	1.500								

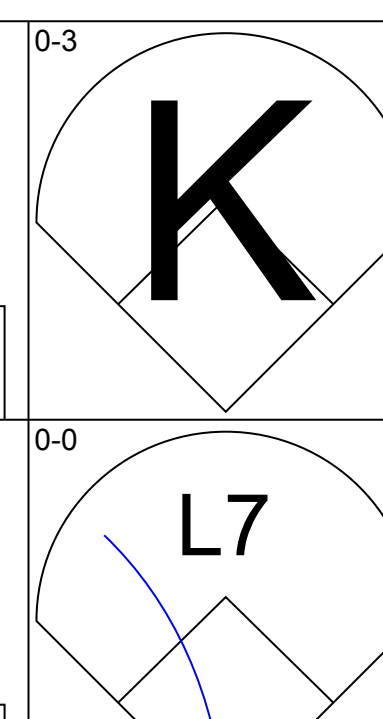
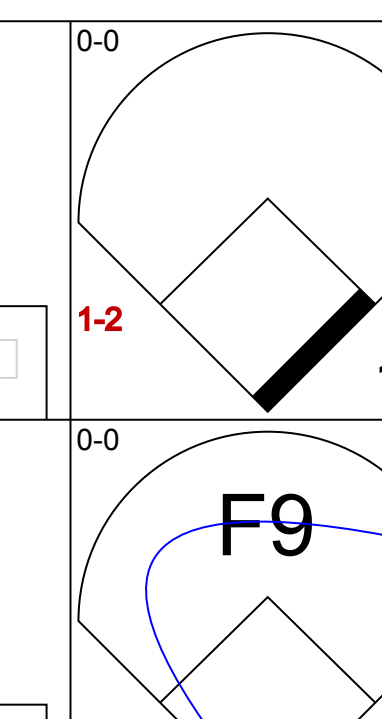
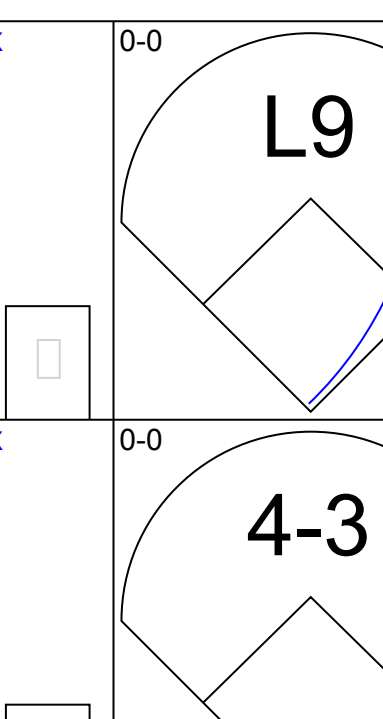
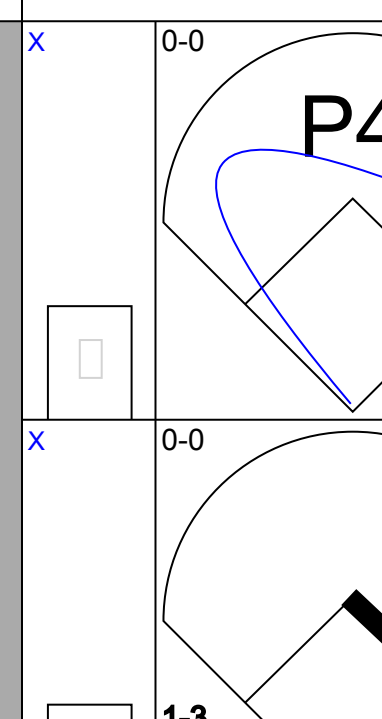
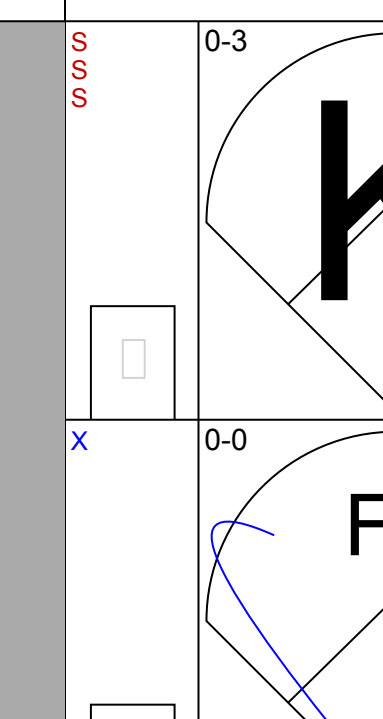
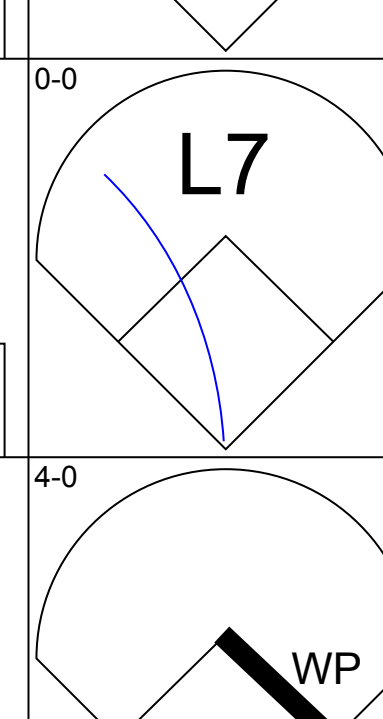
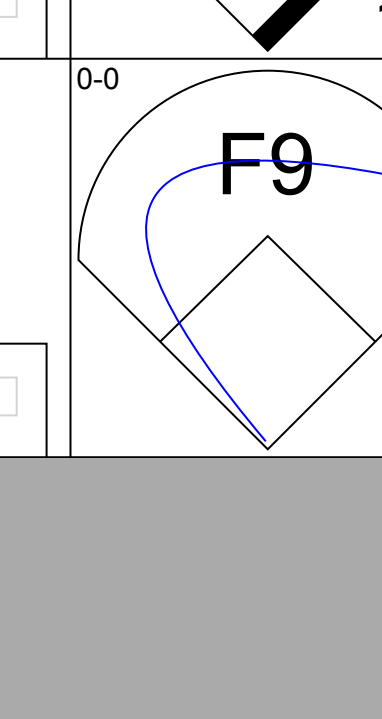
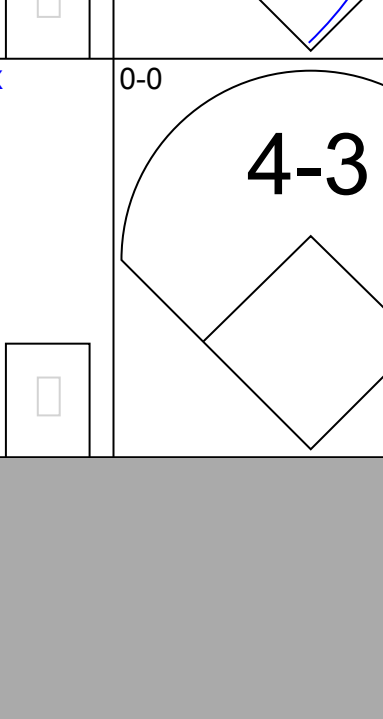
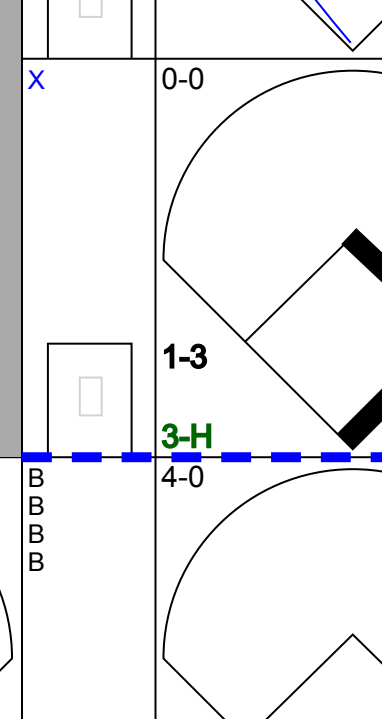
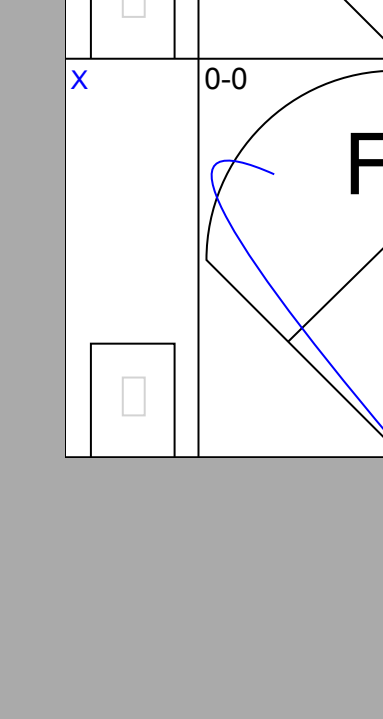
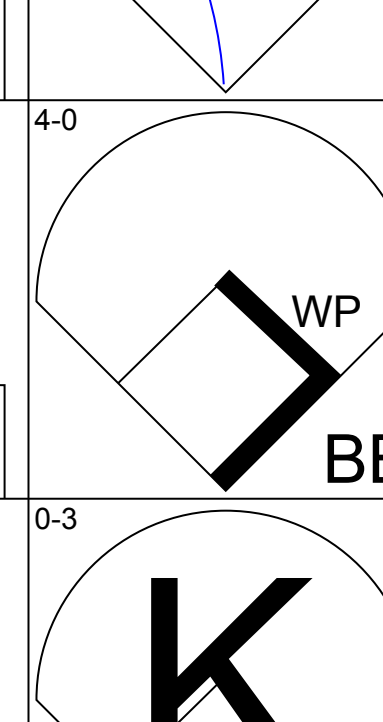
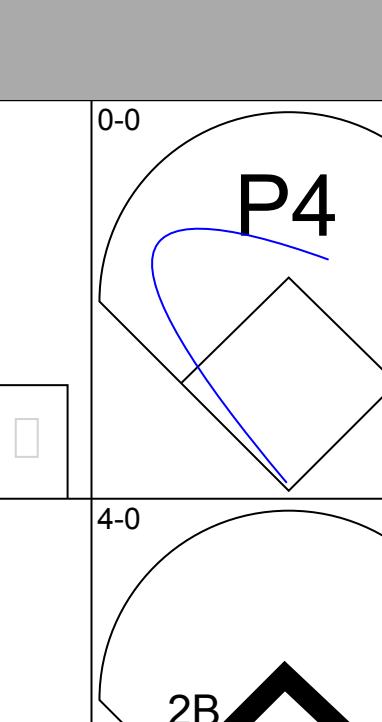
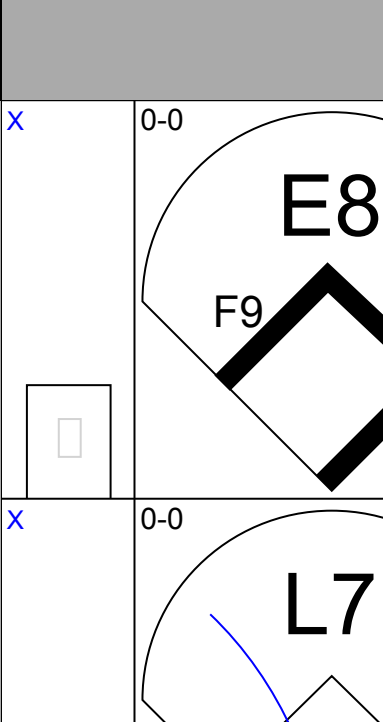

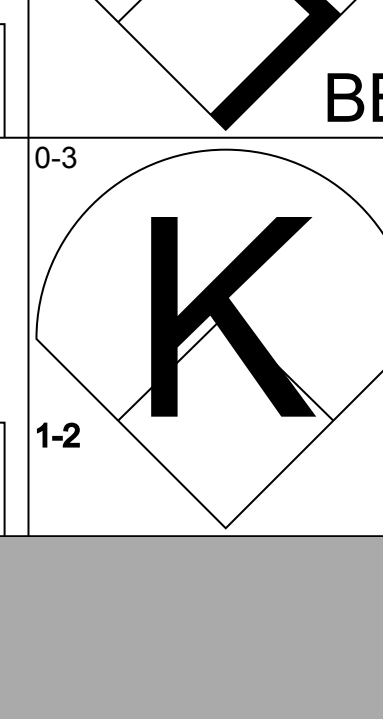
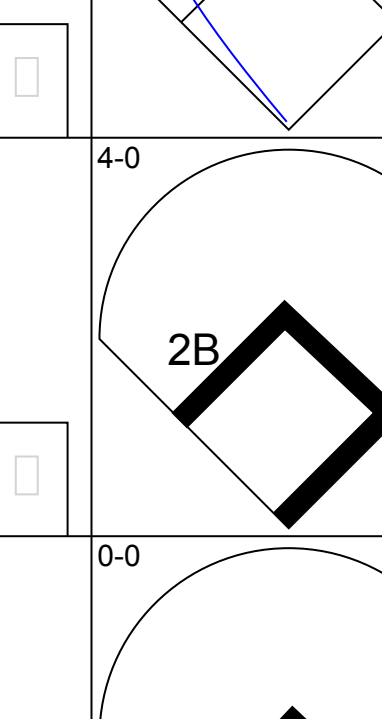
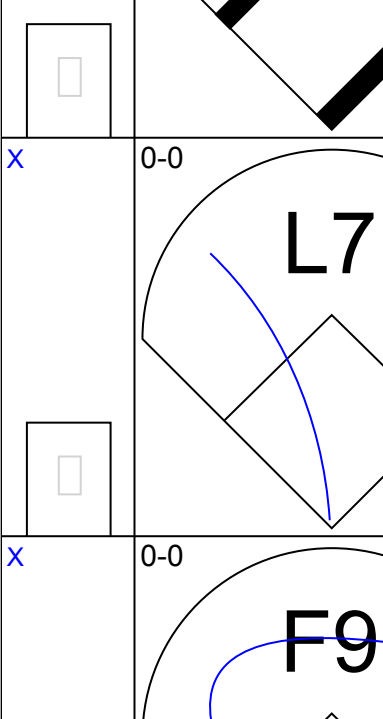
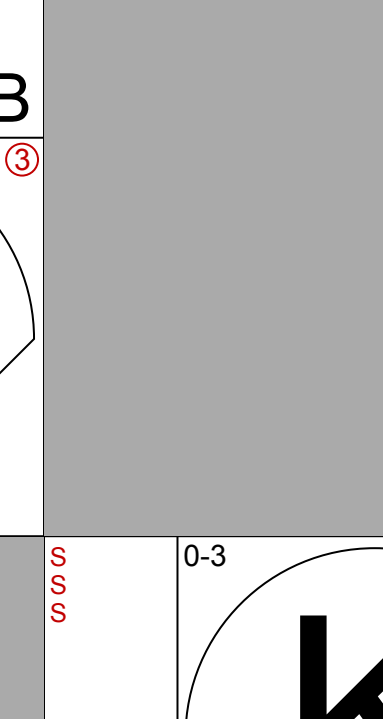
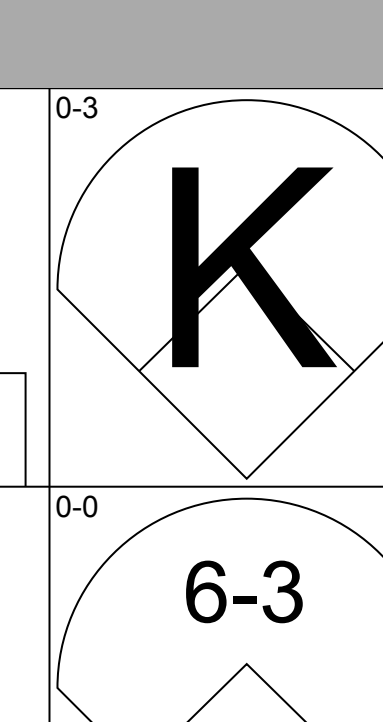
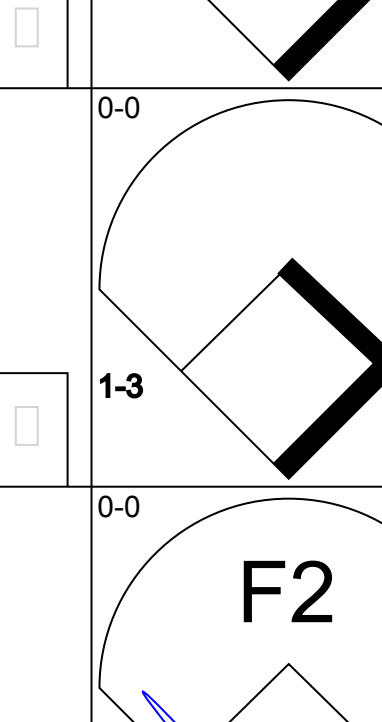
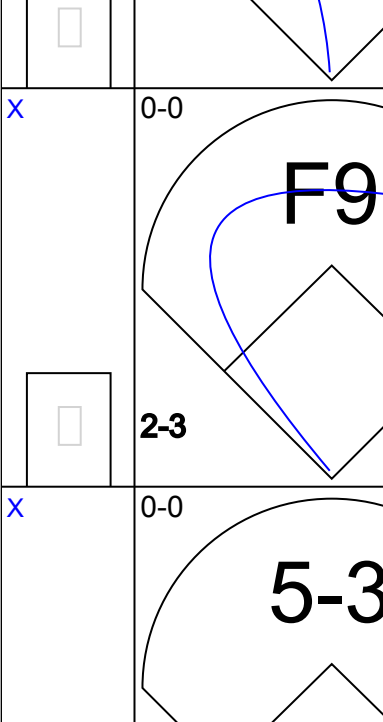
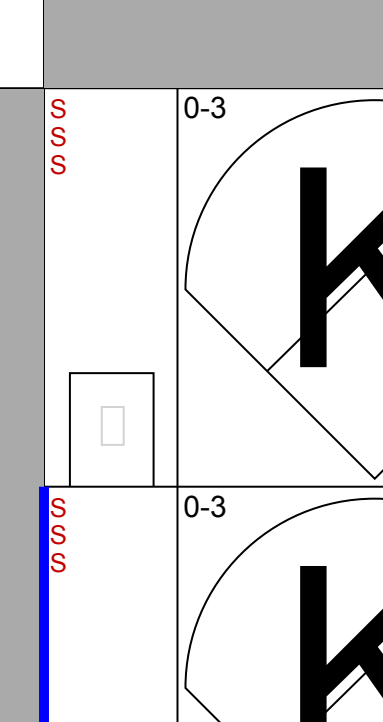
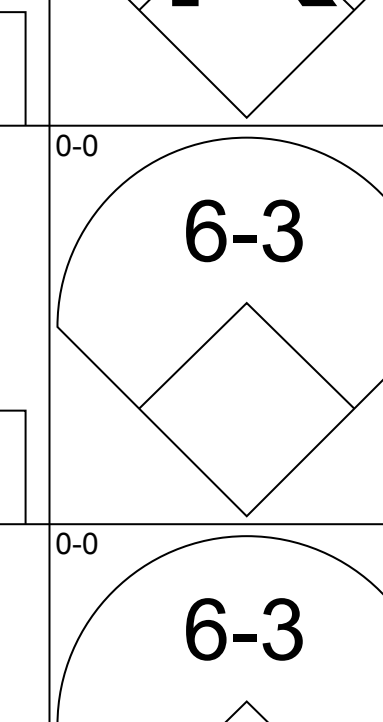
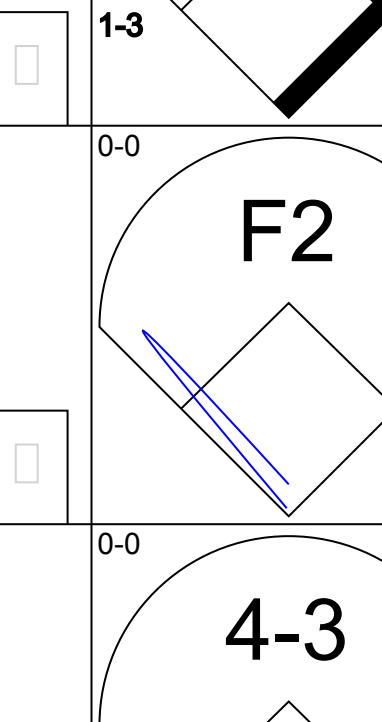
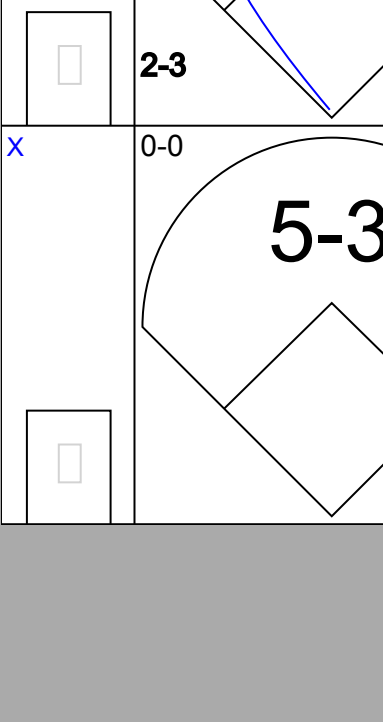
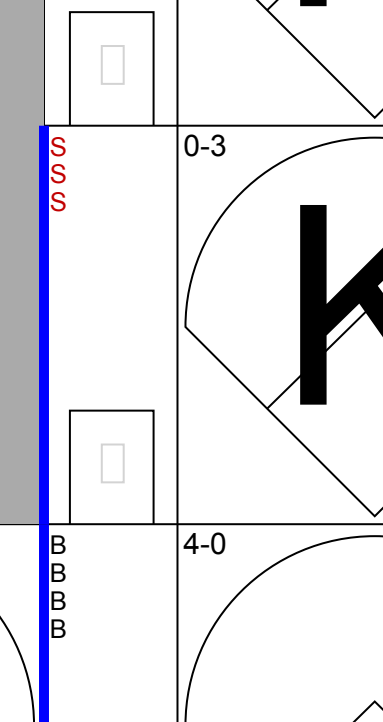
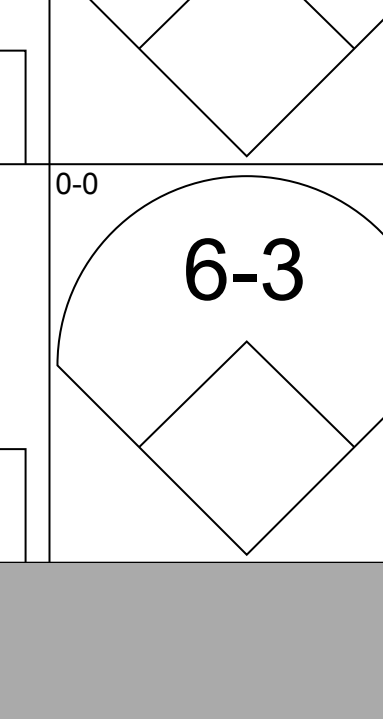
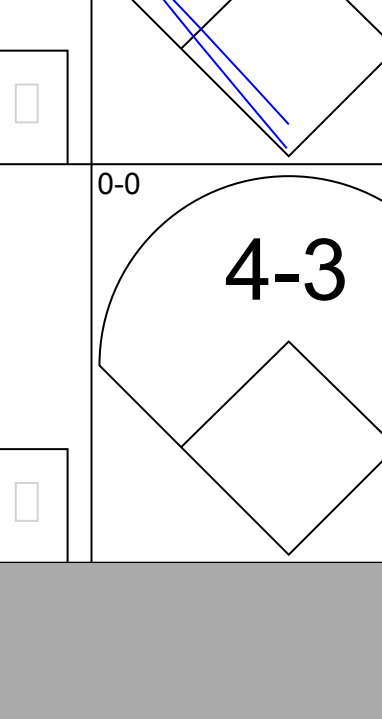
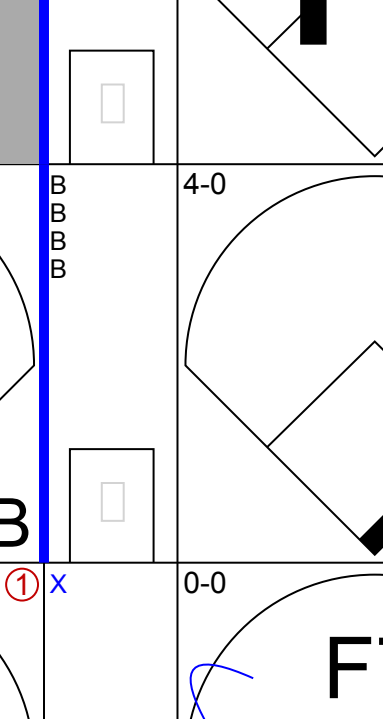

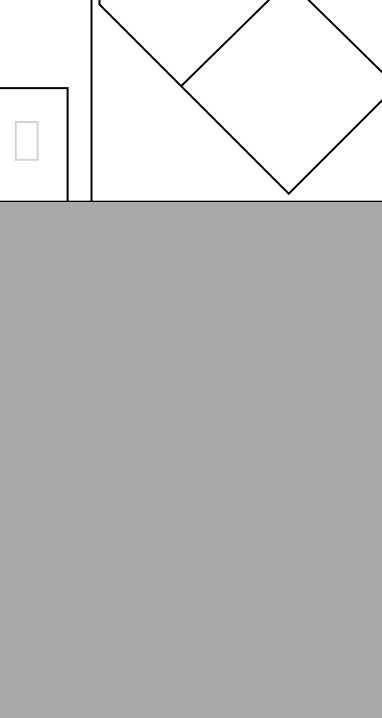
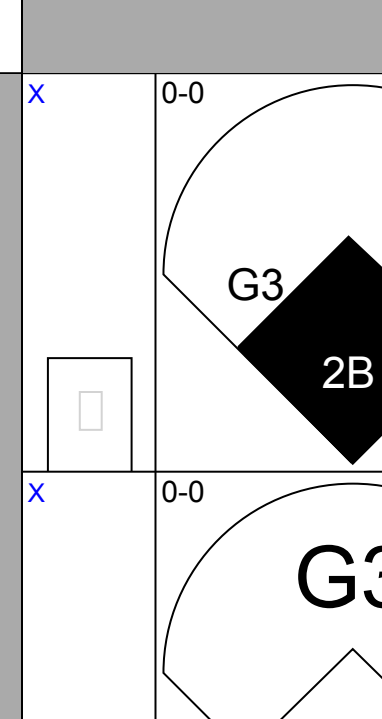


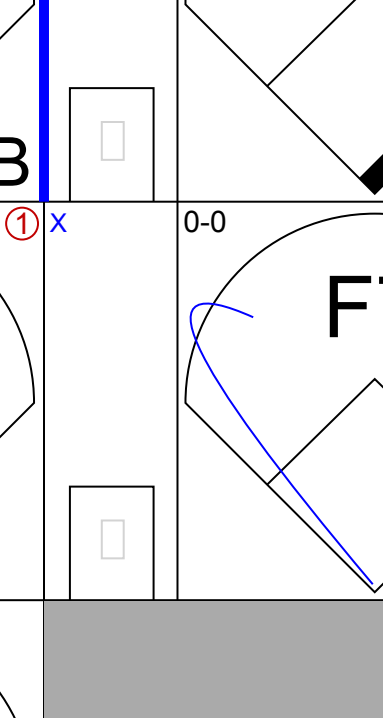
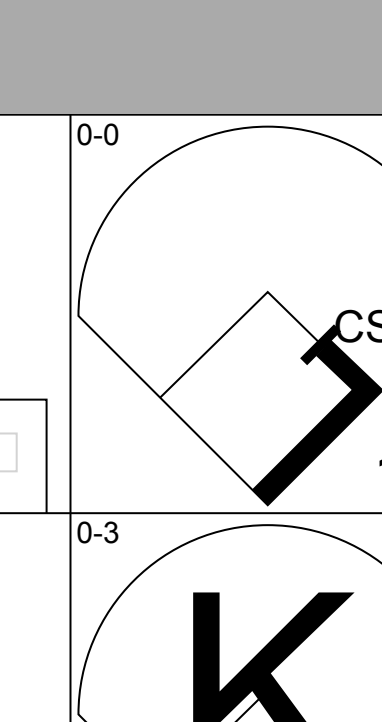
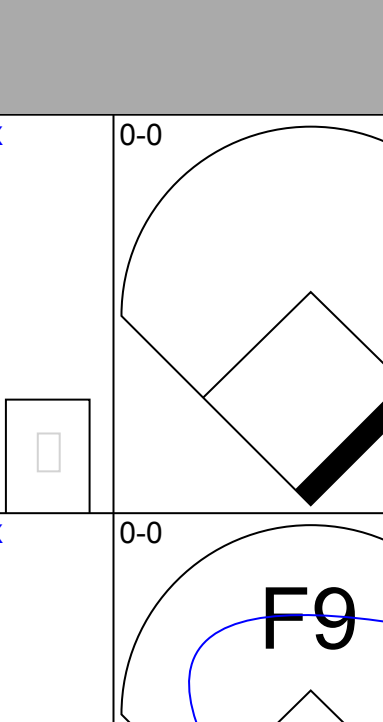
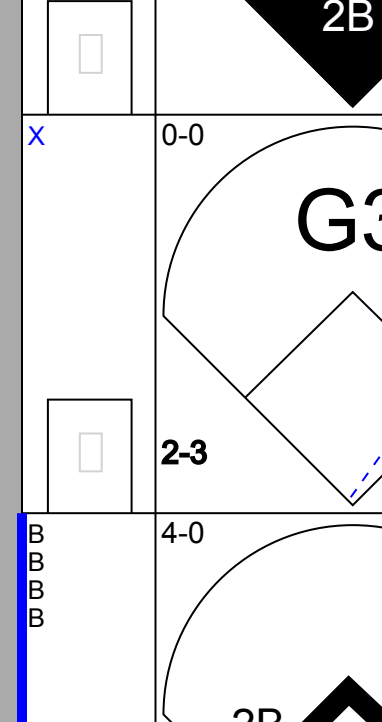
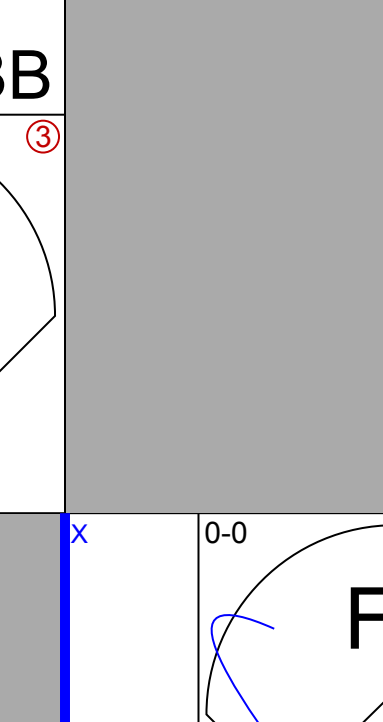
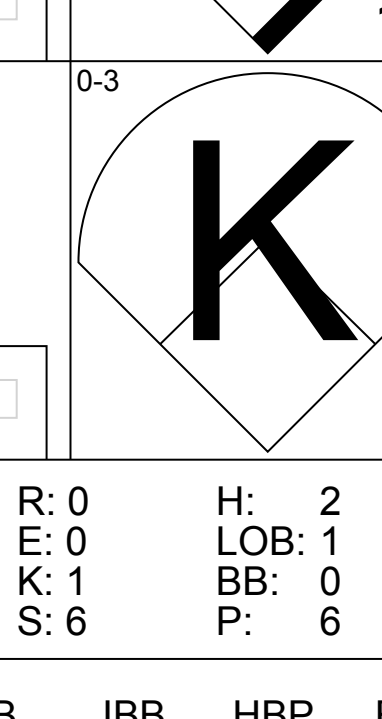
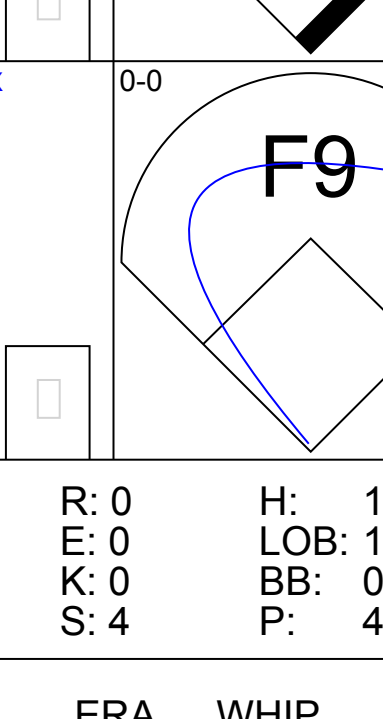
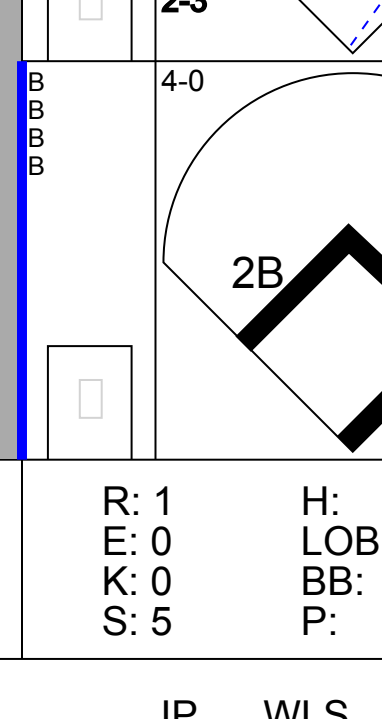
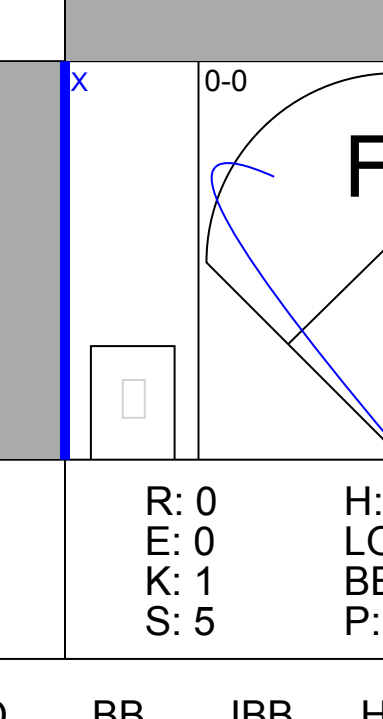
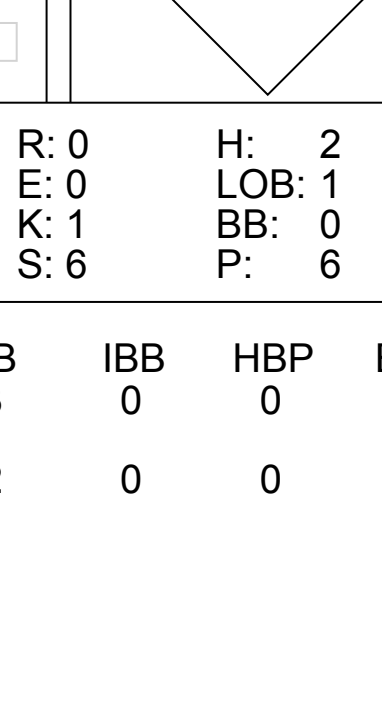
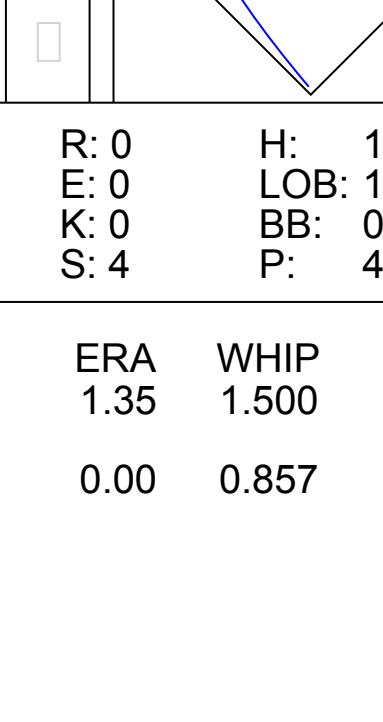
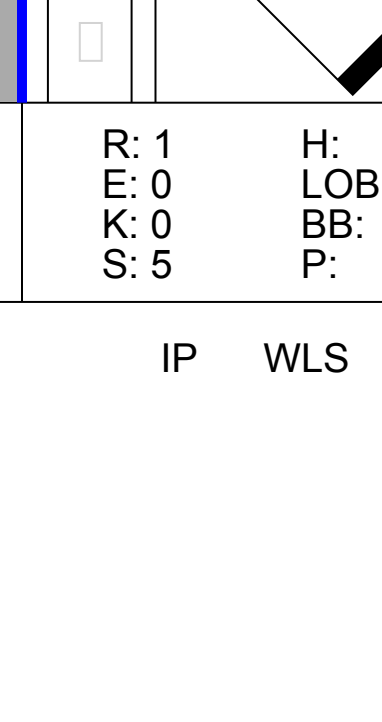
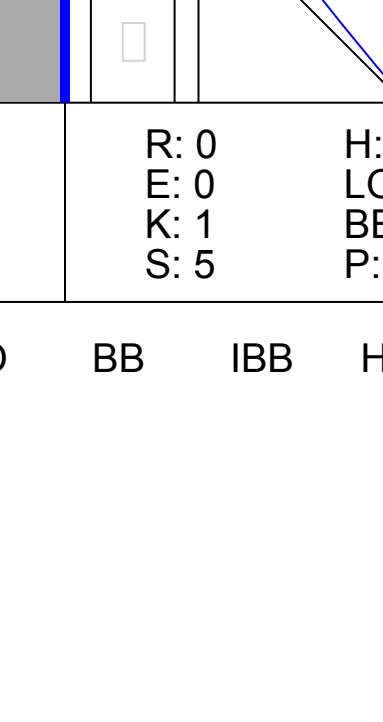

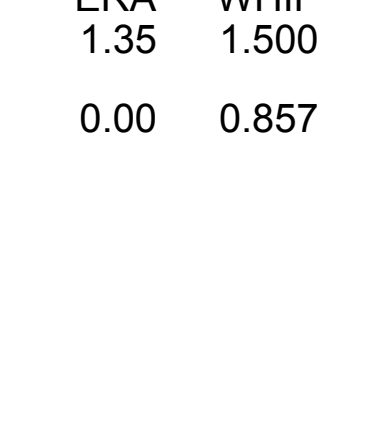


Batter	1	2	3	4	5	6	7	8	9	AB	R	H	RBI	BB	SO	LOB	BOTTOM								
Davey Nelson, R OBP: 0.298, SLG: 0.314 (1, 4)	E S G3 1B		K							4	1	2	0	0	1	0	<p><b>Baltimore Orioles @ Kansas City Royals</b>  <b>Royals Stadium, Kansas City, MO</b>            Tue Jul 20 1976, 8:05 PM EDT            Att: 16,145 - Unknown</p> <p>livebaseballscorecards.com</p> <p>AB 34 R 3 H 7 RBI 3 BB 2 SO 3 LOB 10</p> 								
Amos Otis, R OBP: 0.356, SLG: 0.465 (1, 8)	5-3		3-1 S 1B							3	1	2	0	1	0	1									
George Brett, L OBP: 0.413, SLG: 0.525 (1, 5)	G3 BB		3-1							3	0	0	0	1	0	4									
John Mayberry, L OBP: 0.347, SLG: 0.399 (1, 3)	G3									4	0	1	2	0	1	2									
Al Cowens, R OBP: 0.308, SLG: 0.341 (1, 9)	F4		F8							4	0	0	0	0	0	2									
Jamie Quirk, L OBP: 0.258, SLG: 0.361 (1, 10)			HR							4	1	1	1	0	1	0									
Tom Poquette, L OBP: 0.368, SLG: 0.500 (1, 7)	F8									4	0	0	0	0	0	0									
Buck Martinez, R OBP: 0.282, SLG: 0.420 (1, 2)	F3									4	0	1	0	0	0	0									
Frank White, R OBP: 0.243, SLG: 0.259 (1, 6)	F8									4	0	0	0	0	0	1									
<b>Inning Stats</b>	R: 1 E: 0 K: 0 S: 4	H: 1 LOB: 1 BB: 1 P: 8	R: 1 E: 0 K: 0 S: 4	H: 1 LOB: 0 BB: 0 P: 4	R: 1 E: 0 K: 1 S: 7	H: 2 LOB: 1 BB: 0 P: 7	R: 0 E: 0 K: 1 S: 6	H: 1 LOB: 1 BB: 0 P: 6	R: 0 E: 0 K: 1 S: 6	H: 1 LOB: 1 BB: 0 P: 6	R: 0 E: 0 K: 0 S: 3	H: 0 LOB: 0 BB: 0 P: 3	R: 0 E: 0 K: 0 S: 4	H: 1 LOB: 2 BB: 1 P: 8	R: 0 E: 0 K: 0 S: 3	H: 0 LOB: 0 BB: 0 P: 3		R: 0 E: 0 K: 0 S: 3	H: 0 LOB: 0 BB: 0 P: 3	1B: 6 2B: 0 3B: 0 HR: 1	SF: 0 SAC: 0 DP: 0 HBP: 0	WP: 0 PB: 0 SB: 2 CS: 0	PA: 36		
<b>PITCHER</b>	IP	WLS	BF	H	R	ER	SO	BB	IBB	HBP	BLK	WP	HR	S	P	ERA	WHIP								
Wayne Garland, R ERA: 2.49 (1, 1)	9.0	W	36	7	3	2	3	2	0	0	0	0	1	40	48	2.00	1.000								

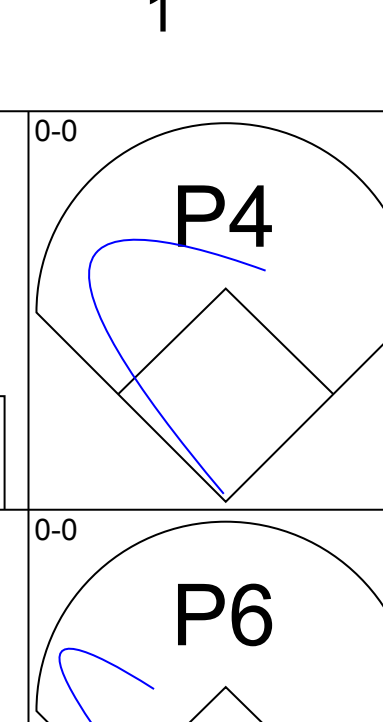
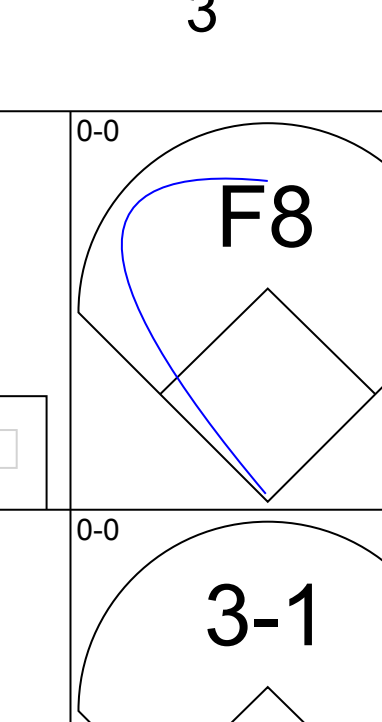
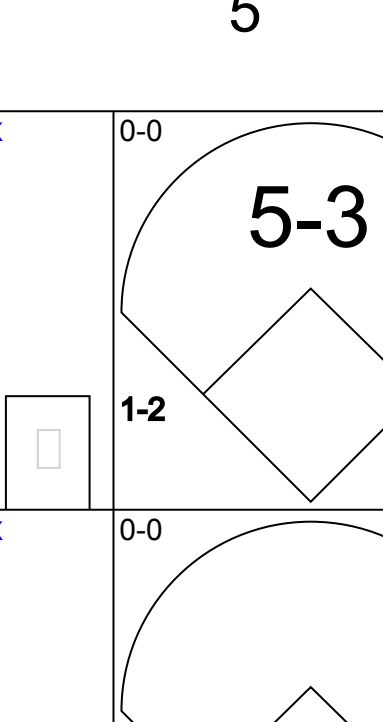
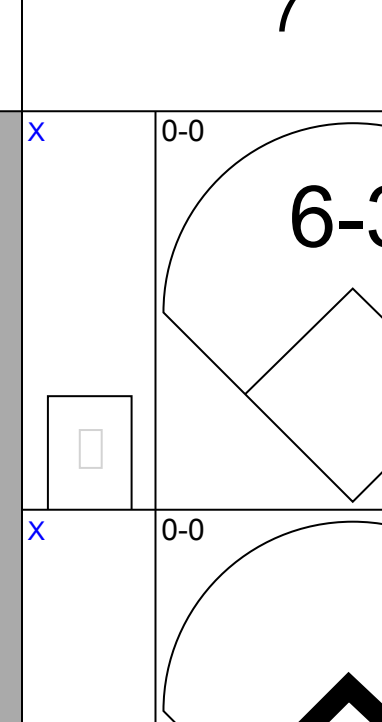
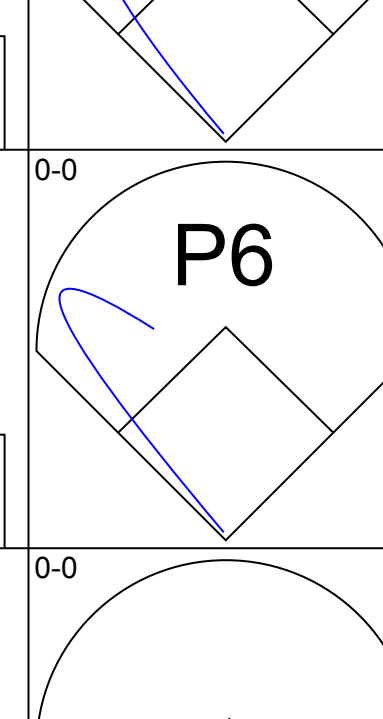
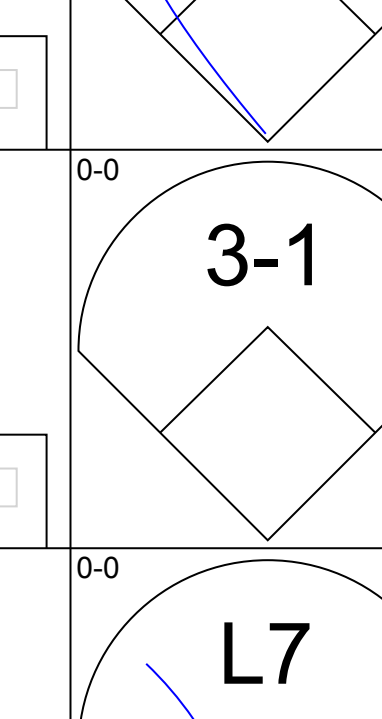
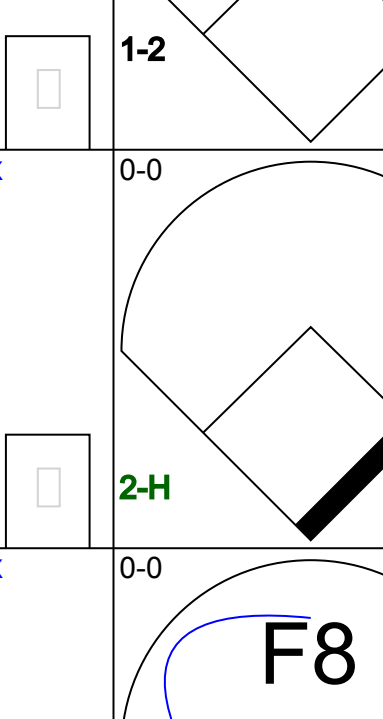
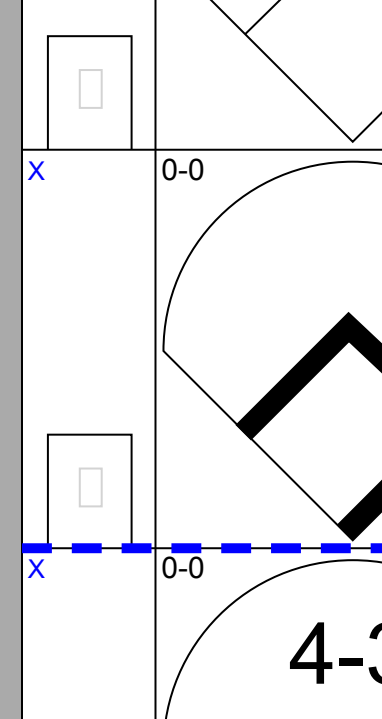
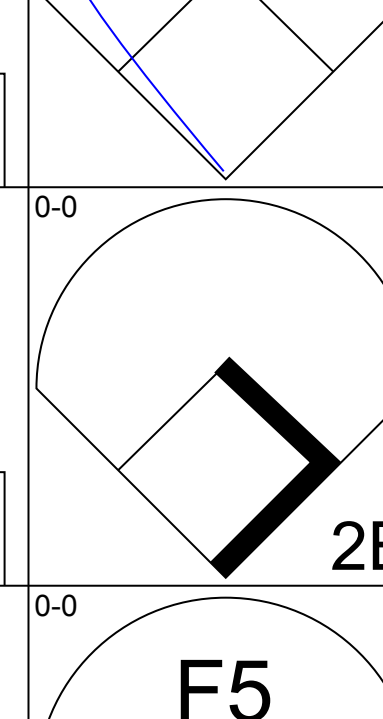
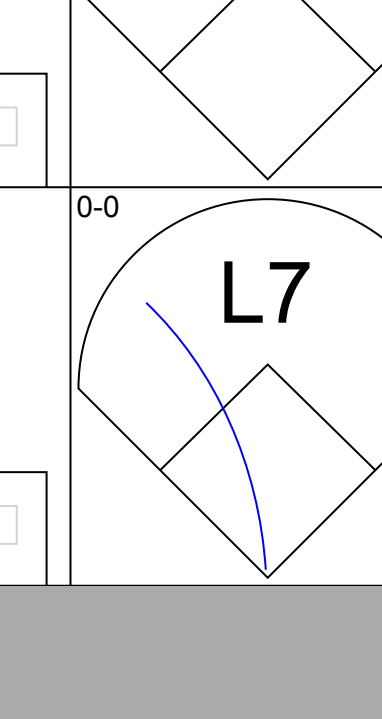
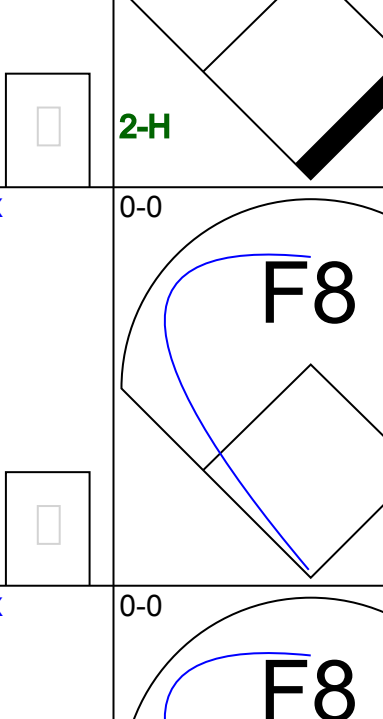
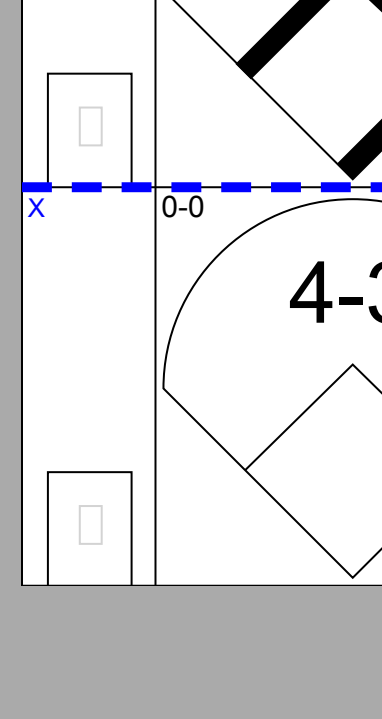
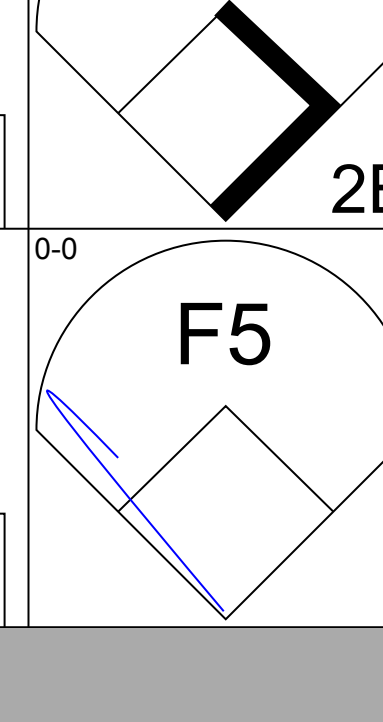
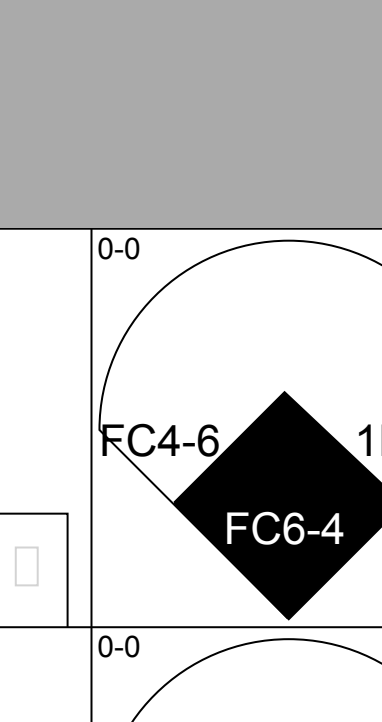
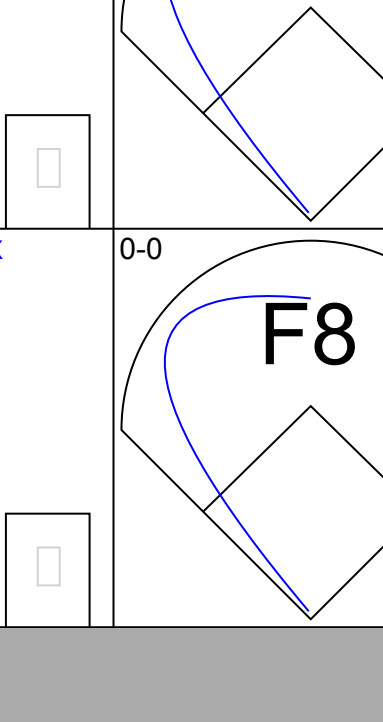
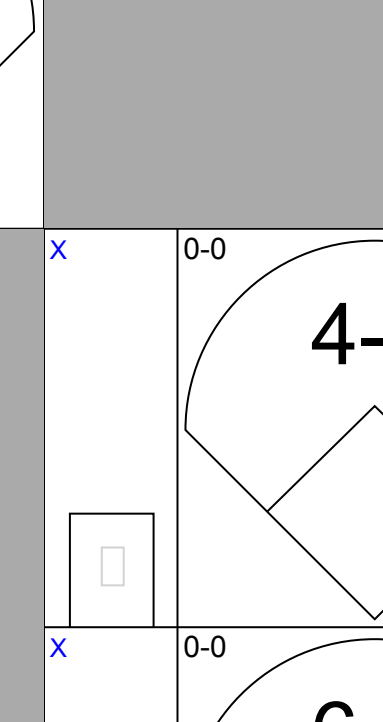
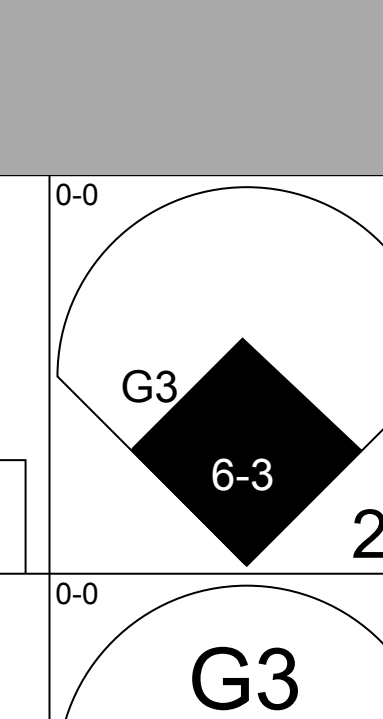
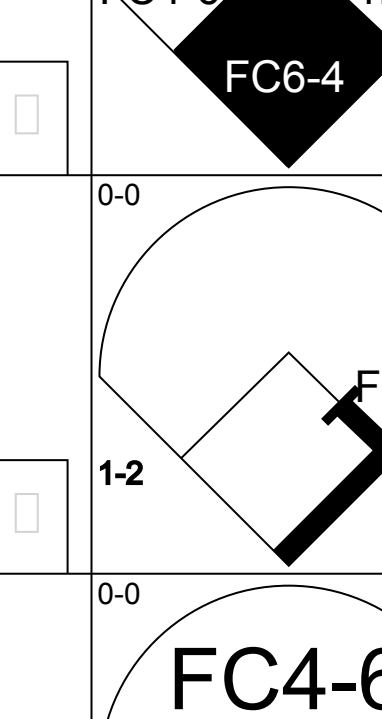
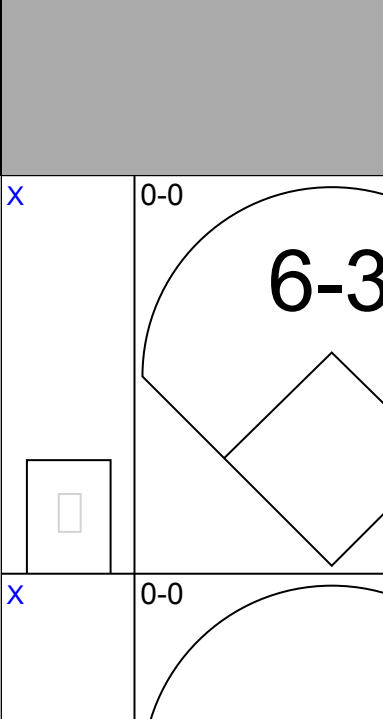
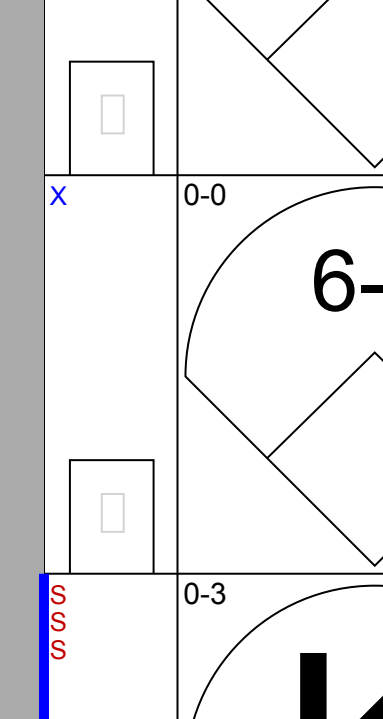
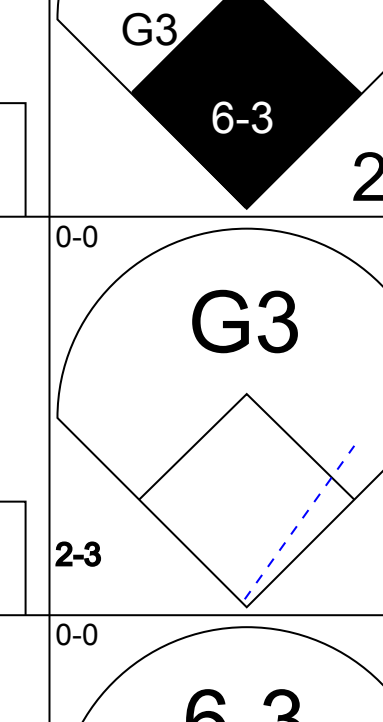
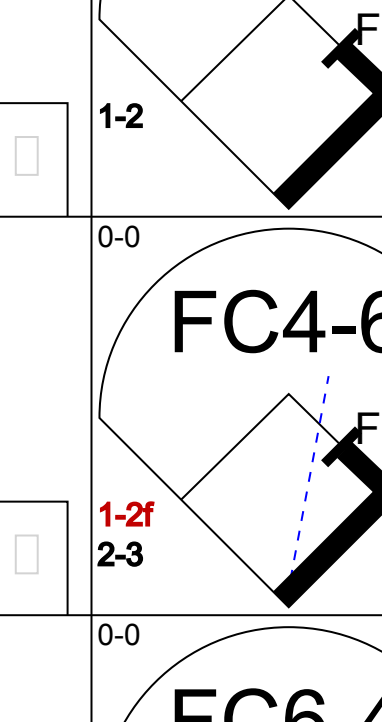
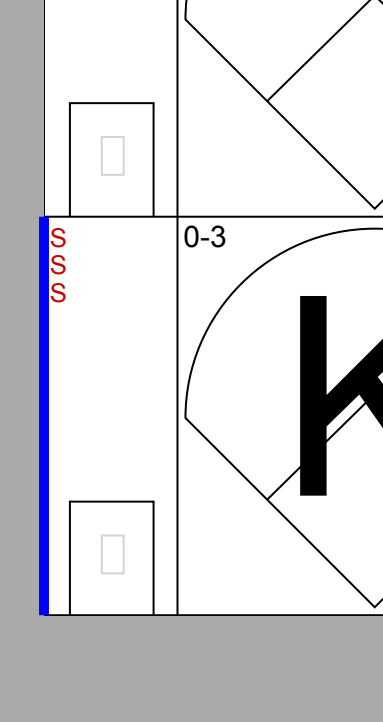
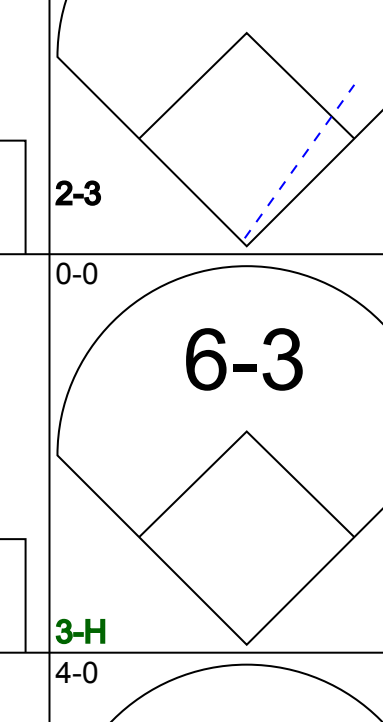
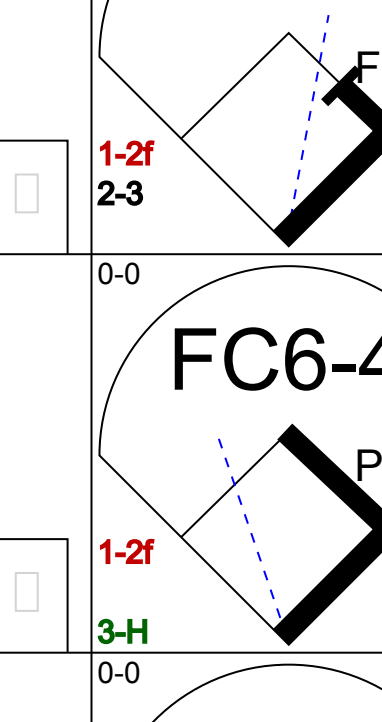
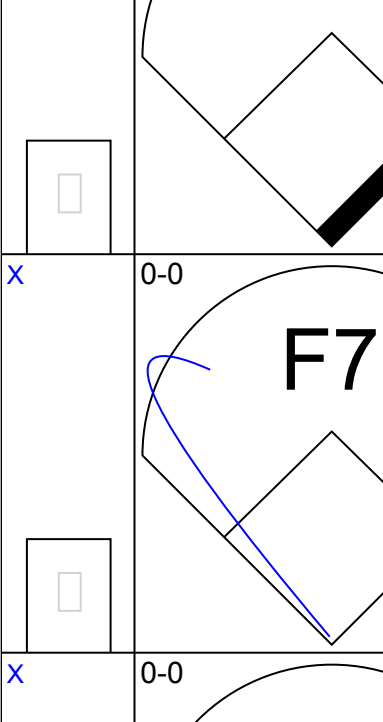
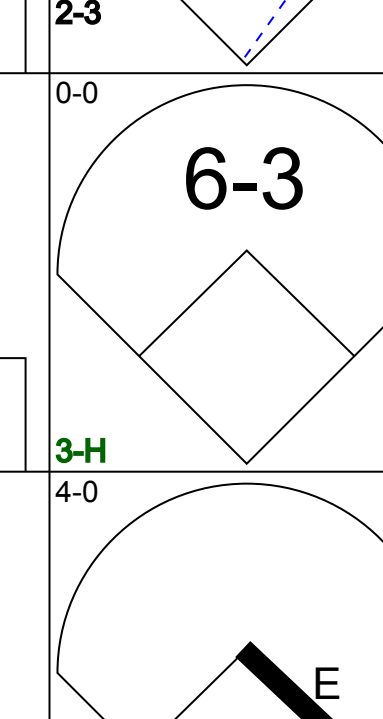
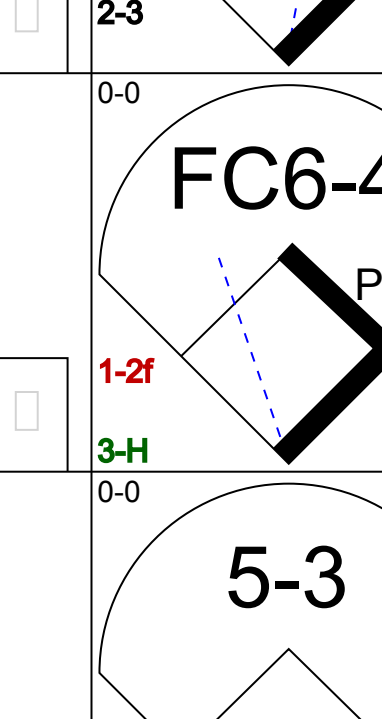
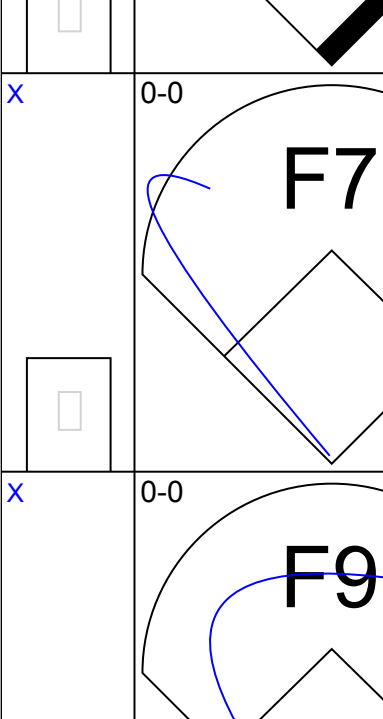
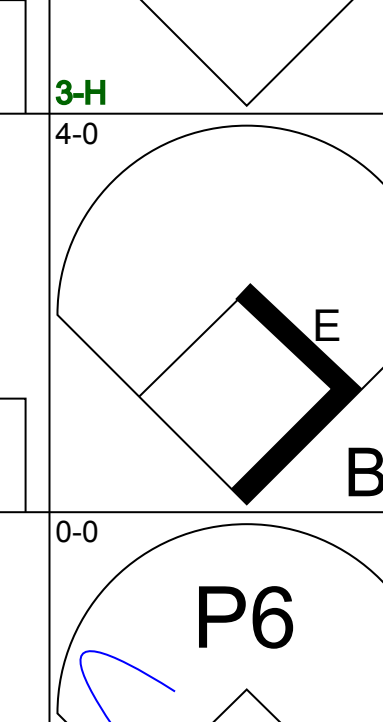
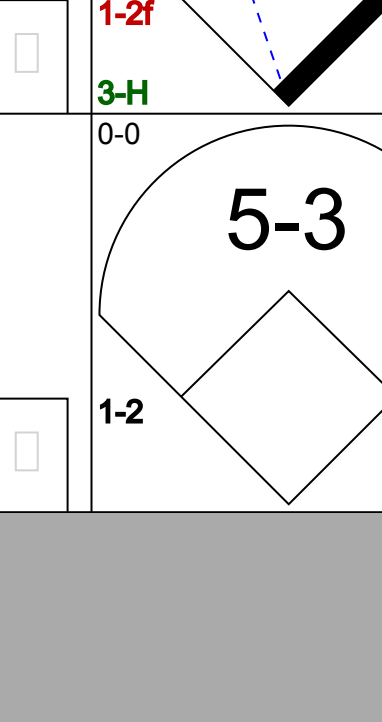
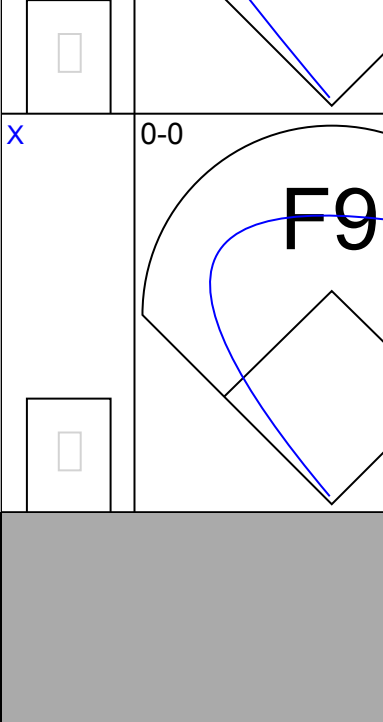
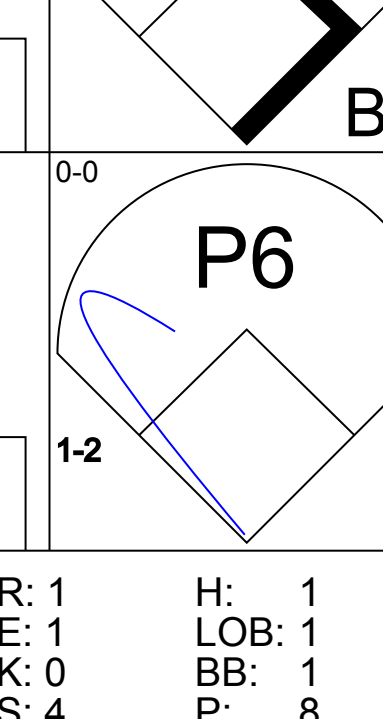
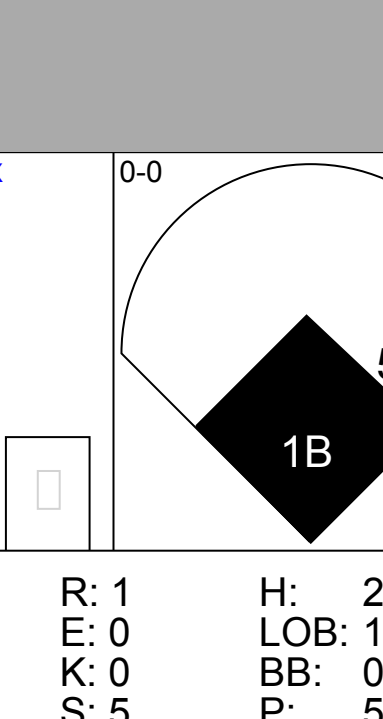
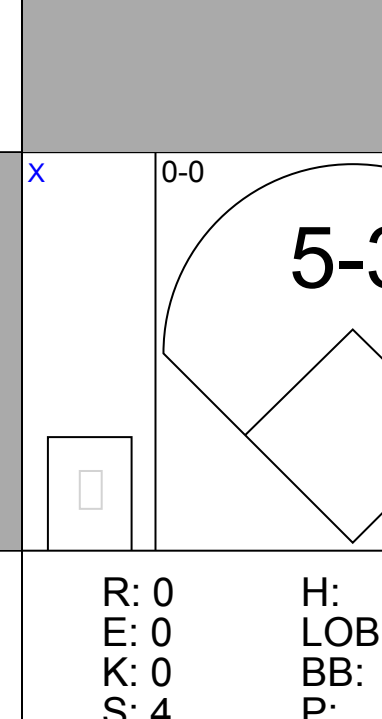


Batter	1	2	3	4	5	6	7	8	9	AB	R	H	RBI	BB	SO	LOB	TOP					
Von Joshua, L (1, 8) OBP: 0.279, SLG: 0.337 Gorman Thomas, R (9, 8) OBP: 0.307, SLG: 0.390										5	1	2	0	0	0	3	<b>Milwaukee Brewers @ Kansas City Royals</b> Royals Stadium, Kansas City, MO Wed Jul 21 1976, 8:05 PM EDT Att: 15,445 - Unknown - 87 F <a href="http://livebaseballscorecards.com">livebaseballscorecards.com</a>					
Don Money, R (1, 5) OBP: 0.342, SLG: 0.433										4	0	0	0	1	0	2						
George Scott, R (1, 3) OBP: 0.316, SLG: 0.397										4	0	1	1	0	0	2						
Darrell Porter, L (1, 10) OBP: 0.315, SLG: 0.295										5	0	1	0	0	0	1						
Mike Hegan, L (1, 9) OBP: 0.279, SLG: 0.377										3	1	1	0	1	1	1						
Sixto Lezcano, R (1, 7) OBP: 0.355, SLG: 0.396										3	2	0	0	1	1	2						
Robin Yount, R (1, 6) OBP: 0.329, SLG: 0.352										4	1	2	1	0	0	1						
Tim Johnson, L (1, 4) OBP: 0.355, SLG: 0.348										4	0	2	1	0	0	1						
Art Kusnyer, R (1, 2) OBP: 0.167, SLG: 0.143										4	0	0	0	0	0	3						
<b>Inning Stats</b>	R: 1 E: 1 K: 0 S: 4	H: 1 LOB: 0 BB: 0 P: 4	R: 1 E: 1 K: 0 S: 5	H: 2 LOB: 1 BB: 0 P: 5	R: 0 E: 0 K: 0 S: 3	H: 1 LOB: 0 BB: 0 P: 3	R: 1 E: 0 K: 0 S: 3	H: 0 LOB: 0 BB: 1 P: 7	R: 0 E: 1 K: 0 S: 4	H: 0 LOB: 2 BB: 1 P: 8	R: 2 E: 1 K: 0 S: 6	H: 2 LOB: 2 BB: 1 P: 10	R: 0 E: 0 K: 1 S: 6	H: 1 LOB: 0 BB: 0 P: 6	R: 0 E: 0 K: 1 S: 6	H: 1 LOB: 1 BB: 0 P: 6	R: 0 E: 0 K: 0 S: 4	H: 1 LOB: 0 BB: 0 P: 4	1B: 7 2B: 3 3B: 0 HR: 0	SF: 1 SAC: 0 DP: 1 HBP: 0	WP: 0 PB: 0 CS: 2	PA: 40
<b>PITCHER</b> A Fitzmorris, R (1, 1) ERA: 3.05	IP: 9.0 WLS: L BF: 40	H: 9 R: 5 ER: 2 SO: 2	BB: 3 IBB: 0 HBP: 0 BLK: 0	WP: 0 HR: 0 S: 41 P: 53	ERA: 2.00 WHIP: 1.333	<b>PITCHER</b>														IP: WLS: BF: H: R: ER: SO: BB: IBB: HBP: BLK: WP: HR: S: P: ERA: WHIP		

Batter	1	2	3	4	5	6	7	8	9	AB	R	H	RBI	BB	SO	LOB	BOTTOM					
Davey Nelson, R (1, 4) OBP: 0.294, SLG: 0.309										5	0	1	0	0	0	4	<b>Milwaukee Brewers @ Kansas City Royals</b> Royals Stadium, Kansas City, MO Wed Jul 21 1976, 8:05 PM EDT Att: 15,445 - Unknown - 87 F <a href="http://livebaseballscorecards.com">livebaseballscorecards.com</a>					
Amos Otis, R (1, 8) OBP: 0.357, SLG: 0.465 Tom Poquette, L (3, 9) OBP: 0.365, SLG: 0.491										0	0	0	0	0	0	0						
George Brett, L (1, 5) OBP: 0.411, SLG: 0.520										3	0	0	0	1	0	2						
John Mayberry, L (1, 3) OBP: 0.351, SLG: 0.403										2	0	1	0	2	0	1						
Al Cowens, R (1, 9) OBP: 0.310, SLG: 0.341 (3, 8)										3	0	1	0	1	0	4						
Cookie Rojas, R (1, 10) OBP: 0.256, SLG: 0.247										4	0	0	0	0	0	3						
Jim Wohlford, R (1, 7) OBP: 0.306, SLG: 0.304										2	0	0	0	2	0	0						
John Wathan, R (1, 2) OBP: 0.333, SLG: 0.273										3	0	0	0	0	0	3						
Frank White, R (1, 6) OBP: 0.243, SLG: 0.267										4	0	1	0	0	0	3						
<b>Inning Stats</b>	R: 0 E: 0 K: 0 S: 3	H: 0 LOB: 1 BB: 0 P: 4	R: 0 E: 0 K: 0 S: 3	H: 0 LOB: 3 BB: 2 P: 12	R: 0 E: 0 K: 0 S: 2	H: 0 LOB: 2 BB: 2 P: 10	R: 0 E: 0 K: 0 S: 3	H: 0 LOB: 0 BB: 0 P: 3	R: 0 E: 0 K: 0 S: 3	H: 1 LOB: 0 BB: 0 P: 3	R: 0 E: 0 K: 0 S: 5	H: 2 LOB: 3 BB: 1 P: 9	R: 0 E: 0 K: 0 S: 4	H: 1 LOB: 3 BB: 2 P: 12	R: 0 E: 0 K: 0 S: 3	H: 0 LOB: 0 BB: 0 P: 3	R: 0 E: 0 K: 0 S: 3	H: 0 LOB: 0 BB: 0 P: 3	1B: 2 2B: 2 3B: 1 HR: 0	SF: 0 SAC: 0 DP: 2 HBP: 2	WP: 2 PB: 0 CS: 0	PA: 38
<b>PITCHER</b> Bill Travers, L (1, 1) ERA: 2.24 Ray Sadecki, L (7, 1) ERA: 4.5 Danny Frisella, R (7, 1) ERA: 2.84	IP: 6.2 WLS: W BF: 30	H: 4 R: 0 ER: 0 SO: 0	BB: 6 IBB: 0 HBP: 2 BLK: 0	WP: 2 HR: 0 S: 22 P: 48	ERA: 0.00 WHIP: 1.500	<b>PITCHER</b>														IP: WLS: BF: H: R: ER: SO: BB: IBB: HBP: BLK: WP: HR: S: P: ERA: WHIP		



Batter	1	2	3	4	5	6	7	8	9	AB	R	H	RBI	BB	SO	LOB	TOP					
<b>Robin Yount, R</b> OBP: 0.327, SLG: 0.350 (1, 6)										5	0	1	0	0	2	3	<b>Milwaukee Brewers @ Kansas City Royals</b> Royals Stadium, Kansas City, MO Thu Jul 22 1976, 8:05 PM EDT Att: 16,133 - Unknown - 93 F					
<b>Don Money, R</b> OBP: 0.340, SLG: 0.432 (1, 5)										5	0	1	1	0	0	2						
<b>George Scott, R</b> OBP: 0.321, SLG: 0.398 (1, 3)										2	0	1	0	2	0	0						
<b>Hank Aaron, R</b> OBP: 0.307, SLG: 0.410 (1, 10)										3	0	0	0	1	1	5						
<b>Sixto Lezcano, R</b> OBP: 0.353, SLG: 0.398 (1, 7)										4	0	1	0	0	2	1						
<b>Gorman Thomas, R</b> OBP: 0.301, SLG: 0.381 (8, PH)										3	0	0	0	0	0	3						
<b>Mike Hegan, L</b> OBP: 0.275, SLG: 0.371 (8, 9)										1	0	0	0	0	1	0						
<b>Gary Sutherland, R</b> OBP: 0.309, SLG: 0.309 (8, PH)										3	1	1	0	0	0	2						
<b>Tim Johnson, L</b> OBP: 0.360, SLG: 0.348 (8, 4)										0	0	0	0	1	0	0						
<b>Von Joshua, L</b> OBP: 0.282, SLG: 0.339 (1, 8)										4	0	2	0	0	0	2						
<b>Art Kusnyer, R</b> OBP: 0.156, SLG: 0.133 (7, PH)										2	0	0	0	0	1	2						
<b>Charlie Moore, R</b> OBP: 0.368, SLG: 0.349 (7, 2)										0	0	0	0	1	0	0						
<b>Darrell Porter, L</b> OBP: 0.314, SLG: 0.293 (8, PH)										1	0	0	0	0	0	0						
<b>Inning Stats</b>	R: 0 E: 0 K: 2 S: 7	H: 0 LOB: 1 BB: 1 P: 11	R: 0 E: 0 K: 1 S: 5	H: 0 LOB: 0 BB: 0 P: 5	R: 0 E: 0 K: 1 S: 6	H: 2 LOB: 1 BB: 0 P: 6	R: 0 E: 0 K: 0 S: 4	H: 1 LOB: 2 BB: 1 P: 8	R: 0 E: 0 K: 0 S: 4	H: 1 LOB: 1 BB: 0 P: 4	R: 0 E: 1 K: 0 S: 4	H: 1 LOB: 1 BB: 0 P: 4	R: 1 E: 0 K: 0 S: 5	H: 2 LOB: 3 BB: 2 P: 13	R: 0 E: 0 K: 2 S: 7	H: 0 LOB: 1 BB: 1 P: 11	R: 0 E: 0 K: 1 S: 5	H: 0 LOB: 0 BB: 0 P: 5	1B: 4 2B: 3 3B: 0 HR: 0	SF: 0 SAC: 0 DP: 0 HBP: 0	WP: 1 PB: 0 CS: 1	PA: 38
<b>PITCHER</b>	IP	WLS	BF	H	R	ER	SO	BB	IBB	HBP	BLK	WP	HR	S	P	ERA	WHIP					
<b>Paul Spittorf, L</b> ERA: 3.55 (1, 1)	6.2	W	29	7	1	1	4	3	0	0	0	1	0	34	46	1.35	1.500					
<b>Mark Littell, R</b> ERA: 2.45 (7, 1)	2.1	S	9	0	0	0	3	2	0	0	0	0	0	13	21	0.00	0.857					

Batter	1	2	3	4	5	6	7	8	9	AB	R	H	RBI	BB	SO	LOB	BOTTOM				
<b>Jim Wohlford, R</b> OBP: 0.299, SLG: 0.297 (1, 7)										4	0	0	0	0	0	1	<b>Milwaukee Brewers @ Kansas City Royals</b> Royals Stadium, Kansas City, MO Thu Jul 22 1976, 8:05 PM EDT Att: 16,133 - Unknown - 93 F				
<b>Tom Pocuette, L</b> OBP: 0.368, SLG: 0.503 (1, 9)										4	0	2	1	0	0	0					
<b>George Brett, L</b> OBP: 0.409, SLG: 0.520 (1, 5)										4	0	1	0	0	0	2					
<b>John Mayberry, L</b> OBP: 0.350, SLG: 0.401 (1, 3)										4	1	1	0	0	0	2					
<b>Al Cowens, R</b> OBP: 0.312, SLG: 0.346 (1, 8)										4	1	2	0	0	0	0					
<b>Jamie Quirk, L</b> OBP: 0.282, SLG: 0.359 (1, 10)										3	0	1	0	0	0	3					
<b>Davey Nelson, R</b> OBP: 0.292, SLG: 0.306 (8, PH)										1	0	0	0	0	1	0					
<b>Buck Martinez, R</b> OBP: 0.277, SLG: 0.412 (1, 2)										3	0	0	2	0	0	2					
<b>Freddie Patek, R</b> OBP: 0.340, SLG: 0.337 (1, 6)										2	0	0	0	1	0	2					
<b>Frank White, R</b> OBP: 0.244, SLG: 0.268 (1, 4)										3	1	1	0	0	0	1					
<b>Inning Stats</b>	R: 0 E: 0 K: 0 S: 4	H: 1 LOB: 1 BB: 0 P: 4	R: 1 E: 1 K: 0 S: 4	H: 1 LOB: 1 BB: 1 P: 8	R: 0 E: 0 K: 0 S: 3	H: 0 LOB: 0 BB: 0 P: 3	R: 1 E: 0 K: 0 S: 5	H: 2 LOB: 1 BB: 0 P: 5	R: 1 E: 0 K: 0 S: 5	H: 2 LOB: 1 BB: 0 P: 5	R: 0 E: 0 K: 0 S: 4	H: 1 LOB: 1 BB: 0 P: 4	R: 0 E: 0 K: 0 S: 4	H: 1 LOB: 1 BB: 0 P: 4	R: 0 E: 0 K: 1 S: 5	H: 0 LOB: 0 BB: 0 P: 5	1B: 5 2B: 2 3B: 1 HR: 0	SF: 0 SAC: 0 DP: 0 HBP: 0	WP: 0 PB: 1 CS: 0	PA: 33	
<b>PITCHER</b>	IP	WLS	BF	H	R	ER	SO	BB	IBB	HBP	BLK	WP	HR	S	P	ERA	WHIP				
<b>Jim Colborn, R</b> ERA: 3.9 (1, 1)	6.2	L	29	8	3	3	0	1	0	0	0	0	0	28	32	4.05	1.350				
<b>Ray Sadecki, L</b> ERA: 4.22 (7, 1)	1.1		4	0	0	0	1	0	0	0	0	0	0	6	6	0.00	0.000				



Batter	1	2	3	4	5	6	7	8	9	AB	R	H	RBI	BB	SO	LOB	TOP					
Jim Wohlford, R (1, 7) OBP: 0.298, SLG: 0.296	G3		FC6					K		4	0	1	0	0	1	1	<b>Kansas City Royals @ Oakland Athletics</b> Oakland-Alameda County Coliseum, Oakland, CA Fri Jul 23 1976, 7:05 PM PDT Att: 9,173 - Unknown <a href="http://livebaseballscorecards.com">livebaseballscorecards.com</a>					
Amos Otis, R (1, 8) OBP: 0.356, SLG: 0.462	6-3		K							4	0	1	0	0	2	3						
George Brett, L (1, 5) OBP: 0.410, SLG: 0.520			L8					L8		4	0	2	0	0	0	3						
John Mayberry, L (1, 3) OBP: 0.347, SLG: 0.397	4-3		K					4-3		4	0	0	0	0	1	5						
Hal McRae, R (1, 10) OBP: 0.407, SLG: 0.481										4	0	0	0	0	2	1						
Al Cowens, R (1, 9) OBP: 0.312, SLG: 0.344										4	0	1	0	0	0	1						
Buck Martinez, R (1, 2) Davey Nelson, R (9, PH) OBP: 0.298, SLG: 0.306										3	0	0	0	0	3	1						
Freddie Patek, R (1, 6) OBP: 0.336, SLG: 0.332										4	0	0	0	0	2	2						
Frank White, R (1, 4) OBP: 0.245, SLG: 0.269										3	0	1	0	0	2	0						
<b>Inning Stats</b>	R: 0 E: 0 K: 0 S: 4	H: 1 LOB: 1 BB: 0 P: 4	R: 0 E: 0 K: 3 S: 10	H: 1 LOB: 1 BB: 0 P: 10	R: 0 E: 1 K: 2 S: 9	H: 1 LOB: 2 BB: 0 P: 9	R: 0 E: 0 K: 1 S: 5	H: 0 LOB: 0 BB: 0 P: 5	R: 0 E: 0 K: 2 S: 8	H: 1 LOB: 1 BB: 0 P: 8	R: 0 E: 0 K: 1 S: 6	H: 0 LOB: 0 BB: 0 P: 6	R: 0 E: 0 K: 2 S: 7	H: 0 LOB: 0 BB: 0 P: 7	R: 0 E: 0 K: 1 S: 6	H: 1 LOB: 1 BB: 1 P: 6	R: 0 E: 0 K: 1 S: 5	H: 0 LOB: 1 BB: 1 P: 9	1B: 6 2B: 0 3B: 0 HR: 0	SF: 0 SAC: 0 DP: 0 HBP: 0	WP: 0 PB: 0 SB: 1 CS: 1	PA: 35
<b>PITCHER</b> Vida Blue, L (1, 1) ERA: 2.85	IP: 9.0 WLS: W BF: 35 H: 6 R: 0 ER: 0 SO: 13 BB: 1 IBB: 0 HBP: 0 BLK: 0 WP: 0 HR: 0 S: 60 P: 64 ERA: 0.00 WHIP: 0.778															<b>PITCHER</b>	IP: 9.0 WLS: W BF: 35 H: 6 R: 0 ER: 0 SO: 13 BB: 1 IBB: 0 HBP: 0 BLK: 0 WP: 0 HR: 0 S: 60 P: 64 ERA: 0.00 WHIP: 0.778					

Batter	1	2	3	4	5	6	7	8	9	AB	R	H	RBI	BB	SO	LOB	BOTTOM			
Bill North, S (1, 8) OBP: 0.362, SLG: 0.337	G3									4	0	2	1	0	1	0	<b>Kansas City Royals @ Oakland Athletics</b> Oakland-Alameda County Coliseum, Oakland, CA Fri Jul 23 1976, 7:05 PM PDT Att: 9,173 - Unknown <a href="http://livebaseballscorecards.com">livebaseballscorecards.com</a>			
Bert Campaneris, R (1, 6) OBP: 0.328, SLG: 0.284	F8		4-3							3	0	0	0	1	0	2				
Don Baylor, R (1, 3) OBP: 0.317, SLG: 0.370	F7									4	0	0	0	0	0	1				
Joe Rudi, R (1, 7) OBP: 0.339, SLG: 0.455										4	0	1	0	0	0	0				
Sal Bando, R (1, 5) OBP: 0.332, SLG: 0.433										3	0	1	0	1	0	0				
Gene Tenace, R (1, 2) OBP: 0.373, SLG: 0.434										2	0	0	0	0	0	1				
Claudell Washington, L (1, 9) OBP: 0.285, SLG: 0.329										3	1	1	0	0	1	4				
Billy Williams, L (1, 10) Larry Lintz, S (7, PR) OBP: 0.333, SLG: 0.367										3	0	1	1	0	0	3				
Phil Garner, R (1, 4) OBP: 0.296, SLG: 0.398										2	0	0	0	0	1	0				
<b>Inning Stats</b>	R: 0 E: 0 K: 0 S: 3	H: 0 LOB: 0 BB: 0 P: 3	R: 0 E: 0 K: 0 S: 4	H: 1 LOB: 1 BB: 0 P: 4	R: 0 E: 0 K: 0 S: 4	H: 1 LOB: 1 BB: 0 P: 4	R: 0 E: 0 K: 1 S: 6	H: 1 LOB: 3 BB: 1 P: 11	R: 0 E: 0 K: 2 S: 7	H: 0 LOB: 1 BB: 1 P: 11	R: 0 E: 0 K: 0 S: 3	H: 0 LOB: 0 BB: 0 P: 3	R: 2 E: 0 K: 0 S: 5	H: 3 LOB: 1 BB: 0 P: 5	R: 0 E: 0 K: 0 S: 3	H: 0 LOB: 0 BB: 0 P: 3	1B: 5 2B: 0 3B: 1 HR: 0	SF: 0 SAC: 1 DP: 0 HBP: 1	WP: 0 PB: 0 SB: 2 CS: 1	PA: 33
<b>PITCHER</b> Marty Pattin, R (1, 1) Steve Mingo, L (7, 1) ERA: 2.89	IP: 6.1 WLS: L BF: 28 H: 6 R: 2 ER: 2 SO: 3 BB: 2 IBB: 0 HBP: 1 BLK: 0 WP: 0 HR: 0 S: 31 P: 40 ERA: 2.84 WHIP: 1.263															<b>PITCHER</b>	IP: 6.1 WLS: L BF: 28 H: 6 R: 2 ER: 2 SO: 3 BB: 2 IBB: 0 HBP: 1 BLK: 0 WP: 0 HR: 0 S: 31 P: 40 ERA: 2.84 WHIP: 1.263			



Batter	1	2	3	4	5	6	7	8	9	AB	R	H	RBI	BB	SO	LOB	TOP								
<b>Al Cowens, R</b> OBP: 0.307, SLG: 0.339 (1, 9)	E3 L7-4 S		6-3		K	F8		1-3		5	0	0	0	0	1	3									
<b>Tom Pogue, L</b> OBP: 0.380, SLG: 0.511 (1, 7)	E6					E8 1B				5	1	4	0	0	0	1									
<b>George Brett, L</b> OBP: 0.408, SLG: 0.516 (1, 5)	L7-4		L9							5	1	1	0	0	0	6									
<b>John Mayberry, L</b> OBP: 0.342, SLG: 0.391 (1, 3)	K				F9					5	1	0	1	0	1	4									
<b>Amos Otis, R</b> OBP: 0.357, SLG: 0.463 (1, 8)					F8					4	1	1	1	1	0	0									
<b>Jamie Quirk, L</b> OBP: 0.289, SLG: 0.379 (1, 10)										2	0	1	0	0	1	0									
<b>Hal McRae, R</b> OBP: 0.409, SLG: 0.482 (6, PH)					K					1	0	1	1	0	0	0									
<b>Jim Wohlford, R</b> OBP: 0.295, SLG: 0.292 (6, PR)										2	1	0	0	0	0	3									
<b>Bob Stinson, S</b> OBP: 0.336, SLG: 0.342 (1, 2)										4	1	1	1	0	0	4									
<b>Buck Martinez, R</b> OBP: 0.272, SLG: 0.404 (8, 2)										0	0	0	0	0	0	0									
<b>Freddie Patek, R</b> OBP: 0.332, SLG: 0.328 (1, 6)										3	0	0	0	0	0	2									
<b>Frank White, R</b> OBP: 0.244, SLG: 0.268 (1, 4)										1	0	0	0	0	0	0									
<b>Davey Nelson, R</b> OBP: 0.299, SLG: 0.307 (5, PH)										3	0	1	2	0	1	2									
<b>Inning Stats</b>	R: 0 E: 2 K: 1 S: 6	H: 0 LOB: 1 BB: 0 P: 6	R: 0 E: 0 K: 0 S: 4	H: 1 LOB: 1 BB: 0 P: 4	R: 0 E: 0 K: 0 S: 4	H: 1 LOB: 1 BB: 0 P: 4	R: 0 E: 0 K: 1 S: 5	H: 0 LOB: 0 BB: 0 P: 5	R: 0 E: 1 K: 1 S: 6	H: 0 LOB: 1 BB: 0 P: 6	R: 6 E: 2 K: 0 S: 9	H: 6 LOB: 1 BB: 0 P: 9	R: 0 E: 1 K: 0 S: 5	H: 1 LOB: 3 BB: 1 P: 9	R: 0 E: 1 K: 1 S: 7	H: 1 LOB: 2 BB: 0 P: 7	R: 0 E: 0 K: 0 S: 3	H: 0 LOB: 0 BB: 0 P: 3	1B: 8 2B: 3 3B: 0 HR: 0	SF: 0 SAC: 1 DP: 1 HBP: 0	WP: 0 PB: 0 SB: 2 CS: 0	PA: 43			
<b>PITCHER</b>	IP	WLS	BF	H	R	ER	SO	BB	IBB	HBP	BLK	WP	HR	S	P	ERA	WHIP								
<b>Dick Bosman, R</b> ERA: 3.11 (1, 1)	5.0		20	3	1	1	3	0	0	0	0	0	0	26	26	1.80	0.600								
<b>Paul Lindblad, L</b> ERA: 3.1 (6, 1)	0.0		3	2	1	1	0	0	0	0	0	0	0	3	3	∞	∞								
<b>Jim Todd, R</b> ERA: 4.2 (6, 1)	0.1	L	4	3	4	3	0	0	0	0	0	0	0	4	4	81.00	9.000								
<b>Stan Bahnsen, R</b> ERA: 3.19 (6, 1)	3.2		15	2	0	0	1	0	1	0	0	0	0	16	20	0.00	0.545								

Kansas City Royals @ Oakland Athletics  
Oakland-Alameda County Coliseum, Oakland, CA

Sat Jul 24 1976, 3:33 AM PDT  
Att: 42,592 - Unknown - 72 F

AB 40  
R 6  
H 10  
RBI 6  
BB 1  
SO 4  
LOB 25



Batter	1	2	3	4	5	6	7	8	9	AB	R	H	RBI	BB	SO	LOB	BOTTOM								
<b>Bill North, S</b> OBP: 0.363, SLG: 0.335 (1, 8)	1B E BB	6-3		P5						2	1	0	0	2	0	1									
<b>Bert Campaneris, R</b> OBP: 0.327, SLG: 0.284 (1, 6)	E 1B									4	1	1	0	0	0	1									
<b>Don Baylor, R</b> OBP: 0.316, SLG: 0.369 (1, 3)	E5 FC6-2 1B									4	0	1	0	0	0	1									
<b>Joe Rudi, R</b> OBP: 0.334, SLG: 0.448 (1, 7)	F2									4	0	0	0	0	0	1									
<b>Sal Bando, R</b> OBP: 0.331, SLG: 0.431 (1, 5)	FC6-2									4	0	1	0	0	1	1									
<b>Larry Lintz, S</b> OBP: 0.037, SLG: 0.037 (8, PR)										0	0	0	0	0	0	0									
<b>Ken McMullen, R</b> OBP: 0.330, SLG: 0.422 (9, 5)	1B									0	0	0	0	0	0	0									
<b>Gene Tenace, R</b> OBP: 0.380, SLG: 0.455 (1, 2)										4	2	3	1	0	0	1									
<b>Matt Alexander, S</b> OBP: 0.037, SLG: 0.037 (8, PR)										0	0	0	0	0	0	0									
<b>Larry Haney, R</b> OBP: 0.292, SLG: 0.241 (9, 2)	1B									0	0	0	0	0	0	0									
<b>Claudell Washington, L</b> OBP: 0.285, SLG: 0.328 (1, 9)	K									4	1	1	0	0	1	2									
<b>Billy Williams, L</b> OBP: 0.332, SLG: 0.365 (1, 10)										4	0	1	1	0	1	0									
<b>Phil Garner, R</b> OBP: 0.293, SLG: 0.394 (1, 4)	5-3									3	0	0	1	0	0	0									
<b>Inning Stats</b>	R: 2 E: 1 K: 1 S: 8	H: 3 LOB: 2 BB: 1 P: 12	R: 0 E: 0 K: 0 S: 3	H: 0 LOB: 0 BB: 0 P: 3	R: 0 E: 0 K: 0 S: 3	H: 0 LOB: 0 BB: 0 P: 3	R: 2 E: 0 K: 1 S: 8	H: 3 LOB: 1 BB: 0 P: 8	R: 0 E: 0 K: 0 S: 3	H: 0 LOB: 0 BB: 0 P: 3	R: 1 E: 0 K: 0 S: 4	H: 1 LOB: 0 BB: 0 P: 4	R: 0 E: 0 K: 0 S: 3	H: 0 LOB: 1 BB: 1 P: 7	R: 0 E: 0 K: 0 S: 3	H: 1 LOB: 1 BB: 0 P: 3	R: 0 E: 0 K: 1 S: 5	H: 0 LOB: 0 BB: 0 P: 5	1B: 7 2B: 0 3B: 0 HR: 1	SF: 1 SAC: 0 DP: 0 HBP: 0	WP: 0 PB: 0 SB: 3 CS: 1	PA: 37			
<b>PITCHER</b>	IP	WLS	BF	H	R	ER	SO	BB	IBB	HBP	BLK	WP	HR	S	P	ERA	WHIP								
<b>Dennis Leonard, R</b> ERA: 3.23 (1, 1)	5.1	W	24	7	5	5	2	1	0	0	0	0	0	27	31	8.44	1.500								
<b>Andy Hassler, L</b> ERA: 3.94 (6, 1)	0.2		2	0	0	0	0	0	0	0	0	0	0	2	2	0.00	0.000								
<b>Mark Littell, R</b> ERA: 2.4 (7, 1)	1.1		6	1	0	0	0	1	0	0	0	0	0	5	9	0.00	1.500								
<b>Steve Mingo, L</b> ERA: 2.22 (8, 1)	1.2	S	4	0	0	0	1	0	0	0	0	0	0	6	6	0.00	0.000								

Kansas City Royals @ Oakland Athletics  
Oakland-Alameda County Coliseum, Oakland, CA

Sat Jul 24 1976, 3:33 AM PDT  
Att: 42,592 - Unknown - 72 F

AB 33  
R 5  
H 8  
RBI 3  
BB 2  
SO 3  
LOB 8





Batter	1	2	3	4	5	6	7	8	9	AB	R	H	RBI	BB	SO	LOB	TOP					
<b>Al Cowens, R</b> OBP: 0.306, SLG: 0.337 (1, 9)	F5		K		L8		BB 1B	E6		5	0	1	0	0	1	2	<b>Kansas City Royals @ Oakland Athletics</b> Oakland-Alameda County Coliseum, Oakland, CA Sun Jul 25 1976, 3:33 AM PDT Att: 10,237 - Unknown <a href="http://livebaseballscorecards.com">livebaseballscorecards.com</a>					
<b>Tom Poquette, L</b> OBP: 0.380, SLG: 0.508 (1, 7)	5-3 1B		BB 1B		4-3		F5	K		5	0	2	0	0	1	4						
<b>George Brett, L</b> OBP: 0.408, SLG: 0.513 (1, 5)	5-3		F8					L8		4	0	1	1	1	0	4						
<b>John Mayberry, L</b> OBP: 0.342, SLG: 0.389 <b>John Wathan, R</b> OBP: 0.320, SLG: 0.261 (1, 3) (6, 3)	1-3		BB 1B		F8		L8			2	0	0	0	1	0	2						
<b>Amos Otis, R</b> OBP: 0.356, SLG: 0.463 (1, 8)		1-3	6-3							4	1	1	0	0	0	3						
<b>Jamie Quirk, L</b> OBP: 0.288, SLG: 0.371 (1, 10)		F8		5-3			G3			4	0	1	1	0	0	0						
<b>Buck Martinez, R</b> OBP: 0.271, SLG: 0.400 (1, 2)		1B		1-3			F8			4	0	1	0	0	0	0						
<b>Freddie Patek, R</b> OBP: 0.331, SLG: 0.327 (1, 6)	5-3		F9				BB 1B	K		4	0	1	0	0	1	1						
<b>Frank White, R</b> OBP: 0.248, SLG: 0.266 (1, 4)			BB 1B		BB 1B		P4	1-3		2	1	0	0	2	0	1						
<b>Inning Stats</b>	R: 0 E: 0 K: 0 S: 4	H: 1 LOB: 1 BB: 0 P: 4	R: 0 E: 0 K: 0 S: 4	H: 1 LOB: 1 BB: 0 P: 4	R: 0 E: 0 K: 1 S: 6	H: 0 LOB: 0 BB: 2 P: 14	R: 0 E: 0 K: 0 S: 3	H: 0 LOB: 0 BB: 0 P: 3	R: 1 E: 0 K: 0 S: 4	H: 1 LOB: 1 BB: 1 P: 8	R: 0 E: 0 K: 0 S: 3	H: 0 LOB: 0 BB: 0 P: 3	R: 0 E: 0 K: 0 S: 5	H: 2 LOB: 3 BB: 1 P: 9	R: 1 E: 0 K: 1 S: 6	H: 2 LOB: 0 BB: 0 P: 6		R: 0 E: 1 K: 1 S: 6	H: 0 LOB: 1 BB: 0 P: 6	1B: 7 2B: 1 3B: 0 HR: 0	SF: 0 SAC: 0 DP: 0 HBP: 0	WP: 0 PB: 0 SB: 0 CS: 0
<b>PITCHER</b>	IP	WLS	BF	H	R	ER	SO	BB	IBB	HBP	BLK	WP	HR	S	P	ERA	WHIP					
<b>Mike Norris, R</b> ERA: 4.36 (1, 1)	3.0		14	3	0	0	1	2	0	0	0	0	0	14	22	0.00	1.667					
<b>Glenn Abbott, R</b> ERA: 5.05 (4, 1)	6.0	W	25	5	2	2	2	2	0	0	0	0	0	27	35	3.00	1.167					


Batter	1	2	3	4	5	6	7	8	9	AB	R	H	RBI	BB	SO	LOB	BOTTOM				
<b>Bill North, S</b> OBP: 0.363, SLG: 0.334 (1, 8)				5-3		K		FC4		4	1	1	0	1	1	2	<b>Kansas City Royals @ Oakland Athletics</b> Oakland-Alameda County Coliseum, Oakland, CA Sun Jul 25 1976, 3:33 AM PDT Att: 10,237 - Unknown <a href="http://livebaseballscorecards.com">livebaseballscorecards.com</a>				
<b>Bert Campaneris, R</b> OBP: 0.326, SLG: 0.283 <b>Tommy Sandt, R</b> OBP: 0.217, SLG: 0.186 (1, 6) (9, 6)				K			K			4	1	1	0	0	2	1					
<b>Joe Rudi, R</b> OBP: 0.330, SLG: 0.442 (1, 7)	F8	6-3		4-3		K	K			4	0	0	0	0	1	1					
<b>Billy Williams, L</b> OBP: 0.327, SLG: 0.359 (1, 10)	G3	G3		1-3		K	K			4	0	0	0	0	1	1					
<b>Sal Bando, R</b> OBP: 0.332, SLG: 0.430 (1, 5)	1B BB	K		FC6 1B		K				3	1	1	0	1	2	0					
<b>Gene Tenace, R</b> OBP: 0.386, SLG: 0.473 <b>Larry Haney, R</b> OBP: 0.282, SLG: 0.241 (1, 2) (9, 2)	1B 3B 1B		HR		F9		1B BB			3	3	2	2	1	0	1					
<b>Claudell Washington, L</b> OBP: 0.285, SLG: 0.328 (1, 9)	3B 1B		G3		FC6		K			4	1	1	1	0	1	2					
<b>Ken McMullen, R</b> OBP: 0.337, SLG: 0.448 (1, 3)	HR 3B		5-3		F7		1B 1B			4	1	2	2	0	0	0					
<b>Phil Garner, R</b> OBP: 0.295, SLG: 0.404 (1, 4)	HR		F3		6-3		FC4 1B			4	1	2	3	0	0	0					
<b>Inning Stats</b>	R: 7 E: 1 K: 0 S: 9	H: 6 LOB: 1 BB: 2 P: 17	R: 0 E: 0 K: 1 S: 5	H: 0 LOB: 0 BB: 0 P: 5	R: 1 E: 0 K: 0 S: 4	H: 1 LOB: 0 BB: 0 P: 4	R: 0 E: 0 K: 1 S: 5	H: 0 LOB: 0 BB: 0 P: 5	R: 0 E: 0 K: 3 S: 9	H: 0 LOB: 0 BB: 0 P: 9	R: 1 E: 0 K: 2 S: 9	H: 2 LOB: 2 BB: 1 P: 13	R: 0 E: 0 K: 0 S: 0	H: 0 LOB: 0 BB: 0 P: 0	R: 0 E: 0 K: 0 S: 0	H: 0 LOB: 0 BB: 0 P: 0		1B: 7 2B: 0 3B: 1 HR: 2	SF: 0 SAC: 0 DP: 0 HBP: 0	WP: 0 PB: 0 SB: 1 CS: 0	PA: 37
<b>PITCHER</b>	IP	WLS	BF	H	R	ER	SO	BB	IBB	HBP	BLK	WP	HR	S	P	ERA	WHIP				
<b>Doug Bird, R</b> ERA: 3.36 (1, 1)	0.2	L	4	2	2	2	0	0	0	0	0	0	0	4	4	27.00	3.000				
<b>Andy Hassler, L</b> ERA: 4.36 (1, 1)	4.1		21	6	6	6	2	2	0	0	0	0	2	23	31	12.46	1.846				
<b>Larry Gura, L</b> ERA: 6.57 (6, 1)	3.0		12	2	1	1	6	1	0	0	0	0	0	23	27	3.00	1.000				



Batter	1	2	3	4	5	6	7	8	9	AB	R	H	RBI	BB	SO	LOB	TOP		
<b>Al Cowens, R</b> OBP: 0.308, SLG: 0.337 (1, 9)	F2		FC1-5 1B		4-3			E S 6-3 BB		3	1	1	0	1	0	0	<b>Kansas City Royals @ California Angels</b> Anaheim Stadium, Anaheim, CA Mon Jul 26 1976, 10:05 PM EDT Att: 18,753 - Unknown		
<b>Tom Poquette, L</b> OBP: 0.372, SLG: 0.497 (1, 7)	K		K		6-3			F7		4	0	0	0	0	2	2			
<b>George Brett, L</b> OBP: 0.408, SLG: 0.510 (1, 5)	BB 2B BB		FC1-5 1B		4-3			6-3 BB		2	2	0	0	2	0	1			
<b>John Mayberry, L</b> OBP: 0.346, SLG: 0.389 (1, 3)	BB 2B BB		FC6-4 1B		3-1 WP BB			6-3		2	1	1	2	2	0	1			
<b>Amos Otis, R</b> OBP: 0.355, SLG: 0.463 (1, 8)	1-H 2-H 2B		FC6-4		3-1			6-3		4	0	1	2	0	0	3			
<b>Jamie Quirk, L</b> OBP: 0.253, SLG: 0.351 (1, 10)	K				F7					4	0	0	0	0	2	2			
<b>Bob Stinson, S</b> OBP: 0.333, SLG: 0.333 (1, 2)		F7			6-3			3-1		3	0	0	0	1	0	0			
<b>Freddie Patek, R</b> OBP: 0.330, SLG: 0.326 (1, 6)		F9			K			FC3-6 BB		4	0	1	0	0	1	1			
<b>Frank White, R</b> OBP: 0.244, SLG: 0.262 (1, 4)					K			F8		4	0	0	0	0	2	2			
<b>Inning Stats</b>	R: 2 E: 0 K: 2 S: 8	H: 1 LOB: 1 BB: 2 P: 16	R: 0 E: 0 K: 1 S: 5	H: 0 LOB: 0 BB: 0 P: 5	R: 1 E: 0 K: 1 S: 7	H: 2 LOB: 1 BB: 0 P: 7	R: 0 E: 0 K: 2 S: 7	H: 0 LOB: 0 BB: 0 P: 7	R: 0 E: 0 K: 1 S: 5	H: 0 LOB: 0 BB: 1 P: 7	R: 0 E: 0 K: 0 S: 3	H: 0 LOB: 0 BB: 1 P: 6	R: 1 E: 0 K: 0 S: 3	H: 0 LOB: 1 BB: 2 P: 11	R: 0 E: 0 K: 0 S: 4	H: 1 LOB: 1 BB: 0 P: 4	1B: 3 2B: 1 3B: 0 HR: 0	SF: 0 SAC: 0 DP: 0 HBP: 0	WP: 1 PA: 36 PB: 0 CS: 3
<b>PITCHER</b> <b>Nolan Ryan, R</b> ERA: 3.67 (1, 1)	IP: 9.0 WLS: L BF: 36	H: 4 R: 4 ER: 3 SO: 7	BB: 6 IBB: 0 HBP: 0 BLK: 0	WP: 1 HR: 0 S: 44 P: 68	ERA: 3.00 WHIP: 1.111											ERA: 3.00 WHIP: 1.111			

Batter	1	2	3	4	5	6	7	8	9	AB	R	H	RBI	BB	SO	LOB	BOTTOM		
<b>Dave Collins, S</b> OBP: 0.370, SLG: 0.297 (1, 8)	4-3		FC6-5-2 1-2 2-H		4-3			FC1-6 1-2		4	0	0	0	0	0	4	<b>Kansas City Royals @ California Angels</b> Anaheim Stadium, Anaheim, CA Mon Jul 26 1976, 10:05 PM EDT Att: 18,753 - Unknown		
<b>Jerry Remy, L</b> OBP: 0.330, SLG: 0.321 (1, 4)	K		1-3		6-3			F7		4	0	0	0	0	1	3			
<b>Bobby Bonds, R</b> OBP: 0.336, SLG: 0.389 (1, 9)	F9				G3 S 1B			F8		4	0	2	0	0	0	1			
<b>Tony Solaita, L</b> OBP: 0.336, SLG: 0.387 (1, 10)		G6-4-3 1B			K			6-3 1B		4	0	1	0	0	1	2			
<b>Bruce Bochte, L</b> OBP: 0.355, SLG: 0.292 (1, 7)		G6-4-3 1-2			G3			F7		4	0	1	0	0	0	3			
<b>Mario Guerrero, R</b> OBP: 0.292, SLG: 0.299 (1, 6)		P3			F8			6-3		4	0	0	0	0	0	2			
<b>Dan Briggs, L</b> OBP: 0.255, SLG: 0.321 (1, 3)					4-3			1-6-3		3	0	0	0	0	0	0			
<b>Ron Jackson, R</b> OBP: 0.311, SLG: 0.356 (1, 5)					BB FC6-5-2 BB			K		2	0	0	0	1	1	0			
<b>Terry Humphrey, R</b> OBP: 0.386, SLG: 0.475 (1, 2)					FC6-5-2 1-2 BB			FC1-6 1B		2	0	2	0	1	0	0			
<b>Inning Stats</b>	R: 0 E: 0 K: 1 S: 5	H: 0 LOB: 0 BB: 0 P: 5	R: 0 E: 0 K: 0 S: 3	H: 1 LOB: 0 BB: 0 P: 3	R: 0 E: 0 K: 0 S: 3	H: 0 LOB: 2 BB: 2 P: 11	R: 0 E: 0 K: 1 S: 6	H: 1 LOB: 1 BB: 0 P: 6	R: 0 E: 0 K: 1 S: 6	H: 1 LOB: 1 BB: 0 P: 6	R: 0 E: 0 K: 0 S: 4	H: 1 LOB: 1 BB: 0 P: 4	R: 0 E: 0 K: 0 S: 3	H: 0 LOB: 0 BB: 0 P: 3	R: 0 E: 0 K: 0 S: 4	H: 1 LOB: 1 BB: 0 P: 4	1B: 6 2B: 0 3B: 0 HR: 0	SF: 0 SAC: 0 DP: 2 HBP: 0	WP: 0 PA: 33 PB: 0 CS: 0
<b>PITCHER</b> <b>A Fitzmorris, R</b> ERA: 2.86 (1, 1)	IP: 9.0 WLS: W BF: 33	H: 6 R: 0 ER: 0 SO: 3	BB: 2 IBB: 0 HBP: 0 BLK: 0	WP: 0 HR: 0 S: 37 P: 45	ERA: 0.00 WHIP: 0.889											ERA: 0.00 WHIP: 0.889			



Batter	1	2	3	4	5	6	7	8	9	AB	R	H	RBI	BB	SO	LOB	TOP					
Davey Nelson, R (1, 10) OBP: 0.289, SLG: 0.297	0-3 K		0-3 K			0-3 K			0-0 L6	4	0	0	0	0	3	0	<b>Kansas City Royals @ California Angels</b> Anaheim Stadium, Anaheim, CA Tue Jul 27 1976, 10:05 PM EDT Att: 8,342 - Unknown					
Freddie Patek, R (1, 6) OBP: 0.329, SLG: 0.325	0-3 K		0-0 4-3			0-3 K			0-0 1B	4	0	1	0	0	2	0						
George Brett, L (1, 5) OBP: 0.405, SLG: 0.505	0-0 6-3			0-0 F8			0-0 4-3		0-0 F8	4	0	0	0	0	0	1						
Amos Otis, R (1, 8) OBP: 0.357, SLG: 0.466		0-0 1B FC5-4 2B		0-0 F9			4-0 CS BB			2	1	1	0	1	0	0						
John Mayberry, L (1, 3) OBP: 0.346, SLG: 0.389		0-0 FC5-4 2-3 1B		0-0 F5			0-0 F7 1-2			3	0	1	0	0	0	1						
Al Cowens, R (1, 9) OBP: 0.305, SLG: 0.334		0-0 FC5-4 FC6-4 1-2 3-H		0-0 F7			0-0 F8			3	0	0	1	0	0	1						
Jim Wohford, R (1, 7) OBP: 0.296, SLG: 0.293		0-0 FC6-4 1-2		0-0 CS 1B			0-0 F9			3	0	1	0	0	0	1						
Buck Martinez, R (1, 2) OBP: 0.266, SLG: 0.393	0-3 K			0-3 K			0-0 F8			3	0	0	0	0	2	2						
Frank White, R (1, 4) OBP: 0.243, SLG: 0.260			0-0 F8		0-0 CS	0-0 G3			0-0 F7	2	0	0	0	0	0	0						
Hal McRae, R (9, PH) OBP: 0.408, SLG: 0.481					1-2					1	0	0	0	0	0	0						
<b>Inning Stats</b>	R: 0 E: 0 K: 2 S: 7	H: 0 LOB: 0 BB: 0 P: 7	R: 1 E: 0 K: 1 S: 7	H: 2 LOB: 1 BB: 0 P: 7	R: 0 E: 0 K: 1 S: 5	H: 0 LOB: 0 BB: 0 P: 5	R: 0 E: 0 K: 0 S: 3	H: 0 LOB: 0 BB: 0 P: 3	R: 0 E: 0 K: 1 S: 5	H: 1 LOB: 0 BB: 0 P: 5	R: 0 E: 0 K: 2 S: 7	H: 0 LOB: 0 BB: 0 P: 7	R: 0 E: 0 K: 0 S: 2	H: 0 LOB: 0 BB: 1 P: 6	R: 0 E: 0 K: 0 S: 3	H: 0 LOB: 0 BB: 0 P: 3	R: 0 E: 0 K: 0 S: 4	H: 1 LOB: 1 BB: 0 P: 4	1B: 3 2B: 1 3B: 0 HR: 0	SF: 0 SAC: 0 DP: 0 HBP: 0	WP: 0 PB: 0 SB: 0 CS: 2	PA: 31
<b>PITCHER</b> Frank Tanana, L (1, 1) ERA: 3.11	IP: 9.0 WLS: W BF: 30 H: 4 R: 1 ER: 1 SO: 7 BB: 1 IBB: 0 HBP: 0 BLK: 0 WP: 0 HR: 0 S: 43 P: 47 ERA: 1.00 WHIP: 0.556																					

Batter	1	2	3	4	5	6	7	8	9	AB	R	H	RBI	BB	SO	LOB	BOTTOM			
Mario Guerrero, R (1, 6) OBP: 0.291, SLG: 0.298	0-0 1B		0-0 6-3		0-0 F8			0-0 FC3-6 1-3		4	0	1	0	0	0	2	<b>Kansas City Royals @ California Angels</b> Anaheim Stadium, Anaheim, CA Tue Jul 27 1976, 10:05 PM EDT Att: 8,342 - Unknown			
Ron Jackson, R (1, 4) OBP: 0.314, SLG: 0.355	4-0 FC5-4 BB			0-0 E7 F9 1B	0-0 F9			0-0 1-3 1-2		3	0	1	0	1	0	2				
Bobby Bonds, R (1, 9) OBP: 0.332, SLG: 0.385	0-0 F9			0-0 F9 2-3		0-0 F8		0-3 K		4	0	0	0	0	1	3				
Tommy Davis, R (1, 10) OBP: 0.296, SLG: 0.314	0-0 FC5-4 1-2			0-3 K		0-0 5-3				3	0	0	0	0	1	2				
Leroy Stanton, R (1, 7) OBP: 0.265, SLG: 0.276		0-0 F7		0-3 K		0-0 5-3				3	0	0	0	0	1	1				
Bruce Bochte, L (8, 7) OBP: 0.355, SLG: 0.292										0	0	0	0	0	0	0				
Bill Melton, R (1, 5) OBP: 0.291, SLG: 0.311		0-0 P5			0-0 FC1-5 BB 1B		4-0 BB			2	0	1	0	0	0	0				
Jerry Remy, L (7, 4) OBP: 0.332, SLG: 0.321					0-0 FC1-5 2B BB		0-0 F8			2	1	0	0	1	1	1				
Tony Solaita, L (1, 3) OBP: 0.336, SLG: 0.379		0-3 K			0-0 FC1-5 2B BB		0-0 F8			2	1	0	0	1	1	1				
Rusty Torres, S (1, 8) OBP: 0.296, SLG: 0.317			0-0 F8		0-0 FC1-5 2B		0-3 K			3	1	0	0	0	1	3				
Andy Etchebarren, R (1, 2) OBP: 0.301, SLG: 0.256			0-0 5-3		0-0 F8 1-1 2-H			0-0 FC3-6 1B		3	0	2	2	0	0	0				
<b>Inning Stats</b>	R: 0 E: 0 K: 0 S: 3	H: 1 LOB: 1 BB: 1 P: 7	R: 0 E: 0 K: 1 S: 5	H: 0 LOB: 0 BB: 0 P: 5	R: 0 E: 0 K: 0 S: 3	H: 0 LOB: 0 BB: 0 P: 3	R: 0 E: 1 K: 2 S: 8	H: 1 LOB: 1 BB: 0 P: 8	R: 2 E: 0 K: 0 S: 5	H: 2 LOB: 1 BB: 1 P: 9	R: 0 E: 0 K: 0 S: 3	H: 0 LOB: 0 BB: 0 P: 3	R: 0 E: 0 K: 1 S: 4	H: 0 LOB: 0 BB: 1 P: 8	R: 0 E: 0 K: 1 S: 6	H: 1 LOB: 1 BB: 0 P: 6	1B: 4 2B: 1 3B: 0 HR: 0	SF: 0 SAC: 0 DP: 0 HBP: 0	WP: 0 PB: 0 SB: 0 CS: 0	PA: 30
<b>PITCHER</b> Paul Splittorf, L (1, 1) ERA: 3.55	IP: 5.0 WLS: L BF: 20 H: 4 R: 2 ER: 2 SO: 3 BB: 2 IBB: 0 HBP: 0 BLK: 0 WP: 0 HR: 0 S: 24 P: 32 ERA: 3.60 WHIP: 1.200																			
<b>PITCHER</b> Mark Littell, R (6, 1) ERA: 2.29	IP: 3.0 WLS: L BF: 10 H: 1 R: 0 ER: 0 SO: 2 BB: 1 IBB: 0 HBP: 0 BLK: 0 WP: 0 HR: 0 S: 13 P: 17 ERA: 0.00 WHIP: 0.667																			



Batter	1	2	3	4	5	6	7	8	9	10	11	12	13	14	15	AB	R	H	RBI	BB	SO	LOB	TOP					
Al Cowens, R OBP: 0.302, SLG: 0.329 (1, 9)																6	1	0	1	0	2	7						
Tom Poquette, L OBP: 0.374, SLG: 0.492 (1, 7)																6	1	2	0	1	0	2						
George Brett, L OBP: 0.403, SLG: 0.500 (1, 5)																6	0	1	0	1	0	4						
John Mayberry, L OBP: 0.340, SLG: 0.382 (1, 3)																6	0	0	1	0	2	5						
Amos Otis, R OBP: 0.353, SLG: 0.459 (1, 8)																6	0	0	0	1	2	3						
Jamie Quirk, L OBP: 0.269, SLG: 0.377 Davey Nelson, R OBP: 0.282, SLG: 0.289 (8, PH) (12, 4)																3	0	2	0	0	0	0						
Bob Stinson, S OBP: 0.345, SLG: 0.349 (1, 2)																	6	0	3	0	1	1	1					
Freddie Patek, R OBP: 0.332, SLG: 0.324 (1, 6)																4	1	1	0	2	0	5						
Frank White, R OBP: 0.321, SLG: 0.258 Hal Kwock, R OBP: 0.281, SLG: 0.281 John Washam, R OBP: 0.281, SLG: 0.281 Mark Littell, L OBP: 0.281, SLG: 0.281 Andy Hassler, L OBP: 0.281, SLG: 0.281 Jim Worford, R OBP: 0.281, SLG: 0.281 Larry Gura, S OBP: 0.281, SLG: 0.281 (11, 4) (12, PH) (12, PH) (12, 1) (13, 1) (14, PH) (14, 1)																	2	0	0	0	0	0	2					
<b>Inning Stats</b>	R: 1 E: 0 K: 0 S: 4	H: 1 LOB: 1 BB: 0 P: 5	R: 0 E: 0 K: 2 S: 9	H: 2 LOB: 2 BB: 0 P: 9	R: 0 E: 0 K: 0 S: 4	H: 1 LOB: 1 BB: 0 P: 4	R: 0 E: 0 K: 0 S: 4	H: 2 LOB: 1 BB: 0 P: 4	R: 0 E: 0 K: 0 S: 3	H: 0 LOB: 1 BB: 1 P: 7	R: 0 E: 0 K: 0 S: 3	H: 0 LOB: 0 BB: 0 P: 3	R: 0 E: 0 K: 1 S: 5	H: 0 LOB: 0 BB: 0 P: 5	R: 0 E: 0 K: 2 S: 7	H: 0 LOB: 0 BB: 0 P: 7	R: 0 E: 1 K: 0 S: 4	H: 1 LOB: 2 BB: 1 P: 8	R: 0 E: 0 K: 2 S: 5	H: 0 LOB: 0 BB: 0 P: 7	R: 0 E: 1 K: 0 S: 4	H: 1 LOB: 2 BB: 3 P: 8	R: 1 E: 1 K: 0 S: 4	H: 0 LOB: 3 BB: 3 P: 16	1B: 7 2B: 2 3B: 0 HR: 0	SF: 1 SAC: 4 DP: 2 HBP: 1	WP: 0 PB: 0 CS: 0	PA: 62
<b>PITCHER</b>	IP: 7.0 ERA: 2.71	WLS: 7.0 BF: 30	H: 7 R: 2 ER: 1 SO: 2	BB: 2 IBB: 0 HBP: 1 BLK: 0	WP: 0 HR: 0 S: 31 P: 40	ERA: 1.29 WHIP: 1.286	<b>PITCHER</b>																					
Paul Hartzell, R ERA: 2.71 (1, 1)	Mickey Scott, L ERA: 3.24 (8, 1)	John Verhoeven, R ERA: 1.5 (8, 1)	Don Kirkwood, R ERA: 4.22 (14, 1)																									

**Kansas City Royals @ California Angels**  
 Anaheim Stadium, Anaheim, CA  
 Wed Jul 28 1976, 10:05 PM EDT  
 Att: 9,947 - Unknown - 71 F

AB: 49  
 R: 3  
 H: 9  
 RBI: 3  
 BB: 7  
 SO: 7  
 LOB: 32

Batter	1	2	3	4	5	6	7	8	9	10	11	12	13	14	15	AB	R	H	RBI	BB	SO	LOB	BOTTOM					
Mario Guerrero, R OBP: 0.284, SLG: 0.291 (1, 8)																7	0	1	0	0	1	2						
Jerry Remy, L OBP: 0.326, SLG: 0.314 Bill Melton, R OBP: 0.290, SLG: 0.310 (14, 4) (15, PH)																6	0	0	0	0	2	3						
Bobby Bonds, R OBP: 0.329, SLG: 0.380 (1, 9)																7	1	1	0	0	4	2						
Tony Solata, L OBP: 0.336, SLG: 0.376 (1, 3)																6	0	2	1	0	0	0						
Tommy Davis, R OBP: 0.297, SLG: 0.321 Dave Collins, S OBP: 0.376, SLG: 0.307 (1, 10) (7, PH)																3	0	1	0	0	0	2						
Bruce Bochte, L OBP: 0.357, SLG: 0.290 (1, 7)																3	0	0	0	3	2	1						
Ron Jackson, R OBP: 0.311, SLG: 0.355 (1, 5)																6	0	1	1	0	0	6						
Rusty Torres, S OBP: 0.281, SLG: 0.307 (1, 8)																5	0	0	0	1	2	1						
Andy Etchebarren, R OBP: 0.302, SLG: 0.258 Terry Humphrey, R OBP: 0.391, SLG: 0.483 (1, 2) (10, 2)																3	0	1	0	0	0	1						
<b>Inning Stats</b>	R: 0 E: 0 K: 2 S: 7	H: 0 LOB: 0 BB: 0 P: 7	R: 0 E: 0 K: 1 S: 5	H: 1 LOB: 0 BB: 0 P: 5	R: 0 E: 0 K: 1 S: 6	H: 1 LOB: 1 BB: 0 P: 6	R: 0 E: 0 K: 0 S: 6	H: 1 LOB: 1 BB: 1 P: 11	R: 0 E: 0 K: 0 S: 3	H: 0 LOB: 0 BB: 0 P: 3	R: 1 E: 0 K: 1 S: 7	H: 2 LOB: 2 BB: 1 P: 11	R: 0 E: 0 K: 0 S: 3	H: 0 LOB: 0 BB: 0 P: 3	R: 0 E: 0 K: 1 S: 5	H: 1 LOB: 2 BB: 1 P: 10	R: 0 E: 0 K: 1 S: 6	H: 0 LOB: 0 BB: 0 P: 5	R: 0 E: 0 K: 1 S: 5	H: 1 LOB: 2 BB: 1 P: 10	R: 0 E: 0 K: 0 S: 6	H: 1 LOB: 2 BB: 1 P: 10	R: 0 E: 0 K: 0 S: 3	H: 0 LOB: 0 BB: 0 P: 3	1B: 5 2B: 3 3B: 0 HR: 0	SF: 0 SAC: 1 DP: 0 HBP: 0	WP: 0 PB: 0 CS: 0	PA: 57
<b>PITCHER</b>	IP: 6.1 ERA: 2.89	WLS: 6.1 BF: 25	H: 6 R: 2 ER: 2 SO: 5	BB: 0 IBB: 1 HBP: 0 BLK: 0	WP: 0 HR: 0 S: 34 P: 38	ERA: 2.84 WHIP: 0.947	<b>PITCHER</b>																					
Marty Patton, R ERA: 2.89 (1, 1)	Steve Mingo, L ERA: 2.14 (7, 1)	Mark Littell, R ERA: 2.16 (8, 1)	Mark Littell, R ERA: 2.16 (12, 1)	Andy Hassler, L ERA: 4.3 (13, 1)																								

**Kansas City Royals @ California Angels**  
 Anaheim Stadium, Anaheim, CA  
 Wed Jul 28 1976, 10:05 PM EDT  
 Att: 9,947 - Unknown - 71 F

AB: 50  
 R: 2  
 H: 8  
 RBI: 2  
 BB: 6  
 SO: 11  
 LOB: 18















Batter	1	2	3	4	5	6	7	8	9	AB	R	H	RBI	BB	SO	LOB	TOP										
Steve Braun, L (1,5) OBP: 0.361, SLG: 0.345	1-3		1B			3-1		PB 4-3 BB		3	0	1	0	1	0	0											
Roy Smalley, S (1,6) OBP: 0.346, SLG: 0.303	G3		F7			F8		4-3		4	0	0	0	0	0	3											
Rod Carew, L (1,3) OBP: 0.390, SLG: 0.451	3B			6-3				G3		4	0	2	0	0	0	1											
Butch Wynegar, S (1,2) OBP: 0.395, SLG: 0.417	P6			6-3		1-3				3	0	0	0	1	0	2											
Lyman Bostock, L (1,8) OBP: 0.384, SLG: 0.446		4-3		3-1			P4		F7	4	0	0	0	0	0	1											
Tony Oliva, L (1,10) OBP: 0.253, SLG: 0.256 Craig Kusick, R (9,PH) OBP: 0.372, SLG: 0.505	4-3					G6-4-3 1B	L8		K	3	0	1	0	0	0	0											
Larry Hisle, R (1,7) OBP: 0.326, SLG: 0.362	F9			G6-4-3 1-2			5-3		K	4	0	0	0	0	1	2											
Dan Ford, R (1,9) OBP: 0.314, SLG: 0.427			F5					4-3 PB SH1-3 1B		3	1	2	0	0	0	0											
Bob Randall, R (1,4) OBP: 0.321, SLG: 0.313			F8			6-3		SH1-3		2	0	0	0	0	0	1											
<b>Inning Stats</b>	R: 0 E: 0 K: 0 S: 4	H: 1 LOB: 1 BB: 0 P: 4	R: 0 E: 0 K: 0 S: 3	H: 0 LOB: 0 BB: 0 P: 3	R: 0 E: 0 K: 0 S: 4	H: 1 LOB: 1 BB: 0 P: 4	R: 0 E: 0 K: 0 S: 3	H: 0 LOB: 0 BB: 0 P: 3	R: 0 E: 0 K: 0 S: 4	H: 2 LOB: 1 BB: 0 P: 4	R: 0 E: 0 K: 0 S: 4	H: 1 LOB: 1 BB: 0 P: 4	R: 0 E: 0 K: 0 S: 3	H: 0 LOB: 0 BB: 0 P: 3	R: 1 E: 0 K: 0 S: 4	H: 1 LOB: 1 BB: 1 P: 8	R: 0 E: 0 K: 2 S: 7	H: 0 LOB: 1 BB: 1 P: 11	1B: 4 2B: 1 3B: 1 HR: 0	SF: 0 SAC: 1 DP: 1 HBP: 0	WP: 0 PB: 1 SB: 0 CS: 0	PA: 34					
<b>PITCHER</b>	IP	WLS	BF	H	R	ER	SO	BB	IBB	HBP	BLK	WP	HR	S	P	ERA	WHIP										
Marty Pattin, R (1,1) ERA: 2.56	8.0	W	31	6	1	0	0	2	0	0	0	0	0	29	37	0.00	1.000										
Steve Mingori, L (9,1) ERA: 2.05	1.0		3	0	0	0	2	0	0	0	0	0	0	7	7	0.00	0.000										

Minnesota Twins @ Kansas City Royals  
 Royals Stadium, Kansas City, MO  
 Tue Aug 03 1976, 8:05 PM EDT  
 Att: 16,939 - Unknown - 84 F

AB	31
R	1
H	6
RBI	0
BB	2
SO	2
LOB	11



Batter	1	2	3	4	5	6	7	8	9	AB	R	H	RBI	BB	SO	LOB	BOTTOM										
Jim Wohlford, R (1,7) OBP: 0.289, SLG: 0.285	F8	F3		6-3			1-3			4	0	0	0	0	0	0											
Amos Otis, R (1,8) OBP: 0.360, SLG: 0.463	1B 2B		F8	K			L4			4	1	1	0	0	1	0											
George Brett, L (1,5) OBP: 0.402, SLG: 0.498	2B 2H		G3			G6-4-3 1B		2B 2B		4	2	3	1	0	0	0											
Hal McRae, R (1,10) OBP: 0.414, SLG: 0.498	2B 1H		HR			G6-4-3 1-2		5-3		4	2	2	2	0	0	2											
John Mayberry, L (1,3) OBP: 0.342, SLG: 0.388	2B 2H		BB 2B BB			L9		2B 2B		3	1	2	2	1	0	0											
Al Cowens, R (1,9) OBP: 0.300, SLG: 0.330	P3		2B BB			L4 S 1B		K		3	1	1	0	1	1	2											
Buck Martinez, R (1,2) OBP: 0.271, SLG: 0.398	5-3		2B			F7		K		4	0	1	2	0	1	3											
Freddie Patek, R (1,6) OBP: 0.328, SLG: 0.319		E5 CS	4-3			L4				3	0	0	0	0	0	2											
Frank White, R (1,4) OBP: 0.236, SLG: 0.259	P3 1-2			P4		F8				3	0	0	0	0	0	1											
<b>Inning Stats</b>	R: 3 E: 0 K: 0 S: 7	H: 4 LOB: 1 BB: 0 P: 7	R: 0 E: 1 K: 0 S: 3	H: 0 LOB: 0 BB: 0 P: 3	R: 3 E: 0 K: 0 S: 5	H: 2 LOB: 1 BB: 2 P: 13	R: 0 E: 0 K: 1 S: 5	H: 0 LOB: 0 BB: 0 P: 5	R: 0 E: 0 K: 0 S: 3	H: 1 LOB: 0 BB: 0 P: 3	R: 0 E: 0 K: 0 S: 3	H: 0 LOB: 0 BB: 0 P: 3	R: 0 E: 0 K: 2 S: 9	H: 2 LOB: 1 BB: 0 P: 9	R: 1 E: 0 K: 0 S: 9	H: 2 LOB: 1 BB: 0 P: 9	1B: 3 2B: 7 3B: 0 HR: 1	SF: 0 SAC: 0 DP: 2 HBP: 0	WP: 0 PB: 0 SB: 1 CS: 1	PA: 34							
<b>PITCHER</b>	IP	WLS	BF	H	R	ER	SO	BB	IBB	HBP	BLK	WP	HR	S	P	ERA	WHIP										
Eddie Bane, L (1,1) ERA: 3.44	2.2	L	15	5	6	6	0	2	0	0	0	0	0	13	21	20.25	2.625										
Tom Johnson, R (3,1) ERA:	4.1		14	3	0	0	1	0	0	0	0	0	0	16	16	0.00	0.692										
Vic Albury, L (8,1) ERA: 3.32	0.1		3	2	1	1	0	0	0	0	0	0	0	3	3	27.00	6.000										
Jim Hughes, R (8,1) ERA: 5.88	0.2		2	0	0	0	2	0	0	0	0	0	0	6	6	0.00	0.000										

Minnesota Twins @ Kansas City Royals  
 Royals Stadium, Kansas City, MO  
 Tue Aug 03 1976, 8:05 PM EDT  
 Att: 16,939 - Unknown - 84 F

AB	32
R	7
H	10
RBI	7
BB	2
SO	3
LOB	10





Batter	1	2	3	4	5	6	7	8	9	AB	R	H	RBI	BB	SO	LOB	TOP								
Lyman Bostock, L OBP: 0.388, SLG: 0.448	P4		S 1B		2H 1B			G3-6-3 BB		3	0	2	1	1	0	0	<b>Minnesota Twins @ Kansas City Royals</b> Royals Stadium, Kansas City, MO Wed Aug 04 1976, 8:05 PM EDT Att: 15,932 - Unknown								
Roy Smalley, S OBP: 0.345, SLG: 0.300	4-3		1-2 BB		G3			G3-6-3		3	0	0	0	1	0	2									
Larry Hisle, R OBP: 0.326, SLG: 0.361	PO 1B		L6					6-3		4	0	1	0	0	0	2									
Steve Braun, L OBP: 0.365, SLG: 0.349	PO 1-2		G4-6-3 1B		L8			1B SF9 BB		3	1	2	0	1	0	0									
Butch Wynegar, S OBP: 0.391, SLG: 0.412			G4-6-3 1-2		G3		F7	K		4	0	0	0	0	1	3									
Mike Cabbage, L OBP: 0.325, SLG: 0.303			1B		K		L8	1B		4	0	2	0	0	1	1									
Craig Kusick, R OBP: 0.365, SLG: 0.497			F9		6-3			SF9		3	0	0	1	0	0	1									
Dan Ford, R OBP: 0.310, SLG: 0.422			5-3		L7			K		4	0	0	0	0	1	1									
Bob Randall, R OBP: 0.321, SLG: 0.316			4-3		1B 2B			K		3	1	1	0	0	1	0									
<b>Inning Stats</b>	R: 0 E: 0 K: 0 S: 3	H: 1 LOB: 0 BB: 0 P: 3	R: 0 E: 0 K: 0 S: 4	H: 2 LOB: 1 BB: 0 P: 4	R: 0 E: 0 K: 0 S: 4	H: 1 LOB: 2 BB: 1 P: 8	R: 0 E: 0 K: 1 S: 5	H: 0 LOB: 0 BB: 0 P: 5	R: 1 E: 0 K: 0 S: 5	H: 2 LOB: 1 BB: 0 P: 5	R: 0 E: 0 K: 0 S: 4	H: 1 LOB: 1 BB: 0 P: 4	R: 0 E: 0 K: 1 S: 5	H: 0 LOB: 0 BB: 0 P: 5	R: 0 E: 0 K: 0 S: 2	H: 0 LOB: 0 BB: 1 P: 6	R: 1 E: 0 K: 2 S: 8	H: 1 LOB: 1 BB: 1 P: 12	1B: 7 2B: 1 3B: 0 HR: 0	SF: 1 SAC: 0 DP: 2 HBP: 0	WP: 0 PB: 0 SB: 1 CS: 0	PA: 36			
<b>PITCHER</b>	IP	WLS	BF	H	R	ER	SO	BB	IBB	HBP	BLK	WP	HR	S	P	ERA	WHIP								
Ai Fitzmorris, R ERA: 2.9	(1, 1)	5.1	W	22	7	1	1	1	1	1	0	0	0	23	27	1.69	1.500								
Mark Littell, R ERA: 2.17	(6, 1)	3.2	S	13	1	1	1	3	2	0	0	0	0	17	25	2.46	0.818								

Batter	1	2	3	4	5	6	7	8	9	AB	R	H	RBI	BB	SO	LOB	BOTTOM								
Tom Poquette, L OBP: 0.389, SLG: 0.498	1B 1B	K			4-3			G5-4-3 BB		3	1	1	0	1	1	0	<b>Minnesota Twins @ Kansas City Royals</b> Royals Stadium, Kansas City, MO Wed Aug 04 1976, 8:05 PM EDT Att: 15,932 - Unknown								
Amos Otis, R OBP: 0.355, SLG: 0.461	1B 1-2 1B	F9			F8			G5-4-3		4	1	1	0	0	0	2									
George Brett, L OBP: 0.400, SLG: 0.495	1B 1-2 2H 1B				4-3			F7		4	1	1	1	0	1	1									
John Mayberry, L OBP: 0.341, SLG: 0.387	F8				F8			E3 FC6-4 BB 1B		4	1	1	0	0	0	2									
Hal McRae, R OBP: 0.418, SLG: 0.498	F8							1B 1B		2	0	1	0	2	0	2									
Davey Nelson, R OBP: 0.279, SLG: 0.286	F8							FC6-4 BB		0	0	0	0	0	0	0									
Al Cowens, R OBP: 0.300, SLG: 0.329	2B 1-3 2H 1B				K			FC6-4 CS		4	0	1	1	0	1	5									
Buck Martinez, R OBP: 0.276, SLG: 0.406	1-3 3H 2B				P6			1-2 3H 1B		4	0	2	2	0	1	2									
Freddie Patek, R OBP: 0.324, SLG: 0.315	6-3				F9			F8		4	0	0	0	0	0	5									
Frank White, R OBP: 0.237, SLG: 0.264		5-3			P4			G5-4-3 2B		3	0	1	0	0	0	0									
<b>Inning Stats</b>	R: 3 E: 0 K: 0 S: 8	H: 5 LOB: 2 BB: 0 P: 8	R: 0 E: 0 K: 1 S: 5	H: 0 LOB: 0 BB: 0 P: 5	R: 0 E: 0 K: 2 S: 7	H: 0 LOB: 1 BB: 1 P: 11	R: 0 E: 0 K: 0 S: 3	H: 0 LOB: 0 BB: 0 P: 3	R: 0 E: 0 K: 0 S: 3	H: 0 LOB: 0 BB: 0 P: 3	R: 1 E: 1 K: 0 S: 4	H: 1 LOB: 1 BB: 1 P: 8	R: 0 E: 0 K: 0 S: 3	H: 1 LOB: 1 BB: 1 P: 7	R: 0 E: 0 K: 1 S: 7	H: 2 LOB: 2 BB: 0 P: 7	1B: 7 2B: 2 3B: 0 HR: 0	SF: 0 SAC: 0 DP: 1 HBP: 0	WP: 0 PB: 0 SB: 0 CS: 1	PA: 35					
<b>PITCHER</b>	IP	WLS	BF	H	R	ER	SO	BB	IBB	HBP	BLK	WP	HR	S	P	ERA	WHIP								
Dave Goltz, R ERA: 3.76	(1, 1)	7.0	L	32	9	4	3	3	0	0	0	0	0	35	47	3.86	1.714								
Bill Campbell, R ERA: 3.12	(8, 1)	1.0		3	0	0	0	1	0	0	0	0	0	5	5	0.00	0.000								



Batter	1	2	3	4	5	6	7	8	9	AB	R	H	RBI	BB	SO	LOB	TOP				
<b>Lyman Bostock, L</b> (1, 8) OBP: 0.387, SLG: 0.446	0-0 1B			L7		F5	G1			4	0	1	0	0	0	0	<b>Minnesota Twins @ Kansas City Royals</b> Royals Stadium, Kansas City, MO Thu Aug 05 1976, 8:05 PM EDT Att: 14,544 - Unknown - 81 F				
<b>Roy Smalley, S</b> (1, 6) OBP: 0.347, SLG: 0.300	0-3 K			G6-4-3 1B		2B		F8		3	1	1	0	1	1						
<b>Rod Carew, L</b> (1, 3) OBP: 0.391, SLG: 0.454	0-0 6-3			G6-4-3 1B		1B		G3-6 1B		4	1	2	1	0	0						
<b>Steve Braun, L</b> (1, 10) OBP: 0.367, SLG: 0.351						HBP 1B		G3-6 1B		4	1	2	0	0	1						
<b>Mike Cabbage, L</b> (1, 5) OBP: 0.328, SLG: 0.307				FC3-6 1B		SF9 1B		4-3		4	0	2	1	0	0						
<b>Larry Hisle, R</b> (1, 7) OBP: 0.325, SLG: 0.358				G6-4-3 1B		HBP 1B		F7		3	0	0	0	0	2						
<b>Butch Wynegar, S</b> (1, 2) OBP: 0.388, SLG: 0.407				3-1		F8		G3		4	0	0	0	0	3						
<b>Dan Ford, R</b> (1, 9) OBP: 0.310, SLG: 0.429				F8		SF9		6-3 3B		2	1	1	1	0	0						
<b>Bob Randall, R</b> (1, 4) OBP: 0.320, SLG: 0.315				1-3		6-3		6-3		1	0	0	0	0	0						
<b>Tony Oliva, L</b> (5, PH) OBP: 0.250, SLG: 0.253										1	0	0	0	0	2						
<b>Jerry Terrell, R</b> (5, 4) OBP: 0.287, SLG: 0.263										1	0	0	1	0	0						
<b>Inning Stats</b>	R: 0 E: 0 K: 1 S: 5	H: 1 LOB: 0 BB: 0 P: 5	R: 0 E: 0 K: 0 S: 3	H: 1 LOB: 0 BB: 0 P: 3	R: 0 E: 0 K: 0 S: 3	H: 0 LOB: 0 BB: 0 P: 3	R: 0 E: 0 K: 0 S: 3	H: 1 LOB: 0 BB: 0 P: 3	R: 1 E: 0 K: 0 S: 5	H: 2 LOB: 2 BB: 0 P: 6	R: 2 E: 0 K: 1 S: 7	H: 2 LOB: 1 BB: 1 P: 11	R: 0 E: 0 K: 0 S: 4	H: 1 LOB: 0 BB: 0 P: 4	R: 0 E: 0 K: 0 S: 3	H: 0 LOB: 0 BB: 0 P: 3	1B: 7 2B: 1 3B: 1 HR: 0	SF: 1 SAC: 0 DP: 3 HBP: 1	WP: 0 PB: 0 SB: 0 CS: 0	PA: 34	
<b>PITCHER</b>	IP	WLS	BF	H	R	ER	SO	BB	IBB	HBP	BLK	WP	HR	S	P	ERA	WHIP				
<b>Dennis Leonard, R</b> (1, 1) ERA: 3.2	7.1	W	30	9	4	4	2	1	0	1	0	0	0	32	37	4.91	1.364				
<b>Steve Mingori, L</b> (8, 1) ERA: 1.99	1.2	S	4	0	0	0	0	0	0	0	0	0	0	4	4	0.00	0.000				

AB	31
R	4
H	9
RBI	4
BB	1
SO	2
LOB	12



Batter	1	2	3	4	5	6	7	8	9	AB	R	H	RBI	BB	SO	LOB	BOTTOM				
<b>Tom Poquette, L</b> (1, 7) OBP: 0.389, SLG: 0.495	0-0 FC5-4 1B	SF8			K2-3		1B	F5		3	1	1	1	1	1	2	<b>Minnesota Twins @ Kansas City Royals</b> Royals Stadium, Kansas City, MO Thu Aug 05 1976, 8:05 PM EDT Att: 14,544 - Unknown - 81 F				
<b>Amos Otis, R</b> (1, 8) OBP: 0.355, SLG: 0.455	0-0 FC5-4 BB 1B	F7			K		F2	K		5	1	0	0	0	2	4					
<b>George Brett, L</b> (1, 5) OBP: 0.403, SLG: 0.498	0-0 BB 1B			3-1 WP FC6-2 1B		6-3		S 1B		4	1	3	0	0	0						
<b>John Mayberry, L</b> (1, 3) OBP: 0.338, SLG: 0.383	0-0 P6			3-1		L6		K		4	0	0	0	0	1	4					
<b>Hal McRae, R</b> (1, 10) OBP: 0.422, SLG: 0.498	4-0 2B			FC6-2 FC4-6		2B		1B		2	1	1	0	1	0	1					
<b>Al Cowens, R</b> (1, 9) OBP: 0.302, SLG: 0.336	0-0 BB			FC4-6		1B		HBP		4	1	2	2	0	3						
<b>Buck Martinez, R</b> (1, 2) OBP: 0.270, SLG: 0.397	1-3 2H 3H K			FC4-6		1B		P6		4	0	0	0	0	1	4					
<b>Freddie Patek, R</b> (1, 6) OBP: 0.329, SLG: 0.316				F7		F7		F3		2	0	1	2	2	0	0					
<b>Frank White, R</b> (1, 4) OBP: 0.237, SLG: 0.264				F9		F9		1B		4	1	1	0	0	0	2					
<b>Inning Stats</b>	R: 2 E: 0 K: 1 S: 8	H: 3 LOB: 2 BB: 1 P: 12	R: 1 E: 1 K: 0 S: 3	H: 0 LOB: 0 BB: 1 P: 7	R: 0 E: 0 K: 0 S: 4	H: 1 LOB: 0 BB: 0 P: 4	R: 0 E: 0 K: 0 S: 3	H: 0 LOB: 0 BB: 0 P: 3	R: 0 E: 0 K: 2 S: 7	H: 0 LOB: 0 BB: 0 P: 7	R: 2 E: 0 K: 0 S: 6	H: 3 LOB: 1 BB: 0 P: 6	R: 1 E: 0 K: 1 S: 6	H: 1 LOB: 2 BB: 1 P: 11	R: 0 E: 0 K: 1 S: 6	H: 1 LOB: 2 BB: 1 P: 10		1B: 7 2B: 2 3B: 0 HR: 0	SF: 1 SAC: 0 DP: 0 HBP: 1	WP: 2 PB: 0 SB: 3 CS: 0	PA: 38
<b>PITCHER</b>	IP	WLS	BF	H	R	ER	SO	BB	IBB	HBP	BLK	WP	HR	S	P	ERA	WHIP				
<b>Bill Singer, R</b> (1, 1) ERA: 4.2	5.2	L	26	7	5	4	3	2	0	0	0	0	0	30	38	6.35	1.588				
<b>Bill Campbell, R</b> (6, 1) ERA: 3.13	2.1		12	2	1	1	2	2	0	1	0	0	0	13	22	3.86	1.714				

AB	32
R	6
H	9
RBI	5
BB	4
SO	5
LOB	20





Batter	1	2	3	4	5	6	7	8	9	AB	R	H	RBI	BB	SO	LOB	TOP								
Tom Poquette, L (1,7) OBP: 0.385, SLG: 0.488	K			F8		G3	S 2B 1B	K		5	1	1	0	0	2	3									
Amos Otis, R (1,8) OBP: 0.356, SLG: 0.457	F9			5-3			3B 1B		5-3	5	1	2	2	0	0	0									
George Brett, L (1,5) OBP: 0.401, SLG: 0.499	4-3			K			1B 3B		6-3	5	1	1	1	0	1	1									
John Mayberry, L (1,3) OBP: 0.338, SLG: 0.381		G3			4-3		1B 2B 1B		6-3	4	2	1	1	1	0	1									
Hal McRae, R (1,10) OBP: 0.425, SLG: 0.500 Davey Nelson, R (8, PR) OBP: 0.285, SLG: 0.315	G3					BB BB	2B 1B 1B			3	1	2	0	1	0	0									
Al Cowens, R (1,9) OBP: 0.303, SLG: 0.338	1-3					BB BB	1B 2B		1-3	4	0	1	1	1	1	1									
Bob Stinson, S (1,2) OBP: 0.340, SLG: 0.343			K							4	1	2	1	0	1	2									
Freddie Patek, R (1,6) OBP: 0.328, SLG: 0.315			4-3				2B 1B			4	0	1	0	0	1	3									
Frank White, R (1,4) OBP: 0.241, SLG: 0.267			K				G3 1B 1B		F6	4	1	2	1	0	1	0									
<b>Inning Stats</b>	R: 0 E: 0 K: 1 S: 5	H: 0 LOB: 0 BB: 0 P: 5	R: 0 E: 0 K: 0 S: 3	H: 0 LOB: 0 BB: 0 P: 3	R: 0 E: 0 K: 2 S: 7	H: 0 LOB: 0 BB: 0 P: 7	R: 0 E: 0 K: 1 S: 5	H: 0 LOB: 0 BB: 2 P: 5	R: 0 E: 0 K: 1 S: 5	H: 0 LOB: 2 BB: 2 P: 13	R: 5 E: 0 K: 0 S: 9	H: 7 LOB: 1 BB: 0 P: 9	R: 1 E: 0 K: 0 S: 5	H: 2 LOB: 1 BB: 0 P: 5	R: 1 E: 0 K: 2 S: 10	H: 4 LOB: 2 BB: 0 P: 10	R: 2 E: 0 K: 0 S: 4	H: 1 LOB: 0 BB: 1 P: 8	1B: 10 2B: 3 3B: 1 HR: 1	SF: 0 SAC: 0 DP: 1 HBP: 0	WP: 1 PB: 0 SB: 1 CS: 1	PA: 42			
<b>PITCHER</b>	IP	WLS	BF	H	R	ER	SO	BB	IBB	HBP	BLK	WP	HR	S	P	ERA	WHIP								
Bart Johnson, R (1,1) ERA: 4.24	6.1	L	29	9	6	6	5	2	0	0	0	1	0	37	45	8.53	1.737								
Pete Vuckovich, R (7,1) ERA: 4.55	2.2		13	5	3	3	2	1	0	0	0	0	1	16	20	10.12	2.250								

Kansas City Royals @ Chicago White Sox  
Comiskey Park, Chicago, IL  
Fri Aug 06 1976, 8:05 PM EDT  
Unknown - 66 F

AB	39
R	9
H	14
RBI	9
BB	3
SO	7
LOB	11



Batter	1	2	3	4	5	6	7	8	9	AB	R	H	RBI	BB	SO	LOB	BOTTOM								
Bucky Dent, R (1,6) OBP: 0.297, SLG: 0.304	1B	5-3			FC2-6		1B		5-3	5	0	2	0	0	0	3									
Ralph Garr, L (1,7) OBP: 0.331, SLG: 0.421	1B		1-3		G1-6-3		G3		F8	5	1	1	0	0	0	4									
Lamar Johnson, R (1,3) OBP: 0.343, SLG: 0.431	FC6-5-2				FC3-6		5-3		F8	4	1	2	0	0	0	2									
Jorge Orta, L (1,10) OBP: 0.314, SLG: 0.423	1B		FC3-6		FC1-6		4-3		BB	3	0	2	1	1	0	1									
Bill Stein, R (1,4) OBP: 0.307, SLG: 0.387	FC1-6		F8				4-3		K	4	0	0	1	0	1	5									
Chet Lemon, R (1,8) OBP: 0.285, SLG: 0.296	4-3				5-3		F8		F8	4	0	0	0	0	0	4									
Wayne Nordhagen, R (1,9) OBP: 0.250, SLG: 0.262 Jerry Hairston, S (8, PH) (9,9)			SH1-4		F9		L8		4-3	3	0	1	0	0	0	0									
Kevin Bell, R (1,5) OBP: 0.305, SLG: 0.397 Pat Kelly, L (8, PH) (9, PH)		SH1-4			K		FC6-4			1	0	0	1	0	0	0									
Jim Essian, R (1,2) OBP: 0.303, SLG: 0.240 Jim Spencer, L (8, PH) (9, PH)		F7					FC2-6		P6	3	0	1	0	0	0	2									
<b>Inning Stats</b>	R: 2 E: 1 K: 0 S: 6	H: 3 LOB: 1 BB: 0 P: 6	R: 0 E: 0 K: 0 S: 4	H: 1 LOB: 1 BB: 0 P: 4	R: 0 E: 0 K: 0 S: 4	H: 1 LOB: 1 BB: 0 P: 4	R: 0 E: 0 K: 1 S: 5	H: 0 LOB: 0 BB: 0 P: 5	R: 0 E: 0 K: 0 S: 3	H: 1 LOB: 0 BB: 0 P: 3	R: 0 E: 0 K: 0 S: 4	H: 1 LOB: 1 BB: 0 P: 4	R: 0 E: 0 K: 0 S: 4	H: 1 LOB: 2 BB: 1 P: 8	R: 0 E: 0 K: 1 S: 6	H: 1 LOB: 1 BB: 1 P: 10	R: 0 E: 0 K: 0 S: 4	H: 1 LOB: 1 BB: 0 P: 4	1B: 9 2B: 1 3B: 0 HR: 0	SF: 0 SAC: 1 DP: 1 HBP: 0	WP: 0 PB: 0 SB: 0 CS: 0	PA: 38			
<b>PITCHER</b>	IP	WLS	BF	H	R	ER	SO	BB	IBB	HBP	BLK	WP	HR	S	P	ERA	WHIP								
Andy Hassler, L (1,1) ERA: 4.48	7.0	W	31	9	2	1	1	2	0	0	0	0	0	31	39	1.29	1.571								
Mark Littell, R (8,1) ERA: 2.11	2.0		7	1	0	0	1	0	0	0	0	0	0	9	9	0.00	0.500								

Kansas City Royals @ Chicago White Sox  
Comiskey Park, Chicago, IL  
Fri Aug 06 1976, 8:05 PM EDT  
Unknown - 66 F

AB	35
R	2
H	10
RBI	2
BB	2
SO	2
LOB	24






Batter	1	2	3	4	5	6	7	8	9	AB	R	H	RBI	BB	SO	LOB	TOP		
Tom Poquette, L (1,7) OBP: 0.381, SLG: 0.479	E7 L3		2B BB		P3	G3			F8	4	1	0	0	1	0	3			
Ruppert Jones, L (1,8) OBP: 0.400, SLG: 0.444	L3 1-2		2B		2B				4-3	5	1	2	3	0	0	1			
George Brett, L (1,5) OBP: 0.399, SLG: 0.498	4-3		F8						F8	5	0	1	1	0	0	0			
John Mayberry, L (1,3) OBP: 0.338, SLG: 0.388		K								4	1	1	1	0	1	1			
Hal McRae, R (1,10) OBP: 0.424, SLG: 0.497 Davey Nelson, R (6, PR) OBP: 0.290, SLG: 0.315	5-3				F7					2	0	0	0	1	0	0			
Al Cowens, R (1,9) OBP: 0.302, SLG: 0.337	F9				5-3					4	1	1	0	0	0	1			
Buck Martinez, R (1,2) OBP: 0.271, SLG: 0.392			3B BB		F9					2	1	0	0	1	0	1			
Freddie Patek, R (1,6) OBP: 0.333, SLG: 0.317			K							2	1	1	1	2	1	1			
Frank White, R (1,4) OBP: 0.241, SLG: 0.274			2B 3B		5-3					4	1	1	1	0	0	4			
<b>Inning Stats</b>	R: 0 E: 1 K: 0 S: 3	H: 0 LOB: 0 BB: 0 P: 3	R: 0 E: 0 K: 1 S: 5	H: 0 LOB: 0 BB: 0 P: 5	R: 3 E: 0 K: 1 S: 6	H: 2 LOB: 2 BB: 2 P: 14	R: 1 E: 0 K: 0 S: 4	H: 1 LOB: 0 BB: 0 P: 4	R: 2 E: 0 K: 0 S: 5	H: 2 LOB: 1 BB: 1 P: 9	R: 0 E: 0 K: 0 S: 3	H: 0 LOB: 0 BB: 0 P: 3	R: 0 E: 0 K: 0 S: 3	H: 0 LOB: 0 BB: 2 P: 11	R: 0 E: 0 K: 0 S: 3	H: 0 LOB: 0 BB: 0 P: 3	1B: 3 2B: 3 3B: 1 HR: 1	SF: 0 SAC: 1 DP: 1 HBP: 0	WP: 1 PA: 39 CS: 0
<b>PITCHER</b>	IP	WLS	BF	H	R	ER	SO	BB	IBB	HBP	BLK	WP	HR	S	P	ERA	WHIP		
Rich Gossage, R (1,1) ERA: 3.38	5.0	L	24	6	8	8	2	4	0	0	0	0	1	24	40	14.40	2.000		
Clay Carroll, R (6,1) ERA: 2.27	4.0		15	1	0	0	0	2	0	0	0	1	0	13	21	0.00	0.750		

**Kansas City Royals @ Chicago White Sox**  
Comiskey Park, Chicago, IL  
Fri Aug 06 1976, 8:05 PM EDT  
Att: 13,284 - Unknown

livebaseballscorecards.com

AB 32  
R 8  
H 7  
RBI 7  
BB 6  
SO 2  
LOB 12




Batter	1	2	3	4	5	6	7	8	9	AB	R	H	RBI	BB	SO	LOB	BOTTOM				
Jerry Hairston, S (1,9) OBP: 0.385, SLG: 0.375	K		SF8 3B							4	1	1	1	0	1	0					
Ralph Garr, L (1,7) OBP: 0.332, SLG: 0.423			SF8							3	0	2	1	0	0	0					
Jorge Orta, L (1,10) OBP: 0.315, SLG: 0.431	F5		HR							4	1	2	1	0	0	2					
Jim Spencer, L (1,3) OBP: 0.332, SLG: 0.364	F4		F8							4	0	0	0	0	0	2					
Chet Lemon, R (1,8) OBP: 0.286, SLG: 0.294 Alan Bannister, R (9, PH) OBP: 0.286, SLG: 0.303		G4-6-3 HBP			F8					2	0	0	0	0	0	1					
Jack Brohamer, L (1,4) OBP: 0.292, SLG: 0.367 Wayne Nordhagen, R (9, PH) OBP: 0.245, SLG: 0.256		G4-6-3 1-2			P3					3	0	0	0	0	0	1					
Kevin Bell, R (1,5) OBP: 0.301, SLG: 0.390		4-3			K					3	0	0	0	0	1	0					
Bucky Dent, R (1,6) OBP: 0.295, SLG: 0.302			F9							3	0	0	0	0	0	0					
Jim Essian, R (1,2) OBP: 0.297, SLG: 0.234			E5 3B							3	1	0	0	0	0	0					
<b>Inning Stats</b>	R: 0 E: 0 K: 1 S: 6	H: 1 LOB: 1 BB: 0 P: 6	R: 0 E: 0 K: 0 S: 2	H: 0 LOB: 0 BB: 0 P: 3	R: 3 E: 1 K: 0 S: 6	H: 2 LOB: 0 BB: 0 P: 6	R: 0 E: 0 K: 1 S: 5	H: 0 LOB: 0 BB: 0 P: 5	R: 0 E: 0 K: 0 S: 3	H: 0 LOB: 0 BB: 0 P: 3	R: 0 E: 0 K: 0 S: 4	H: 1 LOB: 1 BB: 0 P: 4	R: 0 E: 0 K: 0 S: 3	H: 0 LOB: 0 BB: 0 P: 3	R: 0 E: 0 K: 0 S: 4	H: 1 LOB: 1 BB: 0 P: 4	R: 0 E: 0 K: 0 S: 3	H: 0 LOB: 0 BB: 0 P: 3	1B: 3 2B: 0 3B: 1 HR: 1	SF: 1 SAC: 0 DP: 1 HBP: 1	WP: 0 PA: 33 CS: 0
<b>PITCHER</b>	IP	WLS	BF	H	R	ER	SO	BB	IBB	HBP	BLK	WP	HR	S	P	ERA	WHIP				
Doug Bird, R (1,1) ERA: 3.23	8.0	W	30	5	3	0	2	0	0	1	0	0	0	33	34	0.00	0.625				
Tom Hall, L (9,1) ERA: 4.05	1.0		3	0	0	0	0	0	0	0	0	0	0	3	3	0.00	0.000				

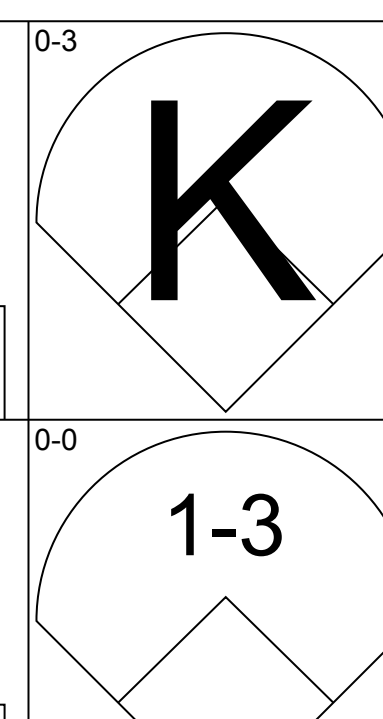
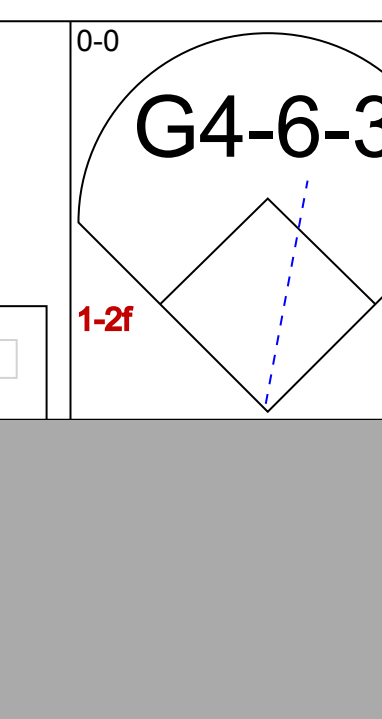
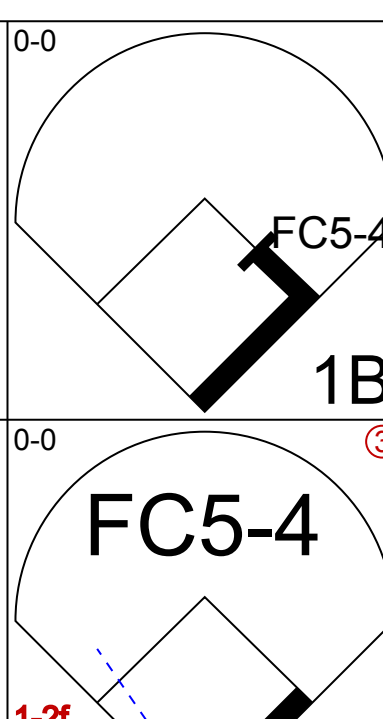
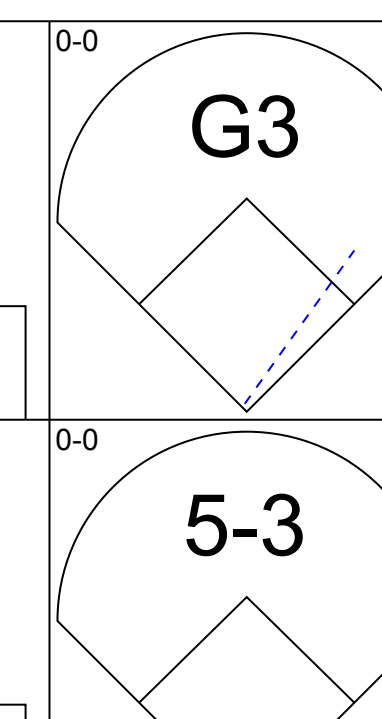
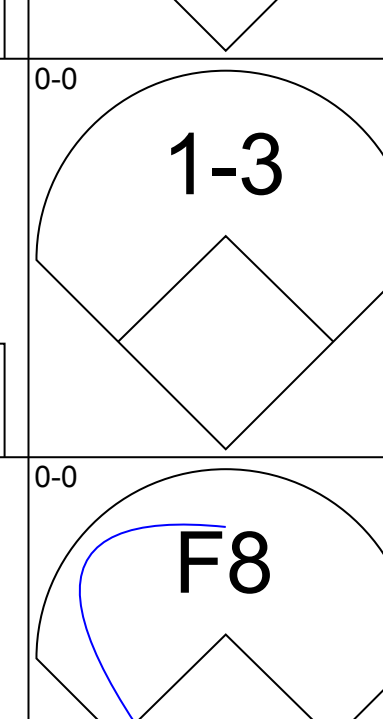
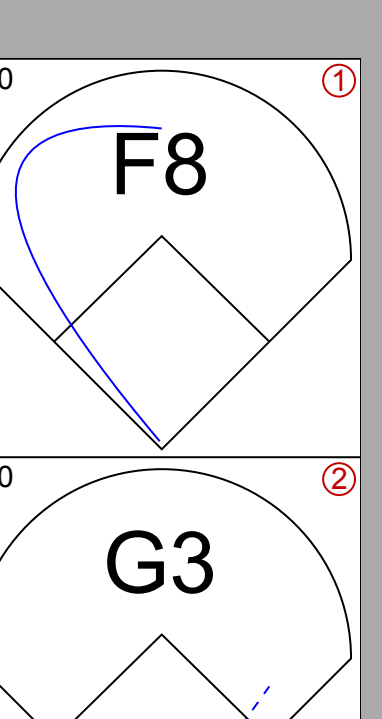
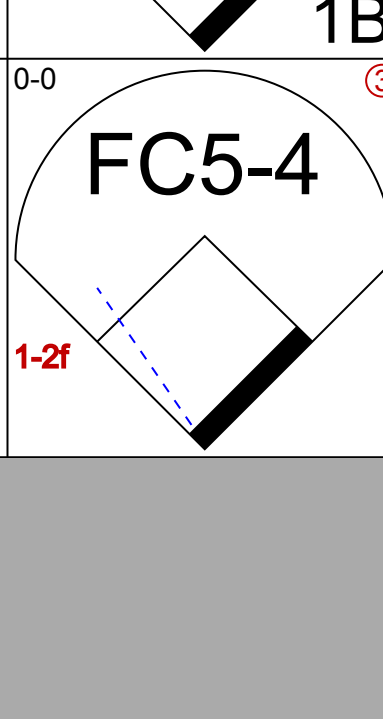
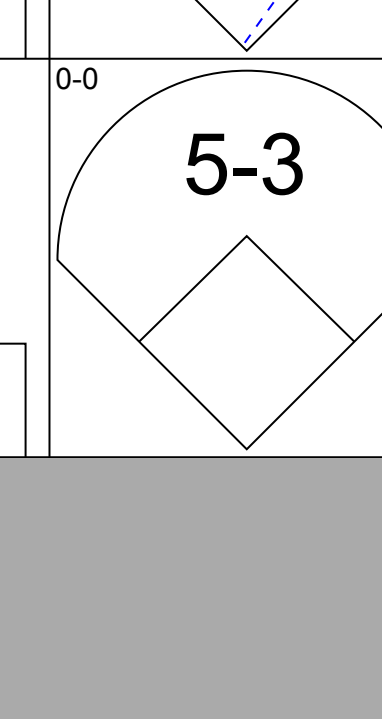
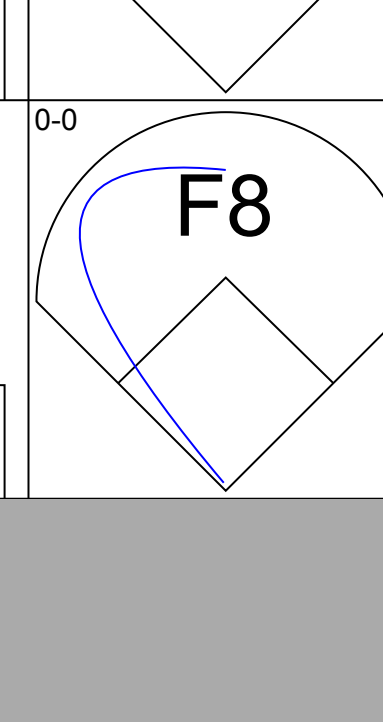
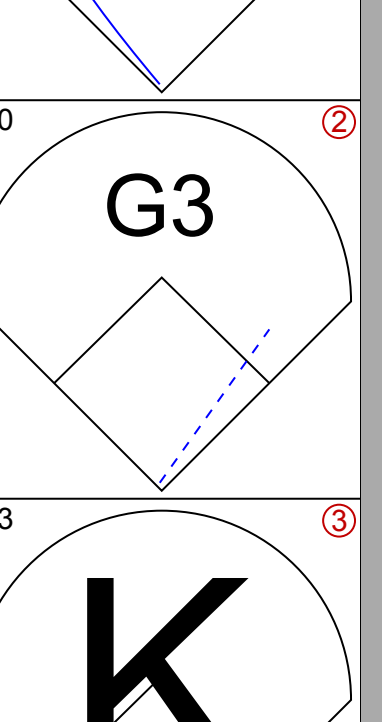
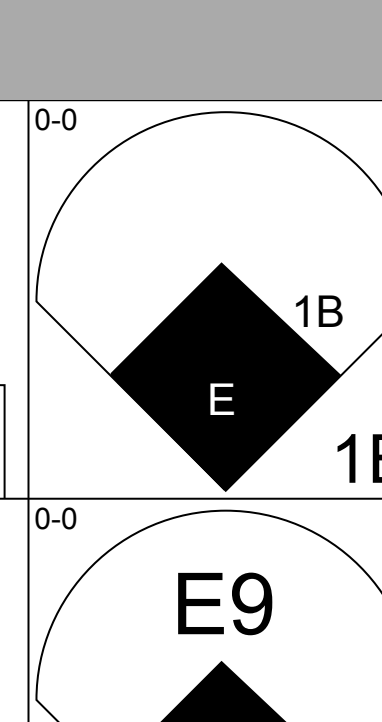
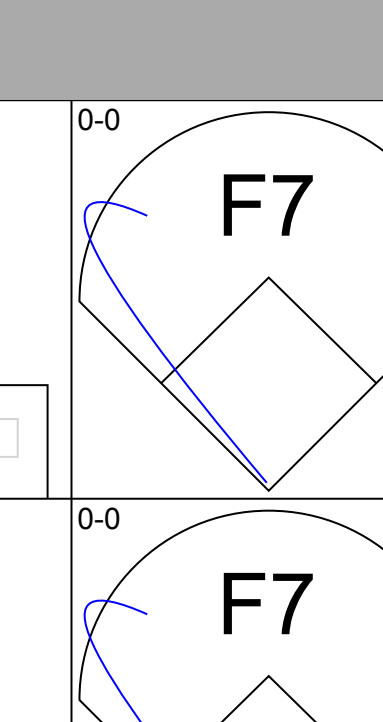
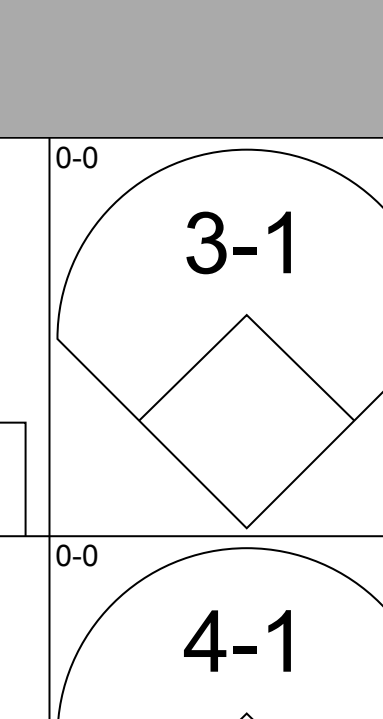

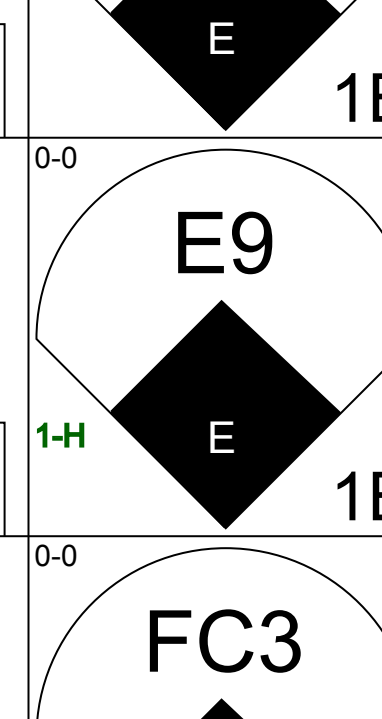
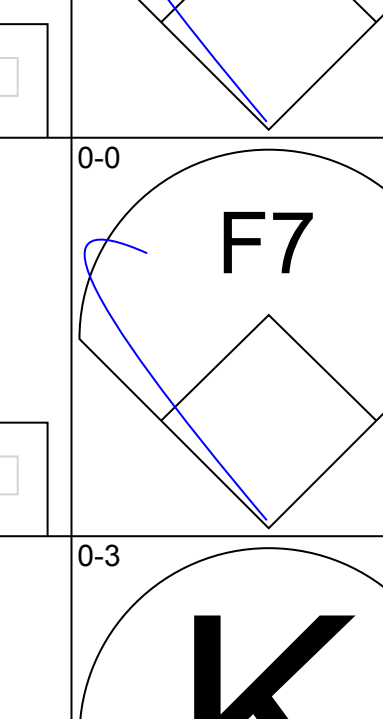
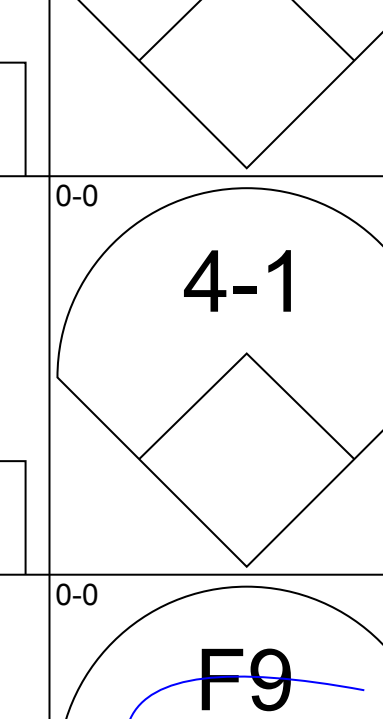
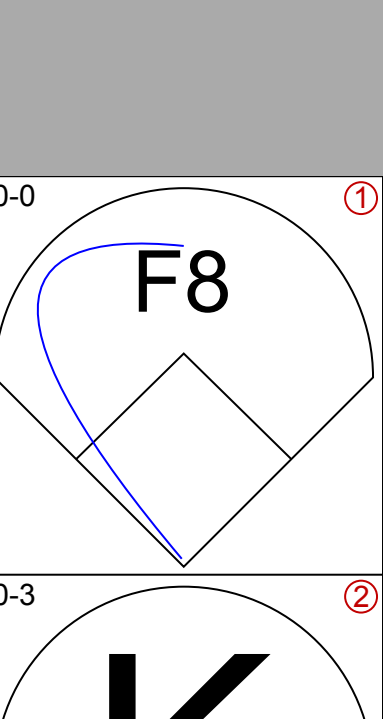
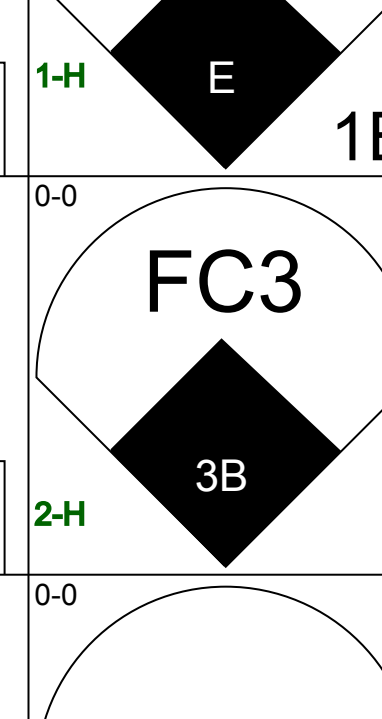
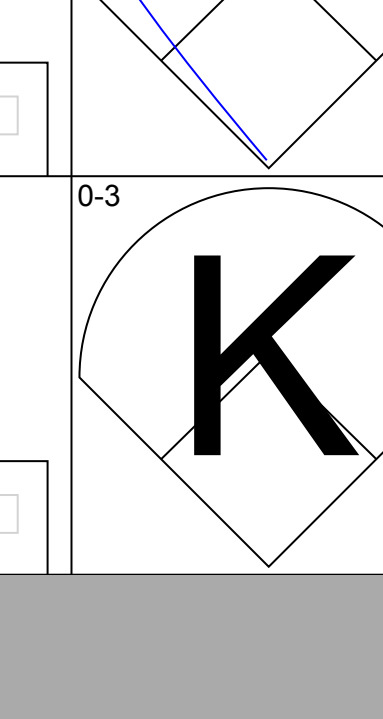
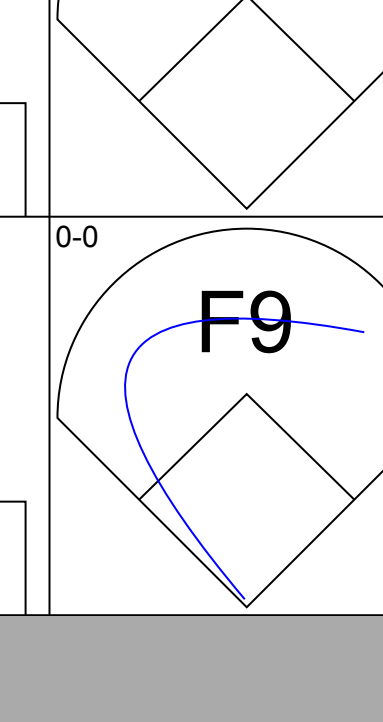
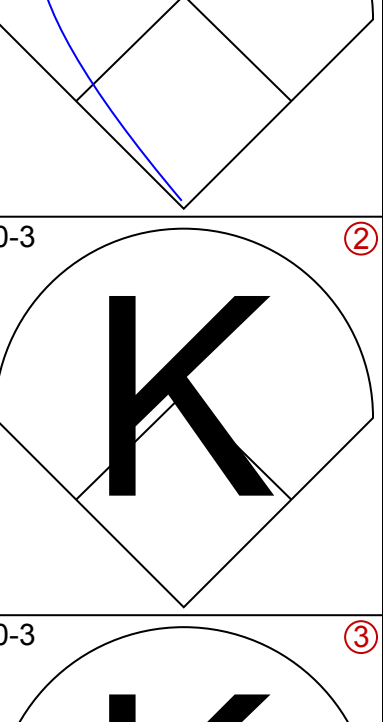
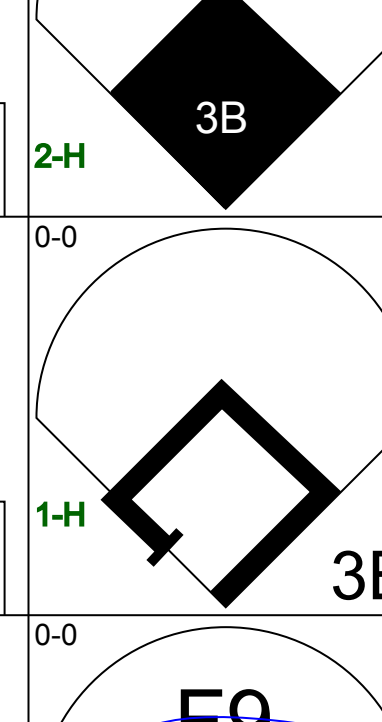
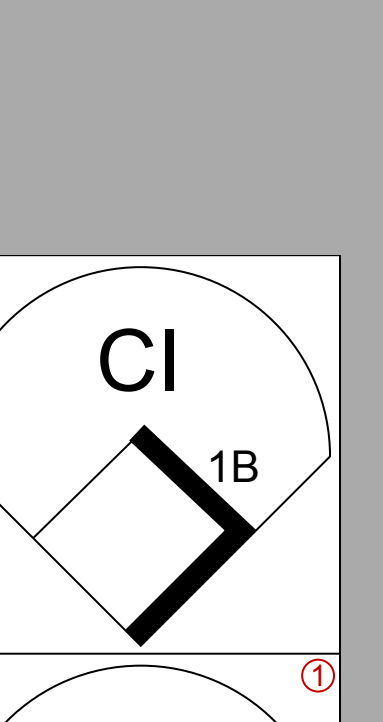
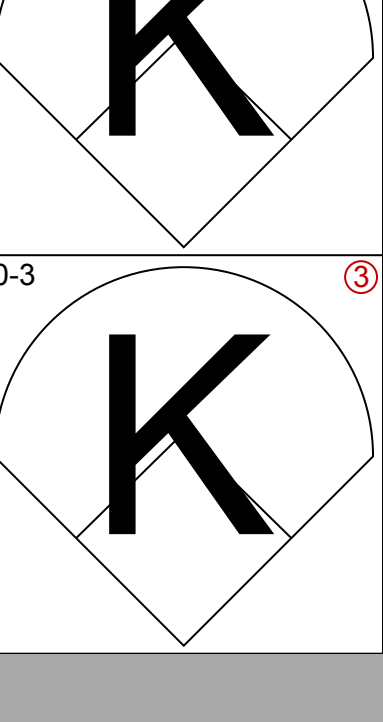
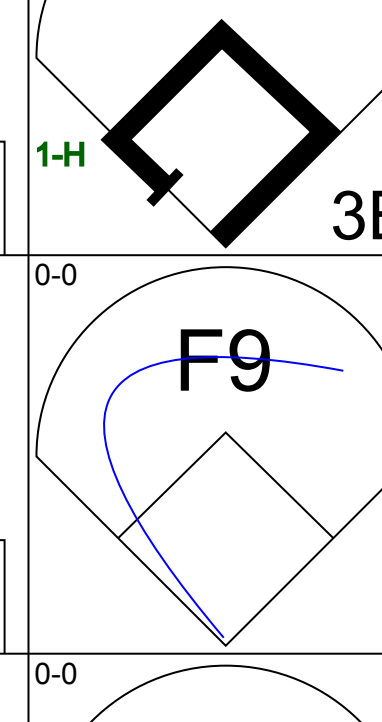
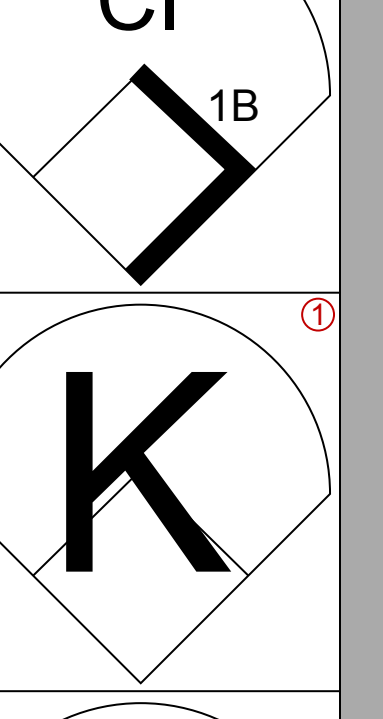
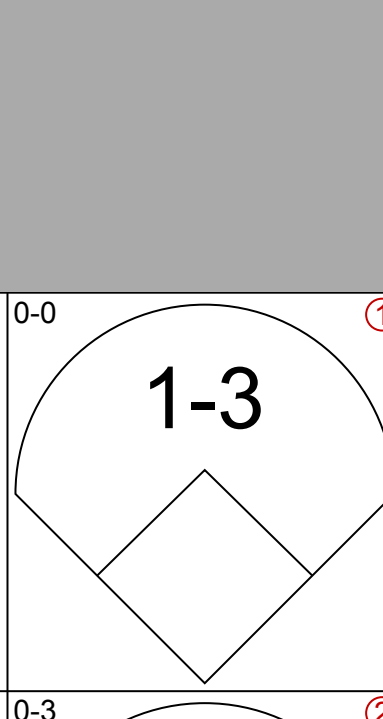

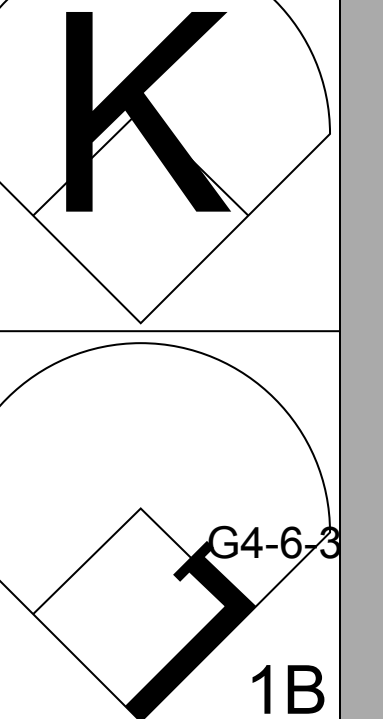
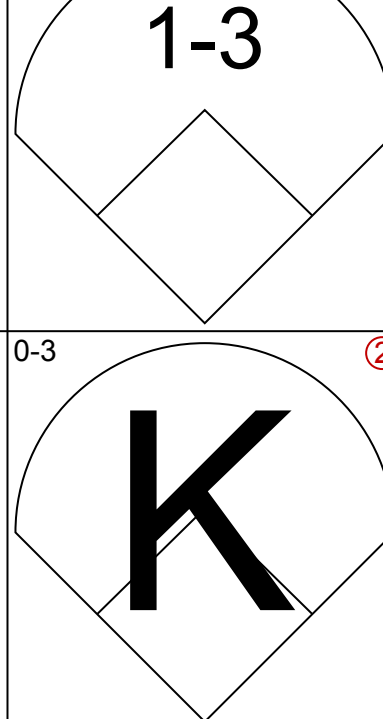
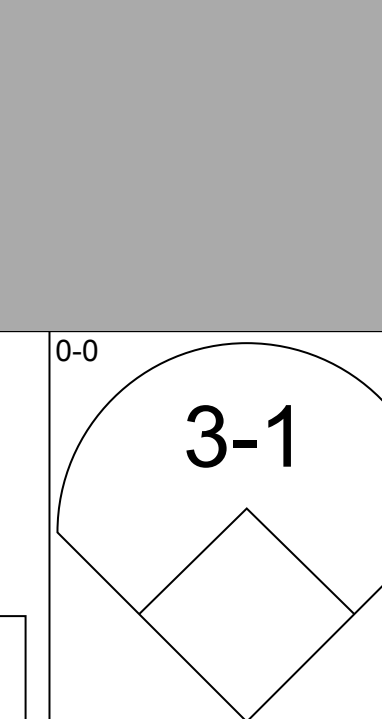
**Kansas City Royals @ Chicago White Sox**  
Comiskey Park, Chicago, IL  
Fri Aug 06 1976, 8:05 PM EDT  
Att: 13,284 - Unknown

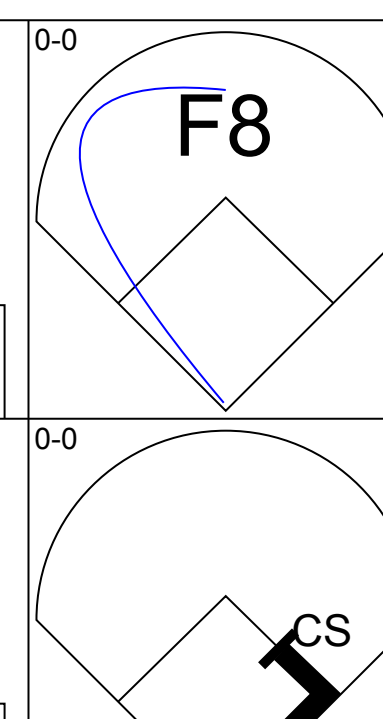
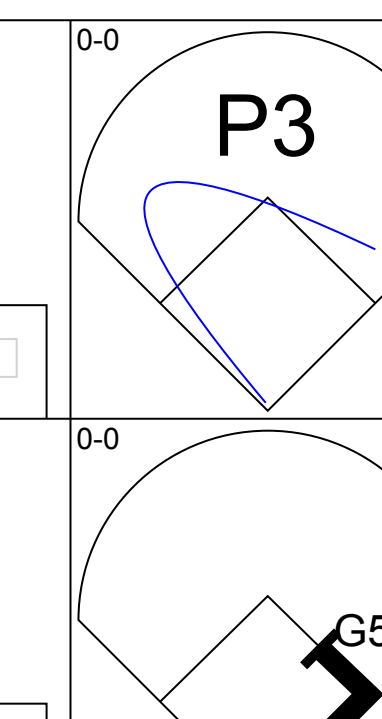
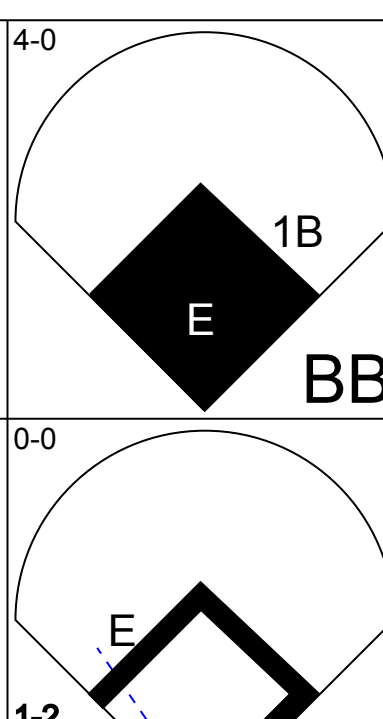
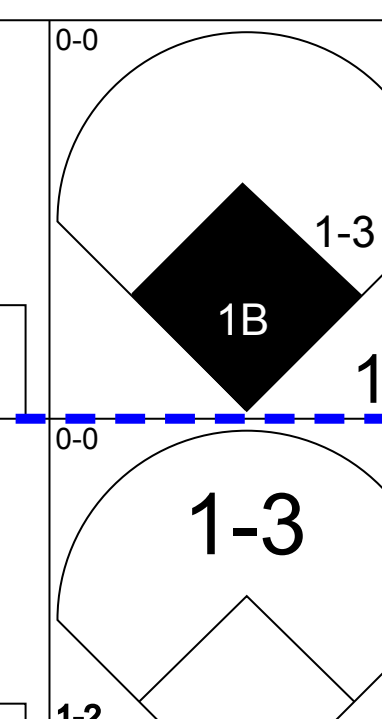
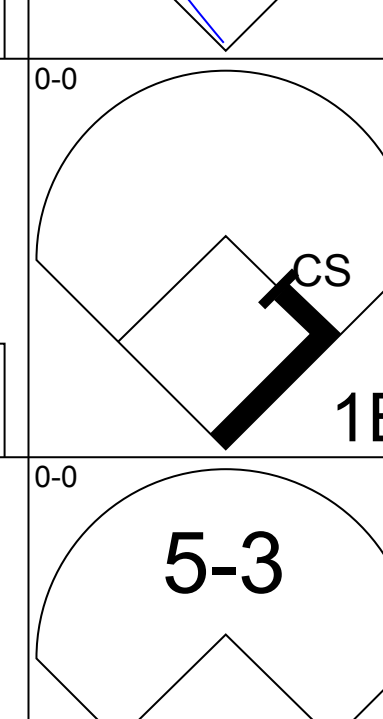
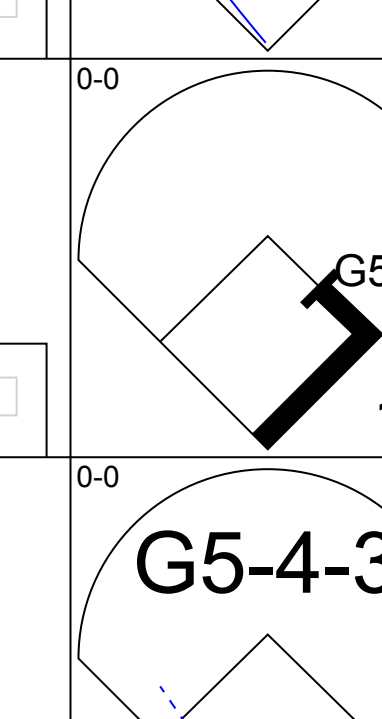
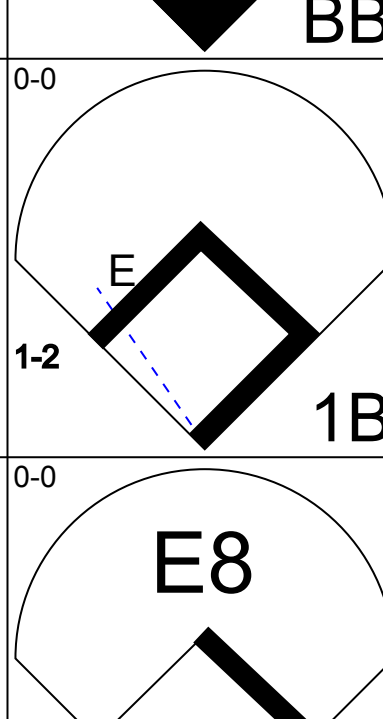
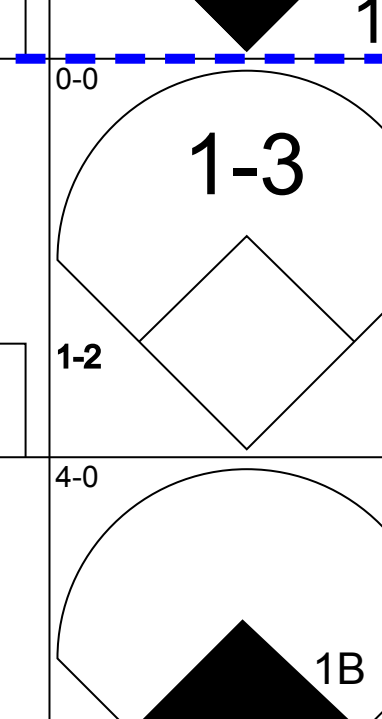
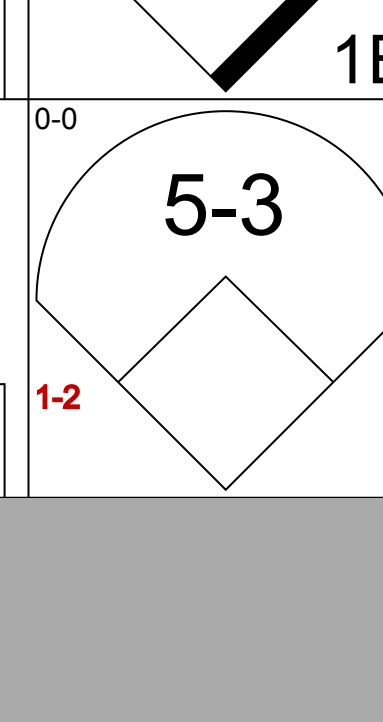
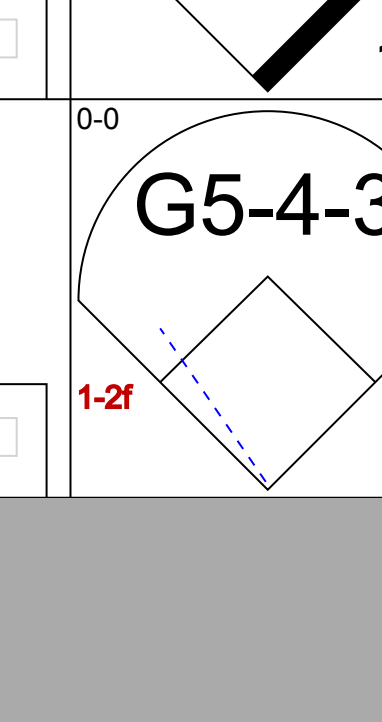
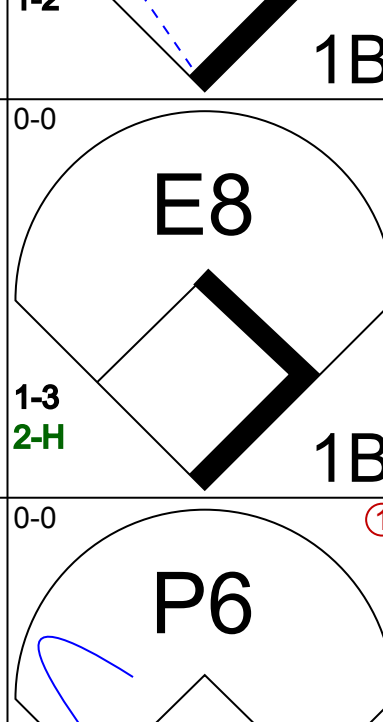
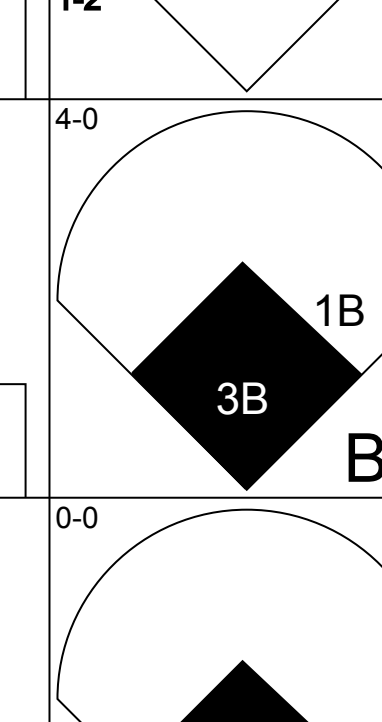
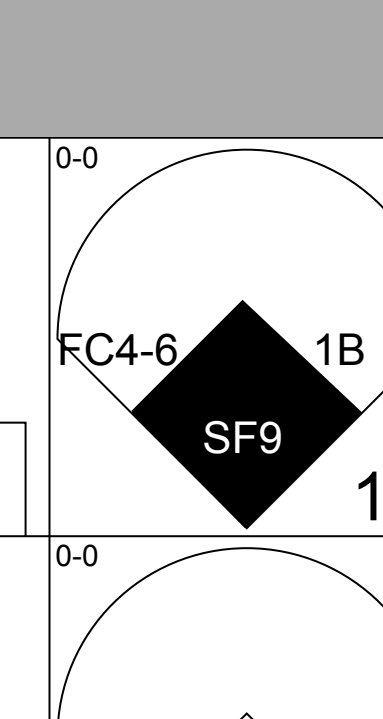
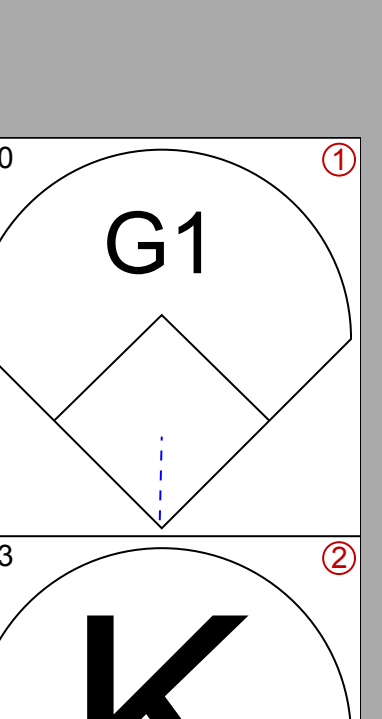
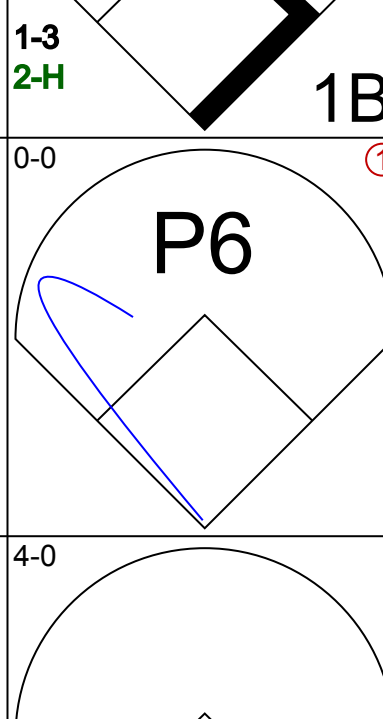
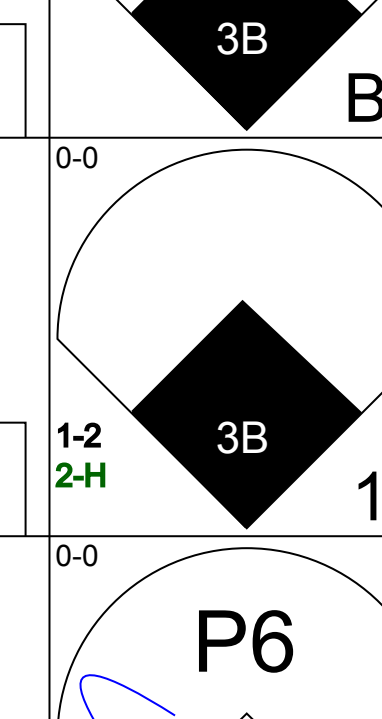
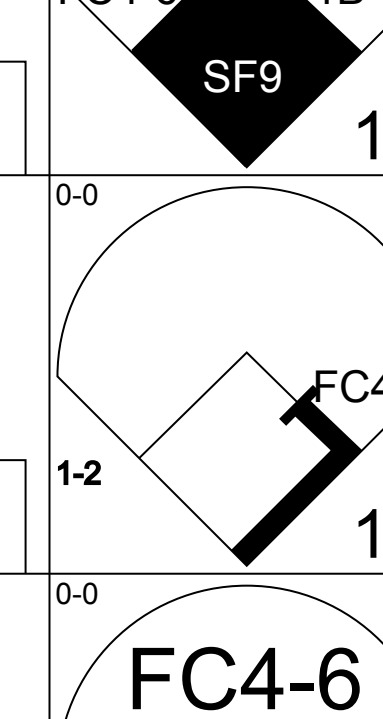
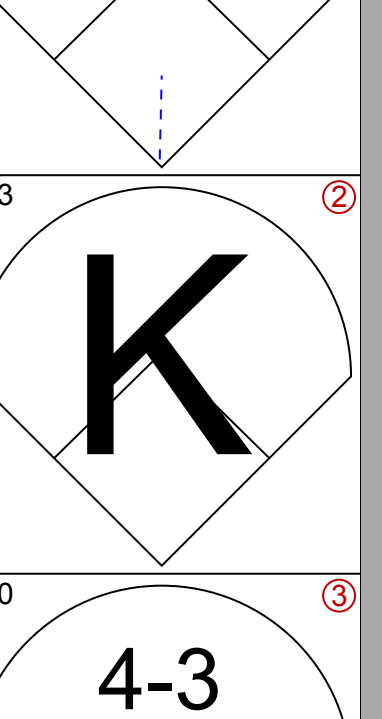
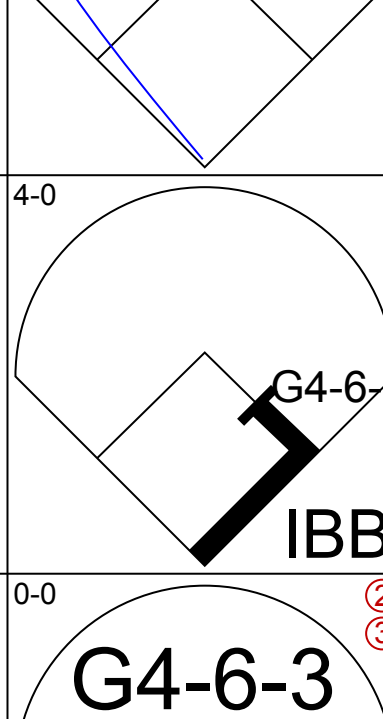
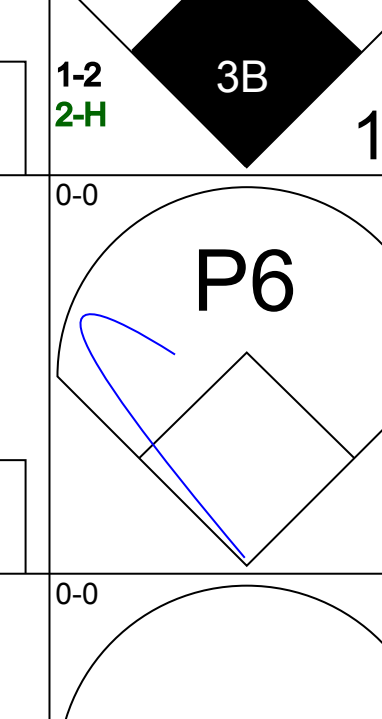
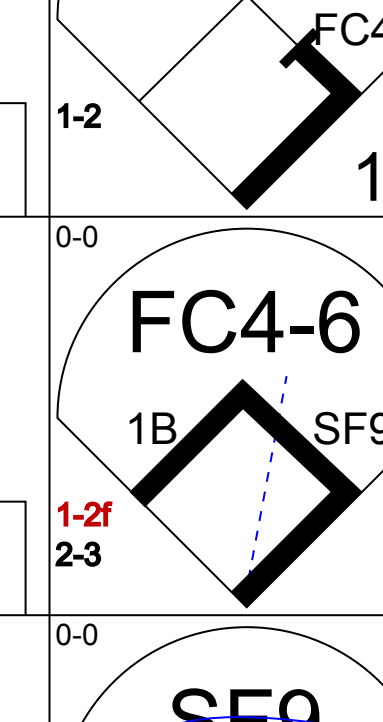
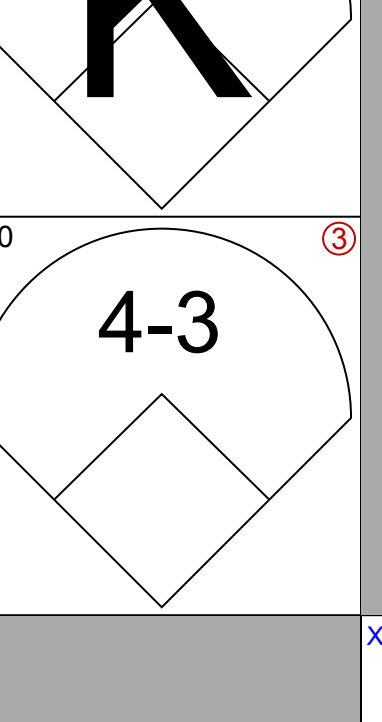
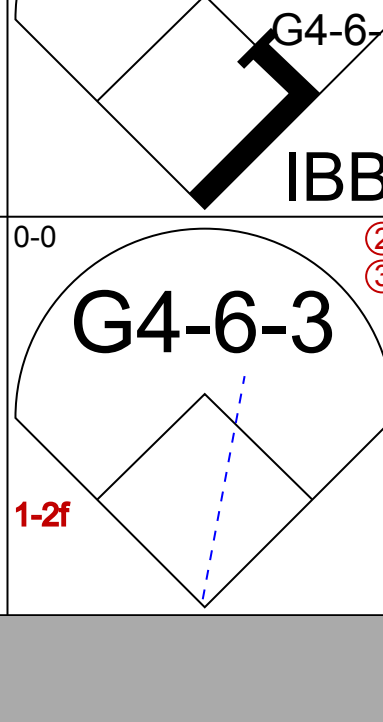
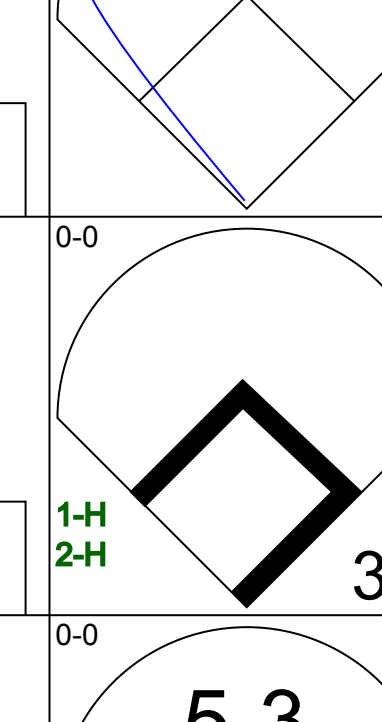
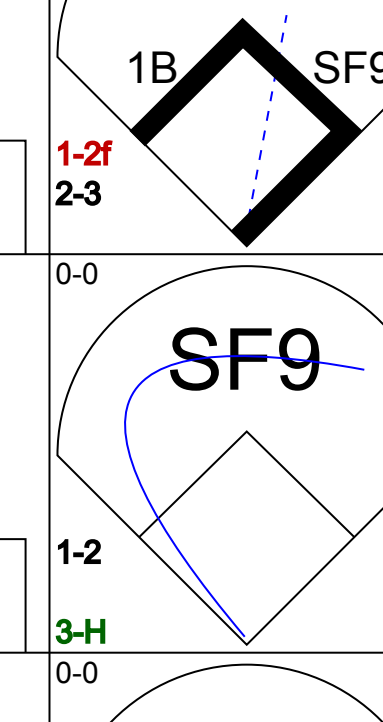
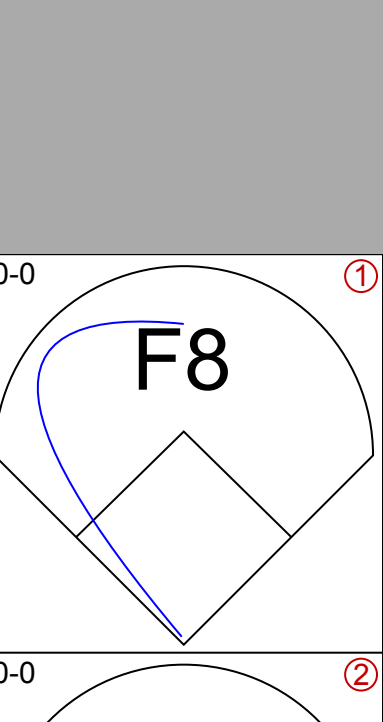
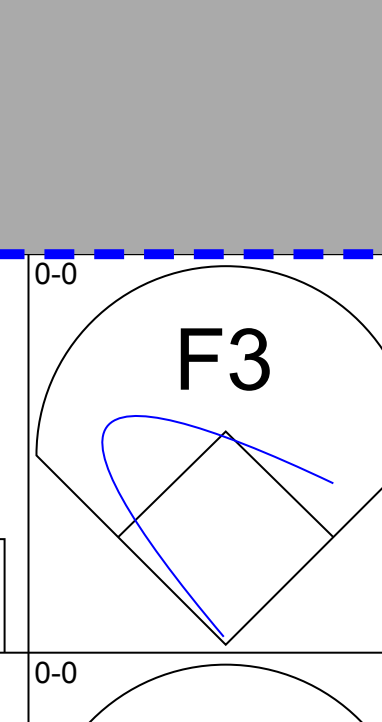
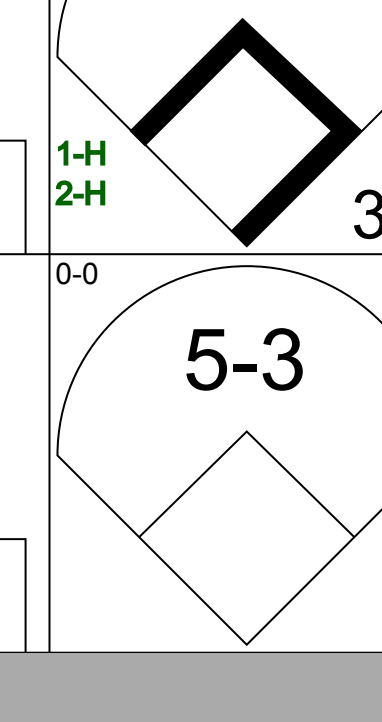
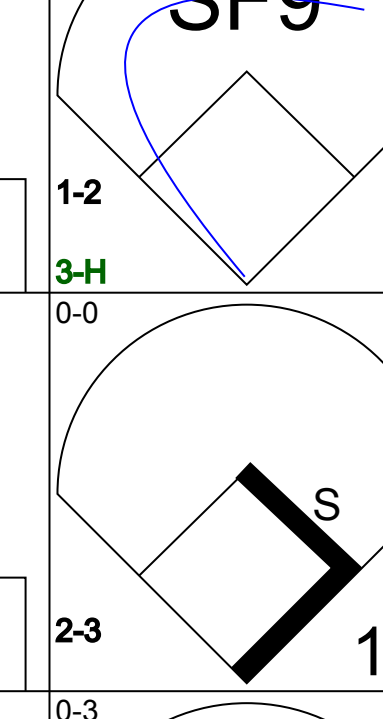
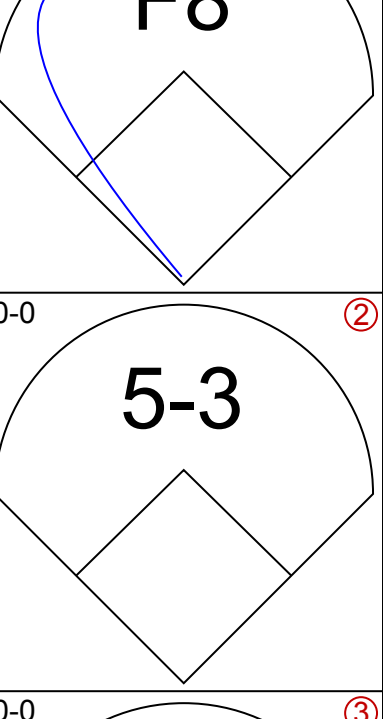
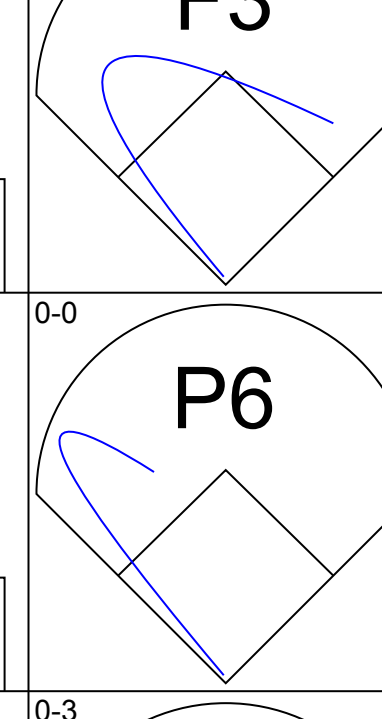
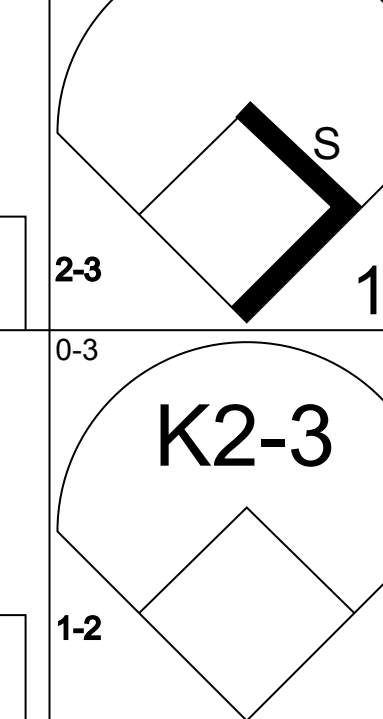
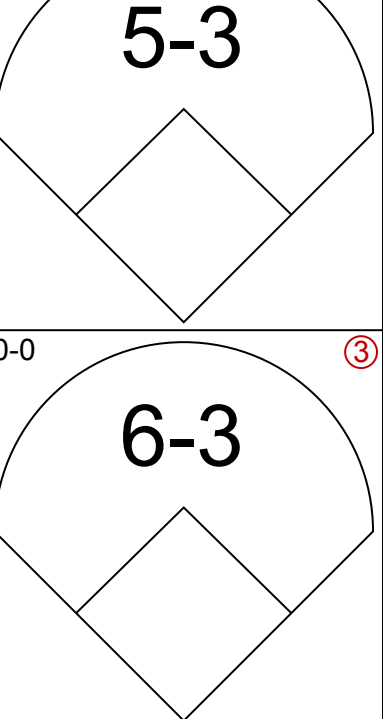
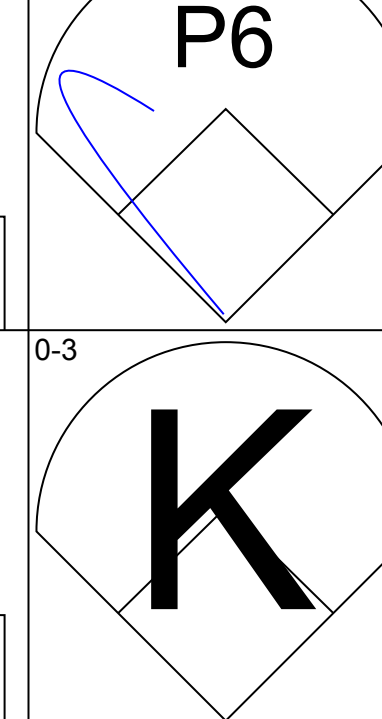
livebaseballscorecards.com

AB 31  
R 3  
H 5  
RBI 3  
BB 0  
SO 2  
LOB 6





Batter	1	2	3	4	5	6	7	8	9	AB	R	H	RBI	BB	SO	LOB	TOP					
Tom Poquette, L (1, 7) OBP: 0.379, SLG: 0.475										4	0	1	0	0	1	2	<b>Kansas City Royals @ Chicago White Sox</b> Comiskey Park, Chicago, IL Sat Aug 07 1976, 4:33 AM EDT Att: 30,382 - Unknown - 66 F <a href="http://livebaseballscorecards.com">livebaseballscorecards.com</a>					
Amos Otis, R (1, 8) OBP: 0.353, SLG: 0.452										4	0	0	0	0	0	1						
George Brett, L (1, 5) OBP: 0.398, SLG: 0.495										4	1	1	0	0	0	0						
John Mayberry, L (1, 3) OBP: 0.337, SLG: 0.386										4	1	1	0	0	1	0						
Hal McRae, R (1, 10) OBP: 0.421, SLG: 0.492 Al Cowens, R (7, PR) OBP: 0.302, SLG: 0.336										3	0	0	0	0	0	0						
Ruppert Jones, L (1, 9) OBP: 0.385, SLG: 0.583										3	0	1	1	0	1	0						
Bob Stinson, S (1, 2) OBP: 0.335, SLG: 0.338										2	0	0	0	0	1	1						
Freddie Patek, R (1, 6) OBP: 0.330, SLG: 0.314										3	0	0	0	0	1	2						
Frank White, R (1, 4) OBP: 0.242, SLG: 0.274										3	0	1	0	0	1	0						
<b>Inning Stats</b>	R: 0 E: 0 K: 1 S: 5	H: 0 LOB: 0 BB: 0 P: 5	R: 0 E: 0 K: 0 S: 3	H: 0 LOB: 0 BB: 0 P: 3	R: 0 E: 1 K: 1 S: 6	H: 1 LOB: 1 BB: 0 P: 6	R: 0 E: 0 K: 1 S: 5	H: 0 LOB: 0 BB: 0 P: 5	R: 0 E: 0 K: 2 S: 7	H: 0 LOB: 0 BB: 0 P: 7	R: 0 E: 0 K: 1 S: 6	H: 1 LOB: 1 BB: 0 P: 6	R: 3 E: 2 K: 0 S: 6	H: 3 LOB: 1 BB: 0 P: 6	R: 0 E: 0 K: 0 S: 3	H: 0 LOB: 0 BB: 0 P: 3		R: 0 E: 0 K: 1 S: 5	H: 0 LOB: 0 BB: 0 P: 5	1B: 4 2B: 0 3B: 1 HR: 0	SF: 0 SAC: 0 DP: 1 HBP: 0	WP: 0 PB: 0 SB: 0 CS: 0
<b>PITCHER</b> Francisco Barrios, R (1, 1) ERA: 4.47	IP: 9.0 WLS: W BF: 32 H: 5 R: 3 ER: 3 SO: 7 BB: 0 IBB: 0 HBP: 0 BLK: 0 WP: 0 HR: 0 S: 46 P: 46 ERA: 3.00 WHIP: 0.556															<b>PITCHER</b>						

Batter	1	2	3	4	5	6	7	8	9	AB	R	H	RBI	BB	SO	LOB	BOTTOM					
Chet Lemon, R (1, 8) OBP: 0.288, SLG: 0.294										3	2	1	0	1	0	0	<b>Kansas City Royals @ Chicago White Sox</b> Comiskey Park, Chicago, IL Sat Aug 07 1976, 4:33 AM EDT Att: 30,382 - Unknown - 66 F <a href="http://livebaseballscorecards.com">livebaseballscorecards.com</a>					
Ralph Garr, L (1, 9) OBP: 0.337, SLG: 0.426										4	0	3	0	0	0	1						
Lamar Johnson, R (1, 10) OBP: 0.348, SLG: 0.429										3	1	1	1	1	0	2						
Jorge Orta, L (1, 7) OBP: 0.317, SLG: 0.432 Bucky Dent, R (9, 6) OBP: 0.295, SLG: 0.302										4	2	2	1	0	0	2						
Bill Stein, R (1, 4) OBP: 0.311, SLG: 0.386										3	0	1	0	1	1	2						
Jim Spencer, L (1, 3) OBP: 0.332, SLG: 0.369										4	0	1	2	0	0	5						
Kevin Bell, R (1, 5) OBP: 0.383 Jack Brohamer, L (9, 4) OBP: 0.292, SLG: 0.367										3	0	0	1	0	0	1						
Alan Bannister, R (1, 6) OBP: 0.289, SLG: 0.306										3	0	1	0	0	0	0						
Jim Essian, R (1, 2) OBP: 0.291, SLG: 0.229										3	0	0	0	0	2	2						
<b>Inning Stats</b>	R: 0 E: 0 K: 0 S: 3	H: 1 LOB: 0 BB: 0 P: 3	R: 1 E: 0 K: 1 S: 8	H: 3 LOB: 2 BB: 0 P: 8	R: 0 E: 0 K: 0 S: 3	H: 1 LOB: 0 BB: 0 P: 3	R: 0 E: 0 K: 1 S: 5	H: 0 LOB: 0 BB: 0 P: 5	R: 0 E: 0 K: 0 S: 3	H: 0 LOB: 0 BB: 0 P: 3	R: 1 E: 1 K: 0 S: 4	H: 2 LOB: 2 BB: 2 P: 12	R: 0 E: 0 K: 1 S: 5	H: 0 LOB: 0 BB: 0 P: 5	R: 3 E: 0 K: 0 S: 6	H: 3 LOB: 1 BB: 1 P: 10		R: 0 E: 0 K: 1 S: 5	H: 0 LOB: 0 BB: 0 P: 5	1B: 9 2B: 0 3B: 1 HR: 0	SF: 1 SAC: 0 DP: 2 HBP: 0	WP: 0 PB: 0 SB: 1 CS: 1
<b>PITCHER</b> Larry Gura, L (1, 1) ERA: 4.24 Tom Bruno, R (7, 1) ERA: 3.86 Steve Mingori, L (8, 1) ERA: 2.26	IP: 6.0 WLS: L BF: 24 H: 7 R: 2 ER: 2 SO: 2 BB: 1 IBB: 1 HBP: 0 BLK: 0 WP: 0 HR: 0 S: 26 P: 34 ERA: 3.00 WHIP: 1.333															<b>PITCHER</b>						



Batter	1	2	3	4	5	6	7	8	9	AB	R	H	RBI	BB	SO	LOB	TOP										
Jim Wohlford, R (1, 7) OBP: 0.293, SLG: 0.286 Bob Stinson, S (8, 2) OBP: 0.333, SLG: 0.336	L1		1B		6-3		2B		F8	3	1	1	0	1	0	1	<b>Kansas City Royals @ Chicago White Sox</b> Comiskey Park, Chicago, IL Sun Aug 08 1976, 4:33 AM EDT Unknown										
Amos Otis, R (1, 8) OBP: 0.351, SLG: 0.451	6-3		K		K		WP 1-H 2B		K	5	0	1	1	0	3	3											
George Brett, L (1, 5) OBP: 0.396, SLG: 0.492	FC6-5 1B		K		F8		L7		4-3	5	0	1	0	0	1	4											
Hal McRae, R (1, 10) OBP: 0.424, SLG: 0.492 Ruppert Jones, L (8, PR) OBP: 0.395, SLG: 0.583	1-2 1B								BB 1B SF7 BB	2	0	1	0	2	1	0											
John Mayberry, L (1, 3) OBP: 0.336, SLG: 0.385	FC6-5 2-3f		1-3		6-3				BB 1B	4	0	1	0	0	0	5											
Al Cowens, R (1, 9) OBP: 0.301, SLG: 0.335		4-3			G3				L8	4	0	1	0	0	0	2											
Buck Martinez, R (1, 2) Tom Poquette, L (8, PH) OBP: 0.382, SLG: 0.475	4-3				6-3					3	0	0	0	0	0	1											
Freddie Patek, R (1, 6) OBP: 0.328, SLG: 0.310 Jamie Quirk, L (8, PH) OBP: 0.253, SLG: 0.358	4-3				P4				SF7	3	0	0	0	0	0	0											
Frank White, R (1, 4) OBP: 0.246, SLG: 0.282 Davey Nelson, R (8, PH) OBP: 0.288, SLG: 0.313					1B S 1B				6-3 4-3	3	0	2	0	0	0	0											
<b>Inning Stats</b>	R: 0 E: 0 K: 0 S: 5	H: 2 LOB: 2 BB: 0 P: 5	R: 0 E: 0 K: 0 S: 3	H: 0 LOB: 0 BB: 0 P: 3	R: 0 E: 0 K: 2 S: 9	H: 2 LOB: 3 BB: 1 P: 13	R: 0 E: 0 K: 0 S: 3	H: 0 LOB: 0 BB: 0 P: 3	R: 0 E: 0 K: 1 S: 6	H: 1 LOB: 1 BB: 0 P: 6	R: 0 E: 0 K: 1 S: 6	H: 1 LOB: 1 BB: 0 P: 6	R: 1 E: 0 K: 0 S: 4	H: 1 LOB: 1 BB: 1 P: 8	R: 1 E: 0 K: 0 S: 4	H: 1 LOB: 2 BB: 2 P: 12		R: 0 E: 0 K: 1 S: 5	H: 0 LOB: 0 BB: 0 P: 5	1B: 6 2B: 2 3B: 0 HR: 0	SF: 1 SAC: 0 DP: 0 HBP: 0	WP: 1 PB: 0 SB: 1 CS: 0	PA: 39				
<b>PITCHER</b>	IP	WLS	BF	H	R	ER	SO	BB	IBB	HBP	BLK	WP	HR	S	P	ERA	WHIP										
Terry Forster, L (1, 1) ERA: 3.86	6.0	W	25	6	0	0	4	1	0	0	0	0	0	32	36	0.00	1.167										
Clay Carroll, R (7, 1) ERA: 2.39	0.2		4	1	1	1	0	1	0	0	0	0	0	3	7	13.50	3.000										
Dave Hamilton, L (7, 1) ERA: 3.56	0.1		3	1	1	1	0	1	0	0	0	1	0	2	6	27.00	6.000										
Rich Gossage, R (8, 1) ERA: 3.33	2.0	S	7	0	0	0	1	1	0	0	0	0	0	8	12	0.00	0.500										

Batter	1	2	3	4	5	6	7	8	9	AB	R	H	RBI	BB	SO	LOB	BOTTOM										
Jerry Hairston, S (1, 9) OBP: 0.395, SLG: 0.371 Chet Lemon, R (8, 8) OBP: 0.287, SLG: 0.293	S 1B		F9		K		1B 1B BB		K	3	1	1	0	1	1	0	<b>Kansas City Royals @ Chicago White Sox</b> Comiskey Park, Chicago, IL Sun Aug 08 1976, 4:33 AM EDT Unknown										
Ralph Garr, L (1, 8) OBP: 0.339, SLG: 0.427	F8						1B 1B 2-H			4	0	2	1	0	0	1											
Jorge Orta, L (1, 7) OBP: 0.316, SLG: 0.430 Alan Bannister, R (8, 7) OBP: 0.289, SLG: 0.306	F7		L8				BB 1B S 1B		K	4	1	1	0	0	1	4											
Pat Kelly, L (1, 10) OBP: 0.357, SLG: 0.384	F8						F8 F2			3	1	0	0	1	0	4											
Jim Spencer, L (1, 3) OBP: 0.333, SLG: 0.369		L7					F7 1-H		BB 1B IBB	3	1	1	1	1	0	0											
Kevin Bell, R (1, 5) OBP: 0.291, SLG: 0.379 Lamar Johnson, R (6, PH) OBP: 0.352, SLG: 0.429 Bill Stein, R (7, 5) OBP: 0.310, SLG: 0.384	K						F9		F9	2	0	0	0	0	1	0											
Jack Brohamer, L (1, 4) OBP: 0.296, SLG: 0.367							4-3			3	0	1	2	1	0	0											
Bucky Dent, R (1, 6) OBP: 0.292, SLG: 0.299		L7							P5 F8	4	0	0	0	0	0	3											
Jim Essian, R (1, 2) OBP: 0.289, SLG: 0.230			L7						K	4	1	1	0	0	1	0											
<b>Inning Stats</b>	R: 0 E: 0 K: 0 S: 4	H: 1 LOB: 1 BB: 0 P: 4	R: 0 E: 0 K: 1 S: 5	H: 0 LOB: 1 BB: 1 P: 9	R: 0 E: 0 K: 0 S: 4	H: 1 LOB: 1 BB: 0 P: 4	R: 1 E: 1 K: 0 S: 3	H: 0 LOB: 0 BB: 1 P: 7	R: 0 E: 0 K: 2 S: 7	H: 0 LOB: 0 BB: 0 P: 7	R: 2 E: 0 K: 0 S: 5	H: 2 LOB: 2 BB: 2 P: 13	R: 2 E: 0 K: 1 S: 8	H: 3 LOB: 2 BB: 1 P: 12	R: 0 E: 1 K: 1 S: 6	H: 0 LOB: 1 BB: 0 P: 6		1B: 7 2B: 0 3B: 0 HR: 0	SF: 0 SAC: 0 DP: 0 HBP: 0	WP: 0 PB: 0 SB: 5 CS: 0	PA: 37						
<b>PITCHER</b>	IP	WLS	BF	H	R	ER	SO	BB	IBB	HBP	BLK	WP	HR	S	P	ERA	WHIP										
Marty Pattin, R (1, 1) ERA: 2.71	6.0	L	27	5	4	3	3	3	1	0	0	0	0	29	45	4.50	1.333										
Tom Hall, L (7, 1) ERA: 4.28	0.2		5	2	1	1	1	1	0	0	0	0	0	6	10	13.50	4.500										
Tom Bruno, R (7, 1) ERA: 3.0	1.1		5	0	0	0	1	0	0	0	0	0	0	7	7	0.00	0.000										




Batter	1	2	3	4	5	6	7	8	9	AB	R	H	RBI	BB	SO	LOB	TOP								
Tom Poquette, L (1, 7) OBP: 0.382, SLG: 0.471 Jim Wohlford, R (9, 7) OBP: 0.293, SLG: 0.286	0-0 P6		0-0 BB 1B	4-0 S BB		0-0 G4-6-3			0-3 K	4	1	1	0	1	1	1									
Ruppert Jones, L (1, 8) OBP: 0.333, SLG: 0.438	0-3 K		4-0 BB 1B	0-3 K					0-0 P4	4	1	0	0	1	3	2									
George Brett, L (1, 5) OBP: 0.394, SLG: 0.489	0-0 1-3		0-0 BB 3B	0-0 L6					0-0 F8	5	1	1	1	0	0	2									
John Mayberry, L (1, 3) OBP: 0.335, SLG: 0.382		0-0 6-3	4-0 BB 3B		0-0 L9				0-0 F8	3	1	0	0	1	0	0									
Hal McRae, R (1, 10) OBP: 0.428, SLG: 0.500 Davey Nelson, R (8, PR) OBP: 0.288, SLG: 0.313		0-0 BB 1B	0-0 BB 3B		0-0 5-3			4-0 S BB		3	1	2	3	1	0	0									
Al Cowens, R (1, 9) OBP: 0.301, SLG: 0.334		0-0 BB 1B	0-0 F9		0-0 F7			0-0 4-3		4	0	1	0	0	0	1									
Bob Stinson, S (1, 2) OBP: 0.338, SLG: 0.336		0-0 BB 1B	0-0 F9			4-0 SH1-3 BB		0-0 1-3		3	1	1	0	1	0	1									
Freddie Patek, R (1, 6) OBP: 0.328, SLG: 0.308		0-0 G1-2-3		0-3 K		0-0 SH1-3		0-0 BB		2	0	0	0	1	1	3									
Frank White, R (1, 4) OBP: 0.249, SLG: 0.285			0-0 4-3		0-0 E S 1B		0-0 G4-6-3 1B		0-3 K	4	0	2	1	0	1	1									
<b>Inning Stats</b>	R: 0 E: 0 K: 1 S: 5	H: 0 LOB: 0 BB: 0 P: 5	R: 0 E: 0 K: 0 S: 5	H: 3 LOB: 2 BB: 0 P: 5	R: 5 E: 0 K: 0 S: 6	H: 3 LOB: 0 BB: 2 P: 14	R: 0 E: 0 K: 2 S: 8	H: 1 LOB: 2 BB: 1 P: 12	R: 0 E: 0 K: 0 S: 3	H: 0 LOB: 0 BB: 0 P: 3	R: 1 E: 0 K: 0 S: 3	H: 1 LOB: 0 BB: 1 P: 7	R: 0 E: 0 K: 1 S: 5	H: 0 LOB: 0 BB: 0 P: 5	R: 1 E: 0 K: 1 S: 5	H: 0 LOB: 1 BB: 2 P: 13	R: 0 E: 0 K: 1 S: 5	H: 0 LOB: 0 BB: 0 P: 5	1B: 7 2B: 0 3B: 1 HR: 0	SF: 0 SAC: 1 DP: 2 HBP: 0	WP: 1 PB: 0 SB: 4 CS: 0	PA: 39			
<b>PITCHER</b>	IP	WLS	BF	H	R	ER	SO	BB	IBB	HBP	BLK	WP	HR	S	P	ERA	WHIP								
Jesse Jefferson, R (1, 1) ERA: 7.87	2.1	L	14	6	5	5	1	2	0	0	0	0	0	14	22	19.29	3.429								
Blue Moon Odom, R (3, 1) ERA: 4.39	5.2		22	2	2	2	4	4	0	0	0	1	0	26	42	3.18	1.059								
Dave Hamilton, L (9, 1) ERA: 3.5	1.0		3	0	0	0	1	0	0	0	0	0	0	5	5	0.00	0.000								

**Kansas City Royals @ Chicago White Sox**  
Comiskey Park, Chicago, IL  
Sun Aug 08 1976, 4:38 AM EDT  
Att: 15,997 - Unknown

livebaseballscorecards.com

AB 32  
R 7  
H 8  
RBI 5  
BB 6  
SO 6  
LOB 11




Batter	1	2	3	4	5	6	7	8	9	AB	R	H	RBI	BB	SO	LOB	BOTTOM								
Jerry Hairston, S (1, 9) OBP: 0.375, SLG: 0.333	0-0 3-1		4-0 BB 4-3		0-0 G3		0-0 F7		0-0 4-3	4	0	0	0	1	0	3									
Ralph Garr, L (1, 8) OBP: 0.335, SLG: 0.422	0-0 6-3		0-0 4-3			0-0 F7	0-0 6-3			4	0	0	0	0	0	3									
Jorge Orta, L (1, 7) OBP: 0.318, SLG: 0.431	0-0 BB 1B		0-0 4-3			0-0 G3 1B		0-0 G3		4	0	2	0	0	0	1									
Pat Kelly, L (1, 10) OBP: 0.355, SLG: 0.382	0-0 BB 1B			0-0 F8		0-0 G3		0-0 E4		4	0	1	0	0	0	1									
Jim Spencer, L (1, 3) OBP: 0.332, SLG: 0.367	0-0 P4			0-0 BB 1B		0-0 1-3		0-0 E3		4	0	1	0	0	0	4									
Bill Stein, R (1, 5) OBP: 0.308, SLG: 0.381		0-3 K		0-0 F9		0-0 BB 1B		0-0 G5-4-3		4	1	1	0	0	1	3									
Jack Brohamer, L (1, 4) OBP: 0.299, SLG: 0.369		0-0 G1		0-0 L9		0-0 BB 1B		0-0 4-3 G3 1B		4	0	2	1	0	0	1									
Bucky Dent, R (1, 6) OBP: 0.292, SLG: 0.297		0-0 F9			4-0 G5-4-3 BB		0-0 L7		0-0 G3	3	0	0	0	1	0	2									
Jim Essian, R (1, 2) OBP: 0.286, SLG: 0.226 Lamar Johnson, R (7, PH) OBP: 0.357, SLG: 0.433 George Enright, R (8, 2) Ken Brett, L (9, PH)			0-3 K		0-0 G5-4-3		0-0 1-2 BB		0-0 4-3	2	0	0	0	0	1	1									
<b>Inning Stats</b>	R: 0 E: 0 K: 0 S: 5	H: 2 LOB: 2 BB: 0 P: 5	R: 0 E: 0 K: 1 S: 5	H: 0 LOB: 0 BB: 0 P: 5	R: 0 E: 0 K: 1 S: 5	H: 0 LOB: 1 BB: 1 P: 9	R: 0 E: 0 K: 0 S: 4	H: 1 LOB: 1 BB: 0 P: 4	R: 0 E: 0 K: 0 S: 2	H: 0 LOB: 0 BB: 1 P: 6	R: 0 E: 0 K: 0 S: 4	H: 1 LOB: 1 BB: 0 P: 4	R: 1 E: 0 K: 0 S: 6	H: 3 LOB: 2 BB: 0 P: 6	R: 0 E: 2 K: 0 S: 4	H: 0 LOB: 1 BB: 0 P: 4	R: 0 E: 0 K: 0 S: 4	H: 1 LOB: 1 BB: 0 P: 4	R: 0 E: 0 K: 0 S: 4	H: 1 LOB: 1 BB: 0 P: 4	1B: 8 2B: 0 3B: 0 HR: 0	SF: 0 SAC: 0 DP: 2 HBP: 0	WP: 1 PB: 0 SB: 1 CS: 0	PA: 37	
<b>PITCHER</b>	IP	WLS	BF	H	R	ER	SO	BB	IBB	HBP	BLK	WP	HR	S	P	ERA	WHIP								
A Fitzmorris, R (1, 1) ERA: 2.8	9.0	W	37	8	1	1	2	2	0	0	0	1	0	39	47	1.00	1.111								

**Kansas City Royals @ Chicago White Sox**  
Comiskey Park, Chicago, IL  
Sun Aug 08 1976, 4:38 AM EDT  
Att: 15,997 - Unknown

livebaseballscorecards.com

AB 35  
R 1  
H 8  
RBI 1  
BB 2  
SO 2  
LOB 20





Batter	1	2	3	4	5	6	7	8	9	AB	R	H	RBI	BB	SO	LOB	TOP			
Mickey Rivers, L OBP: 0.315, SLG: 0.424	5-3		F7		F9		K		FC6-4	5	0	0	0	0	1	4				
Roy White, S OBP: 0.356, SLG: 0.394	F7			G3		2B				4	1	2	0	0	0	0				
Thurman Munson, R OBP: 0.348, SLG: 0.451	P4			HR		K		F7		4	1	1	1	0	1	2				
Chris Chambliss, L OBP: 0.325, SLG: 0.453		K			1B		F8		F7	4	0	1	0	0	1	2				
Carlos May, L OBP: 0.339, SLG: 0.336	F9			F8				K		4	0	1	1	0	1	2				
Graig Nettles, L OBP: 0.306, SLG: 0.398	K					2B				3	0	1	0	1	1	1				
Oscar Gamble, L OBP: 0.332, SLG: 0.435			F7		F9		K		F8	4	0	0	0	0	1	3				
Sandy Alomar Sr., S OBP: 0.308, SLG: 0.298			F8		6-3		K			4	0	1	0	0	1	0				
Jim Mason, L OBP: 0.215, SLG: 0.239					4-3				F8	3	0	1	0	1	0	2				
<b>Inning Stats</b>	R: 0 E: 0 K: 0 S: 3	H: 0 LOB: 0 BB: 0 P: 3	R: 0 E: 0 K: 2 S: 7	H: 0 LOB: 0 BB: 0 P: 7	R: 0 E: 0 K: 0 S: 4	H: 1 LOB: 1 BB: 0 P: 4	R: 1 E: 0 K: 0 S: 6	H: 3 LOB: 2 BB: 0 P: 6	R: 0 E: 0 K: 1 S: 7	H: 2 LOB: 1 BB: 0 P: 7	R: 0 E: 0 K: 3 S: 9	H: 0 LOB: 1 BB: 1 P: 13	R: 0 E: 0 K: 1 S: 6	H: 1 LOB: 1 BB: 0 P: 6	R: 0 E: 0 K: 0 S: 4	H: 1 LOB: 2 BB: 1 P: 8	1B: 6 2B: 1 3B: 0 HR: 1	SF: 0 SAC: 0 DP: 0 HBP: 0	WP: 0 PB: 0 SB: 0 CS: 0	PA: 37
<b>PITCHER</b> Dennis Leonard, R ERA: 3.14	IP: 9.0 WLS: W BF: 37 H: 8 R: 2 ER: 2 SO: 7 BB: 2 IBB: 0 HBP: 0 BLK: 0 WP: 0 HR: 1 S: 49 P: 57 ERA: 2.00 WHIP: 1.111															<b>PITCHER</b>				

New York Yankees @ Kansas City Royals  
 Royals Stadium, Kansas City, MO  
 Mon Aug 09 1976, 8:05 PM EDT  
 Att: 40,435 - Unknown - 91 F

AB 35  
 R 2  
 H 8  
 RBI 2  
 BB 2  
 SO 7  
 LOB 16



Batter	1	2	3	4	5	6	7	8	9	AB	R	H	RBI	BB	SO	LOB	BOTTOM			
Jim Wohlford, R OBP: 0.301, SLG: 0.296	WP		F7	2B						4	2	3	1	0	0	0				
Amos Otis, R OBP: 0.354, SLG: 0.467				2H						4	2	3	3	0	0	1				
Ruppert Jones, L OBP: 0.333, SLG: 0.438	4-3			HR						0	0	0	0	0	0	0				
George Brett, L OBP: 0.391, SLG: 0.484	4-3		4-3	2B						4	0	0	0	0	0	2				
Hal McRae, R OBP: 0.429, SLG: 0.509										4	1	2	2	0	0	0				
Davey Nelson, R OBP: 0.296, SLG: 0.313			F8		6-3					0	0	0	0	0	0	0				
John Mayberry, L OBP: 0.333, SLG: 0.378	F8			P6						4	0	0	0	0	1	1				
Al Cowens, R OBP: 0.303, SLG: 0.334	4-1			SH1-3						3	1	1	0	1	0	0				
Frank White, R OBP: 0.250, SLG: 0.285			F7	SH1-3						3	0	1	0	0	0	1				
Freddie Patek, R OBP: 0.327, SLG: 0.308			F9							4	1	1	1	0	0	1				
Buck Martinez, R OBP: 0.267, SLG: 0.388	F7			2B						4	1	1	1	0	0	1				
<b>Inning Stats</b>	R: 3 E: 0 K: 0 S: 6	H: 3 LOB: 0 BB: 0 P: 6	R: 0 E: 0 K: 0 S: 3	H: 0 LOB: 0 BB: 0 P: 3	R: 1 E: 0 K: 0 S: 4	H: 1 LOB: 0 BB: 0 P: 4	R: 4 E: 0 K: 0 S: 8	H: 5 LOB: 1 BB: 0 P: 8	R: 0 E: 0 K: 1 S: 5	H: 0 LOB: 1 BB: 1 P: 9	R: 0 E: 0 K: 0 S: 4	H: 1 LOB: 1 BB: 0 P: 4	R: 0 E: 0 K: 0 S: 3	H: 1 LOB: 1 BB: 0 P: 3	R: 0 E: 0 K: 0 S: 4	H: 1 LOB: 1 BB: 0 P: 4	1B: 7 2B: 3 3B: 0 HR: 2	SF: 0 SAC: 1 DP: 0 HBP: 0	WP: 1 PB: 0 SB: 1 CS: 1	PA: 36
<b>PITCHER</b> Ken Holtzman, L ERA: 3.58	IP: 3.2 WLS: L BF: 20 H: 9 R: 8 ER: 8 SO: 8 BB: 0 IBB: 0 HBP: 0 BLK: 0 WP: 0 HR: 2 S: 20 P: 20 ERA: 19.64 WHIP: 2.455															<b>PITCHER</b>				
Grant Jackson, L ERA: 2.93	IP: 4.1 WLS: L BF: 9 H: 1 R: 0 ER: 0 SO: 1 BB: 1 IBB: 0 HBP: 0 BLK: 0 WP: 0 HR: 0 S: 10 P: 14 ERA: 0.00 WHIP: 0.857																			
Dick Tidrow, R ERA: 3.05	IP: 7.1 WLS: L BF: 3 H: 1 R: 0 ER: 0 SO: 0 BB: 0 IBB: 0 HBP: 0 BLK: 0 WP: 0 HR: 0 S: 3 P: 3 ERA: 0.00 WHIP: 1.000																			
Sparky Lyle, L ERA: 2.22	IP: 8.1 WLS: L BF: 4 H: 1 R: 0 ER: 0 SO: 0 BB: 0 IBB: 0 HBP: 0 BLK: 0 WP: 0 HR: 0 S: 4 P: 4 ERA: 0.00 WHIP: 1.000																			

New York Yankees @ Kansas City Royals  
 Royals Stadium, Kansas City, MO  
 Mon Aug 09 1976, 8:05 PM EDT  
 Att: 40,435 - Unknown - 91 F

AB 34  
 R 8  
 H 12  
 RBI 8  
 BB 1  
 SO 1  
 LOB 7





Batter	1	2	3	4	5	6	7	8	9	10	11	AB	R	H	RBI	BB	SO	LOB			
Mickey Rivers, L OBP: 0.316, SLG: 0.425 (1, 8)												4	0	1	0	0	1	1			
Roy White, S OBP: 0.353, SLG: 0.389 (1, 7)												5	0	0	0	0	0	3			
Thurman Munson, R OBP: 0.349, SLG: 0.458 (1, 2)												5	1	2	1	0	0	1			
Loy Piniella, R OBP: 0.297, SLG: 0.391 (1, 9)												5	1	1	0	0	1	2			
Chris Chambliss, L OBP: 0.326, SLG: 0.453 (1, 3)												5	0	2	0	0	1	2			
Graig Nettles, L OBP: 0.353, SLG: 0.395 (1, 5)												3	0	0	1	0	1	1			
Fran Healy, R OBP: 0.320, SLG: 0.265 (1, 10)												0	0	0	0	0	0	0			
Willie Randolph, R OBP: 0.364, SLG: 0.313 (1, 4)												4	0	0	0	0	0	1			
Fred Stanley, R OBP: 0.356, SLG: 0.291 (1, 6)												3	0	0	0	1	0	0			
<b>Inning Stats</b>	R: 0 E: 0 K: 1 S: 4	H: 1 LOB: 1 BB: 0 P: 4	R: 0 E: 0 K: 1 S: 6	H: 1 LOB: 1 BB: 0 P: 6	R: 0 E: 0 K: 0 S: 3	H: 0 LOB: 0 BB: 0 P: 3	R: 1 E: 0 K: 1 S: 7	H: 2 LOB: 1 BB: 0 P: 7	R: 0 E: 0 K: 0 S: 3	H: 0 LOB: 0 BB: 0 P: 3	R: 0 E: 0 K: 1 S: 4	H: 1 LOB: 1 BB: 0 P: 4	R: 0 E: 0 K: 0 S: 3	H: 0 LOB: 0 BB: 0 P: 3	R: 1 E: 1 K: 0 S: 4	H: 1 LOB: 1 BB: 0 P: 5	1B: 5 2B: 1 3B: 0 HR: 1	SF: 1 SAC: 0 DP: 2 HBP: 1	WP: 0 PB: 0 SB: 0 CS: 0	PA: 41	
<b>PITCHER</b>	IP 10.0	WLS 10	BF 36	H 6	R 1	ER 1	SO 5	BB 1	IBB 0	HBP 0	BLK 0	WP 0	HR 0	S 45	P 49	ERA 0.90	WHIP 0.700				
Andy Hassler, L ERA: 4.07	(1, 1)																				
Steve Mingo, L ERA: 2.37	(11, 1)	1.0	L	5	1	1	1	0	0	0	1	0	0	1	4	5	9.00	1.000			

**TOP**

**New York Yankees @ Kansas City Royals**  
Royals Stadium, Kansas City, MO

Tue Aug 10 1976, 8:05 PM EDT  
Att: 25,173 - Unknown - 75 F

livebaseballscorecards.com

AB 34  
R 2  
H 6  
RBI 2  
BB 1  
SO 4  
LOB 11

Batter	1	2	3	4	5	6	7	8	9	10	11	AB	R	H	RBI	BB	SO	LOB						
Tom Poquette, L OBP: 0.378, SLG: 0.465 (1, 7)												5	0	1	0	0	1	1						
Amos Otis, R OBP: 0.353, SLG: 0.463 (1, 8)												5	0	1	0	0	0	3						
George Brett, L OBP: 0.387, SLG: 0.479 (1, 5)												5	0	0	0	0	0	3						
John Mayberry, L OBP: 0.329, SLG: 0.374 (1, 3)												5	0	0	0	0	0	1						
Hal McRae, R OBP: 0.426, SLG: 0.503 (1, 10)												4	0	0	0	1	1	0						
Al Cowens, R OBP: 0.302, SLG: 0.341 (1, 9)												4	1	1	1	0	0	1						
Frank White, R OBP: 0.280, SLG: 0.288 (1, 4)												4	0	1	0	0	0	1						
Freddie Patek, R OBP: 0.326, SLG: 0.305 (1, 6)												3	0	0	0	1	0	0						
Buck Martinez, R OBP: 0.268, SLG: 0.387 (1, 2)												3	0	1	0	0	0	2						
<b>Inning Stats</b>	R: 0 E: 0 K: 1 S: 5	H: 0 LOB: 0 BB: 0 P: 5	R: 0 E: 0 K: 0 S: 3	H: 0 LOB: 1 BB: 1 P: 7	R: 0 E: 0 K: 0 S: 3	H: 0 LOB: 0 BB: 0 P: 3	R: 0 E: 0 K: 0 S: 3	H: 0 LOB: 0 BB: 0 P: 3	R: 0 E: 0 K: 1 S: 5	H: 2 LOB: 2 BB: 0 P: 5	R: 1 E: 0 K: 0 S: 5	H: 2 LOB: 2 BB: 1 P: 9	R: 0 E: 0 K: 0 S: 4	H: 1 LOB: 1 BB: 0 P: 4	R: 0 E: 0 K: 0 S: 3	H: 0 LOB: 0 BB: 0 P: 3	R: 0 E: 1 K: 0 S: 4	H: 0 LOB: 1 BB: 0 P: 4	R: 0 E: 0 K: 0 S: 3	H: 0 LOB: 0 BB: 0 P: 3	1B: 3 2B: 1 3B: 0 HR: 1	SF: 0 SAC: 1 DP: 0 HBP: 0	WP: 0 PB: 0 SB: 0 CS: 0	PA: 41
<b>PITCHER</b>	IP 10.0	WLS W	BF 38	H 5	R 1	ER 1	SO 2	BB 2	IBB 0	HBP 0	BLK 0	WP 0	HR 0	S 40	P 48	ERA 0.90	WHIP 0.700							
Dock Ellis, R ERA: 3.2	(1, 1)																							
Sparky Lyle, L ERA: 2.2	(11, 1)	1.0	S	3	0	0	0	0	0	0	0	0	0	0	3	3	0.00	0.000						

**BOTTOM**

**New York Yankees @ Kansas City Royals**  
Royals Stadium, Kansas City, MO

Tue Aug 10 1976, 8:05 PM EDT  
Att: 25,173 - Unknown - 75 F

livebaseballscorecards.com

AB 38  
R 1  
H 5  
RBI 1  
BB 2  
SO 2  
LOB 12



Batter	1	2	3	4	5	6	7	8	9	AB	R	H	RBI	BB	SO	LOB	TOP				
Mickey Rivers, L OBP: 0.313, SLG: 0.422	P5	SF7			P4			4-3		3	0	0	1	0	0	0					
Roy White, S OBP: 0.350, SLG: 0.386	G3	6-3			1-3			F8		4	0	0	0	0	0	0					
Thurman Munson, R OBP: 0.346, SLG: 0.453	1-3				P5			F7		4	0	0	0	0	0	0					
Chris Chambliss, L OBP: 0.328, SLG: 0.452		F7 1B FC3 1B			F8			4-3		3	1	1	0	1	0	0					
Carlos May, L OBP: 0.338, SLG: 0.335		E 1B FC3 1B			6-3			6-3		4	1	1	0	0	1	1					
Graig Nettles, L OBP: 0.302, SLG: 0.393		F7			K			FC4-6 1B		4	0	1	0	0	1	3					
Oscar Gamble, L OBP: 0.327, SLG: 0.429		FC3 1B BLK 3B			3-1			FC4-6 1-2		4	1	0	1	0	0	3					
Willie Randolph, R OBP: 0.364, SLG: 0.313		1-2 3B BLK 3B 1B			5-3			P4		3	1	1	1	0	0	1					
Fred Stanley, R OBP: 0.355, SLG: 0.308		1-1 2H SF7 3B			K			F8		3	1	1	2	0	1	1					
<b>Inning Stats</b>	R: 0 E: 0 K: 0 S: 3	H: 0 LOB: 0 BB: 0 P: 3	R: 5 E: 1 K: 0 S: 8	H: 4 LOB: 0 BB: 0 P: 8	R: 0 E: 0 K: 0 S: 3	H: 0 LOB: 0 BB: 0 P: 3	R: 0 E: 0 K: 1 S: 5	H: 0 LOB: 0 BB: 0 P: 5	R: 0 E: 0 K: 0 S: 3	H: 0 LOB: 0 BB: 0 P: 3	R: 0 E: 0 K: 0 S: 4	H: 1 LOB: 1 BB: 0 P: 4	R: 0 E: 0 K: 0 S: 3	H: 0 LOB: 0 BB: 0 P: 3	R: 0 E: 0 K: 1 S: 5	H: 0 LOB: 1 BB: 1 P: 9	1B: 4 2B: 0 3B: 1 HR: 0	SF: 1 SAC: 0 DP: 0 HBP: 0	WP: 0 PB: 0 SB: 0 CS: 0	PA: 34	
<b>PITCHER</b>	IP	WLS	BF	H	R	ER	SO	BB	IBB	HBP	BLK	WP	HR	S	P	ERA	WHIP				
Doug Bird, R ERA: 3.41	1.1	L	9	4	5	3	0	0	0	0	1	0	0	9	9	20.25	3.000				
Larry Gura, L ERA: 3.19	7.2		25	1	0	0	3	1	0	0	0	0	0	30	34	0.00	0.261				

New York Yankees @ Kansas City Royals  
 Royals Stadium, Kansas City, MO  
 Wed Aug 11 1976, 8:05 PM EDT  
 Att: 23,394 - Unknown - 80 F

AB	32
R	5
H	5
RBI	5
BB	1
SO	3
LOB	9



Batter	1	2	3	4	5	6	7	8	9	AB	R	H	RBI	BB	SO	LOB	BOTTOM				
Tom Poquette, L OBP: 0.380, SLG: 0.464	HR 1B				P6				FC6-4 1-2	3	1	1	0	0	0	0					
Jim Wohlford, R OBP: 0.300, SLG: 0.294		HBP								1	0	0	0	0	0	2					
Amos Otis, R OBP: 0.352, SLG: 0.469	1-3 HR				E6			4-3		4	1	1	2	0	0	2					
George Brett, L OBP: 0.388, SLG: 0.484	1B 3B				F7					4	1	2	0	0	0	1					
John Mayberry, L OBP: 0.329, SLG: 0.371	P6				P5			1B		3	0	0	0	1	0	3					
Hal McRae, R OBP: 0.424, SLG: 0.500					F8			F8		4	0	1	1	0	0	2					
Al Cowens, R OBP: 0.304, SLG: 0.342	G3				G4-6-3 1B			4-3		4	0	2	0	0	0	0					
Frank White, R OBP: 0.248, SLG: 0.285					P6					4	0	2	0	0	0	0					
Ruppert Jones, L OBP: 0.316, SLG: 0.412					F9			6-3		3	0	0	0	0	0	1					
Freddie Patek, R OBP: 0.329, SLG: 0.306					1-2			5-3		1	0	0	0	0	0	1					
Jamie Quirk, L OBP: 0.250, SLG: 0.354					F7					2	0	1	0	1	0	0					
Buck Martinez, R OBP: 0.264, SLG: 0.381					1B					1	0	0	0	0	0	1					
Davey Nelson, R OBP: 0.293, SLG: 0.313					BB			F7		1	0	0	0	0	0	1					
					1-3			F9		3	0	0	0	0	0	2					
								BB		0	0	0	0	1	0	0					
<b>Inning Stats</b>	R: 3 E: 0 K: 0 S: 6	H: 4 LOB: 0 BB: 0 P: 6	R: 0 E: 0 K: 0 S: 4	H: 1 LOB: 2 BB: 0 P: 5	R: 0 E: 0 K: 0 S: 2	H: 0 LOB: 0 BB: 1 P: 6	R: 0 E: 0 K: 0 S: 3	H: 1 LOB: 1 BB: 1 P: 7	R: 0 E: 1 K: 0 S: 4	H: 0 LOB: 0 BB: 0 P: 4	R: 0 E: 0 K: 0 S: 3	H: 0 LOB: 0 BB: 0 P: 3	R: 0 E: 0 K: 0 S: 4	H: 1 LOB: 1 BB: 0 P: 4	R: 0 E: 0 K: 0 S: 4	H: 1 LOB: 2 BB: 1 P: 8	1B: 6 2B: 0 3B: 1 HR: 1	SF: 0 SAC: 0 DP: 1 HBP: 1	WP: 0 PB: 0 SB: 1 CS: 1	PA: 37	
<b>PITCHER</b>	IP	WLS	BF	H	R	ER	SO	BB	IBB	HBP	BLK	WP	HR	S	P	ERA	WHIP				
Doyle Alexander, R ERA: 3.2	8.2	W	36	8	3	3	0	3	0	1	0	0	0	1	45	3.12	1.269				
Sparky Lyle, L ERA: 2.19	0.1	S	1	0	0	0	0	0	0	0	0	0	0	1	1	0.00	0.000				

New York Yankees @ Kansas City Royals  
 Royals Stadium, Kansas City, MO  
 Wed Aug 11 1976, 8:05 PM EDT  
 Att: 23,394 - Unknown - 80 F

AB	33
R	3
H	8
RBI	3
BB	3
SO	0
LOB	15





Batter	1	2	3	4	5	6	7	8	9	AB	R	H	RBI	BB	SO	LOB	TOP				
Ron LeFlore, R OBP: 0.387, SLG: 0.414 (1, 8)	4-3		K			1-3 1B		SH1-4 1B		4	1	2	0	0	1	0	<b>DETROIT TIGERS @ KANSAS CITY ROYALS</b> Royals Stadium, Kansas City, MO Fri Aug 13 1976, 8:05 PM EDT Att: 25,215 - Unknown - 87 F				
Ben Oglivie, L OBP: 0.309, SLG: 0.443 (1, 7)	K			4-3		SF8		SH1-4		2	0	0	1	0	1	0					
Rusty Staub, L OBP: 0.395, SLG: 0.454 (1, 9)	4-3			F8		1-3		BB 1B		4	0	1	1	0	0	1					
Willie Horton, R OBP: 0.354, SLG: 0.419 (1, 10)		E6 FC6-4		K		6-3		FC6-4 BB		3	0	0	0	1	1	1					
Jason Thompson, L OBP: 0.330, SLG: 0.424 (1, 3)		F7			S BB		6-3	F5		3	0	0	0	1	0	3					
Aurelio Rodriguez, R OBP: 0.270, SLG: 0.343 (1, 5)		L7			P6		5-3	FC6-4		4	0	0	0	0	0	4					
Tom Verzyer, R OBP: 0.288, SLG: 0.280 (1, 6)		FC6-4			K		2B			4	1	1	0	0	2	2					
John Wockenfuss, R OBP: 0.350, SLG: 0.434 (1, 2)			F9		3-1		2B	5-3		4	0	1	1	0	0	1					
Chuck Scrivener, R OBP: 0.310, SLG: 0.314 (1, 4)			F8			1B SF8 BB	5-3	P5		3	1	0	0	1	0	1					
<b>Inning Stats</b>	R: 0 E: 0 K: 1 S: 5	H: 0 LOB: 0 BB: 0 P: 5	R: 0 E: 1 K: 0 S: 4	H: 0 LOB: 1 BB: 0 P: 4	R: 0 E: 0 K: 1 S: 5	H: 0 LOB: 0 BB: 0 P: 5	R: 0 E: 0 K: 1 S: 5	H: 0 LOB: 1 BB: 1 P: 9	R: 1 E: 0 K: 0 S: 4	H: 1 LOB: 1 BB: 1 P: 8	R: 1 E: 0 K: 0 S: 5	H: 2 LOB: 1 BB: 0 P: 5	R: 1 E: 0 K: 0 S: 5	H: 2 LOB: 2 BB: 1 P: 9	R: 0 E: 0 K: 1 S: 5	H: 0 LOB: 0 BB: 0 P: 5	1B: 3 2B: 2 3B: 0 HR: 0	SF: 1 SAC: 1 DP: 0 HBP: 0	WP: 0 PB: 0 SB: 1 CS: 0	PA: 36	
<b>PITCHER</b>	IP	WLS	BF	H	R	ER	SO	BB	IBB	HBP	BLK	WP	HR	S	P	ERA	WHIP				
Al Fitzmorris, R ERA: 2.84 (1, 1)	7.0	L	28	4	3	3	4	2	0	0	0	0	0	34	42	3.86	0.857				
Steve Mingo, L ERA: 2.39 (8, 1)	0.1		2	1	0	0	0	0	0	0	0	0	0	2	2	0.00	3.000				
Mark Littell, R ERA: 2.06 (8, 1)	1.2		6	0	0	0	1	1	0	0	0	0	0	7	11	0.00	0.600				

Batter	1	2	3	4	5	6	7	8	9	AB	R	H	RBI	BB	SO	LOB	BOTTOM				
Al Cowens, R OBP: 0.303, SLG: 0.342 (1, 9)	F8		FC3-6 CS			6-3		1-2 1B		4	0	1	1	0	0	2	<b>DETROIT TIGERS @ KANSAS CITY ROYALS</b> Royals Stadium, Kansas City, MO Fri Aug 13 1976, 8:05 PM EDT Att: 25,215 - Unknown - 87 F				
Amos Otis, R OBP: 0.351, SLG: 0.467 (1, 8)	K		CS	5-3		S 1B		F7		4	0	1	0	0	1	2					
George Brett, L OBP: 0.386, SLG: 0.484 (1, 5)	6-3			G3		F5			1B 2B	4	1	1	0	0	0	1					
John Mayberry, L OBP: 0.328, SLG: 0.370 (1, 3)		F7		5-3		4-3			FC3-5 1B 2H	4	0	1	1	0	0	0					
Hal McRae, R OBP: 0.422, SLG: 0.497 Tom Hall, L (9, PR)		F9			L8	P3			F8 FC3-5 1B	4	0	1	0	0	0	0					
Tom Poquette, L OBP: 0.380, SLG: 0.462 Jim Wohlford, R OBP: 0.299, SLG: 0.293 (9, PH)					L4	P6			FC3-5 1-2 2-3F	3	0	1	0	0	0	0					
Bob Stinson, S OBP: 0.331, SLG: 0.329 Cookie Rojas, R OBP: 0.253, SLG: 0.243 (9, PH)		FC4-6 1B			1-3			4-3	F8	3	0	0	0	0	0	1					
Freddie Patek, R OBP: 0.330, SLG: 0.307 Jamie Quirk, L OBP: 0.259, SLG: 0.361 (9, PH)			F8			1B S 6-3 1B		1B	K	1	0	1	0	0	0	0					
Buck Martinez, R OBP: 0.262, SLG: 0.379 (9, PH)								1B		1	0	0	0	0	1	2					
Frank White, R OBP: 0.252, SLG: 0.288 Ruppert Jones, L OBP: 0.300, SLG: 0.389 Davey Nelson, R OBP: 0.293, SLG: 0.313 (9, PH)								F8		1	0	1	0	1	0	0					
<b>Inning Stats</b>	R: 0 E: 0 K: 1 S: 5	H: 0 LOB: 0 BB: 0 P: 5	R: 0 E: 0 K: 0 S: 4	H: 1 LOB: 1 BB: 0 P: 4	R: 0 E: 0 K: 0 S: 2	H: 0 LOB: 0 BB: 1 P: 6	R: 0 E: 0 K: 0 S: 3	H: 0 LOB: 0 BB: 0 P: 3	R: 0 E: 0 K: 0 S: 3	H: 0 LOB: 0 BB: 0 P: 3	R: 1 E: 0 K: 0 S: 5	H: 3 LOB: 1 BB: 0 P: 5	R: 0 E: 0 K: 0 S: 5	H: 2 LOB: 2 BB: 0 P: 5	R: 1 E: 0 K: 1 S: 8	H: 3 LOB: 2 BB: 0 P: 8	1B: 8 2B: 1 3B: 0 HR: 0	SF: 0 SAC: 0 DP: 0 HBP: 0	WP: 0 PB: 0 SB: 3 CS: 1	PA: 36	
<b>PITCHER</b>	IP	WLS	BF	H	R	ER	SO	BB	IBB	HBP	BLK	WP	HR	S	P	ERA	WHIP				
Vern Ruhle, R ERA: 3.68 John Hiller, L ERA: 2.40 (9, 1)	8.0	W	30	7	2	2	1	1	0	0	0	0	0	7	7	0.00	2.000				







Batter	1	2	3	4	5	6	7	8	9	AB	R	H	RBI	BB	SO	LOB	TOP					
Ron LeFlore, R (1, 8) OBP: 0.390, SLG: 0.415										5	1	1	0	0	1	4						
Mickey Stanley, R (1, 3) OBP: 0.315, SLG: 0.442										4	1	2	1	0	0	1						
Jason Thompson, L (9, PH) OBP: 0.331, SLG: 0.420										0	0	0	0	1	0	0						
Rusty Staub, L (1, 9) OBP: 0.394, SLG: 0.450										3	0	0	0	2	0	3						
Willie Horton, R (1, 10) OBP: 0.353, SLG: 0.417										4	0	1	0	0	1	4						
Alex Johnson, R (1, 7) OBP: 0.302, SLG: 0.366										4	0	1	1	0	1	2						
Aurelio Rodriguez, R (1, 5) OBP: 0.288, SLG: 0.340										4	0	0	0	0	1	3						
Tom Verzyer, R (1, 6) OBP: 0.290, SLG: 0.280										4	0	0	0	0	1	1						
Bruce Kimm, R (1, 2) OBP: 0.325, SLG: 0.318										1	1	0	0	2	1	0						
Dan Meyer, L (9, PH) OBP: 0.290, SLG: 0.324										0	0	0	0	1	0	0						
Chuck Scrivener, R (1, 4) OBP: 0.309, SLG: 0.306										2	0	1	0	1	0	1						
Ben Ogilvie, L (9, PH) OBP: 0.305, SLG: 0.434										1	0	0	0	0	0	1						
<b>Inning Stats</b>	R: 1 E: 0 K: 0 S: 4	H: 2 LOB: 1 BB: 1 P: 8	R: 0 E: 0 K: 0 S: 3	H: 0 LOB: 1 BB: 1 P: 7	R: 1 E: 1 K: 1 S: 7	H: 1 LOB: 2 BB: 1 P: 11	R: 0 E: 0 K: 2 S: 7	H: 0 LOB: 1 BB: 1 P: 11	R: 0 E: 0 K: 0 S: 3	H: 0 LOB: 0 BB: 0 P: 3	R: 0 E: 0 K: 0 S: 3	H: 0 LOB: 0 BB: 0 P: 3	R: 1 E: 0 K: 0 S: 4	H: 2 LOB: 1 BB: 1 P: 8	R: 0 E: 0 K: 2 S: 8	H: 1 LOB: 1 BB: 0 P: 8	R: 0 E: 0 K: 1 S: 5	H: 0 LOB: 2 BB: 2 P: 13	1B: 5 2B: 1 3B: 0 HR: 0	SF: 0 SAC: 0 DP: 2 HBP: 0	WP: 0 PB: 0 SB: 0 CS: 0	PA: 39
<b>PITCHER</b>	IP	WLS	BF	H	R	ER	SO	BB	IBB	HBP	BLK	WP	HR	S	P	ERA	WHIP					
Andy Hassler, L (1, 1) ERA: 3.95	7.0	W	31	6	3	2	3	5	0	0	0	0	0	32	52	2.57	1.571					
Mark Littell, R (8, 1) ERA: 2.0	2.0		8	0	0	0	3	2	0	0	0	0	0	12	20	0.00	1.000					

**Detroit Tigers @ Kansas City Royals**  
 Royals Stadium, Kansas City, MO  
 Sun Aug 15 1976, 4:33 AM EDT  
 Att: 30,720 - Unknown - 70 F

**AB** 32  
**R** 3  
**H** 6  
**RBI** 2  
**BB** 7  
**SO** 6  
**LOB** 20



Batter	1	2	3	4	5	6	7	8	9	AB	R	H	RBI	BB	SO	LOB	BOTTOM					
Jim Wohlford, R (1, 7) OBP: 0.298, SLG: 0.292										4	1	1	0	0	0	2						
Amos Otis, R (1, 8) OBP: 0.354, SLG: 0.472										4	1	1	2	0	0	1						
George Brett, L (1, 5) OBP: 0.387, SLG: 0.485										4	1	2	0	0	0	0						
Hal McRae, R (1, 10) OBP: 0.425, SLG: 0.500										4	1	1	0	0	0	2						
John Mayberry, L (1, 3) OBP: 0.329, SLG: 0.381										3	0	1	1	0	0	2						
Al Cowens, R (1, 9) OBP: 0.311, SLG: 0.344										3	0	1	0	1	0	1						
Buck Martinez, R (1, 2) OBP: 0.271, SLG: 0.391										3	2	2	1	0	0	0						
Freddie Patek, R (1, 6) OBP: 0.331, SLG: 0.310										3	1	1	1	0	0	1						
Frank White, R (1, 4) OBP: 0.258, SLG: 0.293										4	0	2	2	0	0	1						
<b>Inning Stats</b>	R: 3 E: 0 K: 0 S: 6	H: 3 LOB: 0 BB: 0 P: 6	R: 1 E: 0 K: 0 S: 5	H: 2 LOB: 1 BB: 0 P: 5	R: 0 E: 0 K: 0 S: 4	H: 1 LOB: 1 BB: 0 P: 4	R: 0 E: 0 K: 0 S: 3	H: 0 LOB: 0 BB: 0 P: 3	R: 0 E: 0 K: 0 S: 3	H: 0 LOB: 0 BB: 0 P: 3	R: 3 E: 0 K: 0 S: 7	H: 5 LOB: 1 BB: 0 P: 7	R: 0 E: 0 K: 0 S: 4	H: 1 LOB: 1 BB: 0 P: 4	R: 0 E: 0 K: 0 S: 3	H: 0 LOB: 1 BB: 1 P: 7	1B: 8 2B: 3 3B: 0 HR: 1	SF: 1 SAC: 2 DP: 0 HBP: 0	WP: 0 PB: 0 SB: 2 CS: 0	PA: 36		
<b>PITCHER</b>	IP	WLS	BF	H	R	ER	SO	BB	IBB	HBP	BLK	WP	HR	S	P	ERA	WHIP					
Dave Roberts, L (1, 1) ERA: 3.86	6.0	L	28	11	7	7	0	0	0	0	0	0	0	28	28	10.50	1.833					
John Hiller, L (7, 1) ERA: 2.41	2.0		8	1	0	0	0	1	0	0	0	0	0	7	11	0.00	1.000					

**Detroit Tigers @ Kansas City Royals**  
 Royals Stadium, Kansas City, MO  
 Sun Aug 15 1976, 4:33 AM EDT  
 Att: 30,720 - Unknown - 70 F

**AB** 32  
**R** 7  
**H** 12  
**RBI** 7  
**BB** 1  
**SO** 0  
**LOB** 10





Batter	1	2	3	4	5	6	7	8	9	AB	R	H	RBI	BB	SO	LOB	TOP			
Duane Kuiper, L OBP: 0.319, SLG: 0.332 (1, 4)	0-0 4-3		0-0 3-1			0-0 4-3			0-0 F8	4	0	0	0	0	0	0				
Rick Manning, L OBP: 0.347, SLG: 0.405 (1, 8)	0-0 1B		0-0 P4			0-0 G3			0-0 4-3	4	0	1	0	0	0	0				
Tommy Smith, L OBP: 0.292, SLG: 0.386 (1, 9)	0-0 F6			0-0 G4-6-3 1B					0-0 P6	3	0	1	0	0	0	1				
Rico Carty, R OBP: 0.383, SLG: 0.462 (1, 10)	0-0 F8			0-0 G4-6-3 1-2					0-0 L8	3	0	0	0	0	0	2				
Boog Powell, L OBP: 0.299, SLG: 0.299 (1, 3)		0-0 4-3		0-0 4-3					0-0 6-3	3	0	0	0	0	0	0				
George Hendrick, R OBP: 0.324, SLG: 0.464 (1, 7)		0-0 HR			0-0 5-3				0-0 F8	3	1	1	1	0	0	0				
Buddy Bell, R OBP: 0.345, SLG: 0.364 (1, 5)		0-0 6-3			0-0 6-3				0-0 F9	3	0	0	0	0	0	0				
Ray Fosse, R OBP: 0.361, SLG: 0.358 (1, 2)		0-0 L8			0-0 F2				0-0 F8	3	0	0	0	0	0	0				
Frank Duffy, R OBP: 0.267, SLG: 0.271 (1, 6)			0-0 F5			0-0 5-3			0-0 F8	3	0	0	0	0	0	0				
<b>Inning Stats</b>	R: 0 E: 0 K: 0 S: 4	H: 1 LOB: 1 BB: 0 P: 4	R: 1 E: 0 K: 0 S: 4	H: 1 LOB: 0 BB: 0 P: 4	R: 0 E: 0 K: 0 S: 3	H: 0 LOB: 0 BB: 0 P: 3	R: 0 E: 0 K: 0 S: 3	H: 1 LOB: 0 BB: 0 P: 3	R: 0 E: 0 K: 0 S: 3	H: 0 LOB: 0 BB: 0 P: 3	R: 0 E: 0 K: 0 S: 3	H: 0 LOB: 0 BB: 0 P: 3	R: 0 E: 0 K: 0 S: 3	H: 0 LOB: 0 BB: 0 P: 3	R: 0 E: 0 K: 0 S: 3	H: 0 LOB: 0 BB: 0 P: 3	1B: 2 2B: 0 3B: 0 HR: 1	SF: 0 SAC: 0 DP: 1 HBP: 0	WP: 0 PB: 0 CS: 0	PA: 29
<b>PITCHER</b> Marty Pattin, R ERA: 2.53 (1, 1)	IP: 9.0 WLS: W BF: 29 H: 3 R: 1 ER: 1 SO: 0 BB: 0 IBB: 0 HBP: 0 BLK: 0 WP: 0 HR: 1 S: 29 P: 29 ERA: 1.00 WHIP: 0.333																			

Cleveland Indians @ Kansas City Royals  
 Royals Stadium, Kansas City, MO  
 Mon Aug 16 1976, 8:05 PM EDT  
 Att: 18,797 - Unknown - 87 F

AB 29  
 R 1  
 H 3  
 RBI 1  
 BB 0  
 SO 0  
 LOB 3



Batter	1	2	3	4	5	6	7	8	9	AB	R	H	RBI	BB	SO	LOB	BOTTOM			
Al Cowens, R OBP: 0.313, SLG: 0.344 (1, 9)	4-0 HR S BB	0-0 FC4-2 S		0-0 F8		0-0 1-2 1B				3	1	1	0	1	0	2				
Amos Otis, R OBP: 0.355, SLG: 0.478 (1, 8)	0-0 HR 1-H	0-3 K 1-2		4-0 WP BB		0-0 F9				3	1	1	2	1	1	3				
George Brett, L OBP: 0.384, SLG: 0.481 (1, 5)	0-0 F9		0-0 6-3	0-0 4-3 1-2 2-3					0-0 G1	4	0	0	0	0	0	2				
John Mayberry, L OBP: 0.329, SLG: 0.378 (1, 3)	0-0 6-3		0-0 1-3		0-0 P4				4-0 1B BB	3	0	0	0	1	0	0				
Hal McRae, R OBP: 0.428, SLG: 0.501 Davey Nelson, R OBP: 0.291, SLG: 0.310 (7, PR)	0-0 HR 1B		0-0 F8		4-0 G4-6-3 BB				0-0 G4-6-3 1-2 1B	3	1	2	0	1	0	0				
Tom Pogue, L OBP: 0.386, SLG: 0.480 Jim Wohlford, R OBP: 0.296, SLG: 0.290 (8, 7)	0-0 HR 1-H			4-0 SH1-4 FC4 BB	0-0 G4-6-3 1-2				0-0 G4-6-3 1-2	2	2	1	2	1	0	1				
Buck Martinez, R OBP: 0.271, SLG: 0.388 (1, 2)	0-0 L6			0-0 SH1-4 E 1B		0-0 6-3			0-0 4-3	4	1	1	0	0	0	0				
Freddie Patek, R OBP: 0.331, SLG: 0.313 (1, 6)		0-0 SH1-3 FC4-2 2B		0-0 SH1-4 1-2 2-3		0-3 K			0-0 6-3	3	0	1	0	0	1	0				
Frank White, R OBP: 0.259, SLG: 0.291 (1, 4)		0-0 SH1-3 2-3		0-0 FC4 WP		4-0 1B BB			0-0 F9	2	0	0	1	1	0	0				
<b>Inning Stats</b>	R: 4 E: 0 K: 0 S: 6	H: 3 LOB: 0 BB: 1 P: 10	R: 0 E: 0 K: 1 S: 6	H: 1 LOB: 1 BB: 0 P: 6	R: 0 E: 0 K: 0 S: 3	H: 0 LOB: 0 BB: 0 P: 3	R: 2 E: 1 K: 0 S: 5	H: 1 LOB: 2 BB: 2 P: 13	R: 0 E: 0 K: 0 S: 2	H: 0 LOB: 0 BB: 1 P: 6	R: 0 E: 0 K: 1 S: 6	H: 1 LOB: 1 BB: 1 P: 10	R: 0 E: 0 K: 0 S: 3	H: 1 LOB: 2 BB: 1 P: 7	R: 0 E: 0 K: 0 S: 3	H: 0 LOB: 0 BB: 0 P: 3	1B: 4 2B: 1 3B: 0 HR: 2	SF: 0 SAC: 2 DP: 2 HBP: 0	WP: 1 PB: 0 SB: 0 CS: 0	PA: 36
<b>PITCHER</b> Jackie Brown, R ERA: 3.8 Don Hood, L ERA: 4.39 Tom Buskey, R ERA: 3.84 (1, 1) (4, 1) (8, 1)	IP: 3.2 WLS: L BF: 20 H: 5 R: 6 ER: 6 SO: 1 BB: 3 IBB: 0 HBP: 0 BLK: 0 WP: 0 HR: 2 S: 19 P: 31 ERA: 14.73 WHIP: 2.182																			

Cleveland Indians @ Kansas City Royals  
 Royals Stadium, Kansas City, MO  
 Mon Aug 16 1976, 8:05 PM EDT  
 Att: 18,797 - Unknown - 87 F

AB 28  
 R 6  
 H 7  
 RBI 5  
 BB 6  
 SO 2  
 LOB 10





Batter	1	2	3	4	5	6	7	8	9	10	AB	R	H	RBI	BB	SO	LOB	TOP	
<b>Duane Kuiper, L</b> OBP: 0.315, SLG: 0.327 (1.4)	6-3		G3			F9		G3-6-3		F8	5	0	0	0	0	0	2		
<b>Rick Manning, L</b> OBP: 0.344, SLG: 0.401 (1.8)	F9		1-3			4-3			F8	K	5	0	0	0	0	1	1		
<b>Tommy Smith, L</b> OBP: 0.316, SLG: 0.389 (1.9)	P4					1B			1B	FC6	2	1	1	0	2	0	0		
<b>Rico Carty, R</b> OBP: 0.334, SLG: 0.463 (9, PR)						F4				FC6	4	0	2	0	0	0	2		
<b>Rick Waits, L</b> (9, PR)						6-3				1B	0	1	0	0	0	0	0		
<b>Boog Powell, L</b> OBP: 0.300, SLG: 0.289 (1, 3)										1B	3	0	1	0	0	0	1		
<b>Larvell Blanks, R</b> OBP: 0.372, SLG: 0.472 (9, PH)										1B	1	0	0	0	0	0	1		
<b>George Hendrick, R</b> OBP: 0.324, SLG: 0.462 (1, 7)											4	0	1	1	0	0	2		
<b>Buddy Bell, R</b> OBP: 0.344, SLG: 0.365 (1, 5)											4	1	1	0	0	1	2		
<b>Ray Fosse, R</b> OBP: 0.355, SLG: 0.351 (9, PH)											3	0	0	0	0	2	1		
<b>John Lowenstein, L</b> OBP: 0.289, SLG: 0.274 (9, 2)											1	0	0	0	0	0	2		
<b>Rick Cerone, R</b> (9, 2)											0	0	0	0	0	0	0		
<b>Frank Duffy, R</b> OBP: 0.269, SLG: 0.275 (1, 6)											3	0	1	1	1	0	0		
<b>Inning Stats</b>	R: 0 E: 0 K: 0 S: 3	H: 0 LOB: 0 BB: 0 P: 3	R: 0 E: 0 K: 0 S: 3	H: 1 LOB: 0 BB: 0 P: 3	R: 1 E: 0 K: 1 S: 7	H: 2 LOB: 1 BB: 0 P: 7	R: 0 E: 0 K: 0 S: 3	H: 1 LOB: 1 BB: 0 P: 7	R: 0 E: 0 K: 0 S: 4	H: 0 LOB: 0 BB: 0 P: 3	R: 0 E: 0 K: 1 S: 4	H: 0 LOB: 0 BB: 1 P: 8	R: 2 E: 1 K: 1 S: 8	H: 2 LOB: 2 BB: 0 P: 12	R: 0 E: 0 K: 1 S: 5	H: 0 LOB: 0 BB: 0 P: 5	1B: 5 2B: 2 3B: 0 HR: 0	SF: 0 SAC: 0 DP: 3 HBP: 0	WP: 0 PA: 38 PB: 0 SB: 1 CS: 0
<b>PITCHER</b>	IP	WLS	BF	H	R	ER	SO	BB	IBB	HBP	BLK	WP	HR	S	P	ERA	WHIP		
<b>Doug Bird, R</b> ERA: 3.33 (1, 1)	8.1		31	6	3	2	2	3	0	0	0	0	0	32	44	2.16	1.080		
<b>Steve Mingori, L</b> ERA: 2.36 (9, 1)	0.0		1	0	0	0	0	0	0	0	0	0	0	1	1	∞	∞		
<b>Mark Littell, R</b> ERA: 1.96 (9, 1)	1.2	W	6	1	0	0	2	0	0	0	0	0	0	10	10	0.00	0.600		

Cleveland Indians @ Kansas City Royals  
 Royals Stadium, Kansas City, MO  
 Tue Aug 17 1976, 8:05 PM EDT  
 Att: 14,836 - Unknown - 91 F

AB 35  
 R 3  
 H 7  
 RBI 2  
 BB 3  
 SO 4  
 LOB 14



Batter	1	2	3	4	5	6	7	8	9	10	AB	R	H	RBI	BB	SO	LOB	BOTTOM	
<b>Al Cowens, R</b> OBP: 0.309, SLG: 0.340 (1, 9)	6-3		P5								5	0	0	0	0	1	3		
<b>Amos Otis, R</b> OBP: 0.354, SLG: 0.475 (1, 8)	5-3		5-3								5	0	1	1	0	0	1		
<b>George Brett, L</b> OBP: 0.367, SLG: 0.484 (1, 5)	5-3										5	2	3	0	0	0	1		
<b>John Mayberry, L</b> OBP: 0.327, SLG: 0.376 (1, 3)											5	0	1	0	0	1	2		
<b>Hal McRae, R</b> OBP: 0.431, SLG: 0.505 (1, 10)											3	0	2	1	1	1	0		
<b>Davey Nelson, R</b> OBP: 0.291, SLG: 0.310 (8, PR)											1	0	0	0	0	0	0		
<b>Tom Poquette, L</b> OBP: 0.393, SLG: 0.480 (1, 7)											0	0	0	0	3	0	0		
<b>Jim Wohlford, R</b> OBP: 0.295, SLG: 0.289 (9, 7)											1	0	0	0	0	1	1		
<b>Buck Martinez, R</b> OBP: 0.271, SLG: 0.386 (1, 2)											4	1	1	0	0	0	5		
<b>Freddie Patek, R</b> OBP: 0.332, SLG: 0.315 (1, 6)											4	1	2	0	0	1	2		
<b>Frank White, R</b> OBP: 0.260, SLG: 0.292 (1, 4)											3	0	1	1	0	0	0		
<b>Inning Stats</b>	R: 0 E: 0 K: 0 S: 3	H: 0 LOB: 0 BB: 0 P: 3	R: 0 E: 0 K: 1 S: 4	H: 0 LOB: 0 BB: 1 P: 8	R: 1 E: 0 K: 0 S: 5	H: 3 LOB: 1 BB: 0 P: 5	R: 1 E: 0 K: 1 S: 7	H: 3 LOB: 2 BB: 1 P: 11	R: 0 E: 0 K: 0 S: 3	H: 1 LOB: 1 BB: 0 P: 11	R: 0 E: 0 K: 1 S: 6	H: 1 LOB: 1 BB: 0 P: 6	R: 0 E: 0 K: 0 S: 3	H: 0 LOB: 0 BB: 0 P: 3	R: 1 E: 0 K: 1 S: 5	H: 1 LOB: 0 BB: 0 P: 5	1B: 9 2B: 2 3B: 0 HR: 0	SF: 0 SAC: 1 DP: 0 HBP: 0	WP: 2 PA: 42 PB: 0 SB: 2 CS: 3
<b>PITCHER</b>	IP	WLS	BF	H	R	ER	SO	BB	IBB	HBP	BLK	WP	HR	S	P	ERA	WHIP		
<b>Pat Dobson, R</b> ERA: 3.58 (1, 1)	6.2		29	9	3	3	3	3	1	0	0	2	0	31	47	4.05	1.800		
<b>Dave LaRoche, L</b> ERA: 2.44 (7, 1)	3.0	L	12	2	1	0	2	0	0	0	0	0	0	15	15	0.00	0.667		

Cleveland Indians @ Kansas City Royals  
 Royals Stadium, Kansas City, MO  
 Tue Aug 17 1976, 8:05 PM EDT  
 Att: 14,836 - Unknown - 91 F

AB 36  
 R 4  
 H 11  
 RBI 3  
 BB 4  
 SO 5  
 LOB 15





Batter	1	2	3	4	5	6	7	8	9	AB	R	H	RBI	BB	SO	LOB	TOP								
<b>Duane Kuiper, L</b> (1,4) OBP: 0.314, SLG: 0.326	F7			F7		4-3	F7										5 0 1 0 0 0 3								
<b>Rick Manning, L</b> (1,8) OBP: 0.343, SLG: 0.399	P5			K			4-3	1B	K								5 0 1 0 0 2 1								
<b>John Lowenstein, L</b> (1,7) OBP: 0.283, SLG: 0.268	4-3			F7			4-3	F8									4 0 0 0 0 0 1								
<b>Rico Carty, R</b> (1,10) OBP: 0.385, SLG: 0.465		L7			5-3			1B	FC5-2								4 1 2 0 0 0 0								
<b>Boog Powell, L</b> (1,3) OBP: 0.303, SLG: 0.300		G4-6-3			6-3			1B	FC5-2								3 1 1 0 1 0 2								
<b>Larvell Blanks, R</b> (1,6) OBP: 0.374, SLG: 0.472								1B	IBB								4 1 2 1 0 0 1								
<b>Frank Duffy, R</b> (8,6) OBP: 0.269, SLG: 0.275		G4-6-3			5-3			1B									0 0 0 0 0 0 0								
<b>Buddy Bell, R</b> (1,5) OBP: 0.346, SLG: 0.366				K													4 1 2 1 0 1 3								
<b>Tommy Smith, L</b> (1,9) OBP: 0.313, SLG: 0.373				F8			F8	1B									3 0 0 0 1 0 1								
<b>Ray Fosse, R</b> (1,2) OBP: 0.353, SLG: 0.348				F9			K										4 0 1 2 0 1 1								
<b>Inning Stats</b>	R: 0 E: 0 K: 0 S: 3	H: 0 LOB: 0 BB: 0 P: 3	R: 0 E: 0 K: 0 S: 3	H: 1 LOB: 0 BB: 0 P: 3	R: 0 E: 0 K: 1 S: 5	H: 0 LOB: 0 BB: 0 P: 5	R: 0 E: 0 K: 1 S: 5	H: 0 LOB: 0 BB: 0 P: 5	R: 0 E: 0 K: 0 S: 3	H: 1 LOB: 0 BB: 0 P: 3	R: 0 E: 0 K: 1 S: 6	H: 1 LOB: 1 BB: 0 P: 6	R: 4 E: 0 K: 0 S: 7	H: 4 LOB: 2 BB: 2 P: 15	R: 0 E: 0 K: 0 S: 6	H: 3 LOB: 3 BB: 0 P: 6	R: 0 E: 0 K: 1 S: 6	H: 1 LOB: 1 BB: 0 P: 6	1B: 9 2B: 1 3B: 0 HR: 0	SF: 0 SAC: 0 DP: 1 HBP: 0	WP: 0 PB: 0 SB: 1 CS: 0	PA: 38			
<b>PITCHER</b>	IP	WLS	BF	H	R	ER	SO	BB	IBB	HBP	BLK	WP	HR	S	P	ERA	WHIP								
<b>Al Fitzmorris, R</b> (1,1) ERA: 2.94	6.2	L	27	6	4	4	3	0	2	0	0	0	0	31	39	5.40	0.900								
<b>Larry Gura, L</b> (7,1) ERA: 3.09	1.0		6	3	0	0	0	0	0	0	0	0	0	6	6	0.00	3.000								
<b>Tom Bruno, R</b> (8,1) ERA: 2.16	1.1		5	1	0	0	1	0	0	0	0	0	0	7	7	0.00	0.750								

Cleveland Indians @ Kansas City Royals  
 Royals Stadium, Kansas City, MO  
 Wed Aug 18 1976, 8:05 PM EDT  
 Att: 15,095 - Unknown - 90 F

AB 36  
 R 4  
 H 10  
 RBI 4  
 BB 2  
 SO 4  
 LOB 13



Batter	1	2	3	4	5	6	7	8	9	AB	R	H	RBI	BB	SO	LOB	BOTTOM								
<b>Al Cowens, R</b> (1,9) OBP: 0.309, SLG: 0.339	K			F9				4-3									4 0 1 1 0 1 2								
<b>Cookie Rojas, R</b> (9,4) OBP: 0.250, SLG: 0.240							1B										0 0 0 0 0 0 0								
<b>Amos Otis, R</b> (1,8) OBP: 0.351, SLG: 0.470	K			5-3			F7										4 0 0 0 0 2 3								
<b>George Brett, L</b> (1,5) OBP: 0.384, SLG: 0.480	G3			3-1													4 0 0 0 0 1 0								
<b>John Mayberry, L</b> (1,3) OBP: 0.327, SLG: 0.375		6-3			G3												4 0 1 0 0 0 0								
<b>Hal McRae, R</b> (1,10) OBP: 0.430, SLG: 0.503					F8												4 0 1 0 0 1 0								
<b>Tom Hall, L</b> (9, PR)		K					F8										0 0 0 0 0 0 0								
<b>Tom Pogue, L</b> (1,7) OBP: 0.394, SLG: 0.484																	4 1 2 0 0 1 2								
<b>Bob Stinson, S</b> (1,2) OBP: 0.329, SLG: 0.322				4-3			F9										3 0 0 0 1 0 3								
<b>Freddie Patek, R</b> (1,6) OBP: 0.331, SLG: 0.313																	2 0 0 0 0 1 0								
<b>Ruppert Jones, L</b> (8, PH)				L8													1 0 1 0 0 0 0								
<b>Frank White, R</b> (1,4) OBP: 0.258, SLG: 0.290																	2 0 0 0 0 0 0								
<b>Jamie Quirk, L</b> (8, PH)				F7													1 0 0 0 0 1 3								
<b>Inning Stats</b>	R: 0 E: 0 K: 2 S: 7	H: 0 LOB: 0 BB: 0 P: 7	R: 0 E: 0 K: 1 S: 5	H: 0 LOB: 0 BB: 0 P: 5	R: 0 E: 0 K: 0 S: 3	H: 0 LOB: 0 BB: 0 P: 3	R: 0 E: 0 K: 0 S: 3	H: 0 LOB: 0 BB: 0 P: 3	R: 0 E: 0 K: 1 S: 4	H: 1 LOB: 1 BB: 0 P: 4	R: 0 E: 0 K: 1 S: 6	H: 1 LOB: 1 BB: 0 P: 6	R: 0 E: 0 K: 1 S: 5	H: 0 LOB: 0 BB: 0 P: 5	R: 1 E: 0 K: 2 S: 9	H: 2 LOB: 2 BB: 1 P: 13	R: 0 E: 0 K: 1 S: 7	H: 2 LOB: 2 BB: 0 P: 7	1B: 5 2B: 1 3B: 0 HR: 0	SF: 0 SAC: 0 DP: 0 HBP: 0	WP: 0 PB: 0 SB: 0 CS: 0	PA: 34			
<b>PITCHER</b>	IP	WLS	BF	H	R	ER	SO	BB	IBB	HBP	BLK	WP	HR	S	P	ERA	WHIP								
<b>Dennis Eckerley, R</b> (1,1) ERA: 3.63	7.0	W	26	4	1	1	5	1	0	0	0	0	0	35	39	1.29	0.714								
<b>Jim Kern, R</b> (8,1) ERA: 2.66	2.0	S	8	2	0	0	3	0	0	0	0	0	0	14	14	0.00	1.000								

Cleveland Indians @ Kansas City Royals  
 Royals Stadium, Kansas City, MO  
 Wed Aug 18 1976, 8:05 PM EDT  
 Att: 15,095 - Unknown - 90 F

AB 33  
 R 1  
 H 6  
 RBI 1  
 BB 1  
 SO 8  
 LOB 13





Batter	1	2	3	4	5	6	7	8	9	AB	R	H	RBI	BB	SO	LOB	TOP											
Jim Wohlford, R OBP: 0.297, SLG: 0.291 (1, 7)										5	1	2	0	0	0	1												
Amos Otis, R OBP: 0.345, SLG: 0.467 (1, 8)										5	0	1	0	0	2	1												
George Brett, L OBP: 0.384, SLG: 0.479 (1, 5)										3	1	1	0	1	0	0												
Hal McRae, R OBP: 0.433, SLG: 0.501 (1, 10)										1	1	0	1	3	1	0												
John Mayberry, L OBP: 0.328, SLG: 0.378 (1, 3)										4	1	2	1	0	0	3												
Al Cowens, R OBP: 0.308, SLG: 0.340 (1, 9)										4	0	1	1	0	1	2												
Buck Martinez, R OBP: 0.287, SLG: 0.382 Tom Poquette, L OBP: 0.393, SLG: 0.482 Bob Stinson, S OBP: 0.329, SLG: 0.322 (8, PH) (8, 2)										2	0	0	1	0	0	0												
Freddie Patek, R OBP: 0.328, SLG: 0.311 Jamie Quirk, L OBP: 0.250, SLG: 0.349 (8, PH) (8, 6)										3	0	0	0	0	0	1												
Frank White, R OBP: 0.259, SLG: 0.290 Ruppert Jones, L OBP: 0.304, SLG: 0.381 (9, PH)										3	0	1	0	0	0	1												
<b>Inning Stats</b>	R: 0 E: 0 K: 1 S: 5	H: 1 LOB: 0 BB: 0 P: 5	R: 2 E: 0 K: 0 S: 5	H: 2 LOB: 1 BB: 1 P: 9	R: 1 E: 0 K: 0 S: 5	H: 2 LOB: 2 BB: 1 P: 9	R: 0 E: 0 K: 0 S: 4	H: 1 LOB: 1 BB: 0 P: 4	R: 0 E: 0 K: 1 S: 5	H: 0 LOB: 0 BB: 0 P: 5	R: 0 E: 0 K: 1 S: 5	H: 0 LOB: 0 BB: 0 P: 5	R: 1 E: 0 K: 0 S: 5	H: 2 LOB: 3 BB: 2 P: 13	R: 0 E: 0 K: 1 S: 5	H: 0 LOB: 0 BB: 0 P: 5	R: 0 E: 0 K: 1 S: 5	H: 0 LOB: 0 BB: 0 P: 5	1B: 6 2B: 2 3B: 0 HR: 0	SF: 1 SAC: 0 DP: 0 HBP: 0	WP: 0 PB: 0 SB: 0 CS: 1	PA: 38						
<b>PITCHER</b>	IP	WLS	BF	H	R	ER	SO	BB	IBB	HBP	BLK	WP	HR	S	P	ERA	WHIP											
Jerry Augustine, L ERA: 3.1 Danny Frisella, R ERA: 2.73	(1, 1)	6.2	W	30	8	4	4	3	3	0	0	0	0	0	33	45	5.40	1.650										
	(7, 1)	2.1	S	8	0	0	0	2	1	0	0	0	0	0	11	15	0.00	0.429										

Kansas City Royals @ Milwaukee Brewers  
Milwaukee County Stadium, Milwaukee, WI  
Thu Aug 19 1976, 8:05 PM EDT  
Att: 10,553 - Unknown - 78 F


AB 33  
R 4  
H 8  
RBI 4  
BB 4  
SO 5  
LOB 9



Batter	1	2	3	4	5	6	7	8	9	AB	R	H	RBI	BB	SO	LOB	BOTTOM										
Von Joshua, L OBP: 0.290, SLG: 0.345 (1, 7)										4	1	2	0	1	1	1											
Robin Yount, R OBP: 0.312, SLG: 0.327 (1, 6)										3	0	1	2	0	0	2											
George Scott, R OBP: 0.331, SLG: 0.406 (1, 3)										4	1	2	0	0	0	5											
Mike Hegan, L OBP: 0.314, SLG: 0.373 (1, 10)										4	0	0	0	0	2	1											
Darrell Porter, L OBP: 0.315, SLG: 0.300 (1, 2)										3	0	0	0	1	1	0											
Sixto Lezcano, R OBP: 0.380, SLG: 0.415 (1, 9)										4	1	1	0	0	0	1											
Tim Johnson, L OBP: 0.316, SLG: 0.282 (1, 4)										3	2	1	0	1	0	0											
Gorman Thomas, R OBP: 0.305, SLG: 0.385 (1, 8)										4	1	2	3	0	1	0											
Jack Heidemann, R OBP: 0.263, SLG: 0.247 (1, 5)										4	0	2	0	0	0	2											
<b>Inning Stats</b>	R: 0 E: 0 K: 2 S: 8	H: 1 LOB: 1 BB: 0 P: 8	R: 3 E: 0 K: 1 S: 9	H: 4 LOB: 2 BB: 1 P: 13	R: 0 E: 0 K: 0 S: 2	H: 0 LOB: 0 BB: 1 P: 6	R: 0 E: 0 K: 0 S: 3	H: 0 LOB: 0 BB: 0 P: 3	R: 2 E: 1 K: 0 S: 5	H: 3 LOB: 3 BB: 1 P: 10	R: 0 E: 0 K: 1 S: 5	H: 0 LOB: 0 BB: 0 P: 5	R: 0 E: 0 K: 1 S: 6	H: 1 LOB: 1 BB: 0 P: 6	R: 0 E: 0 K: 1 S: 6	H: 0 LOB: 0 BB: 0 P: 6	1B: 8 2B: 0 3B: 2 HR: 1	SF: 1 SAC: 0 DP: 1 HBP: 0	WP: 0 PB: 0 SB: 0 CS: 0	PA: 37							
<b>PITCHER</b>	IP	WLS	BF	H	R	ER	SO	BB	IBB	HBP	BLK	WP	HR	S	P	ERA	WHIP										
Dennis Leonard, R ERA: 3.3 Steve Mingori, L ERA: 2.25	(1, 1)	5.1	L	26	9	6	6	3	2	0	0	0	1	30	38	10.12	2.062										
	(6, 1)	2.2		11	2	0	0	2	1	0	0	0	0	14	18	0.00	1.125										

Kansas City Royals @ Milwaukee Brewers  
Milwaukee County Stadium, Milwaukee, WI  
Thu Aug 19 1976, 8:05 PM EDT  
Att: 10,553 - Unknown - 78 F

AB 33  
R 6  
H 11  
RBI 5  
BB 3  
SO 5  
LOB 12






Batter	1	2	3	4	5	6	7	8	9	AB	R	H	RBI	BB	SO	LOB	TOP			
Jim Wohlford, R OBP: 0.300, SLG: 0.287 (1, 7)	4-0 2B 3B BB	0-0 6-3			4-0 BB S BB		0-0 F9		0-0 F7	3	1	0	0	2	0	3				
Amos Otis, R OBP: 0.350, SLG: 0.469 (1, 8)	0-0 3B 2B	0-3 K			0-0 F2		4-0 S BB			3	1	1	0	1	1	2				
George Brett, L OBP: 0.385, SLG: 0.483 (1, 5)	0-0 SF8 3B		0-0 G3		4-0 BB BB		0-0 L8			3	1	1	2	1	0	1				
Hal McRae, R OBP: 0.431, SLG: 0.499 (1, 10)	0-0 SF8		0-0 F9		4-0 BB BB			0-0 F8		2	0	0	1	1	0	0				
John Mayberry, L OBP: 0.328, SLG: 0.377 (1, 3)	0-0 FC6-4 1B		0-3 K		0-0 1-3			0-0 F9		4	0	1	0	0	1	3				
Al Cowens, R OBP: 0.305, SLG: 0.337 (1, 9)	0-0 F8			0-0 F7		0-0 F9		0-0 F8		4	0	0	0	0	0	1				
Buck Martinez, R OBP: 0.267, SLG: 0.380 (1, 2)	0-0 FC6-4			0-0 F9		0-0 F8			0-0 SH1-4 1B	4	0	1	0	0	0	1				
Freddie Patek, R OBP: 0.328, SLG: 0.309 (1, 6)		4-0 SH1-3 BB		0-0 5-3		0-0 F8			0-0 SH1-4	2	0	0	0	1	0	0				
Frank White, R OBP: 0.259, SLG: 0.291 (1, 4)		0-0 SH1-3			0-0 6-3				0-0 L5	3	0	1	0	0	0	1				
<b>Inning Stats</b>	R: 3 E: 0 K: 0 S: 6	H: 3 LOB: 1 BB: 1 P: 10	R: 0 E: 0 K: 1 S: 5	H: 0 LOB: 1 BB: 1 P: 9	R: 0 E: 0 K: 1 S: 5	H: 0 LOB: 0 BB: 0 P: 5	R: 0 E: 0 K: 0 S: 3	H: 0 LOB: 0 BB: 0 P: 3	R: 0 E: 0 K: 0 S: 3	H: 0 LOB: 3 BB: 3 P: 15	R: 0 E: 0 K: 0 S: 3	H: 1 LOB: 1 BB: 1 P: 7	R: 0 E: 0 K: 0 S: 3	H: 0 LOB: 0 BB: 0 P: 3	R: 0 E: 0 K: 0 S: 4	H: 1 LOB: 1 BB: 0 P: 4	1B: 3 2B: 1 3B: 1 HR: 0	SF: 1 SAC: 2 DP: 0 HBP: 0	WP: 0 PB: 0 SB: 2 CS: 1	PA: 37
<b>PITCHER</b> Bill Travers, L ERA: 2.38 (1, 1)	IP: 9.0 WLS: L BF: 37	H: 5 R: 3 ER: 3 SO: 2	BB: 6 IBB: 0 HBP: 0 BLK: 0	WP: 0 HR: 0 S: 35 P: 59	ERA: 3.00 WHIP: 1.222															

**Kansas City Royals @ Milwaukee Brewers**  
Milwaukee County Stadium, Milwaukee, WI  
Fri Aug 20 1976, 8:05 PM EDT  
Att: 15,043 - Unknown - 76 F


AB 28  
R 3  
H 5  
RBI 3  
BB 6  
SO 2  
LOB 12



Batter	1	2	3	4	5	6	7	8	9	AB	R	H	RBI	BB	SO	LOB	BOTTOM			
Robin Yount, R OBP: 0.309, SLG: 0.325 (1, 6)	0-0 1-3		0-0 4-3		0-0 F8			0-3 K		4	0	0	0	0	1	2				
Charlie Moore, R OBP: 0.346, SLG: 0.321 (1, 2)	0-0 6-3		0-0 6-3			0-0 5-3		0-0 6-3		4	0	0	0	0	0	0				
George Scott, R OBP: 0.328, SLG: 0.403 (1, 3)	0-0 5-3			0-0 6-3		0-3 K		0-0 L7		4	0	0	0	0	1	0				
Don Money, R OBP: 0.339, SLG: 0.422 (1, 10)		0-0 L7		0-0 6-3		4-0 1B BB		0-0 F7		3	0	0	0	1	0	0				
Sixto Lezcano, R OBP: 0.359, SLG: 0.413 (1, 9)		0-0 6-3		0-3 K		0-0 FC6-4 1B		0-0 L8		4	0	1	0	0	1	0				
Gorman Thomas, R OBP: 0.305, SLG: 0.381 (1, 8)		4-0 1B BB		4-0 SH2-3 BB BB		0-0 FC6-4		0-3 K		2	0	0	0	2	1	2				
Gary Sutherland, R OBP: 0.260, SLG: 0.281 (1, 4)		0-0 1B		4-0 SH2-3 BB			0-0 5-3			2	0	1	0	1	0	0				
Von Joshua, L OBP: 0.289, SLG: 0.343 (1, 7)		0-0 4-3		0-0 P6			0-0 F7			3	0	0	0	0	0	4				
Jack Heidemann, R OBP: 0.257, SLG: 0.242 (1, 5)			0-3 K		0-0 SH2-3		0-0 6-3			2	0	0	0	0	1	0				
<b>Inning Stats</b>	R: 0 E: 0 K: 0 S: 3	H: 0 LOB: 0 BB: 0 P: 3	R: 0 E: 0 K: 1 S: 5	H: 1 LOB: 2 BB: 1 P: 8	R: 0 E: 0 K: 1 S: 5	H: 0 LOB: 0 BB: 0 P: 5	R: 0 E: 0 K: 1 S: 5	H: 0 LOB: 0 BB: 0 P: 5	R: 0 E: 0 K: 1 S: 6	H: 1 LOB: 2 BB: 1 P: 10	R: 0 E: 0 K: 0 S: 3	H: 0 LOB: 0 BB: 0 P: 3	R: 0 E: 0 K: 1 S: 5	H: 0 LOB: 0 BB: 0 P: 5	R: 0 E: 0 K: 1 S: 5	H: 0 LOB: 0 BB: 0 P: 5	1B: 2 2B: 0 3B: 0 HR: 0	SF: 0 SAC: 1 DP: 0 HBP: 0	WP: 0 PB: 0 SB: 0 CS: 0	PA: 33
<b>PITCHER</b> Andy Hassler, L ERA: 3.61 (1, 1)	IP: 9.0 WLS: W BF: 33	H: 2 R: 0 ER: 0 SO: 5	BB: 4 IBB: 0 HBP: 0 BLK: 0	WP: 0 HR: 0 S: 39 P: 55	ERA: 0.00 WHIP: 0.667															

**Kansas City Royals @ Milwaukee Brewers**  
Milwaukee County Stadium, Milwaukee, WI  
Fri Aug 20 1976, 8:05 PM EDT  
Att: 15,043 - Unknown - 76 F

AB 28  
R 0  
H 2  
RBI 0  
BB 4  
SO 5  
LOB 8

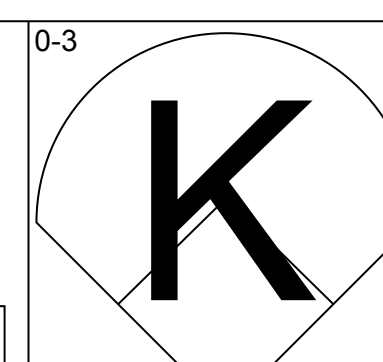
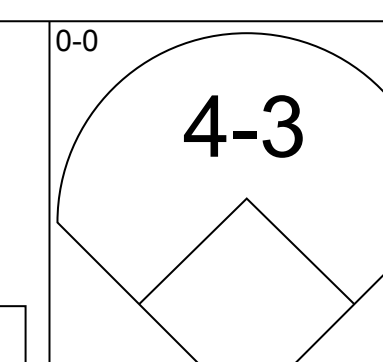
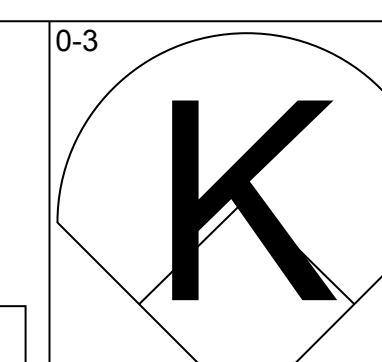
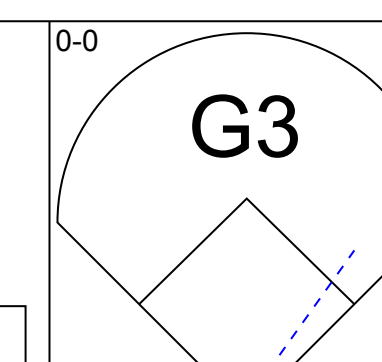
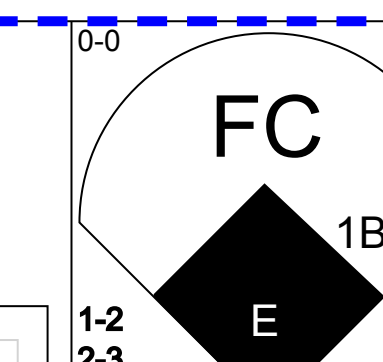
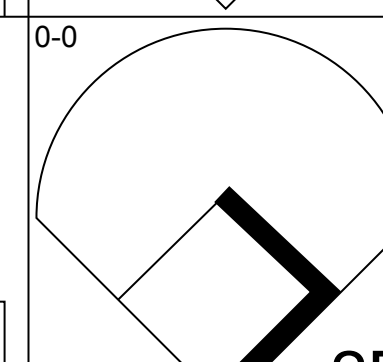
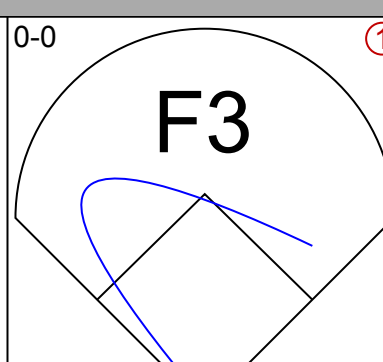
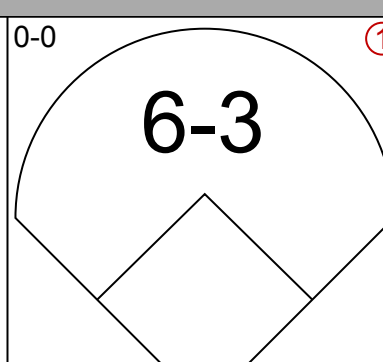
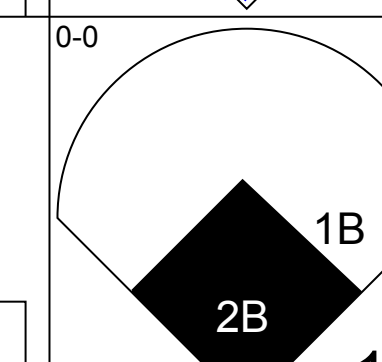
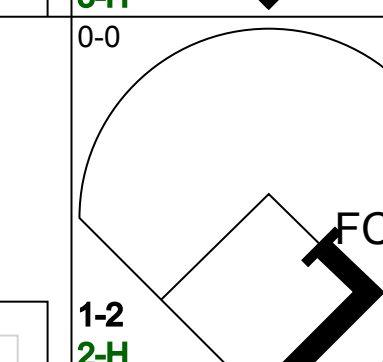
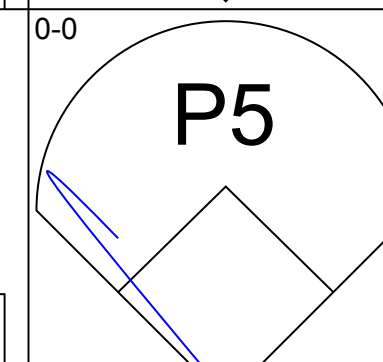
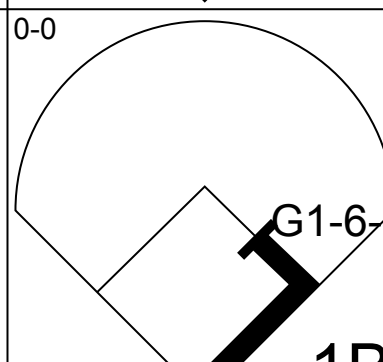
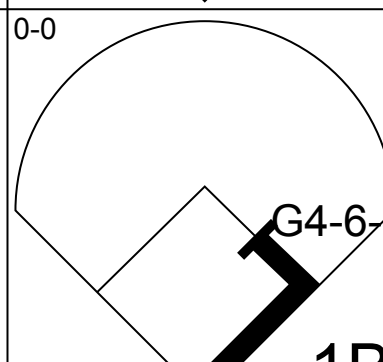
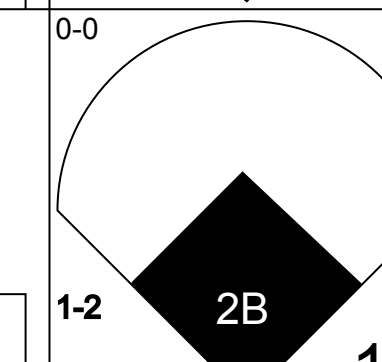
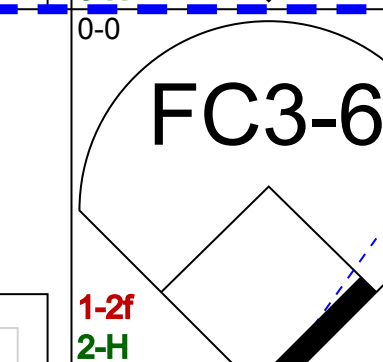
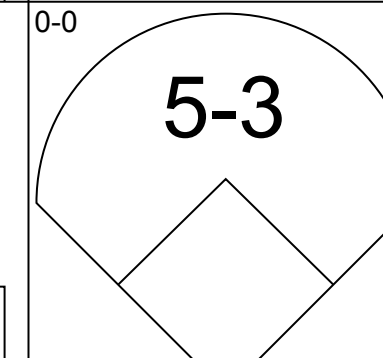
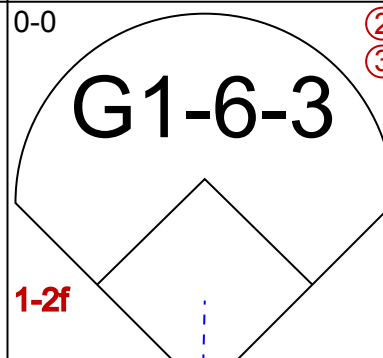
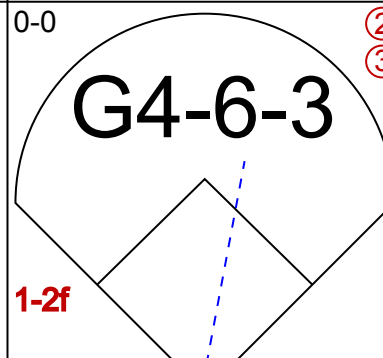
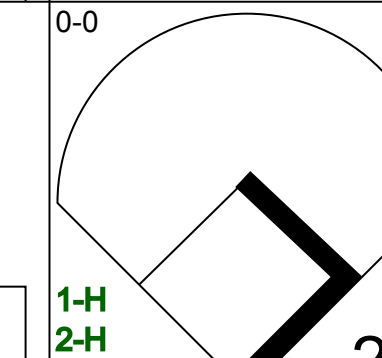
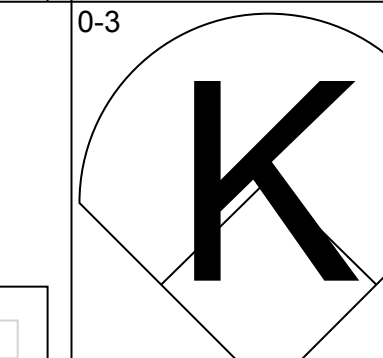
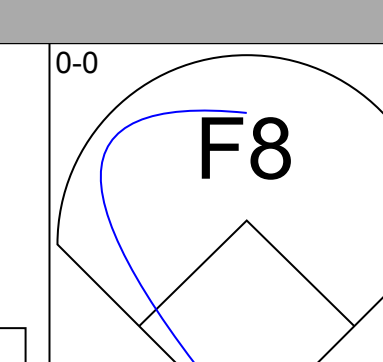
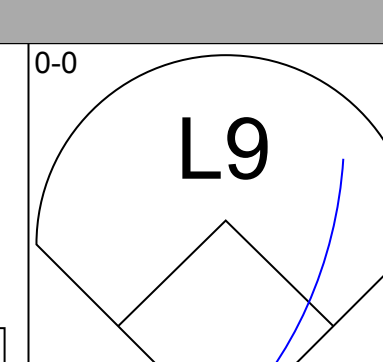
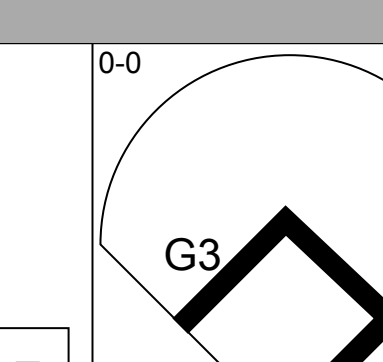
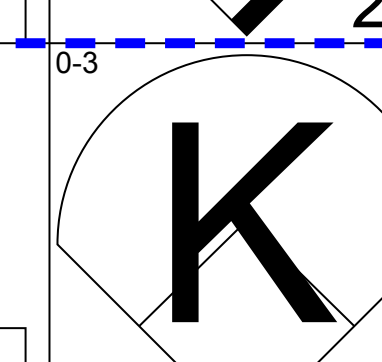

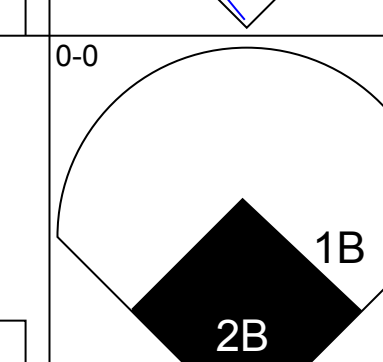
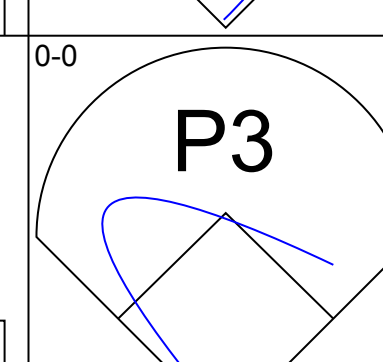
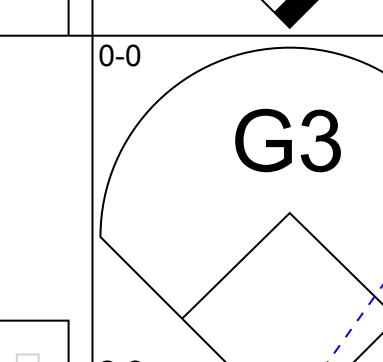
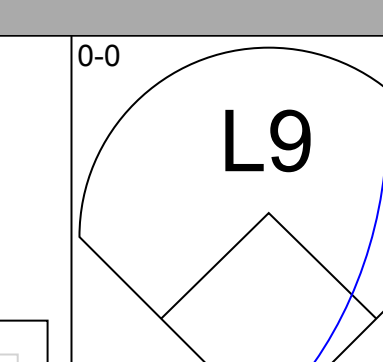
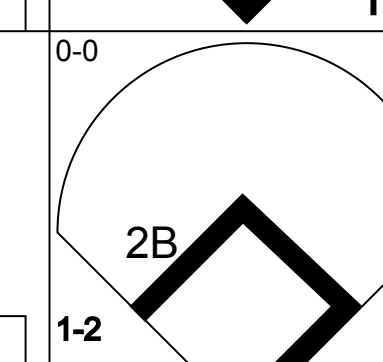
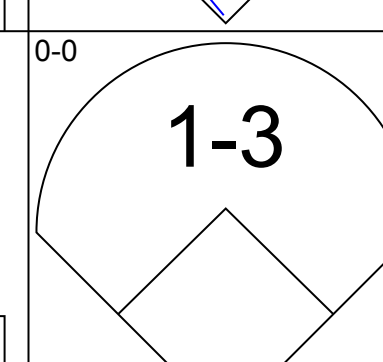
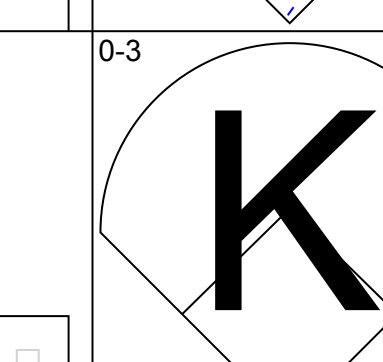
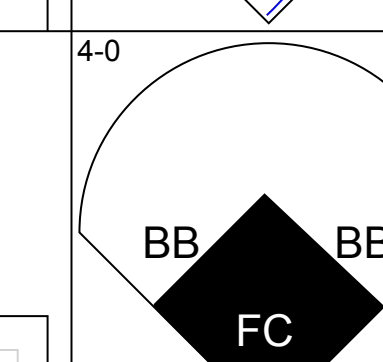
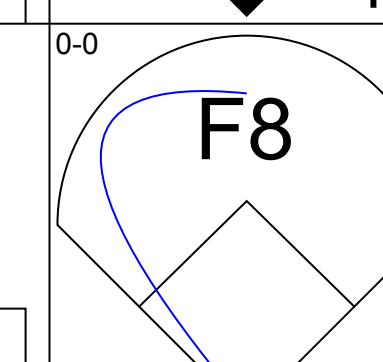

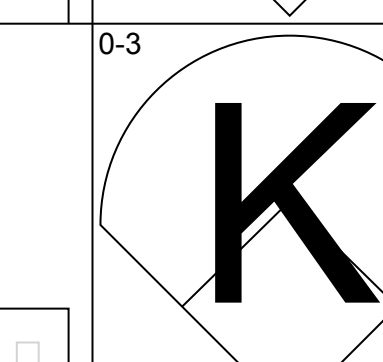
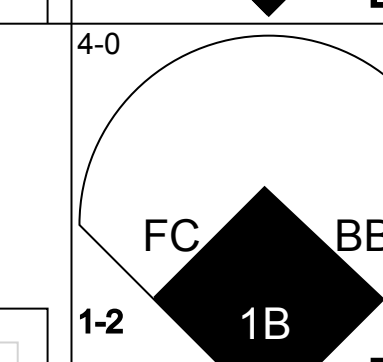
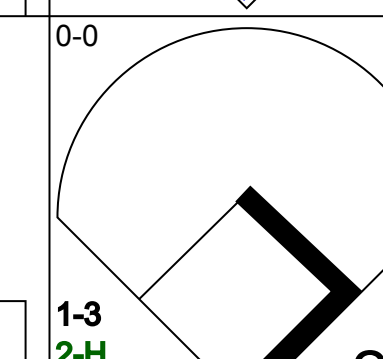


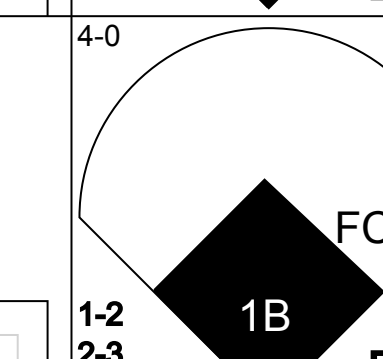
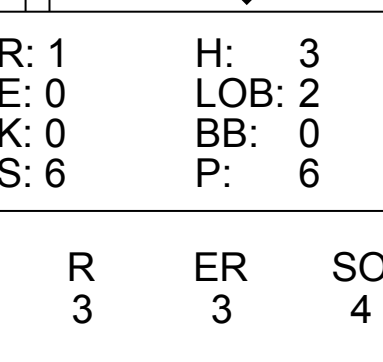
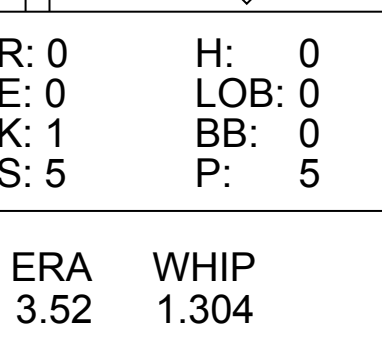
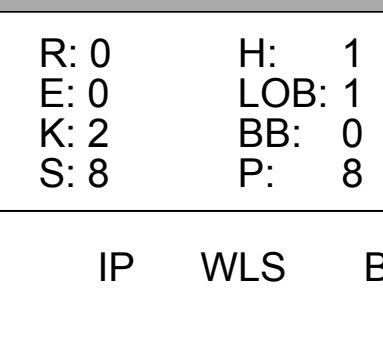
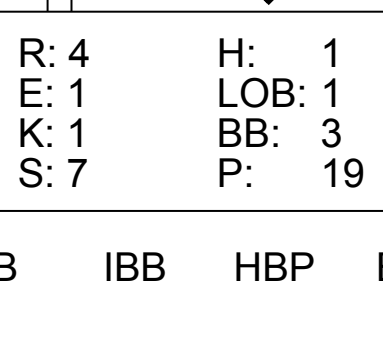




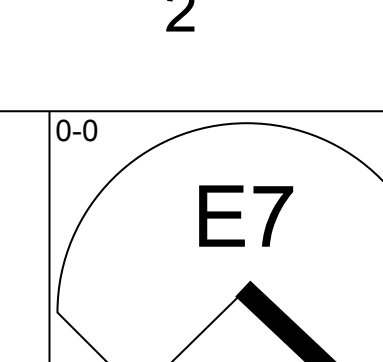
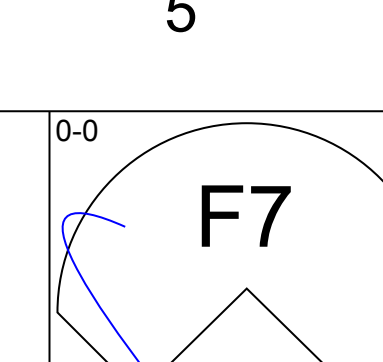
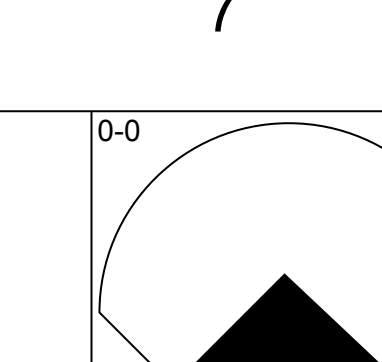
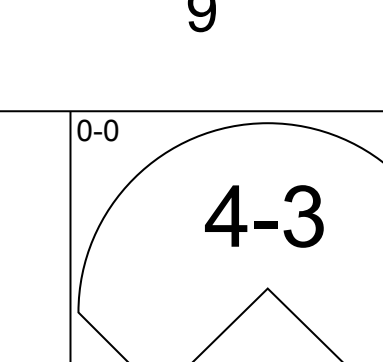
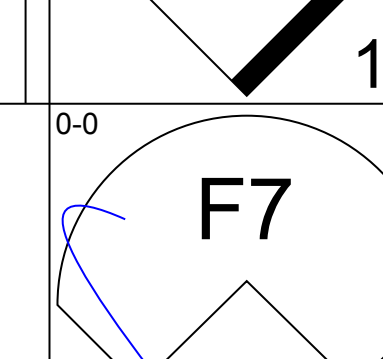
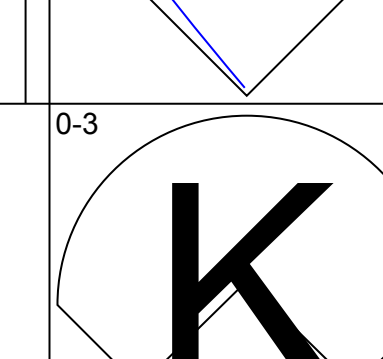

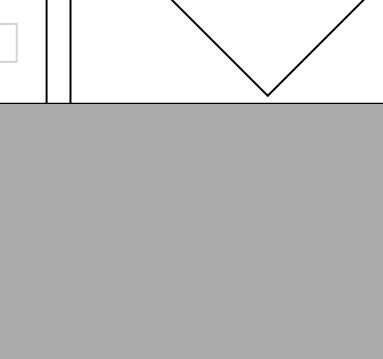


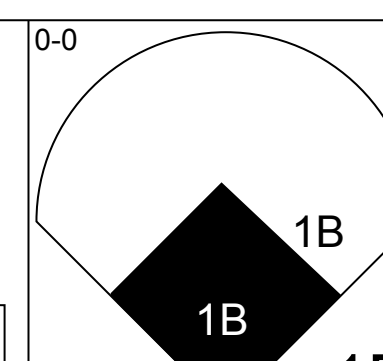
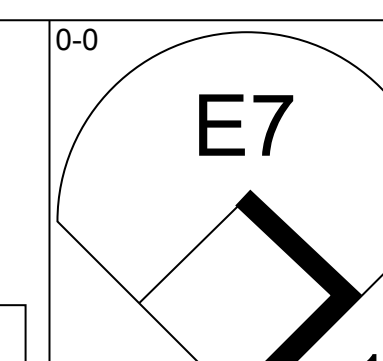
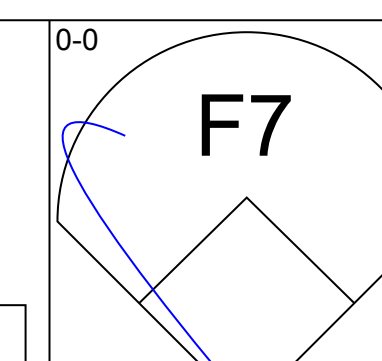
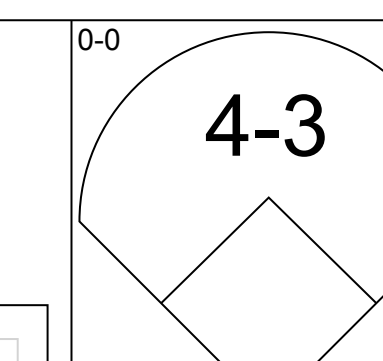
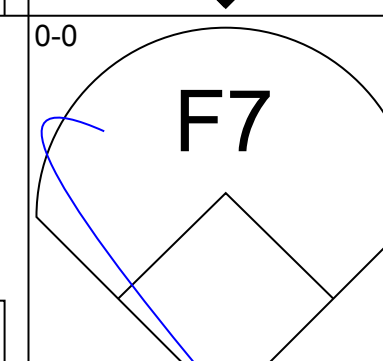
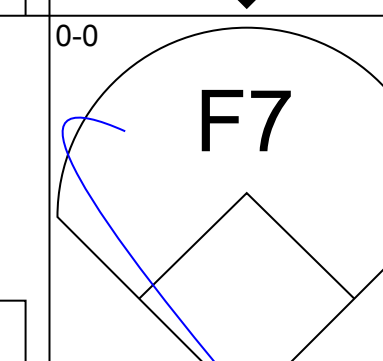
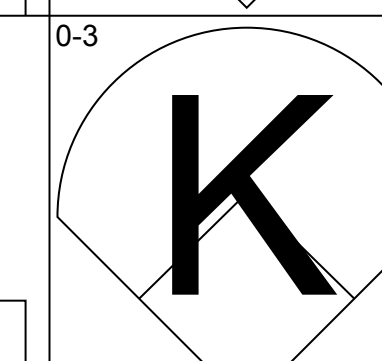
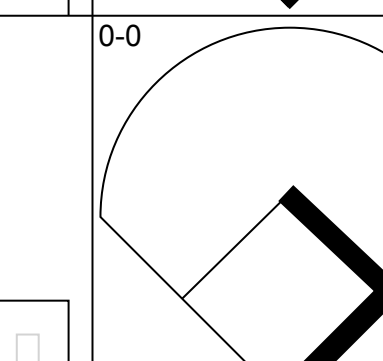
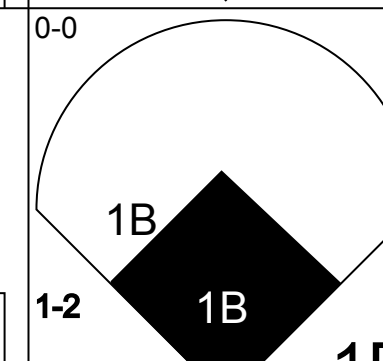
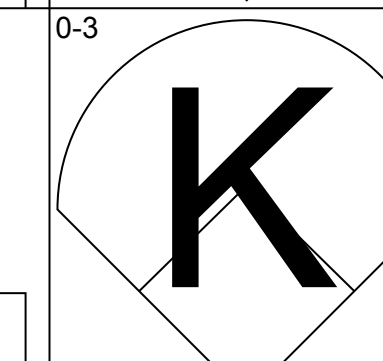
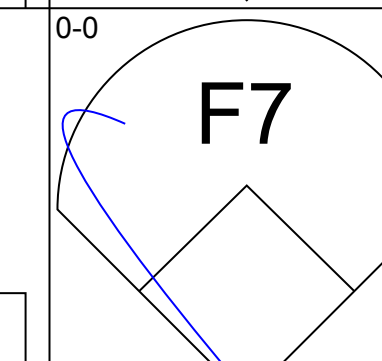
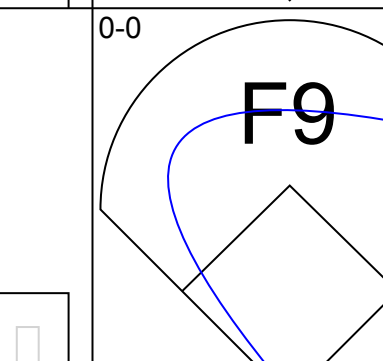
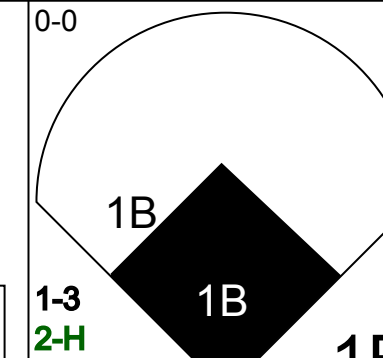

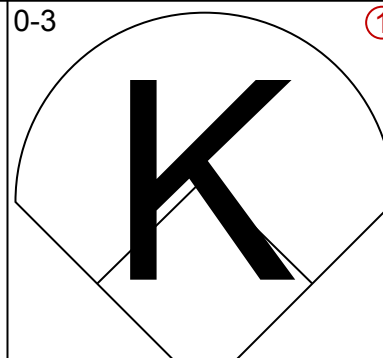
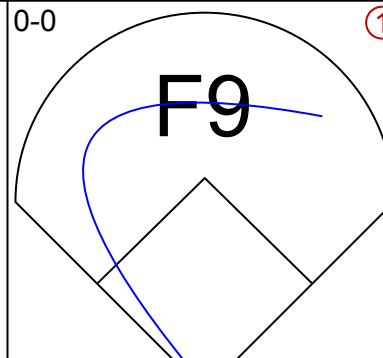
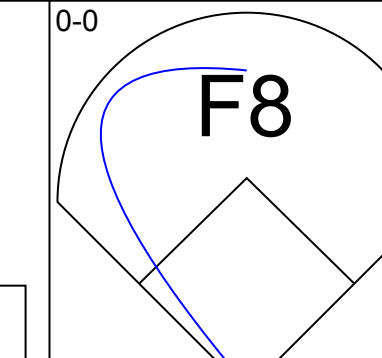
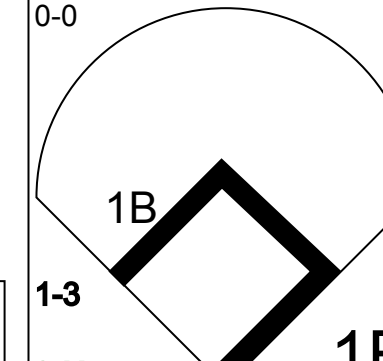

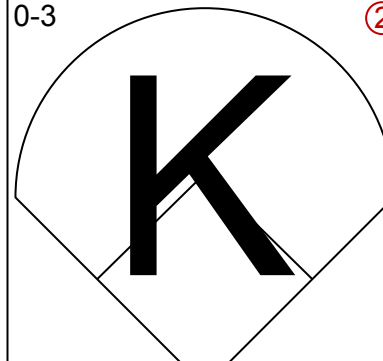
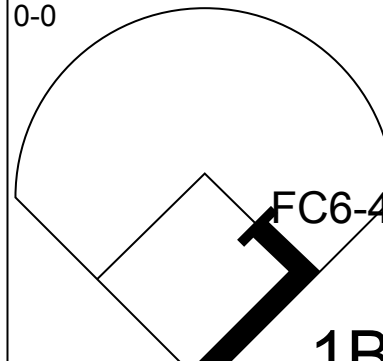
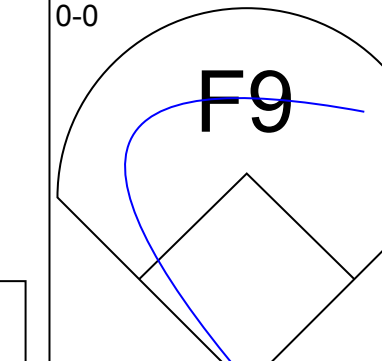
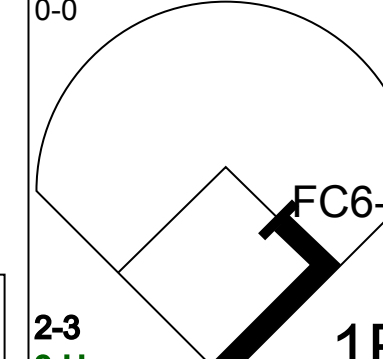

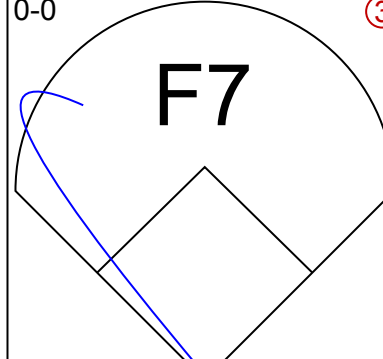
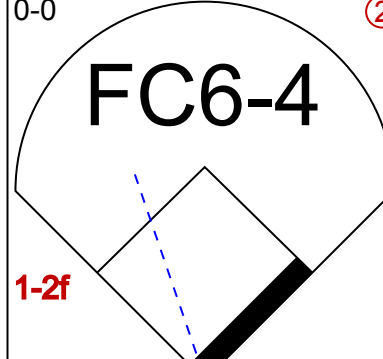
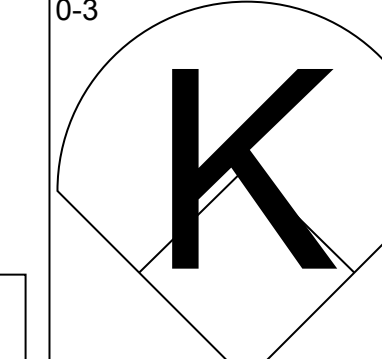
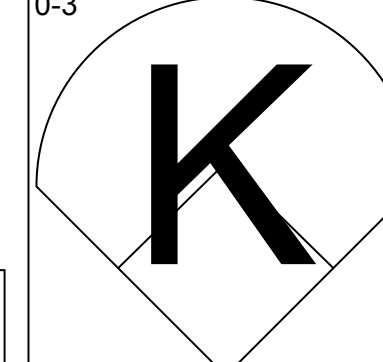

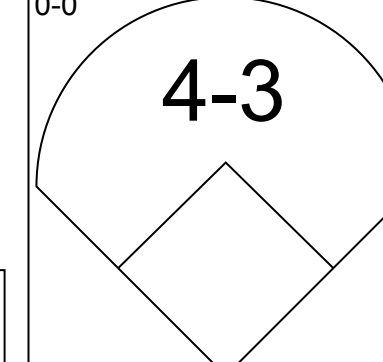
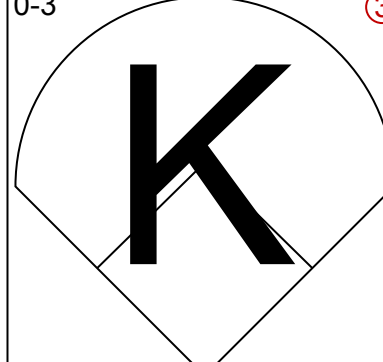
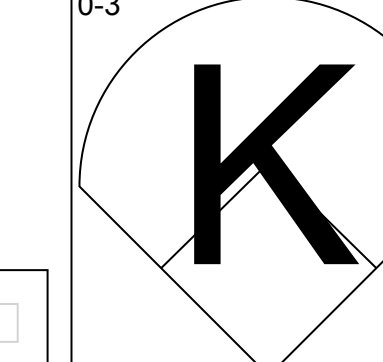
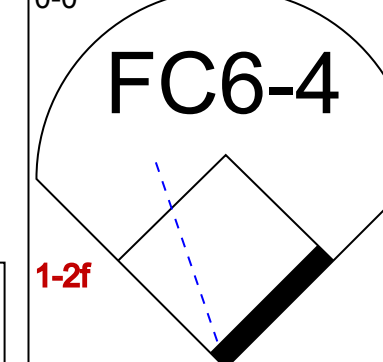

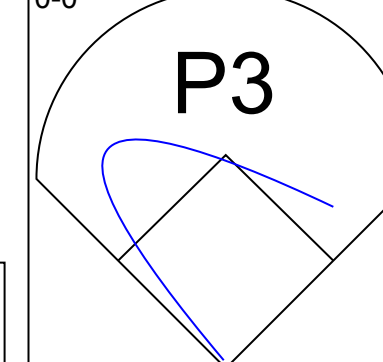
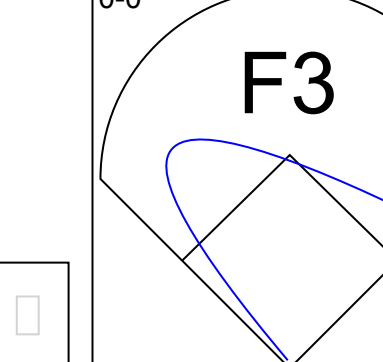
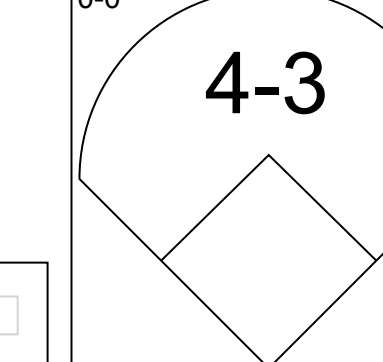

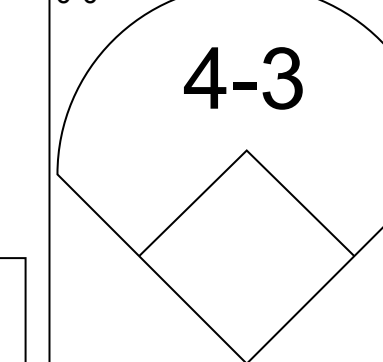
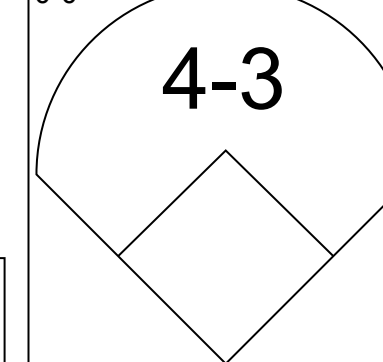
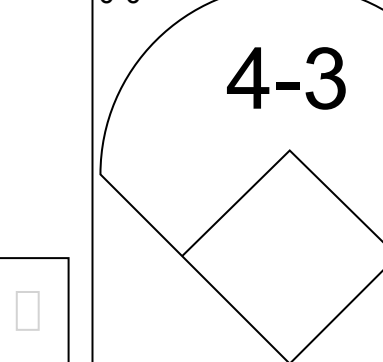
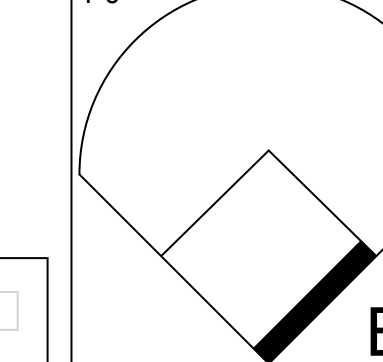
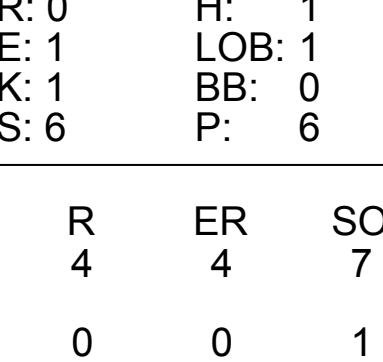
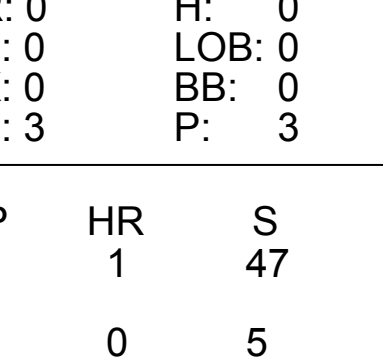
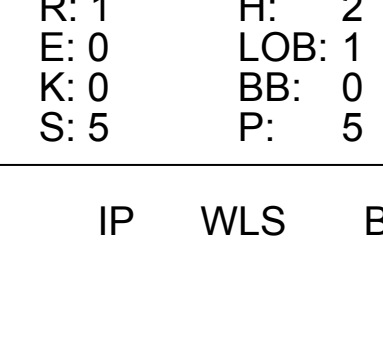
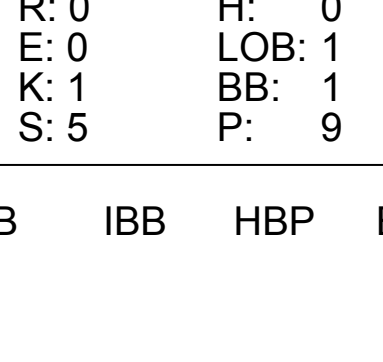






Batter	1	2	3	4	5	6	7	8	9	AB	R	H	RBI	BB	SO	LOB	TOP					
Ruppert Jones, L (1, 9) OBP: 0.357, SLG: 0.423	0-0 1B	0-0 1B		0-0 F7	0-0 2B			0-3 K		5	1	3	0	0	1	1	<b>Kansas City Royals @ Milwaukee Brewers</b> Milwaukee County Stadium, Milwaukee, WI Sat Aug 21 1976, 4:33 AM EDT Att: 17,725 - Unknown - 84 F <a href="http://livebaseballscorecards.com">livebaseballscorecards.com</a>					
Amos Otis, R (1, 8) OBP: 0.353, SLG: 0.472	0-0 1B	0-3 K		0-0 S 1B	0-0 1B			0-0 F9		5	2	3	0	0	1	1						
George Brett, L (1, 5) OBP: 0.385, SLG: 0.482	0-0 E FC3-2 1B	0-0 1B		0-0 6-3	0-0 F9			0-3 K		5	0	2	2	0	1	3						
John Mayberry, L (1, 3) OBP: 0.328, SLG: 0.375	0-0 4-3	0-0 6-3		0-0 1B IBB				0-0 3-1	1-0 G6-4-3 HBP 1B HBP	3	2	0	1	1	0	3						
Hal McRae, R (1, 10) OBP: 0.435, SLG: 0.500	4-0 FC3-2 E BB			0-0 FC4-6 1B	1-2 1B			0-3 K	1-0 G6-4-3 HBP	3	0	2	1	1	1	0						
Davey Nelson, R (9, PR) OBP: 0.291, SLG: 0.310				1-2 1B				0-0 L3	1-2 HBP	0	0	0	0	0	0	0						
Tom Pocquette, L (1, 7) OBP: 0.390, SLG: 0.478	0-0 E4 FC3-2			0-0 F8	0-0 1B			0-0 G6-4-3	0-0 G6-4-3	2	0	0	0	0	0	3						
Al Cowens, R (4, PH) OBP: 0.306, SLG: 0.337	1-2 2-3			0-0 F8	1-3 2-H 1B			0-0 L3	1-2 2-3	3	0	1	1	0	0	2						
Bob Stinson, S (1, 2) OBP: 0.331, SLG: 0.320	0-0 FC3-2			0-0 FC4-6	0-0 F3			0-0 G6-4-3 1B	4-0 FC5 1B IBB	4	0	1	0	1	0	6						
Freddie Patek, R (1, 6) OBP: 0.327, SLG: 0.307	0-3 K			0-0 F8				0-0 F2	0-0 1B	5	0	1	1	0	1	5						
Frank White, R (1, 4) OBP: 0.259, SLG: 0.289		0-0 4-3		0-0 1B 6-3 1B	0-0 F8			0-0 G6-4-3	0-0 FC5	5	1	1	0	0	0	3						
<b>Inning Stats</b>	R: 2 E: 1 K: 1 S: 9	H: 3 LOB: 3 BB: 1 P: 13	R: 0 E: 0 K: 1 S: 7	H: 2 LOB: 2 BB: 7 P: 7	R: 0 E: 0 K: 0 S: 4	H: 1 LOB: 1 BB: 0 P: 4	R: 3 E: 0 K: 0 S: 7	H: 4 LOB: 2 BB: 1 P: 11	R: 0 E: 0 K: 0 S: 5	H: 0 LOB: 0 BB: 0 P: 5	R: 0 E: 0 K: 0 S: 3	H: 1 LOB: 0 BB: 0 P: 3	R: 0 E: 0 K: 2 S: 7	H: 0 LOB: 0 BB: 0 P: 7	R: 1 E: 0 K: 0 S: 3	H: 1 LOB: 2 BB: 1 P: 9	1B: 13 2B: 1 3B: 0 HR: 0	SF: 0 SAC: 0 DP: 2 HBP: 2	WP: 0 PB: 0 SB: 1 CS: 1	PA: 45		
<b>PITCHER</b>	IP WLS BF H R ER SO BB IBB HBP BLK WP HR S P ERA WHIP	IP WLS BF H R ER SO BB IBB HBP BLK WP HR S P ERA WHIP	IP WLS BF H R ER SO BB IBB HBP BLK WP HR S P ERA WHIP	IP WLS BF H R ER SO BB IBB HBP BLK WP HR S P ERA WHIP	IP WLS BF H R ER SO BB IBB HBP BLK WP HR S P ERA WHIP	IP WLS BF H R ER SO BB IBB HBP BLK WP HR S P ERA WHIP	IP WLS BF H R ER SO BB IBB HBP BLK WP HR S P ERA WHIP	IP WLS BF H R ER SO BB IBB HBP BLK WP HR S P ERA WHIP	IP WLS BF H R ER SO BB IBB HBP BLK WP HR S P ERA WHIP	IP WLS BF H R ER SO BB IBB HBP BLK WP HR S P ERA WHIP	IP WLS BF H R ER SO BB IBB HBP BLK WP HR S P ERA WHIP	IP WLS BF H R ER SO BB IBB HBP BLK WP HR S P ERA WHIP	IP WLS BF H R ER SO BB IBB HBP BLK WP HR S P ERA WHIP	IP WLS BF H R ER SO BB IBB HBP BLK WP HR S P ERA WHIP	IP WLS BF H R ER SO BB IBB HBP BLK WP HR S P ERA WHIP	IP WLS BF H R ER SO BB IBB HBP BLK WP HR S P ERA WHIP	IP WLS BF H R ER SO BB IBB HBP BLK WP HR S P ERA WHIP	IP WLS BF H R ER SO BB IBB HBP BLK WP HR S P ERA WHIP	IP WLS BF H R ER SO BB IBB HBP BLK WP HR S P ERA WHIP	IP WLS BF H R ER SO BB IBB HBP BLK WP HR S P ERA WHIP	IP WLS BF H R ER SO BB IBB HBP BLK WP HR S P ERA WHIP	IP WLS BF H R ER SO BB IBB HBP BLK WP HR S P ERA WHIP
Jim Colborn, R (1, 1) ERA: 3.75	3.2 L	23 9	5 5	2 2	1 1	0 0	0 0	0 0	0 0	0 0	25 33	12.27 2.727										
Ray Sadecki, L (4, 1) ERA: 3.31	4.1	17 4	1 1	3 3	0 0	1 1	0 0	0 0	0 0	22 23	2.08 0.923											
Bill Castro, R (9, 1) ERA: 2.96	1.0	5 1	0 0	0 0	0 0	1 1	0 0	0 0	0 0	3 8	0.00 1.000											

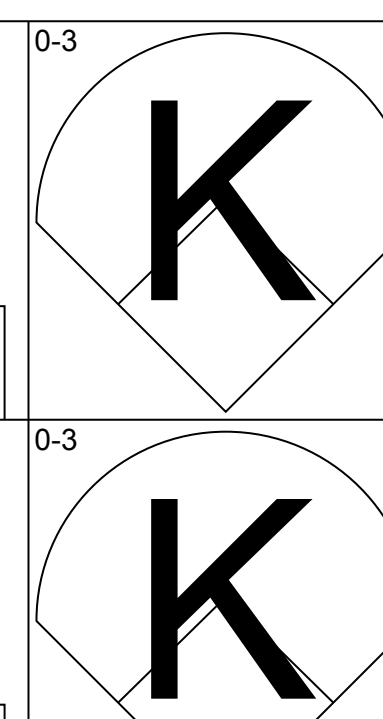
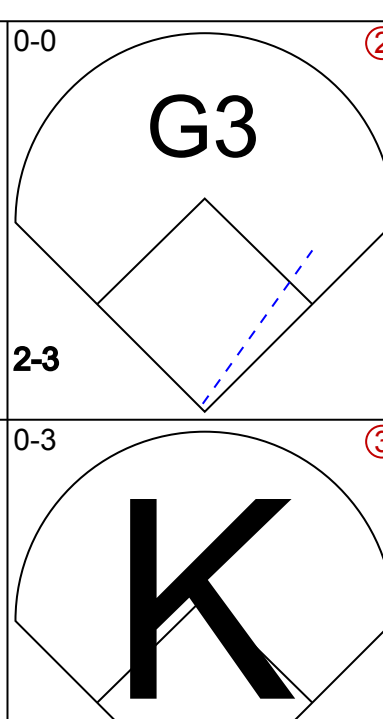
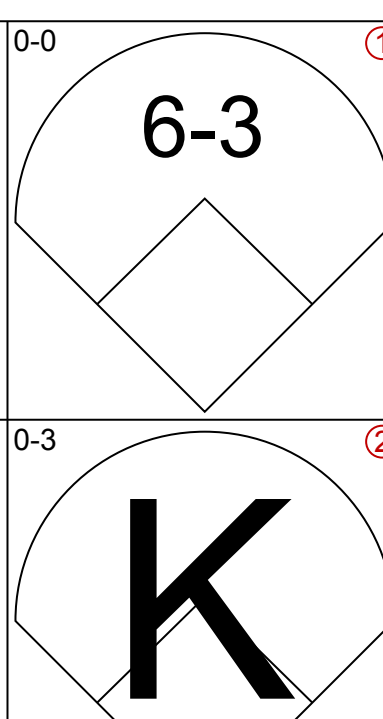
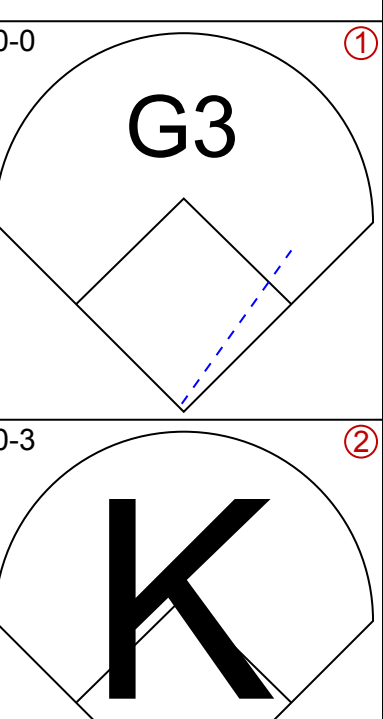
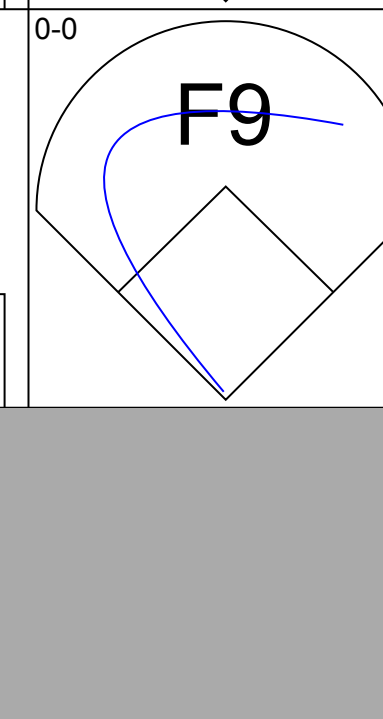

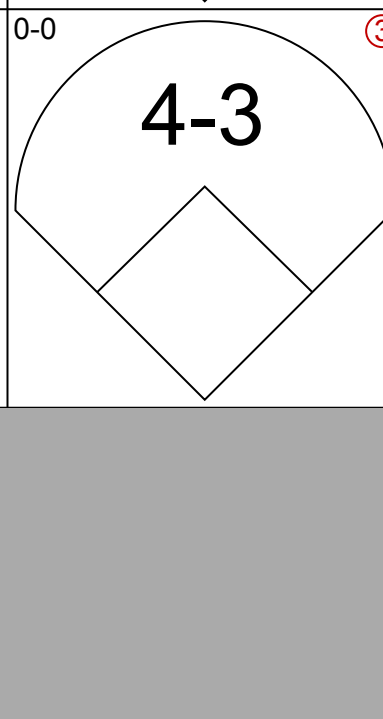
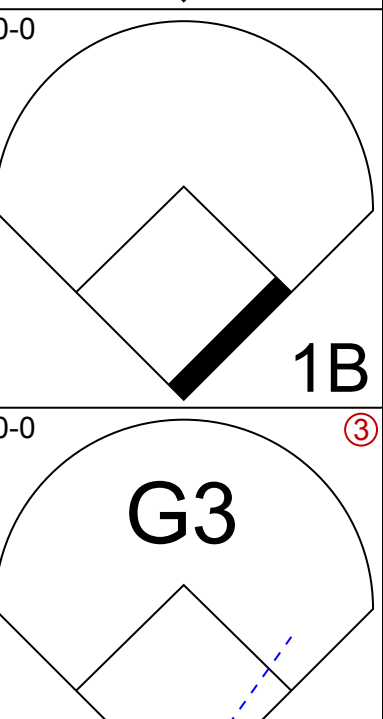

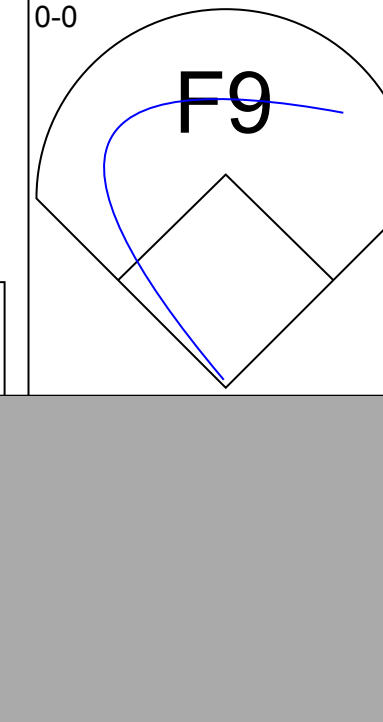


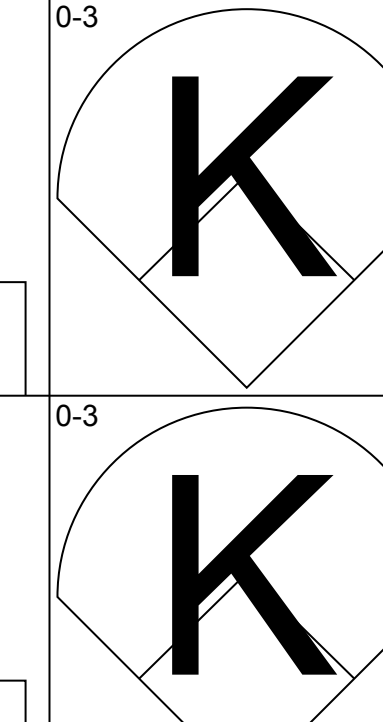
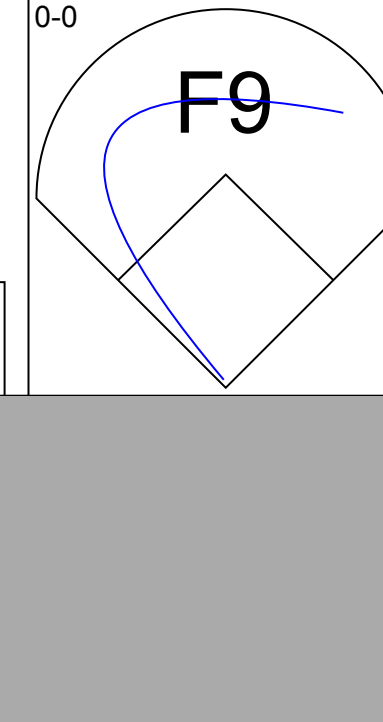
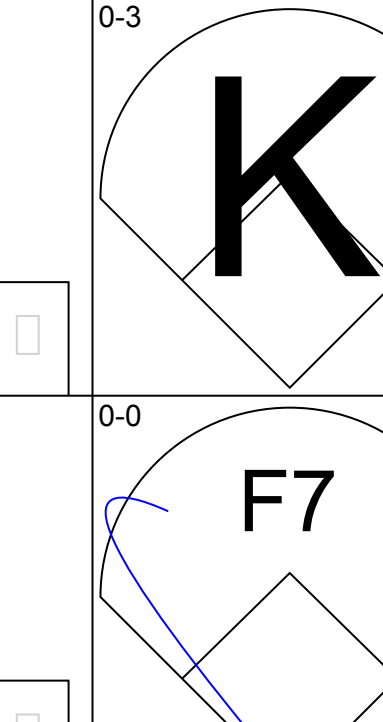

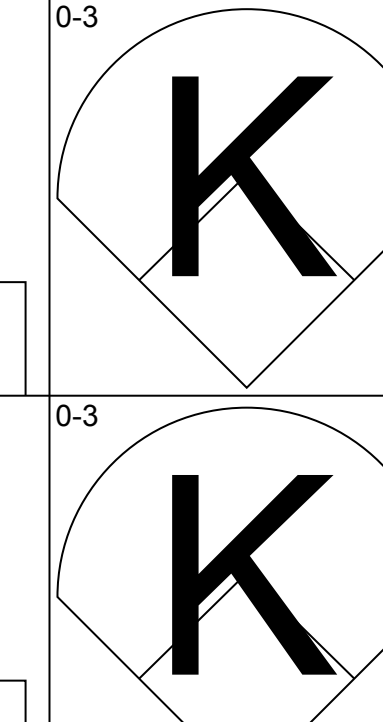
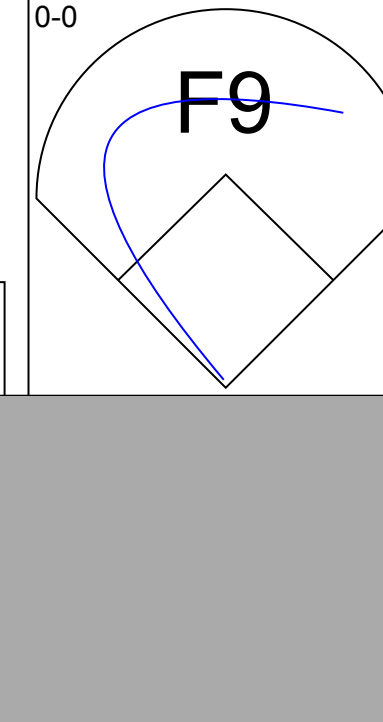
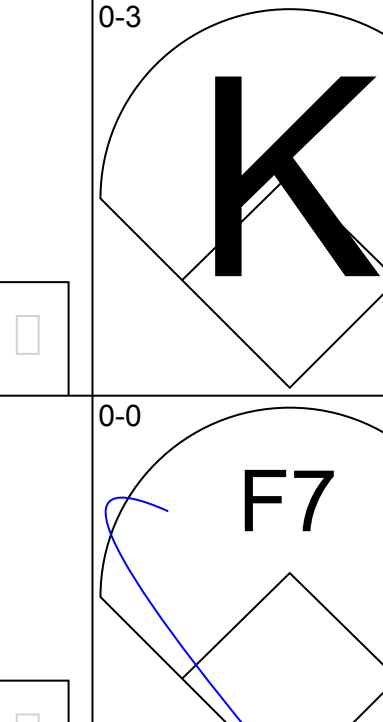
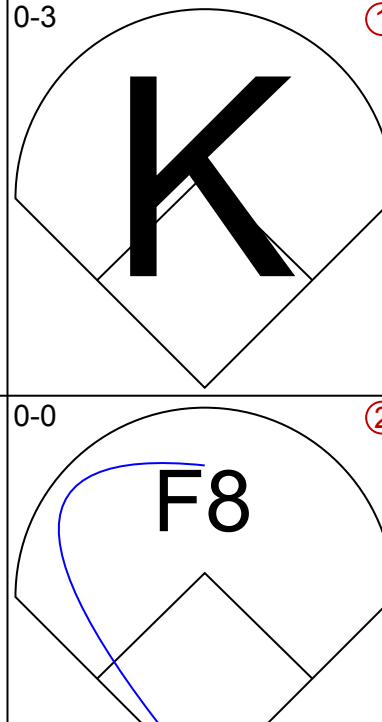

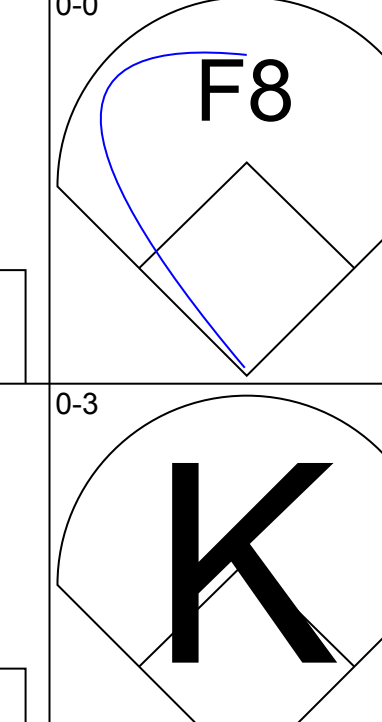
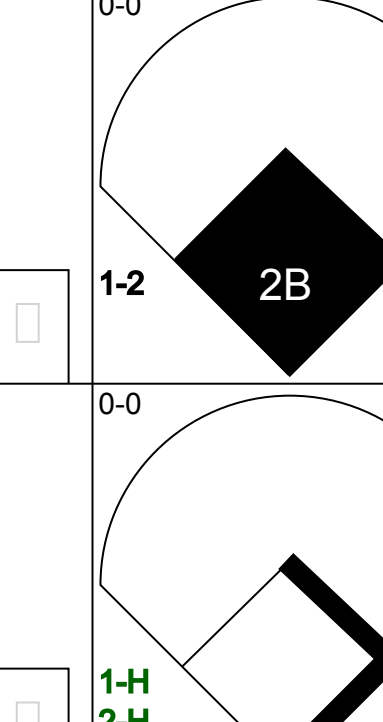
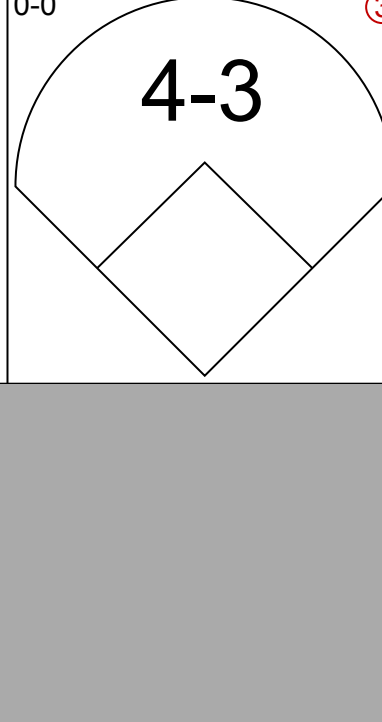
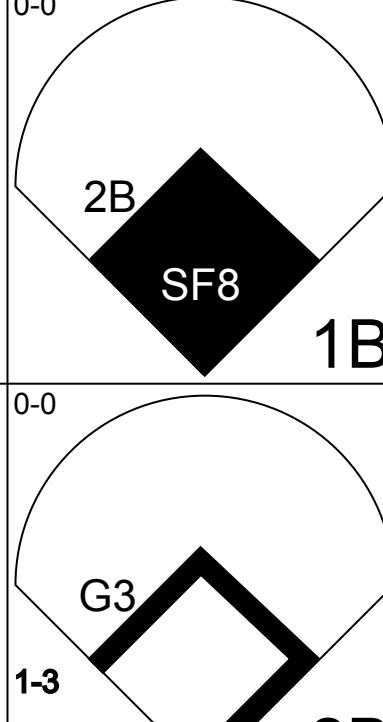
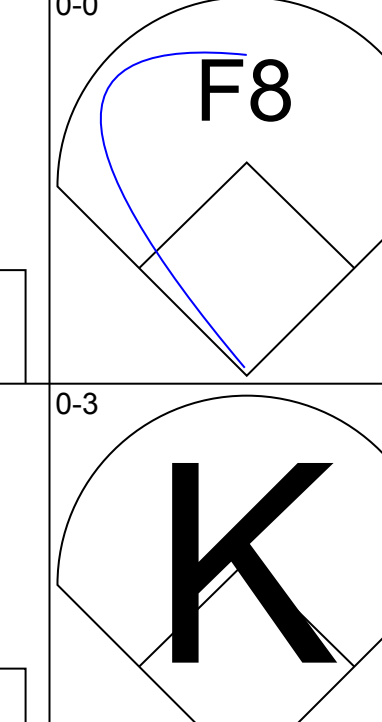
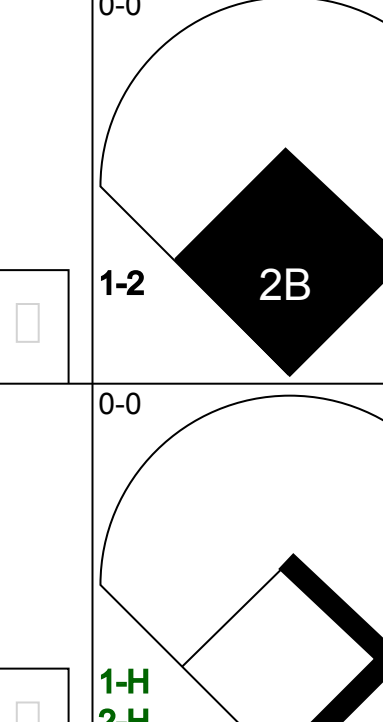
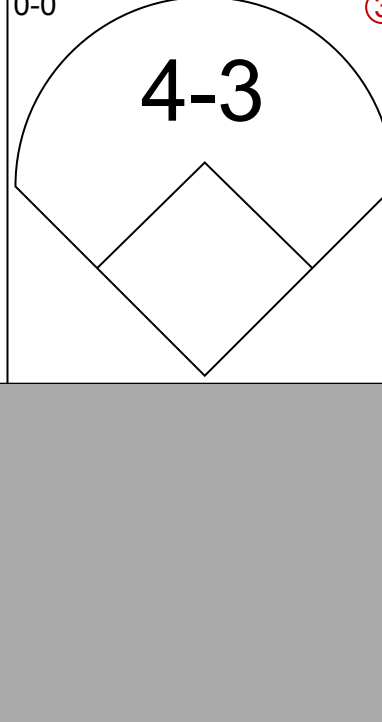
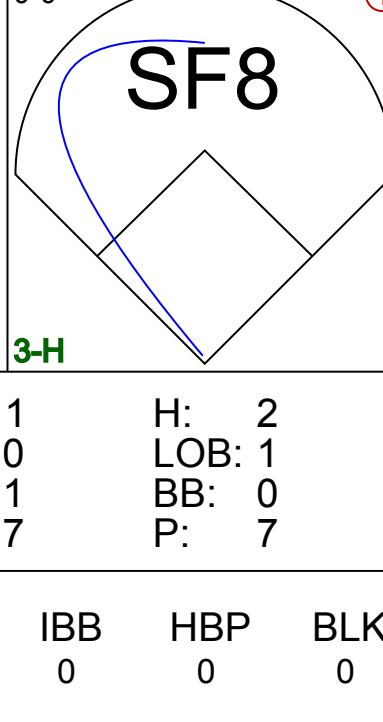
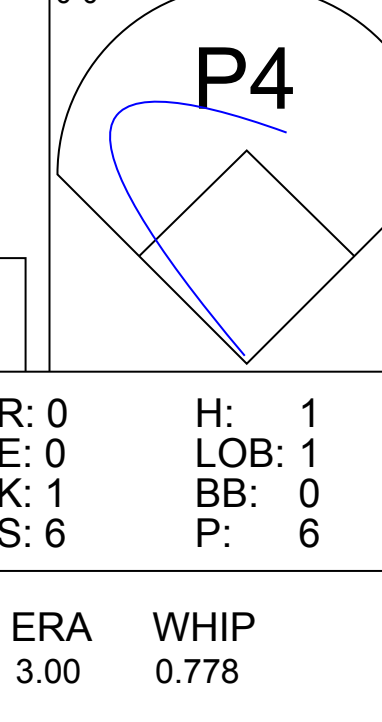
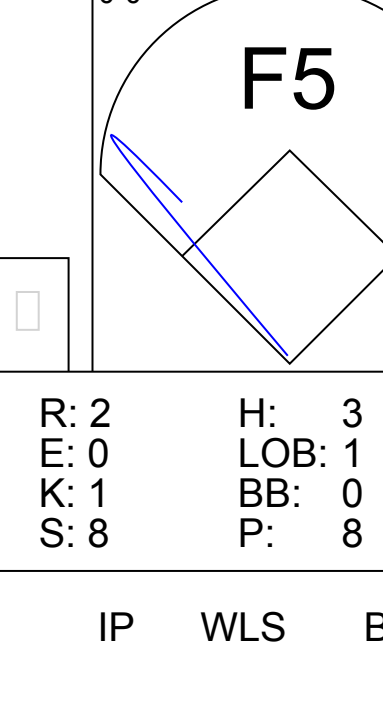
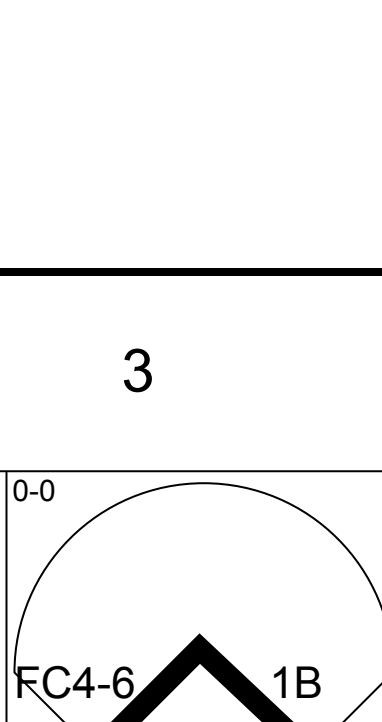
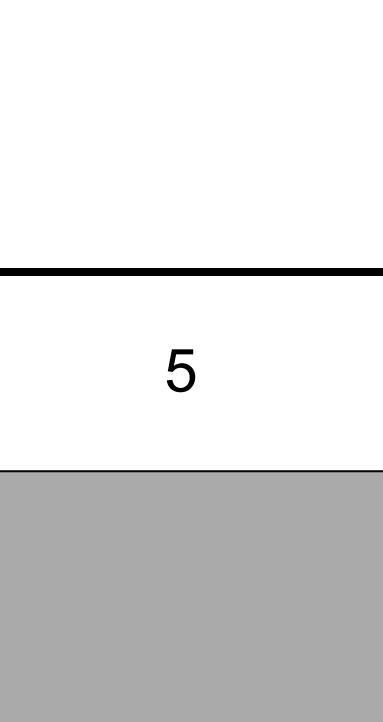
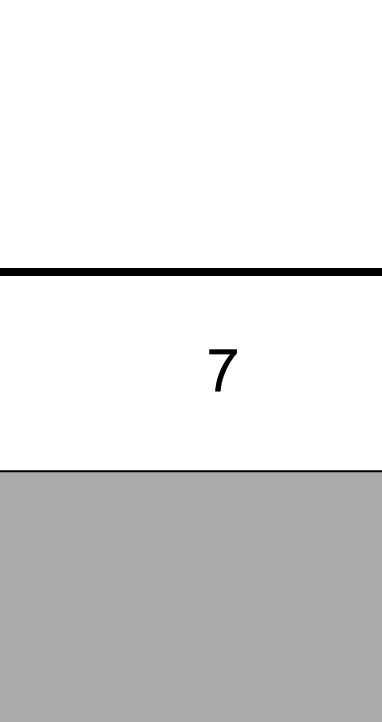
Batter	1	2	3	4	5	6	7	8	9	AB	R	H	RBI	BB	SO	LOB	BOTTOM						
Von Joshua, L (1, 7) OBP: 0.290, SLG: 0.349	0-0 F7		0-3 K			0-0 HR		4-0 BB		3	1	1	1	1	1	0	<b>Kansas City Royals @ Milwaukee Brewers</b> Milwaukee County Stadium, Milwaukee, WI Sat Aug 21 1976, 4:33 AM EDT Att: 17,725 - Unknown - 84 F <a href="http://livebaseballscorecards.com">livebaseballscorecards.com</a>						
Robin Yount, R (1, 6) OBP: 0.305, SLG: 0.324	0-0 F6		0-0 CS	0-0 4-3		0-0 G6-4-3 1B		0-3 K		4	0	1	0	0	1	2							
George Scott, R (1, 3) OBP: 0.325, SLG: 0.399	0-0 1-5-3			0-0 5-3		0-0 G6-4-3		0-3 K		4	0	0	0	0	1	3							
Mike Hegan, L (1, 10) OBP: 0.313, SLG: 0.385		0-0 6-3 3B		0-0 1-3				0-0 F8	0-0 G3	4	1	1	0	0	0	0							
Darrell Porter, L (1, 2) OBP: 0.318, SLG: 0.300		0-0 G3				0-3 K		4-0 BB	0-0 E 1B	3	0	1	0	1	1	1							
Sixto Lezcano, R (1, 9) OBP: 0.358, SLG: 0.411		0-0 6-3				0-0 1B		0-0 F8	0-0 E6	4	0	1	1	0	0	2							
Tim Johnson, L (1, 4) OBP: 0.309, SLG: 0.275		0-0 4-3				0-0 L7		0-0 1-3	0-0 F8	4	0	0	0	0	0	4							
Gorman Thomas, R (1, 8) OBP: 0.303, SLG: 0.373			0-3 K			0-0 F8		0-0 5-3	0-3 K	4	0	0	0	0	2	3							
Jack Heidemann, R (1, 5) OBP: 0.252, SLG: 0.237			0-0 6-3			0-0 F9		0-0 BB 1B		2	0	0	0	0	0	0							
Bill Sharp, L (8, PH) ERA: 4.13										1	0	1	0	0	0	0							
Gary Sutherland, R (9, 4) OBP: 0.260, SLG: 0.281										0	0	0	0	0	0	0							
<b>Inning Stats</b>	R: 0 E: 0 K: 0 S: 3	H: 0 LOB: 0 BB: 0 P: 3	R: 1 E: 0 K: 0 S: 4	H: 1 LOB: 0 BB: 0 P: 4	R: 0 E: 0 K: 2 S: 7	H: 0 LOB: 0 BB: 0 P: 7	R: 0 E: 0 K: 0 S: 3	H: 0 LOB: 0 BB: 0 P: 3	R: 0 E: 0 K: 0 S: 6	H: 1 LOB: 1 BB: 0 P: 6	R: 1 E: 0 K: 0 S: 4	H: 2 LOB: 0 BB: 0 P: 4	R: 0 E: 0 K: 0 S: 3	H: 0 LOB: 1 BB: 1 P: 7	R: 0 E: 0 K: 2 S: 8	H: 1 LOB: 2 BB: 1 P: 12	R: 0 E: 1 K: 1 S: 7	H: 1 LOB: 2 BB: 0 P: 7	1B: 4 2B: 0 3B: 1 HR: 1	SF: 0 SAC: 0 DP: 1 HBP: 0	WP: 1 PB: 0 SB: 0 CS: 1	PA: 36	
<b>PITCHER</b>	IP WLS BF H R ER SO BB IBB HBP BLK WP HR S P ERA WHIP	IP WLS BF H R ER SO BB IBB HBP BLK WP HR S P ERA WHIP	IP WLS BF H R ER SO BB IBB HBP BLK WP HR S P ERA WHIP	IP WLS BF H R ER SO BB IBB HBP BLK WP HR S P ERA WHIP	IP WLS BF H R ER SO BB IBB HBP BLK WP HR S P ERA WHIP	IP WLS BF H R ER SO BB IBB HBP BLK WP HR S P ERA WHIP	IP WLS BF H R ER SO BB IBB HBP BLK WP HR S P ERA WHIP	IP WLS BF H R ER SO BB IBB HBP BLK WP HR S P ERA WHIP	IP WLS BF H R ER SO BB IBB HBP BLK WP HR S P ERA WHIP	IP WLS BF H R ER SO BB IBB HBP BLK WP HR S P ERA WHIP	IP WLS BF H R ER SO BB IBB HBP BLK WP HR S P ERA WHIP	IP WLS BF H R ER SO BB IBB HBP BLK WP HR S P ERA WHIP	IP WLS BF H R ER SO BB IBB HBP BLK WP HR S P ERA WHIP	IP WLS BF H R ER SO BB IBB HBP BLK WP HR S P ERA WHIP	IP WLS BF H R ER SO BB IBB HBP BLK WP HR S P ERA WHIP	IP WLS BF H R ER SO BB IBB HBP BLK WP HR S P ERA WHIP	IP WLS BF H R ER SO BB IBB HBP BLK WP HR S P ERA WHIP	IP WLS BF H R ER SO BB IBB HBP BLK WP HR S P ERA WHIP	IP WLS BF H R ER SO BB IBB HBP BLK WP HR S P ERA WHIP	IP WLS BF H R ER SO BB IBB HBP BLK WP HR S P ERA WHIP	IP WLS BF H R ER SO BB IBB HBP BLK WP HR S P ERA WHIP	IP WLS BF H R ER SO BB IBB HBP BLK WP HR S P ERA WHIP	IP WLS BF H R ER SO BB IBB HBP BLK WP HR S P ERA WHIP
Marty Pattin, R (1, 1) ERA: 2.53	7.1	27 5	2 2	3 3	1 1	0 0	0 0	0 0	0 0	32 36	2.46 0.818												
Tom Hall, L (8, 1) ERA: 4.13	0.0	1 0	0 0	0 0	1 1	0 0	0 0	0 0	0 0	4 4	∞ ∞												
Mark Littell, R (8, 1) ERA: 1.92	1.2	7 1	0 0	3 3	0 0	0 0	0 0	0 0	0 0	13 13	0.00 0.600												



Batter	1	2	3	4	5	6	7	8	9	AB	R	H	RBI	BB	SO	LOB	TOP				
<b>Ruppert Jones, L</b> OBP: 0.303, SLG: 0.355 (1, 9)										5	1	0	1	0	2	4	<b>Kansas City Royals @ Milwaukee Brewers</b> Milwaukee County Stadium, Milwaukee, WI Sun Aug 22 1976, 4:33 AM EDT Att: 16,596 - Unknown - 91 F <a href="http://livebaseballscorecards.com">livebaseballscorecards.com</a>				
<b>Amos Otis, R</b> OBP: 0.355, SLG: 0.476 (1, 8)										5	1	3	2	0	0	0					
<b>George Brett, L</b> OBP: 0.387, SLG: 0.483 (1, 5)										5	1	3	0	0	0	2					
<b>John Mayberry, L</b> OBP: 0.327, SLG: 0.375 (1, 3)										5	0	1	2	0	1	4					
<b>Hal McRae, R</b> OBP: 0.433, SLG: 0.500 (1, 10)										4	0	1	0	0	1	1					
<b>Tom Pogue, L</b> OBP: 0.388, SLG: 0.475 (1, 7)										4	1	1	0	0	0	1					
<b>Buck Martinez, R</b> OBP: 0.269, SLG: 0.381 (7, PH)										2	0	1	0	0	0	0					
<b>Jamie Quirk, L</b> OBP: 0.256, SLG: 0.345 (7, 6)										1	0	0	0	1	1	1					
<b>Davey Nelson, R</b> OBP: 0.291, SLG: 0.310 (9, PR)										0	1	0	0	0	0	0					
<b>Freddie Patek, R</b> OBP: 0.325, SLG: 0.305 (7, PH)										2	0	0	0	0	0	2					
<b>Al Cowens, R</b> OBP: 0.305, SLG: 0.336 (7, 2)										1	0	0	0	0	1	1					
<b>Bob Stinson, S</b> OBP: 0.335, SLG: 0.320 (7, 2)										0	1	0	0	1	0	0					
<b>Frank White, R</b> OBP: 0.281, SLG: 0.293 (9, 6)										3	1	1	1	1	0	0					
<b>Inning Stats</b>	R: 0 E: 0 K: 1 S: 6	H: 1 LOB: 1 BB: 0 P: 6	R: 1 E: 0 K: 0 S: 6	H: 3 LOB: 2 BB: 0 P: 6	R: 0 E: 0 K: 0 S: 3	H: 1 LOB: 0 BB: 0 P: 3	R: 0 E: 0 K: 0 S: 3	H: 0 LOB: 0 BB: 0 P: 3	R: 0 E: 0 K: 1 S: 5	H: 1 LOB: 0 BB: 0 P: 3	R: 0 E: 0 K: 2 S: 8	H: 1 LOB: 1 BB: 0 P: 8	R: 2 E: 0 K: 1 S: 8	H: 3 LOB: 1 BB: 0 P: 8	R: 4 E: 1 K: 1 S: 7	H: 1 LOB: 1 BB: 3 P: 19	1B: 7 2B: 4 3B: 0 HR: 0	SF: 0 SAC: 0 DP: 2 HBP: 0	WP: 0 PB: 0 SB: 0 CS: 0	PA: 40	
<b>PITCHER</b>	IP	WLS	BF	H	R	ER	SO	BB	IBB	HBP	BLK	WP	HR	S	P	ERA	WHIP				
<b>Jim Slaton, R</b> ERA: 3.35 (1, 1)	7.2		31	10	3	3	4	0	0	0	0	0	0	39	39	3.52	1.304				
<b>Danny Frisella, R</b> ERA: 3.19 (8, 1)	0.2	L	5	0	3	3	1	3	0	0	0	0	0	4	16	40.50	4.500				
<b>Bill Castro, R</b> ERA: 2.96 (9, 1)	0.0		2	1	0	0	0	0	0	0	0	0	0	2	2	∞	∞				
<b>Ray Sadecki, L</b> ERA: 3.24 (9, 1)	0.2		2	0	1	0	1	0	0	0	0	0	0	4	4	0.00	0.000				

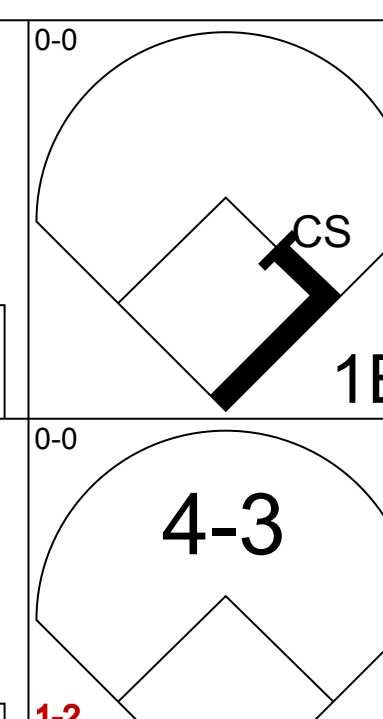
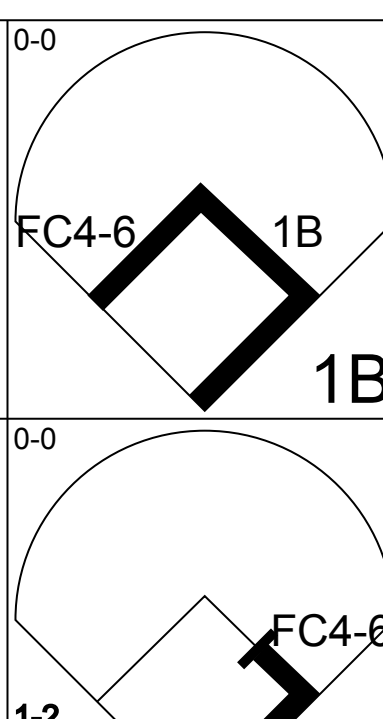
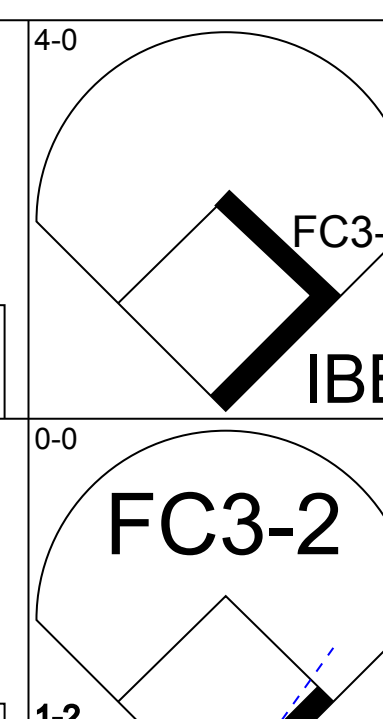
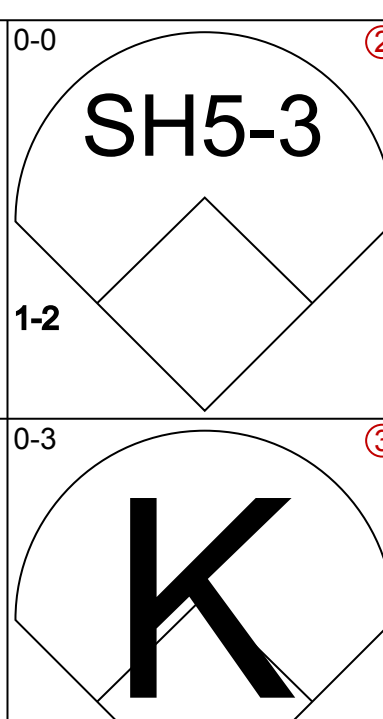
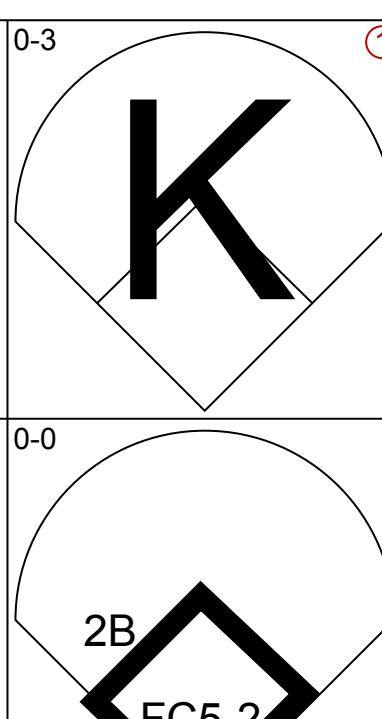
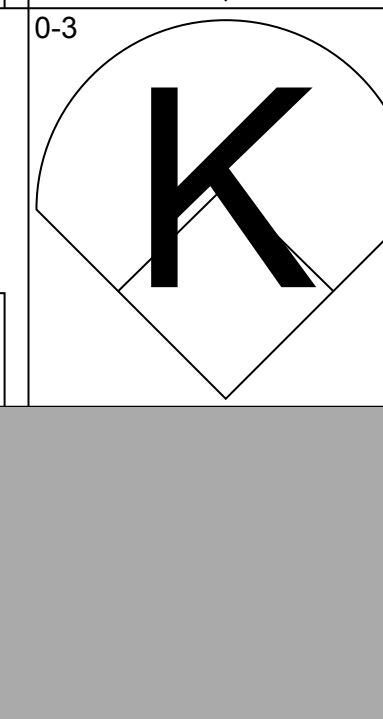
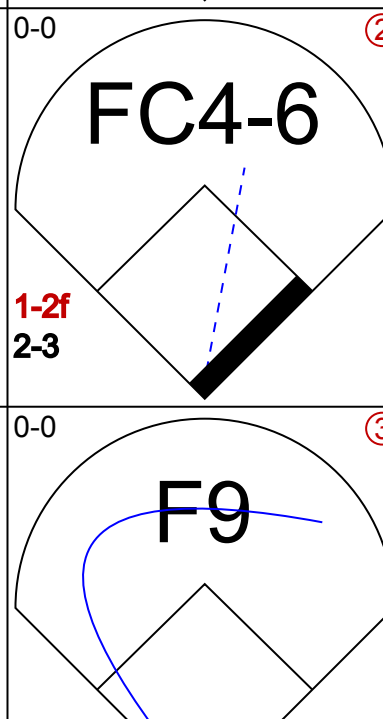
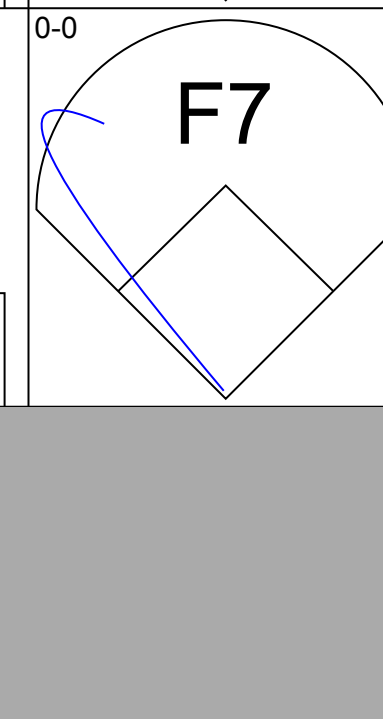

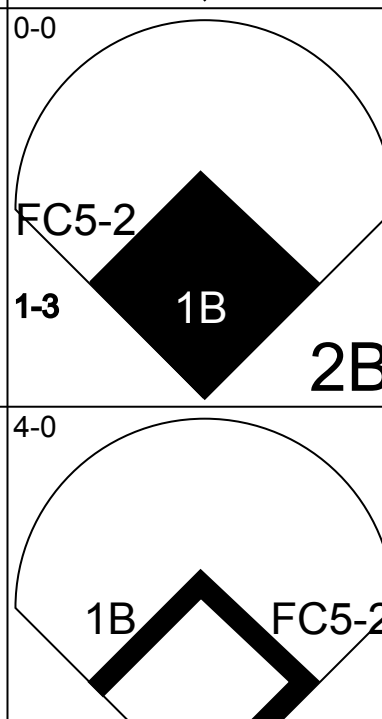


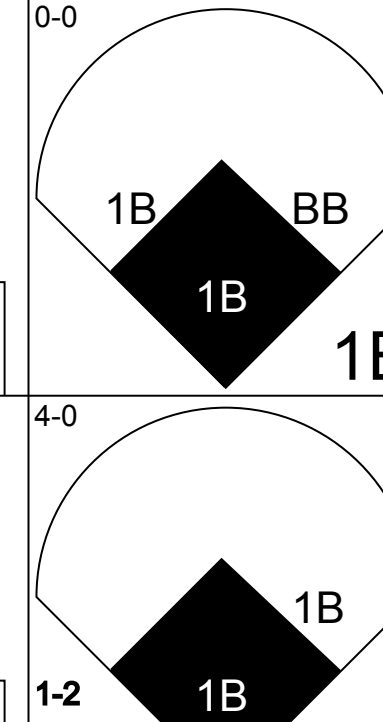
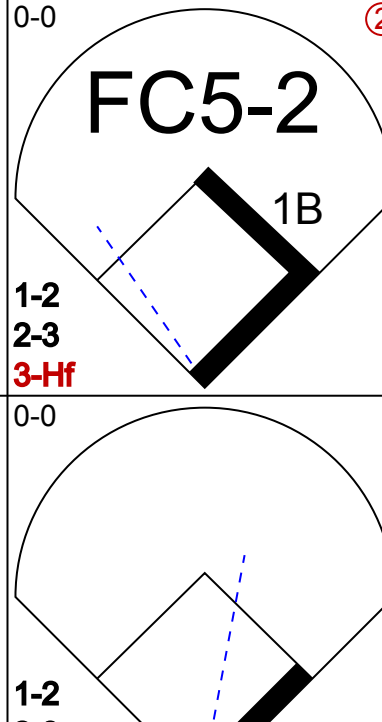

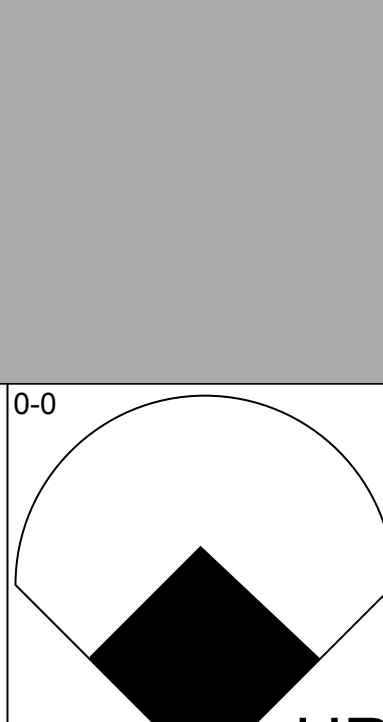
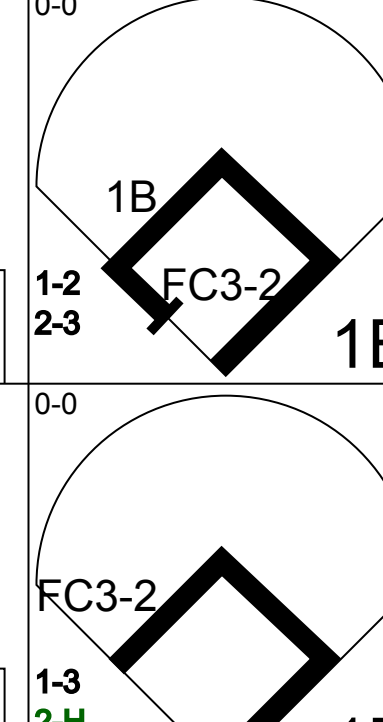


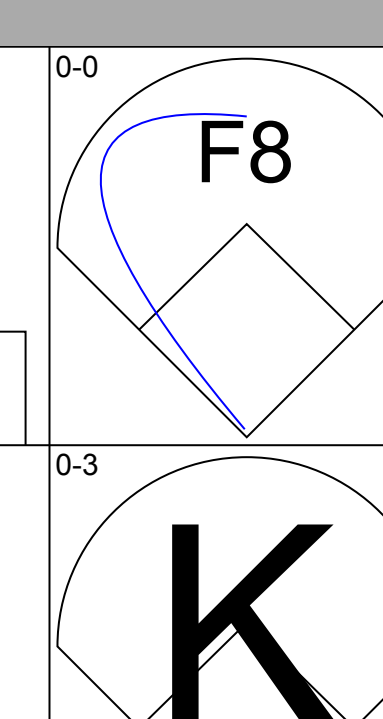
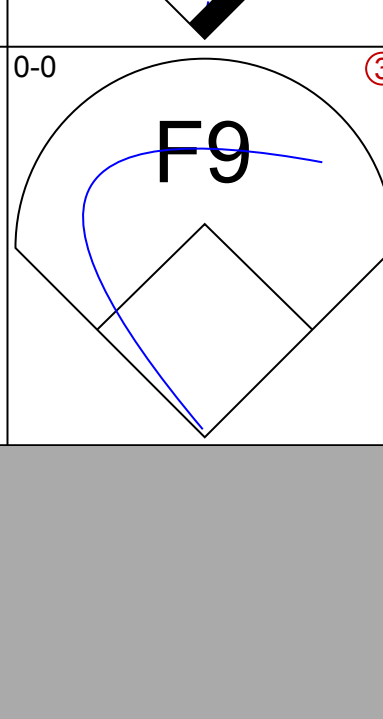
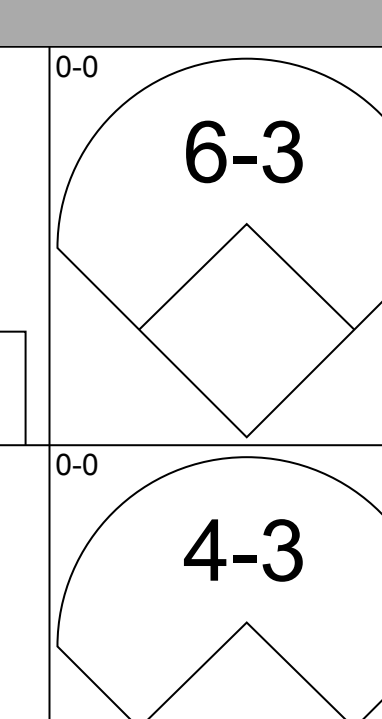
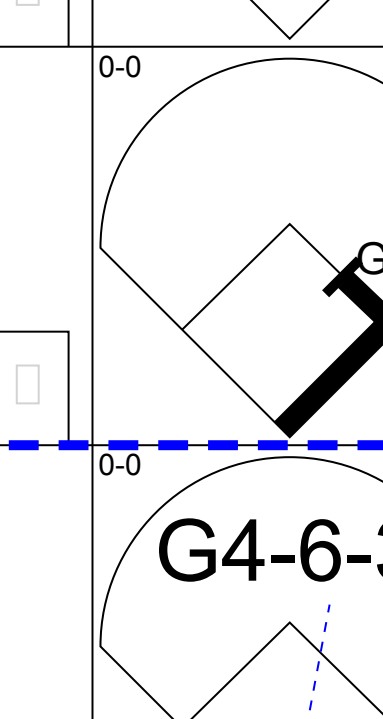
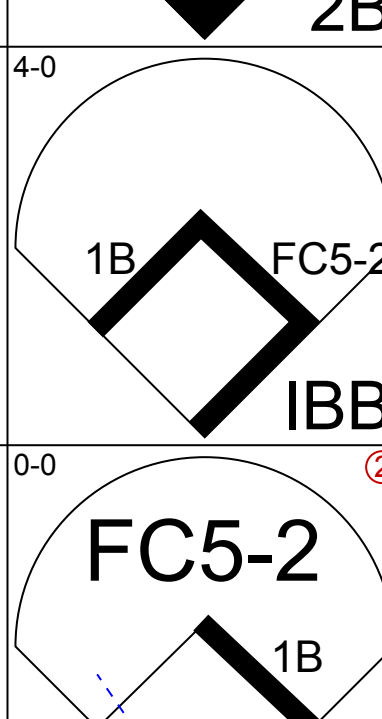
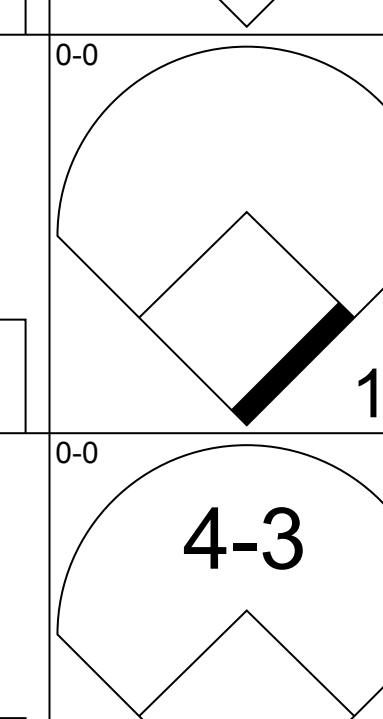
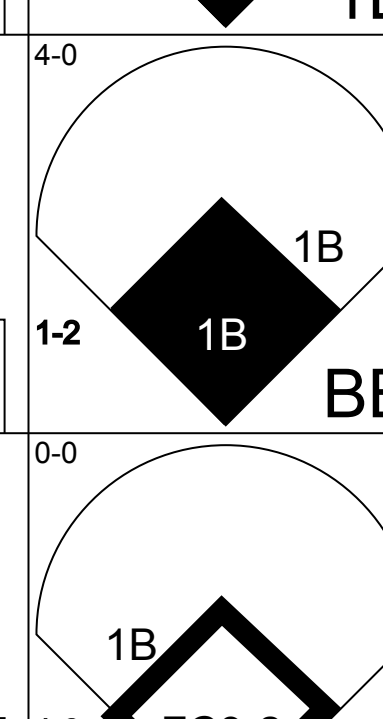

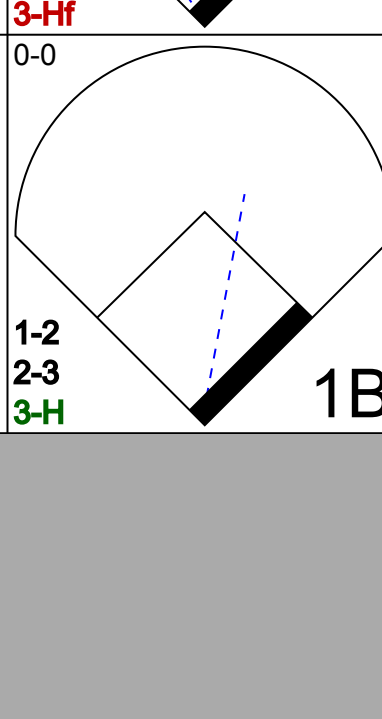
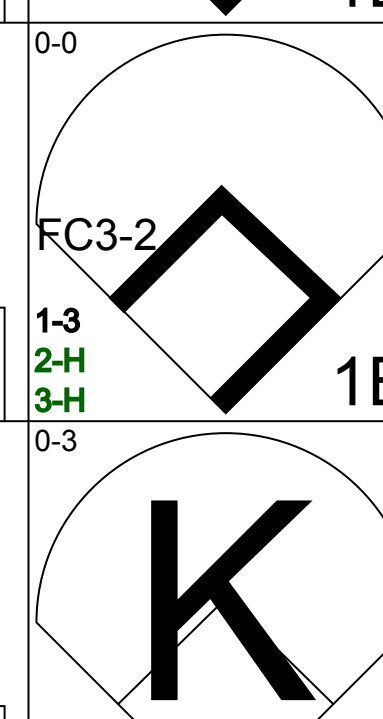


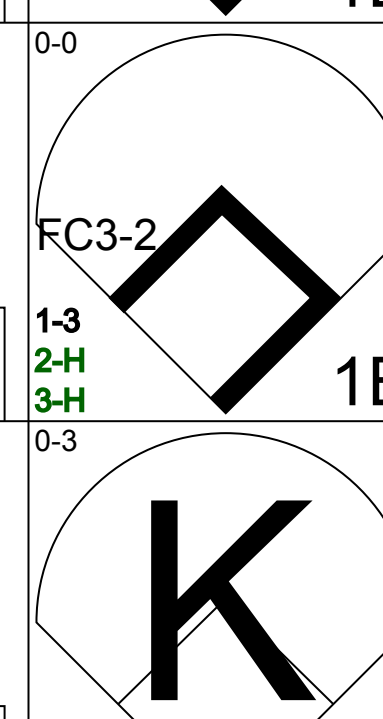
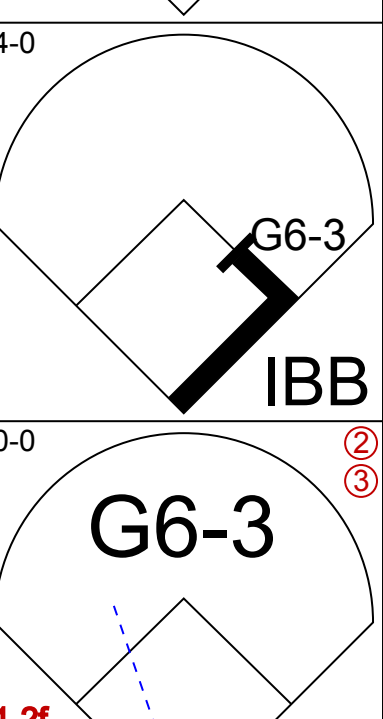

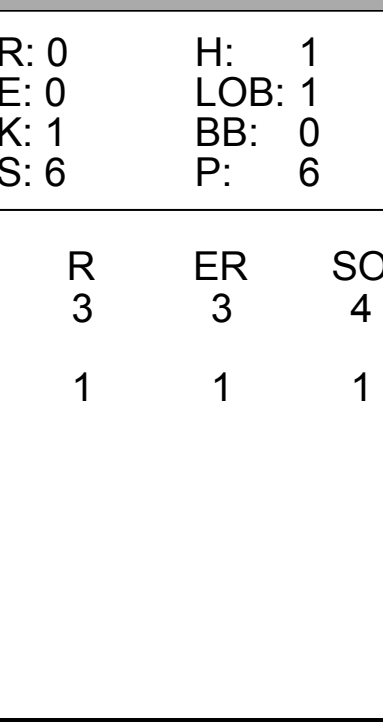
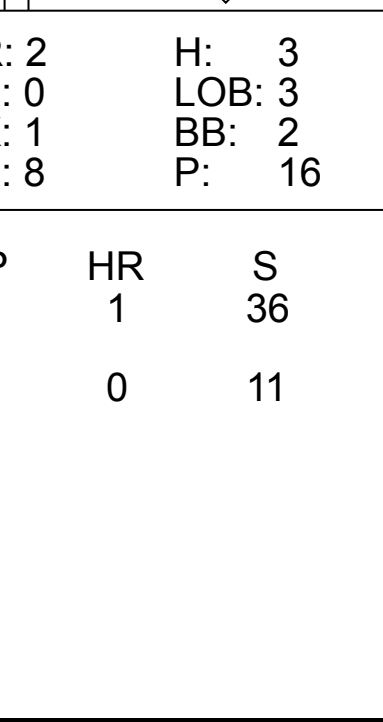
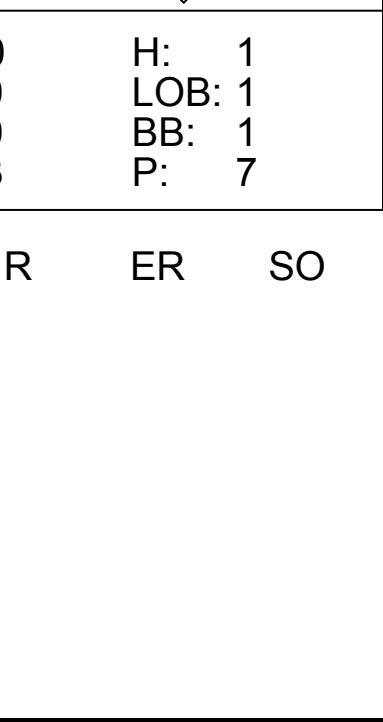
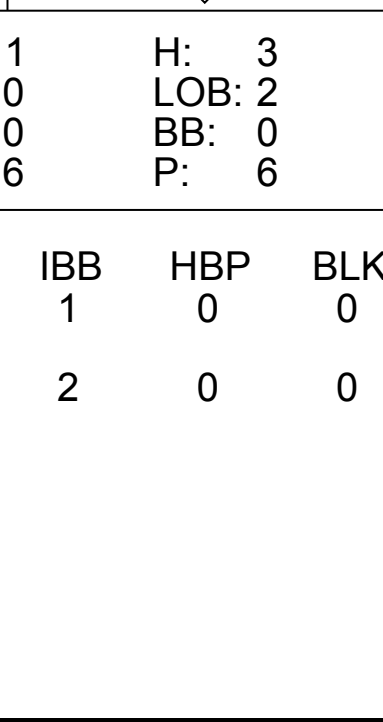
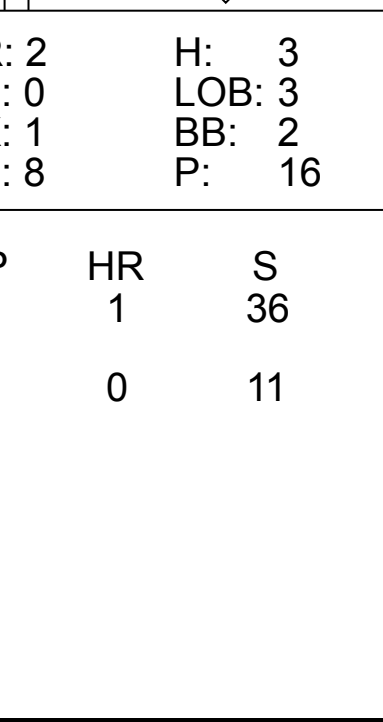
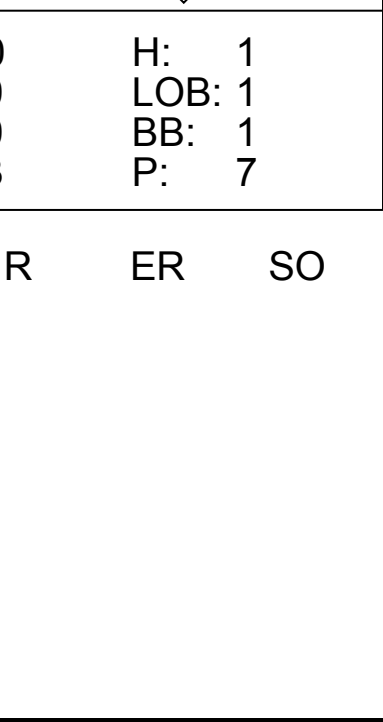
Batter	1	2	3	4	5	6	7	8	9	AB	R	H	RBI	BB	SO	LOB	BOTTOM				
<b>Von Joshua, L</b> OBP: 0.294, SLG: 0.359 (1, 7)										5	2	3	1	0	0	1	<b>Kansas City Royals @ Milwaukee Brewers</b> Milwaukee County Stadium, Milwaukee, WI Sun Aug 22 1976, 4:33 AM EDT Att: 16,596 - Unknown - 91 F <a href="http://livebaseballscorecards.com">livebaseballscorecards.com</a>				
<b>Robin Yount, R</b> OBP: 0.308, SLG: 0.325 (1, 6)										4	0	1	0	0	1	2					
<b>George Scott, R</b> OBP: 0.325, SLG: 0.398 (1, 3)										4	1	1	0	0	1	2					
<b>Mike Hegan, L</b> OBP: 0.311, SLG: 0.381 (1, 10)										4	1	1	1	0	1	0					
<b>Darrell Porter, L</b> OBP: 0.320, SLG: 0.303 (1, 2)										4	0	2	1	0	1	0					
<b>Sixto Lezcano, R</b> OBP: 0.357, SLG: 0.410 (1, 9)										4	0	1	1	0	1	1					
<b>Tim Johnson, L</b> OBP: 0.303, SLG: 0.269 (1, 4)										4	0	0	0	0	3	3					
<b>Gorman Thomas, R</b> OBP: 0.300, SLG: 0.368 (9, PH)										3	0	0	0	0	0	2					
<b>Bill Sharp, L</b> OBP: 0.291, SLG: 0.273 (9, PH)										1	0	0	0	0	0	0					
<b>Jack Heidemann, R</b> OBP: 0.245, SLG: 0.230 (9, PH)										3	0	0	0	0	0	0					
<b>Bernie Carbo, L</b> OBP: 0.351, SLG: 0.369 (9, PH)										0	0	0	0	0	1	0					
<b>Inning Stats</b>	R: 3 E: 0 K: 1 S: 10	H: 5 LOB: 2 BB: 0 P: 10	R: 0 E: 1 K: 1 S: 6	H: 1 LOB: 1 BB: 0 P: 6	R: 0 E: 0 K: 2 S: 7	H: 0 LOB: 0 BB: 0 P: 7	R: 0 E: 0 K: 0 S: 3	H: 0 LOB: 0 BB: 0 P: 3	R: 0 E: 0 K: 1 S: 5	H: 1 LOB: 1 BB: 0 P: 6	R: 1 E: 0 K: 0 S: 5	H: 2 LOB: 1 BB: 0 P: 5	R: 0 E: 0 K: 1 S: 5	H: 0 LOB: 0 BB: 0 P: 5	R: 0 E: 0 K: 1 S: 5	H: 0 LOB: 1 BB: 1 P: 9	1B: 7 2B: 1 3B: 0 HR: 1	SF: 0 SAC: 0 DP: 0 HBP: 0	WP: 0 PB: 0 SB: 0 CS: 0	PA: 37	
<b>PITCHER</b>	IP	WLS	BF	H	R	ER	SO	BB	IBB	HBP	BLK	WP	HR	S	P	ERA	WHIP				
<b>Doug Bird, R</b> ERA: 3.4 (1, 1)	8.0		33	9	4	4	7	0	0	0	0	0	0	5	9	0.00	1.125				
<b>Mark Littell, R</b> ERA: 1.9 (9, 1)	1.0	S	4	0	0	0	1	1	0	0	0	0	0	5	9	0.00	1.000				



Batter	1	2	3	4	5	6	7	8	9	AB	R	H	RBI	BB	SO	LOB	TOP																						
<b>Ruppert Jones, L</b> (1, 9) OBP: 0.270, SLG: 0.314										4	0	0	0	0	1	1	<b>Kansas City Royals @ Cleveland Indians</b> Cleveland Municipal Stadium, Cleveland, OH Mon Aug 23 1976, 7:05 PM EDT Alt: 9,581 - Unknown - 79 F																						
<b>Amos Otis, R</b> (1, 8) OBP: 0.353, SLG: 0.472										4	0	0	0	0	4	1																							
<b>George Brett, L</b> (1, 5) OBP: 0.386, SLG: 0.481										4	0	1	0	0	1	0																							
<b>John Mayberry, L</b> (1, 3) OBP: 0.326, SLG: 0.374										4	1	1	0	0	1	1																							
<b>Hal McRae, R</b> (1, 10) OBP: 0.430, SLG: 0.495										4	0	0	0	0	3	1																							
<b>Tom Pogue, L</b> (1, 7) OBP: 0.386, SLG: 0.471										4	0	1	0	0	1	1																							
<b>Bob Stinson, S</b> (1, 2) OBP: 0.339, SLG: 0.325										4	2	2	0	0	0	1																							
<b>Freddie Patek, R</b> (1, 6) OBP: 0.326, SLG: 0.309										2	0	1	0	0	1	1																							
<b>Jamie Quirk, L</b> (7, PH) OBP: 0.294, SLG: 0.364										1	0	1	2	0	0	0																							
<b>Cookie Rojas, R</b> (7, 4) OBP: 0.250, SLG: 0.240										0	0	0	0	0	0	0																							
<b>Frank White, R</b> (1, 4) OBP: 0.259, SLG: 0.291 (7, 6)										2	0	0	1	0	0	2																							
<b>Inning Stats</b>	R: 0 E: 0 K: 2 S: 7	H: 0 LOB: 0 BB: 0 P: 7	R: 0 E: 0 K: 2 S: 7	H: 0 LOB: 0 BB: 0 P: 7	R: 1 E: 0 K: 1 S: 7	H: 2 LOB: 1 BB: 0 P: 7	R: 0 E: 0 K: 2 S: 7	H: 0 LOB: 0 BB: 0 P: 7	R: 0 E: 0 K: 1 S: 6	H: 1 LOB: 1 BB: 0 P: 6	R: 0 E: 0 K: 1 S: 5	H: 0 LOB: 0 BB: 0 P: 5	R: 2 E: 0 K: 1 S: 8	H: 3 LOB: 1 BB: 0 P: 8	R: 0 E: 0 K: 1 S: 6	H: 1 LOB: 1 BB: 0 P: 6	R: 0 E: 0 K: 1 S: 5	H: 0 LOB: 0 BB: 0 P: 5	1B: 5 2B: 2 3B: 0 HR: 0	SF: 1 SAC: 0 DP: 0 HBP: 0	WP: 0 PA: 34 PB: 0 SB: 0 CS: 0																		
<b>PITCHER</b>	IP	WLS	BF	H	R	ER	SO	BB	IBB	HBP	BLK	WP	HR	S	P	ERA	WHIP	<b>PITCHER</b>				IP	WLS	BF	H	R	ER	SO	BB	IBB	HBP	BLK	WP	HR	S	P	ERA	WHIP	
<b>Dennis Eckersley, R</b> (1, 1) ERA: 3.59	9.0	W	34	7	3	3	12	0	0	0	0	0	0	58	58	3.00	0.778					9.0	L	11	4	1	1	1	0	2	0	0	0	0	0	11	19	3.86	1.714

AB	33
R	3
H	7
RBI	3
BB	0
SO	12
LOB	9



Batter	1	2	3	4	5	6	7	8	9	AB	R	H	RBI	BB	SO	LOB	BOTTOM																					
<b>Duane Kuiper, L</b> (1, 4) OBP: 0.310, SLG: 0.320										3	0	2	0	1	1	0	<b>Kansas City Royals @ Cleveland Indians</b> Cleveland Municipal Stadium, Cleveland, OH Mon Aug 23 1976, 7:05 PM EDT Alt: 9,581 - Unknown - 79 F																					
<b>Tommy Smith, L</b> (1, 9) OBP: 0.280, SLG: 0.319									4	0	1	0	0	1	5																							
<b>Ron Pruitt, R</b> (9, PH) OBP: 0.321, SLG: 0.298									1	0	1	0	0	0	0																							
<b>Rick Manning, L</b> (1, 8) OBP: 0.340, SLG: 0.393									5	1	1	0	0	1	5																							
<b>Rico Carty, R</b> (1, 10) OBP: 0.383, SLG: 0.455									4	0	1	0	1	0	2																							
<b>Boog Powell, L</b> (1, 3) OBP: 0.305, SLG: 0.335									4	1	1	0	0	1	1																							
<b>Frank Robinson, R</b> (9, PH) OBP: 0.333, SLG: 0.365									1	0	0	0	0	0	3																							
<b>George Hendrick, R</b> (1, 7) OBP: 0.333, SLG: 0.462										3	1	3	1	2	0																							
<b>Buddy Bell, R</b> (1, 5) OBP: 0.344, SLG: 0.365										3	0	1	0	0	2																							
<b>Ray Fosse, R</b> (1, 2) OBP: 0.368, SLG: 0.385										3	1	3	3	1	0	0																						
<b>Frank Duffy, R</b> (1, 6) OBP: 0.275, SLG: 0.282										3	0	1	0	0	1	2																						
<b>Larvell Blanks, R</b> (9, PH) OBP: 0.360, SLG: 0.448										1	0	0	0	0	2																							
<b>Inning Stats</b>	R: 0 E: 0 K: 1 S: 5	H: 1 LOB: 0 BB: 0 P: 5	R: 0 E: 0 K: 1 S: 6	H: 1 LOB: 1 BB: 0 P: 6	R: 1 E: 0 K: 0 S: 6	H: 3 LOB: 2 BB: 0 P: 6	R: 2 E: 0 K: 1 S: 8	H: 3 LOB: 3 BB: 2 P: 16	R: 0 E: 0 K: 0 S: 3	H: 0 LOB: 1 BB: 1 P: 7	R: 0 E: 0 K: 1 S: 6	H: 2 LOB: 1 BB: 0 P: 6	R: 0 E: 0 K: 0 S: 3	H: 1 LOB: 1 BB: 0 P: 3	R: 0 E: 0 K: 0 S: 3	H: 1 LOB: 1 BB: 1 P: 7	R: 1 E: 0 K: 1 S: 7	H: 3 LOB: 3 BB: 1 P: 11	1B: 13 2B: 1 3B: 0 HR: 1	SF: 0 SAC: 2 DP: 2 HBP: 0	WP: 0 PA: 42 PB: 0 SB: 0 CS: 2																	
<b>PITCHER</b>	IP	WLS	BF	H	R	ER	SO	BB	IBB	HBP	BLK	WP	HR	S	P	ERA	WHIP	<b>PITCHER</b>				IP	WLS	BF	H	R	ER	SO	BB	IBB	HBP	BLK	WP	HR	S	P	ERA	WHIP
<b>Al Fitzmorris, R</b> (1, 1) ERA: 2.98	6.1		31	11	3	3	4	2	1	0	0	0	0	0	0	4.26	2.053					6.1	L	11	4	1	1	1	0	2	0	0	0	0	11	19	3.86	1.714
<b>Steve Mingo, L</b> (7, 1) ERA: 2.32	2.1		11	4	1	1	1	0	2	0	0	0	0	0	0	3.86	1.714					2.1		11	4	1	1	1	0	2	0	0	0	0	11	19	3.86	1.714

AB	35
R	4
H	15
RBI	4
BB	5
SO	5
LOB	22





Batter	1	2	3	4	5	6	7	8	9	AB	R	H	RBI	BB	SO	LOB	TOP			
Jim Wohlford, R (1, 7) OBP: 0.303, SLG: 0.284	4-0 5-3 1B BB		0-0 F8		0-0 F8			4-0 G6-3 BB		2	1	0	0	2	0	0	<b>Kansas City Royals @ Cleveland Indians</b> Cleveland Municipal Stadium, Cleveland, OH Tue Aug 24 1976, 7:05 PM EDT Att. 6,615 - Unknown - 76 F			
Amos Otis, R (1, 8) OBP: 0.350, SLG: 0.468	0-0 5-3 1-2		0-0 4-3		0-0 F8			0-0 F8		4	0	0	0	0	0	2				
George Brett, L (1, 5) OBP: 0.384, SLG: 0.477	0-0 F5		0-0 F8					0-0 4-3		4	0	0	0	0	0	2				
Hal McRae, R (1, 10) OBP: 0.430, SLG: 0.495 Davey Nelson, R (9, PR) OBP: 0.291, SLG: 0.310	0-0 2H 1B			0-0 P6				0-0 F7		4	0	2	1	0	0	0				
John Mayberry, L (1, 3) OBP: 0.326, SLG: 0.371	0-0 F7			0-0 F7				4-0 BB		0	0	0	0	0	0	0				
Al Cowens, R (1, 9) OBP: 0.304, SLG: 0.336		0-0 1-3		0-0 BB 1B				0-0 F8		3	0	0	0	1	0	2				
Buck Martinez, R (1, 2) OBP: 0.273, SLG: 0.377		4-0 BB		4-0 1-2 BB				0-0 F8		2	0	0	0	2	0	2				
Freddie Patek, R (1, 6) OBP: 0.323, SLG: 0.307		0-0 F9		0-0 F8				0-3 K		3	0	0	0	0	1	3				
Frank White, R (1, 4) OBP: 0.257, SLG: 0.288		0-3 K			0-0 4-3			0-0 F9		3	0	0	0	0	1	1				
<b>Inning Stats</b>	R: 1 E: 0 K: 0 S: 4	H: 1 LOB: 1 BB: 1 P: 8	R: 0 E: 0 K: 1 S: 5	H: 0 LOB: 1 BB: 1 P: 9	R: 0 E: 0 K: 0 S: 3	H: 0 LOB: 0 BB: 0 P: 3	R: 0 E: 0 K: 0 S: 4	H: 1 LOB: 2 BB: 1 P: 8	R: 0 E: 0 K: 0 S: 3	H: 0 LOB: 0 BB: 0 P: 3	R: 0 E: 0 K: 0 S: 3	H: 0 LOB: 1 BB: 1 P: 7	R: 0 E: 0 K: 1 S: 5	H: 0 LOB: 0 BB: 0 P: 5	R: 0 E: 0 K: 0 S: 2	H: 1 LOB: 2 BB: 0 P: 4	1B: 3 2B: 0 3B: 0 HR: 0	SF: 0 SAC: 0 DP: 1 HBP: 0	WP: 0 PB: 0 SB: 0 CS: 0	PA: 34
<b>PITCHER</b> Rick Waits, L (1, 1) ERA: 3.64	IP: 9.0 WLS: W BF: 34 H: 3 R: 1 ER: 1 SO: 2 BB: 5 IBB: 0 HBP: 0 BLK: 0 WP: 0 HR: 0 S: 33 P: 53 ERA: 1.00 WHIP: 0.889																			

Batter	1	2	3	4	5	6	7	8	9	AB	R	H	RBI	BB	SO	LOB	BOTTOM			
Duane Kuiper, L (1, 4) OBP: 0.310, SLG: 0.319	0-0 BB BLK SF7 1B		0-0 4-1					0-0 F7		4	1	1	0	0	0	1	<b>Kansas City Royals @ Cleveland Indians</b> Cleveland Municipal Stadium, Cleveland, OH Tue Aug 24 1976, 7:05 PM EDT Att. 6,615 - Unknown - 76 F			
John Lowenstein, L (1, 9) OBP: 0.282, SLG: 0.259	0-3 K		4-0 CS BB		0-0 4-3			0-0 B1		3	0	0	0	1	1	1				
Rick Manning, L (1, 8) OBP: 0.339, SLG: 0.390	4-0 BB		0-0 1-4-3		0-0 4-3			0-0 3-1		3	0	0	0	1	0	1				
Rico Carty, R (1, 10) OBP: 0.383, SLG: 0.453	4-0 1-2 2-3 BB		0-0 6-3			0-3 K				2	0	0	0	1	1	0				
Boog Powell, L (1, 3) OBP: 0.305, SLG: 0.333	0-0 SF7			4-0 FC6-5 1B BB				0-0 4-3		1	0	0	1	1	0	0				
George Hendrick, R (1, 7) OBP: 0.333, SLG: 0.461	0-0 L4			0-0 FC6-5 1B 1B				0-0 4-3		3	1	1	0	0	0	2				
Buddy Bell, R (1, 5) OBP: 0.344, SLG: 0.367		0-0		0-0 FC6-5 1B 1-2 2-3F				0-0 4-3		3	0	1	0	0	0	2				
Ray Fosse, R (1, 2) OBP: 0.368, SLG: 0.384		0-0 F9		0-0 G6-4-3 1B				0-0 5-3		3	0	1	1	0	0	1				
Frank Duffy, R (1, 6) OBP: 0.273, SLG: 0.279		0-0 1-3		0-0 G6-4-3				0-0 5-3		3	0	0	0	0	0	3				
<b>Inning Stats</b>	R: 1 E: 0 K: 1 S: 6	H: 1 LOB: 2 BB: 2 P: 14	R: 0 E: 0 K: 0 S: 4	H: 1 LOB: 0 BB: 0 P: 4	R: 0 E: 0 K: 0 S: 2	H: 0 LOB: 0 BB: 1 P: 6	R: 1 E: 0 K: 0 S: 4	H: 2 LOB: 1 BB: 1 P: 8	R: 0 E: 0 K: 0 S: 3	H: 0 LOB: 0 BB: 0 P: 3	R: 0 E: 0 K: 1 S: 5	H: 0 LOB: 0 BB: 0 P: 5	R: 0 E: 0 K: 0 S: 3	H: 0 LOB: 0 BB: 0 P: 3	R: 0 E: 0 K: 0 S: 3	H: 0 LOB: 0 BB: 0 P: 3	1B: 3 2B: 1 3B: 0 HR: 0	SF: 1 SAC: 0 DP: 1 HBP: 0	WP: 0 PB: 0 SB: 0 CS: 1	PA: 30
<b>PITCHER</b> Dennis Leonard, R (1, 1) ERA: 3.26	IP: 8.0 WLS: L BF: 30 H: 4 R: 2 ER: 2 SO: 2 BB: 4 IBB: 0 HBP: 0 BLK: 1 WP: 0 HR: 0 S: 30 P: 46 ERA: 2.25 WHIP: 1.000																			



Batter	1	2	3	4	5	6	7	8	9	AB	R	H	RBI	BB	SO	LOB	TOP								
<b>Al Cowens, R</b> OBP: 0.305, SLG: 0.336 (1, 9)	5-3	L8							F9	5	1	2	0	0	0	3	<b>Kansas City Royals @ Cleveland Indians</b> Cleveland Municipal Stadium, Cleveland, OH Wed Aug 25 1976, 7:05 PM EDT Att: 7,113 - Unknown - 77 F <a href="http://livebaseballscorecards.com">livebaseballscorecards.com</a>								
<b>Amos Otis, R</b> OBP: 0.353, SLG: 0.471 (1, 8)	F8 BB		6-3 S							3	0	2	0	1	1	0									
<b>George Brett, L</b> OBP: 0.381, SLG: 0.474 (1, 5)	F8 1-3		F9							3	0	0	1	0	0	2									
<b>John Mayberry, L</b> OBP: 0.323, SLG: 0.368 (1, 3)	F8		6-3							4	0	0	0	0	1	3									
<b>Hal McRae, R</b> OBP: 0.433, SLG: 0.495 <b>Ruppert Jones, L</b> OBP: 0.270, SLG: 0.314 (8, PR)		BB SF9 BB	FC6-4 BB							2	1	1	0	2	0	1									
<b>Tom Poquette, L</b> OBP: 0.382, SLG: 0.466 <b>Davey Nelson, R</b> OBP: 0.289, SLG: 0.308 <b>Jim Wohlford, R</b> OBP: 0.303, SLG: 0.284 (8, 7)		K	FC6-4 1-2							3	0	0	0	0	1	3									
<b>Buck Martinez, R</b> OBP: 0.277, SLG: 0.374 (1, 2)		SF9 BB 1-2								2	0	0	0	2	2	0									
<b>Freddie Patek, R</b> OBP: 0.326, SLG: 0.306 (1, 6)		SF9 BB 1-2 2-3								1	0	0	0	2	1	0									
<b>Frank White, R</b> OBP: 0.254, SLG: 0.286 (1, 4)		SF9 1-2 2-3 3-H								3	0	0	1	0	0	1									
<b>Inning Stats</b>	R: 0 E: 0 K: 0 S: 3	H: 0 LOB: 1 BB: 1 P: 7	R: 1 E: 0 K: 1 S: 5	H: 0 LOB: 2 BB: 3 P: 17	R: 0 E: 0 K: 0 S: 4	H: 1 LOB: 2 BB: 1 P: 8	R: 0 E: 0 K: 2 S: 7	H: 0 LOB: 0 BB: 0 P: 7	R: 1 E: 0 K: 1 S: 7	H: 2 LOB: 1 BB: 0 P: 7	R: 0 E: 0 K: 1 S: 4	H: 0 LOB: 0 BB: 1 P: 8	R: 0 E: 0 K: 1 S: 5	H: 1 LOB: 0 BB: 0 P: 5	R: 0 E: 1 K: 1 S: 6	H: 1 LOB: 1 BB: 1 P: 6		R: 0 E: 0 K: 0 S: 3	H: 0 LOB: 1 BB: 1 P: 7	1B: 4 2B: 1 3B: 0 HR: 0	SF: 2 SAC: 1 DP: 0 HBP: 0	WP: 0 PB: 0 SB: 2 CS: 1	PA: 38		
<b>PITCHER</b>	IP	WLS	BF	H	R	ER	SO	BB	IBB	HBP	BLK	WP	HR	S	P	ERA	WHIP								
<b>Jim Bibby, R</b> ERA: 3.53 <b>Jim Kern, R</b> ERA: 2.5 <b>Dave LaRoche, L</b> ERA: 2.27	(1, 1)	1.1	8	0	1	1	1	4	0	0	0	0	0	6	22	6.75	3.000								
	(2, 1)	5.2	L	21	4	1	1	5	2	0	0	0	0	29	37	1.59	1.059								
	(8, 1)	2.0		8	1	0	0	1	1	0	0	0	0	9	13	0.00	1.000								

Batter	1	2	3	4	5	6	7	8	9	AB	R	H	RBI	BB	SO	LOB	BOTTOM									
<b>Rick Manning, L</b> OBP: 0.340, SLG: 0.389 <b>Tommy Smith, L</b> OBP: 0.275, SLG: 0.313 (5, 7)	1-3 4-3 BB		4-1							1	1	0	0	1	0	0	<b>Kansas City Royals @ Cleveland Indians</b> Cleveland Municipal Stadium, Cleveland, OH Wed Aug 25 1976, 7:05 PM EDT Att: 7,113 - Unknown - 77 F <a href="http://livebaseballscorecards.com">livebaseballscorecards.com</a>									
<b>Ray Fosse, R</b> OBP: 0.371, SLG: 0.387 (1, 2)	4-3 1-2 BB		FC6-4 BB							4	0	2	0	0	1	1										
<b>Larvell Blanks, R</b> OBP: 0.354, SLG: 0.440 (1, 4)	1-3 1-2 2-3		FC6-4 1-2							4	0	0	0	0	0	3										
<b>Rico Carty, R</b> OBP: 0.380, SLG: 0.449 (1, 10)	4-3 2-3 3-H		1-3							4	0	0	1	0	2	1										
<b>George Hendrick, R</b> OBP: 0.331, SLG: 0.457 (5, 8)	5-3		5-3							4	0	0	0	0	0	1										
<b>Buddy Bell, R</b> OBP: 0.344, SLG: 0.367 <b>John Lowenstein, L</b> OBP: 0.280, SLG: 0.258 (8, PH)			F9							3	0	1	0	0	0	0										
<b>Boog Powell, L</b> OBP: 0.305, SLG: 0.329 (1, 3)			6-3							3	0	0	0	1	1	1										
<b>Ron Pruitt, R</b> OBP: 0.339, SLG: 0.320 (1, 9)			5-3							3	0	2	0	0	0	0										
<b>Frank Duffy, R</b> OBP: 0.271, SLG: 0.277 (1, 6)			5-3							3	0	0	0	0	0	3										
<b>Inning Stats</b>	R: 1 E: 0 K: 0 S: 4	H: 1 LOB: 1 BB: 1 P: 8	R: 0 E: 0 K: 0 S: 3	H: 0 LOB: 0 BB: 0 P: 3	R: 0 E: 0 K: 0 S: 4	H: 1 LOB: 1 BB: 0 P: 4	R: 0 E: 0 K: 1 S: 6	H: 1 LOB: 1 BB: 0 P: 6	R: 0 E: 0 K: 0 S: 4	H: 1 LOB: 2 BB: 1 P: 8	R: 0 E: 0 K: 2 S: 7	H: 0 LOB: 0 BB: 0 P: 7	R: 0 E: 0 K: 0 S: 3	H: 0 LOB: 0 BB: 0 P: 3	1B: 5 2B: 0 3B: 0 HR: 0	SF: 0 SAC: 0 DP: 0 HBP: 0		WP: 0 PB: 0 SB: 0 CS: 0	PA: 34							
<b>PITCHER</b>	IP	WLS	BF	H	R	ER	SO	BB	IBB	HBP	BLK	WP	HR	S	P	ERA	WHIP									
<b>Andy Hassler, L</b> ERA: 3.46 <b>Mark Littell, R</b> ERA: 1.85	(1, 1)	7.0	W	28	5	1	1	2	2	0	0	0	0	10	30	38	1.29	1.000								
	(8, 1)	2.0	S	6	0	0	0	2	0	0	0	0	0	10	10	0.00	0.000									



Batter	1	2	3	4	5	6	7	8	9	10	11	12	13	14	15	AB	R	H	RBI	BB	SO	LOB	TOP							
Tom Poquette, L OBP: 0.380, SLG: 0.460 Cookie Rojas, R OBP: 0.250, SLG: 0.241	3-1		1B HBP		4-3		G3		1B HR 1B		6-3		1-3		6-3	3	0	1	0	0	0	0	4	1	1	0	0	0	1	
George Brett, L OBP: 0.377, SLG: 0.469	5-3		FC6-4 1B		3-1		F7		K		4-3			4-3	4-3	8	0	1	0	0	1	2								
Amos Otis, R OBP: 0.356, SLG: 0.474	K		FC6-4						E4 1B WP		2B BB			6-3 2B		6	3	3	0	1	1	2								
Hal McRae, R OBP: 0.435, SLG: 0.509		F9					G3 1B		F8		1B HR			6-3 2B		7	1	4	4	0	0	2								
John Mayberry, L OBP: 0.323, SLG: 0.368							G3		F8		4-3					6	0	1	0	1	0	3								
Al Cowens, R OBP: 0.305, SLG: 0.336		2B					5-3									7	0	2	1	0	1	5								
Bob Stinson, S OBP: 0.348, SLG: 0.331							L8									6	1	3	0	1	0	3								
Freddie Patek, R OBP: 0.327, SLG: 0.310 Jame Quirk, L OBP: 0.258, SLG: 0.355			5-3		E8		6-3		4-3		1-3		4-3		SH3-4	2	1	1	0	0	0	0								
Davey Nelson, R OBP: 0.285, SLG: 0.303 Frank White, R OBP: 0.253, SLG: 0.284 Ruppert Jones, L OBP: 0.256, SLG: 0.297					4-3		2B									2	0	0	0	0	0	1								
Jim Wohlford, R OBP: 0.303, SLG: 0.285			F9		K				K				5-3		E9	2	0	0	0	0	1	1								
<b>Inning Stats</b>	R: 0 E: 0 K: 1 S: 5	H: 0 LOB: 0 BB: 0 P: 5	R: 0 E: 0 K: 1 S: 8	H: 1 LOB: 1 BB: 0 P: 6	R: 0 E: 0 K: 0 S: 4	H: 1 LOB: 2 BB: 0 P: 5	R: 0 E: 0 K: 1 S: 4	H: 1 LOB: 1 BB: 0 P: 4	R: 1 E: 1 K: 1 S: 6	H: 1 LOB: 0 BB: 0 P: 6	R: 1 E: 1 K: 0 S: 5	H: 2 LOB: 2 BB: 1 P: 9	R: 0 E: 0 K: 1 S: 5	H: 0 LOB: 0 BB: 0 P: 5	R: 1 E: 1 K: 2 S: 10	H: 3 LOB: 0 BB: 0 P: 10	R: 0 E: 0 K: 0 S: 4	H: 1 LOB: 1 BB: 0 P: 4	R: 0 E: 0 K: 0 S: 3	H: 1 LOB: 2 BB: 1 P: 7	R: 0 E: 0 K: 0 S: 3	H: 0 LOB: 0 BB: 0 P: 3	R: 0 E: 0 K: 0 S: 4	H: 1 LOB: 0 BB: 0 P: 8	R: 0 E: 0 K: 0 S: 5	H: 2 LOB: 1 BB: 0 P: 5	1B: 11 2B: 5 3B: 0 HR: 1	SF: 0 SAC: 1 DP: 1 HBP: 1	WP: 1 PB: 0 CS: 0	PA: 65
<b>PITCHER</b>	IP: 8.0 ERA: 3.22	WLS: 8 BF: 35	H: 8 R: 3 ER: 3 SO: 2	BB: 0 IBB: 0 HBP: 0 BLK: 0	WP: 0 HR: 0 S: 0 P: 41	ERA: 1.12 WHIP: 1.125	<b>PITCHER</b>	IP: 8.0 ERA: 3.22	WLS: 8 BF: 35	H: 8 R: 3 ER: 3 SO: 2	BB: 0 IBB: 0 HBP: 0 BLK: 0	WP: 0 HR: 0 S: 0 P: 41	ERA: 1.12 WHIP: 1.125																	
Reggie Cleveland, R ERA: 3.22	1.1	8	4	3	3	2	0	0	0	0	1	12	12	20.25	3.000															
Tom Murphy, R ERA: 4.45	0.1	1	0	0	0	0	0	0	0	0	1	1	1	0.00	0.000															
Rick Kreuger, L ERA: 7.35	5.1	L	21	5	1	1	0	1	1	0	0	0	0	1.69	1.125															
Jim Wiloughby, R ERA: 3.02																														

**Kansas City Royals @ Boston Red Sox**  
Fenway Park, Boston, MA  
Thu Aug 26 1976, 7:05 PM EDT  
Att. 24,199 - Unknown - 80 F

**AB 60**  
**R 7**  
**H 17**  
**RBI 7**  
**BB 3**  
**SO 6**  
**LOB 25**



Batter	1	2	3	4	5	6	7	8	9	10	11	12	13	14	15	AB	R	H	RBI	BB	SO	LOB	BOTTOM					
Rick Burleson, R OBP: 0.353, SLG: 0.367	HR	F7		FC3-6 1B		G1-6-3			F8		FC6-4 1B		K			7	1	3	1	0	1	5						
Denny Doyle, L OBP: 0.292, SLG: 0.302 Bobby Darwin, R OBP: 0.273, SLG: 0.367 Doug Griffin, R OBP: 0.238, SLG: 0.198	F7	BB E BB		K		1-3			5-3		FC6-4			6-3		3	0	0	0	1	1	1						
Fred Lynn, L OBP: 0.300, SLG: 0.445	4-3	E5 BB		FC3-6		1-3			L9				P6	F5		7	0	0	0	0	0	2						
Carl Yastrzemski, L OBP: 0.346, SLG: 0.425	6-3			F5		K			4-3				K	K		6	0	0	0	1	3	1						
Carlton Fisk, R OBP: 0.332, SLG: 0.375		E5 2B				K			4-3				5-3			7	1	1	0	0	1	3						
Cecil Cooper, L OBP: 0.305, SLG: 0.459		2B 2B 1B		G3		3-1			L9				K	K		7	1	1	0	0	2	1						
Jim Rice, R OBP: 0.300, SLG: 0.434		2B 2B				F8			L7		6-3		6-3			6	1	2	1	1	0	0						
Rick Miller, L OBP: 0.339, SLG: 0.348		1B 2B		F7					K				K			7	2	3	2	0	3	2						
Rico Petrocelli, R OBP: 0.307, SLG: 0.288		2B CS 1B		K		E4			F8		1B BB			BB		4	0	2	1	2	1	1						
<b>Inning Stats</b>	R: 1 E: 0 K: 0 S: 4	H: 1 LOB: 0 BB: 0 P: 4	R: 4 E: 2 K: 0 S: 8	H: 4 LOB: 3 BB: 2 P: 16	R: 0 E: 0 K: 1 S: 5	H: 0 LOB: 1 BB: 1 P: 9	R: 0 E: 0 K: 1 S: 6	H: 1 LOB: 1 BB: 0 P: 6	R: 0 E: 0 K: 0 S: 5	H: 0 LOB: 0 BB: 0 P: 5	R: 0 E: 0 K: 1 S: 5	H: 1 LOB: 0 BB: 0 P: 3	R: 0 E: 0 K: 1 S: 6	H: 1 LOB: 1 BB: 0 P: 6	R: 0 E: 0 K: 1 S: 8	H: 1 LOB: 2 BB: 1 P: 10	R: 0 E: 0 K: 1 S: 5	H: 0 LOB: 0 BB: 0 P: 5	R: 0 E: 0 K: 0 S: 5	H: 1 LOB: 2 BB: 0 P: 12	R: 0 E: 0 K: 1 S: 5	H: 0 LOB: 0 BB: 0 P: 5	R: 0 E: 0 K: 1 S: 6	H: 1 LOB: 1 BB: 0 P: 6	1B: 8 2B: 3 3B: 0 HR: 1	SF: 0 SAC: 0 DP: 1 HBP: 0	WP: 0 PB: 0 CS: 1	PA: 62
<b>PITCHER</b>	IP: 1.1 ERA: 2.87	WLS: 2 BF: 10	H: 5 R: 5 ER: 4 SO: 0	BB: 0 IBB: 0 HBP: 0 BLK: 0	WP: 0 HR: 1 S: 0 P: 10	ERA: 27.00 WHIP: 3.750	<b>PITCHER</b>	IP: 1.1 ERA: 2.87	WLS: 2 BF: 10	H: 5 R: 5 ER: 4 SO: 0	BB: 0 IBB: 0 HBP: 0 BLK: 0	WP: 0 HR: 1 S: 0 P: 10	ERA: 27.00 WHIP: 3.750															
Marty Patton, R ERA: 2.87	4.2	19	2	1	0	3	3	0	0	0	22	34	0.00	1.071														
Lary Gura, L ERA: 2.7	3.2	11	1	0	0	2	0	0	0	0	15	15	0.00	0.273														
Steve Mingori, L ERA: 2.2	3.1	15	3	0	0	5	2	0	0	0	23	31	0.00	1.500														
Mark Littell, R ERA: 1.78	2.0	W	7	1	0	2	0	0	0	0	11	11	0.00	0.500														
Tom Bruno, R ERA: 1.74																												

**Kansas City Royals @ Boston Red Sox**  
Fenway Park, Boston, MA  
Thu Aug 26 1976, 7:05 PM EDT  
Att. 24,199 - Unknown - 80 F

**AB 57**  
**R 6**  
**H 12**  
**RBI 5**  
**BB 5**  
**SO 18**  
**LOB 12**






Batter	1	2	3	4	5	6	7	8	9	AB	R	H	RBI	BB	SO	LOB	TOP					
Jim Wohlford, R (1, 7) OBP: 0.301, SLG: 0.280	0-3 K		0-0 5-3		4-0 BB			0-0 6-3	0-0 1-6-3	4	0	0	0	1	1	2						
George Brett, L (1, 5) OBP: 0.375, SLG: 0.465	0-0 4-3			0-0 L7	0-0 4-3			0-3 K		4	0	0	0	0	1	2						
Jamie Quirk, L (8, 5) OBP: 0.258, SLG: 0.356										0	0	0	0	0	0	0						
Amos Otis, R (1, 8) OBP: 0.356, SLG: 0.473	0-0			0-0 6-3		0-0 F9		0-0 F9		3	0	1	0	0	0	0						
Ruppert Jones, L (8, PH) OBP: 0.250, SLG: 0.289	CS 1B									1	0	0	0	0	0	0						
Hal McRae, R (1, 10) OBP: 0.436, SLG: 0.508	0-0 CS	1-0 G1-6-3 HBP		0-0 1B		0-0 L6			0-0 3-1	3	0	1	0	0	0	0						
John Mayberry, L (1, 3) OBP: 0.324, SLG: 0.369		0-0 G1-6-3		0-3 K					0-0 1B HR	4	1	2	0	0	1	2						
Al Cowens, R (1, 9) OBP: 0.305, SLG: 0.335		0-3 K			0-0 L7	0-0 F9			0-0 1B HR	4	1	1	0	0	1	1						
Buck Martinez, R (1, 2) OBP: 0.274, SLG: 0.371			0-0 3-1		0-3 K		0-0 F9		0-0 1B HR	2	0	0	0	0	1	0						
Bob Stinson, S (7, PH) OBP: 0.349, SLG: 0.352									1-H 2-H HR	2	1	1	3	0	0	0						
Freddie Patek, R (1, 6) OBP: 0.326, SLG: 0.309			0-0 5-3		0-0 2B 1B		0-3 K		0-3 K	4	1	1	0	0	2	0						
Frank White, R (1, 4) OBP: 0.258, SLG: 0.292				0-0 S 1B		1-H 2B		0-0 F8		4	0	3	1	0	0	0						
<b>Inning Stats</b>	R: 0 E: 0 K: 1 S: 5	H: 1 LOB: 0 BB: 0 P: 5	R: 0 E: 0 K: 1 S: 4	H: 0 LOB: 0 BB: 0 P: 5	R: 0 E: 0 K: 0 S: 4	H: 1 LOB: 1 BB: 0 P: 4	R: 0 E: 0 K: 1 S: 6	H: 1 LOB: 1 BB: 0 P: 6	R: 1 E: 0 K: 1 S: 7	H: 2 LOB: 2 BB: 1 P: 11	R: 0 E: 0 K: 0 S: 4	H: 1 LOB: 1 BB: 0 P: 4	R: 0 E: 0 K: 1 S: 5	H: 0 LOB: 0 BB: 0 P: 5	R: 0 E: 0 K: 1 S: 5	H: 0 LOB: 0 BB: 0 P: 5	R: 3 E: 0 K: 1 S: 9	H: 4 LOB: 1 BB: 0 P: 9	1B: 8 2B: 1 3B: 0 HR: 1	SF: 0 SAC: 0 DP: 1 HBP: 1	WP: 0 PB: 0 SB: 2 CS: 1	PA: 38
<b>PITCHER</b>	IP WLS BF H R ER SO BB IBB HBP BLK WP HR S P ERA WHIP																					
Fergie Jenkins, R (1, 1) ERA: 3.34	7.0 W 27 6 1 1 5 1 0 0 0 0 0 35 40 1.29 1.000																					
Dick Pole, R (8, 1) ERA: 4.76	2.0 10 4 3 3 2 0 0 0 0 0 1 14 14 13.50 2.000																					

**Kansas City Royals @ Boston Red Sox**  
Fenway Park, Boston, MA  
Fri Aug 27 1976, 7:05 PM EDT  
Att: 24,940 - Unknown - 74 F


AB 35  
R 4  
H 10  
RBI 4  
BB 1  
SO 7  
LOB 7



Batter	1	2	3	4	5	6	7	8	9	AB	R	H	RBI	BB	SO	LOB	BOTTOM			
Rick Burleson, R (1, 6) OBP: 0.352, SLG: 0.363	0-0 F8		0-0 F9		1-0 1B 2B HBP		0-0 L7	0-0 1-3		4	1	0	0	0	0	2				
Denny Doyle, L (1, 4) OBP: 0.294, SLG: 0.304	0-3 K		0-0 P6		0-0 2B FC9-2 1B		0-0 E			4	1	2	1	0	1	1				
Fred Lynn, L (1, 8) OBP: 0.361, SLG: 0.450	0-0 3-1			0-0 F9	0-0 1-3 3-H 2B		0-0 E6	1-H 2B		4	1	2	2	0	0	0				
Carl Yastrzemski, L (1, 7) OBP: 0.348, SLG: 0.434		0-0 HR		0-3 K	0-0 FC9-2		0-0 1B			4	1	2	1	0	1	2				
Dwight Evans, R (7, PR) OBP: 0.322, SLG: 0.406						3-H				0	0	0	0	0	0	0				
Carlton Fisk, R (1, 2) OBP: 0.336, SLG: 0.390		0-0 FC6-4 1B		0-0 HR		0-0 5-3 1B 2B	0-3 K			4	2	3	1	0	1	1				
Cecil Cooper, L (1, 3) OBP: 0.302, SLG: 0.454		0-0 F8		0-0 6-3		0-0 5-3	0-0 L9			4	0	0	0	0	0	3				
Jim Rice, R (1, 10) OBP: 0.299, SLG: 0.431		0-0 FC6-4 CS			0-0 5-3	0-0 6-3		4-0 BB		3	0	0	0	1	0	2				
Rick Miller, L (1, 9) OBP: 0.346, SLG: 0.356		0-0 CS	0-0 1B		0-0 3B 1B	0-0 CS 1B	0-3 K			4	1	3	1	0	1	1				
Butch Hobson, R (1, 5) OBP: 0.255, SLG: 0.355		0-0 P6			0-0 1B 3B	0-0 CS	0-0 HR		0-0 P3	4	2	2	2	0	0	2				
<b>Inning Stats</b>	R: 0 E: 0 K: 1 S: 5	H: 0 LOB: 0 BB: 0 P: 5	R: 1 E: 0 K: 0 S: 4	H: 2 LOB: 0 BB: 0 P: 4	R: 0 E: 0 K: 0 S: 4	H: 1 LOB: 1 BB: 0 P: 4	R: 1 E: 0 K: 1 S: 6	H: 1 LOB: 0 BB: 0 P: 6	R: 3 E: 0 K: 0 S: 6	H: 4 LOB: 1 BB: 0 P: 7	R: 1 E: 0 K: 0 S: 4	H: 2 LOB: 0 BB: 0 P: 4	R: 3 E: 1 K: 1 S: 9	H: 4 LOB: 1 BB: 0 P: 9	R: 0 E: 0 K: 1 S: 5	H: 0 LOB: 1 BB: 1 P: 9	1B: 7 2B: 4 3B: 1 HR: 3	SF: 0 SAC: 0 DP: 1 HBP: 1	WP: 0 PB: 0 SB: 0 CS: 2	PA: 39
<b>PITCHER</b>	IP WLS BF H R ER SO BB IBB HBP BLK WP HR S P ERA WHIP																			
Doug Bird, R (1, 1) ERA: 3.6	4.1 L 20 7 4 4 2 1 0 0 0 0 1 20 24 9.82 2.182																			
Tom Hall, L (5, 1) ERA: 4.79	3.2 17 7 4 4 2 1 0 0 0 0 1 20 24 9.82 2.182																			

**Kansas City Royals @ Boston Red Sox**  
Fenway Park, Boston, MA  
Fri Aug 27 1976, 7:05 PM EDT  
Att: 24,940 - Unknown - 74 F

AB 35  
R 9  
H 14  
RBI 8  
BB 1  
SO 4  
LOB 14






Batter	1	2	3	4	5	6	7	8	9	AB	R	H	RBI	BB	SO	LOB	TOP																						
Jim Wohlford, R OBP: 0.307, SLG: 0.301	F9		SF9				G6-4-3		E	5	2	3	1	0	0	1																							
Al Cowens, R OBP: 0.304, SLG: 0.334	6-3		SF9						E6	4	1	1	1	0	1	0																							
Amos Otis, R OBP: 0.356, SLG: 0.474			5-3							5	0	2	1	0	2	0																							
Ruppert Jones, L OBP: 0.250, SLG: 0.289										0	0	0	0	0	0	0																							
Hal McRae, R OBP: 0.435, SLG: 0.505			L9							4	0	1	0	1	0	0																							
John Mayberry, L OBP: 0.325, SLG: 0.368	FC4-6									4	1	1	0	1	1	4																							
Cookie Rojas, R OBP: 0.261, SLG: 0.265										4	1	2	0	0	0	0																							
Frank White, R OBP: 0.295, SLG: 0.289			1-6-3							4	0	0	0	0	0	2																							
Freddie Patek, R OBP: 0.328, SLG: 0.314			6-3							4	1	2	2	0	0	0																							
Buck Martinez, R OBP: 0.278, SLG: 0.386										4	2	2	1	0	0	2																							
<b>Inning Stats</b>	R: 0 E: 0 K: 0 S: 4	H: 1 LOB: 2 BB: 1 P: 8	R: 0 E: 0 K: 0 S: 3	H: 0 LOB: 0 BB: 0 P: 3	R: 2 E: 0 K: 0 S: 5	H: 2 LOB: 2 BB: 0 P: 5	R: 2 E: 0 K: 0 S: 6	H: 4 LOB: 2 BB: 0 P: 6	R: 0 E: 0 K: 2 S: 7	H: 0 LOB: 0 BB: 0 P: 7	R: 0 E: 0 K: 0 S: 3	H: 0 LOB: 0 BB: 0 P: 3	R: 1 E: 1 K: 0 S: 4	H: 2 LOB: 0 BB: 0 P: 4	R: 0 E: 0 K: 1 S: 5	H: 1 LOB: 2 BB: 1 P: 9	R: 3 E: 1 K: 1 S: 10	H: 4 LOB: 2 BB: 0 P: 10	1B: 8 2B: 4 3B: 1 HR: 1	SF: 1 SAC: 0 DP: 1 HBP: 0	WP: 0 PB: 0 SB: 0 CS: 1	PA: 42																	
<b>PITCHER</b>	IP	WLS	BF	H	R	ER	SO	BB	IBB	HBP	BLK	WP	HR	S	P	ERA	WHIP	<b>PITCHER</b>				IP	WLS	BF	H	R	ER	SO	BB	IBB	HBP	BLK	WP	HR	S	P	ERA	WHIP	
Bill Lee, L ERA: 6.3	(1, 1)	3.1	L	17	6	4	4	0	1	0	0	0	0	0	16	20	10.80	2.100																					
Tom Murphy, R ERA: 4.29	(4, 1)	5.1		23	8	4	1	3	1	0	0	0	0	1	28	32	1.69	1.688																					
Rick Kreuger, L ERA: 6.75	(9, 1)	0.1		1	0	0	0	1	0	0	0	0	0	0	3	3	0.00	0.000																					

**Kansas City Royals @ Boston Red Sox**  
Fenway Park, Boston, MA  
Sat Aug 28 1976, 3:33 AM EDT  
Att: 27,058 - Unknown - 88 F

livebaseballscores.com

AB 38  
R 8  
H 14  
RBI 6  
BB 2  
SO 4  
LOB 9




Batter	1	2	3	4	5	6	7	8	9	AB	R	H	RBI	BB	SO	LOB	BOTTOM																						
Rick Burleson, R OBP: 0.349, SLG: 0.360	L9		6-3				F8			4	0	0	0	0	1	2																							
Denny Doyle, L OBP: 0.294, SLG: 0.306			4-3							4	1	1	0	0	0	2																							
Fred Lynn, L OBP: 0.362, SLG: 0.460										4	2	2	2	0	0	0																							
Carl Yastrzemski, L OBP: 0.353, SLG: 0.441										4	0	4	1	0	0	0																							
Carlton Fisk, R OBP: 0.335, SLG: 0.388										4	0	1	0	0	1	3																							
Cecil Cooper, L OBP: 0.299, SLG: 0.448										4	0	0	0	0	0	4																							
Jim Rice, R OBP: 0.301, SLG: 0.431										3	0	1	0	1	1	0																							
Rick Miller, L OBP: 0.345, SLG: 0.354										1	0	0	0	0	0	1																							
Dwight Evans, R OBP: 0.323, SLG: 0.406										3	0	1	0	0	0	1																							
Butch Hobson, R OBP: 0.255, SLG: 0.347										3	0	0	0	1	0	1																							
<b>Inning Stats</b>	R: 2 E: 0 K: 0 S: 5	H: 3 LOB: 0 BB: 0 P: 5	R: 0 E: 0 K: 0 S: 3	H: 1 LOB: 0 BB: 0 P: 3	R: 0 E: 0 K: 1 S: 6	H: 1 LOB: 1 BB: 0 P: 6	R: 0 E: 0 K: 0 S: 3	H: 1 LOB: 0 BB: 0 P: 3	R: 1 E: 0 K: 0 S: 6	H: 3 LOB: 2 BB: 0 P: 6	R: 0 E: 0 K: 1 S: 5	H: 0 LOB: 2 BB: 2 P: 13	R: 0 E: 0 K: 0 S: 4	H: 1 LOB: 1 BB: 0 P: 4	R: 0 E: 0 K: 1 S: 5	H: 0 LOB: 0 BB: 0 P: 5	1B: 6 2B: 4 3B: 0 HR: 1	SF: 0 SAC: 0 DP: 3 HBP: 0	WP: 0 PB: 0 SB: 0 CS: 0	PA: 36																			
<b>PITCHER</b>	IP	WLS	BF	H	R	ER	SO	BB	IBB	HBP	BLK	WP	HR	S	P	ERA	WHIP	<b>PITCHER</b>				IP	WLS	BF	H	R	ER	SO	BB	IBB	HBP	BLK	WP	HR	S	P	ERA	WHIP	
Al Fitzmorris, R ERA: 3.04	(1, 1)	5.2	W	21	7	3	3	1	0	0	0	0	0	1	23	23	4.76	1.235																					
Larry Gura, L ERA: 2.7	(6, 1)	0.0		1	1	0	0	0	0	0	0	0	0	1	1																								
Tom Bruno, R ERA: 1.54	(6, 1)	1.1		7	1	0	0	1	2	0	0	1	0	0	7	15	0.00	2.250																					
Steve Mingori, L ERA: 2.19	(8, 1)	0.1		2	1	0	0	0	0	0	0	0	0	0	2	2	0.00	3.000																					
Mark Littell, R ERA: 1.75	(8, 1)	1.2	S	5	0	0	0	1	0	0	0	0	0	0	7	7	0.00	0.000																					

**Kansas City Royals @ Boston Red Sox**  
Fenway Park, Boston, MA  
Sat Aug 28 1976, 3:33 AM EDT  
Att: 27,058 - Unknown - 88 F

livebaseballscores.com

AB 34  
R 3  
H 10  
RBI 3  
BB 2  
SO 3  
LOB 14





Batter	1	2	3	4	5	6	7	8	9	AB	R	H	RBI	BB	SO	LOB	TOP																						
Jim Wohlford, R OBP: 0.301, SLG: 0.294 (1, 7)	F3		4-3	K		F9		L8		5	0	0	0	0	1	2																							
Al Cowens, R OBP: 0.305, SLG: 0.343 (1, 9)	P3		E	2B		HR		5-3		5	2	2	1	0	0	0																							
Amos Otis, R OBP: 0.358, SLG: 0.478 Ruppert Jones, L OBP: 0.256, SLG: 0.366 (3, PR) (3, 8)	2B		E9	1B		HR		K		2	0	2	1	0	0	0																							
Hal McRae, R OBP: 0.433, SLG: 0.501 (1, 10)	5-3		1-3			4-3		1B		5	0	1	0	0	0	2																							
John Mayberry, L OBP: 0.326, SLG: 0.369 Davey Nelson, R OBP: 0.295, SLG: 0.308 (1, 3) (4, 4)		G6-3	1B			L8		FC6-4		2	0	1	0	0	0	0																							
Cookie Rojas, R OBP: 0.271, SLG: 0.276 (1, 5) (3, 4) (4, 5)		G6-3	1B			G4-6-3		FC6-4		4	1	2	0	0	0	3																							
Bob Stinson, S OBP: 0.347, SLG: 0.355 (1, 2)		G6-3	2B			K		P4		4	1	1	0	0	1	2																							
Freddie Patek, R OBP: 0.327, SLG: 0.313 Jamie Quirk, L OBP: 0.250, SLG: 0.344 (1, 6) (3, 5) (4, 3)		F7				F5		L8		1	0	0	0	0	0	1																							
Frank White, R OBP: 0.281, SLG: 0.305 (1, 4) (3, 6)			1-3			2B		K		3	0	0	0	0	1	2																							
<b>Inning Stats</b>	R: 0 E: 0 K: 0 S: 4	H: 1 LOB: 1 BB: 4 P: 4	R: 0 E: 0 K: 0 S: 4	H: 2 LOB: 1 BB: 0 P: 4	R: 1 E: 1 K: 0 S: 5	H: 2 LOB: 1 BB: 0 P: 5	R: 2 E: 0 K: 1 S: 8	H: 3 LOB: 1 BB: 0 P: 8	R: 2 E: 0 K: 0 S: 4	H: 2 LOB: 0 BB: 1 P: 8	R: 1 E: 0 K: 2 S: 8	H: 1 LOB: 0 BB: 0 P: 8	R: 0 E: 1 K: 1 S: 7	H: 2 LOB: 2 BB: 0 P: 7	R: 0 E: 0 K: 0 S: 4	H: 1 LOB: 1 BB: 0 P: 4	R: 0 E: 0 K: 0 S: 3	H: 0 LOB: 0 BB: 0 P: 3	1B: 7 2B: 4 3B: 0 HR: 3	SF: 0 SAC: 0 DP: 2 HBP: 0	WP: 0 PB: 0 SB: 0 CS: 0	PA: 40																	
<b>PITCHER</b>	IP	WLS	BF	H	R	ER	SO	BB	IBB	HBP	BLK	WP	HR	S	P	ERA	WHIP	<b>PITCHER</b>					IP	WLS	BF	H	R	ER	SO	BB	IBB	HBP	BLK	WP	HR	S	P	ERA	WHIP
Rick Wise, R ERA: 3.99 (1, 1)	5.0	W	24	10	5	5	1	1	0	0	0	0	2	25	29	9.00	2.200																						
Tom House, L ERA: 4.55 (6, 1)	2.0		9	3	1	1	3	0	0	0	0	0	1	15	15	4.50	1.500																						
Rick Kreuger, L ERA: 4.5 (8, 1)	2.0		7	1	0	0	0	0	0	0	0	0	0	7	7	0.00	0.500																						

**Kansas City Royals @ Boston Red Sox**  
Fenway Park, Boston, MA  
Sun Aug 29 1976, 3:33 AM EDT  
Att: 26,747 - Unknown - 90 F

AB	39
R	6
H	14
RBI	6
BB	1
SO	4
LOB	12



Batter	1	2	3	4	5	6	7	8	9	AB	R	H	RBI	BB	SO	LOB	BOTTOM																							
Rick Burleson, R OBP: 0.352, SLG: 0.366 Bob Heise, R OBP: 0.313, SLG: 0.323 (1, 6) (5, PR) (6, 6)		F7				FC4-6		F2		4	1	3	3	0	0	0																								
Denny Doyle, L OBP: 0.293, SLG: 0.305 (1, 4)						FC4-6		K		5	1	1	0	0	1	3																								
Fred Lynn, L OBP: 0.365, SLG: 0.464 (1, 8)		1B				F8				5	2	3	1	0	1	1																								
Carl Yastrzemski, L OBP: 0.351, SLG: 0.440 Bobby Danim, R OBP: 0.288, SLG: 0.359 (1, 7) (3, PR) (4, 7)		SF8				P4		5-3		1	0	0	1	0	0	1																								
Carlton Fisk, R OBP: 0.340, SLG: 0.399 (1, 2)		1B				SF9		K		5	4	4	1	0	1	0																								
Cecil Cooper, L OBP: 0.303, SLG: 0.450 (1, 3)		E				SF9		K		3	2	2	2	1	1	0																								
Jim Rice, R OBP: 0.302, SLG: 0.430 (1, 10)		2B				6-3		F8		5	2	2	0	0	0	1																								
Dwight Evans, R OBP: 0.322, SLG: 0.413 (1, 9)		E5				HR		F2		3	2	1	3	0	0	2																								
Butch Hobson, R OBP: 0.261, SLG: 0.372 (1, 5)		K				L6		1B		4	1	2	3	0	1	3																								
<b>Inning Stats</b>	R: 7 E: 2 K: 1 S: 13	H: 7 LOB: 1 BB: 0 P: 13	R: 5 E: 0 K: 0 S: 7	H: 4 LOB: 0 BB: 1 P: 11	R: 0 E: 0 K: 1 S: 5	H: 0 LOB: 0 BB: 0 P: 5	R: 2 E: 0 K: 0 S: 5	H: 2 LOB: 0 BB: 0 P: 5	R: 0 E: 0 K: 0 S: 4	H: 1 LOB: 1 BB: 0 P: 4	R: 1 E: 0 K: 0 S: 4	H: 2 LOB: 0 BB: 0 P: 4	R: 0 E: 0 K: 1 S: 7	H: 2 LOB: 2 BB: 0 P: 7	R: 0 E: 0 K: 2 S: 7	H: 0 LOB: 0 BB: 0 P: 7	1B: 13 2B: 2 3B: 1 HR: 2	SF: 3 SAC: 0 DP: 1 HBP: 0	WP: 0 PB: 0 SB: 0 CS: 0	PA: 43																				
<b>PITCHER</b>	IP	WLS	BF	H	R	ER	SO	BB	IBB	HBP	BLK	WP	HR	S	P	ERA	WHIP	<b>PITCHER</b>					IP	WLS	BF	H	R	ER	SO	BB	IBB	HBP	BLK	WP	HR	S	P	ERA	WHIP	
Dennis Leonard, R ERA: 3.5 (1, 1)	1.1	L	14	9	9	6	1	0	0	0	0	0	0	16	16	40.50	6.750																							
Larry Gura, L ERA: 3.57 (2, 1)	3.2		17	5	5	5	1	1	0	0	0	0	2	18	22	12.27	1.636																							
Tom Bruno, R ERA: 1.98 (6, 1)	2.0		9	4	1	1	1	0	0	0	0	0	0	11	11	4.50	2.000																							
Tom Hall, L ERA: 4.64 (8, 1)	1.0		3	0	0	0	2	0	0	0	0	0	0	7	7	0.00	0.000																							

**Kansas City Royals @ Boston Red Sox**  
Fenway Park, Boston, MA  
Sun Aug 29 1976, 3:33 AM EDT  
Att: 26,747 - Unknown - 90 F

AB	39
R	15
H	18
RBI	14
BB	1
SO	5
LOB	15





Batter	1	2	3	4	5	6	7	8	9	AB	R	H	RBI	BB	SO	LOB	TOP			
Jim Wohlford, R OBP: 0.303, SLG: 0.301 (1, 7)										5	1	2	0	0	0	1				
Amos Otis, R OBP: 0.355, SLG: 0.477 (1, 8)										5	0	2	1	0	1	3				
George Brett, L OBP: 0.372, SLG: 0.462 (1, 5)										4	0	0	0	0	1	3				
Hal McRae, R OBP: 0.429, SLG: 0.496 (1, 10)										4	0	0	0	0	0	1				
John Mayberry, L OBP: 0.327, SLG: 0.372 (1, 3)										4	0	2	0	0	0	0				
Al Cowens, R OBP: 0.306, SLG: 0.349 (1, 9)										4	1	3	0	0	0	1				
Frank White, R OBP: 0.263, SLG: 0.310 (1, 4)										4	0	2	1	0	0	3				
Freddie Patek, R OBP: 0.325, SLG: 0.311 (9, PH)										3	0	0	0	0	1	3				
Davey Nelson, R OBP: 0.293, SLG: 0.306 (9, PH)										1	0	0	0	0	0	0				
Buck Martinez, R OBP: 0.275, SLG: 0.381 (9, PH)										3	0	0	0	0	0	1				
Cookie Rojas, R OBP: 0.278, SLG: 0.284 (9, PR)										1	0	1	0	0	0	0				
Ruppert Jones, L OBP: 0.256, SLG: 0.366 (9, PR)										0	0	0	0	0	0	0				
<b>Inning Stats</b>	R: 0 E: 0 K: 0 S: 4	H: 1 LOB: 1 BB: 0 P: 4	R: 1 E: 0 K: 0 S: 5	H: 2 LOB: 1 BB: 0 P: 5	R: 0 E: 0 K: 2 S: 7	H: 1 LOB: 1 BB: 0 P: 7	R: 0 E: 0 K: 0 S: 4	H: 1 LOB: 1 BB: 0 P: 4	R: 1 E: 0 K: 1 S: 7	H: 2 LOB: 1 BB: 0 P: 7	R: 0 E: 0 K: 0 S: 3	H: 0 LOB: 0 BB: 0 P: 3	R: 0 E: 0 K: 0 S: 5	H: 2 LOB: 2 BB: 0 P: 5	R: 0 E: 0 K: 0 S: 4	H: 1 LOB: 2 BB: 0 P: 4	1B: 8 2B: 5 3B: 0 HR: 0	SF: 0 SAC: 0 DP: 1 HBP: 0	WP: 0 PB: 0 SB: 0 CS: 1	PA: 38
<b>PITCHER</b> Rudy May, L ERA: 4.01 (1, 1)	IP: 9.0 WLS: W BF: 38	H: 12 R: 2 ER: 2 SO: 3	BB: 0 IBB: 0 HBP: 0 BLK: 0	WP: 0 HR: 0 S: 44 P: 44	ERA: 2.00 WHIP: 1.333	<b>PITCHER</b>														

Kansas City Royals @ Baltimore Orioles  
Memorial Stadium, Baltimore, MD  
Mon Aug 30 1976, 7:05 PM EDT  
Att: 6,249 - Unknown

AB 38  
R 2  
H 12  
RBI 2  
BB 0  
SO 3  
LOB 16



Batter	1	2	3	4	5	6	7	8	9	AB	R	H	RBI	BB	SO	LOB	BOTTOM			
Tommy Harper, R OBP: 0.293, SLG: 0.268 (1, 10)										2	1	0	0	1	1	0				
Al Bumbry, L OBP: 0.326, SLG: 0.408 (8, PH)										1	0	0	0	0	1	0				
Bobby Grich, R OBP: 0.383, SLG: 0.436 (1, 4)										3	2	2	1	1	0	0				
Reggie Jackson, L OBP: 0.351, SLG: 0.512 (1, 9)										4	0	1	0	0	1	3				
Lee May, R OBP: 0.290, SLG: 0.441 (1, 3)										2	0	1	1	0	1	1				
Tony Muser, L OBP: 0.297, SLG: 0.252 (8, 3)										1	0	0	0	0	0	1				
Ken Singleton, S OBP: 0.345, SLG: 0.371 (1, 7)										3	0	0	1	0	0	1				
Doug DeCinces, R OBP: 0.293, SLG: 0.365 (1, 5)										2	0	0	0	1	0	1				
Mark Belanger, R OBP: 0.333, SLG: 0.324 (1, 6)										3	0	0	0	0	1	1				
Paul Blair, R OBP: 0.264, SLG: 0.269 (1, 8)										3	0	1	0	0	1	0				
Dave Duncan, R OBP: 0.276, SLG: 0.256 (1, 2)										3	0	0	0	0	0	2				
<b>Inning Stats</b>	R: 0 E: 0 K: 2 S: 8	H: 1 LOB: 1 BB: 0 P: 8	R: 0 E: 0 K: 0 S: 3	H: 0 LOB: 0 BB: 0 P: 3	R: 0 E: 0 K: 1 S: 5	H: 0 LOB: 0 BB: 0 P: 5	R: 1 E: 0 K: 1 S: 7	H: 2 LOB: 1 BB: 0 P: 7	R: 0 E: 0 K: 0 S: 3	H: 0 LOB: 0 BB: 0 P: 3	R: 2 E: 0 K: 0 S: 4	H: 1 LOB: 1 BB: 1 P: 8	R: 0 E: 0 K: 1 S: 5	H: 1 LOB: 1 BB: 1 P: 9	R: 0 E: 0 K: 1 S: 5	H: 0 LOB: 1 BB: 1 P: 9	1B: 3 2B: 2 3B: 0 HR: 0	SF: 1 SAC: 0 DP: 0 HBP: 0	WP: 0 PB: 0 SB: 1 CS: 2	PA: 31
<b>PITCHER</b> Andy Hassler, L ERA: 3.5 Mark Little, R ERA: 1.71 (7, 1)	IP: 6.1 WLS: L BF: 26	H: 5 R: 3 ER: 3 SO: 5	BB: 2 IBB: 0 HBP: 0 BLK: 0	WP: 0 HR: 0 S: 34 P: 42	ERA: 4.26 WHIP: 1.105	<b>PITCHER</b>														

Kansas City Royals @ Baltimore Orioles  
Memorial Stadium, Baltimore, MD  
Mon Aug 30 1976, 7:05 PM EDT  
Att: 6,249 - Unknown

AB 27  
R 3  
H 5  
RBI 3  
BB 3  
SO 6  
LOB 10

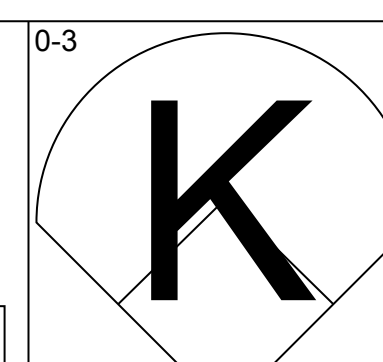
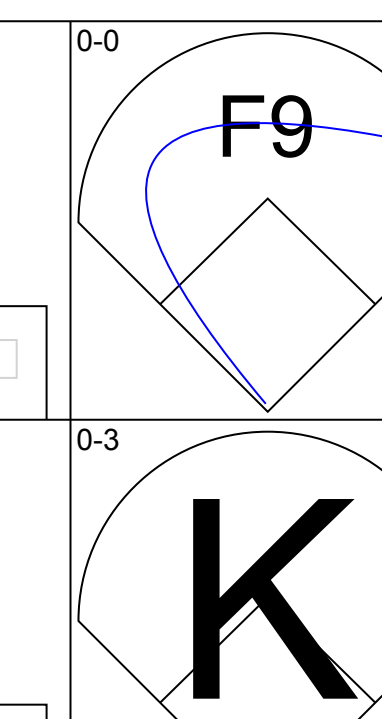
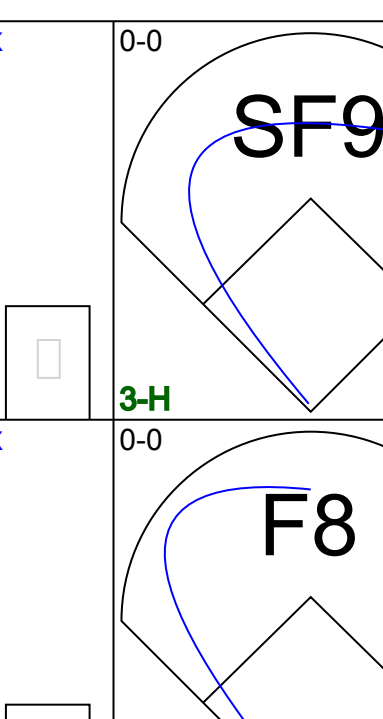
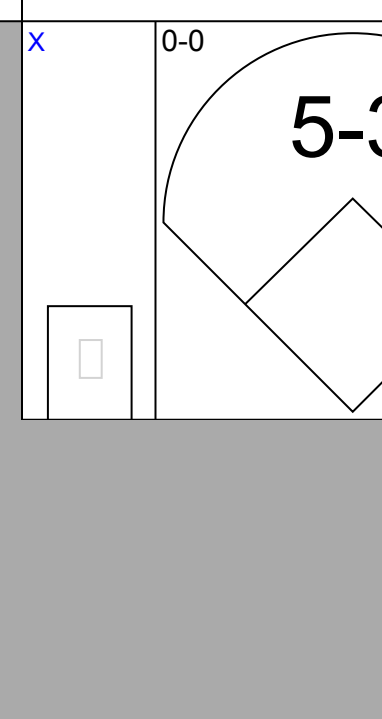
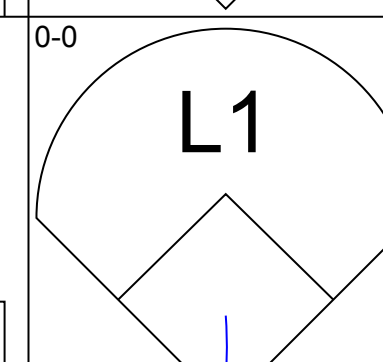
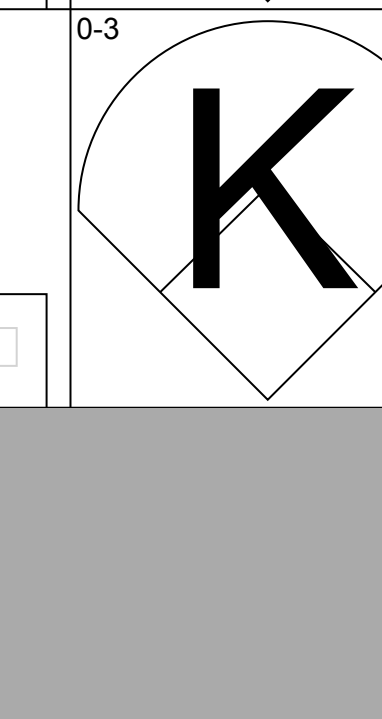

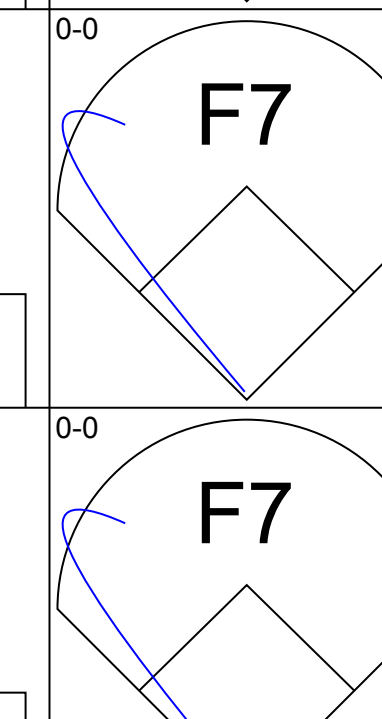
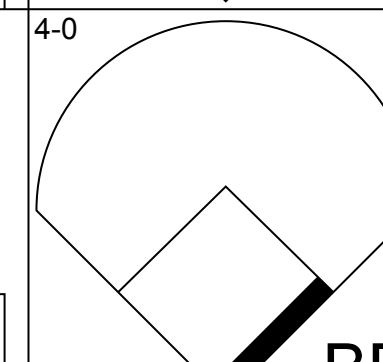

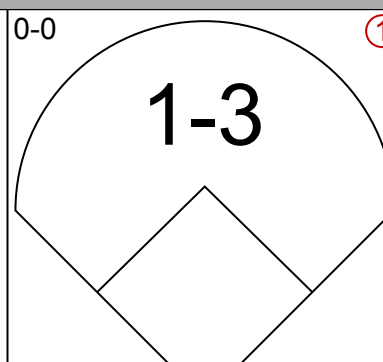

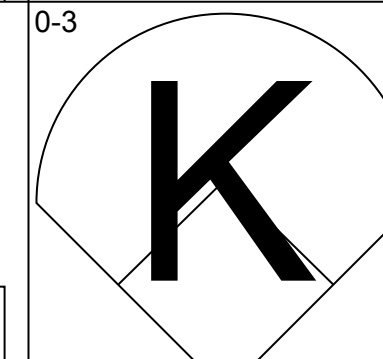
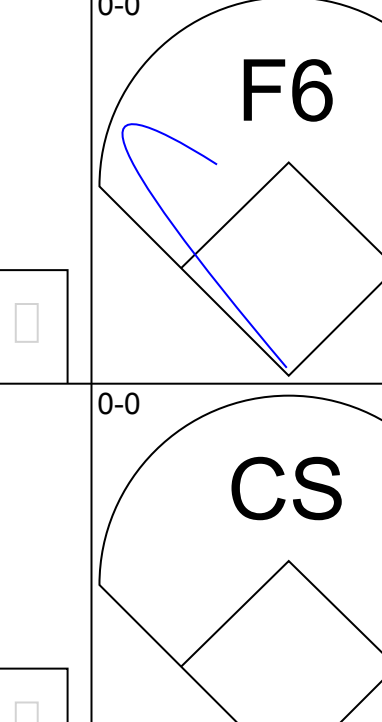
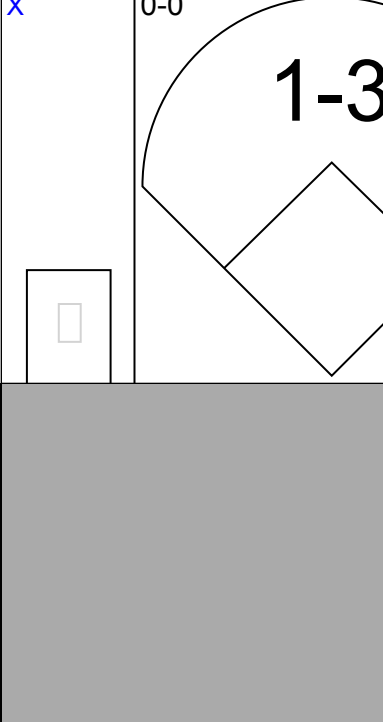

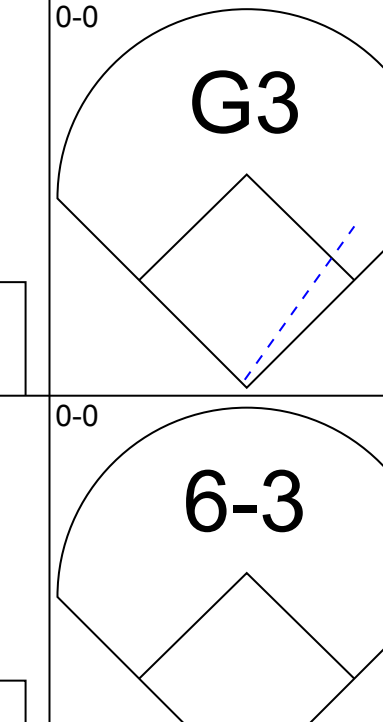
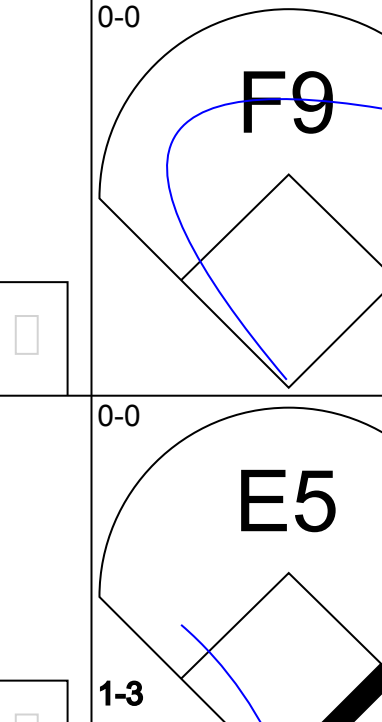
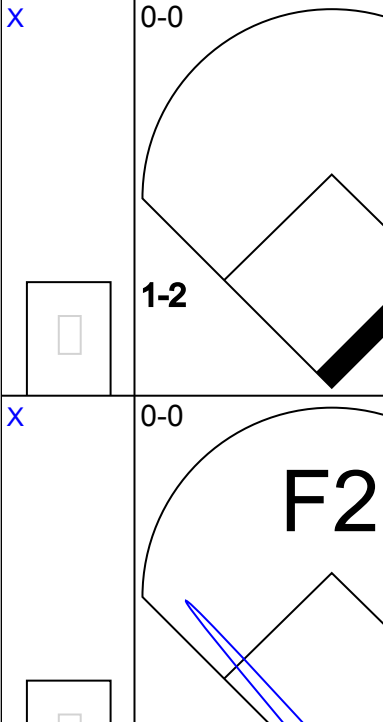

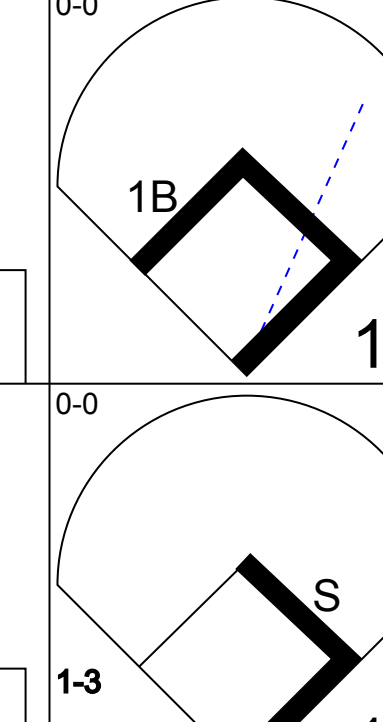
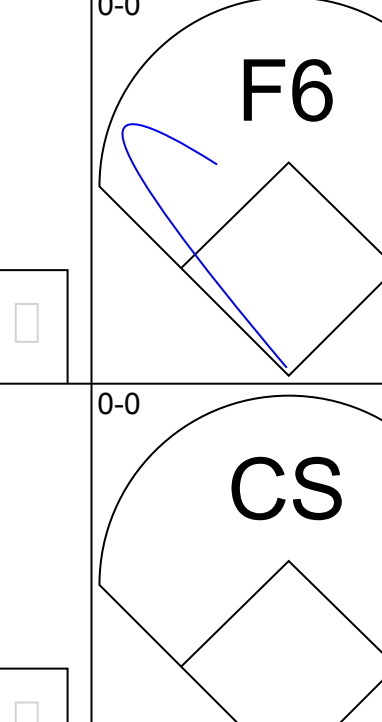
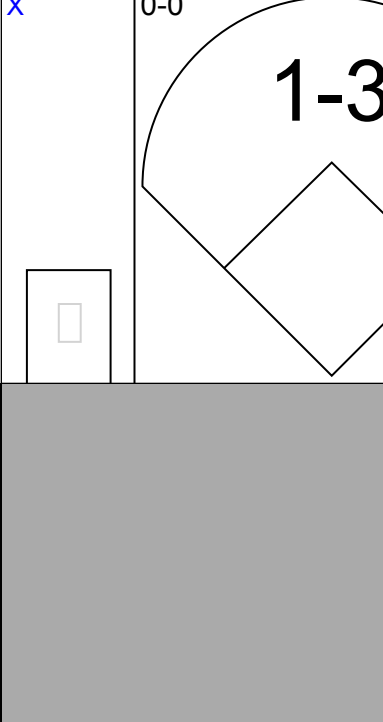

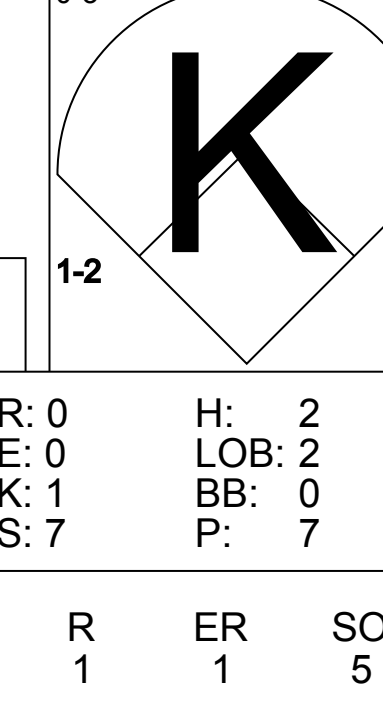
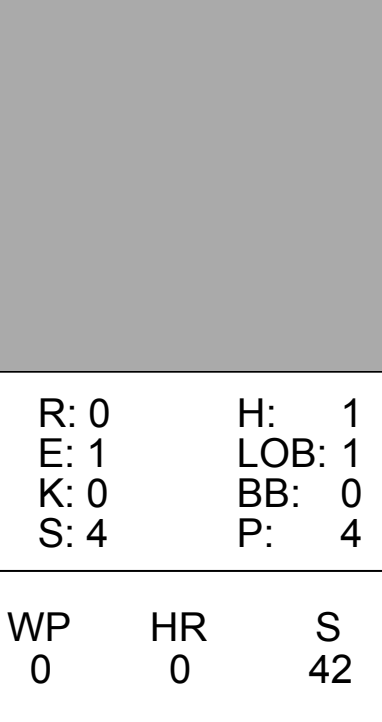
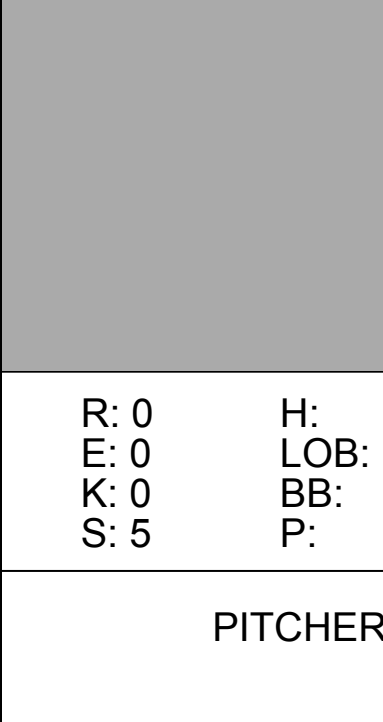

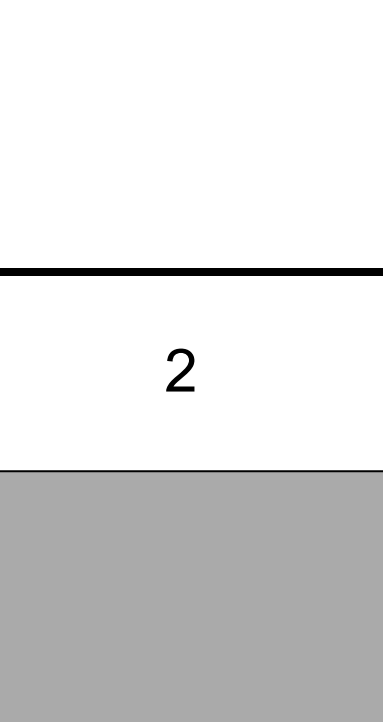
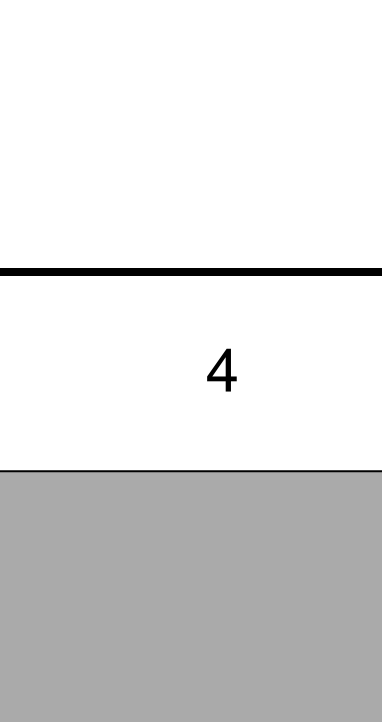
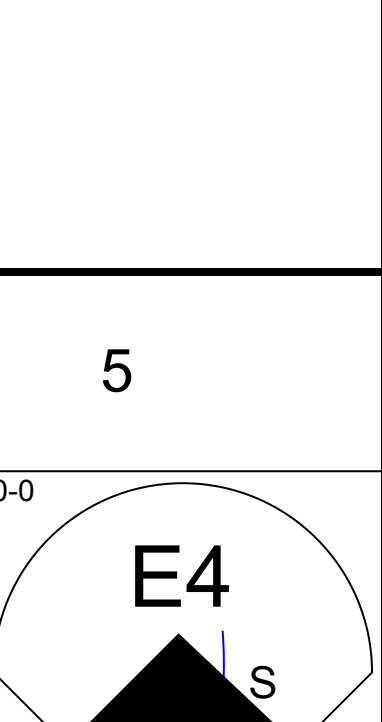
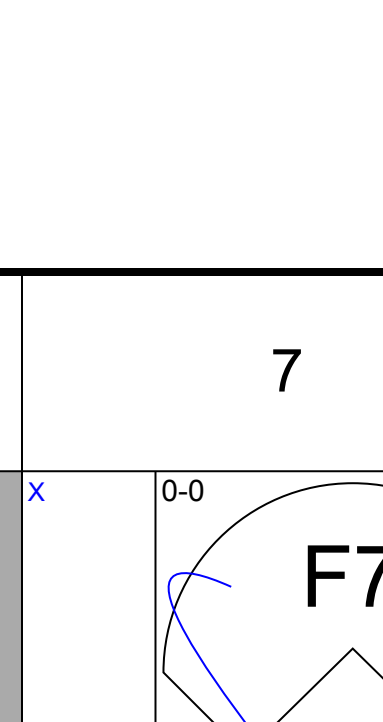

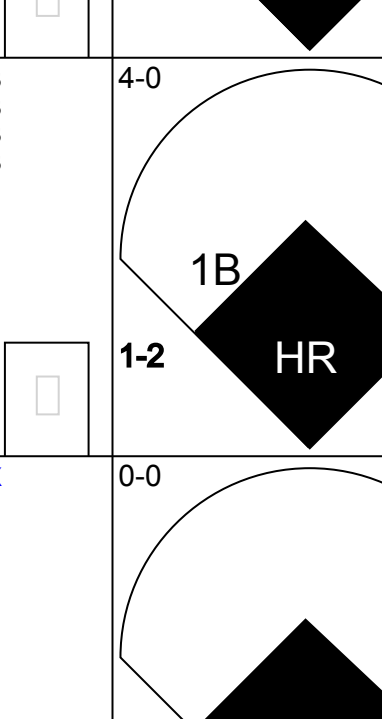
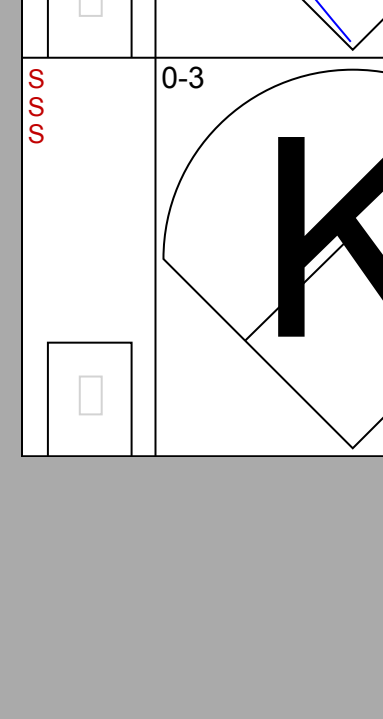


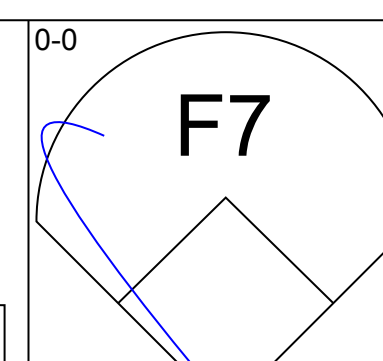
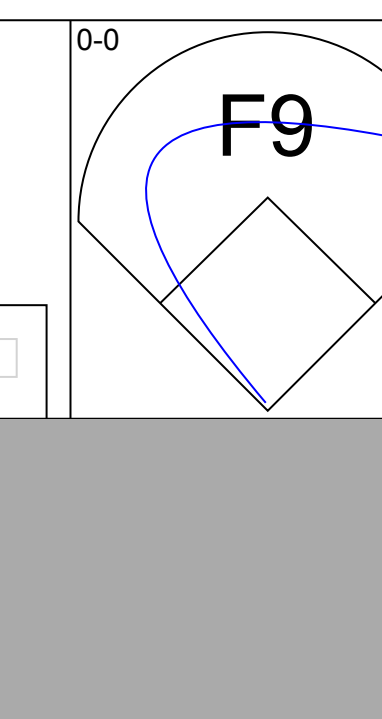
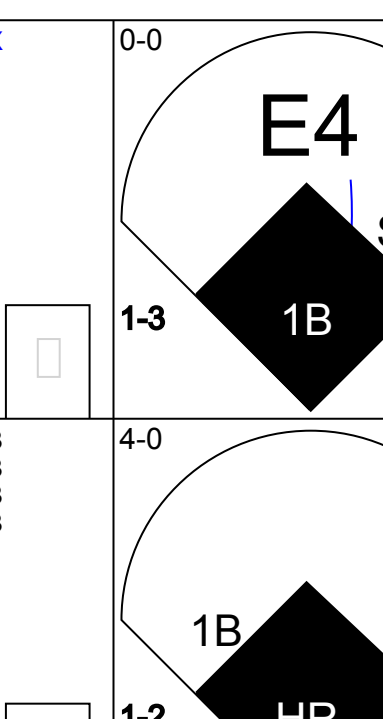
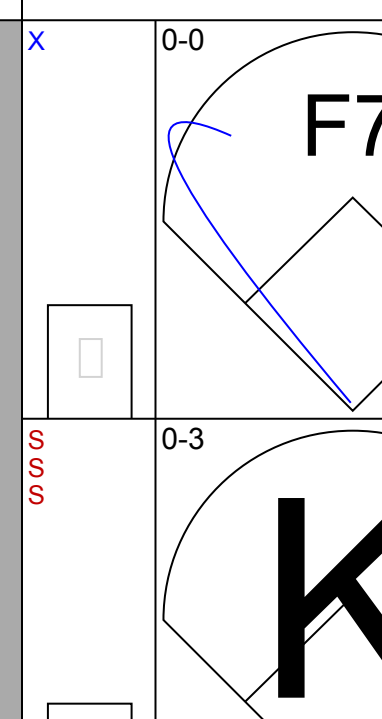
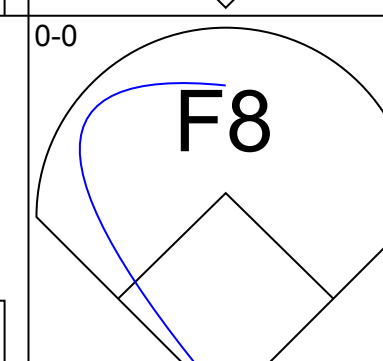
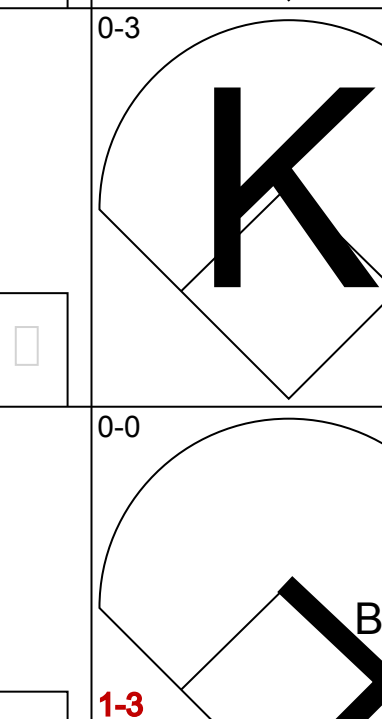
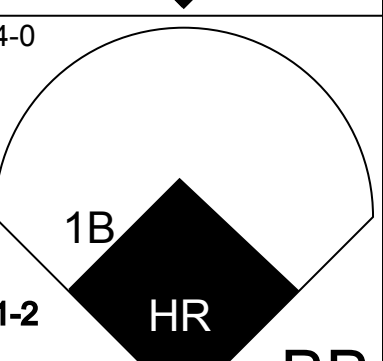

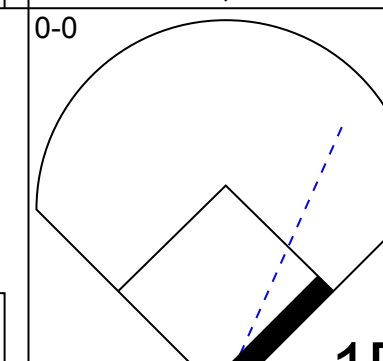
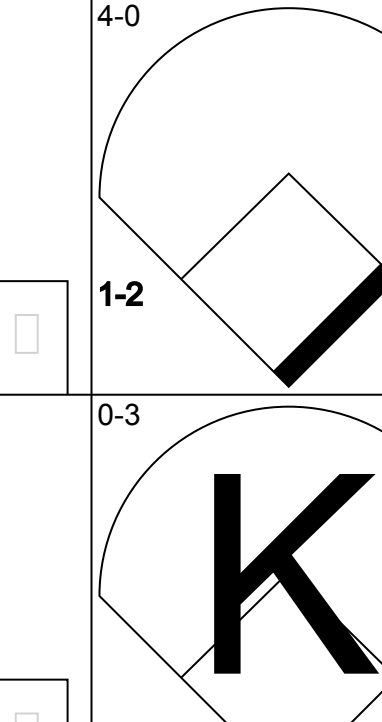
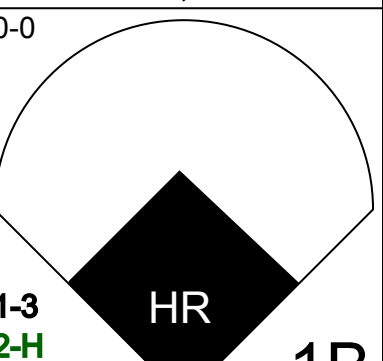
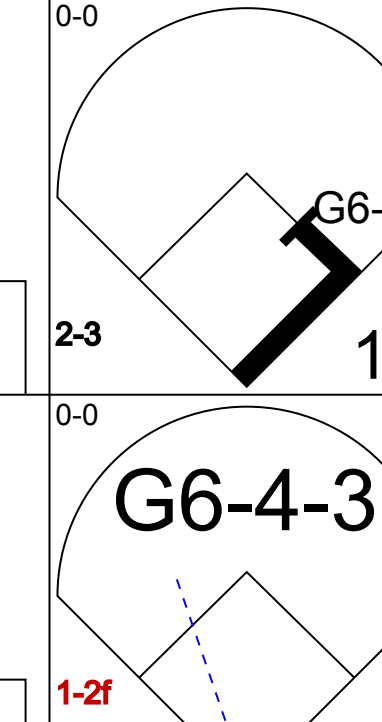
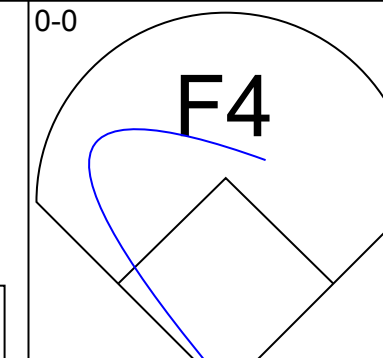

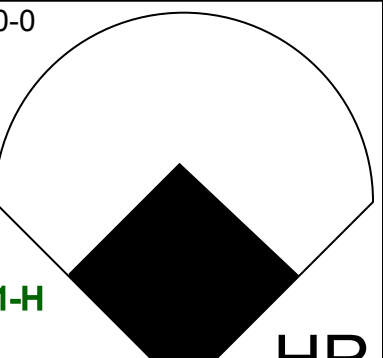
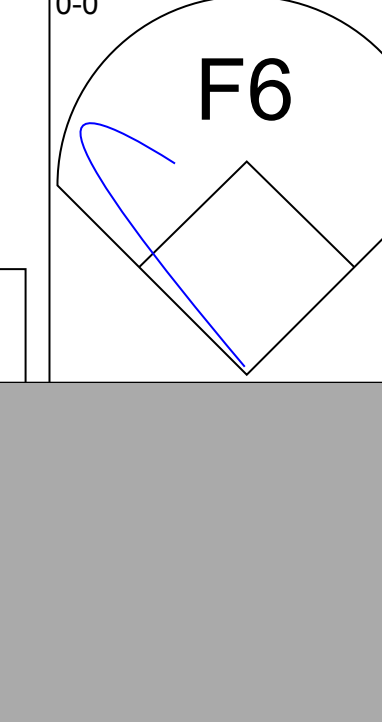
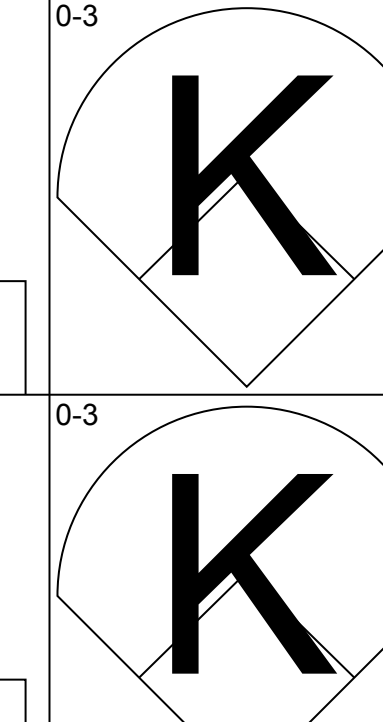
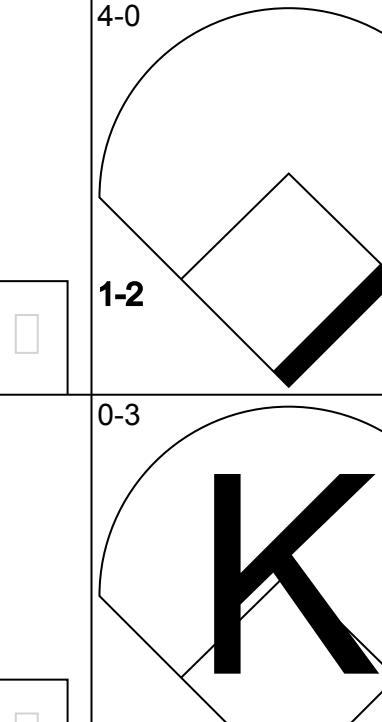
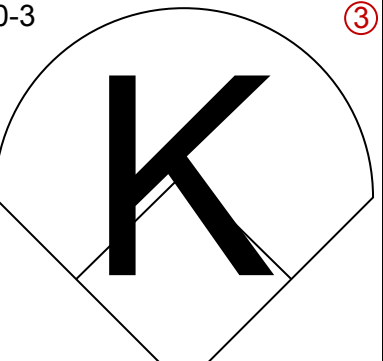
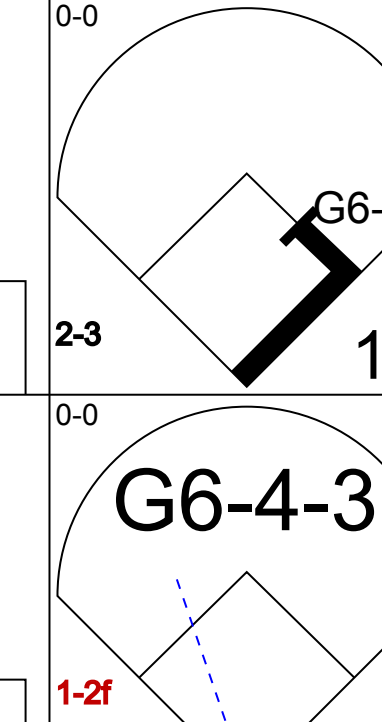
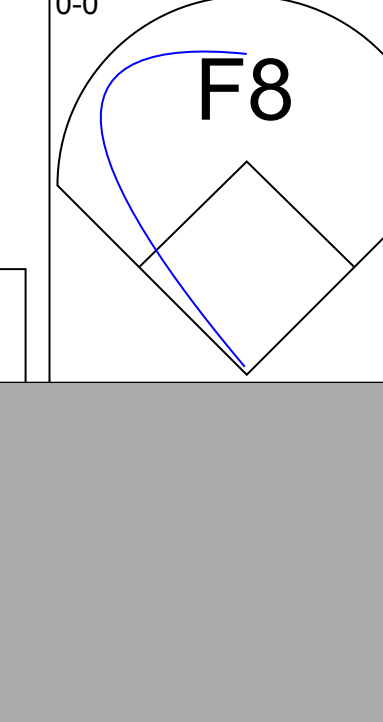

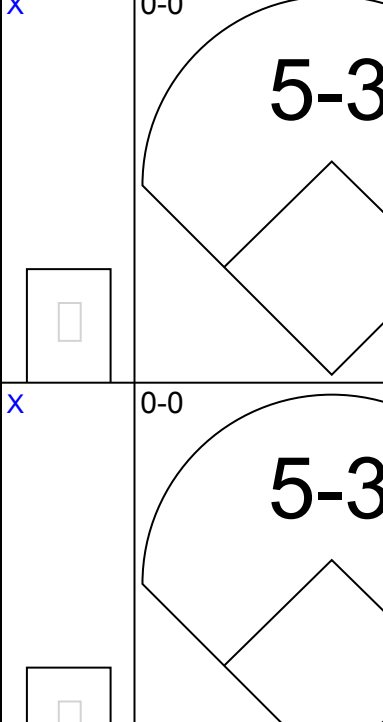
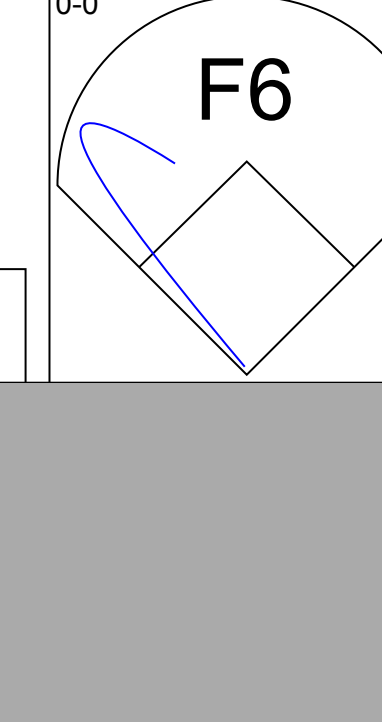

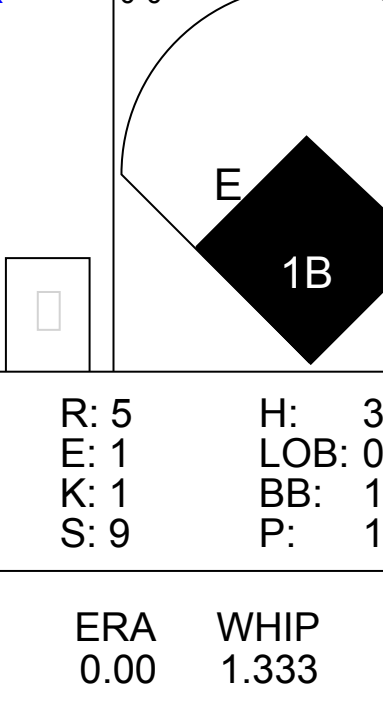
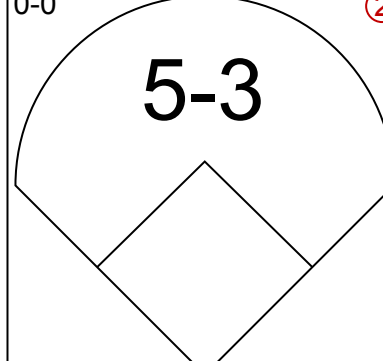
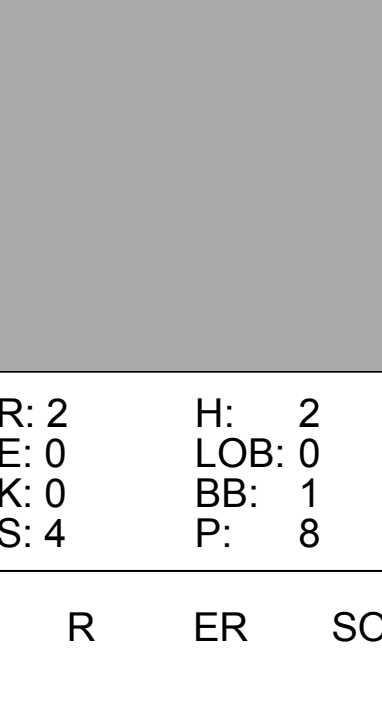
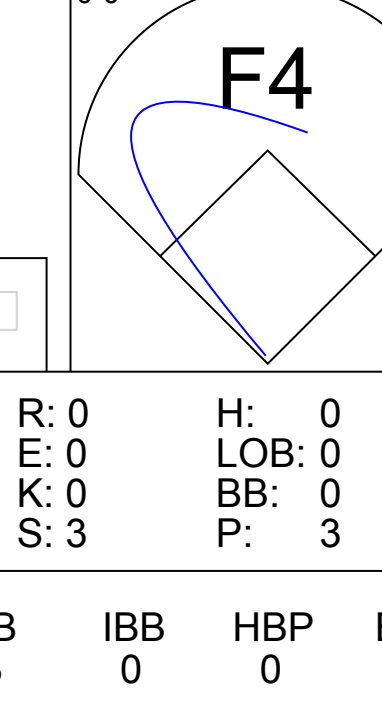
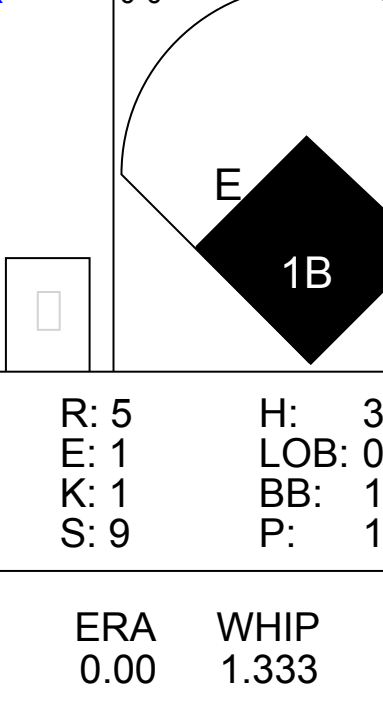
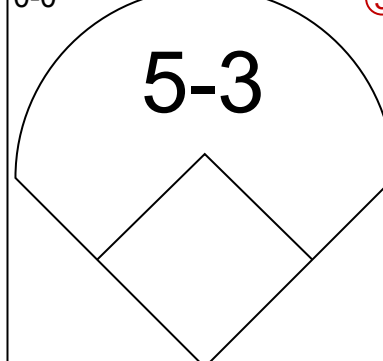

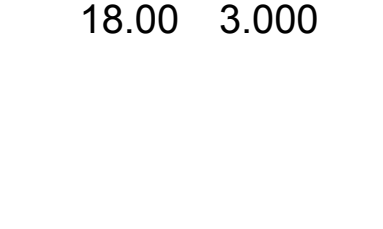



Batter	1	2	3	4	5	6	7	8	9	AB	R	H	RBI	BB	SO	LOB	TOP					
Tom Poquette, L (1, 7) OBP: 0.378, SLG: 0.457										4	1	1	0	0	0	2	<b>Kansas City Royals @ Baltimore Orioles</b> Memorial Stadium, Baltimore, MD Tue Aug 31 1976, 7:05 PM EDT Att: 8,661 - Unknown <a href="http://livebaseballscorecards.com">livebaseballscorecards.com</a>					
Amos Otis, R (1, 8) OBP: 0.356, SLG: 0.474										4	1	0	0	0	1	2						
George Brett, L (1, 5) OBP: 0.373, SLG: 0.462										4	0	2	0	0	1	0						
John Mayberry, L (1, 3) OBP: 0.330, SLG: 0.375										4	0	3	2	0	0	0						
Hal McRae, R (1, 10) OBP: 0.428, SLG: 0.494										4	1	1	0	0	0	5						
Al Cowens, R (1, 9) OBP: 0.308, SLG: 0.348										4	0	1	0	0	1	2						
Bob Stinson, S (1, 2) OBP: 0.340, SLG: 0.349										3	0	0	1	0	2	0						
Freddie Patek, R (1, 6) OBP: 0.323, SLG: 0.309										2	0	0	0	0	0	0						
Jamie Quirk, L (7, PH) OBP: 0.247, SLG: 0.340										1	0	0	0	0	0	0						
Davey Nelson, R (7, 4) OBP: 0.293, SLG: 0.306										0	0	0	0	0	0	0						
Ruppert Jones, L (9, PH) OBP: 0.250, SLG: 0.357										1	0	0	0	0	1	0						
Frank White, R (1, 4) OBP: 0.266, SLG: 0.313										3	0	2	0	0	0	0						
<b>Inning Stats</b>	R: 1 E: 0 K: 2 S: 10	H: 3 LOB: 2 BB: 0 P: 10	R: 0 E: 0 K: 0 S: 3	H: 0 LOB: 0 BB: 0 P: 3	R: 0 E: 0 K: 1 S: 5	H: 0 LOB: 0 BB: 0 P: 5	R: 0 E: 0 K: 0 S: 3	H: 1 LOB: 0 BB: 0 P: 3	R: 0 E: 0 K: 0 S: 6	H: 1 LOB: 1 BB: 0 P: 6	R: 0 E: 0 K: 0 S: 3	H: 0 LOB: 0 BB: 0 P: 3	R: 1 E: 0 K: 0 S: 4	H: 2 LOB: 0 BB: 0 P: 4	R: 1 E: 0 K: 0 S: 6	H: 3 LOB: 2 BB: 0 P: 6	R: 0 E: 0 K: 2 S: 7	H: 0 LOB: 0 BB: 0 P: 7	1B: 10 2B: 0 3B: 0 HR: 0	SF: 1 SAC: 0 DP: 1 HBP: 0	WP: 0 PB: 1 SB: 0 CS: 1	PA: 35
<b>PITCHER</b>	IP WLS BF H R ER SO BB IBB HBP BLK WP HR S P ERA WHIP																					
Jim Palmer, R (1, 1) ERA: 2.59	7.2 W 31 10 3 2 4 0 0 0 0 0 0 0 39 39 2.35 1.304																					
Dyar Miller, R (8, 1) ERA: 3.0	1.1 S 4 0 0 0 2 0 0 0 0 0 0 0 8 8 0.00 0.000																					

Batter	1	2	3	4	5	6	7	8	9	AB	R	H	RBI	BB	SO	LOB	BOTTOM					
Al Bumbry, L (1, 8) OBP: 0.328, SLG: 0.408										3	3	1	0	1	0	0	<b>Kansas City Royals @ Baltimore Orioles</b> Memorial Stadium, Baltimore, MD Tue Aug 31 1976, 7:05 PM EDT Att: 8,661 - Unknown <a href="http://livebaseballscorecards.com">livebaseballscorecards.com</a>					
Paul Blair, R (9, 8) OBP: 0.254, SLG: 0.269										4	1	2	1	0	1	1						
Bobby Grich, R (1, 4) OBP: 0.390, SLG: 0.437										2	0	0	0	2	1	3						
Reggie Jackson, L (1, 9) OBP: 0.352, SLG: 0.509										2	0	0	0	2	1	3						
Lee May, R (1, 3) OBP: 0.289, SLG: 0.439										2	0	0	1	1	1	2						
Tony Muser, L (9, 3) OBP: 0.297, SLG: 0.252										0	0	0	0	0	0	0						
Ken Singleton, S (1, 7) OBP: 0.346, SLG: 0.372										4	0	2	2	0	0	1						
Terry Crowley, L (1, 10) OBP: 0.288, SLG: 0.204										3	0	0	0	0	1	3						
Tommy Harper, R (8, PH) OBP: 0.301, SLG: 0.292										1	0	1	0	0	0	0						
Doug DeCinces, R (1, 5) OBP: 0.290, SLG: 0.361										4	0	0	0	0	0	2						
Mark Belanger, R (1, 6) OBP: 0.331, SLG: 0.322										3	0	0	0	0	1	0						
Rick Dempsey, R (1, 2) OBP: 0.270, SLG: 0.204										3	0	0	0	0	0	0						
<b>Inning Stats</b>	R: 2 E: 1 K: 2 S: 10	H: 2 LOB: 1 BB: 0 P: 10	R: 0 E: 0 K: 0 S: 3	H: 0 LOB: 0 BB: 0 P: 3	R: 1 E: 0 K: 1 S: 7	H: 2 LOB: 2 BB: 1 P: 11	R: 0 E: 0 K: 0 S: 3	H: 0 LOB: 0 BB: 0 P: 3	R: 0 E: 0 K: 0 S: 3	H: 0 LOB: 1 BB: 1 P: 7	R: 0 E: 0 K: 0 S: 3	H: 0 LOB: 0 BB: 0 P: 3	R: 1 E: 0 K: 1 S: 5	H: 1 LOB: 0 BB: 1 P: 9	R: 0 E: 0 K: 1 S: 6	H: 1 LOB: 2 BB: 1 P: 10	R: 0 E: 0 K: 2 S: 7	H: 0 LOB: 0 BB: 0 P: 7	1B: 5 2B: 1 3B: 0 HR: 0	SF: 1 SAC: 0 DP: 0 HBP: 0	WP: 0 PB: 0 SB: 3 CS: 1	PA: 35
<b>PITCHER</b>	IP WLS BF H R ER SO BB IBB HBP BLK WP HR S P ERA WHIP																					
Marty Pattin, R (1, 1) ERA: 2.86	6.2 L 29 5 4 2 4 3 0 0 0 0 0 0 0 34 46 2.70 1.200																					
Steve Mingori, L (7, 1) ERA: 2.14	1.1 5 1 0 0 1 1 0 0 0 0 0 0 6 10 0.00 1.500																					



Batter	1	2	3	4	5	6	7	8	9	AB	R	H	RBI	BB	SO	LOB	TOP					
Jim Wohlford, R OBP: 0.298, SLG: 0.297 (1, 7)										3	0	0	1	0	1	0	<b>Kansas City Royals @ Baltimore Orioles</b> Memorial Stadium, Baltimore, MD Wed Sep 01 1976, 7:05 PM EDT Att: 8,007 - Unknown <a href="http://livebaseballscorecards.com">livebaseballscorecards.com</a>					
Amos Otis, R OBP: 0.354, SLG: 0.470 (1, 8)										4	0	0	0	0	1	0						
George Brett, L OBP: 0.372, SLG: 0.460 (1, 5)										3	0	0	0	1	1	0						
Hal McRae, R OBP: 0.428, SLG: 0.494 (1, 10)										4	0	2	0	0	1	1						
John Mayberry, L OBP: 0.329, SLG: 0.374 (1, 3)										4	0	1	0	0	0	1						
Al Cowens, R OBP: 0.305, SLG: 0.345 (1, 9)										4	0	0	0	0	0	3						
Frank White, R OBP: 0.266, SLG: 0.313 (1, 4) (4, 6)										4	0	1	0	0	0	4						
Freddie Patek, R OBP: 0.325, SLG: 0.311 Davey Nelson, R OBP: 0.302, SLG: 0.311 (1, 6) (4, 4)										1	0	1	0	0	0	0						
Buck Martinez, R OBP: 0.271, SLG: 0.376 (1, 2)										3	0	0	0	0	1	4						
<b>Inning Stats</b>	R: 0 E: 0 K: 2 S: 7	H: 0 LOB: 1 BB: 1 P: 11	R: 0 E: 0 K: 1 S: 7	H: 2 LOB: 2 BB: 0 P: 7	R: 0 E: 0 K: 2 S: 7	H: 0 LOB: 0 BB: 0 P: 7	R: 0 E: 1 K: 0 S: 4	H: 1 LOB: 1 BB: 0 P: 4	R: 1 E: 0 K: 0 S: 3	H: 0 LOB: 0 BB: 1 P: 7	R: 0 E: 0 K: 0 S: 5	H: 2 LOB: 2 BB: 0 P: 5	R: 0 E: 0 K: 0 S: 3	H: 1 LOB: 0 BB: 3 P: 3	R: 0 E: 0 K: 0 S: 3	H: 0 LOB: 0 BB: 0 P: 3		R: 0 E: 0 K: 0 S: 3	H: 0 LOB: 0 BB: 0 P: 3	1B: 6 2B: 0 3B: 0 HR: 0	SF: 1 SAC: 0 DP: 1 HBP: 0	WP: 0 PB: 0 SB: 3 CS: 1
<b>PITCHER</b> Mike Flanagan, L ERA: 4.96 (1, 1)	IP: 9.0 WLS: W BF: 34 H: 6 R: 1 ER: 1 SO: 5 BB: 2 IBB: 0 HBP: 0 BLK: 0 WP: 0 HR: 0 S: 42 P: 50 ERA: 1.00 WHIP: 0.889																					

Batter	1	2	3	4	5	6	7	8	9	AB	R	H	RBI	BB	SO	LOB	BOTTOM			
Al Bumbry, L OBP: 0.325, SLG: 0.403 Paul Blair, R OBP: 0.254, SLG: 0.269 (1, 8) (8, 8)										4	1	0	0	0	0	1	<b>Kansas City Royals @ Baltimore Orioles</b> Memorial Stadium, Baltimore, MD Wed Sep 01 1976, 7:05 PM EDT Att: 8,007 - Unknown <a href="http://livebaseballscorecards.com">livebaseballscorecards.com</a>			
Bobby Grich, R OBP: 0.391, SLG: 0.435 (1, 4)										2	1	0	0	2	1	0				
Reggie Jackson, L OBP: 0.356, SLG: 0.510 (1, 9)										3	2	2	2	1	1	1				
Lee May, R OBP: 0.293, SLG: 0.451 Tony Muser, L OBP: 0.297, SLG: 0.252 (1, 3) (9, 3)										4	2	3	4	0	0	1				
Ken Singleton, S OBP: 0.347, SLG: 0.372 (1, 7)										3	0	1	0	1	2	0				
Andres Mora, R OBP: 0.236, SLG: 0.335 (1, 10)										4	0	0	0	0	2	3				
Doug DeCinces, R OBP: 0.286, SLG: 0.357 (1, 5)										4	0	0	0	0	0	0				
Mark Belanger, R OBP: 0.329, SLG: 0.320 (1, 6)										3	0	0	0	0	0	0				
Rick Dempsey, R OBP: 0.271, SLG: 0.206 (1, 2)										3	1	1	0	0	0	0				
<b>Inning Stats</b>	R: 0 E: 0 K: 0 S: 4	H: 1 LOB: 1 BB: 0 P: 4	R: 0 E: 0 K: 2 S: 7	H: 0 LOB: 0 BB: 0 P: 7	R: 0 E: 0 K: 2 S: 7	H: 0 LOB: 0 BB: 0 P: 3	R: 0 E: 0 K: 2 S: 7	H: 1 LOB: 2 BB: 2 P: 15	R: 5 E: 1 K: 1 S: 9	H: 3 LOB: 0 BB: 1 P: 13	R: 0 E: 0 K: 0 S: 3	H: 0 LOB: 0 BB: 0 P: 3	R: 0 E: 0 K: 1 S: 5	H: 0 LOB: 0 BB: 0 P: 5	R: 2 E: 0 K: 0 S: 4	H: 2 LOB: 2 BB: 1 P: 8		1B: 5 2B: 1 3B: 0 HR: 1	SF: 0 SAC: 0 DP: 1 HBP: 0	WP: 0 PB: 0 SB: 1 CS: 0
<b>PITCHER</b> Doug Bird, R ERA: 3.46 Dennis Leonard, R ERA: 3.49 Mark Littell, R ERA: 1.89 (1, 1) (7, 1) (8, 1)	IP: 6.0 WLS: L BF: 26 H: 5 R: 0 ER: 0 SO: 5 BB: 3 IBB: 0 HBP: 0 BLK: 0 WP: 0 HR: 1 S: 33 P: 45 ERA: 0.00 WHIP: 1.333																			



Batter	1	2	3	4	5	6	7	8	9	AB	R	H	RBI	BB	SO	LOB	TOP										
Gene Clines, R OBP: 0.295, SLG: 0.297 (1, 7)	L1-3		K			L8		1B	K	5	1	1	0	0	2	0	<b>Texas Rangers @ Kansas City Royals</b> Royals Stadium, Kansas City, MO Fri Sep 03 1976, 8:05 PM EDT Att: 17,748 - Unknown										
Toby Harrah, R OBP: 0.373, SLG: 0.391 (1, 6)	BLK		F9			K		1-3		4	1	2	0	0	1	0											
Mike Hargrove, L OBP: 0.301, SLG: 0.388 (1, 3)	5-3		4-3			BB		1-3		3	1	0	0	1	0	3											
Jeff Burroughs, R OBP: 0.302, SLG: 0.363 (1, 9)	BLK		F9			1B		1B		1	1	0	0	3	0	0											
Roy Howell, L OBP: 0.293, SLG: 0.362 Danny Thompson, R (8, PH) OBP: 0.283, SLG: 0.275 (8, 5)	K		K			FC5-4		FC6		3	0	1	1	0	2	2											
Tom Grieve, R OBP: 0.293, SLG: 0.393 (1, 10)	5-3		6-3			1-2		FC6		1	0	1	2	0	0	0											
Lenny Randle, S OBP: 0.281, SLG: 0.257 (1, 4)	F8		CS			4-3		4-3		4	0	2	0	0	0	1											
Juan Beniquez, R OBP: 0.333, SLG: 0.307 (1, 8)	F8		6-3			K		5-3		4	0	0	0	0	1	2											
Jim Sundberg, R OBP: 0.278, SLG: 0.292 (1, 2)	5-3		4-3			K		1-3		4	0	0	0	0	1	1											
<b>Inning Stats</b>	R: 0 E: 0 K: 1 S: 6	H: 1 LOB: 2 BB: 1 P: 10	R: 0 E: 0 K: 0 S: 4	H: 1 LOB: 1 BB: 0 P: 4	R: 0 E: 0 K: 1 S: 5	H: 0 LOB: 0 BB: 0 P: 5	R: 0 E: 0 K: 1 S: 5	H: 0 LOB: 0 BB: 0 P: 5	R: 0 E: 0 K: 0 S: 3	H: 1 LOB: 0 BB: 2 P: 3	R: 1 E: 0 K: 0 S: 6	H: 1 LOB: 2 BB: 2 P: 14	R: 0 E: 0 K: 2 S: 7	H: 0 LOB: 0 BB: 0 P: 7	R: 3 E: 1 K: 0 S: 6	H: 3 LOB: 1 BB: 1 P: 10		R: 0 E: 0 K: 1 S: 5	H: 0 LOB: 0 BB: 0 P: 5	1B: 6 2B: 1 3B: 0 HR: 0	SF: 0 SAC: 0 DP: 0 HBP: 0	WP: 0 PB: 0 SB: 1 CS: 1	PA: 37				
<b>PITCHER</b>	IP	WLS	BF	H	R	ER	SO	BB	IBB	HBP	BLK	WP	HR	S	P	ERA	WHIP										
Al Fitzmorris, R ERA: 3.06 (1, 1)	7.1	L	30	6	3	3	6	3	0	0	1	0	0	39	51	3.68	1.227										
Tom Hall, L ERA: 4.54 (8, 1)	0.0		1	0	0	0	0	0	1	0	0	0	0	0	4	∞	∞										
Mark Littell, R ERA: 1.86 (8, 1)	1.2		6	1	1	0	1	0	0	0	0	0	0	8	8	0.00	0.600										

Batter	1	2	3	4	5	6	7	8	9	AB	R	H	RBI	BB	SO	LOB	BOTTOM										
Tom Poquette, L OBP: 0.380, SLG: 0.460 (1, 7)	1-3		G3		CS	CS		2B		3	0	1	0	1	0	0	<b>Texas Rangers @ Kansas City Royals</b> Royals Stadium, Kansas City, MO Fri Sep 03 1976, 8:05 PM EDT Att: 17,748 - Unknown										
Amos Otis, R OBP: 0.351, SLG: 0.466 (1, 8)	5-3		F3			F8		3-1		4	0	0	0	0	2												
George Brett, L OBP: 0.375, SLG: 0.461 (1, 5)	1B		FC3-6		1B	E3		FC4-6		3	0	2	0	1	0	1											
John Mayberry, L OBP: 0.327, SLG: 0.371 (1, 3)	G3		FC3-6		1-2	F5		FC4-6		4	1	0	0	0	0	4											
Hal McRae, R OBP: 0.427, SLG: 0.492 Davey Nelson, R (9, PR) OBP: 0.302, SLG: 0.311 (1, 10)	1-3		P4			F8		FC4-6		4	0	1	0	0	0	1											
Al Cowens, R OBP: 0.305, SLG: 0.344 (1, 9)	WP		F8			1-3		FC4-6		4	0	1	1	0	0	2											
Bob Stinson, S OBP: 0.343, SLG: 0.349 (1, 2)	L7		FC2-6		1B	F8		BB		3	0	1	0	1	0	1											
Freddie Patek, R OBP: 0.323, SLG: 0.309 Jamie Quirk, L (8, PH) OBP: 0.242, SLG: 0.333 (9, 6)	F9		FC2-6		CS	4-3		K		2	0	0	0	0	0	2											
Frank White, R OBP: 0.267, SLG: 0.313 (1, 4)	G3		G3		CS	L7				3	0	1	0	0	0	0											
<b>Inning Stats</b>	R: 0 E: 0 K: 0 S: 4	H: 1 LOB: 0 BB: 0 P: 4	R: 0 E: 0 K: 0 S: 4	H: 1 LOB: 0 BB: 0 P: 4	R: 0 E: 0 K: 0 S: 3	H: 0 LOB: 0 BB: 0 P: 3	R: 0 E: 0 K: 0 S: 4	H: 1 LOB: 1 BB: 0 P: 4	R: 0 E: 0 K: 0 S: 3	H: 2 LOB: 0 BB: 0 P: 3	R: 0 E: 1 K: 0 S: 3	H: 0 LOB: 1 BB: 1 P: 7	R: 0 E: 0 K: 0 S: 3	H: 0 LOB: 0 BB: 0 P: 3	R: 0 E: 0 K: 0 S: 4	H: 1 LOB: 1 BB: 0 P: 4		R: 1 E: 0 K: 1 S: 6	H: 1 LOB: 2 BB: 2 P: 14	1B: 6 2B: 1 3B: 0 HR: 0	SF: 0 SAC: 0 DP: 0 HBP: 0	WP: 1 PB: 0 SB: 2 CS: 3	PA: 36				
<b>PITCHER</b>	IP	WLS	BF	H	R	ER	SO	BB	IBB	HBP	BLK	WP	HR	S	P	ERA	WHIP										
Tommy Boggs, R ERA: 3.29 (1, 1)	9.0	W	35	7	1	1	1	3	0	0	0	1	0	34	46	1.00	1.111										



Batter	1	2	3	4	5	6	7	8	9	AB	R	H	RBI	BB	SO	LOB	TOP					
Gene Clines, R OBP: 0.294, SLG: 0.297	L4-3			L4		FC6				4	0	1	0	0	0	1	Texas Rangers @ Kansas City Royals Royals Stadium, Kansas City, MO Sat Sep 04 1976, 8:05 PM EDT Att: 31,541 - Unknown - 87 F <a href="http://livebaseballscorecards.com">livebaseballscorecards.com</a>					
Toby Harrah, R OBP: 0.370, SLG: 0.388	F3			F3			F7	F5		4	0	0	0	0	0	2						
Mike Hargrove, L OBP: 0.300, SLG: 0.387	K			F8						4	0	1	0	0	1	0						
Jeff Burroughs, R OBP: 0.302, SLG: 0.362		6-3			P5					4	0	1	0	0	0	0						
Joe Lahoud, L OBP: 0.309, SLG: 0.268		K					F7			4	0	1	0	0	1	2						
Roy Howell, L OBP: 0.291, SLG: 0.359		K			G6-4-3		F7			3	0	0	0	0	1	3						
Lenny Randle, S OBP: 0.279, SLG: 0.256			K			B4-3		6-3		3	0	0	0	0	1	0						
Juan Beniquez, R OBP: 0.333, SLG: 0.307				4-3				5-3		3	0	1	0	0	0	0						
Bill Fahey, L OBP: 0.356, SLG: 0.323				5-3			F7			3	0	1	0	0	0	1						
<b>Inning Stats</b>	R: 0 E: 0 K: 1 S: 5	H: 0 LOB: 0 BB: 0 P: 5	R: 0 E: 0 K: 2 S: 7	H: 0 LOB: 0 BB: 0 P: 7	R: 0 E: 0 K: 1 S: 5	H: 0 LOB: 0 BB: 0 P: 5	R: 0 E: 0 K: 0 S: 3	H: 0 LOB: 0 BB: 0 P: 3	R: 0 E: 0 K: 0 S: 3	H: 1 LOB: 0 BB: 0 P: 3	R: 0 E: 0 K: 0 S: 4	H: 1 LOB: 1 BB: 0 P: 4	R: 0 E: 0 K: 0 S: 5	H: 2 LOB: 2 BB: 0 P: 5	R: 0 E: 0 K: 0 S: 5	H: 2 LOB: 2 BB: 0 P: 5	R: 0 E: 0 K: 0 S: 3	H: 0 LOB: 0 BB: 0 P: 3	1B: 6 2B: 0 3B: 0 HR: 0	SF: 0 SAC: 0 DP: 1 HBP: 0	WP: 0 PB: 0 SB: 0 CS: 0	PA: 32
<b>PITCHER</b> Dennis Leonard, R ERA: 3.34	IP: 9.0 WLS: W BF: 32 H: 6 R: 0 ER: 0 SO: 4 BB: 0 IBB: 0 HBP: 0 BLK: 0 WP: 0 HR: 0 S: 40 P: 40 ERA: 0.00 WHIP: 0.667															<b>PITCHER</b>						

Batter	1	2	3	4	5	6	7	8	9	AB	R	H	RBI	BB	SO	LOB	BOTTOM					
Jim Wohlford, R OBP: 0.300, SLG: 0.300				4-3						1	1	1	1	0	0	0	Texas Rangers @ Kansas City Royals Royals Stadium, Kansas City, MO Sat Sep 04 1976, 8:05 PM EDT Att: 31,541 - Unknown - 87 F <a href="http://livebaseballscorecards.com">livebaseballscorecards.com</a>					
Tom Poquette, L OBP: 0.377, SLG: 0.456	6-3	SF9				F9				2	0	0	1	0	0	3						
Al Cowens, R OBP: 0.304, SLG: 0.344	6-3	5-3		6-3						4	0	1	1	0	0	3						
George Brett, L OBP: 0.374, SLG: 0.459	E7		4-3	L7			F8			4	1	1	1	0	0	2						
Hal McRae, R OBP: 0.423, SLG: 0.487	K		F8		L8		G6-3			4	0	0	0	0	1	1						
Amos Otis, R OBP: 0.350, SLG: 0.464			5-3		L7					4	0	1	0	0	1	0						
Willie Wilson, S								K		0	0	0	0	0	0	0						
John Mayberry, L OBP: 0.328, SLG: 0.369	5-3				4-3					2	2	0	0	2	0	1						
Frank White, R OBP: 0.269, SLG: 0.315										4	2	2	0	0	0	1						
Freddie Patek, R OBP: 0.327, SLG: 0.312		F8								3	1	2	2	1	0	1						
Buck Martinez, R OBP: 0.275, SLG: 0.378										4	0	2	0	0	0	2						
<b>Inning Stats</b>	R: 2 E: 1 K: 1 S: 8	H: 3 LOB: 1 BB: 0 P: 8	R: 1 E: 0 K: 0 S: 5	H: 2 LOB: 1 BB: 0 P: 5	R: 0 E: 0 K: 0 S: 3	H: 0 LOB: 0 BB: 0 P: 3	R: 3 E: 0 K: 0 S: 6	H: 3 LOB: 1 BB: 1 P: 10	R: 0 E: 0 K: 0 S: 3	H: 0 LOB: 0 BB: 0 P: 3	R: 0 E: 0 K: 0 S: 3	H: 0 LOB: 1 BB: 1 P: 7	R: 0 E: 0 K: 0 S: 3	H: 1 LOB: 0 BB: 0 P: 3	R: 1 E: 0 K: 1 S: 6	H: 1 LOB: 1 BB: 1 P: 10	R: 0 E: 0 K: 0 S: 6	H: 0 LOB: 0 BB: 0 P: 3	1B: 10 2B: 0 3B: 0 HR: 0	SF: 1 SAC: 0 DP: 1 HBP: 0	WP: 1 PB: 0 SB: 1 CS: 0	PA: 36
<b>PITCHER</b> Jim Umberger, L ERA: 3.37 Steve Hargan, R ERA: 3.3	IP: 3.0 WLS: L BF: 18 H: 8 R: 6 ER: 5 SO: 1 BB: 1 IBB: 0 HBP: 0 BLK: 0 WP: 1 HR: 0 S: 19 P: 23 ERA: 15.00 WHIP: 3.000															<b>PITCHER</b>						

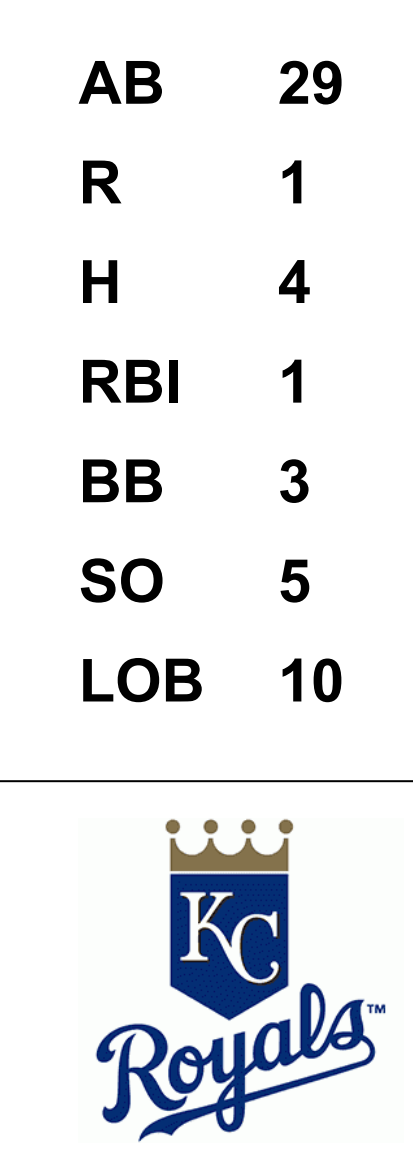


Batter	1	2	3	4	5	6	7	8	9	AB	R	H	RBI	BB	SO	LOB	TOP			
Gene Clines, R OBP: 0.293, SLG: 0.298 (1, 7)	L9		1B SF9		FC6-4		L6-3		L8	5	1	1	0	0	0	3	<b>Texas Rangers @ Kansas City Royals</b> Royals Stadium, Kansas City, MO Sun Sep 05 1976, 4:33 AM EDT Att: 22,025 - Unknown			
Toby Harrah, R OBP: 0.368, SLG: 0.386 (1, 6)	2B		F8		FC6-4		P4		K	5	1	1	0	0	1	4				
Jim Fregosi, R OBP: 0.341, SLG: 0.316 (1, 3)	1B		SF9		F3				F8	4	1	2	1	0	0	1				
Jeff Burroughs, R OBP: 0.305, SLG: 0.366 Dave Moates, L OBP: 0.304, SLG: 0.316 (8, PR) (8, 9)	1B		SF9			FC4-6 BB			1-3 2B	2	0	2	2	1	0	0				
Tom Grieve, R OBP: 0.292, SLG: 0.391 (1, 10)	1B		K			P4			1-3	4	0	1	0	0	1	3				
Lenny Randle, S OBP: 0.281, SLG: 0.258 (1, 4)	G6-4-3					F8				3	0	1	0	1	0	3				
Danny Thompson, R OBP: 0.280, SLG: 0.271 (1, 5)			F9		5-3				P4	4	0	0	0	0	0	4				
Juan Beniquez, R OBP: 0.332, SLG: 0.307 (1, 8)			F9		F9		6-3		FC1-6 1B	4	0	1	0	0	0	0				
Jim Sundberg, R OBP: 0.280, SLG: 0.297 (1, 2)			1-3			FC6-4 1B	L6-3 2B		FC1-6 WP	4	0	2	0	0	0	1				
<b>Inning Stats</b>	R: 2 E: 0 K: 0 S: 6	H: 4 LOB: 1 BB: 0 P: 6	R: 0 E: 0 K: 0 S: 3	H: 0 LOB: 0 BB: 0 P: 3	R: 1 E: 0 K: 1 S: 7	H: 2 LOB: 1 BB: 0 P: 7	R: 0 E: 0 K: 0 S: 3	H: 1 LOB: 0 BB: 0 P: 3	R: 0 E: 0 K: 0 S: 4	H: 0 LOB: 1 BB: 0 P: 7	R: 0 E: 0 K: 0 S: 4	H: 1 LOB: 1 BB: 0 P: 4	R: 0 E: 0 K: 0 S: 4	H: 1 LOB: 3 BB: 0 P: 8	R: 0 E: 0 K: 1 S: 6	H: 1 LOB: 1 BB: 0 P: 6	1B: 6 2B: 5 3B: 0 HR: 0	SF: 1 SAC: 0 DP: 1 HBP: 0	WP: 1 PB: 0 SB: 0 CS: 0	PA: 38
<b>PITCHER</b> Andy Hassler, L ERA: 3.47 (1, 1)	IP: 9.0 WLS: L BF: 38	H: 11 R: 3 ER: 3 SO: 2	BB: 2 IBB: 0 HBP: 0 BLK: 0	WP: 1 HR: 0 S: 40 P: 48	ERA: 3.00 WHIP: 1.444	<b>PITCHER</b>											ERA: 3.00 WHIP: 1.444			

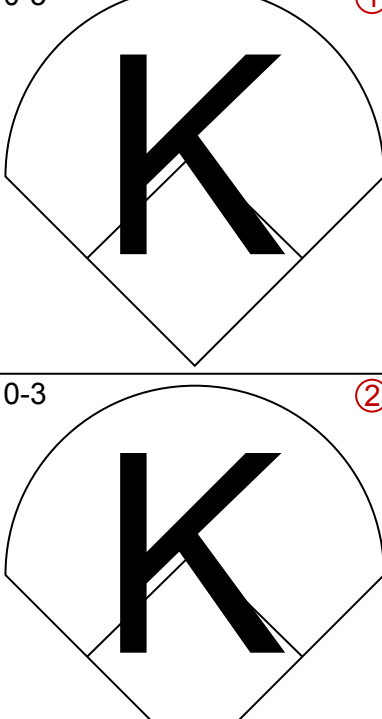
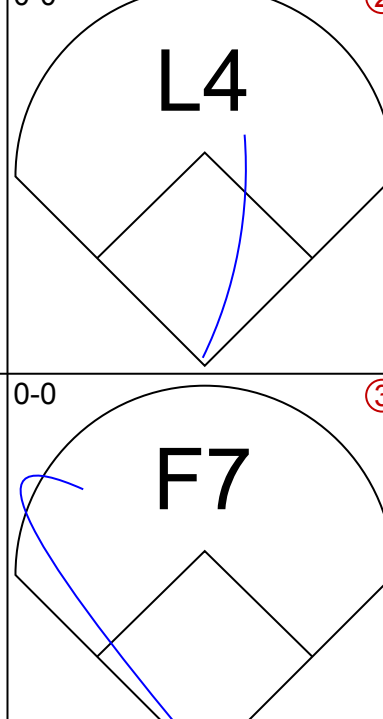
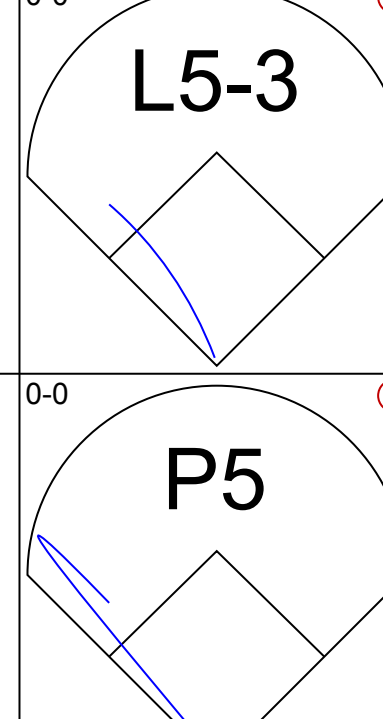
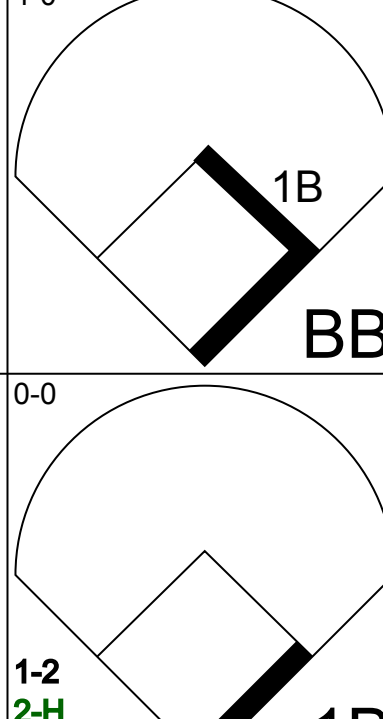

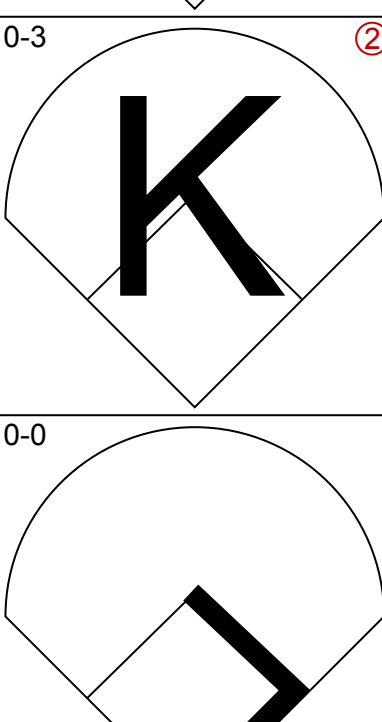
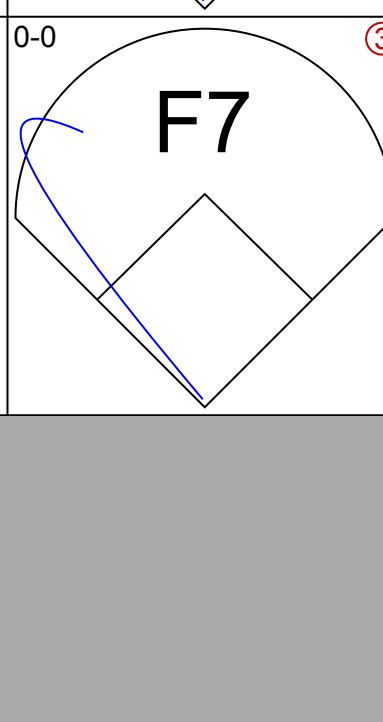
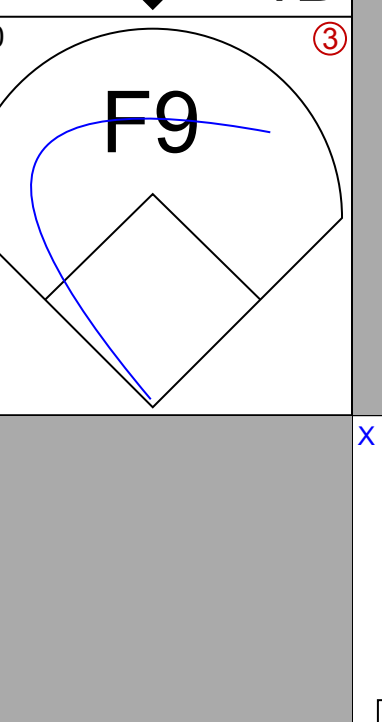
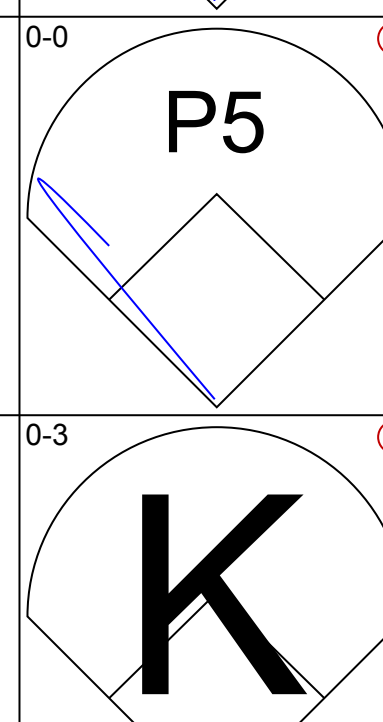
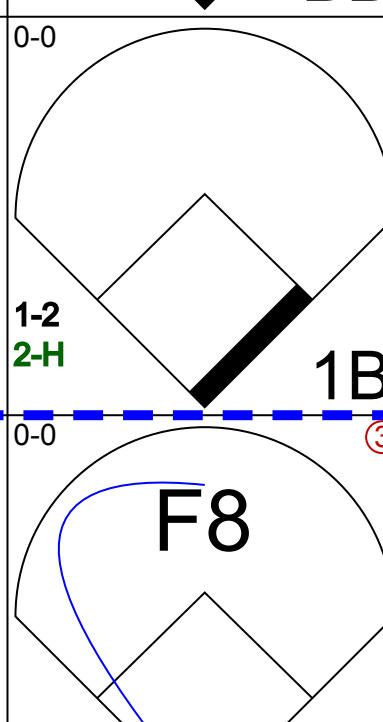
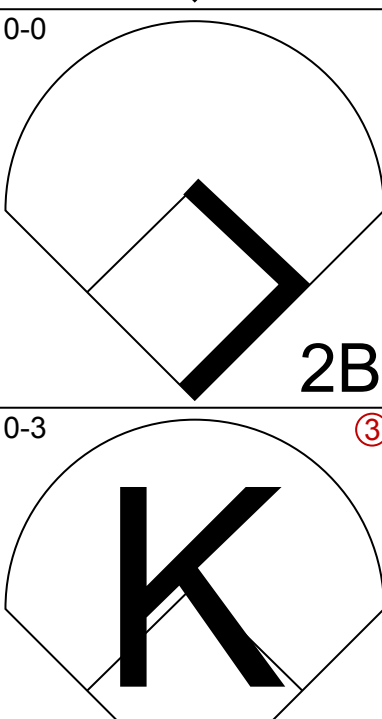
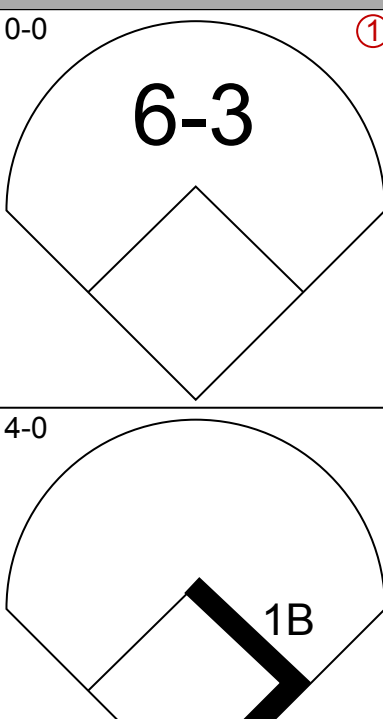
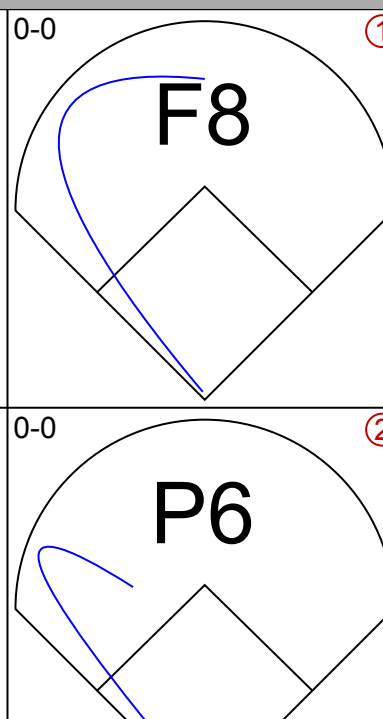

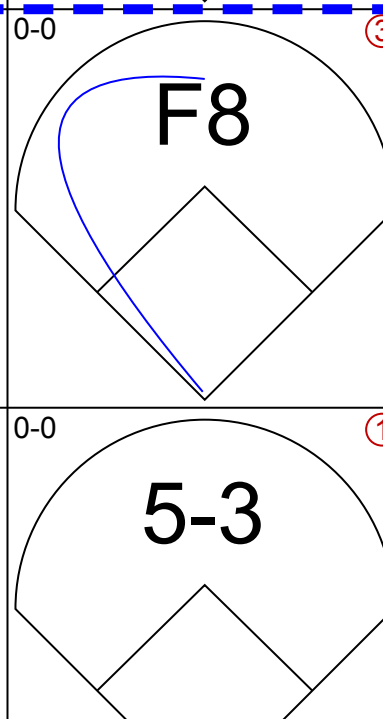
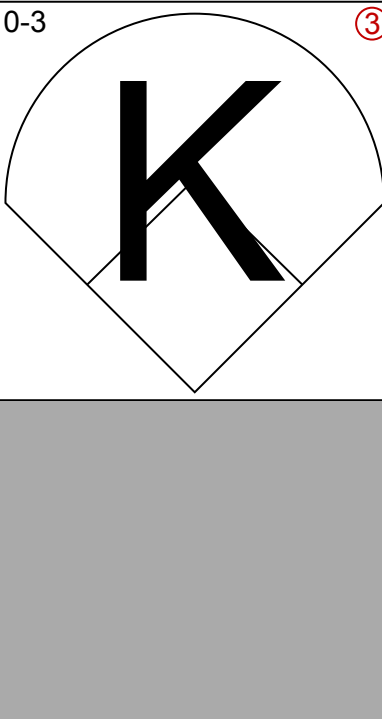
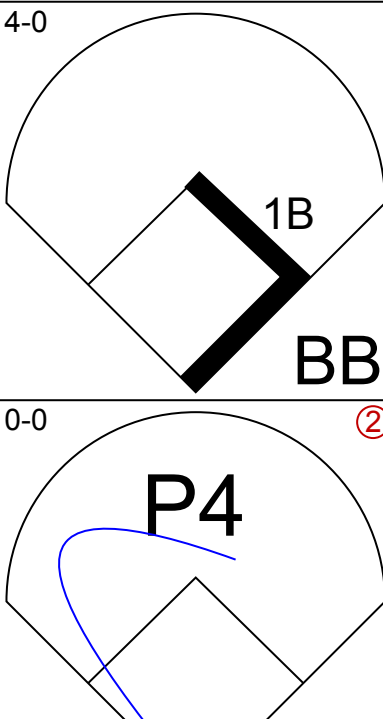
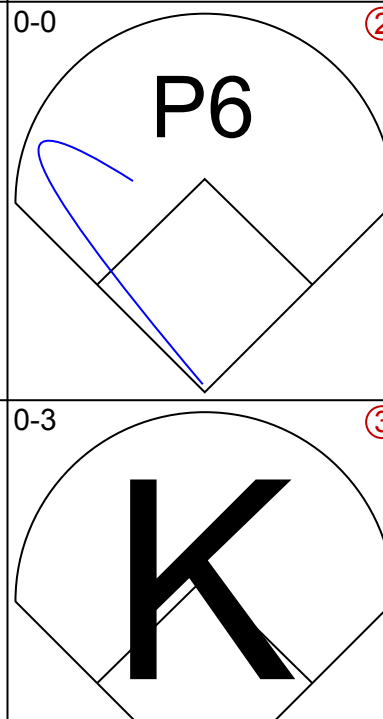
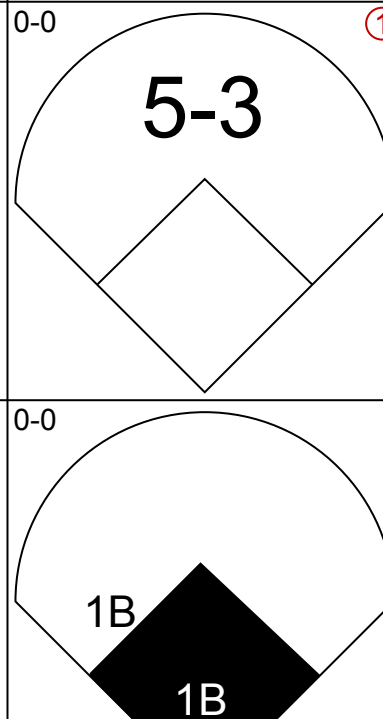
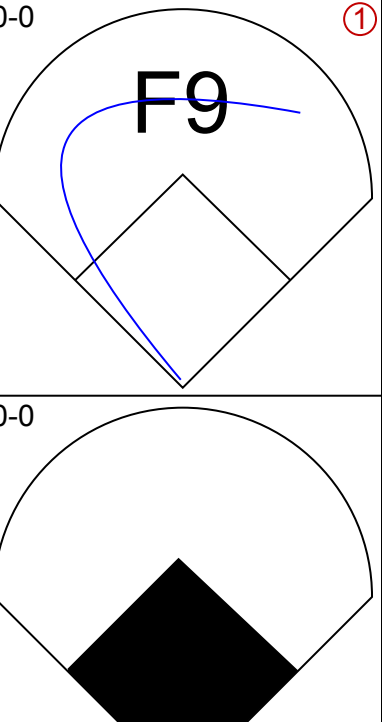
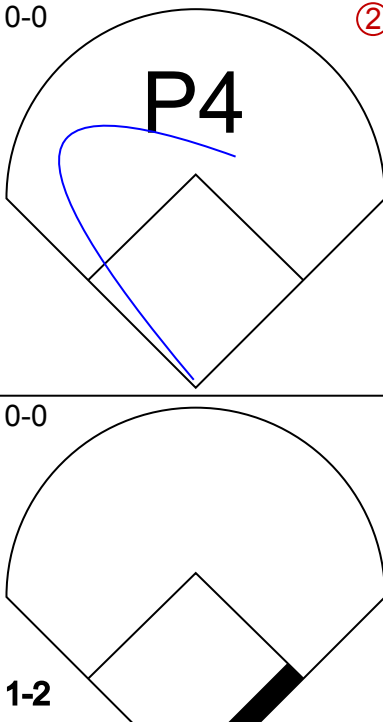

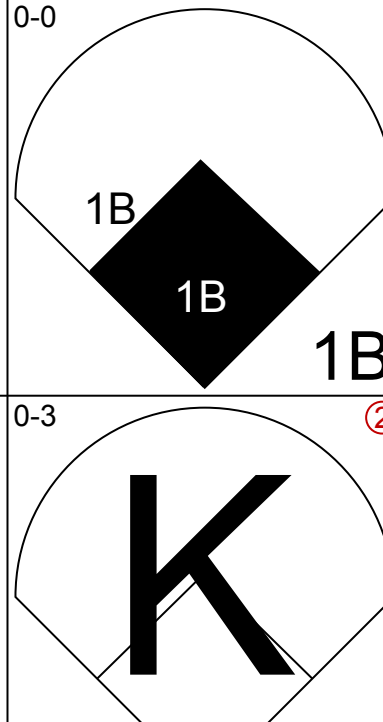
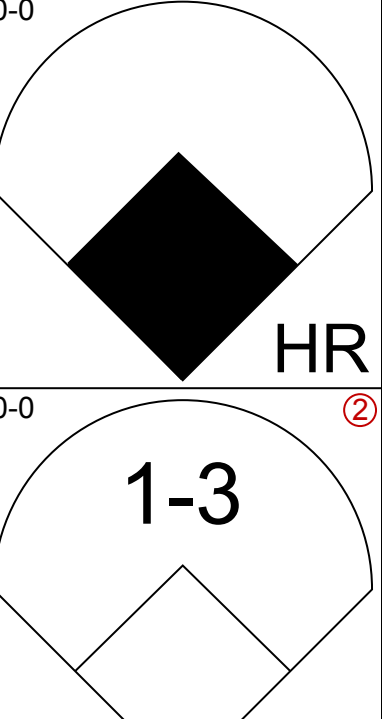
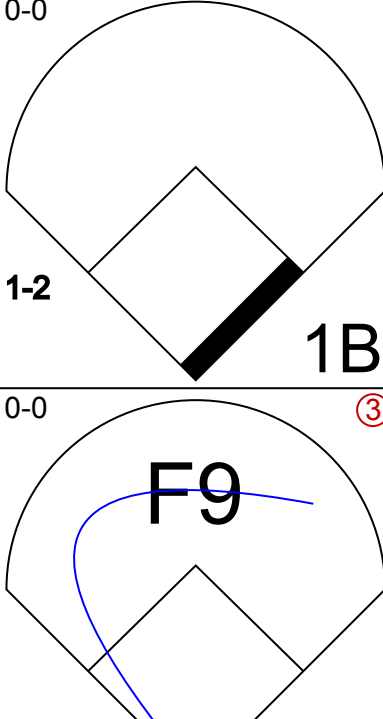
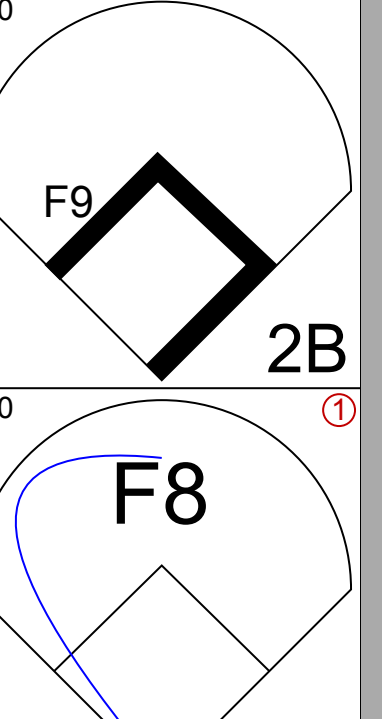
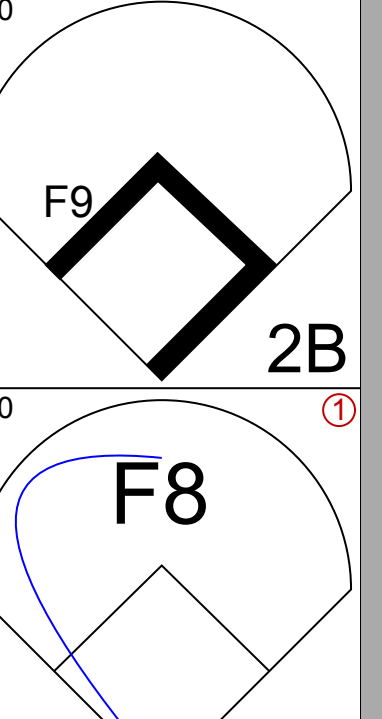
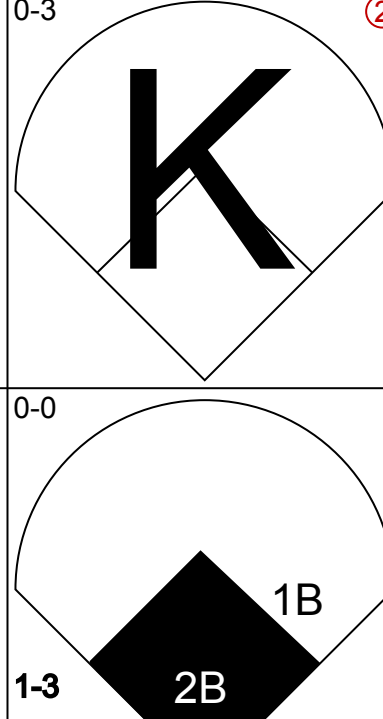
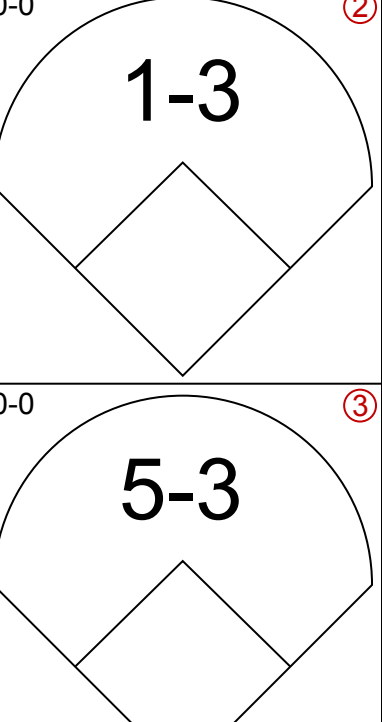
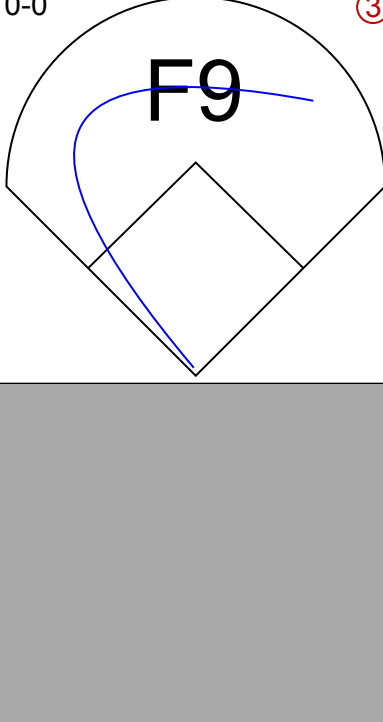
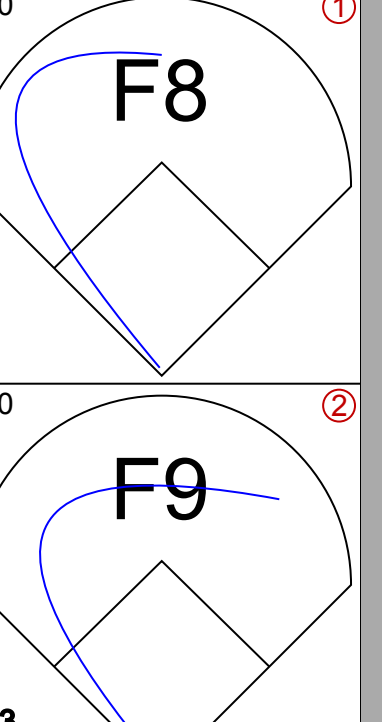
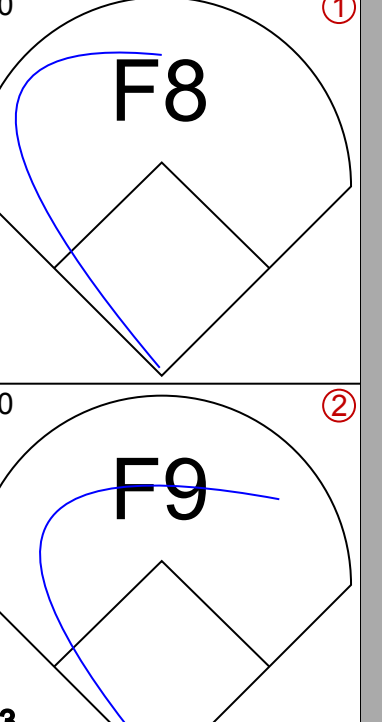
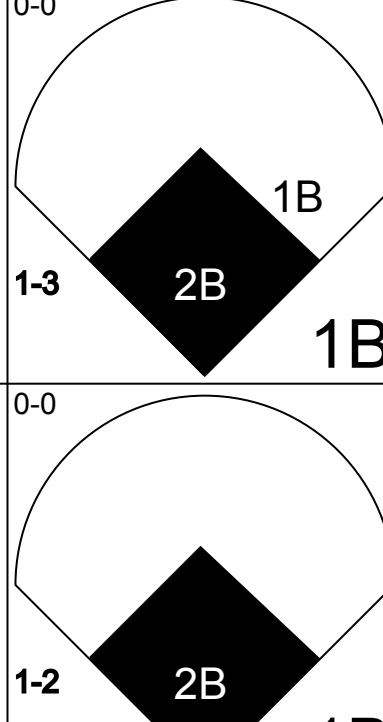
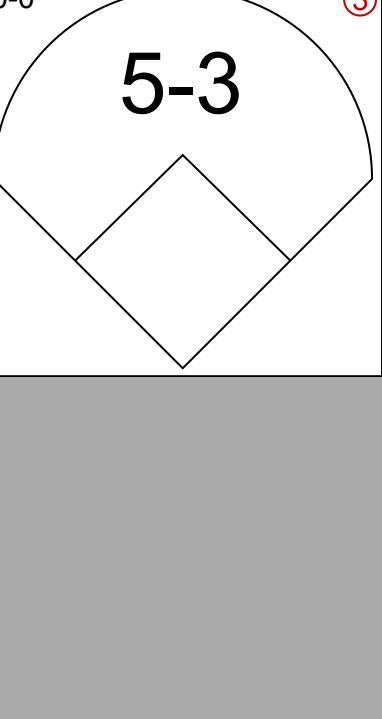
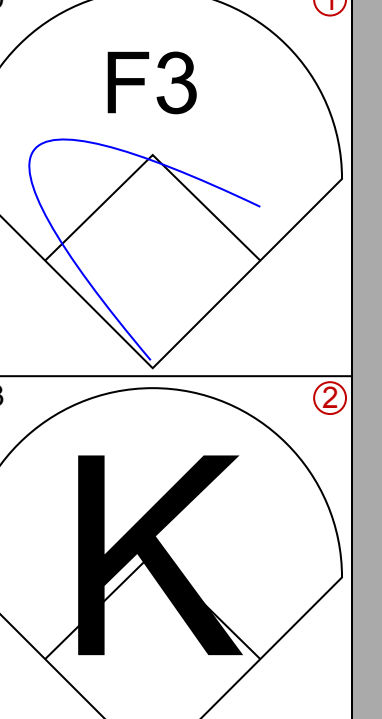
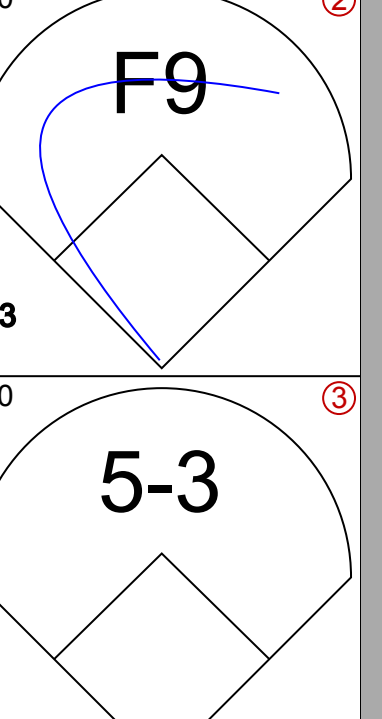
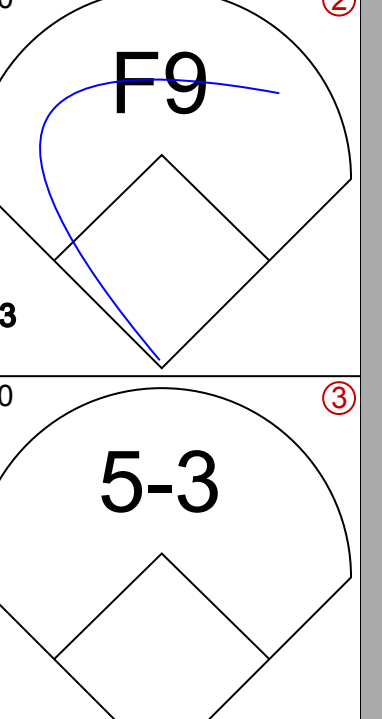
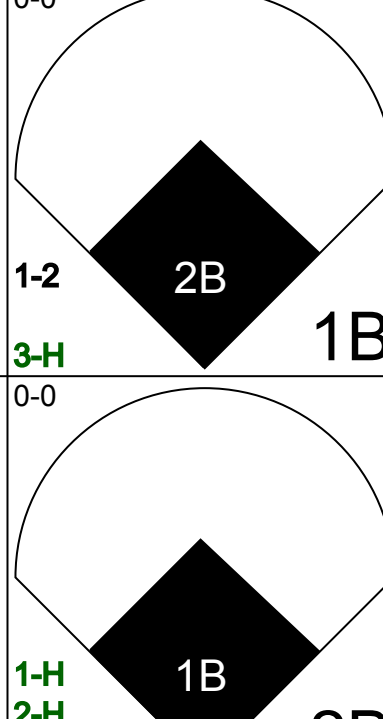
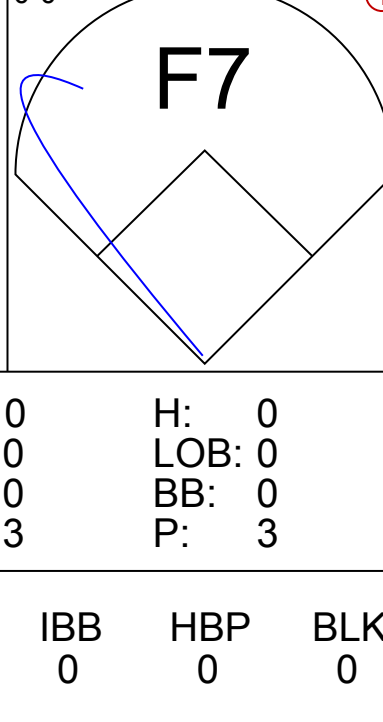
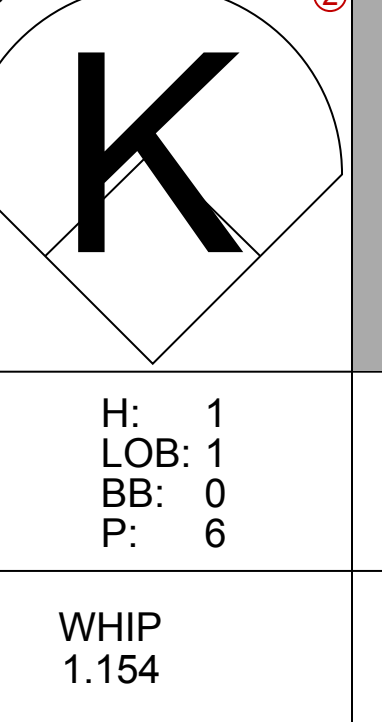
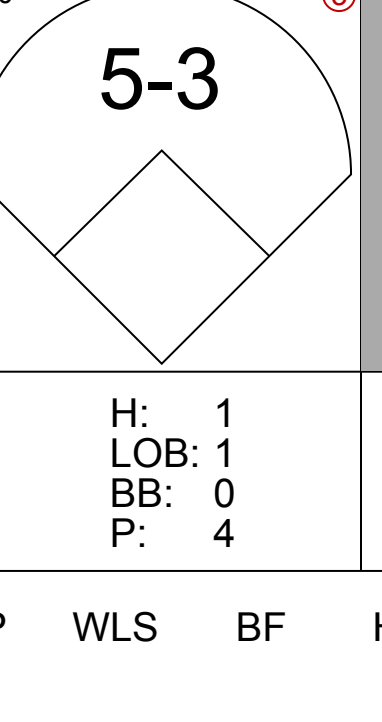
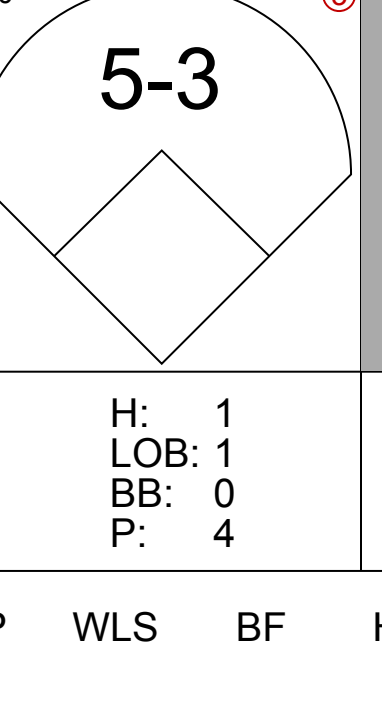
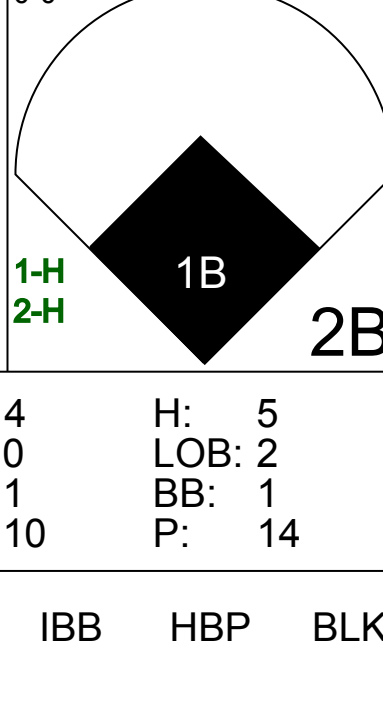
AB	35
R	3
H	11
RBI	3
BB	2
SO	2
LOB	19

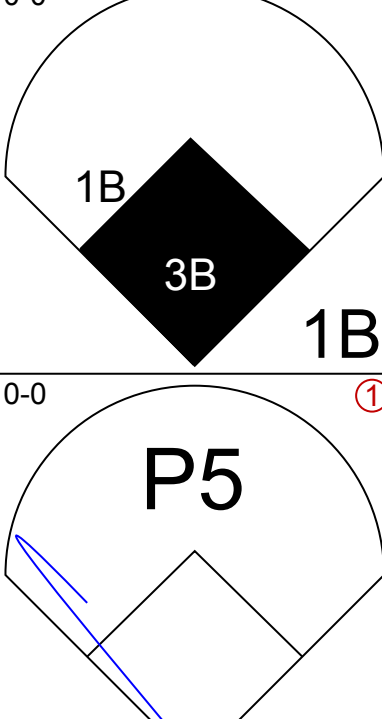
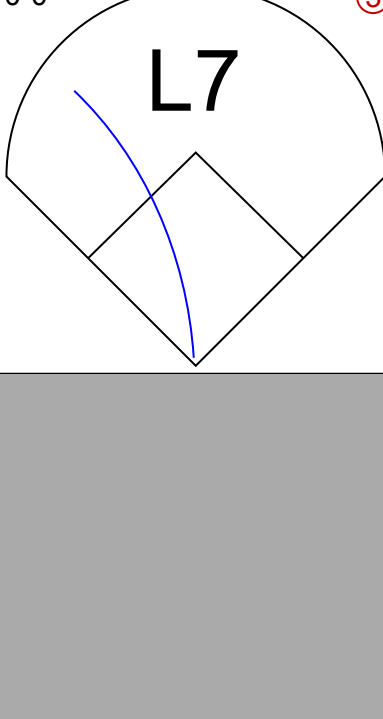
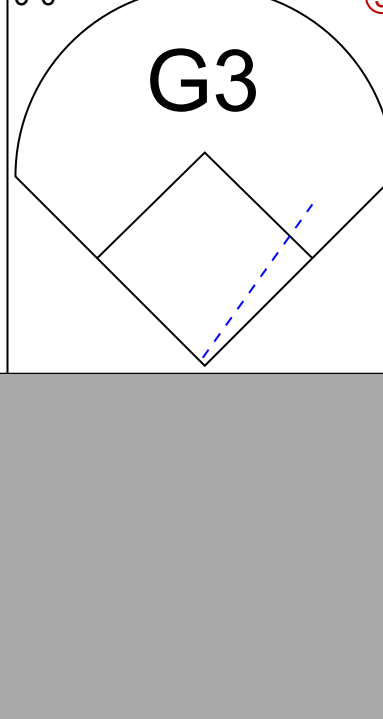
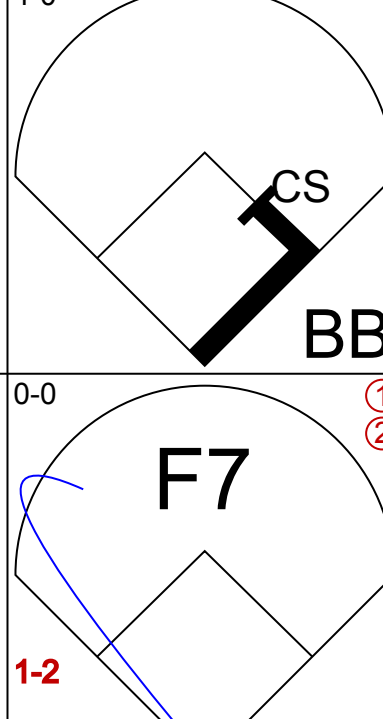

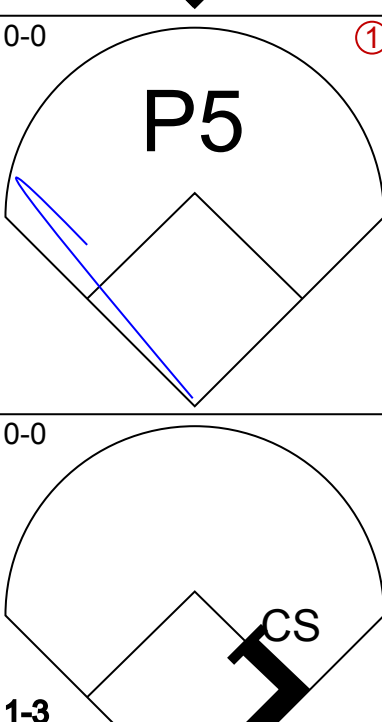
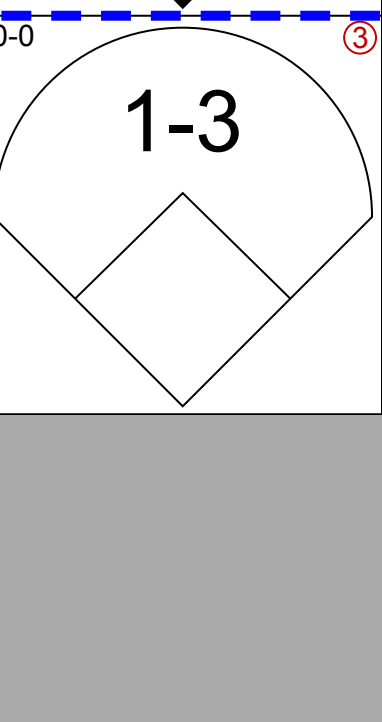
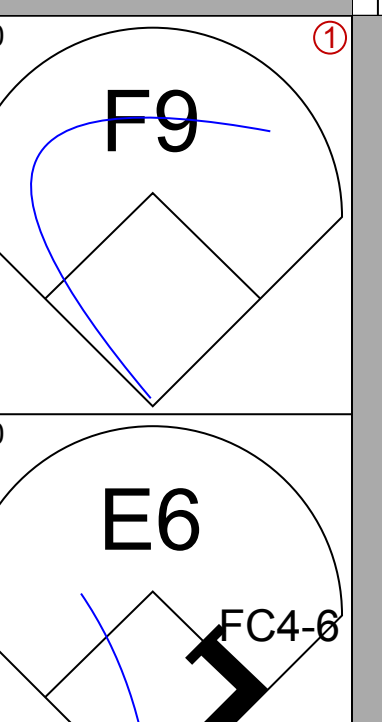
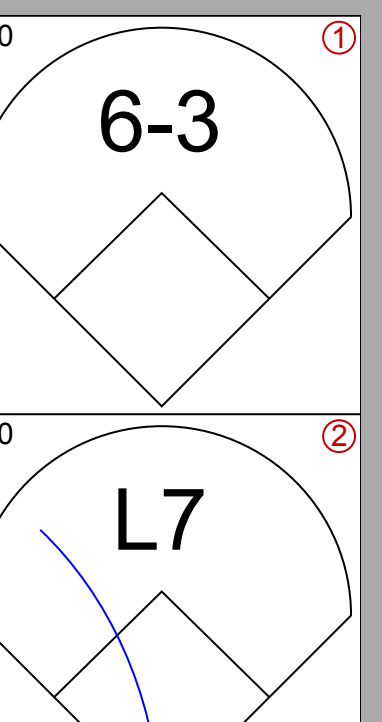
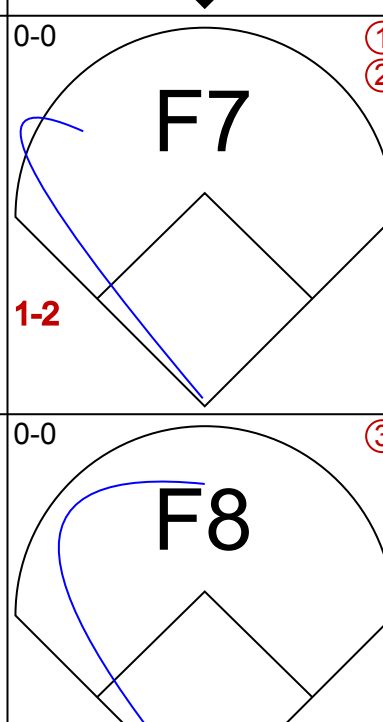
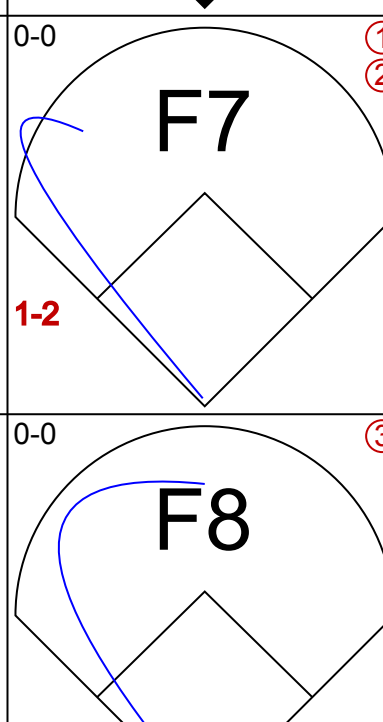
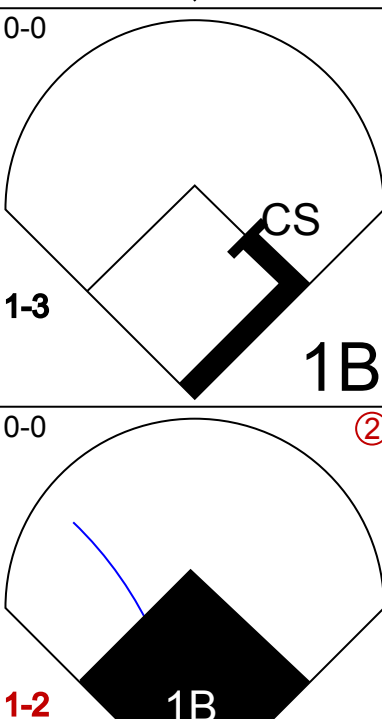
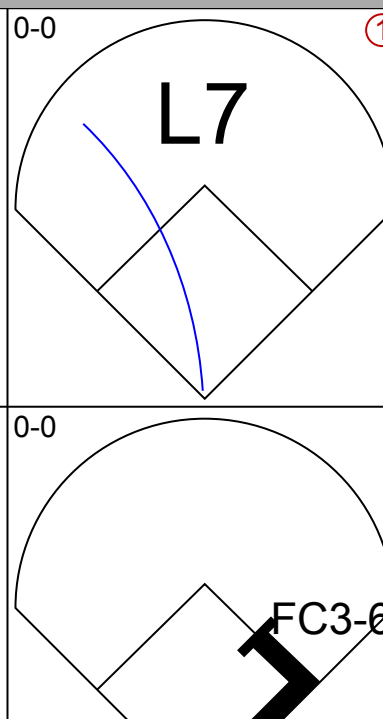
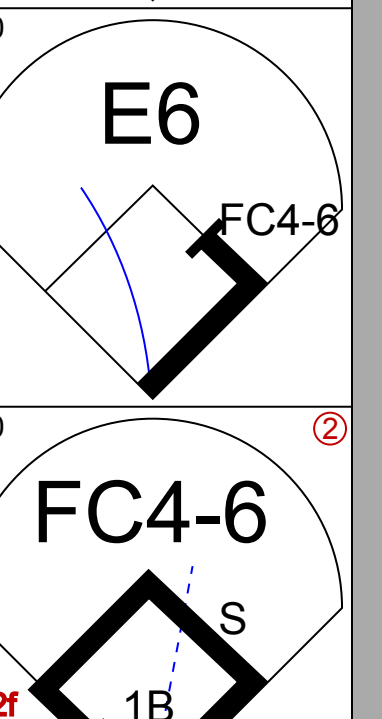
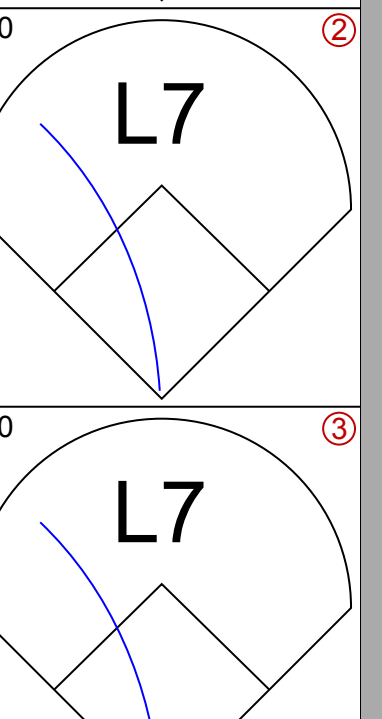
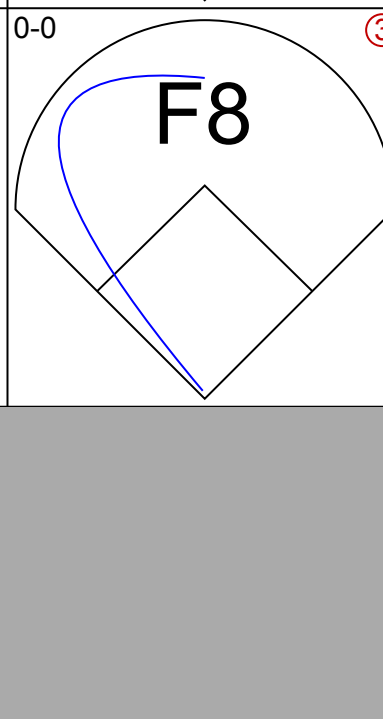
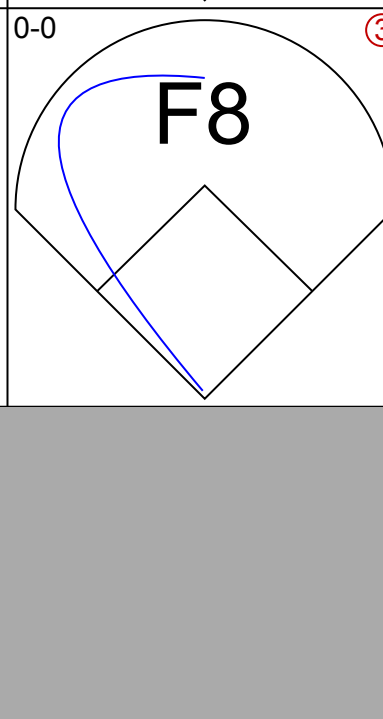
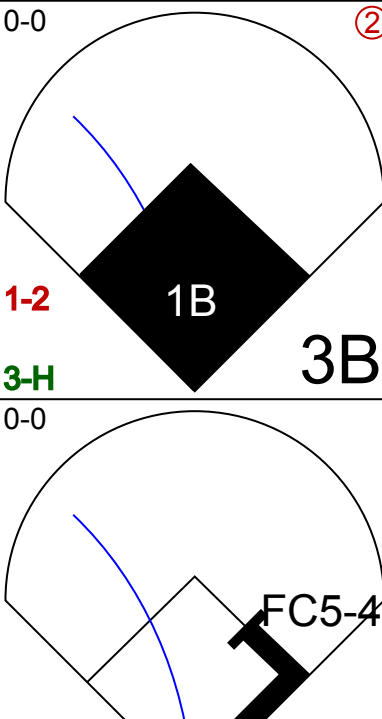
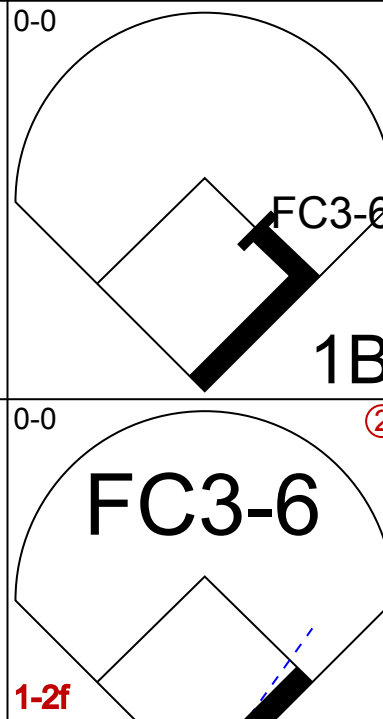
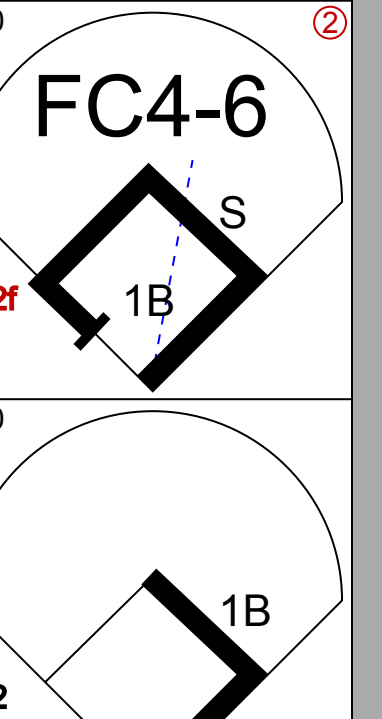
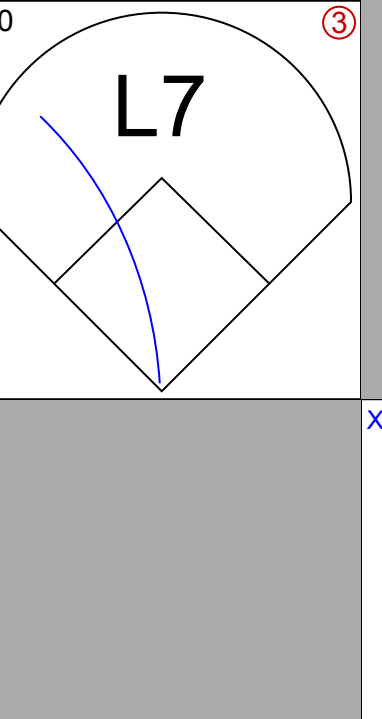
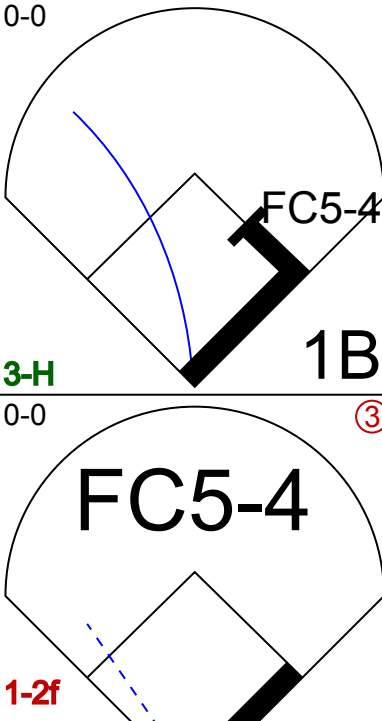
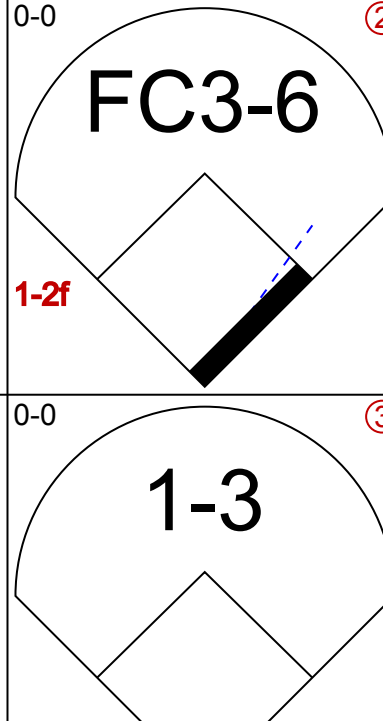
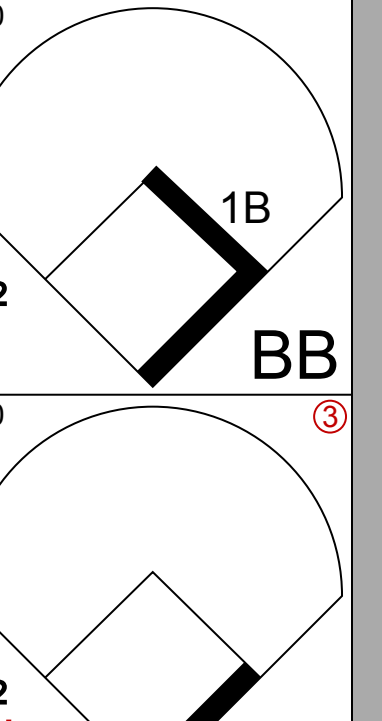



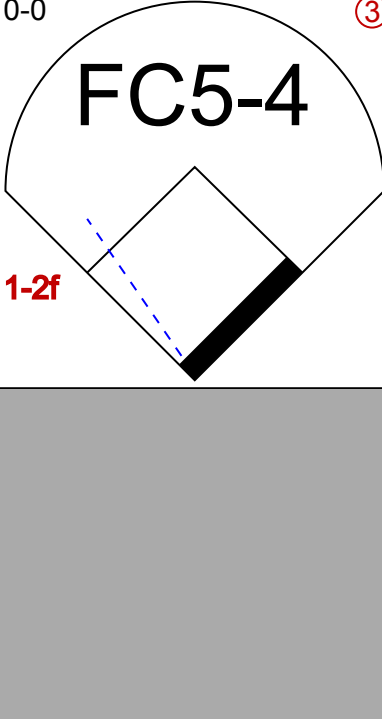
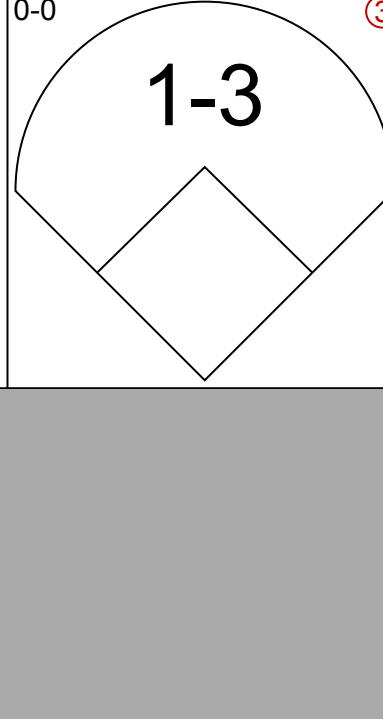
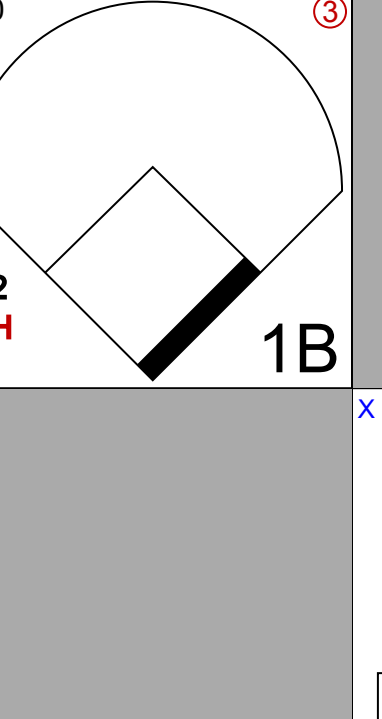



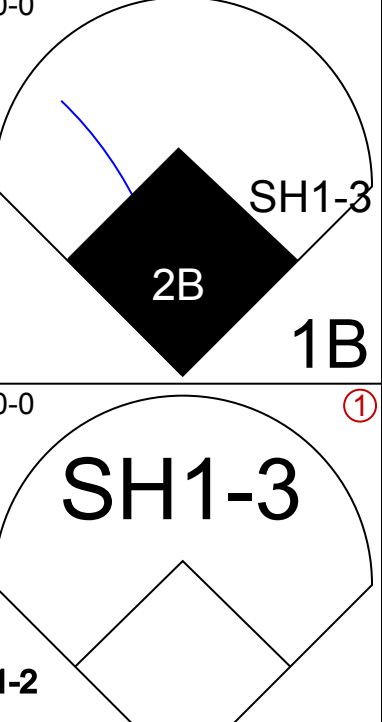
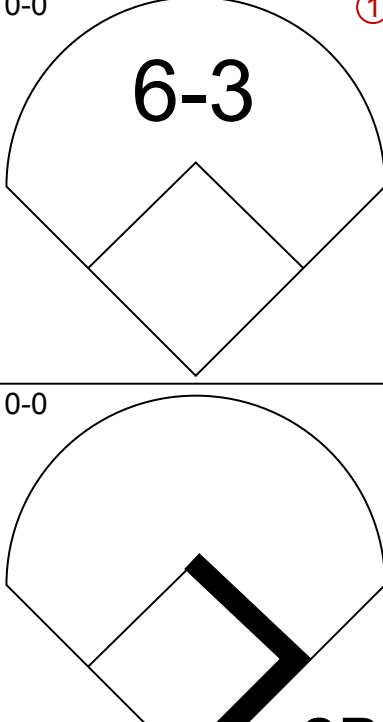
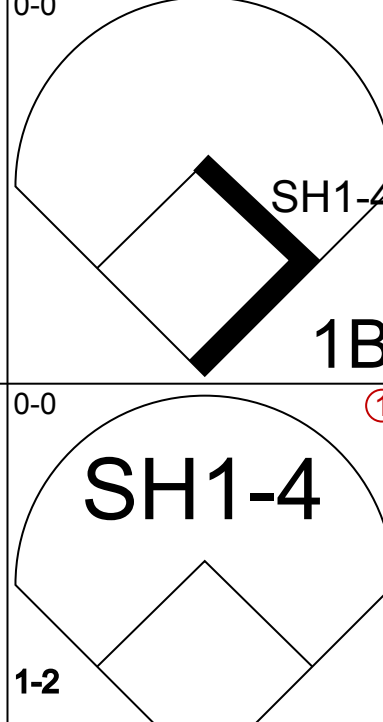
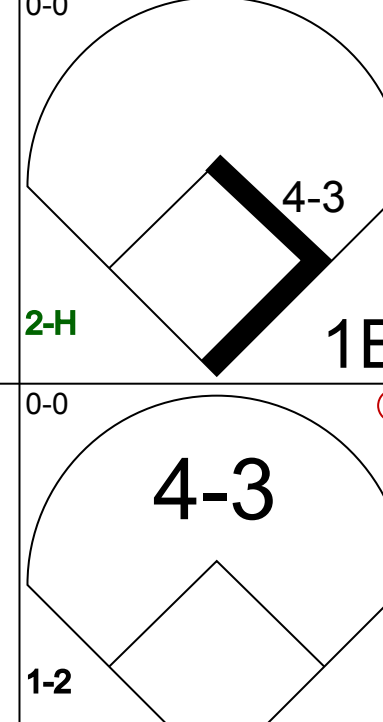

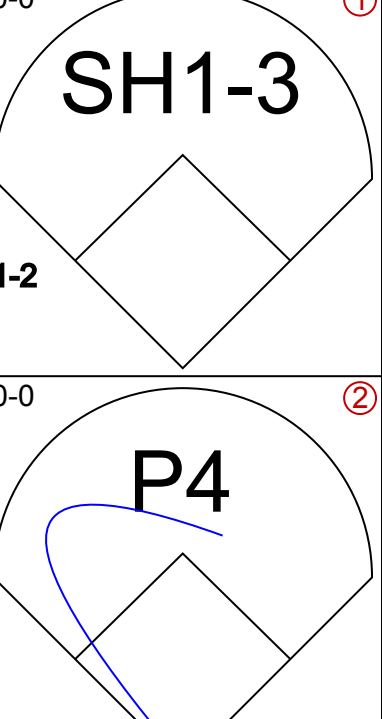
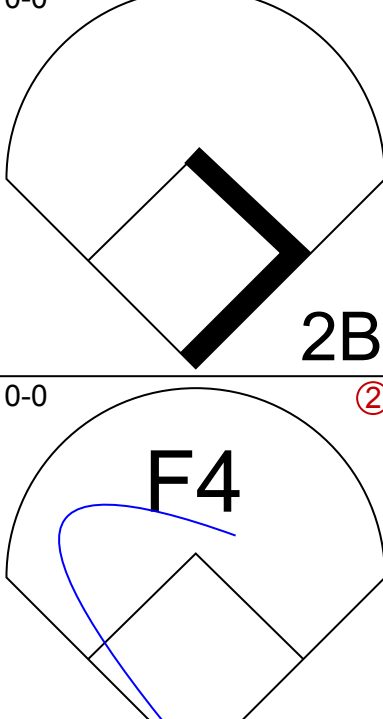
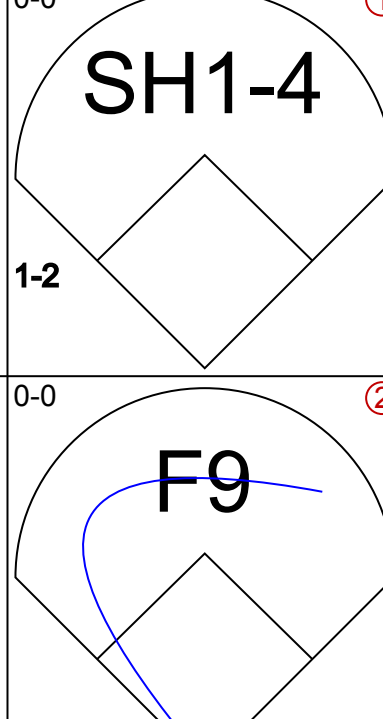
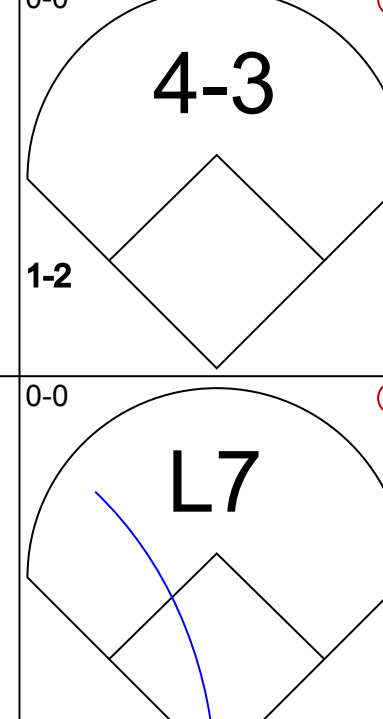

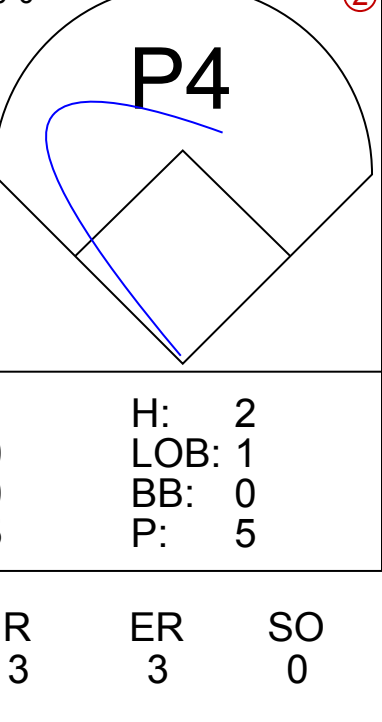
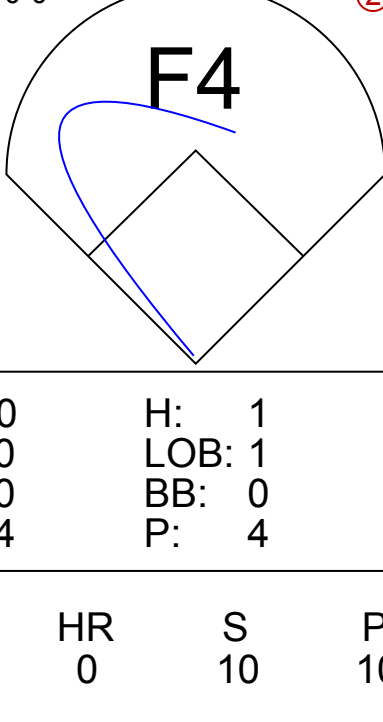
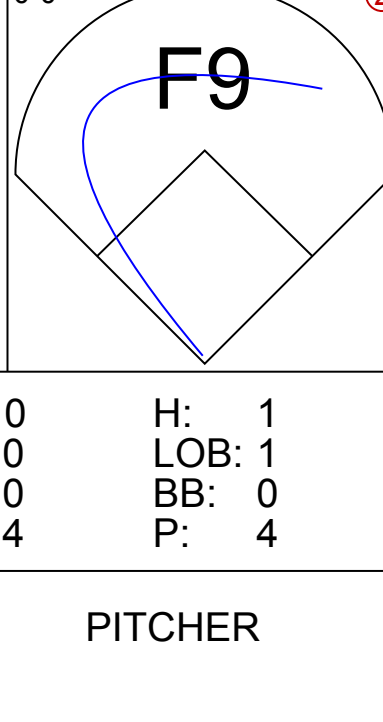
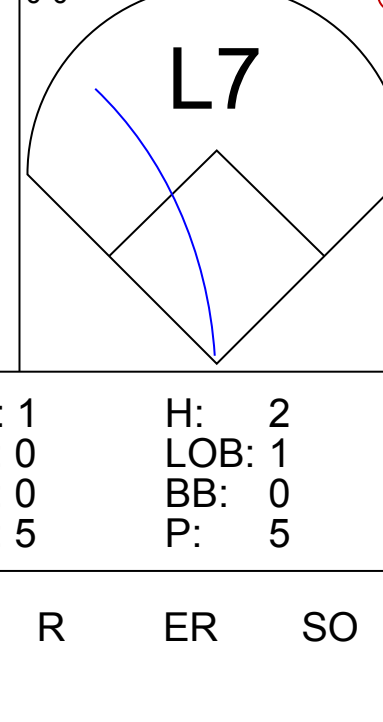



Batter	1	2	3	4	5	6	7	8	9	AB	R	H	RBI	BB	SO	LOB	BOTTOM			
Al Cowens, R OBP: 0.306, SLG: 0.345 (1, 9)	FC6-4 1B		6-3			6-3		G5-4-3 1B		4	0	2	0	0	0	0	<b>Texas Rangers @ Kansas City Royals</b> Royals Stadium, Kansas City, MO Sun Sep 05 1976, 4:33 AM EDT Att: 22,025 - Unknown			
Amos Otis, R OBP: 0.348, SLG: 0.461 (1, 8)	K		K			K		G5-4-3 1-2		4	0	0	0	0	3	2				
George Brett, L OBP: 0.373, SLG: 0.461 (1, 5)	L7		L7			1B 3B		L7		4	1	1	0	0	0	1				
Hal McRae, R OBP: 0.422, SLG: 0.485 (1, 10)	FC6-4 1-2				6-3	BB 1B			6-3	4	0	1	1	0	0	1				
John Mayberry, L OBP: 0.329, SLG: 0.368 (1, 3)		SH3 BB BB		4-3		BB 1-2			3-1	2	0	0	0	2	0	0				
Tom Poquette, L OBP: 0.376, SLG: 0.451 (1, 7)		SH3 BB 1-2		F9		F8			1-3	3	0	0	0	1	0	2				
Frank White, R OBP: 0.288, SLG: 0.313 (1, 4)		SH3 1-2 2-3			4-3		F8			2	0	0	0	0	0	0				
Freddie Patek, R OBP: 0.325, SLG: 0.310 (1, 6)		F3			5-3		F2			3	0	0	0	0	0	2				
Buck Martinez, R OBP: 0.273, SLG: 0.375 Ruppert Jones, L OBP: 0.244, SLG: 0.349 Bob Stinson, S OBP: 0.343, SLG: 0.349 (7, PH) (8, 2)		K			F8		K			2	0	0	0	0	1	2				
<b>Inning Stats</b>	R: 0 E: 0 K: 1 S: 6	H: 1 LOB: 1 BB: 0 P: 6	R: 0 E: 0 K: 1 S: 5	H: 0 LOB: 2 BB: 2 P: 13	R: 0 E: 0 K: 1 S: 5	H: 0 LOB: 0 BB: 0 P: 5	R: 0 E: 0 K: 0 S: 3	H: 0 LOB: 0 BB: 0 P: 3	R: 0 E: 0 K: 1 S: 7	H: 2 LOB: 2 BB: 1 P: 11	R: 0 E: 0 K: 1 S: 5	H: 0 LOB: 0 BB: 0 P: 5	R: 0 E: 0 K: 0 S: 3	H: 1 LOB: 0 BB: 0 P: 3	R: 0 E: 0 K: 0 S: 3	H: 0 LOB: 0 BB: 0 P: 3	1B: 3 2B: 0 3B: 1 HR: 0	SF: 0 SAC: 1 DP: 1 HBP: 0	WP: 0 PB: 0 SB: 0 CS: 0	PA: 33
<b>PITCHER</b> Bert Blyleven, R ERA: 3.0 (1, 1)	IP: 9.0 WLS: W BF: 33	H: 4 R: 1 ER: 1 SO: 5	BB: 3 IBB: 0 HBP: 0 BLK: 0	WP: 0 HR: 0 S: 40 P: 52	ERA: 1.00 WHIP: 0.778	<b>PITCHER</b>											ERA: 1.00 WHIP: 0.778			





Batter	1	2	3	4	5	6	7	8	9	AB	R	H	RBI	BB	SO	LOB	TOP								
Gene Clines, R (1, 7) OBP: 0.295, SLG: 0.298 Bill Fahey, L (9, 2) OBP: 0.356, SLG: 0.323										4	0	1	0	1	1	0	<p><b>Texas Rangers @ Kansas City Royals</b> Royals Stadium, Kansas City, MO Mon Sep 06 1976, 8:05 PM EDT Att: 27,008 - Unknown</p> <p>livebaseballscores.com</p> <p>AB 37 R 5 H 10 RBI 5 BB 2 SO 7 LOB 11</p> 								
Toby Harrah, R (1, 6) OBP: 0.397, SLG: 0.384										5	0	1	1	0	1										
Mike Hargrove, L (1, 3) OBP: 0.398, SLG: 0.387										5	0	1	0	0	1	2									
Jeff Burroughs, R (1, 9) OBP: 0.305, SLG: 0.364										3	0	0	0	1	1										
Roy Howell, L (1, 5) OBP: 0.291, SLG: 0.358										4	1	1	0	0	1										
Tom Grievie, R (1, 10) OBP: 0.296, SLG: 0.404										4	1	3	1	0	1										
Lenny Randle, S (1, 4) OBP: 0.279, SLG: 0.257 Joe Lahoud, L (9, PH) OBP: 0.313, SLG: 0.272 Danny Thompson, R (9, 4) OBP: 0.280, SLG: 0.271										3	0	0	0	0	0	3									
Juan Beniquez, R (1, 8) OBP: 0.331, SLG: 0.306										4	1	1	1	0	0	1									
Jim Sundberg, R (1, 2) OBP: 0.278, SLG: 0.294 Dave Moates, L (9, PH) OBP: 0.310, SLG: 0.330										3	0	0	0	0	1	1									
<b>Inning Stats</b>	R: 0 E: 0 K: 3 S: 10	H: 1 LOB: 1 BB: 0 P: 10	R: 1 E: 0 K: 0 S: 4	H: 1 LOB: 0 BB: 4 P: 4	R: 0 E: 0 K: 0 S: 3	H: 0 LOB: 0 BB: 0 P: 3	R: 0 E: 0 K: 0 S: 4	H: 1 LOB: 2 BB: 1 P: 8	R: 0 E: 0 K: 1 S: 6	H: 0 LOB: 0 BB: 0 P: 5	R: 0 E: 0 K: 0 S: 5	H: 1 LOB: 1 BB: 0 P: 4	R: 0 E: 0 K: 1 S: 5	H: 0 LOB: 0 BB: 0 P: 5	R: 0 E: 0 K: 1 S: 5	H: 0 LOB: 0 BB: 0 P: 5		R: 4 E: 0 K: 1 S: 10	H: 5 LOB: 2 BB: 1 P: 14	1B: 6 2B: 3 3B: 0 HR: 1	SF: 0 SAC: 0 DP: 0 HBP: 0	WP: 0 PB: 0 SB: 0 CS: 0	PA: 39		
<b>PITCHER</b>	IP	WLS	BF	H	R	ER	SO	BB	IBB	HBP	BLK	WP	HR	S	P	ERA	WHIP								
Doug Bird, R (1, 1) ERA: 3.55	8.2	L	36	9	5	5	7	1	0	0	0	0	1	49	53	5.19	1.154								
Mark Littell, R (9, 1) ERA: 1.95	0.0		2	1	0	0	0	1	0	0	0	0	0	1	5	∞	∞								
Steve Mingo, L (9, 1) ERA: 2.13	0.1		1	0	0	0	0	0	0	0	0	0	0	1	1	0.00	0.000								

Batter	1	2	3	4	5	6	7	8	9	AB	R	H	RBI	BB	SO	LOB	BOTTOM								
Tom Poquette, L (1, 7) OBP: 0.377, SLG: 0.456 Jim Wohlford, R (9, PH) OBP: 0.303, SLG: 0.300										4	1	2	1	0	0	2	<p><b>Texas Rangers @ Kansas City Royals</b> Royals Stadium, Kansas City, MO Mon Sep 06 1976, 8:05 PM EDT Att: 27,008 - Unknown</p> <p>livebaseballscores.com</p> <p>AB 35 R 4 H 12 RBI 4 BB 2 SO 0 LOB 14</p> 								
Amos Otis, R (1, 8) OBP: 0.345, SLG: 0.456										5	0	0	0	0	0	3									
George Brett, L (1, 5) OBP: 0.371, SLG: 0.459										5	0	1	0	0	0	0									
Hal McRae, R (1, 10) OBP: 0.423, SLG: 0.490										4	1	2	1	0	0	1									
John Mayberry, L (1, 3) OBP: 0.330, SLG: 0.368										3	0	1	1	1	0	1									
Al Cowens, R (1, 9) OBP: 0.307, SLG: 0.348										4	1	2	0	0	0	2									
Frank White, R (1, 4) OBP: 0.273, SLG: 0.318										4	1	3	1	0	0	0									
Freddie Patek, R (1, 6) OBP: 0.326, SLG: 0.313										2	0	1	0	0	0	1									
Buck Martinez, R (1, 2) OBP: 0.268, SLG: 0.369										4	0	0	0	0	0	4									
<b>Inning Stats</b>	R: 2 E: 0 K: 0 S: 6	H: 4 LOB: 1 BB: 0 P: 6	R: 1 E: 0 K: 0 S: 5	H: 2 LOB: 1 BB: 0 P: 5	R: 0 E: 0 K: 0 S: 4	H: 1 LOB: 1 BB: 0 P: 4	R: 0 E: 0 K: 0 S: 4	H: 1 LOB: 1 BB: 0 P: 4	R: 0 E: 0 K: 0 S: 3	H: 0 LOB: 0 BB: 0 P: 3	R: 0 E: 0 K: 0 S: 5	H: 2 LOB: 1 BB: 0 P: 5	R: 0 E: 0 K: 0 S: 2	H: 0 LOB: 0 BB: 1 P: 6	1B: 8 2B: 3 3B: 1 HR: 0	SF: 0 SAC: 2 DP: 0 HBP: 0		WP: 0 PB: 0 SB: 1 CS: 2	PA: 39						
<b>PITCHER</b>	IP	WLS	BF	H	R	ER	SO	BB	IBB	HBP	BLK	WP	HR	S	P	ERA	WHIP								
Nelson Briles, R (1, 1) ERA: 3.57	1.2		10	6	3	3	0	0	0	0	0	0	0	10	10	16.20	3.600								
Steve Hargan, R (2, 1) ERA: 3.19	6.1	W	26	6	1	1	0	1	0	0	0	0	0	25	29	1.42	1.105								
Joe Hoerner, L (9, 1) ERA: 4.54	1.0	S	3	0	0	0	0	1	0	0	0	0	0	2	6	0.00	1.000								



Batter	1	2	3	4	5	6	7	8	9	AB	R	H	RBI	BB	SO	LOB	TOP			
Bob Jones, L OBP: 0.284, SLG: 0.379 (1, 9)										4	0	0	0	0	1	0	<b>California Angels @ Kansas City Royals</b> Royals Stadium, Kansas City, MO Tue Sep 07 1976, 8:05 PM EDT Alt. 9,225 - Unknown - 85 F <a href="http://livebaseballscorecards.com">livebaseballscorecards.com</a>			
Dave Chalk, R OBP: 0.301, SLG: 0.247 (1, 6)										4	1	1	0	0	1	0				
Mike Easter, L OBP: 0.333, SLG: 0.300 (1, 10)										4	1	2	0	0	0	0				
Tony Solaita, L OBP: 0.356, SLG: 0.421 (1, 3)										3	0	2	2	0	0	0				
Bruce Bochte, L OBP: 0.343, SLG: 0.296 (1, 7)										3	0	0	0	1	0	2				
Mario Guerrero, R OBP: 0.296, SLG: 0.326 Jerry Remy, L OBP: 0.317, SLG: 0.303 (9, 4)										4	0	1	0	0	0	2				
Rusty Torres, S OBP: 0.294, SLG: 0.351 (1, 8)										3	0	1	0	0	0	0				
Terry Humphrey, R OBP: 0.331, SLG: 0.345 (1, 2)										3	0	0	0	0	1	2				
Ron Jackson, R OBP: 0.278, SLG: 0.311 (1, 5)										2	0	0	0	1	1	2				
<b>Inning Stats</b>	R: 1 E: 0 K: 1 S: 7	H: 2 LOB: 1 BB: 0 P: 7	R: 0 E: 0 K: 1 S: 6	H: 2 LOB: 1 BB: 0 P: 6	R: 0 E: 0 K: 0 S: 3	H: 0 LOB: 0 BB: 0 P: 3	R: 0 E: 0 K: 0 S: 3	H: 1 LOB: 0 BB: 0 P: 3	R: 0 E: 0 K: 1 S: 4	H: 0 LOB: 0 BB: 1 P: 8	R: 1 E: 0 K: 0 S: 7	H: 2 LOB: 2 BB: 1 P: 11	R: 0 E: 1 K: 0 S: 3	H: 0 LOB: 0 BB: 0 P: 3	R: 0 E: 0 K: 0 S: 3	H: 0 LOB: 0 BB: 0 P: 3		1B: 6 2B: 1 3B: 0 HR: 0	SF: 1 SAC: 0 DP: 3 HBP: 0	WP: 0 PB: 0 SB: 2 CS: 1
<b>PITCHER</b> Marty Pattin, R ERA: 2.79 (1, 1)	IP: 9.0 WLS: L BF: 33	H: 7 R: 2 ER: 2 SO: 4	BB: 1 IBB: 1 HBP: 0 BLK: 0	WP: 0 HR: 0 S: 39 P: 47	ERA: 2.00 WHIP: 0.889															

Batter	1	2	3	4	5	6	7	8	9	AB	R	H	RBI	BB	SO	LOB	BOTTOM					
Tom Poquette, L OBP: 0.376, SLG: 0.453 (1, 7)										4	0	1	1	0	0	0	<b>California Angels @ Kansas City Royals</b> Royals Stadium, Kansas City, MO Tue Sep 07 1976, 8:05 PM EDT Alt. 9,225 - Unknown - 85 F <a href="http://livebaseballscorecards.com">livebaseballscorecards.com</a>					
Amos Otis, R OBP: 0.343, SLG: 0.453 (1, 8)										4	0	0	0	0	1	1						
George Brett, L OBP: 0.374, SLG: 0.460 (1, 5)										3	0	2	0	1	0	0						
Hal McRae, R OBP: 0.421, SLG: 0.486 (1, 10)										3	0	0	0	1	1	2						
John Mayberry, L OBP: 0.329, SLG: 0.365 (1, 3)										3	0	0	0	0	1	1						
Al Cowens, R OBP: 0.306, SLG: 0.346 (1, 9)										3	0	0	0	0	0	0						
Frank White, R OBP: 0.270, SLG: 0.315 (9, 6)										3	0	0	0	0	0	0						
Freddie Patek, R OBP: 0.329, SLG: 0.313 Cookie Rojas, R OBP: 0.276, SLG: 0.281 (8, PH) (9, 4)										0	1	0	0	2	0	0						
Bob Stinson, S OBP: 0.338, SLG: 0.343 (1, 2)										3	0	0	0	0	0	2						
<b>Inning Stats</b>	R: 0 E: 0 K: 1 S: 5	H: 0 LOB: 1 BB: 1 P: 9	R: 0 E: 0 K: 1 S: 5	H: 0 LOB: 0 BB: 0 P: 5	R: 1 E: 0 K: 0 S: 3	H: 1 LOB: 0 BB: 1 P: 7	R: 0 E: 0 K: 0 S: 2	H: 1 LOB: 0 BB: 1 P: 6	R: 0 E: 0 K: 0 S: 3	H: 0 LOB: 1 BB: 1 P: 7	R: 0 E: 0 K: 0 S: 3	H: 0 LOB: 0 BB: 0 P: 3	R: 0 E: 0 K: 1 S: 5	H: 0 LOB: 0 BB: 0 P: 5	R: 0 E: 0 K: 0 S: 3	H: 0 LOB: 0 BB: 0 P: 3		R: 0 E: 0 K: 0 S: 4	H: 1 LOB: 1 BB: 0 P: 4	1B: 3 2B: 0 3B: 0 HR: 0	SF: 0 SAC: 0 DP: 0 HBP: 0	WP: 0 PB: 0 SB: 1 CS: 2
<b>PITCHER</b> Don Kirkwood, R ERA: 4.28 (1, 1)	IP: 9.0 WLS: W BF: 31	H: 3 R: 1 ER: 1 SO: 3	BB: 4 IBB: 0 HBP: 0 BLK: 0	WP: 0 HR: 0 S: 33 P: 49	ERA: 1.00 WHIP: 0.778																	











Batter	1	2	3	4	5	6	7	8	9	AB	R	H	RBI	BB	SO	LOB	TOP										
<b>Davey Nelson, R</b> OBP: 0.299, SLG: 0.302 (1, 4)	4-3		K		F9		FC6-4 1B	4-3		5	0	1	0	0	1	2	<b>Kansas City Royals @ Minnesota Twins</b> Metropolitan Stadium, Bloomington, MI Fri Sep 10 1976, 8:05 PM EDT Att: 8,912 - Unknown - 70 F <a href="http://livebaseballscorecards.com">livebaseballscorecards.com</a>										
<b>Tom Poquette, L</b> OBP: 0.372, SLG: 0.443 (1, 7)	WP 1B		G3		F7		FC6-4 1-2 2-3	6-3		5	0	1	0	0	0	5											
<b>George Brett, L</b> OBP: 0.380, SLG: 0.463 <b>Cookie Rojas, R</b> OBP: 0.277, SLG: 0.275 (6, 5)	K				F7		F2	WP BB		3	0	0	0	0	1	1											
<b>Hal McRae, R</b> OBP: 0.420, SLG: 0.479 (1, 10)	F9				L7		BB 1B BB	1-2 BB		2	1	0	0	3	0	1											
<b>John Mayberry, L</b> OBP: 0.327, SLG: 0.362 <b>Jamie Quirk, L</b> OBP: 0.245, SLG: 0.333 (6, 6)		6-3			F8		L3	BB 1B		3	0	0	0	0	0	1											
<b>Amos Otis, R</b> OBP: 0.349, SLG: 0.459 <b>Ruppert Jones, L</b> OBP: 0.255, SLG: 0.333 (5, 9)	K				FC6-4 1B		1B 1B	WP 1B BB		2	0	1	0	0	1	0											
<b>Al Cowens, R</b> OBP: 0.333, SLG: 0.280 <b>John Wathan, R</b> OBP: 0.333, SLG: 0.280 (5, 2)	PO 1B				FC6-4 1-2		L7	5-3 WP 1B		2	0	1	2	0	0	1											
<b>Frank White, R</b> OBP: 0.269, SLG: 0.310 <b>Jim Wohlford, R</b> OBP: 0.303, SLG: 0.300 (6, 4)	PO 1-2		CS 1B				F8	5-3 1-3 2-H		1	0	1	0	1	0	0											
<b>Buck Martinez, R</b> OBP: 0.268, SLG: 0.364 <b>Willie Wilson, S</b> OBP: 0.500, SLG: 0.500 (5, 8)					F8		1-2 1B	K		2	0	1	0	0	1	1											
<b>Inning Stats</b>	R: 0 E: 0 K: 1 S: 6	H: 1 LOB: 1 BB: 0 P: 6	R: 0 E: 0 K: 1 S: 5	H: 1 LOB: 0 BB: 0 P: 5	R: 0 E: 0 K: 1 S: 5	H: 1 LOB: 2 BB: 1 P: 9	R: 0 E: 0 K: 0 S: 4	H: 0 LOB: 1 BB: 1 P: 8	R: 0 E: 0 K: 0 S: 3	H: 0 LOB: 3 BB: 0 P: 7	R: 0 E: 0 K: 0 S: 6	H: 3 LOB: 1 BB: 0 P: 6	R: 3 E: 0 K: 1 S: 7	H: 2 LOB: 1 BB: 2 P: 15	R: 0 E: 0 K: 1 S: 5	H: 0 LOB: 2 BB: 2 P: 13		1B: 9 2B: 0 3B: 0 HR: 0	SF: 0 SAC: 0 DP: 0 HBP: 0	WP: 3 PB: 0 SB: 0 CS: 1	PA: 42						
<b>PITCHER</b>	IP	WLS	BF	H	R	ER	SO	BB	IBB	HBP	BLK	WP	HR	S	P	ERA	WHIP										
<b>Jim Hughes, R</b> ERA: 4.94 (1, 1)	8.0	W	36	9	3	3	4	5	0	0	0	2	0	39	59	3.38	1.750										
<b>Tom Burgmeier, L</b> ERA: 2.32 (9, 1)	1.0		5	0	0	0	1	2	0	0	0	1	0	5	13	0.00	2.000										

Batter	1	2	3	4	5	6	7	8	9	AB	R	H	RBI	BB	SO	LOB	BOTTOM										
<b>Bob Randall, R</b> OBP: 0.318, SLG: 0.320 <b>Luis Gomez, R</b> OBP: 0.240, SLG: 0.213 (6, 4)	L7	K		P4			WP G3 BB	G5-4-3		4	1	0	0	1	1	5	<b>Kansas City Royals @ Minnesota Twins</b> Metropolitan Stadium, Bloomington, MI Fri Sep 10 1976, 8:05 PM EDT Att: 8,912 - Unknown - 70 F <a href="http://livebaseballscorecards.com">livebaseballscorecards.com</a>										
<b>Steve Brye, R</b> OBP: 0.301, SLG: 0.331 <b>Lyman Bostock, L</b> OBP: 0.375, SLG: 0.448 (5, 8)	1B SF9		E6 1B WP	3B 2B	FC6-4 1B	1B 2B	G3			2	2	1	0	0	0	0											
<b>Rod Carew, L</b> OBP: 0.398, SLG: 0.454 (1, 3)	1-3 1B		BB 1-3 1B	3B IBB	FC6-4 BB	F7	4-3			4	2	2	1	2	0	1											
<b>Larry Hisle, R</b> OBP: 0.330, SLG: 0.377 (1, 7)	SF9		SF8-4-1 BB	2B 3B	FC6-4 1B	1B 1B				3	3	2	4	2	0	2											
<b>Craig Kusick, R</b> OBP: 0.342, SLG: 0.429 <b>Steve Braun, L</b> OBP: 0.393, SLG: 0.357 (3, PH)	F9		SF8-4-6 BB	HR 2B	1-2 2-3 3-H 1B	1B 1B	3-1			1	0	0	0	0	0	1											
<b>Dan Ford, R</b> OBP: 0.309, SLG: 0.429 (1, 9)	L7		SF8-4-6 1-2 2-3 3-H 1B	HR 2B	1-2 2-3 3-H 1B	1B 1B				5	2	3	5	0	0	0											
<b>Roy Smalley, S</b> OBP: 0.366, SLG: 0.337 (1, 6)		PB 1B BB	4-3		1-2 2-H 1B	1B				3	1	2	1	3	0	1											
<b>Jerry Terrell, R</b> OBP: 0.277, SLG: 0.269 <b>Mike Cubbage, L</b> OBP: 0.346, SLG: 0.342 (5, 5)	L3		SH5-3 BB	4-3	1-2 2-3 1B	1B				1	0	0	0	0	0	1											
<b>Glenn Borgmann, R</b> OBP: 0.431, SLG: 0.380 (1, 2)	S 1B		SH5-3 1-2	K	1-2 2-3 1B	1B				5	0	2	1	0	1	5											
<b>Inning Stats</b>	R: 1 E: 0 K: 0 S: 5	H: 2 LOB: 1 BB: 0 P: 5	R: 1 E: 0 K: 1 S: 6	H: 1 LOB: 1 BB: 1 P: 10	R: 2 E: 1 K: 0 S: 4	H: 1 LOB: 1 BB: 2 P: 12	R: 6 E: 0 K: 0 S: 7	H: 4 LOB: 3 BB: 3 P: 19	R: 5 E: 1 K: 1 S: 10	H: 4 LOB: 3 BB: 3 P: 22	R: 2 E: 0 K: 0 S: 7	H: 5 LOB: 1 BB: 1 P: 11	R: 1 E: 0 K: 0 S: 3	H: 0 LOB: 2 BB: 2 P: 11	R: 0 E: 0 K: 0 S: 3	H: 1 LOB: 2 BB: 2 P: 11		1B: 13 2B: 4 3B: 1 HR: 1	SF: 2 SAC: 1 DP: 2 HBP: 0	WP: 2 PB: 1 SB: 1 CS: 0	PA: 55						
<b>PITCHER</b>	IP	WLS	BF	H	R	ER	SO	BB	IBB	HBP	BLK	WP	HR	S	P	ERA	WHIP										
<b>Andy Hassler, L</b> ERA: 3.55 (1, 1)	2.0	L	13	4	4	2	1	2	0	0	0	0	1	8	21	9.00	3.000										
<b>Tom Bruno, R</b> ERA: 5.29 (3, 1)	1.2		11	4	6	6	0	2	1	0	0	0	1	8	20	32.40	3.600										
<b>Bob McClure, L</b> ERA: 10.13 (4, 1)	0.1		2	0	0	0	0	1	0	0	0	0	0	1	5	0.00	3.000										
<b>Paul Splitterff, L</b> ERA: 3.77 (5, 1)	0.2		10	4	5	4	1	3	0	0	0	0	0	9	21	54.00	10.500										
<b>Jerry Gram, R</b> ERA: 13.5 (5, 1)	1.1		9	5	2	2	0	1	0	0	0	0	0	8	12	13.50	4.500										
<b>PITCHER</b>	IP	WLS	BF	H	R	ER	SO	BB	IBB	HBP	BLK	WP	HR	S	P	ERA	WHIP										
<b>Roger Nelson, R</b> ERA: 9.0 (7, 1)	1.0		5	0	1	1	0	2	0	0	0	0	0	3	11	9.00	2.000										
<b>Tom Hall, L</b> ERA: 4.5 (8, 1)	1.0		5	1	0	0	0	2	0	0	0	0	0	3	11	0.00	3.000										

AB 34  
R 3  
H 9  
RBI 3  
BB 7  
SO 5  
LOB 19

AB 38  
R 18  
H 18  
RBI 16  
BB 14  
SO 2  
LOB 22





Batter	1	2	3	4	5	6	7	8	9	AB	R	H	RBI	BB	SO	LOB	TOP			
Jim Wohlford, R OBP: 0.305, SLG: 0.303										5	2	2	1	0	0	1				
Amos Otis, R OBP: 0.353, SLG: 0.467										4	2	3	3	0	0	0				
George Brett, L OBP: 0.380, SLG: 0.465										5	0	2	1	0	0	2				
Hal McRae, R OBP: 0.416, SLG: 0.474										5	0	0	0	0	0	6				
John Mayberry, L OBP: 0.327, SLG: 0.361										4	0	1	1	0	1	2				
Al Cowens, R OBP: 0.306, SLG: 0.346										4	1	1	0	0	1	3				
Cookie Rojas, R OBP: 0.267, SLG: 0.263										4	0	0	0	0	0	3				
Frank White, R OBP: 0.273, SLG: 0.316										3	2	2	0	1	0	0				
Buck Martinez, R OBP: 0.270, SLG: 0.365										2	0	1	1	0	0	1				
Roger Kromel, L OBP: 0.250, SLG: 0.327										1	0	0	0	0	1	0				
John Whitlark, R OBP: 0.250, SLG: 0.280										0	0	0	0	0	0	0				
Jamie Quisenberry, R OBP: 0.250, SLG: 0.340										1	0	1	1	0	0	0				
Davey Nelson, R OBP: 0.250, SLG: 0.302										0	1	0	0	0	0	0				
Bob Stinson, S OBP: 0.340, SLG: 0.341										0	0	0	0	0	0	0				
<b>Inning Stats</b>	R: 2 E: 0 K: 1 S: 8	H: 3 LOB: 2 BB: 0 P: 9	R: 1 E: 0 K: 0 S: 4	H: 2 LOB: 0 BB: 0 P: 4	R: 0 E: 1 K: 0 S: 4	H: 0 LOB: 1 BB: 0 P: 4	R: 0 E: 0 K: 0 S: 2	H: 0 LOB: 0 BB: 1 P: 6	R: 0 E: 0 K: 0 S: 4	H: 2 LOB: 1 BB: 0 P: 4	R: 0 E: 0 K: 1 S: 5	H: 0 LOB: 0 BB: 0 P: 5	R: 0 E: 0 K: 1 S: 6	H: 1 LOB: 1 BB: 0 P: 6	R: 5 E: 0 K: 0 S: 8	H: 5 LOB: 1 BB: 0 P: 8	1B: 10 2B: 3 3B: 0 HR: 1	SF: 0 SAC: 0 DP: 2 HBP: 1	WP: 0 PB: 0 SB: 1 CS: 1	PA: 41
<b>PITCHER</b>	IP WLS BF H R ER SO BB IBB HBP BLK WP HR S P ERA WHIP																			
Bill Singer, R ERA: 3.96	(1, 1) 7.2 31 8 3 3 2 1 0 1 0 0 0 33 38 3.52 1.174																			
Tom Burgmeier, L ERA: 2.31	(8, 1) 0.1 1 0 0 0 1 0 0 0 0 0 0 1 3 3 0.00 0.000																			
Bill Campbell, R ERA: 3.2	(9, 1) 0.1 L 6 5 5 0 0 0 0 0 0 0 0 1 6 6 135.00 15.000																			
Tom Johnson, R ERA: 2.7	(9, 1) 0.2 2 0 0 0 0 0 0 0 0 0 0 0 2 2 0.00 0.000																			

**Kansas City Royals @ Minnesota Twins**  
 Metropolitan Stadium, Bloomington, MI  
 Sat Sep 11 1976, 4:33 AM EDT  
 Alt. 8,955 - Unknown - 84 F

livebaseballscores.com

AB 38  
 R 8  
 H 13  
 RBI 8  
 BB 1  
 SO 3  
 LOB 18

Batter	1	2	3	4	5	6	7	8	9	AB	R	H	RBI	BB	SO	LOB	BOTTOM					
Steve Braun, L OBP: 0.388, SLG: 0.352										5	0	0	0	0	0	1						
Roy Smalley, S OBP: 0.367, SLG: 0.336										5	0	1	0	0	2	0						
Rod Carew, L OBP: 0.400, SLG: 0.457										5	1	3	0	0	0	1						
Lyman Bostock, L OBP: 0.375, SLG: 0.448										5	1	2	1	0	0	3						
Butch Wynegar, S OBP: 0.367, SLG: 0.372										3	1	1	0	1	0	0						
Mike Cubbage, L OBP: 0.345, SLG: 0.341										4	1	1	0	0	0	3						
Larry Hisle, R OBP: 0.331, SLG: 0.379										3	1	1	1	1	0	2						
Dan Ford, R OBP: 0.313, SLG: 0.436										4	1	3	3	0	1	0						
Bob Randall, R OBP: 0.317, SLG: 0.320										4	0	1	1	0	0	4						
<b>Inning Stats</b>	R: 0 E: 0 K: 0 S: 4	H: 1 LOB: 1 BB: 0 P: 4	R: 0 E: 0 K: 0 S: 2	H: 0 LOB: 0 BB: 1 P: 6	R: 0 E: 1 K: 1 S: 5	H: 0 LOB: 0 BB: 0 P: 5	R: 3 E: 2 K: 0 S: 7	H: 3 LOB: 2 BB: 1 P: 11	R: 1 E: 0 K: 1 S: 6	H: 2 LOB: 0 BB: 0 P: 6	R: 0 E: 0 K: 0 S: 5	H: 2 LOB: 2 BB: 0 P: 5	R: 0 E: 0 K: 0 S: 4	H: 1 LOB: 1 BB: 0 P: 4	R: 2 E: 0 K: 0 S: 6	H: 3 LOB: 1 BB: 0 P: 6	R: 0 E: 0 K: 1 S: 5	H: 1 LOB: 0 BB: 0 P: 5	1B: 10 2B: 2 3B: 1 HR: 0	SF: 0 SAC: 0 DP: 2 HBP: 0	WP: 1 PB: 0 SB: 0 CS: 1	PA: 41
<b>PITCHER</b>	IP WLS BF H R ER SO BB IBB HBP BLK WP HR S P ERA WHIP																					
Doug Bird, R ERA: 3.48	(1, 1) 6.0 27 8 4 1 2 2 0 0 0 0 1 0 7 7 5.40 1.200																					
Steve Mingo, L ERA: 2.13	(7, 1) 1.2 7 2 1 1 0 0 0 0 0 0 1 0 7 7 5.40 1.200																					
Mark Littell, R ERA: 1.93	(8, 1) 1.1 W 6 3 1 1 1 0 0 0 0 0 0 0 0 8 8 6.75 2.250																					

**Kansas City Royals @ Minnesota Twins**  
 Metropolitan Stadium, Bloomington, MI  
 Sat Sep 11 1976, 4:33 AM EDT  
 Alt. 8,955 - Unknown - 84 F

livebaseballscores.com


AB 38  
 R 6  
 H 13  
 RBI 6  
 BB 2  
 SO 3  
 LOB 14



Batter	1	2	3	4	5	6	7	8	9	AB	R	H	RBI	BB	SO	LOB	TOP								
<b>Jim Wohlford, R</b> OBP: 0.305, SLG: 0.303 (1, 7)	0-3 K	0-3 K		0-3 K		0-0 2B 1B	0-0 F3		0-0 1B	6	1	2	2	0	3	2									
<b>Amos Otis, R</b> OBP: 0.381, SLG: 0.465 <b>Willie Wilson, S</b> OBP: 0.500, SLG: 0.500 (1, 8) (9, 8)	0-0 F5		0-0 F8		0-3 K	0-0 2B 2B	0-0 E6 1B FC6-4		0-0 P6	6	2	1	2	0	1	1									
<b>George Brett, L</b> OBP: 0.381, SLG: 0.464 (1, 5)	0-0 1B		0-0 F7		0-0 P1	0-0 2B BB	0-0 FC6-4 1B		0-0 F8	5	1	2	0	1	0	1									
<b>John Mayberry, L</b> OBP: 0.327, SLG: 0.361 <b>Jame Quirk, L</b> OBP: 0.252, SLG: 0.340 (1, 3) (9, 3)	0-3 K		0-0 4-3		4-0 BB	0-0 2B 2B	0-0 FC6-4 1B		0-0 F7	5	2	1	3	1	1	3									
<b>Hal McRae, R</b> OBP: 0.419, SLG: 0.478 (1, 10)		4-0 2B BB		0-0 E CS 1B	0-0 F5	0-0 E 3B 2B	0-0 1B			4	3	3	2	1	0	1									
<b>Al Cowens, R</b> OBP: 0.304, SLG: 0.342 <b>Ruppert Jones, L</b> OBP: 0.250, SLG: 0.327 (1, 9) (9, 9)		0-0 P5		0-0 E4 CS 1B		0-0 P6 E5 BB 3B		0-0 G3		5	2	0	0	0	0	3									
<b>Cookie Rojas, R</b> OBP: 0.273, SLG: 0.273 (1, 4)		0-0 SF8 2B		0-3 K		0-0 K		0-0 6-3		4	2	1	1	1	2	1									
<b>Frank White, R</b> OBP: 0.275, SLG: 0.320 (1, 6)		0-0 SF8		0-3 K		0-0 E6 1B		0-0 F7		4	1	1	4	0	1	1									
<b>Bob Stinson, S</b> OBP: 0.351, SLG: 0.355 (1, 2)		1-0 HBP		0-0 1B		0-0 1B			0-0 1B 2B	4	2	3	1	0	0	1									
<b>Inning Stats</b>	R: 0 E: 0 K: 2 S: 8	H: 1 LOB: 1 BB: 0 P: 8	R: 2 E: 0 K: 1 S: 6	H: 1 LOB: 1 BB: 1 P: 11	R: 0 E: 0 K: 0 S: 3	H: 0 LOB: 0 BB: 0 P: 3	R: 2 E: 1 K: 3 S: 12	H: 2 LOB: 1 BB: 0 P: 12	R: 0 E: 0 K: 1 S: 5	H: 0 LOB: 1 BB: 1 P: 9	R: 9 E: 2 K: 1 S: 13	H: 6 LOB: 1 BB: 2 P: 21	R: 2 E: 2 K: 0 S: 5	H: 2 LOB: 1 BB: 0 P: 5	R: 0 E: 0 K: 0 S: 3	H: 0 LOB: 0 BB: 0 P: 3	R: 1 E: 0 K: 0 S: 5	H: 2 LOB: 1 BB: 0 P: 5	1B: 8 2B: 5 3B: 1 HR: 0	SF: 1 SAC: 0 DP: 0 HBP: 1	WP: 0 PB: 0 SB: 1 CS: 2	PA: 49			
<b>PITCHER</b>	IP	WLS	BF	H	R	ER	SO	BB	IBB	HBP	BLK	WP	HR	S	P	ERA	WHIP								
<b>Pete Redfern, R</b> ERA: 4.03 (1, 1)	5.2	L	29	7	8	3	8	2	0	1	0	0	0	42	51	4.76	1.588								
<b>Tom Burgmeier, L</b> ERA: 2.49 (6, 1)	0.1		7	3	5	1	0	2	0	0	0	0	0	5	13	27.00	15.000								
<b>Eddie Bane, L</b> ERA: 5.11 (7, 1)	3.0		13	4	3	1	0	0	0	0	0	0	0	13	13	3.00	1.333								

**Kansas City Royals @ Minnesota Twins**  
Metropolitan Stadium, Bloomington, MI  
Sun Sep 12 1976, 4:33 AM EDT  
Att: 8,101 - Unknown - 89 F


**AB 43**  
**R 16**  
**H 14**  
**RBI 15**  
**BB 4**  
**SO 8**  
**LOB 14**



Batter	1	2	3	4	5	6	7	8	9	AB	R	H	RBI	BB	SO	LOB	BOTTOM								
<b>Steve Braun, L</b> OBP: 0.384, SLG: 0.348 (1, 10)	0-0 4-3		0-0 SF9		0-0 4-3		0-0 F9		0-0 FC6-4	4	0	0	1	0	0	2									
<b>Roy Smalley, S</b> OBP: 0.354, SLG: 0.333 (1, 6)	0-0 3-1		0-0 4-3			0-0 F7		0-0 L7		4	0	0	0	0	0	1									
<b>Rod Carew, L</b> OBP: 0.399, SLG: 0.458 (1, 3)	0-3 K			0-0 F7		0-0 4-3 1B 2B		0-3 K		4	1	1	0	0	2	0									
<b>Lyman Bostock, L</b> OBP: 0.372, SLG: 0.443 (1, 8)		0-0 L4		0-0 F8		0-0 4-3		0-0 6-3		4	0	0	0	0	0	1									
<b>Butch Wynegar, S</b> OBP: 0.368, SLG: 0.373 (1, 2)		0-0 F7		0-0 4-3		0-0 2B 1B			0-0 HR 1B	4	2	2	1	0	0	0									
<b>Mike Cubbage, L</b> OBP: 0.347, SLG: 0.352 (1, 5)		0-0 4-3			0-0 1B 3B	0-0 1B 2B			0-0 F8	4	1	2	1	0	0	1									
<b>Larry Hisle, R</b> OBP: 0.330, SLG: 0.383 (1, 7)			0-0 6-3		0-0 F8	0-0 6-3			0-0 HR	4	1	1	2	0	0	2									
<b>Dan Ford, R</b> OBP: 0.312, SLG: 0.434 (1, 9)			0-0 E5 1B SF9		0-0 1B		0-0 5-3		0-0 F9	4	1	1	1	0	0	0									
<b>Bob Randall, R</b> OBP: 0.319, SLG: 0.322 (1, 4)			0-0 1B		0-0 L4		0-0 F7		0-0 FC6-4 1B	4	0	2	0	0	0	1									
<b>Inning Stats</b>	R: 0 E: 0 K: 1 S: 5	H: 0 LOB: 0 BB: 0 P: 5	R: 0 E: 0 K: 0 S: 3	H: 0 LOB: 0 BB: 0 P: 3	R: 1 E: 1 K: 0 S: 5	H: 1 LOB: 1 BB: 0 P: 5	R: 0 E: 0 K: 0 S: 3	H: 0 LOB: 0 BB: 0 P: 3	R: 1 E: 0 K: 0 S: 5	H: 2 LOB: 1 BB: 0 P: 5	R: 2 E: 0 K: 0 S: 6	H: 3 LOB: 1 BB: 0 P: 6	R: 0 E: 0 K: 0 S: 3	H: 0 LOB: 0 BB: 0 P: 3	R: 0 E: 0 K: 1 S: 5	H: 0 LOB: 0 BB: 0 P: 5	R: 2 E: 0 K: 0 S: 6	H: 3 LOB: 1 BB: 0 P: 6	1B: 5 2B: 2 3B: 1 HR: 1	SF: 1 SAC: 0 DP: 0 HBP: 0	WP: 0 PB: 0 SB: 1 CS: 0	PA: 37			
<b>PITCHER</b>	IP	WLS	BF	H	R	ER	SO	BB	IBB	HBP	BLK	WP	HR	S	P	ERA	WHIP								
<b>Marty Pattin, R</b> ERA: 2.85 (1, 1)	7.0	W	28	6	4	3	1	0	0	0	0	0	0	30	30	3.86	0.857								
<b>Paul Splitteroff, L</b> ERA: 3.54 (8, 1)	2.0		9	3	2	2	1	0	0	0	0	0	1	11	11	9.00	1.500								

**Kansas City Royals @ Minnesota Twins**  
Metropolitan Stadium, Bloomington, MI  
Sun Sep 12 1976, 4:33 AM EDT  
Att: 8,101 - Unknown - 89 F

**AB 36**  
**R 6**  
**H 9**  
**RBI 6**  
**BB 0**  
**SO 2**  
**LOB 8**





Batter	1	2	3	4	5	6	7	8	9	AB	R	H	RBI	BB	SO	LOB	TOP										
Jim Wohlford, R (1, 7) OBP: 0.305, SLG: 0.302	0-3 K		0-0 K			0-3 K		0-0 G3		4	0	1	1	0	2	0	<b>Kansas City Royals @ Chicago White Sox</b> Comiskey Park, Chicago, IL Mon Sep 13 1976, 4:33 AM EDT Unknown <a href="http://livebaseballscorecards.com">livebaseballscorecards.com</a>										
Amos Otis, R (1, 8) OBP: 0.346, SLG: 0.462	0-3 K		0-3 K			0-0 F8		0-0 5-3		4	0	0	0	0	2	1											
George Brett, L (1, 5) OBP: 0.380, SLG: 0.463	0-0 P4				0-0 F7				0-0 F7	4	1	1	0	0	0	0											
John Mayberry, L (1, 3) OBP: 0.328, SLG: 0.362 Davey Nelson, R (9, PR) OBP: 0.299, SLG: 0.302		0-3 K			0-0 P4				0-0 F7	4	0	2	0	0	1	0											
Hal McRae, R (1, 10) OBP: 0.416, SLG: 0.474		0-3 K			0-3 K				0-0 F8	4	0	0	0	0	2	2											
Tom Pocuette, L (1, 9) OBP: 0.372, SLG: 0.449 Al Cowens, R (9, PH) OBP: 0.303, SLG: 0.342		0-0 4-3				0-3 K			0-0 4-3	3	1	1	0	0	1	0											
Cookie Rojas, R (1, 4) OBP: 0.283, SLG: 0.294 Freddie Patek, R (7, PR) OBP: 0.329, SLG: 0.313						0-0 4-3				3	1	2	1	0	0	0											
Frank White, R (1, 6) OBP: 0.271, SLG: 0.318						0-0 5-3				3	0	0	0	0	1	2											
Buck Martinez, R (1, 2) OBP: 0.267, SLG: 0.361						0-3 K			0-0 F2	3	0	0	0	0	2	1											
<b>Inning Stats</b>	R: 0 E: 0 K: 2 S: 7	H: 0 LOB: 0 BB: 0 P: 7	R: 0 E: 0 K: 2 S: 7	H: 0 LOB: 0 BB: 0 P: 7	R: 1 E: 0 K: 3 S: 11	H: 2 LOB: 1 BB: 0 P: 11	R: 0 E: 0 K: 1 S: 5	H: 0 LOB: 0 BB: 0 P: 5	R: 0 E: 0 K: 1 S: 5	H: 0 LOB: 0 BB: 0 P: 5	R: 2 E: 0 K: 0 S: 6	H: 4 LOB: 2 BB: 0 P: 6	R: 0 E: 0 K: 0 S: 3	H: 0 LOB: 0 BB: 0 P: 3	R: 0 E: 0 K: 0 S: 4	H: 1 LOB: 1 BB: 0 P: 4		1B: 5 2B: 1 3B: 0 HR: 0	SF: 0 SAC: 0 DP: 1 HBP: 0	WP: 0 PB: 0 SB: 1 CS: 0	PA: 33						
<b>PITCHER</b>	IP	WLS	BF	H	R	ER	SO	BB	IBB	HBP	BLK	WP	HR	S	P	ERA	WHIP										
Chris Knapp, R (1, 1) ERA: 3.94	8.0	W	29	6	3	3	11	0	0	0	0	0	0	51	51	3.38	0.750										
Dave Hamilton, L (9, 1) ERA: 3.49	1.0	S	4	1	0	0	0	0	0	0	0	0	0	4	4	0.00	1.000										

Batter	1	2	3	4	5	6	7	8	9	AB	R	H	RBI	BB	SO	LOB	BOTTOM										
Ralph Garr, L (1, 9) OBP: 0.331, SLG: 0.406	0-0 6-3		0-0 HR							4	1	2	0	0	0	0	<b>Kansas City Royals @ Chicago White Sox</b> Comiskey Park, Chicago, IL Mon Sep 13 1976, 4:33 AM EDT Unknown <a href="http://livebaseballscorecards.com">livebaseballscorecards.com</a>										
Alan Bannister, R (1, 8) OBP: 0.295, SLG: 0.310	0-0 6-3		0-0 4-1							4	0	0	0	0	1	2											
Jim Spencer, L (1, 3) OBP: 0.322, SLG: 0.372	0-0 1B		0-0 P4							4	1	2	0	0	0	2											
Jorge Orta, L (1, 7) OBP: 0.320, SLG: 0.425	0-3 K		0-0 HR							4	1	2	2	0	1	1											
Lamar Johnson, R (1, 10) OBP: 0.376, SLG: 0.422		0-0 L4			0-0 F9					3	0	0	0	0	0	0											
Bill Stein, R (1, 4) OBP: 0.321, SLG: 0.358		0-0 G3			0-0 F9					3	0	0	0	1	1	0											
Kevin Bell, R (1, 5) OBP: 0.296, SLG: 0.402		0-0 BB			0-0 5-3					3	0	1	1	0	0	0											
Brian Downing, R (1, 2) OBP: 0.331, SLG: 0.328		4-0 BB			0-0 1B					2	1	1	0	2	0	2											
Bucky Dent, R (1, 6) OBP: 0.301, SLG: 0.300		0-0 F8			0-0 1-3					3	0	0	0	0	0	4											
<b>Inning Stats</b>	R: 0 E: 0 K: 1 S: 6	H: 1 LOB: 1 BB: 0 P: 6	R: 0 E: 0 K: 0 S: 4	H: 1 LOB: 2 BB: 1 P: 8	R: 2 E: 0 K: 0 S: 5	H: 2 LOB: 0 BB: 0 P: 5	R: 0 E: 0 K: 0 S: 4	H: 1 LOB: 1 BB: 0 P: 4	R: 0 E: 0 K: 0 S: 3	H: 0 LOB: 0 BB: 0 P: 3	R: 0 E: 0 K: 1 S: 5	H: 0 LOB: 0 BB: 0 P: 5	R: 1 E: 0 K: 1 S: 6	H: 1 LOB: 1 BB: 1 P: 10	R: 1 E: 0 K: 0 S: 5	H: 2 LOB: 2 BB: 1 P: 9		1B: 6 2B: 1 3B: 0 HR: 1	SF: 1 SAC: 1 DP: 0 HBP: 0	WP: 0 PB: 1 SB: 0 CS: 1	PA: 36						
<b>PITCHER</b>	IP	WLS	BF	H	R	ER	SO	BB	IBB	HBP	BLK	WP	HR	S	P	ERA	WHIP										
Dennis Leonard, R (1, 1) ERA: 3.39	8.0	L	35	8	4	3	3	2	1	0	0	0	1	38	50	3.38	1.250										




Batter	1	2	3	4	5	6	7	8	9	AB	R	H	RBI	BB	SO	LOB	TOP					
Jim Wohlford, R (1.7)	E4 CS		F9		K		6-3		FC6-4 1B	5	0	1	0	0	1	3						
Amos Otis, R (1.8)	F9		G6-4-3 1-2		F9		K		P4	5	0	0	0	0	1	5						
George Brett, L (1.5)	WP 1B			L1		1B SF8		6-3	FC6-4	5	1	2	0	0	0	1						
Hal McRae, R (1.10)	5-3			G6-3 HBP		FC5-4 1B		SF7		3	1	2	0	0	0	1						
John Mayberry, L (1.3)			K	G6-3		SF8		SF7		2	0	0	2	0	1	1						
Al Cowens, R (1.9)	5-3 1B				L6	F9				4	0	2	0	0	0	1						
Frank White, R (1.4)	5-3				BB 2B	FC5-4 1-2				3	1	1	0	1	0	2						
Freddie Patek, R (1.6)	K				2B E BB		F8	F5		3	1	0	0	1	1	3						
John Wathan, R (1.2)					E4 1-H 2-H				F9	3	0	2	1	1	0	0						
<b>Inning Stats</b>	R: 0 E: 1 K: 0 S: 4	H: 1 LOB: 1 BB: 0 P: 4	R: 0 E: 0 K: 2 S: 8	H: 1 LOB: 1 BB: 0 P: 8	R: 0 E: 0 K: 0 S: 3	H: 1 LOB: 0 BB: 0 P: 3	R: 0 E: 0 K: 0 S: 2	H: 0 LOB: 0 BB: 0 P: 3	R: 2 E: 1 K: 1 S: 7	H: 2 LOB: 1 BB: 1 P: 11	R: 1 E: 0 K: 0 S: 5	H: 2 LOB: 1 BB: 0 P: 5	R: 0 E: 0 K: 1 S: 5	H: 0 LOB: 1 BB: 1 P: 9	R: 1 E: 0 K: 0 S: 5	H: 2 LOB: 2 BB: 0 P: 9	R: 0 E: 0 K: 0 S: 4	H: 1 LOB: 1 BB: 0 P: 4	1B: 7 2B: 2 3B: 1 HR: 0	SF: 2 SAC: 0 DP: 2 HBP: 1	WP: 1 PB: 0 SB: 0 CS: 1	PA: 39
<b>PITCHER</b> Ken Brett, L (1.1) ERA: 3.24	IP: 9.0 WLS: W BF: 39 H: 10 R: 4 ER: 3 SO: 4 BB: 3 IBB: 0 HBP: 1 BLK: 0 WP: 1 HR: 0 S: 43 P: 56 ERA: 3.00 WHIP: 1.444															<b>PITCHER</b>						

**Kansas City Royals @ Chicago White Sox**  
Comiskey Park, Chicago, IL  
Mon Sep 13 1976, 4:38 AM EDT  
Att: 5,327 - Unknown

livebaseballscorecards.com

AB	33
R	4
H	10
RBI	3
BB	3
SO	4
LOB	17




Batter	1	2	3	4	5	6	7	8	9	AB	R	H	RBI	BB	SO	LOB	BOTTOM					
Ralph Garr, L (1.9)	4-3		G4-6-3 1-2			6-3		P4		4	0	0	0	0	0	2						
Alan Bannister, R (1.8)	F9			G3-6-3 E 1B		G3 BB		HR 1B		3	2	2	0	1	0	0						
Jim Spencer, L (1.3)	4-3			G3-6-3 BB		G3		HR		3	1	1	3	1	0	1						
Jorge Orta, L (1.7)		4-3		G3-6-3 1-2 2-3		P6		S 1B		4	0	1	0	0	0	3						
Lamar Johnson, R (1.10)		FC6-4 1B		E6		HR		K		4	1	2	1	0	1	1						
Bill Stein, R (1.4)		FC6-4 1-2		F9		F4		4-3		4	0	0	0	0	0	3						
Kevin Bell, R (1.5)		FC6-4 1-2			K		F9			3	0	0	0	0	1	1						
Bucky Dent, R (1.6)			F8		K		G3			3	0	0	0	0	1	0						
Jim Essian, R (1.2)					K			1B HR 1B		3	1	2	0	0	1	0						
<b>Inning Stats</b>	R: 0 E: 0 K: 0 S: 3	H: 0 LOB: 0 BB: 0 P: 3	R: 0 E: 0 K: 0 S: 4	H: 1 LOB: 1 BB: 0 P: 4	R: 0 E: 0 K: 0 S: 3	H: 1 LOB: 0 BB: 0 P: 3	R: 1 E: 1 K: 0 S: 4	H: 1 LOB: 1 BB: 1 P: 8	R: 0 E: 0 K: 3 S: 9	H: 0 LOB: 0 BB: 0 P: 9	R: 0 E: 0 K: 0 S: 3	H: 0 LOB: 1 BB: 1 P: 7	R: 1 E: 0 K: 0 S: 4	H: 1 LOB: 0 BB: 0 P: 4	R: 3 E: 0 K: 1 S: 9	H: 4 LOB: 1 BB: 0 P: 9	R: 0 E: 0 K: 0 S: 4	H: 0 LOB: 0 BB: 0 P: 4	1B: 6 2B: 0 3B: 0 HR: 2	SF: 0 SAC: 0 DP: 2 HBP: 0	WP: 0 PB: 0 SB: 1 CS: 0	PA: 33
<b>PITCHER</b> Al Fitzmorris, R (1.1) ERA: 3.06 Steve Mingo, L (8.1) ERA: 2.39 Mark Littell, R (8.1) ERA: 1.91	IP: 7.0 WLS: L BF: 4 H: 3 R: 2 ER: 2 SO: 0 BB: 0 IBB: 0 HBP: 0 BLK: 0 WP: 0 HR: 1 S: 4 P: 4 ERA: 54.00 WHIP: 9.000															<b>PITCHER</b>						

**Kansas City Royals @ Chicago White Sox**  
Comiskey Park, Chicago, IL  
Mon Sep 13 1976, 4:38 AM EDT  
Att: 5,327 - Unknown

livebaseballscorecards.com

AB	31
R	5
H	8
RBI	4
BB	2
SO	4
LOB	11









Batter	1	2	3	4	5	6	7	8	9	AB	R	H	RBI	BB	SO	LOB	TOP					
Tom Poquette, L (1,7) OBP: 0.371, SLG: 0.444										3	0	1	1	1	1	0						
Amos Otis, R (1,8) OBP: 0.347, SLG: 0.457										3	0	2	0	1	0	0						
George Brett, L (1,5) OBP: 0.380, SLG: 0.462										3	0	0	0	1	0	3						
John Mayberry, L (1,3) OBP: 0.325, SLG: 0.359										4	0	1	0	0	0	3						
Hal McRae, R (1,10) OBP: 0.414, SLG: 0.476										4	0	0	0	0	3	3						
Al Cowens, R (1,9) OBP: 0.302, SLG: 0.342										3	0	0	0	0	2	0						
Bob Stinson, S (1,2) OBP: 0.358, SLG: 0.360										2	0	1	0	1	1	0						
Frank White, R (1,4) OBP: 0.271, SLG: 0.315										3	0	0	0	0	1	2						
Freddie Patek, R (1,6) OBP: 0.327, SLG: 0.310										3	1	1	0	0	1	1						
<b>Inning Stats</b>	R: 0 E: 0 K: 0 S: 2	H: 0 LOB: 1 BB: 2 P: 10	R: 0 E: 0 K: 2 S: 7	H: 0 LOB: 0 BB: 0 P: 7	R: 0 E: 0 K: 1 S: 5	H: 0 LOB: 0 BB: 0 P: 5	R: 0 E: 0 K: 1 S: 6	H: 1 LOB: 1 BB: 0 P: 6	R: 0 E: 0 K: 2 S: 6	H: 0 LOB: 1 BB: 1 P: 10	R: 1 E: 0 K: 0 S: 4	H: 3 LOB: 0 BB: 0 P: 4	R: 0 E: 0 K: 2 S: 7	H: 0 LOB: 0 BB: 0 P: 7	R: 0 E: 0 K: 0 S: 3	H: 1 LOB: 0 BB: 0 P: 3	R: 0 E: 1 K: 1 S: 6	H: 1 LOB: 2 BB: 1 P: 10	1B: 6 2B: 3 3B: 0 HR: 0	SF: 0 SAC: 0 DP: 3 HBP: 0	WP: 0 PB: 0 CS: 1	PA: 33
<b>PITCHER</b> Nolan Ryan, R (1,1) ERA: 3.67	IP: 9.0 WLS: W BF: 32 H: 6 R: 1 ER: 1 SO: 9 BB: 4 IBB: 0 HBP: 0 BLK: 0 WP: 0 HR: 0 S: 46 P: 62 ERA: 1.00 WHIP: 1.111															<b>PITCHER</b>						

Kansas City Royals @ California Angels  
Anaheim Stadium, Anaheim, CA  
Wed Sep 15 1976, 10:05 PM EDT  
Att: 6,350 - Unknown

AB 28  
R 1  
H 6  
RBI 1  
BB 4  
SO 9  
LOB 12



Batter	1	2	3	4	5	6	7	8	9	AB	R	H	RBI	BB	SO	LOB	BOTTOM			
Dave Collins, S (1,7) OBP: 0.322, SLG: 0.320										4	0	1	0	0	1	1				
Jerry Remy, L (1,4) OBP: 0.315, SLG: 0.303										4	1	0	0	0	0	1				
Dan Briggs, L (1,8) OBP: 0.265, SLG: 0.306										4	1	2	0	0	0	0				
Tony Solaita, L (1,3) OBP: 0.354, SLG: 0.413										3	0	1	0	0	0	0				
Rusty Torres, S (7, PR) OBP: 0.307, SLG: 0.358										0	0	0	0	1	0	0				
Bruce Bochte, L (1,9) OBP: 0.350, SLG: 0.313										2	0	0	1	0	0	0				
Tommy Davis, R (9, PH) OBP: 0.312, SLG: 0.329										1	0	1	1	0	0	0				
Mario Guerrero, R (1,10) OBP: 0.308, SLG: 0.347										3	0	0	0	0	0	1				
Mike Miley, S (1,6) OBP: 0.305, SLG: 0.253										3	0	0	0	0	2	0				
Terry Humphrey, R (1,2) OBP: 0.304, SLG: 0.311										3	0	0	0	0	0	0				
Dave Chalk, R (1,5) OBP: 0.305, SLG: 0.253										3	0	1	0	0	0	0				
<b>Inning Stats</b>	R: 0 E: 0 K: 0 S: 3	H: 0 LOB: 0 BB: 0 P: 3	R: 0 E: 0 K: 0 S: 3	H: 0 LOB: 0 BB: 0 P: 3	R: 0 E: 0 K: 0 S: 4	H: 1 LOB: 0 BB: 0 P: 4	R: 0 E: 0 K: 0 S: 3	H: 0 LOB: 0 BB: 0 P: 3	R: 0 E: 0 K: 1 S: 5	H: 0 LOB: 0 BB: 0 P: 5	R: 1 E: 0 K: 0 S: 5	H: 2 LOB: 1 BB: 0 P: 5	R: 0 E: 0 K: 1 S: 5	H: 0 LOB: 0 BB: 0 P: 5	R: 1 E: 0 K: 0 S: 4	H: 3 LOB: 3 BB: 1 P: 8	1B: 5 2B: 1 3B: 0 HR: 0	SF: 1 SAC: 0 DP: 0 HBP: 0	WP: 0 PB: 0 CS: 0	PA: 32
<b>PITCHER</b> Doug Bird, R (1,1) ERA: 3.42 Steve Mingo, L (9,1) ERA: 2.39 Mark Littell, R (9,1) ERA: 1.91	IP: 8.1 WLS: L BF: 30 H: 5 R: 2 ER: 2 SO: 3 BB: 0 IBB: 0 HBP: 0 BLK: 0 WP: 0 HR: 0 S: 36 P: 36 ERA: 2.16 WHIP: 0.600															<b>PITCHER</b>				

Kansas City Royals @ California Angels  
Anaheim Stadium, Anaheim, CA  
Wed Sep 15 1976, 10:05 PM EDT  
Att: 6,350 - Unknown

AB 30  
R 2  
H 6  
RBI 2  
BB 1  
SO 3  
LOB 3





Batter	1	2	3	4	5	6	7	8	9	AB	R	H	RBI	BB	SO	LOB	TOP					
Jim Wohlford, R (1, 7) OBP: 0.306, SLG: 0.308	0-0 6-3		0-0 L3			0-0 1-2 4-3 1B	0-0 2B			4	0	2	0	0	0	2						
Al Cowens, R (1, 9) OBP: 0.300, SLG: 0.340	0-3 K		0-0 F9			0-0 1-2 2-3 4-3	0-0 P4			4	0	0	0	0	1	5						
George Brett, L (1, 5) OBP: 0.378, SLG: 0.459	0-0 6-3			0-0 4-3		0-3 K		0-0 4-3		4	0	0	0	0	1	2						
Hal McRae, R (1, 10) OBP: 0.413, SLG: 0.473		0-3 K		0-0 F8		1-0 HBP		0-0 F8		3	0	0	0	0	1	0						
Amos Otis, R (1, 8) OBP: 0.345, SLG: 0.454		0-0 5-3		0-3 K		0-0 P4		0-0 F8		4	0	0	0	0	1	3						
John Mayberry, L (1, 3) OBP: 0.323, SLG: 0.356		0-0 6-3			0-0 4-3		0-0 4-3		0-0 F9	4	0	0	0	0	0	0						
Frank White, R (1, 4) OBP: 0.270, SLG: 0.317			0-0 E5		0-0 F5		0-0 G1		0-0 2B	4	0	1	0	0	0	0						
Freddie Patek, R (1, 6) OBP: 0.327, SLG: 0.312			0-0 5-3		0-0 5-3		0-0 HR		0-0 L1	4	1	1	0	0	0	2						
Buck Martinez, R (1, 2) OBP: 0.274, SLG: 0.374			1-2 BB			4-0 4-3 1B BB		0-0 2H HR		2	1	1	2	2	0	1						
<b>Inning Stats</b>	R: 0 E: 0 K: 1 S: 5	H: 0 LOB: 0 BB: 0 P: 5	R: 0 E: 0 K: 1 S: 5	H: 0 LOB: 0 BB: 0 P: 5	R: 0 E: 1 K: 0 S: 4	H: 0 LOB: 2 BB: 1 P: 8	R: 0 E: 0 K: 0 S: 5	H: 0 LOB: 0 BB: 0 P: 5	R: 0 E: 0 K: 0 S: 3	H: 0 LOB: 0 BB: 0 P: 3	R: 0 E: 0 K: 1 S: 6	H: 1 LOB: 3 BB: 1 P: 11	R: 2 E: 0 K: 0 S: 6	H: 3 LOB: 1 BB: 0 P: 6	R: 0 E: 0 K: 0 S: 3	H: 0 LOB: 0 BB: 0 P: 3	R: 0 E: 0 K: 0 S: 4	H: 1 LOB: 1 BB: 0 P: 4	1B: 1 2B: 3 3B: 0 HR: 1	SF: 0 SAC: 0 DP: 0 HBP: 1	WP: 0 PB: 0 SB: 0 CS: 0	PA: 36
<b>PITCHER</b> Frank Tanana, L (1, 1) ERA: 2.64	IP: 9.0 WLS: L BF: 36 H: 5 R: 2 ER: 2 SO: 4 BB: 2 IBB: 0 HBP: 1 BLK: 0 WP: 0 HR: 1 S: 41 P: 50 ERA: 2.00 WHIP: 0.778															<b>PITCHER</b>						

**Kansas City Royals @ California Angels**  
 Anaheim Stadium, Anaheim, CA  
 Thu Sep 16 1976, 10:05 PM EDT  
 Alt. 7,440 - Unknown - 63 F

AB	33
R	2
H	5
RBI	2
BB	2
SO	4
LOB	15



Batter	1	2	3	4	5	6	7	8	9	AB	R	H	RBI	BB	SO	LOB	BOTTOM					
Dave Collins, S (1, 7) OBP: 0.321, SLG: 0.323	0-0 F7		0-0 2B		0-3 K		0-0 P6			4	0	1	0	0	1	2						
Jerry Remy, L (1, 4) OBP: 0.313, SLG: 0.301	0-0 1-3		0-0 F9		0-0 4-3			0-0 F9		4	0	0	0	0	0	1						
Dan Briggs, L (1, 8) OBP: 0.261, SLG: 0.300	0-0 F7		0-0 F7			0-3 K		0-0 P6		4	0	0	0	0	1	1						
Tony Solaita, L (1, 3) OBP: 0.352, SLG: 0.407		0-0 4-3		4-0 2B BB		0-3 K		0-0 F5		3	0	0	0	1	1	0						
Bruce Bochte, L (1, 9) OBP: 0.349, SLG: 0.312		0-0 BB 1B		0-3 K		0-0 F7			0-0 6-3	4	0	1	0	0	1	1						
Mario Guerrero, R (1, 10) OBP: 0.311, SLG: 0.353		0-0 P4		0-0 2B			0-0 1B 1B		0-0 P6	4	0	2	0	0	0	1						
Mike Miley, S (1, 6) OBP: 0.277, SLG: 0.369		4-0 BB		1-2 BB		0-0 F7			0-0 4-3	1	0	0	0	2	0	1						
Terry Humphrey, R (1, 2) OBP: 0.301, SLG: 0.307		0-0 F8		0-0 G6-4-3			0-3 K			2	0	0	0	0	0	5						
Mike Esler, L (7, PH) OBP: 0.289, SLG: 0.293										1	0	0	0	0	1	1						
Andy Etchebarren, R (8, 2) OBP: 0.299, SLG: 0.263										0	0	0	0	0	0	0						
Dave Chalk, R (1, 5) OBP: 0.304, SLG: 0.251										2	0	0	0	0	0	0						
Bill Melton, R (7, PH) OBP: 0.299, SLG: 0.335										1	0	1	0	0	0	0						
Ron Jackson, R (7, PR) OBP: 0.282, SLG: 0.319										0	0	0	0	0	0	0						
<b>Inning Stats</b>	R: 0 E: 0 K: 0 S: 3	H: 1 LOB: 2 BB: 1 P: 8	R: 0 E: 0 K: 0 S: 4	H: 1 LOB: 1 BB: 0 P: 4	R: 0 E: 0 K: 1 S: 5	H: 1 LOB: 2 BB: 2 P: 13	R: 0 E: 0 K: 1 S: 5	H: 0 LOB: 0 BB: 0 P: 5	R: 0 E: 0 K: 2 S: 7	H: 0 LOB: 0 BB: 0 P: 7	R: 0 E: 0 K: 1 S: 7	H: 2 LOB: 2 BB: 0 P: 7	R: 0 E: 0 K: 0 S: 3	H: 0 LOB: 0 BB: 0 P: 3	R: 0 E: 0 K: 0 S: 3	H: 0 LOB: 0 BB: 0 P: 3	R: 0 E: 0 K: 0 S: 3	H: 0 LOB: 0 BB: 0 P: 3	1B: 3 2B: 2 3B: 0 HR: 0	SF: 0 SAC: 0 DP: 1 HBP: 0	WP: 0 PB: 0 SB: 0 CS: 0	PA: 34
<b>PITCHER</b> Marty Pattin, R (1, 1) ERA: 2.65	IP: 9.0 WLS: W BF: 34 H: 5 R: 0 ER: 0 SO: 5 BB: 2 IBB: 1 HBP: 0 BLK: 0 WP: 0 HR: 0 S: 41 P: 53 ERA: 0.00 WHIP: 0.778															<b>PITCHER</b>						

**Kansas City Royals @ California Angels**  
 Anaheim Stadium, Anaheim, CA  
 Thu Sep 16 1976, 10:05 PM EDT  
 Alt. 7,440 - Unknown - 63 F

AB	31
R	0
H	5
RBI	0
BB	3
SO	5
LOB	13






Batter	1	2	3	4	5	6	7	8	9	AB	R	H	RBI	BB	SO	LOB	TOP				
Chet Lemon, R OBP: 0.298, SLG: 0.318	0-0 4-3	0-0 6-3			0-0 5-3			0-0 CS 1B		4	0	1	0	0	0	3					
Ralph Garr, L OBP: 0.326, SLG: 0.397	0-0 1B		0-0 5-3		0-0 1B			0-3 K		4	0	2	1	0	1	1					
Jim Spencer, L OBP: 0.317, SLG: 0.369	0-0 F9		0-0 6-3		0-0 L7			0-3 K		4	0	0	0	0	1	3					
Jorge Orta, L Alan Bannister, R OBP: 0.320, SLG: 0.421 OBP: 0.316, SLG: 0.330	0-0 1-6-3		0-0 F9		0-3 K			0-0 CS SH3-4 1B		4	0	1	0	0	1	1					
Sam Ewing, L Pat Kelly, L OBP: 0.237, SLG: 0.250 OBP: 0.345, SLG: 0.383		0-0 E FC6-4 2B		0-0 4-3	0-0 L8			0-0 SH3-4 1B		4	1	2	0	0	0	0					
Brian Downing, R OBP: 0.335, SLG: 0.326		4-0 FC6-4 BB		0-0 4-3	4-0 CS BB			0-0 SH3-4		1	0	0	0	2	0	0					
Jack Brohamer, L OBP: 0.339, SLG: 0.373		0-0 F5		0-3 K	0-0 CS	0-0 P6		4-0 IBB		3	0	0	0	1	1	2					
Bill Stein, R OBP: 0.312, SLG: 0.349		0-0 FC6-4 1B		0-3 K	0-3 K			0-0 L9		4	0	0	1	0	2	4					
Bucky Dent, R OBP: 0.304, SLG: 0.306		0-0 1-2 1B		4-0 5-3 1B BB	0-0 L7			0-0 5-3		3	1	1	0	1	0	3					
<b>Inning Stats</b>	R: 0 E: 0 K: 0 S: 4	H: 1 LOB: 1 BB: 0 P: 4	R: 1 E: 1 K: 0 S: 5	H: 2 LOB: 2 BB: 1 P: 9	R: 0 E: 0 K: 1 S: 3	H: 0 LOB: 0 BB: 0 P: 3	R: 0 E: 0 K: 1 S: 5	H: 0 LOB: 0 BB: 0 P: 5	R: 1 E: 0 K: 1 S: 6	H: 1 LOB: 1 BB: 1 P: 10	R: 0 E: 0 K: 1 S: 4	H: 0 LOB: 0 BB: 1 P: 8	R: 0 E: 0 K: 1 S: 5	H: 0 LOB: 0 BB: 0 P: 5	R: 0 E: 0 K: 2 S: 7	H: 1 LOB: 0 BB: 0 P: 7	R: 0 E: 0 K: 0 S: 5	H: 2 LOB: 3 BB: 1 P: 9	1B: 6 2B: 1 3B: 0 HR: 0	SF: 0 SAC: 1 DP: 0 HBP: 0	WP: 0 PA: 38
<b>PITCHER</b> Dennis Leonard, R ERA: 3.34	IP: 9.0 WLS: W BF: 36 H: 7 R: 2 ER: 2 SO: 6 BB: 3 IBB: 1 HBP: 0 BLK: 0 WP: 0 HR: 0 S: 44 P: 60 ERA: 2.00 WHIP: 1.111															<b>PITCHER</b>	IP: 9.0 WLS: W BF: 36 H: 7 R: 2 ER: 2 SO: 6 BB: 3 IBB: 1 HBP: 0 BLK: 0 WP: 0 HR: 0 S: 44 P: 60 ERA: 2.00 WHIP: 1.111				

Chicago White Sox @ Kansas City Royals  
Royals Stadium, Kansas City, MO  
Fri Sep 17 1976, 8:05 PM EDT  
Att: 15,087 - Unknown


AB	31
R	2
H	7
RBI	2
BB	4
SO	6
LOB	17



Batter	1	2	3	4	5	6	7	8	9	AB	R	H	RBI	BB	SO	LOB	BOTTOM		
Jim Wohlford, R OBP: 0.310, SLG: 0.312	0-0 1B SF7		0-0 4-3 S 1B		0-0 FC1-5 FC6-4		0-0 SH1-3			3	2	2	0	0	0	2			
Tom Pocuette, L OBP: 0.372, SLG: 0.443	0-0 FC4-6 1B		0-0 4-3		0-0 FC6-4		4-0 E 1B BB			3	0	1	0	1	0	3			
George Brett, L OBP: 0.377, SLG: 0.459	0-0 SF7		0-0 4-3		0-0 4-3		0-0 E7			3	0	1	3	0	0	2			
John Mayberry, L OBP: 0.324, SLG: 0.356	0-0 FC4-6 WP 1B		0-0 1-3				4-0 E 1B IBB			3	0	1	0	1	0	1			
Amos Otis, R OBP: 0.345, SLG: 0.452	0-0 WP 1B			0-0 4-3		0-0 L7		0-0 G5-4-3		4	0	1	0	0	0	4			
Jamie Quirk, L OBP: 0.243, SLG: 0.327	0-0 1-3			0-0 G3		0-0 FC6 FC4		0-3 K		4	0	0	0	0	1	3			
Bob Stinson, S OBP: 0.352, SLG: 0.352		0-3 K		0-0 F9		0-0 F8		0-0 L5		4	0	0	0	0	1	2			
Frank White, R OBP: 0.273, SLG: 0.317		0-0 P4			1-0 FC1-5 CI HBP	0-0 FC4				3	0	1	0	0	0	2			
Freddie Patek, R OBP: 0.327, SLG: 0.312		0-0 F9			0-1 CI FC6-4 FC1-5		0-0 SH1-3 S 1B		0-0 F7	3	1	1	0	0	0	1			
<b>Inning Stats</b>	R: 1 E: 0 K: 0 S: 6	H: 3 LOB: 2 BB: 0 P: 6	R: 0 E: 0 K: 1 S: 5	H: 0 LOB: 0 BB: 0 P: 5	R: 1 E: 0 K: 0 S: 4	H: 1 LOB: 0 BB: 0 P: 4	R: 0 E: 0 K: 0 S: 3	H: 0 LOB: 0 BB: 0 P: 3	R: 0 E: 1 K: 0 S: 4	H: 0 LOB: 2 BB: 0 P: 5	R: 0 E: 1 K: 0 S: 5	H: 1 LOB: 2 BB: 0 P: 5	R: 1 E: 1 K: 0 S: 4	H: 2 LOB: 2 BB: 2 P: 12	R: 0 E: 0 K: 1 S: 6	H: 1 LOB: 1 BB: 0 P: 6	1B: 8 2B: 0 3B: 0 HR: 0	SF: 1 SAC: 1 DP: 1 HBP: 1	WP: 1 PA: 36
<b>PITCHER</b> Rich Gossage, R ERA: 3.81	IP: 8.0 WLS: L BF: 36 H: 8 R: 3 ER: 3 SO: 2 BB: 1 IBB: 1 HBP: 1 BLK: 0 WP: 1 HR: 0 S: 37 P: 46 ERA: 3.38 WHIP: 1.125															<b>PITCHER</b>	IP: 8.0 WLS: L BF: 36 H: 8 R: 3 ER: 3 SO: 2 BB: 1 IBB: 1 HBP: 1 BLK: 0 WP: 1 HR: 0 S: 37 P: 46 ERA: 3.38 WHIP: 1.125		

Chicago White Sox @ Kansas City Royals  
Royals Stadium, Kansas City, MO  
Fri Sep 17 1976, 8:05 PM EDT  
Att: 15,087 - Unknown

AB	30
R	3
H	8
RBI	3
BB	2
SO	2
LOB	20





Batter	1	2	3	4	5	6	7	8	9	AB	R	H	RBI	BB	SO	LOB	TOP			
Alan Bannister, R OBP: 0.321, SLG: 0.350 (1, 7)										3	1	1	1	1	0	1	<b>Chicago White Sox @ Kansas City Royals</b> Royals Stadium, Kansas City, MO Sat Sep 18 1976, 8:05 PM EDT Att: 24,955 - Unknown - 85 F			
Jack Brohamer, L OBP: 0.342, SLG: 0.376 (1, 4)										3	0	1	1	2	0	3				
Lamar Johnson, R OBP: 0.374, SLG: 0.429 (1, 3)										2	0	1	2	2	1	1				
Jorge Orta, L OBP: 0.319, SLG: 0.420 (1, 10)										2	0	0	0	0	1	3				
Bill Stein, R OBP: 0.310, SLG: 0.347 (4, PH)										2	0	0	0	0	0	4				
Pat Kelly, L OBP: 0.347, SLG: 0.383 (8, PH)										0	0	0	0	1	0	0				
Chet Lemon, R OBP: 0.298, SLG: 0.317 (1, 8)										4	0	1	0	0	0	0				
Jim Spencer, L OBP: 0.316, SLG: 0.368 (8, PH)										1	0	0	0	0	0	2				
Jerry Hairston, S OBP: 0.368, SLG: 0.296 (8, 9)										0	0	0	0	0	0	0				
Ralph Garr, L OBP: 0.322, SLG: 0.393 (1, 9)										5	0	0	0	0	0	2				
Kevin Bell, R OBP: 0.299, SLG: 0.407 (1, 5)										4	1	2	0	1	2	0				
Bucky Dent, R OBP: 0.305, SLG: 0.307 (1, 6)										5	1	2	1	0	0	2				
Jim Essian, R OBP: 0.318, SLG: 0.270 (1, 2)										3	1	1	0	0	0	2				
Sam Ewing, L OBP: 0.256, SLG: 0.270 (8, PH)										1	1	1	0	0	0	0				
Brian Downing, R OBP: 0.335, SLG: 0.326 (8, 2)										0	0	0	0	0	0	0				
<b>Inning Stats</b>	R: 1 E: 0 K: 0 S: 5	H: 2 LOB: 2 BB: 1 P: 9	R: 2 E: 0 K: 1 S: 8	H: 3 LOB: 2 BB: 1 P: 12	R: 0 E: 0 K: 1 S: 5	H: 0 LOB: 0 BB: 0 P: 5	R: 0 E: 0 K: 0 S: 4	H: 1 LOB: 3 BB: 2 P: 12	R: 1 E: 0 K: 0 S: 5	H: 2 LOB: 1 BB: 1 P: 5	R: 0 E: 0 K: 0 S: 3	H: 0 LOB: 1 BB: 1 P: 7	R: 1 E: 0 K: 0 S: 5	H: 2 LOB: 2 BB: 1 P: 9	R: 0 E: 0 K: 1 S: 5	H: 0 LOB: 0 BB: 0 P: 5	1B: 6 2B: 2 3B: 2 HR: 0	SF: 2 SAC: 0 DP: 0 HBP: 0	WP: 1 PB: 0 SB: 1 CS: 0	PA: 44
<b>PITCHER</b>	IP WLS BF H R ER SO BB IBB HBP BLK WP HR S P ERA WHIP																			
Al Fitzmorris, R ERA: 3.17 (1, 1)	1.2	11	5	3	3	0	1	0	0	0	0	0	0	0	10	14	16.20	3.600		
Tom Bruno, R ERA: 5.28 (2, 1)	0.0	1	0	0	0	0	1	0	0	0	0	0	0	0	4	∞	∞	∞		
Steve Mingori, L ERA: 2.37 (2, 1)	3.1	15	3	1	1	2	1	1	0	0	1	0	0	17	25	2.70	1.200			
Mark Littell, R ERA: 1.96 (6, 1)	2.2	13	2	1	1	1	3	0	0	0	0	0	0	12	24	3.38	1.875			
Larry Gara, L ERA: 3.13 (8, 1)	1.1	W 4	0	0	0	1	0	0	0	0	0	0	0	6	6	0.00	0.000			


Batter	1	2	3	4	5	6	7	8	9	AB	R	H	RBI	BB	SO	LOB	BOTTOM				
Jim Wohlford, R OBP: 0.314, SLG: 0.317 (1, 7)										5	0	3	1	0	0	0	<b>Chicago White Sox @ Kansas City Royals</b> Royals Stadium, Kansas City, MO Sat Sep 18 1976, 8:05 PM EDT Att: 24,955 - Unknown - 85 F				
Al Cowens, R OBP: 0.300, SLG: 0.339 (1, 9)										4	1	1	0	0	0	1					
George Brett, L OBP: 0.376, SLG: 0.457 (1, 5)										4	1	1	0	0	0	0					
Hal McRae, R OBP: 0.414, SLG: 0.472 (1, 10)										3	0	1	0	0	0	0					
Amos Otis, R OBP: 0.347, SLG: 0.454 (1, 8)										3	1	2	2	1	0	1					
John Mayberry, L OBP: 0.323, SLG: 0.354 (1, 3)										3	1	0	0	1	1	4					
Frank White, R OBP: 0.272, SLG: 0.316 (1, 4)										4	1	1	1	0	0	3					
Freddie Patek, R OBP: 0.328, SLG: 0.314 (1, 6)										4	1	2	1	0	0	0					
Buck Martinez, R OBP: 0.271, SLG: 0.370 (1, 2)										3	0	0	0	0	1	1					
<b>Inning Stats</b>	R: 0 E: 0 K: 0 S: 3	H: 0 LOB: 0 BB: 0 P: 3	R: 0 E: 0 K: 0 S: 4	H: 1 LOB: 1 BB: 0 P: 4	R: 0 E: 0 K: 1 S: 6	H: 1 LOB: 1 BB: 0 P: 6	R: 3 E: 1 K: 0 S: 6	H: 3 LOB: 1 BB: 1 P: 10	R: 2 E: 0 K: 1 S: 8	H: 3 LOB: 2 BB: 0 P: 9	R: 0 E: 0 K: 0 S: 3	H: 1 LOB: 0 BB: 0 P: 3	R: 0 E: 0 K: 0 S: 2	H: 0 LOB: 0 BB: 1 P: 6	R: 1 E: 0 K: 0 S: 3	H: 2 LOB: 1 BB: 0 P: 3		1B: 11 2B: 0 3B: 0 HR: 0	SF: 0 SAC: 1 DP: 0 HBP: 1	WP: 0 PB: 0 SB: 1 CS: 2	PA: 38
<b>PITCHER</b>	IP WLS BF H R ER SO BB IBB HBP BLK WP HR S P ERA WHIP																				
Ken Brett, L ERA: 3.34 (1, 1)	8.1	L 37	11	6	5	2	2	0	1	0	0	0	0	38	47	5.40		1.560			



Batter	1	2	3	4	5	6	7	8	9	AB	R	H	RBI	BB	SO	LOB	TOP					
Alan Bannister, R OBP: 0.325, SLG: 0.352 (1, 7)										5	1	2	0	0	1	2						
Chet Lemon, R OBP: 0.299, SLG: 0.318 (1, 8)										5	1	2	0	0	1	2						
Bill Stein, R OBP: 0.312, SLG: 0.347 (1, 4) (8, 5)										3	0	1	0	0	0	1						
Lamar Johnson, R OBP: 0.376, SLG: 0.431 (8, PR)										4	0	2	2	0	0	2						
Ralph Garr, L OBP: 0.322, SLG: 0.393 (8, 3)										0	0	0	0	0	0	0						
Jim Spencer, L OBP: 0.316, SLG: 0.368 (1, 5) (8, 4)										3	0	0	0	0	1	3						
Kevin Bell, R OBP: 0.295, SLG: 0.401 (8, PH)										1	0	0	0	0	0	1						
Jack Brohamer, L OBP: 0.341, SLG: 0.375 (8, 4)										1	0	0	0	0	0	1						
Wayne Nordhagen, R OBP: 0.228, SLG: 0.220 (6, PH)										1	1	0	0	1	0	0						
Sam Ewing, L OBP: 0.250, SLG: 0.263 (8, PH)										1	0	0	0	0	0	0						
Brian Downing, R OBP: 0.334, SLG: 0.325 (8, PH)										1	0	0	0	0	0	2						
Jerry Hairston, S OBP: 0.358, SLG: 0.286 (1, 9)										4	0	0	0	0	0	3						
Bucky Dent, R OBP: 0.304, SLG: 0.308 (1, 6)										4	1	1	0	0	0	0						
Jim Essian, R OBP: 0.322, SLG: 0.280 (9, PR)										4	1	2	2	0	0	0						
Pat Kelly, L OBP: 0.347, SLG: 0.383 (8, PH)										0	0	0	0	0	0	0						
<b>Inning Stats</b>	R: 1 E: 0 K: 0 S: 7	H: 3 LOB: 1 BB: 0 P: 7	R: 4 E: 0 K: 0 S: 7	H: 4 LOB: 2 BB: 1 P: 12	R: 0 E: 0 K: 0 S: 3	H: 0 LOB: 0 BB: 0 P: 3	R: 0 E: 0 K: 2 S: 7	H: 0 LOB: 0 BB: 0 P: 7	R: 0 E: 0 K: 0 S: 3	H: 0 LOB: 0 BB: 0 P: 3	R: 0 E: 0 K: 0 S: 4	H: 1 LOB: 1 BB: 0 P: 4	R: 0 E: 0 K: 0 S: 4	H: 1 LOB: 2 BB: 0 P: 4	R: 0 E: 0 K: 0 S: 4	H: 1 LOB: 1 BB: 0 P: 4	1B: 8 2B: 2 3B: 0 HR: 0	SF: 0 SAC: 0 DP: 1 HBP: 1	WP: 0 PB: 0 SB: 0 CS: 0	PA: 38		
<b>PITCHER</b>	IP WLS BF H R ER SO BB IBB HBP BLK WP HR S P ERA WHIP	IP WLS BF H R ER SO BB IBB HBP BLK WP HR S P ERA WHIP	IP WLS BF H R ER SO BB IBB HBP BLK WP HR S P ERA WHIP	IP WLS BF H R ER SO BB IBB HBP BLK WP HR S P ERA WHIP	IP WLS BF H R ER SO BB IBB HBP BLK WP HR S P ERA WHIP	IP WLS BF H R ER SO BB IBB HBP BLK WP HR S P ERA WHIP	IP WLS BF H R ER SO BB IBB HBP BLK WP HR S P ERA WHIP	IP WLS BF H R ER SO BB IBB HBP BLK WP HR S P ERA WHIP	IP WLS BF H R ER SO BB IBB HBP BLK WP HR S P ERA WHIP	IP WLS BF H R ER SO BB IBB HBP BLK WP HR S P ERA WHIP	IP WLS BF H R ER SO BB IBB HBP BLK WP HR S P ERA WHIP	IP WLS BF H R ER SO BB IBB HBP BLK WP HR S P ERA WHIP	IP WLS BF H R ER SO BB IBB HBP BLK WP HR S P ERA WHIP	IP WLS BF H R ER SO BB IBB HBP BLK WP HR S P ERA WHIP	IP WLS BF H R ER SO BB IBB HBP BLK WP HR S P ERA WHIP	IP WLS BF H R ER SO BB IBB HBP BLK WP HR S P ERA WHIP	IP WLS BF H R ER SO BB IBB HBP BLK WP HR S P ERA WHIP	IP WLS BF H R ER SO BB IBB HBP BLK WP HR S P ERA WHIP	IP WLS BF H R ER SO BB IBB HBP BLK WP HR S P ERA WHIP	IP WLS BF H R ER SO BB IBB HBP BLK WP HR S P ERA WHIP	IP WLS BF H R ER SO BB IBB HBP BLK WP HR S P ERA WHIP	
Andy Hassler, L ERA: 3.61 (1, 1)	1.1 9 5 4 4 1 1 0 0 0 0 0 0 10 14 27.00 4.500	5.2 21 3 1 1 2 0 0 1 0 0 0 0 24 25 1.59 0.529	0.1 2 1 0 0 0 0 0 0 0 0 0 0 2 2 0.00 3.000	1.2 W 6 1 0 0 0 0 0 0 0 0 0 0 6 6 0.00 0.600																		
Roger Nelson, R ERA: 2.7 (8, 1)																						
Mark Littell, R ERA: 1.95 (8, 1)																						
Steve Mingo, L ERA: 2.32 (8, 1)																						

Chicago White Sox @ Kansas City Royals  
 Royals Stadium, Kansas City, MO  
 Sun Sep 19 1976, 4:33 AM EDT  
 Att: 39,797 - Unknown

AB 36  
 R 5  
 H 10  
 RBI 4  
 BB 1  
 SO 3  
 LOB 16



Batter	1	2	3	4	5	6	7	8	9	AB	R	H	RBI	BB	SO	LOB	BOTTOM				
Jim Wohlford, R OBP: 0.310, SLG: 0.313 (1, 7)										4	0	0	0	0	0	1					
Tom Pocuette, L OBP: 0.372, SLG: 0.442 (1, 9)										3	1	1	0	0	0	0					
Davey Nelson, R OBP: 0.297, SLG: 0.300 (8, PH)										1	0	0	0	0	0	0					
Buck Martinez, R OBP: 0.271, SLG: 0.370 (9, 2)										0	0	0	0	0	0	0					
George Brett, L OBP: 0.379, SLG: 0.461 (1, 5)										4	1	3	0	0	0	0					
Hal McRae, R OBP: 0.414, SLG: 0.471 (1, 10)										3	2	1	1	1	0	1					
John Mayberry, L OBP: 0.325, SLG: 0.354 (1, 3)										3	1	1	0	1	0	1					
Al Cowens, R OBP: 0.301, SLG: 0.340 (9, 9)										4	1	2	3	0	0	1					
Bob Stinson, S OBP: 0.347, SLG: 0.347 (1, 2)										4	1	2	3	0	0	1					
Cookie Rojas, R OBP: 0.281, SLG: 0.291 (8, PH)										3	0	0	0	0	1	3					
Willie Wilson, S OBP: 0.500, SLG: 0.500 (9, 8)										1	0	0	0	0	0	2					
Frank White, R OBP: 0.273, SLG: 0.321 (1, 4)										0	0	0	0	0	0	0					
Freddie Patek, R OBP: 0.328, SLG: 0.314 (1, 6)										3	0	1	0	0	0	1					
<b>Inning Stats</b>	R: 0 E: 0 K: 0 S: 3	H: 1 LOB: 1 BB: 0 P: 3	R: 0 E: 0 K: 0 S: 3	H: 0 LOB: 0 BB: 0 P: 3	R: 0 E: 0 K: 1 S: 5	H: 0 LOB: 0 BB: 0 P: 5	R: 5 E: 0 K: 0 S: 9	H: 6 LOB: 1 BB: 0 P: 9	R: 0 E: 0 K: 0 S: 3	H: 0 LOB: 0 BB: 0 P: 3	R: 0 E: 0 K: 0 S: 3	H: 0 LOB: 1 BB: 1 P: 7	R: 0 E: 0 K: 1 S: 5	H: 1 LOB: 0 BB: 0 P: 5	R: 1 E: 0 K: 0 S: 5	H: 2 LOB: 2 BB: 1 P: 9	1B: 8 2B: 1 3B: 1 HR: 0	SF: 0 SAC: 0 DP: 0 HBP: 0	WP: 2 PB: 0 SB: 0 CS: 1	PA: 34	
<b>PITCHER</b>	IP WLS BF H R ER SO BB IBB HBP BLK WP HR S P ERA WHIP	IP WLS BF H R ER SO BB IBB HBP BLK WP HR S P ERA WHIP	IP WLS BF H R ER SO BB IBB HBP BLK WP HR S P ERA WHIP	IP WLS BF H R ER SO BB IBB HBP BLK WP HR S P ERA WHIP	IP WLS BF H R ER SO BB IBB HBP BLK WP HR S P ERA WHIP	IP WLS BF H R ER SO BB IBB HBP BLK WP HR S P ERA WHIP	IP WLS BF H R ER SO BB IBB HBP BLK WP HR S P ERA WHIP	IP WLS BF H R ER SO BB IBB HBP BLK WP HR S P ERA WHIP	IP WLS BF H R ER SO BB IBB HBP BLK WP HR S P ERA WHIP	IP WLS BF H R ER SO BB IBB HBP BLK WP HR S P ERA WHIP	IP WLS BF H R ER SO BB IBB HBP BLK WP HR S P ERA WHIP	IP WLS BF H R ER SO BB IBB HBP BLK WP HR S P ERA WHIP	IP WLS BF H R ER SO BB IBB HBP BLK WP HR S P ERA WHIP	IP WLS BF H R ER SO BB IBB HBP BLK WP HR S P ERA WHIP	IP WLS BF H R ER SO BB IBB HBP BLK WP HR S P ERA WHIP	IP WLS BF H R ER SO BB IBB HBP BLK WP HR S P ERA WHIP	IP WLS BF H R ER SO BB IBB HBP BLK WP HR S P ERA WHIP	IP WLS BF H R ER SO BB IBB HBP BLK WP HR S P ERA WHIP	IP WLS BF H R ER SO BB IBB HBP BLK WP HR S P ERA WHIP	IP WLS BF H R ER SO BB IBB HBP BLK WP HR S P ERA WHIP	IP WLS BF H R ER SO BB IBB HBP BLK WP HR S P ERA WHIP
Chris Knapp, R ERA: 4.58 (1, 1)	3.1 15 6 5 5 1 0 0 0 0 0 0 0 17 17 13.50 1.800	3.2 13 2 0 0 1 1 0 0 0 0 0 0 14 18 0.00 0.818	1.0 L 6 2 1 1 0 1 0 0 0 2 0 5 9 9.00 3.000																		
Francisco Barrios, R ERA: 4.15 (4, 1)																					
Terry Forster, L ERA: 4.37 (8, 1)																					

Chicago White Sox @ Kansas City Royals  
 Royals Stadium, Kansas City, MO  
 Sun Sep 19 1976, 4:33 AM EDT  
 Att: 39,797 - Unknown

AB 32  
 R 6  
 H 10  
 RBI 6  
 BB 2  
 SO 2  
 LOB 10





Batter	1	2	3	4	5	6	7	8	9	AB	R	H	RBI	BB	SO	LOB	TOP
Bill North, S OBP: 0.355, SLG: 0.340 (1, 8)										4	0	2	0	0	1	1	<b>Oakland Athletics @ Kansas City Royals</b> Royals Stadium, Kansas City, MO Tue Sep 21 1976, 8:05 PM EDT Att: 28,869 - Unknown - 68 F
Bert Campaneris, R OBP: 0.341, SLG: 0.304 (1, 6)										4	1	1	0	0	0	1	
Don Baylor, R OBP: 0.326, SLG: 0.375 (1, 10)										4	0	1	0	0	1	1	
Joe Rudi, R OBP: 0.333, SLG: 0.441 (1, 7)										4	0	1	1	0	2	2	
Sal Bando, R OBP: 0.332, SLG: 0.414 (1, 5)										4	0	2	0	0	0	3	
Gene Tenace, R OBP: 0.370, SLG: 0.460 (1, 2)										4	0	1	0	0	0	3	
Claudell Washington, L OBP: 0.290, SLG: 0.341 (1, 9)										4	0	0	0	0	1	3	
Ron Fairly, L OBP: 0.374, SLG: 0.318 (9, PH)										3	0	0	0	0	0	1	
Ken McMullen, R OBP: 0.301, SLG: 0.353 (9, PH)										1	0	0	0	0	0	1	
Phil Garner, R OBP: 0.306, SLG: 0.397 (1, 4)										3	0	1	0	0	1	1	

Inning Stats	R: 0	H: 2	R: 0	H: 1	R: 0	H: 0	R: 0	H: 1	R: 0	H: 1	R: 1	H: 2	R: 0	H: 0	R: 0	H: 1	R: 0	H: 1	1B: 5	SF: 0	WP: 0	PA: 36
	E: 0	LOB: 2	E: 0	LOB: 1	E: 0	LOB: 0	E: 0	LOB: 1	E: 0	LOB: 1	E: 0	LOB: 1	E: 0	LOB: 0	E: 0	LOB: 1	E: 0	LOB: 1	2B: 4	SAC: 0	FB: 0	
	K: 1	BB: 0	K: 0	BB: 0	K: 0	BB: 0	K: 1	BB: 0	K: 1	BB: 0	K: 1	BB: 0	K: 1	BB: 0	K: 0	BB: 0	K: 0	BB: 0	3B: 0	DP: 0	SB: 1	
	S: 7	P: 7	S: 4	P: 4	S: 3	P: 3	S: 6	P: 6	S: 5	P: 5	S: 7	P: 7	S: 6	P: 6	S: 5	P: 5	S: 4	P: 4	HR: 0	HBP: 0	CS: 1	

Batter	1	2	3	4	5	6	7	8	9	AB	R	H	RBI	BB	SO	LOB	BOTTOM
Tom Poquette, L OBP: 0.368, SLG: 0.437 (2, 9)										4	0	0	0	0	0	1	<b>Oakland Athletics @ Kansas City Royals</b> Royals Stadium, Kansas City, MO Tue Sep 21 1976, 8:05 PM EDT Att: 28,869 - Unknown - 68 F
Amos Otis, R OBP: 0.348, SLG: 0.454 (1, FR)										0	0	0	0	0	0	0	
Jim Wohlford, R OBP: 0.314, SLG: 0.314 (2, 7)										2	1	1	0	1	0	1	
George Brett, L OBP: 0.379, SLG: 0.459 (1, 5)										2	2	0	0	2	0	2	
Hal McRae, R OBP: 0.417, SLG: 0.472 (1, 10)										3	0	2	1	1	0	1	
John Mayberry, L OBP: 0.324, SLG: 0.354 (1, 3)										3	0	1	2	0	0	2	
Al Cowens, R OBP: 0.299, SLG: 0.338 (2, 8)										4	0	0	0	0	0	3	
Frank White, R OBP: 0.270, SLG: 0.318 (1, 4)										4	0	0	0	0	1	1	
Freddie Patek, R OBP: 0.328, SLG: 0.317 (1, 6)										3	0	1	0	0	0	0	
Buck Martinez, R OBP: 0.269, SLG: 0.367 (1, 2)										2	0	0	0	0	1	0	

Inning Stats	R: 0	H: 0	R: 0	H: 0	R: 2	H: 2	R: 0	H: 0	R: 0	H: 1	R: 0	H: 0	R: 0	H: 0	R: 0	H: 1	R: 1	H: 1	1B: 4	SF: 1	WP: 0	PA: 34
	E: 0	LOB: 2	E: 0	LOB: 0	E: 0	LOB: 2	E: 0	LOB: 0	E: 0	LOB: 1	E: 0	LOB: 0	E: 0	LOB: 1	E: 0	LOB: 1	E: 0	LOB: 1	2B: 1	SAC: 1	FB: 0	
	K: 0	BB: 1	K: 1	BB: 0	K: 1	BB: 2	K: 0	BB: 0	K: 0	BB: 0	K: 0	BB: 0	K: 0	BB: 0	K: 0	BB: 0	K: 0	BB: 1	3B: 0	DP: 0	SB: 1	
	S: 3	P: 8	S: 5	P: 5	S: 7	P: 15	S: 3	P: 3	S: 4	P: 4	S: 3	P: 3	S: 4	P: 4	S: 4	P: 8	S: 4	P: 8	HR: 0	HBP: 1	CS: 0	

PITCHER	IP	WLS	BF	H	R	ER	SO	BB	IBB	HBP	BLK	WP	HR	S	P	ERA	WHIP
Stan Bahnsen, R ERA: 3.42	6.0	L	26	4	2	2	2	3	0	1	0	0	0	26	39	3.00	1.167
Rollie Fingers, R ERA: 2.47	7.1		8	1	1	1	0	1	0	0	0	0	0	7	11	4.50	1.000



Batter	1	2	3	4	5	6	7	8	9	AB	R	H	RBI	BB	SO	LOB	TOP					
Bill North, S OBP: 0.354, SLG: 0.339 (1, 10)	1-3	S 1B		CS	L4	F8		L8		5	1	1	0	0	0	0	<b>Oakland Athletics @ Kansas City Royals</b> Royals Stadium, Kansas City, MO Wed Sep 22 1976, 8:05 PM EDT Att: 36,064 - Unknown - 82 F					
Bert Campaneris, R OBP: 0.341, SLG: 0.304 (1, 6)	E6 HR	1B			4-3		HR BB	6-3		4	2	1	1	1	0	0						
Joe Rudi, R OBP: 0.332, SLG: 0.445 Denny Walling, L (8, 7)	F7	F9			P5		HR	F9		5	1	1	2	0	0	2						
Gene Tenace, R OBP: 0.372, SLG: 0.467 (1, 2)	2H HR			5-3		1B BB	F7		FC6 1B BB	3	1	1	2	2	0	0						
Sal Bando, R OBP: 0.333, SLG: 0.415 Ken McMullen, R OBP: 0.305, SLG: 0.356 (7, 5)	2B 1B			F9		1B E 1B	4-3		FC6 1B	4	2	2	0	0	0	0						
Don Baylor, R OBP: 0.328, SLG: 0.378 (1, 9)	1H 2B			P4		E HR 1B	1B BB		FC6 G6-4-3	4	2	2	1	1	0	2						
Claudell Washington, L OBP: 0.295, SLG: 0.339 (1, 8)	F3			6-3		K	1B 1-2		G6-4-3	5	0	1	0	0	1	5						
Ron Fairly, L OBP: 0.371, SLG: 0.316 (1, 3)		4-3		3-1		E4 HR	1B 1-3 2H			4	1	1	1	0	0	1						
Phil Garner, R OBP: 0.308, SLG: 0.404 (1, 4)	4-3			CS 1B		1H 3H HR	F9			4	1	2	3	0	0	2						
<b>Inning Stats</b>	R: 3 E: 1 K: 0 S: 7	H: 3 LOB: 1 BB: 0 P: 7	R: 1 E: 0 K: 0 S: 5	H: 2 LOB: 1 BB: 0 P: 5	R: 0 E: 0 K: 0 S: 3	H: 0 LOB: 0 BB: 0 P: 3	R: 0 E: 0 K: 0 S: 3	H: 1 LOB: 0 BB: 0 P: 3	R: 0 E: 0 K: 0 S: 3	H: 0 LOB: 0 BB: 0 P: 3	R: 0 E: 0 K: 0 S: 6	H: 3 LOB: 2 BB: 2 P: 14	R: 0 E: 0 K: 0 S: 3	H: 0 LOB: 1 BB: 1 P: 7	R: 0 E: 0 K: 0 S: 3	H: 1 LOB: 1 BB: 1 P: 7		1B: 9 2B: 1 3B: 0 HR: 3	SF: 0 SAC: 0 DP: 1 HBP: 0	WP: 0 PB: 0 SB: 2 CS: 1	PA: 44	
<b>PITCHER</b>	IP WLS BF H R ER SO	IP WLS BF H R ER SO	IP WLS BF H R ER SO	IP WLS BF H R ER SO	IP WLS BF H R ER SO	IP WLS BF H R ER SO	IP WLS BF H R ER SO	IP WLS BF H R ER SO	IP WLS BF H R ER SO	IP WLS BF H R ER SO	IP WLS BF H R ER SO	IP WLS BF H R ER SO	IP WLS BF H R ER SO	IP WLS BF H R ER SO	IP WLS BF H R ER SO	IP WLS BF H R ER SO	ERA WHIP	ERA WHIP				
Marty Pattin, R ERA: 2.61 (1, 1)	5.1 L	24 8 6 2 0	0 0 0 1	0 0 0 0	0 0 0 0	0 0 0 0	0 0 0 0	0 0 0 0	0 0 0 0	0 0 0 0	0 0 0 0	0 0 0 0	0 0 0 0	0 0 0 0	0 0 0 0	0 0 0 0	3.38 1.688					
Tom Hall, L ERA: 4.46 (6, 1)	0.1	2 0 0 0	0 1	0 0	0 0	0 0	0 0	0 0	0 0	0 0	0 0	0 0	0 0	0 0	0 0	0 0	0.00 0.000					
Tom Bruno, R ERA: 7.16 (6, 1)	1.0	7 2 5 3	0 2	0 0	0 0	0 0	0 0	0 0	0 0	0 0	0 0	0 0	0 0	0 0	0 0	0 0	27.00 4.000					
Bob McClure, L ERA: 6.75 (7, 1)	1.1	6 2 0 0	0 0	0 0	0 0	0 0	0 0	0 0	0 0	0 0	0 0	0 0	0 0	0 0	0 0	0 0	0.00 1.500					
Ken Sanders, R ERA: 2.61 (9, 1)	1.0	4 1 0 0	0 0	0 0	0 0	0 0	0 0	0 0	0 0	0 0	0 0	0 0	0 0	0 0	0 0	0 0	0.00 2.000					
<b>Batter</b>	<b>1</b>	<b>2</b>	<b>3</b>	<b>4</b>	<b>5</b>	<b>6</b>	<b>7</b>	<b>8</b>	<b>9</b>	<b>AB</b>	<b>R</b>	<b>H</b>	<b>RBI</b>	<b>BB</b>	<b>SO</b>	<b>LOB</b>	<b>BOTTOM</b>					
Jim Wohlford, R OBP: 0.310, SLG: 0.309 (1, 7)	1-3		F9			6-3		L3		4	0	0	0	0	0	3	<b>Oakland Athletics @ Kansas City Royals</b> Royals Stadium, Kansas City, MO Wed Sep 22 1976, 8:05 PM EDT Att: 36,064 - Unknown - 82 F					
Al Cowens, R OBP: 0.299, SLG: 0.337 (1, 9)	1-3		5-3			FC6-4 1B		F9		4	0	1	0	0	0	3						
George Brett, L OBP: 0.379, SLG: 0.458 (1, 5)	2B 1B			L5		FC6-4 1-2		L7		4	1	1	0	0	0	3						
Hal McRae, R OBP: 0.417, SLG: 0.477 (1, 10)	1H 2B			F8 2B		F3		F8		4	0	2	1	0	0	1						
Amos Otis, R OBP: 0.347, SLG: 0.451 Willie Wilson, S OBP: 0.333, SLG: 0.333 (8, 8)				K		F8 2-3		L7		3	0	0	0	0	1	1						
John Mayberry, L OBP: 0.322, SLG: 0.352 (1, 3)	G3			5-3				F8		4	0	0	0	0	0	1						
Frank White, R OBP: 0.269, SLG: 0.316 (9, 6)	F3							F3		3	0	0	0	0	0	0						
Freddie Patek, R OBP: 0.327, SLG: 0.315 Cookie Rojas, R OBP: 0.297, SLG: 0.298 (8, PH) (9, 4)				K				F9		2	0	0	0	0	1	0						
Buck Martinez, R OBP: 0.271, SLG: 0.365 Tommy Davis, R OBP: 0.315, SLG: 0.332 Ruppert Jones, L OBP: 0.250, SLG: 0.327 John Wathan, R OBP: 0.382, SLG: 0.355 (1, 2) (8, PH) (6, PR) (9, 2)								K		1	0	0	0	1	1	0						
<b>Inning Stats</b>	R: 1 E: 0 K: 0 S: 4	H: 2 LOB: 0 BB: 0 P: 4	R: 0 E: 0 K: 1 S: 5	H: 0 LOB: 0 BB: 0 P: 5	R: 0 E: 0 K: 1 S: 5	H: 0 LOB: 1 BB: 1 P: 9	R: 0 E: 0 K: 0 S: 4	H: 1 LOB: 1 BB: 0 P: 4	R: 0 E: 0 K: 1 S: 5	H: 0 LOB: 0 BB: 0 P: 5	R: 0 E: 0 K: 0 S: 4	H: 1 LOB: 1 BB: 0 P: 4	R: 0 E: 0 K: 0 S: 3	H: 0 LOB: 0 BB: 0 P: 3	R: 0 E: 0 K: 0 S: 5	H: 2 LOB: 2 BB: 0 P: 5		R: 0 E: 0 K: 0 S: 3	H: 0 LOB: 0 BB: 0 P: 3	1B: 4 2B: 2 3B: 0 HR: 0	SF: 0 SAC: 0 DP: 0 HBP: 0	WP: 0 PB: 0 SB: 0 CS: 0
<b>PITCHER</b>	IP WLS BF H R ER SO	IP WLS BF H R ER SO	IP WLS BF H R ER SO	IP WLS BF H R ER SO	IP WLS BF H R ER SO	IP WLS BF H R ER SO	IP WLS BF H R ER SO	IP WLS BF H R ER SO	IP WLS BF H R ER SO	IP WLS BF H R ER SO	IP WLS BF H R ER SO	IP WLS BF H R ER SO	IP WLS BF H R ER SO	IP WLS BF H R ER SO	IP WLS BF H R ER SO	IP WLS BF H R ER SO	ERA WHIP	ERA WHIP				
Vida Blue, L ERA: 2.4 (1, 1)	9.0 W	33 6 1 1 3	0 0 0 0	0 0 0 0	0 0 0 0	0 0 0 0	0 0 0 0	0 0 0 0	0 0 0 0	0 0 0 0	0 0 0 0	0 0 0 0	0 0 0 0	0 0 0 0	0 0 0 0	0 0	1.00 0.778					

AB	39
R	11
H	13
RBI	10
BB	4
SO	1
LOB	12



AB	32
R	1
H	6
RBI	1
BB	1
SO	3
LOB	12









Batter	1	2	3	4	5	6	7	8	9	10	11	12	13	14	AB	R	H	RBI	BB	SO	LOB	TOP		
Jim Wohlford, R OBP: 0.306, SLG: 0.303 (1, 9)															6	0	0	0	1	0	2			
George Brett, L OBP: 0.378, SLG: 0.457 (1, 5)															6	1	3	0	1	0	3			
Amos Otis, R OBP: 0.345, SLG: 0.447 (1, 8)															6	0	1	0	1	3	7			
Hal McRae, R OBP: 0.415, SLG: 0.473 (1, 7)															6	0	3	2	0	0	2			
Tommy Davis, R OBP: 0.310, SLG: 0.326 (1, 10)															7	0	1	0	0	0	7			
John Mayberry, L OBP: 0.325, SLG: 0.351 (1, 3)															5	0	1	0	1	1	1			
Cookie Rojas, R OBP: 0.279, SLG: 0.288 Willie Wilson, S OBP: 0.333, SLG: 0.333 Frank White, R OBP: 0.270, SLG: 0.315 (1, 4)															5	0	1	0	0	1	2			
Freddie Patek, R OBP: 0.322, SLG: 0.310 Tom Poquette, L OBP: 0.365, SLG: 0.433 Davey Nelson, R OBP: 0.297, SLG: 0.300 (1, 6)															5	0	0	0	0	1	2			
Buck Martinez, R OBP: 0.271, SLG: 0.363 Al Cowens, R OBP: 0.298, SLG: 0.338 John Wathan, R OBP: 0.389, SLG: 0.364 (1, 2)															2	0	0	0	1	0	1			
<b>Inning Stats</b>	R: 0 E: 0 K: 0 S: 5	H: 2 LOB: 2 BB: 0 P: 5	R: 0 E: 0 K: 1 S: 5	H: 0 LOB: 0 BB: 0 P: 5	R: 0 E: 0 K: 1 S: 6	H: 1 LOB: 1 BB: 0 P: 6	R: 0 E: 0 K: 0 S: 4	H: 1 LOB: 1 BB: 0 P: 4	R: 0 E: 0 K: 0 S: 3	H: 1 LOB: 0 BB: 1 P: 7	R: 1 E: 0 K: 0 S: 3	H: 1 LOB: 0 BB: 1 P: 5	R: 0 E: 1 K: 2 S: 8	H: 0 LOB: 1 BB: 0 P: 8	R: 0 E: 0 K: 1 S: 5	H: 0 LOB: 2 BB: 0 P: 6	R: 0 E: 0 K: 1 S: 5	H: 0 LOB: 2 BB: 0 P: 13	R: 0 E: 0 K: 1 S: 7	H: 2 LOB: 2 BB: 1 P: 11	1B: 10 2B: 2 3B: 0 HR: 0	SF: 1 SAC: 0 DP: 1 HBP: 0	WP: 0 PB: 0 SB: 1 CS: 1	PA: 60
<b>PITCHER</b>	IP WLS BF H R ER SO BB IBB HBP BLK WP HR S P ERA WHIP	9.1 3.1 0.1 0.1 0.2	WLS BF H R ER SO BB IBB HBP BLK WP HR S P ERA WHIP	38 14 1 0 0 3 2 0 0 0 0 0 18 26 0.00 0.900	9 1 0 0 0 1 1 0 0 0 0 0 4 8 27.00 6.000	1 0 0 0 0 0 0 0 0 0 0 0 1 1 0.00 0.000	3 3 1 0 1	3 2 0 0 0	0 0 0 0 0	0 0 0 0 0	5 5 0.00 1.500	<b>PITCHER</b>	IP WLS BF H R ER SO BB IBB HBP BLK WP HR S P ERA WHIP	9.1 3.1 0.1 0.1 0.2	WLS BF H R ER SO BB IBB HBP BLK WP HR S P ERA WHIP	38 14 1 0 0 3 2 0 0 0 0 0 18 26 0.00 0.900	9 1 0 0 0 1 1 0 0 0 0 0 4 8 27.00 6.000	1 0 0 0 0 0 0 0 0 0 0 0 1 1 0.00 0.000	3 3 1 0 1	3 2 0 0 0	0 0 0 0 0	0 0 0 0 0	5 5 0.00 1.500	

Kansas City Royals @ Texas Rangers  
Arlington Stadium, Arlington, TX  
Fri Sep 24 1976, 8:05 PM EDT  
Att. 6,949 - Unknown

AB	52
R	12
H	12
RBI	2
BB	6
SO	8
LOB	29



Batter	1	2	3	4	5	6	7	8	9	10	11	12	13	14	AB	R	H	RBI	BB	SO	LOB	BOTTOM		
Gene Clines, R OBP: 0.301, SLG: 0.313 (1, 7)															6	1	2	0	0	1	3			
Toby Harrah, R OBP: 0.360, SLG: 0.369 (1, 6)															4	0	1	0	1	0	0			
Mike Hargrove, L OBP: 0.397, SLG: 0.384 (1, 3)															5	0	1	1	0	0	3			
Jeff Burroughs, R OBP: 0.311, SLG: 0.364 (1, 9)															4	0	1	0	1	2	0			
Roy Howell, L OBP: 0.297, SLG: 0.368 Jim Fregosi, L OBP: 0.335, SLG: 0.333 Danny Thompson, R OBP: 0.294, SLG: 0.256 (1, 5)															3	0	0	0	0	0	1			
Tom Grieve, R OBP: 0.301, SLG: 0.408 Dave Meates, L OBP: 0.295, SLG: 0.308 Doug Ault, R OBP: 0.222, SLG: 0.176 (1, 10)															3	0	1	0	0	1	0			
Lenny Randle, S OBP: 0.280, SLG: 0.265 (1, 4)															5	0	1	0	0	0	3			
Juan Beniquez, R OBP: 0.317, SLG: 0.294 (1, 8)															5	0	0	0	0	0	2			
Jim Sundberg, R OBP: 0.282, SLG: 0.300 Joe Lahoud, L OBP: 0.313, SLG: 0.266 Bill Fahey, L OBP: 0.337, SLG: 0.299 (1, 2)															2	0	0	0	0	0	0			
<b>Inning Stats</b>	R: 0 E: 0 K: 0 S: 3	H: 0 LOB: 0 BB: 0 P: 3	R: 0 E: 0 K: 1 S: 5	H: 0 LOB: 0 BB: 0 P: 5	R: 0 E: 0 K: 1 S: 3	H: 1 LOB: 0 BB: 0 P: 3	R: 0 E: 0 K: 0 S: 5	H: 0 LOB: 0 BB: 0 P: 5	R: 0 E: 0 K: 0 S: 4	H: 1 LOB: 1 BB: 0 P: 4	R: 0 E: 0 K: 0 S: 3	H: 0 LOB: 0 BB: 0 P: 3	R: 0 E: 0 K: 0 S: 5	H: 1 LOB: 2 BB: 0 P: 8	R: 0 E: 0 K: 1 S: 5	H: 0 LOB: 0 BB: 0 P: 5	R: 0 E: 0 K: 1 S: 4	H: 1 LOB: 2 BB: 1 P: 8	R: 0 E: 0 K: 1 S: 5	H: 0 LOB: 0 BB: 0 P: 5	1B: 5 2B: 2 3B: 0 HR: 0	SF: 1 SAC: 2 DP: 0 HBP: 0	WP: 1 PB: 0 SB: 0 CS: 2	PA: 51
<b>PITCHER</b>	IP WLS BF H R ER SO BB IBB HBP BLK WP HR S P ERA WHIP	8.0 5.0 1.0	WLS BF H R ER SO BB IBB HBP BLK WP HR S P ERA WHIP	29 19 3	5 2 0	1 0 0	1 0 0	1 0 0	1 0 0	1 0 0	5 5 0.00 0.000	<b>PITCHER</b>	IP WLS BF H R ER SO BB IBB HBP BLK WP HR S P ERA WHIP	8.0 5.0 1.0	WLS BF H R ER SO BB IBB HBP BLK WP HR S P ERA WHIP	29 19 3	5 2 0	1 0 0	1 0 0	1 0 0	1 0 0	1 0 0	5 5 0.00 0.000	

Kansas City Royals @ Texas Rangers  
Arlington Stadium, Arlington, TX  
Fri Sep 24 1976, 8:05 PM EDT  
Att. 6,949 - Unknown

AB	45
R	1
H	7
RBI	1
BB	3
SO	4
LOB	15






Batter	1	2	3	4	5	6	7	8	9	AB	R	H	RBI	BB	SO	LOB	TOP
Tom Poquette, L (1, 7) OBP: 0.367, SLG: 0.432 Willie Wilson, S (9, FR) OBP: 0.333, SLG: 0.333	0-0 4-3		1-0 G4-3 HBP			0-0 4-3			0-0 1B 1B	3	0	1	0	0	0	0	
Al Cowens, R (1, 9) OBP: 0.296, SLG: 0.339	0-0 1B 2B		0-3 K			0-0 5-3			0-3 K	4	0	1	0	0	2	2	
George Brett, L (1, 5) OBP: 0.378, SLG: 0.456	0-3 K		0-0 G4-3 1-2			0-3 K			0-0 1B	4	0	1	0	0	2	2	
Hal McRae, R (1, 10) OBP: 0.415, SLG: 0.472	0-0 BB 2-3 1B			0-0 5-3					0-0 F8	3	0	1	0	1	0	0	
John Mayberry, L (1, 3) OBP: 0.324, SLG: 0.349	4-0 1-2 BB			0-3 K					0-0 1-3	3	0	0	0	1	1	3	
Amos Otis, R (1, 8) OBP: 0.344, SLG: 0.444	0-3 K			0-3 K					0-3 K	3	0	0	0	0	3	3	
Cookie Rojas, R (1, 4) OBP: 0.272, SLG: 0.281		0-0 6-3				0-0 5-3			0-0 6-3	3	0	0	0	0	0	0	
Bob Stinson, S (1, 2) OBP: 0.349, SLG: 0.347		0-0 F9				0-3 K			0-3 K	3	0	0	0	0	2	0	
Freddie Patek, R (1, 6) OBP: 0.321, SLG: 0.309 Tommy Davis, R (8, PH) OBP: 0.309, SLG: 0.325 Frank White, R (8, 6) OBP: 0.270, SLG: 0.315		0-0 5-3				0-3 K			0-0 5-3	2	0	0	0	0	1	0	
<b>Inning Stats</b>	R: 0 E: 0 K: 2 S: 9	H: 2 LOB: 3 BB: 1 P: 13	R: 0 E: 0 K: 0 S: 3	H: 0 LOB: 0 BB: 0 P: 3	R: 0 E: 0 K: 1 S: 4	H: 0 LOB: 0 BB: 0 P: 5	R: 0 E: 0 K: 2 S: 7	H: 0 LOB: 0 BB: 0 P: 7	R: 0 E: 0 K: 1 S: 5	H: 0 LOB: 0 BB: 0 P: 5	R: 0 E: 0 K: 1 S: 5	H: 0 LOB: 0 BB: 0 P: 5	R: 0 E: 0 K: 1 S: 6	H: 2 LOB: 3 BB: 1 P: 10	1B: 3 2B: 1 3B: 0 HR: 0	SF: 0 SAC: 0 DP: 2 HBP: 1	WP: 0 PA: 32 PB: 0 SB: 0 CS: 0
<b>PITCHER</b> Bert Blyleven, R (1, 1) ERA: 2.89	IP: 9.0 WLS: W BF: 32 H: 4 R: 0 ER: 0 SO: 11 BB: 1 IBB: 1 HBP: 1 BLK: 0 WP: 0 HR: 0 S: 51 P: 60 ERA: 0.00 WHIP: 0.556																

Kansas City Royals @ Texas Rangers  
Arlington Stadium, Arlington, TX  
Sat Sep 25 1976, 8:05 PM EDT  
Att: 9,001 - Unknown


AB	29
R	0
H	4
RBI	0
BB	2
SO	11
LOB	10



Batter	1	2	3	4	5	6	7	8	9	AB	R	H	RBI	BB	SO	LOB	BOTTOM		
Gene Clines, R (1, 7) OBP: 0.305, SLG: 0.317	0-0 FC3-6 1B		0-0 L5-3						0-0 1-2 1B	4	0	3	0	0	0	0			
Toby Harrah, R (1, 6) OBP: 0.360, SLG: 0.367	0-0 FC3-6 1-2 PB			4-0 CS BB					0-0 F9 P6	3	0	0	0	1	0	4			
Mike Hargrove, L (1, 3) OBP: 0.398, SLG: 0.384	0-0 F9			4-0 1-2 BB 1B					0-0 G3	3	1	1	0	1	0	1			
Jeff Burroughs, R (1, 9) OBP: 0.310, SLG: 0.362 Dave Moates, L (9, 9) OBP: 0.295, SLG: 0.308	0-3 K			4-0 L6-4 1B 1-2 BB					0-0 F9 6-3	3	0	0	0	1	1	2			
Tom Grieve, R (1, 10) OBP: 0.303, SLG: 0.408		0-0 F9		0-0 1-2 2-H 1B					0-0 F8	3	0	1	1	1	0	0			
Lenny Randle, S (1, 4) OBP: 0.276, SLG: 0.263		0-0 E6 G6-4-3		0-0 L6-4 2-3					0-0 F8	3	0	0	0	0	0	4			
Juan Beniquez, R (1, 8) OBP: 0.315, SLG: 0.292		0-0 G6-4-3 1-2							0-0 6-3 6-3	3	0	0	0	0	0	3			
Danny Thompson, R (1, 5) OBP: 0.262, SLG: 0.254			0-0 F9						0-0 P3	3	0	0	0	0	0	0			
Jim Sundberg, R (1, 2) OBP: 0.283, SLG: 0.300			0-3 K						0-0 F8 1B	3	0	1	0	0	1	0			
<b>Inning Stats</b>	R: 0 E: 0 K: 1 S: 6	H: 1 LOB: 1 BB: 0 P: 6	R: 0 E: 1 K: 0 S: 3	H: 0 LOB: 0 BB: 0 P: 3	R: 0 E: 0 K: 1 S: 5	H: 0 LOB: 0 BB: 0 P: 5	R: 1 E: 0 K: 0 S: 2	H: 1 LOB: 1 BB: 3 P: 14	R: 0 E: 0 K: 0 S: 5	H: 2 LOB: 2 BB: 0 P: 5	R: 0 E: 0 K: 0 S: 4	H: 1 LOB: 1 BB: 1 P: 8	R: 0 E: 0 K: 0 S: 4	H: 1 LOB: 1 BB: 0 P: 4	R: 0 E: 0 K: 0 S: 3	H: 0 LOB: 0 BB: 0 P: 3	1B: 6 2B: 1 3B: 0 HR: 0	SF: 0 SAC: 0 DP: 2 HBP: 0	WP: 1 PA: 32 PB: 1 SB: 0 CS: 1
<b>PITCHER</b> Andy Hassler, L (1, 1) ERA: 3.48	IP: 8.0 WLS: L BF: 32 H: 6 R: 1 ER: 1 SO: 2 BB: 4 IBB: 0 HBP: 0 BLK: 0 WP: 1 HR: 0 S: 32 P: 48 ERA: 1.12 WHIP: 1.250																		

Kansas City Royals @ Texas Rangers  
Arlington Stadium, Arlington, TX  
Sat Sep 25 1976, 8:05 PM EDT  
Att: 9,001 - Unknown

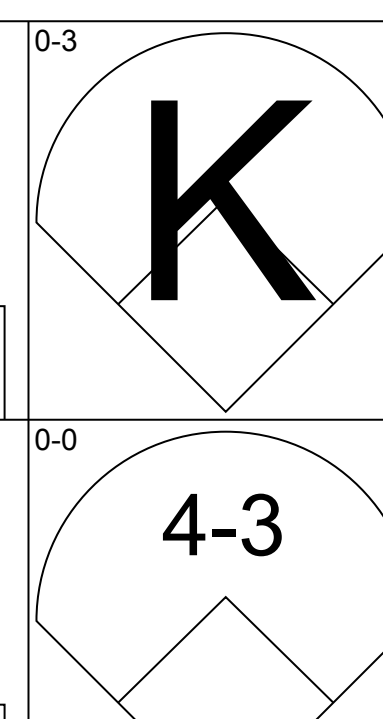
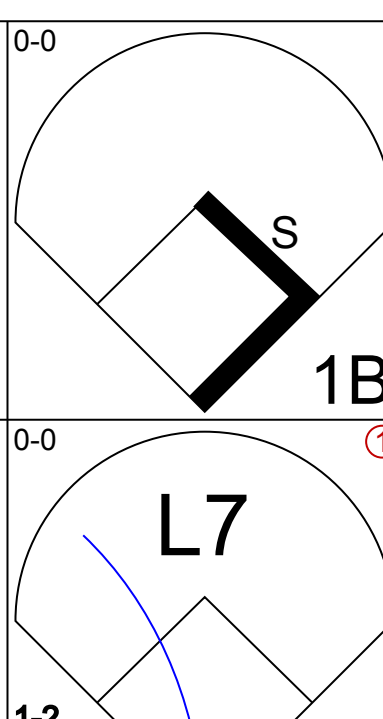
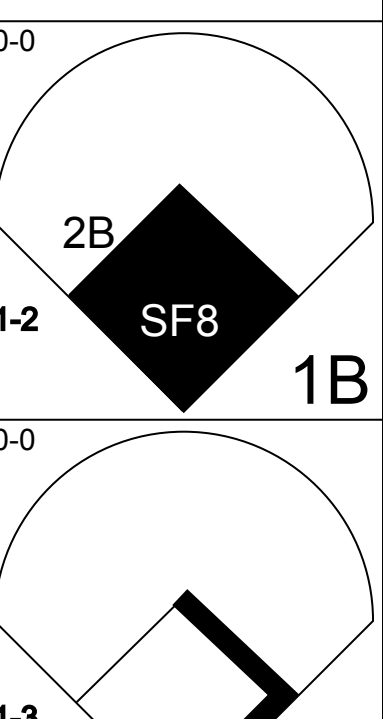
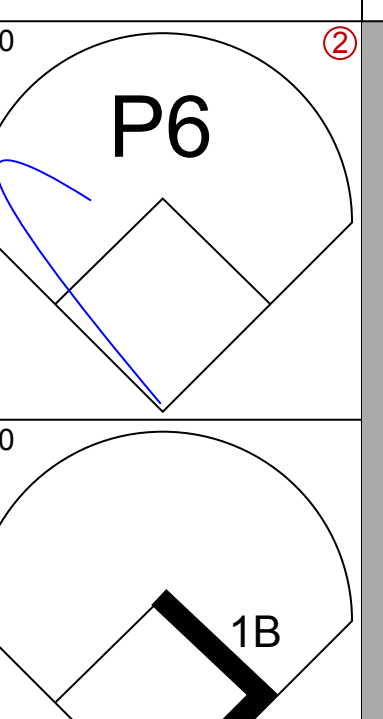
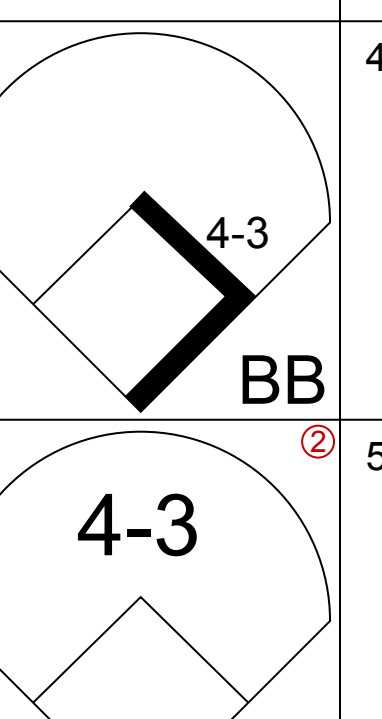
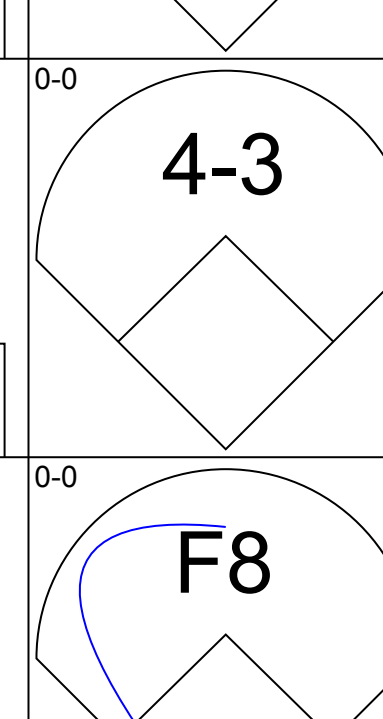
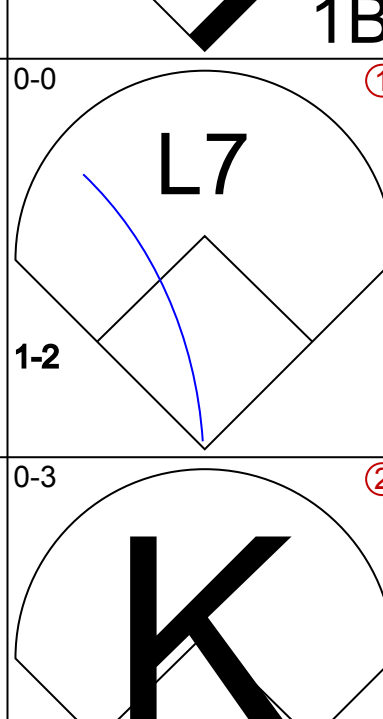
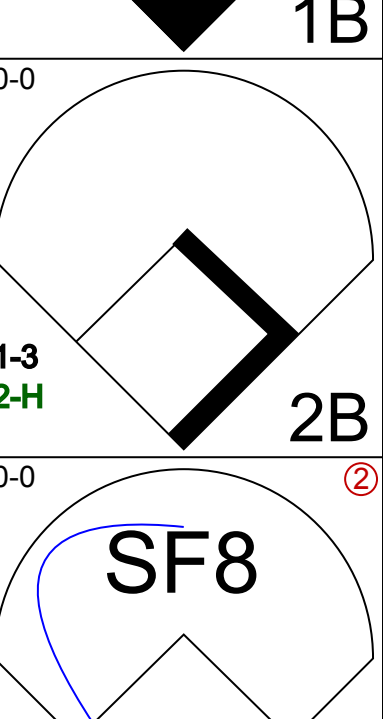
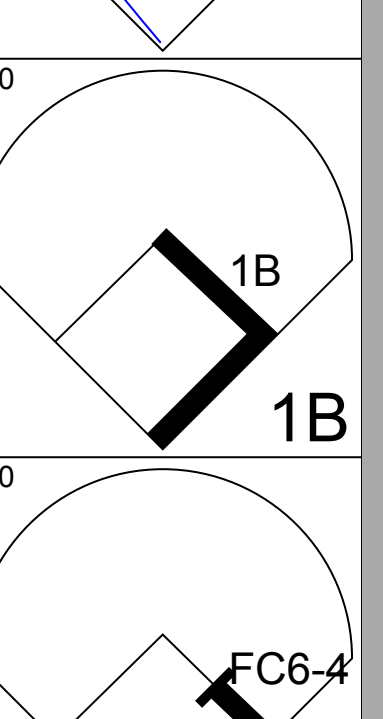
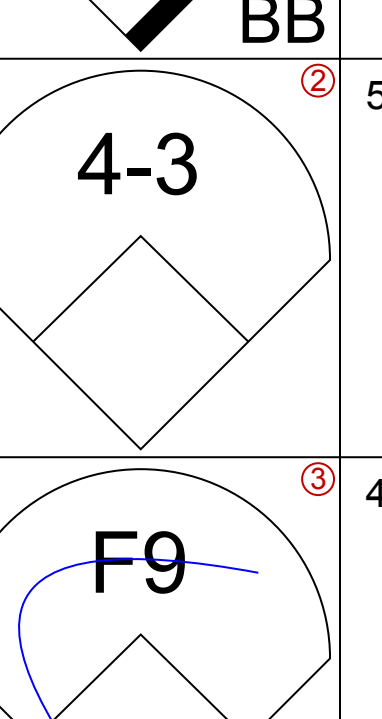
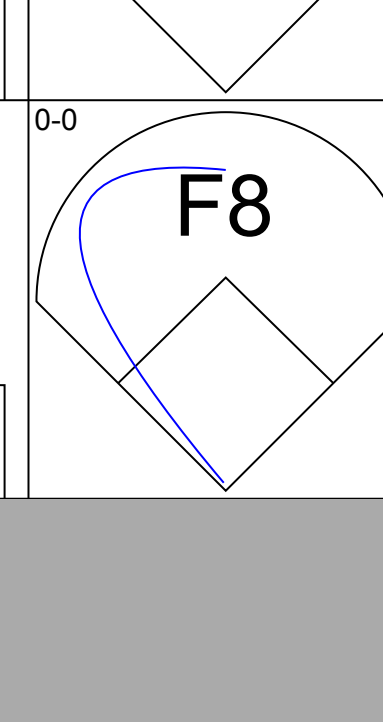
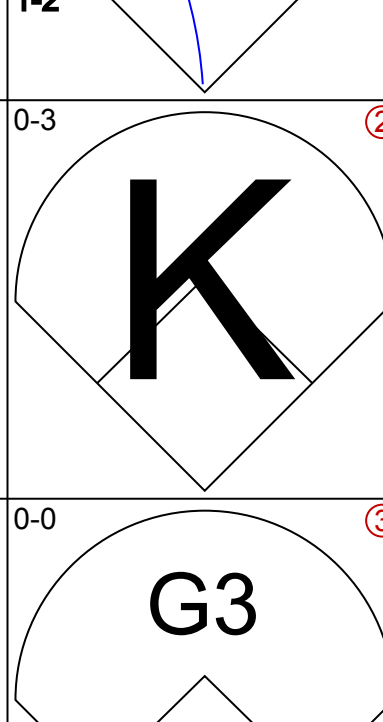
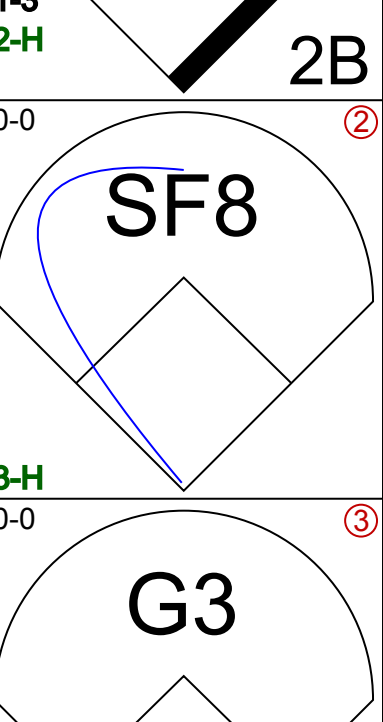
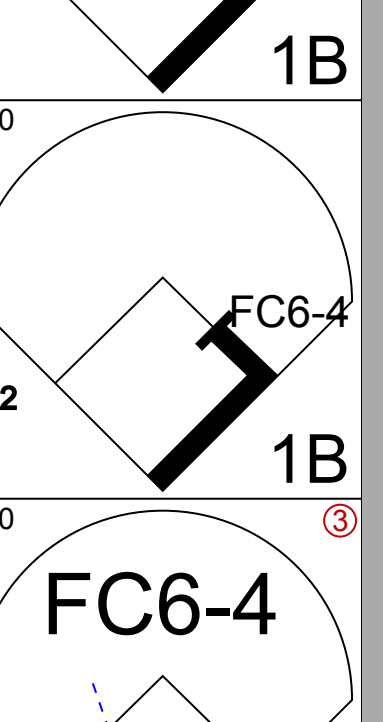
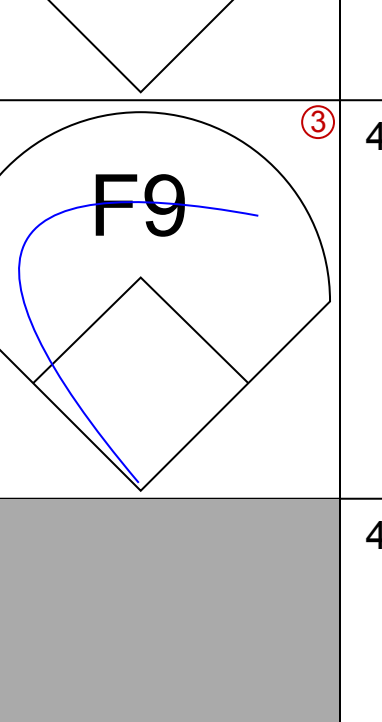
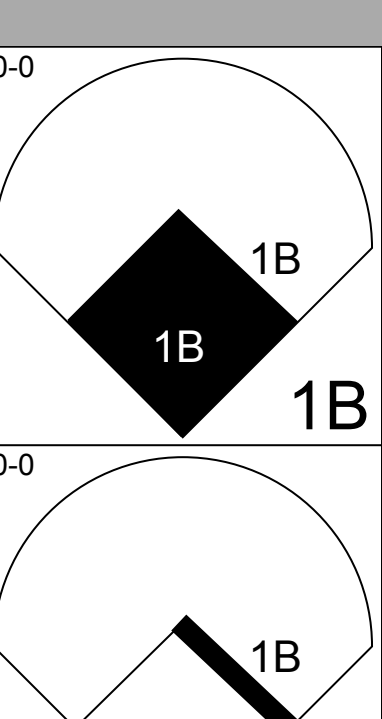
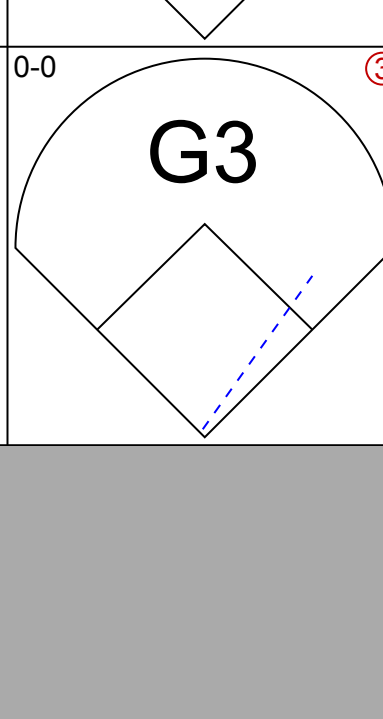
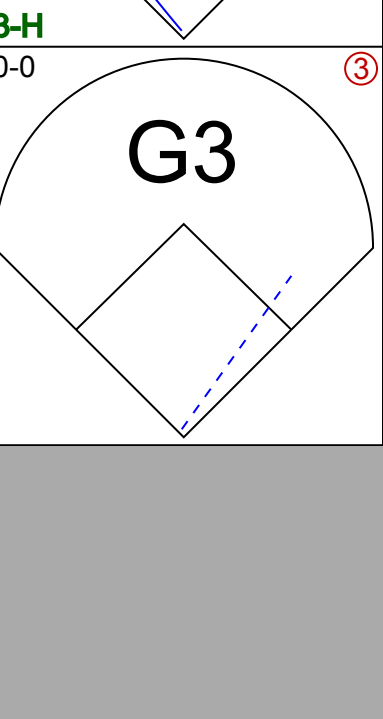
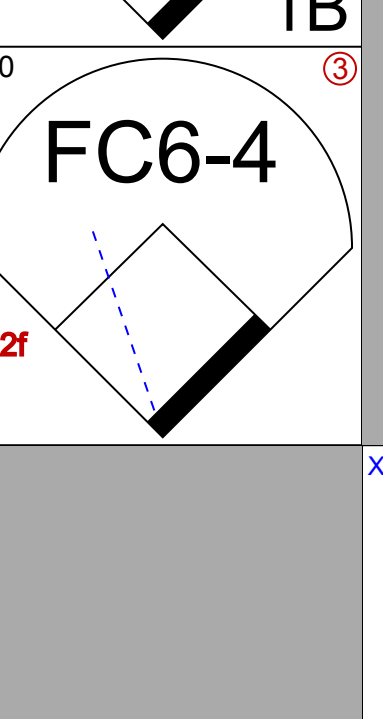
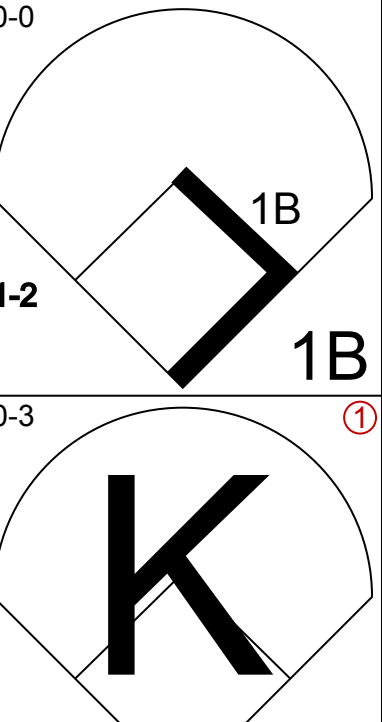
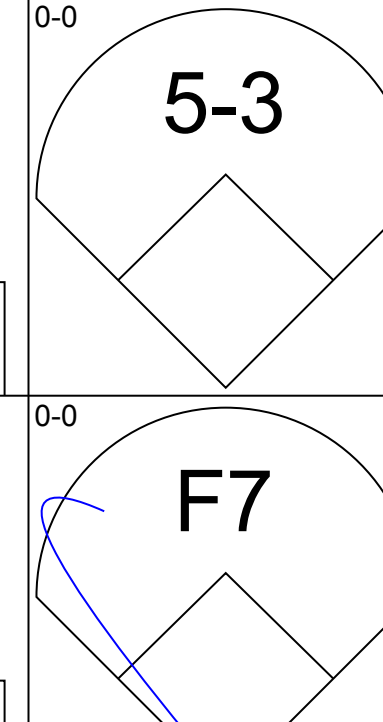
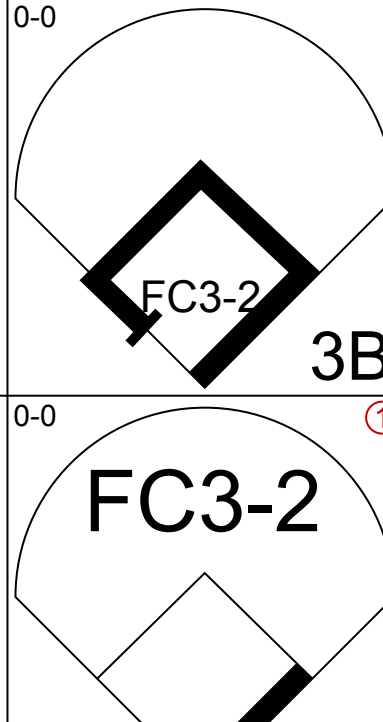
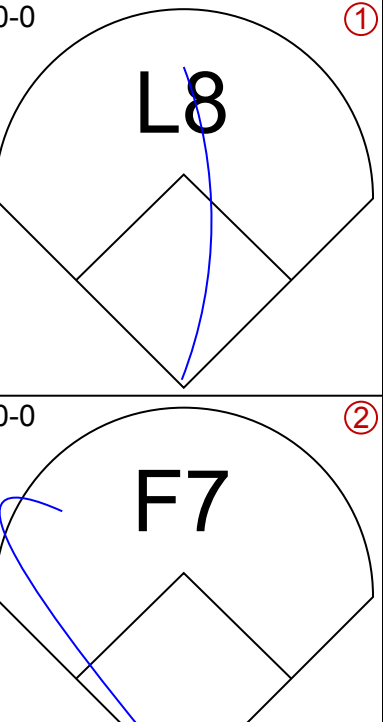




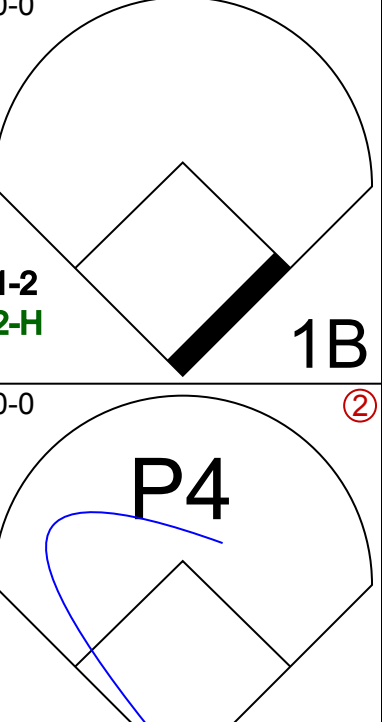
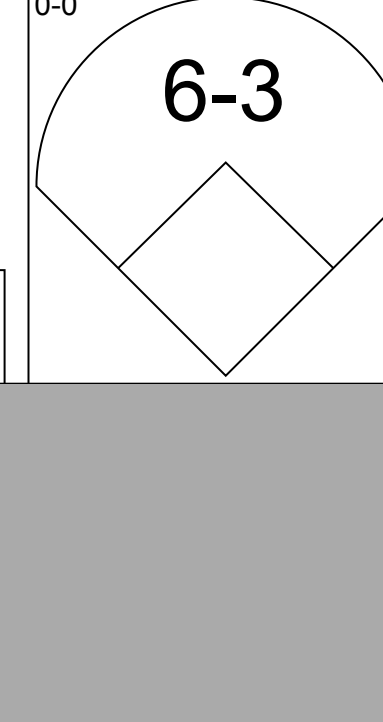
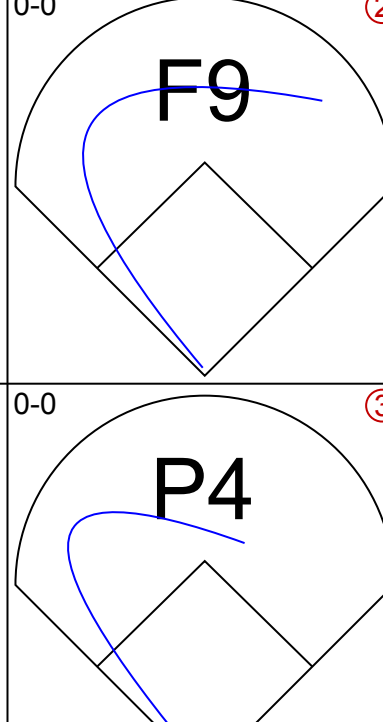
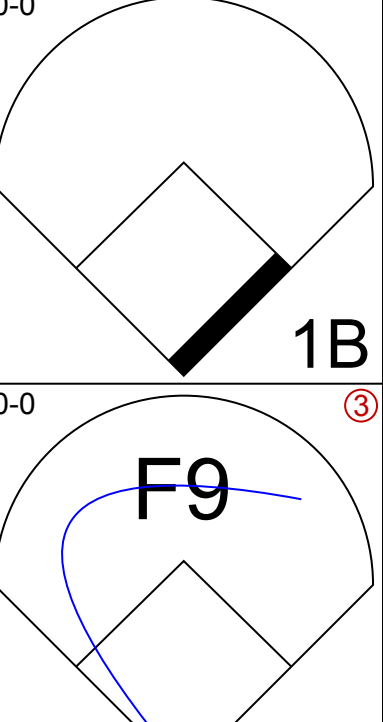

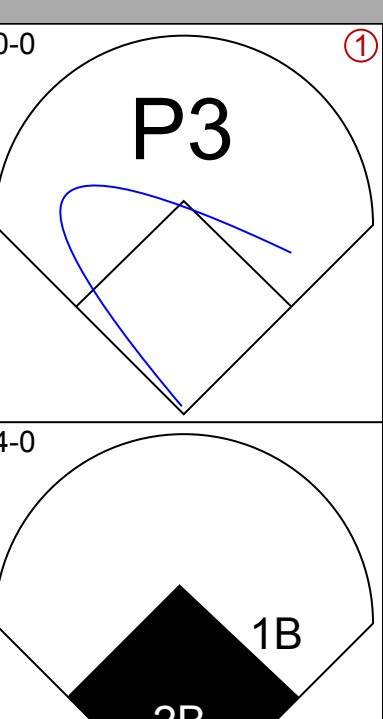
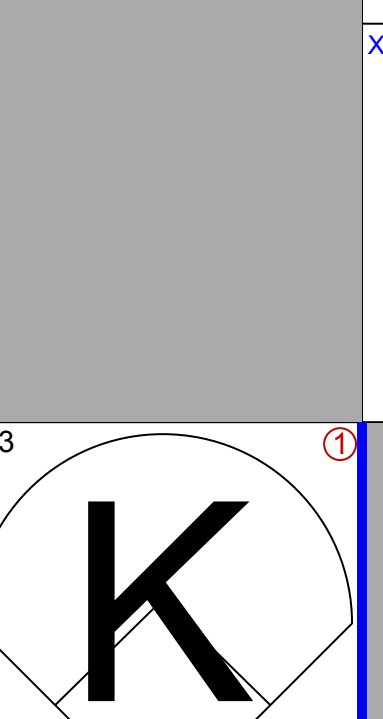
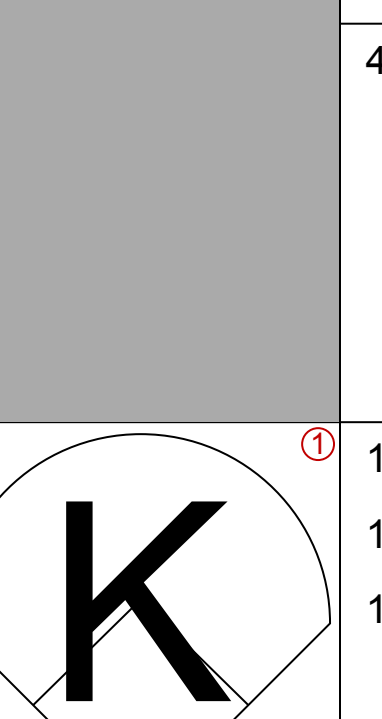
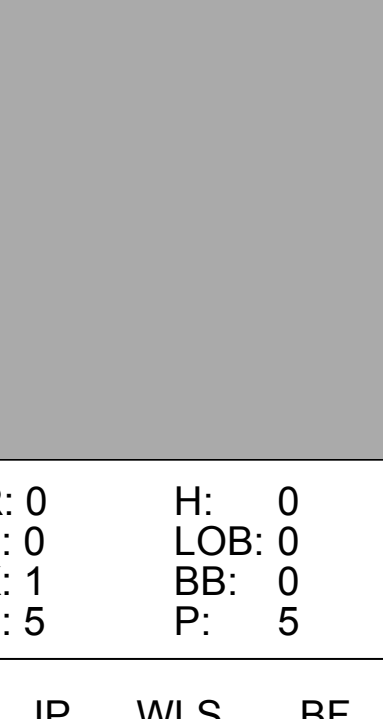
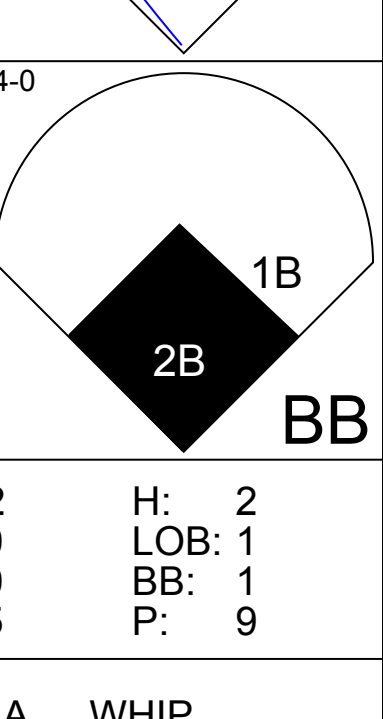
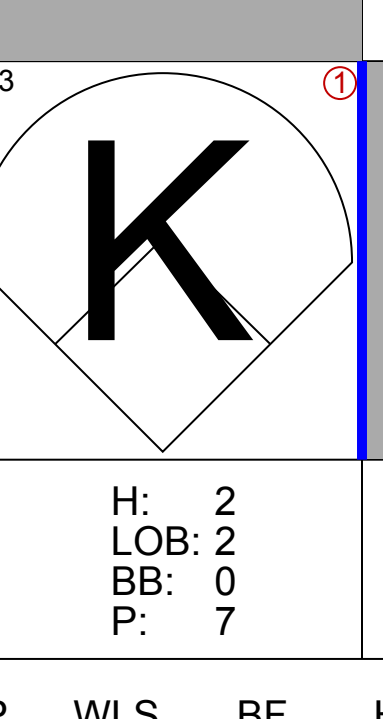
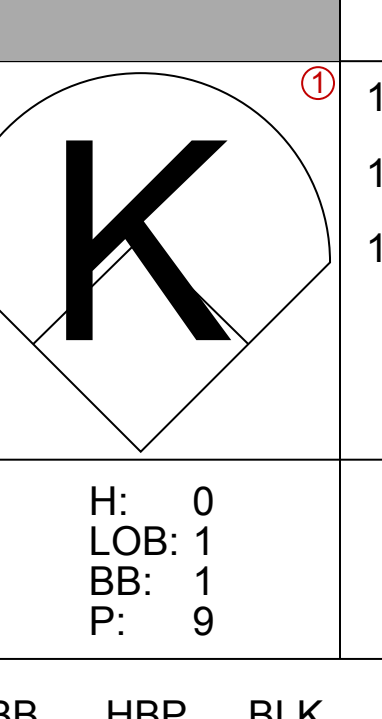
AB	28
R	1
H	6
RBI	1
BB	4
SO	2
LOB	14









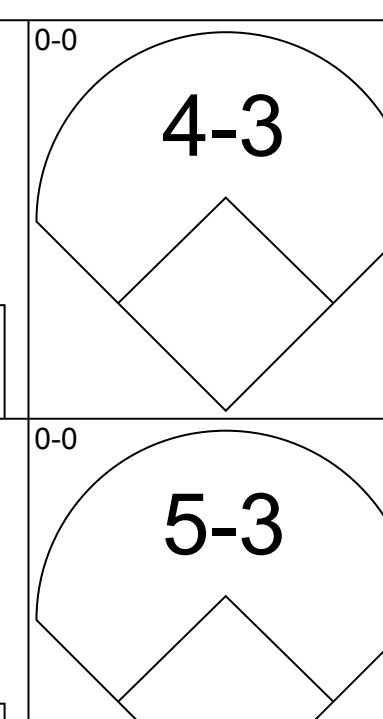
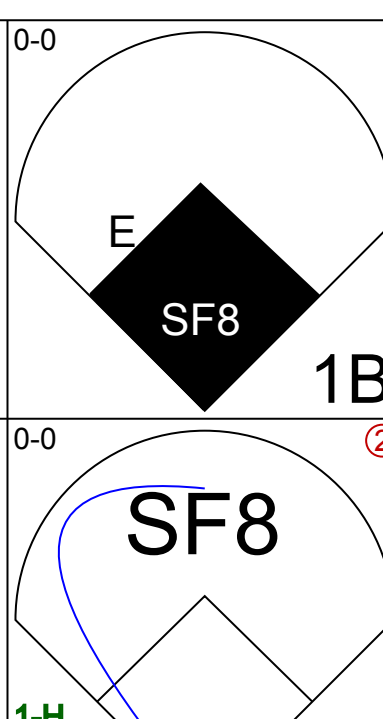
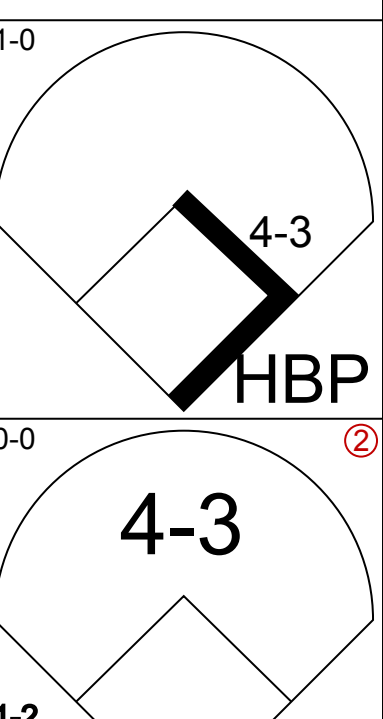


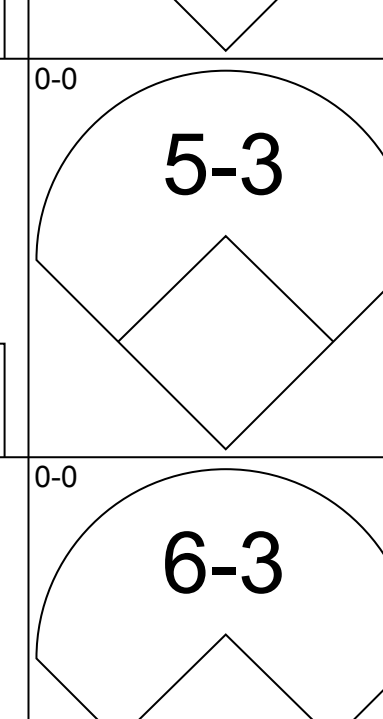
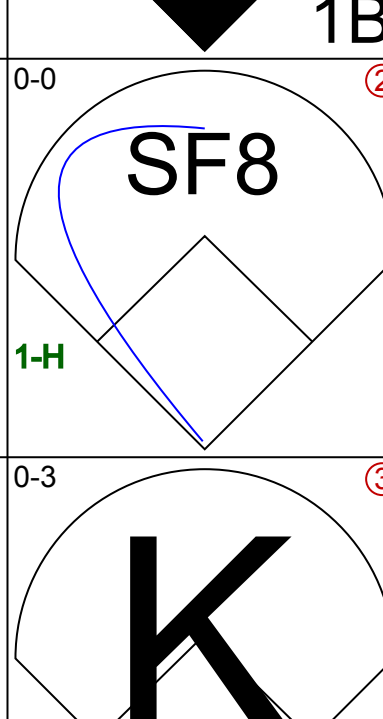
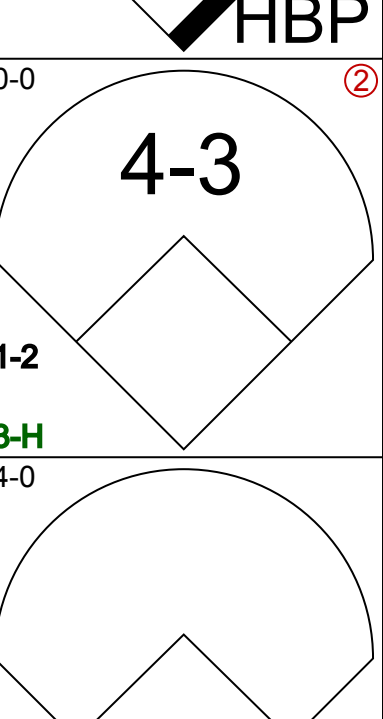


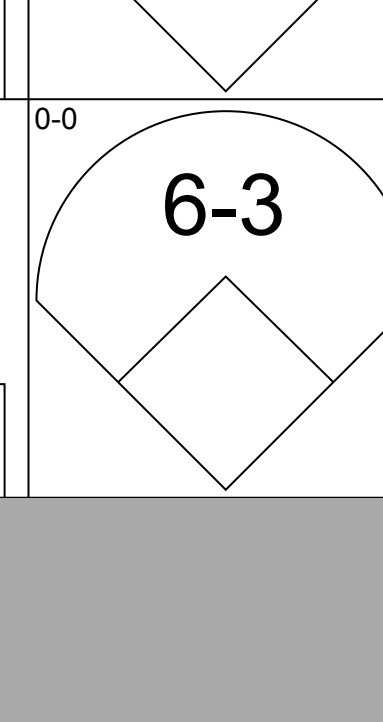
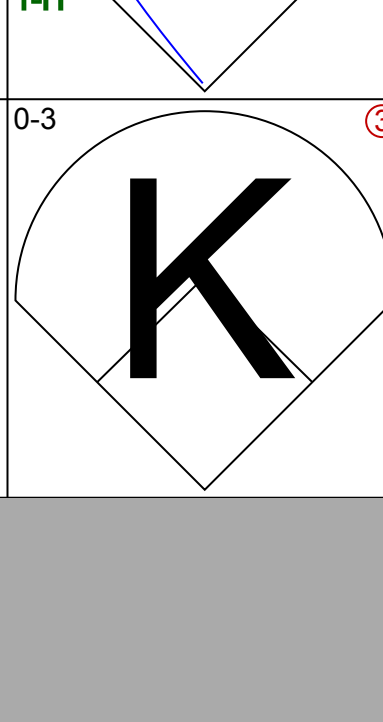
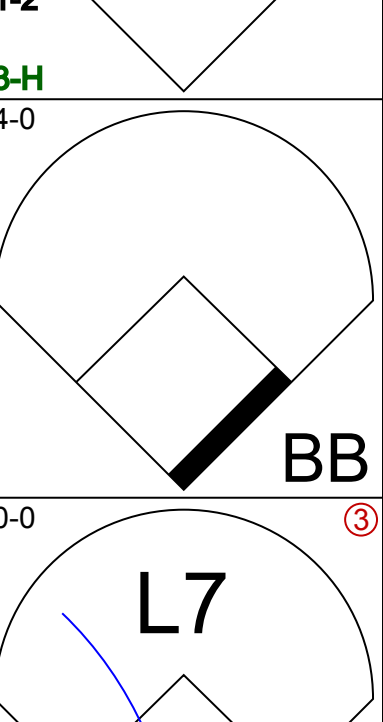
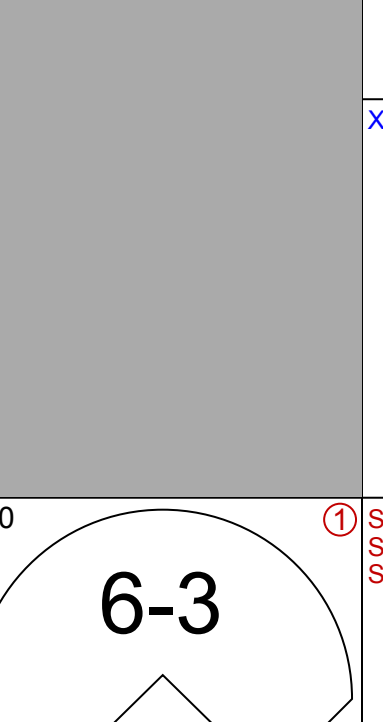

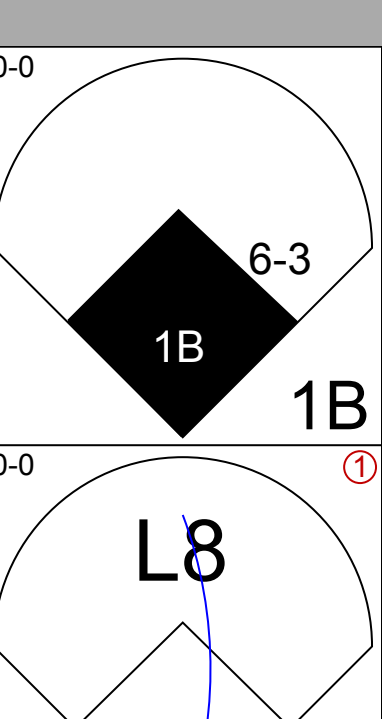
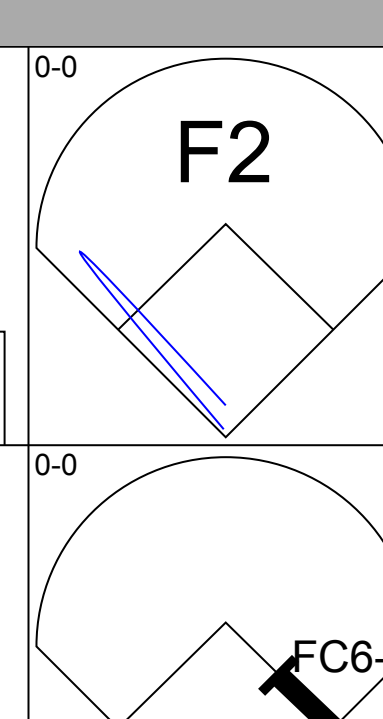
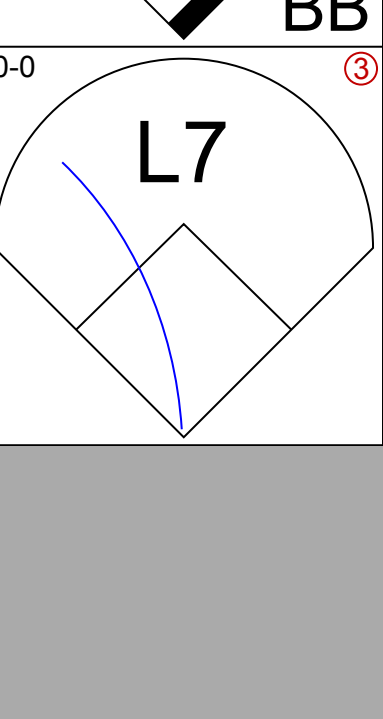
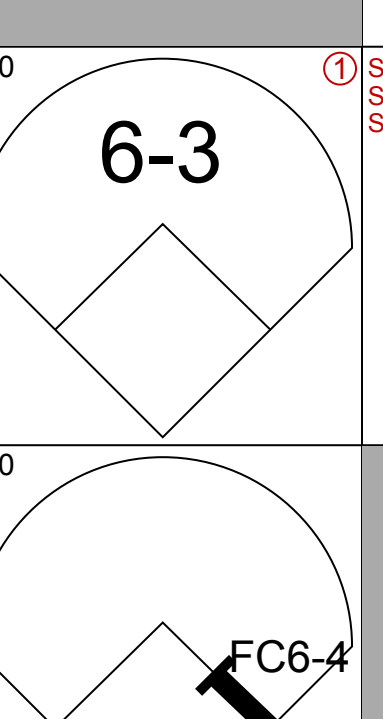

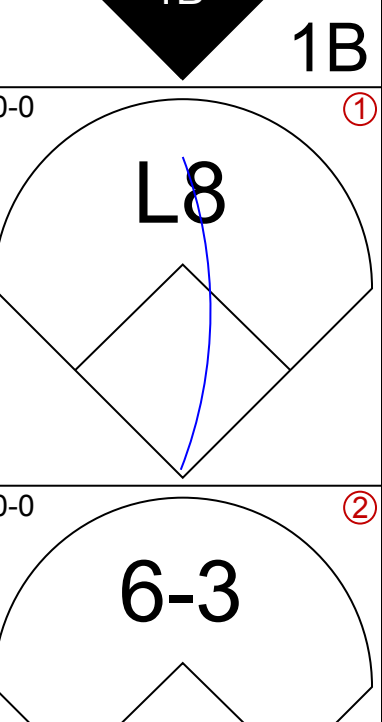
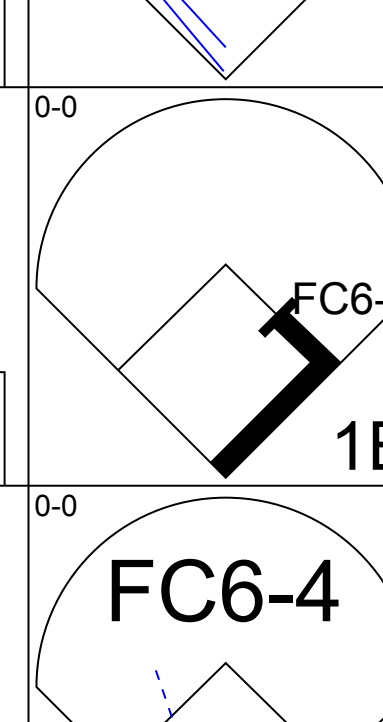
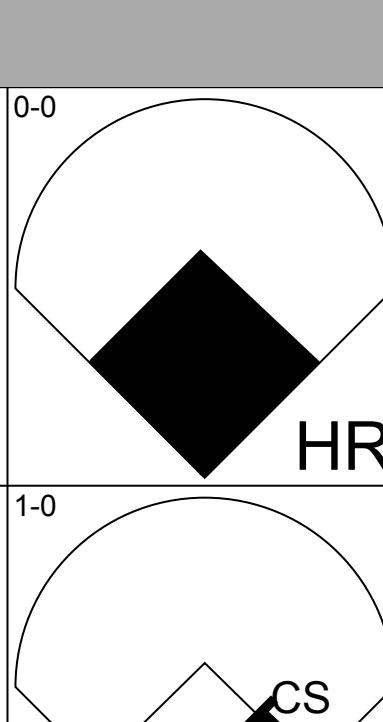


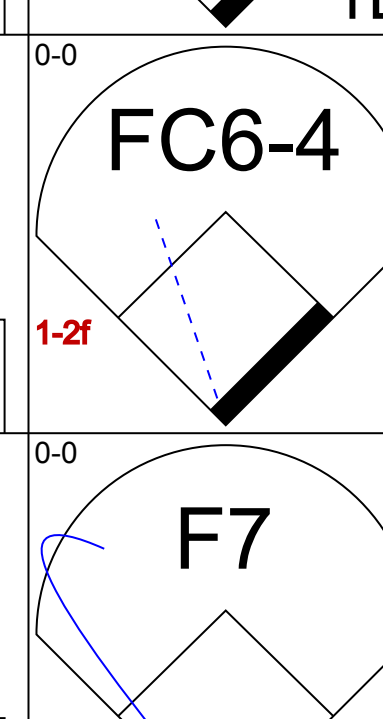
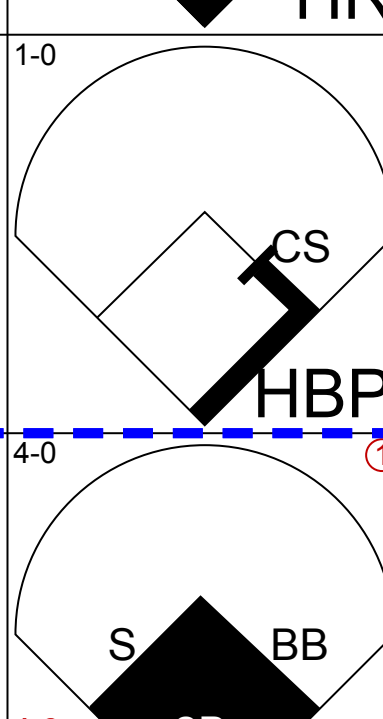


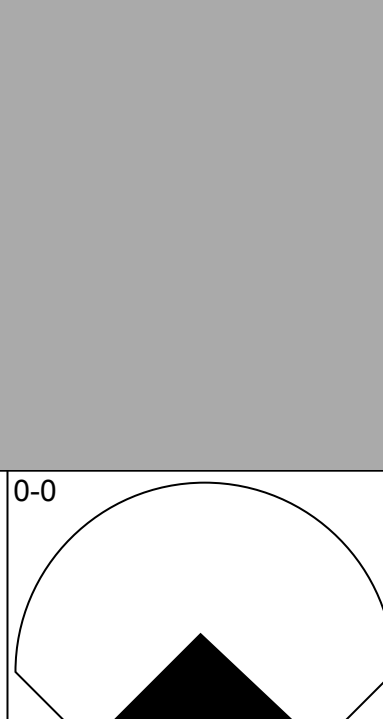
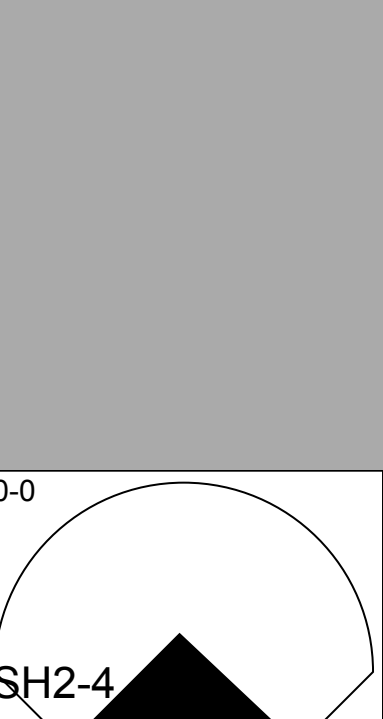
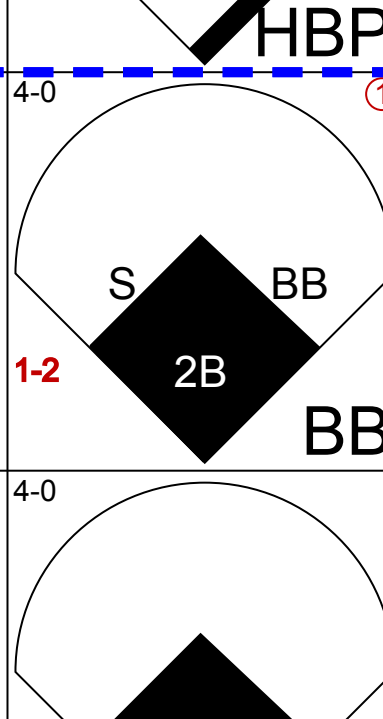


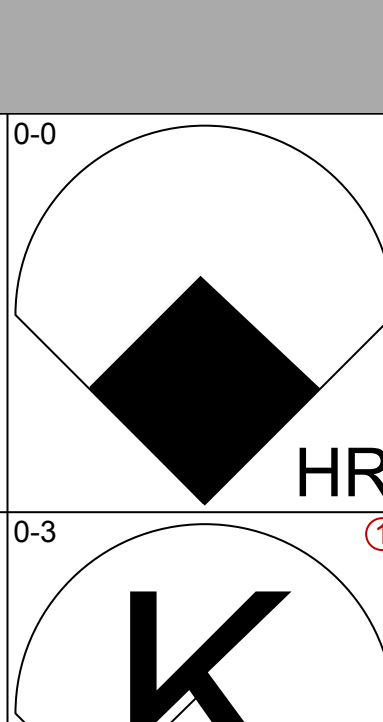
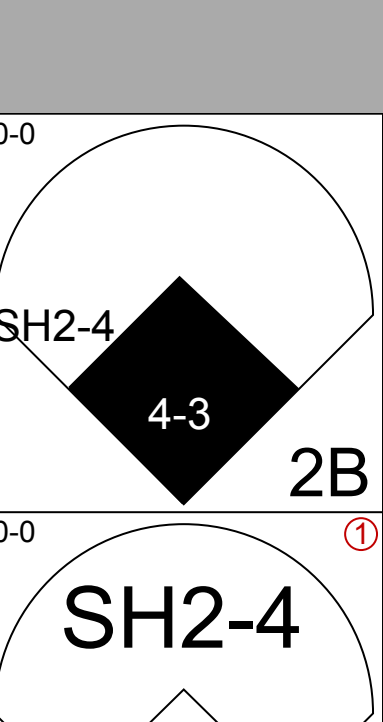
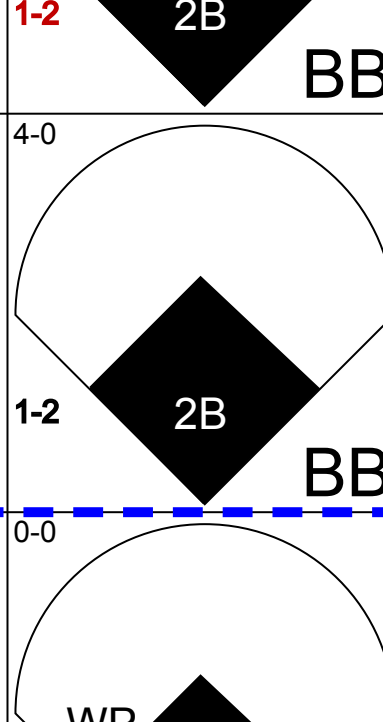
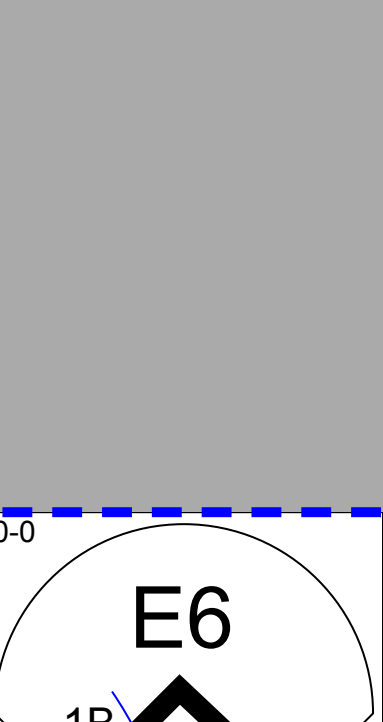
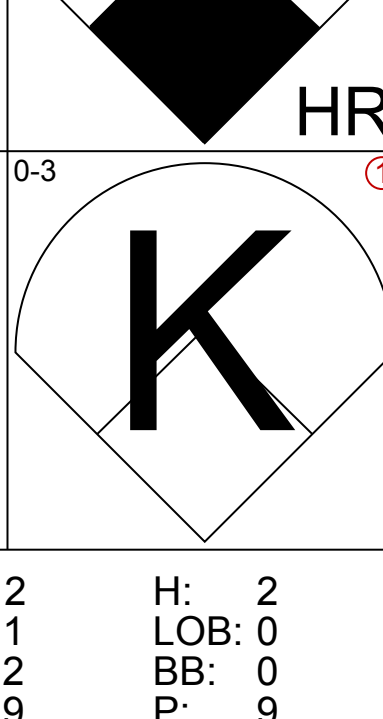
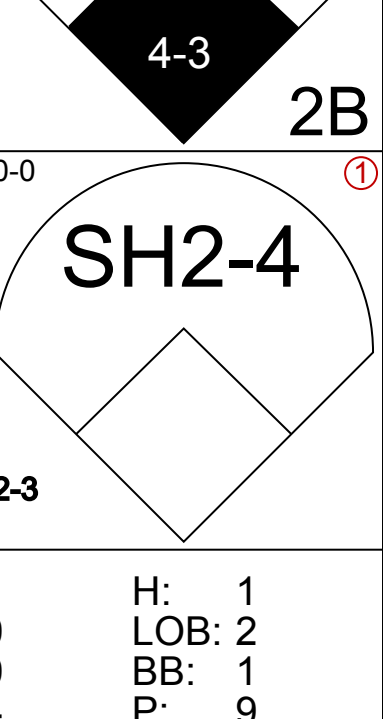
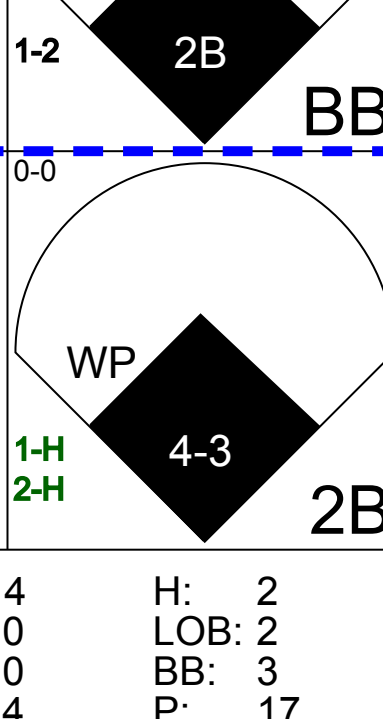
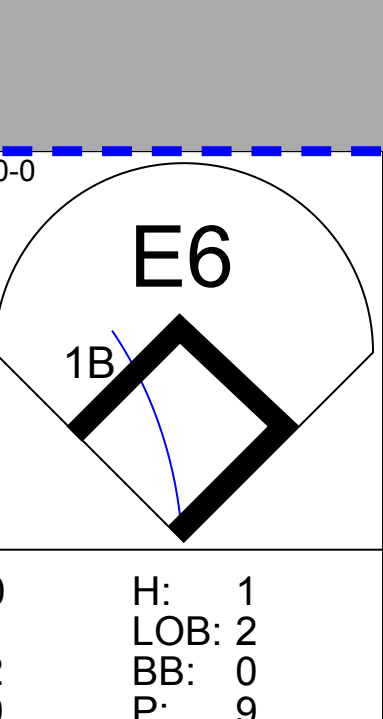
Batter	1	2	3	4	5	6	7	8	9	AB	R	H	RBI	BB	SO	LOB	TOP					
Jim Wohlford, R OBP: 0.313, SLG: 0.306 (1, 9)			 1B			 SF8 1B				 BB	4	1	2	0	1	1	0					
George Brett, L OBP: 0.376, SLG: 0.454 (1, 5)			 1-2			 1-3 2-H				 1-2	5	0	2	1	0	0	2					
Hal McRae, R OBP: 0.410, SLG: 0.467 (1, 7)						 3-H		 1-2			4	0	1	1	0	1	2					
Tommy Davis, R OBP: 0.311, SLG: 0.323 (1, 10)		 1B						 1-2			4	1	1	0	0	0	4					
Al Cowens, R OBP: 0.301, SLG: 0.345 (1, 8)		 1-2 1B					 3B				4	0	2	0	0	0	0					
John Mayberry, L OBP: 0.323, SLG: 0.348 (1, 3)			 1-2			 3-H					4	0	0	0	0	1	3					
Cookie Rojas, R OBP: 0.275, SLG: 0.283 (1, 4)		 1-2 2-H									4	0	2	1	0	0	1					
Frank White, R OBP: 0.266, SLG: 0.311 (1, 6)											4	0	0	0	0	0	4					
Buck Martinez, R OBP: 0.271, SLG: 0.358 Davey Nelson, R OBP: 0.295, SLG: 0.298 John Wathan, R OBP: 0.378, SLG: 0.353 (7, PH) (7, 2)						 BB					1	1	0	0	0	1	1	2				
											1	0	0	0	0	1	0					
											1	0	0	0	0	1	0					
<b>Inning Stats</b>	R: 0 E: 0 K: 1 S: 5	H: 0 LOB: 0 BB: 0 P: 5	R: 1 E: 0 K: 2 S: 10	H: 3 LOB: 2 BB: 0 P: 10	R: 0 E: 0 K: 1 S: 6	H: 1 LOB: 1 BB: 0 P: 6	R: 0 E: 0 K: 0 S: 3	H: 0 LOB: 0 BB: 0 P: 3	R: 2 E: 0 K: 0 S: 5	H: 2 LOB: 1 BB: 1 P: 9	R: 0 E: 0 K: 0 S: 4	H: 1 LOB: 1 BB: 0 P: 4	R: 0 E: 0 K: 1 S: 7	H: 2 LOB: 2 BB: 0 P: 7	R: 0 E: 0 K: 0 S: 4	H: 1 LOB: 1 BB: 0 P: 4	R: 0 E: 0 K: 1 S: 5	H: 0 LOB: 1 BB: 1 P: 9	1B: 8 2B: 1 3B: 1 HR: 0	SF: 1 SAC: 0 DP: 0 HBP: 0	WP: 0 PB: 0 SB: 1 CS: 0	PA: 39
<b>PITCHER</b> Vida Blue, L ERA: 2.42 (1, 1)	IP: 9.0 WLS: W BF: 39 H: 10 R: 3 ER: 3 SO: 6 BB: 2 IBB: 0 HBP: 0 BLK: 0 WP: 0 HR: 0 S: 49 P: 57 ERA: 3.00 WHIP: 1.333											<b>PITCHER</b>	IP: 9.0 WLS: W BF: 39 H: 10 R: 3 ER: 3 SO: 6 BB: 2 IBB: 0 HBP: 0 BLK: 0 WP: 0 HR: 0 S: 49 P: 57 ERA: 3.00 WHIP: 1.333									

Kansas City Royals @ Oakland Athletics  
Oakland-Alameda County Coliseum, Oakland, CA

AB 36  
R 3  
H 10  
RBI 3  
BB 2  
SO 6  
LOB 18



Mon Sep 27 1976, 7:05 PM PDT  
Att: 37,914 - Unknown

Batter	1	2	3	4	5	6	7	8	9	AB	R	H	RBI	BB	SO	LOB	BOTTOM			
Bill North, S OBP: 0.358, SLG: 0.341 (1, 8)			 SF8 1B			 HBP		 2-3 BB		 1-3 1B	3	1	2	0	1	0	0			
Bert Campaneris, R OBP: 0.337, SLG: 0.297 (1, 6)			 1-H		 1-2	 1-2		 1-2			4	0	0	3	0	1	4			
Joe Rudi, R OBP: 0.330, SLG: 0.434 (1, 7)					 3-H 4-0	 3-H 0-0					4	0	0	0	1	1	4			
Gene Tenace, R OBP: 0.371, SLG: 0.466 (1, 2)		 1B		 1-2	 1-2		 1-2	 0-3			5	1	1	0	0	1	4			
Sal Bando, R OBP: 0.339, SLG: 0.429 (1, 5)				 1B				 1B			4	1	3	1	0	0	1			
Don Baylor, R OBP: 0.331, SLG: 0.373 Larry Lintz, S (6, FR) Gary Woods, R OBP: 0.250, SLG: 0.250 (7, 9)				 1-2		 HBP		 1-2			2	0	0	0	0	0	2			
											0	0	0	0	0	0	0			
											1	0	0	0	0	0	1			
Claudell Washington, L OBP: 0.303, SLG: 0.355 (1, 10)	 2-H		 1B		 1-2	 2B BB		 1-2			3	1	2	1	1	0	1			
Ron Fairly, L OBP: 0.386, SLG: 0.366 (1, 3)	 1-2				 4-3 2B	 1-2 2B BB					3	3	2	1	1	1	2			
Phil Garner, R OBP: 0.304, SLG: 0.400 (1, 4)					 2-3	 4-3 2B		 1B			3	1	1	2	0	1	0			
<b>Inning Stats</b>	R: 0 E: 0 K: 0 S: 3	H: 0 LOB: 0 BB: 0 P: 3	R: 1 E: 0 K: 0 S: 4	H: 2 LOB: 0 BB: 0 P: 4	R: 2 E: 1 K: 2 S: 9	H: 2 LOB: 0 BB: 0 P: 9	R: 0 E: 0 K: 0 S: 4	H: 1 LOB: 1 BB: 0 P: 4	R: 1 E: 0 K: 0 S: 4	H: 1 LOB: 2 BB: 1 P: 9	R: 4 E: 0 K: 0 S: 4	H: 2 LOB: 3 BB: 3 P: 17	R: 0 E: 0 K: 1 S: 7	H: 2 LOB: 2 BB: 0 P: 7	R: 0 E: 1 K: 2 S: 9	H: 1 LOB: 2 BB: 0 P: 9	1B: 7 2B: 2 3B: 0 HR: 2	SF: 1 SAC: 1 DP: 0 HBP: 2	WP: 1 PB: 0 SB: 2 CS: 2	PA: 41
<b>PITCHER</b> Dennis Leonard, R ERA: 3.58 Steve Mingori, L ERA: 4.63 Bob McClure, L ERA: 9.0 Jerry Cram, R ERA: 6.23 Ken Sanders, R ERA: 2.7 (1, 1) (6, 1) (6, 1) (6, 1) (6, 1) (6, 1)	IP: 5.0 WLS: L BF: 24 H: 7 R: 6 ER: 5 SO: 2 BB: 1 IBB: 0 HBP: 2 BLK: 0 WP: 0 HR: 2 S: 25 P: 31 ERA: 9.00 WHIP: 1.600											<b>PITCHER</b> Tom Hall, L ERA: 4.63 Tom Bruno, R ERA: 6.75 (7, 1) (8, 1)	IP: 0.1 WLS: 0 BF: 1 H: 1 R: 0 ER: 0 SO: 2 BB: 0 IBB: 0 HBP: 0 BLK: 0 WP: 0 HR: 0 S: 3 P: 3 ERA: 0.00 WHIP: 0.000							

Kansas City Royals @ Oakland Athletics  
Oakland-Alameda County Coliseum, Oakland, CA

AB 32  
R 8  
H 11  
RBI 8  
BB 4  
SO 5  
LOB 19



Mon Sep 27 1976, 7:05 PM PDT  
Att: 37,914 - Unknown



Batter	1	2	3	4	5	6	7	8	9	AB	R	H	RBI	BB	SO	LOB	TOP					
<b>Tom Poquette, L</b> OBP: 0.362, SLG: 0.423 (1, 9)	F8		L7-4		FC5-4			F5		4	0	0	0	0	0	3						
<b>Al Cowens, R</b> OBP: 0.299, SLG: 0.342 (1, 8)	L7			L7			5-3		5-3	4	0	0	0	0	0	0						
<b>George Brett, L</b> OBP: 0.373, SLG: 0.451 (1, 5)	6-3			F8			L8		5-3	4	0	0	0	0	0	0						
<b>John Mayberry, L</b> OBP: 0.323, SLG: 0.346 (1, 3)		3-1		FC4-6 BB			6-3		G3	3	0	0	0	1	0	0						
<b>Hal McRae, R</b> OBP: 0.410, SLG: 0.466 (1, 7)		FC4-6 1B		FC4-6			6-3			3	0	1	0	0	0	1						
<b>Jamie Quirk, L</b> OBP: 0.248, SLG: 0.321 (1, 10)		FC4-6			3-1		K			3	0	0	0	0	1	1						
<b>Cookie Rojas, R</b> OBP: 0.276, SLG: 0.285 (1, 4)		F7			BB 1B		6-3			3	0	1	0	0	0	1						
<b>Bob Stinson, S</b> OBP: 0.348, SLG: 0.341 (1, 2)			G3		FC5-4 BB		K			2	0	0	0	1	1	0						
<b>Freddie Patek, R</b> OBP: 0.320, SLG: 0.306 (8, PH)					F7		6-3			1	0	0	0	1	0	2						
<b>Tommy Davis, R</b> OBP: 0.310, SLG: 0.322 (8, PH)										1	0	0	0	0	0	0						
<b>Frank White, R</b> OBP: 0.286, SLG: 0.311 (8, 6)			L7-4 S BB							0	0	0	0	0	0	0						
<b>Inning Stats</b>	R: 0 E: 0 K: 0 S: 3	H: 0 LOB: 0 BB: 0 P: 3	R: 0 E: 0 K: 0 S: 4	H: 1 LOB: 1 BB: 0 P: 4	R: 0 E: 0 K: 0 S: 2	H: 0 LOB: 0 BB: 1 P: 6	R: 0 E: 0 K: 0 S: 3	H: 0 LOB: 1 BB: 1 P: 7	R: 0 E: 0 K: 0 S: 4	H: 1 LOB: 2 BB: 1 P: 8	R: 0 E: 0 K: 0 S: 3	H: 0 LOB: 0 BB: 0 P: 3	R: 0 E: 0 K: 1 S: 5	H: 0 LOB: 0 BB: 0 P: 5	R: 0 E: 0 K: 1 S: 5	H: 0 LOB: 0 BB: 0 P: 5	R: 0 E: 0 K: 0 S: 3	H: 0 LOB: 0 BB: 0 P: 3	1B: 2 2B: 1 3B: 0 HR: 0	SF: 0 SAC: 0 DP: 1 HBP: 0	WP: 0 PB: 0 SB: 1 CS: 0	PA: 31
<b>PITCHER</b> <b>Mike Torrez, R</b> ERA: 2.55 (1, 1)	IP: 9.0 WLS: W BF: 31 H: 2 R: 0 ER: 0 SO: 2 BB: 3 IBB: 0 HBP: 0 BLK: 0 WP: 0 HR: 0 S: 32 P: 44 ERA: 0.00 WHIP: 0.556															<b>PITCHER</b>						

Kansas City Royals @ Oakland Athletics  
Oakland-Alameda County Coliseum, Oakland, CA

Tue Sep 28 1976, 7:05 PM PDT  
Alt. 9,464 - Unknown - 60 F

AB	28
R	0
H	2
RBI	0
BB	3
SO	2
LOB	8



Batter	1	2	3	4	5	6	7	8	9	AB	R	H	RBI	BB	SO	LOB	BOTTOM			
<b>Bill North, S</b> OBP: 0.359, SLG: 0.342 (1, 8)	1-3		1B		1-2 2-3 1B			E6		4	0	2	0	0	0	0				
<b>Bert Campaneris, R</b> OBP: 0.335, SLG: 0.295 (1, 6)	F2		F9			F9		F7		4	0	0	0	0	0	2				
<b>Joe Rudi, R</b> OBP: 0.328, SLG: 0.431 (1, 7)	5-3			F8		K		L7		4	0	0	0	0	1	1				
<b>Gene Tenace, R</b> OBP: 0.370, SLG: 0.463 (1, 2)		BB		L7		K				2	0	0	0	1	1	0				
<b>Sal Bando, R</b> OBP: 0.339, SLG: 0.434 (1, 5)		F7		F8			HR			3	1	1	1	0	0	1				
<b>Don Baylor, R</b> OBP: 0.328, SLG: 0.371 (1, 9)		L8			K		F7			3	0	0	0	0	1	1				
<b>Claudell Washington, L</b> OBP: 0.303, SLG: 0.357 (1, 10)		P4			1B 2B		P6			3	0	1	0	0	0	1				
<b>Ron Fairly, L</b> OBP: 0.385, SLG: 0.361 (1, 3)			1-3		1B IBB		K			2	0	0	0	1	1	0				
<b>Phil Garner, R</b> OBP: 0.303, SLG: 0.398 (1, 4)			1-3		K			P4		3	0	0	0	0	1	2				
<b>Inning Stats</b>	R: 0 E: 0 K: 0 S: 3	H: 0 LOB: 0 BB: 0 P: 3	R: 0 E: 0 K: 0 S: 3	H: 0 LOB: 1 BB: 1 P: 7	R: 0 E: 0 K: 0 S: 4	H: 1 LOB: 1 BB: 0 P: 4	R: 0 E: 0 K: 0 S: 3	H: 0 LOB: 0 BB: 0 P: 3	R: 0 E: 0 K: 2 S: 8	H: 2 LOB: 2 BB: 1 P: 12	R: 0 E: 0 K: 2 S: 7	H: 0 LOB: 0 BB: 0 P: 7	R: 1 E: 0 K: 1 S: 6	H: 1 LOB: 0 BB: 0 P: 6	R: 0 E: 1 K: 0 S: 4	H: 0 LOB: 1 BB: 0 P: 4	1B: 2 2B: 1 3B: 0 HR: 1	SF: 0 SAC: 0 DP: 0 HBP: 0	WP: 0 PB: 0 SB: 0 CS: 0	PA: 30
<b>PITCHER</b> <b>Marty Pattin, R</b> ERA: 2.53 (1, 1)	IP: 8.0 WLS: L BF: 30 H: 4 R: 1 ER: 1 SO: 5 BB: 1 IBB: 1 HBP: 0 BLK: 0 WP: 0 HR: 1 S: 38 P: 46 ERA: 1.12 WHIP: 0.625															<b>PITCHER</b>				

Kansas City Royals @ Oakland Athletics  
Oakland-Alameda County Coliseum, Oakland, CA

Tue Sep 28 1976, 7:05 PM PDT  
Alt. 9,464 - Unknown - 60 F

AB	28
R	1
H	4
RBI	1
BB	2
SO	5
LOB	8





Batter	1	2	3	4	5	6	7	8	9	AB	R	H	RBI	BB	SO	LOB	TOP										
Tom Poquette, L (1, 7) OBP: 0.360, SLG: 0.421	F7		F6		F6		3-1			4	1	1	0	0	0	0											
Amos Otis, R (1, 8) OBP: 0.342, SLG: 0.448	K		L7		HR		L7			4	1	2	2	0	1	0											
George Brett, L (1, 5) OBP: 0.371, SLG: 0.448	4-3		4-3		F8			F7		4	0	0	1	0	0	1											
Hal McRae, R (1, 10) OBP: 0.409, SLG: 0.464		1B	L6		F9			1-3		4	1	1	0	0	0	1											
John Mayberry, L (1, 3) OBP: 0.324, SLG: 0.346		L3	4-3		BB			F8		3	0	1	0	1	0	1											
Al Cowens, R (1, 9) OBP: 0.298, SLG: 0.341	L3				E9			P6		4	0	1	0	0	0	2											
Cookie Rojas, R (1, 4) OBP: 0.277, SLG: 0.286					L4			L9		3	0	1	1	0	0	2											
Frank White, R (8, 4) OBP: 0.266, SLG: 0.310		1B			F6					1	0	0	0	0	0	0											
John Wathan, R (1, 2) OBP: 0.341, SLG: 0.316	G3				F7			4-3		4	0	0	0	0	0	3											
Freddie Patek, R (1, 6) OBP: 0.320, SLG: 0.309			1B		F2			P5		3	1	1	0	0	0	0											
<b>Inning Stats</b>	R: 0 E: 0 K: 1 S: 5	H: 0 LOB: 0 BB: 0 P: 5	R: 1 E: 0 K: 0 S: 5	H: 3 LOB: 1 BB: 0 P: 5	R: 2 E: 0 K: 0 S: 6	H: 3 LOB: 1 BB: 0 P: 6	R: 0 E: 0 K: 0 S: 3	H: 0 LOB: 0 BB: 0 P: 3	R: 1 E: 0 K: 0 S: 4	H: 1 LOB: 0 BB: 0 P: 4	R: 0 E: 1 K: 0 S: 4	H: 1 LOB: 2 BB: 1 P: 8	R: 0 E: 0 K: 0 S: 3	H: 0 LOB: 0 BB: 0 P: 3	R: 0 E: 0 K: 0 S: 3	H: 0 LOB: 0 BB: 0 P: 3	R: 0 E: 0 K: 0 S: 3	H: 0 LOB: 0 BB: 0 P: 3	1B: 5 2B: 3 3B: 0 HR: 1	SF: 0 SAC: 0 DP: 1 HBP: 0	WP: 0 PB: 0 SB: 0 CS: 0	PA: 35					
<b>PITCHER</b>	IP	WLS	BF	H	R	ER	SO	BB	IBB	HBP	BLK	WP	HR	S	P	ERA	WHIP										
Paul Mitchell, R (1, 1) ERA: 4.25	2.0	L	11	6	3	3	1	0	0	0	0	0	0	13	13	13.50	3.000										
Paul Lindblad, L (3, 1) ERA: 3.14	3.1		13	2	1	1	0	1	0	0	0	0	1	12	16	2.70	0.900										
Stan Bahnsen, R (6, 1) ERA: 3.34	3.2		11	0	0	0	0	0	0	0	0	0	0	11	11	0.00	0.000										

Kansas City Royals @ Oakland Athletics  
Oakland-Alameda County Coliseum, Oakland, CA  
Wed Sep 29 1976, 7:05 PM PDT  
Att: 19,631 - Unknown

AB	34
R	4
H	8
RBI	4
BB	1
SO	1
LOB	10



Batter	1	2	3	4	5	6	7	8	9	AB	R	H	RBI	BB	SO	LOB	BOTTOM										
Bill North, S (1, 8) OBP: 0.357, SLG: 0.340	F8		F9			L9		F8		4	0	0	0	0	0	3											
Bert Campaneris, R (1, 6) OBP: 0.334, SLG: 0.294	F9		L8			1B		1-3		4	0	1	0	0	0	2											
Joe Rudi, R (1, 7) OBP: 0.325, SLG: 0.427	P4				6-3	F9		F9		4	0	0	0	0	0	1											
Gene Tenace, R (1, 2) OBP: 0.369, SLG: 0.460		5-3			G5-4-3	BB		1-3		3	0	0	0	1	0	0											
Sal Bando, R (1, 5) OBP: 0.338, SLG: 0.431	F5				G5-4-3			K		3	0	0	0	0	1	1											
Don Baylor, R (1, 9) OBP: 0.328, SLG: 0.369	F5					L4		F7		3	0	0	0	0	0	0											
Claudell Washington, L (1, 10) OBP: 0.305, SLG: 0.358			1B			4-3		G3-6-3		2	0	1	0	0	0	0											
Ron Fairly, L (1, 3) OBP: 0.379, SLG: 0.353			F7			F4		G3-6-3		3	0	0	0	0	0	2											
Phil Garner, R (1, 4) OBP: 0.305, SLG: 0.399						L3				3	0	2	0	0	0	0											
<b>Inning Stats</b>	R: 0 E: 0 K: 0 S: 3	H: 0 LOB: 0 BB: 0 P: 3	R: 0 E: 0 K: 0 S: 3	H: 0 LOB: 0 BB: 0 P: 3	R: 0 E: 0 K: 0 S: 4	H: 1 LOB: 2 BB: 0 P: 5	R: 0 E: 0 K: 0 S: 2	H: 0 LOB: 0 BB: 1 P: 6	R: 0 E: 0 K: 0 S: 3	H: 0 LOB: 0 BB: 0 P: 3	R: 0 E: 0 K: 0 S: 4	H: 1 LOB: 1 BB: 0 P: 4	R: 0 E: 0 K: 1 S: 5	H: 0 LOB: 0 BB: 0 P: 5	R: 0 E: 0 K: 0 S: 4	H: 2 LOB: 1 BB: 0 P: 4	R: 0 E: 0 K: 0 S: 3	H: 0 LOB: 0 BB: 0 P: 3	R: 0 E: 0 K: 0 S: 3	H: 0 LOB: 0 BB: 0 P: 3	1B: 4 2B: 0 3B: 0 HR: 0	SF: 0 SAC: 0 DP: 2 HBP: 1	WP: 0 PB: 0 SB: 0 CS: 0	PA: 31			
<b>PITCHER</b>	IP	WLS	BF	H	R	ER	SO	BB	IBB	HBP	BLK	WP	HR	S	P	ERA	WHIP										
Larry Gura, L (1, 1) ERA: 2.37	9.0	W	31	4	0	0	1	1	0	1	0	0	0	31	36	0.00	0.556										

Kansas City Royals @ Oakland Athletics  
Oakland-Alameda County Coliseum, Oakland, CA  
Wed Sep 29 1976, 7:05 PM PDT  
Att: 19,631 - Unknown

AB	29
R	0
H	4
RBI	0
BB	1
SO	1
LOB	9





Batter	1	2	3	4	5	6	7	8	9	AB	R	H	RBI	BB	SO	LOB	TOP										
Steve Braun, L (1, 10) OBP: 0.386, SLG: 0.354	F7		K			P1	F9			5	0	1	1	0	1	1											
Roy Smalley, S (1, 6) OBP: 0.355, SLG: 0.324	1B			G3				F7	K	5	0	2	0	0	1	0											
Rod Carew, L (1, 3) OBP: 0.391, SLG: 0.456	1B			G3		FC4-6				4	0	2	0	0	0	1											
Lyman Bostock, L (1, 8) OBP: 0.364, SLG: 0.430	G6-4-3									3	0	0	0	0	0	2											
Steve Brye, R (7, 8) OBP: 0.291, SLG: 0.323	G6-4-3			6-3						1	0	1	0	0	0	0											
Butch Wynegar, S (1, 2) OBP: 0.356, SLG: 0.364		4-3				F5				3	1	1	0	1	0	0											
Larry Hisle, R (1, 7) OBP: 0.334, SLG: 0.390		K				K				4	1	1	0	0	2	3											
Dan Ford, R (1, 9) OBP: 0.325, SLG: 0.462										3	1	1	0	1	1	3											
Mike Cubbage, L (1, 5) OBP: 0.349, SLG: 0.360			4-3			6-3				3	1	1	3	1	0	1											
Bob Randall, R (1, 4) OBP: 0.316, SLG: 0.326			5-3							3	0	0	0	0	1	1											
<b>Inning Stats</b>	R: 0 E: 0 K: 0 S: 4	H: 2 LOB: 1 BB: 0 P: 4	R: 0 E: 0 K: 1 S: 5	H: 0 LOB: 0 BB: 0 P: 5	R: 0 E: 0 K: 1 S: 5	H: 0 LOB: 0 BB: 0 P: 5	R: 0 E: 0 K: 0 S: 3	H: 0 LOB: 0 BB: 0 P: 3	R: 0 E: 0 K: 1 S: 6	H: 1 LOB: 1 BB: 0 P: 6	R: 0 E: 0 K: 1 S: 6	H: 1 LOB: 1 BB: 0 P: 6	R: 3 E: 0 K: 0 S: 6	H: 3 LOB: 1 BB: 1 P: 10	R: 0 E: 0 K: 1 S: 7	H: 2 LOB: 3 BB: 1 P: 11	R: 1 E: 0 K: 1 S: 5	H: 1 LOB: 0 BB: 1 P: 9	1B: 7 2B: 3 3B: 0 HR: 0	SF: 0 SAC: 1 DP: 1 HBP: 0	WP: 0 PB: 0 CS: 0	PA: 38					
<b>PITCHER</b>	IP	WLS	BF	H	R	ER	SO	BB	IBB	HBP	BLK	WP	HR	S	P	ERA	WHIP										
Doug Bird, R (1, 1) ERA: 3.37	6.2		27	7	3	3	4	1	0	0	0	0	0	34	38	4.05	1.200										
Steve Mingo, L (7, 1) ERA: 2.35	0.2		4	2	0	0	0	0	0	0	0	0	0	4	4	0.00	3.000										
Mark Littell, R (8, 1) ERA: 2.08	1.2	L	7	1	1	1	2	1	1	0	0	0	0	9	17	5.40	1.200										

Minnesota Twins @ Kansas City Royals  
 Royals Stadium, Kansas City, MO  
 Fri Oct 01 1976, 8:05 PM EDT  
 Att: 38,482 - Unknown - 87 F

AB 34  
 R 4  
 H 10  
 RBI 4  
 BB 3  
 SO 6  
 LOB 12



Batter	1	2	3	4	5	6	7	8	9	AB	R	H	RBI	BB	SO	LOB	BOTTOM										
Tom Poquette, L (1, 7) OBP: 0.365, SLG: 0.429	1B		1-3						CS	3	0	2	1	1	0	0											
Amos Otis, R (1, 8) OBP: 0.341, SLG: 0.446	P4				F8					3	0	0	0	0	1	4											
George Brett, L (1, 5) OBP: 0.375, SLG: 0.452	1B			5-3						3	0	3	0	1	0	0											
Hal McRae, R (1, 10) OBP: 0.406, SLG: 0.461	G5-4-3			5-3						4	0	0	0	0	0	5											
John Mayberry, L (1, 3) OBP: 0.322, SLG: 0.343	G3				F9					4	0	0	0	0	0	3											
Al Cowens, R (1, 9) OBP: 0.300, SLG: 0.343	1-3									4	1	2	0	0	0	1											
John Wathan, R (1, 2) OBP: 0.326, SLG: 0.300	F9									2	1	0	0	0	0	1											
Tommy Davis, R (9, PH) OBP: 0.308, SLG: 0.321										1	0	0	0	0	0	0											
Freddie Patek, R (1, 6) OBP: 0.320, SLG: 0.309										3	0	1	0	0	1	1											
Jamie Quirk, L (9, PH) OBP: 0.246, SLG: 0.318			1-3							1	0	0	0	0	0	0											
Frank White, R (1, 4) OBP: 0.284, SLG: 0.309										2	1	0	0	0	0	2											
Cookie Rojas, R (7, PH) OBP: 0.288, SLG: 0.297			6-3							2	0	2	1	0	0	0											
Willie Wilson, S (9, PR) OBP: 0.333, SLG: 0.333										0	0	0	0	0	0	0											
<b>Inning Stats</b>	R: 0 E: 0 K: 0 S: 4	H: 2 LOB: 1 BB: 0 P: 4	R: 0 E: 0 K: 0 S: 3	H: 0 LOB: 0 BB: 0 P: 3	R: 0 E: 0 K: 0 S: 3	H: 0 LOB: 0 BB: 0 P: 3	R: 0 E: 0 K: 0 S: 3	H: 1 LOB: 1 BB: 0 P: 4	R: 2 E: 0 K: 0 S: 6	H: 3 LOB: 1 BB: 0 P: 6	R: 0 E: 0 K: 0 S: 2	H: 0 LOB: 0 BB: 1 P: 6	R: 1 E: 0 K: 2 S: 9	H: 2 LOB: 2 BB: 1 P: 13	R: 0 E: 0 K: 0 S: 4	H: 1 LOB: 1 BB: 0 P: 4	R: 0 E: 0 K: 0 S: 3	H: 1 LOB: 1 BB: 0 P: 3	1B: 8 2B: 1 3B: 1 HR: 0	SF: 0 SAC: 1 DP: 1 HBP: 1	WP: 2 PB: 0 SB: 1 CS: 2	PA: 38					
<b>PITCHER</b>	IP	WLS	BF	H	R	ER	SO	BB	IBB	HBP	BLK	WP	HR	S	P	ERA	WHIP										
Dave Goltz, R (1, 1) ERA: 3.36	6.2		28	8	3	3	1	2	0	0	0	0	0	5	5	0.00	1.500										
Tom Johnson, R (7, 1) ERA: 2.61	0.2		3	1	0	0	1	0	0	0	0	0	0	5	5	0.00	1.500										
Tom Burgmeier, L (8, 1) ERA: 2.5	0.1		1	0	0	0	0	0	0	0	0	0	0	1	1	0.00	0.000										
Bill Campbell, R (8, 1) ERA: 3.02	1.1	W	4	1	0	0	0	0	0	0	0	0	0	4	4	0.00	0.750										

Minnesota Twins @ Kansas City Royals  
 Royals Stadium, Kansas City, MO  
 Fri Oct 01 1976, 8:05 PM EDT  
 Att: 38,482 - Unknown - 87 F

AB 32  
 R 3  
 H 10  
 RBI 2  
 BB 2  
 SO 2  
 LOB 17





Batter	1	2	3	4	5	6	7	8	9	AB	R	H	RBI	BB	SO	LOB	TOP								
Steve Braun, L (1, 7) OBP: 0.384, SLG: 0.353 Steve Brye, R (3, 7) OBP: 0.292, SLG: 0.323	P6		1-3			1B	P3		5-3	2	0	0	0	0	0	0	<b>Minnesota Twins @ Kansas City Royals</b> Royals Stadium, Kansas City, MO Sat Oct 02 1976, 8:05 PM EDT Att: 14,087 - Unknown - 85 F								
Roy Smalley, S (1, 6) OBP: 0.356, SLG: 0.324	CS BB		K			1B E		P5		3	1	1	0	1	1	0									
Rod Carew, L (1, 3) OBP: 0.393, SLG: 0.461	S 1B			G3		E8 1B		FC5 3B		4	1	3	1	0	0	0									
Larry Hisle, R (1, 8) OBP: 0.335, SLG: 0.392	F9			1B 2B		G6-3 1B		FC5		4	0	2	1	0	0	2									
Dan Ford, R (1, 9) OBP: 0.324, SLG: 0.461	F8			PO 1B		G6-3 1B		F3		4	0	1	0	0	0	2									
Butch Wynegar, S (1, 2) OBP: 0.356, SLG: 0.363 Glenn Borgmann, R (7, PH) OBP: 0.425, SLG: 0.344	F7			PO 1B	G1-6-3 BB		SH3-4 1B		F8	1	0	0	0	1	0	0									
Mike Cabbage, L (1, 5) OBP: 0.349, SLG: 0.362				2B	G1-6-3 1B		SH3-4 1B		F9	3	0	1	0	0	0	1									
Craig Kusick, R (1, 10) OBP: 0.343, SLG: 0.433	F7				5-3		6-3		2B 1B	4	0	1	0	0	0	2									
Bob Randall, R (1, 4) OBP: 0.317, SLG: 0.328			6-3			L7			1-3 2B	3	0	1	0	1	0	0									
<b>Inning Stats</b>	R: 0 E: 0 K: 0 S: 3	H: 1 LOB: 1 BB: 1 P: 7	R: 0 E: 0 K: 0 S: 4	H: 1 LOB: 1 BB: 0 P: 4	R: 0 E: 0 K: 1 S: 5	H: 0 LOB: 0 BB: 0 P: 5	R: 0 E: 0 K: 0 S: 3	H: 2 LOB: 0 BB: 0 P: 3	R: 0 E: 0 K: 0 S: 2	H: 0 LOB: 0 BB: 1 P: 6	R: 3 E: 1 K: 0 S: 6	H: 4 LOB: 0 BB: 0 P: 6	R: 0 E: 0 K: 0 S: 4	H: 1 LOB: 2 BB: 1 P: 8	R: 0 E: 0 K: 0 S: 4	H: 1 LOB: 1 BB: 0 P: 4		R: 0 E: 0 K: 0 S: 5	H: 2 LOB: 2 BB: 0 P: 5	1B: 8 2B: 3 3B: 1 HR: 0	SF: 0 SAC: 1 DP: 2 HBP: 0	WP: 0 PB: 0 SB: 0 CS: 1	PA: 38		
<b>PITCHER</b>	IP	WLS	BF	H	R	ER	SO	BB	IBB	HBP	BLK	WP	HR	S	P	ERA	WHIP								
Dennis Leonard, R (1, 1) ERA: 3.51	5.0		17	4	0	0	1	2	0	0	0	0	0	17	25	0.00	1.200								
Andy Hassler, L (6, 1) ERA: 3.51	2.0	L	11	5	3	3	0	1	0	0	0	0	0	10	14	13.50	3.000								
Marty Pattin, R (8, 1) ERA: 2.49	2.0		9	3	0	0	0	0	0	0	0	0	0	9	9	0.00	1.500								

Batter	1	2	3	4	5	6	7	8	9	AB	R	H	RBI	BB	SO	LOB	BOTTOM								
Jim Wohlford, R (1, 7) OBP: 0.315, SLG: 0.308	L3 1B		L7			P4		CS 1B		4	0	2	0	0	0	0	<b>Minnesota Twins @ Kansas City Royals</b> Royals Stadium, Kansas City, MO Sat Oct 02 1976, 8:05 PM EDT Att: 14,087 - Unknown - 85 F								
Cookie Rojas, R (1, 4) OBP: 0.280, SLG: 0.288	L3			4-3		P6		F7		4	0	0	0	0	0	2									
Tom Poquette, L (1, 9) OBP: 0.365, SLG: 0.435 Ruppert Jones, L (4, PR) OBP: 0.259, SLG: 0.333	1-3			SF7 3B		F8		CS		2	0	1	0	0	0	0									
Jamie Quirk, L (1, 5) OBP: 0.254, SLG: 0.327 Frank White, R (9, PR) OBP: 0.294, SLG: 0.309	F8			SF7		2B 1B		1B 1B		3	1	2	1	0	0	0									
Tommy Davis, R (1, 10) OBP: 0.311, SLG: 0.324 Amos Otis, R (9, PR) OBP: 0.341, SLG: 0.446	P4			3-H 1B		F9		G5-4-3 1B		4	0	2	0	0	0	1									
John Wathan, R (1, 3) OBP: 0.333, SLG: 0.310 Davey Nelson, R (5, 3) OBP: 0.298, SLG: 0.307				6-3		G3 2B		G5-4-3 1B		2	0	1	0	0	0	2									
Willie Wilson, S (1, 8) OBP: 0.167, SLG: 0.167	K				F9		G3		1-2 2B	3	0	0	0	0	1	2									
Freddie Patek, R (1, 6) OBP: 0.320, SLG: 0.308			F9			L7				2	0	0	0	1	0	1									
Buck Martinez, R (1, 2) OBP: 0.269, SLG: 0.356 Bob Stinson, S (8, PH) OBP: 0.346, SLG: 0.340	6-3				F7			4-3		2	0	0	0	0	0	1									
<b>Inning Stats</b>	R: 0 E: 0 K: 0 S: 3	H: 1 LOB: 0 BB: 0 P: 3	R: 0 E: 0 K: 1 S: 6	H: 1 LOB: 1 BB: 0 P: 6	R: 0 E: 0 K: 0 S: 3	H: 0 LOB: 0 BB: 0 P: 3	R: 1 E: 0 K: 0 S: 5	H: 2 LOB: 0 BB: 0 P: 5	R: 0 E: 0 K: 0 S: 2	H: 0 LOB: 0 BB: 1 P: 6	R: 0 E: 0 K: 0 S: 3	H: 0 LOB: 0 BB: 0 P: 3	R: 1 E: 0 K: 0 S: 5	H: 2 LOB: 1 BB: 0 P: 5	R: 0 E: 0 K: 0 S: 3	H: 1 LOB: 0 BB: 0 P: 3		R: 0 E: 0 K: 0 S: 4	H: 3 LOB: 2 BB: 0 P: 4	1B: 8 2B: 2 3B: 1 HR: 0	SF: 1 SAC: 0 DP: 2 HBP: 0	WP: 0 PB: 0 SB: 0 CS: 3	PA: 34		
<b>PITCHER</b>	IP	WLS	BF	H	R	ER	SO	BB	IBB	HBP	BLK	WP	HR	S	P	ERA	WHIP								
Bill Singer, R (1, 1) ERA: 3.69	8.1		32	10	2	2	1	1	0	0	0	0	0	33	37	2.16	1.320								
Bill Campbell, R (9, 1) ERA: 3.01	0.2	S	1	0	0	0	0	0	0	0	0	0	0	1	1	0.00	0.000								



Batter	1	2	3	4	5	6	7	8	9	AB	R	H	RBI	BB	SO	LOB	TOP										
<b>Craig Kusick, R</b> OBP: 0.344, SLG: 0.432 (1, 10)	0-0 4-3		0-0 6-3 2B	0-0 1B		0-0 F8			0-0 F8	5	1	2	0	0	0	1											
<b>Dan Ford, R</b> OBP: 0.323, SLG: 0.457 (1, 9)	4-0 WP 1B BB		0-0 6-3	0-0 F8			0-0 F9		0-0 P6	4	1	0	0	1	0	2											
<b>Rod Carew, L</b> OBP: 0.395, SLG: 0.463 (1, 3)	4-0 1B WP BB		0-0 6-3		0-0 4-3		0-0 CS 2B		0-0 1B	4	0	2	0	1	0	1											
<b>Larry Hisle, R</b> OBP: 0.335, SLG: 0.394 (1, 8)	0-0 FC5-4 1B		0-0 2B		0-3 K		0-0 F8		0-0 F8	5	1	2	2	0	1	2											
<b>Steve Brye, R</b> OBP: 0.295, SLG: 0.329 (1, 7)	0-0 F9		0-0 2B		0-0 1B				0-0 F7	4	1	2	1	0	0	2											
<b>Jerry Terrell, R</b> OBP: 0.286, SLG: 0.275 (1, 4)	0-0 FC5-4 1B		0-0 2B		0-0 1B				0-0 S 1B	4	1	2	1	0	0	3											
<b>Glenn Borgmann, R</b> OBP: 0.417, SLG: 0.338 (1, 2)		0-0 5-3	0-0 5-3			0-0 FC6-4 1B			0-0 5-3	4	0	1	0	0	0	2											
<b>Mike Cubbage, L</b> OBP: 0.346, SLG: 0.358 (1, 5)		0-0 4-3		0-0 6-3		0-0 FC6-4 1B			0-0 E8	4	0	0	0	0	0	1											
<b>Luis Gomez, R</b> OBP: 0.233, SLG: 0.211 (1, 6)		0-0 G3		0-0 4-3		0-0 L8			0-0 4-3	4	0	0	0	0	0	2											
<b>Inning Stats</b>	R: 1 E: 0 K: 0 S: 4	H: 1 LOB: 2 BB: 2 P: 12	R: 0 E: 0 K: 0 S: 3	H: 0 LOB: 0 BB: 0 P: 3	R: 3 E: 0 K: 0 S: 7	H: 4 LOB: 1 BB: 0 P: 7	R: 0 E: 0 K: 0 S: 4	H: 1 LOB: 1 BB: 0 P: 4	R: 0 E: 0 K: 1 S: 6	H: 1 LOB: 1 BB: 0 P: 6	R: 0 E: 0 K: 0 S: 3	H: 1 LOB: 0 BB: 0 P: 3	R: 1 E: 1 K: 0 S: 5	H: 1 LOB: 1 BB: 0 P: 5	R: 0 E: 0 K: 0 S: 4	H: 1 LOB: 1 BB: 0 P: 4	1B: 8 2B: 3 3B: 0 HR: 0	SF: 0 SAC: 0 DP: 0 HBP: 0	WP: 1 PB: 0 SB: 1 CS: 1	PA: 40							
<b>PITCHER</b>	IP	WLS	BF	H	R	ER	SO	BB	IBB	HBP	BLK	WP	HR	S	P	ERA	WHIP										
<b>Paul Splittorf, L</b> ERA: 3.97 (1, 1)	4.0	L	20	6	4	4	0	2	0	0	0	1	0	18	26	9.00	2.000										
<b>Al Fitzmorris, R</b> ERA: 3.05 (5, 1)	2.0		8	2	0	0	1	0	0	0	0	0	0	10	10	0.00	1.000										
<b>Larry Gura, L</b> ERA: 2.3 (7, 1)	2.0		8	2	1	0	0	0	0	0	0	0	0	8	8	0.00	1.000										
<b>Steve Mingo, L</b> ERA: 2.32 (9, 1)	1.0		4	1	0	0	0	0	0	0	0	0	0	4	4	0.00	1.000										

Minnesota Twins @ Kansas City Royals  
Royals Stadium, Kansas City, MO  
Sun Oct 03 1976, 4:33 AM EDT  
Att: 15,665 - Unknown

AB 38  
R 5  
H 11  
RBI 4  
BB 2  
SO 1  
LOB 16



Batter	1	2	3	4	5	6	7	8	9	AB	R	H	RBI	BB	SO	LOB	BOTTOM										
<b>Tom Poquette, L</b> OBP: 0.361, SLG: 0.430 (1, 7)	0-0 F8			0-0 P4		0-0 L9		0-0 3-1		4	0	0	0	0	0	0											
<b>Amos Otis, R</b> OBP: 0.341, SLG: 0.444 (1, 8)	0-0 L7			0-0 2B		0-0 5-3			0-0 F8	4	1	1	0	0	0	0											
<b>George Brett, L</b> OBP: 0.377, SLG: 0.462 (1, 5)	0-0 L6			0-0 1B			0-0 1B 2B		0-0 IHR	4	2	3	2	0	0	0											
<b>Hal McRae, R</b> OBP: 0.407, SLG: 0.461 (1, 10)		0-0 F8		0-0 1B			0-0 FC6-4 1B		0-0 6-3	4	0	2	1	0	0	0											
<b>John Mayberry, L</b> OBP: 0.322, SLG: 0.342 (1, 3)		0-0 5-3		0-0 1-3			0-3 K		4-0 BB	3	0	0	0	1	1	2											
<b>Willie Wilson, S</b> OBP: 0.167, SLG: 0.167 (9, PR)										0	0	0	0	0	0	0											
<b>Al Cowens, R</b> OBP: 0.298, SLG: 0.341 (1, 9)		0-0 F8				0-0 F3		0-0 FC6-4	0-0 6-3	3	0	0	0	0	0	1											
<b>Jim Wohlford, R</b> OBP: 0.314, SLG: 0.307 (7, PR)						0-0 F9		0-3 K		1	0	0	0	0	0	1											
<b>Bob Stinson, S</b> OBP: 0.342, SLG: 0.335 (1, 2)			0-3 K		0-0 F9		0-3 K			3	0	0	0	0	2	1											
<b>Freddie Patek, R</b> OBP: 0.318, SLG: 0.306 (1, 6)				0-0 1-3		0-3 K			0-0 P6	3	0	0	0	0	1	0											
<b>Frank White, R</b> OBP: 0.263, SLG: 0.307 (1, 4)				0-0 L7		0-3 K			0-0 L9	2	0	0	0	0	1	0											
<b>Jamie Quirk, L</b> OBP: 0.252, SLG: 0.325 (8, PH)										1	0	0	0	0	0	0											
<b>Davey Nelson, R</b> OBP: 0.298, SLG: 0.307 (9, 4)										0	0	0	0	0	0	0											
<b>Inning Stats</b>	R: 0 E: 0 K: 0 S: 3	H: 0 LOB: 0 BB: 0 P: 3	R: 0 E: 0 K: 0 S: 3	H: 0 LOB: 0 BB: 0 P: 3	R: 0 E: 0 K: 1 S: 5	H: 0 LOB: 0 BB: 0 P: 5	R: 1 E: 0 K: 0 S: 5	H: 3 LOB: 1 BB: 0 P: 5	R: 0 E: 0 K: 1 S: 5	H: 0 LOB: 0 BB: 0 P: 5	R: 0 E: 0 K: 1 S: 5	H: 0 LOB: 0 BB: 0 P: 5	R: 1 E: 0 K: 2 S: 9	H: 2 LOB: 1 BB: 0 P: 9	R: 0 E: 0 K: 0 S: 3	H: 0 LOB: 0 BB: 0 P: 3	R: 1 E: 0 K: 0 S: 4	H: 1 LOB: 1 BB: 1 P: 8	1B: 3 2B: 2 3B: 0 HR: 1	SF: 0 SAC: 0 DP: 0 HBP: 0	WP: 0 PB: 0 SB: 0 CS: 0	PA: 33					
<b>PITCHER</b>	IP	WLS	BF	H	R	ER	SO	BB	IBB	HBP	BLK	WP	HR	S	P	ERA	WHIP										
<b>Jim Hughes, R</b> ERA: 4.98 (1, 1)	9.0	W	33	6	3	3	5	1	0	0	0	0	0	42	46	3.00	0.778										

Minnesota Twins @ Kansas City Royals  
Royals Stadium, Kansas City, MO  
Sun Oct 03 1976, 4:33 AM EDT  
Att: 15,665 - Unknown

AB 32  
R 3  
H 6  
RBI 3  
BB 1  
SO 5  
LOB 5





Batter	1	2	3	4	5	6	7	8	9	AB	R	H	RBI	BB	SO	LOB	TOP			
Mickey Rivers, L (1,8) OBP: 0.400, SLG: 0.400	E5 1B FC5	K		L8			F3		2B	5	2	2	0	0	1	2				
Roy White, S (1,7) OBP: 0.400, SLG: 0.500	FC5 1B BB		5-3		F9		4-3		2B	4	0	1	2	1	0	0				
Thurman Munson, R (1,2) OBP: 0.200, SLG: 0.200	E 1-2 2-3 1B		6-3		P3			L6	6-3	5	1	1	0	0	0	1				
Lou Piniella, R (1,10) OBP: 0.500, SLG: 0.500	K			1B				F9		4	0	2	0	0	1	3				
Chris Chambliss, L (1,3) OBP: 0.500, SLG: 1.000	FC5 1-2 2-3 3-4 1B			1B						4	0	2	1	0	1	2				
Graig Nettles, L (1,5)	F7			4-3						4	0	0	0	0	1	4				
Elliott Maddox, R (1,9) OBP: 0.250, SLG: 0.250		6-3			F9				F8	4	0	1	0	0	0	0				
Willie Randolph, R (1,4)		5-3			L7		G5-4-3 1B		F8	4	0	0	0	0	0	1				
Fred Stanley, R (1,6) OBP: 0.750, SLG: 1.000								P4		4	1	3	0	0	0	0				
<b>Inning Stats</b>	R: 2 E: 2 K: 1 S: 7	H: 2 LOB: 1 BB: 1 P: 11	R: 0 E: 0 K: 1 S: 6	H: 1 LOB: 1 BB: 0 P: 6	R: 0 E: 0 K: 0 S: 5	H: 2 LOB: 2 BB: 0 P: 5	R: 0 E: 0 K: 0 S: 4	H: 1 LOB: 1 BB: 0 P: 4	R: 0 E: 0 K: 1 S: 6	H: 1 LOB: 1 BB: 0 P: 6	R: 0 E: 0 K: 0 S: 3	H: 0 LOB: 0 BB: 0 P: 3	R: 0 E: 0 K: 1 S: 6	H: 1 LOB: 1 BB: 0 P: 6	R: 2 E: 0 K: 0 S: 6	H: 3 LOB: 1 BB: 0 P: 6	1B: 9 2B: 2 3B: 1 HR: 0	SF: 0 SAC: 0 DP: 1 HBP: 0	WP: 0 PB: 0 CS: 0	PA: 39
<b>PITCHER</b>	IP WLS BF H R ER SO BB IBB HBP BLK WP HR S P ERA WHIP																			
Larry Gura, L (1,1) ERA: 3.12	8.2 L 38 12 4 3 4 1 0 0 0 0 0 45 49 3.12 1.500																			
Mark Littell, R (9,1) ERA:	0.1 1 0 0 0 0 0 0 0 0 0 0 0 1 1 0.00 0.000																			

New York Yankees @ Kansas City Royals  
 Royals Stadium, Kansas City, MO  
 Sat Oct 09 1976, 4:33 AM EDT  
 Att: 41,077 - Unknown - 63 F

AB 38  
 R 4  
 H 12  
 RBI 3  
 BB 1  
 SO 4  
 LOB 13



Batter	1	2	3	4	5	6	7	8	9	AB	R	H	RBI	BB	SO	LOB	BOTTOM					
Amos Otis, R (1,8)	B1-3			K			F9		F9	1	0	0	0	0	0	0						
Jim Wohlford, R (2,7)										3	0	0	0	0	1	0						
George Brett, L (1,5) OBP: 0.750, SLG: 0.750	5-3			CS 1B						4	0	3	0	0	0	0						
Hal McRae, R (1,10)	K			K			P4		L5	4	0	0	0	0	2	3						
John Mayberry, L (1,3)		F7			F9		P5			3	0	0	0	0	0	1						
Al Cowens, R (1,9) (2,8) OBP: 0.333, SLG: 1.000		P4			F9				4-3 3B	3	1	1	0	0	0	0						
Tom Poquette, L (1,7) (2,9)					F7				4-3	3	0	0	1	0	0	0						
Frank White, R (1,4) Cookie Rojas, R (8,PH) (9,4)					5-3				F5	2	0	0	0	0	0	0						
Freddie Patek, R (1,6) OBP: 0.333, SLG: 0.333					L7				CS 1B	3	0	1	0	0	0	0						
Buck Martinez, R (1,2) Jamie Quirk, L (8,PH) John Wathan, R (9,2) Bob Stinson, S (9,PH)					K				CS 1B	2	0	0	0	0	2	0						
									F7	0	0	0	0	0	0	0						
										1	0	0	0	0	0	0						
<b>Inning Stats</b>	R: 0 E: 0 K: 1 S: 5	H: 0 LOB: 0 BB: 0 P: 5	R: 0 E: 0 K: 0 S: 3	H: 0 LOB: 0 BB: 0 P: 3	R: 0 E: 0 K: 1 S: 5	H: 0 LOB: 0 BB: 0 P: 5	R: 0 E: 0 K: 2 S: 7	H: 1 LOB: 0 BB: 0 P: 7	R: 0 E: 0 K: 0 S: 3	H: 0 LOB: 0 BB: 0 P: 3	R: 0 E: 0 K: 1 S: 5	H: 0 LOB: 0 BB: 0 P: 5	R: 0 E: 0 K: 0 S: 4	H: 1 LOB: 1 BB: 0 P: 4	R: 1 E: 0 K: 0 S: 4	H: 2 LOB: 0 BB: 0 P: 4	R: 0 E: 0 K: 0 S: 4	H: 1 LOB: 1 BB: 0 P: 4	1B: 4 2B: 0 3B: 1 HR: 0	SF: 0 SAC: 0 DP: 0 HBP: 0	WP: 0 PB: 0 CS: 2	PA: 31
<b>PITCHER</b>	IP WLS BF H R ER SO BB IBB HBP BLK WP HR S P ERA WHIP																					
Catfish Hunter, R (1,1) ERA: 1.0	9.0 W 30 5 1 1 5 0 0 0 0 0 0 40 40 1.00 0.556																					

New York Yankees @ Kansas City Royals  
 Royals Stadium, Kansas City, MO  
 Sat Oct 09 1976, 4:33 AM EDT  
 Att: 41,077 - Unknown - 63 F

AB 30  
 R 1  
 H 5  
 RBI 1  
 BB 0  
 SO 5  
 LOB 4





Batter	1	2	3	4	5	6	7	8	9	AB	R	H	RBI	BB	SO	LOB	TOP										
Mickey Rivers, L OBP: 0.300, SLG: 0.222	4-0 G6-4-3 1B BB		0-0 4-3	0-0 F8	0-0 4-3			0-0 6-3	4 0 0 0 1 0 1																		
Roy White, S OBP: 0.500, SLG: 0.625	0-0 G6-4-3 1B		0-0 2B 2B	4-0 FC6-4 BB			0-0 F9	0-0 F8	4 1 2 0 1 0 0																		
Thurman Munson, R OBP: 0.300, SLG: 0.490	0-0 G6-4-3 1-2 2-3		0-0 1B 2B	0-0 FC6-4			0-0 1-3	0-0 1B 1B	5 1 2 1 0 0 4																		
Chris Chambliss, L OBP: 0.556, SLG: 0.778	0-0 4-3		0-0 1B 2B	0-0 G3			0-0 1B	0-0 1B 1-2 1B	5 0 3 1 0 0 1																		
Carlos May, L OBP: 0.400, SLG: 0.600		0-0 1B 2B	0-0 1-2 1B	0-3 K			0-0 4-3	0-3 K	5 1 2 0 0 2 3																		
Graig Nettles, L OBP: 0.250, SLG: 0.286	4-0 G6-3 1B BB		0-0 F8	0-0 2B				0-0 6-3	3 0 1 0 1 0 2																		
Oscar Gamble, L OBP: 0.250, SLG: 0.250	0-0 G6-3 1-2 2-H 1B		0-0 L8	0-0 F7			0-0 5-3	0-0 5-3	4 0 1 1 0 0 3																		
Willie Randolph, R OBP: 0.250, SLG: 0.250	0-0 G6-3 1-2 2-3 1B		0-0 F7	0-0 6-3			0-0 BB	4-0 BB	3 0 0 0 1 0 2																		
Fred Stanley, R OBP: 0.571, SLG: 0.857	0-0 P4		0-0 2B	0-0 F9			0-0 F8	0-0 F8	3 0 1 0 0 0 1																		
Lou Piniella, R OBP: 0.400, SLG: 0.400									1 0 0 0 0 0 1																		
Jim Mason, L OBP: 0.400, SLG: 0.400									0 0 0 0 0 0 0																		
<b>Inning Stats</b>	R: 0 E: 0 K: 0 S: 3	H: 1 LOB: 1 BB: 1 P: 7	R: 1 E: 0 K: 0 S: 4	H: 2 LOB: 1 BB: 1 P: 8	R: 2 E: 0 K: 0 S: 7	H: 4 LOB: 2 BB: 0 P: 7	R: 0 E: 0 K: 0 S: 4	H: 1 LOB: 2 BB: 1 P: 8	R: 0 E: 0 K: 1 S: 6	H: 0 LOB: 0 BB: 0 P: 3	R: 0 E: 0 K: 0 S: 4	H: 1 LOB: 1 BB: 0 P: 4	R: 0 E: 0 K: 0 S: 3	H: 0 LOB: 1 BB: 1 P: 7	R: 0 E: 0 K: 1 S: 7	H: 2 LOB: 2 BB: 0 P: 7	1B: 7 2B: 5 3B: 0 HR: 0	SF: 0 SAC: 0 DP: 2 HBP: 0	WP: 0 PB: 0 SB: 0 CS: 0	PA: 41							
<b>PITCHER</b>	IP	WLS	BF	H	R	ER	SO	BB	IBB	HBP	BLK	WP	HR	S	P	ERA	WHIP										
Dennis Leonard, R ERA: 11.57	2.1		13	6	3	3	0	2	0	0	0	0	0	11	19	11.57	3.429										
Paul Splittorff, L ERA:	5.2	W	23	4	0	0	1	2	0	0	0	0	0	23	31	0.00	1.059										
Steve Mingori, L ERA:	1.0		5	2	0	0	1	0	0	0	0	0	0	7	7	0.00	2.000										

**New York Yankees @ Kansas City Royals**  
 Royals Stadium, Kansas City, MO  
 Sun Oct 10 1976, 8:05 PM EDT  
 Att: 41,091 - Unknown - 69 F

AB	37
R	3
H	12
RBI	3
BB	4
SO	2
LOB	18



Batter	1	2	3	4	5	6	7	8	9	AB	R	H	RBI	BB	SO	LOB	BOTTOM										
Jim Wohlford, R OBP: 0.250, SLG: 0.143	0-0 1B SF7	0-0 G3		0-0 FC6-4 BB	4-0 FC6-4 BB		0-0 6-3	0-0 FC4-6 S	4 1 1 0 1 0 1																		
Al Cowens, R OBP: 0.250, SLG: 0.500	0-0 E S 1B		0-0 6-3	0-0 FC6-4	0-0 FC6-4 1-2		0-0 E6 S	0-0 5-3	5 1 1 0 0 0 2																		
George Brett, L OBP: 0.500, SLG: 0.857	0-0 SF7		0-0 4-3	0-0 F5	0-0 F5		0-0 FC3-2-5-1		3 1 1 1 0 0 1																		
John Mayberry, L OBP: 0.143, SLG: 0.143	0-0 F5		0-0 F5	0-0 F5	0-0 F5		0-0 1B 3B	0-0 4-3	4 1 1 1 0 0 2																		
Hal McRae, R OBP: 0.143, SLG: 0.143	4-0 1B BB		0-3 K	0-0 F9	0-0 F9		0-0 5-3	0-0 5-3	3 0 0 0 1 1 1																		
Tom Pogue, L OBP: 0.429, SLG: 0.500	0-0 1B		0-0 L8	0-0 L8	0-0 L8		0-0 1B E BB	4-0 1B E BB	3 1 2 2 1 0 0																		
Frank White, R OBP: 0.167, SLG: 0.167	0-0 5-3		0-3 K	0-0 K	0-0 K		0-0 5-3	0-0 5-3	4 1 1 0 0 1 3																		
Freddie Patek, R OBP: 0.286, SLG: 0.286		0-0 F8		0-0 F8	0-0 F8		0-0 E3	0-0 E9	4 1 1 1 0 0 1																		
Buck Martinez, R OBP: 0.167, SLG: 0.167		0-0 F9		0-0 F9	0-0 F9		0-0 F7	0-0 FC4-6 1B	4 0 1 2 0 0 2																		
<b>Inning Stats</b>	R: 2 E: 0 K: 0 S: 6	H: 3 LOB: 2 BB: 1 P: 10	R: 0 E: 0 K: 0 S: 3	H: 0 LOB: 0 BB: 0 P: 3	R: 0 E: 0 K: 0 S: 3	H: 0 LOB: 0 BB: 0 P: 3	R: 0 E: 0 K: 2 S: 7	H: 0 LOB: 0 BB: 0 P: 7	R: 0 E: 0 K: 0 S: 3	H: 0 LOB: 1 BB: 1 P: 7	R: 2 E: 1 K: 0 S: 7	H: 3 LOB: 2 BB: 0 P: 7	R: 0 E: 1 K: 0 S: 4	H: 0 LOB: 1 BB: 0 P: 4	R: 3 E: 1 K: 0 S: 6	H: 3 LOB: 1 BB: 1 P: 10	1B: 7 2B: 1 3B: 1 HR: 0	SF: 1 SAC: 0 DP: 0 HBP: 0	WP: 0 PB: 0 SB: 3 CS: 0	PA: 38							
<b>PITCHER</b>	IP	WLS	BF	H	R	ER	SO	BB	IBB	HBP	BLK	WP	HR	S	P	ERA	WHIP										
Ed Figueroa, R ERA: 6.75	5.1	L	24	6	4	4	2	2	0	0	0	0	0	26	34	6.75	1.500										
Dick Tidrow, R ERA: 6.75	2.2		14	3	3	2	0	1	0	0	0	0	0	13	17	6.75	1.500										

**New York Yankees @ Kansas City Royals**  
 Royals Stadium, Kansas City, MO  
 Sun Oct 10 1976, 8:05 PM EDT  
 Att: 41,091 - Unknown - 69 F

AB	34
R	7
H	9
RBI	7
BB	3
SO	2
LOB	13





Batter	1	2	3	4	5	6	7	8	9	AB	R	H	RBI	BB	SO	LOB	TOP			
Jim Wohlford, R OBP: 0.333, SLG: 0.111										2	1	0	0	2	0	0				
Al Cowens, R OBP: 0.250, SLG: 0.417										4	0	1	0	0	1	2				
George Brett, L OBP: 0.583, SLG: 0.800										3	1	2	1	1	0	1				
John Mayberry, L OBP: 0.182, SLG: 0.182										4	1	1	0	0	0	2				
Hal McRae, R (1, 10)										2	0	0	1	0	0	1				
Tom Pogue, L OBP: 0.400, SLG: 0.556 Davey Nelson, R (9, PH)										3	0	1	1	0	2	1				
Frank White, R OBP: 0.125, SLG: 0.125 Cookie Rojas, R (7, PH)										2	0	0	0	0	0	1				
Freddie Patek, R OBP: 0.300, SLG: 0.300										3	0	1	0	0	0	0				
Buck Martinez, R OBP: 0.125, SLG: 0.125 Jamie Quirk, L (8, PH) Bob Stinson, S (8, 2)										2	0	0	0	0	1	1				
<b>Inning Stats</b>	R: 3 E: 0 K: 1 S: 8	H: 3 LOB: 1 BB: 1 P: 12	R: 0 E: 0 K: 1 S: 5	H: 0 LOB: 0 BB: 0 P: 5	R: 0 E: 0 K: 0 S: 3	H: 1 LOB: 0 BB: 0 P: 3	R: 0 E: 0 K: 1 S: 4	H: 0 LOB: 0 BB: 0 P: 5	R: 0 E: 0 K: 0 S: 3	H: 1 LOB: 0 BB: 0 P: 3	R: 0 E: 0 K: 1 S: 5	H: 0 LOB: 0 BB: 0 P: 5	R: 0 E: 0 K: 1 S: 5	H: 0 LOB: 1 BB: 1 P: 9	R: 0 E: 0 K: 0 S: 3	H: 0 LOB: 1 BB: 1 P: 7	1B: 5 2B: 1 3B: 0 HR: 0	SF: 1 SAC: 0 DP: 2 HBP: 1	WP: 0 PB: 0 SB: 1 CS: 2	PA: 33
<b>PITCHER</b>	IP WLS BF H R ER SO BB IBB HBP BLK WP HR S P ERA WHIP	IP WLS BF H R ER SO BB IBB HBP BLK WP HR S P ERA WHIP																		
Dock Ellis, R ERA: 3.38	(1, 1)	8.0	W	29	6	3	3	5	2	0	1	0	0	0	0	36	45	3.38	1.000	
Sparky Lyle, L ERA	(9, 1)	1.0	S	4	0	0	0	0	1	0	0	0	0	0	3	7	0.00	1.000		

**Kansas City Royals @ New York Yankees**  
 Yankee Stadium, Bronx, NY  
 Tue Oct 12 1976, 7:05 PM EDT  
 Att: 56,808 - Unknown - 54 F

AB 28  
 R 3  
 H 6  
 RBI 3  
 BB 3  
 SO 5  
 LOB 10

Batter	1	2	3	4	5	6	7	8	9	AB	R	H	RBI	BB	SO	LOB	BOTTOM			
Mickey Rivers, L OBP: 0.267, SLG: 0.214										5	0	1	0	0	0	5				
Roy White, S OBP: 0.429, SLG: 0.455										3	1	0	0	1	1	1				
Thurman Munson, R OBP: 0.357, SLG: 0.500										4	1	2	0	0	0	0				
Lou Piniella, R OBP: 0.429, SLG: 0.571 Carlos May, L OBP: 0.429, SLG: 0.500										2	1	1	0	0	0	0				
Chris Chambliss, L OBP: 0.538, SLG: 0.923										4	2	2	3	0	0	2				
Graig Nettles, L OBP: 0.333, SLG: 0.300										3	0	1	1	1	1	2				
Elliott Maddox, R OBP: 0.250, SLG: 0.375										4	0	1	1	0	1	1				
Willie Randolph, R OBP: 0.250, SLG: 0.100										3	0	1	0	1	1	2				
Fred Stanley, R OBP: 0.455, SLG: 0.600										3	0	0	0	1	0	2				
<b>Inning Stats</b>	R: 0 E: 0 K: 1 S: 5	H: 1 LOB: 0 BB: 0 P: 5	R: 0 E: 0 K: 1 S: 5	H: 0 LOB: 0 BB: 0 P: 9	R: 0 E: 0 K: 0 S: 3	H: 0 LOB: 0 BB: 0 P: 3	R: 2 E: 0 K: 1 S: 7	H: 2 LOB: 0 BB: 0 P: 7	R: 0 E: 0 K: 0 S: 3	H: 0 LOB: 1 BB: 1 P: 7	R: 3 E: 0 K: 1 S: 8	H: 3 LOB: 3 BB: 3 P: 20	R: 0 E: 0 K: 1 S: 7	H: 2 LOB: 2 BB: 0 P: 7	R: 0 E: 0 K: 0 S: 4	H: 1 LOB: 1 BB: 0 P: 4	1B: 5 2B: 4 3B: 0 HR: 1	SF: 0 SAC: 0 DP: 1 HBP: 0	WP: 0 PB: 0 SB: 2 CS: 1	PA: 37
<b>PITCHER</b>	IP WLS BF H R ER SO BB IBB HBP BLK WP HR S P ERA WHIP	IP WLS BF H R ER SO BB IBB HBP BLK WP HR S P ERA WHIP																		
Andy Hassler, L ERA: 7.2	(1, 1)	5.0	L	21	4	4	4	3	3	0	0	0	0	0	0	24	36	7.20	1.400	
Marty Pattin, R ERA	(6, 1)	0.0		1	0	0	0	0	0	1	0	0	0	0	0	4				
Tom Hall, L ERA	(6, 1)	0.1		2	1	0	0	0	0	0	0	0	0	0	2	2	0.00	3.000		
Steve Mingori, L ERA	(6, 1)	0.0		1	1	1	1	0	0	0	0	0	0	0	1	1				
Mark Littell, R ERA	(6, 1)	2.2		12	3	0	0	2	1	0	0	0	0	0	15	19	0.00	1.500		

**Kansas City Royals @ New York Yankees**  
 Yankee Stadium, Bronx, NY  
 Tue Oct 12 1976, 7:05 PM EDT  
 Att: 56,808 - Unknown - 54 F

AB 32  
 R 5  
 H 9  
 RBI 5  
 BB 5  
 SO 5  
 LOB 16



Batter	1	2	3	4	5	6	7	8	9	AB	R	H	RBI	BB	SO	LOB	TOP					
<b>Al Cowens, R</b> OBP: 0.176, SLG: 0.294 (1, 8)	F8	F7			6-3		FC5-4 BB		6-3	5	0	0	0	0	0	2	<b>Kansas City Royals @ New York Yankees</b> Yankee Stadium, Bronx, NY Wed Oct 13 1976, 3:33 AM EDT Att: 56,355 - Unknown - 67 F <a href="http://livebaseballscorecards.com">livebaseballscorecards.com</a>					
<b>Tom Paquette, L</b> OBP: 0.333, SLG: 0.385 (1, 7) (8, 9)	F7		L8		G3		BB		6-3	4	0	0	0	1	0							
<b>George Brett, L</b> OBP: 0.471, SLG: 0.571 (1, 5)	1-3		4-3		F7		BB		K	4	0	0	0	1	1							
<b>John Mayberry, L</b> OBP: 0.200, SLG: 0.143 (1, 3)			F7		F7		1-3			3	1	0	0	1	0							
<b>Hal McRae, R</b> OBP: 0.267, SLG: 0.417 (8, PH) <b>Jim Wohlford, R</b> OBP: 0.308, SLG: 0.100 (8, 7)	F9				3B		SF9		5-3	3	2	0	0	0	1							
<b>Jamie Quirk, L</b> OBP: 0.250, SLG: 1.000 <b>Davey Nelson, R</b> (8, PH)	F8				SF8		SF9		K	2	1	1	2	0	1							
<b>Cookie Rojas, R</b> <b>Frank White, R</b> OBP: 0.125, SLG: 0.125 (8, 4)					SF8		F7			3	1	2	1	0	0							
<b>Freddie Patek, R</b> OBP: 0.429, SLG: 0.571 (1, 6)					F7					0	1	0	0	0	0							
<b>Buck Martinez, R</b> OBP: 0.250, SLG: 0.182 (1, 2)					F8					3	0	1	1	1	0							
<b>Inning Stats</b>	R: 0 E: 0 K: 0 S: 3	H: 0 LOB: 0 BB: 0 P: 3	R: 3 E: 0 K: 0 S: 6	H: 3 LOB: 1 BB: 1 P: 10	R: 0 E: 0 K: 0 S: 3	H: 0 LOB: 0 BB: 0 P: 3	R: 2 E: 0 K: 0 S: 5	H: 2 LOB: 0 BB: 0 P: 5	R: 0 E: 0 K: 0 S: 3	H: 0 LOB: 0 BB: 0 P: 3	R: 1 E: 0 K: 0 S: 4	H: 1 LOB: 0 BB: 0 P: 4	R: 0 E: 0 K: 0 S: 3	H: 1 LOB: 3 BB: 3 P: 15	R: 1 E: 0 K: 1 S: 7	H: 2 LOB: 2 BB: 0 P: 7		R: 0 E: 0 K: 1 S: 5	H: 0 LOB: 0 BB: 0 P: 5	1B: 4 2B: 3 3B: 2 HR: 0	SF: 2 SAC: 0 DP: 0 HBP: 0	WP: 0 PB: 0 SB: 0 CS: 1
<b>PITCHER</b>	IP	WLS	BF	H	R	ER	SO	BB	IBB	HBP	BLK	WP	HR	S	P	ERA	WHIP					
<b>Catfish Hunter, R</b> ERA: 4.5 (1, 1)	3.0	L	15	5	5	5	0	1	0	0	0	0	0	14	18	15.00	2.000					
<b>Dick Tidrow, R</b> ERA: 4.25 (4, 1)	3.2		13	2	1	1	0	1	0	0	0	0	0	12	16	2.46	0.818					
<b>Grant Jackson, L</b> ERA: 3.86 (7, 1)	2.1		11	2	1	1	2	2	0	0	0	0	0	13	21	3.86	1.714					

Batter	1	2	3	4	5	6	7	8	9	AB	R	H	RBI	BB	SO	LOB	BOTTOM					
<b>Mickey Rivers, L</b> OBP: 0.263, SLG: 0.222 (1, 8)	F5	FC6-4 FC4			F7					4	0	1	0	0	0	2	<b>Kansas City Royals @ New York Yankees</b> Yankee Stadium, Bronx, NY Wed Oct 13 1976, 3:33 AM EDT Att: 56,355 - Unknown - 67 F <a href="http://livebaseballscorecards.com">livebaseballscorecards.com</a>					
<b>Roy White, S</b> OBP: 0.389, SLG: 0.467 (1, 7)		FC4			F8		F8			4	0	1	0	0	4							
<b>Thurman Munson, R</b> OBP: 0.389, SLG: 0.500 (1, 2)	L8									4	0	2	0	0	1							
<b>Lou Piniella, R</b> OBP: 0.273, SLG: 0.364 (1, 10)	6-3				F9		F7			4	0	0	0	0	3							
<b>Chris Chambliss, L</b> OBP: 0.471, SLG: 0.765 (1, 3)					G3		G4-6-3		F8	4	1	1	0	0	2							
<b>Graig Nettles, L</b> OBP: 0.375, SLG: 0.786 (1, 5)		HR			K		F9			4	2	2	3	0	1							
<b>Elliott Maddox, R</b> OBP: 0.462, SLG: 0.583 <b>Oscar Gamble, L</b> OBP: 0.333, SLG: 0.500 (5, 9)		HR							HR	1	0	0	0	0	0							
<b>Otto Velez, R</b> (9, PH)		5-3			4-3		E		F7	2	1	1	0	0	0							
<b>Willie Randolph, R</b> OBP: 0.250, SLG: 0.143 (1, 4)		FC6-4			5-3		1-3		6-3	4	0	1	1	0	0							
<b>Fred Stanley, R</b> OBP: 0.462, SLG: 0.583 <b>Eliot Hendricks, L</b> OBP: 1.000, SLG: 1.000 <b>Ron Guidry, L</b> <b>Jim Mason, L</b> <b>Sandy Alomar Sr., S</b> (9, PH)					4-3		1B		F7	2	0	1	0	0	0							
<b>Inning Stats</b>	R: 0 E: 0 K: 0 S: 4	H: 1 LOB: 1 BB: 0 P: 4	R: 2 E: 0 K: 0 S: 7	H: 4 LOB: 2 BB: 0 P: 7	R: 0 E: 0 K: 1 S: 5	H: 0 LOB: 0 BB: 0 P: 5	R: 0 E: 0 K: 0 S: 3	H: 0 LOB: 0 BB: 0 P: 3	R: 0 E: 0 K: 0 S: 3	H: 1 LOB: 0 BB: 0 P: 3	R: 1 E: 1 K: 0 S: 6	H: 3 LOB: 2 BB: 0 P: 6	R: 0 E: 0 K: 0 S: 3	H: 0 LOB: 0 BB: 0 P: 3	R: 1 E: 0 K: 0 S: 4	H: 1 LOB: 0 BB: 0 P: 4	R: 0 E: 0 K: 0 S: 5	H: 0 LOB: 0 BB: 0 P: 5	1B: 7 2B: 2 3B: 0 HR: 2	SF: 0 SAC: 0 DP: 1 HBP: 0	WP: 0 PB: 0 SB: 0 CS: 1	PA: 36
<b>PITCHER</b>	IP	WLS	BF	H	R	ER	SO	BB	IBB	HBP	BLK	WP	HR	S	P	ERA	WHIP					
<b>Larry Gura, L</b> ERA: 4.22 (1, 1)	2.0		12	6	2	2	0	0	0	0	0	0	0	18	18	9.00	3.000					
<b>Doug Bird, R</b> ERA: 1.53 (3, 1)	4.2	W	16	4	1	1	1	0	0	0	0	0	0	18	18	1.93	0.857					
<b>Steve Mingori, L</b> ERA: 2.7 (7, 1)	2.1	S	8	1	1	1	0	0	0	0	0	0	1	8	8	3.86	0.429					






Batter	1	2	3	4	5	6	7	8	9	AB	R	H	RBI	BB	SO	LOB	TOP																				
Al Cowens, R OBP: 0.227, SLG: 0.286 (1, 8)	4-3	4-3			G6-3			HR	FC5-4	4	1	1	0	1	0	2																					
Tom Piquette, L OBP: 0.278, SLG: 0.313 Jim Wohlford, R OBP: 0.333, SLG: 0.167 (8, 7)	K		1-3			4-3		HR	FC5-4	3	0	0	0	0	1	0																					
George Brett, L OBP: 0.476, SLG: 0.778 (1, 5)	HR		F8			L8		HR		4	2	2	3	0	0	0																					
John Mayberry, L OBP: 0.263, SLG: 0.389 (1, 3)	HR		4-3					4-3		4	1	2	2	0	0	0																					
Hal McRae, R OBP: 0.211, SLG: 0.313 (1, 9)	K			P3		1-3		L7		4	0	0	0	0	1	1																					
Jamie Quirk, L OBP: 0.125, SLG: 0.429 (1, 10)		F7		6-3				L3	K	4	0	0	0	0	1	0																					
Cookie Rojas, R OBP: 0.300, SLG: 0.333 (1, 4)			F7			6-3			6-3	4	1	1	0	0	0	0																					
Freddie Patek, R OBP: 0.389, SLG: 0.500 (1, 6)	K		F3					6-3		4	0	1	0	0	1	1																					
Buck Martinez, R OBP: 0.375, SLG: 0.333 (1, 2)	E9					F7			BB	4	0	3	1	0	0	1																					
<b>Inning Stats</b>	R: 2 E: 0 K: 2 S: 9	H: 2 LOB: 0 BB: 0 P: 9	R: 1 E: 1 K: 1 S: 7	H: 2 LOB: 1 BB: 0 P: 7	R: 0 E: 0 K: 0 S: 3	H: 0 LOB: 0 BB: 0 P: 3	R: 0 E: 0 K: 0 S: 3	H: 0 LOB: 0 BB: 0 P: 3	R: 0 E: 0 K: 0 S: 4	H: 1 LOB: 0 BB: 0 P: 4	R: 0 E: 0 K: 0 S: 4	H: 1 LOB: 1 BB: 0 P: 4	R: 0 E: 0 K: 0 S: 4	H: 1 LOB: 1 BB: 0 P: 4	R: 3 E: 0 K: 1 S: 8	H: 3 LOB: 0 BB: 1 P: 8	R: 0 E: 0 K: 0 S: 4	H: 1 LOB: 2 BB: 1 P: 8	1B: 8 2B: 1 3B: 0 HR: 2	SF: 0 SAC: 0 DP: 1 HBP: 0	WP: 0 PB: 0 SB: 1 CS: 1	PA: 38															
<b>PITCHER</b>	IP	WLS	BF	H	R	ER	SO	BB	IBB	HBP	BLK	WP	HR	S	P	ERA	WHIP	<b>PITCHER</b>	IP	WLS	BF	H	R	ER	SO	BB	IBB	HBP	BLK	WP	HR	S	P	ERA	WHIP		
Ed Figueroa, R ERA: 5.84 (1, 1)	7.0		28	8	4	4	3	0	0	0	0	0	1	34	34	5.14	1.143																				
Grant Jackson, L ERA: 8.1 (8, 1)	1.0		5	2	2	2	1	0	0	0	0	0	1	7	7	18.00	2.000																				
Dick Tidrow, R ERA: 3.68 (9, 1)	1.0	W	5	1	0	0	0	1	0	0	0	0	0	4	8	0.00	2.000																				
<b>Batter</b>	<b>1</b>	<b>2</b>	<b>3</b>	<b>4</b>	<b>5</b>	<b>6</b>	<b>7</b>	<b>8</b>	<b>9</b>	<b>AB</b>	<b>R</b>	<b>H</b>	<b>RBI</b>	<b>BB</b>	<b>SO</b>	<b>LOB</b>	<b>BOTTOM</b>																				
Mickey Rivers, L OBP: 0.375, SLG: 0.435 (1, 8)	1B		1B			SH3-4		F9		5	3	4	0	0	0	0																					
Roy White, S OBP: 0.455, SLG: 0.471 (1, 7)	1B	S	1B			SH3-4		G3		2	2	1	1	2	0	0																					
Thurman Munson, R OBP: 0.435, SLG: 0.522 (1, 2)	1B		1B					K		5	0	3	2	0	1	3																					
Chris Chambliss, L OBP: 0.500, SLG: 0.952 (1, 3)	SF7		FC4-6			BB			HR	4	2	3	3	0	0	1																					
Carlos May, L OBP: 0.273, SLG: 0.300 Sandy Alomar Sr., S (6, PR)	F8		F8			K		E5		4	0	0	0	0	1	3																					
Graig Nettles, L OBP: 0.350, SLG: 0.647 (1, 5)	P6		P6			P3		CS		3	0	0	0	1	0	3																					
Oscar Gamble, L OBP: 0.333, SLG: 0.375 (1, 9)	K					SH2-4				2	0	0	0	1	1	0																					
Willie Randolph, R OBP: 0.250, SLG: 0.118 (1, 4)	F9					6-3				3	0	0	0	1	0	1																					
Fred Stanley, R OBP: 0.412, SLG: 0.467 (1, 6)	5-3					L4		F9		3	0	0	0	1	0	4																					
<b>Inning Stats</b>	R: 2 E: 0 K: 0 S: 6	H: 3 LOB: 1 BB: 0 P: 6	R: 0 E: 0 K: 1 S: 5	H: 0 LOB: 0 BB: 0 P: 5	R: 2 E: 0 K: 0 S: 5	H: 2 LOB: 1 BB: 1 P: 9	R: 0 E: 0 K: 0 S: 4	H: 1 LOB: 3 BB: 2 P: 12	R: 0 E: 0 K: 1 S: 6	H: 1 LOB: 3 BB: 2 P: 14	R: 2 E: 1 K: 0 S: 5	H: 3 LOB: 1 BB: 0 P: 5	R: 0 E: 0 K: 0 S: 3	H: 0 LOB: 1 BB: 1 P: 7	R: 0 E: 0 K: 1 S: 5	H: 0 LOB: 0 BB: 0 P: 5	R: 1 E: 0 K: 0 S: 1	H: 1 LOB: 0 BB: 0 P: 1	1B: 8 2B: 1 3B: 1 HR: 1	SF: 1 SAC: 2 DP: 0 HBP: 0	WP: 0 PB: 0 SB: 2 CS: 1	PA: 41															
<b>PITCHER</b>	IP	WLS	BF	H	R	ER	SO	BB	IBB	HBP	BLK	WP	HR	S	P	ERA	WHIP	<b>PITCHER</b>	IP	WLS	BF	H	R	ER	SO	BB	IBB	HBP	BLK	WP	HR	S	P	ERA	WHIP		
Dennis Leonard, R ERA: 19.29 (1, 1)	0.0		3	3	2	2	0	0	0	0	0	0	0	16	28	4.91	1.636																				
Paul Splittorff, L ERA: 1.93 (4, 1)	0.1		1	0	0	0	0	0	0	0	0	0	0	1	1	0.00	0.000																				
Marty Pattin, R ERA: 27.0 (5, 1)	2.1		13	4	2	1	1	3	0	0	0	0	0	12	24	3.86	3.000																				
Mark Little, R ERA: 1.93 (7, 1)	1.2	L	6	1	1	1	1	0	0	0	0	0	1	8	8	5.40	0.600																				

Kansas City Royals @ New York Yankees  
Yankee Stadium, Bronx, NY  
Thu Oct 14 1976, 7:05 PM EDT  
Att: 56,821 - Unknown - 54 F

livebaseballscores.com

AB 37  
R 6  
H 11  
RBI 6  
BB 1  
SO 4  
LOB 7



Kansas City Royals @ New York Yankees  
Yankee Stadium, Bronx, NY  
Thu Oct 14 1976, 7:05 PM EDT  
Att: 56,821 - Unknown - 54 F

livebaseballscores.com

AB 31  
R 7  
H 11  
RBI 6  
BB 6  
SO 3  
LOB 15

