

Kansas City Royals - 1977

Batter	1	2	3	4	5	6	7	8	9	AB R H RBI BB SO LOB	TOP											
George Brett, L (1, 5) OBP: 0.400, SLG: 0.250	0-0 5-3 HR 1B	0-0 F7			0-0 F9		0-0 3-1		4-0 1B 1B BB	4 2 1 0 1 0 0												
Hal McRae, R (1, 10) OBP: 0.600, SLG: 0.600	0-0 5-3 1-2		0-0 CS 1B		0-0 2B HR 1B		0-3 K		0-0 1B 1B	5 1 3 0 0 1 1												
Amos Otis, R (1, 8) OBP: 0.800, SLG: 1.600	0-0 2-H HR		0-0 F8		0-0 1-3 HR 2B		0-0 WP 1B		0-0 1-2 G4-6-3 1B	5 2 4 3 0 0 1												
John Mayberry, L (1, 3) OBP: 0.600, SLG: 1.333	4-0 2B BB		0-3 K 1-2		0-0 2-H 3-H HR		4-0 1-2 IBB		0-0 G4-6-3 1-2f	3 1 1 3 2 1 3												
Al Cowens, R (1, 9) OBP: 0.250, SLG: 0.500	0-0 1-3 2B			0-0 F9	0-0 F5		0-3 K			4 0 1 0 0 1 2												
Joe Zdeb, R (1, 7) OBP: 0.250, SLG: 0.250	0-3 K			0-0 1B FC6-4 1B	0-0 1-3			0-0 5-3		4 1 1 0 0 1 2												
Buck Martinez, R (1, 2) OBP: 0.250, SLG: 0.250	0-0 4-3			0-0 1-3 FC6-4 1B		0-0 6-3		0-0 F3		4 0 1 0 0 0 2												
Freddie Patek, R (1, 6)		0-0 6-3		0-0 1-2f 3-H FC6-4 S 1B		0-0 6-3		0-0 1-3		4 0 0 1 0 0 1												
Frank White, R (1, 4)		0-0 5-3		0-0 1-2 6-3		0-0 6-3		0-0 1-3		4 0 0 0 0 0 1												
Inning Stats	R: 2 E: 0 K: 1 S: 8	H: 3 LOB: 2 BB: 1 P: 12	R: 0 E: 0 K: 0 S: 3	H: 0 LOB: 0 BB: 0 P: 3	R: 0 E: 0 K: 1 S: 5	H: 1 LOB: 1 BB: 0 P: 5	R: 1 E: 0 K: 0 S: 5	H: 2 LOB: 1 BB: 0 P: 5	R: 3 E: 0 K: 0 S: 6	H: 3 LOB: 0 BB: 0 P: 6	R: 0 E: 0 K: 0 S: 3	H: 0 LOB: 0 BB: 0 P: 3	R: 0 E: 0 K: 2 S: 8	H: 1 LOB: 2 BB: 1 P: 12	R: 0 E: 0 K: 0 S: 3	H: 0 LOB: 0 BB: 0 P: 3	R: 1 E: 0 K: 0 S: 4	H: 2 LOB: 1 BB: 1 P: 8	1B: 8 2B: 3 3B: 0 HR: 2	SF: 0 SAC: 0 DP: 2 HBP: 0	WP: 1 PB: 0 SB: 1 CS: 1	PA: 40
PITCHER	IP WLS BF H R ER SO BB IBB HBP BLK WP HR S P ERA WHIP																					
Dave Roberts, L (1, 1) ERA: 10.8	5.0 L 24 9 6 6 2 1 0 0 0 0 2 27 31 10.80 2.000																					
Fernando Arroyo, R (6, 1) ERA: 2.7	3.1 15 3 1 1 2 1 1 0 0 1 0 17 25 2.70 1.200																					
John Hiller, L (9, 1) ERA:	0.2 1 0 0 0 0 0 0 0 0 0 0 1 1 0.00 0.000																					

Kansas City Royals @ Detroit Tigers
 Tiger Stadium, Detroit, MI
 Thu Apr 07 1977, 3:33 AM EST
 Att. 46,807 - Cloudy - 44 F

livebaseballscorecards.com

AB	37
R	7
H	12
RBI	7
BB	3
SO	4
LOB	13



Batter	1	2	3	4	5	6	7	8	9	AB R H RBI BB SO LOB	TOP											
George Brett, L (1, 5) OBP: 0.400, SLG: 0.625 Cookie Rojas, R (7, 5)	0-0 4-3		0-0 HR	0-0 F9		0-0 5-3		0-0 5-3		4 1 1 3 1 0 2 1 0 0 0 0 0 1												
Hal McRae, R (1, 10) OBP: 0.727, SLG: 0.667	0-0 5-3		0-0 1B		0-0 1B	4-0 BB		4-0 BB		4 2 3 1 2 0 0												
John Mayberry, L (1, 3) OBP: 0.273, SLG: 0.444	0-0 4-3		0-0 K		0-0 F9	0-0 F7		0-0 4-3		6 0 0 0 0 1 7												
Amos Otis, R (1, 8) OBP: 0.800, SLG: 1.714 Joe Zdeb, R (7, 8) OBP: 0.200, SLG: 0.200		4-0 1B	4-0 E BB	0-0 HR	4-0 1B	0-0 F8		0-0 1-3		2 4 1 1 3 0 1 1 0 0 0 0 0 0												
Darrell Porter, L (1, 2) OBP: 0.600, SLG: 0.750 John Wathan, R (7, 2)		0-3 K	4-0 BB E	0-0 1B	0-0 2B		0-0 F8		0-0 G3	4 3 2 1 1 1 1 1 0 0 0 0 0 0												
Al Cowens, R (1, 9) OBP: 0.400, SLG: 0.600		0-0 1B	0-0 E4	0-0 1B	0-0 2B		0-0 F9		0-0 F9	6 2 3 4 0 0 2												
Ralph LaCock, L (1, 7) OBP: 0.400, SLG: 0.250		0-0 G1-6-3	4-0 3B	0-0 1B	0-0 1-3		0-3 K			4 1 1 2 1 1 2												
Freddie Patek, R (1, 6) OBP: 0.250, SLG: 0.429 Bob Heise, R (7, 6) OBP: 1.000, SLG: 1.000			0-0 HR	0-3 K	0-0 K			0-0 5-3		3 1 2 2 0 1 2 1 0 1 0 0 0 0												
Frank White, R (1, 4) OBP: 0.222, SLG: 0.444			0-0 HR	0-0 F9	0-0 L6			0-0 5-3		5 2 2 2 0 0 4												
Inning Stats	R: 0 E: 0 K: 0 S: 3	H: 0 LOB: 0 BB: 0 P: 3	R: 1 E: 0 K: 1 S: 5	H: 1 LOB: 0 BB: 1 P: 9	R: 9 E: 1 K: 1 S: 12	H: 6 LOB: 2 BB: 4 P: 28	R: 2 E: 0 K: 1 S: 9	H: 4 LOB: 2 BB: 0 P: 9	R: 4 E: 0 K: 0 S: 7	H: 4 LOB: 1 BB: 1 P: 11	R: 0 E: 0 K: 0 S: 3	H: 0 LOB: 1 BB: 1 P: 7	R: 0 E: 0 K: 1 S: 5	H: 0 LOB: 0 BB: 0 P: 5	R: 0 E: 0 K: 0 S: 4	H: 1 LOB: 2 BB: 1 P: 8	R: 0 E: 0 K: 0 S: 3	H: 0 LOB: 0 BB: 0 P: 3	1B: 10 2B: 3 3B: 1 HR: 2	SF: 1 SAC: 0 DP: 1 HBP: 0	WP: 0 PB: 0 SB: 1 CS: 0	PA: 51
PITCHER	IP WLS BF H R ER SO BB IBB HBP BLK WP HR S P ERA WHIP																					
Ray Bare, R (1, 1) ERA: 22.5	2.0 L 11 5 5 5 1 1 0 0 0 0 0 1 12 16 22.50 3.000																					
Jim Crawford, L (3, 1) ERA:	0.2 8 1 4 0 1 4 0 0 0 0 0 0 6 22 0.00 7.500																					
Steve Grilli, R (3, 1) ERA: 32.4	1.2 14 8 7 6 1 1 0 0 0 0 0 1 15 19 32.40 5.400																					
Bob Sykes, L (5, 1) ERA:	4.2 18 2 0 0 1 2 0 0 0 0 0 0 18 26 0.00 0.857																					

Kansas City Royals @ Detroit Tigers
Tiger Stadium, Detroit, MI
Sat Apr 09 1977, 3:33 AM EST
Att: 9,240 - Unknown - 48 F

AB	42
R	16
H	16
RBI	16
BB	8
SO	4
LOB	22



WP: 0	PA: 51
-------	--------

livebaseballscorecards.com

Batter	1	2	3	4	5	6	7	8	9	AB R H RBI BB SO LOB	TOP		
George Brett, L (1, 5) OBP: 0.429, SLG: 0.545	0-0 G4-6-3 1B		0-0 L3			4-0 6-3 1B	0-0 1-3			3 1 1 0 1 0 1			
Hal McRae, R (1, 10) OBP: 0.667, SLG: 0.692	0-0 L6			0-0 WP G3 2B		0-0 6-3		0-0 6-3 1B		4 1 2 0 0 0 2			
John Mayberry, L (1, 3) OBP: 0.267, SLG: 0.385	0-0 G4-6-3 1-2f			0-0 G3		0-0 6-3 HR 1B		0-0 F9		4 1 1 2 0 0 2			
Amos Otis, R (1, 8) OBP: 0.571, SLG: 1.091		0-3 K		0-0 F3		0-0 6-3		0-0 6-3		4 0 0 0 0 1 2			
Darrell Porter, L (1, 2) OBP: 0.556, SLG: 1.000		0-0 4-3		0-0 1B		0-0 HR		0-0 F7		4 1 2 2 0 0 1			
Al Cowens, R (1, 9) OBP: 0.429, SLG: 0.769		0-0 HR		0-0 P4		4-0 BB		0-0 6-3		3 1 1 1 1 0 1			
Ralph LaCock, L (1, 7) OBP: 0.222, SLG: 0.125		0-0 1-3			0-0 4-3	0-0 F7		0-0 G3		4 0 0 0 0 0 1			
Joe Zdeb, R (9, 7) OBP: 0.200, SLG: 0.200										0 0 0 0 0 0 0	AB 33		
Freddie Patek, R (1, 6) OBP: 0.167, SLG: 0.273			0-0 F7		0-0 F9		0-0 5-3	0-0 F8		4 0 0 0 0 0 0	R 5		
Frank White, R (1, 4) OBP: 0.250, SLG: 0.417			0-0 L3 1B		0-3 K		0-0 F2			3 0 1 0 0 1 0	H 8		
Inning Stats	R: 0 H: 1 E: 0 LOB: 0 K: 0 BB: 0 S: 3 P: 3	R: 1 H: 1 E: 0 LOB: 0 K: 1 BB: 0 S: 6 P: 6	R: 0 H: 1 E: 0 LOB: 0 K: 0 BB: 0 S: 3 P: 3	R: 1 H: 2 E: 0 LOB: 1 K: 0 BB: 0 S: 5 P: 5	R: 0 H: 0 E: 0 LOB: 0 K: 1 BB: 0 S: 5 P: 5	R: 3 H: 2 E: 0 LOB: 1 K: 0 BB: 2 S: 5 P: 13	R: 0 H: 0 E: 0 LOB: 0 K: 0 BB: 0 S: 3 P: 3	R: 0 H: 1 E: 0 LOB: 1 K: 0 BB: 0 S: 4 P: 4	R: 0 H: 0 E: 0 LOB: 0 K: 0 BB: 0 S: 3 P: 3	1B: 5 SF: 0 2B: 2 SAC: 0 3B: 0 DP: 2 HR: 2 HBP: 0	WP: 1 PA: 35 PB: 0 SB: 0 CS: 0		
PITCHER	IP WLS BF H R ER SO BB IBB HBP BLK WP HR S P ERA WHIP											PITCHER	IP WLS BF H R ER SO BB IBB HBP BLK WP HR S P ERA WHIP
Vern Ruhle, R (1, 1) ERA: 7.94	5.2 L 23 7 5 5 2 1 0 0 0 1 2 26 30 7.94 1.412												
Fernando Arroyo, R (6, 1) ERA: 1.35	3.1 12 1 0 0 0 1 0 0 0 0 0 11 15 0.00 0.600												

Kansas City Royals @ Detroit Tigers
 Tiger Stadium, Detroit, MI
 Sun Apr 10 1977, 3:33 AM EST
 Att: 7,804 - Unknown - 56 F

livebaseballscorecards.com



Batter	1	2	3	4	5	6	7	8	9	AB R H RBI BB SO LOB
Ron LeFlore, R OBP: 0.357, SLG: 0.333 (1, 8)	0-0 4-3			0-0 4-3		0-0 G1-6-3			0-0 1-3	4 0 0 0 0 0 2
Tito Fuentes, S OBP: 0.385, SLG: 0.417 (1, 4)	0-0 1B			0-0 L3		0-0 4-3			0-0 1B	4 0 2 0 0 0 1
Ben Oglivie, L OBP: 0.417, SLG: 0.333 (1, 9)	4-0 CS BB			0-0 PO 2B			4-0 FC5-4 BB		0-0 F8	2 0 1 0 2 0 1
Rusty Staub, L OBP: 0.167, SLG: 0.091 (1, 10)	0-0 CS	0-0 F7		0-0 PO	0-3 K		0-3 K		0-0 6-3	4 0 0 0 0 2 2
Jason Thompson, L OBP: 0.273, SLG: 0.200 (1, 3)		0-0 F9			0-0 1B		0-0 FC5-4 FC4-6			3 0 1 0 0 0 1
Steve Kemp, L OBP: 0.111, SLG: 0.111 (1, 7)		0-0 G3			0-0 F8		0-0 FC4-6			3 0 0 0 0 0 2
Milt May, L OBP: 0.200, SLG: 0.111 (1, 2)			0-0 G3		0-0 G3			0-0 1-4-3		3 0 0 0 0 0 1
Aurelio Rodriguez, R OBP: 0.333, SLG: 0.250 (1, 5)			0-0 F8			0-0 G1-6-3 1B 1B		0-0 F9		3 0 1 0 0 0 0
Tom Verzyer, R OBP: 0.500, SLG: 0.500 (1, 6)			0-3 K			0-0 G1-6-3 1B		0-0 1-3		3 0 1 0 0 1 0

BOTTOM

Kansas City Royals @ Detroit Tigers

Tiger Stadium, Detroit, MI


Sun Apr 10 1977, 3:33 AM EST
Att. 7,804 - Unknown - 56 F

livebaseballscorecards.com

AB	29
R	0
H	6
RBI	0
BB	2
SO	3
LOB	10



Inning Stats	R: 0	H: 1	E: 0	LOB: 0	K: 0	BB: 1	S: 2	P: 6	R: 0	H: 0	E: 0	LOB: 0	K: 0	BB: 0	S: 3	P: 3	R: 0	H: 0	E: 0	LOB: 0	K: 1	BB: 0	S: 5	P: 5	R: 0	H: 1	E: 0	LOB: 0	K: 0	BB: 0	S: 3	P: 3	R: 0	H: 1	E: 0	LOB: 1	K: 1	BB: 0	S: 6	P: 6	R: 0	H: 2	E: 0	LOB: 1	K: 0	BB: 0	S: 4	P: 4	R: 0	H: 0	E: 0	LOB: 1	K: 1	BB: 1	S: 5	P: 9	R: 0	H: 0	E: 0	LOB: 0	K: 0	BB: 0	S: 3	P: 3	R: 0	H: 1	E: 0	LOB: 1	K: 0	BB: 0	S: 4	P: 4	1B: 5	SF: 0	2B: 1	SAC: 0	3B: 0	DP: 1	HR: 0	HBP: 0	WP: 0	PA: 33
PITCHER	IP	WLS	BF	H	R	ER	SO	BB	IBB	HBP	BLK	WP	HR	S	P	ERA	WHIP																			PITCHER	IP	WLS	BF	H	R	ER	SO	BB	IBB	HBP	BLK	WP	HR	S	P	ERA	WHIP																													
Jim Colborn, R ERA:	(1, 1)	6.0	W	20	5	0	2	1	0	0	0	0	0	23	27	0.00	1.000																																																																	
Larry Gura, L ERA:	(7, 1)	3.0	S	11	1	0	1	1	0	0	0	0	0	12	16	0.00	0.667																																																																	

Batter	1	2	3	4	5	6	7	8	9	10	11	12	13	AB R H RBI BB SO LOB	TOP																
Mickey Rivers, L OBP: 0.316, SLG: 0.389 (1, 8)	G3		L5		P3		K			F9			F9	5 0 0 0 1 1 1	<p>New York Yankees @ Kansas City Royals Royals Stadium, Kansas City, MO Mon Apr 11 1977, 7:05 PM EST Att: 39,460 - Unknown - 77 F</p> <p>livebaseballscorecards.com</p> <p>AB 44 R 4 H 7 RBI 4 BB 3 SO 5 LOB 9</p> 																
Roy White, S OBP: 0.263, SLG: 0.278 (1, 7)	4-3		4-3		1B		F8			K			K	6 1 1 1 0 2 1																	
Thurman Munson, R OBP: 0.471, SLG: 0.500 (1, 2)	1B		6-3		1B		F9						4-3	5 1 2 1 0 0 0																	
Jimmy Wynn, R OBP: 0.571, SLG: 0.833 Paul Blair, R (11, PR)	1B		6-3		1B		4-3						CS	4 0 2 1 1 0 0 0 0 0 0 0 0 0																	
Chris Chambliss, L OBP: 0.059, SLG: 0.059 (1, 3)	F8		6-3		G3		F8						F7	5 0 0 0 0 0 4																	
Reggie Jackson, L OBP: 0.412, SLG: 0.533 (1, 9)			6-3		HR		F9			K			CS	4 1 1 1 1 2 0																	
Graig Nettles, L OBP: 0.118, SLG: 0.063 (1, 5)	4-3		1-3				G3			P2			4-3	5 0 0 0 0 0 1																	
Willie Randolph, R OBP: 0.200, SLG: 0.286 (1, 4)	6-3		6-3		6-3		4-3			6-3			G1	5 0 0 0 0 0 1																	
Bucky Dent, R OBP: 0.077, SLG: 0.154 (1, 6)	4-3		2B		2B		G3			5-3			F7	5 1 1 0 0 0 1																	
Inning Stats	R: 1 E: 0 K: 0 S: 5	H: 2 LOB: 1 BB: 0 P: 5	R: 0 E: 0 K: 0 S: 3	H: 0 LOB: 1 BB: 1 P: 7	R: 0 E: 0 K: 0 S: 3	H: 0 LOB: 0 BB: 0 P: 3	R: 1 E: 0 K: 0 S: 4	H: 1 LOB: 0 BB: 0 P: 4	R: 2 E: 0 K: 0 S: 7	H: 4 LOB: 2 BB: 0 P: 7	R: 0 E: 0 K: 1 S: 5	H: 0 LOB: 0 BB: 0 P: 5	R: 0 E: 0 K: 1 S: 5	H: 0 LOB: 0 BB: 0 P: 5		R: 0 E: 0 K: 0 S: 2	H: 0 LOB: 1 BB: 1 P: 6	R: 0 E: 0 K: 1 S: 5	H: 0 LOB: 0 BB: 0 P: 5	R: 0 E: 0 K: 1 S: 4	H: 0 LOB: 0 BB: 1 P: 8	1B: 3 2B: 3 3B: 0 HR: 1	SF: 0 SAC: 0 DP: 0 HBP: 0	WP: 0 PB: 0 SB: 0 CS: 2	PA: 48						
PITCHER																															
Paul Spittorff, L ERA: 4.8 (1, 1)	IP: 9.0	WLS: 35	BF: 35	H: 7	R: 4	ER: 4	SO: 2	BB: 1	IBB: 0	HBP: 0	BLK: 0	WP: 0	HR: 1	S: 38		P: 42	ERA: 4.00	WHIP: 0.889													
Mark Littell, R ERA: (10, 1)	4.0	W	12	0	0	0	3	2	0	0	0	0	0	0		16	24	0.00	0.500												

Batter	1	2	3	4	5	6	7	8	9	10	11	12	13	AB R H RBI BB SO LOB
George Brett, L (1, 5) OBP: 0.476, SLG: 0.500	0-0 4-3 E 1B	0-0 G3 1-2		4-0 S BB		0-0 4-3		0-0 4-3			0-0 E4 1B		4-0 1B IBB	5 1 2 0 2 0 1
Hal McRae, R (1, 10) OBP: 0.591, SLG: 0.579	0-0 4-3 1-2	0-0 6-3		0-0 F8 1-2			0-0 2B FC5-2 1B		0-0 FC4-6 1B		4-0 IBB		0-0 F9	6 0 2 0 1 0 5
John Mayberry, L (1, 3) OBP: 0.318, SLG: 0.450	0-0 4-3 2-3		0-0 G3		0-0 2B 1B		0-0 FC5-2 2B		0-0 FC4-6 1-2 1B		0-3 K		0-0 K 1-2 2-H 1B	7 1 3 1 0 1 4
Amos Otis, R (1, 8) OBP: 0.500, SLG: 0.813	0-0 E6 2B 3-H		0-0 BB 1B		0-0 F9		4-0 FC5-2 IBB		0-0 F8		0-3 K			5 1 1 0 1 1 4
Darrell Porter, L (1, 2) OBP: 0.667, SLG: 1.200 Cookie Rojas, R (7, PH) Joe Zdeb, R (8, 7) OBP: 0.143, SLG: 0.143	0-0 1-H 2B		4-0 BB 1B		0-0 2B		0-3 K		0-0 F7		0-3 K			2 0 2 2 1 0 0 1 0 0 0 0 1 3 2 0 0 0 0 1 1
Al Cowens, R (1, 9) OBP: 0.300, SLG: 0.526	0-0 F9		0-3 K		0-0 F8		0-0 FC5-2 1-2 2-3 3-H		0-0 6-3		0-0 5-3			6 0 0 0 0 1 7
Ralph LaCock, L (1, 7) OBP: 0.250, SLG: 0.273 Buck Martinez, R (7, PH) (8, 2) OBP: 0.143, SLG: 0.143		0-0 1B SF9 2B		0-0 F7		0-0 4-3		0-0 F8		0-0 6-3		0-3 K		3 1 1 0 0 0 3 3 0 0 0 0 1 3
Freddie Patek, R (1, 6) OBP: 0.222, SLG: 0.250		0-0 G3 1B 2-3		0-0 F8		0-0 P4		0-0 6-3		0-0 5-3			4-0 SH3-4 1B BB	5 1 1 0 1 0 0
Frank White, R (1, 4) OBP: 0.176, SLG: 0.313		0-0 SF9		0-0 1-3		0-0 F8		0-0 5-3			0-0 F7		0-0 SH3-4	4 0 0 1 0 0 0

Inning Stats	R: 2	H: 2	E: 1	LOB: 1	K: 0	P: 6	R: 1	H: 2	E: 0	LOB: 1	K: 1	P: 5	R: 0	H: 1	E: 0	LOB: 2	K: 1	P: 10	R: 0	H: 0	E: 0	LOB: 1	K: 0	P: 7	R: 1	H: 2	E: 0	LOB: 1	K: 0	P: 5	R: 0	H: 0	E: 0	LOB: 0	K: 0	P: 3	R: 0	H: 2	E: 0	LOB: 3	K: 1	P: 11	R: 0	H: 0	E: 0	LOB: 0	K: 0	P: 3	R: 0	H: 1	E: 0	LOB: 1	K: 0	P: 4	R: 0	H: 0	E: 0	LOB: 0	K: 0	P: 3	R: 0	H: 1	E: 1	LOB: 2	K: 2	P: 12	R: 0	H: 0	E: 0	LOB: 0	K: 0	P: 7	R: 1	H: 1	E: 0	LOB: 2	K: 0	P: 11	1B: 8	SF: 1	2B: 4	SAC: 1	3B: 0	DP: 0	HR: 0	HBP: 0	WP: 0	PA: 57
--------------	------	------	------	--------	------	------	------	------	------	--------	------	------	------	------	------	--------	------	-------	------	------	------	--------	------	------	------	------	------	--------	------	------	------	------	------	--------	------	------	------	------	------	--------	------	-------	------	------	------	--------	------	------	------	------	------	--------	------	------	------	------	------	--------	------	------	------	------	------	--------	------	-------	------	------	------	--------	------	------	------	------	------	--------	------	-------	-------	-------	-------	--------	-------	-------	-------	--------	-------	--------

PITCHER	IP	WLS	BF	H	R	ER	SO	BB	IBB	HBP	BLK	WP	HR	S	P	ERA	WHIP
Dock Ellis, R (1, 1) ERA: 3.0	6.0		29	8	4	2	1	2	0	0	0	0	0	29	37	3.00	1.667
Sparky Lyle, L (7, 1) ERA:	5.0		20	3	0	0	3	0	2	0	0	0	0	24	32	0.00	0.600
Dick Tidrow, R (12, 1) ERA: 4.5	1.2	L	8	1	1	1	2	1	1	0	0	0	0	10	18	5.40	1.200

NEW YORK YANKEES @ KANSAS CITY ROYALS
Royals Stadium, Kansas City, MO
 Mon Apr 11 1977, 7:05 PM EST
 Att: 39,460 - Unknown - 77 F

livebaseballscorecards.com

AB	49
R	5
H	12
RBI	4
BB	6
SO	6
LOB	31



Batter	1	2	3	4	5	6	7	8	9	AB R H RBI BB SO LOB	TOP									
Ron LeFlore, R (1, 8) OBP: 0.361, SLG: 0.500	0-0 4-3		0-0 6-3			0-0 1B S 1B	0-0 FC5-4 FC6-4			4 1 1 0 0 0 1										
Tito Fuentes, S (1, 4) OBP: 0.343, SLG: 0.344	0-0 F8		0-0 1B			0-0 1B SF7 1B	0-0 FC6-4			4 1 2 0 0 0 1										
Steve Kemp, L (1, 7) OBP: 0.138, SLG: 0.214	0-0 F7		0-0 4-3			0-0 SF7 BB 1B		4-0 BB BB		3 0 1 1 1 0 1										
Rusty Staub, L (1, 10) OBP: 0.273, SLG: 0.172		0-0 G3		0-0 F7		4-0 BB BB		0-0 G6-4-3 BB		3 0 0 0 1 0 1										
Jason Thompson, L (1, 3) OBP: 0.387, SLG: 0.538		0-0 HR 2B		0-0 6-3		0-3 K S S		0-3 K S S		4 1 1 0 0 2 3										
Ben Oglivie, L (1, 9) OBP: 0.333, SLG: 0.571		0-0 HR 2-H		0-0 4-3		0-0 SF7			0-0 SH1-4 1B	3 1 2 3 0 0 0										
Milt May, L (1, 2) OBP: 0.320, SLG: 0.261		0-0 L4-3 1B			5-3	0-0 P5			0-0 SH1-4 1-2	3 0 1 0 0 0 2										
Aurelio Rodriguez, R (1, 5) OBP: 0.250, SLG: 0.192		0-0 L4-3 1-2			5-3		0-0 FC4 1B		0-0 P3	4 0 1 0 0 0 2										
Tom Verzyer, R (1, 6) OBP: 0.364, SLG: 0.364			0-0 4-3		5-3		0-0 FC4 FC5-4		0-0 F9	3 0 0 0 0 0 1										
Phil Mankowski, L (9, PH) OBP: 0.200, SLG: 0.200										1 0 0 0 0 0 1										
Mark Wagner, R (9, 6) OBP: 0.214, SLG: 0.308										0 0 0 0 0 0 0										
Inning Stats	R: 0 E: 0 K: 0 S: 3	H: 0 LOB: 0 BB: 0 P: 3	R: 2 E: 0 K: 0 S: 5	H: 3 LOB: 0 BB: 0 P: 5	R: 0 E: 0 K: 0 S: 4	H: 1 LOB: 1 BB: 0 P: 4	R: 0 E: 0 K: 0 S: 3	H: 0 LOB: 0 BB: 0 P: 3	R: 0 E: 0 K: 1 S: 8	H: 3 LOB: 2 BB: 1 P: 12	R: 0 E: 0 K: 0 S: 4	H: 1 LOB: 1 BB: 0 P: 4	R: 0 E: 0 K: 1 S: 4	H: 0 LOB: 0 BB: 1 P: 8	R: 0 E: 0 K: 0 S: 4	H: 1 LOB: 1 BB: 0 P: 4	1B: 7 2B: 2 3B: 0 HR: 1	SF: 1 SAC: 1 DP: 2 HBP: 0	WP: 0 PB: 0 SB: 1 CS: 0	PA: 36
PITCHER	IP WLS BF H R ER SO BB IBB HBP BLK WP HR S P ERA WHIP																			
Jim Colborn, R (1, 1) ERA: 3.27	5.0 L 22 7 4 4 0 1 0 0 0 0 0 1 21 25 7.20 1.600																			
Larry Gura, L (6, 1) ERA:	3.1 12 2 0 0 2 1 0 0 0 0 0 0 15 19 0.00 0.900																			
Mark Littell, R (9, 1) ERA:	0.2 2 0 0 0 0 0 0 0 0 0 0 0 2 2 0.00 0.000																			

Detroit Tigers @ Kansas City Royals
 Royals Stadium, Kansas City, MO
 Fri Apr 15 1977, 7:05 PM EST
 Att. 15,955 - Unknown - 69 F

livebaseballscorecards.com

AB	32
R	4
H	9
RBI	4
BB	2
SO	2
LOB	13



BOTTOM

Detroit Tigers @ Kansas City Royals
Royals Stadium, Kansas City, MO

Fri Apr 15 1977, 7:05 PM EST
Att: 15,955 - Unknown - 69 F

livebaseballscorecards.com

AB	36
R	3
H	9
RBI	2
BB	1
SO	2
LOB	16



WP:	0	PA:	38
PB:	0		
SB:	0		
CS:	0		

AB R H RBI BB SO LOB

5	1	1	0	0	0	1
4	0	0	0	0	0	2
3	0	0	0	1	0	2
4	0	1	1	0	1	1
4	0	2	0	0	0	1
0	0	0	0	0	0	0
0	0	0	0	0	0	0
4	1	3	0	0	0	0
3	0	0	1	0	0	2
1	0	0	0	0	0	2
0	0	0	0	0	0	0
4	1	1	0	0	1	2
2	0	0	0	0	0	2
2	0	1	0	0	0	1

Batter	1	2	3	4	5	6	7	8	9
George Brett, L (1, 5) OBP: 0.400, SLG: 0.400	0-0 G3		0-0 G1-6-3 HBP 2B 1B		0-0 3-1		0-0 E4		0-0 F7
Hal McRae, R (1, 10) OBP: 0.548, SLG: 0.538	0-0 5-3		1-0 G1-6-3 HBP		0-0 5-3		0-0 L8		0-0 G3
John Mayberry, L (1, 3) OBP: 0.333, SLG: 0.481	4-0 FC5-4 BB		0-0 G1-6-3		0-0 F3		0-0 F8		
Amos Otis, R (1, 8) OBP: 0.393, SLG: 0.625	0-0 FC5-4		0-0		0-0 5-3		0-3 K		
Darrell Porter, L (1, 2) OBP: 0.550, SLG: 0.882		0-0	0-0		0-0 6-3		0-0		
Bob Heise, R (8, PR) OBP: 1.000, SLG: 1.000		FC3-6 1B							
Buck Martinez, R (9, 2) OBP: 0.143, SLG: 0.143		FC5-2 1B							
Al Cowens, R (1, 9) OBP: 0.357, SLG: 0.519		0-0 FC3-6 1B		0-0 1-3		0-0 E9 1-3 1B		0-0 FC5-4 1B	
Ralph LaCock, L (1, 7) OBP: 0.167, SLG: 0.176		0-0 FC3-6		0-0 1-3		0-0 1-3		0-0 FC5-4	
Davey Nelson, R (8, PH) OBP: 0.143, SLG: 0.143		FC5-2							
Joe Zdeb, R (9, 7) OBP: 0.143, SLG: 0.143		1-2f 2-3							
Freddie Patek, R (1, 6) OBP: 0.308, SLG: 0.348		0-0 FC5-2		0-0 6-3		0-0 G3 E 1B		0-3 K	
Frank White, R (1, 4) OBP: 0.174, SLG: 0.318		1-2 3-H							
Cookie Rojas, R (7, PH) OBP: 0.200, SLG: 0.400		0-0 G1			0-0 F9		0-0 G3		0-0

Inning Stats	R: 0	H: 0	E: 0	K: 0	S: 3	R: 0	H: 2	E: 0	K: 0	S: 5	R: 1	H: 2	E: 0	K: 0	S: 4	R: 0	H: 0	E: 0	K: 0	S: 3	R: 0	H: 0	E: 0	K: 0	S: 3	R: 2	H: 2	E: 2	K: 0	S: 6	R: 0	H: 2	E: 0	K: 1	S: 7	R: 0	H: 1	E: 0	K: 1	S: 6	1B: 7	2B: 2	3B: 0	HR: 0	SF: 0	SAC: 0	DP: 1	HBP: 1	WP: 0	PA: 38
--------------	------	------	------	------	------	------	------	------	------	------	------	------	------	------	------	------	------	------	------	------	------	------	------	------	------	------	------	------	------	------	------	------	------	------	------	------	------	------	------	------	-------	-------	-------	-------	-------	--------	-------	--------	-------	--------

PITCHER	IP	WLS	BF	H	R	ER	SO	BB	IBB	HBP	BLK	WP	HR	S	P	ERA	WHIP
Vern Ruhle, R (1, 1) ERA: 4.73	7.2	W	33	8	3	2	1	1	0	1	0	0	0	33	38	2.35	1.174
Jim Crawford, L (8, 1) ERA:	1.0		4	1	0	0	1	0	0	0	0	0	0	6	6	0.00	1.000
Steve Foucault, R (9, 1) ERA:	0.1	S	1	0	0	0	0	0	0	0	0	0	0	1	1	0.00	0.000

Batter	1	2	3	4	5	6	7	8	9	AB R H RBI BB SO LOB	TOP																										
Ron LeFlore, R OBP: 0.317, SLG: 0.432 (1, 8)	0-3 K		0-0 5-3		0-0 4-3		0-0 1-3		0-0 5-3	5 0 0 0 0 1 3																											
Tito Fuentes, S OBP: 0.350, SLG: 0.351 (1, 4)	0-0 FC5-4 1B			0-0 5-3		0-0 L9 1B 1B	0-0 FC1-5 HR		0-0 6-3	5 2 2 0 0 0 2																											
Steve Kemp, L OBP: 0.206, SLG: 0.344 (1, 7)	0-0 FC5-4 1-2f			0-0 F7		0-0 1B 2B 1B	0-0 1B HR		4-0 HR BB	4 3 2 2 1 0 1																											
Rusty Staub, L OBP: 0.289, SLG: 0.324 (1, 10)	0-0 F7			0-0 2B		0-0 P4	0-3 K		0-0 HR 1-H 2-H	5 1 2 3 0 1 3																											
Jason Thompson, L OBP: 0.361, SLG: 0.467 (1, 3)		0-0 3-1		4-0 BB		0-0 L9		0-0 4-3	0-0 1-3	4 0 0 0 1 0 2																											
Ben Oglivie, L OBP: 0.351, SLG: 0.548 (1, 9)		0-0 P5		0-3 K		0-0 2B 1B		4-0 1B BB		3 1 1 1 1 1 2																											
Milt May, L OBP: 0.379, SLG: 0.370 (1, 2)		0-0 F9				0-0 1B 1B	0-0 2B	0-0 1B		4 0 3 2 0 0 0																											
Aurelio Rodriguez, R OBP: 0.290, SLG: 0.241 (1, 5)			0-0 G6-4-3 1B		0-0 1B	0-0 P4		0-0 G6-4-3 1B		3 0 2 0 0 0 1																											
Phil Mankowski, L OBP: 0.200, SLG: 0.200 (8, PH)					0-0 1B					0 0 0 0 0 0 0																											
John Wockenfuss, R OBP: 0.143, SLG: 0.571 (8, PH)										1 0 0 0 0 0 2																											
Chuck Scrivener, R (8, 5)										0 0 0 0 0 0 0																											
Tom Verzyer, R OBP: 0.333, SLG: 0.400 (1, 6)		0-0 G6-4-3			0-0 1-3		0-0 E6 FC1-5 1-3		0-0 HR 2B	4 1 1 0 0 0 2																											
Inning Stats	R: 0 E: 0 K: 1 S: 6	H: 1 LOB: 1 BB: 0 P: 6	R: 0 E: 0 K: 0 S: 3	H: 0 LOB: 0 BB: 0 P: 3	R: 0 E: 0 K: 0 S: 3	H: 1 LOB: 0 BB: 0 P: 3	R: 0 E: 0 K: 1 S: 6	H: 1 LOB: 2 BB: 1 P: 10	R: 0 E: 0 K: 0 S: 4	H: 2 LOB: 1 BB: 0 P: 4	R: 3 E: 0 K: 0 S: 7	H: 4 LOB: 1 BB: 0 P: 7	R: 2 E: 1 K: 1 S: 7	H: 1 LOB: 0 BB: 0 P: 7	R: 0 E: 0 K: 0 S: 3	H: 1 LOB: 1 BB: 1 P: 7	R: 3 E: 0 K: 0 S: 5	H: 2 LOB: 0 BB: 1 P: 9	1B: 8 2B: 3 3B: 0 HR: 2	SF: 0 SAC: 0 DP: 2 HBP: 0	WP: 0 PB: 0 SB: 0 CS: 0	PA: 41															
PITCHER	IP WLS BF H R ER SO BB IBB HBP BLK WP HR S P ERA WHIP																																				
Paul Splittorff, L ERA: 4.71 (1, 1)	6.0		27	9	4	4	2	1	0	0	0	0	0	30	34	6.00	1.667																				
Doug Bird, R ERA: 3.86 (7, 1)	1.1		7	2	1	0	1	1	0	0	0	0	1	8	12	0.00	2.250																				
Steve Mingori, L ERA: 12.0 (8, 1)	1.2	L	7	2	3	3	0	1	0	0	0	0	1	6	10	16.20	1.800																				

Detroit Tigers @ Kansas City Royals
Royals Stadium, Kansas City, MO

Sat Apr 16 1977, 7:05 PM EST
Att. 23,753 - Unknown - 79 F

livebaseballscorecards.com

AB	38
R	8
H	13
RBI	8
BB	3
SO	3
LOB	18



Batter	1	2	3	4	5	6	7	8	9	AB R H RBI BB SO LOB
George Brett, L (1, 5) OBP: 0.400, SLG: 0.400	0-0 L7		0-0 E7 1B G3 1B		0-0 5-3 3-H 1B		0-0 L7		0-0 E5 FC6-4	5 1 2 1 0 0 0
Hal McRae, R (1, 10) OBP: 0.500, SLG: 0.484	0-0 6-3		0-0 G3 2-3 1B		0-0 5-3 1-3		0-0 E5 1B		0-0 FC6-4 1-2f	5 1 1 0 0 0 2
John Mayberry, L (1, 3) OBP: 0.324, SLG: 0.452	0-3 K		0-0 G3 1-2 3-H		0-0 1-3		0-0 2-H 1B			4 0 1 2 0 1 2
Darrell Porter, L (1, 2) OBP: 0.500, SLG: 0.762		0-3 K	0-0 G3			0-0 FC3-6 1B	0-0 F8			4 0 1 0 0 1 2
Amos Otis, R (1, 8) OBP: 0.375, SLG: 0.571		0-0 E BB 1B		0-0 4-3		0-0 P4		0-0 P6		4 0 1 0 0 0 1
Al Cowens, R (1, 9) OBP: 0.375, SLG: 0.500		4-0 E 1-2 BB		0-3 K		0-0 FC3-6 1B S 1-2f 1B		0-0 G5-4-3 1B		3 1 1 0 1 1 1
Ralph LaCock, L (1, 7) OBP: 0.190, SLG: 0.200		0-3 K		0-0 L9		0-0 1B 1-3 E 1B		0-0 G5-4-3 1-2f		3 1 1 0 0 1 2
Joe Zdeb, R (8, PH) OBP: 0.125, SLG: 0.125		1-2 2-3 K								1 0 0 0 0 0 1
Freddie Patek, R (1, 6) OBP: 0.333, SLG: 0.444		0-3 K			0-0 1B 3B	0-0 E9 1-H 3-H 1B			0-3 K	4 1 2 1 0 2 2
Frank White, R (1, 4) OBP: 0.154, SLG: 0.280			0-0 F8		0-0 6-3		0-0 1-3		0-0 6-3	3 0 0 0 0 0 1
Cookie Rojas, R (9, PH) OBP: 0.167, SLG: 0.333										1 0 0 0 0 0 0

Inning Stats	R: 0 E: 0 K: 1 S: 5	H: 0 LOB: 0 BB: 0 P: 5	R: 0 E: 1 K: 3 S: 10	H: 1 LOB: 2 BB: 1 P: 14	R: 1 E: 1 K: 0 S: 5	H: 2 LOB: 1 BB: 0 P: 5	R: 0 E: 0 K: 1 S: 5	H: 0 LOB: 0 BB: 0 P: 5	R: 1 E: 0 K: 0 S: 5	H: 2 LOB: 1 BB: 0 P: 5	R: 2 E: 1 K: 0 S: 5	H: 3 LOB: 1 BB: 0 P: 5	R: 1 E: 1 K: 0 S: 5	H: 1 LOB: 1 BB: 0 P: 5	R: 0 E: 0 K: 0 S: 3	H: 1 LOB: 0 BB: 0 P: 3	R: 0 E: 1 K: 1 S: 6	H: 0 LOB: 1 BB: 0 P: 6	1B: 9 2B: 0 3B: 1 HR: 0	SF: 0 SAC: 0 DP: 1 HBP: 0	WP: 0 PB: 0 SB: 1 CS: 0	PA: 38
--------------	------------------------------	---------------------------------	-------------------------------	----------------------------------	------------------------------	---------------------------------	------------------------------	---------------------------------	------------------------------	---------------------------------	------------------------------	---------------------------------	------------------------------	---------------------------------	------------------------------	---------------------------------	------------------------------	---------------------------------	----------------------------------	------------------------------------	----------------------------------	--------

PITCHER	IP	WLS	BF	H	R	ER	SO	BB	IBB	HBP	BLK	WP	HR	S	P	ERA	WHIP
Dave Rozema, R (1, 1) ERA: 3.65	6.0		26	8	4	2	5	1	0	0	0	0	0	35	39	3.00	1.500
John Hiller, L (7, 1) ERA: 7.94	3.0	W	12	2	1	0	1	0	0	0	0	0	0	14	14	0.00	0.667

BOTTOM

Detroit Tigers @ Kansas City Royals
Royals Stadium, Kansas City, MO

Sat Apr 16 1977, 7:05 PM EST
Att: 23,753 - Unknown - 79 F

livebaseballscorecards.com

AB	37
R	5
H	10
RBI	4
BB	1
SO	6
LOB	14



Batter	1	2	3	4	5	6	7	8	9	AB R H RBI BB SO LOB	TOP																	
Ron LeFlore, R OBP: 0.304, SLG: 0.439 (1, 8) X	0-0 1B 2B		0-0 4-3	0-0 SF9			0-3 K		0-3 K	4 1 1 1 0 2 1																		
Tito Fuentes, S OBP: 0.378, SLG: 0.381 (1, 4) X	0-0 HR 1B		0-0 BB 2-3 1B	0-3 K			0-0 G4-6-3 1B		0-0 F9	5 1 3 1 0 1 3																		
Steve Kemp, L OBP: 0.179, SLG: 0.297 (1, 7) S S S	0-3 K		0-0 2-3 1-2	0-3 K			0-0 G4-6-3 1-2f		0-3 K	5 0 0 0 0 3 6																		
Rusty Staub, L OBP: 0.333, SLG: 0.486 (1, 10) X	0-0 HR		4-0 BB BB				0-0 G3		0-0 SF7 3B	3 2 2 2 1 0 0																		
Jason Thompson, L OBP: 0.350, SLG: 0.438 (1, 3) X	0-0 L9		4-0 1-2 2-3 BB				0-0 P6		0-0 SF7	2 0 0 1 1 0 0																		
Ben Oglivie, L OBP: 0.317, SLG: 0.486 (1, 9) S S S	0-3 K		0-0 F9				0-0 L5		0-0 F7	4 0 0 0 0 1 3																		
John Wockenfuss, R OBP: 0.273, SLG: 0.500 (1, 2) X		0-0 5-3		0-0 E 1B SF9 1B			0-0 F3		4-0 BB BB	3 1 1 0 1 0 0																		
Aurelio Rodriguez, R OBP: 0.286, SLG: 0.242 (1, 5) X		0-0 5-3		0-0 SF9 E 1-2 1B			0-0 6-3		0-0 F8	4 0 1 0 0 0 1																		
Tom Verzyer, R OBP: 0.316, SLG: 0.333 (1, 6) X		0-3 K		0-0 E5 1-2 2-3			0-0 6-3		4-0 F9 BB	3 0 0 0 1 1 2																		
Inning Stats	R: 3 E: 0 K: 2 S: 10	H: 3 LOB: 0 BB: 0 P: 10	R: 0 E: 0 K: 1 S: 5	H: 0 LOB: 0 BB: 0 P: 5	R: 0 E: 0 K: 0 S: 4	H: 1 LOB: 3 BB: 2 P: 12	R: 1 E: 1 K: 2 S: 10	H: 2 LOB: 2 BB: 0 P: 10	R: 0 E: 0 K: 0 S: 3	H: 0 LOB: 0 BB: 0 P: 3	R: 0 E: 0 K: 1 S: 5	H: 1 LOB: 0 BB: 0 P: 5	R: 1 E: 0 K: 0 S: 4	H: 1 LOB: 1 BB: 1 P: 8	R: 0 E: 0 K: 2 S: 7	H: 0 LOB: 1 BB: 1 P: 11	1B: 5 2B: 1 3B: 1 HR: 1	SF: 2 SAC: 0 DP: 1 HBP: 0	WP: 0 PB: 0 SB: 0 CS: 0	PA: 39								
PITCHER	IP WLS BF H R ER SO BB IBB HBP BLK WP HR S P ERA WHIP																											
Andy Hassler, L ERA: 3.24 (1, 1)	3.0		17	6	4	3	3	2	0	0	0	0	0	1	21	29	9.00	2.667										
Marty Pattin, R ERA: (4, 1)	4.0		13	1	0	0	3	0	0	0	0	0	0	0	19	19	0.00	0.250										
Larry Gura, L ERA: 1.13 (8, 1)	1.0	W	6	1	1	1	0	2	0	0	0	0	0	4	12	9.00	3.000											
Mark Littell, R ERA: (9, 1)	1.0	S	3	0	0	0	2	0	0	0	0	0	0	7	7	0.00	0.000											

Detroit Tigers @ Kansas City Royals
 Royals Stadium, Kansas City, MO
 Sun Apr 17 1977, 4:33 AM EST
 Att. 15,868 - Cloudy - 75 F

AB	33
R	5
H	8
RBI	5
BB	4
SO	8
LOB	16



livebaseballscorecards.com

Batter	1	2	3	4	5	6	7	8	9
George Brett, L OBP: 0.410, SLG: 0.441 (1, 5) X	0-0 E 2B	0-0 4-3		0-3 K			0-0 FC6-4 1B		
Hal McRae, R OBP: 0.475, SLG: 0.514 (1, 7) X	0-0 L9	0-0 4-3			0-0 SF8 3B		0-0 F9		
Amos Otis, R OBP: 0.333, SLG: 0.516 (1, 8) X	0-0 E6 1B FC4-6 2-H		0-0 6-3		0-0 SF8 3-H		0-0 FC6-4 1-2f		
John Mayberry, L OBP: 0.342, SLG: 0.543 (1, 3) X	0-0 FC4-6 1-3 1B		0-0 G3		0-3 K		0-0 HR		
Al Cowens, R OBP: 0.333, SLG: 0.441 (1, 9) X	0-0 FC4-6 1-2f 2B		0-0 6-3		0-0 5-3		0-3 K		
Cookie Rojas, R OBP: 0.200, SLG: 0.300 (1, 10) X	0-0 2B 1B		0-0 G3		0-0 6-3		0-0 F9		
Buck Martinez, R OBP: 0.273, SLG: 0.364 (1, 2) X	0-0 1-H 2-H 2B		0-0 6-3		0-0 1B		0-0 6-3		
Freddie Patek, R OBP: 0.333, SLG: 0.414 (1, 6) X	0-0 F8		4-0 S BB		0-0 F9				
Frank White, R OBP: 0.172, SLG: 0.259 (1, 4) X		0-0 L6		4-0 1-2 BB		0-0 F3			

Inning Stats	R: 4	H: 4	LOB: 1	E: 1	K: 0	S: 8	P: 8	R: 0	H: 0	LOB: 0	E: 0	K: 0	S: 3	R: 0	H: 0	LOB: 0	E: 0	K: 0	S: 3	R: 0	H: 0	LOB: 2	E: 0	K: 1	S: 5	R: 1	H: 1	LOB: 0	E: 0	K: 1	S: 6	R: 0	H: 1	LOB: 0	E: 0	K: 0	S: 3	R: 0	H: 1	LOB: 1	E: 0	K: 0	S: 4	R: 1	H: 1	LOB: 0	E: 0	K: 1	S: 6	1B: 4	2B: 2	3B: 1	HR: 1	SF: 1	SAC: 0	DP: 0	HBP: 0
--------------	------	------	--------	------	------	------	------	------	------	--------	------	------	------	------	------	--------	------	------	------	------	------	--------	------	------	------	------	------	--------	------	------	------	------	------	--------	------	------	------	------	------	--------	------	------	------	------	------	--------	------	------	------	-------	-------	-------	-------	-------	--------	-------	--------

PITCHER	IP	WLS	BF	H	R	ER	SO	BB	IBB	HBP	BLK	WP	HR	S	P	ERA	WHIP
Dave Roberts, L ERA: 4.09 (1, 1)	8.0	L	34	8	6	3	3	2	0	0	0	0	1	38	46	3.38	1.250

AB R H RBI BB SO LOB

4	1	2	0	0	1	2
4	1	1	0	0	0	2
3	1	0	1	0	0	1
4	1	2	1	0	1	0
4	1	0	1	0	1	1
4	1	1	0	0	0	0
4	0	2	2	0	0	0
2	0	0	0	1	0	1
2	0	0	0	1	0	0

WP: 0	PA: 34
PB: 0	SB: 1
CS: 0	

Detroit Tigers @ Kansas City Royals
 Royals Stadium, Kansas City, MO
 Sun Apr 17 1977, 4:33 AM EST
 Att. 15,868 - Cloudy - 75 F

AB	31
R	6
H	8
RBI	5
BB	2
SO	3
LOB	7



PITCHER	IP	WLS	BF	H	R	ER	SO	BB	IBB	HBP	BLK	WP	HR	S	P	ERA	WHIP
---------	----	-----	----	---	---	----	----	----	-----	-----	-----	----	----	---	---	-----	------

Batter	1	2	3	4	5	6	7	8	9	AB R H RBI BB SO LOB	TOP																	
Mike Cubbage, L (1, 5) OBP: 0.442, SLG: 0.436	0-0 F8		0-0 F8		4-0 1B 1B BB		0-0 SH2-4	0-0 F8		3 1 0 0 1 0 2	Minnesota Twins @ Kansas City Royals Royals Stadium, Kansas City, MO Mon Apr 18 1977, 7:05 PM EST Att. 13,802 - Unknown - 65 F																	
Roy Smalley, S (1, 6) OBP: 0.308, SLG: 0.375	0-0 E1 1B HR		0-3 K		0-0 F2		0-0 F8		0-0 BB 1B	5 1 1 0 0 1 3																		
Rod Carew, L (1, 3) OBP: 0.412, SLG: 0.617	0-0 CS 1B		0-0 1B		0-0 1B FC5-4 1B		0-0 2-H 3B		0-0 F8	5 1 4 2 0 0 1																		
Lyman Bostock, L (1, 8) OBP: 0.463, SLG: 0.625	0-0 1-2 3-H HR		0-0 F8		0-0 1-3 2-H FC5-4 1B		0-0 L3		4-0 BB BB BB BB G6-4-3 BB	4 1 2 3 1 0 2																		
Larry Hise, R (1, 7) OBP: 0.333, SLG: 0.478	0-0 6-3			0-3 K	0-0 FC5-4 CS			0-0 1B S 1B	0-0 G6-4-3	5 1 1 1 0 1 3																		
Rich Chiles, L (1, 10) OBP: 0.444, SLG: 0.333		0-0 G3 E 2B		4-0 BB	0-0 CS	0-0 G3		0-3 K		1 1 1 0 1 0 0																		
Craig Kusick, R (6, PH) OBP: 0.344, SLG: 0.429					1-2	1-2		1-2		2 0 0 0 0 1 1																		
Dan Ford, R (1, 9) OBP: 0.386, SLG: 0.278		0-0 G3		0-0 F9		0-0 F9		0-0 BB 1B		4 0 1 1 0 0 2																		
Bob Randall, R (1, 4) OBP: 0.179, SLG: 0.135		0-0 E3		0-0 4-3		0-0 4-3		0-0 P3		4 0 0 0 0 0 2																		
Glenn Borgmann, R (1, 2) OBP: 0.364, SLG: 0.389		0-3 K			0-0 BB 1B		4-0 SH2-4 BB 3B	4-0 1-2 BB		2 2 1 0 2 1 0																		
Inning Stats	R: 2 E: 1 K: 0 S: 5	H: 2 LOB: 0 BB: 0 P: 5	R: 1 E: 1 K: 1 S: 6	H: 1 LOB: 0 BB: 0 P: 6	R: 0 E: 0 K: 1 S: 6	H: 1 LOB: 1 BB: 0 P: 6	R: 0 E: 0 K: 1 S: 5	H: 0 LOB: 1 BB: 1 P: 9	R: 3 E: 0 K: 0 S: 5	H: 3 LOB: 0 BB: 1 P: 9	R: 0 E: 0 K: 0 S: 3	H: 0 LOB: 0 BB: 0 P: 3	R: 1 E: 0 K: 0 S: 4	H: 1 LOB: 1 BB: 1 P: 8	R: 1 E: 0 K: 1 S: 7	H: 2 LOB: 2 BB: 1 P: 11	R: 0 E: 0 K: 0 S: 3	H: 1 LOB: 1 BB: 1 P: 7	1B: 8 2B: 1 3B: 1 HR: 1	SF: 0 SAC: 1 DP: 1 HBP: 0	WP: 0 PB: 0 SB: 1 CS: 2	PA: 42						
PITCHER	IP WLS BF H R ER SO BB IBB HBP BLK WP HR S P ERA WHIP																											
Dennis Leonard, R (1, 1) ERA: 4.91	4.1		21	6	6	3	3	2	0	0	0	0	0	1	25	33	6.23	1.846										
Steve Mingori, L (5, 1) ERA: 7.94	2.2	L	10	2	1	1	0	1	0	0	0	0	0	0	9	13	3.38	1.125										
Doug Bird, R (8, 1) ERA: 4.15	2.0		10	3	1	1	1	2	0	0	0	0	0	0	10	18	4.50	2.500										

livebaseballscorecards.com

AB	35
R	8
H	11
RBI	7
BB	5
SO	4
LOB	16



Minnesota Twins @ Kansas City Royals
 Royals Stadium, Kansas City, MO

Mon Apr 18 1977, 7:05 PM EST
 Att. 13,802 - Unknown - 65 F

livebaseballscorecards.com

AB	34
R	6
H	9
RBI	5
BB	1
SO	5
LOB	9



WP:	0	PA:	36
PB:	0	SB:	1
CS:	1		

Batter	1	2	3	4	5	6	7	8	9	AB	R	H	RBI	BB	SO	LOB
George Brett, L (1, 5) OBP: 0.395, SLG: 0.405	4-0 CS BB		0-0 4-3 2-3		0-0 F7		0-0 F7			3	0	0	0	1	0	1
Hal McRae, R (1, 10) OBP: 0.455, SLG: 0.513	0-0 F8 1-2		0-0 E5 E 2B		0-0 F9		0-0 F4			4	1	1	1	0	0	1
John Mayberry, L (1, 3) OBP: 0.310, SLG: 0.487	0-0 G3		0-0 E3 FC5-4		0-0 P6		0-0 3-1			4	0	0	0	0	0	0
Amos Otis, R (1, 8) OBP: 0.350, SLG: 0.514		0-0 FC5-4 1B	0-0 FC5-4		0-0 1B 2B 1B		0-3 K			4	1	2	0	0	1	1
Darrell Porter, L (1, 2) OBP: 0.464, SLG: 0.680		0-0 F3		0-0 6-3		0-0 2B SF8 1B		0-0 F8		4	1	1	0	0	0	1
Al Cowens, R (1, 9) OBP: 0.350, SLG: 0.500		0-0 FC5-4 1-2f		0-0 3B 2B		0-0 1-3 2-H 2B		0-0 F5		4	1	2	1	0	0	1
Ralph LaCock, L (1, 7) OBP: 0.200, SLG: 0.304		0-3 K		0-0 6-3 3B		0-0 SF8		0-0 4-3		3	1	1	2	0	1	1
Freddie Patek, R (1, 6) OBP: 0.324, SLG: 0.394			0-0 4-3 S E 1B		0-0 6-3		0-3 K		0-3 K	4	1	1	1	0	2	1
Frank White, R (1, 4) Cookie Rojas, R (9, PH) OBP: 0.188, SLG: 0.267 OBP: 0.182, SLG: 0.273			0-0 6-3 1-2		0-0 1B		0-0 F8		0-3 K	3	0	1	0	0	0	2
										1	0	0	0	0	1	0

Inning Stats	R: 0	H: 0	E: 0	K: 0	S: 2	R: 0	H: 1	E: 0	K: 1	S: 6	R: 2	H: 2	E: 2	K: 0	S: 6	R: 2	H: 3	E: 0	K: 0	S: 5	R: 0	H: 0	E: 0	K: 0	S: 3	R: 2	H: 3	E: 0	K: 1	S: 8	R: 0	H: 0	E: 0	K: 0	S: 3	R: 0	H: 0	E: 0	K: 1	S: 5	R: 0	H: 0	E: 0	K: 2	S: 7	R: 0	H: 0	E: 0	K: 0	S: 7	1B: 5	2B: 3	3B: 1	HR: 0	SF: 1	SAC: 0	DP: 0	HBP: 0	WP: 0	PA: 36
--------------	------	------	------	------	------	------	------	------	------	------	------	------	------	------	------	------	------	------	------	------	------	------	------	------	------	------	------	------	------	------	------	------	------	------	------	------	------	------	------	------	------	------	------	------	------	------	------	------	------	------	-------	-------	-------	-------	-------	--------	-------	--------	-------	--------

PITCHER	IP	WLS	BF	H	R	ER	SO	BB	IBB	HBP	BLK	WP	HR	S	P	ERA	WHIP
Dave Goltz, R (1, 1) ERA: 4.91	5.0		23	8	6	5	1	1	0	0	0	0	0	24	28	9.00	1.800
Tom Johnson, R (6, 1) ERA:	4.0	W	13	1	0	0	4	0	0	0	0	0	0	21	21	0.00	0.250

Batter	1	2	3	4	5	6	7	8	9	AB R H RBI BB SO LOB	TOP
Roy Smalley, S (1, 6) OBP: 0.258, SLG: 0.310	0-0 L4	0-0 F3		0-0 F7			0-0 F9		0-0 1-3	5 0 0 0 0 0 4	
Rod Carew, L (1, 3) OBP: 0.393, SLG: 0.577	0-0 4-3		0-0 4-3	0-0 1B			0-0 4-3		0-0 G3	5 0 1 1 0 0 0	
Lyman Bostock, L (1, 8) OBP: 0.444, SLG: 0.571	1-0 HBP		0-0 E1	0-0 F8			0-0 F7			3 0 0 0 0 0 2	
Larry Hisle, R (1, 7) OBP: 0.327, SLG: 0.460	0-0 P6		0-0 5-3		0-3 K			0-0 1B		4 0 1 0 0 1 2	
Mike Cabbage, L (1, 5) OBP: 0.447, SLG: 0.442		0-0 BB 1B	0-0 F9		0-0 P6			0-0 1B		4 1 2 0 0 0 1	
Dan Ford, R (1, 9) OBP: 0.375, SLG: 0.275		0-3 K		0-0 1B 5-3 1B	0-3 K			0-0 F3		4 1 1 0 0 2 3	
Rich Chiles, L (1, 10) OBP: 0.462, SLG: 0.333		4-0 1B BB		0-0 1B 5-3 1B		0-0 F9		0-0 F2		3 1 1 0 1 0 2	
Bob Randall, R (1, 4) OBP: 0.171, SLG: 0.128		0-0 F8		0-0 5-3		0-0 1-4-3		0-0 F9		2 0 0 1 0 0 3	
Rob Wilfong, L (6, PH) OBP: 0.333, SLG: 0.333				1-2 3-H						2 0 0 0 0 0 2	
Glenn Borgmann, R (1, 2) OBP: 0.417, SLG: 0.421		0-0 1B		4-0 1B BB		0-0 F8			0-0 F9	1 0 1 1 1 0 0	
Butch Wynegar, S (6, PH) OBP: 0.231, SLG: 0.364		1-2 2-H								2 0 0 0 0 0 0	
Inning Stats	R: 0 H: 0 E: 0 LOB: 1 K: 0 BB: 0 S: 3 P: 4	R: 1 H: 2 E: 0 LOB: 2 K: 1 BB: 1 S: 7 P: 11	R: 0 H: 0 E: 1 LOB: 1 K: 0 BB: 0 S: 4 P: 4	R: 2 H: 3 E: 0 LOB: 2 K: 0 BB: 1 S: 6 P: 10	R: 0 H: 0 E: 0 LOB: 0 K: 2 BB: 0 S: 7 P: 7	R: 0 H: 0 E: 0 LOB: 0 K: 0 BB: 0 S: 3 P: 3	R: 0 H: 0 E: 0 LOB: 0 K: 0 BB: 0 S: 3 P: 3	R: 0 H: 2 E: 0 LOB: 2 K: 0 BB: 0 S: 5 P: 5	R: 0 H: 0 E: 0 LOB: 0 K: 0 BB: 0 S: 3 P: 3	1B: 7 SF: 0 2B: 0 SAC: 0 3B: 0 DP: 0 HR: 0 HBP: 1	WP: 0 PA: 38 PB: 0 SB: 0 CS: 0
PITCHER Jim Colborn, R (1, 1) ERA: 3.15	IP WLS BF H R ER SO BB IBB HBP BLK WP HR S P ERA WHIP										
	9.0 W 38 7 3 3 3 2 0 1 0 0 0 0 41 50 3.00 1.000										

Minnesota Twins @ Kansas City Royals
Royals Stadium, Kansas City, MO
Tue Apr 19 1977, 7:05 PM EST
Att. 12,230 - Unknown - 67 F

livebaseballscorecards.com

AB	35
R	3
H	7
RBI	3
BB	2
SO	3
LOB	19



BOTTOM

Minnesota Twins @ Kansas City Royals
Royals Stadium, Kansas City, MO

Tue Apr 19 1977, 7:05 PM EST
Att: 12,230 - Unknown - 67 F

livebaseballscorecards.com

AB	38
R	11
H	15
RBI	11
BB	3
SO	2
LOB	16



WP	1	PA	42
PB	0	SB	1
CS	0		

AB	R	H	RBI	BB	SO	LOB
5	1	1	0	0	0	4
4	1	2	2	1	0	1
4	2	2	1	1	0	2
4	1	2	4	1	1	2
5	0	0	0	0	0	4
0	0	0	0	0	0	0
5	1	1	0	0	1	2
4	1	2	0	0	0	0
0	0	0	0	0	0	0
3	2	2	1	0	0	0
4	2	3	3	0	0	1
1B	9	SF	1			
2B	2	SAC	0			
3B	2	DP	0			
HR	2	HBP	0			

Batter	1	2	3	4	5	6	7	8	9							
George Brett, L OBP: 0.375, SLG: 0.381 (1, 5)	0-0 L4		0-0 4-3		0-0 1B		0-0 P6									
Hal McRae, R OBP: 0.469, SLG: 0.558 (1, 10)	4-0 FC1-6-5 S BB		0-0 4-3		0-0 1B	0-0 1B		0-0 5-3								
John Mayberry, L OBP: 0.340, SLG: 0.488 (1, 3)	0-0 FC1-6-5-1 1-3		0-0 3B BB		0-0 HR 1B	0-0 P6		0-0 BB 1B								
Amos Otis, R OBP: 0.378, SLG: 0.641 (1, 8)	0-3 K		0-0 1-H 3-H 3B		0-0 HR	0-0 F9		4-0 FC6-4 BB								
Darrell Porter, L OBP: 0.394, SLG: 0.567 John Wathan, R (9, 2)		0-0 3-1	0-0 6-3		0-0 1-3	0-0 P6		0-0 F7								
Al Cowens, R OBP: 0.333, SLG: 0.465 (1, 9)		0-0 F8		0-0 F7	0-3 K		0-0 1B SF8 1B	0-0 FC6-4 1-2f								
Tom Poquette, L OBP: 0.500, SLG: 0.500 Joe Zdeb, R OBP: 0.125, SLG: 0.125 (7, PR) (8, 7)		0-0 3-1		0-0 P5	0-0 1B 2B 1B		0-0 1B 1-3 1B									
Freddie Patek, R OBP: 0.341, SLG: 0.444 (1, 6)			0-0 1B 4-3 2B		0-0 F9	0-0 1-2 2B 1B		0-0 SF8								
Frank White, R OBP: 0.250, SLG: 0.441 (1, 4)			0-0 4-3 3B 1B		0-0 HR		0-0 F9									
Inning Stats	R: 0 E: 0 K: 1 S: 5	H: 0 LOB: 1 BB: 1 P: 9	R: 0 E: 0 K: 0 S: 3	H: 0 LOB: 0 BB: 0 P: 3	R: 3 E: 0 K: 0 S: 6	H: 3 LOB: 1 BB: 1 P: 10	R: 0 E: 0 K: 0 S: 3	H: 0 LOB: 0 BB: 0 P: 3	R: 7 E: 0 K: 1 S: 13	H: 8 LOB: 1 BB: 0 P: 13	R: 0 E: 0 K: 0 S: 4	H: 1 LOB: 1 BB: 0 P: 4	R: 1 E: 0 K: 0 S: 5	H: 2 LOB: 1 BB: 0 P: 5	R: 0 E: 0 K: 0 S: 4	H: 1 LOB: 2 BB: 1 P: 8

PITCHER	IP	WLS	BF	H	R	ER	SO	BB	IBB	HBP	BLK	WP	HR	S	P	ERA	WHIP
Pete Redfern, R ERA: 6.19 (1, 1)	4.0	L	20	6	6	6	1	2	0	0	0	1	1	20	28	13.50	2.000
Don Carrithers, R ERA: 15.0 (5, 1)	0.2		7	5	4	4	1	0	0	0	0	0	1	9	9	54.00	7.500
Jim Hughes, R ERA: 2.08 (5, 1)	3.1		15	4	1	1	0	1	0	0	0	0	0	14	18	2.70	1.500

Batter	1	2	3	4	5	6	7	8	9	AB R H RBI BB SO LOB	TOP					
Jerry Terrell, R (1, 5) OBP: 0.294, SLG: 0.323	0-0 F9	0-0 FC5-4		0-0 F9			0-0 6-3		0-0 1B	5 0 1 0 0 0 3						
Roy Smalley, S (1, 6) OBP: 0.222, SLG: 0.265	0-0 6-3		0-0 5-3	0-0 6-3			0-3 K		0-0 P6	5 0 0 0 0 1 2						
Rod Carew, L (1, 3) OBP: 0.417, SLG: 0.574	4-0 1B BB		4-0 CS BB		0-0 CS 1B		0-3 K			2 0 1 0 2 1 0						
Larry Hisle, R (1, 7) OBP: 0.339, SLG: 0.519	0-0 WP 1B		0-0 HR		0-0 F9			0-0 5-3		4 1 2 1 0 0 1						
Dan Ford, R (1, 9) OBP: 0.365, SLG: 0.341	0-0 F9		0-0 HR		0-3 K			0-0 6-3		4 1 1 1 0 1 2						
Craig Kusick, R (1, 10) OBP: 0.369, SLG: 0.548		0-0 G4-6-3 1B	4-0 FC4-6 BB			0-0 F9		0-0 HR		3 1 2 1 1 0 0						
Lyman Bostock, L (1, 8) OBP: 0.429, SLG: 0.538		0-0 G4-6-3 1B	0-0 FC4-6			0-0 S 1B		0-3 K		4 0 1 0 0 1 2						
Bob Randall, R (1, 4) OBP: 0.200, SLG: 0.163		0-0 BB 1B		0-0 FC5-6 1B		0-0 F7		0-0 P6		4 0 2 0 0 0 1						
Glenn Borgmann, R (1, 2) OBP: 0.393, SLG: 0.364		4-0 FC5-4 BB		0-0 FC5-6		0-3 K		0-0 F7		3 0 0 0 1 1 2						
Inning Stats	R: 0 H: 1 E: 0 LOB: 2 K: 0 BB: 1 S: 4 P: 8	R: 0 H: 2 E: 0 LOB: 2 K: 0 BB: 1 S: 4 P: 8	R: 2 H: 2 E: 0 LOB: 1 K: 0 BB: 2 S: 4 P: 12	R: 0 H: 1 E: 0 LOB: 1 K: 0 BB: 0 S: 4 P: 4	R: 0 H: 1 E: 0 LOB: 0 K: 1 BB: 0 S: 5 P: 5	R: 0 H: 1 E: 0 LOB: 1 K: 1 BB: 0 S: 6 P: 6	R: 0 H: 0 E: 0 LOB: 0 K: 2 BB: 0 S: 7 P: 7	R: 1 H: 1 E: 0 LOB: 0 K: 1 BB: 0 S: 6 P: 6	R: 0 H: 1 E: 0 LOB: 1 K: 0 BB: 0 S: 4 P: 4	1B: 7 SF: 0 2B: 0 SAC: 0 3B: 0 DP: 1 HR: 3 HBP: 0	WP: 1 PA: 38 PB: 0 SB: 2 CS: 2					
PITCHER	IP WLS BF H R ER SO BB IBB HBP BLK WP HR S P ERA WHIP															
Paul Splittorff, L (1, 1) ERA: 4.18	7.0	30	8	2	2	4	4	0	0	0	1	2	34	50	2.57	1.714
Mark Littell, R (8, 1) ERA: 1.0	2.0	L	8	2	1	1	0	0	0	0	0	1	10	10	4.50	1.000

Minnesota Twins @ Kansas City Royals
Royals Stadium, Kansas City, MO

Wed Apr 20 1977, 7:05 PM EST
Att: 9,267 - Unknown - 64 F

livebaseballscorecards.com

AB	34
R	3
H	10
RBI	3
BB	4
SO	5
LOB	13



BOTTOM

Minnesota Twins @ Kansas City Royals
Royals Stadium, Kansas City, MO

Wed Apr 20 1977, 7:05 PM EST
Att. 9,267 - Unknown - 64 F

livebaseballscorecards.com

AB	36
R	2
H	15
RBI	1
BB	3
SO	0
LOB	25



WP:	1	PA:	39
PB:	0	SB:	1
CS:	0		

AB R H RBI BB SO LOB

5	0	2	0	0	0	3
4	1	2	0	1	0	2
5	0	1	0	0	0	4
4	0	0	0	0	0	4
3	1	2	0	0	0	1
1	0	0	0	0	0	0
4	0	3	0	0	0	1
3	0	2	0	0	0	2
0	0	0	0	1	0	0
0	0	0	0	0	0	0
2	0	1	1	1	0	2
1	0	0	0	0	0	2
0	0	0	0	0	0	0
4	0	2	0	0	0	4

Batter	1	2	3	4	5	6	7	8	9
George Brett, L (1, 5) OBP: 0.377, SLG: 0.404	0-0 4-3 1B		0-0 1B 2B	0-0 F7			0-0 1B 1B		0-0 F9
Hal McRae, R (1, 10) OBP: 0.481, SLG: 0.553	0-0 1B		0-0 5-6-3 E 1B		4-0 6-3-5 BB		0-0 F9		0-0 F8
John Mayberry, L (1, 3) OBP: 0.327, SLG: 0.458	0-0 F5		0-0 5-6-3 1-2		0-0 F7		0-0 G6-3 1B		0-0 F7
Amos Otis, R (1, 8) OBP: 0.347, SLG: 0.581	0-0 F9		0-0 E6 2-H		0-0 6-3-5 1-3f		0-0 G6-3 1-2f		
Darrell Porter, L (1, 2) OBP: 0.417, SLG: 0.576 John Wathan, R (8, PH) (9, 2)		0-0 F7-4 1B	0-0 F8			0-0 1B WP 1B		0-0 F3	
Al Cowens, R (1, 9) OBP: 0.367, SLG: 0.511		0-0 F7-4 1-2		0-0 FC6-4 1B 1B		0-0 9-4 1B 1B		0-0 2B	
Tom Poquette, L (1, 7) OBP: 0.571, SLG: 0.571 Cookie Rojas, R (8, PH) (8, PH) Joe Zdeb, R (8, PR) (9, 7) OBP: 0.125, SLG: 0.125		0-0 1B BB 1B		0-0 FC6-4 1-2 1B		0-0 F7		4-0 G4-6-3 BB	
Freddie Patek, R (1, 6) OBP: 0.364, SLG: 0.447 Ralph LaCock, L (8, PH) (8, PH) Bob Heise, R (9, 6) OBP: 1.000, SLG: 1.000		4-0 1B BB		0-0 FC6-4 1-2f 2-3		0-0 1B 3-H		0-0 G4-6-3 1-2f	
Frank White, R (1, 4) OBP: 0.275, SLG: 0.447		0-0 1B		0-0 F8 1-2 2-3		0-0 9-4 2-3f		0-0 1B	

Inning Stats	R: 0	H: 1	E: 0	K: 0	S: 4	L: 0	LOB: 1	BB: 0	P: 4	R: 0	H: 3	E: 0	K: 0	S: 4	L: 0	LOB: 2	BB: 1	P: 8	R: 1	H: 2	E: 1	K: 0	S: 5	L: 0	LOB: 0	BB: 1	P: 6	R: 0	H: 2	E: 0	K: 0	S: 5	L: 0	LOB: 1	BB: 0	P: 5	R: 1	H: 3	E: 0	K: 0	S: 5	L: 0	LOB: 1	BB: 0	P: 5	R: 0	H: 2	E: 0	K: 0	S: 4	L: 0	LOB: 1	BB: 0	P: 4	R: 0	H: 1	E: 0	K: 0	S: 3	L: 0	LOB: 2	BB: 1	P: 7	R: 0	H: 1	E: 0	K: 0	S: 4	L: 0	LOB: 1	BB: 0	P: 4	R: 0	H: 1	E: 0	K: 0	S: 4	L: 0	LOB: 1	BB: 0	P: 4
--------------	------	------	------	------	------	------	--------	-------	------	------	------	------	------	------	------	--------	-------	------	------	------	------	------	------	------	--------	-------	------	------	------	------	------	------	------	--------	-------	------	------	------	------	------	------	------	--------	-------	------	------	------	------	------	------	------	--------	-------	------	------	------	------	------	------	------	--------	-------	------	------	------	------	------	------	------	--------	-------	------	------	------	------	------	------	------	--------	-------	------

PITCHER	IP	WLS	BF	H	R	ER	SO	BB	IBB	HBP	BLK	WP	HR	S	P	ERA	WHIP
Paul Thordogsgard, R (1, 1) ERA: 2.2	3.0		16	8	1	0	0	1	0	0	0	0	0	15	19	0.00	3.000
Tom Burgmeier, L (4, 1) ERA: 1.42	4.1	W	17	6	1	1	0	1	0	0	0	1	0	16	20	2.08	1.615
Tom Johnson, R (8, 1) ERA:	1.2	S	6	1	0	0	0	1	0	0	0	0	0	5	9	0.00	1.200

Batter	1	2	3	4	5	6	7	8	9	AB R H RBI BB SO LOB	TOP																
George Brett, L (1, 5) OBP: 0.379, SLG: 0.412	0-0 6-3		4-0 BB			0-0 G3	0-0 F7		0-0 2B	4 0 1 2 1 0 2																	
Hal McRae, R (1, 10) OBP: 0.475, SLG: 0.549	4-0 L7-6 BB		0-0 F9			0-0 E9 4-3		0-0 SH5-3 4-3 2B	0-0 6-3	4 2 1 0 1 0 3																	
Tom Poquette, L (1, 7) OBP: 0.500, SLG: 0.500	0-0 L7-6 1-2			0-0 E 1B 1B		0-0 4-3		0-0 SH5-3 2-3		3 1 1 1 0 0 1																	
John Mayberry, L (1, 3) OBP: 0.304, SLG: 0.423		0-3 K		0-0 E4 1B G6-3-2		0-3 K		0-0 4-3 3-H		4 0 0 1 0 2 1																	
Amos Otis, R (1, 8) OBP: 0.340, SLG: 0.553		0-3 K		0-0 G6-3-2 1B 2-3 3-H			0-0 5-3	0-0 F3		4 0 1 1 0 1 0																	
Darrell Porter, L (1, 2) OBP: 0.436, SLG: 0.571		4-0 BB		0-0 G6-3-2 1-2f 3-Hf			0-0 1B 1B		0-0 5-3	2 1 1 0 1 0 2 1 0 0 0 0 0 0 0 0 0 0 0 0 0																	
Cookie Rojas, R (9, PH) OBP: 0.231, SLG: 0.250																											
Buck Martinez, R (9, 2) OBP: 0.273, SLG: 0.364																											
Al Cowens, R (1, 9) OBP: 0.377, SLG: 0.500		0-0 FC6-4 1-2f			4-0 G4-6-3 BB		0-0 F8 1B 1B		0-0 6-3	3 0 1 0 1 0 1	AB 33 R 6 H 9 RBI 6 BB 4 SO 4 LOB 13																
Freddie Patek, R (1, 6) OBP: 0.375, SLG: 0.452			0-0 5-3		0-0 G4-6-3 1-2f		0-0 S 1B 1B		0-0 1B 2B 1B	4 1 2 1 0 0 1																	
Frank White, R (1, 4) OBP: 0.256, SLG: 0.415			0-0 5-3		0-3 K		0-0 F8		0-0 2B 1B	3 0 0 0 0 1 2 1 0 1 0 0 0 0 0 1 0 0 0 0 0 0 0 0 0 0 0 0																	
Ralph LaCock, L (9, PH) OBP: 0.222, SLG: 0.320																											
Joe Zdeb, R (9, PR) OBP: 0.125, SLG: 0.125																											
Bob Heise, R (9, 4) OBP: 1.000, SLG: 1.000																											
Inning Stats	R: 0 E: 0 K: 0 S: 2	H: 0 LOB: 0 BB: 1 P: 6	R: 0 E: 0 K: 2 S: 7	H: 0 LOB: 1 BB: 1 P: 11	R: 0 E: 0 K: 0 S: 3	H: 0 LOB: 1 BB: 1 P: 7	R: 1 E: 1 K: 0 S: 4	H: 2 LOB: 0 BB: 0 P: 4	R: 0 E: 0 K: 1 S: 4	H: 0 LOB: 0 BB: 1 P: 8	R: 1 E: 1 K: 1 S: 6	H: 0 LOB: 0 BB: 0 P: 6	R: 1 E: 0 K: 0 S: 6	H: 3 LOB: 2 BB: 0 P: 6	R: 1 E: 0 K: 0 S: 4	H: 1 LOB: 0 BB: 0 P: 4	R: 2 E: 0 K: 0 S: 6	H: 3 LOB: 2 BB: 0 P: 6	1B: 7 2B: 3 3B: 1 HR: 0	SF: 0 SAC: 1 DP: 2 HBP: 0	WP: 0 PB: 0 SB: 1 CS: 0	PA: 38					
PITCHER	IP WLS BF H R ER SO BB IBB HBP BLK WP HR S P ERA WHIP																										
Glenn Abbott, R (1, 1) ERA: 7.36	6.2		27	5	3	1	4	4	0	0	0	0	0	31	47	1.35	1.350										
Bill Laxton, L (7, 1) ERA: 4.91	1.1		5	1	1	1	0	0	0	0	0	0	0	5	5	6.75	0.750										
Dave Pagan, R (9, 1) ERA: 5.59	1.0	L	6	3	2	2	0	0	0	0	0	0	0	6	6	18.00	3.000										

Kansas City Royals @ Seattle Mariners
 The Kingdome, Seattle, WA
 Fri Apr 22 1977, 9:05 PM EST
 Att. 19,756 - Dome

livebaseballscorecards.com



Batter	1	2	3	4	5	6	7	8	9	AB	R	H	RBI	BB	SO	LOB
Jose Báez, R OBP: 0.308, SLG: 0.292 (1, 4)	4-0 1B S 5-3 BB		0-0 E3 2B 4-3		0-0 1-3			4-0 BB 1B 3B BB		2	3	0	0	2	0	0
Steve Braun, L OBP: 0.460, SLG: 0.326 (1, 7)	0-3 K		0-0 4-3 1-3 2B			0-3 K		0-0 1-2 3B 1B		4	0	2	0	0	2	1
Dave Collins, S OBP: 0.263, SLG: 0.152 (8, PR)	1-2									0	1	0	0	0	0	0
Ruppert Jones, L OBP: 0.290, SLG: 0.444 (1, 8)	0-0 2-3 1B		0-0 4-3			0-0 5-3		4-0 1-2 2-3 3B BB		3	1	1	1	1	0	1
Leroy Stanton, R OBP: 0.184, SLG: 0.306 (1, 9)	0-0 1-2 3-H		0-0 F8			0-0 FC6-4 1B		0-3 K		4	0	1	1	0	1	5
Juan Bernhardt, R OBP: 0.400, SLG: 0.794 (1, 10)	0-0 6-3			0-0 4-3		0-0 FC6-4		0-0 1-H 2-H 3-H 3B		4	0	1	3	0	0	2
Bill Stein, R OBP: 0.290, SLG: 0.327 (1, 5)		0-0 G4-6-3 1B		0-0 L9			0-0 5-3	0-3 K		4	0	1	0	0	1	2
Dan Meyer, L OBP: 0.271, SLG: 0.455 (1, 3)		0-0 G4-6-3		0-0 6-3			0-0 4-3		0-0 4-3	4	0	0	0	0	0	1
Skip Jutze, R OBP: 0.167, SLG: 0.667 (1, 2)		0-0 4-3			0-0 1-3		0-3 K		0-0 4-3	2	0	0	0	0	0	0
Joe Lis, R OBP: 0.200, SLG: 0.200 (7, PH)										1	0	0	0	0	1	0
Bob Stinson, S OBP: 0.400, SLG: 0.341 (8, 2)										0	0	0	0	0	0	0
Carlos Lopez, R OBP: 0.286, SLG: 0.263 (9, PH)										1	0	0	0	0	0	0
Craig Reynolds, L OBP: 0.291, SLG: 0.264 (1, 6)			0-0 6-3		0-0 4-3			0-0 L9		3	0	0	0	0	0	0
Larry Milbourne, S OBP: 0.292, SLG: 0.304 (9, PH)									0-0 6-3	1	0	0	0	0	0	0

Inning Stats	R: 1	H: 1	E: 0	K: 1	S: 6	R: 0	H: 1	E: 0	K: 0	S: 3	R: 0	H: 1	E: 1	K: 0	S: 5	R: 0	H: 0	E: 0	K: 0	S: 3	R: 0	H: 1	E: 0	K: 1	S: 6	R: 0	H: 0	E: 0	K: 1	S: 5	R: 3	H: 2	E: 0	K: 2	S: 9	R: 0	H: 0	E: 0	K: 0	S: 3
PITCHER	IP	WLS	BF	H	R	ER	SO	BB	IBB	HBP	BLK	WP	HR	S	P	ERA	WHIP																							
Andy Hassler, L ERA: 3.75 (1, 1)	7.1		30	5	5	4	3	3	0	0	0	0	0	33	45	4.91	1.091																							
Mark Littell, R ERA: 0.93 (8, 1)	0.2	W	3	1	0	0	2	0	0	0	0	0	0	7	7	0.00	1.500																							
Larry Gura, L ERA: 1.0 (9, 1)	1.0	S	3	0	0	0	0	0	0	0	0	0	0	3	3	0.00	0.000																							

BOTTOM

Kansas City Royals @ Seattle Mariners
The Kingdom, Seattle, WA

Fri Apr 22 1977, 9:05 PM EST
Att. 19,756 - Dome

livebaseballscorecards.com

AB	33
R	5
H	6
RBI	5
BB	3
SO	5
LOB	12



WP: 0	PA: 36
PB: 0	
SB: 1	
CS: 0	

Batter	1	2	3	4	5	6	7	8	9	AB R H RBI BB SO LOB
Larry Milbourne, S (1, 4) OBP: 0.264, SLG: 0.275	0-0 F7		0-0 6-3		0-3 K		0-0 4-3		0-0 P6	5 0 0 0 0 1 1
Dave Collins, S (1, 9) OBP: 0.262, SLG: 0.162 Carlos Lopez, R (9, PH) OBP: 0.273, SLG: 0.250	0-0 1B		0-0 F7		0-0 F7		0-3 K		0-0 F8	4 0 1 0 0 1 1 1 0 0 0 0 0 0
Ruppert Jones, L (1, 8) OBP: 0.301, SLG: 0.439	4-0 BB			0-0 F8		0-0 L7 4-3 3B 1B				3 1 1 0 1 1 0
Steve Braun, L (1, 7) OBP: 0.463, SLG: 0.340	0-0 G5-4-3			0-0 PB E 2B 1B		0-0 4-3		0-0 FC3-6 1B		4 1 2 0 0 0 3
Juan Bernhardt, R (1, 10) OBP: 0.385, SLG: 0.737		0-0 E9 CS 1B		0-0 E3 PB 2B		0-0 L7		0-0 FC3-6 1-3 1B		4 2 1 0 0 0 3
Dan Meyer, L (1, 3) OBP: 0.270, SLG: 0.458		0-0 F9		0-0 BLK 1-H 2-H 2B		0-0 E5 3B		0-0 1-3		4 1 1 2 0 0 3
Bill Stein, R (1, 5) OBP: 0.303, SLG: 0.373		0-3 K		0-0 6-3		0-0 1B 3B		0-0 1B		4 1 2 3 0 1 1
Bob Stinson, S (1, 2) OBP: 0.407, SLG: 0.341			4-0 SH5-4 BB		0-0 F8		0-0 3-H 1B		0-0 4-3	3 0 1 1 1 0 2
Craig Reynolds, L (1, 6) OBP: 0.276, SLG: 0.250			0-0 SH5-4		0-3 K		0-0 F5		0-3 K	3 0 0 0 0 2 1

Inning Stats	R: 0 E: 0 K: 0 S: 3	H: 1 LOB: 1 BB: 1 P: 7	R: 0 E: 1 K: 1 S: 5	H: 1 LOB: 0 BB: 0 P: 5	R: 0 E: 0 K: 0 S: 3	H: 0 LOB: 1 BB: 1 P: 7	R: 2 E: 1 K: 0 S: 6	H: 2 LOB: 1 BB: 0 P: 6	R: 0 E: 0 K: 2 S: 7	H: 0 LOB: 0 BB: 0 P: 7	R: 3 E: 1 K: 0 S: 7	H: 3 LOB: 1 BB: 0 P: 7	R: 0 E: 0 K: 2 S: 7	H: 0 LOB: 0 BB: 0 P: 7	R: 1 E: 0 K: 0 S: 5	H: 2 LOB: 1 BB: 0 P: 5	R: 0 E: 0 K: 1 S: 5	H: 0 LOB: 0 BB: 0 P: 5	1B: 7 2B: 1 3B: 1 HR: 0	SF: 0 SAC: 1 DP: 1 HBP: 0	WP: 0 PB: 1 SB: 1 CS: 1	PA: 38
--------------	------------------------------	---------------------------------	------------------------------	---------------------------------	------------------------------	---------------------------------	------------------------------	---------------------------------	------------------------------	---------------------------------	------------------------------	---------------------------------	------------------------------	---------------------------------	------------------------------	---------------------------------	------------------------------	---------------------------------	----------------------------------	------------------------------------	----------------------------------	--------

PITCHER	IP	WLS	BF	H	R	ER	SO	BB	IBB	HBP	BLK	WP	HR	S	P	ERA	WHIP
Dennis Leonard, R (1, 1) ERA: 3.52	8.0	W	35	9	6	2	5	2	0	0	1	0	0	43	51	2.25	1.375
Larry Gura, L (9, 1) ERA: 0.9	1.0	S	3	0	0	0	1	0	0	0	0	0	0	5	5	0.00	0.000

BOTTOM

Kansas City Royals @ Seattle Mariners
The Kingdom, Seattle, WA

Sat Apr 23 1977, 6:33 AM EST
Att. 22,685 - Unknown

livebaseballscorecards.com

AB	35
R	6
H	9
RBI	6
BB	2
SO	6
LOB	15



Batter	1	2	3	4	5	6	7	8	9	AB R H RBI BB SO LOB	TOP		
George Brett, L (1, 5) OBP: 0.412, SLG: 0.424 Cookie Rojas, R (8, PR) OBP: 0.286, SLG: 0.250 (8, 5)	0-0 1-3		0-0 BB BB 1B		0-0 1B		0-0 4-3	0-0 1B 1B 1B	4-0 2B BB	5 0 3 1 0 0 1 0 2 0 0 1 0 0			
Hal McRae, R (1, 10) OBP: 0.514, SLG: 0.607	0-0 F8		4-0 BB BB			0-0 FC4 1B 1B	0-0 BB BB 1B	0-0 F8 1B 1B	0-0 2B	5 3 4 3 1 0 0			
Tom Poquette, L (1, 7) OBP: 0.368, SLG: 0.333 Joe Zdeb, R (7, 7) OBP: 0.200, SLG: 0.200	0-0 4-3		4-0 BB			0-0 FC4 1B	0-0 F8	0-0 BLK 1B	0-0 5-3	3 1 1 1 1 0 1 2 0 1 1 0 0 1			
John Mayberry, L (1, 3) OBP: 0.277, SLG: 0.367 Ralph LaCock, L (8, 3) OBP: 0.222, SLG: 0.320		0-0 L4	0-0 F9			0-0 FC4 1B	4-0 1B BB	0-0 F8		4 2 0 0 1 0 7 0 0 0 0 0 0 0			
Darrell Porter, L (1, 2) OBP: 0.396, SLG: 0.488		0-0 3-1		0-0 P4		0-3 K	4-0 WP 1B 2B BB	0-0 P6		4 1 0 0 1 1 4			
Amos Otis, R (1, 8) OBP: 0.339, SLG: 0.519		0-3 K		0-0 G6-4-3 1B		0-0 SF8	0-0 WP 2B 1B	0-0 F9		4 1 2 2 0 1 2			
Al Cowens, R (1, 9) OBP: 0.387, SLG: 0.534			0-3 K	0-0 G6-4-3		0-0 HR	1-0 2B HBP		0-0 2B 1B	4 3 2 3 0 1 1			
Freddie Patek, R (1, 6) OBP: 0.375, SLG: 0.469 Bob Heise, R (7, 6) OBP: 0.500, SLG: 0.500			0-3 K		0-3 K	0-0 F8	0-0 2B		0-0 F8	4 0 1 3 0 2 0 1 0 0 0 0 0 1			
Frank White, R (1, 4) OBP: 0.288, SLG: 0.429			0-0 1B BB 1B		0-3 K		0-0 E5 1B	0-0 1B 2B	0-0 F9	5 3 2 0 0 1 1			
Inning Stats	R: 0 H: 0 E: 0 K: 0 S: 3 LOB: 0 BB: 0 P: 3	R: 0 H: 0 E: 0 K: 1 S: 5 LOB: 0 BB: 0 P: 5	R: 1 H: 2 E: 0 K: 2 S: 9 LOB: 3 BB: 2 P: 17	R: 0 H: 1 E: 0 K: 0 S: 3 LOB: 0 BB: 0 P: 3	R: 0 H: 1 E: 0 K: 2 S: 7 LOB: 1 BB: 0 P: 7	R: 4 H: 3 E: 0 K: 1 S: 9 LOB: 0 BB: 0 P: 9	R: 6 H: 3 E: 1 K: 0 S: 6 LOB: 1 BB: 2 P: 15	R: 3 H: 4 E: 0 K: 0 S: 7 LOB: 2 BB: 0 P: 7	R: 2 H: 2 E: 0 K: 0 S: 5 LOB: 1 BB: 1 P: 9	1B: 12 SF: 1 2B: 3 SAC: 0 3B: 0 DP: 1 HR: 1 HBP: 1	WP: 1 PA: 48 PB: 0 SB: 1 CS: 0		
PITCHER	IP WLS BF H R ER SO BB IBB HBP BLK WP HR S P ERA WHIP											PITCHER	IP WLS BF H R ER SO BB IBB HBP BLK WP HR S P ERA WHIP
Gary Wheelock, R (1, 1) ERA: 3.72	6.0 L 27 7 6 6 6 2 0 0 0 0 1 37 45 9.00 1.500												
Tommy Moore, R (7, 1) ERA: 6.94	0.2 6 2 1 0 0 2 0 0 0 0 0 4 12 0.00 6.000												
Dave Pagan, R (7, 1) ERA: 9.0	0.1 5 4 7 7 0 0 0 0 1 0 1 0 4 5 189.00 12.000												
Diego Segui, R (8, 1) ERA: 8.8	2.0 10 3 2 2 0 1 0 0 0 1 0 0 9 13 9.00 2.000												

Kansas City Royals @ Seattle Mariners
 The Kingdome, Seattle, WA
 Sun Apr 24 1977, 6:33 AM EDT
 Dome

livebaseballscorecards.com

AB 41
R 16
H 16
RBI 14
BB 5
SO 6
LOB 19



Batter	1	2	3	4	5	6	7	8	9	AB R H RBI BB SO LOB	TOP																									
George Brett, L (1, 5) OBP: 0.425, SLG: 0.435	4-0 WP BB		4-0 L8 HBP WP BB	0-0 1-3 2-H 2B			0-0 4-3		0-0 4-3	3 1 1 1 2 0 0																										
Hal McRae, R (1, 10) OBP: 0.500, SLG: 0.578	0-0 F4		1-0 F8 WP HBP	0-0 5-3			0-0 1-3			3 0 0 0 0 0 3																										
Tom Poquette, L (1, 7) OBP: 0.391, SLG: 0.455	0-3 K		0-0 L8				0-0 CS 1B			4 0 2 0 0 1 3																										
John Mayberry, L (1, 3) OBP: 0.290, SLG: 0.355	1-0 HBP		0-0 F8				4-0 FC6-4 BB			2 0 0 0 1 0 2																										
Amos Otis, R (1, 8) OBP: 0.318, SLG: 0.483	0-0 P4		0-0 F8				0-0 F8		0-3 K	4 0 0 0 0 1 4																										
Al Cowens, R (1, 9) OBP: 0.379, SLG: 0.508		0-0 1-3		4-0 CS BB			0-0 FC6-4		0-0 1-3	3 0 0 0 1 0 1																										
Buck Martinez, R (1, 2) OBP: 0.214, SLG: 0.286		0-3 K		0-3 K			0-0 4-3		0-0 G3	3 0 0 0 0 2 1																										
Ralph LaCock, L (8, PH) OBP: 0.214, SLG: 0.308				1-2 K						1 0 0 0 0 0 0																										
John Wathan, R (8, 2)										0 0 0 0 0 0 0																										
Freddie Patek, R (1, 6) OBP: 0.383, SLG: 0.451		4-0 S BB		4-0 1B 2B BB			0-0 F9		0-0 5-3	2 1 0 0 2 0 0																										
Frank White, R (1, 4) OBP: 0.291, SLG: 0.423		0-0 P6		0-0 2B 1B			0-3 K		0-0 F2	3 0 1 0 0 1 1																										
Darrell Porter, L (9, PH) OBP: 0.388, SLG: 0.477				1-2 2B 1B						1 0 0 0 0 0 0																										
Inning Stats	R: 0 E: 0 K: 1 S: 5	H: 0 LOB: 2 BB: 1 P: 10	R: 0 E: 0 K: 1 S: 5	H: 0 LOB: 1 BB: 1 P: 9	R: 1 E: 0 K: 0 S: 3	H: 0 LOB: 1 BB: 1 P: 8	R: 1 E: 0 K: 1 S: 6	H: 2 LOB: 2 BB: 2 P: 14	R: 0 E: 0 K: 0 S: 3	H: 1 LOB: 1 BB: 1 P: 7	R: 0 E: 0 K: 1 S: 5	H: 0 LOB: 0 BB: 0 P: 5	R: 0 E: 0 K: 0 S: 4	H: 1 LOB: 1 BB: 0 P: 4	R: 0 E: 0 K: 1 S: 5	H: 0 LOB: 0 BB: 0 P: 5	R: 0 E: 0 K: 0 S: 3	H: 0 LOB: 0 BB: 0 P: 3	R: 0 E: 0 K: 0 S: 3	H: 0 LOB: 0 BB: 0 P: 3	1B: 2 2B: 1 3B: 1 HR: 0	SF: 0 SAC: 0 DP: 0 HBP: 2	WP: 2 PB: 0 SB: 1 CS: 2	PA: 37												
PITCHER	IP WLS BF H R ER SO BB IBB HBP BLK WP HR S P ERA WHIP																					PITCHER	IP WLS BF H R ER SO BB IBB HBP BLK WP HR S P ERA WHIP													
Frank MacCormack, R (1, 1) ERA: 3.0	3.0	15	0	2	2	2	4	0	2	0	2	0	13	31	6.00	1.333																				
John Montague, R (4, 1) ERA: 4.78	6.0	22	4	0	0	3	2	0	0	0	0	0	26	34	0.00	1.000																				

Kansas City Royals @ Seattle Mariners
 The Kingdome, Seattle, WA
 Sun Apr 24 1977, 6:38 AM EDT
 Att. 21,734 - Dome

livebaseballscorecards.com

AB	29
R	2
H	4
RBI	1
BB	6
SO	5
LOB	15



Batter	1	2	3	4	5	6	7	8	9
Jose Báez, R OBP: 0.333, SLG: 0.296 (1, 4)	0-0 F9		4-0 BB		0-0 SH5-4	0-0 FC5-4 1B		0-3 K	
Carlos Lopez, R OBP: 0.280, SLG: 0.227 Steve Braun, L OBP: 0.458, SLG: 0.321 (6, PH) (7, 7)	4-0 1B BB		0-0 L8		0-3 K	0-0 FC5-4 1-2f			
Juan Bernhardt, R OBP: 0.340, SLG: 0.630 (1, 10)	0-0 1B		0-0 F8		0-0 P3		0-0 F7		
Leroy Stanton, R OBP: 0.214, SLG: 0.400 Tommy Smith, L OBP: 0.455, SLG: 0.545 (1, 7) (7, 9) (8, 9)	0-0 1B		0-0 L8			0-0 HR	0-0 4-3		
Bill Stein, R OBP: 0.315, SLG: 0.379 (1, 5)	0-0 1B			0-0 P4		0-0 FC3-5 1B	0-0 1B		
Joe Lis, R OBP: 0.250, SLG: 0.143 Dan Meyer, L OBP: 0.265, SLG: 0.438 (1, 3) (7, PH) (8, 3)	0-0 P6			0-0 P4		4-0 1B BB	0-0 G3		
Ruppert Jones, L OBP: 0.296, SLG: 0.411 (1, 8)		0-0 G3		4-0 S BB		0-0 FC3-5 1B	0-0 F5		
Skip Jutze, R OBP: 0.100, SLG: 0.400 (1, 2)		0-3 K		0-3 K		0-0 F3	0-3 K		
Craig Reynolds, L OBP: 0.292, SLG: 0.306 (1, 6)		0-0 4-3			4-0 SH5-4 BB	0-0 1B	0-0 E3		

Inning Stats	R: 1 E: 0 K: 0 S: 5	H: 3 LOB: 2 BB: 1 P: 9	R: 0 E: 0 K: 1 S: 5	H: 0 LOB: 0 BB: 0 P: 5	R: 0 E: 0 K: 0 S: 3	H: 0 LOB: 1 BB: 1 P: 7	R: 0 E: 0 K: 1 S: 5	H: 0 LOB: 1 BB: 1 P: 9	R: 0 E: 0 K: 1 S: 5	H: 0 LOB: 1 BB: 1 P: 9	R: 3 E: 0 K: 0 S: 7	H: 4 LOB: 2 BB: 1 P: 11	R: 0 E: 0 K: 0 S: 4	H: 1 LOB: 1 BB: 0 P: 4	R: 0 E: 1 K: 2 S: 8	H: 0 LOB: 1 BB: 0 P: 8
1B: 7 2B: 0 3B: 0 HR: 1	SF: 0 SAC: 1 DP: 0 HBP: 0	WP: 0 PB: 0 SB: 1 CS: 0	PA: 37													

PITCHER	IP	WLS	BF	H	R	ER	SO	BB	IBB	HBP	BLK	WP	HR	S	P	ERA	WHIP
Paul Splittorf, L ERA: 4.54 Marty Pattin, R ERA:	(1, 1) (6, 1)	5.2 2.1	L 9	28 1	7 0	4 0	4 2	3 0	5 0	0 0	0 0	0 0	1 0	29 13	49 13	6.35 0.00	2.118 0.429

BOTTOM

Kansas City Royals @ Seattle Mariners
The Kingdom, Seattle, WA

Sun Apr 24 1977, 6:38 AM EDT
Att. 21,734 - Dome

AB	31
R	4
H	8
RBI	4
BB	5
SO	5
LOB	16



AB	R	H	RBI	BB	SO	LOB
3	0	1	1	1	1	1
2	0	0	0	1	1	2
1	0	0	0	0	0	2
4	1	1	0	0	0	2
4	1	2	2	0	0	1
0	0	0	0	0	0	0
4	0	3	0	0	0	0
2	1	0	0	1	0	2
1	0	0	0	0	0	1
3	1	0	0	1	0	2
4	0	0	0	0	3	3
3	0	1	1	1	0	0

Batter	1	2	3	4	5	6	7	8	9
George Brett, L (1, 5) OBP: 0.429, SLG: 0.455	0-0 G3		0-0 F7		0-0 1B		0-0 2B		
Hal McRae, R (1, 10) OBP: 0.474, SLG: 0.544	0-3 K			0-0 P5	0-0 P4		0-0 F9		
Tom Poquette, L (1, 7) OBP: 0.444, SLG: 0.538	0-0 2B			0-0 1B 2B 1B		0-0 HR 1B	0-0 4-3		
John Mayberry, L (1, 3) OBP: 0.315, SLG: 0.415		0-0 F8		0-0 1-2 2B 1B		0-0 HR 1B	4-0 BB 1-3 3B		
Amos Otis, R (1, 8) OBP: 0.314, SLG: 0.484		0-0 FC6-5 2B		0-3 K		0-0 4-3	0-0 1-3 1-2		
Darrell Porter, L (1, 2) OBP: 0.415, SLG: 0.532		0-0 FC6-5 2-3		0-0 1-H 2-H 2B		0-0 2B	4-0 3B IBB		
Al Cowens, R (1, 9) OBP: 0.371, SLG: 0.523		0-3 K		0-3 K		0-0 F8	0-0 1-H 2-H 3B		
Freddie Patek, R (1, 6) OBP: 0.375, SLG: 0.426			1-0 G6-3 HBP		0-0 1-3	0-0 F9	0-0 P4		
Frank White, R (1, 4) OBP: 0.271, SLG: 0.393			0-0 G6-3 1-2		0-0 F8		0-0 6-3	0-0 F7	

Inning Stats	R: 0	H: 1	E: 0	LOB: 1	K: 1	S: 5	P: 5	R: 0	H: 1	E: 0	LOB: 1	K: 1	S: 6	P: 6	R: 0	H: 0	E: 0	LOB: 0	K: 0	S: 2	P: 3	R: 2	H: 3	E: 0	LOB: 1	K: 2	S: 10	P: 10	R: 0	H: 1	E: 0	LOB: 1	K: 0	S: 4	P: 4	R: 2	H: 3	E: 0	LOB: 1	K: 0	S: 6	P: 6	R: 0	H: 1	E: 0	LOB: 1	K: 0	S: 4	P: 4	R: 2	H: 1	E: 0	LOB: 1	K: 0	S: 4	P: 12
	1B: 4	2B: 5	3B: 1	SF: 0	SAC: 0	DP: 1	HBP: 1	HR: 1	WP: 0	PA: 36	1B: 4	2B: 5	3B: 1	SF: 0	SAC: 0	DP: 1	HBP: 1	HR: 1	WP: 0	PA: 36	1B: 4	2B: 5	3B: 1	SF: 0	SAC: 0	DP: 1	HBP: 1	HR: 1	WP: 0	PA: 36	1B: 4	2B: 5	3B: 1	SF: 0	SAC: 0	DP: 1	HBP: 1	HR: 1	WP: 0	PA: 36	1B: 4	2B: 5	3B: 1	SF: 0	SAC: 0	DP: 1	HBP: 1	HR: 1	WP: 0	PA: 36						

PITCHER	IP	WLS	BF	H	R	ER	SO	BB	IBB	HBP	BLK	WP	HR	S	P	ERA	WHIP
Gaylord Perry, R (1, 1) ERA: 6.31	8.0	L	36	11	6	6	4	1	1	1	0	0	1	41	50	6.75	1.500


BOTTOM

Texas Rangers @ Kansas City Royals
Royals Stadium, Kansas City, MO

Tue Apr 26 1977, 8:05 PM EDT
Att: 15,780 - Unknown - 72 F

livebaseballscorecards.com

AB	33
R	6
H	11
RBI	6
BB	2
SO	4
LOB	14



Batter	1	2	3	4	5	6	7	8	9	AB R H RBI BB SO LOB	TOP									
Bump Wills, S (1, 4) OBP: 0.284, SLG: 0.250	0-0 5-3		0-0 2B		0-3 K		0-3 K		0-0 4-3	5 0 1 0 0 2 3										
Bert Campaneris, R (1, 6) OBP: 0.324, SLG: 0.448	0-0 1B		0-0 4-3		0-0 L6		0-3 K			4 0 1 0 0 1 3										
Claudell Washington, L (1, 7) OBP: 0.395, SLG: 0.415	0-0 6-3		0-0 6-3			0-3 K		0-0 5-3		4 0 0 0 0 1 2										
Willie Horton, R (1, 10) OBP: 0.225, SLG: 0.300		0-0 F3	0-0 F7			0-0 6-3		0-3 K		4 0 0 0 0 1 1										
Mike Hargrove, L (1, 3) OBP: 0.361, SLG: 0.411		0-0 F8		0-0 4-3		0-0 3-1		0-0 F7		4 0 0 0 0 0 0										
Toby Harrah, R (1, 5) OBP: 0.429, SLG: 0.673		4-0 CS BB		0-0 1B			0-0 1B 1B		4-0 1B SF9 BB	2 2 2 0 2 0 0										
Ken Henderson, S (1, 9) OBP: 0.346, SLG: 0.408	0-0 CS	0-0 CS	4-0 E HBP HR BB	0-0 F9			0-0 1B FC5-2 1B		0-0 4-3 WP 1B	3 1 2 0 1 0 1	AB 32									
Jim Sundberg, R (1, 2) OBP: 0.250, SLG: 0.238			1-0 E HR HBP	0-3 K			0-0 FC5-2 1B		0-0 SF9	2 1 1 2 0 1 1	R 5									
Juan Beniquez, R (1, 8) OBP: 0.245, SLG: 0.295			0-0 1-H 2-H HR		0-0 5-3		0-0 FC5-2		0-0 4-3	4 1 1 3 0 0 3	H 8									
Inning Stats	R: 0 E: 0 K: 0 S: 3	H: 1 LOB: 0 BB: 0 P: 3	R: 0 E: 0 K: 0 S: 2	H: 0 LOB: 0 BB: 1 P: 6	R: 3 E: 1 K: 0 S: 5	H: 2 LOB: 1 BB: 1 P: 10	R: 0 E: 0 K: 1 S: 6	H: 1 LOB: 1 BB: 0 P: 6	R: 0 E: 0 K: 1 S: 5	H: 0 LOB: 0 BB: 0 P: 5	R: 1 E: 0 K: 2 S: 10	H: 3 LOB: 2 BB: 0 P: 10	R: 0 E: 0 K: 1 S: 5	H: 0 LOB: 0 BB: 0 P: 5	R: 1 E: 0 K: 0 S: 4	H: 1 LOB: 1 BB: 1 P: 8	1B: 6 2B: 1 3B: 0 HR: 1	SF: 1 SAC: 0 DP: 0 HBP: 1	WP: 1 PB: 0 SB: 0 CS: 1	PA: 38
PITCHER	IP WLS BF H R ER SO BB IBB HBP BLK WP HR S P ERA WHIP																			
Dennis Leonard, R (1, 1) ERA: 4.22	6.0 L 26 7 4 4 3 2 0 0 1 0 0 1 29 38 6.00 1.500																			
Mark Littell, R (7, 1) ERA: 0.84	1.0 3 0 0 0 2 0 0 0 0 0 0 7 7 0.00 0.000																			
Larry Gura, L (8, 1) ERA: 0.82	1.0 3 0 0 0 1 0 0 0 0 0 0 5 5 0.00 0.000																			
Marty Pattin, R (9, 1) ERA: 1.23	1.0 5 1 1 1 0 1 0 0 0 1 0 4 8 9.00 2.000																			

Texas Rangers @ Kansas City Royals
Royals Stadium, Kansas City, MO
 Wed Apr 27 1977, 8:05 PM EDT
 Att. 16,822 - Unknown - 72 F

livebaseballscorecards.com



Batter	1	2	3	4	5	6	7	8	9	AB	R	H	RBI	BB	SO	LOB
George Brett, L (1, 5) OBP: 0.420, SLG: 0.443	0-3 K		0-0 3-1		0-0 WP 1-2 1B		0-0 F8			4	0	1	0	0	1	0
Hal McRae, R (1, 10) OBP: 0.476, SLG: 0.542	0-0 1B		0-0 FC6 1B		0-0 6-3 1-2 2-3			0-0 6-3		4	0	2	0	0	0	2
Tom Poquette, L (1, 7) OBP: 0.419, SLG: 0.500	0-0 P6		0-0 FC6 1-2f		0-0 WP 1B 1B			0-0 4-3		4	0	1	0	0	0	2
John Mayberry, L (1, 3) OBP: 0.325, SLG: 0.420	0-3 K			0-3 K		0-0 1-2 1B		0-0 1B		4	0	2	0	0	2	1
Amos Otis, R (1, 8) OBP: 0.297, SLG: 0.455		0-0 6-3		0-0 L6		0-3 1-2 2-3 K		0-3 K		4	0	0	0	0	2	3
Darrell Porter, L (1, 2) OBP: 0.421, SLG: 0.510		4-0 BB		0-0 F7		0-3 K		1-0 FC5-4 HBP		2	0	0	0	1	1	2
Al Cowens, R (1, 9) OBP: 0.351, SLG: 0.493		0-0 L6			0-0 F8	0-0 1-3		0-0 FC5-4 FC4-6		4	0	0	0	0	0	4
Freddie Patek, R (1, 6) OBP: 0.368, SLG: 0.414		0-0 F9			0-0 FC6-4 1B		0-0 P3	0-0 FC4-6		4	0	1	0	0	0	2
Frank White, R (1, 4) OBP: 0.258, SLG: 0.373 Ralph LaCock, L (9, PH) OBP: 0.207, SLG: 0.296			0-0 6-3		0-0 FC6-4 WP 1-2f 1B		0-0 F8	0-0 4-3		3	0	0	0	0	0	1


Inning Stats	R: 0	H: 1	E: 0	K: 2	S: 8	LOB: 1	BB: 0	P: 8	R: 0	H: 0	E: 0	K: 0	S: 3	LOB: 1	BB: 1	P: 7	R: 0	H: 1	E: 0	K: 0	S: 4	LOB: 1	BB: 0	P: 4	R: 0	H: 0	E: 0	K: 1	S: 5	LOB: 0	BB: 0	P: 5	R: 0	H: 2	E: 0	K: 0	S: 5	LOB: 2	BB: 0	P: 5	R: 0	H: 2	E: 0	K: 2	S: 9	LOB: 2	BB: 0	P: 9	R: 0	H: 0	E: 0	K: 0	S: 3	LOB: 0	BB: 0	P: 3	R: 0	H: 1	E: 0	K: 1	S: 6	LOB: 1	BB: 0	P: 6	R: 0	H: 0	E: 0	K: 0	S: 3	LOB: 1	BB: 0	P: 4	1B: 7	2B: 0	3B: 0	HR: 0	SF: 0	SAC: 0	DP: 0	HBP: 1	WP: 2	PB: 0	SB: 1	CS: 0	PA: 36
PITCHER Bert Blyleven, R (1, 1) ERA: 1.81	IP	WLS	BF	H	R	ER	SO	BB	IBB	HBP	BLK	WP	HR	S	P	ERA	WHIP																			PITCHER	IP	WLS	BF	H	R	ER	SO	BB	IBB	HBP	BLK	WP	HR	S	P	ERA	WHIP																																

TEXAS RANGERS @ KANSAS CITY ROYALS
ROYALS STADIUM, KANSAS CITY, MO
 Wed Apr 27 1977, 8:05 PM EDT
 Att: 16,822 - Unknown - 72 F

livebaseballscorecards.com

AB	34
R	0
H	7
RBI	0
BB	1
SO	6
LOB	18



Batter	1	2	3	4	5	6	7	8	9	AB R H RBI BB SO LOB	TOP	
Bob Bailor, R (1, 8) OBP: 0.333, SLG: 0.508	0-0 F9 WP 2B		0-0 FC1-5-6 2B		0-0 SH2-4 1-2 1B		0-0 L8 2		0-0 F2 3	5 1 3 0 0 0 1		
Jim Mason, L (1, 6) OBP: 0.177, SLG: 0.123	0-0 P3 1		0-3 K 1		0-0 SH2-4 1-2 2-3		0-0 3-1 3			3 0 0 0 0 1 2		
Al Woods, L (1, 7) OBP: 0.267, SLG: 0.455	0-0 F9 2-3		0-0 FC1-5-6 2-3		0-0 F7			0-0 1-3 1		4 0 0 0 0 0 4		
Otto Velez, R (1, 9) OBP: 0.517, SLG: 0.854	4-0 WP BB BB		0-3 K 3		0-0 P4 3			0-3 K 2		3 0 0 0 1 2 3		
Ron Fairly, L (1, 10) OBP: 0.375, SLG: 0.391	4-0 WP 1-2 BB			0-0 3-1 1		0-0 F7 1		4-0 FC5-4 BB		2 0 0 0 2 0 0		
Doug Ault, R (1, 3) OBP: 0.427, SLG: 0.616	0-0 P3 1-2 2-3 3-H			0-0 S 1B		0-0 5-3 2		0-0 FC5-4 1-2f 3		4 0 1 0 0 0 3		
Alan Ashby, S (1, 2) OBP: 0.323, SLG: 0.309		0-0 6-3 1		4-0 G5-4-3 1-2 BB		0-0 1B			0-0 G6-4-3 2B	3 0 2 0 1 0 0	AB 31 R 1 H 7 RBI 0 BB 5 SO 3 LOB 18	
Dave McKay, S (1, 5) OBP: 0.213, SLG: 0.205		0-0 1-3 2		0-0 G5-4-3 1-2f 3		0-0 4-3 3			4-0 G6-4-3 BB	3 0 0 0 1 0 3		
Pedro Garcia, R (1, 4) OBP: 0.244, SLG: 0.282		0-0 5-3 3			0-0 SH2-4 1B 1B		0-0 5-3 1		0-0 G6-4-3 1-2f 2-3 1 2	4 0 1 0 0 0 2		
Inning Stats	R: 1 E: 0 K: 0 S: 4 H: 1 LOB: 2 BB: 2 P: 12	R: 0 E: 0 K: 0 S: 3 H: 0 LOB: 0 BB: 0 P: 3	R: 0 E: 0 K: 2 S: 8 H: 1 LOB: 1 BB: 0 P: 8	R: 0 E: 0 K: 0 S: 3 H: 1 LOB: 1 BB: 1 P: 7	R: 0 E: 0 K: 0 S: 5 H: 2 LOB: 2 BB: 0 P: 5	R: 0 E: 0 K: 0 S: 4 H: 1 LOB: 1 BB: 0 P: 4	R: 0 E: 0 K: 0 S: 3 H: 0 LOB: 0 BB: 0 P: 3	R: 0 E: 0 K: 1 S: 5 H: 0 LOB: 1 BB: 1 P: 9	R: 0 E: 0 K: 0 S: 3 H: 1 LOB: 1 BB: 1 P: 7	1B: 4 2B: 3 3B: 0 HR: 0 SF: 0 SAC: 1 DP: 2 HBP: 0	WP: 1 PB: 0 SB: 1 CS: 0 PA: 37	
PITCHER Jim Colborn, R (1, 1) ERA: 2.19	IP WLS BF H R ER SO BB IBB HBP BLK WP HR S P ERA WHIP	9.0 W 37 7 1 1 3 5 0 0 0 1 0 38 58 1.00 1.333										
	PITCHER	IP WLS BF H R ER SO BB IBB HBP BLK WP HR S P ERA WHIP										

Toronto Blue Jays @ Kansas City Royals
Royals Stadium, Kansas City, MO
Fri Apr 29 1977, 8:05 PM EDT
Att. 15,523 - Unknown

livebaseballscorecards.com

Batter	1	2	3	4	5	6	7	8	9	AB R H RBI BB SO LOB	TOP	
John Scott, R (1, 7) OBP: 0.235, SLG: 0.250	0-0 G4-6-3 1B		0-0 5-3			0-0 F8			0-0 F8 1B	4 0 2 0 0 0 0		
Hector Torres, R (1, 4) OBP: 0.278, SLG: 0.235	0-0 G4-6-3 1-2f		0-0 4-3			0-0 F8			0-0 F8 1-2	4 0 0 0 0 0 2		
Bob Bailor, R (1, 6) OBP: 0.342, SLG: 0.507	0-0 1B 1B			0-0 F7		0-0 6-3			0-0 2B 1B	4 1 2 0 0 0 0		
Otto Velez, R (1, 10) OBP: 0.531, SLG: 0.865	0-0 1-3 1B			0-0 CS 1B			0-0 F9		0-0 1-H 1B 2B	4 1 3 1 0 0 0		
Doug Ault, R (1, 3) OBP: 0.419, SLG: 0.592	0-0 4-3			0-0 F3			0-0 F8		4-0 1B 1B IBB	3 0 0 0 1 0 3		
Al Woods, L (1, 9) OBP: 0.265, SLG: 0.438		0-0 F7		0-0 CS 1-2	0-0 P6		0-0 6-3		0-0 1-2 2-H 1B 1B	4 0 1 1 0 0 0		
Gary Woods, R (1, 8) OBP: 0.258, SLG: 0.271		0-0 P6			0-3 K			0-0 F7	0-0 1-2 2-H 1B	4 0 1 0 0 1 0		
Alan Ashby, S (1, 2) OBP: 0.338, SLG: 0.304		0-0 4-3			4-0 BB FC4 BB			4-0 F7 BB		1 0 0 0 2 0 0		
Dave McKay, S (1, 5) OBP: 0.205, SLG: 0.197			0-0 4-3		0-0 FC4 1-2f			0-0 F7 1-2		3 0 0 0 0 0 2		
Inning Stats	R: 0 E: 0 K: 0 S: 5 H: 3 LOB: 2 BB: 0 P: 5	R: 0 E: 0 K: 0 S: 3 H: 0 LOB: 0 BB: 0 P: 3	R: 0 E: 0 K: 0 S: 3 H: 0 LOB: 0 BB: 0 P: 3	R: 0 E: 0 K: 0 S: 3 H: 1 LOB: 0 BB: 0 P: 3	R: 0 E: 0 K: 1 S: 5 H: 0 LOB: 1 BB: 1 P: 9	R: 0 E: 0 K: 0 S: 3 H: 0 LOB: 0 BB: 0 P: 3	R: 0 E: 0 K: 0 S: 3 H: 0 LOB: 0 BB: 0 P: 3	R: 0 E: 0 K: 0 S: 2 H: 0 LOB: 0 BB: 1 P: 6	R: 2 E: 0 K: 0 S: 6 H: 5 LOB: 2 BB: 1 P: 10	1B: 8 2B: 1 3B: 0 HR: 0 SF: 0 SAC: 0 DP: 1 HBP: 0	WP: 0 PB: 0 SB: 0 CS: 1 PA: 35	
PITCHER Paul Splittorff, L (1, 1) ERA: 4.01	IP: 9.0 WLS: L BF: 34 H: 9 R: 2 ER: 2 SO: 1 BB: 2 IBB: 1 HBP: 0 BLK: 0 WP: 0 HR: 0 S: 33 P: 45 ERA: 2.00 WHIP: 1.222											PITCHER IP: WLS: BF: H: R: ER: SO: BB: IBB: HBP: BLK: WP: HR: S: P: ERA: WHIP

Toronto Blue Jays @ Kansas City Royals
Royals Stadium, Kansas City, MO
Sat Apr 30 1977, 8:05 PM EDT
Att. 15,301 - Unknown - 64 F

livebaseballscorecards.com

AB	31
R	2
H	9
RBI	2
BB	3
SO	1
LOB	7



Batter	1	2	3	4	5	6	7	8	9	AB R H RBI BB SO LOB	TOP	
John Scott, R (1, 7) OBP: 0.182, SLG: 0.190	0-0 F7		0-0 P6			0-0 6-3		0-3 K	0-0 F9	5 0 0 0 0 1 3		
Hector Torres, R (1, 4) OBP: 0.273, SLG: 0.238	0-0 F4			0-0 F8		0-1 CI		0-0 BB 1B	0-0 P3	4 0 1 0 0 0 2		
Bob Bailor, R (1, 6) OBP: 0.325, SLG: 0.479	0-0 5-3			0-0 5-3		0-0 G3		0-3 K		4 0 0 0 0 1 2		
Otto Velez, R (1, 10) OBP: 0.529, SLG: 0.891		0-0 L7		0-0 5-3			0-0 HR	4-0 BB		3 1 1 1 1 0 0		
Doug Ault, R (1, 3) OBP: 0.400, SLG: 0.563		0-0 5-3			0-0 6-3		0-0 1-3	0-3 K		4 0 0 0 0 1 2		
Al Woods, L (1, 9) OBP: 0.302, SLG: 0.481		0-3 K			0-0 1B		0-0 CS 1B		0-0 4-3 1B 2B	4 1 3 0 0 1 0		
Alan Ashby, S (1, 2) OBP: 0.333, SLG: 0.300			0-0 P4		0-3 K		0-0 1B		0-0 4-3	4 0 1 0 0 1 2		
Steve Bowling, R (1, 8) OBP: 0.323, SLG: 0.160			0-0 F7		0-3 K		0-0 1B		0-0 1B	3 0 1 0 0 1 1		
Sam Ewing, L (9, PH) OBP: 0.526, SLG: 0.400							0-0 1B		0-0 1B	1 0 1 1 0 0 0		
Dave McKay, S (1, 5) OBP: 0.210, SLG: 0.228			0-0 3B			0-0 F8		0-0 F8		3 0 1 0 0 0 2		
Ron Fairly, L (9, PH) OBP: 0.386, SLG: 0.404									0-0 1B	1 0 1 0 0 0 0		
Inning Stats	R: 0 H: 0 E: 0 LOB: 0 K: 0 BB: 0 S: 3 P: 3	R: 0 H: 0 E: 0 LOB: 0 K: 1 BB: 0 S: 5 P: 5	R: 0 H: 1 E: 0 LOB: 1 K: 0 BB: 0 S: 4 P: 4	R: 0 H: 0 E: 0 LOB: 0 K: 0 BB: 0 S: 3 P: 3	R: 0 H: 1 E: 0 LOB: 1 K: 2 BB: 0 S: 8 P: 8	R: 0 H: 0 E: 1 LOB: 1 K: 0 BB: 0 S: 4 P: 4	R: 1 H: 4 E: 0 LOB: 2 K: 0 BB: 0 S: 6 P: 6	R: 0 H: 1 E: 0 LOB: 2 K: 3 BB: 1 S: 10 P: 14	R: 1 H: 3 E: 0 LOB: 2 K: 0 BB: 0 S: 6 P: 6	1B: 7 SF: 0 2B: 1 SAC: 0 3B: 1 DP: 0 HR: 1 HBP: 0	WP: 0 PA: 38 PB: 0 SB: 0 CS: 1	
PITCHER	IP WLS BF H R ER SO BB IBB HBP BLK WP HR S P ERA WHIP											
Larry Gura, L (1, 1) ERA: 1.0	7.0 W 27 6 1 1 3 0 0 0 0 0 1 33 33 1.29 0.857											
Mark Littell, R (8, 1) ERA: 1.42	2.0 S 11 4 1 1 3 1 0 0 0 0 0 0 16 20 4.50 2.500											

Toronto Blue Jays @ Kansas City Royals
 Royals Stadium, Kansas City, MO
 Sun May 01 1977, 4:33 AM EDT
 Att. 34,066 - Unknown - 67 F

AB	36
R	2
H	10
RBI	2
BB	1
SO	6
LOB	14



Batter	1	2	3	4	5	6	7	8	9
George Brett, L (1, 5) OBP: 0.398, SLG: 0.419	0-0 4-3			0-0 F7		0-0 F8 2B	0-3 K		
Hal McRae, R (1, 10) OBP: 0.414, SLG: 0.466	0-0 F8			0-0 L7		0-0 F8 2-3		0-3 K	
Tom Poquette, L (1, 7) OBP: 0.432, SLG: 0.524	0-0 4-3			0-0 F9		0-0 F2		0-0 2B WP 1B	
John Mayberry, L (1, 3) OBP: 0.333, SLG: 0.402		0-0 F9			0-0 4-3	0-0 G3		0-0 WP SF9 2B	
Darrell Porter, L (1, 2) OBP: 0.464, SLG: 0.534		0-0 G3			0-0 1B 1B		0-0 1B SH1-4 1B	4-0 SF9 WP IBB	
Amos Otis, R (1, 8) OBP: 0.292, SLG: 0.425		0-3 K			0-0 1B 1B		0-0 SH1-4 1-2	0-0 SF9 1-3 2-H 3-H	
Al Cowens, R (1, 9) OBP: 0.344, SLG: 0.471			0-0 F9		0-0 1-2 2-H 1B		0-0 BB 2-3 1B	0-0 F7	
Freddie Patek, R (1, 6) OBP: 0.366, SLG: 0.423			0-0 F8		0-0 F7		0-3 K		
Frank White, R (1, 4) OBP: 0.243, SLG: 0.329			0-3 K		0-0 F8		4-0 BB 1-2		

Inning Stats	R: 0	H: 0	E: 0	K: 0	S: 3	LOB: 0	BB: 0	P: 3
	R: 0	H: 0	E: 0	K: 1	S: 5 <td>LOB: 0</td> <td>BB: 0</td> <td>P: 5 </td>	LOB: 0	BB: 0	P: 5
	R: 0	H: 0	E: 0	K: 1	S: 5 <td>LOB: 0</td> <td>BB: 0</td> <td>P: 5 </td>	LOB: 0	BB: 0	P: 5
	R: 0	H: 0	E: 0	K: 0	S: 3 <td>LOB: 0</td> <td>BB: 0</td> <td>P: 3 </td>	LOB: 0	BB: 0	P: 3
	R: 1	H: 3	E: 0	K: 0	S: 6 <td>LOB: 2</td> <td>BB: 0</td> <td>P: 6 </td>	LOB: 2	BB: 0	P: 6
	R: 0	H: 1	E: 0	K: 0	S: 4 <td>LOB: 1</td> <td>BB: 0</td> <td>P: 4 </td>	LOB: 1	BB: 0	P: 4
	R: 0	H: 2	E: 0	K: 2	S: 9 <td>LOB: 3</td> <td>BB: 1</td> <td>P: 13 </td>	LOB: 3	BB: 1	P: 13
	R: 2	H: 2	E: 0	K: 1	S: 7 <td>LOB: 1</td> <td>BB: 1</td> <td>P: 11 </td>	LOB: 1	BB: 1	P: 11

PITCHER	IP	WLS	BF	H	R	ER	SO	BB	IBB	HBP	BLK	WP	HR	S	P	ERA	WHIP
Francisco Barrios, R (1, 1) ERA: 3.94	7.1	L	32	8	3	3	5	1	1	0	0	0	0	40	48	3.68	1.227
Lerrin LaGrow, R (8, 1) ERA: 1.02	0.2		2	0	0	0	0	0	0	0	0	1	0	2	2	0.00	0.000

AB R H RBI BB SO LOB

4	0	1	0	0	1	3
4	0	0	0	0	1	1
4	1	1	0	0	0	1
4	1	1	0	0	0	1
3	1	2	0	1	0	0
2	0	1	1	0	1	0
4	0	2	1	0	0	1
3	0	0	0	0	1	4
2	0	0	0	1	1	2

1B: 6	SF: 1	WP: 1	PA: 34
2B: 2	SAC: 1	PB: 0	
3B: 0	DP: 0	SB: 0	
HR: 0	HBP: 0	CS: 0	

ERA	WHIP

Chicago White Sox @ Kansas City Royals
Royals Stadium, Kansas City, MO
 Mon May 02 1977, 8:05 PM EDT
 Att: 15,400 - Unknown - 73 F

livebaseballscores.com

AB	30
R	3
H	8
RBI	2
BB	2
SO	5
LOB	13



Batter	1	2	3	4	5	6	7	8	9	AB R H RBI BB SO LOB	TOP																	
Ralph Garr, L (1, 7) OBP: 0.325, SLG: 0.419	0-0 6-3	0-0 L8			0-3 K		0-0 1-3	0-0 5-3		5 0 0 0 0 1 2																		
Alan Bannister, R (1, 6) OBP: 0.391, SLG: 0.390	0-0 2B		0-0 4-3 1B		0-0 HR 1B		0-0 1B	0-0 F8		5 3 4 0 0 0 0																		
Jorge Orta, L (1, 4) OBP: 0.357, SLG: 0.487	0-0 L4		0-0 4-3 1-2		0-0 F9		0-3 K		0-3 K	5 0 0 0 0 2 4																		
Richie Zisk, R (1, 9) OBP: 0.371, SLG: 0.632	0-0 2B		0-0 F9		0-0 HR			0-0 F8	0-0 F2	5 1 2 3 0 0 1																		
Jim Spencer, L (1, 3) OBP: 0.304, SLG: 0.391	0-0 6-3		0-0 1B		0-0 G3			0-0 3B 1B		4 1 2 1 0 0 1																		
Oscar Gamble, L (1, 10) Eric Soderholm, R (6, PH) OBP: 0.347, SLG: 0.429 OBP: 0.386, SLG: 0.608		0-0 F9	0-0 4-3			0-0 L5		0-0 3B 1B		2 0 0 0 0 0 1 2 1 1 0 0 0 0																		
Chet Lemon, R (1, 8) OBP: 0.337, SLG: 0.480		0-0 1B 2B		0-0 6-3		0-0 F5		0-0 1H 2H FC4-6 3B		4 2 2 2 0 0 0																		
Jack Brohamer, L (1, 5) OBP: 0.364, SLG: 0.333		0-0 1B		0-3 K		0-0 3-1		4-0 FC4-6 BB		3 0 1 1 1 1 0																		
Jim Essian, R (1, 2) OBP: 0.443, SLG: 0.521		0-0 F7		0-0 F9			0-0 5-3	0-0 FC4-6		4 0 0 1 0 0 2																		
Inning Stats	R: 1 E: 0 K: 0 S: 5	H: 2 LOB: 1 BB: 0 P: 5	R: 1 E: 0 K: 0 S: 5	H: 2 LOB: 1 BB: 0 P: 5	R: 1 E: 0 K: 1 S: 5	H: 2 LOB: 0 BB: 0 P: 5	R: 0 E: 0 K: 1 S: 3	H: 0 LOB: 0 BB: 0 P: 3	R: 0 E: 0 K: 1 S: 6	H: 1 LOB: 1 BB: 0 P: 6	R: 3 E: 1 K: 0 S: 6	H: 3 LOB: 1 BB: 1 P: 10	R: 0 E: 0 K: 1 S: 5	H: 0 LOB: 0 BB: 0 P: 5	1B: 7 2B: 3 3B: 1 HR: 1	SF: 0 SAC: 0 DP: 0 HBP: 0	WP: 0 PB: 0 SB: 0 CS: 0	PA: 40										
PITCHER	IP WLS BF H R ER SO BB IBB HBP BLK WP HR S P ERA WHIP																											
Marty Pattin, R (1, 1) ERA: 3.6	2.2		14	6	3	3	0	0	0	0	0	0	0	14	14	10.12	2.250											
Steve Mingori, L (3, 1) ERA: 7.0	3.1	L	12	2	2	2	2	0	0	0	0	0	1	16	16	5.40	0.600											
Doug Bird, R (7, 1) ERA: 3.75	1.2		10	4	3	3	1	1	0	0	0	0	0	11	15	16.20	3.000											
Tom Hall, L (8, 1) ERA:	1.1		4	0	0	0	1	0	0	0	0	0	0	6	6	0.00	0.000											

Chicago White Sox @ Kansas City Royals
Royals Stadium, Kansas City, MO
Tue May 03 1977, 8:05 PM EDT
Att. 16,680 - Unknown - 77 F

AB	39
R	8
H	12
RBI	8
BB	1
SO	4
LOB	11



Batter	1	2	3	4	5	6	7	8	9	AB R H RBI BB SO LOB
George Brett, L (1, 5) OBP: 0.398, SLG: 0.429	0-0 1B SF8 2B		0-0 4-3 1B	0-0 L4		0-3 K			0-0 4-3	5 2 2 0 0 1 4
Hal McRae, R (1, 10) OBP: 0.423, SLG: 0.473	0-0 SF8 HBP 1B		0-0 5-3	0-0 1B			0-0 SH1-4 1B		0-3 K	5 0 3 1 0 1 2
Tom Poquette, L (1, 7) OBP: 0.417, SLG: 0.489	1-0 1-2 HBP		0-0 4-3	0-0 P2			0-0 SH1-4		0-0 F2	3 0 0 0 0 0 4
John Mayberry, L (1, 3) OBP: 0.330, SLG: 0.395	0-0 F5		0-0 BB 1B		0-0 4-3		0-0 4-3			4 1 1 1 0 0 4
Darrell Porter, L (1, 2) OBP: 0.452, SLG: 0.517	0-0 SF8		3-H 4-0 1B BB		0-0 6-3		0-0 F8			2 0 0 1 1 0 1
Amos Otis, R (1, 8) OBP: 0.290, SLG: 0.417	0-0 5-3		0-0 1B		0-0 F8			0-0 5-3		4 0 1 1 0 0 2
Al Cowens, R (1, 9) OBP: 0.340, SLG: 0.472		0-0 5-3		0-0 S 1B 2B		0-0 5-3		0-0 F8		4 1 1 0 0 0 0
Freddie Patek, R (1, 6) OBP: 0.349, SLG: 0.400		0-3 K		0-3 K		0-0 5-3		0-0 F2		4 0 0 0 0 2 1
Frank White, R (1, 4) OBP: 0.260, SLG: 0.324 Ralph LaCock, L (9, PH) OBP: 0.200, SLG: 0.286		0-3 K		4-0 1B BB		4-0 S BB			0-0 E1	1 0 0 0 2 1 0 1 0 0 0 0 0 0

Inning Stats	R: 1 E: 0 K: 0 S: 5	H: 2 LOB: 2 BB: 0 P: 6	R: 0 E: 0 K: 2 S: 7	H: 0 LOB: 0 BB: 0 P: 7	R: 2 E: 0 K: 0 S: 5	H: 3 LOB: 2 BB: 1 P: 9	R: 1 E: 0 K: 1 S: 7	H: 2 LOB: 2 BB: 1 P: 11	R: 0 E: 0 K: 0 S: 3	H: 0 LOB: 0 BB: 0 P: 3	R: 0 E: 0 K: 1 S: 5	H: 0 LOB: 1 BB: 1 P: 9	R: 0 E: 0 K: 0 S: 4	H: 1 LOB: 1 BB: 0 P: 4	R: 0 E: 0 K: 0 S: 3	H: 0 LOB: 0 BB: 0 P: 3	R: 0 E: 1 K: 1 S: 6	H: 0 LOB: 1 BB: 0 P: 6	1B: 6 2B: 2 3B: 0 HR: 0	SF: 1 SAC: 1 DP: 0 HBP: 1
--------------	------------------------------	---------------------------------	------------------------------	---------------------------------	------------------------------	---------------------------------	------------------------------	----------------------------------	------------------------------	---------------------------------	------------------------------	---------------------------------	------------------------------	---------------------------------	------------------------------	---------------------------------	------------------------------	---------------------------------	----------------------------------	------------------------------------

BOTTOM

Chicago White Sox @ Kansas City Royals
Royals Stadium, Kansas City, MO
 Tue May 03 1977, 8:05 PM EDT
 Att: 16,680 - Unknown - 77 F

livebaseballscorecards.com

AB	33
R	4
H	8
RBI	4
BB	3
SO	5
LOB	18



PITCHER	IP	WLS	BF	H	R	ER	SO	BB	IBB	HBP	BLK	WP	HR	S	P	ERA	WHIP
Chris Knapp, R (1, 1) ERA: 5.18	3.1		18	6	4	4	3	2	0	1	0	0	0	21	30	10.80	2.400
Dave Hamilton, L (4, 1) ERA: 5.4	3.2	W	14	2	0	0	1	1	0	0	0	0	0	15	19	0.00	0.818
Lerrin LaGrow, R (8, 1) ERA: 0.92	2.0		7	0	0	0	1	0	0	0	0	0	0	9	9	0.00	0.000

Batter	1	2	3	4	5	6	7	8	9	AB R H RBI BB SO LOB	TOP		
Ralph Garr, L (1, 7) OBP: 0.329, SLG: 0.418	0-0 F2		0-0 F5		0-0 FC9-6 1B	0-0 G3		0-0 S 1B		5 0 2 0 0 0 1			
Alan Bannister, R (1, 6) OBP: 0.381, SLG: 0.391	0-0 3-1		0-0 F9 1B 2B		0-0 F3		0-0 L6	0-3 K		5 1 1 0 0 1 3			
Jorge Orta, L (1, 4) OBP: 0.337, SLG: 0.457	0-0 F7		0-0 F9		0-0 FC9-6 BB 1-2f		0-0 L8		0-0 4-3	5 0 0 0 0 0 2			
Richie Zisk, R (1, 9) OBP: 0.382, SLG: 0.626		0-3 K	0-0		4-0 BB 1-2 BB		0-0 6-3		0-0 HR 1B	4 1 2 1 1 1 0			
Jim Spencer, L (1, 3) OBP: 0.299, SLG: 0.380		0-0 FC6-4 BB 1B	0-0 P5		0-0 1-3			0-0 6-3	0-3 K	5 0 1 0 0 1 4			
Oscar Gamble, L (1, 10) OBP: 0.389, SLG: 0.511		4-0 BB BB BB BB FC6-4 BB 1-2		4-0 BB BB BB FC3-6 1B BB		0-0 4-3		0-0 HR 1B	0-0 HR	3 2 2 2 2 0 0			
Chet Lemon, R (1, 8) OBP: 0.363, SLG: 0.544		0-0 FC6-4 BB 1-2f 2-3		0-0 FC3-6 1B 1-2		1-0 6-3 1B HBP		0-0 HR 1B 1-H	0-0 2B	4 2 3 2 0 0 2			
Jack Brohamer, L (1, 5) OBP: 0.375, SLG: 0.250		4-0 BB BB BB 1-2 BB		0-0 FC3-6 G5-4-3 1-2f 2-3		0-0 6-3 1-2		0-0 P5	4-0 IBB	3 0 0 0 2 0 3			
Jim Essian, R (1, 2) OBP: 0.439, SLG: 0.509		0-0 P6		0-0 G5-4-3 1-2f		0-0 1B 2-H		0-0 1B 1B	0-0 L9	5 0 2 1 0 0 7			
Inning Stats	R: 0 E: 0 K: 0 S: 3 H: 0 LOB: 0 BB: 0 P: 3	R: 0 E: 0 K: 1 S: 6 H: 1 LOB: 3 BB: 2 P: 14	R: 1 E: 0 K: 0 S: 5 H: 2 LOB: 1 BB: 0 P: 5	R: 0 E: 0 K: 0 S: 3 H: 1 LOB: 1 BB: 1 P: 7	R: 0 E: 0 K: 0 S: 4 H: 1 LOB: 2 BB: 1 P: 8	R: 1 E: 0 K: 0 S: 4 H: 1 LOB: 1 BB: 0 P: 5	R: 0 E: 0 K: 0 S: 3 H: 0 LOB: 0 BB: 0 P: 3	R: 2 E: 0 K: 1 S: 9 H: 4 LOB: 2 BB: 0 P: 9	R: 2 E: 0 K: 1 S: 8 H: 3 LOB: 2 BB: 1 P: 12	1B: 9 2B: 2 3B: 0 HR: 2 SF: 0 SAC: 0 DP: 1 HBP: 1	WP: 0 PB: 0 SB: 1 CS: 0 PA: 45		
PITCHER	IP WLS BF H R ER SO BB IBB HBP BLK WP HR S P ERA WHIP											PITCHER	IP WLS BF H R ER SO BB IBB HBP BLK WP HR S P ERA WHIP
Jim Colborn, R (1, 1) ERA: 2.62	7.2 L 36 9 4 4 1 4 0 1 0 0 0 1 33 50 4.70 1.696												
Mark Littell, R (8, 1) ERA: 2.57	1.1 9 4 2 2 2 0 1 0 0 0 1 12 16 13.50 3.000												

Chicago White Sox @ Kansas City Royals
Royals Stadium, Kansas City, MO
Wed May 04 1977, 8:05 PM EDT
Att: 10,737 - Unknown

AB	39
R	6
H	13
RBI	6
BB	5
SO	3
LOB	22



Batter	1	2	3	4	5	6	7	8	9	AB	R	H	RBI	BB	SO	LOB
George Brett, L (1, 5) OBP: 0.407, SLG: 0.453	0-0 F8		4-0 HBP S BB		0-0 E 3B		0-0 P3-1 1B		0-0 F8	4	1	2	0	1	0	0
Hal McRae, R (1, 10) OBP: 0.413, SLG: 0.454	0-0 F9		4-0 HBP BB		0-0 E5 1B		0-0 P3-1 1-2f		0-0 6-3	4	1	0	0	1	0	1
Tom Poquette, L (1, 7) OBP: 0.453, SLG: 0.521	0-0 E4		1-0 HBP		4-0 1B BB		0-0 2B		0-0 1B	3	0	2	0	1	0	0
John Mayberry, L (1, 3) OBP: 0.324, SLG: 0.385	0-0 F7		3-1		0-0 1-3 2-H 1B		0-0 F8		0-0 P3	5	0	1	1	0	0	6
Darrell Porter, L (1, 2) OBP: 0.429, SLG: 0.484		0-0 P6		0-0 F7		0-0 L6		0-0 6-3		4	0	0	0	0	0	2
Amos Otis, R (1, 8) OBP: 0.289, SLG: 0.409		0-0 1-3		0-0 F9		0-0 F9		0-0 4-3 1B		4	1	1	0	0	0	0
Al Cowens, R (1, 9) OBP: 0.327, SLG: 0.452		0-3 K		0-0 F7		0-0 F8		0-0 4-3 1-2 1B		4	0	0	0	0	1	1
Freddie Patek, R (1, 6) OBP: 0.367, SLG: 0.418			0-0 CS 1B		0-0 F7 1B		0-0 S 1B		0-0 2-H 1B	4	0	3	1	0	0	0
Frank White, R (1, 4) OBP: 0.250, SLG: 0.311			0-0 F9		0-0 F9		0-0 5-3		0-0 F9	3	0	0	0	0	0	2
Ralph LaCock, L (8, PH) OBP: 0.194, SLG: 0.276										1	0	0	0	0	0	1
Bob Heise, R (9, 4) OBP: 0.500, SLG: 0.500										0	0	0	0	0	0	0

Inning Stats	R: 0	H: 0	R: 0	H: 0	R: 0	H: 1	R: 0	H: 0	R: 0	H: 1	R: 0	H: 2	R: 1	H: 2	R: 0	H: 1	1B: 7	SF: 0
	E: 1	LOB: 1	E: 0	LOB: 0	E: 0	LOB: 3	E: 0	LOB: 0	E: 1	LOB: 1	E: 0	LOB: 1	E: 0	LOB: 1	E: 0	LOB: 1	2B: 2	SAC: 0
	K: 0	BB: 0	K: 1	BB: 0	K: 0	BB: 2	K: 0	BB: 0	K: 0	BB: 0	K: 0	BB: 0	K: 0	BB: 0	K: 0	BB: 0	3B: 1	DP: 1
	S: 4	P: 4	S: 5	P: 5	S: 3	P: 12	S: 3	P: 3	S: 6	P: 10	S: 4	P: 4	S: 5	P: 5	S: 4	P: 4	HR: 0	HBP: 1

PITCHER	IP	WLS	BF	H	R	ER	SO	BB	IBB	HBP	BLK	WP	HR	S	P	ERA	WHIP
Steve Stone, R (1, 1) ERA: 1.98	3.0		13	1	0	0	1	2	0	1	0	0	0	12	21	0.00	1.000
Bart Johnson, R (4, 1) ERA: 6.52	5.0	W	23	7	3	1	0	1	0	0	0	0	0	22	26	1.80	1.600
Lerrin LaGrow, R (9, 1) ERA: 0.87	1.0	S	4	1	0	0	0	0	0	0	0	0	0	4	4	0.00	1.000


BOTTOM

Chicago White Sox @ Kansas City Royals
Royals Stadium, Kansas City, MO

Wed May 04 1977, 8:05 PM EDT
Att. 10,737 - Unknown

livebaseballscorecards.com

AB	36
R	3
H	9
RBI	2
BB	3
SO	1
LOB	13



WP	PA	ERA	WHIP
0	40		
0			
2			

Batter	1	2	3	4	5	6	7	8	9	AB R H RBI BB SO LOB	TOP																
Alan Bannister, R (1, 6) OBP: 0.392, SLG: 0.402	0-0 F8 BB SF8 1B	0-0 6-3		0-0 E 1B		0-0 2-H 1B		0-3 K		5 1 3 1 0 1 3																	
Jorge Orta, L (1, 4) OBP: 0.330, SLG: 0.435	4-0 F8 1-2 BB		0-0 P6	0-0 E1 FC6-4		0-0 F7		0-0 4-3		4 0 0 0 1 0 3																	
Richie Zisk, R (1, 9) OBP: 0.374, SLG: 0.615	0-0 F8 1-2 2-3		0-0 5-3	0-0 FC6-4			0-0 2B SF9 2B		0-0 F2	5 1 1 0 0 0 4																	
Eric Soderholm, R (1, 10) OBP: 0.398, SLG: 0.641	0-0 SF8 3-H		0-0 1B		0-0 F8 SF8 2B		0-0 SF9 2-3 2B		0-0 4-3	4 1 3 1 0 0 0																	
Jim Spencer, L (1, 3) OBP: 0.284, SLG: 0.365	0-0 P5		0-3 K		0-0 F8 2-3		0-0 SF9 2-3 3-H		0-3 K	4 0 0 1 0 2 3																	
Chet Lemon, R (1, 8) OBP: 0.358, SLG: 0.537		0-0 1-3		0-0 CS 1B		0-0 SF8 3-H		0-0 5-3		3 0 1 1 0 0 1																	
Brian Downing, R (1, 7) OBP: 0.500, SLG: 0.294		4-0 BB BB		0-0 F3 1-2		0-0 5-3		0-3 K		2 0 0 0 1 0 1																	
Oscar Gamble, L (7, PH) OBP: 0.389, SLG: 0.511		BB BB								0 0 0 0 0 0 0																	
Lamar Johnson, R (7, PH) OBP: 0.174, SLG: 0.273		BB BB								1 0 0 0 0 1 1																	
Wayne Nordhagen, R (7, 7)		BB BB								0 0 0 0 0 0 0																	
Jim Essian, R (1, 2) OBP: 0.443, SLG: 0.500		4-0 1-2 BB		0-0 BB 1B 1B		0-0 P4		0-0 F7		3 1 1 0 1 0 0																	
Jack Brohamer, L (1, 5) OBP: 0.421, SLG: 0.357		0-3 K		4-0 BB 1B		0-0 1B 2B		4-0 BB		2 1 1 0 1 1 2																	
Jerry Hairston, S (8, PH) OBP: 0.438, SLG: 0.250				1-2 E BB						0 0 0 0 1 0 0																	
Tim Nordbrook, R (8, 5) OBP: 0.643, SLG: 0.375										0 0 0 0 0 0 0																	
Inning Stats	R: 1 E: 0 K: 0 S: 4	H: 1 LOB: 1 BB: 1 P: 8	R: 0 E: 0 K: 1 S: 5	H: 0 LOB: 2 BB: 2 P: 13	R: 0 E: 0 K: 1 S: 6	H: 1 LOB: 1 BB: 0 P: 6	R: 2 E: 1 K: 0 S: 6	H: 3 LOB: 2 BB: 1 P: 10	R: 1 E: 0 K: 0 S: 4	H: 1 LOB: 0 BB: 0 P: 4	R: 0 E: 0 K: 0 S: 4	H: 2 LOB: 1 BB: 0 P: 4	R: 1 E: 0 K: 1 S: 7	H: 2 LOB: 1 BB: 0 P: 7	R: 0 E: 0 K: 1 S: 5	H: 0 LOB: 1 BB: 1 P: 9	R: 0 E: 0 K: 1 S: 5	H: 0 LOB: 0 BB: 0 P: 5	1B: 6 2B: 4 3B: 0 HR: 0	SF: 3 SAC: 0 DP: 0 HBP: 0	WP: 0 PB: 0 SB: 0 CS: 1	PA: 41					
PITCHER	IP	WLS	BF	H	R	ER	SO	BB	IBB	HBP	BLK	WP	HR	S	P	ERA	WHIP										
Paul Splittorff, L (1, 1) ERA: 4.08	3.2		20	5	3	2	2	4	0	0	0	0	0	20	36	4.91	2.455										
Doug Bird, R (4, 1) ERA: 4.2	3.0	W	13	5	2	2	0	0	0	0	0	0	0	13	13	6.00	1.667										
Tom Hall, L (7, 1) ERA:	0.2		3	0	0	0	1	1	0	0	0	0	0	4	8	0.00	1.500										
Mark Littell, R (8, 1) ERA: 2.3	1.2	S	5	0	0	0	2	0	0	0	0	0	0	9	9	0.00	0.000										

Chicago White Sox @ Kansas City Royals
Royals Stadium, Kansas City, MO
Thu May 05 1977, 8:05 PM EDT
Att. 10,888 - Unknown - 75 F

livebaseballscorecards.com

AB 33
R 5
H 10
RBI 4
BB 5
SO 5
LOB 18



Batter	1	2	3	4	5	6	7	8	9
George Brett, L (1, 5) OBP: 0.407, SLG: 0.470	0-0 4-3		0-0 4-3		0-0 1B 2B	0-0 2B		0-3 K FC6-4	
Hal McRae, R (1, 10) OBP: 0.412, SLG: 0.471	0-0 F7		0-0 1B 3B		0-0 1B	0-3 K		0-0 FC6-4	
Amos Otis, R (1, 8) OBP: 0.307, SLG: 0.451	0-0 IHR		0-0 1B CS		0-0 F9		4-0 4-3 S BB		
John Mayberry, L (1, 3) OBP: 0.311, SLG: 0.368	0-0 P6		0-3 K 1-2		0-0 F8		0-0 4-3 1-3		
Al Cowens, R (1, 9) OBP: 0.324, SLG: 0.474		0-0 G3		0-0 HR		0-0 L8		0-3 K	
Joe Zdeb, R (1, 7) OBP: 0.385, SLG: 0.273		4-0 1B BB		4-0 1B CS BB		0-0 1B 1B		0-0 6-3	
Tom Poquette, L (7, PH) OBP: 0.444, SLG: 0.510 (8, 7)									
Freddie Patek, R (1, 6) OBP: 0.362, SLG: 0.410		0-0 1B 1-2		0-0 P4 1-2		0-0 E5 F8 1B 2B		0-0 F8	
Buck Martinez, R (1, 2) OBP: 0.238, SLG: 0.286		0-0 F7		0-0 F8		0-0 2B 1B 1-2 2-H		0-0 6-3	
Frank White, R (1, 4) OBP: 0.250, SLG: 0.308		0-0 F7			0-0 F9	0-0 F8 2-3		0-0 PB S 1B	

Inning Stats	R: 1	H: 1	E: 0	LOB: 0	K: 0	S: 4	P: 4
	R: 0	H: 1	E: 0	LOB: 2	K: 0	S: 4	P: 8
	R: 1	H: 2	E: 0	LOB: 0	K: 1	S: 6	P: 6
	R: 1	H: 1	E: 0	LOB: 0	K: 0	S: 3	P: 7
	R: 1	H: 2	E: 0	LOB: 1	K: 0	S: 5	P: 5
	R: 2	H: 3	E: 1	LOB: 2	K: 1	S: 9	P: 9
	R: 0	H: 0	E: 0	LOB: 1	K: 1	S: 5	P: 9
	R: 0	H: 1	E: 0	LOB: 2	K: 1	S: 7	P: 7

PITCHER	IP	WLS	BF	H	R	ER	SO	BB	IBB	HBP	BLK	WP	HR	S	P	ERA	WHIP
Ken Brett, L (1, 1) ERA: 5.73	5.2	L	28	10	6	5	1	2	0	0	0	0	1	28	36	7.94	2.118
Bruce Dal Canton, R (6, 1) ERA: 2.35	2.1		10	1	0	0	3	1	0	0	0	0	0	15	19	0.00	0.857

AB R H RBI BB SO LOB

5	1	2	1	0	1	1
5	1	2	1	0	1	4
3	1	2	2	1	0	1
4	0	0	0	0	1	3
4	1	1	1	0	1	1
1	1	1	0	2	0	0
1	0	0	0	0	0	1
4	1	1	0	0	0	2
4	0	1	1	0	0	2
4	0	1	0	0	0	4

1B: 6	SF: 0	WP: 0	PA: 38
2B: 2	SAC: 0	PB: 1	
3B: 1	DP: 0	SB: 3	
HR: 2	HBP: 0	CS: 2	

Chicago White Sox @ Kansas City Royals
Royals Stadium, Kansas City, MO
 Thu May 05 1977, 8:05 PM EDT
 Att: 10,888 - Unknown - 75 F

livebaseballscorecards.com

AB	35
R	6
H	11
RBI	6
BB	3
SO	4
LOB	19



Batter	1	2	3	4	5	6	7	8	9	AB R H RBI BB SO LOB	TOP	
George Brett, L (1, 5) OBP: 0.402, SLG: 0.462	0-0 F8		0-0 5-3			0-0 F7		0-0 1-6-3 1B		4 0 1 0 0 0 1	Kansas City Royals @ Texas Rangers Arlington Stadium, Arlington, TX Fri May 06 1977, 8:05 PM EDT Att. 25,728 - Unknown - 76 F	
Hal McRae, R (1, 10) OBP: 0.398, SLG: 0.453	0-0 F7			0-0 F8		0-0 4-3		0-0 1-6-3 1-2		4 0 0 0 0 0 1		
Tom Poquette, L (1, 7) OBP: 0.414, SLG: 0.472	0-0 F9			0-0 F8		0-0 P6		0-0 L4		4 0 0 0 0 0 1		
John Mayberry, L (1, 3) OBP: 0.309, SLG: 0.394		0-0 3-1		0-0 G3		0-0 HR		0-0 P3		4 1 1 1 0 0 0		
Amos Otis, R (1, 8) OBP: 0.295, SLG: 0.432		0-0 F7			0-0 6-3		0-0 5-3		0-0 5-3	4 0 0 0 0 0 0		
Darrell Porter, L (1, 2) OBP: 0.407, SLG: 0.456		0-3 K			0-3 K		0-0 4-3		0-0 F8	4 0 0 0 0 2 0		
Al Cowens, R (1, 9) OBP: 0.333, SLG: 0.520			0-0 L5		0-0 1B 2B		0-0 HR			3 1 2 1 0 0 0		
Freddie Patek, R (1, 6) OBP: 0.371, SLG: 0.442			0-0 3B		0-0 2-3 1B		0-3 K			3 0 2 0 0 1 0		
Frank White, R (1, 4) OBP: 0.244, SLG: 0.300 Ralph LaCock, L (8, PH) OBP: 0.188, SLG: 0.267 Bob Heise, R (8, 4) OBP: 0.500, SLG: 0.500			0-0 5-3		0-0 P6			0-0 F7		2 0 0 0 0 0 3 1 0 0 0 0 0 0 0 0 0 0 0 0 0		
Inning Stats	R: 0 H: 0 E: 0 LOB: 0 K: 0 BB: 0 S: 3 P: 3	R: 0 H: 0 E: 0 LOB: 0 K: 1 BB: 0 S: 5 P: 5	R: 0 H: 1 E: 0 LOB: 1 K: 0 BB: 0 S: 4 P: 4	R: 0 H: 0 E: 0 LOB: 0 K: 0 BB: 0 S: 3 P: 3	R: 0 H: 2 E: 0 LOB: 2 K: 1 BB: 0 S: 7 P: 7	R: 0 H: 0 E: 0 LOB: 0 K: 0 BB: 0 S: 3 P: 3	R: 2 H: 2 E: 0 LOB: 0 K: 1 BB: 0 S: 7 P: 7	R: 0 H: 1 E: 0 LOB: 1 K: 0 BB: 0 S: 4 P: 4	R: 0 H: 0 E: 0 LOB: 0 K: 0 BB: 0 S: 3 P: 3	1B: 2 SF: 0 2B: 1 SAC: 0 3B: 1 DP: 0 HR: 2 HBP: 0	WP: 0 PA: 33 PB: 0 SB: 0 CS: 0	
PITCHER Doyle Alexander, R (1, 1) ERA: 2.25	IP WLS BF H R ER SO BB IBB HBP BLK WP HR S P ERA WHIP	9.0 W 33 6 2 2 3 0 0 0 0 0 0 2 39 39 2.00 0.667										

livebaseballscorecards.com

AB	33
R	2
H	6
RBI	2
BB	0
SO	3
LOB	6



Batter	1	2	3	4	5	6	7	8	9	10	AB R H RBI BB SO LOB	TOP													
George Brett, L (1, 5) OBP: 0.405, SLG: 0.458 Bob Heise, R (9, 5) OBP: 0.333, SLG: 0.333	0-0 4-3		4-0 BB		0-0 6-3		0-0 CS 1B			0-3 K	3 0 1 0 1 0 1 1 0 0 0 0 1 1	Kansas City Royals @ Texas Rangers Arlington Stadium, Arlington, TX Sat May 07 1977, 8:05 PM EDT Att: 22,166 - Unknown - 81 F													
Hal McRae, R (1, 10) OBP: 0.398, SLG: 0.450	0-0 F9		0-0 F9		0-0 1B		0-0 F9 1-2			0-0 1B	5 0 2 1 0 0 3														
Tom Poquette, L (1, 7) OBP: 0.387, SLG: 0.439 Joe Zdeb, R (10, PH) OBP: 0.357, SLG: 0.273 (10, 7)	0-0 G3			0-0 P6	0-0 4-3			0-0 G3		0-0 SF8 3-H	4 0 0 0 0 0 1 0 0 0 1 0 0 0														
John Mayberry, L (1, 3) OBP: 0.304, SLG: 0.379		0-3 K		0-0 5-3		0-0 4-3		0-3 K		4-0 BB	4 0 0 0 1 2 0														
Amos Otis, R (1, 8) OBP: 0.291, SLG: 0.450		0-0 5-3		0-0 5-3		0-0 HR		0-0 6-3		0-0 6-3	5 1 1 1 0 0 2														
Darrell Porter, L (1, 2) OBP: 0.402, SLG: 0.449 John Wathan, R (4, 2) OBP: 0.200, SLG: 0.200		0-0 1-3			0-0 FC1 E 1B	0-0 5-3			0-3 K		1 0 0 0 0 0 0 3 1 1 0 0 1 0														
Al Cowens, R (1, 9) OBP: 0.339, SLG: 0.548			0-0 P6		0-0 E SF8 1B	0-0 HR		0-0 F8			4 2 2 1 0 0 0														
Freddie Patek, R (1, 6) OBP: 0.356, SLG: 0.422			0-0 F8		0-0 FC1 SF8 1B	0-0 F7		0-0 F9			4 1 0 0 0 0 1														
Cookie Rojas, R (1, 4) OBP: 0.333, SLG: 0.389 Frank White, R (7, 4) OBP: 0.253, SLG: 0.300			0-0 2B		0-0 SF8 2-3 3-H		0-0 F7			4-0 1B SF8 BB	2 0 1 1 0 0 0 0 1 0 0 1 0 0														
Inning Stats	R: 0 E: 0 K: 0 S: 3	H: 0 LOB: 0 BB: 0 P: 3	R: 0 E: 0 K: 1 S: 5	H: 0 LOB: 0 BB: 0 P: 5	R: 0 E: 0 K: 0 S: 4	H: 1 LOB: 2 BB: 1 P: 8	R: 0 E: 0 K: 0 S: 3	H: 0 LOB: 0 BB: 0 P: 3	R: 3 E: 1 K: 0 S: 7	H: 3 LOB: 1 BB: 0 P: 7	R: 2 E: 0 K: 0 S: 5		H: 2 LOB: 0 BB: 0 P: 5	R: 0 E: 0 K: 1 S: 5	H: 0 LOB: 0 BB: 0 P: 5	R: 0 E: 0 K: 1 S: 5	H: 0 LOB: 0 BB: 0 P: 5	R: 0 E: 0 K: 1 S: 5	H: 0 LOB: 0 BB: 0 P: 5	R: 1 E: 0 K: 1 S: 6	H: 1 LOB: 2 BB: 2 P: 14	1B: 5 2B: 1 3B: 0 HR: 2	SF: 2 SAC: 0 DP: 0 HBP: 0	WP: 0 PB: 0 SB: 0 CS: 1	PA: 41
PITCHER	IP 9.0	WLS L	BF 35	H 7	R 5	ER 2	SO 3	BB 1	IBB 0	HBP 0	BLK 0	WP 0	HR 2	S 40	P 44	ERA 2.00	WHIP 0.889								
Gaylord Perry, R (1, 1) ERA: 6.69																									
Adrian Devine, R (10, 1) ERA: 1.64	0.1		3	1	1	1	1	1	0	0	0	0	0	4	8	27.00	6.000								
Darold Knowles, L (10, 1) ERA:	0.2		3	0	0	0	0	1	0	0	0	0	0	2	6	0.00	1.500								

livebaseballscores.com

AB	36
R	6
H	8
RBI	5
BB	3
SO	4
LOB	9



BOTTOM

Kansas City Royals @ Texas Rangers
Arlington Stadium, Arlington, TX
Sat May 07 1977, 8:05 PM EDT
Att. 22,166 - Unknown - 81 F

livebaseballscores.com

AB	39
R	5
H	11
RBI	5
BB	5
SO	9
LOB	25



WP	1	PA	46
PB	0		
SB	1		
CS	2		

AB	R	H	RBI	BB	SO	LOB
2	0	0	0	0	1	1
4	0	1	1	0	1	3

4	1	2	0	1	0	1
---	---	---	---	---	---	---

4	1	2	2	1	2	3
---	---	---	---	---	---	---

1	0	0	0	1	1	3
2	0	0	0	1	1	4

5	0	0	0	0	2	4
---	---	---	---	---	---	---

5	1	2	0	0	0	1
---	---	---	---	---	---	---

1	0	0	0	1	1	1
3	0	1	0	0	0	0

4	1	1	1	0	0	2
---	---	---	---	---	---	---

4	1	2	1	0	0	2
---	---	---	---	---	---	---

1B	7	SF	0
2B	2	SAC	2
3B	1	DP	1
HR	1	HBP	0

Batter	1	2	3	4	5	6	7	8	9	10
Claudell Washington, L (1, 7) OBP: 0.406, SLG: 0.523 Dave May, L (4, PH) OBP: 0.185, SLG: 0.269 (5, 7)	0-3 K		X 0-0 FC1	X 0-0 G3			X 0-0 FC5-4 1B		X 0-0 4-3	0-3 K
Bert Campaneris, R (1, 6) OBP: 0.356, SLG: 0.435	0-0 5-3		4-0 BB		X 0-0 BB 1B		X 0-0 FC5-4 1B 1-2f		X 0-0 3-H HR 1B	
Mike Hargrove, L (1, 3) OBP: 0.455, SLG: 0.500	0-3 K		0-3 K		4-0 BB G4-6-3 1B		X 0-0 1-3 1B		X 0-0 1-H HR	
Willie Horton, R (1, 10) OBP: 0.300, SLG: 0.448 Roy Howell, L (5, PH)		4-0 BB	0-3 K		0-3 K		X 0-0 L9		4-0 BB	
Ken Henderson, S (1, 9)	0-0 F9			X 0-0 F7	X 0-0 G4-6-3			0-3 K	0-3 K	
Toby Harrah, R (1, 5) OBP: 0.416, SLG: 0.597	0-0 F7			X 0-0 WP SH 2B		X 0-0 F7		X 0-0 5-3		X 0-0 2B FC1 1B
Bump Wills, S (1, 4) OBP: 0.329, SLG: 0.392 Sandy Alomar Sr., S (5, 4) OBP: 0.400, SLG: 0.529	0-3 K		4-0 SH CS WP BB		X 0-0 F5		X 0-0 G3		X 0-0 1-3 2B	
Jim Sundberg, R (1, 2) OBP: 0.235, SLG: 0.213			X 0-0 E SH1-3 1B	X 0-0 SH CS 1B		X 0-0 F2		X 0-0 6-3	X 0-0 6-3	
Juan Beniquez, R (1, 8) OBP: 0.297, SLG: 0.333			X 0-0 SH1-3	X 0-0 S 1B		X 0-0 1-3		X 0-0 4-3 3B	X 0-0 FC1	

Inning Stats	R: 0	H: 0	E: 0	K: 2	S: 7	R: 0	H: 0	E: 0	K: 1	S: 5	R: 0	H: 1	E: 1	K: 2	S: 9	R: 2	H: 2	E: 0	K: 0	S: 5	R: 0	H: 1	E: 0	K: 1	S: 5	R: 0	H: 0	E: 0	K: 0	S: 3	R: 0	H: 2	E: 0	K: 0	S: 5	R: 0	H: 0	E: 0	K: 1	S: 5	R: 3	H: 3	E: 0	K: 1	S: 8	R: 0	H: 2	E: 0	K: 1	S: 7	1B: 7	2B: 2	3B: 1	HR: 1	SF: 0	SAC: 2	DP: 1	HBP: 0
--------------	------	------	------	------	------	------	------	------	------	------	------	------	------	------	------	------	------	------	------	------	------	------	------	------	------	------	------	------	------	------	------	------	------	------	------	------	------	------	------	------	------	------	------	------	------	------	------	------	------	------	-------	-------	-------	-------	-------	--------	-------	--------

PITCHER	IP	WLS	BF	H	R	ER	SO	BB	IBB	HBP	BLK	WP	HR	S	P	ERA	WHIP
Dennis Leonard, R (1, 1) ERA: 3.46	8.2		38	8	4	4	7	4	0	0	0	1	0	48	64	4.15	1.385
Tom Hall, L (9, 1) ERA: 3.0	0.0		2	1	1	1	0	1	0	0	0	0	1	1	5	∞	∞
Mark Littell, R (9, 1) ERA: 2.12	1.1	W	6	2	0	0	2	0	0	0	0	0	0	10	10	0.00	1.500

PITCHER	IP	WLS	BF	H	R	ER	SO	BB	IBB	HBP	BLK	WP	HR	S	P	ERA	WHIP
Dennis Leonard, R (1, 1) ERA: 3.46	8.2		38	8	4	4	7	4	0	0	0	1	0	48	64	4.15	1.385
Tom Hall, L (9, 1) ERA: 3.0	0.0		2	1	1	1	0	1	0	0	0	0	1	1	5	∞	∞
Mark Littell, R (9, 1) ERA: 2.12	1.1	W	6	2	0	0	2	0	0	0	0	0	0	10	10	0.00	1.500

PITCHER	IP	WLS	BF	H	R	ER	SO	BB	IBB	HBP	BLK	WP	HR	S	P	ERA	WHIP
Dennis Leonard, R (1, 1) ERA: 3.46	8.2		38	8	4	4	7	4	0	0	0	1	0	48	64	4.15	1.385
Tom Hall, L (9, 1) ERA: 3.0	0.0		2	1	1	1	0	1	0	0	0	0	1	1	5	∞	∞
Mark Littell, R (9, 1) ERA: 2.12	1.1	W	6	2	0	0	2	0	0	0	0	0	0	10	10	0.00	1.500

Batter	1	2	3	4	5	6	7	8	9	AB R H RBI BB SO LOB	TOP	
Davey Nelson, R (1, 4) OBP: 0.400, SLG: 0.600	0-0 6-3 2B		0-0 5-3			0-0 F9		0-0 CS 1B		4 0 2 0 0 0 0		
Tom Poquette, L (1, 7) OBP: 0.379, SLG: 0.426	0-3 K		0-0 6-3			0-0 1B		0-0 CS 1-2	0-0 4-3	4 0 1 0 0 1 1		
Hal McRae, R (1, 10) George Brett, L (9, PR) OBP: 0.394, SLG: 0.443 OBP: 0.405, SLG: 0.458	0-0 6-3 2-3		0-0 6-3			0-0 F9			0-0 WP 1B	4 0 1 0 0 0 2 0 0 0 0 0 0 0		
John Mayberry, L (1, 3) OBP: 0.303, SLG: 0.368	0-3 K			0-0 5-3		0-3 K			4-0 1-3 G6-4-3 BB	3 0 0 0 1 2 2		
Darrell Porter, L (1, 2) Amos Otis, R (9, PH) OBP: 0.388, SLG: 0.431 OBP: 0.288, SLG: 0.446		0-0 E3 2B 1B		0-3 K			0-0 G3		0-0 G6-4-3 1-2f	3 1 0 0 0 1 0 1 0 0 0 0 0 2		
Al Cowens, R (1, 8) OBP: 0.339, SLG: 0.538		0-3 K		0-0 F7			4-0 BB G6-4-3 BB			2 0 0 0 1 1 1		
Ralph LaCock, L (1, 9) OBP: 0.200, SLG: 0.303					0-0 6-3		0-0 G6-4-3 1-2f			3 1 1 0 0 0 1		
Cookie Rojas, R (1, 5) OBP: 0.333, SLG: 0.381					0-0 P4			0-0 F8		3 0 1 2 0 0 0		
Freddie Patek, R (1, 6) OBP: 0.346, SLG: 0.409					0-0 4-3			0-0 F3		3 0 0 0 0 0 1		
Inning Stats	R: 0 H: 1 E: 0 LOB: 1 K: 2 BB: 0 S: 8 P: 8	R: 2 H: 2 E: 1 LOB: 0 K: 1 BB: 0 S: 7 P: 7	R: 0 H: 0 E: 0 LOB: 0 K: 0 BB: 0 S: 3 P: 3	R: 0 H: 0 E: 0 LOB: 0 K: 1 BB: 0 S: 5 P: 5	R: 0 H: 0 E: 0 LOB: 0 K: 0 BB: 0 S: 3 P: 3	R: 0 H: 1 E: 0 LOB: 1 K: 1 BB: 0 S: 6 P: 6	R: 0 H: 0 E: 0 LOB: 0 K: 0 BB: 1 S: 2 P: 6	R: 0 H: 1 E: 0 LOB: 0 K: 0 BB: 0 S: 3 P: 3	R: 0 H: 1 E: 0 LOB: 2 K: 0 BB: 1 S: 3 P: 7	1B: 4 SF: 0 2B: 3 SAC: 0 3B: 0 DP: 3 HR: 0 HBP: 0	WP: 2 PA: 33 PB: 0 SB: 0 CS: 1	
PITCHER Bert Blyleven, R (1, 1) ERA: 1.45 Darold Knowles, L (9, 1) ERA:	IP WLS BF H R ER SO BB IBB HBP BLK WP HR S P ERA WHIP	8.1 W 31 6 2 1 5 2 0 0 0 1 0 39 47 1.08 0.960	0.2 S 1 0 0 0 0 0 0 0 0 0 0 0 1 1 0.00 0.000									PITCHER IP WLS BF H R ER SO BB IBB HBP BLK WP HR S P ERA WHIP

Kansas City Royals @ Texas Rangers
Arlington Stadium, Arlington, TX
Sun May 08 1977, 4:33 AM EDT
Att. 15,581 - Unknown - 87 F

livebaseballscorecards.com

AB	30
R	2
H	6
RBI	2
BB	2
SO	5
LOB	10



Batter	1	2	3	4	5	6	7	8	9	AB	R	H	RBI	BB	SO	LOB
Claudell Washington, L OBP: 0.419, SLG: 0.543 (1, 7)	0-0 SH1-4 FC4-2 2B	0-0 G4-3 1-2f		0-0 F9		0-0 1B		0-0 F7 1B		5	0	3	0	0	0	2
Bert Campaneris, R OBP: 0.352, SLG: 0.421 (1, 6)	0-0 SH1-4 2-3		0-0 B1-3		4-0 F9 1B 2B BB	0-0 F7		0-0 F7 1-2		3	1	0	0	1	0	2
Mike Hargrove, L OBP: 0.462, SLG: 0.500 (1, 3)	0-0 FC4-2 HR		1-0 E HBP		0-0 2B 1-2 1B	0-0 F7		0-0 HR 1B		4	2	2	0	0	0	2
Willie Horton, R OBP: 0.323, SLG: 0.556 (1, 10)	0-0 HR 1-H		0-3 K		0-3 K		0-0 BB SH1-3 1B	0-0 HR 1-H		5	2	3	4	0	2	3
Ken Henderson, S OBP: 0.301, SLG: 0.418 (1, 9)	0-0 2B 1B		0-0 E6 FC6-4 1-3		0-0 F9		0-0 SH1-3 1-2	0-0 6-3		4	0	1	0	0	0	3
Toby Harrah, R OBP: 0.430, SLG: 0.625 (1, 5)	0-0 1-3 2B		0-0 FC6-4 1-2f		0-0 2B		4-0 BB IBB			3	0	2	1	1	0	2
Bump Wills, S OBP: 0.337, SLG: 0.382 (1, 4)	0-3 K			0-0 E4	4-0 IBB		4-0 1-2 2-3 BB			2	0	0	0	2	1	2
Jim Sundberg, R OBP: 0.236, SLG: 0.203 (1, 2)		4-0 FC5-4 BB		0-0 F8	0-0 F9		0-3 K			3	0	0	0	1	1	7
Juan Beniquez, R OBP: 0.282, SLG: 0.314 (1, 8)		0-0 FC5-4 G4-3 1-2f		0-0 F8		0-0 F9	0-0 P4			4	0	0	0	0	0	5

Inning Stats	R: 2	H: 4	E: 0	K: 1	S: 9	LOB: 2	BB: 0	P: 9	R: 0	H: 0	E: 0	K: 0	S: 2	LOB: 0	BB: 1	P: 6	R: 0	H: 0	E: 1	K: 1	S: 6	LOB: 2	BB: 0	P: 7	R: 0	H: 0	E: 1	K: 0	S: 4	LOB: 1	BB: 0	P: 4	R: 1	H: 2	E: 0	K: 1	S: 7	LOB: 3	BB: 2	P: 15	R: 0	H: 1	E: 0	K: 0	S: 4	LOB: 1	BB: 0	P: 4	R: 0	H: 1	E: 0	K: 1	S: 6	LOB: 3	BB: 2	P: 14	R: 2	H: 3	E: 0	K: 0	S: 5	LOB: 0	BB: 0	P: 5
--------------	------	------	------	------	------	--------	-------	------	------	------	------	------	------	--------	-------	------	------	------	------	------	------	--------	-------	------	------	------	------	------	------	--------	-------	------	------	------	------	------	------	--------	-------	-------	------	------	------	------	------	--------	-------	------	------	------	------	------	------	--------	-------	-------	------	------	------	------	------	--------	-------	------

PITCHER	IP	WLS	BF	H	R	ER	SO	BB	IBB	HBP	BLK	WP	HR	S	P	ERA	WHIP
Marty Pattin, R ERA: 4.3 (1, 1)	4.2	L	25	6	3	3	3	2	1	1	0	0	1	27	40	5.79	1.714
Doug Bird, R ERA: 3.63 (5, 1)	2.1		11	2	0	0	1	1	1	0	0	0	0	11	19	0.00	1.286
Steve Mingori, L ERA: 6.08 (8, 1)	1.0		5	3	2	2	0	0	0	0	0	0	1	5	5	18.00	3.000

BOTTOM

Kansas City Royals @ Texas Rangers
Arlington Stadium, Arlington, TX

Sun May 08 1977, 4:33 AM EDT
Att: 15,581 - Unknown - 87 F

AB	33
R	5
H	11
RBI	5
BB	5
SO	4
LOB	28

livebaseballscores.com



1B: 6	SF: 0	WP: 0	PA: 41
2B: 3	SAC: 2	PB: 0	
3B: 0	DP: 1	SB: 0	
HR: 2	HBP: 1	CS: 0	

Batter	1	2	3	4	5	6	7	8	9	AB R H RBI BB SO LOB	TOP
Gil Flores, R OBP: 0.556, SLG: 0.875 (1, 8) X	0-0 SH5-3 E 1B	0-3 K		H 1-0 S 1B HBP		X 0-0 SH1-4 1-2		X 0-0 F7	X 0-0 6-3	4 2 1 0 0 1 1	
Jerry Remy, L OBP: 0.368, SLG: 0.370 (1, 4) X	0-0 SH5-3 E 1B	4-0 1B BB		X 0-0 2B 1-H 1B		BB 4-0 E BB		SS 0-3 K		3 1 2 1 2 1 0	
Dave Chalk, R OBP: 0.411, SLG: 0.452 (1, 5) X	0-0 SH5-3 1-2 2-3 1B	0-0 1B		X 0-0 1-3 2B		X 0-0 E5 1-2 2-3 G6-4-3		X 0-0 2B 1B		4 1 3 0 0 0 2	
Joe Rudi, R OBP: 0.355, SLG: 0.491 (1, 7) B B B	4-0 E BB	0-3 K		X 0-0 P6		X 0-0 G6-4-3 1-2f		X 0-0 1-H 2B		4 0 1 1 1 1 7	
Bobby Bonds, R OBP: 0.344, SLG: 0.450 (1, 9) X	0-0 F9		X 0-0 1-3	SS 0-3 K		X 0-0 F9		BB 4-0 BB		4 0 0 0 1 1 5	
Don Baylor, R OBP: 0.304, SLG: 0.468 (1, 3) X	0-0 E4		X 0-0 L7	SS 0-3 K		X 0-0 6-3		X 0-0 L7		5 0 0 0 0 1 3	
Dan Briggs, L OBP: 0.269, SLG: 0.333 (8, 3)	1-2 2-H 3-H 1B									0 0 0 0 0 0 0	
Bruce Bochte, L OBP: 0.336, SLG: 0.390 (1, 10) X	0-0 F7		X 0-0 2B	X 0-0 L9-3 1B		X 0-0 HBP 1B		X 0-0 CS 1B		5 0 4 0 0 0 2	
Bobby Grich, R OBP: 0.357, SLG: 0.400 (1, 6) X		X 0-0 4-3	X 0-0 6-3	X 0-0 L9-3 1-2		H 1-0 HBP		SS 0-3 K		4 0 0 0 0 1 3	
Terry Humphrey, R OBP: 0.317, SLG: 0.304 (1, 2) X		X 0-0 HR		X 0-0 5-3		H 1-0 E SH1-4 HBP		BB 4-0 BB		3 1 1 1 1 0 2	
Inning Stats	R: 2 E: 1 K: 0 S: 6 H: 2 LOB: 2 BB: 1 P: 10	R: 1 E: 0 K: 2 S: 9 H: 2 LOB: 2 BB: 1 P: 13	R: 0 E: 0 K: 0 S: 4 H: 1 LOB: 1 BB: 0 P: 4	R: 1 E: 0 K: 1 S: 7 H: 2 LOB: 2 BB: 0 P: 8	R: 0 E: 0 K: 1 S: 5 H: 1 LOB: 0 BB: 0 P: 5	R: 0 E: 1 K: 0 S: 3 H: 0 LOB: 2 BB: 1 P: 8	R: 0 E: 0 K: 0 S: 4 H: 1 LOB: 2 BB: 0 P: 5	R: 1 E: 0 K: 1 S: 7 H: 2 LOB: 2 BB: 1 P: 11	R: 0 E: 0 K: 1 S: 5 H: 1 LOB: 1 BB: 1 P: 9	1B: 8 2B: 4 3B: 0 HR: 1 SF: 0 SAC: 2 DP: 2 HBP: 3	WP: 0 PB: 0 SB: 1 CS: 1 PA: 46
PITCHER	IP WLS BF H R ER SO BB IBB HBP BLK WP HR S P ERA WHIP	IP WLS BF H R ER SO BB IBB HBP BLK WP HR S P ERA WHIP	IP WLS BF H R ER SO BB IBB HBP BLK WP HR S P ERA WHIP	IP WLS BF H R ER SO BB IBB HBP BLK WP HR S P ERA WHIP	IP WLS BF H R ER SO BB IBB HBP BLK WP HR S P ERA WHIP	IP WLS BF H R ER SO BB IBB HBP BLK WP HR S P ERA WHIP	IP WLS BF H R ER SO BB IBB HBP BLK WP HR S P ERA WHIP	IP WLS BF H R ER SO BB IBB HBP BLK WP HR S P ERA WHIP	IP WLS BF H R ER SO BB IBB HBP BLK WP HR S P ERA WHIP	IP WLS BF H R ER SO BB IBB HBP BLK WP HR S P ERA WHIP	IP WLS BF H R ER SO BB IBB HBP BLK WP HR S P ERA WHIP
Jim Colborn, R ERA: 2.61 (1, 1)	7.0 L 36 9 4 2 4 3 0 3 0 0 1 38 53 2.57 1.714										
Larry Gura, L ERA: 2.31 (8, 1)	0.2 4 2 1 1 1 0 0 0 0 0 0 6 6 13.50 3.000										
Mark Littell, R ERA: 1.96 (8, 1)	1.1 6 1 0 0 0 1 2 0 0 0 0 0 6 14 0.00 2.250										

California Angels @ Kansas City Royals
Royals Stadium, Kansas City, MO
Mon May 09 1977, 8:05 PM EDT
Att. 21,901 - Unknown - 66 F

livebaseballscorecards.com

AB	36
R	5
H	12
RBI	3
BB	5
SO	6
LOB	25



Batter	1	2	3	4	5	6	7	8	9	AB	R	H	RBI	BB	SO	LOB
Tom Poquette, L OBP: 0.371, SLG: 0.415 (1, 7)	0-0 4-3		0-0 6-3		0-0 P3-1-6		0-0 G4-6-3 1B			4	0	1	0	0	0	1
Hal McRae, R OBP: 0.397, SLG: 0.436 (1, 10)	4-0 3B BB		4-0 BB		0-0 L8		0-0 G4-6-3 1B			2	1	0	0	2	0	2
Al Cowens, R OBP: 0.336, SLG: 0.545 (1, 9)	0-0 1-H FC5-2 3B		0-3 K		0-0 F8		0-0 5-3			4	0	1	1	0	1	3
John Mayberry, L OBP: 0.309, SLG: 0.367 (1, 3)	4-0 FC5-2 BB		0-0 F2		0-0 3B 1B		0-0 6-3			3	1	1	0	1	0	1
Amos Otis, R OBP: 0.278, SLG: 0.429 (1, 8)	0-0 1-2 3-H FC5-2		0-0 6-3		0-0 P4		0-3 K			4	0	0	0	0	1	3
Darrell Porter, L OBP: 0.382, SLG: 0.447 (1, 2)	0-0 F7		0-3 K		0-0 1-H 3B		0-0 F7			4	0	1	1	0	1	2
Cookie Rojas, R OBP: 0.321, SLG: 0.400 (1, 5)		0-0 5-3		0-0 2B		0-0 6-3		0-0 5-3		4	0	1	0	0	0	1
Freddie Patek, R OBP: 0.343, SLG: 0.396 (1, 6)		0-3 K		0-3 K		4-0 1B S G4-6-3 BB		0-3 K		3	1	0	0	1	3	1
Frank White, R OBP: 0.258, SLG: 0.305 (1, 4)		0-0 6-3			0-0 P3-1-6 1B		0-0 G4-6-3 1B		0-3 K	2	0	1	0	0	0	0
Ralph LaCock, L OBP: 0.222, SLG: 0.324 (7, PH)										1	0	1	0	0	0	0
Bob Heise, R OBP: 0.333, SLG: 0.333 (7, PR)										0	0	0	0	0	0	0
Davey Nelson, R OBP: 0.333, SLG: 0.500 (8, 4)										1	0	0	0	0	1	0
Davey Nelson, R OBP: 0.333, SLG: 0.500 (9, PH)																

Inning Stats	R: 1	H: 1	E: 0	K: 0	S: 4	H: 1	LOB: 2	BB: 2	P: 12	R: 0	H: 0	E: 0	K: 1	S: 5	H: 0	LOB: 0	BB: 0	P: 5	R: 0	H: 0	E: 0	K: 1	S: 5	H: 0	LOB: 1	BB: 1	P: 9	R: 0	H: 1	E: 0	K: 2	S: 8	H: 1	LOB: 1	BB: 0	P: 8	R: 0	H: 1	E: 0	K: 0	S: 3	H: 2	LOB: 1	BB: 0	P: 5	R: 1	H: 2	E: 0	K: 0	S: 4	H: 2	LOB: 2	BB: 1	P: 8	R: 0	H: 0	E: 0	K: 1	S: 5	H: 0	LOB: 0	BB: 0	P: 5	R: 0	H: 0	E: 0	K: 2	S: 7	H: 0	LOB: 0	BB: 0	P: 7	1B: 4	SF: 0	2B: 2	SAC: 0	3B: 2	DP: 2	HR: 0	HBP: 0	WP: 0	PA: 36
PITCHER	IP	WLS	BF	H	R	ER	SO	BB	IBB	HBP	BLK	WP	HR	S	P	ERA	WHIP																																																																	
Wayne Simpson, R ERA: 5.72 (1, 1)	6.0	W	26	5	3	3	4	4	0	0	0	0	0	30	46	4.50	1.500																																																																	
Paul Hartzell, R ERA: 3.26 (7, 1)	3.0	S	10	2	0	0	3	0	0	0	0	0	0	16	16	0.00	0.667																																																																	

BOTTOM

California Angels @ Kansas City Royals
Royals Stadium, Kansas City, MO

Mon May 09 1977, 8:05 PM EDT
Att: 21,901 - Unknown - 66 F

AB	32
R	3
H	7
RBI	2
BB	4
SO	7
LOB	14



Batter	1	2	3	4	5	6	7	8	9	AB R H RBI BB SO LOB	TOP		
Gil Flores, R OBP: 0.500, SLG: 0.846 (1, 8) X	0-0 4-3 1B		0-0 1B 2B		0-3 K		0-0 CS 1-3 3-H 2B		0-0 F8	5 1 2 1 0 1 0			
Jerry Remy, L OBP: 0.377, SLG: 0.375 (1, 4) B B B	4-0 FC1-4 BB		0-0 2-H 1B			0-0 F8	0-0 CS 1B		0-0 F8	4 0 2 2 1 0 0			
Dave Chalk, R OBP: 0.410, SLG: 0.443 (1, 5) X	0-0 F8			0-0 F8		0-0 CS 1B	4-0 1-2 2-3 BB		0-0 G3	4 0 1 0 1 0 1			
Joe Rudi, R OBP: 0.352, SLG: 0.509 (1, 7) X	0-0 FC1-4 1-2f			0-3 K		0-0 1-2 HR	0-0 F7			4 1 1 1 0 1 3			
Bobby Bonds, R OBP: 0.341, SLG: 0.443 (1, 9) S S S		0-3 K		0-0 S S 1B		0-3 K		0-0 6-3		4 0 1 0 0 2 0			
Don Baylor, R OBP: 0.318, SLG: 0.468 (1, 10) X		0-0 F9		4-0 1-2 S BB			0-0 SH3 E 1B	4-0 2B BB		2 2 1 0 2 0 0			
Ron Jackson, R OBP: 0.269, SLG: 0.347 (1, 3) X		0-0 5-3		0-0 1-2 2-3 6-3			0-0 SH3 1-2	0-0 F9		3 0 0 0 0 0 3			
Bobby Grich, R OBP: 0.361, SLG: 0.407 (1, 6) X			0-0 P5		0-0 F2		4-0 E FC1 2B IBB	0-0 1-H 2B		3 1 1 1 1 0 0			
Terry Humphrey, R OBP: 0.299, SLG: 0.283 (1, 2) S S S			0-3 K		0-0 4-3		0-0 FC1 2B 1-3 2-H 1B	0-0 6-3		4 1 0 0 0 1 2			
Inning Stats	R: 0 E: 0 K: 0 S: 3 H: 0 LOB: 1 BB: 1 P: 7	R: 0 E: 0 K: 1 S: 5 H: 0 LOB: 0 BB: 0 P: 5	R: 1 E: 0 K: 1 S: 6 H: 2 LOB: 1 BB: 0 P: 6	R: 0 E: 0 K: 1 S: 6 H: 1 LOB: 2 BB: 1 P: 10	R: 0 E: 0 K: 1 S: 5 H: 0 LOB: 0 BB: 0 P: 5	R: 1 E: 0 K: 1 S: 6 H: 2 LOB: 0 BB: 0 P: 6	R: 3 E: 1 K: 0 S: 6 H: 3 LOB: 2 BB: 2 P: 14	R: 1 E: 0 K: 0 S: 4 H: 1 LOB: 1 BB: 1 P: 8	R: 0 E: 0 K: 0 S: 3 H: 0 LOB: 0 BB: 0 P: 3	1B: 5 2B: 3 3B: 0 HR: 1 SF: 0 SAC: 1 DP: 0 HBP: 0	WP: 0 PB: 0 SB: 3 CS: 3 PA: 39		
PITCHER	IP WLS BF H R ER SO BB IBB HBP BLK WP HR S P ERA WHIP											PITCHER	IP WLS BF H R ER SO BB IBB HBP BLK WP HR S P ERA WHIP
Paul Splittorff, L ERA: 4.25 (1, 1)	6.2 L 30 8 5 4 5 3 1 0 0 0 0 1 36 52 5.40 1.650												
Doug Bird, R ERA: 3.86 (7, 1)	1.1 6 1 1 1 0 1 0 0 0 0 0 0 5 9 6.75 1.500												
Steve Mingori, L ERA: 5.65 (9, 1)	1.0 3 0 0 0 0 0 0 0 0 0 0 0 0 3 3 0.00 0.000												

California Angels @ Kansas City Royals
Royals Stadium, Kansas City, MO
Tue May 10 1977, 8:05 PM EDT
Att. 16,740 - Unknown

livebaseballscorecards.com

AB	33
R	6
H	9
RBI	5
BB	5
SO	5
LOB	9



Batter	1	2	3	4	5	6	7	8	9	AB R H RBI BB SO LOB	TOP																					
Claudell Washington, L OBP: 0.363, SLG: 0.471 (1, 7)	0-3 K	0-3 K		0-0 2-H 2B		0-0 6-3			0-0 6-3	5 0 1 1 0 2 3																						
Bert Campaneris, R OBP: 0.361, SLG: 0.420 (1, 6)	0-0 1B 1B	0-0 FC6-4		0-3 K			0-0 5-3		0-0 5-3	5 1 1 0 0 1 3																						
Mike Hargrove, L OBP: 0.422, SLG: 0.441 (1, 3)	0-0 F7		0-0 G3	0-0 F8			0-0 F9			4 0 0 0 0 0 2																						
Willie Horton, R OBP: 0.309, SLG: 0.494 (1, 10)	0-0 1B 1-2 1B		0-0 BB 1B		0-0 F9		0-3 K			4 0 2 0 0 1 0																						
Dave May, L OBP: 0.229, SLG: 0.324 (1, 9)	0-0 1-2 2-H 1B		0-3 K		0-0 4-3			0-0 1B 1B		4 0 2 1 0 1 1																						
Toby Harrah, R OBP: 0.394, SLG: 0.543 (1, 5)	0-0 F2		4-0 BB		0-0 P6			0-0 F9		3 0 0 0 1 0 3																						
Bump Wills, S OBP: 0.333, SLG: 0.385 (1, 4)		0-0 F8	0-3 K			0-0 SH1-4 1B		0-0 G6-3 1B		4 0 2 0 0 1 2																						
Jim Sundberg, R OBP: 0.272, SLG: 0.260 (1, 2)		0-0 1B 1B		0-0 WP 2B 1B		0-0 SH1-4		0-0 G6-3		3 1 2 0 0 0 2																						
Juan Beniquez, R OBP: 0.289, SLG: 0.309 (1, 8)		0-0 FC6-4 1B		0-0 L9		0-0 L4			0-0 4-3	4 0 1 0 0 0 2																						
Inning Stats	R: 1 E: 0 K: 1 S: 8	H: 3 LOB: 2 BB: 0 P: 8	R: 0 E: 0 K: 1 S: 7	H: 2 LOB: 2 BB: 0 P: 7	R: 0 E: 0 K: 2 S: 8	H: 1 LOB: 2 BB: 1 P: 12	R: 1 E: 0 K: 1 S: 7	H: 2 LOB: 1 BB: 0 P: 7	R: 0 E: 0 K: 0 S: 3	H: 0 LOB: 0 BB: 0 P: 3	R: 0 E: 0 K: 1 S: 5	H: 0 LOB: 0 BB: 0 P: 5	R: 0 E: 0 K: 0 S: 4	H: 2 LOB: 1 BB: 0 P: 4	R: 0 E: 0 K: 0 S: 3	H: 0 LOB: 0 BB: 0 P: 3	1B: 10 2B: 1 3B: 0 HR: 0	SF: 0 SAC: 1 DP: 1 HBP: 0	WP: 1 PB: 0 SB: 0 CS: 0	PA: 38												
PITCHER Dennis Leonard, R ERA: 3.19 (1, 1)	IP 9.0	WLS L	BF 38	H 11	R 2	ER 2	SO 6	BB 1	IBB 0	HBP 0	BLK 0	WP 1	HR 0	S 49	P 53	ERA 2.00	WHIP 1.333															
											PITCHER	IP	WLS	BF	H	R	ER	SO	BB	IBB	HBP	BLK	WP	HR	S	P	ERA	WHIP				

Texas Rangers @ Kansas City Royals
Royals Stadium, Kansas City, MO
Thu May 12 1977, 8:05 PM EDT
Att. 20,391 - Unknown - 75 F

livebaseballscorecards.com

AB 36
R 2
H 11
RBI 2
BB 1
SO 6
LOB 18



Batter	1	2	3	4	5	6	7	8	9	AB	R	H	RBI	BB	SO	LOB
Tom Poquette, L (1, 7) OBP: 0.346, SLG: 0.375	0-0 F2		0-0 F7			0-0 3-1		0-0 4-3		4	0	0	0	0	0	3
Hal McRae, R (1, 10) OBP: 0.388, SLG: 0.431	0-0 P3		0-0 F9			0-0 4-3 2B		0-0 6-3		4	0	1	0	0	0	4
Al Cowens, R (1, 9) OBP: 0.315, SLG: 0.508	0-3 K				0-3 K	0-0 4-3		0-0 6-3		4	0	0	0	0	2	1
John Mayberry, L (1, 3) OBP: 0.313, SLG: 0.351		4-0 BB		0-0 4-3		0-3 K		0-3 K		3	0	0	0	1	2	1
Amos Otis, R (1, 8) OBP: 0.276, SLG: 0.425		0-0 FC6-4 BB		0-0 G3			0-0 5-3	0-3 K		4	0	0	0	0	1	1
Darrell Porter, L (1, 2) OBP: 0.365, SLG: 0.415		0-0 G4-6-3			0-0 4-3		0-0 F8			3	0	0	0	0	0	1
Cookie Rojas, R (1, 5) OBP: 0.314, SLG: 0.355			0-0 F8		0-0 FC5-4 1B		0-0 G3			3	0	1	0	0	0	0
Freddie Patek, R (1, 6) OBP: 0.333, SLG: 0.382			0-0 BB 1B		0-0 FC5-4 1-2f		0-0 F9			3	0	1	0	0	0	1
Frank White, R (1, 4) OBP: 0.263, SLG: 0.291			4-0 BB 1B		0-0 5-3			0-0 4-3 2B		1	0	0	0	1	0	1
Ralph LaCock, L (8, PH) OBP: 0.237, SLG: 0.361										1	0	1	0	0	0	0
Bob Heise, R (8, PR) OBP: 0.333, SLG: 0.333										0	0	0	0	0	0	0
										0	0	0	0	0	0	0

Inning Stats	R: 0	H: 0	E: 0	K: 1	S: 5	R: 0	H: 0	E: 0	K: 0	S: 2	R: 0	H: 1	E: 0	K: 0	S: 4	R: 0	H: 0	E: 0	K: 1	S: 5	R: 0	H: 1	E: 0	K: 0	S: 4	R: 0	H: 0	E: 0	K: 0	S: 3	R: 0	H: 1	E: 0	K: 0	S: 4	R: 0	H: 0	E: 0	K: 2	S: 7	1B: 2	2B: 2	3B: 0	HR: 0	SF: 0	SAC: 0	DP: 1	HBP: 0	WP: 0	PA: 32
PITCHER Gaylord Perry, R (1, 1) ERA: 5.32	IP: 9.0	WLS: W	BF: 32	H: 4	R: 0	ER: 0	SO: 5	BB: 2	IBB: 0	HBP: 0	BLK: 0	WP: 0	HR: 0	S: 40	P: 48	ERA: 0.00	WHIP: 0.667																																	
PITCHER	IP	WLS	BF	H	R	ER	SO	BB	IBB	HBP	BLK	WP	HR	S	P	ERA	WHIP																																	

TEXAS RANGERS @ KANSAS CITY ROYALS
ROYALS STADIUM, KANSAS CITY, MO
 Thu May 12 1977, 8:05 PM EDT
 Att: 20,391 - Unknown - 75 F

AB	30
R	0
H	4
RBI	0
BB	2
SO	5
LOB	13



Batter	1	2	3	4	5	6	7	8	9	AB R H RBI BB SO LOB
Davey Nelson, R OBP: 0.364, SLG: 0.455 (1, 10)	0-0 F8 4-3 1B		0-3 K		0-0 5-3		0-0 F9		0-0 1-2 2-H 1B	5 1 2 1 0 1 0
Tom Poquette, L OBP: 0.354, SLG: 0.395 (1, 9)	0-0 4-3 1-2		0-0 2B		0-0 CS 1B		0-0 F7			4 0 2 0 0 0 1
Hal McRae, R OBP: 0.378, SLG: 0.417 (1, 7)	0-0 F8 2-3		0-0 F9		0-3 K 1-2			0-0 F8		4 0 0 0 0 1 3
Al Cowens, R OBP: 0.313, SLG: 0.500 (1, 8)	0-0 S 1B		0-0 P6			0-0 5-3		0-0 P5		4 0 1 1 0 0 1
Ralph LaCock, L OBP: 0.286, SLG: 0.385 (1, 3)	4-0 1-2 BB			0-0 1B 1B		0-3 K		0-0 1B		3 0 2 0 1 1 0
Cookie Rojas, R OBP: 0.308, SLG: 0.371 (1, 5)	0-0 F9			0-0 F8		0-0 1B 2B		0-3 K		4 1 1 0 0 1 4
John Wathan, R OBP: 0.333, SLG: 0.333 (1, 2)		0-0 5-3		0-0 PB 1B		0-0 2-H 1B		0-0 E4 FC1-5 BB		4 0 2 1 0 0 0
Freddie Patek, R OBP: 0.339, SLG: 0.381 (1, 6)		0-0 G1-6-3 1B		0-3 K 1-2		0-0 P4		4-0 FC1-5 1B BB		3 1 1 0 1 1 3
Frank White, R OBP: 0.253, SLG: 0.278 (1, 4)		0-0 G1-6-3 1-2f		0-0 6-3			0-0 F7		0-0 FC1-5 1B 1-2 2-3f	4 0 0 0 0 0 5

Inning Stats	R: 1 E: 0 K: 0 S: 5	H: 2 LOB: 2 BB: 1 P: 9	R: 0 E: 0 K: 0 S: 3	H: 1 LOB: 0 BB: 0 P: 3	R: 0 E: 0 K: 1 S: 6	H: 1 LOB: 1 BB: 0 P: 6	R: 0 E: 0 K: 1 S: 7	H: 2 LOB: 2 BB: 0 P: 7	R: 0 E: 0 K: 1 S: 5	H: 1 LOB: 0 BB: 0 P: 5	R: 1 E: 0 K: 1 S: 7	H: 2 LOB: 1 BB: 0 P: 7	R: 0 E: 0 K: 0 S: 3	H: 0 LOB: 0 BB: 0 P: 3	R: 0 E: 0 K: 1 S: 6	H: 1 LOB: 1 BB: 0 P: 6	R: 1 E: 1 K: 0 S: 3	H: 1 LOB: 2 BB: 1 P: 7	1B: 9 2B: 2 3B: 0 HR: 0	SF: 0 SAC: 0 DP: 1 HBP: 0	WP: 0 PB: 1 SB: 1 CS: 1	PA: 37
PITCHER Bert Blyleven, R ERA: 1.54 (1, 1)	IP 8.1 WLS L BF 37 H 11 R 3 ER 2 SO 5 BB 2 IBB 0 HBP 0 BLK 0 WP 0 HR 0 S 45 P 53 ERA 2.16 WHIP 1.560																					

TEXAS RANGERS @ KANSAS CITY ROYALS
ROYALS STADIUM, KANSAS CITY, MO
 Fri May 13 1977, 8:05 PM EDT
 Att. 20,872 - Unknown

AB	35
R	3
H	11
RBI	3
BB	2
SO	5
LOB	17



WP: 0	PA: 37
ERA	WHIP

livebaseballscorecards.com

Batter	1	2	3	4	5	6	7	8	9	AB R H RBI BB SO LOB	TOP																													
Claudell Washington, L OBP: 0.350, SLG: 0.448 (1, 7) X	0-0 G3			X 0-0 4-3		X 0-0 3-1		X 0-0 G3		4 0 0 0 0 0 0																														
Bert Campaneris, R OBP: 0.362, SLG: 0.412 (1, 6) X	0-0 1-3			X 0-0 F8		X 0-0 F8				3 0 0 0 0 0 0																														
Mike Hargrove, L OBP: 0.397, SLG: 0.410 (1, 3) X	0-0 L9			X 0-0 3-1		X 0-0 3-1				3 0 0 0 0 0 0																														
Willie Horton, R OBP: 0.307, SLG: 0.477 (1, 10)		X 0-0 F9			S S 0-3 K		X 0-0 F9			3 0 0 0 0 1 0																														
Tom Grieve, R OBP: 0.243, SLG: 0.371 (1, 9)		X 0-0 6-3			S S 0-3 K		X 0-0 L8			3 0 0 0 0 1 0																														
Toby Harrah, R OBP: 0.388, SLG: 0.515 (1, 5)		X 0-0 F7			H 1-0 S HBP		X 0-0 F8			2 0 0 0 0 0 0																														
Bump Wills, S OBP: 0.330, SLG: 0.378 (1, 4)			S S 0-3 K		S S 0-3 K		X 0-3 K			3 0 0 0 0 3 1																														
Jim Sundberg, R OBP: 0.264, SLG: 0.244 (1, 2)			X 0-0 4-3			B B B B 4-0 G6-4-3 BB		X 0-0 3-1		1 0 0 0 1 0 0																														
Bill Fahey, L OBP: 0.067, SLG: 0.067 (9, PH)										1 0 0 0 0 0 0																														
Juan Beniquez, R OBP: 0.271, SLG: 0.287 (1, 8)			S S 0-3 K			X 0-0 G6-4-3		X 0-0 F7		2 0 0 0 0 1 1																														
Dave May, L OBP: 0.243, SLG: 0.314 (9, PH)						1-2f				1 0 0 0 0 0 0																														
Inning Stats	R: 0 E: 0 K: 0 S: 3	H: 0 LOB: 0 BB: 0 P: 3	R: 0 E: 0 K: 0 S: 3	H: 0 LOB: 0 BB: 0 P: 3	R: 0 E: 0 K: 2 S: 7	H: 0 LOB: 0 BB: 0 P: 7	R: 0 E: 0 K: 0 S: 3	H: 0 LOB: 0 BB: 0 P: 3	R: 0 E: 0 K: 3 S: 9	H: 0 LOB: 1 BB: 0 P: 10	R: 0 E: 0 K: 0 S: 2	H: 0 LOB: 0 BB: 1 P: 6	R: 0 E: 0 K: 0 S: 3	H: 0 LOB: 0 BB: 0 P: 3	R: 0 E: 0 K: 1 S: 5	H: 0 LOB: 0 BB: 0 P: 5	R: 0 E: 0 K: 0 S: 3	H: 0 LOB: 0 BB: 0 P: 3	1B: 0 2B: 0 3B: 0 HR: 0	SF: 0 SAC: 0 DP: 1 HBP: 1	WP: 0 PB: 0 SB: 1 CS: 0	PA: 28																		
PITCHER Jim Colborn, R ERA: 2.23 (1, 1)	IP 9.0	WLS W	BF 28	H 0	R 0	ER 0	SO 6	BB 1	IBB 0	HBP 1	BLK 0	WP 0	HR 0	S 38	P 43	ERA 0.00	WHIP 0.111						PITCHER	IP 9.0	WLS W	BF 28	H 0	R 0	ER 0	SO 6	BB 1	IBB 0	HBP 1	BLK 0	WP 0	HR 0	S 38	P 43	ERA 0.00	WHIP 0.111

Texas Rangers @ Kansas City Royals
 Royals Stadium, Kansas City, MO
 Sat May 14 1977, 8:05 PM EDT
 Att. 29,978 - Unknown - 81 F

livebaseballscorecards.com

AB	26
R	0
H	0
RBI	0
BB	1
SO	6
LOB	2



Batter	1	2	3	4	5	6	7	8	9	AB	R	H	RBI	BB	SO	LOB
Davey Nelson, R OBP: 0.313, SLG: 0.333 (1, 10)	0-0 F9 ①		4-0 3B BB		0-0 4-3 ①	0-0 CS ③	0-0 6-3 ①	0-0 F9 ③		4	1	0	0	1	0	0
Tom Poquette, L OBP: 0.360, SLG: 0.425 (1, 9)	0-0 F9-3 1B		0-0 1B 3B		0-0 F8 ②		0-0 4-3 ②			4	1	2	1	0	0	0
Hal McRae, R OBP: 0.388, SLG: 0.419 Joe Zdeb, R OBP: 0.357, SLG: 0.273 (7, PR) (8, 7)	0-0 F9-3 1-2		0-0 1B 1B		4-0 BB		4-0 1B BB			2	0	1	1	2	0	1
Al Cowens, R OBP: 0.318, SLG: 0.500 (1, 8)		0-0 5-3 ①	0-0 1B 1-2		0-0 F8 ③		0-0 1B 1-3			4	0	2	0	0	0	1
Ralph LaCock, L OBP: 0.304, SLG: 0.442 (1, 3)		0-0 2B	0-0 P6 ③			0-0 3B 2B		0-0 F7 ③		4	1	2	0	0	0	4
Darrell Porter, L OBP: 0.370, SLG: 0.453 (1, 2)		0-3 K ②		0-0 6-3 ①		0-0 1B 3B 2-H		0-0 FC6-5 2B		4	1	2	1	0	1	1
Cookie Rojas, R OBP: 0.302, SLG: 0.385 (1, 5)		0-3 K ③		0-0 2B		0-3 K ①		0-0 FC6-5 3B 2-3		4	1	1	0	0	2	3
Freddie Patek, R OBP: 0.344, SLG: 0.404 (1, 6)			0-0 F9 ①	0-0 L4 ②		0-0 CS 1B 3-H		0-0 SH1 3B 1-H		4	1	2	2	0	0	1
Frank White, R OBP: 0.245, SLG: 0.269 (1, 4)			0-0 G3 ②	0-0 4-3 ③		0-0 F9 ②		0-0 SH1 ②		3	0	0	1	0	0	2

Inning Stats	R: 0	H: 1	E: 0	LOB: 0	K: 0	BB: 0	S: 3	P: 3
	R: 0	H: 1	E: 0	LOB: 1	K: 2	BB: 0	S: 8	P: 8
	R: 2	H: 3	E: 0	LOB: 2	K: 0	BB: 1	S: 6	P: 10
	R: 0	H: 1	E: 0	LOB: 1	K: 0	BB: 0	S: 4	P: 4
	R: 0	H: 0	E: 0	LOB: 1	K: 0	BB: 1	S: 3	P: 7
	R: 2	H: 3	E: 0	LOB: 0	K: 1	BB: 0	S: 7	P: 7
	R: 0	H: 1	E: 0	LOB: 2	K: 0	BB: 1	S: 4	P: 8
	R: 2	H: 2	E: 0	LOB: 0	K: 0	BB: 0	S: 5	P: 5

PITCHER	IP	WLS	BF	H	R	ER	SO	BB	IBB	HBP	BLK	WP	HR	S	P	ERA	WHIP
Tommy Boggs, R ERA: 5.93 (1, 1)	5.1	L	26	9	4	4	3	2	0	0	0	0	0	30	38	6.75	2.062
Mike Marshall, R ERA: 8.31 (6, 1)	2.2		11	3	2	2	0	1	0	0	0	0	0	10	14	6.75	1.500


BOTTOM

Texas Rangers @ Kansas City Royals
Royals Stadium, Kansas City, MO

Sat May 14 1977, 8:05 PM EDT
Att: 29,978 - Unknown - 81 F

livebaseballscorecards.com

AB	33
R	6
H	12
RBI	6
BB	3
SO	3
LOB	13



WP	PA	ERA	WHIP
0	38		
0			
1			
1			

Batter	1	2	3	4	5	6	7	8	9	AB R H RBI BB SO LOB
Bert Campaneris, R (1, 6) OBP: 0.370, SLG: 0.410	0-0 4-3		4-0 1B BB		0-0 F7		4-0 FC5-6 BB		0-0 1B	3 1 1 0 2 0 0
Bump Wills, S (1, 4) OBP: 0.342, SLG: 0.408	0-0 F3		0-0 1B SF9 1B		0-0 HR 3B		0-0 FC5-6		0-0 1B	5 2 3 0 0 0 2
Jim Fregosi, R (1, 3) OBP: 0.400, SLG: 1.000	0-0 HR		0-0 SF9 1B		0-0 6-3		0-3 K		0-0 6-3	5 1 2 2 0 1 5
Willie Horton, R (1, 7) OBP: 0.326, SLG: 0.596 Claudell Washington, L (8, 7) OBP: 0.350, SLG: 0.446	0-0 HR		0-0 SF9		0-0 HR					3 3 3 5 0 0 0 0 0 0 0 0 0 0
Tom Grieve, R (1, 9) OBP: 0.244, SLG: 0.342	0-0 6-3		0-0 F9		0-0 P2					3 0 0 0 1 0 1
Toby Harrah, R (1, 5) OBP: 0.383, SLG: 0.505		0-0 F7		0-0 F8		0-0 G5-4-3 1B		0-0 G5-4-3 BB		4 0 1 0 0 0 1
John Ellis, R (1, 10) OBP: 0.152, SLG: 0.152		0-0 F9		0-0 4-3		0-3 K		0-0 F8		4 0 0 0 0 1 1
Jim Sundberg, R (1, 2) OBP: 0.264, SLG: 0.256		0-0 4-3		0-0 2B		0-0 G5-4-3				4 0 1 0 0 1 1
Juan Beniquez, R (1, 8) OBP: 0.290, SLG: 0.319			0-0 1B 2B		0-3 K		0-0 FC5-6 BB CS 1B		0-0 CS 1B	4 0 3 0 0 1 1

Inning Stats	R: 2	H: 2	E: 0	LOB: 0	K: 0	BB: 0	S: 5	P: 5	R: 0	H: 0	E: 0	LOB: 0	K: 0	BB: 0	S: 3	P: 3	R: 2	H: 3	E: 0	LOB: 1	K: 0	BB: 1	S: 5	P: 9	R: 0	H: 1	E: 0	LOB: 1	K: 1	BB: 0	S: 6	P: 6	R: 2	H: 2	E: 0	LOB: 0	K: 0	BB: 0	S: 5	P: 5	R: 0	H: 1	E: 0	LOB: 0	K: 1	BB: 0	S: 5	P: 5	R: 0	H: 1	E: 0	LOB: 2	K: 1	BB: 1	S: 5	P: 9	R: 1	H: 1	E: 0	LOB: 0	K: 0	BB: 1	S: 3	P: 7	R: 0	H: 3	E: 0	LOB: 2	K: 1	BB: 0	S: 7	P: 7	1B: 7	SF: 1	2B: 3	SAC: 0	3B: 1	DP: 3	HR: 4	HBP: 0	WP: 0	PA: 39
--------------	------	------	------	--------	------	-------	------	------	------	------	------	--------	------	-------	------	------	------	------	------	--------	------	-------	------	------	------	------	------	--------	------	-------	------	------	------	------	------	--------	------	-------	------	------	------	------	------	--------	------	-------	------	------	------	------	------	--------	------	-------	------	------	------	------	------	--------	------	-------	------	------	------	------	------	--------	------	-------	------	------	-------	-------	-------	--------	-------	-------	-------	--------	-------	--------

PITCHER	IP	WLS	BF	H	R	ER	SO	BB	IBB	HBP	BLK	WP	HR	S	P	ERA	WHIP
Paul Splittorff, L (1, 1) ERA: 4.72	2.1	L	12	5	4	4	0	1	0	0	0	0	2	11	15	15.43	2.571
Doug Bird, R (3, 1) ERA: 3.86	4.2		18	5	2	2	3	1	0	0	0	0	1	23	27	3.86	1.286
Marty Pattin, R (8, 1) ERA: 4.32	2.0		9	4	1	1	1	1	0	0	0	0	1	10	14	4.50	2.500

Texas Rangers @ Kansas City Royals
Royals Stadium, Kansas City, MO
Sun May 15 1977, 4:33 AM EDT
Att: 19,983 - Unknown

livebaseballscorecards.com

AB	35
R	7
H	14
RBI	7
BB	3
SO	4
LOB	12



Batter	1	2	3	4	5	6	7	8	9	AB	R	H	RBI	BB	SO	LOB
Davey Nelson, R (1, 10) OBP: 0.300, SLG: 0.316	0-3 K		0-0 5-3			0-0 1B SF9	0-3 K			4	1	1	0	0	2	1
Tom Poquette, L (1, 9) OBP: 0.360, SLG: 0.422	0-0 4-3		0-0 G3			0-0 1-3 HR		0-0 G6-3		3	1	1	0	0	0	0
Joe Zdeb, R (8, PH) OBP: 0.400, SLG: 0.333								1B		1	0	1	0	0	0	0
Hal McRae, R (1, 7) OBP: 0.377, SLG: 0.409	0-3 K			0-0 F8		0-0 SF9		0-0 F8		3	0	0	1	0	1	1
Al Cowens, R (1, 8) OBP: 0.316, SLG: 0.515		0-0 E5		0-0 6-3		0-0 HR		0-0 G6-3		4	1	1	2	0	0	1
Ralph LaCock, L (1, 3) OBP: 0.306, SLG: 0.435		0-0 F7		0-0 4-3		0-0 E8			0-0 G3	3	0	1	0	0	0	1
Bob Heise, R (9, PH) OBP: 0.250, SLG: 0.250						1B				1	0	0	0	0	0	0
Darrell Porter, L (1, 2) OBP: 0.369, SLG: 0.443		4-0 BB		0-0 F7		0-0 F8			0-0 1B	2	0	0	0	1	0	1
John Wathan, R (9, PH) OBP: 0.400, SLG: 0.400		1-2 BB								1	0	1	0	0	0	0
Cookie Rojas, R (1, 5) OBP: 0.277, SLG: 0.349		0-0 F8		0-0 5-3			0-0 6-3		0-0 F7	4	0	0	0	0	0	3
Freddie Patek, R (1, 6) OBP: 0.333, SLG: 0.389		0-0 5-3		0-0 4-3			0-0 P3		0-3 K	4	0	0	0	0	1	3
Frank White, R (1, 4) OBP: 0.248, SLG: 0.281			0-3 K			0-0 5-3				3	0	1	0	0	1	0

Inning Stats	R: 0	H: 0	E: 0	K: 2	S: 7	LOB: 0	BB: 0	P: 7	R: 0	H: 0	E: 1	K: 0	S: 4	LOB: 2	BB: 1	P: 8	R: 0	H: 0	E: 0	K: 1	S: 5	LOB: 0	BB: 0	P: 5	R: 0	H: 0	E: 0	K: 0	S: 3	LOB: 0	BB: 0	P: 3	R: 3	H: 4	E: 1	K: 0	S: 7	LOB: 1	BB: 0	P: 7	R: 0	H: 1	E: 0	K: 1	S: 6	LOB: 1	BB: 0	P: 6	R: 0	H: 1	E: 0	K: 1	S: 3	LOB: 0	BB: 0	P: 3	R: 0	H: 1	E: 0	K: 1	S: 6	LOB: 1	BB: 0	P: 6	1B: 5	SF: 1	2B: 1	3B: 0	HR: 1	SAC: 0	DP: 1	HBP: 0	WP: 0	PB: 0	SB: 1	CS: 0	PA: 35
--------------	------	------	------	------	------	--------	-------	------	------	------	------	------	------	--------	-------	------	------	------	------	------	------	--------	-------	------	------	------	------	------	------	--------	-------	------	------	------	------	------	------	--------	-------	------	------	------	------	------	------	--------	-------	------	------	------	------	------	------	--------	-------	------	------	------	------	------	------	--------	-------	------	-------	-------	-------	-------	-------	--------	-------	--------	-------	-------	-------	-------	--------

PITCHER	IP	WLS	BF	H	R	ER	SO	BB	IBB	HBP	BLK	WP	HR	S	P	ERA	WHIP
Adrian Devine, R (1, 1) ERA: 2.5	5.2	W	22	3	3	3	3	1	0	0	0	0	1	27	31	4.76	0.706
Paul Lindblad, L (6, 1) ERA: 3.28	3.1	S	13	4	0	0	2	0	0	0	0	0	0	17	17	0.00	1.200


BOTTOM

Texas Rangers @ Kansas City Royals
Royals Stadium, Kansas City, MO

Sun May 15 1977, 4:33 AM EDT
Att. 19,983 - Unknown

livebaseballscorecards.com

AB	33
R	3
H	7
RBI	3
BB	1
SO	5
LOB	11



Batter	1	2	3	4	5	6	7	8	9	AB R H RBI BB SO LOB	TOP
Davey Nelson, R (1, 10) OBP: 0.240, SLG: 0.250	0-3 K		0-0 G3		0-0 4-3		0-0 6-3		0-3 K	5 0 0 1 0 2 3	Kansas City Royals @ Chicago White Sox Comiskey Park, Chicago, IL Wed May 18 1977, 8:05 PM EDT Att. 20,041 - Unknown - 87 F livebaseballscorecards.com
Hal McRae, R (1, 7) OBP: 0.378, SLG: 0.416	0-0 5-3		0-0 F8		0-0 F8			0-0 G3 2B	0-0 1B	5 0 2 1 0 0 1	
Al Cowens, R (1, 8) OBP: 0.305, SLG: 0.496	0-0 F2			0-0 F2		0-0 F7		0-0 P4	0-0 5-3	5 0 0 0 0 0 2	
John Mayberry, L (1, 3) OBP: 0.311, SLG: 0.342		0-0 4-3		4-0 1B BB		0-0 F9		0-0 G3		3 0 0 0 1 0 1	
Darrell Porter, L (1, 2) OBP: 0.374, SLG: 0.473		0-0 F7		0-0 F8		0-0 HR		4-0 BB		3 1 1 1 1 0 1	
Cookie Rojas, R (1, 5) OBP: 0.294, SLG: 0.383		0-0 2B		0-0 1B		0-0 F7		0-3 K		4 0 2 0 0 1 2	
Tom Poquette, L (1, 9) OBP: 0.355, SLG: 0.425		0-0 P6		0-0 F6			0-0 P4		0-0 1B 2B	4 1 1 0 0 0 3	
Freddie Patek, R (1, 6) OBP: 0.338, SLG: 0.393			0-0 P3		0-0 5-3 S 1B		0-0 F8		0-0 2B 1B	4 2 2 1 0 0 0	
Frank White, R (1, 4) OBP: 0.259, SLG: 0.296 Ralph LaCock, L (9, PH) OBP: 0.300, SLG: 0.426			4-0 G3 BB		0-0 5-3		0-0 2B		0-3 K	2 0 1 0 1 0 1 1 0 0 0 0 1 1	
Inning Stats	R: 0 H: 0 E: 0 LOB: 0 K: 1 BB: 0 S: 5 P: 5	R: 0 H: 1 E: 0 LOB: 1 K: 0 BB: 0 S: 4 P: 4	R: 0 H: 0 E: 0 LOB: 1 K: 0 BB: 1 S: 3 P: 7	R: 0 H: 1 E: 0 LOB: 2 K: 0 BB: 1 S: 4 P: 8	R: 1 H: 1 E: 0 LOB: 0 K: 0 BB: 0 S: 4 P: 4	R: 1 H: 1 E: 0 LOB: 0 K: 0 BB: 0 S: 4 P: 4	R: 0 H: 1 E: 0 LOB: 1 K: 0 BB: 0 S: 4 P: 4	R: 0 H: 1 E: 0 LOB: 2 K: 1 BB: 1 S: 6 P: 10	R: 2 H: 3 E: 0 LOB: 1 K: 2 BB: 0 S: 10 P: 10	1B: 4 SF: 0 2B: 4 SAC: 0 3B: 0 DP: 0 HR: 1 HBP: 0	WP: 0 PA: 39 PB: 0 SB: 2 CS: 0
PITCHER Chris Knapp, R (1, 1) ERA: 4.25 Lerrin LaGrow, R (9, 1) ERA: 1.09	IP WLS BF H R ER SO BB IBB HBP BLK WP HR S P ERA WHIP	8.2 W 38 9 4 4 4 3 0 0 0 0 0 1 43 55 4.15 1.385	0.1 S 1 0 0 0 0 0 0 0 0 0 0 0 0 1 1 0.00 0.000								

AB	36
R	4
H	9
RBI	4
BB	3
SO	4
LOB	15



Batter	1	2	3	4	5	6	7	8	9	AB R H RBI BB SO LOB	TOP
Tom Poquette, L (1, 9) OBP: 0.340, SLG: 0.407	0-0 F7		0-0 E6		0-0 4-3		0-0 G3			4 0 0 0 0 0 1	
Hal McRae, R (1, 7) OBP: 0.375, SLG: 0.418 Joe Zdeb, R (8, PR) OBP: 0.400, SLG: 0.333 (8, 7)	0-0 F9		0-0 L5-4-1-3-4		0-0 6-3			0-0 1B 2B		4 0 1 0 0 0 2 0 1 0 0 0 0 0	
John Mayberry, L (1, 3) OBP: 0.324, SLG: 0.358	4-0 BB			0-0 4-3 1B		0-0 WP 6-3 2B		0-0 F9		3 1 2 0 1 0 1	
Al Cowens, R (1, 8) OBP: 0.310, SLG: 0.496	0-0 4-3			0-0 4-3 1B		0-0 6-3		0-0 G4-6-3 1B		4 0 2 2 0 0 1	
Darrell Porter, L (1, 2) OBP: 0.369, SLG: 0.484 John Wathan, R (8, 2) OBP: 0.400, SLG: 0.400		0-0 SF9 3B		0-3 K		0-0 F8		0-0 G4-6-3		4 1 1 0 0 1 4 0 0 0 0 0 0 0	
Ralph LaCock, L (1, 10) OBP: 0.296, SLG: 0.420		0-0 SF9		0-0 4-3		0-0 1B		0-0 P4		3 0 1 1 0 0 2	
Cookie Rojas, R (1, 5) OBP: 0.273, SLG: 0.353		3-H 6-3		1-2 2-3 F2		0-0 F8		0-0 F8		4 0 0 0 0 0 3	
Freddie Patek, R (1, 6) OBP: 0.338, SLG: 0.392 Davey Nelson, R (7, 4) OBP: 0.269, SLG: 0.280		0-0 F8			0-0 FC6-4 1B		0-0 1-3		0-0 1B	3 0 1 0 0 0 0 1 0 1 0 0 0 0	
Frank White, R (1, 4) OBP: 0.252, SLG: 0.287 Bob Heise, R (7, 6) OBP: 0.200, SLG: 0.200			0-0 6-3		0-0 FC6-4		0-0 6-3		0-3 K	3 0 0 0 0 0 1 1 0 0 0 0 1 1	
Inning Stats	R: 0 H: 0 E: 0 LOB: 1 K: 0 BB: 1 S: 3 P: 7	R: 1 H: 1 E: 0 LOB: 0 K: 0 BB: 0 S: 4 P: 4	R: 0 H: 0 E: 1 LOB: 0 K: 0 BB: 0 S: 3 P: 3	R: 0 H: 2 E: 0 LOB: 2 K: 1 BB: 0 S: 7 P: 7	R: 0 H: 1 E: 0 LOB: 1 K: 0 BB: 0 S: 4 P: 4	R: 1 H: 2 E: 0 LOB: 1 K: 0 BB: 0 S: 5 P: 5	R: 0 H: 0 E: 0 LOB: 0 K: 0 BB: 0 S: 3 P: 3	R: 1 H: 2 E: 0 LOB: 1 K: 1 BB: 0 S: 6 P: 6	R: 0 H: 1 E: 0 LOB: 1 K: 1 BB: 0 S: 6 P: 6	1B: 6 SF: 1 2B: 3 SAC: 0 3B: 1 DP: 2 HR: 0 HBP: 0	WP: 1 PA: 36 PB: 0 SB: 0 CS: 0
PITCHER Steve Stone, R (1, 1) ERA: 2.34	IP WLS BF H R ER SO BB IBB HBP BLK WP HR S P ERA WHIP										
	9.0 W 36 9 3 3 2 1 0 0 0 1 0 39 43 3.00 1.111										

Kansas City Royals @ Chicago White Sox
Comiskey Park, Chicago, IL
Thu May 19 1977, 8:05 PM EDT
Att. 11,695 - Unknown - 83 F

AB	34
R	3
H	9
RBI	3
BB	1
SO	2
LOB	16



livebaseballscorecards.com

Batter	1	2	3	4	5	6	7	8	9	AB	R	H	RBI	BB	SO	LOB
Tom Poquette, L (1, 9) OBP: 0.337, SLG: 0.400 Joe Zdeb, R (8, PH) OBP: 0.438, SLG: 0.385 (9, 9)	0-0 F7 ①		0-0 F5 ②		0-0 G3 ②		0-0 SH3-4 1B 1B	0-0 S 1B 3-H		4	0	1	0	0	0	0
Hal McRae, R (1, 7) OBP: 0.372, SLG: 0.421	0-0 F5 ②		0-0 2B		0-0 F9 ③		0-0 SH3-4 1-2	0-0 F9 ③ 1-2		4	0	1	0	0	0	2
John Mayberry, L (1, 3) OBP: 0.322, SLG: 0.350	0-0 P6 ③		0-0 F9 ③			0-0 F9 ①	4-0 1B IBB			3	0	0	0	1	0	1
Al Cowens, R (1, 8) OBP: 0.315, SLG: 0.510		0-0 F2 ①		0-0 6-3 3B		0-0 F8 ②	0-0 FC6 1B 1-2 2-3			4	1	2	0	0	0	0
Darrell Porter, L (1, 2) OBP: 0.365, SLG: 0.475		0-0 F7 ②		0-0 6-3 ①		0-0 1B BB 1B	0-3 K ②			4	1	1	1	0	1	3
Ralph LaCock, L (1, 10) OBP: 0.310, SLG: 0.415		0-0 1B 1B		0-0 6-3 ②		4-0 1B BB	0-0 FC6 ③ 1-2f			3	1	1	0	1	0	3
Cookie Rojas, R (1, 5) OBP: 0.322, SLG: 0.436 Bob Heise, R (8, PR) OBP: 0.200, SLG: 0.200 (9, 5)		0-0 1-2 1B		0-0 1B		0-0 1B 1B		0-0 1B 3B		4	0	4	0	0	0	0
Freddie Patek, R (1, 6) OBP: 0.336, SLG: 0.387		0-0 6-3 ③		0-0 F5 ③		0-0 1B 1-3 2-H 3-H		0-0 F8 ①		4	0	1	2	0	0	4
Frank White, R (1, 4) OBP: 0.243, SLG: 0.276			0-0 F8 ①		0-0 F7 ①	0-0 F8 ③		0-0 6-3 ②		4	0	0	0	0	0	3

Inning Stats	R: 0	H: 0	E: 0	K: 0	S: 3	R: 0	H: 2	E: 0	K: 0	S: 5	R: 0	H: 1	E: 0	K: 0	S: 4	R: 1	H: 2	E: 0	K: 0	S: 5	R: 0	H: 0	E: 0	K: 0	S: 3	R: 2	H: 3	E: 0	K: 0	S: 6	R: 0	H: 2	E: 0	K: 1	S: 7	R: 1	H: 2	E: 0	K: 0	S: 5
	LOB: 0	BB: 0	P: 3	LOB: 2	BB: 0	P: 5	LOB: 1	BB: 0	P: 4	LOB: 1	BB: 1	LOB: 0	BB: 0	P: 3	LOB: 2	BB: 1	LOB: 0	BB: 0	P: 3	LOB: 2	BB: 1	LOB: 3	BB: 1	LOB: 2	BB: 0	P: 5	LOB: 2	BB: 1	LOB: 0	BB: 1	LOB: 3	BB: 1	LOB: 2	BB: 0	P: 5	LOB: 2	BB: 0	P: 5		

PITCHER	IP	WLS	BF	H	R	ER	SO	BB	IBB	HBP	BLK	WP	HR	S	P	ERA	WHIP
Dennis Eckersley, R (1, 1) ERA: 3.86	6.1	L	31	10	3	3	0	1	1	0	0	0	0	29	37	4.26	1.737
Sid Monge, L (7, 1) ERA: 5.4	1.1		5	1	1	1	1	0	0	0	0	0	0	7	7	6.75	0.750
Jim Kern, R (8, 1) ERA: 2.37	0.1		2	1	0	0	0	0	0	0	0	0	0	2	2	0.00	3.000

BOTTOM

Cleveland Indians @ Kansas City Royals
Royals Stadium, Kansas City, MO
 Fri May 20 1977, 8:05 PM EDT
 Att: 17,532 - Unknown - 75 F

AB	35
R	4
H	12
RBI	4
BB	2
SO	1
LOB	16



WP	PA	3B	SF	SAC	DP	HBP
0	38	2	0	1	0	0

livebaseballscores.com

Batter	1	2	3	4	5	6	7	8	9	10	11	12	AB R H RBI BB SO LOB	TOP										
Rick Manning, L (1, 8) OBP: 0.300, SLG: 0.346	0-0 F7		0-0 4-3	0-0 3B			0-0 F8	0-3 K			4-0 CS	0-0 L4	6 2 2 3 1 1 2											
Duane Kuiper, L (1, 4) OBP: 0.328, SLG: 0.290	0-0 F7		0-0 4-3	0-0 3-1			0-0 1B				0-0 CS	4-0 PB	5 1 1 1 1 1 0											
Jim Norris, L (1, 9) OBP: 0.405, SLG: 0.394	0-3 K		0-0 1B				0-0 1B				0-0 CS	0-0 SF7	4 0 3 1 1 1 0											
Paul Dade, R (1, 10) OBP: 0.368, SLG: 0.390		0-0 F9	0-0 1B				0-0 G6-4-3				0-0 P4	0-0 1B	6 1 2 0 0 0 4											
Bruce Bochte, L (1, 3) OBP: 0.331, SLG: 0.380		0-3 K	0-0 L8				0-0 F8				0-0 3-1	0-0 1B	6 2 2 0 0 1 2											
John Lowenstein, L (1, 7) OBP: 0.410, SLG: 0.441		0-0 1B					0-0 P6				0-0 F8	4-0 1B	5 2 3 0 1 0 0											
Larvell Blanks, R (1, 6) OBP: 0.284, SLG: 0.370		0-0 5-3					0-0 5-3				0-3 K	0-0 2B	4 0 0 0 0 0 4											
Frank Duffy, R (8, 6) OBP: 0.271, SLG: 0.230							0-0 6-3					0-0 1B	2 1 1 2 0 1 0											
Buddy Bell, R (1, 5) OBP: 0.345, SLG: 0.424			0-0 SH1-3	0-0 SF9			0-0 PO				0-0 F9	0-0 2B	5 2 4 4 0 0 0											
Fred Kendall, R (1, 2) OBP: 0.319, SLG: 0.424			0-0 SH1-3	4-0 HR			0-0 PO				0-0 F5	0-3 K	4 1 1 1 1 1 1											
Inning Stats	R: 0 E: 0 K: 1 S: 5	H: 0 LOB: 0 BB: 0 P: 5	R: 0 E: 0 K: 1 S: 6	H: 1 LOB: 1 BB: 0 P: 6	R: 2 E: 0 K: 0 S: 7	H: 4 LOB: 2 BB: 0 P: 7	R: 3 E: 0 K: 0 S: 5	H: 2 LOB: 0 BB: 1 P: 9	R: 0 E: 0 K: 0 S: 3	H: 1 LOB: 0 BB: 0 P: 3	R: 0 E: 0 K: 0 S: 5	H: 2 LOB: 2 BB: 0 P: 5	R: 2 E: 0 K: 1 S: 8	H: 4 LOB: 1 BB: 0 P: 8	R: 0 E: 0 K: 1 S: 4	H: 0 LOB: 0 BB: 1 P: 8	R: 0 E: 0 K: 0 S: 2	H: 0 LOB: 0 BB: 1 P: 6	R: 5 E: 0 K: 1 S: 9	H: 4 LOB: 1 BB: 2 P: 17	1B: 12 2B: 5 3B: 1 HR: 1	SF: 2 SAC: 1 DP: 1 HBP: 0	WP: 0 PA: 57 PB: 1 SB: 3 CS: 3	
PITCHER	IP WLS BF H R ER SO BB IBB HBP BLK WP HR S P ERA WHIP																							
Doug Bird, R (1, 1) ERA: 5.0	3.2		19	7	5	5	2	1	0	0	0	0	0	0	0	12.27	2.182							
Steve Mingori, L (4, 1) ERA: 3.88	3.0		11	4	0	0	0	0	0	0	0	0	0	0	0	0.00	1.333							
Marty Pattin, R (7, 1) ERA: 5.09	1.0		6	4	2	2	0	0	0	0	0	0	0	0	0	18.00	4.000							
Tom Hall, L (8, 1) ERA: 3.52	1.1		4	0	0	0	2	1	0	0	0	0	0	0	0	0.00	0.750							
Mark Littell, R (10, 1) ERA: 3.38	3.0	L	15	4	5	5	2	2	1	0	0	0	0	0	0	15.00	2.000							

Cleveland Indians @ Kansas City Royals
 Royals Stadium, Kansas City, MO
 Sat May 21 1977, 8:05 PM EDT
 Att. 20,114 - Unknown - 75 F

AB	47
R	12
H	19
RBI	12
BB	5
SO	6
LOB	13



livebaseballscorecards.com

Batter	1	2	3	4	5	6	7	8	9	AB R H RBI BB SO LOB
Rick Manning, L (1, 8) OBP: 0.297, SLG: 0.362	0-3 K		0-0 HR		0-0 F8	0-0 G4-6-3		0-0 F8		5 1 1 1 0 1 3
Duane Kuiper, L (1, 4) OBP: 0.331, SLG: 0.295	0-0 4-3		0-0 1B		0-0 1B	0-0 4-3		0-0 G3		5 1 2 0 0 0 0
Jim Norris, L (1, 9) OBP: 0.405, SLG: 0.382	4-0 CS BB		0-0 L8		4-0 1B E BB		0-0 L8		0-0 6-3	3 1 0 0 2 0 1
Paul Dade, R (1, 7) OBP: 0.356, SLG: 0.375	0-0 CS	0-0 4-3		0-0 5-3	0-0 SF8 1B		0-0 F9		0-0 6-3	5 1 1 2 0 0 0
Bruce Bochte, L (1, 3) OBP: 0.329, SLG: 0.379				0-0 1B 1B	0-0 SF8 1B		0-0 P6			3 0 1 1 0 0 0
Rico Carty, R (1, 10) OBP: 0.304, SLG: 0.288				0-0 F8	0-0 1B 1B			0-0 4-3		4 0 1 0 0 0 1
Buddy Bell, R (1, 5) OBP: 0.364, SLG: 0.465			0-0 SH1 1B	0-0 1B	0-0 1B			0-0 HR		4 2 4 1 0 0 0
Fred Kendall, R (1, 2) OBP: 0.320, SLG: 0.435			0-0 SH1	0-0 4-3	0-0 F7			0-0 2B		3 0 1 0 0 0 4
Frank Duffy, R (1, 6) OBP: 0.284, SLG: 0.234			0-0 HR 1B		0-0 E6 1B	4-0 G4-6-3 BB		0-0 P4		3 1 1 1 1 0 1

Inning Stats	R: 0 E: 0 K: 1 S: 4	H: 0 LOB: 0 BB: 1 P: 8	R: 0 E: 0 K: 0 S: 3	H: 0 LOB: 0 BB: 0 P: 3	R: 2 E: 0 K: 0 S: 6	H: 4 LOB: 1 BB: 0 P: 6	R: 0 E: 0 K: 0 S: 5	H: 2 LOB: 2 BB: 0 P: 5	R: 4 E: 1 K: 0 S: 8	H: 4 LOB: 2 BB: 1 P: 12	R: 0 E: 0 K: 0 S: 2	H: 0 LOB: 0 BB: 1 P: 6	R: 0 E: 0 K: 0 S: 3	H: 0 LOB: 0 BB: 0 P: 3	R: 1 E: 0 K: 0 S: 5	H: 2 LOB: 1 BB: 0 P: 5	R: 0 E: 0 K: 0 S: 3	H: 0 LOB: 0 BB: 0 P: 3	1B: 9 2B: 1 3B: 0 HR: 2	SF: 1 SAC: 1 DP: 1 HBP: 0	WP: 0 PB: 0 SB: 2 CS: 1	PA: 41
--------------	------------------------------	---------------------------------	------------------------------	---------------------------------	------------------------------	---------------------------------	------------------------------	---------------------------------	------------------------------	----------------------------------	------------------------------	---------------------------------	------------------------------	---------------------------------	------------------------------	---------------------------------	------------------------------	---------------------------------	----------------------------------	------------------------------------	----------------------------------	--------

PITCHER	IP	WLS	BF	H	R	ER	SO	BB	IBB	HBP	BLK	WP	HR	S	P	ERA	WHIP
Dennis Leonard, R (1, 1) ERA: 4.24	4.1	L	21	7	5	4	1	2	0	0	0	0	1	21	29	8.31	2.077
Larry Gura, L (5, 1) ERA: 2.48	4.2		19	5	2	1	0	1	0	0	0	0	1	18	22	1.93	1.286

TOP

Cleveland Indians @ Kansas City Royals
Royals Stadium, Kansas City, MO

Sun May 22 1977, 4:33 AM EDT
Att. 31,059 - Unknown - 75 F

AB	35
R	7
H	12
RBI	6
BB	3
SO	1
LOB	10

Batter	1	2	3	4	5	6	7	8	9	AB	R	H	RBI	BB	SO	LOB
Tom Poquette, L (1, 7) OBP: 0.339, SLG: 0.392	0-0 4-3		0-0 1-2 S 1B		0-0 F8			0-0 F8		4	0	1	0	0	0	3
Hal McRae, R (1, 10) OBP: 0.374, SLG: 0.464	0-0 2B		0-0 1-2 2-H SF8		0-3 K			0-0 1-2f G6-4-3		3	0	1	1	0	1	3
Amos Otis, R (1, 8) OBP: 0.271, SLG: 0.402	0-3 K		0-0 F8					0-0 4-3		4	0	0	0	0	1	2
Al Cowens, R (1, 9) OBP: 0.306, SLG: 0.497	0-0 F9			0-0 L4				0-0 6-3		4	0	1	0	0	0	1
John Mayberry, L (1, 3) OBP: 0.320, SLG: 0.336		0-0 F8		0-0 F8				0-0 4-3		4	0	0	0	0	0	1
Darrell Porter, L (1, 2) OBP: 0.350, SLG: 0.452		0-3 K		0-0 4-3				0-0 F8		4	0	0	0	0	1	1
Cookie Rojas, R (1, 5) OBP: 0.324, SLG: 0.429		0-0 P3			0-0 1B 2B			0-0 6-3		3	0	1	0	0	0	0
Freddie Patek, R (1, 6) OBP: 0.336, SLG: 0.391			0-0 4-3		0-0 2-3 6-3 1B			0-0 F9		3	0	1	0	0	0	0
Frank White, R (1, 4) OBP: 0.252, SLG: 0.284 Ralph LaCock, L (8, PH) OBP: 0.333, SLG: 0.455 Bob Heise, R (9, 4) OBP: 0.143, SLG: 0.143			0-0 S 1B SF8 1B		0-0 6-3 1-2			0-0 G6-4-3 1B		2	1	1	0	0	0	2
										1	0	1	0	0	0	0
										0	0	0	0	0	0	0

Inning Stats	R: 0	H: 1	E: 0	LOB: 1	K: 1	BB: 0	S: 6	P: 6
	R: 0	H: 0	E: 0	LOB: 0	K: 1	BB: 0	S: 5	P: 5
	R: 1	H: 2	E: 0	LOB: 1	K: 0	BB: 0	S: 5	P: 5
	R: 0	H: 0	E: 0	LOB: 0	K: 0	BB: 0	S: 3	P: 3
	R: 0	H: 2	E: 0	LOB: 2	K: 1	BB: 0	S: 7	P: 7
	R: 0	H: 0	E: 0	LOB: 0	K: 0	BB: 0	S: 3	P: 3
	R: 0	H: 0	E: 0	LOB: 0	K: 0	BB: 0	S: 3	P: 3
	R: 0	H: 1	E: 0	LOB: 0	K: 0	BB: 0	S: 3	P: 3
	R: 0	H: 1	E: 0	LOB: 1	K: 0	BB: 0	S: 4	P: 4
	1B: 4	SF: 1	2B: 3	SAC: 0	3B: 0	DP: 1	HR: 0	HBP: 0


PITCHER	IP	WLS	BF	H	R	ER	SO	BB	IBB	HBP	BLK	WP	HR	S	P	ERA	WHIP
Jim Bibby, R (1, 1) ERA: 4.36	9.0	W	33	7	1	1	3	0	0	0	0	0	0	39	39	1.00	0.778

BOTTOM

Cleveland Indians @ Kansas City Royals
Royals Stadium, Kansas City, MO
 Sun May 22 1977, 4:33 AM EDT
 Att: 31,059 - Unknown - 75 F

AB	32
R	1
H	7
RBI	1
BB	0
SO	3
LOB	13



Batter	1	2	3	4	5	6	7	8	9	AB R H RBI BB SO LOB	TOP	
George Brett, L (1, 5) OBP: 0.405, SLG: 0.464 Bob Heise, R (9, 5) OBP: 0.143, SLG: 0.143	0-0 4-3		0-0 1B			0-0 FC5-4 2B	0-0 F6		0-0 1-3	5 1 2 0 0 0 2 0 0 0 0 0 0 0		
Hal McRae, R (1, 10) OBP: 0.376, SLG: 0.478	0-0 3B 2B		0-0 F9			0-0 4-3 2-3		0-0 SH1-4 2B		4 2 2 0 0 0 2		
Amos Otis, R (1, 8) OBP: 0.279, SLG: 0.419	0-0 SF8 3B		0-0 5-3			4-0 FC5-4 BB		0-0 SH1-4		2 1 1 1 1 0 1		
Al Cowens, R (1, 9) OBP: 0.311, SLG: 0.503	0-0 SF8			4-0 CS BB		0-0 FC5-4 1B 1-2f 3-H		0-0 2B		2 0 1 3 1 0 1		
John Mayberry, L (1, 3) OBP: 0.318, SLG: 0.333	0-0 G3			0-3 K 1-2		0-0 FC6-4 1B		0-0 F8		4 0 1 0 0 1 2		
Cookie Rojas, R (1, 4) OBP: 0.324, SLG: 0.424 Frank White, R (7, 4) OBP: 0.250, SLG: 0.282		0-0 FC5-4 1B		0-0 5-3		0-0 FC6-4 1B 1-2f		0-0 1-3		3 0 1 0 0 0 2 1 0 0 0 0 0 1		
Joe Zdeb, R (1, 7) OBP: 0.435, SLG: 0.389		0-0 FC5-4 G1-4-3 1-2f			0-0 4-3		0-3 K		0-0 SH1-4 2B	4 0 1 0 0 1 1	AB 32 R 4 H 10 RBI 4 BB 2 SO 4 LOB 14	
Freddie Patek, R (1, 6) OBP: 0.329, SLG: 0.382		0-0 G1-4-3 1-2f			0-3 K		0-0 F8		0-0 SH1-4 2-3	3 0 0 0 0 1 1		
Buck Martinez, R (1, 2) OBP: 0.222, SLG: 0.296			0-0 F9		0-0 F3		0-0 2B		0-3 K	4 0 1 0 0 1 1		
Inning Stats	R: 2 H: 2 E: 0 LOB: 0 K: 0 BB: 0 S: 5 P: 5	R: 0 H: 1 E: 0 LOB: 0 K: 0 BB: 0 S: 3 P: 3	R: 0 H: 1 E: 0 LOB: 1 K: 0 BB: 0 S: 4 P: 4	R: 0 H: 0 E: 0 LOB: 0 K: 1 BB: 1 S: 4 P: 8	R: 0 H: 0 E: 0 LOB: 0 K: 1 BB: 0 S: 5 P: 5	R: 1 H: 2 E: 0 LOB: 2 K: 0 BB: 1 S: 5 P: 9	R: 0 H: 1 E: 0 LOB: 1 K: 1 BB: 0 S: 6 P: 6	R: 1 H: 2 E: 0 LOB: 1 K: 0 BB: 0 S: 5 P: 5	R: 0 H: 1 E: 0 LOB: 1 K: 1 BB: 0 S: 6 P: 6	1B: 3 SF: 1 2B: 7 SAC: 2 3B: 1 DP: 2 HR: 0 HBP: 0	WP: 0 PA: 37 PB: 0 SB: 0 CS: 1	
PITCHER Ross Grimsley, L (1, 1) ERA: 3.07	IP WLS BF H R ER SO BB IBB HBP BLK WP HR S P ERA WHIP											PITCHER IP WLS BF H R ER SO BB IBB HBP BLK WP HR S P ERA WHIP
	9.0 L 37 10 4 4 4 2 0 0 0 0 0 0 43 51 4.00 1.333											

Kansas City Royals @ Baltimore Orioles
 Memorial Stadium, Baltimore, MD
 Wed May 25 1977, 7:05 PM EDT
 Att: 11,388 - Unknown

livebaseballscorecards.com

Batter	1	2	3	4	5	6	7	8	9	AB	R	H	RBI	BB	SO	LOB
Al Bumbry, L OBP: 0.345, SLG: 0.347 (1, 8) (9, 7)	0-0 FC6-4 1B		0-0 1B		0-0 L7			0-3 K	0-0 F7	5	0	2	0	0	1	3
Mark Belanger, R OBP: 0.295, SLG: 0.262 (1, 6)	0-0 FC6-4 1-2f		0-0 B2		0-3 K			0-0 1B 1B		4	0	1	0	0	1	3
Ken Singleton, S OBP: 0.439, SLG: 0.505 (1, 9)	0-0 L9		0-0 F3				0-0 5-3	0-0 1-2 1B		4	0	1	0	0	0	2
Lee May, R OBP: 0.248, SLG: 0.286 (1, 3)	0-0 6-3		0-3 K				0-0 L6	0-3 K		4	0	0	0	0	2	4
Eddie Murray, S OBP: 0.308, SLG: 0.421 Larry Harlow, L OBP: 0.294, SLG: 0.261 (1, 7) (9, 8)		0-0 2B 4-3 1B		0-0 1-3			0-0 5-3	0-3 K		4	1	1	0	0	1	2
Doug DeCinces, R OBP: 0.342, SLG: 0.470 (1, 10)		0-0 F6		0-0 F7				0-0 1B	0-0 F8	4	0	1	0	0	0	1
Brooks Robinson, R OBP: 0.188, SLG: 0.500 Tom Shopay, L OBP: 0.267, SLG: 0.385 (1, 5) (9, PH)		0-0 4-3 1-3 2B		0-0 6-3				0-0 F8	4-0 BB BB	3	0	1	0	0	0	1
Rick Dempsey, R OBP: 0.313, SLG: 0.250 Tony Muser, L OBP: 0.325, SLG: 0.286 (1, 2) (9, PH)		0-0 4-3 2-3 3-H					0-0 FC6-5-4 2B	0-0 F9	0-0 F3	3	0	1	1	0	0	2
Rich Dauer, R OBP: 0.075, SLG: 0.026 Pat Kelly, L OBP: 0.404, SLG: 0.558 (1, 4) (9, PH)		0-0 1-3					0-0 FC6-5-4 2-3	0-0 4-3	4-0 BB BB BB	3	0	0	0	0	0	3

Inning Stats	R: 0	H: 1	E: 0	K: 0	S: 4	R: 1	H: 2	E: 0	K: 0	S: 5	R: 0	H: 1	E: 0	K: 1	S: 6	R: 0	H: 0	E: 0	K: 0	S: 3	R: 0	H: 1	E: 0	K: 1	S: 6	R: 0	H: 0	E: 0	K: 0	S: 3	R: 0	H: 1	E: 0	K: 0	S: 4	R: 0	H: 2	E: 0	K: 3	S: 11	R: 0	H: 0	E: 0	K: 0	S: 3	R: 0	H: 0	E: 0	K: 0	S: 3	1B: 6	SF: 0	2B: 2	3B: 0	HR: 0	SO: 0	SAC: 0	DP: 0	HBP: 0	WP: 0	PA: 37
--------------	------	------	------	------	------	------	------	------	------	------	------	------	------	------	------	------	------	------	------	------	------	------	------	------	------	------	------	------	------	------	------	------	------	------	------	------	------	------	------	-------	------	------	------	------	------	------	------	------	------	------	-------	-------	-------	-------	-------	-------	--------	-------	--------	-------	--------

PITCHER	IP	WLS	BF	H	R	ER	SO	BB	IBB	HBP	BLK	WP	HR	S	P	ERA	WHIP
Paul Splittorf, L ERA: 3.77 (1, 1)	7.1	W	30	8	1	1	3	0	0	0	0	0	0	36	36	1.23	1.091
Mark Littell, R ERA: 3.2 (8, 1)	1.1		6	0	0	0	2	2	0	0	0	0	0	8	16	0.00	1.500
Larry Gura, L ERA: 2.45 (9, 1)	0.1	S	1	0	0	0	0	0	0	0	0	0	0	1	1	0.00	0.000

BOTTOM

Kansas City Royals @ Baltimore Orioles
Memorial Stadium, Baltimore, MD

Wed May 25 1977, 7:05 PM EDT
Att. 11,388 - Unknown

livebaseballscores.com

AB	35
R	1
H	8
RBI	1
BB	2
SO	5
LOB	22



Batter	1	2	3	4	5	6	7	8	9	AB R H RBI BB SO LOB	TOP									
George Brett, L (1, 5) OBP: 0.397, SLG: 0.462	0-0 F6	0-0 F7		0-0 F7			0-0 F7		0-0 2B	5 0 1 1 0 0 2	Kansas City Royals @ Baltimore Orioles Memorial Stadium, Baltimore, MD Wed May 25 1977, 7:05 PM EDT Att: 11,388 - Unknown									
Hal McRae, R (1, 10) OBP: 0.372, SLG: 0.466	4-0 BB	0-0 F8		0-0 F8		0-0 5-3		0-0 F8	4 0 0 0 1 0 4											
Amos Otis, R (1, 8) OBP: 0.286, SLG: 0.417	4-0 BB		0-0 F3		0-3 K		0-0 G6-3	1B	3 0 1 0 1 1 0											
John Mayberry, L (1, 3) OBP: 0.317, SLG: 0.326	4-0 BB		0-0 F8		0-0 F8		0-0 G6-3	1B	3 0 0 0 1 0 1											
Al Cowens, R (1, 9) OBP: 0.309, SLG: 0.494	0-0 F7		4-0 1B		0-0 L9		0-0 6-3		3 0 0 0 1 0 2											
Darrell Porter, L (1, 2) OBP: 0.355, SLG: 0.477		0-0 HR	4-0 1B		0-0 F7		0-0 4-3		3 1 1 1 1 0 0											
Tom Poquette, L (1, 7) OBP: 0.336, SLG: 0.387		0-0 HBP	0-0 1B		0-0 4-3		0-0 L8		4 0 1 0 0 0 0											
Freddie Patek, R (1, 6) OBP: 0.327, SLG: 0.379		0-0 F4	0-0 6-3		0-0 F6		0-0 E	2B	4 1 1 0 0 0 4											
Frank White, R (1, 4) OBP: 0.254, SLG: 0.279		1-0 HBP		0-0 F9		0-0 6-3		0-0 E8	1 0 0 0 0 0 0											
Ralph LaCock, L (7, PH) OBP: 0.328, SLG: 0.446								1-3 2B	1 0 0 0 0 0 0											
Bob Heise, R (7, 4) OBP: 0.143, SLG: 0.143									0 0 0 0 0 0 0											
John Wathan, R (9, PH) OBP: 0.462, SLG: 0.417									1 0 0 0 0 0 1											
Inning Stats	R: 0 E: 0 K: 0 S: 2	H: 0 LOB: 2 BB: 3 P: 14	R: 1 E: 1 K: 0 S: 5	H: 1 LOB: 2 BB: 0 P: 6	R: 0 E: 0 K: 0 S: 4	H: 1 LOB: 3 BB: 2 P: 12	R: 0 E: 0 K: 0 S: 3	H: 0 LOB: 0 BB: 0 P: 3	R: 0 E: 0 K: 1 S: 5	H: 0 LOB: 0 BB: 0 P: 5	R: 0 E: 0 K: 0 S: 3	H: 0 LOB: 0 BB: 0 P: 3	R: 0 E: 0 K: 0 S: 3	H: 1 LOB: 0 BB: 0 P: 3	R: 1 E: 1 K: 0 S: 6	H: 2 LOB: 2 BB: 0 P: 6	1B: 3 2B: 1 3B: 0 HR: 1	SF: 0 SAC: 0 DP: 1 HBP: 1	WP: 0 PB: 0 SB: 2 CS: 1	PA: 38
PITCHER Dennis Martinez, R (1, 1) ERA: 1.89	IP: 9.0 WLS: W BF: 38 H: 5 R: 2 ER: 1 SO: 1 BB: 5 IBB: 0 HBP: 1 BLK: 0 WP: 0 HR: 1 S: 34 P: 55 ERA: 1.00 WHIP: 1.111																			

livebaseballscorecards.com

AB	32
R	2
H	5
RBI	2
BB	5
SO	1
LOB	14



BOTTOM

Kansas City Royals @ Baltimore Orioles
Memorial Stadium, Baltimore, MD
Wed May 25 1977, 7:05 PM EDT
Att. 11,388 - Unknown

livebaseballscorecards.com

AB 32
R 7
H 10
RBI 7
BB 4
SO 7
LOB 13



WP: 0 PA: 38
PB: 0
SB: 1
CS: 1

AB R H RBI BB SO LOB

5 2 2 0 0 1 1

5 1 2 1 0 3 1

3 0 0 0 0 0 1

0 0 0 0 0 0 0

3 1 2 1 1 0 0

1 1 0 1 2 0 1

4 1 3 1 0 0 1

2 0 0 0 0 1 2

1 1 0 0 1 1 3

1 0 0 0 0 1 0

3 0 0 0 0 0 0

5 2 2 0 0 1 1

5 1 2 1 0 3 1

3 0 0 0 0 0 1

0 0 0 0 0 0 0

3 1 2 1 1 0 0

1 1 0 1 2 0 1

4 1 3 1 0 0 1

2 0 0 0 0 1 2

1 1 0 0 1 1 3

1 0 0 0 0 1 0

3 0 0 0 0 0 0

1 0 1 3 0 0 0

1B: 7 SF: 1

2B: 3 SAC: 0

3B: 0 DP: 0

HR: 0 HBP: 1

WP: 0 PA: 38

PB: 0

SB: 1

CS: 1

ERA

WHIP

IP

WLS

BF

H

R

ER

SO

BB

IBB

HBP

BLK

WP

HR

S

P

ERA

WHIP

IP

WLS

BF

H

R

ER

SO

BB

IBB

HBP

BLK

WP

HR

S

P

ERA

WHIP

IP

WLS

BF

H

R

ER

SO

BB

IBB

HBP

BLK

WP

HR

S

P

ERA

WHIP

IP

WLS

BF

H

R

ER

SO

BB

IBB

HBP

BLK

WP

HR

S

P

ERA

WHIP

IP

WLS

BF

H

R

ER

SO

BB

IBB

HBP

BLK

WP

HR

S

P

ERA

WHIP

IP

WLS

BF

H

R

ER

SO

BB

IBB

HBP

BLK

WP

HR

S

P

ERA

WHIP

IP

WLS

BF

H

R

ER

SO

BB

IBB

HBP

BLK

WP

HR

S

P

ERA

WHIP

IP

WLS

BF

H

R

ER

SO

BB

IBB

HBP

BLK

WP

HR

S

P

ERA

WHIP

IP

WLS

BF

H

R

ER

SO

BB

IBB

HBP

BLK

WP

HR

S

P

ERA

WHIP

IP

WLS

BF

H

R

ER

SO

BB

IBB

HBP

BLK

WP

HR

S

P

ERA

WHIP

IP

WLS

BF

H

R

ER

SO

BB

IBB

HBP

BLK

WP

HR

S

P

ERA

WHIP

IP

WLS

BF

H

R

ER

SO

BB

IBB

HBP

BLK

WP

HR

S

P

ERA

WHIP

IP

WLS

BF

H

R

ER

SO

BB

IBB

HBP

BLK

WP

HR

S

P

ERA

WHIP

IP

WLS

BF

H

R

ER

SO

BB

IBB

HBP

BLK

WP

HR

S

P

ERA

WHIP

IP

WLS

BF

H

R

ER

SO

BB

IBB

HBP

BLK

WP

HR

S

P

ERA

WHIP

IP

WLS

BF

H

R

ER

SO

BB

IBB

HBP

BLK

WP

HR

S

P

ERA

WHIP

IP

WLS

BF

H

R

ER

SO

BB

IBB

HBP

BLK

WP

HR

S

P

ERA

WHIP

IP

WLS

BF

H

R

ER

SO

BB

IBB

HBP

BLK

Batter	1	2	3	4	5	6	7	8	9	AB R H RBI BB SO LOB	TOP											
George Brett, L (1, 5) OBP: 0.385, SLG: 0.446	0-0 P4		0-0 L7			0-0 4-3		0-0 4-3		4 0 0 0 0 0 0	Kansas City Royals @ Boston Red Sox Fenway Park, Boston, MA Fri May 27 1977, 7:05 PM EDT Att. 23,472 - Unknown - 75 F											
Hal McRae, R (1, 10) OBP: 0.369, SLG: 0.479	0-0 6-3		0-0 F7			0-0 F7		0-0 HR		4 1 1 1 0 0 0												
Amos Otis, R (1, 8) OBP: 0.292, SLG: 0.415	0-3 K				0-0 F9	4-0 BB		0-0 1B		3 0 1 0 1 1 0												
Al Cowens, R (1, 9) OBP: 0.302, SLG: 0.481		0-3 K			0-0 F8	0-3 K		0-3 1B		4 0 0 0 0 3 2												
John Mayberry, L (1, 3) OBP: 0.327, SLG: 0.345		0-0 FC4-6 1B			0-0 F8		0-0 1B	0-0 2B		4 0 3 0 0 0 0												
Darrell Porter, L (1, 2) OBP: 0.344, SLG: 0.459		0-0 FC4-6 1B			0-0 F8		0-3 K	0-0 F7		4 0 0 0 0 1 3												
Cookie Rojas, R (1, 4) OBP: 0.333, SLG: 0.429		0-0 1B					0-0 6-3	0-0 5-3		4 0 2 0 0 0 2												
Tom Poquette, L (1, 7) OBP: 0.333, SLG: 0.382		0-0 L4					0-0 1B	0-0 4-3		4 0 1 0 0 0 4												
Freddie Patek, R (1, 6) OBP: 0.321, SLG: 0.371			0-3 K			0-0 FC6-4		0-0 6-3		3 0 0 0 0 1 1												
Inning Stats	R: 0 E: 0 K: 1 S: 5	H: 0 LOB: 0 BB: 0 P: 5	R: 0 E: 0 K: 1 S: 7	H: 2 LOB: 2 BB: 0 P: 7	R: 0 E: 0 K: 1 S: 5	H: 0 LOB: 0 BB: 0 P: 5	R: 0 E: 0 K: 0 S: 3	H: 0 LOB: 0 BB: 0 P: 3	R: 0 E: 0 K: 0 S: 4	H: 1 LOB: 1 BB: 0 P: 4	R: 0 E: 0 K: 1 S: 5	H: 0 LOB: 1 BB: 1 P: 9	R: 0 E: 0 K: 1 S: 6	H: 2 LOB: 2 BB: 0 P: 6	R: 1 E: 0 K: 1 S: 7	H: 2 LOB: 1 BB: 0 P: 7	R: 0 E: 0 K: 0 S: 4	H: 1 LOB: 1 BB: 0 P: 4	1B: 6 2B: 1 3B: 0 HR: 1	SF: 0 SAC: 0 DP: 0 HBP: 0	WP: 0 PB: 0 SB: 2 CS: 0	PA: 35
PITCHER Fergie Jenkins, R (1, 1) ERA: 3.74	IP 9.0 WLS W BF 35 H 8 R 1 ER 1 SO 6 BB 1 IBB 0 HBP 0 BLK 0 WP 0 HR 1 S 46 P 50 ERA 1.00 WHIP 1.000											PITCHER	IP WLS BF H R ER SO BB IBB HBP BLK WP HR S P ERA WHIP									

livebaseballscorecards.com

AB	34
R	1
H	8
RBI	1
BB	1
SO	6
LOB	12



Batter	1	2	3	4	5	6	7	8	9
Rick Burleson, R OBP: 0.375, SLG: 0.456 (1, 6) X	0-0 1B G5-4-3 2B		0-3 K	0-0 F9			0-0 WP 2B	0-0 6-3	
Fred Lynn, L OBP: 0.297, SLG: 0.525 (1, 8) X Dave Coleman, R (8, 8)	0-0 G5-4-3 2-3 1B		0-0 1B 2B	0-0 1-3			0-0 4-3	4-0 G5-4-3 BB	
Jim Rice, R OBP: 0.348, SLG: 0.491 (1, 10) X	0-0 G5-4-3 1-2f 3-H		0-3 K				0-0 FC6 WP 1B	0-0 G5-4-3 1-2f	
Carl Yastrzemski, L OBP: 0.370, SLG: 0.438 (1, 7) X Bernie Carbo, L OBP: 0.381, SLG: 0.405 (8, 7)	0-0 FC5-4 1B		0-0 BB 1B	0-0 F9			0-0 HR 1B		
Carlton Fisk, R OBP: 0.450, SLG: 0.575 (1, 2) X	0-0 FC5-4 1-2f		4-0 BB 1B	0-3 K			0-0 HR		
George Scott, R OBP: 0.315, SLG: 0.525 (1, 3)		0-3 K	0-0 P3				0-0 HR		
Dwight Evans, R OBP: 0.382, SLG: 0.587 (1, 9)		0-3 K		0-0 P6			0-0 2B		
Butch Hobson, R OBP: 0.296, SLG: 0.463 (1, 5)		0-3 K		0-0 1B 2B			0-3 K	0-3 K	
Denny Doyle, L OBP: 0.336, SLG: 0.354 (1, 4)			1-0 2B HBP	0-0 1B			2B E 1B	3-1	

Inning Stats	R: 1	H: 3	E: 0	K: 0	S: 5	H: 0	LOB: 1	BB: 0	P: 5	R: 0	H: 0	E: 0	K: 3	S: 9	H: 0	LOB: 0	BB: 0	P: 9	R: 2	H: 2	E: 0	K: 2	S: 9	H: 2	LOB: 2	BB: 1	P: 14	R: 1	H: 2	E: 0	K: 0	S: 5	R: 0	H: 0	E: 0	K: 1	S: 5	R: 0	H: 0	E: 0	K: 3	S: 9	R: 6	H: 6	E: 1	K: 1	S: 12	R: 0	H: 0	E: 0	K: 0	S: 2	H: 0	LOB: 0	BB: 1	P: 6
--------------	------	------	------	------	------	------	--------	-------	------	------	------	------	------	------	------	--------	-------	------	------	------	------	------	------	------	--------	-------	-------	------	------	------	------	------	------	------	------	------	------	------	------	------	------	------	------	------	------	------	-------	------	------	------	------	------	------	--------	-------	------

PITCHER	IP	WLS	BF	H	R	ER	SO	BB	IBB	HBP	BLK	WP	HR	S	P	ERA	WHIP
Dennis Leonard, R ERA: 4.95 (1, 1)	6.1	L	32	11	9	8	9	1	0	1	0	1	1	48	53	11.37	1.895
Marty Pattin, R ERA: 6.86 (7, 1)	0.2		4	2	1	1	1	0	0	0	0	0	1	6	6	13.50	3.000
Steve Mingori, L ERA: 3.74 (8, 1)	1.0		3	0	0	0	0	1	0	0	0	0	0	2	6	0.00	1.000

BOTTOM

Kansas City Royals @ Boston Red Sox
Fenway Park, Boston, MA

Fri May 27 1977, 7:05 PM EDT
Att: 23,472 - Unknown - 75 F

AB	R	H	RBI	BB	SO	LOB
5	2	2	0	0	1	2
4	1	2	1	0	0	3
0	0	0	0	1	0	0
5	1	0	0	0	1	4
4	1	3	2	0	0	0
0	0	0	0	0	0	0
3	1	1	2	1	1	1
4	1	1	1	0	2	2
4	0	1	0	0	2	0
4	1	1	0	0	3	1
3	2	2	1	0	0	1

AB	36
R	10
H	13
RBI	7
BB	2
SO	10
LOB	14



WP	PA
1	39

1B	2B	3B	HR	SF	SAC	DP	HBP	WP	HR	S	P	ERA	WHIP
6	5	0	2	0	2	1	1	1	1	48	53	11.37	1.895

Batter	1	2	3	4	5	6	7	8	9	AB R H RBI BB SO LOB	TOP																
George Brett, L (1, 5) OBP: 0.390, SLG: 0.452	0-0 F8	4-0 HR BB		0-0 3-1 1-2	0-0 3B 2B		0-0 F2		0-0 1B	5 2 2 0 1 0 1																	
Hal McRae, R (1, 10) OBP: 0.378, SLG: 0.518	4-0 1B BB	0-0 HR		0-0 1B SF8 2B	0-0 SF9 3B		0-0 P4		0-0 F8	5 4 3 4 1 0 2																	
Amos Otis, R (1, 8) OBP: 0.300, SLG: 0.440	0-0 F8	4-0 BB		0-0 HBP 2B 1B	0-0 SF9			0-0 HR	0-0 F8	4 2 2 2 1 0 3																	
John Mayberry, L (1, 3) OBP: 0.324, SLG: 0.338	4-0 1B BB	0-0 F7		0-0 SF8	4-3			0-0 3-1		3 0 0 1 1 0 1																	
Al Cowens, R (1, 9) OBP: 0.310, SLG: 0.500	0-0 BB 1B			0-0 F9	1-0 2B HBP		0-0 6-3	0-0 HR		4 2 2 2 0 0 0																	
Tom Poquette, L (1, 7) OBP: 0.352, SLG: 0.404	4-0 BB			0-0 1B	0-0 1B 2B		0-0 1B	0-0 P6		4 1 3 2 1 0 0																	
Buck Martinez, R (1, 2) OBP: 0.219, SLG: 0.281	0-0 F7			0-0 F8	0-0 1B		0-0 F7	0-3 K		5 0 1 1 0 1 5																	
Freddie Patek, R (1, 6) OBP: 0.313, SLG: 0.361		0-0 F3		0-3 K	0-0 F3		0-0 4-3		0-0 4-3	4 0 0 0 0 1 3																	
Davey Nelson, R (8, 4) OBP: 0.286, SLG: 0.370										1 0 0 0 0 0 0																	
Frank White, R (1, 4) OBP: 0.264, SLG: 0.289		0-0 F9			0-0 3-1 2B 1B		0-0 CS 1B		0-0 1B 1B	3 1 2 0 0 0 0																	
Ralph LaCock, L (7, PH) OBP: 0.323, SLG: 0.439										1 0 0 0 0 0 0																	
Bob Heise, R (7, 4) OBP: 0.143, SLG: 0.143										0 0 0 0 0 0 0																	
Darrell Porter, L (9, PH) OBP: 0.349, SLG: 0.464										1 0 1 0 0 0 0																	
Inning Stats	R: 1 E: 0 K: 0 S: 4	H: 1 LOB: 3 BB: 3 P: 16	R: 2 E: 0 K: 0 S: 4	H: 1 LOB: 1 BB: 2 P: 12	R: 0 E: 0 K: 1 S: 6	H: 1 LOB: 1 BB: 0 P: 6	R: 5 E: 0 K: 0 S: 8	H: 5 LOB: 1 BB: 0 P: 9	R: 2 E: 0 K: 0 S: 5	H: 3 LOB: 0 BB: 0 P: 5	R: 0 E: 0 K: 0 S: 4	H: 1 LOB: 1 BB: 0 P: 4	R: 0 E: 0 K: 0 S: 3	H: 0 LOB: 0 BB: 0 P: 3	R: 2 E: 0 K: 1 S: 7	H: 2 LOB: 0 BB: 0 P: 7	R: 0 E: 0 K: 0 S: 5	H: 2 LOB: 2 BB: 0 P: 5	1B: 9 2B: 3 3B: 1 HR: 3	SF: 2 SAC: 0 DP: 0 HBP: 1	WP: 0 PB: 0 SB: 1 CS: 1	PA: 48					
PITCHER	IP WLS BF H R ER SO BB IBB HBP BLK WP HR S P ERA WHIP																										
Luis Tiant, R (1, 1) ERA: 6.7	3.1		21	6	6	6	1	5	0	0	0	0	1	18	38	16.20	3.300										
Mike Paxton, R (4, 1) ERA: 20.25	1.2		10	5	4	4	0	0	0	1	0	0	0	9	10	21.60	3.000										
Bill Campbell, R (6, 1) ERA: 3.79	4.0	W	17	5	2	2	1	0	0	0	0	0	2	19	19	4.50	1.250										

Kansas City Royals @ Boston Red Sox
 Fenway Park, Boston, MA
 Sat May 28 1977, 3:33 AM EDT
 Att. 26,126 - Unknown - 79 F

AB	40
R	12
H	16
RBI	12
BB	5
SO	2
LOB	15



WP: 0	PA: 48
-------	--------

Batter	1	2	3	4	5	6	7	8	9
Rick Burleson, R OBP: 0.374, SLG: 0.448 (1, 6)	0-0 F8		0-3 K		0-0 HR 1B	4-0 HR BB	0-3 K	0-3 K	
Fred Lynn, L OBP: 0.303, SLG: 0.525 (1, 8)	0-0 HR 1B		0-3 K		0-3 K	0-3 K	0-3 K		
Bernie Carbo, L OBP: 0.356, SLG: 0.375 (5, 9)									
Jim Rice, R OBP: 0.354, SLG: 0.530 (1, 10)	0-0 L5		0-0 F9		0-0 HR	0-0 HR	0-0 BB BB 1B		
Carl Yastrzemski, L OBP: 0.382, SLG: 0.467 (1, 7)	0-0 HR			0-0 HR 1B	0-0 1B 1B	0-0 P6	4-0 BB BB BB	1-2 BB	
Carlton Fisk, R OBP: 0.455, SLG: 0.594 (1, 2)	0-3 K			0-0 HR 1B	0-0 1B HR 1B	0-0 F2	4-0 1-2 2-3 3-H BB		
George Scott, R OBP: 0.322, SLG: 0.542 (1, 3)		4-0 BB BB BB		0-0 5-3	0-0 HR 1B		0-0 HR K		
Dwight Evans, R OBP: 0.376, SLG: 0.594 (1, 9)		0-0 F7		0-3 K	0-0 HR 1B		0-0 E5 2B	0-0 5-3	
Butch Hobson, R OBP: 0.293, SLG: 0.461 (1, 5)		0-3 K		0-3 K	0-3 K		0-0 1B 2B	0-0 5-3	
Denny Doyle, L OBP: 0.346, SLG: 0.373 (1, 4)		0-0 F8					0-0 1B BB 1B	0-0 1B	

Inning Stats	R: 2 E: 0 K: 1 S: 7	H: 2 LOB: 0 BB: 0 P: 7	R: 0 E: 0 K: 1 S: 5	H: 0 LOB: 1 BB: 1 P: 9	R: 0 E: 0 K: 2 S: 7	H: 0 LOB: 0 BB: 0 P: 7	R: 2 E: 0 K: 2 S: 9	H: 2 LOB: 0 BB: 0 P: 9	R: 7 E: 0 K: 2 S: 14	H: 7 LOB: 0 BB: 0 P: 14	R: 2 E: 0 K: 1 S: 6	H: 1 LOB: 0 BB: 1 P: 10	R: 4 E: 1 K: 3 S: 14	H: 4 LOB: 3 BB: 2 P: 22	R: 0 E: 0 K: 1 S: 6	H: 1 LOB: 1 BB: 0 P: 6
--------------	------------------------------	---------------------------------	------------------------------	---------------------------------	------------------------------	---------------------------------	------------------------------	---------------------------------	-------------------------------	----------------------------------	------------------------------	----------------------------------	-------------------------------	----------------------------------	------------------------------	---------------------------------

PITCHER															PITCHER																			
IP	WLS	BF	H	R	ER	SO	BB	IBB	HBP	BLK	WP	HR	S	P	ERA	WHIP	IP	WLS	BF	H	R	ER	SO	BB	IBB	HBP	BLK	WP	HR	S	P	ERA	WHIP	
Doug Bird, R ERA: 6.4 (1, 1)	4.1		21	7	7	7	7	1	0	0	0	3	34	38	14.54	1.846																		
Larry Gura, L ERA: 3.19 (5, 1)	0.0		3	3	1	1	0	0	0	0	0	0	3	3	∞	∞																		
Marty Pattin, R ERA: 8.02 (5, 1)	1.2	L	11	4	8	7	2	1	0	0	0	0	3	14	37.80	3.000																		
Andy Hassler, L ERA: 4.03 (7, 1)	2.0		11	3	1	0	4	2	0	0	0	0	0	17	0.00	2.500																		

BOTTOM

Kansas City Royals @ Boston Red Sox
Fenway Park, Boston, MA

Sat May 28 1977, 3:33 AM EDT
Att: 26,126 - Unknown - 79 F


AB	R	H	RBI	BB	SO	LOB
5	2	1	1	1	3	3
2	1	1	0	0	1	0
3	0	0	0	0	3	4
5	2	3	5	0	0	1
4	3	3	2	1	0	0
4	2	2	3	1	1	0
4	2	2	2	1	1	3
5	2	1	3	0	1	1
5	1	1	1	0	3	1
5	2	3	0	0	0	1

AB	42
R	17
H	17
RBI	17
BB	4
SO	13
LOB	14



WP: 0	PA: 46
PB: 0	
SB: 0	
CS: 0	

livebaseballscorecards.com

Batter	1	2	3	4	5	6	7	8	9	AB R H RBI BB SO LOB	TOP											
George Brett, L (1, 5) OBP: 0.384, SLG: 0.443	0-0 6-3	0-0 1B		0-0 4-3		0-0 G1-6-3			0-0 6-3	5 0 1 0 0 0 4												
Hal McRae, R (1, 10) OBP: 0.374, SLG: 0.509	0-0 6-3	0-0 F8			0-0 6-3			0-0 1B 1B	0-0 F9	5 0 1 0 0 0 1												
Amos Otis, R (1, 8) OBP: 0.303, SLG: 0.431	4-0 BB BB		0-0 P4		0-0 E9			0-0 4-3	4-0 BB	3 0 0 0 2 0 1												
John Mayberry, L (1, 3) OBP: 0.320, SLG: 0.329	4-0 1-2 BB		0-0 G3		0-0 6-3			0-0 F8	0-0 L3	4 0 0 0 1 0 3												
Al Cowens, R (1, 9) OBP: 0.309, SLG: 0.494	0-0 5-3		0-0 5-3		0-0 P3			0-0 2-H 1B		4 0 1 0 0 0 3												
Tom Poquette, L (1, 7) OBP: 0.365, SLG: 0.424		0-0 HR 1B		0-0 4-3		0-0 FC1-6 2B		0-0 FC6-4 1B		4 1 3 0 0 0 0												
Darrell Porter, L (1, 2) OBP: 0.361, SLG: 0.491		0-0 1-H HR		4-0 1B FC4-2 BB		4-0 1B FC1-6 BB		0-0 L9		2 2 1 2 2 0 1	AB 35 R 3 H 10 RBI 3 BB 5 SO 1 LOB 20											
Freddie Patek, R (1, 6) OBP: 0.317, SLG: 0.364		0-0 6-3 1B		0-0 FC4-2 S 1B		0-0 FC1-6 1B		0-3 K		4 0 2 0 0 1 3												
Frank White, R (1, 4) OBP: 0.264, SLG: 0.288		0-0 6-3		0-0 FC4-2 S		0-0 G1-6-3 1B		0-0 FC6-4		4 0 1 1 0 0 4												
Inning Stats	R: 0 E: 0 K: 0 S: 3	H: 0 LOB: 2 BB: 2 P: 11	R: 2 E: 0 K: 0 S: 6	H: 4 LOB: 1 BB: 0 P: 6	R: 0 E: 0 K: 0 S: 3	H: 0 LOB: 0 BB: 0 P: 3	R: 0 E: 0 K: 0 S: 4	H: 1 LOB: 2 BB: 1 P: 8	R: 0 E: 1 K: 0 S: 4	H: 0 LOB: 1 BB: 0 P: 4	R: 1 E: 0 K: 0 S: 4	H: 2 LOB: 1 BB: 1 P: 8	R: 0 E: 0 K: 0 S: 4	H: 2 LOB: 2 BB: 0 P: 4	R: 0 E: 0 K: 1 S: 6	H: 1 LOB: 1 BB: 0 P: 6	R: 0 E: 0 K: 0 S: 3	H: 0 LOB: 1 BB: 1 P: 7	1B: 8 2B: 1 3B: 0 HR: 1	SF: 0 SAC: 0 DP: 1 HBP: 0	WP: 0 PB: 0 SB: 2 CS: 0	PA: 40
PITCHER Bob Stanley, R (1, 1) ERA: 4.42	IP 9.0 WLS L BF 40 H 10 R 3 ER 3 SO 1 BB 5 IBB 0 HBP 0 BLK 0 WP 0 HR 1 S 37 P 57 ERA 3.00 WHIP 1.667											PITCHER IP WLS BF H R ER SO BB IBB HBP BLK WP HR S P ERA WHIP										

Kansas City Royals @ Boston Red Sox
 Fenway Park, Boston, MA
 Sun May 29 1977, 3:33 AM EDT
 Att. 26,920 - Unknown - 58 F

livebaseballscorecards.com

Batter	1	2	3	4	5	6	7	8	9	AB	R	H	RBI	BB	SO	LOB
Rick Burleson, R OBP: 0.381, SLG: 0.452 (1, 6) BBB	4-0 G6-4-3 BB		0-0 6-3		0-0 BB 1B		0-0 1B			3	0	2	0	1	0	0
Bernie Carbo, L OBP: 0.347, SLG: 0.364 (1, 9) SSS	0-3 K		0-3 K		0-0 1-2 BB 1B		0-0 F8			4	0	1	0	0	2	2
Jim Rice, R OBP: 0.352, SLG: 0.521 (1, 10) X	0-0 G6-4-3 1-2f			0-0 5-3	4-0 1-2 2-3 BB			0-0 5-3		3	0	0	0	1	0	1
Carl Yastrzemski, L OBP: 0.379, SLG: 0.458 (1, 7) X		0-0 P5		0-0 L8	0-0 P6			4-0 FC6-4 BB		3	0	0	0	1	0	3
Carlton Fisk, R OBP: 0.462, SLG: 0.600 (1, 2) X		0-0 FC6-5 2B		4-0 1B BB		4-0 G4-6-3 BB		0-0 P4		2	0	1	0	2	0	1
George Scott, R OBP: 0.321, SLG: 0.535 (1, 3) X		0-0 FC6-5 1B		0-0 FC5-4 1B		0-0 L9		0-0 FC6-4		4	0	1	0	0	0	3
Dwight Evans, R OBP: 0.374, SLG: 0.585 (1, 8) X		0-0 1-2 1B		0-0 FC5-4		0-0 G4-6-3			0-3 K	4	0	1	0	0	1	3
Butch Hobson, R OBP: 0.286, SLG: 0.449 (1, 5) X		0-0 F9		0-3 K			0-0 L8		0-3 K	4	0	0	0	0	2	2
Denny Doyle, L OBP: 0.338, SLG: 0.364 (1, 4) Fred Lynn, L (9, PH) OBP: 0.299, SLG: 0.516			0-3 K		0-0 4-3		0-0 4-3		0-0 F9	3	0	0	0	0	1	0
										1	0	0	0	0	0	0

Inning Stats	R: 0	H: 0	E: 0	K: 1	S: 4	R: 0	H: 2	E: 0	K: 0	S: 5	R: 0	H: 0	E: 0	K: 2	S: 7	R: 0	H: 1	E: 0	K: 0	S: 4	R: 0	H: 2	E: 0	K: 1	S: 7	R: 0	H: 0	E: 0	K: 0	S: 2	R: 0	H: 1	E: 0	K: 0	S: 4	R: 0	H: 0	E: 0	K: 0	S: 3	R: 0	H: 0	E: 0	K: 2	S: 7	R: 0	H: 0	E: 0	K: 0	S: 7	R: 0	H: 0	E: 0	K: 0	S: 7
	LOB: 0	BB: 1	P: 8	LOB: 2	BB: 0	P: 5	LOB: 0	BB: 0	P: 7	LOB: 2	BB: 1	P: 8	LOB: 3	BB: 1	P: 11	LOB: 0	BB: 1	P: 6	LOB: 1	BB: 0	P: 4	LOB: 1	BB: 1	P: 7	LOB: 0	BB: 0	P: 7	LOB: 0	BB: 0	P: 7	LOB: 0	BB: 0	P: 7	LOB: 0	BB: 0	P: 7	LOB: 0	BB: 0	P: 7	LOB: 0	BB: 0	P: 7	LOB: 0	BB: 0	P: 7	LOB: 0	BB: 0	P: 7	LOB: 0	BB: 0	P: 7	LOB: 0	BB: 0	P: 7	
	1B: 5	2B: 1	3B: 0	SF: 0	HR: 0	WP: 0	HR: 0	S: 34	P: 54	ERA: 0.00	WHIP: 1.500	1B: 5	2B: 1	3B: 0	SF: 0	HR: 0	WP: 0	HR: 0	S: 9	P: 9	ERA: 0.00	WHIP: 0.000	1B: 5	2B: 1	3B: 0	SF: 0	HR: 0	WP: 0	HR: 0	S: 9	P: 9	ERA: 0.00	WHIP: 0.000	1B: 5	2B: 1	3B: 0	SF: 0	HR: 0	WP: 0	HR: 0	S: 9	P: 9	ERA: 0.00	WHIP: 0.000	1B: 5	2B: 1	3B: 0	SF: 0	HR: 0	WP: 0	HR: 0	S: 9	P: 9	ERA: 0.00	WHIP: 0.000

BOTTOM

Kansas City Royals @ Boston Red Sox
Fenway Park, Boston, MA
Sun May 29 1977, 3:33 AM EDT
Att: 26,920 - Unknown - 58 F

livebaseballscorecards.com

AB	31
R	0
H	6
RBI	0
BB	5
SO	6
LOB	15



Batter	1	2	3	4	5	6	7	8	9	AB R H RBI BB SO LOB	TOP											
George Brett, L (1, 5) OBP: 0.373, SLG: 0.430	0-0 F3		0-0 4-3		0-0 6-3		0-0 F9		0-0 SH1-4	4 0 0 0 0 0 0	Kansas City Royals @ Toronto Blue Jays Exhibition Stadium, Toronto, ON Mon May 30 1977, 7:05 PM EDT Att. 20,002 - Unknown - 70 F livebaseballscorecards.com											
Hal McRae, R (1, 10) OBP: 0.369, SLG: 0.500	0-0 6-3		0-0 F9		0-0 L8		0-0 G3	0-0 1B	5 0 1 0 0 0 0													
Amos Otis, R (1, 8) OBP: 0.313, SLG: 0.433	0-0 1B			0-0 F7		0-0 1B	0-0 6-3	4-0 1B	4 1 2 0 1 0 0													
Al Cowens, R (1, 9) OBP: 0.322, SLG: 0.506	0-0 1B			0-0 1B		4-0 1B	0-0 1B	0-0 1B	4 1 3 0 1 0 2													
John Mayberry, L (1, 3) OBP: 0.324, SLG: 0.329	0-0 P4			0-0 1B		4-0 2B	0-0 1B	0-0 1B	3 1 1 1 1 0 3													
Joe Zdeb, R (1, 7) OBP: 0.407, SLG: 0.364		0-0 F7		0-0 1B		0-0 1B	0-0 1B	0-0 2B	4 1 1 1 0 0 2													
Freddie Patek, R (1, 6) OBP: 0.321, SLG: 0.370		4-0 BB		0-0 1B		0-0 F2	0-0 2B	0-0 2B	3 0 1 1 1 0 4													
Buck Martinez, R (1, 2) OBP: 0.222, SLG: 0.306		0-3 K		0-0 P5		0-0 2B	0-0 F2	0-0 F2	4 0 1 1 0 1 4													
Frank White, R (1, 4) OBP: 0.263, SLG: 0.287			0-0 F7		0-0 F9	0-0 P4		0-0 1B	4 0 1 0 0 0 2													
Inning Stats	R: 0 E: 0 K: 0 S: 5	H: 2 LOB: 2 BB: 0 P: 5	R: 0 E: 0 K: 1 S: 4	H: 0 LOB: 1 BB: 1 P: 8	R: 0 E: 0 K: 0 S: 3	H: 0 LOB: 0 BB: 0 P: 3	R: 1 E: 1 K: 0 S: 6	H: 2 LOB: 2 BB: 0 P: 6	R: 0 E: 0 K: 0 S: 3	H: 0 LOB: 0 BB: 0 P: 3	R: 2 E: 0 K: 0 S: 5	H: 3 LOB: 2 BB: 2 P: 13	R: 0 E: 0 K: 0 S: 3	H: 0 LOB: 0 BB: 0 P: 3	R: 1 E: 0 K: 0 S: 5	H: 2 LOB: 1 BB: 0 P: 5	R: 0 E: 0 K: 0 S: 4	H: 2 LOB: 2 BB: 1 P: 8	1B: 8 2B: 4 3B: 0 HR: 0	SF: 0 SAC: 1 DP: 1 HBP: 0	WP: 0 PB: 0 SB: 0 CS: 1	PA: 40
PITCHER	IP WLS BF H R ER SO BB IBB HBP BLK WP HR S P ERA WHIP																					
Jerry Garvin, L (1, 1) ERA: 3.51	8.1 L 37 10 4 4 1 3 0 0 0 0 0 0 36 48 4.32 1.560																					
Pete Vuckovich, R (9, 1) ERA: 3.09	0.2 3 1 0 0 0 1 0 0 0 0 0 0 2 6 0.00 3.000																					

Kansas City Royals @ Toronto Blue Jays
 Exhibition Stadium, Toronto, ON
 Mon May 30 1977, 7:05 PM EDT
 Att. 20,002 - Unknown - 70 F

AB	35
R	4
H	11
RBI	4
BB	4
SO	1
LOB	17



Batter	1	2	3	4	5	6	7	8	9	AB R H RBI BB SO LOB	TOP		
George Brett, L (1, 5) OBP: 0.368, SLG: 0.443	0-0 P6		0-0 5-3		0-0 HR	0-0 4-3		0-0 4-3		5 1 1 2 0 0 1			
Hal McRae, R (1, 10) OBP: 0.361, SLG: 0.486	0-0 P4		0-0 F8		0-0 5-3	0-0 L7			0-0 F9	5 0 0 0 0 0 0			
Amos Otis, R (1, 8) OBP: 0.321, SLG: 0.445	0-3 K			0-0 2B	0-0 HR		0-0 5-3		0-0 HR	5 3 3 0 0 1 0			
John Mayberry, L (1, 3) OBP: 0.332, SLG: 0.395		0-0 F9		0-0 L3	0-0 HR		0-0 HR		0-0 HR	5 3 3 5 0 0 1			
Al Cowens, R (1, 9) OBP: 0.340, SLG: 0.537		0-0 E		0-0 2B	0-0 2B	0-0 2B	0-0 G4-6-3		0-0 1B	5 2 5 1 0 0 0			
Tom Poquette, L (1, 7) OBP: 0.359, SLG: 0.423		0-0 FC3		0-3 K	0-0 2B	0-0 G4-6-3		0-0 F9	0-0 F9	5 1 1 1 0 1 3			
Darrell Porter, L (1, 2) OBP: 0.355, SLG: 0.475		0-0 4-3		4-0 IBB	0-3 K		0-0 5-3		0-3 K	4 0 0 0 1 2 3			
Freddie Patek, R (1, 6) OBP: 0.320, SLG: 0.367		0-0 CS		0-3 K	0-0 P4		0-3 K			4 0 1 1 0 2 3			
Frank White, R (1, 4) OBP: 0.270, SLG: 0.288		0-0 CS	0-0 F9		4-0 HR	0-0 1-3		0-0 1B		3 1 1 0 1 0 0			
Inning Stats	R: 0 H: 0 E: 0 LOB: 0 K: 1 BB: 0 S: 5 P: 5	R: 2 H: 2 E: 1 LOB: 0 K: 0 BB: 0 S: 5 P: 5	R: 0 H: 0 E: 0 LOB: 0 K: 0 BB: 0 S: 3 P: 3	R: 1 H: 2 E: 0 LOB: 2 K: 2 BB: 1 S: 9 P: 13	R: 5 H: 5 E: 0 LOB: 1 K: 1 BB: 1 S: 10 P: 14	R: 0 H: 0 E: 0 LOB: 0 K: 0 BB: 0 S: 3 P: 3	R: 1 H: 2 E: 0 LOB: 0 K: 0 BB: 0 S: 4 P: 4	R: 0 H: 1 E: 0 LOB: 1 K: 1 BB: 0 S: 6 P: 6	R: 2 H: 3 E: 0 LOB: 1 K: 1 BB: 0 S: 8 P: 8	1B: 7 SF: 0 2B: 3 SAC: 0 3B: 1 DP: 1 HR: 4 HBP: 0	WP: 0 PA: 44 PB: 0 SB: 0 CS: 1		
PITCHER	IP WLS BF H R ER SO BB IBB HBP BLK WP HR S P ERA WHIP											PITCHER	IP WLS BF H R ER SO BB IBB HBP BLK WP HR S P ERA WHIP
Bill Singer, R (1, 1) ERA: 6.29	4.1 L 21 6 6 4 3 1 1 0 0 0 1 25 33 8.31 1.615												
Jerry Johnson, R (5, 1) ERA: 3.15	0.0 3 3 2 2 0 0 0 0 0 0 1 3 3 ∞ ∞												
Mike Willis, L (5, 1) ERA: 1.91	2.2 9 2 1 1 1 0 0 0 0 0 1 11 11 3.38 0.750												
Dennis DeBarr, L (8, 1) ERA: 5.4	1.0 4 1 0 0 1 0 0 0 0 0 0 6 6 0.00 1.000												
Tom Bruno, R (9, 1) ERA: 11.37	1.0 6 3 2 2 1 0 0 0 0 0 1 8 8 18.00 3.000												

Kansas City Royals @ Toronto Blue Jays
 Exhibition Stadium, Toronto, ON
 Wed Jun 01 1977, 7:05 PM EDT
 Att. 33,004 - Unknown - 65 F

AB	41
R	11
H	15
RBI	10
BB	2
SO	6
LOB	11



Batter	1	2	3	4	5	6	7	8	9	AB R H RBI BB SO LOB	TOP	
Al Bumbry, L (1, 8) <small>OBP: 0.348, SLG: 0.364</small>	0-0 	0-0 4-3 		0-0 	0-0 F9 		0-0 F8 			5 2 2 0 0 0 2		
Billy Smith, S (1, 4) <small>OBP: 0.353, SLG: 0.331</small>	0-0 	0-0 		0-0 1-H 		0-0 4-3 		0-0 F9 		5 2 3 1 0 0 0		
Ken Singleton, S (1, 9) <small>OBP: 0.432, SLG: 0.507</small> Tom Shopay, L (8, PR) <small>OBP: 0.313, SLG: 0.429</small>	4-0 	0-0 		4-0 		0-0 		0-0 E6 		3 1 2 0 2 0 0 0 0 0 0 0 0 0		
Lee May, R (1, 3) <small>OBP: 0.280, SLG: 0.389</small> Tony Muser, L (9, 3) <small>OBP: 0.326, SLG: 0.316</small>	0-3 	0-0 FC5-4 		0-0 		0-0 F5 		0-0 G5-4-3 		5 1 1 3 0 1 7 0 0 0 0 0 0 0		
Eddie Murray, S (1, 10) <small>OBP: 0.321, SLG: 0.419</small>	0-0 		0-0 G3 	0-0 		0-0 F2 		0-0 		5 0 2 1 0 0 3		
Pat Kelly, L (1, 7) <small>OBP: 0.370, SLG: 0.456</small>	0-0 		0-0 5-3 	0-0 2-3 		4-0 		0-0 SH5-3 		3 1 1 1 1 0 1		
Rick Dempsey, R (1, 2) <small>OBP: 0.333, SLG: 0.321</small>	0-3 		0-0 6-3 		0-0 F8 		0-0 F9 		4-0 	4 0 0 0 1 1 4		
Brooks Robinson, R (1, 5) <small>OBP: 0.250, SLG: 0.353</small>	0-0 5-3 			0-3 	0-0 		0-0 		0-0 FC5-4 	5 0 2 0 0 1 5		
Mark Belanger, R (1, 6) <small>OBP: 0.258, SLG: 0.245</small>		0-0 F3 		0-3 	0-0 F9 		0-0 SF7 		0-0 FC4 	4 0 0 1 0 1 3		
Inning Stats	R: 2 H: 3 E: 1 LOB: 3 K: 2 BB: 1 S: 11 P: 15	R: 0 H: 2 E: 0 LOB: 2 K: 0 BB: 0 S: 5 P: 5	R: 0 H: 0 E: 0 LOB: 0 K: 0 BB: 0 S: 3 P: 3	R: 4 H: 4 E: 0 LOB: 1 K: 2 BB: 1 S: 11 P: 15	R: 0 H: 1 E: 0 LOB: 1 K: 0 BB: 0 S: 4 P: 4	R: 0 H: 1 E: 0 LOB: 1 K: 0 BB: 0 S: 4 P: 4	R: 1 H: 1 E: 1 LOB: 1 K: 0 BB: 1 S: 4 P: 8	R: 0 H: 0 E: 1 LOB: 1 K: 0 BB: 0 S: 3 P: 3	R: 0 H: 1 E: 0 LOB: 2 K: 0 BB: 1 S: 4 P: 8	1B: 12 SF: 1 2B: 0 SAC: 1 3B: 0 DP: 1 HR: 1 HBP: 0	WP: 0 PA: 45 PB: 0 SB: 1 CS: 0	
PITCHER Doug Bird, R (1, 1) <small>ERA: 7.25</small> Steve Mingori, L (4, 1) <small>ERA: 3.24</small> Larry Gura, L (8, 1) <small>ERA: 2.9</small>	IP WLS BF H R ER SO BB IBB HBP BLK WP HR S P ERA WHIP 3.2 L 23 9 6 6 4 2 0 0 0 0 1 29 37 14.73 3.000											PITCHER IP WLS BF H R ER SO BB IBB HBP BLK WP HR S P ERA WHIP

Baltimore Orioles @ Kansas City Royals
 Royals Stadium, Kansas City, MO
 Fri Jun 03 1977, 8:05 PM EDT
 Att. 21,878 - Unknown

AB	39
R	7
H	13
RBI	7
BB	4
SO	4
LOB	25



Batter	1	2	3	4	5	6	7	8	9	AB	R	H	RBI	BB	SO	LOB
George Brett, L (1, 5) OBP: 0.369, SLG: 0.441	0-0 FC6-4 1B	0-0 4-3		0-0 4-3		0-0 1B 1B		0-0 L6		5	1	2	0	0	0	3
Hal McRae, R (1, 10) OBP: 0.362, SLG: 0.497	0-0 FC6-4 BB 1-2f		0-0 4-3		0-0 HR	4-0 1B BB		0-0 F8		4	1	1	1	1	0	1
Amos Otis, R (1, 8) OBP: 0.335, SLG: 0.460	4-0 BB 1-2 BB		0-0 F9		0-0 1B 2B	0-0 1-3 2-H 1B		0-0 1B		4	1	3	1	1	0	0
John Mayberry, L (1, 3) OBP: 0.323, SLG: 0.383	0-3 K		0-0 3-1		0-0 F8	0-0 G3		0-0 F9		5	0	0	0	0	1	6
Al Cowens, R (1, 9) OBP: 0.352, SLG: 0.564	4-0 1-2 2-3 BB			0-0 1-3	0-0 2-H 6-3 1B		0-0 HR		0-0 1B 2B	4	2	3	2	1	0	0
Joe Zdeb, R (1, 7) OBP: 0.367, SLG: 0.320	0-0 F7			0-0 4-3	0-0 6-3		4-0 BB BB		4-0 9-6-4-6 1B BB	3	0	0	0	0	0	4
Tom Poquette, L (7, PH) OBP: 0.364, SLG: 0.423					0-0 1-2					0	0	0	0	1	0	0
Davey Nelson, R (9, PH) OBP: 0.310, SLG: 0.370										0	0	0	0	1	0	0
Freddie Patek, R (1, 6) OBP: 0.328, SLG: 0.370		4-0 BB BB		0-0 1B 1B	0-0 F7		0-0 F6		0-0 1-2 2-3 1B	4	1	2	0	1	0	2
Buck Martinez, R (1, 2) OBP: 0.231, SLG: 0.308		0-0 G1-4-3		0-0 1B		0-0 F4	4-0 BB BB	4-0 G6-4-3	0-0 9-6-4-6	3	0	1	0	0	0	1
Darrell Porter, L (7, PH) OBP: 0.360, SLG: 0.475				0-0 1-3 1B				0-0 BB		0	0	0	0	1	0	0
John Wathan, R (9, PH) OBP: 0.429, SLG: 0.417								0-0 1-2f 2-3f 3-H		1	0	0	1	0	0	2
Frank White, R (1, 4) OBP: 0.279, SLG: 0.305		0-0		0-0		0-0 6-3	0-0 G6-4-3			3	0	2	1	0	0	0
Ralph LaCock, L (7, PH) OBP: 0.323, SLG: 0.439				0-0 1-2 3-H 1B						0	0	0	0	0	0	0
Cookie Rojas, R (7, PH) OBP: 0.329, SLG: 0.423										1	0	0	0	0	0	2

Inning Stats	R: 0	H: 1	E: 0	LOB: 3	K: 1	P: 14	R: 0	H: 1	E: 0	LOB: 1	K: 0	P: 7	R: 0	H: 0	E: 0	LOB: 0	K: 0	P: 3	R: 1	H: 3	E: 0	LOB: 2	K: 0	P: 6	R: 2	H: 3	E: 0	LOB: 1	K: 0	P: 6	R: 1	H: 2	E: 0	LOB: 2	K: 0	P: 9	R: 1	H: 1	E: 0	LOB: 1	K: 0	P: 11	R: 0	H: 1	E: 0	LOB: 1	K: 0	P: 4	R: 1	H: 2	E: 0	LOB: 0	K: 0	P: 7	1B: 9	SF: 0	2B: 3	SAC: 0	3B: 1	DP: 2	HR: 2	HBP: 0	WP: 0	PA: 44
--------------	------	------	------	--------	------	-------	------	------	------	--------	------	------	------	------	------	--------	------	------	------	------	------	--------	------	------	------	------	------	--------	------	------	------	------	------	--------	------	------	------	------	------	--------	------	-------	------	------	------	--------	------	------	------	------	------	--------	------	------	-------	-------	-------	--------	-------	-------	-------	--------	-------	--------

PITCHER	IP	WLS	BF	H	R	ER	SO	BB	IBB	HBP	BLK	WP	HR	S	P	ERA	WHIP
Ross Grimsley, L (1, 1) ERA: 3.42	5.2	W	29	9	4	4	1	4	0	0	0	0	1	27	43	6.35	2.294
Dyar Miller, R (6, 1) ERA: 6.0	0.2		6	2	1	1	0	2	0	0	0	0	1	4	12	13.50	6.000
Tippy Martinez, L (7, 1) ERA: 3.75	2.2	S	9	3	1	1	0	1	0	0	0	0	0	8	12	3.38	1.500

BOTTOM

Baltimore Orioles @ Kansas City Royals
 Royals Stadium, Kansas City, MO
 Fri Jun 03 1977, 8:05 PM EDT
 Att. 21,878 - Unknown

livebaseballscorecards.com

AB	37
R	6
H	14
RBI	6
BB	7
SO	1
LOB	21



Batter	1	2	3	4	5	6	7	8	9	AB R H RBI BB SO LOB	TOP											
Al Bumby, L (1, 8) OBP: 0.346, SLG: 0.361	0-0 4-3		0-0 4-3		0-0 1-2 2-H 3-H 1B		0-0 4-3			4 0 1 2 0 0 0												
Billy Smith, S (1, 4) OBP: 0.344, SLG: 0.322	0-0 F5			0-0 F7	0-0 F7		0-0 F9			4 0 0 0 0 0 2												
Ken Singleton, S (1, 9) OBP: 0.434, SLG: 0.514 Tom Shopay, L (9, 7) OBP: 0.313, SLG: 0.429	0-0 2B			0-0 4-3		0-0 1B 1B 1B		0-0 F8		4 0 2 0 0 0 0 0 0 0 0 0 0 0												
Eddie Murray, S (1, 10) OBP: 0.315, SLG: 0.410	0-3 K		0-3 K		0-0 F5		0-0 F7			4 0 0 0 0 2 2												
Pat Kelly, L (1, 7) OBP: 0.373, SLG: 0.457 (9, 9)			0-0 5-3		0-0 1B 1B 1B	0-0 1-2 HR 1B		0-0 4-3		4 2 2 0 0 0 0												
Tony Muser, L (1, 3) OBP: 0.340, SLG: 0.333			0-0 G3		0-0 1-2 1B 1B	0-0 1-2 2-H HR 1B		0-0 L3		4 2 2 0 0 0 0												
Rick Dempsey, R (1, 2) OBP: 0.337, SLG: 0.347			0-0 3-1		0-0 1-2 2-3 1B 1B	0-0 1-H 2-H HR		0-0 F8		4 1 2 3 0 0 0												
Kiko Garcia, R (1, 6) OBP: 0.333, SLG: 0.344			0-0 6-3		0-0 F8	0-0 6-3		0-0 1-3		4 0 0 0 0 0 3												
Rich Dauer, R (1, 5) OBP: 0.118, SLG: 0.085 Brooks Robinson, R (8, 5) OBP: 0.250, SLG: 0.353			0-0 F9		0-0 F7		0-3 K			3 0 0 0 0 1 3 0 0 0 0 0 0 0												
Inning Stats	R: 0 E: 0 K: 1 S: 6	H: 1 LOB: 1 BB: 0 P: 6	R: 0 E: 0 K: 0 S: 3	H: 0 LOB: 0 BB: 0 P: 3	R: 0 E: 0 K: 0 S: 3	H: 0 LOB: 0 BB: 0 P: 3	R: 0 E: 0 K: 1 S: 5	H: 0 LOB: 0 BB: 0 P: 5	R: 2 E: 0 K: 0 S: 7	H: 4 LOB: 2 BB: 0 P: 7	R: 3 E: 0 K: 0 S: 6	H: 4 LOB: 0 BB: 0 P: 6	R: 0 E: 0 K: 1 S: 5	H: 0 LOB: 0 BB: 0 P: 5	R: 0 E: 0 K: 0 S: 3	H: 0 LOB: 0 BB: 0 P: 3	R: 0 E: 0 K: 0 S: 3	H: 0 LOB: 0 BB: 0 P: 3	1B: 7 2B: 1 3B: 0 HR: 1	SF: 0 SAC: 0 DP: 0 HBP: 0	WP: 0 PB: 0 SB: 0 CS: 0	PA: 35
PITCHER	IP WLS BF H R ER SO BB IBB HBP BLK WP HR S P ERA WHIP												PITCHER	IP WLS BF H R ER SO BB IBB HBP BLK WP HR S P ERA WHIP								
Jim Colborn, R (1, 1) ERA: 3.07 Steve Mingori, L (7, 1) ERA: 2.89	6.0 L 26 9 5 5 2 0 0 0 0 0 0 1 30 30 7.50 1.500													3.0 9 0 0 0 1 0 0 0 0 0 0 11 11 0.00 0.000								

Baltimore Orioles @ Kansas City Royals
Royals Stadium, Kansas City, MO
 Sat Jun 04 1977, 8:05 PM EDT
 Att: 36,931 - Unknown

livebaseballscorecards.com

AB	35
R	5
H	9
RBI	5
BB	0
SO	3
LOB	10



Batter	1	2	3	4	5	6	7	8	9	AB	R	H	RBI	BB	SO	LOB
George Brett, L (1, 5) OBP: 0.358, SLG: 0.427	0-0 6-3		0-0 F7		0-0 F7		0-0 L3		0-0 P5	5	0	0	0	0	0	1
Hal McRae, R (1, 10) OBP: 0.358, SLG: 0.487	4-0 G6-3 BB		0-0 L4		0-0 F7		0-0 4-3		0-0 L4	4	0	0	0	1	0	1
Amos Otis, R (1, 8) OBP: 0.328, SLG: 0.448	0-0 G6-3 1-2f			0-0 F9		0-0 F9		0-3 K		4	0	0	0	0	1	1
John Mayberry, L (1, 3) OBP: 0.332, SLG: 0.388		4-0 G6-3 BB		0-0 BB 1B		0-0 FC5-4 1B		0-0 E1 3B		3	1	2	0	1	0	0
Al Cowens, R (1, 9) OBP: 0.350, SLG: 0.568		0-0 G6-3 1-2f		0-0 F2		0-0 FC5-4 1B 1-2f		0-0 3B 3B 1-H		4	2	1	1	0	0	3
Tom Poquette, L (1, 7) OBP: 0.382, SLG: 0.448		4-0 1B BB		4-0 1-2 BB		0-0 1B 1-3		0-0 SF7 3B 3-H		2	1	2	1	2	0	0
Darrell Porter, L (1, 2) OBP: 0.364, SLG: 0.479		0-0 1-2 1B		0-0 3-1		0-0 1-3 3-H 1B		0-0 SF7 3B 3-H		3	0	2	2	0	0	2
Freddie Patek, R (1, 6) OBP: 0.326, SLG: 0.367		0-3 K			0-0 S 1B		0-0 P5		0-0 P4	4	0	1	0	0	1	4
Frank White, R (1, 4) OBP: 0.273, SLG: 0.298			0-0 5-3		0-0 F7 1-2		0-0 6-3		0-0 F7	3	0	0	0	0	0	1
Ralph LaCock, L (9, PH) OBP: 0.317, SLG: 0.431										1	0	0	0	0	0	0

Inning Stats	R: 0	H: 0	E: 0	K: 0	S: 2	R: 0	H: 1	E: 0	K: 1	S: 5	R: 0	H: 0	E: 0	K: 0	S: 3	R: 0	H: 1	E: 0	K: 0	S: 4	R: 0	H: 1	E: 0	K: 0	S: 4	R: 1	H: 3	E: 0	K: 0	S: 6	R: 0	H: 0	E: 0	K: 0	S: 3	R: 3	H: 2	E: 1	K: 1	S: 8	R: 0	H: 0	E: 0	K: 0	S: 3	R: 0	H: 0	E: 0	K: 0	S: 3	1B: 6	2B: 0	3B: 2	HR: 0	SF: 1	SAC: 0	DP: 2	HBP: 0	WP: 0	PB: 0	SB: 1	CS: 0	PA: 38
PITCHER Dennis Martinez, R (1, 1) ERA: 2.53	IP	WLS	BF	H	R	ER	SO	BB	IBB	HBP	BLK	WP	HR	S	P	ERA	WHIP																			IP	WLS	BF	H	R	ER	SO	BB	IBB	HBP	BLK	WP	HR	S	P	ERA	WHIP											

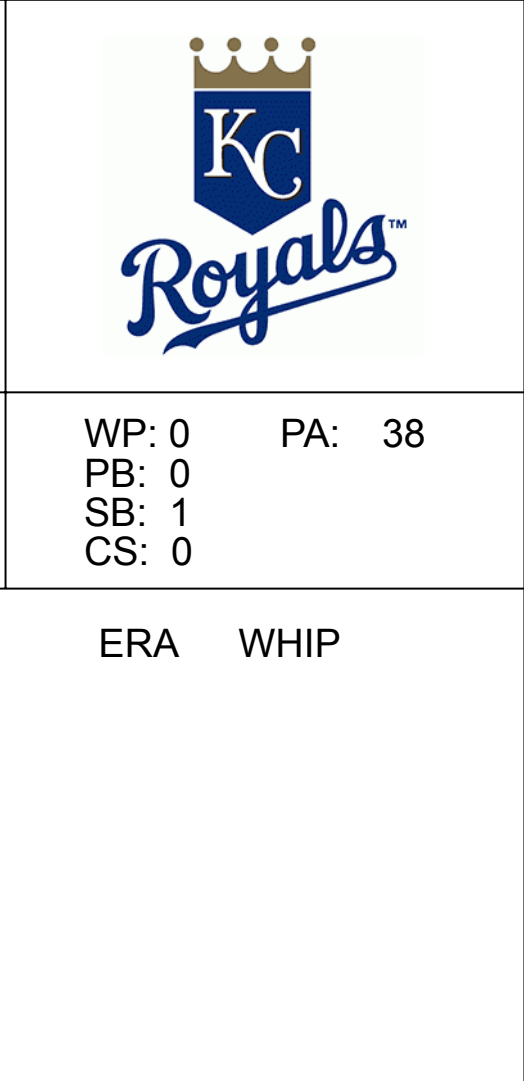
BOTTOM

Baltimore Orioles @ Kansas City Royals
Royals Stadium, Kansas City, MO

Sat Jun 04 1977, 8:05 PM EDT
Att. 36,931 - Unknown

livebaseballscorecards.com

AB	33
R	4
H	8
RBI	4
BB	4
SO	2
LOB	13



Batter	1	2	3	4	5	6	7	8	9	10	AB R H RBI BB SO LOB	TOP				
Al Bumbry, L (1, 8) OBP: 0.350, SLG: 0.371	G1	BB 1B 1-2	E1			FC6-4 1B	F7		PB SF7 1-H 2B		6 2 3 1 0 0 0	Baltimore Orioles @ Kansas City Royals Royals Stadium, Kansas City, MO Sat Jun 04 1977, 8:05 PM EDT Att. 36,931 - Unknown				
Mark Belanger, R (1, 6) OBP: 0.269, SLG: 0.271 Tom Shopay, L (9, PH) OBP: 0.294, SLG: 0.400	SF8	BB 1B 1-2 2-H	L3			FC6-4 1B HR 1-2			K 2-3		5 3 3 1 0 0 2 1 0 0 0 0 1 1					
Ken Singleton, S (1, 9) OBP: 0.430, SLG: 0.511 Kiko Garcia, R (9, 6) OBP: 0.333, SLG: 0.344	SF8	1B BB 1-2 2-3				HR 1B 1-3	F7		SF7		3 1 1 2 1 0 1 0 0 0 0 0 0 0					
Lee May, R (1, 3) OBP: 0.291, SLG: 0.416	1B 2B	FC4 1B 1-2 2-H 3-H				HR 1B 1-H 3-H		1B BB	1-3		5 1 3 5 1 1 0					
Eddie Murray, S (1, 10) OBP: 0.316, SLG: 0.407	1B 2-3	FC4 1B 1-2				3-1 1B		F8		1-3	6 0 2 0 0 0 3					
Andres Mora, R (1, 7) Pat Kelly, L (8, PH) OBP: 0.375, SLG: 0.458	K		5-3	6-3		F7		1B 1-3	L4		4 0 0 0 0 1 3 2 0 1 0 0 0 0					
Brooks Robinson, R (1, 5) OBP: 0.238, SLG: 0.308		K	F9			6-3		WP HR BB 1-2	6-3	L5	5 1 0 0 1 1 2					
Rich Dauer, R (1, 4) Billy Smith, S (7, PH) OBP: 0.346, SLG: 0.345		F3	3B 1B			G3		HR 1-H	K		3 1 1 0 0 0 0 2 1 1 2 0 1 2					
Dave Skaggs, R (1, 2) OBP: 0.313, SLG: 0.429 Tony Muser, L (7, PH) OBP: 0.333, SLG: 0.326 Rick Dempsey, R (7, 2) OBP: 0.341, SLG: 0.347	1B 1B	1B 1B	E 3B			5-3		K		2B BB	3 2 2 1 0 0 0 1 0 0 0 0 1 0 0 1 0 0 1 0 0					
Inning Stats	R: 1 H: 3 E: 0 LOB: 2 K: 1 BB: 0 S: 8	R: 3 H: 4 E: 0 LOB: 2 K: 1 BB: 1 S: 9	R: 2 H: 2 E: 1 LOB: 1 K: 0 BB: 0 S: 6	R: 0 H: 1 E: 0 LOB: 1 K: 1 BB: 0 S: 6	R: 0 H: 0 E: 0 LOB: 0 K: 0 BB: 0 S: 3	R: 3 H: 3 E: 0 LOB: 0 K: 0 BB: 0 S: 6	R: 2 H: 2 E: 0 LOB: 1 K: 1 BB: 1 S: 7	R: 0 H: 1 E: 0 LOB: 2 K: 1 BB: 1 S: 6	R: 2 H: 1 E: 0 LOB: 0 K: 1 BB: 1 S: 6	R: 0 H: 0 E: 0 LOB: 0 K: 0 BB: 0 S: 3	1B: 11 SF: 2 2B: 2 SAC: 0 3B: 2 DP: 0 HR: 2 HBP: 0		WP: 1 PA: 52 PB: 1 SB: 1 CS: 0			
PITCHER	IP WLS BF H R ER SO BB IBB HBP BLK WP HR S P ERA WHIP															
Paul Splittorff, L (1, 1) ERA: 3.97	2.2															
Marty Pattin, R (3, 1) ERA: 8.25	2.2	12	4	3	3	1	0	0	0	0	0	0	14	14	10.12	1.500
Mark Littell, R (6, 1) ERA: 3.38	3.2	18	4	4	3	3	3	0	0	0	1	1	21	33	7.36	1.909
Larry Gura, L (10, 1) ERA: 2.83	1.0	W 3	0	0	0	0	0	0	0	0	0	0	3	3	0.00	0.000

livebaseballscorecards.com

AB 46
R 13
H 17
RBI 12
BB 4
SO 6
LOB 14



BOTTOM

Baltimore Orioles @ Kansas City Royals
Royals Stadium, Kansas City, MO
Sat Jun 04 1977, 8:05 PM EDT
Att: 36,931 - Unknown

livebaseballscorecards.com

AB	41
R	14
H	15
RBI	14
BB	9
SO	6
LOB	15



WP:	0	PA:	53
PB:	0		
SB:	5		
CS:	1		

AB	R	H	RBI	BB	SO	LOB
3	1	0	0	2	1	1
1	0	0	0	0	0	1

4	2	3	2	2	0	1
---	---	---	---	---	---	---

6	2	2	1	0	1	4
---	---	---	---	---	---	---

5	4	2	3	1	1	1
---	---	---	---	---	---	---

5	1	3	3	1	0	0
---	---	---	---	---	---	---

1	0	1	0	0	0	0
4	1	1	3	1	1	2

5	0	1	1	0	2	2
---	---	---	---	---	---	---

4	2	1	0	1	0	2
---	---	---	---	---	---	---

3	1	1	1	1	0	1
---	---	---	---	---	---	---

1B:	10	SF:	1
2B:	2	SAC:	1
3B:	0	DP:	0
HR:	3	HBP:	0

Batter	1	2	3	4	5	6	7	8	9	10
Davey Nelson, R OBP: 0.324, SLG: 0.333 Bob Heise, R OBP: 0.125, SLG: 0.125	0-0 6-3	4-0 1B 1B BB	0-3 K		4-0 S BB		0-0 F9 2-3		0-0 FC1-6 1-2f 1B	
George Brett, L OBP: 0.374, SLG: 0.435	4-0 S 1B HR BB	0-0 1-3 2-H 1B 1B	4-0 S BB		0-0 F9		0-0 3-H CS 1B		0-0 1-2 1B	
Amos Otis, R OBP: 0.328, SLG: 0.444	0-0 1-2 HR 1B	0-0 2-3 3-H 1B 1B	0-0 5-3		0-0 5-3		0-0 1-2 CS	0-0 F9	0-3 K	
Al Cowens, R OBP: 0.355, SLG: 0.579	0-0 1-H 2-H HR	4-0 1-2 1B HR IBB		0-0 5-3	0-3 K			0-0 E6 2B		0-0 2B SF8 1B
Hal McRae, R OBP: 0.366, SLG: 0.500	0-0 6-3	0-0 1-2 2-H 3-H HR 1B		4-0 1B BB		0-0 F8		0-0 1-H 2B		0-0 1-3 2B
John Wathan, R OBP: 0.467, SLG: 0.462 John Mayberry, L OBP: 0.333, SLG: 0.402	0-0 S 1B	0-0 1-H 2-H HR		0-0 F8	0-3 K		0-0 F6		4-0 IBB	
Joe Zdeb, R OBP: 0.333, SLG: 0.300	0-0 5-3 1-2	0-3 K		0-0 1-2 1B	0-3 K		0-0 5-3		0-0 SF8 3-H	
Frank White, R OBP: 0.277, SLG: 0.296		0-0 3-3 1B 4-3		0-0 F3			4-0 F9 SH3 1B BB		0-0 G3	
Buck Martinez, R OBP: 0.256, SLG: 0.381		0-0 5-3 1-2	0-0 5-6-3		0-0 HR		0-0 SH3		4-0 FC1-6 BB	

Inning Stats	R: 3	H: 3	E: 0	LOB: 1	K: 0	S: 6	P: 10	R: 7	H: 5	E: 0	LOB: 0	K: 1	S: 10	P: 18	R: 0	H: 0	E: 0	LOB: 1	K: 1	S: 5	P: 9	R: 0	H: 1	E: 0	LOB: 2	K: 0	S: 4	P: 8	R: 1	H: 1	E: 0	LOB: 0	K: 2	S: 7	P: 7	R: 1	H: 1	E: 0	LOB: 0	K: 0	S: 3	P: 7	R: 1	H: 1	E: 1	LOB: 1	K: 0	S: 5	P: 5	R: 0	H: 1	E: 0	LOB: 2	K: 1	S: 6	P: 10	R: 1	H: 2	E: 0	LOB: 2	K: 0	S: 3	P: 7	1B: 10	SF: 1	2B: 2	SAC: 1	3B: 0	DP: 0	HR: 3	HBP: 0	WP: 0	PA: 53
--------------	------	------	------	--------	------	------	-------	------	------	------	--------	------	-------	-------	------	------	------	--------	------	------	------	------	------	------	--------	------	------	------	------	------	------	--------	------	------	------	------	------	------	--------	------	------	------	------	------	------	--------	------	------	------	------	------	------	--------	------	------	-------	------	------	------	--------	------	------	------	--------	-------	-------	--------	-------	-------	-------	--------	-------	--------

PITCHER	IP	WLS	BF	H	R	ER	SO	BB	IBB	HBP	BLK	WP	HR	S	P	ERA	WHIP
Rudy May, L ERA: 3.78	1.1		11	5	6	6	0	2	0	0	0	0	1	9	17	40.50	5.250
Dyar Miller, R ERA: 8.25	0.0		3	2	1	1	0	0	1	0	0	0	0	2	6	∞	∞
Tony Chevez, R ERA: 7.71	4.2		21	3	5	5	5	4	0	0	0	0	2	27	43	9.64	1.500
Mike Flanagan, L ERA: 4.1	3.1	L	17	5	2	1	1	1	1	0	0	0	0	17	25	2.70	1.800

Batter	1	2	3	4	5	6	7	8	9	AB R H RBI BB SO LOB	TOP											
Al Bumbry, L (1, 8) OBP: 0.347, SLG: 0.366	0-0 5-3	0-3 K		0-3 K			X 0-0 BB		X 0-0 2-3	5 0 1 1 0 2 2												
Mark Belanger, R (1, 6) OBP: 0.267, SLG: 0.264	0-0 L6		X 0-0 4-3			X 0-0 BB	X 0-0 F7		X 0-0 4-3	4 0 0 0 1 0 1												
Ken Singleton, S (1, 9) OBP: 0.438, SLG: 0.510	0-0 2B		B 4-0 2B			X 0-0 F9	B 4-0 1-2			2 1 1 0 2 0 1												
Lee May, R (1, 3) OBP: 0.291, SLG: 0.418	0-0 1B		X 0-0 F9			S 0-3 K	X 0-0 F7			4 0 1 1 0 1 4												
Eddie Murray, S (1, 10) OBP: 0.314, SLG: 0.409	0-0 6-3		X 0-0 2B			X 0-0 F7	X 0-0 3-1			4 0 1 0 0 0 4												
Andres Mora, R (1, 7) OBP: 0.143, SLG: 0.429		X 0-0 1B	X 0-0 1-3			X 0-0 F3	X 0-0 3-1			3 1 1 0 0 0 2												
Tom Shopay, L (8, PH) OBP: 0.278, SLG: 0.375										1 0 0 0 0 0 0												
Rick Dempsey, R (1, 2) OBP: 0.333, SLG: 0.338		X 0-0 6-3		X 0-0 F8		X 0-0 6-3	S 0-3 K			4 0 0 0 0 1 1												
Brooks Robinson, R (1, 5) OBP: 0.244, SLG: 0.293		X 0-0 6-3		B 4-0 WP		X 0-0 6-3	X 0-0 F6			2 0 0 0 1 0 1												
Tony Muser, L (8, PH) OBP: 0.327, SLG: 0.318										1 0 0 0 0 0 0												
Doug DeCinces, R (8, 5) OBP: 0.347, SLG: 0.466										0 0 0 0 0 0 0												
Rich Dauer, R (1, 4) OBP: 0.158, SLG: 0.151		X 0-0 1B		S 0-3 K		X 0-0 1B			X 0-0 4-3	3 1 2 1 0 1 1												
Billy Smith, S (9, PH) OBP: 0.344, SLG: 0.342										1 0 0 0 0 0 0												
Inning Stats	R: 1 E: 0 K: 0 S: 5	H: 2 LOB: 1 BB: 0 P: 5	R: 1 E: 0 K: 1 S: 7	H: 2 LOB: 1 BB: 0 P: 7	R: 0 E: 0 K: 0 S: 4	H: 1 LOB: 2 BB: 1 P: 8	R: 0 E: 0 K: 2 S: 7	H: 0 LOB: 1 BB: 1 P: 11	R: 0 E: 0 K: 1 S: 5	H: 0 LOB: 1 BB: 1 P: 9	R: 0 E: 0 K: 0 S: 3	H: 0 LOB: 0 BB: 0 P: 3	R: 1 E: 0 K: 0 S: 5	H: 2 LOB: 2 BB: 1 P: 9	R: 0 E: 0 K: 1 S: 5	H: 0 LOB: 0 BB: 0 P: 5	R: 0 E: 0 K: 0 S: 3	H: 0 LOB: 0 BB: 0 P: 3	1B: 3 2B: 3 3B: 1 HR: 0	SF: 0 SAC: 0 DP: 0 HBP: 0	WP: 1 PB: 0 SB: 0 CS: 0	PA: 38
PITCHER	IP WLS BF H R ER SO BB IBB HBP BLK WP HR S P ERA WHIP																					
Andy Hassler, L (1, 1) ERA: 4.08	6.1 W 30 7 3 3 4 4 0 0 0 1 0 34 50 4.26 1.737																					
Mark Littell, R (7, 1) ERA: 3.21	1.2 5 0 0 0 1 0 0 0 0 0 0 7 7 0.00 0.000																					
Larry Gura, L (9, 1) ERA: 2.76	1.0 S 3 0 0 0 0 0 0 0 0 0 0 3 3 0.00 0.000																					

Baltimore Orioles @ Kansas City Royals
 Royals Stadium, Kansas City, MO
 Sun Jun 05 1977, 8:05 PM EDT
 Att. 16,559 - Unknown

livebaseballscorecards.com

AB 34
 R 3
 H 7
 RBI 3
 BB 4
 SO 5
 LOB 17



Batter	1	2	3	4	5	6	7	8	9	AB	R	H	RBI	BB	SO	LOB
Tom Poquette, L OBP: 0.386, SLG: 0.441 (1, 9) BB (8, 7)	4-0 BB 2B	4-0 CS BB		0-0 F8			0-0 3-1			2	1	0	0	2	0	1
Hal McRae, R OBP: 0.364, SLG: 0.493 Amos Otis, R OBP: 0.328, SLG: 0.444 (1, 7) BB (8, 8)	4-0 2B SF8 BB 1-2	0-0 CS BB 1-2	0-0 F9		0-0 F4		0-0 6-3			3	1	0	0	1	0	0
George Brett, L OBP: 0.377, SLG: 0.456 (1, 5) X	0-0 SF8 2B 1-3 2-H		0-0 F4		0-0 FC5-2 3B		0-0 4-3			4	0	2	1	0	0	0
John Mayberry, L OBP: 0.332, SLG: 0.395 (1, 3) X	0-0 F3		0-0 L4		0-0 FC5-2		BB BB BB 4-0 1B BB			3	0	0	0	1	0	3
Al Cowens, R OBP: 0.348, SLG: 0.570 (1, 8) (8, 9) X	0-0 SF8 2-3 3-H			0-0 E4 HR		0-3 K		0-0 F9		3	1	0	1	0	1	2
Ralph LaCock, L OBP: 0.343, SLG: 0.492 (1, 10) H	0-0 HBP			0-0 1-H HR		0-0 F8		0-0 1-2 1B		3	1	2	2	0	0	0
Darrell Porter, L OBP: 0.354, SLG: 0.464 (1, 2) SS SS	0-3 K			0-0 G3		0-0 F9		0-0 F5		4	0	0	0	0	1	4
Frank White, R OBP: 0.278, SLG: 0.304 (1, 4) SS SS		0-3 K		0-0 2B		0-0 F4				3	0	1	0	0	1	0
Bob Heise, R OBP: 0.091, SLG: 0.091 (1, 6) SS SS		0-0 6-3		0-3 K			0-0 6-3			3	0	0	0	0	1	1

Inning Stats	R: 2	H: 1	E: 0	LOB: 2	K: 1	P: 15	R: 0	H: 0	E: 0	LOB: 0	K: 1	P: 8	R: 0	H: 0	E: 0	LOB: 0	K: 0	P: 3	R: 2	H: 2	E: 1	LOB: 1	K: 1	P: 8	R: 0	H: 1	E: 0	LOB: 1	K: 1	P: 6	R: 0	H: 0	E: 0	LOB: 0	K: 0	P: 3	R: 0	H: 1	E: 0	LOB: 2	K: 0	P: 8						
PITCHER Jim Palmer, R ERA: 2.81 (1, 1)	IP	WLS	BF	H	R	ER	SO	BB	IBB	HBP	BLK	WP	HR	S	P	ERA	WHIP													PITCHER	IP	WLS	BF	H	R	ER	SO	BB	IBB	HBP	BLK	WP	HR	S	P	ERA	WHIP	
	8.0	L	34	5	4	3	4	4	0	1	0	0	1	37	54	3.38	1.125																															

BOTTOM


Baltimore Orioles @ Kansas City Royals
 Royals Stadium, Kansas City, MO

Sun Jun 05 1977, 8:05 PM EDT
 Att. 16,559 - Unknown

livebaseballscorecards.com

AB	28
R	4
H	5
RBI	4
BB	4
SO	4
LOB	11

WP: 0 PA: 35
 PB: 0
 SB: 0
 CS: 1



Batter	1	2	3	4	5	6	7	8	9	AB R H RBI BB SO LOB	TOP																				
Bernie Carbo, L (1, 9) OBP: 0.403, SLG: 0.476	0-3 K		0-0 G3-6-3 1B			0-0 3-1		4-0 6-3 BB		3 0 1 0 1 1 0	Boston Red Sox @ Kansas City Royals Royals Stadium, Kansas City, MO Mon Jun 06 1977, 8:05 PM EDT Att. 25,881 - Unknown - 77 F																				
Fred Lynn, L (1, 8) OBP: 0.267, SLG: 0.424	0-0 L6		0-0 G3-6-3			0-0 F8		0-0 6-3		4 0 0 0 0 0 4																					
Jim Rice, R (1, 10) OBP: 0.329, SLG: 0.490	0-0 6-3				0-0 F9		0-0 5-3		0-3 K	4 0 0 0 0 1 2																					
Carl Yastrzemski, L (1, 7) OBP: 0.383, SLG: 0.516		0-0 4-3			4-0 BB		0-0 HR		0-0 G3	3 1 1 1 1 0 0																					
Carlton Fisk, R (1, 2) OBP: 0.438, SLG: 0.570		0-0 P4			0-0 F3		0-3 K		0-0 2B	4 0 1 0 0 1 1																					
George Scott, R (1, 3) OBP: 0.349, SLG: 0.526		0-0 1B			0-3 K		0-0 5-3		0-3 K	4 0 1 0 0 2 2																					
Butch Hobson, R (1, 5) OBP: 0.293, SLG: 0.446		0-0 F7					0-3 K		0-0 F3	4 0 0 0 0 1 2																					
Denny Doyle, L (1, 4) OBP: 0.344, SLG: 0.365			0-0 F9			0-0 3-1		0-0 6-3 BB 1B		3 0 1 0 0 0 0																					
Steve Dillard, R (1, 6) OBP: 0.333, SLG: 0.420			0-0 E5 1B			0-0 6-3		0-0 F9		3 0 0 0 0 0 1																					
Inning Stats	R: 0 E: 0 K: 1 S: 5	H: 0 LOB: 0 BB: 0 P: 5	R: 0 E: 0 K: 0 S: 4	H: 1 LOB: 1 BB: 0 P: 4	R: 0 E: 1 K: 0 S: 4	H: 1 LOB: 1 BB: 0 P: 4	R: 0 E: 0 K: 1 S: 5	H: 0 LOB: 1 BB: 1 P: 9	R: 0 E: 0 K: 0 S: 3	H: 0 LOB: 0 BB: 0 P: 3	R: 0 E: 0 K: 0 S: 3	H: 0 LOB: 0 BB: 0 P: 3	R: 1 E: 0 K: 2 S: 8	H: 1 LOB: 0 BB: 0 P: 8	R: 0 E: 0 K: 1 S: 6	H: 1 LOB: 2 BB: 1 P: 10	R: 0 E: 0 K: 1 S: 6	H: 1 LOB: 1 BB: 0 P: 6	1B: 3 2B: 1 3B: 0 HR: 1	SF: 0 SAC: 0 DP: 1 HBP: 0	WP: 0 PB: 0 SB: 0 CS: 0	PA: 34									
PITCHER Dennis Leonard, R (1, 1) ERA: 4.37	IP 9.0	WLS L	BF 34	H 5	R 1	ER 1	SO 6	BB 2	IBB 0	HBP 0	BLK 0	WP 0	HR 1	S 44	P 52	ERA 1.00	WHIP 0.778														
											PITCHER	IP	WLS	BF	H	R	ER	SO	BB	IBB	HBP	BLK	WP	HR	S	P	ERA	WHIP			

livebaseballscorecards.com

AB	32
R	1
H	5
RBI	1
BB	2
SO	6
LOB	12



Batter	1	2	3	4	5	6	7	8	9	AB	R	H	RBI	BB	SO	LOB
George Brett, L (1, 5) OBP: 0.372, SLG: 0.444	4-0 FC5-4 BB	0-0 3-1			0-0 F9 1-2		0-0 3-1		0-0 F7	4	0	0	0	1	0	5
Hal McRae, R (1, 10) OBP: 0.356, SLG: 0.481	0-0 FC5-4 BB 1-2f		0-0 L8		0-0 5-3		0-0 F8		0-3 K	5	0	0	0	0	1	4
Amos Otis, R (1, 8) OBP: 0.332, SLG: 0.438	4-0 1-2 BB		4-0 S BB		0-3 K		0-3 K			2	0	0	0	2	2	1
John Mayberry, L (1, 3) OBP: 0.335, SLG: 0.394 Davey Nelson, R (8, PR) OBP: 0.324, SLG: 0.333 John Wathan, R (9, 3) OBP: 0.467, SLG: 0.462	0-3 K		0-0 F8 1-2		0-0 E 1B		4-0 FC4-6 BB			3	0	1	0	1	1	3
Al Cowens, R (1, 9) OBP: 0.341, SLG: 0.558	0-3 K		0-0 F8		0-0 L9		0-3 K			4	0	0	0	0	2	5
Tom Poquette, L (1, 7) OBP: 0.389, SLG: 0.443		0-0 BB 1B		0-0 F5		0-0 E9 1B		0-0 FC4-6 FC4-6 1-2f		4	0	2	0	0	0	1
Darrell Porter, L (1, 2) OBP: 0.351, SLG: 0.453		0-0 F8		0-0 G3		4-0 IBB		0-0 FC4-6 1-2f		3	0	0	0	1	0	2
Freddie Patek, R (1, 6) OBP: 0.326, SLG: 0.363 Ralph LaCock, L (9, PH) OBP: 0.353, SLG: 0.500 Joe Zdeb, R (9, PR) OBP: 0.333, SLG: 0.300		4-0 1-2 BB		0-0 P4		0-0 F7		0-0 SH3-4 1B		2	0	0	0	1	0	3
Frank White, R (1, 4) OBP: 0.279, SLG: 0.305		0-3 K		0-0 S 1B		0-0 L5		0-0 SH3-4 1-2		1	0	1	0	0	1	5

Inning Stats	R: 0	H: 0	E: 0	K: 2	S: 7	R: 0	H: 1	E: 0	K: 1	S: 6	R: 0	H: 0	E: 0	K: 0	S: 3	R: 0	H: 0	E: 0	K: 0	S: 3	R: 0	H: 1	E: 1	K: 1	S: 5	R: 0	H: 0	E: 0	K: 1	S: 5	R: 0	H: 0	E: 0	K: 1	S: 5	R: 0	H: 1	E: 0	K: 1	S: 6	R: 0	H: 0	E: 0	K: 1	S: 6	R: 0	H: 2	E: 1	K: 1	S: 5	R: 0	H: 0	E: 0	K: 1	S: 5	R: 0	H: 0	E: 0	K: 1	S: 5	R: 0	H: 1	E: 0	K: 1	S: 6	1B: 5	2B: 0	3B: 0	HR: 0	SF: 0	SAC: 1	DP: 0	HBP: 0	WP: 0	PB: 0	SB: 2	CS: 0	PA: 38	ERA	WHIP
Luis Tiant, R (1, 1) ERA: 6.0	IP	WLS	BF	H	R	ER	SO	BB	IBB	HBP	BLK	WP	HR	S	P	ERA	WHIP																																																															
Bill Campbell, R (8, 1) ERA: 3.06	2.0	S	7	1	0	0	2	0	0	0	0	0	0	11	11	0.00	0.500																																																															

BOTTOM

Boston Red Sox @ Kansas City Royals
Royals Stadium, Kansas City, MO

Mon Jun 06 1977, 8:05 PM EDT
 Att: 25,881 - Unknown - 77 F

livebaseballscorecards.com

AB	31
R	0
H	5
RBI	0
BB	6
SO	7
LOB	29



Batter	1	2	3	4	5	6	7	8	9	AB R H RBI BB SO LOB	TOP																		
Bernie Carbo, L (1, 9) OBP: 0.416, SLG: 0.478	0-3 K		4-0 BB		0-0 1B		0-0 1B		0-3 K	4 0 2 1 1 2 0	Boston Red Sox @ Kansas City Royals Royals Stadium, Kansas City, MO Tue Jun 07 1977, 8:05 PM EDT Att. 21,184 - Unknown - 79 F																		
Fred Lynn, L (1, 8) OBP: 0.263, SLG: 0.411	0-0 F7		0-0 F7		0-0 1-3		0-0 G5-4-3 1B		0-0 4-3	5 0 1 1 0 0 2																			
Jim Rice, R (1, 10) OBP: 0.330, SLG: 0.502	0-0 1B		0-0 P4				0-0 G5-4-3 1B		0-0 F9	5 1 2 1 0 0 3																			
Carl Yastrzemski, L (1, 7) OBP: 0.390, SLG: 0.516	0-0 FC5-4 1B			4-0 G6-4-3 BB		0-0 F8		4-0 SH2-3 3B		2 1 1 0 2 0 0																			
Carlton Fisk, R (1, 2) OBP: 0.437, SLG: 0.571	0-0 FC5-4			0-0 G6-4-3		0-0 2B		0-0 SH2-3		3 0 1 0 0 0 3																			
George Scott, R (1, 3) OBP: 0.347, SLG: 0.530		0-3 K		0-0 5-3		0-0 L8		0-0 3B		4 0 1 1 0 1 1																			
Butch Hobson, R (1, 5) OBP: 0.287, SLG: 0.436		0-0 5-3			0-3 K	0-3 K		0-3 K		4 0 0 0 0 3 2																			
Denny Doyle, L (1, 4) OBP: 0.341, SLG: 0.358		0-0 G3			0-0 4-3		0-0 L9	4-0 IBB		3 0 0 0 1 0 0																			
Steve Dillard, R (1, 6) OBP: 0.345, SLG: 0.426			0-0 6-3		0-0 1B		0-0 1B	0-0 L8		4 2 2 0 0 0 2																			
Inning Stats	R: 0 E: 0 K: 1 S: 7	H: 2 LOB: 2 BB: 0 P: 7	R: 0 E: 0 K: 1 S: 5	H: 0 LOB: 0 BB: 0 P: 5	R: 0 E: 0 K: 0 S: 3	H: 0 LOB: 0 BB: 1 P: 7	R: 0 E: 0 K: 0 S: 2	H: 0 LOB: 0 BB: 1 P: 6	R: 1 E: 0 K: 1 S: 7	H: 2 LOB: 1 BB: 0 P: 7	R: 1 E: 0 K: 0 S: 5	H: 3 LOB: 1 BB: 0 P: 5	R: 1 E: 0 K: 1 S: 6	H: 1 LOB: 2 BB: 2 P: 14	R: 0 E: 0 K: 1 S: 5	H: 0 LOB: 0 BB: 0 P: 5	1B: 7 2B: 1 3B: 1 HR: 1	SF: 0 SAC: 1 DP: 2 HBP: 0	WP: 0 PB: 0 SB: 1 CS: 0	PA: 39									
PITCHER	IP WLS BF H R ER SO BB IBB HBP BLK WP HR S P ERA WHIP																												
Jim Colborn, R (1, 1) ERA: 3.16	6.1		28	8	3	3	4	2	0	0	0	0	0	1	34	42	4.26	1.579											
Steve Mingori, L (7, 1) ERA: 2.89	0.0		1	1	0	0	0	0	0	0	0	0	0	1	1	∞	∞												
Mark Littell, R (7, 1) ERA: 3.22	2.2	W	10	1	1	1	2	1	1	0	0	0	0	12	20	3.38	0.750												

livebaseballscorecards.com

AB	34
R	4
H	10
RBI	4
BB	4
SO	6
LOB	13



BOTTOM

Boston Red Sox @ Kansas City Royals
Royals Stadium, Kansas City, MO

Tue Jun 07 1977, 8:05 PM EDT
Att: 21,184 - Unknown - 79 F

livebaseballscorecards.com

AB	32
R	5
H	8
RBI	5
BB	4
SO	5
LOB	13



WP:	0	PA:	37
PB:	0		
SB:	0		
CS:	0		

AB	3	R	0	H	0	RBI	0	BB	0	SO	1
	2	0	2	1	0	0	0	0	0		

4	0	1	0	0	0	0	1				
---	---	---	---	---	---	---	---	--	--	--	--

3	1	0	0	1	0	2					
---	---	---	---	---	---	---	--	--	--	--	--

4	0	0	0	0	2	2					
---	---	---	---	---	---	---	--	--	--	--	--

4	2	2	1	0	1	1					
---	---	---	---	---	---	---	--	--	--	--	--

2	2	0	0	2	1	0					
---	---	---	---	---	---	---	--	--	--	--	--

3	0	2	1	0	0	0					
---	---	---	---	---	---	---	--	--	--	--	--

2	0	0	0	0	0	1					
1	0	1	1	0	0	0					
0	0	0	0	0	0	0					
0	0	0	0	1	0	0					

3	0	0	0	0	1	3					
1	0	0	1	0	0	2					

1B:	6	SF:	0
2B:	2	SAC:	1
3B:	0	DP:	1
HR:	1	HBP:	0

Batter	1	2	3	4	5	6	7	8	9
Tom Poquette, L (1, 7) OBP: 0.381, SLG: 0.433 Joe Zdeb, R (8, PH) OBP: 0.368, SLG: 0.344 (9, 7)	0-0 6-3 ①		0-0 F8 ③			0-0 F8 ②		0-0 FC6-4 1B ①	0-0 1B 1-2 2-3 3-H
Hal McRae, R (1, 10) OBP: 0.354, SLG: 0.476	0-0 P3			0-0 L3 1B ① ②		0-0 6-3 ③		0-0 F9 ①	
George Brett, L (1, 5) OBP: 0.370, SLG: 0.436	0-0 F7 ③			0-0 L3 1-2 ① ②			4-0 G3 1B BB ①	0-0 FC6-4 1-2f ②	
John Mayberry, L (1, 3) OBP: 0.329, SLG: 0.385		0-3 K ①		0-0 3-1 ③			0-0 G3 1-2 ① S S S	0-3 K ③	
Al Cowens, R (1, 9) OBP: 0.344, SLG: 0.572		0-3 K ②			0-0 HR		0-0 P4 ②		0-0 SH5-4 BB E 1B
Amos Otis, R (1, 8) OBP: 0.335, SLG: 0.433		0-0 6-3 ③			0-3 K ①		4-0 1B 2B BB ①		4-0 E SH5-4 1B BB 1-2
Darrell Porter, L (1, 2) OBP: 0.357, SLG: 0.458			0-0 5-3 1B		0-0 3-1 ②		0-0 2B 1B 1-2 2-H		0-0 SH5-4 ① 1-2 2-3
Freddie Patek, R (1, 6) OBP: 0.323, SLG: 0.359 Ralph LaCock, L (7, PH) OBP: 0.362, SLG: 0.524 Bob Heise, R (8, 6) OBP: 0.091, SLG: 0.091 Cookie Rojas, R (9, PH) OBP: 0.338, SLG: 0.423			0-0 L8 ①		0-0 4-3 ③		0-0 2B ① 1-3 2-H		4-0 1B E IBB
Frank White, R (1, 4) OBP: 0.274, SLG: 0.299 John Wathan, R (9, PH) OBP: 0.438, SLG: 0.429			0-0 5-3 ② 1-2			0-0 6-3 ① S S S	0-3 K ③		0-0 E3 1B 1-2 2-3 3-H

Inning Stats	R: 0	H: 0	E: 0	LOB: 0	K: 0	S: 3	R: 0	H: 0	E: 0	LOB: 0	K: 2	S: 7	R: 0	H: 1	E: 0	LOB: 1	K: 0	S: 4	R: 0	H: 1	E: 0	LOB: 0	K: 0	S: 3	R: 1	H: 1	E: 0	LOB: 0	K: 1	S: 6	R: 0	H: 0	E: 0	LOB: 0	K: 0	S: 3	R: 2	H: 2	E: 0	LOB: 2	K: 1	S: 7	R: 0	H: 1	E: 0	LOB: 1	K: 1	S: 6	R: 2	H: 2	E: 1	LOB: 3	K: 0	S: 4	1B: 6	SF: 0	2B: 2	SAC: 1	3B: 0	DP: 1	HR: 1	HBP: 0	WP: 0	PA: 37
--------------	------	------	------	--------	------	------	------	------	------	--------	------	------	------	------	------	--------	------	------	------	------	------	--------	------	------	------	------	------	--------	------	------	------	------	------	--------	------	------	------	------	------	--------	------	------	------	------	------	--------	------	------	------	------	------	--------	------	------	-------	-------	-------	--------	-------	-------	-------	--------	-------	--------

PITCHER	IP	WLS	BF	H	R	ER	SO	BB	IBB	HBP	BLK	WP	HR	S	P	ERA	WHIP
Fergie Jenkins, R (1, 1) ERA: 3.53	6.2		25	4	3	3	3	2	0	0	0	0	1	29	37	4.05	0.900
Bob Stanley, R (7, 1) ERA: 4.7	0.1		2	1	0	0	1	0	0	0	0	0	0	4	4	0.00	3.000
Ramon Hernandez, L (8, 1) ERA: 8.38	1.0		4	1	0	0	1	0	0	0	0	0	0	6	6	0.00	1.000
Mike Paxton, R (9, 1) ERA: 16.5	0.1	L	6	2	2	2	0	1	1	0	0	0	0	4	12	54.00	9.000

BOTTOM

Kansas City Royals @ Minnesota Twins
Metropolitan Stadium, Bloomington, MI

Wed Jun 08 1977, 8:05 PM EDT
Att. 9,255 - Unknown - 65 F

livebaseballscores.com

AB	35
R	9
H	10
RBI	9
BB	4
SO	6
LOB	9



WP	0	PA	39
PB	0		
SB	0		
CS	0		

AB R H RBI BB SO LOB

5	1	1	0	0	0	3
5	1	3	3	0	0	0
5	2	2	4	0	2	1
3	0	0	0	0	1	0
0	0	0	0	0	0	0
1	0	0	0	0	1	0
1	0	1	0	1	0	0
2	0	1	0	0	1	0
2	0	0	0	0	0	2
2	0	0	0	0	0	1
3	1	0	0	1	1	1
2	1	1	0	0	0	0
1	0	0	0	0	0	0
1	0	0	0	0	0	1
2	3	1	2	2	0	0

Batter	1	2	3	4	5	6	7	8	9	10
Bob Randall, R (1, 4) OBP: 0.250, SLG: 0.274	0-0 1B HR 1B	0-0 5-3		0-0 F7			0-0 L7		0-0 6-3	
Rod Carew, L (1, 3) OBP: 0.438, SLG: 0.577	0-0 1-3 HR 1B	0-0 2-H 3B		0-0 1-H 2-H 2B			0-0 4-3		0-0 L7	
Larry Hise, R (1, 8) (6, 7) OBP: 0.382, SLG: 0.611	0-0 1-H 3-H HR	0-3 K			0-0 F9		0-3 K			0-0 HR
Dan Ford, R (1, 9) OBP: 0.314, SLG: 0.385	0-0 6-3		0-0 F8		0-3 K		0-3 K			
Rich Chiles, L (8, PH) OBP: 0.364, SLG: 0.306										
Willie Norwood, R (8, PH) (9, 9) OBP: 0.161, SLG: 0.107										
Craig Kusick, R (1, 10) OBP: 0.373, SLG: 0.510	0-0 5-3 1B		4-0 G1-4-3 BB		0-0 1B		0-3 K		0-3 K	
Glenn Adams, L (5, PH) OBP: 0.373, SLG: 0.468										
Bob Gorinski, R (1, 7) OBP: 0.147, SLG: 0.121	0-0 5-3		0-0 G1-4-3		0-0 G3		0-0 4-3			
Lyman Bostock, L (5, PH) OBP: 0.400, SLG: 0.487	0-0 1-2		0-0 1-2							
Roy Smalley, S (1, 6) OBP: 0.310, SLG: 0.296	0-0 P3			0-0 F9		0-3 K		4-0 HR BB		
Jerry Terrell, R (1, 5) OBP: 0.300, SLG: 0.333		0-0 F8		0-0 2B		0-0 F7		0-0 P4		
Mike Cubbage, L (6, PH) OBP: 0.341, SLG: 0.353										
Butch Wynegar, S (9, PH) OBP: 0.349, SLG: 0.430										
Glenn Borgmann, R (1, 2) OBP: 0.415, SLG: 0.452		4-0 5-3 3B BB		4-0 2B BB		0-0 L5		0-0 1-H HR		

Inning Stats	R: 3	H: 4	E: 0	K: 0	S: 7	H: 1	LOB: 1	BB: 0	P: 7	R: 1	H: 1	E: 0	K: 1	S: 6	H: 0	LOB: 1	BB: 1	P: 10	R: 0	H: 0	E: 0	K: 0	S: 2	H: 0	LOB: 0	BB: 1	P: 6	R: 2	H: 2	E: 0	K: 0	S: 4	H: 1	LOB: 1	BB: 0	P: 8	R: 0	H: 1	E: 0	K: 1	S: 6	H: 0	LOB: 1	BB: 0	P: 6	R: 0	H: 0	E: 0	K: 1	S: 5	H: 0	LOB: 0	BB: 0	P: 5	R: 0	H: 0	E: 0	K: 1	S: 5	H: 0	LOB: 0	BB: 0	P: 5	R: 0	H: 0	E: 0	K: 2	S: 7	H: 0	LOB: 0	BB: 0	P: 7	R: 2	H: 1	E: 0	K: 0	S: 4	H: 1	LOB: 0	BB: 1	P: 8	R: 1	H: 1	E: 0	K: 0	S: 1	H: 0	LOB: 0	BB: 0	P: 1	1B: 4	SF: 0	2B: 2	SAC: 0	3B: 1	DP: 1	HR: 3	HBP: 0	WP: 0	PA: 39
--------------	------	------	------	------	------	------	--------	-------	------	------	------	------	------	------	------	--------	-------	-------	------	------	------	------	------	------	--------	-------	------	------	------	------	------	------	------	--------	-------	------	------	------	------	------	------	------	--------	-------	------	------	------	------	------	------	------	--------	-------	------	------	------	------	------	------	------	--------	-------	------	------	------	------	------	------	------	--------	-------	------	------	------	------	------	------	------	--------	-------	------	------	------	------	------	------	------	--------	-------	------	-------	-------	-------	--------	-------	-------	-------	--------	-------	--------

PITCHER	IP	WLS	BF	H	R	ER	SO	BB	IBB	HBP	BLK	WP	HR	S	P	ERA	WHIP
Paul Splittorff, L (1, 1) ERA: 4.41	4.0		20	7	6	6	1	3	0	0	0	0	1	19	31	13.50	2.500
Marty Pattin, R (5, 1) ERA: 7.33	3.0		10	1	0	0	3	0	0	0	0	0	0	16	16	0.00	0.333
Larry Gura, L (8, 1) ERA: 3.25	2.0	L	9	2	3	3	2	1	0	0	0	0	2	12	16	13.50	1.500

Batter	1	2	3	4	5	6	7	8	9	AB R H RBI BB SO LOB	TOP
Tom Poquette, L (1, 7) OBP: 0.369, SLG: 0.417 Joe Zdeb, R (9, PH) OBP: 0.359, SLG: 0.333 (9, 7)	0-0 F7		0-0 4-3		0-0 L9		0-3 K		0-0 F8	4 0 0 0 0 1 1 1 0 0 0 0 0 1	
Hal McRae, R (1, 10) OBP: 0.355, SLG: 0.468	0-3 K			0-0 1B		0-0 F9	0-3 BB		0-0 E 1B 1-3 2B 1B	4 1 2 0 1 1 0	
George Brett, L (1, 5) OBP: 0.371, SLG: 0.434	0-0 1-3			0-0 1B		0-0 BB	0-0 F5		0-0 E9 1-3 2B 1B	5 3 3 1 0 0 1	
John Mayberry, L (1, 3) OBP: 0.336, SLG: 0.426		0-0 G3		0-0 6-3		4-0 2B 1B		0-0 G3	0-0 2B	4 1 1 2 1 0 1	
Al Cowens, R (1, 9) OBP: 0.356, SLG: 0.581		0-0 CS 1B		0-0 BB 1B		0-0 F8		0-3 K	0-0 F5	5 0 2 1 0 1 3	
Amos Otis, R (1, 8) OBP: 0.350, SLG: 0.450		0-3 K		4-0 1B		0-0 1B 2B		4-0 BB		2 1 1 1 2 1 1	
John Wathan, R (1, 2) OBP: 0.360, SLG: 0.348			0-0 F9	0-0 6-3		0-0 1B		0-0 F3		4 0 1 2 0 0 3	
Freddie Patek, R (1, 6) OBP: 0.313, SLG: 0.363			0-0 5-3		0-0 F2	0-0 F9			0-0 F7	4 0 0 0 0 0 1	
Frank White, R (1, 4) OBP: 0.277, SLG: 0.314			0-0 3B		0-0 F5		0-3 K		0-0 1B 1B	4 1 2 0 0 1 0	
Inning Stats	R: 0 H: 0 E: 0 LOB: 0 K: 1 BB: 0 S: 5 P: 5	R: 0 H: 1 E: 0 LOB: 0 K: 1 BB: 0 S: 5 P: 5	R: 0 H: 1 E: 0 LOB: 1 K: 0 BB: 0 S: 4 P: 4	R: 1 H: 3 E: 0 LOB: 2 K: 0 BB: 1 S: 5 P: 9	R: 0 H: 0 E: 0 LOB: 0 K: 0 BB: 0 S: 3 P: 3	R: 3 H: 3 E: 0 LOB: 1 K: 0 BB: 1 S: 6 P: 10	R: 0 H: 0 E: 0 LOB: 1 K: 2 BB: 1 S: 7 P: 11	R: 0 H: 0 E: 0 LOB: 1 K: 1 BB: 1 S: 5 P: 9	R: 3 H: 4 E: 1 LOB: 1 K: 0 BB: 0 S: 7 P: 7	1B: 9 SF: 0 2B: 2 SAC: 0 3B: 1 DP: 0 HR: 0 HBP: 0	WP: 0 PA: 41 PB: 0 SB: 0 CS: 1
PITCHER	IP WLS BF H R ER SO BB IBB HBP BLK WP HR S P ERA WHIP										
Pete Redfern, R (1, 1) ERA: 4.87	6.0 L 26 8 4 4 2 2 0 0 0 0 0 0 28 36 6.00 1.667										
Jeff Holly, L (7, 1) ERA: 6.75	2.2 14 4 3 3 3 2 0 0 0 0 0 0 18 26 10.12 2.250										
Ron Schueler, R (9, 1) ERA: 4.22	0.1 1 0 0 0 0 0 0 0 0 0 0 0 1 1 0.00 0.000										

Kansas City Royals @ Minnesota Twins
Metropolitan Stadium, Bloomington, MI

Thu Jun 09 1977, 8:05 PM EDT
Att: 9,912 - Cloudy - 62 F

AB	37
R	7
H	12
RBI	7
BB	4
SO	5
LOB	12



Batter	1	2	3	4	5	6	7	8	9	AB	R	H	RBI	BB	SO	LOB
Bob Randall, R OBP: 0.239, SLG: 0.261 (1, 4)	0-0 G3		0-0 5-3			0-3 K		0-0 4-3		4	0	0	0	0	1	1
Rod Carew, L OBP: 0.435, SLG: 0.580 (1, 3)	0-3 K		0-0 4-3			0-0 1B		0-0 L9		4	1	1	1	0	1	0
Larry Hisle, R OBP: 0.380, SLG: 0.604 (1, 7)	0-3 K			0-3 K		0-3 K		0-0 FC6-4		4	0	1	0	0	3	1
Dan Ford, R OBP: 0.313, SLG: 0.378 (1, 9)		0-3 K		0-0 F9		4-0 1B		0-0 FC6-4		3	0	0	0	1	1	1
Craig Kusick, R OBP: 0.377, SLG: 0.505 (1, 10)		4-0 4-3		0-0 4-3		0-0 1B			0-0 P5	3	0	1	1	1	0	0
Roy Smalley, S OBP: 0.314, SLG: 0.297 (1, 6)		4-0 4-3			0-0 4-3	0-0 L6			0-0 4-3	3	0	1	0	1	0	2
Jerry Terrell, R OBP: 0.287, SLG: 0.318 (1, 5)		0-0 4-3			0-0 1-3			0-0 P4		4	0	0	0	0	0	3
Lyman Bostock, L OBP: 0.393, SLG: 0.477 (1, 8)		0-0 4-3			0-0 L1			0-0 4-3		4	0	0	0	0	0	3
Glenn Borgmann, R OBP: 0.409, SLG: 0.424 (1, 2)			0-3 K			4-0 3B		0-3 K		2	1	0	0	1	2	0

Inning Stats	R: 0	H: 0	E: 0	K: 2	S: 7	LOB: 0	BB: 0	P: 7	R: 0	H: 0	E: 0	K: 1	S: 5	LOB: 2	BB: 2	P: 13	R: 0	H: 0	E: 0	K: 1	S: 5	LOB: 0	BB: 0	P: 5	R: 0	H: 0	E: 0	K: 1	S: 5	LOB: 0	BB: 0	P: 5	R: 0	H: 2	E: 0	K: 2	S: 9	LOB: 2	BB: 2	P: 17	R: 0	H: 0	E: 0	K: 1	S: 5	LOB: 0	BB: 0	P: 5	R: 0	H: 1	E: 0	K: 0	S: 4	LOB: 1	BB: 0	P: 4	R: 0	H: 1	E: 0	K: 0	S: 4	LOB: 1	BB: 0	P: 4	1B: 3	2B: 0	3B: 1	HR: 0	SF: 0	SAC: 0	DP: 0	HBP: 0	WP: 1	PB: 0	SB: 0	CS: 0	PA: 35
--------------	------	------	------	------	------	--------	-------	------	------	------	------	------	------	--------	-------	-------	------	------	------	------	------	--------	-------	------	------	------	------	------	------	--------	-------	------	------	------	------	------	------	--------	-------	-------	------	------	------	------	------	--------	-------	------	------	------	------	------	------	--------	-------	------	------	------	------	------	------	--------	-------	------	-------	-------	-------	-------	-------	--------	-------	--------	-------	-------	-------	-------	--------

PITCHER	IP	WLS	BF	H	R	ER	SO	BB	IBB	HBP	BLK	WP	HR	S	P	ERA	WHIP
Andy Hassler, L ERA: 3.92 (1, 1)	6.0	W	24	2	2	2	7	4	0	0	0	1	0	34	50	3.00	1.000
Steve Mingori, L ERA: 2.61 (7, 1)	3.0	S	11	2	0	0	1	0	0	0	0	0	0	13	13	0.00	0.667


BOTTOM

Kansas City Royals @ Minnesota Twins
Metropolitan Stadium, Bloomington, MI

Thu Jun 09 1977, 8:05 PM EDT
Att. 9,912 - Cloudy - 62 F

livebaseballscorecards.com

AB	31
R	2
H	4
RBI	2
BB	4
SO	8
LOB	11



Batter	1	2	3	4	5	6	7	8	9	AB R H RBI BB SO LOB	TOP											
Tom Poquette, L (1, 7) OBP: 0.373, SLG: 0.426	0-0 F9		0-0 E4 E 2B		0-0 F8		0-0 1B			4 1 2 1 0 0 1	Kansas City Royals @ Milwaukee Brewers Milwaukee County Stadium, Milwaukee, WI Fri Jun 10 1977, 8:05 PM EDT Att. 14,115 - Unknown - 59 F livebaseballscorecards.com											
Hal McRae, R (1, 10) OBP: 0.353, SLG: 0.464	0-3 K		0-0 FC1 1B		0-0 CS 1B		0-0 F9			4 1 1 0 0 1 2												
George Brett, L (1, 5) OBP: 0.369, SLG: 0.430	0-0 4-3		0-0 CS 1B		0-0 CS	0-0 L7		0-3 K		4 0 1 1 0 1 0												
John Mayberry, L (1, 3) OBP: 0.339, SLG: 0.421 Davey Nelson, R (8, PR) OBP: 0.324, SLG: 0.333 (8, 4)		4-0 BB FC6-4 BB	0-0 P4			1-0 HBP		0-0 E4 CS		2 0 0 0 1 0 1 0 0 0 0 0 0 0												
Al Cowens, R (1, 9) OBP: 0.349, SLG: 0.570		0-0 FC6-4		0-0 F8		0-0 F7		0-0 6-3		4 0 0 0 0 0 3												
Amos Otis, R (1, 8) OBP: 0.343, SLG: 0.439		0-0 F9		0-0 L9		0-0 F9		0-3 K		4 0 0 0 0 1 2												
John Wathan, R (1, 2) OBP: 0.379, SLG: 0.370		0-3 K		0-0 1B			0-0 F9			4 0 2 0 0 1 1												
Freddie Patek, R (1, 6) OBP: 0.313, SLG: 0.359 Darrell Porter, L (9, PH) OBP: 0.355, SLG: 0.455			0-0 F7	0-0 P3			4-0 1B BB	0-3 K		2 0 0 0 1 0 1 1 0 0 0 0 1 1												
Frank White, R (1, 4) OBP: 0.284, SLG: 0.321 Ralph LaCock, L (8, 3) OBP: 0.357, SLG: 0.516			0-0 E 1B		0-0 F8 1B		0-0 P4	0-0 1-3		3 1 2 0 0 0 1 1 0 0 0 0 0 1												
Inning Stats	R: 0 E: 0 K: 1 S: 5	H: 0 LOB: 0 BB: 0 P: 5	R: 0 E: 0 K: 1 S: 5	H: 0 LOB: 1 BB: 1 P: 9	R: 3 E: 2 K: 0 S: 6	H: 3 LOB: 0 BB: 0 P: 6	R: 0 E: 0 K: 0 S: 4	H: 1 LOB: 1 BB: 0 P: 4	R: 0 E: 0 K: 0 S: 3	H: 2 LOB: 0 BB: 0 P: 3	R: 0 E: 0 K: 0 S: 3	H: 0 LOB: 1 BB: 0 P: 4	R: 0 E: 0 K: 0 S: 4	H: 1 LOB: 2 BB: 1 P: 8	R: 0 E: 1 K: 1 S: 5	H: 0 LOB: 1 BB: 0 P: 5	R: 0 E: 0 K: 2 S: 8	H: 1 LOB: 1 BB: 0 P: 8	1B: 7 2B: 1 3B: 0 HR: 0	SF: 0 SAC: 0 DP: 0 HBP: 1	WP: 0 PB: 0 SB: 0 CS: 3	PA: 37
PITCHER	IP WLS BF H R ER SO BB IBB HBP BLK WP HR S P ERA WHIP																					
Jim Slaton, R (1, 1) ERA: 2.86	7.0 W 29 7 3 1 2 2 0 1 0 0 0 0 30 39 1.29 1.286																					
Bob McClure, L (8, 1) ERA: 2.66	0.1 2 0 0 0 1 0 0 0 0 0 0 0 4 4 0.00 0.000																					
Bill Castro, R (8, 1) ERA: 4.4	1.2 S 5 1 0 0 2 0 0 0 0 0 0 0 9 9 0.00 0.600																					

Batter	1	2	3	4	5	6	7	8	9
Robin Yount, R OBP: 0.345, SLG: 0.392 (1, 6)	0-0 6-3		0-0 1B		0-0 2B		0-3 K	0-3 K	
Don Money, R OBP: 0.360, SLG: 0.491 (1, 4)	0-3 K		0-0 G5-4-3		0-3 K		4-0 2B		
Cecil Cooper, L OBP: 0.322, SLG: 0.453 (1, 3)	0-3 K			0-0 F8		0-0 1B	0-0 2B		
Sixto Lezcano, R OBP: 0.354, SLG: 0.507 (1, 9)		0-0 HR		0-0 F4		0-0 1B	0-0 BB		
Sal Bando, R OBP: 0.358, SLG: 0.435 (1, 5)		0-0 P4		0-0 1B		0-0 4-3	0-3 K		
Von Joshua, L OBP: 0.291, SLG: 0.347 (1, 8)		0-0 1B		0-0 WP		0-0 4-3		0-0 BB	
Steve Brye, R OBP: 0.323, SLG: 0.381 (6, PH) (7, 8)		0-0 1B		0-0 1B		0-0 2-3		0-0 1B	
Bob Sheldon, L OBP: 0.314, SLG: 0.323 (1, 10)		0-0 F8		0-0 P4		0-3 K		4-0 BB	
Ken McMullen, R OBP: 0.273, SLG: 0.479 (6, PH)		0-0 F8		0-0 P4		0-3 K		1-2 BB	
Tim Johnson, L (8, PR)		0-0 F8		0-0 P4		0-3 K		1-2 BB	
Jim Wohlford, R OBP: 0.248, SLG: 0.273 (1, 7)		0-0 P5		0-0 P5		0-0 4-3	0-0 SH2-4	0-0 F2	
Larry Haney, R OBP: 0.207, SLG: 0.214 (1, 2)		0-0 F7		0-0 F7		0-0 F9	0-0 SH2-4	0-3 K	

AB	R	H	RBI	BB	SO	LOB
5	0	2	0	0	2	3
3	0	0	0	1	2	2
4	1	2	1	0	1	0
3	1	2	1	1	0	0
4	1	1	1	0	1	4
2	0	2	1	0	0	0
2	0	1	0	0	0	1
2	0	0	0	0	0	2
1	0	0	0	1	1	1
0	0	0	0	0	0	0
4	1	1	0	0	0	3
3	0	0	0	0	1	2

BOTTOM

Kansas City Royals @ Milwaukee Brewers
Milwaukee County Stadium, Milwaukee, WI

Fri Jun 10 1977, 8:05 PM EDT
Att. 14,115 - Unknown - 59 F

livebaseballscorecards.com

AB	33
R	4
H	11
RBI	4
BB	3
SO	8
LOB	18



Inning Stats	R: 0	H: 0	E: 0	K: 2	S: 7	H: 0	LOB: 0	BB: 0	P: 7	R: 1	H: 2	E: 0	K: 0	S: 5	R: 0	H: 1	E: 0	K: 0	S: 3	R: 1	H: 2	E: 0	K: 0	S: 5	R: 0	H: 1	E: 0	K: 1	S: 6	R: 1	H: 2	E: 0	K: 1	S: 7	R: 1	H: 2	E: 0	K: 2	S: 9	R: 0	H: 1	E: 0	K: 2	S: 8	R: 0	H: 1	E: 0	K: 2	S: 8	R: 3	H: 0	E: 0	K: 0	S: 7	R: 0	H: 0	E: 0	K: 0	S: 7
PITCHER	IP	WLS	BF	H	R	ER	SO	BB	IBB	HBP	BLK	WP	HR	S	P	ERA	WHIP																																										
Doug Bird, R ERA: 6.97 (1, 1)	5.1		23	8	3	3	3	0	0	0	0	1	1	29	29	5.06	1.500																																										
Larry Gura, L ERA: 3.35 (6, 1)	1.1	L	7	2	1	1	2	0	1	0	0	0	0	10	14	6.75	1.500																																										
Marty Pattin, R ERA: 7.24 (7, 1)	0.1		2	0	0	0	1	1	0	0	0	0	0	3	7	0.00	3.000																																										
Mark Littell, R ERA: 3.13 (8, 1)	1.0		5	1	0	0	2	1	0	0	0	0	0	8	12	0.00	2.000																																										

WP	HR	S	P	ERA	WHIP
1	1	12	37		
0	0	0	0		
0	0	0	0		

Batter	1	2	3	4	5	6	7	8	9	AB R H RBI BB SO LOB	TOP											
Tom Poquette, L (1, 7) OBP: 0.372, SLG: 0.424 Joe Zdeb, R (7, PH) OBP: 0.390, SLG: 0.371 (7, 7)	0-0 F8			0-0 E3 G6-4-3		0-0 1B 3-H	0-0 HBP 2-H		0-0 1B E WP	3 1 1 1 0 0 0 2 1 2 1 0 0 0	Kansas City Royals @ Milwaukee Brewers Milwaukee County Stadium, Milwaukee, WI Sat Jun 11 1977, 4:33 AM EDT Att: 27,401 - Unknown livebaseballscorecards.com											
Hal McRae, R (1, 10) OBP: 0.358, SLG: 0.465	0-0 F9			0-0 F8		0-0 1B 1-2	4-0 HBP IBB		0-0 WP 1B	4 0 2 0 1 0 1												
George Brett, L (1, 5) OBP: 0.369, SLG: 0.426	0-0 F9			0-0 G6-4-3 1-2f		0-0 1B 1-2 2-H	1-0 HBP 2-3		0-3 K 1-2 3-H	4 0 1 1 0 1 2												
John Mayberry, L (1, 3) OBP: 0.332, SLG: 0.410			0-0 F7		0-0 6-3	0-0 F7	0-3 K		0-3 K	5 0 0 0 0 2 6												
Al Cowens, R (1, 9) OBP: 0.352, SLG: 0.569					0-3 K		0-0 F7	0-0 4-3 PB 1B		4 0 2 0 0 1 0												
Amos Otis, R (1, 8) OBP: 0.337, SLG: 0.429			0-0 F9		0-0 6-3		0-0 P4	0-0 4-3 1-3		4 0 0 0 0 0 2												
Darrell Porter, L (1, 2) OBP: 0.352, SLG: 0.449			0-0 PO 1-2	0-0 4-3		0-0 3-1	0-0 BB 2B 1B	0-3 K		4 1 1 0 0 1 1												
Freddie Patek, R (1, 6) OBP: 0.317, SLG: 0.364				0-0 P4		0-0 6-3 1B 2B	4-0 BB 2B BB	0-0 4-3		3 2 1 0 1 0 1												
Frank White, R (1, 4) OBP: 0.283, SLG: 0.325			0-0 F9		0-0 6-3 2-3	0-0 6-3 1-H 2-H 1B 2B		0-0 F7		4 1 1 2 0 0 1												
Inning Stats	R: 0 E: 0 K: 0 S: 3	H: 0 LOB: 0 BB: 0 P: 3	R: 0 E: 0 K: 0 S: 3	H: 1 LOB: 0 BB: 0 P: 3	R: 0 E: 0 K: 0 S: 3	H: 0 LOB: 0 BB: 0 P: 3	R: 0 E: 1 K: 0 S: 3	H: 0 LOB: 0 BB: 0 P: 3	R: 0 E: 0 K: 1 S: 5	H: 0 LOB: 0 BB: 0 P: 5	R: 2 E: 0 K: 0 S: 7	H: 4 LOB: 2 BB: 0 P: 7	R: 3 E: 0 K: 1 S: 8	H: 3 LOB: 3 BB: 2 P: 17	R: 0 E: 0 K: 1 S: 6	H: 1 LOB: 1 BB: 0 P: 6	R: 1 E: 1 K: 2 S: 9	H: 2 LOB: 1 BB: 0 P: 9	1B: 9 2B: 2 3B: 0 HR: 0	SF: 0 SAC: 0 DP: 1 HBP: 1	WP: 1 PB: 1 SB: 0 CS: 0	PA: 41
PITCHER	IP WLS BF H R ER SO BB IBB HBP BLK WP HR S P ERA WHIP																					
Lary Sorensen, R (1, 1) ERA: 6.23	6.2 L 27 7 5 5 1 1 0 0 0 0 0 0 28 32 6.75 1.200																					
Bob McClure, L (7, 1) ERA: 2.42	2.1 13 4 1 0 4 0 1 1 0 1 0 19 24 0.00 1.714																					



Batter	1	2	3	4	5	6	7	8	9	AB R H RBI BB SO LOB	TOP											
Freddie Patek, R (1, 6) OBP: 0.316, SLG: 0.362	0-0 F9			0-0 5-3		0-0 1B		0-0 5-3		4 0 1 0 0 0 0	Kansas City Royals @ Milwaukee Brewers Milwaukee County Stadium, Milwaukee, WI Sun Jun 12 1977, 4:33 AM EDT Att. 15,733 - Unknown - 52 F livebaseballscorecards.com											
George Brett, L (1, 5) OBP: 0.362, SLG: 0.417	0-3 K			0-0 P4		0-0 1-3		0-0 4-3	4 0 0 0 0 1 1													
Amos Otis, R (1, 8) OBP: 0.340, SLG: 0.431	0-3 K			0-0 F9			0-0 G4-3 1B	0-0 1B	4 0 2 0 0 1 0													
Al Cowens, R (1, 9) OBP: 0.350, SLG: 0.563		0-3 K		0-0 6-3		0-0 1B	0-0 G4-3 1B	0-0 L7	4 0 1 0 0 1 1													
Hal McRae, R (1, 10) OBP: 0.356, SLG: 0.461		0-0 E6		0-0 1B		0-0 1B	0-0 G4-3	0-0 F8	4 0 1 0 0 0 3													
John Mayberry, L (1, 3) OBP: 0.336, SLG: 0.411		0-0 G3		0-0 1B		0-0 1B	4-0 BB		2 0 1 0 1 0 1													
Joe Zdeb, R (1, 7) OBP: 0.386, SLG: 0.368			0-0 G1-6-3 1B		0-0 G6-4-3		0-0 FC6-4		3 0 1 0 0 0 4													
Frank White, R (1, 4) OBP: 0.278, SLG: 0.319			0-0 G1-6-3		0-0 G6-4-3		0-0 FC6-4		3 0 0 0 0 0 1													
Buck Martinez, R (1, 2) OBP: 0.244, SLG: 0.364			0-0 F7		0-0 G6-4-3		0-0 FC6-4		2 0 0 0 0 0 0													
John Wathan, R (8, PH) OBP: 0.367, SLG: 0.357			0-0 F8				0-3 K		1 0 0 0 0 1 0													
Inning Stats	R: 0 E: 0 K: 2 S: 7	H: 0 LOB: 0 BB: 0 P: 7	R: 0 E: 1 K: 1 S: 5	H: 0 LOB: 0 BB: 0 P: 5	R: 0 E: 0 K: 0 S: 3	H: 1 LOB: 0 BB: 0 P: 3	R: 0 E: 0 K: 0 S: 3	H: 0 LOB: 0 BB: 0 P: 3	R: 0 E: 0 K: 0 S: 4	H: 2 LOB: 1 BB: 0 P: 4	R: 0 E: 0 K: 0 S: 4	H: 1 LOB: 1 BB: 0 P: 4	R: 0 E: 0 K: 0 S: 4	H: 2 LOB: 2 BB: 1 P: 8	R: 0 E: 0 K: 1 S: 5	H: 0 LOB: 0 BB: 0 P: 5	R: 0 E: 0 K: 0 S: 4	H: 1 LOB: 1 BB: 0 P: 4	1B: 7 2B: 0 3B: 0 HR: 0	SF: 0 SAC: 0 DP: 3 HBP: 0	WP: 0 PB: 0 SB: 0 CS: 1	PA: 32
PITCHER Jerry Augustine, L (1, 1) ERA: 3.72	IP: 9.0 WLS: W BF: 32 H: 7 R: 0 ER: 0 SO: 4 BB: 1 IBB: 0 HBP: 0 BLK: 0 WP: 0 HR: 0 S: 39 P: 43 ERA: 0.00 WHIP: 0.889											PITCHER	IP: 9.0 WLS: W BF: 32 H: 7 R: 0 ER: 0 SO: 4 BB: 1 IBB: 0 HBP: 0 BLK: 0 WP: 0 HR: 0 S: 39 P: 43 ERA: 0.00 WHIP: 0.889									

AB	31
R	0
H	7
RBI	0
BB	1
SO	4
LOB	11



Batter	1	2	3	4	5	6	7	8	9	AB	R	H	RBI	BB	SO	LOB
Robin Yount, R OBP: 0.342, SLG: 0.388 (1, 6)	F8		1B		2B 1B	G5-3				4	1	2	0	0	0	2
Von Joshua, L OBP: 0.291, SLG: 0.350 (1, 8)	G6-3 1B		F8		1B 2B		1-3			4	1	2	1	0	0	2
Cecil Cooper, L OBP: 0.316, SLG: 0.442 (1, 3)	G6-3		F2		1B 1B		K			4	1	1	1	0	1	3
Sixto Lezcano, R OBP: 0.348, SLG: 0.493 (1, 9)		5-3	F8		1B BB		P5			3	0	0	0	1	0	2
Don Money, R OBP: 0.365, SLG: 0.493 (1, 4)		1B 1B		E6	1B 1B			2B BB		3	1	2	1	1	0	0
Sal Bando, R OBP: 0.348, SLG: 0.421 (1, 5)		K		F7	K			F7		4	0	0	0	0	2	5
Jamie Quirk, L OBP: 0.203, SLG: 0.273 (1, 10)		FC6-4 1B		G4-6-3		FC1-5 2B				3	0	2	0	0	0	1
Tim Johnson, L OBP: 0.182, SLG: 0.200 (6, PR)		1-3		1-2f				1-H 2B		1	0	1	1	0	0	0
Jim Wohlford, R OBP: 0.250, SLG: 0.274 (1, 7)		FC6-4			L5	FC1-5		F3		4	0	0	0	0	0	3
Charlie Moore, R OBP: 0.335, SLG: 0.405 (1, 2)			F8 1B BB		6-3					1	0	0	0	2	0	0

Inning Stats	R: 0	H: 1	E: 0	K: 0	S: 3	LOB: 0	BB: 0	P: 3	R: 0	H: 2	E: 0	K: 1	S: 7	LOB: 2	BB: 0	P: 7	R: 0	H: 1	E: 0	K: 0	S: 4	LOB: 2	BB: 1	P: 8	R: 0	H: 0	E: 1	K: 0	S: 3	LOB: 0	BB: 0	P: 3	R: 3	H: 4	E: 0	K: 1	S: 9	LOB: 2	BB: 1	P: 13	R: 0	H: 1	E: 0	K: 0	S: 3	LOB: 2	BB: 1	P: 7	R: 0	H: 0	E: 0	K: 1	S: 5	LOB: 0	BB: 0	P: 5	R: 1	H: 1	E: 0	K: 0	S: 3	LOB: 0	BB: 1	P: 7
--------------	------	------	------	------	------	--------	-------	------	------	------	------	------	------	--------	-------	------	------	------	------	------	------	--------	-------	------	------	------	------	------	------	--------	-------	------	------	------	------	------	------	--------	-------	-------	------	------	------	------	------	--------	-------	------	------	------	------	------	------	--------	-------	------	------	------	------	------	------	--------	-------	------

PITCHER	IP	WLS	BF	H	R	ER	SO	BB	IBB	HBP	BLK	WP	HR	S	P	ERA	WHIP
Jim Colborn, R ERA: 3.29 (1, 1)	4.2	L	23	8	3	3	1	2	0	0	0	0	0	23	31	5.79	2.143
Marty Pattin, R ERA: 6.75 (5, 1)	3.1		12	2	1	1	2	2	0	0	0	0	0	14	22	2.70	1.200


BOTTOM

Kansas City Royals @ Milwaukee Brewers
Milwaukee County Stadium, Milwaukee, WI

Sun Jun 12 1977, 4:33 AM EDT
Att: 15,733 - Unknown - 52 F

AB	31
R	4
H	10
RBI	4
BB	4
SO	3
LOB	18

WP: 0 PA: 35
PB: 0 SB: 1
CS: 0



PITCHER	IP	WLS	BF	H	R	ER	SO	BB	IBB	HBP	BLK	WP	HR	S	P	ERA	WHIP
---------	----	-----	----	---	---	----	----	----	-----	-----	-----	----	----	---	---	-----	------

Batter	1	2	3	4	5	6	7	8	9	AB R H RBI BB SO LOB	TOP			
Tom Poquette, L (1, 9) OBP: 0.377, SLG: 0.435 Amos Otis, R (6, PH) OBP: 0.341, SLG: 0.429 (6, 8)	0-0 F8	0-0 2B			0-0 HR 1B	4-0 BB		0-3 K		3 1 2 1 0 0 0 1 0 0 1 1 1 0				
Hal McRae, R (1, 7) OBP: 0.350, SLG: 0.451 Joe Zdeb, R (8, 7) OBP: 0.386, SLG: 0.368	0-0 F9	0-0 F8			0-0 4-3	0-0 F9		0-0 6-3		5 0 0 0 0 0 5 0 0 0 0 0 0 0				
George Brett, L (1, 5) OBP: 0.363, SLG: 0.429	4-0 1B BB		0-0 F7		0-0 HR	0-0 F8		0-0 P4		4 2 1 2 1 0 3				
John Mayberry, L (1, 3) OBP: 0.342, SLG: 0.410	0-0 1B		0-0 F9		1-0 HBP	4-0 FC5-6 1B BB		0-0 F8		3 1 1 1 1 0 0				
Al Cowens, R (1, 8) OBP: 0.347, SLG: 0.555 (6, 9)	0-0 F9		0-0 F8		0-0 P3	0-0 FC5-6 1B		0-0 F8		5 0 1 0 0 0 2				
Ralph LaCock, L (1, 10) OBP: 0.370, SLG: 0.537 Davey Nelson, R (6, PR) OBP: 0.306, SLG: 0.313		0-0 1B 2B		0-0 P6		0-0 1B WP BB 1B		0-3 K		3 1 2 0 0 0 0 2 2 0 0 0 1 2				
Darrell Porter, L (1, 2) OBP: 0.356, SLG: 0.457		0-0 SH5-3 2B 1B		0-0 4-3		0-0 F9		0-0 2B		4 1 2 3 0 0 1				
Freddie Patek, R (1, 6) OBP: 0.316, SLG: 0.358		0-0 SH5-3		0-0 P3		4-0 BB 1B BB		0-0 4-3		2 0 0 0 1 0 1				
Frank White, R (1, 4) OBP: 0.278, SLG: 0.317		0-0 5-3		0-0 G3		0-0 BB 1B		0-0 6-3		4 0 1 0 0 0 2				
Inning Stats	R: 1 H: 1 E: 0 LOB: 1 K: 0 BB: 1 S: 4 P: 8	R: 2 H: 3 E: 0 LOB: 1 K: 0 BB: 0 S: 6 P: 6	R: 0 H: 0 E: 0 LOB: 0 K: 0 BB: 0 S: 3 P: 3	R: 0 H: 0 E: 0 LOB: 0 K: 0 BB: 0 S: 3 P: 3	R: 2 H: 2 E: 0 LOB: 1 K: 0 BB: 0 S: 5 P: 6	R: 1 H: 2 E: 0 LOB: 3 K: 0 BB: 2 S: 5 P: 13	R: 2 H: 2 E: 0 LOB: 1 K: 0 BB: 1 S: 5 P: 9	R: 0 H: 0 E: 0 LOB: 0 K: 1 BB: 0 S: 5 P: 5	R: 0 H: 0 E: 0 LOB: 0 K: 1 BB: 0 S: 5 P: 5	1B: 6 SF: 0 2B: 3 SAC: 1 3B: 0 DP: 0 HR: 1 HBP: 1	WP: 1 PA: 42 PB: 0 SB: 0 CS: 0			
PITCHER	IP WLS BF H R ER SO BB IBB HBP BLK WP HR S P ERA WHIP												PITCHER	IP WLS BF H R ER SO BB IBB HBP BLK WP HR S P ERA WHIP
Mike Torrez, R (1, 1) ERA: 4.5	5.1 L 27 8 6 6 0 2 0 1 0 0 1 1 24 33 10.12 1.875													
Sparky Lyle, L (6, 1) ERA: 1.32	1.2 9 2 2 2 0 2 0 0 0 0 0 0 7 15 10.80 2.400													
Ken Clay, R (8, 1) ERA:	2.0 6 0 0 0 0 2 0 0 0 0 0 0 10 10 0.00 0.000													

Kansas City Royals @ New York Yankees
 Yankee Stadium, Bronx, NY
 Mon Jun 13 1977, 7:05 PM EDT
 Att. 22,420 - Unknown

AB	36
R	8
H	10
RBI	8
BB	4
SO	2
LOB	16



livebaseballscorecards.com

Batter	1	2	3	4	5	6	7	8	9	AB	R	H	RBI	BB	SO	LOB
Willie Randolph, R (1, 4) OBP: 0.372, SLG: 0.429	0-0 F9			0-0 1B		4-0 1B BB		0-0 1B		3	2	2	0	1	0	0
Mickey Rivers, L (1, 8) OBP: 0.336, SLG: 0.382	0-0 4-3			0-0 1-3		0-0 F9 1B		0-0 F9		4	0	1	0	0	0	2
Thurman Munson, R (1, 2) OBP: 0.364, SLG: 0.526	0-0 F8			0-0 5-3		0-0 F9 1B		0-0 F8		4	0	1	1	0	0	2
Chris Chambliss, L (1, 3) OBP: 0.341, SLG: 0.450		0-0 F8		0-0 1B		0-0 F9		0-3 K		4	0	1	1	0	1	3
Roy White, S (1, 7) OBP: 0.351, SLG: 0.407		0-0 F8			0-0 F9	0-0 P4			0-0 F9	4	0	0	0	0	0	1
Lou Piniella, R (1, 10) OBP: 0.341, SLG: 0.434		0-0 6-3			0-0 1B 2B		0-0 FC5-4 1B		0-0 6-3	4	1	2	0	0	0	0
Graig Nettles, L (1, 5) OBP: 0.301, SLG: 0.447			0-0 F7		0-0 P3		0-3 K		0-0 F9	4	0	0	0	0	1	2
Paul Blair, R (1, 9) OBP: 0.328, SLG: 0.355		0-0 F8		0-0 F8	0-0 1B		0-0 FC5-4			3	0	1	1	0	0	1
Bucky Dent, R (1, 6) OBP: 0.324, SLG: 0.412			0-0 F8		0-0 F9		0-0 F7			2	0	0	0	0	0	1
Jimmy Wynn, R (7, PH) OBP: 0.286, SLG: 0.254										1	0	0	0	0	0	1
Fred Stanley, R (8, 6) OBP: 0.222, SLG: 0.222										0	0	0	0	0	0	0

Inning Stats	R: 0	H: 0	E: 0	K: 0	S: 3	R: 0	H: 0	E: 0	K: 0	S: 3	R: 0	H: 0	E: 0	K: 0	S: 3	R: 1	H: 2	E: 0	K: 0	S: 4	R: 1	H: 2	E: 0	K: 0	S: 5	R: 1	H: 2	E: 0	K: 0	S: 4	R: 0	H: 1	E: 0	K: 1	S: 6	R: 0	H: 1	E: 0	K: 1	S: 6	R: 0	H: 0	E: 0	K: 0	S: 3	R: 0	H: 0	E: 0	K: 0	S: 3	1B: 7	SF: 0	2B: 1	SAC: 0	3B: 0	DP: 0	HR: 0	HBP: 0	WP: 0	PA: 34
--------------	------	------	------	------	------	------	------	------	------	------	------	------	------	------	------	------	------	------	------	------	------	------	------	------	------	------	------	------	------	------	------	------	------	------	------	------	------	------	------	------	------	------	------	------	------	------	------	------	------	------	-------	-------	-------	--------	-------	-------	-------	--------	-------	--------

PITCHER	IP	WLS	BF	H	R	ER	SO	BB	IBB	HBP	BLK	WP	HR	S	P	ERA	WHIP
Paul Splittorf, L (1, 1) ERA: 4.47	5.0		20	5	3	3	0	1	0	0	0	0	0	19	23	5.40	1.200
Doug Bird, R (6, 1) ERA: 6.97	0.0		1	1	0	0	0	0	0	0	0	0	0	1	1	∞	∞
Steve Mingori, L (6, 1) ERA: 2.31	4.0	S	13	2	0	0	2	0	0	0	0	0	0	17	17	0.00	0.500

BOTTOM

Kansas City Royals @ New York Yankees
 Yankee Stadium, Bronx, NY
 Mon Jun 13 1977, 7:05 PM EDT
 Att. 22,420 - Unknown

livebaseballscores.com

AB	33
R	3
H	8
RBI	3
BB	1
SO	2
LOB	13



Batter	1	2	3	4	5	6	7	8	9	AB R H RBI BB SO LOB	TOP											
Freddie Patek, R (1, 6) OBP: 0.319, SLG: 0.366	0-3 K		0-0 F8			0-0 G4-6-3 1B			0-0 F7 2B	4 0 2 0 0 1 1	Kansas City Royals @ New York Yankees Yankee Stadium, Bronx, NY Tue Jun 14 1977, 7:05 PM EDT Att. 19,559 - Unknown - 68 F livebaseballscorecards.com											
George Brett, L (1, 5) OBP: 0.356, SLG: 0.421	0-0 4-3			0-0 F8		0-0 G4-6-3 1-2f		0-0 F7 2-3	4 0 0 0 0 0 2													
Hal McRae, R (1, 10) OBP: 0.344, SLG: 0.444	0-0 F7			0-0 1-3		0-0 1-3		0-3 K	4 0 0 0 0 1 1													
John Mayberry, L (1, 3) OBP: 0.336, SLG: 0.402		0-3 K		0-3 K			0-3 K	0-0 F9	4 0 0 0 0 3 1													
Al Cowens, R (1, 9) OBP: 0.347, SLG: 0.561		0-3 K			0-0 SF7 3B		0-0 P4		3 1 1 0 0 1 0													
Amos Otis, R (1, 8) OBP: 0.336, SLG: 0.424		0-0 4-3			0-0 SF7 3-H		0-0 1-3		2 0 0 1 0 0 0													
Joe Zdeb, R (1, 7) OBP: 0.362, SLG: 0.341			0-0 6-3		0-0 6-3		0-0 F7		3 0 0 0 0 0 0													
Darrell Porter, L (1, 2) OBP: 0.361, SLG: 0.479			4-0 BB		0-0 HR		0-0 4-3		2 1 1 1 1 0 0													
Bob Heise, R (1, 4) OBP: 0.071, SLG: 0.071			0-0 F7		0-0 F9		0-0 4-3		3 0 0 0 0 0 1													
Inning Stats	R: 0 E: 0 K: 1 S: 5	H: 0 LOB: 0 BB: 0 P: 5	R: 0 E: 0 K: 2 S: 7	H: 0 LOB: 0 BB: 0 P: 7	R: 0 E: 0 K: 0 S: 3	H: 0 LOB: 1 BB: 1 P: 7	R: 0 E: 0 K: 1 S: 5	H: 0 LOB: 0 BB: 0 P: 5	R: 2 E: 0 K: 0 S: 5	H: 2 LOB: 0 BB: 0 P: 5	R: 0 E: 0 K: 0 S: 3	H: 1 LOB: 0 BB: 0 P: 3	R: 0 E: 0 K: 1 S: 5	H: 0 LOB: 0 BB: 0 P: 5	R: 0 E: 0 K: 0 S: 3	H: 0 LOB: 0 BB: 0 P: 3	R: 0 E: 0 K: 1 S: 6	H: 1 LOB: 1 BB: 0 P: 6	1B: 1 2B: 1 3B: 1 HR: 1	SF: 1 SAC: 0 DP: 1 HBP: 0	WP: 0 PB: 0 SB: 0 CS: 0	PA: 31
PITCHER Don Gullett, L (1, 1) ERA: 4.28	IP: 9.0 WLS: W BF: 31 H: 4 R: 2 ER: 2 SO: 6 BB: 1 IBB: 0 HBP: 0 BLK: 0 WP: 0 HR: 1 S: 42 P: 46 ERA: 2.00 WHIP: 0.556											PITCHER	IP: 9.0 WLS: W BF: 31 H: 4 R: 2 ER: 2 SO: 6 BB: 1 IBB: 0 HBP: 0 BLK: 0 WP: 0 HR: 1 S: 42 P: 46 ERA: 2.00 WHIP: 0.556									

AB	29
R	2
H	4
RBI	2
BB	1
SO	6
LOB	6



Batter	1	2	3	4	5	6	7	8	9	AB	R	H	RBI	BB	SO	LOB
Willie Randolph, R OBP: 0.370, SLG: 0.425 (1, 4)	0-0 4-3		0-0 F8		0-0 E6			0-0 WP 1B BB 1B		4	1	1	0	0	0	0
Mickey Rivers, L OBP: 0.339, SLG: 0.384 (1, 8)	0-3 K		0-0 6-3		0-0 CS	0-0 CS		0-0 BB WP 1B 1B		4	1	2	0	0	1	0
Thurman Munson, R OBP: 0.366, SLG: 0.521 (1, 2)	4-0 BB			0-0 6-3		4-0 G6-4-3 BB		0-3 K		2	0	0	0	2	1	2
Chris Chambliss, L OBP: 0.340, SLG: 0.444 (1, 3)	0-0 6-3			0-3 K		0-0 G6-4-3		4-0 1B BB IBB		3	0	0	0	1	1	2
Roy White, S OBP: 0.350, SLG: 0.401 (1, 7)		0-0 6-3		0-0 5-3				4-0 1B BB		3	0	0	1	1	1	0
Lou Piniella, R OBP: 0.358, SLG: 0.442 (1, 10)		0-0 5-3			0-0 F7 1B SF8 1B			4-0 1B BB FC6 1B		3	1	2	1	1	0	0
Paul Blair, R OBP: 0.352, SLG: 0.379 (1, 9)		0-0 1B			0-0 SF8 F7 E 1B			0-0 P5		4	1	3	0	0	0	3
George Zeber, S OBP: 0.455, SLG: 0.529 Graig Nettles, L OBP: 0.300, SLG: 0.445 (1, 5) (8, 5)		0-0 F8			0-0 F7			0-0 FC6		3 1	0 0	0 0	0 0	0 0	1 0	5 3
Bucky Dent, R OBP: 0.319, SLG: 0.408 (1, 6)			0-0 P4		0-0 SF8			0-0 F8		2	0	0	1	0	0	2

Inning Stats	R: 0	H: 0	E: 0	K: 1	S: 5	R: 0	H: 1	E: 0	K: 0	S: 4	R: 0	H: 0	E: 0	K: 0	S: 3	R: 2	H: 2	E: 1	K: 0	S: 5	R: 0	H: 1	E: 0	K: 2	S: 8	R: 0	H: 3	E: 0	K: 1	S: 8
	0	0	0	1	9	0	1	0	0	4	0	0	0	0	3	0	2	1	0	5	0	1	0	1	12	2	3	0	2	16
PITCHER	IP	WLS	BF	H	R	ER	SO	BB	IBB	HBP	BLK	WP	HR	S	P	ERA	WHIP													
Andy Hassler, L ERA: 3.88 Larry Gura, L ERA: 3.3	(1, 1) (8, 1)	7.1 0.2	L 4	31 1	7 0	4 0	3 0	5 0	3 1	0 0	0 0	0 0	0 0	37 3	53 7	3.68 0.00	1.364 3.000													

BOTTOM


Kansas City Royals @ New York Yankees
Yankee Stadium, Bronx, NY

Tue Jun 14 1977, 7:05 PM EDT
Att: 19,559 - Unknown - 68 F

livebaseballscores.com

AB	29
R	4
H	8
RBI	3
BB	5
SO	5
LOB	17

WP: 1 PA: 36
PB: 0
SB: 0
CS: 2



Batter	1	2	3	4	5	6	7	8	9	AB R H RBI BB SO LOB	TOP
Freddie Patek, R (1, 6) OBP: 0.313, SLG: 0.359	0-0 P4		0-3 K			0-0 F8		0-0 FC6-4		4 0 0 0 0 1 3	Kansas City Royals @ New York Yankees Yankee Stadium, Bronx, NY Thu Jun 16 1977, 7:05 PM EDT Att. 26,391 - Unknown - 69 F livebaseballscorecards.com
George Brett, L (1, 5) OBP: 0.355, SLG: 0.414	0-0 F9		0-0 L9			0-0 F7		4-0 BB	3 0 0 0 1 0 2		
Hal McRae, R (1, 10) OBP: 0.343, SLG: 0.439	4-0 S BB		0-3 K			0-0 P6		0-0 F9	3 0 0 0 1 1 3		
Al Cowens, R (1, 9) OBP: 0.341, SLG: 0.551	0-3 K 1-2			0-0 5-3		0-0 F9		0-0 F8	4 0 0 0 0 1 2		
John Mayberry, L (1, 3) OBP: 0.331, SLG: 0.394		0-3 K		0-3 K		0-3 K		0-0 4-3	4 0 0 0 0 3 1		
Amos Otis, R (1, 8) OBP: 0.332, SLG: 0.417		0-0 F8		0-3 K		0-0 6-3			3 0 0 0 0 1 0		
Cookie Rojas, R (1, 4) OBP: 0.325, SLG: 0.405		0-0 F8			0-0 F8			0-0 P5	3 0 0 0 0 0 0		
Darrell Porter, L (1, 2) OBP: 0.361, SLG: 0.476			0-0 1B 1B		0-0 F9			0-0 P3	3 0 1 0 0 0 0		
Joe Zdeb, R (1, 7) OBP: 0.380, SLG: 0.364			0-0 1B		0-0 4-3			0-0 FC6-4 1B	3 0 2 0 0 0 0		
Inning Stats	R: 0 H: 0 E: 0 LOB: 1 K: 1 BB: 1 S: 5 P: 9	R: 0 H: 0 E: 0 LOB: 0 K: 1 BB: 0 S: 5 P: 5	R: 0 H: 2 E: 0 LOB: 2 K: 2 BB: 0 S: 9 P: 9	R: 0 H: 0 E: 0 LOB: 0 K: 2 BB: 0 S: 7 P: 7	R: 0 H: 0 E: 0 LOB: 0 K: 0 BB: 0 S: 3 P: 3	R: 0 H: 0 E: 0 LOB: 0 K: 0 BB: 0 S: 3 P: 3	R: 0 H: 0 E: 0 LOB: 0 K: 1 BB: 0 S: 5 P: 5	R: 0 H: 1 E: 0 LOB: 1 K: 0 BB: 0 S: 4 P: 4	R: 0 H: 0 E: 0 LOB: 1 K: 0 BB: 1 S: 3 P: 7	1B: 3 SF: 0 2B: 0 SAC: 0 3B: 0 DP: 0 HR: 0 HBP: 0	WP: 0 PA: 32 PB: 0 SB: 1 CS: 0
PITCHER Ron Guidry, L (1, 1) ERA: 2.53	IP WLS BF H R ER SO BB IBB HBP BLK WP HR S P ERA WHIP										

Batter	1	2	3	4	5	6	7	8	9	AB	R	H	RBI	BB	SO	LOB
Mickey Rivers, L (1, 8) OBP: 0.347, SLG: 0.409	0-0 3B 2B		0-0 F8		0-0 1-H HR		0-0 4-3 1B			4	3	3	2	0	0	0
Willie Randolph, R (1, 4) OBP: 0.372, SLG: 0.433	0-0 2-H BLK 3B		0-0 E6 FC6-4		0-0 5-3		4-0 1-2 1B BB			3	2	1	1	1	0	0
Thurman Munson, R (1, 2) OBP: 0.360, SLG: 0.512	0-0 3-H P4		0-0 FC6-4 1-2f			0-3 K	0-0 4-3			4	0	0	1	0	1	3
Chris Chambliss, L (1, 3) OBP: 0.338, SLG: 0.441	0-0 G3			0-0 4-3		0-3 K	0-0 BB 1B			4	0	1	2	0	1	0
Reggie Jackson, L (1, 9) OBP: 0.373, SLG: 0.542	0-0 3-1			0-3 K		0-0 1B 1B	4-0 1-2 BB			3	0	1	0	1	1	0
Paul Blair, R (8, 9) OBP: 0.352, SLG: 0.379				0-3 K		0-0 1B	0-0 P4			0	0	0	0	0	0	0
Roy White, S (1, 7) OBP: 0.348, SLG: 0.398		0-3 K		0-3 K		0-0 1-2 1B	0-0 P4			4	0	1	0	0	2	2
Graig Nettles, L (1, 5) OBP: 0.299, SLG: 0.439		0-3 K			0-0 P5	0-3 K		4-0 BB BB BB	0-0 G5-4-3 BB	3	0	0	0	1	2	2
Carlos May, L (1, 10) OBP: 0.352, SLG: 0.393			0-0 F7		0-3 K		0-0 P2	0-3 K		3	0	0	0	0	1	0
Cliff Johnson, R (8, PH) OBP: 0.407, SLG: 0.559										1	0	0	0	0	1	1
Bucky Dent, R (1, 6) OBP: 0.322, SLG: 0.410			0-0 P4		0-0 HR 1B		0-0 1B 4-3 1B	0-0 G5-4-3 1-2f		4	2	2	0	0	0	1

Inning Stats	R: 2	H: 2	E: 0	LOB: 0	K: 0	S: 5	R: 0	H: 0	E: 0	LOB: 0	K: 2	S: 7	R: 0	H: 0	E: 0	LOB: 0	K: 2	S: 7	R: 2	H: 2	E: 0	LOB: 2	K: 3	S: 11	R: 3	H: 3	E: 0	LOB: 2	K: 0	S: 6	R: 0	H: 0	E: 0	LOB: 0	K: 1	S: 4	1B: 6	SF: 0	2B: 1	SAC: 0	3B: 1	DP: 1	HR: 1	HBP: 0	WP: 0	PA: 36
--------------	------	------	------	--------	------	------	------	------	------	--------	------	------	------	------	------	--------	------	------	------	------	------	--------	------	-------	------	------	------	--------	------	------	------	------	------	--------	------	------	-------	-------	-------	--------	-------	-------	-------	--------	-------	--------

PITCHER	IP	WLS	BF	H	R	ER	SO	BB	IBB	HBP	BLK	WP	HR	S	P	ERA	WHIP
Dennis Leonard, R (1, 1) ERA: 4.31	6.2	L	31	9	7	7	8	1	0	0	1	0	1	46	50	9.45	1.500
Larry Gura, L (7, 1) ERA: 3.28	0.1		2	0	0	0	0	1	0	0	0	0	0	1	5	0.00	3.000
Mark Littell, R (8, 1) ERA: 3.05	1.0		3	0	0	0	1	1	0	0	0	0	0	4	8	0.00	1.000


BOTTOM

Kansas City Royals @ New York Yankees
 Yankee Stadium, Bronx, NY

Thu Jun 16 1977, 7:05 PM EDT
 Att: 26,391 - Unknown - 69 F

livebaseballscorecards.com

AB	33
R	7
H	9
RBI	6
BB	3
SO	9
LOB	9



Batter	1	2	3	4	5	6	7	8	9	AB R H RBI BB SO LOB	TOP									
Larry Hisle, R (1, 7) OBP: 0.356, SLG: 0.570	0-0 F8		0-0 P4			0-3 K		0-0 6-3		4 0 0 0 0 1 0	Minnesota Twins @ Kansas City Royals Royals Stadium, Kansas City, MO Fri Jun 17 1977, 8:05 PM EDT Att. 24,436 - Unknown - 72 F livebaseballscorecards.com									
Rod Carew, L (1, 3) OBP: 0.437, SLG: 0.609	0-0 F7		0-0 4-3			0-0 1-3		0-0 3B		4 0 1 0 0 0 0										
Lyman Bostock, L (1, 8) OBP: 0.405, SLG: 0.495	0-0 1B				0-0 F8		0-0 4-3	4-0 BB		3 0 1 0 1 0 0										
Glenn Adams, L (1, 9) OBP: 0.368, SLG: 0.453 Dan Ford, R (8, PH) OBP: 0.311, SLG: 0.365 (8, 9)	0-0 E4 1-2				0-0 G3		0-0 2B SF9 1B	0-3 K		3 1 1 0 0 0 1 1 0 0 0 0 1 2										
Mike Cabbage, L (1, 5) OBP: 0.342, SLG: 0.357 Craig Kusick, R (9, PH) OBP: 0.370, SLG: 0.477	0-0 1-3				0-0 G3		0-0 1-3 2B	0-3 K		3 0 1 0 0 0 2 1 0 0 0 0 1 0										
Rich Chiles, L (1, 10) OBP: 0.348, SLG: 0.303 Jerry Terrell, R (9, PH) OBP: 0.279, SLG: 0.306		0-0 4-3			0-0 F8		0-0 SF9	0-0 5-3		2 0 0 1 0 0 0 1 0 0 0 0 0 0										
Butch Wynegar, S (1, 2) OBP: 0.342, SLG: 0.395		0-0 3-1			0-0 F8		3-H 4-0 6-3 BB	0-0 F7		3 0 0 0 1 0 0										
Roy Smalley, S (1, 6) OBP: 0.310, SLG: 0.323		0-0 F7			0-0 1B		0-0 6-3 1-2			3 0 1 0 0 0 2										
Rob Wilfong, L (1, 4) OBP: 0.339, SLG: 0.316 Bob Randall, R (8, PH) OBP: 0.245, SLG: 0.258 (8, 4)			0-0 F9		0-0 F9			0-0 4-3		2 0 0 0 0 0 1 1 0 0 0 0 0 0										
Inning Stats	R: 0 E: 1 K: 0 S: 5	H: 1 LOB: 2 BB: 0 P: 5	R: 0 E: 0 K: 0 S: 3	H: 0 LOB: 0 BB: 0 P: 3	R: 0 E: 0 K: 0 S: 3	H: 0 LOB: 0 BB: 0 P: 3	R: 0 E: 0 K: 0 S: 4	H: 1 LOB: 1 BB: 0 P: 4	R: 0 E: 0 K: 1 S: 5	H: 0 LOB: 0 BB: 0 P: 5	R: 1 E: 0 K: 0 S: 4	H: 2 LOB: 1 BB: 1 P: 8	R: 0 E: 0 K: 1 S: 6	H: 1 LOB: 2 BB: 1 P: 10	R: 0 E: 0 K: 1 S: 5	H: 0 LOB: 0 BB: 0 P: 5	1B: 3 2B: 1 3B: 1 HR: 0	SF: 1 SAC: 0 DP: 0 HBP: 0	WP: 0 PB: 0 SB: 0 CS: 0	PA: 34
PITCHER	IP WLS BF H R ER SO BB IBB HBP BLK WP HR S P ERA WHIP																			
Jim Colborn, R (1, 1) ERA: 3.17	6.1 W 25 4 1 1 1 1 1 0 0 0 0 0 0 26 30 1.42 0.789																			
Steve Mingori, L (7, 1) ERA: 2.15	2.2 9 1 0 0 2 1 0 0 0 0 0 0 0 12 16 0.00 0.750																			



Batter	1	2	3	4	5	6	7	8	9	AB R H RBI BB SO LOB	TOP											
Bob Randall, R (1, 4) OBP: 0.245, SLG: 0.257	0-0 4-3		0-0 F7		0-0 FC4-6 1B		0-0 F7			4 0 1 0 0 0 1	Minnesota Twins @ Kansas City Royals Royals Stadium, Kansas City, MO Sat Jun 18 1977, 8:05 PM EDT Att. 35,515 - Unknown - 73 F											
Rod Carew, L (1, 3) OBP: 0.434, SLG: 0.602	0-0 6-3		4-0 FC6-4 BB		0-0 FC4-6 FC6-4		0-0 L4			3 0 0 0 1 0 2												
Larry Hise, R (1, 7) OBP: 0.355, SLG: 0.563	4-0 S BB		0-0 F9		0-0 FC6-4 FC5-4		0-3 K			3 0 0 1 1 1 3												
Dan Ford, R (1, 9) OBP: 0.307, SLG: 0.360	0-3 K		0-0 FC6-4		0-0 FC5-4		0-0 4-3			3 0 0 0 0 1 4												
Lyman Bostock, L (8, PH) OBP: 0.403, SLG: 0.493	1-2 K		1-2f		1-2f		0-0 6-3			1 0 0 0 0 0 0												
Craig Kusick, R (1, 10) OBP: 0.374, SLG: 0.473		0-3 K		0-0 1B		1-0 HBP		0-0 6-3		3 0 1 0 0 1 0												
Willie Norwood, R (1, 8) OBP: 0.162, SLG: 0.118		0-0 6-3		0-0 F9		0-0 F7		0-0 FC6-5 2B		3 0 0 0 0 0 2												
Rich Chiles, L (9, PH) OBP: 0.353, SLG: 0.320										1 0 1 0 0 0 0												
Rob Wilfong, L (9, PR) OBP: 0.339, SLG: 0.316										0 0 0 0 0 0 0												
Roy Smalley, S (1, 6) OBP: 0.310, SLG: 0.318		4-0 BB		0-0 F9		0-3 K		0-0 FC6-5 FC3-6		3 0 0 0 1 1 3												
Jerry Terrell, R (1, 5) OBP: 0.271, SLG: 0.297		0-0 F9		0-0 4-3		0-0 F8		0-0 FC3-6		3 0 0 0 0 0 3												
Glenn Adams, L (9, PH) OBP: 0.362, SLG: 0.446								1-2f		1 0 0 0 0 0 2												
Glenn Borgmann, R (1, 2) OBP: 0.426, SLG: 0.444			0-0 BB		0-0 FC4-6 1B		0-0 F8		0-0 G3	3 1 2 0 0 0 0												
Mike Cubbage, L (9, PH) OBP: 0.340, SLG: 0.355					FC6-4 1B					1 0 0 0 0 0 2												
Inning Stats	R: 0 E: 0 K: 1 S: 5	H: 0 LOB: 1 BB: 1 P: 9	R: 0 E: 0 K: 1 S: 5	H: 0 LOB: 1 BB: 1 P: 9	R: 0 E: 0 K: 0 S: 4	H: 1 LOB: 2 BB: 1 P: 8	R: 0 E: 0 K: 0 S: 4	H: 1 LOB: 1 BB: 0 P: 4	R: 1 E: 0 K: 0 S: 5	H: 2 LOB: 1 BB: 0 P: 5	R: 0 E: 0 K: 1 S: 5	H: 0 LOB: 1 BB: 0 P: 6	R: 0 E: 0 K: 0 S: 3	H: 0 LOB: 0 BB: 0 P: 3	R: 0 E: 0 K: 1 S: 5	H: 0 LOB: 0 BB: 0 P: 5	R: 0 E: 0 K: 0 S: 4	H: 1 LOB: 2 BB: 0 P: 4	1B: 4 2B: 1 3B: 0 HR: 0	SF: 0 SAC: 0 DP: 0 HBP: 1	WP: 0 PB: 0 SB: 1 CS: 0	PA: 36
PITCHER	IP WLS BF H R ER SO BB IBB HBP BLK WP HR S P ERA WHIP																					
Paul Splittorff, L (1, 1) ERA: 4.24	7.0 W 29 4 1 1 3 3 0 1 0 0 0 0 31 44 1.29 1.000																					
Mark Littell, R (8, 1) ERA: 2.9	2.0 S 7 1 0 0 1 0 0 0 0 0 0 0 9 9 0.00 0.500																					

livebaseballscores.com

AB	32
R	1
H	5
RBI	1
BB	3
SO	4
LOB	22



Batter	1	2	3	4	5	6	7	8	9	AB	R	H	RBI	BB	SO	LOB
Joe Zdeb, R OBP: 0.375, SLG: 0.360 (1, 7)	0-0 CS 1B	0-0 FC		0-0 F3			0-0 S 1B			4	0	2	1	0	0	2
George Brett, L OBP: 0.349, SLG: 0.403 (1, 5)	0-0 F8 1-2	0-0 6-3 3-H			0-0 F5		4-0 1-2 IBB			3	0	0	0	1	0	3
Hal McRae, R OBP: 0.344, SLG: 0.438 (1, 10)	4-0 BB		0-0 5-3		0-0 F8		0-3 K			3	0	0	0	1	1	2
Al Cowens, R OBP: 0.342, SLG: 0.552 (1, 9)	0-0 P6		0-0 P4		0-0 F8			0-3 K		4	0	0	0	0	1	1
John Mayberry, L OBP: 0.328, SLG: 0.386 (1, 3)		0-0 F8	1-0 BB HBP		0-0 F9		0-3 K			3	0	0	0	0	1	0
Amos Otis, R OBP: 0.329, SLG: 0.412 (1, 8)		0-0 F9	4-0 1-2 BB		0-0 5-3		0-0 5-3			3	0	0	0	1	0	0
John Wathan, R OBP: 0.364, SLG: 0.355 (1, 2)		0-0 BB FC 1B 1B	0-0 5-3		0-0 P6					3	1	1	0	0	0	2
Freddie Patek, R OBP: 0.317, SLG: 0.366 (1, 6)		0-0 FC BB S 1B		0-0 5-3		0-0 F7				3	1	1	0	0	0	0
Frank White, R OBP: 0.278, SLG: 0.312 (1, 4)		4-0 FC BB		0-0 P4		0-3 K				2	0	0	0	1	1	0

Inning Stats	R: 0	H: 1	E: 0	K: 0	S: 3	R: 2	H: 2	E: 0	K: 0	S: 6	R: 0	H: 0	E: 0	K: 0	S: 3	R: 0	H: 0	E: 0	K: 0	S: 3	R: 0	H: 0	E: 0	K: 2	S: 8	R: 0	H: 0	E: 0	K: 2	S: 7	
		LOB: 1		BB: 1	P: 7		LOB: 2		BB: 1	P: 10		LOB: 0		BB: 0	P: 3		LOB: 0		BB: 0	P: 3		LOB: 0		LOB: 2		BB: 1		LOB: 0		BB: 0	P: 7

PITCHER	IP	WLS	BF	H	R	ER	SO	BB	IBB	HBP	BLK	WP	HR	S	P	ERA	WHIP
Bill Butler, L ERA: 3.0 (1, 1)	6.0	L	25	3	2	2	0	3	0	1	0	0	0	21	34	3.00	1.000
Tom Johnson, R ERA: 1.69 (7, 1)	2.0		8	1	0	0	4	0	1	0	0	0	0	15	19	0.00	0.500

BOTTOM

Minnesota Twins @ Kansas City Royals
Royals Stadium, Kansas City, MO
 Sat Jun 18 1977, 8:05 PM EDT
 Att: 35,515 - Unknown - 73 F

livebaseballscorecards.com

AB	28
R	2
H	4
RBI	1
BB	4
SO	4
LOB	10



WP	PA	ERA	WHIP
0	33		

Batter	1	2	3	4	5	6	7	8	9	AB R H RBI BB SO LOB	TOP																
Lyman Bostock, L (1, 8) OBP: 0.411, SLG: 0.498	0-0 L7		0-0 1B		0-0 1B		0-0 1B		0-0 1B	4 2 3 1 1 0 0																	
Dan Ford, R (1, 9) Glenn Adams, L (9, PH) OBP: 0.306, SLG: 0.355 OBP: 0.371, SLG: 0.455	0-3 K		0-0 L7		0-0 FC6		0-0 BB		0-0 1B	3 0 0 1 1 1 2 1 1 1 0 0 0 0																	
Rod Carew, L (1, 3) OBP: 0.437, SLG: 0.600	0-0 WP 1B		0-0 4-3		0-0 CS		0-0 4-3		0-0 1B	4 0 2 2 1 0 1																	
Larry Hisle, R (1, 7) OBP: 0.356, SLG: 0.562	4-0 1-2 BB				0-0 S 1B		0-0 P6		0-0 SF7	2 0 1 2 1 0 0																	
Craig Kusick, R (1, 10) Rich Chiles, L (7, PH) Willie Norwood, R (9, PH) OBP: 0.366, SLG: 0.461 OBP: 0.350, SLG: 0.317 OBP: 0.158, SLG: 0.114	0-3 K		0-3 K		0-0 5-3		0-0 5-3		0-0 F9	3 0 0 0 0 2 3 1 0 0 0 0 0 2 1 0 0 0 0 0 1																	
Glenn Borgmann, R (1, 2) Butch Wynegar, S (2, 2) OBP: 0.417, SLG: 0.432 OBP: 0.338, SLG: 0.389		0-0 F8		0-0 5-3		0-0 5-3		0-0 F9		1 0 0 0 0 0 0 3 0 0 0 0 0 1																	
Bob Randall, R (1, 4) Rob Wilfong, L (8, PH) OBP: 0.248, SLG: 0.260 OBP: 0.336, SLG: 0.313		0-0 5-3		0-0 F9		0-0 F9		0-0 4-3		3 1 1 0 0 0 1 1 0 0 0 0 0 0																	
Roy Smalley, S (1, 6) OBP: 0.309, SLG: 0.314		0-0 F9			0-0 P4		0-0 BB 1B		0-3 K	3 1 0 0 1 1 0																	
Jerry Terrell, R (1, 5) Mike Cubbage, L (9, PH) OBP: 0.282, SLG: 0.301 OBP: 0.339, SLG: 0.353			0-0 F9		4-0 S 1B BB		0-0 BB BB 1B		0-3 K	2 2 1 1 1 0 0 1 0 0 0 0 1 0																	
Inning Stats	R: 0 E: 0 K: 2 S: 8	H: 1 LOB: 2 BB: 1 P: 12	R: 0 E: 0 K: 0 S: 3	H: 0 LOB: 0 BB: 0 P: 3	R: 0 E: 0 K: 0 S: 4	H: 1 LOB: 1 BB: 0 P: 4	R: 0 E: 0 K: 1 S: 6	H: 1 LOB: 1 BB: 0 P: 6	R: 1 E: 0 K: 0 S: 3	H: 1 LOB: 0 BB: 1 P: 7	R: 0 E: 0 K: 0 S: 3	H: 0 LOB: 0 BB: 0 P: 3	R: 4 E: 0 K: 0 S: 5	H: 2 LOB: 2 BB: 4 P: 21	R: 0 E: 0 K: 1 S: 5	H: 0 LOB: 0 BB: 0 P: 5	R: 2 E: 0 K: 1 S: 8	H: 3 LOB: 1 BB: 0 P: 8	1B: 9 2B: 0 3B: 0 HR: 0	SF: 2 SAC: 0 DP: 0 HBP: 0	WP: 2 PB: 0 SB: 2 CS: 1	PA: 42					
PITCHER	IP WLS BF H R ER SO BB IBB HBP BLK WP HR S P ERA WHIP																										
Andy Hassler, L (1, 1) ERA: 3.93	6.1		26	5	3	3	3	3	0	0	0	1	0	29	41	4.26	1.263										
Steve Mingori, L (7, 1) ERA: 2.63	0.0		4	1	1	1	0	3	0	0	0	0	0	1	13	∞	∞										
Mark Littell, R (7, 1) ERA: 3.16	2.1		10	3	3	3	2	0	0	0	0	1	0	14	14	11.57	1.286										
Larry Gura, L (9, 1) ERA: 3.26	0.1	W	1	0	0	0	0	0	0	0	0	0	0	1	1	0.00	0.000										

Minnesota Twins @ Kansas City Royals
Royals Stadium, Kansas City, MO

Sun Jun 19 1977, 4:33 AM EDT
Att. 36,912 - Unknown - 80 F

livebaseballscorecards.com

AB	33
R	7
H	9
RBI	7
BB	6
SO	5
LOB	11



Batter	1	2	3	4	5	6	7	8	9	AB	R	H	RBI	BB	SO	LOB
Tom Poquette, L OBP: 0.377, SLG: 0.441 (1, 9)	K 1B 1B	K 1-2			F7	2B 1-H 2-H		F7		5	1	1	1	0	2	1
Hal McRae, R OBP: 0.348, SLG: 0.439 (1, 7)	1B FC3-2 1B		E6 F9		1B SF8 BB		G6-3 1B	L6		4	1	2	0	1	0	0
Joe Zdeb, R OBP: 0.375, SLG: 0.360 (9, 7)										0	0	0	0	0	0	0
George Brett, L OBP: 0.355, SLG: 0.408 (1, 5)	FC3-2 S 1B		F9		1B CS		G6-3		5	2	3	1	0	0	0	2
John Mayberry, L OBP: 0.329, SLG: 0.393 (1, 3)	P5		K		SF8		WP 1B 1B		4	1	2	2	0	1	3	
Ralph LaCock, L OBP: 0.377, SLG: 0.549 (1, 10)	FC3-2 S		4-3		CS	E BLK 2B	1B WP 1B		4	1	2	0	0	0	3	
Darrell Porter, L OBP: 0.358, SLG: 0.470 (1, 2)	5-3				G3		1-3 BB 1B		3	0	0	0	0	0	1	
Al Cowens, R (7, PH) OBP: 0.345, SLG: 0.554									1	0	1	1	0	0	0	
Davey Nelson, R (7, PR) OBP: 0.306, SLG: 0.313									0	0	0	0	0	0	0	
Buck Martinez, R (8, 2) OBP: 0.244, SLG: 0.364	1-2 3-H								0	0	0	0	0	0	0	
Amos Otis, R OBP: 0.336, SLG: 0.416 (1, 8)		SH5-3 1B 1B			FC5-4 1B		K	FC6-4 BB	3	1	2	0	1	1	0	
Freddie Patek, R OBP: 0.317, SLG: 0.365 (1, 6)		SH5-3			K		S 2B 1B	FC6-4	3	1	1	0	0	1	4	
Frank White, R OBP: 0.283, SLG: 0.313 (1, 4)					FC5-4		2B BB		3	0	1	1	1	0	1	
								P4								

Inning Stats	R: 2	H: 2	E: 0	K: 1	S: 8	H: 2	LOB: 1	BB: 0	P: 8	R: 1	H: 2	E: 0	K: 1	S: 6	R: 0	H: 0	E: 1	K: 1	S: 6	R: 0	H: 1	E: 0	K: 1	S: 6	R: 1	H: 1	E: 0	K: 0	S: 3	R: 2	H: 3	E: 1	K: 1	S: 7	R: 1	H: 4	E: 0	K: 0	S: 6	R: 0	H: 0	E: 0	K: 0	S: 3	R: 1	H: 2	E: 0	K: 0	S: 2	1B: 12	2B: 3	3B: 0	HR: 0	SF: 1	SAC: 1	DP: 1	HBP: 0	WP: 2	PB: 0	SB: 3	CS: 2	PA: 41
PITCHER	IP	WLS	BF	H	R	ER	SO	BB	IBB	HBP	BLK	WP	HR	S	P	ERA	WHIP																																													
Dave Goltz, R (1, 1) ERA: 4.09	6.0		28	9	6	6	5	2	0	0	1	1	0	36	44	9.00	1.833																																													
Tom Burgmeier, L (7, 1) ERA: 3.26	0.2		4	3	1	1	0	0	0	0	0	0	0	4	4	13.50	4.500																																													
Tom Johnson, R (7, 1) ERA: 1.68	0.1		3	1	0	0	0	1	0	0	0	1	0	2	6	0.00	6.000																																													
Dave Johnson, R (8, 1) ERA: 4.29	1.0	L	5	2	1	1	0	0	0	0	0	0	0	5	5	9.00	2.000																																													

MINNESOTA TWINS @ KANSAS CITY ROYALS
ROYALS STADIUM, KANSAS CITY, MO
 Sun Jun 19 1977, 4:33 AM EDT
 Att: 36,912 - Unknown - 80 F

AB	35
R	8
H	15
RBI	6
BB	3
SO	5
LOB	15



Batter	1	2	3	4	5	6	7	8	9	AB R H RBI BB SO LOB	TOP
Jose Báez, R (1, 4) OBP: 0.351, SLG: 0.376	0-0 4-3		0-0 5-3		0-0 5-3			0-0 3-1 SH1-4 1B	0-0 CS	4 1 1 0 0 0 0	
Steve Braun, L (1, 7) OBP: 0.363, SLG: 0.335	0-0 1B 2B		0-0 SF7 3B		4-0 BB			0-0 SH1-4		2 2 2 0 1 0 0	
Dan Meyer, L (1, 3) OBP: 0.316, SLG: 0.378	4-0 1B BB		0-0 SF7		0-3 K			4-0 3-1 1B BB		1 1 0 1 2 1 1	
Ruppert Jones, L (1, 8) OBP: 0.332, SLG: 0.490	0-3 K		3-H 4-0 S BB					0-0 3-1		3 0 0 0 1 2 4	
Tommy Smith, L (8, 9) OBP: 0.292, SLG: 0.417								1-2 2-3		0 0 0 0 0 0 0	
Leroy Stanton, R (1, 10) OBP: 0.327, SLG: 0.447	0-0 1-2 2-H 1B		0-3 K					0-0 2-H 3-H 1B		4 0 2 3 0 1 1	
Bill Stein, R (1, 5) OBP: 0.313, SLG: 0.421	0-3 K				0-0 F8			0-0 P4		4 0 0 0 0 1 3	
Bob Stinson, S (1, 2) OBP: 0.398, SLG: 0.432		0-0 F8		0-0 5-3				0-0 L3-6 2B	0-3 K	4 0 1 0 0 1 0	
Carlos Lopez, R (1, 9) OBP: 0.332, SLG: 0.467		0-0 P5-3 1B		0-0 P4				0-0 L3-6	0-0 5-3	4 0 1 0 0 0 1	
Craig Reynolds, L (1, 6) OBP: 0.257, SLG: 0.295		0-0 P5-3 1-2f			0-0 F7			0-0 G3	0-0 CS 1B	4 0 1 0 0 0 1	
Inning Stats	R: 1 H: 2 E: 0 LOB: 2 K: 2 BB: 1 S: 9 P: 13	R: 0 H: 1 E: 0 LOB: 0 K: 0 BB: 0 S: 3 P: 3	R: 1 H: 1 E: 0 LOB: 1 K: 1 BB: 1 S: 6 P: 10	R: 0 H: 0 E: 0 LOB: 0 K: 0 BB: 0 S: 3 P: 3	R: 0 H: 0 E: 0 LOB: 1 K: 1 BB: 1 S: 5 P: 9	R: 0 H: 0 E: 0 LOB: 0 K: 1 BB: 0 S: 5 P: 5	R: 0 H: 1 E: 0 LOB: 0 K: 0 BB: 0 S: 3 P: 3	R: 2 H: 2 E: 0 LOB: 1 K: 0 BB: 1 S: 5 P: 9	R: 0 H: 1 E: 0 LOB: 0 K: 1 BB: 0 S: 5 P: 5	1B: 5 SF: 1 2B: 4 SAC: 1 3B: 1 DP: 2 HR: 0 HBP: 0	WP: 0 PA: 37 PB: 0 SB: 1 CS: 1
PITCHER Dennis Leonard, R (1, 1) ERA: 4.29	IP WLS BF H R ER SO BB IBB HBP BLK WP HR S P ERA WHIP										
	9.0 L 36 8 4 4 6 4 0 0 0 0 0 0 44 60 4.00 1.333										

Seattle Mariners @ Kansas City Royals
Royals Stadium, Kansas City, MO
Mon Jun 20 1977, 8:05 PM EDT
Att. 21,475 - Unknown - 84 F

livebaseballscorecards.com

AB 30
R 4
H 8
RBI 4
BB 4
SO 6
LOB 11



Batter	1	2	3	4	5	6	7	8	9	AB	R	H	RBI	BB	SO	LOB
Tom Poquette, L (1, 7) OBP: 0.382, SLG: 0.463 Joe Zdeb, R (7, PH) OBP: 0.368, SLG: 0.353 (8, 7)	0-0 HR		0-0 G5-4-3 1B		0-0 F9		0-0 4-3			3	1	2	1	0	0	0
Hal McRae, R (1, 10) OBP: 0.351, SLG: 0.450	0-0 F9		0-0 G5-4-3 1-2f			4-0 BB		0-0 HR		3	1	1	1	1	0	1
George Brett, L (1, 5) OBP: 0.353, SLG: 0.405	0-0 F9		0-0 1B			0-0 F9		0-0 F7		4	0	1	0	0	0	1
John Mayberry, L (1, 3) OBP: 0.332, SLG: 0.389	1-0 HBP		0-0 F9			0-0 P5		4-0 G5-4-3 BB		2	0	0	0	1	0	2
Ralph LaCock, L (1, 9) OBP: 0.375, SLG: 0.541 Al Cowens, R (8, PH) OBP: 0.344, SLG: 0.551 (9, 9)	0-0 4-3			0-0 L5-3 1B		0-0 5-3		0-0 G5-4-3 1-2f		3	0	1	0	0	0	2
Darrell Porter, L (1, 2) OBP: 0.356, SLG: 0.465		0-0 FC6-4 1B		0-0 F7		0-0 F9		0-3 K		4	0	1	0	0	1	1
Amos Otis, R (1, 8) OBP: 0.335, SLG: 0.410		0-0 F8		0-0 L5-3 1-2		4-0 1B BB		0-3 K		3	0	0	0	1	1	2
Freddie Patek, R (1, 6) OBP: 0.317, SLG: 0.365 John Wathan, R (9, PH) OBP: 0.382, SLG: 0.375		0-3 K			0-0 6-3		0-0 1-2 1B		0-0 1B	3	0	1	0	0	1	1
Frank White, R (1, 4) OBP: 0.278, SLG: 0.307 Cookie Rojas, R (9, PH) OBP: 0.321, SLG: 0.400		0-0 FC6-4 1-2f			0-0 6-3		0-3 K		0-0 P6	1	0	1	0	0	0	0

Inning Stats	R: 1	H: 1	E: 0	LOB: 1	K: 0	BB: 0	S: 4	R: 0	H: 1	E: 0	LOB: 1	K: 0	BB: 0	S: 6	R: 0	H: 2	E: 0	LOB: 1	K: 0	BB: 0	S: 4	R: 0	H: 1	E: 0	LOB: 0	K: 0	BB: 0	S: 3	R: 0	H: 0	E: 0	LOB: 0	K: 0	BB: 0	S: 3	R: 0	H: 0	E: 0	LOB: 1	K: 0	BB: 1	S: 3	R: 0	H: 1	E: 0	LOB: 2	K: 1	BB: 1	S: 6	R: 1	H: 1	E: 0	LOB: 0	K: 0	BB: 1	S: 3	R: 0	H: 1	E: 0	LOB: 1	K: 2	BB: 0	S: 8	1B: 6	SF: 0	2B: 1	SAC: 0	3B: 0	DP: 3	HR: 2	HBP: 1	WP: 0	PA: 36
--------------	------	------	------	--------	------	-------	------	------	------	------	--------	------	-------	------	------	------	------	--------	------	-------	------	------	------	------	--------	------	-------	------	------	------	------	--------	------	-------	------	------	------	------	--------	------	-------	------	------	------	------	--------	------	-------	------	------	------	------	--------	------	-------	------	------	------	------	--------	------	-------	------	-------	-------	-------	--------	-------	-------	-------	--------	-------	--------

PITCHER	IP	WLS	BF	H	R	ER	SO	BB	IBB	HBP	BLK	WP	HR	S	P	ERA	WHIP
Gary Wheelock, R (1, 1) ERA: 4.66	5.0		19	5	1	1	1	0	0	0	0	0	1	20	21	1.80	1.000
Mike Kekich, L (6, 1) ERA: 2.67	2.1		12	2	1	1	1	3	0	0	0	0	1	11	23	3.86	2.143
Enrique Romo, R (8, 1) ERA: 2.09	1.2	S	5	1	0	0	2	0	0	0	0	0	0	9	9	0.00	0.600

BOTTOM

Seattle Mariners @ Kansas City Royals
Royals Stadium, Kansas City, MO

Mon Jun 20 1977, 8:05 PM EDT
Att: 21,475 - Unknown - 84 F

livebaseballscorecards.com

AB	32
R	2
H	8
RBI	2
BB	3
SO	4
LOB	17



Batter	1	2	3	4	5	6	7	8	9	AB R H RBI BB SO LOB	TOP		
Jose Báez, R (1, 4) OBP: 0.342, SLG: 0.366	0-0 P3	0-0 G4-6-3			0-0 6-3			0-0 F8		4 0 0 0 0 0 1			
Steve Braun, L (1, 7) OBP: 0.358, SLG: 0.329	0-0 L9		0-0 L6			0-0 4-3			0-0 3-1	4 0 0 0 0 0 0			
Dan Meyer, L (1, 3) OBP: 0.315, SLG: 0.373	4-0 2B BB		0-0 4-3			0-3 K			0-0 G3	3 1 0 0 1 1 0			
Ruppert Jones, L (1, 8) OBP: 0.331, SLG: 0.490	0-0 2B		0-3 K			0-0 F8			0-0 6-3	4 1 1 1 0 1 0			
Leroy Stanton, R (1, 10) OBP: 0.327, SLG: 0.452	0-0 2B				0-0 F8			0-3 K		3 0 1 1 0 1 0			
Bill Stein, R (1, 5) Juan Bernhardt, R (6, 5) OBP: 0.310, SLG: 0.418 OBP: 0.339, SLG: 0.478	0-0 6-3				0-0 4-3			0-0 5-3		2 0 0 0 0 0 1 1 0 0 0 0 0 0			
Bob Stinson, S (1, 2) OBP: 0.397, SLG: 0.436			0-0 1B 2B		0-0 4-3			0-3 K		3 1 1 0 0 1 0			
Carlos Lopez, R (1, 9) OBP: 0.326, SLG: 0.459			0-0 P5			0-0 5-3		0-0 F9		3 0 0 0 0 0 1			
Craig Reynolds, L (1, 6) OBP: 0.258, SLG: 0.295			0-0 1B			0-0 L4		0-0 4-3		3 0 1 1 0 0 0			
Inning Stats	R: 2 H: 2 E: 0 LOB: 1 K: 0 BB: 1 S: 5 P: 9	R: 1 H: 2 E: 0 LOB: 0 K: 0 BB: 0 S: 4 P: 4	R: 0 H: 0 E: 0 LOB: 0 K: 1 BB: 0 S: 5 P: 5	R: 0 H: 0 E: 0 LOB: 0 K: 0 BB: 0 S: 3 P: 3	R: 0 H: 0 E: 0 LOB: 0 K: 0 BB: 0 S: 3 P: 3	R: 0 H: 0 E: 0 LOB: 0 K: 1 BB: 0 S: 5 P: 5	R: 0 H: 0 E: 0 LOB: 0 K: 2 BB: 0 S: 7 P: 7	R: 0 H: 0 E: 0 LOB: 0 K: 0 BB: 0 S: 3 P: 3	R: 0 H: 0 E: 0 LOB: 0 K: 0 BB: 0 S: 3 P: 3	1B: 1 SF: 0 2B: 3 SAC: 0 3B: 0 DP: 1 HR: 0 HBP: 0	WP: 0 PA: 31 PB: 0 SB: 0 CS: 0		
PITCHER	IP WLS BF H R ER SO BB IBB HBP BLK WP HR S P ERA WHIP											PITCHER	IP WLS BF H R ER SO BB IBB HBP BLK WP HR S P ERA WHIP
Jim Colborn, R (1, 1) ERA: 3.22	7.0 W 25 4 3 3 4 1 0 0 0 0 0 0 32 36 3.86 0.714												
Marty Pattin, R (8, 1) ERA: 6.34	2.0 6 0 0 0 0 0 0 0 0 0 0 0 0 6 6 0.00 0.000												

Seattle Mariners @ Kansas City Royals
Royals Stadium, Kansas City, MO
Tue Jun 21 1977, 8:05 PM EDT
Att. 10,958 - Unknown

AB	30
R	3
H	4
RBI	3
BB	1
SO	4
LOB	3



BOTTOM

Seattle Mariners @ Kansas City Royals
Royals Stadium, Kansas City, MO

Tue Jun 21 1977, 8:05 PM EDT
Att. 10,958 - Unknown

livebaseballscorecards.com

AB	39
R	13
H	16
RBI	12
BB	5
SO	5
LOB	18



WP	1	PA	46
PB	0	SB	0
CS	0		

AB	R	H	RBI	BB	SO	LOB
5	3	3	1	1	0	0
5	2	3	4	0	0	2
5	1	3	3	0	0	1
2	1	0	1	2	1	1
4	2	2	2	0	0	2
4	0	1	0	1	1	5
4	0	0	0	1	2	1
4	2	2	1	0	0	3
1	0	0	0	0	0	0
5	2	2	0	0	1	3
1B	10	SF	0			
2B	3	SAC	0			
3B	1	DP	1			
HR	2	HBP	2			

Batter	1	2	3	4	5	6	7	8	9
Tom Poquette, L OBP: 0.391, SLG: 0.467 (1, 7)	0-0 G6-4-3 1B		0-0 3B 1B	0-0 F3	4-0 E 2B BB	0-0 2B 1B		0-0 L8	
Hal McRae, R OBP: 0.355, SLG: 0.468 (1, 10)	0-0 G6-4-3 1-2f		0-0 3B 1B	0-0 HR	0-0 E4 2B	0-0 WP 2B			
George Brett, L OBP: 0.358, SLG: 0.427 (1, 5)	0-0 F9		0-0 4-3 3B	0-0 2B	0-0 2B	0-0 L9			
John Mayberry, L OBP: 0.337, SLG: 0.386 (1, 3)		1-0 HR HBP	0-0 4-3 3-H	4-0 BB	4-0 HBP BB	0-3 K			
Al Cowens, R OBP: 0.348, SLG: 0.563 (1, 9)		0-0 HR	0-0 1B 1-3	0-0 P6	1-0 HBP		0-0 4-3		
Darrell Porter, L OBP: 0.357, SLG: 0.459 (1, 2)		4-0 BB	0-0 1-3 1B	0-0 G3	0-0 L7		0-3 K		
Amos Otis, R OBP: 0.332, SLG: 0.402 (1, 8)		0-3 K	4-0 1-3 IBB		0-0 4-3	0-0 L8	0-3 K		
Freddie Patek, R OBP: 0.321, SLG: 0.367 Bob Heise, R OBP: 0.067, SLG: 0.067 (1, 6) (7, 6)	0-0 F7		0-0 1-3		0-0 BB 1B	0-0 1B 1B		0-0 6-3	
Frank White, R OBP: 0.281, SLG: 0.310 (1, 4)	0-0 P6		0-0 F7		0-0 BB E 1B	0-0 1B 2B 1B		0-3 K	

Inning	R	H	E	K	S	H	LOB	BB	P
1	0	1	0	0	3	1	0	0	15
2	2	1	0	1	6	4	1	1	9
3	4	5	0	0	8	2	2	1	12
4	1	2	0	0	5	2	2	1	9
5	3	3	1	0	6	3	3	2	15
6	3	4	0	1	9	1	1	0	9
7	0	0	0	2	7	0	0	0	7
8	0	0	0	1	5	0	0	0	5
9	0	0	0	0	3	0	0	0	3

PITCHER	IP	WLS	BF	H	R	ER	SO	BB	IBB	HBP	BLK	WP	HR	S	P	ERA	WHIP
Glenn Abbott, R ERA: 4.89 (1, 1)	2.0	L	11	4	4	4	1	1	0	0	0	0	1	11	16	18.00	2.500
Tom House, L ERA: 7.56 (3, 1)	1.1		10	5	3	3	0	0	1	0	0	0	1	9	13	20.25	3.750
Dave Pagan, R ERA: 5.97 (4, 1)	2.0		16	6	6	5	0	3	0	1	0	0	0	12	25	22.50	4.500
Diego Segui, R ERA: 5.19 (6, 1)	2.2		9	1	0	0	4	0	0	0	0	1	0	17	17	0.00	0.375

Batter	1	2	3	4	5	6	7	8	9	AB R H RBI BB SO LOB	TOP																
Jose Báez, R (1, 4) OBP: 0.346, SLG: 0.369	0-0 4-3			0-0 1B	0-0 E9 1B			0-0 1-3		4 1 2 1 0 0 0																	
Steve Braun, L (1, 7) OBP: 0.356, SLG: 0.325	0-0 4-3			0-0 F7		4-0 PB BB		0-0 4-3		3 0 0 0 1 0 1																	
Juan Bernhardt, R (1, 3) OBP: 0.336, SLG: 0.470 Dan Meyer, L (8, 3) OBP: 0.315, SLG: 0.373	0-0 5-3			0-0 1B		0-0 F8 1-2		0-0 5-3		4 0 1 0 0 0 1 0 0 0 0 0 0 0																	
Leroy Stanton, R (1, 10) OBP: 0.331, SLG: 0.453 Dave Collins, S (9, PR) OBP: 0.298, SLG: 0.266		0-3 K		0-0 1B		0-3 K		0-0 K 1B		4 0 2 1 0 2 1 0 0 0 0 0 0 0																	
Ruppert Jones, L (1, 8) OBP: 0.326, SLG: 0.483		0-3 K		0-0 F5		0-3 K		0-0 P6 1-2		4 0 0 0 0 2 3																	
Bill Stein, R (1, 5) OBP: 0.306, SLG: 0.411		0-3 K			0-0 F7		0-0 6-3		0-3 K	4 0 0 0 0 2 2																	
Carlos Lopez, R (1, 9) OBP: 0.321, SLG: 0.451 Bob Stinson, S (9, PH) OBP: 0.395, SLG: 0.434			0-3 K		0-0 5-3		0-0 F7		0-3 K	3 0 0 0 0 1 0 1 0 0 0 0 1 2																	
Skip Jutze, R (1, 2) OBP: 0.289, SLG: 0.405			0-0 P4		0-0 1B 1B		0-0 1B			3 1 2 0 0 0 0																	
Craig Reynolds, L (1, 6) OBP: 0.259, SLG: 0.296			0-0 F8		0-0 E 1B		0-0 6-3			3 1 1 0 0 0 1																	
Inning Stats	R: 0 E: 0 K: 0 S: 3	H: 0 LOB: 0 BB: 0 P: 3	R: 0 E: 0 K: 3 S: 9	H: 0 LOB: 0 BB: 0 P: 9	R: 0 E: 0 K: 1 S: 5	H: 0 LOB: 0 BB: 0 P: 5	R: 1 E: 0 K: 0 S: 5	H: 3 LOB: 1 BB: 0 P: 5	R: 2 E: 1 K: 0 S: 5	H: 3 LOB: 1 BB: 0 P: 5	R: 0 E: 0 K: 2 S: 7	H: 0 LOB: 1 BB: 1 P: 11	R: 0 E: 0 K: 0 S: 4	H: 1 LOB: 1 BB: 0 P: 4	R: 0 E: 0 K: 0 S: 3	H: 0 LOB: 0 BB: 0 P: 3	R: 0 E: 0 K: 2 S: 8	H: 1 LOB: 2 BB: 0 P: 8	1B: 8 2B: 0 3B: 0 HR: 0	SF: 0 SAC: 0 DP: 0 HBP: 0	WP: 0 PB: 1 SB: 1 CS: 0	PA: 34					
PITCHER	IP WLS BF H R ER SO BB IBB HBP BLK WP HR S P ERA WHIP																										
Paul Splittorff, L (1, 1) ERA: 4.21	5.0		19	6	3	2	4	0	0	0	0	0	0	27	27	3.60	1.200										
Doug Bird, R (6, 1) ERA: 6.5	3.0	W	12	2	0	0	2	1	0	0	0	0	0	15	19	0.00	1.000										
Larry Gura, L (9, 1) ERA: 3.23	0.1		1	0	0	0	0	0	0	0	0	0	0	1	1	0.00	0.000										
Mark Littell, R (9, 1) ERA: 3.12	0.2	S	2	0	0	0	2	0	0	0	0	0	0	6	6	0.00	0.000										

Seattle Mariners @ Kansas City Royals
 Royals Stadium, Kansas City, MO
 Wed Jun 22 1977, 8:05 PM EDT
 Att. 22,140 - Unknown - 83 F

livebaseballscorecards.com

AB	33
R	3
H	8
RBI	2
BB	1
SO	8
LOB	11



Batter	1	2	3	4	5	6	7	8	9	10	AB	R	H	RBI	BB	SO	LOB
Dave Collins, S (1, 7) OBP: 0.291, SLG: 0.259 Steve Braun, L (7, 7) OBP: 0.354, SLG: 0.323	0-0 4-3	0-0 FC5		0-0 G1-6-3		0-0 5-3		0-0 F9		0-0 FC5-4	4	0	0	0	0	0	2
Jose Báez, R (1, 4) OBP: 0.339, SLG: 0.357	0-0 G3		4-0 FC5 1B BB		0-0 4-3		0-3 K	0-0 FC6		0-0 E6	5	0	0	0	1	1	2
Juan Bernhardt, R (1, 10) OBP: 0.344, SLG: 0.472	0-0 2B 1B		0-0 FC5 1B 1B		0-0 P4		0-0 1B 1B 1B		0-0 5-3	0-0 5-3	6	2	3	0	0	0	2
Leroy Stanton, R (1, 9) OBP: 0.328, SLG: 0.451 Carlos Lopez, R (10, 9) OBP: 0.321, SLG: 0.451	0-0 1-3 2B		0-0 FC5 1B		0-3 K2-3		0-3 K		0-3 K		5	0	1	0	0	3	3
Ruppert Jones, L (1, 8) OBP: 0.331, SLG: 0.485	0-0 4-3		0-0 1-2 2-H 1B		0-0 FC5-4 1B		0-0 1-3 1B		0-0 P4		5	0	3	1	0	0	2
Bill Stein, R (1, 5) OBP: 0.304, SLG: 0.407		0-0 F9	0-0 F4		0-0 FC5-4 HBP E		0-0 1-2 1B		0-3 K		5	1	1	1	0	1	3
Dan Meyer, L (1, 3) OBP: 0.320, SLG: 0.379		0-0 S 1B	0-0 4-3		1-0 E HBP		0-0 F8		0-0 1B 2B		4	3	2	0	0	0	4
Skip Jutze, R (1, 2) OBP: 0.313, SLG: 0.444 Bob Stinson, S (8, PH) OBP: 0.401, SLG: 0.440		0-0 FC5 SH5-3 1B		0-0 6-3		0-0 E6 SH2-3 2B		0-0 FC6 1B		0-0 FC5-4 1B E 1B	3	1	2	3	0	0	0
Craig Reynolds, L (1, 6) OBP: 0.264, SLG: 0.298		0-0 SH5-3		1-0 G1-6-3 HBP		0-0 SH2-3		0-0 F8		0-0 FC5-4 1B	2	0	1	2	0	0	1

Inning Stats	R: 0	H: 2	R: 1	H: 2	R: 1	H: 2	R: 0	H: 0	R: 0	H: 2	R: 1	H: 3	R: 0	H: 1	R: 0	H: 0	R: 2	H: 3	1B: 12	SF: 0	WP: 0	PA: 48
E: 0	LOB: 2	E: 0	LOB: 1	E: 0	LOB: 2	E: 0	LOB: 0	E: 0	LOB: 0	E: 1	LOB: 0	E: 0	LOB: 2	E: 0	LOB: 0	E: 0	LOB: 2	E: 1	LOB: 2	2B: 3	SAC: 2	PB: 0
K: 0	BB: 0	K: 0	BB: 0	K: 0	BB: 1	K: 0	BB: 0	K: 1	BB: 0	K: 0	BB: 0	K: 2	BB: 0	K: 0	BB: 0	K: 1	BB: 0	K: 1	BB: 0	3B: 0	DP: 1	SB: 1
S: 5	P: 5	S: 5	P: 5	S: 5	P: 9	S: 2	P: 3	S: 5	P: 5	S: 5	P: 6	S: 10	P: 10	S: 4	P: 4	S: 5	P: 5	S: 9	P: 9	HR: 0	HBP: 2	CS: 0


PITCHER	IP	WLS	BF	H	R	ER	SO	BB	IBB	HBP	BLK	WP	HR	S	P	ERA	WHIP
Andy Hassler, L (1, 1) ERA: 4.18	5.1		25	7	4	4	1	1	0	0	0	0	0	24	30	6.75	1.500
Steve Mingori, L (6, 1) ERA: 2.79	1.0	L	5	2	2	1	1	0	0	0	0	0	0	7	7	9.00	2.000
Mark Littell, R (7, 1) ERA: 3.11	3.0		15	6	2	1	3	0	0	0	0	0	0	21	21	3.00	2.000
Larry Gura, L (10, 1) ERA: 3.19	0.2		3	0	0	0	0	0	0	0	0	0	0	3	3	0.00	0.000

TOP

Seattle Mariners @ Kansas City Royals
Royals Stadium, Kansas City, MO

Thu Jun 23 1977, 8:05 PM EDT
Att. 13,520 - Unknown

AB	43
R	8
H	15
RBI	7
BB	1
SO	5
LOB	22



BOTTOM

Seattle Mariners @ Kansas City Royals
Royals Stadium, Kansas City, MO

Thu Jun 23 1977, 8:05 PM EDT
Att: 13,520 - Unknown

livebaseballscorecards.com

AB	39
R	6
H	11
RBI	6
BB	4
SO	5
LOB	13



WP	0	PA	44
PB	0		
SB	5		
CS	0		

Batter	1	2	3	4	5	6	7	8	9	10	AB	R	H	RBI	BB	SO	LOB
Joe Zdeb, R OBP: 0.390, SLG: 0.365 Tom Poquette, L OBP: 0.384, SLG: 0.463 Cookie Rojas, R OBP: 0.329, SLG: 0.408	4-0 3B BB	0-0 S 1B			0-0 F9	0-0 4-3		0-0 1-3 2-H 1B			1	1	1	0	1	0	0
George Brett, L OBP: 0.365, SLG: 0.441	0-0 1-H 3B	0-0 4-3			0-3 K		0-0 F8		0-0 SH1-4 1B		5	0	2	1	0	1	1
Hal McRae, R OBP: 0.349, SLG: 0.461	0-0 G3				0-0 F8		0-0 F7		0-0 L9		4	0	0	0	0	0	1
Al Cowens, R OBP: 0.352, SLG: 0.559	0-0 1-3				0-0 F9			0-0 2B 1B		0-0 5-3		5	1	2	0	0	2
John Mayberry, L OBP: 0.333, SLG: 0.377	0-0 F8				0-3 K		0-3 K		0-0 4-3		5	0	0	0	0	2	4
Amos Otis, R OBP: 0.328, SLG: 0.396		4-0 S HR BB			0-0 5-3		0-0 4-3 1-H 1B 2B		0-0 F9		4	2	1	1	1	0	0
Darrell Porter, L OBP: 0.361, SLG: 0.476		0-0 1-H HR			0-0 6-3 2B		0-0 4-3		0-0 6-3		5	1	2	2	0	1	1
Freddie Patek, R OBP: 0.322, SLG: 0.368		0-0 F8			0-0 6-3 2-3 2B		0-0 S 1B		0-0 S 1B 1B		5	1	2	1	0	1	1
Frank White, R OBP: 0.278, SLG: 0.302 John Wathan, R OBP: 0.400, SLG: 0.375 Ralph LaCock, L OBP: 0.375, SLG: 0.541		0-0 F2			0-0 G3		4-0 1-3 BB		4-0 1-2 BB		2	0	0	0	1	0	1
											0	0	0	0	1	0	0
											0	0	0	0	0	0	0

1B:	7	SF:	0
2B:	2	SAC:	1
3B:	1	DP:	0
HR:	1	HBP:	0

R:	1	H:	1
E:	0	LOB:	1
K:	0	BB:	0
S:	4	P:	4

R:	2	H:	3
E:	0	LOB:	2
K:	1	BB:	1
S:	8	P:	12

R:	0	H:	0
E:	0	LOB:	0
K:	1	BB:	0
S:	5	P:	5

R:	0	H:	0
E:	0	LOB:	0
K:	1	BB:	0
S:	5	P:	5

R:	1	H:	1
E:	0	LOB:	1
K:	0	BB:	1
S:	4	P:	8

PITCHER	IP	WLS	BF	H	R	ER	SO	BB	IBB	HBP	BLK	WP	HR	S	P	ERA	WHIP
Rick Jones, L ERA: 5.1	(1, 1)	3.0	14	3	3	3	1	2	0	0	0	0	1	14	22	9.00	1.667
Diego Segui, R ERA: 5.26	(4, 1)	2.2	13	4	2	2	2	1	0	0	0	0	0	16	20	6.75	1.875
Mike Kekich, L ERA: 2.72	(6, 1)	2.2	12	4	1	1	0	1	0	0	0	0	0	11	15	3.38	1.875
Enrique Romo, R ERA: 2.03	(9, 1)	1.2	W 5	0	0	0	2	0	0	0	0	0	0	9	9	0.00	0.000

Batter	1	2	3	4	5	6	7	8	9	AB R H RBI BB SO LOB	TOP
Tom Poquette, L (1, 7) OBP: 0.376, SLG: 0.453	0-0 4-3		0-0 L8			0-0 L9		0-0 4-3		4 0 0 0 0 0 0	
Hal McRae, R (1, 10) OBP: 0.354, SLG: 0.471	4-0 G4-3 BB			0-0 6-3		0-0 HR 1B		0-0 3B		3 1 2 0 1 0 0	
George Brett, L (1, 5) OBP: 0.363, SLG: 0.451	0-0 G4-3 1-2f			0-0 4-3		0-0 HR		0-0 L9		4 1 1 2 0 0 2	
John Mayberry, L (1, 3) OBP: 0.339, SLG: 0.391		4-0 FC6-4 BB		0-3 K		0-0 HR		4-0 1B BB		2 1 1 1 2 1 0	
Al Cowens, R (1, 9) OBP: 0.347, SLG: 0.550		0-0 L8		0-0 L8		0-0 L8		0-0 F7		4 0 0 0 0 0 2	
Darrell Porter, L (1, 2) OBP: 0.364, SLG: 0.482		0-0 L6		0-0 2B		0-0 G3		0-0 1B		4 0 2 0 0 0 1	
Amos Otis, R (1, 8) OBP: 0.323, SLG: 0.389		0-0 FC6-4 1-2f		0-0 5-3		0-0 F8		0-3 K		4 0 0 0 0 1 4	
Freddie Patek, R (1, 6) OBP: 0.317, SLG: 0.361			0-3 K		0-3 K		0-3 K	0-0 L3		4 0 0 0 0 3 3	
Frank White, R (1, 4) OBP: 0.274, SLG: 0.297			0-3 K		0-3 K		0-0 6-3			3 0 0 0 0 2 0	
Inning Stats	R: 0 E: 0 K: 0 S: 2 H: 0 LOB: 0 BB: 1 P: 6	R: 0 E: 0 K: 0 S: 3 H: 0 LOB: 1 BB: 1 P: 7	R: 0 E: 0 K: 2 S: 7 H: 0 LOB: 0 BB: 0 P: 7	R: 0 E: 0 K: 1 S: 5 H: 0 LOB: 0 BB: 0 P: 5	R: 0 E: 0 K: 1 S: 6 H: 1 LOB: 1 BB: 0 P: 6	R: 3 E: 0 K: 1 S: 8 H: 3 LOB: 0 BB: 0 P: 8	R: 0 E: 0 K: 1 S: 5 H: 0 LOB: 0 BB: 0 P: 5	R: 0 E: 0 K: 0 S: 4 H: 1 LOB: 1 BB: 0 P: 4	R: 0 E: 0 K: 1 S: 6 H: 1 LOB: 2 BB: 1 P: 10	1B: 2 2B: 1 3B: 1 HR: 2 SF: 0 SAC: 0 DP: 1 HBP: 0	WP: 0 PB: 0 SB: 1 CS: 0 PA: 35
PITCHER	IP WLS BF H R ER SO BB IBB HBP BLK WP HR S P ERA WHIP										
Doc Medich, R (1, 1) ERA: 4.16	7.2 L 29 5 3 3 6 2 0 0 0 0 2 39 47 3.52 0.913										
Pablo Torrealba, L (8, 1) ERA: 2.08	0.2 4 1 0 0 0 1 0 0 0 0 0 3 7 0.00 3.000										
Pablo Torrealba, L (9, 1) ERA: 2.08	0.2 4 1 0 0 0 1 0 0 0 0 0 3 7 0.00 3.000										
Joe Coleman, R (9, 1) ERA: 2.5	0.2 2 0 0 0 0 1 0 0 0 0 0 4 4 0.00 0.000										

Kansas City Royals @ Oakland Athletics
Oakland-Alameda County Coliseum, Oakland, CA

Fri Jun 24 1977, 7:05 PM PDT
Att. 4,733 - Unknown

livebaseballscorecards.com

AB	32
R	3
H	6
RBI	3
BB	3
SO	7
LOB	12



Batter	1	2	3	4	5	6	7	8	9	AB	R	H	RBI	BB	SO	LOB						
Bill North, S (1, 10) OBP: 0.362, SLG: 0.338 Matt Alexander, S (5, PR) OBP: 0.400, SLG: 0.333 (9, 4)	0-0 5-3		4-0 BB 1B		4-0 BB CS BB			4-0 BB		1	0	0	0	2	0	0						
Marty Perez, R (1, 4) OBP: 0.313, SLG: 0.388 Earl Williams, R (8, PH) OBP: 0.279, SLG: 0.419 Pablo Torrealba, L (9, 1) Joe Coleman, R (9, 1)	0-0 BB 1B		0-0 G4-6-3 1B		0-3 K 1-2			0-0 F8		3	0	2	0	0	1	1						
Jerry Tabb, L (1, 3) OBP: 0.273, SLG: 0.111	4-0 1-2 BB		0-0 G4-6-3 1-2f		0-0 F7			0-3 K		3	0	0	0	1	1	3						
Wayne Cross, L (1, 5) OBP: 0.365, SLG: 0.520	0-0 F2			0-3 K				0-3 K		4	0	0	0	0	3	2						
Manny Sanguillen, R (1, 2) OBP: 0.296, SLG: 0.343	0-3 K			0-0 CS 1B				0-0 F3		4	0	1	0	0	1	2						
Mike Jorgensen, L (1, 8) OBP: 0.370, SLG: 0.299		0-3 K		4-0 HBP BB 1-2				0-0 F9		3	0	0	0	1	1	0						
Mitchell Page, L (1, 7) OBP: 0.344, SLG: 0.478		0-3 K		1-0 HBP BB 1-2				0-0 F7		2	0	0	0	0	1	0						
Willie Crawford, L (1, 9) OBP: 0.331, SLG: 0.316		0-3 K		0-3 K				0-0 5-3		3	0	0	0	0	2	2						
Rob Picciolo, R (1, 6) OBP: 0.241, SLG: 0.244 Rodney Scott, S (8, PH) OBP: 0.366, SLG: 0.322 (9, 6)			0-0 P4		0-3 K			0-0 4-3		2	0	0	0	0	1	0						
Inning Stats	R: 0 E: 0 K: 1 S: 6	H: 1 LOB: 2 BB: 1 P: 10	R: 0 E: 0 K: 3 S: 9	H: 0 LOB: 0 BB: 0 P: 9	R: 0 E: 0 K: 0 S: 3	H: 1 LOB: 1 BB: 1 P: 7	R: 0 E: 0 K: 2 S: 7	H: 1 LOB: 2 BB: 1 P: 12	R: 0 E: 0 K: 2 S: 6	H: 0 LOB: 1 BB: 1 P: 10	R: 0 E: 0 K: 1 S: 5	H: 0 LOB: 0 BB: 0 P: 5	R: 0 E: 0 K: 0 S: 3	H: 0 LOB: 0 BB: 0 P: 3	R: 0 E: 0 K: 1 S: 5	H: 0 LOB: 1 BB: 1 P: 9	R: 0 E: 0 K: 1 S: 5	H: 0 LOB: 0 BB: 0 P: 5	1B: 3 2B: 0 3B: 0 HR: 0	SF: 0 SAC: 0 DP: 1 HBP: 1	WP: 0 PB: 0 SB: 0 CS: 2	PA: 33
PITCHER Dennis Leonard, R (1, 1) ERA: 3.95	IP 9.0	WLS W	BF 33	H 3	R 0	ER 0	SO 11	BB 5	IBB 0	HBP 1	BLK 0	WP 0	HR 0	S 49	P 70	ERA 0.00	WHIP 0.889					PITCHER IP WLS BF H R ER SO BB IBB HBP BLK WP HR S P ERA WHIP

BOTTOM

Kansas City Royals @ Oakland Athletics
 Oakland-Alameda County Coliseum, Oakland, CA

Fri Jun 24 1977, 7:05 PM PDT
 Att. 4,733 - Unknown

livebaseballscorecards.com

AB 27
R 0
H 3
RBI 0
BB 5
SO 11
LOB 11



Batter	1	2	3	4	5	6	7	8	9	AB R H RBI BB SO LOB	TOP
Davey Nelson, R (1, 4) OBP: 0.300, SLG: 0.333 Cookie Rojas, R (5, 4) OBP: 0.329, SLG: 0.405	0-0 F9		0-0 4-3		0-0 FC6-4 1B		0-0 CS 1B		0-0 F8	3 0 0 0 0 0 1 2 0 1 0 0 0 1	Kansas City Royals @ Oakland Athletics Oakland-Alameda County Coliseum, Oakland, CA Sun Jun 26 1977, 3:33 AM PDT Unknown - 60 F livebaseballscorecards.com
George Brett, L (1, 5) OBP: 0.362, SLG: 0.444	0-0 P5		0-0 1B		0-0 1B		0-0 F8 1-2	4-0 BB 1B	4 0 2 0 1 0 1		
Hal McRae, R (1, 10) OBP: 0.355, SLG: 0.482	0-0 2B		0-3 K		0-0 F7		0-0 HR	0-0 1B 1-3 2-H	5 1 3 2 0 1 3		
Al Cowens, R (1, 9) OBP: 0.343, SLG: 0.539	0-0 6-3		0-3 K		0-0 1B 4-3 1B		0-0 P4	0-3 K	5 0 1 0 0 2 3		
John Wathan, R (1, 3) OBP: 0.385, SLG: 0.389		0-0 G3		0-0 F9		0-0 P3		0-0 2B 1B	4 0 1 0 0 0 1		
Amos Otis, R (1, 8) OBP: 0.333, SLG: 0.405		0-0 1B 4-3 S		0-0 2B		0-0 1B 4-3		0-0 1B G6-4-3	4 1 4 0 0 0 0		
Joe Zdeb, R (1, 7) OBP: 0.369, SLG: 0.397		0-0 4-3		0-0 6-3		0-0 4-3		0-0 1B G6-4-3	4 0 0 0 0 0 6		
Freddie Patek, R (1, 6) OBP: 0.320, SLG: 0.376		0-0 CS 1B		0-0 1B FC6-4		0-3 K		0-0 F8	4 0 2 1 0 1 2		
Buck Martinez, R (1, 2) OBP: 0.245, SLG: 0.354		0-0 CS	0-0 6-3		0-0 F9		0-0 F9	0-0 BB 1B	4 1 1 0 0 0 1		
Inning Stats	R: 0 H: 1 E: 0 LOB: 1 K: 0 BB: 0 S: 4 P: 4	R: 1 H: 2 E: 0 LOB: 0 K: 0 BB: 0 S: 4 P: 4	R: 0 H: 1 E: 0 LOB: 1 K: 1 BB: 0 S: 6 P: 6	R: 0 H: 1 E: 0 LOB: 1 K: 1 BB: 0 S: 6 P: 6	R: 0 H: 2 E: 0 LOB: 2 K: 0 BB: 0 S: 5 P: 5	R: 0 H: 2 E: 0 LOB: 2 K: 1 BB: 0 S: 7 P: 7	R: 0 H: 1 E: 0 LOB: 0 K: 0 BB: 0 S: 3 P: 3	R: 1 H: 3 E: 0 LOB: 1 K: 0 BB: 0 S: 5 P: 5	R: 1 H: 2 E: 0 LOB: 2 K: 1 BB: 1 S: 7 P: 11	1B: 11 SF: 0 2B: 3 SAC: 0 3B: 0 DP: 1 HR: 1 HBP: 0	
PITCHER	IP WLS BF H R ER SO BB IBB HBP BLK WP HR S P ERA WHIP										
Vida Blue, L (1, 1) ERA: 3.84	7.1 W 33 13 2 2 3 0 0 0 0 0 0 1 39 39 2.46 1.773										
Bob Lacey, L (8, 1) ERA: 2.03	1.1 6 2 1 1 0 1 0 0 0 0 0 0 5 9 6.75 2.250										
Dave Giusti, R (9, 1) ERA: 1.98	0.1 S 1 0 0 0 0 1 0 0 0 0 0 0 3 3 0.00 0.000										

Kansas City Royals @ Oakland Athletics
Oakland-Alameda County Coliseum, Oakland, CA
 Sun Jun 26 1977, 3:33 AM PDT
 Unknown - 60 F

AB	39
R	3
H	15
RBI	3
BB	1
SO	4
LOB	19



Batter	1	2	3	4	5	6	7	8	9	AB R H RBI BB SO LOB	TOP											
Tom Poquette, L (1, 9) OBP: 0.372, SLG: 0.446 Joe Zdeb, R (5, PH) OBP: 0.382, SLG: 0.390	0-0 F9		0-0 4-3		4-0 FC5 1B BB	4-0 BB		0-0 5-3		2 0 0 0 0 0 0 1 1 0 1 2 0 1												
Hal McRae, R (1, 7) OBP: 0.356, SLG: 0.481 Amos Otis, R (9, 8) OBP: 0.333, SLG: 0.405	0-0 5-3		0-0 1B		0-0 FC5 FC6-4 1B	0-3 K		0-0 6-3		5 1 2 2 0 1 2 0 0 0 0 0 0 0												
George Brett, L (1, 5) OBP: 0.359, SLG: 0.439	0-0 6-3			0-0 5-3	0-0 F8		0-0 F7		0-0 1B 1B	5 1 1 0 0 0 2												
John Mayberry, L (1, 3) OBP: 0.339, SLG: 0.398		0-3 K		0-3 K	0-0 FC5 FC6-4		0-0 1B		0-0 6-3	5 0 1 0 0 2 2												
Al Cowens, R (1, 8) OBP: 0.340, SLG: 0.533		0-0 L6		0-0 L8	0-0 FC6-4		0-0 P4		0-0 WP 1B 1B	5 1 1 2 0 0 2												
Darrell Porter, L (1, 2) OBP: 0.367, SLG: 0.494		4-0 1B BB			1B 1B		0-3 K		0-0 S E 1B	4 2 2 1 1 1 2												
Ralph LaCock, L (1, 10) OBP: 0.398, SLG: 0.543		0-0 1B			0-0 1B 1B BB	0-0 4-3		0-0 4-3	0-0 E8 1B	5 1 3 1 0 0 0	AB 40 R 9 H 13 RBI 8 BB 4 SO 6 LOB 15											
Freddie Patek, R (1, 6) OBP: 0.322, SLG: 0.374		0-3 K			0-0 1B 1B	4-0 1-3 S BB		0-3 K	0-0 1-3	4 1 1 0 1 2 3												
Frank White, R (1, 4) OBP: 0.280, SLG: 0.303			0-0 F9		0-0 1B 1B	0-0 1-3		0-0 1B		4 1 2 1 0 0 1												
Inning Stats	R: 0 E: 0 K: 0 S: 3	H: 0 LOB: 0 BB: 0 P: 3	R: 0 E: 0 K: 2 S: 8	H: 1 LOB: 2 BB: 1 P: 12	R: 0 E: 0 K: 0 S: 3	H: 1 LOB: 1 BB: 0 P: 3	R: 0 E: 0 K: 1 S: 5	H: 0 LOB: 0 BB: 0 P: 5	R: 6 E: 1 K: 0 S: 9	H: 5 LOB: 1 BB: 1 P: 13	R: 0 E: 0 K: 1 S: 5	H: 0 LOB: 2 BB: 2 P: 13	R: 0 E: 0 K: 1 S: 6	H: 1 LOB: 1 BB: 0 P: 6	R: 0 E: 0 K: 1 S: 6	H: 1 LOB: 1 BB: 0 P: 6	R: 3 E: 1 K: 0 S: 7	H: 4 LOB: 1 BB: 0 P: 7	1B: 13 2B: 0 3B: 0 HR: 0	SF: 0 SAC: 0 DP: 0 HBP: 0	WP: 1 PB: 0 SB: 4 CS: 0	PA: 44
PITCHER	IP WLS BF H R ER SO BB IBB HBP BLK WP HR S P ERA WHIP																					
Rick Langford, R (1, 1) ERA: 3.18	4.0 L 18 6 4 4 3 1 0 0 0 0 0 0 23 27 9.00 1.750																					
Pablo Torrealba, L (5, 1) ERA: 2.05	0.1 4 1 1 0 0 1 0 0 0 0 0 0 3 7 0.00 6.000																					
Joe Coleman, R (5, 1) ERA: 2.9	4.1 21 6 4 3 3 2 0 0 0 1 0 25 33 6.23 1.846																					
Dave Giusti, R (9, 1) ERA: 1.96	0.1 1 0 0 0 0 0 0 0 0 0 0 0 1 1 0.00 0.000																					

Kansas City Royals @ Oakland Athletics
Oakland-Alameda County Coliseum, Oakland, CA

Sun Jun 26 1977, 3:38 AM PDT
Att: 9,404 - Unknown - 60 F

livebaseballscorecards.com



Batter	1	2	3	4	5	6	7	8	9	AB R H RBI BB SO LOB
Willie Crawford, L (1, 9) OBP: 0.338, SLG: 0.319	0-0 6-3		0-0 SH5-3 1B		0-0 FC5-4 1B		0-0 1-3		4-0 FC6 BB 1-2 2-3	4 0 2 0 1 0 1
Marty Perez, R (1, 4) OBP: 0.309, SLG: 0.377	0-0 F9		0-0 SH5-3 1-2		0-0 FC5-4 1-2f		0-0 1B		0-0 F8	4 0 1 1 0 0 4
Mitchell Page, L (1, 7) OBP: 0.345, SLG: 0.483 Rodney Scott, S (8, 6) OBP: 0.363, SLG: 0.319	4-0 WP BB		0-3 K		0-0 F5		0-3 K		0-0 FC6 1-2f	3 1 0 0 1 2 3 1 0 0 0 0 0 3
Jerry Tabb, L (1, 3) OBP: 0.333, SLG: 0.143	4-0 1-H BB		0-3 K			0-0 G3		0-0 G3		3 0 0 0 1 1 1
Manny Sanguillen, R (1, 10) OBP: 0.287, SLG: 0.331	0-0 F2			0-0 4-3		0-3 K		0-0 F7		4 0 0 0 0 1 1
Wayne Gross, L (1, 5) OBP: 0.356, SLG: 0.500		0-0 1B		0-0 P6		0-0 F4		0-3 K		4 0 1 0 0 1 0
Tony Armas, R (1, 8) OBP: 0.302, SLG: 0.384		0-3 K		0-0 1B			0-0 2B 4-3 1B		0-0 E5 BB 1B	4 1 2 0 0 1 1
Jeff Newman, R (1, 2) OBP: 0.283, SLG: 0.356 Earl Williams, R (7, PH) OBP: 0.289, SLG: 0.427 (8, 2)		0-3 K		0-0 L7			0-0 4-3 1B 2B		0-0 BB 1B	2 0 0 0 0 1 2 2 1 2 0 0 0 0
Rob Picciolo, R (1, 6) OBP: 0.230, SLG: 0.232 Mike Jorgensen, L (7, PH) OBP: 0.357, SLG: 0.283 (8, 7)		0-0 1-3			0-3 K		0-0 4-3		0-0 F5	2 0 0 0 0 1 1 2 0 0 1 0 0 3

Inning Stats	R: 1	H: 0	E: 0	K: 0	S: 3	R: 0	H: 1	E: 0	K: 2	S: 8	R: 0	H: 1	E: 0	K: 2	S: 8	R: 0	H: 1	E: 0	K: 1	S: 6	R: 0	H: 0	E: 0	K: 1	S: 5	R: 2	H: 3	E: 0	K: 1	S: 8	R: 0	H: 0	E: 0	K: 1	S: 5	R: 0	H: 1	E: 1	K: 0	S: 5	1B: 7	2B: 1	3B: 0	HR: 0	SF: 0	SAC: 1	DP: 0	HBP: 0	WP: 2	PB: 0	SB: 1	CS: 0	PA: 39
PITCHER	IP	WLS	BF	H	R	ER	SO	BB	IBB	HBP	BLK	WP	HR	S	P	ERA	WHIP																			ERA	WHIP																
Marty Pattin, R (1, 1) ERA: 6.05	6.0	W	26	6	3	3	6	2	0	0	0	1	0	36	44	4.50	1.333																																				
Larry Gura, L (7, 1) ERA: 3.0	3.0	S	13	2	0	0	2	1	0	0	0	0	0	16	20	0.00	1.000																																				

BOTTOM

Kansas City Royals @ Oakland Athletics
Oakland-Alameda County Coliseum, Oakland, CA

Sun Jun 26 1977, 3:38 AM PDT
Att. 9,404 - Unknown - 60 F

livebaseballscores.com

AB	35
R	3
H	8
RBI	2
BB	3
SO	8
LOB	20



Kansas City Royals @ California Angels
 Anaheim Stadium, Anaheim, CA

Mon Jun 27 1977, 10:05 PM EDT
 Att. 14,794 - Unknown

livebaseballscorecards.com

AB	34
R	7
H	9
RBI	7
BB	4
SO	1
LOB	14



WP:	3	PA:	39
PB:	0		
SB:	0		
CS:	0		

Batter	1	2	3	4	5	6	7	8	9	AB	R	H	RBI	BB	SO	LOB
Tom Poquette, L (1, 9) OBP: 0.369, SLG: 0.441 Joe Zdeb, R (9, PH) OBP: 0.377, SLG: 0.383 (9, 9)	F9		6-3				F2		F9	4	0	1	1	0	0	2
Hal McRae, R (1, 7) OBP: 0.357, SLG: 0.478	L9		6-3				FC5-2 BB 2B 1B		BB BB BB BB BB BB	4	1	1	0	1	0	2
George Brett, L (1, 5) OBP: 0.356, SLG: 0.432	G3						FC5-2 2B BB		BB BB BB BB	4	1	0	0	1	0	2
John Mayberry, L (1, 3) OBP: 0.341, SLG: 0.402		3-1				WP HR BB	FC5-2 2B			3	2	1	0	1	0	3
Al Cowens, R (1, 8) OBP: 0.342, SLG: 0.536		F7				1B 2B	FC5-2 1B			4	0	2	2	0	0	1
Darrell Porter, L (1, 2) OBP: 0.370, SLG: 0.492		F8				HR BB	1B			3	1	1	1	1	0	0
Ralph LaCock, L (1, 10) OBP: 0.402, SLG: 0.576						1B WP FC5-2 1B	FC5-2 WP			4	1	2	3	0	0	1
Freddie Patek, R (1, 6) OBP: 0.321, SLG: 0.372						FC5-2 6-3 1B	F7			4	1	1	0	0	1	1
Frank White, R (1, 4) OBP: 0.280, SLG: 0.299						FC5-2 1-3 3-H	F2			3	0	0	0	0	0	2

Inning Stats	R: 0	H: 0	E: 0	K: 0	S: 3	P: 3	R: 0	H: 0	E: 0	K: 0	S: 3	P: 3	R: 1	H: 2	E: 0	K: 0	S: 5	R: 3	H: 1	E: 0	K: 0	S: 4	P: 12	R: 0	H: 1	E: 0	K: 0	S: 4	P: 4	R: 1	H: 3	E: 0	K: 0	S: 5	P: 5	R: 2	H: 2	E: 0	K: 0	S: 4	P: 9	R: 0	H: 0	E: 0	K: 1	S: 5	P: 5	R: 0	H: 0	E: 0	K: 0	S: 3	P: 7	1B: 6	SF: 0	2B: 2	SAC: 0	3B: 0	DP: 0	HR: 1	HBP: 1	WP: 3	PA: 39
--------------	------	------	------	------	------	------	------	------	------	------	------	------	------	------	------	------	------	------	------	------	------	------	-------	------	------	------	------	------	------	------	------	------	------	------	------	------	------	------	------	------	------	------	------	------	------	------	------	------	------	------	------	------	------	-------	-------	-------	--------	-------	-------	-------	--------	-------	--------

PITCHER	IP	WLS	BF	H	R	ER	SO	BB	IBB	HBP	BLK	WP	HR	S	P	ERA	WHIP
Wayne Simpson, R (1, 1) ERA: 5.18	5.0	L	23	6	5	5	0	2	0	0	0	2	1	21	29	9.00	1.600
Mike Barlow, R (6, 1) ERA: 13.5	1.1		7	2	2	2	0	1	0	1	0	1	0	5	10	13.50	2.250
Paul Hartzell, R (7, 1) ERA: 3.06	1.2		5	1	0	0	1	0	0	0	0	0	0	7	7	0.00	0.600
Dave LaRoche, L (9, 1) ERA: 3.52	1.0		4	0	0	0	0	1	0	0	0	0	0	3	7	0.00	1.000

BOTTOM

Kansas City Royals @ California Angels
Anaheim Stadium, Anaheim, CA
Mon Jun 27 1977, 10:05 PM EDT
Att. 14,794 - Unknown

livebaseballscorecards.com

AB 33
R 2
H 6
RBI 2
BB 3
SO 4
LOB 18



WP: 0 PA: 36
PB: 2
SB: 0
CS: 0

AB R H RBI BB SO LOB

4 0 0 0 0 0 4

4 0 0 0 0 0 4

4 0 2 0 0 1 0

3 0 1 0 0 0 2

1 0 0 0 0 0 0

4 0 0 0 0 2 2

3 1 0 0 1 0 2

3 1 0 0 1 0 2

3 0 1 1 1 1 1

1 0 0 0 0 0 0

1 0 1 1 0 0 0

1 0 1 0 0 0 0

0 0 0 0 0 0 0

1 0 0 0 0 0 1

1B: 5 SF: 0
2B: 1 SAC: 0
3B: 0 DP: 1
HR: 0 HBP: 0

Batter	1	2	3	4	5	6	7	8	9
Gil Flores, R OBP: 0.353, SLG: 0.393 (1, 7)	0-0 L9 ①		0-0 6-3 ③		0-0 FC5-4 ② 1-2f 2-3		0-0 F7 ②		
Jerry Remy, L OBP: 0.353, SLG: 0.367 (1, 4)	0-0 6-3 ②			0-0 6-3 ①	0-0 4-3 ③		0-0 FC4-6 ③ 1-2f		
Ron Jackson, R OBP: 0.271, SLG: 0.357 (1, 5) (8, 6)	0-0 L4 ③			0-0 G4-3 1B ②		0-0 FC4-6 1B ①		0-3 K ①	
Don Baylor, R OBP: 0.319, SLG: 0.380 Dave Chalk, R OBP: 0.359, SLG: 0.376 (1, 3) (8, 5)			0-0 F9 FC6-2 2B ①	0-0 G4-3 1-2f ② ③		0-0 FC4-6 1-2f ①		0-0 F9 ②	
Bobby Bonds, R OBP: 0.375, SLG: 0.567 (1, 9)			0-0 F9 2-3 ①		0-3 K ①	0-0 F9 ②		0-3 K ③	
Mario Guerrero, R OBP: 0.329, SLG: 0.397 (1, 10)			0-0 FC6-2 PB ②		4-0 E 1B BB ①	0-0 4-3 ③		0-0 5-3 ①	
Rusty Torres, S OBP: 0.213, SLG: 0.186 (1, 8)			0-0 L9 1-2 ③		0-0 FC4 1B 1-2 1B ①		0-0 5-3 ①		4-0 BB ①
Terry Humphrey, R OBP: 0.294, SLG: 0.282 (1, 2)			0-0 1-3 ①		0-0 FC5-4 1B 1-3 2-H 1B ①		4-0 1B PB BB ①		0-3 K ②
Orlando Ramirez, R OBP: 0.091, SLG: 0.091 Ike Hampton, S OBP: 0.455, SLG: 0.727 Rance Mulliniks, L OBP: 0.217, SLG: 0.143 Ken Brett, L Tony Solaita, L OBP: 0.329, SLG: 0.344 (1, 6) (5, PH) (6, 6) (7, PR) (8, 3)			0-0 5-3 ②		0-0 FC5-4 1-2 3-H 1B ②		0-0 FC4-6 1-3 1B ②		0-0 P4 ③

Inning Stats	R: 0	H: 0	E: 0	K: 0	S: 3	H: 0	LOB: 0	BB: 0	P: 3	R: 0	H: 1	E: 0	K: 0	S: 4	H: 0	LOB: 1	BB: 0	P: 4	R: 0	H: 0	E: 0	K: 0	S: 3	H: 1	LOB: 0	BB: 0	P: 3	R: 2	H: 2	E: 1	K: 1	S: 8	H: 1	LOB: 1	BB: 0	P: 4	R: 0	H: 1	E: 0	K: 0	S: 4	H: 0	LOB: 0	BB: 0	P: 7	R: 0	H: 0	E: 0	K: 2	S: 7	H: 0	LOB: 0	BB: 0	P: 7	R: 0	H: 0	E: 0	K: 1	S: 5	H: 0	LOB: 1	BB: 1	P: 9	1B: 5	SF: 0	2B: 1	SAC: 0	3B: 0	DP: 1	HR: 0	HBP: 0
--------------	------	------	------	------	------	------	--------	-------	------	------	------	------	------	------	------	--------	-------	------	------	------	------	------	------	------	--------	-------	------	------	------	------	------	------	------	--------	-------	------	------	------	------	------	------	------	--------	-------	------	------	------	------	------	------	------	--------	-------	------	------	------	------	------	------	------	--------	-------	------	-------	-------	-------	--------	-------	-------	-------	--------

PITCHER	IP	WLS	BF	H	R	ER	SO	BB	IBB	HBP	BLK	WP	HR	S	P	ERA	WHIP
Andy Hassler, L ERA: 3.92 (1, 1)	6.1	W	27	6	2	1	1	2	0	0	0	0	0	27	35	1.42	1.263
Steve Mingori, L ERA: 2.75 (7, 1)	0.2		2	0	0	0	0	0	0	0	0	0	0	2	2	0.00	0.000
Doug Bird, R ERA: 6.08 (8, 1)	2.0		7	0	0	0	3	1	0	0	0	0	0	12	16	0.00	0.500

PITCHER	IP	WLS	BF	H	R	ER	SO	BB	IBB	HBP	BLK	WP	HR	S	P	ERA	WHIP
---------	----	-----	----	---	---	----	----	----	-----	-----	-----	----	----	---	---	-----	------

Batter	1	2	3	4	5	6	7	8	9	AB R H RBI BB SO LOB	TOP
Joe Zdeb, R (1, 7) OBP: 0.356, SLG: 0.359	0-0 F8			0-3 K			0-0 6-3		0-0 P4	4 0 0 0 0 1 0	Kansas City Royals @ California Angels Anaheim Stadium, Anaheim, CA Tue Jun 28 1977, 10:05 PM EDT Att. 16,103 - Unknown livebaseballscorecards.com
George Brett, L (1, 5) OBP: 0.355, SLG: 0.429	0-0 6-3			0-0 F9			0-0 CS E 1B		0-0 1-4-3	4 0 1 0 0 0 0	
Hal McRae, R (1, 10) OBP: 0.358, SLG: 0.486	1-0 CS HBP			0-0 P5			0-0 FC6 1-2		0-0 HR	3 1 1 1 0 0 1	
Al Cowens, R (1, 9) OBP: 0.344, SLG: 0.534	0-0 CS 1-2	0-3 K				0-0 G3-6-3 1B	0-3 K 2-3		4-0 1B BB	3 0 1 0 1 2 2	
John Mayberry, L (1, 3) OBP: 0.341, SLG: 0.401 Davey Nelson, R (8, PR) OBP: 0.300, SLG: 0.333 Ralph LaCock, L (8, 3) OBP: 0.409, SLG: 0.581			0-0 4-3			0-0 G3-6-3 1-2f		0-0 3B 1B	0-0 1-2 1B	3 0 1 0 0 0 1 0 1 0 0 0 0 0 1 0 1 0 0 0 0	
Amos Otis, R (1, 8) OBP: 0.332, SLG: 0.411			0-0 E6 CS			0-3 K		0-0 1-H 2B 3B	0-3 K	4 1 1 1 0 2 2	
Buck Martinez, R (1, 2) OBP: 0.250, SLG: 0.373			0-0 CS 1-2	0-0 F7			0-0 6-3		0-0 SH1-4 CS 2B	3 0 1 1 0 0 0	
Freddie Patek, R (1, 6) OBP: 0.318, SLG: 0.369			0-0 4-3				0-0 5-3		0-0 SH1-4 2-3	2 0 0 0 0 0 0	
Frank White, R (1, 4) OBP: 0.276, SLG: 0.294			0-3 K				0-0 5-3		0-3 K 3-H	3 0 0 0 0 2 2	
Inning Stats	R: 0 E: 0 K: 0 S: 2 H: 0 LOB: 0 BB: 0 P: 3	R: 0 E: 1 K: 1 S: 5 H: 0 LOB: 0 BB: 0 P: 5	R: 0 E: 0 K: 1 S: 5 H: 0 LOB: 0 BB: 0 P: 5	R: 0 E: 0 K: 1 S: 5 H: 0 LOB: 0 BB: 0 P: 5	R: 0 E: 0 K: 1 S: 5 H: 1 LOB: 0 BB: 0 P: 5	R: 0 E: 0 K: 0 S: 3 H: 0 LOB: 0 BB: 0 P: 3	R: 0 E: 1 K: 1 S: 6 H: 1 LOB: 2 BB: 0 P: 6	R: 2 E: 0 K: 1 S: 7 H: 3 LOB: 1 BB: 0 P: 7	R: 1 E: 0 K: 1 S: 7 H: 2 LOB: 2 BB: 1 P: 11	1B: 4 2B: 2 3B: 1 HR: 1 SF: 0 SAC: 1 DP: 2 HBP: 1	WP: 0 PB: 0 SB: 0 CS: 4 PA: 35
PITCHER Frank Tanana, L (1, 1) ERA: 1.82	IP: 9.0 WLS: L BF: 33 H: 7 R: 3 ER: 3 SO: 7 BB: 1 IBB: 0 HBP: 1 BLK: 0 WP: 0 HR: 1 S: 45 P: 50 ERA: 3.00 WHIP: 0.889	PITCHER IP WLS BF H R ER SO BB IBB HBP BLK WP HR S P ERA WHIP									

AB	30
R	3
H	7
RBI	3
BB	1
SO	7
LOB	8



Batter	1	2	3	4	5	6	7	8	9	AB	R	H	RBI	BB	SO	LOB
Gil Flores, R (1, 7) OBP: 0.343, SLG: 0.381	0-0 E1 P6			0-0 5-3		0-0 6-3			0-0 F9	4	0	0	0	0	0	0
Jerry Remy, L (1, 4) OBP: 0.349, SLG: 0.363	0-0 P6 1-2			0-0 F7			0-0 5-3			3	0	0	0	0	0	1
Ron Jackson, R (1, 5) OBP: 0.264, SLG: 0.348	0-0 P5			0-0 6-3			0-0 5-3			3	0	0	0	0	0	0
Tony Solaita, L (1, 3) OBP: 0.329, SLG: 0.344		0-0 G4-6-3 1B			0-0 F7		0-0 L7			3	0	1	0	0	0	0
Bobby Bonds, R (1, 9) OBP: 0.372, SLG: 0.560		0-0 P4			0-0 1-3			0-0 G3		3	0	0	0	0	0	1
Willie Aikens, L (1, 10) OBP: 0.339, SLG: 0.306		0-0 G4-6-3 1-2f			0-3 K			0-3 K		3	0	0	0	0	2	1
Rusty Torres, S (1, 8) OBP: 0.220, SLG: 0.261			0-3 K			0-0 HR		0-0 P3		3	1	1	1	0	1	0
Terry Humphrey, R (1, 2) OBP: 0.291, SLG: 0.279			0-3 K			0-0 P6		0-0 F9		2	0	0	0	0	1	0
Mario Guerrero, R (9, PH) OBP: 0.325, SLG: 0.392										1	0	0	0	0	0	0
Orlando Ramirez, R (1, 6) OBP: 0.077, SLG: 0.077			0-0 4-3			0-3 K		0-3 K		2	0	0	0	0	1	0
Dave Chalk, R (9, PH) OBP: 0.357, SLG: 0.374										1	0	0	0	0	1	0

Inning Stats	R: 0	H: 0	R: 0	H: 1	R: 0	H: 0	R: 0	H: 0	R: 1	H: 1	R: 0	H: 0	R: 0	H: 0	R: 0	H: 0	R: 0	H: 0	R: 0	H: 0	1B: 1	SF: 0	WP: 0	PA: 28			
	E: 1	LOB: 0	E: 0	LOB: 0	E: 0	LOB: 0	E: 0	LOB: 0	E: 0	LOB: 0	E: 0	LOB: 0	E: 0	LOB: 0	E: 0	LOB: 0	E: 0	LOB: 0	E: 0	LOB: 0	2B: 0	SAC: 0	PB: 0				
	K: 0	BB: 0	K: 0	BB: 0	K: 2	BB: 0	K: 1	BB: 0	K: 1	BB: 0	K: 0	BB: 0	K: 1	BB: 0	K: 1	BB: 0	K: 0	BB: 0	K: 1	BB: 0	3B: 0	DP: 1	SB: 0				
	S: 3	P: 3	S: 3	P: 3	S: 7	P: 7	S: 3	P: 3	S: 5	P: 5	S: 3	P: 3	S: 5	P: 5	S: 5	P: 5	S: 5	P: 5	S: 5	P: 5	HR: 1	HBP: 0	CS: 0				
PITCHER Dennis Leonard, R (1, 1) ERA: 3.73	IP: 9.0	WLS: W	BF: 28	H: 2	R: 1	ER: 1	SO: 6	BB: 0	IBB: 0	HBP: 0	BLK: 0	WP: 0	HR: 1	S: 40	P: 40	ERA: 1.00	WHIP: 0.222										
PITCHER	IP	WLS	BF	H	R	ER	SO	BB	IBB	HBP	BLK	WP	HR	S	P	ERA	WHIP										

BOTTOM

Kansas City Royals @ California Angels
Anaheim Stadium, Anaheim, CA
 Tue Jun 28 1977, 10:05 PM EDT
 Att. 16,103 - Unknown

livebaseballscorecards.com

AB	28
R	1
H	2
RBI	1
BB	0
SO	6
LOB	3



Batter	1	2	3	4	5	6	7	8	9	AB R H RBI BB SO LOB	TOP
Tom Poquette, L (1, 9) OBP: 0.362, SLG: 0.432	0-0 F5		0-3 K		0-3 K			0-3 K		4 0 0 0 0 3 1	
Hal McRae, R (1, 7) OBP: 0.360, SLG: 0.488	4-0 CS BB		0-0 WP 2B			0-0 F8		0-3 K		3 0 1 0 1 1 0	
George Brett, L (1, 5) OBP: 0.350, SLG: 0.422	0-3 K 1-2		0-0 4-3			0-0 P6			0-0 E6 G4-6-3 BB	4 0 0 0 0 1 2	
John Mayberry, L (1, 3) OBP: 0.347, SLG: 0.404		0-0 1B 1B		0-0 G5-4-3 1B		0-3 K			4-0 G4-6-3 1-2 BB	3 0 2 0 1 1 0	
Al Cowens, R (1, 8) OBP: 0.343, SLG: 0.528		0-0 F3		0-0 G5-4-3 1-2f				4-0 FC5-4 BB	0-0 G4-6-3 1-2f 2-3	3 0 0 0 1 0 4	
Darrell Porter, L (1, 2) OBP: 0.363, SLG: 0.481		0-3 K		0-3 K			0-0 F8		0-3 K	4 0 0 0 0 3 3	
Ralph LaCock, L (1, 10) OBP: 0.417, SLG: 0.584		0-0 1-2 1B			0-0 SH3-4 1B		0-0 F7			3 0 2 0 0 0 1	
Freddie Patek, R (1, 6) OBP: 0.317, SLG: 0.367		0-3 K			0-0 SH3-4		0-0 FC5-4 1-2f			1 0 0 0 0 1 2	
John Wathan, R (7, PH) OBP: 0.375, SLG: 0.378					1-2 K					1 0 0 0 0 0 1	
Bob Heise, R (7, 6) OBP: 0.125, SLG: 0.125										0 0 0 0 0 0 0	
Frank White, R (1, 4) OBP: 0.274, SLG: 0.291			0-0 F8		0-3 K			0-3 K		2 0 0 0 0 1 1	
Davey Nelson, R (6, 4) OBP: 0.293, SLG: 0.324										1 0 0 0 0 1 0	
Inning Stats	R: 0 E: 0 K: 1 S: 4 H: 0 LOB: 0 BB: 1 P: 8	R: 0 E: 0 K: 2 S: 9 H: 2 LOB: 2 BB: 0 P: 9	R: 0 E: 0 K: 1 S: 6 H: 1 LOB: 1 BB: 0 P: 6	R: 0 E: 0 K: 1 S: 5 H: 1 LOB: 0 BB: 0 P: 5	R: 0 E: 0 K: 2 S: 8 H: 1 LOB: 1 BB: 0 P: 8	R: 0 E: 0 K: 1 S: 5 H: 0 LOB: 0 BB: 0 P: 5	R: 0 E: 0 K: 0 S: 3 H: 0 LOB: 1 BB: 1 P: 7	R: 0 E: 0 K: 3 S: 9 H: 0 LOB: 0 BB: 0 P: 9	R: 0 E: 1 K: 1 S: 5 H: 0 LOB: 1 BB: 1 P: 9	1B: 4 2B: 1 3B: 0 HR: 0 SF: 0 SAC: 1 DP: 2 HBP: 0	WP: 1 PB: 0 SB: 0 CS: 1 PA: 33
PITCHER Nolan Ryan, R (1, 1) ERA: 2.51	IP: 9.0 WLS: W BF: 33 H: 5 R: 0 ER: 0 SO: 12 BB: 3 IBB: 0 HBP: 0 BLK: 0 WP: 1 HR: 0 S: 54 P: 66 ERA: 0.00 WHIP: 0.889	PITCHER IP WLS BF H R ER SO BB IBB HBP BLK WP HR S P ERA WHIP									

Kansas City Royals @ California Angels
 Anaheim Stadium, Anaheim, CA
 Wed Jun 29 1977, 10:05 PM EDT
 Att. 17,550 - Unknown - 65 F

AB	29
R	0
H	5
RBI	0
BB	3
SO	12
LOB	15



WP: 1	PA: 33
PB: 0	
SB: 0	
CS: 1	

livebaseballscorecards.com

Batter	1	2	3	4	5	6	7	8	9	AB R H RBI BB SO LOB	TOP											
Freddie Patek, R (1, 6) OBP: 0.310, SLG: 0.359	0-0 L9		0-0 L9		0-0 6-3	0-0 FC6 1B	0-0 F9		0-3 K	6 1 0 1 0 1 3												
Hal McRae, R (1, 10) OBP: 0.364, SLG: 0.488	0-0 G6-4-3 1B		0-0 F8		0-0 2B 1B	4-0 1B SF7 BB	0-0 F7			4 2 2 1 1 0 1												
Amos Otis, R (1, 8) OBP: 0.337, SLG: 0.432	0-0 G6-4-3 1-2f			0-0 HR	0-0 FC6-4 1-H HR 2B	0-0 1B 2B 1B		0-0 1-3		5 3 3 3 0 0 1												
Al Cowens, R (1, 9) OBP: 0.344, SLG: 0.524		0-0 6-3		4-0 G6-3 BB	4-0 FC6-4 BB	0-0 SF7		0-0 F2		2 0 0 1 2 0 0												
Tom Poquette, L (8, 9) OBP: 0.362, SLG: 0.432										0 0 0 0 0 0 0												
John Mayberry, L (1, 3) OBP: 0.348, SLG: 0.416				0-0 HR	0-0 G6-3 1-2f	0-0 FC6-4 HR	0-0 2B 1B	0-0 F7		5 2 2 1 0 0 3												
Joe Zdeb, R (1, 7) OBP: 0.397, SLG: 0.478				0-0 1B	0-0 1B	1-3 HR	1-3 2B		0-0 2B	5 1 5 4 0 0 0												
Cookie Rojas, R (1, 5) OBP: 0.326, SLG: 0.398					0-0 1B	1-3 HR	3-3 2B		0-0 2B	4 0 1 0 0 0 3												
Bob Heise, R (6, 5) OBP: 0.176, SLG: 0.235					1-2 1B	0-0 5-3	0-0 5-3		0-0 4-3 2B	1 1 1 0 0 0 0	AB 42 R 12 H 18 RBI 12 BB 3 SO 2 LOB 16											
Darrell Porter, L (1, 2) OBP: 0.359, SLG: 0.479				0-0 4-1	0-0 G3		0-0 F9 FC6 2B	0-3 K	0-0 4-3	5 1 1 0 0 1 4												
Frank White, R (1, 4) OBP: 0.281, SLG: 0.308					0-0 F8		0-0 F9	0-0 K	0-0 2B	5 1 3 1 0 0 1												
					0-0 E S 1B		2-3 2B		3-3 2B													
Inning Stats	R: 0 E: 0 K: 0 S: 3	H: 1 LOB: 0 BB: 0 P: 3	R: 1 E: 0 K: 0 S: 5	H: 2 LOB: 1 BB: 0 P: 5	R: 0 E: 0 K: 0 S: 3	H: 0 LOB: 0 BB: 0 P: 3	R: 1 E: 0 K: 0 S: 5	H: 3 LOB: 2 BB: 1 P: 9	R: 5 E: 0 K: 0 S: 7	H: 4 LOB: 0 BB: 1 P: 11	R: 4 E: 1 K: 0 S: 8	H: 4 LOB: 2 BB: 1 P: 12	R: 0 E: 0 K: 1 S: 6	H: 1 LOB: 1 BB: 0 P: 6	R: 0 E: 0 K: 0 S: 3	H: 0 LOB: 0 BB: 0 P: 3	R: 1 E: 0 K: 1 S: 7	H: 3 LOB: 1 BB: 0 P: 7	1B: 8 2B: 7 3B: 0 HR: 3	SF: 1 SAC: 0 DP: 2 HBP: 0	WP: 0 PB: 0 SB: 2 CS: 0	PA: 46
PITCHER	IP WLS BF H R ER SO BB IBB HBP BLK WP HR S P ERA WHIP																					
Rick Waits, L (1, 1) ERA: 3.86	4.1 L 21 9 5 5 0 1 0 0 0 0 0 2 20 24 10.38 2.308																					
Al Fitzmorris, R (5, 1) ERA: 6.23	1.1 10 3 6 6 0 2 0 0 0 0 0 1 8 16 40.50 3.750																					
Don Hood, L (6, 1) ERA: 3.24	1.1 7 3 0 0 1 0 0 0 0 0 0 0 9 9 0.00 2.250																					
Tom Buskey, R (8, 1) ERA: 4.91	1.0 3 0 0 0 0 0 0 0 0 0 0 0 3 3 0.00 0.000																					
Sid Monge, L (9, 1) ERA: 6.1	1.0 5 3 1 1 1 0 0 0 0 0 0 0 7 7 9.00 3.000																					

Kansas City Royals @ Cleveland Indians
 Cleveland Municipal Stadium, Cleveland, OH
 Fri Jul 01 1977, 7:05 PM EDT
 Att. 16,460 - Unknown - 77 F

livebaseballscorecards.com



Batter	1	2	3	4	5	6	7	8	9	AB	R	H	RBI	BB	SO	LOB
Duane Kuiper, L (1, 4) Larvell Blanks, R (8, 4) OBP: 0.336, SLG: 0.321 OBP: 0.281, SLG: 0.368	0-0 1B BB 1B		0-0 G6-3 1B		0-0 1-3			0-0 L8		3	1	2	0	0	0	0
Jim Norris, L (1, 8) OBP: 0.360, SLG: 0.351	4-0 1B 1-2 1B BB		0-0 G6-3 1-2f			0-0 F8 2B		0-0 F8		3	1	1	0	1	0	1
Paul Dade, R (1, 9) OBP: 0.397, SLG: 0.435	0-0 G4-3 1-2 2-3 1B		0-0 F9			0-0 5-3			0-0 FC4-6 1B	4	0	2	0	0	0	1
Rico Carty, R (1, 10) OBP: 0.364, SLG: 0.412	0-0 G4-3 1-2 2-H 3-H 1B			0-0 F9		0-0 F8 2-3		0-0 F9		4	0	1	2	0	0	2
Buddy Bell, R (1, 5) OBP: 0.375, SLG: 0.442	0-0 G4-3 1-2f 2-3			4-0 BB		0-0 6-3			0-0 FC4-6 1-2f	3	0	0	0	1	0	4
Andre Thornton, R (1, 3) John Lowenstein, L (7, PH) (8, 7) OBP: 0.308, SLG: 0.415 OBP: 0.375, SLG: 0.366	0-0 F7			0-0 F8			0-0 F9		0-3 K	2	0	0	0	0	0	2
Ron Pruitt, R (1, 7) Bruce Bochte, L (7, 7) (8, 3) OBP: 0.333, SLG: 0.327 OBP: 0.315, SLG: 0.336		0-0 6-3		0-3 K				0-0 F5		2	0	0	0	0	1	1
Ray Fosse, R (1, 2) OBP: 0.277, SLG: 0.356		0-0 L7			0-0 P4			0-0 F3		3	0	0	0	0	0	0
Frank Duffy, R (1, 6) OBP: 0.263, SLG: 0.310		0-0 F8			0-3 K				0-0 F9	3	0	0	0	0	1	0

Inning Stats	R: 2	H: 3	E: 0	LOB: 1	K: 0	P: 5	R: 0	H: 0	E: 0	LOB: 1	K: 1	P: 3	R: 0	H: 0	E: 0	LOB: 0	K: 0	P: 3	R: 0	H: 1	E: 0	LOB: 1	K: 1	P: 6	R: 0	H: 1	E: 0	LOB: 1	K: 1	P: 6	1B: 5	SF: 0	2B: 1	SAC: 0	3B: 0	DP: 2	HR: 0	HBP: 0	WP: 0	PA: 33																
PITCHER	IP	WLS	BF	H	R	ER	SO	BB	IBB	HBP	BLK	WP	HR	S	P	ERA	WHIP	PITCHER																		IP	WLS	BF	H	R	ER	SO	BB	IBB	HBP	BLK	WP	HR	S	P	ERA	WHIP				
Paul Splittorf, L (1, 1) ERA: 4.6	0.0		4	3	2	2	0	1	0	0	0	0	0	0	7	∞	∞																			0.0	W	29	3	0	0	3	1	0	0	0	0	0	0	34	38	0.00	0.444			
Marty Pattin, R (1, 1) ERA: 4.91	9.0		29	3	0	0	3	1	0	0	0	0	0	0	34	38	0.00	0.444																																						

BOTTOM

Kansas City Royals @ Cleveland Indians
Cleveland Municipal Stadium, Cleveland, OH

Fri Jul 01 1977, 7:05 PM EDT
Att: 16,460 - Unknown - 77 F

livebaseballscorecards.com

AB	31
R	2
H	6
RBI	2
BB	2
SO	3
LOB	12



Batter	1	2	3	4	5	6	7	8	9	AB R H RBI BB SO LOB	TOP	
Tom Poquette, L (1, 9) OBP: 0.355, SLG: 0.423	0-0 P4		0-3 K			0-0 G3		0-0 F9		4 0 0 0 0 1 1		
Hal McRae, R (1, 7) OBP: 0.362, SLG: 0.489	0-0 1-3		0-3 K			0-0 1B 2B		0-0 F8		4 1 1 0 0 1 1		
Freddie Patek, R (8, 6) OBP: 0.310, SLG: 0.359										0 0 0 0 0 0 0		
Ralph LaCock, L (1, 10) OBP: 0.420, SLG: 0.591	0-0 F8				0-0 2B	0-0 2B 1B				4 0 2 1 0 0 0		
John Mayberry, L (1, 3) OBP: 0.343, SLG: 0.409		0-0 F5		0-0 F2		0-0 P6			0-0 F5	4 0 0 0 0 1 1		
Al Cowens, R (1, 8) OBP: 0.346, SLG: 0.524		0-0 1B		0-0 F7			0-0 F8		0-0 1B	4 0 2 0 0 0 1		
Darrell Porter, L (1, 2) OBP: 0.353, SLG: 0.469		0-3 K		0-0 F9			0-0 F8		0-3 K	4 0 0 0 0 2 3		
Cookie Rojas, R (1, 5) OBP: 0.326, SLG: 0.388		4-0 IBB				0-0 F7		0-0 L7		2 0 0 0 1 0 0		
Bob Heise, R (1, 6) OBP: 0.158, SLG: 0.211		0-0 P4				0-0 F5		0-3 K		2 0 0 0 0 0 2		
John Wathan, R (8, PH) OBP: 0.366, SLG: 0.368										1 0 0 0 0 1 0		
Joe Zdeb, R (8, 7) OBP: 0.397, SLG: 0.478										0 0 0 0 0 0 0		
Frank White, R (1, 4) OBP: 0.277, SLG: 0.304			0-3 K		0-3 K			0-0 E5		3 0 0 0 0 2 0		
Inning Stats	R: 0 H: 0 E: 0 LOB: 0 K: 0 BB: 0 S: 3 P: 3	R: 0 H: 1 E: 0 LOB: 2 K: 1 BB: 1 S: 6 P: 10	R: 0 H: 0 E: 0 LOB: 0 K: 3 BB: 0 S: 9 P: 9	R: 0 H: 1 E: 0 LOB: 1 K: 0 BB: 0 S: 4 P: 4	R: 0 H: 0 E: 0 LOB: 0 K: 1 BB: 0 S: 5 P: 5	R: 1 H: 2 E: 0 LOB: 0 K: 0 BB: 0 S: 4 P: 4	R: 0 H: 0 E: 0 LOB: 0 K: 0 BB: 0 S: 3 P: 3	R: 0 H: 0 E: 1 LOB: 1 K: 1 BB: 0 S: 6 P: 6	R: 0 H: 1 E: 0 LOB: 1 K: 2 BB: 0 S: 8 P: 8	1B: 3 SF: 0 2B: 2 SAC: 0 3B: 0 DP: 0 HR: 0 HBP: 0	WP: 0 PA: 33 PB: 0 SB: 2 CS: 0	
PITCHER Dennis Eckersley, R (1, 1) ERA: 3.21	IP WLS BF H R ER SO BB IBB HBP BLK WP HR S P ERA WHIP	9.0 L 33 5 1 1 8 0 1 0 0 0 0 0 48 52 1.00 0.556										

Kansas City Royals @ Cleveland Indians
Cleveland Municipal Stadium, Cleveland, OH

Sat Jul 02 1977, 7:05 PM EDT
Att. 16,227 - Unknown - 87 F

AB	32
R	1
H	5
RBI	1
BB	1
SO	8
LOB	9



Batter	1	2	3	4	5	6	7	8	9	AB R H RBI BB SO LOB	TOP	
Tom Poquette, L (1, 9) OBP: 0.349, SLG: 0.417	0-0 F3	0-0 SF9			0-0 1-3		0-0 4-3			3 0 0 1 0 0 0	Kansas City Royals @ Cleveland Indians Cleveland Municipal Stadium, Cleveland, OH Sun Jul 03 1977, 7:05 PM EDT Att. 54,690 - Unknown - 79 F	
Hal McRae, R (1, 7) OBP: 0.358, SLG: 0.482	0-0 F3	0-0 F7			0-0 L4		0-0 L4			4 0 0 0 0 0 1		
Ralph LaCock, L (1, 10) OBP: 0.413, SLG: 0.573	4-0 S 2B BB				0-0 F7			0-3 K		3 1 0 0 1 1 0		
John Mayberry, L (1, 3) OBP: 0.348, SLG: 0.416	0-0 1-H 2B				0-0 G6-4-3 1B	4-0 CS BB		0-0 3-1		3 0 2 1 1 0 0		
Al Cowens, R (1, 8) OBP: 0.342, SLG: 0.517	0-0 1-3				0-0 G6-4-3 1-2f	0-3 K 1-2		0-0 F9		4 0 0 0 0 1 3		
Darrell Porter, L (1, 2) OBP: 0.364, SLG: 0.492					0-0 6-3 1B	0-0 1B 1B		4-0 G4-3 BB		3 1 3 1 1 0 0		
Cookie Rojas, R (1, 5) OBP: 0.323, SLG: 0.382		0-3 K			0-3 K	0-0 FC6 1B		0-3 K		4 0 1 0 0 3 2		
Bob Heise, R (1, 6) OBP: 0.190, SLG: 0.238 Davey Nelson, R (6, PH) OBP: 0.279, SLG: 0.308 (6, 4)		0-0 1B SF9 1B			0-0 6-3 1-2	0-0 FC6 1-2f		0-0 G4-3 1-2f		2 1 1 0 0 0 1 2 0 0 0 0 0 3		
Frank White, R (1, 4) OBP: 0.279, SLG: 0.306 (6, 6) Joe Zdeb, R (7, PH) OBP: 0.392, SLG: 0.471 Freddie Patek, R (7, 6) OBP: 0.310, SLG: 0.359		0-0 SF9 1B			0-3 K	0-3 K				2 0 1 0 0 1 1 1 0 0 0 0 1 0 0 0 0 0 0 0 0		
Inning Stats	R: 1 H: 1 E: 0 LOB: 1 K: 0 BB: 1 S: 4 P: 8	R: 2 H: 3 E: 0 LOB: 1 K: 1 BB: 0 S: 8 P: 8	R: 0 H: 1 E: 0 LOB: 0 K: 0 BB: 0 S: 3 P: 3	R: 0 H: 1 E: 0 LOB: 1 K: 2 BB: 0 S: 8 P: 8	R: 0 H: 0 E: 0 LOB: 0 K: 0 BB: 0 S: 3 P: 3	R: 0 H: 2 E: 0 LOB: 2 K: 1 BB: 1 S: 6 P: 10	R: 0 H: 0 E: 0 LOB: 0 K: 1 BB: 0 S: 5 P: 5	R: 0 H: 0 E: 0 LOB: 0 K: 1 BB: 1 S: 4 P: 8	R: 0 H: 0 E: 0 LOB: 0 K: 1 BB: 1 S: 4 P: 8	1B: 6 SF: 1 2B: 2 SAC: 0 3B: 0 DP: 3 HR: 1 HBP: 0	WP: 0 PA: 35 PB: 0 SB: 1 CS: 1	
PITCHER	IP WLS BF H R ER SO BB IBB HBP BLK WP HR S P ERA WHIP											
Pat Dobson, R (1, 1) ERA: 5.89	5.2 W 25 8 3 3 4 2 0 0 0 0 1 31 39 4.76 1.765											
Jim Bibby, R (6, 1) ERA: 3.32	0.1 1 0 0 0 0 0 0 0 0 0 0 1 1 0.00 0.000											
Jim Kern, R (7, 1) ERA: 2.5	3.0 S 9 0 0 0 3 1 0 0 0 0 0 0 14 18 0.00 0.333											

AB	31
R	3
H	8
RBI	3
BB	3
SO	7
LOB	11



Batter	1	2	3	4	5	6	7	8	9	AB R H RBI BB SO LOB	TOP																								
Tom Poquette, L (1, 7) OBP: 0.347, SLG: 0.414	0-0 4-3		0-0 L4-3		0-0 FC5-4			0-0 F9		4 0 1 1 0 0 1																									
Hal McRae, R (1, 10) OBP: 0.357, SLG: 0.479	0-0 F9		0-0 1B		0-0 FC5-4			0-0 F8		4 0 1 0 0 0 1																									
Al Cowens, R (1, 9) OBP: 0.341, SLG: 0.513	0-0 1B		0-0 5-3				0-0 F8		0-0 6-3	4 0 1 0 0 0 1																									
John Mayberry, L (1, 3) OBP: 0.344, SLG: 0.410	0-0 4-3			0-3 K			0-3 K		0-0 4-3	4 0 0 0 0 2 1																									
Darrell Porter, L (1, 2) OBP: 0.371, SLG: 0.495		0-0 1B		4-0 G4-3 BB			0-0 1B		0-0 4-3	3 0 2 0 1 0 0																									
Amos Otis, R (1, 8) OBP: 0.332, SLG: 0.425		0-3 K		0-0 G4-3			0-0 P3		0-0 6-3	4 0 0 0 0 1 3																									
Cookie Rojas, R (1, 5) OBP: 0.323, SLG: 0.380		0-0 F9					0-0 F7		0-0 CS 1B	3 0 1 0 0 0 1																									
Bob Heise, R (7, PR) OBP: 0.190, SLG: 0.238										0 0 0 0 0 0 0																									
Freddie Patek, R (1, 6) OBP: 0.307, SLG: 0.354		0-0 P6					0-0 F8		0-3 K	3 0 0 0 0 1 2																									
Frank White, R (1, 4) OBP: 0.284, SLG: 0.315			0-0 L4-3 1B				0-0 1B 2B		0-0 6-3	3 1 2 0 0 0 1																									
Inning Stats	R: 0 E: 0 K: 0 S: 4	H: 1 LOB: 1 BB: 0 P: 4	R: 0 E: 0 K: 1 S: 6	H: 1 LOB: 1 BB: 0 P: 6	R: 0 E: 0 K: 0 S: 4	H: 2 LOB: 1 BB: 0 P: 4	R: 0 E: 0 K: 1 S: 4	H: 0 LOB: 0 BB: 1 P: 8	R: 1 E: 0 K: 0 S: 5	H: 2 LOB: 1 BB: 0 P: 5	R: 0 E: 0 K: 1 S: 6	H: 1 LOB: 1 BB: 0 P: 6	R: 0 E: 0 K: 1 S: 5	H: 1 LOB: 1 BB: 0 P: 5	R: 0 E: 0 K: 0 S: 3	H: 0 LOB: 0 BB: 0 P: 3	R: 0 E: 0 K: 0 S: 3	H: 0 LOB: 0 BB: 0 P: 3	R: 0 E: 0 K: 0 S: 3	H: 0 LOB: 0 BB: 0 P: 3	1B: 7 2B: 3 3B: 0 HR: 0	SF: 0 SAC: 0 DP: 3 HBP: 0	WP: 0 PB: 0 SB: 0 CS: 1	PA: 33											
PITCHER Gaylord Perry, R (1, 1) ERA: 3.46	IP 9.0	WLS L	BF 33	H 8	R 1	ER 1	SO 4	BB 1	IBB 0	HBP 0	BLK 0	WP 0	HR 0	S 40	P 44	ERA 1.00	WHIP 1.000																		
																		PITCHER	IP	WLS	BF	H	R	ER	SO	BB	IBB	HBP	BLK	WP	HR	S	P	ERA	WHIP

Kansas City Royals @ Texas Rangers
 Arlington Stadium, Arlington, TX
 Mon Jul 04 1977, 8:05 PM EDT
 Att: 34,660 - Unknown

livebaseballscorecards.com

AB 32
R 1
H 8
RBI 1
BB 1
SO 4
LOB 11



Batter	1	2	3	4	5	6	7	8	9	AB R H RBI BB SO LOB	TOP											
Tom Poquette, L (1, 9) OBP: 0.345, SLG: 0.411	0-0 F7		0-0 F8		0-0 HR 1B		0-0 P4			4 1 1 1 0 0 0												
Hal McRae, R (1, 7) OBP: 0.361, SLG: 0.491 Joe Zdeb, R (7, PR) OBP: 0.392, SLG: 0.471	0-0 F7 1B		0-3 K		0-0 HR		4-0 CS BB			3 1 2 2 1 1 0 0 0 0 0 0 0 0												
Ralph LaCock, L (1, 3) OBP: 0.398, SLG: 0.550	0-0 F7			0-0 P6	0-3 K		0-0 CS	0-0 4-3		4 0 0 0 0 1 1												
John Mayberry, L (1, 10) OBP: 0.349, SLG: 0.410 Davey Nelson, R (8, PR) OBP: 0.279, SLG: 0.308		4-0 BB		4-0 HR BB	0-0 P6			0-0 L5-3 1B		2 1 1 0 2 0 0 0 0 0 0 0 0 0												
Al Cowens, R (1, 8) OBP: 0.343, SLG: 0.523		0-0 E6 FC1-6		0-0 HR		0-0 FC1-6 1B		0-0 L5-3		4 1 2 2 0 0 2												
John Wathan, R (1, 2) OBP: 0.333, SLG: 0.333 Darrell Porter, L (9, 2) OBP: 0.371, SLG: 0.495		0-0 FC1-6 G6-4-3		0-0 L4		0-0 FC1-6		0-3 K		4 0 0 0 0 1 3 0 0 0 0 0 0 0												
Cookie Rojas, R (1, 5) OBP: 0.311, SLG: 0.365 Bob Heise, R (9, 5) OBP: 0.190, SLG: 0.238		0-0 G6-4-3		0-0 6-3		0-3 K		0-0 F7		4 0 0 0 0 1 3 0 0 0 0 0 0 0												
Freddie Patek, R (1, 6) OBP: 0.306, SLG: 0.353			0-3 K		0-0 SH3-4 1B 1B		0-0 F9		0-0 4-3	4 1 1 0 0 1 1												
Frank White, R (1, 4) OBP: 0.286, SLG: 0.330			0-0 HR		0-0 SH3-4		0-3 K			2 1 1 1 0 1 0												
Inning Stats	R: 0 E: 0 K: 0 S: 3	H: 1 LOB: 0 BB: 0 P: 3	R: 0 E: 1 K: 0 S: 3	H: 0 LOB: 1 BB: 1 P: 7	R: 1 E: 0 K: 2 S: 8	H: 1 LOB: 0 BB: 1 P: 8	R: 2 E: 0 K: 0 S: 4	H: 1 LOB: 0 BB: 1 P: 8	R: 3 E: 0 K: 1 S: 8	H: 3 LOB: 0 BB: 0 P: 8	R: 0 E: 0 K: 1 S: 6	H: 1 LOB: 1 BB: 0 P: 6	R: 0 E: 0 K: 1 S: 4	H: 0 LOB: 1 BB: 1 P: 8	R: 0 E: 0 K: 0 S: 3	H: 1 LOB: 1 BB: 0 P: 3	R: 0 E: 0 K: 1 S: 5	H: 0 LOB: 0 BB: 0 P: 5	1B: 5 2B: 1 3B: 0 HR: 3	SF: 0 SAC: 1 DP: 2 HBP: 0	WP: 0 PB: 0 SB: 0 CS: 1	PA: 36
PITCHER	IP WLS BF H R ER SO BB IBB HBP BLK WP HR S P ERA WHIP																					
Bert Blyleven, R (1, 1) ERA: 2.65	5.0 L 22 6 6 6 3 2 0 0 0 0 0 3 26 34 10.80 1.600																					
Nelson Briles, R (6, 1) ERA: 4.28	2.0 7 1 0 0 2 1 0 0 0 0 0 0 10 14 0.00 1.000																					
Paul Lindblad, L (8, 1) ERA: 3.86	2.0 6 1 0 0 1 0 0 0 0 0 0 0 8 8 0.00 0.500																					

Kansas City Royals @ Texas Rangers
Arlington Stadium, Arlington, TX
Tue Jul 05 1977, 8:05 PM EDT
Att: 11,036 - Unknown

livebaseballscorecards.com

AB	31
R	6
H	8
RBI	6
BB	3
SO	6
LOB	10



Batter	1	2	3	4	5	6	7	8	9	AB R H RBI BB SO LOB
Bert Campaneris, R OBP: 0.330, SLG: 0.375 (1, 6)	4-0 BB S		0-0 1B 3B		0-0 2B E		0-0 L9		0-0 L9	4 2 1 1 1 0 1
Claudell Washington, L OBP: 0.335, SLG: 0.446 (1, 7)	0-0 F3 1-2		0-0 1B		0-0 2B		0-0 1B 1B		0-0 G3	5 1 3 1 0 0 1
Mike Hargrove, L OBP: 0.385, SLG: 0.385 John Ellis, R OBP: 0.247, SLG: 0.321 (1, 3) (9, PH)	0-0 F8		0-0 F7		4-0 BB		0-0 G3 1-2		0-0 F9	3 0 0 0 1 0 3 1 0 0 0 0 0 0
Willie Horton, R OBP: 0.333, SLG: 0.446 (1, 10)	0-3 K		0-0 F4		0-0 5-3		0-0 1B			4 0 1 1 0 1 4
Dave May, L OBP: 0.307, SLG: 0.380 (1, 9)		0-0 1B 1B		0-0 4-3		0-0 1-3		0-0 F2		4 0 1 0 0 0 1
Juan Beniquez, R OBP: 0.342, SLG: 0.420 (1, 8)		0-0 CS 1B		0-0 F9		4-0 FC4-6 1B BB		0-0 S 1B		3 0 2 0 1 0 0
Toby Harrah, R OBP: 0.385, SLG: 0.473 (1, 5)		0-0 F7		0-0 F9		0-0 FC4-6 1B		0-0 P4 1-2		4 0 1 0 0 0 2
Bump Wills, S OBP: 0.351, SLG: 0.409 (1, 4)		0-0 CS 1-2	0-0 3B 3B		0-3 K	0-0 FC4-6 FC4		0-3 K		4 1 1 0 0 2 3
Jim Sundberg, R OBP: 0.285, SLG: 0.290 (1, 2)			0-0 1-3		0-0 E5 2B	0-0 FC4		0-0 6-3		4 0 1 0 0 0 4

Inning Stats	R: 0 E: 0 K: 1 S: 5	H: 0 LOB: 1 BB: 1 P: 9	R: 0 E: 0 K: 0 S: 3	H: 2 LOB: 0 BB: 0 P: 3	R: 2 E: 0 K: 0 S: 6	H: 3 LOB: 1 BB: 0 P: 6	R: 0 E: 0 K: 0 S: 3	H: 0 LOB: 0 BB: 0 P: 3	R: 1 E: 2 K: 1 S: 7	H: 2 LOB: 2 BB: 1 P: 11	R: 0 E: 0 K: 0 S: 4	H: 1 LOB: 2 BB: 1 P: 8	R: 1 E: 0 K: 0 S: 5	H: 2 LOB: 1 BB: 0 P: 5	R: 0 E: 0 K: 1 S: 6	H: 1 LOB: 1 BB: 0 P: 6	R: 0 E: 0 K: 0 S: 3	H: 0 LOB: 0 BB: 0 P: 3	1B: 7 2B: 2 3B: 2 HR: 0	SF: 0 SAC: 0 DP: 0 HBP: 0	WP: 0 PB: 0 SB: 2 CS: 1	PA: 40
--------------	------------------------------	---------------------------------	------------------------------	---------------------------------	------------------------------	---------------------------------	------------------------------	---------------------------------	------------------------------	----------------------------------	------------------------------	---------------------------------	------------------------------	---------------------------------	------------------------------	---------------------------------	------------------------------	---------------------------------	----------------------------------	------------------------------------	----------------------------------	--------

PITCHER	IP	WLS	BF	H	R	ER	SO	BB	IBB	HBP	BLK	WP	HR	S	P	ERA	WHIP
Doug Bird, R ERA: 5.98 (1, 1)	4.2		20	7	3	2	2	1	0	0	0	0	0	23	27	3.86	1.714
Larry Gura, L ERA: 3.13 (5, 1)	2.1	W	12	3	1	1	0	2	0	0	0	0	0	10	18	3.86	2.143
Mark Littell, R ERA: 2.79 (8, 1)	2.0	S	7	1	0	0	1	0	0	0	0	0	0	9	9	0.00	0.500

BOTTOM

Kansas City Royals @ Texas Rangers
Arlington Stadium, Arlington, TX
Tue Jul 05 1977, 8:05 PM EDT
Att. 11,036 - Unknown

livebaseballscorecards.com

AB	36
R	4
H	11
RBI	3
BB	3
SO	3
LOB	19



Batter	1	2	3	4	5	6	7	8	9	AB R H RBI BB SO LOB	TOP										
Robin Yount, R OBP: 0.345, SLG: 0.382 (1, 6) X	0-0 FC5 HBP 1B	0-0 CS 1B			0-0 5-3	0-0 E 4-3 2B		0-3 K		5 1 3 0 0 1 0	Milwaukee Brewers @ Kansas City Royals Royals Stadium, Kansas City, MO Wed Jul 06 1977, 8:05 PM EDT Att. 22,804 - Unknown - 83 F livebaseballscorecards.com										
Jim Wohlford, R OBP: 0.258, SLG: 0.271 Von Joshua, L OBP: 0.283, SLG: 0.347 (8, PH) (8, 8) H	1-0 FC5 2B HBP	0-0 CS	0-0 5-3		0-0 E 1B	0-0 E6 4-3		0-0 F8		3 2 1 0 0 0 1 1 0 0 0 0 0 0											
Don Money, R OBP: 0.364, SLG: 0.482 (1, 4) X	0-0 FC5 2B 1-2 2-3f 1B				0-0 G3	0-0 4-3		0-0 6-3		5 1 1 1 0 0 4											
Sal Bando, R OBP: 0.352, SLG: 0.422 (1, 5) X	0-0 L8				0-0 1B	0-0 BB			0-0 5-3	4 0 1 1 1 1 3											
Cecil Cooper, L OBP: 0.329, SLG: 0.444 (1, 3) X	0-0 1-3 2-H 1B 2B				0-0 1-3 1B	0-0 L9			0-0 FC6 1B	5 1 3 1 0 0 3											
Sixto Lezcano, R OBP: 0.348, SLG: 0.478 (1, 9) X	0-0 2-H 3-H 1B				0-0 P4				0-3 K	4 0 2 2 1 1 3											
Ken McMullen, R OBP: 0.297, SLG: 0.411 Bob Sheldon, L OBP: 0.333, SLG: 0.381 (6, PH) S S S	0-3 K				0-3 K 1-2	0-0 HR 3B		0-0 SH1-3 1B	0-0 FC6 1-2f	2 0 0 0 0 2 2 2 1 1 0 0 0 1											
Steve Brye, R OBP: 0.267, SLG: 0.389 (8, 7) X					0-0 F8	0-0 HR		0-0 F9		4 1 1 2 0 0 2											
Charlie Moore, R OBP: 0.298, SLG: 0.345 (1, 2) X					0-0 5-3	0-0 F2		0-0 6-3		4 0 0 0 0 0 2											
Inning Stats	R: 3 E: 0 K: 1 S: 8	H: 3 LOB: 1 BB: 0 P: 9	R: 0 E: 0 K: 0 S: 3	H: 1 LOB: 0 BB: 0 P: 3	R: 0 E: 0 K: 1 S: 6	H: 0 LOB: 1 BB: 1 P: 9	R: 1 E: 1 K: 0 S: 6	H: 3 LOB: 2 BB: 1 P: 6	R: 3 E: 1 K: 0 S: 7	H: 3 LOB: 2 BB: 1 P: 11		R: 0 E: 0 K: 0 S: 4	H: 1 LOB: 1 BB: 0 P: 4	R: 0 E: 0 K: 1 S: 5	H: 0 LOB: 0 BB: 0 P: 5	R: 0 E: 0 K: 1 S: 6	H: 1 LOB: 1 BB: 0 P: 6	1B: 8 2B: 3 3B: 1 HR: 1	SF: 0 SAC: 1 DP: 0 HBP: 1	WP: 1 PB: 0 SB: 0 CS: 1	PA: 44
PITCHER Andy Hassler, L ERA: 3.7 Marty Pattin, R ERA: 4.85	IP: 4.2 WLS: W BF: 23 H: 8 R: 4 ER: 4 SO: 3 BB: 1	IP: 5.1 WLS: W BF: 20 H: 5 R: 3 ER: 2 SO: 2 BB: 1	IP: 6.0 WLS: W BF: 23 H: 5 R: 3 ER: 2 SO: 2 BB: 1	IP: 6.0 WLS: W BF: 23 H: 5 R: 3 ER: 2 SO: 2 BB: 1	IP: 6.0 WLS: W BF: 23 H: 5 R: 3 ER: 2 SO: 2 BB: 1	IP: 6.0 WLS: W BF: 23 H: 5 R: 3 ER: 2 SO: 2 BB: 1	IP: 6.0 WLS: W BF: 23 H: 5 R: 3 ER: 2 SO: 2 BB: 1	IP: 6.0 WLS: W BF: 23 H: 5 R: 3 ER: 2 SO: 2 BB: 1	IP: 6.0 WLS: W BF: 23 H: 5 R: 3 ER: 2 SO: 2 BB: 1	IP: 6.0 WLS: W BF: 23 H: 5 R: 3 ER: 2 SO: 2 BB: 1	IP: 6.0 WLS: W BF: 23 H: 5 R: 3 ER: 2 SO: 2 BB: 1	IP: 6.0 WLS: W BF: 23 H: 5 R: 3 ER: 2 SO: 2 BB: 1	IP: 6.0 WLS: W BF: 23 H: 5 R: 3 ER: 2 SO: 2 BB: 1	IP: 6.0 WLS: W BF: 23 H: 5 R: 3 ER: 2 SO: 2 BB: 1	IP: 6.0 WLS: W BF: 23 H: 5 R: 3 ER: 2 SO: 2 BB: 1	IP: 6.0 WLS: W BF: 23 H: 5 R: 3 ER: 2 SO: 2 BB: 1	IP: 6.0 WLS: W BF: 23 H: 5 R: 3 ER: 2 SO: 2 BB: 1	ERA: 7.71 WHIP: 1.929	ERA: 4.15 WHIP: 1.385		



Batter	1	2	3	4	5	6	7	8	9	AB R H RBI BB SO LOB	TOP									
Rodney Scott, S (1, 6) OBP: 0.362, SLG: 0.320	0-0 4-3		0-0 S 2B 1B		0-0 1B			0-0 P3		4 1 2 0 0 0 1										
Marty Perez, R (1, 4) OBP: 0.321, SLG: 0.374	0-3 K		0-3 K 1-2		0-0 F4			0-0 F9		4 0 0 0 0 2 3										
Mitchell Page, L (1, 7) OBP: 0.352, SLG: 0.489	0-0 P5		0-0 S 2B 2-H		0-3 K			0-3 K		4 0 1 1 0 2 1										
Wayne Gross, L (1, 5) OBP: 0.337, SLG: 0.448		0-3 K	0-3 K 2-3		0-0 P4			0-3 K		4 0 0 0 0 3 1										
Manny Sanguillen, R (1, 2) OBP: 0.297, SLG: 0.341		0-0 5-3		0-0 6-3		0-0 6-3		0-0 SF7 3B		4 1 1 0 0 0 0										
Willie Crawford, L (1, 10) OBP: 0.317, SLG: 0.310		0-0 BB 1B		0-0 4-3		0-0 5-3		0-0 SF7		3 0 1 1 0 0 0										
Rich McKinney, R (1, 3) OBP: 0.240, SLG: 0.372		4-0 BB 1-2 BB		0-3 K		0-0 F8		0-3 K		3 0 0 0 1 2 0										
Larry Murray, S (1, 9) OBP: 0.200, SLG: 0.175		0-0 F8		0-3 K		0-3 K		0-3 K		3 0 0 0 0 2 2										
Tony Armas, R (1, 8) OBP: 0.291, SLG: 0.411			0-3 K		0-3 K			0-0 1B		3 0 1 0 0 2 0										
Inning Stats	R: 0 E: 0 K: 1 S: 5	H: 0 LOB: 0 BB: 0 P: 5	R: 0 E: 0 K: 1 S: 6	H: 1 LOB: 2 BB: 1 P: 10	R: 1 E: 0 K: 3 S: 11	H: 2 LOB: 1 BB: 0 P: 11	R: 0 E: 0 K: 1 S: 5	H: 0 LOB: 0 BB: 0 P: 5	R: 0 E: 0 K: 1 S: 5	H: 0 LOB: 0 BB: 0 P: 5	R: 0 E: 0 K: 1 S: 5	H: 0 LOB: 0 BB: 0 P: 5	R: 0 E: 0 K: 1 S: 6	H: 1 LOB: 1 BB: 0 P: 6	R: 1 E: 0 K: 2 S: 8	H: 1 LOB: 0 BB: 0 P: 8	1B: 4 2B: 1 3B: 1 HR: 0	SF: 1 SAC: 0 DP: 0 HBP: 0	WP: 0 PB: 0 SB: 2 CS: 0	PA: 34
PITCHER Dennis Leonard, R (1, 1) ERA: 3.77	IP: 9.0 WLS: W BF: 34 H: 6 R: 2 ER: 2 SO: 13 BB: 1 IBB: 0 HBP: 0 BLK: 0 WP: 0 HR: 0 S: 59 P: 63 ERA: 2.00 WHIP: 0.778																			

Oakland Athletics @ Kansas City Royals
 Royals Stadium, Kansas City, MO
 Fri Jul 08 1977, 8:05 PM EDT
 Att. 27,647 - Unknown - 72 F

livebaseballscorecards.com

AB	32
R	2
H	6
RBI	2
BB	1
SO	13
LOB	8



Batter	1	2	3	4	5	6	7	8	9
Joe Zdeb, R (1, 7) OBP: 0.381, SLG: 0.459 Tom Poquette, L (7, 7) OBP: 0.344, SLG: 0.410	0-0 6-3		0-0 FC4 1B	0-0 SF8		0-0 G6-4-3		0-0 P4	
George Brett, L (1, 5) OBP: 0.353, SLG: 0.420	4-0 BB		0-0 FC4 2B	0-0 4-3		4-0 BB		0-0 FC4-6	
Hal McRae, R (1, 10) OBP: 0.362, SLG: 0.492	0-3 K		0-0 1-H 2B	0-0 BLK 1B		0-0 P6		0-3 K	
Al Cowens, R (1, 9) OBP: 0.340, SLG: 0.524	0-0 4-3		0-0 F8	0-0 F9			0-0 L7		
Amos Otis, R (1, 8) OBP: 0.336, SLG: 0.441		4-0 BB		0-0 2B	0-0 F9		0-3 K		
John Mayberry, L (1, 3) OBP: 0.353, SLG: 0.416		0-0 P4		0-0 1B 3B	0-3 K		4-0 BB		
Buck Martinez, R (1, 2) OBP: 0.268, SLG: 0.382		0-0 F7		0-0 2-3 3B 1B	0-0 FC4-6 1B		0-3 K2-3		
Freddie Patek, R (1, 6) OBP: 0.308, SLG: 0.361		0-0 F8		0-0 1-H 3-H 3B 3B	0-0 FC4-6		0-0 FC4-6 WP 1B		
Frank White, R (1, 4) OBP: 0.297, SLG: 0.349			0-0 F9	0-0 3-H SF8 3B		0-0 G6-4-3 1B		0-0 FC4-6 1B	

Inning Stats	R: 0 E: 0 K: 5	H: 0 LOB: 1 BB: 1 P: 9	R: 0 E: 0 K: 3	H: 0 LOB: 1 BB: 1 P: 7	R: 1 E: 0 K: 5	H: 2 LOB: 1 BB: 0 P: 5	R: 5 E: 0 K: 9	H: 6 LOB: 1 BB: 0 P: 9	R: 0 E: 0 K: 6	H: 1 LOB: 1 BB: 0 P: 6	R: 0 E: 0 K: 3	H: 1 LOB: 1 BB: 1 P: 7	R: 0 E: 0 K: 7	H: 0 LOB: 1 BB: 1 P: 11	R: 0 E: 0 K: 7	H: 2 LOB: 2 BB: 0 P: 7
1B: 7 2B: 3 3B: 2 HR: 0	SF: 1 SAC: 0 DP: 1 HBP: 0	WP: 1 PB: 0 SB: 1 CS: 0	PA: 39													

PITCHER	IP	WLS	BF	H	R	ER	SO	BB	IBB	HBP	BLK	WP	HR	S	P	ERA	WHIP
Vida Blue, L (1, 1) ERA: 4.12	3.0	L	18	7	6	6	1	2	0	0	0	0	0	18	26	18.00	3.000
Pablo Torrealba, L (4, 1) ERA: 1.66	3.1		13	3	0	0	1	1	0	0	1	0	0	14	18	0.00	1.200
Doug Bair, R (7, 1) ERA: 7.08	0.2		3	0	0	0	2	1	0	0	0	0	0	6	10	0.00	1.500
Joe Coleman, R (8, 1) ERA: 2.61	1.0		5	2	0	0	1	0	0	0	0	1	0	7	7	0.00	2.000

BOTTOM

AB	R	H	RBI	BB	SO	LOB
3	0	1	1	0	0	1
1	0	0	0	0	0	2
3	1	0	0	2	0	3
5	0	2	1	0	2	4
4	0	0	0	0	0	3
3	1	1	0	1	1	0
3	1	1	1	1	1	1
4	1	2	0	0	1	2
4	1	2	2	0	0	2
4	1	3	1	0	0	0

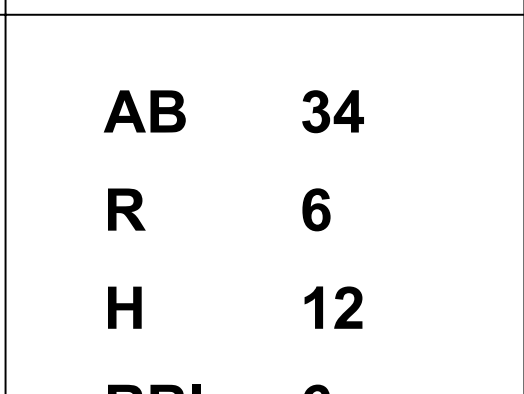
AB 34
R 6
H 12
RBI 6
BB 4
SO 5
LOB 18



Royals Stadium, Kansas City, MO

Fri Jul 08 1977, 8:05 PM EDT
Att: 27,647 - Unknown - 72 F

livebaseballscorecards.com



Batter	1	2	3	4	5	6	7	8	9	AB R H RBI BB SO LOB	TOP														
Rodney Scott, S (1, 4) OBP: 0.363, SLG: 0.323	0-0 F7		0-0 G3		0-0 CS 1B		0-3 K		0-0 G3 SH3 1-2 1B	5 0 2 0 0 1 0															
Manny Sanguillen, R (1, 2) OBP: 0.294, SLG: 0.337	0-0 4-3			0-0 L8	0-0 5-3		0-0 5-3		0-0 SH3	4 0 0 0 0 0 1															
Mitchell Page, L (1, 7) OBP: 0.354, SLG: 0.487 Larry Murray, S (8, 7) OBP: 0.197, SLG: 0.172	0-3 K			0-0 4-3		0-0 1B 1B 1B		4-0 S 2B BB	FC G3	3 2 1 0 1 1 0 1 0 0 0 0 0 2															
Wayne Gross, L (1, 5) OBP: 0.341, SLG: 0.456		0-0 2B		4-0 BB 1B HBP BB		0-0 F9		0-0 FC5-4 1-H WP 2B	0-0 G3	4 2 2 2 1 0 3															
Earl Williams, R (1, 3) OBP: 0.289, SLG: 0.419		0-0 6-3		1-0 BB 1B HBP		0-0 BB 1B 1B		0-3 K	0-0 F8	4 1 1 0 0 1 4															
Willie Crawford, L (1, 9) OBP: 0.325, SLG: 0.313 Matt Alexander, S (8, PR) OBP: 0.379, SLG: 0.308 (8, 9)		0-0 F8		4-0 1B E BB		0-0 BB 1B 1B		4-0 FC5-4 IBB		2 1 1 1 2 0 1 0 0 0 0 0 0 0															
Rich McKinney, R (1, 10) OBP: 0.250, SLG: 0.371		0-3 K		0-0 E9 1B		0-0 G4-3 BB		0-0 FC5-4 WP		3 0 1 2 1 1 3															
Tony Armas, R (1, 8) OBP: 0.286, SLG: 0.403			0-0 6-3	0-0 F3		0-0 G4-3		0-0 6-3		4 0 0 0 0 0 5															
Rob Picciolo, R (1, 6) OBP: 0.214, SLG: 0.222			0-0 F7		0-0 6-3		0-0 1-3		0-0 SH3 1B G3 1B	4 1 1 0 0 0 0															
Inning Stats	R: 0 E: 0 K: 1 S: 5	H: 0 LOB: 0 BB: 0 P: 5	R: 0 E: 0 K: 1 S: 6	H: 1 LOB: 1 BB: 0 P: 6	R: 0 E: 0 K: 0 S: 3	H: 0 LOB: 0 BB: 0 P: 3	R: 3 E: 1 K: 0 S: 4	H: 1 LOB: 1 BB: 2 P: 13	R: 0 E: 0 K: 0 S: 3	H: 1 LOB: 0 BB: 0 P: 3	R: 1 E: 0 K: 0 S: 5	H: 3 LOB: 2 BB: 1 P: 9	R: 0 E: 0 K: 1 S: 5	H: 0 LOB: 0 BB: 0 P: 5	R: 2 E: 0 K: 1 S: 6	H: 1 LOB: 2 BB: 2 P: 14	R: 1 E: 0 K: 0 S: 6	H: 2 LOB: 2 BB: 0 P: 6	1B: 7 2B: 2 3B: 0 HR: 0	SF: 0 SAC: 1 DP: 1 HBP: 1	WP: 1 PB: 0 SB: 1 CS: 1	PA: 41			
PITCHER	IP	WLS	BF	H	R	ER	SO	BB	IBB	HBP	BLK	WP	HR	S	P	ERA	WHIP								
Jim Colborn, R (1, 1) ERA: 3.38	5.1	L	24	6	4	3	2	2	0	1	0	0	0	25	34	5.06	1.500								
Marty Pattin, R (6, 1) ERA: 4.7	1.2		5	0	0	0	1	1	0	0	0	0	0	6	10	0.00	0.600								
Larry Gura, L (8, 1) ERA: 3.46	0.0		2	1	2	2	0	1	0	0	0	0	0	1	5	∞	∞								
Mark Littell, R (8, 1) ERA: 2.73	1.0		4	0	0	0	1	0	1	0	0	1	0	5	9	0.00	0.000								
Steve Mingori, L (9, 1) ERA: 3.05	1.0		6	2	1	1	0	0	0	0	0	0	0	6	6	9.00	2.000								

Oakland Athletics @ Kansas City Royals
Royals Stadium, Kansas City, MO
Sat Jul 09 1977, 4:33 AM EDT
Att. 35,175 - Unknown

livebaseballscorecards.com

AB	34
R	7
H	9
RBI	5
BB	5
SO	4
LOB	19



Batter	1	2	3	4	5	6	7	8	9	AB R H RBI BB SO LOB
Tom Poquette, L (1, 7) OBP: 0.338, SLG: 0.402	0-0 F7		0-3 K		0-0 1-3			0-0 3-1		4 0 0 0 0 1 2
Hal McRae, R (1, 10) OBP: 0.358, SLG: 0.486	0-0 F8		0-0 5-3			0-0 6-3		0-0 F8		4 0 0 0 0 0 2
George Brett, L (1, 5) OBP: 0.355, SLG: 0.429	0-0 F3			0-0 SF9 3B		0-0 G3		0-0 1B		4 1 2 0 0 0 0
John Mayberry, L (1, 3) OBP: 0.351, SLG: 0.413		0-0 G3		0-0 SF9		4-0 WP BB		0-0 6-3		2 0 0 1 1 0 1
Al Cowens, R (1, 9) OBP: 0.339, SLG: 0.521		0-0 6-3		0-0 5-3		0-0 6-3				4 0 1 0 0 0 1
Darrell Porter, L (1, 2) OBP: 0.372, SLG: 0.502		0-3 K		0-0 2B		0-0 5-3				4 0 1 0 0 2 1
Amos Otis, R (1, 8) OBP: 0.335, SLG: 0.438			0-0 6-3	0-0 F8		0-0 P3				4 0 1 0 0 0 1
Freddie Patek, R (1, 6) OBP: 0.310, SLG: 0.363			0-0 1B		0-0 F4		0-0 1B			4 0 2 0 0 0 2
Frank White, R (1, 4) OBP: 0.297, SLG: 0.349			0-0 1B		0-0 L9		0-3 K			3 0 1 0 0 1 1

Inning Stats	R: 0	H: 0	E: 0	K: 0	S: 3	R: 0	H: 0	E: 0	K: 1	S: 5	R: 0	H: 2	E: 0	K: 1	S: 7	R: 1	H: 2	E: 0	K: 0	S: 5	R: 0	H: 0	E: 0	K: 0	S: 3	R: 0	H: 0	E: 0	K: 1	S: 6	R: 0	H: 1	E: 0	K: 1	S: 4	R: 0	H: 1	E: 0	K: 0	S: 4	R: 0	H: 2	E: 0	K: 1	S: 6	1B: 6	SF: 1	2B: 1	3B: 1	HR: 0
	LOB: 0	BB: 0	P: 3	LOB: 0	BB: 0	P: 5	LOB: 2	BB: 0	P: 7	LOB: 1	BB: 0	LOB: 0	BB: 0	P: 3	LOB: 1	BB: 1	LOB: 1	BB: 1	P: 7	LOB: 1	BB: 0	LOB: 1	BB: 0	P: 6	LOB: 1	BB: 0	P: 4	LOB: 1	BB: 0	P: 6	LOB: 1	BB: 0	P: 6	LOB: 1	BB: 0	P: 4	LOB: 1	BB: 0	P: 6	1B: 6 <td>SF: 1 <td>2B: 1 <td>3B: 1 <td>HR: 0</td> </td></td></td>	SF: 1 <td>2B: 1 <td>3B: 1 <td>HR: 0</td> </td></td>	2B: 1 <td>3B: 1 <td>HR: 0</td> </td>	3B: 1 <td>HR: 0</td>	HR: 0						

PITCHER	IP	WLS	BF	H	R	ER	SO	BB	IBB	HBP	BLK	WP	HR	S	P	ERA	WHIP
Rick Langford, R (1, 1) ERA: 2.97	9.0	W	35	8	1	1	4	1	0	0	0	1	0	42	46	1.00	1.000

BOTTOM

Oakland Athletics @ Kansas City Royals
Royals Stadium, Kansas City, MO
 Sat Jul 09 1977, 4:33 AM EDT
 Att. 35,175 - Unknown

AB	33
R	1
H	8
RBI	1
BB	1
SO	4
LOB	11



WP	PA	ERA	WHIP
1	35		

Batter	1	2	3	4	5	6	7	8	9	AB R H RBI BB SO LOB	TOP											
Rodney Scott, S (1, 6) OBP: 0.364, SLG: 0.336	0-0 E6 SH3 1B 4-1		0-0 E 3B		4-0 2B BB		0-0 1-3		0-0 F7	4 3 1 0 1 0 1												
Marty Perez, R (1, 4) OBP: 0.324, SLG: 0.382	0-0 SH3 1-2 1B		0-0 FC5		0-0 2B 1-H		0-0 5-3			4 0 2 1 0 0 1												
Manny Sanguillen, R (1, 9) OBP: 0.294, SLG: 0.337	0-0 SH3 1-2 2-3		0-0 FC6-4 1B		0-0 F3			0-0 F9		3 0 1 0 0 0 1												
Larry Murray, S (8, 9) OBP: 0.197, SLG: 0.172										0 0 0 0 0 0 0												
Wayne Gross, L (1, 5) OBP: 0.340, SLG: 0.451	0-0 4-1		0-0 F7		0-0 3-1			4-0 BB		3 0 0 1 1 0 3												
Rich McKinney, R (1, 3) OBP: 0.241, SLG: 0.356	0-0 6-3		0-0 FC6-4 1-2f		0-0 5-3			0-0 F3		4 0 0 0 0 0 3												
Tim Hosley, R (1, 10)		0-0 6-3		0-0 F8		0-0 F5		0-0 F7		3 0 0 0 0 0 0												
Willie Crawford, L (8, PH) OBP: 0.324, SLG: 0.311										1 0 0 0 0 0 1												
Tony Armas, R (1, 8) OBP: 0.281, SLG: 0.395		0-0 F8		0-0 F7		0-3 K			0-0 6-3	4 0 0 0 0 1 0												
Jim Tyrone, R (1, 7) OBP: 0.313, SLG: 0.365		0-0 1B		0-0 F2			0-0 E7 SH5-4 1B		0-0 L5	4 0 2 0 0 0 0												
Jeff Newman, R (1, 2) OBP: 0.296, SLG: 0.404		0-0 P4		0-0 L9			0-0 SH5-4		0-0 HR	3 1 1 1 0 0 1												
Inning Stats	R: 1 E: 1 K: 0 S: 5	H: 1 LOB: 1 BB: 0 P: 5	R: 0 E: 0 K: 0 S: 4	H: 1 LOB: 1 BB: 0 P: 4	R: 1 E: 1 K: 0 S: 5	H: 2 LOB: 1 BB: 0 P: 5	R: 0 E: 0 K: 0 S: 3	H: 0 LOB: 0 BB: 0 P: 3	R: 1 E: 0 K: 0 S: 4	H: 1 LOB: 1 BB: 1 P: 8	R: 0 E: 0 K: 1 S: 5	H: 0 LOB: 0 BB: 0 P: 5	R: 0 E: 1 K: 0 S: 4	H: 1 LOB: 1 BB: 0 P: 4	R: 0 E: 0 K: 0 S: 3	H: 0 LOB: 1 BB: 1 P: 7	R: 1 E: 0 K: 0 S: 4	H: 1 LOB: 0 BB: 0 P: 4	1B: 4 2B: 1 3B: 1 HR: 1	SF: 0 SAC: 2 DP: 0 HBP: 0	WP: 0 PB: 0 SB: 0 CS: 0	PA: 37
PITCHER	IP WLS BF H R ER SO BB IBB HBP BLK WP HR S P ERA WHIP																					
Paul Splittorff, L (1, 1) ERA: 4.41	6.2	28	6	3	1	1	1	1	0	0	0	0	0	29	33	1.35	1.050					
Doug Bird, R (7, 1) ERA: 5.89	2.1	9	1	1	1	0	1	0	0	0	0	1	8	12	3.86	0.857						

Oakland Athletics @ Kansas City Royals
Royals Stadium, Kansas City, MO
Sun Jul 10 1977, 4:33 AM EDT
Att. 21,677 - Unknown - 83 F

livebaseballscorecards.com

AB	33
R	4
H	7
RBI	3
BB	2
SO	1
LOB	11



Batter	1	2	3	4	5	6	7	8	9	AB	R	H	RBI	BB	SO	LOB
George Brett, L (1, 5) OBP: 0.357, SLG: 0.428	0-0 6-3			0-0 1B SF9 1B		0-0 F8			4-0 2B BB	3	2	1	0	1	0	0
Hal McRae, R (1, 7) OBP: 0.360, SLG: 0.490	0-0 4-3			0-0 1-3 PO 1B		0-0 4-3			0-0 1-H SF9 2B	4	1	2	1	0	0	0
Al Cowens, R (1, 9) OBP: 0.338, SLG: 0.517	0-0 1-3			0-0 3-H SF9			0-0 F7		4-0 SF9 BB	2	1	0	1	1	0	0
John Mayberry, L (1, 3) OBP: 0.347, SLG: 0.407		0-0 3-1		0-0 F7			0-0 L7		0-3 K	4	0	0	0	0	1	3
Ralph LaCock, L (1, 10) OBP: 0.404, SLG: 0.590 John Wathan, R (9, PH) OBP: 0.340, SLG: 0.349		0-0 F8		0-0 1-2 PO 1B	0-0 G4-6-3 1B		0-0 HR		0-0 SF9	3	1	2	1	0	0	0
Amos Otis, R (1, 8) OBP: 0.333, SLG: 0.433		0-0 6-3			0-0 1-2f G4-6-3		0-0 F8		4-0 1B IBB	3	0	0	0	1	0	1
Darrell Porter, L (1, 2) OBP: 0.372, SLG: 0.498 Cookie Rojas, R (9, PH) OBP: 0.306, SLG: 0.356			0-0 F9		4-0 BB BB BB		0-0 BB		0-0 F8	2	0	0	0	1	0	0
Freddie Patek, R (1, 6) OBP: 0.307, SLG: 0.359			0-0 L9		0-0 F7			0-0 F7	1-2 2-H 1B	1	0	1	1	0	0	0
Frank White, R (1, 4) OBP: 0.295, SLG: 0.346 Tom Poquette, L (8, PH) OBP: 0.336, SLG: 0.400 Bob Heise, R (9, 4) OBP: 0.190, SLG: 0.238			0-0 F3			0-3 K		0-0 6-3		2	0	0	0	0	1	0

Inning Stats	R: 0	H: 0	E: 0	LOB: 0	K: 0	P: 3	R: 0	H: 0	E: 0	LOB: 0	K: 0	P: 3	R: 0	H: 1	E: 0	LOB: 1	K: 0	P: 7	R: 0	H: 0	E: 0	LOB: 0	K: 1	P: 5	R: 1	H: 1	E: 0	LOB: 0	K: 0	P: 4	R: 0	H: 0	E: 0	LOB: 0	K: 0	P: 3	R: 3	H: 2	E: 0	LOB: 2	K: 1	P: 18	1B: 4	SF: 2	2B: 1	SAC: 0	3B: 0	DP: 1	HR: 1	HBP: 0	WP: 0	PA: 35
--------------	------	------	------	--------	------	------	------	------	------	--------	------	------	------	------	------	--------	------	------	------	------	------	--------	------	------	------	------	------	--------	------	------	------	------	------	--------	------	------	------	------	------	--------	------	-------	-------	-------	-------	--------	-------	-------	-------	--------	-------	--------

PITCHER	IP	WLS	BF	H	R	ER	SO	BB	IBB	HBP	BLK	WP	HR	S	P	ERA	WHIP
Doc Medich, R (1, 1) ERA: 4.35	6.2		23	4	2	2	1	1	0	0	0	0	1	24	28	2.70	0.750
Dave Giusti, R (7, 1) ERA: 2.53	1.1	L	7	1	3	3	0	2	0	0	0	0	0	5	13	20.25	2.250
Bob Lacey, L (9, 1) ERA: 2.2	0.2		4	1	0	0	1	0	1	0	0	0	0	5	9	0.00	1.500

BOTTOM

Oakland Athletics @ Kansas City Royals
 Royals Stadium, Kansas City, MO
 Sun Jul 10 1977, 4:33 AM EDT
 Att: 21,677 - Unknown - 83 F

livebaseballscorecards.com

AB	28
R	5
H	6
RBI	5
BB	4
SO	2
LOB	5



Batter	1	2	3	4	5	6	7	8	9	AB R H RBI BB SO LOB	TOP									
George Brett, L (1, 5) OBP: 0.351, SLG: 0.420	0-0 G3		0-0 4-3		0-0 L4		0-0 F8		0-0 1-3	5 0 0 0 0 0 0	Kansas City Royals @ Chicago White Sox Comiskey Park, Chicago, IL Mon Jul 11 1977, 8:05 PM EDT Att. 22,320 - Unknown livebaseballscorecards.com									
Hal McRae, R (1, 7) OBP: 0.361, SLG: 0.487	4-0 BB		0-0 F9		1-0 1B HBP		0-0 F7			2 1 0 0 1 0 0										
Al Cowens, R (1, 9) OBP: 0.334, SLG: 0.511	0-0 1-2		0-0 5-3		0-3 1-2 K		0-0 P3			4 0 0 0 0 1 2										
John Mayberry, L (1, 3) OBP: 0.349, SLG: 0.408	0-3 K			0-0 G3	0-0 1B			0-0 4-3 1B		4 0 2 1 0 1 1										
Ralph LaCock, L (1, 10) OBP: 0.407, SLG: 0.587		0-0 2B 1B		0-0 FC4-6 BB 1B	0-3 K			0-0 4-3		4 1 2 0 0 1 2										
Amos Otis, R (1, 8) OBP: 0.336, SLG: 0.435		0-0 1-H 2B		4-0 1-2 FC4-6 BB	0-3 K			0-3 K		3 0 1 1 1 2 1										
Darrell Porter, L (1, 2) OBP: 0.366, SLG: 0.488		0-3 K		0-0 FC4-6 BB	0-0 F7			0-3 K		4 0 0 0 0 2 4										
Freddie Patek, R (1, 6) OBP: 0.311, SLG: 0.360		0-3 K		4-0 1-2 FC6-4 BB	0-0 S 1B			0-3 K		2 0 1 0 1 1 1										
Tom Poquette, L (9, PH) OBP: 0.335, SLG: 0.398									0-3 K	1 0 0 0 0 1 0										
Frank White, R (1, 4) OBP: 0.291, SLG: 0.342		0-0 F3		0-0 FC6-4	0-3 K			0-0 P4		3 0 0 0 0 1 5										
John Wathan, R (9, PH) OBP: 0.333, SLG: 0.341										1 0 0 0 0 0 0										
Inning Stats	R: 0 E: 0 K: 1 S: 5	H: 0 LOB: 1 BB: 1 P: 9	R: 1 E: 0 K: 2 S: 9	H: 2 LOB: 1 BB: 0 P: 9	R: 0 E: 0 K: 0 S: 3	H: 0 LOB: 0 BB: 0 P: 3	R: 0 E: 0 K: 0 S: 4	H: 1 LOB: 3 BB: 2 P: 12	R: 1 E: 0 K: 2 S: 8	H: 1 LOB: 1 BB: 0 P: 9	R: 0 E: 0 K: 2 S: 8	H: 0 LOB: 0 BB: 0 P: 8	R: 0 E: 0 K: 0 S: 3	H: 0 LOB: 0 BB: 0 P: 3	R: 0 E: 0 K: 1 S: 5	H: 0 LOB: 0 BB: 0 P: 5	1B: 5 2B: 1 3B: 0 HR: 0	SF: 0 SAC: 0 DP: 0 HBP: 1	WP: 0 PB: 0 SB: 3 CS: 0	PA: 37
PITCHER Francisco Barrios, R (1, 1) ERA: 3.7	IP: 9.0 WLS: W BF: 37 H: 6 R: 2 ER: 2 SO: 10 BB: 3 IBB: 0 HBP: 1 BLK: 0 WP: 0 HR: 0 S: 53 P: 66 ERA: 2.00 WHIP: 1.000											PITCHER	IP: WLS: BF: H: R: ER: SO: BB: IBB: HBP: BLK: WP: HR: S: P: ERA: WHIP:							



Batter	1	2	3	4	5	6	7	8	9	AB R H RBI BB SO LOB	TOP		
George Brett, L (1, 5) OBP: 0.345, SLG: 0.412 Bob Heise, R (9, 5) OBP: 0.190, SLG: 0.238	0-0 L8		0-0 F8		0-0 L6		0-0 3-1		0-0 6-3	5 0 0 0 0 0 0 0 0 0 0 0 0 0			
Hal McRae, R (1, 7) OBP: 0.363, SLG: 0.490 Joe Zdeb, R (7, PR) OBP: 0.381, SLG: 0.459 (7, 7)	0-0 P6		0-0 F9		0-0 1B		0-0 WP FC4-2-5 2B			4 0 2 0 0 0 0 0 0 0 0 0 0 0			
Ralph LaCock, L (1, 3) OBP: 0.402, SLG: 0.575	0-3 K			0-3 K		0-0 1B 3B 1B	0-0 FC4-2-5			4 1 1 0 0 2 1			
Al Cowens, R (1, 9) OBP: 0.336, SLG: 0.511		0-0 FC4-6 1B		0-0 L5		0-0 1B 3B 1B	0-3 K			4 1 2 0 0 1 2			
John Mayberry, L (1, 10) OBP: 0.351, SLG: 0.418		0-0 FC4-6 1-2f HR		0-0 HR		4-0 3B IBB	0-0 F8			3 3 1 1 1 0 1			
Amos Otis, R (1, 8) OBP: 0.341, SLG: 0.458		0-0 HR		4-0 1B S BB		0-0 SF8 3B	0-3 K			3 3 2 5 1 1 0			
Darrell Porter, L (1, 2) OBP: 0.364, SLG: 0.486		0-0 F7		0-0 1B		0-0 SF8	0-0 F8			3 0 1 2 0 0 0			
Freddie Patek, R (1, 6) OBP: 0.307, SLG: 0.355		0-0 P3		0-0 P4		0-3 K				4 0 0 0 0 1 1			
Frank White, R (1, 4) OBP: 0.287, SLG: 0.336			0-3 K		0-0 F9	0-0 6-3			0-0 6-3	4 0 0 0 0 1 0			
Inning Stats	R: 0 H: 0 E: 0 LOB: 0 K: 1 BB: 0 S: 5 P: 5	R: 2 H: 2 E: 0 LOB: 0 K: 0 BB: 0 S: 5 P: 5	R: 0 H: 0 E: 0 LOB: 0 K: 1 BB: 0 S: 5 P: 5	R: 2 H: 2 E: 0 LOB: 1 K: 1 BB: 1 S: 7 P: 11	R: 0 H: 1 E: 0 LOB: 1 K: 0 BB: 0 S: 3 P: 3	R: 4 H: 3 E: 0 LOB: 0 K: 1 BB: 1 S: 8 P: 12	R: 0 H: 1 E: 0 LOB: 2 K: 1 BB: 0 S: 6 P: 6	R: 0 H: 0 E: 0 LOB: 0 K: 1 BB: 0 S: 5 P: 5	R: 0 H: 0 E: 0 LOB: 0 K: 0 BB: 0 S: 3 P: 3	1B: 5 SF: 1 2B: 1 SAC: 0 3B: 1 DP: 0 HR: 2 HBP: 0	WP: 1 PA: 37 PB: 0 SB: 1 CS: 0		
PITCHER	IP WLS BF H R ER SO BB IBB HBP BLK WP HR S P ERA WHIP											PITCHER	IP WLS BF H R ER SO BB IBB HBP BLK WP HR S P ERA WHIP
Steve Stone, R (1, 1) ERA: 4.05	5.0 L 23 7 7 7 3 1 1 0 0 0 2 27 35 12.60 1.600												
Don Kirkwood, R (6, 1) ERA: 4.38	4.0 14 2 1 1 3 0 0 0 0 1 0 20 20 2.25 0.500												

Kansas City Royals @ Chicago White Sox
Comiskey Park, Chicago, IL
Tue Jul 12 1977, 8:05 PM EDT
Att. 32,514 - Unknown - 88 F

AB	34
R	8
H	9
RBI	8
BB	2
SO	6
LOB	5



Batter	1	2	3	4	5	6	7	8	9	AB R H RBI BB SO LOB	TOP																	
Ron LeFlore, R (1, 8) OBP: 0.330, SLG: 0.412	0-0 E5 CS 1B		0-0 L8	0-0 BB 1B			0-0 F9		0-3 K	5 0 1 1 0 1 1																		
Tito Fuentes, S (1, 4) OBP: 0.339, SLG: 0.391	0-0 FC4-6 1B		4-0 BB 2B	4-0 BB			0-0 F7		0-0 E6 WP	3 1 1 0 2 0 1																		
Rusty Staub, L (1, 10) OBP: 0.307, SLG: 0.413	0-0 L8		4-0 BB 2B	0-3 K			0-0 1B 1B		4-0 BB 1B	3 1 1 0 2 1 4																		
Steve Kemp, L (1, 7) OBP: 0.354, SLG: 0.473	0-0 FC4-6 1-2f 2-3		0-0 BB 2B				0-0 FC5-4 1B		0-0 SF9	4 0 3 3 0 0 2																		
Jason Thompson, L (1, 3) OBP: 0.350, SLG: 0.485		0-0 4-3	0-3 K				0-0 FC5-4 G5-4-3 1-2f		0-0 L8	5 0 0 0 0 1 6																		
Mickey Stanley, R (1, 9) OBP: 0.308, SLG: 0.475		0-0 E6	0-0 5-3				0-0 G5-4-3 1-2f		0-3 K	4 0 0 0 0 1 2																		
John Wockenfuss, R (1, 2) OBP: 0.384, SLG: 0.581		4-0 BB 2B		4-0 FC1-5 1B BB			0-0 4-3		0-0 P4	2 0 0 0 2 0 0																		
Aurelio Rodriguez, R (1, 5) OBP: 0.276, SLG: 0.300		0-0 1-3 2B		0-0 BB 1B 1B			0-0 L6		0-3 K	4 1 2 0 0 1 0																		
Tom Verzyer, R (1, 6) OBP: 0.242, SLG: 0.284		0-3 K		0-0 FC1-5 1B			0-3 K		0-0 WP E SF9 1B	3 0 0 0 0 2 4 1 1 1 0 0 0 0																		
Ben Oglivie, L (9, PH) OBP: 0.307, SLG: 0.450				1-2 2-3f																								
Inning Stats	R: 0 E: 1 K: 0 S: 4	H: 1 LOB: 1 BB: 0 P: 4	R: 0 E: 1 K: 1 S: 6	H: 1 LOB: 2 BB: 1 P: 10	R: 2 E: 0 K: 1 S: 6	H: 1 LOB: 1 BB: 2 P: 14	R: 1 E: 0 K: 1 S: 6	H: 2 LOB: 2 BB: 2 P: 14	R: 0 E: 0 K: 0 S: 3	H: 1 LOB: 0 BB: 0 P: 3	R: 0 E: 0 K: 1 S: 5	H: 0 LOB: 0 BB: 0 P: 5	R: 0 E: 0 K: 0 S: 5	H: 2 LOB: 2 BB: 0 P: 5	R: 0 E: 0 K: 2 S: 7	H: 0 LOB: 0 BB: 0 P: 7	R: 1 E: 1 K: 1 S: 7	H: 1 LOB: 2 BB: 1 P: 11	1B: 7 2B: 2 3B: 0 HR: 0	SF: 1 SAC: 0 DP: 1 HBP: 0	WP: 1 PB: 0 SB: 0 CS: 1	PA: 41						
PITCHER	IP WLS BF H R ER SO BB IBB HBP BLK WP HR S P ERA WHIP																											
Andy Hassler, L (1, 1) ERA: 3.8	5.0		24	6	3	3	3	5	0	0	0	0	0	0	25	45	5.40	2.200										
Doug Bird, R (6, 1) ERA: 5.46	1.2	W	7	2	0	0	1	0	0	0	0	0	0	0	9	9	0.00	1.200										
Steve Mingori, L (7, 1) ERA: 3.02	0.1		1	0	0	0	0	0	0	0	0	0	0	0	1	1	0.00	0.000										
Mark Littell, R (8, 1) ERA: 2.63	2.0	S	9	1	1	0	3	1	0	0	0	1	0	14	18	0.00	1.000											

Detroit Tigers @ Kansas City Royals
 Royals Stadium, Kansas City, MO
 Wed Jul 13 1977, 8:05 PM EDT
 Att: 19,418 - Unknown

livebaseballscorecards.com

AB	34
R	4
H	9
RBI	4
BB	6
SO	7
LOB	20



Batter	1	2	3	4	5	6	7	8	9	AB R H RBI BB SO LOB	TOP											
Ron LeFlore, R (1, 8) OBP: 0.331, SLG: 0.421	0-0 F8		0-0 F9		0-0 1B	0-0 FC6-4			0-0 HR	5 2 2 1 0 0 2												
Tito Fuentes, S (1, 4) OBP: 0.334, SLG: 0.385	0-0 1-3		0-0 L7		0-0 F8		0-0 F2	0-3 K	5 0 0 0 0 1 1													
Rusty Staub, L (1, 10) OBP: 0.312, SLG: 0.419	0-0 2B		0-0 1B		0-0 1B	1-3 1B	0-0 3-1	0-0 L8	5 0 3 0 0 0 1													
Steve Kemp, L (1, 7) OBP: 0.356, SLG: 0.473	0-0 3-1		0-0 1B		0-0 1B	1-2 3-H 1B	0-0 4-3		4 0 2 1 0 0 1													
Jason Thompson, L (1, 3) OBP: 0.349, SLG: 0.492		0-0 HR	0-0 P4		0-0 P3			0-0 L1	4 1 1 1 0 0 4													
Ben Oglivie, L (1, 9) OBP: 0.313, SLG: 0.456		0-0 4-1		4-0 BB		0-0 L9		0-0 L3-6	3 0 2 0 1 0 0													
Milt May, L (1, 2) OBP: 0.286, SLG: 0.378		0-0 F9		0-0 G4-6-3		4-0 BB		0-0 L3-6	3 0 0 0 1 0 2													
Phil Mankowski, L (1, 5) OBP: 0.333, SLG: 0.359 Aurelio Rodriguez, R (9, PH) OBP: 0.273, SLG: 0.297		1-0 HBP		0-0 F9		0-3 K		0-0 6-3	2 0 0 0 0 1 2 1 0 0 0 0 0 0													
Tom Verzyer, R (1, 6) OBP: 0.237, SLG: 0.278		0-0 4-3			0-0 5-3	0-0 L9		0-0 F9	4 0 0 0 0 0 3													
Inning Stats	R: 0 E: 0 K: 0 S: 4	H: 1 LOB: 1 BB: 0 P: 4	R: 1 E: 0 K: 0 S: 4	H: 1 LOB: 1 BB: 0 P: 5	R: 0 E: 0 K: 0 S: 5	H: 2 LOB: 2 BB: 0 P: 5	R: 0 E: 0 K: 0 S: 2	H: 0 LOB: 0 BB: 1 P: 6	R: 1 E: 0 K: 1 S: 6	H: 3 LOB: 2 BB: 0 P: 6	R: 0 E: 0 K: 1 S: 6	H: 1 LOB: 2 BB: 1 P: 10	R: 0 E: 0 K: 0 S: 3	H: 0 LOB: 0 BB: 0 P: 3	R: 0 E: 0 K: 0 S: 3	H: 1 LOB: 0 BB: 0 P: 3	R: 1 E: 0 K: 1 S: 7	H: 1 LOB: 1 BB: 0 P: 7	1B: 6 2B: 3 3B: 0 HR: 2	SF: 0 SAC: 0 DP: 2 HBP: 1	WP: 1 PB: 0 SB: 0 CS: 0	PA: 39
PITCHER	IP WLS BF H R ER SO BB IBB HBP BLK WP HR S P ERA WHIP																				PITCHER	IP WLS BF H R ER SO BB IBB HBP BLK WP HR S P ERA WHIP
Jim Colborn, R (1, 1) ERA: 3.39	5.0 W 24 8 2 2 0 1 0 1 0 0 0 1 22 27 3.60 1.800																				Larry Gura, L (6, 1) ERA: 3.52	4.0 S 15 2 1 1 2 1 0 0 0 1 1 18 22 2.25 0.750

Detroit Tigers @ Kansas City Royals
Royals Stadium, Kansas City, MO

Thu Jul 14 1977, 8:05 PM EDT
Att. 20,755 - Unknown - 91 F

livebaseballscorecards.com

AB	36
R	3
H	10
RBI	3
BB	2
SO	2
LOB	16




Batter	1	2	3	4	5	6	7	8	9	AB	R	H	RBI	BB	SO	LOB
George Brett, L OBP: 0.342, SLG: 0.411 (1, 5) X	0-0 6-3 ① X	0-0 6-3 ③		0-0 SF8 ② X 1-2 2-H		0-0 L7 ③ X				3	0	0	1	0	0	2
Hal McRae, R OBP: 0.362, SLG: 0.489 (1, 10) X	0-0 E 1B		0-0 G1-4-3 2B	0-0 F8 ③ X			0-0 4-3 ① X			4	0	2	0	0	0	1
Amos Otis, R OBP: 0.339, SLG: 0.450 (1, 8) X	0-0 FC6 1-2		4-0 G1-4-3 BB		0-0 6-3 ① X		0-0 P4 ② X			3	0	0	0	1	0	1
Al Cowens, R OBP: 0.337, SLG: 0.518 (1, 9) X	0-0 F8 ② X		0-0 G1-4-3 ① ② X 1-2f 2-3		0-3 K ② X		0-0 2B			4	0	1	0	0	1	4
John Mayberry, L OBP: 0.351, SLG: 0.415 (1, 3) X	0-0 6-3 ③ X		0-0 F7 ③ X		0-0 G3 ③ X		4-0 FC4-6 BB			3	0	0	0	1	0	3
Joe Zdeb, R OBP: 0.386, SLG: 0.455 (1, 7) X		4-0 S 1B BB 6-3 BB		0-0 5-3 ① X		0-0 FC3-6 1B	0-0 FC4-6 1-2f ③ X			3	1	1	0	1	0	2
Darrell Porter, L OBP: 0.360, SLG: 0.482 (1, 2) X		0-0 F7 ① X		0-0 1B 1B		0-0 FC3-6 3B 1-2f ① X		0-3 K ① X		4	2	1	0	0	1	2
Freddie Patek, R OBP: 0.309, SLG: 0.357 (1, 6) X		0-0 6-3 S 1B 1-2 1B		0-0 1B SF8 1B 1-2		0-0 P4 ② X		0-0 F8 ② X		4	1	2	0	0	0	1
Frank White, R OBP: 0.301, SLG: 0.357 (1, 4) X		0-0 6-3 ② X 1-3 2-H		0-0 1B S 1-2 2-H		0-0 3B 1-H		0-3 K ③ X		4	0	2	3	0	1	1

Inning Stats	R: 0	H: 1	E: 1	LOB: 2	K: 0	BB: 0	S: 5	R: 1	H: 1	E: 0	LOB: 1	K: 0	BB: 1	S: 4	R: 0	H: 1	E: 0	LOB: 0	K: 1	BB: 0	S: 5	R: 1	H: 2	E: 0	LOB: 1	K: 0	BB: 0	S: 5	R: 0	H: 1	E: 0	LOB: 2	K: 0	BB: 1	S: 7	R: 0	H: 0	E: 0	LOB: 0	K: 2	BB: 0	S: 7	1B: 6	SF: 1	2B: 2	SAC: 0	3B: 1	DP: 1	HR: 0	HBP: 0	WP: 0	PA: 36
--------------	------	------	------	--------	------	-------	------	------	------	------	--------	------	-------	------	------	------	------	--------	------	-------	------	------	------	------	--------	------	-------	------	------	------	------	--------	------	-------	------	------	------	------	--------	------	-------	------	-------	-------	-------	--------	-------	-------	-------	--------	-------	--------

PITCHER	IP	WLS	BF	H	R	ER	SO	BB	IBB	HBP	BLK	WP	HR	S	P	ERA	WHIP
Bob Sykes, L ERA: 3.94 (1, 1)	6.0	L	28	8	4	4	1	2	0	0	0	0	0	28	36	6.00	1.667
Milt Wilcox, R ERA: 3.2 (7, 1)	2.0		8	1	0	0	2	1	0	0	0	0	0	11	15	0.00	1.000

DETROIT TIGERS @ KANSAS CITY ROYALS
 Royals Stadium, Kansas City, MO
 Thu Jul 14 1977, 8:05 PM EDT
 Att: 20,755 - Unknown - 91 F

AB	32
R	4
H	9
RBI	4
BB	3
SO	3
LOB	17



Batter	1	2	3	4	5	6	7	8	9	AB R H RBI BB SO LOB	TOP											
Mickey Rivers, L (1, 8) OBP: 0.344, SLG: 0.421	0-0 S 1B		0-0 1B		0-0 1B BB		0-0 G3		0-0 F8	5 1 3 1 0 0 2	New York Yankees @ Kansas City Royals Royals Stadium, Kansas City, MO Fri Jul 15 1977, 8:05 PM EDT Att. 36,743 - Unknown - 90 F livebaseballscorecards.com											
Roy White, S (1, 10) OBP: 0.351, SLG: 0.405	0-0 1-3 1-2		0-0 F8		4-0 G6-3 1B BB		0-3 K		0-0 P5	4 0 0 0 1 1 4												
Thurman Munson, R (1, 2) OBP: 0.360, SLG: 0.511	0-0 5-3			0-0 BB 1B	0-0 G6-3 1B			0-0 G6-3 1B		4 0 3 2 0 0 1												
Lou Piniella, R (1, 7) OBP: 0.373, SLG: 0.524	0-0 F9			0-0 F8	0-0 G6-3			0-0 G6-3		4 0 0 0 0 0 5												
Chris Chambliss, L (1, 3) OBP: 0.331, SLG: 0.425		0-0 6-3		4-0 1B BB	0-0 5-3			0-0 4-3		3 0 0 0 1 0 1												
Reggie Jackson, L (1, 9) OBP: 0.363, SLG: 0.536		0-0 P5		0-0 F8		0-3 K		0-0 1B 2B		4 1 1 0 0 1 2												
Willie Randolph, R (1, 4) OBP: 0.377, SLG: 0.446		0-0 F8		0-0 1B		0-0 P6		0-0 1B 1B		4 0 2 0 0 0 0												
Graig Nettles, L (1, 5) OBP: 0.313, SLG: 0.455			0-0 F8		0-0 E8 1B 1B		0-0 P3		0-3 K	4 1 1 0 0 1 2												
Bucky Dent, R (1, 6) OBP: 0.318, SLG: 0.385 Cliff Johnson, R (9, PH) OBP: 0.409, SLG: 0.574			0-0 F7		0-0 BB 1B 1B		0-0 5-3		0-0 1B	3 1 1 0 0 0 0 1 0 1 1 0 0 0												
Inning Stats	R: 0 E: 0 K: 0 S: 4	H: 1 LOB: 1 BB: 0 P: 4	R: 0 E: 0 K: 0 S: 3	H: 0 LOB: 0 BB: 0 P: 3	R: 0 E: 0 K: 0 S: 4	H: 1 LOB: 1 BB: 0 P: 4	R: 0 E: 0 K: 0 S: 4	H: 2 LOB: 2 BB: 1 P: 8	R: 3 E: 1 K: 0 S: 6	H: 4 LOB: 1 BB: 1 P: 10	R: 0 E: 0 K: 1 S: 5	H: 0 LOB: 0 BB: 0 P: 5	R: 0 E: 0 K: 1 S: 5	H: 0 LOB: 0 BB: 0 P: 5	R: 0 E: 0 K: 0 S: 3	H: 1 LOB: 0 BB: 0 P: 3	R: 1 E: 0 K: 1 S: 8	H: 3 LOB: 2 BB: 0 P: 8	1B: 11 2B: 1 3B: 0 HR: 0	SF: 0 SAC: 0 DP: 2 HBP: 0	WP: 0 PB: 0 SB: 1 CS: 0	PA: 38
PITCHER	IP WLS BF H R ER SO BB IBB HBP BLK WP HR S P ERA WHIP																					
Paul Splittorff, L (1, 1) ERA: 4.42	8.0 W 33 10 4 4 2 2 0 0 0 0 0 0 35 43 4.50 1.500																					
Doug Bird, R (9, 1) ERA: 5.46	0.0 1 1 0 0 0 0 0 0 0 0 0 0 1 1 ∞ ∞																					
Steve Mingori, L (9, 1) ERA: 2.95	1.0 S 4 1 0 0 1 0 0 0 0 0 0 0 6 6 0.00 1.000																					

New York Yankees @ Kansas City Royals
 Royals Stadium, Kansas City, MO
 Fri Jul 15 1977, 8:05 PM EDT
 Att. 36,743 - Unknown - 90 F

AB	36
R	4
H	12
RBI	4
BB	2
SO	3
LOB	17



Batter	1	2	3	4	5	6	7	8	9
George Brett, L (1, 5) OBP: 0.343, SLG: 0.409	0-3 K		4-0 BB		0-0 1B 1B	0-0 F9		0-0 F7	
Hal McRae, R (1, 10) OBP: 0.359, SLG: 0.483	0-3 K		0-0 5-3		0-0 F7		0-0 5-3		
Amos Otis, R (1, 8) OBP: 0.338, SLG: 0.447	0-3 K			0-0 P3	0-0 2B 1B		0-0 F9		
Al Cowens, R (1, 9) OBP: 0.342, SLG: 0.530		0-0 F8		0-0 2B	0-0 FC3-2 2B		0-0 2B		
John Mayberry, L (1, 3) OBP: 0.353, SLG: 0.418		0-0 4-3		0-0 4-3	4-0 PB		0-0 2B		
Joe Zdeb, R (1, 7) OBP: 0.389, SLG: 0.456		0-0 2B		0-3 K	0-0 FC3-2		0-0 P4		
Tom Poquette, L (5, PH) OBP: 0.332, SLG: 0.394		1B			1-2 3-H				
Darrell Porter, L (1, 2) OBP: 0.363, SLG: 0.487		0-0 2B			1B			0-0 P4	
Freddie Patek, R (1, 6) OBP: 0.309, SLG: 0.355			0-0 P6		0-0 HR 1B	0-3 K		0-0 4-3	
Frank White, R (1, 4) OBP: 0.304, SLG: 0.372			0-0 P5		0-0 HR	0-3 K		0-0 1B	

Inning Stats	R: 0	H: 0	E: 0	K: 3	S: 9	R: 1	H: 2	E: 0	K: 0	S: 4	R: 0	H: 0	E: 0	K: 0	S: 3	R: 0	H: 1	E: 0	K: 1	S: 6	R: 5	H: 6	E: 0	K: 0	S: 9	R: 0	H: 0	E: 0	K: 2	S: 7	R: 1	H: 2	E: 0	K: 0	S: 5	R: 0	H: 1	E: 0	K: 0	S: 4
	LOB: 0	BB: 0	P: 9	LOB: 1	BB: 0	P: 4	LOB: 1	BB: 1	P: 7	LOB: 2	BB: 1	P: 13	LOB: 0	BB: 0	P: 7	LOB: 1	BB: 0	P: 4	LOB: 0	BB: 0	LOB: 1	BB: 0	P: 4	LOB: 0	BB: 0	LOB: 1	BB: 0	P: 4	LOB: 0	BB: 0	LOB: 0	BB: 0	LOB: 1	BB: 0	P: 4	LOB: 0	BB: 0	LOB: 0	BB: 0	P: 4

PITCHER	IP	WLS	BF	H	R	ER	SO	BB	IBB	HBP	BLK	WP	HR	S	P	ERA	WHIP
Ron Guidry, L (1, 1) ERA: 3.52	4.1	L	21	8	6	6	4	1	0	0	0	0	1	28	32	12.46	2.077
Dick Tidrow, R (5, 1) ERA: 3.13	2.2		12	3	1	1	2	0	1	0	0	0	0	15	19	3.38	1.125
Ken Holtzman, L (8, 1) ERA: 5.56	1.0		4	1	0	0	0	0	0	0	0	0	0	4	4	0.00	1.000

AB R H RBI BB SO LOB

4	1	1	0	1	1	1
4	0	0	0	0	1	2
4	1	1	1	0	1	0
4	1	3	1	0	0	0
3	0	1	1	1	0	1
2	1	1	0	0	1	1
2	0	0	0	0	0	3
4	1	2	1	0	0	2
4	1	1	0	0	1	0
4	1	2	3	0	1	0

AB	35
R	7
H	12
RBI	7
BB	2
SO	6
LOB	10



WP	PA	ERA	WHIP
0	37		

New York Yankees @ Kansas City Royals
 Royals Stadium, Kansas City, MO
 Fri Jul 15 1977, 8:05 PM EDT
 Att: 36,743 - Unknown - 90 F

livebaseballscorecards.com

Batter	1	2	3	4	5	6	7	8	9	AB R H RBI BB SO LOB	TOP									
Mickey Rivers, L (1, 8) OBP: 0.343, SLG: 0.419	0-3 K2-3		0-0 1B			0-0 E2		0-0 G3		4 0 1 0 0 1 2										
Roy White, S (1, 7) OBP: 0.347, SLG: 0.401	0-0 P5		0-3 K			0-0 SF8		0-0 F9		3 0 0 1 0 1 2										
Thurman Munson, R (1, 2) OBP: 0.359, SLG: 0.508	0-0 4-3			0-0 CS 1B		0-0 G5-4-3			0-0 P2	4 0 1 0 0 0 1										
Reggie Jackson, L (1, 9) OBP: 0.359, SLG: 0.528		0-0 F8		0-0 L9			0-0 4-3		0-0 F8	4 0 0 0 0 0 1										
Chris Chambliss, L (1, 3) OBP: 0.335, SLG: 0.429		0-0 1B		0-3 K			0-0 FC6-4 1B		0-0 1B	4 0 3 0 0 1 1										
Graig Nettles, L (1, 5) OBP: 0.309, SLG: 0.450		0-0 F9			0-0 F9		0-3 K		0-0 4-3	4 0 0 0 0 1 3										
Willie Randolph, R (1, 4) OBP: 0.374, SLG: 0.442		0-0 P4			0-0 5-3		0-0 FC6-4			3 0 0 0 0 0 2										
Dell Alston, L (1, 10) OBP: 0.533, SLG: 0.857			0-0 F8		0-3 K2-3			0-0 G3 1B		3 0 1 0 0 1 0										
Bucky Dent, R (1, 6) OBP: 0.318, SLG: 0.385			0-0 P6			0-0 E SF8 1B		0-0 F7		3 1 1 0 0 0 1										
Inning Stats	R: 0 E: 0 K: 1 S: 5	H: 0 LOB: 0 BB: 0 P: 5	R: 0 E: 0 K: 0 S: 4	H: 1 LOB: 1 BB: 0 P: 4	R: 0 E: 0 K: 1 S: 6	H: 1 LOB: 1 BB: 0 P: 6	R: 0 E: 0 K: 1 S: 5	H: 1 LOB: 0 BB: 0 P: 5	R: 0 E: 0 K: 1 S: 6	H: 1 LOB: 1 BB: 0 P: 6	R: 0 E: 0 K: 0 S: 4	H: 1 LOB: 1 BB: 0 P: 4	R: 0 E: 0 K: 0 S: 4	H: 1 LOB: 1 BB: 0 P: 4	R: 0 E: 0 K: 0 S: 4	H: 1 LOB: 1 BB: 0 P: 4	1B: 7 2B: 1 3B: 0 HR: 0	SF: 1 SAC: 0 DP: 2 HBP: 0	WP: 0 PB: 0 SB: 0 CS: 1	PA: 33
PITCHER	IP WLS BF H R ER SO BB IBB HBP BLK WP HR S P ERA WHIP																			
Dennis Leonard, R (1, 1) ERA: 3.4	9.0 W 33 7 1 0 5 0 0 0 0 0 0 0 43 43 0.00 0.778																			
Dennis Leonard, R (8, 1) ERA: 3.4	9.0 W 33 7 1 0 5 0 0 0 0 0 0 0 43 43 0.00 0.778																			

New York Yankees @ Kansas City Royals
 Royals Stadium, Kansas City, MO
 Sat Jul 16 1977, 8:05 PM EDT
 Att. 40,054 - Unknown - 92 F

AB	32
R	1
H	7
RBI	1
BB	0
SO	5
LOB	13



Batter	1	2	3	4	5	6	7	8	9	AB R H RBI BB SO LOB	TOP	
Willie Randolph, R (1, 4) OBP: 0.375, SLG: 0.444	0-0 G3		0-0 1-3		0-0 4-3 1-H 2B		0-0 1-2 2-H 1B		0-0 F8	5 0 2 2 0 0 2		
Mickey Rivers, L (1, 8) OBP: 0.337, SLG: 0.412	0-0 E6 FC5-4		0-0 1-3		0-0 4-3 2-3		0-3 K		0-0 4-3	5 0 0 0 0 1 5		
Cliff Johnson, R (1, 10) OBP: 0.403, SLG: 0.563	0-0 FC5-4 1-2f		0-0 5-3		0-0 G3		0-0 1-3			4 0 0 0 0 0 6		
Chris Chambliss, L (1, 3) OBP: 0.334, SLG: 0.425	0-0 4-3			0-0 3-1		0-0 3-1		4-0 BB E BB		3 1 0 0 1 0 1		
Lou Piniella, R (1, 7) OBP: 0.363, SLG: 0.510		0-0 6-3		0-0 6-3		0-0 F9		0-0 P1		4 0 0 0 0 0 1		
Reggie Jackson, L (1, 9) OBP: 0.360, SLG: 0.536		0-0 3-1		0-0 HR		0-3 K		4-0 BB E BB 1-2		3 1 1 1 1 1 0		
Graig Nettles, L (1, 5) OBP: 0.306, SLG: 0.444		0-0 4-3		0-0 4-3			0-0 G3	0-0 F8 1-2 2-H		4 0 0 0 0 0 1		
Fran Healy, R (1, 2) OBP: 0.262, SLG: 0.298			0-0 E1 1-3 BB		0-0 5-3		0-0 E 1B 1B	0-0 1-6-3		4 1 1 0 0 0 1		
Bucky Dent, R (1, 6) OBP: 0.321, SLG: 0.382			4-0 BB 1-3 BB		4-0 BB BB BB 2B BB		0-0 FC1 1B		0-0 F8	2 1 0 0 2 0 1		
Inning Stats	R: 0 E: 1 K: 0 S: 4 H: 0 LOB: 1 BB: 0 P: 4	R: 0 E: 0 K: 0 S: 3 H: 0 LOB: 0 BB: 0 P: 3	R: 0 E: 1 K: 0 S: 4 H: 0 LOB: 2 BB: 1 P: 8	R: 1 E: 0 K: 0 S: 4 H: 1 LOB: 0 BB: 0 P: 4	R: 1 E: 0 K: 0 S: 4 H: 1 LOB: 1 BB: 1 P: 8	R: 0 E: 0 K: 1 S: 5 H: 0 LOB: 0 BB: 0 P: 5	R: 1 E: 1 K: 1 S: 8 H: 2 LOB: 2 BB: 0 P: 8	R: 1 E: 1 K: 0 S: 3 H: 0 LOB: 1 BB: 2 P: 11	R: 0 E: 0 K: 0 S: 3 H: 0 LOB: 0 BB: 0 P: 3	1B: 2 2B: 1 3B: 0 HR: 1 SF: 0 SAC: 0 DP: 0 HBP: 0	WP: 0 PB: 0 SB: 0 CS: 0 PA: 38	
PITCHER	IP WLS BF H R ER SO BB IBB HBP BLK WP HR S P ERA WHIP											
Andy Hassler, L (1, 1) ERA: 3.73	6.1 W 27 3 3 2 1 2 0 0 0 0 0 1 27 35 2.84 0.789											
Mark Littell, R (7, 1) ERA: 2.59	1.0 6 1 1 0 1 2 0 0 0 0 0 0 6 14 0.00 3.000											
Steve Mingori, L (8, 1) ERA: 2.84	1.2 5 0 0 0 0 0 0 0 0 0 0 0 5 5 0.00 0.000											

New York Yankees @ Kansas City Royals
 Royals Stadium, Kansas City, MO
 Sun Jul 17 1977, 4:33 AM EDT
 Att. 38,699 - Unknown - 90 F

AB	34
R	4
H	4
RBI	3
BB	4
SO	2
LOB	18



Batter	1	2	3	4	5	6	7	8	9	AB	R	H	RBI	BB	SO	LOB
George Brett, L OBP: 0.343, SLG: 0.415 (1, 5)	0-0 F7		0-0 F9		0-0 F8		0-0 L1-3 1B			4	0	1	0	0	0	0
Hal McRae, R OBP: 0.356, SLG: 0.482 (1, 10)	0-0 F8		0-0 5-3			0-0 6-3	0-0 L1-3 1-2			4	0	0	0	0	0	1
Ralph LaCock, L OBP: 0.410, SLG: 0.554 (1, 3)	0-0 5-3			4-0 2B BB		4-0 2B PB BB	0-0 F7			2	2	0	0	2	0	0
Al Cowens, R OBP: 0.342, SLG: 0.529 (1, 9)		0-0 F9		0-0 4-3 1-H SF9 2B		0-3 K 1-2		0-0 BB BB 1B		4	1	2	1	0	1	1
Joe Lahoud, L (1, 7)		0-0 4-3		0-0 4-3 2-3		4-0 2B BB		0-0 P4		2	1	0	0	1	0	1
Joe Zdeb, R (7, 7)										1	0	0	0	0	0	1
Amos Otis, R OBP: 0.342, SLG: 0.453 (1, 8)		0-0 HR S 1B		0-0 SF9 3-H		0-0 1B 1-H 2-H 2B		4-0 BB 1-2 BB BB		2	2	2	3	1	0	0
Darrell Porter, L OBP: 0.374, SLG: 0.504 (1, 2)		0-0 HR 1-H		0-0 1-3		4-0 1B 1B IBB		4-0 BB 1-2 2-3 BB		2	2	1	2	2	0	0
Freddie Patek, R OBP: 0.311, SLG: 0.355 (1, 6)		0-0 P3			0-3 K	0-0 S 1-H 2-H 1B		0-3 K S		4	0	1	2	0	2	3
Frank White, R OBP: 0.296, SLG: 0.362 (1, 4)			0-0 5-3		0-0 5-3	0-3 K		0-0 P3		4	0	0	0	0	1	4

Inning Stats	R: 0	H: 0	E: 0	K: 0	S: 3	R: 2	H: 2	E: 0	K: 0	S: 5	R: 0	H: 0	E: 0	K: 0	S: 3	R: 2	H: 1	E: 0	K: 0	S: 4	R: 0	H: 0	E: 0	K: 1	S: 5	R: 4	H: 2	E: 0	K: 2	S: 9	R: 0	H: 1	E: 0	K: 0	S: 3	R: 0	H: 1	E: 0	K: 1	S: 6	1B: 4	2B: 3	3B: 0	HR: 1	SF: 1	SAC: 0	DP: 1	HBP: 0	WP: 0	PB: 1	SB: 2	CS: 0	PA: 36
--------------	------	------	------	------	------	------	------	------	------	------	------	------	------	------	------	------	------	------	------	------	------	------	------	------	------	------	------	------	------	------	------	------	------	------	------	------	------	------	------	------	-------	-------	-------	-------	-------	--------	-------	--------	-------	-------	-------	-------	--------

PITCHER	IP	WLS	BF	H	R	ER	SO	BB	IBB	HBP	BLK	WP	HR	S	P	ERA	WHIP
Ken Clay, R ERA: 5.33 (1, 1)	3.0	L	13	3	4	4	0	1	0	0	0	0	1	12	16	12.00	1.333
Dick Tidrow, R ERA: 3.35 (4, 1)	5.0		23	4	4	4	4	4	1	0	0	0	0	26	46	7.20	1.600

BOTTOM

New York Yankees @ Kansas City Royals
 Royals Stadium, Kansas City, MO
 Sun Jul 17 1977, 4:33 AM EDT
 Att: 38,699 - Unknown - 90 F

livebaseballscorecards.com

AB	29
R	8
H	7
RBI	8
BB	6
SO	4
LOB	11



Batter	1	2	3	4	5	6	7	8	9	AB R H RBI BB SO LOB	TOP													
George Brett, L (1, 5) OBP: 0.344, SLG: 0.418	0-0 4-3		0-0 5-3		0-0 1B 1B	0-0 BB 1B HBP		0-0 P4		5 2 2 0 0 0 2														
Hal McRae, R (1, 10) OBP: 0.357, SLG: 0.482	0-0 G3		0-0 HR 2B		0-0 6-3	1-0 1B HBP		0-0 5-3		4 2 1 1 0 0 2														
Amos Otis, R (1, 8) OBP: 0.346, SLG: 0.451	0-0 6-3		0-0 F8		0-0 BB 1B	4-0 1B BB		4-0 BB		3 0 1 0 2 0 1														
Al Cowens, R (1, 9) OBP: 0.349, SLG: 0.542		0-0 HR 1B	0-0 HR		0-0 1B BB	0-0 FC4-6 1B		0-0 P5		5 2 4 5 0 0 2														
John Mayberry, L (1, 3) OBP: 0.351, SLG: 0.423		0-0 HR	0-0 F8		0-3 K	0-0 FC4-6		0-0 F8		5 1 1 2 0 1 4														
Joe Zdeb, R (1, 7) OBP: 0.385, SLG: 0.440		0-0 6-3		0-0 WP 1B	4-0 1B BB		0-0 1-3		0-0 F7	4 0 1 0 1 0 0														
Darrell Porter, L (1, 2) OBP: 0.367, SLG: 0.494		0-0 F9		0-0 L9	0-0 G3		0-0 L8		0-3 K	5 0 0 0 0 1 4														
Freddie Patek, R (1, 6) OBP: 0.307, SLG: 0.350		0-0 F7		0-3 K		0-0 4-3		0-3 K		4 0 0 0 0 2 1														
Frank White, R (1, 4) OBP: 0.295, SLG: 0.360			0-0 5-3 2B 1B		0-0 F7		0-0 P6		0-0 E5	4 1 1 0 0 0 1														
Inning Stats	R: 0 E: 0 K: 0 S: 3	H: 0 LOB: 0 BB: 0 P: 3	R: 2 E: 0 K: 0 S: 5	H: 2 LOB: 0 BB: 0 P: 5	R: 3 E: 0 K: 0 S: 6	H: 3 LOB: 0 BB: 0 P: 6	R: 0 E: 0 K: 1 S: 6	H: 1 LOB: 1 BB: 0 P: 6	R: 1 E: 0 K: 1 S: 8	H: 3 LOB: 3 BB: 1 P: 12	R: 2 E: 0 K: 0 S: 5	H: 2 LOB: 2 BB: 1 P: 10	R: 0 E: 0 K: 1 S: 5	H: 0 LOB: 0 BB: 0 P: 5	R: 0 E: 1 K: 0 S: 4	H: 0 LOB: 2 BB: 1 P: 8	R: 0 E: 0 K: 1 S: 5	H: 0 LOB: 0 BB: 0 P: 5	R: 0 E: 0 K: 1 S: 5	H: 0 LOB: 0 BB: 0 P: 5	1B: 7 2B: 2 3B: 0 HR: 2	SF: 0 SAC: 0 DP: 0 HBP: 1	WP: 1 PB: 0 SB: 0 CS: 0	PA: 43
PITCHER	IP WLS BF H R ER SO BB IBB HBP BLK WP HR S P ERA WHIP																							
Dave Roberts, L (1, 1) ERA: 4.84	2.2 L 13 5 5 5 0 0 0 0 0 0 0 2 13 13 16.88 1.875																							
Steve Grilli, R (3, 1) ERA: 3.86	3.0 18 6 3 1 2 2 0 1 0 1 0 19 28 3.00 2.667																							
Milt Wilcox, R (6, 1) ERA: 3.41	2.1 9 0 0 0 1 1 0 0 0 0 0 10 14 0.00 0.429																							
Steve Foucault, R (9, 1) ERA: 3.63	1.0 3 0 0 0 1 0 0 0 0 0 0 5 5 0.00 0.000																							

Kansas City Royals @ Detroit Tigers

Tiger Stadium, Detroit, MI

Thu Jul 21 1977, 7:05 PM EDT
Att. 15,262 - Unknown - 80 F

livebaseballscorecards.com

AB	39
R	8
H	11
RBI	8
BB	3
SO	4
LOB	17



Batter	1	2	3	4	5	6	7	8	9	AB R H RBI BB SO LOB
Ron LeFlore, R OBP: 0.333, SLG: 0.426 (1, 8)	0-0 F9		0-0 E9 1B			0-3 K		0-0 6-3		4 0 0 0 0 1 1
Tito Fuentes, S OBP: 0.336, SLG: 0.378 (1, 4)	0-0 6-3		0-0 1-2 3-H 1B			0-3 K		0-0 WP G3 1B		4 0 2 1 0 1 0
Rusty Staub, L OBP: 0.311, SLG: 0.405 (1, 10)	0-0 4-3		0-0 F9			0-0 4-3		0-0 G3		4 0 0 0 0 0 3
Steve Kemp, L OBP: 0.352, SLG: 0.456 (1, 7)		0-3 K2-3		0-0 1-3		0-0 F8		1-0 2-3 HBP		3 0 0 0 0 1 0
Ben Oglivie, L OBP: 0.307, SLG: 0.441 (9, PR)										0 0 0 0 0 0 0
Jason Thompson, L OBP: 0.357, SLG: 0.505 (1, 3)		0-0 4-3		0-0 4-3		0-0 WP 1B		0-3 K		4 0 1 0 0 1 2
Mickey Stanley, R OBP: 0.300, SLG: 0.461 (1, 9)		0-0 L8		0-0 6-3		0-3 1-2 K		0-0 F8		4 0 0 0 0 1 3
Aurelio Rodriguez, R OBP: 0.274, SLG: 0.346 (1, 5)			0-0 F8		0-3 K		0-0 F4			3 0 0 0 0 1 1
Milt May, L OBP: 0.292, SLG: 0.413 (1, 2)			0-0 4-3		0-0 6-3		0-0 L7			3 0 0 0 0 0 0
Tom Veryzer, R OBP: 0.237, SLG: 0.274 (1, 6)			0-0 E 1B 1B		0-0 P6		0-0 F8			3 1 1 0 0 0 0

Inning Stats	R: 0 E: 0 K: 0 S: 3	H: 0 LOB: 0 BB: 0 P: 3	R: 0 E: 0 K: 1 S: 5	H: 0 LOB: 0 BB: 0 P: 5	R: 1 E: 1 K: 0 S: 6	H: 2 LOB: 2 BB: 0 P: 6	R: 0 E: 0 K: 0 S: 3	H: 0 LOB: 0 BB: 0 P: 3	R: 0 E: 0 K: 1 S: 5	H: 0 LOB: 0 BB: 0 P: 5	R: 0 E: 0 K: 2 S: 7	H: 0 LOB: 0 BB: 0 P: 7	R: 0 E: 0 K: 1 S: 6	H: 1 LOB: 1 BB: 0 P: 6	R: 0 E: 0 K: 0 S: 3	H: 0 LOB: 0 BB: 0 P: 3	R: 0 E: 0 K: 1 S: 6	H: 1 LOB: 2 BB: 0 P: 7	1B: 4 2B: 0 3B: 0 HR: 0	SF: 0 SAC: 0 DP: 0 HBP: 1	WP: 2 PB: 0 SB: 0 CS: 0	PA: 33													
PITCHER Paul Splittorf, L ERA: 4.12 (1, 1)	IP 9.0	WLS W	BF 33	H 4	R 1	ER 0	SO 6	BB 0	IBB 0	HBP 1	BLK 0	WP 2	HR 0	S 44	P 45	ERA 0.00	WHIP 0.444																		
																		PITCHER	IP	WLS	BF	H	R	ER	SO	BB	IBB	HBP	BLK	WP	HR	S	P	ERA	WHIP

BOTTOM

Kansas City Royals @ Detroit Tigers
Tiger Stadium, Detroit, MI

Thu Jul 21 1977, 7:05 PM EDT
Att: 15,262 - Unknown - 80 F

AB	32
R	1
H	4
RBI	1
BB	0
SO	6
LOB	10



WP: 2	PA: 33
PB: 0	
SB: 0	
CS: 0	

ERA	WHIP
-----	------

livebaseballscorecards.com

Batter	1	2	3	4	5	6	7	8	9	10	11	12	AB R H RBI BB SO LOB	TOP											
George Brett, L (1, 5) OBP: 0.341, SLG: 0.413	0-0 F7		0-0 F7		0-0 F8			0-0 4-3		0-0 SH1-3-4 1B	0-0 F9		6 1 1 0 0 0 2	Kansas City Royals @ Detroit Tigers Tiger Stadium, Detroit, MI Fri Jul 22 1977, 7:05 PM EDT Att. 22,758 - Unknown - 80 F											
Hal McRae, R (1, 7) OBP: 0.358, SLG: 0.493 Joe Zdeb, R (8, 7) OBP: 0.381, SLG: 0.435	0-0 6-3			0-0 1B 2B		0-0 HR		0-3 K		0-0 SH1-3-4 1-2		0-0 L5	4 2 2 1 0 1 0 1 0 0 0 0 0 0												
Ralph LaCock, L (1, 10) OBP: 0.424, SLG: 0.556 John Wathan, R (12, PH) OBP: 0.327, SLG: 0.333	4-0 FC6-4 BB			0-0 FC1-5 1B 2-H		0-0 4-3		4-0 1B BB		0-0 1B 1B		0-3 K	3 1 2 2 2 0 0 1 0 0 0 0 1 0												
Al Cowens, R (1, 9) OBP: 0.351, SLG: 0.550	0-0 FC6-4 1-2f			0-0 FC1-5 1B 1-2		0-0 6-3		0-0 BB 1B		0-0 F9		0-0 HR	6 1 3 1 0 0 2												
John Mayberry, L (1, 3) OBP: 0.356, SLG: 0.426		0-0 G6-4-3 1B		0-0 FC1-5 1-2 2-3f		0-0 1B		4-0 1-2 BB		0-0 1B		0-0 L5	5 0 3 1 1 0 2												
Amos Otis, R (1, 8) OBP: 0.341, SLG: 0.443		0-0 G6-4-3 1-2f		0-0 F8		0-0 F9		0-3 K					5 0 0 0 0 1 7												
Darrell Porter, L (1, 2) OBP: 0.364, SLG: 0.488		0-0 6-3		0-0 4-3			0-0 3-1		0-0 L4				5 0 1 0 0 0 2												
Freddie Patek, R (1, 6) OBP: 0.303, SLG: 0.344			0-0 L7		0-0 5-3		0-0 6-3		0-0 F3				5 0 0 0 0 1 2												
Frank White, R (1, 4) OBP: 0.290, SLG: 0.353			0-0 6-3		0-0 6-3		0-0 1-3		0-0 1-3				5 0 0 0 0 0 2												
Inning Stats	R: 0 E: 0 K: 0 S: 3	H: 0 LOB: 1 BB: 1 P: 7	R: 0 E: 0 K: 0 S: 3	H: 1 LOB: 0 BB: 0 P: 3	R: 0 E: 0 K: 0 S: 3	H: 0 LOB: 0 BB: 0 P: 3	R: 1 E: 0 K: 0 S: 5	H: 2 LOB: 1 BB: 0 P: 5	R: 0 E: 0 K: 0 S: 3	H: 0 LOB: 0 BB: 0 P: 3	R: 0 E: 0 K: 2 S: 8	H: 0 LOB: 0 BB: 0 P: 3	R: 2 E: 0 K: 0 S: 5		H: 3 LOB: 1 BB: 0 P: 5	R: 0 E: 1 K: 1 S: 7	H: 1 LOB: 2 BB: 0 P: 7	R: 1 E: 0 K: 1 S: 6	H: 1 LOB: 0 BB: 0 P: 6	1B: 9 2B: 1 3B: 0 HR: 2	SF: 0 SAC: 1 DP: 1 HBP: 0	WP: 0 PB: 0 SB: 0 CS: 0	PA: 50		
PITCHER	IP WLS BF H R ER SO BB IBB HBP BLK WP HR S P ERA WHIP																								
Fernando Arroyo, R (1, 1) ERA: 3.37	10.0	41	10	4	4	2	3	0	0	0	0	0	0	0	0	1	42	54	3.60	1.300					
John Hiller, L (11, 1) ERA: 3.98	2.0	9	2	1	1	2	0	0	0	0	0	0	0	0	1	13	13	4.50	1.000						

livebaseballscores.com

AB	46
R	5
H	12
RBI	5
BB	3
SO	4
LOB	19



Batter	1	2	3	4	5	6	7	8	9	10	11	12	AB	R	H	RBI	BB	SO	LOB
Ron LeFlore, R OBP: 0.328, SLG: 0.419 (1, 8)	0-3 K			0-0 5-3		0-0 5-3		0-0 6-3		0-3 K	0-0 6-3		6	0	0	0	0	2	2
Tito Fuentes, S OBP: 0.336, SLG: 0.381 (1, 4)	0-0 F8			0-3 K		0-0 G3			0-0 1B	4-0 SF8 1B		0-0 1-3	5	2	1	0	1	1	0
Rusty Staub, L OBP: 0.318, SLG: 0.414 Mickey Stanley, R OBP: 0.298, SLG: 0.457 (1, 10)	0-0 G3			0-0 2B		0-0 1B			0-0 FC3-6 1B	0-0 1-2 2-3 1B		0-0 4-3	5	0	4	1	0	0	0
Steve Kemp, L OBP: 0.347, SLG: 0.449 (1, 7)		0-0 L5		0-0 F7		0-0 4-3			0-0 FC3-6 1B	0-0 SF8		0-0 L4	5	1	0	1	0	0	3
Jason Thompson, L OBP: 0.358, SLG: 0.502 (1, 3)		0-0 4-3			4-0 F8 BB		0-0 F8		0-3 K	0-0 FC6-4 1B			4	0	1	1	1	1	1
Ben Oglivie, L OBP: 0.310, SLG: 0.440 John Wockenfuss, R OBP: 0.371, SLG: 0.554 (1, 9)		0-0 3-1			4-0 1-2 BB		0-0 L4		0-0 1B	0-0 FC6-4			3	0	1	0	1	0	0
Milt May, L OBP: 0.294, SLG: 0.412 (1, 2)			0-0 3-1		0-0 P4		0-0 6-3		0-0 1B		0-0 SH3-4 1B		5	0	2	1	0	0	2
Phil Mankowski, L OBP: 0.331, SLG: 0.355 (1, 5)			0-0 3-1		0-0 F8			0-0 F8	0-0 F2		0-0 SH3-4		4	0	0	0	0	0	4
Tom Verzyer, R OBP: 0.236, SLG: 0.273 Tim Corcoran, L OBP: 0.265, SLG: 0.317 Chuck Scrivener, R OBP: 0.217, SLG: 0.122 (1, 6)			0-0 F9		0-0 L4			0-0 L7		4-0 1B BB	0-0 F7		1	0	0	0	0	0	0

Inning Stats	R: 0	H: 0	E: 0	K: 1	S: 5	LOB: 0	BB: 5	P: 5	R: 0	H: 0	E: 0	K: 0	S: 3	LOB: 0	BB: 0	P: 3	R: 0	H: 1	E: 0	K: 1	S: 6	LOB: 1	BB: 6	P: 6	R: 0	H: 0	E: 0	K: 0	S: 3	LOB: 2	BB: 2	P: 11	R: 0	H: 1	E: 0	K: 0	S: 4	LOB: 1	BB: 0	P: 4	R: 0	H: 0	E: 0	K: 0	S: 3	LOB: 0	BB: 0	P: 3	R: 0	H: 0	E: 0	K: 0	S: 3	LOB: 0	BB: 0	P: 3	R: 2	H: 4	E: 0	K: 1	S: 9	LOB: 2	BB: 0	P: 9	R: 2	H: 2	E: 0	K: 1	S: 7	LOB: 2	BB: 2	P: 15	R: 0	H: 1	E: 0	K: 0	S: 4	LOB: 1	BB: 0	P: 4	R: 0	H: 0	E: 0	K: 0	S: 3	LOB: 0	BB: 0	P: 3	1B: 7	2B: 1	3B: 1	HR: 0	SF: 1	SAC: 1	DP: 0	HBP: 0	WP: 0	PA: 49
--------------	------	------	------	------	------	--------	-------	------	------	------	------	------	------	--------	-------	------	------	------	------	------	------	--------	-------	------	------	------	------	------	------	--------	-------	-------	------	------	------	------	------	--------	-------	------	------	------	------	------	------	--------	-------	------	------	------	------	------	------	--------	-------	------	------	------	------	------	------	--------	-------	------	------	------	------	------	------	--------	-------	-------	------	------	------	------	------	--------	-------	------	------	------	------	------	------	--------	-------	------	-------	-------	-------	-------	-------	--------	-------	--------	-------	--------


PITCHER	IP	WLS	BF	H	R	ER	SO	BB	IBB	HBP	BLK	WP	HR	S	P	ERA	WHIP
Dennis Leonard, R ERA: 3.34 (1, 1)	8.0		30	4	2	2	2	2	0	0	0	0	0	32	40	2.25	0.750
Larry Gura, L ERA: 3.46 (9, 1)	1.0		5	2	0	0	1	0	0	0	0	0	0	7	7	0.00	2.000
Mark Littell, R ERA: 2.89 (10, 1)	0.1		4	1	2	2	1	2	0	0	0	0	0	4	12	54.00	9.000
Steve Mingori, L ERA: 2.82 (10, 1)	0.1		2	1	0	0	0	0	0	0	0	0	0	2	2	0.00	3.000
Doug Bird, R ERA: 5.25 (10, 1)	2.1	W	8	1	0	0	0	0	0	0	0	0	0	8	8	0.00	0.429

BOTTOM

Kansas City Royals @ Detroit Tigers
Tiger Stadium, Detroit, MI
Fri Jul 22 1977, 7:05 PM EDT
Att: 22,758 - Unknown - 80 F

livebaseballscorecards.com

AB	43
R	4
H	9
RBI	4
BB	4
SO	4
LOB	17



Batter	1	2	3	4	5	6	7	8	9	AB R H RBI BB SO LOB	TOP	
George Brett, L (1, 5) OBP: 0.346, SLG: 0.427	0-0 HR		0-0 1-2 1B		0-0 1-3		0-0 2-3 1B			4 1 3 1 0 0 1	Kansas City Royals @ Detroit Tigers Tiger Stadium, Detroit, MI Sat Jul 23 1977, 3:33 AM EDT Att. 30,156 - Unknown livebaseballscorecards.com	
Hal McRae, R (1, 7) OBP: 0.357, SLG: 0.493	0-0 L9		0-0 F8			0-0 1B 2B	0-0 P6			4 1 1 0 0 0 3		
Ralph LaCock, L (1, 10) OBP: 0.420, SLG: 0.547	0-0 4-3			0-0 P6		0-0 FC4-6 1B 2-H	0-0 L9			4 0 1 1 0 0 2		
Al Cowens, R (1, 9) OBP: 0.347, SLG: 0.543	0-0 F7			0-0 6-3		0-0 L9		0-0 6-3		4 0 0 0 0 0 1		
John Mayberry, L (1, 3) OBP: 0.357, SLG: 0.425		0-0 P5		4-0 BB		0-0 FC4-6 HR 1-2f	0-0 L9-3 1B			3 1 1 0 1 0 1		
Amos Otis, R (1, 8) OBP: 0.340, SLG: 0.451		0-0 6-3		0-0 F8		0-0 HR 1-H	0-0 L9-3			4 1 1 2 0 0 2		
Darrell Porter, L (1, 2) OBP: 0.359, SLG: 0.480		0-3 K			0-0 E4 6-3	0-0 6-3		0-3 K		4 0 0 0 0 2 0		
Freddie Patek, R (1, 6) OBP: 0.306, SLG: 0.347 Joe Lahoud, L (9, PH)			0-0 FC4-6 1B		0-3 K		0-0 1B E 1B	0-3 K		3 0 2 0 0 1 1 1 0 0 0 0 1 0		
Frank White, R (1, 4) OBP: 0.287, SLG: 0.349 Tom Poquette, L (9, PH) OBP: 0.331, SLG: 0.396			0-0 FC4-6 CS 1-2f		0-0 6-3		0-3 K 1-2	0-0 F3		3 0 0 0 0 1 3 1 0 0 0 0 0 0		
Inning Stats	R: 1 E: 0 K: 0 S: 4 H: 1 LOB: 0 BB: 0 P: 4	R: 0 E: 0 K: 1 S: 5 H: 0 LOB: 0 BB: 0 P: 5	R: 0 E: 0 K: 0 S: 4 H: 2 LOB: 1 BB: 0 P: 4	R: 0 E: 0 K: 0 S: 3 H: 0 LOB: 1 BB: 1 P: 7	R: 0 E: 1 K: 1 S: 6 H: 0 LOB: 1 BB: 0 P: 6	R: 3 E: 0 K: 0 S: 6 H: 3 LOB: 0 BB: 0 P: 6	R: 0 E: 1 K: 1 S: 7 H: 2 LOB: 2 BB: 0 P: 7	R: 0 E: 0 K: 0 S: 3 H: 1 LOB: 0 BB: 0 P: 3	R: 0 E: 0 K: 2 S: 7 H: 0 LOB: 0 BB: 0 P: 7	1B: 6 2B: 2 3B: 0 HR: 2 SF: 0 SAC: 0 DP: 1 HBP: 0	WP: 0 PB: 0 SB: 0 CS: 1 PA: 36	
PITCHER Dave Rozema, R (1, 1) ERA: 2.64	IP: 9.0 WLS: W BF: 36 H: 9 R: 4 ER: 4 SO: 5 BB: 1 IBB: 0 HBP: 0 BLK: 0 WP: 0 HR: 2 S: 45 P: 49 ERA: 4.00 WHIP: 1.111											PITCHER IP: WLS: BF: H: R: ER: SO: BB: IBB: HBP: BLK: WP: HR: S: P: ERA: WHIP

Batter	1	2	3	4	5	6	7	8	9	AB R H RBI BB SO LOB	TOP		
George Brett, L (1, 5) OBP: 0.352, SLG: 0.433	0-0 L4-3 1B		0-0 P3			0-0 1-3 2-H 1B		0-0 1-2 FC6-4 1B	0-0 1-2 1B	5 0 4 1 0 0 1	Kansas City Royals @ New York Yankees Yankee Stadium, Bronx, NY Sun Jul 24 1977, 3:33 AM EDT Att. 41,060 - Unknown - 84 F livebaseballscorecards.com		
Hal McRae, R (1, 10) OBP: 0.353, SLG: 0.487	0-0 L4-3 1-2		0-0 CS 1-2	0-0 5-3	0-0 P3		0-0 FC6-4 1-2f	0-0 4-3	5 0 0 0 0 0 7				
Amos Otis, R (1, 8) OBP: 0.342, SLG: 0.450	0-3 K			4-0 4-3 S BB		0-0 1B		0-0 P4	3 0 1 0 1 1 0				
Al Cowens, R (1, 9) OBP: 0.346, SLG: 0.540		0-0 1B		0-0 4-3 1-3		0-3 K		0-0 6-3	4 0 1 0 0 1 2				
John Mayberry, L (1, 3) OBP: 0.356, SLG: 0.423		0-0 F8		0-0 P5		0-0 F9		0-0 1B	4 0 1 0 0 0 3				
Joe Zdeb, R (1, 7) OBP: 0.366, SLG: 0.416		0-3 K		0-3 K		0-0 F7		0-0 G3	4 0 0 0 0 2 3				
Darrell Porter, L (1, 2) OBP: 0.358, SLG: 0.476		0-0 F7		0-0 G3			0-0 1B 1B	0-0 F7	4 0 1 0 0 0 1				
Freddie Patek, R (1, 6) OBP: 0.305, SLG: 0.344			0-0 4-3	4-0 BB 1B BB		0-0 P5		0-0 P6	3 1 0 0 1 0 1				
Frank White, R (1, 4) OBP: 0.294, SLG: 0.348			4-0 CS BB	4-0 1B 1-2 BB		0-3 K		4-0 1B BB	1 0 0 0 3 1 1				
Inning Stats	R: 0 E: 0 K: 1 S: 5 H: 1 LOB: 0 BB: 0 P: 5	R: 0 E: 0 K: 1 S: 6 H: 1 LOB: 1 BB: 0 P: 6	R: 0 E: 0 K: 0 S: 2 H: 0 LOB: 0 BB: 1 P: 6	R: 0 E: 0 K: 0 S: 3 H: 0 LOB: 1 BB: 1 P: 7	R: 1 E: 0 K: 1 S: 6 H: 1 LOB: 2 BB: 2 P: 14	R: 0 E: 0 K: 1 S: 6 H: 1 LOB: 1 BB: 0 P: 6	R: 0 E: 0 K: 1 S: 7 H: 2 LOB: 2 BB: 0 P: 7	R: 0 E: 0 K: 0 S: 4 H: 1 LOB: 1 BB: 0 P: 4	R: 0 E: 0 K: 0 S: 4 H: 1 LOB: 2 BB: 1 P: 8	1B: 8 2B: 1 3B: 0 HR: 0 SF: 0 SAC: 0 DP: 1 HBP: 0	WP: 0 PB: 0 SB: 1 CS: 1 PA: 39		
PITCHER	IP WLS BF H R ER SO BB IBB HBP BLK WP HR S P ERA WHIP											PITCHER	IP WLS BF H R ER SO BB IBB HBP BLK WP HR S P ERA WHIP
Don Gullett, L (1, 1) ERA: 4.01	8.2 W 37 8 1 1 5 5 0 0 0 0 0 0 42 62 1.04 1.500												
Dick Tidrow, R (9, 1) ERA: 3.38	0.1 S 1 0 0 0 0 0 0 0 0 0 0 0 0 1 1 0.00 0.000												

Batter	1	2	3	4	5	6	7	8	9	AB	R	H	RBI	BB	SO	LOB
Willie Randolph, R OBP: 0.361, SLG: 0.421 (1, 4)	0-0 5-3		0-0 P6		0-0 2B 1B		0-0 5-3			4	0	1	0	0	0	0
Roy White, S OBP: 0.347, SLG: 0.401 (1, 7)	0-0 F9		0-0 5-3		0-0 2B			0-0 F7		4	0	1	1	0	0	0
Thurman Munson, R OBP: 0.351, SLG: 0.489 (1, 2)	0-0 E6 2B 1B			0-0 F8	4-0 FC6-4 IBB			0-0 P4		3	1	0	0	1	0	0
Chris Chambliss, L OBP: 0.337, SLG: 0.432 (1, 3)	0-0 1B 2B			0-0 S 1B	0-0 FC6-4			0-0 2B		4	1	3	0	0	0	3
Lou Piniella, R OBP: 0.374, SLG: 0.497 (1, 9)	0-0 2-H 3-H 1B			0-0 F9		0-0 F8		4-0 IBB		3	0	1	2	1	0	1
Reggie Jackson, L OBP: 0.362, SLG: 0.531 (1, 10)		0-0 F7		0-0 4-3		0-0 P5		0-3 K		4	0	0	0	0	1	3
Graig Nettles, L OBP: 0.311, SLG: 0.457 (1, 5)		0-3 K			0-0 G5-4-3 1B		0-0 F9			3	0	1	0	0	1	0
Paul Blair, R OBP: 0.339, SLG: 0.427 (1, 8)		0-0 1-3			0-0 G5-4-3			0-0 5-3		3	0	0	0	0	0	1
Bucky Dent, R OBP: 0.322, SLG: 0.376 (1, 6)			0-0 4-3		0-0 2B 1B			0-0 F8		3	1	1	0	0	0	0

Inning Stats	R: 2	H: 2	E: 1	K: 0	S: 5	LOB: 1	BB: 0	P: 5	R: 0	H: 0	E: 0	K: 1	S: 5	R: 0	H: 0	E: 0	K: 0	S: 3	R: 0	H: 1	E: 0	K: 0	S: 4	R: 1	H: 4	E: 0	K: 0	S: 6	LOB: 3	BB: 1	P: 10	R: 0	H: 0	E: 0	K: 0	S: 3	R: 0	H: 1	E: 0	K: 1	S: 6	LOB: 2	BB: 1	P: 10
--------------	------	------	------	------	------	--------	-------	------	------	------	------	------	------	------	------	------	------	------	------	------	------	------	------	------	------	------	------	------	--------	-------	-------	------	------	------	------	------	------	------	------	------	------	--------	-------	-------

PITCHER	IP	WLS	BF	H	R	ER	SO	BB	IBB	HBP	BLK	WP	HR	S	P	ERA	WHIP	PITCHER	IP	WLS	BF	H	R	ER	SO	BB	IBB	HBP	BLK	WP	HR	S	P	ERA	WHIP													
Andy Hassler, L ERA: 3.52 (1, 1)	8.0	L	33	8	3	1	2	0	2	0	0	0	0	35	43	1.12	1.000																															


BOTTOM

Kansas City Royals @ New York Yankees
 Yankee Stadium, Bronx, NY

Sun Jul 24 1977, 3:33 AM EDT
 Att: 41,060 - Unknown - 84 F

livebaseballscorecards.com

AB	31
R	3
H	8
RBI	3
BB	2
SO	2
LOB	8



WP: 0	PA: 33
PB: 0	
SB: 1	
CS: 0	

Batter	1	2	3	4	5	6	7	8	9	10	11	AB R H RBI BB SO LOB	BOTTOM																						
George Brett, L (1, 5) OBP: 0.352, SLG: 0.429	6-3	F8			F9			FC1				5 0 1 1 1 0 3	Cleveland Indians @ Kansas City Royals Royals Stadium, Kansas City, MO Wed Jul 27 1977, 8:05 PM EDT Att: 23,818 - Unknown - 81 F																						
Hal McRae, R (1, 7) OBP: 0.352, SLG: 0.484	4-3		F5					FC4-6				4 0 1 1 0 0 0 2																							
Steve Mingori, L (9, 1)	4-3							FC4-6	K			0 0 0 0 0 0 0 0																							
Buck Martinez, R (9, PH) OBP: 0.263, SLG: 0.375								1-2f 2-3				1 0 0 0 0 0 1 2																							
Doug Bird, R (10, 1)												0 0 0 0 0 0 0 0																							
Ralph LaCock, L (1, 10) OBP: 0.411, SLG: 0.534	4-3		4-3					K				3 0 0 0 0 0 0 1																							
Cookie Rojas, R (8, PH) OBP: 0.306, SLG: 0.350	4-3											1 0 0 0 0 1 1 2																							
Al Cowens, R (1, 9) OBP: 0.347, SLG: 0.538			6-3					FC5-4				5 1 2 0 0 0 0 2																							
John Mayberry, L (1, 3) OBP: 0.357, SLG: 0.422												5 1 2 0 0 0 0 3																							
Amos Otis, R (1, 8) OBP: 0.339, SLG: 0.453												5 1 1 1 0 0 0 4																							
Darrell Porter, L (1, 2) OBP: 0.361, SLG: 0.480												2 1 1 1 1 0 0 0																							
John Wathan, R (9, PH) OBP: 0.314, SLG: 0.319												2 0 0 0 0 0 0 3																							
Freddie Patek, R (1, 6) OBP: 0.307, SLG: 0.343												1 0 0 0 0 1 0 0																							
Joe Lahoud, L (7, PH)												1 0 0 0 0 0 0 1																							
Bob Heise, R (8, 6) OBP: 0.261, SLG: 0.304												2 1 2 1 0 0 0 0																							
Frank White, R (1, 4) OBP: 0.295, SLG: 0.349												2 0 1 1 0 0 0 0																							
Tom Poquette, L (8, PH) OBP: 0.331, SLG: 0.396												0 0 0 0 0 0 0 0																							
Joe Zdeb, R (8, PH) OBP: 0.375, SLG: 0.418												2 0 1 0 1 0 0 1																							
Inning Stats	R: 0 H: 0 E: 0 K: 0 S: 3	H: 0 LOB: 0 BB: 0 P: 3	R: 2 H: 3 E: 0 K: 0 S: 6	H: 3 LOB: 2 BB: 1 P: 10	R: 0 H: 0 E: 0 K: 0 S: 3	H: 0 LOB: 0 BB: 0 P: 3	R: 0 H: 0 E: 0 K: 0 S: 3	H: 0 LOB: 0 BB: 0 P: 3	R: 0 H: 1 E: 0 K: 0 S: 3	H: 1 LOB: 0 BB: 0 P: 3	R: 0 H: 1 E: 0 K: 0 S: 3	H: 1 LOB: 1 BB: 1 P: 7	R: 0 H: 0 E: 1 K: 1 S: 6	H: 0 LOB: 2 BB: 1 P: 10	R: 2 H: 3 E: 0 K: 1 S: 8	H: 3 LOB: 2 BB: 1 P: 12	R: 0 H: 1 E: 0 K: 0 S: 4	H: 1 LOB: 2 BB: 1 P: 8	R: 1 H: 3 E: 0 K: 0 S: 3	H: 3 LOB: 2 BB: 0 P: 3	1B: 10 SF: 0 2B: 1 SAC: 0 3B: 1 DP: 0 HR: 0 HBP: 0	WP: 0 PA: 46 PB: 0 SB: 1 CS: 2													
PITCHER	IP WLS BF H R ER SO BB IBB HBP BLK WP HR S P ERA WHIP																																		
Al Fitzmorris, R (1, 1) ERA: 5.94	7.0	26	5	2	2	0	2	0	0	0	0	0	24	32	2.57	1.000																			
Don Hood, L (8, 1) ERA: 3.48	1.0	7	2	2	2	1	1	0	0	0	0	0	8	12	18.00	3.000																			
Jim Kern, R (9, 1) ERA: 3.0	1.0	5	1	0	0	1	1	0	0	0	0	0	6	10	0.00	2.000																			
Rick Waits, L (10, 1) ERA: 5.01	1.0	L 8	4	1	1	0	1	0	0	0	0	0	7	11	9.00	5.000																			

AB	41
R	5
H	12
RBI	5
BB	5
SO	2
LOB	24



livebaseballscores.com

Batter	1	2	3	4	5	6	7	8	9	10	11	AB R H RBI BB SO LOB	BOTTOM	
George Brett, L (1, 5) OBP: 0.356, SLG: 0.442	F7		HR		2B		IBB		F5			4 1 2 3 1 0 0	Cleveland Indians @ Kansas City Royals Royals Stadium, Kansas City, MO Thu Jul 28 1977, 8:05 PM EDT Att. 25,211 - Unknown - 83 F	
Hal McRae, R (1, 7) OBP: 0.351, SLG: 0.490 Amos Otis, R (8, 8) OBP: 0.338, SLG: 0.451	F7		HR		L8		L7			6-3		4 1 1 1 0 0 3 1 0 0 0 0 0 0		
Ralph LaCock, L (1, 10) OBP: 0.411, SLG: 0.526	3-1				1-3			FC6-2 1B BB		6-3		4 0 1 0 1 0 1		
Al Cowens, R (1, 8) OBP: 0.345, SLG: 0.534 (8, 9)		G3	F8		F8			FC6-2 1B		P3		5 0 1 0 0 0 1		
John Mayberry, L (1, 3) OBP: 0.352, SLG: 0.416		F8			P5		F7		F8		G3	5 0 0 0 0 0 2		
Darrell Porter, L (1, 2) OBP: 0.355, SLG: 0.471		K			P6		P4		FC6-2		K	5 0 0 0 0 2 2		
Tom Poquette, L (1, 9) OBP: 0.332, SLG: 0.405 (8, 7)			HR 1B		L8		L7		P4		1B 3B	5 2 2 0 0 0 2		
Freddie Patek, R (1, 6) OBP: 0.311, SLG: 0.348			P5		SH1-4 2B 2B		S S 1B		P4		1B DI IBB	4 1 2 0 1 0 1		
Frank White, R (1, 4) OBP: 0.292, SLG: 0.345 Joe Lahoud, L (11, PH) OBP: 0.333, SLG: 0.200			K		SH1-4		P4		L5		1B	3 0 0 0 0 1 2 1 0 1 1 0 0 0		
Inning Stats	R: 0 H: 0 E: 0 LOB: 0 K: 0 BB: 0 S: 3 P: 3	R: 0 H: 0 E: 0 LOB: 0 K: 1 BB: 0 S: 5 P: 5	R: 3 H: 4 E: 1 LOB: 1 K: 1 BB: 0 S: 9 P: 9	R: 0 H: 0 E: 0 LOB: 0 K: 0 BB: 0 S: 3 P: 3	R: 1 H: 2 E: 0 LOB: 1 K: 0 BB: 0 S: 5 P: 5	R: 0 H: 0 E: 0 LOB: 0 K: 0 BB: 0 S: 3 P: 3	R: 0 H: 1 E: 0 LOB: 2 K: 0 BB: 1 S: 4 P: 8	R: 0 H: 1 E: 0 LOB: 2 K: 0 BB: 1 S: 4 P: 8	R: 0 H: 0 E: 0 LOB: 0 K: 0 BB: 0 S: 3 P: 3	R: 0 H: 0 E: 0 LOB: 0 K: 0 BB: 0 S: 3 P: 3	R: 1 H: 2 E: 0 LOB: 2 K: 1 BB: 1 S: 6 P: 10	1B: 5 SF: 0 2B: 2 SAC: 1 3B: 1 DP: 0 HR: 2 HBP: 0		WP: 0 PA: 45 PB: 0 SB: 3 CS: 0
PITCHER Dennis Eckersley, R (1, 1) ERA: 3.63	IP WLS BF H R ER SO BB IBB HBP BLK WP HR S P ERA WHIP													

livebaseballscores.com

AB	41
R	5
H	10
RBI	5
BB	3
SO	3
LOB	14



Batter	1	2	3	4	5	6	7	8	9	AB R H RBI BB SO LOB	TOP											
George Brett, L (1, 5) OBP: 0.356, SLG: 0.453	0-0 6-3		0-0 L8		0-0 HR		0-0 1B 2B	0-0 G6-4-3		5 2 2 3 0 0 1												
Hal McRae, R (1, 10) OBP: 0.354, SLG: 0.494	0-0 E 2B		0-3 K		0-0 PB 1B		0-0 BB 1B		0-0 P6	5 2 3 1 0 1 0												
Amos Otis, R (1, 8) OBP: 0.336, SLG: 0.445	0-0 E6 HR		0-0 5-3		0-0 F9		4-0 BB BB		0-0 5-3	4 1 0 0 1 0 1												
Al Cowens, R (1, 9) OBP: 0.348, SLG: 0.535	0-0 P6			0-0 6-3	1-0 HBP		4-0 L1-4 BB		0-0 2B	3 0 1 0 1 0 1												
John Mayberry, L (1, 3) OBP: 0.350, SLG: 0.422	0-0 HR			0-0 F9	0-0 F8		0-3 K		0-0 3-1	5 1 1 2 0 1 6												
Joe Zdeb, R (1, 7) OBP: 0.370, SLG: 0.404	0-3 K			0-0 5-3		0-0 5-3	4-0 BB			3 0 0 1 1 1 0												
Buck Martinez, R (1, 2) OBP: 0.246, SLG: 0.350		0-0 5-3			0-3 K	0-0 4-3	0-0 L1-4			4 0 0 0 0 1 3												
Freddie Patek, R (1, 6) OBP: 0.313, SLG: 0.346		0-0 F8			4-0 1B HR	4-0 S BB		0-0 5-3		2 1 0 0 2 0 0												
Frank White, R (1, 4) OBP: 0.295, SLG: 0.348		0-0 G3			0-0 1B HR	0-0 P6		0-0 G6-4-3 1B		4 1 2 0 0 0 1												
Inning Stats	R: 3 E: 1 K: 1 S: 8	H: 2 LOB: 0 BB: 0 P: 8	R: 0 E: 0 K: 0 S: 3	H: 0 LOB: 0 BB: 0 P: 3	R: 0 E: 0 K: 1 S: 5	H: 0 LOB: 0 BB: 0 P: 5	R: 0 E: 0 K: 0 S: 3	H: 0 LOB: 0 BB: 0 P: 3	R: 3 E: 0 K: 1 S: 8	H: 3 LOB: 2 BB: 1 P: 13	R: 0 E: 0 K: 0 S: 3	H: 0 LOB: 1 BB: 1 P: 7	R: 2 E: 0 K: 1 S: 6	H: 2 LOB: 2 BB: 3 P: 18	R: 0 E: 0 K: 0 S: 3	H: 1 LOB: 0 BB: 0 P: 3	R: 0 E: 0 K: 0 S: 4	H: 1 LOB: 1 BB: 0 P: 4	1B: 4 2B: 4 3B: 0 HR: 2	SF: 0 SAC: 0 DP: 2 HBP: 1	WP: 0 PB: 1 SB: 1 CS: 0	PA: 41
PITCHER	IP WLS BF H R ER SO BB IBB HBP BLK WP HR S P ERA WHIP																					
Ken Kravec, L (1, 1) ERA: 4.62	6.0		29	7	8	5	3	2	0	1	0	0	2	32	41	7.50	1.500					
Lerrin LaGrow, R (7, 1) ERA: 2.13	0.0		2	0	0	0	0	2	0	0	0	0	0	0	8	∞	∞					
Dave Hamilton, L (7, 1) ERA: 4.63	3.0	W	10	2	0	0	1	1	0	0	0	0	0	11	15	0.00	1.000					

Kansas City Royals @ Chicago White Sox
 Comiskey Park, Chicago, IL
 Fri Jul 29 1977, 8:05 PM EDT
 Att. 45,919 - Unknown - 77 F

livebaseballscorecards.com

AB 35
R 8
H 9
RBI 7
BB 5
SO 4
LOB 13



Batter	1	2	3	4	5	6	7	8	9
Ralph Garr, L (1, 7) OBP: 0.331, SLG: 0.450	0-0 5-3		0-0 FC9-6 1B	0-0 FC4-6 1B		0-0 G4-3-6	0-0 FC5-2 1B	0-0 1B	
Alan Bannister, R (1, 6) OBP: 0.368, SLG: 0.381	0-0 4-3		0-0 FC9-6 2B	0-0 1B		4-0 BB	0-0 FC5-2 1B	0-0 5-3	
Jorge Orta, L (1, 4) OBP: 0.349, SLG: 0.437	0-0 4-3		0-0 2B 1B	0-0 L6		4-0 BB	0-0 FC5-2 FC6-4		
Richie Zisk, R (1, 9) OBP: 0.384, SLG: 0.562		0-0 1B	0-0 SF8 2B		1-0 1B HBP	0-3 K	0-0 FC6-4		
Lamar Johnson, R (1, 10) OBP: 0.336, SLG: 0.543	0-0 5-3		0-0 HR 1B		0-0 5-3 1B		1-0 BB 1B E HBP	0-0 L9	
Oscar Gamble, L (7, PH) OBP: 0.345, SLG: 0.527									
Jim Spencer, L (1, 3) OBP: 0.313, SLG: 0.458		0-0 1B 1B	0-0 SF8		0-0 P5		0-0 E BB SF7 1B	0-0 G3	
Chet Lemon, R (1, 8) OBP: 0.351, SLG: 0.474		0-0 1B 1B	0-0 HR		0-0 5-3		4-0 1B E 1B BB	0-0 1B 2B	
Eric Soderholm, R (1, 5) OBP: 0.354, SLG: 0.472		0-0 1B	0-0 F3		0-3 K		0-0 E6 1B 1B	4-0 1B 1B IBB	
Jim Essian, R (1, 2) OBP: 0.375, SLG: 0.439									
Royle Stillman, L (7, PH) OBP: 0.305, SLG: 0.363									
Brian Downing, R (7, PH) OBP: 0.425, SLG: 0.409			FC9-6 1B	FC4-6 BB		4-0 BB	0-0 SF7	0-0 1B	

Inning Stats	R: 0 E: 0 K: 0 S: 3	H: 0 LOB: 0 BB: 0 P: 3	R: 0 E: 0 K: 0 S: 5	H: 4 LOB: 2 BB: 0 P: 5	R: 6 E: 0 K: 0 S: 8	H: 5 LOB: 0 BB: 1 P: 12	R: 0 E: 0 K: 0 S: 3	H: 1 LOB: 1 BB: 1 P: 7	R: 0 E: 0 K: 1 S: 6	H: 1 LOB: 2 BB: 0 P: 7	R: 0 E: 0 K: 1 S: 4	H: 0 LOB: 2 BB: 3 P: 16	R: 4 E: 1 K: 0 S: 7	H: 3 LOB: 2 BB: 1 P: 12	R: 1 E: 0 K: 0 S: 6	H: 3 LOB: 3 BB: 1 P: 10
1B: 14 2B: 3 3B: 0 HR: 1	SF: 2 SAC: 0 DP: 2 HBP: 2	WP: 0 PA: 47														


PITCHER	IP	WLS	BF	H	R	ER	SO	BB	IBB	HBP	BLK	WP	HR	S	P	ERA	WHIP
Andy Hassler, L (1, 1) ERA: 3.79	2.1		13	7	4	4	0	1	0	0	0	0	0	12	16	15.43	3.429
Steve Mingori, L (3, 1) ERA: 3.14	2.0		11	4	2	2	0	1	0	1	0	0	1	9	14	9.00	2.500
Mark Littell, R (5, 1) ERA: 3.28	1.2	L	11	1	4	3	2	4	0	1	0	0	0	10	27	16.20	3.000
Larry Gura, L (7, 1) ERA: 3.52	2.0		12	5	1	1	0	0	1	0	0	0	0	11	15	4.50	2.500

BOTTOM

Kansas City Royals @ Chicago White Sox
Comiskey Park, Chicago, IL

Fri Jul 29 1977, 8:05 PM EDT
Att: 45,919 - Unknown - 77 F

AB 36
R 11
H 17
RBI 10
BB 7
SO 2
LOB 23



WP: 0 PA: 47
PB: 0
SB: 0
CS: 0

ERA WHIP

Batter	1	2	3	4	5	6	7	8	9	AB R H RBI BB SO LOB	TOP											
George Brett, L (1, 5) OBP: 0.357, SLG: 0.462	0-0 HR		0-0 CS 1B		0-0 4-3		0-0 6-3 1-2		0-0 F5	5 1 2 1 0 0 4												
Hal McRae, R (1, 7) OBP: 0.353, SLG: 0.491	0-0 F8		0-0 L8			0-0 1B 2B 1B		0-0 F7		4 1 1 0 0 0 1												
Ralph LaCock, L (1, 10) OBP: 0.406, SLG: 0.518	0-0 6-3		0-0 CS 1-2	0-0 3-1		0-0 P4-3-5 1B		0-3 K		4 0 1 0 0 1 0												
Al Cowens, R (1, 9) OBP: 0.347, SLG: 0.532	0-0 1B			0-0 L8		0-0 P4-3-5 1-2f		0-0 L8		4 0 1 0 0 0 2												
John Mayberry, L (1, 3) OBP: 0.349, SLG: 0.423	0-0 4-3			0-0 F8		0-0 2B			0-0 P5	4 0 1 1 0 0 1												
Amos Otis, R (1, 8) OBP: 0.338, SLG: 0.449		0-0 F9			0-0 3-1 2B	0-0 5-3			0-0 1B 1B	4 2 2 0 0 0 1												
Darrell Porter, L (1, 2) OBP: 0.353, SLG: 0.467		0-3 K			0-0 3-1		0-0 F8		0-0 1B 1B	4 0 1 0 0 1 1												
Freddie Patek, R (1, 6) OBP: 0.313, SLG: 0.349		0-0 F7			0-0 5-3 2B		0-0 F7		0-0 F8	3 0 1 1 0 0 0 1 0 0 0 0 0 2												
Tom Poquette, L (9, PH) OBP: 0.331, SLG: 0.404					0-0 5-3 2B				0-0 F8													
Frank White, R (1, 4) OBP: 0.295, SLG: 0.347			0-0 F6		0-0 5-3		0-0 1B		0-0 1B	3 0 1 0 0 0 1 1 0 1 1 0 0 0 0 0 0 0 0 0 0												
Joe Lahoud, L (9, PH) OBP: 0.429, SLG: 0.333																						
Joe Zdeb, R (9, PR) OBP: 0.370, SLG: 0.404																						
Inning Stats	R: 1 E: 0 K: 0 S: 5	H: 2 LOB: 1 BB: 0 P: 5	R: 0 E: 0 K: 1 S: 5	H: 0 LOB: 0 BB: 0 P: 5	R: 0 E: 0 K: 0 S: 3	H: 1 LOB: 0 BB: 0 P: 3	R: 0 E: 0 K: 0 S: 3	H: 0 LOB: 0 BB: 0 P: 3	R: 1 E: 0 K: 0 S: 5	H: 2 LOB: 1 BB: 0 P: 5	R: 1 E: 0 K: 1 S: 4	H: 1 LOB: 1 BB: 0 P: 4	R: 0 E: 0 K: 0 S: 5	H: 0 LOB: 0 BB: 0 P: 5	R: 0 E: 0 K: 1 S: 5	H: 0 LOB: 0 BB: 0 P: 5	R: 1 E: 0 K: 0 S: 6	H: 3 LOB: 2 BB: 0 P: 6	1B: 8 2B: 4 3B: 0 HR: 1	SF: 0 SAC: 0 DP: 1 HBP: 0	WP: 0 PB: 0 SB: 1 CS: 1	PA: 38
PITCHER	IP WLS BF H R ER SO BB IBB HBP BLK WP HR S P ERA WHIP																					
Francisco Barrios, R (1, 1) ERA: 3.84	8.1 W 34 11 4 4 2 0 0 0 0 0 1 38 38 4.32 1.320																					
Lerrin LaGrow, R (9, 1) ERA: 2.12	0.1 2 1 0 0 0 0 0 0 0 0 0 2 2 0.00 3.000																					
Dave Hamilton, L (9, 1) ERA: 4.6	0.1 S 1 0 0 0 0 0 0 0 0 0 0 1 1 0.00 0.000																					

Kansas City Royals @ Chicago White Sox
 Comiskey Park, Chicago, IL
 Sat Jul 30 1977, 4:33 AM EDT
 Att: 34,945 - Unknown

AB	37
R	4
H	12
RBI	4
BB	0
SO	2
LOB	13



WP: 0	PA: 38
PB: 0	
SB: 1	
CS: 1	

PITCHER	IP	WLS	BF	H	R	ER	SO	BB	IBB	HBP	BLK	WP	HR	S	P	ERA	WHIP
Francisco Barrios, R	8.1	W	34	11	4	4	2	0	0	0	0	0	1	38	38	4.32	1.320
Lerrin LaGrow, R	0.1		2	1	0	0	0	0	0	0	0	0	0	2	2	0.00	3.000
Dave Hamilton, L	0.1	S	1	0	0	0	0	0	0	0	0	0	0	1	1	0.00	0.000

Batter	1	2	3	4	5	6	7	8	9	AB	R	H	RBI	BB	SO	LOB
Ralph Garr, L OBP: 0.332, SLG: 0.452 (1, 7)	0-0 E FC6-2 1B	0-0 1-3 2B		0-0 P6		0-0 F2	0-0 G4-6-3			5	0	2	0	0	0	5
Alan Bannister, R OBP: 0.369, SLG: 0.382 (1, 6)	0-0 E7 1-3 1B	0-0 6-3		0-0 5-3		0-0 F5		0-0 CS 1B		5	0	2	0	0	0	6
Jorge Orta, L OBP: 0.352, SLG: 0.448 (1, 4)	0-0 FC6-2 BB 1B		0-0 BB 1B		0-0 F7	0-0 1-3 2-H 3-H 1B		0-0 1-2 HR		5	1	3	3	0	0	2
Richie Zisk, R OBP: 0.382, SLG: 0.557 (1, 9)	0-0 3-H 1-2 2-H 1B		0-3 K		0-3 K	0-3 K		0-0 6-3		5	0	1	0	0	3	3
Lamar Johnson, R OBP: 0.341, SLG: 0.540 (1, 10)	4-0 1-2 2-3 BB		0-0 L5		4-0 BB		0-0 HR 1B	1-0 HBP		1	0	0	0	2	0	1
Oscar Gamble, L OBP: 0.350, SLG: 0.529 (7, PH)										1	1	1	0	0	0	0
Jim Spencer, L OBP: 0.312, SLG: 0.452 (1, 3)	0-0 G3		4-0 1-2 BB		0-3 K		0-0 F9	0-0 F2		4	0	0	0	1	1	6
Chet Lemon, R OBP: 0.353, SLG: 0.473 (1, 8)		0-0 F7	0-3 K			4-0 1B BB	0-0 1-2 HR 1B			3	2	1	0	1	1	2
Eric Soderholm, R OBP: 0.359, SLG: 0.486 (1, 5)		0-0 6-3		0-0 1B		0-0 1-3 1B BB	0-0 1-H 2-H HR			4	2	3	3	0	0	0
Brian Downing, R OBP: 0.436, SLG: 0.411 (1, 2)		4-0 2B BB		0-0 F7		4-0 1-2 1B BB	0-0 G4-6-3 1B			2	0	1	0	2	0	1

Inning Stats	R: 0	H: 3	E: 1	LOB: 3	K: 0	BB: 1	S: 5	R: 0	H: 1	E: 0	LOB: 2	K: 2	BB: 1	S: 8	R: 0	H: 1	E: 0	LOB: 1	K: 0	BB: 0	S: 4	R: 0	H: 0	E: 0	LOB: 1	K: 2	BB: 1	S: 7	R: 2	H: 2	E: 0	LOB: 2	K: 1	BB: 2	S: 7	R: 3	H: 4	E: 0	LOB: 0	K: 0	BB: 0	S: 6	R: 1	H: 2	E: 0	LOB: 1	K: 0	BB: 0	S: 4	P: 5
--------------	------	------	------	--------	------	-------	------	------	------	------	--------	------	-------	------	------	------	------	--------	------	-------	------	------	------	------	--------	------	-------	------	------	------	------	--------	------	-------	------	------	------	------	--------	------	-------	------	------	------	------	--------	------	-------	------	------

PITCHER	IP	WLS	BF	H	R	ER	SO	BB	IBB	HBP	BLK	WP	HR	S	P	ERA	WHIP
Paul Splittorf, L ERA: 4.1 (1, 1)	5.0		27	7	2	2	4	6	0	0	0	0	0	29	53	3.60	2.600
Larry Gura, L ERA: 3.5 (6, 1)	0.1		1	0	0	0	0	0	0	0	0	0	0	1	1	0.00	0.000
Doug Bird, R ERA: 5.22 (6, 1)	2.2	L	14	7	4	4	1	0	0	1	0	0	2	15	16	13.50	2.625


BOTTOM

Kansas City Royals @ Chicago White Sox
Comiskey Park, Chicago, IL

Sat Jul 30 1977, 4:33 AM EDT
Att. 34,945 - Unknown

livebaseballscorecards.com

AB	35
R	6
H	14
RBI	6
BB	6
SO	5
LOB	26



WP	HR	S	P	ERA	WHIP
0	0	1	42		

Batter	1	2	3	4	5	6	7	8	9	10	AB	R	H	RBI	BB	SO	LOB
Ralph Garr, L (1, 7) OBP: 0.330, SLG: 0.448	G3			F9		2-3			4-3	1B	5	0	1	1	0	0	1
Alan Bannister, R (1, 6) OBP: 0.365, SLG: 0.378	6-3			F3		F7			E7 1B		4	1	0	0	0	0	1
Jorge Orta, L (1, 4) OBP: 0.351, SLG: 0.445	P5			4-3				4-3	1B		4	0	1	1	0	0	0
Richie Zisk, R (1, 9) OBP: 0.378, SLG: 0.550					F8			K	F3		4	0	0	0	0	2	1
Oscar Gamble, L (1, 10) OBP: 0.345, SLG: 0.520				4-3		L9		F2	G3		4	0	0	0	0	0	1
Jim Spencer, L (1, 3) OBP: 0.311, SLG: 0.449				F8		F2			F9		4	1	1	0	0	0	0
Chet Lemon, R (1, 8) OBP: 0.354, SLG: 0.491									5-3		4	2	2	3	0	0	0
Eric Soderholm, R (1, 5) OBP: 0.361, SLG: 0.483											2	1	0	0	2	0	0
Jim Essian, R (1, 2) Lamar Johnson, R (8, PH) Brian Downing, R (9, 2)											2	0	1	0	0	0	0
				4-3							1	0	0	0	0	1	1
											0	0	0	0	0	0	0

Inning Stats	R: 0	H: 0	E: 0	K: 0	S: 3	R: 0	H: 0	E: 0	K: 1	S: 5	R: 0	H: 0	E: 0	K: 0	S: 3	R: 0	H: 0	E: 0	K: 0	S: 3	R: 1	H: 2	E: 0	K: 0	S: 5	R: 0	H: 0	E: 0	K: 1	S: 5	R: 0	H: 0	E: 0	K: 1	S: 5	R: 1	H: 1	E: 1	K: 0	S: 5	R: 3	H: 3	E: 0	K: 0	S: 4	1B: 3	SF: 0	2B: 1	3B: 0	HR: 2	WP: 0	PA: 37
--------------	------	------	------	------	------	------	------	------	------	------	------	------	------	------	------	------	------	------	------	------	------	------	------	------	------	------	------	------	------	------	------	------	------	------	------	------	------	------	------	------	------	------	------	------	------	-------	-------	-------	-------	-------	-------	--------

PITCHER	IP	WLS	BF	H	R	ER	SO	BB	IBB	HBP	BLK	WP	HR	S	P	ERA	WHIP
Marty Pattin, R (1, 1) ERA: 4.16	9.0		32	3	2	1	3	1	0	0	0	0	1	37	41	1.00	0.444
Larry Gura, L (10, 1) ERA: 3.63	0.0		1	1	1	1	0	0	0	0	0	0	0	1	1	∞	∞
Doug Bird, R (10, 1) ERA: 5.45	0.1	L	3	1	1	1	0	1	0	0	0	0	1	2	6	27.00	6.000
Steve Mingori, L (10, 1) ERA: 3.14	0.0		1	1	1	1	0	0	0	0	0	0	0	1	1	∞	∞


BOTTOM

Kansas City Royals @ Chicago White Sox
Comiskey Park, Chicago, IL

Sun Jul 31 1977, 4:33 AM EDT
Unknown - 83 F

livebaseballscorecards.com

AB	34
R	5
H	6
RBI	5
BB	2
SO	3
LOB	5



Batter	1	2	3	4	5	6	7	8	9	AB R H RBI BB SO LOB	TOP											
George Brett, L (1, 5) OBP: 0.358, SLG: 0.473	0-0 F2		0-0 HR		0-0 2B		0-0 L8		0-0 1B	5 3 3 2 0 0 0	Kansas City Royals @ Chicago White Sox Comiskey Park, Chicago, IL Sun Jul 31 1977, 4:38 AM EDT Att: 50,412 - Unknown livebaseballscorecards.com											
Hal McRae, R (1, 10) OBP: 0.357, SLG: 0.502	0-0 F9		0-0 L9		0-0 2B		0-0 HR		0-0 1B	5 2 3 4 0 0 0												
Joe Lahoud, L (1, 7) OBP: 0.462, SLG: 0.300 Freddie Patek, R (9, PR) OBP: 0.313, SLG: 0.348	0-0 P3		0-3 K		0-0 F9		4-0 BB		0-0 1B	4 0 1 1 1 1 1 0 0 0 0 0 0 0												
Al Cowens, R (1, 9) OBP: 0.346, SLG: 0.526		0-0 F9		0-0 E6		0-0 P6		0-0 F7	0-0 G6-4-3	5 0 0 0 0 0 3												
John Mayberry, L (1, 3) OBP: 0.349, SLG: 0.415		4-0 BB		0-0 P5		0-3 K		0-0 F2		3 0 0 0 1 1 1												
Amos Otis, R (1, 8) OBP: 0.339, SLG: 0.467		0-0 F8		0-0 F8		0-3 K		0-0 HR		4 1 1 1 0 1 2												
John Wathan, R (1, 2) OBP: 0.309, SLG: 0.353		0-0 L6		0-0 6-3		0-0 3B		0-0 F9		4 0 1 0 0 0 2												
Frank White, R (1, 4) OBP: 0.288, SLG: 0.338			0-0 E5 HR		0-0 L7		0-0 P6		0-0 F2	4 1 0 0 0 0 1												
Bob Heise, R (1, 6) OBP: 0.269, SLG: 0.308 Ralph LaCock, L (9, PH) OBP: 0.394, SLG: 0.500 Joe Zdeb, R (9, 7) OBP: 0.370, SLG: 0.404			0-3 K		0-0 2B 1B		0-0 P4		0-0 L7	3 1 1 0 0 1 1 1 0 0 0 0 0 0 0 0 0 0 0 0 0												
Inning Stats	R: 0 E: 0 K: 0 S: 3	H: 0 LOB: 0 BB: 0 P: 3	R: 0 E: 0 K: 0 S: 3	H: 0 LOB: 1 BB: 1 P: 7	R: 2 E: 1 K: 2 S: 9	H: 1 LOB: 0 BB: 0 P: 9	R: 0 E: 1 K: 0 S: 4	H: 0 LOB: 1 BB: 0 P: 4	R: 2 E: 0 K: 0 S: 6	H: 3 LOB: 1 BB: 0 P: 6	R: 0 E: 0 K: 2 S: 8	H: 1 LOB: 1 BB: 0 P: 8	R: 1 E: 0 K: 0 S: 4	H: 1 LOB: 1 BB: 1 P: 8	R: 1 E: 0 K: 0 S: 4	H: 1 LOB: 0 BB: 0 P: 4	R: 2 E: 0 K: 0 S: 5	H: 3 LOB: 1 BB: 0 P: 5	1B: 3 2B: 3 3B: 1 HR: 3	SF: 0 SAC: 0 DP: 1 HBP: 0	WP: 0 PB: 0 SB: 2 CS: 0	PA: 40
PITCHER	IP WLS BF H R ER SO BB IBB HBP BLK WP HR S P ERA WHIP																					
Chris Knapp, R (1, 1) ERA: 4.56	8.1 L 38 9 8 7 4 2 0 0 0 0 0 3 44 52 7.56 1.320																					
Jack Kucek, R (9, 1) ERA: 4.02	0.2 2 1 0 0 0 0 0 0 0 0 0 0 2 2 0.00 1.500																					

AB	38
R	8
H	10
RBI	8
BB	2
SO	4
LOB	11



Batter	1	2	3	4	5	6	7	8	9	AB	R	H	RBI	BB	SO	LOB
Ralph Garr, L (1, 7) OBP: 0.330, SLG: 0.446	0-0 6-3		0-0 1B			0-0 L6		0-0 1-3		4	0	1	0	0	0	1
Jorge Orta, L (1, 4) OBP: 0.350, SLG: 0.443	0-0 F7		0-0 G3			0-0 HR 1B		0-3 K		4	1	1	0	0	1	2
Richie Zisk, R (1, 9) OBP: 0.374, SLG: 0.544	0-3 K				0-0 F8	0-3 K		0-0 E6		4	0	0	0	0	2	2
Oscar Gamble, L (1, 10) OBP: 0.344, SLG: 0.528		0-0 3-1			0-0 F8	0-0 HR		0-0 4-3		4	1	1	2	0	0	2
Jim Spencer, L (1, 3) OBP: 0.310, SLG: 0.445		4-0 BB			0-0 P6	0-0 6-3			0-0 P6	3	0	0	0	1	0	0
Chet Lemon, R (1, 8) OBP: 0.353, SLG: 0.488		0-3 K			0-0 1B			0-0 F8		4	0	1	0	0	1	1
Jack Brohamer, L (1, 5) OBP: 0.379, SLG: 0.406		0-0 F2			0-0 F8			0-0 G3		3	1	0	0	1	0	2
Brian Downing, R (1, 2) OBP: 0.430, SLG: 0.436			0-0 5-3			0-0 L6		0-0 F7		4	1	1	2	0	0	1
Tim Nordbrook, R (1, 6) OBP: 0.474, SLG: 0.250			0-3 K			0-3 K		4-0 E 1-3 BB		2	0	0	0	0	2	1
Royle Stillman, L (8, PH) OBP: 0.311, SLG: 0.363									0-0 F9	0	0	0	0	1	0	0
Alan Bannister, R (9, 6) OBP: 0.365, SLG: 0.377										1	0	0	0	0	0	0

Inning Stats	R: 0	H: 0	E: 0	K: 1	S: 5	R: 0	H: 0	E: 0	K: 1	S: 5	R: 0	H: 1	E: 0	K: 1	S: 6	R: 0	H: 0	E: 0	K: 0	S: 3	R: 0	H: 1	E: 0	K: 1	S: 6	R: 2	H: 2	E: 0	K: 1	S: 7	R: 0	H: 0	E: 0	K: 0	S: 3	R: 0	H: 0	E: 1	K: 1	S: 6	R: 2	H: 1	E: 0	K: 0	S: 4	1B: 3	SF: 0	2B: 0	SAC: 0	3B: 0	DP: 0	HR: 2	HBP: 0	WP: 0	PA: 36
PITCHER Dennis Leonard, R (1, 1) ERA: 3.34	IP	WLS	BF	H	R	ER	SO	BB	IBB	HBP	BLK	WP	HR	S	P	ERA	WHIP	IP	WLS	BF	H	R	ER	SO	BB	IBB	HBP	BLK	WP	HR	S	P	ERA	WHIP																					


BOTTOM

Kansas City Royals @ Chicago White Sox
Comiskey Park, Chicago, IL

Sun Jul 31 1977, 4:38 AM EDT
Att. 50,412 - Unknown

livebaseballscorecards.com

AB	33
R	4
H	5
RBI	4
BB	3
SO	6
LOB	12



Batter	1	2	3	4	5	6	7	8	9	AB R H RBI BB SO LOB	TOP											
George Brett, L (1, 5) OBP: 0.353, SLG: 0.466	0-0 4-3		0-0 1-3		0-0 G6-3		0-0 3-1		0-0 E6	5 0 0 0 0 0 2												
Hal McRae, R (1, 10) OBP: 0.358, SLG: 0.509	0-0 F8		0-0 1B			0-0 HR	0-0 F3		0-0 FC5-4	5 1 2 1 0 0 1												
Amos Otis, R (1, 8) OBP: 0.343, SLG: 0.467	4-0 HR BB		0-0 6-3			0-0 BB 1B	0-0 1B		0-0 L7	4 2 2 0 1 0 2												
Al Cowens, R (1, 9) OBP: 0.348, SLG: 0.533	0-0 HR			0-0 P4		0-0 BB 1B	0-3 K			4 2 2 2 0 1 1												
John Mayberry, L (1, 3) OBP: 0.345, SLG: 0.410	0-0 G3			0-3 K		0-0 F7		0-0 G3		4 0 0 0 0 1 2												
Joe Zdeb, R (1, 7) OBP: 0.364, SLG: 0.396		0-0 5-3		0-3 K		0-0 F7		0-0 6-3 2B		2 0 0 0 0 1 0												
Joe Lahoud, L (6, PH) OBP: 0.467, SLG: 0.417										2 0 1 0 0 0 2												
Darrell Porter, L (1, 2) OBP: 0.351, SLG: 0.459			0-0 F8		0-0 FC1-6 1B	4-0 1-2 2-3 BB		0-0 6-3		3 0 1 0 1 0 1												
Freddie Patek, R (1, 6) OBP: 0.311, SLG: 0.346			0-0 5-3		0-0 FC1-6 1B	0-0 1-2 2-3 BB		0-0 5-3		2 0 0 0 0 0 1												
Ralph LaCock, L (6, PH) OBP: 0.398, SLG: 0.503					1-2 2-H 3-H 1B					1 0 1 2 0 0 0												
Bob Heise, R (6, 6) OBP: 0.289, SLG: 0.308										0 0 0 0 0 0 0												
Cookie Rojas, R (8, PH) OBP: 0.310, SLG: 0.352										1 0 0 0 0 0 1												
Frank White, R (1, 4) OBP: 0.288, SLG: 0.338			0-0 F9		0-0 G6-3 1B	0-0 1-3			0-0 4-3	3 0 1 0 0 0 2												
Tom Poquette, L (9, PH) OBP: 0.329, SLG: 0.402										1 0 0 0 0 0 0												
Inning Stats	R: 2 E: 0 K: 0 S: 4	H: 1 LOB: 0 BB: 1 P: 8	R: 0 E: 0 K: 0 S: 3	H: 0 LOB: 0 BB: 0 P: 3	R: 0 E: 0 K: 0 S: 4	H: 1 LOB: 1 BB: 0 P: 4	R: 0 E: 0 K: 2 S: 7	H: 0 LOB: 0 BB: 0 P: 7	R: 0 E: 0 K: 0 S: 4	H: 2 LOB: 1 BB: 0 P: 4	R: 3 E: 0 K: 0 S: 7	H: 4 LOB: 2 BB: 1 P: 11	R: 0 E: 0 K: 1 S: 6	H: 1 LOB: 1 BB: 0 P: 6	R: 0 E: 0 K: 0 S: 4	H: 1 LOB: 1 BB: 0 P: 4	R: 0 E: 1 K: 0 S: 4	H: 0 LOB: 1 BB: 0 P: 4	1B: 7 2B: 1 3B: 0 HR: 2	SF: 0 SAC: 0 DP: 1 HBP: 0	WP: 0 PB: 0 SB: 1 CS: 0	PA: 39
PITCHER	IP WLS BF H R ER SO BB IBB HBP BLK WP HR S P ERA WHIP																					
Geoff Zahn, L (1, 1) ERA: 4.81	5.1 W 23 7 5 5 2 1 0 0 0 0 2 26 30 8.44 1.500																					
Tom Johnson, R (6, 1) ERA: 2.61	3.2 S 16 3 0 0 1 1 0 0 0 0 0 0 17 21 0.00 1.091																					

Kansas City Royals @ Minnesota Twins
 Metropolitan Stadium, Bloomington, MI
 Mon Aug 01 1977, 8:05 PM EDT
 Att. 19,370 - Unknown - 77 F

AB	37
R	5
H	10
RBI	5
BB	2
SO	3
LOB	15



Batter	1	2	3	4	5	6	7	8	9	AB	R	H	RBI	BB	SO	LOB
Roy Smalley, S OBP: 0.329, SLG: 0.336 (1, 6)	0-0 F7	0-0 L8		0-0 F7		4-0 BB 1B BB	0-0 F8			4	1	0	0	1	0	2
Rod Carew, L OBP: 0.456, SLG: 0.585 (1, 3)	0-0 4-1 BLK 2B	0-0 4-3		0-0 6-3		4-0 1B 1-2 SF8 BB		0-0 L8		4	2	1	0	1	0	1
Butch Wynegar, S OBP: 0.363, SLG: 0.388 (1, 2)	0-0 4-1 2-3		4-0 HR BB		0-0 4-3 2B 1B	0-3 K		0-0 2B 1B		4	3	2	0	1	1	3
Lyman Bostock, L OBP: 0.400, SLG: 0.514 (1, 8)	4-0 BLK BB BB		0-0 HR 1-H		0-0 4-3 1-3	0-0 1B 1-3 2-H		0-0 2B		4	1	3	4	1	0	1
Glenn Adams, L OBP: 0.395, SLG: 0.459 (1, 7)	4-0 BLK 1-2 BB		0-0 SH1 1B		0-0 2B 3-H	0-0 SF8 3-H		0-0 F2		3	1	2	2	1	0	1
Bob Gorinski, R OBP: 0.189, SLG: 0.222 (9, 7)										0	0	0	0	0	0	0
Dave Goltz, R Larry Hisle, R OBP: 0.364, SLG: 0.537 (1, 10) (1, PH)	4-0 1-2 2-3 3-H BB		0-0 SH1 1-2		0-3 K 0-3	0-3 K 0-3		0-3 K		0	0	0	0	0	0	0
Dan Ford, R OBP: 0.342, SLG: 0.443 (1, 9)	0-0 F8		0-0 F9		0-0 WP 2B 2B		0-3 K			0	0	0	0	0	0	0
Jerry Terrell, R OBP: 0.254, SLG: 0.264 (1, 5)		0-3 K	0-0 6-3		0-0 2B 2-H		0-0 F9			4	0	1	1	0	1	1
Bob Randall, R OBP: 0.256, SLG: 0.244 (1, 4)		0-0 1B		0-0 2-3	0-3 K		0-0 1B			4	0	2	0	0	1	1

Inning Stats	R: 1	H: 1	R: 0	H: 1	R: 2	H: 2	R: 0	H: 0	R: 3	H: 4	R: 2	H: 1	R: 0	H: 1	R: 1	H: 2
	E: 0	LOB: 3	E: 0	LOB: 1	E: 0	LOB: 1	E: 0	LOB: 0	E: 0	LOB: 1	E: 0	LOB: 1	E: 0	LOB: 1	E: 0	LOB: 1
	K: 0	BB: 3	K: 1	BB: 0	K: 0	BB: 1	K: 0	BB: 0	K: 2	BB: 0	K: 2	BB: 2	K: 1	BB: 0	K: 1	BB: 0
	S: 4	P: 16	S: 6	P: 6	S: 5	P: 9	S: 3	P: 3	S: 11	P: 11	S: 8	P: 16	S: 6	P: 6	S: 7	P: 7

PITCHER	IP	WLS	BF	H	R	ER	SO	BB	IBB	HBP	BLK	WP	HR	S	P	ERA	WHIP
Jim Colborn, R ERA: 3.79 (1, 1)	4.2	L	26	8	6	6	2	4	0	0	1	2	1	26	42	11.57	2.571
Mark Littell, R ERA: 3.54 (5, 1)	3.1		16	4	3	3	5	2	0	0	0	0	0	24	32	8.10	1.800


BOTTOM

Kansas City Royals @ Minnesota Twins
Metropolitan Stadium, Bloomington, MI

Mon Aug 01 1977, 8:05 PM EDT
Att: 19,370 - Unknown - 77 F

AB	34
R	9
H	12
RBI	8
BB	6
SO	7
LOB	17

livebaseballscores.com



WP	HR	S	P	ERA	WHIP
2	0	0	0	42	

Batter	1	2	3	4	5	6	7	8	9	AB R H RBI BB SO LOB	TOP	
Tom Poquette, L (1, 7) OBP: 0.323, SLG: 0.393	0-0 6-3		0-0 G3		0-0 2-3		0-0 F7		0-0 3-1	5 0 0 0 0 0 1		
Hal McRae, R (1, 10) OBP: 0.360, SLG: 0.508	0-0 F8 PB 1B		0-3 K		0-0 6-3		0-0 G6-4-3 1-2 1B		4-0 1B BB	4 2 2 0 1 1 0		
George Brett, L (1, 5) OBP: 0.356, SLG: 0.473	0-0 F8 1-3		0-0 1B 3B		0-0 BB 1B		0-0 G6-4-3 1-2f		0-0 1B 1B	5 1 3 0 0 0 3		
Al Cowens, R (1, 9) OBP: 0.353, SLG: 0.535	0-0 1B 3-H		0-0 CS 1B 3-H		4-0 1-2 BB		0-0 L8		0-0 1-3 2-H 1B	4 0 3 3 1 0 0		
Ralph LaCock, L (1, 3) OBP: 0.388, SLG: 0.490 Joe Zdeb, R (9, PH) OBP: 0.360, SLG: 0.392	0-0 F9		0-0 CS 1-2		0-0 3-1		0-0 G3		0-0 F8 6-3	4 0 0 0 0 0 3 1 0 0 0 0 0 2		
Amos Otis, R (1, 8) OBP: 0.345, SLG: 0.466		0-3 K		4-0 WP 1B BB		0-0 6-3		0-0 1B 1B		3 1 1 0 1 1 0		
Darrell Porter, L (1, 2) OBP: 0.349, SLG: 0.456		0-0 E6		0-0 L8 1-2		0-0 F7		0-0 1-2 1B		4 0 1 0 0 0 1		
Frank White, R (1, 4) OBP: 0.288, SLG: 0.338 John Mayberry, L (8, PH) OBP: 0.345, SLG: 0.409 Freddie Patek, R (8, 6) OBP: 0.311, SLG: 0.346		0-0 L7		0-0 2-H 1B		0-3 K		0-0 4-3		3 0 1 1 0 1 1 1 0 0 0 0 0 2 0 0 0 0 0 0 0		
Bob Heise, R (1, 6) OBP: 0.250, SLG: 0.286 Joe Lahoud, L (7, PH) OBP: 0.500, SLG: 0.417 Cookie Rojas, R (7, 4) OBP: 0.307, SLG: 0.349		0-3 K		0-3 K		4-0 1B BB		0-0 6-3		2 0 0 0 0 2 2 0 0 0 0 1 0 0 1 0 0 0 0 0 0		
Inning Stats	R: 1 H: 2 E: 0 LOB: 1 K: 0 BB: 0 S: 5 P: 5	R: 0 H: 0 E: 1 LOB: 1 K: 2 BB: 0 S: 8 P: 8	R: 1 H: 2 E: 0 LOB: 0 K: 1 BB: 0 S: 6 P: 6	R: 1 H: 1 E: 0 LOB: 1 K: 1 BB: 1 S: 6 P: 10	R: 0 H: 1 E: 0 LOB: 2 K: 0 BB: 1 S: 4 P: 8	R: 0 H: 0 E: 0 LOB: 0 K: 1 BB: 0 S: 5 P: 5	R: 0 H: 1 E: 0 LOB: 1 K: 0 BB: 1 S: 3 P: 7	R: 0 H: 2 E: 0 LOB: 2 K: 0 BB: 0 S: 5 P: 5	R: 1 H: 2 E: 0 LOB: 2 K: 0 BB: 1 S: 5 P: 9	1B: 10 SF: 0 2B: 0 SAC: 0 3B: 1 DP: 1 HR: 0 HBP: 0	WP: 1 PA: 42 PB: 1 SB: 0 CS: 1	
PITCHER Dave Goltz, R (1, 1) ERA: 3.36 Tom Burgmeier, L (9, 1) ERA: 4.09	IP WLS BF H R ER SO BB IBB HBP BLK WP HR S P ERA WHIP	8.2 W 40 11 4 3 5 4 0 0 0 1 0 46 62 3.12 1.731	0.1 1 0 0 0 0 0 0 0 0 0 0 0 1 1 0.00 0.000									PITCHER IP WLS BF H R ER SO BB IBB HBP BLK WP HR S P ERA WHIP

Kansas City Royals @ Minnesota Twins
Metropolitan Stadium, Bloomington, MI

Tue Aug 02 1977, 8:05 PM EDT
Att. 24,691 - Unknown - 74 F

livebaseballscorecards.com

AB	37
R	4
H	11
RBI	4
BB	4
SO	5
LOB	15



Batter	1	2	3	4	5	6	7	8	9	AB	R	H	RBI	BB	SO	LOB
Lyman Bostock, L OBP: 0.395, SLG: 0.507 (1, 8)	0-3 K		0-0 4-3	0-0 E6 G6-4-3		0-0 4-3		0-3 K		5	0	0	1	0	2	2
Bob Randall, R OBP: 0.260, SLG: 0.244 (1, 4)	0-0 G3		0-3 K	0-0 G6-4-3		0-0 BB 1B		4-0 WP BB		4	0	1	0	1	1	2
Rod Carew, L OBP: 0.457, SLG: 0.586 (1, 3)	0-0 1B 2B		0-3 K		0-0 5-3	4-0 BB		4-0 1-2 IBB		3	1	1	0	2	1	0
Dan Ford, R OBP: 0.342, SLG: 0.451 (1, 9)	0-0 FC6-4 1B			0-0 HR	0-0 5-3	0-3 K		0-3 K		5	1	2	2	0	2	4
Craig Kusick, R OBP: 0.377, SLG: 0.427 (1, 10)	0-0 FC6-4			0-0 HR 1B	4-0 BB HR BB		0-0 1-3			3	1	1	0	1	0	1
Roy Smalley, S OBP: 0.330, SLG: 0.336 (1, 6)		0-0 SH3 1B		0-0 FC5-4 2B 1B	4-0 HR BB		0-0 G3			3	2	1	0	1	0	1
Butch Wynegar, S OBP: 0.365, SLG: 0.402 (1, 2)		0-0 SH3		0-0 1B E 2B	0-0 HR		0-0 F9			3	2	2	3	0	0	0
Jerry Terrell, R OBP: 0.260, SLG: 0.265 (1, 5)		0-0 L5		4-0 1B E BB	0-0 G3			0-0 FC5-4 1B		3	1	1	0	1	0	1
Bob Gorinski, R OBP: 0.174, SLG: 0.224 (1, 7)		0-0 6-3		0-0 E 1B		0-0 5-3		0-0 FC5-4 BB E		4	1	1	1	0	0	2

Inning Stats	R: 1	H: 2	E: 0	K: 1	S: 7	R: 0	H: 1	E: 0	K: 0	S: 4	R: 0	H: 0	E: 0	K: 2	S: 7	R: 4	H: 4	E: 1	K: 0	S: 7	R: 3	H: 1	E: 0	K: 0	S: 4	R: 0	H: 0	E: 0	K: 0	S: 3	R: 1	H: 1	E: 0	K: 2	S: 8	
	LOB: 1	BB: 0	P: 7	LOB: 1	BB: 0	P: 4	LOB: 0	BB: 0	P: 7	LOB: 1	BB: 1	LOB: 0	BB: 2	P: 12	LOB: 2	BB: 1	LOB: 0	BB: 2	P: 10	LOB: 2	BB: 1	LOB: 0	BB: 0	P: 3	LOB: 2	BB: 2	P: 16	LOB: 0	BB: 0	LOB: 2	BB: 2	P: 2	SF: 0	SAC: 1	DP: 1	HBP: 0

PITCHER	IP	WLS	BF	H	R	ER	SO	BB	IBB	HBP	BLK	WP	HR	S	P	ERA	WHIP
Andy Hassler, L ERA: 4.18 (1, 1)	5.2	L	30	9	8	7	3	4	0	0	0	0	2	32	48	11.12	2.294
Mark Littell, R ERA: 3.41 (6, 1)	2.1		10	1	1	0	3	1	1	0	0	1	0	14	22	0.00	0.857


BOTTOM

Kansas City Royals @ Minnesota Twins
Metropolitan Stadium, Bloomington, MI

Tue Aug 02 1977, 8:05 PM EDT
Att: 24,691 - Unknown - 74 F

livebaseballscorecards.com

AB	33
R	9
H	10
RBI	7
BB	6
SO	6
LOB	13



1B: 6	SF: 0	WP: 1	PA: 40
2B: 2	SAC: 1	PB: 0	
3B: 0	DP: 1	SB: 0	
HR: 2	HBP: 0	CS: 0	

Batter	1	2	3	4	5	6	7	8	9	AB	R	H	RBI	BB	SO	LOB
George Brett, L (1, 5) OBP: 0.357, SLG: 0.479	0-0 6-3	0-0 FC		0-0 HR	0-0 F9		4-0 IBB			4	1	1	1	1	0	4
Hal McRae, R (1, 10) OBP: 0.359, SLG: 0.504	0-0 1-6-3	0-3 K		4-0 1B BB		0-0 G3	0-0 F9			4	0	0	0	1	1	5
Amos Otis, R (1, 8) OBP: 0.345, SLG: 0.465	0-0 BB 1B		0-3 K	0-0 1-2 1B		0-0 P3	0-0 1-3			5	0	2	0	0	1	2
Al Cowens, R (1, 9) OBP: 0.351, SLG: 0.530	4-0 FC6-4 BB		0-0 F8	0-0 F7		0-0 P3		0-0 L6		4	0	0	0	1	0	2
John Wathan, R (1, 2) OBP: 0.283, SLG: 0.321	0-0 FC6-4		0-0 L4	0-0 L9			0-0 5-3	0-0 L8		5	0	0	0	0	0	4
John Mayberry, L (1, 3) OBP: 0.350, SLG: 0.411		0-0 P5		4-0 1B HR BB	0-0 G3 1B		0-0 2B 1B	4-0 BB BB BB BB		3	2	2	0	2	0	0
Joe Zdeb, R (1, 7) OBP: 0.353, SLG: 0.392		0-0 E5 FC BB		0-0 L9	0-0 G3		0-0 1B FC4 2B	0-3 K		5	1	1	1	0	1	3
Freddie Patek, R (1, 6) OBP: 0.316, SLG: 0.348		4-0 FC BB		0-0 HR 1B	0-0 E5		0-0 E 1B			3	2	2	0	1	0	1
Frank White, R (1, 4) OBP: 0.288, SLG: 0.347		0-0 F3		0-0 HR	0-0 L8		0-0 FC4			4	1	1	4	0	0	4

Inning Stats	R: 0	H: 1	E: 0	K: 0	S: 4	LOB: 2	BB: 1	P: 8	R: 0	H: 0	E: 1	K: 1	S: 7	LOB: 3	BB: 1	P: 11	R: 0	H: 0	E: 0	K: 1	S: 5	LOB: 0	BB: 0	P: 5	R: 4	H: 4	E: 0	K: 0	S: 7	LOB: 2	BB: 2	P: 15	R: 0	H: 1	E: 1	K: 0	S: 5	LOB: 2	BB: 0	P: 5	R: 0	H: 0	E: 0	K: 0	S: 3	LOB: 0	BB: 0	P: 3	R: 3	H: 3	E: 1	K: 0	S: 7	LOB: 2	BB: 1	P: 11	R: 0	H: 0	E: 0	K: 1	S: 5	LOB: 1	BB: 1	P: 9
1B: 6	SF: 0	2B: 1	SAC: 0	3B: 0	DP: 0	HR: 2	HBP: 0	CS: 0	1B: 6	SF: 0	2B: 1	SAC: 0	3B: 0	DP: 0	HR: 2	HBP: 0	CS: 0	WP: 0	PA: 43																																													

PITCHER	IP	WLS	BF	H	R	ER	SO	BB	IBB	HBP	BLK	WP	HR	S	P	ERA	WHIP
Jerry Garvin, L (1, 1) ERA: 4.11	6.1	L	35	9	7	7	2	4	0	0	0	0	2	35	51	9.95	2.053
Pete Vuckovich, R (7, 1) ERA: 3.35	1.2		8	0	0	0	1	1	1	0	0	0	0	8	16	0.00	0.600

BOTTOM

Toronto Blue Jays @ Kansas City Royals
Royals Stadium, Kansas City, MO

Wed Aug 03 1977, 8:05 PM EDT
Att: 16,775 - Unknown - 90 F

AB	37
R	7
H	9
RBI	6
BB	6
SO	3
LOB	25



Batter	1	2	3	4	5	6	7	8	9	AB R H RBI BB SO LOB	TOP																													
Steve Staggs, R OBP: 0.333, SLG: 0.405 (1, 4) X	0-0 B1		0-0 F8		0-3 K		0-0 6-3			4 0 0 0 0 1 4																														
Bob Bailor, R OBP: 0.344, SLG: 0.415 (1, 8) X	0-0 G5-4-3 1B			0-0 FC5-4 1B		0-0 F7		0-0 F9		4 0 2 0 0 0 0																														
Otto Velez, R OBP: 0.365, SLG: 0.496 (1, 10) X	0-0 G5-4-3 1-2f			0-0 FC5-4 1-2f		0-3 K		0-0 5-3		4 0 0 0 0 1 2																														
Doug Rader, R OBP: 0.352, SLG: 0.436 (1, 5) X		0-0 F8		0-0 L8		0-0 1B		0-0 1B		4 0 2 0 0 0 1																														
Ron Fairly, L OBP: 0.380, SLG: 0.480 (1, 9) X		0-0 L8		0-3 K		0-0 F3		0-0 G3		4 0 0 0 0 1 3																														
Doug Ault, R OBP: 0.326, SLG: 0.387 (1, 3) X		0-0 1B			0-0 5-3		0-0 F7		0-0 4-3	4 0 1 0 0 0 0																														
Al Woods, L OBP: 0.324, SLG: 0.378 (1, 7) X		0-0 F7			0-0 1B 1B		0-0 2B 1B		0-0 F7	4 0 2 0 0 0 1																														
Hector Torres, R OBP: 0.286, SLG: 0.372 (1, 6) X			0-0 F7		0-0 1-2 1B		0-0 1-3 2B		0-0 F7	4 0 2 0 0 0 0																														
Alan Ashby, S OBP: 0.285, SLG: 0.270 (1, 2) X			0-0 F3		0-0 F8		0-0 F2			3 0 0 0 0 0 4																														
Inning Stats	R: 0 E: 0 K: 0 S: 3	H: 1 LOB: 0 BB: 0 P: 3	R: 0 E: 0 K: 0 S: 4	H: 1 LOB: 1 BB: 0 P: 4	R: 0 E: 0 K: 0 S: 3	H: 0 LOB: 0 BB: 0 P: 3	R: 0 E: 0 K: 1 S: 6	H: 1 LOB: 1 BB: 0 P: 6	R: 0 E: 0 K: 1 S: 7	H: 2 LOB: 2 BB: 0 P: 7	R: 0 E: 0 K: 1 S: 6	H: 1 LOB: 1 BB: 0 P: 6	R: 0 E: 0 K: 0 S: 5	H: 2 LOB: 2 BB: 0 P: 5	R: 0 E: 0 K: 0 S: 4	H: 1 LOB: 1 BB: 0 P: 4	R: 0 E: 0 K: 0 S: 3	H: 0 LOB: 0 BB: 0 P: 3	1B: 8 2B: 1 3B: 0 HR: 0	SF: 0 SAC: 0 DP: 1 HBP: 0	WP: 0 PB: 0 SB: 0 CS: 0	PA: 35																		
PITCHER Larry Gura, L ERA: 3.22 (1, 1)	IP 9.0	WLS W	BF 35	H 9	R 0	ER 0	SO 3	BB 0	IBB 0	HBP 0	BLK 0	WP 0	HR 0	S 41	P 41	ERA 0.00	WHIP 1.000						PITCHER	IP 9.0	WLS W	BF 35	H 9	R 0	ER 0	SO 3	BB 0	IBB 0	HBP 0	BLK 0	WP 0	HR 0	S 41	P 41	ERA 0.00	WHIP 1.000

Toronto Blue Jays @ Kansas City Royals
Royals Stadium, Kansas City, MO
Thu Aug 04 1977, 8:05 PM EDT
Att. 17,661 - Unknown - 87 F

livebaseballscorecards.com

AB	35
R	0
H	9
RBI	0
BB	0
SO	3
LOB	15



Batter	1	2	3	4	5	6	7	8	9	AB R H RBI BB SO LOB	TOP											
Ralph Garr, L (1, 7) OBP: 0.333, SLG: 0.447	0-0 F7		0-0 1B		0-0 BB 1B		0-0 2-3			4 0 2 1 0 0 1	Chicago White Sox @ Kansas City Royals Royals Stadium, Kansas City, MO Fri Aug 05 1977, 8:05 PM EDT Att. 38,079 - Unknown - 85 F livebaseballscorecards.com											
Jorge Orta, L (1, 4) OBP: 0.350, SLG: 0.441	0-0 P5		0-3 K		4-0 BB G5-4-3			0-0 HR		3 1 1 1 1 1 1												
Richie Zisk, R (1, 9) OBP: 0.378, SLG: 0.548	0-0 L7			0-0 FC4-6 1B	0-0 G5-4-3			0-0 P4		4 0 1 0 0 0 3												
Oscar Gamble, L (1, 10) OBP: 0.352, SLG: 0.534		0-0 F8		0-0 P5		0-0 6-3		0-0 F5		4 0 0 0 0 0 1												
Jim Spencer, L (1, 3) OBP: 0.300, SLG: 0.425		0-0 P5		0-0 FC4-6 BB 1B		0-0 5-3		0-3 K		4 0 0 0 0 1 1												
Chet Lemon, R (1, 8) OBP: 0.363, SLG: 0.493		0-3 K		4-0 BB 1B	0-0 G3			0-0 1-3		3 0 0 0 1 1 0												
Jack Brohamer, L (1, 5) OBP: 0.390, SLG: 0.416			0-0 G3 1B 2B	0-0 1-2 2-H 1B		4-0 BB 6-3 BB		0-0 F9		3 1 2 0 1 0 0												
Jim Essian, R (1, 2) OBP: 0.381, SLG: 0.447			0-0 6-3		0-0 5-3		0-0 F8		0-0 5-3	3 0 0 0 0 0 2												
Wayne Nordhagen, R (8, 2) OBP: 0.315, SLG: 0.434										1 0 0 0 0 0 0												
Tim Nordbrook, R (1, 6) OBP: 0.455, SLG: 0.214			0-0 G3		4-0 BB 1B BB		0-0 6-3			2 0 0 0 1 0 2												
Inning Stats	R: 0 E: 0 K: 0 S: 3	H: 0 LOB: 0 BB: 0 P: 3	R: 0 E: 0 K: 1 S: 5	H: 0 LOB: 0 BB: 0 P: 5	R: 1 E: 0 K: 1 S: 7	H: 2 LOB: 1 BB: 0 P: 7	R: 0 E: 0 K: 0 S: 4	H: 2 LOB: 2 BB: 1 P: 8	R: 0 E: 0 K: 0 S: 3	H: 1 LOB: 2 BB: 2 P: 11	R: 0 E: 0 K: 0 S: 3	H: 0 LOB: 0 BB: 0 P: 3	R: 0 E: 0 K: 0 S: 3	H: 0 LOB: 1 BB: 1 P: 7	R: 1 E: 0 K: 1 S: 6	H: 1 LOB: 0 BB: 0 P: 6	R: 0 E: 0 K: 0 S: 3	H: 0 LOB: 0 BB: 0 P: 3	1B: 4 2B: 1 3B: 0 HR: 1	SF: 0 SAC: 0 DP: 1 HBP: 0	WP: 0 PB: 0 SB: 0 CS: 0	PA: 35
PITCHER Dennis Leonard, R (1, 1) ERA: 3.28	IP: 9.0 WLS: W BF: 35 H: 6 R: 2 ER: 2 SO: 3 BB: 4 IBB: 0 HBP: 0 BLK: 0 WP: 0 HR: 1 S: 37 P: 53 ERA: 2.00 WHIP: 1.111																					



Batter	1	2	3	4	5	6	7	8	9	AB R H RBI BB SO LOB	TOP									
Ralph Garr, L (1, 7) OBP: 0.332, SLG: 0.444	0-0 BB E 1B	0-0 4-3			0-0 FC4-6 G4-6-3 1-2f			0-0 4-3		4 1 1 0 0 0 2	Chicago White Sox @ Kansas City Royals Royals Stadium, Kansas City, MO Sat Aug 06 1977, 8:05 PM EDT Att. 40,099 - Unknown - 91 F livebaseballscorecards.com									
Jorge Orta, L (1, 4) OBP: 0.351, SLG: 0.441	4-0 BB BB E BB		0-0 FC3-6 1B		0-0 G4-6-3 1-2f			0-0 P4		3 1 1 0 1 0 1										
Richie Zisk, R (1, 9) OBP: 0.377, SLG: 0.545	0-0 F3		0-0 F9		0-0 G5-6-3 1B			0-0 3-1		4 0 1 0 0 0 3										
Oscar Gamble, L (1, 10) OBP: 0.354, SLG: 0.537	0-0 E9 6-3 1-H 2-H 2B		0-0 FC3-6 1-2f		0-0 P6			0-0 G5-4-3 1B 1B		4 1 2 2 0 0 2										
Jim Spencer, L (1, 3) OBP: 0.299, SLG: 0.423	0-0 6-3 3-H		0-0 4-3		0-0 G5-6-3 1-2f			0-0 G5-4-3 1-2 1B		4 0 1 1 0 0 2										
Chet Lemon, R (1, 8) OBP: 0.359, SLG: 0.488	0-0 F8		0-0 5-3		0-0 6-3			0-0 G5-4-3 1-2f 2-3		4 0 0 0 0 0 2										
Jack Brohamer, L (1, 5) OBP: 0.378, SLG: 0.400		0-0 1-3		0-0 4-3		0-0 2-3		0-0 L8		4 0 0 0 0 0 1										
Jim Essian, R (1, 2) OBP: 0.381, SLG: 0.443		0-0 F9		0-0 F8		4-0 BB BB BB				2 0 0 0 1 0 0										
Tim Nordbrook, R (1, 6) OBP: 0.480, SLG: 0.294		0-0 1B		0-0 FC4-6 1B		0-0 L1				3 0 2 0 0 0 1										
Inning Stats	R: 3 E: 1 K: 0 S: 5	H: 2 LOB: 0 BB: 1 P: 9	R: 0 E: 0 K: 0 S: 4	H: 1 LOB: 1 BB: 0 P: 4	R: 0 E: 0 K: 0 S: 4	H: 1 LOB: 1 BB: 0 P: 4	R: 0 E: 0 K: 0 S: 3	H: 0 LOB: 0 BB: 0 P: 3	R: 0 E: 0 K: 0 S: 3	H: 1 LOB: 0 BB: 0 P: 3	R: 0 E: 0 K: 0 S: 3	H: 0 LOB: 1 BB: 1 P: 7	R: 0 E: 0 K: 0 S: 3	H: 0 LOB: 0 BB: 0 P: 3	R: 0 E: 0 K: 0 S: 4	H: 2 LOB: 1 BB: 0 P: 4	1B: 7 2B: 1 3B: 0 HR: 0	SF: 0 SAC: 0 DP: 3 HBP: 0	WP: 0 PB: 0 SB: 0 CS: 0	PA: 34
PITCHER	IP WLS BF H R ER SO BB IBB HBP BLK WP HR S P ERA WHIP																			
Jim Colborn, R (1, 1) ERA: 3.71	8.0 W 32 8 3 2 0 2 0 0 0 0 0 0 30 38 2.25 1.250																			
Doug Bird, R (9, 1) ERA: 5.25	1.0 S 2 0 0 0 0 0 0 0 0 0 0 0 2 2 0.00 0.000																			

AB	32
R	3
H	8
RBI	3
BB	2
SO	0
LOB	14



Batter	1	2	3	4	5	6	7	8	9
George Brett, L (1, 5) OBP: 0.366, SLG: 0.507	0-0 E 3B		0-0 6-3		0-0 P4		0-0 HR 1-H 3-H	4-0 BB	
Hal McRae, R (1, 10) OBP: 0.351, SLG: 0.494	0-0 E6 L5-3 3-H		0-0 F8		0-0 5-3		0-0 P3	0-0 L4	
Amos Otis, R (1, 8) OBP: 0.347, SLG: 0.468	0-0 L5-3 1-2			0-3 K		0-0 5-3	0-3 K		
Al Cowens, R (1, 9) OBP: 0.348, SLG: 0.518	0-0 4-3			0-0 E6 G3-6-3		0-3 K	1-0 CS HBP		
John Mayberry, L (1, 3) OBP: 0.360, SLG: 0.439 John Wathan, R (8, PR) OBP: 0.283, SLG: 0.321 Ralph LaCock, L (9, 3) OBP: 0.377, SLG: 0.468		0-0 P4		0-0 G3-6-3 1-2f		1-0 1B HBP	0-0 CS	0-0 E 1B	
Joe Zdeb, R (1, 7) OBP: 0.367, SLG: 0.434		0-0 3B			0-0 1B 2B	0-0 1B		0-0 FC3 SH5-4 1B 1-2 SH1	
Darrell Porter, L (1, 2) OBP: 0.353, SLG: 0.463		0-0 P4			4-0 1B BB	0-0 F8		0-0 SH1 SH5-4 1B 1-2 2-H	
Freddie Patek, R (1, 6) OBP: 0.319, SLG: 0.362		0-0 6-3			0-0 P5		0-0 E6 HR 1B	0-0 SH5-4	
Bob Heise, R (1, 4) OBP: 0.316, SLG: 0.351			0-0 5-3		0-0 1B 1-2 2-3		4-0 HR BB	0-0 SH1	

Inning Stats	R: 1 E: 1 K: 0 S: 4	H: 1 LOB: 0 BB: 0 P: 4	R: 0 E: 0 K: 0 S: 4	H: 1 LOB: 1 BB: 0 P: 4	R: 0 E: 0 K: 0 S: 3	H: 0 LOB: 0 BB: 0 P: 3	R: 0 E: 1 K: 1 S: 5	H: 0 LOB: 0 BB: 0 P: 5	R: 0 E: 0 K: 0 S: 5	H: 2 LOB: 3 BB: 1 P: 9	R: 0 E: 0 K: 1 S: 6	H: 1 LOB: 2 BB: 0 P: 7	R: 3 E: 1 K: 1 S: 6	H: 2 LOB: 0 BB: 1 P: 11	R: 2 E: 1 K: 0 S: 6	H: 2 LOB: 2 BB: 1 P: 10
1B: 5 2B: 2 3B: 2 HR: 1	SF: 0 SAC: 2 DP: 2 HBP: 2	WP: 0 PB: 0 SB: 1 CS: 1														

PITCHER	IP	WLS	BF	H	R	ER	SO	BB	IBB	HBP	BLK	WP	HR	S	P	ERA	WHIP
Wilbur Wood, L (1, 1) ERA: 4.16	6.0		27	6	3	2	2	2	0	0	0	0	0	28	37	3.00	1.333
Dave Hamilton, L (7, 1) ERA: 4.75	0.0	L	1	1	1	0	0	0	0	0	0	0	1	1	1	∞	∞
Jack Kucek, R (7, 1) ERA: 3.13	2.0		10	2	2	0	1	1	0	1	0	0	0	10	15	0.00	1.500

AB R H RBI BB SO LOB

4	2	2	3	1	0	3
5	0	0	0	0	0	5
4	0	0	0	0	2	1
3	0	0	0	0	1	0
3	0	1	0	0	0	1
0	1	0	0	0	0	0
0	0	0	0	0	0	0
4	1	3	0	0	0	1
3	0	1	1	1	0	3
3	1	1	0	0	0	3
2	1	1	1	1	0	0

AB	31
R	6
H	9
RBI	5
BB	3
SO	3
LOB	17



Chicago White Sox @ Kansas City Royals
 Royals Stadium, Kansas City, MO
 Sat Aug 06 1977, 8:05 PM EDT
 Att: 40,099 - Unknown - 91 F

livebaseballscorecards.com

Batter	1	2	3	4	5	6	7	8	9	AB R H RBI BB SO LOB	TOP																			
Ralph Garr, L OBP: 0.332, SLG: 0.442 (1, 7) X	0-0 F7		0-0 4-3			0-0 2B 1B		0-0 F7		4 1 1 0 0 0 0	Chicago White Sox @ Kansas City Royals Royals Stadium, Kansas City, MO Sun Aug 07 1977, 4:33 AM EDT Att. 40,247 - Unknown - 93 F livebaseballscorecards.com																			
Jorge Orta, L OBP: 0.351, SLG: 0.441 (1, 4) X	0-0 4-3		0-0 4-3			0-0 1B 1H 2B		0-0 4-3		4 0 1 1 0 0 0																				
Richie Zisk, R OBP: 0.378, SLG: 0.544 (1, 9) X	0-0 BB 1B			0-0 G5-4-3 1B		0-0 F9		0-0 5-3		4 0 2 0 0 0 1																				
Oscar Gamble, L OBP: 0.359, SLG: 0.548 (1, 10) B B B B	4-0 FC5-4 1-2 BB			0-0 L9		4-0 1B BB		0-0 HR		2 1 1 1 2 0 1																				
Lamar Johnson, R OBP: 0.338, SLG: 0.522 (1, 3) X	0-0 FC5-4 1-2f			0-0 G5-4-3 1-2f		0-0 1-2 2-3 1B		0-0 P6		4 0 1 0 0 0 3																				
Chet Lemon, R OBP: 0.356, SLG: 0.482 (1, 8) S S		0-3 K			0-0 5-3	0-0 F7		0-0 F7		4 0 0 0 0 1 3																				
Jack Brohamer, L OBP: 0.366, SLG: 0.385 (1, 5) X		0-0 F7			0-0 5-3		0-0 4-3	0-0 P6		4 0 0 0 0 0 0																				
Jim Essian, R OBP: 0.377, SLG: 0.438 (1, 2) X		0-0 F9			0-0 F8		0-0 F9			3 0 0 0 0 0 0																				
Tim Nordbrook, R OBP: 0.429, SLG: 0.250 (1, 6) X			0-0 F9			0-0 5-3	0-0 F9			3 0 0 0 0 0 0																				
Inning Stats	R: 0 E: 0 K: 0 S: 4	H: 1 LOB: 2 BB: 1 P: 8	R: 0 E: 0 K: 1 S: 5	H: 0 LOB: 0 BB: 0 P: 5	R: 0 E: 0 K: 0 S: 3	H: 1 LOB: 0 BB: 0 P: 3	R: 0 E: 0 K: 0 S: 3	H: 0 LOB: 0 BB: 0 P: 3	R: 1 E: 0 K: 0 S: 6	H: 3 LOB: 3 BB: 1 P: 10	R: 0 E: 0 K: 0 S: 3	H: 0 LOB: 0 BB: 0 P: 3	R: 0 E: 0 K: 0 S: 3	H: 0 LOB: 0 BB: 0 P: 3	R: 1 E: 0 K: 0 S: 4	H: 1 LOB: 0 BB: 0 P: 4	1B: 4 2B: 1 3B: 0 HR: 1	SF: 0 SAC: 0 DP: 1 HBP: 0	WP: 0 PB: 0 SB: 0 CS: 0	PA: 34										
PITCHER Marty Pattin, R ERA: 3.89 (1, 1)	IP 9.0	WLS W	BF 34	H 6	R 2	ER 2	SO 1	BB 2	IBB 0	HBP 0	BLK 0	WP 0	HR 1	S 34	P 42	ERA 2.00	WHIP 0.889													
											PITCHER	IP	WLS	BF	H	R	ER	SO	BB	IBB	HBP	BLK	WP	HR	S	P	ERA	WHIP		



Batter	1	2	3	4	5	6	7	8	9	AB	R	H	RBI	BB	SO	LOB
George Brett, L (1, 5) OBP: 0.365, SLG: 0.509	0-0 3B		0-3 K			0-0 F8		0-0 FC1-6 CS		4	0	1	0	0	1	1
Hal McRae, R (1, 10) OBP: 0.349, SLG: 0.490	0-0 P4			0-0 F9		0-0 L6		0-0 4-3		4	0	0	0	0	0	2
Amos Otis, R (1, 8) OBP: 0.346, SLG: 0.463	0-3 K			0-0 F8		0-3 K			4-0 SH3-4 1B BB	3	1	0	0	1	2	1
Al Cowens, R (1, 9) OBP: 0.350, SLG: 0.524	0-0 5-3			0-0 1B 2B			0-0 3-1 1B 2B		0-0 SH3-4 1-2	3	2	2	0	0	0	1
John Mayberry, L (1, 3) OBP: 0.361, SLG: 0.438		0-3 K		0-0 1B			0-0 3-1		4-0 1B IBB	3	0	1	1	1	1	1
Joe Zdeb, R (1, 7) OBP: 0.366, SLG: 0.431		0-0 F9		0-0 F9			0-0 5-3 1B		0-0 1B	3	0	1	1	0	0	1
Joe Lahoud, L (9, PH) OBP: 0.500, SLG: 0.417										0	0	0	0	0	0	0
John Wathan, R (9, PH) OBP: 0.295, SLG: 0.333										1	0	1	1	0	0	0
Buck Martinez, R (1, 2) OBP: 0.246, SLG: 0.333		0-0 6-3				0-0 5-3		0-0 5-3		3	0	0	0	0	0	1
Freddie Patek, R (1, 6) OBP: 0.316, SLG: 0.359			0-0 P6		0-0 L8		0-0 F8			3	0	0	0	0	0	1
Bob Heise, R (1, 4) OBP: 0.317, SLG: 0.333			0-0 6-3		0-0 L6			4-0 FC1-6 BB		2	0	0	0	1	0	0

Inning Stats	R: 0	H: 1	E: 0	K: 1	S: 6	LOB: 1	BB: 0	P: 6	R: 0	H: 0	E: 0	K: 1	S: 5	LOB: 0	BB: 0	P: 5	R: 0	H: 0	E: 0	K: 1	S: 5	LOB: 0	BB: 0	P: 5	R: 1	H: 2	E: 0	K: 0	S: 5	LOB: 1	BB: 0	P: 5	R: 0	H: 0	E: 0	K: 0	S: 3	LOB: 0	BB: 0	P: 3	R: 0	H: 0	E: 0	K: 1	S: 5	LOB: 0	BB: 0	P: 5	R: 1	H: 2	E: 0	K: 0	S: 5	LOB: 1	BB: 0	P: 5	R: 0	H: 0	E: 0	K: 0	S: 2	LOB: 0	BB: 1	P: 6	R: 1	H: 1	E: 0	K: 0	S: 2	LOB: 2	BB: 2	P: 10	1B: 3	SF: 0	2B: 2	SAC: 1	3B: 1	DP: 0	HR: 0	HBP: 0	WP: 0	PA: 33
--------------	------	------	------	------	------	--------	-------	------	------	------	------	------	------	--------	-------	------	------	------	------	------	------	--------	-------	------	------	------	------	------	------	--------	-------	------	------	------	------	------	------	--------	-------	------	------	------	------	------	------	--------	-------	------	------	------	------	------	------	--------	-------	------	------	------	------	------	------	--------	-------	------	------	------	------	------	------	--------	-------	-------	-------	-------	-------	--------	-------	-------	-------	--------	-------	--------

PITCHER	IP	WLS	BF	H	R	ER	SO	BB	IBB	HBP	BLK	WP	HR	S	P	ERA	WHIP
Ken Kravec, L (1, 1) ERA: 4.15	8.0	L	30	5	3	3	4	2	0	0	0	0	0	36	44	3.38	0.875
Lerrin LaGrow, R (9, 1) ERA: 2.23	0.1		2	0	0	0	0	0	1	0	0	0	0	1	5	0.00	0.000
Randy Wiles, L (9, 1) ERA:	0.0		1	1	0	0	0	0	0	0	0	0	0	1	1	∞	∞


BOTTOM

Chicago White Sox @ Kansas City Royals
 Royals Stadium, Kansas City, MO

Sun Aug 07 1977, 4:33 AM EDT
 Att: 40,247 - Unknown - 93 F

livebaseballscorecards.com

AB	29
R	3
H	6
RBI	3
BB	3
SO	4
LOB	9




Batter	1	2	3	4	5	6	7	8	9	AB R H RBI BB SO LOB	TOP
Gil Flores, R OBP: 0.339, SLG: 0.355 (1, 8) (9, 7)	0-0 F8	0-0 BB 1-2 1B		4-0 BB		0-0 F9		0-0 6-3		4 0 1 1 1 0 2	
Jerry Remy, L OBP: 0.317, SLG: 0.339 (1, 4) (9, 5)	0-3 K	4-0 BB 1-2 2-3 BB		0-3 K		0-0 F8		0-0 1B	0-0 1B	4 0 1 0 1 2 2	
Bobby Bonds, R OBP: 0.357, SLG: 0.561 (1, 9) (9, 5)	0-3 K	0-3 K			0-0 BLK WP 6-3 1B		0-0 6-3		0-0 F8	5 1 1 0 0 2 3	
Ron Jackson, R OBP: 0.305, SLG: 0.356 Dan Briggs, L OBP: 0.219, SLG: 0.197 (1, 3) (9, 3)					0-0 F2		0-0 4-3		0-0 6-3	5 1 1 0 0 1 4 0 0 0 0 0 0 0	
Don Baylor, R OBP: 0.327, SLG: 0.410 Rusty Torres, S OBP: 0.224, SLG: 0.290 (1, 7) (9, 8)			0-3 K		0-0 6-3		0-3 K			4 0 0 0 0 2 2 0 0 0 0 0 0 0	
Dave Chalk, R OBP: 0.344, SLG: 0.362 (1, 5)		4-0 1B 1B BB	0-0 6-3		4-0 WP 2-3 BB			0-0 4-3 S 2B 1B		2 2 1 0 2 0 0	
Mario Guerrero, R OBP: 0.311, SLG: 0.374 (1, 10)		0-0 1B 1-3 2-H 1B	0-0 F7		0-0 5-3			0-3 K		4 1 1 1 0 1 2	
Rance Mulliniks, L OBP: 0.340, SLG: 0.426 (1, 6)		0-0 1B 1-3 3-H 1B		0-0 4-3		0-0 F8		0-0 4-3		4 1 1 1 0 0 1	
Terry Humphrey, R OBP: 0.291, SLG: 0.295 (1, 2)		0-0 BB 1B 1-3 3-H 1B		0-3 K		0-0 1B		0-0 2B		4 0 3 2 0 1 0	
Inning Stats	R: 0 E: 0 K: 2 S: 7 H: 0 LOB: 0 BB: 0 P: 7	R: 4 E: 1 K: 2 S: 12 H: 5 LOB: 3 BB: 2 P: 20	R: 0 E: 0 K: 1 S: 5 H: 0 LOB: 0 BB: 0 P: 5	R: 0 E: 0 K: 2 S: 7 H: 0 LOB: 1 BB: 1 P: 11	R: 1 E: 0 K: 0 S: 4 H: 1 LOB: 1 BB: 1 P: 8	R: 0 E: 0 K: 0 S: 4 H: 1 LOB: 1 BB: 0 P: 4	R: 0 E: 0 K: 1 S: 5 H: 0 LOB: 0 BB: 0 P: 5	R: 1 E: 0 K: 1 S: 7 H: 2 LOB: 1 BB: 0 P: 7	R: 0 E: 0 K: 0 S: 3 H: 1 LOB: 0 BB: 0 P: 3	1B: 9 2B: 1 3B: 0 HR: 0 SF: 0 SAC: 0 DP: 0 HBP: 0	WP: 1 PB: 0 SB: 1 CS: 0 PA: 40
PITCHER Andy Hassler, L ERA: 4.46 Mark Littell, R ERA: 3.31 Larry Gura, L ERA: 3.21	IP 1.1 4.2 3.0 WLS L BF 11 18 11 H 5 2 3 R 4 1 1 ER 4 1 1 SO 2 5 2 BB 2 2 0 IBB 0 0 0 HBP 0 0 0 BLK 0 1 0 WP 0 1 0 HR 0 0 0 S 13 26 15 P 21 34 15 ERA 27.00 1.93 3.00 WHIP 5.250 0.857 1.000	PITCHER IP WLS BF H R ER SO BB IBB HBP BLK WP HR S P ERA WHIP									

California Angels @ Kansas City Royals
Royals Stadium, Kansas City, MO
Mon Aug 08 1977, 4:33 AM EDT
Unknown - 97 F

AB	36
R	6
H	10
RBI	5
BB	4
SO	9
LOB	16



livebaseballscorecards.com

Batter	1	2	3	4	5	6	7	8	9	AB R H RBI BB SO LOB	TOP											
Gil Flores, R OBP: 0.350, SLG: 0.380 (1, 8) (7, 7)	0-0 SH1-3 2B		0-0 WP 1B		0-0 1B SF8 2B		0-0 2B		0-0 SH1-4 1-2	4 2 4 1 0 0 0												
Mario Guerrero, R OBP: 0.324, SLG: 0.385 (1, 4)	0-0 SH1-3 2-3		0-0 L1-4 WP 1B		0-0 2-3 FC6-4 1B		0-0 HR 1B		0-0 F8	4 1 3 0 0 0 1												
Bobby Bonds, R OBP: 0.355, SLG: 0.565 (1, 9)	0-3 K		0-0 F7 1-2 2-3		0-0 SF8 3-H		0-0 HR		0-0 E6 2-3	4 1 1 3 0 1 4												
Ron Jackson, R OBP: 0.302, SLG: 0.357 Dan Briggs, L OBP: 0.219, SLG: 0.197 (1, 3) (9, 3)	0-0 1B 2B		0-0 L1-4 2-3		0-0 FC6-4 1-2f		0-0 F3		0-3 K 1-3 3-H	5 1 1 1 0 1 4 0 0 0 0 0 0 0												
Don Baylor, R OBP: 0.326, SLG: 0.408 Rusty Torres, S OBP: 0.224, SLG: 0.290 (1, 7) (7, 8)	0-0 1B			0-0 P6		0-0 5-3	0-0 F2			4 0 1 1 0 0 0 0 0 0 0 0 0 0												
Dave Chalk, R OBP: 0.343, SLG: 0.359 (1, 5)	0-0 F9			0-0 F9		4-0 BB		0-0 F7		3 0 0 0 1 0 1												
Ike Hampton, S OBP: 0.350, SLG: 0.500 Tony Solaita, L OBP: 0.332, SLG: 0.384 (1, 10) (6, PH)		0-0 P4		0-3 K		0-3 K		0-0 F8		2 0 0 0 0 1 0 2 0 0 0 0 1 1	AB 35 R 7 H 12 RBI 6 BB 2 SO 4 LOB 13											
Rance Mulliniks, L OBP: 0.338, SLG: 0.417 (1, 6)		0-0 F7			0-0 F9		4-0 IBB	0-0 4-3		3 0 0 0 1 0 0												
Andy Etchebarren, R OBP: 0.280, SLG: 0.263 (1, 2)		0-0 L4			0-0 2B 1B		0-0 3-1		0-0 E SH1-4 E 1B	4 2 2 0 0 0 2												
Inning Stats	R: 2 E: 0 K: 1 S: 8	H: 3 LOB: 1 BB: 0 P: 8	R: 0 E: 0 K: 0 S: 3	H: 0 LOB: 0 BB: 0 P: 3	R: 0 E: 0 K: 0 S: 4	H: 2 LOB: 1 BB: 0 P: 4	R: 0 E: 0 K: 1 S: 5	H: 0 LOB: 0 BB: 0 P: 5	R: 2 E: 0 K: 0 S: 6	H: 3 LOB: 1 BB: 0 P: 6	R: 0 E: 0 K: 1 S: 5	H: 0 LOB: 2 BB: 2 P: 13	R: 2 E: 0 K: 0 S: 5	H: 3 LOB: 0 BB: 0 P: 5	R: 0 E: 0 K: 0 S: 3	H: 0 LOB: 0 BB: 0 P: 3	R: 1 E: 1 K: 1 S: 7	H: 1 LOB: 1 BB: 0 P: 7	1B: 7 2B: 5 3B: 0 HR: 1	SF: 1 SAC: 2 DP: 1 HBP: 0	WP: 1 PB: 0 SB: 2 CS: 0	PA: 40
PITCHER	IP WLS BF H R ER SO BB IBB HBP BLK WP HR S P ERA WHIP																					
Paul Splittorff, L ERA: 4.26 (1, 1)	4.1 L 20 8 4 4 2 0 0 0 0 1 0 24 24 8.31 1.846																					
Doug Bird, R ERA: 5.23 (5, 1)	3.2 15 3 2 2 1 1 1 0 0 0 1 15 23 4.91 1.091																					
Steve Mingori, L ERA: 3.08 (9, 1)	1.0 5 1 1 0 1 0 0 0 0 0 0 7 7 0.00 1.000																					

California Angels @ Kansas City Royals
Royals Stadium, Kansas City, MO

Mon Aug 08 1977, 8:05 PM EDT
Att. 40,525 - Unknown - 77 F

livebaseballscorecards.com

Batter	1	2	3	4	5	6	7	8	9	AB R H RBI BB SO LOB	TOP
George Brett, L (1, 5) OBP: 0.365, SLG: 0.501	0-0 CS 1B		4-0 HR BB	0-3 K			0-0 SH3-4			2 1 1 0 1 1 1	Kansas City Royals @ Texas Rangers Arlington Stadium, Arlington, TX Wed Aug 10 1977, 8:05 PM EDT Att. 26,349 - Unknown - 98 F
Hal McRae, R (1, 7) OBP: 0.351, SLG: 0.496	0-3 K		0-0 HR			0-3 K	0-0 6-3			4 1 1 2 0 2 2	
Ralph LaCock, L (1, 10) OBP: 0.370, SLG: 0.450	0-3 K		0-3 K			0-0 5-3	0-0 G3			4 0 0 0 0 2 1	
Al Cowens, R (1, 9) OBP: 0.348, SLG: 0.518		0-0 1-3	0-3 K			0-0 1B	0-0 5-3			4 0 1 0 0 1 0	
John Mayberry, L (1, 3) OBP: 0.362, SLG: 0.434		4-0 1B BB		0-3 K	0-3 K		0-0 G3			3 0 0 0 1 2 1	
Amos Otis, R (1, 8) OBP: 0.339, SLG: 0.451		0-0 P6		0-0 5-3		0-3 K	0-0 6-3			4 0 0 0 0 1 1	
Darrell Porter, L (1, 2) OBP: 0.359, SLG: 0.462		0-0 1B		0-0 2B 1B 1B		0-0 F5		0-3 K		4 1 2 0 0 1 0	
Freddie Patek, R (1, 6) OBP: 0.323, SLG: 0.366		0-3 K		0-0 1B 2B		1-0 CS HBP		0-3 K		3 1 1 0 0 2 2	
Frank White, R (1, 4) OBP: 0.293, SLG: 0.354			0-0 F7	0-0 1B		0-0 CS	0-0 6-3 SH3-4 1B		0-3 K	4 0 2 2 0 1 0	
Inning Stats	R: 0 E: 0 K: 2 S: 7 H: 1 LOB: 0 BB: 0 P: 7	R: 0 E: 0 K: 1 S: 6 H: 1 LOB: 2 BB: 1 P: 10	R: 2 E: 0 K: 2 S: 8 H: 1 LOB: 0 BB: 1 P: 12	R: 2 E: 0 K: 2 S: 10 H: 3 LOB: 1 BB: 0 P: 10	R: 0 E: 0 K: 2 S: 8 H: 1 LOB: 1 BB: 0 P: 8	R: 0 E: 0 K: 1 S: 4 H: 0 LOB: 0 BB: 0 P: 5	R: 0 E: 0 K: 0 S: 4 H: 1 LOB: 1 BB: 0 P: 4	R: 0 E: 0 K: 0 S: 3 H: 0 LOB: 0 BB: 0 P: 3	R: 0 E: 0 K: 3 S: 9 H: 0 LOB: 0 BB: 0 P: 9	1B: 6 2B: 2 3B: 0 HR: 1 SF: 0 SAC: 1 DP: 1 HBP: 1	WP: 0 PB: 0 SB: 0 CS: 2 PA: 37
PITCHER Gaylord Perry, R (1, 1) ERA: 3.12	IP WLS BF H R ER SO BB IBB HBP BLK WP HR S P ERA WHIP	IP WLS BF H R ER SO BB IBB HBP BLK WP HR S P ERA WHIP									

AB	32
R	4
H	8
RBI	4
BB	2
SO	13
LOB	8



Batter	1	2	3	4	5	6	7	8	9	AB R H RBI BB SO LOB
Mike Hargrove, L (1, 3) OBP: 0.411, SLG: 0.409	0-3 K	0-0 G5-4-3			0-0 G3		0-0 4-3		0-0 P6	5 0 0 0 0 1 2
Bert Campaneris, R (1, 6) OBP: 0.311, SLG: 0.336	0-0 F8		0-0 F9		0-3 K		0-0 E6			4 0 0 0 0 1 0
Claudell Washington, L (1, 8) OBP: 0.319, SLG: 0.416	0-0 1B		0-0 L6-3 1B			0-3 K	0-3 K			4 0 2 0 0 2 1
Tom Grieve, R (1, 10) OBP: 0.274, SLG: 0.366	0-3 K		0-0 L6-3			0-0 F9 BB 1B		0-3 K		4 0 1 0 0 2 2
Dave May, L (1, 9) OBP: 0.305, SLG: 0.354		0-0 2B 1B		0-3 K		4-0 BB BB		0-0 WP 1B 2B		3 2 2 0 1 1 0
Toby Harrah, R (1, 5) OBP: 0.385, SLG: 0.480		0-0 F5		0-0 6-3		0-0 F9		0-0 L5-3 1B		4 0 1 1 0 0 3
Bump Wills, S (1, 4) OBP: 0.353, SLG: 0.398		0-0 1B 2B				4-0 BB BB		0-0 L5-3		3 1 2 1 1 0 1
Jim Sundberg, R (1, 2) OBP: 0.348, SLG: 0.364		0-0 1B 1B		0-0 F8		0-0 F8			0-0 P4	4 0 1 1 0 0 4
Keith Smith, R (1, 7) OBP: 0.333, SLG: 0.313		0-0 1B			0-0 4-3		0-0 1-3		0-0 6-3	4 0 1 0 0 0 0

BOTTOM

Kansas City Royals @ Texas Rangers
Arlington Stadium, Arlington, TX
Wed Aug 10 1977, 8:05 PM EDT
Att: 26,349 - Unknown - 98 F

livebaseballscorecards.com

AB	35
R	3
H	10
RBI	3
BB	2
SO	7
LOB	13



Inning Stats	R: 0	H: 1	R: 2	H: 4	R: 0	H: 1	R: 0	H: 0	R: 0	H: 1	R: 0	H: 0	R: 1	H: 2	R: 0	H: 0	1B: 8	SF: 0	WP: 1	PA: 37
	E: 0	LOB: 1	E: 0	LOB: 1	E: 0	LOB: 0	E: 0	LOB: 0	E: 0	LOB: 3	E: 1	LOB: 1	E: 0	LOB: 0	E: 0	LOB: 0	2B: 4	SAC: 0	PB: 0	
	K: 2	BB: 0	K: 0	BB: 0	K: 0	BB: 0	K: 1	BB: 0	K: 1	BB: 2	K: 1	BB: 0	K: 1	BB: 0	K: 0	BB: 0	3B: 0	DP: 3	SB: 0	
	S: 8	P: 8	S: 6	P: 6	S: 3	P: 3	S: 6	P: 6	S: 5	P: 5	S: 6	P: 6	S: 6	P: 6	S: 3	P: 3	HR: 0	HBP: 0	CS: 0	

PITCHER	IP	WLS	BF	H	R	ER	SO	BB	IBB	HBP	BLK	WP	HR	S	P	ERA	WHIP
Dennis Leonard, R (1, 1) ERA: 3.29	7.1	W	33	10	3	3	7	2	0	0	0	1	0	45	53	3.68	1.636
Larry Gura, L (8, 1) ERA: 3.15	1.2	S	4	0	0	0	0	0	0	0	0	0	0	4	4	0.00	0.000

Batter	1	2	3	4	5	6	7	8	9	AB R H RBI BB SO LOB	TOP	
George Brett, L (1, 5) OBP: 0.364, SLG: 0.506	0-0 6-3		0-0 F8			0-0 HR		0-0 F7		4 1 1 1 0 0 0		
Hal McRae, R (1, 7) OBP: 0.352, SLG: 0.493	4-0 6-3 S BB			0-0 E5 F9 G3		4-0 1B WP SF8 BB		0-0 F7		2 2 0 0 2 0 0		
Al Cowens, R (1, 9) OBP: 0.347, SLG: 0.515	0-0 6-3			0-0 F9		0-0 FC6-4 1B		0-0 F9		4 0 1 0 0 0 2		
John Mayberry, L (1, 3) OBP: 0.358, SLG: 0.431	0-0 4-3			0-0 G3		0-0 SF8		0-0 F8		3 0 0 2 0 0 1		
Joe Lahoud, L (1, 10) OBP: 0.364, SLG: 0.278		0-0 F8		0-3 K		0-0 FC6-4		0-0 F7		2 0 0 0 0 1 0		
Joe Zdeb, R (6, PH) OBP: 0.360, SLG: 0.423						1-2f				2 0 0 0 0 0 1		
Amos Otis, R (1, 8) OBP: 0.337, SLG: 0.447		0-0 4-3				0-0 F7		0-0 F9		3 0 0 0 0 0 0		
Darrell Porter, L (1, 2) OBP: 0.356, SLG: 0.457		0-0 4-3				0-0 F9		0-3 K		3 0 0 0 0 1 0		
Freddie Patek, R (1, 6) OBP: 0.320, SLG: 0.363			0-0 F2			0-0 F7		0-0 F9		3 0 0 0 0 0 0		
Frank White, R (1, 4) OBP: 0.290, SLG: 0.350			0-0 P3			0-0 6-3		0-0 4-3		3 0 0 0 0 0 0		
Inning Stats	R: 0 H: 0 E: 0 LOB: 1 K: 0 BB: 1 S: 3 P: 7	R: 0 H: 0 E: 0 LOB: 0 K: 0 BB: 0 S: 3 P: 3	R: 0 H: 0 E: 0 LOB: 0 K: 0 BB: 0 S: 3 P: 3	R: 1 H: 0 E: 1 LOB: 0 K: 1 BB: 0 S: 6 P: 6	R: 0 H: 0 E: 0 LOB: 0 K: 0 BB: 0 S: 3 P: 3	R: 2 H: 2 E: 0 LOB: 1 K: 0 BB: 1 S: 5 P: 9	R: 0 H: 0 E: 0 LOB: 0 K: 1 BB: 0 S: 5 P: 5	R: 0 H: 0 E: 0 LOB: 0 K: 0 BB: 0 S: 3 P: 3	R: 0 H: 0 E: 0 LOB: 0 K: 0 BB: 0 S: 3 P: 3	1B: 1 SF: 1 2B: 0 SAC: 0 3B: 0 DP: 0 HR: 1 HBP: 0	WP: 1 PA: 32 PB: 0 SB: 1 CS: 0	
PITCHER Doyle Alexander, R (1, 1) ERA: 4.11 Roger Moret, L (6, 1) ERA: 4.18	IP WLS BF H R ER SO BB IBB HBP BLK WP HR S P ERA WHIP	5.1 W 21 2 3 2 1 2 0 0 0 1 1 21 29 3.38 0.750	3.2 S 11 0 0 0 1 0 0 0 0 0 0 0 13 13 0.00 0.000									PITCHER IP WLS BF H R ER SO BB IBB HBP BLK WP HR S P ERA WHIP

Kansas City Royals @ Texas Rangers
Arlington Stadium, Arlington, TX
Thu Aug 11 1977, 8:05 PM EDT
Att. 21,770 - Unknown - 98 F

livebaseballscorecards.com

AB 29
R 3
H 2
RBI 3
BB 2
SO 2
LOB 4



Batter	1	2	3	4	5	6	7	8	9
Mike Hargrove, L (1, 3) OBP: 0.411, SLG: 0.417	4-0 SH BB		0-0 HR		0-3 K		0-3 K		
Bert Campaneris, R (1, 6) OBP: 0.311, SLG: 0.338	0-0 SH G5-4-3 1-2		0-0 E1 L3		0-0 HR 2B		0-0 6-3		
Claudell Washington, L (1, 8) OBP: 0.321, SLG: 0.426	0-0 P1		0-0 L3 1-2		0-0 HR			0-0 SH3 1B 1B	
Tom Grieve, R (1, 10) OBP: 0.269, SLG: 0.359 Sandy Alomar Sr., S (8, PH) OBP: 0.349, SLG: 0.345	0-0 G5-4-3 1-2f			0-0 5-3	0-0 P4			0-0 SH3 1-2	
Dave May, L (1, 9) OBP: 0.308, SLG: 0.365		0-0 G3		0-0 3-1		0-0 SH1-3 3B		0-0 SH3 2B 1B	
Toby Harrah, R (1, 5) OBP: 0.386, SLG: 0.479		1-0 HBP G3-6		0-0 BB 1B		0-0 4-3		0-3 K 1-2	
Bump Wills, S (1, 4) OBP: 0.356, SLG: 0.397		0-0 G3-6 1-2f		4-0 BB 1-2 BB		0-0 SH1-3		4-0 2B IBB	
Jim Sundberg, R (1, 2) OBP: 0.350, SLG: 0.372			0-0 F8 HR 2B	0-3 K		0-3 K		0-0 2B	
Keith Smith, R (1, 7) OBP: 0.273, SLG: 0.250			0-0 F8 2-3		0-0 5-3		0-0 5-3	0-0 F8	

Inning Stats	R: 0	H: 0	E: 0	K: 0	S: 3	LOB: 1	BB: 1	P: 7	R: 0	H: 0	E: 0	K: 0	S: 2	LOB: 0	BB: 0	P: 3	R: 2	H: 2	E: 1	K: 0	S: 5	LOB: 0	BB: 0	P: 5	R: 0	H: 1	E: 0	K: 1	S: 6	LOB: 2	BB: 1	P: 10	R: 2	H: 2	E: 0	K: 1	S: 7	LOB: 0	BB: 0	P: 7	R: 1	H: 1	E: 0	K: 1	S: 6	LOB: 0	BB: 0	P: 6	R: 0	H: 0	E: 0	K: 1	S: 5	LOB: 0	BB: 0	P: 5	R: 3	H: 3	E: 0	K: 1	S: 8	LOB: 1	BB: 1	P: 12
--------------	------	------	------	------	------	--------	-------	------	------	------	------	------	------	--------	-------	------	------	------	------	------	------	--------	-------	------	------	------	------	------	------	--------	-------	-------	------	------	------	------	------	--------	-------	------	------	------	------	------	------	--------	-------	------	------	------	------	------	------	--------	-------	------	------	------	------	------	------	--------	-------	-------

PITCHER	IP	WLS	BF	H	R	ER	SO	BB	IBB	HBP	BLK	WP	HR	S	P	ERA	WHIP
Jim Colborn, R (1, 1) ERA: 3.86	5.1	L	24	6	5	5	2	2	0	1	0	0	2	25	34	8.44	1.500
Mark Littell, R (6, 1) ERA: 3.57	2.2		12	3	3	3	3	0	1	0	0	0	0	17	21	10.12	1.125

BOTTOM

Kansas City Royals @ Texas Rangers
Arlington Stadium, Arlington, TX

Thu Aug 11 1977, 8:05 PM EDT
Att: 21,770 - Unknown - 98 F

AB	R	H	RBI	BB	SO	LOB
3	1	1	2	1	2	0
3	1	1	0	0	0	0
4	2	2	2	0	0	3
3	0	0	0	0	0	2
0	0	0	0	0	0	0
4	2	2	1	0	0	0
3	0	1	0	0	1	2
1	1	0	1	2	0	1
4	1	2	2	0	2	2
4	0	0	0	0	0	2

AB	29
R	8
H	9
RBI	8
BB	3
SO	5
LOB	12

livebaseballscorecards.com

1B	3	SF	0	WP	0	PA	36
2B	4	SAC	3	PB	0		
3B	1	DP	3	SB	1		
HR	2	HBP	1	CS	0		



Batter	1	2	3	4	5	6	7	8	9	AB R H RBI BB SO LOB	TOP
Tom Poquette, L (1, 7) OBP: 0.317, SLG: 0.384	0-0 F8		0-0 L9	0-0 F8		0-0 HR 1B	0-0 F9			5 1 1 1 0 0 4	
Hal McRae, R (1, 10) OBP: 0.352, SLG: 0.503	0-0 5-3		0-0 5-3		0-0 3-4-3 3B	0-0 HR 1H		0-0 5-3		5 2 2 2 0 0 0	
Al Cowens, R (1, 9) OBP: 0.348, SLG: 0.513	0-3 K		0-0 1B		4-0 3-4-3 E BB	0-0 5-3		0-0 5-3		4 1 1 0 1 1 0	
John Mayberry, L (1, 3) OBP: 0.354, SLG: 0.425		0-3 K	0-3 K		0-0 P6	0-0 4-3		0-0 G3		5 0 0 0 0 2 3	
Darrell Porter, L (1, 2) OBP: 0.360, SLG: 0.463		0-0 1B 1B		0-0 E 3-1 1B	0-0 3-4-3		0-0 SH3 FC5-2 2B		0-0 4-3	5 2 3 1 0 0 1	
Amos Otis, R (1, 8) OBP: 0.335, SLG: 0.442		0-0 F9		0-0 E4 3-1 E 1-3	0-0 E4 FC6-4		4-0 FC5-2 SH3 BB		0-0 F9	4 1 0 0 1 0 2	
Cookie Rojas, R (1, 5) OBP: 0.306, SLG: 0.345		0-0 E 1B		0-0 3-1	0-0 FC6-4		0-0 SH3		0-0 F5	4 1 1 1 0 0 2	
Freddie Patek, R (1, 6) OBP: 0.325, SLG: 0.371		0-0 E8 1H 2H 1B		0-0 FC		0-0 1B 3B	4-0 FC5-2 IBB			3 1 2 1 1 0 0	
Frank White, R (1, 4) OBP: 0.287, SLG: 0.346		0-0 P3		0-0 5-3		0-0 F7	0-0 FC5-2			4 0 0 0 0 0 6	
Inning Stats	R: 0 E: 0 K: 1 S: 5 H: 0 LOB: 0 BB: 0 P: 5	R: 2 E: 1 K: 1 S: 8 H: 3 LOB: 1 BB: 0 P: 8	R: 0 E: 0 K: 1 S: 6 H: 1 LOB: 1 BB: 0 P: 6	R: 2 E: 2 K: 0 S: 6 H: 1 LOB: 1 BB: 0 P: 6	R: 2 E: 1 K: 0 S: 5 H: 1 LOB: 1 BB: 1 P: 9	R: 3 E: 0 K: 0 S: 6 H: 3 LOB: 0 BB: 0 P: 6	R: 0 E: 0 K: 0 S: 4 H: 1 LOB: 3 BB: 2 P: 12	R: 0 E: 0 K: 0 S: 3 H: 0 LOB: 0 BB: 0 P: 3	R: 0 E: 0 K: 0 S: 3 H: 0 LOB: 0 BB: 0 P: 3	1B: 6 2B: 1 3B: 2 HR: 1 SF: 0 SAC: 1 DP: 0 HBP: 0	WP: 0 PB: 0 SB: 0 CS: 0 PA: 43
PITCHER Dave Lemanczyk, R (1, 1) ERA: 4.33	IP: 9.0 WLS: L BF: 43 H: 10 R: 9 ER: 5 SO: 3 BB: 2 IBB: 1 HBP: 0 BLK: 0 WP: 0 HR: 1 S: 46 P: 58 ERA: 5.00 WHIP: 1.333	PITCHER IP WLS BF H R ER SO BB IBB HBP BLK WP HR S P ERA WHIP									

Kansas City Royals @ Toronto Blue Jays
 Exhibition Stadium, Toronto, ON
 Fri Aug 12 1977, 7:05 PM EDT
 Att. 19,143 - Unknown - 82 F

AB	39
R	9
H	10
RBI	6
BB	3
SO	3
LOB	18



Batter	1	2	3	4	5	6	7	8	9	AB	R	H	RBI	BB	SO	LOB
John Scott, R OBP: 0.260, SLG: 0.296 Al Woods, L OBP: 0.321, SLG: 0.375 (1, 7) BB BB (4, PH) (5, 7)	4-0 BB BB	0-0 G5-3 2-3f		0-0 L7		0-0 3-1	0-0 F7			1	0	0	0	1	0	2
Steve Staggs, R OBP: 0.365, SLG: 0.400 (1, 4) BB BB BB	4-0 1-2 BB		0-0 1B SF9 2B	0-0 5-3		0-0 L4		0-0 6-3		4	1	1	0	1	0	1
Bob Bailor, R OBP: 0.343, SLG: 0.411 (1, 8) X	0-0 F9		0-0 SF9 BB WP 1B	0-0 5-3		0-0 5-3		0-0 4-3		5	1	1	0	0	0	3
Otto Velez, R OBP: 0.370, SLG: 0.487 (1, 9) S S S	0-3 K		4-0 1-2 1B WP BB		0-3 K		0-0 6-3	0-0 F8		4	1	0	0	1	2	2
Doug Ault, R OBP: 0.325, SLG: 0.409 (1, 3) S S S	0-3 K		0-0 SF9		0-0 HR		0-0 6-3		0-0 F3	4	1	1	2	0	1	2
Doug Rader, R OBP: 0.350, SLG: 0.438 (1, 5) BB BB BB BB		0-0 5-3 1B 2B	0-0 F8	0-0 5-3 1B BB		0-0 6-3		0-0 P6		4	3	2	0	1	0	1
Roy Howell, L OBP: 0.374, SLG: 0.398 (1, 10) X		0-0 5-3	0-0 2-3 2-H 1B	0-0 5-3		0-0 5-3		0-0 P6		4	1	1	1	1	0	2
Alan Ashby, S OBP: 0.289, SLG: 0.283 (1, 2) X		0-0 G5-3 1B 1B	0-0 4-3		0-0 FC1-6 1B		0-0 6-3		0-0 P6	3	0	2	2	1	0	1
Dave McKay, S OBP: 0.210, SLG: 0.257 (1, 6) X		0-0 1-2 1B		0-0 5-3 1B		0-0 FC1-6		0-0 1-2 2-3 3-H 1B		4	0	3	2	0	0	1

Inning Stats	R: 0	H: 0	E: 0	K: 2	S: 7	H: 0	LOB: 2	BB: 2	P: 15	R: 1	H: 3	E: 0	K: 0	S: 5	H: 3	LOB: 1	BB: 0	P: 5	R: 3	H: 3	E: 0	K: 0	S: 6	H: 1	LOB: 1	BB: 0	P: 10	R: 0	H: 1	E: 0	K: 0	S: 4	R: 2	H: 2	E: 0	K: 1	S: 7	R: 0	H: 0	E: 0	K: 0	S: 3	R: 2	H: 2	E: 0	K: 0	S: 5	R: 0	H: 0	E: 0	K: 0	S: 3	R: 0	H: 0	E: 0	K: 0	S: 3	R: 0	H: 0	E: 0	K: 0	S: 3	R: 0	H: 0	E: 0	K: 0	S: 3	1B: 8	SF: 1	2B: 2	SAC: 0	3B: 0	DP: 1	HR: 1	HBP: 0	WP: 1	PA: 43
--------------	------	------	------	------	------	------	--------	-------	-------	------	------	------	------	------	------	--------	-------	------	------	------	------	------	------	------	--------	-------	-------	------	------	------	------	------	------	------	------	------	------	------	------	------	------	------	------	------	------	------	------	------	------	------	------	------	------	------	------	------	------	------	------	------	------	------	------	------	------	------	------	-------	-------	-------	--------	-------	-------	-------	--------	-------	--------


PITCHER	IP	WLS	BF	H	R	ER	SO	BB	IBB	HBP	BLK	WP	HR	S	P	ERA	WHIP
Andy Hassler, L ERA: 4.67 (1, 1)	2.2		16	6	4	4	2	3	0	0	0	1	0	17	29	13.50	3.375
Marty Pattin, R ERA: 4.16 (3, 1)	4.0	W	20	5	4	4	1	3	0	0	0	0	1	19	31	9.00	2.000
Steve Mingori, L ERA: 3.06 (7, 1)	0.1		1	0	0	0	0	0	0	0	0	0	0	1	1	0.00	0.000
Doug Bird, R ERA: 5.1 (8, 1)	2.0	S	6	0	0	0	0	0	0	0	0	0	0	6	6	0.00	0.000

BOTTOM

Kansas City Royals @ Toronto Blue Jays
Exhibition Stadium, Toronto, ON

Fri Aug 12 1977, 7:05 PM EDT
Att: 19,143 - Unknown - 82 F

AB	36
R	8
H	11
RBI	7
BB	6
SO	3
LOB	18



PITCHER	IP	WLS	BF	H	R	ER	SO	BB	IBB	HBP	BLK	WP	HR	S	P	ERA	WHIP
---------	----	-----	----	---	---	----	----	----	-----	-----	-----	----	----	---	---	-----	------

Batter	1	2	3	4	5	6	7	8	9	AB R H RBI BB SO LOB	TOP											
George Brett, L (1, 5) OBP: 0.365, SLG: 0.511	0-0 G3		0-0 HR		4-0 SF7 BB		0-3 K	0-3 K		4 1 1 1 1 2 2												
Hal McRae, R (1, 7) OBP: 0.355, SLG: 0.502 Amos Otis, R (9, PR) OBP: 0.335, SLG: 0.442	4-0 E BB		0-0 F8		0-0 F9		0-0 1B		1-0 L4-3 HBP	3 0 1 0 1 0 2 0 0 0 0 0 0 0												
Ralph LaCock, L (1, 3) OBP: 0.361, SLG: 0.440	0-3 K		0-0 4-3		0-0 SF7		0-0 F7		0-3 K	4 0 0 1 0 2 3												
Al Cowens, R (1, 8) OBP: 0.344, SLG: 0.507	0-0 6-3		0-3 K		0-0 F9		0-0 4-3		0-0 L4-3	5 0 0 0 0 1 4												
John Mayberry, L (1, 10) OBP: 0.358, SLG: 0.428 Joe Zdeb, R (8, PR) OBP: 0.360, SLG: 0.423		4-0 FC4-6 BB		0-0 4-3		4-0 G4-6-3 BB		0-0 HR 2B		2 0 1 0 2 0 0 0 1 0 0 0 0 0												
Tom Poquette, L (1, 9) OBP: 0.316, SLG: 0.394		0-0 F7		0-0 F7		0-0 G4-6-3		0-0 HR		4 1 1 2 0 0 2												
Darrell Porter, L (1, 2) OBP: 0.361, SLG: 0.472		0-0 FC4-6 FC5 1B		4-0 BB		0-0 HR		0-0 3-1		3 1 1 1 1 0 2												
Freddie Patek, R (1, 6) OBP: 0.327, SLG: 0.372		0-0 1B		0-3 K		0-0 S 1B		0-0 5-3		4 0 2 0 0 1 2												
Frank White, R (1, 4) OBP: 0.289, SLG: 0.348		0-0 FC5		0-0 F9 BB SF7 1B		0-0 F8		0-0 1B		4 1 2 0 0 0 3												
Inning Stats	R: 0 E: 1 K: 1 S: 5	H: 0 LOB: 1 BB: 1 P: 9	R: 0 E: 0 K: 0 S: 4	H: 1 LOB: 2 BB: 1 P: 8	R: 1 E: 0 K: 1 S: 6	H: 1 LOB: 0 BB: 0 P: 6	R: 0 E: 0 K: 1 S: 5	H: 0 LOB: 1 BB: 1 P: 9	R: 1 E: 0 K: 0 S: 4	H: 1 LOB: 1 BB: 1 P: 8	R: 1 E: 0 K: 0 S: 4	H: 2 LOB: 1 BB: 1 P: 8	R: 0 E: 0 K: 1 S: 6	H: 1 LOB: 1 BB: 0 P: 6	R: 2 E: 0 K: 1 S: 8	H: 3 LOB: 2 BB: 0 P: 8	R: 0 E: 0 K: 1 S: 4	H: 0 LOB: 1 BB: 0 P: 5	1B: 5 2B: 2 3B: 0 HR: 3	SF: 1 SAC: 0 DP: 2 HBP: 1	WP: 0 PB: 0 SB: 1 CS: 0	PA: 40
PITCHER	IP WLS BF H R ER SO BB IBB HBP BLK WP HR S P ERA WHIP																					
Jim Clancy, R (1, 1) ERA: 6.17	7.2 L 36 9 5 5 4 5 0 0 0 0 0 3 39 59 5.87 1.826																					
Pete Vuckovich, R (8, 1) ERA: 3.51	1.1 4 0 0 0 2 0 0 1 0 0 0 7 8 0.00 0.000																					

Kansas City Royals @ Toronto Blue Jays
Exhibition Stadium, Toronto, ON
Sat Aug 13 1977, 7:05 PM EDT
Att. 25,027 - Unknown - 79 F

livebaseballscorecards.com

AB	33
R	5
H	9
RBI	5
BB	5
SO	6
LOB	20



Batter	1	2	3	4	5	6	7	8	9	AB	R	H	RBI	BB	SO	LOB
John Scott, R OBP: 0.264, SLG: 0.305 (1, 7)	0-0 FC6 1B	0-0 2B		0-3 K			0-0 1-3			4	0	2	0	0	1	1
Steve Staggs, R OBP: 0.363, SLG: 0.396 (1, 4)	0-0 FC6 1B 1-2f	0-3 K			0-0 SH1-4 L4-5 1B		0-0 F9			4	1	1	0	0	1	2
Bob Bailor, R OBP: 0.343, SLG: 0.411 (1, 8)	0-0 BB 1B 1-3		0-0 P4		0-0 SH1-4 1-2		0-0 F7			3	1	1	0	0	0	0
Doug Rader, R OBP: 0.349, SLG: 0.436 (1, 5)	0-0 P6		0-0 6-3		0-0 L4-5 2-H			0-0 G5-4-3 1B		4	0	1	0	0	0	3
Doug Ault, R OBP: 0.330, SLG: 0.414 (1, 3)	4-0 BB 1B 1-2		0-0 1B 2B		0-0 2B FC6 1B		0-0 G5-4-3 1B 1-2f			3	1	2	0	1	0	1
Otto Velez, R OBP: 0.372, SLG: 0.488 (1, 9)	0-0 1B 1-2 2-H 3-H		0-0 1B 2-H		0-0 L7		0-0 6-3			4	0	2	2	0	0	1
Roy Howell, L OBP: 0.372, SLG: 0.400 (1, 10)	0-3 K		0-3 K		0-0 FC6 1-3 2B		0-0 K		0-3 K	4	0	1	0	0	3	2
Alan Ashby, S OBP: 0.289, SLG: 0.280 (1, 2)		0-0 F7		4-0 BB	0-0 FC6 2B 2-3 3-H		0-0 K		0-3 K	3	0	0	1	1	1	1
Dave McKay, S OBP: 0.206, SLG: 0.253 (1, 6)		0-0 F2		0-0 BB	0-0 1-3		0-0 4-3		0-0 4-3	3	0	0	0	0	0	2
Ron Fairly, L OBP: 0.370, SLG: 0.460 (9, PH)				0-0 F8						1	0	0	0	0	0	0

Inning Stats	R: 2	H: 3	E: 0	K: 1	S: 8	LOB: 2	BB: 1	P: 12	R: 0	H: 1	E: 0	K: 1	S: 6	R: 0	H: 2	E: 0	K: 0	S: 4	R: 0	H: 0	E: 0	K: 2	S: 7	R: 0	H: 1	E: 0	K: 0	S: 3	R: 1	H: 2	E: 0	K: 0	S: 5	R: 0	H: 0	E: 0	K: 0	S: 3	R: 0	H: 1	E: 0	K: 0	S: 3	R: 0	H: 0	E: 0	K: 2	S: 7	R: 0	H: 0	E: 0	K: 2	S: 7	R: 0	H: 0	E: 0	K: 2	S: 7		
	1B: 7	2B: 4	3B: 0	HR: 0	SF: 0	SAC: 1	DP: 2	HBP: 0	WP: 0	PA: 36	ERA	WHIP	1B: 7	2B: 4	3B: 0	HR: 0	SF: 0	SAC: 1	DP: 2	HBP: 0	WP: 0	PA: 36	ERA	WHIP	1B: 7	2B: 4	3B: 0	HR: 0	SF: 0	SAC: 1	DP: 2	HBP: 0	WP: 0	PA: 36	ERA	WHIP	1B: 7	2B: 4	3B: 0	HR: 0	SF: 0	SAC: 1	DP: 2	HBP: 0	WP: 0	PA: 36	ERA	WHIP	1B: 7	2B: 4	3B: 0	HR: 0	SF: 0	SAC: 1	DP: 2	HBP: 0	WP: 0	PA: 36	ERA	WHIP

PITCHER	IP	WLS	BF	H	R	ER	SO	BB	IBB	HBP	BLK	WP	HR	S	P	ERA	WHIP
Paul Splittorf, L ERA: 4.24 (1, 1)	7.0	W	31	10	3	3	4	2	0	0	0	0	0	37	45	3.86	1.714
Doug Bird, R ERA: 4.97 (8, 1)	2.0	S	5	0	0	0	2	0	0	0	0	0	0	9	9	0.00	0.000

BOTTOM

Kansas City Royals @ Toronto Blue Jays
Exhibition Stadium, Toronto, ON
Sat Aug 13 1977, 7:05 PM EDT
Att: 25,027 - Unknown - 79 F

AB	33
R	3
H	10
RBI	3
BB	2
SO	6
LOB	13



WP: 0	PA: 36
PB: 0	SB: 1
CS: 0	

livebaseballscores.com

Batter	1	2	3	4	5	6	7	8	9	AB R H RBI BB SO LOB	TOP																
George Brett, L (1, 5) OBP: 0.365, SLG: 0.509	0-0 4-3		0-0 F9			0-0 1B		4-0 2B 2-3 2B BB	0-0 F8	4 1 1 0 1 0 2																	
Hal McRae, R (1, 10) OBP: 0.354, SLG: 0.502	0-0 F8			0-0 F8		0-0 L9		0-0 2B 1-3 3-H 2B		4 1 1 1 0 0 1																	
Amos Otis, R (1, 8) OBP: 0.334, SLG: 0.443	0-0 5-3			0-3 K			0-3 K	0-0 2B 5-3 2-H 3-H 2B		4 0 1 2 0 2 0																	
Al Cowens, R (1, 9) OBP: 0.343, SLG: 0.505		0-0 1B		0-0 F8			0-3 K	0-0 2B 5-3 2-3		4 0 1 0 0 1 1																	
John Mayberry, L (1, 3) OBP: 0.357, SLG: 0.426		0-0 P6			0-0 5-3		0-0 1B 1B	0-0 F8		4 0 1 0 0 0 2																	
Joe Zdeb, R (1, 7) OBP: 0.359, SLG: 0.421		0-0 F8			0-0 1-3		0-0 1B FC6-4 1-2 1B		0-0 1B 1B	3 0 1 0 0 0 1 1 0 1 0 0 0 0																	
Tom Poquette, L (9, PH) OBP: 0.318, SLG: 0.397																											
Buck Martinez, R (1, 2) OBP: 0.235, SLG: 0.318		0-0 F9			0-0 P6		0-0 FC6-4 1-2f		0-0 F7	3 0 0 0 0 0 3 1 0 0 0 0 0 1																	
Ralph LaCock, L (9, PH) OBP: 0.359, SLG: 0.438																											
Freddie Patek, R (1, 6) OBP: 0.327, SLG: 0.372			0-0 F8			0-0 G3		0-0 2B S SH3-4 1B	0-0 F9	3 1 1 0 0 0 0 1 0 0 0 0 0 1																	
Joe Lahoud, L (9, PH) OBP: 0.348, SLG: 0.263																											
Frank White, R (1, 4) OBP: 0.287, SLG: 0.346			0-0 F8			0-3 K		0-0 SH3-4 1-2 1B	0-0 1B	2 0 0 0 0 1 0 1 0 1 0 0 0 0																	
Darrell Porter, L (9, PH) OBP: 0.363, SLG: 0.474																											
Inning Stats	R: 0 E: 0 K: 0 S: 3	H: 0 LOB: 0 BB: 0 P: 3	R: 0 E: 0 K: 0 S: 4	H: 1 LOB: 1 BB: 0 P: 4	R: 0 E: 0 K: 0 S: 3	H: 0 LOB: 0 BB: 0 P: 3	R: 0 E: 0 K: 1 S: 5	H: 0 LOB: 0 BB: 0 P: 5	R: 0 E: 0 K: 0 S: 3	H: 0 LOB: 0 BB: 0 P: 3	R: 0 E: 0 K: 1 S: 6	H: 1 LOB: 1 BB: 0 P: 6	R: 0 E: 0 K: 2 S: 9	H: 2 LOB: 2 BB: 0 P: 9	R: 3 E: 0 K: 0 S: 6	H: 3 LOB: 1 BB: 1 P: 10	R: 0 E: 0 K: 0 S: 5	H: 2 LOB: 2 BB: 0 P: 5	1B: 7 2B: 2 3B: 0 HR: 0	SF: 0 SAC: 1 DP: 0 HBP: 0	WP: 0 PB: 0 SB: 1 CS: 0	PA: 37					
PITCHER	IP WLS BF H R ER SO BB IBB HBP BLK WP HR S P ERA WHIP																										
Jerry Garvin, L (1, 1) ERA: 4.07	7.1		29	6	3	3	4	1	0	0	0	0	0	36	40	3.68	0.955										
Tom Murphy, R (8, 1) ERA: 5.15	1.1	W	7	3	0	0	0	0	0	0	0	0	0	7	7	0.00	2.250										
Pete Vuckovich, R (9, 1) ERA: 3.5	0.1	S	1	0	0	0	0	0	0	0	0	0	0	1	1	0.00	0.000										

Kansas City Royals @ Toronto Blue Jays
 Exhibition Stadium, Toronto, ON
 Sun Aug 14 1977, 3:33 AM EDT
 Att. 27,430 - Unknown - 70 F

AB	35
R	3
H	9
RBI	3
BB	1
SO	4
LOB	12



Batter	1	2	3	4	5	6	7	8	9	AB R H RBI BB SO LOB	TOP									
Tom Poquette, L (1, 7) OBP: 0.317, SLG: 0.394	0-0 1-3 1B		0-0 G4-6-3 1-2f			0-0 G3			0-0 F9	4 0 1 0 0 0 2										
Hal McRae, R (1, 10) OBP: 0.353, SLG: 0.500	0-3 K			0-0 P6			0-0 F9		0-0 F9 BB BB 1-2 1B	4 0 1 0 0 1 1										
Amos Otis, R (1, 8) OBP: 0.336, SLG: 0.440	0-0 1-3 1-2			4-0 CS BB			0-0 L8		4-0 BB BB 1-2 2-3	2 0 0 0 2 0 1										
Al Cowens, R (1, 9) OBP: 0.342, SLG: 0.501	0-0 F9			0-3 K 1-2			0-0 F8		4-0 BB BB 1-2 2-3 3-H	3 0 0 1 1 1 2										
John Mayberry, L (1, 3) OBP: 0.357, SLG: 0.426		0-0 4-3			0-0 F8			0-0 G6-4-3 1B	0-0 4-3	3 0 1 0 0 0 0										
Joe Zdeb, R (8, PR) OBP: 0.359, SLG: 0.421										0 0 0 0 0 0 0										
Bob Heise, R (8, 6) OBP: 0.295, SLG: 0.310										0 0 0 0 0 0 0										
George Brett, L (9, PH) OBP: 0.364, SLG: 0.507										1 0 0 0 0 0 3										
Cookie Rojas, R (1, 5) OBP: 0.298, SLG: 0.336		0-0 6-3			0-0 F9			0-0 G6-4-3 1-2f		3 0 0 0 0 0 1										
Darrell Porter, L (1, 2) OBP: 0.361, SLG: 0.470		0-3 K			0-3 K			0-0 P4		2 0 0 0 0 2 0										
John Wathan, R (7, 2) OBP: 0.281, SLG: 0.317										1 0 0 0 0 0 1										
Freddie Patek, R (1, 6) OBP: 0.325, SLG: 0.370			0-0 F7			0-0 6-3			0-0 P6	2 0 0 0 0 0 0										
Ralph LaCock, L (8, 3) OBP: 0.357, SLG: 0.435										1 0 0 0 0 0 0										
Frank White, R (1, 4) OBP: 0.289, SLG: 0.347			0-0 G4-6-3 1B			0-3 K			0-0 BB BB BB 1B 1B	2 0 1 0 0 1 0										
Joe Lahoud, L (9, PH) OBP: 0.375, SLG: 0.300										1 1 1 0 0 0 0										
Inning Stats	R: 0 E: 0 K: 1 S: 6	H: 1 LOB: 1 BB: 0 P: 6	R: 0 E: 0 K: 1 S: 5	H: 0 LOB: 0 BB: 0 P: 5	R: 0 E: 0 K: 0 S: 3	H: 1 LOB: 0 BB: 0 P: 3	R: 0 E: 0 K: 1 S: 4	H: 0 LOB: 0 BB: 1 P: 8	R: 0 E: 0 K: 1 S: 5	H: 0 LOB: 0 BB: 0 P: 5	R: 0 E: 0 K: 0 S: 3	H: 0 LOB: 0 BB: 0 P: 3	R: 0 E: 0 K: 0 S: 3	H: 1 LOB: 1 BB: 0 P: 3	R: 1 E: 0 K: 0 S: 5	H: 2 LOB: 3 BB: 2 P: 13	1B: 5 2B: 0 3B: 0 HR: 0	SF: 0 SAC: 0 DP: 2 HBP: 0	WP: 0 PB: 0 SB: 0 CS: 1	PA: 32
PITCHER	IP WLS BF H R ER SO BB IBB HBP BLK WP HR S P ERA WHIP																			
Reggie Cleveland, R (1, 1) ERA: 4.14	8.2 W 29 5 1 1 5 1 0 0 0 0 0 0 38 42 1.04 0.692																			
Bill Campbell, R (9, 1) ERA: 2.98	0.1 S 3 0 0 0 0 2 0 0 0 0 0 0 1 9 0.00 6.000																			

Kansas City Royals @ Boston Red Sox
 Fenway Park, Boston, MA
 Mon Aug 15 1977, 7:05 PM EDT
 Att. 33,424 - Unknown - 76 F

livebaseballscorecards.com

AB	29
R	1
H	5
RBI	1
BB	3
SO	5
LOB	11



Batter	1	2	3	4	5	6	7	8	9	AB	R	H	RBI	BB	SO	LOB
Rick Burleson, R OBP: 0.354, SLG: 0.390 (1, 6)	0-0 L4		0-0 2B 1B		4-0 1B BB		0-0 FC6-4 1B			3	0	1	0	1	0	1
Fred Lynn, L OBP: 0.310, SLG: 0.464 (1, 8)	0-0 F5		0-0 F7		0-0 F7		0-0 F8			4	0	0	0	0	0	3
Jim Rice, R OBP: 0.383, SLG: 0.619 (1, 10)	0-3 K		0-0 2B		0-3 K		0-0 1B			4	0	2	0	0	2	1
Carl Yastrzemski, L OBP: 0.391, SLG: 0.517 (1, 7)		4-0 FC8-6 BB	4-0 BB		0-0 FC6-4 1B			0-0 E6 1B SH5-4		2	1	1	0	2	0	0
Carlton Fisk, R OBP: 0.406, SLG: 0.505 (1, 2)		0-0 F3	0-0 L6		0-0 FC6-4			0-0 SH5-4		3	0	0	0	0	0	6
George Scott, R OBP: 0.342, SLG: 0.547 (1, 3)		0-0 FC8-6 1B		0-0 HR		4-0 G5-4-3 BB		4-0 1B IBB		2	1	1	1	2	0	1
Butch Hobson, R OBP: 0.298, SLG: 0.495 (1, 5)		0-0 1B		0-0 6-3		0-0 G5-4-3		0-0 F7		4	0	1	0	0	0	3
Dwight Evans, R OBP: 0.370, SLG: 0.528 (1, 9)		0-3 K		0-0 6-3		0-0 P5		0-0 1B		4	0	1	1	0	1	2
Rick Miller, L OBP: 0.354, SLG: 0.324 (8, PR) (9, 9)										0	0	0	0	0	0	0
Denny Doyle, L OBP: 0.294, SLG: 0.329 (1, 4)			0-0 6-3		0-0 P5			0-0 F8		4	0	1	0	0	0	2

Inning Stats	R: 0	H: 0	E: 0	K: 1	S: 5	R: 0	H: 1	E: 0	K: 1	S: 6	R: 0	H: 2	E: 0	K: 0	S: 5	R: 1	H: 1	E: 0	K: 0	S: 4	R: 0	H: 1	E: 0	K: 1	S: 6	R: 0	H: 0	E: 0	K: 0	S: 2	R: 0	H: 2	E: 1	K: 0	S: 4	R: 1	H: 1	E: 1	K: 0	S: 5
	LOB: 0	BB: 0	P: 5	LOB: 2	BB: 1	P: 10	LOB: 3	BB: 1	P: 9	LOB: 0	BB: 0	P: 4	LOB: 2	BB: 1	P: 10	LOB: 0	BB: 1	P: 6	LOB: 2	BB: 0	P: 4	LOB: 2	BB: 1	P: 9	LOB: 2	BB: 1	P: 9	LOB: 0	BB: 2	P: 6	LOB: 2	BB: 0	P: 4	LOB: 2	BB: 1	P: 9	LOB: 2	BB: 1	P: 9	
PITCHER	IP	WLS	BF	H	R	ER	SO	BB	IBB	HBP	BLK	WP	HR	S	P	ERA	WHIP																							
Jim Colborn, R ERA: 3.75 (1, 1)	7.2	L	35	8	2	1	3	4	1	0	0	0	1	36	56	1.17	1.565																							
Steve Mingori, L ERA: 3.02 (8, 1)	0.1		1	0	0	0	0	0	0	0	0	0	0	1	1	0.00	0.000																							

BOTTOM

Kansas City Royals @ Boston Red Sox
Fenway Park, Boston, MA
Mon Aug 15 1977, 7:05 PM EDT
Att: 33,424 - Unknown - 76 F

livebaseballscorecards.com

AB	30
R	2
H	8
RBI	2
BB	5
SO	3
LOB	19



WP: 0	PA: 36
PB: 0	CS: 0
SB: 0	
1B: 6	SF: 0
2B: 1	SAC: 1
3B: 0	DP: 1
HR: 1	HBP: 0
WP: 0	PA: 36
ERA	WHIP

Batter	1	2	3	4	5	6	7	8	9	AB R H RBI BB SO LOB	TOP																									
Tom Poquette, L (1, 7) OBP: 0.316, SLG: 0.396	0-0 4-3		0-0 G3 1B 2B		0-3 K		0-3 K2-3			4 1 1 1 0 2 1	Kansas City Royals @ Boston Red Sox Fenway Park, Boston, MA Tue Aug 16 1977, 7:05 PM EDT Att. 35,748 - Unknown - 74 F																									
Hal McRae, R (1, 10) OBP: 0.351, SLG: 0.496	0-3 K		0-0 G3		0-0 6-3		0-3 K2-3			4 0 0 0 0 2 2																										
Amos Otis, R (1, 8) OBP: 0.335, SLG: 0.438	0-3 K		0-0 E 1B		0-0 E6		0-0 F9			4 0 1 1 0 1 0																										
Al Cowens, R (1, 9) OBP: 0.342, SLG: 0.499		0-0 L8 1B 1B	0-0 6-3		0-0 F2		0-0 L7			4 0 1 0 0 0 2																										
John Mayberry, L (1, 3) OBP: 0.354, SLG: 0.421		0-3 K	0-0 4-3		0-0 F7		0-0 P6			4 0 0 0 0 1 3																										
Darrell Porter, L (1, 2) OBP: 0.360, SLG: 0.468		0-0 1-2 1B		0-0 P6		0-0 4-3		0-0 F8		4 0 1 0 0 0 1																										
Cookie Rojas, R (1, 5) OBP: 0.297, SLG: 0.333		0-0 L8		0-0 1-3		0-0 FC1-6 1B		0-3 K		4 0 1 0 0 1 2																										
Freddie Patek, R (1, 6) OBP: 0.323, SLG: 0.367 Joe Lahoud, L (9, PH) OBP: 0.360, SLG: 0.286		0-3 K		0-0 F5		0-0 FC1-6 2B		0-0 G3		3 1 0 0 0 1 3 1 0 0 0 0 0 0																										
Frank White, R (1, 4) OBP: 0.292, SLG: 0.353			0-0 S 2B 1B		0-0 F8		0-0 WP 1B 2B			3 1 2 1 0 0 0																										
Inning Stats	R: 0 E: 0 K: 2 S: 7	H: 0 LOB: 0 BB: 0 P: 7	R: 0 E: 0 K: 2 S: 9	H: 2 LOB: 2 BB: 0 P: 9	R: 2 E: 1 K: 0 S: 6	H: 3 LOB: 1 BB: 0 P: 6	R: 0 E: 0 K: 0 S: 3	H: 0 LOB: 0 BB: 0 P: 3	R: 0 E: 1 K: 0 S: 4	H: 0 LOB: 1 BB: 0 P: 4	R: 1 E: 0 K: 2 S: 9	H: 2 LOB: 1 BB: 0 P: 9	R: 0 E: 0 K: 0 S: 3	H: 0 LOB: 0 BB: 0 P: 3	R: 0 E: 0 K: 1 S: 5	H: 0 LOB: 0 BB: 0 P: 5	1B: 5 2B: 2 3B: 0 HR: 0	SF: 0 SAC: 0 DP: 0 HBP: 0	WP: 1 PB: 0 SB: 1 CS: 0	PA: 35																
PITCHER	IP WLS BF H R ER SO BB IBB HBP BLK WP HR S P ERA WHIP																																			
Don Aase, R (1, 1) ERA: 2.72	6.1	27	7	3	3	5	0	0	0	0	0	0	0	37	37	4.26	1.105																			
Bill Campbell, R (7, 1) ERA: 2.91	2.2	8	0	0	0	3	0	0	0	0	1	0	14	14	0.00	0.000																				

AB	35
R	3
H	7
RBI	3
BB	0
SO	8
LOB	14



Batter	1	2	3	4	5	6	7	8	9	AB R H RBI BB SO LOB	TOP		
Tom Poquette, L (1, 8) OBP: 0.315, SLG: 0.394 Amos Otis, R (8, PR) OBP: 0.335, SLG: 0.438 (8, 8)	0-0 1-3		0-0 4-3			0-0 G3		0-0 E S 1B		4 0 1 0 0 0 0 0 1 0 0 0 0 0			
Hal McRae, R (1, 7) OBP: 0.352, SLG: 0.495 Joe Zdeb, R (9, 7) OBP: 0.359, SLG: 0.421	1-0 CS HBP		0-0 2-3			0-0 6-3		0-0 1-H S 1B		3 1 1 1 0 0 0 0 0 0 0 0 0 0			
Ralph LaCock, L (1, 10) OBP: 0.355, SLG: 0.431	0-0 E6 1-2 BB HR		0-0 2-3			0-0 5-3		0-0 1-H 1B		4 1 1 1 0 0 1			
Joe Lahoud, L (1, 9) OBP: 0.393, SLG: 0.304 Al Cowens, R (9, PH) OBP: 0.341, SLG: 0.498 (9, 9)	4-0 1-2 HR BB			0-3 K		0-0 4-3 1B		0-0 6-3		2 1 1 0 1 1 0 1 0 0 0 0 0 0			
John Mayberry, L (1, 3) OBP: 0.353, SLG: 0.427	0-0 1-H 2-H HR			0-3 K		0-0 F8		0-3 K		4 1 1 3 0 2 1			
Darrell Porter, L (1, 2) OBP: 0.356, SLG: 0.462	0-0 4-3			0-0 F5		0-0 4-3 1-2		0-0 F9		4 0 0 0 0 0 1			
Cookie Rojas, R (1, 5) OBP: 0.290, SLG: 0.325					0-0 6-3		0-0 F7			3 0 0 0 0 1 1			
Freddie Patek, R (1, 6) OBP: 0.320, SLG: 0.364					0-0 4-3			0-3 K		3 0 0 0 0 2 0			
Frank White, R (1, 4) OBP: 0.289, SLG: 0.350					0-0 6-3			0-0 5-3		3 0 0 0 0 1 0			
Inning Stats	R: 3 H: 1 E: 1 LOB: 0 K: 0 BB: 1 S: 4 P: 9	R: 0 H: 0 E: 0 LOB: 0 K: 3 BB: 0 S: 9 P: 9	R: 0 H: 0 E: 0 LOB: 0 K: 2 BB: 0 S: 7 P: 7	R: 0 H: 0 E: 0 LOB: 0 K: 2 BB: 0 S: 7 P: 7	R: 0 H: 0 E: 0 LOB: 0 K: 0 BB: 0 S: 3 P: 3	R: 0 H: 0 E: 0 LOB: 0 K: 0 BB: 0 S: 3 P: 3	R: 0 H: 1 E: 0 LOB: 1 K: 0 BB: 0 S: 4 P: 4	R: 2 H: 3 E: 0 LOB: 1 K: 1 BB: 0 S: 7 P: 7	R: 0 H: 0 E: 0 LOB: 0 K: 1 BB: 0 S: 5 P: 5	1B: 4 SF: 0 2B: 0 SAC: 0 3B: 0 DP: 0 HR: 1 HBP: 1	WP: 0 PA: 33 PB: 0 SB: 2 CS: 1		
PITCHER	IP WLS BF H R ER SO BB IBB HBP BLK WP HR S P ERA WHIP											PITCHER	IP WLS BF H R ER SO BB IBB HBP BLK WP HR S P ERA WHIP
Jim Bibby, R (1, 1) ERA: 3.85 Don Hood, L (9, 1) ERA: 3.24	8.0 L 30 5 5 2 6 1 0 1 0 0 0 1 40 45 2.25 0.750												

Kansas City Royals @ Cleveland Indians
 Cleveland Municipal Stadium, Cleveland, OH
 Wed Aug 17 1977, 7:05 PM EDT
 Att: 5,921 - Unknown - 71 F

livebaseballscorecards.com

AB	31
R	5
H	5
RBI	5
BB	1
SO	7
LOB	4



Batter	1	2	3	4	5	6	7	8	9	AB R H RBI BB SO LOB
Duane Kuiper, L (1, 4) OBP: 0.330, SLG: 0.339	0-0 FC5 1B	0-0 3-1		0-3 K		0-0 1B			4-0 FC1-6 BB	4 0 2 1 1 1 4
Buddy Bell, R (1, 5) OBP: 0.360, SLG: 0.431	0-0 L7	0-3 K		0-0 F8		0-0 F7			4-0 FC1-6 BB	4 0 0 0 1 1 6
Paul Dade, R (1, 8) OBP: 0.339, SLG: 0.377	0-0 F9		0-0 1B		0-3 K		0-0 5-3		0-0 FC1-6	4 0 1 0 0 1 1
John Lowenstein, L (9, PH) OBP: 0.354, SLG: 0.354									1-2f 2-3	1 0 0 0 0 0 2
Andre Thornton, R (1, 3) OBP: 0.372, SLG: 0.580	0-0 1-2 1B		0-0 L5		0-0 1B		0-0 HR		0-0 F3	5 1 3 1 0 0 3
Rico Carty, R (1, 10) OBP: 0.350, SLG: 0.404	0-0 FC5		0-0 G4-6-3 1B		0-0 P4		0-0 5-3		0-0 F7	5 0 1 0 0 0 5
Bruce Bochte, L (1, 7) OBP: 0.346, SLG: 0.372		0-0 SH1-3 BB 3-1 1B	0-0 G4-6-3		0-0 4-3		0-0 4-3			4 1 1 0 0 0 3
Ron Pruitt, R (1, 9) OBP: 0.365, SLG: 0.408		4-0 3-1 SH1-3 BB		0-0 L6		0-0 SH3 SF8 2B		0-0 6-3		1 0 0 0 1 0 0
Jim Norris, L (6, PH) OBP: 0.366, SLG: 0.382		1-2								2 1 1 0 0 0 0
Ray Fosse, R (1, 2) OBP: 0.296, SLG: 0.383		0-0 SH1-3		0-0 1B		0-0 SH3		0-0 6-3		2 0 1 0 0 0 0
Frank Duffy, R (1, 6) OBP: 0.253, SLG: 0.281		4-0 1-2 2-3		0-0 1B		0-0 SF8		0-0 F8		1 0 1 0 1 0 0
Larvell Blanks, R (6, PH) OBP: 0.311, SLG: 0.418		0-0 3-1 BB		1-2 1B		3-H				1 0 0 1 0 0 0

Inning Stats	R: 0	H: 2	E: 0	K: 0	S: 5	LOB: 2	BB: 0	P: 5	R: 1	H: 1	E: 0	K: 1	S: 6	LOB: 2	BB: 2	P: 14	R: 0	H: 2	E: 0	K: 0	S: 4	LOB: 1	BB: 0	P: 4	R: 0	H: 2	E: 0	K: 1	S: 7	LOB: 2	BB: 0	P: 7	R: 0	H: 1	E: 0	K: 1	S: 6	LOB: 1	BB: 0	P: 6	R: 1	H: 1	E: 0	K: 0	S: 4	LOB: 0	BB: 0	P: 4	R: 0	H: 0	E: 0	K: 0	S: 3	LOB: 0	BB: 0	P: 3	R: 0	H: 0	E: 0	K: 0	S: 3	LOB: 2	BB: 2	P: 11	1B: 9	SF: 1	2B: 1	SAC: 2	3B: 0	DP: 1	HR: 1	HBP: 0	WP: 0	PA: 41
--------------	------	------	------	------	------	--------	-------	------	------	------	------	------	------	--------	-------	-------	------	------	------	------	------	--------	-------	------	------	------	------	------	------	--------	-------	------	------	------	------	------	------	--------	-------	------	------	------	------	------	------	--------	-------	------	------	------	------	------	------	--------	-------	------	------	------	------	------	------	--------	-------	-------	-------	-------	-------	--------	-------	-------	-------	--------	-------	--------

PITCHER	IP	WLS	BF	H	R	ER	SO	BB	IBB	HBP	BLK	WP	HR	S	P	ERA	WHIP
Paul Splittorf, L (1, 1) ERA: 4.2	3.2		19	7	1	1	2	2	0	0	0	0	0	21	29	2.46	2.455
Marty Pattin, R (4, 1) ERA: 4.15	4.1	W	19	4	2	2	1	2	0	0	0	0	1	19	27	4.15	1.385
Doug Bird, R (9, 1) ERA: 5.01	1.0	S	3	0	0	0	0	0	0	0	0	0	0	3	3	0.00	0.000

BOTTOM

Kansas City Royals @ Cleveland Indians
Cleveland Municipal Stadium, Cleveland, OH

Wed Aug 17 1977, 7:05 PM EDT
Att. 5,921 - Unknown - 71 F

livebaseballscorecards.com

AB	34
R	3
H	11
RBI	3
BB	4
SO	3
LOB	24



Batter	1	2	3	4	5	6	7	8	9	AB R H RBI BB SO LOB	TOP
Tom Poquette, L OBP: 0.320, SLG: 0.402 (1, 9) (9, 7)	0-0 E 2B	0-0 FC 1-2 2-H		0-0 F7			0-0 FC5-4 1B		0-0 1B	5 1 3 0 0 0 2	
Hal McRae, R OBP: 0.352, SLG: 0.500 Al Cowens, R OBP: 0.341, SLG: 0.498 (1, 7) (9, 9)	0-0 E6 3B 2-H	0-0 L9		0-0 2B 1-H			0-0 FC5-4 1-2f S		0-0 L3	5 1 2 1 0 0 4 0 0 0 0 0 0 0	
Joe Lahoud, L OBP: 0.375, SLG: 0.333 (1, 10)	0-0 5-3	0-3 K			0-0 2B L9-4-5		0-0 F9 1-2			4 0 1 0 0 1 3	
John Mayberry, L OBP: 0.352, SLG: 0.425 (1, 3)	0-0 3-1			0-0 1B L3		0-0 L9-4-5 2-3		0-0 G3		4 0 1 0 0 0 2	
Darrell Porter, L OBP: 0.355, SLG: 0.457 (1, 2)	4-0 BB			0-0 F7		0-0 G3		0-0 F8		3 0 0 0 1 0 1	
Amos Otis, R OBP: 0.332, SLG: 0.433 (1, 8)	0-3 K			0-0 L3 1-2		0-3 K		0-0 P4		4 0 0 0 0 2 2	
Cookie Rojas, R OBP: 0.289, SLG: 0.323 (1, 5)		0-3 K		0-0 F8		0-0 1B		0-0 F8		4 0 1 0 0 1 0	
Frank White, R OBP: 0.292, SLG: 0.352 (1, 4)		4-0 FC E BB		0-0 1B 2B		0-3 K			0-0 F3	3 2 1 0 1 1 1	
Bob Heise, R OBP: 0.292, SLG: 0.304 (1, 6)		0-0 FC E 1-2		0-0 2B 1B 2-H		0-3 K			0-0 4-3	4 0 1 1 0 1 2	
Inning Stats	R: 2 E: 1 K: 1 S: 7 H: 2 LOB: 1 BB: 1 P: 11	R: 1 E: 1 K: 2 S: 9 H: 0 LOB: 2 BB: 1 P: 13	R: 0 E: 0 K: 0 S: 3 H: 1 LOB: 0 BB: 0 P: 3	R: 1 E: 0 K: 0 S: 5 H: 3 LOB: 2 BB: 0 P: 5	R: 0 E: 0 K: 0 S: 3 H: 1 LOB: 0 BB: 0 P: 3	R: 0 E: 0 K: 3 S: 10 H: 1 LOB: 1 BB: 0 P: 10	R: 0 E: 0 K: 0 S: 4 H: 1 LOB: 1 BB: 0 P: 4	R: 0 E: 0 K: 0 S: 3 H: 0 LOB: 0 BB: 0 P: 3	R: 0 E: 0 K: 0 S: 4 H: 1 LOB: 1 BB: 0 P: 4	1B: 5 2B: 6 3B: 1 HR: 0 SF: 0 SAC: 0 DP: 2 HBP: 0	WP: 0 PB: 0 SB: 1 CS: 0 PA: 38
PITCHER Wayne Garland, R ERA: 4.08 (1, 1)	IP 9.0 WLS L BF 38 H 10 R 4 ER 3 SO 6 BB 2 IBB 0 HBP 0 BLK 0 WP 0 HR 0 S 48 P 56 ERA 3.00 WHIP 1.333	PITCHER IP WLS BF H R ER SO BB IBB HBP BLK WP HR S P ERA WHIP									

Kansas City Royals @ Cleveland Indians
Cleveland Municipal Stadium, Cleveland, OH

Thu Aug 18 1977, 7:05 PM EDT
Att: 6,692 - Unknown - 66 F

AB	36
R	4
H	10
RBI	2
BB	2
SO	6
LOB	17



Batter	1	2	3	4	5	6	7	8	9	AB R H RBI BB SO LOB	TOP									
Rick Burleson, R OBP: 0.350, SLG: 0.384 (1, 6) X	0-0 L4	0-0 F7			X 0-0 L7		X 0-0 F3		X 0-0 G1-6-3	5 0 0 0 0 0 2	Boston Red Sox @ Kansas City Royals Royals Stadium, Kansas City, MO Fri Aug 19 1977, 8:05 PM EDT Att. 36,725 - Unknown - 80 F livebaseballscorecards.com									
Fred Lynn, L OBP: 0.306, SLG: 0.452 (1, 8) X	0-0 BB 1B 2B		S 0-3 K		X 0-0 F7			X 0-0 4-3	X 0-0 F7	5 1 1 0 0 1 0										
Jim Rice, R OBP: 0.382, SLG: 0.611 (1, 10) S S S	0-3 K		X 0-0 F4			X 0-0 6-3		X 0-0 1B 1B		4 1 1 0 0 1 1										
Carl Yastrzemski, L OBP: 0.389, SLG: 0.514 (1, 7) B B B	4-0 1B BB BB		B B B 4-0 FC6 BB		X 0-0 S 1B		X 0-0 1B 1B			2 1 2 0 2 0 0										
Carlton Fisk, R OBP: 0.404, SLG: 0.497 (1, 2) B B B	4-0 1B BB 1-2 2-3		X 0-0 FC6 1-2f		S S S 0-3 K 1-2		X 0-0 1B 1B			3 0 1 1 1 1 2										
George Scott, R OBP: 0.342, SLG: 0.542 (1, 3) X	0-0 1B 1-2 2-3 3-H			X 0-0 5-3		X 0-0 6-3		S S S 0-3 K		4 0 1 1 0 1 3										
Butch Hobson, R OBP: 0.303, SLG: 0.507 (1, 5) X	0-0 L7		X 0-0 L7-2 3B		X 0-0 E8 4-3		X 0-0 1B 1-3 2-H			4 0 2 1 0 0 3										
Bernie Carbo, L OBP: 0.398, SLG: 0.543 (1, 9) X		X 0-0 L8		X 0-0 L7-2 3-H		X 0-0 4-3 2-3		X 0-0 4-3		4 0 0 0 0 0 4										
Denny Doyle, L OBP: 0.296, SLG: 0.330 (1, 4) X		X 0-0 1-3			X 0-0 4-3		X 0-0 L4		X 0-0 G1-6-3 1B	4 0 1 0 0 0 1										
Inning Stats	R: 1 E: 0 K: 1 S: 7	H: 2 LOB: 3 BB: 2 P: 15	R: 0 E: 0 K: 0 S: 3	H: 0 LOB: 0 BB: 0 P: 3	R: 0 E: 0 K: 1 S: 5	H: 0 LOB: 1 BB: 1 P: 9	R: 0 E: 0 K: 0 S: 3	H: 1 LOB: 0 BB: 0 P: 3	R: 0 E: 0 K: 1 S: 6	H: 1 LOB: 1 BB: 0 P: 6	R: 0 E: 1 K: 0 S: 4	H: 0 LOB: 1 BB: 0 P: 4	R: 2 E: 0 K: 1 S: 9	H: 4 LOB: 2 BB: 0 P: 9	R: 0 E: 0 K: 0 S: 3	H: 1 LOB: 0 BB: 0 P: 3	1B: 7 2B: 2 3B: 1 HR: 0	SF: 0 SAC: 0 DP: 2 HBP: 0	WP: 0 PB: 0 SB: 1 CS: 0	PA: 38
PITCHER Jim Colborn, R ERA: 3.71 (1, 1)	IP 9.0 WLS W BF 38 H 9 R 3 ER 3 SO 4 BB 3 IBB 0 HBP 0 BLK 0 WP 0 HR 0 S 43 P 55 ERA 3.00 WHIP 1.333																			



Batter	1	2	3	4	5	6	7	8	9	AB	R	H	RBI	BB	SO	LOB
Tom Poquette, L OBP: 0.319, SLG: 0.403 (1, 7)	0-0 1-3		0-0 L8-5 2B		0-0 F8		0-0 SH3-4	0-0 P2		4	0	1	0	0	0	2
Hal McRae, R OBP: 0.353, SLG: 0.501 (1, 10)	0-0 F9		0-0 L8-5			0-0 2B	0-0 E5 SF7 1B	0-0 F8		5	2	2	0	0	0	2
George Brett, L OBP: 0.367, SLG: 0.519 (1, 5)	0-0 HR			4-0 BB		0-0 E HR 2B	0-0 SF7	0-0 4-3		3	2	2	3	1	0	1
Al Cowens, R OBP: 0.340, SLG: 0.495 (1, 9)	0-0 4-3			0-0 F2		0-0 E6 HR	1-0 HR HBP			3	2	0	0	0	0	2
John Mayberry, L OBP: 0.353, SLG: 0.433 (1, 3)		0-0 1B		0-3 K		0-0 F5	0-0 HR			4	1	2	2	0	1	3
Darrell Porter, L OBP: 0.353, SLG: 0.455 (1, 2)	0-0 F7		0-3 K		0-3 K	0-3 K	0-0 BB 1B			4	0	1	0	0	2	4
Amos Otis, R OBP: 0.333, SLG: 0.440 (1, 8)		0-3 K		0-3 K	0-3 K	0-0 HR	4-0 BB BB	4-0 BB		3	1	1	3	1	2	1
Freddie Patek, R OBP: 0.320, SLG: 0.365 (1, 6)	0-0 F8		0-0 F8		0-0 2B	0-3 K	0-0 F9			4	0	1	0	0	1	3
Frank White, R OBP: 0.294, SLG: 0.352 (1, 4)		0-0 5-3		0-3 K			0-0 SH3-4 E 1B	4-0 BB		3	1	1	0	1	1	1

Inning Stats	R: 1	H: 1	E: 0	LOB: 0	K: 0	S: 4	R: 0	H: 1	E: 0	LOB: 1	K: 1	S: 6	R: 0	H: 1	E: 0	LOB: 0	K: 0	S: 3	R: 0	H: 0	E: 0	LOB: 1	K: 2	S: 7	R: 0	H: 1	E: 0	LOB: 1	K: 2	S: 8	R: 4	H: 3	E: 1	LOB: 0	K: 2	S: 11	R: 4	H: 4	E: 1	LOB: 2	K: 0	S: 7	R: 0	H: 0	E: 0	LOB: 1	K: 0	S: 3					
	4	0	1	0	0	2	5	2	2	0	0	2	3	2	0	0	2	4	1	2	2	0	1	3	4	0	1	2	2	0	1	3	4	0	1	0	0	2	4	3	1	1	3	1	2	1	4	0	1	0	0	1	3

PITCHER	IP	WLS	BF	H	R	ER	SO	BB	IBB	HBP	BLK	WP	HR	S	P	ERA	WHIP
Mike Paxton, R ERA: 4.29 (1, 1)	5.2	L	25	7	5	2	6	1	0	0	0	0	2	36	40	3.18	1.412
Jim Willoughby, R ERA: 4.22 (6, 1)	1.0		6	2	3	3	1	0	0	1	0	0	0	7	8	27.00	2.000
Bill Lee, L ERA: 5.91 (7, 1)	1.1		8	2	1	1	0	2	0	0	0	0	1	6	14	6.75	3.000


BOTTOM

Boston Red Sox @ Kansas City Royals
 Royals Stadium, Kansas City, MO

Fri Aug 19 1977, 8:05 PM EDT
 Att: 36,725 - Unknown - 80 F

AB	33
R	9
H	11
RBI	8
BB	3
SO	7
LOB	19

livebaseballscorecards.com



WP	HR	S	P	ERA	WHIP
0	0	0	0	0	0

Batter	1	2	3	4	5	6	7	8	9	AB R H RBI BB SO LOB	TOP									
Rick Burleson, R (1, 6) OBP: 0.348, SLG: 0.384	0-0 F9		0-0 F9			0-0 P5	0-0 5-3		0-0 2B	5 0 1 1 0 0 1	Boston Red Sox @ Kansas City Royals Royals Stadium, Kansas City, MO Sat Aug 20 1977, 8:05 PM EDT Att. 40,502 - Unknown - 83 F									
Fred Lynn, L (1, 8) OBP: 0.308, SLG: 0.449	4-0 BB BB		0-3 K			0-0 5-3	4-0 3-H BB		0-3 K	3 0 0 0 2 2 1										
Jim Rice, R (1, 10) OBP: 0.381, SLG: 0.608	0-3 K		0-0 F9			0-0 1B	0-0 3-1			4 0 1 0 0 1 3										
Carl Yastrzemski, L (1, 7) OBP: 0.390, SLG: 0.513	4-0 FC6-4 1-2 BB				0-0 F8	0-0 1B		0-0 G3		3 0 1 0 1 0 0										
Carlton Fisk, R (1, 2) OBP: 0.400, SLG: 0.492	0-0 FC6-4 1-2f				0-0 5-3	0-0 F7		0-0 5-3		4 0 0 0 0 0 4										
George Scott, R (1, 3) OBP: 0.344, SLG: 0.542		0-0 F9			0-3 K		0-0 E 2B 1B	0-0 1B		4 0 0 0 0 0 4										
Butch Hobson, R (1, 5) OBP: 0.300, SLG: 0.502		0-3 K			0-3 K		0-0 E5 2B 5-3	0-3 K		4 1 2 0 0 1 0										
Bernie Carbo, L (1, 9) OBP: 0.399, SLG: 0.540		4-0 BB			0-3 K		0-0 2B		0-0 F7	4 1 0 0 0 3 2										
Dwight Evans, R (7, PH) OBP: 0.365, SLG: 0.518							0-0 1-3 2-H 2B		0-0 F7	1 0 0 0 1 1 0										
Denny Doyle, L (1, 4) OBP: 0.295, SLG: 0.328		0-0 G3			0-0 L9		0-0 F9		0-3 K	2 0 0 0 0 0 1										
Steve Dillard, R (7, PH) OBP: 0.280, SLG: 0.322										1 0 0 0 0 0 2										
Rick Miller, L (9, PH) OBP: 0.352, SLG: 0.322										1 0 0 0 0 1 0										
Inning Stats	R: 0 E: 0 K: 1 S: 5	H: 0 LOB: 2 BB: 2 P: 13	R: 0 E: 0 K: 1 S: 5	H: 0 LOB: 1 BB: 1 P: 9	R: 0 E: 0 K: 1 S: 5	H: 0 LOB: 0 BB: 0 P: 5	R: 0 E: 0 K: 1 S: 7	H: 0 LOB: 0 BB: 0 P: 7	R: 0 E: 0 K: 0 S: 5	H: 2 LOB: 2 BB: 0 P: 5	R: 2 E: 1 K: 0 S: 6	H: 2 LOB: 2 BB: 1 P: 10	R: 0 E: 0 K: 1 S: 6	H: 1 LOB: 1 BB: 0 P: 6	R: 0 E: 0 K: 2 S: 8	H: 1 LOB: 1 BB: 0 P: 8	1B: 4 2B: 2 3B: 0 HR: 0	SF: 0 SAC: 0 DP: 0 HBP: 0	WP: 0 PB: 0 SB: 0 CS: 0	PA: 38
PITCHER	IP WLS BF H R ER SO BB IBB HBP BLK WP HR S P ERA WHIP																			
Mark Littell, R (1, 1) ERA: 3.42	5.0 W 18 0 0 0 6 3 0 0 0 0 0 0 27 39 0.00 0.600																			
Steve Mingori, L (6, 1) ERA: 3.14	1.0 8 4 2 1 0 0 0 0 0 0 0 0 8 8 9.00 4.000																			
Doug Bird, R (7, 1) ERA: 4.83	3.0 S 12 2 0 0 3 1 0 0 0 0 0 0 17 21 0.00 1.000																			

AB	34
R	2
H	6
RBI	2
BB	4
SO	9
LOB	14



Batter	1	2	3	4	5	6	7	8	9	AB R H RBI BB SO LOB	TOP																										
Rick Burleson, R (1, 6) OBP: 0.353, SLG: 0.387	0-0 G3		4-0 G4-6-3 BB		0-0 E9 3-1 1B		0-0 1B		0-0 FC4-6 1B	4 1 3 0 1 0 0																											
Fred Lynn, L (1, 8) OBP: 0.309, SLG: 0.446	4-0 PB BB		0-0 G4-6-3		0-0 3-1		0-0 1-2 1B		0-0 FC4-6	4 0 1 2 1 0 3																											
Jim Rice, R (1, 10) OBP: 0.381, SLG: 0.608	0-3 K		0-0 2B		0-0 FC5-4 1B		0-0 F9		0-3 K	5 0 2 1 0 2 4																											
Carl Yastrzemski, L (1, 7) OBP: 0.387, SLG: 0.508	0-0 F7		0-0 P5		0-0 F7		0-0 1-3			4 0 0 0 0 0 5																											
Carlton Fisk, R (1, 2) OBP: 0.399, SLG: 0.489		4-0 1B BB		0-0 5-3		0-0 FC5-4		0-0 6-3		3 0 0 0 1 0 1																											
George Scott, R (1, 3) OBP: 0.343, SLG: 0.539		0-0 1-2 1B		0-0 F3		0-0 L7		0-0 6-3		4 0 1 0 0 0 0																											
Butch Hobson, R (1, 5) OBP: 0.298, SLG: 0.498		0-0 F6		0-0 L8		0-0 F9		0-3 K		4 0 0 0 0 1 2																											
Dwight Evans, R (1, 9) OBP: 0.363, SLG: 0.526		0-0 P4			0-0 HR		0-0 P6		0-3 K	4 1 1 1 0 1 2																											
Steve Dillard, R (1, 4) OBP: 0.281, SLG: 0.331					0-0 E		0-0 1-3		0-0 1B FC4-6	3 1 1 0 0 0 2																											
Denny Doyle, L (8, 4) OBP: 0.297, SLG: 0.330					3-1 2B					1 1 1 0 0 0 0																											
Inning Stats	R: 0 E: 0 K: 1 S: 5	H: 0 LOB: 1 BB: 1 P: 9	R: 0 E: 0 K: 0 S: 4	H: 1 LOB: 2 BB: 1 P: 8	R: 0 E: 0 K: 0 S: 3	H: 1 LOB: 1 BB: 1 P: 7	R: 0 E: 0 K: 0 S: 3	H: 0 LOB: 0 BB: 0 P: 3	R: 3 E: 1 K: 0 S: 7	H: 4 LOB: 1 BB: 0 P: 7	R: 0 E: 0 K: 0 S: 3	H: 0 LOB: 0 BB: 0 P: 3	R: 0 E: 0 K: 0 S: 5	H: 2 LOB: 2 BB: 0 P: 5	R: 0 E: 0 K: 1 S: 5	H: 0 LOB: 0 BB: 0 P: 5	R: 1 E: 0 K: 2 S: 9	H: 2 LOB: 1 BB: 0 P: 9	1B: 7 2B: 2 3B: 0 HR: 1	SF: 0 SAC: 0 DP: 1 HBP: 0	WP: 0 PB: 1 SB: 0 CS: 0	PA: 39															
PITCHER	IP WLS BF H R ER SO BB IBB HBP BLK WP HR S P ERA WHIP																																				
Paul Splittorff, L (1, 1) ERA: 4.2	6.1		29	8	3	3	1	3	0	0	0	0	0	1	28	40	4.26	1.737																			
Marty Pattin, R (7, 1) ERA: 4.13	0.1		1	0	0	0	0	0	0	0	0	0	0	1	1	0.00	0.000																				
Larry Gura, L (7, 1) ERA: 3.23	0.1		1	0	0	0	0	0	0	0	0	0	0	1	1	0.00	0.000																				
Doug Bird, R (8, 1) ERA: 4.83	2.0	W	8	2	1	1	3	0	0	0	0	0	0	14	14	4.50	1.000																				

Boston Red Sox @ Kansas City Royals
 Royals Stadium, Kansas City, MO
 Sun Aug 21 1977, 4:33 AM EDT
 Att: 31,199 - Unknown

livebaseballscorecards.com

AB	36
R	4
H	10
RBI	4
BB	3
SO	4
LOB	19



Batter	1	2	3	4	5	6	7	8	9	AB R H RBI BB SO LOB	TOP														
Al Bumbry, L (1, 8) OBP: 0.347, SLG: 0.371	0-3 K	0-0 1B		4-0 CS BB		0-3 K			0-0 E5 SF9	4 0 1 1 1 2 3															
Billy Smith, S (1, 4) OBP: 0.283, SLG: 0.316 Rich Dauer, R (6, PH) OBP: 0.262, SLG: 0.262 (6, 4)	0-0 F8	0-0 P6		0-3 K		0-0 FC5			0-0 P4	3 0 0 0 0 1 2 2 0 0 0 0 0 4															
Ken Singleton, S (1, 9) OBP: 0.444, SLG: 0.528	0-0 2B			4-0 HBP SF8 BB		4-0 F9 BB			4-0 IBB	2 1 1 0 3 0 0															
Lee May, R (1, 3) OBP: 0.289, SLG: 0.414	0-3 K			0-0 SF8 HBP SF9 1B		0-0 F9			0-0 SF9	4 1 1 1 0 2 2															
Eddie Murray, S (1, 10) OBP: 0.330, SLG: 0.440				1-0 1B 2B 1-2 2-3 HBP		0-0 6-3			0-0 4-3	4 1 1 0 0 1 2															
Andres Mora, R (1, 7) OBP: 0.283, SLG: 0.610 Pat Kelly, L (8, 7) OBP: 0.348, SLG: 0.377				0-0 SF8					0-0 E5 G5-4-3	3 2 2 3 0 0 0 0 0 0 0 0 0 0															
Doug DeCinces, R (1, 5) OBP: 0.330, SLG: 0.416				0-0 F5		0-0 F8			0-0 L7	3 0 0 1 0 0 2															
Mark Belanger, R (1, 6) OBP: 0.266, SLG: 0.244				0-0 6-3		0-0 1B FC5 2B			0-0 G5-4-3	4 1 2 1 0 0 2															
Rick Dempsey, R (1, 2) OBP: 0.313, SLG: 0.322 Dave Skaggs, R (9, 2) OBP: 0.320, SLG: 0.314				0-0 F6		0-0 6-3			4-0 E SF9 BB	3 1 1 0 1 0 1 0 0 0 0 0 0 0															
Inning Stats	R: 0 E: 0 K: 2 S: 8	H: 1 LOB: 1 BB: 0 P: 8	R: 3 E: 0 K: 0 S: 7	H: 4 LOB: 1 BB: 0 P: 7	R: 2 E: 0 K: 0 S: 4	H: 1 LOB: 1 BB: 1 P: 9	R: 0 E: 0 K: 1 S: 4	H: 0 LOB: 0 BB: 1 P: 8	R: 0 E: 0 K: 0 S: 2	H: 0 LOB: 0 BB: 1 P: 6	R: 1 E: 0 K: 1 S: 8	H: 3 LOB: 2 BB: 0 P: 8	R: 0 E: 0 K: 2 S: 7	H: 0 LOB: 0 BB: 0 P: 7	R: 0 E: 1 K: 0 S: 3	H: 0 LOB: 0 BB: 0 P: 3	R: 1 E: 1 K: 0 S: 4	H: 0 LOB: 2 BB: 2 P: 12	1B: 4 2B: 4 3B: 0 HR: 1	SF: 3 SAC: 0 DP: 1 HBP: 1	WP: 0 PB: 0 SB: 0 CS: 1	PA: 41			
PITCHER	IP	WLS	BF	H	R	ER	SO	BB	IBB	HBP	BLK	WP	HR	S	P	ERA	WHIP								
Dennis Leonard, R (1, 1) ERA: 3.42	3.0		17	6	5	5	2	1	0	1	0	0	0	19	24	15.00	2.333								
Andy Hassler, L (4, 1) ERA: 4.55	5.0		18	3	1	1	4	2	0	0	0	0	1	24	32	1.80	1.000								
Steve Mingori, L (9, 1) ERA: 3.08	1.0	W	6	0	1	0	0	1	1	0	0	0	0	4	12	0.00	1.000								

Baltimore Orioles @ Kansas City Royals
Royals Stadium, Kansas City, MO
 Mon Aug 22 1977, 8:05 PM EDT
 Att: 36,328 - Unknown

AB	32
R	7
H	9
RBI	7
BB	5
SO	6
LOB	18



Batter	1	2	3	4	5	6	7	8	9	AB R H RBI BB SO LOB
Tom Poquette, L (1, 9) OBP: 0.326, SLG: 0.414 Cookie Rojas, R (9, PH) OBP: 0.289, SLG: 0.323 Joe Lahoud, L (9, PH) OBP: 0.382, SLG: 0.321	0-0 F9 ①		0-0 PB 2B 1B 2-H			0-0 F9 ①		0-0 P2 ①	0-0 6-3 ②	4 1 1 1 0 0 1 0 0 0 0 0 0 0 1 0 0 0 0 0 1
Hal McRae, R (1, 7) OBP: 0.353, SLG: 0.504	0-0 F9 ②		0-0 1B 2B 1-H			0-0 6-3 ②		0-0 SF8 ②	0-0 1B 2-H	4 0 2 3 0 0 0
George Brett, L (1, 5) OBP: 0.368, SLG: 0.520	0-0 F8 ③		0-0 5-3 ③			0-0 F8 ③		0-0 2B 2B 3-H		4 1 1 0 0 0 1
Al Cowens, R (1, 8) OBP: 0.342, SLG: 0.506		0-0 6-3 ①		0-0 5-3 ①			0-0 HR	0-0 2B 2-H		4 1 2 2 0 0 0
John Mayberry, L (1, 3) OBP: 0.349, SLG: 0.424		0-0 1-3 ②		0-0 4-3 ②			0-0 F9 ①	0-0 L4 ③		4 0 0 0 0 0 1
Ralph LaCock, L (1, 10) OBP: 0.350, SLG: 0.424 Joe Zdeb, R (9, PH) OBP: 0.357, SLG: 0.417		0-0 6-3 ③		0-0 F8 ③			0-0 F8 ②		0-3 K ①	3 0 0 0 0 0 0 1 0 0 0 0 1 0
Darrell Porter, L (1, 2) OBP: 0.354, SLG: 0.455 John Wathan, R (9, PH) OBP: 0.292, SLG: 0.328			0-0 F8 ①		0-0 4-3 ①		0-0 2B		0-0 BB 2B 1B	3 0 1 0 0 0 0 1 1 1 0 0 0 0
Freddie Patek, R (1, 6) OBP: 0.317, SLG: 0.359 Amos Otis, R (9, PH) OBP: 0.343, SLG: 0.450			4-0 S 1B BB		0-0 P3 ②		0-0 P2 ③		4-0 2B BB 1-2	2 1 0 0 1 0 1 0 1 0 0 1 0 0
Frank White, R (1, 4) OBP: 0.293, SLG: 0.357			0-3 K ②		0-0 1-3 ③			0-0 SF8 3B	0-0 1B 2B 1-H 2-H	4 2 2 2 0 1 1

Inning Stats	R: 0	H: 0	E: 0	K: 0	S: 3	LOB: 0	BB: 0	P: 3	R: 0	H: 0	E: 0	K: 0	S: 3	LOB: 0	BB: 0	P: 3	R: 0	H: 0	E: 0	K: 0	S: 3	LOB: 0	BB: 0	P: 3	R: 0	H: 0	E: 0	K: 0	S: 3	LOB: 0	BB: 0	P: 3	R: 1	H: 2	E: 0	K: 0	S: 5	LOB: 1	BB: 0	P: 5	R: 2	H: 3	E: 0	K: 0	S: 6	LOB: 1	BB: 0	P: 6	R: 3	H: 3	E: 0	K: 1	S: 7	LOB: 1	BB: 1	P: 11	1B: 3	2B: 5	3B: 1	SF: 1	SAC: 0	DP: 0	HBP: 0	WP: 0	PB: 1	SB: 1	CS: 0	PA: 38
--------------	------	------	------	------	------	--------	-------	------	------	------	------	------	------	--------	-------	------	------	------	------	------	------	--------	-------	------	------	------	------	------	------	--------	-------	------	------	------	------	------	------	--------	-------	------	------	------	------	------	------	--------	-------	------	------	------	------	------	------	--------	-------	-------	-------	-------	-------	-------	--------	-------	--------	-------	-------	-------	-------	--------

PITCHER	IP	WLS	BF	H	R	ER	SO	BB	IBB	HBP	BLK	WP	HR	S	P	ERA	WHIP
Jim Palmer, R (1, 1) ERA: 3.32	7.2		30	6	5	5	1	1	0	0	0	0	1	31	35	5.87	0.913
Dick Drago, R (8, 1) ERA: 3.02	0.0		1	1	0	0	0	0	0	0	0	0	0	1	1	∞	∞
Tippy Martinez, L (8, 1) ERA: 2.55	0.2	L	5	2	3	3	1	1	0	0	0	0	0	6	10	40.50	4.500
Dennis Martinez, R (9, 1) ERA: 3.49	0.1		2	1	0	0	0	0	0	0	0	0	0	2	2	0.00	3.000


BOTTOM

Baltimore Orioles @ Kansas City Royals
Royals Stadium, Kansas City, MO

Mon Aug 22 1977, 8:05 PM EDT
 Att. 36,328 - Unknown

livebaseballscorecards.com

AB	35
R	8
H	10
RBI	8
BB	2
SO	2
LOB	6



Batter	1	2	3	4	5	6	7	8	9	AB R H RBI BB SO LOB	TOP
Al Bumbry, L (1, 8) OBP: 0.346, SLG: 0.372 Elliott Maddox, R (9, PH) OBP: 0.362, SLG: 0.424	0-3 		0-0 		0-0 		0-0 		0-0 	4 0 1 0 0 1 0 1 0 0 0 0 0 2	
Billy Smith, S (1, 4) OBP: 0.283, SLG: 0.313	4-0 		0-0 		0-0 		0-0 			3 0 0 0 1 0 1	
Ken Singleton, S (1, 9) OBP: 0.442, SLG: 0.525	0-0 			0-0 	0-3 			0-0 		4 1 1 0 0 1 2	
Lee May, R (1, 3) OBP: 0.293, SLG: 0.414	4-0 			4-0 		0-0 		0-0 		2 1 1 0 2 0 0	
Eddie Murray, S (1, 10) OBP: 0.327, SLG: 0.436	0-0 			0-0 		0-3 		0-0 		4 0 0 0 0 1 5	
Andres Mora, R (1, 7) OBP: 0.262, SLG: 0.598		0-3 		0-0 		0-0 		0-0 		4 0 1 0 0 1 3	
Doug DeCinces, R (1, 5) OBP: 0.331, SLG: 0.417			0-0 		0-0 	0-0 			0-0 	4 0 2 1 0 0 2	
Mark Belanger, R (1, 6) OBP: 0.265, SLG: 0.243 Terry Crowley, L (6, PH) OBP: 0.375, SLG: 0.500 Kiko Garcia, R (6, 6) OBP: 0.252, SLG: 0.296 Tony Muser, L (9, PH) OBP: 0.314, SLG: 0.299			0-0 		0-0 	0-0 			0-0 	2 0 0 0 0 0 1 1 0 0 0 0 0 2 0 0 0 0 0 0 0 1 0 0 0 0 0 1	
Rick Dempsey, R (1, 2) OBP: 0.310, SLG: 0.319 Dave Skaggs, R (7, 2) OBP: 0.320, SLG: 0.314 Pat Kelly, L (9, PH) OBP: 0.350, SLG: 0.377			0-0 		0-0 		0-0 		4-0 	3 0 0 0 0 0 0 0 0 0 0 0 0 0 0 0 0 0 1 0 0	
Inning Stats	R: 0 H: 0 E: 0 LOB: 2 K: 1 BB: 2 S: 5 P: 13	R: 0 H: 0 E: 0 LOB: 0 K: 1 BB: 0 S: 5 P: 5	R: 0 H: 0 E: 0 LOB: 0 K: 0 BB: 0 S: 3 P: 3	R: 2 H: 1 E: 1 LOB: 1 K: 0 BB: 1 S: 5 P: 9	R: 0 H: 1 E: 0 LOB: 1 K: 1 BB: 0 S: 6 P: 6	R: 0 H: 2 E: 0 LOB: 2 K: 1 BB: 0 S: 7 P: 7	R: 0 H: 0 E: 0 LOB: 0 K: 0 BB: 0 S: 3 P: 3	R: 0 H: 1 E: 0 LOB: 1 K: 0 BB: 1 S: 3 P: 7	1B: 5 SF: 0 2B: 1 SAC: 0 3B: 0 DP: 1 HR: 0 HBP: 0	WP: 1 PA: 37 PB: 0 SB: 0 CS: 0	
PITCHER Jim Colborn, R (1, 1) ERA: 3.55 Larry Gura, L (9, 1) ERA: 3.21	IP WLS BF H R ER SO BB IBB HBP BLK WP HR S P ERA WHIP 8.1 W 36 6 2 0 4 4 0 0 0 1 0 40 56 0.00 1.200 0.2 S 1 0 0 0 0 0 0 0 0 0 0 0 1 1 0.00 0.000				PITCHER IP WLS BF H R ER SO BB IBB HBP BLK WP HR S P ERA WHIP						

Baltimore Orioles @ Kansas City Royals
 Royals Stadium, Kansas City, MO
 Tue Aug 23 1977, 8:05 PM EDT
 Att: 27,602 - Unknown

livebaseballscorecards.com

AB 33
R 2
H 6
RBI 1
BB 4
SO 4
LOB 19



Batter	1	2	3	4	5	6	7	8	9	AB	R	H	RBI	BB	SO	LOB
George Brett, L OBP: 0.367, SLG: 0.525 (1, 5)	0-3 K		0-0 E5	0-0 HR			0-0 4-3			4	1	1	3	0	1	0
Hal McRae, R OBP: 0.354, SLG: 0.508 (1, 10)	0-0 6-3 1B		0-3 K	0-0 P3			0-0 SF8 3B			4	1	2	0	0	1	1
Amos Otis, R OBP: 0.342, SLG: 0.449 (1, 8)	0-0 6-3 1B		0-0 F8			0-0 P4	0-0 SF8			3	0	1	1	0	0	1
Al Cowens, R OBP: 0.341, SLG: 0.504 (1, 9)	0-0 6-3 1B		0-0 P6			0-0 FC5-4 1B	0-0 L6			4	0	1	0	0	0	3
John Mayberry, L OBP: 0.350, SLG: 0.431 (1, 3)	4-0 BB			0-0 HR		0-3 K		0-0 F8		3	1	1	1	1	1	1
Joe Zdeb, R OBP: 0.346, SLG: 0.403 (1, 7)	0-0 L4			0-0 6-3		0-0 FC5-4		0-0 1-3		4	0	0	0	0	0	4
Darrell Porter, L OBP: 0.353, SLG: 0.450 (1, 2)		4-0 BB		0-0 E9			0-0 F9		0-3 K	3	0	0	0	1	1	0
Freddie Patek, R OBP: 0.317, SLG: 0.358 (1, 6)		0-0 P5		4-0 FC5-2 HR BB			0-0 F9			2	1	0	0	1	0	1
Frank White, R OBP: 0.290, SLG: 0.354 (1, 4)		0-0 G4-6-3		0-0 FC5-2 HR			0-0 F8			3	1	0	0	0	0	3


Inning Stats	R: 0 E: 0 K: 1 S: 7	H: 2 LOB: 3 BB: 1 P: 11	R: 0 E: 0 K: 0 S: 2	H: 0 LOB: 0 BB: 1 P: 6	R: 0 E: 1 K: 1 S: 6	H: 0 LOB: 1 BB: 0 P: 6	R: 4 E: 1 K: 0 S: 6	H: 2 LOB: 0 BB: 1 P: 10	R: 0 E: 0 K: 1 S: 6	H: 1 LOB: 1 BB: 0 P: 6	R: 0 E: 0 K: 0 S: 3	H: 0 LOB: 0 BB: 0 P: 3	R: 1 E: 0 K: 0 S: 4	H: 1 LOB: 0 BB: 0 P: 4	R: 0 E: 0 K: 1 S: 5	H: 0 LOB: 0 BB: 0 P: 5	1B: 3 2B: 0 3B: 1 HR: 2	SF: 1 SAC: 0 DP: 1 HBP: 0	WP: 0 PB: 0 SB: 0 CS: 0	PA: 34
PITCHER Mike Flanagan, L ERA: 3.7 (1, 1)	IP: 8.0 WLS: L BF: 34 H: 6 R: 5 ER: 2 SO: 4 BB: 3 IBB: 0 HBP: 0 BLK: 0 WP: 0 HR: 2 S: 39 P: 51 ERA: 2.25 WHIP: 1.125																			

BOTTOM

Baltimore Orioles @ Kansas City Royals
Royals Stadium, Kansas City, MO

Tue Aug 23 1977, 8:05 PM EDT
Att. 27,602 - Unknown

AB	30
R	5
H	6
RBI	5
BB	3
SO	4
LOB	14



Batter	1	2	3	4	5	6	7	8	9	10	11	12	13	14	15	AB	R	H	RBI	BB	SO	LOB	TOP			
Tom Poquette, L OBP: 0.328, SLG: 0.411 (1, 7)	0-3 K		4-0 L4-3 BB		0-0 F9		0-0 3-1			H 1-0 FC1-6 HBP		0-0 6-3 1B		X 0-0 F8		5	0	1	0	1	1	1				
Hal McRae, R OBP: 0.355, SLG: 0.505 (1, 10)	4-0 BB		0-3 K		0-0 1B 1B		0-0 F8			X 0-0 FC1-6 S		0-0 6-3		B 4-0 CS BB		5	1	1	0	2	1	3				
George Brett, L OBP: 0.366, SLG: 0.520 (1, 5)	0-0 F7		0-0 L4-3		0-0 1B CS 1B				X 0-0 5-3		X 0-0 F9		4-0 IBB		X 0-0 L6		6	0	1	1	1	0	4			
Al Cowens, R OBP: 0.340, SLG: 0.505 (1, 9)	0-0 F3				0-0 3B 1B				X 0-0 6-3		X 0-0 6-3		X 0-0 P4		0-0 CS		7	0	2	1	0	0	4			
John Mayberry, L OBP: 0.349, SLG: 0.427 (1, 3)		X 0-0 P6		0-3 K	0-0 CS 3H		0-0 4-3		X 0-0 1B					X 0-3 K		4-0 2B BB		6	1	1	0	1	3	3		
Darrell Porter, L OBP: 0.352, SLG: 0.446 (1, 2)		B 4-0 BB BB		0-3 K			0-0 L9		X 0-3 K				X 0-0 6-3		X 0-0 1B 2B		3	0	0	0	1	2	2			
John Wathan, R OBP: 0.309, SLG: 0.359 (11, PH)																	3	1	2	1	0	0	0			
Amos Otis, R OBP: 0.346, SLG: 0.448 (1, 8)		B 4-0 BB BB		0-0 5-3			4-0 BB						X 0-0 6-3		X 0-0 1B		5	0	2	1	2	0	2			
Frank White, R OBP: 0.287, SLG: 0.350 (1, 4)		X 0-0 BB					0-0 BB		X 0-0 F8				X 0-0 F3		X 0-0 1B											
Ralph LaCock, L OBP: 0.353, SLG: 0.424 (11, PH)																										
Freddie Patek, R OBP: 0.315, SLG: 0.356 (11, PR)		X 0-0 P6					0-0 F2		X 0-0 F9				X 4-0 IBB		X 0-0 L8		4	0	0	0	0	0	3			
Bob Heise, R OBP: 0.288, SLG: 0.300 (1, 6)																	0	0	0	0	1	0	0			
Joe Lahoud, L OBP: 0.371, SLG: 0.310 (11, PH)		X 0-0 P4															2	0	0	0	0	0	2			
Cookie Rojas, R OBP: 0.285, SLG: 0.318 (11, 4)																	2	0	0	0	0	1	2			
Inning Stats	R: 0 E: 0 K: 1 S: 5	H: 0 LOB: 1 BB: 1 P: 9	R: 0 E: 0 K: 0 S: 3	H: 0 LOB: 2 BB: 2 P: 11	R: 0 E: 0 K: 1 S: 4	H: 0 LOB: 0 BB: 1 P: 8	R: 0 E: 0 K: 2 S: 8	H: 1 LOB: 1 BB: 0 P: 8	R: 2 E: 0 K: 0 S: 6	H: 4 LOB: 1 BB: 0 P: 6	R: 0 E: 0 K: 0 S: 3	H: 0 LOB: 0 BB: 0 P: 3	R: 0 E: 0 K: 1 S: 6	H: 1 LOB: 1 BB: 0 P: 6	R: 0 E: 0 K: 1 S: 6	H: 1 LOB: 2 BB: 1 P: 10	R: 0 E: 0 K: 1 S: 6	H: 1 LOB: 2 BB: 1 P: 10	R: 0 E: 0 K: 0 S: 2	H: 0 LOB: 0 BB: 1 P: 6	R: 2 E: 0 K: 0 S: 5	H: 2 LOB: 1 BB: 1 P: 9	1B: 9 2B: 2 3B: 1 HR: 0	SF: 0 SAC: 0 DP: 1 HBP: 1	WP: 0 PB: 0 SB: 2 CS: 2	PA: 65
PITCHER	IP WLS BF H R ER SO BB IBB HBP BLK WP HR S P ERA WHIP																									
Jim Slaton, R ERA: 3.43 (1, 1)	10.0																									
Bob McClure, L ERA: 2.37 (11, 1)	0.1	2	1	0	0	1	0	0	0	0	0	0	0	0	0	0	0	0	0	0	0	0	0			
Bill Castro, R ERA: 4.62 (11, 1)	2.2	12	2	0	0	2	0	2	0	1	0	0	14	22	0.00	0.750										
Lary Sorensen, R ERA: 4.62 (14, 1)	2.0	L 9	2	2	2	0	2	0	0	0	0	0	7	15	9.00	2.000										

Kansas City Royals @ Milwaukee Brewers
Milwaukee County Stadium, Milwaukee, WI

livebaseballscores.com

AB	53
R	4
H	11
RBI	4
BB	9
SO	8
LOB	30



Wed Aug 24 1977, 8:05 PM EDT
Att. 9,082 - Unknown - 62 F

Batter	1	2	3	4	5	6	7	8	9	10	11	12	13	14	15	AB R H RBI BB SO LOB
Von Joshua, L OBP: 0.287, SLG: 0.387 Steve Brye, R OBP: 0.294, SLG: 0.434	0-0 F7		0-0 4-3		0-0 6-3		0-0 G4-6-3			0-3 K		0-3 K			4-0 1B BB	6 0 0 0 0 2 2 0 1 0 0 1 0 0
Jim Wohlford, R OBP: 0.299, SLG: 0.335	0-0 FC4-6 1B		0-0 F7		0-0 5-3			0-0 6-3		0-0 L7		0-3 K			0-0 1B 1B	7 0 2 0 0 1 1
Cecil Cooper, L OBP: 0.425, SLG: 0.451	0-0 FC4-6		4-0 BB			0-0 F7		0-0 4-3			0-0 BB SH3 1B		0-3 K		0-0 1B G6-4-3	6 0 2 1 1 1 1
Don Money, R OBP: 0.356, SLG: 0.482	0-3 K		0-0 L9			0-0 1-3		4-0 BB			0-0 SH3		0-0 5-3		0-0 1B G6-4-3	5 0 0 0 1 1 5
Sal Bando, R OBP: 0.333, SLG: 0.390		0-0 HR		0-0 1B		0-0 1B		0-0 L8			0-0 5-3		0-3 K			6 1 3 1 0 1 2
Ed Kirkpatrick, L OBP: 0.274, SLG: 0.239		0-0 P6		0-0 P4		0-0 F2			0-0 L7-6 SH1-4 1B		4-0 BB IBB			0-0 F9		5 0 1 0 1 0 2
Robin Yount, R OBP: 0.349, SLG: 0.380		0-0 P4		0-0 L8		4-0 SH1-4 1B BB			0-0 SH1-4		4-0 1-2 2-3 BB			0-0 L6		3 1 0 0 2 0 1
Lenn Sakata, R OBP: 0.233, SLG: 0.254 Ken McMullen, R OBP: 0.306, SLG: 0.392		0-3 K		0-0 F8		0-0 SH1-4			0-0 L7-6		0-3 K			0-3 K		2 0 0 0 0 1 1 3 0 0 0 0 2 4
Charlie Moore, R OBP: 0.297, SLG: 0.333			0-0 4-3 1B		0-0 P5		0-0 G4-6-3 1B			0-0 P3				0-0 P4		6 0 2 1 0 0 0

Inning Stats	R:0	H:1	E:0	LOB:1	K:1	BB:0	S:6	P:6	R:1	H:1	E:0	LOB:0	K:1	BB:0	S:6	P:6	R:0	H:1	E:0	LOB:2	K:0	BB:1	S:4	P:8	R:0	H:1	E:0	LOB:0	K:0	BB:0	S:3	P:3	R:0	H:1	E:0	LOB:1	K:0	BB:0	S:4	P:4	R:0	H:0	E:0	LOB:1	K:0	BB:0	S:3	P:7	R:0	H:0	E:0	LOB:1	K:0	BB:1	S:3	P:7	R:0	H:1	E:0	LOB:0	K:1	BB:0	S:5	P:5	R:0	H:0	E:0	LOB:3	K:1	BB:2	S:6	P:14	R:0	H:0	E:0	LOB:0	K:2	BB:0	S:7	P:7	R:0	H:0	E:0	LOB:0	K:2	BB:0	S:7	P:7	R:0	H:2	E:0	LOB:1	K:0	BB:1	S:4	P:8	1B:9	SF:0	2B:1	SAC:3	3B:0	DP:3	HR:1	HBP:0	WP:0	PA:58
--------------	-----	-----	-----	-------	-----	------	-----	-----	-----	-----	-----	-------	-----	------	-----	-----	-----	-----	-----	-------	-----	------	-----	-----	-----	-----	-----	-------	-----	------	-----	-----	-----	-----	-----	-------	-----	------	-----	-----	-----	-----	-----	-------	-----	------	-----	-----	-----	-----	-----	-------	-----	------	-----	-----	-----	-----	-----	-------	-----	------	-----	-----	-----	-----	-----	-------	-----	------	-----	------	-----	-----	-----	-------	-----	------	-----	-----	-----	-----	-----	-------	-----	------	-----	-----	-----	-----	-----	-------	-----	------	-----	-----	------	------	------	-------	------	------	------	-------	------	-------

PITCHER	IP	WLS	BF	H	R	ER	SO	BB	IBB	HBP	BLK	WP	HR	S	P	ERA	WHIP
Marty Pattin, R ERA: 3.94	8.1		34	7	2	2	20	3	0	0	0	0	1	35	47	2.16	1.200
Doug Bird, R ERA: 4.53	(9, 1)	W	19	1	0	0	7	1	1	0	0	0	0	31	39	0.00	0.353
Steve Mingori, L ERA: 3.19	(15, 1)	S	5	2	1	1	0	1	0	0	0	0	0	4	8	9.00	3.000

BOTTOM

Kansas City Royals @ Milwaukee Brewers
Milwaukee County Stadium, Milwaukee, WI

Wed Aug 24 1977 - 8:05 PM EDT
Att. 9,082 - Unknown - 62 F

livebaseballscores.com

AB	49
R	3
H	10
RBI	3
BB	6
SO	9
LOB	19



Batter	1	2	3	4	5	6	7	8	9	AB R H RBI BB SO LOB	TOP	
George Brett, L (1, 5) OBP: 0.370, SLG: 0.523	4-0 BB G6-4-3		1B 3B BB		4-0 1-2 BB BB		0-0 4-3		0-0 L8	3 1 1 0 3 0 2	Kansas City Royals @ Milwaukee Brewers Milwaukee County Stadium, Milwaukee, WI Thu Aug 25 1977, 8:05 PM EDT Att: 8,225 - Unknown - 69 F livebaseballscorecards.com	
Hal McRae, R (1, 10) OBP: 0.355, SLG: 0.503	0-0 G6-4-3 1-2f		1B BB		0-3 K			0-0 5-3	4 1 1 1 1 1 3			
Amos Otis, R (1, 8) OBP: 0.346, SLG: 0.444	0-0 L9		1B HR BB		4-0 1-2 2-3 BB			0-0 5-3	3 1 0 0 2 0 3			
Al Cowens, R (1, 9) OBP: 0.341, SLG: 0.503		4-0 BB 1B BB E	0-0 1-2 2-H HR 1B	0-3 K	0-0 F9			0-3 K	4 2 1 1 1 2 3			
John Wathan, R (1, 2) OBP: 0.329, SLG: 0.412		0-0 E2 1B BB	0-0 1-H 2-H HR	4-0 BB		0-0 5-3		0-0 1B BB SF8 1B	4 3 2 3 1 0 1			
John Mayberry, L (1, 3) OBP: 0.352, SLG: 0.425		4-0 P2-6 1B BB	4-0 FC5-4 BB	0-0 F5		0-0 4-3		4-0 1B BB	2 0 0 0 3 0 1			
Joe Zdeb, R (1, 7) OBP: 0.348, SLG: 0.403		0-0 1-2 2-H 3-H 1B	0-0 FC5-4 1B S	0-3 K		0-0 G2		0-0 1-2 2-3 1B	5 1 2 2 0 1 2			
Freddie Patek, R (1, 6) OBP: 0.312, SLG: 0.352	0-0 P2-6 2-3f		0-3 K		0-0 F5		0-0 F3	0-0 SF8	4 0 0 1 0 1 3			
Frank White, R (1, 4) OBP: 0.289, SLG: 0.349	0-3 K		0-0 BB BB 1B 1-H		4-0 BB S BB		0-3 K	0-0 F7	4 0 1 1 1 2 3			
Inning Stats	R: 0 E: 0 K: 0 S: 2 H: 0 LOB: 0 BB: 1 P: 6	R: 2 E: 1 K: 1 S: 6 H: 1 LOB: 1 BB: 2 P: 14	R: 6 E: 0 K: 1 S: 10 H: 5 LOB: 3 BB: 4 P: 26	R: 0 E: 0 K: 2 S: 7 H: 0 LOB: 1 BB: 1 P: 11	R: 0 E: 0 K: 1 S: 5 H: 0 LOB: 3 BB: 3 P: 17	R: 0 E: 0 K: 0 S: 3 H: 0 LOB: 0 BB: 0 P: 3	R: 0 E: 0 K: 1 S: 5 H: 0 LOB: 0 BB: 0 P: 5	R: 0 E: 0 K: 1 S: 5 H: 0 LOB: 0 BB: 0 P: 5	R: 1 E: 0 K: 0 S: 5 H: 2 LOB: 2 BB: 1 P: 9	1B: 6 2B: 1 3B: 1 HR: 1 SF: 1 SAC: 0 DP: 2 HBP: 0	WP: 0 PB: 0 SB: 2 CS: 0 PA: 46	
PITCHER	IP WLS BF H R ER SO BB IBB HBP BLK WP HR S P ERA WHIP											
Jerry Augustine, L (1, 1) ERA: 4.47	2.0 L 12 3 5 4 1 4 0 0 0 0 0 10 26 18.00 3.500											
Sam Hinds, R (3, 1) ERA: 4.73	0.2 8 3 3 3 1 3 0 0 0 0 0 1 7 19 40.50 9.000											
Eduardo Rodriguez, R (3, 1) ERA: 4.73	4.1 17 0 0 0 4 4 0 0 0 0 0 0 21 37 0.00 0.923											
Bob McClure, L (8, 1) ERA: 2.43	2.0 9 2 1 1 1 1 0 0 0 0 0 0 10 14 4.50 1.500											

AB	33
R	9
H	8
RBI	9
BB	12
SO	7
LOB	21



Batter	1	2	3	4	5	6	7	8	9	AB R H RBI BB SO LOB	TOP	
Tom Poquette, L (1, 9) OBP: 0.330, SLG: 0.412	0-0 FC4-6 WP 1B	0-0 1-3		0-0 3-1			0-0 1B			4 1 2 0 0 0 2		
Hal McRae, R (1, 7) OBP: 0.356, SLG: 0.508	4-0 FC4-6 1-2 BB		0-0 HR		0-0 L5		0-0 F9			3 1 1 1 1 0 1		
George Brett, L (1, 5) OBP: 0.369, SLG: 0.520	0-0 FC4-6 1B 1-2f 2-3 FC3-2		4-0 1B G4-6-3 BB		0-0 4-3			0-0 3-1		3 1 0 0 1 0 2		
Al Cowens, R (1, 8) OBP: 0.344, SLG: 0.505	0-0 FC3-2 1-3 3-H 1B		0-0 G4-6-3 1-3 1B		0-0 CS 1B			0-0 F8		4 0 3 1 0 0 0		
John Mayberry, L (1, 3) OBP: 0.351, SLG: 0.424	0-0 FC3-2 1-2 3-H		0-0 G4-6-3 1-2f 3-H		0-0 CS 1-2	0-0 L1-3 1B		0-3 K		4 0 1 0 0 1 3		
Ralph LaCock, L (1, 10) OBP: 0.346, SLG: 0.415	0-0 1-3		0-3 K		0-0 L1-3 1-2			0-0 1-3		4 0 0 0 0 1 3		
Darrell Porter, L (1, 2) OBP: 0.351, SLG: 0.442		4-0 FC6-4 BB		0-3 K		0-0 4-3		0-3 K		3 0 0 0 1 2 0		
Freddie Patek, R (1, 6) OBP: 0.311, SLG: 0.349		0-0 FC6-4 1-2f FC1-4		4-0 1-3 BB		0-3 K		0-0 F8		3 0 0 0 1 1 1		
Frank White, R (1, 4) OBP: 0.286, SLG: 0.346		0-0 FC1-4		0-0 1-3		0-3 K				3 0 0 0 0 1 2		
Inning Stats	R: 1 H: 2 E: 0 LOB: 2 K: 0 BB: 1 S: 5 P: 9	R: 0 H: 0 E: 0 LOB: 1 K: 0 BB: 1 S: 3 P: 7	R: 2 H: 2 E: 0 LOB: 0 K: 1 BB: 1 S: 6 P: 10	R: 0 H: 0 E: 0 LOB: 1 K: 1 BB: 1 S: 5 P: 9	R: 0 H: 1 E: 0 LOB: 0 K: 0 BB: 0 S: 3 P: 3	R: 0 H: 1 E: 0 LOB: 0 K: 0 BB: 0 S: 3 P: 3	R: 0 H: 1 E: 0 LOB: 1 K: 2 BB: 0 S: 8 P: 8	R: 0 H: 0 E: 0 LOB: 0 K: 1 BB: 0 S: 5 P: 5	R: 0 H: 0 E: 0 LOB: 0 K: 1 BB: 0 S: 5 P: 5	1B: 6 SF: 0 2B: 1 SAC: 0 3B: 0 DP: 2 HR: 1 HBP: 0	WP: 1 PA: 36 PB: 0 SB: 0 CS: 1	
PITCHER Jim Palmer, R (1, 1) ERA: 3.31	IP WLS BF H R ER SO BB IBB HBP BLK WP HR S P ERA WHIP											
	9.0 L 35 7 3 3 6 4 0 0 0 1 1 43 59 3.00 1.222											

Kansas City Royals @ Baltimore Orioles
 Memorial Stadium, Baltimore, MD
 Fri Aug 26 1977, 7:05 PM EDT
 Att. 21,511 - Unknown - 77 F

livebaseballscorecards.com

AB 31
R 3
H 7
RBI 2
BB 4
SO 6
LOB 14



Batter	1	2	3	4	5	6	7	8	9	AB	R	H	RBI	BB	SO	LOB
Al Bumbry, L OBP: 0.354, SLG: 0.379 (1, 8)	0-3 K	0-0 7-2		0-3 K			0-0 L7			4	0	0	0	0	2	3
Rich Dauer, R OBP: 0.284, SLG: 0.292 (1, 4)	0-0 F9		0-0 6-3		0-0 1-3			0-0 P3		4	0	0	0	0	0	0
Ken Singleton, S OBP: 0.440, SLG: 0.517 (1, 9)	0-0 1B		4-0 1B BB		0-0 3-1			0-3 K		3	0	1	0	1	1	0
Lee May, R OBP: 0.296, SLG: 0.419 (1, 3)	0-3 K		0-0 1-2 1B		0-3 K			0-0 6-3		4	0	1	0	0	2	1
Eddie Murray, S OBP: 0.323, SLG: 0.428 (1, 10)		0-0 4-3	0-0 4-3		0-3 K			0-0 P6		4	0	0	0	0	1	2
Andres Mora, R OBP: 0.271, SLG: 0.557 (1, 7)		0-0 1B BB	0-3 K		0-0 6-3			0-0 6-3		4	1	1	0	0	1	2
Doug DeCinces, R OBP: 0.333, SLG: 0.418 (1, 5)		4-0 1B BB		0-0 P5		0-0 F8		0-0 F9		3	1	0	0	1	0	0
Mark Belanger, R OBP: 0.266, SLG: 0.245 (1, 6)		0-0 1B 7-2		0-0 L6			0-0 F8			3	0	1	1	0	0	0
Dave Skaggs, R OBP: 0.333, SLG: 0.336 (1, 2)		0-0 1B		0-0 1B			0-0 L4			3	0	2	1	0	0	0

Inning Stats	R: 0 E: 0 K: 2 S: 8	H: 1 LOB: 1 BB: 0 P: 8	R: 2 E: 0 K: 0 S: 5	H: 3 LOB: 1 BB: 1 P: 9	R: 0 E: 0 K: 1 S: 6	H: 1 LOB: 2 BB: 1 P: 10	R: 0 E: 0 K: 1 S: 6	H: 1 LOB: 1 BB: 0 P: 6	R: 0 E: 0 K: 1 S: 5	H: 0 LOB: 0 BB: 0 P: 5	R: 0 E: 0 K: 1 S: 5	H: 0 LOB: 0 BB: 0 P: 5	R: 0 E: 0 K: 0 S: 3	H: 0 LOB: 0 BB: 0 P: 3	R: 0 E: 0 K: 1 S: 5	H: 0 LOB: 0 BB: 0 P: 5	R: 0 E: 0 K: 0 S: 3	H: 0 LOB: 0 BB: 0 P: 3	1B: 6 2B: 1 3B: 0 HR: 0	SF: 0 SAC: 0 DP: 1 HBP: 0	WP: 0 PB: 0 SB: 0 CS: 0	PA: 34
---------------------	------------------------------	---------------------------------	------------------------------	---------------------------------	------------------------------	----------------------------------	------------------------------	---------------------------------	------------------------------	---------------------------------	------------------------------	---------------------------------	------------------------------	---------------------------------	------------------------------	---------------------------------	------------------------------	---------------------------------	----------------------------------	------------------------------------	----------------------------------	--------

PITCHER Dennis Leonard, R ERA: 3.36 (1, 1)	IP: 9.0 WLS: W BF: 34 H: 6 R: 2 ER: 2 SO: 7 BB: 2 IBB: 0 HBP: 0 BLK: 0 WP: 0 HR: 0 S: 46 P: 54 ERA: 2.00 WHIP: 0.889	PITCHER	IP: 0 WLS: 0 BF: 0 H: 0 R: 0 ER: 0 SO: 0 BB: 0 IBB: 0 HBP: 0 BLK: 0 WP: 0 HR: 0 S: 0 P: 0 ERA: 0.00 WHIP: 0.000
--	--	----------------	---


BOTTOM

Kansas City Royals @ Baltimore Orioles
Memorial Stadium, Baltimore, MD

Fri Aug 26 1977, 7:05 PM EDT
Att: 21,511 - Unknown - 77 F

livebaseballscorecards.com

AB	32
R	2
H	6
RBI	2
BB	2
SO	7
LOB	8



Batter	1	2	3	4	5	6	7	8	9	AB R H RBI BB SO LOB	TOP		
George Brett, L (1, 5) OBP: 0.373, SLG: 0.525	0-0 1-3		0-0 CS 1B		0-0 2B 1B		0-0 1B		0-0 WP 1-H 2B	5 0 4 1 0 0 0			
Hal McRae, R (1, 10) OBP: 0.358, SLG: 0.509	0-0 F8		4-0 S BB 1-2		0-0 2B		0-0 5-3		4-0 BB 2-3	3 0 1 1 2 0 1			
Amos Otis, R (1, 8) OBP: 0.349, SLG: 0.444	0-0 1B 1B		0-0 F8 1-2		4-0 G4-6-3 IBB		4-0 BB		4-0 FC6-4 BB	3 0 1 0 2 1 3			
Al Cowens, R (1, 9) OBP: 0.343, SLG: 0.503	0-0 FC5-4 1B 1-2		0-0 6-3		0-0 G4-6-3 1-2f		0-3 K		0-3 K	4 0 1 0 0 1 5			
John Wathan, R (1, 2) OBP: 0.312, SLG: 0.389	0-0 FC5-4 1-2f		0-0 5-3		0-0 4-3		0-0 FC6-4 1-2f		0-0 FC6-4	4 0 0 0 0 0 3			
John Mayberry, L (1, 3) OBP: 0.348, SLG: 0.420		0-0 P6		0-3 K		0-0 5-3		0-0 P5		4 0 0 0 0 1 1			
Joe Zdeb, R (1, 7) OBP: 0.345, SLG: 0.398		0-0 5-3		0-0 5-3		0-0 5-3		0-0 2B 1B		4 1 1 0 0 0 0			
Freddie Patek, R (1, 6) OBP: 0.313, SLG: 0.353		0-0 2B		0-0 1B 2B 1B		0-0 6-3		0-0 F8		4 1 2 0 0 0 1			
Frank White, R (1, 4) OBP: 0.284, SLG: 0.342		0-0 6-3		0-0 F8		0-3 K		0-0 L6		4 0 0 0 0 1 3			
Inning Stats	R: 0 E: 0 K: 0 S: 5 H: 2 LOB: 2 BB: 0 P: 5	R: 0 E: 0 K: 0 S: 4 H: 1 LOB: 1 BB: 0 P: 4	R: 0 E: 0 K: 0 S: 3 H: 1 LOB: 1 BB: 1 P: 7	R: 0 E: 0 K: 1 S: 5 H: 0 LOB: 0 BB: 0 P: 5	R: 1 E: 0 K: 0 S: 5 H: 3 LOB: 2 BB: 1 P: 9	R: 0 E: 0 K: 0 S: 3 H: 0 LOB: 0 BB: 0 P: 3	R: 0 E: 0 K: 1 S: 6 H: 1 LOB: 1 BB: 0 P: 6	R: 0 E: 0 K: 1 S: 5 H: 0 LOB: 1 BB: 1 P: 9	R: 1 E: 0 K: 1 S: 7 H: 2 LOB: 2 BB: 1 P: 11	1B: 7 2B: 3 3B: 0 HR: 0 SF: 0 SAC: 0 DP: 1 HBP: 0	WP: 1 PB: 0 SB: 1 CS: 1 PA: 39		
PITCHER Mike Flanagan, L (1, 1) ERA: 3.62 Dennis Martinez, R (9, 1) ERA: 3.52	IP WLS BF H R ER SO BB IBB HBP BLK WP HR S P ERA WHIP	8.2 W 37 10 2 2 3 2 2 0 0 0 0 0 40 52 2.08 1.385	0.1 S 2 0 0 0 1 1 0 0 0 0 1 0 3 7 0.00 3.000									PITCHER IP WLS BF H R ER SO BB IBB HBP BLK WP HR S P ERA WHIP	

Kansas City Royals @ Baltimore Orioles
Memorial Stadium, Baltimore, MD

Sat Aug 27 1977, 7:05 PM EDT
Att. 17,074 - Unknown - 83 F

livebaseballscorecards.com

AB	35
R	2
H	10
RBI	2
BB	4
SO	4
LOB	17



Batter	1	2	3	4	5	6	7	8	9	AB	R	H	RBI	BB	SO	LOB
Al Bumbry, L (1, 8) OBP: 0.353, SLG: 0.380	0-0 4-3		0-0 5-3		0-0 4-3		0-0 2B			4	1	1	0	0	0	0
Rich Dauer, R (1, 4) OBP: 0.288, SLG: 0.307	0-0 2B		0-0 E6 FC4-6		0-0 6-3		0-0 2B			4	0	2	2	0	0	0
Terry Crowley, L (1, 10) OBP: 0.250, SLG: 0.333 Eddie Murray, S (7, PH) OBP: 0.322, SLG: 0.427	0-3 K		0-0 FC4-6 1B 1-2f		0-0 4-3		0-0 P4			3	0	0	0	0	1	2
Ken Singleton, S (1, 9) OBP: 0.438, SLG: 0.515	0-0 F8		0-0 1B		0-0 F9		0-0 5-3			4	0	1	0	0	0	1
Lee May, R (1, 3) OBP: 0.296, SLG: 0.418 Tony Muser, L (9, 3) OBP: 0.320, SLG: 0.306		0-0 G3	0-0 P5		0-0 2B 1B		0-0 F7			4	1	1	0	0	0	2
Doug DeCinces, R (1, 5) OBP: 0.335, SLG: 0.421		0-0 E 1B		0-0 G1-3		0-0 1B 2B		0-0 G1-3		4	1	2	0	0	0	0
Andres Mora, R (1, 7) OBP: 0.270, SLG: 0.549		0-0 E5 1-2		0-0 F8		0-0 2H 3H 1B		0-3 K		4	0	1	2	0	1	1
Mark Belanger, R (1, 6) OBP: 0.263, SLG: 0.242		0-0 F8		0-0 G3		0-0 F8				3	0	0	0	0	0	3
Dave Skaggs, R (1, 2) OBP: 0.333, SLG: 0.336		0-0 P5		0-0 5-3		0-0 2B 2B 1B				3	1	1	0	0	0	2

Inning Stats		R: 0	H: 1	R: 0	H: 1	R: 0	H: 1	R: 0	H: 0	R: 0	H: 0	R: 2	H: 3	R: 2	H: 3	R: 0	H: 0
E: 0		E: 1	LOB: 2	E: 0	LOB: 0	E: 0	LOB: 1	E: 0	LOB: 0	E: 0	LOB: 0	E: 0	LOB: 1	E: 0	LOB: 0	E: 0	LOB: 0
K: 1		K: 0	BB: 0	K: 0	BB: 0	K: 0	BB: 0	K: 0	BB: 0	K: 0	BB: 0	K: 0	BB: 0	K: 1	BB: 0	K: 1	BB: 0
S: 6		S: 5	P: 5	S: 5	P: 5	S: 3	P: 3	S: 3	P: 3	S: 6	P: 6	S: 6	P: 6	S: 5	P: 5	S: 5	P: 5

PITCHER		IP	WLS	BF	H	R	ER	SO	BB	IBB	HBP	BLK	WP	HR	S	P	ERA	WHIP
Jim Colborn, R (1, 1) ERA: 3.62	6.1	L	29	9	4	4	4	1	0	0	0	0	0	0	31	31	5.68	1.421
Steve Mingori, L (7, 1) ERA: 3.09	1.2		5	0	0	0	0	1	0	0	0	0	0	0	7	7	0.00	0.000

PITCHER		IP	WLS	BF	H	R	ER	SO	BB	IBB	HBP	BLK	WP	HR	S	P	ERA	WHIP

BOTTOM

Kansas City Royals @ Baltimore Orioles
Memorial Stadium, Baltimore, MD

Sat Aug 27 1977, 7:05 PM EDT
 Att: 17,074 - Unknown - 83 F


livebaseballscores.com

AB	34
R	4
H	9
RBI	4
BB	0
SO	2
LOB	11



1B: 5	SF: 0	WP: 0	PA: 34
2B: 4	SAC: 0	PB: 0	
3B: 0	DP: 0	SB: 0	
HR: 0	HBP: 0	CS: 0	

Batter	1	2	3	4	5	6	7	8	9	AB R H RBI BB SO LOB	TOP											
Joe Zdeb, R OBP: 0.349, SLG: 0.402 (1, 7) X	0-0 6-3		0-0 FC4-6 1B		0-0 SH1-3 1-2		0-0 G4-6-3 1B		0-0 P4	4 0 2 0 0 0 1	Kansas City Royals @ Baltimore Orioles Memorial Stadium, Baltimore, MD Sun Aug 28 1977, 3:33 AM EDT Att. 15,764 - Unknown - 91 F livebaseballscorecards.com											
Hal McRae, R OBP: 0.356, SLG: 0.505 (1, 10) X	0-0 6-3		0-0 FC4-6 1-2f		0-0 L3		0-0 G4-6-3 1-2f			4 0 0 0 0 0 3												
George Brett, L OBP: 0.374, SLG: 0.527 (1, 5) X	0-0 2B		0-0 6-3		0-0 1B 2-H		0-3 K			4 0 2 1 0 1 1												
Al Cowens, R OBP: 0.341, SLG: 0.499 (1, 9) X	0-0 4-3			0-0 F7	0-0 6-3			0-0 F9		4 0 0 0 0 0 2												
Amos Otis, R OBP: 0.353, SLG: 0.444 (1, 8) X		0-0 P3		4-0 HR BB		0-0 2B 1B		4-0 G1-6-3 BB		2 2 1 0 2 0 0												
John Mayberry, L OBP: 0.347, SLG: 0.418 (1, 3) X		0-0 1B		0-0 F8		0-0 F8		0-0 G1-6-3 1-2f		4 0 1 0 0 0 3												
John Wathan, R OBP: 0.321, SLG: 0.447 (1, 2) X		0-3 K		0-0 HR 1-H		0-0 1B 2B		0-0 P6		4 2 2 2 0 1 1												
Freddie Patek, R OBP: 0.314, SLG: 0.357 (1, 6) X		0-0 F9		0-0 F8		0-0 CS 1B 2-H 3-H		0-0 S 2B		4 0 2 2 0 0 1												
Frank White, R OBP: 0.283, SLG: 0.340 (1, 4) X			0-0 5-3		4-0 SH1-3 1B BB		0-3 K 2-3		0-3 K 2-3	3 1 0 0 1 2 2												
Inning Stats	R: 0 E: 0 K: 0 S: 4	H: 1 LOB: 1 BB: 0 P: 4	R: 0 E: 0 K: 1 S: 6	H: 1 LOB: 1 BB: 0 P: 6	R: 0 E: 0 K: 0 S: 4	H: 1 LOB: 1 BB: 0 P: 4	R: 2 E: 0 K: 0 S: 4	H: 1 LOB: 0 BB: 1 P: 8	R: 1 E: 0 K: 0 S: 4	H: 1 LOB: 1 BB: 1 P: 8	R: 2 E: 0 K: 1 S: 7	H: 3 LOB: 0 BB: 0 P: 7	R: 0 E: 0 K: 1 S: 5	H: 1 LOB: 0 BB: 0 P: 5	R: 0 E: 0 K: 0 S: 2	H: 0 LOB: 0 BB: 1 P: 6	R: 0 E: 0 K: 1 S: 6	H: 1 LOB: 1 BB: 0 P: 6	1B: 6 2B: 3 3B: 0 HR: 1	SF: 0 SAC: 1 DP: 2 HBP: 0	WP: 0 PB: 0 SB: 1 CS: 1	PA: 37
PITCHER	IP WLS BF H R ER SO BB IBB HBP BLK WP HR S P ERA WHIP																					
Ross Grimsley, L ERA: 3.62 (1, 1)	5.1 L 25 7 5 5 1 2 0 0 0 0 0 1 25 33 8.44 1.688																					
Scott McGregor, L ERA: 4.55 (6, 1)	3.2 12 3 0 0 3 1 0 0 0 0 0 0 17 21 0.00 1.091																					



Batter	1	2	3	4	5	6	7	8	9	AB R H RBI BB SO LOB	TOP																
Tom Poquette, L (1, 7) OBP: 0.326, SLG: 0.406	0-0 F7		0-0 P4		0-0 4-3		0-0 F9			4 0 0 0 0 0 3	Kansas City Royals @ New York Yankees Yankee Stadium, Bronx, NY Mon Aug 29 1977, 3:33 AM EDT Att. 31,269 - Unknown - 87 F livebaseballscorecards.com																
Dennis Leonard, R (1, 10) Hal McRae, R (1, PH) OBP: 0.355, SLG: 0.505	0-0 2B		0-0 L5			0-0 6-3		0-0 L9		0 0 0 0 0 0 0 4 0 1 0 0 0 1																	
George Brett, L (1, 5) OBP: 0.375, SLG: 0.534	0-0 P5			0-0 HR		0-0 HR		0-0 L8		4 2 2 1 0 0 1																	
Jim Colborn, R (1, 9) Al Cowens, R (1, PH) OBP: 0.342, SLG: 0.504	0-0 F8			0-0 F2		0-0 HR		4-0 BB		0 0 0 0 0 0 0 3 1 1 2 1 0 1																	
Andy Hassler, L (1, 3) John Mayberry, L (1, 3) OBP: 0.347, SLG: 0.417		0-0 4-3		0-0 F8		0-0 4-3		0-0 1B		0 0 0 0 0 0 0 4 0 1 0 0 0 0																	
Darrell Porter, L (1, 2) OBP: 0.347, SLG: 0.437		0-0 P5		0-0 F3		0-0 F8		0-0 F8		4 0 0 0 0 0 2																	
Amos Otis, R (1, 8) OBP: 0.349, SLG: 0.439		0-0 F8			0-0 5-3		0-0 F8		0-0 1-3	4 0 0 0 0 0 0																	
Freddie Patek, R (1, 6) OBP: 0.314, SLG: 0.356			0-0 1B		0-0 L5		0-0 F8		0-0 F8	4 0 1 0 0 0 0																	
Frank White, R (1, 4) OBP: 0.288, SLG: 0.341			0-0 1B		4-0 BB		4-0 BB		0-0 P3	2 0 1 0 2 0 0																	
Inning Stats	R: 0 E: 0 K: 0 S: 4	H: 1 LOB: 1 BB: 0 P: 4	R: 0 E: 0 K: 0 S: 3	H: 0 LOB: 0 BB: 0 P: 3	R: 0 E: 0 K: 0 S: 4	H: 2 LOB: 1 BB: 0 P: 4	R: 1 E: 0 K: 0 S: 4	H: 1 LOB: 0 BB: 0 P: 4	R: 0 E: 0 K: 0 S: 3	H: 0 LOB: 1 BB: 1 P: 7		R: 2 E: 0 K: 0 S: 5	H: 2 LOB: 0 BB: 0 P: 5	R: 0 E: 0 K: 0 S: 3	H: 0 LOB: 1 BB: 1 P: 7	R: 0 E: 0 K: 0 S: 4	H: 1 LOB: 2 BB: 1 P: 8	R: 0 E: 0 K: 0 S: 3	H: 0 LOB: 0 BB: 0 P: 3	1B: 4 2B: 1 3B: 0 HR: 2	SF: 0 SAC: 0 DP: 0 HBP: 0	WP: 0 PB: 0 SB: 3 CS: 0	PA: 36				
PITCHER	IP WLS BF H R ER SO BB IBB HBP BLK WP HR S P ERA WHIP																										
Catfish Hunter, R (1, 1) ERA: 4.38	7.0		28	6	3	3	0	2	0	0	0	0	2	26	34	3.86	1.143										
Sparky Lyle, L (8, 1) ERA: 1.83	2.0	W	8	1	0	0	0	1	0	0	0	0	0	7	11	0.00	1.000										
Sparky Lyle, L (9, 1) ERA: 1.83	2.0	W	8	1	0	0	0	1	0	0	0	0	0	7	11	0.00	1.000										

Batter	1	2	3	4	5	6	7	8	9	AB	R	H	RBI	BB	SO	LOB
Mickey Rivers, L OBP: 0.353, SLG: 0.443 (1, 8)	0-0 P6		0-0 F9		0-0	1-2 1B	0-0 G3			4	0	1	0	0	0	2
Graig Nettles, L OBP: 0.329, SLG: 0.498 (1, 5)	0-0 FC3-6 2B		0-0 1-3		0-0 2-3			0-0 P4		4	1	1	0	0	0	2
Thurman Munson, R OBP: 0.343, SLG: 0.443 (1, 2)	4-0 FC3-6 BB			0-0 FC5 1B		0-0 P4		0-0 1B HR 1B		3	1	2	0	1	0	0
Reggie Jackson, L OBP: 0.373, SLG: 0.531 (1, 9)	0-0 FC3-6 2B		0-0 FC5 F8		0-0 L8			0-0 F7		4	0	0	0	0	0	4
Sparky Lyle, L (9, 1)	1-2 2-3 2B		1-2 F8							0	0	0	0	0	0	0
Lou Piniella, R OBP: 0.372, SLG: 0.502 (1, 10)	0-0		0-0 F8		0-0 P4			0-0		4	0	2	1	0	0	1
Paul Blair, R OBP: 0.333, SLG: 0.442 (8, PR) (9, 9)	1-H 3-H 2B		1-2					1-3 HR 1B		0	1	0	0	0	0	0
Cliff Johnson, R OBP: 0.402, SLG: 0.572 (1, 3)		0-0 F7			0-0 HR		4-0 2B BB	0-0 1-H 3-H HR		2	1	1	1	1	0	0
Chris Chambliss, L OBP: 0.341, SLG: 0.465 (8, PH) (9, 3)										1	1	1	3	0	0	0
Roy White, S OBP: 0.368, SLG: 0.425 (1, 7)		0-0 F7		0-0 K			0-0 F3	0-0 P4		4	0	0	0	0	1	2
Willie Randolph, R OBP: 0.361, SLG: 0.417 (1, 4)		0-0 F9			0-0 4-3		0-0			3	0	1	0	0	0	0
Bucky Dent, R OBP: 0.312, SLG: 0.377 (1, 6)			0-0 F8		0-0 1B 1B		0-0 L8			3	0	1	0	0	0	2

Inning Stats	R: 1	H: 2	E: 0	K: 0	S: 4	LOB: 2	BB: 1	P: 8	R: 0	H: 0	E: 0	K: 0	S: 3	LOB: 0	BB: 0	P: 3	R: 0	H: 1	E: 0	K: 0	S: 3	LOB: 0	BB: 0	P: 3	R: 1	H: 3	E: 0	K: 1	S: 8	LOB: 2	BB: 0	P: 8	R: 0	H: 0	E: 0	K: 0	S: 3	LOB: 0	BB: 0	P: 3	R: 0	H: 1	E: 0	K: 0	S: 4	LOB: 2	BB: 1	P: 8	R: 3	H: 3	E: 0	K: 0	S: 6	LOB: 1	BB: 0	P: 6
--------------	------	------	------	------	------	--------	-------	------	------	------	------	------	------	--------	-------	------	------	------	------	------	------	--------	-------	------	------	------	------	------	------	--------	-------	------	------	------	------	------	------	--------	-------	------	------	------	------	------	------	--------	-------	------	------	------	------	------	------	--------	-------	------

PITCHER	IP	WLS	BF	H	R	ER	SO	BB	IBB	HBP	BLK	WP	HR	S	P	ERA	WHIP
Paul Splittorf, L ERA: 4.19 (1, 1)	6.1		26	7	2	2	1	2	0	0	0	0	1	26	34	2.84	1.421
Steve Mingori, L ERA: 3.34 (7, 1)	1.1	L	6	2	2	2	0	0	0	0	0	0	0	6	6	13.50	1.500
Doug Bird, R ERA: 4.44 (8, 1)	0.1		2	1	1	1	0	0	0	0	0	0	1	2	2	27.00	3.000


BOTTOM

Kansas City Royals @ New York Yankees
 Yankee Stadium, Bronx, NY

Mon Aug 29 1977, 3:33 AM EDT
 Att: 31,269 - Unknown - 87 F

AB	32
R	5
H	10
RBI	5
BB	2
SO	1
LOB	13

WP: 0 PA: 34
 PB: 0
 SB: 0
 CS: 0



Batter	1	2	3	4	5	6	7	8	9	AB R H RBI BB SO LOB	TOP											
Mike Hargrove, L (1, 3) OBP: 0.415, SLG: 0.459	4-0 1B 1B BB	4-0 2B BB		x 0-0 4-1			0-3 K		x 0-0 1-3	3 2 0 0 2 1 0												
Bert Campaneris, R (1, 6) OBP: 0.317, SLG: 0.352	0-0 1B 1-2 SF8 1B	0-0 2B 1-H		x 0-0 5-3			x 0-0 FC6-4 1B		x 0-0 1B SF9 1B	5 2 4 1 0 0 0												
Claudell Washington, L (1, 7) OBP: 0.329, SLG: 0.441	0-0 SF8 1-3 2-H 3B 1B	0-3 K		x 0-0 CS 1B			x 0-0 FC6-4 2B		x 0-0 BB BB 1B	5 2 3 1 0 1 2												
Willie Horton, R (1, 10) OBP: 0.341, SLG: 0.433 Sandy Alomar Sr., S (7, PR) OBP: 0.348, SLG: 0.339	0-0 SF8 2-3 3-H		x 0-0 HR		x 0-0 6-3		x 0-0 1-H 2B		x 0-0 SF9	3 1 2 3 0 0 1 0 0 0 1 0 0 0												
Bump Wills, S (1, 4) OBP: 0.357, SLG: 0.416	0-3 K		x 0-0 F8		x 0-0 L9		x 0-0 L7		BB BB BB BB 1-2 BB BB	4 0 0 0 1 1 2												
Jim Sundberg, R (1, 2) OBP: 0.369, SLG: 0.399	0-0 3B		x 0-0 L1		x 0-0 L5		x 0-0 L6		BB BB BB BB 1-2 2-3 BB	4 0 1 1 1 0 0												
Toby Harrah, R (1, 5) OBP: 0.386, SLG: 0.488	0-3 K		x 0-0 F7		x 0-0 1B 1B		x 0-0 HR		x 0-0 F7	5 1 2 1 0 1 4												
Dave May, L (1, 9) OBP: 0.314, SLG: 0.343		x 0-0 4-3		x 0-0 F9		x 0-0 FC5-4 1B		x 0-0 F8		4 0 1 0 0 0 0												
Juan Beniquez, R (1, 8) OBP: 0.340, SLG: 0.418		0-3 K		x 0-0 F8		x 0-0 FC5-4		x 0-0 F8		4 0 0 0 0 1 2												
Inning Stats	R: 3 E: 0 K: 2 S: 10	H: 3 LOB: 1 BB: 1 P: 14	R: 1 E: 0 K: 2 S: 8	H: 1 LOB: 1 BB: 1 P: 12	R: 1 E: 0 K: 0 S: 4	H: 1 LOB: 0 BB: 0 P: 4	R: 0 E: 0 K: 0 S: 3	H: 0 LOB: 0 BB: 0 P: 3	R: 0 E: 0 K: 0 S: 3	H: 1 LOB: 0 BB: 0 P: 3	R: 0 E: 0 K: 0 S: 5	H: 2 LOB: 2 BB: 0 P: 5	R: 1 E: 0 K: 1 S: 7	H: 2 LOB: 1 BB: 0 P: 7	R: 1 E: 0 K: 0 S: 4	H: 1 LOB: 0 BB: 0 P: 4	R: 1 E: 0 K: 0 S: 5	H: 2 LOB: 3 BB: 2 P: 13	1B: 8 2B: 2 3B: 1 HR: 2	SF: 2 SAC: 0 DP: 0 HBP: 0	WP: 0 PB: 0 SB: 0 CS: 1	PA: 43
PITCHER	IP WLS BF H R ER SO BB IBB HBP BLK WP HR S P ERA WHIP																					
Dennis Leonard, R (1, 1) ERA: 3.47	6.0 L 27 8 5 5 4 2 0 0 0 0 1 33 41 7.50 1.667																					
Larry Gura, L (7, 1) ERA: 3.55	3.0 16 5 3 3 1 2 0 0 0 0 1 16 24 9.00 2.333																					

Texas Rangers @ Kansas City Royals
Royals Stadium, Kansas City, MO
Tue Aug 30 1977, 8:05 PM EDT
Att. 27,154 - Unknown - 85 F

livebaseballscorecards.com

AB	37
R	8
H	13
RBI	8
BB	4
SO	5
LOB	11



Batter	1	2	3	4	5	6	7	8	9	AB	R	H	RBI	BB	SO	LOB
Tom Poquette, L (1, 7) OBP: 0.325, SLG: 0.402 Cookie Rojas, R (9, 4) OBP: 0.285, SLG: 0.318	1-0 FC6-4 HBP	0-0 G3			0-0 3-1			0-0 F9		3	0	0	0	0	0	0
Hal McRae, R (1, 10) OBP: 0.353, SLG: 0.501	0-0 FC6-4		0-0 6-3		0-0 6-3			0-0 E4 PO 1B		4	0	0	0	0	0	1
George Brett, L (1, 5) OBP: 0.376, SLG: 0.533	0-0 F2		0-0 1B		0-0 6-3			0-0 1B		4	0	2	0	0	0	1
Al Cowens, R (1, 9) OBP: 0.341, SLG: 0.501	4-0 BB		0-3 K		0-0 1-4-3			0-0 PO	0-0 L6	3	0	0	0	1	1	1
John Mayberry, L (1, 3) OBP: 0.344, SLG: 0.413	0-3 K		0-0 4-3		0-0 F8			0-3 K		4	0	0	0	0	2	3
Darrell Porter, L (1, 2) OBP: 0.346, SLG: 0.434		4-0 3B BB		0-0 F9			0-0 G3		0-3 K	3	1	0	0	1	1	0
Amos Otis, R (1, 8) OBP: 0.349, SLG: 0.444		0-0 6-3 3B		0-0 F9			0-3 K			3	1	1	1	0	1	0
Freddie Patek, R (1, 6) OBP: 0.314, SLG: 0.359 Bob Heise, R (9, 6) OBP: 0.288, SLG: 0.300		0-0 6-3		0-0 E7 2B			0-3 K			3	0	1	1	0	1	0
Frank White, R (1, 4) OBP: 0.286, SLG: 0.339 Ralph LaCock, L (8, PH) OBP: 0.344, SLG: 0.413 (9, 7)		0-0 6-3		0-0 F8				0-0 L8		2	0	0	0	0	0	0
										1	0	0	0	0	0	0

Inning Stats	R: 0	H: 0	E: 0	K: 1	S: 5	R: 2	H: 1	E: 0	K: 0	S: 4	R: 0	H: 1	E: 0	K: 1	S: 6	R: 0	H: 1	E: 1	K: 0	S: 3	R: 0	H: 0	E: 0	K: 0	S: 3	R: 0	H: 0	E: 0	K: 2	S: 7	R: 0	H: 1	E: 1	K: 0	S: 4	R: 0	H: 0	E: 0	K: 2	S: 7	R: 0	H: 0	E: 0	K: 2	S: 7	1B: 2	SF: 0	2B: 1	SAC: 0	3B: 1	DP: 0	HR: 0	HBP: 1	WP: 0	PA: 34
PITCHER Gaylord Perry, R (1, 1) ERA: 3.09	IP	WLS	BF	H	R	ER	SO	BB	IBB	HBP	BLK	WP	HR	S	P	ERA	WHIP																																						
	9.0	W	33	4	2	2	6	2	0	1	0	0	0	42	51	2.00	0.667																																						


BOTTOM

Texas Rangers @ Kansas City Royals
Royals Stadium, Kansas City, MO

Tue Aug 30 1977, 8:05 PM EDT
Att: 27,154 - Unknown - 85 F

livebaseballscorecards.com

AB	30
R	2
H	4
RBI	2
BB	2
SO	6
LOB	6



Batter	1	2	3	4	5	6	7	8	9	AB R H RBI BB SO LOB	TOP	
Mike Hargrove, L (1, 3) OBP: 0.418, SLG: 0.461	0-0 FC6 1B	0-0 PO 1-2	0-0 E7 SH1-3 SF8 1B		0-0 F7		4-0 1B 1-2 BB			3 1 2 0 1 0 0		
Bump Wills, S (1, 4) OBP: 0.359, SLG: 0.416	0-3 K		0-0 SH1-3 2-3			4-0 1B BB	0-0 1-3 2-H 1B			2 0 1 1 1 1 1		
Claudell Washington, L (1, 7) OBP: 0.328, SLG: 0.441	0-0 FC6 1-2f		0-0 SF8			0-0 1-3 1B	0-3 K			3 0 1 1 0 1 3		
Willie Horton, R (1, 10) OBP: 0.338, SLG: 0.429	0-0 F8		0-0 L6			0-0 1-3	0-0 4-3			4 0 0 0 0 0 2		
Jim Sundberg, R (1, 2) OBP: 0.370, SLG: 0.398						0-0 F7	0-0 5-3			3 1 1 0 1 0 1		
Toby Harrah, R (1, 5) OBP: 0.385, SLG: 0.492							0-0 F7			4 1 1 1 0 0 2		
Juan Beniquez, R (1, 8) OBP: 0.342, SLG: 0.416							0-0 5-3 HR			2 0 0 0 1 1 0		
Dave May, L (1, 9) OBP: 0.313, SLG: 0.339							4-0 1-3 1B BB			3 1 0 0 1 1 3		
Bert Campaneris, R (1, 6) OBP: 0.316, SLG: 0.349							0-0 F7			3 0 0 0 1 1 1		
Inning Stats	R: 0 E: 0 K: 1 S: 6 H: 1 LOB: 1 BB: 0 P: 6	R: 1 E: 0 K: 1 S: 5 H: 1 LOB: 1 BB: 2 P: 13	R: 1 E: 1 K: 0 S: 4 H: 1 LOB: 0 BB: 1 P: 4	R: 0 E: 0 K: 1 S: 4 H: 0 LOB: 0 BB: 1 P: 8	R: 0 E: 0 K: 0 S: 3 H: 0 LOB: 0 BB: 0 P: 3	R: 0 E: 0 K: 0 S: 3 H: 1 LOB: 1 BB: 1 P: 7	R: 2 E: 0 K: 1 S: 7 H: 2 LOB: 2 BB: 2 P: 15	R: 0 E: 0 K: 0 S: 3 H: 0 LOB: 0 BB: 0 P: 3	R: 0 E: 0 K: 1 S: 4 H: 0 LOB: 0 BB: 0 P: 5	1B: 5 2B: 1 3B: 0 HR: 1 SF: 1 SAC: 1 DP: 1 HBP: 1	WP: 2 PB: 0 SB: 0 CS: 1 PA: 37	
PITCHER Jim Colborn, R (1, 1) ERA: 3.6 Doug Bird, R (7, 1) ERA: 4.4	IP WLS BF H R ER SO BB IBB HBP BLK WP HR S P ERA WHIP											
	6.0 W 24 5 3 2 3 4 0 0 0 2 1 26 42 3.00 1.500											
	3.0 S 12 1 1 1 2 2 0 1 0 0 0 13 22 3.00 1.000											

Texas Rangers @ Kansas City Royals
Royals Stadium, Kansas City, MO
Wed Aug 31 1977, 8:05 PM EDT
Att. 25,223 - Unknown - 83 F

livebaseballscorecards.com

AB 27
R 4
H 6
RBI 3
BB 6
SO 5
LOB 13



Batter	1	2	3	4	5	6	7	8	9
George Brett, L (1, 5) OBP: 0.377, SLG: 0.532	0-0 3-1		0-0 4-3		0-0 1B BB	4-0 BB			
Hal McRae, R (1, 10) OBP: 0.352, SLG: 0.498	0-0 6-3		0-0 F9		4-0 1B BB	0-0 4-3			
Ralph LaCock, L (1, 3) OBP: 0.343, SLG: 0.409	0-0 G3		0-0 4-3		0-0 1B 1-3 2-H		0-0 F7		
Al Cowens, R (1, 9) OBP: 0.341, SLG: 0.499		0-0 1B BB		0-0 5-3		0-0 F8	0-0 5-3		
Joe Lahoud, L (1, 7) OBP: 0.410, SLG: 0.406		4-0 F8 1B		0-0		0-0 1B 2B	0-0 F5		
Joe Zdeb, R (8, 7) OBP: 0.349, SLG: 0.402		1-2 BB		0-0 2B					
Darrell Porter, L (1, 2) OBP: 0.348, SLG: 0.434		0-0 1B		0-0 F9		0-0 2B 1B	0-0 1-3		
Amos Otis, R (1, 8) OBP: 0.346, SLG: 0.439		0-0 F8		0-0 F9		0-3 K	0-3 K		
Freddie Patek, R (1, 6) OBP: 0.316, SLG: 0.361		0-0 L9			0-0 5-3	0-0 2B	1-0 CS HBP		
Frank White, R (1, 4) OBP: 0.287, SLG: 0.341		0-0 1-3			0-0 F9	0-0 2B	0-0 CS		

Inning Stats	R: 0	H: 0	E: 0	K: 0	S: 3	LOB: 0	BB: 0	P: 3	R: 1	H: 2	E: 0	K: 0	S: 5	LOB: 2	BB: 1	P: 9	R: 0	H: 0	E: 0	K: 0	S: 3	LOB: 0	BB: 0	P: 3	R: 0	H: 1	E: 0	K: 0	S: 4	LOB: 1	BB: 0	P: 4	R: 1	H: 2	E: 0	K: 0	S: 4	LOB: 2	BB: 1	P: 8	R: 3	H: 4	E: 0	K: 1	S: 9	LOB: 2	BB: 1	P: 13	R: 0	H: 0	E: 0	K: 0	S: 3	LOB: 0	BB: 0	P: 3	R: 0	H: 0	E: 0	K: 1	S: 4	LOB: 0	BB: 0	P: 5
1B: 5	SF: 0	2B: 4	SAC: 0	3B: 0	DP: 0	HR: 0	HBP: 1	WP: 0	PA: 36																																																							

PITCHER	IP	WLS	BF	H	R	ER	SO	BB	IBB	HBP	BLK	WP	HR	S	P	ERA	WHIP
Doyle Alexander, R (1, 1) ERA: 4.09	5.1	L	24	7	4	4	0	2	0	0	0	0	0	22	30	6.75	1.688
Len Barker, R (6, 1) ERA: 3.96	2.2		11	2	1	1	2	1	0	1	0	0	0	13	18	3.38	1.125


BOTTOM

Texas Rangers @ Kansas City Royals
 Royals Stadium, Kansas City, MO

Wed Aug 31 1977, 8:05 PM EDT
 Att: 25,223 - Unknown - 83 F

livebaseballscorecards.com

AB	31
R	5
H	9
RBI	5
BB	3
SO	2
LOB	12



Batter	1	2	3	4	5	6	7	8	9	AB R H RBI BB SO LOB	TOP	
Jim Wohlford, R (1, 7) <small>OBP: 0.293, SLG: 0.331</small>	0-0 	0-0 			0-0 			0-0 		4 1 1 0 0 0 4	Milwaukee Brewers @ Kansas City Royals Royals Stadium, Kansas City, MO Fri Sep 02 1977, 4:33 AM EDT Unknown - 89 F	
Robin Yount, R (1, 6) <small>OBP: 0.349, SLG: 0.387</small>	4-0 		0-0 		0-0 			0-0 		3 0 1 0 1 0 0		
Cecil Cooper, L (1, 3) <small>OBP: 0.321, SLG: 0.437</small>	0-0 		0-0 		0-3 			4-0 		3 0 0 0 1 1 2		
Don Money, R (1, 5) <small>OBP: 0.356, SLG: 0.477</small>	0-0 		0-0 		0-3 			0-0 		4 0 0 1 0 1 3		
Sal Bando, R (1, 10) <small>OBP: 0.341, SLG: 0.403</small>		4-0 		0-3 	0-0 			0-0 		3 0 0 0 1 1 2		
Jimmy Wynn, R (1, 9) <small>OBP: 0.299, SLG: 0.256</small>		0-0 		0-0 	0-0 			0-0 		4 0 1 0 0 0 0		
Steve Brye, R (1, 8) <small>OBP: 0.292, SLG: 0.424</small> Von Joshua, L (9, PH) <small>OBP: 0.291, SLG: 0.384</small>		0-0 		0-0 			0-0 	0-3 		3 0 1 0 0 0 2 1 0 0 0 0 1 0		
Charlie Moore, R (1, 2) <small>OBP: 0.302, SLG: 0.362</small> Ed Kirkpatrick, L (9, PH) <small>OBP: 0.299, SLG: 0.301</small>		0-0 		0-0 			0-0 	0-0 		3 0 0 0 0 0 4 1 0 0 0 0 0 0		
Lenn Sakata, R (1, 4) <small>OBP: 0.221, SLG: 0.228</small>		4-0 		4-0 			0-0 			1 0 0 0 2 0 0		
Inning Stats	R: 0 H: 0 E: 0 LOB: 1 K: 0 BB: 1 S: 3 P: 7	R: 0 H: 1 E: 0 LOB: 3 K: 0 BB: 2 S: 4 P: 12	R: 0 H: 0 E: 0 LOB: 0 K: 0 BB: 0 S: 3 P: 3	R: 0 H: 0 E: 1 LOB: 1 K: 1 BB: 0 S: 6 P: 6	R: 0 H: 0 E: 1 LOB: 1 K: 1 BB: 1 S: 5 P: 9	R: 0 H: 0 E: 0 LOB: 0 K: 1 BB: 0 S: 5 P: 5	R: 0 H: 1 E: 0 LOB: 0 K: 0 BB: 0 S: 3 P: 3	R: 1 H: 2 E: 0 LOB: 1 K: 0 BB: 1 S: 4 P: 8	R: 0 H: 0 E: 0 LOB: 0 K: 1 BB: 0 S: 5 P: 5	1B: 4 SF: 0 2B: 0 SAC: 0 3B: 0 DP: 2 HR: 0 HBP: 0		WP: 0 PA: 35 PB: 1 SB: 0 CS: 1
PITCHER Andy Hassler, L (1, 1) <small>ERA: 4.16</small> Doug Bird, R (8, 1) <small>ERA: 4.31</small>	IP WLS BF H R ER SO BB IBB HBP BLK WP HR S P ERA WHIP											PITCHER IP WLS BF H R ER SO BB IBB HBP BLK WP HR S P ERA WHIP

livebaseballscorecards.com

AB	30
R	1
H	4
RBI	1
BB	5
SO	4
LOB	17



Batter	1	2	3	4	5	6	7	8	9
Tom Poquette, L (1, 9) OBP: 0.327, SLG: 0.404 Amos Otis, R (1, PR) OBP: 0.346, SLG: 0.438 (2, 8)	0-0 G4-6-3 1B		0-0 2B 1B		0-3 K			0-3 K	
Hal McRae, R (1, 10) OBP: 0.355, SLG: 0.503	0-0 L7		0-0 F8 1-H 2B		0-0 2B			4-0 1B 1B BB	
George Brett, L (1, 5) OBP: 0.376, SLG: 0.530	0-0 G4-6-3 1-2f		0-0 F8 2-3		0-0 F9			0-0 1B 1B 1B	
Al Cowens, R (1, 8) OBP: 0.342, SLG: 0.503 (2, 9)		0-0 3B	0-0 F7		0-0 P4			0-0 1B 1B	
Joe Lahoud, L (1, 7) OBP: 0.395, SLG: 0.389 Joe Zdeb, R (8, PR) OBP: 0.349, SLG: 0.402 (9, 7)		0-0 F8		0-0 P6		0-0 3-1		0-0 1B 1B	
John Mayberry, L (1, 3) OBP: 0.343, SLG: 0.410		4-0 BB	0-0 F7		0-0 P4			0-0 G4-6-3 1B	
Darrell Porter, L (1, 2) OBP: 0.345, SLG: 0.431		0-0 P6	0-0 F2				0-0 L9		
Freddie Patek, R (1, 6) OBP: 0.316, SLG: 0.363		0-3 K			0-0 SH1-3 2B 2B		0-0 L5		
Frank White, R (1, 4) OBP: 0.285, SLG: 0.340			0-0 L7		0-0 SH1-3		0-0 F3		

AB	R	H	RBI	BB	SO	LOB
1	0	1	0	0	0	0
3	1	1	0	0	2	1
3	1	2	2	1	0	1
4	0	1	0	0	0	3
4	0	2	1	0	0	1
4	0	1	0	0	0	1
0	0	0	0	0	0	0
3	0	0	0	1	0	3
3	0	0	0	0	0	2
3	1	1	0	0	1	2
2	0	0	0	0	0	0

BOTTOM

Milwaukee Brewers @ Kansas City Royals
Royals Stadium, Kansas City, MO
 Fri Sep 02 1977, 4:33 AM EDT
 Unknown - 89 F

AB	30
R	3
H	9
RBI	3
BB	2
SO	3
LOB	14



1B: 5	SF: 0
2B: 3	SAC: 1
3B: 1	DP: 2
HR: 0	HBP: 0

WP: 0	PA: 33
PB: 0	
SB: 0	
CS: 0	

Inning Stats	R	H	E	K	S	H	LOB	BB	P	R	H	E	K	S	BB	IBB	HBP	BLK	WP	HR	S	P	ERA	WHIP
Moose Haas, R (1, 1) ERA: 4.23	0	1	0	0	3	1	1	0	3	0	0	0	0	3	0	0	0	0	0	0	33	41	3.68	1.091
Bob McClure, L (8, 1) ERA: 2.48	0	0	0	0	0	0	0	0	0	0	0	0	0	0	0	0	0	0	0	1	1	∞	∞	
Bill Castro, R (8, 1) ERA: 4.52	0	0	0	0	0	0	0	0	0	0	0	0	0	0	0	0	0	0	0	3	3	0.00	3.000	

PITCHER	IP	WLS	BF	H	R	ER	SO	BB	IBB	HBP	BLK	WP	HR	S	P	ERA	WHIP
Moose Haas, R (1, 1) ERA: 4.23	7.1	L	29	6	3	3	3	2	0	0	0	0	0	33	41	3.68	1.091
Bob McClure, L (8, 1) ERA: 2.48	0.0		1	1	0	0	0	0	0	0	0	0	0	1	1	∞	∞
Bill Castro, R (8, 1) ERA: 4.52	0.2		3	2	0	0	0	0	0	0	0	0	0	3	3	0.00	3.000

Batter	1	2	3	4	5	6	7	8	9	AB R H RBI BB SO LOB	TOP											
Steve Brye, R OBP: 0.287, SLG: 0.417 (1, 8) X	0-0 L1			0-3 K		X 0-0 L7		X 0-0 4-3		4 0 0 0 0 1 2	Milwaukee Brewers @ Kansas City Royals Royals Stadium, Kansas City, MO Fri Sep 02 1977, 8:05 PM EDT Att. 22,318 - Unknown livebaseballscorecards.com											
Jim Wohlford, R OBP: 0.290, SLG: 0.328 (1, 7) S	0-3 K			0-3 K		X 0-3 K		X 0-0 6-3	4 0 0 0 0 3 0													
Don Money, R OBP: 0.355, SLG: 0.474 (1, 5) X (8, 4)	0-0 F8			4-0 BB		X 0-0 6-3		X 0-0 L8	3 0 0 0 1 0 0													
Sal Bando, R OBP: 0.339, SLG: 0.400 (1, 10) S		0-3 K		X 0-0 F9		X 0-3 K		X 0-0 6-3	4 0 0 0 0 2 1													
Jimmy Wynn, R OBP: 0.299, SLG: 0.253 (1, 9) X		0-0 1-3		BB	4-0 BB	X 0-0 5-3			2 0 0 0 1 0 0													
Ken McMullen, R OBP: 0.300, SLG: 0.378 Cecil Cooper, L OBP: 0.321, SLG: 0.437 (1, 3) S (6, 3)		0-3 K			0-3 K			0-3 K	2 0 0 0 0 2 1 1 0 0 0 0 1 0													
Robin Yount, R OBP: 0.349, SLG: 0.385 (1, 6) X			0-0 P6		X 0-0 L9			BB	4-0 BB	2 0 0 0 1 0 1												
Larry Haney, R OBP: 0.240, SLG: 0.230 (1, 2) X			0-0 5-3		X 0-0 F9			X 0-0 L8	3 0 0 0 0 0 2													
Lenn Sakata, R OBP: 0.218, SLG: 0.224 Charlie Moore, R OBP: 0.304, SLG: 0.363 Jamie Quirk, L OBP: 0.249, SLG: 0.338 (1, 4) X (8, PH) (8, 5)			0-0 F8		X 0-0 L7			X 0-0 1-2	1B	2 0 0 0 0 0 0 1 0 1 0 0 0 0 0 0 0 0 0 0 0												
Inning Stats	R: 0 E: 0 K: 1 S: 5	H: 0 LOB: 0 BB: 0 P: 5	R: 0 E: 0 K: 2 S: 7	H: 0 LOB: 0 BB: 0 P: 7	R: 0 E: 0 K: 0 S: 3	H: 0 LOB: 0 BB: 0 P: 3	R: 0 E: 0 K: 2 S: 7	H: 0 LOB: 1 BB: 1 P: 11	R: 0 E: 0 K: 1 S: 5	H: 0 LOB: 1 BB: 1 P: 9		R: 0 E: 0 K: 1 S: 5	H: 0 LOB: 0 BB: 0 P: 5	R: 0 E: 0 K: 1 S: 5	H: 0 LOB: 0 BB: 0 P: 5	R: 0 E: 0 K: 1 S: 6	H: 1 LOB: 2 BB: 1 P: 10	R: 0 E: 0 K: 0 S: 3	H: 0 LOB: 0 BB: 0 P: 3	1B: 1 2B: 0 3B: 0 HR: 0	SF: 0 SAC: 0 DP: 0 HBP: 0	WP: 0 PB: 0 SB: 0 CS: 0
PITCHER Paul Splittorff, L ERA: 3.99 (1, 1)	IP: 9.0 WLS: W BF: 31 H: 1 R: 0 ER: 0 SO: 9 BB: 3 IBB: 0 HBP: 0 BLK: 0 WP: 0 HR: 0 S: 46 P: 58 ERA: 0.00 WHIP: 0.444											PITCHER IP: WLS: BF: H: R: ER: SO: BB: IBB: HBP: BLK: WP: HR: S: P: ERA: WHIP										



Batter	1	2	3	4	5	6	7	8	9
Joe Zdeb, R OBP: 0.353, SLG: 0.400 (1, 7)	0-0 3-1		0-0 1B		0-0 L8		4-0 CS BB		
Hal McRae, R OBP: 0.354, SLG: 0.501 (1, 10)	0-0 6-3		0-0 G4-6-3 1B		0-0 4-3		0-0 CS 1-2	0-0 4-3	
George Brett, L OBP: 0.375, SLG: 0.532 (1, 5)	0-0 4-3		0-0 G4-6-3 1-2f		0-0 6-3			0-0 3B	
Al Cowens, R OBP: 0.341, SLG: 0.500 (1, 9)		0-0 5-3		0-0 6-3		4-0 1B FC6-2 BB		0-0 F3	
Amos Otis, R OBP: 0.348, SLG: 0.439 (1, 8)		0-0 6-3		0-0 3B 1B		0-0 FC6-2 1B		0-3 K	
John Wathan, R OBP: 0.333, SLG: 0.481 (1, 2)		0-0 1B		0-0 SF8 3B		0-0 FC6-2 G4-6-3			
John Mayberry, L OBP: 0.341, SLG: 0.408 (1, 3)		0-0 F3		0-0 SF8		0-0 G4-6-3 1-2f			
Freddie Patek, R OBP: 0.314, SLG: 0.360 (1, 6)			0-3 K	0-0 E5			0-0 5-3		
Frank White, R OBP: 0.286, SLG: 0.339 (1, 4)			0-0 1B 1B	0-3 K			0-3 K		

AB	R	H	RBI	BB	SO	LOB
3	0	1	0	1	0	0
4	0	1	1	0	0	0
4	0	1	0	0	0	2
3	0	0	0	1	0	1
4	1	2	0	0	1	1
3	1	2	1	0	0	2
2	0	0	1	0	0	3
3	0	0	0	0	1	0
3	1	1	0	0	2	1

BOTTOM

Milwaukee Brewers @ Kansas City Royals
Royals Stadium, Kansas City, MO
 Fri Sep 02 1977, 8:05 PM EDT
 Att. 22,318 - Unknown

livebaseballscorecards.com

AB	29
R	3
H	8
RBI	3
BB	2
SO	4
LOB	10



Inning Stats		R: 0	H: 0	E: 0	K: 0	S: 3	R: 0	H: 1	E: 0	K: 0	S: 4	R: 1	H: 3	E: 0	K: 1	S: 7	R: 2	H: 2	E: 1	K: 1	S: 8	R: 0	H: 0	E: 0	K: 0	S: 3	R: 0	H: 1	E: 0	K: 0	S: 3	R: 0	H: 0	E: 0	K: 1	S: 4	R: 0	H: 1	E: 0	K: 1	S: 6	R: 0	H: 1	E: 0	K: 1	S: 6
1B:	6	SF:	1	2B:	0	SAC:	0	3B:	2	DP:	2	HR:	0	WP:	0	PA:	33	PB:	0	SB:	0	CS:	1	ERA:	5.40	WHIP:	1.600	ERA:	0.00	WHIP:	0.667															
PITCHER	IP	WLS	BF	H	R	ER	SO	BB	IBB	HBP	BLK	WP	HR	S	P	ERA	WHIP																													
Bill Travers, L (1, 1)	5.0	L	23	7	3	3	2	1	0	0	0	0	0	26	30	5.40	1.600																													
Eduardo Rodriguez, R (6, 1)	3.0		9	1	0	0	2	1	0	0	0	0	0	12	16	0.00	0.667																													

Batter	1	2	3	4	5	6	7	8	9	AB R H RBI BB SO LOB	TOP									
Von Joshua, L (1, 8) OBP: 0.290, SLG: 0.383	0-3 K		0-0 FC6-4 1-2 1B			0-0 G4-3 1-2f		0-0 4-3		4 0 1 0 0 1 1	Milwaukee Brewers @ Kansas City Royals Royals Stadium, Kansas City, MO Sat Sep 03 1977, 8:05 PM EDT Att. 35,604 - Unknown - 77 F livebaseballscorecards.com									
Robin Yount, R (1, 6) OBP: 0.347, SLG: 0.382	0-0 L6		0-0 FC6-4 1-2f			0-0 L6		0-3 K		4 0 0 0 0 1 2										
Cecil Cooper, L (1, 3) OBP: 0.319, SLG: 0.433	0-3 K							0-3 K		4 0 0 0 0 4 0										
Don Money, R (1, 4) OBP: 0.355, SLG: 0.475		0-3 K						0-0 6-3		4 1 1 0 0 1 0										
Sal Bando, R (1, 5) OBP: 0.338, SLG: 0.398		0-0 F8						0-0 5-3		4 1 1 1 0 0 0										
Ed Kirkpatrick, L (1, 7) OBP: 0.298, SLG: 0.299		0-0 F7						0-0 P4		4 0 1 0 0 0 0										
Jim Wohlford, R (1, 9) OBP: 0.287, SLG: 0.325			0-0 1-5-3					0-0 FC5-4 1B		3 0 0 0 0 1 2										
Jamie Quirk, L (1, 10) OBP: 0.255, SLG: 0.340			1-0 1B HBP					0-0 K		2 0 1 1 0 1 0										
Charlie Moore, R (1, 2) OBP: 0.304, SLG: 0.363			0-0 F3					0-0 G4-3 1B		3 0 1 0 0 0 3										
Inning Stats	R: 0 E: 0 K: 2 S: 7	H: 0 LOB: 0 BB: 0 P: 7	R: 0 E: 0 K: 1 S: 5	H: 0 LOB: 0 BB: 0 P: 5	R: 0 E: 0 K: 0 S: 4	H: 1 LOB: 2 BB: 0 P: 5	R: 0 E: 0 K: 1 S: 5	H: 0 LOB: 0 BB: 0 P: 5	R: 0 E: 0 K: 2 S: 7	H: 0 LOB: 0 BB: 0 P: 7	R: 0 E: 0 K: 1 S: 9	H: 4 LOB: 2 BB: 0 P: 9	R: 0 E: 0 K: 2 S: 7	H: 0 LOB: 0 BB: 0 P: 7	R: 0 E: 0 K: 0 S: 3	H: 0 LOB: 0 BB: 0 P: 3	1B: 5 2B: 1 3B: 0 HR: 0	SF: 0 SAC: 0 DP: 1 HBP: 1	WP: 0 PB: 0 SB: 0 CS: 0	PA: 33
PITCHER Dennis Leonard, R (1, 1) ERA: 3.42	IP: 9.0 WLS: W BF: 33 H: 6 R: 2 ER: 2 SO: 9 BB: 0 IBB: 0 HBP: 1 BLK: 0 WP: 0 HR: 0 S: 50 P: 51 ERA: 2.00 WHIP: 0.667											PITCHER	IP: 9.0 WLS: W BF: 33 H: 6 R: 2 ER: 2 SO: 9 BB: 0 IBB: 0 HBP: 1 BLK: 0 WP: 0 HR: 0 S: 50 P: 51 ERA: 2.00 WHIP: 0.667							



Batter	1	2	3	4	5	6	7	8	9	AB R H RBI BB SO LOB	TOP																						
Von Joshua, L (1, 8) OBP: 0.288, SLG: 0.380	0-0 4-3		0-0 G6-4-3			0-0 4-3		0-0 F8		4 0 0 0 0 0 1																							
Robin Yount, R (1, 6) OBP: 0.346, SLG: 0.381	0-3 K			0-0 6-3		0-0 S 1B		0-0 F9		4 0 1 0 0 1 0																							
Cecil Cooper, L (1, 3) OBP: 0.320, SLG: 0.438	0-0 G3			0-0 2B		0-3 K 1-2		0-0 HR 2B		4 1 2 0 0 1 1																							
Don Money, R (1, 4) OBP: 0.354, SLG: 0.479		0-3 K2-3		0-0 F8		0-0 5-3		0-0 HR 2-H		4 1 1 2 0 1 1																							
Sal Bando, R (1, 5) OBP: 0.336, SLG: 0.395		0-3 K		0-0 P4		0-0 6-3		0-0 6-3		4 0 0 0 0 1 1																							
Ed Kirkpatrick, L (1, 7) OBP: 0.304, SLG: 0.300		4-0 BB		0-0 G3		0-0 1B		0-0 4-3		3 0 1 0 1 0 0																							
Jim Wohlford, R (1, 9) OBP: 0.285, SLG: 0.322		0-0 P4		0-0 6-3		0-0 P5				3 0 0 0 0 0 2																							
Jamie Quirk, L (1, 10) OBP: 0.251, SLG: 0.335			0-0 F7		0-0 L8		0-0 F7			3 0 0 0 0 0 0																							
Charlie Moore, R (1, 2) OBP: 0.304, SLG: 0.361			4-0 G6-4-3 BB		0-0 L4		0-0 4-3			2 0 0 0 1 0 0																							
Inning Stats	R: 0 E: 0 K: 1 S: 5	H: 0 LOB: 0 BB: 0 P: 5	R: 0 E: 0 K: 2 S: 7	H: 0 LOB: 1 BB: 1 P: 11	R: 0 E: 0 K: 0 S: 2	H: 0 LOB: 0 BB: 1 P: 6	R: 0 E: 0 K: 0 S: 4	H: 1 LOB: 1 BB: 0 P: 4	R: 0 E: 0 K: 0 S: 3	H: 0 LOB: 0 BB: 0 P: 3	R: 0 E: 0 K: 1 S: 6	H: 1 LOB: 1 BB: 0 P: 6	R: 0 E: 0 K: 0 S: 4	H: 1 LOB: 1 BB: 0 P: 4	R: 0 E: 0 K: 0 S: 3	H: 0 LOB: 0 BB: 0 P: 3	R: 2 E: 0 K: 0 S: 5	H: 2 LOB: 0 BB: 0 P: 5	1B: 2 2B: 2 3B: 0 HR: 1	SF: 0 SAC: 0 DP: 1 HBP: 0	WP: 0 PB: 0 SB: 1 CS: 0	PA: 33											
PITCHER Marty Pattin, R (1, 1) ERA: 3.77	IP 9.0	WLS W	BF 33	H 5	R 2	ER 2	SO 4	BB 2	IBB 0	HBP 0	BLK 0	WP 0	HR 1	S 39	P 47	ERA 2.00	WHIP 0.778																
											PITCHER	IP	WLS	BF	H	R	ER	SO	BB	IBB	HBP	BLK	WP	HR	S	P	ERA	WHIP					

Milwaukee Brewers @ Kansas City Royals
 Royals Stadium, Kansas City, MO
 Sun Sep 04 1977, 4:33 AM EDT
 Att. 24,530 - Unknown - 75 F

AB	31
R	2
H	5
RBI	2
BB	2
SO	4
LOB	6



Batter	1	2	3	4	5	6	7	8	9
Joe Zdeb, R OBP: 0.342, SLG: 0.386 (1, 7)	0-0 6-3		0-0 FC 2B 1-2 1B	0-0 6-3		0-3 K		0-0 P4	
Hal McRae, R OBP: 0.356, SLG: 0.504 (1, 10)	4-0 FC3-6 BB		0-0 P4		0-0 L9		0-0 1B 2B		
George Brett, L OBP: 0.373, SLG: 0.528 (1, 5)	0-0 FC3-6 1-2f		0-0 1B 2B 1-3 2-H		0-0 E4 E		0-3 K		
Al Cowens, R OBP: 0.342, SLG: 0.498 (1, 9)	0-0 1-3		0-0 PB SF8 1B 2-H 3-H		0-0 L7		0-0 PB 1B 2-H		
Amos Otis, R OBP: 0.349, SLG: 0.437 (1, 8)		0-0 BLK 1B	0-0 2-3 BB		0-0 E5 1B 2-H		0-0 6-3 1-2		
John Wathan, R OBP: 0.330, SLG: 0.476 (1, 2)		0-0 F7 1-2	0-0 SF8 3-H		0-0 1B 1-2		0-0 1-3		
Freddie Patek, R OBP: 0.312, SLG: 0.356 (1, 6)		0-0 6-3	0-0 P4		0-3 K		4-0 FC5-4 BB		
Ralph LaCock, L OBP: 0.330, SLG: 0.393 (1, 3)		0-0 5-3		0-0 F7		0-0 G3		0-0 L8	
Frank White, R OBP: 0.284, SLG: 0.337 (1, 4)			0-0 FC 2B 1B	0-3 K		0-0 F3		0-0 FC5-4 1-2f	

Inning Stats	R: 0	H: 0	E: 0	K: 0	S: 3	LOB: 1	BB: 1	P: 7	R: 0	H: 1	E: 0	K: 0	S: 4	LOB: 1	BB: 0	P: 4	R: 4	H: 3	E: 0	K: 0	S: 7	LOB: 1	BB: 1	P: 11	R: 0	H: 0	E: 0	K: 1	S: 5	LOB: 0	BB: 0	P: 5	R: 1	H: 1	E: 2	K: 1	S: 8	LOB: 2	BB: 0	P: 8	R: 0	H: 0	E: 0	K: 1	S: 5	LOB: 0	BB: 0	P: 5	R: 1	H: 2	E: 0	K: 1	S: 7	LOB: 1	BB: 0	P: 7	R: 0	H: 0	E: 0	K: 0	S: 3	LOB: 1	BB: 1	P: 7
1B: 5	SF: 1	2B: 2	SAC: 0	3B: 0	DP: 0	HR: 0	HBP: 0	WP: 0	PA: 37	1B: 5	SF: 1	2B: 2	SAC: 0	3B: 0	DP: 0	HR: 0	HBP: 0	WP: 0	PA: 37	1B: 5	SF: 1	2B: 2	SAC: 0	3B: 0	DP: 0	HR: 0	HBP: 0	WP: 0	PA: 37	1B: 5	SF: 1	2B: 2	SAC: 0	3B: 0	DP: 0	HR: 0	HBP: 0	WP: 0	PA: 37	1B: 5	SF: 1	2B: 2	SAC: 0	3B: 0	DP: 0	HR: 0	HBP: 0	WP: 0	PA: 37															

PITCHER	IP	WLS	BF	H	R	ER	SO	BB	IBB	HBP	BLK	WP	HR	S	P	ERA	WHIP
Mike Caldwell, L ERA: 4.61 (1, 1)	4.1	L	21	4	5	3	1	2	0	0	1	0	0	21	29	6.23	1.385
Eduardo Rodriguez, R ERA: 4.63 (5, 1)	1.2		7	1	0	0	2	0	0	0	0	0	0	11	11	0.00	0.600
Sam Hinds, R ERA: 4.73 (7, 1)	2.0		9	2	1	1	1	1	0	0	0	0	0	10	14	4.50	1.500

BOTTOM

Milwaukee Brewers @ Kansas City Royals
Royals Stadium, Kansas City, MO

Sun Sep 04 1977, 4:33 AM EDT
Att: 24,530 - Unknown - 75 F

livebaseballscores.com

AB	33
R	6
H	7
RBI	5
BB	3
SO	4
LOB	18



Batter	1	2	3	4	5	6	7	8	9	AB R H RBI BB SO LOB	TOP											
George Brett, L (1, 5) OBP: 0.372, SLG: 0.532	0-0 F5	0-0 HR		0-0 FC6-4			0-0 4-3			4 1 1 2 0 0 1												
Hal McRae, R (1, 10) OBP: 0.354, SLG: 0.500	0-0 L8	0-3 K			0-0 F8		0-0 1-4-3			4 0 0 0 0 1 0												
Joe Lahoud, L (1, 7) OBP: 0.354, SLG: 0.341	0-3 K	0-3 K			0-0 F3		0-0 6-3			2 0 0 0 0 2 0												
Joe Zdeb, R (5, PH) OBP: 0.338, SLG: 0.380										2 0 0 0 0 0 0												
Al Cowens, R (1, 9) OBP: 0.341, SLG: 0.495		1-0 FC5-4 HBP		0-0 F3		0-0 L8		0-0 F9		3 1 0 0 0 0 0												
John Mayberry, L (1, 3) OBP: 0.341, SLG: 0.406		4-0 FC5-4 2B		0-0 4-3		0-0 F8		0-3 K		3 1 0 0 1 1 0												
Darrell Porter, L (1, 2) OBP: 0.344, SLG: 0.429		4-0 FC5-4 BB		0-0 F9		0-0 F7		0-0 6-3		3 0 0 0 1 0 0												
Amos Otis, R (1, 8) OBP: 0.350, SLG: 0.438		0-0 FC5-4 1B		0-0 FC6-4 1B		0-0 S 1B		0-3 K		4 2 2 1 0 1 2	AB 33											
Freddie Patek, R (1, 6) OBP: 0.313, SLG: 0.360		0-0 1B		0-0 F8		0-0 S 1B		0-0 5-3		4 2 2 2 0 0 1	R 8											
Frank White, R (1, 4) OBP: 0.284, SLG: 0.336		0-0 HR		0-3 K		0-0 5-3		0-3 K		4 1 1 2 0 2 1	H 6											
Inning Stats	R: 0 E: 0 K: 1 S: 5	H: 0 LOB: 0 BB: 0 P: 5	R: 6 E: 0 K: 2 S: 10	H: 3 LOB: 0 BB: 2 P: 19	R: 0 E: 0 K: 0 S: 3	H: 0 LOB: 0 BB: 0 P: 3	R: 0 E: 0 K: 1 S: 6	H: 1 LOB: 1 BB: 0 P: 6	R: 0 E: 0 K: 0 S: 3	H: 0 LOB: 0 BB: 0 P: 3	R: 2 E: 0 K: 0 S: 5	H: 2 LOB: 0 BB: 0 P: 5	R: 0 E: 0 K: 0 S: 3	H: 0 LOB: 0 BB: 0 P: 3	R: 0 E: 0 K: 2 S: 7	H: 0 LOB: 0 BB: 0 P: 7	R: 0 E: 0 K: 1 S: 7	H: 0 LOB: 0 BB: 0 P: 7	1B: 4 2B: 1 3B: 0 HR: 1	SF: 0 SAC: 0 DP: 0 HBP: 1	WP: 1 PB: 0 SB: 2 CS: 0	PA: 36
PITCHER	IP WLS BF H R ER SO BB IBB HBP BLK WP HR S P ERA WHIP																					
Dick Pole, R (1, 1) ERA: 5.15	1.1 L 8 1 4 4 1 2 0 1 0 1 0 7 16 27.00 2.250																					
Mike Kekich, L (2, 1) ERA: 5.15	7.2 28 5 4 3 6 0 0 0 0 0 1 40 40 3.52 0.652																					

Kansas City Royals @ Seattle Mariners
 The Kingdome, Seattle, WA
 Mon Sep 05 1977, 10:05 PM EDT
 Att: 11,750 - Unknown

livebaseballscorecards.com



Batter	1	2	3	4	5	6	7	8	9	AB	R	H	RBI	BB	SO	LOB	TOP										
Joe Zdeb, R OBP: 0.333, SLG: 0.388 (1, 7)	0-0 L7	0-0 F8		0-0 FC6-2-4 3B		0-3 K	0-3 K		0-0 F9	5	0	1	0	0	2	3											
Hal McRae, R OBP: 0.356, SLG: 0.499 (1, 10)	4-0 2B BB		0-0 1B	0-0 FC6-2-4		4-0 2B WP BB	0-3 K			3	2	1	0	2	0	1											
George Brett, L OBP: 0.375, SLG: 0.536 Cookie Rojas, R OBP: 0.285, SLG: 0.318 (1, 5) (9, 5)	0-0 HR 2B		1-0 HR HBP		0-0 F7	0-0 WP 2B		0-0 6-3		4	2	2	1	0	0	0											
Al Cowens, R OBP: 0.347, SLG: 0.513 (1, 9)	0-0 HR		0-0 HR		0-0 1B 2B	0-0 WP		0-0 L5		6	4	5	4	0	0	1											
Amos Otis, R OBP: 0.351, SLG: 0.445 (1, 8)	0-3 K		0-0 1B		0-0 F8		0-0 HR 1B	0-0 1B		5	1	2	2	0	1	2											
John Wathan, R OBP: 0.337, SLG: 0.477 Buck Martinez, R OBP: 0.232, SLG: 0.313 (1, 2) (7, 2)	0-0 1B		0-0 F7		0-0 1B		0-0 HR	0-0 F9		4	0	2	1	0	0	1											
John Mayberry, L OBP: 0.341, SLG: 0.404 (1, 3)	0-0 G3		4-0 FC6-4 IBB		0-3 K		0-0 6-3		0-0 5-3	4	0	1	0	1	1	2											
Freddie Patek, R OBP: 0.315, SLG: 0.368 U L Washington, S (7, PR) (7, 6)		0-0 P3	0-0 FC6-4			0-0 HR	0-0 1B	0-0 G3		4	1	2	1	0	0	2											
Frank White, R OBP: 0.281, SLG: 0.332 Bob Heise, R OBP: 0.283, SLG: 0.294 (1, 4) (8, 4)		0-0 E3		0-3 K		0-0 6-3	0-0 1B	4-0 BB		4	0	0	0	0	2	2											
Inning Stats	R: 3 E: 0 K: 1 S: 8	H: 3 LOB: 1 BB: 1 P: 12	R: 0 E: 1 K: 0 S: 3	H: 0 LOB: 0 BB: 0 P: 3	R: 2 E: 0 K: 0 S: 5	H: 3 LOB: 2 BB: 1 P: 10	R: 0 E: 0 K: 1 S: 5	H: 1 LOB: 0 BB: 0 P: 5	R: 1 E: 0 K: 1 S: 7	H: 2 LOB: 1 BB: 0 P: 7	R: 2 E: 0 K: 1 S: 6	H: 2 LOB: 0 BB: 1 P: 10	R: 2 E: 0 K: 2 S: 11	H: 4 LOB: 2 BB: 0 P: 11	R: 0 E: 0 K: 0 S: 4	H: 1 LOB: 1 BB: 0 P: 4	R: 0 E: 0 K: 0 S: 3	H: 0 LOB: 1 BB: 1 P: 7	1B: 8 2B: 4 3B: 1 HR: 4	SF: 0 SAC: 0 DP: 1 HBP: 1	WP: 1 PB: 0 SB: 1 CS: 1	PA: 46					
PITCHER	IP	WLS	BF	H	R	ER	SO	BB	IBB	HBP	BLK	WP	HR	S	P	ERA	WHIP										
Rick Honeycutt, L ERA: 5.17 (1, 1)	2.1	L	13	5	5	5	1	1	0	1	0	0	2	13	18	19.29	2.571										
Diego Segui, R ERA: 5.74 (3, 1)	3.1		17	6	3	3	3	1	1	0	0	0	1	21	29	8.10	2.100										
Bob Galasso, R ERA: 9.79 (6, 1)	0.2		6	4	2	2	0	0	0	0	0	1	1	5	5	27.00	6.000										
Tom House, L ERA: 4.82 (7, 1)	1.2		6	1	0	0	2	0	0	0	0	0	0	10	10	0.00	0.600										
Greg Erardi, R ERA: (9, 1)	1.0		4	0	0	0	0	1	0	0	0	0	0	3	7	0.00	1.000										

Kansas City Royals @ Seattle Mariners
The Kingdome, Seattle, WA
Tue Sep 06 1977, 10:05 PM EDT
Att. 7,191 - Unknown

AB	41
R	10
H	16
RBI	9
BB	4
SO	6
LOB	15



WP	1	PA	46
----	---	----	----

1B	8	SF	0
2B	4	SAC	0
3B	1	DP	1
HR	4	HBP	1

Batter	1	2	3	4	5	6	7	8	9	AB R H RBI BB SO LOB
Steve Braun, L (1, 7) OBP: 0.338, SLG: 0.303	0-3 K		0-0 1B		0-0 F5			0-0 G4-6-3		4 0 1 0 0 1 3
Jose Báez, R (1, 4) OBP: 0.331, SLG: 0.340	4-0 BB		0-0 F8			0-0 5-3		0-0 4-3		3 0 0 0 1 0 1
Bill Stein, R (1, 5) OBP: 0.289, SLG: 0.395	0-0 F9			0-0 5-3		0-0 F8		0-3 K		4 0 0 0 0 1 1
Leroy Stanton, R (1, 9) OBP: 0.329, SLG: 0.494	0-3 K			0-3 K		0-0 F8		0-0 6-3		4 0 0 0 0 2 1
Ruppert Jones, L (1, 8) OBP: 0.326, SLG: 0.474 Luis Delgado, S (8, 8)		0-0 L8		0-0 4-3			0-0 6-3	0-3 K		3 0 0 0 0 0 0 1 0 0 0 0 1 0
Juan Bernhardt, R (1, 3) OBP: 0.272, SLG: 0.368		0-0 4-3			0-0 BB 1B		0-0 FC4-6 1B			3 0 2 0 0 0 0
Larry Milbourne, S (1, 10) OBP: 0.241, SLG: 0.288		0-0 5-3			0-0 P3		0-0 FC4-6 FC5-4			3 0 0 0 0 0 2
Larry Cox, R (1, 2) OBP: 0.316, SLG: 0.379			0-0 F9		4-0 BB		0-0 FC5-4			2 0 0 0 1 0 1
Jimmy Sexton, R (1, 6) OBP: 0.167, SLG: 0.333			0-0 5-3		0-3 K			0-0 G4-6-3 1B		3 0 1 0 0 1 2

Inning Stats	R: 0	H: 0	E: 0	K: 2	S: 7	LOB: 1	BB: 1	P: 11	R: 0	H: 0	E: 0	K: 0	S: 3	LOB: 0	BB: 0	P: 3	R: 0	H: 1	E: 0	K: 0	S: 4	LOB: 1	BB: 0	P: 4	R: 0	H: 0	E: 0	K: 1	S: 5	LOB: 0	BB: 0	P: 5	R: 0	H: 1	E: 0	K: 1	S: 6	LOB: 2	BB: 1	P: 10	R: 0	H: 0	E: 0	K: 0	S: 3	LOB: 0	BB: 0	P: 3	R: 0	H: 1	E: 0	K: 0	S: 4	LOB: 1	BB: 0	P: 4	R: 0	H: 1	E: 0	K: 0	S: 3	LOB: 0	BB: 0	P: 7	1B: 4	SF: 0	2B: 0	SAC: 0	3B: 0	DP: 1	HR: 0	HBP: 0	WP: 0	PA: 32
--------------	------	------	------	------	------	--------	-------	-------	------	------	------	------	------	--------	-------	------	------	------	------	------	------	--------	-------	------	------	------	------	------	------	--------	-------	------	------	------	------	------	------	--------	-------	-------	------	------	------	------	------	--------	-------	------	------	------	------	------	------	--------	-------	------	------	------	------	------	------	--------	-------	------	-------	-------	-------	--------	-------	-------	-------	--------	-------	--------

PITCHER	IP	WLS	BF	H	R	ER	SO	BB	IBB	HBP	BLK	WP	HR	S	P	ERA	WHIP
Paul Spittorff, L (1, 1) ERA: 3.87	6.0	W	22	2	0	0	4	2	0	0	0	0	0	28	36	0.00	0.667
Randy McGilberry, R (7, 1) ERA:	2.0		7	2	0	0	0	0	0	0	0	0	0	7	7	0.00	1.000
Mark Littell, R (9, 1) ERA: 3.38	1.0		3	0	0	0	2	0	0	0	0	0	0	7	7	0.00	0.000

BOTTOM

Kansas City Royals @ Seattle Mariners
The Kingdome, Seattle, WA
Tue Sep 06 1977, 10:05 PM EDT
Att. 7,191 - Unknown

livebaseballscorecards.com

AB	30
R	0
H	4
RBI	0
BB	2
SO	6
LOB	11



Batter	1	2	3	4	5	6	7	8	9	AB R H RBI BB SO LOB	TOP																
George Brett, L (1, 5) OBP: 0.380, SLG: 0.542	0-0 1B 1B	4-0 1B BB		0-0 SF8 HBP G3 1B	0-0 2B		0-0 FC5-4 1B			4 2 4 2 1 0 0	Kansas City Royals @ Seattle Mariners The Kingdome, Seattle, WA Wed Sep 07 1977, 10:05 PM EDT Att. 7,814 - Unknown																
Hal McRae, R (1, 10) OBP: 0.357, SLG: 0.499	0-0 1B FC6-4 1B	0-0 None 1B		1-0 G3 HBP	0-0 5-3		0-0 FC5-4			4 1 2 2 0 0 3																	
Joe Lahoud, L (1, 7) OBP: 0.377, SLG: 0.400	0-0 FC6-4 1B	0-0	0-0	SF8		0-0 G6-4-3 1B		0-0 F8		5 0 3 2 0 0 2																	
Joe Zdeb, R (8, 7) OBP: 0.333, SLG: 0.388	1-3 2-H	1-2 2-H		2-3 3-H						0 0 0 0 0 0 0																	
Al Cowens, R (1, 9) OBP: 0.346, SLG: 0.510	0-0 FC6-4 L4-3		0-0 FC3-2 1B	0-0 G3		0-0 G6-4-3		0-0 6-3		5 0 1 2 0 0 3																	
John Mayberry, L (1, 3) OBP: 0.338, SLG: 0.400	0-0 L4-3		0-0 FC3-2	0-0 F9		0-0 4-3		0-0 P5		5 0 0 0 0 0 4																	
Darrell Porter, L (1, 2) OBP: 0.349, SLG: 0.451		0-0 HR	0-0 P4		0-0 HR		0-0 1B 1B		0-0 SH1-3 1B	5 3 4 2 0 0 2																	
Amos Otis, R (1, 8) OBP: 0.348, SLG: 0.440		0-0 F3	0-0 P4		0-3 K		0-0 F8		0-0 SH1-3	4 0 0 0 0 1 3																	
Freddie Patek, R (1, 6) OBP: 0.314, SLG: 0.368		0-0 F7		0-0 1B HBP 2B	0-3 K		0-3 K		0-0 F9	5 1 1 0 0 2 2																	
Frank White, R (1, 4) OBP: 0.287, SLG: 0.337		0-0 S 1B		4-0 HBP 1B SF8 BB	0-0 S		0-0 1B 1B		0-0 5-3	4 3 3 0 1 0 1																	
Inning Stats	R: 2 E: 0 K: 0 S: 5	H: 3 LOB: 0 BB: 0 P: 5	R: 2 E: 0 K: 0 S: 5	H: 3 LOB: 1 BB: 1 P: 9	R: 0 E: 0 K: 0 S: 5	H: 2 LOB: 2 BB: 0 P: 5	R: 3 E: 0 K: 0 S: 5	H: 2 LOB: 1 BB: 1 P: 10	R: 2 E: 0 K: 2 S: 10	H: 3 LOB: 1 BB: 0 P: 10	R: 0 E: 0 K: 0 S: 3	H: 1 LOB: 0 BB: 0 P: 3	R: 1 E: 0 K: 1 S: 8	H: 3 LOB: 2 BB: 0 P: 8	R: 0 E: 0 K: 0 S: 3	H: 0 LOB: 0 BB: 0 P: 3	R: 0 E: 0 K: 0 S: 4	H: 1 LOB: 1 BB: 0 P: 4	1B: 13 2B: 4 3B: 0 HR: 2	SF: 1 SAC: 1 DP: 2 HBP: 1	WP: 0 PB: 0 SB: 2 CS: 0	PA: 46					
PITCHER	IP WLS BF H R ER SO BB IBB HBP BLK WP HR S P ERA WHIP																										
Glenn Abbott, R (1, 1) ERA: 4.51	2.0		14	8	4	4	0	1	0	0	0	0	1	12	16	18.00	4.500										
Bill Laxton, L (3, 1) ERA: 4.95	1.0		5	1	2	2	0	1	0	0	0	0	0	4	8	18.00	2.000										
Enrique Romo, R (4, 1) ERA: 3.13	6.0	L	27	9	4	4	3	0	0	1	0	0	1	32	33	6.00	1.500										

livebaseballscorecards.com

AB	41
R	10
H	18
RBI	10
BB	2
SO	3
LOB	20



BOTTOM

Kansas City Royals @ Seattle Mariners
The Kingdome, Seattle, WA
Wed Sep 07 1977, 10:05 PM EDT
Att. 7,814 - Unknown

livebaseballscorecards.com

AB 37
R 7
H 12
RBI 6
BB 2
SO 4
LOB 15



WP: 0 PA: 40
PB: 1
SB: 0
CS: 0

AB R H RBI BB SO LOB

5 2 3 0 0 0 0

4 0 1 0 1 0 2

5 0 1 1 0 2 4

5 1 2 1 0 0 3

1 0 0 0 0 0 2
2 1 0 0 0 1 0

4 1 2 1 0 0 0

4 1 2 2 0 0 1

4 0 1 1 0 0 2

1 1 0 0 1 0 1
2 0 0 0 0 1 0

1B: 9 SF: 0
2B: 3 SAC: 0
3B: 0 DP: 2
HR: 0 HBP: 1

WP: 0 PA: 40
PB: 1
SB: 0
CS: 0

Batter	1	2	3	4	5	6	7	8	9
Dave Collins, S (1, 7) OBP: 0.285, SLG: 0.297	0-0 1B 2B		0-0 E5 PB 2B 1B	0-0 F5		0-0 L9			0-0 L8 1B 1B
Jose Báez, R (1, 4) OBP: 0.332, SLG: 0.339 (4, 5)	0-0 L3		0-0 P4 1-2 3-H	4-0 BB			0-0 5-3		0-0 FC6-4 1B
Ruppert Jones, L (1, 8) OBP: 0.325, SLG: 0.471	0-0 1B 2-H		0-0 6-3	0-3 K			0-3 K		0-0 L8 2-3
Leroy Stanton, R (1, 9) OBP: 0.330, SLG: 0.495	0-0 1B G4-6-3 1-2		0-0 1B 2B 2-H	0-0 F7			0-0 6-3		0-0 FC6-4 1-2f
Bill Stein, R (1, 5) OBP: 0.290, SLG: 0.394 Larry Milbourne, S (3, PR) OBP: 0.239, SLG: 0.285 (4, 4)	0-0 G4-6-3 1-2f		1-0 1B 2B HBP		0-0 4-3			0-3 K	
Juan Bernhardt, R (1, 10) OBP: 0.275, SLG: 0.370		0-0 F9	0-0 2B 1B 1-3 2-H		0-0 6-3			0-0 4-3 1B	
Dan Meyer, L (1, 3) OBP: 0.321, SLG: 0.438		0-0 1B G1-6-3 1B	0-0 1B 2B 2-H 3-H		0-0 F9			0-0 4-3 1-2	
Jimmy Sexton, R (1, 6) OBP: 0.182, SLG: 0.318		0-0 G1-6-3 1-2f	0-0 1B 2-H			0-0 6-3		0-0 P5	
Larry Cox, R (1, 2) OBP: 0.320, SLG: 0.375 Bob Stinson, S (6, PH) OBP: 0.364, SLG: 0.403 (7, 2)			0-0 1B PB BB 4-3			0-3 K			0-0 F8

Inning Stats	R: 1	H: 3	E: 0	K: 0	S: 5	H: 3	LOB: 1	BB: 0	P: 5	R: 0	H: 1	E: 0	K: 0	S: 3	R: 0	H: 5	E: 1	K: 0	S: 8	R: 0	H: 0	E: 0	K: 1	S: 5	R: 0	H: 0	E: 0	K: 0	S: 3	R: 0	H: 0	E: 0	K: 1	S: 5	R: 0	H: 1	E: 0	K: 1	S: 6	R: 0	H: 2	E: 0	K: 0	S: 5	1B: 9	2B: 3	3B: 0	HR: 0	SF: 0	SAC: 0	DP: 2	HBP: 1	WP: 0	PA: 40
--------------	------	------	------	------	------	------	--------	-------	------	------	------	------	------	------	------	------	------	------	------	------	------	------	------	------	------	------	------	------	------	------	------	------	------	------	------	------	------	------	------	------	------	------	------	------	-------	-------	-------	-------	-------	--------	-------	--------	-------	--------

PITCHER	IP	WLS	BF	H	R	ER	SO	BB	IBB	HBP	BLK	WP	HR	S	P	ERA	WHIP
Andy Hassler, L (1, 1) ERA: 4.49	2.2		15	7	7	7	0	1	0	0	0	0	0	13	18	23.62	3.000
Larry Gura, L (3, 1) ERA: 3.63	0.1		3	2	0	0	0	0	0	0	0	0	0	3	3	0.00	6.000
Mark Littell, R (4, 1) ERA: 3.26	3.0	W	10	0	0	0	2	1	0	0	0	0	0	13	17	0.00	0.333
Doug Bird, R (7, 1) ERA: 4.19	3.0	S	12	3	0	0	2	0	0	0	0	0	0	16	16	0.00	1.000

Batter	1	2	3	4	5	6	7	8	9	AB R H RBI BB SO LOB	TOP											
George Brett, L (1, 5) OBP: 0.379, SLG: 0.537	0-0 4-3		0-0 1-3		4-0 1B HBP BB		0-0 F5	0-0 F8		4 1 0 0 1 0 1												
Hal McRae, R (1, 10) OBP: 0.359, SLG: 0.506	0-0 F9		0-0 HR		1-0 1B 1-2 FC7-2 HBP		0-0 2B	0-0 F9		4 1 2 1 0 0 0												
Joe Lahoud, L (1, 7) OBP: 0.393, SLG: 0.404 Joe Zdeb, R (7, PH) OBP: 0.329, SLG: 0.383	0-0 1B		4-0 1B BB		0-3 K		0-3 K	0-0 4-3		2 0 1 0 1 1 2 2 0 0 0 0 1 1												
Al Cowens, R (1, 9) OBP: 0.349, SLG: 0.511	0-0 G3		0-0 1B		0-0 1B		4-0 IBB	4-0 HR BB		3 1 2 1 2 0 1												
John Mayberry, L (1, 3) OBP: 0.339, SLG: 0.405		4-0 G4-6-3 1B BB	0-0 F8		0-0 FC7-2		0-0 F9	0-0 HR		4 1 1 2 1 0 6												
Darrell Porter, L (1, 2) OBP: 0.355, SLG: 0.472		0-0 G4-6-3 1B		0-0 HR		0-0 G5-4-3 1B		0-0 HR	0-3 K	5 2 4 2 0 1 0												
Amos Otis, R (1, 8) OBP: 0.345, SLG: 0.436		0-0 G4-6-3		0-0 4-3		0-0 G5-4-3		0-0 6-3		4 0 0 0 0 0 3												
Freddie Patek, R (1, 6) OBP: 0.313, SLG: 0.366		0-0 6-3		0-0 P6		0-0 6-3		1-0 S HBP		3 0 0 0 0 0 1												
Frank White, R (1, 4) OBP: 0.287, SLG: 0.343			0-0 5-3		0-0 P4		0-0 HR	0-0 F8		4 1 1 1 0 0 1												
Inning Stats	R: 0 E: 0 K: 0 S: 4	H: 1 LOB: 1 BB: 0 P: 4	R: 0 E: 0 K: 0 S: 3	H: 1 LOB: 1 BB: 1 P: 7	R: 1 E: 0 K: 0 S: 5	H: 2 LOB: 2 BB: 1 P: 9	R: 1 E: 0 K: 0 S: 4	H: 1 LOB: 0 BB: 0 P: 4	R: 1 E: 0 K: 1 S: 5	H: 1 LOB: 1 BB: 1 P: 10	R: 0 E: 0 K: 0 S: 3	H: 1 LOB: 0 BB: 0 P: 3	R: 1 E: 0 K: 1 S: 7	H: 2 LOB: 2 BB: 1 P: 11	R: 1 E: 0 K: 0 S: 4	H: 1 LOB: 1 BB: 0 P: 5	R: 2 E: 0 K: 1 S: 6	H: 1 LOB: 0 BB: 1 P: 10	1B: 5 2B: 2 3B: 0 HR: 5	SF: 0 SAC: 0 DP: 3 HBP: 2	WP: 0 PB: 0 SB: 1 CS: 0	PA: 42
PITCHER	IP WLS BF H R ER SO BB IBB HBP BLK WP HR S P ERA WHIP																					
John Montague, R (1, 1) ERA: 4.29	6.1 L 29 9 4 4 1 3 0 1 0 0 3 27 40 5.68 1.895																					
Rick Honeycutt, L (7, 1) ERA: 5.19	1.2 8 1 1 1 1 0 1 1 0 0 1 8 13 5.40 0.600																					
Greg Erardi, R (9, 1) ERA: 9.0	1.0 5 1 2 2 1 1 0 0 0 0 1 6 10 18.00 2.000																					

Kansas City Royals @ Seattle Mariners
 The Kingdom, Seattle, WA
 Thu Sep 08 1977, 10:05 PM EDT
 Att. 7,785 - Unknown

AB	35
R	7
H	11
RBI	7
BB	5
SO	3
LOB	16



Batter	1	2	3	4	5	6	7	8	9	AB R H RBI BB SO LOB
Dave Collins, S (1, 7) OBP: 0.284, SLG: 0.296	0-0 WP SH1-4 1B		0-0 E1 G1-6-3		0-0 L8		0-3 K		0-3 K	5 0 1 0 0 2 3
Juan Bernhardt, R (1, 5) OBP: 0.272, SLG: 0.365	0-0 SH1-4 1-2		0-0 G1-6-3 1-2f		0-0 4-3			0-0 4-3		3 0 0 0 0 0 1
Dan Meyer, L (1, 3) OBP: 0.319, SLG: 0.435	0-0 F5 2-3		0-3 K		0-0 F7			0-0 F9		4 0 0 0 0 1 1
Ruppert Jones, L (1, 8) OBP: 0.326, SLG: 0.476	0-3 K			0-0 F7		0-0 HR		4-0 BB		3 1 1 1 1 1 1
Leroy Stanton, R (1, 9) OBP: 0.329, SLG: 0.491		0-0 4-3		1-0 1B E HBP		0-3 K		0-3 K		3 1 0 0 0 2 1
Steve Braun, L (1, 10) OBP: 0.339, SLG: 0.305		0-0 6-3		0-0 E5 1B		0-0 F8		0-0 2B 1B		4 0 2 0 0 0 0
Bob Stinson, S (1, 2) OBP: 0.365, SLG: 0.404		0-0 E 1B		0-3 K			0-3 K		0-3 K	2 0 1 0 0 1 2
Skip Jutze, R (6, 2) OBP: 0.296, SLG: 0.370										1 0 0 0 0 1 0
Tommy Smith, L (9, PH) OBP: 0.269, SLG: 0.385										1 0 0 0 0 1 1
Julio Cruz, S (1, 4) OBP: 0.310, SLG: 0.276		0-0 E6 1-3		0-0 E5 2-H 3-H		4-0 BB		0-3 K		3 0 0 0 1 1 3
Craig Reynolds, L (1, 6) OBP: 0.265, SLG: 0.292		0-0 G3			0-0 1-3		0-0 F5		0-0 2B	4 0 1 0 0 0 3

Inning Stats	R: 0 E: 0 K: 1 S: 6	H: 1 LOB: 1 BB: 0 P: 6	R: 0 E: 1 K: 0 S: 5	H: 1 LOB: 2 BB: 0 P: 5	R: 0 E: 1 K: 1 S: 5	H: 0 LOB: 0 BB: 0 P: 5	R: 1 E: 1 K: 1 S: 6	H: 1 LOB: 2 BB: 0 P: 7	R: 0 E: 0 K: 0 S: 3	H: 0 LOB: 0 BB: 0 P: 3	R: 1 E: 0 K: 1 S: 6	H: 1 LOB: 0 BB: 0 P: 6	R: 0 E: 0 K: 2 S: 7	H: 0 LOB: 1 BB: 1 P: 11	R: 0 E: 0 K: 1 S: 5	H: 0 LOB: 1 BB: 1 P: 9	R: 0 E: 0 K: 3 S: 11	H: 2 LOB: 2 BB: 0 P: 11	1B: 4 2B: 1 3B: 0 HR: 1	SF: 0 SAC: 1 DP: 1 HBP: 1
--------------	------------------------------	---------------------------------	------------------------------	---------------------------------	------------------------------	---------------------------------	------------------------------	---------------------------------	------------------------------	---------------------------------	------------------------------	---------------------------------	------------------------------	----------------------------------	------------------------------	---------------------------------	-------------------------------	----------------------------------	----------------------------------	------------------------------------

PITCHER	IP	WLS	BF	H	R	ER	SO	BB	IBB	HBP	BLK	WP	HR	S	P	ERA	WHIP
Dennis Leonard, R (1, 1) ERA: 3.33	9.0	W	37	6	2	1	10	2	0	1	0	1	1	54	63	1.00	0.889

BOTTOM

Kansas City Royals @ Seattle Mariners
The Kingdome, Seattle, WA
Thu Sep 08 1977, 10:05 PM EDT
Att. 7,785 - Unknown

livebaseballscorecards.com

AB	33
R	2
H	6
RBI	1
BB	2
SO	10
LOB	16



WP	PA
1	37

PITCHER	IP	WLS	BF	H	R	ER	SO	BB	IBB	HBP	BLK	WP	HR	S	P	ERA	WHIP
---------	----	-----	----	---	---	----	----	----	-----	-----	-----	----	----	---	---	-----	------

Batter	1	2	3	4	5	6	7	8	9	AB R H RBI BB SO LOB	TOP									
George Brett, L (1, 5) OBP: 0.378, SLG: 0.541	0-0 F7		0-0 5-3			0-0 F2	0-0 HR			4 1 1 3 0 0 1										
Hal McRae, R (1, 10) OBP: 0.357, SLG: 0.503	0-0 F8		0-0 F7			0-0 P3	0-0 G3			4 0 0 0 0 0 2										
Joe Lahoud, L (1, 7) OBP: 0.373, SLG: 0.380 Joe Zdeb, R (8, PH) OBP: 0.327, SLG: 0.380	0-3 K				0-0 F8	0-0 L8		0-0 6-3		3 0 0 0 0 1 0 1 0 0 0 0 0 0										
Al Cowens, R (1, 9) OBP: 0.347, SLG: 0.507		0-0 6-3		0-0 5-3		0-0 6-3	0-0 F9			4 0 0 0 0 0 0										
John Mayberry, L (1, 3) OBP: 0.339, SLG: 0.403 Willie Wilson, S (7, PR) Ralph LaCock, L (7, 3) OBP: 0.333, SLG: 0.396		0-0 G3		0-0 L7		4-0 2B BB	0-0 1B			2 0 0 0 1 0 0 0 1 0 0 0 0 0 1 0 1 0 0 0 0										
Darrell Porter, L (1, 2) OBP: 0.354, SLG: 0.472		0-0 6-3		0-0 G3		0-0 1B 2B	0-0 6-3			4 1 1 1 0 0 1										
Amos Otis, R (1, 8) OBP: 0.344, SLG: 0.435			0-0 5-3		0-0 F7	0-0 FC6-4 HR 1B		0-3 K		4 1 1 1 0 1 0										
Freddie Patek, R (1, 6) OBP: 0.316, SLG: 0.367 U L Washington, S (6, 6)			0-0 E 2B S 1B		4-0 S BB	4-0 FC6-4 BB		0-0 P1		1 1 1 0 1 0 0 1 0 0 0 1 0 0										
Frank White, R (1, 4) OBP: 0.286, SLG: 0.345			0-0 1-H 2B		0-0 L3	0-0 1-2 FC6-4 HR		0-0 F3		4 1 1 1 0 0 3										
Inning Stats	R: 0 E: 0 K: 1 S: 5	H: 0 LOB: 0 BB: 0 P: 5	R: 0 E: 0 K: 0 S: 3	H: 0 LOB: 0 BB: 0 P: 3	R: 1 E: 0 K: 0 S: 5	H: 2 LOB: 1 BB: 0 P: 5	R: 0 E: 0 K: 0 S: 3	H: 0 LOB: 0 BB: 0 P: 3	R: 0 E: 0 K: 0 S: 3	H: 0 LOB: 1 BB: 1 P: 7	R: 5 E: 0 K: 0 S: 6	H: 3 LOB: 1 BB: 2 P: 14	R: 0 E: 0 K: 0 S: 4	H: 1 LOB: 1 BB: 0 P: 4	R: 0 E: 0 K: 1 S: 5	H: 0 LOB: 0 BB: 0 P: 5	1B: 3 2B: 2 3B: 0 HR: 1	SF: 0 SAC: 0 DP: 0 HBP: 0	WP: 0 PB: 0 SB: 3 CS: 0	PA: 36
PITCHER	IP WLS BF H R ER SO BB IBB HBP BLK WP HR S P ERA WHIP																			
Paul Thormodsgard, R (1, 1) ERA: 4.09	6.1 L 26 4 5 5 1 3 0 0 0 0 0 0 25 37 7.11 1.105																			
Tom Johnson, R (7, 1) ERA: 2.93	0.2 3 1 1 1 0 0 0 0 0 0 0 1 3 3 13.50 1.500																			
Tom Burgmeier, L (8, 1) ERA: 4.42	2.0 7 1 0 0 0 1 0 0 0 0 0 0 9 9 0.00 0.500																			

Kansas City Royals @ Minnesota Twins
Metropolitan Stadium, Bloomington, MI

Fri Sep 09 1977, 8:05 PM EDT
Att. 11,970 - Unknown - 64 F

AB	33
R	6
H	6
RBI	6
BB	3
SO	2
LOB	7



WP: 0	PA: 36
-------	--------

ERA	WHIP
-----	------

livebaseballscorecards.com

BOTTOM

Kansas City Royals @ Minnesota Twins
Metropolitan Stadium, Bloomington, MI

Fri Sep 09 1977, 8:05 PM EDT
Att: 11,970 - Unknown - 64 F

livebaseballscorecards.com

AB	34
R	3
H	10
RBI	3
BB	5
SO	4
LOB	26



WP:	1	PA:	43
PB:	1		
SB:	0		
CS:	0		

AB R H RBI BB SO LOB

5 1 1 0 0 1 7

3 1 1 1 2 0 0

4 0 1 0 0 1 2

5 0 4 1 0 1 2

4 0 0 1 0 0 5

5 0 0 0 0 1 6

5 1 2 0 0 0 1

0 0 0 0 3 0 0

2 0 1 0 0 0 1

1 0 0 0 0 0 2

0 0 0 0 0 0 0

0 0 0 0 0 0 0

1B: 9 SF: 1

2B: 1 SAC: 2

3B: 0 DP: 1

HR: 0 HBP: 1

Batter	1	2	3	4	5	6	7	8	9
Lyman Bostock, L (1, 7) OBP: 0.389, SLG: 0.509	0-0 SH1-3 1B 2B	0-0 G4-6-3 1-2f		0-0 FC5-4 1-2f		0-0 G3		0-3 K	
Rod Carew, L (1, 3) OBP: 0.442, SLG: 0.570	4-0 1B SH1-3 SF7 BB		0-0 4-3		4-0 1B BB		0-0 F7	0-0 WP 1B	
Butch Wynegar, S (1, 2) OBP: 0.351, SLG: 0.378	0-0 SH1-3 1-2 2-3		0-0 3-1		0-0 1-3 1B		0-0 4-3	0-3 K 1-2 2-3	
Glenn Adams, L (1, 10) OBP: 0.378, SLG: 0.478	0-0 SF7 1B 2-3 3-H		0-0 PB 1B		0-3 K		0-0 E 1B	0-0 1B	
Rich Chiles, L (1, 9) OBP: 0.330, SLG: 0.370	0-0 SF7 1-2 3-H		0-0 4-3 1-2		0-0 P6		0-0 E4 FC5-4 1-2	0-0 F3	
Larry Hisle, R (1, 8) OBP: 0.363, SLG: 0.530	0-3 K			0-0 6-3		0-0 P4		0-0 P4	
Mike Cabbage, L (1, 5) OBP: 0.326, SLG: 0.399		0-0 5-3		0-0 1-3		0-0 6-3 SH1-4 1B		0-0 FC4-6 BB 1B	0-0 F8
Roy Smalley, S (1, 6) OBP: 0.317, SLG: 0.308		4-0 HBP BB		4-0 1B BB		0-0 SH1-4 1-2		4-0 FC4-6 BB	
Bob Randall, R (1, 4) OBP: 0.286, SLG: 0.285		1-0 HBP		0-0 FC5-4 1B		0-0 6-3		0-0 FC4-6 WP 1B 1-2f 2-3	
Randy Bass, L (8, PH)									
Rob Wilfong, L (8, PR)									
Jerry Terrell, R (9, 4)									

Inning Stats	R: 2	H: 2	E: 0	K: 1	S: 7	H: 2	LOB: 1	BB: 1	P: 11	R: 0	H: 0	E: 0	K: 0	S: 2	H: 0	LOB: 1	BB: 1	P: 7	R: 0	H: 1	E: 0	K: 0	S: 4	H: 1	LOB: 1	BB: 0	P: 4	R: 0	H: 1	E: 0	K: 1	S: 6	H: 1	LOB: 2	BB: 1	P: 10	R: 0	H: 1	E: 0	K: 0	S: 4	H: 1	LOB: 1	BB: 0	P: 4	R: 0	H: 1	E: 1	K: 0	S: 5	H: 2	LOB: 3	BB: 1	P: 13	R: 0	H: 1	E: 0	K: 0	S: 4	H: 1	LOB: 1	BB: 0	P: 4	R: 0	H: 1	E: 0	K: 0	S: 4	H: 1	LOB: 1	BB: 0	P: 4	R: 1	H: 2	E: 0	K: 2	S: 9	H: 2	LOB: 3	BB: 1	P: 13	R: 0	H: 1	E: 0	K: 0	S: 4	H: 1	LOB: 1	BB: 0	P: 4	1B: 9	SF: 1	2B: 1	SAC: 2	3B: 0	DP: 1	HR: 0	HBP: 1	WP: 1	PA: 43
--------------	------	------	------	------	------	------	--------	-------	-------	------	------	------	------	------	------	--------	-------	------	------	------	------	------	------	------	--------	-------	------	------	------	------	------	------	------	--------	-------	-------	------	------	------	------	------	------	--------	-------	------	------	------	------	------	------	------	--------	-------	-------	------	------	------	------	------	------	--------	-------	------	------	------	------	------	------	------	--------	-------	------	------	------	------	------	------	------	--------	-------	-------	------	------	------	------	------	------	--------	-------	------	-------	-------	-------	--------	-------	-------	-------	--------	-------	--------

PITCHER	IP	WLS	BF	H	R	ER	SO	BB	IBB	HBP	BLK	WP	HR	S	P	ERA	WHIP
Marty Pattin, R (1, 1) ERA: 3.76	7.1	W	36	8	3	3	2	5	0	1	0	0	0	34	55	3.68	1.773
Steve Mingori, L (8, 1) ERA: 3.32	0.1		2	1	0	0	1	0	0	0	0	0	0	4	4	0.00	3.000
Doug Bird, R (8, 1) ERA: 4.13	1.1	S	5	1	0	0	1	0	0	0	0	1	0	7	7	0.00	0.750

Batter	1	2	3	4	5	6	7	8	9	AB	R	H	RBI	BB	SO	LOB
Bob Randall, R OBP: 0.285, SLG: 0.288 (1, 4)	0-0 1-3	0-0 2B			0-3 K		0-3 K			4	0	1	1	0	2	0
Rod Carew, L OBP: 0.442, SLG: 0.569 (1, 3)	0-0 1B		0-0 1-3		0-0 1B			0-0 6-3		4	0	2	0	0	0	0
Dan Ford, R OBP: 0.349, SLG: 0.443 (1, 9)	0-0 1B		0-0 6-3		0-3 K			0-0 F9		4	0	1	0	0	1	1
Craig Kusick, R OBP: 0.357, SLG: 0.427 (1, 10)	0-3 K		0-0 F9		0-0 F8			0-0 2B		4	0	1	0	0	1	2
Butch Wynegar, S OBP: 0.349, SLG: 0.375 (1, 2)	0-0 F7			0-0 F8		0-0 F9		0-0 6-3		4	0	0	0	0	0	3
Roy Smalley, S OBP: 0.320, SLG: 0.315 (1, 6)		0-0 2B		0-0 2B		0-0 1B		0-3 K		4	1	3	0	0	1	0
Willie Norwood, R OBP: 0.140, SLG: 0.100 (1, 8)		0-0 F9		0-0 P6		0-0 F7		0-0 6-3		4	0	0	0	0	0	3
Bob Gorinski, R OBP: 0.223, SLG: 0.323 (1, 7)		4-0 2B		0-0 P4			0-0 P3		0-0 1-3	3	0	0	0	1	0	1
Jerry Terrell, R OBP: 0.263, SLG: 0.269 (1, 5)		0-0 P6			0-0 P6		0-0 F8			3	0	0	0	0	0	2

Inning Stats	R: 0	H: 2	E: 0	K: 1	S: 7	R: 1	H: 2	E: 0	K: 0	S: 4	R: 0	H: 0	E: 0	K: 0	S: 3	R: 0	H: 1	E: 0	K: 0	S: 4	R: 0	H: 1	E: 0	K: 2	S: 8	R: 0	H: 1	E: 0	K: 0	S: 4	R: 0	H: 0	E: 0	K: 1	S: 5	R: 0	H: 1	E: 0	K: 0	S: 4	R: 0	H: 0	E: 0	K: 1	S: 5	1B: 4	2B: 4	3B: 0	HR: 0	SF: 0	SAC: 0	DP: 0	HBP: 0	WP: 0	PB: 0	SB: 1	CS: 0	PA: 35
PITCHER Paul Splittorf, L ERA: 3.74 (1, 1)	IP	WLS	BF	H	R	ER	SO	BB	IBB	HBP	BLK	WP	HR	S	P	ERA	WHIP																																									

BOTTOM

Kansas City Royals @ Minnesota Twins
Metropolitan Stadium, Bloomington, MI

Sat Sep 10 1977, 8:05 PM EDT
Att: 23,601 - Unknown - 68 F

AB	34
R	1
H	8
RBI	1
BB	1
SO	5
LOB	12



Batter	1	2	3	4	5	6	7	8	9	AB R H RBI BB SO LOB	TOP			
Joe Zdeb, R (1, 7) OBP: 0.326, SLG: 0.376	0-0 1B		0-0 P4		0-0 4-3		0-0 F8		0-0 SF8 BB 1-3 2-H 1B	5 0 2 1 0 0 1				
Hal McRae, R (1, 10) OBP: 0.358, SLG: 0.500	0-0 F7		0-0 CS 1B		0-0 5-3			0-0 G1-6-3 1B	4-0 1-2 BB	4 0 2 0 1 0 1				
George Brett, L (1, 5) OBP: 0.376, SLG: 0.536	0-0 P6		4-0 1-2 BB				0-0 F7	0-0 G1-6-3 1-2f	0-0 SF8 2-3 3-H	3 0 0 1 1 0 2				
Al Cowens, R (1, 9) OBP: 0.348, SLG: 0.504	0-0 F8		0-3 K				0-0 L7	0-0 1B	0-3 K	5 0 1 0 0 2 4				
Amos Otis, R (1, 8) OBP: 0.342, SLG: 0.429		0-0 5-3		0-0 E 1B			0-0 F9	0-0 F8		4 0 1 0 0 0 1				
John Wathan, R (1, 2) OBP: 0.344, SLG: 0.472		0-0 5-3		0-0 E6 G6-4-3 1-3			0-0 G5-4-3 1B 2B 1B	4-0 SH5-4 1B FC BB	3 2 1 0 1 0 1					
John Mayberry, L (1, 3) OBP: 0.342, SLG: 0.405 Willie Wilson, S (9, PR) Ralph LaCock, L (9, 3) OBP: 0.333, SLG: 0.396		4-0 BB BB		0-3 K			0-0 G5-4-3 1-2 1B	0-0 SH5-4 1B 1B	3 0 2 0 1 1 2 0 1 0 0 0 0 0 0 0 0 0 0 0 0					
Freddie Patek, R (1, 6) OBP: 0.320, SLG: 0.368		4-0 1-2 BB		0-0 G6-4-3 1-2f			0-0 G5-4-3 1-2f 2-3	0-0 SH5-4 1-2 2-3	2 0 0 0 1 0 4					
Frank White, R (1, 4) OBP: 0.290, SLG: 0.350		0-0 4-3					0-0 F7 3-H 2B	0-0 FC 1B SF8 3-H	4 1 1 2 0 0 4					
Inning Stats	R: 0 H: 1 E: 0 LOB: 1 K: 0 BB: 0 S: 4 P: 4	R: 0 H: 0 E: 0 LOB: 2 K: 0 BB: 2 S: 3 P: 11	R: 0 H: 1 E: 0 LOB: 1 K: 1 BB: 0 S: 5 P: 9	R: 0 H: 1 E: 1 LOB: 1 K: 1 BB: 0 S: 6 P: 6	R: 0 H: 0 E: 0 LOB: 0 K: 0 BB: 0 S: 3 P: 3	R: 0 H: 0 E: 0 LOB: 0 K: 0 BB: 0 S: 3 P: 3	R: 1 H: 3 E: 0 LOB: 1 K: 0 BB: 0 S: 5 P: 5	R: 0 H: 2 E: 0 LOB: 1 K: 0 BB: 0 S: 4 P: 4	R: 3 H: 2 E: 0 LOB: 2 K: 1 BB: 2 S: 8 P: 16	1B: 9 SF: 1 2B: 1 SAC: 1 3B: 0 DP: 3 HR: 0 HBP: 0	WP: 0 PA: 40 PB: 0 SB: 0 CS: 1			
PITCHER	IP WLS BF H R ER SO BB IBB HBP BLK WP HR S P ERA WHIP												PITCHER	IP WLS BF H R ER SO BB IBB HBP BLK WP HR S P ERA WHIP
Geoff Zahn, L (1, 1) ERA: 4.69	8.1 L 37 10 4 4 2 4 0 0 0 0 0 0 37 53 4.32 1.680													
Tom Johnson, R (9, 1) ERA: 2.93	0.0 1 0 0 0 0 1 0 0 0 0 0 0 0 4 ∞ ∞													
Tom Burgmeier, L (9, 1) ERA: 4.4	0.1 1 0 0 0 0 0 0 0 0 0 0 0 0 1 1 0.00 0.000													
Ron Schueler, R (9, 1) ERA: 4.51	0.1 1 0 0 0 0 1 0 0 0 0 0 0 0 3 3 0.00 0.000													

Kansas City Royals @ Minnesota Twins
 Metropolitan Stadium, Bloomington, MI
 Sun Sep 11 1977, 4:33 AM EDT
 Att. 11,563 - Unknown - 67 F

AB	33
R	4
H	10
RBI	4
BB	5
SO	3
LOB	20



Batter	1	2	3	4	5	6	7	8	9	AB R H RBI BB SO LOB
Lyman Bostock, L (1, 7) OBP: 0.391, SLG: 0.509	0-0 4-3	0-0 1-2 1B			0-0 BLK 1B	0-0 1-3			0-0 FC3-6 1B	5 0 3 0 0 0 2
Dan Ford, R (1, 9) OBP: 0.345, SLG: 0.437	0-0 4-3	0-0 F7			0-0 5-3			0-0 5-3	0-0 FC3-6 1B	5 0 0 0 0 0 4
Rod Carew, L (1, 3) OBP: 0.440, SLG: 0.566	0-0 1B 1B				0-0 F7			0-0 4-3	0-0 FC3-6 1-2f	5 0 1 0 0 0 2
Craig Kusick, R (1, 10) OBP: 0.365, SLG: 0.430	0-0 1-2 1B				4-0 G5-4-3 BB			0-0 1B	0-0 L8	3 0 2 0 2 0 1
Roy Smalley, S (1, 6) OBP: 0.318, SLG: 0.313	0-3 K				0-0 G5-4-3 1-2f			0-0 P5		4 0 0 0 0 1 6
Willie Norwood, R (1, 8) OBP: 0.149, SLG: 0.114					0-3 K			0-0 6-3	0-0 4-3 SH1-4 1B	4 0 1 0 0 1 0
Bob Randall, R (1, 4) OBP: 0.289, SLG: 0.295					0-3 K			0-0 4-3 2B	0-0 SH1-4 1-2	3 1 2 0 0 1 0
Bud Bulling, R (1, 2) OBP: 0.273, SLG: 0.143					4-0 BB			0-0 4-3	0-0 4-3 2-3	3 0 0 0 1 1 3
Jerry Terrell, R (1, 5) OBP: 0.268, SLG: 0.270					0-0 F9			0-0 BB	0-0 F8	3 0 1 1 1 0 2

Inning Stats	R: 0	H: 2	E: 0	LOB: 2	K: 1	BB: 0	S: 7	R: 1	H: 3	E: 0	LOB: 2	K: 1	BB: 0	S: 8	R: 0	H: 0	E: 0	LOB: 0	K: 0	BB: 1	S: 2	R: 0	H: 1	E: 0	LOB: 2	K: 0	BB: 1	S: 4	R: 0	H: 1	E: 0	LOB: 1	K: 0	BB: 0	S: 4	R: 0	H: 1	E: 0	LOB: 1	K: 0	BB: 0	S: 4	R: 0	H: 1	E: 0	LOB: 1	K: 0	BB: 0	S: 4	R: 0	H: 1	E: 0	LOB: 1	K: 0	BB: 0	S: 4	1B: 9	SF: 0	2B: 1	SAC: 1	3B: 0	DP: 1	HR: 0	HBP: 0	WP: 0	PA: 40
	0	2	0	2	1	0	7	1	3	0	2	1	0	8	0	0	0	0	0	1	1	2	0	1	0	2	0	1	4	0	1	0	0	0	4	0	1	0	0	0	4	0	1	0	0	0	4	0	1	0	0	0	4	9	0	1	1	0	0	0	0	40				

PITCHER	IP	WLS	BF	H	R	ER	SO	BB	IBB	HBP	BLK	WP	HR	S	P	ERA	WHIP
Andy Hassler, L (1, 1) ERA: 4.27	9.0	W	40	10	1	1	4	4	0	0	1	0	0	44	60	1.00	1.556


BOTTOM


Kansas City Royals @ Minnesota Twins
Metropolitan Stadium, Bloomington, MI

Sun Sep 11 1977, 4:33 AM EDT
Att. 11,563 - Unknown - 67 F

livebaseballscores.com

AB	35
R	1
H	10
RBI	1
BB	4
SO	4
LOB	20



Batter	1	2	3	4	5	6	7	8	9	AB R H RBI BB SO LOB	TOP														
Rodney Scott, S OBP: 0.337, SLG: 0.296 (1, 4) X	0-0 6-3 ① X	0-0 G3 ③			X 0-0 CS 1B		X 0-0 F9 ②			4 0 1 0 0 0 2	<p>Oakland Athletics @ Kansas City Royals Royals Stadium, Kansas City, MO Wed Sep 14 1977, 8:05 PM EDT Unknown</p> <p>livebaseballscorecards.com</p> <table border="1"> <tr><td>AB</td><td>32</td></tr> <tr><td>R</td><td>2</td></tr> <tr><td>H</td><td>7</td></tr> <tr><td>RBI</td><td>2</td></tr> <tr><td>BB</td><td>2</td></tr> <tr><td>SO</td><td>2</td></tr> <tr><td>LOB</td><td>11</td></tr> </table> 	AB	32	R	2	H	7	RBI	2	BB	2	SO	2	LOB	11
AB	32																								
R	2																								
H	7																								
RBI	2																								
BB	2																								
SO	2																								
LOB	11																								
Rob Picciolo, R OBP: 0.216, SLG: 0.252 (1, 6) X	0-0 FC1-6 2B		X 0-0 4-3 ①		X 0-0 6-3 ② 1-2		X 0-0 1B ③			4 0 2 0 0 0 1															
Mitchell Page, L OBP: 0.404, SLG: 0.532 (1, 7) H	1-0 FC1-6 HBP		X 0-0 S HR 1B		X 0-0 E4		B B B B 4-0 G1-6-3 BB			2 1 1 0 1 0 0															
Mike Jorgensen, L OBP: 0.328, SLG: 0.324 (1, 3) X	0-0 FC1-6 ② 1-2f 2-3		X 0-0 1-H HR		X 0-0 L8 ③		X 0-0 G1-6-3 ① ② 1-2f			4 1 1 2 0 0 4															
Earl Williams, R OBP: 0.287, SLG: 0.401 (1, 10) X	0-0 L8 ③		S S 0-3 K ②		X 0-0 5-3 ①		X 0-0 6-3 ③			4 0 0 0 0 1 2															
Manny Sanguillen, R OBP: 0.292, SLG: 0.337 (1, 2) X		X 0-0 4-3 ①	X 0-0 L3 ③		X 0-0 5-3 ②		X 0-0 L6 ①			4 0 0 0 0 0 0															
Wayne Gross, L OBP: 0.348, SLG: 0.411 (1, 5) X		X 0-0 1B 1B		X 0-0 P3 ①		B B B B 4-0 BB		X 0-0 L8 ②		3 0 1 0 1 0 0															
Jim Tyrone, R OBP: 0.297, SLG: 0.335 (1, 9) X		X 0-0 F3 ②		X 0-0 5-3 ②		X 0-0 F7 ③		X 0-0 5-3 ③		4 0 0 0 0 0 2															
Tony Armas, R OBP: 0.294, SLG: 0.407 (1, 8) X		X 0-0 1-2 1B		X 0-0 6-3 ③		S S 0-3 K ①				3 0 1 0 0 1 0															
Inning Stats	R: 0 H: 1 E: 0 LOB: 2 K: 0 BB: 0 S: 4 P: 5	R: 0 H: 2 E: 0 LOB: 2 K: 0 BB: 0 S: 5 P: 5	R: 2 H: 2 E: 0 LOB: 0 K: 1 BB: 0 S: 7 P: 7	R: 0 H: 0 E: 0 LOB: 0 K: 0 BB: 0 S: 3 P: 3	R: 0 H: 1 E: 1 LOB: 1 K: 0 BB: 0 S: 4 P: 4	R: 0 H: 0 E: 0 LOB: 1 K: 0 BB: 1 S: 3 P: 7	R: 0 H: 1 E: 0 LOB: 1 K: 1 BB: 0 S: 5 P: 5	R: 0 H: 0 E: 0 LOB: 0 K: 0 BB: 1 S: 2 P: 6	R: 0 H: 0 E: 0 LOB: 0 K: 0 BB: 0 S: 3 P: 3	1B: 5 SF: 0 2B: 1 SAC: 0 3B: 0 DP: 1 HR: 1 HBP: 1	WP: 0 PA: 35 PB: 0 SB: 1 CS: 1														
PITCHER Jim Colborn, R (1, 1) ERA: 3.54 Larry Gura, L (8, 1) ERA: 3.56	IP WLS BF H R ER SO BB IBB HBP BLK WP HR S P ERA WHIP	7.0 W 30 7 2 2 2 2 2 0 1 0 0 1 31 40 2.57 1.286	2.0 S 5 0 0 0 0 0 0 0 0 0 0 0 5 5 0.00 0.000	PITCHER								IP WLS BF H R ER SO BB IBB HBP BLK WP HR S P ERA WHIP													

Batter	1	2	3	4	5	6	7	8	9	AB	R	H	RBI	BB	SO	LOB
Tom Poquette, L OBP: 0.331, SLG: 0.407 (1, 7)	F7	FC1-2 1-2 2-H 3-H 1B		1B 1B		1B		L7		5	0	3	2	0	0	1
Hal McRae, R OBP: 0.357, SLG: 0.497 (1, 10)	F8	E4 FC1-2 1-2 2-3		G4-6-3 1B		5-3		P6		5	0	1	0	0	0	4
George Brett, L OBP: 0.377, SLG: 0.540 (1, 5)	HR 1B	FC1-2 1-2 2-3 3-H		G4-6-3 1-2f				1B 3B		4	2	2	0	0	0	5
Al Cowens, R OBP: 0.347, SLG: 0.507 (1, 9)	HR 1-H	F5				6-3		5-3		4	1	1	2	0	0	4
John Mayberry, L OBP: 0.341, SLG: 0.404 (1, 3)	K			F7		4-3		1B 3-H		4	0	1	1	0	1	0
Darrell Porter, L OBP: 0.360, SLG: 0.472 (1, 2)		1B BB 1B		FC6-4 BB		BB BB BB		L9		2	1	1	0	2	0	1
Amos Otis, R OBP: 0.341, SLG: 0.426 (1, 8)		1B BB 1B		FC6-4 1-2f		1-3		K		3	1	0	0	1	1	3
Freddie Patek, R OBP: 0.319, SLG: 0.367 (1, 6)		E FC1-2 1-2 2-3 1B 1B		5-3				P4		4	0	1	0	0	1	1
Frank White, R OBP: 0.290, SLG: 0.352 (1, 4)		K		K				5-3		4	0	1	0	0	2	3

Inning Stats	R: 2	H: 2	E: 0	K: 1	S: 7	LOB: 0	BB: 0	P: 7	R: 2	H: 3	E: 1	K: 1	S: 9	LOB: 3	BB: 1	P: 13	R: 0	H: 0	E: 0	K: 0	S: 3	LOB: 1	BB: 1	P: 7	R: 0	H: 2	E: 0	K: 1	S: 6	LOB: 1	BB: 0	P: 6	R: 0	H: 1	E: 0	K: 0	S: 4	LOB: 1	BB: 0	P: 4	R: 1	H: 2	E: 0	K: 1	S: 7	LOB: 1	BB: 0	P: 7	R: 0	H: 1	E: 0	K: 1	S: 6	LOB: 1	BB: 0	P: 6
--------------	------	------	------	------	------	--------	-------	------	------	------	------	------	------	--------	-------	-------	------	------	------	------	------	--------	-------	------	------	------	------	------	------	--------	-------	------	------	------	------	------	------	--------	-------	------	------	------	------	------	------	--------	-------	------	------	------	------	------	------	--------	-------	------

PITCHER	IP	WLS	BF	H	R	ER	SO	BB	IBB	HBP	BLK	WP	HR	S	P	ERA	WHIP
Rick Langford, R ERA: 3.9 (1, 1)	8.0	L	38	11	5	5	5	3	0	0	0	0	1	45	57	5.62	1.750

BOTTOM

Oakland Athletics @ Kansas City Royals
Royals Stadium, Kansas City, MO
 Wed Sep 14 1977, 8:05 PM EDT
 Unknown

AB	35
R	5
H	11
RBI	5
BB	3
SO	5
LOB	22



WP	PA	1B	SF	PB	SAC	SB	DP	CS	HR	HBP
0	38	8	0	0	0	0	1	0	1	0

Batter	1	2	3	4	5	6	7	8	9	AB R H RBI BB SO LOB	TOP																													
Rob Picciolo, R OBP: 0.214, SLG: 0.249 (1, 6)	0-0 4-3		0-0 F8		0-0 5-3		0-0 6-3			4 0 0 0 0 0 0																														
Marty Perez, R OBP: 0.299, SLG: 0.329 (1, 4)	0-0 BB 1B 1B		4-0 1B BB		0-0 4-3			0-0 1B		3 0 2 0 1 0 0																														
Mitchell Page, L OBP: 0.406, SLG: 0.536 (1, 7)	0-0 BB 1-2 1B		0-0 1-3 1B		0-0 2B			0-0 F7		4 0 3 0 0 0 1																														
Mike Jorgensen, L OBP: 0.327, SLG: 0.318 (1, 3)	4-0 BB 1-2 2-3 BB		0-0 4-3		0-0 L7			0-3 K		3 0 0 0 1 1 4																														
Tony Armas, R OBP: 0.293, SLG: 0.404 Larry Murray, S OBP: 0.228, SLG: 0.245 Willie Crawford, L OBP: 0.304, SLG: 0.302 Sheldon Mallory, L OBP: 0.296, SLG: 0.277 (1, 8) (4, 8) (8, PH) (8, 8)	0-0 G4-6-3 1-2f			0-0 L7		0-0 L4		0-0 F8		2 0 0 0 0 0 3 1 0 0 0 0 0 0 1 0 0 0 0 0 1 0 0 0 0 0 0 0																														
Manny Sanguillen, R OBP: 0.293, SLG: 0.337 Tim Hosley, R OBP: 0.311, SLG: 0.266 (1, 10) (8, 2)		0-0 5-3		0-0 1B 1B		0-0 F8		0-0 1B		3 0 1 0 0 0 0 1 0 1 0 0 0 0																														
Wayne Gross, L OBP: 0.345, SLG: 0.408 (1, 5)		0-0 L4		0-0 F8		0-0 4-3		0-0 F2		4 0 0 0 0 0 2																														
Jim Tyrone, R OBP: 0.296, SLG: 0.333 (1, 9)		0-0 4-3		0-0 1-2 1B			0-0 P6		0-0 L7	4 0 1 0 0 0 1																														
Jeff Newman, R OBP: 0.246, SLG: 0.352 (1, 2) (8, 1)			0-0 5-3	0-3 K		0-3 K		0-0 F9		4 0 0 0 0 2 3																														
Inning Stats	R: 0 E: 0 K: 0 S: 4	H: 2 LOB: 2 BB: 1 P: 8	R: 0 E: 0 K: 0 S: 3	H: 0 LOB: 0 BB: 0 P: 3	R: 0 E: 0 K: 0 S: 4	H: 1 LOB: 2 BB: 1 P: 8	R: 0 E: 0 K: 1 S: 7	H: 2 LOB: 2 BB: 0 P: 7	R: 0 E: 0 K: 1 S: 4	H: 1 LOB: 1 BB: 0 P: 4	R: 0 E: 0 K: 0 S: 3	H: 0 LOB: 0 BB: 0 P: 3	R: 0 E: 0 K: 1 S: 5	H: 0 LOB: 0 BB: 0 P: 5	R: 0 E: 0 K: 1 S: 6	H: 1 LOB: 1 BB: 0 P: 6	R: 0 E: 0 K: 0 S: 4	H: 1 LOB: 1 BB: 0 P: 4	1B: 7 2B: 1 3B: 0 HR: 0	SF: 0 SAC: 0 DP: 1 HBP: 0	WP: 0 PB: 0 SB: 0 CS: 0	PA: 36																		
PITCHER Dennis Leonard, R ERA: 3.21 (1, 1)	IP 9.0	WLS W	BF 36	H 8	R 0	ER 0	SO 3	BB 2	IBB 0	HBP 0	BLK 0	WP 0	HR 0	S 40	P 48	ERA 0.00	WHIP 1.111						PITCHER	IP 9.0	WLS W	BF 36	H 8	R 0	ER 0	SO 3	BB 2	IBB 0	HBP 0	BLK 0	WP 0	HR 0	S 40	P 48	ERA 0.00	WHIP 1.111

Oakland Athletics @ Kansas City Royals
 Royals Stadium, Kansas City, MO
 Wed Sep 14 1977, 8:05 PM EDT
 Att: 16,791 - Unknown

AB	34
R	0
H	8
RBI	0
BB	2
SO	3
LOB	15



Batter	1	2	3	4	5	6	7	8	9	AB	R	H	RBI	BB	SO	LOB
Tom Poquette, L (1, 7) OBP: 0.331, SLG: 0.413 Joe Zdeb, R (6, 7) OBP: 0.322, SLG: 0.371	0-0 4-1	0-0 2B 3B		0-0 F8		0-0 L4	0-0 1-4-3			3	1	1	2	0	0	0
Hal McRae, R (1, 10) OBP: 0.360, SLG: 0.504 Willie Wilson, S (8, PR)	0-0 1-3	0-0 F8 2B		0-0 1B 1B		0-0 3B		1-0 F8 1B HBP		4	1	3	1	0	0	0
George Brett, L (1, 5) OBP: 0.377, SLG: 0.539	0-0 BB 1B	0-0 F8 2-3		0-0 F7		0-3 K		0-0 FC 1B		5	1	2	0	0	1	3
Al Cowens, R (1, 9) OBP: 0.349, SLG: 0.506	4-0 1B BB	0-0 F9		0-0 1B 1B		4-0 BB		0-0 F7		3	0	1	0	2	0	3
John Mayberry, L (1, 3) OBP: 0.344, SLG: 0.406	0-0 1-3 2-H 1B		0-0 S 2B 1B	0-0 1-2 2-H 1B		0-0 6-3		0-0 F8		5	1	3	2	0	0	4
Darrell Porter, L (1, 2) OBP: 0.358, SLG: 0.469	0-0 F7		0-0 F9	0-0 F7			0-0 FC6-4 1B	0-0 FC		5	0	1	0	0	0	7
Amos Otis, R (1, 8) OBP: 0.340, SLG: 0.427		0-0 6-3	0-0 1-H 2B		0-3 K		0-0 FC6-4 BB			4	0	1	1	0	1	1
Freddie Patek, R (1, 6) OBP: 0.321, SLG: 0.365		4-0 1B S 3B BB	0-0 6-3		0-0 5-3		4-0 FC5-4 BB			2	1	0	0	2	0	1
Frank White, R (1, 4) OBP: 0.290, SLG: 0.351		0-0 1-3 3B 1B	0-0 F7		0-0 6-3		0-0 FC5-4			4	1	1	0	0	0	3

Inning Stats	R: 1	H: 2	E: 0	K: 0	S: 5	LOB: 2	BB: 1	P: 9	R: 3	H: 3	E: 0	K: 0	S: 6	LOB: 1	BB: 1	P: 10	R: 1	H: 2	E: 0	K: 0	S: 5	LOB: 2	BB: 0	P: 6	R: 0	H: 0	E: 0	K: 1	S: 5	LOB: 0	BB: 0	P: 5	R: 0	H: 1	E: 0	K: 1	S: 6	LOB: 2	BB: 1	P: 10	R: 0	H: 1	E: 0	K: 0	S: 4	LOB: 2	BB: 1	P: 8	R: 0	H: 1	E: 0	K: 0	S: 4	LOB: 2	BB: 0	P: 5
PITCHER	IP	WLS	BF	H	R	ER	SO	BB	IBB	HBP	BLK	WP	HR	S	P	ERA	WHIP																																							
Matt Keough, R (1, 1) ERA: 7.24	3.2	L	23	10	6	6	0	2	0	0	0	0	0	21	29	14.73	3.273																																							
Bob Lacey, L (4, 1) ERA: 3.38	3.1		14	2	0	0	2	2	0	0	0	0	0	16	24	0.00	1.200																																							
Jeff Newman, R (8, 1) ERA:	1.0		5	1	0	0	0	0	0	1	0	0	0	4	5	0.00	1.000																																							


BOTTOM

Oakland Athletics @ Kansas City Royals
Royals Stadium, Kansas City, MO

Wed Sep 14 1977, 8:05 PM EDT
 Att. 16,791 - Unknown

livebaseballscorecards.com

AB	37
R	6
H	13
RBI	6
BB	4
SO	2
LOB	24



WP: 0	PA: 42
PB: 0	
SB: 2	
CS: 0	

Batter	1	2	3	4	5	6	7	8	9	10	11	AB R H RBI BB SO LOB	TOP																				
Rodney Scott, S OBP: 0.337, SLG: 0.294 (1, 4)	0-0 E4 S 1B SF8	4-0 2B BB		0-0 P3		0-0 PO 2-H 1B		0-0 4-3			0-0 F9	5 2 1 1 1 0 2																					
Rob Picciolo, R OBP: 0.216, SLG: 0.253 (1, 6)	0-0 3B 1B	0-0 2B 1-H 2-H		0-0 F9		0-0 PO 1-2	0-0 L9		0-0 6-3		0-0 1-3	6 1 2 1 0 0 2																					
Jim Tyrone, R OBP: 0.295, SLG: 0.333 Matt Alexander, S OBP: 0.318, SLG: 0.275 (1, 9) (7, PR) (7, 9) (11, 8)	0-0 SF8 2-H	0-3 K		0-0 F8			0-0 1B S		0-0 2B			3 0 1 1 0 1 3 1 1 1 0 0 0 0																					
Earl Williams, R OBP: 0.287, SLG: 0.399 Larry Lintz, S OBP: 0.316, SLG: 0.138 Mike Jorgensen, L OBP: 0.325, SLG: 0.316 (1, 3) (7, PR) (7, 3)	0-3 K		0-0 F9		0-0 F8		0-0 1B 1-H		0-0 L3			4 0 1 1 0 1 1 0 0 0 0 0 0 0 1 0 0 0 0 0 1																					
Manny Sanguillen, R OBP: 0.292, SLG: 0.340 (1, 10)	0-0 3B 1-H		0-0 4-3		0-3 K		0-0 6-3 1-2		0-0 4-3			5 0 1 1 0 1 2																					
Wayne Gross, L OBP: 0.346, SLG: 0.405 (1, 5)	0-0 P6		4-0 FC6-4 BB		0-0 P6		4-0 BB			0-0 F8		3 0 0 0 2 0 1																					
Tony Armas, R OBP: 0.293, SLG: 0.407 Sheldon Mallory, L OBP: 0.291, SLG: 0.272 (1, 8) (6, PR) (6, 7)		0-0 L8	0-0 FC6-4 1-2		0-0 2B FC6-2-5		0-0 FC6			0-0 L8		3 0 1 0 0 0 1 2 0 0 0 0 0 2																					
Tim Hosley, R OBP: 0.304, SLG: 0.250 (1, 2)		0-0 F7		4-0 BB BB		0-0 3-1 2-3		0-0 5-3		0-3 K		4 0 0 0 1 1 1																					
Larry Murray, S OBP: 0.235, SLG: 0.242 (1, 7) (6, 8)		4-0 S 2B BB		4-0 BB BB		0-0 FC6-2-5 1B		0-0 L9			0-0 F2	2 2 0 0 2 0 2 1 0 0 0 0 0 0 0 0 0 0 0 0 0																					
Mitchell Page, L OBP: 0.405, SLG: 0.535 Willie Crawford, L OBP: 0.304, SLG: 0.302 (11, PH) (11, 9)																																	
Inning Stats	R: 2 E: 1 K: 1 S: 8	H: 2 LOB: 1 BB: 0 P: 8	R: 2 E: 0 K: 1 S: 6	H: 1 LOB: 1 BB: 2 P: 14	R: 0 E: 0 K: 0 S: 3	H: 0 LOB: 1 BB: 1 P: 7	R: 0 E: 0 K: 0 S: 3	H: 0 LOB: 2 BB: 2 P: 11	R: 0 E: 0 K: 1 S: 5	H: 0 LOB: 0 BB: 0 P: 5	R: 1 E: 0 K: 0 S: 4	H: 2 LOB: 1 BB: 0 P: 4	R: 1 E: 0 K: 0 S: 5	H: 2 LOB: 2 BB: 1 P: 9	R: 0 E: 0 K: 0 S: 3	H: 0 LOB: 0 BB: 0 P: 3	R: 0 E: 0 K: 0 S: 4	H: 1 LOB: 1 BB: 0 P: 4	R: 0 E: 0 K: 1 S: 5	H: 0 LOB: 0 BB: 0 P: 5	R: 0 E: 0 K: 0 S: 3	H: 0 LOB: 0 BB: 0 P: 3	1B: 4 2B: 3 3B: 1 HR: 0	SF: 1 SAC: 0 DP: 0 HBP: 0	WP: 0 PB: 0 SB: 4 CS: 0	PA: 48							
PITCHER	IP WLS BF H R ER SO BB IBB HBP BLK WP HR S P ERA WHIP																																
Andy Hassler, L ERA: 4.3 (1, 1)	3.0	18	3	4	2	2	5	0	0	0	0	0	0	17	37	6.00	2.667																
Randy McGilberry, R ERA: 3.38 (4, 1)	3.1	12	3	2	2	1	0	0	0	0	0	0	0	14	14	5.40	0.900																
Doug Bird, R ERA: 3.96 (7, 1)	4.2	W	17	2	0	0	1	1	0	0	0	0	0	18	22	0.00	0.643																

Oakland Athletics @ Kansas City Royals
Royals Stadium, Kansas City, MO
Thu Sep 15 1977, 8:05 PM EDT
Unknown - 63 F

livebaseballscorecards.com

AB	40
R	6
H	8
RBI	5
BB	6
SO	4
LOB	18



Batter	1	2	3	4	5	6	7	8	9	10	11	AB R H RBI BB SO LOB
Joe Zdeb, R (1, 7) Joe Lahoud, L (10, PH) Bob Heise, R (10, PR)	L8		6-3		L4	WP BB		K		IBB		4 0 0 1 1 1 0 0 0 0 0 1 0 0 0 0 0 0 0 0 0
Hal McRae, R (1, 10)	FC4-6 1B		1B 2B		F9	L8			6-3	K		6 1 2 0 0 1 5
George Brett, L (1, 5)	FC4-6		1B		F7		L8		S S 1B	F8		6 0 2 1 0 0 4
Al Cowens, R (1, 9)	4-3		1B		F7		SF9 3B		S S K		5-3	6 1 2 0 0 1 2
Amos Otis, R (1, 8) Willie Wilson, S (9, PR)		1-3	F8		E S 1B BB		SF9		S S BB		S 1B 1B	2 1 0 1 2 0 2 1 1 1 0 0 0 0
John Wathan, R (1, 2) Davey Nelson, R (7, PR) Darrell Porter, L (8, 2)		SH1-3 1B			G3 SF8 1B		E7 1B		F7		1B IBB	4 2 4 1 0 0 0 0 0 0 0 0 0 0 1 0 0 0 1 0 2
John Mayberry, L (1, 3) U L Washington, S (10, PR) Ralph LaCock, L (11, 3)		SH1-3			G3		P3			SH5-4 2B	1B	3 1 1 0 1 0 2 0 0 0 0 0 0 0 1 0 1 1 0 0 0
Freddie Patek, R (1, 6)		K			SF8		K		F8		SH5-4	3 0 0 1 0 2 3
Frank White, R (1, 4) Tom Poquette, L (10, PH)			K		L5		FC WP BB		L7		IBB IBB	4 0 0 0 0 1 2 0 0 0 0 1 0 0

Inning Stats	R: 0	H: 1	E: 1	K: 0	S: 4	LOB: 1	BB: 0	P: 4	R: 0	H: 1	E: 0	K: 1	S: 6	LOB: 1	BB: 0	P: 6	R: 1	H: 3	E: 0	K: 1	S: 8	LOB: 2	BB: 0	P: 8	R: 1	H: 1	E: 1	K: 0	S: 4	LOB: 0	BB: 0	P: 4	R: 0	H: 0	E: 0	K: 0	S: 3	LOB: 0	BB: 0	P: 3	R: 3	H: 1	E: 1	K: 1	S: 7	LOB: 2	BB: 3	P: 19	R: 1	H: 2	E: 1	K: 0	S: 5	LOB: 1	BB: 0	P: 5	R: 0	H: 0	E: 0	K: 1	S: 5	LOB: 0	BB: 0	P: 5	R: 0	H: 1	E: 0	K: 1	S: 6	LOB: 3	BB: 1	P: 10	R: 0	H: 1	E: 0	K: 1	S: 6	LOB: 3	BB: 2	P: 14	R: 1	H: 2	E: 0	K: 0	S: 3	LOB: 2	BB: 1	P: 7
1B: 10	SF: 2	2B: 2	SAC: 2	3B: 1	DP: 0	HR: 0	HBP: 0	WP: 2	PA: 52	WP: 2	PA: 52	PB: 0	SB: 4	CS: 0																																																																										

PITCHER	IP	WLS	BF	H	R	ER	SO	BB	IBB	HBP	BLK	WP	HR	S	P	ERA	WHIP
Vida Blue, L (1, 1)	7.0		34	9	6	3	3	3	0	0	0	2	0	37	49	3.86	1.714
Doug Bair, R (8, 1)	3.1	L	18	4	1	1	3	1	3	0	0	0	0	20	36	2.70	1.500

BOTTOM

Oakland Athletics @ Kansas City Royals
 Royals Stadium, Kansas City, MO
 Thu Sep 15 1977, 8:05 PM EDT
 Unknown - 63 F

livebaseballscores.com

AB	41
R	7
H	13
RBI	6
BB	7
SO	6
LOB	22



Batter	1	2	3	4	5	6	7	8	9	10	AB	R	H	RBI	BB	SO	LOB
Willie Wilson, S OBP: 0.500, SLG: 0.667 (1, 8)											5	2	2	0	0	0	2
Hal McRae, R OBP: 0.360, SLG: 0.503 (1, 10)											4	0	1	0	1	0	2
George Brett, L OBP: 0.380, SLG: 0.537 (1, 5)											3	1	2	0	1	0	2
Al Cowens, R OBP: 0.351, SLG: 0.515 (1, 9)											4	2	2	3	1	0	2
John Mayberry, L OBP: 0.344, SLG: 0.406 (1, 3)											4	0	1	1	0	1	3
Joe Zdeb, R OBP: 0.328, SLG: 0.367 (1, 7)											3	0	2	0	1	0	0
Darrell Porter, L OBP: 0.357, SLG: 0.464 (1, 2)											3	0	0	0	0	0	3
John Wathan, R OBP: 0.366, SLG: 0.489 (8, PH) (9, 2)											1	0	0	0	0	3	
Freddie Patek, R OBP: 0.320, SLG: 0.365 (1, 6)											3	0	1	0	1	1	0
Frank White, R OBP: 0.287, SLG: 0.347 (1, 4)											3	0	1	0	0	0	1

Inning Stats	R: 1	H: 1	E: 0	K: 0	S: 3	P: 7	R: 0	H: 0	E: 0	K: 0	S: 3	P: 3	R: 0	H: 1	E: 0	K: 1	S: 6	R: 0	H: 1	E: 0	K: 0	S: 4	P: 4	R: 3	H: 5	E: 0	K: 0	S: 7	R: 0	H: 0	E: 0	K: 1	S: 5	R: 0	H: 1	E: 0	K: 0	S: 4	R: 0	H: 0	E: 1	K: 0	S: 4	R: 1	H: 1	E: 0	K: 0	S: 1	P: 1	1B: 8	SF: 0	2B: 3	SAC: 2	3B: 0	DP: 4	HR: 1	HBP: 0	WP: 2	PA: 40
--------------	------	------	------	------	------	------	------	------	------	------	------	------	------	------	------	------	------	------	------	------	------	------	------	------	------	------	------	------	------	------	------	------	------	------	------	------	------	------	------	------	------	------	------	------	------	------	------	------	------	-------	-------	-------	--------	-------	-------	-------	--------	-------	--------

PITCHER	IP	WLS	BF	H	R	ER	SO	BB	IBB	HBP	BLK	WP	HR	S	P	ERA	WHIP
Pablo Torrealba, L ERA: 2.06 (1, 1)	5.1		24	10	4	4	1	2	0	0	0	2	0	24	32	6.75	2.250
Bob Lacey, L ERA: 3.26 (6, 1)	3.2		15	1	0	0	1	0	3	0	0	0	0	14	26	0.00	0.273
Doug Bair, R ERA: 3.75 (10, 1)	0.0	L	1	1	1	1	0	0	0	0	0	0	1	1	1	∞	∞

BOTTOM

Oakland Athletics @ Kansas City Royals
Royals Stadium, Kansas City, MO

Thu Sep 15 1977, 8:05 PM EDT
 Att: 15,182 - Unknown

livebaseballscorecards.com

AB	33
R	5
H	12
RBI	4
BB	5
SO	2
LOB	18

Batter	1	2	3	4	5	6	7	8	9	AB R H RBI BB SO LOB	TOP
Steve Braun, L (1, 7) OBP: 0.339, SLG: 0.300 Dave Collins, S (8, 7) OBP: 0.283, SLG: 0.292	0-0 SH1-4 1B		4-0 CS BB			0-0 5-3		0-0 G3-6-3 1-2f		3 1 1 0 1 0 1 0 0 0 0 0 0 0	
Jose Báez, R (1, 10) OBP: 0.315, SLG: 0.324	0-0 SH1-4 1-2		0-0 CS 1-2	0-0 F8		0-0 F7			0-0 5-3	3 0 0 0 0 0 0	
Ruppert Jones, L (1, 8) OBP: 0.327, SLG: 0.468	0-0 G6-4-3 1B 2-H			0-0 G3		0-0 F9			0-0 4-3	4 0 1 1 0 0 0	
Leroy Stanton, R (1, 9) OBP: 0.340, SLG: 0.508 Luis Delgado, S (9, PR) OBP: 0.200, SLG: 0.200	0-0 G6-4-3 1-2f			0-0 6-3		0-0 5-3			0-0 2B 1B	4 0 1 0 0 0 1 0 1 0 0 0 0 0	
Dan Meyer, L (1, 3) OBP: 0.316, SLG: 0.433		0-0 F7			0-0 4-3		0-0 F9		0-0 E 2B 1-H	4 1 1 1 0 0 0	
Ray Fosse, R (1, 2) OBP: 0.294, SLG: 0.377 Skip Jutze, R (4, 2) OBP: 0.269, SLG: 0.333		0-0 F8			0-3 K		0-0 P6		0-0 E6 2-H	1 0 0 0 0 0 0 3 0 0 0 0 1 1	
Juan Bernhardt, R (1, 5) OBP: 0.266, SLG: 0.367		0-0 P5			0-0 2B			0-0 SH5-4 1B 1B	0-0 4-3	4 1 2 0 0 0 1	
Julio Cruz, S (1, 4) OBP: 0.330, SLG: 0.286			0-0 F7		4-0 BB			0-0 SH5-4 1-2		1 0 0 0 1 0 0	
Jimmy Sexton, R (1, 6) OBP: 0.294, SLG: 0.438 Craig Reynolds, L (8, PH) OBP: 0.273, SLG: 0.304			0-0 F8		0-0 4-1			0-0 G3-6-3 1B 2-H		2 0 0 0 0 0 2 1 0 1 1 0 0 0	
Inning Stats	R: 1 H: 2 E: 0 LOB: 0 K: 0 BB: 0 S: 4 P: 4	R: 0 H: 0 E: 0 LOB: 0 K: 0 BB: 0 S: 3 P: 3	R: 0 H: 0 E: 0 LOB: 0 K: 0 BB: 1 S: 2 P: 6	R: 0 H: 0 E: 0 LOB: 0 K: 0 BB: 0 S: 3 P: 3	R: 0 H: 1 E: 0 LOB: 2 K: 1 BB: 1 S: 6 P: 10	R: 0 H: 0 E: 0 LOB: 0 K: 0 BB: 0 S: 3 P: 3	R: 0 H: 0 E: 0 LOB: 0 K: 0 BB: 0 S: 3 P: 3	R: 1 H: 2 E: 0 LOB: 0 K: 0 BB: 0 S: 4 P: 4	R: 2 H: 2 E: 1 LOB: 1 K: 0 BB: 0 S: 6 P: 6	1B: 5 SF: 0 2B: 2 SAC: 2 3B: 0 DP: 2 HR: 0 HBP: 0	WP: 0 PA: 35 PB: 0 SB: 0 CS: 1
PITCHER Marty Pattin, R (1, 1) ERA: 3.7	IP 9.0 WLS L BF 34 H 7 R 4 ER 3 SO 1 BB 2 IBB 0 HBP 0 BLK 0 WP 0 HR 0 S 34 P 42 ERA 3.00 WHIP 1.000										

Seattle Mariners @ Kansas City Royals
 Royals Stadium, Kansas City, MO
 Fri Sep 16 1977, 8:05 PM EDT
 Att: 19,072 - Unknown

livebaseballscorecards.com

AB	30
R	4
H	7
RBI	3
BB	2
SO	1
LOB	6



Batter	1	2	3	4	5	6	7	8	9	AB	R	H	RBI	BB	SO	LOB
Tom Poquette, L OBP: 0.338, SLG: 0.416 (1, 7) X	0-0 F7 1B 1B	H 1-0 HBP			X 0-0 F2			X 0-0 FC4 1B		3	1	2	0	0	0	1
Hal McRae, R OBP: 0.359, SLG: 0.501 (1, 10) X	0-0 1B 1-2 FC8-2 1B	X 0-0 P4			X 0-0 5-3			X 0-0 F9		4	0	1	0	0	0	5
George Brett, L OBP: 0.377, SLG: 0.533 (1, 5) X	0-0 F7 2-3		X 0-0 L8		X 0-0 G3			X 0-0 F7		4	0	0	0	0	0	4
Al Cowens, R OBP: 0.351, SLG: 0.513 (1, 9) X	0-0 1-3 3-H 1B		X 0-0 F8		S S 0-3 K			X 0-0 FC4 1-2f		4	0	1	1	0	1	1
John Mayberry, L OBP: 0.342, SLG: 0.403 (1, 3) X	0-0 FC8-2 3-H		X 0-0 F2		X 0-0 F8			X 0-0 L7		4	0	0	0	0	0	2
Darrell Porter, L OBP: 0.353, SLG: 0.459 (1, 2) X		X 0-0 G3		X 0-0 F9		X 0-0 F8		X 0-0 4-3		4	0	0	0	0	0	0
Amos Otis, R OBP: 0.338, SLG: 0.421 (1, 8) X		X 0-0 6-3		X 0-0 5-3		X 0-0 F3		X 0-0 F9		4	0	0	0	0	0	0
Frank White, R OBP: 0.288, SLG: 0.347 (1, 4) X		X 0-0 2B 1B		X 0-0 P6		X 0-0 L8		X 0-0 6-3		3	0	1	0	0	0	0
U L Washington, S OBP: 0.667, SLG: 0.750 (1, 6) X		X 0-0 1-3 2B		X 0-0 5-3 1B						3	0	2	0	0	0	0

Inning Stats	R: 1 E: 0 K: 0 S: 5	H: 3 LOB: 1 BB: 0 P: 5	R: 0 E: 0 K: 0 S: 5	H: 2 LOB: 3 BB: 0 P: 6	R: 0 E: 0 K: 0 S: 3	H: 0 LOB: 0 BB: 0 P: 3	R: 0 E: 0 K: 0 S: 3	H: 0 LOB: 0 BB: 0 P: 3	R: 0 E: 0 K: 1 S: 5	H: 0 LOB: 0 BB: 0 P: 5	R: 0 E: 0 K: 0 S: 3	H: 0 LOB: 0 BB: 0 P: 3	R: 0 E: 0 K: 0 S: 4	H: 1 LOB: 1 BB: 0 P: 4	R: 0 E: 0 K: 0 S: 3	H: 1 LOB: 1 BB: 0 P: 4	R: 0 E: 0 K: 0 S: 3	H: 0 LOB: 0 BB: 0 P: 3	1B: 6 2B: 2 3B: 0 HR: 0	SF: 0 SAC: 0 DP: 1 HBP: 1	WP: 0 PB: 0 SB: 1 CS: 0	PA: 34											
PITCHER Doc Medich, R ERA: 4.48 (1, 1)	IP 9.0	WLS W	BF 34	H 7	R 1	ER 1	SO 1	BB 0	IBB 0	HBP 1	BLK 0	WP 0	HR 0	S 35	P 36	ERA 1.00	WHIP 0.778																
PITCHER																	IP	WLS	BF	H	R	ER	SO	BB	IBB	HBP	BLK	WP	HR	S	P	ERA	WHIP


BOTTOM

Seattle Mariners @ Kansas City Royals
Royals Stadium, Kansas City, MO

Fri Sep 16 1977, 8:05 PM EDT
Att. 19,072 - Unknown

livebaseballscorecards.com

AB	33
R	1
H	7
RBI	1
BB	0
SO	1
LOB	13



Batter	1	2	3	4	5	6	7	8	9	AB R H RBI BB SO LOB	TOP
Steve Braun, L (1, 7) <small>OBP: 0.341, SLG: 0.300</small> Ray Fosse, R (9, PH) <small>OBP: 0.293, SLG: 0.376</small>										3 1 1 0 1 0 0 1 0 0 0 0 0 1	
Julio Cruz, S (1, 4) <small>OBP: 0.332, SLG: 0.285</small>										4 1 1 0 1 2 1	
Ruppert Jones, L (1, 8) <small>OBP: 0.327, SLG: 0.465</small>										3 0 0 1 1 3 1	
Leroy Stanton, R (1, 9) <small>OBP: 0.341, SLG: 0.514</small>										3 1 1 1 1 0 3	
Dan Meyer, L (1, 3) <small>OBP: 0.318, SLG: 0.436</small>										4 1 3 2 0 0 2	
Bill Stein, R (1, 10) <small>OBP: 0.291, SLG: 0.397</small>										4 0 2 1 0 1 3	
Juan Bernhardt, R (1, 5) <small>OBP: 0.262, SLG: 0.362</small>										4 0 0 0 0 0 3	
Jimmy Sexton, R (1, 6) <small>OBP: 0.286, SLG: 0.424</small> Craig Reynolds, L (4, 6) <small>OBP: 0.274, SLG: 0.303</small> Jose Baez, R (8, PH) <small>OBP: 0.314, SLG: 0.322</small> Tom McMillan, R (8, 6)										1 0 0 0 0 0 0 1 1 0 0 1 0 0 1 0 0 0 0 0 0 0 0 0 0 0 0 0	AB 33 R 5 H 9 RBI 5 BB 5 SO 6 LOB 15
Skip Jutze, R (1, 2) <small>OBP: 0.261, SLG: 0.324</small> Dave Collins, S (9, PH) <small>OBP: 0.285, SLG: 0.294</small>										3 0 0 0 0 0 1 1 0 1 0 0 0 0	
Inning Stats	R: 0 H: 0 E: 0 LOB: 0 K: 1 BB: 1 S: 4 P: 8	R: 0 H: 1 E: 0 LOB: 1 K: 0 BB: 0 S: 4 P: 4	R: 0 H: 0 E: 0 LOB: 0 K: 0 BB: 0 S: 3 P: 3	R: 2 H: 3 E: 0 LOB: 1 K: 2 BB: 0 S: 10 P: 10	R: 3 H: 3 E: 0 LOB: 2 K: 1 BB: 2 S: 8 P: 16	R: 0 H: 0 E: 0 LOB: 0 K: 0 BB: 0 S: 3 P: 3	R: 0 H: 0 E: 0 LOB: 2 K: 1 BB: 2 S: 5 P: 13	R: 0 H: 1 E: 0 LOB: 0 K: 0 BB: 0 S: 3 P: 3	R: 0 H: 1 E: 0 LOB: 0 K: 1 BB: 0 S: 5 P: 5	1B: 7 SF: 0 2B: 1 SAC: 0 3B: 0 DP: 2 HR: 1 HBP: 0	WP: 0 PA: 38 PB: 0 SB: 1 CS: 0
PITCHER Mark Littell, R (1, 1) <small>ERA: 3.6</small> George Throop, R (5, 1) <small>ERA:</small> Larry Gura, L (5, 1) <small>ERA: 3.4</small>	IP WLS BF H R ER SO BB IBB HBP BLK WP HR S P ERA WHIP 4.1 0 21 6 5 5 3 3 0 0 0 0 1 24 36 10.38 2.077 0.1 0 1 0 0 0 0 0 0 0 0 0 0 1 1 0.00 0.000 4.1 W 16 3 0 0 3 1 1 0 0 0 0 0 20 28 0.00 0.923	PITCHER IP WLS BF H R ER SO BB IBB HBP BLK WP HR S P ERA WHIP									

Seattle Mariners @ Kansas City Royals
 Royals Stadium, Kansas City, MO

Sat Sep 17 1977, 8:05 PM EDT
 Att. 27,067 - Unknown - 82 F

livebaseballscorecards.com

Batter	1	2	3	4	5	6	7	8	9
Tom Poquette, L (1, 7) OBP: 0.339, SLG: 0.423 Joe Zdeb, R (4, PH) OBP: 0.333, SLG: 0.373 (5, 7)	0-0 2B 3B	0-0 F9 1-2		0-0 2B 1B		0-0 S 1B		0-0 F3	
Hal McRae, R (1, 10) OBP: 0.363, SLG: 0.506	0-0 G3 1B 2B	4-0 BB		0-0 E 2B		0-0 F9 1-2		0-0 WP 1B	
George Brett, L (1, 5) OBP: 0.374, SLG: 0.528	0-0 G3 2-3	0-0 L7		0-0 E6 FC1-2-6-4-3		0-0 1-3		0-0 1-3	
Al Cowens, R (1, 9) OBP: 0.353, SLG: 0.515	0-0 FC6 1B		0-0 3B 1B	0-0 FC1-2-6-4-3		0-0 4-3 S HR 1B			
John Mayberry, L (1, 3) OBP: 0.339, SLG: 0.400	0-0 FC6 1B		0-0 P5	0-3 K		0-0 4-3			
Darrell Porter, L (1, 2) OBP: 0.353, SLG: 0.457	0-0 1-2 1B		0-3 K		0-0 L8		0-3 K		
Amos Otis, R (1, 8) OBP: 0.340, SLG: 0.433	0-3 K		0-0 1-H 3B		0-0 F9		0-0 HR		
Freddie Patek, R (1, 6) OBP: 0.317, SLG: 0.361		0-3 K	0-0 F8		0-0 F9		0-0 6-3		
Frank White, R (1, 4) OBP: 0.289, SLG: 0.349		0-0 F9 1B		0-0 1B 2B 1B		0-3 K		0-0 P6	

Inning Stats	R: 2	H: 4	E: 0	K: 1	S: 9	LOB: 2	BB: 0	P: 9
	R: 0	H: 1	E: 0	K: 1	S: 6	LOB: 2	BB: 1	P: 10
	R: 1	H: 2	E: 0	K: 1	S: 7	LOB: 1	BB: 0	P: 7
	R: 2	H: 3	E: 1	K: 1	S: 8	LOB: 1	BB: 0	P: 8
	R: 0	H: 0	E: 0	K: 0	S: 3	LOB: 0	BB: 0	P: 3
	R: 0	H: 1	E: 0	K: 1	S: 6	LOB: 1	BB: 0	P: 6
	R: 2	H: 2	E: 0	K: 1	S: 7	LOB: 0	BB: 0	P: 7
	R: 0	H: 1	E: 0	K: 0	S: 4	LOB: 1	BB: 0	P: 4

PITCHER	IP	WLS	BF	H	R	ER	SO	BB	IBB	HBP	BLK	WP	HR	S	P	ERA	WHIP
Paul Mitchell, R (1, 1) ERA: 7.34	2.0		13	6	3	3	2	1	0	0	0	0	0	16	20	13.50	3.500
Tom House, L (3, 1) ERA: 4.8	1.0		8	4	2	2	1	0	0	0	0	0	0	10	10	18.00	4.000
Diego Segui, R (4, 1) ERA: 5.47	4.2	L	17	4	2	2	3	0	0	0	0	0	1	23	23	3.86	0.857
Rick Honeycutt, L (8, 1) ERA: 5.4	0.1		1	0	0	0	0	0	0	0	0	1	0	1	1	0.00	0.000

AB R H RBI BB SO LOB

2	1	1	0	0	0	1
3	1	2	0	0	0	0
4	1	3	2	1	0	1
5	0	0	1	0	0	6
4	2	3	1	0	0	2
4	0	0	0	0	1	4
4	0	1	0	0	2	2
4	1	2	3	0	1	2
4	0	0	0	0	1	1
4	1	2	0	0	1	0

1B: 9	SF: 0	WP: 1	PA: 39
2B: 3	SAC: 0	PB: 0	
3B: 2	DP: 1	SB: 2	
HR: 1	HBP: 0	CS: 0	
WP: 1	PA: 39	ERA	WHIP

Seattle Mariners @ Kansas City Royals
 Royals Stadium, Kansas City, MO
 Sat Sep 17 1977, 8:05 PM EDT
 Att: 27,067 - Unknown - 82 F

livebaseballscorecards.com

AB	38
R	7
H	14
RBI	7
BB	1
SO	6
LOB	19



Batter	1	2	3	4	5	6	7	8	9	AB R H RBI BB SO LOB	TOP									
Steve Braun, L (1, 7) OBP: 0.342, SLG: 0.304	0-3 K		0-0 F7			0-0 HR 1B	0-0 2B			4 1 2 0 0 1 0										
Jose Báez, R (1, 4) OBP: 0.313, SLG: 0.321	0-0 1B			0-0 F7		0-0 F8	0-0 4-3			4 0 1 0 0 0 2										
Ruppert Jones, L (1, 8) OBP: 0.325, SLG: 0.462	0-0 F9			0-0 G3		0-0 F6		0-0 F7		4 0 0 0 0 0 2										
Leroy Stanton, R (1, 9) OBP: 0.340, SLG: 0.512	0-3 K			0-3 K		0-0 HR 1B		0-0 4-3		4 1 1 0 0 2 1										
Dan Meyer, L (1, 3) OBP: 0.318, SLG: 0.440			0-0 F8		0-0 F9	0-0 HR 1-H 2-H		0-0 L9		4 1 1 3 0 0 0										
Bill Stein, R (1, 5) OBP: 0.293, SLG: 0.397		0-3 K		4-0 WP 1B BB		0-0 1B		0-0 6-3		3 0 1 0 1 1 0										
Juan Bernhardt, R (1, 10) OBP: 0.259, SLG: 0.357		0-0 F9		0-0 L7		0-0 5-3		0-0 F4		4 0 0 0 0 0 2										
Craig Reynolds, L (1, 6) OBP: 0.274, SLG: 0.303			0-3 K		0-0 WP 1B		0-0 F7		0-0 F9	4 0 1 0 0 1 0										
Larry Cox, R (1, 2) OBP: 0.320, SLG: 0.376			0-0 F7		0-0 6-3		0-0 F8			3 0 0 0 0 0 2										
Inning Stats	R: 0 E: 0 K: 2 S: 8	H: 1 LOB: 1 BB: 0 P: 8	R: 0 E: 0 K: 1 S: 5	H: 0 LOB: 0 BB: 0 P: 5	R: 0 E: 0 K: 1 S: 5	H: 0 LOB: 0 BB: 0 P: 5	R: 0 E: 0 K: 0 S: 4	H: 1 LOB: 2 BB: 1 P: 8	R: 3 E: 0 K: 0 S: 7	H: 4 LOB: 1 BB: 0 P: 7	R: 0 E: 0 K: 0 S: 4	H: 1 LOB: 1 BB: 0 P: 4	R: 0 E: 0 K: 0 S: 3	H: 0 LOB: 0 BB: 0 P: 3	R: 0 E: 0 K: 0 S: 3	H: 0 LOB: 0 BB: 0 P: 3	1B: 5 2B: 1 3B: 0 HR: 1	SF: 0 SAC: 0 DP: 0 HBP: 0	WP: 1 PB: 0 SB: 0 CS: 0	PA: 35
PITCHER Dennis Leonard, R (1, 1) ERA: 3.21	IP: 9.0 WLS: W BF: 35 H: 7 R: 3 ER: 3 SO: 5 BB: 1 IBB: 0 HBP: 0 BLK: 0 WP: 1 HR: 1 S: 44 P: 48 ERA: 3.00 WHIP: 0.889																			

Seattle Mariners @ Kansas City Royals
Royals Stadium, Kansas City, MO
Sun Sep 18 1977, 4:33 AM EDT
Att. 33,397 - Unknown - 83 F

livebaseballscorecards.com

AB 34
R 3
H 7
RBI 3
BB 1
SO 5
LOB 9



Batter	1	2	3	4	5	6	7	8	9
Tom Poquette, L OBP: 0.337, SLG: 0.417 (1, 7)	0-0 4-3			0-0 F8	0-0 L8	0-0 4-3		4-0 BB	
Hal McRae, R OBP: 0.363, SLG: 0.505 (1, 10)	0-3 K			0-0 F9		0-0 1B HR	0-0 4-3	0-0 4-3	
George Brett, L OBP: 0.373, SLG: 0.526 (1, 5)	0-0 4-3			0-0 4-3		0-0 1B HR	0-0 F7		
John Mayberry, L OBP: 0.341, SLG: 0.408 (1, 3)		0-0 3-1			0-0 HR	0-0 HR	0-0 4-3		
Clint Hurdle, L OBP: 0.500, SLG: 1.333 (1, 9)		0-0 5-3			0-0 HR	0-0 F9	4-0 BB		
Al Cowens, R OBP: 0.353, SLG: 0.515 (9, 9)					2-H HR	0-0 F9	0-0 BB		
Amos Otis, R OBP: 0.339, SLG: 0.430 (1, 8)		0-0 1-3			4-0 1B BB	0-3 K	0-0 5-3		
Darrell Porter, L OBP: 0.354, SLG: 0.458 (1, 2)			0-0 F5		0-0 E 1B SF8	0-0 1B 1B		0-0 F7	
Freddie Patek, R OBP: 0.320, SLG: 0.363 (1, 6)			0-3 K		0-0 E3 CS	0-0 1B 1B	4-0 S BB	4-0 S BB	
Frank White, R OBP: 0.289, SLG: 0.349 (1, 4)			0-0 5-3		0-0 SF8	0-0 1B		0-3 K	

Inning Stats	R: 0	H: 0	E: 0	K: 1	S: 5	LOB: 0	BB: 0	P: 5
	0	0	0	0	3	0	0	3
	0	0	0	0	3	0	0	3
	0	0	0	0	3	0	0	3
	4	4	2	6	11	2	1	8
	0	0	0	0	8	2	1	13

PITCHER	IP	WLS	BF	H	R	ER	SO	BB	IBB	HBP	BLK	WP	HR	S	P	ERA	WHIP
Glenn Abbott, R ERA: 4.61 (1, 1)	4.1	L	18	4	4	3	2	1	0	0	0	0	1	21	25	6.23	1.154
Byron McLaughlin, R ERA: 27.0 (5, 1)	1.1		8	5	4	4	1	0	0	0	0	0	1	10	10	27.00	3.750
Steve Burke, R ERA: 1.5 (6, 1)	2.1		12	2	0	0	1	3	0	0	0	0	0	11	23	0.00	2.143

BOTTOM


Seattle Mariners @ Kansas City Royals
Royals Stadium, Kansas City, MO

Sun Sep 18 1977, 4:33 AM EDT
Att: 33,397 - Unknown - 83 F

AB	R	H	RBI	BB	SO	LOB
4	0	0	0	1	0	3
5	1	2	0	0	1	2
4	1	1	0	0	0	1
4	2	2	3	0	0	1
3	1	1	2	1	0	0
0	0	0	0	0	0	0
3	1	0	0	1	1	2
4	2	2	1	0	0	0
3	0	2	0	1	1	0
3	0	1	2	0	1	1

AB	33
R	8
H	11
RBI	8
BB	4
SO	4
LOB	10

livebaseballscorecards.com



1B:	8	SF:	1	WP:	0	PA:	38
2B:	1	SAC:	0	PB:	0		
3B:	0	DP:	0	SB:	2		
HR:	2	HBP:	0	CS:	1		

Batter	1	2	3	4	5	6	7	8	9	AB R H RBI BB SO LOB	TOP													
Willie Norwood, R (1, 8) OBP: 0.257, SLG: 0.338	0-0 G6-4-3 1B		0-0 BB 1B		0-0 1-H 2B		0-0 6-3			4 0 3 1 0 0 0	Minnesota Twins @ Kansas City Royals Royals Stadium, Kansas City, MO Tue Sep 20 1977, 8:05 PM EDT Att. 24,549 - Cloudy - 71 F													
Lyman Bostock, L (1, 7) OBP: 0.386, SLG: 0.497	0-3 K		4-0 FC6 BB		0-0 5-3		0-3 K			3 0 0 0 1 2 2														
Dan Ford, R (1, 9) OBP: 0.341, SLG: 0.429	0-0 G6-4-3 1-2f		0-0 FC6 1-2f		0-0 4-3		0-3 K			4 0 0 0 0 1 4														
Craig Kusick, R (1, 3) OBP: 0.377, SLG: 0.427		4-0 BB G5-4-3		0-0 SH1-4 1B		0-0 FC4-6 1B		0-0 F7		3 0 2 0 1 0 0														
Larry Wolfe, R (1, 5) OBP: 0.214, SLG: 0.214		0-0 F7		0-0 SH1-4 1-2		0-0 FC4-6 1-2f		0-0 5-3		3 0 0 0 0 0 2														
Roy Smalley, S (1, 6) OBP: 0.316, SLG: 0.317		0-0 G5-4-3 1-2f		0-0 5-3		0-3 K		0-0 4-3		4 0 0 0 0 1 3														
Butch Wynegar, S (1, 2) OBP: 0.348, SLG: 0.376			0-0 HR		0-0 6-3		0-3 K		0-0 5-3	4 1 1 1 0 1 2														
Bob Gorinski, R (1, 10) OBP: 0.212, SLG: 0.325			0-0 5-3		0-3 K		0-0 6-3			3 0 0 0 0 1 0														
Bob Randall, R (1, 4) OBP: 0.289, SLG: 0.297			0-0 L9		0-0 2B 1B		0-0 5-3			3 1 1 0 0 0 0														
Inning Stats	R: 0 E: 0 K: 1 S: 5	H: 1 LOB: 0 BB: 0 P: 5	R: 0 E: 0 K: 0 S: 2	H: 0 LOB: 0 BB: 1 P: 6	R: 1 E: 0 K: 0 S: 5	H: 2 LOB: 2 BB: 1 P: 9	R: 0 E: 0 K: 0 S: 4	H: 1 LOB: 1 BB: 0 P: 4	R: 1 E: 0 K: 1 S: 7	H: 2 LOB: 1 BB: 0 P: 7	R: 0 E: 0 K: 2 S: 8	H: 1 LOB: 1 BB: 0 P: 8	R: 0 E: 0 K: 0 S: 3	H: 0 LOB: 0 BB: 0 P: 3	R: 0 E: 0 K: 2 S: 7	H: 0 LOB: 0 BB: 0 P: 7	R: 0 E: 0 K: 0 S: 3	H: 0 LOB: 0 BB: 0 P: 3	R: 0 E: 0 K: 0 S: 3	H: 0 LOB: 0 BB: 0 P: 3	1B: 5 2B: 1 3B: 0 HR: 1	SF: 0 SAC: 1 DP: 2 HBP: 0	WP: 0 PB: 0 SB: 0 CS: 0	PA: 34
PITCHER Paul Splittorff, L (1, 1) ERA: 3.69	IP: 9.0 WLS: W BF: 34 H: 7 R: 2 ER: 2 SO: 6 BB: 2 IBB: 0 HBP: 0 BLK: 0 WP: 0 HR: 1 S: 44 P: 52 ERA: 2.00 WHIP: 1.000											PITCHER	IP: 9.0 WLS: W BF: 34 H: 7 R: 2 ER: 2 SO: 6 BB: 2 IBB: 0 HBP: 0 BLK: 0 WP: 0 HR: 1 S: 44 P: 52 ERA: 2.00 WHIP: 1.000											

livebaseballscorecards.com

AB	31
R	2
H	7
RBI	2
BB	2
SO	6
LOB	13



Batter	1	2	3	4	5	6	7	8	9	AB R H RBI BB SO LOB	TOP											
Roy Smalley, S (1, 6) X OBP: 0.317, SLG: 0.316	0-0 4-3		4-0 E 1B BB		0-3 K		0-3 K		4-0 FC6-4 BB	3 0 0 0 2 2 0												
Lyman Bostock, L (1, 7) X OBP: 0.389, SLG: 0.505	0-0 E SF7 1B		0-0 E 1B		0-0 HR		0-0 1B		0-0 FC6-4 L4-3	5 2 4 2 0 0 2												
Butch Wynegar, S (1, 2) X OBP: 0.347, SLG: 0.374	0-0 E4 1-2		0-3 K 1-2 2-3		0-0 2B 1B		0-3 K		0-0 L4-3	5 1 1 0 0 2 6												
Glenn Adams, L (1, 10) X OBP: 0.375, SLG: 0.470	0-0 E6 1-2 2-3		0-0 P6		0-0 1-H 2B			0-0 G6-3 1B		4 0 2 1 0 0 4												
Rich Chiles, L (1, 9) X OBP: 0.325, SLG: 0.371	0-0 SF7 3-H		0-0 6-3		0-0 F7			0-0 F7		3 0 0 1 0 0 4												
Mike Cubbage, L (1, 5) X OBP: 0.321, SLG: 0.389	0-0 F9			0-0 F7		0-0 4-3		0-0 G6-3		4 0 0 0 0 0 3												
Craig Kusick, R (1, 3) X OBP: 0.375, SLG: 0.429		0-0 6-3		0-0 F9		0-0 6-3			0-0 WP 1B 2B	4 1 1 0 0 0 0												
Willie Norwood, R (1, 8) X OBP: 0.257, SLG: 0.333		0-0 F9		0-0 4-3		0-0 6-3			0-0 BB FC6-4 1B	4 1 1 1 0 0 0												
Bob Randall, R (1, 4) X OBP: 0.289, SLG: 0.294		0-0 5-3			0-0 F8		0-0 6-3		1-0 FC6-4 BB HBP	3 0 0 0 0 0 0												
Inning Stats	R: 1 E: 2 K: 0 S: 6	H: 1 LOB: 2 BB: 0 P: 6	R: 0 E: 0 K: 0 S: 3	H: 0 LOB: 0 BB: 0 P: 3	R: 0 E: 1 K: 1 S: 6	H: 1 LOB: 2 BB: 1 P: 10	R: 0 E: 0 K: 0 S: 3	H: 0 LOB: 0 BB: 0 P: 3	R: 2 E: 0 K: 1 S: 8	H: 3 LOB: 1 BB: 0 P: 8	R: 0 E: 0 K: 0 S: 3	H: 0 LOB: 0 BB: 0 P: 3	R: 0 E: 0 K: 2 S: 8	H: 1 LOB: 1 BB: 0 P: 8	R: 0 E: 0 K: 0 S: 3	H: 1 LOB: 0 BB: 0 P: 3	R: 2 E: 0 K: 0 S: 4	H: 2 LOB: 1 BB: 1 P: 9	1B: 6 2B: 3 3B: 0 HR: 1	SF: 1 SAC: 0 DP: 2 HBP: 1	WP: 1 PB: 0 SB: 0 CS: 0	PA: 39
PITCHER	IP WLS BF H R ER SO BB IBB HBP BLK WP HR S P ERA WHIP																					
Jim Colborn, R (1, 1) ERA: 3.5	8.0 W 33 7 3 2 4 1 0 0 0 0 1 40 44 2.25 1.000																					
Doug Bird, R (9, 1) ERA: 4.09	1.0 6 2 2 2 0 1 0 1 0 1 0 4 9 18.00 3.000																					

Minnesota Twins @ Kansas City Royals
Royals Stadium, Kansas City, MO
Wed Sep 21 1977, 8:05 PM EDT
Att. 22,909 - Unknown - 78 F

livebaseballscorecards.com

AB	35
R	5
H	9
RBI	5
BB	2
SO	4
LOB	19



Batter	1	2	3	4	5	6	7	8	9	AB	R	H	RBI	BB	SO	LOB
Tom Poquette, L (1, 7) OBP: 0.335, SLG: 0.414	0-0 F7	0-0 E5		0-0 G6-4-3		0-0 FC3-2-5	0-0 4-3			5	0	1	1	0	0	4
Hal McRae, R (1, 10) OBP: 0.364, SLG: 0.507	0-0 S 3B	0-0 F8		0-0 G6-4-3		4-0 BB	1-0 S 2B			3	2	1	0	1	0	3
George Brett, L (1, 5) OBP: 0.376, SLG: 0.539	0-0 F8					0-0 F9	0-0 F7			5	1	3	2	0	0	4
Al Cowens, R (1, 9) OBP: 0.353, SLG: 0.515	0-0 1B					0-0 1-3				4	2	1	1	1	0	3
John Mayberry, L (1, 3) OBP: 0.339, SLG: 0.404	0-0 1B					0-0 F9				5	0	1	1	0	1	3
Darrell Porter, L (1, 2) OBP: 0.357, SLG: 0.465	0-0 F7					0-0 3-1				4	1	2	2	1	0	2
Amos Otis, R (1, 8) OBP: 0.343, SLG: 0.433		0-0 6-3				0-0 E	0-0 K			5	1	3	0	0	1	1
Freddie Patek, R (1, 6) OBP: 0.321, SLG: 0.369		0-0 P4				0-0 BB	0-0 E6			5	2	2	1	0	0	3
Frank White, R (1, 4) OBP: 0.291, SLG: 0.351		0-0 E				0-0 K	0-0 E3			5	1	2	1	0	1	5

Inning Stats	R: 2	H: 3	E: 0	K: 0	S: 6	LOB: 1	BB: 0	P: 6	R: 0	H: 1	E: 1	K: 0	S: 5	LOB: 2	BB: 0	P: 5	R: 1	H: 2	E: 1	K: 1	S: 7	LOB: 1	BB: 0	P: 7	R: 1	H: 2	E: 0	K: 0	S: 4	LOB: 0	BB: 0	P: 4	R: 0	H: 1	E: 0	K: 0	S: 4	LOB: 1	BB: 0	P: 4	R: 0	H: 1	E: 1	K: 1	S: 7	LOB: 3	BB: 1	P: 11	R: 6	H: 5	E: 1	K: 1	S: 10	LOB: 1	BB: 1	P: 15	R: 0	H: 1	E: 0	K: 0	S: 4	LOB: 2	BB: 1	P: 8
--------------	------	------	------	------	------	--------	-------	------	------	------	------	------	------	--------	-------	------	------	------	------	------	------	--------	-------	------	------	------	------	------	------	--------	-------	------	------	------	------	------	------	--------	-------	------	------	------	------	------	------	--------	-------	-------	------	------	------	------	-------	--------	-------	-------	------	------	------	------	------	--------	-------	------

PITCHER																	1B: 10	SF: 0	WP: 0	PA: 45		
PITCHER																	2B: 3	SAC: 0	PB: 0			
PITCHER																	3B: 2	DP: 1	SB: 3			
PITCHER																	HR: 1	HBP: 1	CS: 0			
IP	WLS	BF	H	R	ER	SO	BB	IBB	HBP	BLK	WP	HR	S	P	ERA	WHIP	WP	HR	S	P	ERA	WHIP
Dave Johnson, R (1, 1) ERA: 4.58	4.0	L	20	8	4	3	1	0	0	0	0	0	22	22	6.75	2.000						
Jeff Holly, L (5, 1) ERA: 6.94	1.0		6	2	0	0	0	0	0	0	0	0	6	6	0.00	2.000						
Ron Schueler, R (6, 1) ERA: 4.62	2.0		14	5	6	2	2	0	1	0	0	1	15	24	27.00	3.500						
Jim Shellenback, L (8, 1) ERA: 7.94	0.1		3	1	0	0	1	0	0	0	0	0	2	6	0.00	6.000						
Gary Serun, R (8, 1) ERA: 3.54	0.2		2	0	0	0	0	0	0	0	0	0	2	2	0.00	0.000						

BOTTOM

Minnesota Twins @ Kansas City Royals
Royals Stadium, Kansas City, MO

Wed Sep 21 1977, 8:05 PM EDT
Att: 22,909 - Unknown - 78 F

AB	41
R	10
H	16
RBI	9
BB	3
SO	3
LOB	28



1B: 10	SF: 0	WP: 0	PA: 45
2B: 3	SAC: 0	PB: 0	
3B: 2	DP: 1	SB: 3	
HR: 1	HBP: 1	CS: 0	

livebaseballscores.com

Batter	1	2	3	4	5	6	7	8	9	AB R H RBI BB SO LOB	TOP	
Tom Poquette, L (1, 7) OBP: 0.334, SLG: 0.410	0-0 6-3 BB	4-0 BB		0-0 G3	0-0 5-3			0-0 SH3 1-2		3 0 0 0 1 0 1		
Hal McRae, R (1, 10) OBP: 0.364, SLG: 0.508	0-0 2B	0-0 F5		0-0 2B 1B		0-0 F7		0-0 F8		5 2 2 0 0 0 3		
George Brett, L (1, 5) OBP: 0.376, SLG: 0.537	4-0 2B BB		0-0 2B 1B	0-0 2B 1B	0-0 2B	0-0 E3 G5-4-3		0-0 F7		4 3 1 0 1 0 2		
Al Cowens, R (1, 9) OBP: 0.355, SLG: 0.521	0-0 2B 1-H 2-H		0-0 HR 2B	0-0 2B	0-0 2B	0-0 G5-4-3 1-2f			0-3 K	5 1 3 5 0 1 1		
John Mayberry, L (1, 3) OBP: 0.338, SLG: 0.408	0-3 K		0-0 HR	0-0 G3			0-0 G3		0-3 K	5 1 1 2 0 2 2		
Darrell Porter, L (1, 2) OBP: 0.355, SLG: 0.461	0-3 K		4-0 BB G6-4-3	0-0 3-1			0-3 K		0-0 F7	4 0 0 0 1 2 2		
Amos Otis, R (1, 8) OBP: 0.344, SLG: 0.433		0-0 E5 S	0-0 G6-4-3 1-2f		4-0 BB FC1-6		0-0 1B FC5-4			3 0 1 0 1 0 1	AB 36 R 7 H 9 RBI 7 BB 5 SO 7 LOB 18	
Frank White, R (1, 4) OBP: 0.290, SLG: 0.353		0-3 K	0-0 2B		0-0 FC1-6 1-2f		0-0 FC5-4 1-2f			4 0 1 0 0 1 3		
U L Washington, S (1, 6) OBP: 0.500, SLG: 0.429		0-0 F8 2-3	0-0 L5		0-3 K			4-0 SH3 BB		3 0 0 0 1 1 3		
Inning Stats	R: 2 E: 0 K: 2 S: 9 H: 2 LOB: 1 BB: 1 P: 13	R: 0 E: 1 K: 1 S: 6 H: 0 LOB: 2 BB: 1 P: 10	R: 3 E: 0 K: 0 S: 6 H: 4 LOB: 1 BB: 1 P: 10	R: 2 E: 1 K: 0 S: 6 H: 2 LOB: 1 BB: 0 P: 6	R: 0 E: 0 K: 1 S: 5 H: 0 LOB: 1 BB: 1 P: 9	R: 0 E: 1 K: 0 S: 3 H: 0 LOB: 0 BB: 0 P: 3	R: 0 E: 0 K: 1 S: 6 H: 1 LOB: 1 BB: 0 P: 6	R: 0 E: 0 K: 0 S: 3 H: 0 LOB: 1 BB: 1 P: 7	R: 0 E: 0 K: 2 S: 7 H: 0 LOB: 0 BB: 0 P: 7	1B: 3 2B: 5 3B: 0 HR: 1 SF: 0 SAC: 1 DP: 2 HBP: 0	WP: 0 PB: 0 SB: 2 CS: 0 PA: 42	
PITCHER Wayne Simpson, R (1, 1) ERA: 5.68 Mike Barlow, R (4, 1) ERA: 5.02	IP WLS BF H R ER SO BB IBB HBP BLK WP HR S P ERA WHIP	3.1 L 22 8 7 6 3 3 0 0 0 0 0 1 25 37 16.20 3.300	5.2 20 1 0 0 4 2 0 0 0 0 0 0 26 34 0.00 0.529	PITCHER IP WLS BF H R ER SO BB IBB HBP BLK WP HR S P ERA WHIP								

Kansas City Royals @ California Angels
Anaheim Stadium, Anaheim, CA

Fri Sep 23 1977, 10:05 PM EDT
Att. 10,888 - Unknown - 68 F

livebaseballscorecards.com



Batter	1	2	3	4	5	6	7	8	9	AB	R	H	RBI	BB	SO	LOB
Thad Bosley, L (1, 7) OBP: 0.359, SLG: 0.379	0-0 6-3		0-0 FC4-6 1-2 1B			0-3 K		0-0 6-3		4	0	1	0	0	1	0
Jerry Remy, L (1, 4) OBP: 0.326, SLG: 0.346	4-0 G3 WP BB		0-0 FC4-6 1-2f 2-3			0-0 F5		4-0 BB		2	0	0	0	2	0	2
Ken Landreaux, L (1, 8) OBP: 0.268, SLG: 0.333	0-0 G3		0-3 K			0-3 K		0-3 K		4	0	0	0	0	3	4
Bobby Bonds, R (1, 9) OBP: 0.347, SLG: 0.531	0-3 K			0-0 L4			4-0 1B 2B BB	0-0 1-3		3	1	0	0	1	1	2
Don Baylor, R (1, 10) OBP: 0.340, SLG: 0.433		0-3 K		0-3 K			0-0 2B 4-3 1B		0-0 HR	4	2	2	1	0	2	0
Mario Guerrero, R (1, 6) OBP: 0.316, SLG: 0.372		0-0 L8		0-0 5-3			0-0 P4		0-0 L8	4	0	0	0	0	0	2
Dave Chalk, R (1, 5) OBP: 0.341, SLG: 0.352		0-3 K			0-0 1-3		0-0 4-3 1-3 3-H 2B		0-0 1B	4	0	2	1	0	1	0
Willie Aikens, L (1, 3) OBP: 0.277, SLG: 0.242			0-0 L8		0-3 K		0-0 4-3		0-3 K	4	0	0	1	0	2	2
Andy Etchebarren, R (1, 2) OBP: 0.306, SLG: 0.280 Danny Goodwin, L (5, PH) OBP: 0.250, SLG: 0.330 Ike Hampton, S (6, 2) OBP: 0.303, SLG: 0.375 Tony Solaita, L (7, PH) OBP: 0.351, SLG: 0.412 Terry Humphrey, R (8, 2) OBP: 0.287, SLG: 0.287 Carlos May, L (9, PH) OBP: 0.303, SLG: 0.306			4-0 FC4-6 1B BB		0-3 K		0-3 K		0-3 K	0	0	0	0	1	0	0

BOTTOM																		
Kansas City Royals @ California Angels Anaheim Stadium, Anaheim, CA Fri Sep 23 1977, 10:05 PM EDT Att: 10,888 - Unknown - 68 F																		
											AB	32						
											R	3						
											H	5						
											RBI	3						
											BB	4						
											SO	13						
											LOB	14						
																		
											1B:	3	SF:	0	WP:	1	PA:	36
											2B:	1	SAC:	0	PB:	0		
											3B:	0	DP:	0	SB:	0		
											HR:	1	HBP:	0	CS:	0		

Inning Stats	R: 0	H: 0	E: 0	LOB: 1	K: 1	BB: 1	S: 5	P: 9	R: 0	H: 0	E: 0	LOB: 0	K: 2	BB: 0	S: 7	P: 7	R: 0	H: 1	E: 0	LOB: 2	K: 1	BB: 1	S: 6	P: 10	R: 0	H: 0	E: 0	LOB: 0	K: 1	BB: 0	S: 5	P: 5	R: 0	H: 0	E: 0	LOB: 0	K: 2	BB: 0	S: 7	P: 7	R: 2	H: 2	E: 0	LOB: 1	K: 1	BB: 1	S: 7	P: 11	R: 0	H: 0	E: 0	LOB: 1	K: 1	BB: 1	S: 5	P: 9	R: 1	H: 2	E: 0	LOB: 1	K: 2	BB: 0	S: 9	P: 9	1B: <td>3</td> <th>SF: <td>0</td> <th>2B: <td>1</td> <th>SAC: <td>0</td> <th>3B: <td>0</td> <th>DP: <td>0</td> <th>HR: <td>1</td> <th>HBP: <td>0</td> <th>WP: <td>1</td> <th>PA: <td>36</td> </th></th></th></th></th></th></th></th></th>	3	SF: <td>0</td> <th>2B: <td>1</td> <th>SAC: <td>0</td> <th>3B: <td>0</td> <th>DP: <td>0</td> <th>HR: <td>1</td> <th>HBP: <td>0</td> <th>WP: <td>1</td> <th>PA: <td>36</td> </th></th></th></th></th></th></th></th>	0	2B: <td>1</td> <th>SAC: <td>0</td> <th>3B: <td>0</td> <th>DP: <td>0</td> <th>HR: <td>1</td> <th>HBP: <td>0</td> <th>WP: <td>1</td> <th>PA: <td>36</td> </th></th></th></th></th></th></th>	1	SAC: <td>0</td> <th>3B: <td>0</td> <th>DP: <td>0</td> <th>HR: <td>1</td> <th>HBP: <td>0</td> <th>WP: <td>1</td> <th>PA: <td>36</td> </th></th></th></th></th></th>	0	3B: <td>0</td> <th>DP: <td>0</td> <th>HR: <td>1</td> <th>HBP: <td>0</td> <th>WP: <td>1</td> <th>PA: <td>36</td> </th></th></th></th></th>	0	DP: <td>0</td> <th>HR: <td>1</td> <th>HBP: <td>0</td> <th>WP: <td>1</td> <th>PA: <td>36</td> </th></th></th></th>	0	HR: <td>1</td> <th>HBP: <td>0</td> <th>WP: <td>1</td> <th>PA: <td>36</td> </th></th></th>	1	HBP: <td>0</td> <th>WP: <td>1</td> <th>PA: <td>36</td> </th></th>	0	WP: <td>1</td> <th>PA: <td>36</td> </th>	1	PA: <td>36</td>	36
PITCHER Dennis Leonard, R (1, 1) ERA: 3.2	IP	WLS	BF	H	R	ER	SO	BB	IBB	HBP	BLK	WP	HR	S	P	ERA	WHIP																																																																			
	9.0	W	36	5	3	3	13	4	0	0	0	1	1	58	74	3.00	1.000																																																																			
																	PITCHER	IP	WLS	BF	H	R	ER	SO	BB	IBB	HBP	BLK	WP	HR	S	P	ERA	WHIP																																																		

Batter	1	2	3	4	5	6	7	8	9	AB R H RBI BB SO LOB	TOP		
Willie Wilson, S (1, 8) OBP: 0.545, SLG: 0.636 Al Cowens, R (9, 8) OBP: 0.355, SLG: 0.521	0-0 E S 1B		0-0 P4 1-2	0-3 K		0-0 CS S 1B		0-0 E CS 1B		5 0 3 1 0 1 2 0 0 0 0 0 0 0			
Davey Nelson, R (1, 4) OBP: 0.292, SLG: 0.286 Frank White, R (8, 4) OBP: 0.290, SLG: 0.353	0-0 F7		4-0 FC6-4 BB		0-0 4-3	0-3 K 1-2		4-0 BB 1-3		3 0 0 0 2 1 2 0 0 0 0 0 0 0			
Joe Zdeb, R (1, 7) OBP: 0.337, SLG: 0.371 Tom Poquette, L (6, PH) OBP: 0.335, SLG: 0.409 Hal McRae, R (9, 7) OBP: 0.364, SLG: 0.508	0-0 F3		0-0 FC6-4 1-2f 2-3		0-0 2B 1B	4-0 IBB		0-0 CS 3-H	0-0 L9	3 1 1 0 0 0 3 1 0 0 0 1 0 0 0 0 0 0 0 0 0			
John Wathan, R (1, 3) OBP: 0.355, SLG: 0.476 John Mayberry, L (9, 3) OBP: 0.338, SLG: 0.408	0-0 F9 1-3		0-0 L9		0-0 1B 2B	0-0 CS 2-3	0-0 F8		0-0 P3	5 0 1 0 0 0 3 0 0 0 0 0 0 0			
Cookie Rojas, R (1, 10) OBP: 0.282, SLG: 0.313		0-3 K		0-0 E5 3B	0-0 1B 2-H 3-H		0-0 F7		0-0 L9	5 1 1 1 0 1 0			
Buck Martinez, R (1, 2) OBP: 0.260, SLG: 0.329		0-0 5-3 1B		0-0 F7	4-0 BB		0-0 1B			3 0 2 0 1 0 1			
Clint Hurdle, L (1, 9) OBP: 0.250, SLG: 0.571		0-0 5-3 1-2		0-0 L5	4-0 3B		0-0 3-1			4 0 0 0 0 0 5			
Bob Heise, R (1, 5) OBP: 0.281, SLG: 0.327		0-0 F7		0-0 3B		0-0 E5 SH1-3 1B		0-0 F2		4 2 1 1 0 0 1			
U L Washington, S (1, 6) OBP: 0.538, SLG: 0.667			4-0 FC6-4 E BB	0-0 3B		0-0 SH1-3		0-3 K		2 0 1 1 1 1 0			
Inning Stats	R: 0 H: 1 E: 0 LOB: 1 K: 0 BB: 0 S: 4 P: 4	R: 0 H: 1 E: 0 LOB: 1 K: 1 BB: 0 S: 6 P: 6	R: 0 H: 0 E: 1 LOB: 2 K: 0 BB: 2 S: 3 P: 11	R: 2 H: 2 E: 1 LOB: 1 K: 1 BB: 0 S: 8 P: 8	R: 1 H: 3 E: 0 LOB: 2 K: 0 BB: 1 S: 5 P: 9	R: 1 H: 1 E: 1 LOB: 1 K: 1 BB: 1 S: 6 P: 10	R: 0 H: 1 E: 0 LOB: 1 K: 0 BB: 0 S: 4 P: 4	R: 0 H: 1 E: 1 LOB: 1 K: 1 BB: 1 S: 5 P: 9	R: 0 H: 0 E: 0 LOB: 0 K: 0 BB: 0 S: 3 P: 3	1B: 7 SF: 0 2B: 1 SAC: 1 3B: 2 DP: 0 HR: 0 HBP: 0	WP: 0 PA: 43 PB: 0 SB: 2 CS: 2		
PITCHER	IP WLS BF H R ER SO BB IBB HBP BLK WP HR S P ERA WHIP											PITCHER	IP WLS BF H R ER SO BB IBB HBP BLK WP HR S P ERA WHIP
Balor Moore, L (1, 1) ERA: 4.19 John Caneira, R (6, 1) ERA: 4.79	5.1 L 28 8 4 1 2 3 0 0 0 0 0 0 29 41 1.69 2.062												

Kansas City Royals @ California Angels
Anaheim Stadium, Anaheim, CA

Sat Sep 24 1977, 6:33 AM EDT
Att: 8,989 - Unknown - 72 F

livebaseballscorecards.com

AB	35
R	4
H	10
RBI	4
BB	5
SO	4
LOB	17



Batter	1	2	3	4	5	6	7	8	9	AB	R	H	RBI	BB	SO	LOB
Thad Bosley, L (1, 7) OBP: 0.354, SLG: 0.373 Ron Jackson, R (8, PH) OBP: 0.307, SLG: 0.398 (9, 7)	0-0 1-5-3		0-0 P3		0-0 F6			0-0 1B 2B		3	0	0	0	0	0	0
Jerry Remy, L (1, 4) OBP: 0.326, SLG: 0.344	4-0 BLK 1B BB		0-0 4-3			0-0 F8		0-0 F8		3	1	0	0	1	0	1
Carlos May, L (1, 3) OBP: 0.306, SLG: 0.306 Dan Briggs, L (8, PR) OBP: 0.241, SLG: 0.230 (9, 3)	4-0 1B 1-2 BB		0-0 5-3			0-0 G3		0-0 2-H BB 1B		3	0	1	1	1	0	0
Bobby Bonds, R (1, 9) OBP: 0.348, SLG: 0.530	0-0 1-2 2-H 1B			0-3 K		0-0 6-3		4-0 1-2 BB		3	0	1	1	1	1	0
Don Baylor, R (1, 10) OBP: 0.341, SLG: 0.438	0-0 1-2 5-3			0-0 HR			4-0 BB BB	0-0 L9		3	1	1	1	1	0	3
Mario Guerrero, R (1, 6) OBP: 0.310, SLG: 0.365		0-0 L8		0-0 P4			0-0 P6		0-0 F8	4	0	0	0	0	0	1
Ken Landreaux, L (1, 8) OBP: 0.267, SLG: 0.316		0-0 F9		0-0 4-3			4-0 BB BB BB BB G1-6-3 BB		0-3 K	3	0	0	0	1	1	0
Dave Chalk, R (1, 5) OBP: 0.341, SLG: 0.350 Tony Solaita, L (9, PH) OBP: 0.350, SLG: 0.411		4-0 E BB			0-0 P4		0-0 G1-6-3 1-2f		0-0 4-3	2	0	0	0	1	0	2
Terry Humphrey, R (1, 2) OBP: 0.285, SLG: 0.285 Gil Flores, R (8, PH) OBP: 0.327, SLG: 0.371 Ike Hampton, S (9, 2) OBP: 0.303, SLG: 0.375		0-0 F4 1-3			0-0 6-3			0-3 K		2	0	0	0	0	0	1

Inning Stats	R: 1	H: 1	E: 0	K: 0	S: 3	R: 0	H: 0	E: 1	K: 0	S: 3	R: 0	H: 0	E: 0	K: 1	S: 6	R: 0	H: 0	E: 0	K: 0	S: 3	R: 0	H: 0	E: 0	K: 0	S: 3	R: 0	H: 2	E: 0	K: 1	S: 7	R: 0	H: 0	E: 0	K: 1	S: 5	1B: 2	2B: 1	3B: 0	HR: 1	SF: 0	SAC: 0	DP: 1	HBP: 0	WP: 0	PB: 0	SB: 1	CS: 0	PA: 35
--------------	------	------	------	------	------	------	------	------	------	------	------	------	------	------	------	------	------	------	------	------	------	------	------	------	------	------	------	------	------	------	------	------	------	------	------	-------	-------	-------	-------	-------	--------	-------	--------	-------	-------	-------	-------	--------

PITCHER	IP	WLS	BF	H	R	ER	SO	BB	IBB	HBP	BLK	WP	HR	S	P	ERA	WHIP
Mark Littell, R (1, 1) ERA: 3.53	7.0	W	26	2	2	2	1	5	0	0	1	0	1	23	43	2.57	1.000
Steve Mingori, L (8, 1) ERA: 3.3	0.2		4	2	1	1	1	0	0	0	0	0	0	6	6	13.50	3.000
Doug Bird, R (8, 1) ERA: 4.04	1.1	S	5	0	0	0	1	1	0	0	0	0	0	6	10	0.00	0.750

BOTTOM

Kansas City Royals @ California Angels
Anaheim Stadium, Anaheim, CA
 Sat Sep 24 1977, 6:33 AM EDT
 Att. 8,989 - Unknown - 72 F

livebaseballscorecards.com

AB	29
R	3
H	4
RBI	3
BB	6
SO	3
LOB	8



Batter	1	2	3	4	5	6	7	8	9	AB R H RBI BB SO LOB	TOP							
Joe Zdeb, R OBP: 0.333, SLG: 0.367 (1, 7) X	0-0 6-3		0-0 5-3		0-0 F9			0-0 5-3	0-0 1B	5 0 1 0 0 0 1								
Hal McRae, R OBP: 0.365, SLG: 0.512 (1, 10) X	0-0 P3			0-0 HR		0-0 F9		0-0 1B 2B 1B	0-0 5-3	5 2 2 1 0 0 2								
George Brett, L OBP: 0.375, SLG: 0.535 (1, 5) X	0-0 F7			0-0 4-3		0-0 4-3		0-0 1B 2B WP		2 0 0 0 0 0 0								
Cookie Rojas, R OBP: 0.285, SLG: 0.316 (4, 5) X										2 1 1 0 0 0 0								
Al Cowens, R OBP: 0.357, SLG: 0.523 (1, 9) X		4-0 BB		0-0 F3		0-0 1B		0-0 WP 2B		3 1 2 1 1 0 0								
Amos Otis, R OBP: 0.343, SLG: 0.430 (1, 8) X		0-0 F3		0-0 5-3		0-0 F8		4-0 BB		3 0 0 0 1 0 2								
John Wathan, R OBP: 0.351, SLG: 0.486 (1, 2) X		0-0 G6-4-3					0-0 5-3	0-0 P4		4 1 1 0 0 0 2								
John Mayberry, L OBP: 0.337, SLG: 0.406 (1, 3) X			0-0 F9		0-0 1B 3B		0-0 5-3		0-0 P4	4 0 1 0 0 0 1								
Freddie Patek, R OBP: 0.322, SLG: 0.375 (1, 6) X			0-0 HR		0-0 F3		0-0 FC6-4 1B		4-0 1B BB	3 1 1 1 1 0 2								
Frank White, R OBP: 0.290, SLG: 0.352 (1, 4) X			0-0 6-3		0-0 1B		0-0 CS	0-0 L5	0-0 P5	4 0 1 1 0 0 1								
Inning Stats	R: 0 E: 0 K: 0 S: 3	H: 0 LOB: 0 BB: 0 P: 3	R: 0 E: 0 K: 0 S: 2	H: 0 LOB: 0 BB: 1 P: 6	R: 1 E: 0 K: 0 S: 4	H: 1 LOB: 0 BB: 0 P: 4	R: 1 E: 0 K: 0 S: 4	H: 1 LOB: 0 BB: 0 P: 4	R: 0 E: 0 K: 0 S: 3	H: 1 LOB: 0 BB: 0 P: 3	R: 3 E: 0 K: 0 S: 6	H: 3 LOB: 1 BB: 1 P: 10	R: 0 E: 0 K: 0 S: 4	H: 1 LOB: 2 BB: 1 P: 8	1B: 6 2B: 1 3B: 1 HR: 2	SF: 0 SAC: 0 DP: 1 HBP: 0	WP: 2 PB: 0 SB: 2 CS: 1	PA: 39
PITCHER	IP WLS BF H R ER SO BB IBB HBP BLK WP HR S P ERA WHIP																	
Ken Brett, L ERA: 4.32 (1, 1)	7.2 L 31 9 6 6 0 1 0 0 0 0 0 2 30 34 7.04 1.304																	
Dyar Miller, R ERA: 3.59 (8, 1)	1.1 7 1 0 0 0 2 0 0 0 1 0 5 13 0.00 2.250																	

Kansas City Royals @ California Angels
 Anaheim Stadium, Anaheim, CA
 Sun Sep 25 1977, 6:33 AM EDT
 Unknown

livebaseballscorecards.com

AB 35
 R 6
 H 10
 RBI 4
 BB 3
 SO 0
 LOB 11



Batter	1	2	3	4	5	6	7	8	9	AB R H RBI BB SO LOB
Gil Flores, R OBP: 0.329, SLG: 0.375 (1, 7) X	0-0 1B SF9 2B		X 0-0 S 1B			X 0-0 G3-6-3 1-2f			X 0-0 6-3	4 1 2 0 0 0 1
Jerry Remy, L OBP: 0.327, SLG: 0.344 (1, 4) X	0-0 SF9 2-3 1B		X 0-0 6-3 1-2			X 0-0 F8			BBB 4-0 HR BB	3 1 1 0 1 0 1
Bobby Bonds, R OBP: 0.348, SLG: 0.535 (1, 9) X	0-0 SF9 1-2 3-H			X 0-0 F8			X 0-0 F9		X 0-0 1-H HR	3 1 1 3 0 0 0
Ron Jackson, R OBP: 0.306, SLG: 0.394 (1, 3) S S S	0-3 K			X 0-0 F9			X 0-0 P5		BBB 4-0 BB	3 0 0 0 1 1 0
Don Baylor, R OBP: 0.339, SLG: 0.435 (1, 10) X		X 0-0 P6		S S S 0-3 K			X 0-0 P3		X 0-0 F7	4 0 0 0 0 1 1
Mario Guerrero, R OBP: 0.305, SLG: 0.358 (1, 6) X		X 0-0 4-3			X 0-0 P6			X 0-0 6-3	X 0-0 F7	4 0 0 0 0 0 1
Dave Chalk, R OBP: 0.339, SLG: 0.348 (1, 5) X		X 0-0 F5			X 0-0 F9			X 0-0 P1		3 0 0 0 0 0 0
Rusty Torres, S OBP: 0.238, SLG: 0.270 (1, 8) S S S			X 0-3 K		X 0-0 F7			BBB 4-0 BB		2 0 0 0 0 1 0
Ken Landreaux, L OBP: 0.279, SLG: 0.316 (8, PH) (9, 8)										0 0 0 0 1 0 0
Ike Hampton, S OBP: 0.306, SLG: 0.353 (1, 2) X			X 0-0 6-3			BBB 4-0 G3-6-3 BB		X 0-0 P5		2 0 0 0 1 0 1

BOTTOM

Kansas City Royals @ California Angels
Anaheim Stadium, Anaheim, CA
Sun Sep 25 1977, 6:33 AM EDT
Unknown

livebaseballscorecards.com

AB	28
R	3
H	4
RBI	3
BB	4
SO	3
LOB	5



Inning Stats	R: 1	H: 2	E: 0	K: 1	S: 6	LOB: 0	BB: 0	P: 6	R: 0	H: 0	E: 0	K: 0	S: 3	LOB: 0	BB: 0	P: 3	R: 0	H: 1	E: 0	K: 1	S: 6	LOB: 1	BB: 0	P: 6	R: 0	H: 0	E: 0	K: 1	S: 5	LOB: 0	BB: 0	P: 5	R: 0	H: 0	E: 0	K: 0	S: 3	LOB: 0	BB: 0	P: 3	R: 0	H: 0	E: 0	K: 0	S: 2	LOB: 0	BB: 1	P: 6	R: 0	H: 0	E: 0	K: 0	S: 3	LOB: 0	BB: 0	P: 3	R: 0	H: 0	E: 0	K: 0	S: 3	LOB: 1	BB: 1	P: 7	R: 2	H: 1	E: 0	K: 0	S: 4	LOB: 1	BB: 2	P: 12	1B: 2	SF: 1	2B: 1	SAC: 0	3B: 0	DP: 1	HR: 1	HBP: 0	WP: 0	PA: 33
--------------	------	------	------	------	------	--------	-------	------	------	------	------	------	------	--------	-------	------	------	------	------	------	------	--------	-------	------	------	------	------	------	------	--------	-------	------	------	------	------	------	------	--------	-------	------	------	------	------	------	------	--------	-------	------	------	------	------	------	------	--------	-------	------	------	------	------	------	------	--------	-------	------	------	------	------	------	------	--------	-------	-------	-------	-------	-------	--------	-------	-------	-------	--------	-------	--------

PITCHER	IP	WLS	BF	H	R	ER	SO	BB	IBB	HBP	BLK	WP	HR	S	P	ERA	WHIP
Paul Splittorf, L ERA: 3.63 (1, 1)	6.0	W	20	3	1	1	3	1	0	0	0	0	0	25	29	1.50	0.667
George Throop, R ERA: 3.6 (7, 1)	3.0	S	13	1	2	2	0	3	0	0	0	0	1	10	22	6.00	1.333

Kansas City Royals @ California Angels
 Anaheim Stadium, Anaheim, CA

Sun Sep 25 1977, 10:05 PM EDT
 Att. 22,943 - Unknown - 70 F

AB	35
R	6
H	10
RBI	6
BB	7
SO	11
LOB	27



Batter	1	2	3	4	5	6	7	8	9	AB	R	H	RBI	BB	SO	LOB	TOP					
Willie Wilson, S (1, 8) OBP: 0.467, SLG: 0.533	0-0 F7		0-0 1B FC6-4	0-3 K			0-0 SH 3B	0-0 P3		4	2	1	0	0	1	1						
Tom Poquette, L (1, 7) OBP: 0.338, SLG: 0.411	0-0		0-0 FC6-4		0-0 P6		0-0 1B 3B	0-0 4-3		3	1	2	0	0	0	0						
Al Cowens, R (7, PH) OBP: 0.358, SLG: 0.527	2B 1B		1-3 1B				1-H 3-H 1B 3B			1	1	1	2	0	0	0						
Joe Zdeb, R (7, 7) OBP: 0.332, SLG: 0.365										1	0	0	0	0	0	0						
George Brett, L (1, 5) OBP: 0.377, SLG: 0.538	0-0		4-0 FC6-4		0-3 K		4-0 1B FC3-2	0-0 F8		1	0	1	1	1	0	0						
Davey Nelson, R (3, 4) OBP: 0.294, SLG: 0.273	WP 1-H 2B		IBB				BB			2	0	0	0	1	1	0						
Frank White, R (8, 4) OBP: 0.290, SLG: 0.352										0	0	0	0	0	0	0						
Clint Hurdle, L (1, 9) OBP: 0.308, SLG: 0.500	0-3 K		0-0 FC6-4		0-3 K		0-0 FC3-2	0-0 1B	0-0 1B	5	1	2	2	0	2	3						
Joe Lahoud, L (1, 10) OBP: 0.364, SLG: 0.345	0-3 K		0-3 K			4-0 BB	4-0 BB FC3-2	0-0 F8	0-0 F8	2	0	0	0	1	2	3						
Hal McRae, R (7, PH) OBP: 0.365, SLG: 0.511							BB FC3-2	IBB	1-0 0-1	1	0	0	0	1	0	1						
Ralph LaCock, L (1, 3) OBP: 0.338, SLG: 0.400		0-0 1B	0-3 K			0-0 BB	0-0 FC3-2	0-0 1B	0-0 1B	2	0	1	0	0	1	2						
John Mayberry, L (3, 3) OBP: 0.337, SLG: 0.406						0-0 1-2f	0-0 FC3-2			3	0	1	0	0	0	4						
Darrell Porter, L (1, 2) OBP: 0.355, SLG: 0.459		0-3 K		4-0 FC4-6 BB		4-0 BB	0-0 SF8	0-0 K	0-3 K	2	0	0	1	2	2	3						
U L Washington, S (1, 6) OBP: 0.444, SLG: 0.462		0-0 F8		0-3 K		0-0 F7	4-0 3-H	4-0 1-2 2-3 BB	0-0 1-3	4	0	0	0	1	1	5						
Bob Heise, R (1, 4) OBP: 0.279, SLG: 0.322		0-3 K		0-0 FC4-6			0-0 SH 3B			4	1	1	0	0	1	5						
				1-2f				4-3														
Inning Stats	R: 1 E: 0 K: 2 S: 9	H: 2 LOB: 1 BB: 0 P: 9	R: 0 E: 0 K: 2 S: 8	H: 1 LOB: 1 BB: 0 P: 8	R: 1 E: 0 K: 2 S: 9	H: 2 LOB: 2 BB: 1 P: 13	R: 0 E: 0 K: 2 S: 7	H: 0 LOB: 1 BB: 1 P: 11	R: 0 E: 0 K: 2 S: 7	H: 0 LOB: 0 BB: 0 P: 7	R: 0 E: 0 K: 0 S: 2	H: 0 LOB: 1 BB: 2 P: 10	R: 4 E: 1 K: 0 S: 7	H: 3 LOB: 3 BB: 3 P: 19	R: 0 E: 0 K: 0 S: 3	H: 0 LOB: 0 BB: 0 P: 3	R: 0 E: 0 K: 1 S: 7	H: 2 LOB: 2 BB: 0 P: 7	1B: 8 2B: 1 3B: 1 HR: 0	SF: 1 SAC: 1 DP: 1 HBP: 0	WP: 1 PB: 0 SB: 0 CS: 0	PA: 44
PITCHER	IP WLS BF H R ER SO	IP WLS BF H R ER SO	IP WLS BF H R ER SO	IP WLS BF H R ER SO	IP WLS BF H R ER SO	IP WLS BF H R ER SO	IP WLS BF H R ER SO	IP WLS BF H R ER SO	IP WLS BF H R ER SO	IP WLS BF H R ER SO	IP WLS BF H R ER SO	IP WLS BF H R ER SO	IP WLS BF H R ER SO	IP WLS BF H R ER SO	IP WLS BF H R ER SO	IP WLS BF H R ER SO	IP WLS BF H R ER SO	ERA WHIP	ERA WHIP			
Nolan Ryan, R (1, 1) ERA: 2.77	6.0 L 28 6 4 4 10																		6.00	1.500		
Dave LaRoche, L (7, 1) ERA: 3.41	3.0 16 4 2 1 1																		3.00	2.000		

Batter	1	2	3	4	5	6	7	8	9	AB R H RBI BB SO LOB	TOP	
Tom Poquette, L (1, 7) OBP: 0.340, SLG: 0.415	0-0 G5-4-3 1B		0-0 4-3		0-0 2B			0-0 F7		4 0 2 0 0 0 1	Kansas City Royals @ Oakland Athletics Oakland-Alameda County Coliseum, Oakland, CA Mon Sep 26 1977, 7:05 PM PDT Att. 3,909 - Unknown livebaseballscorecards.com	
Hal McRae, R (1, 10) OBP: 0.363, SLG: 0.508	0-0 G5-4-3 1-2f		0-0 P4		0-0 F8			0-0 F8		4 0 0 0 0 0 3		
George Brett, L (1, 5) OBP: 0.374, SLG: 0.534	0-0 4-3			0-0 1-6-3				0-0 F9		4 0 0 0 0 0 0		
Al Cowens, R (1, 8) OBP: 0.359, SLG: 0.526		0-0 CS 1B		1-0 1B FC4-6 HBP				0-0 1-3		3 1 1 0 0 0 0		
Ralph LaCock, L (1, 3) OBP: 0.336, SLG: 0.397		0-3 K 1-2		0-0 FC4-6 1B				0-0 F7		4 0 1 0 0 1 1		
Clint Hurdle, L (1, 9) OBP: 0.313, SLG: 0.429		4-0 BB		0-0 FC4-6 1-2f 3-H				0-0 4-3		2 0 0 1 1 0 1		
Darrell Porter, L (1, 2) OBP: 0.353, SLG: 0.455		0-0 F7		0-0 F7				0-0 3-1		3 0 0 0 0 0 2		
Freddie Patek, R (1, 6) OBP: 0.324, SLG: 0.376			0-0 S 1B		0-0 1-3			4-0 CS BB		2 0 1 0 1 0 0		
Frank White, R (1, 4) OBP: 0.289, SLG: 0.350 Joe Lahoud, L (8, PH) OBP: 0.358, SLG: 0.339 Davey Nelson, R (8, 4) OBP: 0.294, SLG: 0.273			0-0 1-3		0-0 1-3			0-0 CS 1-2	0-0 P4	2 0 0 0 0 0 1 1 0 0 0 0 0 0 0 0 0 0 0 0 0		
Inning Stats	R: 0 H: 1 E: 0 LOB: 0 K: 0 BB: 0 S: 3 P: 3	R: 0 H: 1 E: 0 LOB: 1 K: 1 BB: 1 S: 5 P: 9	R: 0 H: 1 E: 0 LOB: 1 K: 0 BB: 0 S: 4 P: 4	R: 1 H: 1 E: 0 LOB: 1 K: 0 BB: 0 S: 4 P: 5	R: 0 H: 1 E: 0 LOB: 1 K: 0 BB: 0 S: 4 P: 4	R: 0 H: 0 E: 0 LOB: 0 K: 0 BB: 0 S: 3 P: 3	R: 0 H: 0 E: 0 LOB: 0 K: 0 BB: 1 S: 2 P: 6	R: 0 H: 0 E: 0 LOB: 0 K: 0 BB: 0 S: 3 P: 3	R: 0 H: 0 E: 0 LOB: 0 K: 0 BB: 0 S: 3 P: 3	1B: 4 SF: 0 2B: 2 SAC: 0 3B: 0 DP: 2 HR: 0 HBP: 1	WP: 0 PA: 33 PB: 0 SB: 1 CS: 2	
PITCHER Joe Coleman, R (1, 1) ERA: 2.96	IP WLS BF H R ER SO BB IBB HBP BLK WP HR S P ERA WHIP	9.0 W 32 5 1 1 1 1 2 0 1 0 0 0 31 40 1.00 0.778										

Kansas City Royals @ Oakland Athletics
Oakland-Alameda County Coliseum, Oakland, CA
 Mon Sep 26 1977, 7:05 PM PDT
 Att. 3,909 - Unknown

AB 29
R 1
H 5
RBI 1
BB 2
SO 1
LOB 9



Batter	1	2	3	4	5	6	7	8	9	10	11	12	13	14	15	AB	R	H	RBI	BB	SO	LOB	TOP					
Davey Nelson, R OBP: 0.291, SLG: 0.292 Frank White, R OBP: 0.289, SLG: 0.350 George Brett, L OBP: 0.374, SLG: 0.533	(1, 4) X 0-0 F8		(1, 4) X 0-0 4-3			(1, 4) X 0-0 1-3			(1, 4) X 0-0 6-3 CS 2B		(1, 4) X 0-0 F9			(1, 4) X 0-0 E3 SH3-4	(1, 4) X 0-0 1B	4	0	1	0	0	0	0						
Willie Wilson, S OBP: 0.333, SLG: 0.381	(1, 8) X 0-0 6-3			(1, 8) X 0-3 K		(1, 8) X 0-0 4-3			(1, 8) X 0-0 6-3 2-3			(1, 8) X 0-0 1-3		(1, 8) X 0-0 SH3-4	(1, 8) X 0-0 4-3	6	0	0	0	0	1	3						
Clint Hurdle, L OBP: 0.316, SLG: 0.412 Al Cowens, R OBP: 0.361, SLG: 0.526	(1, 9) X 0-0 4-3			(1, 9) X 0-3 K			(1, 9) X 0-0 G6-3 1B		(1, 9) X 0-0 CS 3-H	(1, 9) X 0-0 6-3		(1, 9) X 0-0 1B 1B		(1, 9) X 4-0 IBB		3	0	1	0	0	1	0						
Joe Lahoud, L OBP: 0.370, SLG: 0.443 Randy McGilberry, S (14, 1)		X 0-0 HR		X 0-0 HR			(1, 7) X 0-0 G6-3 1-2f		(1, 7) X 0-0 F7		(1, 7) X 0-3 K			(1, 7) X 4-0 IBB		5	2	2	2	1	1	2						
John Mayberry, L OBP: 0.335, SLG: 0.403	(1, 10) X 0-3 K		(1, 10) X 0-0 F2				(1, 10) X 0-3 K		(1, 10) X 0-0 F9			(1, 10) X 0-0 1B		(1, 10) X 0-0 BB		6	0	1	0	0	2	3						
Ralph LaCock, L OBP: 0.342, SLG: 0.402 Joe Zdeb, R OBP: 0.330, SLG: 0.363	(1, 3) X 0-0 G4-6-3 1B				(1, 3) X 0-0 F7			(1, 3) X 0-0 CS 1B			(1, 3) X 0-0 E 1B		(1, 3) X 0-3 K			5	0	3	0	0	1	2						
Cookie Rojas, R OBP: 0.280, SLG: 0.310 Bob Heise, R OBP: 0.279, SLG: 0.322	(1, 5) X 0-0 G4-6-3 1-2f				(1, 5) X 0-0 5-3			(1, 5) X 0-0 1-3 1-2			(1, 5) X 0-0 F2 1-2			(1, 5) X 0-0 F5		6	0	1	0	0	0	3						
Buck Martinez, R OBP: 0.263, SLG: 0.329 Freddie Patek, R OBP: 0.324, SLG: 0.376	(1, 2) X 0-0 6-3				(1, 2) X 0-0 F8			(1, 2) X 0-0 PO 1B			(1, 2) X 0-3 K		(1, 2) X 0-3 K			3	0	1	0	0	0	0						
U L Washington, S OBP: 0.400, SLG: 0.400 Hal McRae, R OBP: 0.363, SLG: 0.508 John Wathan, R OBP: 0.347, SLG: 0.473	(1, 6) X 0-0 5-3					(1, 6) X 0-0 F7			(1, 6) X 0-0 PO 1-2		(1, 6) X 0-0 5-3		(1, 6) X 4-0 BB			2	0	0	0	0	0	0						
Inning Stats	R: 0 E: 0 K: 0 S: 3	H: 0 LOB: 0 BB: 0 P: 3	R: 1 E: 0 K: 1 S: 6	H: 2 LOB: 0 BB: 0 P: 6	R: 0 E: 0 K: 2 S: 8	H: 1 LOB: 0 BB: 0 P: 8	R: 0 E: 0 K: 0 S: 3	H: 0 LOB: 0 BB: 0 P: 3	R: 0 E: 0 K: 1 S: 5	H: 1 LOB: 0 BB: 0 P: 5	R: 0 E: 0 K: 0 S: 3	H: 2 LOB: 1 BB: 0 P: 3	R: 0 E: 0 K: 0 S: 3	H: 0 LOB: 0 BB: 0 P: 3	R: 0 E: 1 K: 1 S: 6	H: 2 LOB: 2 BB: 1 P: 10	R: 0 E: 0 K: 2 S: 9	H: 0 LOB: 0 BB: 0 P: 9	R: 0 E: 0 K: 1 S: 5	H: 0 LOB: 0 BB: 0 P: 5	R: 0 E: 1 K: 0 S: 4	H: 0 LOB: 3 BB: 2 P: 12	R: 0 E: 0 K: 0 S: 5	H: 3 LOB: 2 BB: 0 P: 5	1B: 10 2B: 1 3B: 0 HR: 2	SF: 0 SAC: 1 DP: 2 HBP: 0	WP: 0 PB: 0 SB: 1 CS: 3	PA: 58
PITCHER	IP WLS BF H R ER SO BB IBB HBP BLK WP HR S P ERA WHIP																											
Matt Keough, R ERA: 3.96	(1, 1) 10.0																											
Doug Bair, R ERA: 3.47	(11, 1) 3.1	17	3	0	0	4	2	1	0	0	0	0	0	0	0	22	34	0.00	1.500									
Bob Lacey, L ERA: 3.14	(14, 1) 1.2	W 7	3	0	0	0	0	0	0	0	0	0	0	0	7	7	0.00	1.800										

Kansas City Royals @ Oakland Athletics
Oakland-Alameda County Coliseum, Oakland, CA

livebaseballscores.com

AB 52
R 2
H 13
RBI 2
BB 3
SO 8
LOB 21



Tue Sep 27 1977, 7:05 PM PDT
Unknown

Batter	1	2	3	4	5	6	7	8	9	AB R H RBI BB SO LOB	TOP																	
Willie Wilson, S (1, 8) OBP: 0.385, SLG: 0.400	0-0 6-3		4-0 BB			0-0 1B	0-0 FC1-2		0-0 1B	4 1 2 0 1 0 1	Kansas City Royals @ Oakland Athletics Oakland-Alameda County Coliseum, Oakland, CA Tue Sep 27 1977, 7:05 PM PDT Att. 3,792 - Unknown livebaseballscorecards.com																	
Hal McRae, R (1, 7) OBP: 0.365, SLG: 0.508	0-0 4-3		0-0 4-3			0-0 1B		0-0 1B	4 0 2 0 1 0 2																			
George Brett, L (1, 5) OBP: 0.373, SLG: 0.530	0-0 4-3			0-3 K		0-0 1B		0-0 1B	5 0 1 1 0 1 3																			
Al Cowens, R (1, 10) OBP: 0.360, SLG: 0.524		0-0 F9		0-0 6-3		0-0 E3		0-0 1B	4 0 1 1 0 0 2																			
John Mayberry, L (1, 3) OBP: 0.335, SLG: 0.403		0-0 4-3		0-0 CS		0-0 F8-2		0-0 FC1-5-2	3 0 1 0 0 0 3																			
John Wathan, R (8, PH) OBP: 0.345, SLG: 0.468				0-0 1B					1 0 0 0 0 0 2																			
Darrell Porter, L (1, 2) OBP: 0.353, SLG: 0.454		0-0 F5		0-0 CS	0-0 L8-2	0-0 L7		0-0 IBB	3 0 1 0 0 0 2																			
Joe Zdeb, R (8, PH) OBP: 0.333, SLG: 0.363				1-2	1-2			4-0	0 0 0 0 1 0 0																			
Tom Poquette, L (1, 9) OBP: 0.340, SLG: 0.414			0-3 K		0-0 L8-2		0-0 FC1-2	0-0 FC6-4	3 0 1 0 0 1 1																			
Cookie Rojas, R (8, PH) OBP: 0.278, SLG: 0.308					1-2		SH3-4	1-2	1 0 0 0 0 0 3																			
Ralph LaCock, L (8, 3) OBP: 0.342, SLG: 0.402							1B		0 0 0 0 0 0 0																			
Freddie Patek, R (1, 6) OBP: 0.324, SLG: 0.374			4-0 S		0-0 4-3		0-0 SH3-4		2 0 0 0 1 0 0																			
Frank White, R (1, 4) OBP: 0.288, SLG: 0.348			0-0 P5			4-0 1B	0-0 F9		0-0 6-3	3 1 0 0 1 0 2																		
											AB 33 R 2 H 9 RBI 2 BB 5 SO 2 LOB 21																	
Inning Stats	R: 0 E: 0 K: 0 S: 3	H: 0 LOB: 0 BB: 0 P: 3	R: 0 E: 0 K: 0 S: 3	H: 0 LOB: 0 BB: 0 P: 3	R: 0 E: 0 K: 1 S: 5	H: 1 LOB: 0 BB: 0 P: 5	R: 0 E: 0 K: 0 S: 3	H: 1 LOB: 0 BB: 0 P: 3	R: 2 E: 1 K: 0 S: 6	H: 3 LOB: 2 BB: 1 P: 10	R: 0 E: 0 K: 0 S: 4	H: 1 LOB: 1 BB: 0 P: 4	R: 0 E: 0 K: 0 S: 5	H: 2 LOB: 3 BB: 1 P: 9	R: 0 E: 0 K: 0 S: 4	H: 1 LOB: 2 BB: 1 P: 8	1B: 9 2B: 2 3B: 0 HR: 0	SF: 0 SAC: 1 DP: 2 HBP: 0	WP: 0 PB: 0 SB: 2 CS: 1	PA: 40								
PITCHER	IP WLS BF H R ER SO BB IBB HBP BLK WP HR S P ERA WHIP																											
Steve McCatty, R (1, 1) ERA: 3.6	5.0		22	5	2	2	2	3	0	0	0	0	0	0	23	35	3.60	1.600										
Steve Dunning, R (6, 1) ERA: 4.15	2.1	W	9	3	0	0	0	0	0	0	0	0	0	9	9	0.00	1.286											
Bob Lacey, L (8, 1) ERA: 3.11	1.1		6	1	0	0	0	0	1	0	0	0	0	5	9	0.00	0.750											
Doug Bair, R (9, 1) ERA: 3.46	0.1	S	2	0	0	0	0	1	0	0	0	0	0	1	5	0.00	3.000											

Kansas City Royals @ Oakland Athletics
Oakland-Alameda County Coliseum, Oakland, CA
 Tue Sep 27 1977, 7:05 PM PDT
 Att. 3,792 - Unknown

AB 33
R 2
H 9
RBI 2
BB 5
SO 2
LOB 21



Batter	1	2	3	4	5	6	7	8	9	10	AB R H RBI BB SO LOB	TOP												
Joe Zdeb, R OBP: 0.340, SLG: 0.369 (1, 9) (2, 7)	0-0 1B 1B	0-0 1B 1B		0-0 1-2 1B			0-0 P4		0-3 K		5 1 3 0 0 1 0													
Hal McRae, R OBP: 0.365, SLG: 0.508 Willie Wilson, S OBP: 0.345, SLG: 0.357 (1, 7) (2, 8)	0-0 1B 1B 4-3	0-0 L9		0-3 K			0-0 P1		0-3 K		2 1 1 0 0 0 1 3 0 0 0 0 2 2													
George Brett, L OBP: 0.373, SLG: 0.529 (1, 10)	0-0 1B 1B 4-3 2B 1-3 2-H	0-0 1B			0-0 F9			0-0 F7		0-0 F9	5 1 2 1 0 0 0													
Al Cowens, R OBP: 0.358, SLG: 0.522 Clint Hurdle, L OBP: 0.333, SLG: 0.421 (1, 8) (2, 9) (5, 9)	0-0 4-3 1-2 3-H		0-3 K		0-0 P2			0-0 1B FC4-6 1B		0-3 K	3 0 0 1 0 1 1 2 1 1 0 0 1 0													
John Wathan, R OBP: 0.350, SLG: 0.478 John Mayberry, L OBP: 0.337, SLG: 0.403 (1, 3) (8, 3)	0-0 1B 2B 2-H		0-0 L8		0-0 F8			0-0 1B FC4-6 1B 1-3		4-0 2B BB	4 1 2 1 0 0 0 0 0 0 0 1 0 0													
Cookie Rojas, R OBP: 0.276, SLG: 0.311 (1, 5)	0-0 F8		0-0 L8			0-0 F9		0-0 1B FC4-6 1B 1-2 3-H		0-0 2B 1-H	5 0 1 1 0 0 2													
Darrell Porter, L OBP: 0.354, SLG: 0.455 (1, 2)	0-0 1B 2-H			0-0 4-3		0-0 4-3		0-0 1B 1-3			4 0 2 1 0 0 0													
Freddie Patek, R OBP: 0.323, SLG: 0.373 (1, 6)	0-0 P4			0-0 1B 1B		0-0 L8		0-0 F7			4 0 1 0 0 0 3													
Frank White, R OBP: 0.286, SLG: 0.345 (1, 4)		0-0 F9		0-0 L9			0-0 F9		0-0 P4		4 0 0 0 0 0 1													
Inning Stats	R: 4 E: 0 K: 0 S: 8	H: 5 LOB: 1 BB: 0 P: 8	R: 0 E: 0 K: 0 S: 4	H: 2 LOB: 2 BB: 0 P: 4	R: 0 E: 0 K: 1 S: 5	H: 0 LOB: 0 BB: 0 P: 5	R: 0 E: 0 K: 1 S: 7	H: 2 LOB: 2 BB: 0 P: 7	R: 0 E: 0 K: 0 S: 3	H: 0 LOB: 0 BB: 0 P: 3	R: 0 E: 0 K: 0 S: 3	H: 0 LOB: 0 BB: 0 P: 3	R: 0 E: 0 K: 0 S: 3	H: 0 LOB: 0 BB: 0 P: 3	R: 1 E: 0 K: 0 S: 6	H: 3 LOB: 2 BB: 0 P: 6	R: 0 E: 0 K: 2 S: 7	H: 0 LOB: 0 BB: 0 P: 7	R: 0 E: 0 K: 1 S: 5	H: 1 LOB: 2 BB: 1 P: 9	1B: 11 2B: 2 3B: 0 HR: 0	SF: 0 SAC: 0 DP: 0 HBP: 0	WP: 0 PB: 0 SB: 0 CS: 0	PA: 42
PITCHER	IP WLS BF H R ER SO BB IBB HBP BLK WP HR S P ERA WHIP	IP WLS BF H R ER SO BB IBB HBP BLK WP HR S P ERA WHIP											IP WLS BF H R ER SO BB IBB HBP BLK WP HR S P ERA WHIP											
Vida Blue, L ERA: 3.83 Bob Lacey, L ERA: 3.08 (1, 1) (10, 1)	9.0 W 4 1 0 0 1 1 0 0 0 0 0 5 46 46 5.00 1.333	1.0 W 4 1 0 0 1 1 0 0 0 0 0 5 9 0.00 2.000																						

Kansas City Royals @ Oakland Athletics
Oakland-Alameda County Coliseum, Oakland, CA

Wed Sep 28 1977, 7:05 PM PDT
Att: 3,056 - Unknown

livebaseballscorecards.com

AB 41
R 5
H 13
RBI 5
BB 1
SO 5
LOB 10



Batter	1	2	3	4	5	6	7	8	9	10	AB	R	H	RBI	BB	SO	LOB
Rodney Scott, S OBP: 0.341, SLG: 0.292 (1, 4) BB (10, 6)	4-0 WP 2B S BB		X 0-0 P6			X 0-0 F9		X 0-0 1B S SF8 1B	4-0 S BB		3	2	1	0	2	0	0
Rob Picciolo, R OBP: 0.214, SLG: 0.251 (1, 6) Wayne Gross, L OBP: 0.357, SLG: 0.423 (9, PH) Larry Lintz, S OBP: 0.316, SLG: 0.138 (9, PR) (10, 4)	0-0 P6		X 0-0 6-3			X 0-0 E7 1B		X 0-0 SF8 BB 1B 1B	4-0 S BB		4	1	2	0	0	0	1
Mitchell Page, L OBP: 0.408, SLG: 0.527 (1, 7) S	0-3 K 1-3		X 0-0 P6			X 0-3 K		X 4-0 SF8 1B BB	0-0 S BB		4	1	0	0	1	2	4
Mike Jorgensen, L OBP: 0.331, SLG: 0.363 (1, 3) Larry Murray, S OBP: 0.241, SLG: 0.234 (10, PR)	0-0 2B 3-H				0-3 K	X 0-0 P5		X 0-0 SF8		X 0-0 SH3 1B	4	0	2	2	0	1	1
Jim Tyrone, R OBP: 0.300, SLG: 0.344 (1, 9) S	0-3 K				0-0 L4		X 0-0 F8	X 0-3 K		X 0-0 SH3	4	0	0	0	0	2	3
Manny Sanguillen, R OBP: 0.298, SLG: 0.348 (1, 10) Matt Alexander, S OBP: 0.311, SLG: 0.268 (8, PR) Jerry Tabb, L OBP: 0.263, SLG: 0.364 (10, PH)		X 0-0 FC6-4 1B			0-3 K	X 0-0 FC6-4 1B		X 0-0 S 1B		X 0-0 6-3	4	0	3	2	0	1	0
Marty Perez, R OBP: 0.290, SLG: 0.313 (1, 5) S	0-3 K				0-3 K	X 0-0 FC6-4 2B 1-2f		X 0-0 F9		X 0-0 1B 2-H	5	1	1	1	0	2	3
Tony Armas, R OBP: 0.277, SLG: 0.385 (1, 8) S	0-0 FC6-4 1-2f				0-3 K	X 0-0 2B 1-H			X 0-0 L4		4	0	1	1	0	1	1
Jeff Newman, R OBP: 0.250, SLG: 0.358 (1, 2) S	0-0 FC6-4 1-2f				0-0 F9	X 0-0 P3			X 0-0 F7		4	0	0	0	0	0	2

Inning Stats	R: 1	H: 1	R: 0	H: 1	R: 0	H: 0	R: 0	H: 0	R: 0	H: 0	R: 0	H: 1	R: 1	H: 2	R: 3	H: 3	R: 0	H: 0	R: 1	H: 2	1B: 8	SF: 1	WP: 1	PA: 43
E: 0	LOB: 1	E: 0	LOB: 1	E: 0	LOB: 0	E: 0	LOB: 0	E: 0	LOB: 0	E: 0	LOB: 0	E: 1	LOB: 1	E: 0	LOB: 2	E: 0	LOB: 2	E: 0	LOB: 1	E: 0	LOB: 1	2B: 2	SAC: 1	PB: 0
K: 2	BB: 1	K: 1	BB: 0	K: 0	BB: 0	K: 2	BB: 0	K: 0	BB: 0	K: 2	BB: 0	K: 1	BB: 0	K: 0	BB: 0	K: 1	BB: 1	K: 0	BB: 2	K: 0	BB: 0	3B: 0	DP: 0	SB: 4
S: 8	P: 12	S: 6	P: 6	S: 3	P: 3	S: 7	P: 7	S: 7	P: 7	S: 6	P: 6	S: 5	P: 5	S: 8	P: 12	S: 3	P: 11	S: 4	P: 4	S: 4	P: 4	HR: 0	HBP: 0	CS: 0

PITCHER	IP	WLS	BF	H	R	ER	SO	BB	IBB	HBP	BLK	WP	HR	S	P	ERA	WHIP
Mark Littell, R ERA: 3.7 (1, 1)	7.2		33	8	5	5	9	2	0	0	0	1	0	49	57	5.87	1.304
Gary Lance, R ERA: 4.5 (8, 1)	2.0	L	10	2	1	1	0	2	0	0	0	0	0	8	16	4.50	2.000

PITCHER	IP	WLS	BF	H	R	ER	SO	BB	IBB	HBP	BLK	WP	HR	S	P	ERA	WHIP


BOTTOM

Kansas City Royals @ Oakland Athletics
Oakland-Alameda County Coliseum, Oakland, CA

Wed Sep 28 1977, 7:05 PM PDT
Att. 3,056 - Unknown

livebaseballscorecards.com

AB	37
R	6
H	10
RBI	6
BB	4
SO	9
LOB	17



Batter	1	2	3	4	5	6	7	8	9	AB R H RBI BB SO LOB	TOP									
Bobby Bonds, R (1, 10) OBP: 0.345, SLG: 0.525	0-3 K			0-0 F7		0-0 5-3			0-0 E 1B	4 1 1 0 0 1 1	California Angels @ Kansas City Royals Royals Stadium, Kansas City, MO Thu Sep 29 1977, 8:05 PM EDT Att. 14,334 - Unknown livebaseballscorecards.com									
Jerry Remy, L (1, 4) OBP: 0.321, SLG: 0.334	0-0 F8			0-3 K		0-0 F7			0-0 F8	4 0 0 0 0 1 2										
Mario Guerrero, R (1, 6) OBP: 0.295, SLG: 0.349	0-0 P3			0-0 F9			0-0 F7		0-0 E6 FC5-4 1B	4 1 0 0 0 0 1										
Don Baylor, R (1, 9) OBP: 0.335, SLG: 0.433		0-0 F2			0-0 5-3		0-0 L5		0-0 FC5-4 1B	4 0 1 1 0 0 0										
Ron Jackson, R (1, 3) OBP: 0.300, SLG: 0.389		0-0 3-1			0-0 P4		0-0 P6		0-0 FC5-4 1B	4 0 0 0 0 0 2										
Dave Chalk, R (1, 5) OBP: 0.343, SLG: 0.352		0-0 5-3						0-0 E 1B	1-2 3-H 2-3	4 1 3 1 0 0 0										
Gil Flores, R (1, 7) OBP: 0.331, SLG: 0.375 Tony Solaita, L (9, PH) OBP: 0.351, SLG: 0.420			0-0 6-3		0-3 K			0-0 G5-4-3 1B	0-3 K	3 0 1 1 0 1 1 1 0 0 0 0 1 2										
Ken Landreaux, L (1, 8) OBP: 0.289, SLG: 0.338			0-0 6-3			0-0 3B		0-0 F5		3 0 1 0 0 0 1										
Ike Hampton, S (1, 2) OBP: 0.326, SLG: 0.450			0-3 K			0-0 5-3		0-0 G5-4-3 1-2f		3 0 0 0 0 1 2										
Inning Stats	R: 0 E: 0 K: 1 S: 5	H: 0 LOB: 0 BB: 0 P: 5	R: 0 E: 0 K: 0 S: 3	H: 0 LOB: 0 BB: 0 P: 3	R: 0 E: 0 K: 1 S: 5	H: 0 LOB: 0 BB: 0 P: 5	R: 0 E: 0 K: 1 S: 6	H: 1 LOB: 1 BB: 0 P: 6	R: 0 E: 0 K: 0 S: 4	H: 1 LOB: 1 BB: 0 P: 4		R: 0 E: 0 K: 0 S: 3	H: 0 LOB: 0 BB: 0 P: 3	R: 1 E: 1 K: 0 S: 4	H: 2 LOB: 0 BB: 0 P: 4	R: 2 E: 1 K: 1 S: 9	H: 3 LOB: 2 BB: 0 P: 9	1B: 6 2B: 0 3B: 1 HR: 0	SF: 0 SAC: 0 DP: 1 HBP: 0	WP: 0 PB: 0 SB: 0 CS: 0
PITCHER	IP WLS BF H R ER SO BB IBB HBP BLK WP HR S P ERA WHIP																			
Larry Gura, L (1, 1) ERA: 3.13 Doug Bird, R (9, 1) ERA: 3.91	8.1 W 31 6 3 0 4 0 0 0 0 0 0 0 39 39 0.00 0.720																			

Batter	1	2	3	4	5	6	7	8	9
Willie Wilson, S OBP: 0.353, SLG: 0.394 (1, 8) X	0-0 S 1B	0-3 K		0-3 K		0-0 1-3 1B 2B		0-3 K	
Tom Poquette, L OBP: 0.343, SLG: 0.420 (1, 7) X	0-0 1B	0-0		0-0 P6		0-0 1-3		0-0 G5-4-3	
Joe Zdeb, R OBP: 0.337, SLG: 0.365 (6, PH)	1B								
Hal McRae, R OBP: 0.365, SLG: 0.508 (7, 7)	1B								
Clint Hurdle, L OBP: 0.360, SLG: 0.565 (9, 7)	1B								
Clint Hurdle, L OBP: 0.360, SLG: 0.565 (1, 9) S	0-3 K	0-0 6-3				0-0 HR		0-0 1B	
Al Cowens, R OBP: 0.358, SLG: 0.522 (9, 9) S	K	6-3				HR		1B	
Joe Lahoud, L OBP: 0.364, SLG: 0.431 (1, 10) X	0-0 1B		0-0 F9		0-0 4-3	0-3 K			
Ralph LaCock, L OBP: 0.345, SLG: 0.408 (1, 3) X	0-0 1B		0-0 4-3		0-0 4-3	0-3 K			
Cookie Rojas, R OBP: 0.281, SLG: 0.322 (1, 5) X	0-0 1B		0-0 4-3		0-0 1-3				
Frank White, R OBP: 0.286, SLG: 0.345 (7, PR)	1B		0-0 6-3		0-0 1-3				
Buck Martinez, R OBP: 0.263, SLG: 0.325 (8, 4)	1B		6-3		1-3				
Buck Martinez, R OBP: 0.263, SLG: 0.325 (1, 2) S	0-3 K		0-0 F9		0-0	0-3 K			
U L Washington, S OBP: 0.375, SLG: 0.368 (1, 6) X	0-0 FC6-4		0-0 F9		0-0 1-3	0-0 K		0-0 F8	
Bob Heise, R OBP: 0.292, SLG: 0.323 (8, 5)		0-0 F7		0-0 1B		0-0 L9		1-0 HBP	

Inning Stats	R: 3	H: 5	E: 0	K: 2	S: 12	LOB: 2	BB: 0	P: 12	R: 0	H: 1	E: 0	K: 1	S: 6	LOB: 1	BB: 0	P: 6	R: 0	H: 0	E: 0	K: 0	S: 3	LOB: 0	BB: 0	P: 3	R: 0	H: 2	E: 0	K: 1	S: 7	LOB: 2	BB: 0	P: 7	R: 2	H: 3	E: 0	K: 0	S: 6	LOB: 1	BB: 0	P: 6	R: 1	H: 2	E: 0	K: 1	S: 7	LOB: 1	BB: 0	P: 7	R: 0	H: 1	E: 0	K: 2	S: 8	LOB: 1	BB: 0	P: 8	R: 0	H: 0	E: 0	K: 1	S: 4	LOB: 0	BB: 0	P: 5
--------------	------	------	------	------	-------	--------	-------	-------	------	------	------	------	------	--------	-------	------	------	------	------	------	------	--------	-------	------	------	------	------	------	------	--------	-------	------	------	------	------	------	------	--------	-------	------	------	------	------	------	------	--------	-------	------	------	------	------	------	------	--------	-------	------	------	------	------	------	------	--------	-------	------

PITCHER	IP	WLS	BF	H	R	ER	SO	BB	IBB	HBP	BLK	WP	HR	S	P	ERA	WHIP
Wayne Simpson, R ERA: 5.83 (1, 1)	4.2	L	25	11	5	5	4	0	0	0	0	0	1	33	33	9.64	2.357
Balor Moore, L ERA: 3.97 (5, 1)	3.1		13	3	1	1	4	0	0	1	0	0	0	20	21	2.70	0.900

AB R H RBI BB SO LOB

5	2	2	0	0	3	3
3	1	2	1	0	0	2
2	0	0	0	0	0	2
0	0	0	0	0	0	0
4	1	2	2	0	1	2
0	0	0	0	0	0	0
4	1	1	0	0	1	1
4	1	2	1	0	1	0
4	0	2	1	0	0	1
0	0	0	0	0	0	0
4	0	1	1	0	2	3
4	0	1	0	0	0	4
3	0	1	0	0	0	0

AB	R	H	RBI	BB	SO	LOB
37	6	14	6	0	8	18

WP: 0 PA: 38
PB: 0
SB: 1
CS: 0

California Angels @ Kansas City Royals
Royals Stadium, Kansas City, MO

Thu Sep 29 1977, 8:05 PM EDT
Att. 14,334 - Unknown

livebaseballscorecards.com



Batter	1	2	3	4	5	6	7	8	9	AB R H RBI BB SO LOB	TOP																
Bobby Bonds, R (1, 10) OBP: 0.344, SLG: 0.521	4-0 3B BB	0-3 K		0-0 F2		0-3 K	0-0 F9			4 1 0 0 1 2 6																	
Jerry Remy, L (1, 4) OBP: 0.323, SLG: 0.343	0-0 SF9 3B	0-0 4-3		0-0 FC6-4 1B		0-0 1B 3B		0-0 F7		5 2 3 2 0 0 2																	
Mario Guerrero, R (1, 6) OBP: 0.293, SLG: 0.347	0-0 SF9		0-0 F8	0-0 FC6-4 1B		0-0 1B		0-0 6-3		4 0 1 2 0 0 2																	
Don Baylor, R (1, 9) OBP: 0.334, SLG: 0.433	0-0 1B 2B		0-0 F8		0-0 5-3	0-0 P6		0-0 1B		4 0 1 0 0 0 1																	
Thad Bosley, L (6, 7) OBP: 0.354, SLG: 0.373										1 0 1 0 0 0 0																	
Ron Jackson, R (1, 3) OBP: 0.301, SLG: 0.393	0-3 K		0-0 2B		0-0 1B		0-0 F8	0-0 F2		5 0 2 0 0 1 2																	
Dave Chalk, R (1, 5) OBP: 0.347, SLG: 0.354	0-0 1B		0-0 P4		0-0 1B		4-0 1B BB		4-0 G4-6-3 BB	3 1 2 0 2 0 1																	
Gil Flores, R (1, 7) OBP: 0.329, SLG: 0.370		0-0 G3		4-0 1B BB	0-3 K		0-0 P4		0-0 G4-6-3	4 1 0 0 1 1 4																	
Ken Landreaux, L (1, 8) OBP: 0.296, SLG: 0.342		0-0 1B 1B		0-0 5-3	0-0 5-3		0-0 1B 1B		0-0 F8	5 0 2 0 0 0 3																	
Andy Etchebarren, R (1, 2) OBP: 0.320, SLG: 0.307		0-0 1B		4-0 1B BB		0-0 6-3	0-0 1B			2 0 1 0 1 0 0																	
Tony Solaita, L (7, PH) OBP: 0.353, SLG: 0.422										1 0 1 1 0 0 0																	
Ike Hampton, S (7, 2) OBP: 0.326, SLG: 0.450		1-2 1B					1-3 2-H 1B			0 0 0 0 0 0 0																	
Inning Stats	R: 2 E: 0 K: 1 S: 7	H: 3 LOB: 2 BB: 1 P: 11	R: 0 E: 0 K: 1 S: 7	H: 2 LOB: 2 BB: 0 P: 7	R: 0 E: 0 K: 0 S: 4	H: 1 LOB: 1 BB: 0 P: 4	R: 1 E: 0 K: 0 S: 4	H: 1 LOB: 2 BB: 2 P: 12	R: 0 E: 0 K: 1 S: 7	H: 2 LOB: 2 BB: 0 P: 7	R: 1 E: 0 K: 1 S: 7	H: 2 LOB: 1 BB: 0 P: 7	R: 1 E: 0 K: 0 S: 5	H: 2 LOB: 2 BB: 1 P: 9	R: 0 E: 0 K: 0 S: 4	H: 1 LOB: 1 BB: 0 P: 4	R: 0 E: 0 K: 0 S: 2	H: 0 LOB: 0 BB: 1 P: 6	1B: 10 2B: 2 3B: 2 HR: 0	SF: 1 SAC: 0 DP: 1 HBP: 0	WP: 0 PB: 0 SB: 0 CS: 0	PA: 44					
PITCHER	IP WLS BF H R ER SO BB IBB HBP BLK WP HR S P ERA WHIP																										
Paul Splittorff, L (1, 1) ERA: 3.69	3.2		20	7	3	3	2	3	0	0	0	0	0	21	33	7.36	2.727										
George Throop, R (4, 1) ERA: 3.38	0.1		1	0	0	0	0	0	0	0	0	0	1	1	0.00	0.000											
Marty Pattin, R (5, 1) ERA: 3.58	5.0	W	23	7	2	2	2	2	0	0	0	0	0	25	33	3.60	1.800										

California Angels @ Kansas City Royals
Royals Stadium, Kansas City, MO
Fri Sep 30 1977, 8:05 PM EDT
Att. 33,289 - Unknown

livebaseballscorecards.com

AB	38
R	5
H	14
RBI	5
BB	5
SO	4
LOB	21



Batter	1	2	3	4	5	6	7	8	9
Joe Zdeb, R OBP: 0.344, SLG: 0.373 (1, 7)	0-0 E 1B	0-0 F9		0-0 CS 1B		0-0 E8 2B 1B		0-0 SH3-4 1-2	
Hal McRae, R OBP: 0.367, SLG: 0.517 (1, 10)	0-0 E9 1B 2B	0-0 HR		0-0 6-3 1-2		0-0 2B		0-0 6-3	
Amos Otis, R OBP: 0.344, SLG: 0.436 (1, 8)	0-0 BB SF9 1B	0-0 HR		0-0 6-3		0-0 4-3		0-0 L6	
Al Cowens, R OBP: 0.361, SLG: 0.527 (1, 9)	0-0 SF9 1B	4-0 BB			0-0 E 3B		0-3 K		
Clint Hurdle, L OBP: 0.346, SLG: 0.542 (6, 9)	1-2 BB 1B								
John Wathan, R OBP: 0.346, SLG: 0.471 (1, 2)	0-0 F9	0-0 L1			0-0 E5 G3-6-3		0-0 S 1B		
Cookie Rojas, R OBP: 0.287, SLG: 0.323 (1, 5)	4-0 1B CS BB		0-0 FC3-6 1B		0-0 F9		0-0 L7		
John Mayberry, L OBP: 0.336, SLG: 0.401 (1, 3)	0-0 SF9		0-0 FC3-6 FC4-6		0-0 G3-6-3		4-0 BB		
Freddie Patek, R OBP: 0.323, SLG: 0.372 (1, 6)	0-0 1B		0-0 FC4-6		0-0 F3		0-0 F7		
Frank White, R OBP: 0.286, SLG: 0.344 (1, 4)	0-0 CS	0-0 1-3	0-0 6-3		0-0 L8		0-0 SH3-4 1B		

AB	R	H	RBI	BB	SO	LOB
4	2	3	0	0	0	0
5	2	3	3	0	0	2
5	2	2	2	0	0	2
2	2	2	0	1	0	0
1	0	0	0	0	1	0
4	0	1	1	0	0	3
3	0	1	0	1	0	2
2	0	0	1	1	0	2
4	0	1	1	0	0	3
4	0	1	0	0	0	1

BOTTOM	
California Angels @ Kansas City Royals Royals Stadium, Kansas City, MO Fri Sep 30 1977, 8:05 PM EDT Att. 33,289 - Unknown	
AB 34 R 8 H 14 RBI 8 BB 3 SO 1 LOB 15	

Inning Stats		R	H	E	K	S	BB	IBB	HBP	BLK	WP	HR	S	P	ERA	WHIP
1	2	4	5	1	7	6	0	0	0	0	0	2	12	20	27.00	4.500
3	4	0	1	0	4	0	0	0	0	0	0	0	26	30	3.00	1.333

PITCHER		IP	WLS	BF	H	R	ER	SO	BB	IBB	HBP	BLK	WP	HR	S	P	ERA	WHIP
Ken Brett, L ERA: 4.53 (1, 1)	2.0	L	14	7	6	6	0	0	0	0	0	0	0	0	26	30	3.00	1.333
Dyar Miller, R ERA: 3.53 (3, 1)	6.0		25	7	2	2	1	1	0	0	0	0	0	0	26	30	3.00	1.333

Batter	1	2	3	4	5	6	7	8	9	AB R H RBI BB SO LOB	TOP											
Bobby Bonds, R (1, 10) OBP: 0.343, SLG: 0.522	0-0 6-3 3B	0-0 F7			0-0 E5 CS		0-0 P4		0-0 F7	5 1 1 0 0 0 3												
Jerry Remy, L (1, 4) OBP: 0.321, SLG: 0.341	0-0 6-3		0-0 F7		0-0 F9 1-2		0-0 F7			4 0 0 1 0 0 2												
Mario Guerrero, R (1, 6) OBP: 0.297, SLG: 0.350	0-0 1B FC1-2 1B		0-0 6-3		0-0 1B			0-0 F8		4 0 2 0 0 0 0												
Ron Jackson, R (1, 3) OBP: 0.301, SLG: 0.391 Dan Briggs, L (8, 3) OBP: 0.241, SLG: 0.230	0-0 FC1-2 1-3 1B		0-0 F7		0-0 P6			0-0 F7		4 0 1 0 0 0 1 0 0 0 0 0 0 0												
Dave Chalk, R (1, 5) OBP: 0.346, SLG: 0.355	0-0 FC1-2 1-3 3-H			0-0 1B G4-3 2B		0-0 5-3		0-0 L7		4 1 1 0 0 0 2												
Gil Flores, R (1, 9) OBP: 0.328, SLG: 0.369	0-0 F9		0-0 2-3 1B		0-0 L8			0-0 5-3		4 0 1 0 0 0 2												
Thad Bosley, L (1, 7) OBP: 0.348, SLG: 0.365		0-0 6-3		0-0 1-2f 3-H G4-3 1B		0-0 F8		0-0 6-3		4 0 0 0 0 0 1												
Rusty Torres, S (1, 8) OBP: 0.250, SLG: 0.312		0-0 HR		0-0 6-3			0-0 P4		4-0 E BB	3 1 1 1 1 0 0												
Ike Hampton, S (1, 2) OBP: 0.340, SLG: 0.523		0-3 K			0-0 HR		0-0 1B		0-0 E6 1-2	4 1 2 1 0 1 1												
Inning Stats	R: 1 E: 0 K: 0 S: 6	H: 3 LOB: 2 BB: 0 P: 6	R: 1 E: 0 K: 1 S: 6	H: 1 LOB: 0 BB: 0 P: 6	R: 0 E: 0 K: 0 S: 3	H: 0 LOB: 0 BB: 0 P: 3	R: 1 E: 0 K: 0 S: 4	H: 2 LOB: 0 BB: 0 P: 4	R: 1 E: 1 K: 0 S: 5	H: 2 LOB: 1 BB: 0 P: 5	R: 0 E: 0 K: 0 S: 3	H: 0 LOB: 0 BB: 0 P: 3	R: 0 E: 0 K: 0 S: 4	H: 1 LOB: 1 BB: 0 P: 4	R: 0 E: 0 K: 0 S: 3	H: 0 LOB: 0 BB: 0 P: 3	R: 0 E: 1 K: 0 S: 4	H: 0 LOB: 2 BB: 1 P: 8	1B: 5 2B: 1 3B: 1 HR: 2	SF: 0 SAC: 0 DP: 1 HBP: 0	WP: 1 PB: 0 SB: 0 CS: 1	PA: 37
PITCHER	IP WLS BF H R ER SO BB IBB HBP BLK WP HR S P ERA WHIP																					
Andy Hassler, L (1, 1) ERA: 4.2	5.0 L 22 8 4 4 1 0 0 0 0 1 2 24 24 7.20 1.600																					
Jim Colborn, R (6, 1) ERA: 3.62	2.0 7 1 0 0 0 0 0 0 0 0 0 7 7 0.00 0.500																					
Steve Mingori, L (8, 1) ERA: 3.09	1.0 3 0 0 0 0 0 0 0 0 0 0 3 3 0.00 0.000																					
Doug Bird, R (9, 1) ERA: 3.88	1.0 5 0 0 0 0 1 0 0 0 0 0 4 8 0.00 1.000																					

California Angels @ Kansas City Royals
Royals Stadium, Kansas City, MO
Sat Oct 01 1977, 8:05 PM EDT
Att. 23,497 - Unknown - 58 F

livebaseballscorecards.com

AB	36
R	4
H	9
RBI	3
BB	1
SO	1
LOB	12



Batter	1	2	3	4	5	6	7	8	9	AB R H RBI BB SO LOB	TOP											
Thad Bosley, L (1, 8) OBP: 0.346, SLG: 0.363	0-0 L6		0-0 4-3			0-3 K		0-0 BB 1B		4 0 1 0 0 1 0												
Jerry Remy, L (1, 4) OBP: 0.322, SLG: 0.341	0-0 6-3			0-0 E3		0-0 CS 1B		4-0 BB		3 0 1 0 1 0 0												
Bobby Bonds, R (1, 9) OBP: 0.342, SLG: 0.520	0-0 WP 1B			0-3 K		0-3 K 1-2		0-3 K		4 0 1 0 0 3 5												
Tony Solaita, L (1, 10) OBP: 0.349, SLG: 0.417	0-3 K 1-2			0-3 K 1-2			0-0 E1 G6-4-3		0-3 K	4 0 0 0 0 3 2												
Mario Guerrero, R (1, 6) OBP: 0.292, SLG: 0.344		0-0 1-3		0-0 5-3			0-0 G6-4-3 1-2f		0-0 5-3	4 0 0 0 0 0 2												
Dave Chalk, R (1, 5) OBP: 0.345, SLG: 0.355		0-3 K			0-0 WP 1B		0-0 F5		0-0 F7	4 0 1 0 0 1 0												
Ron Jackson, R (1, 3) OBP: 0.301, SLG: 0.390		0-0 F5			0-0 F7 1-2			0-0 G4-6-3 1B		3 0 1 0 0 0 1												
Gil Flores, R (1, 7) OBP: 0.325, SLG: 0.365			0-3 K		0-0 6-3			0-0 G4-6-3 1-2f		3 0 0 0 0 1 2												
Terry Humphrey, R (1, 2) OBP: 0.283, SLG: 0.283			0-0 F2		0-0 F9			0-0 BB 1B 1B		2 0 0 0 0 0 1												
Carlos May, L (8, PH) OBP: 0.311, SLG: 0.312										1 0 1 0 0 0 0												
Ken Landreaux, L (8, PR) OBP: 0.296, SLG: 0.342										0 0 0 0 0 0 0												
Andy Etchebarren, R (8, 2) OBP: 0.320, SLG: 0.307										0 0 0 0 0 0 0												
Inning Stats	R: 0 E: 0 K: 1 S: 6	H: 1 LOB: 1 BB: 0 P: 6	R: 0 E: 0 K: 1 S: 5	H: 0 LOB: 0 BB: 0 P: 5	R: 0 E: 0 K: 1 S: 5	H: 0 LOB: 0 BB: 0 P: 5	R: 0 E: 1 K: 2 S: 8	H: 0 LOB: 1 BB: 0 P: 8	R: 0 E: 0 K: 2 S: 4	H: 1 LOB: 1 BB: 0 P: 4	R: 0 E: 0 K: 2 S: 7	H: 1 LOB: 0 BB: 0 P: 7	R: 0 E: 1 K: 0 S: 3	H: 0 LOB: 0 BB: 0 P: 3	R: 0 E: 0 K: 1 S: 7	H: 3 LOB: 3 BB: 1 P: 11	R: 0 E: 0 K: 1 S: 5	H: 0 LOB: 0 BB: 0 P: 5	1B: 6 2B: 0 3B: 0 HR: 0	SF: 0 SAC: 0 DP: 2 HBP: 0	WP: 2 PB: 0 SB: 1 CS: 1	PA: 33
PITCHER Dennis Leonard, R (1, 1) ERA: 3.04	IP: 9.0 WLS: W BF: 33 H: 6 R: 0 ER: 0 SO: 9 BB: 1 IBB: 0 HBP: 0 BLK: 0 WP: 2 HR: 0 S: 50 P: 54 ERA: 0.00 WHIP: 0.778											PITCHER	IP: WLS: BF: H: R: ER: SO: BB: IBB: HBP: BLK: WP: HR: S: P: ERA: WHIP:									

California Angels @ Kansas City Royals
Royals Stadium, Kansas City, MO
Sun Oct 02 1977, 4:33 AM EDT
Att. 22,404 - Unknown - 61 F

livebaseballscorecards.com

AB	32
R	0
H	6
RBI	0
BB	1
SO	9
LOB	13



Batter	1	2	3	4	5	6	7	8	9
Tom Poquette, L (1, 7) OBP: 0.337, SLG: 0.412 Joe Zdeb, R (8, PH) OBP: 0.346, SLG: 0.374 (9, 7)	0-0 F9		0-0 G3			0-0 3-1		0-0 F3	
Hal McRae, R (1, 10) OBP: 0.366, SLG: 0.515 Willie Wilson, S (8, PR) OBP: 0.343, SLG: 0.382	0-3 K		0-0 6-3			0-0 1B		0-0 CS	
George Brett, L (1, 5) OBP: 0.373, SLG: 0.532	0-0 HR		0-0 F7			0-0 F8		0-0 1-2	
Al Cowens, R (1, 9) OBP: 0.361, SLG: 0.525	0-3 K			0-0 3-1		0-0 1-3			
John Mayberry, L (1, 3) OBP: 0.336, SLG: 0.401		0-0 4-3 SF7		0-0 P6		0-0 4-3			
Darrell Porter, L (1, 2) OBP: 0.353, SLG: 0.452		0-0 4-3		0-3 K			0-0 E BB		
Amos Otis, R (1, 8) OBP: 0.342, SLG: 0.433		0-0 2-3			0-0 L7		4-0 BB BB		
Freddie Patek, R (1, 6) OBP: 0.320, SLG: 0.368		0-0 SF7			0-0 5-3		0-0 E		
Frank White, R (1, 4) OBP: 0.284, SLG: 0.342		0-3 K			0-0 5-3		0-0 F9		
			0-0 G3				0-0 FC7-2		

Inning Stats	R: 1	H: 1	E: 0	LOB: 0	K: 2	BB: 0	S: 8	P: 8
	R: 1	H: 1	E: 0	LOB: 0	K: 1	BB: 0	S: 6	P: 6
	R: 0	H: 1	E: 0	LOB: 1	K: 0	BB: 0	S: 4	P: 4
	R: 0	H: 0	E: 0	LOB: 0	K: 1	BB: 0	S: 5	P: 5
	R: 0	H: 0	E: 0	LOB: 0	K: 0	BB: 0	S: 3	P: 3
	R: 0	H: 2	E: 0	LOB: 2	K: 0	BB: 0	S: 5	P: 5
	R: 0	H: 1	E: 1	LOB: 1	K: 0	BB: 1	S: 3	P: 7
	R: 0	H: 1	E: 0	LOB: 1	K: 0	BB: 0	S: 3	P: 3

PITCHER	IP	WLS	BF	H	R	ER	SO	BB	IBB	HBP	BLK	WP	HR	S	P	ERA	WHIP
Paul Hartzell, R (1, 1) ERA: 3.52	8.0	L	30	7	2	2	4	1	0	0	0	0	1	37	41	2.25	1.000

AB R H RBI BB SO LOB

3	0	0	0	0	0	1
1	0	0	0	0	0	0
4	0	2	0	0	1	1
0	0	0	0	0	0	0
4	1	1	1	0	0	3
3	0	1	0	0	1	0
3	1	1	0	0	0	2
3	0	1	0	0	1	1
1	0	0	1	1	0	0
3	0	0	0	0	1	2
3	0	1	0	0	0	2

1B: 5	SF: 1	WP: 0	PA: 30
2B: 2	SAC: 0	PB: 0	
3B: 0	DP: 1	SB: 0	
HR: 1	HBP: 0	CS: 1	

AB	R	H	RBI	BB	SO	LOB
28	2	7	2	1	4	12

California Angels @ Kansas City Royals
Royals Stadium, Kansas City, MO

Sun Oct 02 1977, 4:33 AM EDT
 Att: 22,404 - Unknown - 61 F

livebaseballscorecards.com



Batter	1	2	3	4	5	6	7	8	9	AB R H RBI BB SO LOB	TOP											
Freddie Patek, R OBP: 0.600, SLG: 0.750 (1, 6)	4-0 HR BB	1-2 1-H 2-H 2B		0-3 K			1-3 K		1-0 1-3 1B	4 1 2 2 1 2 1												
Hal McRae, R OBP: 0.200, SLG: 0.800 (1, 10)	1-2 1-H HR	1-0 L8		1-0 F7			2-2 4-3		0-0 FC6-2 FC5-4	5 1 1 2 0 0 4												
George Brett, L (1, 5)	3-2 F8		2-2 1-3		0-0 L4		1-1 P6		3-H 1-2 FC5-4 1-2f	5 0 0 0 0 0 2												
Al Cowens, R OBP: 0.750, SLG: 1.500 (1, 9)	1-1 CS 1B		0-2 HR 1B		0-1 F8			0-0 HR		4 2 3 1 0 0 0												
Amos Otis, R (1, 8)	2-1 P4		0-2 F8		2-3 K			2-2 P6		4 0 0 0 0 1 2												
John Mayberry, L OBP: 0.500, SLG: 1.333 (1, 3)	2-2 CS 1-2	2-2 P6	0-0 1-H HR		4-2 FC3-6 BB			2-2 L9		3 1 1 2 1 0 0												
Joe Zdeb, R (1, 7)		1-1 6-3	0-1 6-3		0-0 FC3-6 1-2f			0-0 5-3		4 0 0 0 0 0 1												
Darrell Porter, L OBP: 0.750, SLG: 0.500 (1, 2)		4-1 1B 2B BB		4-2 BB		3-2 3-1		1-0 FC1-6 1B		2 1 1 0 2 0 1												
Frank White, R OBP: 0.250, SLG: 0.250 (1, 4)		0-2 2B 1B		1-2 L7		2-2 P4		2-2 FC1-6 1B 1-2f FC6-2		4 1 1 0 0 0 3												
Inning Stats	R: 2 E: 0 K: 0 S: 13	H: 2 LOB: 0 BB: 1 P: 26	R: 2 E: 0 K: 0 S: 13	H: 2 LOB: 1 BB: 1 P: 22	R: 2 E: 0 K: 0 S: 12	H: 2 LOB: 0 BB: 0 P: 14	R: 0 E: 0 K: 1 S: 13	H: 0 LOB: 1 BB: 1 P: 19	R: 0 E: 0 K: 1 S: 7	H: 0 LOB: 0 BB: 0 P: 9	R: 0 E: 0 K: 0 S: 9	H: 0 LOB: 1 BB: 1 P: 18	R: 0 E: 0 K: 1 S: 9	H: 0 LOB: 0 BB: 0 P: 13	R: 1 E: 0 K: 0 S: 8	H: 1 LOB: 0 BB: 0 P: 12	R: 0 E: 0 K: 0 S: 12	H: 2 LOB: 2 BB: 0 P: 17	1B: 5 2B: 1 3B: 0 HR: 3	SF: 0 SAC: 0 DP: 0 HBP: 0	WP: 0 PB: 0 SB: 1 CS: 1	PA: 40
PITCHER	IP WLS BF H R ER SO BB IBB HBP BLK WP HR S P ERA WHIP																					
Don Gullett, L ERA: 18.0 (1, 1)	2.0 L 11 4 4 4 0 2 0 0 0 0 0 1 26 48 18.00 3.000																					
Dick Tidrow, R ERA: 4.05 (3, 1)	6.2 27 5 3 3 3 2 0 0 0 0 2 67 98 4.05 1.050																					
Sparky Lyle, L ERA: (9, 1)	0.1 1 0 0 0 0 0 0 0 0 0 0 0 3 4 0.00 0.000																					

Kansas City Royals @ New York Yankees
 Yankee Stadium, Bronx, NY
 Wed Oct 05 1977, 3:33 AM EDT
 Att. 54,930 - Unknown - 68 F

AB	35
R	7
H	9
RBI	7
BB	4
SO	3
LOB	14



Batter	1	2	3	4	5	6	7	8	9	AB	R	H	RBI	BB	SO	LOB
Mickey Rivers, L OBP: 0.750, SLG: 1.000 (1, 8)	1-0 1B		0-0 HR 1B		1-0 F9		1-1 2B			4	1	3	0	0	0	0
Graig Nettles, L (1, 5)	1-2 F7		0-0 F5		0-0 L6		3-2 P6			4	0	0	0	0	0	3
Thurman Munson, R OBP: 0.250, SLG: 1.000 (1, 2)	3-2 P4		0-0 1-H HR		0-1 F8			0-0 5-3		4	1	1	2	0	0	1
Reggie Jackson, L (1, 9)	1-3 K		1-0 F7		0-2 P4			2-1 P6		4	0	0	0	0	1	1
Lou Piniella, R OBP: 0.250, SLG: 0.250 (1, 7)		1-1 FC1-6 1B	3-1 L9		1-2 F9			2-2 P4		4	0	1	0	0	0	0
Chris Chambliss, L OBP: 0.500, SLG: 0.333 (1, 3)		1-2 FC1-6 1B		0-3 K		0-1 1B		4-0 FC5-4 1B BB		3	0	1	0	1	1	1
Cliff Johnson, R OBP: 0.500, SLG: 0.500 (1, 10)		2-0 FC1-6 1B		1-0 F9		0-1 F7		0-0 FC5-4 1B		4	0	2	0	0	0	1
Willie Randolph, R OBP: 0.250, SLG: 0.500 (1, 4)		0-1 FC1-6 1-2f		2-2 2B			0-0 F2		1-0 FC5-4 1-2 2-3	4	0	1	0	0	0	4
Bucky Dent, R Roy White, S (9, PH)		2-2 L6		1-1 P3			0-0 F8		2-1 G3	3	0	0	0	0	0	3
										1	0	0	0	0	0	1

Inning Stats	R: 0	H: 1	E: 0	K: 1	S: 11	R: 0	H: 2	E: 0	K: 0	S: 13	R: 2	H: 2	E: 0	K: 0	S: 6	R: 0	H: 1	E: 0	K: 1	S: 9	R: 0	H: 0	E: 0	K: 0	S: 4	R: 0	H: 1	E: 0	K: 0	S: 10	R: 0	H: 1	E: 0	K: 0	S: 7	R: 0	H: 0	E: 0	K: 0	S: 7	R: 0	H: 1	E: 0	K: 0	S: 4	R: 0	H: 1	E: 0	K: 0	S: 4							
		LOB: 1	BB: 0	P: 17		LOB: 2	BB: 0	P: 19			LOB: 1	BB: 0	P: 10			LOB: 1	BB: 0	P: 11			LOB: 1	BB: 0	P: 5			LOB: 1	BB: 0	P: 11			LOB: 1	BB: 1	P: 11			LOB: 0	BB: 0	P: 11			LOB: 1	BB: 1	P: 11			LOB: 1	BB: 1	P: 11									


BOTTOM

Kansas City Royals @ New York Yankees
 Yankee Stadium, Bronx, NY

Wed Oct 05 1977, 3:33 AM EDT
 Att: 54,930 - Unknown - 68 F

livebaseballscores.com

AB	35
R	2
H	9
RBI	2
BB	1
SO	2
LOB	15



WP: 0	PA: 36
PB: 0	
SB: 0	
CS: 0	

Batter	1	2	3	4	5	6	7	8	9	AB R H RBI BB SO LOB	TOP											
Freddie Patek, R (1, 6) OBP: 0.444, SLG: 0.714	1-2 6-3		1-2 SF8			0-0 FC5-4 2B		1-2 F8		3 1 1 1 0 0 0												
Hal McRae, R (1, 10) OBP: 0.333, SLG: 0.571	4-2 F8 CS BB		3-H 2-3 K			4-2 FC5-4 BB			3-2 6-3	2 0 0 0 2 1 1												
George Brett, L (1, 5) OBP: 0.111, SLG: 0.111	1-2 F8			1-0 4-3		1-2 FC5-4		1-3 F8	0-1 1B	4 0 1 0 0 0 2												
Al Cowens, R (1, 9) OBP: 0.375, SLG: 0.750	1-3 K			0-3 K		0-0 F8			0-2 L7	4 0 0 0 0 2 3												
Amos Otis, R (1, 8)		0-0 F9		1-2 L8			2-1 L8		1-0 F8	4 0 0 0 0 0 1												
John Mayberry, L (1, 3) OBP: 0.286, SLG: 0.667		0-0 P4			0-2 3-1		1-1 L6			3 0 0 0 0 0 0												
Joe Zdeb, R (1, 7)		1-3 K			1-1 F9		0-3 K			3 0 0 0 0 2 0												
Darrell Porter, L (1, 2) OBP: 0.667, SLG: 0.333 John Wathan, R (8, PH) (8, 2)			4-1 1B SF8 BB		2-2 P4			1-3 K		1 1 0 0 1 0 0 1 0 0 0 0 1 0												
Frank White, R (1, 4) OBP: 0.286, SLG: 0.286		0-1 CS 1B			0-3 K			0-2 F9		3 0 1 0 0 1 0												
Inning Stats	R: 0 E: 0 K: 1 S: 13	H: 0 LOB: 1 BB: 1 P: 20	R: 0 E: 0 K: 1 S: 5	H: 0 LOB: 0 BB: 0 P: 6	R: 1 E: 0 K: 1 S: 11	H: 1 LOB: 0 BB: 1 P: 17	R: 0 E: 0 K: 1 S: 8	H: 0 LOB: 0 BB: 0 P: 10	R: 0 E: 0 K: 1 S: 8	H: 0 LOB: 0 BB: 0 P: 11	R: 1 E: 0 K: 1 S: 12	H: 1 LOB: 1 BB: 1 P: 17	R: 0 E: 0 K: 1 S: 7	H: 0 LOB: 0 BB: 0 P: 10	R: 0 E: 0 K: 1 S: 9	H: 0 LOB: 0 BB: 0 P: 11	R: 0 E: 0 K: 0 S: 14	H: 1 LOB: 1 BB: 0 P: 18	1B: 2 2B: 1 3B: 0 HR: 0	SF: 1 SAC: 0 DP: 0 HBP: 0	WP: 0 PB: 0 SB: 0 CS: 2	PA: 32
PITCHER Ron Guidry, L (1, 1) ERA: 2.0	IP: 9.0 WLS: W BF: 32 H: 3 R: 2 ER: 2 SO: 7 BB: 3 IBB: 0 HBP: 0 BLK: 0 WP: 0 HR: 0 S: 87 P: 120 ERA: 2.00 WHIP: 0.667											PITCHER	IP: 9.0 WLS: W BF: 32 H: 3 R: 2 ER: 2 SO: 7 BB: 3 IBB: 0 HBP: 0 BLK: 0 WP: 0 HR: 0 S: 87 P: 120 ERA: 2.00 WHIP: 0.667									

Kansas City Royals @ New York Yankees
 Yankee Stadium, Bronx, NY
 Thu Oct 06 1977, 7:05 PM EDT
 Att. 56,230 - Unknown - 61 F

AB	28
R	2
H	3
RBI	1
BB	3
SO	7
LOB	7



Batter	1	2	3	4	5	6	7	8	9
Mickey Rivers, L OBP: 0.333, SLG: 0.444 (1, 8)	2-2 6-3		2-1 3-1		2-2 FC6-4		2-2 F8	2-3 K	
Graig Nettles, L (1, 5)	2-0 P4			1-1 L8		2-3 K	1-1 G3		
Thurman Munson, R OBP: 0.500, SLG: 0.875 (1, 2)	0-1 1B			1-3 K		3-1 1B 2B 1B	0-1 1B		
Reggie Jackson, L OBP: 0.125, SLG: 0.125 (1, 9) Paul Blair, R (9, 9)	3-0 5-3			3-2 F7		3-2 P4	2-2 F8 1B 1B		
Lou Piniella, R OBP: 0.250, SLG: 0.250 (1, 7)		1-2 6-3			1-2 4-3	0-0 2B E 1B	1-2 F8		
Cliff Johnson, R OBP: 0.500, SLG: 1.000 (1, 10)		0-0 4-3			1-2 HR	1-1 E 2B	1-3 K		
Chris Chambliss, L OBP: 0.500, SLG: 0.200 (1, 3)		2-3 K			0-0 4-3	4-0 E IBB	4-0 BB 1B IBB		
Willie Randolph, R OBP: 0.375, SLG: 0.500 (1, 4)			3-2 5-3		1-0 BLK 1B	1-2 E5	0-0 BB 1B		
Bucky Dent, R OBP: 0.286, SLG: 0.167 (1, 6)			2-2 5-3		3-1 FC6-4 1B	3-2 P4	4-2 BB		

Inning Stats	R: 0 E: 0 K: 8 S: 8	H: 1 LOB: 1 BB: 0 P: 15	R: 0 E: 0 K: 1 S: 7	H: 0 LOB: 0 BB: 0 P: 10	R: 0 E: 0 K: 0 S: 8	H: 0 LOB: 0 BB: 0 P: 15	R: 0 E: 0 K: 1 S: 10	H: 0 LOB: 0 BB: 0 P: 15	R: 2 E: 0 K: 0 S: 16	H: 3 LOB: 1 BB: 0 P: 24	R: 3 E: 1 K: 1 S: 19	H: 3 LOB: 2 BB: 1 P: 36	R: 0 E: 0 K: 0 S: 7	H: 1 LOB: 1 BB: 0 P: 10	R: 1 E: 0 K: 2 S: 17	H: 2 LOB: 3 BB: 2 P: 31
--------------	------------------------------	----------------------------------	------------------------------	----------------------------------	------------------------------	----------------------------------	-------------------------------	----------------------------------	-------------------------------	----------------------------------	-------------------------------	----------------------------------	------------------------------	----------------------------------	-------------------------------	----------------------------------

PITCHER														PITCHER																			
IP	WLS	BF	H	R	ER	SO	BB	IBB	HBP	BLK	WP	HR	S	P	ERA	WHIP	IP	WLS	BF	H	R	ER	SO	BB	IBB	HBP	BLK	WP	HR	S	P	ERA	WHIP
Andy Hassler, L (1, 1) ERA: 4.76	5.2	L	22	5	3	3	3	0	0	1	0	1	59	97	4.76	0.882																	
Mark Littell, R (6, 1) ERA: 4.5	2.0		14	5	3	1	1	2	0	0	0	0	30	54	4.50	3.000																	
Steve Mingori, L (8, 1) ERA:	0.1		1	0	0	0	1	0	0	0	0	0	3	5	0.00	0.000																	

BOTTOM


Kansas City Royals @ New York Yankees
Yankee Stadium, Bronx, NY


Thu Oct 06 1977, 7:05 PM EDT
Att: 56,230 - Unknown - 61 F

AB	R	H	RBI	BB	SO	LOB
5	0	0	0	0	1	4
4	0	0	0	0	1	0
4	1	3	0	0	1	0
4	1	1	0	0	0	2
4	1	1	0	0	0	1
4	2	2	2	0	1	1
2	0	0	0	2	1	0
4	1	2	1	0	0	1
3	0	1	1	1	0	2

AB	34
R	6
H	10
RBI	4
BB	3
SO	5
LOB	11

WP: 0 PA: 37
PB: 0 SB: 1
CS: 0



Batter	1	2	3	4	5	6	7	8	9	AB R H RBI BB SO LOB	TOP											
Mickey Rivers, L (1, 8) OBP: 0.231, SLG: 0.308	0-0 F3			2-2 F7		0-0 F9			0-1 P3	4 0 0 0 0 0 0	New York Yankees @ Kansas City Royals Royals Stadium, Kansas City, MO Fri Oct 07 1977, 8:05 PM EDT Att. 41,285 - Unknown - 64 F AB 31 R 2 H 4 RBI 1 BB 1 SO 4 LOB 5 											
Roy White, S (1, 7) OBP: 0.400, SLG: 0.800	3-2 2B			1-0 4-3		1-2 F2			1-0 E 2B	4 1 2 0 0 0 0												
Thurman Munson, R (1, 2) OBP: 0.333, SLG: 0.583	1-0 5-3			1-2 G3			0-0 6-3		0-0 F8	4 0 0 0 0 0 1												
Reggie Jackson, L (1, 9) OBP: 0.167, SLG: 0.091		0-2 F2			2-2 6-3		4-0 BB		0-0 E3 2-H	3 0 0 0 1 0 0												
Chris Chambliss, L (1, 3) OBP: 0.333, SLG: 0.111		1-1 4-3			2-3 K		0-0 F9		2-2 6-3	4 0 0 0 0 1 2												
Graig Nettles, L (1, 5) OBP: 0.091, SLG: 0.091		1-3 K			1-0 2B 1B		2-2 F7			3 1 1 0 0 1 1												
Lou Piniella, R (1, 10) OBP: 0.273, SLG: 0.364			0-1 4-3		0-1 2B 1-H			1-3 K		3 0 1 1 0 1 0												
Willie Randolph, R (1, 4) OBP: 0.273, SLG: 0.364			0-0 F9		2-0 6-3			0-0 F9		3 0 0 0 0 0 1												
Bucky Dent, R (1, 6) OBP: 0.222, SLG: 0.125 Cliff Johnson, R (8, PH) OBP: 0.444, SLG: 0.889 Fred Stanley, R (8, 6)			1-1 F9		1-0 6-3			2-3 K		2 0 0 0 0 0 0 1 0 0 0 0 1 0 0 0 0 0 0 0 0												
Inning Stats	R: 0 E: 0 K: 0 S: 5	H: 1 LOB: 0 BB: 0 P: 9	R: 0 E: 0 K: 1 S: 8	H: 0 LOB: 0 BB: 0 P: 10	R: 0 E: 0 K: 0 S: 5	H: 0 LOB: 0 BB: 0 P: 6	R: 0 E: 0 K: 0 S: 7	H: 0 LOB: 0 BB: 0 P: 11	R: 1 E: 0 K: 1 S: 13	H: 2 LOB: 1 BB: 0 P: 20	R: 0 E: 0 K: 0 S: 5	H: 0 LOB: 0 BB: 0 P: 7	R: 0 E: 0 K: 0 S: 5	H: 0 LOB: 1 BB: 1 P: 11	R: 0 E: 0 K: 2 S: 8	H: 0 LOB: 0 BB: 0 P: 11	R: 1 E: 1 K: 0 S: 9	H: 1 LOB: 1 BB: 0 P: 12	1B: 1 2B: 3 3B: 0 HR: 0	SF: 0 SAC: 0 DP: 0 HBP: 0	WP: 0 PB: 0 SB: 0 CS: 0	PA: 32
PITCHER Dennis Leonard, R (1, 1) ERA: 1.0	IP: 9.0 WLS: W BF: 32 H: 4 R: 2 ER: 1 SO: 4 BB: 1 IBB: 0 HBP: 0 BLK: 0 WP: 0 HR: 0 S: 65 P: 97 ERA: 1.00 WHIP: 0.556											PITCHER	IP: WLS: BF: H: R: ER: SO: BB: IBB: HBP: BLK: WP: HR: S: P: ERA: WHIP:									

Batter	1	2	3	4	5	6	7	8	9
Tom Poquette, L (1, 9) OBP: 0.333, SLG: 0.333 Amos Otis, R (6, PH) OBP: 0.100, SLG: 0.200 (7, 8)	0-1 FC1-5 6-3 1B	2-1 3-1		3-2 F9 1-2		0-1 S 2B		3-2 F9	
Hal McRae, R (1, 7) OBP: 0.385, SLG: 0.727 Joe Zdeb, R (9, 7)	0-0 6-3 1-2		3-1 1B G3 2B		0-0 4-3 5-3 2B	1-2 F8 2-3			
George Brett, L (1, 5) OBP: 0.231, SLG: 0.231	3-1 FC1-5 2-3		0-0 G3 G3 1B		0-0 4-3 2-3		1-0 2B 1B		
Al Cowens, R (1, 8) OBP: 0.250, SLG: 0.500 (7, 9)	0-0 4-3		0-1 G3 1-2 3-H		0-0 5-3 3-H 1-0 F7		1-3 K 1-H 2B		
John Mayberry, L (1, 3) OBP: 0.273, SLG: 0.600		0-1 4-3	3-1 G3 2-3		1-0 F7		0-1 2B		
Joe Lahoud, L (1, 10) John Wathan, R (7, PH)		4-2 1B E BB	1-2 L3		4-0 SH5-3 1B BB		0-1 6-3		
Darrell Porter, L (1, 2) OBP: 0.700, SLG: 0.571		0-0 E 1-2 1B		1-0 F9		1-1 SH5-3 2B 1B		2-0 F8 SH3-4 1B	
Freddie Patek, R (1, 6) OBP: 0.455, SLG: 0.667		0-2 E7 1-3 2-H 1B		1-0 F9		0-0 SH5-3 1-2 2-3		0-0 SH3-4	
Frank White, R (1, 4) OBP: 0.273, SLG: 0.273		3-3 K		2-2 S 1B		1-2 F7		0-1 F8 2-3	

Inning Stats	R: 0	H: 1	E: 0	LOB: 1	K: 0	BB: 0	S: 6	P: 9
	R: 1	H: 2	E: 1	LOB: 2	K: 1	BB: 1	S: 15	P: 24
	R: 1	H: 2	E: 0	LOB: 1	K: 0	BB: 0	S: 11	P: 18
	R: 0	H: 1	E: 0	LOB: 1	K: 0	BB: 0	S: 10	P: 15
	R: 1	H: 1	E: 0	LOB: 0	K: 0	BB: 0	S: 4	P: 5
	R: 2	H: 2	E: 0	LOB: 1	K: 0	BB: 1	S: 11	P: 18
	R: 1	H: 2	E: 0	LOB: 0	K: 1	BB: 0	S: 8	P: 10
	R: 0	H: 1	E: 0	LOB: 1	K: 0	BB: 0	S: 9	P: 14

PITCHER	IP	WLS	BF	H	R	ER	SO	BB	IBB	HBP	BLK	WP	HR	S	P	ERA	WHIP
Mike Torrez, R (1, 1) ERA: 7.94	5.2	L	27	8	5	5	1	2	0	0	0	0	0	52	83	7.94	1.765
Sparky Lyle, L (6, 1) ERA: 3.38	2.1		10	4	1	1	1	0	0	0	0	0	0	22	30	3.86	1.714

AB R H RBI BB SO LOB

3 0 1 0 0 0 3
2 0 1 2 0 0 1

4 2 2 0 0 0 2
0 0 0 0 0 0 0

4 1 2 0 0 0 2

4 0 0 2 0 1 3

4 0 1 1 0 0 1

1 2 0 0 2 0 1
1 0 0 0 0 0 0

4 1 3 0 0 0 0

2 0 1 1 0 0 0

4 0 1 0 0 1 5

1B	2B	3B	HR	SF	SAC	DP	HBP	WP	PA
8	4	0	0	0	2	0	0	0	37

BOTTOM

New York Yankees @ Kansas City Royals

Royals Stadium, Kansas City, MO

Fri Oct 07 1977, 8:05 PM EDT

Att: 41,285 - Unknown - 64 F

livebaseballscorecards.com

AB	33
R	6
H	12
RBI	6
BB	2
SO	2
LOB	18



Batter	1	2	3	4	5	6	7	8	9	AB R H RBI BB SO LOB	TOP	
Mickey Rivers, L (1, 8) OBP: 0.389, SLG: 0.500	0-0 FC5-4 1B 2B	0-2 2-H 1B		6-3		1-0 1B			0-1 F9 WP SF8 1B	5 2 4 1 0 0 1		
Graig Nettles, L (1, 5) OBP: 0.188, SLG: 0.188	3-2 FC5-4 1B	0-0 4-3		0-0 FC5-4 1B		0-0 F9			2-1 F9 1-3	5 0 2 1 0 0 3		
Thurman Munson, R (1, 2) OBP: 0.294, SLG: 0.563	1-1 FC5-4 1-2f 3-H		1-2 1B 2B	0-0 FC5-4 1-2f		1-2 6-3			0-2 SF8 3-H	4 1 1 2 0 0 2		
Reggie Jackson, L (1, 9) OBP: 0.188, SLG: 0.071 Paul Blair, R (7, 9) OBP: 1.000, SLG: 1.000	3-3 K		4-1 1B L1-5 BB		0-0 4-3	2-1 4-3			2-1 1B	3 0 0 0 1 1 1 1 0 1 0 0 0 0		
Lou Piniella, R (1, 7) OBP: 0.313, SLG: 0.438	0-0 6-3		1-2 1-3 2-H 1B		1-1 F9 2B	2-1 F8			2-0 F3	5 0 2 1 0 0 2		
Cliff Johnson, R (1, 10) OBP: 0.395, SLG: 0.692 Roy White, S (8, PR) OBP: 0.400, SLG: 0.800		2-1 5-3	2-2 P4		0-0 F9	2-2 4-3 1B				4 0 1 0 0 0 3 0 0 0 0 0 0 0		
Chris Chambliss, L (1, 3) OBP: 0.250, SLG: 0.077		0-3 K	2-1 L1-5		1-0 6-3				1-1 4-3	4 0 0 0 0 1 4		
Willie Randolph, R (1, 4) OBP: 0.267, SLG: 0.333		1-1 2B 1B		3-2 E6 SH1-3 1B		1-0 L8			3-2 P4	4 2 1 0 0 0 2		
Bucky Dent, R (1, 6) OBP: 0.250, SLG: 0.273		1-0 1B 2B		0-1 SH1-3		1-0 F2			1-0 F8	3 1 1 1 0 0 2		
Inning Stats	R: 1 H: 2 E: 0 LOB: 1 K: 1 BB: 0 S: 10 P: 17	R: 2 H: 3 E: 0 LOB: 1 K: 1 BB: 0 S: 12 P: 16	R: 1 H: 2 E: 0 LOB: 1 K: 0 BB: 1 S: 12 P: 22	R: 1 H: 1 E: 1 LOB: 1 K: 0 BB: 0 S: 9 P: 14	R: 0 H: 1 E: 0 LOB: 1 K: 0 BB: 0 S: 5 P: 7	R: 0 H: 1 E: 0 LOB: 1 K: 0 BB: 0 S: 4 P: 7	R: 0 H: 0 E: 0 LOB: 0 K: 0 BB: 0 S: 8 P: 13	R: 0 H: 1 E: 0 LOB: 2 K: 0 BB: 0 S: 12 P: 19	R: 1 H: 2 E: 0 LOB: 1 K: 0 BB: 0 S: 11 P: 17	1B: 9 SF: 1 2B: 5 SAC: 1 3B: 0 DP: 1 HR: 0 HBP: 0	WP: 1 PA: 41 PB: 0 SB: 0 CS: 0	
PITCHER	IP WLS BF H R ER SO BB IBB HBP BLK WP HR S P ERA WHIP											
Larry Gura, L (1, 1) ERA: 18.0	2.0 L 13 6 4 4 2 1 0 0 0 0 0 0 26 42 18.00 3.500											
Marty Pattin, R (3, 1) ERA: 1.5	6.0 24 6 2 1 0 0 0 0 0 0 0 0 48 75 1.50 1.000											
Steve Mingori, L (9, 1) ERA:	0.1 1 0 0 0 0 0 0 0 0 0 1 0 2 4 0.00 0.000											
Doug Bird, R (9, 1) ERA:	0.2 3 1 0 0 0 0 0 0 0 0 0 0 7 11 0.00 1.500											

New York Yankees @ Kansas City Royals
 Royals Stadium, Kansas City, MO
 Sat Oct 08 1977, 4:33 AM EDT
 Att. 41,135 - Unknown - 52 F

AB	38
R	6
H	13
RBI	6
BB	1
SO	2
LOB	20



Batter	1	2	3	4	5	6	7	8	9	AB R H RBI BB SO LOB
Tom Poquette, L (1, 7) OBP: 0.167, SLG: 0.167 Joe Zdeb, R (6, PH) (7, 7)	0-0 P6		2-1 6-3	1-1 6-3		0-0 F9			3-2 F7	3 0 0 0 0 0 1 2 0 0 0 0 0 1
Hal McRae, R (1, 10) OBP: 0.471, SLG: 0.714	1-1 5-3 1B		1-1 3B 1B	4-2 BB					1-0 L7	3 1 2 0 1 0 0
George Brett, L (1, 5) OBP: 0.294, SLG: 0.412	2-0 5-3		0-0 1B 3B	2-1 L7					0-0 G5-4-3 1B	4 0 2 1 0 0 3
Al Cowens, R (1, 9) OBP: 0.250, SLG: 0.400	1-1 5-3		4-1 BB						0-0 G5-4-3 1-2f	3 0 0 0 1 0 2
John Mayberry, L (1, 3) OBP: 0.231, SLG: 0.500 John Wathan, R (5, 3)		0-3 K	0-3 K						0-2 6-3	2 0 0 0 0 2 2 2 0 0 0 0 0 0
Darrell Porter, L (1, 2) OBP: 0.500, SLG: 0.364		0-2 4-3							2-0 P3	4 0 0 0 0 0 0
Amos Otis, R (1, 8) OBP: 0.143, SLG: 0.154		0-3 K							0-2 6-3	3 1 0 0 1 1 0
Freddie Patek, R (1, 6) OBP: 0.533, SLG: 0.923			3-1 SF9 3B	3-2 2B 2B					0-2 F9	4 2 3 1 0 0 0
Frank White, R (1, 4) OBP: 0.267, SLG: 0.357			3-2 SF9 3B	1-2 2B					1-3 K	3 0 1 2 0 1 1


Inning Stats	R: 0 E: 0 K: 6 S: 6	H: 1 LOB: 1 BB: 0 P: 10	R: 0 E: 0 K: 2 S: 9	H: 0 LOB: 0 BB: 0 P: 9	R: 2 E: 0 K: 1 S: 14	H: 3 LOB: 2 BB: 1 P: 27	R: 2 E: 0 K: 0 S: 14	H: 2 LOB: 2 BB: 2 P: 29	R: 0 E: 0 K: 0 S: 6	H: 0 LOB: 0 BB: 0 P: 7	R: 0 E: 0 K: 0 S: 8	H: 1 LOB: 1 BB: 0 P: 12	R: 0 E: 0 K: 0 S: 3	H: 1 LOB: 0 BB: 0 P: 4	R: 0 E: 0 K: 0 S: 11	H: 0 LOB: 0 BB: 0 P: 13	R: 0 E: 0 K: 1 S: 10	H: 0 LOB: 0 BB: 0 P: 14	1B: 4 2B: 2 3B: 2 HR: 0	SF: 1 SAC: 0 DP: 1 HBP: 0
--------------	------------------------------	----------------------------------	------------------------------	---------------------------------	-------------------------------	----------------------------------	-------------------------------	----------------------------------	------------------------------	---------------------------------	------------------------------	----------------------------------	------------------------------	---------------------------------	-------------------------------	----------------------------------	-------------------------------	----------------------------------	----------------------------------	------------------------------------

BOTTOM

New York Yankees @ Kansas City Royals
Royals Stadium, Kansas City, MO

Sat Oct 08 1977, 4:33 AM EDT
Att: 41,135 - Unknown - 52 F

AB	33
R	4
H	8
RBI	4
BB	3
SO	4
LOB	10



PITCHER	IP	WLS	BF	H	R	ER	SO	BB	IBB	HBP	BLK	WP	HR	S	P	ERA	WHIP
Ed Figueroa, R (1, 1) ERA: 10.8	3.1		17	5	4	4	3	2	0	0	0	0	0	34	58	10.80	2.100
Dick Tidrow, R (4, 1) ERA: 3.86	0.1		3	1	0	0	0	1	0	0	0	0	0	7	13	0.00	6.000
Sparky Lyle, L (4, 1) ERA: 1.13	5.1	W	17	2	0	0	1	0	0	0	0	0	0	40	54	0.00	0.375

New York Yankees @ Kansas City Royals
 Royals Stadium, Kansas City, MO

Sun Oct 09 1977, 8:05 PM EDT
 Att. 41,133 - Unknown - 61 F



AB 37
 R 5
 H 10
 RBI 4
 BB 3
 SO 3
 LOB 20

WP: 0 PA: 41
 PB: 0
 SB: 1
 CS: 0

Batter	1	2	3	4	5	6	7	8	9	AB R H RBI BB SO LOB
Mickey Rivers, L (1, 8) OBP: 0.391, SLG: 0.478	1-3 K		1-0 S 1B		0-1 1-3		1-2 4-3		2-2 6-3 E SF8 1B	5 2 2 1 0 1 1
Willie Randolph, R (1, 4) OBP: 0.300, SLG: 0.333	2-2 6-3		4-2 1B BB		1-0 6-3			0-1 1B 1B	3-1 SF8 1B	3 1 1 1 1 0 1
Thurman Munson, R (1, 2) OBP: 0.273, SLG: 0.476	0-1 6-3		1-0 1B		1-0 4-3			1-3 K	0-0 6-3	5 0 1 1 0 1 3
Lou Piniella, R (1, 7) OBP: 0.333, SLG: 0.476		1-1 2B	2-2 5-3			1-2 F9		0-0 1B 1B	0-0 E5	5 0 2 0 0 0 2
Cliff Johnson, R (1, 10) OBP: 0.438, SLG: 0.733 Reggie Jackson, L (8, PH) OBP: 0.222, SLG: 0.125		1-2 F9		3-2 6-3 2B		4-0 BB		1-2 FC4-6 1B	0-1 4-3	2 0 1 0 1 0 1 2 0 1 1 0 0 1
Graig Nettles, L (1, 5) OBP: 0.150, SLG: 0.150		0-1 4-3		0-1 F5		2-3 K		1-2 L9		4 0 0 0 0 1 5
Chris Chambliss, L (1, 3) OBP: 0.200, SLG: 0.059		1-2 6-3		0-0 6-3		1-1 4-3		0-0 FC4-6		4 0 0 0 0 0 5
Paul Blair, R (1, 9) OBP: 0.400, SLG: 0.400			0-1 5-3		2-2 P4		0-2 5-3		2-2 BB 1B 1B	4 1 1 0 0 0 1
Bucky Dent, R (1, 6) OBP: 0.267, SLG: 0.286 Roy White, S (9, PH) OBP: 0.500, SLG: 0.800 Fred Stanley, R (9, 6)			2-2 F9		0-0 1-3 1B		2-1 F9		4-2 1B SF8 BB	3 0 1 0 0 0 0 0 1 0 0 1 0 0 0 0 0 0 0 0 0

Inning Stats	R: 0 E: 0 K: 1 S: 8	H: 0 LOB: 0 BB: 0 P: 11	R: 0 E: 0 K: 0 S: 10	H: 1 LOB: 1 BB: 0 P: 13	R: 1 E: 0 K: 0 S: 13	H: 2 LOB: 2 BB: 1 P: 23	R: 0 E: 0 K: 0 S: 14	H: 1 LOB: 1 BB: 0 P: 19	R: 0 E: 0 K: 0 S: 5	H: 1 LOB: 1 BB: 0 P: 7	R: 0 E: 0 K: 1 S: 8	H: 0 LOB: 1 BB: 1 P: 16	R: 0 E: 0 K: 0 S: 8	H: 0 LOB: 0 BB: 0 P: 11	R: 1 E: 0 K: 1 S: 13	H: 3 LOB: 2 BB: 0 P: 16	R: 3 E: 1 K: 0 S: 18	H: 2 LOB: 1 BB: 1 P: 29	1B: 8 2B: 2 3B: 0 HR: 0	SF: 1 SAC: 0 DP: 0 HBP: 0
--------------	------------------------------	----------------------------------	-------------------------------	----------------------------------	-------------------------------	----------------------------------	-------------------------------	----------------------------------	------------------------------	---------------------------------	------------------------------	----------------------------------	------------------------------	----------------------------------	-------------------------------	----------------------------------	-------------------------------	----------------------------------	----------------------------------	------------------------------------

PITCHER	IP	WLS	BF	H	R	ER	SO	BB	IBB	HBP	BLK	WP	HR	S	P	ERA	WHIP
Paul Splittorff, L (1, 1) ERA: 2.4	7.0		29	6	2	2	2	2	0	0	0	0	0	68	102	2.57	1.143
Doug Bird, R (8, 1) ERA:	0.1		3	2	0	0	1	0	0	0	0	0	0	7	9	0.00	6.000
Steve Mingori, L (8, 1) ERA:	0.2		2	0	0	0	0	0	0	0	0	0	0	4	5	0.00	0.000
Dennis Leonard, R (9, 1) ERA: 3.0	0.0	L	2	1	2	2	0	1	0	0	0	0	0	9	15	∞	∞
Larry Gura, L (9, 1) ERA: 18.0	0.0		1	1	0	0	0	0	0	0	0	0	0	3	5	∞	∞

PITCHER	IP	WLS	BF	H	R	ER	SO	BB	IBB	HBP	BLK	WP	HR	S	P	ERA	WHIP
Mark Littell, R (9, 1) ERA: 3.0	1.0		4	0	1	0	0	0	0	0	0	0	0	6	9	0.00	0.000

Batter	1	2	3	4	5	6	7	8	9	AB	R	H	RBI	BB	SO	LOB
Freddie Patek, R OBP: 0.400, SLG: 0.667 (1, 6)	0-0 6-3	0-2 F2		3-2 5-3			1-1 F9		0-2 G5-4-3	5	0	0	0	0	0	3
Hal McRae, R OBP: 0.524, SLG: 0.778 (1, 7)	3-2 3B		0-0 3-1 1B		1-0 L4		1-0 1B			4	2	3	0	0	0	0
George Brett, L OBP: 0.333, SLG: 0.500 (1, 5)	2-2 5-3 3B		2-1 3-1		4-0 CS BB			1-1 6-3		3	1	1	1	1	0	1
Al Cowens, R OBP: 0.300, SLG: 0.421 (1, 9)	0-2 5-3		0-0 1B		3-2 1-2 1B			1-1 L8		4	0	2	2	0	0	0
Amos Otis, R OBP: 0.222, SLG: 0.188 (1, 8)	0-1 1B		1-3 K		0-1 4-3			4-2 S BB		3	0	1	0	1	1	2
John Wathan, R Ralph LaCock, L (6, PH) (7, 3)	1-3 K		2-3 K			1-3 K		4-2 1-2 BB		2	0	0	0	0	2	2
Cookie Rojas, R OBP: 0.250, SLG: 0.250 (1, 10)		2-1 F7		1-1 S 1B		1-2 6-3		1-3 K		4	0	1	0	0	1	2
Darrell Porter, L OBP: 0.444, SLG: 0.333 (1, 2)		3-1 1B		2-0 L8		0-0 F7		0-0 P6		4	0	1	0	0	0	1
Frank White, R OBP: 0.263, SLG: 0.333 (1, 4)		0-1 L7		2-3 K			0-0 5-3		0-2 G5-4-3 1B	4	0	1	0	0	1	2

Inning Stats	R: 2	H: 3	E: 0	K: 1	S: 19	H: 3	LOB: 1	BB: 0	P: 25	R: 0	H: 1	E: 0	K: 0	S: 9	H: 1	LOB: 1	BB: 0	P: 14	R: 1	H: 2	E: 0	K: 2	S: 13	H: 2	LOB: 1	BB: 0	P: 17	R: 0	H: 1	E: 0	K: 1	S: 10	R: 0	H: 1	E: 0	K: 0	S: 6	R: 0	H: 0	E: 0	K: 1	S: 8	R: 0	H: 0	E: 0	K: 0	S: 4	R: 0	H: 1	E: 0	K: 0	S: 12	R: 0	H: 0	E: 0	K: 1	S: 7	R: 0	H: 1	E: 0	K: 0	S: 7	1B: 8	SF: 0	2B: 1	SAC: 0	3B: 1	DP: 1	HR: 0	HBP: 0	WP: 0	PA: 37
--------------	------	------	------	------	-------	------	--------	-------	-------	------	------	------	------	------	------	--------	-------	-------	------	------	------	------	-------	------	--------	-------	-------	------	------	------	------	-------	------	------	------	------	------	------	------	------	------	------	------	------	------	------	------	------	------	------	------	-------	------	------	------	------	------	------	------	------	------	------	-------	-------	-------	--------	-------	-------	-------	--------	-------	--------

PITCHER	IP	WLS	BF	H	R	ER	SO	BB	IBB	HBP	BLK	WP	HR	S	P	ERA	WHIP
Ron Guidry, L ERA: 3.97 (1, 1)	2.1		13	6	3	3	1	0	0	0	0	0	0	32	45	11.57	2.571
Mike Torrez, R ERA: 4.09 (3, 1)	5.1		20	3	0	0	4	3	0	0	0	0	0	46	76	0.00	1.125
Sparky Lyle, L ERA: 0.96 (8, 1)	1.1	W	4	1	0	0	1	0	0	0	0	0	0	10	11	0.00	0.750

BOTTOM

New York Yankees @ Kansas City Royals
Royals Stadium, Kansas City, MO
 Sun Oct 09 1977, 8:05 PM EDT
 Att: 41,133 - Unknown - 61 F

livebaseballscores.com

AB	34
R	3
H	10
RBI	3
BB	3
SO	6
LOB	13

