

Kansas City Royals - 1979

| Batter | 1 | 2 | 3 | 4 | 5 | 6 | 7 | 8 | 9 | AB R H RBI BB SO LOB | TOP | |
|--|---|---|---|---|---|---|---|--|---|--|---|--|
| Alfredo Griffin, S (1, 6) BBB | 4-0 L4-3 BB | | x 0-0 F7 | | 0-3 K | | x 0-0 F8 | | x 0-0 F8 | 4 0 0 0 1 1 1 | | |
| Bob Bailor, R (1, 9) OBP: 0.200, SLG: 0.200 | x 0-0 L4-3 | | x 0-0 E5 | | x 0-0 E 1B | | x 0-0 F9 | | x 0-0 5-3 | 5 1 1 0 0 0 1 | | |
| Roy Howell, L (1, 5) SS | 0-3 K | | x 0-0 FC6-4 | | x 0-0 F7 | | 0-3 K | | | 4 0 0 0 0 2 3 | | |
| Rico Carty, R (1, 10) OBP: 0.750, SLG: 0.667 Al Woods, L (8, PR) | | x 0-0 2B FC1-5-2 1B | | x 0-0 1-3 1B | x 0-0 E5 1B | | | BBB 4-0 1B BB | | 3 0 2 0 1 0 2 0 0 0 0 0 0 0 | | |
| John Mayberry, L (1, 3) OBP: 1.000, SLG: 1.250 | | x 0-0 1-3 2B | | x 0-0 1-2 1B | x 0-0 1-2 2-3 1B | | | x 0-0 1-2 FC6-4 1B | | 4 0 4 2 0 0 0 | | |
| Rick Bosetti, R (1, 8) Ted Wilborn, S (2, 8) | | x 0-0 G3 | | x 0-0 P6 | SS 0-3 K | | | SS 0-3 K | | 1 0 0 0 0 0 2 3 0 0 0 0 2 6 | | |
| Bobby Brown, S (1, 7) | | x 0-0 FC1-5-2 | | x 0-0 1-3 | | x 0-0 3-1 | | x 0-0 F8 | | 4 0 0 0 0 0 6 | | |
| Dave McKay, S (1, 4) | | x 0-0 3-H P6 | | x 0-0 1-3 | | x 0-0 P6 | | x 0-0 FC6-4 | | 4 0 0 0 0 0 6 | | |
| Rick Cerone, R (1, 2) | | | x 0-0 6-3 | | BBB 4-0 E 1B BB | | SS 0-3 K | | x 0-0 4-3 | 3 1 0 0 1 1 0 | | |
| Inning Stats | R: 0 H: 0 E: 0 LOB: 0 K: 1 BB: 1 S: 4 P: 8 | R: 0 H: 2 E: 0 LOB: 2 K: 0 BB: 0 S: 5 P: 5 | R: 0 H: 0 E: 1 LOB: 1 K: 0 BB: 0 S: 4 P: 4 | R: 0 H: 2 E: 0 LOB: 2 K: 0 BB: 0 S: 5 P: 5 | R: 2 H: 2 E: 1 LOB: 2 K: 2 BB: 1 S: 10 P: 14 | R: 0 H: 0 E: 0 LOB: 0 K: 1 BB: 0 S: 5 P: 5 | R: 0 H: 0 E: 0 LOB: 0 K: 1 BB: 0 S: 5 P: 5 | R: 0 H: 1 E: 0 LOB: 2 K: 1 BB: 1 S: 6 P: 10 | R: 0 H: 0 E: 0 LOB: 0 K: 0 BB: 0 S: 3 P: 3 | 1B: 6 SF: 0 2B: 2 SAC: 0 3B: 0 DP: 1 HR: 0 HBP: 0 | WP: 0 PA: 38 PB: 0 SB: 0 CS: 0 | |
| PITCHER | IP WLS BF H R ER SO BB IBB HBP BLK WP HR S P ERA WHIP | | | | | | | | | | | |
| Dennis Leonard, R (1, 1) ERA: | 6.0 W 27 6 2 0 4 2 0 0 0 0 0 0 33 41 0.00 1.333 | | | | | | | | | | | |
| Steve Mingori, L (7, 1) ERA: | 3.0 S 11 1 0 0 2 1 0 0 0 0 0 0 14 18 0.00 0.667 | | | | | | | | | | | |

Toronto Blue Jays @ Kansas City Royals
 Royals Stadium, Kansas City, MO
 Thu Apr 05 1979, 7:05 PM EST
 Att. 37,754 - Unknown - 46 F

livebaseballscorecards.com

| | |
|-----|----|
| AB | 35 |
| R | 2 |
| H | 7 |
| RBI | 2 |
| BB | 3 |
| SO | 6 |
| LOB | 27 |



| Batter | 1 | 2 | 3 | 4 | 5 | 6 | 7 | 8 | 9 | AB | R | H | RBI | BB | SO | LOB |
|---|---------|--------------------------------------|-----------------------------------|----------------|--------------------|------------------|--------------------------------|---------|---|----|---|---|-----|----|----|-----|
| George Brett, L OBP: 0.200, SLG: 0.200 (1, 5) | 0-0 P6 | 0-0 F7 | 0-0 FC5-4 WP BB 1-2f 2-3 | | 0-3 K | | 0-0 E 1B | | | 5 | 0 | 1 | 0 | 0 | 1 | 5 |
| Frank White, R (1, 4) | 0-0 4-3 | 4-0 E 2B BB 1-2 2-3 | 0-0 P4 | | 0-0 G1-6-3 1-2f | | 0-0 E5 G4-6-3 1-2 2-3 | | | 4 | 1 | 0 | 0 | 1 | 0 | 5 |
| Amos Otis, R (1, 8) Ralph LaCock, L (7, 3) | 0-3 K | 0-0 E4 2B 1B 1-2 2-H 3-H | 4-0 WP BB 1-2 | | | 0-0 5-3 2B 1B | 0-0 G4-6-3 1-2f | | | 3 | 2 | 1 | 1 | 1 | 1 | 1 |
| Al Cowens, R (1, 9) | | E 3B BB 1-2 2-H 3-H | F8 1-2 2-3 3-H | 0-0 F9 | | 0-0 P6 | | 0-0 5-3 | | 4 | 1 | 0 | 0 | 1 | 0 | 5 |
| Hal McRae, R (1, 10) | | E5 3B BB 1-2 2-H 3-H | 1B 2B 1-2 2-H 3-H | 0-0 F7 | | 0-0 5-3 1-2 | | 0-0 F3 | | 5 | 2 | 1 | 1 | 0 | 0 | 2 |
| Darrell Porter, L (1, 2) Willie Wilson, S (6, PR) (7, 8) | | E 3B BB 1-2 2-H 3-H | 1B 1-2 2-H 3-H | 0-3 K | | 0-0 2B 2-H | | 0-0 4-3 | | 3 | 1 | 2 | 3 | 1 | 1 | 0 |
| John Wathan, R (1, 3) (7, 2) | | E 1B 3B 1-2 2-H 3-H | F9 | 0-0 FC5 2B | | 0-0 F9 | | | | 4 | 1 | 2 | 3 | 0 | 0 | 2 |
| Clint Hurdle, L (1, 7) | | 4-0 BB 1B BB E BB | 4-0 FC5-4 1B WP BB BB | 0-0 FC5 2-3 | | 0-0 G3 | | | | 2 | 2 | 0 | 0 | 2 | 0 | 1 |
| Freddie Patek, R (1, 6) | | 0-0 BB 1B E 1-2 3-H | 0-0 FC5-4 1B | | 0-0 G1-6-3 1B | | 0-0 E 1B | | | 4 | 1 | 4 | 1 | 0 | 0 | 0 |

| Inning Stats | R: 0 | H: 0 | E: 0 | K: 1 | S: 5 | LOB: 0 | BB: 0 | P: 5 | R: 9 | H: 4 | E: 2 | K: 0 | S: 9 | LOB: 1 | BB: 4 | P: 25 | R: 1 | H: 1 | E: 0 | K: 0 | S: 4 | R: 0 | H: 1 | E: 0 | K: 1 | S: 5 | LOB: 0 | BB: 0 | P: 5 | R: 1 | H: 2 | E: 0 | K: 0 | S: 5 | R: 0 | H: 2 | E: 1 | K: 0 | S: 5 | R: 0 | H: 0 | E: 0 | K: 0 | S: 3 | LOB: 0 | BB: 0 | P: 3 |
|--------------|------|------|------|------|------|--------|-------|------|------|------|------|------|------|--------|-------|-------|------|------|------|------|------|------|------|------|------|------|--------|-------|------|------|------|------|------|------|------|------|------|------|------|------|------|------|------|------|--------|-------|------|
|--------------|------|------|------|------|------|--------|-------|------|------|------|------|------|------|--------|-------|-------|------|------|------|------|------|------|------|------|------|------|--------|-------|------|------|------|------|------|------|------|------|------|------|------|------|------|------|------|------|--------|-------|------|

| PITCHER | IP | WLS | BF | H | R | ER | SO | BB | IBB | HBP | BLK | WP | HR | S | P | ERA | WHIP |
|--------------------------------------|-----|-----|----|---|---|----|----|----|-----|-----|-----|----|----|----|----|-------|-------|
| Tom Underwood, L (1, 1) ERA: 16.2 | 1.2 | L | 14 | 3 | 9 | 3 | 1 | 4 | 0 | 0 | 0 | 0 | 0 | 12 | 28 | 16.20 | 4.200 |
| Balor Moore, L (2, 1) ERA: 3.86 | 2.1 | | 12 | 3 | 1 | 1 | 1 | 2 | 0 | 0 | 0 | 1 | 0 | 12 | 20 | 3.86 | 2.143 |
| Tom Murphy, R (5, 1) ERA: 3.0 | 3.0 | | 13 | 5 | 1 | 1 | 1 | 0 | 0 | 0 | 0 | 0 | 0 | 15 | 15 | 3.00 | 1.667 |
| Dave Freisleben, R (8, 1) ERA: | 1.0 | | 3 | 0 | 0 | 0 | 0 | 0 | 0 | 0 | 0 | 0 | 0 | 3 | 3 | 0.00 | 0.000 |

BOTTOM

Toronto Blue Jays @ Kansas City Royals
Royals Stadium, Kansas City, MO
 Thu Apr 05 1979, 7:05 PM EST
 Att: 37,754 - Unknown - 46 F

| | |
|------------|-----------|
| AB | 36 |
| R | 11 |
| H | 11 |
| RBI | 9 |
| BB | 6 |
| SO | 3 |
| LOB | 24 |



| | | | |
|-------|--------|-------|--------|
| 1B: 7 | SF: 0 | WP: 1 | PA: 42 |
| 2B: 3 | SAC: 0 | PB: 0 | |
| 3B: 1 | DP: 2 | SB: 0 | |
| HR: 0 | HBP: 0 | CS: 0 | |

| Batter | 1 | 2 | 3 | 4 | 5 | 6 | 7 | 8 | 9 | AB R H RBI BB SO LOB | TOP |
|---|---|---|--|---|---|---|---|---|---|--|--|
| Alfredo Griffin, S (1, 6) OBP: 0.385, SLG: 0.300 | 4-0 5-3 E BB | | 4-0 1-2 E BB | | 0-0 F3 | | | 0-0 4-3 | | 2 2 0 0 2 0 0 | |
| Bob Bailor, R (1, 5) OBP: 0.308, SLG: 0.417 | 0-0 5-3 1-2 | | 4-0 1-2 2-3 E BB | | 0-0 L7 | | | 0-0 G5-4-3 1B | | 3 0 1 0 1 0 1 | |
| Rick Bosetti, R (1, 8) OBP: 0.111, SLG: 0.125 | 0-0 E6 G1-4-3 2-H 1B | | 0-0 SF9 1-3 2-H 3-H | | 0-0 F9 | | | 0-0 G5-4-3 1-2f | | 3 0 1 1 0 0 1 | |
| Rico Carty, R (1, 10) OBP: 0.500, SLG: 0.400 | 0-0 G1-4-3 1-2f | | 0-0 5-3 | | 0-0 G3 | | | 0-0 F9 | | 4 0 0 0 0 0 2 | |
| Otto Velez, R (1, 7) | | 0-3 K | | 0-3 K | | | 0-0 6-3 | | 0-0 P4 | 4 0 0 0 0 2 0 | |
| John Mayberry, L (1, 3) OBP: 0.500, SLG: 0.667 | | 0-0 1-3 | | 0-3 K | | | 0-0 F8 | | 0-0 2B 1B | 4 0 1 0 0 1 0 | |
| Rick Cerone, R (1, 2) OBP: 0.333, SLG: 0.600 | | 0-0 5-3 | | 0-0 6-3 | | | 4-0 1B BB | | 0-0 1-3 2B | 3 0 1 0 1 0 0 | |
| Dave McKay, S (1, 4) OBP: 0.182, SLG: 0.182 | | | 0-0 F7 | | 0-0 6-3 | | 0-0 1-2 1B | | 0-0 5-3 | 4 0 1 0 0 0 2 | |
| Bobby Brown, S (1, 9) | | | 4-0 BB SF9 BB | | 0-0 6-3 | | 0-0 L1 | | | 2 1 0 0 1 0 2 | |
| Inning Stats | R: 1 E: 1 K: 0 S: 3 H: 1 LOB: 0 BB: 1 P: 7 | R: 0 E: 0 K: 1 S: 5 H: 0 LOB: 0 BB: 0 P: 5 | R: 2 E: 1 K: 0 S: 3 H: 0 LOB: 1 BB: 3 P: 15 | R: 0 E: 0 K: 2 S: 7 H: 0 LOB: 0 BB: 0 P: 7 | R: 0 E: 0 K: 0 S: 3 H: 0 LOB: 0 BB: 0 P: 3 | R: 0 E: 0 K: 0 S: 3 H: 0 LOB: 0 BB: 0 P: 3 | R: 0 E: 0 K: 0 S: 4 H: 1 LOB: 2 BB: 1 P: 8 | R: 0 E: 0 K: 0 S: 3 H: 1 LOB: 0 BB: 0 P: 3 | R: 0 E: 0 K: 0 S: 5 H: 2 LOB: 2 BB: 0 P: 5 | 1B: 4 2B: 1 3B: 0 HR: 0 SF: 1 SAC: 0 DP: 2 HBP: 0 | WP: 0 PB: 0 SB: 0 CS: 0 PA: 35 |
| PITCHER Paul Splittorff, L (1, 1) ERA: 1.0 | IP WLS BF H R ER SO BB IBB HBP BLK WP HR S P ERA WHIP | | | | | | | | | | |
| | 9.0 W 35 5 3 1 3 5 0 0 0 0 0 0 36 56 1.00 1.111 | | | | | | | | | | |

Toronto Blue Jays @ Kansas City Royals
 Royals Stadium, Kansas City, MO
 Sun Apr 08 1979, 4:33 AM EST
 Att. 23,477 - Unknown - 48 F

| | |
|-----|----|
| AB | 29 |
| R | 3 |
| H | 5 |
| RBI | 1 |
| BB | 5 |
| SO | 3 |
| LOB | 8 |



| Batter | 1 | 2 | 3 | 4 | 5 | 6 | 7 | 8 | 9 |
|---|----------------------------|------------|-----------------------|------------|------------------------------------|------------|---------------------------------|------------------------|---|
| George Brett, L (1, 5) OBP: 0.500, SLG: 0.692 | 0-0 1-4-3 3B | | 4-0 S 1B BB | | 0-0 S 2B HBP 1B | | 0-0 L9 FC1-5-2-6-5 2B | 0-0 E7 2-H 1B | |
| Hal McRae, R (1, 10) OBP: 0.357, SLG: 0.273 | 0-0 F9 | | 0-0 P4 | | 1-0 S 2B HBP | | 0-0 L9 2-3 | 4-0 FC6-4 BB | |
| Amos Otis, R (1, 8) OBP: 0.538, SLG: 0.909 | 4-0 1-4-3 BB | | 0-0 S 1B 1-H | | 0-0 S 1B 2B 1-H 2-H | | 0-0 FC1-5-2-6-5 2B 3-H | 0-0 FC6-4 1-2f | |
| Darrell Porter, L (1, 2) OBP: 0.667, SLG: 0.778 | 0-0 1-4-3 1-2 3-H | | 4-0 S 1B BB | | 0-0 4-3 1B 2-H | | 4-0 2B BB | | |
| Ralph LaCock, L (1, 3) OBP: 0.222, SLG: 0.333 | 0-0 G1 | | 0-0 P6 | | 0-0 4-3 2B 2-3 | | 0-0 WP 2B 1-H 2-H | | |
| Clint Hurdle, L (1, 7) OBP: 0.300, SLG: 0.250 Willie Wilson, S (6, 7) | | 0-0 5-3 | | 0-0 1-3 | 0-0 F8 | | 0-0 5-3 2-3 | | |
| Al Cowens, R (1, 9) OBP: 0.154, SLG: 0.083 | | 0-0 1-3 | | 0-0 F7 | | 0-0 5-3 | | 0-0 F9 | |
| Frank White, R (1, 4) OBP: 0.231, SLG: 0.167 | | 0-3 K | | 0-3 K | | 0-0 F8 | | 0-0 S E 1B | |
| Freddie Patek, R (1, 6) OBP: 0.500, SLG: 0.455 | | | 0-3 K | | 0-0 1-3 | | 0-3 K | 0-0 F9 1-2 | |

| Inning Stats | R: 1 E: 0 K: 0 S: 4 | H: 1 LOB: 1 BB: 1 P: 8 | R: 0 E: 0 K: 1 S: 5 | H: 0 LOB: 0 BB: 0 P: 5 | R: 1 E: 0 K: 1 S: 6 | H: 1 LOB: 2 BB: 2 P: 14 | R: 0 E: 0 K: 1 S: 5 | H: 0 LOB: 0 BB: 0 P: 5 | R: 3 E: 0 K: 0 S: 6 | H: 3 LOB: 1 BB: 0 P: 7 | R: 0 E: 0 K: 1 S: 5 | H: 0 LOB: 0 BB: 0 P: 5 | R: 2 E: 0 K: 0 S: 5 | H: 2 LOB: 1 BB: 1 P: 9 | R: 1 E: 1 K: 0 S: 5 | H: 2 LOB: 2 BB: 1 P: 9 |
|----------------------------------|------------------------------------|----------------------------------|------------------------------|---------------------------------|------------------------------|----------------------------------|------------------------------|---------------------------------|------------------------------|---------------------------------|------------------------------|---------------------------------|------------------------------|---------------------------------|------------------------------|---------------------------------|
| 1B: 5 2B: 3 3B: 1 HR: 0 | SF: 0 SAC: 0 DP: 0 HBP: 1 | WP: 1 PB: 0 SB: 5 CS: 0 | PA: 39 | | | | | | | | | | | | | |

| PITCHER | IP | WLS | BF | H | R | ER | SO | BB | IBB | HBP | BLK | WP | HR | S | P | ERA | WHIP |
|---|-----|-----|----|---|---|----|----|----|-----|-----|-----|----|----|----|----|-------|-------|
| Mark Lemongello, R (1, 1) ERA: 10.38 | 4.1 | L | 22 | 5 | 5 | 5 | 3 | 3 | 0 | 1 | 0 | 0 | 0 | 24 | 37 | 10.38 | 1.846 |
| Dave Lemanczyk, R (5, 1) ERA: 7.71 | 2.1 | | 10 | 2 | 2 | 2 | 1 | 1 | 0 | 0 | 0 | 0 | 0 | 11 | 15 | 7.71 | 1.286 |
| Balor Moore, L (7, 1) ERA: 5.4 | 1.0 | | 6 | 2 | 1 | 1 | 0 | 1 | 0 | 0 | 0 | 1 | 0 | 5 | 9 | 9.00 | 3.000 |
| Tom Murphy, R (8, 1) ERA: 2.7 | 0.1 | | 1 | 0 | 0 | 0 | 0 | 0 | 0 | 0 | 0 | 0 | 0 | 1 | 1 | 0.00 | 0.000 |

AB R H RBI BB SO LOB

| | | | | | | |
|---|---|---|---|---|---|---|
| 4 | 3 | 4 | 1 | 1 | 0 | 0 |
| 3 | 1 | 0 | 0 | 1 | 0 | 3 |
| 4 | 2 | 2 | 3 | 1 | 0 | 3 |
| 2 | 1 | 1 | 2 | 2 | 0 | 1 |
| 4 | 0 | 1 | 2 | 0 | 0 | 4 |
| 3 | 0 | 0 | 0 | 0 | 0 | 1 |
| 1 | 0 | 0 | 0 | 0 | 0 | 1 |
| 4 | 0 | 0 | 0 | 0 | 0 | 0 |
| 4 | 1 | 1 | 0 | 0 | 2 | 0 |
| 4 | 0 | 0 | 0 | 0 | 2 | 1 |

| | |
|-----|----|
| AB | 33 |
| R | 8 |
| H | 9 |
| RBI | 8 |
| BB | 5 |
| SO | 4 |
| LOB | 14 |



| PITCHER | IP | WLS | BF | H | R | ER | SO | BB | IBB | HBP | BLK | WP | HR | S | P | ERA | WHIP |
|---|-----|-----|----|---|---|----|----|----|-----|-----|-----|----|----|----|----|-------|-------|
| Mark Lemongello, R (1, 1) ERA: 10.38 | 4.1 | L | 22 | 5 | 5 | 5 | 3 | 3 | 0 | 1 | 0 | 0 | 0 | 24 | 37 | 10.38 | 1.846 |
| Dave Lemanczyk, R (5, 1) ERA: 7.71 | 2.1 | | 10 | 2 | 2 | 2 | 1 | 1 | 0 | 0 | 0 | 0 | 0 | 11 | 15 | 7.71 | 1.286 |
| Balor Moore, L (7, 1) ERA: 5.4 | 1.0 | | 6 | 2 | 1 | 1 | 0 | 1 | 0 | 0 | 0 | 1 | 0 | 5 | 9 | 9.00 | 3.000 |
| Tom Murphy, R (8, 1) ERA: 2.7 | 0.1 | | 1 | 0 | 0 | 0 | 0 | 0 | 0 | 0 | 0 | 0 | 0 | 1 | 1 | 0.00 | 0.000 |

Toronto Blue Jays @ Kansas City Royals
Royals Stadium, Kansas City, MO
 Sun Apr 08 1979, 4:33 AM EST
 Att: 23,477 - Unknown - 48 F

livebaseballscorecards.com

| Batter | 1 | 2 | 3 | 4 | 5 | 6 | 7 | 8 | 9 | AB R H RBI BB SO LOB | TOP | | | | | | | | | | | |
|---|---|---------------------------------|------------------------------|---------------------------------|------------------------------|---------------------------------|------------------------------|---------------------------------|------------------------------|---------------------------------|------------------------------|---------------------------------|------------------------------|---------------------------------|------------------------------|---------------------------------|------------------------------|----------------------------------|----------------------------------|------------------------------------|----------------------------------|--------|
| Ron LeFlore, R OBP: 0.222, SLG: 0.333 (1, 8) X | 0-0 5-3 | | 0-3 K | | 0-0 5-3 | | 0-0 E4 | | 0-0 E SF7 1B | 5 1 2 4 0 1 1 | | | | | | | | | | | | |
| Lou Whitaker, L OBP: 0.111, SLG: 0.333 (1, 4) S S S | 0-3 K | | 0-0 F7 | | 0-0 F8 | | 0-0 F8 | | 0-0 FC1 S | 5 0 0 0 0 1 2 | | | | | | | | | | | | |
| Jerry Morales, R OBP: 0.222, SLG: 0.500 (1, 9) S S S | 0-3 K | | 0-0 5-3 | | 0-0 2B | | 0-3 K | | 0-0 SF7 | 4 0 1 1 0 2 0 | | | | | | | | | | | | |
| Steve Kemp, L OBP: 0.444, SLG: 1.000 (1, 7) X | | 0-0 6-3 5-3 1B | | 0-0 SF9 3B | | 0-0 F7 | | 0-0 F7 | 0-0 4-3 | 5 1 2 0 0 0 2 | | | | | | | | | | | | |
| Jason Thompson, L (1, 3) X | | 0-0 5-3 1-2 | | 4-0 BB | | 0-0 G3 | | 0-0 3-1 | | 3 0 0 0 1 0 2 | | | | | | | | | | | | |
| Phil Mankowski, L (1, 5) B B B B | | 4-0 6-3 BB | | 0-0 SF9 | | 0-0 1B E 1B | | 4-0 1B 1B 1B BB | | 1 2 1 1 2 0 0 | | | | | | | | | | | | |
| Lance Parrish, R (1, 2) X | | 0-0 6-3 1-2 2-3 | | 0-0 F5 | | 0-0 L8 | | 0-0 1B 1B | | 4 1 1 0 0 0 4 | | | | | | | | | | | | |
| Dan Gonzales, L (1, 10) X | | 0-0 6-3 | | 0-3 K | | 0-0 F9 | | 0-3 K | | 3 0 0 0 0 1 3 1 0 0 0 0 1 2 | | | | | | | | | | | | |
| John Wockenfuss, R (9, PH) | | | | 0-0 K | | 0-0 K | | 0-0 E 1B | | 4 2 3 0 0 1 0 | | | | | | | | | | | | |
| Alan Trammell, R (1, 6) X | | | 0-0 CS 1B | | 0-3 K | | | | 0-0 FC1 E 1B | | | | | | | | | | | | | |
| Inning Stats | R: 0 E: 0 K: 2 S: 7 | H: 0 LOB: 0 BB: 0 P: 7 | R: 0 E: 0 K: 0 S: 4 | H: 1 LOB: 2 BB: 1 P: 8 | R: 0 E: 0 K: 1 S: 5 | H: 1 LOB: 0 BB: 0 P: 5 | R: 1 E: 0 K: 0 S: 4 | H: 1 LOB: 1 BB: 1 P: 8 | R: 0 E: 0 K: 2 S: 7 | H: 0 LOB: 0 BB: 0 P: 7 | R: 0 E: 0 K: 0 S: 4 | H: 1 LOB: 1 BB: 0 P: 4 | R: 2 E: 1 K: 0 S: 6 | H: 3 LOB: 1 BB: 0 P: 6 | R: 0 E: 0 K: 1 S: 5 | H: 0 LOB: 0 BB: 0 P: 5 | R: 4 E: 1 K: 1 S: 9 | H: 3 LOB: 1 BB: 1 P: 13 | 1B: 7 2B: 3 3B: 1 HR: 0 | SF: 2 SAC: 0 DP: 1 HBP: 0 | WP: 0 PB: 0 SB: 1 CS: 1 | PA: 40 |
| PITCHER | IP WLS BF H R ER SO BB IBB HBP BLK WP HR S P ERA WHIP | | | | | | | | | | | | | | | | | | | | | |
| Rich Gale, R (1, 1) ERA: 4.05 | 6.2 L 28 7 3 3 5 2 0 0 0 0 0 0 36 44 4.05 1.350 | | | | | | | | | | | | | | | | | | | | | |
| Steve Mingori, L (7, 1) ERA: 3.86 | 1.2 10 3 4 2 2 1 0 0 0 0 0 0 13 17 10.80 2.400 | | | | | | | | | | | | | | | | | | | | | |
| Eduardo Rodriguez, R (9, 1) ERA: | 0.2 2 0 0 0 0 0 0 0 0 0 0 0 2 2 0.00 0.000 | | | | | | | | | | | | | | | | | | | | | |

Detroit Tigers @ Kansas City Royals
 Royals Stadium, Kansas City, MO
 Mon Apr 09 1979, 7:05 PM EST
 Att. 18,429 - Unknown - 43 F

| | |
|-----|----|
| AB | 35 |
| R | 7 |
| H | 10 |
| RBI | 6 |
| BB | 3 |
| SO | 7 |
| LOB | 16 |




| Batter | 1 | 2 | 3 | 4 | 5 | 6 | 7 | 8 | 9 | AB | R | H | RBI | BB | SO | LOB |
|--|-------------------|-----------|-------------------|---------------------|------------------|-------------------------|-----------------|-----------------------|-------------------------|----|---|---|-----|----|----|-----|
| George Brett, L OBP: 0.474, SLG: 0.611 (1, 5) | 0-0 L8 S 1B | | 0-0 5-3 1B | | 0-0 4-3 | | 0-0 1-3 | | 0-0 P6 | 5 | 0 | 2 | 0 | 0 | 0 | 1 |
| Hal McRae, R OBP: 0.368, SLG: 0.267 (1, 10) | 0-0 F9 | | 0-0 5-3 1-3 | | 0-0 CS 1B | | 0-0 P5 | | 4-0 1B BB | 4 | 0 | 1 | 0 | 1 | 0 | 2 |
| Amos Otis, R OBP: 0.500, SLG: 0.750 (1, 8) | 0-0 L8 1-3 | | 0-0 4-3 | | 0-0 CS 1-2 | | 0-0 F9 1B | | 0-0 1-2 2-H 1B | 5 | 0 | 2 | 1 | 0 | 0 | 2 |
| Darrell Porter, L OBP: 0.588, SLG: 0.615 (1, 2) | 4-0 BB | | | 0-3 K | | 0-0 2B 1B | | 0-0 4-3 | 0-0 P4 | 4 | 1 | 1 | 0 | 1 | 1 | 3 |
| Ralph LaCock, L OBP: 0.333, SLG: 0.455 John Wathan, R OBP: 0.400, SLG: 1.000 (1, 3) (8, PH) (9, 3) | 0-0 1-3 | | | 4-0 5-4-3 BB | | 0-0 BB SF7 2B | | 0-0 E5 G5-4-3 | | 2 | 1 | 1 | 1 | 1 | 0 | 2 |
| Clint Hurdle, L OBP: 0.308, SLG: 0.200 Willie Wilson, S (1, 7) (6, PR) (7, 7) | | 0-3 K | | 0-0 5-4-3 1-2 | | 4-0 BB IBB | | 0-0 P6 | | 2 | 0 | 0 | 0 | 1 | 1 | 1 |
| Al Cowens, R OBP: 0.176, SLG: 0.067 (1, 9) | | 0-0 F8 | | 0-0 E5 | | 4-0 1-2 2-3 BB | | 0-0 G5-4-3 1-2f | | 3 | 0 | 0 | 0 | 1 | 0 | 2 |
| Frank White, R OBP: 0.235, SLG: 0.267 (1, 4) | | 0-3 K | | 0-0 4-3 | | 0-0 SF7 | | 0-0 1B 2B | | 3 | 1 | 1 | 1 | 0 | 1 | 2 |
| Freddie Patek, R OBP: 0.375, SLG: 0.333 (1, 6) | | | 0-0 F9 | | 0-3 K | | 0-0 F7 | | 0-0 F9 | 4 | 0 | 0 | 0 | 0 | 1 | 3 |

| Inning Stats | R: 0 | H: 1 | E: 0 | LOB: 2 | K: 0 | BB: 1 | S: 4 | P: 8 | R: 0 | H: 0 | E: 0 | LOB: 0 | K: 2 | BB: 0 | S: 7 | P: 7 | R: 0 | H: 1 | E: 0 | LOB: 1 | K: 0 | BB: 0 | S: 4 | P: 4 | R: 0 | H: 0 | E: 1 | LOB: 2 | K: 1 | BB: 1 | S: 6 | P: 10 | R: 0 | H: 1 | E: 0 | LOB: 0 | K: 1 | BB: 0 | S: 5 | P: 5 | R: 2 | H: 2 | E: 0 | LOB: 2 | K: 0 | BB: 2 | S: 5 | P: 13 | R: 0 | H: 1 | E: 0 | LOB: 1 | K: 0 | BB: 0 | S: 4 | P: 4 | R: 0 | H: 0 | E: 1 | LOB: 0 | K: 0 | BB: 0 | S: 3 | P: 3 | R: 1 | H: 2 | E: 0 | LOB: 2 | K: 0 | BB: 1 | S: 5 | P: 9 | 1B: 6 | SF: 1 | 2B: 2 | SAC: 0 | 3B: 0 | DP: 1 | HR: 0 | HBP: 0 | WP: 0 | PA: 41 |
|--------------|------|------|------|--------|------|-------|------|------|------|------|------|--------|------|-------|------|------|------|------|------|--------|------|-------|------|------|------|------|------|--------|------|-------|------|-------|------|------|------|--------|------|-------|------|------|------|------|------|--------|------|-------|------|-------|------|------|------|--------|------|-------|------|------|------|------|------|--------|------|-------|------|------|------|------|------|--------|------|-------|------|------|-------|-------|-------|--------|-------|-------|-------|--------|-------|--------|
|--------------|------|------|------|--------|------|-------|------|------|------|------|------|--------|------|-------|------|------|------|------|------|--------|------|-------|------|------|------|------|------|--------|------|-------|------|-------|------|------|------|--------|------|-------|------|------|------|------|------|--------|------|-------|------|-------|------|------|------|--------|------|-------|------|------|------|------|------|--------|------|-------|------|------|------|------|------|--------|------|-------|------|------|-------|-------|-------|--------|-------|-------|-------|--------|-------|--------|

| PITCHER | IP | WLS | BF | H | R | ER | SO | BB | IBB | HBP | BLK | WP | HR | S | P | ERA | WHIP |
|--------------------------------------|-----|-----|----|---|---|----|----|----|-----|-----|-----|----|----|----|----|------|-------|
| Milt Wilcox, R ERA: 3.0 (1, 1) | 6.0 | W | 27 | 5 | 2 | 2 | 4 | 3 | 1 | 0 | 0 | 0 | 0 | 31 | 47 | 3.00 | 1.333 |
| John Hiller, L ERA: 3.0 (7, 1) | 3.0 | S | 13 | 3 | 1 | 1 | 0 | 1 | 0 | 0 | 0 | 0 | 0 | 12 | 16 | 3.00 | 1.333 |

DETROIT TIGERS @ KANSAS CITY ROYALS
 Royals Stadium, Kansas City, MO
 Mon Apr 09 1979, 7:05 PM EST
 Att: 18,429 - Unknown - 43 F

| | |
|-----|----|
| AB | 34 |
| R | 3 |
| H | 8 |
| RBI | 3 |
| BB | 5 |
| SO | 4 |
| LOB | 19 |



| Batter | 1 | 2 | 3 | 4 | 5 | 6 | 7 | 8 | 9 | AB R H RBI BB SO LOB | TOP | | | | | | | | | | | | | | | | | | | | | | | | |
|---|---|---------------------------------|------------------------------|---------------------------------|------------------------------|---------------------------------|------------------------------|---------------------------------|------------------------------|---------------------------------|---|---------------------------------|------------------------------|---------------------------------|------------------------------|---------------------------------|----------------------------------|------------------------------------|----------------------------------|--------|--|--|--|--|--|--|--|--|--|--|--|--|--|--|--|
| Ron LeFlore, R OBP: 0.308, SLG: 0.385 (1, 8) | 0-3 K | | 0-0 4-3 | | | 0-0 S 1B | | 0-0 SH5-3 1B | | 4 1 2 0 0 1 0 | Detroit Tigers @ Kansas City Royals Royals Stadium, Kansas City, MO Wed Apr 11 1979, 7:05 PM EST Att. 14,833 - Unknown - 64 F | | | | | | | | | | | | | | | | | | | | | | | | |
| Lou Whitaker, L OBP: 0.083, SLG: 0.250 (1, 4) | 0-0 6-3 | | 0-0 4-3 | | | 0-0 F8 | | 0-0 SH5-3 | | 3 0 0 0 0 0 1 | | | | | | | | | | | | | | | | | | | | | | | | | |
| Jerry Morales, R OBP: 0.231, SLG: 0.364 (1, 9) | 4-0 BB | | 0-0 4-3 | | | 0-0 1-3 | | 0-0 1-3 | | 3 0 0 0 1 0 2 | | | | | | | | | | | | | | | | | | | | | | | | | |
| Lance Parrish, R OBP: 0.250, SLG: 0.250 (1, 2) | 0-0 L4 | | | 0-3 K | | 0-0 S 1B | | 0-0 F8 | | 4 1 1 1 0 1 2 | | | | | | | | | | | | | | | | | | | | | | | | | |
| Steve Kemp, L OBP: 0.462, SLG: 0.833 (1, 7) | | 0-0 L7 | | 4-0 BB | | 0-0 1B | | 0-0 L7 | | 3 0 1 1 1 0 0 | | | | | | | | | | | | | | | | | | | | | | | | | |
| John Wockenfuss, R OBP: 0.200, SLG: 0.800 (1, 10) | | | | 0-0 HR | | 0-0 F9 | | 0-0 F9 | | 4 1 1 1 0 0 2 | | | | | | | | | | | | | | | | | | | | | | | | | |
| Jason Thompson, L OBP: 0.333, SLG: 0.111 (1, 3) | | | | | 0-0 P6 | | | 0-0 FC1-6 1B | | 3 0 1 0 1 0 0 | | | | | | | | | | | | | | | | | | | | | | | | | |
| Aurelio Rodriguez, R OBP: 0.500, SLG: 0.750 (1, 5) | | | | | 0-0 F7 | | | 0-0 FC1-6 G6-3 | | 4 0 2 0 0 0 1 | | | | | | | | | | | | | | | | | | | | | | | | | |
| Alan Trammell, R OBP: 0.400, SLG: 0.333 (1, 6) | | | | | 0-3 K | | | 0-0 G6-3 | | 3 0 0 0 0 1 2 | | | | | | | | | | | | | | | | | | | | | | | | | |
| Inning Stats | R: 0 E: 0 K: 1 S: 5 | H: 0 LOB: 1 BB: 1 P: 9 | R: 1 E: 0 K: 0 S: 5 | H: 2 LOB: 1 BB: 0 P: 5 | R: 0 E: 0 K: 0 S: 3 | H: 0 LOB: 0 BB: 0 P: 3 | R: 0 E: 0 K: 1 S: 5 | H: 0 LOB: 0 BB: 1 P: 5 | R: 2 E: 0 K: 0 S: 6 | H: 3 LOB: 1 BB: 0 P: 6 | R: 0 E: 0 K: 0 S: 3 | H: 1 LOB: 0 BB: 0 P: 3 | R: 0 E: 0 K: 0 S: 4 | H: 1 LOB: 1 BB: 0 P: 4 | R: 0 E: 0 K: 0 S: 3 | H: 1 LOB: 2 BB: 1 P: 7 | 1B: 6 2B: 1 3B: 0 HR: 1 | SF: 0 SAC: 1 DP: 2 HBP: 0 | WP: 0 PB: 0 SB: 3 CS: 0 | PA: 35 | | | | | | | | | | | | | | | |
| PITCHER | IP WLS BF H R ER SO BB IBB HBP BLK WP HR S P ERA WHIP | | | | | | | | | | | | | | | | | | | | | | | | | | | | | | | | | | |
| Larry Gura, L ERA: 3.6 (1, 1) | 7.1 | 29 | 7 | 3 | 3 | 3 | 2 | 0 | 0 | 0 | 0 | 1 | 33 | 41 | 3.68 | 1.227 | | | | | | | | | | | | | | | | | | | |
| Eduardo Rodriguez, R ERA: (8, 1) | 0.2 | W | 2 | 0 | 0 | 0 | 0 | 0 | 0 | 0 | 0 | 0 | 2 | 2 | 0.00 | 0.000 | | | | | | | | | | | | | | | | | | | |
| Al Hrabosky, L ERA: (9, 1) | 1.0 | | 4 | 1 | 0 | 0 | 1 | 0 | 0 | 0 | 0 | 0 | 3 | 7 | 0.00 | 2.000 | | | | | | | | | | | | | | | | | | | |

| | |
|-----|----|
| AB | 31 |
| R | 3 |
| H | 8 |
| RBI | 3 |
| BB | 3 |
| SO | 3 |
| LOB | 10 |



livebaseballscorecards.com

| Batter | 1 | 2 | 3 | 4 | 5 | 6 | 7 | 8 | 9 |
|---|-----------------------|------------|-----------------------------------|-----------|------------------|------------|------------------------------|--------------------------------|---|
| George Brett, L (1, 5) OBP: 0.500, SLG: 0.682 | 0-0 G3 | | 0-0 PB 1-3 1B 2B | | 0-0 CS 1-2 | 0-0 5-3 | 4-0 FC5-4 1-2 BB | 0-0 2B 2B | |
| Hal McRae, R (1, 10) OBP: 0.417, SLG: 0.400 | 0-0 G1-4-3 1B | | 0-0 G6-4-3 2-H 3-H 1B | | | 0-0 F7 | 0-0 FC5-4 1-2f | 0-0 2B | |
| Amos Otis, R (1, 8) OBP: 0.478, SLG: 0.650 | 0-0 G1-4-3 1-2f | | 0-0 G6-4-3 1-2f | | | 4-0 BB | | 0-0 SH5-4 FC6 1B | |
| Darrell Porter, L (1, 2) OBP: 0.500, SLG: 0.500 | | 0-0 4-3 | | 0-3 K | | 0-0 G3 | | 0-0 SH5-4 FC5 E 1B | |
| Ralph LaCock, L (1, 3) OBP: 0.333, SLG: 0.429 Willie Wilson, S (7, PR) (8, 7) | | 0-0 6-3 | | 0-0 F7 | | | 0-0 FC4-6 1B | 0-0 SH5-4 1-2 2-3 | |
| Clint Hurdle, L (1, 7) OBP: 0.333, SLG: 0.182 John Wathan, R (7, PH) (8, 3) | | 4-0 BB | | 0-0 F7 | | | 0-0 FC4-6 1B 1-2f | 4-0 SH IBB | |
| Al Cowens, R (1, 9) OBP: 0.190, SLG: 0.105 | | 0-0 F9 | | | | 0-0 P6 | 0-0 1B 1-3 | 0-0 FC6 SH 2B | |
| Frank White, R (1, 4) OBP: 0.200, SLG: 0.222 | | | 0-0 5-3 | | 0-0 5-3 | | 0-3 K | 0-0 SH 1-2 3-H 2B | |
| Freddie Patek, R (1, 6) OBP: 0.500, SLG: 0.526 | | | 0-0 2B PB 1B | | 0-0 CS 1B | | 0-0 S 1B 1-3 3-H | 0-0 2B 1-H 2-H 2B | |

| Inning Stats | R: 0 E: 0 K: 0 S: 3 | H: 1 LOB: 0 BB: 0 P: 3 | R: 0 E: 0 K: 0 S: 3 | H: 0 LOB: 1 BB: 1 P: 7 | R: 2 E: 0 K: 0 S: 5 | H: 3 LOB: 0 BB: 0 P: 5 | R: 0 E: 0 K: 1 S: 5 | H: 0 LOB: 0 BB: 0 P: 5 | R: 0 E: 0 K: 0 S: 3 | H: 1 LOB: 0 BB: 0 P: 3 | R: 0 E: 0 K: 0 S: 3 | H: 0 LOB: 1 BB: 1 P: 7 | R: 1 E: 0 K: 1 S: 8 | H: 3 LOB: 3 BB: 1 P: 12 | R: 7 E: 1 K: 0 S: 10 | H: 5 LOB: 1 BB: 1 P: 14 |
|----------------------------------|------------------------------------|---------------------------------|------------------------------|---------------------------------|------------------------------|---------------------------------|------------------------------|---------------------------------|------------------------------|---------------------------------|------------------------------|---------------------------------|------------------------------|----------------------------------|-------------------------------|----------------------------------|
| 1B: 9 2B: 4 3B: 0 HR: 0 | SF: 0 SAC: 2 DP: 2 HBP: 0 | WP: 0 PA: 41 | | | | | | | | | | | | | | |

| PITCHER | IP | WLS | BF | H | R | ER | SO | BB | IBB | HBP | BLK | WP | HR | S | P | ERA | WHIP |
|---------------------------------------|-----|-----|----|---|---|----|----|----|-----|-----|-----|----|----|----|----|-------|-------|
| Jack Billingham, R (1, 1) ERA: 4.5 | 6.0 | | 23 | 6 | 3 | 3 | 1 | 2 | 0 | 0 | 0 | 0 | 0 | 23 | 31 | 4.50 | 1.333 |
| John Hiller, L (7, 1) ERA: 2.45 | 0.2 | | 5 | 2 | 0 | 0 | 1 | 1 | 0 | 0 | 0 | 0 | 0 | 6 | 10 | 0.00 | 4.500 |
| Bruce Taylor, R (7, 1) ERA: 67.5 | 0.2 | L | 8 | 3 | 6 | 5 | 0 | 0 | 1 | 0 | 0 | 0 | 0 | 7 | 11 | 67.50 | 4.500 |
| Aurelio Lopez, R (8, 1) ERA: 3.0 | 0.2 | | 4 | 2 | 1 | 1 | 0 | 0 | 0 | 0 | 0 | 0 | 0 | 4 | 4 | 13.50 | 3.000 |

AB R H RBI BB SO LOB

| | | | | | | |
|---|---|---|---|---|---|---|
| 4 | 2 | 2 | 1 | 1 | 0 | 0 |
| 5 | 0 | 3 | 2 | 0 | 0 | 3 |
| 4 | 1 | 1 | 0 | 1 | 0 | 3 |
| 5 | 1 | 1 | 0 | 0 | 1 | 2 |
| 3 | 0 | 1 | 0 | 0 | 0 | 0 |
| 0 | 0 | 0 | 0 | 0 | 0 | 0 |
| 1 | 0 | 0 | 0 | 1 | 0 | 0 |
| 1 | 2 | 0 | 0 | 1 | 0 | 1 |
| 4 | 1 | 1 | 1 | 0 | 0 | 2 |
| 3 | 1 | 0 | 1 | 0 | 1 | 2 |
| 4 | 2 | 4 | 3 | 0 | 0 | 0 |

| | |
|-----|----|
| AB | 34 |
| R | 10 |
| H | 13 |
| RBI | 8 |
| BB | 4 |
| SO | 2 |
| LOB | 13 |



Detroit Tigers @ Kansas City Royals
 Royals Stadium, Kansas City, MO
 Wed Apr 11 1979, 7:05 PM EST
 Att: 14,833 - Unknown - 64 F

livebaseballscorecards.com

| Batter | 1 | 2 | 3 | 4 | 5 | 6 | 7 | 8 | 9 | AB | R | H | RBI | BB | SO | LOB |
|---|-----------|------------|------------|---------------------------|------------------------|---|---|---|---|----|---|---|-----|----|----|-----|
| Alfredo Griffin, S OBP: 0.269, SLG: 0.143 (1, 6) | 0-0 L6 | | 0-0 P4 | | 0-0 1-3 | | | | | 3 | 0 | 0 | 0 | 0 | 0 | 2 |
| Bob Bailor, R OBP: 0.333, SLG: 0.385 (1, 9) | 0-0 P4 | | 0-0 5-3 | | 0-0 1B 2-3 1B | | | | | 3 | 0 | 1 | 0 | 0 | 0 | 1 |
| Rick Bosetti, R OBP: 0.227, SLG: 0.286 (1, 8) | 0-0 F9 | | | 0-0 4-3 | 0-0 P4 | | | | | 3 | 0 | 0 | 0 | 0 | 0 | 2 |
| Rico Carty, R OBP: 0.440, SLG: 0.450 (1, 10) | | 0-0 5-3 | | 4-0 3B BB | 0-0 1-2 1B | | | | | 2 | 1 | 1 | 1 | 1 | 0 | 0 |
| John Mayberry, L OBP: 0.458, SLG: 0.591 (1, 3) | | 0-0 1-3 | | 0-0 1-H SH5-3 3B | 0-0 4-3 | | | | | 3 | 1 | 1 | 1 | 0 | 0 | 2 |
| Al Woods, L OBP: 0.444, SLG: 0.571 (1, 7) | | 0-3 K | | 0-0 SH5-3 | | | | | | 1 | 0 | 0 | 1 | 0 | 1 | 0 |
| Roy Howell, L OBP: 0.368, SLG: 0.438 (1, 5) | | | 0-0 HR | 0-0 1B | | | | | | 2 | 1 | 2 | 1 | 0 | 0 | 0 |
| Rick Cerone, R OBP: 0.391, SLG: 0.700 (1, 2) | | | 0-0 2B | 0-0 4-3 | | | | | | 2 | 0 | 1 | 0 | 0 | 0 | 1 |
| Dave McKay, S OBP: 0.476, SLG: 0.474 (1, 4) | | | 0-0 P6 | | 0-0 1B 1B 2B | | | | | 2 | 1 | 1 | 0 | 0 | 0 | 1 |

| | | | | | | | | | | | | | | |
|---------------------|------------------------------|---------------------------------|------------------------------|---------------------------------|------------------------------|---------------------------------|------------------------------|---------------------------------|------------------------------|---------------------------------|----------------------------------|------------------------------------|----------------------------------|--------|
| Inning Stats | R: 0 E: 0 K: 0 S: 3 | H: 0 LOB: 0 BB: 0 P: 3 | R: 0 E: 0 K: 1 S: 5 | H: 0 LOB: 0 BB: 0 P: 5 | R: 1 E: 0 K: 0 S: 5 | H: 2 LOB: 1 BB: 0 P: 5 | R: 2 E: 0 K: 0 S: 5 | H: 2 LOB: 1 BB: 1 P: 9 | R: 1 E: 0 K: 0 S: 6 | H: 3 LOB: 2 BB: 0 P: 6 | 1B: 3 2B: 2 3B: 1 HR: 1 | SF: 0 SAC: 1 DP: 0 HBP: 0 | WP: 0 PB: 0 SB: 0 CS: 0 | PA: 23 |
|---------------------|------------------------------|---------------------------------|------------------------------|---------------------------------|------------------------------|---------------------------------|------------------------------|---------------------------------|------------------------------|---------------------------------|----------------------------------|------------------------------------|----------------------------------|--------|

| | | | |
|---|--|----------------|--|
| PITCHER Paul Splittorf, L ERA: 3.21 (1, 1) | IP: 5.0 WLS: L BF: 23 H: 7 R: 4 ER: 4 SO: 1 BB: 1 IBB: 0 HBP: 0 BLK: 0 WP: 0 HR: 1 S: 24 P: 28 ERA: 7.20 WHIP: 1.600 | PITCHER | IP: 0.0 WLS: 0 BF: 0 H: 0 R: 0 ER: 0 SO: 0 BB: 0 IBB: 0 HBP: 0 BLK: 0 WP: 0 HR: 0 S: 0 P: 0 ERA: 0.00 WHIP: 0.00 |
|---|--|----------------|--|


BOTTOM

Kansas City Royals @ Toronto Blue Jays
Exhibition Stadium, Toronto, ON

Fri Apr 13 1979, 3:33 AM EST
Att: 40,035 - Unknown - 43 F

livebaseballscorecards.com

| | |
|------------|-----------|
| AB | 21 |
| R | 4 |
| H | 7 |
| RBI | 4 |
| BB | 1 |
| SO | 1 |
| LOB | 9 |



| Batter | 1 | 2 | 3 | 4 | 5 | 6 | 7 | 8 | 9 | AB R H RBI BB SO LOB | TOP | |
|---|---|---|--|---|---|---|---|---|---|--|---|--|
| George Brett, L (1, 5) OBP: 0.469, SLG: 0.607 | 0-0 L7 | | 0-0 FC5 2B | 4-0 CS BB | | 0-0 F7 1-3 | | | 0-0 G4-6-3 1-2f | 4 0 1 0 1 0 2 | | |
| Hal McRae, R (1, 10) OBP: 0.438, SLG: 0.538 | 0-0 1-3 | | 4-0 FC5 1B BB | 0-0 CS 1-2 | 0-0 F9 SF9 2B | | 0-0 HR | | 0-0 F9 | 4 3 2 1 1 0 0 | | |
| Amos Otis, R (1, 8) OBP: 0.433, SLG: 0.556 | 0-0 S 1B | | 0-0 FC5 1B BB 1-2 2-3f | | 0-0 F9 2-3 | | 0-0 F8 | | | 4 1 1 0 0 0 3 | | |
| Darrell Porter, L (1, 2) OBP: 0.448, SLG: 0.435 | 0-0 4-3 1-2 | | 0-0 BB 1B 1-2 2-H | | 0-0 SF9 3-H | | 0-0 3-1 | | | 3 1 1 2 0 0 1 | | |
| Ralph LaCock, L (1, 3) OBP: 0.318, SLG: 0.429 | | 0-0 6-3 | 0-0 BB 1B 1-2 2-3 | | 0-0 2B | | 0-0 6-3 | | | 4 0 2 0 0 0 0 | | |
| Clint Hurdle, L (1, 7) OBP: 0.318, SLG: 0.176 | | 0-0 F7 | 4-0 1B BB 1-2 2-3 3-H | | 0-0 F3 | | | 0-0 G5-4-3 1B | | 3 0 1 1 1 0 1 | | |
| Willie Wilson, S (8, PR) (8, 7) | | | | | | | | | | 0 0 0 0 0 0 0 | | |
| Al Cowens, R (1, 9) OBP: 0.259, SLG: 0.292 | | 0-0 HR | 0-0 1B 1-2 2-H 3-H | | | 0-0 F8 | | 0-0 G5-4-3 1-2f | | 4 1 2 2 0 0 1 | | |
| Frank White, R (1, 4) OBP: 0.192, SLG: 0.208 | 0-0 F8 | | | 0-0 F7 | | 0-0 E S 1B | | 0-3 K | | 4 0 1 0 0 1 1 | | |
| Freddie Patek, R (1, 6) OBP: 0.440, SLG: 0.458 | | | 0-0 P4 | 0-0 P3 | | 0-0 F9 | | | 0-0 G4-6-3 1B | 3 0 0 0 0 0 1 | | |
| Steve Braun, L (9, PH) OBP: 1.000, SLG: 1.000 | | | | | | | | | | 1 0 1 0 0 0 0 | | |
| Inning Stats | R: 0 H: 1 E: 0 LOB: 1 K: 0 BB: 0 S: 4 P: 4 | R: 1 H: 1 E: 0 LOB: 0 K: 0 BB: 0 S: 4 P: 4 | R: 3 H: 4 E: 0 LOB: 2 K: 0 BB: 2 S: 6 P: 14 | R: 0 H: 0 E: 0 LOB: 0 K: 0 BB: 1 S: 2 P: 6 | R: 1 H: 2 E: 0 LOB: 1 K: 0 BB: 0 S: 5 P: 5 | R: 0 H: 1 E: 0 LOB: 1 K: 0 BB: 0 S: 4 P: 4 | R: 1 H: 1 E: 0 LOB: 0 K: 0 BB: 0 S: 4 P: 4 | R: 0 H: 1 E: 0 LOB: 1 K: 1 BB: 0 S: 5 P: 5 | R: 0 H: 1 E: 0 LOB: 0 K: 0 BB: 0 S: 3 P: 3 | 1B: 7 SF: 1 2B: 3 SAC: 0 3B: 0 DP: 2 HR: 2 HBP: 0 | WP: 0 PA: 39 PB: 0 SB: 2 CS: 1 | |
| PITCHER Mark Lemongello, R (1, 1) ERA: 8.74 Dave Freisleben, R (8, 1) ERA: | IP WLS BF H R ER SO BB IBB HBP BLK WP HR S P ERA WHIP | | | | | | | | | | | |
| | 7.0 0 33 11 6 6 0 3 0 0 0 0 2 30 42 7.71 2.000 | | | | | | | | | | | |
| | 2.0 W 5 1 0 0 1 0 0 0 0 0 0 0 7 7 0.00 0.500 | | | | | | | | | | | |

Kansas City Royals @ Toronto Blue Jays
Exhibition Stadium, Toronto, ON
Sat Apr 14 1979, 3:33 AM EST
Att. 11,683 - Cloudy - 47 F

livebaseballscorecards.com

| | |
|------------|----|
| AB | 34 |
| R | 6 |
| H | 12 |
| RBI | 6 |
| BB | 3 |
| SO | 1 |
| LOB | 10 |



| Batter | 1 | 2 | 3 | 4 | 5 | 6 | 7 | 8 | 9 | AB R H RBI BB SO LOB |
|---|------------|------------------------------|---------------------|------------|------------------|-----------|------------|--------------------------------------|---|---|
| Alfredo Griffin, S (1, 6) OBP: 0.258, SLG: 0.154 | 0-0 5-3 | 0-0 F7 | | 0-0 4-3 | | 0-0 F7 | | 0-0 1-2 2-3 1B | | 5 0 1 0 0 0 1 |
| Bob Bailor, R (1, 9) OBP: 0.313, SLG: 0.387 | 0-0 4-3 | 0-0 1B 2B | | 0-0 2-3 | | | 0-0 F3 | 0-0 F7 | | 5 0 1 1 0 0 3 |
| Rick Bosetti, R (1, 8) OBP: 0.222, SLG: 0.269 | 0-0 5-3 | 0-0 2-3 1B | | | 0-0 1-3 | | 0-0 4-3 | 0-3 K | | 5 0 1 0 0 1 3 |
| Rico Carty, R (1, 10) OBP: 0.414, SLG: 0.542 | | 0-0 HR K | | | 0-0 F8 | | 0-0 F2 | | | 4 1 1 1 0 1 2 |
| John Mayberry, L (1, 3) OBP: 0.536, SLG: 0.667 Ted Wilborn, S (8, PR) Otto Velez, R (9, 3) | | 0-0 F9 2B | 0-0 1-6-3 1B | | 4-0 2B BB | | | 4-0 E 1B BB | | 2 2 2 0 2 0 0 0 1 0 0 0 0 0 0 0 0 0 0 0 0 |
| Al Woods, L (1, 7) OBP: 0.462, SLG: 0.636 | | 0-0 F9 2-3 | 0-0 F7 | | 0-0 1-H 2B | | | 0-0 1-2 1B 1B | | 4 1 2 1 0 0 2 |
| Roy Howell, L (1, 5) OBP: 0.348, SLG: 0.368 | | 4-0 2B BB | 0-0 1-6-3 1-2 | | 0-0 F7 | | | 0-0 FC1 1B 1B 1-2 2-3 | | 3 1 0 0 1 0 4 |
| Dave McKay, S (1, 4) OBP: 0.440, SLG: 0.478 | | 0-0 1-H 3-H E 2B | 0-0 P6 | | | 0-0 F9 | | 0-3 K | | 4 1 1 2 0 1 4 |
| Rick Cerone, R (1, 2) OBP: 0.370, SLG: 0.625 | | 0-0 2-H E6 2B | | 0-0 F8 | | 0-0 L9 | | 0-0 1-2 2-H 3-H 1B 1B | | 4 1 1 2 0 0 0 |

| Inning Stats | R: 0 E: 0 K: 0 S: 3 | H: 0 LOB: 0 BB: 0 P: 3 | R: 5 E: 1 K: 1 S: 11 | H: 5 LOB: 2 BB: 1 P: 15 | R: 0 E: 0 K: 0 S: 4 | H: 1 LOB: 1 BB: 0 P: 4 | R: 0 E: 0 K: 0 S: 3 | H: 0 LOB: 0 BB: 0 P: 3 | R: 1 E: 0 K: 0 S: 4 | H: 1 LOB: 1 BB: 1 P: 8 | R: 0 E: 0 K: 0 S: 3 | H: 0 LOB: 0 BB: 0 P: 3 | R: 0 E: 0 K: 0 S: 3 | H: 0 LOB: 0 BB: 0 P: 3 | R: 2 E: 1 K: 2 S: 11 | H: 3 LOB: 3 BB: 1 P: 15 |
|--------------|------------------------------|---------------------------------|-------------------------------|----------------------------------|------------------------------|---------------------------------|------------------------------|---------------------------------|------------------------------|---------------------------------|------------------------------|---------------------------------|------------------------------|---------------------------------|-------------------------------|----------------------------------|
|--------------|------------------------------|---------------------------------|-------------------------------|----------------------------------|------------------------------|---------------------------------|------------------------------|---------------------------------|------------------------------|---------------------------------|------------------------------|---------------------------------|------------------------------|---------------------------------|-------------------------------|----------------------------------|

| PITCHER | IP | WLS | BF | H | R | ER | SO | BB | IBB | HBP | BLK | WP | HR | S | P | ERA | WHIP |
|---------------------------------------|-----|-----|----|---|---|----|----|----|-----|-----|-----|----|----|----|----|-------|-------|
| Dennis Leonard, R (1, 1) ERA: 3.46 | 7.0 | L | 32 | 7 | 7 | 5 | 1 | 3 | 0 | 0 | 0 | 0 | 1 | 31 | 43 | 6.43 | 1.429 |
| Steve Mingori, L (8, 1) ERA: 5.4 | 0.1 | | 3 | 1 | 0 | 0 | 1 | 0 | 0 | 0 | 0 | 0 | 0 | 5 | 5 | 0.00 | 3.000 |
| Eduardo Rodriguez, R (8, 1) ERA: | 0.2 | | 4 | 2 | 1 | 1 | 1 | 0 | 0 | 0 | 0 | 0 | 0 | 6 | 6 | 13.50 | 3.000 |


BOTTOM

Kansas City Royals @ Toronto Blue Jays
Exhibition Stadium, Toronto, ON

Sat Apr 14 1979, 3:33 AM EST
Att: 11,683 - Cloudy - 47 F

livebaseballscorecards.com

| | |
|------------|-----------|
| AB | 36 |
| R | 8 |
| H | 10 |
| RBI | 7 |
| BB | 3 |
| SO | 3 |
| LOB | 19 |



| WP | PA | ERA | WHIP |
|----|----|-----|------|
| 0 | 39 | | |

| Batter | 1 | 2 | 3 | 4 | 5 | 6 | 7 | 8 | 9 | AB R H RBI BB SO LOB | TOP | | | | | | | | | | |
|---|---|---------------------------------|-------------------------------|----------------------------------|------------------------------|---------------------------------|------------------------------|---------------------------------|------------------------------|----------------------------------|------------------------------|---------------------------------|-------------------------------|----------------------------------|------------------------------|---------------------------------|-----------------------------------|------------------------------------|----------------------------------|--------|--|
| George Brett, L (1, 5) OBP: 0.447, SLG: 0.588 | 0-0 L7 | 0-0 1B 1B 1B | | 0-0 G3 | 0-0 P6 | | | 0-0 2B 2B | 0-0 5-3 | 6 2 2 2 0 0 2 | | | | | | | | | | | |
| Hal McRae, R (1, 10) OBP: 0.526, SLG: 0.621 U L Washington, S (9, PR) | 0-0 1B | 0-0 1B 1B | | 4-0 6-3 BB | 4-0 FC6-4 BB | | | 0-0 1B 4-3 2B | 4-0 FC5-4 BB | 3 2 3 2 3 0 0 0 0 0 0 0 0 0 | | | | | | | | | | | |
| Amos Otis, R (1, 8) OBP: 0.417, SLG: 0.500 | 0-0 5-3 | 4-0 1B BB | | 0-0 6-3 | 0-0 FC6-4 | | | 0-0 4-3 1B 1B | 0-0 FC5-4 | 5 1 1 0 1 0 5 | | | | | | | | | | | |
| Darrell Porter, L (1, 2) OBP: 0.412, SLG: 0.393 | | | | 0-0 6-3 | | | | 0-0 4-3 | | 5 0 1 3 0 0 2 | | | | | | | | | | | |
| Al Cowens, R (1, 9) OBP: 0.313, SLG: 0.321 | | | | | | | | 0-0 5-3 | | 4 2 2 0 1 1 3 | | | | | | | | | | | |
| Ralph LaCock, L (1, 3) OBP: 0.320, SLG: 0.417 John Wathan, R (6, PH) OBP: 0.444, SLG: 0.750 (6, 3) | | | | 0-0 1-3 1B | | | | | | 3 1 1 0 0 0 1 2 1 1 1 0 0 1 | | | | | | | | | | | |
| Clint Hurdle, L (1, 7) OBP: 0.370, SLG: 0.333 Willie Wilson, S (8, PR) (8, 7) | | | | 0-0 1-3 1B | 0-0 6-3 | | | 0-0 2B 1B | | 4 1 3 3 0 1 0 0 0 0 0 0 0 0 | | | | | | | | | | | |
| Frank White, R (1, 4) OBP: 0.258, SLG: 0.250 | | | | 4-0 1B BB | 0-0 2B 1B | | | 0-0 P6 | 0-3 K | 4 1 2 0 1 1 1 | | | | | | | | | | | |
| Freddie Patek, R (1, 6) OBP: 0.467, SLG: 0.500 | | | | 4-0 1B BB | 0-0 2B | | | 0-0 F5 | 0-0 F8 | 4 1 2 0 1 0 0 | | | | | | | | | | | |
| Inning Stats | R: 0 E: 0 K: 0 S: 3 | H: 1 LOB: 0 BB: 0 P: 3 | R: 6 E: 0 K: 1 S: 10 | H: 5 LOB: 2 BB: 3 P: 22 | R: 0 E: 0 K: 0 S: 4 | H: 3 LOB: 2 BB: 0 P: 4 | R: 0 E: 0 K: 0 S: 3 | H: 0 LOB: 1 BB: 1 P: 7 | R: 2 E: 1 K: 0 S: 6 | H: 3 LOB: 3 BB: 2 P: 14 | R: 0 E: 0 K: 1 S: 5 | H: 0 LOB: 0 BB: 0 P: 5 | R: 4 E: 0 K: 1 S: 10 | H: 5 LOB: 1 BB: 0 P: 10 | R: 0 E: 0 K: 0 S: 3 | H: 0 LOB: 1 BB: 1 P: 7 | 1B: 14 2B: 4 3B: 0 HR: 0 | SF: 1 SAC: 0 DP: 1 HBP: 0 | WP: 1 PB: 0 SB: 0 CS: 1 | PA: 48 | |
| PITCHER | IP WLS BF H R ER SO BB IBB HBP BLK WP HR S P ERA WHIP | | | | | | | | | | | | | | | | | | | | |
| Phil Huffman, R (1, 1) ERA: 8.22 | 1.2 | | 13 | 6 | 6 | 6 | 0 | 3 | 0 | 0 | 0 | 0 | 10 | 22 | 32.40 | 5.400 | | | | | |
| Jesse Jefferson, R (2, 1) ERA: 7.71 | 2.2 | | 14 | 6 | 2 | 2 | 1 | 2 | 0 | 0 | 0 | 0 | 14 | 22 | 6.75 | 3.000 | | | | | |
| Mike Willis, L (5, 1) ERA: 4.15 | 2.2 | | 11 | 3 | 2 | 2 | 1 | 1 | 0 | 0 | 0 | 1 | 12 | 16 | 6.75 | 1.500 | | | | | |
| Tom Murphy, R (8, 1) ERA: 3.38 | 0.2 | L | 5 | 3 | 2 | 2 | 0 | 0 | 0 | 0 | 0 | 0 | 5 | 5 | 27.00 | 4.500 | | | | | |
| Dave Freisleben, R (8, 1) ERA: | 1.1 | | 5 | 0 | 0 | 0 | 1 | 1 | 0 | 0 | 0 | 0 | 6 | 10 | 0.00 | 0.750 | | | | | |

Kansas City Royals @ Toronto Blue Jays
Exhibition Stadium, Toronto, ON
Sun Apr 15 1979, 3:33 AM EST
Att. 12,287 - Unknown - 48 F

| | |
|-----|----|
| AB | 40 |
| R | 12 |
| H | 18 |
| RBI | 11 |
| BB | 7 |
| SO | 3 |
| LOB | 15 |



BOTTOM

Kansas City Royals @ Toronto Blue Jays
 Exhibition Stadium, Toronto, ON
 Sun Apr 15 1979, 3:33 AM EST
 Att: 12,287 - Unknown - 48 F

livebaseballscorecards.com

| | |
|------------|-----------|
| AB | 40 |
| R | 10 |
| H | 15 |
| RBI | 9 |
| BB | 6 |
| SO | 0 |
| LOB | 24 |



| | |
|-------|--------|
| WP: 0 | PA: 48 |
| PB: 0 | |
| SB: 0 | |
| CS: 1 | |

AB R H RBI BB SO LOB

3 1 0 0 2 0 2

5 2 2 1 1 0 4

6 0 2 2 0 0 2

4 2 3 2 1 0 1

5 1 1 0 0 0 5

3 1 3 2 1 0 0

5 0 0 0 0 0 9

5 1 2 1 0 0 1

4 2 2 1 1 0 0

| Batter | 1 | 2 | 3 | 4 | 5 | 6 | 7 | 8 | 9 |
|---|-------------------|-----------------------------|------------|--------------------------|------------|-----------------|--------------------------|------------|-------------------|
| Alfredo Griffin, S (1, 6) OBP: 0.278, SLG: 0.138 | 0-0 E1 CS | 0-0 FC3-4 1-2f 2-3 | | 4-0 1B BB 1B | 0-0 5-3 | | 0-0 SH4-3 1-2 | | 4-0 5-3 BB |
| Bob Bailor, R (1, 9) OBP: 0.342, SLG: 0.389 | 0-0 4-3 1-2 | 0-0 P3 | | 0-0 BB SF8 1B | | 0-0 BB 1B | 4-0 1B E IBB | | 0-0 5-3 1-2 |
| Rick Bosetti, R (1, 8) OBP: 0.242, SLG: 0.281 | 0-0 1-3 | | 0-0 5-3 | 0-0 SF8 BB 1B | | 0-0 P4 | 0-0 E7 1B | | 0-0 F8 |
| Rico Carty, R (1, 10) OBP: 0.471, SLG: 0.679 | | 0-0 1B 2B 1B | 0-0 HR | 4-0 1B FC4-6 BB | | 0-0 BB 1B | 0-0 5-3 | | |
| John Mayberry, L (1, 3) OBP: 0.485, SLG: 0.586 | | 0-0 2B 1B | 0-0 6-3 | 0-0 P5 | | 0-0 P4 | | 0-0 3-1 | |
| Al Woods, L (1, 7) OBP: 0.556, SLG: 0.786 | | 0-0 1B 2B | 0-0 1B | 0-0 SF8 | | 4-0 BB | 0-0 1B | | |
| Roy Howell, L (1, 5) OBP: 0.286, SLG: 0.292 | | 0-0 P6 | 0-0 3-1 | 0-0 FC4-6 1-2f | | 0-0 G3 | | 0-0 L7 | |
| Dave McKay, S (1, 4) OBP: 0.433, SLG: 0.464 | | 0-0 FC3-4 1B | | 0-0 BB 1B 1B | 0-0 5-3 | | 0-0 5-3 | 0-0 L3 | |
| Rick Cerone, R (1, 2) OBP: 0.406, SLG: 0.607 | | 0-0 FC3-4 1B | | 0-0 1B BB 1B | 0-0 F7 | | 4-0 1B SH4-3 BB | | 0-0 F9 |

| Inning Stats | R: 0 | H: 0 | E: 1 | LOB: 0 | K: 0 | P: 3 | R: 3 | H: 5 | E: 0 | LOB: 2 | K: 0 | P: 8 | R: 1 | H: 2 | E: 0 | LOB: 1 | K: 0 | P: 5 | R: 4 | H: 4 | E: 0 | LOB: 2 | K: 0 | P: 15 | R: 0 | H: 0 | E: 0 | LOB: 0 | K: 0 | P: 3 | R: 0 | H: 2 | E: 0 | LOB: 3 | K: 0 | P: 9 | R: 2 | H: 1 | E: 1 | LOB: 1 | K: 0 | P: 12 | R: 0 | H: 1 | E: 0 | LOB: 1 | K: 0 | P: 4 | R: 0 | H: 0 | E: 0 | LOB: 1 | K: 0 | P: 7 | 1B: 13 | SF: 1 | 2B: 1 | SAC: 1 | 3B: 0 | DP: 0 | HR: 1 | HBP: 0 | WP: 0 | PA: 48 |
|--------------|------|------|------|--------|------|------|------|------|------|--------|------|------|------|------|------|--------|------|------|------|------|------|--------|------|-------|------|------|------|--------|------|------|------|------|------|--------|------|------|------|------|------|--------|------|-------|------|------|------|--------|------|------|------|------|------|--------|------|------|--------|-------|-------|--------|-------|-------|-------|--------|-------|--------|
|--------------|------|------|------|--------|------|------|------|------|------|--------|------|------|------|------|------|--------|------|------|------|------|------|--------|------|-------|------|------|------|--------|------|------|------|------|------|--------|------|------|------|------|------|--------|------|-------|------|------|------|--------|------|------|------|------|------|--------|------|------|--------|-------|-------|--------|-------|-------|-------|--------|-------|--------|

| PITCHER | IP | WLS | BF | H | R | ER | SO | BB | IBB | HBP | BLK | WP | HR | S | P | ERA | WHIP |
|--------------------------------------|-----|-----|----|---|---|----|----|----|-----|-----|-----|----|----|----|----|-------|-------|
| Rich Gale, R (1, 1) ERA: 8.38 | 3.0 | | 18 | 9 | 6 | 6 | 0 | 0 | 0 | 0 | 0 | 0 | 1 | 18 | 18 | 18.00 | 3.000 |
| George Throop, R (4, 1) ERA: 27.0 | 0.0 | | 4 | 2 | 1 | 1 | 0 | 2 | 0 | 0 | 0 | 0 | 0 | 2 | 10 | ∞ | ∞ |
| Steve Mingori, L (4, 1) ERA: 4.15 | 3.2 | | 17 | 3 | 3 | 2 | 0 | 2 | 1 | 0 | 0 | 0 | 0 | 14 | 26 | 4.91 | 1.364 |
| Eduardo Rodriguez, R (7, 1) ERA: | 0.1 | W | 1 | 0 | 0 | 0 | 0 | 0 | 0 | 0 | 0 | 0 | 0 | 1 | 1 | 0.00 | 0.000 |
| Al Hrabosky, L (8, 1) ERA: | 2.0 | S | 8 | 1 | 0 | 0 | 0 | 1 | 0 | 0 | 0 | 0 | 0 | 7 | 11 | 0.00 | 1.000 |

| Batter | 1 | 2 | 3 | 4 | 5 | 6 | 7 | 8 | 9 | AB R H RBI BB SO LOB | TOP | |
|--|---|---|---|---|--|---|---|---|---|---|---|--|
| George Brett, L (1, 5) OBP: 0.395, SLG: 0.513 U L Washington, S (8, 4) | 0-0 5-3 | | 0-0 L5 | | 0-0 F3 | 0-0 L7 | | 0-0 F7 | | 5 0 0 0 0 0 3 0 0 0 0 0 0 0 | | |
| Hal McRae, R (1, 10) OBP: 0.512, SLG: 0.576 | 0-0 6-3 | | 0-0 1B E 1B | | 4-0 1B BB | 0-3 K | | 0-3 K | 0-3 K | 4 2 1 0 1 2 2 | | |
| Amos Otis, R (1, 8) OBP: 0.439, SLG: 0.500 | 0-0 1B 1B | | 0-0 S 1B 1B | | 4-0 FC5-4 1B PB BB | | 0-3 K | | 0-3 K | 4 2 2 0 1 2 0 | | |
| Darrell Porter, L (1, 2) OBP: 0.462, SLG: 0.438 | 0-0 FC5-4 1B | | 4-0 1B BB | | 0-0 FC5-4 1B | | 0-0 1B | | 0-0 3-1 | 4 0 3 1 1 0 0 | | |
| Al Cowens, R (1, 9) OBP: 0.306, SLG: 0.313 | 0-0 FC5-4 | | 0-0 G1-6-3 1B | | 0-0 FC5-4 PB | | 0-0 P6 | | 0-0 P6 | 4 0 1 1 0 0 5 | | |
| Ralph LaCock, L (1, 3) OBP: 0.310, SLG: 0.393 | | 0-0 G3 1B | 0-0 G1-6-3 | | 0-3 K | | 0-0 F8 | | 0-0 F8 | 4 0 1 0 0 1 4 | | |
| Clint Hurdle, L (1, 7) OBP: 0.355, SLG: 0.360 | | 0-0 G3 | | 0-3 K | | 0-0 1B FC5-2-5 2B | | 0-0 P6 | 0-0 P6 | 4 0 1 0 0 1 1 | | |
| Frank White, R (1, 4) OBP: 0.294, SLG: 0.290 Steve Braun, L (8, PH) OBP: 0.500, SLG: 0.500 (8, 5) | | 0-0 L3 | | 0-0 G1-4-3 1B | | 0-0 WP FC5-2-5 1B | | 0-0 F8 | 0-0 F8 | 3 0 2 0 0 0 1 1 0 0 0 0 0 0 | AB 36 R 4 H 11 RBI 2 BB 4 SO 6 LOB 20 | |
| Freddie Patek, R (1, 6) OBP: 0.424, SLG: 0.452 Jamie Quirk, L (8, PH) (8, 6) | | 0-0 1-3 | | 0-0 G1-4-3 | | 0-0 FC5-2-5 WP | | 4-0 BB | 4-0 BB | 3 0 0 0 0 0 4 0 0 0 0 1 0 0 | | |
| Inning Stats | R: 0 H: 2 E: 0 LOB: 2 K: 0 BB: 0 S: 5 P: 5 | R: 0 H: 1 E: 0 LOB: 1 K: 0 BB: 0 S: 4 P: 4 | R: 2 H: 3 E: 0 LOB: 1 K: 0 BB: 1 S: 5 P: 9 | R: 0 H: 1 E: 0 LOB: 0 K: 1 BB: 0 S: 5 P: 5 | R: 2 H: 1 E: 0 LOB: 1 K: 1 BB: 2 S: 6 P: 14 | R: 0 H: 2 E: 0 LOB: 2 K: 1 BB: 0 S: 7 P: 7 | R: 0 H: 1 E: 0 LOB: 1 K: 1 BB: 0 S: 6 P: 6 | R: 0 H: 0 E: 0 LOB: 1 K: 0 BB: 1 S: 3 P: 7 | R: 0 H: 0 E: 0 LOB: 0 K: 2 BB: 0 S: 7 P: 7 | 1B: 10 SF: 0 2B: 1 SAC: 0 3B: 0 DP: 2 HR: 0 HBP: 0 | WP: 1 PA: 40 PB: 1 SB: 2 CS: 0 | |
| PITCHER Jack Billingham, R (1, 1) ERA: 4.91 Steve Baker, R (6, 1) ERA: 1.35 | IP WLS BF H R ER SO BB IBB HBP BLK WP HR S P ERA WHIP | 5.0 W 25 9 4 3 2 3 0 0 0 0 0 0 26 38 5.40 2.400 | 4.0 S 15 2 0 0 4 1 0 0 0 1 0 0 22 26 0.00 0.750 | PITCHER IP WLS BF H R ER SO BB IBB HBP BLK WP HR S P ERA WHIP | | | | | | | | |

Kansas City Royals @ Detroit Tigers
 Tiger Stadium, Detroit, MI
 Mon Apr 16 1979, 3:33 AM EST
 Att: 9,457 - Unknown - 48 F

livebaseballscorecards.com



| Batter | 1 | 2 | 3 | 4 | 5 | 6 | 7 | 8 | 9 |
|---|--------------------------|---------------------------------|-------------------|------------|------------|------------|----------------------------|------------------|---|
| Ron LeFlore, R OBP: 0.235, SLG: 0.226 (1, 10) | 0-0 E5 1B SF9 | 0-0 SF8 1-2 2-3 3-H | | 0-0 5-3 | | 0-0 6-3 | 0-3 K | | |
| Lou Whitaker, L OBP: 0.419, SLG: 0.519 (1, 4) | 0-0 SF9 1-3 1B | 4-0 1B BB | | 0-0 HR | | 0-3 K | | 0-0 4-3 1B | |
| Steve Kemp, L OBP: 0.500, SLG: 0.833 (1, 7) | 0-3 K | 0-0 1B 1-3 2-H 3-H | | 0-0 2B | | | 0-0 L8 1B BB | 0-0 F8 | |
| Jason Thompson, L OBP: 0.387, SLG: 0.190 (1, 3) | 0-0 SF9 2-3 3-H | 0-0 1-3 | | 4-0 BB | | | 4-0 1B 1B E BB | 0-0 4-3 | |
| Jerry Morales, R OBP: 0.161, SLG: 0.276 (1, 9) | 0-0 4-3 | | 0-0 L8 | 0-0 F8 | | | 0-0 L8 2-3 | 0-3 K | |
| John Wockenfuss, R OBP: 0.300, SLG: 0.556 (1, 2) | | 0-0 BB E SF8 1B | 4-0 1B BB | | 0-0 5-3 | | 0-0 E 1B 1B | | |
| Milt May, L OBP: 0.300, SLG: 0.333 (6, 2) | | | | | | | 1-2 3-H | | |
| Lynn Jones, R OBP: 0.389, SLG: 0.313 (1, 8) | | 0-0 F8 | 0-0 5-3 1-2 | | 0-3 K | | 0-0 E 1B 1B | | |
| Aurelio Rodriguez, R OBP: 0.278, SLG: 0.389 (1, 5) | | 0-0 E6 SF8 BB 1B | 0-0 1B 2-H | | 0-0 F8 | | 0-0 E5 1B | | |
| Alan Trammell, R OBP: 0.522, SLG: 0.476 (1, 6) | | 4-0 1B SF8 BB | | 0-0 4-3 | | 0-0 4-3 | 0-0 1B | | |

| Inning Stats | R: 1 | H: 1 | E: 1 | K: 1 | S: 7 | LOB: 1 | BB: 0 | P: 7 |
|--------------|------|------|------|------|------|--------|-------|-------|
| | R: 3 | H: 2 | E: 1 | K: 0 | S: 6 | LOB: 2 | BB: 2 | P: 14 |
| | R: 1 | H: 1 | E: 0 | K: 0 | S: 3 | LOB: 1 | BB: 1 | P: 7 |
| | R: 1 | H: 2 | E: 0 | K: 0 | S: 5 | LOB: 2 | BB: 1 | P: 9 |
| | R: 0 | H: 0 | E: 0 | K: 1 | S: 5 | LOB: 0 | BB: 0 | P: 5 |
| | R: 0 | H: 0 | E: 0 | K: 1 | S: 5 | LOB: 0 | BB: 0 | P: 5 |
| | R: 4 | H: 4 | E: 1 | K: 1 | S: 9 | LOB: 1 | BB: 1 | P: 13 |
| | R: 0 | H: 1 | E: 0 | K: 1 | S: 6 | LOB: 1 | BB: 0 | P: 6 |


| PITCHER | IP | WLS | BF | H | R | ER | SO | BB | IBB | HBP | BLK | WP | HR | S | P | ERA | WHIP |
|--|-----|-----|----|---|---|----|----|----|-----|-----|-----|----|----|----|----|------|-------|
| Larry Gura, L ERA: 4.64 (1, 1) | 6.1 | L | 33 | 8 | 9 | 5 | 3 | 5 | 0 | 0 | 0 | 0 | 1 | 34 | 54 | 7.11 | 2.053 |
| Eduardo Rodriguez, R ERA: 2.25 (7, 1) | 1.2 | | 8 | 3 | 1 | 1 | 2 | 0 | 0 | 0 | 0 | 0 | 0 | 12 | 12 | 5.40 | 1.800 |

BOTTOM

Kansas City Royals @ Detroit Tigers
Tiger Stadium, Detroit, MI
Mon Apr 16 1979, 3:33 AM EST
Att. 9,457 - Unknown - 48 F

| | |
|-----|----|
| AB | 34 |
| R | 10 |
| H | 11 |
| RBI | 10 |
| BB | 5 |
| SO | 5 |
| LOB | 18 |

WP: 0 PA: 41
PB: 0
SB: 0
CS: 0



livebaseballscorecards.com

| Batter | 1 | 2 | 3 | 4 | 5 | 6 | 7 | 8 | 9 | AB R H RBI BB SO LOB | TOP | | | | | | |
|--|---|---|---|---|---|---|---|---|---|--|--|---|---|----|----|------|-------|
| George Brett, L (1, 5) OBP: 0.396, SLG: 0.523 | 0-0 E 1B | | 0-0 4-3 | | 0-0 P5 | | 0-0 1B 2B | | 0-3 K | 5 1 2 0 0 1 2 | Kansas City Royals @ Detroit Tigers Tiger Stadium, Detroit, MI Tue Apr 17 1979, 3:33 AM EST Att. 15,275 - Unknown - 55 F | | | | | | |
| Hal McRae, R (1, 10) OBP: 0.458, SLG: 0.500 | 0-0 L7 | | 0-0 4-3 | | 0-0 F8 | | 0-0 3-1 | | 0-0 F8 | 5 0 0 0 0 0 4 | | | | | | | |
| Amos Otis, R (1, 8) OBP: 0.391, SLG: 0.439 | 0-0 E6 G4-6-3 | | | 0-0 4-3 | 0-0 G3 | | 0-0 5-3 | | 0-0 6-3 | 5 0 0 0 0 0 4 | | | | | | | |
| Darrell Porter, L (1, 2) OBP: 0.488, SLG: 0.441 | 0-0 G4-6-3 | | | 0-0 E FC6 1B | | 4-0 1B BB | 4-0 1B BB | | | 2 1 1 0 2 0 2 | | | | | | | |
| Al Cowens, R (1, 9) OBP: 0.350, SLG: 0.361 | | 0-0 FC1-5 E 1B | | 0-0 FC6 | | 0-0 4-3 1B 6-3 1B | 0-0 1-2 2-H FC5-4 1B | | | 4 1 3 1 0 0 1 | | | | | | | |
| Ralph LaCock, L (1, 3) Johnathan, R (7, PH) OBP: 0.400, SLG: 0.667 | | 0-0 P3 | | 0-0 P4 | | 0-0 1-2 2-H 4-3 1B | 0-0 1-2 2-H FC5-4 | | | 3 0 1 1 0 0 3 1 0 0 0 0 0 2 | | | | | | | |
| Clint Hurdle, L (1, 7) OBP: 0.314, SLG: 0.310 | | 0-0 FC1-5 | | 0-0 1-3 | | 0-0 1-2 2-3 4-3 | | 0-3 K | | 4 0 0 0 0 1 5 | | | | | | | |
| Frank White, R (1, 4) OBP: 0.289, SLG: 0.286 | | 0-0 F8 | | | 0-0 E 1B | 0-0 6-3 | | 0-0 F7 | | 4 0 1 1 0 0 2 | | | | | | | |
| Freddie Patek, R (1, 6) OBP: 0.378, SLG: 0.400 | | | 0-0 F8 | | 0-0 E5 | 0-0 6-3 | | 0-0 F9 | | 4 0 0 0 0 0 2 | | | | | | | |
| Inning Stats | R: 0 H: 1 E: 1 LOB: 1 K: 0 BB: 0 S: 4 P: 4 | R: 0 H: 1 E: 1 LOB: 1 K: 0 BB: 0 S: 4 P: 4 | R: 0 H: 0 E: 0 LOB: 0 K: 0 BB: 0 S: 3 P: 3 | R: 0 H: 1 E: 1 LOB: 2 K: 0 BB: 0 S: 5 P: 5 | R: 0 H: 1 E: 1 LOB: 2 K: 0 BB: 0 S: 5 P: 5 | R: 2 H: 2 E: 0 LOB: 1 K: 0 BB: 1 S: 5 P: 9 | R: 1 H: 2 E: 0 LOB: 2 K: 0 BB: 1 S: 5 P: 9 | R: 0 H: 0 E: 0 LOB: 0 K: 1 BB: 0 S: 5 P: 5 | R: 0 H: 0 E: 0 LOB: 0 K: 1 BB: 0 S: 5 P: 5 | 1B: 7 SF: 0 2B: 1 SAC: 0 3B: 0 DP: 1 HR: 0 HBP: 0 | | WP: 0 PA: 39 PB: 0 SB: 0 CS: 0 | | | | | |
| PITCHER | IP WLS BF H R ER SO BB IBB HBP BLK WP HR S P ERA WHIP | | | | | | | | | | | | | | | | |
| Dave Rozema, R (1, 1) ERA: 5.06 | 6.0 | 28 | 7 | 3 | 3 | 0 | 1 | 0 | 0 | 0 | 0 | 0 | 0 | 27 | 31 | 4.50 | 1.333 |
| John Hiller, L (7, 1) ERA: 2.16 | 3.0 | W | 11 | 1 | 0 | 0 | 2 | 1 | 0 | 0 | 0 | 0 | 0 | 14 | 18 | 0.00 | 0.667 |

livebaseballscorecards.com

| | |
|-----|----|
| AB | 37 |
| R | 3 |
| H | 8 |
| RBI | 3 |
| BB | 2 |
| SO | 2 |
| LOB | 27 |



| Batter | 1 | 2 | 3 | 4 | 5 | 6 | 7 | 8 | 9 |
|---|------------|---------------------|----------------------|-----------------|-----------------|------------|-----------------------|-----------|---|
| Ron LeFlore, R (1, 10) OBP: 0.289, SLG: 0.265 | 0-0 1B | | 0-0 L8-3 | | 4-0 BB | | 0-0 1B 2B 1B | | |
| Lou Whitaker, L (1, 4) OBP: 0.400, SLG: 0.516 | 0-3 K | | | 0-0 HR 2B | 0-3 K | | 0-0 F7 | | |
| Steve Kemp, L (1, 7) OBP: 0.472, SLG: 0.765 | 0-0 F8 | | | 0-0 F8 | | 0-0 3-1 | 0-0 2B 1B | | |
| Jason Thompson, L (1, 3) Milt May, L (7, 2) OBP: 0.382, SLG: 0.333 OBP: 0.364, SLG: 0.500 | 0-0 4-3 | | | 0-0 HR | 0-0 P4 | | 0-0 2B | | |
| Jerry Morales, R (1, 9) OBP: 0.200, SLG: 0.281 | | 0-0 G1-4-3 1B | | 0-0 6-3 | 4-0 2B BB | | 0-0 6-3 | | |
| John Wockenfuss, R (1, 2) Tim Corcoran, L (9, 3) OBP: 0.357, SLG: 0.583 OBP: 0.333, SLG: 0.200 | | 0-0 G1-4-3 | | 4-0 BB | 0-0 2B | | 0-0 5-3 | | |
| Lynn Jones, R (1, 8) OBP: 0.318, SLG: 0.250 | | 0-0 1-3 | | 0-0 5-3 | 0-0 3-1 | | 0-0 L4 | | |
| Aurelio Rodriguez, R (1, 5) OBP: 0.318, SLG: 0.381 | | | 0-0 FC5-4 1B | | 0-0 P4 | | 0-0 L6 | 4-0 BB | |
| Alan Trammell, R (1, 6) Mark Wagner, R (2, 6) OBP: 0.522, SLG: 0.476 OBP: 0.250, SLG: 0.250 | | | 0-0 FC5-4 L8-3 | | 0-0 F9 | | 0-0 1B 1B | 0-3 K | |

| Inning Stats | R: 0 | H: 1 | E: 0 | LOB: 1 | K: 1 | S: 6 | P: 6 | R: 0 | H: 1 | E: 0 | LOB: 0 | K: 0 | S: 3 | P: 3 | R: 0 | H: 1 | E: 0 | LOB: 0 | K: 0 | S: 3 | R: 2 | H: 2 | E: 0 | LOB: 1 | K: 0 | S: 5 | P: 9 | R: 0 | H: 0 | E: 0 | LOB: 1 | K: 1 | S: 5 | P: 9 | R: 1 | H: 1 | E: 0 | LOB: 1 | K: 0 | S: 4 | P: 8 | R: 3 | H: 4 | E: 0 | LOB: 1 | K: 0 | S: 7 | P: 7 | R: 0 | H: 0 | E: 0 | LOB: 1 | K: 1 | S: 5 | P: 9 |
|--------------|-------|-------|--------|--------|-------|-------|--------|-------|-------|-------|--------|-------|-------|-------|--------|-------|-------|--------|--------|-------|-------|-------|--------|--------|-------|-------|--------|-------|-------|-------|--------|-------|-------|-------|--------|-------|-------|--------|--------|-------|-------|-------|--------|-------|--------|-------|--------|------|------|------|------|--------|------|------|------|
| 1B: 6 | SF: 0 | 2B: 4 | SAC: 0 | 3B: 0 | DP: 2 | HR: 1 | HBP: 0 | 1B: 6 | SF: 0 | 2B: 4 | SAC: 0 | 3B: 0 | DP: 2 | HR: 1 | HBP: 0 | 1B: 6 | SF: 0 | 2B: 4 | SAC: 0 | 3B: 0 | DP: 2 | HR: 1 | HBP: 0 | 1B: 6 | SF: 0 | 2B: 4 | SAC: 0 | 3B: 0 | DP: 2 | HR: 1 | HBP: 0 | 1B: 6 | SF: 0 | 2B: 4 | SAC: 0 | 3B: 0 | DP: 2 | HR: 1 | HBP: 0 | 1B: 6 | SF: 0 | 2B: 4 | SAC: 0 | 3B: 0 | DP: 2 | HR: 1 | HBP: 0 | | | | | | | | |

| PITCHER | IP | WLS | BF | H | R | ER | SO | BB | IBB | HBP | BLK | WP | HR | S | P | ERA | WHIP |
|---------------------------------------|-----|-----|----|---|---|----|----|----|-----|-----|-----|----|----|----|----|------|-------|
| Paul Splittorf, L (1, 1) ERA: 4.43 | 6.1 | L | 28 | 8 | 5 | 5 | 2 | 3 | 0 | 0 | 0 | 0 | 1 | 29 | 41 | 7.11 | 1.737 |
| Al Hrabosky, L (7, 1) ERA: 1.8 | 1.2 | | 8 | 2 | 1 | 1 | 1 | 1 | 0 | 0 | 0 | 0 | 0 | 9 | 13 | 5.40 | 1.800 |

BOTTOM

Kansas City Royals @ Detroit Tigers
Tiger Stadium, Detroit, MI
Tue Apr 17 1979, 3:33 AM EST
Att: 15,275 - Unknown - 55 F

| | |
|-----|----|
| AB | 32 |
| R | 6 |
| H | 10 |
| RBI | 6 |
| BB | 4 |
| SO | 3 |
| LOB | 14 |



| WP | HR | S | P | ERA | WHIP |
|----|----|---|---|-----|------|
| 0 | 0 | 0 | 0 | 0 | 0 |

| Batter | 1 | 2 | 3 | 4 | 5 | 6 | 7 | 8 | 9 | AB R H RBI BB SO LOB | TOP | | | | | | | | | | | | | | | | | |
|--|---|---|---|---|---|---|---|---|---|--|---|---|---|----|----|------|-------|--|--|--|--|--|--|--|--|--|--|--|
| George Brett, L (1, 5) OBP: 0.358, SLG: 0.469 | 0-0 6-3 | | 0-0 F7 | | 0-0 G3-6-3 | | 0-0 6-3 | | 0-0 FC4-6 | 5 0 0 0 0 0 3 | Kansas City Royals @ Boston Red Sox Fenway Park, Boston, MA Fri Apr 20 1979, 3:33 AM EST Att. 20,925 - Unknown - 55 F livebaseballscorecards.com | | | | | | | | | | | | | | | | | |
| Hal McRae, R (1, 10) OBP: 0.462, SLG: 0.524 | 0-0 1B 2B | | 0-0 1B | | 0-0 L9 | | 0-0 F9 | | 0-0 F9 | 4 0 2 0 0 0 1 | | | | | | | | | | | | | | | | | | |
| Amos Otis, R (1, 8) OBP: 0.360, SLG: 0.400 | 0-0 P4 | | 0-3 K | | | | 0-0 4-3 | | 0-0 L5 | 4 0 0 0 0 1 3 | | | | | | | | | | | | | | | | | | |
| Darrell Porter, L (1, 2) OBP: 0.489, SLG: 0.432 | 0-0 2-H 1B | | | 4-0 1B 1B BB | | | 0-0 F8 | | 0-3 K | 3 1 1 0 1 1 0 | | | | | | | | | | | | | | | | | | |
| Al Cowens, R (1, 9) OBP: 0.364, SLG: 0.359 | | 4-0 CS BB | | 0-0 F9 | | | 0-0 1B 1B | | 0-0 5-3 | 3 1 1 0 1 0 1 | | | | | | | | | | | | | | | | | | |
| Ralph LaCock, L (1, 3) John Wathan, R (4, PH) OBP: 0.303, SLG: 0.375 OBP: 0.462, SLG: 0.667 | | 0-0 L7 | | 0-0 1B 1B | | | 0-0 1B 1B | | 0-3 K | 1 0 0 0 0 0 1 3 0 2 0 0 1 0 | | | | | | | | | | | | | | | | | | |
| Clint Hurdle, L (1, 7) OBP: 0.359, SLG: 0.394 | | 0-0 2B | | 0-0 1B | | | 0-0 1B | | 0-0 F7 | 4 0 3 2 0 0 0 | | | | | | | | | | | | | | | | | | |
| Frank White, R (1, 4) OBP: 0.262, SLG: 0.256 | | 0-0 F7 | | 0-0 G4-6-3 1B | | | 0-0 FC6-4 1B | | 0-0 F7 | 4 0 0 0 0 0 5 | | | | | | | | | | | | | | | | | | |
| Freddie Patek, R (1, 6) OBP: 0.415, SLG: 0.405 | | | 0-0 P4 | | 4-0 G3-6-3 BB | | 4-0 F9 S BB | | 0-0 FC4-6 1B | 2 0 1 0 2 0 0 | | | | | | | | | | | | | | | | | | |
| Inning Stats | R: 0 H: 2 E: 0 LOB: 2 K: 0 BB: 0 S: 4 P: 4 | R: 0 H: 1 E: 0 LOB: 1 K: 0 BB: 1 S: 3 P: 7 | R: 0 H: 1 E: 0 LOB: 1 K: 1 BB: 0 S: 6 P: 6 | R: 1 H: 2 E: 0 LOB: 1 K: 0 BB: 1 S: 4 P: 8 | R: 0 H: 0 E: 0 LOB: 0 K: 0 BB: 1 S: 2 P: 6 | R: 1 H: 3 E: 0 LOB: 2 K: 0 BB: 0 S: 6 P: 6 | R: 0 H: 0 E: 0 LOB: 1 K: 0 BB: 1 S: 3 P: 7 | R: 0 H: 0 E: 0 LOB: 0 K: 2 BB: 0 S: 7 P: 7 | R: 0 H: 1 E: 0 LOB: 1 K: 0 BB: 0 S: 4 P: 4 | 1B: 8 SF: 0 2B: 2 SAC: 0 3B: 0 DP: 2 HR: 0 HBP: 0 | | WP: 0 PA: 37 PB: 0 SB: 1 CS: 1 | | | | | | | | | | | | | | | | |
| PITCHER | IP WLS BF H R ER SO BB IBB HBP BLK WP HR S P ERA WHIP | | | | | | | | | | | PITCHER | IP WLS BF H R ER SO BB IBB HBP BLK WP HR S P ERA WHIP | | | | | | | | | | | | | | | |
| Dennis Eckersley, R (1, 1) ERA: 2.63 | 3.0 | 12 | 4 | 0 | 0 | 1 | 1 | 0 | 0 | 0 | 0 | 0 | 0 | 13 | 17 | 0.00 | 1.667 | | | | | | | | | | | |
| Andy Hassler, L (4, 1) ERA: 2.57 | 6.0 | W | 25 | 6 | 2 | 2 | 2 | 3 | 0 | 0 | 0 | 0 | 0 | 26 | 38 | 3.00 | 1.500 | | | | | | | | | | | |

| Batter | 1 | 2 | 3 | 4 | 5 | 6 | 7 | 8 | 9 | AB R H RBI BB SO LOB | TOP | | | | | | | | | | | |
|--|---|---------------------------------|------------------------------|---------------------------------|------------------------------|---------------------------------|------------------------------|---------------------------------|------------------------------|---------------------------------|------------------------------|---------------------------------|------------------------------|----------------------------------|------------------------------|----------------------------------|------------------------------|---------------------------------|----------------------------------|------------------------------------|----------------------------------|--------|
| Frank White, R (1, 4) OBP: 0.255, SLG: 0.273 | 0-0 2B | | 0-0 5-3 | | 0-3 K | | 0-0 P4 | | 0-0 F8 | 5 1 1 0 0 1 2 | | | | | | | | | | | | |
| George Brett, L (1, 5) OBP: 0.328, SLG: 0.426 | 0-0 F8 | | 0-0 L5 | | | 0-0 4-3 | | 0-0 L3 | 0-0 F8 | 5 0 0 0 0 0 1 | | | | | | | | | | | | |
| Amos Otis, R (1, 8) OBP: 0.370, SLG: 0.417 | 0-0 2B | | | 0-0 6-3 | | 0-0 5-3 | | 4-0 1B | | 3 1 1 1 1 0 0 | | | | | | | | | | | | |
| Darrell Porter, L (1, 2) OBP: 0.490, SLG: 0.475 | 0-0 F9 | | | 0-0 1B | | 0-0 G3 | | 4-0 1B | | 3 1 1 0 1 0 1 | | | | | | | | | | | | |
| Hal McRae, R (1, 10) OBP: 0.446, SLG: 0.500 | 0-0 F7 | | | 0-0 1B | | | 0-0 6-3 | 0-0 F7 | | 4 0 1 1 0 0 3 | | | | | | | | | | | | |
| Al Cowens, R (1, 9) | | 0-0 6-3 | | 0-0 E6 | | | 4-0 2B | 0-0 1B | | 3 1 1 1 1 0 1 | | | | | | | | | | | | |
| Clint Hurdle, L (1, 7) OBP: 0.372, SLG: 0.371 | | 0-0 6-3 | | 0-0 4-3 | | | 4-0 2B | 4-0 1B | | 2 0 0 0 2 0 1 | | | | | | | | | | | | |
| Ralph LaCock, L (1, 3) OBP: 0.306, SLG: 0.400 | | 0-0 4-3 | | | 0-0 4-3 | | 0-0 2B | 0-0 F8 | | 3 0 1 1 0 0 0 | | | | | | | | | | | | |
| U L Washington, S (7, PR) | | | | | | | 1-3 2-H | | | 0 0 0 0 0 0 0 | | | | | | | | | | | | |
| Joe Zdeb, R (8, PH) | | | | | | | | | | 1 0 0 0 0 0 3 | | | | | | | | | | | | |
| Jamie Quirk, L (8, 6) | | | | | | | | | | 0 0 0 0 0 0 0 | | | | | | | | | | | | |
| Freddie Patek, R (1, 6) OBP: 0.395, SLG: 0.385 | | | 0-0 6-3 | | 0-0 6-3 | | 0-3 K | | 0-3 K | 2 0 0 0 0 0 0 | | | | | | | | | | | | |
| Steve Braun, L (7, PH) OBP: 0.333, SLG: 0.333 | | | | | | | | | | 1 0 0 0 0 1 2 | | | | | | | | | | | | |
| John Wathan, R (7, 3) OBP: 0.429, SLG: 0.615 | | | | | | | | | | 1 0 0 0 0 1 0 | | | | | | | | | | | | |
| Inning Stats | R: 1 E: 0 K: 0 S: 5 | H: 2 LOB: 1 BB: 0 P: 5 | R: 0 E: 0 K: 0 S: 3 | H: 0 LOB: 0 BB: 0 P: 3 | R: 0 E: 0 K: 0 S: 3 | H: 0 LOB: 0 BB: 0 P: 3 | R: 1 E: 1 K: 0 S: 5 | H: 2 LOB: 1 BB: 0 P: 5 | R: 0 E: 0 K: 1 S: 5 | H: 0 LOB: 0 BB: 0 P: 5 | R: 0 E: 0 K: 1 S: 3 | H: 0 LOB: 0 BB: 0 P: 3 | R: 1 E: 0 K: 1 S: 6 | H: 1 LOB: 2 BB: 2 P: 14 | R: 1 E: 0 K: 0 S: 4 | H: 1 LOB: 3 BB: 3 P: 16 | R: 0 E: 0 K: 1 S: 5 | H: 0 LOB: 0 BB: 0 P: 5 | 1B: 2 2B: 3 3B: 1 HR: 0 | SF: 0 SAC: 0 DP: 0 HBP: 0 | WP: 0 PB: 0 SB: 0 CS: 1 | PA: 38 |
| PITCHER | IP WLS BF H R ER SO BB IBB HBP BLK WP HR S P ERA WHIP | | | | | | | | | | | | | | | | | | | | | |
| Bob Stanley, R (1, 1) ERA: 5.06 | 6.1 W 26 5 3 3 1 2 0 0 0 0 0 0 26 34 4.26 1.105 | | | | | | | | | | | | | | | | | | | | | |
| Bill Campbell, R (7, 1) ERA: 3.86 | 1.1 8 1 1 1 1 3 0 0 0 0 0 0 7 19 6.75 3.000 | | | | | | | | | | | | | | | | | | | | | |
| Tom Burgmeier, L (8, 1) ERA: | 1.1 S 4 0 0 0 1 0 0 0 0 0 0 0 6 6 0.00 0.000 | | | | | | | | | | | | | | | | | | | | | |

Kansas City Royals @ Boston Red Sox
 Fenway Park, Boston, MA
 Sat Apr 21 1979, 3:33 AM EST
 Att. 34,332 - Unknown - 56 F

| | |
|-----|----|
| AB | 33 |
| R | 4 |
| H | 6 |
| RBI | 4 |
| BB | 5 |
| SO | 3 |
| LOB | 14 |



| Batter | 1 | 2 | 3 | 4 | 5 | 6 | 7 | 8 | 9 |
|--|------------|------------------|--------------------------------|---------------------------|----------------|------------|----------------------------|-----------------------------|----------|
| Jerry Remy, L (1, 4) OBP: 0.259, SLG: 0.286 | 0-0 1-3 | | 0-0 FC6-4 BB S SF8 | 0-0 1B | | 0-0 3-1 | 0-0 F8 | | |
| Rick Burleson, R (1, 6) OBP: 0.370, SLG: 0.469 | 0-0 5-3 | | 4-0 BB BB 1-2 | 0-0 L8 | | 0-0 6-3 | | 0-0 FC5-4 1B | |
| Fred Lynn, L (1, 8) OBP: 0.455, SLG: 0.814 | 0-0 L6 | | 4-0 BB 1-2 2-3 3-H | | 0-0 HR | | 0-0 P4 | 0-0 FC5-4 2B FC6-4 | |
| Jim Rice, R (1, 10) OBP: 0.481, SLG: 0.619 | | 0-0 5-3 1B | 0-0 SF8 | | 4-0 S BB | | 0-0 HR | 0-0 FC6-4 1-3 2B | |
| Carl Yastrzemski, L (1, 7) OBP: 0.481, SLG: 0.674 | | 0-3 K | 0-0 F9 | | 0-0 F9 | | 4-0 5-3 S E BB | 4-0 FC6-4 IBB | |
| George Scott, R (1, 3) OBP: 0.308, SLG: 0.326 | | 0-0 5-3 | | 0-0 FC5-4 BB 1B | | 0-0 F8 | | 0-0 FC6-4 | |
| Larry Wolfe, R (1, 5) OBP: 0.333, SLG: 0.182 | | 0-0 5-3 | | 4-0 FC5-4 BB 1-2 | | 4-0 BB | | 0-0 E6 HR | 0-3 K |
| Dwight Evans, R (1, 9) OBP: 0.306, SLG: 0.465 | | | 4-0 FC6-4 BB 1B | 0-0 FC5-4 S 1B | | 0-3 K | | | |
| Bob Montgomery, R (1, 2) OBP: 0.545, SLG: 0.800 | | | 0-0 FC6-4 1B | 3-3 K | | 0-3 K | | 0-0 HR | |

| Inning Stats | R: 0 E: 0 K: 0 S: 3 | H: 0 LOB: 0 BB: 0 P: 3 | R: 0 E: 0 K: 1 S: 6 | H: 1 LOB: 1 BB: 0 P: 6 | R: 2 E: 0 K: 0 S: 4 | H: 1 LOB: 2 BB: 3 P: 16 | R: 2 E: 0 K: 1 S: 7 | H: 2 LOB: 1 BB: 1 P: 14 | R: 1 E: 0 K: 1 S: 6 | H: 1 LOB: 2 BB: 2 P: 14 | R: 0 E: 0 K: 1 S: 5 | H: 0 LOB: 0 BB: 0 P: 5 | R: 4 E: 1 K: 0 S: 7 | H: 3 LOB: 1 BB: 1 P: 11 | R: 1 E: 0 K: 1 S: 7 | H: 2 LOB: 2 BB: 1 P: 11 |
|--------------|------------------------------|---------------------------------|------------------------------|---------------------------------|------------------------------|----------------------------------|------------------------------|----------------------------------|------------------------------|----------------------------------|------------------------------|---------------------------------|------------------------------|----------------------------------|------------------------------|----------------------------------|
|--------------|------------------------------|---------------------------------|------------------------------|---------------------------------|------------------------------|----------------------------------|------------------------------|----------------------------------|------------------------------|----------------------------------|------------------------------|---------------------------------|------------------------------|----------------------------------|------------------------------|----------------------------------|

| PITCHER | | | | | | | | | | | | | | PITCHER | | | | | | | | | | | | | | | | | | | |
|--------------------------------------|-----|----|----|---|----|----|----|-----|-----|-----|----|----|----|---------|-------|-------|----|-----|----|---|---|----|----|----|-----|-----|-----|----|----|---|---|-----|------|
| IP | WLS | BF | H | R | ER | SO | BB | IBB | HBP | BLK | WP | HR | S | P | ERA | WHIP | IP | WLS | BF | H | R | ER | SO | BB | IBB | HBP | BLK | WP | HR | S | P | ERA | WHIP |
| Larry Gura, L (1, 1) ERA: 5.68 | 4.0 | L | 21 | 5 | 5 | 5 | 2 | 4 | 0 | 0 | 0 | 1 | 21 | 40 | 11.25 | 2.250 | | | | | | | | | | | | | | | | | |
| Steve Busby, R (5, 1) ERA: 3.38 | 2.2 | | 15 | 3 | 4 | 1 | 2 | 3 | 0 | 0 | 0 | 2 | 16 | 28 | 3.38 | 2.250 | | | | | | | | | | | | | | | | | |
| George Throop, R (7, 1) ERA: 13.5 | 1.1 | | 7 | 2 | 1 | 1 | 1 | 0 | 1 | 0 | 0 | 0 | 8 | 12 | 6.75 | 1.500 | | | | | | | | | | | | | | | | | |

BOTTOM

Kansas City Royals @ Boston Red Sox
Fenway Park, Boston, MA

Sat Apr 21 1979, 3:33 AM EST
Att: 34,332 - Unknown - 56 F

| | | | | | | |
|----|---|---|-----|----|----|-----|
| AB | R | H | RBI | BB | SO | LOB |
| 5 | 1 | 1 | 2 | 0 | 0 | 3 |
| 4 | 0 | 1 | 0 | 1 | 0 | 1 |
| 4 | 2 | 1 | 2 | 1 | 0 | 1 |
| 3 | 1 | 3 | 2 | 1 | 0 | 0 |
| 3 | 1 | 0 | 0 | 2 | 1 | 4 |
| 5 | 1 | 1 | 1 | 0 | 0 | 5 |
| 3 | 1 | 0 | 0 | 2 | 1 | 3 |
| 3 | 3 | 1 | 2 | 1 | 1 | 4 |
| 4 | 0 | 2 | 0 | 0 | 2 | 2 |

| | |
|-----|----|
| AB | 34 |
| R | 10 |
| H | 10 |
| RBI | 9 |
| BB | 8 |
| SO | 5 |
| LOB | 23 |



| | | | |
|-------|--------|-------|--------|
| 1B: 6 | SF: 1 | WP: 0 | PA: 43 |
| 2B: 1 | SAC: 0 | PB: 0 | |
| 3B: 0 | DP: 0 | SB: 4 | |
| HR: 3 | HBP: 0 | CS: 0 | |

| Batter | 1 | 2 | 3 | 4 | 5 | 6 | 7 | 8 | 9 | AB R H RBI BB SO LOB | TOP | | | | | | | | | | | |
|--|--|----------------------------------|------------------------------|---------------------------------|------------------------------|---------------------------------|------------------------------|---------------------------------|------------------------------|---------------------------------|------------------------------|---------------------------------|------------------------------|---------------------------------|------------------------------|---------------------------------|----------------------------------|------------------------------------|----------------------------------|--------|--|--|
| Frank White, R (1, 4) OBP: 0.255, SLG: 0.255 | 4-0 SH1-3 S BB | | 0-0 G5-4-3 1-2f | | 0-0 F9 | | | 0-3 K | | 3 0 0 0 1 1 2 | | | | | | | | | | | | |
| George Brett, L (1, 5) OBP: 0.323, SLG: 0.404 | 4-0 SH1-3 BB | | 0-0 L8 | | | 0-0 F5 | | 0-0 1-3 | | 3 0 0 0 1 0 0 | | | | | | | | | | | | |
| Amos Otis, R (1, 8) OBP: 0.368, SLG: 0.412 | 0-0 SH1-3 1-2 2-3 | | | 0-3 K | | 0-0 FC6-4 1B | | | 0-0 F9 | 3 0 1 0 0 1 0 | | | | | | | | | | | | |
| Darrell Porter, L (1, 2) OBP: 0.473, SLG: 0.442 | 4-0 G4-6-3 BB | | | 0-0 G3 | | 0-0 F8 | | | 0-3 K | 3 0 0 0 1 1 1 | | | | | | | | | | | | |
| Hal McRae, R (1, 10) OBP: 0.433, SLG: 0.480 | 0-0 G4-6-3 1-2f | | | 0-0 1B | | 0-0 FC6-4 1-2f | | | 0-0 6-3 | 4 0 1 0 0 0 4 | | | | | | | | | | | | |
| Al Cowens, R (1, 9) OBP: 0.392, SLG: 0.364 | | 4-0 G5-4-3 BB | | 0-0 L8 | | | 0-0 G5-4-3 1B | | | 2 0 1 0 1 0 1 | | | | | | | | | | | | |
| Clint Hurdle, L (1, 7) OBP: 0.370, SLG: 0.395 | | 0-0 F8 | | | 0-0 6-3 2B | | 0-3 K | | | 3 0 1 0 0 1 2 | | | | | | | | | | | | |
| Ralph LaCock, L (1, 3) OBP: 0.282, SLG: 0.368 | | 0-0 G5-4-3 1-2f | | | 0-0 F7 | | 0-0 G5-4-3 1-2f | | | 3 0 0 0 0 0 3 | | | | | | | | | | | | |
| Freddie Patek, R (1, 6) OBP: 0.400, SLG: 0.375 | | | 4-0 G5-4-3 BB | | | 0-0 6-3 2-3 | | 0-0 P4 | | 1 0 0 0 1 0 1 | | | | | | | | | | | | |
| Tom Poquette, L (8, PH) | | | | | | | | | | 1 0 0 0 0 0 0 | | | | | | | | | | | | |
| U L Washington, S (8, 6) | | | | | | | | | | 0 0 0 0 0 0 0 | | | | | | | | | | | | |
| Inning Stats | R: 0 E: 0 K: 0 S: 2 | H: 0 LOB: 2 BB: 3 P: 14 | R: 0 E: 0 K: 0 S: 2 | H: 0 LOB: 0 BB: 1 P: 6 | R: 0 E: 0 K: 0 S: 2 | H: 0 LOB: 0 BB: 1 P: 6 | R: 0 E: 0 K: 1 S: 6 | H: 1 LOB: 1 BB: 0 P: 6 | R: 0 E: 0 K: 0 S: 4 | H: 1 LOB: 1 BB: 0 P: 4 | R: 0 E: 0 K: 1 S: 5 | H: 1 LOB: 0 BB: 0 P: 5 | R: 0 E: 0 K: 1 S: 5 | H: 0 LOB: 0 BB: 0 P: 5 | R: 0 E: 0 K: 1 S: 5 | H: 0 LOB: 0 BB: 0 P: 5 | 1B: 3 2B: 1 3B: 0 HR: 0 | SF: 0 SAC: 1 DP: 4 HBP: 0 | WP: 0 PB: 0 SB: 1 CS: 0 | PA: 32 | | |
| PITCHER Mike Torrez, R (1, 1) ERA: 4.66 | IP: 9.0 WLS: W BF: 32 H: 4 R: 0 ER: 0 SO: 4 BB: 5 IBB: 0 HBP: 0 BLK: 0 WP: 0 HR: 0 S: 35 P: 55 ERA: 0.00 WHIP: 1.000 | | | | | | | | | | | | | | | | | | | | | |

Kansas City Royals @ Boston Red Sox
Fenway Park, Boston, MA
Sun Apr 22 1979, 3:33 AM EST
Att. 32,089 - Unknown - 72 F

livebaseballscorecards.com

| | |
|-----|----|
| AB | 26 |
| R | 0 |
| H | 4 |
| RBI | 0 |
| BB | 5 |
| SO | 4 |
| LOB | 14 |



| Batter | 1 | 2 | 3 | 4 | 5 | 6 | 7 | 8 | 9 | AB R H RBI BB SO LOB | TOP | | |
|---|---|---|---|---|---|---|---|--|---|--|---|----------------|---|
| Alan Bannister, R (1, 4) OBP: 0.475, SLG: 0.580 | 0-0 L5 | 0-0 F3 | | | 0-0 F9 | | 0-0 P6 | | 0-0 | 5 0 1 0 0 0 4 | | | |
| Claudell Washington, L (1, 9) OBP: 0.333, SLG: 0.439 | 0-0 6-3 | | 0-3 K | | 0-0 4-3 | | | 0-0 G6-4-3 | 0-0 | 5 1 2 0 0 1 0 | | | |
| Chet Lemon, R (1, 8) OBP: 0.414, SLG: 0.545 | 0-0 1B | | 0-0 F7 | | 0-0 5-3 | | | 4-0 G6-4-3 | 0-0 F8 | 4 1 1 0 1 0 2 | | | |
| Wayne Nordhagen, R (1, 10) OBP: 0.440, SLG: 0.381 | 0-0 L7 | | 0-0 F2 | | | 0-0 G6-4-3 | | 0-0 E8 | 0-0 F9 | 5 0 1 0 0 0 5 | | | |
| Lamar Johnson, R (1, 3) OBP: 0.353, SLG: 0.484 | | 0-0 F7 | | 0-0 1B | | 0-0 G6-4-3 | | 0-0 G6-4-3 | | 4 0 1 0 0 0 3 | | | |
| Eric Soderholm, R (1, 5) OBP: 0.375, SLG: 0.393 | | 0-0 F9 | | 0-0 F8 | | 0-0 P4 | | 0-0 1B | | 3 1 0 0 1 0 1 | | | |
| Junior Moore, R (1, 7) OBP: 0.435, SLG: 0.444 | | E BB | | 1-2 1B | | | 0-0 1-3 | 0-0 E8 | | 4 0 3 1 0 0 0 | | | |
| Bill Nahorodny, R (1, 2) OBP: 0.321, SLG: 0.292 | | 4-0 E | | 0-0 F5 | | | 0-0 5-3 | 0-0 K | | 3 0 0 0 1 1 3 | | | |
| Greg Pryor, R (1, 6) OBP: 0.429, SLG: 0.545 | | 0-0 E6 | | 0-0 F9 | | | 0-0 2B | | 0-0 L5 | 4 0 1 0 0 0 4 | | | |
| Inning Stats | R: 0 H: 1 E: 0 LOB: 1 K: 0 BB: 0 S: 4 P: 4 | R: 0 H: 1 E: 1 LOB: 3 K: 0 BB: 1 S: 5 P: 9 | R: 0 H: 0 E: 0 LOB: 0 K: 1 BB: 0 S: 5 P: 5 | R: 0 H: 2 E: 0 LOB: 2 K: 0 BB: 0 S: 5 P: 5 | R: 0 H: 0 E: 0 LOB: 0 K: 0 BB: 0 S: 3 P: 3 | R: 0 H: 1 E: 0 LOB: 0 K: 0 BB: 0 S: 3 P: 3 | R: 0 H: 1 E: 0 LOB: 1 K: 0 BB: 0 S: 4 P: 4 | R: 3 H: 2 E: 2 LOB: 1 K: 1 BB: 2 S: 7 P: 15 | R: 0 H: 2 E: 0 LOB: 2 K: 0 BB: 0 S: 5 P: 5 | 1B: 8 SF: 0 2B: 2 SAC: 0 3B: 0 DP: 2 HR: 0 HBP: 0 | WP: 0 PA: 40 PB: 0 SB: 0 CS: 0 | | |
| PITCHER | IP WLS BF H R ER SO BB IBB HBP BLK WP HR S P ERA WHIP | | | | | | | | | | | PITCHER | IP WLS BF H R ER SO BB IBB HBP BLK WP HR S P ERA WHIP |
| Paul Splittorff, L (1, 1) ERA: 3.21 | 7.2 W 34 8 3 0 1 3 0 0 0 0 0 0 33 45 0.00 1.435 | | | | | | | | | | | | |
| Al Hrabosky, L (8, 1) ERA: 1.23 | 1.1 S 6 2 0 0 1 0 0 0 0 0 0 0 8 8 0.00 1.500 | | | | | | | | | | | | |

Chicago White Sox @ Kansas City Royals
Royals Stadium, Kansas City, MO
Mon Apr 23 1979, 7:05 PM EST
Att. 17,864 - Unknown - 64 F

| | |
|-----|----|
| AB | 37 |
| R | 3 |
| H | 10 |
| RBI | 1 |
| BB | 3 |
| SO | 2 |
| LOB | 22 |



| Batter | 1 | 2 | 3 | 4 | 5 | 6 | 7 | 8 | 9 |
|--|-----------------|-----------|-----------|-------------|-----------|-------------|-----------------|--------|---|
| George Brett, L (1, 5) OBP: 0.318, SLG: 0.383 | 0-0 F8 | | 0-0 G3 | | 4-0 2B BB | | 0-0 4-3 | | |
| Frank White, R (1, 4) OBP: 0.273, SLG: 0.314 | 0-0 1B FC4-6 2B | | 0-0 6-3 | | 0-0 2B | | 0-3 K | | |
| John Wathan, R (1, 3) OBP: 0.444, SLG: 0.588 | 0-0 FC4-6 1B | | | 0-0 G4-3 1B | | 0-0 L8 | | 0-0 L4 | |
| Al Cowens, R (1, 9) OBP: 0.382, SLG: 0.340 | 0-0 FC4-6 CS | | | 0-0 G4-3 | | 4-0 L9 S BB | | 0-0 F8 | |
| Hal McRae, R (1, 10) OBP: 0.406, SLG: 0.444 | 0-0 CS | 0-0 L8 | | 0-0 F9 | | 0-3 K | | 0-0 F7 | |
| Darrell Porter, L (1, 2) OBP: 0.466, SLG: 0.435 | | 0-0 CS 1B | | | 0-0 F8 | 0-0 L9 | | | |
| Joe Zdeb, R (1, 7) OBP: 0.333, SLG: 0.333 | | 0-3 K | | | 0-0 2B 1B | 4-0 BB | | | |
| Steve Braun, L (6, PH) OBP: 0.500, SLG: 0.333 | | | | | | | | | |
| Freddie Patek, R (1, 6) OBP: 0.396, SLG: 0.395 | | | 0-0 F9 | | 0-0 1B 2B | 0-0 F8 | | | |
| Willie Wilson, S (1, 8) OBP: 0.500, SLG: 0.500 | | | 0-0 G3 1B | | 0-0 2B 1B | | 0-0 4-3 S CS 1B | | |

| Inning Stats | R: 1 | H: 2 | E: 0 | K: 0 | S: 4 | LOB: 0 | BB: 0 | P: 4 |
|--------------|------|------|------|------|------|--------|-------|-------|
| | R: 0 | H: 1 | E: 0 | K: 1 | S: 5 | LOB: 1 | BB: 0 | P: 5 |
| | R: 0 | H: 1 | E: 0 | K: 0 | S: 4 | LOB: 1 | BB: 0 | P: 4 |
| | R: 0 | H: 1 | E: 0 | K: 0 | S: 3 | LOB: 0 | BB: 0 | P: 3 |
| | R: 3 | H: 4 | E: 0 | K: 0 | S: 6 | LOB: 1 | BB: 1 | P: 10 |
| | R: 0 | H: 0 | E: 0 | K: 1 | S: 5 | LOB: 2 | BB: 2 | P: 13 |
| | R: 0 | H: 1 | E: 0 | K: 1 | S: 5 | LOB: 0 | BB: 0 | P: 5 |
| | R: 0 | H: 0 | E: 0 | K: 0 | S: 3 | LOB: 0 | BB: 0 | P: 3 |

| PITCHER | IP | WLS | BF | H | R | ER | SO | BB | IBB | HBP | BLK | WP | HR | S | P | ERA | WHIP |
|---------------------------------------|-----|-----|----|---|---|----|----|----|-----|-----|-----|----|----|----|----|------|-------|
| Rich Wortham, L (1, 1) ERA: 3.45 | 4.1 | L | 19 | 8 | 4 | 4 | 1 | 1 | 0 | 0 | 0 | 0 | 0 | 20 | 24 | 8.31 | 2.077 |
| Dewey Robinson, R (5, 1) ERA: 5.73 | 3.2 | | 13 | 2 | 0 | 0 | 2 | 2 | 0 | 0 | 0 | 0 | 0 | 15 | 23 | 0.00 | 1.091 |

AB R H RBI BB SO LOB

BOTTOM

| | | | | | | |
|---|---|---|---|---|---|---|
| 3 | 0 | 0 | 0 | 1 | 0 | 2 |
| 4 | 1 | 2 | 2 | 0 | 1 | 2 |
| 4 | 0 | 2 | 0 | 0 | 0 | 1 |
| 3 | 0 | 0 | 1 | 1 | 0 | 2 |
| 4 | 0 | 0 | 0 | 0 | 1 | 1 |
| 3 | 0 | 1 | 0 | 0 | 0 | 1 |
| 2 | 1 | 1 | 0 | 0 | 1 | 1 |
| 0 | 0 | 0 | 0 | 1 | 0 | 0 |
| 3 | 1 | 1 | 1 | 0 | 0 | 2 |
| 3 | 1 | 3 | 0 | 0 | 0 | 0 |

| | |
|-----|----|
| AB | 29 |
| R | 4 |
| H | 10 |
| RBI | 4 |
| BB | 3 |
| SO | 3 |
| LOB | 12 |



| WP | PA | ERA | WHIP |
|----|----|-----|------|
| 0 | 33 | | |

Chicago White Sox @ Kansas City Royals
Royals Stadium, Kansas City, MO

Mon Apr 23 1979, 7:05 PM EST
Att: 17,864 - Unknown - 64 F

livebaseballscorecards.com

| Batter | 1 | 2 | 3 | 4 | 5 | 6 | 7 | 8 | 9 | AB R H RBI BB SO LOB | TOP |
|---|---|---|---|---|---|---|---|---|---|--|--|
| Ralph Garr, L (1, 7) OBP: 0.348, SLG: 0.419 | 0-0 FC3-6 1B | 0-0 1-2 2-H 1B | | | 0-0 F7 | | 0-3 K | | | 4 0 2 0 0 1 1 | Chicago White Sox @ Kansas City Royals Royals Stadium, Kansas City, MO Tue Apr 24 1979, 7:05 PM EST Att. 16,335 - Unknown - 68 F |
| Claudell Washington, L (1, 9) OBP: 0.316, SLG: 0.414 | 0-0 FC3-6 FC4-6 BB 1-2f | | 0-0 3-1 | | 0-0 1-3 | | 0-3 K | | | 4 0 0 0 0 1 1 | |
| Chet Lemon, R (1, 8) OBP: 0.432, SLG: 0.565 | 4-0 FC4-6 BB 1-2 | | 0-0 3-1 | | 0-0 FC4-6 1B | | 0-0 4-3 2B | | | 3 0 2 0 1 0 0 | |
| Mike Squires, L (1, 3) OBP: 0.394, SLG: 0.548 | 0-0 FC4-6 1-2f 2-3 | | 0-0 F7 | | 0-0 F8 | | 0-0 4-3 | | | 4 0 0 0 0 0 4 | |
| Alan Bannister, R (1, 4) OBP: 0.444, SLG: 0.537 | 0-0 F8 | | | 0-0 L9 | | 0-0 FC4-6 1-2f | | 0-0 5-3 | | 4 0 0 0 0 0 4 | |
| Jorge Orta, L (1, 10) OBP: 0.360, SLG: 0.256 | | 0-0 4-3 | | 4-0 5-3 BB | | 0-0 L7 | | 4-0 1-3 BB | | 2 0 0 0 2 0 1 | |
| Eric Soderholm, R (1, 5) OBP: 0.382, SLG: 0.400 | | 0-0 FC4-6 1B | | 0-0 5-3 1-2 | | 0-0 1B | | 0-0 F3 | | 4 0 2 0 0 0 2 | |
| Mary Foley, L (1, 2) OBP: 0.257, SLG: 0.333 | | 0-0 FC4-6 1B 1-2f 1B | | 0-0 F8 | | 0-0 L7 | | 0-0 1-3 | | 4 0 0 0 0 0 4 | |
| Greg Pryor, R (1, 6) OBP: 0.410, SLG: 0.514 | | 0-0 1B 1-2 1B | | | 0-0 6-3 | | 0-3 K | | 0-0 F9 | 4 0 1 0 0 1 2 | |
| Inning Stats | R: 0 E: 0 K: 0 S: 4 H: 1 LOB: 2 BB: 1 P: 8 | R: 0 E: 0 K: 0 S: 5 H: 3 LOB: 2 BB: 0 P: 5 | R: 0 E: 0 K: 0 S: 3 H: 0 LOB: 0 BB: 0 P: 3 | R: 0 E: 0 K: 0 S: 3 H: 0 LOB: 1 BB: 1 P: 7 | R: 0 E: 0 K: 0 S: 3 H: 0 LOB: 0 BB: 0 P: 3 | R: 0 E: 0 K: 0 S: 4 H: 1 LOB: 1 BB: 0 P: 4 | R: 0 E: 0 K: 2 S: 8 H: 1 LOB: 1 BB: 0 P: 8 | R: 0 E: 0 K: 1 S: 6 H: 1 LOB: 1 BB: 0 P: 6 | R: 0 E: 0 K: 0 S: 3 H: 0 LOB: 1 BB: 1 P: 7 | 1B: 6 2B: 1 3B: 0 HR: 0 SF: 0 SAC: 0 DP: 0 HBP: 0 | WP: 0 PB: 0 SB: 0 CS: 0 PA: 36 |
| PITCHER Dennis Leonard, R (1, 1) ERA: 3.41 | IP WLS BF H R ER SO BB IBB HBP BLK WP HR S P ERA WHIP | IP WLS BF H R ER SO BB IBB HBP BLK WP HR S P ERA WHIP | | | | | | | | | |

| | |
|------------|----|
| AB | 33 |
| R | 0 |
| H | 7 |
| RBI | 0 |
| BB | 3 |
| SO | 3 |
| LOB | 19 |



| Batter | 1 | 2 | 3 | 4 | 5 | 6 | 7 | 8 | 9 |
|--|------------|------------|------------------|------------|----------------------|-----------------------|------------|-----------------------------|---|
| Frank White, R (1, 4) OBP: 0.267, SLG: 0.357 | 0-0 HR | | 0-0 4-3 | | 0-3 K | 0-0 6-3 | | 0-0 F5 | |
| Hal McRae, R (1, 10) OBP: 0.382, SLG: 0.414 | 0-0 1-3 | | 0-0 4-3 | | 0-3 K2-3 | | 0-0 F9 | | |
| George Brett, L (1, 5) OBP: 0.329, SLG: 0.406 | 0-0 2B | | 0-0 P5 | | 0-0 1B | | 0-0 4-3 | | |
| Darrell Porter, L (1, 2) OBP: 0.468, SLG: 0.500 | 0-0 L8 | | | 0-0 2B | 0-0 F9 | | 0-0 3B | | |
| Clint Hurdle, L (1, 7) OBP: 0.380, SLG: 0.415 | 0-0 F9 | | | 0-0 5-3 | | 0-0 2B | 4-0 BB | | |
| Joe Zdeb, R (7, PR) OBP: 0.333, SLG: 0.333 (8, 7) | | | | | | | | | |
| Al Cowens, R (1, 9) OBP: 0.373, SLG: 0.353 | | 0-0 F9 | | 0-0 F8 | | 0-0 L9 1B 2B | 0-0 6-3 | | |
| Ralph LaCock, L (1, 3) OBP: 0.302, SLG: 0.390 | | 0-0 1-3 | | 4-0 IBB | | 0-0 L9 | | 0-0 SH3-4 FC1-2 2B | |
| Freddie Patek, R (1, 6) OBP: 0.392, SLG: 0.391 | | 0-0 F9 | | 0-0 F8 | | 0-0 4-3 1B | | 0-0 SH3-4 | |
| Willie Wilson, S (1, 8) OBP: 0.500, SLG: 0.500 | | | 0-0 4-3 1B | | 0-0 S PB 1B | 0-0 4-3 | | 0-0 FC1-2 | |

| Inning Stats | R: 1 | H: 2 | E: 0 | K: 0 | S: 5 | LOB: 1 | BB: 0 | P: 5 | R: 0 | H: 0 | E: 0 | K: 0 | S: 3 | LOB: 0 | BB: 0 | P: 3 | R: 1 | H: 1 | E: 0 | K: 0 | S: 4 | LOB: 0 | BB: 0 | P: 4 | R: 0 | H: 1 | E: 0 | K: 0 | S: 4 | LOB: 2 | BB: 1 | P: 8 | R: 1 | H: 2 | E: 0 | K: 2 | S: 9 | LOB: 1 | BB: 0 | P: 9 | R: 2 | H: 3 | E: 0 | K: 0 | S: 6 | LOB: 1 | BB: 0 | P: 6 | R: 0 | H: 1 | E: 0 | K: 0 | S: 4 | LOB: 3 | BB: 1 | P: 8 | R: 0 | H: 1 | E: 0 | K: 0 | S: 4 | LOB: 1 | BB: 0 | P: 4 |
|--------------|-------|-------|-------|-------|--------|--------|--------|-------|--------|------|------|------|------|--------|-------|------|------|------|------|------|------|--------|-------|------|------|------|------|------|------|--------|-------|------|------|------|------|------|------|--------|-------|------|------|------|------|------|------|--------|-------|------|------|------|------|------|------|--------|-------|------|------|------|------|------|------|--------|-------|------|
| 1B: 4 | 2B: 5 | 3B: 1 | HR: 1 | SF: 0 | SAC: 1 | DP: 0 | HBP: 0 | WP: 0 | PA: 37 | | | | | | | | | | | | | | | | | | | | | | | | | | | | | | | | | | | | | | | | | | | | | | | | | | | | | | | |

| PITCHER | IP | WLS | BF | H | R | ER | SO | BB | IBB | HBP | BLK | WP | HR | S | P | ERA | WHIP |
|---------------------------------------|-----|-----|----|---|---|----|----|----|-----|-----|-----|----|----|----|----|------|-------|
| Lerrin LaGrow, R (1, 1) ERA: 9.0 | 5.1 | L | 25 | 8 | 5 | 5 | 2 | 0 | 0 | 0 | 0 | 0 | 1 | 28 | 32 | 8.44 | 1.500 |
| Randy Scarbery, R (6, 1) ERA: 1.42 | 2.2 | | 12 | 3 | 0 | 0 | 0 | 1 | 0 | 0 | 0 | 0 | 0 | 11 | 15 | 0.00 | 1.500 |

BOTTOM

Chicago White Sox @ Kansas City Royals
 Royals Stadium, Kansas City, MO

Tue Apr 24 1979, 7:05 PM EST
 Att: 16,335 - Unknown - 68 F

livebaseballscorecards.com

| | |
|-----|----|
| AB | 34 |
| R | 5 |
| H | 11 |
| RBI | 4 |
| BB | 2 |
| SO | 2 |
| LOB | 16 |



| Batter | 1 | 2 | 3 | 4 | 5 | 6 | 7 | 8 | 9 | AB R H RBI BB SO LOB | TOP | | | | | | | | | | | | | | |
|--|---|---------------------------------|------------------------------|----------------------------------|------------------------------|---------------------------------|------------------------------|---------------------------------|------------------------------|---------------------------------|------------------------------|---------------------------------|------------------------------|---------------------------------|------------------------------|---------------------------------|------------------------------|---------------------------------|----------------------------------|------------------------------------|----------------------------------|--------|--|--|--|
| Alan Bannister, R (1, 4) OBP: 0.441, SLG: 0.559 | 0-0 F7 | | 0-0 F9 | | 0-0 SF8 3B | | 0-0 1-3 | | 0-0 1B | 5 1 2 0 0 0 0 | | | | | | | | | | | | | | | |
| Claudell Washington, L (1, 9) OBP: 0.309, SLG: 0.405 | 0-0 5-3 | | | 0-0 FC5-4 1B | 0-0 SF8 | | 0-3 K | | 0-3 K | 4 0 1 1 0 2 1 | | | | | | | | | | | | | | | |
| Chet Lemon, R (1, 8) OBP: 0.423, SLG: 0.548 | 0-0 F9 | | | 0-0 FC5-4 FC6-4 1-2f | 0-0 1-3 | | | 0-0 1B | | 4 0 1 0 0 0 1 | | | | | | | | | | | | | | | |
| Wayne Nordhagen, R (1, 10) OBP: 0.379, SLG: 0.320 | | 0-0 5-3 | | 0-0 FC6-4 2B 1-2f 1B | | 0-0 F8 | | 0-0 F8 | | 4 1 0 0 0 0 2 | | | | | | | | | | | | | | | |
| Lamar Johnson, R (1, 3) OBP: 0.395, SLG: 0.529 | | 4-0 BB | | 0-0 1B 1-3 2B 2B | | 0-0 1B | | 0-0 F8 | | 3 1 2 0 1 0 1 | | | | | | | | | | | | | | | |
| Eric Soderholm, R (1, 5) OBP: 0.375, SLG: 0.391 | | 0-0 F4 | | 0-0 2B 1B | | 0-0 P4 | | 0-0 5-3 | | 4 1 1 1 0 0 3 | | | | | | | | | | | | | | | |
| Junior Moore, R (1, 7) OBP: 0.423, SLG: 0.476 Rusty Torres, S (7, 7) | | 0-0 5-3 | | 0-0 1H 3-H 2B | | 0-0 F9 | | | 0-0 L8 | 3 0 1 2 0 0 2 1 0 0 0 0 0 0 | | | | | | | | | | | | | | | |
| Bill Nahorodny, R (1, 2) OBP: 0.344, SLG: 0.536 | | | 0-0 P4 | 0-0 L9 | | | 0-0 HR | | 0-0 HR | 4 2 2 2 0 0 1 | | | | | | | | | | | | | | | |
| Greg Pryor, R (1, 6) OBP: 0.372, SLG: 0.463 | | | 0-0 F3 | | 0-0 1-3 | | 0-0 6-3 | | 0-0 L9 | 4 0 0 0 0 0 0 | | | | | | | | | | | | | | | |
| Inning Stats | R: 0 E: 0 K: 0 S: 3 | H: 0 LOB: 0 BB: 0 P: 3 | R: 0 E: 0 K: 0 S: 3 | H: 0 LOB: 1 BB: 1 P: 7 | R: 0 E: 0 K: 0 S: 3 | H: 0 LOB: 0 BB: 0 P: 3 | R: 3 E: 0 K: 0 S: 7 | H: 4 LOB: 1 BB: 0 P: 7 | R: 1 E: 0 K: 0 S: 4 | H: 1 LOB: 0 BB: 0 P: 4 | R: 0 E: 0 K: 0 S: 4 | H: 1 LOB: 1 BB: 0 P: 4 | R: 1 E: 0 K: 1 S: 6 | H: 1 LOB: 0 BB: 0 P: 6 | R: 0 E: 0 K: 0 S: 4 | H: 1 LOB: 1 BB: 0 P: 4 | R: 1 E: 0 K: 1 S: 7 | H: 2 LOB: 1 BB: 0 P: 7 | 1B: 5 2B: 2 3B: 1 HR: 2 | SF: 1 SAC: 0 DP: 0 HBP: 0 | WP: 0 PB: 0 SB: 0 CS: 0 | PA: 38 | | | |
| PITCHER | IP WLS BF H R ER SO BB IBB HBP BLK WP HR S P ERA WHIP | | | | | | | | | | | | | | | | | | | | | | | | |
| Larry Gura, L (1, 1) ERA: 5.85 | 7.0 | | 29 | 7 | 5 | 5 | 1 | 1 | 0 | 0 | 0 | 0 | 1 | 30 | 34 | 6.43 | 1.143 | | | | | | | | |
| Steve Mingori, L (8, 1) ERA: 4.35 | 1.2 | | 8 | 3 | 1 | 1 | 0 | 0 | 0 | 0 | 0 | 0 | 1 | 8 | 8 | 5.40 | 1.800 | | | | | | | | |
| Al Hrabosky, L (9, 1) ERA: 1.17 | 0.1 | W | 1 | 0 | 0 | 0 | 1 | 0 | 0 | 0 | 0 | 0 | 0 | 3 | 3 | 0.00 | 0.000 | | | | | | | | |

Chicago White Sox @ Kansas City Royals
Royals Stadium, Kansas City, MO
Wed Apr 25 1979, 7:05 PM EST
Att. 13,957 - Unknown - 46 F

| | |
|-----|----|
| AB | 36 |
| R | 6 |
| H | 10 |
| RBI | 6 |
| BB | 1 |
| SO | 2 |
| LOB | 11 |



| Batter | 1 | 2 | 3 | 4 | 5 | 6 | 7 | 8 | 9 | AB R H RBI BB SO LOB | TOP | | | | | | | | | | | | | | | | | | | | | | | | |
|--|---|---------------------------------|------------------------------|---------------------------------|------------------------------|---------------------------------|------------------------------|---------------------------------|------------------------------|----------------------------------|------------------------------|---------------------------------|------------------------------|---------------------------------|------------------------------|---------------------------------|----------------------------------|------------------------------------|----------------------------------|--------|--|--|--|--|--|--|--|--|--|--|--|--|--|--|--|
| Jim Norris, L (1, 7) OBP: 0.364, SLG: 0.313 | 0-0 4-3 | 0-0 L6 | | | 0-0 L4-3 1B | | 0-3 K | | | 4 0 1 0 0 1 3 | | | | | | | | | | | | | | | | | | | | | | | | | |
| Rick Manning, L (1, 8) OBP: 0.250, SLG: 0.224 | 0-0 4-3 | | 0-0 5-3 | | 0-0 L4-3 | | | 0-0 P4 | | 4 0 0 0 0 0 2 | | | | | | | | | | | | | | | | | | | | | | | | | |
| Bobby Bonds, R (1, 9) OBP: 0.368, SLG: 0.508 Horace Speed, R (8, PR) OBP: 0.500, SLG: 0.200 | 0-3 K | | 0-0 CS 1B | | | 0-0 HR | | 0-0 CS 1B | | 4 1 3 1 0 1 0 0 0 0 0 0 0 0 | | | | | | | | | | | | | | | | | | | | | | | | | |
| Andre Thornton, R (1, 3) OBP: 0.246, SLG: 0.357 | | 0-0 1B 2B | 0-3 K | | | 0-3 K | | 0-3 K | | 4 1 1 0 0 3 2 | | | | | | | | | | | | | | | | | | | | | | | | | |
| Gary Alexander, R (1, 2) OBP: 0.375, SLG: 0.538 | | 0-0 1B FC6 1B | | 0-3 K | | 0-0 3-1 | | 0-0 CS | 0-0 HR | 4 2 2 2 0 1 0 | | | | | | | | | | | | | | | | | | | | | | | | | |
| Toby Harrah, R (1, 5) OBP: 0.300, SLG: 0.254 | 0-0 1-3 | | | 0-0 F8 | | 4-0 BB | | | 0-0 L6-4 2B | 3 0 1 0 1 0 1 | | | | | | | | | | | | | | | | | | | | | | | | | |
| Duane Kuiper, L (1, 4) OBP: 0.344, SLG: 0.304 | 0-0 E FC6 1B | | | 0-0 4-3 | | 0-0 F8 | | | 0-0 B3 | 4 0 1 0 0 0 2 | | | | | | | | | | | | | | | | | | | | | | | | | |
| Paul Dade, R (1, 10) OBP: 0.286, SLG: 0.167 | 0-0 FC6 | | | | 0-0 L9 | | 0-0 CS 1B | | 4-0 IBB | 3 0 1 1 1 0 1 | | | | | | | | | | | | | | | | | | | | | | | | | |
| Tom Verzyer, R (1, 6) OBP: 0.208, SLG: 0.200 | 0-0 F4 | | | | 0-0 E6 1B | | 0-0 P3 | | 0-0 L6-4 | 4 0 0 0 0 0 5 | | | | | | | | | | | | | | | | | | | | | | | | | |
| Inning Stats | R: 0 E: 0 K: 1 S: 5 | H: 0 LOB: 0 BB: 0 P: 5 | R: 2 E: 1 K: 0 S: 7 | H: 3 LOB: 2 BB: 0 P: 7 | R: 0 E: 0 K: 1 S: 5 | H: 1 LOB: 0 BB: 0 P: 5 | R: 0 E: 1 K: 0 S: 4 | H: 1 LOB: 1 BB: 0 P: 4 | R: 1 E: 0 K: 1 S: 6 | H: 1 LOB: 1 BB: 1 P: 10 | R: 0 E: 0 K: 1 S: 5 | H: 1 LOB: 0 BB: 0 P: 5 | R: 0 E: 0 K: 1 S: 5 | H: 1 LOB: 1 BB: 0 P: 5 | R: 1 E: 0 K: 0 S: 4 | H: 2 LOB: 1 BB: 1 P: 8 | 1B: 6 2B: 4 3B: 0 HR: 2 | SF: 0 SAC: 0 DP: 2 HBP: 0 | WP: 0 PB: 0 SB: 0 CS: 3 | PA: 37 | | | | | | | | | | | | | | | |
| PITCHER | IP WLS BF H R ER SO BB IBB HBP BLK WP HR S P ERA WHIP | | | | | | | | | | | | | | | | | | | | | | | | | | | | | | | | | | |
| Rich Gale, R (1, 1) ERA: 6.93 | 8.0 | 33 | 10 | 4 | 4 | 6 | 1 | 0 | 0 | 0 | 0 | 2 | 44 | 48 | 4.50 | 1.375 | | | | | | | | | | | | | | | | | | | |
| Al Hrabosky, L (9, 1) ERA: 1.04 | 1.0 | W | 3 | 0 | 0 | 0 | 0 | 1 | 0 | 0 | 0 | 0 | 2 | 6 | 0.00 | 0.000 | | | | | | | | | | | | | | | | | | | |

Cleveland Indians @ Kansas City Royals
Royals Stadium, Kansas City, MO
Thu Apr 26 1979, 7:05 PM EST
Att. 15,122 - Unknown - 63 F

| | |
|-----|----|
| AB | 34 |
| R | 4 |
| H | 10 |
| RBI | 4 |
| BB | 2 |
| SO | 6 |
| LOB | 16 |



BOTTOM

Cleveland Indians @ Kansas City Royals
Royals Stadium, Kansas City, MO

Thu Apr 26 1979, 7:05 PM EST
Att: 15,122 - Unknown - 63 F

livebaseballscorecards.com

| | |
|-----|----|
| AB | 34 |
| R | 5 |
| H | 10 |
| RBI | 4 |
| BB | 3 |
| SO | 1 |
| LOB | 13 |



| | | | |
|----|---|----|----|
| WP | 2 | PA | 38 |
| PB | 0 | | |
| SB | 1 | | |
| CS | 0 | | |

AB R H RBI BB SO LOB

| | | | | | | |
|---|---|---|---|---|---|---|
| 5 | 1 | 3 | 0 | 0 | 0 | 3 |
| 4 | 1 | 1 | 1 | 1 | 0 | 3 |
| 4 | 1 | 2 | 1 | 0 | 0 | 3 |
| 4 | 1 | 1 | 1 | 0 | 0 | 2 |
| 4 | 0 | 1 | 1 | 0 | 1 | 0 |
| 4 | 0 | 0 | 0 | 0 | 0 | 1 |
| 3 | 0 | 0 | 0 | 0 | 0 | 0 |
| 0 | 1 | 0 | 0 | 0 | 0 | 0 |
| 4 | 0 | 2 | 0 | 0 | 0 | 0 |
| 2 | 0 | 0 | 0 | 1 | 0 | 1 |
| 0 | 0 | 0 | 0 | 1 | 0 | 0 |
| 0 | 0 | 0 | 0 | 0 | 0 | 0 |

| Batter | 1 | 2 | 3 | 4 | 5 | 6 | 7 | 8 | 9 |
|--|---------------------|-----------|---------------------|-----------------------|------------|----------------------------|------------------|-----------|--------------------------------|
| Frank White, R (1, 4) OBP: 0.300, SLG: 0.415 | 0-0 1-3 WP 1B | | 0-0 WP 1B | | | 0-0 3B 2B | 0-0 1-3 2B | | 0-0 F8 |
| George Brett, L (1, 5) OBP: 0.354, SLG: 0.429 | 0-0 6-3 | | 0-0 P6 1-2 | | | 0-0 2-H 1B 3B | 4-0 IBB | | 0-0 WP 1-2 2-3 3-H |
| Amos Otis, R (1, 8) OBP: 0.377, SLG: 0.418 | 0-0 1B | | | 0-0 F9 | | 0-0 E S 4-3 1B | 0-0 F9 | | |
| Darrell Porter, L (1, 2) OBP: 0.471, SLG: 0.621 | 0-0 L4 | | | 0-0 HR | | 0-0 4-3 1-3 | | 0-0 F7 | |
| Al Cowens, R (1, 9) OBP: 0.382, SLG: 0.356 | | 0-3 K | | 0-0 G6-4-3 1B | | 0-0 4-3 | | 0-0 P4 | |
| Hal McRae, R (1, 10) OBP: 0.355, SLG: 0.369 | | 0-0 F9 | | 0-0 G6-4-3 1-2f | | 0-0 3-H F9 | | 0-0 F4 | |
| Clint Hurdle, L (1, 7) OBP: 0.382, SLG: 0.422 | | 0-0 F7 | | | 0-0 1-3 | | 0-0 3-1 | | 1-0 1B WP HBP |
| Willie Wilson, S (8, 7) OBP: 0.400, SLG: 0.357 | | | | | | | | | |
| Ralph LaCock, L (1, 3) OBP: 0.327, SLG: 0.391 | | | 0-0 G5-4-3 1B | | 0-0 L8 | | 0-0 L7 | | 0-0 WP BB 1B |
| Freddie Patek, R (1, 6) OBP: 0.362, SLG: 0.346 | | | 0-0 G5-4-3 | | 0-0 6-3 | | 4-0 2B BB | | 4-0 WP BB |
| Tom Poquette, L (9, PH) U L Washington, S (9, PR) | | | | | | | | | |

| Inning Stats | R: 0 | H: 1 | E: 0 | K: 0 | S: 4 | H: 0 | LOB: 1 | BB: 0 | P: 4 | R: 0 | H: 0 | E: 0 | K: 1 | S: 5 | R: 0 | H: 2 | E: 0 | K: 0 | S: 4 | R: 1 | H: 2 | E: 0 | K: 0 | S: 4 | R: 0 | H: 0 | E: 0 | K: 0 | S: 3 | R: 3 | H: 3 | E: 0 | K: 0 | S: 6 | R: 0 | H: 1 | E: 0 | K: 0 | S: 4 | R: 0 | H: 0 | E: 0 | K: 0 | S: 3 | R: 1 | H: 1 | E: 0 | K: 0 | S: 2 | 1B: 6 | 2B: 2 | 3B: 1 | SF: 0 | SAC: 0 | DP: 2 | HBP: 1 | WP: 2 | PB: 0 | SB: 1 | CS: 0 | PA: 38 |
|--------------|------|------|------|------|------|------|--------|-------|------|------|------|------|------|------|------|------|------|------|------|------|------|------|------|------|------|------|------|------|------|------|------|------|------|------|------|------|------|------|------|------|------|------|------|------|------|------|------|------|------|-------|-------|-------|-------|--------|-------|--------|-------|-------|-------|-------|--------|
|--------------|------|------|------|------|------|------|--------|-------|------|------|------|------|------|------|------|------|------|------|------|------|------|------|------|------|------|------|------|------|------|------|------|------|------|------|------|------|------|------|------|------|------|------|------|------|------|------|------|------|------|-------|-------|-------|-------|--------|-------|--------|-------|-------|-------|-------|--------|

| PITCHER | IP | WLS | BF | H | R | ER | SO | BB | IBB | HBP | BLK | WP | HR | S | P | ERA | WHIP |
|-------------------------------------|-----|-----|----|---|---|----|----|----|-----|-----|-----|----|----|----|----|------|-------|
| Mike Paxton, R (1, 1) ERA: 9.82 | 5.0 | | 21 | 8 | 4 | 4 | 1 | 0 | 0 | 0 | 0 | 1 | 1 | 23 | 23 | 7.20 | 1.600 |
| Don Hood, L (6, 1) ERA: 6.23 | 0.1 | | 1 | 0 | 0 | 0 | 0 | 0 | 0 | 0 | 0 | 0 | 0 | 1 | 1 | 0.00 | 0.000 |
| Dan Spillner, R (6, 1) ERA: 1.26 | 3.0 | L | 15 | 2 | 1 | 1 | 0 | 2 | 1 | 1 | 0 | 0 | 0 | 11 | 24 | 3.00 | 1.333 |
| Sid Monge, L (9, 1) ERA: 1.84 | 0.0 | | 1 | 0 | 0 | 0 | 0 | 0 | 0 | 0 | 0 | 1 | 0 | 0 | 0 | ∞ | ∞ |

| Batter | 1 | 2 | 3 | 4 | 5 | 6 | 7 | 8 | 9 | AB R H RBI BB SO LOB | TOP | | | | | | | | | | | |
|---|---|---------------------------------|------------------------------|---------------------------------|------------------------------|---------------------------------|------------------------------|---------------------------------|------------------------------|----------------------------------|------------------------------|---------------------------------|------------------------------|---------------------------------|------------------------------|---------------------------------|------------------------------|---------------------------------|----------------------------------|------------------------------------|----------------------------------|--------|
| Paul Dade, R (1, 9) OBP: 0.333, SLG: 0.200 | 0-0 F9 | | 0-0 P5 | | 4-0 2B BB | 0-0 CS | 0-0 2B 1B | | 0-0 6-3 | 4 2 1 0 1 0 0 | | | | | | | | | | | | |
| Rick Manning, L (1, 8) OBP: 0.263, SLG: 0.259 | 0-0 F7 | | 0-0 4-3 | | 0-0 2B SF8 1B | | 0-0 2B | | 0-0 F8 | 5 1 2 1 0 0 0 | | | | | | | | | | | | |
| Bobby Bonds, R (1, 10) OBP: 0.356, SLG: 0.500 | 0-0 F8 | | 0-0 F2 | | 0-0 2B | | 0-0 F7 | | 0-0 6-3 | 5 0 1 2 0 0 1 | | | | | | | | | | | | |
| Andre Thornton, R (1, 3) OBP: 0.246, SLG: 0.345 | | 4-0 1B 2B BB | | 0-0 F8 | 0-0 SF8 | | 0-0 F8 | | | 2 1 0 1 1 0 1 | | | | | | | | | | | | |
| Gary Alexander, R (1, 2) Bo Diaz, R (7, 2) OBP: 0.368, SLG: 0.518 | | 0-0 2B 1B 1B | | 0-0 F4 | 0-3 K | | 0-3 K | | | 4 1 1 0 0 2 2 0 0 0 0 0 0 0 | | | | | | | | | | | | |
| Toby Harrah, R (1, 5) OBP: 0.324, SLG: 0.279 | | 0-0 1B 2B | | 4-0 BB | | 0-0 F8 | | 4-0 FC3-6 BB | | 2 0 1 1 2 0 0 | | | | | | | | | | | | |
| Jim Norris, L (1, 7) OBP: 0.339, SLG: 0.288 | | 0-0 G3 | | 0-0 F8 | | 0-0 6-3 | | 0-0 FC3-6 | | 4 0 0 0 0 0 4 | | | | | | | | | | | | |
| Tom Verzyer, R (1, 6) OBP: 0.228, SLG: 0.222 | | 0-0 G6-3 1B | | | 0-0 1-3 | 0-0 3B 1B | | 0-0 F8 | | 4 1 2 1 0 0 1 | | | | | | | | | | | | |
| Duane Kuiper, L (1, 4) OBP: 0.354, SLG: 0.350 | | 0-0 G6-3 | | | 0-0 1B 2B 1B | 0-0 CS 3B | | 0-0 4-3 | | 4 1 2 1 0 0 3 | | | | | | | | | | | | |
| Inning Stats | R: 0 E: 0 K: 0 S: 3 | H: 0 LOB: 0 BB: 0 P: 3 | R: 2 E: 0 K: 0 S: 5 | H: 3 LOB: 1 BB: 1 P: 9 | R: 0 E: 0 K: 0 S: 3 | H: 0 LOB: 0 BB: 0 P: 3 | R: 0 E: 0 K: 0 S: 3 | H: 0 LOB: 1 BB: 1 P: 7 | R: 3 E: 0 K: 1 S: 8 | H: 3 LOB: 1 BB: 1 P: 12 | R: 1 E: 0 K: 0 S: 4 | H: 2 LOB: 0 BB: 0 P: 4 | R: 1 E: 0 K: 1 S: 7 | H: 2 LOB: 1 BB: 0 P: 7 | R: 0 E: 1 K: 0 S: 3 | H: 0 LOB: 1 BB: 1 P: 7 | R: 0 E: 0 K: 0 S: 3 | H: 0 LOB: 0 BB: 0 P: 3 | 1B: 6 2B: 3 3B: 1 HR: 0 | SF: 1 SAC: 0 DP: 1 HBP: 0 | WP: 0 PB: 0 SB: 0 CS: 1 | PA: 40 |
| PITCHER | IP WLS BF H R ER SO BB IBB HBP BLK WP HR S P ERA WHIP | | | | | | | | | | | | | | | | | | | | | |
| Paul Splittorff, L (1, 1) ERA: 4.09 | 5.0 W 23 6 5 5 1 3 0 0 0 0 0 0 22 34 9.00 1.800 | | | | | | | | | | | | | | | | | | | | | |
| Eduardo Rodriguez, R (6, 1) ERA: 6.23 | 4.0 S 16 4 2 2 1 1 0 0 0 0 0 0 17 21 4.50 1.250 | | | | | | | | | | | | | | | | | | | | | |

Cleveland Indians @ Kansas City Royals
 Royals Stadium, Kansas City, MO
 Fri Apr 27 1979, 7:05 PM EST
 Att: 17,411 - Unknown

livebaseballscorecards.com

| | |
|-----|----|
| AB | 34 |
| R | 7 |
| H | 10 |
| RBI | 7 |
| BB | 4 |
| SO | 2 |
| LOB | 12 |



| Batter | 1 | 2 | 3 | 4 | 5 | 6 | 7 | 8 | 9 |
|--|----------------------|------------------------------|------------------------------|-----------------------|------------|------------------------|--------------------|-----------------|---|
| Frank White, R OBP: 0.355, SLG: 0.485 (1, 4) | 4-0 S HR BB | 4-0 S BB | | 0-0 G4-6-3 1B | | 0-0 1B 4-3 1B | | 0-0 HR | |
| George Brett, L OBP: 0.353, SLG: 0.461 (1, 5) | 0-0 HR | 0-0 F8 | | 0-0 G4-6-3 1-2f | | 0-0 1B 4-3 1B | | 0-0 F8 | |
| Amos Otis, R OBP: 0.388, SLG: 0.407 (1, 8) | 0-0 F9 S 1B | 4-0 1B S 1B BB | 4-0 BB 1B BB | 0-0 F8 | | 0-0 4-3 | | 0-0 F7 | |
| Darrell Porter, L OBP: 0.487, SLG: 0.607 (1, 2) | 0-0 F9 | 4-0 1B 1B PB IBB | 4-0 BB 1B SF9 BB | | 0-0 F9 | 0-0 FC6 1B | | 4-0 BB BB | |
| John Wathan, R OBP: 0.429, SLG: 0.550 (9, 2) | 1-3 | 1-2 | 1-2 | | | | | | |
| Al Cowens, R OBP: 0.419, SLG: 0.422 (1, 9) | 0-0 1B 1B | 0-0 PB 1B 5-3 1B | 0-0 BB 1B | 0-0 BB 1B | | 0-0 3B | 0-0 FC6 1-2f | 4-0 BB BB | |
| Ralph LaCock, L OBP: 0.345, SLG: 0.392 (1, 3) | 0-0 FC3-6 1B | 0-0 WP PB 1B | 4-0 FC6-4 BB | | 0-0 6-3 | | 0-0 6-3 | 0-0 L9 | |
| Hal McRae, R OBP: 0.358, SLG: 0.386 (1, 10) | 0-0 FC3-6 1B | 0-0 5-3 | 0-0 F3 | | 0-0 5-3 | | 0-0 2B | | |
| Clint Hurdle, L OBP: 0.373, SLG: 0.404 (1, 7) | 0-0 FC3-6 | 4-0 BB 1B | 0-0 SF9 | | | 0-0 F8 | 0-0 F7 | | |
| Willie Wilson, S OBP: 0.375, SLG: 0.333 (7, 7) | 1-2f 2-3 | 2-3 BB | 3-H | | | | | | |
| Freddie Patek, R OBP: 0.365, SLG: 0.351 (1, 6) | 0-3 K | 0-0 BB 1B | 0-0 FC6-4 | | | 0-0 1B S 1B | 0-0 F3 | | |

| AB | R | H | RBI | BB | SO | LOB |
|----|---|---|-----|----|----|-----|
| 3 | 4 | 3 | 2 | 3 | 0 | 0 |
| 6 | 2 | 2 | 2 | 0 | 0 | 5 |
| 4 | 3 | 1 | 1 | 2 | 0 | 1 |
| 3 | 2 | 1 | 1 | 3 | 0 | 1 |
| 0 | 0 | 0 | 0 | 0 | 0 | 0 |
| 5 | 2 | 4 | 3 | 1 | 0 | 1 |
| 5 | 1 | 2 | 1 | 1 | 0 | 3 |
| 5 | 0 | 2 | 2 | 0 | 0 | 5 |
| 2 | 0 | 0 | 1 | 1 | 0 | 2 |
| 1 | 0 | 0 | 0 | 0 | 0 | 1 |
| 5 | 1 | 2 | 1 | 0 | 1 | 5 |

| AB | R | H | RBI | BB | SO | LOB |
|----|----|----|-----|----|----|-----|
| 39 | 15 | 17 | 14 | 11 | 1 | 24 |

| Inning Stats | | R: 4 | H: 5 | E: 0 | K: 1 | S: 10 | R: 5 | H: 3 | E: 0 | K: 0 | S: 6 | R: 2 | H: 1 | E: 0 | K: 0 | S: 4 | R: 0 | H: 1 | E: 0 | K: 0 | S: 3 | R: 0 | H: 1 | E: 0 | K: 0 | S: 4 | R: 3 | H: 4 | E: 0 | K: 0 | S: 7 | R: 0 | H: 1 | E: 0 | K: 0 | S: 4 | R: 1 | H: 1 | E: 0 | K: 0 | S: 4 | | | | | | | | | | | |
|---------------------------------------|-----|------|------|------|------|-------|------|------|------|------|------|------|------|------|------|------|-------|-------|---------|------|------|------|------|------|------|------|------|------|------|------|------|------|------|------|------|------|------|------|------|------|------|---|---|-----|------|--|--|--|--|--|--|--|
| PITCHER | | IP | WLS | BF | H | R | ER | SO | BB | IBB | HBP | BLK | WP | HR | S | P | ERA | WHIP | PITCHER | | | | | | | | | | IP | WLS | BF | H | R | ER | SO | BB | IBB | HBP | BLK | WP | HR | S | P | ERA | WHIP | | | | | | | |
| Wayne Garland, R ERA: 12.27 (1, 1) | 1.1 | | 14 | 6 | 8 | 8 | 1 | 1 | 3 | 1 | 0 | 0 | 0 | 0 | 12 | 28 | 54.00 | 6.750 | | | | | | | | | | | | | | | | | | | | | | | | | | | | | | | | | | |
| Len Barker, R ERA: 13.0 (2, 1) | 4.1 | | 26 | 9 | 6 | 6 | 0 | 5 | 0 | 0 | 0 | 0 | 1 | 0 | 21 | 41 | 12.46 | 3.231 | | | | | | | | | | | | | | | | | | | | | | | | | | | | | | | | | | |
| Victor Cruz, R ERA: 4.63 (6, 1) | 2.1 | | 11 | 2 | 1 | 1 | 0 | 2 | 0 | 0 | 0 | 0 | 0 | 1 | 9 | 17 | 3.86 | 1.714 | | | | | | | | | | | | | | | | | | | | | | | | | | | | | | | | | | |

BOTTOM

Cleveland Indians @ Kansas City Royals
Royals Stadium, Kansas City, MO
 Fri Apr 27 1979, 7:05 PM EST
 Att. 17,411 - Unknown

livebaseballscores.com



| Batter | 1 | 2 | 3 | 4 | 5 | 6 | 7 | 8 | 9 | AB R H RBI BB SO LOB | TOP | | | | | | | | | |
|---|--|---------------------------------|------------------------------|---------------------------------|------------------------------|---------------------------------|------------------------------|---------------------------------|------------------------------|---------------------------------|------------------------------|---------------------------------|------------------------------|---------------------------------|------------------------------|---------------------------------|----------------------------------|------------------------------------|----------------------------------|--------|
| Jim Norris, L (1, 7) OBP: 0.317, SLG: 0.268 | 0-0 F7 | | | 0-3 K | | 0-0 4-3 | | 0-0 L9 | | 4 0 0 0 0 1 1 | | | | | | | | | | |
| Rick Manning, L (1, 8) OBP: 0.279, SLG: 0.293 | 0-0 P6 | | | 0-0 HR 2B | | 0-0 1B | | 0-0 1-3 | | 4 1 2 0 0 0 0 | | | | | | | | | | |
| Bobby Bonds, R (1, 10) OBP: 0.364, SLG: 0.500 | 0-0 PO 1B | | | 0-3 K | | 0-3 K | | 0-0 1B | | 4 0 2 0 0 2 2 | | | | | | | | | | |
| Andre Thornton, R (1, 3) OBP: 0.247, SLG: 0.387 | 0-0 PO 1-2 | 0-0 F7 | | 0-0 HR | | 0-3 K | | 0-0 F7 | | 4 1 1 2 0 1 1 | | | | | | | | | | |
| Gary Alexander, R (1, 2) OBP: 0.347, SLG: 0.483 | | | 0-0 4-3 | 0-0 F9 | | 0-3 K | | 0-0 F3 | | 4 0 0 0 0 1 1 | | | | | | | | | | |
| Toby Harrah, R (1, 5) OBP: 0.325, SLG: 0.281 | | | 0-3 K | | 0-0 G1-4-3 1B | | 0-0 F8 | | | 3 0 1 0 0 1 0 | | | | | | | | | | |
| Duane Kuiper, L (1, 4) OBP: 0.353, SLG: 0.349 | | | | 0-0 CS 1B | | 0-0 G1-4-3 1-2f | | 0-0 6-3 | | 3 0 1 0 0 0 1 | | | | | | | | | | |
| Paul Dade, R (1, 9) OBP: 0.267, SLG: 0.154 | | | 0-0 F3 | | 0-0 F9 | | 0-3 K | | | 3 0 0 0 0 1 1 | | | | | | | | | | |
| Tom Verzyer, R (1, 6) OBP: 0.233, SLG: 0.228 | | | 0-0 F8 | | 0-0 5-3 | | 0-0 1B | | | 3 0 1 0 0 0 1 | | | | | | | | | | |
| Inning Stats | R: 0 E: 0 K: 0 S: 3 | H: 1 LOB: 0 BB: 0 P: 3 | R: 0 E: 0 K: 1 S: 5 | H: 0 LOB: 0 BB: 0 P: 5 | R: 0 E: 0 K: 0 S: 3 | H: 1 LOB: 0 BB: 0 P: 3 | R: 2 E: 0 K: 2 S: 9 | H: 2 LOB: 0 BB: 0 P: 9 | R: 0 E: 0 K: 1 S: 6 | H: 1 LOB: 1 BB: 0 P: 6 | R: 0 E: 0 K: 2 S: 7 | H: 0 LOB: 0 BB: 0 P: 7 | R: 0 E: 0 K: 1 S: 6 | H: 1 LOB: 1 BB: 0 P: 6 | R: 0 E: 0 K: 0 S: 4 | H: 1 LOB: 1 BB: 0 P: 4 | 1B: 6 2B: 1 3B: 0 HR: 1 | SF: 0 SAC: 0 DP: 1 HBP: 0 | WP: 0 PB: 0 SB: 0 CS: 1 | PA: 33 |
| PITCHER Dennis Leonard, R (1, 1) ERA: 3.08 | IP: 9.0 WLS: W BF: 32 H: 8 R: 2 ER: 2 SO: 7 BB: 0 IBB: 0 HBP: 0 BLK: 0 WP: 0 HR: 1 S: 46 P: 46 ERA: 2.00 WHIP: 0.889 | | | | | | | | | | | | | | | | | | | |

Cleveland Indians @ Kansas City Royals
Royals Stadium, Kansas City, MO

Sat Apr 28 1979, 7:05 PM EST
Att. 27,167 - Unknown - 60 F

| | |
|-----|----|
| AB | 32 |
| R | 2 |
| H | 8 |
| RBI | 2 |
| BB | 0 |
| SO | 7 |
| LOB | 8 |



| | |
|-------|--------|
| WP: 0 | PA: 33 |
| PB: 0 | |
| SB: 0 | |
| CS: 1 | |

| Batter | 1 | 2 | 3 | 4 | 5 | 6 | 7 | 8 | 9 |
|--|---------------|---------|----------|-----------------------------|----------------------|--------|--------------------|----------------------------|---|
| Frank White, R OBP: 0.370, SLG: 0.507 (1, 4) | 0-0 SH4-3 2B | | 0-3 K2-3 | 0-0 PB E 1B 1-H 3-H | | 0-0 P2 | | 0-0 1B 1B 1-2 2-3 | |
| George Brett, L OBP: 0.337, SLG: 0.438 (1, 5) | 0-0 SH4-3 2-3 | | 0-0 5-3 | 0-0 E5 PB 1-2 | | 0-0 G1 | | 0-0 L5 3-H | |
| Amos Otis, R OBP: 0.403, SLG: 0.403 (1, 8) | 0-0 P4 | | | HR BB 1-2 2-3 | | 0-0 F7 | | 0-0 FC5-4 1B 1-2 2-H | |
| Al Cowens, R OBP: 0.405, SLG: 0.449 (1, 9) | 0-0 6-3 | | | HR F8 | | 0-0 F3 | | 0-0 FC5-4 1-2f | |
| Hal McRae, R OBP: 0.353, SLG: 0.419 (1, 10) | | 0-0 5-3 | | HR | 0-0 L7 | | 0-3 K | | |
| Darrell Porter, L OBP: 0.500, SLG: 0.609 (1, 2) | | 0-0 6-3 | | FC5-4 1B 1B | 0-0 FC6-4 1B | | 4-0 BB | | |
| John Wathan, R OBP: 0.360, SLG: 0.458 (1, 3) | | 0-0 P3 | | F9 1-2f S | 0-0 FC6-4 1B 1B | | 0-0 F9 | | |
| Freddie Patek, R OBP: 0.403, SLG: 0.393 (1, 6) | | | 0-0 S 1B | 0-0 FC5-4 1B | 0-0 S 1B | | 0-0 1B BB L5 1B | | |
| Willie Wilson, S OBP: 0.400, SLG: 0.333 (1, 7) | | | 0-3 K2-3 | 0-0 FC5-4 1B 1-2f 2-3 | 0-0 1B 1-H 3-H | | 4-0 1B BB | | |

| Inning Stats | R: 0 | H: 1 | E: 0 | K: 0 | S: 4 | LOB: 1 | BB: 0 | P: 4 | R: 0 | H: 0 | E: 0 | K: 0 | S: 3 | LOB: 0 | BB: 0 | P: 3 | R: 0 | H: 1 | E: 0 | K: 2 | S: 8 | LOB: 1 | BB: 0 | P: 8 | R: 5 | H: 5 | E: 1 | K: 0 | S: 9 | LOB: 3 | BB: 2 | P: 17 | R: 1 | H: 3 | E: 0 | K: 0 | S: 5 | LOB: 2 | BB: 0 | P: 5 | R: 0 | H: 0 | E: 0 | K: 0 | S: 3 | LOB: 0 | BB: 0 | P: 3 | R: 0 | H: 0 | E: 0 | K: 1 | S: 5 | LOB: 1 | BB: 1 | P: 9 | R: 1 | H: 3 | E: 0 | K: 0 | S: 5 | LOB: 2 | BB: 1 | P: 9 |
|--------------|------|------|------|------|------|--------|-------|------|------|------|------|------|------|--------|-------|------|------|------|------|------|------|--------|-------|------|------|------|------|------|------|--------|-------|-------|------|------|------|------|------|--------|-------|------|------|------|------|------|------|--------|-------|------|------|------|------|------|------|--------|-------|------|------|------|------|------|------|--------|-------|------|
|--------------|------|------|------|------|------|--------|-------|------|------|------|------|------|------|--------|-------|------|------|------|------|------|------|--------|-------|------|------|------|------|------|------|--------|-------|-------|------|------|------|------|------|--------|-------|------|------|------|------|------|------|--------|-------|------|------|------|------|------|------|--------|-------|------|------|------|------|------|------|--------|-------|------|

| PITCHER | IP | WLS | BF | H | R | ER | SO | BB | IBB | HBP | BLK | WP | HR | S | P | ERA | WHIP |
|------------------------------------|-----|-----|----|---|---|----|----|----|-----|-----|-----|----|----|----|----|-------|-------|
| Rick Waits, L ERA: 4.64 (1, 1) | 3.2 | L | 19 | 7 | 5 | 5 | 2 | 1 | 0 | 0 | 0 | 0 | 0 | 22 | 26 | 12.27 | 2.182 |
| Don Hood, L ERA: 5.87 (4, 1) | 3.1 | | 17 | 4 | 2 | 2 | 1 | 3 | 0 | 0 | 0 | 0 | 0 | 16 | 28 | 5.40 | 2.100 |
| Victor Cruz, R ERA: 4.26 (8, 1) | 1.0 | | 4 | 2 | 0 | 0 | 0 | 0 | 0 | 0 | 0 | 0 | 0 | 4 | 4 | 0.00 | 2.000 |

BOTTOM

Cleveland Indians @ Kansas City Royals
 Royals Stadium, Kansas City, MO


Sat Apr 28 1979, 7:05 PM EST
 Att: 27,167 - Unknown - 60 F

| AB | R | H | RBI | BB | SO | LOB |
|----|---|---|-----|----|----|-----|
| 5 | 0 | 3 | 2 | 0 | 1 | 1 |
| 4 | 0 | 0 | 0 | 0 | 0 | 5 |
| 3 | 1 | 1 | 1 | 2 | 0 | 1 |
| 5 | 1 | 1 | 2 | 0 | 0 | 6 |
| 4 | 1 | 1 | 1 | 0 | 1 | 0 |
| 3 | 1 | 2 | 0 | 1 | 0 | 0 |
| 4 | 1 | 0 | 0 | 0 | 0 | 3 |
| 4 | 0 | 4 | 0 | 0 | 0 | 0 |
| 3 | 2 | 1 | 0 | 1 | 1 | 3 |

| | |
|-----|----|
| AB | 35 |
| R | 7 |
| H | 13 |
| RBI | 6 |
| BB | 4 |
| SO | 3 |
| LOB | 19 |

WP: 0 PA: 40
 PB: 1
 SB: 5
 CS: 0

1B: 10 SF: 0
 2B: 2 SAC: 1
 3B: 0 DP: 1
 HR: 2 HBP: 0



| PITCHER | IP | WLS | BF | H | R | ER | SO | BB | IBB | HBP | BLK | WP | HR | S | P | ERA | WHIP |
|---------|----|-----|----|---|---|----|----|----|-----|-----|-----|----|----|---|---|-----|------|
|---------|----|-----|----|---|---|----|----|----|-----|-----|-----|----|----|---|---|-----|------|

| Batter | 1 | 2 | 3 | 4 | 5 | 6 | 7 | 8 | 9 | AB R H RBI BB SO LOB | TOP | | | | | | | | | | | |
|--|---|---------------------------------|------------------------------|---------------------------------|------------------------------|---------------------------------|------------------------------|---------------------------------|------------------------------|----------------------------------|------------------------------|---------------------------------|------------------------------|---------------------------------|------------------------------|---------------------------------|------------------------------|---------------------------------|----------------------------------|------------------------------------|----------------------------------|--------|
| Paul Dade, R (1, 9) OBP: 0.250, SLG: 0.167 | 0-0 F9 | | 0-0 FC1-6 | | 0-0 F8 | 0-0 S 1B | | 0-0 1-3 | | 5 0 1 0 0 0 2 | | | | | | | | | | | | |
| Rick Manning, L (1, 8) OBP: 0.288, SLG: 0.333 | 0-3 K | | 0-0 FC4-6 | | 0-0 1B | 0-0 F9 | | 0-0 CS 1B | | 5 2 2 0 0 1 2 | | | | | | | | | | | | |
| Bobby Bonds, R (1, 10) OBP: 0.366, SLG: 0.479 | 0-3 K | | 4-0 E BB | | 4-0 1B | 0-0 BB | | 0-3 K | | 3 1 0 0 2 2 2 | | | | | | | | | | | | |
| Andre Thornton, R (1, 3) OBP: 0.244, SLG: 0.373 | | 0-0 F9 | 0-0 E5 | | 0-0 2B | 0-0 1B | | 0-0 F7 | | 5 1 1 1 0 1 2 | | | | | | | | | | | | |
| Toby Harrah, R (1, 5) OBP: 0.321, SLG: 0.294 | | 0-0 L5 | 0-0 G3 | | 0-0 E | 0-0 2B | | 0-0 P5 | | 4 1 1 2 0 0 2 | | | | | | | | | | | | |
| Ted Cox, R (1, 7) OBP: 0.240, SLG: 0.174 | | 0-0 1B | | 0-0 F9 | 0-0 6-3 | | | 0-3 K | | 3 0 1 0 0 0 1 | | | | | | | | | | | | |
| Horace Speed, R (6, 7) OBP: 0.444, SLG: 0.167 | | 0-0 1B | | 0-0 K | 0-0 E6 | | | 0-0 G3 | | 1 0 0 0 0 1 0 | | | | | | | | | | | | |
| Duane Kuiper, L (1, 4) OBP: 0.347, SLG: 0.343 | | 0-0 1B | | 0-3 K | 0-0 E6 | | | 0-0 G3 | | 4 0 1 0 0 1 0 | | | | | | | | | | | | |
| Bo Diaz, R (1, 2) OBP: 0.167, SLG: 0.333 | | 0-0 5-3 | | 0-0 K | 0-0 F8 | | | 0-0 F8 | | 4 0 1 0 0 0 3 | | | | | | | | | | | | |
| Tom Verzyer, R (1, 6) OBP: 0.250, SLG: 0.246 | | | 0-0 FC1-6 | 0-0 F8 | | 0-0 F9 | | 0-0 1B | | 4 0 2 0 0 0 1 | | | | | | | | | | | | |
| Inning Stats | R: 0 E: 0 K: 2 S: 7 | H: 0 LOB: 0 BB: 0 P: 7 | R: 0 E: 0 K: 0 S: 5 | H: 2 LOB: 2 BB: 0 P: 5 | R: 1 E: 1 K: 0 S: 5 | H: 1 LOB: 2 BB: 1 P: 9 | R: 0 E: 0 K: 1 S: 6 | H: 1 LOB: 1 BB: 0 P: 6 | R: 4 E: 1 K: 0 S: 7 | H: 3 LOB: 1 BB: 1 P: 11 | R: 0 E: 0 K: 0 S: 4 | H: 1 LOB: 1 BB: 0 P: 4 | R: 0 E: 0 K: 1 S: 5 | H: 0 LOB: 0 BB: 0 P: 5 | R: 0 E: 0 K: 0 S: 4 | H: 1 LOB: 1 BB: 0 P: 4 | R: 0 E: 0 K: 2 S: 7 | H: 1 LOB: 1 BB: 0 P: 7 | 1B: 7 2B: 3 3B: 1 HR: 0 | SF: 0 SAC: 0 DP: 1 HBP: 0 | WP: 0 PB: 0 SB: 3 CS: 1 | PA: 40 |
| PITCHER | IP WLS BF H R ER SO BB IBB HBP BLK WP HR S P ERA WHIP | | | | | | | | | | | | | | | | | | | | | |
| Larry Gura, L (1, 1) ERA: 5.63 | 6.0 L 30 8 5 3 3 2 0 0 0 0 0 0 34 42 4.50 1.667 | | | | | | | | | | | | | | | | | | | | | |
| Marty Pattin, R (7, 1) ERA: | 3.0 10 2 0 0 3 0 0 0 0 0 0 0 16 16 0.00 0.667 | | | | | | | | | | | | | | | | | | | | | |

Cleveland Indians @ Kansas City Royals
Royals Stadium, Kansas City, MO
Sun Apr 29 1979, 4:33 AM EDT
Att. 26,184 - Unknown - 56 F

| | |
|-----|----|
| AB | 38 |
| R | 5 |
| H | 10 |
| RBI | 3 |
| BB | 2 |
| SO | 6 |
| LOB | 15 |



| Batter | 1 | 2 | 3 | 4 | 5 | 6 | 7 | 8 | 9 | AB | R | H | RBI | BB | SO | LOB |
|--|------------|------------|------------|--------------------|------------|-----------|------------|-----------|-----------------|----|---|---|-----|----|----|-----|
| Frank White, R (1, 4) OBP: 0.365, SLG: 0.494 U L Washington, S (8, 4) | 0-0 4-3 | | 0-0 1B | 0-0 P4 | | | 0-3 K | | | 4 | 0 | 1 | 0 | 0 | 1 | 2 |
| George Brett, L (1, 5) OBP: 0.323, SLG: 0.417 | 0-0 E7 | | 0-0 4-3 | 0-0 3-1 | | | 0-0 1-3 | | | 4 | 0 | 0 | 0 | 0 | 0 | 3 |
| Amos Otis, R (1, 8) OBP: 0.408, SLG: 0.400 | 0-0 6-3 | | | 0-0 S 3B | 0-3 K | | | 4-0 BB | | 3 | 1 | 1 | 0 | 1 | 1 | 1 |
| Darrell Porter, L (1, 2) OBP: 0.488, SLG: 0.582 | 0-3 K | | | 4-0 1-2 3B | 0-0 4-3 | | | 0-0 F7 | | 3 | 1 | 0 | 0 | 1 | 1 | 2 |
| Al Cowens, R (1, 9) OBP: 0.398, SLG: 0.466 | | 0-0 4-3 | | 0-0 1B | 0-0 F9 | | | 0-0 P4 | | 4 | 1 | 1 | 2 | 0 | 0 | 1 |
| Ralph LaCock, L (1, 3) OBP: 0.339, SLG: 0.382 | | 0-0 F2 | | 0-0 2B | | 0-0 F7 | | 0-0 L8 | | 4 | 1 | 1 | 1 | 0 | 0 | 1 |
| Hal McRae, R (1, 10) OBP: 0.360, SLG: 0.436 Willie Wilson, S (9, PR) OBP: 0.400, SLG: 0.333 | | 0-0 5-3 | | 0-0 SH1-4 1B | | 0-0 F7 | | | 0-0 CS 1B | 4 | 0 | 2 | 1 | 0 | 0 | 0 |
| Clint Hurdle, L (1, 7) OBP: 0.371, SLG: 0.388 Joe Zdeb, R (9, PH) OBP: 0.167, SLG: 0.167 | | | 0-0 4-3 | 4-0 SH1-4 BB | | 0-0 F8 | | | 0-3 K | 2 | 0 | 0 | 0 | 1 | 0 | 0 |
| Freddie Patek, R (1, 6) OBP: 0.386, SLG: 0.375 | | | 0-0 6-3 | 0-0 SH1-4 | | 0-0 F8 | | | 0-3 K | 3 | 0 | 0 | 0 | 0 | 1 | 1 |

| Inning Stats | R: 0 | H: 0 | R: 0 | H: 0 | R: 0 | H: 1 | R: 4 | H: 4 | R: 0 | H: 0 | R: 0 | H: 0 | R: 0 | H: 0 | R: 0 | H: 1 | 1B: 4 | SF: 0 |
|--------------|------|--------|------|--------|------|--------|------|--------|------|--------|------|--------|------|--------|------|--------|-------|--------|
| | E: 1 | LOB: 1 | E: 0 | LOB: 0 | E: 0 | LOB: 1 | E: 0 | LOB: 2 | E: 0 | LOB: 0 | E: 0 | LOB: 0 | E: 0 | LOB: 1 | E: 0 | LOB: 1 | 2B: 1 | SAC: 1 |
| | K: 1 | BB: 0 | K: 0 | BB: 0 | K: 0 | BB: 0 | K: 0 | BB: 2 | K: 1 | BB: 0 | K: 1 | BB: 0 | K: 0 | BB: 1 | K: 2 | BB: 0 | 3B: 1 | DP: 0 |
| | S: 6 | P: 6 | S: 3 | P: 3 | S: 4 | P: 4 | S: 7 | P: 15 | S: 5 | P: 5 | S: 3 | P: 3 | S: 5 | P: 5 | S: 3 | P: 7 | HR: 0 | HBP: 0 |

| PITCHER | IP | WLS | BF | H | R | ER | SO | BB | IBB | HBP | BLK | WP | HR | S | P | ERA | WHIP |
|----------------------------------|-----|-----|----|---|---|----|----|----|-----|-----|-----|----|----|----|----|------|-------|
| Rick Wise, R (1, 1) ERA: 4.73 | 8.0 | W | 34 | 6 | 4 | 4 | 3 | 3 | 0 | 0 | 0 | 0 | 0 | 37 | 49 | 4.50 | 1.125 |
| Sid Monge, L (9, 1) ERA: 1.72 | 1.0 | S | 2 | 0 | 0 | 0 | 2 | 0 | 0 | 0 | 0 | 0 | 0 | 6 | 6 | 0.00 | 0.000 |

| PITCHER | IP | WLS | BF | H | R | ER | SO | BB | IBB | HBP | BLK | WP | HR | S | P | ERA | WHIP |
|---------|----|-----|----|---|---|----|----|----|-----|-----|-----|----|----|---|---|-----|------|
| | | | | | | | | | | | | | | | | | |

BOTTOM

Cleveland Indians @ Kansas City Royals
Royals Stadium, Kansas City, MO

Sun Apr 29 1979, 4:33 AM EDT
Att: 26,184 - Unknown - 56 F

livebaseballscores.com

| | |
|-----|----|
| AB | 32 |
| R | 4 |
| H | 6 |
| RBI | 4 |
| BB | 3 |
| SO | 5 |
| LOB | 12 |



| Batter | 1 | 2 | 3 | 4 | 5 | 6 | 7 | 8 | 9 | AB R H RBI BB SO LOB | TOP |
|--|--|---|--|---|---|---|---|---|---|--|---|
| Bill Sample, R (1, 7) <small>OBP: 0.431, SLG: 0.340</small> | 0-0 | | 4-0 | 0-0 | | 0-0 | | | 0-0 | 4 2 1 0 1 0 1 | |
| Buddy Bell, R (1, 5) <small>OBP: 0.272, SLG: 0.319</small> | 0-3 | | 0-0 | 0-0 | | | | 0-0 | 0-0 | 4 0 1 0 0 1 2 | |
| Al Oliver, L (1, 8) <small>OBP: 0.420, SLG: 0.534</small> | 0-0 | | 4-0 | | 0-0 | | 0-0 | | | 3 1 1 1 1 0 1 | |
| Oscar Gamble, L (1, 10) <small>OBP: 0.460, SLG: 0.526</small> | 0-0 | | 4-0 | | 4-0 | | 4-0 | | | 1 1 0 1 3 0 1 | |
| Richie Zisk, R (1, 9) <small>OBP: 0.288, SLG: 0.313</small> | | 0-0 | 0-0 | | 0-0 | | 0-0 | | | 4 0 1 2 0 0 3 | |
| Jim Sundberg, R (1, 2) <small>OBP: 0.236, SLG: 0.210</small> | | 0-0 | 0-0 | | | 0-0 | | 0-0 | | 3 1 0 1 0 0 0 | |
| Mike Jorgensen, L (1, 3) <small>OBP: 0.349, SLG: 0.500</small> | | 0-3 | 0-3 | | | 0-0 | | 0-0 | | 3 0 0 0 0 2 1 | |
| Bump Wills, S (1, 4) <small>OBP: 0.284, SLG: 0.214</small> | | | 0-0 | 0-0 | | 0-0 | | 0-0 | | 4 2 2 1 0 0 0 | |
| Nelson Norman, S (1, 6) <small>OBP: 0.313, SLG: 0.220</small> | | | 0-0 | 0-0 | | 0-0 | | 0-0 | | 3 1 1 1 0 0 0 | |
| Inning Stats | R: 1 H: 2 E: 0 LOB: 0 K: 1 BB: 0 S: 6 P: 6 | R: 0 H: 0 E: 0 LOB: 0 K: 1 BB: 0 S: 5 P: 5 | R: 5 H: 2 E: 1 LOB: 1 K: 1 BB: 3 S: 8 P: 20 | R: 0 H: 1 E: 0 LOB: 1 K: 0 BB: 0 S: 4 P: 4 | R: 0 H: 0 E: 0 LOB: 0 K: 0 BB: 1 S: 2 P: 6 | R: 2 H: 1 E: 1 LOB: 0 K: 0 BB: 0 S: 5 P: 5 | R: 0 H: 1 E: 0 LOB: 1 K: 0 BB: 1 S: 3 P: 7 | R: 0 H: 0 E: 0 LOB: 0 K: 0 BB: 0 S: 3 P: 3 | R: 0 H: 0 E: 0 LOB: 0 K: 0 BB: 0 S: 3 P: 3 | 1B: 5 SF: 1 2B: 3 SAC: 3 3B: 0 DP: 3 HR: 0 HBP: 0 | WP: 0 PA: 38 PB: 0 SB: 2 CS: 0 |
| PITCHER Rich Gale, R (1, 1) <small>ERA: 7.67</small> Steve Busby, R (3, 1) <small>ERA: 0.96</small> | IP WLS BF H R ER SO BB IBB HBP BLK WP HR S P ERA WHIP 2.1 0 14 4 6 4 2 2 1 0 0 0 0 15 27 15.43 2.571 6.2 L 24 3 2 0 1 1 1 0 0 0 0 0 24 32 0.00 0.600 | PITCHER IP WLS BF H R ER SO BB IBB HBP BLK WP HR S P ERA WHIP | | | | | | | | | |

Texas Rangers @ Kansas City Royals
 Royals Stadium, Kansas City, MO
 Mon Apr 30 1979, 8:05 PM EDT
 Att. 23,634 - Unknown - 52 F

livebaseballscorecards.com

| | |
|------------|----|
| AB | 29 |
| R | 8 |
| H | 7 |
| RBI | 7 |
| BB | 5 |
| SO | 3 |
| LOB | 9 |



| Batter | 1 | 2 | 3 | 4 | 5 | 6 | 7 | 8 | 9 | AB | R | H | RBI | BB | SO | LOB |
|--|-------------------|-------------------------|-------------------------|-----------------|------------------|------------------------|------------------|------------------|------------------------|----|---|---|-----|----|----|-----|
| George Brett, L (1, 5) OBP: 0.327, SLG: 0.432 | 0-0 6-3 3B | | 0-0 F8 1x | 0-0 F8 2x | | 4-0 BB | | 0-0 6-3 3x | | 4 | 1 | 1 | 0 | 1 | 0 | 1 |
| Hal McRae, R (1, 10) OBP: 0.340, SLG: 0.410 | 0-0 6-3 3-H | | 0-0 P4 2x | 0-0 F7 3x | | 0-3 K 1x | | | 0-0 F9 1x | 5 | 0 | 0 | 1 | 0 | 1 | 3 |
| Amos Otis, R (1, 8) OBP: 0.407, SLG: 0.414 | 0-0 F8 2x | | 0-0 3B 2B | | 0-3 K 1x | 0-3 K 2x | | | 0-0 1B SF7 1B | 5 | 2 | 2 | 0 | 0 | 2 | 2 |
| Darrell Porter, L (1, 2) OBP: 0.483, SLG: 0.563 | 0-0 3-1 3x | | 4-0 3B BB | | 0-0 G3 2x | 0-0 L9 3x | | | 0-0 BB 1B 1-3 | 4 | 1 | 1 | 0 | 1 | 0 | 2 |
| Al Cowens, R (1, 9) OBP: 0.409, SLG: 0.532 | | 0-0 P3 1x | 0-0 1-H 2-H 3B | | 0-0 HR | | 0-0 4-3 1x | | 4-0 1-2 BB | 4 | 1 | 2 | 3 | 1 | 0 | 0 |
| Ralph LaCock, L (1, 3) OBP: 0.365, SLG: 0.448 John Wathan, R (9, PH) OBP: 0.346, SLG: 0.458 | | 4-0 BB BB | 0-0 F8 3x | | 0-0 1B 2B | | 0-0 L5 3B | | 0-0 SF7 2x | 3 | 1 | 2 | 0 | 1 | 0 | 1 |
| Clint Hurdle, L (1, 7) OBP: 0.394, SLG: 0.462 Frank White, R (9, PH) OBP: 0.360, SLG: 0.487 | | 4-0 1-2 FC6 BB | | 0-0 HR | 0-0 1B 2-H | | 0-0 L5 3-H | | 0-3 3-H K | 3 | 1 | 2 | 2 | 1 | 0 | 1 |
| Freddie Patek, R (1, 6) OBP: 0.384, SLG: 0.373 Jamie Quirk, L (8, PH) (9, 6) | | 0-3 K 1x | | 0-3 K 1x | | 0-0 CS 1B 1-3 | | 0-0 3-1 1x | | 3 | 0 | 1 | 0 | 0 | 2 | 2 |
| U L Washington, S (1, 4) OBP: 0.500, SLG: 0.750 | | 0-0 FC6 1-2f | | 0-0 1B | 0-0 CS 1-2 | | 0-0 2B | | 0-0 4-3 2x | 4 | 0 | 2 | 0 | 0 | 0 | 2 |

| Inning Stats | R: 1 | H: 1 | E: 0 | K: 0 | S: 4 | H: 1 | LOB: 0 | BB: 0 | P: 4 | R: 0 | H: 0 | E: 0 | K: 1 | S: 5 | H: 0 | LOB: 2 | BB: 2 | P: 13 | R: 2 | H: 2 | E: 0 | K: 0 | S: 5 | H: 2 | LOB: 1 | BB: 1 | P: 9 | R: 1 | H: 2 | E: 0 | K: 1 | S: 7 | H: 2 | LOB: 1 | BB: 0 | P: 7 | R: 2 | H: 4 | E: 0 | K: 1 | S: 8 | H: 1 | LOB: 2 | BB: 1 | P: 12 | R: 0 | H: 1 | E: 0 | K: 0 | S: 3 | H: 0 | LOB: 0 | BB: 0 | P: 3 | R: 0 | H: 0 | E: 0 | K: 0 | S: 3 | H: 0 | LOB: 0 | BB: 0 | P: 3 | R: 1 | H: 2 | E: 0 | K: 1 | S: 7 | H: 2 | LOB: 2 | BB: 1 | P: 11 | 1B: 5 | SF: 1 | 2B: 4 | SAC: 0 | 3B: 3 | DP: 1 | HR: 2 | HBP: 0 | WP: 0 | PA: 44 |
|--------------|------|------|------|------|------|------|--------|-------|------|------|------|------|------|------|------|--------|-------|-------|------|------|------|------|------|------|--------|-------|------|------|------|------|------|------|------|--------|-------|------|------|------|------|------|------|------|--------|-------|-------|------|------|------|------|------|------|--------|-------|------|------|------|------|------|------|------|--------|-------|------|------|------|------|------|------|------|--------|-------|-------|-------|-------|-------|--------|-------|-------|-------|--------|-------|--------|
|--------------|------|------|------|------|------|------|--------|-------|------|------|------|------|------|------|------|--------|-------|-------|------|------|------|------|------|------|--------|-------|------|------|------|------|------|------|------|--------|-------|------|------|------|------|------|------|------|--------|-------|-------|------|------|------|------|------|------|--------|-------|------|------|------|------|------|------|------|--------|-------|------|------|------|------|------|------|------|--------|-------|-------|-------|-------|-------|--------|-------|-------|-------|--------|-------|--------|

| PITCHER | IP | WLS | BF | H | R | ER | SO | BB | IBB | HBP | BLK | WP | HR | S | P | ERA | WHIP |
|---------------------------------------|-----|-----|----|---|---|----|----|----|-----|-----|-----|----|----|----|----|-------|-------|
| Fergie Jenkins, R (1, 1) ERA: 2.68 | 4.2 | | 24 | 7 | 6 | 6 | 3 | 3 | 0 | 0 | 0 | 0 | 2 | 27 | 39 | 11.57 | 2.143 |
| Jim Kern, R (5, 1) ERA: 1.83 | 3.1 | W | 13 | 4 | 0 | 0 | 2 | 1 | 0 | 0 | 0 | 0 | 0 | 16 | 20 | 0.00 | 1.500 |
| Sparky Lyle, L (9, 1) ERA: 3.31 | 1.0 | S | 6 | 2 | 1 | 1 | 1 | 1 | 0 | 0 | 0 | 0 | 0 | 7 | 11 | 9.00 | 3.000 |


BOTTOM

Texas Rangers @ Kansas City Royals
Royals Stadium, Kansas City, MO
 Mon Apr 30 1979, 8:05 PM EDT
 Att: 23,634 - Unknown - 52 F

livebaseballscorecards.com

| | |
|------------|-----------|
| AB | 37 |
| R | 7 |
| H | 13 |
| RBI | 7 |
| BB | 5 |
| SO | 6 |
| LOB | 16 |



| Batter | 1 | 2 | 3 | 4 | 5 | 6 | 7 | 8 | 9 | AB R H RBI BB SO LOB | TOP |
|--|---|---|--|---|---|---|---|---|---|--|--|
| Bill Sample, R (1, 7) OBP: 0.420, SLG: 0.352 Bert Campaneris, R (8, 6) OBP: 0.200, SLG: 0.111 | 0-0 F7 | | 0-0 2B | | | 0-0 F8 | | 0-0 G5-4-3 | | 4 0 1 0 0 0 1 0 0 0 0 0 0 0 | |
| Buddy Bell, R (1, 5) OBP: 0.259, SLG: 0.303 | 0-0 F9 | | 0-0 4-3 | | | 0-0 F8 | | 0-0 F8 | | 4 0 0 0 0 0 2 | |
| Al Oliver, L (1, 8) OBP: 0.412, SLG: 0.519 | 0-0 5-3 | | | 0-0 4-1 | | | 0-0 G5-4-3 1B | | 0-0 4-3 | 4 0 1 0 0 0 0 | |
| Richie Zisk, R (1, 9) OBP: 0.286, SLG: 0.308 | | 0-0 F3 | | 0-0 F8 | | 0-0 G5-4-3 1-2f | | 0-0 WP 1B | | 4 1 1 0 0 0 1 | |
| John Ellis, R (1, 3) OBP: 0.179, SLG: 0.160 (8, 2) | | 0-0 F8 | | 0-0 F8 | | 0-0 1B | | 0-0 F8 | | 4 0 1 0 0 0 1 | |
| Gary Gray, R (1, 10) OBP: 0.283, SLG: 0.222 Oscar Gamble, L (7, PH) OBP: 0.462, SLG: 0.525 | | 0-3 K | | | 0-0 F9 | | 0-0 4-3 | | 0-0 1-H 1B | 2 0 0 0 0 1 0 2 0 1 1 0 0 1 | |
| Jim Sundberg, R (1, 2) OBP: 0.253, SLG: 0.250 Mike Jorgensen, L (8, 3) OBP: 0.341, SLG: 0.487 | | | 4-0 2B BB | | 0-0 F8 | | 0-0 E 3B | | 0-0 F2 | 2 1 1 0 1 0 0 1 0 0 0 0 0 1 | AB 33 R 3 H 7 RBI 2 BB 1 SO 2 LOB 9 |
| Bump Wills, S (1, 4) OBP: 0.274, SLG: 0.205 | | | 0-0 F8 | | 0-0 F8 | | 0-0 E6 1B G5-4-3 | | | 3 1 0 1 0 0 1 | |
| Nelson Norman, S (1, 6) OBP: 0.300, SLG: 0.209 Johnny Grubb, L (8, PH) OBP: 0.250, SLG: 0.278 (8, 7) | | | 0-3 K | | | 0-0 4-3 | | 0-0 3-H G5-4-3 1B | | 2 0 0 0 0 1 1 1 0 1 0 0 0 0 |  |
| Inning Stats | R: 0 H: 0 E: 0 LOB: 0 K: 0 BB: 0 S: 3 P: 3 | R: 0 H: 0 E: 0 LOB: 0 K: 1 BB: 0 S: 5 P: 5 | R: 0 H: 1 E: 0 LOB: 2 K: 1 BB: 1 S: 6 P: 10 | R: 0 H: 0 E: 0 LOB: 0 K: 0 BB: 0 S: 3 P: 3 | R: 0 H: 0 E: 0 LOB: 0 K: 0 BB: 0 S: 3 P: 3 | R: 0 H: 0 E: 0 LOB: 0 K: 0 BB: 0 S: 3 P: 3 | R: 0 H: 2 E: 0 LOB: 1 K: 0 BB: 0 S: 4 P: 4 | R: 2 H: 2 E: 1 LOB: 0 K: 0 BB: 0 S: 5 P: 5 | R: 1 H: 2 E: 0 LOB: 1 K: 0 BB: 0 S: 5 P: 5 | 1B: 5 SF: 0 2B: 1 SAC: 0 3B: 1 DP: 2 HR: 0 HBP: 0 | WP: 2 PA: 34 PB: 0 SB: 0 CS: 0 |
| PITCHER Paul Splittorff, L (1, 1) ERA: 3.55 Marty Pattin, R (6, 1) ERA: 2.57 | IP WLS BF H R ER SO BB IBB HBP BLK WP HR S P ERA WHIP 5.0 W 17 1 0 0 2 1 0 0 0 0 0 0 20 24 0.00 0.400 4.0 S 17 6 3 2 0 0 0 0 0 0 1 0 17 17 4.50 1.500 | PITCHER IP WLS BF H R ER SO BB IBB HBP BLK WP HR S P ERA WHIP | | | | | | | | | |

Texas Rangers @ Kansas City Royals
 Royals Stadium, Kansas City, MO
 Tue May 01 1979, 8:05 PM EDT
 Att. 20,767 - Unknown - 73 F

livebaseballscorecards.com

| Batter | 1 | 2 | 3 | 4 | 5 | 6 | 7 | 8 | 9 |
|---|---------------------------|------------|--------------------------------|------------|------------------|------------|-------------------------------|------------|---|
| Frank White, R OBP: 0.352, SLG: 0.506 (1, 4) | 0-0 HR | 0-0 F7 | | 0-0 5-3 | | 0-0 F9 | | 0-0 F9 | |
| George Brett, L OBP: 0.333, SLG: 0.435 (1, 5) | 0-0 FC4-6 1B | 0-0 F8 | | 0-0 4-3 | | 0-0 1B | | | |
| Amos Otis, R OBP: 0.412, SLG: 0.419 (1, 8) | 0-0 FC4-6 1-3 1B | | 0-0 S S 1B | 0-3 K | | 0-3 K | | | |
| Al Cowens, R OBP: 0.413, SLG: 0.525 (1, 9) | 0-0 F7 | | 4-0 S 1-2 1B BB | | 0-0 HR 1B | | 0-0 4-3 | | |
| Hal McRae, R OBP: 0.337, SLG: 0.395 (1, 10) | 4-0 FC4-6 BB | | 0-0 P6 | | 0-0 F7 | | 0-3 K | | |
| Darrell Porter, L OBP: 0.484, SLG: 0.595 (1, 2) | 0-0 FC4-6 1B | | 4-0 1-2 2-3 1B BB | | 0-0 1-H HR | | 0-0 F7 | | |
| John Wathan, R OBP: 0.370, SLG: 0.480 (1, 3) | 0-0 | | 0-0 | | 0-0 G3 | | 0-0 | | |
| Ralph LaCock, L OBP: 0.379, SLG: 0.459 (3, PH) (4, 3) | 1-3 3-H 1B | | 1-2 2-H 3-H 1B | | | | 0-0 1-3 WP SF9 1B | | |
| Freddie Patek, R OBP: 0.377, SLG: 0.366 (1, 6) | 0-0 F8 | | 0-0 1-3 2-H 3-H 1B | | 0-0 F3 | | 0-0 1-3 | | |
| Willie Wilson, S OBP: 0.333, SLG: 0.286 (1, 7) | | 0-0 6-3 | 0-0 5-3 | | | 0-0 1-3 | | 0-0 SF9 | |

| Inning Stats | R: 3 E: 1 K: 0 S: 7 | H: 4 LOB: 2 BB: 1 P: 11 | R: 0 E: 0 K: 0 S: 3 | H: 0 LOB: 0 BB: 0 P: 3 | R: 3 E: 0 K: 0 S: 5 | H: 3 LOB: 1 BB: 2 P: 13 | R: 0 E: 0 K: 1 S: 5 | H: 0 LOB: 0 BB: 0 P: 5 | R: 2 E: 0 K: 0 S: 5 | H: 2 LOB: 0 BB: 0 P: 5 | R: 0 E: 0 K: 1 S: 6 | H: 1 LOB: 1 BB: 0 P: 6 | R: 0 E: 0 K: 1 S: 5 | H: 0 LOB: 0 BB: 0 P: 5 | R: 1 E: 0 K: 0 S: 4 | H: 1 LOB: 0 BB: 0 P: 4 |
|----------------------------------|------------------------------------|----------------------------------|------------------------------|---------------------------------|------------------------------|----------------------------------|------------------------------|---------------------------------|------------------------------|---------------------------------|------------------------------|---------------------------------|------------------------------|---------------------------------|------------------------------|---------------------------------|
| 1B: 9 2B: 0 3B: 0 HR: 2 | SF: 1 SAC: 0 DP: 0 HBP: 0 | WP: 1 PB: 0 SB: 3 CS: 0 | | | | | | | | | | | | | | |

| PITCHER | IP | WLS | BF | H | R | ER | SO | BB | IBB | HBP | BLK | WP | HR | S | P | ERA | WHIP |
|-------------------------------------|-----|-----|----|---|---|----|----|----|-----|-----|-----|----|----|----|----|-------|-------|
| Jon Matlack, L ERA: 23.14 (1, 1) | 2.1 | L | 15 | 5 | 6 | 6 | 0 | 3 | 0 | 0 | 0 | 0 | 1 | 12 | 24 | 23.14 | 3.429 |
| Doc Medich, R ERA: 6.52 (3, 1) | 4.2 | | 18 | 5 | 2 | 2 | 3 | 0 | 0 | 0 | 0 | 0 | 1 | 24 | 24 | 3.86 | 1.071 |
| Ed Farmer, R ERA: 5.06 (8, 1) | 1.0 | | 4 | 1 | 1 | 1 | 0 | 0 | 0 | 0 | 0 | 1 | 0 | 4 | 4 | 9.00 | 1.000 |

BOTTOM

Texas Rangers @ Kansas City Royals
Royals Stadium, Kansas City, MO
 Tue May 01 1979, 8:05 PM EDT
 Att: 20,767 - Unknown - 73 F

livebaseballscores.com

| | |
|------------|-----------|
| AB | 33 |
| R | 9 |
| H | 11 |
| RBI | 9 |
| BB | 3 |
| SO | 3 |
| LOB | 12 |



| WP | HR | S | P | ERA | WHIP |
|----|----|---|---|------|-------|
| 1 | 1 | 4 | 3 | 9.00 | 1.000 |

| Batter | 1 | 2 | 3 | 4 | 5 | 6 | 7 | 8 | 9 | AB | R | H | RBI | BB | SO | LOB |
|--|------------|------------|--------------------|------------|-------------------------|-----------|------------|------------|------------|----|---|---|-----|----|----|-----|
| Frank White, R OBP: 0.333, SLG: 0.477 (1, 4) | 0-0 1-3 | | 0-0 FC5-4 1B | | 0-0 F7 | | 0-0 1-3 | | 0-0 F7 | 5 | 1 | 0 | 0 | 0 | 0 | 2 |
| George Brett, L OBP: 0.336, SLG: 0.433 (1, 5) | 0-0 F8 | | 0-0 1B | | 0-0 BB 1B 1-2 | | 0-0 F7 | | 0-0 6-3 | 5 | 0 | 2 | 0 | 0 | 0 | 0 |
| Amos Otis, R OBP: 0.427, SLG: 0.449 (1, 8) | 0-0 2B | | 0-0 1B | | 0-0 BB 1-2 2-3 | | 0-0 F7 | | | 4 | 0 | 3 | 1 | 0 | 0 | 0 |
| Darrell Porter, L OBP: 0.474, SLG: 0.571 (1, 2) | 0-0 F7 | | | 0-0 3-1 | 4-0 FC5-4 BB | | | 0-0 G3 | | 3 | 0 | 0 | 1 | 1 | 0 | 1 |
| Al Cowens, R OBP: 0.396, SLG: 0.500 (1, 9) | | 0-0 6-3 | | 0-0 4-3 | 0-0 FC5-4 | | | 0-0 E8 | | 4 | 0 | 0 | 0 | 0 | 0 | 3 |
| Ralph LaCock, L OBP: 0.386, SLG: 0.444 (1, 3) | | 0-0 F8 | | 4-0 BB | | 0-0 F8 | | 4-0 BB | | 2 | 0 | 0 | 0 | 2 | 0 | 0 |
| Willie Wilson, S OBP: 0.333, SLG: 0.286 (8, PR) (9, 7) | | 0-0 F9 | | 0-0 P4 | | | | 0-0 BB | | 0 | 0 | 0 | 0 | 0 | 0 | 0 |
| Hal McRae, R OBP: 0.333, SLG: 0.400 (1, 10) | | | | | | | | 0-0 P6 | | 4 | 0 | 1 | 0 | 0 | 0 | 3 |
| Clint Hurdle, L OBP: 0.391, SLG: 0.455 (1, 7) | | | 0-0 F5 | | 0-0 1B | | 0-0 P6 | | 0-0 F2 | 3 | 1 | 1 | 0 | 0 | 0 | 1 |
| John Wathan, R OBP: 0.357, SLG: 0.462 (8, PH) (9, 3) | | | | | 0-0 BB 1B | | | | | 1 | 0 | 0 | 0 | 0 | 0 | 2 |
| Freddie Patek, R OBP: 0.380, SLG: 0.370 (1, 6) | | | 0-0 1B | | | 0-0 F9 | | 0-0 1-3 | | 2 | 0 | 1 | 0 | 0 | 0 | 1 |
| Steve Braun, L OBP: 0.400, SLG: 0.250 (6, PH) | | | | | | | | | | 1 | 0 | 0 | 0 | 0 | 0 | 1 |
| U L Washington, S OBP: 0.500, SLG: 0.750 (7, 6) | | | | | | | | | | 0 | 0 | 0 | 0 | 0 | 0 | 0 |
| Joe Zdeb, R OBP: 0.143, SLG: 0.143 (9, PH) | | | | | | | | | | 1 | 0 | 0 | 0 | 0 | 0 | 0 |

| Inning Stats | R: 0 | H: 1 | E: 0 | K: 0 | S: 4 | LOB: 1 | BB: 0 | P: 4 | R: 0 | H: 0 | E: 0 | K: 0 | S: 3 | LOB: 0 | BB: 0 | P: 3 | R: 1 | H: 3 | E: 0 | K: 0 | S: 5 | LOB: 2 | BB: 0 | P: 5 | R: 0 | H: 0 | E: 0 | K: 0 | S: 3 | LOB: 1 | BB: 1 | P: 7 | R: 1 | H: 3 | E: 0 | K: 0 | S: 6 | LOB: 3 | BB: 1 | P: 10 | R: 0 | H: 1 | E: 0 | K: 0 | S: 4 | LOB: 1 | BB: 0 | P: 4 | R: 0 | H: 0 | E: 0 | K: 0 | S: 3 | LOB: 0 | BB: 0 | P: 3 | R: 0 | H: 0 | E: 1 | K: 0 | S: 4 | LOB: 2 | BB: 1 | P: 8 | R: 0 | H: 0 | E: 0 | K: 0 | S: 3 | LOB: 0 | BB: 0 | P: 3 | R: 0 | H: 0 | E: 0 | K: 0 | S: 3 | LOB: 0 | BB: 0 | P: 3 | R: 0 | H: 0 | E: 0 | K: 0 | S: 3 | LOB: 0 | BB: 0 | P: 3 |
|--------------|------|------|------|------|------|--------|-------|------|------|------|------|------|------|--------|-------|------|------|------|------|------|------|--------|-------|------|------|------|------|------|------|--------|-------|------|------|------|------|------|------|--------|-------|-------|------|------|------|------|------|--------|-------|------|------|------|------|------|------|--------|-------|------|------|------|------|------|------|--------|-------|------|------|------|------|------|------|--------|-------|------|------|------|------|------|------|--------|-------|------|------|------|------|------|------|--------|-------|------|
|--------------|------|------|------|------|------|--------|-------|------|------|------|------|------|------|--------|-------|------|------|------|------|------|------|--------|-------|------|------|------|------|------|------|--------|-------|------|------|------|------|------|------|--------|-------|-------|------|------|------|------|------|--------|-------|------|------|------|------|------|------|--------|-------|------|------|------|------|------|------|--------|-------|------|------|------|------|------|------|--------|-------|------|------|------|------|------|------|--------|-------|------|------|------|------|------|------|--------|-------|------|


| PITCHER | IP | WLS | BF | H | R | ER | SO | BB | IBB | HBP | BLK | WP | HR | S | P | ERA | WHIP |
|------------------------------------|-----|-----|----|---|---|----|----|----|-----|-----|-----|----|----|----|----|------|-------|
| Steve Comer, R ERA: 2.97 (1, 1) | 7.1 | W | 33 | 8 | 2 | 2 | 0 | 3 | 0 | 0 | 0 | 0 | 0 | 30 | 42 | 2.46 | 1.500 |
| Sparky Lyle, L ERA: 3.0 (8, 1) | 1.2 | S | 5 | 0 | 0 | 0 | 0 | 0 | 0 | 0 | 0 | 0 | 0 | 5 | 5 | 0.00 | 0.000 |

BOTTOM

Texas Rangers @ Kansas City Royals
 Royals Stadium, Kansas City, MO

Wed May 02 1979, 8:05 PM EDT
 Att: 20,155 - Unknown - 64 F

| | |
|------------|-----------|
| AB | 35 |
| R | 2 |
| H | 8 |
| RBI | 2 |
| BB | 3 |
| SO | 0 |
| LOB | 14 |



| Batter | 1 | 2 | 3 | 4 | 5 | 6 | 7 | 8 | 9 | 10 | AB R H RBI BB SO LOB | TOP | | | | | | | | | | | |
|--|---|---------------------------------|------------------------------|---------------------------------|-------------------------------|----------------------------------|------------------------------|---------------------------------|------------------------------|---------------------------------|------------------------------|--|---------------------------------|-------------------------------|----------------------------------|------------------------------|---------------------------------|------------------------------|---------------------------------|----------------------------------|------------------------------------|----------------------------------|--------|
| Frank White, R (1, 4) OBP: 0.347, SLG: 0.495 | 0-0 BB 1B | | 0-0 1B S 1B | | 0-0 1B 2B | | 0-0 6-3 | | 0-0 F8 | | 5 1 3 0 0 0 0 | Kansas City Royals @ Cleveland Indians Cleveland Municipal Stadium, Cleveland, OH Fri May 04 1979, 7:05 PM EDT Att. 4,056 - Unknown - 42 F | | | | | | | | | | | |
| George Brett, L (1, 5) OBP: 0.339, SLG: 0.431 | 0-0 F7 | | 0-3 K | | 0-0 2-3 1B | | 0-0 HR 1B | | 0-0 F7 | | 5 1 2 0 0 1 2 | | | | | | | | | | | | |
| Amos Otis, R (1, 8) OBP: 0.426, SLG: 0.476 | 4-0 1B 1-2 BB | | 0-3 K | | 0-0 P3 | | 0-0 1-H HR | | 0-3 K | | 4 1 1 2 1 2 3 | | | | | | | | | | | | |
| Al Cowens, R (1, 9) OBP: 0.406, SLG: 0.506 | 0-0 G6-3 1-3 2-H 1B | | 0-0 1-3 1B | | 0-3 K | | 0-0 P6 | | | | 5 1 3 1 0 1 2 | | | | | | | | | | | | |
| Hal McRae, R (1, 10) OBP: 0.327, SLG: 0.404 | 0-0 G6-3 1-2f | | 0-3 K | | | 0-0 2B 2B | | 0-0 F9 | | | 5 1 3 1 0 1 2 | | | | | | | | | | | | |
| Darrell Porter, L (1, 2) OBP: 0.471, SLG: 0.556 | | 1-0 HBP | | 0-0 1-3 | | 0-0 P4 | | 0-0 1B | | 0-0 P1 | 4 0 1 0 0 0 1 | | | | | | | | | | | | |
| John Wathan, R (1, 3) OBP: 0.333, SLG: 0.452 | | 0-0 1-3 | | 0-0 P4 | | 0-0 2-H 2B | | 0-3 K | | 0-3 K | 5 0 1 1 0 2 2 | | | | | | | | | | | | |
| Freddie Patek, R (1, 6) OBP: 0.361, SLG: 0.351 | | 0-0 F9 | | 0-0 6-3 | | 0-0 1-3 | | 0-3 K | | | 4 0 0 0 0 1 3 | | | | | | | | | | | | |
| Willie Wilson, S (1, 7) OBP: 0.286, SLG: 0.240 | | 0-3 K | | 0-0 4-3 | | 0-0 F8 | | 0-3 K | | | 4 0 0 0 0 2 3 | | | | | | | | | | | | |
| Inning Stats | R: 1 E: 0 K: 0 S: 4 | H: 2 LOB: 1 BB: 1 P: 8 | R: 0 E: 0 K: 1 S: 5 | H: 0 LOB: 1 BB: 0 P: 6 | R: 0 E: 0 K: 3 S: 11 | H: 2 LOB: 2 BB: 0 P: 11 | R: 0 E: 0 K: 1 S: 7 | H: 2 LOB: 2 BB: 0 P: 7 | R: 1 E: 0 K: 0 S: 5 | H: 2 LOB: 1 BB: 0 P: 5 | R: 2 E: 0 K: 0 S: 5 | | H: 2 LOB: 0 BB: 0 P: 5 | R: 0 E: 0 K: 3 S: 10 | H: 1 LOB: 1 BB: 0 P: 10 | R: 0 E: 0 K: 1 S: 5 | H: 0 LOB: 0 BB: 0 P: 5 | R: 1 E: 0 K: 1 S: 6 | H: 1 LOB: 0 BB: 0 P: 6 | 1B: 8 2B: 3 3B: 0 HR: 1 | SF: 1 SAC: 0 DP: 1 HBP: 1 | WP: 0 PB: 0 SB: 2 CS: 0 | PA: 43 |
| PITCHER | IP WLS BF H R ER SO BB IBB HBP BLK WP HR S P ERA WHIP | | | | | | | | | | | | | | | | | | | | | | |
| Rick Waits, L (1, 1) ERA: 4.73 | 7.0 | | | | | | | | | | | | | | | | | | | | | | |
| Sid Monge, L (8, 1) ERA: 1.27 | 3.0 | L | 10 | 1 | 1 | 0 | 5 | 0 | 0 | 0 | 0 | 0 | 0 | 0 | 0 | 0 | 20 | 20 | 0.00 | 0.333 | | | |

livebaseballscores.com

AB 40
R 5
H 12
RBI 5
BB 1
SO 10
LOB 20



Kansas City Royals @ Cleveland Indians
 Cleveland Municipal Stadium, Cleveland, OH

Fri May 04 1979, 7:05 PM EDT
 Att. 4,056 - Unknown - 42 F

livebaseballscorecards.com

| | |
|------------|-----------|
| AB | 39 |
| R | 4 |
| H | 13 |
| RBI | 4 |
| BB | 5 |
| SO | 3 |
| LOB | 23 |



| | | | |
|-----------|----------|-----------|-----------|
| WP | 1 | PA | 49 |
| PB | 0 | | |
| SB | 0 | | |
| CS | 0 | | |

| Batter | 1 | 2 | 3 | 4 | 5 | 6 | 7 | 8 | 9 | 10 | AB | R | H | RBI | BB | SO | LOB |
|---|-----------------------------|----------------|-----------------|----------------------|----------------|-----------------------|-----------------|---|---|-----------|----|---|---|-----|----|----|-----|
| Paul Dade, R (1.7) OBP: 0.292, SLG: 0.273 Horace Speed, R (7.7) OBP: 0.455, SLG: 0.250 | FC1-5 HBP 1B | FC5 2-3f | | 6-3 | | BB 1-3 2-H 2B | BB 1-3 1B | | | F8 1 | 4 | 0 | 2 | 1 | 0 | 0 | 3 |
| Toby Harrah, R (1.5) OBP: 0.343, SLG: 0.288 | FC1-5 HBP 1-2 | | 4-3 1 | | F7 1 | BB IBB | BB 1-2 BB | | | 0-0 2B | 3 | 0 | 1 | 0 | 2 | 0 | 0 |
| Rick Manning, L (1.8) OBP: 0.262, SLG: 0.338 | FC1-5 G5-4-3 1-2 2-3f | | E 1B 1B | | F8 2 | SF8 2 | F7 3 | | | 0-3 2 | 5 | 0 | 1 | 1 | 0 | 1 | 6 |
| Andre Thornton, R (1.3) OBP: 0.242, SLG: 0.337 | G5-4-3 1-2f | | E7 WP 1B | | BB 1B 1B | BB 1-2 2-3 BB | | | | 0-3 3 | 5 | 0 | 2 | 0 | 1 | 2 | 3 |
| Bobby Bonds, R (1.9) OBP: 0.357, SLG: 0.494 | | 5-3 1 | P4 1-2 2 | | 1-2 1B | L7 3 | | | | 0-0 2 | 5 | 0 | 1 | 0 | 0 | 0 | 5 |
| Gary Alexander, R (1.10) OBP: 0.326, SLG: 0.438 | | 1B 2B | 5-3 3 | | F7 3 | | G3 1 | | | 0-0 3 | 5 | 1 | 1 | 0 | 0 | 0 | 4 |
| Duane Kuiper, L (1.4) OBP: 0.337, SLG: 0.325 | | F8 2 | | 1-0 G5-4-3 HBP | | SH2-3 2B 1B | 1B SF9 1B | | | 0-0 1 | 4 | 2 | 2 | 0 | 0 | 0 | 1 |
| Bo Diaz, R (1.2) OBP: 0.263, SLG: 0.278 | | BB BB BB | FC5 1B BB | | G5-4-3 1-2f | SH2-3 1-2 | 1B 1-3 1B | | | 0-0 2 | 3 | 0 | 1 | 0 | 1 | 0 | 1 |
| Tom Veryzer, R (1.6) OBP: 0.247, SLG: 0.236 | | 1-2 2-H 1B | | E1 | | BB 2B SF8 BB | SF9 3-H 2 | | | 0-0 3 | 3 | 1 | 1 | 2 | 1 | 0 | 0 |

| Inning Stats | R: 0 | H: 1 | E: 0 | K: 0 | S: 3 | P: 4 | R: 1 | H: 2 | E: 0 | K: 0 | S: 5 | P: 9 | R: 0 | H: 2 | E: 1 | K: 0 | S: 5 | P: 5 | R: 0 | H: 0 | E: 1 | K: 0 | S: 3 | P: 4 | R: 2 | H: 2 | E: 0 | K: 0 | S: 5 | P: 5 | R: 1 | H: 3 | E: 0 | K: 0 | S: 6 | P: 10 | R: 0 | H: 0 | E: 0 | K: 1 | S: 5 | P: 5 | R: 0 | H: 0 | E: 0 | K: 0 | S: 3 | P: 3 | R: 0 | H: 1 | E: 0 | K: 2 | S: 8 | P: 8 | 1B: 10 | SF: 2 | 2B: 3 | SAC: 1 | 3B: 0 | DP: 2 | HR: 0 | HBP: 2 | WP: 1 | PA: 49 |
|--------------|------|------|------|------|------|------|------|------|------|------|------|------|------|------|------|------|------|------|------|------|------|------|------|------|------|------|------|------|------|------|------|------|------|------|------|-------|------|------|------|------|------|------|------|------|------|------|------|------|------|------|------|------|------|------|--------|-------|-------|--------|-------|-------|-------|--------|-------|--------|
|--------------|------|------|------|------|------|------|------|------|------|------|------|------|------|------|------|------|------|------|------|------|------|------|------|------|------|------|------|------|------|------|------|------|------|------|------|-------|------|------|------|------|------|------|------|------|------|------|------|------|------|------|------|------|------|------|--------|-------|-------|--------|-------|-------|-------|--------|-------|--------|

| PITCHER | IP | WLS | BF | H | R | ER | SO | BB | IBB | HBP | BLK | WP | HR | S | P | ERA | WHIP |
|------------------------------------|-----|-----|----|---|---|----|----|----|-----|-----|-----|----|----|----|----|------|-------|
| Larry Gura, L (1.1) ERA: 5.52 | 5.2 | | 30 | 9 | 3 | 3 | 0 | 2 | 1 | 2 | 0 | 1 | 0 | 25 | 39 | 4.76 | 1.941 |
| Marty Pattin, R (6.1) ERA: 3.38 | 1.0 | | 8 | 3 | 1 | 1 | 0 | 2 | 0 | 0 | 0 | 0 | 0 | 6 | 14 | 9.00 | 5.000 |
| Al Hrabosky, L (7.1) ERA: 0.75 | 3.1 | W | 11 | 1 | 0 | 0 | 3 | 0 | 0 | 0 | 0 | 0 | 0 | 17 | 17 | 0.00 | 0.300 |

| Batter | 1 | 2 | 3 | 4 | 5 | 6 | 7 | 8 | 9 | AB R H RBI BB SO LOB | TOP | | | | | | |
|---|--|---|---|---|---|---|---|---|---|--|--|----|----|---|---|-----|------|
| Frank White, R (1, 4) OBP: 0.333, SLG: 0.474 | 0-3 K | | 0-0 6-3 | | | 0-0 L7 | | 0-0 P3 | | 4 0 0 0 0 1 1 | | | | | | | |
| George Brett, L (1, 5) OBP: 0.328, SLG: 0.415 Jamie Quirk, L (9, 5) | 0-0 F9 | | | 0-0 5-3 | | 0-0 F7 | | 0-0 4-3 | | 4 0 0 0 0 0 0 0 0 0 0 0 0 0 | | | | | | | |
| Amos Otis, R (1, 8) OBP: 0.418, SLG: 0.459 | 0-0 L9 | | | 0-0 P4 | | 4-0 S BB | | 0-0 6-3 | | 3 0 0 0 1 0 0 | | | | | | | |
| Darrell Porter, L (1, 2) OBP: 0.462, SLG: 0.541 | | 0-0 L9 | | 0-0 L3 | | 0-0 F7 | | | 0-0 CS 1B | 4 0 1 0 0 0 1 | | | | | | | |
| Al Cowens, R (1, 9) OBP: 0.390, SLG: 0.484 | | 0-0 G3 | | | 0-0 E5 CS | | 0-3 K | | 0-0 B3 1-2 | 4 0 0 0 0 1 1 | | | | | | | |
| Ralph LaCock, L (1, 3) OBP: 0.365, SLG: 0.418 | | 0-0 F8 | | | 0-3 K 1-2 | | 0-0 F9 | | 0-0 3-1 | 4 0 0 0 0 1 1 | | | | | | | |
| Hal McRae, R (1, 10) OBP: 0.336, SLG: 0.443 | | | 0-0 F8 S 1B | | 0-0 HR | | 0-0 E6 E | | | 3 2 2 1 0 0 0 | | | | | | | |
| Clint Hurdle, L (1, 7) OBP: 0.389, SLG: 0.448 Willie Wilson, S (7, 7) OBP: 0.286, SLG: 0.240 | | | 0-0 F8 1-3 | | 0-0 FC5-4 1B | | 0-0 E4 1-H | | | 3 1 1 0 0 0 0 0 0 0 0 0 0 0 | | | | | | | |
| Freddie Patek, R (1, 6) OBP: 0.349, SLG: 0.338 | | | 0-3 K | | 0-0 FC5-4 1-2f | | 0-0 6-3 | | | 3 0 0 0 0 1 2 | | | | | | | |
| Inning Stats | R: 0 E: 0 K: 1 S: 5 H: 0 LOB: 0 BB: 0 P: 5 | R: 0 E: 0 K: 0 S: 3 H: 0 LOB: 0 BB: 0 P: 3 | R: 0 E: 0 K: 1 S: 6 H: 1 LOB: 1 BB: 0 P: 6 | R: 0 E: 0 K: 0 S: 3 H: 0 LOB: 0 BB: 0 P: 3 | R: 1 E: 1 K: 1 S: 7 H: 2 LOB: 1 BB: 0 P: 7 | R: 0 E: 0 K: 0 S: 3 H: 0 LOB: 1 BB: 1 P: 7 | R: 2 E: 2 K: 1 S: 7 H: 0 LOB: 0 BB: 0 P: 7 | R: 0 E: 0 K: 0 S: 3 H: 0 LOB: 0 BB: 0 P: 3 | R: 0 E: 0 K: 0 S: 3 H: 1 LOB: 0 BB: 0 P: 3 | 1B: 3 2B: 0 3B: 0 HR: 1 SF: 0 SAC: 0 DP: 0 HBP: 0 | WP: 0 PB: 0 SB: 2 CS: 2 PA: 33 | | | | | | |
| PITCHER Rick Wise, R (1, 1) ERA: 3.92 | IP: 9.0 WLS: L BF: 33 H: 4 R: 3 ER: 1 SO: 4 BB: 1 IBB: 0 HBP: 0 BLK: 0 WP: 0 HR: 1 S: 40 P: 44 ERA: 1.00 WHIP: 0.556 | | | | | | | | | | | | | | | | |
| PITCHER | IP | WLS | BF | H | R | ER | SO | BB | IBB | HBP | BLK | WP | HR | S | P | ERA | WHIP |

Kansas City Royals @ Cleveland Indians
Cleveland Municipal Stadium, Cleveland, OH

Sat May 05 1979, 3:33 AM EDT
Att: 9,529 - Unknown - 51 F

| | |
|-----|----|
| AB | 32 |
| R | 3 |
| H | 4 |
| RBI | 1 |
| BB | 1 |
| SO | 4 |
| LOB | 6 |



| | |
|-------|--------|
| WP: 0 | PA: 33 |
| PB: 0 | |
| SB: 2 | |
| CS: 2 | |

livebaseballscorecards.com

| Batter | 1 | 2 | 3 | 4 | 5 | 6 | 7 | 8 | 9 | AB | R | H | RBI | BB | SO | LOB | | | | | | | | | | | |
|---|------------------------------|---------------------------------|------------------------------|---------------------------------|------------------------------|---------------------------------|------------------------------|---------------------------------|------------------------------|---------------------------------|-------------------------------|----------------------------------|------------------------------|---------------------------------|------------------------------|---------------------------------|------------------------------|---------------------------------|-----------------------------------|------------------------------------|----------------------------------|--------|--|--|--|--|--|
| George Brett, L (1, 5) OBP: 0.320, SLG: 0.400 | 0-0 4-3 | | 0-0 E4 FC4-8 | 0-3 K | | 0-0 SF9 WP 1B | | 0-0 G3 | | 5 | 1 | 1 | 1 | 0 | 1 | 1 | | | | | | | | | | | |
| Hal McRae, R (1, 10) OBP: 0.331, SLG: 0.433 | 0-0 F8 | | 0-0 FC4-6 BB 1B | | 0-0 FC5-4 1B | 0-0 SF9 | | 0-0 2B 1B | | 4 | 0 | 2 | 1 | 0 | 0 | 1 | | | | | | | | | | | |
| Amos Otis, R (1, 8) OBP: 0.415, SLG: 0.462 | 0-0 5-3 | | 0-0 BB 1B | | 0-0 F7 | 0-0 1B E 1B | | 0-0 1B 2B | | 5 | 2 | 3 | 1 | 0 | 0 | 1 | | | | | | | | | | | |
| Darrell Porter, L (1, 2) OBP: 0.470, SLG: 0.565 | | 4-0 1B BB 1B | 4-0 BB 1B | | 0-0 F8 | 0-0 E 1B | | 0-0 HR 1B | | 3 | 2 | 2 | 1 | 2 | 0 | 1 | | | | | | | | | | | |
| Al Cowens, R (1, 9) OBP: 0.377, SLG: 0.490 | | 0-0 G6-4-3 1B | 0-0 F7 | | 0-0 FC5-4 | 0-0 E5 FC6-4 | | 0-0 HR | | 5 | 1 | 2 | 2 | 0 | 0 | 5 | | | | | | | | | | | |
| Ralph LaCock, L (1, 3) John Wathan, R (6, PH) OBP: 0.314, SLG: 0.424 | | 0-0 G6-4-3 1B | | 0-0 5-3 | | 0-0 2B 1B FC6-4 | | 0-0 P4 | | 3 | 1 | 2 | 1 | 0 | 0 | 0 | | | | | | | | | | | |
| Clint Hurdle, L (1, 7) Willie Wilson, S (7, 7) OBP: 0.276, SLG: 0.231 | | 0-0 G6-4-3 1B | | 0-0 G3 | | 0-0 1B WP 2B | 0-0 1-3 | | 0-0 5-3 | 4 | 1 | 1 | 0 | 0 | 0 | 2 | | | | | | | | | | | |
| Freddie Patek, R (1, 6) OBP: 0.340, SLG: 0.330 | | 0-0 5-3 | | 0-0 2B 1B | | 0-0 WP SF9 1B | 0-0 5-3 | | 0-0 G3 | 1 | 0 | 0 | 0 | 0 | 0 | 0 | | | | | | | | | | | |
| U L Washington, S (1, 4) OBP: 0.333, SLG: 0.556 | | | 0-0 F8 | | 0-0 1-H 2B | 0-0 P5 | 0-0 5-3 | | 0-3 K | 5 | 0 | 1 | 1 | 0 | 1 | 3 | | | | | | | | | | | |
| Inning Stats | R: 0 E: 0 K: 0 S: 3 | H: 0 LOB: 0 BB: 0 P: 3 | R: 1 E: 0 K: 0 S: 4 | H: 2 LOB: 1 BB: 1 P: 8 | R: 0 E: 1 K: 0 S: 5 | H: 1 LOB: 3 BB: 1 P: 9 | R: 1 E: 0 K: 1 S: 7 | H: 2 LOB: 1 BB: 0 P: 7 | R: 0 E: 0 K: 0 S: 4 | H: 1 LOB: 1 BB: 0 P: 4 | R: 5 E: 1 K: 0 S: 10 | H: 6 LOB: 2 BB: 0 P: 10 | R: 0 E: 0 K: 0 S: 3 | H: 0 LOB: 0 BB: 0 P: 3 | R: 3 E: 0 K: 0 S: 6 | H: 4 LOB: 0 BB: 0 P: 6 | R: 0 E: 0 K: 1 S: 5 | H: 0 LOB: 0 BB: 0 P: 5 | 1B: 12 2B: 3 3B: 0 HR: 1 | SF: 1 SAC: 0 DP: 1 HBP: 0 | WP: 1 PB: 0 SB: 0 CS: 0 | PA: 45 | | | | | |
| PITCHER | IP | WLS | BF | H | R | ER | SO | BB | IBB | HBP | BLK | WP | HR | S | P | ERA | WHIP | | | | | | | | | | |
| Steve Comer, R (1, 1) ERA: 3.83 | 5.1 | | 28 | 10 | 6 | 6 | 1 | 2 | 0 | 0 | 0 | 0 | 0 | 28 | 36 | 10.12 | 2.250 | | | | | | | | | | |
| Doc Medich, R (6, 1) ERA: 5.25 | 0.1 | L | 4 | 2 | 1 | 0 | 0 | 0 | 0 | 0 | 0 | 1 | 0 | 4 | 4 | 0.00 | 6.000 | | | | | | | | | | |
| Dave Rajsich, L (6, 1) ERA: 2.53 | 1.2 | | 5 | 0 | 0 | 0 | 0 | 0 | 0 | 0 | 0 | 0 | 0 | 5 | 5 | 0.00 | 0.000 | | | | | | | | | | |
| Dock Ellis, R (8, 1) ERA: 5.4 | 0.1 | | 2 | 2 | 0 | 0 | 0 | 0 | 0 | 0 | 0 | 0 | 0 | 2 | 2 | 0.00 | 6.000 | | | | | | | | | | |
| Sparky Lyle, L (8, 1) ERA: 4.29 | 1.1 | | 6 | 2 | 3 | 3 | 1 | 0 | 0 | 0 | 0 | 0 | 1 | 8 | 8 | 20.25 | 1.500 | | | | | | | | | | |

Kansas City Royals @ Texas Rangers
Arlington Stadium, Arlington, TX
Mon May 07 1979, 8:05 PM EDT
Att. 14,242 - Unknown - 80 F

livebaseballscorecards.com

| | |
|------------|-----------|
| AB | 42 |
| R | 10 |
| H | 16 |
| RBI | 8 |
| BB | 2 |
| SO | 2 |
| LOB | 17 |



| Batter | 1 | 2 | 3 | 4 | 5 | 6 | 7 | 8 | 9 | AB | R | H | RBI | BB | SO | LOB |
|--|------------------------|--------------------------|-----------|-----------------|--------------------|-----------|--------------------|-----------|---|----|---|---|-----|----|----|-----|
| Bill Sample, R OBP: 0.400, SLG: 0.351 (1, 7) | 0-0 F3 | 0-0 G4-6-3 1B | | 0-0 F9 | | 0-0 F8 | | | | 4 | 0 | 1 | 2 | 0 | 0 | 0 |
| Buddy Bell, R OBP: 0.282, SLG: 0.327 (1, 5) | 0-0 FC1 2B | 0-0 G4-6-3 1-2f | | | 1-0 1B HBP | | 0-0 FC4-6 1B | | | 3 | 0 | 2 | 0 | 0 | 0 | 1 |
| Al Oliver, L OBP: 0.362, SLG: 0.462 (1, 8) | 0-0 FC1 BB HR | | 0-0 P6 | | 0-0 E 1B | | 0-0 F9 | | | 4 | 2 | 1 | 0 | 0 | 0 | 2 |
| Richie Zisk, R OBP: 0.279, SLG: 0.304 (1, 9) | 4-0 HR BB | | 0-0 F8 | | 0-0 FC5 1B | | 0-0 FC4-6 | | | 3 | 1 | 0 | 0 | 1 | 0 | 2 |
| John Ellis, R OBP: 0.286, SLG: 0.436 Johnny Grubb, L OBP: 0.259, SLG: 0.360 Mike Jorgensen, L OBP: 0.340, SLG: 0.489 (1, 3) (7, PH) (8, 3) | 0-0 HR | | 0-3 K | | 0-0 P6 | | 0-0 6-3 | | | 3 | 1 | 1 | 3 | 0 | 1 | 2 |
| Gary Gray, R OBP: 0.324, SLG: 0.281 Pat Putnam, L OBP: 0.310, SLG: 0.447 (1, 10) (8, PH) | 0-0 1-3 | | | 0-0 HR 1B | 0-0 FC6-4 1B | | | 0-3 K | | 3 | 1 | 2 | 1 | 0 | 0 | 0 |
| Jim Sundberg, R OBP: 0.282, SLG: 0.303 (1, 2) | | 0-0 SH1-3 1B 2B | | 0-0 HR | 0-0 FC6-4 | | | 0-0 F7 | | 4 | 2 | 2 | 2 | 0 | 0 | 2 |
| Bump Wills, S OBP: 0.286, SLG: 0.270 (1, 4) | | 4-0 SH1-3 1B BB | | 0-0 6-3 | | 0-0 F8 | | 0-0 F7 | | 3 | 1 | 0 | 0 | 1 | 0 | 0 |
| Nelson Norman, S OBP: 0.275, SLG: 0.242 (1, 6) | | 0-0 SH1-3 | | 0-0 5-3 | | 0-0 P6 | | | | 2 | 0 | 0 | 0 | 0 | 0 | 0 |

| Inning Stats | R: 3 | H: 2 | E: 0 | LOB: 0 | K: 0 | BB: 1 | S: 5 | P: 9 | R: 2 | H: 2 | E: 0 | LOB: 0 | K: 0 | BB: 1 | S: 4 | R: 0 | H: 0 | E: 0 | LOB: 0 | K: 1 | BB: 0 | S: 5 | R: 2 | H: 2 | E: 0 | LOB: 0 | K: 0 | BB: 0 | S: 5 | R: 1 | H: 2 | E: 1 | LOB: 2 | K: 0 | BB: 0 | S: 5 | R: 0 | H: 0 | E: 0 | LOB: 0 | K: 0 | BB: 0 | S: 3 | R: 0 | H: 1 | E: 0 | LOB: 1 | K: 0 | BB: 0 | S: 4 | R: 0 | H: 0 | E: 0 | LOB: 0 | K: 1 | BB: 0 | S: 5 | R: 0 | H: 0 | E: 0 | LOB: 0 | K: 1 | BB: 0 | S: 5 |
|--------------|------|------|------|--------|------|-------|------|------|------|------|------|--------|------|-------|------|------|------|------|--------|------|-------|------|------|------|------|--------|------|-------|------|------|------|------|--------|------|-------|------|------|------|------|--------|------|-------|------|------|------|------|--------|------|-------|------|------|------|------|--------|------|-------|------|------|------|------|--------|------|-------|------|
|--------------|------|------|------|--------|------|-------|------|------|------|------|------|--------|------|-------|------|------|------|------|--------|------|-------|------|------|------|------|--------|------|-------|------|------|------|------|--------|------|-------|------|------|------|------|--------|------|-------|------|------|------|------|--------|------|-------|------|------|------|------|--------|------|-------|------|------|------|------|--------|------|-------|------|


| PITCHER | IP | WLS | BF | H | R | ER | SO | BB | IBB | HBP | BLK | WP | HR | S | P | ERA | WHIP |
|---|-----|-----|----|---|---|----|----|----|-----|-----|-----|----|----|----|----|-------|-------|
| Larry Gura, L ERA: 6.29 (1, 1) | 4.2 | L | 24 | 8 | 8 | 7 | 1 | 2 | 0 | 1 | 0 | 0 | 2 | 23 | 32 | 13.50 | 2.143 |
| Eduardo Rodriguez, R ERA: 3.68 (5, 1) | 3.1 | | 11 | 1 | 0 | 0 | 1 | 0 | 0 | 0 | 0 | 0 | 0 | 13 | 13 | 0.00 | 0.300 |

BOTTOM

Kansas City Royals @ Texas Rangers
Arlington Stadium, Arlington, TX

Tue May 08 1979, 8:05 PM EDT
Att. 14,400 - Unknown

| | |
|-----|----|
| AB | 31 |
| R | 8 |
| H | 9 |
| RBI | 8 |
| BB | 2 |
| SO | 2 |
| LOB | 10 |



| WP | PA | CS |
|----|----|----|
| 0 | 35 | 0 |

| Batter | 1 | 2 | 3 | 4 | 5 | 6 | 7 | 8 | 9 | AB R H RBI BB SO LOB | TOP | | | | | | | | | | | |
|---|--|----------------------------------|------------------------------|---------------------------------|------------------------------|---------------------------------|------------------------------|----------------------------------|------------------------------|---------------------------------|--|---------------------------------|--|---------------------------------|------------------------------|---------------------------------|------------------------------|---------------------------------|----------------------------------|------------------------------------|----------------------------------|--------|
| Steve Braun, L (1, 7) OBP: 0.455, SLG: 0.700 | 0-0 1B 1B | 0-0 F8 | | 0-0 1-2 2-3 1B | | | 0-0 F8 | | 0-0 HR | 5 2 3 1 0 0 1 | Kansas City Royals @ Texas Rangers Arlington Stadium, Arlington, TX Wed May 09 1979, 8:05 PM EDT Att. 18,324 - Unknown | | | | | | | | | | | |
| George Brett, L (1, 5) OBP: 0.311, SLG: 0.384 | 0-0 1B 1-3 E 1B | | 0-0 4-3 | 0-3 K | | | 0-0 E7 1B | | 0-0 6-3 | 5 2 1 0 0 1 3 | | | | | | | | | | | | |
| Amos Otis, R (1, 8) OBP: 0.400, SLG: 0.451 | 0-3 K | | 0-0 6-3 | | | | 0-0 F8 | 0-0 G3-6-3 2-H 1B | | 4 0 1 1 0 1 2 | | | | | | | | | | | | |
| Darrell Porter, L (1, 2) OBP: 0.472, SLG: 0.570 | 0-0 E8 1-H 3-H 1B | | 0-0 E8 2B | | | | 0-0 E4 S | 0-0 G3-6-3 1-2f | | 4 0 2 1 0 0 1 | | | | | | | | | | | | |
| Hal McRae, R (1, 10) OBP: 0.325, SLG: 0.409 | 0-3 K | | 0-0 F8 | | | | 0-3 K | 0-0 F5 | | 4 0 0 0 0 2 3 | | | | | | | | | | | | |
| Ralph LaCock, L (1, 3) OBP: 0.360, SLG: 0.407 | 0-0 G3 | | | 0-0 F7 | | | 0-3 K 1-2 | 0-0 F9 | | 4 0 0 0 0 1 2 | | | | | | | | | | | | |
| Clint Hurdle, L (1, 9) OBP: 0.368, SLG: 0.400 | | 4-0 F2 SH1-4 BB | | 4-0 1B BB BB | | | 0-0 F8 | 0-0 F8 | | 2 0 0 0 2 0 0 | | | | | | | | | | | | |
| Willie Wilson, S (8, 9) OBP: 0.276, SLG: 0.231 | | | | | | | | | | 0 0 0 0 0 0 0 | | | | | | | | | | | | |
| Freddie Patek, R (1, 6) OBP: 0.337, SLG: 0.326 | | 0-0 SH1-4 1-2 | | 0-0 F7 | | | 0-0 1-3 | | 0-0 2-3 | 3 0 0 0 0 0 1 | | | | | | | | | | | | |
| U L Washington, S (1, 4) OBP: 0.250, SLG: 0.333 | | 0-0 F2 2-3 | | 4-0 1B BB 1-2 | | | 0-0 4-3 | | 0-3 K | 3 0 0 0 1 1 1 | | | | | | | | | | | | |
| Inning Stats | R: 2 E: 1 K: 2 S: 10 | H: 3 LOB: 1 BB: 0 P: 10 | R: 0 E: 0 K: 0 S: 3 | H: 0 LOB: 1 BB: 1 P: 7 | R: 0 E: 1 K: 0 S: 4 | H: 1 LOB: 1 BB: 0 P: 4 | R: 0 E: 1 K: 1 S: 6 | H: 1 LOB: 3 BB: 2 P: 14 | R: 0 E: 1 K: 2 S: 8 | H: 0 LOB: 1 BB: 0 P: 8 | R: 0 E: 0 K: 0 S: 3 | H: 0 LOB: 0 BB: 0 P: 3 | R: 1 E: 1 K: 0 S: 4 | H: 1 LOB: 0 BB: 0 P: 4 | R: 0 E: 0 K: 0 S: 3 | H: 0 LOB: 0 BB: 0 P: 3 | R: 1 E: 0 K: 1 S: 6 | H: 1 LOB: 0 BB: 0 P: 6 | 1B: 5 2B: 1 3B: 0 HR: 1 | SF: 0 SAC: 1 DP: 1 HBP: 0 | WP: 0 PB: 0 SB: 1 CS: 0 | PA: 38 |
| PITCHER Fergie Jenkins, R (1, 1) ERA: 3.34 | IP: 9.0 WLS: L BF: 38 H: 7 R: 4 ER: 2 SO: 6 BB: 3 IBB: 0 HBP: 0 BLK: 0 WP: 0 HR: 1 S: 47 P: 59 ERA: 2.00 WHIP: 1.111 | | | | | | | | | | | PITCHER | IP: 9.0 WLS: L BF: 38 H: 7 R: 4 ER: 2 SO: 6 BB: 3 IBB: 0 HBP: 0 BLK: 0 WP: 0 HR: 1 S: 47 P: 59 ERA: 2.00 WHIP: 1.111 | | | | | | | | | |

livebaseballscorecards.com

| | |
|------------|----|
| AB | 34 |
| R | 4 |
| H | 7 |
| RBI | 3 |
| BB | 3 |
| SO | 6 |
| LOB | 14 |



| Batter | 1 | 2 | 3 | 4 | 5 | 6 | 7 | 8 | 9 | AB | R | H | RBI | BB | SO | LOB |
|---|---------|-----------|---------|---------|------------|---|---------------|---|--------------------|----|---|---|-----|----|----|-----|
| Johnny Grubb, L (1, 7) Dave Chalk, R (7, PH) Larvell Blanks, R (8, 6) | 0-0 1-3 | | 0-0 3-1 | | 0-0 G1-6-3 | | 0-0 FC6-4 1B | | 0-0 P4 | 3 | 0 | 0 | 0 | 0 | 0 | 1 |
| Buddy Bell, R (1, 5) | 0-0 4-3 | | 0-0 P4 | | | | 0-0 F9 | | 0-0 FC6-4 | 5 | 1 | 1 | 0 | 0 | 0 | 2 |
| Al Oliver, L (1, 8) | 0-0 1B | | 0-0 1B | | | | 0-0 1B 1B | | 0-0 F5 | 5 | 0 | 4 | 1 | 0 | 0 | 0 |
| Richie Zisk, R (1, 9) | 0-3 K | | 0-0 F7 | | | | 0-0 1-2 1B | | 0-0 1B 1B 1B | 5 | 1 | 2 | 0 | 0 | 1 | 3 |
| Pat Putnam, L (1, 10) Gary Gray, R (8, PH) | | 0-0 F8 | | 0-0 3-1 | | | 0-0 F8 | | 0-0 F7 | 3 | 0 | 0 | 0 | 0 | 0 | 2 |
| Mike Jorgensen, L (1, 3) John Ellis, R (8, PH) | | 4-0 1B BB | | 0-0 P4 | | | 0-3 K | | 0-0 1-2 1B 1B | 2 | 0 | 0 | 0 | 1 | 1 | 2 |
| Jim Sundberg, R (1, 2) | | 0-3 K | | 0-0 6-3 | | | 0-0 F9 | | 0-0 1-2 2-3 1B 1B | 4 | 0 | 1 | 0 | 0 | 1 | 1 |
| Bump Wills, S (1, 4) | | 0-0 S 1B | | | | | 0-0 F9 | | 0-0 1-2 2-H 3-H 1B | 4 | 0 | 2 | 2 | 0 | 1 | 0 |
| Nelson Norman, S (1, 6) Bill Sample, R (7, PH) | | 0-0 F8 | | | | | 0-0 G1-6-3 1B | | 0-0 F7 | 2 | 0 | 1 | 0 | 0 | 0 | 2 |

| Inning Stats | R: 0 | H: 1 | E: 0 | LOB: 1 | K: 1 | S: 6 | R: 0 | H: 1 | E: 0 | LOB: 2 | K: 1 | S: 6 | R: 0 | H: 1 | E: 0 | LOB: 0 | K: 0 | S: 3 | R: 0 | H: 2 | E: 0 | LOB: 2 | K: 1 | S: 7 | R: 0 | H: 1 | E: 0 | LOB: 2 | K: 1 | S: 6 | R: 2 | H: 4 | E: 0 | LOB: 2 | K: 0 | S: 7 | R: 1 | H: 2 | E: 0 | LOB: 0 | K: 0 | S: 4 | 1B: 12 | SF: 0 | 2B: 1 | SAC: 0 | 3B: 0 | DP: 2 | HR: 0 | HBP: 0 | WP: 0 | PA: 40 |
|--------------|------|------|------|--------|------|------|------|------|------|--------|------|------|------|------|------|--------|------|------|------|------|------|--------|------|------|------|------|------|--------|------|------|------|------|------|--------|------|------|------|------|------|--------|------|------|--------|-------|-------|--------|-------|-------|-------|--------|-------|--------|
|--------------|------|------|------|--------|------|------|------|------|------|--------|------|------|------|------|------|--------|------|------|------|------|------|--------|------|------|------|------|------|--------|------|------|------|------|------|--------|------|------|------|------|------|--------|------|------|--------|-------|-------|--------|-------|-------|-------|--------|-------|--------|

| PITCHER | IP | WLS | BF | H | R | ER | SO | BB | IBB | HBP | BLK | WP | HR | S | P | ERA | WHIP |
|-------------------------------------|-----|-----|----|---|---|----|----|----|-----|-----|-----|----|----|----|----|-------|-------|
| Rich Gale, R (1, 1) ERA: 5.09 | 6.2 | W | 26 | 6 | 0 | 0 | 4 | 1 | 0 | 0 | 0 | 0 | 0 | 33 | 37 | 0.00 | 1.050 |
| Al Hrabosky, L (7, 1) ERA: 3.6 | 1.0 | | 9 | 5 | 2 | 2 | 0 | 1 | 0 | 0 | 0 | 0 | 0 | 8 | 12 | 18.00 | 6.000 |
| Renie Martin, R (8, 1) ERA: 6.75 | 1.1 | S | 5 | 2 | 1 | 1 | 0 | 0 | 0 | 0 | 0 | 0 | 0 | 5 | 5 | 6.75 | 1.500 |

BOTTOM

Kansas City Royals @ Texas Rangers
Arlington Stadium, Arlington, TX
Wed May 09 1979, 8:05 PM EDT
Att. 18,324 - Unknown

livebaseballscorecards.com

| | |
|------------|-----------|
| AB | 38 |
| R | 3 |
| H | 13 |
| RBI | 3 |
| BB | 2 |
| SO | 4 |
| LOB | 16 |



| Batter | 1 | 2 | 3 | 4 | 5 | 6 | 7 | 8 | 9 | AB R H RBI BB SO LOB | TOP | | |
|--|---|---|---|---|---|---|---|--|---|--|--|----------------|---|
| Steve Braun, L (1, 7) OBP: 0.467, SLG: 0.615 Jerry Terrell, R (8, 4) | 0-0 BB BB 1B | | 4-0 FC5-4 BB | | 0-0 F8 | | | 0-0 L8 | | 3 0 1 0 1 0 1 0 0 0 0 0 0 0 | Kansas City Royals @ Chicago White Sox Comiskey Park, Chicago, IL Thu May 10 1979, 8:05 PM EDT Att: 13,801 - Unknown livebaseballscorecards.com | | |
| George Brett, L (1, 5) OBP: 0.302, SLG: 0.372 | 0-0 F8 | | 0-0 F9 | | 0-0 3-1 | | | 0-0 5-3 | | 4 0 0 0 0 0 3 | | | |
| Amos Otis, R (1, 8) OBP: 0.403, SLG: 0.448 | 4-0 BB BB 1-2 BB | | 0-0 FC5-4 1-2f | | | | | 0-0 3-H 1B | | 3 0 1 1 1 0 1 | | | |
| Darrell Porter, L (1, 2) OBP: 0.472, SLG: 0.559 | 4-0 BB BB 1-2 2-3 BB | | | | 0-0 L3 | | | 4-0 1-2 BB | | 2 0 0 0 2 0 0 | | | |
| Ralph LaCock, L (1, 3) OBP: 0.359, SLG: 0.405 John Wathan, R (8, PH) OBP: 0.306, SLG: 0.412 (8, 3) | 0-0 G4-6-3 1-2f | | | | 0-0 1B SF9 1B | | | 0-3 K | | 3 1 1 0 0 0 3 1 0 0 0 0 1 2 | | | |
| Clint Hurdle, L (1, 10) OBP: 0.374, SLG: 0.405 | | | | | 0-0 1-3 1B | | | 0-0 FC6-4 1B | | 4 0 2 0 0 0 0 | | | |
| Tom Poquette, L (1, 9) Joe Zdeb, R (9, PH) OBP: 0.125, SLG: 0.125 | | | | | 0-0 SF9 | | | 0-0 FC6-4 G3 1-2f | | 2 0 0 1 0 0 0 1 0 0 0 0 0 1 | | | |
| Freddie Patek, R (1, 6) OBP: 0.333, SLG: 0.316 | | | | | 3-H 0-0 F8 | | | 0-0 G3 1-2 | | 3 0 0 0 1 0 2 | | | |
| U L Washington, S (1, 4) OBP: 0.222, SLG: 0.294 Jamie Quirk, L (8, PH) OBP: 0.667, SLG: 0.500 Willie Wilson, S (8, PR) OBP: 0.267, SLG: 0.222 (8, 7) | | | | | 0-0 CS BB | | | 0-0 5-3 S 1B 1B | | 2 0 0 0 0 0 0 1 0 1 0 0 0 0 1 1 0 0 0 0 1 | | | |
| Inning Stats | R: 0 H: 1 E: 0 LOB: 2 K: 0 BB: 2 S: 3 P: 11 | R: 0 H: 0 E: 0 LOB: 0 K: 0 BB: 1 S: 2 P: 6 | R: 0 H: 0 E: 0 LOB: 1 K: 0 BB: 1 S: 3 P: 7 | R: 1 H: 2 E: 0 LOB: 1 K: 0 BB: 0 S: 5 P: 5 | R: 0 H: 0 E: 0 LOB: 0 K: 0 BB: 0 S: 3 P: 3 | R: 0 H: 0 E: 0 LOB: 0 K: 0 BB: 0 S: 3 P: 3 | R: 0 H: 0 E: 0 LOB: 0 K: 0 BB: 0 S: 3 P: 3 | R: 1 H: 2 E: 0 LOB: 2 K: 1 BB: 1 S: 7 P: 11 | R: 0 H: 1 E: 0 LOB: 1 K: 0 BB: 0 S: 4 P: 4 | 1B: 6 SF: 1 2B: 0 SAC: 0 3B: 0 DP: 1 HR: 0 HBP: 0 | WP: 0 PA: 37 PB: 0 SB: 2 CS: 1 | | |
| PITCHER | IP WLS BF H R ER SO BB IBB HBP BLK WP HR S P ERA WHIP | | | | | | | | | | | PITCHER | IP WLS BF H R ER SO BB IBB HBP BLK WP HR S P ERA WHIP |
| Francisco Barrios, R (1, 1) ERA: 3.86 Steve Trout, L (8, 1) ERA: 5.19 | 7.1 28 4 2 2 0 4 0 0 0 0 0 0 24 40 2.46 1.091 | | | | | | | | | | | | |

| Batter | 1 | 2 | 3 | 4 | 5 | 6 | 7 | 8 | 9 | AB R H RBI BB SO LOB | TOP |
|---|---|--|--|--|--|---|--|---|---|--|--|
| George Brett, L (1, 5) OBP: 0.298, SLG: 0.366 Todd Cruz, R (2, 5) (8, 6) Jamie Quirk, L (9, PH) OBP: 0.500, SLG: 0.333 | 0-3 K | 0-0 F8 | | | H 1-0 BB BB SF8 HBP | 0-0 G4-6-3 | | | 0-0 L3 | 2 0 0 0 0 1 3 1 1 0 0 0 0 1 1 0 0 0 0 0 0 | Kansas City Royals @ Chicago White Sox Comiskey Park, Chicago, IL Fri May 11 1979, 8:05 PM EDT Att. 20,973 - Unknown livebaseballscorecards.com |
| John Wathan, R (1, 3) OBP: 0.300, SLG: 0.378 Ralph LaCock, L (9, PH) OBP: 0.355, SLG: 0.400 | 0-0 4-3 | | 0-0 F9 | | B B B B 4-0 SF8 BB SF9 BB | | X 0-0 L9 | X 0-0 G3 | 3 1 0 0 1 0 0 1 0 0 0 0 0 0 | | |
| Amos Otis, R (1, 8) OBP: 0.403, SLG: 0.435 | 0-0 F8 | | 4-0 BB BB | | B B B B 4-0 SF9 SF8 BB | | 0-3 K | 0-0 4-3 | 3 0 0 0 2 1 0 | | |
| Darrell Porter, L (1, 2) OBP: 0.473, SLG: 0.553 | | 0-3 K | 4-0 BB BB | | X 0-0 SF8 | | B B B B 4-0 WP BB | | 1 0 0 1 2 1 0 | | |
| Hal McRae, R (1, 10) OBP: 0.315, SLG: 0.398 | | 0-0 F7 | 0-0 F2 | | X 0-0 SF9 | | 0-3 K | | 3 0 0 1 0 1 3 | | |
| Joe Zdeb, R (1, 7) OBP: 0.273, SLG: 0.111 Steve Braun, L (8, PH) OBP: 0.438, SLG: 0.571 (8, 5) | | 4-0 2B BB | 0-0 F8 | | B B B B 4-0 BB | | X 0-0 F7 | | 1 1 0 0 2 0 2 1 0 0 0 0 0 0 | | |
| Freddie Patek, R (1, 6) OBP: 0.333, SLG: 0.327 Tom Poquette, L (8, PH) (8, 7) | | 0-0 2B | | X 0-0 6-3 | X 0-0 1-3 | | X 0-0 5-3 | | 3 0 1 1 0 0 2 1 0 0 0 0 0 0 | | |
| U L Washington, S (1, 4) OBP: 0.273, SLG: 0.350 | | 4-0 S BB | | 0-3 K | X 0-0 1-3 | | X 0-0 2B | | 3 0 1 0 1 1 0 | | |
| Willie Wilson, S (1, 9) OBP: 0.303, SLG: 0.241 Clint Hurdle, L (8, PH) OBP: 0.370, SLG: 0.400 (8, 9) | | H 1-0 HBP | | X 0-0 F8 | X 0-0 G4-6-3 1B | | X 0-0 F5 | | 2 0 1 0 0 0 0 1 0 0 0 0 0 1 | | |
| Inning Stats | R: 0 H: 0 E: 0 LOB: 0 K: 1 BB: 0 S: 5 P: 5 | R: 1 H: 1 E: 0 LOB: 3 K: 1 BB: 2 S: 6 P: 15 | R: 0 H: 0 E: 0 LOB: 2 K: 0 BB: 2 S: 3 P: 11 | R: 0 H: 0 E: 0 LOB: 0 K: 1 BB: 0 S: 5 P: 5 | R: 2 H: 0 E: 0 LOB: 2 K: 0 BB: 3 S: 3 P: 16 | R: 0 H: 1 E: 0 LOB: 0 K: 0 BB: 0 S: 3 P: 3 | R: 0 H: 0 E: 0 LOB: 1 K: 2 BB: 1 S: 7 P: 11 | R: 0 H: 1 E: 0 LOB: 1 K: 0 BB: 0 S: 4 P: 4 | R: 0 H: 0 E: 0 LOB: 0 K: 0 BB: 0 S: 3 P: 3 | 1B: 1 SF: 2 2B: 2 SAC: 0 3B: 0 DP: 1 HR: 0 HBP: 2 | |
| PITCHER Ken Kravec, L (1, 1) ERA: 4.07 Randy Scarbery, R (7, 1) ERA: 4.5 | IP WLS BF H R ER SO BB IBB HBP BLK WP HR S P ERA WHIP | 6.2 W 31 2 3 3 4 8 0 2 0 0 0 29 63 4.05 1.500 | 2.1 S 8 1 0 0 1 0 0 0 0 0 1 0 10 10 0.00 0.429 | PITCHER IP WLS BF H R ER SO BB IBB HBP BLK WP HR S P ERA WHIP | | | | | | | |

| Batter | 1 | 2 | 3 | 4 | 5 | 6 | 7 | 8 | 9 | AB R H RBI BB SO LOB | TOP | | | | | | | | | | | | | | | | | | | |
|--|------------------------------|---------------------------------|------------------------------|---------------------------------|-------------------------------|---------------------------------|------------------------------|---------------------------------|------------------------------|----------------------------------|------------------------------|---------------------------------|------------------------------|---------------------------------|------------------------------|---------------------------------|------------------------------|---------------------------------|----------------------------------|------------------------------------|----------------------------------|----------|---------|---------|-----------|--|--|--|--|--|
| Freddie Patek, R OBP: 0.319, SLG: 0.311 (1, 6) X | 0-0 L7 ① | 0-3 K ③ | | 0-0 FC5 2-3f ③ | | 0-0 F7 ② | | 0-0 F8 ② | | 5 0 0 0 0 1 5 | | | | | | | | | | | | | | | | | | | | |
| George Brett, L OBP: 0.308, SLG: 0.407 (1, 5) X | 0-0 SF9 3B | | 0-0 G3 ① | | 0-0 3-1 ① | 0-0 HR | | 4-0 1B IBB | | 4 2 2 1 1 0 0 | | | | | | | | | | | | | | | | | | | | |
| Amos Otis, R OBP: 0.419, SLG: 0.445 (1, 8) X | 0-0 SF9 3-H | | 0-0 S 1B | | 4-0 1B BB | 4-0 BB | | 0-0 1-3 2-H 1B | | 2 1 2 2 2 0 0 | | | | | | | | | | | | | | | | | | | | |
| Darrell Porter, L OBP: 0.471, SLG: 0.556 (1, 2) X | 0-0 2B | | 0-0 F7 1-2 ② | | 0-0 FC6-4 1-3 1B 1B | 0-0 F7 ③ | | 0-0 P6 ③ | | 5 1 2 0 0 0 4 | | | | | | | | | | | | | | | | | | | | |
| John Wathan, R OBP: 0.302, SLG: 0.375 Ralph LaCock, L OBP: 0.347, SLG: 0.391 (1, 3) X (7, PH) (7, 3) | 0-0 4-3 ③ | | 0-3 K ③ | | 0-0 FC6-4 1-2 3-H 1B | | 0-0 1-3 ① | | 0-0 4-3 ① | 3 0 1 1 0 1 2 2 0 0 0 0 0 0 | | | | | | | | | | | | | | | | | | | | |
| Hal McRae, R OBP: 0.304, SLG: 0.381 (1, 10) | | 0-3 K ① | | 0-0 L8 ① | 0-0 FC6-4 1-2f 2-3 ② | | 0-0 F7 ② | | 0-0 F8 ② | 5 0 0 0 0 1 2 | | | | | | | | | | | | | | | | | | | | |
| Clint Hurdle, L OBP: 0.392, SLG: 0.410 (1, 9) | | 0-0 F5 ② | | 4-0 FC3-6 BB | 0-0 1-3 3-H 0-0 1B | | 0-0 1B ③ | | 4-0 BB | 3 0 2 1 2 0 0 | | | | | | | | | | | | | | | | | | | | |
| U L Washington, S OBP: 0.259, SLG: 0.320 (1, 4) | | 0-0 1B 1B | | 0-0 FC3-6 FC5 1-2f 1B | 0-0 F8 ③ | | | 0-0 P6 ① | 0-0 F7 ③ | 5 0 1 0 0 0 4 | | | | | | | | | | | | | | | | | | | | |
| Willie Wilson, S OBP: 0.351, SLG: 0.333 (1, 7) | | 0-0 1B 1-3 | | 0-0 1B 1-2 | | 0-0 1-3 ① | | 0-0 1B 2B | | 4 1 3 0 0 0 0 | | | | | | | | | | | | | | | | | | | | |
| Inning Stats | R: 1 E: 0 K: 0 S: 5 | H: 2 LOB: 1 BB: 0 P: 5 | R: 0 E: 0 K: 2 S: 9 | H: 2 LOB: 2 BB: 0 P: 9 | R: 0 E: 0 K: 1 S: 6 | H: 1 LOB: 1 BB: 0 P: 6 | R: 0 E: 0 K: 0 S: 4 | H: 1 LOB: 2 BB: 1 P: 8 | R: 2 E: 0 K: 0 S: 6 | H: 3 LOB: 2 BB: 1 P: 10 | R: 1 E: 0 K: 0 S: 4 | H: 1 LOB: 1 BB: 1 P: 8 | R: 0 E: 0 K: 0 S: 3 | H: 1 LOB: 1 BB: 0 P: 3 | R: 1 E: 0 K: 0 S: 5 | H: 2 LOB: 2 BB: 1 P: 9 | R: 0 E: 0 K: 0 S: 3 | H: 0 LOB: 1 BB: 1 P: 7 | 1B: 9 2B: 2 3B: 1 HR: 1 | SF: 1 SAC: 0 DP: 0 HBP: 0 | WP: 0 PB: 0 SB: 1 CS: 0 | PA: 44 | | | | | | | | |
| PITCHER Rich Hinton, L ERA: 5.79 Ron Schueler, R ERA: 4.32 | IP 4.2 | WLS L | BF 25 | H 9 | R 3 | ER 3 | SO 3 | BB 2 | IBB 0 | HBP 0 | BLK 0 | WP 0 | HR 0 | S 29 | P 37 | ERA 5.79 | WHIP 2.357 | | | | | | | | | | | | | |
| | | | | | | | | | | | | | | | | | | | AB 38 | R 5 | H 13 | RBI 5 | BB 5 | SO 3 | LOB 17 | | | | | |

Kansas City Royals @ Chicago White Sox
 Comiskey Park, Chicago, IL
 Sat May 12 1979, 8:05 PM EDT
 Att: 15,470 - Unknown

livebaseballscorecards.com



| Batter | 1 | 2 | 3 | 4 | 5 | 6 | 7 | 8 | 9 | AB | R | H | RBI | BB | SO | LOB |
|---|--------------------------------------|-----------|-------------------------------|-----------------------|------------|------------|---|------------------------|-----------------|----|---|---|-----|----|----|-----|
| Ralph Garr, L (1, 7) OBP: 0.355, SLG: 0.529 Junior Moore, R (9, PH) OBP: 0.381, SLG: 0.371 | 0-0 F8 | | 0-0 FC6-4 1B | | 0-0 L8 | | | 0-0 1-3 | 0-0 F9 | 4 | 0 | 1 | 0 | 0 | 0 | 2 |
| Claudell Washington, L (1, 9) OBP: 0.336, SLG: 0.492 | 0-0 FC6 1B E 1B | | 0-0 FC6-4 1-2f FC6-4 | | 0-0 F2 | | | 0-0 1B SF9 1B | 0-0 4-3 | 5 | 2 | 2 | 0 | 0 | 0 | 4 |
| Chet Lemon, R (1, 8) OBP: 0.449, SLG: 0.546 | 0-0 FC6 1-2 1B | | 0-0 P4 | | 0-0 F8 | | | 0-0 1B 1B | | 4 | 0 | 2 | 0 | 0 | 0 | 3 |
| Eric Soderholm, R (1, 5) OBP: 0.358, SLG: 0.455 | 0-0 FC6 1B E 1-2f 2-3 | | 0-0 FC6-4 1-2f | | 0-0 6-3 | | | 0-0 SF9 3-H | | 3 | 0 | 0 | 1 | 0 | 0 | 3 |
| Alan Bannister, R (1, 4) OBP: 0.452, SLG: 0.491 | 0-0 E9 1-3 3-H 1B | | 0-0 F9 | | 0-0 F8 | | | 0-0 1-2 1B | | 4 | 0 | 2 | 1 | 0 | 0 | 0 |
| Jorge Orta, L (1, 10) OBP: 0.319, SLG: 0.216 Wayne Nordhagen, R (8, PH) OBP: 0.325, SLG: 0.306 | | 0-0 F3 | | 0-0 F9 | | 0-0 F7 | | 0-0 L5 | | 3 | 0 | 0 | 0 | 0 | 0 | 0 |
| Lamar Johnson, R (1, 3) OBP: 0.375, SLG: 0.453 Mike Squires, L (9, PR) OBP: 0.345, SLG: 0.388 | | 0-0 1B | | 0-3 K | | 0-3 K | | | 0-0 HR 1B | 4 | 0 | 2 | 0 | 0 | 2 | 0 |
| Bill Nahorodny, R (1, 2) OBP: 0.291, SLG: 0.531 | | 0-0 F9 | | 0-0 E5 L8 1B | | 0-0 F7 | | 0-0 1-H HR | | 4 | 1 | 1 | 2 | 0 | 0 | 1 |
| Greg Pryor, R (1, 6) OBP: 0.370, SLG: 0.432 | | 0-0 L4 | | 0-0 1-2 1B | | 0-0 5-3 | | 0-0 5-3 | | 4 | 0 | 1 | 0 | 0 | 0 | 2 |

BOTTOM

Kansas City Royals @ Chicago White Sox
Comiskey Park, Chicago, IL
Sat May 12 1979, 8:05 PM EDT
Att. 15,470 - Unknown

livebaseballscorecards.com

| | |
|------------|-----------|
| AB | 37 |
| R | 4 |
| H | 11 |
| RBI | 4 |
| BB | 0 |
| SO | 2 |
| LOB | 18 |



| Inning Stats | R: 1 | H: 3 | E: 1 | K: 0 | S: 5 | H: 3 | LOB: 1 | BB: 0 | P: 5 | R: 0 | H: 1 | E: 0 | K: 0 | S: 4 | H: 1 | LOB: 1 | BB: 0 | P: 4 | R: 0 | H: 0 | E: 0 | K: 1 | S: 5 | H: 0 | LOB: 0 | BB: 0 | P: 5 | R: 0 | H: 1 | E: 1 | K: 0 | S: 5 | H: 0 | LOB: 2 | BB: 0 | P: 5 | R: 0 | H: 0 | E: 0 | K: 1 | S: 5 | H: 0 | LOB: 0 | BB: 0 | P: 3 | R: 0 | H: 0 | E: 0 | K: 1 | S: 5 | H: 3 | LOB: 2 | BB: 0 | P: 6 | R: 2 | H: 2 | E: 0 | K: 0 | S: 5 | H: 2 | LOB: 1 | BB: 0 | P: 5 | 1B: 10 | 2B: 0 | 3B: 0 | HR: 1 | SF: 1 | SAC: 0 | DP: 0 | HBP: 0 | WP: 0 | PB: 0 | SB: 0 | CS: 0 | PA: 38 |
|--------------|------|------|------|------|------|------|--------|-------|------|------|------|------|------|------|------|--------|-------|------|------|------|------|------|------|------|--------|-------|------|------|------|------|------|------|------|--------|-------|------|------|------|------|------|------|------|--------|-------|------|------|------|------|------|------|------|--------|-------|------|------|------|------|------|------|------|--------|-------|------|--------|-------|-------|-------|-------|--------|-------|--------|-------|-------|-------|-------|--------|
|--------------|------|------|------|------|------|------|--------|-------|------|------|------|------|------|------|------|--------|-------|------|------|------|------|------|------|------|--------|-------|------|------|------|------|------|------|------|--------|-------|------|------|------|------|------|------|------|--------|-------|------|------|------|------|------|------|------|--------|-------|------|------|------|------|------|------|------|--------|-------|------|--------|-------|-------|-------|-------|--------|-------|--------|-------|-------|-------|-------|--------|

| PITCHER | IP | WLS | BF | H | R | ER | SO | BB | IBB | HBP | BLK | WP | HR | S | P | ERA | WHIP |
|-------------------------------------|-----|-----|----|---|---|----|----|----|-----|-----|-----|----|----|----|----|-------|-------|
| Marty Pattin, R (1, 1) ERA: 2.5 | 7.2 | W | 32 | 9 | 2 | 2 | 2 | 0 | 0 | 0 | 0 | 0 | 0 | 36 | 36 | 2.35 | 1.174 |
| Larry Gura, L (8, 1) ERA: 6.57 | 0.2 | | 4 | 2 | 2 | 2 | 0 | 0 | 0 | 0 | 0 | 0 | 1 | 4 | 4 | 27.00 | 3.000 |
| Renie Martin, R (9, 1) ERA: 3.38 | 0.2 | S | 2 | 0 | 0 | 0 | 0 | 0 | 0 | 0 | 0 | 0 | 0 | 2 | 2 | 0.00 | 0.000 |

TOP

Kansas City Royals @ Chicago White Sox
Comiskey Park, Chicago, IL

Sun May 13 1979, 4:33 AM EDT
Att. 20,100 - Unknown

| | |
|-----|----|
| AB | 44 |
| R | 14 |
| H | 19 |
| RBI | 13 |
| BB | 3 |
| SO | 0 |
| LOB | 14 |



| | | | |
|-----|---|-----|----|
| WP: | 1 | PA: | 49 |
| PB: | 0 | | |
| SB: | 2 | | |
| CS: | 1 | | |

AB R H RBI BB SO LOB

| | | | | | | |
|-----|---|------|---|---|---|---|
| 6 | 3 | 3 | 2 | 0 | 0 | 1 |
| 5 | 3 | 2 | 2 | 0 | 0 | 0 |
| 1 | 0 | 0 | 0 | 0 | 0 | 1 |
| 3 | 1 | 1 | 0 | 1 | 0 | 1 |
| 1 | 0 | 1 | 1 | 0 | 0 | 0 |
| 5 | 2 | 1 | 2 | 1 | 0 | 3 |
| 3 | 2 | 2 | 2 | 1 | 0 | 0 |
| 5 | 0 | 2 | 2 | 0 | 0 | 2 |
| 5 | 0 | 2 | 1 | 0 | 0 | 2 |
| 5 | 2 | 3 | 0 | 0 | 0 | 1 |
| 5 | 1 | 2 | 1 | 0 | 0 | 3 |
| 1B: | 7 | SF: | 1 | | | |
| 2B: | 9 | SAC: | 1 | | | |
| 3B: | 1 | DP: | 0 | | | |
| HR: | 2 | HBP: | 0 | | | |

| Batter | 1 | 2 | 3 | 4 | 5 | 6 | 7 | 8 | 9 | | | | | | | | | | | |
|---|---|------------------------|--------------------------|---------------------------|--------------------------|-------------------------|--------------------------|-------------------------|--------------------------|------------------------|--------------------------|------------------------|--------------------------|------------------------|--------------------------|------------------------|--------------------------|------------------------|---|--------------------------------|
| Willie Wilson, S OBP: 0.372, SLG: 0.462 (1, 7) X (7, 8) | 0-0 4-3 ① | | 0-0 4-3 ① X | 0-0 1B S 1B 2-3 | 0-0 6-3 ③ | | 0-0 IHR 3-H | | 0-0 G3 1B 2B | | | | | | | | | | | |
| George Brett, L OBP: 0.311, SLG: 0.407 Ralph LaCock, L OBP: 0.344, SLG: 0.386 (1, 3) X (7, 3) | 0-0 4-3 ② | | 0-0 2B WP 1B | 0-0 SH1-3 S HR 1B 1-H 3-H | | 0-0 E6 2B 4-3 5-3 | 0-0 1-4-3 ② | | 0-0 G3 2B 2-3 | | | | | | | | | | | |
| Amos Otis, R OBP: 0.421, SLG: 0.451 Tom Poquette, L OBP: 0.250, SLG: 0.167 (1, 8) B B B (7, 7) | 4-0 BB | | 0-0 WP SF8 2B 1-3 | 0-0 SH1-3 HR 1B 1-3 | | 0-0 5-3 1-2 | 0-0 F8 ③ | | 0-0 FC6-4 1B 3-H | | | | | | | | | | | |
| John Wathan, R OBP: 0.306, SLG: 0.422 (1, 2) X | 0-0 F9 ③ | | 4-0 SF8 2B BB 2-3 3-H | 0-0 HR 3-H | | 0-0 4-3 2-3 | | 0-0 6-3 ① X | 0-0 FC6-4 ③ 1-2f | | | | | | | | | | | |
| Hal McRae, R OBP: 0.314, SLG: 0.405 (1, 10) X | | 0-0 F8 ① X | 0-0 SF8 ② B B B | 4-0 CS BB 1-2 3-H | | 0-0 1B 2B 3-H | | 0-0 2B 2B ② | | | | | | | | | | | | |
| Clint Hurdle, L OBP: 0.392, SLG: 0.422 (1, 9) X | | 0-0 F8 ② X | 0-0 2B 2-H | 0-0 6-3 ③ 1-2 | | 0-0 FC6-4 1B 2-H | | 0-0 G3 ② | | | | | | | | | | | | |
| Todd Cruz, R OBP: 0.429, SLG: 0.500 (1, 6) X | | 0-0 1B 1B | 0-0 5-3 ③ | | 0-0 4-3 ① X | 0-0 FC6-4 ③ 1-2f | | 0-0 2B ③ 2-H | | | | | | | | | | | | |
| Jerry Terrell, R OBP: 0.600, SLG: 1.000 (1, 5) X | | 0-0 FC6-4 1B 1-2 | | 0-0 2B 2B 2-H | 0-0 6-3 ② | | 0-0 3-1 IHR 2B ① | 0-0 4-3 ③ | | | | | | | | | | | | |
| U L Washington, S OBP: 0.281, SLG: 0.433 (1, 4) X | | 0-0 FC6-4 ③ 1-2f | | 0-0 1B 2B 2-H | 0-0 3B | | 0-0 3-1 ① | | 0-0 6-3 ① | | | | | | | | | | | |
| Inning Stats | R: 0 H: 0 E: 0 K: 0 S: 3 | H: 0 LOB: 1 BB: 1 P: 7 | R: 0 H: 2 E: 0 K: 0 S: 5 | H: 2 LOB: 2 BB: 0 P: 5 | R: 3 H: 3 E: 0 K: 0 S: 6 | H: 3 LOB: 1 BB: 1 P: 10 | R: 5 H: 5 E: 0 K: 0 S: 7 | H: 5 LOB: 0 BB: 1 P: 11 | R: 0 H: 1 E: 0 K: 0 S: 4 | H: 1 LOB: 1 BB: 0 P: 4 | R: 2 H: 2 E: 1 K: 0 S: 6 | H: 2 LOB: 1 BB: 0 P: 6 | R: 2 H: 2 E: 0 K: 0 S: 5 | H: 2 LOB: 0 BB: 0 P: 5 | R: 1 H: 2 E: 0 K: 0 S: 5 | H: 2 LOB: 1 BB: 0 P: 5 | R: 1 H: 2 E: 0 K: 0 S: 5 | H: 2 LOB: 1 BB: 0 P: 5 | 1B: 7 SF: 1 2B: 9 SAC: 1 3B: 1 DP: 0 HR: 2 HBP: 0 | WP: 1 PA: 49 PB: 0 SB: 2 CS: 1 |
| PITCHER | IP WLS BF H R ER SO BB IBB HBP BLK WP HR S P ERA WHIP | | | | | | | | | | | | | | | | | | | |
| Rich Wortham, L ERA: 4.57 (1, 1) | 3.0 L 18 7 5 5 0 2 0 0 0 1 0 16 24 15.00 3.000 | | | | | | | | | | | | | | | | | | | |
| Randy Scarbery, R ERA: 6.57 (4, 1) | 0.1 5 3 3 3 0 1 0 0 0 0 1 4 8 81.00 12.000 | | | | | | | | | | | | | | | | | | | |
| Steve Trout, L ERA: 5.11 (4, 1) | 3.2 16 5 4 2 0 0 0 0 0 0 0 16 16 4.91 1.364 | | | | | | | | | | | | | | | | | | | |
| Mike Prolly, R ERA: 3.89 (8, 1) | 2.0 10 4 2 2 0 0 0 0 0 0 0 10 10 9.00 2.000 | | | | | | | | | | | | | | | | | | | |

| Batter | 1 | 2 | 3 | 4 | 5 | 6 | 7 | 8 | 9 | AB | R | H | RBI | BB | SO | LOB |
|---|------------|----------------------------------|-----------------------------------|--------------|--------------|---|--------------|-------------------|----------------------------|----|---|---|-----|----|----|-----|
| Ralph Garr, L OBP: 0.347, SLG: 0.505 (1, 7) | 0-0 6-3 | | H 1-0 FC4-6 HBP | X 0-0 F2 | | | X 0-0 F7 | | X 0-0 4-3 | 4 | 0 | 0 | 0 | 0 | 0 | 1 |
| Claudell Washington, L OBP: 0.333, SLG: 0.507 (1, 9) Junior Moore, R OBP: 0.381, SLG: 0.371 (9, 9) | 0-0 F9 | | X 0-0 FC4-6 1-2f 2B | | X 0-0 G3 | | | X 0-0 HR | | 4 | 2 | 1 | 1 | 0 | 0 | 1 |
| Chet Lemon, R OBP: 0.444, SLG: 0.545 (1, 8) Rusty Torres, S OBP: 0.333, SLG: 0.143 (9, 8) | 0-0 5-3 | | X 0-0 1B SF8 2B | | X 0-0 F3 | | | S S S 0-3 K | | 4 | 1 | 1 | 1 | 0 | 1 | 0 |
| Eric Soderholm, R OBP: 0.362, SLG: 0.447 (1, 5) | | B B B B 4-0 1B BB | B B B B 4-0 SF8 1B BB | | X 0-0 5-3 | | | X 0-0 F7 | | 2 | 1 | 0 | 0 | 2 | 0 | 0 |
| Lamar Johnson, R OBP: 0.382, SLG: 0.448 (1, 3) | | B B B B 4-0 F5 1B BB | X 0-0 SF8 1B | | X 0-0 P6 | | | S S S 0-3 K | | 3 | 0 | 1 | 0 | 1 | 1 | 0 |
| Jorge Orta, L OBP: 0.316, SLG: 0.221 (1, 10) | | X 0-0 1-2 2-H 1B | X 0-0 SF8 | | X 0-0 F2 | | | X 0-0 F8 | | 3 | 0 | 1 | 2 | 0 | 0 | 0 |
| Bill Nahorodny, R OBP: 0.276, SLG: 0.500 (1, 2) Wayne Nordhagen, R OBP: 0.317, SLG: 0.297 (7, 2) | | X 0-0 F5 | X 0-0 F9 | | X 0-0 F7 | | | X 0-0 6-3 | | 3 | 0 | 0 | 0 | 0 | 0 | 4 |
| Greg Pryor, R OBP: 0.365, SLG: 0.418 (1, 6) | | X 0-0 L8 | | X 0-0 5-3 | | | X 0-0 5-3 | | B B B B 4-0 3B BB | 3 | 1 | 0 | 0 | 1 | 0 | 2 |
| Don Kessinger, S OBP: 0.174, SLG: 0.143 (1, 4) Joe Gates, L OBP: 0.500, SLG: 1.500 (7, PH) (8, 4) | | X 0-0 F7 | | X 0-0 G3 | | | X 0-0 P6 | | X 0-0 3B | 2 | 0 | 0 | 0 | 0 | 0 | 2 |

| | | | | | | | | | | | | | | | | | | | | |
|---------------------|------------------------------|---------------------------------|------------------------------|----------------------------------|------------------------------|----------------------------------|------------------------------|---------------------------------|------------------------------|---------------------------------|------------------------------|---------------------------------|------------------------------|---------------------------------|------------------------------|---------------------------------|------------------------------|---------------------------------|----------------------------------|------------------------------------|
| Inning Stats | R: 0 E: 0 K: 0 S: 3 | H: 0 LOB: 0 BB: 0 P: 3 | R: 1 E: 0 K: 0 S: 4 | H: 1 LOB: 2 BB: 2 P: 12 | R: 2 E: 0 K: 0 S: 5 | H: 2 LOB: 2 BB: 1 P: 10 | R: 0 E: 0 K: 0 S: 3 | H: 0 LOB: 0 BB: 0 P: 3 | R: 0 E: 0 K: 0 S: 3 | H: 0 LOB: 0 BB: 0 P: 3 | R: 0 E: 0 K: 0 S: 3 | H: 0 LOB: 0 BB: 0 P: 3 | R: 0 E: 0 K: 0 S: 3 | H: 0 LOB: 0 BB: 0 P: 3 | R: 1 E: 0 K: 2 S: 8 | H: 1 LOB: 0 BB: 0 P: 8 | R: 1 E: 0 K: 0 S: 4 | H: 1 LOB: 1 BB: 1 P: 8 | 1B: 2 2B: 1 3B: 1 HR: 1 | SF: 1 SAC: 0 DP: 0 HBP: 1 |
|---------------------|------------------------------|---------------------------------|------------------------------|----------------------------------|------------------------------|----------------------------------|------------------------------|---------------------------------|------------------------------|---------------------------------|------------------------------|---------------------------------|------------------------------|---------------------------------|------------------------------|---------------------------------|------------------------------|---------------------------------|----------------------------------|------------------------------------|


| | | | | | | | | | | | | | | | | | | | | | | | | | | | | | | | | | | | |
|--|-----------|----------|----------|--------|--------|---------|---------|---------|----------|----------|----------|---------|---------|---------|---------|-------------|---------------|----------------|-----------|----------|----------|--------|--------|---------|---------|---------|----------|----------|----------|---------|---------|---------|---------|-------------|---------------|
| PITCHER Eduardo Rodriguez, R ERA: 4.18 (1, 1) | IP 9.0 | WLS W | BF 37 | H 5 | R 5 | ER 5 | SO 2 | BB 4 | IBB 0 | HBP 1 | BLK 0 | WP 0 | HR 1 | S 36 | P 53 | ERA 5.00 | WHIP 1.000 | PITCHER | IP 9.0 | WLS W | BF 37 | H 5 | R 5 | ER 5 | SO 2 | BB 4 | IBB 0 | HBP 1 | BLK 0 | WP 0 | HR 1 | S 36 | P 53 | ERA 5.00 | WHIP 1.000 |
|--|-----------|----------|----------|--------|--------|---------|---------|---------|----------|----------|----------|---------|---------|---------|---------|-------------|---------------|----------------|-----------|----------|----------|--------|--------|---------|---------|---------|----------|----------|----------|---------|---------|---------|---------|-------------|---------------|

BOTTOM

Kansas City Royals @ Chicago White Sox
Comiskey Park, Chicago, IL

Sun May 13 1979, 4:33 AM EDT
Att. 20,100 - Unknown

| | |
|-----|----|
| AB | 31 |
| R | 5 |
| H | 5 |
| RBI | 5 |
| BB | 4 |
| SO | 2 |
| LOB | 10 |



| | |
|-------|--------|
| WP: 0 | PA: 37 |
| PB: 0 | |
| SB: 0 | |
| CS: 0 | |

| Batter | 1 | 2 | 3 | 4 | 5 | 6 | 7 | 8 | 9 | AB R H RBI BB SO LOB | TOP | | | | | | | | | | | |
|--|---|----------------------------------|------------------------------|---------------------------------|------------------------------|---------------------------------|------------------------------|---------------------------------|------------------------------|----------------------------------|--|---------------------------------|------------------------------|---------------------------------|------------------------------|----------------------------------|------------------------------|---------------------------------|----------------------------------|------------------------------------|----------------------------------|--------|
| Willie Wilson, S (1, 7) OBP: 0.404, SLG: 0.463 | 4-0 BB | | 0-0 1B | | 4-0 BB | | | 0-0 4-3 | | 2 0 1 0 2 0 0 | | | | | | | | | | | | |
| George Brett, L (1, 5) OBP: 0.310, SLG: 0.399 | 0-0 4-3 | | 0-0 P6 | | 0-0 1-3 | | | 4-0 SF9 BB | | 3 1 0 0 1 0 4 | | | | | | | | | | | | |
| Amos Otis, R (1, 8) OBP: 0.431, SLG: 0.447 | 4-0 BB | | 4-0 BB | | 0-3 K | | | 4-0 SF9 BB | | 1 0 0 0 3 1 2 | | | | | | | | | | | | |
| John Wathan, R (1, 3) OBP: 0.308, SLG: 0.417 Ralph LaCock, L (8, PH) OBP: 0.340, SLG: 0.386 | 0-0 G5-4-3 | | 0-0 4-3 | | 0-0 CS 1B | | | 0-0 SF9 | | 3 0 1 0 0 0 4 0 0 0 1 0 0 0 | | | | | | | | | | | | |
| Darrell Porter, L (1, 2) OBP: 0.457, SLG: 0.536 | | 0-0 3-1 | | 0-0 F2 | | 0-3 K | | 0-3 K | | 4 0 0 0 0 2 2 | | | | | | | | | | | | |
| Hal McRae, R (1, 10) OBP: 0.313, SLG: 0.395 | | 1-0 HBP | | 0-0 F9 | | 0-0 L7 | | 0-0 4-3 | | 3 0 0 0 0 0 1 | | | | | | | | | | | | |
| Clint Hurdle, L (1, 9) OBP: 0.387, SLG: 0.407 Tom Poquette, L (9, 9) OBP: 0.250, SLG: 0.167 | | 0-3 K | | 0-0 L8 | | 0-0 CS | 0-0 F7 | 4-0 BB | | 3 0 0 0 1 1 1 0 0 0 0 0 0 0 | AB 27 R 1 H 3 RBI 1 BB 7 SO 5 LOB 17 | | | | | | | | | | | |
| Freddie Patek, R (1, 6) OBP: 0.308, SLG: 0.300 | | 0-0 F2 | | 0-0 5-3 | | 0-0 P3 | | 0-3 K | | 4 0 0 0 0 1 2 | | | | | | | | | | | | |
| U L Washington, S (1, 4) OBP: 0.278, SLG: 0.412 | | | 0-0 4-3 | | 0-0 1-3 1B | | 0-0 F8 | | 0-0 F7 | 4 0 1 0 0 0 1 | | | | | | | | | | | | |
| Inning Stats | R: 0 E: 0 K: 0 S: 2 | H: 0 LOB: 1 BB: 2 P: 10 | R: 0 E: 0 K: 1 S: 5 | H: 0 LOB: 1 BB: 0 P: 6 | R: 0 E: 0 K: 0 S: 4 | H: 1 LOB: 2 BB: 1 P: 8 | R: 0 E: 0 K: 0 S: 3 | H: 0 LOB: 0 BB: 0 P: 3 | R: 0 E: 0 K: 1 S: 6 | H: 1 LOB: 2 BB: 1 P: 10 | R: 0 E: 0 K: 1 S: 5 | H: 1 LOB: 0 BB: 0 P: 5 | R: 0 E: 0 K: 0 S: 3 | H: 0 LOB: 0 BB: 0 P: 3 | R: 1 E: 0 K: 1 S: 5 | H: 0 LOB: 1 BB: 2 P: 13 | R: 0 E: 0 K: 1 S: 5 | H: 0 LOB: 1 BB: 1 P: 9 | 1B: 3 2B: 0 3B: 0 HR: 0 | SF: 1 SAC: 0 DP: 1 HBP: 1 | WP: 0 PB: 1 SB: 6 CS: 1 | PA: 37 |
| PITCHER | IP WLS BF H R ER SO BB IBB HBP BLK WP HR S P ERA WHIP | | | | | | | | | | | | | | | | | | | | | |
| Floyd Bannister, L (1, 1) ERA: 4.78 | 7.1 L 29 3 1 0 3 5 0 1 0 0 0 29 50 0.00 1.091 | | | | | | | | | | | | | | | | | | | | | |
| Byron McLaughlin, R (8, 1) ERA: 7.13 | 1.2 7 0 0 0 2 2 0 0 0 0 0 9 17 0.00 1.200 | | | | | | | | | | | | | | | | | | | | | |

Kansas City Royals @ Seattle Mariners
The Kingdome, Seattle, WA
Mon May 14 1979, 10:05 PM EDT
Att. 5,113 - Dome - 72 F

livebaseballscorecards.com



| Batter | 1 | 2 | 3 | 4 | 5 | 6 | 7 | 8 | 9 | AB R H RBI BB SO LOB |
|---|------------|-----------|------------|--------------|------------|---------------|---|------------|---|--------------------------------|
| Julio Cruz, S OBP: 0.302, SLG: 0.217 (1, 4) | 0-0 6-3 | | 0-0 1-3 | | 0-0 L5 | | | 0-0 F7 | | 4 0 0 0 0 0 2 |
| Ruppert Jones, L OBP: 0.338, SLG: 0.382 (1, 8) | 0-0 4-3 | | 0-0 L7 | | | 0-0 F3 | | 0-0 1B | | 4 0 1 0 0 0 0 |
| Dan Meyer, L OBP: 0.287, SLG: 0.380 (1, 7) | 0-0 1B | | | 0-0 5-3 | | 0-0 4-3 | | 0-0 F5 | | 4 0 1 0 0 0 2 |
| Bruce Bochte, L OBP: 0.419, SLG: 0.473 (1, 3) | 0-0 3-1 | | | 0-0 F7 | | 4-0 BB | | 0-0 F7 | | 3 0 0 0 1 0 3 |
| Willie Horton, R OBP: 0.362, SLG: 0.504 (1, 10) | | 0-0 1B | | 0-0 2B | | 0-0 F7 | | 0-0 G2 | | 4 0 2 0 0 0 1 |
| Joe Simpson, L OBP: 0.275, SLG: 0.421 (1, 9) | | 0-0 F5 | | 0-0 F7 | | 0-0 4-3 | | 0-0 4-3 | | 4 0 0 0 0 0 2 |
| Bob Stinson, S OBP: 0.352, SLG: 0.360 (1, 2) | | 4-0 BB | | 4-0 BB | | 4-0 BB | | 0-3 K | | 1 0 0 0 3 1 0 |
| Bill Stein, R OBP: 0.306, SLG: 0.330 (1, 5) | | 0-0 F9 | | 0-0 SH1-4 | | 0-0 G1-6-3 | | | | 2 0 0 0 0 0 2 |
| Mario Mendoza, R OBP: 0.206, SLG: 0.245 Larry Milbourne, S OBP: 0.293, SLG: 0.300 (8, PH) (9, 6) | | | 0-0 6-3 | | 0-0 6-3 | | | 0-0 1B | | 2 0 0 0 0 0 1 1 0 1 0 0 0 0 |


| Inning Stats | R: 0 | H: 1 | E: 0 | LOB: 1 | K: 0 | BB: 0 | S: 4 | P: 4 | R: 0 | H: 1 | E: 0 | LOB: 1 | K: 0 | BB: 0 | S: 3 | P: 7 | R: 0 | H: 0 | E: 0 | LOB: 0 | K: 0 | BB: 0 | S: 3 | P: 3 | R: 0 | H: 1 | E: 0 | LOB: 1 | K: 0 | BB: 0 | S: 4 | P: 4 | R: 0 | H: 0 | E: 0 | LOB: 1 | K: 0 | BB: 1 | S: 3 | P: 7 | R: 0 | H: 0 | E: 0 | LOB: 0 | K: 0 | BB: 1 | S: 2 | P: 6 | R: 0 | H: 2 | E: 0 | LOB: 2 | K: 0 | BB: 0 | S: 5 | P: 5 | R: 0 | H: 0 | E: 0 | LOB: 0 | K: 1 | BB: 0 | S: 5 | P: 5 | 1B: 4 | SF: 0 | 2B: 1 | SAC: 1 | 3B: 0 | DP: 1 | HR: 0 | HBP: 0 | WP: 0 | PA: 34 | ERA: 4.17 | WHIP: 1.000 | ERA: 0.00 | WHIP: 1.000 |
|--|------|------|------|--------|------|-------|------|------|------|------|------|--------|------|-------|------|------|------|------|------|--------|------|-------|------|------|------|------|------|--------|------|-------|------|------|------|------|------|--------|------|-------|------|------|------|------|------|--------|------|-------|------|------|------|------|------|--------|------|-------|------|------|------|------|------|--------|------|-------|------|------|-------|-------|-------|--------|-------|-------|-------|--------|-------|--------|-----------|-------------|-----------|-------------|
| PITCHER Rich Gale, R ERA: 4.17 (1, 1) | IP | WLS | BF | H | R | ER | SO | BB | IBB | HBP | BLK | WP | HR | S | P | ERA | WHIP | IP | WLS | BF | H | R | ER | SO | BB | IBB | HBP | BLK | WP | HR | S | P | ERA | WHIP | | | | | | | | | | | | | | | | | | | | | | | | | | | | | | | | | | | | | | | | | | | | |

BOTTOM

Kansas City Royals @ Seattle Mariners
The Kingdom, Seattle, WA
Mon May 14 1979, 10:05 PM EDT
Att. 5,113 - Dome - 72 F

livebaseballscorecards.com

| | |
|-----|----|
| AB | 29 |
| R | 0 |
| H | 5 |
| RBI | 0 |
| BB | 4 |
| SO | 1 |
| LOB | 13 |



| Batter | 1 | 2 | 3 | 4 | 5 | 6 | 7 | 8 | 9 | AB R H RBI BB SO LOB | TOP | | | | | | | | | |
|--|---|---------------------------------|------------------------------|---------------------------------|------------------------------|---------------------------------|------------------------------|---------------------------------|------------------------------|---------------------------------|---|---------------------------------|------------------------------|----------------------------------|------------------------------|---------------------------------|----------------------------------|------------------------------------|----------------------------------|--------|
| Willie Wilson, S (1, 7) OBP: 0.404, SLG: 0.444 | 0-0 4-3 | | 0-0 FC5-4 1B | | 0-0 4-3 | | 4-0 S BB | | 0-0 4-3 | 4 0 1 0 1 0 0 | | | | | | | | | | |
| George Brett, L (1, 5) OBP: 0.313, SLG: 0.405 | 0-0 G3 | | 0-0 FC5-4 1-2f 2-3 | | | 0-0 1B HR 1B | 0-0 F5 | | 0-0 1B FC5-4 2B | 5 2 2 0 0 0 3 | | | | | | | | | | |
| Amos Otis, R (1, 8) OBP: 0.444, SLG: 0.462 | 0-0 CS 1B | | 0-0 L6 | | | 0-0 1B HR 1B | | 0-0 SH5-4 S SF7 1B | 0-0 FC5-4 IBB 1B | 5 2 4 0 0 0 2 | | | | | | | | | | |
| Darrell Porter, L (1, 2) OBP: 0.469, SLG: 0.561 | 0-0 CS 1-2 | 4-0 G3 1B BB | | 0-0 4-3 | | 0-0 1B HR 1-H 2-H | | 4-0 1B SH5-4 BB 1B | 4-0 FC5-4 IBB 1B | 2 2 1 3 3 0 0 | | | | | | | | | | |
| Ralph LaCock, L (1, 3) OBP: 0.333, SLG: 0.378 | | 0-0 G3 | | 0-0 6-3 | | 0-0 6-3 | | 0-0 SH5-4 | 0-0 FC5-4 | 2 0 0 0 0 0 1 | | | | | | | | | | |
| John Wathan, R (6, PH) OBP: 0.296, SLG: 0.400 | | 1-2 | | | | | | 1-2 2-3 | 1-2f 2-3 3-H | 2 0 0 1 0 0 2 | | | | | | | | | | |
| Hal McRae, R (1, 10) OBP: 0.315, SLG: 0.391 | | 0-0 G5-4-3 1B 2-H | | 0-0 F8 | | 0-0 F8 | | 4-0 1B BB | 0-0 L7 | 4 0 1 1 1 0 2 | | | | | | | | | | |
| Clint Hurdle, L (1, 9) OBP: 0.382, SLG: 0.438 | | 0-0 G5-4-3 | | | | | | 0-0 SF7 | | 3 1 1 2 0 0 1 | | | | | | | | | | |
| Tom Poquette, L (8, 9) OBP: 0.250, SLG: 0.167 | | 1-2f | | | | 0-0 HR | | 0-0 6-3 | | 0 0 0 0 0 0 0 | AB 34 R 7 H 11 RBI 7 BB 6 SO 0 LOB 14 | | | | | | | | | |
| Freddie Patek, R (1, 6) OBP: 0.306, SLG: 0.298 | | | 0-0 5-3 | | | 0-0 L7 | | 0-0 F9 | 0-0 1B 1-2 2-3 | 4 0 1 0 0 0 0 | | | | | | | | | | |
| U L Washington, S (1, 4) OBP: 0.275, SLG: 0.378 | | | 4-0 FC5-4 1B BB | | 0-0 4-3 | | | 0-0 L9 | 0-0 4-3 | 3 0 0 0 1 0 3 | | | | | | | | | | |
| Inning Stats | R: 0 E: 0 K: 0 S: 3 | H: 1 LOB: 0 BB: 0 P: 3 | R: 1 E: 0 K: 0 S: 3 | H: 1 LOB: 0 BB: 1 P: 7 | R: 0 E: 0 K: 0 S: 4 | H: 0 LOB: 0 BB: 0 P: 3 | R: 1 E: 0 K: 0 S: 4 | H: 1 LOB: 0 BB: 0 P: 4 | R: 3 E: 0 K: 0 S: 6 | H: 3 LOB: 0 BB: 0 P: 6 | R: 0 E: 0 K: 0 S: 3 | H: 0 LOB: 1 BB: 1 P: 7 | R: 1 E: 0 K: 0 S: 5 | H: 2 LOB: 3 BB: 2 P: 13 | R: 1 E: 0 K: 0 S: 5 | H: 2 LOB: 2 BB: 1 P: 9 | 1B: 8 2B: 1 3B: 0 HR: 2 | SF: 1 SAC: 1 DP: 1 HBP: 0 | WP: 0 PB: 0 SB: 2 CS: 1 | PA: 43 |
| PITCHER | IP WLS BF H R ER SO BB IBB HBP BLK WP HR S P ERA WHIP | | | | | | | | | | | | | | | | | | | |
| Glenn Abbott, R (1, 1) ERA: 5.01 | 5.0 L 22 7 5 5 0 2 0 0 0 0 0 2 20 28 9.00 1.800 | | | | | | | | | | | | | | | | | | | |
| Shane Rawley, L (6, 1) ERA: 6.0 | 2.0 7 0 0 0 0 1 0 0 0 0 0 0 6 10 0.00 0.500 | | | | | | | | | | | | | | | | | | | |
| Paul Mitchell, R (8, 1) ERA: 4.33 | 0.2 6 2 1 1 0 2 0 0 0 0 0 0 4 12 13.50 6.000 | | | | | | | | | | | | | | | | | | | |
| Joe Decker, R (8, 1) ERA: 6.75 | 1.1 7 2 1 1 0 0 0 1 0 0 0 0 6 10 6.75 1.500 | | | | | | | | | | | | | | | | | | | |

Kansas City Royals @ Seattle Mariners
The Kingdome, Seattle, WA
Tue May 15 1979, 10:05 PM EDT
Dome

livebaseballscores.com



| Batter | 1 | 2 | 3 | 4 | 5 | 6 | 7 | 8 | 9 | AB | R | H | RBI | BB | SO | LOB |
|--|----------------------|------------------|----------------------------|--------------------|----------------------|--------------------|------------------|-------------------------|------------|----|---|---|-----|----|----|-----|
| Julio Cruz, S (1, 4) OBP: 0.301, SLG: 0.212 Joe Simpson, L (8, PH) OBP: 0.268, SLG: 0.410 Bob Stinson, S (9, 2) OBP: 0.352, SLG: 0.360 | 0-0 5-3 | | 4-0 FC4-6 BB | | 0-0 FC6-4 1-2f | | 0-0 P5 | 0-0 G3 | | 3 | 0 | 0 | 0 | 1 | 0 | 3 |
| Ruppert Jones, L (1, 8) OBP: 0.327, SLG: 0.367 | 0-0 4-3 | | 0-0 FC4-6 2B 1-2f | | 0-0 4-3 1-2 | | 0-0 F9 | | 0-0 4-1 | 5 | 0 | 0 | 0 | 0 | 0 | 4 |
| Tom Paciorek, R (1, 7) OBP: 0.400, SLG: 0.590 | 0-0 FC5-4 1B | | 0-0 2B | | | 0-0 E6 WP | | 0-0 BB HR 1B | 0-3 K | 5 | 1 | 3 | 0 | 0 | 1 | 0 |
| Leon Roberts, R (1, 9) OBP: 0.338, SLG: 0.438 | 0-0 FC5-4 1-2f | | 0-0 P5 | | | 0-0 P6 1-2 | | 0-0 F8 | 0-0 6-3 | 5 | 0 | 0 | 0 | 0 | 0 | 5 |
| Willie Horton, R (1, 10) OBP: 0.366, SLG: 0.507 | | 0-0 1B 2B | | 0-0 F9 | | 0-0 P4 | | 4-0 HR BB 1-2 | | 3 | 2 | 1 | 0 | 1 | 0 | 1 |
| Bruce Bochte, L (1, 3) OBP: 0.414, SLG: 0.491 | | 0-3 K | | 0-0 F7 | | 0-0 4-3 | | 0-0 HR 1-H 2-H | | 4 | 1 | 1 | 3 | 0 | 1 | 2 |
| Bill Stein, R (1, 5) OBP: 0.313, SLG: 0.340 (9, 4) | | 0-0 F7 | | 0-0 F9 | | | 0-0 1B 2B | 4-0 BB BB | | 3 | 0 | 1 | 0 | 1 | 0 | 1 |
| Larry Cox, R (1, 2) OBP: 0.395, SLG: 0.524 Dan Meyer, L (8, PH) OBP: 0.294, SLG: 0.380 (9, 5) | | 0-0 2-H 1B | | 0-0 FC6-4 1B | | 0-0 FC6-4 1B | 0-0 1B 2-3 | 4-0 1-2 BB | | 3 | 0 | 3 | 1 | 0 | 0 | 0 |
| Mario Mendoza, R (1, 6) OBP: 0.210, SLG: 0.247 Larry Milbourne, S (8, PH) OBP: 0.286, SLG: 0.293 (9, 6) | | | 0-0 F8 | | 0-0 F2 | | 0-0 1-2 1B | 0-0 F3 | | 3 | 0 | 1 | 0 | 0 | 0 | 1 |

| Inning Stats | R: 0 | H: 1 | E: 0 | K: 0 | S: 4 | R: 1 | H: 2 | E: 0 | K: 1 | S: 6 | R: 0 | H: 1 | E: 0 | K: 0 | S: 4 | R: 0 | H: 0 | E: 0 | K: 0 | S: 3 | R: 0 | H: 1 | E: 0 | K: 0 | S: 4 | R: 0 | H: 0 | E: 1 | K: 0 | S: 4 | R: 0 | H: 3 | E: 0 | K: 0 | S: 5 | R: 3 | H: 2 | E: 0 | K: 0 | S: 5 | R: 0 | H: 0 | E: 0 | K: 1 | S: 5 | 1B: 6 | SF: 0 | 2B: 3 | SAC: 0 | 3B: 0 | DP: 0 | HR: 1 | HBP: 0 | WP: 1 | PA: 40 |
|--------------|------|------|------|------|------|------|------|------|------|------|------|------|------|------|------|------|------|------|------|------|------|------|------|------|------|------|------|------|------|------|------|------|------|------|------|------|------|------|------|------|------|------|------|------|------|-------|-------|-------|--------|-------|-------|-------|--------|-------|--------|
|--------------|------|------|------|------|------|------|------|------|------|------|------|------|------|------|------|------|------|------|------|------|------|------|------|------|------|------|------|------|------|------|------|------|------|------|------|------|------|------|------|------|------|------|------|------|------|-------|-------|-------|--------|-------|-------|-------|--------|-------|--------|

| PITCHER | IP | WLS | BF | H | R | ER | SO | BB | IBB | HBP | BLK | WP | HR | S | P | ERA | WHIP |
|--|-----|-----|----|----|---|----|----|----|-----|-----|-----|----|----|----|----|------|-------|
| Paul Splittorf, L (1, 1) ERA: 3.93 | 7.1 | W | 33 | 10 | 4 | 4 | 1 | 2 | 0 | 0 | 0 | 1 | 1 | 33 | 41 | 4.91 | 1.636 |
| Renie Martin, R (8, 1) ERA: 2.08 | 1.2 | S | 7 | 0 | 0 | 0 | 1 | 2 | 0 | 0 | 0 | 0 | 0 | 7 | 15 | 0.00 | 1.200 |

BOTTOM

Kansas City Royals @ Seattle Mariners
 The Kingdom, Seattle, WA
 Tue May 15 1979, 10:05 PM EDT
 Dome

livebaseballscorecards.com

| | |
|------------|-----------|
| AB | 36 |
| R | 4 |
| H | 10 |
| RBI | 4 |
| BB | 4 |
| SO | 2 |
| LOB | 21 |



| Batter | 1 | 2 | 3 | 4 | 5 | 6 | 7 | 8 | 9 | AB R H RBI BB SO LOB | TOP |
|---|---|---|---|---|---|---|--|---|---|--|---|
| Willie Wilson, S (1, 7) OBP: 0.382, SLG: 0.417 Steve Braun, L (7, PH) OBP: 0.471, SLG: 0.571 (7, 7) | 0-3 | 0-0 | | | 0-0 | | 4-0 | | | 3 0 0 0 0 1 0 0 0 0 0 1 0 0 | |
| George Brett, L (1, 5) OBP: 0.323, SLG: 0.411 | 0-0 | | 0-0 | | | 0-0 | 4-0 | | | 3 1 2 1 1 0 0 | |
| Amos Otis, R (1, 8) OBP: 0.438, SLG: 0.451 | 4-0 | | 0-0 | | | 0-3 | 0-0 | | | 3 0 0 0 1 1 4 | |
| Darrell Porter, L (1, 10) OBP: 0.456, SLG: 0.542 | 0-3 | | 0-0 | | | 0-0 | | 0-0 | | 4 0 0 0 0 1 3 | |
| Ralph LaCock, L (1, 3) OBP: 0.340, SLG: 0.394 | 0-0 | | | 0-0 | | 0-0 | | 0-0 | | 4 0 2 1 0 0 1 | |
| Clint Hurdle, L (1, 9) OBP: 0.377, SLG: 0.424 | 4-0 | | | 0-0 | | | 0-0 | 0-0 | | 3 0 0 0 1 0 1 | |
| John Wathan, R (1, 2) OBP: 0.298, SLG: 0.385 Tom Poquette, L (9, PH) OBP: 0.222, SLG: 0.143 | 0-0 | | | 0-3 | | | 4-0 | | 0-0 | 2 1 0 0 1 1 3 1 0 0 0 0 0 0 | AB 31 R 2 H 5 RBI 2 BB 5 SO 7 LOB 13 |
| Todd Cruz, R (1, 6) OBP: 0.300, SLG: 0.333 Jamie Quirk, L (9, PH) OBP: 0.400, SLG: 0.250 | | 0-0 | | | 0-0 | | 0-3 | | 0-3 | 3 0 0 0 0 1 1 1 0 0 0 0 1 0 | |
| U L Washington, S (1, 4) OBP: 0.279, SLG: 0.375 Hal McRae, R (9, PH) OBP: 0.313, SLG: 0.388 | | 0-3 | | | 0-0 | | 0-0 | | 0-0 | 3 0 1 0 0 1 0 1 0 0 0 0 0 0 | |
| Inning Stats | R: 1 H: 2 E: 0 LOB: 3 K: 2 BB: 2 S: 9 P: 17 | R: 0 H: 0 E: 0 LOB: 0 K: 1 BB: 0 S: 5 P: 5 | R: 0 H: 0 E: 0 LOB: 0 K: 0 BB: 0 S: 3 P: 3 | R: 0 H: 0 E: 0 LOB: 0 K: 1 BB: 0 S: 5 P: 5 | R: 0 H: 0 E: 0 LOB: 0 K: 0 BB: 0 S: 3 P: 3 | R: 0 H: 1 E: 0 LOB: 1 K: 1 BB: 0 S: 6 P: 6 | R: 1 H: 1 E: 0 LOB: 3 K: 1 BB: 3 S: 6 P: 18 | R: 0 H: 1 E: 0 LOB: 0 K: 0 BB: 0 S: 3 P: 3 | R: 0 H: 0 E: 0 LOB: 0 K: 1 BB: 0 S: 5 P: 5 | 1B: 4 SF: 0 2B: 1 SAC: 0 3B: 0 DP: 1 HR: 0 HBP: 0 | WP: 0 PA: 36 PB: 0 SB: 0 CS: 0 |
| PITCHER | Mike Parrott, R (1, 1) ERA: 2.43 Shane Rawley, L (7, 1) ERA: 6.0 Byron McLaughlin, R (7, 1) ERA: 6.49 | IP WLS BF H R ER SO BB IBB HBP BLK WP HR S P ERA WHIP 6.2 0 28 4 2 2 6 3 1 0 0 0 0 36 52 2.70 1.050 0.0 1 0 0 0 0 0 1 0 0 0 0 0 4 ∞ ∞ 2.1 W 7 1 0 0 0 1 0 0 0 0 0 0 9 9 0.00 0.429 | PITCHER IP WLS BF H R ER SO BB IBB HBP BLK WP HR S P ERA WHIP | | | | | | | | |

Kansas City Royals @ Seattle Mariners
 The Kingdom, Seattle, WA
 Tue May 15 1979, 10:05 PM EDT
 Att. 6,356 - Dome

livebaseballscorecards.com

| Batter | 1 | 2 | 3 | 4 | 5 | 6 | 7 | 8 | 9 |
|--|---------|--------|--------|------------|------------|---------|------------|-----------|---|
| Julio Cruz, S OBP: 0.299, SLG: 0.213 (1, 4) | 0-0 L9 | | 0-3 K | | 0-0 G6-4-3 | | | 0-0 FC6-2 | |
| Ruppert Jones, L OBP: 0.331, SLG: 0.394 (1, 8) | 0-0 4-3 | | 0-0 HR | | | 0-3 K | | 0-0 FC6-2 | |
| Tom Paciorek, R OBP: 0.386, SLG: 0.581 (1, 7) | 0-0 | | 0-0 F7 | | | 0-0 6-3 | | 0-0 FC6-2 | |
| Joe Simpson, L OBP: 0.268, SLG: 0.410 (9, 9) | 0-0 2B | | | | | | | 0-0 HR | |
| Willie Horton, R OBP: 0.363, SLG: 0.521 (1, 10) | 0-0 F9 | | | 0-0 F9 | | 0-0 F8 | | 0-0 HR | |
| Leon Roberts, R OBP: 0.336, SLG: 0.432 (1, 9) | | 0-0 P6 | | 0-0 | | | 0-0 5-3 | 0-0 L6 | |
| John Hale, L OBP: 0.417, SLG: 0.222 (9, 7) | | | | | 0-0 1B | | | | |
| Dan Meyer, L OBP: 0.304, SLG: 0.376 (1, 3) | | 4-0 BB | | 0-0 G6-4-3 | | 1-0 HBP | | | |
| Bill Stein, R OBP: 0.305, SLG: 0.330 (1, 5) | | 0-0 F9 | | | 0-0 E9 | | 0-0 G5-4-3 | | |
| Larry Cox, R OBP: 0.413, SLG: 0.533 (1, 2) | | 0-0 F9 | | | 0-0 FC6-4 | | | 0-0 SH1-4 | |
| Mario Mendoza, R OBP: 0.206, SLG: 0.242 (1, 6) | | | 0-0 F9 | | 0-0 FC6-4 | | | 0-0 SH1-4 | |

| Inning Stats | R: 0 | H: 1 | E: 0 | K: 0 | S: 4 | LOB: 1 | BB: 0 | P: 4 | R: 0 | H: 0 | E: 0 | K: 0 | S: 3 | LOB: 1 | BB: 1 | P: 7 | R: 1 | H: 1 | E: 0 | K: 1 | S: 6 | LOB: 0 | BB: 0 | P: 6 | R: 0 | H: 1 | E: 0 | K: 0 | S: 3 | LOB: 0 | BB: 0 | P: 3 | R: 1 | H: 1 | E: 1 | K: 0 | S: 4 | LOB: 0 | BB: 0 | P: 4 | R: 0 | H: 0 | E: 0 | K: 1 | S: 5 | LOB: 0 | BB: 0 | P: 5 | R: 0 | H: 0 | E: 0 | K: 0 | S: 2 | LOB: 0 | BB: 0 | P: 3 | R: 4 | H: 4 | E: 0 | K: 0 | S: 7 | LOB: 0 | BB: 0 | P: 7 |
|--------------|------|------|------|------|------|--------|-------|------|------|------|------|------|------|--------|-------|------|------|------|------|------|------|--------|-------|------|------|------|------|------|------|--------|-------|------|------|------|------|------|------|--------|-------|------|------|------|------|------|------|--------|-------|------|------|------|------|------|------|--------|-------|------|------|------|------|------|------|--------|-------|------|
|--------------|------|------|------|------|------|--------|-------|------|------|------|------|------|------|--------|-------|------|------|------|------|------|------|--------|-------|------|------|------|------|------|------|--------|-------|------|------|------|------|------|------|--------|-------|------|------|------|------|------|------|--------|-------|------|------|------|------|------|------|--------|-------|------|------|------|------|------|------|--------|-------|------|

| PITCHER | IP | WLS | BF | H | R | ER | SO | BB | IBB | HBP | BLK | WP | HR | S | P | ERA | WHIP |
|------------------------------------|-----|-----|----|---|---|----|----|----|-----|-----|-----|----|----|----|----|-------|-------|
| Larry Gura, L ERA: 6.35 (1, 1) | 7.1 | L | 29 | 7 | 5 | 4 | 2 | 1 | 0 | 1 | 0 | 0 | 1 | 31 | 36 | 4.91 | 1.091 |
| Renie Martin, R ERA: 3.6 (8, 1) | 0.2 | | 3 | 1 | 1 | 1 | 0 | 0 | 0 | 0 | 0 | 0 | 1 | 3 | 3 | 13.50 | 1.500 |

BOTTOM

| AB | R | H | RBI | BB | SO | LOB |
|----|---|---|-----|----|----|-----|
| 4 | 0 | 1 | 0 | 0 | 1 | 1 |
| 4 | 2 | 2 | 2 | 0 | 1 | 0 |
| 4 | 1 | 1 | 0 | 0 | 0 | 2 |
| 0 | 0 | 0 | 0 | 0 | 0 | 0 |
| 4 | 1 | 1 | 2 | 0 | 0 | 1 |
| 4 | 0 | 1 | 0 | 0 | 0 | 0 |
| 0 | 0 | 0 | 0 | 0 | 0 | 0 |
| 1 | 0 | 0 | 0 | 1 | 0 | 1 |
| 3 | 1 | 0 | 0 | 0 | 0 | 2 |
| 3 | 1 | 2 | 0 | 0 | 0 | 1 |
| 2 | 0 | 0 | 1 | 0 | 0 | 1 |

AB 29
R 6
H 8
RBI 5
BB 1
SO 2
LOB 9



Kansas City Royals @ Seattle Mariners
The Kingdome, Seattle, WA
Tue May 15 1979, 10:05 PM EDT
Att: 6,356 - Dome

| WP | PA | ERA | WHIP |
|----|----|-----|------|
| 0 | 32 | | |

| Batter | 1 | 2 | 3 | 4 | 5 | 6 | 7 | 8 | 9 | AB R H RBI BB SO LOB | TOP | | | | | | | | | |
|--|---|---------------------------------|------------------------------|---------------------------------|-------------------------------|----------------------------------|------------------------------|---------------------------------|------------------------------|----------------------------------|---|---------------------------------|------------------------------|---------------------------------|------------------------------|---------------------------------|----------------------------------|------------------------------------|----------------------------------|--------|
| Willie Wilson, S (1, 7) OBP: 0.373, SLG: 0.404 | 0-0 L3 | | | 0-0 K E S 1B | | 0-3 K S SF9 | 0-0 6-3 | | | 4 1 1 0 0 1 1 | Kansas City Royals @ Seattle Mariners The Kingdome, Seattle, WA Wed May 16 1979, 10:05 PM EDT Att. 4,819 - Dome | | | | | | | | | |
| George Brett, L (1, 5) OBP: 0.321, SLG: 0.413 | 0-0 G3 | | | 0-3 K 1-3 | | 0-0 SF9 S 2B | | 0-0 F7 | 4 1 1 0 0 1 1 | | | | | | | | | | | |
| Amos Otis, R (1, 8) OBP: 0.440, SLG: 0.456 | 0-0 6-3 | | | 0-0 K S 1B | | 0-0 SF9 2-H | | 0-0 S 1B | 3 1 2 2 0 0 0 | | | | | | | | | | | |
| Darrell Porter, L (1, 2) OBP: 0.451, SLG: 0.529 | | | 0-0 F7 | 0-3 K 1-2 | | 4-0 BB BB | | 0-0 L8 | 3 0 0 0 1 1 2 | | | | | | | | | | | |
| Ralph LaCock, L (1, 3) OBP: 0.346, SLG: 0.392 | | | 0-3 K | 0-0 K 2-H 1B | | 4-0 FC6-4 1-2 BB | | 0-0 F7 1-2 | 3 0 1 1 1 1 1 | | | | | | | | | | | |
| Hal McRae, R (1, 10) OBP: 0.305, SLG: 0.376 | | | 0-3 K | 0-0 F9 | | 0-0 FC6-4 1-2 | | 0-3 K | 4 0 0 0 0 2 3 | | | | | | | | | | | |
| Clint Hurdle, L (1, 9) OBP: 0.381, SLG: 0.458 | | | 0-3 K | | 0-3 K | | 0-0 SH3-4 1B | 0-0 HR | 4 1 2 1 0 2 0 | | | | | | | | | | | |
| Freddie Patek, R (1, 6) OBP: 0.306, SLG: 0.299 | | | 0-3 K | | 0-0 6-3 | | 0-0 SH3-4 1-2 | 0-0 CS 1B | 3 0 1 0 0 1 0 | | | | | | | | | | | |
| Todd Cruz, R (9, 6) OBP: 0.300, SLG: 0.333 | | | | | | | | | 0 0 0 0 0 0 0 | | | | | | | | | | | |
| U L Washington, S (1, 4) OBP: 0.255, SLG: 0.341 | | | 0-0 L8 | | 0-0 6-3 | | 0-3 K | 0-0 F8 1-2 | 4 0 0 0 0 1 2 | | | | | | | | | | | |
| Inning Stats | R: 0 E: 0 K: 0 S: 3 | H: 0 LOB: 0 BB: 0 P: 3 | R: 0 E: 0 K: 2 S: 7 | H: 0 LOB: 0 BB: 0 P: 7 | R: 2 E: 1 K: 2 S: 10 | H: 3 LOB: 1 BB: 0 P: 10 | R: 0 E: 0 K: 1 S: 5 | H: 0 LOB: 0 BB: 0 P: 5 | R: 1 E: 0 K: 1 S: 6 | H: 1 LOB: 2 BB: 2 P: 14 | R: 0 E: 0 K: 1 S: 6 | H: 1 LOB: 1 BB: 0 P: 6 | R: 0 E: 0 K: 0 S: 4 | H: 1 LOB: 1 BB: 0 P: 4 | R: 1 E: 0 K: 1 S: 6 | H: 2 LOB: 0 BB: 0 P: 6 | 1B: 6 2B: 1 3B: 0 HR: 1 | SF: 1 SAC: 1 DP: 0 HBP: 0 | WP: 0 PB: 0 SB: 4 CS: 1 | PA: 36 |
| PITCHER Odell Jones, R (1, 1) ERA: 6.09 | IP: 9.0 WLS: L BF: 36 H: 8 R: 4 ER: 4 SO: 10 BB: 2 IBB: 0 HBP: 0 BLK: 0 WP: 0 HR: 1 S: 54 P: 62 ERA: 4.00 WHIP: 1.111 | | | | | | | | | | | | | | | | | | | |

livebaseballscorecards.com

| | |
|------------|----|
| AB | 32 |
| R | 4 |
| H | 8 |
| RBI | 4 |
| BB | 2 |
| SO | 10 |
| LOB | 10 |



| Batter | 1 | 2 | 3 | 4 | 5 | 6 | 7 | 8 | 9 | AB | R | H | RBI | BB | SO | LOB |
|--|------------|------------|------------------------|-----------------|------------|-----------|------------|------------------|-----------|----|---|---|-----|----|----|-----|
| Julio Cruz, S OBP: 0.298, SLG: 0.214 (1, 4) | 0-3 K | | 0-0 IHR 1B | | 0-0 6-3 | | | 0-0 G3 | | 4 | 1 | 1 | 0 | 0 | 1 | 0 |
| Ruppert Jones, L OBP: 0.329, SLG: 0.412 (1, 8) | 0-0 4-3 | | 0-0 IHR | | 0-3 K | | | 0-3 K | | 4 | 1 | 1 | 3 | 0 | 2 | 0 |
| Bruce Bochte, L OBP: 0.416, SLG: 0.483 (1, 3) | 4-0 BB | | 0-0 F8 | | 0-0 F8 | | | 4-0 1B BB | | 2 | 0 | 0 | 0 | 2 | 0 | 0 |
| Dan Meyer, L OBP: 0.304, SLG: 0.376 (8, PR) | | | | | | | | | | 0 | 0 | 0 | 0 | 0 | 0 | 0 |
| Willie Horton, R OBP: 0.360, SLG: 0.513 (1, 10) | 0-0 F8 | | 0-0 5-3 | | | 0-0 P4 | | 0-0 1B FC4 | | 4 | 0 | 1 | 0 | 0 | 0 | 1 |
| Tom Paciorek, R OBP: 0.375, SLG: 0.543 (1, 7) | | 0-0 P6 | | 4-0 BB BB | | 0-0 F7 | | 0-0 1B FC4 | | 3 | 0 | 0 | 0 | 1 | 0 | 2 |
| Joe Simpson, L OBP: 0.244, SLG: 0.372 (1, 9) | | 0-0 5-3 | | 0-0 P4 | | 0-0 F2 | | | 0-0 G3 | 4 | 0 | 0 | 0 | 0 | 0 | 1 |
| Bill Stein, R OBP: 0.295, SLG: 0.318 (1, 5) | | 0-0 6-3 | | 0-0 L9 | | | 0-0 5-3 | | 0-0 F8 | 4 | 0 | 0 | 0 | 0 | 0 | 1 |
| Bob Stinson, S OBP: 0.358, SLG: 0.359 (1, 2) | | | 0-0 IHR 1B 1B | 4-0 1B BB | | | 0-0 L9 | | 0-3 K | 3 | 1 | 1 | 0 | 1 | 1 | 0 |
| Mario Mendoza, R OBP: 0.200, SLG: 0.235 (1, 6) | | | 0-3 K | 0-0 F2 | | | 0-0 P6 | | | 3 | 0 | 0 | 0 | 0 | 1 | 3 |

| | | | | | | | | | | | | | | | | | | | | | |
|--|------------------------------|---------------------------------|------------------------------|---------------------------------|------------------------------|---------------------------------|------------------------------|----------------------------------|------------------------------|---------------------------------|------------------------------|---------------------------------|------------------------------|----------------------------------|------------------------------|---------------------------------|----------------------------------|------------------------------------|----------------------------------|--------|--|
| Inning Stats | R: 0 E: 0 K: 1 S: 5 | H: 0 LOB: 1 BB: 1 P: 9 | R: 0 E: 0 K: 0 S: 3 | H: 0 LOB: 0 BB: 0 P: 3 | R: 3 E: 0 K: 1 S: 8 | H: 3 LOB: 0 BB: 0 P: 8 | R: 0 E: 0 K: 0 S: 3 | H: 0 LOB: 2 BB: 2 P: 11 | R: 0 E: 0 K: 1 S: 5 | H: 0 LOB: 0 BB: 0 P: 5 | R: 0 E: 0 K: 0 S: 3 | H: 0 LOB: 0 BB: 0 P: 3 | R: 0 E: 0 K: 1 S: 6 | H: 1 LOB: 2 BB: 1 P: 10 | R: 0 E: 0 K: 1 S: 5 | H: 0 LOB: 0 BB: 0 P: 5 | 1B: 3 2B: 0 3B: 0 HR: 1 | SF: 0 SAC: 0 DP: 0 HBP: 0 | WP: 0 PB: 0 SB: 0 CS: 0 | PA: 35 | |
| PITCHER Steve Busby, R ERA: 2.86 (1, 1) | IP 9.0 | WLS W | BF 35 | H 4 | R 3 | ER 3 | SO 5 | BB 4 | IBB 0 | HBP 0 | BLK 0 | WP 0 | HR 0 | S 41 | P 57 | ERA 3.00 | WHIP 0.889 | | | | |
| PITCHER | IP | WLS | BF | H | R | ER | SO | BB | IBB | HBP | BLK | WP | HR | S | P | ERA | WHIP | | | | |

BOTTOM

Kansas City Royals @ Seattle Mariners
The Kingdome, Seattle, WA
Wed May 16 1979, 10:05 PM EDT
Att. 4,819 - Dome

livebaseballscorecards.com

| | |
|------------|-----------|
| AB | 31 |
| R | 3 |
| H | 4 |
| RBI | 3 |
| BB | 4 |
| SO | 5 |
| LOB | 8 |



| Batter | 1 | 2 | 3 | 4 | 5 | 6 | 7 | 8 | 9 | AB R H RBI BB SO LOB | TOP | | | | | | | | | | | |
|--|---|---------------------------------|------------------------------|---------------------------------|------------------------------|---------------------------------|------------------------------|---------------------------------|------------------------------|---------------------------------|------------------------------|---------------------------------|------------------------------|---------------------------------|------------------------------|---------------------------------|------------------------------|---------------------------------|-----------------------------------|------------------------------------|----------------------------------|--------|
| Hosken Powell, L (1, 9) OBP: 0.500, SLG: 0.500 | 0-0 F9 | 0-0 F9 | | 0-0 1B 2-H | | 0-0 SH1-3 | | 0-0 WP 1B | | 4 0 2 1 0 0 0 | | | | | | | | | | | | |
| Roy Smalley, S (1, 6) OBP: 0.494, SLG: 0.672 | 0-0 1B 2B | 4-0 3-1 BB | | 0-0 1B | | 4-0 G6-4-3 BB | | 0-0 F8 | | 3 1 2 0 2 0 2 | | | | | | | | | | | | |
| Ken Landreaux, L (1, 7) OBP: 0.391, SLG: 0.496 | 0-0 1B E 2-3 | 0-0 3-1 | | 0-3 K | | 0-0 G6-4-3 1-2f | | 0-0 P4 | | 5 1 1 0 0 1 6 | | | | | | | | | | | | |
| Butch Wynegar, S (1, 2) OBP: 0.415, SLG: 0.455 | 0-0 E 1B 1-2 3-H | 0-0 G3 | | 0-0 5-3 | | 0-0 1-3 | | 0-0 FC4-6 BB | | 4 1 1 1 1 0 3 | | | | | | | | | | | | |
| Ron Jackson, R (1, 3) OBP: 0.319, SLG: 0.462 | 0-0 E 1B 1-3 2-H | | 0-0 5-3 | | 0-0 F8 2B | | 0-0 L3 | 0-0 P6 | | 5 1 2 1 0 0 1 | | | | | | | | | | | | |
| Glenn Adams, L (1, 10) OBP: 0.315, SLG: 0.413 | 0-0 E2 1B | | 0-0 3-1 | | 0-0 F8 | | 0-0 6-3 | 0-0 F3 | | 4 0 1 0 0 0 1 | | | | | | | | | | | | |
| Jose Morales, R (9, PH) OBP: 0.319, SLG: 0.317 | 0-0 2-3 3-H 1B | | | | 2-3 | | | | | 1 0 0 0 0 0 1 | | | | | | | | | | | | |
| Willie Norwood, R (1, 8) OBP: 0.312, SLG: 0.459 | 0-0 1-2 3-H 1B | | 0-0 P5 | | 0-0 F2 | | | 0-0 E5 CS | 0-0 FC4-6 1-2f | 5 0 1 1 0 0 2 | | | | | | | | | | | | |
| Rob Wilfong, L (1, 4) OBP: 0.388, SLG: 0.505 | 0-0 F7 | | | 0-0 SH5-3 1B | | 0-0 F9 | | 0-0 HR | | 4 2 2 1 0 0 3 | | | | | | | | | | | | |
| John Castino, R (1, 5) OBP: 0.417, SLG: 0.481 | 0-0 1-3 | | | 0-0 SH5-3 1B | | 0-0 SH1-3 1B | | 0-0 F8 WP 1B | | 3 1 2 0 0 0 2 | | | | | | | | | | | | |
| Inning Stats | R: 4 E: 2 K: 0 S: 9 | H: 6 LOB: 2 BB: 0 P: 9 | R: 0 E: 0 K: 0 S: 3 | H: 0 LOB: 1 BB: 1 P: 7 | R: 0 E: 0 K: 0 S: 3 | H: 0 LOB: 0 BB: 0 P: 3 | R: 1 E: 0 K: 1 S: 8 | H: 3 LOB: 2 BB: 0 P: 8 | R: 0 E: 0 K: 0 S: 4 | H: 1 LOB: 1 BB: 0 P: 4 | R: 0 E: 0 K: 0 S: 3 | H: 1 LOB: 1 BB: 1 P: 7 | R: 0 E: 0 K: 0 S: 3 | H: 0 LOB: 0 BB: 0 P: 3 | R: 2 E: 1 K: 0 S: 6 | H: 3 LOB: 1 BB: 0 P: 6 | R: 0 E: 0 K: 0 S: 3 | H: 0 LOB: 1 BB: 1 P: 7 | 1B: 11 2B: 2 3B: 0 HR: 1 | SF: 0 SAC: 2 DP: 1 HBP: 0 | WP: 1 PB: 0 SB: 0 CS: 1 | PA: 43 |
| PITCHER | IP WLS BF H R ER SO BB IBB HBP BLK WP HR S P ERA WHIP | | | | | | | | | | | | | | | | | | | | | |
| Dennis Leonard, R (1, 1) ERA: 4.08 | 6.0 L 30 11 5 4 1 2 0 0 0 0 0 0 30 38 6.00 2.167 | | | | | | | | | | | | | | | | | | | | | |
| Eduardo Rodriguez, R (7, 1) ERA: 4.68 | 1.1 7 3 2 2 0 0 0 0 0 0 0 1 7 7 13.50 2.250 | | | | | | | | | | | | | | | | | | | | | |
| Al Hrabosky, L (8, 1) ERA: 3.78 | 1.2 6 0 0 0 0 1 0 0 0 0 1 0 5 9 0.00 0.600 | | | | | | | | | | | | | | | | | | | | | |

Minnesota Twins @ Kansas City Royals
 Royals Stadium, Kansas City, MO
 Thu May 17 1979, 8:05 PM EDT
 Att. 21,437 - Unknown - 83 F

livebaseballscorecards.com

| | |
|-----|----|
| AB | 38 |
| R | 7 |
| H | 14 |
| RBI | 5 |
| BB | 3 |
| SO | 1 |
| LOB | 21 |



Minnesota Twins @ Kansas City Royals
 Royals Stadium, Kansas City, MO

Fri May 18 1979, 8:05 PM EDT
 Att. 21,475 - Unknown - 66 F

livebaseballscorecards.com

| | |
|-----|----|
| AB | 37 |
| R | 6 |
| H | 9 |
| RBI | 6 |
| BB | 2 |
| SO | 2 |
| LOB | 10 |



| | | | |
|----|---|----|----|
| WP | 0 | PA | 41 |
| PB | 0 | | |
| SB | 0 | | |
| CS | 0 | | |

| Batter | 1 | 2 | 3 | 4 | 5 | 6 | 7 | 8 | 9 | 10 | AB | R | H | RBI | BB | SO | LOB |
|--|---------------------|-----|-------------|---|--------------|-----|-------------------|----|-------------|----|----|---|---|-----|----|----|-----|
| Willie Wilson, S OBP: 0.379, SLG: 0.397 Tom Poquette, L OBP: 0.273, SLG: 0.222 Todd Cruz, R OBP: 0.300, SLG: 0.333 (10, 6) | 1-3 | F7 | | K | | | SH2-4 | | FC6-4 | | 3 | 0 | 0 | 0 | 0 | 1 | 1 |
| George Brett, L OBP: 0.337, SLG: 0.427 (1, 5) | L8 1B 1B | F8 | | | F9 SF8 2B | | 1B | | FC4 | | 5 | 2 | 3 | 1 | 0 | 0 | 1 |
| Amos Otis, R OBP: 0.431, SLG: 0.448 (1, 8) | 1B 1-2 3B 1B | | F7 | | F9 | | F7 | | | F7 | 5 | 1 | 1 | 0 | 0 | 0 | 2 |
| Darrell Porter, L OBP: 0.432, SLG: 0.500 (1, 2) | L8 2-3 | | P5 | | SF8 | | F8 | | | F9 | 4 | 0 | 0 | 1 | 0 | 0 | 3 |
| Ralph LaCock, L OBP: 0.354, SLG: 0.402 (1, 3) | 1B 1-2 3B 1B | | FC5-4 BB | | F8 | | | F7 | | F8 | 4 | 1 | 1 | 1 | 1 | 0 | 0 |
| Hal McRae, R OBP: 0.302, SLG: 0.383 (1, 10) | 1B 1-H 2-H 3B | | FC5-4 | | | K | | P3 | | | 4 | 1 | 1 | 2 | 0 | 1 | 1 |
| Clint Hurdle, L OBP: 0.373, SLG: 0.447 (1, 9) | 1B 3-H FC6-4 | | L8 | | | 6-3 | | F8 | | | 4 | 0 | 1 | 1 | 0 | 0 | 0 |
| Freddie Patek, R OBP: 0.292, SLG: 0.285 Steve Braun, L OBP: 0.421, SLG: 0.500 (10, 7) | 1B 1-2f FC6-4 | | 4-3 | | | 5-3 | | | F7 | | 3 | 0 | 0 | 0 | 0 | 0 | 1 |
| U L Washington, S OBP: 0.278, SLG: 0.380 (1, 4) | | 4-3 | | | | | SH2-4 1B 2B | | FC6-4 BB | | 3 | 1 | 2 | 0 | 1 | 0 | 0 |

| Inning Stats | R: 4 | H: 5 | E: 0 | K: 0 | S: 8 | P: 8 | R: 0 | H: 0 | E: 0 | K: 0 | S: 3 | P: 3 | R: 0 | H: 0 | E: 0 | K: 0 | S: 3 | P: 7 | R: 0 | H: 1 | E: 0 | K: 1 | S: 6 | P: 6 | R: 1 | H: 1 | E: 0 | K: 0 | S: 4 | P: 4 | R: 0 | H: 0 | E: 0 | K: 1 | S: 5 | P: 5 | R: 1 | H: 2 | E: 0 | K: 0 | S: 5 | P: 5 | R: 0 | H: 0 | E: 0 | K: 0 | S: 3 | P: 3 | R: 0 | H: 0 | E: 0 | K: 0 | S: 3 | P: 7 | R: 0 | H: 0 | E: 0 | K: 0 | S: 3 | P: 3 | 1B: 5 | SF: 1 | 2B: 3 | SAC: 1 | 3B: 1 | DP: 0 | HR: 0 | HBP: 0 | WP: 0 | PA: 41 |
|--------------|------|------|------|------|------|------|------|------|------|------|------|------|------|------|------|------|------|------|------|------|------|------|------|------|------|------|------|------|------|------|------|------|------|------|------|------|------|------|------|------|------|------|------|------|------|------|------|------|------|------|------|------|------|------|------|------|------|------|------|------|-------|-------|-------|--------|-------|-------|-------|--------|-------|--------|
|--------------|------|------|------|------|------|------|------|------|------|------|------|------|------|------|------|------|------|------|------|------|------|------|------|------|------|------|------|------|------|------|------|------|------|------|------|------|------|------|------|------|------|------|------|------|------|------|------|------|------|------|------|------|------|------|------|------|------|------|------|------|-------|-------|-------|--------|-------|-------|-------|--------|-------|--------|

| PITCHER | IP | WLS | BF | H | R | ER | SO | BB | IBB | HBP | BLK | WP | HR | S | P | ERA | WHIP |
|---|-----|-----|----|---|---|----|----|----|-----|-----|-----|----|----|----|----|------|-------|
| Dave Goltz, R ERA: 4.26 (1, 1) | 8.2 | | 37 | 9 | 6 | 6 | 2 | 2 | 0 | 0 | 0 | 0 | 0 | 39 | 47 | 6.23 | 1.269 |
| Mike Marshall, R ERA: 1.56 (9, 1) | 1.1 | W | 4 | 0 | 0 | 0 | 0 | 0 | 0 | 0 | 0 | 0 | 0 | 4 | 4 | 0.00 | 0.000 |

| PITCHER | IP | WLS | BF | H | R | ER | SO | BB | IBB | HBP | BLK | WP | HR | S | P | ERA | WHIP |
|---------|----|-----|----|---|---|----|----|----|-----|-----|-----|----|----|---|---|-----|------|
|---------|----|-----|----|---|---|----|----|----|-----|-----|-----|----|----|---|---|-----|------|

| Batter | 1 | 2 | 3 | 4 | 5 | 6 | 7 | 8 | 9 | AB R H RBI BB SO LOB | TOP | | | | | | | | | | | |
|---|--|---------------------------------|------------------------------|---------------------------------|------------------------------|---------------------------------|------------------------------|---------------------------------|------------------------------|---------------------------------|---|---------------------------------|--|---------------------------------|------------------------------|---------------------------------|------------------------------|---------------------------------|----------------------------------|------------------------------------|----------------------------------|--------|
| Willie Norwood, R (1, 8) OBP: 0.293, SLG: 0.430 | 0-0 F9 | | 0-0 L7 | | 0-0 P6 | | | 0-3 K | | 4 0 0 0 0 1 0 | Minnesota Twins @ Kansas City Royals Royals Stadium, Kansas City, MO Sun May 20 1979, 4:33 AM EDT Att. 39,661 - Cloudy - 74 F | | | | | | | | | | | |
| Roy Smalley, S (1, 6) OBP: 0.483, SLG: 0.646 | 0-0 P4 | | 0-0 1B | | 0-0 F7 | | | 0-0 P4 | | 4 0 1 0 0 0 0 | | | | | | | | | | | | |
| Ron Jackson, R (1, 3) OBP: 0.333, SLG: 0.493 | 0-0 F8 | | 0-0 1B | | 0-0 1B | | | 0-0 1B | | 4 1 3 0 0 0 0 | | | | | | | | | | | | |
| Craig Kusick, R (1, 10) OBP: 0.242, SLG: 0.576 | | 0-0 F9 | 0-3 K | | 0-0 F9 | | | 0-0 1B | | 4 0 1 1 0 1 3 | | | | | | | | | | | | |
| Bombo Rivera, R (1, 9) OBP: 0.311, SLG: 0.321 | | 0-0 1B | | 0-0 4-3 | 0-0 E4 | | | 0-0 F9 | | 4 0 2 0 0 0 2 | | | | | | | | | | | | |
| Butch Wynegar, S (1, 2) OBP: 0.410, SLG: 0.442 | | 0-0 F9 | | 0-0 F9 | 0-0 G6-4-3 | | | 0-0 1B | | 4 0 1 0 0 0 4 | | | | | | | | | | | | |
| Ken Landreaux, L (1, 7) OBP: 0.388, SLG: 0.486 | | 0-0 1B | | 0-0 4-3 | 0-0 4-3 | | | 0-0 L6-4-3 | | 4 0 1 0 0 0 2 | | | | | | | | | | | | |
| Bob Randall, R (1, 4) OBP: 0.325, SLG: 0.306 | | 0-0 4-3 | | 0-0 P6 | 0-0 L6 | | | 0-3 K | | 4 0 0 0 0 1 3 | | | | | | | | | | | | |
| John Castino, R (1, 5) OBP: 0.382, SLG: 0.424 | | | 0-0 6-3 | | 0-0 5-3 | | | 0-0 5-3 | | 3 0 0 0 0 0 0 | | | | | | | | | | | | |
| Inning Stats | R: 0 E: 0 K: 0 S: 3 | H: 0 LOB: 0 BB: 0 P: 3 | R: 0 E: 0 K: 0 S: 5 | H: 2 LOB: 2 BB: 0 P: 5 | R: 0 E: 0 K: 1 S: 7 | H: 2 LOB: 2 BB: 0 P: 7 | R: 0 E: 0 K: 0 S: 4 | H: 1 LOB: 1 BB: 0 P: 4 | R: 0 E: 0 K: 0 S: 3 | H: 0 LOB: 0 BB: 0 P: 3 | R: 0 E: 1 K: 0 S: 4 | H: 1 LOB: 1 BB: 0 P: 4 | R: 0 E: 0 K: 0 S: 3 | H: 0 LOB: 0 BB: 0 P: 3 | R: 1 E: 0 K: 1 S: 7 | H: 2 LOB: 1 BB: 0 P: 7 | R: 0 E: 0 K: 1 S: 5 | H: 1 LOB: 0 BB: 0 P: 5 | 1B: 8 2B: 2 3B: 0 HR: 0 | SF: 0 SAC: 0 DP: 2 HBP: 0 | WP: 0 PB: 0 SB: 1 CS: 0 | PA: 35 |
| PITCHER Paul Splittorff, L (1, 1) ERA: 3.5 | IP: 9.0 WLS: W BF: 35 H: 9 R: 1 ER: 1 SO: 3 BB: 0 IBB: 0 HBP: 0 BLK: 0 WP: 0 HR: 0 S: 41 P: 41 ERA: 1.00 WHIP: 1.000 | | | | | | | | | | | PITCHER | IP: 9.0 WLS: W BF: 35 H: 9 R: 1 ER: 1 SO: 3 BB: 0 IBB: 0 HBP: 0 BLK: 0 WP: 0 HR: 0 S: 41 P: 41 ERA: 1.00 WHIP: 1.000 | | | | | | | | | |

livebaseballscorecards.com

| | |
|------------|----|
| AB | 35 |
| R | 1 |
| H | 9 |
| RBI | 1 |
| BB | 0 |
| SO | 3 |
| LOB | 14 |



| Batter | 1 | 2 | 3 | 4 | 5 | 6 | 7 | 8 | 9 | AB | R | H | RBI | BB | SO | LOB |
|--|--------------------------|-----------|------------------|------------------|-------------------|----------------------|------------|------------|---|----|---|---|-----|----|----|-----|
| Willie Wilson, S OBP: 0.371, SLG: 0.387 (1, 7) | 0-0 2B BLK E 1B | | 0-3 K | | 0-0 L7 | | 0-0 5-3 | | | 4 | 1 | 1 | 0 | 0 | 1 | 1 |
| George Brett, L OBP: 0.341, SLG: 0.452 (1, 5) | 0-0 E6 1-H 2B | | 0-0 F8 1-2 | | 0-0 HR | | 0-0 6-3 | | | 4 | 2 | 2 | 1 | 0 | 0 | 1 |
| Amos Otis, R OBP: 0.433, SLG: 0.464 (1, 8) | 0-0 F9 | | | 0-0 F8 | 0-0 WP 2B | | | 0-0 2B | | 4 | 0 | 2 | 0 | 0 | 0 | 0 |
| Darrell Porter, L OBP: 0.428, SLG: 0.508 (1, 2) | 0-0 F7 | | | 0-0 3B 3B | 0-0 3-1 2-3 | | | 0-0 P6 | | 4 | 1 | 1 | 0 | 0 | 0 | 2 |
| Ralph LaCock, L OBP: 0.353, SLG: 0.419 (1, 3) | 0-3 K | | | 0-0 SF8 3B | | 0-0 F7 | | 0-0 6-3 | | 3 | 1 | 1 | 1 | 0 | 1 | 0 |
| John Wathan, R OBP: 0.306, SLG: 0.386 (8, PH) (9, 3) | | | | 0-0 SF8 3B | | 0-0 F7 | | 0-0 F8 | | 1 | 0 | 0 | 0 | 0 | 0 | 1 |
| Hal McRae, R OBP: 0.295, SLG: 0.375 (1, 10) | | 0-0 F8 | | 0-0 SF8 | | 0-0 F7 | | | | 3 | 0 | 0 | 1 | 0 | 0 | 1 |
| Clint Hurdle, L OBP: 0.380, SLG: 0.442 (1, 9) | | 0-0 P6 | | 4-0 BB BB | | 4-0 BB BB | | | | 1 | 0 | 0 | 0 | 2 | 0 | 0 |
| Freddie Patek, R OBP: 0.286, SLG: 0.278 (1, 6) | | 0-3 K | | 0-0 F9 | | 0-0 FC6-4 1-2f | | | | 3 | 0 | 0 | 0 | 0 | 1 | 2 |
| U L Washington, S OBP: 0.281, SLG: 0.365 (1, 4) | | | 4-0 CS BB | | 0-0 F5 | | 0-0 L9 | | | 2 | 0 | 0 | 0 | 1 | 0 | 0 |

| Inning Stats | R: 2 | H: 2 | E: 1 | K: 1 | S: 7 | LOB: 0 | BB: 0 | P: 7 | R: 0 | H: 0 | E: 0 | K: 1 | S: 5 | LOB: 0 | BB: 0 | P: 5 | R: 0 | H: 0 | E: 0 | K: 1 | S: 4 | LOB: 1 | BB: 1 | P: 9 | R: 1 | H: 2 | E: 0 | K: 0 | S: 5 | LOB: 1 | BB: 0 | P: 5 | R: 0 | H: 0 | E: 0 | K: 0 | S: 3 | LOB: 0 | BB: 0 | P: 3 | R: 0 | H: 1 | E: 0 | K: 0 | S: 4 | LOB: 1 | BB: 0 | P: 4 |
|--------------|------|------|------|------|------|--------|-------|------|------|------|------|------|------|--------|-------|------|------|------|------|------|------|--------|-------|------|------|------|------|------|------|--------|-------|------|------|------|------|------|------|--------|-------|------|------|------|------|------|------|--------|-------|------|
|--------------|------|------|------|------|------|--------|-------|------|------|------|------|------|------|--------|-------|------|------|------|------|------|------|--------|-------|------|------|------|------|------|------|--------|-------|------|------|------|------|------|------|--------|-------|------|------|------|------|------|------|--------|-------|------|

| PITCHER | IP | WLS | BF | H | R | ER | SO | BB | IBB | HBP | BLK | WP | HR | S | P | ERA | WHIP |
|---------------------------------------|-----|-----|----|---|---|----|----|----|-----|-----|-----|----|----|----|------|-------|-------|
| Roger Erickson, R ERA: 7.83 (1, 1) | 6.0 | L | 26 | 6 | 5 | 5 | 3 | 3 | 0 | 0 | 1 | 1 | 1 | 29 | 41 | 7.50 | 1.500 |
| Ken Brett, L ERA: 4.0 (7, 1) | 1.1 | | 5 | 1 | 0 | 0 | 0 | 0 | 0 | 0 | 0 | 0 | 0 | 5 | 5 | 0.00 | 0.750 |
| Pete Redfern, R ERA: 3.27 (8, 1) | 0.2 | | 2 | 0 | 0 | 0 | 0 | 0 | 0 | 0 | 0 | 0 | 2 | 2 | 0.00 | 0.000 | |

BOTTOM

Minnesota Twins @ Kansas City Royals
Royals Stadium, Kansas City, MO
 Sun May 20 1979, 4:33 AM EDT
 Att. 39,661 - Cloudy - 74 F

| | |
|-----|----|
| AB | 29 |
| R | 5 |
| H | 7 |
| RBI | 3 |
| BB | 3 |
| SO | 3 |
| LOB | 8 |



| WP | PA | ERA | WHIP |
|----|----|-----|------|
| 1 | 33 | | |

| Batter | 1 | 2 | 3 | 4 | 5 | 6 | 7 | 8 | 9 | AB R H RBI BB SO LOB | TOP | | | | | | | | | | | |
|---|---|---------------------------------|------------------------------|---------------------------------|-------------------------------|----------------------------------|------------------------------|---------------------------------|------------------------------|----------------------------------|------------------------------|---------------------------------|------------------------------|---------------------------------|------------------------------|----------------------------------|------------------------------|---------------------------------|----------------------------------|------------------------------------|----------------------------------|--------|
| Julio Cruz, S (1, 4) OBP: 0.311, SLG: 0.245 | 0-0 6-3 | | 0-0 2B 1B | 0-0 2-H SF8 | | 0-0 L4 | | 4-0 2B 2B BB | | 3 2 1 1 1 0 0 | | | | | | | | | | | | |
| Ruppert Jones, L (1, 8) OBP: 0.341, SLG: 0.467 | 0-3 K | | 0-0 1B HR 2B | 0-0 1-H 2-H P6 | | 0-0 F9 | | 0-0 1-3 2B 2B | | 4 1 1 2 0 1 0 1 1 1 0 0 0 0 | | | | | | | | | | | | |
| Bruce Bochte, L (1, 3) OBP: 0.413, SLG: 0.492 | 0-3 K | | 0-0 2-3 HR 1B | | 0-0 P4 | 0-0 3-1 | | 0-0 2-H 3-H 2B | | 5 1 2 2 0 1 0 0 0 0 0 0 0 0 | | | | | | | | | | | | |
| John Hale, L (8, PR) OBP: 0.357, SLG: 0.182 | 0-3 K | | | | | | | | | | | | | | | | | | | | | |
| Willie Horton, R (1, 10) OBP: 0.367, SLG: 0.530 | | 4-0 1B BB | 0-0 1-H 3-H HR | | 0-0 5-3 | | 0-0 5-3 | 0-3 K | | 4 1 1 3 1 1 1 | | | | | | | | | | | | |
| Dan Meyer, L (1, 7) OBP: 0.318, SLG: 0.402 | | 0-0 1-2 1B | 0-0 P4 | | 0-0 1B 2B | | 0-0 3B 2B | 0-0 L4 | | 5 2 3 0 0 0 1 | | | | | | | | | | | | |
| Leon Roberts, R (1, 9) OBP: 0.340, SLG: 0.438 | | 0-3 K | 0-0 1B | | 4-0 1B 2B IBB | | 0-0 5-3 | | 0-0 G6-4-3 1B | 4 1 2 0 1 1 3 | | | | | | | | | | | | |
| Larry Milbourne, S (1, 5) OBP: 0.320, SLG: 0.367 | | 0-0 G6-4-3 | 0-0 F7 | | 0-0 1-2 2-H 2B 1B | | 0-0 2-H 3B | 0-0 G6-4-3 | | 4 1 2 2 0 0 3 1 0 0 0 0 0 1 | | | | | | | | | | | | |
| Bill Stein, R (7, 5) OBP: 0.298, SLG: 0.302 | | | | | | | | | | | | | | | | | | | | | | |
| Larry Cox, R (1, 2) OBP: 0.413, SLG: 0.517 | | | 4-0 1B 2B BB | 0-0 PB SH2-4 SF8 1B | | 0-0 1-H 2-H 2B | | 0-0 G3 | 0-0 F7 | 4 2 2 2 1 0 1 | | | | | | | | | | | | |
| Mario Mendoza, R (1, 6) OBP: 0.186, SLG: 0.211 | | | 0-3 K | 0-0 SH2-4 F3 | | 0-0 F3 | | 0-0 P6 | | 3 0 0 0 0 1 2 | | | | | | | | | | | | |
| Inning Stats | R: 0 E: 0 K: 2 S: 7 | H: 0 LOB: 0 BB: 0 P: 7 | R: 0 E: 0 K: 1 S: 5 | H: 1 LOB: 1 BB: 1 P: 9 | R: 5 E: 0 K: 1 S: 10 | H: 5 LOB: 1 BB: 1 P: 14 | R: 1 E: 0 K: 0 S: 4 | H: 1 LOB: 0 BB: 0 P: 4 | R: 3 E: 0 K: 0 S: 6 | H: 3 LOB: 1 BB: 1 P: 10 | R: 0 E: 0 K: 0 S: 3 | H: 0 LOB: 0 BB: 0 P: 3 | R: 1 E: 0 K: 0 S: 5 | H: 2 LOB: 1 BB: 0 P: 5 | R: 2 E: 0 K: 1 S: 7 | H: 2 LOB: 1 BB: 1 P: 11 | R: 0 E: 0 K: 0 S: 3 | H: 1 LOB: 0 BB: 0 P: 3 | 1B: 7 2B: 6 3B: 1 HR: 1 | SF: 1 SAC: 1 DP: 2 HBP: 0 | WP: 0 PB: 1 SB: 0 CS: 0 | PA: 44 |
| PITCHER | IP WLS BF H R ER SO BB IBB HBP BLK WP HR S P ERA WHIP | | | | | | | | | | | | | | | | | | | | | |
| Rich Gale, R (1, 1) ERA: 4.82 | 2.2 L 15 6 5 5 4 2 0 0 0 0 0 1 21 29 16.88 3.000 | | | | | | | | | | | | | | | | | | | | | |
| Larry Gura, L (3, 1) ERA: 6.46 | 4.0 19 6 5 4 0 0 0 1 0 0 0 0 18 22 9.00 1.500 | | | | | | | | | | | | | | | | | | | | | |
| Eduardo Rodriguez, R (7, 1) ERA: 4.91 | 0.2 3 0 1 1 0 1 0 0 0 0 0 0 2 6 13.50 1.500 | | | | | | | | | | | | | | | | | | | | | |
| Al Hrabosky, L (8, 1) ERA: 4.74 | 1.2 7 3 1 1 1 1 0 0 0 0 0 0 9 9 5.40 1.800 | | | | | | | | | | | | | | | | | | | | | |

Seattle Mariners @ Kansas City Royals
Royals Stadium, Kansas City, MO
Mon May 21 1979, 8:05 PM EDT
Att. 22,940 - Unknown - 70 F

livebaseballscorecards.com

AB 38
R 12
H 15
RBI 12
BB 4
SO 5
LOB 12



| Batter | 1 | 2 | 3 | 4 | 5 | 6 | 7 | 8 | 9 | AB | R | H | RBI | BB | SO | LOB |
|--|------------|-----------|-----------|------------|------------|-----------|-----------|------------|------------|----|---|---|-----|----|----|-----|
| Willie Wilson, S OBP: 0.373, SLG: 0.424 (1, 7) | 0-0 3B | 0-0 G3 | | 0-0 SF9 | | | 0-0 HR | | 0-0 6-3 | 4 | 2 | 2 | 1 | 0 | 0 | 0 |
| George Brett, L OBP: 0.348, SLG: 0.486 (1, 5) | 0-0 1B | 0-0 F7 | | 0-0 6-3 | | | 0-0 HR | | 0-0 1B | 5 | 2 | 3 | 3 | 0 | 0 | 0 |
| Amos Otis, R OBP: 0.426, SLG: 0.451 (1, 8) | 4-0 1B | | 0-0 F8 | | 0-3 K | | 0-0 L8 | | 0-3 K | 4 | 1 | 0 | 0 | 1 | 2 | 1 |
| Darrell Porter, L OBP: 0.433, SLG: 0.511 (1, 2) | 0-0 3B | | 0-0 BB | | 0-0 4-3 | | 0-0 1B | | 0-0 F7 | 5 | 1 | 3 | 1 | 0 | 0 | 1 |
| Ralph LaCock, L OBP: 0.345, SLG: 0.411 (1, 3) | 0-0 SF7 | | 0-0 L8 | | 0-0 P6 | | 0-0 F9 | | | 2 | 0 | 0 | 1 | 0 | 0 | 1 |
| John Wathan, R OBP: 0.302, SLG: 0.379 (7, PH) | | | | | | | | | | 1 | 0 | 0 | 0 | 0 | 0 | 1 |
| Clint Hurdle, L OBP: 0.376, SLG: 0.430 (1, 9) | 0-0 L4 | | 4-0 BB | | 0-0 F8 | | | 0-3 K | | 3 | 0 | 0 | 0 | 1 | 1 | 1 |
| Hal McRae, R OBP: 0.300, SLG: 0.399 (1, 10) | 0-0 3B | | 0-3 K | | 0-0 F7 | | | 0-0 2B | | 4 | 0 | 2 | 1 | 0 | 1 | 2 |
| Freddie Patek, R OBP: 0.285, SLG: 0.285 (1, 6) | 0-0 6-3 | | | 0-0 G3 | | 0-0 F8 | | 0-0 5-3 | | 4 | 1 | 1 | 0 | 0 | 0 | 2 |
| U L Washington, S OBP: 0.267, SLG: 0.345 (1, 4) | | 0-0 F8 | | 0-0 G3 | | | 0-0 P6 | | 0-3 K | 3 | 0 | 0 | 0 | 0 | 0 | 1 |
| Joe Zdeb, R OBP: 0.250, SLG: 0.100 (8, PH) | | | | 2-3 | | | | | | 1 | 0 | 0 | 0 | 0 | 1 | 1 |
| Jerry Terrell, R OBP: 0.600, SLG: 1.000 (9, 4) | | | | | | | | | | 0 | 0 | 0 | 0 | 0 | 0 | 0 |

| Inning Stats | R: 4 | H: 4 | E: 0 | LOB: 1 | K: 0 | S: 7 | P: 11 | R: 0 | H: 0 | E: 0 | LOB: 0 | K: 0 | S: 3 | R: 0 | H: 1 | E: 0 | LOB: 2 | K: 1 | S: 6 | R: 1 | H: 1 | E: 0 | LOB: 0 | K: 0 | S: 4 | R: 0 | H: 0 | E: 0 | LOB: 0 | K: 1 | S: 5 | R: 0 | H: 0 | E: 0 | LOB: 0 | K: 0 | S: 3 | R: 2 | H: 3 | E: 0 | LOB: 1 | K: 0 | S: 6 | R: 0 | H: 1 | E: 0 | LOB: 1 | K: 2 | S: 8 | R: 0 | H: 1 | E: 0 | LOB: 1 | K: 1 | S: 6 | R: 0 | H: 1 | E: 0 | LOB: 1 | K: 1 | S: 6 | 1B: 5 | SF: 2 | 2B: 2 | SAC: 0 | 3B: 3 | DP: 0 | HR: 1 | HBP: 0 | WP: 0 | PA: 40 |
|--------------|------|------|------|--------|------|------|-------|------|------|------|--------|------|------|------|------|------|--------|------|------|------|------|------|--------|------|------|------|------|------|--------|------|------|------|------|------|--------|------|------|------|------|------|--------|------|------|------|------|------|--------|------|------|------|------|------|--------|------|------|------|------|------|--------|------|------|-------|-------|-------|--------|-------|-------|-------|--------|-------|--------|
|--------------|------|------|------|--------|------|------|-------|------|------|------|--------|------|------|------|------|------|--------|------|------|------|------|------|--------|------|------|------|------|------|--------|------|------|------|------|------|--------|------|------|------|------|------|--------|------|------|------|------|------|--------|------|------|------|------|------|--------|------|------|------|------|------|--------|------|------|-------|-------|-------|--------|-------|-------|-------|--------|-------|--------|

| PITCHER | IP | WLS | BF | H | R | ER | SO | BB | IBB | HBP | BLK | WP | HR | S | P | ERA | WHIP |
|-------------------------------------|-----|-----|----|---|---|----|----|----|-----|-----|-----|----|----|----|----|------|-------|
| Glenn Abbott, R ERA: 5.57 (1, 1) | 6.2 | W | 31 | 9 | 7 | 7 | 2 | 2 | 0 | 0 | 0 | 0 | 0 | 33 | 41 | 9.45 | 1.650 |
| Shane Rawley, L ERA: 5.74 (7, 1) | 2.1 | S | 9 | 2 | 0 | 0 | 3 | 0 | 0 | 0 | 0 | 0 | 0 | 15 | 15 | 0.00 | 0.857 |

BOTTOM

Seattle Mariners @ Kansas City Royals
Royals Stadium, Kansas City, MO
Mon May 21 1979, 8:05 PM EDT
Att: 22,940 - Unknown - 70 F

livebaseballscorecards.com

| | |
|-----|----|
| AB | 36 |
| R | 7 |
| H | 11 |
| RBI | 7 |
| BB | 2 |
| SO | 5 |
| LOB | 11 |



| Batter | 1 | 2 | 3 | 4 | 5 | 6 | 7 | 8 | 9 | AB R H RBI BB SO LOB | TOP | |
|--|---|---|---|---|---|---|---|---|---|--|---|--|
| Julio Cruz, S (1, 4) OBP: 0.319, SLG: 0.262 | 4-0 CS BB | | 0-3 K | | 0-0 FC6-4 1-2f | | | 4-0 2B BB | | 2 1 0 0 2 1 3 | Seattle Mariners @ Kansas City Royals Royals Stadium, Kansas City, MO Thu May 24 1979, 8:05 PM EDT Att. 19,428 - Unknown - 66 F livebaseballscorecards.com | |
| Ruppert Jones, L (1, 8) OBP: 0.348, SLG: 0.465 | 0-0 4-3 1-2 | | | 0-0 F7 | | 0-0 P5 | | 0-0 L8 | | 4 0 0 0 0 0 2 | | |
| Bruce Bochte, L (1, 3) OBP: 0.423, SLG: 0.543 | 0-3 K | | | 0-0 F8 | | 0-0 F7 | | 0-0 1-H HR 2B | | 4 1 1 1 0 1 0 | | |
| Willie Horton, R (1, 10) OBP: 0.363, SLG: 0.531 | | 0-0 6-3 | | 0-0 F3 | | 0-0 L8 | | 0-0 2-H HR | | 4 1 1 2 0 0 0 | | |
| Dan Meyer, L (1, 7) OBP: 0.317, SLG: 0.394 (8, 5) | | 0-3 K | | | 0-0 G1-6-3 1B | | 0-0 F8 | 0-0 3-1 | | 4 1 1 0 0 1 0 | | |
| Leon Roberts, R (1, 9) OBP: 0.341, SLG: 0.442 | | 0-3 K | | | 0-0 G1-6-3 1B | | 0-0 FC4-6 1B | 0-0 4-3 | | 4 0 2 0 0 1 0 | | |
| Larry Milbourne, S (1, 5) OBP: 0.328, SLG: 0.375 (8, 6) | | | 4-0 BB | | 0-0 G1-6-3 1B | | 0-0 FC4-6 FC5-4 1B | 0-0 1B | | 3 0 1 0 1 0 3 | | |
| Larry Cox, R (1, 2) OBP: 0.370, SLG: 0.457 | | | 0-0 F9 | | 0-0 HBP 1B | | 0-0 FC5-4 | 0-0 F8 | | 4 0 1 1 0 0 3 | | |
| Mario Mendoza, R (1, 6) OBP: 0.206, SLG: 0.231 Joe Simpson, L (8, PH) OBP: 0.250, SLG: 0.380 (8, 7) | | | 0-0 F9 | | 1-0 FC6-4 HBP | | 0-0 F7 | 0-0 1-3 | | 1 0 0 0 0 0 1 2 0 0 0 0 0 1 | | |
| Inning Stats | R: 0 H: 0 E: 0 LOB: 0 K: 1 BB: 1 S: 4 P: 8 | R: 0 H: 0 E: 0 LOB: 0 K: 2 BB: 0 S: 7 P: 7 | R: 0 H: 0 E: 0 LOB: 1 K: 1 BB: 1 S: 5 P: 9 | R: 0 H: 0 E: 0 LOB: 0 K: 0 BB: 0 S: 3 P: 3 | R: 1 H: 3 E: 0 LOB: 2 K: 0 BB: 0 S: 5 P: 6 | R: 0 H: 0 E: 0 LOB: 0 K: 0 BB: 0 S: 3 P: 3 | R: 0 H: 1 E: 0 LOB: 1 K: 0 BB: 0 S: 4 P: 4 | R: 3 H: 2 E: 0 LOB: 0 K: 0 BB: 1 S: 5 P: 9 | R: 0 H: 1 E: 0 LOB: 1 K: 0 BB: 0 S: 4 P: 4 | 1B: 5 SF: 0 2B: 1 SAC: 0 3B: 0 DP: 1 HR: 1 HBP: 1 | WP: 0 PA: 36 PB: 0 SB: 0 CS: 1 | |
| PITCHER Dennis Leonard, R (1, 1) ERA: 4.07 | IP WLS BF H R ER SO BB IBB HBP BLK WP HR S P ERA WHIP | 9.0 W 36 7 4 4 4 4 3 0 1 0 0 1 40 53 4.00 1.111 | | | | | | | | | | |



| Batter | 1 | 2 | 3 | 4 | 5 | 6 | 7 | 8 | 9 |
|---|-----------|-----------------|---------|--------------|---------|-----------|------------------|------------------|---|
| Willie Wilson, S OBP: 0.386, SLG: 0.425 (1, 7) | 0-3 K | 0-0 P4 | | 0-0 2B 1B | | 0-0 1B | | 0-0 SH1-4 | |
| George Brett, L OBP: 0.369, SLG: 0.514 (1, 5) | 0-0 1B | 0-0 FC6-4 | | 0-0 2B | | 4-0 1B | | 4-0 1B FC3-2 IBB | |
| Amos Otis, R OBP: 0.428, SLG: 0.440 (1, 8) | 4-0 1B BB | 0-0 F8 | | 4-0 IBB | | 0-3 K | | 0-0 FC3-2 1B | |
| Darrell Porter, L OBP: 0.429, SLG: 0.500 (1, 2) | 0-0 P3 | | 0-0 4-3 | 0-0 F7 | | | 0-0 SH5-4 HBP 1B | 0-0 FC3-2 | |
| Hal McRae, R OBP: 0.306, SLG: 0.408 (1, 10) | 0-1 CI | | 0-0 F5 | | 0-0 6-3 | | 1-0 SH5-4 HBP | 0-0 F8 | |
| John Wathan, R OBP: 0.294, SLG: 0.365 (1, 3) | 0-0 F7 | | 0-0 P5 | | 0-0 6-3 | | 0-0 SH5-4 | | |
| Joe Zdeb, R OBP: 0.235, SLG: 0.267 (1, 9) | | 0-0 2B 3B | | 0-0 5-3 | 0-0 L9 | | 0-3 K | | |
| Tom Poquette, L OBP: 0.231, SLG: 0.182 (7, PH) (8, 9) | | | | | | | | | |
| U L Washington, S OBP: 0.275, SLG: 0.361 (1, 4) | | 0-0 1B FC6-4 2B | | 0-0 E6 1B 2B | | 0-3 K | 0-0 1-3 | | |
| Todd Cruz, R OBP: 0.357, SLG: 0.385 (1, 6) | | 0-0 FC6-4 1B | | 0-0 F9 | | 0-0 CS 1B | | 0-0 SH1-4 1B | |
| Steve Braun, L OBP: 0.429, SLG: 0.500 (8, PH) | | | | | | | | | |
| Freddie Patek, R OBP: 0.279, SLG: 0.278 (8, PR) (9, 6) | | | | | | | | | |

| AB | R | H | RBI | BB | SO | LOB |
|----|---|---|-----|----|----|-----|
| 4 | 1 | 2 | 0 | 0 | 1 | 2 |
| 3 | 0 | 2 | 3 | 2 | 0 | 1 |
| 3 | 0 | 1 | 1 | 2 | 1 | 3 |
| 5 | 0 | 1 | 0 | 0 | 0 | 6 |
| 3 | 0 | 0 | 0 | 0 | 0 | 2 |
| 3 | 0 | 0 | 0 | 0 | 0 | 3 |
| 3 | 1 | 1 | 0 | 0 | 0 | 0 |
| 1 | 0 | 0 | 0 | 0 | 1 | 2 |
| 4 | 2 | 1 | 1 | 0 | 1 | 2 |
| 3 | 0 | 2 | 0 | 0 | 0 | 1 |
| 1 | 0 | 1 | 0 | 0 | 0 | 0 |
| 0 | 1 | 0 | 0 | 0 | 0 | 0 |

| WP | PA |
|----|----|
| 0 | 41 |

| | |
|-----|----|
| AB | 33 |
| R | 5 |
| H | 11 |
| RBI | 5 |
| BB | 4 |
| SO | 4 |
| LOB | 22 |



| Inning Stats | R | H | E | K | S | P | BB | IBB | HBP | BLK | WP | HR | S | P | ERA | WHIP | |
|--------------------------|-------------------------|--------------------------|------------------------|--------------------------|------------------------|--------------------------|-------------------------|--------------------------|------------------------|--------------------------|-------------------------|--------------------------|------------------------|--------------------------|------------------------|------|--|
| R: 0 H: 1 E: 1 K: 1 S: 7 | H: 1 LOB: 3 BB: 1 P: 11 | R: 2 H: 3 E: 0 K: 0 S: 6 | H: 3 LOB: 1 BB: 0 P: 6 | R: 0 H: 0 E: 0 K: 0 S: 3 | H: 0 LOB: 0 BB: 0 P: 3 | R: 2 H: 2 E: 1 K: 0 S: 6 | H: 2 LOB: 2 BB: 1 P: 10 | R: 0 H: 0 E: 0 K: 0 S: 3 | H: 0 LOB: 0 BB: 0 P: 3 | R: 0 H: 2 E: 0 K: 2 S: 8 | H: 2 LOB: 2 BB: 1 P: 12 | R: 0 H: 1 E: 0 K: 1 S: 6 | H: 1 LOB: 2 BB: 0 P: 7 | R: 1 H: 2 E: 0 K: 0 S: 5 | H: 2 LOB: 2 BB: 1 P: 9 | | |

| PITCHER | IP | WLS | BF | H | R | ER | SO | BB | IBB | HBP | BLK | WP | HR | S | P | ERA | WHIP |
|--|-----|-----|----|---|---|----|----|----|-----|-----|-----|----|----|----|----|------|-------|
| Floyd Bannister, L ERA: 3.99 (1, 1) | 4.0 | | 22 | 6 | 4 | 2 | 1 | 1 | 1 | 0 | 0 | 0 | 0 | 22 | 30 | 4.50 | 1.750 |
| Odell Jones, R ERA: 6.75 (5, 1) | 3.1 | L | 17 | 5 | 1 | 1 | 3 | 0 | 2 | 1 | 0 | 0 | 0 | 20 | 29 | 2.70 | 1.500 |
| Shane Rawley, L ERA: 5.46 (8, 1) | 0.2 | | 2 | 0 | 0 | 0 | 0 | 0 | 0 | 0 | 0 | 0 | 0 | 2 | 2 | 0.00 | 0.000 |

| PITCHER | IP | WLS | BF | H | R | ER | SO | BB | IBB | HBP | BLK | WP | HR | S | P | ERA | WHIP |
|---------|----|-----|----|---|---|----|----|----|-----|-----|-----|----|----|---|---|-----|------|
| | | | | | | | | | | | | | | | | | |

Seattle Mariners @ Kansas City Royals
Royals Stadium, Kansas City, MO
Thu May 24 1979, 8:05 PM EDT
Att: 19,428 - Unknown - 66 F

livebaseballscorecards.com

| Batter | 1 | 2 | 3 | 4 | 5 | 6 | 7 | 8 | 9 | AB R H RBI BB SO LOB | TOP | | |
|---|---|---|--|---|---|---|---|--|--|--|---|---|---|
| Willie Wilson, S OBP: 0.398, SLG: 0.487 (1, 7) X | 0-0 S 1B | | 0-0 3B | | 0-0 F5 | | 0-3 K | | 0-0 2B | 5 2 3 0 0 1 1 | | | |
| George Brett, L OBP: 0.369, SLG: 0.508 (1, 5) X | 0-0 6-3 1-2 | | 4-0 BB | | 0-0 1B | | 0-0 3-1 | | 0-3 K | 4 0 1 0 1 1 3 | | | |
| Amos Otis, R OBP: 0.432, SLG: 0.458 (1, 8) X | 0-0 1B 1B 2-H 1B | | 0-0 L4 | | 0-0 L6 | | | 0-0 1B 2B | 0-0 CS 2B | 5 1 3 2 0 0 3 | | | |
| Darrell Porter, L OBP: 0.428, SLG: 0.516 (1, 2) X | 0-0 1B 1-2 1B | | 0-3 K | | | 0-0 HR | | 0-0 L6 | 0-3 K | 5 1 2 1 0 2 4 | | | |
| Ralph LaCock, L OBP: 0.359, SLG: 0.412 (1, 3) X | 0-0 G5-4-3 1-2 2-3 1B | | 0-0 L7 | | | 0-0 F8 | | 0-0 BB E 1B | 4-0 IBB | 4 0 2 1 1 0 2 | | | |
| Clint Hurdle, L OBP: 0.357, SLG: 0.419 (1, 9) X | 0-0 G5-4-3 1-2f | | | 0-3 K | | 0-0 G3 | | 0-0 FC3 BB | 0-0 CS | 4 0 0 0 0 1 4 | | | |
| Hal McRae, R OBP: 0.299, SLG: 0.398 (1, 10) X | | 0-0 5-3 | | 0-0 L8 | | 0-3 K | | 0-0 L8 | | 4 0 0 0 0 1 2 | | | |
| U L Washington, S OBP: 0.275, SLG: 0.359 (1, 4) X | | 0-0 | | 0-0 F7 | | | 0-0 6-3 | 4-0 BB | | 3 0 1 0 0 0 0 | | | |
| Steve Braun, L OBP: 0.455, SLG: 0.500 (8, PH) | | | | | | | | 1-2 2-3 BB | | 0 0 0 0 1 0 0 | | | |
| Freddie Patek, R OBP: 0.279, SLG: 0.278 (8, PR) (8, 6) | | | | | | | | | | 0 0 0 0 0 0 0 | | | |
| Todd Cruz, R OBP: 0.353, SLG: 0.375 (1, 6) X | | 0-0 F7 | | | | 0-0 F4 | | 0-0 1B | 0-0 G3 | 3 0 1 0 0 0 1 | | | |
| Tom Poquette, L OBP: 0.214, SLG: 0.167 (8, PH) | | | | | | | | | | 1 0 0 0 0 0 3 | | | |
| Jerry Terrell, R OBP: 0.500, SLG: 0.750 (8, 4) X | | | | | | | | | | 0 0 0 0 0 0 0 | | | |
| Inning Stats | R: 1 H: 4 E: 0 LOB: 2 K: 0 BB: 0 S: 6 P: 6 | R: 0 H: 1 E: 0 LOB: 0 K: 0 BB: 0 S: 3 P: 3 | R: 0 H: 1 E: 0 LOB: 2 K: 1 BB: 1 S: 6 P: 10 | R: 0 H: 0 E: 0 LOB: 0 K: 1 BB: 0 S: 5 P: 5 | R: 0 H: 1 E: 0 LOB: 1 K: 0 BB: 0 S: 4 P: 4 | R: 1 H: 1 E: 0 LOB: 0 K: 1 BB: 0 S: 6 P: 6 | R: 0 H: 1 E: 0 LOB: 1 K: 1 BB: 0 S: 6 P: 6 | R: 1 H: 2 E: 1 LOB: 3 K: 2 BB: 1 S: 6 P: 10 | R: 1 H: 2 E: 0 LOB: 1 K: 2 BB: 1 S: 8 P: 12 | 1B: 8 SF: 0 2B: 2 SAC: 0 3B: 2 DP: 1 HR: 1 HBP: 0 | WP: 0 PA: 42 PB: 0 SB: 1 CS: 2 | | |
| PITCHER Roger Erickson, R ERA: 7.09 (1, 1) | IP WLS BF H R ER SO BB IBB HBP BLK WP HR S P ERA WHIP | | | | | | | | | | | PITCHER Mike Marshall, R ERA: 1.8 (7, 1) | IP WLS BF H R ER SO BB IBB HBP BLK WP HR S P ERA WHIP |

Kansas City Royals @ Minnesota Twins
Metropolitan Stadium, Bloomington, MI

Fri May 25 1979, 8:05 PM EDT
Att. 9,606 - Unknown - 66 F

| | |
|-----|----|
| AB | 38 |
| R | 4 |
| H | 13 |
| RBI | 4 |
| BB | 3 |
| SO | 6 |
| LOB | 23 |



livebaseballscorecards.com

BOTTOM

Kansas City Royals @ Minnesota Twins
Metropolitan Stadium, Bloomington, MI

Fri May 25 1979, 8:05 PM EDT
Att. 9,606 - Unknown - 66 F

livebaseballscorecards.com

| | |
|-----|----|
| AB | 36 |
| R | 3 |
| H | 11 |
| RBI | 2 |
| BB | 1 |
| SO | 4 |
| LOB | 13 |



| AB | R | H | RBI | BB | SO | LOB |
|----|---|---|-----|----|----|-----|
| 5 | 2 | 2 | 0 | 0 | 0 | 1 |
| 3 | 0 | 3 | 1 | 1 | 0 | 0 |
| 5 | 0 | 2 | 0 | 0 | 1 | 4 |
| 4 | 0 | 1 | 1 | 0 | 0 | 4 |
| 4 | 0 | 0 | 0 | 0 | 1 | 1 |
| 4 | 1 | 1 | 0 | 0 | 0 | 0 |
| 3 | 0 | 1 | 0 | 0 | 0 | 0 |
| 4 | 0 | 0 | 0 | 0 | 2 | 2 |
| 3 | 0 | 0 | 0 | 0 | 0 | 1 |
| 1 | 0 | 1 | 0 | 0 | 0 | 0 |
| 0 | 0 | 0 | 0 | 0 | 0 | 0 |

| Batter | 1 | 2 | 3 | 4 | 5 | 6 | 7 | 8 | 9 |
|--|--------------------------|------------|----------------------|------------|------------------|------------------------|------------------|------------|--------------------|
| Bob Randall, R OBP: 0.306, SLG: 0.289 (1, 4) | 0-0 G3 SH1-3 2B 1B | | 0-0 PB S 1B | | 0-0 4-3 | | 0-0 F8 | | 0-0 FC3-6 1B |
| Roy Smalley, S OBP: 0.471, SLG: 0.621 (1, 6) | 0-0 SH1-3 1-2 | | 0-0 FC4-6 1B | | 4-0 1B BB | | 0-0 1B 2B | | 0-0 1-2 1B |
| Ken Landreaux, L OBP: 0.385, SLG: 0.479 (1, 8) | 0-0 G3 2-3 | | 0-0 FC4-6 1-2f | | 0-0 1-2 1B | | 0-0 2-H 1B | | 0-3 K |
| Ron Jackson, R OBP: 0.337, SLG: 0.513 (1, 3) | 0-0 3-H 2B | | 0-0 5-3 | | 0-0 P4 | | 0-0 F9 | | |
| Jose Morales, R OBP: 0.321, SLG: 0.320 (1, 10) | 0-3 K | | | 0-0 6-3 | | 0-0 4-3 | | 0-0 3-1 | |
| Bombo Rivera, R OBP: 0.304, SLG: 0.328 (1, 7) | | 0-0 P4 | | 0-0 F3 | | 0-0 S HBP E 1B | | 0-0 G2 | |
| Hosken Powell, L OBP: 0.542, SLG: 0.727 (1, 9) | | 0-0 5-3 | | 0-0 1B | | 1-0 S HBP | | 0-0 F7 | |
| John Castino, R OBP: 0.361, SLG: 0.392 (1, 5) | | 0-0 4-3 | | 0-3 K | | 0-3 1-2 2-H K | | 0-0 F9 | |
| Glenn Borgmann, R OBP: 0.300, SLG: 0.333 (1, 2) | | | 0-0 F8 | | 0-0 F9 | | 0-0 5-3 | | 0-0 FC3-6 1B |
| Butch Wynegar, S OBP: 0.414, SLG: 0.436 (7, 2) | | | | | | | | | |
| Dave Edwards, R OBP: 0.125, SLG: 0.125 (9, PR) | | | | | | | | | |

| Inning Stats | R: 1 | H: 2 | E: 0 | K: 1 | S: 7 | R: 0 | H: 0 | E: 0 | K: 0 | S: 3 | R: 1 | H: 2 | E: 0 | K: 0 | S: 5 | R: 0 | H: 1 | E: 0 | K: 1 | S: 6 | R: 0 | H: 1 | E: 0 | K: 0 | S: 4 | R: 1 | H: 1 | E: 0 | K: 1 | S: 6 | R: 0 | H: 2 | E: 0 | K: 0 | S: 4 | R: 0 | H: 0 | E: 0 | K: 0 | S: 3 | R: 0 | H: 2 | E: 0 | K: 1 | S: 7 | 1B: 9 | SF: 0 | 2B: 2 | 3B: 0 | HR: 0 | SAC: 1 | DP: 0 | HBP: 1 | WP: 0 | PA: 39 |
|--------------|------|------|------|------|------|------|------|------|------|------|------|------|------|------|------|------|------|------|------|------|------|------|------|------|------|------|------|------|------|------|------|------|------|------|------|------|------|------|------|------|------|------|------|------|------|-------|-------|-------|-------|-------|--------|-------|--------|-------|--------|
|--------------|------|------|------|------|------|------|------|------|------|------|------|------|------|------|------|------|------|------|------|------|------|------|------|------|------|------|------|------|------|------|------|------|------|------|------|------|------|------|------|------|------|------|------|------|------|-------|-------|-------|-------|-------|--------|-------|--------|-------|--------|

| PITCHER | IP | WLS | BF | H | R | ER | SO | BB | IBB | HBP | BLK | WP | HR | S | P | ERA | WHIP |
|---------------------------------------|-----|-----|----|----|---|----|----|----|-----|-----|-----|----|----|----|----|------|-------|
| Paul Splittorf, L ERA: 3.33 (1, 1) | 8.2 | W | 38 | 11 | 3 | 2 | 3 | 1 | 0 | 1 | 0 | 0 | 0 | 42 | 47 | 2.08 | 1.385 |
| Al Hrabosky, L ERA: 4.24 (9, 1) | 0.1 | S | 1 | 0 | 0 | 0 | 1 | 0 | 0 | 0 | 0 | 0 | 0 | 3 | 3 | 0.00 | 0.000 |

| Batter | 1 | 2 | 3 | 4 | 5 | 6 | 7 | 8 | 9 | AB R H RBI BB SO LOB | TOP | | | | | | | | | | | |
|--|---|---------------------------------|------------------------------|---------------------------------|------------------------------|---------------------------------|------------------------------|---------------------------------|------------------------------|---------------------------------|------------------------------|---------------------------------|------------------------------|---------------------------------|------------------------------|---------------------------------|------------------------------|---------------------------------|-----------------------------------|------------------------------------|----------------------------------|--------|
| Willie Wilson, S (1, 7) OBP: 0.409, SLG: 0.494 | 0-0 4-3 | | 0-3 K | | 0-0 S 1B | | 0-0 2-H 1B | | 0-0 1-3 2-H 1B | 5 0 3 3 0 1 1 | | | | | | | | | | | | |
| George Brett, L (1, 5) OBP: 0.375, SLG: 0.511 | 0-0 CS 1B | | | 0-0 FC5-4 1B | 0-0 F7 | | 0-0 G3 | | 0-0 1-3 3-H 1B | 5 0 3 1 0 0 2 | | | | | | | | | | | | |
| Amos Otis, R (1, 8) OBP: 0.421, SLG: 0.444 | 0-0 3-1 | | | 0-0 FC5-4 G4-6-3 1-2f | | 0-0 4-3 | | 0-0 3-1 | 0-0 F9 | 5 0 0 0 0 0 4 | | | | | | | | | | | | |
| Darrell Porter, L (1, 2) OBP: 0.424, SLG: 0.510 | | 0-0 F7 | | 0-0 G4-6-3 1-2f | | 0-0 F7 | | 0-0 G4-6-3 1B | | 4 0 1 0 0 0 1 | | | | | | | | | | | | |
| Ralph LaCock, L (1, 3) OBP: 0.359, SLG: 0.427 | | 0-0 5-3 | | | 0-0 1B | 0-0 5-3 | | 0-0 G4-6-3 1-2f | | 3 1 1 0 0 0 0 | | | | | | | | | | | | |
| Joe Zdeb, R (8, PH) OBP: 0.222, SLG: 0.250 | | | | | | | | | | 1 0 0 0 0 0 1 | | | | | | | | | | | | |
| John Wathan, R (8, 3) OBP: 0.294, SLG: 0.365 | | | | | | | | | | 0 0 0 0 0 0 0 | | | | | | | | | | | | |
| Clint Hurdle, L (1, 9) OBP: 0.354, SLG: 0.413 | | 0-0 F7 | | | 0-0 FC4-6 1B | | 0-0 F8 | | 0-3 K | 4 0 1 1 0 1 0 | | | | | | | | | | | | |
| Hal McRae, R (1, 10) OBP: 0.298, SLG: 0.406 | | | 0-0 4-3 | | 0-0 FC4-6 2B | | 0-0 2B | | 0-0 1-3 | 4 2 1 0 0 0 1 | | | | | | | | | | | | |
| U L Washington, S (1, 4) OBP: 0.288, SLG: 0.368 | | | 0-0 FC6-4 1B | | 0-0 F7 | | 0-0 L5 | | 0-0 FC 1B | 4 1 2 0 0 0 2 | | | | | | | | | | | | |
| Todd Cruz, R (1, 6) OBP: 0.381, SLG: 0.500 | | | 0-0 FC6-4 | | 0-0 1B | | 0-0 1B | | 0-0 FC 1B | 4 3 2 2 0 0 2 | | | | | | | | | | | | |
| Inning Stats | R: 0 E: 0 K: 0 S: 3 | H: 1 LOB: 0 BB: 0 P: 3 | R: 0 E: 0 K: 0 S: 3 | H: 0 LOB: 0 BB: 0 P: 3 | R: 0 E: 0 K: 1 S: 6 | H: 1 LOB: 1 BB: 0 P: 6 | R: 0 E: 0 K: 0 S: 3 | H: 1 LOB: 0 BB: 0 P: 3 | R: 3 E: 0 K: 0 S: 7 | H: 4 LOB: 1 BB: 0 P: 7 | R: 0 E: 0 K: 0 S: 3 | H: 0 LOB: 0 BB: 0 P: 3 | R: 2 E: 0 K: 0 S: 6 | H: 3 LOB: 1 BB: 0 P: 6 | R: 0 E: 0 K: 0 S: 3 | H: 1 LOB: 0 BB: 0 P: 3 | R: 2 E: 0 K: 1 S: 9 | H: 3 LOB: 2 BB: 0 P: 9 | 1B: 10 2B: 2 3B: 2 HR: 0 | SF: 0 SAC: 0 DP: 2 HBP: 0 | WP: 0 PB: 0 SB: 1 CS: 1 | PA: 39 |
| PITCHER | IP WLS BF H R ER SO BB IBB HBP BLK WP HR S P ERA WHIP | | | | | | | | | | | | | | | | | | | | | |
| Paul Hartzell, R (1, 1) ERA: 6.0 | 6.2 L 27 9 5 5 1 0 0 0 0 0 0 0 29 29 6.75 1.350 | | | | | | | | | | | | | | | | | | | | | |
| Ken Brett, L (7, 1) ERA: 4.38 | 2.0 9 3 2 2 1 0 0 0 0 0 0 0 11 11 9.00 1.500 | | | | | | | | | | | | | | | | | | | | | |
| Mike Marshall, R (9, 1) ERA: 1.79 | 0.1 3 2 0 0 0 0 0 0 0 0 0 0 3 3 0.00 6.000 | | | | | | | | | | | | | | | | | | | | | |

Kansas City Royals @ Minnesota Twins
Metropolitan Stadium, Bloomington, MI
Sat May 26 1979, 4:33 AM EDT
Att: 9,023 - Unknown - 67 F

livebaseballscorecards.com

| | |
|-----|----|
| AB | 39 |
| R | 7 |
| H | 14 |
| RBI | 7 |
| BB | 0 |
| SO | 2 |
| LOB | 14 |



| Batter | 1 | 2 | 3 | 4 | 5 | 6 | 7 | 8 | 9 | AB R H RBI BB SO LOB |
|--|-------------------------|------------------|----------------|-------------|------------|-------------------------|-----------------|------------------|-----------|---|
| Hosken Powell, L (1, 9) OBP: 0.517, SLG: 0.667 | 0-0 G3 SH3-4 1B | | 0-0 S 1B | | 0-0 4-3 | | 0-3 K | | 0-0 L4 | 5 0 2 0 0 1 1 |
| Roy Smalley, S (1, 6) OBP: 0.466, SLG: 0.610 | 0-0 SH3-4 1-2 | | 0-0 L7 | | | 4-0 BB E BB | 0-3 K | | 0-0 P6 | 3 1 0 0 0 1 1 |
| Ken Landreaux, L (1, 8) OBP: 0.385, SLG: 0.470 | 1-0 G3 HBP | | 0-3 K | | | 4-0 E 1-2 BB | 0-0 E4 | | 0-0 G3 | 3 0 0 0 0 1 1 |
| Glenn Adams, L (1, 7) OBP: 0.317, SLG: 0.402 Craig Kusick, R (7, PH) OBP: 0.235, SLG: 0.559 Dave Edwards, R (8, 7) OBP: 0.125, SLG: 0.125 | 0-0 G3 1-2 2-3 | | | 0-0 P6 | | 0-0 E4 1-3 2-H | 0-3 K | | | 3 0 0 0 0 0 3 1 0 0 0 0 0 1 1 0 0 0 0 0 0 0 0 |
| Ron Jackson, R (1, 3) OBP: 0.329, SLG: 0.500 | 0-0 P5 | | | 0-3 K1-3 | | 0-0 2-3 | | 0-0 P4 | | 4 0 0 0 0 0 1 4 |
| Mike Cabbage, L (1, 10) OBP: 0.327, SLG: 0.313 Willie Norwood, R (8, PH) OBP: 0.297, SLG: 0.429 | | 0-0 CS 1B | | 0-0 5-3 | | 0-0 P4 | | 0-3 K | | 3 0 1 0 0 0 0 2 1 0 0 0 0 0 1 0 |
| Butch Wynegar, S (1, 2) OBP: 0.410, SLG: 0.427 | | 0-3 K 1-2 | | | 0-0 P6 | 0-0 6-3 | | 4-0 2B BB | | 3 1 0 0 0 1 1 3 |
| Rob Wilfong, L (1, 4) OBP: 0.390, SLG: 0.481 Jose Morales, R (8, PH) OBP: 0.333, SLG: 0.353 Bob Randall, R (8, PR) OBP: 0.306, SLG: 0.289 | | 4-0 CS BB | | | 0-0 1B | | 0-0 HR 1B | 0-0 1-H 2B | | 2 1 2 0 0 1 0 0 1 0 1 1 0 0 0 0 0 0 0 0 0 0 0 0 |
| John Castino, R (1, 5) OBP: 0.356, SLG: 0.423 | | 0-0 CS 1-2 | 0-0 1-3 | | 0-3 K | | 0-0 HR | 0-0 F7 | | 4 1 1 2 0 1 2 |

| Inning Stats | R: 0 E: 0 K: 0 S: 4 | H: 1 LOB: 2 BB: 0 P: 5 | R: 0 E: 0 K: 1 S: 4 | H: 1 LOB: 0 BB: 1 P: 8 | R: 0 E: 0 K: 1 S: 6 | H: 1 LOB: 1 BB: 0 P: 6 | R: 0 E: 0 K: 1 S: 5 | H: 0 LOB: 0 BB: 0 P: 5 | R: 0 E: 0 K: 1 S: 6 | H: 1 LOB: 1 BB: 0 P: 6 | R: 1 E: 1 K: 0 S: 4 | H: 0 LOB: 2 BB: 2 P: 12 | R: 2 E: 1 K: 3 S: 12 | H: 2 LOB: 1 BB: 0 P: 12 | R: 1 E: 0 K: 1 S: 6 | H: 1 LOB: 1 BB: 1 P: 10 | R: 0 E: 0 K: 0 S: 3 | H: 0 LOB: 0 BB: 0 P: 3 | 1B: 5 2B: 2 3B: 0 HR: 1 | SF: 0 SAC: 1 DP: 1 HBP: 1 | WP: 0 PB: 0 SB: 1 CS: 2 | PA: 40 |
|--------------|------------------------------|---------------------------------|------------------------------|---------------------------------|------------------------------|---------------------------------|------------------------------|---------------------------------|------------------------------|---------------------------------|------------------------------|----------------------------------|-------------------------------|----------------------------------|------------------------------|----------------------------------|------------------------------|---------------------------------|----------------------------------|------------------------------------|----------------------------------|--------|
|--------------|------------------------------|---------------------------------|------------------------------|---------------------------------|------------------------------|---------------------------------|------------------------------|---------------------------------|------------------------------|---------------------------------|------------------------------|----------------------------------|-------------------------------|----------------------------------|------------------------------|----------------------------------|------------------------------|---------------------------------|----------------------------------|------------------------------------|----------------------------------|--------|

| PITCHER | IP | WLS | BF | H | R | ER | SO | BB | IBB | HBP | BLK | WP | HR | S | P | ERA | WHIP |
|-------------------------------------|-----|-----|----|---|---|----|----|----|-----|-----|-----|----|----|----|----|------|-------|
| Rich Gale, R (1, 1) ERA: 4.63 | 6.0 | W | 27 | 6 | 3 | 2 | 4 | 3 | 0 | 1 | 0 | 0 | 1 | 31 | 44 | 3.00 | 1.500 |
| Larry Gura, L (7, 1) ERA: 6.43 | 1.2 | | 8 | 1 | 1 | 1 | 4 | 1 | 0 | 0 | 0 | 0 | 0 | 15 | 19 | 5.40 | 1.200 |
| Renie Martin, R (8, 1) ERA: 8.64 | 0.1 | | 1 | 0 | 0 | 0 | 0 | 0 | 0 | 0 | 0 | 0 | 0 | 1 | 1 | 0.00 | 0.000 |
| Al Hrabosky, L (9, 1) ERA: 4.07 | 1.0 | S | 3 | 0 | 0 | 0 | 0 | 0 | 0 | 0 | 0 | 0 | 0 | 3 | 3 | 0.00 | 0.000 |

BOTTOM

Kansas City Royals @ Minnesota Twins
Metropolitan Stadium, Bloomington, MI

Sat May 26 1979, 4:33 AM EDT
Att. 9,023 - Unknown - 67 F

livebaseballscorecards.com

| | |
|------------|-----------|
| AB | 33 |
| R | 4 |
| H | 7 |
| RBI | 3 |
| BB | 4 |
| SO | 8 |
| LOB | 18 |



| Batter | 1 | 2 | 3 | 4 | 5 | 6 | 7 | 8 | 9 | AB R H RBI BB SO LOB | TOP |
|--|---|---|---|---|---|---|---|---|---|--|--|
| Willie Wilson, S (1, 7) OBP: 0.402, SLG: 0.483 | 0-0 FC6-4 1B | | 0-3 K | | | 0-0 L8 | | 0-3 K | | 4 0 1 0 0 2 0 | |
| George Brett, L (1, 5) OBP: 0.368, SLG: 0.500 | 0-0 FC6-4 1-2f | | | 0-0 F7 | | 0-0 4-3 | | 0-0 G3 | | 4 0 0 0 0 0 1 | |
| Amos Otis, R (1, 8) OBP: 0.418, SLG: 0.436 | 0-0 G6-4-3 1-2f | | | 4-0 FC6-4 BB | | 0-0 6-3 | | | 0-0 5-3 | 3 0 0 0 1 0 1 | |
| Darrell Porter, L (1, 2) OBP: 0.421, SLG: 0.503 | | 0-3 K | | 0-3 K | | 0-0 F8 | | | 0-0 1B | 4 0 1 0 0 2 1 | |
| Hal McRae, R (1, 10) OBP: 0.292, SLG: 0.396 | | 0-0 F9 | | 0-0 FC6-4 1-2f | | 0-0 4-3 | | 0-0 4-3 | 0-3 K | 4 0 0 0 0 1 2 | |
| John Wathan, R (1, 3) OBP: 0.306, SLG: 0.388 | | 0-0 1B | | | 0-0 4-3 2B | | 0-0 6-3 | | 0-3 K | 4 0 2 0 0 1 1 | |
| Joe Zdeb, R (1, 9) OBP: 0.238, SLG: 0.316 | | 0-0 L7 | | | 0-0 4-3 2-3 | | | 0-0 FC1-5 2B | | 3 0 1 0 0 0 2 | AB 32 R 2 H 7 RBI 2 BB 1 SO 6 LOB 12 |
| U L Washington, S (1, 4) OBP: 0.289, SLG: 0.366 | | | 0-0 G1-6-3 1B | | 0-0 4-3 | | | 0-0 FC1-5 HR | | 3 1 1 0 0 0 2 | |
| Todd Cruz, R (1, 6) OBP: 0.375, SLG: 0.609 | | | 0-0 G1-6-3 1-2f | | 0-0 5-3 | | | 0-0 1-H HR | | 3 1 1 2 0 0 2 | |
| Inning Stats | R: 0 H: 1 E: 0 LOB: 0 K: 0 BB: 0 S: 3 P: 3 | R: 0 H: 1 E: 0 LOB: 1 K: 1 BB: 0 S: 6 P: 6 | R: 0 H: 1 E: 0 LOB: 0 K: 1 BB: 0 S: 5 P: 5 | R: 0 H: 0 E: 0 LOB: 1 K: 1 BB: 1 S: 5 P: 9 | R: 0 H: 1 E: 0 LOB: 1 K: 0 BB: 0 S: 4 P: 4 | R: 0 H: 0 E: 0 LOB: 0 K: 0 BB: 0 S: 3 P: 3 | R: 0 H: 0 E: 0 LOB: 0 K: 0 BB: 0 S: 3 P: 3 | R: 2 H: 2 E: 0 LOB: 0 K: 1 BB: 0 S: 7 P: 7 | R: 0 H: 1 E: 0 LOB: 1 K: 2 BB: 0 S: 8 P: 8 | 1B: 4 SF: 0 2B: 2 SAC: 0 3B: 0 DP: 2 HR: 1 HBP: 0 | WP: 0 PA: 33 PB: 0 SB: 0 CS: 0 |
| PITCHER Jerry Koosman, L (1, 1) ERA: 3.52 | IP WLS BF H R ER SO BB IBB HBP BLK WP HR S P ERA WHIP | | | | | | | | | | |
| | 9.0 L 33 7 2 2 6 1 0 0 0 0 0 1 44 48 2.00 0.889 | | | | | | | | | | |

Kansas City Royals @ Minnesota Twins
Metropolitan Stadium, Bloomington, MI

Sun May 27 1979, 4:33 AM EDT
Att. 35,148 - Unknown - 73 F

livebaseballscorecards.com



| Batter | 1 | 2 | 3 | 4 | 5 | 6 | 7 | 8 | 9 | AB | R | H | RBI | BB | SO | LOB |
|---|-----------------|----------------|------------------------------|-----------------|----------------|------------------------|------------------|-----------------|---------------------|----|---|---|-----|----|----|-----|
| Hosken Powell, L OBP: 0.515, SLG: 0.633 (1, 9) X | 0-0 G3 ① | | 4-0 BB BBB | | | 0-0 4-3 SH1-3 1B | | 0-0 4-3 ② | | 3 | 0 | 1 | 0 | 1 | 0 | 0 |
| Butch Wynegar, S OBP: 0.409, SLG: 0.425 (1, 2) X | 0-0 1-3 ② | | 0-0 CS ③ X | 0-0 1-3 ① | | 0-0 SH1-3 1-2 | | 0-0 1B | | 3 | 0 | 1 | 0 | 0 | 0 | 0 |
| Roy Smalley, S OBP: 0.456, SLG: 0.595 (1, 6) X | 0-0 4-3 ③ | | | 0-0 G3 ② | | 0-0 4-3 ② | | 0-0 G3 ③ | | 4 | 0 | 0 | 0 | 0 | 0 | 2 |
| Ken Landreaux, L OBP: 0.387, SLG: 0.471 (1, 8) | | 0-0 L9 ① | | 0-0 1B ③ | | 0-0 P6 ③ | | | 0-0 1B SF8 1B | 4 | 1 | 2 | 0 | 0 | 0 | 1 |
| Glenn Adams, L OBP: 0.315, SLG: 0.397 Dave Edwards, R OBP: 0.125, SLG: 0.125 (1, 7) (9, PR) | | 0-3 K ② | | 0-0 P4 ③ | | | 0-0 F9 ① | | 0-0 1B 1-3 | 4 | 0 | 1 | 0 | 0 | 1 | 1 |
| Ron Jackson, R OBP: 0.333, SLG: 0.497 (1, 3) | | 0-0 P6 ③ | | | 4-0 S BB | | 0-0 4-3 1B | | 0-0 F5 ① | 3 | 0 | 1 | 0 | 1 | 0 | 2 |
| Mike Cubbage, L OBP: 0.324, SLG: 0.306 (1, 10) | | | 4-0 5-3 SH1-3 CS BB | | 0-0 P4 ① | | 0-0 4-3 ② | | 0-0 SF8 ② | 2 | 0 | 0 | 1 | 1 | 0 | 2 |
| Rob Wilfong, L OBP: 0.380, SLG: 0.468 (1, 4) | | | 0-0 SH1-3 ① | | 0-3 K ② | | 0-0 F9 ③ | | 0-0 1-3 ③ | 3 | 0 | 0 | 0 | 0 | 1 | 3 |
| John Castino, R OBP: 0.344, SLG: 0.407 (1, 5) | | | 0-0 5-3 ② | | 0-3 K ③ | | | 0-0 5-3 ① | | 3 | 0 | 0 | 0 | 0 | 1 | 2 |

| Inning Stats | R: 0 | H: 0 | E: 0 | K: 0 | S: 3 | R: 0 | H: 0 | E: 0 | K: 1 | S: 5 | R: 0 | H: 0 | E: 0 | K: 0 | S: 2 | R: 0 | H: 1 | E: 0 | K: 0 | S: 4 | R: 0 | H: 0 | E: 0 | K: 2 | S: 7 | R: 0 | H: 1 | E: 0 | K: 0 | S: 4 | R: 0 | H: 1 | E: 0 | K: 0 | S: 4 | R: 0 | H: 1 | E: 0 | K: 0 | S: 4 | R: 1 | H: 2 | E: 0 | K: 0 | S: 5 | 1B: 6 | SF: 1 | 2B: 0 | SAC: 2 | 3B: 0 | DP: 0 | HR: 0 | HBP: 0 | WP: 0 | PA: 36 |
|---------------------------------------|------|------|------|------|------|------|------|------|------|------|------|------|------|------|------|------|------|------|------|------|------|------|------|------|------|------|------|------|------|------|------|------|------|------|------|------|------|------|------|------|------|------|------|------|------|-------|-------|-------|--------|-------|-------|-------|--------|-------|--------|
| Steve Busby, R ERA: 3.18 (1, 1) | IP | WLS | BF | H | R | ER | SO | BB | IBB | HBP | BLK | WP | HR | S | P | ERA | WHIP | IP | WLS | BF | H | R | ER | SO | BB | IBB | HBP | BLK | WP | HR | S | P | ERA | WHIP | IP | WLS | BF | H | R | ER | SO | BB | IBB | HBP | BLK | WP | HR | S | P | ERA | WHIP | | | | |

BOTTOM

Kansas City Royals @ Minnesota Twins
Metropolitan Stadium, Bloomington, MI

Sun May 27 1979, 4:33 AM EDT
Att: 35,148 - Unknown - 73 F

livebaseballscores.com

| | |
|-----|----|
| AB | 29 |
| R | 1 |
| H | 6 |
| RBI | 1 |
| BB | 3 |
| SO | 3 |
| LOB | 13 |



| Batter | 1 | 2 | 3 | 4 | 5 | 6 | 7 | 8 | 9 | 10 | 11 | 12 | 13 | 14 | 15 | 16 | AB | R | H | RBI | BB | SO | LOB | TOP | | | | | | | | | |
|---|---------------------------------------|---------------------------------------|---------------------------------------|---------------------------------------|---------------------------------------|---------------------------------------|---------------------------------------|---------------------------------------|---------------------------------------|---------------------------------------|---------------------------------------|---------------------------------------|---------------------------------------|---------------------------------------|---------------------------------------|---------------------------------------|---------------------------------------|---------------------------------------|---------------------------------------|---------------------------------------|---------------------------------------|---------------------------------------|---------------------------------------|---------------------------------|----------------------------------|------------------------------------|----------------------------------|--------|--|--|--|--|--|
| Al Bumbry, L OBP: 0.321, SLG: 0.371 (1, 8) | 0-0 6-3 | | 0-0 6-3 | | 0-0 F7 | | | 0-0 3-1 | | 0-0 1B | | 0-0 1B | | | 0-3 K | | 7 | 0 | 2 | 0 | 0 | 1 | 0 | | | | | | | | | | |
| Rich Dauer, R OBP: 0.328, SLG: 0.364 (1, 5) | 0-0 4-3 | | 0-0 5-3 | | | 0-0 5-3 | | 0-0 5-3 | | 0-0 F5 | | 0-0 CS | 0-0 1B | | 0-0 F9 | | 7 | 0 | 1 | 0 | 0 | 0 | 1 | | | | | | | | | | |
| Ken Singleton, S OBP: 0.426, SLG: 0.576 (1, 9) | 0-0 G3 | | | 0-0 1B | | 0-0 F9 | | | 0-0 HR | 4-0 FC6-4 | | | | 0-3 K | | 4 | 2 | 2 | 1 | 1 | 0 | 0 | | | | | | | | | | | |
| Larry Harlow, L OBP: 0.375, SLG: 0.293 (10, PR) | | | | 0-0 3B | | | | | | 1-2 IBB | | | | | | 2 | 0 | 0 | 0 | 0 | 1 | 1 | | | | | | | | | | | |
| John Lowenstein, L OBP: 0.468, SLG: 0.612 (16, 9) | | | | | | | | | | | | | | | | 0 | 0 | 0 | 0 | 0 | 0 | 0 | | | | | | | | | | | |
| Eddie Murray, S OBP: 0.359, SLG: 0.403 (1, 3) | | 0-0 G3 | | 0-0 1B | | 0-0 1B | | 0-0 4-3 | | 0-0 FC6-4 | | | 0-0 F7 | | 0-0 F7 | | 7 | 1 | 2 | 1 | 0 | 0 | 3 | | | | | | | | | | |
| Pat Kelly, L OBP: 0.450, SLG: 0.606 (1, 10) | | 0-0 F7 | | 0-0 3B | | 0-0 1B | | 0-0 2B | | | | | 0-0 F8 | | | | 5 | 0 | 2 | 1 | 0 | 1 | 0 | | | | | | | | | | |
| Benny Ayala, R OBP: 0.286, SLG: 0.286 (13, PH) | | | | 0-0 G3 | | 0-0 2B | | 0-0 1B | | BB PB | | | | | | | 2 | 0 | 0 | 0 | 0 | 0 | 1 | | | | | | | | | | |
| Gary Roenicke, R OBP: 0.414, SLG: 0.557 (1, 7) | | 0-0 HR | | 0-0 BB | | 0-0 BB | | 0-0 F8 | | 4-0 IBB | | | 0-0 F7 | | 0-3 K | | 4 | 1 | 1 | 1 | 2 | 1 | 0 | | | | | | | | | | |
| Billy Smith, S OBP: 0.294, SLG: 0.351 (1, 4) | | 0-0 HR | | 0-0 BB | | 0-0 BB | | 4-0 F8 | | 4-0 IBB | | | 0-0 P6 | | | | 2 | 0 | 1 | 0 | 1 | 0 | 1 | | | | | | | | | | |
| Lee May, R OBP: 0.348, SLG: 0.531 (9, PH) | | | | 0-0 G4-6-3 | | 0-0 BB | | 4-0 F8 | | 4-0 IBB | | | 0-0 P4 | | | | 0 | 0 | 0 | 0 | 1 | 0 | 0 | | | | | | | | | | |
| Mark Belanger, R OBP: 0.237, SLG: 0.196 (9, 6) | | | | 0-0 2B | | 0-0 BB | | 4-0 F8 | | 1-2 2-3 BB | | | 0-0 P4 | | | | 2 | 0 | 0 | 0 | 0 | 0 | 0 | | | | | | | | | | |
| Kiko Garcia, R OBP: 0.301, SLG: 0.362 (1, 6) | | 0-0 P4 | | | 0-0 F8 | | | 0-0 G5-4-3 | | 0-0 G6-4-3 | | | 0-0 F3 | | | | 6 | 0 | 0 | 0 | 0 | 0 | 5 | | | | | | | | | | |
| Dave Skaggs, R OBP: 0.308, SLG: 0.265 (1, 2) | | | 0-3 K | | 0-3 K | | | 0-0 F8 | | 0-0 L4 | | | 0-0 F8 | | | | 3 | 0 | 0 | 0 | 0 | 2 | 0 | | | | | | | | | | |
| Rick Dempsey, R OBP: 0.355, SLG: 0.361 (10, PH) | | | | | | | | 0-0 4-3 | | | | | | | 0-0 5-3 | | 3 | 0 | 0 | 0 | 0 | 0 | 0 | | | | | | | | | | |
| Inning Stats | R: 0 E: 0 K: 0 S: 3 | H: 0 LOB: 0 BB: 0 P: 3 | R: 1 E: 0 K: 0 S: 5 | H: 2 LOB: 1 BB: 0 P: 5 | R: 0 E: 0 K: 1 S: 5 | H: 0 LOB: 0 BB: 0 P: 5 | R: 2 E: 0 K: 0 S: 4 | H: 2 LOB: 0 BB: 1 P: 8 | R: 0 E: 0 K: 1 S: 5 | H: 0 LOB: 0 BB: 0 P: 5 | R: 0 E: 0 K: 1 S: 4 | H: 0 LOB: 0 BB: 0 P: 3 | R: 1 E: 0 K: 0 S: 4 | H: 2 LOB: 3 BB: 2 P: 12 | R: 0 E: 0 K: 0 S: 4 | H: 1 LOB: 2 BB: 1 P: 8 | R: 0 E: 0 K: 1 S: 5 | H: 0 LOB: 0 BB: 0 P: 5 | R: 0 E: 0 K: 1 S: 6 | H: 1 LOB: 1 BB: 0 P: 6 | R: 0 E: 0 K: 1 S: 5 | H: 0 LOB: 0 BB: 0 P: 5 | R: 0 E: 0 K: 1 S: 3 | H: 0 LOB: 0 BB: 0 P: 3 | 1B: 6 2B: 2 3B: 1 HR: 2 | SF: 0 SAC: 0 DP: 3 HBP: 0 | WP: 0 PB: 1 SB: 1 CS: 1 | PA: 60 | | | | | |
| PITCHER | IP WLS BF H R ER SO | IP WLS BF H R ER SO | IP WLS BF H R ER SO | IP WLS BF H R ER SO | IP WLS BF H R ER SO | IP WLS BF H R ER SO | IP WLS BF H R ER SO | IP WLS BF H R ER SO | IP WLS BF H R ER SO | IP WLS BF H R ER SO | IP WLS BF H R ER SO | IP WLS BF H R ER SO | IP WLS BF H R ER SO | IP WLS BF H R ER SO | IP WLS BF H R ER SO | IP WLS BF H R ER SO | IP WLS BF H R ER SO | IP WLS BF H R ER SO | IP WLS BF H R ER SO | IP WLS BF H R ER SO | IP WLS BF H R ER SO | IP WLS BF H R ER SO | IP WLS BF H R ER SO | ERA WHIP | ERA WHIP | | | | | | | | |
| Marty Pattin, R ERA: 4.14 (1, 1) | 8.1 | | | | | | | | | | | | | | | | | | | | | | | | | | | | | | | | |
| Al Hrabosky, L ERA: 3.54 (9, 1) | 3.2 | | | | | | | | | | | | | | | | | | | | | | | | | | | | | | | | |
| Larry Gura, L ERA: 6.04 (13, 1) | 4.0 | W | | | | | | | | | | | | | | | | | | | | | | | | | | | | | | | |

Baltimore Orioles @ Kansas City Royals
Royals Stadium, Kansas City, MO
Mon May 28 1979, 8:05 PM EDT
Att. 34,677 - Unknown

livebaseballscores.com

AB 54
R 4
H 11
RBI 4
BB 5
SO 6
LOB 12



| Batter | 1 | 2 | 3 | 4 | 5 | 6 | 7 | 8 | 9 | 10 | 11 | 12 | 13 | 14 | 15 | 16 | AB | R | H | RBI | BB | SO | LOB | BOTTOM |
|--|----|-------------|---------------|---|----------|---|---|----------|---|--------------|----|----------------------------|----|--------------|------------------|----|----|---|---|-----|----|----|-----|--------|
| Willie Wilson, S OBP: 0.410, SLG: 0.479 (1, 8) (9, 7) | G3 | | E 3B 1B | | CS BB | | | K | K | | | E S G3-2-4 1B | K | | 1-2 2-H 1B | | 7 | 1 | 3 | 0 | 1 | 3 | 3 | |
| Steve Braun, L OBP: 0.462, SLG: 0.500 (1, 7) (9, 9) | | | K | | F7 | | | HR 1B | | K | | G3-2-4 1-3 IBB BB | | 6-3 | F9 | | 4 | 1 | 2 | 0 | 0 | 1 | 2 | |
| Amos Otis, R OBP: 0.414, SLG: 0.428 (1, 5) | 1B | | | | 1-2 | | | HR 1B | | | | G3-2-4 1-2 IBB | | | | | 7 | 3 | 5 | 4 | 1 | 0 | 1 | |
| George Brett, L OBP: 0.382, SLG: 0.552 (1, 5) | F7 | | SF7 3B | | F7 | | | HR | | G1-6-3 1B | | G3-2-4 1-2 IBB | | FC6-4 2B | | | 5 | 0 | 1 | 1 | 1 | 0 | 5 | |
| Darrell Porter, L OBP: 0.416, SLG: 0.494 (1, 2) | F9 | | SF7 | | | | | 4-3 | | G1-6-3 | | G3-2-4 | | FC6-4 IBB | | | 6 | 0 | 2 | 0 | 1 | 0 | 3 | |
| Ralph LaCock, L OBP: 0.362, SLG: 0.431 (1, 3) | | G3 | | | G6-3 | | | G3 | | | | FC3-6 1B | | FC6-4 S | | | 4 | 0 | 2 | 0 | 0 | 0 | 1 | |
| Tom Poquette, L OBP: 0.278, SLG: 0.250 (1, 9) Freddie Patek, R OBP: 0.279, SLG: 0.278 (9, PR) Joe Zeb, R OBP: 0.208, SLG: 0.273 (10, 9) | | | 2B | | G3 | | | | | FC1-6 1B | | FC3-6 1B | | 6-3 | | | 0 | 0 | 0 | 0 | 0 | 0 | 0 | |
| Clint Hurdle, L OBP: 0.347, SLG: 0.403 (1, 10) Jeremy Terrell, R OBP: 0.444, SLG: 0.667 (9, PH) Hal McRae, R OBP: 0.297, SLG: 0.401 (11, PH) | | FC4-6 1B | | | 1-3 | | | 5-3 | | FC1-6 E | | | | P6 | | | 3 | 0 | 0 | 0 | 0 | 0 | 1 | |
| U L Washington, S OBP: 0.301, SLG: 0.364 (1, 4) | | | 1B | | B1-3 | | | F8 | | F8 | | L6 | | FC6-4 BB | | | 6 | 0 | 2 | 0 | 1 | 0 | 3 | |
| Todd Cruz, R OBP: 0.250, SLG: 0.467 (1, 6) | | | F7 | | K | | | F7 | | E5 | | P4 | | FC6-4 | | | 7 | 0 | 0 | 0 | 0 | 2 | 8 | |

| Inning Stats | R: 0 | H: 1 | E: 0 | LOB: 1 | K: 0 | BB: 0 | S: 4 | R: 0 | H: 2 | E: 0 | LOB: 2 | K: 0 | BB: 0 | S: 5 | R: 2 | H: 3 | E: 1 | LOB: 1 | K: 1 | BB: 0 | S: 8 | R: 0 | H: 0 | E: 0 | LOB: 0 | K: 0 | BB: 0 | S: 5 | R: 0 | H: 0 | E: 0 | LOB: 0 | K: 0 | BB: 0 | S: 3 | R: 0 | H: 1 | E: 0 | LOB: 0 | K: 0 | BB: 0 | S: 3 | R: 2 | H: 2 | E: 0 | LOB: 0 | K: 1 | BB: 0 | S: 7 | R: 0 | H: 1 | E: 1 | LOB: 2 | K: 1 | BB: 0 | S: 7 | R: 0 | H: 1 | E: 0 | LOB: 0 | K: 1 | BB: 0 | S: 5 | R: 0 | H: 2 | E: 0 | LOB: 2 | K: 0 | BB: 0 | S: 5 | R: 0 | H: 1 | E: 0 | LOB: 3 | K: 0 | BB: 3 | S: 3 | R: 0 | H: 0 | E: 0 | LOB: 1 | K: 1 | BB: 1 | S: 5 | R: 0 | H: 1 | E: 0 | LOB: 2 | K: 0 | BB: 1 | S: 4 | R: 0 | H: 3 | E: 0 | LOB: 2 | K: 1 | BB: 0 | S: 7 | R: 1 | H: 1 | E: 0 | LOB: 0 | K: 0 | BB: 0 | S: 1 | 1B: 14 | SF: 1 | 2B: 2 | SAC: 0 | 3B: 1 | DP: 3 | HR: 2 | HBP: 0 | WP: 0 | PA: 66 |
|---|------|------|------|--------|------|-------|------|------|------|------|--------|------|-------|------|------|------|-------|--------|------|-------|------|------|------|------|--------|------|-------|------|------|------|------|--------|------|-------|------|------|------|------|--------|------|-------|------|------|------|------|--------|------|-------|------|------|------|------|--------|------|-------|------|------|------|------|--------|------|-------|------|------|------|------|--------|------|-------|------|------|------|------|--------|------|-------|------|------|------|------|--------|------|-------|------|------|------|------|--------|------|-------|------|------|------|------|--------|------|-------|------|------|------|------|--------|------|-------|------|--------|-------|-------|--------|-------|-------|-------|--------|-------|--------|
| PITCHER | IP | WLS | BF | H | R | ER | SO | BB | IBB | HBP | BLK | WP | HR | S | P | ERA | WHIP | | | | | | | | | | | | | | | | | | | | | | | | | | | | | | | | | | | | | | | | | | | | | | | | | | | | | | | | | | | | | | | | | | | | | | | | | | | | | | | | | | | | | | | | | | | | | | | | | | |
| Dennis Martinez, R ERA: 2.95 (1, 1) | 9.0 | | 37 | 10 | 4 | 4 | 4 | 1 | 0 | 0 | 0 | 0 | 1 | 44 | 28 | 4.00 | 1.222 | | | | | | | | | | | | | | | | | | | | | | | | | | | | | | | | | | | | | | | | | | | | | | | | | | | | | | | | | | | | | | | | | | | | | | | | | | | | | | | | | | | | | | | | | | | | | | | | | | |
| Don Stanhouse, R ERA: 2.89 (10, 1) | 3.0 | 14 | 4 | 0 | 0 | 1 | 1 | 2 | 0 | 0 | 0 | 0 | 0 | 13 | 25 | 0.00 | 1.667 | | | | | | | | | | | | | | | | | | | | | | | | | | | | | | | | | | | | | | | | | | | | | | | | | | | | | | | | | | | | | | | | | | | | | | | | | | | | | | | | | | | | | | | | | | | | | | | | | | |
| Tim Stoddard, R ERA: 2.18 (13, 1) | 3.0 | 14 | 4 | 0 | 0 | 2 | 1 | 1 | 0 | 0 | 0 | 0 | 0 | 16 | 24 | 0.00 | 1.667 | | | | | | | | | | | | | | | | | | | | | | | | | | | | | | | | | | | | | | | | | | | | | | | | | | | | | | | | | | | | | | | | | | | | | | | | | | | | | | | | | | | | | | | | | | | | | | | | | | |
| Sammy Stewart, R ERA: 2.73 (16, 1) | 0.0 | L | 1 | 1 | 1 | 1 | 0 | 0 | 0 | 0 | 0 | 0 | 1 | 1 | 1 | ∞ | ∞ | | | | | | | | | | | | | | | | | | | | | | | | | | | | | | | | | | | | | | | | | | | | | | | | | | | | | | | | | | | | | | | | | | | | | | | | | | | | | | | | | | | | | | | | | | | | | | | | | | |

Baltimore Orioles @ Kansas City Royals
 Royals Stadium, Kansas City, MO
 Mon May 28 1979, 8:05 PM EDT
 Att: 34,677 - Unknown

AB 59
 R 5
 H 19
 RBI 5
 BB 6
 SO 7
 LOB 36



| Batter | 1 | 2 | 3 | 4 | 5 | 6 | 7 | 8 | 9 | AB R H RBI BB SO LOB | TOP | | | | | | | | | | | |
|--|---|---------------------------------|------------------------------|----------------------------------|------------------------------|---------------------------------|------------------------------|----------------------------------|------------------------------|----------------------------------|---|---------------------------------|------------------------------|---------------------------------|------------------------------|---------------------------------|------------------------------|---------------------------------|----------------------------------|------------------------------------|----------------------------------|--------|
| Al Bumbry, L (1, 8) OBP: 0.332, SLG: 0.383 | 0-0 L9-3 1B | 0-0 F7 | | 4-0 BB BB BB | | 0-0 SH5-4 FC4-2 2B | | 0-0 SH1-4 1B | 0-0 1-3 1-2 2-3 | 5 0 3 0 1 0 4 | Baltimore Orioles @ Kansas City Royals Royals Stadium, Kansas City, MO Tue May 29 1979, 8:05 PM EDT Att: 22,731 - Unknown | | | | | | | | | | | |
| Mark Belanger, R (1, 6) OBP: 0.248, SLG: 0.210 | 0-0 L9-3 1-2 | | 0-0 HR 2B | 4-0 BB BB | | 0-0 SH5-4 2-3 | | 0-0 SH1-4 1-2 2-3 | 0-0 F9 | 3 1 1 0 1 0 3 | | | | | | | | | | | | |
| Ken Singleton, S (1, 9) OBP: 0.430, SLG: 0.589 Larry Hartow, L (8, PR) OBP: 0.375, SLG: 0.293 | 0-0 6-3 | | 0-0 HR 2-H | 4-0 BB 1-2 2-3 | | 0-0 FC4-2 2B 3-H | | 4-0 G4-6-3 IBB | | 3 2 1 2 2 0 1 0 0 0 0 0 0 0 | | | | | | | | | | | | |
| Eddie Murray, S (1, 3) OBP: 0.355, SLG: 0.403 | | 0-0 L4 | 0-0 6-3 | 0-0 F7 | | 0-0 1-H 2B | | 0-0 G4-6-3 1-2f | | 5 0 1 1 0 0 6 | | | | | | | | | | | | |
| Gary Roenicke, R (1, 7) OBP: 0.406, SLG: 0.568 | | 0-3 K | 0-0 F8 | | 0-3 K | 0-0 1-3 | | | 0-0 HR | 5 1 1 1 0 2 1 | | | | | | | | | | | | |
| Lee May, R (1, 10) OBP: 0.350, SLG: 0.546 | | 0-0 BB 1B 1B | 0-0 6-3 | | 0-0 5-3 | | 0-0 F8 | | 0-0 HR | 5 2 2 1 0 0 0 | | | | | | | | | | | | |
| Rick Dempsey, R (1, 2) OBP: 0.363, SLG: 0.370 | | 0-0 BB 1B 1B | | 0-0 1-3 | 0-0 BB 1B | | 0-0 F8 | | 0-0 HR | 5 1 3 0 0 0 0 | | | | | | | | | | | | |
| Kiko Garcia, R (1, 4) OBP: 0.305, SLG: 0.352 | | 4-0 1B 1-2 2-3 BB | | 0-3 K BB BB | 4-0 FC6-4 BB | | 0-0 F8 | | 0-3 K | 3 0 0 0 2 2 1 | | | | | | | | | | | | |
| Rich Dauer, R (1, 5) OBP: 0.340, SLG: 0.395 | | 0-0 1-2 2-H 3-H 1B | | 0-0 HR | 0-0 FC6-4 1-2f | | 0-0 SH1-4 1B | | 0-0 1-3 1B | 5 1 4 3 0 0 2 | | | | | | | | | | | | |
| Inning Stats | R: 0 E: 0 K: 0 S: 3 | H: 1 LOB: 0 BB: 0 P: 3 | R: 2 E: 0 K: 1 S: 8 | H: 3 LOB: 2 BB: 1 P: 12 | R: 2 E: 0 K: 0 S: 5 | H: 2 LOB: 0 BB: 0 P: 5 | R: 1 E: 0 K: 1 S: 6 | H: 1 LOB: 3 BB: 3 P: 18 | R: 0 E: 0 K: 1 S: 6 | H: 1 LOB: 2 BB: 1 P: 10 | R: 1 E: 0 K: 0 S: 5 | H: 2 LOB: 1 BB: 0 P: 5 | R: 0 E: 0 K: 0 S: 3 | H: 0 LOB: 0 BB: 0 P: 3 | R: 0 E: 0 K: 0 S: 4 | H: 2 LOB: 3 BB: 1 P: 8 | R: 2 E: 0 K: 1 S: 9 | H: 4 LOB: 2 BB: 0 P: 9 | 1B: 9 2B: 4 3B: 0 HR: 4 | SF: 0 SAC: 2 DP: 2 HBP: 0 | WP: 0 PB: 0 SB: 0 CS: 0 | PA: 47 |
| PITCHER | IP WLS BF H R ER SO BB IBB HBP BLK WP HR S P ERA WHIP | | | | | | | | | | | | | | | | | | | | | |
| Paul Spittorf, L (1, 1) ERA: 3.77 | 3.2 L 19 7 5 5 2 2 0 0 0 0 0 2 21 29 12.27 2.455 | | | | | | | | | | | | | | | | | | | | | |
| Eduardo Rodriguez, R (4, 1) ERA: 4.88 | 4.1 23 7 3 3 1 3 1 0 0 0 0 2 21 37 6.23 2.308 | | | | | | | | | | | | | | | | | | | | | |
| Renie Martin, R (9, 1) ERA: 7.71 | 1.0 5 2 0 0 0 1 0 0 0 0 0 0 7 7 0.00 2.000 | | | | | | | | | | | | | | | | | | | | | |

| | |
|------------|----|
| AB | 39 |
| R | 8 |
| H | 16 |
| RBI | 8 |
| BB | 6 |
| SO | 4 |
| LOB | 18 |



| | |
|-----------|----|
| WP | 0 |
| PA | 47 |

| | |
|-------------|-------|
| ERA | 12.27 |
| WHIP | 2.455 |

| | |
|-------------|-------|
| ERA | 6.23 |
| WHIP | 2.308 |

| | |
|-------------|-------|
| ERA | 0.00 |
| WHIP | 2.000 |

| | |
|-------------|-------|
| ERA | 0.00 |
| WHIP | 2.000 |

| Batter | 1 | 2 | 3 | 4 | 5 | 6 | 7 | 8 | 9 | AB | R | H | RBI | BB | SO | LOB |
|--|-----------------|------------|------------|---|-----------------|-----------------|---------------------------------|--------------------|--------------------|----|---|---|-----|----|----|-----|
| Willie Wilson, S OBP: 0.404, SLG: 0.490 (1, 8) | 0-0 1B 3B | | 0-3 K | | | 0-0 F8 | | 0-0 4-3 | | 4 | 1 | 1 | 0 | 0 | 1 | 0 |
| Steve Braun, L OBP: 0.448, SLG: 0.458 Joe Zdeb, R OBP: 0.240, SLG: 0.304 (1, 7) (8, PH) (9, 7) | 0-0 L4 | | 0-0 5-3 | | | 4-0 G3 BB | | 0-0 FC3-6 1B | | 2 | 0 | 0 | 0 | 1 | 0 | 1 |
| George Brett, L OBP: 0.379, SLG: 0.546 (1, 5) | 0-0 1B | | | | 0-3 K | | 0-0 G3 | | 0-0 FC3-6 | 4 | 0 | 1 | 1 | 0 | 1 | 2 |
| Darrell Porter, L OBP: 0.408, SLG: 0.482 (1, 2) | 0-0 F7 | | | | 0-0 F9 | | 0-0 G3 | | 0-0 F8 | 4 | 0 | 0 | 0 | 0 | 0 | 3 |
| Ralph LaCock, L OBP: 0.362, SLG: 0.429 John Wathan, R OBP: 0.301, SLG: 0.382 (1, 3) (9, PH) | 0-0 4-3 | | | | 0-0 F2 | | 0-0 BB 1B G1-2-3 1B | | 0-0 F9 | 3 | 0 | 1 | 0 | 0 | 0 | 1 |
| Tom Poquette, L OBP: 0.286, SLG: 0.263 Jerry Terrell, R OBP: 0.400, SLG: 0.600 (1, 9) (9, PH) | | 0-0 F5 | | | 0-0 F7 | | 0-0 BB 1B | | 0-0 5-3 | 3 | 0 | 1 | 0 | 0 | 0 | 0 |
| Hal McRae, R OBP: 0.296, SLG: 0.398 (1, 10) | | 0-0 1-3 | | | 0-0 F9 | | 0-0 F9 | | 0-0 FC4-6 1B | 4 | 0 | 1 | 0 | 0 | 0 | 2 |
| U L Washington, S OBP: 0.310, SLG: 0.363 (1, 4) | | 0-3 K | | | 0-0 E4 1B | | 4-0 BB 1B | | 0-0 FC4-6 | 3 | 0 | 1 | 0 | 1 | 1 | 1 |
| Todd Cruz, R OBP: 0.273, SLG: 0.438 Clint Hurdle, L OBP: 0.344, SLG: 0.400 Freddie Patek, R OBP: 0.279, SLG: 0.278 (1, 6) (7, PH) (8, 6) | | | 0-0 F5 | | 0-0 F8 | | 0-0 G1-2-3 | | | 2 | 0 | 0 | 0 | 0 | 0 | 1 |

| Inning Stats | R: 1 | H: 2 | E: 0 | K: 0 | S: 5 | LOB: 1 | BB: 0 | P: 5 | R: 0 | H: 0 | E: 0 | K: 1 | S: 5 | LOB: 0 | BB: 0 | P: 5 | R: 0 | H: 0 | E: 0 | K: 1 | S: 5 | LOB: 0 | BB: 0 | P: 5 | R: 0 | H: 0 | E: 0 | K: 0 | S: 4 | LOB: 1 | BB: 1 | P: 7 | R: 0 | H: 2 | E: 0 | K: 0 | S: 4 | LOB: 2 | BB: 1 | P: 8 | R: 0 | H: 1 | E: 0 | K: 0 | S: 4 | LOB: 1 | BB: 0 | P: 4 | R: 0 | H: 1 | E: 0 | K: 0 | S: 4 | LOB: 1 | BB: 0 | P: 4 | R: 0 | H: 1 | E: 0 | K: 0 | S: 4 | LOB: 1 | BB: 0 | P: 4 |
|--------------|-------|-------|-------|-------|--------|--------|--------|-------|--------|------|------|------|------|--------|-------|------|------|------|------|------|------|--------|-------|------|------|------|------|------|------|--------|-------|------|------|------|------|------|------|--------|-------|------|------|------|------|------|------|--------|-------|------|------|------|------|------|------|--------|-------|------|------|------|------|------|------|--------|-------|------|
| 1B: 6 | 2B: 0 | 3B: 1 | HR: 0 | SF: 0 | SAC: 0 | DP: 1 | HBP: 0 | WP: 0 | PA: 35 | | | | | | | | | | | | | | | | | | | | | | | | | | | | | | | | | | | | | | | | | | | | | | | | | | | | | | | |

| PITCHER | IP | WLS | BF | H | R | ER | SO | BB | IBB | HBP | BLK | WP | HR | S | P | ERA | WHIP |
|--|-----|-----|----|---|---|----|----|----|-----|-----|-----|----|----|----|----|------|-------|
| Jim Palmer, R ERA: 2.8 (1, 1) | 7.0 | W | 27 | 5 | 1 | 1 | 3 | 2 | 0 | 0 | 0 | 0 | 0 | 31 | 39 | 1.29 | 1.000 |
| Tippy Martinez, L ERA: 4.12 (8, 1) | 2.0 | | 8 | 2 | 0 | 0 | 0 | 0 | 0 | 0 | 0 | 0 | 0 | 8 | 8 | 0.00 | 1.000 |

BOTTOM

Baltimore Orioles @ Kansas City Royals
 Royals Stadium, Kansas City, MO
 Tue May 29 1979, 8:05 PM EDT
 Att. 22,731 - Unknown

livebaseballscorecards.com

| | |
|-----|----|
| AB | 33 |
| R | 1 |
| H | 7 |
| RBI | 1 |
| BB | 2 |
| SO | 3 |
| LOB | 14 |



| Batter | 1 | 2 | 3 | 4 | 5 | 6 | 7 | 8 | 9 | AB R H RBI BB SO LOB | TOP | | | | | | | | | | | |
|--|---|---------------------------------|----------------------------------|----------------------------------|------------------------------|----------------------------------|------------------------------|---------------------------------|------------------------------|---------------------------------|---|---------------------------------|------------------------------|---------------------------------|------------------------------|---------------------------------|------------------------------|---------------------------------|----------------------------------|------------------------------------|----------------------------------|--------|
| Al Bumbry, L (1, 8) OBP: 0.333, SLG: 0.383 | 0-0 5-3 1B | | 0-0 BB BB BB 1B | | 0-0 F8 | | 0-3 K | | 0-0 G3 | 5 1 2 0 0 1 1 | Baltimore Orioles @ Kansas City Royals Royals Stadium, Kansas City, MO Wed May 30 1979, 8:05 PM EDT Att: 20,838 - Unknown | | | | | | | | | | | |
| Rich Dauer, R (1, 5) OBP: 0.332, SLG: 0.384 | 0-0 5-3 1-2 | | 0-0 F9 | | 0-0 L5 | | 0-0 6-3 | | 0-3 K | 5 0 0 0 0 1 4 | | | | | | | | | | | | |
| Ken Singleton, S (1, 9) OBP: 0.431, SLG: 0.582 | 0-3 K | | 4-0 BB BB 1-2 BB | | 4-0 1B BB | | 0-0 5-3 | | | 2 0 0 0 2 1 1 | | | | | | | | | | | | |
| Eddie Murray, S (1, 3) OBP: 0.363, SLG: 0.404 | 0-0 F8 | | 4-0 BB BB 1-2 2-3 BB | | 0-0 1B | | | 4-0 G5-4-3 BB | | 2 0 1 0 2 0 1 | | | | | | | | | | | | |
| Gary Roenicke, R (1, 7) OBP: 0.408, SLG: 0.558 | | 4-0 WP E BB | 4-0 G6-4-3 BB | | 0-0 P5 | | | 0-0 G5-4-3 1-2f | | 2 0 0 1 2 0 3 | | | | | | | | | | | | |
| Lee May, R (1, 10) OBP: 0.347, SLG: 0.545 | | 0-0 F8 | 0-0 G6-4-3 | | | | | 0-0 2B | | 4 0 1 0 0 0 4 | | | | | | | | | | | | |
| Billy Smith, S (1, 4) OBP: 0.281, SLG: 0.333 | | 0-0 E3 1-2 WP | | 0-0 F8 | | | | 0-0 F7 | | 4 0 0 0 0 0 2 | | | | | | | | | | | | |
| Rick Dempsey, R (1, 2) OBP: 0.362, SLG: 0.364 | | 0-3 K | | 0-0 4-3 | | | | | 0-0 4-3 | 2 0 0 0 1 1 2 | | | | | | | | | | | | |
| Pat Kelly, L (9, PH) OBP: 0.450, SLG: 0.606 | | 1-2 2-3 | | | | | | | | 0 0 0 0 0 0 0 | | | | | | | | | | | | |
| Kiko Garcia, R (9, PH) OBP: 0.303, SLG: 0.349 | | | | | | | | | | 1 0 0 0 0 0 0 | | | | | | | | | | | | |
| Mark Belanger, R (1, 6) OBP: 0.242, SLG: 0.204 | | 0-0 F8 | | 0-3 K | | | | | 0-0 G3 2B | 3 0 0 0 0 2 3 | | | | | | | | | | | | |
| Benny Ayala, R (9, PH) OBP: 0.375, SLG: 0.500 | | | | | | | | | | 1 0 1 0 0 0 0 | | | | | | | | | | | | |
| Larry Harlow, L (9, PR) OBP: 0.375, SLG: 0.293 | | | | | | | | | | 0 0 0 0 0 0 0 | | | | | | | | | | | | |
| Inning Stats | R: 0 E: 0 K: 1 S: 6 | H: 1 LOB: 1 BB: 0 P: 6 | R: 0 E: 1 K: 1 S: 6 | H: 0 LOB: 2 BB: 1 P: 10 | R: 1 E: 0 K: 0 S: 3 | H: 1 LOB: 2 BB: 3 P: 15 | R: 0 E: 0 K: 1 S: 5 | H: 0 LOB: 0 BB: 0 P: 5 | R: 0 E: 0 K: 1 S: 4 | H: 1 LOB: 2 BB: 1 P: 8 | R: 0 E: 0 K: 1 S: 5 | H: 0 LOB: 1 BB: 1 P: 9 | R: 0 E: 0 K: 1 S: 5 | H: 0 LOB: 0 BB: 0 P: 5 | R: 0 E: 0 K: 1 S: 3 | H: 1 LOB: 1 BB: 1 P: 7 | R: 0 E: 0 K: 1 S: 6 | H: 1 LOB: 2 BB: 0 P: 6 | 1B: 3 2B: 2 3B: 0 HR: 0 | SF: 0 SAC: 0 DP: 2 HBP: 0 | WP: 1 PB: 0 SB: 0 CS: 0 | PA: 38 |
| PITCHER | IP WLS BF H R ER SO BB IBB HBP BLK WP HR S P ERA WHIP | | | | | | | | | | | | | | | | | | | | | |
| Rich Gale, R (1, 1) ERA: 4.21 | 8.0 W 34 4 1 1 5 7 0 0 0 1 0 37 65 1.12 1.375 | | | | | | | | | | | | | | | | | | | | | |
| Al Hrabosky, L (9, 1) ERA: 3.41 | 1.0 S 4 1 0 0 1 0 0 0 0 0 0 6 6 0.00 1.000 | | | | | | | | | | | | | | | | | | | | | |

livebaseballscorecards.com

| | |
|------------|----|
| AB | 31 |
| R | 1 |
| H | 5 |
| RBI | 1 |
| BB | 7 |
| SO | 6 |
| LOB | 21 |



| Batter | 1 | 2 | 3 | 4 | 5 | 6 | 7 | 8 | 9 |
|--|-----------------|-----------|------------|-----------------------|------------|-----------|----------------------|---|---|
| Willie Wilson, S OBP: 0.389, SLG: 0.471 (1, 7) | 0-3 K | 0-3 K | | | 0-0 6-3 | | 0-0 6-3 | | |
| George Brett, L OBP: 0.386, SLG: 0.550 (1, 3) | 0-0 HR 1B | | 0-0 6-3 | | 0-0 1B | | 0-0 FC1-6 1B | | |
| John Wathan, R OBP: 0.286, SLG: 0.361 (1, 2) | 0-0 F7 | | 0-0 F3 | | 0-0 5-3 | | 0-0 FC1-6 1-2f | | |
| Amos Otis, R OBP: 0.411, SLG: 0.441 (1, 8) | 0-0 HR | | 0-3 K | | 0-0 F7 | | 0-3 K | | |
| Al Cowens, R OBP: 0.388, SLG: 0.500 (1, 9) | 0-0 2B | | | 0-0 5-3 | | 0-0 1B | 0-0 F7 | | |
| Hal McRae, R OBP: 0.297, SLG: 0.397 (1, 10) | 0-3 K | | | 0-0 1B 1B | | 0-0 F7 | | | |
| Todd Cruz, R OBP: 0.278, SLG: 0.429 (1, 5) | | 0-3 K | | 0-0 1B G4-6-3 | | 0-3 K | | | |
| U L Washington, S OBP: 0.300, SLG: 0.349 (1, 4) | | 0-0 P4 | | 0-0 G4-6-3 1-2f | | 0-0 F7 | | | |
| Freddie Patek, R OBP: 0.280, SLG: 0.279 (1, 6) | | 0-0 1B | | | 0-0 F3 | | 0-0 4-3 | | |

| Inning Stats | R: 2 | H: 3 | E: 0 | LOB: 1 | K: 2 | BB: 0 | S: 10 | R: 0 | H: 1 | E: 0 | LOB: 1 | K: 2 | BB: 0 | S: 8 | R: 0 | H: 0 | E: 0 | LOB: 0 | K: 1 | BB: 0 | S: 5 | R: 0 | H: 2 | E: 0 | LOB: 1 | K: 0 | BB: 0 | S: 4 | R: 0 | H: 1 | E: 0 | LOB: 1 | K: 0 | BB: 0 | S: 4 | R: 0 | H: 1 | E: 0 | LOB: 1 | K: 1 | BB: 0 | S: 6 | R: 0 | H: 0 | E: 0 | LOB: 0 | K: 0 | BB: 0 | S: 3 | R: 0 | H: 1 | E: 0 | LOB: 1 | K: 1 | BB: 0 | S: 6 |
|--------------|------|------|------|--------|------|-------|-------|------|------|------|--------|------|-------|------|------|------|------|--------|------|-------|------|------|------|------|--------|------|-------|------|------|------|------|--------|------|-------|------|------|------|------|--------|------|-------|------|------|------|------|--------|------|-------|------|------|------|------|--------|------|-------|------|
|--------------|------|------|------|--------|------|-------|-------|------|------|------|--------|------|-------|------|------|------|------|--------|------|-------|------|------|------|------|--------|------|-------|------|------|------|------|--------|------|-------|------|------|------|------|--------|------|-------|------|------|------|------|--------|------|-------|------|------|------|------|--------|------|-------|------|

| PITCHER | IP | WLS | BF | H | R | ER | SO | BB | IBB | HBP | BLK | WP | HR | S | P | ERA | WHIP |
|--------------------------------------|-----|-----|----|---|---|----|----|----|-----|-----|-----|----|----|----|----|------|-------|
| Mike Flanagan, L ERA: 3.92 (1, 1) | 8.0 | L | 32 | 9 | 2 | 2 | 7 | 0 | 0 | 0 | 0 | 0 | 1 | 46 | 46 | 2.25 | 1.125 |

BOTTOM

| AB | R | H | RBI | BB | SO | LOB |
|----|---|---|-----|----|----|-----|
| 4 | 0 | 0 | 0 | 0 | 2 | 1 |
| 4 | 1 | 3 | 0 | 0 | 0 | 0 |
| 4 | 0 | 0 | 0 | 0 | 0 | 3 |
| 4 | 1 | 1 | 2 | 0 | 2 | 1 |
| 4 | 0 | 2 | 0 | 0 | 0 | 1 |
| 3 | 0 | 1 | 0 | 0 | 1 | 2 |
| 3 | 0 | 1 | 0 | 0 | 2 | 1 |
| 3 | 0 | 0 | 0 | 0 | 0 | 2 |
| 3 | 0 | 1 | 0 | 0 | 0 | 0 |

| | |
|------------|-----------|
| AB | 32 |
| R | 2 |
| H | 9 |
| RBI | 2 |
| BB | 0 |
| SO | 7 |
| LOB | 11 |



| WP | PA | ERA | WHIP |
|----|----|-----|------|
| 0 | 32 | | |

Baltimore Orioles @ Kansas City Royals
Royals Stadium, Kansas City, MO
 Wed May 30 1979, 8:05 PM EDT
 Att. 20,838 - Unknown

livebaseballscorecards.com

| Batter | 1 | 2 | 3 | 4 | 5 | 6 | 7 | 8 | 9 | AB R H RBI BB SO LOB | TOP | | | | | | | | | | | | | | | | | | | | | | | | | |
|---|---|---------------------------------|------------------------------|---------------------------------|------------------------------|---------------------------------|-------------------------------|----------------------------------|------------------------------|---------------------------------|------------------------------|----------------------------------|------------------------------|---------------------------------|-------------------------------|----------------------------------|------------------------------|---------------------------------|----------------------------------|------------------------------------|----------------------------------|--------|--|--|--|--|--|--|--|--|--|--|--|--|--|--|
| Paul Molitor, R (1, 4) OBP: 0.356, SLG: 0.445 | 0-0 CS 1B | | 0-0 L7 | | 4-0 L4-3 BB | | 0-0 6-3 | | 0-0 SH3-4 1B | 4 0 2 0 1 0 0 | | | | | | | | | | | | | | | | | | | | | | | | | | |
| Sal Bando, R (1, 5) OBP: 0.354, SLG: 0.327 | 0-0 L8 | | 0-3 K | | 0-0 L4-3 | | | 0-0 HBP 1B 2B 1B | 0-0 SH3-4 | 4 0 1 0 0 1 2 0 1 0 0 0 0 0 | | | | | | | | | | | | | | | | | | | | | | | | | | |
| Jim Gantner, L (8, PR) OBP: 0.319, SLG: 0.295 | 1-2 | | | | 1-2 | | | | 1-2 | | | | | | | | | | | | | | | | | | | | | | | | | | | |
| Cecil Cooper, L (1, 3) OBP: 0.380, SLG: 0.544 | 0-3 K | | | 0-3 K | | 0-3 K | | 0-3 K | 4-0 G6-4-3 BB | 4 0 0 0 1 4 1 | | | | | | | | | | | | | | | | | | | | | | | | | | |
| Dick Davis, R (1, 10) OBP: 0.321, SLG: 0.437 | | 0-0 F7 | | 0-0 E4 | | 0-0 6-3 | | 0-0 HBP 1B 2B | 0-0 G6-4-3 | 5 1 1 0 0 0 2 | | | | | | | | | | | | | | | | | | | | | | | | | | |
| Ben Oglivie, L (1, 7) OBP: 0.314, SLG: 0.441 | | 0-0 3-1 | | 0-3 K | | 0-0 BB 1B | | 1-0 2B 1-2 2-3 HBP | | 3 0 1 0 0 1 1 | | | | | | | | | | | | | | | | | | | | | | | | | | |
| Sixto Lezcano, R (1, 9) OBP: 0.410, SLG: 0.545 | | 0-0 2B | | 0-3 K | | 4-0 1-2 BB | | 0-0 1-3 2-H 3-H 2B | | 3 0 2 2 1 1 1 | | | | | | | | | | | | | | | | | | | | | | | | | | |
| Robin Yount, R (1, 6) OBP: 0.304, SLG: 0.376 | | 0-0 F2 | | | 0-0 IHR | | 0-0 F8 | 4-0 IBB | | 3 1 1 1 1 0 3 | | | | | | | | | | | | | | | | | | | | | | | | | | |
| Gorman Thomas, R (1, 8) OBP: 0.379, SLG: 0.491 | | | 0-0 HR | | 0-0 6-3 | | 0-0 1-3 | 0-3 K | | 4 1 1 1 0 1 3 | | | | | | | | | | | | | | | | | | | | | | | | | | |
| Buck Martinez, R (1, 2) OBP: 0.242, SLG: 0.300 | | | 0-0 P3 | | 0-0 HR | | 0-0 6-3 | 0-0 L5 | | 4 1 1 1 0 0 3 | | | | | | | | | | | | | | | | | | | | | | | | | | |
| Inning Stats | R: 0 E: 0 K: 1 S: 5 | H: 1 LOB: 0 BB: 0 P: 5 | R: 0 E: 0 K: 0 S: 4 | H: 1 LOB: 1 BB: 0 P: 4 | R: 1 E: 0 K: 1 S: 6 | H: 1 LOB: 0 BB: 0 P: 6 | R: 0 E: 1 K: 3 S: 10 | H: 0 LOB: 1 BB: 0 P: 10 | R: 2 E: 0 K: 0 S: 4 | H: 2 LOB: 0 BB: 1 P: 8 | R: 0 E: 0 K: 1 S: 6 | H: 1 LOB: 2 BB: 1 P: 10 | R: 0 E: 0 K: 0 S: 3 | H: 0 LOB: 0 BB: 0 P: 3 | R: 2 E: 0 K: 2 S: 10 | H: 3 LOB: 3 BB: 1 P: 15 | R: 0 E: 0 K: 0 S: 3 | H: 1 LOB: 1 BB: 1 P: 7 | 1B: 5 2B: 3 3B: 0 HR: 3 | SF: 0 SAC: 1 DP: 2 HBP: 1 | WP: 0 PB: 0 SB: 0 CS: 1 | PA: 40 | | | | | | | | | | | | | | |
| PITCHER | IP WLS BF H R ER SO BB IBB HBP BLK WP HR S P ERA WHIP | | | | | | | | | | | | | | | | | | | | | | | | | | | | | | | | | | | |
| Larry Gura, L (1, 1) ERA: 5.92 | 6.0 | | 25 | 6 | 3 | 3 | 6 | 2 | 0 | 0 | 0 | 0 | 2 | 35 | 43 | 4.50 | 1.333 | | | | | | | | | | | | | | | | | | | |
| Renie Martin, R (7, 1) ERA: 7.94 | 2.0 | L | 11 | 3 | 2 | 2 | 2 | 0 | 1 | 1 | 0 | 0 | 0 | 13 | 18 | 9.00 | 1.500 | | | | | | | | | | | | | | | | | | | |
| Al Hrabosky, L (9, 1) ERA: 3.3 | 1.0 | | 4 | 1 | 0 | 0 | 0 | 1 | 0 | 0 | 0 | 0 | 0 | 3 | 7 | 0.00 | 2.000 | | | | | | | | | | | | | | | | | | | |

Milwaukee Brewers @ Kansas City Royals
 Royals Stadium, Kansas City, MO

Fri Jun 01 1979, 8:05 PM EDT
 Att. 32,469 - Unknown - 64 F

| | |
|-----|----|
| AB | 34 |
| R | 5 |
| H | 10 |
| RBI | 5 |
| BB | 4 |
| SO | 8 |
| LOB | 16 |



| Batter | 1 | 2 | 3 | 4 | 5 | 6 | 7 | 8 | 9 | AB R H RBI BB SO LOB | TOP | |
|---|---|--|---|--|---|---|---|---|---|--|--|--|
| Paul Molitor, R (1, 4) OBP: 0.357, SLG: 0.444 | 0-0 G6-4-3 1B | 0-0 F8 | | | 0-0 CS 1B | | 0-0 L8 | | 0-0 L3 | 5 0 2 0 0 0 3 | Milwaukee Brewers @ Kansas City Royals Royals Stadium, Kansas City, MO Sat Jun 02 1979, 8:05 PM EDT Att. 32,795 - Unknown - 77 F livebaseballscorecards.com | |
| Sal Bando, R (1, 5) OBP: 0.352, SLG: 0.325 | 0-0 G6-4-3 1-2f | | | 0-0 L5 | 0-0 G4-6-3 1B 1-2 | | 0-0 6-3 | | | 4 0 1 0 0 0 1 | | |
| Cecil Cooper, L (1, 3) OBP: 0.382, SLG: 0.539 | 0-0 F8 | | | 4-0 4-3 BB | 0-0 G4-6-3 1-2f | | 4-0 BB | | | 2 0 0 0 2 0 1 | | |
| Dick Davis, R (1, 10) OBP: 0.309, SLG: 0.421 | | 0-0 4-3 | 0-0 4-3 1-2 | | 0-0 6-3 | | 0-0 F9 | | | 4 0 0 0 0 0 2 | | |
| Sixto Lezcano, R (1, 9) OBP: 0.412, SLG: 0.551 | | 0-0 1B 2B 1B | 0-0 4-3 | | 0-0 6-3 1B 2B | | 0-0 6-3 | | | 4 2 2 0 0 0 1 | | |
| Robin Yount, R (1, 6) OBP: 0.299, SLG: 0.368 | | 0-0 F9 | | 0-3 K | 0-0 6-3 | | 0-0 F8 | | | 4 0 0 0 0 1 2 | | |
| Jim Wohlford, R (1, 7) OBP: 0.310, SLG: 0.400 | | 0-0 BB 2B 1B | | 4-0 E S BB | 0-0 S 1B | | 0-3 K | | | 3 1 2 1 1 1 0 | | |
| Gorman Thomas, R (1, 8) OBP: 0.381, SLG: 0.485 | | 4-0 2B 1-2 BB | | 0-3 K | 4-0 2-H 1B | | 4-0 BB | | | 2 0 0 0 2 1 1 | | |
| Buck Martinez, R (1, 2) OBP: 0.246, SLG: 0.317 Charlie Moore, R (9, PH) OBP: 0.448, SLG: 0.465 | 0-0 1-3 2-H 3-H 2B | 0-0 2B | | 0-0 5-3 | 0-0 P4 | | 0-0 L3 1B | | | 3 0 1 2 0 0 3 1 0 1 0 0 0 0 | | |
| Inning Stats | R: 0 H: 1 E: 0 LOB: 0 K: 0 BB: 0 S: 3 P: 3 | R: 2 H: 3 E: 0 LOB: 2 K: 0 BB: 1 S: 6 P: 10 | R: 0 H: 0 E: 0 LOB: 1 K: 0 BB: 1 S: 3 P: 7 | R: 0 H: 0 E: 0 LOB: 1 K: 2 BB: 1 S: 7 P: 11 | R: 0 H: 2 E: 0 LOB: 0 K: 0 BB: 0 S: 3 P: 3 | R: 1 H: 2 E: 0 LOB: 2 K: 0 BB: 1 S: 5 P: 9 | R: 0 H: 0 E: 0 LOB: 1 K: 0 BB: 1 S: 3 P: 7 | R: 0 H: 0 E: 0 LOB: 0 K: 1 BB: 0 S: 5 P: 5 | R: 0 H: 1 E: 0 LOB: 0 K: 0 BB: 0 S: 3 P: 3 | 1B: 7 SF: 0 2B: 3 SAC: 0 3B: 0 DP: 3 HR: 0 HBP: 0 | WP: 0 PA: 37 PB: 0 SB: 2 CS: 1 | |
| PITCHER Paul Splittorff, L (1, 1) ERA: 3.69 | IP WLS BF H R ER SO BB IBB HBP BLK WP HR S P ERA WHIP | 9.0 W 37 9 3 3 3 5 0 0 0 0 0 0 38 58 3.00 1.556 | | | | | | | | | | |



| Batter | 1 | 2 | 3 | 4 | 5 | 6 | 7 | 8 | 9 | AB R H RBI BB SO LOB | TOP | |
|--|---|---|---|---|---|---|---|---|---|--|---|--|
| Paul Molitor, R (1, 4) OBP: 0.351, SLG: 0.435 | 0-0 L8 | | 0-0 6-3 | | 0-0 F9 | | | 0-0 E5 | | 4 0 0 0 0 0 1 | Milwaukee Brewers @ Kansas City Royals Royals Stadium, Kansas City, MO Sun Jun 03 1979, 4:33 AM EDT Att: 37,942 - Unknown livebaseballscorecards.com | |
| Jim Gantner, L (1, 5) OBP: 0.329, SLG: 0.308 | 0-0 FC7-5 BB 1B | | 0-0 6-3 | | | 0-0 FC3-6 1B | | 0-0 3-1 | | 4 0 2 0 0 0 2 | | |
| Cecil Cooper, L (1, 3) OBP: 0.380, SLG: 0.531 | 4-0 FC7-5 1B BB | | 0-0 F7 | | | 0-0 FC3-6 1-2f G6-4-3 | | 0-0 3-1 | | 3 1 0 0 1 0 3 | | |
| Dick Davis, R (1, 10) OBP: 0.301, SLG: 0.409 Jim Wohlford, R (9, PH) OBP: 0.326, SLG: 0.415 | 0-0 FC7-5 1B 1-2 2-3f | | | 0-0 E6 FC5-4 | | 0-0 G6-4-3 1-2f | | | 0-0 FC6-4 1B 1B | 3 0 0 0 0 0 3 1 0 1 0 0 0 0 | | |
| Ben Oglivie, L (1, 7) OBP: 0.313, SLG: 0.436 | 0-0 1-2 2-H 1B | | | 0-0 P5 | | | 0-0 F8 | | 0-0 F7 | 4 0 1 1 0 0 2 | | |
| Sixto Lezcano, R (1, 9) OBP: 0.409, SLG: 0.543 | 0-0 F8 | | | 0-3 K | | | 0-3 K | | 0-0 FC6-4 1-2 1B | 4 0 1 0 0 2 3 | | |
| Robin Yount, R (1, 6) OBP: 0.293, SLG: 0.361 | | 0-0 F8 | | 0-0 FC5-4 1-2f | | | 0-0 6-3 | | 0-0 FC6-4 1-2f 2-3 | 4 0 0 0 0 0 3 | | |
| Gorman Thomas, R (1, 8) OBP: 0.374, SLG: 0.474 | | 0-3 K | | | 0-3 K | | | 0-0 P5 | 0-3 K | 4 0 0 0 0 3 2 | | |
| Charlie Moore, R (1, 2) OBP: 0.445, SLG: 0.455 | | 0-0 5-3 | | | 0-0 L9 | | | 4-0 3-1 E BB | | 2 0 0 0 1 0 0 | | |
| Inning Stats | R: 1 H: 2 E: 0 LOB: 2 K: 0 BB: 1 S: 5 P: 9 | R: 0 H: 0 E: 0 LOB: 0 K: 1 BB: 0 S: 5 P: 5 | R: 0 H: 0 E: 0 LOB: 0 K: 1 BB: 0 S: 3 P: 3 | R: 0 H: 0 E: 1 LOB: 1 K: 1 BB: 0 S: 6 P: 6 | R: 0 H: 0 E: 0 LOB: 0 K: 1 BB: 0 S: 5 P: 5 | R: 0 H: 1 E: 0 LOB: 0 K: 0 BB: 0 S: 3 P: 3 | R: 0 H: 0 E: 0 LOB: 0 K: 1 BB: 0 S: 5 P: 5 | R: 0 H: 0 E: 1 LOB: 2 K: 0 BB: 1 S: 4 P: 8 | R: 0 H: 2 E: 0 LOB: 2 K: 1 BB: 0 S: 7 P: 7 | 1B: 5 SF: 0 2B: 0 SAC: 0 3B: 0 DP: 1 HR: 0 HBP: 0 | WP: 0 PA: 35 PB: 0 SB: 0 CS: 0 | |
| PITCHER Marty Pattin, R (1, 1) ERA: 3.52 | IP WLS BF H R ER SO BB IBB HBP BLK WP HR S P ERA WHIP | 9.0 W 35 5 1 1 5 2 0 0 0 0 0 0 43 51 1.00 0.778 | | | | | | | | | | |



| Batter | 1 | 2 | 3 | 4 | 5 | 6 | 7 | 8 | 9 |
|---|-------------------|--------------------------------|------------------------|-----------------------|----------------------------|----------------------|-----------------------|---|---|
| Willie Wilson, S <small>(1, 9) OBP: 0.402, SLG: 0.487</small> <small>(8, 7)</small> | 4-0 S BB | 0-0 SF8 | | 0-0 F7 1B | | 0-0 6-3 | 4-0 BB | | |
| Steve Braun, L <small>(1, 7) OBP: 0.394, SLG: 0.393</small> Al Cowens, R <small>(7, PH) OBP: 0.385, SLG: 0.491</small> <small>(8, 9)</small> | 0-0 L7 | 0-0 F7 | | 0-0 F7 1-3 | | 0-0 3-1 | 0-0 L7 | | |
| Amos Otis, R <small>(1, 8) OBP: 0.428, SLG: 0.472</small> | 0-0 6-3 1-2 | | 4-0 S 1B BB | 0-0 G4-6-3 1B | | 4-0 S WP BB | 4-0 F9 BB BB | | |
| George Brett, L <small>(1, 5) OBP: 0.378, SLG: 0.530</small> | 0-3 K | | 0-0 F7 | 0-0 G4-6-3 1-2f | | 4-0 BB BB | 4-0 G4-3 BB | | |
| Darrell Porter, L <small>(1, 2) OBP: 0.425, SLG: 0.486</small> | | 4-0 1B BB BB | 0-0 2B 1B | | 4-0 FC6-4 BB | 4-0 1-2 BB | 0-0 F9 2-3 | | |
| Ralph LaCock, L <small>(1, 3) OBP: 0.353, SLG: 0.422</small> John Wathan, R <small>(6, PH) OBP: 0.272, SLG: 0.342</small> <small>(7, 3)</small> | | 0-0 BB BB SF8 1B | 0-0 WP SF8 2B | | 0-0 FC6-4 1B 1-2f | 0-0 6-3 | 0-0 G4-3 1-2f | | |
| Hal McRae, R <small>(1, 10) OBP: 0.313, SLG: 0.429</small> | | 4-0 BB BB 1-2 | 4-0 2-3 BB | | 0-0 FC5-4 1B | | 0-3 K | | |
| U L Washington, S <small>(1, 4) OBP: 0.300, SLG: 0.359</small> | | 0-0 F8 | 0-0 SF8 | | 0-3 K | | 0-0 WP 1B | | |
| Todd Cruz, R <small>(1, 6) OBP: 0.275, SLG: 0.395</small> | | 4-0 1-2 2-3 3-H BB | 0-0 P6 | | 0-0 FC5-4 1-2f | | 0-3 K | | |

| Inning Stats | R: 0 | H: 0 | E: 0 | K: 1 | S: 5 | L: 0 | LOB: 1 | BB: 1 | P: 9 |
|--------------|------|------|------|------|------|------|--------|-------|-------|
| | R: 2 | H: 1 | E: 0 | K: 0 | S: 4 | L: 1 | LOB: 2 | BB: 3 | P: 16 |
| | R: 3 | H: 2 | E: 0 | K: 0 | S: 5 | L: 2 | LOB: 1 | BB: 2 | P: 13 |
| | R: 1 | H: 2 | E: 0 | K: 0 | S: 4 | L: 0 | LOB: 0 | BB: 0 | P: 4 |
| | R: 0 | H: 1 | E: 0 | K: 1 | S: 6 | L: 1 | LOB: 2 | BB: 1 | P: 10 |
| | R: 0 | H: 0 | E: 0 | K: 0 | S: 3 | L: 3 | LOB: 3 | BB: 3 | P: 15 |
| | R: 0 | H: 1 | E: 0 | K: 2 | S: 8 | L: 2 | LOB: 2 | BB: 1 | P: 12 |
| | R: 0 | H: 0 | E: 0 | K: 0 | S: 2 | L: 0 | LOB: 1 | BB: 2 | P: 10 |

| PITCHER | IP | WLS | BF | H | R | ER | SO | BB | IBB | HBP | BLK | WP | HR | S | P | ERA | WHIP |
|---|-----|-----|----|---|---|----|----|----|-----|-----|-----|----|----|----|----|-------|-------|
| Moose Haas, R <small>(1, 1) ERA: 5.62</small> | 2.1 | L | 15 | 3 | 5 | 5 | 1 | 5 | 0 | 0 | 0 | 0 | 0 | 12 | 32 | 19.29 | 3.429 |
| Bob Galasso, R <small>(3, 1) ERA: 7.11</small> | 2.2 | | 12 | 3 | 1 | 1 | 1 | 2 | 0 | 0 | 0 | 1 | 0 | 12 | 20 | 3.38 | 1.875 |
| Lance Rautzhan, L <small>(6, 1) ERA: 7.82</small> | 1.2 | | 10 | 1 | 0 | 0 | 2 | 4 | 0 | 0 | 0 | 2 | 0 | 10 | 26 | 0.00 | 3.000 |
| Bob McClure, L <small>(7, 1) ERA: 6.55</small> | 1.1 | | 5 | 0 | 0 | 0 | 0 | 2 | 0 | 0 | 0 | 0 | 0 | 3 | 11 | 0.00 | 1.500 |

AB R H RBI BB SO LOB

| | | | | | | |
|---|---|---|---|---|---|---|
| 2 | 1 | 1 | 1 | 2 | 0 | 0 |
| 4 | 0 | 0 | 0 | 0 | 0 | 4 |
| 1 | 0 | 0 | 0 | 0 | 0 | 2 |
| 2 | 1 | 1 | 1 | 3 | 0 | 1 |
| 3 | 0 | 0 | 0 | 2 | 1 | 3 |
| 2 | 2 | 1 | 1 | 3 | 0 | 2 |
| 3 | 2 | 2 | 1 | 0 | 0 | 1 |
| 2 | 0 | 0 | 0 | 0 | 0 | 5 |
| 2 | 0 | 1 | 0 | 2 | 1 | 0 |
| 3 | 0 | 1 | 1 | 0 | 1 | 5 |
| 3 | 0 | 0 | 1 | 1 | 1 | 4 |

| | | | |
|-------|--------|-------|--------|
| 1B: 6 | SF: 2 | WP: 4 | PA: 42 |
| 2B: 1 | SAC: 0 | PB: 0 | |
| 3B: 0 | DP: 2 | SB: 4 | |
| HR: 0 | HBP: 0 | CS: 0 | |
| WP: 4 | PA: 42 | ERA | WHIP |

Milwaukee Brewers @ Kansas City Royals
Royals Stadium, Kansas City, MO
 Sun Jun 03 1979, 4:33 AM EDT
 Att. 37,942 - Unknown

| | |
|-----|----|
| AB | 27 |
| R | 6 |
| H | 7 |
| RBI | 6 |
| BB | 13 |
| SO | 4 |
| LOB | 27 |



livebaseballscores.com

| Batter | 1 | 2 | 3 | 4 | 5 | 6 | 7 | 8 | 9 | AB R H RBI BB SO LOB | TOP | | | | | | | | | |
|--|--|---------------------------------|------------------------------|---------------------------------|------------------------------|---------------------------------|------------------------------|---------------------------------|------------------------------|---------------------------------|---|---------------------------------|------------------------------|----------------------------------|------------------------------|---------------------------------|----------------------------------|------------------------------------|----------------------------------|--------|
| Willie Wilson, S (1, 7) OBP: 0.397, SLG: 0.479 | 0-0 1-3 | | | 0-0 6-3 | | 0-0 6-3 | | 0-0 FC3-6 1B | | 4 0 1 1 0 0 0 | Kansas City Royals @ New York Yankees Yankee Stadium, Bronx, NY Mon Jun 04 1979, 7:05 PM EDT Att. 30,164 - Unknown - 63 F livebaseballscorecards.com | | | | | | | | | |
| George Brett, L (1, 5) OBP: 0.376, SLG: 0.538 | 0-0 4-3 | | | 0-0 HR | | 0-0 6-3 | | 0-0 FC3-6 | | 4 1 1 1 0 0 2 | | | | | | | | | | |
| Amos Otis, R (1, 8) OBP: 0.425, SLG: 0.467 | 0-3 K | | | 0-0 6-3 | | | 0-0 1B | 0-0 5-3 | | 4 0 1 0 0 1 2 | | | | | | | | | | |
| Al Cowens, R (1, 9) OBP: 0.388, SLG: 0.508 | | 0-0 6-3 | | 0-0 1B | | 0-0 P4 | | 0-0 SF8 3B | | 4 1 2 0 0 0 1 | | | | | | | | | | |
| Hal McRae, R (1, 10) OBP: 0.307, SLG: 0.422 | | 0-0 F7 | | 0-0 P6 | | 0-3 K | | 0-0 SF8 | | 3 0 0 1 0 1 2 | | | | | | | | | | |
| Darrell Porter, L (1, 2) OBP: 0.422, SLG: 0.481 | | 0-0 P2 | | | 0-0 G5-4-3 1B | 0-0 F9 | | 0-0 3-1 | | 4 0 1 0 0 0 1 | | | | | | | | | | |
| John Wathan, R (1, 3) OBP: 0.259, SLG: 0.325 | | | 0-0 6-3 | | 0-0 F9 | | 0-0 F8 | 0-0 F9 | | 4 0 0 0 0 0 1 | | | | | | | | | | |
| Freddie Patek, R (1, 6) OBP: 0.279, SLG: 0.274 | | | 0-0 3-1 | | 0-0 G5-4-3 | | 4-0 BB 1B BB | | | 2 1 0 0 1 0 1 | | | | | | | | | | |
| U L Washington, S (1, 4) OBP: 0.301, SLG: 0.351 | | | 0-0 3-1 | | 0-3 K | | 4-0 FC3-6 1B BB | | | 2 0 0 0 1 1 0 | | | | | | | | | | |
| Inning Stats | R: 0 E: 0 K: 1 S: 5 | H: 0 LOB: 0 BB: 0 P: 5 | R: 0 E: 0 K: 0 S: 3 | H: 0 LOB: 0 BB: 0 P: 3 | R: 0 E: 0 K: 0 S: 3 | H: 0 LOB: 0 BB: 0 P: 3 | R: 1 E: 0 K: 0 S: 5 | H: 2 LOB: 1 BB: 0 P: 5 | R: 0 E: 0 K: 1 S: 5 | H: 1 LOB: 0 BB: 0 P: 3 | R: 0 E: 0 K: 1 S: 6 | H: 1 LOB: 1 BB: 0 P: 6 | R: 1 E: 0 K: 0 S: 4 | H: 1 LOB: 2 BB: 2 P: 12 | R: 1 E: 0 K: 0 S: 4 | H: 1 LOB: 0 BB: 0 P: 4 | 1B: 4 2B: 0 3B: 1 HR: 1 | SF: 1 SAC: 0 DP: 1 HBP: 0 | WP: 0 PB: 0 SB: 0 CS: 0 | PA: 34 |
| PITCHER Tommy John, L (1, 1) ERA: 1.9 | IP: 9.0 WLS: W BF: 34 H: 6 R: 3 ER: 3 SO: 3 BB: 2 IBB: 0 HBP: 0 BLK: 0 WP: 0 HR: 1 S: 38 P: 46 ERA: 3.00 WHIP: 0.889 | | | | | | | | | | | | | | | | | | | |



| Batter | 1 | 2 | 3 | 4 | 5 | 6 | 7 | 8 | 9 | AB | R | H | RBI | BB | SO | LOB |
|---|------------------|------------------------|------------------|------------------|------------------|--------------------------------------|------------------|-------------------------|---|----|---|---|-----|----|----|-----|
| Mickey Rivers, L OBP: 0.306, SLG: 0.402 (1, 8) | 0-3 K | | 0-0 4-3 | | 0-0 G3 | 4-0 3B IBB | 0-0 1-2 1B | | | 4 | 1 | 1 | 0 | 1 | 1 | 0 |
| Willie Randolph, R OBP: 0.336, SLG: 0.319 (1, 4) | 0-0 E S 1B | | 0-0 F9 | | 0-0 F8 | 0-0 1-H 2-H 3-H WP 3B | 0-0 F7 | | | 5 | 1 | 2 | 3 | 0 | 0 | 2 |
| Thurman Munson, R OBP: 0.359, SLG: 0.399 (1, 2) | 0-3 K | | 0-0 BB 1B | | 0-0 F8 | 4-0 1B 1B BB | | 0-0 F9 | | 4 | 1 | 1 | 0 | 1 | 1 | 1 |
| Graig Nettles, L OBP: 0.364, SLG: 0.454 (1, 5) | 4-0 BB | | 4-0 1-2 BB | | 4-0 5-3 2B | 0-0 5-3 2B | | 0-0 BB 1B | | 3 | 1 | 3 | 0 | 2 | 0 | 0 |
| Lou Piniella, R OBP: 0.322, SLG: 0.468 (1, 9) | 0-0 P4 | | 0-0 4-3 | | 0-0 5-3 2B | 0-0 5-3 2B | | 0-0 BB 1B | | 5 | 0 | 2 | 1 | 0 | 0 | 5 |
| Chris Chambliss, L OBP: 0.280, SLG: 0.418 (1, 3) | | 0-0 F9 SF9 2B | | 0-0 4-3 2B | | 0-0 1B 2B | | 0-0 F7 | | 5 | 2 | 3 | 1 | 0 | 0 | 4 |
| Roy White, S OBP: 0.300, SLG: 0.275 (1, 7) | | 0-0 F9 | | 0-3 K | | 4-0 1B 3B BB | 0-0 P4 | 4-0 1-2 2-3 BB | | 3 | 1 | 0 | 0 | 2 | 1 | 2 |
| Jim Spencer, L OBP: 0.330, SLG: 0.434 (1, 10) | | 0-0 SF9 | | 0-0 4-3 | | 0-0 1-3 3B 1B | 0-0 1B | 0-0 P6 | | 4 | 1 | 2 | 2 | 0 | 0 | 4 |
| Bucky Dent, R OBP: 0.318, SLG: 0.292 (1, 6) | | 0-0 6-3 | | 0-0 P6 | | 0-0 1-3 1-2 | 0-0 F9 | | | 4 | 0 | 0 | 0 | 0 | 0 | 4 |

| Inning Stats | R: 0 | H: 1 | E: 0 | LOB: 2 | K: 2 | S: 8 | P: 12 | R: 1 | H: 1 | E: 0 | LOB: 0 | K: 0 | S: 4 | P: 4 | R: 0 | H: 1 | E: 0 | LOB: 2 | K: 0 | S: 4 | P: 8 | R: 0 | H: 1 | E: 0 | LOB: 1 | K: 1 | S: 6 | P: 6 | R: 0 | H: 0 | E: 0 | LOB: 0 | K: 0 | S: 3 | P: 3 | R: 7 | H: 6 | E: 0 | LOB: 2 | K: 0 | S: 9 | P: 21 | R: 0 | H: 2 | E: 0 | LOB: 2 | K: 0 | S: 5 | P: 5 | R: 0 | H: 2 | E: 0 | LOB: 3 | K: 0 | S: 5 | P: 9 |
|--------------------------------------|------|------|------|--------|------|------|-------|------|------|------|--------|------|------|------|------|------|------|--------|------|------|------|------|------|------|--------|------|-------|------|-------|------|------|--------|------|------|------|------|------|------|--------|------|------|-------|------|------|------|--------|------|------|------|------|------|------|--------|------|------|------|
| Rich Gale, R ERA: 4.88 (1, 1) | 5.2 | WLS | L | 30 | 8 | 8 | 8 | 8 | 3 | BB | 4 | IBB | 1 | HBP | 0 | BLK | 0 | WP | 1 | HR | 0 | S | 31 | P | 51 | ERA | 12.71 | WHIP | 2.118 | | | | | | | | | | | | | | | | | | | | | | | | | | | |
| Steve Mingori, L ERA: 3.55 (6, 1) | 2.1 | WLS | L | 14 | 6 | 0 | 0 | 0 | 0 | BB | 1 | IBB | 0 | HBP | 0 | BLK | 0 | WP | 0 | HR | 0 | S | 13 | P | 17 | ERA | 0.00 | WHIP | 3.000 | | | | | | | | | | | | | | | | | | | | | | | | | | | |


BOTTOM

Kansas City Royals @ New York Yankees
 Yankee Stadium, Bronx, NY

Mon Jun 04 1979, 7:05 PM EDT
 Att: 30,164 - Unknown - 63 F

livebaseballscorecards.com

| | |
|-----|----|
| AB | 37 |
| R | 8 |
| H | 14 |
| RBI | 7 |
| BB | 6 |
| SO | 3 |
| LOB | 22 |



| WP | PA | 1B | SF | PB | SAC | 2B | DP | 3B | HBP | HR | S | P | ERA | WHIP |
|----|----|----|----|----|-----|----|----|----|-----|----|---|---|------|-------|
| 1 | 44 | 9 | 1 | 0 | 0 | 4 | 0 | 1 | 0 | 0 | 0 | 0 | 0.00 | 3.000 |

| Batter | 1 | 2 | 3 | 4 | 5 | 6 | 7 | 8 | 9 | AB R H RBI BB SO LOB | TOP |
|--|---|--|---|---|---|---|---|---|---|--|---|
| Willie Wilson, S OBP: 0.396, SLG: 0.475 (1, 7) X | 0-0 CS 1B | 0-0 SH5-3 | | 0-0 P2 | | | 0-0 P4 | | | 3 0 1 0 0 0 1 | Kansas City Royals @ New York Yankees Yankee Stadium, Bronx, NY Tue Jun 05 1979, 7:05 PM EDT Att. 24,968 - Unknown - 71 F livebaseballscorecards.com |
| George Brett, L OBP: 0.373, SLG: 0.531 (1, 5) X | 0-0 F7 1-2 | 4-0 BB | | | 0-0 4-3 | | 0-0 F9 | | | 3 0 0 0 1 0 1 | |
| Amos Otis, R OBP: 0.422, SLG: 0.460 (1, 8) B B B | 4-0 S 1B BB | 0-3 K | | | 0-0 P4 | | 0-0 P4 | | | 3 1 0 0 1 1 2 | |
| Darrell Porter, L OBP: 0.423, SLG: 0.478 (1, 2) X | 0-0 1-H 1B | | 0-0 P3 | | 4-0 BB | | 0-0 F7 | | | 3 0 1 1 1 0 0 | |
| Al Cowens, R OBP: 0.377, SLG: 0.492 (1, 9) X | 0-0 5-3 | | 0-3 K | | 0-0 P2 | | 0-0 5-3 | | | 4 0 0 0 0 1 2 | |
| Ralph LaCock, L OBP: 0.357, SLG: 0.424 (1, 3) X | | 0-0 1B E 1B 1B | 0-0 F9 | | | 0-0 1B | 0-0 3-1 | | | 4 1 2 0 0 0 0 | |
| Hal McRae, R OBP: 0.306, SLG: 0.418 (1, 10) X | | 0-0 E SF7 1B | | 0-0 F8 | | 0-0 F7 | | 0-0 F7 | | 4 1 1 0 0 0 1 | |
| Freddie Patek, R OBP: 0.278, SLG: 0.273 (1, 6) X | | 0-0 E1 SH5-3 1B | | 0-0 F8 | | 0-3 K | | 0-0 F7 | | 4 0 1 0 0 1 1 | |
| U L Washington, S OBP: 0.299, SLG: 0.351 (1, 4) X | | 0-0 SF7 | | 0-0 S 1B | | 0-0 1-3 | | 0-0 G3 | | 3 0 1 1 0 0 1 | |
| Inning Stats | R: 1 H: 2 E: 0 LOB: 1 K: 0 BB: 1 S: 4 P: 8 | R: 2 H: 3 E: 1 LOB: 2 K: 1 BB: 1 S: 8 P: 12 | R: 0 H: 0 E: 0 LOB: 0 K: 1 BB: 0 S: 5 P: 5 | R: 0 H: 1 E: 0 LOB: 1 K: 0 BB: 0 S: 4 P: 4 | R: 0 H: 0 E: 0 LOB: 1 K: 0 BB: 1 S: 3 P: 7 | R: 0 H: 1 E: 0 LOB: 1 K: 1 BB: 0 S: 6 P: 6 | R: 0 H: 0 E: 0 LOB: 0 K: 0 BB: 0 S: 3 P: 3 | R: 0 H: 0 E: 0 LOB: 0 K: 0 BB: 0 S: 3 P: 3 | R: 0 H: 0 E: 0 LOB: 0 K: 0 BB: 0 S: 3 P: 3 | 1B: 7 SF: 1 2B: 0 SAC: 1 3B: 0 DP: 0 HR: 0 HBP: 0 | |
| PITCHER Luis Tiant, R (1, 1) ERA: 5.24 | IP WLS BF H R ER SO BB IBB HBP BLK WP HR S P ERA WHIP | | | | | | | | | | |

| Batter | 1 | 2 | 3 | 4 | 5 | 6 | 7 | 8 | 9 | AB R H RBI BB SO LOB |
|---|------------------|------------|-------------------------|-----------|------------|---------------------|------------|------------|---|----------------------|
| Mickey Rivers, L OBP: 0.304, SLG: 0.399 (1, 8) | 0-0 F9 | | 0-3 K | | 0-0 1B | | | 0-0 G3 | | 4 0 1 0 0 1 1 |
| Willie Randolph, R OBP: 0.339, SLG: 0.319 (1, 4) | 0-0 5-3 1B | | 4-0 1B BB | | 0-0 1-3 | | | 0-0 F7 | | 3 0 1 0 1 0 1 |
| Thurman Munson, R OBP: 0.361, SLG: 0.398 (1, 2) | 0-0 5-3 | | 0-0 1-3 2-H 1B | | | 4-0 G5-4-3 BB | | 0-0 F9 | | 3 0 1 1 1 0 1 |
| Lou Piniella, R OBP: 0.314, SLG: 0.455 (1, 9) | 0-0 P6 | | 0-0 F7 | | | 0-0 G5-4-3 | | 0-0 5-3 | | 4 0 0 0 0 0 4 |
| Graig Nettles, L OBP: 0.357, SLG: 0.444 (1, 5) | | 0-0 3-1 | | 0-3 K | | 0-0 F9 | | 0-0 F7 | | 4 0 0 0 0 1 0 |
| Cliff Johnson, R OBP: 0.343, SLG: 0.466 (1, 10) | | 0-0 4-3 | | 0-0 P4 | | | 0-0 F7 | | | 3 0 0 0 0 0 0 |
| Chris Chambliss, L OBP: 0.276, SLG: 0.412 (1, 3) | | 0-3 K | | 0-0 P4 | | | 0-0 6-3 | | | 3 0 0 0 0 1 0 |
| Roy White, S OBP: 0.289, SLG: 0.264 (1, 7) | | | 0-0 5-3 | | 0-0 F9 | | 0-0 F8 | | | 3 0 0 0 0 0 0 |
| Bucky Dent, R OBP: 0.313, SLG: 0.287 (1, 6) | | | 0-0 E6 1B WP | | 0-0 4-3 | | | 0-0 P4 | | 3 1 0 0 0 0 0 |

| Inning Stats | R: 0 E: 0 K: 0 S: 4 | H: 1 LOB: 1 BB: 0 P: 4 | R: 0 E: 0 K: 1 S: 5 | H: 0 LOB: 0 BB: 0 P: 5 | R: 1 E: 1 K: 1 S: 7 | H: 1 LOB: 2 BB: 1 P: 11 | R: 0 E: 0 K: 1 S: 5 | H: 0 LOB: 0 BB: 0 P: 5 | R: 0 E: 0 K: 0 S: 4 | H: 1 LOB: 1 BB: 0 P: 4 | R: 0 E: 0 K: 0 S: 2 | H: 0 LOB: 0 BB: 1 P: 6 | R: 0 E: 0 K: 0 S: 3 | H: 0 LOB: 0 BB: 0 P: 3 | R: 0 E: 0 K: 0 S: 3 | H: 0 LOB: 0 BB: 0 P: 3 | R: 0 E: 0 K: 0 S: 3 | H: 0 LOB: 0 BB: 0 P: 3 | 1B: 3 2B: 0 3B: 0 HR: 0 | SF: 0 SAC: 0 DP: 1 HBP: 0 | WP: 1 PB: 0 SB: 0 CS: 0 | PA: 32 |
|--|---|---------------------------------|------------------------------|---------------------------------|------------------------------|----------------------------------|------------------------------|---------------------------------|------------------------------|---------------------------------|------------------------------|---------------------------------|------------------------------|---------------------------------|------------------------------|---------------------------------|------------------------------|---------------------------------|----------------------------------|------------------------------------|----------------------------------|--------|
| PITCHER Larry Gura, L ERA: 5.27 (1, 1) | IP 9.0 WLS W BF 32 H 3 R 1 ER 0 SO 3 BB 2 IBB 0 HBP 0 BLK 0 WP 1 HR 0 S 36 P 44 ERA 0.00 WHIP 0.556 | | | | | | | | | | | | | | | | | | | | | |

BOTTOM

Kansas City Royals @ New York Yankees
Yankee Stadium, Bronx, NY
Tue Jun 05 1979, 7:05 PM EDT
Att. 24,968 - Unknown - 71 F

livebaseballscorecards.com

| | |
|-----|----|
| AB | 30 |
| R | 1 |
| H | 3 |
| RBI | 1 |
| BB | 2 |
| SO | 3 |
| LOB | 7 |



| Batter | 1 | 2 | 3 | 4 | 5 | 6 | 7 | 8 | 9 | AB R H RBI BB SO LOB | TOP | | | | | | | | | | | |
|--|--|---------------------------------|------------------------------|---------------------------------|------------------------------|---------------------------------|------------------------------|---------------------------------|------------------------------|---------------------------------|------------------------------|---------------------------------|------------------------------|---------------------------------|------------------------------|---------------------------------|------------------------------|---------------------------------|----------------------------------|------------------------------------|---|--------|
| Willie Wilson, S (1, 7) OBP: 0.399, SLG: 0.476 | 0-0 4-3 | | | 0-0 G3 | | 0-0 S 1B | | | 0-0 1B | 4 0 2 0 0 0 0 | | | | | | | | | | | | |
| George Brett, L (1, 5) OBP: 0.375, SLG: 0.530 | 0-3 K | | | 0-0 6-3 1B | | 0-0 F7 1-2 | | | 0-0 1-3 1B | 4 0 2 0 0 1 1 | | | | | | | | | | | | |
| Amos Otis, R (1, 8) OBP: 0.414, SLG: 0.450 | 0-3 K | | | 0-0 6-3 1-2 | | | 0-3 K | | 0-0 L8 | 4 0 0 0 0 2 3 | | | | | | | | | | | | |
| Darrell Porter, L (1, 2) OBP: 0.416, SLG: 0.468 | | 0-0 4-3 | | 0-3 K | | | 0-0 F8 | | 0-0 1-3 | 4 0 0 0 0 1 3 | | | | | | | | | | | | |
| Al Cowens, R (1, 9) OBP: 0.369, SLG: 0.480 | | 0-0 F6 | | | 0-3 K | | 0-0 F3 | | | 3 0 0 0 0 1 0 | | | | | | | | | | | | |
| Ralph LaCock, L (1, 3) OBP: 0.350, SLG: 0.415 | | 0-0 F9 | | | 0-3 K | | | 0-0 F9 | | 3 0 0 0 0 1 0 | | | | | | | | | | | | |
| Hal McRae, R (1, 10) OBP: 0.302, SLG: 0.412 | | | 0-0 G3 | | 0-0 4-3 | | | 0-0 5-3 | | 3 0 0 0 0 0 0 | | | | | | | | | | | | |
| Freddie Patek, R (1, 6) OBP: 0.275, SLG: 0.270 | | | 0-3 K | | | 0-0 F3 | | 0-3 K | | 2 0 0 0 0 1 0 | | | | | | | | | | | | |
| Tom Poquette, L (8, PH) OBP: 0.273, SLG: 0.250 | | | | | | | | | | 1 0 0 0 0 1 0 | | | | | | | | | | | | |
| Todd Cruz, R (8, 6) OBP: 0.275, SLG: 0.395 | | | | | | | | | | 0 0 0 0 0 0 0 | | | | | | | | | | | | |
| U L Washington, S (1, 4) OBP: 0.294, SLG: 0.343 | | | 0-3 K | | | 0-0 F7 | | | 0-0 3-1 | 2 0 0 0 0 1 0 | | | | | | | | | | | | |
| Steve Braun, L (9, PH) OBP: 0.382, SLG: 0.379 | | | | | | | | | | 1 0 0 0 0 0 0 | | | | | | | | | | | | |
| Inning Stats | R: 0 E: 0 K: 2 S: 7 | H: 0 LOB: 0 BB: 0 P: 7 | R: 0 E: 0 K: 0 S: 3 | H: 0 LOB: 0 BB: 0 P: 3 | R: 0 E: 0 K: 2 S: 7 | H: 0 LOB: 0 BB: 0 P: 7 | R: 0 E: 0 K: 1 S: 6 | H: 1 LOB: 1 BB: 0 P: 6 | R: 0 E: 0 K: 2 S: 7 | H: 0 LOB: 0 BB: 0 P: 7 | R: 0 E: 0 K: 0 S: 4 | H: 1 LOB: 1 BB: 0 P: 4 | R: 0 E: 0 K: 1 S: 5 | H: 0 LOB: 0 BB: 0 P: 5 | R: 0 E: 0 K: 1 S: 5 | H: 0 LOB: 0 BB: 0 P: 5 | R: 0 E: 0 K: 0 S: 5 | H: 2 LOB: 2 BB: 0 P: 5 | 1B: 4 2B: 0 3B: 0 HR: 0 | SF: 0 SAC: 0 DP: 0 HBP: 0 | WP: 0 PB: 0 SB: 1 CS: 0 | PA: 31 |
| PITCHER Dennis Martinez, R (1, 1) ERA: 3.04 | IP: 9.0 WLS: W BF: 31 H: 4 R: 0 ER: 0 SO: 9 BB: 0 IBB: 0 HBP: 0 BLK: 0 WP: 0 HR: 0 S: 49 P: 49 ERA: 0.00 WHIP: 0.444 | | | | | | | | | | | | | | | | | | | | PITCHER IP: WLS: BF: H: R: ER: SO: BB: IBB: HBP: BLK: WP: HR: S: P: ERA: WHIP | |

Kansas City Royals @ Baltimore Orioles
 Memorial Stadium, Baltimore, MD
 Wed Jun 06 1979, 7:05 PM EDT
 Att. 14,314 - Unknown

livebaseballscorecards.com

| | |
|-----|----|
| AB | 31 |
| R | 0 |
| H | 4 |
| RBI | 0 |
| BB | 0 |
| SO | 9 |
| LOB | 7 |



| Batter | 1 | 2 | 3 | 4 | 5 | 6 | 7 | 8 | 9 |
|---|------------|--------------------------------|-----------|------------------|------------------|-----------------------|------------|-----------|---|
| Al Bumbry, L OBP: 0.330, SLG: 0.365 (1, 8) SS | 0-3 K | | | 0-0 F5 | 0-0 F7 | | | 0-0 F7 | |
| Rich Dauer, R OBP: 0.318, SLG: 0.367 (1, 4) (8, 5) | 0-0 F7 | | | 0-0 2B 1B | 0-0 F9 | | | 0-0 F8 | |
| Ken Singleton, S OBP: 0.432, SLG: 0.591 (1, 9) John Lowenstein, L OBP: 0.441, SLG: 0.564 (8, PR) (9, 9) | 0-0 6-3 | | | 0-0 F3 | | 4-0 BB BB BB | | 0-0 1B | |
| Lee May, R OBP: 0.332, SLG: 0.514 (1, 10) | | 0-0 FC1-4 1B | | 0-0 1-H 2B | | 0-0 G5-4-3 1-2f | | 0-0 F8 | |
| Gary Roenicke, R OBP: 0.414, SLG: 0.591 (1, 7) | | 0-0 FC1-4 1-2f G6-4-3 | | 4-0 BB | | 0-0 HR | | | |
| Eddie Murray, S OBP: 0.345, SLG: 0.379 (1, 3) | | 0-0 G6-4-3 1-2f | | 0-0 F3 | | 0-0 F7 | | | |
| Doug DeCinces, R OBP: 0.318, SLG: 0.411 (1, 5) Mark Belanger, R OBP: 0.248, SLG: 0.198 (8, 6) | | | 0-0 F7 | | 0-0 6-3 | | 0-0 6-3 | | |
| Kiko Garcia, R OBP: 0.307, SLG: 0.386 (1, 6) (8, 4) | | | 0-0 F8 | | 0-0 1B 2B | | 0-0 F9 | | |
| Dave Skaggs, R OBP: 0.340, SLG: 0.310 (1, 2) | | | 0-0 F9 | | 0-0 2-H 1B | | 0-0 6-3 | | |

| Inning Stats | R: 0 | H: 0 | E: 0 | K: 1 | S: 5 | R: 0 | H: 1 | E: 0 | K: 0 | S: 3 | R: 0 | H: 0 | E: 0 | K: 0 | S: 3 | R: 1 | H: 2 | E: 0 | K: 0 | S: 5 | R: 1 | H: 2 | E: 0 | K: 0 | S: 5 | R: 0 | H: 1 | E: 0 | K: 0 | S: 3 | R: 0 | H: 1 | E: 0 | K: 0 | S: 4 | 1B: 4 | 2B: 2 | 3B: 0 | HR: 1 | SF: 0 | SAC: 0 | DP: 2 | HBP: 0 | WP: 0 | PB: 0 | SB: 0 | CS: 0 | PA: 31 |
|--------------|------|------|------|------|------|------|------|------|------|------|------|------|------|------|------|------|------|------|------|------|------|------|------|------|------|------|------|------|------|------|------|------|------|------|------|-------|-------|-------|-------|-------|--------|-------|--------|-------|-------|-------|-------|--------|
|--------------|------|------|------|------|------|------|------|------|------|------|------|------|------|------|------|------|------|------|------|------|------|------|------|------|------|------|------|------|------|------|------|------|------|------|------|-------|-------|-------|-------|-------|--------|-------|--------|-------|-------|-------|-------|--------|

| PITCHER | IP | WLS | BF | H | R | ER | SO | BB | IBB | HBP | BLK | WP | HR | S | P | ERA | WHIP | PITCHER | IP | WLS | BF | H | R | ER | SO | BB | IBB | HBP | BLK | WP | HR | S | P | ERA | WHIP | | | | | | | | | | | |
|--|-----|-----|----|---|---|----|----|----|-----|-----|-----|----|----|----|----|------|-------|---------|----|-----|----|---|---|----|----|----|-----|-----|-----|----|----|---|---|-----|------|--|--|--|--|--|--|--|--|--|--|--|
| Paul Splittorf, L ERA: 3.66 (1, 1) | 8.0 | L | 31 | 7 | 3 | 3 | 1 | 2 | 0 | 0 | 0 | 0 | 1 | 31 | 39 | 3.38 | 1.125 | | | | | | | | | | | | | | | | | | | | | | | | | | | | | |

BOTTOM

Kansas City Royals @ Baltimore Orioles
Memorial Stadium, Baltimore, MD
Wed Jun 06 1979, 7:05 PM EDT
Att. 14,314 - Unknown

livebaseballscorecards.com

| | |
|------------|-----------|
| AB | 29 |
| R | 3 |
| H | 7 |
| RBI | 3 |
| BB | 2 |
| SO | 1 |
| LOB | 9 |



| Batter | 1 | 2 | 3 | 4 | 5 | 6 | 7 | 8 | 9 | AB R H RBI BB SO LOB | TOP | |
|--|---|---|---|---|---|---|---|---|---|--|---|--|
| Willie Wilson, S (1, 7) OBP: 0.394, SLG: 0.465 | 4-0 BB S BB | | x 0-0 F9 | | x 0-0 F7 | | | x 0-0 B1-3 | | 3 0 0 0 1 0 1 | | |
| George Brett, L (1, 5) OBP: 0.374, SLG: 0.524 | 4-0 BB S BB | | x 0-0 4-3 | | | x 0-0 F8 | | x 0-0 F6 | | 3 0 0 0 1 0 0 | | |
| Amos Otis, R (1, 8) OBP: 0.407, SLG: 0.441 | 0-3 SS S 1-2 K | | | x 0-0 F7 | | x 0-0 3-1 | | | x 0-0 6-3 | 4 0 0 0 0 1 1 | | |
| Darrell Porter, L (1, 2) OBP: 0.417, SLG: 0.463 | 4-0 BB BB | | | x 0-0 3-1 | | BB 4-0 BB | | x 0-0 F7 | | 2 0 0 0 2 0 0 | | |
| Ralph LaCock, L (1, 3) OBP: 0.342, SLG: 0.404 | x 0-0 F7 | | | SS 0-3 K | | x 0-0 F8 | | x 0-0 4-3 | | 4 0 0 0 0 1 3 | | |
| Al Cowens, R (1, 10) OBP: 0.375, SLG: 0.508 | | x 0-0 6-3 | | | x 0-0 HR | | x 0-0 CS 1B | | | 3 1 2 1 0 0 0 | | |
| Tom Poquette, L (1, 9) OBP: 0.240, SLG: 0.217 | | x 0-0 F8 | | | x 0-0 F9 | | x 0-0 4-3 | | | 3 0 0 0 0 0 1 | | |
| Freddie Patek, R (1, 6) OBP: 0.270, SLG: 0.265 | | x 0-0 F8 | | | SS 0-3 K | | x 0-0 5-3 | | | 3 0 0 0 0 1 0 | | |
| U L Washington, S (1, 4) OBP: 0.288, SLG: 0.337 | | | x 0-0 6-3 | | x 0-0 E3 | | | SS 0-3 K | | 2 0 0 0 0 0 0 | | |
| Steve Braun, L (8, PH) OBP: 0.371, SLG: 0.367 | | | | | | | | | | 1 0 0 0 0 1 0 | | |
| Jerry Terrell, R (8, 4) OBP: 0.400, SLG: 0.600 | | | | | | | | | | 0 0 0 0 0 0 0 | | |
| Inning Stats | R: 0 H: 0 E: 0 LOB: 2 K: 1 BB: 3 S: 4 P: 16 | R: 0 H: 0 E: 0 LOB: 0 K: 0 BB: 0 S: 3 P: 3 | R: 0 H: 0 E: 0 LOB: 0 K: 0 BB: 0 S: 3 P: 3 | R: 0 H: 0 E: 0 LOB: 0 K: 1 BB: 0 S: 5 P: 5 | R: 1 H: 1 E: 1 LOB: 1 K: 1 BB: 0 S: 7 P: 7 | R: 0 H: 0 E: 0 LOB: 1 K: 0 BB: 1 S: 3 P: 7 | R: 0 H: 1 E: 0 LOB: 0 K: 0 BB: 0 S: 3 P: 3 | R: 0 H: 0 E: 0 LOB: 0 K: 1 BB: 0 S: 5 P: 5 | R: 0 H: 0 E: 0 LOB: 0 K: 0 BB: 0 S: 3 P: 3 | 1B: 1 SF: 0 2B: 0 SAC: 0 3B: 0 DP: 0 HR: 1 HBP: 0 | WP: 0 PA: 32 PB: 0 SB: 2 CS: 1 | |
| PITCHER Sammy Stewart, R (1, 1) ERA: 1.99 | IP WLS BF H R ER SO BB IBB HBP BLK WP HR S P ERA WHIP | 9.0 W 32 2 1 1 4 4 0 0 0 0 1 36 52 1.00 0.667 | | | | | | | | | | |

Kansas City Royals @ Baltimore Orioles
 Memorial Stadium, Baltimore, MD
 Thu Jun 07 1979, 7:05 PM EDT
 Att. 13,724 - Unknown

livebaseballscorecards.com

AB 28
R 1
H 2
RBI 1
BB 4
SO 4
LOB 6



| Batter | 1 | 2 | 3 | 4 | 5 | 6 | 7 | 8 | 9 |
|--|-----------------------|-----------|------------|------------|-----------------------|------------------|------------|---------------------------------|---|
| Al Bumbry, L OBP: 0.338, SLG: 0.369 (1, 8) | 0-0 G5-6-3 1B | | 0-0 F8 | | | 0-0 WP 1B | | 4-0 SH1-3 1B BB | |
| Rich Dauer, R OBP: 0.321, SLG: 0.364 (1, 4) (9, 5) | 0-0 G5-6-3 1-2f | | | 0-0 1-3 | | 4-0 1-2 BB | | 4-0 1-2 SH1-3 1B BB | |
| Ken Singleton, S OBP: 0.431, SLG: 0.585 (1, 9) Mark Belanger, R OBP: 0.248, SLG: 0.198 (9, 6) | 4-0 BB | | | 0-3 K | | 0-3 K | | 0-0 SH1-3 | |
| Lee May, R OBP: 0.330, SLG: 0.506 (1, 10) | 0-0 5-3 | | | 0-0 F8 | | 0-3 K | | 4-0 1B IBB | |
| Gary Roenicke, R OBP: 0.416, SLG: 0.585 (1, 7) | | 0-0 F6 | | | 4-0 E SF8 BB | 0-0 F3 | | 0-0 G4-6-3 1B | |
| Eddie Murray, S OBP: 0.347, SLG: 0.386 (1, 3) | | 0-0 F7 | | | 0-0 E7 1B | | 0-0 2B | 0-0 G4-6-3 | |
| Doug DeCinces, R OBP: 0.307, SLG: 0.400 (1, 5) John Lowenstein, L OBP: 0.441, SLG: 0.564 (9, 9) | | 0-0 F8 | | | 0-0 SF8 | | 0-0 5-3 | | |
| Kiko Garcia, R OBP: 0.307, SLG: 0.380 (1, 6) (9, 4) | | | 0-3 K | | 4-0 G5-4-3 BB | | 0-3 K | | |
| Rick Dempsey, R OBP: 0.338, SLG: 0.336 (1, 2) | | | 0-0 6-3 | | 0-0 G5-4-3 | | 0-0 F8 | | |


| AB | R | H | RBI | BB | SO | LOB |
|----|---|---|-----|----|----|-----|
| 3 | 1 | 2 | 0 | 1 | 0 | 0 |
| 2 | 1 | 0 | 0 | 2 | 0 | 1 |
| 2 | 0 | 0 | 0 | 1 | 2 | 2 |
| 0 | 0 | 0 | 0 | 0 | 0 | 0 |
| 3 | 0 | 0 | 0 | 1 | 1 | 3 |
| 3 | 1 | 1 | 2 | 1 | 0 | 2 |
| 4 | 0 | 2 | 0 | 0 | 0 | 2 |
| 2 | 0 | 0 | 1 | 0 | 0 | 1 |
| 0 | 0 | 0 | 0 | 0 | 0 | 0 |
| 2 | 0 | 0 | 0 | 1 | 2 | 1 |
| 3 | 0 | 0 | 0 | 0 | 0 | 3 |

BOTTOM

Kansas City Royals @ Baltimore Orioles
Memorial Stadium, Baltimore, MD

Thu Jun 07 1979, 7:05 PM EDT
 Att. 13,724 - Unknown

| | |
|-----|----|
| AB | 24 |
| R | 3 |
| H | 5 |
| RBI | 3 |
| BB | 7 |
| SO | 5 |
| LOB | 15 |



| Inning Stats | | R: 0 | H: 1 | E: 0 | LOB: 1 | K: 0 | BB: 1 | S: 3 | R: 0 | H: 0 | E: 0 | LOB: 0 | K: 0 | BB: 0 | S: 3 | R: 0 | H: 0 | E: 0 | LOB: 0 | K: 1 | BB: 0 | S: 5 | R: 0 | H: 0 | E: 0 | LOB: 0 | K: 1 | BB: 0 | S: 5 | R: 1 | H: 1 | E: 1 | LOB: 1 | K: 0 | BB: 2 | S: 3 | R: 0 | H: 1 | E: 0 | LOB: 2 | K: 2 | BB: 1 | S: 8 | R: 0 | H: 1 | E: 0 | LOB: 1 | K: 1 | BB: 0 | S: 6 | R: 2 | H: 1 | E: 0 | LOB: 1 | K: 0 | BB: 3 | S: 3 | P: 15 |
|--------------|-------|-------|--------|-------|--------|-------|--------|-------|--------|-------|-------|--------|------|-------|------|------|------|------|--------|------|-------|------|------|------|------|--------|------|-------|------|------|------|------|--------|------|-------|------|------|------|------|--------|------|-------|------|------|------|------|--------|------|-------|------|------|------|------|--------|------|-------|------|-------|
| 1B: 4 | SF: 1 | 2B: 1 | SAC: 1 | 3B: 0 | DP: 3 | HR: 0 | HBP: 0 | WP: 1 | PA: 33 | PB: 0 | SB: 0 | CS: 0 | | | | | | | | | | | | | | | | | | | | | | | | | | | | | | | | | | | | | | | | | | | | | | |

| PITCHER | IP | WLS | BF | H | R | ER | SO | BB | IBB | HBP | BLK | WP | HR | S | P | ERA | WHIP |
|------------------------------------|-----|-----|----|---|---|----|----|----|-----|-----|-----|----|----|----|----|------|-------|
| Steve Busby, R ERA: 3.04 (1, 1) | 5.0 | | 20 | 3 | 1 | 1 | 2 | 4 | 0 | 0 | 0 | 1 | 0 | 20 | 36 | 1.80 | 1.400 |
| Renie Martin, R ERA: 7.9 (6, 1) | 2.1 | L | 12 | 2 | 2 | 2 | 3 | 2 | 1 | 0 | 0 | 0 | 0 | 15 | 27 | 7.71 | 1.714 |
| Al Hrabosky, L ERA: 3.23 (8, 1) | 0.2 | | 1 | 0 | 0 | 0 | 0 | 0 | 0 | 0 | 0 | 0 | 0 | 1 | 1 | 0.00 | 0.000 |

New York Yankees @ Kansas City Royals
 Royals Stadium, Kansas City, MO

Fri Jun 08 1979 8:05 PM EDT
 Att. 35,589 - Unknown - 71 F

livebaseballscorecards.com

| | |
|------------|----|
| AB | 46 |
| R | 10 |
| H | 18 |
| RBI | 9 |
| BB | 2 |
| SO | 6 |
| LOB | 20 |



| | |
|-------|--------|
| WP: 1 | PA: 50 |
| PB: 0 | |
| SB: 0 | |
| CS: 1 | |

| Batter | 1 | 2 | 3 | 4 | 5 | 6 | 7 | 8 | 9 | 10 | AB | R | H | RBI | BB | SO | LOB |
|--|---|---|---|---|---|---|---|---|---|----|----|---|---|-----|----|----|-----|
| Willie Wilson, S OBP: 0.399, SLG: 0.466 (1, 7) | | | | | | | | | | | 6 | 2 | 3 | 0 | 0 | 2 | 2 |
| Steve Braun, L OBP: 0.390, SLG: 0.371 (1, 10) | | | | | | | | | | | 5 | 1 | 2 | 0 | 1 | 0 | 2 |
| Amos Otis, R OBP: 0.405, SLG: 0.453 (1, 8) | | | | | | | | | | | 6 | 1 | 2 | 3 | 0 | 1 | 3 |
| George Brett, L OBP: 0.380, SLG: 0.536 (1, 5) | | | | | | | | | | | 6 | 2 | 4 | 2 | 0 | 1 | 2 |
| Darrell Porter, L OBP: 0.414, SLG: 0.469 (1, 2) | | | | | | | | | | | 4 | 1 | 1 | 0 | 0 | 0 | 3 |
| Al Cowens, R OBP: 0.369, SLG: 0.493 (1, 9) | | | | | | | | | | | 4 | 1 | 0 | 1 | 1 | 2 | 3 |
| Ralph LaCock, L OBP: 0.343, SLG: 0.404 (1, 3) | | | | | | | | | | | 5 | 1 | 2 | 1 | 0 | 0 | 0 |
| Freddie Patek, R OBP: 0.271, SLG: 0.272 (1, 6) | | | | | | | | | | | 3 | 0 | 1 | 0 | 0 | 0 | 3 |
| Tom Poquette, L OBP: 0.231, SLG: 0.208 (8, PH) | | | | | | | | | | | 1 | 0 | 0 | 0 | 0 | 0 | 0 |
| Todd Cruz, R OBP: 0.268, SLG: 0.385 (9, 6) | | | | | | | | | | | 1 | 0 | 0 | 0 | 0 | 0 | 1 |
| U L Washington, S OBP: 0.302, SLG: 0.358 (1, 4) | | | | | | | | | | | 5 | 1 | 3 | 2 | 0 | 0 | 1 |

| Inning | 1 | 2 | 3 | 4 | 5 | 6 | 7 | 8 | 9 | 10 |
|--------|--------|--------|--------|--------|--------|--------|--------|--------|--------|--------|
| R: 1 | R: 0 | R: 1 | R: 3 | R: 0 | R: 0 | R: 0 | R: 2 | R: 0 | R: 3 | R: 0 |
| H: 2 | H: 2 | H: 1 | H: 3 | H: 0 | H: 1 | H: 1 | H: 3 | H: 1 | H: 3 | H: 2 |
| E: 0 | E: 0 | E: 1 | E: 0 | E: 0 | E: 0 | E: 0 | E: 0 | E: 0 | E: 1 | E: 0 |
| K: 1 | K: 0 | K: 0 | K: 1 | K: 0 | K: 1 | K: 0 | K: 1 | K: 0 | K: 1 | K: 1 |
| S: 6 | S: 5 | S: 5 | S: 3 | S: 5 | S: 4 | S: 4 | S: 8 | S: 4 | S: 9 | S: 7 |
| LOB: 0 | LOB: 1 | LOB: 0 | LOB: 1 | LOB: 0 | LOB: 0 | LOB: 1 | LOB: 2 | LOB: 1 | LOB: 1 | LOB: 2 |
| BB: 0 | BB: 0 | BB: 0 | BB: 1 | BB: 0 | BB: 0 | BB: 0 | BB: 1 | BB: 0 | BB: 0 | BB: 0 |
| P: 6 | P: 5 | P: 5 | P: 3 | P: 5 | P: 4 | P: 4 | P: 12 | P: 4 | P: 9 | P: 7 |
| 1B: 13 | 2B: 2 | 3B: 2 | HR: 1 | SF: 0 | SAC: 1 | DP: 1 | HBP: 0 | WP: 1 | PA: 50 | |

| PITCHER | IP | WLS | BF | H | R | ER | SO | BB | IBB | HBP | BLK | WP | HR | S | P | ERA | WHIP |
|------------------------------------|-----|-----|----|---|---|----|----|----|-----|-----|-----|----|----|----|----|-------|-------|
| Ed Figueroa, R ERA: 4.03 (1, 1) | 6.0 | | 26 | 9 | 5 | 5 | 3 | 1 | 0 | 0 | 0 | 0 | 0 | 31 | 35 | 7.50 | 1.667 |
| Ron Davis, R ERA: 3.6 (7, 1) | 2.0 | | 13 | 6 | 4 | 4 | 1 | 1 | 0 | 0 | 0 | 0 | 1 | 14 | 18 | 18.00 | 3.500 |
| Jim Kaat, L ERA: 2.87 (9, 1) | 0.1 | | 2 | 1 | 0 | 0 | 0 | 0 | 0 | 0 | 0 | 0 | 0 | 2 | 2 | 0.00 | 3.000 |
| Ken Clay, R ERA: 5.35 (9, 1) | 1.2 | W | 8 | 2 | 1 | 0 | 2 | 0 | 0 | 0 | 0 | 1 | 0 | 12 | 12 | 0.00 | 1.200 |

| Batter | 1 | 2 | 3 | 4 | 5 | 6 | 7 | 8 | 9 | AB R H RBI BB SO LOB | TOP | | | | | | | | | | | | |
|--|---|---|---|---|---|---|---|---|---|---|---|---|---|---|---|---|---|---|---|---|---|---|--|
| Mickey Rivers, L (1, 8) OBP: 0.311, SLG: 0.405 Juan Beniquez, R (7, 8) OBP: 0.282, SLG: 0.355 | 0-0 F8 | | 0-0 E6 4-3 | | 0-0 P2 | | 4-0 1B BB BB | | 0-0 P5 | 3 1 0 1 1 0 0 1 0 0 0 0 0 0 | | | | | | | | | | | | | |
| Roy White, S (1, 7) OBP: 0.286, SLG: 0.247 Jay Johnstone, L (7, 7) OBP: 0.240, SLG: 0.292 | 0-0 CS 1B | | 0-0 4-3 | | 0-0 F7 | | 4-0 1B BB BB | | 0-0 1-3 | 3 1 1 1 1 0 1 1 0 0 0 0 0 0 | | | | | | | | | | | | | |
| Willie Randolph, R (1, 4) OBP: 0.340, SLG: 0.315 | 0-0 F8 1-2 | | 0-0 6-3 | | 0-0 4-3 | | 0-0 2B 1B BB | | 0-0 1B | 5 1 2 2 0 0 2 | | | | | | | | | | | | | |
| Lou Piniella, R (1, 9) OBP: 0.330, SLG: 0.461 | | 0-0 P3 | | 0-0 P2 | | 0-0 P4 | | 0-0 F8 WP FC6-5 2B | 0-0 F8 | 5 0 1 2 0 0 1 | | | | | | | | | | | | | |
| Graig Nettles, L (1, 5) OBP: 0.369, SLG: 0.472 | | 0-3 K | | 0-0 F8 E 2B | | | | | | 4 2 2 1 0 1 1 | | | | | | | | | | | | | |
| Darryl Jones, R (1, 10) OBP: 0.400, SLG: 0.600 Jim Spencer, L (7, PH) OBP: 0.328, SLG: 0.419 | | 0-0 P4 | | 0-0 F8 2-3 | | | | | | 3 1 1 0 0 0 1 1 0 0 0 0 0 1 | | | | | | | | | | | | | |
| Chris Chambliss, L (1, 3) OBP: 0.300, SLG: 0.444 | | | 0-0 F7 | | 0-0 E4 PO | | 0-0 FC3-6 1B | | 0-0 G3 | 4 0 1 0 0 0 0 | | | | | | | | | | | | | |
| Cliff Johnson, R (1, 2) OBP: 0.360, SLG: 0.453 Jerry Narron, L (3, 2) OBP: 0.250, SLG: 0.273 | | | 0-0 E 1B | | 0-0 PO 1-2 | | 0-0 G3 | | 0-0 F7 | 1 1 1 0 0 0 0 3 1 0 1 0 0 1 | | | | | | | | | | | | | |
| Bucky Dent, R (1, 6) OBP: 0.302, SLG: 0.279 | | | 0-0 E6 E 2B | | 0-0 F7 | | 0-0 BB BB 1B | | 0-0 P3 | 4 2 2 1 0 0 0 | | | | | | | | | | | | | |
| Inning Stats | R: 0 E: 0 K: 0 S: 3 | H: 1 LOB: 0 BB: 0 P: 3 | R: 0 E: 0 K: 1 S: 5 | H: 0 LOB: 0 BB: 0 P: 5 | R: 2 E: 2 K: 0 S: 6 | H: 2 LOB: 1 BB: 0 P: 6 | R: 1 E: 1 K: 0 S: 4 | H: 1 LOB: 0 BB: 0 P: 4 | R: 0 E: 0 K: 0 S: 3 | H: 0 LOB: 0 BB: 0 P: 3 | R: 7 E: 0 K: 0 S: 9 | H: 6 LOB: 1 BB: 2 P: 17 | R: 0 E: 0 K: 0 S: 3 | H: 0 LOB: 0 BB: 0 P: 3 | R: 0 E: 0 K: 0 S: 4 | H: 1 LOB: 1 BB: 0 P: 4 | 1B: 7 2B: 3 3B: 0 HR: 1 | SF: 0 SAC: 0 DP: 0 HBP: 0 | WP: 1 PB: 0 SB: 0 CS: 1 | PA: 41 | | | |
| PITCHER | IP WLS BF H R ER SO BB IBB HBP BLK WP HR S P ERA WHIP | IP WLS BF H R ER SO BB IBB HBP BLK WP HR S P ERA WHIP | IP WLS BF H R ER SO BB IBB HBP BLK WP HR S P ERA WHIP | IP WLS BF H R ER SO BB IBB HBP BLK WP HR S P ERA WHIP | IP WLS BF H R ER SO BB IBB HBP BLK WP HR S P ERA WHIP | IP WLS BF H R ER SO BB IBB HBP BLK WP HR S P ERA WHIP | IP WLS BF H R ER SO BB IBB HBP BLK WP HR S P ERA WHIP | IP WLS BF H R ER SO BB IBB HBP BLK WP HR S P ERA WHIP | IP WLS BF H R ER SO BB IBB HBP BLK WP HR S P ERA WHIP | IP WLS BF H R ER SO BB IBB HBP BLK WP HR S P ERA WHIP | IP WLS BF H R ER SO BB IBB HBP BLK WP HR S P ERA WHIP | IP WLS BF H R ER SO BB IBB HBP BLK WP HR S P ERA WHIP | IP WLS BF H R ER SO BB IBB HBP BLK WP HR S P ERA WHIP | IP WLS BF H R ER SO BB IBB HBP BLK WP HR S P ERA WHIP | IP WLS BF H R ER SO BB IBB HBP BLK WP HR S P ERA WHIP | IP WLS BF H R ER SO BB IBB HBP BLK WP HR S P ERA WHIP | IP WLS BF H R ER SO BB IBB HBP BLK WP HR S P ERA WHIP | IP WLS BF H R ER SO BB IBB HBP BLK WP HR S P ERA WHIP | IP WLS BF H R ER SO BB IBB HBP BLK WP HR S P ERA WHIP | IP WLS BF H R ER SO BB IBB HBP BLK WP HR S P ERA WHIP | IP WLS BF H R ER SO BB IBB HBP BLK WP HR S P ERA WHIP | IP WLS BF H R ER SO BB IBB HBP BLK WP HR S P ERA WHIP | |
| Steve Mingo, L (1, 1) ERA: 4.34 Rennie Martin, R (7, 1) ERA: 9.82 Eduardo Rodriguez, R (7, 1) ERA: 4.34 | 6.0 L 25 7 6 4 1 0 0 0 0 0 1 27 27 6.00 1.167 | 0.1 6 3 4 4 0 2 0 0 0 0 0 4 12 108.00 15.000 | 2.2 9 1 0 0 0 0 0 0 0 1 0 9 9 0.00 0.375 | | | | | | | | | | | | | | | | | | | | |

New York Yankees @ Kansas City Royals
 Royals Stadium, Kansas City, MO
 Sun Jun 10 1979, 4:33 AM EDT
 Att. 41,095 - Unknown - 68 F

| | |
|-----|----|
| AB | 38 |
| R | 10 |
| H | 11 |
| RBI | 9 |
| BB | 2 |
| SO | 1 |
| LOB | 8 |



| | | | |
|----|---|----|----|
| WP | 1 | PA | 41 |
| PB | 0 | | |
| SB | 0 | | |
| CS | 1 | | |

| | | | |
|------|-------|--------|-------|
| ERA | 4.34 | 9.82 | 4.34 |
| WHIP | 1.167 | 15.000 | 0.375 |

| Batter | 1 | 2 | 3 | 4 | 5 | 6 | 7 | 8 | 9 | 10 | AB R H RBI BB SO LOB | TOP | | | | | | | | | | |
|---|---|---------------------------------|------------------------------|---------------------------------|------------------------------|---------------------------------|------------------------------|---------------------------------|------------------------------|---------------------------------|------------------------------|--|------------------------------|---------------------------------|------------------------------|---------------------------------|------------------------------|----------------------------------|----------------------------------|------------------------------------|----------------------------------|--------|
| Jerry Remy, L (1, 4) OBP: 0.358, SLG: 0.361 | 0-0 F8 | | 0-0 4-3 | | | 0-0 SH1 | | | 0-0 1-3 1B | 0-0 SH | 3 0 1 1 0 0 1 | Boston Red Sox @ Kansas City Royals Royals Stadium, Kansas City, MO Mon Jun 11 1979, 8:05 PM EDT Att. 39,758 - Unknown | | | | | | | | | | |
| Rick Burleson, R (1, 6) OBP: 0.307, SLG: 0.349 | 0-0 5-3 | | 0-0 PO | 0-0 5-3 | | 0-0 F7 | | | 0-0 F8 | 0-0 6-3 | 5 0 0 1 0 0 3 | | | | | | | | | | | |
| Fred Lynn, L (1, 8) OBP: 0.391, SLG: 0.589 | 4-0 BB | | | 0-3 K | | 0-0 4-3 | | | 0-0 1-3 | 4-0 FC6-4 BB | 3 0 0 0 2 1 2 | | | | | | | | | | | |
| Jim Rice, R (1, 7) OBP: 0.398, SLG: 0.575 | 0-0 F7 | | | 4-0 BB | | | 0-0 6-3 | | 0-0 6-3 | 0-0 FC6-4 | 4 0 0 0 1 0 4 | | | | | | | | | | | |
| Carl Yastrzemski, L (1, 3) | | 0-0 4-3 | | 0-0 4-3 | | | 0-0 4-3 | | | 0-0 G3 | 4 0 0 0 0 0 1 | | | | | | | | | | | |
| Carlton Fisk, R (1, 10) OBP: 0.324, SLG: 0.479 | | 0-0 6-3 | | | 0-0 P4 | | 0-0 5-3 | | | 4-0 BB 2B | 3 1 0 0 1 0 0 | | | | | | | | | | | |
| Butch Hobson, R (1, 5) OBP: 0.303, SLG: 0.503 | | 0-3 K | | | 0-0 G5-4-3 1B | | | 0-0 F8 | | 4-0 2B SH BB | 3 1 1 0 1 1 0 | | | | | | | | | | | |
| Dwight Evans, R (1, 9) OBP: 0.343, SLG: 0.431 | | | 4-0 SH1-4 PO BB | | 0-0 G5-4-3 | | | 0-0 F8 | | 0-0 SH 2B | 3 1 1 1 1 0 1 | | | | | | | | | | | |
| Gary Allenson, R (1, 2) OBP: 0.286, SLG: 0.294 | | | 0-0 SH1-4 | | | 4-0 SH1 BB | | 0-0 F2 | | 4-0 SH 6-3 IBB | 1 0 0 0 1 0 0 | | | | | | | | | | | |
| Jack Brohamer, L (10, PH) OBP: 0.352, SLG: 0.388 | | | | | | | | | | | 0 0 0 0 0 0 0 | | | | | | | | | | | |
| George Scott, R (10, PH) OBP: 0.299, SLG: 0.372 | | | | | | | | | | | 0 1 0 0 1 0 0 | | | | | | | | | | | |
| Mike O'Berry, R (10, 2) OBP: 0.250, SLG: 0.100 | | | | | | | | | | | 0 0 0 0 0 0 0 | | | | | | | | | | | |
| Inning Stats | R: 0 E: 0 K: 0 S: 3 | H: 0 LOB: 1 BB: 1 P: 7 | R: 0 E: 0 K: 1 S: 5 | H: 0 LOB: 0 BB: 0 P: 5 | R: 0 E: 0 K: 1 S: 2 | H: 0 LOB: 1 BB: 1 P: 6 | R: 0 E: 0 K: 1 S: 5 | H: 0 LOB: 1 BB: 1 P: 9 | R: 0 E: 0 K: 0 S: 3 | H: 1 LOB: 0 BB: 0 P: 3 | R: 0 E: 0 K: 0 S: 3 | H: 0 LOB: 0 BB: 0 P: 7 | R: 0 E: 0 K: 0 S: 3 | H: 0 LOB: 0 BB: 0 P: 3 | R: 0 E: 0 K: 0 S: 4 | H: 1 LOB: 1 BB: 0 P: 4 | R: 4 E: 1 K: 0 S: 5 | H: 1 LOB: 2 BB: 4 P: 21 | 1B: 2 2B: 1 3B: 0 HR: 0 | SF: 0 SAC: 3 DP: 1 HBP: 0 | WP: 0 PB: 0 SB: 0 CS: 0 | PA: 41 |
| PITCHER | IP WLS BF H R ER SO BB IBB HBP BLK WP HR S P ERA WHIP | | | | | | | | | | | | | | | | | | | | | |
| Steve Busby, R (1, 1) ERA: 2.87 | 9.1 | | 34 | 2 | 2 | 2 | 2 | 6 | 0 | 0 | 0 | 0 | 0 | 0 | 0 | 0 | 1 | 1 | 1.93 | 0.857 | | |
| Marty Pattin, R (10, 1) ERA: 3.49 | 0.0 | | 1 | 1 | 0 | 0 | 0 | 0 | 0 | 0 | 0 | 0 | 0 | 0 | 0 | 0 | 1 | 1 | ∞ | ∞ | | |
| Al Hrabosky, L (10, 1) ERA: 4.19 | 0.2 | | 5 | 0 | 2 | 1 | 0 | 1 | 1 | 0 | 0 | 0 | 0 | 0 | 0 | 3 | 11 | 13.50 | 1.500 | | | |

| | |
|-----|----|
| AB | 29 |
| R | 4 |
| H | 3 |
| RBI | 3 |
| BB | 8 |
| SO | 2 |
| LOB | 12 |



BOTTOM

Boston Red Sox @ Kansas City Royals
Royals Stadium, Kansas City, MO
Mon Jun 11 1979, 8:05 PM EDT
Att. 39,758 - Unknown

livebaseballscorecards.com

AB 33
R 0
H 4
RBI 0
BB 0
SO 4
LOB 11



WP: 0 PA: 34
PB: 0
SB: 0
CS: 1

AB R H RBI BB SO LOB

4 0 0 0 0 1 2

4 0 1 0 0 1 2

4 0 0 0 0 1 1

4 0 0 0 0 0 1

4 0 0 0 0 0 0

4 0 2 0 0 0 0

3 0 0 0 0 0 2

3 0 0 0 0 0 2

3 0 1 0 0 1 1

1B: 4 SF: 0
2B: 0 SAC: 0
3B: 0 DP: 0
HR: 0 HBP: 1

| Batter | 1 | 2 | 3 | 4 | 5 | 6 | 7 | 8 | 9 | 10 |
|--|----|-----|--------------------|----|-------------|----|----------|-----|-----|----|
| Willie Wilson, S OBP: 0.378, SLG: 0.453 (1, 8) | K | | FC4-6 | | | F8 | | 6-3 | | |
| Steve Braun, L OBP: 0.400, SLG: 0.455 (1, 7) | K | | L4 | | | 1B | | | L7 | |
| Amos Otis, R OBP: 0.390, SLG: 0.437 (1, 10) | G3 | | | K | | F9 | | | 6-3 | |
| George Brett, L OBP: 0.386, SLG: 0.542 (1, 5) | | 4-3 | | F7 | | P4 | | | F9 | |
| Darrell Porter, L OBP: 0.405, SLG: 0.471 (1, 2) | | F7 | | F9 | | | F5 | | G3 | |
| Al Cowens, R OBP: 0.380, SLG: 0.497 (1, 9) | | 4-3 | | | FC6-4 1B | | CS 1B | | 6-3 | |
| Ralph LaCock, L OBP: 0.345, SLG: 0.390 (1, 3) | | | FC4-6 1B HBP | | L6 | | G3 | | F8 | |
| U L Washington, S OBP: 0.297, SLG: 0.347 (1, 4) | | | L7 | | FC6-4 E | | | P6 | | |
| Todd Cruz, R OBP: 0.235, SLG: 0.327 (1, 6) | | | L8 | | L8 | | | K | | |

| Inning Stats | R: 0 | H: 0 | E: 0 | K: 2 | S: 7 | R: 0 | H: 0 | E: 0 | K: 0 | S: 3 | R: 0 | H: 1 | E: 0 | K: 0 | S: 4 | R: 0 | H: 0 | E: 0 | K: 1 | S: 5 | R: 0 | H: 1 | E: 1 | K: 0 | S: 4 | R: 0 | H: 1 | E: 0 | K: 0 | S: 3 | R: 0 | H: 0 | E: 0 | K: 1 | S: 5 | R: 0 | H: 0 | E: 0 | K: 0 | S: 3 | R: 0 | H: 0 | E: 0 | K: 0 | S: 3 | R: 0 | H: 0 | E: 0 | K: 0 | S: 3 | R: 0 | H: 0 | E: 0 | K: 0 | S: 3 | 1B: 4 | SF: 0 | 2B: 0 | SAC: 0 | 3B: 0 | DP: 0 | HR: 0 | HBP: 1 | WP: 0 | PA: 34 |
|--------------|------|------|------|------|------|------|------|------|------|------|------|------|------|------|------|------|------|------|------|------|------|------|------|------|------|------|------|------|------|------|------|------|------|------|------|------|------|------|------|------|------|------|------|------|------|------|------|------|------|------|------|------|------|------|------|-------|-------|-------|--------|-------|-------|-------|--------|-------|--------|
|--------------|------|------|------|------|------|------|------|------|------|------|------|------|------|------|------|------|------|------|------|------|------|------|------|------|------|------|------|------|------|------|------|------|------|------|------|------|------|------|------|------|------|------|------|------|------|------|------|------|------|------|------|------|------|------|------|-------|-------|-------|--------|-------|-------|-------|--------|-------|--------|

| PITCHER | IP | WLS | BF | H | R | ER | SO | BB | IBB | HBP | BLK | WP | HR | S | P | ERA | WHIP |
|------------------------------------|------|-----|----|---|---|----|----|----|-----|-----|-----|----|----|----|----|------|-------|
| Bob Stanley, R ERA: 3.29 (1, 1) | 10.0 | W | 34 | 4 | 0 | 0 | 4 | 0 | 0 | 1 | 0 | 0 | 0 | 41 | 42 | 0.00 | 0.400 |

BOTTOM

Boston Red Sox @ Kansas City Royals
Royals Stadium, Kansas City, MO

Tue Jun 12 1979, 8:05 PM EDT
Att. 26,943 - Unknown - 84 F

livebaseballscorecards.com

| | |
|-----|----|
| AB | 37 |
| R | 7 |
| H | 10 |
| RBI | 7 |
| BB | 4 |
| SO | 2 |
| LOB | 16 |



| | | | |
|----|---|----|----|
| WP | 1 | PA | 42 |
| PB | 0 | | |
| SB | 1 | | |
| CS | 1 | | |

AB R H RBI BB SO LOB

5 2 2 0 0 0 0

3 2 1 2 2 0 1

5 1 1 0 0 0 2

5 2 2 2 0 1 2

4 0 3 2 1 0 0

4 0 1 1 0 0 5

3 0 0 0 1 1 4

4 0 0 0 0 0 2

3 0 0 0 0 0 0

1 0 0 0 0 0 0

0 0 0 0 0 0 0

1B: 7 SF: 1
2B: 3 SAC: 0
3B: 0 DP: 1
HR: 1 HBP: 0

| Batter | 1 | 2 | 3 | 4 | 5 | 6 | 7 | 8 | 9 | 10 |
|---|---------------------------------|------------|-------------------------|------------------|---|---|------------------|-----------|-----------------|------------------------|
| Willie Wilson, S OBP: 0.379, SLG: 0.451 (1, 8) | 0-0 FC2 S 5-3 1B | 0-0 G3 | | 0-0 CS 1B | | | 0-0 1-4-3 | | 0-0 E7 HR | |
| Steve Braun, L OBP: 0.418, SLG: 0.511 (1, 7) | 4-0 5-3 FC2 1-2 BB | | 4-0 1B 1B BB | 0-0 F7 1-2 | | | 0-0 4-3 | | 0-0 HR | |
| Amos Otis, R OBP: 0.387, SLG: 0.432 (1, 10) | 0-0 FC2 1-2 2-3 | | 0-0 1B 2B 1B | | | | 0-0 F9 | | 0-0 P6 | |
| George Brett, L OBP: 0.387, SLG: 0.539 (1, 5) | 0-0 5-3 1-2 2-3 3-H | | 0-0 1-3 2B 1B | | | | 0-3 K | 0-0 F5 | | 0-0 2B SF9 1B |
| Darrell Porter, L OBP: 0.412, SLG: 0.486 (1, 2) | 4-0 IBB | | 0-0 2B 2-H 3-H | | | | 0-0 WP 1B | 0-0 F8 | | 0-0 1-3 2B |
| Al Cowens, R OBP: 0.375, SLG: 0.490 (1, 9) | 0-0 F3 | | 0-0 P3 | | | | 0-0 F7 1-2 | 0-0 1B | | 0-0 SF9 3-H |
| Ralph LaCock, L OBP: 0.343, SLG: 0.383 (1, 3) | 0-0 4-3 | | 4-0 L6-4 IBB | | | | 0-3 K | 0-0 F8 | | |
| Frank White, R OBP: 0.333, SLG: 0.457 (1, 4) | | 0-0 L8 | 0-0 L6-4 1-2 | | | | 0-0 6-3 | | 0-0 F8 | |
| Todd Cruz, R OBP: 0.222, SLG: 0.308 (1, 6) | | 0-0 1-3 | | 0-0 6-3 | | | 0-0 6-3 | | 0-0 F2 | |
| Tom Poquette, L OBP: 0.214, SLG: 0.192 (9, PH) | | | | | | | | | | |
| U L Washington, S OBP: 0.297, SLG: 0.347 (10, 6) | | | | | | | | | | |

| Inning Stats | R: 1 | H: 1 | E: 0 | K: 0 | S: 5 | H: 3 | LOB: 3 | BB: 2 | P: 13 | R: 0 | H: 0 | E: 0 | K: 0 | S: 3 | R: 3 | H: 3 | E: 0 | K: 0 | S: 5 | R: 0 | H: 1 | E: 0 | K: 1 | S: 6 | R: 0 | H: 0 | E: 0 | K: 0 | S: 5 | R: 0 | H: 0 | E: 0 | K: 0 | S: 3 | R: 0 | H: 1 | E: 0 | K: 0 | S: 4 | R: 2 | H: 1 | E: 1 | K: 0 | S: 5 | R: 1 | H: 2 | E: 0 | K: 0 | S: 3 | 1B: 7 | SF: 1 | 2B: 3 | 3B: 0 | HR: 1 | SAC: 0 | DP: 1 | HBP: 0 | WP: 1 | PA: 42 |
|--------------|------|------|------|------|------|------|--------|-------|-------|------|------|------|------|------|------|------|------|------|------|------|------|------|------|------|------|------|------|------|------|------|------|------|------|------|------|------|------|------|------|------|------|------|------|------|------|------|------|------|------|-------|-------|-------|-------|-------|--------|-------|--------|-------|--------|
|--------------|------|------|------|------|------|------|--------|-------|-------|------|------|------|------|------|------|------|------|------|------|------|------|------|------|------|------|------|------|------|------|------|------|------|------|------|------|------|------|------|------|------|------|------|------|------|------|------|------|------|------|-------|-------|-------|-------|-------|--------|-------|--------|-------|--------|

| PITCHER | IP | WLS | BF | H | R | ER | SO | BB | IBB | HBP | BLK | WP | HR | S | P | ERA | WHIP |
|-------------------------------------|-----|-----|----|---|---|----|----|----|-----|-----|-----|----|----|----|----|-------|-------|
| Chuck Rainey, R ERA: 4.37 (1, 1) | 2.0 | | 14 | 4 | 4 | 4 | 0 | 2 | 1 | 0 | 0 | 0 | 0 | 11 | 23 | 18.00 | 3.000 |
| Joel Finch, R ERA: (3, 1) | 5.0 | | 16 | 2 | 0 | 0 | 2 | 0 | 1 | 0 | 0 | 1 | 0 | 19 | 23 | 0.00 | 0.400 |
| Dick Drago, R ERA: 2.54 (8, 1) | 2.1 | L | 12 | 4 | 3 | 1 | 0 | 0 | 0 | 0 | 0 | 0 | 1 | 12 | 12 | 3.86 | 1.714 |

| Batter | 1 | 2 | 3 | 4 | 5 | 6 | 7 | 8 | 9 | AB R H RBI BB SO LOB | TOP | | | | | | | | | | | |
|--|---|---------------------------------|------------------------------|---------------------------------|-------------------------------|----------------------------------|------------------------------|---------------------------------|------------------------------|---------------------------------|------------------------------|---------------------------------|------------------------------|---------------------------------|------------------------------|---------------------------------|------------------------------|----------------------------------|-----------------------------------|------------------------------------|----------------------------------|---|
| Jerry Remy, L (1, 4) OBP: 0.350, SLG: 0.353 | 0-0 6-3 | | 0-0 1B 1B 1B | 0-0 F9 | | 0-0 6-3 | | 0-0 L8 | 0-0 F8 | 6 1 1 0 0 0 1 | | | | | | | | | | | | |
| Rick Burleson, R (1, 6) OBP: 0.305, SLG: 0.349 | 0-0 F7 | | 0-0 1B 1B 1B | 0-0 1B | | 0-0 CS 2B | | 0-0 P6 | 0-0 6-3 | 6 1 3 0 0 0 0 | | | | | | | | | | | | |
| Fred Lynn, L (1, 8) OBP: 0.390, SLG: 0.583 | 0-3 K | | 0-0 1B 1B | 0-0 F8 | | 0-0 2B 1B | | 0-0 P4 | | 1 0 0 0 0 1 0 | | | | | | | | | | | | |
| Tom Poquette, L (2, 8) OBP: 0.250, SLG: 0.233 | | | 1-2 2-3 1B 1B | | | 2-3 1B | | | | 4 0 2 0 0 0 2 | | | | | | | | | | | | |
| Jim Rice, R (1, 7) OBP: 0.398, SLG: 0.565 | | 0-0 P3 | 0-0 1B | 0-0 5-3 | | 0-0 F8 | | | 0-0 2B SF8 1B | 5 1 2 2 0 0 3 | | | | | | | | | | | | |
| Carlton Fisk, R (1, 10) OBP: 0.349, SLG: 0.494 | | 0-0 G5-3 BB 1B | 0-0 P4 | | 0-0 L8 | | 0-0 1B 1B | | 0-0 SF8 HR 2B | 5 2 3 0 0 0 2 | | | | | | | | | | | | |
| Carl Yastrzemski, L (1, 3) OBP: 0.390, SLG: 0.516 | 4-0 1B | | 0-0 3-1 | | 1-0 BB HBP | | 0-0 P2-6 1B 1B | | 4-0 BB HR IBB | 2 1 1 0 2 0 2 | | | | | | | | | | | | |
| Dwight Evans, R (1, 9) OBP: 0.342, SLG: 0.441 | 0-0 G5-3 2-3f | | | 0-0 HR | 4-0 BB FC6-4 BB | | 0-0 1B 1B | | 0-0 SF8 | 3 1 2 3 1 0 2 | | | | | | | | | | | | |
| Larry Wolfe, R (1, 5) OBP: 0.400, SLG: 0.467 | | | 0-0 HR | 0-0 HR | 0-0 F9 | | 0-0 P2-6 2-3f | | 4-0 BB HR BB | 4 3 2 2 1 0 4 | | | | | | | | | | | | |
| Gary Allenson, R (1, 2) OBP: 0.286, SLG: 0.320 | | | 0-3 K | 0-0 1B 1B | 0-0 FC6-4 | | 0-3 K | | 0-0 HR | 5 1 2 4 0 2 3 | | | | | | | | | | | | |
| Inning Stats | R: 0 E: 0 K: 1 S: 5 | H: 0 LOB: 0 BB: 0 P: 5 | R: 0 E: 0 K: 0 S: 3 | H: 1 LOB: 1 BB: 1 P: 7 | R: 3 E: 0 K: 1 S: 10 | H: 5 LOB: 2 BB: 0 P: 10 | R: 2 E: 0 K: 0 S: 7 | H: 4 LOB: 2 BB: 0 P: 7 | R: 0 E: 0 K: 0 S: 3 | H: 0 LOB: 2 BB: 1 P: 8 | R: 0 E: 0 K: 0 S: 4 | H: 2 LOB: 1 BB: 0 P: 4 | R: 1 E: 0 K: 1 S: 7 | H: 3 LOB: 1 BB: 0 P: 7 | R: 0 E: 0 K: 0 S: 3 | H: 0 LOB: 0 BB: 0 P: 3 | R: 5 E: 0 K: 0 S: 6 | H: 3 LOB: 0 BB: 2 P: 14 | 1B: 12 2B: 3 3B: 0 HR: 4 | SF: 1 SAC: 0 DP: 2 HBP: 1 | WP: 0 PB: 0 SB: 0 CS: 1 | PA: 47 |
| PITCHER | IP WLS BF H R ER SO BB IBB HBP BLK WP HR S P ERA WHIP | | | | | | | | | | | | | | | | | | | | PITCHER | IP WLS BF H R ER SO BB IBB HBP BLK WP HR S P ERA WHIP |
| Larry Gura, L (1, 1) ERA: 5.79 | 3.0 L 18 9 5 5 2 1 0 0 0 0 3 21 25 15.00 3.333 | | | | | | | | | | | | | | | | | | | | | |
| Eduardo Rodriguez, R (4, 1) ERA: 4.85 | 5.1 26 8 5 5 1 2 1 1 0 0 0 24 37 8.44 1.875 | | | | | | | | | | | | | | | | | | | | | |
| Steve Mingo, L (9, 1) ERA: 4.66 | 0.2 3 1 1 1 0 0 0 0 0 0 0 1 3 3 13.50 1.500 | | | | | | | | | | | | | | | | | | | | | |

Boston Red Sox @ Kansas City Royals
Royals Stadium, Kansas City, MO
 Wed Jun 13 1979, 8:05 PM EDT
 Att. 27,940 - Unknown - 86 F

| | |
|------------|----|
| AB | 41 |
| R | 11 |
| H | 18 |
| RBI | 11 |
| BB | 4 |
| SO | 3 |
| LOB | 19 |



| Batter | 1 | 2 | 3 | 4 | 5 | 6 | 7 | 8 | 9 | AB | R | H | RBI | BB | SO | LOB |
|--|-----------------------------------|--------------------|-----------|------------------|-------------------------|------------|-------------------|------------------------|-------------------------------|----|---|---|-----|----|----|-----|
| Willie Wilson, S OBP: 0.385, SLG: 0.468 (1, 8) | 0-0 1B S 1B | 0-0 P6 | | | 0-0 G3 | | 0-0 3B | | 0-0 1B 1B | 5 | 2 | 3 | 0 | 0 | 0 | 1 |
| Steve Braun, L OBP: 0.433, SLG: 0.529 (1, 7) | 4-0 1B 1B 1-2 SF9 BB | 0-3 K | | | 0-0 6-3 2B | | 0-0 F7 | | 0-0 1B 1B | 4 | 1 | 2 | 0 | 1 | 1 | 2 |
| Amos Otis, R OBP: 0.387, SLG: 0.431 (1, 10) | 0-0 SF9 1B 1-2 2-3 1B | | 0-0 F3 | | 0-0 6-3 2-3 2B | | 0-0 F3 | | 0-0 1B 1-2 3-H 1B | 5 | 0 | 2 | 1 | 0 | 0 | 1 |
| George Brett, L OBP: 0.387, SLG: 0.536 (1, 5) | 0-0 FC4-6 1-2 2-3 3-H 1B | | 0-0 F9 | | 0-0 P6 | | 0-0 E 1B 1B | | 0-3 K | 5 | 0 | 2 | 1 | 0 | 1 | 3 |
| Darrell Porter, L OBP: 0.406, SLG: 0.479 (1, 2) | 0-0 SF9 2-3 3-H 1B | | 0-0 L8 | | | 0-3 K | | 0-0 F5 | | 3 | 0 | 0 | 1 | 0 | 1 | 1 |
| Al Cowens, R OBP: 0.378, SLG: 0.490 (1, 9) | 0-3 K | | | 0-0 WP 1B | | 0-0 F9 | | 0-0 E1 1-3 1B | | 4 | 0 | 2 | 0 | 0 | 1 | 2 |
| Ralph LaCock, L OBP: 0.335, SLG: 0.373 (1, 3) | 0-0 FC4-6 1-2f 1B | | | 0-0 F9 | | 0-0 4-3 | | 0-0 F5 | | 4 | 0 | 0 | 0 | 0 | 0 | 5 |
| Frank White, R OBP: 0.331, SLG: 0.450 (1, 4) | | 0-0 SH1-3 1B | | 0-0 F8 1-2 | | 0-0 5-3 | | 0-0 P4 | | 4 | 0 | 1 | 0 | 0 | 0 | 1 |
| Todd Cruz, R OBP: 0.214, SLG: 0.296 (1, 6) | | 0-0 SH1-3 | | 0-0 5-3 | | 0-0 F5 | | 0-0 F7 | | 2 | 0 | 0 | 0 | 0 | 0 | 1 |
| Jamie Quirk, L OBP: 0.429, SLG: 0.333 (9, PH) | | | | | | | | | | 1 | 0 | 0 | 0 | 0 | 0 | 0 |

| Inning Stats | R: 2 | H: 3 | E: 0 | K: 1 | S: 8 | LOB: 2 | BB: 1 | P: 12 | R: 0 | H: 1 | E: 0 | K: 1 | S: 6 | LOB: 1 | BB: 0 | P: 6 | R: 0 | H: 0 | E: 0 | K: 0 | S: 3 | LOB: 0 | BB: 0 | P: 3 | R: 0 | H: 1 | E: 0 | K: 0 | S: 4 | LOB: 1 | BB: 0 | P: 4 | R: 0 | H: 0 | E: 0 | K: 1 | S: 5 | LOB: 0 | BB: 0 | P: 5 | R: 0 | H: 1 | E: 0 | K: 0 | S: 4 | LOB: 1 | BB: 0 | P: 4 | R: 0 | H: 2 | E: 1 | K: 0 | S: 5 | LOB: 2 | BB: 0 | P: 5 | R: 1 | H: 3 | E: 0 | K: 1 | S: 8 | LOB: 2 | BB: 0 | P: 8 | 1B: 10 | SF: 1 | 2B: 1 | 3B: 1 | HR: 0 | SAC: 1 | DP: 0 | HBP: 0 | WP: 1 | PB: 0 | SB: 1 | CS: 0 | PA: 40 |
|------------------------------------|------|------|------|------|------|--------|-------|-------|------|------|------|------|------|--------|-------|------|-------|------|------|------|------|--------|-------|------|------|------|------|------|------|--------|-------|------|------|------|------|------|------|--------|-------|------|------|------|------|------|------|--------|-------|------|------|------|------|------|------|--------|-------|------|------|------|------|------|------|--------|-------|------|--------|-------|-------|-------|-------|--------|-------|--------|-------|-------|-------|-------|--------|
| PITCHER | IP | WLS | BF | H | R | ER | SO | BB | IBB | HBP | BLK | WP | HR | S | P | ERA | WHIP | | | | | | | | | | | | | | | | | | | | | | | | | | | | | | | | | | | | | | | | | | | | | | | | | | | | | | | | | | | | |
| Steve Renko, R ERA: 3.22 (1, 1) | 7.1 | W | 31 | 8 | 2 | 2 | 3 | 1 | 0 | 0 | 0 | 1 | 0 | 36 | 40 | 2.46 | 1.227 | | | | | | | | | | | | | | | | | | | | | | | | | | | | | | | | | | | | | | | | | | | | | | | | | | | | | | | | | | | | |
| Dick Drago, R ERA: 2.66 (8, 1) | 1.2 | | 9 | 4 | 1 | 1 | 1 | 0 | 0 | 0 | 0 | 0 | 0 | 11 | 11 | 5.40 | 2.400 | | | | | | | | | | | | | | | | | | | | | | | | | | | | | | | | | | | | | | | | | | | | | | | | | | | | | | | | | | | | |

BOTTOM

Boston Red Sox @ Kansas City Royals
 Royals Stadium, Kansas City, MO

Wed Jun 13 1979, 8:05 PM EDT
 Att: 27,940 - Unknown - 86 F

livebaseballscorecards.com

| | |
|-----|----|
| AB | 37 |
| R | 3 |
| H | 12 |
| RBI | 3 |
| BB | 1 |
| SO | 4 |
| LOB | 17 |



| Batter | 1 | 2 | 3 | 4 | 5 | 6 | 7 | 8 | 9 | AB R H RBI BB SO LOB | TOP | | | | | | | | | | | | | | | | | | | | | | | | | |
|---|---|---------------------------------|------------------------------|---------------------------------|------------------------------|---------------------------------|------------------------------|---------------------------------|------------------------------|---|--|---------------------------------|------------------------------|---------------------------------|------------------------------|---------------------------------|-------------------------------|----------------------------------|-----------------------------------|------------------------------------|----------------------------------|---|--|--|--|--|--|--|--|--|--|--|--|--|--|--|
| Willie Wilson, S OBP: 0.394, SLG: 0.512 (1, 7) X | 0-0 F7 | | 0-0 F8 | | 0-0 1B | 0-0 1B | | | 0-0 1B | 6 4 4 6 0 0 1 | Kansas City Royals @ Milwaukee Brewers Milwaukee County Stadium, Milwaukee, WI Fri Jun 15 1979, 8:05 PM EDT Att. 32,812 - Unknown - 87 F | | | | | | | | | | | | | | | | | | | | | | | | | |
| George Brett, L OBP: 0.386, SLG: 0.534 Jamie Quirk, L OBP: 0.600, SLG: 0.667 (1, 5) X (5, 2) | 0-0 L9 | | 0-0 4-3 | | 0-0 1B | 0-0 1B | | | 0-0 1B | 3 0 1 0 0 0 1 3 1 3 0 0 0 0 | | | | | | | | | | | | | | | | | | | | | | | | | | |
| Amos Otis, R OBP: 0.386, SLG: 0.429 (1, 8) X | 0-0 1-3 | | | 0-0 1B | 0-0 1B | 0-0 FC6-4 | | | 0-0 F9 | 6 1 2 1 0 0 4 | | | | | | | | | | | | | | | | | | | | | | | | | | |
| Al Cowens, R OBP: 0.379, SLG: 0.488 (1, 9) X | | 0-0 FC4-6 | | 0-0 P4 | 0-0 F7 | | | | 0-0 F9 | 5 1 2 0 0 0 3 | | | | | | | | | | | | | | | | | | | | | | | | | | |
| George Scott, R OBP: 0.302, SLG: 0.373 (1, 3) (9, 5) X | | 0-0 F8 | | 0-0 1B | 0-0 FC6-4 | | | | 0-0 6-3 | 5 2 2 2 0 0 3 | | | | | | | | | | | | | | | | | | | | | | | | | | |
| Darrell Porter, L OBP: 0.407, SLG: 0.479 Jerry Terrell, R OBP: 0.385, SLG: 0.538 Ralph LaCock, L OBP: 0.333, SLG: 0.373 (1, 2) (5, 5) (9, PH) (9, 3) X | | 0-0 FC4-6 | | 0-0 1B | 0-0 FC5-4 | 0-0 FC4 | | | 0-0 F8 | 2 0 1 1 0 0 1 2 0 1 0 0 0 0 0 0 0 1 0 0 0 | | | | | | | | | | | | | | | | | | | | | | | | | | |
| John Wathan, R OBP: 0.271, SLG: 0.363 (1, 10) X | | 0-0 FC1-4-6 | | 0-0 FC5-4 | 0-0 FC4 | 0-0 FC6-4 | | | 0-0 F9 | 5 2 1 0 0 0 3 | | | | | | | | | | | | | | | | | | | | | | | | | | |
| Frank White, R OBP: 0.333, SLG: 0.447 (1, 4) X | | | 0-0 5-3 | 0-0 4-3 | | 0-0 FC6-4 | | | 0-0 F2 | 5 1 2 1 0 0 1 | | | | | | | | | | | | | | | | | | | | | | | | | | |
| Freddie Patek, R OBP: 0.273, SLG: 0.274 Todd Cruz, R OBP: 0.214, SLG: 0.296 (1, 6) (6, PR) (6, 6) X | | | 0-0 1B | | 0-0 F9 | 0-0 FC6-4 | | | 0-0 F9 | 3 0 1 0 0 0 2 0 1 0 0 0 0 0 | | | | | | | | | | | | | | | | | | | | | | | | | | |
| Steve Braun, L OBP: 0.426, SLG: 0.519 U L Washington, S OBP: 0.302, SLG: 0.353 (8, PH) (8, 6) X | | | | | 0-0 HR | | | | 0-0 IHR | 1 0 0 0 0 0 0 1 1 1 1 0 0 0 | | | | | | | | | | | | | | | | | | | | | | | | | | |
| Inning Stats | R: 0 E: 0 K: 0 S: 3 | H: 0 LOB: 0 BB: 0 P: 3 | R: 0 E: 0 K: 0 S: 4 | H: 1 LOB: 1 BB: 0 P: 4 | R: 0 E: 0 K: 0 S: 4 | H: 1 LOB: 1 BB: 0 P: 4 | R: 2 E: 1 K: 0 S: 6 | H: 3 LOB: 1 BB: 0 P: 6 | R: 1 E: 0 K: 0 S: 6 | H: 3 LOB: 2 BB: 0 P: 6 | R: 3 E: 0 K: 0 S: 7 | H: 4 LOB: 1 BB: 0 P: 7 | R: 0 E: 0 K: 0 S: 3 | H: 0 LOB: 0 BB: 0 P: 3 | R: 0 E: 0 K: 0 S: 3 | H: 0 LOB: 0 BB: 0 P: 3 | R: 8 E: 0 K: 0 S: 12 | H: 9 LOB: 1 BB: 0 P: 12 | 1B: 18 2B: 1 3B: 0 HR: 2 | SF: 1 SAC: 0 DP: 0 HBP: 0 | WP: 0 PB: 0 SB: 0 CS: 0 | PA: 48 | | | | | | | | | | | | | | |
| PITCHER | IP WLS BF H R ER SO BB IBB HBP BLK WP HR S P ERA WHIP | | | | | | | | | | | | | | | | | | | | PITCHER | IP WLS BF H R ER SO BB IBB HBP BLK WP HR S P ERA WHIP | | | | | | | | | | | | | | |
| Mike Caldwell, L ERA: 3.18 (1, 1) | 6.0 | 30 | 12 | 6 | 5 | 0 | 0 | 0 | 0 | 0 | 0 | 0 | 1 | 30 | 30 | 7.50 | 2.000 | | | | | | | | | | | | | | | | | | | |
| Paul Mitchell, R ERA: 5.79 (7, 1) | 2.1 | 11 | 4 | 4 | 4 | 0 | 0 | 0 | 0 | 0 | 0 | 0 | 0 | 11 | 11 | 15.43 | 1.714 | | | | | | | | | | | | | | | | | | | |
| Reggie Cleveland, R ERA: 4.65 (9, 1) | 0.1 | L | 3 | 2 | 0 | 0 | 0 | 0 | 0 | 0 | 0 | 0 | 0 | 3 | 3 | 0.00 | 6.000 | | | | | | | | | | | | | | | | | | | |
| Bill Castro, R ERA: 2.77 (9, 1) | 0.1 | | 4 | 3 | 4 | 4 | 0 | 0 | 0 | 0 | 0 | 0 | 0 | 4 | 4 | 108.00 | 9.000 | | | | | | | | | | | | | | | | | | | |

livebaseballscorecards.com

| | |
|------------|----|
| AB | 47 |
| R | 14 |
| H | 21 |
| RBI | 13 |
| BB | 0 |
| SO | 0 |
| LOB | 19 |



| Batter | 1 | 2 | 3 | 4 | 5 | 6 | 7 | 8 | 9 | AB R H RBI BB SO LOB | TOP | |
|--|---|---|---|---|---|---|---|---|---|--|---|--|
| Willie Wilson, S OBP: 0.391, SLG: 0.503 (1, 7) X | 0-0 1-3 ① | | 0-0 6-3 ① | | 4-0 BB | | 0-0 L8 ③ | | | 3 0 0 0 1 0 1 | Kansas City Royals @ Milwaukee Brewers Milwaukee County Stadium, Milwaukee, WI Sat Jun 16 1979, 4:33 AM EDT Att. 43,784 - Sunny - 84 F livebaseballscorecards.com | |
| Steve Braun, L OBP: 0.415, SLG: 0.500 (1, 10) X | 0-0 F7 ② | | 0-0 G3 ② | | 0-0 F9 ③ | | | 0-0 FC8-6 1B | 4 0 1 0 0 0 3 | | | |
| Amos Otis, R OBP: 0.387, SLG: 0.443 (1, 8) X | 0-0 1B | | 0-0 F8 ③ | | 0-0 HR | | | 0-0 FC8-6 FC1-6 1-2f | 4 1 2 1 0 0 2 | | | |
| George Brett, L OBP: 0.388, SLG: 0.537 (1, 5) X | 0-0 F8 ③ | | 0-0 CS 1B | | 0-0 2B | | | 0-0 FC1-6 1B 1-2f | 4 0 2 0 0 0 2 | | | |
| Darrell Porter, L OBP: 0.404, SLG: 0.475 (1, 2) X | | 0-0 F7 ① | 0-0 F8 ① ② | | 0-0 F2 ① | | | 0-0 FC5-4 1B 1-2 | 4 0 1 0 0 0 2 | | | |
| Al Cowens, R OBP: 0.370, SLG: 0.476 (1, 9) X | | 0-0 1-3 ② | 0-0 F9 ③ | | 0-0 P6 ② | | | 0-0 FC5-4 1-2f | 4 0 0 0 0 0 3 | | | |
| George Scott, R OBP: 0.295, SLG: 0.364 (1, 3) X | | 0-3 K ③ | | | 0-0 F9 ① | 0-0 3-4-1 ③ | | | 0-0 6-3 ① | 4 0 0 0 0 1 1 | | |
| Frank White, R OBP: 0.339, SLG: 0.449 (1, 4) X | | | 0-0 1B S 1B | | 0-0 1B S 1B | | | 0-0 F9 ① | 0-0 L8 ② | 4 1 2 0 0 0 0 | | |
| Todd Cruz, R OBP: 0.220, SLG: 0.298 (1, 6) X | | | 0-0 6-3 1B 1-H | | 0-0 F7 ② | | | 0-0 P1 ② | 0-3 K ③ | 3 0 1 1 0 0 1 | | |
| Ralph LaCock, L OBP: 0.332, SLG: 0.371 (9, PH) X | | | | | 1-2 | | | | | 1 0 0 0 0 1 0 | | |
| Inning Stats | R: 0 H: 1 E: 0 LOB: 1 K: 0 BB: 0 S: 4 P: 4 | R: 0 H: 0 E: 0 LOB: 0 K: 1 BB: 0 S: 5 P: 5 | R: 1 H: 2 E: 0 LOB: 1 K: 0 BB: 0 S: 5 P: 5 | R: 0 H: 1 E: 0 LOB: 0 K: 0 BB: 0 S: 3 P: 3 | R: 0 H: 1 E: 0 LOB: 2 K: 0 BB: 1 S: 4 P: 8 | R: 1 H: 2 E: 0 LOB: 1 K: 0 BB: 0 S: 5 P: 5 | R: 0 H: 0 E: 0 LOB: 0 K: 0 BB: 0 S: 3 P: 3 | R: 0 H: 2 E: 0 LOB: 2 K: 0 BB: 0 S: 5 P: 5 | R: 0 H: 0 E: 0 LOB: 0 K: 1 BB: 0 S: 5 P: 5 | 1B: 7 SF: 0 2B: 1 SAC: 0 3B: 0 DP: 0 HR: 1 HBP: 0 | WP: 0 PA: 36 PB: 0 SB: 2 CS: 1 | |
| PITCHER Jim Slaton, R (1, 1) ERA: 2.36 | IP WLS BF H R ER SO BB IBB HBP BLK WP HR S P ERA WHIP | 9.0 W 36 9 2 2 2 1 0 0 0 0 1 39 43 2.00 1.111 | | | | | | | | | | |

| Batter | 1 | 2 | 3 | 4 | 5 | 6 | 7 | 8 | 9 | AB R H RBI BB SO LOB | TOP | |
|--|---|---|---|---|---|---|---|---|---|--|--|---|
| Willie Wilson, S (1, 9) OBP: 0.383, SLG: 0.491 Al Cowens, R (9, PH) OBP: 0.374, SLG: 0.479 | 0-0 6-3 | | 0-0 4-3 | | | 0-0 P3 | | 0-3 K | 0-0 1B | 4 0 0 0 0 1 0 1 0 1 0 0 0 0 | Kansas City Royals @ Milwaukee Brewers Milwaukee County Stadium, Milwaukee, WI Sun Jun 17 1979, 4:33 AM EDT Att. 28,100 - Unknown - 67 F livebaseballscorecards.com | |
| Steve Braun, L (1, 7) OBP: 0.400, SLG: 0.525 | 0-0 P2 | | 0-0 L7 | | | 0-0 HR | | 0-0 4-3 | 0-0 F8 | 5 1 1 1 0 0 2 | | |
| Amos Otis, R (1, 8) OBP: 0.389, SLG: 0.444 | 0-0 1B | | | | 0-0 5-3 | 0-0 P3 | | 0-0 E1 | | 4 0 2 0 0 0 0 | | |
| George Brett, L (1, 5) OBP: 0.383, SLG: 0.529 | 0-0 F7 | | | | 0-0 6-3 | 0-0 4-3 | | 0-0 P6 | | 4 0 0 0 0 0 2 | | |
| Darrell Porter, L (1, 2) OBP: 0.406, SLG: 0.489 | | | | | 0-3 K | | | 0-0 1B | 0-0 HR | 4 1 2 1 0 1 0 | | |
| George Scott, R (1, 3) OBP: 0.294, SLG: 0.367 | | | | | 0-0 6-3 | | | 0-0 E4 | 0-0 5-3 | 4 0 1 0 0 0 1 | | |
| Jamie Quirk, L (1, 10) OBP: 0.500, SLG: 0.538 | | | | | 0-0 E4 | | | 0-0 1B | 0-0 5-3 | 4 0 1 0 0 0 1 | | |
| Frank White, R (1, 4) OBP: 0.336, SLG: 0.451 | | | | | 0-0 6-3 | | | 0-0 P3 | 0-0 1B | 4 1 1 0 0 0 5 | | |
| Todd Cruz, R (1, 6) OBP: 0.213, SLG: 0.288 Ralph LaCock, L (7, PH) OBP: 0.330, SLG: 0.369 U L Washington, S (7, 6) OBP: 0.308, SLG: 0.358 | | | | | 0-3 K | | | 0-0 G1-2-3 | 0-0 1B | 2 0 0 0 0 1 1 1 0 0 0 0 0 3 1 0 1 1 0 0 0 | | |
| Inning Stats | R: 0 H: 1 E: 0 LOB: 1 K: 0 BB: 0 S: 4 P: 4 | R: 0 H: 1 E: 0 LOB: 1 K: 0 BB: 0 S: 4 P: 4 | R: 0 H: 0 E: 0 LOB: 0 K: 1 BB: 0 S: 5 P: 5 | R: 0 H: 0 E: 0 LOB: 0 K: 1 BB: 0 S: 5 P: 5 | R: 0 H: 0 E: 1 LOB: 1 K: 0 BB: 0 S: 4 P: 4 | R: 1 H: 1 E: 0 LOB: 0 K: 0 BB: 0 S: 4 P: 4 | R: 0 H: 2 E: 1 LOB: 2 K: 0 BB: 0 S: 5 P: 5 | R: 0 H: 1 E: 1 LOB: 1 K: 1 BB: 0 S: 6 P: 6 | R: 2 H: 4 E: 0 LOB: 2 K: 0 BB: 0 S: 7 P: 7 | 1B: 6 SF: 0 2B: 2 SAC: 0 3B: 0 DP: 1 HR: 2 HBP: 0 | | WP: 1 PA: 38 PB: 0 SB: 0 CS: 0 |
| PITCHER Lary Sorensen, R (1, 1) ERA: 2.98 | IP WLS BF H R ER SO BB IBB HBP BLK WP HR S P ERA WHIP | | | | | | | | | | | PITCHER IP WLS BF H R ER SO BB IBB HBP BLK WP HR S P ERA WHIP |

| | |
|-----|----|
| AB | 38 |
| R | 3 |
| H | 10 |
| RBI | 3 |
| BB | 0 |
| SO | 3 |
| LOB | 15 |



| Batter | 1 | 2 | 3 | 4 | 5 | 6 | 7 | 8 | 9 | AB R H RBI BB SO LOB | | | | | | | | | | | | |
|--|------------------------------|---------------------------------|-------------------------------|----------------------------------|------------------------------|----------------------------------|------------------------------|---------------------------------|------------------------------|---------------------------------|------------------------------|---------------------------------|------------------------------|---------------------------------|------------------------------|---------------------------------|------------------------------|----------------------------------|----------------------------------|------------------------------------|----------------------------------|--------|
| Willie Wilson, S (1, 7) OBP: 0.373, SLG: 0.477 | 0-3 K | | 0-0 F9 | | 0-0 4-3 | | 0-3 K | | 0-3 K | 5 0 0 0 0 3 3 | | | | | | | | | | | | |
| George Brett, L (1, 5) OBP: 0.383, SLG: 0.531 | 0-3 K | | 0-3 K | | | 0-0 F7 | | 0-0 SH5-4 SH 1B | 0-0 2B | 5 1 2 1 0 2 2 | | | | | | | | | | | | |
| Amos Otis, R (1, 8) OBP: 0.394, SLG: 0.444 | 0-3 K | | 0-0 1B | | | 4-0 FC3-6 BB | | 0-0 SH 1B | 4-0 IBB | 2 1 1 0 2 1 0 | | | | | | | | | | | | |
| Darrell Porter, L (1, 2) OBP: 0.400, SLG: 0.480 | | 0-3 K | 0-0 4-3 | | | 0-0 FC3-6 1B | | 0-0 SH5-4 | 0-0 F5 | 4 0 0 0 0 1 6 | | | | | | | | | | | | |
| George Scott, R (1, 3) OBP: 0.298, SLG: 0.370 | | 0-3 K | | 0-0 1-3 | | 0-0 1B | | 0-0 G3 1B | | 4 0 2 2 0 1 0 | | | | | | | | | | | | |
| Al Cowens, R (1, 9) OBP: 0.382, SLG: 0.491 | | 0-0 2B | | 0-0 CS 1B | | 0-0 1B | | 0-0 G3 | | 4 0 3 0 0 0 1 | | | | | | | | | | | | |
| Steve Braun, L (1, 10) OBP: 0.378, SLG: 0.492 | | 0-3 K | | 0-3 K | | 0-0 F9 | | 0-0 F3 | | 4 0 0 0 0 2 6 | | | | | | | | | | | | |
| Frank White, R (1, 4) OBP: 0.333, SLG: 0.444 | | | 0-0 1B | | 0-0 5-3 | | 0-3 K | | 0-3 K | 4 0 1 0 0 2 0 | | | | | | | | | | | | |
| Todd Cruz, R (1, 6) OBP: 0.231, SLG: 0.290 | | | 4-0 1B | | 0-0 6-3 | | 0-0 F3 | | 0-0 2B 1B | 3 1 1 0 1 0 0 | | | | | | | | | | | | |
| Inning Stats | R: 0 E: 0 K: 3 S: 9 | H: 0 LOB: 0 BB: 0 P: 9 | R: 0 E: 0 K: 3 S: 10 | H: 1 LOB: 1 BB: 0 P: 10 | R: 0 E: 0 K: 1 S: 7 | H: 2 LOB: 3 BB: 1 P: 11 | R: 0 E: 0 K: 1 S: 5 | H: 1 LOB: 0 BB: 0 P: 5 | R: 0 E: 0 K: 0 S: 3 | H: 0 LOB: 0 BB: 0 P: 3 | R: 0 E: 0 K: 0 S: 5 | H: 2 LOB: 3 BB: 1 P: 9 | R: 0 E: 0 K: 2 S: 7 | H: 0 LOB: 0 BB: 0 P: 7 | R: 2 E: 1 K: 0 S: 6 | H: 2 LOB: 1 BB: 0 P: 6 | R: 1 E: 0 K: 2 S: 9 | H: 2 LOB: 2 BB: 1 P: 13 | 1B: 8 2B: 2 3B: 0 HR: 0 | SF: 0 SAC: 2 DP: 0 HBP: 0 | WP: 0 PB: 0 SB: 1 CS: 1 | PA: 40 |

| PITCHER | IP | WLS | BF | H | R | ER | SO | BB | IBB | HBP | BLK | WP | HR | S | P | ERA | WHIP |
|------------------------------------|-----|-----|----|----|---|----|----|----|-----|-----|-----|----|----|----|----|------|-------|
| Mike Norris, R (1, 1) ERA: 5.06 | 8.2 | L | 38 | 10 | 3 | 2 | 12 | 2 | 0 | 0 | 0 | 0 | 0 | 60 | 68 | 2.08 | 1.385 |
| Bob Lacey, L (9, 1) ERA: 5.15 | 0.1 | | 2 | 0 | 0 | 0 | 0 | 0 | 1 | 0 | 0 | 0 | 0 | 1 | 5 | 0.00 | 0.000 |

| PITCHER | IP | WLS | BF | H | R | ER | SO | BB | IBB | HBP | BLK | WP | HR | S | P | ERA | WHIP |
|---------|----|-----|----|---|---|----|----|----|-----|-----|-----|----|----|---|---|-----|------|
| | | | | | | | | | | | | | | | | | |

Kansas City Royals @ Oakland Athletics
Oakland-Alameda County Coliseum, Oakland, CA

Mon Jun 18 1979, 7:05 PM PDT
Att. 6,864 - Unknown

livebaseballscorecards.com

| | |
|-----|----|
| AB | 35 |
| R | 3 |
| H | 10 |
| RBI | 3 |
| BB | 3 |
| SO | 12 |
| LOB | 18 |



| Batter | 1 | 2 | 3 | 4 | 5 | 6 | 7 | 8 | 9 | AB R H RBI BB SO LOB | TOP | | | | | |
|--|---|---|---|--|---|---|---|--|---|--|--|---|----|----|------|-------|
| Steve Braun, L (1, 7) OBP: 0.359, SLG: 0.464 Willie Wilson, S (8, 7) OBP: 0.371, SLG: 0.475 | 0-0 F8 | | 0-0 3-1 | | 0-0 F7 | | 0-0 F7 | | 0-3 K | 4 0 0 0 0 0 1 1 0 0 0 0 1 0 | | | | | | |
| George Brett, L (1, 5) OBP: 0.383, SLG: 0.528 | 0-0 3-1 | | 0-0 1B | | 0-0 F5 | | | 0-0 6-3 2B 1B | 0-0 F8 | 5 1 2 0 0 0 0 | | | | | | |
| Amos Otis, R (1, 8) OBP: 0.387, SLG: 0.435 | 0-0 F9 | | 0-3 K | | 0-3 K | | | 0-0 6-3 1-2 | 0-3 K | 5 0 0 0 0 3 2 | | | | | | |
| Darrell Porter, L (1, 2) OBP: 0.409, SLG: 0.485 | | 0-0 2B WP 1B | | 4-0 2B BB | | 0-0 G5-4-3 HBP 1B | | 4-0 2B E BB | | 2 3 2 0 2 0 0 | | | | | | |
| George Scott, R (1, 3) OBP: 0.308, SLG: 0.386 | | 0-0 WP SF8 2B | | 0-3 K | | 1-0 G5-4-3 HBP 1-2 | | 0-0 E 2B | | 3 1 2 1 0 1 1 | | | | | | |
| Al Cowens, R (1, 9) OBP: 0.384, SLG: 0.494 | | 0-0 F8 | | 0-0 1B 2B | | 0-0 G5-4-3 1-2f 2-3f | | 4-0 E IBB | | 3 0 1 1 1 0 3 | | | | | | |
| Ralph LaCock, L (1, 10) OBP: 0.330, SLG: 0.371 John Wathan, R (8, PH) OBP: 0.288, SLG: 0.359 | | 0-0 SF8 | | 0-0 2-3 1B | | 0-0 P5 | | 0-0 E4 | | 2 0 1 1 0 0 0 1 0 0 1 0 0 2 | AB 34 R 5 H 9 RBI 4 BB 3 SO 8 LOB 20 | | | | | |
| Frank White, R (1, 4) OBP: 0.331, SLG: 0.438 | | 0-0 5-3 | | 0-0 F3 | | 0-0 1B | | 0-0 L6 | | 4 0 1 0 0 0 5 | | | | | | |
| Todd Cruz, R (1, 6) OBP: 0.224, SLG: 0.281 Jamie Quirk, L (7, PH) OBP: 0.467, SLG: 0.500 Freddie Patek, R (7, 6) OBP: 0.272, SLG: 0.273 | | | 0-0 F8 | | 0-3 K | | 0-3 K | | 0-3 K | 2 0 0 0 0 1 2 1 0 0 0 0 1 1 1 0 0 0 0 1 3 | | | | | | |
| Inning Stats | R: 0 H: 0 E: 0 LOB: 0 K: 0 BB: 0 S: 3 P: 3 | R: 2 H: 2 E: 0 LOB: 0 K: 0 BB: 0 S: 5 P: 5 | R: 0 H: 1 E: 0 LOB: 1 K: 1 BB: 0 S: 6 P: 6 | R: 1 H: 2 E: 0 LOB: 2 K: 2 BB: 1 S: 9 P: 13 | R: 0 H: 0 E: 0 LOB: 0 K: 1 BB: 0 S: 5 P: 5 | R: 0 H: 1 E: 0 LOB: 0 K: 0 BB: 0 S: 2 P: 3 | R: 0 H: 1 E: 0 LOB: 1 K: 1 BB: 0 S: 6 P: 6 | R: 2 H: 2 E: 1 LOB: 3 K: 1 BB: 2 S: 8 P: 16 | R: 0 H: 0 E: 0 LOB: 0 K: 2 BB: 0 S: 7 P: 7 | 1B: 6 SF: 1 2B: 3 SAC: 0 3B: 1 DP: 0 HR: 0 HBP: 1 | WP: 1 PA: 39 PB: 0 SB: 0 CS: 0 | | | | | |
| PITCHER | IP WLS BF H R ER SO BB IBB HBP BLK WP HR S P ERA WHIP | | | | | | | | | | | | | | | |
| Matt Keough, R (1, 1) ERA: 5.62 | 7.0 | 29 | 8 | 4 | 4 | 5 | 1 | 0 | 1 | 0 | 1 | 0 | 37 | 42 | 5.14 | 1.286 |
| Jim Todd, R (8, 1) ERA: 7.65 | 0.1 | 4 | 1 | 0 | 0 | 0 | 1 | 1 | 0 | 0 | 0 | 0 | 2 | 10 | 0.00 | 6.000 |
| Bob Lacey, L (8, 1) ERA: 5.15 | 0.0 | 1 | 0 | 1 | 1 | 0 | 0 | 0 | 0 | 0 | 0 | 0 | 1 | 1 | ∞ | ∞ |
| Dave Heaverlo, R (8, 1) ERA: 3.1 | 1.2 | W 5 | 0 | 0 | 0 | 3 | 0 | 0 | 0 | 0 | 0 | 0 | 11 | 11 | 0.00 | 0.000 |

Kansas City Royals @ Oakland Athletics
Oakland-Alameda County Coliseum, Oakland, CA

Tue Jun 19 1979, 7:05 PM PDT
Att. 1,485 - Unknown

livebaseballscorecards.com



| Batter | 1 | 2 | 3 | 4 | 5 | 6 | 7 | 8 | 9 |
|--|---------|--------|---------|---------|---------|--------------|---------|--------|---|
| Dwayne Murphy, L (1, 8) OBP: 0.423, SLG: 0.385 | 0-0 L6 | | 0-0 4-3 | | 0-3 K | | 4-0 BB | | |
| Dave Chalk, R (1, 6) OBP: 0.167, SLG: 0.167 | 0-0 F9 | | | 0-0 F8 | 0-0 F8 | | 0-0 L5 | | |
| Wayne Gross, L (1, 5) OBP: 0.382, SLG: 0.429 | 0-0 4-3 | | | 0-0 HR | | 0-3 K | | 0-0 F7 | |
| Dave Revering, L (1, 3) OBP: 0.326, SLG: 0.414 | | 0-0 F8 | | 0-0 HR | | 0-0 FC5-4 1B | | 0-3 K | |
| Jeff Newman, R (1, 2) OBP: 0.251, SLG: 0.429 | | 0-0 P4 | | 0-0 HR | | 0-0 FC5-4 | | 0-0 HR | |
| Mike Heath, R (2, PH) OBP: 0.500, SLG: 2.000 | | | | 0-0 HR | | 1-2f HR | | | |
| Mitchell Page, L (1, 10) OBP: 0.308, SLG: 0.331 | | 0-0 F7 | | 0-0 4-3 | | 0-0 HR | | 0-0 3B | |
| Tony Armas, R (1, 7) OBP: 0.214, SLG: 0.227 | | | 0-3 K | 0-0 F6 | | 0-0 L5 | | 0-3 K | |
| Larry Murray, S (1, 9) OBP: 0.272, SLG: 0.257 | | | 0-0 F7 | | 0-3 K | | 0-0 5-3 | | |
| Mike Edwards, R (1, 4) OBP: 0.289, SLG: 0.296 | | | 0-0 | | 0-0 5-3 | | 0-3 K | | |
| Milt Ramirez, R (8, 4) OBP: 0.207, SLG: 0.182 | | | | 1B | | | | | |

| Inning Stats | R: 0 E: 0 K: 0 S: 3 | H: 0 LOB: 0 BB: 0 P: 3 | R: 0 E: 0 K: 0 S: 3 | H: 0 LOB: 0 BB: 0 P: 3 | R: 0 E: 0 K: 1 S: 6 | H: 1 LOB: 1 BB: 0 P: 6 | R: 3 E: 0 K: 0 S: 6 | H: 3 LOB: 0 BB: 0 P: 6 | R: 0 E: 0 K: 2 S: 8 | H: 0 LOB: 1 BB: 0 P: 8 | R: 2 E: 0 K: 1 S: 7 | H: 2 LOB: 0 BB: 0 P: 7 | R: 0 E: 0 K: 1 S: 5 | H: 0 LOB: 1 BB: 1 P: 9 | R: 1 E: 0 K: 2 S: 9 | H: 2 LOB: 1 BB: 0 P: 9 |
|----------------------------------|------------------------------------|----------------------------------|------------------------------|---------------------------------|------------------------------|---------------------------------|------------------------------|---------------------------------|------------------------------|---------------------------------|------------------------------|---------------------------------|------------------------------|---------------------------------|------------------------------|---------------------------------|
| 1B: 2 2B: 0 3B: 1 HR: 5 | SF: 0 SAC: 0 DP: 0 HBP: 0 | WP: 0 PB: 1 SB: 0 CS: 0 | | | | | | | | | | | | | | |

| PITCHER | IP | WLS | BF | H | R | ER | SO | BB | IBB | HBP | BLK | WP | HR | S | P | ERA | WHIP |
|---------------------------------------|-----|-----|----|---|---|----|----|----|-----|-----|-----|----|----|----|----|------|-------|
| Dennis Leonard, R (1, 1) ERA: 4.18 | 4.2 | | 19 | 4 | 3 | 3 | 3 | 0 | 0 | 0 | 0 | 0 | 3 | 25 | 25 | 5.79 | 0.857 |
| Steve Mingori, L (5, 1) ERA: 4.56 | 2.1 | | 10 | 2 | 2 | 2 | 2 | 1 | 0 | 0 | 0 | 0 | 1 | 13 | 17 | 7.71 | 1.286 |
| Al Hrabosky, L (8, 1) ERA: 4.14 | 1.0 | L | 5 | 2 | 1 | 1 | 2 | 0 | 0 | 0 | 0 | 0 | 1 | 9 | 9 | 9.00 | 2.000 |


BOTTOM

Kansas City Royals @ Oakland Athletics
Oakland-Alameda County Coliseum, Oakland, CA

Tue Jun 19 1979, 7:05 PM PDT
Att. 1,485 - Unknown

| | |
|-----|----|
| AB | 33 |
| R | 6 |
| H | 8 |
| RBI | 6 |
| BB | 1 |
| SO | 7 |
| LOB | 5 |

livebaseballscores.com



| PITCHER | IP | WLS | BF | H | R | ER | SO | BB | IBB | HBP | BLK | WP | HR | S | P | ERA | WHIP |
|---------------------------------------|-----|-----|----|---|---|----|----|----|-----|-----|-----|----|----|----|----|------|-------|
| Dennis Leonard, R (1, 1) ERA: 4.18 | 4.2 | | 19 | 4 | 3 | 3 | 3 | 0 | 0 | 0 | 0 | 0 | 3 | 25 | 25 | 5.79 | 0.857 |
| Steve Mingori, L (5, 1) ERA: 4.56 | 2.1 | | 10 | 2 | 2 | 2 | 2 | 1 | 0 | 0 | 0 | 0 | 1 | 13 | 17 | 7.71 | 1.286 |
| Al Hrabosky, L (8, 1) ERA: 4.14 | 1.0 | L | 5 | 2 | 1 | 1 | 2 | 0 | 0 | 0 | 0 | 0 | 1 | 9 | 9 | 9.00 | 2.000 |

| Batter | 1 | 2 | 3 | 4 | 5 | 6 | 7 | 8 | 9 | AB R H RBI BB SO LOB | TOP | |
|---|---|---|--|---|---|---|---|---|---|--|---|--|
| Frank White, R (1, 4) OBP: 0.326, SLG: 0.444 | 0-0 6-3 | | 0-0 P3 | | | 0-0 F7 | | 0-0 3B | | 5 0 1 0 0 0 2 | | |
| George Brett, L (1, 5) OBP: 0.383, SLG: 0.540 | 0-0 F9 | | 0-0 1B 3B | 0-0 1B 3B | | 0-0 F8 | | 0-0 4-3 | | 5 2 2 0 0 0 1 | | |
| Al Cowens, R (1, 9) OBP: 0.385, SLG: 0.492 | 0-0 6-3 | | 0-0 1B 1B | 0-0 1B | | 0-0 F9 | | | 0-0 F8 | 5 1 2 2 0 0 0 | | |
| George Scott, R (1, 3) OBP: 0.315, SLG: 0.392 | | 0-0 HR 1B | 0-0 BB 1B SF9 1B | 0-0 F9 | | 0-0 SF7 1B | | | 0-0 1-3 | 5 3 3 0 0 0 1 | | |
| Amos Otis, R (1, 8) OBP: 0.384, SLG: 0.430 | 0-3 K | 0-3 K | 0-0 SF9 BB 1B 1B | 0-3 K | | 0-0 F8 | | | 0-0 F5 | 5 1 1 1 0 2 3 | | |
| Darrell Porter, L (1, 10) OBP: 0.410, SLG: 0.498 | 0-0 HR | 0-0 HR | 0-0 1B BB | 0-0 F5 | | 0-0 SF7 | | | | 2 2 1 3 1 0 1 | | |
| John Wathan, R (1, 2) OBP: 0.267, SLG: 0.358 | 0-0 FC6-4 1B | 0-0 SF9 | | 0-0 F9 | | 0-3 K | | | | 3 0 1 1 0 1 0 | | |
| Freddie Patek, R (1, 6) OBP: 0.271, SLG: 0.272 | 0-3 K | 0-0 1B 1B | | 0-0 F9 | | 0-0 F7 | | | 0-0 F7 | 4 0 1 1 0 1 1 | | |
| Willie Wilson, S (1, 7) OBP: 0.369, SLG: 0.470 | 0-0 FC6-4 | 0-0 1B | | 0-0 F9 | | 0-0 F7 | | | 0-0 F7 | 4 0 1 1 0 0 1 | | |
| Inning Stats | R: 0 H: 0 E: 0 LOB: 0 K: 0 BB: 0 S: 3 P: 3 | R: 2 H: 3 E: 0 LOB: 1 K: 2 BB: 0 S: 10 P: 10 | R: 5 H: 6 E: 0 LOB: 2 K: 0 BB: 1 S: 9 P: 13 | R: 1 H: 2 E: 0 LOB: 1 K: 1 BB: 0 S: 7 P: 7 | R: 0 H: 0 E: 0 LOB: 0 K: 0 BB: 0 S: 3 P: 3 | R: 0 H: 0 E: 0 LOB: 0 K: 0 BB: 0 S: 3 P: 3 | R: 1 H: 1 E: 0 LOB: 0 K: 1 BB: 0 S: 6 P: 6 | R: 0 H: 1 E: 0 LOB: 1 K: 0 BB: 0 S: 4 P: 4 | R: 0 H: 0 E: 0 LOB: 0 K: 0 BB: 0 S: 3 P: 3 | 1B: 9 SF: 2 2B: 0 SAC: 0 3B: 3 DP: 0 HR: 1 HBP: 0 | WP: 0 PA: 41 PB: 0 SB: 0 CS: 0 | |
| PITCHER | IP WLS BF H R ER SO BB IBB HBP BLK WP HR S P ERA WHIP | | | | | | | | | | | |
| Dave Hamilton, L (1, 1) ERA: 3.76 | 2.1 L 13 6 5 5 2 0 0 0 0 0 0 1 17 17 19.29 2.571 | | | | | | | | | | | |
| Craig Minetto, L (3, 1) ERA: 5.21 | 6.2 28 7 4 4 2 1 0 0 0 0 0 0 31 35 5.40 1.200 | | | | | | | | | | | |

Kansas City Royals @ Oakland Athletics
Oakland-Alameda County Coliseum, Oakland, CA

Wed Jun 20 1979, 7:05 PM PDT
Att. 1,503 - Unknown

| | |
|-----|----|
| AB | 38 |
| R | 9 |
| H | 13 |
| RBI | 9 |
| BB | 1 |
| SO | 4 |
| LOB | 10 |



| Batter | 1 | 2 | 3 | 4 | 5 | 6 | 7 | 8 | 9 | AB R H RBI BB SO LOB |
|--|-----------------------|-----------------------|------------|--------------------------------------|-----------------------|------------|-------------------------|------------|-----------|----------------------|
| Dwayne Murphy, L (1, 8) OBP: 0.424, SLG: 0.381 | 4-0 BB G4-6-3 | | 0-0 3-1 | | 0-0 F5 | | 1-0 1B HBP | | | 2 0 0 0 1 0 1 |
| Dave Chalk, R (1, 6) OBP: 0.313, SLG: 0.267 | 0-0 G4-6-3 1-2f | | | 0-0 1B 1B | 4-0 BB G6-4-3 | | 0-0 1B 1-3 2-H | | | 3 1 2 1 1 0 1 |
| Mike Heath, R (1, 7) OBP: 0.500, SLG: 1.286 | 4-0 BB | | | 0-0 1B 1-2 1B | 0-0 G6-4-3 1-2f | | 0-0 4-3 | | | 3 0 1 0 1 0 4 |
| Dave Revering, L (1, 3) OBP: 0.321, SLG: 0.406 | 0-3 K | | | 0-0 P6 | | 0-0 G3 | | 0-0 F7 | | 4 0 0 0 0 1 3 |
| Jeff Newman, R (1, 2) OBP: 0.251, SLG: 0.426 | | 0-0 F9 | | 0-0 1B 1-2 2-3 1B | | 0-0 4-3 | | 0-0 5-3 | | 4 0 1 0 0 0 0 |
| Mitchell Page, L (1, 10) OBP: 0.311, SLG: 0.333 | | 0-0 G5-4-3 1B | | 0-0 1B 1-2 2-3 3-H 1B | | 0-0 4-3 | | 0-0 F7 | | 4 0 2 1 0 0 0 |
| Tony Armas, R (1, 9) OBP: 0.216, SLG: 0.229 | | 0-0 G5-4-3 1-2f | | 0-3 K | | | 0-0 1B 4-3 1B | | 0-0 F9 | 4 1 1 0 0 1 4 |
| Wayne Gross, L (1, 5) OBP: 0.376, SLG: 0.421 | | | 0-0 F8 | 0-3 K | | | 0-3 K | | 0-3 K | 4 0 0 0 0 3 4 |
| Mike Edwards, R (1, 4) OBP: 0.289, SLG: 0.295 | | | 0-0 6-3 | | 0-0 BB 1B | | 0-0 4-3 | | 0-0 L9 | 4 0 1 0 0 0 1 |

| Inning Stats | R: 0 | H: 0 | E: 0 | K: 1 | S: 4 | R: 0 | H: 1 | E: 0 | K: 0 | S: 3 | R: 0 | H: 0 | E: 0 | K: 0 | S: 3 | R: 1 | H: 4 | E: 0 | K: 2 | S: 11 | R: 0 | H: 1 | E: 0 | K: 0 | S: 3 | R: 0 | H: 0 | E: 0 | K: 0 | S: 3 | R: 1 | H: 2 | E: 0 | K: 1 | S: 7 | R: 0 | H: 0 | E: 0 | K: 0 | S: 3 | R: 0 | H: 0 | E: 0 | K: 1 | S: 5 | R: 0 | H: 0 | E: 0 | K: 1 | S: 5 | 1B: 8 | 2B: 0 | 3B: 0 | HR: 0 | SF: 0 | SAC: 0 | DP: 3 | HBP: 1 | WP: 0 | PB: 0 | SB: 0 | CS: 0 | PA: 36 |
|--------------|------|------|------|------|------|------|------|------|------|------|------|------|------|------|------|------|------|------|------|-------|------|------|------|------|------|------|------|------|------|------|------|------|------|------|------|------|------|------|------|------|------|------|------|------|------|------|------|------|------|------|-------|-------|-------|-------|-------|--------|-------|--------|-------|-------|-------|-------|--------|
|--------------|------|------|------|------|------|------|------|------|------|------|------|------|------|------|------|------|------|------|------|-------|------|------|------|------|------|------|------|------|------|------|------|------|------|------|------|------|------|------|------|------|------|------|------|------|------|------|------|------|------|------|-------|-------|-------|-------|-------|--------|-------|--------|-------|-------|-------|-------|--------|

| PITCHER | IP | WLS | BF | H | R | ER | SO | BB | IBB | HBP | BLK | WP | HR | S | P | ERA | WHIP |
|---------------------------------------|-----|-----|----|---|---|----|----|----|-----|-----|-----|----|----|----|----|------|-------|
| Paul Splittorf, L (1, 1) ERA: 3.94 | 9.0 | W | 36 | 8 | 2 | 2 | 5 | 3 | 0 | 1 | 0 | 0 | 0 | 42 | 55 | 2.00 | 1.222 |

BOTTOM

Kansas City Royals @ Oakland Athletics
Oakland-Alameda County Coliseum, Oakland, CA
 Wed Jun 20 1979, 7:05 PM PDT
 Att. 1,503 - Unknown

| | |
|-----|----|
| AB | 32 |
| R | 2 |
| H | 8 |
| RBI | 2 |
| BB | 3 |
| SO | 5 |
| LOB | 18 |



| PITCHER | IP | WLS | BF | H | R | ER | SO | BB | IBB | HBP | BLK | WP | HR | S | P | ERA | WHIP |
|---------|----|-----|----|---|---|----|----|----|-----|-----|-----|----|----|---|---|-----|------|
|---------|----|-----|----|---|---|----|----|----|-----|-----|-----|----|----|---|---|-----|------|

| Batter | 1 | 2 | 3 | 4 | 5 | 6 | 7 | 8 | 9 | AB | R | H | RBI | BB | SO | LOB | TOP | | | | | | | | | | |
|--|----------------------------------|----------------------------------|------------------------------|---------------------------------|------------------------------|---------------------------------|------------------------------|---------------------------------|------------------------------|----------------------------------|------------------------------|---------------------------------|------------------------------|---------------------------------|------------------------------|---------------------------------|----------------------------------|------------------------------------|----------------------------------|--------|--|--|--|--|--|--|--|
| Willie Wilson, S OBP: 0.365, SLG: 0.462 (1, 8) X | 0-0 S 3B 1B | 0-0 P5 | | | 0-3 K | 0-0 F9 | | 0-0 L8 | | 5 | 1 | 1 | 0 | 0 | 1 | 4 | | | | | | | | | | | |
| George Brett, L OBP: 0.384, SLG: 0.546 (1, 5) B B B | 4-0 3B 1-2 BB | 0-0 F7 | | | 0-0 L7 | | 0-0 4-3 | 0-0 HR | | 4 | 2 | 1 | 2 | 1 | 0 | 1 | | | | | | | | | | | |
| Al Cowens, R OBP: 0.385, SLG: 0.497 (1, 9) X | 0-0 FC5-4 1-H 2-H 3B | | 0-0 5-3 | | 4-0 BB BB | | 0-0 E5 FC3-6 | 0-0 5-3 | | 4 | 1 | 1 | 2 | 1 | 0 | 0 | | | | | | | | | | | |
| Darrell Porter, L OBP: 0.417, SLG: 0.502 (1, 2) H | 1-0 FC5-4 HBP | | 0-0 6-3 2B | | 4-0 1-2 BB | | 0-0 FC3-6 1-2f | | 4-0 1B BB | 2 | 0 | 1 | 0 | 2 | 0 | 1 | | | | | | | | | | | |
| George Scott, R OBP: 0.312, SLG: 0.387 (1, 3) X | 0-0 FC5-4 1-2f 3-H | | 0-0 6-3 2-3 | | 0-3 K | | 0-0 1-3 | | 0-0 G4-3 1-2 1B | 5 | 0 | 1 | 1 | 0 | 1 | 5 | | | | | | | | | | | |
| Ralph LaCock, L OBP: 0.328, SLG: 0.374 (1, 10) X | 0-0 L8 | | 0-0 4-3 | | 0-0 F7 | | | 0-0 3-1 2B | 0-0 F8 | 4 | 1 | 1 | 0 | 0 | 0 | 2 | | | | | | | | | | | |
| John Wathan, R OBP: 0.267, SLG: 0.358 (9, PH) | | | | | | | | | | 0 | 0 | 0 | 0 | 0 | 0 | 0 | | | | | | | | | | | |
| Jamie Quirk, L OBP: 0.438, SLG: 0.467 (9, PH) | | | | | | | | | | 1 | 0 | 0 | 0 | 0 | 0 | 2 | | | | | | | | | | | |
| Steve Braun, L OBP: 0.349, SLG: 0.438 (1, 7) X | 0-0 4-3 | | | 0-0 F7 | | 4-0 1B BB | | 0-0 3-1 | 0-0 G4-3 | 4 | 0 | 0 | 0 | 1 | 0 | 4 | | | | | | | | | | | |
| Frank White, R OBP: 0.338, SLG: 0.460 (1, 4) X | | 0-0 SH3-4 1B | | 0-0 F2 | | 0-0 1-2 1B | | 0-0 1B 2B | | 4 | 1 | 3 | 1 | 0 | 0 | 0 | | | | | | | | | | | |
| Freddie Patek, R OBP: 0.272, SLG: 0.273 (1, 6) X | | 0-0 SH3-4 1-2 | | 0-0 F8 | | 0-0 L6 | | 0-0 2-H HR 1B | | 3 | 1 | 1 | 1 | 0 | 0 | 2 | | | | | | | | | | | |
| Inning Stats | R: 3 E: 0 K: 0 S: 5 | H: 2 LOB: 1 BB: 1 P: 10 | R: 0 E: 0 K: 0 S: 4 | H: 1 LOB: 1 BB: 0 P: 4 | R: 0 E: 0 K: 0 S: 4 | H: 1 LOB: 1 BB: 0 P: 4 | R: 0 E: 0 K: 0 S: 3 | H: 0 LOB: 0 BB: 0 P: 3 | R: 0 E: 0 K: 2 S: 7 | H: 0 LOB: 2 BB: 2 P: 15 | R: 0 E: 1 K: 0 S: 4 | H: 0 LOB: 1 BB: 0 P: 4 | R: 4 E: 0 K: 0 S: 7 | H: 4 LOB: 0 BB: 0 P: 7 | R: 0 E: 0 K: 0 S: 3 | H: 1 LOB: 1 BB: 1 P: 7 | 1B: 5 2B: 3 3B: 1 HR: 1 | SF: 0 SAC: 1 DP: 1 HBP: 1 | WP: 0 PB: 0 SB: 1 CS: 0 | PA: 43 | | | | | | | |
| PITCHER | IP | WLS | BF | H | R | ER | SO | BB | IBB | HBP | BLK | WP | HR | S | P | ERA | WHIP | | | | | | | | | | |
| Steve McCatty, R ERA: 2.67 (1, 1) | 7.2 | W | 38 | 9 | 7 | 7 | 2 | 4 | 0 | 1 | 0 | 0 | 1 | 37 | 54 | 8.22 | 1.696 | | | | | | | | | | |
| Bob Lacey, L ERA: 5.11 (8, 1) | 0.1 | | 3 | 1 | 0 | 0 | 0 | 1 | 0 | 0 | 0 | 0 | 0 | 2 | 6 | 0.00 | 6.000 | | | | | | | | | | |
| Dave Heaverlo, R ERA: 3.04 (9, 1) | 1.0 | S | 2 | 0 | 0 | 0 | 0 | 0 | 0 | 0 | 0 | 0 | 0 | 2 | 2 | 0.00 | 0.000 | | | | | | | | | | |

Kansas City Royals @ Oakland Athletics
Oakland-Alameda County Coliseum, Oakland, CA

Thu Jun 21 1979, 3:33 AM PDT
Att. 2,132 - Unknown

livebaseballscorecards.com

AB 36
R 7
H 10
RBI 7
BB 5
SO 2
LOB 21



| Batter | 1 | 2 | 3 | 4 | 5 | 6 | 7 | 8 | 9 | AB | R | H | RBI | BB | SO | LOB |
|---|------------------------|--|---------------------------------|-----------------|-------------------------------|-------------------------|-----------------------|-----------------|---|----|---|---|-----|----|----|-----|
| Dwayne Murphy, L OBP: 0.427, SLG: 0.381 Miguel Dilone, S OBP: 0.237, SLG: 0.275 (1, 8) BB BB BB (4, PH) (5, 9) | 4-0 1B SF9 BB | 0-0 SH SH2-4 1-2 | | 0-0 4-3 1 | 0-0 5-3 3 | | 0-0 G3 1-2 2 | | | 0 | 1 | 0 | 0 | 1 | 0 | 0 |
| Dave Chalk, R OBP: 0.300, SLG: 0.316 (1, 6) | 0-0 L7 | 0-0 SH2-4 1-2 2-3 | | 0-0 6-3 2 | | 0-0 1B 2B | 0-0 F9 3 | | | 4 | 1 | 1 | 0 | 0 | 0 | 2 |
| Wayne Gross, L OBP: 0.376, SLG: 0.435 (1, 5) | 0-0 BB 1-3 1B | 0-0 G3 3-H | | 0-0 F3 3 | | 0-0 P4 1 | | 0-0 HR | | 5 | 1 | 2 | 2 | 0 | 0 | 2 |
| Dave Revering, L OBP: 0.319, SLG: 0.417 (1, 3) | 0-0 SF9 3-H | 0-0 F8 3 | | | 0-0 HR | 0-0 L9 2 | | 0-0 3-1 1 | | 4 | 1 | 1 | 2 | 0 | 0 | 2 |
| Mitchell Page, L OBP: 0.320, SLG: 0.337 (1, 10) | 4-0 1-2 BB | | 0-0 4-3 1 | | 0-0 1B SF9 1B | 4-0 1B IBB | | 0-0 1B | | 3 | 1 | 2 | 0 | 2 | 0 | 0 |
| Mike Heath, R OBP: 0.538, SLG: 1.000 (1, 2) | 0-0 5-3 3 | | 4-0 FC1-6 BB | | 0-0 1-3 1B 1-3 1B | 0-0 1-2 2-H 1B | | 0-0 F8 2 | | 4 | 0 | 2 | 1 | 1 | 0 | 3 |
| Larry Murray, S OBP: 0.270, SLG: 0.253 (1, 9) (5, 8) | | 4-0 2B E BB | 0-0 FC1-6 S 1-2f HR | | 0-0 SF9 3-H | 0-0 F8 3 | | 0-0 P4 3 | | 3 | 2 | 0 | 1 | 1 | 0 | 4 |
| Tony Armas, R OBP: 0.244, SLG: 0.311 (1, 7) | | 0-0 E 1-3 2B | 0-0 HR 1-H | | 0-0 E5 1-3 1-2 | | 0-0 G3 1B | | | 4 | 2 | 3 | 2 | 0 | 0 | 1 |
| Mike Edwards, R OBP: 0.283, SLG: 0.289 (1, 4) | | 0-0 E4 SH2-4 SH G3 2-H 3-H | 0-0 P5 3 | | 0-0 1-3 1-2 2-3 | | 0-0 L7 1 | | | 4 | 1 | 0 | 1 | 0 | 0 | 3 |

| Inning Stats | R: 1 | H: 1 | E: 0 | K: 0 | S: 4 | LOB: 2 | BB: 2 | P: 12 | R: 3 | H: 1 | E: 2 | K: 0 | S: 6 | LOB: 1 | BB: 1 | P: 10 | R: 2 | H: 1 | E: 0 | K: 0 | S: 4 | LOB: 0 | BB: 1 | P: 8 | R: 0 | H: 0 | E: 0 | K: 0 | S: 3 | LOB: 0 | BB: 0 | P: 3 | R: 2 | H: 3 | E: 1 | K: 0 | S: 7 | LOB: 2 | BB: 0 | P: 7 | R: 1 | H: 2 | E: 0 | K: 0 | S: 5 | LOB: 2 | BB: 1 | P: 9 | R: 0 | H: 1 | E: 0 | K: 0 | S: 4 | LOB: 1 | BB: 0 | P: 4 | R: 1 | H: 2 | E: 0 | K: 0 | S: 5 | LOB: 1 | BB: 0 | P: 5 |
|--------------|-------|-------|--------|-------|-------|--------|--------|-------|--------|-------|-------|-------|------|--------|-------|-------|------|------|------|------|------|--------|-------|------|------|------|------|------|------|--------|-------|------|------|------|------|------|------|--------|-------|------|------|------|------|------|------|--------|-------|------|------|------|------|------|------|--------|-------|------|------|------|------|------|------|--------|-------|------|
| 1B: 6 | SF: 2 | 2B: 2 | SAC: 2 | 3B: 0 | DP: 0 | HR: 3 | HBP: 0 | WP: 0 | PA: 43 | PB: 0 | SB: 1 | CS: 0 | | | | | | | | | | | | | | | | | | | | | | | | | | | | | | | | | | | | | | | | | | | | | | | | | | | | |

| PITCHER | IP | WLS | BF | H | R | ER | SO | BB | IBB | HBP | BLK | WP | HR | S | P | ERA | WHIP |
|--|-----|-----|----|---|---|----|----|----|-----|-----|-----|----|----|----|----|-------|-------|
| Steve Busby, R ERA: 3.31 (1, 1) | 3.0 | L | 18 | 3 | 6 | 4 | 0 | 4 | 0 | 0 | 0 | 0 | 1 | 14 | 30 | 12.00 | 2.333 |
| Bill Paschall, R ERA: 10.13 (4, 1) | 2.2 | | 15 | 5 | 3 | 3 | 0 | 0 | 1 | 0 | 0 | 0 | 1 | 14 | 18 | 10.12 | 1.875 |
| Steve Mingori, L ERA: 4.5 (6, 1) | 2.1 | | 10 | 3 | 1 | 1 | 0 | 0 | 0 | 0 | 0 | 0 | 1 | 10 | 10 | 3.86 | 1.286 |


BOTTOM

Kansas City Royals @ Oakland Athletics
Oakland-Alameda County Coliseum, Oakland, CA

Thu Jun 21 1979, 3:33 AM PDT
Att. 2,132 - Unknown

livebaseballscorecards.com

| | |
|-----|----|
| AB | 34 |
| R | 10 |
| H | 11 |
| RBI | 9 |
| BB | 5 |
| SO | 0 |
| LOB | 20 |



| Batter | 1 | 2 | 3 | 4 | 5 | 6 | 7 | 8 | 9 | AB R H RBI BB SO LOB | TOP | | | | | | | | | | | |
|--|---|---------------------------------|------------------------------|---------------------------------|----------------------------------|---------------------------------|--------------------------------|---------------------------------|------------------------------|----------------------------------|------------------------------|---------------------------------|------------------------------|----------------------------------|------------------------------|---------------------------------|------------------------------|---------------------------------|----------------------------------|------------------------------------|----------------------------------|--------|
| Willie Wilson, S (1, 7) OBP: 0.364, SLG: 0.464 | 0-0 6-3 | | 0-0 2B | | 0-3 K | 0-0 6-3 | | 0-0 G3 1B S 1B | 0-0 6-3 | 6 1 2 0 0 1 4 | | | | | | | | | | | | |
| George Brett, L (1, 5) OBP: 0.387, SLG: 0.553 | 0-0 3B | | 0-0 5-3 | | 4-0 FC4-6 IBB | | 0-0 1B FC3-2 1B | 0-0 G3 | | 4 0 2 0 1 0 2 | | | | | | | | | | | | |
| Al Cowens, R (1, 9) OBP: 0.385, SLG: 0.495 | 0-3 K | | | 0-3 K | 0-0 FC4-6 1-2f | | 0-0 WP 1B FC3-2 1B | 0-0 BB 1B | | 5 1 2 1 0 2 4 | | | | | | | | | | | | |
| Darrell Porter, L (1, 2) OBP: 0.416, SLG: 0.502 | 0-3 K | | | 0-3 K | | 0-0 WP 1B 2B | 0-0 FC3-2 WP 1B | 0-0 G6-4-3 BB | | 4 2 1 0 1 2 3 | | | | | | | | | | | | |
| George Scott, R (1, 3) OBP: 0.310, SLG: 0.379 | | 0-3 K | | 0-3 K | | 0-3 K 2-3 | 4-0 1B PB BB | 0-0 G6-4-3 1-2f | | 4 1 0 0 1 3 3 | | | | | | | | | | | | |
| Ralph LaCock, L (1, 10) OBP: 0.335, SLG: 0.380 | | 0-3 K | | | 0-0 E 1B 1B | 0-0 HR 1B | 0-0 F8 BB 1B | 0-0 F7 | | 5 2 3 3 0 1 0 | | | | | | | | | | | | |
| Amos Otis, R (1, 8) OBP: 0.384, SLG: 0.427 | | 0-0 4-3 | | | 0-0 E4 SH5-4 1B 1-2 | 0-0 F8 | 4-0 FC4-6 BB | 0-0 2B 1B | | 4 1 1 0 1 0 2 | | | | | | | | | | | | |
| Frank White, R (1, 4) OBP: 0.346, SLG: 0.493 | | | 0-0 6-3 | | 0-0 SH5-4 1B 1-2 2-H | 0-0 HR | 0-0 F8 | 0-0 2B | | 5 1 3 4 0 0 2 | | | | | | | | | | | | |
| Freddie Patek, R (1, 6) OBP: 0.272, SLG: 0.278 | | | 0-0 F9 | | 0-0 SH5-4 | 0-0 2B | 0-0 FC4-6 1-2f | 0-0 L6 | | 4 0 1 0 0 0 3 | | | | | | | | | | | | |
| Inning Stats | R: 0 E: 0 K: 2 S: 8 | H: 1 LOB: 1 BB: 0 P: 8 | R: 0 E: 0 K: 2 S: 7 | H: 0 LOB: 0 BB: 0 P: 7 | R: 0 E: 0 K: 0 S: 4 | H: 1 LOB: 1 BB: 0 P: 4 | R: 0 E: 0 K: 3 S: 9 | H: 0 LOB: 0 BB: 0 P: 9 | R: 1 E: 1 K: 1 S: 8 | H: 2 LOB: 3 BB: 1 P: 12 | R: 3 E: 0 K: 1 S: 9 | H: 4 LOB: 1 BB: 0 P: 9 | R: 3 E: 0 K: 0 S: 6 | H: 3 LOB: 2 BB: 2 P: 14 | R: 1 E: 0 K: 0 S: 4 | H: 2 LOB: 1 BB: 1 P: 8 | R: 1 E: 0 K: 0 S: 5 | H: 2 LOB: 1 BB: 0 P: 5 | 1B: 9 2B: 4 3B: 1 HR: 1 | SF: 0 SAC: 1 DP: 1 HBP: 0 | WP: 2 PB: 1 SB: 1 CS: 0 | PA: 46 |
| PITCHER | IP WLS BF H R ER SO BB IBB HBP BLK WP HR S P ERA WHIP | | | | | | | | | | | | | | | | | | | | | |
| Nolan Ryan, R (1, 1) ERA: 2.93 | 6.1 L 32 10 7 6 9 1 1 0 0 2 1 48 56 8.53 1.737 | | | | | | | | | | | | | | | | | | | | | |
| Mike Barlow, R (7, 1) ERA: 4.86 | 1.2 9 3 1 1 0 2 0 0 0 0 0 7 15 5.40 3.000 | | | | | | | | | | | | | | | | | | | | | |
| Steve Eddy, R (9, 1) ERA: 10.29 | 1.0 5 2 1 1 0 0 0 0 0 0 0 5 5 9.00 2.000 | | | | | | | | | | | | | | | | | | | | | |

Kansas City Royals @ California Angels
 Anaheim Stadium, Anaheim, CA
 Fri Jun 22 1979, 10:05 PM EDT
 Att: 30,737 - Unknown

livebaseballscorecards.com

| | |
|------------|----|
| AB | 41 |
| R | 9 |
| H | 15 |
| RBI | 8 |
| BB | 4 |
| SO | 9 |
| LOB | 23 |



| Batter | 1 | 2 | 3 | 4 | 5 | 6 | 7 | 8 | 9 | AB R H RBI BB SO LOB |
|--|---------------------|------------------|------------------|-------------------|------------|------------|------------------|-------------------------|------------|----------------------|
| Bert Campaneris, R OBP: 0.273, SLG: 0.234 (1, 6) | 4-0 BB G6-3 | | 0-0 1-3 | | 0-3 K | | 0-3 K | | 0-0 5-3 | 4 0 0 0 1 2 2 |
| Carney Lansford, R OBP: 0.352, SLG: 0.457 (1, 5) | 0-0 G6-3 1-2f | | 0-0 1B S | | 0-0 5-3 | | | 4-0 HR BB | 0-0 L9 | 4 2 1 0 1 0 1 |
| Dan Ford, R OBP: 0.365, SLG: 0.469 (1, 9) | 0-0 1B | | 0-0 1B 1-H | | | 0-0 F9 | | 0-0 F7 | 0-0 HR | 5 1 3 2 0 0 1 |
| Don Baylor, R OBP: 0.373, SLG: 0.489 (1, 7) | 0-0 F7 | | 0-0 F8 | | | 0-0 5-3 | | 0-0 5-3 1-2 | 0-3 K | 5 0 0 0 0 1 3 |
| Willie Aikens, L OBP: 0.394, SLG: 0.555 (1, 3) | | 0-3 K | | 0-0 5-3 1B | | 0-0 4-3 | | 4-0 HR BB | | 3 1 1 0 1 1 0 |
| Brian Downing, R OBP: 0.412, SLG: 0.536 (1, 10) | | 0-3 K | | 0-3 K | | | 0-0 BB 1B | 0-0 HR 1-H 2-H | | 4 1 2 3 0 2 1 |
| Bobby Grich, R OBP: 0.385, SLG: 0.598 (1, 4) | | 0-0 1B 2B | | 0-0 5-3 1-2 | | | 4-0 BB 1-2 | 0-0 1B 1B | | 3 0 2 0 1 0 1 |
| Larry Hartow, L OBP: 0.365, SLG: 0.284 (1, 8) | | 0-0 1B 2-H | | 0-0 4-3 | | | 0-3 K | 0-0 1-3 1B | | 4 0 2 0 0 1 3 |
| Tom Donohue, R OBP: 0.284, SLG: 0.406 (1, 2) | | | 0-3 K | | 0-3 K | | 0-0 F9 | 0-0 F8 | | 4 0 0 0 0 2 4 |

BOTTOM

Kansas City Royals @ California Angels
Anaheim Stadium, Anaheim, CA
 Fri Jun 22 1979, 10:05 PM EDT
 Att. 30,737 - Unknown

livebaseballscorecards.com

| | |
|------------|-----------|
| AB | 36 |
| R | 5 |
| H | 11 |
| RBI | 5 |
| BB | 4 |
| SO | 9 |
| LOB | 16 |



| Inning Stats | R: 0 | H: 1 | E: 0 | K: 0 | S: 3 | R: 0 | H: 2 | E: 0 | K: 2 | S: 8 | R: 1 | H: 2 | E: 0 | K: 1 | S: 7 | R: 0 | H: 1 | E: 0 | K: 1 | S: 6 | R: 0 | H: 0 | E: 0 | K: 2 | S: 7 | R: 0 | H: 0 | E: 0 | K: 0 | S: 3 | R: 0 | H: 1 | E: 0 | K: 2 | S: 8 | R: 3 | H: 3 | E: 0 | K: 0 | S: 6 | R: 1 | H: 1 | E: 0 | K: 1 | S: 6 | 1B: 8 | SF: 0 | 2B: 1 | SAC: 0 | 3B: 0 | DP: 1 | HR: 2 | HBP: 0 | WP: 0 | PA: 40 |
|---|------|------|------|------|------|------|------|------|------|------|------|------|------|------|------|------|-------|------|------|------|------|------|------|------|------|------|------|------|------|------|------|------|------|------|------|------|------|------|------|------|------|------|------|------|------|-------|-------|-------|--------|-------|-------|-------|--------|-------|--------|
| Rich Gale, R ERA: 4.98 (1, 1) | 7.2 | WLS | BF | H | R | ER | SO | BB | IBB | HBP | BLK | WP | HR | S | P | ERA | WHIP | | | | | | | | | | | | | | | | | | | | | | | | | | | | | | | | | | | | | | |
| Marty Pattin, R ERA: 3.51 (8, 1) | 1.1 | W | 33 | 8 | 4 | 4 | 8 | 4 | 0 | 0 | 0 | 0 | 1 | 45 | 61 | 4.70 | 1.565 | | | | | | | | | | | | | | | | | | | | | | | | | | | | | | | | | | | | | | |

| PITCHER | IP | WLS | BF | H | R | ER | SO | BB | IBB | HBP | BLK | WP | HR | S | P | ERA | WHIP |
|---|-----|-----|----|---|---|----|----|----|-----|-----|-----|----|----|----|----|------|-------|
| Rich Gale, R ERA: 4.98 (1, 1) | 7.2 | WLS | 33 | 8 | 4 | 4 | 8 | 4 | 0 | 0 | 0 | 0 | 1 | 45 | 61 | 4.70 | 1.565 |
| Marty Pattin, R ERA: 3.51 (8, 1) | 1.1 | W | 7 | 3 | 1 | 1 | 1 | 0 | 0 | 0 | 0 | 0 | 1 | 9 | 9 | 6.75 | 2.250 |

| Batter | 1 | 2 | 3 | 4 | 5 | 6 | 7 | 8 | 9 | AB R H RBI BB SO LOB | TOP | |
|--|---|--|---|---|---|---|---|---|---|---|--|---|
| Willie Wilson, S OBP: 0.377, SLG: 0.480 (1, 7) X | 0-0 CS 1B | 0-0 6-3 | | 0-0 FC6-2 | | 0-0 G3 | | | 0-0 HR 1B | 5 1 2 0 0 0 4 | Kansas City Royals @ California Angels Anaheim Stadium, Anaheim, CA Sun Jun 24 1979, 6:33 AM EDT Att. 32,210 - Unknown livebaseballscorecards.com | |
| George Brett, L OBP: 0.383, SLG: 0.556 (1, 5) X | 0-0 F9 1-2 2B | | 0-0 F7 | 0-0 F8 | | 0-0 G3 | | 0-0 1-H HR | 5 1 2 2 0 0 3 | | | |
| Al Cowens, R OBP: 0.375, SLG: 0.477 (1, 9) X | 0-0 F9 2-3 | | 0-0 6-3 | | 0-3 K | | 0-0 CS 1B | 0-0 F9 | 5 0 1 0 0 1 1 | | | |
| Darrell Porter, L OBP: 0.428, SLG: 0.502 (1, 2) X | 0-0 F9 | | 4-0 1B BB | | 0-0 F9 | | 4-0 G6-4-3 1-2 BB | 0-0 FC6-4 1B | 3 0 1 0 2 0 1 | | | |
| George Scott, R OBP: 0.327, SLG: 0.397 (1, 3) | | 4-0 WP 1B BB | 0-0 1-3 1B | | 0-0 1B | | 0-0 G6-4-3 1-2f | 0-0 FC6-4 1-2f | 4 1 2 0 1 0 2 | | | |
| Ralph LaCock, L OBP: 0.329, SLG: 0.371 (1, 10) | | 0-3 K | 0-0 F8 | | 0-0 F9 | | 0-0 1-3 | | 4 0 0 0 0 1 4 | | | |
| Amos Otis, R OBP: 0.395, SLG: 0.449 (1, 8) | | 0-0 1B WP 6-3 1B | | 4-0 SH2-4 E FC6-2 BB | | 0-0 1B 6-3 1B | | 0-0 F9 | 3 2 2 0 1 0 0 | | | |
| Frank White, R OBP: 0.350, SLG: 0.480 (1, 4) X | | 0-0 6-3 1-3 2-H 1B | | 0-0 E6 SH2-4 | | 0-0 G3 S 1B | | 0-0 1-3 | 4 0 2 1 0 0 1 | | | |
| Freddie Patek, R OBP: 0.269, SLG: 0.277 (1, 6) X | | 0-0 6-3 1-2 3-H | | 0-0 SH2-4 1-2 2-3 | | 0-0 6-3 1-2 3-H | | 0-0 P6 | 3 0 0 2 0 0 2 | | | |
| Inning Stats | R: 0 E: 0 K: 0 S: 4 H: 2 LOB: 1 BB: 0 P: 4 | R: 2 E: 0 K: 1 S: 7 H: 2 LOB: 1 BB: 1 P: 11 | R: 0 E: 0 K: 0 S: 4 H: 1 LOB: 2 BB: 1 P: 8 | R: 0 E: 1 K: 0 S: 4 H: 0 LOB: 2 BB: 1 P: 8 | R: 0 E: 0 K: 1 S: 6 H: 1 LOB: 1 BB: 0 P: 6 | R: 1 E: 0 K: 0 S: 5 H: 2 LOB: 1 BB: 0 P: 5 | R: 0 E: 0 K: 0 S: 2 H: 1 LOB: 0 BB: 1 P: 6 | R: 0 E: 0 K: 0 S: 3 H: 0 LOB: 0 BB: 0 P: 3 | R: 2 E: 0 K: 0 S: 6 H: 3 LOB: 1 BB: 0 P: 6 | 1B: 10 2B: 1 3B: 0 HR: 1 SF: 0 SAC: 1 DP: 1 HBP: 0 | WP: 1 PB: 0 SB: 1 CS: 2 PA: 41 | |
| PITCHER Dave Frost, R ERA: 4.68 (1, 1) | IP 9.0 WLS L BF 41 H 12 R 5 ER 5 SO 2 BB 4 IBB 0 HBP 0 BLK 0 WP 1 HR 1 S 41 P 57 ERA 5.00 WHIP 1.778 | | | | | | | | | | | PITCHER IP WLS BF H R ER SO BB IBB HBP BLK WP HR S P ERA WHIP |

Kansas City Royals @ California Angels
 Anaheim Stadium, Anaheim, CA
 Sun Jun 24 1979, 6:33 AM EDT
 Att. 32,210 - Unknown

| | |
|-----|----|
| AB | 36 |
| R | 5 |
| H | 12 |
| RBI | 5 |
| BB | 4 |
| SO | 2 |
| LOB | 18 |



| Batter | 1 | 2 | 3 | 4 | 5 | 6 | 7 | 8 | 9 | AB R H RBI BB SO LOB |
|---|----------------------------|-----------|------------|------------|------------|------------|-----------------|------------|------------|----------------------|
| Larry Harlow, L (1, 8) OBP: 0.361, SLG: 0.276 | 4-0 FC5-4 BB | | 0-3 K | | | 0-0 1-3 | | | 0-0 4-3 | 3 0 0 0 1 1 1 |
| Carney Lansford, R (1, 5) OBP: 0.352, SLG: 0.455 | 0-0 FC5-4 L6 1-2f | | | 0-3 K | | | 0-0 HR 2B | | 0-0 6-3 | 4 1 1 0 0 1 1 |
| Dan Ford, R (1, 9) OBP: 0.357, SLG: 0.457 | 0-0 L6 1-2 | | | 0-0 F8 | | | 0-3 K | | 0-0 F7 | 4 0 0 0 0 1 2 |
| Don Baylor, R (1, 7) OBP: 0.370, SLG: 0.479 | | 0-0 F8 | | 0-0 4-3 | | | 0-0 P6 | | | 3 0 0 0 0 0 1 |
| Willie Aikens, L (1, 3) OBP: 0.386, SLG: 0.556 | | 0-0 F7 | | | 0-0 4-3 | | 0-0 HR | | | 3 1 1 2 0 0 0 |
| Brian Downing, R (1, 2) OBP: 0.408, SLG: 0.527 | | 0-3 K | | | 0-0 5-3 | | 0-0 F8 | | | 3 0 0 0 0 1 0 |
| Joe Rudi, R (1, 10) OBP: 0.289, SLG: 0.370 | | | 0-0 4-3 | | 0-3 K | | | 0-0 F9 | | 3 0 0 0 0 1 0 |
| Bobby Grich, R (1, 4) OBP: 0.394, SLG: 0.599 | | | 0-0 1B | | | 0-3 K | | 0-0 F8 | | 3 0 1 0 0 1 0 |
| Bert Campaneris, R (1, 6) OBP: 0.270, SLG: 0.231 | | | 0-0 F7 | | | 0-3 K | | 0-0 5-3 | | 1 0 0 0 0 0 1 |
| Ike Hampton, S (6, PH) OBP: 0.400, SLG: 0.400 | | | | | | | | | | 1 0 0 0 0 1 0 |
| Jim Anderson, R (7, 6) OBP: 0.280, SLG: 0.190 | | | | | | | | | | 1 0 0 0 0 0 0 |

| Inning Stats | R: 0 | H: 0 | E: 0 | LOB: 0 | K: 0 | S: 2 | P: 6 | R: 0 | H: 0 | E: 0 | LOB: 0 | K: 1 | S: 5 | P: 5 | R: 0 | H: 0 | E: 0 | LOB: 0 | K: 1 | S: 5 | P: 5 | R: 0 | H: 0 | E: 0 | LOB: 0 | K: 1 | S: 5 | P: 5 | R: 0 | H: 0 | E: 0 | LOB: 0 | K: 2 | S: 7 | P: 7 | R: 2 | H: 2 | E: 0 | LOB: 0 | K: 1 | S: 7 | P: 7 | R: 0 | H: 0 | E: 0 | LOB: 0 | K: 0 | S: 3 | P: 3 | R: 0 | H: 0 | E: 0 | LOB: 0 | K: 0 | S: 3 | P: 3 | 1B: 1 | SF: 0 | 2B: 1 | SAC: 0 | 3B: 0 | DP: 0 | HR: 1 | HBP: 0 | WP: 0 | PA: 30 |
|--------------|------|------|------|--------|------|------|------|------|------|------|--------|------|------|------|------|------|------|--------|------|------|------|------|------|------|--------|------|------|------|------|------|------|--------|------|------|------|------|------|------|--------|------|------|------|------|------|------|--------|------|------|------|------|------|------|--------|------|------|------|-------|-------|-------|--------|-------|-------|-------|--------|-------|--------|
|--------------|------|------|------|--------|------|------|------|------|------|------|--------|------|------|------|------|------|------|--------|------|------|------|------|------|------|--------|------|------|------|------|------|------|--------|------|------|------|------|------|------|--------|------|------|------|------|------|------|--------|------|------|------|------|------|------|--------|------|------|------|-------|-------|-------|--------|-------|-------|-------|--------|-------|--------|


| PITCHER | IP | WLS | BF | H | R | ER | SO | BB | IBB | HBP | BLK | WP | HR | S | P | ERA | WHIP |
|---------------------------------------|-----|-----|----|---|---|----|----|----|-----|-----|-----|----|----|----|----|------|-------|
| Dennis Leonard, R (1, 1) ERA: 3.94 | 9.0 | W | 30 | 3 | 2 | 2 | 7 | 1 | 0 | 0 | 0 | 0 | 1 | 43 | 47 | 2.00 | 0.444 |

BOTTOM

Kansas City Royals @ California Angels
Anaheim Stadium, Anaheim, CA

Sun Jun 24 1979, 6:33 AM EDT
Att. 32,210 - Unknown

| | |
|------------|-----------|
| AB | 29 |
| R | 2 |
| H | 3 |
| RBI | 2 |
| BB | 1 |
| SO | 7 |
| LOB | 6 |



| Batter | 1 | 2 | 3 | 4 | 5 | 6 | 7 | 8 | 9 | 10 | AB R H RBI BB SO LOB | TOP | | | | | | | | | | | | | | | | | |
|---|---|----------------------------------|------------------------------|---------------------------------|------------------------------|----------------------------------|------------------------------|---------------------------------|--------------------------------|---------------------------------|--------------------------------|----------------------------------|------------------------------|---|------------------------------|---------------------------------|------------------------------|---------------------------------|------------------------------|---------------------------------|----------------------------------|------------------------------------|----------------------------------|--------|--|--|--|--|--|
| Rickey Henderson, R OBP: 0.357, SLG: 0.273 (1, 7) X | 0-0 5-3 | | 4-0 CS BB | 0-3 K | | 4-0 BB BB | | 4-0 4-3 SH1-4 BB | | 0-0 F9 | 3 0 0 0 3 1 0 | | | | | | | | | | | | | | | | | | |
| Dave Chalk, R OBP: 0.368, SLG: 0.303 Rob Picciolo, R OBP: 0.207, SLG: 0.276 (10, PR) (10, 6) B | 4-0 BB BB | | 0-0 1B 2B 1B | 0-0 F9 | | 4-0 1-2 BB | | 0-0 SH1-4 | | 4-0 1B BB | 2 1 1 0 3 0 0 0 0 0 0 0 0 0 | | | | | | | | | | | | | | | | | | |
| Mike Edwards, R OBP: 0.272, SLG: 0.290 (1, 4) X | 0-0 F9 | | 0-0 1-2 2B 1B | | 0-0 4-3 | 0-3 K | | 0-0 4-3 | | 0-0 1-2 G6-4-3 1B | 6 1 2 0 0 1 5 | | | | | | | | | | | | | | | | | | |
| Jeff Newman, R OBP: 0.253, SLG: 0.414 (1, 3) B | 4-0 1-2 BB | | 0-0 1H 2H 1B 2B | | 0-3 K | | 0-0 PB HBP 1B | 0-0 6-3 | | 0-0 1-2 G6-4-3 | 5 1 2 2 1 1 3 | | | | | | | | | | | | | | | | | | |
| Mike Heath, R OBP: 0.394, SLG: 0.500 (1, 2) X | 0-0 1-3 | | 0-0 2H 2B 1B | | 0-0 5-3 | | 1-0 1-2 PB HBP | | 0-0 E5 SH4-3 1B 1B | | 4 2 2 1 0 0 2 | | | | | | | | | | | | | | | | | | |
| Mitchell Page, L OBP: 0.324, SLG: 0.351 (1, 10) X | | 0-0 1-3 | 0-3 K | | | 0-0 FC5-4 1B | | 0-0 F7 | | 0-0 SH4-3 | 4 0 1 0 0 1 3 | | | | | | | | | | | | | | | | | | |
| Tony Armas, R OBP: 0.296, SLG: 0.389 Larry Murray, S OBP: 0.278, SLG: 0.280 (1, 8) (7, 8) X | | 0-0 F9 | 0-0 2H 2B | | | 0-0 FC5-4 2B SF9 | | 4-0 FC6-4 BB | | 0-0 1B | 3 1 1 1 1 0 1 1 0 1 1 0 0 0 | | | | | | | | | | | | | | | | | | |
| Wayne Gross, L OBP: 0.371, SLG: 0.434 (1, 5) X | | 0-0 FC3-6 1B | 0-0 F8 | | | 0-0 SF9 1-3 2B | | 0-3 K | | 0-0 P5 | 5 0 2 0 0 1 5 | | | | | | | | | | | | | | | | | | |
| Derek Bryant, R OBP: 0.204, SLG: 0.207 (1, 9) X | | 0-0 FC3-6 | | 0-0 F9 | | 0-0 SF9 | | 0-0 FC6-4 | | 0-0 F8 | 4 0 0 1 0 0 5 | | | | | | | | | | | | | | | | | | |
| Inning Stats | R: 0 E: 0 K: 0 S: 3 | H: 0 LOB: 2 BB: 2 P: 11 | R: 0 E: 0 K: 0 S: 4 | H: 1 LOB: 1 BB: 0 P: 4 | R: 4 E: 0 K: 1 S: 9 | H: 5 LOB: 1 BB: 1 P: 13 | R: 0 E: 0 K: 1 S: 5 | H: 0 LOB: 0 BB: 0 P: 5 | R: 0 E: 0 K: 1 S: 5 | H: 0 LOB: 0 BB: 0 P: 5 | R: 1 E: 0 K: 1 S: 7 | H: 2 LOB: 3 BB: 2 P: 15 | R: 0 E: 0 K: 1 S: 6 | H: 1 LOB: 3 BB: 1 P: 11 | R: 0 E: 0 K: 0 S: 3 | H: 0 LOB: 1 BB: 1 P: 7 | R: 1 E: 1 K: 0 S: 5 | H: 2 LOB: 1 BB: 0 P: 5 | R: 0 E: 0 K: 0 S: 3 | H: 1 LOB: 2 BB: 1 P: 7 | 1B: 9 2B: 3 3B: 0 HR: 0 | SF: 1 SAC: 2 DP: 1 HBP: 1 | WP: 0 PB: 1 SB: 0 CS: 1 | PA: 49 | | | | | |
| PITCHER | IP WLS BF H R ER SO BB IBB HBP BLK WP HR S P ERA WHIP | | | | | | | | | | | | PITCHER | IP WLS BF H R ER SO BB IBB HBP BLK WP HR S P ERA WHIP | | | | | | | | | | | | | | | |
| Paul Splittorff, L ERA: 4.19 (1, 1) | 2.2 | | 6 | 4 | 4 | 1 | 3 | 2 | 0 | 0 | 0 | 0 | 0 | 0 | 15 | 27 | 13.50 | 3.375 | | | | | | | | | | | |
| Rich Gale, R ERA: 4.91 (3, 1) | 3.1 | | 16 | 3 | 1 | 1 | 3 | 2 | 0 | 1 | 0 | 0 | 0 | 0 | 19 | 28 | 2.70 | 1.500 | | | | | | | | | | | |
| Steve Mingori, L ERA: 4.28 (7, 1) | 1.1 | | 6 | 0 | 0 | 0 | 1 | 2 | 0 | 0 | 0 | 0 | 0 | 0 | 6 | 14 | 0.00 | 1.500 | | | | | | | | | | | |
| Bill Paschall, R ERA: 10.8 (8, 1) | 0.2 | | 3 | 1 | 1 | 1 | 0 | 0 | 0 | 0 | 0 | 0 | 0 | 0 | 3 | 3 | 13.50 | 1.500 | | | | | | | | | | | |
| Al Hrabosky, L ERA: 3.92 (9, 1) | 2.0 | W | 8 | 2 | 0 | 0 | 0 | 1 | 0 | 0 | 0 | 0 | 0 | 0 | 7 | 11 | 0.00 | 1.500 | | | | | | | | | | | |

Oakland Athletics @ Kansas City Royals
Royals Stadium, Kansas City, MO

Tue Jun 26 1979, 8:05 PM EDT
Att. 24,550 - Unknown - 83 F

livebaseballscorecards.com

| | |
|-----|----|
| AB | 37 |
| R | 6 |
| H | 12 |
| RBI | 6 |
| BB | 8 |
| SO | 5 |
| LOB | 24 |



| Batter | 1 | 2 | 3 | 4 | 5 | 6 | 7 | 8 | 9 | AB | R | H | RBI | BB | SO | LOB |
|--|-------------------|-------------------------------|----------------------------|-------------------------------|-------------------------|------------|----------------------------|-----------------------------|---|----|---|---|-----|----|----|-----|
| Willie Wilson, S OBP: 0.368, SLG: 0.462 (1, 7) | 4-0 CS BB | | 0-0 L7 1-2 | 0-3 K | | 0-0 L6 | | 0-0 6-3 | | 4 | 0 | 0 | 0 | 1 | 1 | 4 |
| George Brett, L OBP: 0.388, SLG: 0.556 (1, 5) | 0-0 4-3 1-2 | | | 0-0 BB BB SF9 1B | 0-0 S 3B 1B | 0-0 4-3 | | 4-0 BB BB BB BB | | 4 | 2 | 2 | 0 | 1 | 0 | 2 |
| Amos Otis, R OBP: 0.400, SLG: 0.460 (1, 8) | 0-0 L9 | | | 4-0 BB 2B BB | 0-0 1-H SF8 3B | | 0-0 2B 2B | 0-0 F7 | | 4 | 3 | 2 | 1 | 1 | 0 | 1 |
| Darrell Porter, L OBP: 0.432, SLG: 0.494 (1, 2) | | 0-0 FC5-4 1B | | 4-0 2B 6-3 BB | 4-0 SF8 BB | | 4-0 2B BB | 0-0 P6 | | 2 | 2 | 1 | 0 | 3 | 0 | 1 |
| Al Cowens, R OBP: 0.373, SLG: 0.480 (1, 9) | | 0-0 FC5-4 FC4-6 1-2f | | 0-0 SF9 | 0-3 K | | 0-0 1-H 2-H 2B | | | 3 | 1 | 1 | 3 | 0 | 1 | 3 |
| Ralph LaCock, L OBP: 0.333, SLG: 0.383 (1, 3) | | 0-0 FC4-6 1-2f | | 0-0 1B E 2B | 0-0 SF8 | | 0-0 2-H 1B 2B | | | 3 | 2 | 2 | 3 | 0 | 0 | 1 |
| Frank White, R OBP: 0.343, SLG: 0.478 (1, 4) | | 0-0 F8 | | 0-0 6-3 | 0-0 L1 | | 0-0 F3 | | | 4 | 0 | 0 | 1 | 0 | 0 | 4 |
| Steve Braun, L OBP: 0.374, SLG: 0.436 (1, 10) | | | 4-0 FC6-4 BB | 4-0 E BB | | 0-3 K | 0-0 G5-4-3 2-H 1B | | | 1 | 0 | 0 | 0 | 2 | 1 | 0 |
| John Wathan, R OBP: 0.276, SLG: 0.364 (7, PH) | | | | | | | | | | 1 | 0 | 1 | 1 | 0 | 0 | 0 |
| Freddie Patek, R OBP: 0.275, SLG: 0.288 (1, 6) | | | 0-0 FC6-4 CS 1-2f | 0-0 E6 1-3 2-H 1B | | 0-0 2B | 0-0 G5-4-3 1-2f | | | 4 | 0 | 2 | 0 | 0 | 0 | 2 |

| Inning Stats | R: 0 | H: 0 | E: 0 | K: 0 | S: 2 | R: 0 | H: 1 | E: 0 | K: 0 | S: 4 | R: 0 | H: 0 | E: 0 | K: 0 | S: 2 | R: 4 | H: 3 | E: 1 | K: 1 | S: 8 | R: 2 | H: 2 | E: 0 | K: 1 | S: 7 | R: 0 | H: 1 | E: 0 | K: 1 | S: 6 | R: 4 | H: 4 | E: 0 | K: 0 | S: 6 | R: 0 | H: 0 | E: 0 | K: 0 | S: 3 | | | | | | | |
|--------------|--------|-------|------|------|------|--------|-------|------|------|------|--------|-------|------|--------|-------|--------|-------|------|--------|-------|--------|-------|------|--------|-------|--------|-------|--------|-------|--------|-------|--------|-------|--------|-------|--------|-------|--------|-------|--------|-------|--------|-------|--------|--|--|--|
| | LOB: 0 | BB: 1 | | | | LOB: 1 | BB: 0 | | | | LOB: 2 | BB: 3 | | LOB: 1 | BB: 1 | LOB: 0 | BB: 1 | | LOB: 1 | BB: 0 | LOB: 0 | BB: 1 | | LOB: 0 | BB: 1 | LOB: 0 | BB: 0 | LOB: 0 | BB: 1 | LOB: 0 | BB: 1 | LOB: 0 | BB: 1 | LOB: 1 | BB: 1 | LOB: 1 | BB: 1 | LOB: 1 | BB: 1 | LOB: 1 | BB: 1 | LOB: 1 | BB: 1 | LOB: 1 | | | |
| | | | | | | | | | | | | | | | | | | | | | | | | | | | | | | | | | | | | | | | | | | | | | | | |

BOTTOM

Oakland Athletics @ Kansas City Royals

Royals Stadium, Kansas City, MO

Wed Jun 27 1979, 8:05 PM EDT
Att: 31,101 - Unknown - 86 F

livebaseballscorecards.com

| | |
|-----|----|
| AB | 30 |
| R | 10 |
| H | 11 |
| RBI | 9 |
| BB | 8 |
| SO | 3 |
| LOB | 18 |



| | |
|-------|--------|
| WP: 0 | PA: 40 |
| PB: 0 | |
| SB: 1 | |
| CS: 2 | |

| PITCHER | IP | WLS | BF | H | R | ER | SO | BB | IBB | HBP | BLK | WP | HR | S | P | ERA | WHIP |
|--------------------------------------|-----|-----|----|---|---|----|----|----|-----|-----|-----|----|----|----|----|-------|-------|
| Mike Morgan, R ERA: 7.36 (1, 1) | 3.2 | L | 18 | 4 | 4 | 3 | 0 | 5 | 0 | 0 | 0 | 0 | 0 | 13 | 33 | 7.36 | 2.455 |
| Rick Langford, R ERA: 6.5 (4, 1) | 2.1 | | 14 | 5 | 5 | 5 | 3 | 2 | 0 | 0 | 0 | 0 | 0 | 18 | 26 | 19.29 | 3.000 |
| Craig Minetto, L ERA: 5.14 (7, 1) | 2.0 | | 8 | 2 | 1 | 1 | 0 | 1 | 0 | 0 | 0 | 0 | 0 | 7 | 11 | 4.50 | 1.500 |

BOTTOM

Oakland Athletics @ Kansas City Royals
 Royals Stadium, Kansas City, MO

Thu Jun 28 1979, 8:05 PM EDT
 Att: 22,307 - Unknown - 82 F

livebaseballscorecards.com

| | |
|------------|-----------|
| AB | 32 |
| R | 7 |
| H | 9 |
| RBI | 7 |
| BB | 7 |
| SO | 3 |
| LOB | 16 |



| | | | |
|-----|---|-----|----|
| WP: | 2 | PA: | 41 |
| PB: | 0 | | |
| SB: | 3 | | |
| CS: | 0 | | |

AB R H RBI BB SO LOB

| | | | | | | |
|---|---|---|---|---|---|---|
| 3 | 1 | 0 | 0 | 1 | 1 | 1 |
| 4 | 2 | 2 | 1 | 1 | 0 | 1 |
| 4 | 0 | 1 | 1 | 1 | 0 | 1 |
| 4 | 1 | 1 | 0 | 1 | 1 | 2 |
| 5 | 1 | 2 | 1 | 0 | 0 | 4 |
| 3 | 0 | 1 | 2 | 1 | 1 | 2 |
| 3 | 1 | 1 | 1 | 1 | 0 | 1 |
| 3 | 0 | 0 | 0 | 1 | 0 | 3 |
| 2 | 0 | 0 | 1 | 0 | 0 | 1 |
| 1 | 0 | 1 | 0 | 0 | 0 | 0 |
| 0 | 1 | 0 | 0 | 0 | 0 | 0 |

| Batter | 1 | 2 | 3 | 4 | 5 | 6 | 7 | 8 | 9 |
|---|---------------------|-----------------------|------------|------------|-----------|--------------------|---------------|-------------------|-----------------------------|
| Willie Wilson, S (1, 7) OBP: 0.366, SLG: 0.456 | 4-0 E S 1B BB | 0-0 4-3 | | | 0-3 K | | 0-0 F9 | | 0-0 SH3-4 |
| George Brett, L (1, 5) OBP: 0.391, SLG: 0.555 | 0-0 WP S 1B | | 0-0 4-3 | | | 0-0 1B 2B 1B | 0-0 4-3 | | 4-0 1B 1B IBB |
| Amos Otis, R (1, 8) OBP: 0.400, SLG: 0.457 | 4-0 WP 1-2 BB | | 0-0 F9 | | | 0-0 F9 | | 0-0 L6 | 0-0 1B IBB 1-3 2-H 1B |
| Darrell Porter, L (1, 2) OBP: 0.431, SLG: 0.490 | 0-3 K 1-2 2-3 | | 0-0 P5 | | | 0-0 2B 1B | 0-0 F8 | | 4-0 1B 1B IBB |
| Al Cowens, R (1, 9) OBP: 0.373, SLG: 0.478 | 0-0 F9 | | | 0-0 F8 | | 0-0 F3 | | 0-0 BB 1B | 0-0 1-2 2-3 3-H 1B |
| Ralph LaCock, L (1, 3) OBP: 0.336, SLG: 0.388 | 0-0 4-3 | | 0-3 K | | 0-0 2B | | 0-0 1-2 BB | | 4-0 1B |
| Frank White, R (1, 4) OBP: 0.347, SLG: 0.476 | | 4-0 WP S SF7 BB | | 0-0 5-3 | | 0-0 P5 | | 0-0 1-2 2-H 1B | |
| Steve Braun, L (1, 10) OBP: 0.368, SLG: 0.420 | | 0-0 F7 1-3 | | 0-0 4-3 | | 0-0 4-3 | 4-0 BB | 0-0 1-3 | |
| Freddie Patek, R (1, 6) OBP: 0.271, SLG: 0.285 | | 0-0 SF7 | | 0-0 6-3 | | 0-0 L8 | | | 0-0 SH3-4 1B |
| Jamie Quirk, L (9, PH) OBP: 0.444, SLG: 0.471 | | | | | | | | | |
| U L Washington, S (9, PR) OBP: 0.305, SLG: 0.355 | | | | | | | | | |

| Inning Stats | R: 1 | H: 1 | E: 0 | K: 1 | S: 6 | LOB: 2 | BB: 2 | P: 14 |
|--------------|------|------|------|------|------|--------|-------|-------|
| | R: 1 | H: 0 | E: 0 | K: 0 | S: 3 | LOB: 0 | BB: 1 | P: 7 |
| | R: 0 | H: 0 | E: 0 | K: 0 | S: 3 | LOB: 0 | BB: 0 | P: 3 |
| | R: 0 | H: 0 | E: 0 | K: 1 | S: 5 | LOB: 0 | BB: 0 | P: 5 |
| | R: 0 | H: 0 | E: 0 | K: 1 | S: 5 | LOB: 0 | BB: 0 | P: 5 |
| | R: 2 | H: 3 | E: 0 | K: 0 | S: 6 | LOB: 1 | BB: 0 | P: 6 |
| | R: 0 | H: 0 | E: 0 | K: 0 | S: 3 | LOB: 1 | BB: 1 | P: 7 |
| | R: 1 | H: 2 | E: 0 | K: 0 | S: 5 | LOB: 2 | BB: 1 | P: 9 |
| | R: 2 | H: 3 | E: 0 | K: 0 | S: 4 | LOB: 3 | BB: 2 | P: 12 |

| PITCHER | IP | WLS | BF | H | R | ER | SO | BB | IBB | HBP | BLK | WP | HR | S | P | ERA | WHIP |
|--------------------------------------|-----|-----|----|---|---|----|----|----|-----|-----|-----|----|----|----|----|-------|-------|
| Brian Kingman, R (1, 1) ERA: 6.35 | 5.2 | | 24 | 4 | 4 | 4 | 3 | 3 | 0 | 0 | 0 | 2 | 0 | 27 | 39 | 6.35 | 1.235 |
| Dave Heaverlo, R (6, 1) ERA: 3.9 | 2.2 | L | 16 | 4 | 3 | 3 | 0 | 2 | 2 | 0 | 0 | 0 | 0 | 12 | 28 | 10.12 | 2.250 |
| Jim Todd, R (9, 1) ERA: 7.48 | 0.0 | | 1 | 1 | 0 | 0 | 0 | 0 | 0 | 0 | 0 | 0 | 0 | 1 | 1 | ∞ | ∞ |

| Batter | 1 | 2 | 3 | 4 | 5 | 6 | 7 | 8 | 9 | 10 | 11 | AB R H RBI BB SO LOB | BOTTOM | |
|---|---|---|---|---|---|---|---|---|--|---|--|---|--|---|
| Willie Wilson, S OBP: 0.367, SLG: 0.457 John Wathan, R OBP: 0.274, SLG: 0.360 | F9 | | SF8 | | 1B | | 4-3 | | 1B | | K | 4 0 2 3 0 0 1 1 0 0 0 0 1 1 | California Angels @ Kansas City Royals Royals Stadium, Kansas City, MO Fri Jun 29 1979, 8:05 PM EDT Att: 36,705 - Unknown - 84 F | |
| George Brett, L OBP: 0.389, SLG: 0.548 | F7 | | F8 | | F7 | | 4-3 | | 1B | | | 4 0 0 0 1 0 3 | | |
| Amos Otis, R OBP: 0.394, SLG: 0.448 | K | | | | F3 | | F8 | | L6 | | P5 | 5 0 0 0 0 1 2 | | |
| Darrell Porter, L OBP: 0.428, SLG: 0.482 | | F8 | | | K | | F7 | | BB | | 4-3 | 4 0 0 0 1 1 0 | | |
| Al Cowens, R OBP: 0.365, SLG: 0.467 | | 6-3 | | | F8 | | 6-3 | | P3 | | P3 | 5 0 0 0 0 0 1 | | |
| George Scott, R OBP: 0.329, SLG: 0.392 | | K | | | F9 | | F3 | | F7 | | F3 | 5 0 0 0 0 1 0 | | |
| Ralph LaCock, L OBP: 0.342, SLG: 0.387 | | | SH1-4 1B SF8 BB | | HBP 1B 1B | | 3-1 | | 2B BB | | P4 | 3 3 1 0 2 0 0 | | |
| Frank White, R OBP: 0.343, SLG: 0.467 | | | SH1-4 1B | | F9 | | E5 1B | | P4 | | K | 5 1 1 0 0 1 2 | | |
| Freddie Patek, R OBP: 0.275, SLG: 0.285 Steve Braun, L OBP: 0.375, SLG: 0.427 Todd Cruz, R OBP: 0.224, SLG: 0.281 Jamie Quirk, L OBP: 0.474, SLG: 0.556 U L Washington, S OBP: 0.311, SLG: 0.355 | | | SH1-4 | | 1B HBP | | 1B | | 1B 2B | | BB | 0 0 0 0 0 0 0 1 0 1 1 0 0 0 0 0 0 0 0 0 0 1 0 1 1 0 0 0 0 1 0 0 1 0 0 | | |
| Inning Stats | R: 0 H: 0 E: 0 LOB: 0 K: 1 BB: 0 S: 5 P: 5 | R: 0 H: 0 E: 0 LOB: 0 K: 1 BB: 0 S: 5 P: 5 | R: 1 H: 1 E: 0 LOB: 1 K: 0 BB: 1 S: 4 P: 8 | R: 0 H: 0 E: 0 LOB: 0 K: 1 BB: 0 S: 5 P: 5 | R: 1 H: 2 E: 0 LOB: 2 K: 0 BB: 0 S: 5 P: 6 | R: 0 H: 0 E: 0 LOB: 0 K: 0 BB: 0 S: 3 P: 3 | R: 1 H: 1 E: 1 LOB: 1 K: 0 BB: 0 S: 5 P: 5 | R: 0 H: 0 E: 0 LOB: 1 K: 0 BB: 1 S: 3 P: 7 | R: 2 H: 2 E: 0 LOB: 2 K: 0 BB: 2 S: 5 P: 13 | R: 0 H: 0 E: 0 LOB: 0 K: 0 BB: 0 S: 3 P: 3 | R: 0 H: 0 E: 0 LOB: 1 K: 2 BB: 1 S: 7 P: 11 | 1B: 5 SF: 1 2B: 1 SAC: 1 3B: 0 DP: 0 HR: 0 HBP: 1 | | WP: 0 PA: 46 PB: 0 SB: 3 CS: 0 |
| PITCHER | IP WLS BF H R ER SO BB IBB HBP BLK WP HR S P ERA WHIP | | | | | | | | | | | | | |
| Dave Frost, R ERA: 4.52 | (1, 1) 7.0 28 4 3 2 3 1 0 1 0 0 0 32 37 2.57 0.714 | | | | | | | | | | | | | |
| Mark Clear, R ERA: 2.76 | (8, 1) 3.2 17 2 2 2 1 3 1 0 0 0 0 15 31 4.91 1.364 | | | | | | | | | | | | | |
| Dave LaRoche, L ERA: 7.22 | (11, 1) 0.1 1 0 0 0 1 0 0 0 0 0 0 3 3 0.00 0.000 | | | | | | | | | | | | | |

livebaseballscorecards.com

| | |
|-----|----|
| AB | 38 |
| R | 5 |
| H | 6 |
| RBI | 5 |
| BB | 5 |
| SO | 5 |
| LOB | 10 |




| Batter | 1 | 2 | 3 | 4 | 5 | 6 | 7 | 8 | 9 | AB R H RBI BB SO LOB | TOP | | | | | | | | | | | |
|--|---|---------------------------------|------------------------------|---------------------------------|------------------------------|----------------------------------|------------------------------|----------------------------------|------------------------------|----------------------------------|------------------------------|---------------------------------|------------------------------|----------------------------------|------------------------------|---------------------------------|------------------------------|---------------------------------|----------------------------------|------------------------------------|----------------------------------|--------|
| Bobby Grich, R (1, 4) OBP: 0.399, SLG: 0.602 | 0-0 F9 | | 4-0 BB | | 0-0 HR | 0-0 4-3 | | 0-0 F7 | | 4 1 1 1 1 0 0 | | | | | | | | | | | | |
| Carney Lansford, R (1, 5) OBP: 0.355, SLG: 0.475 | 0-3 K | | 0-0 F8 | | 0-0 F8 | 0-0 F9 | | 0-3 K | | 5 0 0 0 0 2 1 | | | | | | | | | | | | |
| Dan Ford, R (1, 9) OBP: 0.343, SLG: 0.430 | 0-3 K | | | 4-0 FC4-6 BB | 0-0 6-3 | | 1-0 E 1B HBP | 0-0 F7 | | 3 1 0 0 1 1 0 | | | | | | | | | | | | |
| Don Baylor, R (1, 10) OBP: 0.364, SLG: 0.485 | | 0-3 K | | 0-0 FC4-6 HR 1-2f | 0-0 BB 1B | | 0-0 L8 | | 0-3 K | 5 2 1 0 0 2 2 | | | | | | | | | | | | |
| Willie Aikens, L (1, 3) OBP: 0.385, SLG: 0.548 | | 0-3 K | | 0-0 HR 1-H | 4-0 1B 1B BB | | 0-0 E3 1B G3 1B | | 0-0 1B | 4 3 3 2 1 1 0 | | | | | | | | | | | | |
| Brian Downing, R (1, 2) OBP: 0.411, SLG: 0.521 | | 0-0 1B | | 4-0 1B BB | 0-0 1B 1B | | 4-0 G3 1B IBB | | 0-0 F7 | 3 1 2 1 2 0 1 | | | | | | | | | | | | |
| Joe Rudi, R (1, 7) OBP: 0.279, SLG: 0.351 | | 0-0 F9 | | 0-0 L8 | 0-0 1B | | 0-0 G3 1B | | 0-0 P4 | 5 0 2 3 0 0 3 | | | | | | | | | | | | |
| Larry Harlow, L (1, 8) OBP: 0.326, SLG: 0.246 | | | 0-3 K | 0-0 1B | 0-0 P4 | | 0-0 G3 1B | | | 4 0 1 1 0 1 3 | | | | | | | | | | | | |
| Jim Anderson, R (1, 6) OBP: 0.214, SLG: 0.237 | | | 0-3 K | 0-3 K | | 0-0 6-3 | 0-0 1-3 | | | 4 0 0 0 0 2 4 | | | | | | | | | | | | |
| Inning Stats | R: 0 E: 0 K: 2 S: 7 | H: 0 LOB: 0 BB: 0 P: 7 | R: 0 E: 0 K: 2 S: 8 | H: 1 LOB: 1 BB: 0 P: 8 | R: 0 E: 0 K: 2 S: 7 | H: 0 LOB: 1 BB: 1 P: 11 | R: 2 E: 0 K: 1 S: 7 | H: 2 LOB: 2 BB: 2 P: 15 | R: 4 E: 0 K: 0 S: 7 | H: 4 LOB: 1 BB: 1 P: 11 | R: 0 E: 0 K: 0 S: 3 | H: 0 LOB: 0 BB: 0 P: 3 | R: 2 E: 1 K: 0 S: 5 | H: 2 LOB: 2 BB: 1 P: 10 | R: 0 E: 0 K: 1 S: 5 | H: 0 LOB: 0 BB: 0 P: 5 | R: 0 E: 0 K: 1 S: 6 | H: 1 LOB: 1 BB: 0 P: 6 | 1B: 8 2B: 0 3B: 0 HR: 2 | SF: 0 SAC: 0 DP: 0 HBP: 1 | WP: 0 PB: 0 SB: 0 CS: 0 | PA: 43 |
| PITCHER | IP WLS BF H R ER SO BB IBB HBP BLK WP HR S P ERA WHIP | | | | | | | | | | | | | | | | | | | | | |
| Rich Gale, R (1, 1) ERA: 5.17 | 5.0 L 26 7 6 6 7 4 0 0 0 0 0 2 36 52 10.80 2.200 | | | | | | | | | | | | | | | | | | | | | |
| Bill Paschall, R (6, 1) ERA: 6.48 | 4.0 17 3 2 2 2 0 1 1 0 0 0 0 19 24 4.50 0.750 | | | | | | | | | | | | | | | | | | | | | |

California Angels @ Kansas City Royals
Royals Stadium, Kansas City, MO
Sat Jun 30 1979, 8:05 PM EDT
Att. 41,451 - Unknown - 82 F

livebaseballscorecards.com

| | |
|-----|----|
| AB | 37 |
| R | 8 |
| H | 10 |
| RBI | 8 |
| BB | 5 |
| SO | 9 |
| LOB | 14 |



| Batter | 1 | 2 | 3 | 4 | 5 | 6 | 7 | 8 | 9 | AB R H RBI BB SO LOB | TOP | | | | | | | | | |
|---|---|---------------------------------|------------------------------|---------------------------------|------------------------------|---------------------------------|------------------------------|---------------------------------|------------------------------|---------------------------------|---|---------------------------------|--------------------------------|----------------------------------|------------------------------|---------------------------------|----------------------------------|------------------------------------|----------------------------------|--------|
| Bobby Grich, R OBP: 0.392, SLG: 0.590 (1, 4) X | 0-0 ① 5-3 | | 0-0 ② 4-3 | | 0-0 ① ② L1-3 | | 0-0 ③ X 6-3 | 0-0 ① F8 | | 5 0 0 0 0 0 4 | | | | | | | | | | |
| Carney Lansford, R OBP: 0.362, SLG: 0.479 (1, 5) X | 0-0 ② 5-3 | | 0-0 HR 1B | | 4-0 BB | | | 0-0 HR 1B | | 4 3 3 2 1 0 0 | | | | | | | | | | |
| Dan Ford, R OBP: 0.347, SLG: 0.455 (1, 8) X (7, 9) | 0-0 ③ F8 | | 0-0 HR | | 0-0 ③ 5-3 | | | 0-0 HR 1B | | 5 3 3 4 0 0 1 | | | | | | | | | | |
| Don Baylor, R OBP: 0.365, SLG: 0.503 (1, 10) X | | 0-0 HR | 0-0 ③ 5-3 | | | 0-0 ① 5-3 | | 0-0 HR | | 5 2 2 4 0 0 0 | | | | | | | | | | |
| Brian Downing, R OBP: 0.408, SLG: 0.515 (1, 2) X | | 0-0 ① F8 | | 0-0 ① 5-3 | | 0-0 ② P4 | | 0-0 FC1 1B | | 5 1 1 0 0 0 0 | | | | | | | | | | |
| Joe Rudi, R OBP: 0.277, SLG: 0.347 (1, 7) X | | 0-0 ② 5-3 | | 0-0 ② 5-3 | | 0-0 ③ 5-3 | | 0-0 E 1B | 0-0 ① L5 | 5 1 1 0 0 0 0 | | | | | | | | | | |
| Merv Rettenmund, R OBP: 0.302, SLG: 0.298 (1, 9) X Larry Harlow, L OBP: 0.321, SLG: 0.241 (7, 8) | | 0-0 ③ 6-3 | | 0-0 1B | | | 0-0 ① 4-3 | 0-0 FC1 1B 2B | 0-0 ② F2 | 3 0 1 0 0 0 0 2 1 0 0 0 0 1 | AB 43 R 14 H 16 RBI 13 BB 1 SO 2 LOB 7 | | | | | | | | | |
| Willie Aikens, L OBP: 0.381, SLG: 0.540 (1, 3) X | | | 0-3 ① K | 0-3 ③ K | | | 0-0 ② X L8 | 0-0 2B 1B | 0-0 ③ F9 | 5 1 1 1 0 2 1 | | | | | | | | | | |
| Jim Anderson, R OBP: 0.283, SLG: 0.381 (1, 6) X | | | 0-0 4-3 1B 2B | | 0-0 L1-3 1B | | 0-0 2B | 0-0 F8 1B 2B | | 4 2 4 2 0 0 0 |  | | | | | | | | | |
| Inning Stats | R: 0 E: 0 K: 0 S: 3 | H: 0 LOB: 0 BB: 0 P: 3 | R: 1 E: 0 K: 0 S: 4 | H: 1 LOB: 0 BB: 0 P: 4 | R: 3 E: 0 K: 1 S: 8 | H: 3 LOB: 0 BB: 0 P: 8 | R: 0 E: 0 K: 1 S: 6 | H: 1 LOB: 1 BB: 1 P: 6 | R: 0 E: 0 K: 0 S: 3 | H: 0 LOB: 0 BB: 0 P: 3 | R: 0 E: 0 K: 0 S: 4 | H: 1 LOB: 1 BB: 0 P: 4 | R: 10 E: 1 K: 0 S: 13 | H: 9 LOB: 0 BB: 0 P: 13 | R: 0 E: 0 K: 0 S: 3 | H: 0 LOB: 0 BB: 0 P: 3 | 1B: 9 2B: 4 3B: 0 HR: 4 | SF: 0 SAC: 0 DP: 1 HBP: 0 | WP: 0 PB: 0 SB: 0 CS: 0 | PA: 44 |
| PITCHER | IP WLS BF H R ER SO BB IBB HBP BLK WP HR S P ERA WHIP | | | | | | | | | | | | | | | | | | | |
| Paul Splittorf, L ERA: 4.41 (1, 1) | 7.0 L 30 9 6 6 2 1 0 0 0 0 0 2 33 37 7.71 1.429 | | | | | | | | | | | | | | | | | | | |
| Marty Pattin, R ERA: 4.0 (8, 1) | 0.0 3 3 1 1 0 0 0 0 0 0 0 1 3 3 ∞ ∞ | | | | | | | | | | | | | | | | | | | |
| Al Hrabosky, L ERA: 4.24 (8, 1) | 0.0 3 2 4 3 0 0 0 0 0 0 0 0 3 3 ∞ ∞ | | | | | | | | | | | | | | | | | | | |
| Eduardo Rodriguez, R ERA: 5.33 (8, 1) | 2.0 8 2 3 3 0 0 0 0 0 0 0 1 8 8 13.50 1.000 | | | | | | | | | | | | | | | | | | | |

California Angels @ Kansas City Royals
Royals Stadium, Kansas City, MO
Sun Jul 01 1979, 4:33 AM EDT
Att. 32,636 - Unknown - 66 F

livebaseballscorecards.com

| Batter | 1 | 2 | 3 | 4 | 5 | 6 | 7 | 8 | 9 | AB R H RBI BB SO LOB | TOP | | | | | | | | | | |
|--|--|---------------------------------|------------------------------|---------------------------------|------------------------------|---------------------------------|------------------------------|---------------------------------|------------------------------|---------------------------------|------------------------------|---------------------------------|------------------------------|----------------------------------|------------------------------|----------------------------------|----------------------------------|------------------------------------|----------------------------------|--------|--|
| Willie Wilson, S (1, 7) OBP: 0.357, SLG: 0.448 | 0-0 G3 | | | 0-0 4-3 | | 4-0 BB | | 0-3 K | | 3 0 0 0 1 1 1 | | | | | | | | | | | |
| George Brett, L (1, 5) OBP: 0.386, SLG: 0.542 | 0-0 G3 | | | 0-0 2B | | 0-0 F9 | | 0-0 BB 1B | | 4 0 2 0 0 0 1 | | | | | | | | | | | |
| Amos Otis, R (1, 8) OBP: 0.392, SLG: 0.455 | 0-0 F8 | | | 0-0 F8 | | 0-0 F8 | | 0-0 F9 | | 4 0 0 0 0 0 2 | | | | | | | | | | | |
| Darrell Porter, L (1, 2) OBP: 0.429, SLG: 0.489 | | 0-0 P6 | | 0-0 P4 | | 0-0 4-3 | | 0-3 K | | 4 0 0 0 0 1 2 | | | | | | | | | | | |
| Al Cowens, R (1, 9) OBP: 0.374, SLG: 0.468 | | 0-0 1B | | 0-0 G6-4-3 1B | | 0-0 FC4-6 1B | | 4-0 1-2 BB | | 3 0 3 0 1 0 0 | | | | | | | | | | | |
| George Scott, R (1, 3) OBP: 0.331, SLG: 0.395 | | 0-0 6-3 | | 0-0 G6-4-3 1-2f | | 0-0 FC4-6 1-2f | | 3-3 K | | 4 0 0 0 0 1 4 | | | | | | | | | | | |
| Ralph LaCock, L (1, 10) OBP: 0.336, SLG: 0.375 | | | 0-0 1-3 | | 0-0 F9 | | 4-0 BB | | | 2 0 0 0 1 0 0 | | | | | | | | | | | |
| Frank White, R (1, 4) OBP: 0.325, SLG: 0.441 | | | 0-0 4-3 | | 0-0 F8 | | 0-3 K | | | 3 0 0 0 0 1 1 | | | | | | | | | | | |
| Freddie Patek, R (1, 6) OBP: 0.266, SLG: 0.276 | | | 0-3 K | | 0-0 F7 | | 0-0 L4 | | | 3 0 0 0 0 1 1 | | | | | | | | | | | |
| Inning Stats | R: 0 E: 0 K: 0 S: 3 | H: 0 LOB: 0 BB: 0 P: 3 | R: 0 E: 0 K: 0 S: 3 | H: 1 LOB: 0 BB: 0 P: 3 | R: 0 E: 0 K: 1 S: 5 | H: 0 LOB: 0 BB: 0 P: 5 | R: 0 E: 0 K: 0 S: 4 | H: 1 LOB: 1 BB: 0 P: 4 | R: 0 E: 0 K: 0 S: 3 | H: 0 LOB: 1 BB: 1 P: 7 | R: 0 E: 0 K: 0 S: 4 | H: 1 LOB: 1 BB: 0 P: 4 | R: 0 E: 0 K: 2 S: 7 | H: 0 LOB: 1 BB: 1 P: 11 | R: 0 E: 0 K: 2 S: 8 | H: 1 LOB: 2 BB: 1 P: 15 | 1B: 4 2B: 1 3B: 0 HR: 0 | SF: 0 SAC: 0 DP: 1 HBP: 0 | WP: 0 PB: 0 SB: 0 CS: 0 | PA: 33 | |
| PITCHER Steve Renko, R (1, 1) ERA: 3.31 | IP: 9.0 WLS: W BF: 33 H: 5 R: 0 ER: 0 SO: 5 BB: 3 IBB: 0 HBP: 0 BLK: 0 WP: 0 HR: 0 S: 40 P: 55 ERA: 0.00 WHIP: 0.889 | | | | | | | | | | | | | | | | | | | | |

Kansas City Royals @ Boston Red Sox
 Fenway Park, Boston, MA
 Tue Jul 03 1979, 7:05 PM EDT
 Att. 34,814 - Unknown - 82 F

livebaseballscorecards.com

| | |
|-----|----|
| AB | 30 |
| R | 0 |
| H | 5 |
| RBI | 0 |
| BB | 3 |
| SO | 5 |
| LOB | 12 |



| Batter | 1 | 2 | 3 | 4 | 5 | 6 | 7 | 8 | 9 | AB | R | H | RBI | BB | SO | LOB |
|---|--------------------|--------------------------|-----------------|-----------------------|----------------------|------------|------------|-----------------------|---|----|---|---|-----|----|----|-----|
| Rick Burleson, R OBP: 0.316, SLG: 0.369 (1, 6) | 0-0 G3 PB 1B | 0-0 6-3 | | 0-0 L8 | | 0-0 5-3 | | 0-0 HBP 1B | | 5 | 1 | 2 | 0 | 0 | 0 | 2 |
| Jack Brohamer, L OBP: 0.315, SLG: 0.379 (1, 4) (6, 5) | 0-0 G3 1-3 | 4-0 BB | | 0-0 P6 | | 0-0 F3 | | 0-0 L9 | | 4 | 0 | 0 | 0 | 1 | 0 | 4 |
| Fred Lynn, L OBP: 0.387, SLG: 0.613 (1, 8) | 4-0 1B BB | 0-3 K | | 0-0 1B 2B | | | 0-0 HR | 0-0 HBP 1B | | 4 | 2 | 3 | 2 | 1 | 1 | 2 |
| Jim Rice, R OBP: 0.389, SLG: 0.577 (1, 7) | 0-0 FC6-4 1B | | 0-3 K | 0-0 1B | | | 0-0 P3 | 1-0 G6-4-3 HBP | | 4 | 0 | 2 | 3 | 0 | 1 | 0 |
| Carlton Fisk, R OBP: 0.320, SLG: 0.443 (1, 10) | 0-3 K | | 0-0 HR 1B | 0-0 F9 | | | 0-0 5-3 | 0-0 G6-4-3 | | 5 | 1 | 1 | 0 | 0 | 1 | 6 |
| Bob Watson, R OBP: 0.350, SLG: 0.415 (1, 3) | 0-0 FC6-4 | | 0-0 HR | | 1-0 G5-4-3 HBP | | 0-0 HR | | | 3 | 2 | 2 | 3 | 0 | 0 | 2 |
| Butch Hobson, R OBP: 0.285, SLG: 0.448 (1, 5) Larry Wolfe, R OBP: 0.362, SLG: 0.391 (6, 4) | | 4-0 2B SF9 BB | 0-3 K | 0-0 F7 | | 0-0 6-3 | | | | 2 | 1 | 0 | 0 | 1 | 1 | 1 |
| Dwight Evans, R OBP: 0.363, SLG: 0.453 (1, 9) | | 0-0 SF9 1-3 2B | 4-0 CS BB | 0-0 G5-4-3 | | | | 0-0 HR | | 3 | 1 | 2 | 1 | 1 | 0 | 1 |
| Bob Montgomery, R OBP: 0.458, SLG: 0.537 (1, 2) | | 0-0 SF9 2-3 3-H | 0-0 CS | 0-0 2B 1B 1B | | 0-0 5-3 | | 0-0 L9 1B 1B | | 3 | 2 | 2 | 1 | 0 | 0 | 0 |


| Inning Stats | R: 1 | H: 2 | E: 0 | K: 1 | S: 7 | H: 2 | LOB: 2 | BB: 1 | P: 11 | R: 1 | H: 1 | E: 0 | K: 1 | S: 6 | H: 2 | LOB: 0 | BB: 2 | P: 14 | R: 2 | H: 2 | E: 0 | K: 2 | S: 8 | H: 3 | LOB: 1 | BB: 0 | P: 6 | R: 0 | H: 0 | E: 0 | K: 0 | S: 2 | H: 0 | LOB: 0 | BB: 0 | P: 3 | R: 0 | H: 0 | E: 0 | K: 0 | S: 3 | H: 0 | LOB: 0 | BB: 0 | P: 3 | R: 2 | H: 2 | E: 0 | K: 0 | S: 5 | H: 4 | LOB: 2 | BB: 0 | P: 7 | R: 2 | H: 4 | E: 0 | K: 0 | S: 6 | 1B: 8 | SF: 1 | 2B: 2 | 3B: 0 | HR: 4 | SAC: 0 | DP: 2 | HBP: 2 | WP: 0 | PB: 1 | SB: 0 | CS: 1 | PA: 42 |
|--------------|------|------|------|------|------|------|--------|-------|-------|------|------|------|------|------|------|--------|-------|-------|------|------|------|------|------|------|--------|-------|------|------|------|------|------|------|------|--------|-------|------|------|------|------|------|------|------|--------|-------|------|------|------|------|------|------|------|--------|-------|------|------|------|------|------|------|-------|-------|-------|-------|-------|--------|-------|--------|-------|-------|-------|-------|--------|
|--------------|------|------|------|------|------|------|--------|-------|-------|------|------|------|------|------|------|--------|-------|-------|------|------|------|------|------|------|--------|-------|------|------|------|------|------|------|------|--------|-------|------|------|------|------|------|------|------|--------|-------|------|------|------|------|------|------|------|--------|-------|------|------|------|------|------|------|-------|-------|-------|-------|-------|--------|-------|--------|-------|-------|-------|-------|--------|

| PITCHER | IP | WLS | BF | H | R | ER | SO | BB | IBB | HBP | BLK | WP | HR | S | P | ERA | WHIP |
|--|-----|-----|----|---|---|----|----|----|-----|-----|-----|----|----|----|----|-------|-------|
| Steve Busby, R ERA: 3.54 (1, 1) | 2.2 | L | 17 | 5 | 4 | 4 | 4 | 4 | 0 | 0 | 0 | 0 | 1 | 21 | 37 | 13.50 | 3.375 |
| Eduardo Rodriguez, R ERA: 5.96 (3, 1) | 4.1 | | 17 | 5 | 4 | 4 | 0 | 0 | 0 | 1 | 0 | 0 | 2 | 16 | 17 | 8.31 | 1.154 |
| Steve Mingo, L ERA: 4.76 (8, 1) | 1.0 | | 7 | 4 | 2 | 2 | 0 | 0 | 0 | 1 | 0 | 0 | 1 | 6 | 7 | 18.00 | 4.000 |

BOTTOM

Kansas City Royals @ Boston Red Sox
Fenway Park, Boston, MA
 Tue Jul 03 1979, 7:05 PM EDT
 Att: 34,814 - Unknown - 82 F

| | |
|-----|----|
| AB | 34 |
| R | 10 |
| H | 14 |
| RBI | 10 |
| BB | 4 |
| SO | 4 |
| LOB | 18 |



| Batter | 1 | 2 | 3 | 4 | 5 | 6 | 7 | 8 | 9 | AB R H RBI BB SO LOB | TOP | | | | | | | | | | | |
|--|------------------------------|---------------------------------|-----------------------------------|---------------------------------|--------------------------------|----------------------------------|------------------------------|----------------------------------|---|----------------------------------|---|---------------------------------|------------------------------|---------------------------------|------------------------------|---------------------------------|------------------------------|----------------------------------|----------------------------------|------------------------------------|----------------------------------|--------|
| Willie Wilson, S (1, 7) OBP: 0.366, SLG: 0.455 | 0-0 5-3 | | 0-0 5-3 G3 1-2 3-H 1B | | 0-0 1B S 1B | | 0-0 5-3 1B | | 0-0 BB S 1B | 5 1 4 1 0 0 0 | Kansas City Royals @ Boston Red Sox Fenway Park, Boston, MA Wed Jul 04 1979, 7:05 PM EDT Att. 27,870 - Unknown - 70 F | | | | | | | | | | | |
| George Brett, L (1, 5) OBP: 0.386, SLG: 0.538 | 0-0 G3 | | 0-0 G3 | | 0-0 FC6 1-H SF8 1B | | 0-0 F8 | 4-0 BB 1-2 IBB | 4 1 1 1 1 0 3 | | | | | | | | | | | | | |
| Amos Otis, R (1, 8) OBP: 0.389, SLG: 0.449 | 0-0 F3 | | 0-0 5-3 | | 4-0 BB E BB | | 0-0 5-3 1-3 | 0-0 F9 | 4 0 0 1 1 0 4 | | | | | | | | | | | | | |
| Al Cowens, R (1, 9) OBP: 0.375, SLG: 0.465 | | 0-0 WP PB 1B | 0-3 K | | 0-0 FC6 1-2 2-3 | | 0-3 K | 4-0 FC5-4 1-2 2-3 BB | 4 0 1 0 1 2 4 | | | | | | | | | | | | | |
| Darrell Porter, L (1, 2) OBP: 0.424, SLG: 0.483 | | 0-0 F7 | | 0-3 K | 0-0 SF8 | | 0-3 K | 0-0 FC5-4 1-2f | 3 0 0 1 0 2 1 1 0 0 0 0 0 3 | | | | | | | | | | | | | |
| John Wathan, R (8, 2) OBP: 0.275, SLG: 0.359 | | 0-3 K | | 0-0 BB 1B | 0-0 1-3 | | 0-0 5-3 | | 4 0 1 0 0 1 3 | | | | | | | | | | | | | |
| George Scott, R (1, 3) OBP: 0.329, SLG: 0.393 | | 0-3 K | | 4-0 BB 1B | 0-0 1-3 | | 0-0 5-3 | | 4 0 1 0 0 1 3 | | | | | | | | | | | | | |
| Ralph LaCock, L (1, 10) OBP: 0.339, SLG: 0.371 | | 0-0 F7 | | 4-0 BB G5-4-3 | 0-0 3-1 | | 4-0 BB BB | | 2 0 0 0 2 0 1 | | | | | | | | | | | | | |
| Frank White, R (1, 4) OBP: 0.318, SLG: 0.432 | | 0-3 K 1B S 1B | 0-0 G5-4-3 | 0-0 BB G5-4-3 | 0-0 P3 | | 0-0 P4 | | 4 1 0 0 0 1 3 | | | | | | | | | | | | | |
| Freddie Patek, R (1, 6) OBP: 0.267, SLG: 0.277 | | 0-0 K 1B S 1B | | 0-0 K 1B S 1B | 0-0 4-3 | | 0-3 K | 0-0 F8 | 3 1 1 0 0 1 0 1 0 0 0 0 0 0 0 0 0 0 0 0 0 | | | | | | | | | | | | | |
| Steve Braun, L (9, PH) OBP: 0.376, SLG: 0.412 | | | | | | | | | | | | | | | | | | | | | | |
| Todd Cruz, R (9, 6) OBP: 0.224, SLG: 0.281 | | | | | | | | | | | | | | | | | | | | | | |
| Inning Stats | R: 0 E: 0 K: 0 S: 3 | H: 0 LOB: 0 BB: 0 P: 3 | R: 0 E: 0 K: 1 S: 6 | H: 1 LOB: 1 BB: 0 P: 6 | R: 2 E: 0 K: 2 S: 10 | H: 2 LOB: 1 BB: 0 P: 10 | R: 0 E: 0 K: 1 S: 5 | H: 1 LOB: 1 BB: 1 P: 9 | R: 2 E: 1 K: 0 S: 6 | H: 2 LOB: 2 BB: 1 P: 10 | R: 0 E: 0 K: 1 S: 5 | H: 0 LOB: 0 BB: 0 P: 5 | R: 0 E: 0 K: 1 S: 6 | H: 1 LOB: 1 BB: 0 P: 6 | R: 0 E: 0 K: 1 S: 5 | H: 0 LOB: 1 BB: 1 P: 9 | R: 0 E: 0 K: 0 S: 4 | H: 1 LOB: 3 BB: 2 P: 12 | 1B: 8 2B: 0 3B: 0 HR: 0 | SF: 1 SAC: 0 DP: 1 HBP: 0 | WP: 1 PB: 2 SB: 3 CS: 0 | PA: 41 |
| PITCHER Mike Torrez, R (1, 1) ERA: 4.11 | IP 9.0 | WLS W | BF 41 | H 8 | R 4 | ER 1 | SO 7 | BB 4 | IBB 1 | HBP 0 | BLK 0 | WP 1 | HR 0 | S 50 | P 70 | ERA 1.00 | WHIP 1.333 | | | | | |

livebaseballscorecards.com

| | |
|------------|----|
| AB | 35 |
| R | 4 |
| H | 8 |
| RBI | 4 |
| BB | 5 |
| SO | 7 |
| LOB | 22 |



| Batter | 1 | 2 | 3 | 4 | 5 | 6 | 7 | 8 | 9 | AB | R | H | RBI | BB | SO | LOB |
|--|--------------------------------------|------------------|-------------------|-------------------|------------|---|----------------------------|------------|------------------|----|---|---|-----|----|----|-----|
| Rick Burleson, R OBP: 0.315, SLG: 0.367 (1, 6) | 0-0 FC5-4 1B | | 0-0 6-3 | | 0-0 4-3 | | 0-0 G4-6-3 1-2f | | | 4 | 0 | 1 | 1 | 0 | 0 | 2 |
| Jack Brohamer, L OBP: 0.312, SLG: 0.386 (1, 4) | 0-0 FC5-4 1B | | 0-0 6-3 2B | | 0-0 L8 | | | 0-0 F8 | | 4 | 1 | 1 | 0 | 0 | 0 | 1 |
| Fred Lynn, L OBP: 0.388, SLG: 0.621 (1, 8) | 4-0 1B 1-2 5-3 BB | | 0-0 6-3 2-3 | | 0-0 HR | | | 0-0 6-3 | | 3 | 2 | 1 | 1 | 1 | 0 | 1 |
| Jim Rice, R OBP: 0.387, SLG: 0.573 (1, 7) | 0-0 WP 1-3 2-H 5-3 1B | | 0-0 6-3 | | 0-0 F9 | | | 0-0 1-3 | | 4 | 0 | 1 | 1 | 0 | 0 | 1 |
| Carlton Fisk, R OBP: 0.310, SLG: 0.429 (1, 10) | 0-0 1-2 3-H 5-3 | | 0-0 F5 | | 0-0 F8 | | | 0-3 K | | 4 | 0 | 0 | 1 | 0 | 1 | 1 |
| Bob Watson, R OBP: 0.345, SLG: 0.408 (1, 3) | 0-0 2-3 6-3 | | 0-0 4-3 | | 0-0 F9 | | | 0-0 F9 | | 4 | 0 | 0 | 0 | 0 | 0 | 1 |
| Butch Hobson, R OBP: 0.292, SLG: 0.451 (1, 5) | | 0-0 CS 1B | | 0-0 5-3 | | | 4-0 FC1-6 BB | | 0-0 HR 1B | 3 | 0 | 2 | 0 | 1 | 0 | 0 |
| Jim Dwyer, L OBP: 0.263, SLG: 0.343 (9, PR) | | | | | | | | | | 0 | 1 | 0 | 0 | 0 | 0 | 0 |
| Dwight Evans, R OBP: 0.365, SLG: 0.470 (1, 9) | | 0-0 F8 1-2 | | 0-0 4-3 2B | | | 0-0 FC1-6 1B 1-2f | | 0-0 HR 1-H | 4 | 2 | 2 | 2 | 0 | 0 | 2 |
| Bob Montgomery, R OBP: 0.452, SLG: 0.526 (1, 2) | | 0-3 K | | 0-0 1-3 2-3 | | | 0-0 G4-6-3 1B | | | 3 | 0 | 1 | 0 | 0 | 1 | 1 |

| Inning Stats | R: 2 | H: 2 | E: 0 | K: 5 | S: 5 | LOB: 1 | BB: 1 | P: 9 | R: 0 | H: 1 | E: 0 | K: 1 | S: 5 | LOB: 0 | BB: 0 | P: 5 | R: 0 | H: 1 | E: 0 | K: 0 | S: 4 | LOB: 0 | BB: 0 | P: 4 | R: 0 | H: 0 | E: 0 | K: 0 | S: 3 | LOB: 0 | BB: 0 | P: 3 | R: 1 | H: 1 | E: 0 | K: 0 | S: 4 | LOB: 0 | BB: 0 | P: 4 | R: 0 | H: 1 | E: 0 | K: 0 | S: 3 | LOB: 1 | BB: 1 | P: 7 | R: 0 | H: 0 | E: 0 | K: 0 | S: 3 | LOB: 0 | BB: 0 | P: 3 | R: 2 | H: 2 | E: 0 | K: 1 | S: 6 | LOB: 1 | BB: 0 | P: 6 | 1B: 5 | 2B: 2 | 3B: 0 | HR: 2 | SF: 0 | SAC: 0 | DP: 1 | HBP: 0 | WP: 1 | PB: 0 | SB: 0 | CS: 1 | PA: 35 |
|--------------|------|------|------|------|------|--------|-------|------|------|------|------|------|------|--------|-------|------|------|------|------|------|------|--------|-------|------|------|------|------|------|------|--------|-------|------|------|------|------|------|------|--------|-------|------|------|------|------|------|------|--------|-------|------|------|------|------|------|------|--------|-------|------|------|------|------|------|------|--------|-------|------|-------|-------|-------|-------|-------|--------|-------|--------|-------|-------|-------|-------|--------|
|--------------|------|------|------|------|------|--------|-------|------|------|------|------|------|------|--------|-------|------|------|------|------|------|------|--------|-------|------|------|------|------|------|------|--------|-------|------|------|------|------|------|------|--------|-------|------|------|------|------|------|------|--------|-------|------|------|------|------|------|------|--------|-------|------|------|------|------|------|------|--------|-------|------|-------|-------|-------|-------|-------|--------|-------|--------|-------|-------|-------|-------|--------|


| PITCHER | IP | WLS | BF | H | R | ER | SO | BB | IBB | HBP | BLK | WP | HR | S | P | ERA | WHIP |
|--------------------------------------|-----|-----|----|---|---|----|----|----|-----|-----|-----|----|----|----|----|-------|-------|
| Dennis Leonard, R ERA: 3.9 (1, 1) | 8.0 | | 31 | 7 | 4 | 4 | 1 | 2 | 0 | 0 | 0 | 1 | 1 | 31 | 39 | 4.50 | 1.125 |
| Al Hrabosky, L ERA: 4.61 (9, 1) | 0.2 | L | 4 | 2 | 2 | 2 | 1 | 0 | 0 | 0 | 0 | 0 | 1 | 6 | 6 | 27.00 | 3.000 |

BOTTOM

Kansas City Royals @ Boston Red Sox
Fenway Park, Boston, MA

Wed Jul 04 1979, 7:05 PM EDT
Att: 27,870 - Unknown - 70 F

| | |
|-----|----|
| AB | 33 |
| R | 6 |
| H | 9 |
| RBI | 6 |
| BB | 2 |
| SO | 2 |
| LOB | 10 |



| PITCHER | IP | WLS | BF | H | R | ER | SO | BB | IBB | HBP | BLK | WP | HR | S | P | ERA | WHIP |
|---------|----|-----|----|---|---|----|----|----|-----|-----|-----|----|----|---|---|-----|------|
|---------|----|-----|----|---|---|----|----|----|-----|-----|-----|----|----|---|---|-----|------|

| Batter | 1 | 2 | 3 | 4 | 5 | 6 | 7 | 8 | 9 | AB R H RBI BB SO LOB | TOP | | | | | | | | | | | | | | | | | | | | | | | | | |
|---|---|---------------------------------|------------------------------|---------------------------------|------------------------------|---------------------------------|------------------------------|---------------------------------|------------------------------|---------------------------------|---|---------------------------------|------------------------------|---------------------------------|------------------------------|---------------------------------|------------------------------|---------------------------------|----------------------------------|------------------------------------|----------------------------------|---|--|--|--|--|--|--|--|--|--|--|--|--|--|--|
| Willie Wilson, S (1, 7) OBP: 0.368, SLG: 0.456 | 0-0 1-3 S 2B 1B | 0-3 K | | 0-0 L7 | | | 0-0 1B | | | 4 1 2 0 0 1 3 | Kansas City Royals @ Boston Red Sox Fenway Park, Boston, MA Thu Jul 05 1979, 3:33 AM EDT Att. 34,795 - Unknown - 68 F livebaseballscorecards.com | | | | | | | | | | | | | | | | | | | | | | | | | |
| George Brett, L (1, 5) OBP: 0.385, SLG: 0.538 | 0-0 1-3 1B | 0-0 E9 1-H 3-H 2B | | | 0-0 4-3 | | 0-0 4-3 | | | 4 0 1 1 0 0 2 | | | | | | | | | | | | | | | | | | | | | | | | | | |
| Amos Otis, R (1, 8) OBP: 0.385, SLG: 0.443 | 0-3 K | 0-0 5-3 | | | 0-0 F8 | | | 0-0 1-3 | | 4 0 0 0 0 1 2 | | | | | | | | | | | | | | | | | | | | | | | | | | |
| Al Cowens, R (1, 9) OBP: 0.377, SLG: 0.470 | 0-0 3B 2B | | | 0-0 F9 | | 0-0 L7 | | 0-0 1B 1B | | 4 1 2 1 0 0 0 | | | | | | | | | | | | | | | | | | | | | | | | | | |
| Darrell Porter, L (1, 10) OBP: 0.431, SLG: 0.496 | 0-0 3B | | H 1-0 G6-4-3 HBP | | 0-0 1B | | 0-0 1B | 0-0 1B | | 3 0 3 1 0 0 0 | | | | | | | | | | | | | | | | | | | | | | | | | | |
| George Scott, R (1, 3) OBP: 0.324, SLG: 0.386 | 0-0 5-3 | | 0-0 G6-4-3 1-2f | | 0-0 G5-4-3 | | 0-0 G4-6-3 | 0-0 1B | | 4 0 0 0 0 0 5 | | | | | | | | | | | | | | | | | | | | | | | | | | |
| Frank White, R (1, 4) OBP: 0.318, SLG: 0.430 | | 0-0 F8 | | 0-0 CS 1B | | 0-3 K | | 0-0 6-3 | | 3 0 1 0 0 1 0 | | | | | | | | | | | | | | | | | | | | | | | | | | |
| Ralph LaCock, L (9, PH) OBP: 0.338, SLG: 0.370 | | | | | | | | | | 1 0 0 0 0 0 0 | | | | | | | | | | | | | | | | | | | | | | | | | | |
| John Wathan, R (1, 2) OBP: 0.277, SLG: 0.368 | | 0-0 1B 2B 2B | | 0-3 K 1-2 | | | 0-0 F7 | | 0-0 F7 | 3 1 1 0 0 1 1 | | | | | | | | | | | | | | | | | | | | | | | | | | |
| Jamie Quirk, L (9, PH) OBP: 0.375, SLG: 0.435 | | | | | | | | | | 1 0 0 0 0 0 0 | | | | | | | | | | | | | | | | | | | | | | | | | | |
| Todd Cruz, R (1, 6) OBP: 0.243, SLG: 0.313 | | 0-0 2B E 1B | | 0-0 2B | | | 0-0 F7 | | 0-0 3-1 | 3 1 2 0 0 0 0 | | | | | | | | | | | | | | | | | | | | | | | | | | |
| Steve Braun, L (9, PH) OBP: 0.373, SLG: 0.407 | | | | | | | | | | 1 0 0 0 0 0 0 | | | | | | | | | | | | | | | | | | | | | | | | | | |
| Inning Stats | R: 2 E: 0 K: 1 S: 8 | H: 3 LOB: 1 BB: 0 P: 8 | R: 2 E: 1 K: 1 S: 8 | H: 3 LOB: 1 BB: 0 P: 8 | R: 0 E: 0 K: 0 S: 2 | H: 0 LOB: 0 BB: 0 P: 3 | R: 0 E: 0 K: 1 S: 6 | H: 2 LOB: 1 BB: 0 P: 6 | R: 0 E: 0 K: 0 S: 3 | H: 0 LOB: 0 BB: 0 P: 3 | R: 0 E: 0 K: 1 S: 5 | H: 1 LOB: 0 BB: 0 P: 5 | R: 0 E: 0 K: 0 S: 4 | H: 1 LOB: 1 BB: 0 P: 4 | R: 0 E: 0 K: 0 S: 4 | H: 2 LOB: 1 BB: 0 P: 4 | R: 0 E: 0 K: 0 S: 3 | H: 0 LOB: 0 BB: 0 P: 3 | 1B: 7 2B: 4 3B: 1 HR: 0 | SF: 0 SAC: 0 DP: 3 HBP: 1 | WP: 0 PB: 0 SB: 1 CS: 1 | PA: 36 | | | | | | | | | | | | | | |
| PITCHER | IP WLS BF H R ER SO BB IBB HBP BLK WP HR S P ERA WHIP | | | | | | | | | | | | | | | | | | | | PITCHER | IP WLS BF H R ER SO BB IBB HBP BLK WP HR S P ERA WHIP | | | | | | | | | | | | | | |
| Chuck Rainey, R (1, 1) ERA: 4.35 | 1.2 | | 11 | 6 | 4 | 3 | 2 | 0 | 0 | 0 | 0 | 0 | 0 | 15 | 15 | 16.20 | 3.600 | | | | | | | | | | | | | | | | | | | |
| Allen Ripley, R (2, 1) ERA: | 5.1 | | 18 | 4 | 0 | 0 | 2 | 0 | 0 | 1 | 0 | 0 | 0 | 21 | 22 | 0.00 | 0.750 | | | | | | | | | | | | | | | | | | | |
| Bob Stanley, R (8, 1) ERA: 3.29 | 2.0 | W | 7 | 2 | 0 | 0 | 0 | 0 | 0 | 0 | 0 | 0 | 0 | 7 | 7 | 0.00 | 1.000 | | | | | | | | | | | | | | | | | | | |



| Batter | 1 | 2 | 3 | 4 | 5 | 6 | 7 | 8 | 9 | AB | R | H | RBI | BB | SO | LOB |
|--|-----------------|------------------|-------------------------|-----------------|-------------------------|-----------------|--------------------------|-----------------|---|----|---|---|-----|----|----|-----|
| Rick Burleson, R OBP: 0.316, SLG: 0.366 (1, 6) | 0-3 K | | 0-0 4-3 | 0-0 F3 | | 4-0 1B BB | 0-0 1B | | | 4 | 0 | 1 | 2 | 1 | 1 | 3 |
| Jack Brohamer, L OBP: 0.305, SLG: 0.365 (1, 4) | 0-0 G3 | | 4-0 1B BB | | 0-0 P5 | 0-0 F2 | 0-0 G3 | | | 4 | 0 | 0 | 0 | 1 | 0 | 3 |
| Larry Wolfe, R OBP: 0.362, SLG: 0.391 (9, 4) | | | | | | | | | | 0 | 0 | 0 | 0 | 0 | 0 | 0 |
| Fred Lynn, L OBP: 0.391, SLG: 0.620 (1, 8) | 0-0 1B | | 0-0 1B | | 0-0 4-3 | 0-0 1B | | 0-0 F8 | | 5 | 0 | 3 | 0 | 0 | 0 | 0 |
| Jim Rice, R OBP: 0.388, SLG: 0.578 (1, 7) | 0-0 6-3 | | 0-0 4-3 | | 0-0 HR | 0-3 K | | 4-0 1B BB | | 4 | 2 | 1 | 1 | 1 | 1 | 4 |
| Tom Poquette, L OBP: 0.294, SLG: 0.218 (1, 10) | | 0-0 6-3 | | 0-0 6-3 | 4-0 BB 1B BB | | 1-0 FC5-4 HBP | 0-0 BB 1B | | 3 | 0 | 1 | 0 | 1 | 0 | 0 |
| Bob Watson, R OBP: 0.353, SLG: 0.416 (1, 3) | | 0-0 2B 1B | | 0-0 BB 1B | 0-0 BB 1B | 1-2 BB 1B | 0-0 FC5-4 2B 1B | 0-0 BB 1B | | 5 | 2 | 4 | 1 | 0 | 0 | 1 |
| Butch Hobson, R OBP: 0.302, SLG: 0.465 (1, 5) | | 0-0 1-H 2B | | 0-0 BB 1B | 4-0 1-2 2-3 BB | | 0-0 1B 2B | 0-0 F2 | | 4 | 1 | 3 | 1 | 1 | 0 | 2 |
| Dwight Evans, R OBP: 0.366, SLG: 0.464 (1, 9) | 0-3 K | | 4-0 1-2 2-3 BB | 0-3 K | | 0-0 F3 | 4-0 1-2 2-3 BB | | | 3 | 0 | 0 | 0 | 2 | 2 | 6 |
| Bob Montgomery, R OBP: 0.431, SLG: 0.500 (1, 2) | | 0-0 G3 | | 0-3 K | | 0-0 4-6-3 | 4-0 1B IBB | 0-0 F8 | | 3 | 0 | 0 | 0 | 0 | 1 | 4 |
| Carl Yastrzemski, L OBP: 0.395, SLG: 0.552 (7, PH) | | | | | | | | | | 0 | 0 | 0 | 0 | 1 | 0 | 0 |
| Stan Papi, R OBP: 0.167, SLG: 0.292 (7, PR) | | | | | | | | | | 0 | 0 | 0 | 0 | 0 | 0 | 0 |
| Gary Allenson, R OBP: 0.277, SLG: 0.318 (8, 2) | | | | | | | | | | 1 | 0 | 0 | 0 | 0 | 0 | 3 |


| Inning Stats | R: 0 | H: 1 | E: 0 | LOB: 1 | K: 1 | BB: 0 | S: 6 | R: 1 | H: 2 | E: 0 | LOB: 1 | K: 1 | BB: 0 | S: 7 | R: 0 | H: 1 | E: 0 | LOB: 1 | K: 0 | BB: 1 | S: 3 | R: 0 | H: 2 | E: 0 | LOB: 3 | K: 1 | BB: 1 | S: 7 | R: 1 | H: 2 | E: 0 | LOB: 3 | K: 1 | BB: 2 | S: 7 | R: 0 | H: 1 | E: 0 | LOB: 2 | K: 1 | BB: 1 | S: 6 | R: 2 | H: 2 | E: 0 | LOB: 2 | K: 0 | BB: 1 | S: 5 | R: 1 | H: 2 | E: 0 | LOB: 3 | K: 0 | BB: 2 | S: 5 |
|---|------|------|------|--------|------|-------|------|------|------|------|--------|------|-------|------|------|-------|-------|--------|------|-------|------|------|------|------|--------|------|-------|------|------|------|------|--------|------|-------|------|------|------|------|--------|------|-------|------|------|------|------|--------|------|-------|------|------|------|------|--------|------|-------|------|
| Rich Gale, R ERA: 4.99 (1, 1) | IP | WLS | BF | H | R | ER | SO | BB | IBB | HBP | BLK | WP | HR | S | P | ERA | WHIP | | | | | | | | | | | | | | | | | | | | | | | | | | | | | | | | | | | | | | | |
| Bill Paschall, R ERA: 7.84 (7, 1) | 2.0 | L | 14 | 4 | 3 | 3 | 0 | 2 | 1 | 1 | 0 | 0 | 0 | 10 | 23 | 13.50 | 3.000 | | | | | | | | | | | | | | | | | | | | | | | | | | | | | | | | | | | | | | | |

BOTTOM

Kansas City Royals @ Boston Red Sox
Fenway Park, Boston, MA

Thu Jul 05 1979, 3:33 AM EDT
Att: 34,795 - Unknown - 68 F

| | |
|-----|----|
| AB | 36 |
| R | 5 |
| H | 13 |
| RBI | 5 |
| BB | 8 |
| SO | 5 |
| LOB | 26 |



| | | | |
|--------|--------|-------|--------|
| 1B: 10 | SF: 0 | WP: 0 | PA: 45 |
| 2B: 2 | SAC: 0 | PB: 0 | |
| 3B: 0 | DP: 0 | SB: 0 | |
| HR: 1 | HBP: 1 | CS: 0 | |

livebaseballscorecards.com

| Batter | 1 | 2 | 3 | 4 | 5 | 6 | 7 | 8 | 9 | AB R H RBI BB SO LOB | TOP |
|---|--|---|---|---|--|---|---|--|---|--|--|
| Alan Bannister, R (1, 4) <small>OBP: 0.395, SLG: 0.432</small> Don Kessinger, S (9, 6) <small>OBP: 0.243, SLG: 0.284</small> | 0-0 1B | | 0-0 5-3 | | 0-0 1-2 2-H 1B | | 0-0 L1 | | 0-0 F9 | 5 0 2 1 0 0 0 0 0 0 0 0 0 0 | Chicago White Sox @ Kansas City Royals Royals Stadium, Kansas City, MO Fri Jul 06 1979, 8:05 PM EDT Att. 22,509 - Unknown - 66 F livebaseballscorecards.com |
| Greg Pryor, R (1, 6) <small>OBP: 0.336, SLG: 0.337</small> (9, 4) | 4-0 BB | | 0-0 5-3 | | 4-0 BB | | 4-0 BB | 0-0 4-3 | 2 0 0 0 3 0 0 | | |
| Junior Moore, R (1, 7) <small>OBP: 0.310, SLG: 0.331</small> | 0-0 FC2-5 1-2 2-3f | | | 0-0 4-3 | 0-0 FC6-4 1-2f 2-3 3-H | | 0-0 5-4-3 1-2 | 0-0 F9 | 5 0 0 1 0 0 5 | | |
| Lamar Johnson, R (1, 3) <small>OBP: 0.374, SLG: 0.475</small> Mike Squires, L (9, 3) <small>OBP: 0.291, SLG: 0.298</small> | 0-0 F7 | | | 0-3 K | 0-0 4-3 | | 0-0 L9 | | 4 0 0 0 0 1 5 0 0 0 0 0 0 0 | | |
| Wayne Nordhagen, R (1, 10) <small>OBP: 0.327, SLG: 0.429</small> Jorge Orta, L (8, PR) <small>OBP: 0.321, SLG: 0.332</small> | 0-0 FC5 2-3f | | | 0-0 6-3 | | 0-0 HR | | 0-0 SH3-4 1B | 4 1 2 1 0 0 2 0 0 0 0 0 0 0 | | |
| Rusty Torres, S (1, 8) <small>OBP: 0.383, SLG: 0.414</small> | | 0-0 5-3 | | | 0-0 F3 | | 0-0 6-3 | 0-0 SH3-4 1-2 | 3 0 0 0 0 0 0 | | |
| Claudell Washington, L (1, 9) <small>OBP: 0.324, SLG: 0.451</small> | | 0-0 F5 | | | 0-0 E3 1B | | 0-0 S 1B | 4-0 BB | 3 1 1 0 1 0 0 | | |
| Mike Colbern, R (1, 2) <small>OBP: 0.333, SLG: 0.417</small> | | 0-0 5-3 | | | 0-0 FC1 1B | 0-3 K | | 0-3 K | 4 1 0 0 0 2 4 | | |
| Kevin Bell, R (1, 5) <small>OBP: 0.211, SLG: 0.167</small> | | | 0-0 L7 | | 0-0 BB 1B | 0-0 F9 | | 0-0 5-3 | 4 1 1 1 0 0 3 | | |
| Inning Stats | R: 0 H: 1 E: 0 LOB: 2 K: 0 BB: 1 S: 4 P: 8 | R: 0 H: 0 E: 0 LOB: 0 K: 0 BB: 0 S: 3 P: 3 | R: 0 H: 0 E: 0 LOB: 0 K: 0 BB: 0 S: 3 P: 3 | R: 0 H: 0 E: 0 LOB: 0 K: 1 BB: 0 S: 5 P: 5 | R: 3 H: 2 E: 2 LOB: 2 K: 0 BB: 1 S: 7 P: 11 | R: 1 H: 2 E: 0 LOB: 1 K: 1 BB: 0 S: 7 P: 7 | R: 0 H: 0 E: 0 LOB: 1 K: 0 BB: 1 S: 3 P: 7 | R: 0 H: 1 E: 0 LOB: 2 K: 1 BB: 1 S: 6 P: 10 | R: 0 H: 0 E: 0 LOB: 0 K: 0 BB: 0 S: 3 P: 3 | 1B: 5 SF: 0 2B: 0 SAC: 1 3B: 0 DP: 0 HR: 1 HBP: 0 | WP: 0 PA: 39 PB: 0 SB: 2 CS: 0 |
| PITCHER Paul Splittorff, L (1, 1) <small>ERA: 4.15</small> | IP WLS BF H R ER SO BB IBB HBP BLK WP HR S P ERA WHIP 9.0 L 39 6 4 1 3 4 0 0 0 0 0 1 41 57 1.00 1.111 | | | | | PITCHER IP WLS BF H R ER SO BB IBB HBP BLK WP HR S P ERA WHIP | | | | | |

| | |
|------------|----|
| AB | 34 |
| R | 4 |
| H | 6 |
| RBI | 4 |
| BB | 4 |
| SO | 3 |
| LOB | 19 |



| Batter | 1 | 2 | 3 | 4 | 5 | 6 | 7 | 8 | 9 | AB | R | H | RBI | BB | SO | LOB |
|---|-------------------------|---------------------|---------------|---------|--------------------|---------------------|-----------------------------------|-------------------|--------|----|---|---|-----|----|----|-----|
| Willie Wilson, S OBP: 0.362, SLG: 0.449 (1, 7) | 0-0 L8 | | 0-0 4-3 | | | 0-0 4-3 | | 0-0 F9 | | 4 | 0 | 0 | 0 | 0 | 0 | 0 |
| Frank White, R OBP: 0.322, SLG: 0.432 (1, 4) | 0-0 E3 FC6-4 | | 0-0 CS 1B | | | 0-0 1B E 1B | | 0-0 F9 | | 4 | 1 | 2 | 0 | 0 | 0 | 0 |
| George Brett, L OBP: 0.386, SLG: 0.536 (1, 5) | 0-0 FC6-4 CS 1-2f | | 0-0 CS 1-2 | | 0-0 L6 | 0-0 E7 1B 1-H | | 4-0 FC5-4 BB | | 3 | 0 | 1 | 0 | 1 | 0 | 1 |
| Al Cowens, R OBP: 0.371, SLG: 0.462 (1, 9) | 0-0 CS 1-2 | | 0-0 F3 | | 0-0 F7 | 0-0 4-3 | | 0-0 FC5-4 1-2f | | 4 | 0 | 0 | 0 | 0 | 0 | 2 |
| Amos Otis, R OBP: 0.383, SLG: 0.440 (1, 8) | | 0-3 K | | 0-0 6-3 | | | 0-0 FC5-4 1B 1B | | 0-0 P4 | 4 | 0 | 1 | 0 | 0 | 1 | 0 |
| Darrell Porter, L OBP: 0.434, SLG: 0.500 (1, 10) | | 0-0 1B 1B | | | 0-0 G6-4-3 1B | | 0-0 FC5-4 1-2 1B | | 0-0 F7 | 4 | 0 | 3 | 0 | 0 | 0 | 0 |
| George Scott, R OBP: 0.323, SLG: 0.383 (1, 3) | | 0-0 1B 1-2 1B | | | 0-0 G6-4-3 1-2f | | 0-0 F9 | | 0-0 L9 | 4 | 0 | 1 | 0 | 0 | 0 | 3 |
| John Wathan, R OBP: 0.270, SLG: 0.358 (1, 2) | | 0-0 F7 | | | 0-0 F3 | | 0-0 FC5-4 FC4-6 1-2f 2-3 | | | 3 | 0 | 0 | 0 | 0 | 0 | 4 |
| Todd Cruz, R OBP: 0.233, SLG: 0.300 (1, 6) | | | 0-0 1-3 | | | 0-0 1-3 | | 0-0 FC4-6 1-2f | | 3 | 0 | 0 | 0 | 0 | 0 | 2 |


| Inning Stats | R: 0 | H: 0 | E: 1 | K: 0 | S: 3 | LOB: 0 | BB: 0 | P: 3 | R: 0 | H: 2 | E: 0 | K: 1 | S: 7 | LOB: 2 | BB: 0 | P: 7 | R: 0 | H: 1 | E: 0 | K: 0 | S: 3 | LOB: 0 | BB: 0 | P: 3 | R: 0 | H: 0 | E: 0 | K: 0 | S: 3 | LOB: 0 | BB: 0 | P: 3 | R: 0 | H: 1 | E: 0 | K: 0 | S: 3 | LOB: 0 | BB: 0 | P: 3 | R: 1 | H: 2 | E: 1 | K: 0 | S: 5 | LOB: 1 | BB: 0 | P: 5 | R: 0 | H: 2 | E: 0 | K: 0 | S: 5 | LOB: 2 | BB: 0 | P: 5 | R: 0 | H: 0 | E: 0 | K: 0 | S: 3 | LOB: 1 | BB: 1 | P: 7 | R: 0 | H: 0 | E: 0 | K: 0 | S: 3 | LOB: 0 | BB: 0 | P: 3 | 1B: 8 | 2B: 0 | 3B: 0 | HR: 0 | SF: 0 | SAC: 0 | DP: 1 | HBP: 0 | WP: 0 | PB: 0 | SB: 0 | CS: 2 | PA: 36 | ERA | WHIP |
|---|------|------|------|------|------|--------|-------|------|------|------|------|------|------|--------|-------|------|------|------|------|------|------|--------|-------|------|------|------|------|------|------|--------|-------|------|------|------|------|------|------|--------|-------|------|------|------|------|------|------|--------|-------|------|------|------|------|------|------|--------|-------|------|------|------|------|------|------|--------|-------|------|------|------|------|------|------|--------|-------|------|-------|-------|-------|-------|-------|--------|-------|--------|-------|-------|-------|-------|--------|-----|------|
| PITCHER Steve Trout, L ERA: 3.11 (1, 1) | IP | WLS | BF | H | R | ER | SO | BB | IBB | HBP | BLK | WP | HR | S | P | ERA | WHIP | IP | WLS | BF | H | R | ER | SO | BB | IBB | HBP | BLK | WP | HR | S | P | ERA | WHIP | IP | WLS | BF | H | R | ER | SO | BB | IBB | HBP | BLK | WP | HR | S | P | ERA | WHIP | | | | | | | | | | | | | | | | | | | | | | | | | | | | | | | | | | | | |

BOTTOM

Chicago White Sox @ Kansas City Royals
 Royals Stadium, Kansas City, MO

Fri Jul 06 1979, 8:05 PM EDT
 Att: 22,509 - Unknown - 66 F

| | |
|-----|----|
| AB | 33 |
| R | 1 |
| H | 8 |
| RBI | 0 |
| BB | 1 |
| SO | 1 |
| LOB | 12 |



| Batter | 1 | 2 | 3 | 4 | 5 | 6 | 7 | 8 | 9 | AB | R | H | RBI | BB | SO | LOB |
|---|------------------|-----------------------|------------|------------------------|-----------------|-------------------|---|------------------|-------------------------|----|---|---|-----|----|----|-----|
| Frank White, R (1, 4) OBP: 0.320, SLG: 0.425 | 0-0 F8 | | 0-0 F9 | | | 4-0 6-3 BB | | 0-3 K | | 3 | 0 | 0 | 0 | 1 | 1 | 1 |
| George Brett, L (1, 5) OBP: 0.387, SLG: 0.534 | 4-0 BLK BB | | | 0-0 1B SF8 1B | | 0-0 6-3 1-2 | | 0-3 K | | 3 | 1 | 1 | 0 | 1 | 1 | 2 |
| Amos Otis, R (1, 8) OBP: 0.385, SLG: 0.451 | 0-0 P4 1-2 | | | 0-0 SF8 1B 1B | | 0-0 L8 | | | 0-0 HR | 4 | 1 | 2 | 1 | 0 | 0 | 2 |
| Al Cowens, R (1, 9) OBP: 0.373, SLG: 0.460 | 0-0 F3 | | | 0-0 G6-4-3 1B | | 0-0 L7 | | | 4-0 3B BB | 3 | 1 | 1 | 0 | 1 | 0 | 2 |
| Darrell Porter, L (1, 10) OBP: 0.435, SLG: 0.507 | | 4-0 G5-4-3 BB | | 0-0 SF8 | | 0-0 F7 | | | 0-0 1B 3B | 2 | 1 | 1 | 2 | 1 | 0 | 0 |
| George Scott, R (1, 3) OBP: 0.322, SLG: 0.378 | | 0-0 G5-4-3 1-2f | | 0-0 G6-4-3 1-2f | | 0-0 1-3 | | | 4-0 1B IBB IBB | 3 | 0 | 0 | 0 | 1 | 0 | 3 |
| John Wathan, R (1, 2) OBP: 0.265, SLG: 0.351 | | 0-0 6-3 | | | | 0-0 F9 | | | 4-0 1B IBB | 2 | 0 | 0 | 0 | 0 | 0 | 0 |
| Jamie Quirk, L (6, 2) OBP: 0.360, SLG: 0.417 | | | | | | | | | 1-2 IBB | 1 | 0 | 0 | 0 | 0 | 1 | 0 |
| U L Washington, S (9, PH) OBP: 0.316, SLG: 0.355 | | | | | | | | | | 0 | 0 | 0 | 0 | 1 | 0 | 0 |
| Freddie Patek, R (1, 6) OBP: 0.276, SLG: 0.282 | | | 0-0 F2 | | 0-0 CS 1B | | | 4-0 FC4 BB | 0-0 1B | 3 | 0 | 2 | 1 | 1 | 0 | 0 |
| Willie Wilson, S (1, 7) OBP: 0.358, SLG: 0.443 | | | 0-0 6-3 | | 0-0 F9 | | | 0-0 FC4 | | 3 | 0 | 0 | 0 | 0 | 0 | 2 |

| Inning Stats | R: 0 | H: 0 | E: 0 | K: 0 | S: 3 | R: 0 | H: 0 | E: 0 | K: 0 | S: 2 | R: 0 | H: 0 | E: 0 | K: 0 | S: 3 | R: 1 | H: 3 | E: 0 | K: 0 | S: 5 | R: 0 | H: 1 | E: 0 | K: 0 | S: 3 | R: 0 | H: 0 | E: 0 | K: 1 | S: 5 | R: 0 | H: 0 | E: 0 | K: 2 | S: 7 | R: 3 | H: 3 | E: 0 | K: 0 | S: 3 | 1B: 5 | 2B: 0 | 3B: 1 | SF: 1 | SAC: 0 | DP: 2 | HBP: 0 | WP: 0 | PA: 35 | | | | | | | | | | | | | | | | | | | | |
|------------------------------------|------|------|------|------|------|------|------|------|------|------|------|------|------|------|------|------|-------|------|------|------|------|------|------|------|------|------|------|------|------|------|------|------|------|------|------|------|------|------|------|------|-------|-------|-------|-------|--------|-------|--------|-------|--------|---|-----|------|--|--|--|--|--|--|--|--|--|--|--|--|--|--|--|--|--|
| PITCHER | IP | WLS | BF | H | R | ER | SO | BB | IBB | HBP | BLK | WP | HR | S | P | ERA | WHIP | | | | | | | | | | | | | | | | | | | IP | WLS | BF | H | R | ER | SO | BB | IBB | HBP | BLK | WP | HR | S | P | ERA | WHIP | | | | | | | | | | | | | | | | | |
| Ken Kravec, L (1, 1) ERA: 3.63 | 8.0 | | 31 | 5 | 3 | 3 | 3 | 5 | 0 | 0 | 1 | 0 | 1 | 32 | 52 | 3.38 | 1.250 | | | | | | | | | | | | | | | | | | | | | | | | | | | | | | | | | | | | | | | | | | | | | | | | | | | | |
| Guy Hoffman, L (9, 1) ERA: 3.86 | 0.0 | L | 4 | 2 | 1 | 1 | 0 | 0 | 2 | 0 | 0 | 0 | 0 | 2 | 10 | ∞ | ∞ | | | | | | | | | | | | | | | | | | | | | | | | | | | | | | | | | | | | | | | | | | | | | | | | | | | | |

BOTTOM

Chicago White Sox @ Kansas City Royals
Royals Stadium, Kansas City, MO

livebaseballscores.com

| | |
|-----|----|
| AB | 27 |
| R | 4 |
| H | 7 |
| RBI | 4 |
| BB | 7 |
| SO | 3 |
| LOB | 12 |



Sat Jul 07 1979, 8:05 PM EDT
Att: 31,760 - Unknown - 75 F

| Batter | 1 | 2 | 3 | 4 | 5 | 6 | 7 | 8 | 9 | AB R H RBI BB SO LOB | TOP |
|---|---|---|---|---|---|---|---|---|---|--|--|
| Alan Bannister, R (1, 10) OBP: 0.389, SLG: 0.427 | 0-0 P5 | 0-0 P4 | | 0-0 FC6-4 | | 0-0 P4 | | | 0-0 | 5 0 1 0 0 0 3 | Chicago White Sox @ Kansas City Royals Royals Stadium, Kansas City, MO Sun Jul 08 1979, 4:33 AM EDT Att. 24,501 - Unknown - 70 F livebaseballscorecards.com |
| Ralph Garr, L (1, 7) OBP: 0.339, SLG: 0.417 Junior Moore, R (6, 7) OBP: 0.310, SLG: 0.326 | 0-0 2B | 0-0 | | | 0-0 L8 | | 0-0 5-3 | 0-0 G3 | 3 1 2 1 0 0 0 2 0 0 0 0 0 1 | | |
| Jorge Orta, L (1, 4) OBP: 0.324, SLG: 0.340 | 0-0 2B | 0-0 P5 | | | 0-3 K | | 0-0 G4-6-3 | 0-0 | 4 1 2 1 0 1 1 | | |
| Lamar Johnson, R (1, 3) OBP: 0.371, SLG: 0.471 Mike Squires, L (9, 3) OBP: 0.291, SLG: 0.298 | 0-0 F9 | | 0-0 F8 | | 0-0 1B | | 0-0 G4-6-3 | 0-0 | 4 0 1 0 0 0 2 0 0 0 0 0 0 0 | | |
| Chet Lemon, R (1, 8) OBP: 0.392, SLG: 0.485 | 0-0 2B | | 0-0 5-3 | | 0-0 1B | | 0-0 L8 | | 4 0 2 1 0 0 0 | | |
| Rusty Torres, S (1, 9) OBP: 0.382, SLG: 0.403 | 0-0 P4 | | 0-0 5-3 | | 0-3 K | | 0-0 G5-4-3 | 0-0 1B | 4 0 1 0 0 1 3 | | |
| Greg Pryor, R (1, 6) OBP: 0.333, SLG: 0.346 | | 0-0 HR | | 0-0 5-3 | | 0-0 SH5-3 | 0-0 G5-4-3 | 0-0 1B | 4 1 2 1 0 0 1 | | |
| Milt May, L (1, 2) OBP: 0.317, SLG: 0.435 | | 0-0 PB | | 0-0 FC6-4 | | 0-0 SH5-3 | | 0-0 6-3 | 3 1 2 0 0 0 0 | | |
| Kevin Bell, R (1, 5) OBP: 0.167, SLG: 0.130 | | 0-0 SH3-4 | | 0-3 K | | 0-3 K | | 0-0 4-3 | 3 0 0 0 0 2 2 | | |
| Inning Stats | R: 2 H: 3 E: 0 LOB: 1 K: 0 BB: 0 S: 6 P: 6 | R: 2 H: 3 E: 0 LOB: 1 K: 0 BB: 0 S: 6 P: 6 | R: 0 H: 0 E: 0 LOB: 0 K: 0 BB: 0 S: 3 P: 3 | R: 0 H: 1 E: 0 LOB: 1 K: 1 BB: 0 S: 6 P: 6 | R: 0 H: 2 E: 0 LOB: 2 K: 2 BB: 0 S: 9 P: 9 | R: 0 H: 1 E: 0 LOB: 1 K: 1 BB: 0 S: 6 P: 6 | R: 0 H: 1 E: 0 LOB: 0 K: 0 BB: 0 S: 3 P: 3 | R: 0 H: 1 E: 0 LOB: 1 K: 0 BB: 0 S: 4 P: 4 | R: 0 H: 1 E: 0 LOB: 1 K: 0 BB: 0 S: 4 P: 4 | 1B: 8 SF: 0 2B: 4 SAC: 2 3B: 0 DP: 2 HR: 1 HBP: 0 | WP: 0 PA: 38 PB: 1 SB: 0 CS: 0 |
| PITCHER | IP WLS BF H R ER SO BB IBB HBP BLK WP HR S P ERA WHIP | | | | | | | | | | |
| Marty Pattin, R (1, 1) ERA: 4.53 | 1.2 L 11 6 4 4 0 0 0 0 0 0 0 1 11 11 21.60 3.600 | | | | | | | | | | |
| Steve Mingori, L (2, 1) ERA: 4.09 | 4.2 19 5 0 0 4 0 0 0 0 0 0 0 27 27 0.00 1.071 | | | | | | | | | | |
| Dan Quisenberry, R (7, 1) ERA: | 2.2 8 2 0 0 0 0 0 0 0 0 0 0 8 8 0.00 0.750 | | | | | | | | | | |

| Batter | 1 | 2 | 3 | 4 | 5 | 6 | 7 | 8 | 9 | AB R H RBI BB SO LOB | TOP | | | | | | | | | |
|--|--|---------------------------------|------------------------------|---------------------------------|------------------------------|---------------------------------|------------------------------|---------------------------------|------------------------------|---------------------------------|--|----------------------------------|--|---------------------------------|------------------------------|---------------------------------|----------------------------------|------------------------------------|----------------------------------|--------|
| Frank White, R (1, 4) OBP: 0.310, SLG: 0.410 | 0-0 6-3 | | | 0-0 5-3 | | 0-0 5-3 | | 0-3 K | | 4 0 0 0 0 1 1 | Kansas City Royals @ Cleveland Indians Cleveland Municipal Stadium, Cleveland, OH Mon Jul 09 1979, 7:05 PM EDT Att: 9,148 - Unknown - 69 F livebaseballscorecards.com | | | | | | | | | |
| George Brett, L (1, 5) OBP: 0.383, SLG: 0.526 | 0-0 1-6-3 | | | 0-0 1B 1B | | 0-0 1-3 | | 0-0 F5 | | 4 0 1 0 0 0 1 | | | | | | | | | | |
| Amos Otis, R (1, 8) OBP: 0.387, SLG: 0.455 | 0-0 F9 | | | 0-0 1B 1-2 | | | 0-0 6-3 2B 1B | 0-0 6-3 | | 4 1 2 0 0 0 1 | | | | | | | | | | |
| Al Cowens, R (1, 9) OBP: 0.362, SLG: 0.445 | | 0-0 6-3 | | 0-0 F9 | | 0-0 6-3 | | 0-0 F8 | | 4 0 0 0 0 0 3 | | | | | | | | | | |
| Darrell Porter, L (1, 2) OBP: 0.436, SLG: 0.500 | | 0-0 L9 | | 0-0 F9 | | 4-0 2B SF8 BB | | 4-0 BB | | 2 1 0 0 2 0 2 | | | | | | | | | | |
| George Scott, R (1, 3) OBP: 0.319, SLG: 0.379 | | 0-0 F7 | | 0-0 6-3 | | 0-0 1-3 2-H 2B | | 0-0 F8 | | 4 0 1 1 0 0 1 | | | | | | | | | | |
| Freddie Patek, R (1, 6) OBP: 0.270, SLG: 0.277 | | | 0-0 L8 | | 0-0 6-3 | 0-0 SF8 | | 0-0 L6 | | 3 0 0 1 0 0 1 | | | | | | | | | | |
| U L Washington, S (1, 10) OBP: 0.308, SLG: 0.346 | | | 0-0 L9 | | 0-3 K | 0-3 K | | | | 3 0 0 0 0 2 1 | | | | | | | | | | |
| Willie Wilson, S (1, 7) OBP: 0.355, SLG: 0.437 | | | 0-3 K | | | 0-0 1-6-3 | | 0-0 E 1B | | 3 0 1 0 0 1 0 | | | | | | | | | | |
| Inning Stats | R: 0 E: 0 K: 0 S: 3 | H: 0 LOB: 0 BB: 0 P: 3 | R: 0 E: 0 K: 0 S: 3 | H: 0 LOB: 0 BB: 0 P: 3 | R: 0 E: 0 K: 1 S: 5 | H: 2 LOB: 2 BB: 0 P: 5 | R: 0 E: 0 K: 1 S: 5 | H: 0 LOB: 0 BB: 0 P: 5 | R: 0 E: 0 K: 0 S: 3 | H: 0 LOB: 0 BB: 0 P: 3 | R: 2 E: 0 K: 1 S: 7 | H: 2 LOB: 1 BB: 1 P: 11 | R: 0 E: 1 K: 1 S: 6 | H: 1 LOB: 1 BB: 0 P: 6 | R: 0 E: 0 K: 0 S: 3 | H: 0 LOB: 1 BB: 1 P: 7 | 1B: 4 2B: 1 3B: 0 HR: 0 | SF: 1 SAC: 0 DP: 0 HBP: 0 | WP: 0 PB: 0 SB: 0 CS: 0 | PA: 34 |
| PITCHER David Clyde, L (1, 1) ERA: 2.86 | IP: 9.0 WLS: W BF: 34 H: 5 R: 2 ER: 2 SO: 4 BB: 2 IBB: 0 HBP: 0 BLK: 0 WP: 0 HR: 0 S: 40 P: 48 ERA: 2.00 WHIP: 0.778 | | | | | | | | | | | PITCHER | IP: 9.0 WLS: W BF: 34 H: 5 R: 2 ER: 2 SO: 4 BB: 2 IBB: 0 HBP: 0 BLK: 0 WP: 0 HR: 0 S: 40 P: 48 ERA: 2.00 WHIP: 0.778 | | | | | | | |

Kansas City Royals @ Cleveland Indians
 Cleveland Municipal Stadium, Cleveland, OH

Mon Jul 09 1979, 7:05 PM EDT
 Att: 9,148 - Unknown - 69 F

| | |
|-----|----|
| AB | 31 |
| R | 2 |
| H | 5 |
| RBI | 2 |
| BB | 2 |
| SO | 4 |
| LOB | 11 |



| Batter | 1 | 2 | 3 | 4 | 5 | 6 | 7 | 8 | 9 | AB R H RBI BB SO LOB |
|---|-------------------------|--------------|--------------|---------------|-------------|--------------|-----------------------|-------------|-------------|----------------------|
| Mike Hargrove, L (1, 3) OBP: 0.316, SLG: 0.311 | 0-0 G3 2-H | 0-0 G3 2 | | | 0-0 F8 1 | | 0-0 HR 2-H | | | 4 1 1 2 0 0 1 |
| Jim Norris, L (1, 8) OBP: 0.321, SLG: 0.343 | 0-0 HR 2B | 0-0 4-3 3 | | | 0-0 F9 2 | | 4-0 FC2-6 BB | | | 3 1 1 0 1 0 1 |
| Bobby Bonds, R (1, 9) OBP: 0.372, SLG: 0.471 | 0-0 HR 2-H | | 0-0 F7 1 | | 0-0 L7 3 | | 0-0 FC2-6 1-2f | | | 4 1 1 2 0 0 2 |
| Andre Thornton, R (1, 10) OBP: 0.351, SLG: 0.435 | 0-0 1B 1B | | 0-0 F7 2 | | 0-0 HR | | 0-3 K 3 | | | 4 2 2 1 0 1 1 |
| Toby Harrah, R (1, 5) OBP: 0.409, SLG: 0.433 | 0-0 1B 1-2 SF9 1B | | 0-0 6-3 3 | | 0-0 1-3 | | 0-0 HR | | | 4 2 2 1 0 0 0 |
| Ron Hassey, L (1, 2) OBP: 0.282, SLG: 0.299 | 0-0 1B 1-3 2-H | | | 0-0 F8 1 | | 0-0 2-3 2 | | 0-0 L3 1 | | 4 0 1 1 0 0 0 |
| Dell Alston, L (1, 7) OBP: 0.278, SLG: 0.333 | 0-0 SF9 3-H | | | 0-0 B1-3 2 | | 0-0 L9 3 | | 0-3 K 2 | | 3 0 0 1 0 1 0 |
| Duane Kuiper, L (1, 4) OBP: 0.311, SLG: 0.289 | 0-0 F8 3 | | | 0-0 4-3 3 | | | 0-0 SH3-4 HR 1B | | 0-0 G3 3 | 4 1 1 0 0 0 1 |
| Tom Verzyer, R (1, 6) OBP: 0.286, SLG: 0.261 | | 0-0 F8 1 | | | 0-0 1B | | 0-0 SH3-4 1-2 | | | 2 0 1 0 0 0 0 |

| Inning Stats | R: 4 E: 0 K: 0 S: 8 | H: 5 LOB: 1 BB: 0 P: 8 | R: 0 E: 0 K: 0 S: 3 | H: 0 LOB: 0 BB: 0 P: 3 | R: 0 E: 0 K: 0 S: 3 | H: 0 LOB: 0 BB: 0 P: 3 | R: 0 E: 0 K: 0 S: 4 | H: 1 LOB: 1 BB: 0 P: 4 | R: 1 E: 0 K: 0 S: 4 | H: 1 LOB: 0 BB: 0 P: 4 | R: 2 E: 0 K: 1 S: 7 | H: 2 LOB: 1 BB: 1 P: 11 | R: 1 E: 0 K: 1 S: 6 | H: 1 LOB: 0 BB: 0 P: 6 | 1B: 5 2B: 1 3B: 0 HR: 4 | SF: 1 SAC: 1 DP: 0 HBP: 0 | WP: 0 PB: 0 SB: 0 CS: 0 | PA: 35 |
|--------------|------------------------------|---------------------------------|------------------------------|---------------------------------|------------------------------|---------------------------------|------------------------------|---------------------------------|------------------------------|---------------------------------|------------------------------|----------------------------------|------------------------------|---------------------------------|----------------------------------|------------------------------------|----------------------------------|--------|
|--------------|------------------------------|---------------------------------|------------------------------|---------------------------------|------------------------------|---------------------------------|------------------------------|---------------------------------|------------------------------|---------------------------------|------------------------------|----------------------------------|------------------------------|---------------------------------|----------------------------------|------------------------------------|----------------------------------|--------|

| PITCHER | IP | WLS | BF | H | R | ER | SO | BB | IBB | HBP | BLK | WP | HR | S | P | ERA | WHIP |
|---------------------------------------|-----|-----|----|---|---|----|----|----|-----|-----|-----|----|----|----|------|-------|-------|
| Dennis Leonard, R (1, 1) ERA: 4.27 | 6.1 | L | 29 | 9 | 7 | 7 | 0 | 1 | 0 | 0 | 0 | 0 | 3 | 28 | 32 | 9.95 | 1.579 |
| Steve Busby, R (7, 1) ERA: 3.46 | 0.2 | | 2 | 0 | 0 | 0 | 1 | 0 | 0 | 0 | 0 | 0 | 4 | 4 | 0.00 | 0.000 | |
| Bill Paschall, R (8, 1) ERA: 7.94 | 1.0 | | 4 | 1 | 1 | 1 | 1 | 0 | 0 | 0 | 0 | 0 | 1 | 6 | 6 | 9.00 | 1.000 |

BOTTOM

Kansas City Royals @ Cleveland Indians
Cleveland Municipal Stadium, Cleveland, OH

Mon Jul 09 1979, 7:05 PM EDT
Att. 9,148 - Unknown - 69 F

livebaseballscorecards.com

| | |
|-----|----|
| AB | 32 |
| R | 8 |
| H | 10 |
| RBI | 8 |
| BB | 1 |
| SO | 2 |
| LOB | 6 |



| Batter | 1 | 2 | 3 | 4 | 5 | 6 | 7 | 8 | 9 | AB R H RBI BB SO LOB | TOP | | | | | | | | | | | | | | | | | | | | | | | | | |
|--|---|---------------------------------|------------------------------|---------------------------------|------------------------------|---------------------------------|------------------------------|---------------------------------|------------------------------|---------------------------------|------------------------------|---------------------------------|-------------------------------|----------------------------------|------------------------------|---------------------------------|----------------------------------|------------------------------------|----------------------------------|--------|--|--|--|--|--|--|--|--|--|--|--|--|--|--|--|--|
| Willie Wilson, S (1, 7) OBP: 0.356, SLG: 0.434 | 0-0 4-3 | 0-0 4-3 | | | 0-0 CS 1B | | | 0-0 L6 | 4-0 PB BB | 4 0 1 0 1 0 1 | | | | | | | | | | | | | | | | | | | | | | | | | | |
| George Brett, L (1, 5) OBP: 0.381, SLG: 0.525 | 0-3 K | | 0-0 G3 | | 0-3 K | | | 0-0 1B 2B | 0-0 L7 | 5 1 1 0 0 2 2 | | | | | | | | | | | | | | | | | | | | | | | | | | |
| Amos Otis, R (1, 8) OBP: 0.391, SLG: 0.457 | 0-0 FC4-6 1B | | 4-0 1B BB | | | 0-0 E5 | | 0-0 2-H 1B 1B | | 3 1 2 1 1 0 0 | | | | | | | | | | | | | | | | | | | | | | | | | | |
| Darrell Porter, L (1, 2) OBP: 0.434, SLG: 0.497 | 0-0 FC4-6 1-2f | | 0-0 G6-4-3 1B | | | 0-0 F7 | | 0-3 K | | 4 0 1 0 0 1 3 | | | | | | | | | | | | | | | | | | | | | | | | | | |
| Ralph LaCock, L (1, 10) OBP: 0.343, SLG: 0.384 | | 0-0 6-3 | 0-0 G6-4-3 | | | 0-0 F7 | | 0-0 2B 2-H 1B | | 4 0 1 1 0 0 3 | | | | | | | | | | | | | | | | | | | | | | | | | | |
| Al Cowens, R (1, 9) OBP: 0.360, SLG: 0.446 | | 0-0 L8 | | 0-0 F8 | | 0-0 F8 | | 0-0 1-3 2B | | 4 0 1 0 0 0 1 | | | | | | | | | | | | | | | | | | | | | | | | | | |
| George Scott, R (1, 3) OBP: 0.322, SLG: 0.378 | | 4-0 HR BB | | 0-0 G4-6-3 1B | | | 0-3 K | 0-3 K | | 3 1 1 0 1 2 2 | | | | | | | | | | | | | | | | | | | | | | | | | | |
| Frank White, R (1, 4) OBP: 0.310, SLG: 0.424 | | 0-0 HR | | 0-0 G4-6-3 | | | 0-0 F3 | | 0-0 P6 | 3 1 1 2 0 0 1 | | | | | | | | | | | | | | | | | | | | | | | | | | |
| Jamie Quirk, L (9, PH) OBP: 0.333, SLG: 0.385 | | 1-H HR | | 1-2f | | | | | | 1 0 0 0 0 0 0 | | | | | | | | | | | | | | | | | | | | | | | | | | |
| Freddie Patek, R (1, 6) OBP: 0.271, SLG: 0.274 | | 1-0 HBP | | | 0-0 6-3 | | | | 0-0 1-3 | 2 0 0 0 0 1 0 | | | | | | | | | | | | | | | | | | | | | | | | | | |
| Steve Braun, L (9, PH) OBP: 0.358, SLG: 0.389 | | | | | | | | | | 1 0 0 0 0 0 0 | | | | | | | | | | | | | | | | | | | | | | | | | | |
| Inning Stats | R: 0 E: 0 K: 1 S: 6 | H: 1 LOB: 1 BB: 0 P: 6 | R: 2 E: 0 K: 0 S: 4 | H: 1 LOB: 1 BB: 1 P: 9 | R: 0 E: 0 K: 0 S: 3 | H: 1 LOB: 1 BB: 1 P: 7 | R: 0 E: 0 K: 0 S: 3 | H: 1 LOB: 0 BB: 0 P: 3 | R: 0 E: 1 K: 2 S: 4 | H: 0 LOB: 1 BB: 0 P: 4 | R: 0 E: 0 K: 2 S: 7 | H: 0 LOB: 0 BB: 0 P: 7 | R: 2 E: 0 K: 2 S: 11 | H: 4 LOB: 2 BB: 0 P: 11 | R: 0 E: 0 K: 0 S: 3 | H: 0 LOB: 1 BB: 1 P: 7 | 1B: 6 2B: 2 3B: 0 HR: 1 | SF: 0 SAC: 0 DP: 2 HBP: 1 | WP: 0 PB: 1 SB: 1 CS: 1 | PA: 38 | | | | | | | | | | | | | | | | |
| PITCHER | IP WLS BF H R ER SO BB IBB HBP BLK WP HR S P ERA WHIP | | | | | | | | | | | | | | | | | | | | | | | | | | | | | | | | | | | |
| Eric Wilkins, R (1, 1) ERA: 4.64 | 2.1 | | 13 | 3 | 2 | 2 | 1 | 2 | 0 | 1 | 0 | 0 | 1 | 12 | 21 | 7.71 | 2.143 | | | | | | | | | | | | | | | | | | | |
| Dan Spillner, R (3, 1) ERA: 4.52 | 5.1 | W | 19 | 5 | 2 | 2 | 4 | 0 | 0 | 0 | 0 | 0 | 0 | 27 | 27 | 3.38 | 0.938 | | | | | | | | | | | | | | | | | | | |
| Victor Cruz, R (8, 1) ERA: 3.99 | 1.1 | S | 6 | 1 | 0 | 0 | 1 | 1 | 0 | 0 | 0 | 0 | 0 | 7 | 11 | 0.00 | 1.500 | | | | | | | | | | | | | | | | | | | |

Kansas City Royals @ Cleveland Indians
Cleveland Municipal Stadium, Cleveland, OH

Tue Jul 10 1979, 7:05 PM EDT
Att. 10,533 - Unknown - 74 F

livebaseballscorecards.com

| | |
|-----|----|
| AB | 34 |
| R | 4 |
| H | 9 |
| RBI | 4 |
| BB | 3 |
| SO | 6 |
| LOB | 13 |



| Batter | 1 | 2 | 3 | 4 | 5 | 6 | 7 | 8 | 9 | AB | R | H | RBI | BB | SO | LOB |
|---|--------------------|-----------|---|---|--------------|-----|---|------------------------|---|----|---|---|-----|----|----|-----|
| Mike Hargrove, L OBP: 0.322, SLG: 0.311 (1, 3) | 4-0 FC4-6 BB | 0-0 F7 | | | SH 2B | | | 4-0 FC1-5 BB | | 3 | 1 | 1 | 0 | 2 | 0 | 3 |
| Jim Norris, L OBP: 0.316, SLG: 0.336 (1, 8) | 0-0 FC4-6 HR | 0-0 F7 | | | SH 2B | 4-3 | | 0-0 FC1-5 G6-4-3 | | 4 | 2 | 0 | 0 | 0 | 0 | 3 |
| Bobby Bonds, R OBP: 0.375, SLG: 0.470 (1, 9) | 0-0 F7 | | | | SH 2B | | | 0-0 G6-4-3 | | 3 | 1 | 1 | 0 | 2 | 0 | 3 |
| Andre Thornton, R OBP: 0.350, SLG: 0.444 (1, 10) | 0-0 HR | | | | P6 | | | | | 4 | 1 | 1 | 2 | 0 | 2 | 5 |
| Toby Harrah, R OBP: 0.410, SLG: 0.433 (1, 5) | 1-0 1B | | | | K | | | | | 0 | 1 | 0 | 0 | 0 | 0 | 0 |
| Ted Cox, R OBP: 0.302, SLG: 0.281 (3, PH) (4, 5) | 1B HBP | | | | K | | | | | 2 | 0 | 0 | 0 | 1 | 1 | 4 |
| Ron Hassey, L OBP: 0.293, SLG: 0.324 (1, 2) | 0-0 1B | | | | K | | | | | 4 | 1 | 2 | 3 | 0 | 0 | 1 |
| Dell Alston, L OBP: 0.409, SLG: 0.444 (1, 7) | 0-0 1B | | | | G3 | | | | | 3 | 0 | 3 | 1 | 1 | 0 | 0 |
| Duane Kuiper, L OBP: 0.311, SLG: 0.289 (1, 4) | 0-0 5-3 | | | | G4-6-3 1B | | | | | 4 | 0 | 1 | 1 | 0 | 0 | 4 |
| Tom Verzyer, R OBP: 0.289, SLG: 0.259 (1, 6) | | | | | G4-6-3 1B | | | | | 2 | 0 | 0 | 0 | 1 | 1 | 0 |

| Inning Stats | R: 3 | H: 3 | E: 0 | K: 0 | S: 6 | LOB: 2 | BB: 1 | P: 11 | R: 0 | H: 0 | E: 0 | K: 1 | S: 5 | LOB: 0 | BB: 0 | P: 5 | R: 0 | H: 0 | E: 0 | K: 1 | S: 4 | LOB: 1 | BB: 2 | P: 12 | R: 0 | H: 1 | E: 0 | K: 0 | S: 3 | LOB: 0 | BB: 0 | P: 3 | R: 4 | H: 3 | E: 1 | K: 1 | S: 9 | LOB: 3 | BB: 3 | P: 21 | R: 0 | H: 1 | E: 0 | K: 1 | S: 6 | LOB: 1 | BB: 0 | P: 6 | R: 0 | H: 1 | E: 0 | K: 0 | S: 3 | LOB: 0 | BB: 0 | P: 3 | R: 0 | H: 0 | E: 0 | K: 0 | S: 2 | LOB: 1 | BB: 1 | P: 7 |
|--------------|------|------|------|------|------|--------|-------|-------|------|------|------|------|------|--------|-------|------|------|------|------|------|------|--------|-------|-------|------|------|------|------|------|--------|-------|------|------|------|------|------|------|--------|-------|-------|------|------|------|------|------|--------|-------|------|------|------|------|------|------|--------|-------|------|------|------|------|------|------|--------|-------|------|
|--------------|------|------|------|------|------|--------|-------|-------|------|------|------|------|------|--------|-------|------|------|------|------|------|------|--------|-------|-------|------|------|------|------|------|--------|-------|------|------|------|------|------|------|--------|-------|-------|------|------|------|------|------|--------|-------|------|------|------|------|------|------|--------|-------|------|------|------|------|------|------|--------|-------|------|

| PITCHER | IP | WLS | BF | H | R | ER | SO | BB | IBB | HBP | BLK | WP | HR | S | P | ERA | WHIP |
|---|-----|-----|----|---|---|----|----|----|-----|-----|-----|----|----|----|----|------|-------|
| Rich Gale, R ERA: 5.02 (1, 1) | 4.2 | L | 24 | 6 | 7 | 3 | 3 | 3 | 1 | 0 | 0 | 0 | 1 | 25 | 42 | 5.79 | 1.929 |
| Steve Mingori, L ERA: 4.09 (5, 1) | 0.0 | | 2 | 1 | 0 | 0 | 0 | 1 | 0 | 0 | 0 | 0 | 0 | 1 | 5 | ∞ | ∞ |
| Eduardo Rodriguez, R ERA: 5.34 (5, 1) | 2.1 | | 9 | 2 | 0 | 0 | 1 | 1 | 0 | 0 | 0 | 0 | 0 | 10 | 14 | 0.00 | 1.286 |
| Al Hrabosky, L ERA: 4.57 (8, 1) | 0.1 | | 3 | 0 | 0 | 0 | 0 | 1 | 0 | 1 | 0 | 1 | 0 | 1 | 6 | 0.00 | 3.000 |
| Dan Quisenberry, R ERA: (8, 1) | 0.2 | | 1 | 0 | 0 | 0 | 0 | 0 | 0 | 0 | 0 | 0 | 0 | 1 | 1 | 0.00 | 0.000 |

BOTTOM

Kansas City Royals @ Cleveland Indians
Cleveland Municipal Stadium, Cleveland, OH

Tue Jul 10 1979, 7:05 PM EDT
Att: 10,533 - Unknown - 74 F

| | |
|-----|----|
| AB | 29 |
| R | 7 |
| H | 9 |
| RBI | 7 |
| BB | 7 |
| SO | 4 |
| LOB | 23 |



| | | | |
|-------|--------|-------|--------|
| 1B: 7 | SF: 0 | WP: 1 | PA: 39 |
| 2B: 1 | SAC: 1 | PB: 0 | |
| 3B: 0 | DP: 2 | SB: 2 | |
| HR: 1 | HBP: 2 | CS: 2 | |

livebaseballscorecards.com

Kansas City Royals @ Cleveland Indians
Cleveland Municipal Stadium, Cleveland, OH

Wed Jul 11 1979, 7:05 PM EDT
 Att. 11,587 - Unknown - 81 F

| | |
|-----|----|
| AB | 38 |
| R | 8 |
| H | 10 |
| RBI | 7 |
| BB | 3 |
| SO | 5 |
| LOB | 14 |



| | | | |
|----|---|----|----|
| WP | 1 | PA | 41 |
| PB | 1 | | |
| SB | 0 | | |
| CS | 0 | | |

| AB | R | H | RBI | BB | SO | LOB |
|----|---|---|-----|----|----|-----|
| 5 | 1 | 1 | 0 | 0 | 1 | 2 |
| 5 | 1 | 2 | 2 | 0 | 0 | 0 |
| 5 | 1 | 1 | 2 | 0 | 0 | 1 |
| 5 | 0 | 0 | 0 | 0 | 1 | 2 |
| 4 | 1 | 1 | 0 | 1 | 0 | 1 |
| 4 | 1 | 2 | 0 | 0 | 0 | 2 |
| 2 | 1 | 0 | 0 | 2 | 0 | 1 |
| 3 | 0 | 1 | 0 | 0 | 0 | 2 |
| 1 | 1 | 0 | 0 | 0 | 1 | 2 |
| 3 | 1 | 1 | 1 | 0 | 2 | 1 |
| 1 | 0 | 1 | 2 | 0 | 0 | 0 |

| Batter | 1 | 2 | 3 | 4 | 5 | 6 | 7 | 8 | 9 | |
|--|---|---|---|---|---|---|---|---|---|--|
| Willie Wilson, S (1, 7) OBP: 0.353, SLG: 0.430 | 0-0 F8 | | 0-0 L8 | | 0-0 G3 | | 0-0 2B 1B | 0-3 K | | |
| George Brett, L (1, 5) OBP: 0.381, SLG: 0.528 | 0-0 L3 | | 0-0 F8 | | | 0-0 L9 | 0-0 HR 2B | | 0-0 3-1 2B | |
| Amos Otis, R (1, 8) OBP: 0.389, SLG: 0.463 | 0-0 F8 | | | 0-0 6-3 | | 0-0 4-3 | 0-0 HR | | 0-0 6-3 | |
| Darrell Porter, L (1, 2) OBP: 0.429, SLG: 0.488 | | 0-0 L9 | | 0-3 K | | 0-0 3-1 | 0-0 F9 | | 0-0 3-1 | |
| Ralph LaCock, L (1, 10) OBP: 0.344, SLG: 0.386 | | 0-0 5-3 | | 0-0 2B | | | 4-0 F8 PB E BB | 0-0 5-3 | 0-0 4-3 | |
| Al Cowens, R (1, 9) OBP: 0.362, SLG: 0.455 | | 0-0 2B | | 0-0 6-3 | | | 0-0 5-3 | 0-0 WP 1B 2B | | |
| George Scott, R (1, 3) OBP: 0.325, SLG: 0.375 | | 4-0 BB | | | 0-0 5-3 | | 0-0 F8 | 4-0 WP 1B BB | | |
| Frank White, R (1, 4) OBP: 0.311, SLG: 0.427 | | 0-0 6-3 | | | 0-0 2B | | 0-0 E6 1B | 0-3 K | | |
| U L Washington, S (7, PR) OBP: 0.307, SLG: 0.344 | | | | | | | 0-0 3-H 2B 1B | 0-0 1-2 2-3 K | | |
| Freddie Patek, R (1, 6) OBP: 0.272, SLG: 0.275 | | | 0-3 K | | 0-3 K | | | | | |
| Jamie Quirk, L (8, PH) OBP: 0.357, SLG: 0.407 | | | | | | | | | | |
| Inning Stats | R: 0 E: 0 K: 0 S: 3 H: 0 LOB: 0 BB: 0 P: 3 | R: 0 E: 0 K: 0 S: 4 H: 1 LOB: 2 BB: 1 P: 8 | R: 0 E: 0 K: 1 S: 5 H: 0 LOB: 0 BB: 0 P: 5 | R: 0 E: 0 K: 1 S: 6 H: 1 LOB: 1 BB: 0 P: 6 | R: 0 E: 0 K: 1 S: 6 H: 1 LOB: 1 BB: 0 P: 6 | R: 0 E: 0 K: 0 S: 3 H: 0 LOB: 0 BB: 0 P: 3 | R: 6 E: 1 K: 0 S: 8 H: 4 LOB: 1 BB: 1 P: 12 | R: 2 E: 0 K: 2 S: 9 H: 2 LOB: 1 BB: 1 P: 13 | R: 0 E: 0 K: 0 S: 4 H: 1 LOB: 1 BB: 0 P: 4 | 1B: 3 2B: 6 3B: 0 HR: 1 SF: 0 SAC: 0 DP: 0 HBP: 0 |
| PITCHER | IP WLS BF H R ER SO BB IBB HBP BLK WP HR S P ERA WHIP | IP WLS BF H R ER SO BB IBB HBP BLK WP HR S P ERA WHIP | IP WLS BF H R ER SO BB IBB HBP BLK WP HR S P ERA WHIP | IP WLS BF H R ER SO BB IBB HBP BLK WP HR S P ERA WHIP | IP WLS BF H R ER SO BB IBB HBP BLK WP HR S P ERA WHIP | IP WLS BF H R ER SO BB IBB HBP BLK WP HR S P ERA WHIP | IP WLS BF H R ER SO BB IBB HBP BLK WP HR S P ERA WHIP | IP WLS BF H R ER SO BB IBB HBP BLK WP HR S P ERA WHIP | IP WLS BF H R ER SO BB IBB HBP BLK WP HR S P ERA WHIP | |
| Mike Paxton, R (1, 1) ERA: 5.45 | 6.2 W | 28 5 4 2 3 | 5 4 2 3 | 28 5 4 2 3 | 5 4 2 3 | 28 5 4 2 3 | 28 5 4 2 3 | 28 5 4 2 3 | 28 5 4 2 3 | |
| Sid Monge, L (7, 1) ERA: 2.31 | 0.2 S | 5 3 3 1 0 0 0 | 3 3 1 0 0 0 0 | 5 3 3 1 0 0 0 | 3 3 1 0 0 0 0 | 5 3 3 1 0 0 0 | 5 3 3 1 0 0 0 | 5 3 3 1 0 0 0 | 5 3 3 1 0 0 0 | |
| Victor Cruz, R (8, 1) ERA: 4.04 | 1.2 | 8 2 1 1 2 1 0 0 0 | 2 1 1 2 1 0 0 0 0 | 8 2 1 1 2 1 0 0 0 | 2 1 1 2 1 0 0 0 0 | 8 2 1 1 2 1 0 0 0 | 8 2 1 1 2 1 0 0 0 | 8 2 1 1 2 1 0 0 0 | 8 2 1 1 2 1 0 0 0 | |

| Batter | 1 | 2 | 3 | 4 | 5 | 6 | 7 | 8 | 9 | AB R H RBI BB SO LOB | TOP | | | | | | | | | | | |
|--|---|----------------------------------|------------------------------|---------------------------------|------------------------------|----------------------------------|------------------------------|---------------------------------|------------------------------|---------------------------------|------------------------------|---------------------------------|------------------------------|---------------------------------|------------------------------|---------------------------------|------------------------------|----------------------------------|-----------------------------------|------------------------------------|----------------------------------|--------|
| Bump Wills, S (1, 4) OBP: 0.342, SLG: 0.338 | 0-0 6-3 | 0-0 F9 | 0-0 4-3 | | | 0-0 P4 | | 0-0 G3 | | 5 0 0 0 0 0 4 | | | | | | | | | | | | |
| Bill Sample, R (1, 7) OBP: 0.369, SLG: 0.407 | 0-0 F9 | 0-0 F8 | | | 0-0 P3 | 0-3 K | | 0-0 F7 | | 5 0 0 0 0 1 1 | | | | | | | | | | | | |
| Buddy Bell, R (1, 5) OBP: 0.322, SLG: 0.398 | 4-0 HR BB | | 0-0 HR 1B | | 0-0 CS 1B | | 0-0 FC4-6 1B | | 0-0 BB BB 1B | 4 3 4 0 1 0 0 | | | | | | | | | | | | |
| John Ellis, R (1, 3) OBP: 0.293, SLG: 0.475 Pat Putnam, L (4, 3) OBP: 0.329, SLG: 0.465 | 0-0 HR | | 0-0 HR | | 0-3 K | | 0-0 FC4-6 1-3 | | 4-0 1B BB BB | 3 2 2 4 0 1 1 1 0 0 0 1 0 1 | | | | | | | | | | | | |
| Al Oliver, L (1, 8) OBP: 0.336, SLG: 0.481 | 0-0 1B 1B | | 0-0 6-3 | | 0-0 F7 | | 0-0 1-3 | | 0-0 P3 | 5 1 1 0 0 0 3 | | | | | | | | | | | | |
| Eric Soderholm, R (1, 10) OBP: 0.307, SLG: 0.376 Oscar Gamble, L (5, PH) OBP: 0.513, SLG: 0.636 | 0-0 1B 1B | | 0-0 F9 | | 0-3 K | | 4-0 FC4 IBB | | 4-0 1B BB | 2 0 1 0 0 0 0 1 0 0 0 2 1 0 | | | | | | | | | | | | |
| Richie Zisk, R (1, 9) OBP: 0.303, SLG: 0.322 Johnny Grubb, L (9, PH) OBP: 0.331, SLG: 0.426 | 0-0 1B | | 0-0 BB 1B 1B | | 0-0 PB 2B | | 0-0 FC4 | | 0-3 K | 4 0 3 1 0 0 2 1 0 0 0 0 1 3 | | | | | | | | | | | | |
| Jim Sundberg, R (1, 2) OBP: 0.297, SLG: 0.331 | 0-0 F9 | | 0-0 BB 1B | | 0-0 F3 | | 0-0 G3 2B | | 0-0 FC6-4 1B | 5 0 3 1 0 0 3 | | | | | | | | | | | | |
| Nelson Norman, S (1, 6) OBP: 0.247, SLG: 0.230 | | 0-0 3-1 | 4-0 BB | | 0-0 F7 | | 0-3 K | | 0-0 FC6-4 | 4 0 0 0 1 1 4 | | | | | | | | | | | | |
| Inning Stats | R: 3 E: 0 K: 0 S: 7 | H: 4 LOB: 2 BB: 1 P: 11 | R: 0 E: 0 K: 0 S: 3 | H: 0 LOB: 0 BB: 0 P: 3 | R: 2 E: 0 K: 0 S: 7 | H: 4 LOB: 3 BB: 1 P: 11 | R: 0 E: 0 K: 1 S: 5 | H: 1 LOB: 1 BB: 0 P: 5 | R: 0 E: 0 K: 1 S: 6 | H: 1 LOB: 1 BB: 0 P: 6 | R: 0 E: 0 K: 1 S: 5 | H: 0 LOB: 0 BB: 0 P: 5 | R: 0 E: 0 K: 0 S: 4 | H: 1 LOB: 2 BB: 1 P: 8 | R: 0 E: 0 K: 1 S: 6 | H: 1 LOB: 1 BB: 0 P: 6 | R: 1 E: 0 K: 1 S: 7 | H: 2 LOB: 3 BB: 2 P: 15 | 1B: 10 2B: 3 3B: 0 HR: 2 | SF: 0 SAC: 0 DP: 1 HBP: 0 | WP: 0 PB: 1 SB: 0 CS: 1 | PA: 45 |
| PITCHER | IP WLS BF H R ER SO BB IBB HBP BLK WP HR S P ERA WHIP | | | | | | | | | | | | | | | | | | | | | |
| Larry Gura, L (1, 1) ERA: 5.55 | 2.1 L 14 6 5 5 0 1 0 0 0 0 2 13 17 19.29 3.000 | | | | | | | | | | | | | | | | | | | | | |
| Eduardo Rodriguez, R (3, 1) ERA: 5.0 | 5.2 26 7 1 1 4 2 1 0 0 0 0 31 43 1.59 1.588 | | | | | | | | | | | | | | | | | | | | | |
| Steve Mingori, L (9, 1) ERA: 4.05 | 0.1 2 0 0 0 0 1 0 0 0 0 0 1 5 0.00 3.000 | | | | | | | | | | | | | | | | | | | | | |
| Dan Quisenberry, R (9, 1) ERA: | 0.2 3 1 0 0 1 0 0 0 0 0 0 5 5 0.00 1.500 | | | | | | | | | | | | | | | | | | | | | |

Texas Rangers @ Kansas City Royals
Royals Stadium, Kansas City, MO
 Thu Jul 12 1979, 8:05 PM EDT
 Att. 27,834 - Unknown - 90 F

livebaseballscorecards.com

| | |
|------------|----|
| AB | 40 |
| R | 6 |
| H | 14 |
| RBI | 6 |
| BB | 5 |
| SO | 5 |
| LOB | 22 |



| Batter | 1 | 2 | 3 | 4 | 5 | 6 | 7 | 8 | 9 | AB | R | H | RBI | BB | SO | LOB |
|--------|---|---|---|---|---|---|---|---|---|----|---|---|-----|----|----|-----|
|--------|---|---|---|---|---|---|---|---|---|----|---|---|-----|----|----|-----|

| | | | | | | | | | | | | | | | | |
|---|--|-------------------|---|-------------------------------|-------------------------------------|-------------------|-------------------|-------------------|--|---|---|---|---|---|---|---|
| Willie Wilson, S <small>OBP: 0.355, SLG: 0.431</small> (1, 7) | 0-0 1-3 | | 0-0 FC4-6 1B | 0-0 CS | 0-0 G4-6-3 1B | | 0-0 6-3 | | | 4 | 1 | 2 | 0 | 0 | 0 | 0 |
| Steve Braun, L <small>OBP: 0.355, SLG: 0.383</small> (1, 10) | 0-0 1B BB SF7 1B | | 0-0 E3 FC4-6 1-2 | | 0-0 F9 | | 0-0 5-3 | | | 4 | 1 | 1 | 0 | 0 | 0 | 2 |
| Amos Otis, R <small>OBP: 0.387, SLG: 0.458</small> (1, 8) | 4-0 1B 1-2 BB | | 0-0 FC4-6 G3 1B 1-2f 2-3 | | 0-0 G4-6-3 1-2f | | 0-3 K | | | 3 | 0 | 0 | 0 | 1 | 1 | 3 |
| George Brett, L <small>OBP: 0.382, SLG: 0.528</small> (1, 5) | 0-0 FC6-4 1-2 2-3 1B | | 0-0 G3 1-2 3-H 1B | | 0-0 1-3 | | 0-0 5-3 | | | 4 | 0 | 2 | 1 | 0 | 0 | 0 |
| Darrell Porter, L <small>OBP: 0.424, SLG: 0.483</small> (1, 2) | 0-0 SF7 3-H | | 0-0 G3 1-2 2-3 | | 0-0 6-3 | | 0-0 F7 | | | 3 | 0 | 0 | 1 | 0 | 0 | 2 |
| Al Cowens, R <small>OBP: 0.361, SLG: 0.455</small> (1, 9) | 0-0 FC6-4 1-2f | | 0-3 K | | 0-0 2B | | 0-0 4-1 | | | 4 | 0 | 1 | 0 | 0 | 1 | 4 |
| Ralph LaCock, L <small>OBP: 0.339, SLG: 0.379</small> (1, 3) | | 0-0 F7 | | 0-0 4-3 | | 0-0 4-3 | | 0-0 4-3 | | 4 | 0 | 0 | 0 | 0 | 0 | 1 |
| Frank White, R <small>OBP: 0.306, SLG: 0.421</small> (1, 4) | | 0-0 6-3 | | 0-0 4-3 | | 0-0 F8 | | | | 3 | 0 | 0 | 0 | 0 | 0 | 0 |
| Freddie Patek, R <small>OBP: 0.272, SLG: 0.276</small> (1, 6) | | 0-0 3-1 | | 0-0 CS 1B | | 0-0 F8 | | | | 3 | 0 | 1 | 0 | 0 | 0 | 0 |

| Inning Stats | R: 1 | H: 2 | R: 0 | H: 0 | R: 1 | H: 2 | R: 0 | H: 1 | R: 0 | H: 1 | R: 0 | H: 0 | R: 0 | H: 0 | R: 0 | H: 0 | R: 0 | H: 0 | R: 0 | H: 0 | 1B: 6 | SF: 1 | WP: 0 | PA: 35 |
|--------------|------|--------|------|--------|------|--------|------|--------|------|--------|------|--------|------|--------|------|--------|------|--------|------|--------|-------|--------|-------|--------|
| | E: 0 | LOB: 2 | E: 0 | LOB: 0 | E: 1 | LOB: 2 | E: 0 | LOB: 0 | E: 0 | LOB: 1 | E: 0 | LOB: 0 | E: 0 | LOB: 0 | E: 0 | LOB: 0 | E: 0 | LOB: 0 | E: 0 | LOB: 0 | 2B: 1 | SAC: 0 | PB: 0 | |
| | K: 0 | BB: 1 | K: 0 | BB: 0 | K: 1 | BB: 0 | K: 0 | BB: 0 | K: 0 | BB: 0 | K: 0 | BB: 0 | K: 1 | BB: 0 | K: 0 | BB: 0 | K: 0 | BB: 0 | K: 0 | BB: 0 | 3B: 0 | DP: 1 | SB: 0 | |
| | S: 5 | P: 9 | S: 3 | P: 3 | S: 8 | P: 8 | S: 3 | P: 3 | S: 3 | P: 4 | S: 3 | P: 3 | S: 5 | P: 5 | S: 3 | P: 3 | S: 3 | P: 3 | S: 3 | P: 3 | HR: 0 | HBP: 0 | CS: 1 | |

| PITCHER | IP | WLS | BF | H | R | ER | SO | BB | IBB | HBP | BLK | WP | HR | S | P | ERA | WHIP |
|---|-----|-----|----|---|---|----|----|----|-----|-----|-----|----|----|----|----|------|-------|
| Doc Medich, R <small>ERA: 4.7</small> (1, 1) | 9.0 | W | 34 | 7 | 2 | 2 | 2 | 1 | 0 | 0 | 0 | 0 | 0 | 37 | 41 | 2.00 | 0.889 |

BOTTOM

Texas Rangers @ Kansas City Royals
 Royals Stadium, Kansas City, MO

| | |
|------------|-----------|
| AB | 32 |
| R | 2 |
| H | 7 |
| RBI | 2 |
| BB | 1 |
| SO | 2 |
| LOB | 12 |



| PITCHER | IP | WLS | BF | H | R | ER | SO | BB | IBB | HBP | BLK | WP | HR | S | P | ERA | WHIP |
|---------|----|-----|----|---|---|----|----|----|-----|-----|-----|----|----|---|---|-----|------|
| | | | | | | | | | | | | | | | | | |

Thu Jul 12 1979, 8:05 PM EDT
 Att: 27,834 - Unknown - 90 F

livebaseballscorecards.com

| Batter | 1 | 2 | 3 | 4 | 5 | 6 | 7 | 8 | 9 | AB R H RBI BB SO LOB | TOP | | | | | | | | | | | |
|---|---|---------------------------------|------------------------------|----------------------------------|------------------------------|---------------------------------|-------------------------------------|----------------------------------|------------------------------|---------------------------------|------------------------------|---------------------------------|------------------------------|----------------------------------|------------------------------|---------------------------------|------------------------------|---------------------------------|----------------------------------|------------------------------------|----------------------------------|--------|
| Bump Wills, S (1, 4) OBP: 0.340, SLG: 0.335 | 0-0 G6-3 1B | | 0-0 3-1 | 0-0 G3 | | 0-0 FC4-6 1-2f | | 0-0 F8 | | 5 0 1 0 0 0 3 | | | | | | | | | | | | |
| Buddy Bell, R (1, 5) OBP: 0.321, SLG: 0.395 | 0-0 G6-3 1-2f | | 0-0 P4 | 0-0 1B | | | 0-0 L7 | 0-0 FC5-4 1B 1-2f | | 5 0 1 1 0 0 2 | | | | | | | | | | | | |
| Al Oliver, L (1, 8) OBP: 0.337, SLG: 0.483 | 0-0 3-1 | | 0-0 1B 2B | 0-0 P6 | | | 0-0 L7 | 0-0 1B 1-2 | | 5 1 2 0 0 0 1 | | | | | | | | | | | | |
| Oscar Gamble, L (1, 10) OBP: 0.516, SLG: 0.631 | | 4-0 HR BB | 0-0 1B 2-H | | 0-0 F7 | | 0-0 BB E 1B | 0-0 F8 | | 4 2 2 1 1 0 2 | | | | | | | | | | | | |
| Pat Putnam, L (1, 3) OBP: 0.331, SLG: 0.474 | | 0-0 HR 1-H | 0-0 P6 | | 0-3 K | | 4-0 E WP BB | 0-0 4-3 | | 4 2 1 2 1 1 1 | | | | | | | | | | | | |
| Johnny Grubb, L (1, 9) OBP: 0.331, SLG: 0.422 | | 0-0 P6 | | 4-0 F8 1B 3B BB | 0-0 F9 | | 0-0 E5 WP 2B 1-3 2-H | 0-0 4-3 | | 2 1 0 0 1 0 0 2 1 0 0 0 0 1 | | | | | | | | | | | | |
| Richie Zisk, R (7, PH) OBP: 0.301, SLG: 0.319 | | | | | | | | | | | | | | | | | | | | | | |
| Mike Jorgensen, L (1, 7) OBP: 0.358, SLG: 0.518 | | 0-3 K | | 0-0 1-2 3B 1B | | 0-0 1-3 | 0-0 2B 2-H 3-H | 0-0 P3 | | 3 1 1 0 0 1 0 2 0 1 1 0 0 0 | | | | | | | | | | | | |
| Bill Sample, R (7, PH) OBP: 0.370, SLG: 0.412 | | | | | | | | | | | | | | | | | | | | | | |
| Jim Sundberg, R (1, 2) OBP: 0.300, SLG: 0.333 | | 0-0 1B | | 0-0 F8 2-3 | | 0-0 FC4-6 1B | 0-0 5-3 | | | 4 0 2 0 0 0 3 | | | | | | | | | | | | |
| Nelson Norman, S (1, 6) OBP: 0.253, SLG: 0.247 | | 0-0 4-3 | | 0-0 1B 3B 1-H 3-H | | 0-0 F7 | | 0-0 FC5-4 1B | | 4 1 2 2 0 0 2 | | | | | | | | | | | | |
| Inning Stats | R: 0 E: 0 K: 0 S: 3 | H: 1 LOB: 0 BB: 0 P: 3 | R: 2 E: 0 K: 1 S: 7 | H: 2 LOB: 1 BB: 1 P: 11 | R: 1 E: 0 K: 0 S: 5 | H: 2 LOB: 1 BB: 0 P: 5 | R: 3 E: 0 K: 0 S: 6 | H: 3 LOB: 1 BB: 1 P: 10 | R: 0 E: 0 K: 1 S: 5 | H: 0 LOB: 0 BB: 0 P: 5 | R: 0 E: 0 K: 0 S: 4 | H: 1 LOB: 1 BB: 0 P: 4 | R: 3 E: 1 K: 0 S: 6 | H: 2 LOB: 1 BB: 1 P: 10 | R: 0 E: 0 K: 0 S: 5 | H: 2 LOB: 2 BB: 0 P: 5 | R: 0 E: 0 K: 0 S: 3 | H: 0 LOB: 0 BB: 0 P: 3 | 1B: 9 2B: 2 3B: 1 HR: 1 | SF: 0 SAC: 0 DP: 1 HBP: 0 | WP: 1 PB: 0 SB: 0 CS: 0 | PA: 43 |
| PITCHER | IP WLS BF H R ER SO BB IBB HBP BLK WP HR S P ERA WHIP | | | | | | | | | | | | | | | | | | | | | |
| Dennis Leonard, R (1, 1) ERA: 4.5 | 6.2 L 32 10 8 6 2 3 0 0 0 0 0 1 33 45 8.10 1.950 | | | | | | | | | | | | | | | | | | | | | |
| Al Hrabosky, L (7, 1) ERA: 4.5 | 0.0 2 1 1 0 0 0 0 0 0 0 1 0 2 2 ∞ ∞ | | | | | | | | | | | | | | | | | | | | | |
| Bill Paschall, R (7, 1) ERA: 6.59 | 2.1 9 2 0 0 0 0 0 0 0 0 0 0 9 9 0.00 0.857 | | | | | | | | | | | | | | | | | | | | | |

Texas Rangers @ Kansas City Royals
Royals Stadium, Kansas City, MO
Fri Jul 13 1979, 8:05 PM EDT
Att: 30,139 - Unknown

livebaseballscorecards.com

| | |
|-----|----|
| AB | 40 |
| R | 9 |
| H | 13 |
| RBI | 7 |
| BB | 3 |
| SO | 2 |
| LOB | 15 |



BOTTOM

Texas Rangers @ Kansas City Royals
Royals Stadium, Kansas City, MO

Fri Jul 13 1979, 8:05 PM EDT
Att. 30,139 - Unknown

livebaseballscorecards.com

| | |
|-----|----|
| AB | 36 |
| R | 4 |
| H | 10 |
| RBI | 4 |
| BB | 3 |
| SO | 1 |
| LOB | 24 |



| | | | |
|-----|---|-----|----|
| WP: | 0 | PA: | 41 |
| PB: | 0 | SB: | 0 |
| CS: | 0 | | |

AB R H RBI BB SO LOB

5 1 1 0 0 0 4
3 0 1 0 0 0 0
2 0 0 0 0 0 1

5 0 1 0 0 1 1

4 1 1 1 1 0 2

4 2 3 0 0 0 2
1 0 0 0 0 0 1

3 0 1 1 0 0 1

2 0 0 0 1 0 3
1 0 0 0 0 0 2

3 0 2 2 0 0 2

3 0 0 0 1 0 5

1B: 7 SF: 1
2B: 3 SAC: 0
3B: 0 DP: 0
HR: 0 HBP: 1

| Batter | 1 | 2 | 3 | 4 | 5 | 6 | 7 | 8 | 9 |
|---|--------|---------------------|---------|-------------------------------|---------------------------------|-----------------------------------|--------------------------|----------------|---------------------|
| Willie Wilson, S OBP: 0.353, SLG: 0.430 (1, 7) | 0-0 F8 | 0-0 FC4-6 1-2f | | | 0-0 6-3 | 0-0 FC6-4 1-2f | | | 0-0 5-3 1B 2B |
| Steve Braun, L OBP: 0.354, SLG: 0.381 U L Washington, S OBP: 0.303, SLG: 0.338 (1, 10) (7, PH) | 0-0 P4 | | 0-0 4-3 | | 0-0 FC4-6 1B 1B | | 0-0 F9 | 0-0 F9 | |
| Amos Otis, R OBP: 0.385, SLG: 0.455 (1, 8) | 0-3 K | | 0-0 F8 | | 0-0 FC4-6 1-2 1B | | 0-0 1-3 | 0-0 5-3 2-3 | |
| George Brett, L OBP: 0.383, SLG: 0.525 (1, 5) | | 4-0 2B 6-3 BB | 0-0 F7 | | 0-0 FC4-6 1-2f 2-3 FC4 | | 0-0 F8 | 0-0 3-H 1B | |
| Darrell Porter, L OBP: 0.427, SLG: 0.490 Jamie Quirk, L OBP: 0.345, SLG: 0.393 (1, 2) (9, 2) | | 0-0 1-3 2B 2B | | 0-0 FC3-6 HBP SF7 1B | 0-0 FC4 1-2f | | 0-0 FC5-4 1B 1B | 0-0 6-3 | |
| Al Cowens, R OBP: 0.363, SLG: 0.454 (1, 9) | | 0-0 6-3 3-H | | 1-0 FC3-6 1-2 HBP | | 0-0 1-3 | 0-0 FC5-4 1-2 1B | | |
| Ralph LaCock, L OBP: 0.338, SLG: 0.376 George Scott, R OBP: 0.323, SLG: 0.373 (1, 3) (8, PH) (9, 3) | | 0-0 F7 3-H | | 0-0 FC3-6 1-2f 2-3 | | 4-0 FC5-4 1B BB | 0-0 FC5-4 1-2f 2-3 | | |
| Frank White, R OBP: 0.310, SLG: 0.429 (1, 4) | | 0-0 SF7 2-H | | 0-0 SF7 3-H | | 0-0 FC5-4 1-2 1B | 0-0 F3 | | |
| Freddie Patek, R OBP: 0.272, SLG: 0.272 (1, 6) | | 4-0 FC4-6 BB | | 0-0 F7 3-H | | 0-0 FC5-4 1-2f 2-3 FC6-4 | 0-0 F8 | | |

| Inning Stats | R: 0 | H: 0 | E: 0 | K: 1 | S: 5 | LOB: 0 | BB: 0 | P: 5 | R: 2 | H: 2 | E: 0 | K: 0 | S: 5 | LOB: 2 | BB: 2 | P: 13 | R: 0 | H: 0 | E: 0 | K: 0 | S: 3 | LOB: 0 | BB: 0 | P: 3 | R: 1 | H: 1 | E: 0 | K: 0 | S: 4 | LOB: 1 | BB: 0 | P: 5 | R: 0 | H: 2 | E: 0 | K: 0 | S: 5 | LOB: 2 | BB: 0 | P: 5 | R: 0 | H: 1 | E: 0 | K: 0 | S: 4 | LOB: 2 | BB: 1 | P: 8 | R: 0 | H: 0 | E: 0 | K: 0 | S: 3 | LOB: 0 | BB: 0 | P: 3 | R: 0 | H: 2 | E: 0 | K: 0 | S: 5 | LOB: 2 | BB: 0 | P: 5 | R: 1 | H: 2 | E: 0 | K: 0 | S: 5 | LOB: 1 | BB: 0 | P: 5 |
|--------------|------|------|------|------|------|--------|-------|------|------|------|------|------|------|--------|-------|-------|------|------|------|------|------|--------|-------|------|------|------|------|------|------|--------|-------|------|------|------|------|------|------|--------|-------|------|------|------|------|------|------|--------|-------|------|------|------|------|------|------|--------|-------|------|------|------|------|------|------|--------|-------|------|------|------|------|------|------|--------|-------|------|
|--------------|------|------|------|------|------|--------|-------|------|------|------|------|------|------|--------|-------|-------|------|------|------|------|------|--------|-------|------|------|------|------|------|------|--------|-------|------|------|------|------|------|------|--------|-------|------|------|------|------|------|------|--------|-------|------|------|------|------|------|------|--------|-------|------|------|------|------|------|------|--------|-------|------|------|------|------|------|------|--------|-------|------|

| PITCHER | IP | WLS | BF | H | R | ER | SO | BB | IBB | HBP | BLK | WP | HR | S | P | ERA | WHIP |
|---------------------------------------|-----|-----|----|---|---|----|----|----|-----|-----|-----|----|----|----|----|------|-------|
| Steve Comer, R ERA: 3.38 (1, 1) | 5.1 | W | 24 | 5 | 3 | 3 | 1 | 2 | 0 | 1 | 0 | 0 | 0 | 23 | 32 | 5.06 | 1.312 |
| Sparky Lyle, L ERA: 3.32 (6, 1) | 3.2 | S | 17 | 5 | 1 | 1 | 0 | 1 | 0 | 0 | 0 | 0 | 0 | 16 | 20 | 2.46 | 1.636 |

| PITCHER | IP | WLS | BF | H | R | ER | SO | BB | IBB | HBP | BLK | WP | HR | S | P | ERA | WHIP |
|---------|----|-----|----|---|---|----|----|----|-----|-----|-----|----|----|---|---|-----|------|
|---------|----|-----|----|---|---|----|----|----|-----|-----|-----|----|----|---|---|-----|------|

| Batter | 1 | 2 | 3 | 4 | 5 | 6 | 7 | 8 | 9 | AB R H RBI BB SO LOB | TOP | | | | | | | | | |
|---|---|---------------------------------|-------------------------------|----------------------------------|------------------------------|---------------------------------|------------------------------|---------------------------------|------------------------------|---------------------------------|------------------------------|---------------------------------|------------------------------|---------------------------------|------------------------------|---------------------------------|----------------------------------|------------------------------------|----------------------------------|--------|
| Bump Wills, S (1, 4) OBP: 0.343, SLG: 0.346 | 0-0 1B FC4-6 | 0-3 K | | 0-0 2B | | | 0-0 4-6-3 2B | | 0-0 F7 | 5 1 3 0 0 1 3 | | | | | | | | | | |
| Buddy Bell, R (1, 5) OBP: 0.322, SLG: 0.403 | 0-0 1B FC4-6 | 0-0 HR | | 0-0 6-3 | | | 0-0 4-6-3 | | 0-3 K | 5 1 2 4 0 1 2 | | | | | | | | | | |
| Al Oliver, L (1, 8) OBP: 0.332, SLG: 0.476 | 0-0 FC4-6 | 0-3 K | | 0-0 F7 | | | 0-0 FC3-2-5 BB | | | 4 0 0 1 0 1 3 | | | | | | | | | | |
| Oscar Gamble, L (1, 10) OBP: 0.506, SLG: 0.616 | 0-0 G6-3 | | | 0-0 F7 | | | 4-0 BB | | | 3 0 0 0 0 0 1 | | | | | | | | | | |
| Richie Zisk, R (7, PH) OBP: 0.303, SLG: 0.319 | 1-2f | | | | | | 1-2 BB | | | 0 0 0 0 1 0 0 | | | | | | | | | | |
| Pat Putnam, L (1, 3) OBP: 0.331, SLG: 0.472 | | 0-0 BB 1B 1B | | 0-0 E6 PB 2B | | | 0-0 F7 | | | 3 2 1 0 0 0 0 | | | | | | | | | | |
| Bill Sample, R (7, PH) OBP: 0.368, SLG: 0.410 | | 0-0 1B 1B | | 0-0 2B | | | 0-0 4-3 | | | 1 0 0 0 0 0 2 | | | | | | | | | | |
| Johnny Grubb, L (1, 9) OBP: 0.333, SLG: 0.428 | | 0-0 1B HR 1B | | 0-0 2B | | | 0-0 F8 | | | 4 1 2 1 0 0 0 | | | | | | | | | | |
| Mike Jorgensen, L (1, 7) OBP: 0.354, SLG: 0.504 | | 4-0 1B HR BB | | 0-0 F7 | | | 0-0 F8 | | | 3 1 0 0 1 0 1 | | | | | | | | | | |
| Jim Sundberg, R (1, 2) OBP: 0.299, SLG: 0.332 | | 0-0 HR 1B | | 0-0 P5 | | | 0-3 K | | | 4 1 1 1 0 1 1 | | | | | | | | | | |
| Nelson Norman, S (1, 6) OBP: 0.247, SLG: 0.242 | | 0-0 F5 | | 0-0 4-3 | | | 0-3 K | | 0-3 K | 4 0 0 0 0 2 3 | | | | | | | | | | |
| Inning Stats | R: 1 E: 0 K: 0 S: 4 | H: 2 LOB: 0 BB: 0 P: 4 | R: 5 E: 0 K: 2 S: 11 | H: 4 LOB: 0 BB: 1 P: 15 | R: 1 E: 1 K: 0 S: 5 | H: 1 LOB: 1 BB: 0 P: 5 | R: 0 E: 0 K: 0 S: 4 | H: 1 LOB: 1 BB: 0 P: 4 | R: 0 E: 0 K: 2 S: 7 | H: 0 LOB: 0 BB: 0 P: 7 | R: 0 E: 0 K: 0 S: 4 | H: 1 LOB: 2 BB: 1 P: 8 | R: 0 E: 0 K: 0 S: 3 | H: 0 LOB: 0 BB: 0 P: 3 | R: 0 E: 0 K: 2 S: 7 | H: 0 LOB: 0 BB: 0 P: 7 | 1B: 5 2B: 3 3B: 0 HR: 1 | SF: 0 SAC: 0 DP: 1 HBP: 0 | WP: 0 PB: 1 SB: 0 CS: 0 | PA: 38 |
| PITCHER | IP WLS BF H R ER SO BB IBB HBP BLK WP HR S P ERA WHIP | | | | | | | | | | | | | | | | | | | |
| Rich Gale, R (1, 1) ERA: 5.39 | 1.2 L 11 6 6 6 1 1 0 0 0 0 0 1 12 16 32.40 4.200 | | | | | | | | | | | | | | | | | | | |
| Larry Gura, L (2, 1) ERA: 5.33 | 5.0 20 3 1 0 3 1 0 0 0 0 0 0 25 29 0.00 0.800 | | | | | | | | | | | | | | | | | | | |
| Dan Quisenberry, R (7, 1) ERA: | 2.1 7 0 0 0 2 0 0 0 0 0 0 0 11 11 0.00 0.000 | | | | | | | | | | | | | | | | | | | |

Texas Rangers @ Kansas City Royals
Royals Stadium, Kansas City, MO
 Sat Jul 14 1979, 8:05 PM EDT
 Att. 39,282 - Unknown - 89 F

livebaseballscorecards.com

| | |
|------------|----|
| AB | 36 |
| R | 7 |
| H | 9 |
| RBI | 7 |
| BB | 2 |
| SO | 6 |
| LOB | 16 |



| Batter | 1 | 2 | 3 | 4 | 5 | 6 | 7 | 8 | 9 | AB R H RBI BB SO LOB |
|--|------------------------|------------|------------|------------------------|-----------|-------------------------|-------------|-------------------|-----------|----------------------|
| Willie Wilson, S OBP: 0.350, SLG: 0.430 (1, 7) | 0-0 4-3 1B 2B | 0-0 F7 | | 0-0 P4 | | 0-0 4-3 | | | 0-3 K | 5 1 1 0 0 1 4 |
| George Brett, L OBP: 0.378, SLG: 0.518 (1, 5) | 0-0 4-3 2-3 | | 0-0 1-3 | | 0-0 F7 | | 0-3 K2-3 | | 0-0 F7 | 5 0 0 0 0 1 2 |
| Amos Otis, R OBP: 0.382, SLG: 0.451 (1, 8) | 0-0 1B 1B | | 0-0 1-3 | | 0-3 K | | 0-3 K | | 0-3 K | 5 0 1 1 0 3 1 |
| Darrell Porter, L OBP: 0.428, SLG: 0.488 (1, 2) | 0-0 F8 | | 4-0 BB | | 0-0 1B | | 0-0 G3 | | | 3 0 1 0 1 0 1 |
| Jamie Quirk, L OBP: 0.333, SLG: 0.375 (1, 10) | 0-0 1-2 1B | | 0-3 K | | 0-0 F8 | | | 0-0 6-3 | | 4 0 1 0 0 1 2 |
| Ralph LaCock, L OBP: 0.345, SLG: 0.391 (1, 3) | 0-0 G3 | | | 0-0 4-3 2B 2B | | 0-0 4-3 SF8 2B | | 0-0 4-3 1B | | 4 2 3 0 0 0 2 |
| Al Cowens, R OBP: 0.358, SLG: 0.447 (1, 9) | | 0-3 K | | 0-0 4-3 2-3 | | 0-0 4-3 | | 0-0 4-3 1-2 | | 4 0 0 0 0 1 3 |
| Frank White, R OBP: 0.304, SLG: 0.423 (1, 4) | | 0-0 6-3 | | 0-3 K | | 0-0 SF8 | | 0-0 P3 | | 3 0 0 1 0 1 2 |
| Freddie Patek, R OBP: 0.281, SLG: 0.291 (1, 6) | | 0-0 1B | | 0-0 2B | | 0-0 2B | | | 0-0 1B | 3 0 3 1 0 0 0 |
| Steve Braun, L OBP: 0.360, SLG: 0.388 (9, PH) | | | | 3-H 2B | | | | | | 1 0 1 0 0 0 0 |

| Inning Stats | R: 1 | H: 3 | E: 0 | K: 0 | S: 6 | H: 3 | LOB: 2 | BB: 0 | P: 6 | R: 0 | H: 1 | E: 0 | K: 1 | S: 6 | H: 1 | LOB: 1 | BB: 0 | P: 6 | R: 0 | H: 0 | E: 0 | K: 1 | S: 5 | R: 1 | H: 2 | E: 0 | K: 1 | S: 7 | H: 2 | LOB: 1 | BB: 0 | P: 7 | R: 0 | H: 1 | E: 0 | K: 1 | S: 6 | H: 1 | LOB: 1 | BB: 0 | P: 6 | R: 0 | H: 0 | E: 0 | K: 2 | S: 7 | H: 0 | LOB: 0 | BB: 0 | P: 7 | R: 0 | H: 1 | E: 0 | K: 0 | S: 4 | H: 1 | LOB: 1 | BB: 0 | P: 4 | R: 0 | H: 1 | E: 0 | K: 2 | S: 8 | H: 1 | LOB: 1 | BB: 0 | P: 8 | 1B: 6 | 2B: 5 | 3B: 0 | HR: 0 | SF: 1 | SAC: 0 | DP: 0 | HBP: 0 | WP: 0 | PB: 0 | SB: 0 | CS: 0 | PA: 39 |
|--------------|------|------|------|------|------|------|--------|-------|------|------|------|------|------|------|------|--------|-------|------|------|------|------|------|------|------|------|------|------|------|------|--------|-------|------|------|------|------|------|------|------|--------|-------|------|------|------|------|------|------|------|--------|-------|------|------|------|------|------|------|------|--------|-------|------|------|------|------|------|------|------|--------|-------|------|-------|-------|-------|-------|-------|--------|-------|--------|-------|-------|-------|-------|--------|
|--------------|------|------|------|------|------|------|--------|-------|------|------|------|------|------|------|------|--------|-------|------|------|------|------|------|------|------|------|------|------|------|------|--------|-------|------|------|------|------|------|------|------|--------|-------|------|------|------|------|------|------|------|--------|-------|------|------|------|------|------|------|------|--------|-------|------|------|------|------|------|------|------|--------|-------|------|-------|-------|-------|-------|-------|--------|-------|--------|-------|-------|-------|-------|--------|

| PITCHER | IP | WLS | BF | H | R | ER | SO | BB | IBB | HBP | BLK | WP | HR | S | P | ERA | WHIP |
|---------------------------------------|-----|-----|----|---|---|----|----|----|-----|-----|-----|----|----|----|----|------|-------|
| Fergie Jenkins, R ERA: 3.64 (1, 1) | 6.0 | W | 28 | 9 | 3 | 3 | 4 | 1 | 0 | 0 | 0 | 0 | 0 | 35 | 39 | 4.50 | 1.667 |
| Jim Kern, R ERA: 1.48 (7, 1) | 3.0 | S | 11 | 2 | 0 | 0 | 4 | 0 | 0 | 0 | 0 | 0 | 0 | 19 | 19 | 0.00 | 0.667 |

BOTTOM

Texas Rangers @ Kansas City Royals
 Royals Stadium, Kansas City, MO
 Sat Jul 14 1979, 8:05 PM EDT
 Att: 39,282 - Unknown - 89 F

livebaseballscorecards.com

| | |
|-----|----|
| AB | 37 |
| R | 3 |
| H | 11 |
| RBI | 3 |
| BB | 1 |
| SO | 8 |
| LOB | 17 |



| Batter | 1 | 2 | 3 | 4 | 5 | 6 | 7 | 8 | 9 | AB R H RBI BB SO LOB | TOP | |
|--|--|---|---|---|---|---|---|---|---|--|--|---|
| Bump Wills, S (1, 4) OBP: 0.342, SLG: 0.353 | 0-0 F7 | | 0-0 IHR | | | 0-0 F9 | | 0-0 F8 | | 4 1 1 1 0 0 0 | | |
| Buddy Bell, R (1, 5) OBP: 0.323, SLG: 0.412 | 0-0 P4 | | 0-0 HR | | | 0-0 F9 | | 0-0 FC6-4 1B | | 4 1 2 1 0 0 0 | | |
| Al Oliver, L (1, 8) OBP: 0.328, SLG: 0.469 | 0-0 G3 | | 0-0 6-3 | | | 0-0 F9 | | 0-0 F8 | | 4 0 0 0 0 0 1 | | |
| John Ellis, R (1, 10) OBP: 0.287, SLG: 0.465 Dave Roberts, R (9, PR) OBP: 0.294, SLG: 0.298 | | 0-3 K | | 0-0 P4 | | 0-0 4-3 | | 0-0 FC6-4 1-2f | | 4 0 0 0 0 1 1 0 0 0 0 0 0 0 | | |
| Richie Zisk, R (1, 9) OBP: 0.299, SLG: 0.314 | | 0-0 5-3 | | 0-0 F8 | | 0-0 6-3 | | 0-0 F9 | | 4 0 0 0 0 0 1 | | |
| Bill Sample, R (1, 7) OBP: 0.368, SLG: 0.409 | | 0-0 FC6-4 1B | | 0-3 K | | 0-0 P4 | | | | 3 0 1 0 0 1 0 | | |
| Eric Soderholm, R (1, 3) OBP: 0.304, SLG: 0.372 Mike Jorgensen, L (8, 3) OBP: 0.354, SLG: 0.504 | | 0-0 FC6-4 1-2f | | 0-0 F9 | | 0-0 F8 | | | | 3 0 0 0 0 0 1 0 0 0 0 0 0 0 | | |
| Jim Sundberg, R (1, 2) OBP: 0.300, SLG: 0.343 | | 0-0 1-3 | | 0-3 K | | 0-0 HR | | | | 3 1 1 1 0 1 0 | | |
| Nelson Norman, S (1, 6) OBP: 0.245, SLG: 0.239 Larvell Blanks, R (8, PH) OBP: 0.280, SLG: 0.253 | | 0-0 P4 | | 0-0 4-3 | | 0-0 4-3 | | | | 2 0 0 0 0 0 0 1 0 0 0 0 0 0 | | |
| Inning Stats | R: 0 E: 0 K: 0 S: 3 H: 0 LOB: 0 BB: 0 P: 3 | R: 0 E: 0 K: 1 S: 6 H: 1 LOB: 1 BB: 0 P: 6 | R: 2 E: 0 K: 0 S: 5 H: 2 LOB: 0 BB: 0 P: 5 | R: 0 E: 0 K: 1 S: 5 H: 0 LOB: 0 BB: 0 P: 5 | R: 0 E: 0 K: 1 S: 5 H: 0 LOB: 0 BB: 0 P: 5 | R: 0 E: 0 K: 0 S: 3 H: 0 LOB: 0 BB: 0 P: 3 | R: 0 E: 0 K: 0 S: 3 H: 0 LOB: 0 BB: 0 P: 3 | R: 1 E: 0 K: 0 S: 4 H: 1 LOB: 0 BB: 0 P: 4 | R: 0 E: 0 K: 0 S: 4 H: 1 LOB: 1 BB: 0 P: 4 | 1B: 2 2B: 0 3B: 0 HR: 3 SF: 0 SAC: 0 DP: 0 HBP: 0 | WP: 0 PB: 0 SB: 0 CS: 0 PA: 32 | |
| PITCHER Paul Splittorff, L (1, 1) ERA: 3.97 | IP 9.0 WLS W BF 32 H 5 R 3 ER 3 SO 3 BB 0 IBB 0 HBP 0 BLK 0 WP 0 HR 2 S 38 P 38 ERA 3.00 WHIP 0.556 | | | | | | | | | | | PITCHER IP WLS BF H R ER SO BB IBB HBP BLK WP HR S P ERA WHIP |

Texas Rangers @ Kansas City Royals
Royals Stadium, Kansas City, MO
 Sun Jul 15 1979, 4:33 AM EDT
 Att. 28,904 - Unknown - 84 F

livebaseballscorecards.com

| | |
|-----|----|
| AB | 32 |
| R | 3 |
| H | 5 |
| RBI | 3 |
| BB | 0 |
| SO | 3 |
| LOB | 4 |



| Batter | 1 | 2 | 3 | 4 | 5 | 6 | 7 | 8 | 9 | AB R H RBI BB SO LOB | TOP |
|--|---|---|---|---|---|---|---|---|---|--|---|
| Jim Norris, L (1, 8) OBP: 0.317, SLG: 0.343 | 0-0 SH 1B | 0-0 CS 1B | | | 0-0 6-3 | | | 0-0 3B | | 4 1 3 0 0 0 0 | |
| Toby Harrah, R (1, 5) OBP: 0.408, SLG: 0.430 | 0-0 SH WP 1B SF9 | 0-0 CS 1-2 | 0-0 5-3 | | | 0-0 4-3 | | 0-3 K | | 3 1 0 0 0 1 1 | |
| Bobby Bonds, R (1, 9) OBP: 0.373, SLG: 0.472 | 0-3 K | | 0-0 5-3 | | | 0-0 F8 | | | 0-0 BB 1B | 4 0 1 0 0 1 2 | |
| Andre Thornton, R (1, 3) OBP: 0.340, SLG: 0.431 | 0-0 SF9 WP 1-2 2-H 1B | | 0-0 6-3 | | | 0-0 5-3 | | | 4-0 BB 1-2 BB | 3 0 1 1 1 0 0 | |
| Cliff Johnson, R (1, 10) OBP: 0.372, SLG: 0.471 | 0-0 SF9 1-3 2-H | | | | 0-0 F7 | | 0-0 P4 | | 0-0 F7 | 3 0 0 1 0 0 2 | |
| Ron Hassey, L (1, 2) OBP: 0.277, SLG: 0.295 | 4-0 BB | | | | 0-0 P6 | | 0-0 4-3 | | 0-0 P5 | 3 0 0 0 1 0 2 | |
| Mike Hargrove, L (1, 7) OBP: 0.313, SLG: 0.300 Dell Alston, L (7, 7) OBP: 0.400, SLG: 0.500 | 0-0 L6 | | | | 0-0 3-1 | | 0-0 F8 | | 0-0 L8 | 3 0 0 0 0 0 2 1 0 0 0 0 0 2 | |
| Duane Kuiper, L (1, 4) OBP: 0.299, SLG: 0.278 | | 0-0 L4 | | | 0-0 4-3 | | | 0-0 4-3 | | 3 0 0 0 0 0 0 | |
| Tom Veryzer, R (1, 6) OBP: 0.293, SLG: 0.266 | | 0-0 F8 | | | 0-0 6-3 | | | 0-0 5-3 | | 3 0 0 0 0 0 0 | |
| Inning Stats | R: 2 H: 2 E: 1 LOB: 2 K: 1 BB: 1 S: 8 P: 12 | R: 0 H: 1 E: 0 LOB: 0 K: 0 BB: 0 S: 3 P: 3 | R: 0 H: 0 E: 0 LOB: 0 K: 0 BB: 0 S: 3 P: 3 | R: 0 H: 0 E: 0 LOB: 0 K: 0 BB: 0 S: 3 P: 3 | R: 0 H: 0 E: 0 LOB: 0 K: 0 BB: 0 S: 3 P: 3 | R: 0 H: 0 E: 0 LOB: 0 K: 0 BB: 0 S: 3 P: 3 | R: 0 H: 0 E: 0 LOB: 0 K: 0 BB: 0 S: 3 P: 3 | R: 0 H: 1 E: 0 LOB: 1 K: 1 BB: 0 S: 6 P: 6 | R: 0 H: 1 E: 0 LOB: 2 K: 0 BB: 1 S: 4 P: 8 | 1B: 4 SF: 1 2B: 0 SAC: 1 3B: 1 DP: 0 HR: 0 HBP: 0 | WP: 1 PA: 35 PB: 0 SB: 0 CS: 1 |
| PITCHER Dennis Leonard, R (1, 1) ERA: 4.24 | IP WLS BF H R ER SO BB IBB HBP BLK WP HR S P ERA WHIP | | | | | | | | | | |
| | 9.0 L 34 5 2 1 2 2 2 0 0 0 1 0 36 44 1.00 0.778 | | | | | | | | | | |

Cleveland Indians @ Kansas City Royals
 Royals Stadium, Kansas City, MO
 Thu Jul 19 1979, 8:05 PM EDT
 Att. 24,046 - Unknown - 80 F

| | |
|-----|----|
| AB | 30 |
| R | 2 |
| H | 5 |
| RBI | 2 |
| BB | 2 |
| SO | 2 |
| LOB | 11 |



BOTTOM

Cleveland Indians @ Kansas City Royals
Royals Stadium, Kansas City, MO

Thu Jul 19 1979, 8:05 PM EDT
Att: 24,046 - Unknown - 80 F

livebaseballscorecards.com

| | |
|-----|----|
| AB | 34 |
| R | 1 |
| H | 7 |
| RBI | 1 |
| BB | 1 |
| SO | 5 |
| LOB | 17 |



| | | | |
|-----|---|-----|----|
| WP: | 0 | PA: | 35 |
| PB: | 0 | | |
| SB: | 1 | | |
| CS: | 0 | | |

AB R H RBI BB SO LOB

4 0 0 0 0 0 2

4 1 1 0 0 0 1

3 0 2 0 1 0 0

4 0 1 1 0 1 2

4 0 1 0 0 0 1

3 0 0 0 0 0 1

1 0 0 0 0 0 3

4 0 0 0 0 1 3

2 0 0 0 0 1 0

1 0 1 0 0 0 0

1 0 0 0 0 1 3

2 0 1 0 0 0 0

1 0 0 0 0 1 1

0 0 0 0 0 0 0

1B: 7 SF: 0

2B: 0 SAC: 0

3B: 0 DP: 0

HR: 0 HBP: 0

| Batter | 1 | 2 | 3 | 4 | 5 | 6 | 7 | 8 | 9 |
|--|-----------|-----------|--------------------|------------|-----------|-----------|------------------|------------|-----------------------------|
| Willie Wilson, S OBP: 0.349, SLG: 0.426 (1, 7) | 0-0 B1 | | 0-0 F9 | | | 0-0 L9 | | 0-0 4-3 | |
| George Brett, L OBP: 0.373, SLG: 0.510 (1, 5) | 0-0 F9 | | 0-0 FC4-6 | | | 0-0 P3 | | | 0-0 BB 1B |
| Al Cowens, R OBP: 0.361, SLG: 0.446 (1, 9) | 0-0 1B | | | 0-0 1-3 | | | 0-0 FC6 1B | | 4-0 BB 1B 1B BB |
| Darrell Porter, L OBP: 0.426, SLG: 0.484 (1, 2) | 0-0 L8 | | | 0-3 K | | 0-0 F7 | | | 0-0 1B 1B |
| Amos Otis, R OBP: 0.379, SLG: 0.444 (1, 8) | | 0-0 L4 | | 0-0 F3 | | 0-0 F9 | | | 0-0 1B 1B |
| Ralph LaCock, L OBP: 0.341, SLG: 0.386 John Wathan, R OBP: 0.264, SLG: 0.348 (1, 10) (9, PH) | | 0-0 F7 | | | 0-0 F6 | | 0-0 FC6 | | 0-0 P4 |
| George Scott, R OBP: 0.318, SLG: 0.369 (1, 3) | | 0-0 F8 | | | 0-0 F8 | | | | 0-0 L6 |
| Frank White, R OBP: 0.297, SLG: 0.412 Steve Braun, L OBP: 0.365, SLG: 0.394 U L Washington, S OBP: 0.301, SLG: 0.336 (1, 4) (8, PH) (8, PR) (9, 4) | | | 0-3 K | | 0-0 F3 | | | 0-0 1B | 0-3 K |
| Todd Cruz, R OBP: 0.244, SLG: 0.320 Jamie Quirk, L OBP: 0.324, SLG: 0.364 Freddie Patek, R OBP: 0.281, SLG: 0.291 (1, 6) (8, PH) (9, 6) | | | 0-0 FC4-6 1B | | | 0-0 F7 | | 0-3 K | |

| Inning Stats | R: 0 | H: 1 | E: 0 | K: 0 | S: 4 | LOB: 1 | BB: 0 | P: 4 | R: 0 | H: 0 | E: 0 | K: 1 | S: 6 | LOB: 0 | BB: 0 | P: 3 | R: 0 | H: 0 | E: 0 | K: 0 | S: 3 | LOB: 0 | BB: 0 | P: 3 | R: 0 | H: 1 | E: 0 | K: 2 | S: 8 | LOB: 2 | BB: 0 | P: 8 | R: 1 | H: 3 | E: 0 | K: 1 | S: 8 | LOB: 3 | BB: 1 | P: 12 | 1B: 7 | SF: 0 | 2B: 0 | SAC: 0 | 3B: 0 | DP: 0 | HR: 0 | HBP: 0 | WP: 0 | PA: 35 |
|--------------|------|------|------|------|------|--------|-------|------|------|------|------|------|------|--------|-------|------|------|------|------|------|------|--------|-------|------|------|------|------|------|------|--------|-------|------|------|------|------|------|------|--------|-------|-------|-------|-------|-------|--------|-------|-------|-------|--------|-------|--------|
|--------------|------|------|------|------|------|--------|-------|------|------|------|------|------|------|--------|-------|------|------|------|------|------|------|--------|-------|------|------|------|------|------|------|--------|-------|------|------|------|------|------|------|--------|-------|-------|-------|-------|-------|--------|-------|-------|-------|--------|-------|--------|

| PITCHER | IP | WLS | BF | H | R | ER | SO | BB | IBB | HBP | BLK | WP | HR | S | P | ERA | WHIP |
|---------------------------------------|-----|-----|----|---|---|----|----|----|-----|-----|-----|----|----|----|----|------|-------|
| Rick Wise, R ERA: 3.32 (1, 1) | 8.0 | W | 31 | 6 | 1 | 1 | 4 | 1 | 0 | 0 | 0 | 0 | 0 | 38 | 42 | 1.12 | 0.875 |
| Victor Cruz, R ERA: 4.35 (9, 1) | 0.0 | | 1 | 1 | 0 | 0 | 0 | 0 | 0 | 0 | 0 | 0 | 0 | 1 | 1 | ∞ | ∞ |
| Sid Monge, L ERA: 2.1 (9, 1) | 1.0 | S | 3 | 0 | 0 | 0 | 1 | 0 | 0 | 0 | 0 | 0 | 0 | 5 | 5 | 0.00 | 0.000 |

BOTTOM

Kansas City Royals @ Texas Rangers
Arlington Stadium, Arlington, TX
Sun Jul 22 1979, 8:05 PM EDT
Att. 29,863 - Unknown

livebaseballscores.com

AB 36
R 6
H 12
RBI 6
BB 2
SO 3
LOB 11



WP: 0 PA: 40
PB: 0
SB: 0
CS: 1

AB R H RBI BB SO LOB

5 1 1 0 0 0 2
4 2 2 0 0 0 0
1 0 0 0 0 0 0

5 1 1 1 0 0 1

2 0 1 1 1 1 0
2 0 1 0 0 0 0

4 1 3 3 0 0 1

4 1 1 0 0 0 4

2 0 1 0 1 0 0

3 0 1 1 0 1 1

3 0 0 0 0 0 1
1 0 0 0 0 1 1
0 0 0 0 0 0 0

1B: 10 SF: 0
2B: 1 SAC: 2
3B: 0 DP: 0
HR: 1 HBP: 0

| Batter | 1 | 2 | 3 | 4 | 5 | 6 | 7 | 8 | 9 |
|--|-----------------------|-----------------|-----------|------------|-----------------|--------------------|------------|--------------------|---|
| Bump Wills, S (1, 4) OBP: 0.348, SLG: 0.356 | 0-0 6-3 | | 0-0 P6 | | 0-0 1B 1B | 0-0 F8 | | 0-0 1-3 | |
| Bill Sample, R (1, 8) OBP: 0.361, SLG: 0.403 Mike Jorgensen, L (9, PH) OBP: 0.349, SLG: 0.496 | 0-0 BB 1B 1B | | 0-0 P4 | | 0-0 1B 1B | | 0-0 3-1 | 0-0 F7 | |
| Buddy Bell, R (1, 5) OBP: 0.325, SLG: 0.415 | 0-0 F7 | | 0-0 F8 | | 0-0 1B 1B | | 0-0 G3 | 0-0 6-3 | |
| John Ellis, R (1, 10) OBP: 0.293, SLG: 0.443 Al Oliver, L (7, PH) OBP: 0.328, SLG: 0.469 | 4-0 1B BB | | | 0-3 K | 0-0 1B 1B | | 0-0 2B | 0-0 4-3 | |
| Richie Zisk, R (1, 7) OBP: 0.317, SLG: 0.361 | 0-0 1B | | | 0-0 HR | 0-0 1B | | 0-0 5-3 | | |
| Oscar Gamble, L (1, 9) OBP: 0.492, SLG: 0.572 | 0-0 G3 | | | 0-0 6-3 | 0-0 4-3 | | | 0-0 SH1-4 1B | |
| Jim Sundberg, R (1, 2) OBP: 0.313, SLG: 0.356 | | 4-0 CS BB | | 0-0 5-3 | | 0-0 SH1-3 1B | | 0-0 SH1-4 | |
| Pat Putnam, L (1, 3) OBP: 0.337, SLG: 0.477 | | 0-0 F9 | | | 0-3 K | 0-0 SH1-3 | | 0-0 1B | |
| Nelson Norman, S (1, 6) OBP: 0.238, SLG: 0.232 Johnny Grubb, L (8, PH) OBP: 0.330, SLG: 0.419 Larvell Blanks, R (9, 6) OBP: 0.271, SLG: 0.244 | | 0-0 F9 | | | 0-0 6-3 | 0-0 5-3 | | 0-3 K | |

| Inning Stats | R: 1 | H: 2 | E: 0 | K: 5 | S: 5 | R: 0 | H: 0 | E: 0 | K: 0 | S: 2 | R: 0 | H: 0 | E: 0 | K: 0 | S: 3 | R: 1 | H: 1 | E: 0 | K: 1 | S: 6 | R: 3 | H: 5 | E: 0 | K: 10 | S: 10 | R: 0 | H: 1 | E: 0 | K: 4 | S: 4 | R: 0 | H: 1 | E: 0 | K: 4 | S: 4 | R: 1 | H: 2 | E: 0 | K: 7 | S: 7 | R: 0 | H: 0 | E: 0 | K: 3 | S: 3 |
|--------------|--------|-------|------|------|------|--------|-------|------|------|------|--------|-------|------|------|------|--------|-------|------|------|------|--------|-------|-------|-------|-------|--------|-------|------|------|------|--------|-------|------|------|------|--------|-------|------|------|------|--------|-------|------|------|------|
| | LOB: 2 | BB: 1 | P: 9 | | | LOB: 0 | BB: 1 | P: 6 | | | LOB: 0 | BB: 0 | P: 3 | | | LOB: 0 | BB: 0 | P: 6 | | | LOB: 2 | BB: 0 | P: 10 | | | LOB: 1 | BB: 0 | P: 4 | | | LOB: 1 | BB: 0 | P: 7 | | | LOB: 0 | BB: 0 | P: 3 | | | LOB: 0 | BB: 0 | P: 3 | | |

| PITCHER | IP | WLS | BF | H | R | ER | SO | BB | IBB | HBP | BLK | WP | HR | S | P | ERA | WHIP |
|--|-----|-----|----|---|---|----|----|----|-----|-----|-----|----|----|----|----|------|-------|
| Larry Gura, L (1, 1) ERA: 5.48 | 4.2 | | 22 | 7 | 5 | 5 | 2 | 2 | 0 | 0 | 0 | 0 | 1 | 24 | 32 | 9.64 | 1.929 |
| Marty Pattin, R (5, 1) ERA: 4.74 | 0.0 | | 1 | 1 | 0 | 0 | 0 | 0 | 0 | 0 | 0 | 0 | 0 | 1 | 1 | ∞ | ∞ |
| Steve Mingori, L (5, 1) ERA: 3.79 | 1.2 | | 6 | 1 | 0 | 0 | 0 | 0 | 0 | 0 | 0 | 0 | 0 | 6 | 6 | 0.00 | 0.600 |
| Dan Quisenberry, R (7, 1) ERA: 0.87 | 2.2 | W | 11 | 3 | 1 | 1 | 1 | 0 | 0 | 0 | 0 | 0 | 0 | 13 | 13 | 3.38 | 1.125 |

| Batter | 1 | 2 | 3 | 4 | 5 | 6 | 7 | 8 | 9 | AB R H RBI BB SO LOB | TOP | | | | | | | | | | | |
|---|---|----------------------------------|------------------------------|---------------------------------|------------------------------|----------------------------------|------------------------------|---------------------------------|------------------------------|----------------------------------|------------------------------|---------------------------------|------------------------------|---------------------------------|------------------------------|----------------------------------|------------------------------|---------------------------------|----------------------------------|------------------------------------|----------------------------------|--------|
| Willie Wilson, S (1, 7) OBP: 0.353, SLG: 0.430 | 0-3 K | | 4-0 F8 1B S BB | 0-0 6-3 | | 0-0 CS 1B | | 0-0 2-H 2B | | 4 1 2 1 1 1 0 | | | | | | | | | | | | |
| Steve Braun, L (1, 10) OBP: 0.360, SLG: 0.383 George Scott, R (8, PH) OBP: 0.316, SLG: 0.363 | 4-0 WP BB | | 0-0 P4 | | 0-0 SH1-3 1B 2B | 0-0 F9 1-2 | | 0-3 K | | 3 1 1 0 1 0 2 1 0 0 0 0 1 1 | | | | | | | | | | | | |
| Amos Otis, R (1, 8) OBP: 0.374, SLG: 0.445 | 0-3 K 1-2 | | 0-0 F8 1-3 | | 0-0 SH1-3 2-3 | | 0-0 5-3 | | 0-3 K | 4 0 0 0 0 2 2 | | | | | | | | | | | | |
| George Brett, L (1, 5) OBP: 0.380, SLG: 0.533 | 0-3 K | | 0-0 1B 1B 3-H | | 0-0 S 1B 3-H | | 0-0 2B | | 0-0 F9 | 5 1 3 2 0 1 1 | | | | | | | | | | | | |
| Darrell Porter, L (1, 2) OBP: 0.423, SLG: 0.478 | | 4-0 1B BB | 0-0 1B 1B 1-3 | | 4-0 1-2 BB | | 0-0 F8 | | 0-0 P5 | 3 0 1 0 2 0 1 | | | | | | | | | | | | |
| Ralph LaCock, L (1, 3) OBP: 0.346, SLG: 0.387 | | 0-0 F8 | 0-0 FC6-4 1B 1-3 3-H | | 0-0 L3 | | 0-0 1-3 | | | 4 0 1 1 0 0 4 | | | | | | | | | | | | |
| Al Cowens, R (1, 9) OBP: 0.364, SLG: 0.442 | | 0-0 F8 | 0-0 FC6-4 1-2f | | 0-3 K | | | 4-0 SH1-3 2B BB | | 3 1 0 0 1 1 5 | | | | | | | | | | | | |
| Frank White, R (1, 4) OBP: 0.303, SLG: 0.416 | | 0-0 1B 1-3 | | 0-0 6-3 | | 0-0 HR | | 0-0 SH1-3 1-2 | | 3 1 2 1 0 0 0 | | | | | | | | | | | | |
| Freddie Patek, R (1, 6) OBP: 0.274, SLG: 0.283 | | 0-0 1-3 | | 0-0 5-3 | | 0-0 1-3 | | 0-0 F8 | | 4 0 0 0 0 0 3 | | | | | | | | | | | | |
| Inning Stats | R: 0 E: 0 K: 3 S: 9 | H: 0 LOB: 1 BB: 1 P: 13 | R: 0 E: 0 K: 0 S: 4 | H: 1 LOB: 2 BB: 1 P: 8 | R: 2 E: 0 K: 0 S: 6 | H: 3 LOB: 2 BB: 1 P: 10 | R: 0 E: 0 K: 0 S: 3 | H: 0 LOB: 0 BB: 0 P: 3 | R: 1 E: 0 K: 1 S: 7 | H: 2 LOB: 2 BB: 1 P: 11 | R: 1 E: 0 K: 0 S: 4 | H: 2 LOB: 0 BB: 0 P: 4 | R: 0 E: 0 K: 0 S: 4 | H: 1 LOB: 1 BB: 0 P: 4 | R: 1 E: 0 K: 1 S: 6 | H: 1 LOB: 1 BB: 1 P: 10 | R: 0 E: 0 K: 1 S: 5 | H: 0 LOB: 0 BB: 0 P: 5 | 1B: 6 2B: 3 3B: 0 HR: 1 | SF: 0 SAC: 2 DP: 0 HBP: 0 | WP: 1 PB: 0 SB: 2 CS: 1 | PA: 41 |
| PITCHER | IP WLS BF H R ER SO BB IBB HBP BLK WP HR S P ERA WHIP | | | | | | | | | | | | | | | | | | | | | |
| Fergie Jenkins, R (1, 1) ERA: 3.83 | 6.1 L 31 9 4 4 4 4 4 0 0 0 1 1 35 51 5.68 2.053 | | | | | | | | | | | | | | | | | | | | | |
| Dave Rajsich, L (7, 1) ERA: 3.51 | 1.1 6 1 1 1 0 1 0 0 0 0 0 0 5 9 6.75 1.500 | | | | | | | | | | | | | | | | | | | | | |
| Danny Darwin, R (8, 1) ERA: 4.5 | 1.1 4 0 0 0 2 0 0 0 0 0 0 0 8 8 0.00 0.000 | | | | | | | | | | | | | | | | | | | | | |

Kansas City Royals @ Texas Rangers
 Arlington Stadium, Arlington, TX
 Mon Jul 23 1979, 8:05 PM EDT
 Att. 24,141 - Unknown

livebaseballscorecards.com

| | |
|------------|-----------|
| AB | 34 |
| R | 5 |
| H | 10 |
| RBI | 5 |
| BB | 5 |
| SO | 6 |
| LOB | 19 |



Kansas City Royals @ Chicago White Sox
 Comiskey Park, Chicago, IL
 Tue Jul 24 1979, 8:05 PM EDT
 Att. 11,393 - Unknown

| | |
|-----|----|
| AB | 39 |
| R | 11 |
| H | 11 |
| RBI | 9 |
| BB | 5 |
| SO | 3 |
| LOB | 19 |



| | | | |
|----|---|----|----|
| WP | 1 | PA | 45 |
| PB | 1 | | |
| SB | 0 | | |
| CS | 1 | | |

| AB | R | H | RBI | BB | SO | LOB |
|----|---|---|-----|----|----|-----|
| 4 | 1 | 0 | 0 | 0 | 1 | 4 |
| 5 | 1 | 0 | 0 | 0 | 1 | 3 |
| 5 | 0 | 1 | 1 | 0 | 0 | 1 |
| 4 | 2 | 3 | 1 | 1 | 0 | 1 |
| 4 | 2 | 1 | 0 | 1 | 0 | 2 |
| 3 | 3 | 1 | 1 | 2 | 0 | 2 |
| 5 | 0 | 2 | 3 | 0 | 1 | 2 |
| 0 | 0 | 0 | 0 | 1 | 0 | 0 |
| 1 | 1 | 0 | 0 | 0 | 0 | 0 |
| 3 | 0 | 2 | 1 | 0 | 0 | 1 |
| 2 | 1 | 1 | 2 | 0 | 0 | 0 |

| R | H | ER | SO | BB | IBB | HBP | BLK | WP | HR | S | P | ERA | WHIP |
|---|---|----|----|----|-----|-----|-----|----|----|----|----|-------|-------|
| 0 | 1 | 1 | 1 | 1 | 0 | 0 | 0 | 1 | 0 | 33 | 45 | 2.57 | 1.571 |
| 0 | 1 | 0 | 0 | 0 | 0 | 0 | 0 | 0 | 1 | 1 | ∞ | ∞ | |
| 0 | 1 | 3 | 1 | 0 | 1 | 0 | 0 | 0 | 0 | 6 | 10 | 54.00 | 3.000 |
| 1 | 2 | 0 | 0 | 1 | 0 | 0 | 0 | 0 | 0 | 6 | 10 | 0.00 | 1.200 |

| Batter | 1 | 2 | 3 | 4 | 5 | 6 | 7 | 8 | 9 |
|--|------------|------------------|----------------------------|--------------------------|-----------------------|------------|------------|------------------------|------------|
| Willie Wilson, S (1, 7) OBP: 0.348, SLG: 0.425 | 0-0 5-3 | 0-3 K | | 0-0 SH3-4 | | | 0-0 4-3 | 0-0 FC1 6-3 | |
| Frank White, R (1, 4) OBP: 0.297, SLG: 0.408 | 0-3 K | | 0-0 F8 | 0-0 5-3 | | | 0-0 1-3 | 0-0 E2 6-3 3B | |
| Amos Otis, R (1, 8) OBP: 0.372, SLG: 0.442 | 0-0 1B | | 0-0 5-3 | | 0-0 F9 | | 0-0 L7 | 0-0 6-3 | |
| George Brett, L (1, 5) OBP: 0.384, SLG: 0.540 | 0-0 6-3 | | 4-0 BB E 2B BB | | 0-0 G6-4-3 1B | | | 0-0 1B 1B | |
| Al Cowens, R (1, 9) OBP: 0.365, SLG: 0.439 | | 0-0 F8 | 0-0 E6 2B BB | | 0-0 G6-4-3 1-2f | | | 0-0 1B 1B BB | |
| Darrell Porter, L (1, 10) OBP: 0.425, SLG: 0.477 | | 4-0 1B BB | 4-0 2B BB | | | 0-0 4-3 | | 0-0 3B 1B 4-3 | |
| George Scott, R (1, 3) OBP: 0.317, SLG: 0.368 | | 0-0 L7 | 0-0 WP 2B | | | 0-0 1B | | 0-3 K | 0-0 1-3 |
| John Wathan, R (1, 2) OBP: 0.262, SLG: 0.345 | | 0-0 E5 | 0-0 L7 | | | 0-0 F3 | | 4-0 3B IBB | 0-0 3-1 |
| Steve Braun, L (8, PH) OBP: 0.365, SLG: 0.383 | | 1-2 1B | 2-3 | | | 0-0 4-3 | | 0-0 E 3B | 0-0 F5 |
| U L Washington, S (8, PR) OBP: 0.301, SLG: 0.336 | | 1-2 1B | 2-3 | | | 0-0 4-3 | | 0-0 E 3B | 0-0 F5 |
| Freddie Patek, R (1, 6) OBP: 0.279, SLG: 0.288 | | 0-0 1B | | 0-0 CS SH3-4 1B | | | | | |
| Jamie Quirk, L (8, PH) OBP: 0.316, SLG: 0.405 | | 1-3 2-H 1B | | | | | | | |

| Inning Stats | | | | | | | | | | | | | | PITCHER | | | | | | | | | | | | | | | | |
|--------------|---|----|----|----|-----|-----|-----|----|----|----|----|-------|-------|---------|-----|----|---|---|----|----|----|-----|-----|-----|----|----|----|----|-------|-------|
| R | H | ER | SO | BB | IBB | HBP | BLK | WP | HR | S | P | ERA | WHIP | IP | WLS | BF | H | R | ER | SO | BB | IBB | HBP | BLK | WP | HR | S | P | ERA | WHIP |
| 0 | 1 | 1 | 1 | 1 | 0 | 0 | 0 | 1 | 0 | 33 | 45 | 2.57 | 1.571 | 7.0 | | 32 | 8 | 6 | 2 | 2 | 3 | 0 | 0 | 0 | 1 | 0 | 33 | 45 | 2.57 | 1.571 |
| 0 | 1 | 0 | 0 | 0 | 0 | 0 | 0 | 0 | 1 | 1 | ∞ | ∞ | 0.0 | L | 1 | 1 | 0 | 0 | 0 | 0 | 0 | 0 | 0 | 0 | 0 | 1 | 1 | ∞ | ∞ | |
| 0 | 1 | 3 | 1 | 0 | 1 | 0 | 0 | 0 | 0 | 6 | 10 | 54.00 | 3.000 | 0.1 | | 5 | 1 | 3 | 2 | 1 | 0 | 1 | 0 | 0 | 0 | 0 | 6 | 10 | 54.00 | 3.000 |
| 1 | 2 | 0 | 0 | 1 | 0 | 0 | 0 | 0 | 0 | 6 | 10 | 0.00 | 1.200 | 1.2 | | 7 | 1 | 2 | 0 | 0 | 1 | 0 | 0 | 0 | 0 | 0 | 6 | 10 | 0.00 | 1.200 |

| Batter | 1 | 2 | 3 | 4 | 5 | 6 | 7 | 8 | 9 | AB R H RBI BB SO LOB |
|---|---------------------|--------------------|-----------------|--------------------|-------------------|---------------------|----------------------|------------|-----------|----------------------------------|
| Ralph Garr, L (1, 7) OBP: 0.336, SLG: 0.445 Rusty Torres, S (4, PH) OBP: 0.371, SLG: 0.449 (5, 7) | 0-0 E4 G1-4-3 | | 0-0 F9 | 0-0 SH5-4 | | 0-0 G5-4-3 | | | 0-3 K | 2 0 0 0 0 0 1 2 0 0 0 0 0 1 1 |
| Mike Squires, L (1, 3) OBP: 0.317, SLG: 0.322 | 0-0 G1-4-3 | | 0-0 HR 1B | 0-0 B2-3 | | | 0-0 FC5-4 1B | | 0-0 L9 | 5 1 2 0 0 0 2 |
| Chet Lemon, R (1, 8) OBP: 0.363, SLG: 0.475 | 4-0 FC6-4 BB | | 0-3 K | 0-0 FC4-6 1B | | | 0-0 FC5-4 1-2f | | 0-3 K | 4 0 1 1 1 2 3 |
| Jorge Orta, L (1, 4) OBP: 0.354, SLG: 0.425 | 0-0 FC6-4 | | 0-0 HR | 0-0 FC4-6 | | | 0-0 F9 | | | 4 1 1 3 0 0 3 |
| Lamar Johnson, R (1, 10) OBP: 0.367, SLG: 0.447 | | 0-0 L8 | 4-0 BB | | 0-0 P5 | | | 0-3 K | | 3 0 0 0 1 1 1 |
| Claudell Washington, L (1, 9) OBP: 0.317, SLG: 0.455 | | 0-0 F7 | 0-0 L4 | | 0-0 G6-3 1B | | | 0-0 F7 | | 4 0 1 0 0 0 1 |
| Greg Pryor, R (1, 6) OBP: 0.339, SLG: 0.350 | | 0-0 FC4-6 1B | | 0-0 SH 1B | | 0-0 G6-3 | | 0-0 6-3 | | 4 1 2 0 0 0 1 |
| Milt May, L (1, 2) OBP: 0.336, SLG: 0.461 Bill Nahorodny, R (8, PH) OBP: 0.306, SLG: 0.450 (9, 2) | 0-0 FC4-6 | | | 0-0 SH 1B | | 0-3 K | | 4-0 BB | | 3 1 1 0 0 0 1 1 0 0 0 0 1 0 0 |
| Jim Morrison, R (1, 5) OBP: 0.303, SLG: 0.367 | | | 0-0 HR 1B | 0-0 SH 1B | | 0-0 G5-4-3 1B | | 0-0 L8 | | 3 2 2 0 0 0 1 |

| Inning Stats | R: 0 E: 1 K: 0 S: 3 | H: 0 LOB: 1 BB: 1 P: 7 | R: 0 E: 0 K: 0 S: 4 | H: 1 LOB: 1 BB: 0 P: 4 | R: 3 E: 0 K: 1 S: 8 | H: 3 LOB: 1 BB: 1 P: 12 | R: 3 E: 1 K: 0 S: 7 | H: 3 LOB: 1 BB: 0 P: 7 | R: 0 E: 0 K: 0 S: 3 | H: 1 LOB: 0 BB: 0 P: 3 | R: 0 E: 0 K: 1 S: 5 | H: 1 LOB: 0 BB: 0 P: 5 | R: 0 E: 0 K: 1 S: 6 | H: 1 LOB: 1 BB: 0 P: 6 | R: 0 E: 0 K: 0 S: 3 | H: 0 LOB: 1 BB: 1 P: 7 | R: 0 E: 0 K: 2 S: 7 | H: 0 LOB: 0 BB: 0 P: 7 | 1B: 9 2B: 0 3B: 0 HR: 1 | SF: 0 SAC: 2 DP: 3 HBP: 0 | WP: 0 PB: 0 SB: 0 CS: 0 | PA: 39 |
|--------------|------------------------------|---------------------------------|------------------------------|---------------------------------|------------------------------|----------------------------------|------------------------------|---------------------------------|------------------------------|---------------------------------|------------------------------|---------------------------------|------------------------------|---------------------------------|------------------------------|---------------------------------|------------------------------|---------------------------------|----------------------------------|------------------------------------|----------------------------------|--------|
|--------------|------------------------------|---------------------------------|------------------------------|---------------------------------|------------------------------|----------------------------------|------------------------------|---------------------------------|------------------------------|---------------------------------|------------------------------|---------------------------------|------------------------------|---------------------------------|------------------------------|---------------------------------|------------------------------|---------------------------------|----------------------------------|------------------------------------|----------------------------------|--------|

| PITCHER | IP | WLS | BF | H | R | ER | SO | BB | IBB | HBP | BLK | WP | HR | S | P | ERA | WHIP |
|-------------------------------------|-----|-----|----|---|---|----|----|----|-----|-----|-----|----|----|----|----|-------|-------|
| Rich Gale, R (1, 1) ERA: 5.41 | 3.0 | | 18 | 6 | 6 | 6 | 1 | 2 | 0 | 0 | 0 | 0 | 1 | 18 | 26 | 18.00 | 2.667 |
| Steve Mingori, L (4, 1) ERA: 3.4 | 4.0 | W | 14 | 4 | 0 | 0 | 2 | 0 | 0 | 0 | 0 | 0 | 0 | 18 | 18 | 0.00 | 1.000 |
| Al Hrabosky, L (8, 1) ERA: 4.23 | 2.0 | | 7 | 0 | 0 | 0 | 2 | 1 | 0 | 0 | 0 | 0 | 0 | 10 | 14 | 0.00 | 0.500 |

BOTTOM

Kansas City Royals @ Chicago White Sox
Comiskey Park, Chicago, IL
Tue Jul 24 1979, 8:05 PM EDT
Att. 11,393 - Unknown

| | |
|-----|----|
| AB | 34 |
| R | 6 |
| H | 10 |
| RBI | 4 |
| BB | 3 |
| SO | 5 |
| LOB | 15 |



| WP | HR | S | P | ERA | WHIP |
|----|----|---|---|------|-------|
| 0 | 0 | 0 | 0 | 0.00 | 1.000 |

| Batter | 1 | 2 | 3 | 4 | 5 | 6 | 7 | 8 | 9 | AB R H RBI BB SO LOB | TOP | |
|---|---|--|---|---|---|---|---|---|---|--|---|---|
| Willie Wilson, S OBP: 0.348, SLG: 0.424 (1, 7) X | 0-0 F8 6-3 1B | | X 0-0 L9 | | | X 0-0 F7 | | X 0-0 SH3-4 | | 3 0 1 0 0 0 0 | Kansas City Royals @ Chicago White Sox Comiskey Park, Chicago, IL Wed Jul 25 1979, 8:05 PM EDT Att. 11,176 - Unknown - 73 F | |
| Frank White, R OBP: 0.296, SLG: 0.404 (1, 4) X | 0-0 6-3 1-2 | | X 0-0 F9 | | | B B B B 4-0 S BB | | X 0-0 SF8 | | 2 0 0 1 1 0 1 | | |
| Amos Otis, R OBP: 0.373, SLG: 0.441 (1, 8) X | 0-0 F8 2-3 | | | B B B B 4-0 L9 S FC9-2 BB | | X 0-0 F7 | | X 0-0 1B | | 3 0 1 0 1 0 2 | | |
| George Brett, L OBP: 0.381, SLG: 0.535 (1, 5) X | 0-0 G3 | | X 0-0 L9 | | X 0-0 4-3 | | X 0-0 4-3 | | | 4 0 0 0 0 0 4 | | |
| Al Cowens, R OBP: 0.360, SLG: 0.433 (1, 9) X | | X 0-0 F8 | | X 0-0 FC9-2 | | X 0-0 F9 | | X 0-0 6-3 | | 4 0 0 0 0 0 1 | | |
| Darrell Porter, L OBP: 0.425, SLG: 0.485 (1, 2) X | | B B B B 4-0 WP BB | | X 0-0 HR | | S S S S 0-3 K | | X 0-0 G3 | | 3 1 1 1 1 1 0 | | |
| George Scott, R OBP: 0.316, SLG: 0.370 (1, 3) X | | S S S S 0-3 K | | X 0-0 E6 G6-4-3 | | X 0-0 2B | | S S S S 0-3 K | | 4 0 1 0 0 2 1 | | |
| John Wathan, R OBP: 0.256, SLG: 0.336 (1, 10) X | | S S S S 0-3 K | | X 0-0 G6-4-3 | | X 0-0 F8 | | | | 3 0 0 0 0 1 3 | | |
| Freddie Patek, R OBP: 0.280, SLG: 0.289 (1, 6) X | | | X 0-0 6-3 | | S S S S 0-3 K | | X 0-0 SH3-4 SF8 1B | | | 3 1 1 0 0 1 0 | | |
| Inning Stats | R: 0 H: 1 E: 0 LOB: 1 K: 0 BB: 0 S: 4 P: 4 | R: 0 H: 0 E: 0 LOB: 1 K: 2 BB: 1 S: 7 P: 11 | R: 0 H: 0 E: 0 LOB: 0 K: 0 BB: 0 S: 3 P: 3 | R: 0 H: 0 E: 0 LOB: 0 K: 0 BB: 1 S: 2 P: 6 | R: 1 H: 1 E: 1 LOB: 0 K: 1 BB: 0 S: 6 P: 6 | R: 0 H: 0 E: 0 LOB: 1 K: 0 BB: 1 S: 3 P: 7 | R: 0 H: 1 E: 0 LOB: 1 K: 1 BB: 0 S: 6 P: 6 | R: 1 H: 2 E: 0 LOB: 1 K: 0 BB: 0 S: 5 P: 5 | R: 0 H: 0 E: 0 LOB: 0 K: 1 BB: 0 S: 5 P: 5 | 1B: 3 SF: 1 2B: 2 SAC: 1 3B: 0 DP: 2 HR: 1 HBP: 0 | WP: 1 PA: 34 PB: 0 SB: 2 CS: 0 | |
| PITCHER Rich Wortham, L (1, 1) ERA: 4.77 | IP WLS BF H R ER SO BB IBB HBP BLK WP HR S P ERA WHIP | | | | | | | | | | | PITCHER IP WLS BF H R ER SO BB IBB HBP BLK WP HR S P ERA WHIP |

| | |
|-----|----|
| AB | 29 |
| R | 2 |
| H | 5 |
| RBI | 2 |
| BB | 3 |
| SO | 5 |
| LOB | 12 |



| Batter | 1 | 2 | 3 | 4 | 5 | 6 | 7 | 8 | 9 |
|---|-----------|----------------------------|-----------------------------------|------------|------------|----------------------|---------------------------|--|---|
| Alan Bannister, R (1, 7) OBP: 0.366, SLG: 0.409 | 0-0 3B | | 0-0 E4 1B SF9 FC1-5 | | 0-0 F8 | | 4-0 S BB | 0-3 K 1-2 | |
| Mike Squires, L (1, 3) OBP: 0.308, SLG: 0.311 | 0-0 F2 | | 0-0 FC1-5 1B 1-2 2-3f | | 0-0 4-3 | | 0-0 5-3 1-2 | | |
| Chet Lemon, R (1, 8) OBP: 0.364, SLG: 0.478 | 0-0 G3 | | 0-0 FC5-4 1B 1-2 2-3 | | | 0-0 E6 FC6-4 | | 0-0 E7 E 2B | |
| Jorge Orta, L (1, 4) OBP: 0.353, SLG: 0.421 | 0-0 F8 | | 0-0 SF9 3-H | | | 0-0 F7 | | 4-0 E FC5-2 BB | |
| Lamar Johnson, R (1, 10) OBP: 0.365, SLG: 0.444 | | 0-0 1B 1B | 0-0 FC5-4 1-2f | | | 0-0 F5 | | 0-0 FC1 FC5-2 2B 1-3 3-H | |
| Claudell Washington, L (1, 9) OBP: 0.317, SLG: 0.451 | | 0-3 K | | 0-3 K | | 0-0 FC6-4 1-2f | | 4-0 FC5-2 2B IBB | |
| Greg Pryor, R (1, 6) OBP: 0.340, SLG: 0.356 | | 0-0 G5-4-3 1B 1-2 | | 0-0 F8 | | | 0-0 SH5-4 SF8 2B | 0-0 FC5-2 2B 1-2 2-3 3-Hf | |
| Mike Colbern, R (1, 2) OBP: 0.233, SLG: 0.241 | | 0-0 G5-4-3 | | 0-0 6-3 | | | 0-0 SH5-4 | 0-0 1B 2B 1-H 2-H 3-H | |
| Ralph Garr, L (8, PH) OBP: 0.336, SLG: 0.445 | | | | | | | | | |
| Bill Nahorodny, R (8, PH) OBP: 0.310, SLG: 0.462 | | | | | | | | | |
| Jim Morrison, R (1, 5) OBP: 0.286, SLG: 0.344 | | | 0-0 E6 FC1-5 E | | 0-0 F7 | | 0-0 SF8 3-H | 0-0 CS 1B 2-3 | |
| Wayne Nordhagen, R (7, PH) OBP: 0.311, SLG: 0.419 | | | | | | | | | |
| Kevin Bell, R (8, 5) OBP: 0.278, SLG: 0.212 | | | | | | | | | |

| Inning Stats | R: 0 E: 0 K: 0 S: 4 | H: 1 LOB: 1 BB: 0 P: 4 | R: 0 E: 0 K: 1 S: 6 | H: 2 LOB: 1 BB: 0 P: 6 | R: 1 E: 2 K: 0 S: 6 | H: 1 LOB: 2 BB: 0 P: 6 | R: 0 E: 0 K: 1 S: 5 | H: 0 LOB: 0 BB: 0 P: 5 | R: 0 E: 0 K: 0 S: 3 | H: 0 LOB: 0 BB: 0 P: 3 | R: 0 E: 1 K: 0 S: 4 | H: 0 LOB: 1 BB: 0 P: 4 | R: 1 E: 0 K: 0 S: 4 | H: 1 LOB: 1 BB: 1 P: 8 | R: 4 E: 2 K: 1 S: 8 | H: 3 LOB: 2 BB: 2 P: 16 |
|--------------|------------------------------|---------------------------------|------------------------------|---------------------------------|------------------------------|---------------------------------|------------------------------|---------------------------------|------------------------------|---------------------------------|------------------------------|---------------------------------|------------------------------|---------------------------------|------------------------------|----------------------------------|
|--------------|------------------------------|---------------------------------|------------------------------|---------------------------------|------------------------------|---------------------------------|------------------------------|---------------------------------|------------------------------|---------------------------------|------------------------------|---------------------------------|------------------------------|---------------------------------|------------------------------|----------------------------------|


| PITCHER | IP | WLS | BF | H | R | ER | SO | BB | IBB | HBP | BLK | WP | HR | S | P | ERA | WHIP |
|--|-----|-----|----|---|---|----|----|----|-----|-----|-----|----|----|----|----|------|-------|
| Paul Splittorf, L (1, 1) ERA: 3.98 | 7.0 | L | 31 | 6 | 4 | 3 | 2 | 2 | 0 | 0 | 0 | 0 | 0 | 33 | 41 | 3.86 | 1.143 |
| Dan Quisenberry, R (8, 1) ERA: 2.45 | 0.1 | | 3 | 0 | 0 | 0 | 0 | 0 | 1 | 0 | 0 | 0 | 0 | 2 | 6 | 0.00 | 0.000 |
| Al Hrabosky, L (8, 1) ERA: 4.23 | 0.0 | | 1 | 1 | 2 | 1 | 0 | 0 | 0 | 0 | 0 | 0 | 0 | 1 | 1 | ∞ | ∞ |
| Steve Busby, R (8, 1) ERA: 3.42 | 0.2 | | 2 | 1 | 0 | 0 | 1 | 0 | 0 | 0 | 0 | 0 | 0 | 4 | 4 | 0.00 | 1.500 |

BOTTOM

Kansas City Royals @ Chicago White Sox
Comiskey Park, Chicago, IL

Wed Jul 25 1979, 8:05 PM EDT
Att: 11,176 - Unknown - 73 F

| | |
|-----|----|
| AB | 31 |
| R | 6 |
| H | 8 |
| RBI | 5 |
| BB | 3 |
| SO | 3 |
| LOB | 21 |



| WP | PA | ERA | WHIP |
|----|----|-----|------|
| 0 | 37 | | |

| Batter | 1 | 2 | 3 | 4 | 5 | 6 | 7 | 8 | 9 | AB R H RBI BB SO LOB | TOP | | | | | | | | | |
|--|---|------------------------|--------------------------|------------------------|--------------------------|------------------------|--------------------------|------------------------|--------------------------|-------------------------|--------------------------|--|--|------------------------|--------------------------|------------------------|--------------------------|------------------------|--|---|
| Willie Wilson, S (1, 7) x OBP: 0.344, SLG: 0.419 | 0-0 6-3 ① | | | x 0-0 5-3 ① x | 0-0 F9 ③ | | | x 0-0 F7 ② | | 4 0 0 0 0 0 0 | | | | | | | | | | |
| Frank White, R (1, 4) x OBP: 0.292, SLG: 0.398 | 0-0 4-3 ② | | | x 0-0 F3 ② | | x 0-0 L9 ① | | x 0-0 F7 ③ | | 4 0 0 0 0 0 0 | | | | | | | | | | |
| Amos Otis, R (1, 8) x OBP: 0.375, SLG: 0.450 | 0-0 6-3 ③ | | | x 0-0 F7 ③ | | x 0-0 HR | | x 0-0 FC1-5 WP 1B | | 4 1 2 1 0 0 0 | | | | | | | | | | |
| George Brett, L (1, 5) | | x 0-0 F7 ① | | | x 0-0 F8 ① x | 0-0 F7 ② | | x 0-0 F8 ① | | 4 0 0 0 0 0 1 | | | | | | | | | | |
| Al Cowens, R (1, 9) | | x 0-0 6-3 ② | | | x 0-0 6-3 2B 1B | 0-0 5-3 ③ | | x 0-0 FC1-5 1B | | 4 2 1 0 0 0 1 | | | | | | | | | | |
| Darrell Porter, L (1, 10) | | x 0-0 F3 ③ | | | x 0-0 6-3 1-2 | | x 0-0 L7 ① | | x 4-0 1B IBB | 3 0 0 0 1 0 1 | | | | | | | | | | |
| George Scott, R (1, 3) | | | x 0-0 F7 ① | | B B B 4-0 2B HR BB | | x 0-0 6-3 ② | | x 0-0 FC6-4 1B | 3 1 1 1 1 0 0 | | | | | | | | | | |
| John Wathan, R (1, 2) | | | x 0-0 F7 ② | | x 0-0 HR 1-3 2-H 2B | | x 0-0 5-3 ③ | | x 0-0 FC6-4 1-2f | 4 1 1 1 0 0 2 | | | | | | | | | | |
| Freddie Patek, R (1, 6) | | | 0-3 K ③ | | x 0-0 HR 2-H 3-H | | x 0-0 P3 ① | | | 3 1 1 3 0 1 0 | | | | | | | | | | |
| Inning Stats | R: 0 H: 0 E: 0 K: 0 S: 3 | H: 0 LOB: 0 BB: 0 P: 3 | R: 0 H: 0 E: 0 K: 0 S: 3 | H: 0 LOB: 0 BB: 0 P: 3 | R: 0 H: 0 E: 0 K: 1 S: 5 | H: 0 LOB: 0 BB: 0 P: 5 | R: 0 H: 0 E: 0 K: 0 S: 3 | H: 0 LOB: 0 BB: 0 P: 3 | R: 0 H: 0 E: 0 K: 0 S: 6 | H: 3 LOB: 0 BB: 1 P: 10 | R: 1 H: 1 E: 0 K: 0 S: 4 | H: 1 LOB: 0 BB: 0 P: 4 | R: 0 H: 0 E: 0 K: 0 S: 3 | H: 0 LOB: 0 BB: 0 P: 3 | R: 0 H: 0 E: 0 K: 0 S: 3 | H: 0 LOB: 0 BB: 0 P: 3 | R: 1 H: 2 E: 0 K: 0 S: 5 | H: 2 LOB: 2 BB: 1 P: 9 | 1B: 3 SF: 0 2B: 1 SAC: 0 3B: 0 DP: 0 HR: 2 HBP: 0 | WP: 1 PA: 35 PB: 0 SB: 0 CS: 0 |
| PITCHER Ross Baumgarten, L (1, 1) ERA: 3.89 | IP 8.1 WLS L BF 31 H 5 R 6 ER 6 SO 1 BB 1 IBB 0 HBP 0 BLK 0 WP 1 HR 2 S 32 P 36 ERA 6.48 WHIP 0.720 | | | | | | | | | | | PITCHER Fred Howard, R (9, 1) ERA: 3.83 | IP 0.2 WLS L BF 4 H 1 R 0 ER 0 SO 0 BB 0 IBB 1 HBP 0 BLK 0 WP 0 HR 3 S 7 P 7 ERA 0.00 WHIP 1.500 | | | | | | | |

Kansas City Royals @ Chicago White Sox
Comiskey Park, Chicago, IL
Thu Jul 26 1979, 8:05 PM EDT
Att. 22,893 - Unknown - 78 F

| | |
|-----|----|
| AB | 33 |
| R | 6 |
| H | 6 |
| RBI | 6 |
| BB | 2 |
| SO | 1 |
| LOB | 5 |



| Batter | 1 | 2 | 3 | 4 | 5 | 6 | 7 | 8 | 9 | AB R H RBI BB SO LOB | TOP | | | | | | | | | | | |
|--|---|----------------------------------|------------------------------|----------------------------------|------------------------------|---------------------------------|-----------------------------------|---------------------------------|------------------------------|---------------------------------|------------------------------|---------------------------------|------------------------------|----------------------------------|------------------------------|---------------------------------|------------------------------|---------------------------------|-----------------------------------|------------------------------------|----------------------------------|--------|
| Al Bumbry, L (1, 8) OBP: 0.330, SLG: 0.358 | 0-0 2B HR 1B | 0-0 SH5-3 1B | 0-0 4-3 | | | 0-3 K | | 0-0 CS 1B | 0-0 4-3 | 6 1 3 0 0 1 2 | | | | | | | | | | | | |
| Kiko Garcia, R (1, 6) OBP: 0.312, SLG: 0.377 Gary Roenicke, R (8, 7) OBP: 0.405, SLG: 0.506 | 0-0 1-3 HR 2B | 0-0 SH5-3 | | 0-0 F2 | | 0-0 5-3 | | 0-0 F3 1-2 | | 4 1 1 0 0 0 1 0 0 0 0 0 0 0 | | | | | | | | | | | | |
| Ken Singleton, S (1, 9) OBP: 0.409, SLG: 0.556 Mark Belanger, R (8, 6) OBP: 0.263, SLG: 0.218 | 0-0 2-H 3-H HR | 4-0 IBB | | 0-0 4-3 | | 0-0 1B | | 0-0 F9 | | 4 1 2 3 1 0 0 0 0 0 0 0 0 0 | | | | | | | | | | | | |
| Eddie Murray, S (1, 3) OBP: 0.374, SLG: 0.457 | 0-0 1B 1B | 0-3 K | | 4-0 BB | | 0-0 F8 | | | 0-0 L3 | 4 0 1 0 1 1 4 | | | | | | | | | | | | |
| John Lowenstein, L (1, 7) OBP: 0.385, SLG: 0.523 (8, 9) | 0-0 F8 | 0-3 K | | 0-0 G3 | | | 0-3 K | | 0-0 6-3 | 5 0 0 0 0 2 5 | | | | | | | | | | | | |
| Doug DeCinces, R (1, 5) OBP: 0.360, SLG: 0.438 | 0-3 K | | 4-0 HR BB | | 4-0 5-1-3 BB | | 4-0 BB 1B BB | | 0-0 E5 1B 1B E | 2 3 0 0 3 1 1 | | | | | | | | | | | | |
| Lee May, R (1, 10) OBP: 0.325, SLG: 0.485 | 0-0 1-3 1B | | 0-0 1-H HR | | 0-0 5-1-3 1-2 | | 4-0 1B 1-2 BB | | 0-0 E 2B 1B | 4 2 3 2 1 0 1 | | | | | | | | | | | | |
| Rich Dauer, R (1, 4) OBP: 0.304, SLG: 0.353 | 0-3 K | | 0-0 F7 | | 0-0 P6 | | 0-0 G6-4-3 1-3 2-H 1B | | 0-0 E4 2B 1B | 5 0 2 1 0 1 3 | | | | | | | | | | | | |
| Rick Dempsey, R (1, 2) OBP: 0.325, SLG: 0.371 | | 0-0 SH5-3 1B 1B | 0-0 F7 | | 0-3 K | | 0-0 G6-4-3 1-2f | | 0-0 2B | 5 0 2 1 0 1 3 | | | | | | | | | | | | |
| Inning Stats | R: 3 E: 0 K: 2 S: 12 | H: 5 LOB: 2 BB: 0 P: 12 | R: 0 E: 0 K: 2 S: 9 | H: 2 LOB: 3 BB: 1 P: 13 | R: 2 E: 0 K: 0 S: 4 | H: 1 LOB: 0 BB: 1 P: 8 | R: 0 E: 0 K: 0 S: 3 | H: 0 LOB: 1 BB: 1 P: 7 | R: 0 E: 0 K: 1 S: 5 | H: 0 LOB: 1 BB: 1 P: 9 | R: 0 E: 0 K: 1 S: 6 | H: 1 LOB: 1 BB: 0 P: 6 | R: 1 E: 0 K: 1 S: 5 | H: 1 LOB: 1 BB: 2 P: 13 | R: 0 E: 0 K: 0 S: 3 | H: 1 LOB: 0 BB: 0 P: 3 | R: 2 E: 2 K: 0 S: 7 | H: 3 LOB: 2 BB: 0 P: 7 | 1B: 10 2B: 2 3B: 0 HR: 2 | SF: 0 SAC: 1 DP: 1 HBP: 0 | WP: 0 PB: 0 SB: 0 CS: 1 | PA: 46 |
| PITCHER | IP WLS BF H R ER SO BB IBB HBP BLK WP HR S P ERA WHIP | | | | | | | | | | | | | | | | | | | | | |
| Dennis Leonard, R (1, 1) ERA: 4.53 | 2.0 L 16 8 5 5 4 1 1 0 0 0 2 22 30 22.50 4.500 | | | | | | | | | | | | | | | | | | | | | |
| Eduardo Rodriguez, R (3, 1) ERA: 4.58 | 7.0 30 6 3 1 3 4 0 0 0 0 0 32 48 1.29 1.429 | | | | | | | | | | | | | | | | | | | | | |

Baltimore Orioles @ Kansas City Royals
Royals Stadium, Kansas City, MO
 Fri Jul 27 1979, 8:05 PM EDT
 Att. 33,629 - Unknown

| | |
|-----|----|
| AB | 39 |
| R | 8 |
| H | 14 |
| RBI | 7 |
| BB | 6 |
| SO | 7 |
| LOB | 20 |



| Batter | 1 | 2 | 3 | 4 | 5 | 6 | 7 | 8 | 9 | AB R H RBI BB SO LOB |
|--|----------|-----------|------------|-----------|----------------|------------|----------|-----------|----------|----------------------|
| Frank White, R (1, 4) OBP: 0.287, SLG: 0.391 | 0-3 K ① | | 0-0 2-3 ② | | | 0-3 K ① | | | 0-0 F7 ① | 4 0 0 0 0 2 1 |
| John Wathan, R (1, 10) OBP: 0.248, SLG: 0.331 | 0-3 K ② | | 0-0 4-3 ③ | | | 0-0 B4-3 ② | | | 0-0 G3 ② | 4 0 0 0 0 1 1 |
| Amos Otis, R (1, 8) OBP: 0.376, SLG: 0.450 | 0-0 1B | | | 0-0 F7 ① | | 0-0 5-3 ③ | | | 0-0 1B | 4 0 2 0 0 0 0 |
| George Brett, L (1, 5) OBP: 0.374, SLG: 0.525 | 0-0 F7 ③ | | | 0-0 G3 ② | | | 0-0 F7 ① | | 0-0 F7 ③ | 4 0 0 0 0 0 2 |
| Al Cowens, R (1, 9) OBP: 0.356, SLG: 0.427 | | 0-0 4-3 ① | | 0-0 4-3 ③ | | | 0-0 F9 ② | | | 3 0 0 0 0 0 0 |
| Darrell Porter, L (1, 2) OBP: 0.423, SLG: 0.478 | | 0-3 K ② | | | 4-0 FC1-4 BB | | 0-0 F8 ③ | | | 2 0 0 0 1 1 0 |
| George Scott, R (1, 3) OBP: 0.316, SLG: 0.365 | | 0-3 K ③ | | | 0-3 K ① | | | 0-3 K ① | | 3 0 0 0 0 3 1 |
| Freddie Patek, R (1, 6) OBP: 0.281, SLG: 0.306 | | | 0-0 2-3 2B | | 0-0 FC1-4 1-2f | | | 0-0 P5 ② | | 3 0 1 0 0 0 1 |
| Willie Wilson, S (1, 7) OBP: 0.341, SLG: 0.415 | | | 0-0 6-3 ① | | 0-3 K ③ | | | 0-0 4-3 ③ | | 3 0 0 0 0 1 2 |

| Inning Stats | R: 0 | H: 1 | E: 0 | LOB: 1 | K: 2 | S: 8 | P: 8 | R: 0 | H: 0 | E: 0 | LOB: 0 | K: 2 | S: 7 | P: 7 | R: 0 | H: 1 | E: 0 | LOB: 1 | K: 0 | S: 4 | P: 4 | R: 0 | H: 0 | E: 0 | LOB: 0 | K: 0 | S: 3 | P: 3 | R: 0 | H: 0 | E: 0 | LOB: 1 | K: 2 | S: 7 | P: 11 | R: 0 | H: 0 | E: 0 | LOB: 0 | K: 1 | S: 5 | P: 5 | R: 0 | H: 0 | E: 0 | LOB: 0 | K: 0 | S: 3 | P: 3 | R: 0 | H: 0 | E: 0 | LOB: 0 | K: 1 | S: 5 | P: 5 | R: 0 | H: 1 | E: 0 | LOB: 1 | K: 0 | S: 4 | P: 4 | 1B: 2 | SF: 0 | 2B: 1 | SAC: 0 | 3B: 0 | DP: 0 | HR: 0 | HBP: 0 | WP: 0 | PA: 31 |
|---|------|------|------|--------|------|------|------|------|------|------|--------|------|------|------|------|------|------|--------|------|------|------|------|------|------|--------|------|------|------|------|------|------|--------|------|------|-------|------|------|------|--------|------|------|------|------|------|------|--------|------|------|------|------|------|------|--------|------|------|------|------|------|------|--------|------|------|------|-------|-------|-------|--------|-------|-------|-------|--------|-------|--------|
| PITCHER Mike Flanagan, L (1, 1) ERA: 3.59 | IP | WLS | BF | H | R | ER | SO | BB | IBB | HBP | BLK | WP | HR | S | P | ERA | WHIP | IP | WLS | BF | H | R | ER | SO | BB | IBB | HBP | BLK | WP | HR | S | P | ERA | WHIP | | | | | | | | | | | | | | | | | | | | | | | | | | | | | | | | | | | | | | | |


BOTTOM

Baltimore Orioles @ Kansas City Royals
 Royals Stadium, Kansas City, MO

Fri Jul 27 1979, 8:05 PM EDT
 Att. 33,629 - Unknown

livebaseballscores.com

| | |
|-----|----|
| AB | 30 |
| R | 0 |
| H | 3 |
| RBI | 0 |
| BB | 1 |
| SO | 8 |
| LOB | 8 |



| Batter | 1 | 2 | 3 | 4 | 5 | 6 | 7 | 8 | 9 | AB R H RBI BB SO LOB | TOP | | | | | | | | | | | |
|--|---|---------------------------------|------------------------------|---------------------------------|------------------------------|---------------------------------|------------------------------|---------------------------------|------------------------------|---------------------------------|------------------------------|----------------------------------|------------------------------|---------------------------------|------------------------------|---------------------------------|------------------------------|---------------------------------|----------------------------------|------------------------------------|----------------------------------|--------|
| Al Bumbry, L (1, 8) OBP: 0.328, SLG: 0.356 | 0-0 F7 | | 0-0 S 1B | | 0-0 F7 | | 0-0 6-3 | | 0-0 4-3 | 5 0 1 0 0 0 2 | | | | | | | | | | | | |
| Kiko Garcia, R (1, 6) OBP: 0.311, SLG: 0.373 | 0-3 K | | 0-0 P4 1-2 | | 0-3 K | | | 4-0 2B BB | | 3 1 0 0 1 2 1 | | | | | | | | | | | | |
| Ken Singleton, S (1, 9) OBP: 0.410, SLG: 0.557 | 4-0 E BB | | | 0-0 6-3 | | 0-0 FC6 2B | | 0-0 L6 | | 3 0 1 0 1 0 1 | | | | | | | | | | | | |
| Eddie Murray, S (1, 3) OBP: 0.375, SLG: 0.459 | 0-0 F7 1-2 | | | 0-0 4-3 | | 4-0 FC6 BB | | 0-0 WP 1B 2B | | 3 1 1 1 1 0 1 | | | | | | | | | | | | |
| Doug DeCinces, R (1, 5) OBP: 0.355, SLG: 0.430 | | 0-0 5-3 | | 0-0 F7 | | 0-0 FC6 1-2f 2-3 | | 0-0 6-3 2-3 | | 4 0 0 0 0 0 3 | | | | | | | | | | | | |
| Lee May, R (1, 10) OBP: 0.324, SLG: 0.482 | | 0-3 K | | 0-0 F8 | | 0-0 F9 | | 0-0 1B 3-H | | 4 0 1 1 0 1 2 | | | | | | | | | | | | |
| Gary Roenicke, R (1, 7) OBP: 0.406, SLG: 0.504 | | 0-3 K | | 1-0 1B HBP | | | 0-0 5-3 3B | | 0-0 F7 | 1 0 0 0 0 1 0 2 1 1 0 0 0 1 | | | | | | | | | | | | |
| John Lowenstein, L (6, 7) OBP: 0.387, SLG: 0.536 | | | | | | | | | | | | | | | | | | | | | | |
| Rich Dauer, R (1, 4) OBP: 0.301, SLG: 0.350 | | | 0-0 5-3 | | 0-0 F9 | | 0-0 5-3 | | 0-0 E4 G1-6-3 | 3 0 0 1 0 0 1 1 0 0 0 0 0 0 | | | | | | | | | | | | |
| Pat Kelly, L (9, PH) OBP: 0.407, SLG: 0.538 | | | | | | | | | | | | | | | | | | | | | | |
| Dave Skaggs, R (1, 2) OBP: 0.297, SLG: 0.256 | | | 0-0 F2 | | 0-0 1B | | 0-3 K | | 0-0 G1-6-3 1-2f | 3 0 1 0 0 1 0 1 0 0 0 0 0 1 | | | | | | | | | | | | |
| Terry Crowley, L (9, PH) OBP: 0.378, SLG: 0.432 | | | | | | | | | | | | | | | | | | | | | | |
| Inning Stats | R: 0 E: 1 K: 1 S: 5 | H: 0 LOB: 1 BB: 1 P: 9 | R: 0 E: 0 K: 2 S: 7 | H: 0 LOB: 0 BB: 0 P: 7 | R: 0 E: 0 K: 0 S: 4 | H: 1 LOB: 1 BB: 0 P: 4 | R: 0 E: 0 K: 0 S: 3 | H: 0 LOB: 0 BB: 0 P: 3 | R: 0 E: 0 K: 0 S: 4 | H: 1 LOB: 2 BB: 0 P: 5 | R: 0 E: 0 K: 1 S: 6 | H: 1 LOB: 2 BB: 1 P: 10 | R: 1 E: 0 K: 1 S: 6 | H: 1 LOB: 0 BB: 0 P: 6 | R: 2 E: 0 K: 0 S: 5 | H: 2 LOB: 1 BB: 1 P: 9 | R: 0 E: 1 K: 0 S: 3 | H: 0 LOB: 0 BB: 0 P: 3 | 1B: 3 2B: 2 3B: 1 HR: 0 | SF: 0 SAC: 0 DP: 1 HBP: 1 | WP: 1 PB: 0 SB: 1 CS: 0 | PA: 37 |
| PITCHER | IP WLS BF H R ER SO BB IBB HBP BLK WP HR S P ERA WHIP | | | | | | | | | | | | | | | | | | | | | |
| Rich Gale, R (1, 1) ERA: 5.32 | 7.1 W 31 5 3 3 5 3 0 1 0 0 0 37 50 3.68 1.091 | | | | | | | | | | | | | | | | | | | | | |
| Dan Quisenberry, R (8, 1) ERA: 2.13 | 1.2 6 1 0 0 0 0 0 0 0 0 1 0 6 6 0.00 0.600 | | | | | | | | | | | | | | | | | | | | | |

Baltimore Orioles @ Kansas City Royals
Royals Stadium, Kansas City, MO
 Sat Jul 28 1979, 8:05 PM EDT
 Att: 40,448 - Unknown

livebaseballscorecards.com

| | |
|------------|-----------|
| AB | 33 |
| R | 3 |
| H | 6 |
| RBI | 3 |
| BB | 3 |
| SO | 5 |
| LOB | 13 |



| Batter | 1 | 2 | 3 | 4 | 5 | 6 | 7 | 8 | 9 |
|--|--------------------------|------------|------------------|-------------------------|-------------------------|-------------------------|------------------|------------|---|
| Willie Wilson, S OBP: 0.342, SLG: 0.414 (1, 7) | 0-0 1-3 | | 0-0 S S 1B | | 0-0 2-H HR 1B | 0-0 F7 | | 0-3 K | |
| Steve Braun, L OBP: 0.377, SLG: 0.385 (1, 10) Jerry Terrell, R OBP: 0.385, SLG: 0.538 (6, PR) Jamie Quirk, L OBP: 0.308, SLG: 0.395 (8, PH) | 4-0 1B SF7 BB | | 0-0 F7 1-2 | | 4-0 HR BB | 0-0 1-2 2-H 1B | | 0-0 6-3 | |
| George Brett, L OBP: 0.376, SLG: 0.532 (1, 5) | 0-0 1-3 S 1B | | 0-0 P6 2-3 | | 0-0 1-H 2-H HR | 0-3 K | | | |
| Darrell Porter, L OBP: 0.419, SLG: 0.473 (1, 2) | 0-0 SF7 1-2 3-H | | | 0-0 E8 1B | 0-0 F7 | | 0-0 F7 | | |
| Ralph LaCock, L OBP: 0.349, SLG: 0.386 (1, 3) | 0-3 K | | | 0-0 F7 | 0-0 1B | | 4-0 BB | | |
| Amos Otis, R OBP: 0.375, SLG: 0.448 (1, 8) | | 0-0 6-3 | | 0-0 2-H 5-3 1B | 0-0 F9 | | 0-0 P4 | | |
| Al Cowens, R OBP: 0.351, SLG: 0.421 (1, 9) | | 0-0 4-3 | | 0-0 1-2 5-3 | | 0-0 6-3 | 0-0 F7 | | |
| U L Washington, S OBP: 0.307, SLG: 0.336 (1, 4) Frank White, R OBP: 0.287, SLG: 0.391 (9, 4) | | 0-0 4-3 | | 0-0 G3 | | 0-0 S 1B | 4-0 SH1 BB | | |
| Freddie Patek, R OBP: 0.285, SLG: 0.312 (1, 6) | | | 0-0 F9 | | 0-0 1B 2B | 4-0 1-2 BB | 0-0 SH1 | | |

| Inning Stats | R: 1 | H: 1 | E: 0 | K: 1 | S: 6 | LOB: 1 | BB: 1 | P: 10 |
|--------------|------|------|------|------|------|--------|-------|-------|
| | R: 0 | H: 0 | E: 0 | K: 0 | S: 3 | LOB: 0 | BB: 0 | P: 3 |
| | R: 0 | H: 1 | E: 0 | K: 0 | S: 4 | LOB: 1 | BB: 0 | P: 4 |
| | R: 1 | H: 1 | E: 1 | K: 0 | S: 5 | LOB: 1 | BB: 0 | P: 5 |
| | R: 3 | H: 4 | E: 0 | K: 0 | S: 6 | LOB: 1 | BB: 1 | P: 10 |
| | R: 1 | H: 2 | E: 0 | K: 1 | S: 7 | LOB: 2 | BB: 1 | P: 11 |
| | R: 0 | H: 0 | E: 0 | K: 0 | S: 3 | LOB: 1 | BB: 1 | P: 7 |
| | R: 0 | H: 0 | E: 0 | K: 1 | S: 5 | LOB: 1 | BB: 1 | P: 9 |

| PITCHER | IP | WLS | BF | H | R | ER | SO | BB | IBB | HBP | BLK | WP | HR | S | P | ERA | WHIP |
|--|-----|-----|----|---|---|----|----|----|-----|-----|-----|----|----|----|----|------|-------|
| Dennis Martinez, R ERA: 3.65 (1, 1) | 4.2 | L | 23 | 7 | 5 | 4 | 1 | 2 | 0 | 0 | 0 | 0 | 1 | 23 | 31 | 7.71 | 1.929 |
| Sammy Stewart, R ERA: 3.28 (5, 1) | 3.1 | | 15 | 2 | 1 | 1 | 2 | 3 | 0 | 0 | 0 | 0 | 0 | 16 | 28 | 2.70 | 1.500 |

AB R H RBI BB SO LOB

| | | | | | | |
|---|---|---|---|---|---|---|
| 5 | 1 | 2 | 0 | 0 | 1 | 3 |
| 2 | 2 | 1 | 1 | 2 | 0 | 1 |
| 0 | 0 | 0 | 0 | 0 | 0 | 0 |
| 1 | 0 | 0 | 0 | 0 | 0 | 1 |
| 4 | 1 | 2 | 3 | 0 | 1 | 3 |
| 3 | 1 | 0 | 1 | 0 | 0 | 0 |
| 3 | 0 | 1 | 0 | 1 | 1 | 2 |
| 4 | 0 | 1 | 1 | 0 | 0 | 2 |
| 4 | 0 | 0 | 0 | 0 | 0 | 2 |
| 3 | 1 | 1 | 0 | 1 | 0 | 1 |
| 0 | 0 | 0 | 0 | 0 | 0 | 0 |
| 2 | 0 | 1 | 0 | 1 | 0 | 0 |

| | |
|-------|--------|
| AB | 31 |
| R | 6 |
| H | 9 |
| RBI | 6 |
| BB | 5 |
| SO | 3 |
| LOB | 15 |
| WP: 0 | PA: 38 |
| PB: 0 | SB: 4 |
| CS: 0 | |

Baltimore Orioles @ Kansas City Royals
 Royals Stadium, Kansas City, MO
 Sat Jul 28 1979, 8:05 PM EDT
 Att. 40,448 - Unknown




livebaseballscorecards.com

| Batter | 1 | 2 | 3 | 4 | 5 | 6 | 7 | 8 | 9 | AB R H RBI BB SO LOB | TOP | | | | | | | | | | | |
|---|---|---------------------------------|------------------------------|----------------------------------|------------------------------|---------------------------------|------------------------------|---------------------------------|------------------------------|---------------------------------|------------------------------|---------------------------------|------------------------------|---------------------------------|------------------------------|----------------------------------|------------------------------|---------------------------------|----------------------------------|------------------------------------|----------------------------------|--------|
| Mark Belanger, R (1, 6) OBP: 0.263, SLG: 0.219 | 0-0 6-3 | 0-0 L1 | | | 0-0 SH5-3 | | 0-0 CS 1B | | 0-0 5-3 | 4 0 1 0 0 0 1 | | | | | | | | | | | | |
| Rich Dauer, R (1, 4) OBP: 0.303, SLG: 0.354 | 0-0 G6-4-3 1B | | 0-0 6-3 | | 0-3 K | | 0-0 6-3 | | 0-0 2B | 5 0 2 0 0 1 2 | | | | | | | | | | | | |
| Ken Singleton, S (1, 9) OBP: 0.408, SLG: 0.551 John Lowenstein, L (9, PR) OBP: 0.387, SLG: 0.536 | 0-0 G6-4-3 1-2f | | 0-3 K | | 0-0 6-3 | | | 0-0 6-3 | 4-0 IBB | 4 0 0 0 1 1 2 0 0 0 0 0 0 0 | | | | | | | | | | | | |
| Lee May, R (1, 10) OBP: 0.322, SLG: 0.480 | | 0-0 E HR 2B | 0-0 4-3 | | 0-0 E4 FC6-4 | | | 0-3 K | 0-0 F8 | 5 1 1 0 0 1 2 | | | | | | | | | | | | |
| Eddie Murray, S (1, 3) OBP: 0.376, SLG: 0.458 | | 0-0 P4 | | 0-0 E SF3 1B | | 0-0 L5 | | 4-0 1B 1B BB | | 3 2 1 0 1 0 2 | | | | | | | | | | | | |
| Benny Ayala, R (1, 7) OBP: 0.300, SLG: 0.541 Al Bumbry, L (7, 8) OBP: 0.330, SLG: 0.358 | | 0-0 E4 HR | | 0-3 K 1-3 | | 0-0 L5 | | 0-0 1B 1-2 1B | | 3 1 0 0 0 1 3 1 0 1 0 0 0 0 | | | | | | | | | | | | |
| Doug DeCinces, R (1, 5) OBP: 0.353, SLG: 0.429 | | 0-0 P4 | | 0-0 SF3 | | 0-0 FC6-4 1-2f | | 0-0 1-3 2-H 1B | | 3 0 1 2 0 0 3 | | | | | | | | | | | | |
| Gary Roenicke, R (1, 8) OBP: 0.407, SLG: 0.529 | | 0-0 1-H 3-H HR | | 0-0 4-3 | | | 0-0 HR | 0-0 F7 | | 4 2 2 4 0 0 2 | | | | | | | | | | | | |
| Rick Dempsey, R (1, 2) OBP: 0.327, SLG: 0.371 | | 4-0 BB | | 0-0 SH5-3 1B | | | 0-0 F7 | | 0-0 5-3 | 3 0 1 0 1 0 0 | | | | | | | | | | | | |
| Inning Stats | R: 0 E: 0 K: 0 S: 3 | H: 1 LOB: 0 BB: 0 P: 3 | R: 3 E: 1 K: 0 S: 6 | H: 2 LOB: 1 BB: 1 P: 10 | R: 0 E: 0 K: 1 S: 5 | H: 0 LOB: 0 BB: 0 P: 5 | R: 1 E: 1 K: 1 S: 6 | H: 1 LOB: 0 BB: 0 P: 6 | R: 0 E: 0 K: 1 S: 6 | H: 1 LOB: 1 BB: 0 P: 6 | R: 0 E: 1 K: 0 S: 4 | H: 0 LOB: 1 BB: 0 P: 4 | R: 1 E: 0 K: 0 S: 4 | H: 2 LOB: 0 BB: 0 P: 4 | R: 1 E: 0 K: 1 S: 7 | H: 2 LOB: 2 BB: 1 P: 11 | R: 0 E: 0 K: 0 S: 4 | H: 1 LOB: 2 BB: 1 P: 8 | 1B: 6 2B: 2 3B: 0 HR: 2 | SF: 1 SAC: 1 DP: 1 HBP: 0 | WP: 0 PB: 0 SB: 0 CS: 1 | PA: 40 |
| PITCHER | IP WLS BF H R ER SO BB IBB HBP BLK WP HR S P ERA WHIP | | | | | | | | | | | | | | | | | | | | | |
| Paul Splittorff, L (1, 1) ERA: 3.9 | 7.2 L 33 8 6 2 4 2 0 0 0 0 0 2 39 47 2.35 1.304 | | | | | | | | | | | | | | | | | | | | | |
| Dan Quisenberry, R (8, 1) ERA: 1.93 | 1.1 7 2 0 0 0 0 0 1 0 0 0 0 6 10 0.00 1.500 | | | | | | | | | | | | | | | | | | | | | |

Baltimore Orioles @ Kansas City Royals
 Royals Stadium, Kansas City, MO
 Sun Jul 29 1979, 4:33 AM EDT
 Att: 30,193 - Unknown

| | |
|-----|----|
| AB | 35 |
| R | 6 |
| H | 10 |
| RBI | 6 |
| BB | 3 |
| SO | 4 |
| LOB | 17 |



| Batter | 1 | 2 | 3 | 4 | 5 | 6 | 7 | 8 | 9 | AB R H RBI BB SO LOB | TOP | |
|---|---|---|---|---|---|---|---|---|---|--|--|--|
| Alfredo Griffin, S (1, 6) OBP: 0.304, SLG: 0.308 | 0-0 1B | | 0-0 4-3 | | | 0-0 6-3 | | | 0-0 G1-6-3 1B | 4 0 2 0 0 0 0 | Toronto Blue Jays @ Kansas City Royals Royals Stadium, Kansas City, MO Mon Jul 30 1979, 8:05 PM EDT Att. 31,572 - Unknown - 76 F livebaseballscorecards.com AB 28 R 0 H 3 RBI 0 BB 1 SO 2 LOB 7  | |
| Danny Ainge, R (1, 4) OBP: 0.295, SLG: 0.301 Luis Gomez, R (6, 4) OBP: 0.284, SLG: 0.286 | 0-0 L8 | | 0-0 1-3 | | | 0-0 4-3 | | | 0-0 G1-6-3 1-2f | 3 0 0 0 0 0 1 1 0 0 0 0 0 1 | | |
| Roy Howell, L (1, 5) OBP: 0.322, SLG: 0.399 | 0-0 F2 | | | 4-0 BB G1-4-3 BB | | | | 0-0 L8 | | 2 0 0 0 1 0 1 | | |
| Rico Carty, R (1, 10) OBP: 0.333, SLG: 0.381 | 0-0 F7 | | | 0-0 G1-4-3 1-2f | | | | 0-0 L3 | | 3 0 0 0 0 0 2 | | |
| Otto Velez, R (1, 9) OBP: 0.383, SLG: 0.572 | | 0-0 F2 | | 0-0 1-3 | | | | 0-0 P4 | | 3 0 0 0 0 0 0 | | |
| Rick Bosetti, R (1, 8) OBP: 0.288, SLG: 0.358 | | 0-0 FC6-4 1B | | 0-3 K | | | | 0-0 P4 | | 3 0 1 0 0 1 0 | | |
| Rick Cerone, R (1, 2) OBP: 0.301, SLG: 0.331 | | 0-3 K | | 0-0 L6 | | | | 0-0 F2 | | 3 0 0 0 0 1 1 | | |
| Craig Kusick, R (1, 3) OBP: 0.242, SLG: 0.413 | | 0-0 FC6-4 1-2f | | 0-0 1-3 | | | | 0-0 2-3 | | 3 0 0 0 0 0 1 | | |
| Al Woods, L (1, 7) OBP: 0.335, SLG: 0.382 | | | 0-0 F9 | | | 0-0 P5 | | | 0-0 F9 | 3 0 0 0 0 0 0 | | |
| Inning Stats | R: 0 H: 1 E: 0 LOB: 1 K: 0 BB: 0 S: 4 P: 4 | R: 0 H: 1 E: 0 LOB: 1 K: 1 BB: 0 S: 6 P: 6 | R: 0 H: 0 E: 0 LOB: 0 K: 0 BB: 0 S: 3 P: 3 | R: 0 H: 0 E: 0 LOB: 0 K: 0 BB: 1 S: 2 P: 6 | R: 0 H: 0 E: 0 LOB: 0 K: 1 BB: 0 S: 5 P: 5 | R: 0 H: 0 E: 0 LOB: 0 K: 0 BB: 0 S: 3 P: 3 | R: 0 H: 0 E: 0 LOB: 0 K: 0 BB: 0 S: 3 P: 3 | R: 0 H: 0 E: 0 LOB: 0 K: 0 BB: 0 S: 3 P: 3 | R: 0 H: 1 E: 0 LOB: 0 K: 0 BB: 0 S: 3 P: 3 | 1B: 3 SF: 0 2B: 0 SAC: 0 3B: 0 DP: 2 HR: 0 HBP: 0 | WP: 0 PA: 29 PB: 0 SB: 0 CS: 0 | |
| PITCHER Larry Gura, L (1, 1) ERA: 4.89 | IP WLS BF H R ER SO BB IBB HBP BLK WP HR S P ERA WHIP | 9.0 W 29 3 0 0 2 1 0 0 0 0 0 0 32 36 0.00 0.444 | | | | | | | | | | |

| Batter | 1 | 2 | 3 | 4 | 5 | 6 | 7 | 8 | 9 |
|--|------------------------|------------------|------------------------|--------------------|-----------|---------------------------|---|------------|---|
| Willie Wilson, S (1, 7) OBP: 0.342, SLG: 0.409 | 1-0 S 5-3 HBP | 0-0 4-3 | | 0-0 P4 | | 4-0 FC6-4 1B IBB | | 0-0 G3 | |
| Frank White, R (1, 4) OBP: 0.289, SLG: 0.389 | 0-0 5-3 1B | 0-0 6-3 | | 0-0 FC6-4 | | 4-0 FC6-4 BB | | 0-0 P4 | |
| Amos Otis, R (1, 8) OBP: 0.369, SLG: 0.439 | 0-0 5-3 | | 0-0 5-3 | | 0-3 K | 0-0 FC6-4 1B | | 0-0 5-3 | |
| George Brett, L (1, 5) OBP: 0.378, SLG: 0.535 | 0-0 F7 | | 0-0 WP 3-4 2B | | 0-0 G3 | 4-0 1B WP BB | | | |
| Jerry Terrell, R (9, 5) OBP: 0.365, SLG: 0.538 | | | | | | | | | |
| Darrell Porter, L (1, 2) OBP: 0.421, SLG: 0.475 | 4-0 1B BB | | 0-0 3-4 | | 0-0 F9 | 0-0 WP 1B | | | |
| Ralph LaCock, L (1, 3) OBP: 0.348, SLG: 0.386 | 0-0 FC6-4 1B | | 0-0 6-3 | | | | | | |
| George Scott, R (6, PH) OBP: 0.314, SLG: 0.370 | | | | | | | | | |
| Al Cowens, R (1, 9) OBP: 0.349, SLG: 0.415 | 0-0 FC6-4 | | | 0-0 BB 1B | | 4-0 1B 2B BB | | 0-0 4-3 | |
| Jamie Quirk, L (1, 10) OBP: 0.318, SLG: 0.381 | | 0-0 5-3 | | 4-0 FC6-4 BB | | 0-0 2B BB 1B | | 0-0 F7 | |
| Freddie Patek, R (1, 6) OBP: 0.288, SLG: 0.322 | | 0-0 4-3 1B | | 0-3 K | | 0-0 BB FC6-4 2B | | 0-3 K | |
| Todd Cruz, R (8, 6) OBP: 0.226, SLG: 0.296 | | | | | | | | | |

| Inning Stats | R: 2 E: 0 K: 0 S: 5 | H: 2 LOB: 2 BB: 1 P: 10 | R: 0 E: 0 K: 0 S: 4 | H: 1 LOB: 1 BB: 0 P: 4 | R: 1 E: 0 K: 0 S: 4 | H: 1 LOB: 0 BB: 0 P: 4 | R: 0 E: 0 K: 1 S: 6 | H: 1 LOB: 2 BB: 1 P: 10 | R: 0 E: 0 K: 1 S: 5 | H: 0 LOB: 0 BB: 0 P: 5 | R: 6 E: 0 K: 0 S: 6 | H: 3 LOB: 1 BB: 4 P: 22 | R: 0 E: 0 K: 1 S: 5 | H: 0 LOB: 0 BB: 0 P: 5 | R: 0 E: 0 K: 0 S: 3 | H: 0 LOB: 0 BB: 0 P: 3 |
|----------------------------------|------------------------------------|----------------------------------|------------------------------|---------------------------------|------------------------------|---------------------------------|------------------------------|----------------------------------|------------------------------|---------------------------------|------------------------------|----------------------------------|------------------------------|---------------------------------|------------------------------|---------------------------------|
| 1B: 6 2B: 2 3B: 0 HR: 0 | SF: 0 SAC: 0 DP: 0 HBP: 1 | WP: 2 PB: 0 SB: 1 CS: 0 | PA: 39 | | | | | | | | | | | | | |

| PITCHER | IP | WLS | BF | H | R | ER | SO | BB | IBB | HBP | BLK | WP | HR | S | P | ERA | WHIP |
|--|-----|-----|----|---|---|----|----|----|-----|-----|-----|----|----|----|----|-------|-------|
| Dave Stieb, R (1, 1) ERA: 3.73 | 5.1 | L | 27 | 7 | 6 | 6 | 2 | 3 | 0 | 1 | 0 | 1 | 0 | 27 | 40 | 10.12 | 1.875 |
| Dave Freisleben, R (6, 1) ERA: 5.59 | 0.1 | | 5 | 1 | 2 | 2 | 0 | 2 | 1 | 0 | 0 | 0 | 0 | 2 | 14 | 54.00 | 9.000 |
| Balor Moore, L (6, 1) ERA: 3.76 | 2.1 | | 7 | 0 | 1 | 1 | 1 | 0 | 0 | 0 | 0 | 1 | 0 | 9 | 9 | 3.86 | 0.000 |

BOTTOM

Toronto Blue Jays @ Kansas City Royals
 Royals Stadium, Kansas City, MO
 Mon Jul 30 1979, 8:05 PM EDT
 Att: 31,572 - Unknown - 76 F

livebaseballscores.com

| | |
|-----|----|
| AB | 32 |
| R | 9 |
| H | 8 |
| RBI | 8 |
| BB | 6 |
| SO | 3 |
| LOB | 15 |



| Batter | 1 | 2 | 3 | 4 | 5 | 6 | 7 | 8 | 9 | AB R H RBI BB SO LOB | TOP | | | | | | | | | | | | | | | | |
|--|---|----------------------------------|------------------------------|----------------------------------|------------------------------|---------------------------------|------------------------------|---------------------------------|------------------------------|---------------------------------|------------------------------|---------------------------------|------------------------------|---------------------------------|------------------------------|----------------------------------|------------------------------|---------------------------------|----------------------------------|------------------------------------|----------------------------------|--------|--|--|--|--|--|
| Alfredo Griffin, S (1, 6) OBP: 0.310, SLG: 0.319 | 0-0 2B 1B | 0-0 1-H 3B 3B | | 0-0 1-3 | | 0-0 FC6-4 1-2 1B | | 0-0 1-2 1B | | 5 2 4 1 0 0 0 | | | | | | | | | | | | | | | | | |
| Rick Bosetti, R (1, 8) OBP: 0.290, SLG: 0.365 | 0-0 1B 1-H FC5-4 2B | 0-0 3B 2B 3B | | 0-3 K | | 0-0 FC6-4 1-2f | | 0-0 4-3 | | 5 2 2 2 0 1 4 | | | | | | | | | | | | | | | | | |
| Roy Howell, L (1, 5) OBP: 0.323, SLG: 0.405 | 0-3 K | 0-0 3-H 2B | | | 0-0 G3 2B | | 0-0 G3 | | 0-0 F7 | 5 0 2 1 0 1 1 | | | | | | | | | | | | | | | | | |
| Rico Carty, R (1, 10) Joe Cannon, L (9, PR) OBP: 0.333, SLG: 0.381 OBP: 0.179, SLG: 0.224 | 0-0 FC5-4 2-3 1B | 0-0 F9 | | | 0-0 6-3 | | 0-0 6-3 | | 0-0 L4-3 1B | 5 0 2 0 0 0 2 0 0 0 0 0 0 0 | | | | | | | | | | | | | | | | | |
| John Mayberry, L (1, 3) OBP: 0.370, SLG: 0.462 | 0-0 FC5-4 1-2f 3-H BB | 0-0 4-3 | | | 0-0 G3 2-3 | | 0-0 G3 FC5-4 1B | | 0-0 L4-3 1-2 | 5 0 1 1 0 0 4 | | | | | | | | | | | | | | | | | |
| Otto Velez, R (1, 9) OBP: 0.385, SLG: 0.566 | 4-0 1-2 BB | | | 4-0 CS BB | | 0-3 K | | 0-0 FC5-4 1-2f | | 2 0 0 0 2 1 2 | | | | | | | | | | | | | | | | | |
| Al Woods, L (1, 7) OBP: 0.331, SLG: 0.377 | 0-3 K | | | 0-3 K 1-2 | | 0-3 K | | 0-0 6-3 | | 4 0 0 0 0 3 3 | | | | | | | | | | | | | | | | | |
| Rick Cerone, R (1, 2) OBP: 0.301, SLG: 0.328 | | 0-0 5-3 | | 0-0 6-3 | | 1-0 1B HBP | | 0-3 K | | 3 0 0 0 0 1 0 | | | | | | | | | | | | | | | | | |
| Tim Johnson, L (1, 4) OBP: 0.213, SLG: 0.119 | | 4-0 3B BB | | 0-0 F7 | | 0-0 F7 | | 4-0 1B BB | | 2 1 0 0 2 0 1 | | | | | | | | | | | | | | | | | |
| Inning Stats | R: 2 E: 0 K: 2 S: 10 | H: 3 LOB: 2 BB: 1 P: 14 | R: 3 E: 0 K: 0 S: 6 | H: 3 LOB: 1 BB: 1 P: 10 | R: 0 E: 0 K: 1 S: 4 | H: 0 LOB: 0 BB: 1 P: 8 | R: 0 E: 0 K: 1 S: 5 | H: 0 LOB: 0 BB: 0 P: 5 | R: 0 E: 0 K: 1 S: 6 | H: 1 LOB: 1 BB: 0 P: 6 | R: 0 E: 0 K: 1 S: 6 | H: 1 LOB: 2 BB: 0 P: 7 | R: 0 E: 0 K: 0 S: 4 | H: 1 LOB: 1 BB: 0 P: 4 | R: 0 E: 0 K: 1 S: 6 | H: 1 LOB: 2 BB: 1 P: 10 | R: 0 E: 0 K: 0 S: 3 | H: 1 LOB: 1 BB: 0 P: 3 | 1B: 6 2B: 4 3B: 2 HR: 0 | SF: 0 SAC: 0 DP: 1 HBP: 1 | WP: 0 PB: 0 SB: 0 CS: 1 | PA: 41 | | | | | |
| PITCHER | IP WLS BF H R ER SO BB IBB HBP BLK WP HR S P ERA WHIP | | | | | | | | | | | | | | | | | | | | | | | | | | |
| Dennis Leonard, R (1, 1) ERA: 4.83 | 1.1 | | 11 | 5 | 5 | 5 | 2 | 2 | 0 | 0 | 0 | 0 | 0 | 13 | 21 | 33.75 | 5.250 | | | | | | | | | | |
| Marty Pattin, R (2, 1) ERA: 4.26 | 6.1 | W | 26 | 5 | 0 | 0 | 5 | 2 | 0 | 1 | 0 | 0 | 0 | 33 | 42 | 0.00 | 1.105 | | | | | | | | | | |
| Dan Quisenberry, R (8, 1) ERA: 1.84 | 0.2 | | 3 | 1 | 0 | 0 | 0 | 0 | 0 | 0 | 0 | 0 | 0 | 3 | 3 | 0.00 | 1.500 | | | | | | | | | | |
| Al Hrabosky, L (9, 1) ERA: 4.17 | 0.2 | S | 1 | 0 | 0 | 0 | 0 | 0 | 0 | 0 | 0 | 0 | 0 | 1 | 1 | 0.00 | 0.000 | | | | | | | | | | |

Toronto Blue Jays @ Kansas City Royals
 Royals Stadium, Kansas City, MO
 Tue Jul 31 1979, 8:05 PM EDT
 Att. 22,156 - Unknown - 80 F

| | |
|-----|----|
| AB | 36 |
| R | 5 |
| H | 11 |
| RBI | 5 |
| BB | 4 |
| SO | 7 |
| LOB | 17 |



| Batter | 1 | 2 | 3 | 4 | 5 | 6 | 7 | 8 | 9 | AB | R | H | RBI | BB | SO | LOB |
|--|-----------|--------------|------------|----------|-----------|-----------------|----------------|---------|---|----|---|---|-----|----|----|-----|
| Freddie Patek, R (1, 6) OBP: 0.286, SLG: 0.319 | 0-0 P6 | 0-0 FC4 1B | | 0-0 5-3 | | 0-0 F8 | 0-0 FC6-4 | | | 5 | 0 | 1 | 1 | 0 | 0 | 3 |
| Frank White, R (1, 4) OBP: 0.291, SLG: 0.389 | 0-3 K | 0-3 K | | 0-0 S 1B | | 0-0 FC6-4 1B | 0-3 K | | | 5 | 0 | 2 | 0 | 0 | 3 | 4 |
| Amos Otis, R (1, 8) OBP: 0.367, SLG: 0.437 | 0-0 2B 1B | 0-0 FC4 | | 0-0 F8 | | 0-0 SF7 | | 0-3 K | | 4 | 1 | 1 | 1 | 0 | 1 | 3 |
| George Brett, L (1, 5) OBP: 0.379, SLG: 0.540 | 0-0 2B | | 0-0 SF8 2B | 0-0 F7 | | 0-0 FC6-4 | | 0-0 4-3 | | 3 | 1 | 2 | 1 | 0 | 0 | 1 |
| U L Washington, S (6, 5) OBP: 0.301, SLG: 0.329 | | | | | | | | | | 2 | 0 | 0 | 0 | 0 | 0 | 1 |
| Jerry Terrell, R (9, 5) OBP: 0.385, SLG: 0.538 | 1-H 2B | | | 1-2 | | 1-2 | | | | 0 | 0 | 0 | 0 | 0 | 0 | 0 |
| Al Cowens, R (1, 9) OBP: 0.353, SLG: 0.419 | 1-0 HBP | | 0-0 E4 BB | | 0-0 1B 2B | | 0-0 F8 E HR 1B | 0-0 5-3 | | 4 | 1 | 2 | 0 | 0 | 0 | 1 |
| Darrell Porter, L (1, 2) OBP: 0.417, SLG: 0.470 | 0-0 F8 | | 0-3 K | | 0-0 P3 | | 0-0 F8 | | | 4 | 0 | 0 | 0 | 0 | 1 | 6 |
| George Scott, R (1, 3) OBP: 0.323, SLG: 0.385 | | 4-0 2B 1B BB | 4-0 BB | 1-2 BB | 0-0 CS 1B | | 0-0 HR | | | 2 | 2 | 2 | 2 | 2 | 0 | 0 |
| John Wathan, R (1, 10) OBP: 0.238, SLG: 0.319 | | 0-0 F9 | 0-0 SF8 | | 0-3 K | | 0-0 FC6-4 1B | | | 2 | 0 | 0 | 1 | 0 | 1 | 3 |
| Ralph LaCock, L (7, PH) OBP: 0.351, SLG: 0.388 | | | 3-H | | 1-2 | | 0-0 FC6-4 1B | | | 1 | 0 | 1 | 0 | 0 | 0 | 0 |
| Willie Wilson, S (1, 7) OBP: 0.346, SLG: 0.416 | | 0-0 1B 2B | 0-0 P4 | | | 0-0 1B S SF7 1B | 0-0 FC6-4 1B | | | 4 | 1 | 3 | 0 | 0 | 0 | 2 |

| Inning Stats | R: 1 | H: 2 | E: 0 | LOB: 2 | K: 1 | BB: 0 | S: 7 | P: 8 | R: 1 | H: 2 | E: 0 | LOB: 2 | K: 1 | BB: 1 | S: 7 | P: 11 | R: 1 | H: 1 | E: 1 | LOB: 2 | K: 1 | BB: 1 | S: 7 | P: 11 | R: 0 | H: 1 | E: 0 | LOB: 1 | K: 0 | BB: 0 | S: 4 | P: 4 | R: 0 | H: 2 | E: 0 | LOB: 2 | K: 1 | BB: 0 | S: 6 | P: 6 | R: 1 | H: 2 | E: 0 | LOB: 1 | K: 0 | BB: 0 | S: 5 | P: 5 | R: 2 | H: 4 | E: 1 | LOB: 2 | K: 1 | BB: 0 | S: 9 | P: 9 | R: 0 | H: 0 | E: 0 | LOB: 0 | K: 1 | BB: 0 | S: 5 | P: 5 |
|--------------|-------|-------|--------|--------|-------|-------|--------|-------|--------|-------|-------|--------|------|-------|------|-------|------|------|------|--------|------|-------|------|-------|------|------|------|--------|------|-------|------|------|------|------|------|--------|------|-------|------|------|------|------|------|--------|------|-------|------|------|------|------|------|--------|------|-------|------|------|------|------|------|--------|------|-------|------|------|
| 1B: 9 | SF: 2 | 2B: 5 | SAC: 0 | 3B: 0 | DP: 1 | HR: 1 | HBP: 1 | WP: 0 | PA: 41 | SB: 2 | CS: 1 | | | | | | | | | | | | | | | | | | | | | | | | | | | | | | | | | | | | | | | | | | | | | | | | | | | | | |

| PITCHER | IP | WLS | BF | H | R | ER | SO | BB | IBB | HBP | BLK | WP | HR | S | P | ERA | WHIP |
|--|-----|-----|----|----|---|----|----|----|-----|-----|-----|----|----|----|----|-------|-------|
| Tom Underwood, L (1, 1) ERA: 3.72 | 5.1 | | 29 | 10 | 4 | 3 | 4 | 2 | 0 | 0 | 0 | 0 | 0 | 34 | 43 | 5.06 | 2.250 |
| Jesse Jefferson, R (6, 1) ERA: 4.97 | 1.0 | L | 6 | 3 | 2 | 2 | 0 | 0 | 0 | 0 | 0 | 0 | 1 | 6 | 6 | 18.00 | 3.000 |
| Tom Buskey, R (7, 1) ERA: 2.56 | 1.2 | | 6 | 1 | 0 | 0 | 2 | 0 | 0 | 0 | 0 | 0 | 0 | 10 | 10 | 0.00 | 0.600 |

BOTTOM

Toronto Blue Jays @ Kansas City Royals
Royals Stadium, Kansas City, MO

Tue Jul 31 1979, 8:05 PM EDT
Att: 22,156 - Unknown - 80 F

livebaseballscorecards.com

| | |
|-----|----|
| AB | 36 |
| R | 6 |
| H | 14 |
| RBI | 6 |
| BB | 2 |
| SO | 6 |
| LOB | 24 |



| Batter | 1 | 2 | 3 | 4 | 5 | 6 | 7 | 8 | 9 | AB R H RBI BB SO LOB | TOP | | | | | | | | | |
|---|---|---------------------------------|------------------------------|---------------------------------|------------------------------|---------------------------------|------------------------------|---------------------------------|------------------------------|---------------------------------|--|---------------------------------|------------------------------|---------------------------------|------------------------------|---------------------------------|----------------------------------|------------------------------------|----------------------------------|--------|
| Alfredo Griffin, S (1, 6) OBP: 0.309, SLG: 0.319 | 0-0 P4 | | 0-0 5-3 | | 0-0 SF7 1B | | 0-0 G3 | | 0-0 SH1-3 1-2 | 4 1 1 0 0 0 0 | Toronto Blue Jays @ Kansas City Royals Royals Stadium, Kansas City, MO Wed Aug 01 1979, 8:05 PM EDT Att. 24,077 - Unknown - 83 F | | | | | | | | | |
| Rick Bosetti, R (1, 8) OBP: 0.291, SLG: 0.366 | 0-0 L8 | | 0-0 6-3 | | 0-0 1B | | 0-0 L4 | | 0-0 1B | 5 0 2 0 0 0 0 | | | | | | | | | | |
| Roy Howell, L (1, 5) OBP: 0.324, SLG: 0.411 | 0-0 6-3 | | | 4-0 1B 2B BB | 0-0 SF7 | | 0-0 3B | | 0-0 F8 | 3 1 1 1 1 0 2 | | | | | | | | | | |
| Rico Carty, R (1, 10) OBP: 0.330, SLG: 0.377 | | 0-0 L9 | | 0-0 L8 | 0-0 P4 | | 0-0 L9 | | | 4 0 0 0 0 0 3 | | | | | | | | | | |
| John Mayberry, L (1, 3) OBP: 0.374, SLG: 0.464 | | | | | | 0-0 L8 | | 4-0 G1-6-3 BB | | 3 0 2 0 1 0 0 | | | | | | | | | | |
| Bob Bailor, R (8, PR) OBP: 0.291, SLG: 0.252 | | 2B 1B | | 1-3 2B 1B | | | | | | 0 0 0 0 0 0 0 | | | | | | | | | | |
| Tim Johnson, L (8, 3) OBP: 0.213, SLG: 0.119 | | | | | | | | | | 0 0 0 0 0 0 0 | | | | | | | | | | |
| Otto Velez, R (1, 9) OBP: 0.392, SLG: 0.581 | | | | | | | | 0-0 G1-6-3 1-2f | | 4 1 3 1 0 0 1 | | | | | | | | | | |
| Al Woods, L (1, 7) OBP: 0.330, SLG: 0.379 | | | | | 0-0 P6 | | 0-0 L3 | | | 4 0 1 0 0 0 5 | | | | | | | | | | |
| Rick Cerone, R (1, 2) OBP: 0.297, SLG: 0.323 | | | | | 0-0 F2 | | 0-0 2B | | | 4 0 0 1 0 0 5 | | | | | | | | | | |
| Luis Gomez, R (1, 4) OBP: 0.276, SLG: 0.277 | | | 0-0 5-3 | | | 0-0 L9 | | | 4-0 1B SH1-3 BB | 3 0 0 0 0 0 1 | | | | | | | | | | |
| Tony Solaita, L (9, PH) OBP: 0.444, SLG: 0.452 | | | | | | | | | | 0 0 0 0 1 0 0 | | | | | | | | | | |
| Joe Cannon, L (9, PR) OBP: 0.179, SLG: 0.224 | | | | | | | | | | 0 0 0 0 0 0 0 | | | | | | | | | | |
| Inning Stats | R: 0 E: 0 K: 0 S: 3 | H: 0 LOB: 0 BB: 0 P: 3 | R: 0 E: 0 K: 0 S: 5 | H: 2 LOB: 2 BB: 0 P: 5 | R: 0 E: 0 K: 0 S: 3 | H: 0 LOB: 0 BB: 0 P: 3 | R: 1 E: 0 K: 0 S: 5 | H: 2 LOB: 2 BB: 1 P: 9 | R: 1 E: 0 K: 0 S: 5 | H: 2 LOB: 1 BB: 0 P: 5 | R: 0 E: 0 K: 0 S: 4 | H: 1 LOB: 1 BB: 0 P: 4 | R: 0 E: 0 K: 0 S: 2 | H: 0 LOB: 1 BB: 1 P: 6 | R: 0 E: 0 K: 0 S: 4 | H: 1 LOB: 2 BB: 1 P: 8 | 1B: 6 2B: 3 3B: 1 HR: 0 | SF: 1 SAC: 1 DP: 1 HBP: 0 | WP: 0 PB: 0 SB: 0 CS: 0 | PA: 39 |
| PITCHER | IP WLS BF H R ER SO BB IBB HBP BLK WP HR S P ERA WHIP | | | | | | | | | | | | | | | | | | | |
| Rich Gale, R (1, 1) ERA: 5.26 | 7.0 W 32 9 3 3 0 2 0 0 0 0 0 0 30 38 3.86 1.571 | | | | | | | | | | | | | | | | | | | |
| Dan Quisenberry, R (8, 1) ERA: 1.65 | 1.2 6 1 0 0 0 1 0 0 0 0 0 0 5 9 0.00 1.200 | | | | | | | | | | | | | | | | | | | |
| Al Hrabosky, L (9, 1) ERA: 4.14 | 0.1 S 1 0 0 0 0 0 0 0 0 0 0 0 1 1 0.00 0.000 | | | | | | | | | | | | | | | | | | | |

livebaseballscorecards.com

| | |
|-----|----|
| AB | 34 |
| R | 3 |
| H | 10 |
| RBI | 3 |
| BB | 3 |
| SO | 0 |
| LOB | 17 |



| Batter | 1 | 2 | 3 | 4 | 5 | 6 | 7 | 8 | 9 | AB | R | H | RBI | BB | SO | LOB |
|--|------------------------|-------------|------------|-----------------------------------|---------------------------|---------------------------|------------|-----------|---|----|---|---|-----|----|----|-----|
| Willie Wilson, S OBP: 0.345, SLG: 0.414 (1, 7) | 0-0 1-3 S 1B | 0-0 B1-3 | | 0-0 G4-6-3 1-2f | | 0-0 4-3 2-3 | | | | 4 | 1 | 1 | 0 | 0 | 0 | 4 |
| Frank White, R OBP: 0.287, SLG: 0.383 (1, 4) | 0-3 K 1-2 | | 0-0 L8 | | 0-0 E6 L8 S 2B | 0-0 F9 | | | | 4 | 1 | 0 | 0 | 0 | 1 | 2 |
| Amos Otis, R OBP: 0.364, SLG: 0.433 (1, 8) | 0-0 1-3 2-3 | | 0-0 F9 | | 0-0 L8 1-3 | | 0-0 F8 | | | 4 | 0 | 0 | 0 | 0 | 0 | 2 |
| George Brett, L OBP: 0.383, SLG: 0.546 (1, 10) | 0-0 BB 1B 3-H | | 0-0 2B | | 0-0 1B 2B 3-H | | 0-0 5-3 | | | 4 | 1 | 3 | 2 | 0 | 0 | 0 |
| Darrell Porter, L OBP: 0.418, SLG: 0.469 (1, 2) | 4-0 1-2 BB | | 0-0 3-1 | | 0-0 FC6-4 1B 2-H | | 0-0 F8 | | | 3 | 0 | 1 | 1 | 1 | 0 | 1 |
| Ralph LaCock, L OBP: 0.349, SLG: 0.386 (1, 3) | 0-0 4-3 | | | 0-0 1B 1B | | 0-0 F9 | | | | 4 | 1 | 1 | 0 | 0 | 0 | 3 |
| Al Cowens, R OBP: 0.351, SLG: 0.417 (1, 9) | | 0-0 6-3 | | 0-0 1B 1B 1-3 | | 0-0 FC6-4 1-2f | | 0-0 F9 | | 4 | 0 | 1 | 0 | 0 | 0 | 1 |
| Jamie Quirk, L OBP: 0.354, SLG: 0.413 (1, 5) | | 0-0 | | 0-0 G4-6-3 1-3 3-H 1B | | 0-0 4-3 SH1-4 1B | | 0-0 G3 | | 4 | 0 | 3 | 1 | 0 | 0 | 0 |
| Jerry Terrell, R OBP: 0.385, SLG: 0.538 (9, 5) | | | | | | | | | | 0 | 0 | 0 | 0 | 0 | 0 | 0 |
| Freddie Patek, R OBP: 0.284, SLG: 0.317 (1, 6) | | 0-0 F8 | | 0-0 P4 | | 0-0 SH1-4 1-2 | | | | 2 | 0 | 0 | 0 | 0 | 0 | 3 |

| Inning Stats | R: 1 | H: 2 | E: 0 | K: 1 | S: 7 | LOB: 2 | BB: 1 | P: 11 | R: 0 | H: 1 | E: 0 | K: 0 | S: 4 | LOB: 1 | BB: 0 | P: 4 | R: 0 | H: 1 | E: 0 | K: 0 | S: 4 | LOB: 1 | BB: 0 | P: 4 | R: 0 | H: 0 | E: 0 | K: 0 | S: 3 | LOB: 0 | BB: 0 | P: 3 | R: 0 | H: 0 | E: 0 | K: 0 | S: 3 | LOB: 0 | BB: 0 | P: 3 |
|--|------|------|------|------|------|--------|-------|-------|------|------|------|------|------|--------|-------|------|-------|------|------|------|------|--------|-------|------|------|------|------|------|------|--------|-------|------|------|------|------|------|------|--------|-------|------|
| PITCHER | IP | WLS | BF | H | R | ER | SO | BB | IBB | HBP | BLK | WP | HR | S | P | ERA | WHIP | | | | | | | | | | | | | | | | | | | | | | | |
| Phil Huffman, R ERA: 5.95 (1, 1) | 4.1 | L | 23 | 9 | 4 | 3 | 1 | 1 | 0 | 0 | 0 | 0 | 0 | 24 | 28 | 6.23 | 2.308 | | | | | | | | | | | | | | | | | | | | | | | |
| Dave Freisleben, R ERA: 5.19 (5, 1) | 3.2 | | 12 | 1 | 0 | 0 | 0 | 0 | 0 | 0 | 0 | 0 | 0 | 12 | 12 | 0.00 | 0.273 | | | | | | | | | | | | | | | | | | | | | | | |

BOTTOM

Toronto Blue Jays @ Kansas City Royals
 Royals Stadium, Kansas City, MO

Wed Aug 01 1979, 8:05 PM EDT
 Att: 24,077 - Unknown - 83 F

livebaseballscorecards.com

| | |
|-----|----|
| AB | 33 |
| R | 4 |
| H | 10 |
| RBI | 4 |
| BB | 1 |
| SO | 1 |
| LOB | 16 |



| | |
|-------|--------|
| WP: 0 | PA: 35 |
| PB: 0 | |
| SB: 2 | |
| CS: 0 | |

BOTTOM

Kansas City Royals @ Detroit Tigers
 Tiger Stadium, Detroit, MI
 Fri Aug 03 1979, 7:05 PM EDT
 Unknown - 76 F

livebaseballscorecards.com

| | |
|------------|-----------|
| AB | 31 |
| R | 3 |
| H | 5 |
| RBI | 3 |
| BB | 7 |
| SO | 7 |
| LOB | 19 |



| | |
|-------|--------|
| WP: 0 | PA: 38 |
| PB: 0 | |
| SB: 2 | |
| CS: 0 | |

AB R H RBI BB SO LOB

| | | | | | | |
|---|---|---|---|---|---|---|
| 5 | 0 | 1 | 0 | 0 | 2 | 4 |
| 4 | 0 | 0 | 0 | 0 | 2 | 4 |
| 1 | 0 | 0 | 0 | 0 | 0 | 1 |
| 3 | 2 | 2 | 2 | 1 | 0 | 1 |
| 4 | 0 | 1 | 0 | 0 | 1 | 1 |
| 1 | 1 | 0 | 0 | 2 | 0 | 1 |
| 1 | 0 | 0 | 0 | 0 | 0 | 0 |
| 2 | 0 | 0 | 0 | 1 | 1 | 2 |
| 1 | 0 | 0 | 0 | 0 | 0 | 0 |
| 2 | 0 | 0 | 0 | 1 | 1 | 3 |
| 1 | 0 | 0 | 0 | 0 | 0 | 0 |
| 4 | 0 | 1 | 1 | 0 | 0 | 2 |
| 2 | 0 | 0 | 0 | 2 | 0 | 0 |

| Batter | 1 | 2 | 3 | 4 | 5 | 6 | 7 | 8 | 9 |
|---|---------------------|-------------------|----------------|------------------|----------------|----------|-----------|-----------|-------------------|
| Ron LeFlore, R (1, 8) OBP: 0.349, SLG: 0.373 | 0-0 5-3 ① S S | 0-3 K ② | | 0-3 K ① 1-2 | | 0-0 F9 ③ | | | 0-0 G6-4-3 1B |
| Lou Whitaker, L (1, 4) OBP: 0.382, SLG: 0.359 John Wockenfuss, R (9, PH) OBP: 0.298, SLG: 0.532 | 0-0 6-3 ② S S | 0-3 K ③ | | 0-0 4-3 ② 2-3 | | | 0-3 K ① | | 0-0 G6-4-3 1-2f ③ |
| Steve Kemp, L (1, 7) OBP: 0.412, SLG: 0.548 | 4-0 BB | | 0-0 HR | 0-0 P5 | | | 0-0 HR | | |
| Jason Thompson, L (1, 3) OBP: 0.359, SLG: 0.379 | 0-3 K ③ | | 0-0 FC3-6 1B | | 0-0 L4 ① | | 0-0 4-3 ② | | |
| Champ Summers, L (1, 9) OBP: 0.396, SLG: 0.513 Lynn Jones, R (7, PH) OBP: 0.343, SLG: 0.371 (8, 9) | | 4-0 E S 1B BB | 0-0 FC3-6 1-2f | | 4-0 FC4-6 BB | | 0-0 F7 ③ | | |
| Al Greene, L (1, 10) OBP: 0.231, SLG: 0.304 Jerry Morales, R (8, PH) OBP: 0.264, SLG: 0.380 | | 4-0 BB 1B BB | 0-3 K ② | | 0-0 FC4-6 1-2f | | | 0-0 6-3 ① | |
| Ed Putman, R (1, 2) OBP: 0.400, SLG: 0.692 Lance Parrish, R (8, PH) OBP: 0.356, SLG: 0.468 (9, 2) | | 0-3 K ① | 4-0 BB | | 0-0 F6 ③ | | | 0-0 6-3 ② | |
| Aurelio Rodriguez, R (1, 5) OBP: 0.282, SLG: 0.381 | | 0-0 BB 1B 1-2 3-H | 0-0 F8 ③ | | | 0-0 L7 ① | | 0-0 6-3 ③ | |
| Alan Trammell, R (1, 6) OBP: 0.324, SLG: 0.336 | | 4-0 BB 1-2 2-3 | | 4-0 4-3 S BB | | 0-0 F7 ② | | 0-0 4-3 ① | |

| Inning Stats | R: 0 | H: 0 | E: 0 | K: 1 | S: 5 | H: 0 | LOB: 1 | BB: 1 | P: 9 | R: 1 | H: 1 | E: 0 | K: 3 | S: 10 | R: 1 | H: 2 | E: 0 | K: 1 | S: 7 | R: 0 | H: 0 | E: 0 | K: 1 | S: 5 | R: 0 | H: 0 | E: 0 | K: 0 | S: 3 | R: 0 | H: 0 | E: 0 | K: 0 | S: 3 | R: 1 | H: 1 | E: 0 | K: 1 | S: 6 | R: 0 | H: 0 | E: 0 | K: 0 | S: 3 | R: 0 | H: 0 | E: 0 | K: 0 | S: 3 | R: 0 | H: 1 | E: 0 | K: 0 | S: 3 | 1B: 3 | 2B: 0 | 3B: 0 | HR: 2 | SF: 0 | SAC: 0 | DP: 1 | HBP: 0 | WP: 0 | PA: 38 |
|--------------|------|------|------|------|------|------|--------|-------|------|------|------|------|------|-------|------|------|------|------|------|------|------|------|------|------|------|------|------|------|------|------|------|------|------|------|------|------|------|------|------|------|------|------|------|------|------|------|------|------|------|------|------|------|------|------|-------|-------|-------|-------|-------|--------|-------|--------|-------|--------|
|--------------|------|------|------|------|------|------|--------|-------|------|------|------|------|------|-------|------|------|------|------|------|------|------|------|------|------|------|------|------|------|------|------|------|------|------|------|------|------|------|------|------|------|------|------|------|------|------|------|------|------|------|------|------|------|------|------|-------|-------|-------|-------|-------|--------|-------|--------|-------|--------|

| PITCHER | IP | WLS | BF | H | R | ER | SO | BB | IBB | HBP | BLK | WP | HR | S | P | ERA | WHIP |
|--|-----|-----|----|---|---|----|----|----|-----|-----|-----|----|----|----|----|------|-------|
| Steve Busby, R (1, 1) ERA: 3.39 | 6.0 | W | 28 | 3 | 2 | 2 | 6 | 7 | 0 | 0 | 0 | 0 | 1 | 33 | 61 | 3.00 | 1.667 |
| Steve Mingori, L (7, 1) ERA: 3.54 | 1.0 | | 4 | 1 | 1 | 1 | 1 | 0 | 0 | 0 | 0 | 0 | 1 | 6 | 6 | 9.00 | 1.000 |
| Dan Quisenberry, R (8, 1) ERA: 1.53 | 1.1 | | 5 | 1 | 0 | 0 | 0 | 0 | 0 | 0 | 0 | 0 | 0 | 5 | 5 | 0.00 | 0.750 |
| Al Hrabosky, L (9, 1) ERA: 4.08 | 0.2 | S | 1 | 0 | 0 | 0 | 0 | 0 | 0 | 0 | 0 | 0 | 0 | 1 | 1 | 0.00 | 0.000 |

| Batter | 1 | 2 | 3 | 4 | 5 | 6 | 7 | 8 | 9 | AB R H RBI BB SO LOB | TOP |
|--|---|---|---|---|---|---|---|---|--|--|---|
| Willie Wilson, S (1, 7) OBP: 0.345, SLG: 0.416 | 0-0 L8 WP 1B | 0-0 F3 | | | 0-3 K | | 0-3 K | | 0-0 F9 | 5 1 1 0 0 2 1 | Kansas City Royals @ Detroit Tigers Tiger Stadium, Detroit, MI Fri Aug 03 1979, 7:05 PM EDT Att: 43,047 - Unknown livebaseballscorecards.com |
| Frank White, R (1, 4) OBP: 0.286, SLG: 0.379 | 0-0 1B WP 1B | | 0-0 F8 | | 0-0 5-3 | | 0-0 F3 | | | 4 1 1 0 0 0 0 | |
| Hal McRae, R (1, 10) OBP: 0.313, SLG: 0.432 | 0-0 L8 | | 0-0 | | 0-0 | | | 1-0 SH1-4 HBP | | 3 0 2 0 0 0 2 | |
| Amos Otis, R (1, 8) OBP: 0.361, SLG: 0.428 | 0-3 K | | 0-3 K | | 0-0 5-3 | | | 0-0 SH1-4 | | 3 0 0 0 0 2 3 | |
| Al Cowens, R (1, 9) OBP: 0.355, SLG: 0.420 | 0-0 1B 2-H 1B | | 0-0 P5 | | 4-0 BB BB CS BB | | | 0-0 P3 | | 3 0 1 1 1 0 2 | |
| George Scott, R (1, 3) OBP: 0.319, SLG: 0.380 | 0-0 | | 0-0 F9 | | 0-3 K | | | 0-0 F7 | | 3 0 1 0 0 1 1 | |
| Ralph LaCock, L (8, PH) OBP: 0.348, SLG: 0.385 | 1-3 1B | | | | | | | | | 1 0 0 0 0 0 1 | |
| John Wathan, R (1, 2) OBP: 0.233, SLG: 0.312 | 0-0 4-3 | | 0-0 P4 | | 0-0 5-3 | | | | | 3 0 0 0 0 0 2 | |
| U L Washington, S (9, PH) OBP: 0.299, SLG: 0.326 | | | | | | | | | | 1 0 0 0 0 0 1 0 | |
| Jerry Terrell, R (1, 5) OBP: 0.438, SLG: 0.733 | | 0-0 4-3 | | 4-0 BB BB BB BB | | | 0-0 HR | | 0-3 K | 2 1 1 1 1 0 0 | |
| Jamie Quirk, L (9, PH) OBP: 0.347, SLG: 0.404 | | | | | | | | | 0-3 K | 1 0 0 0 0 0 1 0 | |
| Todd Cruz, R (1, 6) OBP: 0.218, SLG: 0.286 | | 0-0 F9 | | 0-0 F7 | | | 0-3 K | | 4-0 BB BB BB BB | 3 0 0 0 0 0 1 1 | |
| Darrell Porter, L (9, PH) OBP: 0.417, SLG: 0.475 | | | | | | | | | | 0 0 0 0 0 1 0 0 | |
| Freddie Patek, R (9, PR) OBP: 0.280, SLG: 0.312 | | | | | | | | | | 0 0 0 0 0 0 0 0 | |
| Inning Stats | R: 2 H: 4 E: 0 LOB: 2 K: 1 BB: 0 S: 9 P: 9 | R: 0 H: 0 E: 0 LOB: 0 K: 0 BB: 0 S: 3 P: 3 | R: 0 H: 1 E: 0 LOB: 1 K: 1 BB: 0 S: 6 P: 6 | R: 0 H: 0 E: 0 LOB: 1 K: 0 BB: 1 S: 3 P: 7 | R: 0 H: 1 E: 0 LOB: 1 K: 1 BB: 0 S: 6 P: 6 | R: 0 H: 0 E: 0 LOB: 0 K: 1 BB: 1 S: 4 P: 8 | R: 1 H: 1 E: 0 LOB: 0 K: 2 BB: 0 S: 8 P: 8 | R: 0 H: 0 E: 0 LOB: 1 K: 0 BB: 0 S: 3 P: 4 | R: 0 H: 0 E: 0 LOB: 1 K: 2 BB: 1 S: 7 P: 11 | 1B: 6 SF: 0 2B: 1 SAC: 1 3B: 0 DP: 1 HR: 1 HBP: 1 | WP: 1 PA: 37 PB: 0 SB: 0 CS: 1 |
| PITCHER Bruce Robbins, L (1, 1) ERA: 3.75 Aurelio Lopez, R (7, 1) ERA: 2.61 | IP WLS BF H R ER SO BB IBB HBP BLK WP HR S P ERA WHIP | 6.0 26 7 3 3 4 2 0 0 0 1 1 32 40 4.50 1.500 | 3.0 11 0 0 0 4 1 0 1 0 0 0 17 22 0.00 0.333 | PITCHER IP WLS BF H R ER SO BB IBB HBP BLK WP HR S P ERA WHIP | | | | | | | |

| Batter | 1 | 2 | 3 | 4 | 5 | 6 | 7 | 8 | 9 |
|---|------------|------------|------------|-----------------|-----------|------------|---------------------------------|--------------------|---|
| Ron LeFlore, R OBP: 0.351, SLG: 0.381 (1, 10) | 0-0 4-3 | | 0-0 F9 | | 0-0 HR | | | 0-0 SH1-3 1B | |
| Lou Whitaker, L OBP: 0.379, SLG: 0.355 (1, 4) | 0-0 5-3 | | 0-0 F7 | | 0-0 L7 | | | 0-0 SH1-3 | |
| Steve Kemp, L OBP: 0.411, SLG: 0.544 (1, 7) | 0-0 F5 | | | 0-0 P4 | | 0-0 F7 | | 4-0 IBB | |
| Jerry Morales, R OBP: 0.260, SLG: 0.376 (1, 9) | | 0-0 6-3 | | 0-0 F8 | | 0-0 4-3 | | 0-0 SF7 | |
| Lance Parrish, R OBP: 0.355, SLG: 0.465 (1, 2) | | 0-0 L5 | | 0-0 HR 1B | | 0-0 6-3 | | 3-H 0-3 K | |
| John Wockenfuss, R OBP: 0.306, SLG: 0.559 (1, 3) | | 0-0 1B | | 0-0 HR | | 0-0 F7 | | | |
| Lynn Jones, R OBP: 0.336, SLG: 0.362 (1, 8) | | 0-0 4-3 | | 0-0 3-1 | | 0-0 5-3 | | | |
| Tom Brookens, R OBP: 0.290, SLG: 0.446 (1, 5) | | | 0-0 6-3 | | 0-0 L7 | | 0-0 L1 | | |
| Mark Wagner, R OBP: 0.376, SLG: 0.377 (1, 6) | | | 0-0 1B | | 0-0 L8 | | 0-0 SH1-3 1B SF7 1B | | |

| Inning Stats | R: 0 | H: 0 | E: 0 | K: 0 | S: 3 | LOB: 0 | BB: 0 | P: 3 |
|--------------|------|------|------|------|------|--------|-------|-------|
| | R: 0 | H: 1 | E: 0 | K: 0 | S: 4 | LOB: 1 | BB: 0 | P: 4 |
| | R: 0 | H: 1 | E: 0 | K: 0 | S: 4 | LOB: 1 | BB: 0 | P: 4 |
| | R: 2 | H: 2 | E: 0 | K: 0 | S: 5 | LOB: 0 | BB: 0 | P: 5 |
| | R: 1 | H: 1 | E: 0 | K: 0 | S: 4 | LOB: 0 | BB: 0 | P: 4 |
| | R: 0 | H: 0 | E: 0 | K: 0 | S: 3 | LOB: 0 | BB: 0 | P: 3 |
| | R: 0 | H: 0 | E: 0 | K: 0 | S: 3 | LOB: 0 | BB: 0 | P: 3 |
| | R: 1 | H: 2 | E: 0 | K: 1 | S: 7 | LOB: 2 | BB: 1 | P: 11 |

| PITCHER | IP | WLS | BF | H | R | ER | SO | BB | IBB | HBP | BLK | WP | HR | S | P | ERA | WHIP |
|--|-----|-----|----|---|---|----|----|----|-----|-----|-----|----|----|----|----|-------|-------|
| Paul Splittorff, L ERA: 3.9 (1, 1) | 7.0 | | 26 | 5 | 3 | 3 | 0 | 0 | 0 | 0 | 0 | 0 | 2 | 26 | 26 | 3.86 | 0.714 |
| Steve Mingo, L ERA: 3.75 (8, 1) | 0.1 | L | 3 | 2 | 1 | 1 | 0 | 0 | 0 | 0 | 0 | 0 | 0 | 3 | 3 | 27.00 | 6.000 |
| Eduardo Rodriguez, R ERA: 4.54 (8, 1) | 0.2 | | 3 | 0 | 0 | 0 | 1 | 0 | 1 | 0 | 0 | 0 | 0 | 4 | 8 | 0.00 | 0.000 |

BOTTOM

| AB | R | H | RBI | BB | SO | LOB |
|----|---|---|-----|----|----|-----|
| 4 | 1 | 2 | 1 | 0 | 0 | 1 |
| 3 | 0 | 0 | 0 | 0 | 0 | 1 |
| 3 | 0 | 0 | 0 | 1 | 0 | 0 |
| 3 | 0 | 0 | 1 | 0 | 0 | 0 |
| 4 | 1 | 1 | 0 | 0 | 1 | 2 |
| 3 | 1 | 2 | 2 | 0 | 0 | 0 |
| 3 | 0 | 0 | 0 | 0 | 0 | 0 |
| 3 | 1 | 2 | 0 | 0 | 0 | 0 |

| | |
|------------|-----------|
| AB | 29 |
| R | 4 |
| H | 7 |
| RBI | 4 |
| BB | 1 |
| SO | 1 |
| LOB | 5 |



| WP | PA |
|----|----|
| 0 | 32 |

Kansas City Royals @ Detroit Tigers
Tiger Stadium, Detroit, MI
 Fri Aug 03 1979, 7:05 PM EDT
 Att. 43,047 - Unknown

livebaseballscorecards.com

| Batter | 1 | 2 | 3 | 4 | 5 | 6 | 7 | 8 | 9 | AB R H RBI BB SO LOB | TOP |
|--|---|---|---|--|---|---|--|---|---|--|---|
| Willie Wilson, S (1, 7) x OBP: 0.341, SLG: 0.411 | 0-0 1-3 ① | | | x 0-0 4-3 ① | | 0-3 K ② | | 0-3 K ① | | 4 0 0 0 0 2 0 | |
| Frank White, R (1, 4) x OBP: 0.289, SLG: 0.379 | 0-0 L4 ② | | | BBB 4-0 FC5-2 BB BB ② | | x 0-0 P4 ③ | | x 0-0 G4 1B | | 3 0 1 0 1 0 0 | |
| Darrell Porter, L (1, 2) x OBP: 0.418, SLG: 0.472 | 0-0 F2 ③ | | | BBB 4-0 FC5-2 S BB 1-2 ② | | BBB 4-0 2B 1B BB ② | | x 0-0 G4 ② | | 2 1 0 0 2 0 1 | |
| Hal McRae, R (1, 10) OBP: 0.312, SLG: 0.433 | | 0-3 K ① | | x 0-0 FC5-2 WP ② | | x 0-0 1B 2B ③ | | x 0-0 F3 ③ | | 4 1 1 0 0 1 3 | |
| Al Cowens, R (1, 9) OBP: 0.354, SLG: 0.418 | | 0-0 1-3 ② | | SSS 0-3 K ③ | | x 0-0 WP 1B 1B ③ | | x 0-0 P4 ① | | 4 0 1 2 0 1 2 | |
| Amos Otis, R (1, 8) OBP: 0.360, SLG: 0.426 | | 0-0 5-3 ③ | | x 0-0 F8 ① | | x 0-0 WP 1B ② | | x 0-0 L7 ② | | 4 0 1 0 0 0 0 | |
| George Scott, R (1, 3) OBP: 0.318, SLG: 0.378 | | | x 0-0 F9 ① | | SSS 0-3 K ② | | x 0-0 F9 ① | | x 0-0 1B ② | 4 0 1 0 0 1 2 | |
| Freddie Patek, R (1, 6) OBP: 0.276, SLG: 0.307 | | | x 0-0 6-3 ② | | x 0-0 F8 ③ | | 0-3 K ② | | x 0-0 F2 ③ | 4 0 0 0 0 1 3 | |
| Jerry Terrell, R (1, 5) OBP: 0.368, SLG: 0.611 | | | x 0-0 5-3 ③ | | x 0-0 5-3 ① | | x 0-0 5-3 ③ | | | 3 0 0 0 0 0 2 | |
| Inning Stats | R: 0 H: 0 E: 0 LOB: 0 K: 0 BB: 0 S: 3 P: 3 | R: 0 H: 0 E: 0 LOB: 0 K: 1 BB: 0 S: 5 P: 5 | R: 0 H: 0 E: 0 LOB: 0 K: 0 BB: 0 S: 3 P: 3 | R: 0 H: 0 E: 0 LOB: 2 K: 1 BB: 2 S: 5 P: 13 | R: 0 H: 0 E: 0 LOB: 0 K: 1 BB: 0 S: 5 P: 5 | R: 0 H: 0 E: 0 LOB: 0 K: 1 BB: 0 S: 5 P: 5 | R: 2 H: 3 E: 0 LOB: 2 K: 1 BB: 1 S: 8 P: 12 | R: 0 H: 1 E: 0 LOB: 1 K: 1 BB: 0 S: 6 P: 6 | R: 0 H: 1 E: 0 LOB: 1 K: 0 BB: 0 S: 4 P: 4 | 1B: 4 SF: 0 2B: 1 SAC: 0 3B: 0 DP: 0 HR: 0 HBP: 0 | WP: 2 PA: 35 PB: 0 SB: 2 CS: 0 |
| PITCHER | IP WLS BF H R ER SO BB IBB HBP BLK WP HR S P ERA WHIP | | | | | | | | | | |
| Mike Chris, L (1, 1) ERA: 6.43 | 6.0 W 23 2 2 2 4 3 0 0 0 1 0 28 40 3.00 0.833 | | | | | | | | | | |
| John Hiller, L (7, 1) ERA: 5.03 | 3.0 S 12 3 0 0 2 0 0 0 0 1 0 16 16 0.00 1.000 | | | | | | | | | | |

Kansas City Royals @ Detroit Tigers
 Tiger Stadium, Detroit, MI
 Sat Aug 04 1979, 3:33 AM EDT
 Att: 39,402 - Unknown

| | |
|-----|----|
| AB | 32 |
| R | 2 |
| H | 5 |
| RBI | 2 |
| BB | 3 |
| SO | 6 |
| LOB | 13 |



livebaseballscorecards.com

| Batter | 1 | 2 | 3 | 4 | 5 | 6 | 7 | 8 | 9 |
|--|----------------------|---------------------------|------------------------|-----------------|------------------------|------------------|------------------------------------|----------------|---|
| Ron LeFlore, R OBP: 0.353, SLG: 0.383 Lynn Jones, R OBP: 0.333, SLG: 0.359 (1, 8) (7, PH) (8, 8) | 0-0 5-3 ① | | 0-0 S 3B 1B | | 0-0 CS 1B | | 0-0 E5 1B 1B | | |
| Lou Whitaker, L OBP: 0.380, SLG: 0.364 (1, 4) | 0-0 F7 | | 0-0 1-H 2B 3B | | 0-0 P5 | | 0-0 1-3 E 1B | | |
| Steve Kemp, L OBP: 0.414, SLG: 0.546 (1, 7) B B B B | 4-0 FC5-4 BB | | 0-0 3-H 2B | | 4-0 1-2 CS BB | | 0-0 1-2 F7 | | |
| Jerry Morales, R OBP: 0.260, SLG: 0.375 (1, 9) | 0-0 FC5-4 1-2f | | 0-0 F7 ② | | 0-0 CS 1-2 | | 0-0 2-H 3-H E2 1B ③ | | |
| Lance Parrish, R OBP: 0.351, SLG: 0.460 (1, 2) | | 0-0 4-3 S S S | 0-3 K ③ | | 0-0 F3 | | 0-3 K ③ | | |
| John Wockenfuss, R OBP: 0.312, SLG: 0.565 (1, 10) | | 0-0 1B | | 0-3 K ① | | 0-0 1B 2B | | 0-0 F7 ① | |
| Jason Thompson, L OBP: 0.358, SLG: 0.377 (1, 3) | | 0-0 F2 ② | | 0-0 1-3 ② | | 0-0 2-H 1B | | 0-3 K ② | |
| Tom Brookens, R OBP: 0.288, SLG: 0.435 (1, 5) | | 0-0 F7 ③ | | 0-0 1B ③ | | 0-0 5-3 ③ | | 0-0 L7 ③ | |
| Alan Trammell, R OBP: 0.321, SLG: 0.332 (1, 6) | | | 0-0 5-3 ① | | 0-0 F2 ③ | | 0-0 4-3 ① | | |

| AB | R | H | RBI | BB | SO | LOB |
|----|---|---|-----|----|----|-----|
| 3 | 1 | 2 | 0 | 0 | 0 | 0 |
| 1 | 1 | 0 | 0 | 0 | 0 | 0 |
| 4 | 2 | 2 | 1 | 0 | 0 | 1 |
| 2 | 0 | 1 | 1 | 2 | 0 | 2 |
| 4 | 0 | 1 | 1 | 0 | 0 | 2 |
| 4 | 0 | 0 | 0 | 0 | 2 | 2 |
| 4 | 1 | 2 | 0 | 0 | 1 | 0 |
| 4 | 0 | 1 | 1 | 0 | 1 | 1 |
| 4 | 0 | 1 | 0 | 0 | 0 | 2 |
| 3 | 0 | 0 | 0 | 0 | 0 | 1 |

BOTTOM

Kansas City Royals @ Detroit Tigers
Tiger Stadium, Detroit, MI
Sat Aug 04 1979, 3:33 AM EDT
Att. 39,402 - Unknown

livebaseballscorecards.com

| | |
|------------|-----------|
| AB | 33 |
| R | 5 |
| H | 10 |
| RBI | 4 |
| BB | 2 |
| SO | 4 |
| LOB | 11 |



| | |
|-------|--------|
| 1B: 7 | SF: 0 |
| 2B: 2 | SAC: 0 |
| 3B: 1 | DP: 0 |
| HR: 0 | HBP: 0 |

| | |
|-------|--------|
| WP: 0 | PA: 36 |
| PB: 0 | |
| SB: 1 | |
| CS: 2 | |

| Inning Stats | | R | H | E | K | S | P | IP | WLS | BF | H | R | ER | SO | BB | IBB | HBP | BLK | WP | HR | S | P | ERA | WHIP |
|--|--|---|---|---|---|---|---|-----|-----|----|---|---|----|----|----|-----|-----|-----|----|----|----|------|-------|-------|
| Larry Gura, L ERA: 4.85 (1, 1) | | 0 | 0 | 0 | 0 | 3 | 2 | 6.2 | L | 30 | 9 | 5 | 3 | 2 | 2 | 0 | 0 | 0 | 0 | 0 | 32 | 40 | 4.05 | 1.650 |
| Marty Pattin, R ERA: 4.18 (7, 1) | | 0 | 1 | 0 | 0 | 8 | 4 | 1.1 | | 5 | 1 | 0 | 0 | 2 | 0 | 0 | 0 | 0 | 0 | 9 | 9 | 0.00 | 0.750 | |

| Batter | 1 | 2 | 3 | 4 | 5 | 6 | 7 | 8 | 9 | AB R H RBI BB SO LOB | TOP | |
|---|---|---|---|---|---|--|---|---|--|--|--|--|
| Willie Wilson, S (1, 7) OBP: 0.343, SLG: 0.413 | 0-0 WP 6-3 2B | 0-3 K | | | 0-3 K | | 0-0 SH3-4 | | 4-0 S BB | 3 1 1 0 1 2 1 | | |
| Hal McRae, R (1, 10) OBP: 0.310, SLG: 0.425 | 0-0 6-3 2-H | | 0-0 G3 | | 0-0 5-3 | | 0-3 K | | 4-0 G4-6-3 BB | 4 0 0 1 1 1 1 | | |
| Jamie Quirk, L (1, 5) OBP: 0.346, SLG: 0.400 George Scott, R (7, PH) OBP: 0.317, SLG: 0.377 Jerry Terrell, R (7, 5) OBP: 0.350, SLG: 0.579 | 0-0 P5 | | 0-0 3-4-3 1B | | 0-3 K | | 0-3 K | | 0-0 G4-6-3 1-2f | 3 0 1 0 0 1 0 1 0 0 0 0 1 1 1 0 0 0 0 0 2 | | |
| Darrell Porter, L (1, 2) OBP: 0.419, SLG: 0.479 | 4-0 BB | | 0-0 3-4-3 1-2 | | 0-0 HR | | 0-0 F8 | | | 3 1 1 1 1 0 1 | | |
| Ralph LaCock, L (1, 3) OBP: 0.347, SLG: 0.383 | 0-0 F7 | | 0-0 4-3 | | 0-0 4-3 | | 0-0 L8 WP 1B | | | 4 0 1 0 0 0 2 | | |
| Al Cowens, R (1, 9) OBP: 0.355, SLG: 0.417 | | 0-0 F8 SF9 1B | | 0-0 1-3 | | 0-0 6-3 | | 4-0 1-2 BB | | 3 1 1 0 1 0 0 | | |
| Amos Otis, R (1, 8) OBP: 0.363, SLG: 0.426 | | 0-0 SF9 F8 1-2 1B | | 4-0 S BB | | 4-0 BB | | 0-0 L8 2-3 | | 2 0 1 0 2 0 2 | | |
| Frank White, R (1, 4) OBP: 0.285, SLG: 0.373 | | 0-0 F8 1-2 2-3 | | 0-0 F7 1-2 | | 0-3 K | | 0-0 F7 | | 4 0 0 0 0 1 6 | | |
| Freddie Patek, R (1, 6) OBP: 0.276, SLG: 0.311 | | 0-0 SF9 2-3 3-H | | 0-0 5-3 | | 0-0 SH3-4 2B | | 0-3 K | | 3 0 1 1 0 1 1 | | |
| Inning Stats | R: 1 E: 0 K: 0 S: 4 H: 1 LOB: 1 BB: 1 P: 8 | R: 1 E: 0 K: 1 S: 7 H: 2 LOB: 1 BB: 0 P: 7 | R: 0 E: 0 K: 0 S: 4 H: 1 LOB: 1 BB: 0 P: 4 | R: 0 E: 0 K: 0 S: 3 H: 0 LOB: 1 BB: 1 P: 7 | R: 0 E: 0 K: 2 S: 7 H: 0 LOB: 0 BB: 0 P: 7 | R: 1 E: 0 K: 1 S: 6 H: 1 LOB: 1 BB: 1 P: 10 | R: 0 E: 0 K: 2 S: 8 H: 1 LOB: 1 BB: 0 P: 8 | R: 0 E: 0 K: 0 S: 4 H: 1 LOB: 2 BB: 1 P: 8 | R: 0 E: 0 K: 1 S: 4 H: 0 LOB: 1 BB: 2 P: 12 | 1B: 4 2B: 2 3B: 0 HR: 1 SF: 1 SAC: 1 DP: 1 HBP: 0 | WP: 2 PB: 0 SB: 2 CS: 0 PA: 39 | |
| PITCHER | IP WLS BF H R ER SO BB IBB HBP BLK WP HR S P ERA WHIP | | | | | | | | | | | |
| Dan Petry, R (1, 1) ERA: 3.16 | 6.0 L 26 5 3 3 4 3 0 0 0 1 1 31 43 4.50 1.333 | | | | | | | | | | | |
| John Hiller, L (7, 1) ERA: 4.92 | 1.1 7 2 0 0 2 1 0 0 0 1 0 10 14 0.00 2.250 | | | | | | | | | | | |
| Aurelio Lopez, R (8, 1) ERA: 2.55 | 1.2 6 0 0 0 1 2 0 0 0 0 0 6 14 0.00 1.200 | | | | | | | | | | | |

Kansas City Royals @ Detroit Tigers
 Tiger Stadium, Detroit, MI
 Sun Aug 05 1979, 3:33 AM EDT
 Att: 28,703 - Unknown

livebaseballscorecards.com

| | |
|------------|-----------|
| AB | 31 |
| R | 3 |
| H | 7 |
| RBI | 3 |
| BB | 6 |
| SO | 7 |
| LOB | 17 |



| Batter | 1 | 2 | 3 | 4 | 5 | 6 | 7 | 8 | 9 | AB R H RBI BB SO LOB |
|---|------------|-----------|------------|------------|-------------|------------|------------|--------------|--------------------------------|----------------------|
| Jerry Morales, R (1, 8) OBP: 0.260, SLG: 0.373 | 0-3 K | | 0-0 1B | | | 0-0 F5 | | 0-0 6-3 | | 4 0 1 1 0 1 0 |
| Lou Whitaker, L (1, 4) OBP: 0.384, SLG: 0.367 | 0-0 5-3 | | 4-0 1B | | | 0-0 1B | | 0-0 1B | 3 1 2 0 1 0 0 | |
| Steve Kemp, L (1, 10) OBP: 0.413, SLG: 0.543 | 0-3 K | | 0-0 3-1 | | | 0-0 F7 | | 0-0 1B | 4 0 1 0 0 1 3 | |
| Jason Thompson, L (1, 3) OBP: 0.356, SLG: 0.374 Lynn Jones, R (9, PH) OBP: 0.331, SLG: 0.357 | | 0-3 K | | 0-0 4-3 | | 0-0 G3 | | 0-0 1B | 3 0 0 0 0 1 1 1 0 0 0 0 0 2 | |
| Champ Summers, L (1, 9) OBP: 0.391, SLG: 0.505 John Wockenfuss, R (9, PH) OBP: 0.309, SLG: 0.561 | | 0-0 G3 | | 0-0 P6 | | | 0-3 K | 0-0 1-6-3 | 3 0 0 0 0 1 0 1 0 0 1 0 0 1 | |
| Al Greene, L (1, 7) OBP: 0.267, SLG: 0.280 | | 0-3 K | | 4-0 BB | | 0-0 4-3 | | 4-0 IBB | 2 0 0 0 2 1 0 | |
| Lance Parrish, R (1, 2) OBP: 0.348, SLG: 0.455 | | | 0-3 K | 0-0 CS | 0-3 K | | 0-3 K | 0-3 K | 4 0 0 0 0 4 2 | |
| Tom Brookens, R (1, 5) OBP: 0.289, SLG: 0.431 | | | 0-0 F8 | | 0-0 1B | | 0-0 F2 | | 3 0 1 0 0 0 0 | |
| Alan Trammell, R (1, 6) OBP: 0.321, SLG: 0.332 | | | 0-0 1B | | 0-0 F8-3 | | 0-0 6-3 | | 3 1 1 0 0 0 1 | |

| Inning Stats | R: 0 | H: 0 | E: 0 | K: 2 | S: 7 | LOB: 0 | BB: 0 | P: 7 | R: 0 | H: 0 | E: 0 | K: 2 | S: 7 | LOB: 0 | BB: 0 | P: 7 | R: 0 | H: 1 | E: 0 | K: 1 | S: 5 | LOB: 0 | BB: 0 | P: 5 | R: 0 | H: 1 | E: 0 | K: 0 | S: 4 | LOB: 1 | BB: 0 | P: 4 | R: 0 | H: 0 | E: 0 | K: 2 | S: 7 | LOB: 0 | BB: 0 | P: 7 | R: 0 | H: 0 | E: 0 | K: 0 | S: 3 | LOB: 0 | BB: 0 | P: 3 | R: 1 | H: 2 | E: 0 | K: 1 | S: 7 | LOB: 2 | BB: 1 | P: 11 | 1B: 6 | SF: 0 | 2B: 1 | SAC: 0 | 3B: 0 | DP: 1 | HR: 0 | HBP: 0 |
|--------------|------|------|------|------|------|--------|-------|------|------|------|------|------|------|--------|-------|------|------|------|------|------|------|--------|-------|------|------|------|------|------|------|--------|-------|------|------|------|------|------|------|--------|-------|------|------|------|------|------|------|--------|-------|------|------|------|------|------|------|--------|-------|-------|-------|-------|-------|--------|-------|-------|-------|--------|
|--------------|------|------|------|------|------|--------|-------|------|------|------|------|------|------|--------|-------|------|------|------|------|------|------|--------|-------|------|------|------|------|------|------|--------|-------|------|------|------|------|------|------|--------|-------|------|------|------|------|------|------|--------|-------|------|------|------|------|------|------|--------|-------|-------|-------|-------|-------|--------|-------|-------|-------|--------|

| PITCHER | IP | WLS | BF | H | R | ER | SO | BB | IBB | HBP | BLK | WP | HR | S | P | ERA | WHIP |
|--|-----|-----|----|---|---|----|----|----|-----|-----|-----|----|----|----|----|------|-------|
| Dennis Leonard, R (1, 1) ERA: 4.68 | 8.0 | W | 29 | 5 | 2 | 2 | 8 | 2 | 0 | 0 | 0 | 1 | 0 | 43 | 51 | 2.25 | 0.875 |
| Al Hrabosky, L (9, 1) ERA: 4.05 | 0.1 | | 2 | 1 | 0 | 0 | 0 | 0 | 0 | 0 | 0 | 0 | 0 | 2 | 2 | 0.00 | 3.000 |
| Dan Quisenberry, R (9, 1) ERA: 1.47 | 0.2 | S | 3 | 0 | 0 | 0 | 1 | 0 | 1 | 0 | 0 | 0 | 0 | 4 | 8 | 0.00 | 0.000 |

BOTTOM

Kansas City Royals @ Detroit Tigers
Tiger Stadium, Detroit, MI


Sun Aug 05 1979, 3:33 AM EDT
Att. 28,703 - Unknown

livebaseballscorecards.com

| | |
|-----|----|
| AB | 31 |
| R | 2 |
| H | 6 |
| RBI | 2 |
| BB | 3 |
| SO | 9 |
| LOB | 10 |



WP: 1 PA: 35
PB: 0
SB: 0
CS: 1

| Batter | 1 | 2 | 3 | 4 | 5 | 6 | 7 | 8 | 9 | AB R H RBI BB SO LOB | TOP |
|--|---|---|---|---|---|---|---|---|---|---|---|
| Willie Wilson, S OBP: 0.343, SLG: 0.412 (1, 7) (7, 8) | 0-0 E4 G4-6-3 | | 0-0 P6 | | | 0-0 1B BB 1B | 0-0 SH 1B 1B FC1-4-6 | 0-0 4-3 1-2 2-3 | | 6 3 2 1 0 0 4 | |
| Hal McRae, R OBP: 0.312, SLG: 0.422 (1, 10) | 0-0 G4-6-3 1-2f | | | 0-0 1-4-3 | | 0-0 BB BB FC1-2 1B | 0-0 SH 1B 1B | 0-0 6-3 | | 4 1 1 1 1 0 4 | |
| George Brett, L OBP: 0.382, SLG: 0.541 Jerry Terrell, R OBP: 0.381, SLG: 0.600 (1, 5) (8, 5) | 0-0 4-3 | | | 0-0 F7 | | 4-0 FC1-2 BB BB SF9-3-5 | 0-0 BB 1B 1B | | | 4 2 2 4 1 0 0 1 0 1 0 0 0 0 | |
| Darrell Porter, L OBP: 0.420, SLG: 0.475 (1, 2) | | 4-0 5-3 S FC5-2-5 BB | | 0-0 1-5-3 | | 4-0 SF9-3-5 FC1-2 BB | 0-0 1B BB F8 | | | 3 1 0 1 3 0 3 | |
| Ralph LaCock, L OBP: 0.353, SLG: 0.389 (1, 3) | | 0-0 5-3 1-3 | | | 0-0 1B | 0-0 FC1-2 1-2 2-3 3-H | 0-0 1B BB 1B 1B | 0-0 FC6-4 1B | 0-0 FC5-4 1B | 6 1 4 2 0 0 4 | |
| Al Cowens, R OBP: 0.349, SLG: 0.411 (1, 9) | | 0-0 FC5-2-5 3-H | | | 0-0 F9 | 0-0 SF9-3-5 2-3 3-H | 0-0 F3 | 0-0 FC6-4 1B 1B | 0-0 F9 | 5 1 0 1 0 0 7 | |
| Amos Otis, R OBP: 0.364, SLG: 0.424 John Wathan, R OBP: 0.236, SLG: 0.314 (1, 8) (7, 7) | | 0-0 5-3 | | | 0-3 K | | 0-0 1B HBP 1B BB | 0-0 1B 1B | 0-0 FC5-4 1-2f | 2 2 0 0 1 1 2 2 1 1 0 0 0 2 | AB 42 R 16 H 17 RBI 16 BB 7 SO 2 LOB 27 |
| Frank White, R OBP: 0.290, SLG: 0.377 U L Washington, S OBP: 0.299, SLG: 0.326 (1, 4) (8, PR) (8, 4) | | | 0-3 K | | 0-0 4-3 | | 0-0 1B 1B 1B | 0-0 4-3 1B 1B | | 5 2 3 1 0 1 1 0 0 0 0 0 0 0 | |
| Freddie Patek, R OBP: 0.285, SLG: 0.318 Todd Cruz, R OBP: 0.218, SLG: 0.286 (1, 6) (8, PR) (8, 6) | | | 0-0 1-3 | | | 4-0 1B BLK 1B BB | 0-0 SH 1B 1B 1B | 0-0 4-3 1B | | 4 2 3 5 1 0 0 0 0 0 0 0 0 0 |  |
| Inning Stats | R: 0 E: 1 K: 0 S: 3 H: 0 LOB: 0 BB: 0 P: 3 | R: 0 E: 1 K: 0 S: 3 H: 0 LOB: 1 BB: 1 P: 7 | R: 0 E: 0 K: 1 S: 5 H: 0 LOB: 0 BB: 0 P: 5 | R: 0 E: 0 K: 0 S: 3 H: 0 LOB: 0 BB: 0 P: 3 | R: 0 E: 0 K: 1 S: 6 H: 1 LOB: 1 BB: 0 P: 6 | R: 3 E: 0 K: 0 S: 4 H: 2 LOB: 1 BB: 3 P: 16 | R: 11 E: 1 K: 0 S: 12 H: 8 LOB: 2 BB: 3 P: 25 | R: 2 E: 0 K: 0 S: 7 H: 4 LOB: 3 BB: 0 P: 7 | R: 0 E: 0 K: 0 S: 5 H: 2 LOB: 2 BB: 0 P: 5 | 1B: 17 2B: 1 3B: 0 HR: 0 SF: 1 SAC: 1 DP: 2 HBP: 1 | WP: 0 PB: 0 SB: 1 CS: 0 PA: 52 |
| PITCHER | IP WLS BF H R ER SO BB IBB HBP BLK WP HR S P ERA WHIP | IP WLS BF H R ER SO BB IBB HBP BLK WP HR S P ERA WHIP | IP WLS BF H R ER SO BB IBB HBP BLK WP HR S P ERA WHIP | IP WLS BF H R ER SO BB IBB HBP BLK WP HR S P ERA WHIP | IP WLS BF H R ER SO BB IBB HBP BLK WP HR S P ERA WHIP | IP WLS BF H R ER SO BB IBB HBP BLK WP HR S P ERA WHIP | IP WLS BF H R ER SO BB IBB HBP BLK WP HR S P ERA WHIP | IP WLS BF H R ER SO BB IBB HBP BLK WP HR S P ERA WHIP | IP WLS BF H R ER SO BB IBB HBP BLK WP HR S P ERA WHIP | IP WLS BF H R ER SO BB IBB HBP BLK WP HR S P ERA WHIP | IP WLS BF H R ER SO BB IBB HBP BLK WP HR S P ERA WHIP |
| Dave Stieb, R ERA: 4.29 (1, 1) | 6.0 L 27 5 6 6 2 4 0 1 1 0 0 26 43 9.00 1.500 | | | | | | | | | | |
| Dave Freisleben, R ERA: 5.53 (7, 1) | 0.0 5 3 3 2 0 1 0 0 0 0 0 4 8 ∞ ∞ | | | | | | | | | | |
| Jesse Jefferson, R ERA: 5.12 (7, 1) | 0.2 7 3 5 5 0 2 0 0 0 0 0 5 13 67.50 7.500 | | | | | | | | | | |
| Jackson Todd, R ERA: 7.71 (7, 1) | 2.1 13 6 2 2 0 0 0 0 0 0 0 13 13 7.71 2.571 | | | | | | | | | | |

Kansas City Royals @ Toronto Blue Jays
Exhibition Stadium, Toronto, ON
Mon Aug 06 1979, 7:05 PM EDT
Att. 15,108 - Unknown - 74 F

livebaseballscorecards.com

BOTTOM

Kansas City Royals @ Toronto Blue Jays
Exhibition Stadium, Toronto, ON
Mon Aug 06 1979, 7:05 PM EDT
Att: 15,108 - Unknown - 74 F

livebaseballscorecards.com

AB 41
R 12
H 16
RBI 12
BB 6
SO 3
LOB 21



WP: 0 PA: 48
PB: 0
SB: 0
CS: 1

AB R H RBI BB SO LOB

4 1 3 1 2 0 2

3 0 0 0 0 1 3

3 0 0 1 0 1 4

4 1 1 0 2 0 4

5 2 2 3 0 0 3

2 0 0 0 1 1 0

0 1 0 0 0 0 0

2 2 2 2 0 0 0

4 2 1 0 1 0 1

5 2 3 1 0 0 2

5 1 3 4 0 0 1

2 0 0 0 0 0 0

2 0 1 0 0 0 1

1B: 10 SF: 0

2B: 4 SAC: 1

3B: 0 DP: 0

HR: 2 HBP: 0

WP: 0 PA: 48

PB: 0

SB: 0

CS: 1

| Batter | 1 | 2 | 3 | 4 | 5 | 6 | 7 | 8 | 9 |
|---|-----------------|-----------|-------------------------|------------|------------------|-----------------------|-----------|------------------|------------------------------|
| Alfredo Griffin, S (1, 6) OBP: 0.320, SLG: 0.327 | 0-0 CS 1B | | 0-0 BB HR 1B | | 4-0 1B BB | 5-3 | | 4-0 1-2 BB | 0-0 4-3 1B |
| Al Woods, L (1, 7) OBP: 0.327, SLG: 0.375 | 0-0 F8 | | 0-0 F7 | | 0-3 K | | 0-0 F7 | 0-3 K | 0-0 4-3 |
| Bob Bailor, R (7, PH) OBP: 0.292, SLG: 0.254 | 1-2 | | | | | | | | 1-2 2-3 3-H |
| Roy Howell, L (1, 5) OBP: 0.323, SLG: 0.412 | 4-0 BB | | 4-0 1-2 HR BB | | 0-0 1-2 1B | | 0-0 L5 | 0-0 F8 | 0-0 G3 |
| John Mayberry, L (1, 3) OBP: 0.375, SLG: 0.472 | 0-0 P6 | | 0-0 1-H 2-H HR | | 0-0 F8 | | 0-0 P6 | | 0-0 2B 1B |
| Tony Solaita, L (1, 10) OBP: 0.431, SLG: 0.422 | | 0-3 K | 0-0 F7 | | | 4-0 2B 1B BB | | 0-0 HR | 0-0 F8 1B 2B |
| Joe Cannon, L (6, PR) OBP: 0.179, SLG: 0.224 | | | | | | | | | 1-H |
| Rico Carty, R (8, PH) OBP: 0.333, SLG: 0.391 | | | | | | | | | |
| Otto Velez, R (1, 9) OBP: 0.403, SLG: 0.589 | | 0-0 F8 | | 0-0 F5 | | 0-0 F8 | | 0-0 2B 1B | 4-0 1B 1B BB |
| Rick Bosetti, R (1, 8) OBP: 0.295, SLG: 0.375 | | 0-0 2B | | 0-0 6-3 | | 0-0 1B 2B | | 0-0 1B 2B | 0-0 F8 |
| Rick Cerone, R (1, 2) OBP: 0.297, SLG: 0.325 | | 0-0 F9 | | 0-0 6-3 | | 0-0 SH5-3 1B | | 0-0 BB | 0-0 1B 1B 4-3 1B |
| Danny Ainge, R (1, 4) OBP: 0.285, SLG: 0.292 | | | 0-0 F9 | | | 0-0 SH5-3 1B | | 0-0 F5 | 0-0 4-3 1B |
| Luis Gomez, R (7, 4) OBP: 0.280, SLG: 0.282 | | | | | 0-0 F7 | 1-2 | | | 1-2 2-3 |

| Inning Stats | R: 0 | H: 1 | E: 0 | K: 3 | LOB: 1 | BB: 1 | P: 7 | R: 0 | H: 1 | E: 0 | K: 1 | LOB: 1 | BB: 0 | P: 6 | R: 3 | H: 2 | E: 0 | K: 0 | LOB: 0 | BB: 1 | P: 9 | R: 0 | H: 0 | E: 0 | K: 0 | LOB: 0 | BB: 0 | P: 3 | R: 0 | H: 1 | E: 0 | K: 1 | LOB: 2 | BB: 1 | P: 10 | R: 2 | H: 2 | E: 0 | K: 0 | LOB: 2 | BB: 1 | P: 9 | R: 0 | H: 0 | E: 0 | K: 0 | LOB: 0 | BB: 0 | P: 3 | R: 3 | H: 4 | E: 0 | K: 1 | LOB: 2 | BB: 1 | P: 13 | R: 4 | H: 5 | E: 0 | K: 0 | LOB: 2 | BB: 1 | P: 12 | 1B: 10 | SF: 0 | 2B: 4 | SAC: 1 | 3B: 0 | DP: 0 | HR: 2 | HBP: 0 | WP: 0 | PA: 48 |
|--------------|------|------|------|------|--------|-------|------|------|------|------|------|--------|-------|------|------|------|------|------|--------|-------|------|------|------|------|------|--------|-------|------|------|------|------|------|--------|-------|-------|------|------|------|------|--------|-------|------|------|------|------|------|--------|-------|------|------|------|------|------|--------|-------|-------|------|------|------|------|--------|-------|-------|--------|-------|-------|--------|-------|-------|-------|--------|-------|--------|
|--------------|------|------|------|------|--------|-------|------|------|------|------|------|--------|-------|------|------|------|------|------|--------|-------|------|------|------|------|------|--------|-------|------|------|------|------|------|--------|-------|-------|------|------|------|------|--------|-------|------|------|------|------|------|--------|-------|------|------|------|------|------|--------|-------|-------|------|------|------|------|--------|-------|-------|--------|-------|-------|--------|-------|-------|-------|--------|-------|--------|

| PITCHER | IP | WLS | BF | H | R | ER | SO | BB | IBB | HBP | BLK | WP | HR | S | P | ERA | WHIP |
|--|-----|-----|----|---|---|----|----|----|-----|-----|-----|----|----|----|----|-------|-------|
| Rich Gale, R (1, 1) ERA: 5.35 | 5.2 | | 27 | 7 | 5 | 5 | 2 | 4 | 0 | 0 | 0 | 0 | 1 | 27 | 43 | 7.94 | 1.941 |
| Steve Mingo, L (6, 1) ERA: 4.25 | 1.1 | W | 8 | 4 | 3 | 3 | 0 | 0 | 0 | 0 | 0 | 0 | 1 | 8 | 8 | 20.25 | 3.000 |
| Eduardo Rodriguez, R (8, 1) ERA: 4.95 | 1.1 | | 9 | 3 | 4 | 4 | 1 | 2 | 0 | 0 | 0 | 0 | 0 | 9 | 17 | 27.00 | 3.750 |
| Dan Quisenberry, R (9, 1) ERA: 1.42 | 0.2 | | 4 | 2 | 0 | 0 | 0 | 0 | 0 | 0 | 0 | 0 | 0 | 4 | 4 | 0.00 | 3.000 |

| Batter | 1 | 2 | 3 | 4 | 5 | 6 | 7 | 8 | 9 | AB R H RBI BB SO LOB | TOP | | | | | | | | | | |
|--|------------------------------|---------------------------------|------------------------------|---------------------------------|------------------------------|---------------------------------|------------------------------|---------------------------------|------------------------------|---------------------------------|------------------------------|---------------------------------|------------------------------|---------------------------------|------------------------------|---------------------------------|----------------------------------|------------------------------------|----------------------------------|--------|--|
| Frank White, R (1, 4) OBP: 0.287, SLG: 0.372 | 0-0 5-3 | | 0-0 E1 HR | | | 0-3 K | | 0-0 5-3 | | 4 1 0 0 0 1 1 | | | | | | | | | | | |
| Hal McRae, R (1, 10) OBP: 0.311, SLG: 0.432 | 0-0 F8 | | 0-0 HR | | | 0-0 F8 | | 0-0 4-3 | | 4 1 1 2 0 0 1 | | | | | | | | | | | |
| Amos Otis, R (1, 8) OBP: 0.363, SLG: 0.421 | 0-0 6-3 | | 0-0 1-3 | | | 4-0 BB | | | 0-0 4-3 | 3 0 0 0 1 0 0 | | | | | | | | | | | |
| George Brett, L (1, 5) OBP: 0.381, SLG: 0.539 | | 0-0 1B | | 0-0 F7 | | 0-0 4-3 | | | 0-0 3-1 | 4 0 1 0 0 0 1 | | | | | | | | | | | |
| Al Cowens, R (1, 9) OBP: 0.346, SLG: 0.406 | | 0-0 F8 | | 0-0 5-3 | | | 0-0 1-3 | | 0-0 F8 | 4 0 0 0 0 0 1 | | | | | | | | | | | |
| Darrell Porter, L (1, 2) OBP: 0.417, SLG: 0.471 | | 0-0 F2 | | 0-0 L4 | | | 0-0 6-3 | | | 3 0 0 0 0 0 1 | | | | | | | | | | | |
| George Scott, R (1, 3) OBP: 0.314, SLG: 0.373 | | 0-0 F8 | | | 0-0 F8 | | 0-0 6-3 | | | 3 0 0 0 0 0 1 | | | | | | | | | | | |
| Freddie Patek, R (1, 6) OBP: 0.285, SLG: 0.315 | | | 0-0 6-3 | | 0-0 F7 | | | 1-0 SH3 HBP | | 2 0 0 0 0 0 0 | | | | | | | | | | | |
| Willie Wilson, S (1, 7) OBP: 0.341, SLG: 0.409 | | | 0-0 F9 | | 0-0 4-3 | | | 0-0 SH3 | | 2 0 0 0 0 0 0 | | | | | | | | | | | |
| Inning Stats | R: 0 E: 0 K: 0 S: 3 | H: 0 LOB: 0 BB: 0 P: 3 | R: 0 E: 0 K: 0 S: 4 | H: 1 LOB: 1 BB: 0 P: 4 | R: 2 E: 1 K: 0 S: 5 | H: 1 LOB: 0 BB: 0 P: 5 | R: 0 E: 0 K: 0 S: 3 | H: 0 LOB: 0 BB: 0 P: 3 | R: 0 E: 0 K: 1 S: 5 | H: 0 LOB: 1 BB: 1 P: 9 | R: 0 E: 0 K: 0 S: 3 | H: 0 LOB: 0 BB: 0 P: 3 | R: 0 E: 0 K: 0 S: 3 | H: 0 LOB: 1 BB: 0 P: 4 | R: 0 E: 0 K: 0 S: 3 | H: 0 LOB: 0 BB: 0 P: 3 | 1B: 1 2B: 0 3B: 0 HR: 1 | SF: 0 SAC: 1 DP: 0 HBP: 1 | WP: 0 PB: 0 SB: 0 CS: 0 | PA: 32 | |
| PITCHER Tom Underwood, L (1, 1) ERA: 3.51 | IP 9.0 | WLS W | BF 32 | H 2 | R 2 | ER 0 | SO 1 | BB 1 | IBB 0 | HBP 1 | BLK 0 | WP 0 | HR 1 | S 32 | P 37 | ERA 0.00 | WHIP 0.333 | | | | |
| PITCHER | IP | WLS | BF | H | R | ER | SO | BB | IBB | HBP | BLK | WP | HR | S | P | ERA | WHIP | | | | |

Kansas City Royals @ Toronto Blue Jays
 Exhibition Stadium, Toronto, ON
 Tue Aug 07 1979, 7:05 PM EDT
 Att. 23,779 - Unknown - 79 F

| | |
|------------|----|
| AB | 29 |
| R | 2 |
| H | 2 |
| RBI | 2 |
| BB | 1 |
| SO | 1 |
| LOB | 6 |



| Batter | 1 | 2 | 3 | 4 | 5 | 6 | 7 | 8 | 9 | AB | R | H | RBI | BB | SO | LOB |
|---|--------------------------|------------|------------|-----------|------------|-------------------|------------|-----------|-----------------------------------|----|---|---|-----|----|----|-----|
| Alfredo Griffin, S (1, 6) OBP: 0.321, SLG: 0.329 | 0-0 PB 1B SF7 1B | | 0-0 1B | | 0-0 F9 | | | 0-0 P4 | | 4 | 1 | 2 | 0 | 0 | 0 | 0 |
| Bob Bailor, R (1, 9) OBP: 0.292, SLG: 0.254 | 0-0 F9 | | 0-0 F8 | | | 0-0 5-3 | | 0-0 1B | | 4 | 0 | 1 | 0 | 0 | 0 | 2 |
| Roy Howell, L (1, 5) OBP: 0.325, SLG: 0.413 | 0-0 PB 1B 1-2 | | 0-0 P6 | | | 0-0 5-3 1B | | 0-0 F7 | | 4 | 1 | 2 | 0 | 0 | 0 | 2 |
| Rico Carty, R (1, 10) OBP: 0.330, SLG: 0.387 | 0-0 SF7 1-2 2-H | | 0-0 5-3 | | | 0-0 5-3 1-2 | | | 0-0 F8 | 3 | 0 | 0 | 1 | 0 | 0 | 2 |
| Otto Velez, R (1, 7) OBP: 0.404, SLG: 0.585 Joe Cannon, L (9, PR) OBP: 0.179, SLG: 0.224 | 0-0 1B 2-H | | | 0-3 K | | 0-0 P4 | | | 4-0 FC3-6 1B BB | 3 | 0 | 1 | 1 | 1 | 1 | 1 |
| Rick Bosetti, R (1, 8) OBP: 0.295, SLG: 0.374 | 0-0 P4 | | | 0-0 G3 | | | 0-0 5-3 | | 0-0 FC3-6 1B | 4 | 0 | 1 | 0 | 0 | 0 | 1 |
| John Mayberry, L (1, 3) OBP: 0.371, SLG: 0.467 | | 0-0 4-3 | | 0-0 P4 | | | 0-0 P6 | | 0-0 FC3-6 1B 1-2f 2-3 | 4 | 0 | 0 | 0 | 0 | 0 | 2 |
| Rick Cerone, R (1, 2) OBP: 0.296, SLG: 0.324 | | 0-0 F9 | | | 0-0 6-3 | | 0-0 5-3 | | 0-0 1B 1-2 3-H | 4 | 0 | 1 | 1 | 0 | 0 | 0 |
| Luis Gomez, R (1, 4) OBP: 0.273, SLG: 0.274 | | 0-0 P4 | | | 0-0 P6 | | | 0-3 K | | 3 | 0 | 0 | 0 | 0 | 1 | 0 |

| Inning Stats | R: 2 | H: 3 | E: 0 | LOB: 1 | K: 0 | BB: 0 | S: 6 | P: 6 | R: 0 | H: 0 | E: 0 | LOB: 0 | K: 0 | BB: 0 | S: 3 | P: 3 | R: 0 | H: 1 | E: 0 | LOB: 1 | K: 1 | BB: 0 | S: 5 | P: 5 | R: 0 | H: 0 | E: 0 | LOB: 0 | K: 0 | BB: 0 | S: 3 | P: 3 | R: 0 | H: 1 | E: 0 | LOB: 1 | K: 0 | BB: 0 | S: 4 | P: 4 | R: 0 | H: 0 | E: 0 | LOB: 0 | K: 0 | BB: 0 | S: 3 | P: 3 | R: 0 | H: 1 | E: 0 | LOB: 1 | K: 1 | BB: 0 | S: 6 | P: 6 | R: 1 | H: 2 | E: 0 | LOB: 2 | K: 0 | BB: 1 | S: 4 | P: 8 | 1B: 8 | SF: 1 | 2B: 0 | SAC: 0 | 3B: 0 | DP: 0 | HR: 0 | HBP: 0 | WP: 0 | PA: 35 |
|--------------|------|------|------|--------|------|-------|------|------|------|------|------|--------|------|-------|------|------|------|------|------|--------|------|-------|------|------|------|------|------|--------|------|-------|------|------|------|------|------|--------|------|-------|------|------|------|------|------|--------|------|-------|------|------|------|------|------|--------|------|-------|------|------|------|------|------|--------|------|-------|------|------|-------|-------|-------|--------|-------|-------|-------|--------|-------|--------|
|--------------|------|------|------|--------|------|-------|------|------|------|------|------|--------|------|-------|------|------|------|------|------|--------|------|-------|------|------|------|------|------|--------|------|-------|------|------|------|------|------|--------|------|-------|------|------|------|------|------|--------|------|-------|------|------|------|------|------|--------|------|-------|------|------|------|------|------|--------|------|-------|------|------|-------|-------|-------|--------|-------|-------|-------|--------|-------|--------|

| PITCHER | IP | WLS | BF | H | R | ER | SO | BB | IBB | HBP | BLK | WP | HR | S | P | ERA | WHIP |
|--|-----|-----|----|---|---|----|----|----|-----|-----|-----|----|----|----|----|------|-------|
| Paul Splittorf, L (1, 1) ERA: 3.81 | 8.2 | L | 34 | 7 | 3 | 2 | 2 | 1 | 0 | 0 | 0 | 0 | 0 | 37 | 41 | 2.08 | 0.923 |
| Dan Quisenberry, R (9, 1) ERA: 1.42 | 0.0 | | 1 | 1 | 0 | 0 | 0 | 0 | 0 | 0 | 0 | 0 | 0 | 1 | 1 | ∞ | ∞ |


BOTTOM

Kansas City Royals @ Toronto Blue Jays
Exhibition Stadium, Toronto, ON

Tue Aug 07 1979, 7:05 PM EDT
Att: 23,779 - Unknown - 79 F

livebaseballscorecards.com

| | |
|------------|-----------|
| AB | 33 |
| R | 3 |
| H | 8 |
| RBI | 3 |
| BB | 1 |
| SO | 2 |
| LOB | 10 |



| Batter | 1 | 2 | 3 | 4 | 5 | 6 | 7 | 8 | 9 | AB R H RBI BB SO LOB | TOP | | | | | | | | | |
|--|---|---------------------------------|------------------------------|---------------------------------|------------------------------|---------------------------------|------------------------------|---------------------------------|------------------------------|---------------------------------|------------------------------|---------------------------------|------------------------------|---------------------------------|------------------------------|---------------------------------|----------------------------------|------------------------------------|----------------------------------|--------|
| Willie Wilson, S (1, 7) OBP: 0.339, SLG: 0.409 | 0-0 1-3 | | 0-0 F7 | | 0-0 4-3 | | 0-0 E | 0-0 G3 | | 5 1 1 1 0 0 0 | | | | | | | | | | |
| Hal McRae, R (1, 10) OBP: 0.316, SLG: 0.441 | 0-3 K | | 0-0 2B | | 0-0 F8 | | 0-0 E7 | | 0-0 G4-6-3 | 5 1 3 2 0 1 0 | | | | | | | | | | |
| George Brett, L (1, 5) OBP: 0.379, SLG: 0.537 | 0-0 6-3 | | 0-0 3B | | 0-0 F7 | | 0-0 FC4-5 | | 0-0 F9 | 5 1 1 1 0 0 2 | | | | | | | | | | |
| Darrell Porter, L (1, 2) OBP: 0.417, SLG: 0.478 | | 0-0 1B | 0-0 E | | 0-0 F7 | | 0-0 F8 | | 0-0 G4-6-3 | 5 2 2 1 0 0 2 | | | | | | | | | | |
| Ralph LaCock, L (1, 3) OBP: 0.355, SLG: 0.388 | | 0-0 1B | 0-0 E7 | | 0-0 F8 | | | 4-0 HR | | 3 1 1 0 1 0 0 | | | | | | | | | | |
| Amos Otis, R (1, 8) OBP: 0.362, SLG: 0.428 | | 0-0 SF8 | 0-0 6-3 | | 0-0 4-3 | | | 0-0 HR | | 3 1 1 3 0 0 1 | | | | | | | | | | |
| Al Cowens, R (1, 9) OBP: 0.345, SLG: 0.413 | | 0-0 P4 | | 0-0 1-3 | | 0-0 F3 | | 0-0 HR | | 4 1 1 1 0 0 1 | | | | | | | | | | |
| Frank White, R (1, 4) OBP: 0.289, SLG: 0.374 | | 0-0 1B | | 0-0 6-3 | | 0-0 1B | | 0-0 P4 | | 4 1 2 0 0 0 0 | | | | | | | | | | |
| Freddie Patek, R (1, 6) OBP: 0.285, SLG: 0.314 | | | 0-0 F8 | | 0-0 6-3 | | 0-0 2B | | 0-0 6-3 | 4 1 1 0 0 0 0 | | | | | | | | | | |
| Todd Cruz, R (8, 6) OBP: 0.218, SLG: 0.286 | | | | | | | 0-0 E | | | 0 0 0 0 0 0 0 | | | | | | | | | | |
| Inning Stats | R: 0 E: 0 K: 1 S: 5 | H: 0 LOB: 0 BB: 0 P: 5 | R: 1 E: 0 K: 0 S: 5 | H: 3 LOB: 2 BB: 0 P: 5 | R: 3 E: 1 K: 0 S: 7 | H: 3 LOB: 1 BB: 0 P: 7 | R: 0 E: 0 K: 0 S: 3 | H: 0 LOB: 0 BB: 0 P: 3 | R: 0 E: 0 K: 0 S: 3 | H: 0 LOB: 0 BB: 0 P: 3 | R: 3 E: 1 K: 0 S: 7 | H: 4 LOB: 1 BB: 0 P: 7 | R: 3 E: 0 K: 0 S: 5 | H: 2 LOB: 0 BB: 1 P: 9 | R: 0 E: 0 K: 0 S: 3 | H: 1 LOB: 0 BB: 0 P: 3 | 1B: 6 2B: 4 3B: 1 HR: 2 | SF: 1 SAC: 0 DP: 1 HBP: 0 | WP: 0 PB: 0 SB: 0 CS: 0 | PA: 40 |
| PITCHER | IP WLS BF H R ER SO BB IBB HBP BLK WP HR S P ERA WHIP | | | | | | | | | | | | | | | | | | | |
| Phil Huffman, R (1, 1) ERA: 6.08 | 6.1 L 28 9 7 6 1 0 0 0 0 0 0 0 30 30 8.53 1.421 | | | | | | | | | | | | | | | | | | | |
| Jesse Jefferson, R (7, 1) ERA: 5.38 | 0.2 6 3 3 3 0 1 0 0 0 0 0 2 5 9 40.50 6.000 | | | | | | | | | | | | | | | | | | | |
| Dave Freisleben, R (8, 1) ERA: 5.34 | 2.0 6 1 0 0 0 0 0 0 0 0 0 0 6 6 0.00 0.500 | | | | | | | | | | | | | | | | | | | |

Kansas City Royals @ Toronto Blue Jays
 Exhibition Stadium, Toronto, ON
 Thu Aug 09 1979, 7:05 PM EDT
 Att. 102 - Unknown - 66 F

| | |
|-----|----|
| AB | 38 |
| R | 10 |
| H | 13 |
| RBI | 9 |
| BB | 1 |
| SO | 1 |
| LOB | 6 |



| Batter | 1 | 2 | 3 | 4 | 5 | 6 | 7 | 8 | 9 | AB R H RBI BB SO LOB | TOP | | | | | | | | | | | | | | | | |
|---|---|---------------------------------|------------------------------|----------------------------------|------------------------------|---------------------------------|------------------------------|---------------------------------|------------------------------|---------------------------------|------------------------------|----------------------------------|------------------------------|---------------------------------|------------------------------|---------------------------------|------------------------------|----------------------------------|----------------------------------|------------------------------------|----------------------------------|--------|--|--|--|--|--|
| Lou Whitaker, L (1, 4) OBP: 0.392, SLG: 0.370 | 4-0 CS BB | | 0-0 F7 | | 0-3 K | | | 0-0 G5-4-3 1B | 4-0 IBB | 3 0 1 0 2 1 1 | | | | | | | | | | | | | | | | | |
| Alan Trammell, R (1, 6) OBP: 0.323, SLG: 0.341 | 0-0 F9 | | 0-0 F8 | | | 4-0 HR BB | | 0-0 G5-4-3 1B | 0-0 SF8 | 3 1 1 1 1 0 1 | | | | | | | | | | | | | | | | | |
| Ron LeFlore, R (1, 10) OBP: 0.344, SLG: 0.373 | 0-0 6-3 | | | 0-3 K | | 0-0 L8 | | 0-0 G5-4-3 | 0-0 1-3 | 5 0 0 0 0 1 5 | | | | | | | | | | | | | | | | | |
| Steve Kemp, L (1, 7) OBP: 0.415, SLG: 0.559 | | 4-0 FC6-4 BB SF8 BB | | 4-0 BB | | 0-0 HR | | 0-0 F5 | | 2 2 1 2 2 0 1 | | | | | | | | | | | | | | | | | |
| Jason Thompson, L (1, 3) OBP: 0.352, SLG: 0.372 | | 4-0 FC6-4 BB | | 0-0 P4 | | 0-3 K | | | 4-0 BB 1B BB | 2 0 0 0 2 1 1 | | | | | | | | | | | | | | | | | |
| Mark Wagner, R (9, PR) OBP: 0.357, SLG: 0.351 | | 1-2 | | | | | | | | 0 1 0 0 0 0 0 | | | | | | | | | | | | | | | | | |
| Champ Summers, L (1, 9) OBP: 0.394, SLG: 0.524 | | 0-0 FC6-4 BB | | 0-0 G3 | | 0-0 F5 | | | 0-0 F8 | 3 0 0 0 0 0 3 | | | | | | | | | | | | | | | | | |
| John Wockenfuss, R (9, PH) OBP: 0.324, SLG: 0.614 | | 1-2f 2-3 | | | | | | | | 1 0 0 0 0 0 1 | | | | | | | | | | | | | | | | | |
| Jerry Morales, R (1, 8) OBP: 0.265, SLG: 0.386 | | 0-0 SF8 | | | 0-3 K | | 0-0 1-3 | | 4-0 1B 2B BB | 2 1 0 1 1 1 0 | | | | | | | | | | | | | | | | | |
| Lance Parrish, R (1, 2) OBP: 0.342, SLG: 0.449 | | 3-H | | 0-3 K | | 0-0 3-1 2B | | 0-0 F2 | 0-0 2B SF8 1B | 4 1 2 1 0 1 1 | | | | | | | | | | | | | | | | | |
| Aurelio Rodriguez, R (1, 5) OBP: 0.279, SLG: 0.375 | | | 0-0 F9 | | 0-0 3-1 | | 0-0 F9 | | 0-0 SF8 2B | 3 0 0 0 0 0 1 | | | | | | | | | | | | | | | | | |
| Al Greene, L (9, PH) OBP: 0.286, SLG: 0.310 | | | | | | | | | 1-3 2-H | 1 0 1 1 0 0 0 | | | | | | | | | | | | | | | | | |
| Lynn Jones, R (9, 9) OBP: 0.346, SLG: 0.397 | | | | | | | | | 3-H | 0 0 0 0 0 0 0 | | | | | | | | | | | | | | | | | |
| Inning Stats | R: 0 E: 0 K: 0 S: 2 | H: 0 LOB: 0 BB: 1 P: 6 | R: 1 E: 0 K: 1 S: 5 | H: 0 LOB: 1 BB: 2 P: 13 | R: 0 E: 0 K: 0 S: 3 | H: 0 LOB: 0 BB: 0 P: 3 | R: 0 E: 0 K: 1 S: 5 | H: 0 LOB: 1 BB: 1 P: 9 | R: 0 E: 0 K: 2 S: 8 | H: 1 LOB: 1 BB: 0 P: 8 | R: 2 E: 0 K: 1 S: 6 | H: 1 LOB: 0 BB: 1 P: 10 | R: 0 E: 0 K: 0 S: 3 | H: 0 LOB: 0 BB: 0 P: 3 | R: 0 E: 0 K: 0 S: 4 | H: 2 LOB: 1 BB: 0 P: 4 | R: 3 E: 0 K: 0 S: 5 | H: 2 LOB: 2 BB: 3 P: 17 | 1B: 3 2B: 2 3B: 0 HR: 1 | SF: 2 SAC: 0 DP: 1 HBP: 0 | WP: 0 PB: 0 SB: 0 CS: 1 | PA: 39 | | | | | |
| PITCHER | IP WLS BF H R ER SO BB IBB HBP BLK WP HR S P ERA WHIP | | | | | | | | | | | | | | | | | | | | | | | | | | |
| Rich Gale, R (1, 1) ERA: 5.27 | 7.2 | | 30 | 4 | 3 | 3 | 5 | 5 | 0 | 0 | 0 | 0 | 1 | 35 | 55 | 3.52 | 1.174 | | | | | | | | | | |
| Al Hrabosky, L (8, 1) ERA: 4.37 | 0.2 | | 4 | 0 | 2 | 2 | 0 | 2 | 0 | 0 | 0 | 0 | 0 | 2 | 10 | 27.00 | 3.000 | | | | | | | | | | |
| Dan Quisenberry, R (9, 1) ERA: 1.83 | 0.2 | W | 5 | 2 | 1 | 1 | 0 | 0 | 1 | 0 | 0 | 0 | 0 | 4 | 8 | 13.50 | 3.000 | | | | | | | | | | |

Detroit Tigers @ Kansas City Royals
 Royals Stadium, Kansas City, MO
 Fri Aug 10 1979, 8:05 PM EDT
 Unknown

| | |
|-----|----|
| AB | 29 |
| R | 6 |
| H | 6 |
| RBI | 6 |
| BB | 8 |
| SO | 5 |
| LOB | 15 |



| | | | |
|----|---|----|----|
| WP | 0 | PA | 39 |
| PB | 0 | | |
| SB | 0 | | |
| CS | 1 | | |

| Batter | 1 | 2 | 3 | 4 | 5 | 6 | 7 | 8 | 9 | AB | R | H | RBI | BB | SO | LOB |
|--|------------------------|----------------|-----------|-----------|------------|-------------------------|--------------------------------|-----------------|-----------------|----|---|---|-----|----|----|-----|
| Willie Wilson, S OBP: 0.338, SLG: 0.408 (1, 7) | 0-0 S 1B | 0-0 G3 | | | 0-0 1-3 | | 0-0 SH1-4 | 0-0 F2 | | 4 | 1 | 1 | 0 | 0 | 0 | 1 |
| Hal McRae, R OBP: 0.318, SLG: 0.450 (1, 10) | 4-0 1B SF9 BB | | 0-0 F9 | | 0-0 2-3 | | 0-0 F9 | | 0-0 HR | 4 | 2 | 1 | 1 | 1 | 0 | 1 |
| George Brett, L OBP: 0.379, SLG: 0.540 (1, 5) | 0-0 PB 1B | | 0-0 F5 | | | 0-0 6-3 | 0-0 1B 3B | 0-0 F9 | | 5 | 1 | 2 | 2 | 0 | 0 | 0 |
| Darrell Porter, L OBP: 0.419, SLG: 0.479 (1, 2) | 0-0 SF9 | | 0-0 F8 | | | 0-0 BB 1B 1B | 0-0 1B IBB | 4-0 1B BB | | 2 | 1 | 1 | 1 | 2 | 0 | 0 |
| Ralph LaCock, L OBP: 0.356, SLG: 0.388 (1, 3) | 0-0 6-3 | | | 0-0 G3 | | 0-0 F8 | 0-0 1B | 0-0 1B | 0-0 1B 1B | 5 | 0 | 2 | 1 | 0 | 0 | 2 |
| Amos Otis, R OBP: 0.363, SLG: 0.427 (1, 8) | 0-3 K | | | 0-3 K | | 0-0 BB 1B | 0-0 F7 | 0-0 1B | 0-0 1B | 5 | 0 | 2 | 1 | 0 | 2 | 3 |
| Al Cowens, R OBP: 0.349, SLG: 0.415 (1, 9) | | 0-0 6-3 | | 0-0 1B | | 4-0 1-2 2-3 BB | | 0-0 E9 1B | | 3 | 1 | 2 | 0 | 1 | 0 | 0 |
| Frank White, R OBP: 0.286, SLG: 0.369 (1, 4) | | 0-0 6-3 | | 0-0 G1 | | 0-0 P5 | | 0-0 5-3 | | 4 | 0 | 0 | 0 | 0 | 0 | 4 |
| Freddie Patek, R OBP: 0.288, SLG: 0.315 (1, 6) | | 4-0 S BB | | | 0-0 6-3 | | 0-0 F9 SH1-4 3B 1B | 0-3 K | | 3 | 1 | 1 | 0 | 1 | 1 | 0 |

| Inning Stats | R: 2 | H: 2 | E: 0 | K: 1 | S: 7 | LOB: 1 | BB: 1 | P: 11 | R: 0 | H: 0 | E: 0 | K: 0 | S: 3 | LOB: 1 | BB: 1 | P: 7 | R: 0 | H: 0 | E: 0 | K: 0 | S: 3 | LOB: 0 | BB: 0 | P: 3 | R: 0 | H: 1 | E: 0 | K: 1 | S: 6 | LOB: 1 | BB: 1 | P: 6 | R: 0 | H: 0 | E: 0 | K: 0 | S: 3 | LOB: 0 | BB: 0 | P: 3 | R: 0 | H: 2 | E: 0 | K: 0 | S: 5 | LOB: 3 | BB: 1 | P: 9 | R: 2 | H: 3 | E: 0 | K: 0 | S: 6 | LOB: 2 | BB: 1 | P: 10 | R: 1 | H: 1 | E: 1 | K: 1 | S: 6 | LOB: 0 | BB: 0 | P: 6 | R: 2 | H: 3 | E: 0 | K: 0 | S: 4 | LOB: 2 | BB: 1 | P: 8 | 1B: 10 | 2B: 0 | 3B: 1 | HR: 1 | SF: 1 | SAC: 1 | DP: 0 | HBP: 0 | WP: 0 | PB: 1 | SB: 2 | CS: 0 | PA: 42 |
|--------------|------|------|------|------|------|--------|-------|-------|------|------|------|------|------|--------|-------|------|------|------|------|------|------|--------|-------|------|------|------|------|------|------|--------|-------|------|------|------|------|------|------|--------|-------|------|------|------|------|------|------|--------|-------|------|------|------|------|------|------|--------|-------|-------|------|------|------|------|------|--------|-------|------|------|------|------|------|------|--------|-------|------|--------|-------|-------|-------|-------|--------|-------|--------|-------|-------|-------|-------|--------|
|--------------|------|------|------|------|------|--------|-------|-------|------|------|------|------|------|--------|-------|------|------|------|------|------|------|--------|-------|------|------|------|------|------|------|--------|-------|------|------|------|------|------|------|--------|-------|------|------|------|------|------|------|--------|-------|------|------|------|------|------|------|--------|-------|-------|------|------|------|------|------|--------|-------|------|------|------|------|------|------|--------|-------|------|--------|-------|-------|-------|-------|--------|-------|--------|-------|-------|-------|-------|--------|

| PITCHER | IP | WLS | BF | H | R | ER | SO | BB | IBB | HBP | BLK | WP | HR | S | P | ERA | WHIP |
|--------------------------------------|-----|-----|----|---|---|----|----|----|-----|-----|-----|----|----|----|----|-------|--------|
| Dan Petry, R ERA: 3.47 (1, 1) | 6.2 | | 30 | 7 | 4 | 4 | 2 | 3 | 0 | 0 | 0 | 0 | 0 | 31 | 43 | 5.40 | 1.500 |
| Dave Tobik, R ERA: 5.3 (7, 1) | 1.1 | | 7 | 2 | 1 | 0 | 1 | 0 | 1 | 0 | 0 | 0 | 0 | 8 | 12 | 0.00 | 1.500 |
| Aurelio Lopez, R ERA: 2.68 (9, 1) | 0.1 | L | 5 | 3 | 2 | 2 | 0 | 1 | 0 | 0 | 0 | 0 | 1 | 4 | 8 | 54.00 | 12.000 |

BOTTOM

Detroit Tigers @ Kansas City Royals
Royals Stadium, Kansas City, MO
Fri Aug 10 1979, 8:05 PM EDT
Unknown

livebaseballscores.com

| | |
|-----|----|
| AB | 35 |
| R | 7 |
| H | 12 |
| RBI | 6 |
| BB | 5 |
| SO | 3 |
| LOB | 11 |



| Batter | 1 | 2 | 3 | 4 | 5 | 6 | 7 | 8 | 9 | AB R H RBI BB SO LOB | TOP | | |
|---|---|---|---|---|---|---|--|---|---|--|--|----------------|---|
| Lou Whitaker, L (1, 4) OBP: 0.388, SLG: 0.365 | 0-0 F7 | | 0-0 F7 | | | 0-0 F7 | | 0-0 F8 | | 4 0 0 0 0 0 1 | Detroit Tigers @ Kansas City Royals Royals Stadium, Kansas City, MO Fri Aug 10 1979, 8:05 PM EDT Att: 37,012 - Unknown livebaseballscorecards.com | | |
| Tom Brookens, R (1, 5) OBP: 0.297, SLG: 0.400 | 0-0 F8 | | 0-0 F8 | | | 0-0 F8 | | 0-0 F8 G4-3 1-2 1B | | 4 0 1 0 0 0 0 | | | |
| Steve Kemp, L (1, 10) OBP: 0.412, SLG: 0.553 | 0-0 F7 | | | 0-0 6-3 | | | 0-0 P5 | 0-0 G4-3 1-2f | | 4 0 0 0 0 0 2 | | | |
| Champ Summers, L (1, 9) Ron LeFlore, R (9, PH) OBP: 0.397, SLG: 0.524 OBP: 0.346, SLG: 0.374 | | 0-0 FC3-6 1B | | 0-3 K | | | 4-0 BB HR BB | 0-0 BB 1B | | 2 1 1 0 1 1 0 1 0 1 0 0 0 0 | | | |
| Jason Thompson, L (1, 3) OBP: 0.349, SLG: 0.368 | | 0-0 F7 | | 0-0 F8 | | | 0-3 K | 0-0 F7 | | 4 0 0 0 0 1 3 | | | |
| Al Greene, L (1, 7) Jerry Morales, R (9, PH) OBP: 0.289, SLG: 0.290 OBP: 0.267, SLG: 0.386 | | 0-0 FC3-6 1B 1-2f | | | 0-0 L3 | | 4-0 BB HR BB | 4-0 BB G6-4-3 1-2 BB | | 2 1 0 0 1 0 1 0 0 0 0 1 0 0 | | | |
| John Wockenfuss, R (1, 2) OBP: 0.329, SLG: 0.632 | | 0-0 1B | | 0-0 6-3 | | | 0-0 HR | 0-0 G6-4-3 1-2f | | 4 1 2 3 0 0 2 | | | |
| Lynn Jones, R (1, 8) OBP: 0.340, SLG: 0.389 | | 0-0 G3 | | | 0-0 6-3 | | 0-0 HR | | | 3 0 0 0 0 0 2 | | | |
| Mark Wagner, R (1, 6) OBP: 0.357, SLG: 0.345 | | | 0-3 K | | | 0-0 4-3 | | 4-0 BB 1B | | 2 0 0 0 1 1 0 | | | |
| Inning Stats | R: 0 H: 0 E: 0 LOB: 0 K: 0 BB: 0 S: 3 P: 3 | R: 0 H: 2 E: 0 LOB: 2 K: 0 BB: 0 S: 5 P: 5 | R: 0 H: 0 E: 0 LOB: 0 K: 1 BB: 0 S: 5 P: 5 | R: 0 H: 0 E: 0 LOB: 0 K: 1 BB: 0 S: 5 P: 5 | R: 0 H: 0 E: 0 LOB: 0 K: 0 BB: 0 S: 3 P: 3 | R: 0 H: 0 E: 0 LOB: 0 K: 0 BB: 0 S: 3 P: 3 | R: 3 H: 1 E: 0 LOB: 0 K: 1 BB: 2 S: 6 P: 14 | R: 0 H: 1 E: 0 LOB: 1 K: 0 BB: 1 S: 3 P: 7 | R: 0 H: 1 E: 0 LOB: 1 K: 0 BB: 1 S: 3 P: 7 | 1B: 4 SF: 0 2B: 0 SAC: 0 3B: 0 DP: 2 HR: 1 HBP: 0 | WP: 0 PA: 34 PB: 0 SB: 0 CS: 0 | | |
| PITCHER | IP WLS BF H R ER SO BB IBB HBP BLK WP HR S P ERA WHIP | | | | | | | | | | | PITCHER | IP WLS BF H R ER SO BB IBB HBP BLK WP HR S P ERA WHIP |
| Dennis Leonard, R (1, 1) ERA: 4.61 | 8.0 W 30 4 3 3 3 3 0 0 0 0 0 1 33 45 3.38 0.875 | | | | | | | | | | | | |
| Al Hrabosky, L (9, 1) ERA: 4.34 | 0.1 3 1 0 0 0 0 1 0 0 0 0 0 2 6 0.00 6.000 | | | | | | | | | | | | |
| Dan Quisenberry, R (9, 1) ERA: 1.77 | 0.2 S 1 0 0 0 0 0 0 0 0 0 0 0 1 1 0.00 0.000 | | | | | | | | | | | | |

| Batter | 1 | 2 | 3 | 4 | 5 | 6 | 7 | 8 | 9 |
|---|------------------|-------------------------------|------------|-----|------------------|------------------------|------------|-----|---|
| Frank White, R (1, 4) OBP: 0.291, SLG: 0.380 | 0-0 IHR | 4-0 1B 1B BB | | 5-3 | | 0-0 2B SF8 1B | | 6-3 | |
| Hal McRae, R (1, 10) OBP: 0.323, SLG: 0.458 | 0-0 1B 1B | 0-0 1B 1B 1-2 2-H | | F7 | | 0-0 1-3 2B | | 5-3 | |
| George Brett, L (1, 5) OBP: 0.375, SLG: 0.534 | 0-0 F8 | 0-0 F7 | | 4-3 | | 0-0 P4 | | F7 | |
| Amos Otis, R (1, 8) OBP: 0.364, SLG: 0.427 | 0-3 K | 0-0 1-3 2-H 1B | | | 0-3 K | 4-0 IBB | | | |
| Al Cowens, R (1, 9) OBP: 0.353, SLG: 0.425 | 0-0 1-3 1B | 4-0 G6-4-3 IBB | | | 0-0 1B 3B | 0-0 SF8 | | | |
| George Scott, R (1, 3) OBP: 0.313, SLG: 0.372 | 0-3 K | 0-0 G6-4-3 1-2f | | | 0-0 BB 1B | 0-0 3-H F7 | | | |
| John Wathan, R (1, 2) OBP: 0.237, SLG: 0.308 | | 4-0 2B 1B BB | 0-0 6-3 | | 0-0 F7 | | 0-3 K | | |
| Freddie Patek, R (1, 6) OBP: 0.290, SLG: 0.318 | | 0-0 1-3 1B 2B | 0-3 K | | 4-0 1-2 BB | | 0-0 3-1 | | |
| Willie Wilson, S (1, 7) OBP: 0.338, SLG: 0.406 | | 0-0 2-H 3-H 1B 1B | 0-0 F9 | | 0-0 6-3 | | 0-3 K | | |

| Inning Stats | R: 1 | H: 3 | E: 0 | K: 2 | S: 10 | LOB: 2 | BB: 0 | P: 10 |
|--------------|------|------|------|------|-------|--------|-------|-------|
| | R: 4 | H: 4 | E: 0 | K: 0 | S: 6 | LOB: 2 | BB: 3 | P: 18 |
| | R: 0 | H: 0 | E: 0 | K: 1 | S: 5 | LOB: 0 | BB: 0 | P: 5 |
| | R: 0 | H: 0 | E: 0 | K: 0 | S: 3 | LOB: 0 | BB: 0 | P: 3 |
| | R: 1 | H: 2 | E: 0 | K: 1 | S: 7 | LOB: 2 | BB: 1 | P: 11 |
| | R: 1 | H: 2 | E: 0 | K: 0 | S: 5 | LOB: 2 | BB: 1 | P: 9 |
| | R: 0 | H: 0 | E: 0 | K: 2 | S: 7 | LOB: 0 | BB: 0 | P: 7 |
| | R: 0 | H: 0 | E: 0 | K: 0 | S: 3 | LOB: 0 | BB: 0 | P: 3 |

| PITCHER | IP | WLS | BF | H | R | ER | SO | BB | IBB | HBP | BLK | WP | HR | S | P | ERA | WHIP |
|--------------------------------------|-----|-----|----|---|---|----|----|----|-----|-----|-----|----|----|----|----|-------|-------|
| Pat Underwood, L (1, 1) ERA: 4.82 | 1.1 | L | 13 | 7 | 5 | 5 | 2 | 2 | 0 | 0 | 0 | 0 | 0 | 15 | 23 | 33.75 | 6.750 |
| John Hiller, L (2, 1) ERA: 5.45 | 4.2 | | 20 | 4 | 2 | 2 | 2 | 1 | 2 | 0 | 0 | 0 | 0 | 21 | 33 | 3.86 | 1.071 |
| Dave Tobik, R (7, 1) ERA: 5.03 | 2.0 | | 6 | 0 | 0 | 0 | 2 | 0 | 0 | 0 | 0 | 0 | 0 | 10 | 10 | 0.00 | 0.000 |

AB R H RBI BB SO LOB


BOTTOM

Detroit Tigers @ Kansas City Royals
Royals Stadium, Kansas City, MO

Fri Aug 10 1979, 8:05 PM EDT
Att. 37,012 - Unknown

livebaseballscorecards.com

| | |
|------------|-----------|
| AB | 33 |
| R | 7 |
| H | 11 |
| RBI | 7 |
| BB | 5 |
| SO | 6 |
| LOB | 16 |



| | |
|--------------|---------------|
| WP: 0 | PA: 39 |
| PB: 0 | |
| SB: 1 | |
| CS: 0 | |

| Batter | 1 | 2 | 3 | 4 | 5 | 6 | 7 | 8 | 9 | AB R H RBI BB SO LOB | TOP | | | | | | | | | |
|---|---|---------------------------------|------------------------------|---------------------------------|------------------------------|---------------------------------|------------------------------|---------------------------------|------------------------------|---------------------------------|------------------------------|---------------------------------|------------------------------|---------------------------------|------------------------------|---------------------------------|----------------------------------|------------------------------------|----------------------------------|--------|
| Lou Whitaker, L (1, 4) OBP: 0.383, SLG: 0.359 | 0-0 F7 | 0-0 P4 | | | 0-0 F8 | | 0-0 6-3 | | 0-0 6-3 | 5 0 0 0 0 0 1 | | | | | | | | | | |
| Alan Trammell, R (1, 6) OBP: 0.327, SLG: 0.348 | 0-0 1B | | 0-0 1B 2B | | 0-0 1-3 | | 0-0 3B 1B | | 0-0 F8 | 5 2 3 0 0 0 0 | | | | | | | | | | |
| Ron LeFlore, R (1, 8) OBP: 0.348, SLG: 0.382 | 0-0 1-2 1B | | 0-0 5-3 | | 0-0 1B | | 0-0 2B 3B | | 0-0 L9 | 5 1 3 1 0 0 1 | | | | | | | | | | |
| Steve Kemp, L (1, 10) OBP: 0.413, SLG: 0.555 | 0-0 F7 | | 0-0 2-H G6-4-3 1B | | 0-0 L4 | | 0-0 3-H 1B 2B | | | 4 1 2 2 0 0 3 | | | | | | | | | | |
| Jerry Morales, R (1, 9) OBP: 0.267, SLG: 0.384 | 0-0 F4 | | 0-0 1-2f G6-4-3 | | | 0-0 F9 | 0-0 2-H FC5-4 1B | | | 4 0 1 1 0 0 3 | | | | | | | | | | |
| John Wockenfuss, R (1, 3) OBP: 0.321, SLG: 0.615 | | 0-0 5-3 | | 0-0 F8 | | 0-3 K | 0-0 1-2f FC5-4 1B | | | 4 0 0 0 0 1 1 | | | | | | | | | | |
| Lance Parrish, R (1, 2) OBP: 0.346, SLG: 0.452 | | 0-0 1B 2B | | 4-0 S BB | | 4-0 BB | | 0-0 6-3 | | 2 1 1 0 2 0 0 | | | | | | | | | | |
| Tom Brookens, R (1, 5) OBP: 0.285, SLG: 0.393 | | 0-0 2-H 1B | | 0-0 1-2 P4 | | 0-0 F8 | | 0-0 4-3 | | 4 0 1 1 0 0 2 | | | | | | | | | | |
| Lynn Jones, R (1, 7) OBP: 0.331, SLG: 0.378 | | 0-0 F9 | | 0-0 6-3 | | | 0-0 F9 | 0-3 K | | 4 0 0 0 0 1 2 | | | | | | | | | | |
| Inning Stats | R: 0 E: 0 K: 0 S: 5 | H: 2 LOB: 2 BB: 0 P: 5 | R: 1 E: 0 K: 0 S: 5 | H: 2 LOB: 1 BB: 0 P: 5 | R: 1 E: 0 K: 0 S: 4 | H: 2 LOB: 0 BB: 0 P: 4 | R: 0 E: 0 K: 0 S: 3 | H: 0 LOB: 1 BB: 1 P: 7 | R: 0 E: 0 K: 1 S: 5 | H: 0 LOB: 1 BB: 1 P: 9 | R: 3 E: 0 K: 0 S: 7 | H: 4 LOB: 1 BB: 0 P: 7 | R: 0 E: 0 K: 1 S: 5 | H: 0 LOB: 0 BB: 0 P: 5 | R: 0 E: 0 K: 0 S: 3 | H: 0 LOB: 0 BB: 0 P: 3 | 1B: 7 2B: 3 3B: 1 HR: 0 | SF: 0 SAC: 0 DP: 1 HBP: 0 | WP: 0 PB: 0 SB: 1 CS: 0 | PA: 39 |
| PITCHER | IP WLS BF H R ER SO BB IBB HBP BLK WP HR S P ERA WHIP | | | | | | | | | | | | | | | | | | | |
| Paul Splittorff, L (1, 1) ERA: 3.91 | 6.2 W 31 10 5 5 1 2 0 0 0 0 0 0 31 39 6.75 1.800 | | | | | | | | | | | | | | | | | | | |
| Dan Quisenberry, R (7, 1) ERA: 1.59 | 2.1 8 1 0 0 1 0 0 0 0 0 0 0 10 10 0.00 0.429 | | | | | | | | | | | | | | | | | | | |

Detroit Tigers @ Kansas City Royals
 Royals Stadium, Kansas City, MO
 Sat Aug 11 1979, 8:05 PM EDT
 Att: 40,255 - Unknown

livebaseballscorecards.com

| | |
|------------|----|
| AB | 37 |
| R | 5 |
| H | 11 |
| RBI | 5 |
| BB | 2 |
| SO | 2 |
| LOB | 13 |



| Batter | 1 | 2 | 3 | 4 | 5 | 6 | 7 | 8 | 9 | AB R H RBI BB SO LOB | TOP |
|---|--|---|---|---|---|---|---|---|---|--|--|
| Lou Whitaker, L (1, 4) OBP: 0.384, SLG: 0.367 | 0-0 F8 | | 0-0 6-3 | | | 0-0 1B | | 0-0 3B | | 4 0 2 0 0 0 0 | |
| Alan Trammell, R (1, 6) OBP: 0.326, SLG: 0.344 | 0-0 F7 | | | 4-0 G6-3 BB | | 0-0 P6 | | 0-0 F8 | | 3 0 0 0 1 0 2 | |
| Ron LeFlore, R (1, 8) OBP: 0.348, SLG: 0.381 | 0-0 5-3 | | | 0-3 K | | 0-3 K | | | 0-0 1B SF9 1B | 4 1 1 0 0 2 2 | |
| Steve Kemp, L (1, 7) OBP: 0.409, SLG: 0.550 | | 0-0 3-1 | | 0-0 G6-3 1-2f | | 0-0 F9 | | | 0-0 F5 | 4 0 0 0 0 0 3 | |
| Jason Thompson, L (1, 3) OBP: 0.348, SLG: 0.367 | | 0-3 K | | | 0-0 G3 | | 0-0 F9 | | 0-0 1B 1-3 1B | 4 0 1 0 0 1 0 | |
| Champ Summers, L (1, 9) OBP: 0.398, SLG: 0.524 | | 0-0 1B | | | 4-0 1B BB | | 0-0 F3 | | 0-0 SF9 | 2 0 1 1 1 0 0 | |
| Lance Parrish, R (1, 2) OBP: 0.346, SLG: 0.451 | | 0-3 K | | | 0-0 1B 1-2 1B | | 0-0 F8 | | 0-0 F7 3-H | 3 0 1 0 0 1 1 1 0 0 0 0 0 1 | |
| Ed Putman, R (7, 2) OBP: 0.286, SLG: 0.474 | | | | | | | | | | | |
| Al Greene, L (1, 10) OBP: 0.288, SLG: 0.265 | | | 0-3 K | | 0-0 P4 | | 0-0 L9 | | | 3 0 0 0 0 1 2 | |
| Tom Brookens, R (1, 5) OBP: 0.286, SLG: 0.380 | | | 0-3 K | | 0-0 P4 | | 0-0 F7 | | | 3 0 0 0 0 1 2 | |
| Inning Stats | R: 0 E: 0 K: 0 S: 3 H: 0 LOB: 0 BB: 0 P: 3 | R: 0 E: 0 K: 2 S: 8 H: 1 LOB: 1 BB: 0 P: 8 | R: 0 E: 0 K: 2 S: 7 H: 0 LOB: 0 BB: 0 P: 7 | R: 0 E: 0 K: 1 S: 4 H: 0 LOB: 0 BB: 1 P: 8 | R: 0 E: 0 K: 0 S: 4 H: 1 LOB: 2 BB: 1 P: 8 | R: 0 E: 0 K: 1 S: 6 H: 1 LOB: 1 BB: 0 P: 6 | R: 0 E: 0 K: 0 S: 3 H: 0 LOB: 0 BB: 0 P: 3 | R: 0 E: 0 K: 0 S: 4 H: 1 LOB: 1 BB: 0 P: 4 | R: 1 E: 0 K: 0 S: 5 H: 2 LOB: 1 BB: 0 P: 5 | 1B: 5 2B: 0 3B: 1 HR: 0 SF: 1 SAC: 0 DP: 1 HBP: 0 | WP: 0 PB: 0 SB: 0 CS: 0 PA: 34 |
| PITCHER Craig Chamberlain, R (1, 1) ERA: 1.0 | IP: 9.0 WLS: W BF: 34 H: 6 R: 1 ER: 1 SO: 6 BB: 2 IBB: 0 HBP: 0 BLK: 0 WP: 0 HR: 0 S: 44 P: 52 ERA: 1.00 WHIP: 0.889 | | | | | | | | | | |

Detroit Tigers @ Kansas City Royals
Royals Stadium, Kansas City, MO

Sun Aug 12 1979, 4:33 AM EDT
Att. 32,671 - Unknown - 78 F

livebaseballscorecards.com

| | |
|-----|----|
| AB | 31 |
| R | 1 |
| H | 6 |
| RBI | 1 |
| BB | 2 |
| SO | 6 |
| LOB | 13 |



| Batter | 1 | 2 | 3 | 4 | 5 | 6 | 7 | 8 | 9 |
|--|------------|-------------|------------|------------|------------|-----------|------------|-----------|---|
| Willie Wilson, S OBP: 0.337, SLG: 0.403 (1, 7) | 0-0 L8 | | 0-0 6-3 | | 0-0 2B | 0-0 F8 | | 0-0 P4 | |
| Hal McRae, R OBP: 0.327, SLG: 0.475 (1, 10) | 0-3 K | | 0-0 F9 | | 0-0 2B | 4-0 BB | | | |
| George Brett, L OBP: 0.378, SLG: 0.540 (1, 5) | 0-0 6-3 | | | 0-0 4-3 | 0-0 F9 | 4-0 BB | | | |
| Darrell Porter, L OBP: 0.419, SLG: 0.482 (1, 2) | | 0-0 F8 | | 0-0 1B | 4-0 BB | 0-3 K | | | |
| Ralph LaCock, L OBP: 0.349, SLG: 0.378 (1, 3) | | 0-0 G3 | | 0-0 4-3 | 0-0 F8 | | 0-0 G3 | | |
| Amos Otis, R OBP: 0.366, SLG: 0.434 (1, 8) | | 0-0 B1-3 | | 0-0 HR | | 0-0 HR | 0-0 5-3 | | |
| Al Cowens, R OBP: 0.356, SLG: 0.433 (1, 9) | | | 0-0 1B | 0-0 HR | | 0-0 F5 | 0-0 L3 | | |
| Frank White, R OBP: 0.296, SLG: 0.391 (1, 4) | | | 0-0 1B | 0-0 F2 | | 0-0 HR | 0-0 5-3 | | |
| Todd Cruz, R OBP: 0.231, SLG: 0.307 (1, 6) | | | 0-3 K | | 0-0 6-3 | 0-0 BB | 0-0 2B | | |


| Inning Stats | R: 0 | H: 0 | E: 0 | LOB: 0 | K: 1 | BB: 0 | S: 5 | P: 5 |
|--------------|------|------|------|--------|------|-------|------|-------|
| | R: 0 | H: 0 | E: 0 | LOB: 0 | K: 0 | BB: 0 | S: 3 | P: 3 |
| | R: 1 | H: 2 | E: 0 | LOB: 1 | K: 1 | BB: 0 | S: 7 | P: 7 |
| | R: 3 | H: 3 | E: 0 | LOB: 0 | K: 0 | BB: 0 | S: 6 | P: 6 |
| | R: 1 | H: 2 | E: 0 | LOB: 2 | K: 0 | BB: 1 | S: 5 | P: 9 |
| | R: 2 | H: 3 | E: 0 | LOB: 3 | K: 1 | BB: 2 | S: 8 | P: 16 |
| | R: 0 | H: 0 | E: 0 | LOB: 0 | K: 0 | BB: 0 | S: 3 | P: 3 |
| | R: 0 | H: 1 | E: 0 | LOB: 0 | K: 0 | BB: 0 | S: 3 | P: 3 |

| PITCHER | IP | WLS | BF | H | R | ER | SO | BB | IBB | HBP | BLK | WP | HR | S | P | ERA | WHIP |
|------------------------------------|-----|-----|----|----|---|----|----|----|-----|-----|-----|----|----|----|----|-------|-------|
| Milt Wilcox, R ERA: 4.87 (1, 1) | 5.1 | L | 27 | 10 | 7 | 7 | 2 | 1 | 0 | 0 | 0 | 0 | 3 | 30 | 34 | 11.81 | 2.062 |
| John Hiller, L ERA: 5.25 (6, 1) | 2.2 | | 10 | 1 | 0 | 0 | 1 | 2 | 0 | 0 | 0 | 0 | 0 | 10 | 18 | 0.00 | 1.125 |

BOTTOM

| AB | R | H | RBI | BB | SO | LOB |
|----|---|---|-----|----|----|-----|
| 5 | 1 | 1 | 1 | 0 | 0 | 2 |
| 3 | 0 | 1 | 1 | 1 | 1 | 1 |
| 3 | 0 | 0 | 0 | 1 | 0 | 1 |
| 3 | 1 | 1 | 0 | 1 | 1 | 3 |
| 4 | 0 | 0 | 0 | 0 | 0 | 3 |
| 4 | 2 | 2 | 2 | 0 | 0 | 0 |
| 4 | 2 | 2 | 2 | 0 | 0 | 0 |
| 4 | 1 | 2 | 1 | 0 | 0 | 0 |
| 4 | 0 | 2 | 0 | 0 | 1 | 2 |

AB 34
R 7
H 11
RBI 7
BB 3
SO 3
LOB 12



| WP | PA | 1B | SF | 2B | SAC | 3B | DP | HR | HBP | CS |
|----|----|----|----|----|-----|----|----|----|-----|----|
| 0 | 37 | 5 | 0 | 3 | 0 | 0 | 0 | 3 | 0 | 0 |

Detroit Tigers @ Kansas City Royals
Royals Stadium, Kansas City, MO
 Sun Aug 12 1979, 4:33 AM EDT
 Att: 32,671 - Unknown - 78 F

livebaseballscorecards.com

| Batter | 1 | 2 | 3 | 4 | 5 | 6 | 7 | 8 | 9 | AB R H RBI BB SO LOB | TOP |
|---|---|---|---|---|---|---|---|---|--|--|---|
| Willie Wilson, S (1, 7) OBP: 0.333, SLG: 0.399 | 0-0 L3 | | 0-0 G3 | | 0-0 4-3 | | | 0-0 F8 | | 4 0 0 0 0 0 1 | Kansas City Royals @ Milwaukee Brewers Milwaukee County Stadium, Milwaukee, WI Mon Aug 13 1979, 8:05 PM EDT Att. 12,578 - Unknown - 66 F livebaseballscorecards.com |
| Hal McRae, R (1, 10) OBP: 0.326, SLG: 0.472 | 0-0 4-3 | | | 0-0 1B | | 0-3 K | | 0-0 F9 | | 4 1 1 0 0 1 0 | |
| George Brett, L (1, 5) OBP: 0.377, SLG: 0.538 | 0-0 5-3 | | | 0-0 1B | | 0-0 F7 | | 0-0 F8 | | 4 1 1 0 0 0 0 | |
| Darrell Porter, L (1, 2) OBP: 0.420, SLG: 0.487 | | 0-0 F8 | | 0-0 1B | | 0-0 2B | | 0-3 K | | 4 1 2 1 0 1 0 | |
| Ralph LaCock, L (1, 3) OBP: 0.348, SLG: 0.379 | | 0-0 F7 | | 0-0 G1-6-3 | | 0-0 FC5 | | 0-0 F8 | | 4 0 1 1 0 0 1 | |
| Amos Otis, R (1, 8) OBP: 0.367, SLG: 0.441 | | 0-0 6-3 | | 0-0 FC5-4 | | 0-0 FC5 | | 0-0 HR | | 4 1 2 1 0 0 1 | |
| Al Cowens, R (1, 9) OBP: 0.355, SLG: 0.429 | | | 0-0 1-3 | 0-0 FC5-4 | | 0-0 1-3 | | 4-0 BB | | 3 0 0 0 1 0 1 | |
| Frank White, R (1, 4) OBP: 0.292, SLG: 0.386 | | | 0-0 F9 | | 0-3 K | | 0-3 K | 0-0 F4 | | 4 0 0 0 0 2 1 | |
| Freddie Patek, R (1, 6) OBP: 0.293, SLG: 0.321 | | | 0-0 1B | | 0-0 2-3 | | 0-0 6-3 | | | 3 0 1 0 0 0 0 | |
| Inning Stats | R: 0 H: 0 E: 0 LOB: 0 K: 0 BB: 0 S: 3 P: 3 | R: 0 H: 0 E: 0 LOB: 0 K: 0 BB: 0 S: 3 P: 3 | R: 0 H: 1 E: 0 LOB: 1 K: 0 BB: 0 S: 4 P: 4 | R: 2 H: 4 E: 0 LOB: 1 K: 0 BB: 0 S: 6 P: 6 | R: 0 H: 0 E: 0 LOB: 0 K: 1 BB: 0 S: 5 P: 5 | R: 1 H: 2 E: 0 LOB: 1 K: 1 BB: 0 S: 7 P: 7 | R: 0 H: 0 E: 0 LOB: 0 K: 1 BB: 0 S: 5 P: 5 | R: 0 H: 0 E: 0 LOB: 0 K: 0 BB: 0 S: 3 P: 3 | R: 1 H: 1 E: 0 LOB: 1 K: 1 BB: 1 S: 6 P: 10 | 1B: 5 SF: 0 2B: 1 SAC: 0 3B: 1 DP: 1 HR: 1 HBP: 0 | WP: 0 PA: 35 PB: 0 SB: 0 CS: 0 |
| PITCHER Jim Staton, R (1, 1) ERA: 2.94 | IP WLS BF H R ER SO BB IBB HBP BLK WP HR S P ERA WHIP | | | | | | | | | | |
| | 9.0 W 35 8 4 4 4 1 0 0 0 0 1 42 46 4.00 1.000 | | | | | | | | | | |

| | |
|-----|----|
| AB | 34 |
| R | 4 |
| H | 8 |
| RBI | 3 |
| BB | 1 |
| SO | 4 |
| LOB | 5 |



| Batter | 1 | 2 | 3 | 4 | 5 | 6 | 7 | 8 | 9 | AB R H RBI BB SO LOB |
|---|------------|------------------|------------------------------------|-----------|------------|-----------|---|----------|-------------|--------------------------------|
| Robin Yount, R OBP: 0.299, SLG: 0.376 (1, 6) | 0-0 6-3 | | 0-0 1B 2B | 0-0 F2 | | | 0-0 FC5-6 BB BB E 1-2 2-3f | | 0-3 K | 5 2 1 0 0 1 3 |
| Don Money, R OBP: 0.325, SLG: 0.362 (1, 4) | 0-0 P4 | | 0-0 BLK BB 1B 2-H | | 0-0 6-3 | | 4-0 E BB BB BB BB 1-2 2-3 | | 0-0 6-3 | 4 0 1 1 1 0 0 |
| Dick Davis, R OBP: 0.298, SLG: 0.451 (1, 10) Ben Oglivie, L OBP: 0.319, SLG: 0.497 (9, PH) | 0-0 P4 | | 0-0 F3 | | 0-3 K | | 0-0 P4 | | 0-0 HR | 4 0 0 0 0 1 4 1 1 1 1 0 0 0 |
| Gorman Thomas, R OBP: 0.337, SLG: 0.491 (1, 8) | | 0-3 K | 4-0 BLK 1-2 BB | | 0-0 5-3 | | 4-0 E BB 1-2 2-3 3-H | | | 2 0 0 1 2 1 0 |
| Sixto Lezcano, R OBP: 0.416, SLG: 0.558 (1, 9) | | 0-0 HR | 4-0 G6-4-3 1-2 2-3 IBB | | | 0-0 F8 | 0-0 E6 1-2 2-3 3-H | | | 3 1 1 1 1 0 2 |
| Cecil Cooper, L OBP: 0.376, SLG: 0.513 (1, 3) | | 0-0 1B 2B | 0-0 G6-4-3 1-2f | | | 0-0 F8 | 0-0 G3 | | | 4 0 1 0 0 0 6 |
| Sal Bando, R OBP: 0.340, SLG: 0.367 (1, 5) | | 0-0 2-3 1B | | 0-0 E5 | | 0-3 K | | 0-3 K | | 4 0 1 0 0 2 0 |
| Charlie Moore, R OBP: 0.392, SLG: 0.464 (1, 2) | | 0-0 P3 | | 0-0 F8 | | | 0-0 FC5-6 1B 1B | | 0-0 5-3 | 4 0 1 0 0 0 3 |
| Jim Wohlford, R OBP: 0.299, SLG: 0.377 (1, 7) | | 0-0 F2 | | 0-0 B2 | | | 0-0 BB FC5-6 BB 1-2 1B | | 0-3 K2-3 | 4 1 1 0 0 1 3 |

| Inning Stats | R: 0 | H: 0 | E: 0 | K: 0 | S: 3 | H: 0 | LOB: 0 | BB: 0 | P: 3 | R: 1 | H: 3 | E: 0 | K: 1 | S: 8 | H: 2 | LOB: 2 | BB: 2 | P: 8 | R: 1 | H: 2 | E: 0 | K: 0 | S: 4 | H: 0 | LOB: 1 | BB: 0 | P: 4 | R: 0 | H: 0 | E: 0 | K: 1 | S: 5 | H: 0 | LOB: 0 | BB: 0 | P: 5 | R: 2 | H: 2 | E: 1 | K: 0 | S: 6 | H: 2 | LOB: 3 | BB: 2 | P: 14 | R: 0 | H: 0 | E: 0 | K: 2 | S: 7 | H: 0 | LOB: 0 | BB: 0 | P: 7 | R: 1 | H: 1 | E: 0 | K: 1 | S: 5 | H: 1 | LOB: 0 | BB: 0 | P: 5 | 1B: 4 | 2B: 2 | 3B: 0 | HR: 2 | SF: 0 | SAC: 0 | DP: 1 | HBP: 0 | WP: 0 | PA: 39 |
|--------------|------|------|------|------|------|------|--------|-------|------|------|------|------|------|------|------|--------|-------|------|------|------|------|------|------|------|--------|-------|------|------|------|------|------|------|------|--------|-------|------|------|------|------|------|------|------|--------|-------|-------|------|------|------|------|------|------|--------|-------|------|------|------|------|------|------|------|--------|-------|------|-------|-------|-------|-------|-------|--------|-------|--------|-------|--------|
|--------------|------|------|------|------|------|------|--------|-------|------|------|------|------|------|------|------|--------|-------|------|------|------|------|------|------|------|--------|-------|------|------|------|------|------|------|------|--------|-------|------|------|------|------|------|------|------|--------|-------|-------|------|------|------|------|------|------|--------|-------|------|------|------|------|------|------|------|--------|-------|------|-------|-------|-------|-------|-------|--------|-------|--------|-------|--------|

| PITCHER | IP | WLS | BF | H | R | ER | SO | BB | IBB | HBP | BLK | WP | HR | S | P | ERA | WHIP |
|--|-----|-----|----|---|---|----|----|----|-----|-----|-----|----|----|----|----|------|-------|
| Larry Gura, L ERA: 4.67 (1, 1) | 6.2 | | 30 | 7 | 4 | 3 | 3 | 2 | 1 | 0 | 1 | 0 | 1 | 33 | 45 | 4.05 | 1.350 |
| Dan Quisenberry, R ERA: 1.82 (7, 1) | 2.0 | L | 9 | 1 | 1 | 1 | 3 | 1 | 0 | 0 | 0 | 0 | 1 | 14 | 18 | 4.50 | 1.000 |


BOTTOM

Kansas City Royals @ Milwaukee Brewers
Milwaukee County Stadium, Milwaukee, WI

Mon Aug 13 1979, 8:05 PM EDT
Att: 12,578 - Unknown - 66 F

livebaseballscorecards.com

| | |
|-----|----|
| AB | 35 |
| R | 5 |
| H | 8 |
| RBI | 4 |
| BB | 4 |
| SO | 6 |
| LOB | 21 |



| Batter | 1 | 2 | 3 | 4 | 5 | 6 | 7 | 8 | 9 | AB R H RBI BB SO LOB | TOP | | | | | | | | | |
|---|---|---------------------------------|------------------------------|---------------------------------|------------------------------|---------------------------------|------------------------------|---------------------------------|------------------------------|---------------------------------|--|------------------------------|---------------------------------|------------------------------|---------------------------------|------------------------------|---------------------------------|----------------------------------|------------------------------------|----------------------------------|
| Freddie Patek, R (1, 6) OBP: 0.293, SLG: 0.320 | 0-0 6-3 | | 0-0 6-3 | | 0-0 G6-4-3 | | | 0-0 1B 2-3 1B | | 4 0 1 0 0 0 1 | Kansas City Royals @ Milwaukee Brewers Milwaukee County Stadium, Milwaukee, WI Tue Aug 14 1979, 8:05 PM EDT Att. 21,657 - Unknown - 64 F | | | | | | | | | |
| Frank White, R (1, 4) OBP: 0.292, SLG: 0.386 | 0-0 CS 1B | | 0-0 F7 | | | 0-0 F8 | | 0-0 SF8 | | 3 0 1 1 0 0 0 | | | | | | | | | | |
| George Brett, L (1, 5) OBP: 0.380, SLG: 0.545 | 0-0 CS 1B | | 0-0 HR | | | 0-0 F8 | | 0-0 1-2 1B | | 4 1 3 1 0 0 0 | | | | | | | | | | |
| Amos Otis, R (1, 8) OBP: 0.368, SLG: 0.440 | 4-0 1-2 2-3 BB | | 0-0 CS 1B | | | 0-3 K | | 0-0 P4 | | 3 0 1 0 1 1 2 | | | | | | | | | | |
| Al Cowens, R (1, 9) OBP: 0.354, SLG: 0.427 | 0-0 L8 | | 0-0 CS | 0-0 G6-4-3 1B | | | 0-0 L7 | | 0-3 K | 4 0 1 0 0 1 2 | | | | | | | | | | |
| Darrell Porter, L (1, 10) OBP: 0.417, SLG: 0.482 | | 0-0 4-3 | | 0-0 F7 | | | 0-0 3-1 | | 0-0 F8 | 4 0 0 0 0 0 1 | | | | | | | | | | |
| George Scott, R (1, 3) OBP: 0.312, SLG: 0.370 | | 0-0 FC5-4 1B | | 0-0 G6-4-3 | | | 0-0 5-3 | | 0-3 K | 4 0 1 0 0 1 1 | | | | | | | | | | |
| John Wathan, R (1, 2) OBP: 0.239, SLG: 0.308 | | 0-0 FC5-4 1-2f FC5-4 | | | 0-0 6-3 | | | 0-0 1B SF8 1-3 1B | | 3 1 1 0 0 0 1 | | | | | | | | | | |
| Willie Wilson, S (1, 7) OBP: 0.333, SLG: 0.398 | | 0-0 FC5-4 1-2f | | | 0-0 G6-4-3 1B | | | 0-0 1-3 | | 3 0 1 0 0 0 2 | | | | | | | | | | |
| Inning Stats | R: 0 E: 0 K: 0 S: 4 | H: 2 LOB: 2 BB: 1 P: 8 | R: 0 E: 0 K: 0 S: 4 | H: 1 LOB: 1 BB: 0 P: 4 | R: 1 E: 0 K: 0 S: 4 | H: 2 LOB: 0 BB: 0 P: 4 | R: 0 E: 0 K: 0 S: 3 | H: 1 LOB: 0 BB: 0 P: 3 | R: 0 E: 0 K: 1 S: 5 | H: 0 LOB: 0 BB: 0 P: 5 | | R: 0 E: 0 K: 0 S: 3 | H: 0 LOB: 0 BB: 0 P: 3 | R: 1 E: 0 K: 2 S: 6 | H: 3 LOB: 2 BB: 0 P: 6 | R: 0 E: 0 K: 2 S: 7 | H: 0 LOB: 0 BB: 0 P: 7 | 1B: 9 2B: 0 3B: 0 HR: 1 | SF: 1 SAC: 0 DP: 2 HBP: 0 | WP: 0 PB: 0 SB: 0 CS: 3 |
| PITCHER | IP WLS BF H R ER SO BB IBB HBP BLK WP HR S P ERA WHIP | | | | | | | | | | | | | | | | | | | |
| Mike Caldwell, L (1, 1) ERA: 3.41 | 7.2 W 30 10 2 2 1 1 0 0 0 0 1 31 35 2.35 1.435 | | | | | | | | | | | | | | | | | | | |
| Bill Castro, R (8, 1) ERA: 1.63 | 1.1 S 4 0 0 0 2 0 0 0 0 0 0 0 8 8 0.00 0.000 | | | | | | | | | | | | | | | | | | | |

livebaseballscorecards.com

| | |
|-----|----|
| AB | 32 |
| R | 2 |
| H | 10 |
| RBI | 2 |
| BB | 1 |
| SO | 3 |
| LOB | 10 |



| Batter | 1 | 2 | 3 | 4 | 5 | 6 | 7 | 8 | 9 |
|--|------------|-----------------|------------|-----------------|-----------------|-----------------|------------|-----------------|---|
| Jim Gantner, L (1, 4) OBP: 0.344, SLG: 0.367 | 0-0 3-1 | | 0-0 1-3 | | 4-0 BB | | 0-0 1-3 | | |
| Don Money, R (1, 10) OBP: 0.320, SLG: 0.356 | 0-0 F9 | | 0-0 5-3 | | 0-3 K | | 0-0 F8 | | |
| Cecil Cooper, L (1, 3) OBP: 0.377, SLG: 0.513 | 0-0 1B | | 0-0 P6 | | 0-0 1B E | | 0-3 K | | |
| Sixto Lezcano, R (1, 9) OBP: 0.415, SLG: 0.555 | 0-0 F8 | | 0-0 L9 | | 0-0 1B HR | | 0-3 K | | |
| Ben Oglivie, L (1, 7) OBP: 0.323, SLG: 0.505 | | 4-0 HR BB | | 4-0 L8 BB | | 0-0 HR | | 0-0 F9 | |
| Gorman Thomas, R (1, 8) OBP: 0.340, SLG: 0.502 | | 0-0 HR | | 0-0 L8 | | 0-0 F9 2B | | 4-0 1B BB | |
| Sal Bando, R (1, 5) OBP: 0.339, SLG: 0.366 | | 0-3 K | | 0-0 5-3 | | 0-0 F9 | | 0-0 1B | |
| Robin Yount, R (1, 6) OBP: 0.299, SLG: 0.375 | | 0-0 CS 1B | | 0-0 F7 | | 0-0 5-3 | | 0-0 F2 | |
| Charlie Moore, R (1, 2) OBP: 0.388, SLG: 0.459 | | 0-0 F8 | | 0-0 F7 | | 0-0 F7 | | | |

| Inning Stats | R: 0 | H: 1 | E: 0 | LOB: 1 | K: 0 | BB: 0 | S: 4 | P: 4 |
|--------------|------|------|------|--------|------|-------|------|-------|
| | R: 2 | H: 2 | E: 0 | LOB: 0 | K: 1 | BB: 1 | S: 6 | P: 10 |
| | R: 0 | H: 0 | E: 0 | LOB: 0 | K: 0 | BB: 0 | S: 3 | P: 3 |
| | R: 0 | H: 0 | E: 0 | LOB: 1 | K: 0 | BB: 1 | S: 3 | P: 7 |
| | R: 0 | H: 0 | E: 0 | LOB: 1 | K: 1 | BB: 1 | S: 5 | P: 9 |
| | R: 3 | H: 4 | E: 1 | LOB: 1 | K: 0 | BB: 0 | S: 7 | P: 7 |
| | R: 0 | H: 0 | E: 0 | LOB: 0 | K: 1 | BB: 0 | S: 5 | P: 5 |
| | R: 0 | H: 1 | E: 0 | LOB: 2 | K: 1 | BB: 1 | S: 6 | P: 10 |

| PITCHER | | | | | | | | | | PITCHER | | | | | | | | | | | | | | | | | | | | | | | | |
|--------------------------|-----|----|----|---|----|----|----|-----|-----|---------|----|----|----|----|------|-------|----|-----|----|---|---|----|----|----|-----|-----|-----|----|----|---|---|-----|------|--|
| IP | WLS | BF | H | R | ER | SO | BB | IBB | HBP | BLK | WP | HR | S | P | ERA | WHIP | IP | WLS | BF | H | R | ER | SO | BB | IBB | HBP | BLK | WP | HR | S | P | ERA | WHIP | |
| Dennis Leonard, R (1, 1) | 7.0 | L | 30 | 7 | 5 | 5 | 3 | 3 | 0 | 0 | 0 | 2 | 33 | 45 | 6.43 | 1.429 | | | | | | | | | | | | | | | | | | |
| Steve Busby, R (8, 1) | 1.0 | | 5 | 1 | 0 | 0 | 1 | 1 | 0 | 0 | 0 | 0 | 6 | 10 | 0.00 | 2.000 | | | | | | | | | | | | | | | | | | |

AB R H RBI BB SO LOB


| | | | | | | |
|---|---|---|---|---|---|---|
| 3 | 0 | 0 | 0 | 1 | 0 | 0 |
| 4 | 0 | 0 | 0 | 0 | 1 | 1 |
| 4 | 1 | 2 | 0 | 0 | 1 | 0 |
| 4 | 1 | 1 | 0 | 0 | 1 | 1 |
| 2 | 2 | 1 | 2 | 2 | 0 | 0 |
| 3 | 1 | 2 | 2 | 1 | 0 | 1 |
| 4 | 0 | 1 | 0 | 0 | 1 | 2 |
| 4 | 0 | 1 | 0 | 0 | 0 | 3 |
| 3 | 0 | 0 | 0 | 0 | 0 | 2 |

| | | | |
|-------|--------|-------|--------|
| 1B: 5 | SF: 0 | WP: 0 | PA: 35 |
| 2B: 1 | SAC: 0 | PB: 0 | |
| 3B: 0 | DP: 0 | SB: 1 | |
| HR: 2 | HBP: 0 | CS: 1 | |

Kansas City Royals @ Milwaukee Brewers
Milwaukee County Stadium, Milwaukee, WI

livebaseballscorecards.com

| | |
|-----|----|
| AB | 31 |
| R | 5 |
| H | 8 |
| RBI | 4 |
| BB | 4 |
| SO | 4 |
| LOB | 10 |



Tue Aug 14 1979, 8:05 PM EDT
 Att: 21,657 - Unknown - 64 F

| Batter | 1 | 2 | 3 | 4 | 5 | 6 | 7 | 8 | 9 | AB R H RBI BB SO LOB | TOP | | | | | | | | | | | | | | | | | | | | | | | | | | |
|---|---|---------------------------------|------------------------------|---------------------------------|------------------------------|---------------------------------|------------------------------|---------------------------------|------------------------------|---------------------------------|--|---------------------------------|------------------------------|---------------------------------|------------------------------|---------------------------------|------------------------------|---------------------------------|----------------------------------|------------------------------------|----------------------------------|--------|--|--|--|--|--|--|--|--|--|--|--|--|--|--|--|
| Willie Wilson, S (1, 7) OBP: 0.333, SLG: 0.399 | 0-3 K | | 0-0 2B | | 0-0 6-3 | | 0-0 CS | 0-0 4-3 | | 4 1 1 0 0 1 0 | Kansas City Royals @ Milwaukee Brewers Milwaukee County Stadium, Milwaukee, WI Wed Aug 15 1979, 8:05 PM EDT Att. 17,175 - Unknown - 62 F livebaseballscorecards.com | | | | | | | | | | | | | | | | | | | | | | | | | | |
| Frank White, R (1, 4) OBP: 0.294, SLG: 0.397 | 0-0 4-3 | | 0-0 P6 | | 0-0 HR | | | 0-0 1B | | 4 1 2 1 0 0 1 | | | | | | | | | | | | | | | | | | | | | | | | | | | |
| George Brett, L (1, 5) OBP: 0.381, SLG: 0.553 | 0-0 HR | | 0-0 HR | | 0-0 1-3 | | | 0-0 P6 | | 4 2 2 2 0 0 1 | | | | | | | | | | | | | | | | | | | | | | | | | | | |
| Amos Otis, R (1, 8) OBP: 0.369, SLG: 0.448 | 0-0 P4 | | 0-0 HR | | 0-0 6-3 | | | 0-0 1B | | 4 1 2 2 0 0 0 | | | | | | | | | | | | | | | | | | | | | | | | | | | |
| Al Cowens, R (1, 9) OBP: 0.350, SLG: 0.423 | | 0-0 F7 | 0-0 5-3 | | 0-0 6-3 | | | 0-0 FC5-4 | | 4 0 0 0 0 0 2 | | | | | | | | | | | | | | | | | | | | | | | | | | | |
| Darrell Porter, L (1, 10) OBP: 0.415, SLG: 0.478 | | 4-0 1B | | 0-0 F9 | | 0-0 F8 | | 0-0 P6 | | 3 0 0 0 1 0 0 | | | | | | | | | | | | | | | | | | | | | | | | | | | |
| George Scott, R (1, 3) OBP: 0.313, SLG: 0.371 | | 0-0 BB | | 0-0 F8 | | 0-0 F8 | | 0-0 5-3 | | 2 0 1 0 0 0 0 | | | | | | | | | | | | | | | | | | | | | | | | | | | |
| Ralph LaCock, L (7, PH) OBP: 0.346, SLG: 0.377 | | 0-0 G6-4-3 | | 0-0 F8 | | 0-0 F8 | | 0-0 5-3 | | 2 0 0 0 0 0 0 | | | | | | | | | | | | | | | | | | | | | | | | | | | |
| John Wathan, R (1, 2) OBP: 0.239, SLG: 0.307 | | 0-0 G6-4-3 | | 0-0 F9 | | 0-0 5-3 | | 0-0 1B | | 4 0 1 0 0 0 2 | | | | | | | | | | | | | | | | | | | | | | | | | | | |
| Freddie Patek, R (1, 6) OBP: 0.289, SLG: 0.316 | | | 0-0 L5 | | 0-0 F8 | | 0-0 E4 | 0-3 K | | 4 0 0 0 0 1 1 | | | | | | | | | | | | | | | | | | | | | | | | | | | |
| Inning Stats | R: 1 E: 0 K: 1 S: 6 | H: 1 LOB: 0 BB: 0 P: 6 | R: 0 E: 0 K: 0 S: 3 | H: 1 LOB: 1 BB: 1 P: 7 | R: 3 E: 0 K: 0 S: 6 | H: 3 LOB: 0 BB: 0 P: 6 | R: 0 E: 0 K: 0 S: 3 | H: 0 LOB: 0 BB: 0 P: 3 | R: 1 E: 0 K: 0 S: 4 | H: 1 LOB: 0 BB: 0 P: 4 | R: 0 E: 0 K: 0 S: 3 | H: 0 LOB: 0 BB: 0 P: 3 | R: 0 E: 1 K: 0 S: 3 | H: 0 LOB: 0 BB: 0 P: 3 | R: 0 E: 0 K: 0 S: 5 | H: 2 LOB: 2 BB: 0 P: 5 | R: 0 E: 0 K: 1 S: 6 | H: 1 LOB: 1 BB: 0 P: 6 | 1B: 4 2B: 2 3B: 0 HR: 3 | SF: 0 SAC: 0 DP: 1 HBP: 0 | WP: 0 PB: 0 SB: 1 CS: 1 | PA: 37 | | | | | | | | | | | | | | | |
| PITCHER | IP WLS BF H R ER SO BB IBB HBP BLK WP HR S P ERA WHIP | | | | | | | | | | | | | | | | | | | | | | | | | | | | | | | | | | | | |
| Bill Travers, L (1, 1) ERA: 3.78 | 5.0 | | 21 | 6 | 5 | 5 | 1 | 1 | 0 | 0 | 0 | 0 | 3 | 22 | 26 | 9.00 | 1.400 | | | | | | | | | | | | | | | | | | | | |
| Paul Mitchell, R (6, 1) ERA: 4.82 | 3.0 | | 11 | 2 | 0 | 0 | 0 | 0 | 0 | 0 | 0 | 0 | 0 | 11 | 11 | 0.00 | 0.667 | | | | | | | | | | | | | | | | | | | | |
| Jerry Augustine, L (9, 1) ERA: 4.09 | 1.0 | W | 4 | 1 | 0 | 0 | 1 | 0 | 0 | 0 | 0 | 0 | 0 | 6 | 6 | 0.00 | 1.000 | | | | | | | | | | | | | | | | | | | | |

Kansas City Royals @ Milwaukee Brewers
 Milwaukee County Stadium, Milwaukee, WI

Wed Aug 15 1979, 8:05 PM EDT
 Att. 17,175 - Unknown - 62 F

AB 35
R 5
H 9
RBI 5
BB 1
SO 2
LOB 7



BOTTOM

Kansas City Royals @ Milwaukee Brewers
Milwaukee County Stadium, Milwaukee, WI

Wed Aug 15 1979, 8:05 PM EDT
Att: 17,175 - Unknown - 62 F

livebaseballscorecards.com

| | |
|-----|----|
| AB | 37 |
| R | 6 |
| H | 12 |
| RBI | 6 |
| BB | 3 |
| SO | 5 |
| LOB | 16 |



| | | | |
|----|---|----|----|
| WP | 1 | PA | 42 |
| PB | 0 | | |
| SB | 0 | | |
| CS | 0 | | |

AB R H RBI BB SO LOB

| | | | | | | |
|---|---|---|---|---|---|---|
| 4 | 1 | 1 | 0 | 0 | 0 | 2 |
| 5 | 1 | 2 | 2 | 0 | 0 | 2 |
| 5 | 2 | 1 | 1 | 0 | 1 | 2 |
| 5 | 0 | 2 | 0 | 0 | 0 | 2 |
| 4 | 0 | 0 | 0 | 1 | 2 | 4 |
| 3 | 0 | 1 | 1 | 2 | 0 | 0 |
| 3 | 0 | 1 | 2 | 0 | 2 | 0 |
| 4 | 0 | 1 | 0 | 0 | 0 | 3 |
| 3 | 1 | 3 | 0 | 0 | 0 | 0 |
| 1 | 1 | 0 | 0 | 0 | 0 | 1 |

| Batter | 1 | 2 | 3 | 4 | 5 | 6 | 7 | 8 | 9 |
|--|---------|--------|-----------|--------|---------|-----------------|---------------|--------------|-------------------|
| Jim Gantner, L (1, 4) OBP: 0.341, SLG: 0.364 | 0-0 L5 | | 0-0 F7 | | | 0-0 1B E 1B | 0-0 SH3-4 | | 0-0 4-3 |
| Don Money, R (1, 10) OBP: 0.322, SLG: 0.357 | 0-0 5-3 | | 0-0 F7 | | | 0-0 1B E 1B | 0-0 1B 2-H 1B | | 0-0 5-3 |
| Cecil Cooper, L (1, 3) OBP: 0.375, SLG: 0.509 | 0-0 F8 | | | 0-0 F7 | | 0-0 1B E6 1B | 0-3 K | | 0-0 1B BB 1B |
| Sixto Lezcano, R (1, 9) OBP: 0.415, SLG: 0.553 | | 0-0 F9 | | 0-0 F8 | | 0-0 L4 | 0-0 1B | | 0-0 BB BB 1B |
| Ben Oglivie, L (1, 7) OBP: 0.321, SLG: 0.500 | | 0-3 K | | 0-0 F7 | | 0-3 K | 0-0 G3 | | 4-0 BB BB |
| Gorman Thomas, R (1, 8) OBP: 0.343, SLG: 0.501 | | 0-0 F7 | | | 0-0 5-3 | 4-0 1B BB | | 0-0 SH1-4 1B | 4-0 1B 2-3 3-H BB |
| Sal Bando, R (1, 5) OBP: 0.339, SLG: 0.365 | | | 0-3 K | | 0-3 K | 0-0 1B FC6-4 1B | | 0-0 SH1-4 | |
| Robin Yount, R (1, 6) OBP: 0.298, SLG: 0.374 | | | 0-0 1B 1B | | 0-0 F8 | 0-0 1B FC6-4 | | 0-0 F9 | |
| Buck Martinez, R (1, 2) OBP: 0.282, SLG: 0.385 | | | 0-0 1B | | | 0-0 1B WP 1B | | 0-0 L3 | |
| Charlie Moore, R (7, PR) OBP: 0.387, SLG: 0.457 | | | 1-2 1B | | | | | | |

| Inning Stats | R: 0 | H: 0 | E: 0 | K: 0 | S: 3 | R: 0 | H: 0 | E: 0 | K: 1 | S: 5 | R: 0 | H: 2 | E: 0 | K: 1 | S: 7 | R: 0 | H: 0 | E: 0 | K: 0 | S: 3 | R: 0 | H: 0 | E: 0 | K: 1 | S: 5 | R: 4 | H: 4 | E: 1 | K: 10 | S: 10 | R: 1 | H: 3 | E: 0 | K: 1 | S: 8 | R: 0 | H: 1 | E: 0 | K: 0 | S: 4 | R: 1 | H: 2 | E: 0 | K: 0 | S: 4 | 1B: 12 | 2B: 0 | 3B: 0 | HR: 0 | SF: 0 | SAC: 2 | DP: 0 | HBP: 0 | WP: 1 | PA: 42 |
|--------------|------|------|------|------|------|------|------|------|------|------|------|------|------|------|------|------|------|------|------|------|------|------|------|------|------|------|------|------|-------|-------|------|------|------|------|------|------|------|------|------|------|------|------|------|------|------|--------|-------|-------|-------|-------|--------|-------|--------|-------|--------|
|--------------|------|------|------|------|------|------|------|------|------|------|------|------|------|------|------|------|------|------|------|------|------|------|------|------|------|------|------|------|-------|-------|------|------|------|------|------|------|------|------|------|------|------|------|------|------|------|--------|-------|-------|-------|-------|--------|-------|--------|-------|--------|

| PITCHER | IP | WLS | BF | H | R | ER | SO | BB | IBB | HBP | BLK | WP | HR | S | P | ERA | WHIP |
|--|-----|-----|----|---|---|----|----|----|-----|-----|-----|----|----|----|----|------|-------|
| Rich Gale, R (1, 1) ERA: 5.23 | 6.1 | | 29 | 8 | 5 | 3 | 4 | 1 | 0 | 0 | 0 | 1 | 0 | 36 | 40 | 4.26 | 1.421 |
| Steve Mingori, L (7, 1) ERA: 4.19 | 0.2 | | 3 | 1 | 0 | 0 | 1 | 0 | 0 | 0 | 0 | 0 | 0 | 5 | 5 | 0.00 | 1.500 |
| Dan Quisenberry, R (8, 1) ERA: 2.05 | 1.2 | L | 8 | 3 | 1 | 1 | 0 | 0 | 0 | 0 | 0 | 0 | 0 | 8 | 8 | 5.40 | 1.800 |
| Al Hrabosky, L (9, 1) ERA: 4.34 | 0.0 | | 1 | 0 | 0 | 0 | 0 | 1 | 0 | 0 | 0 | 0 | 0 | 4 | 4 | ∞ | ∞ |
| Marty Pattin, R (9, 1) ERA: 4.18 | 0.0 | | 1 | 0 | 0 | 0 | 0 | 1 | 0 | 0 | 0 | 0 | 0 | 4 | 4 | ∞ | ∞ |

| Batter | 1 | 2 | 3 | 4 | 5 | 6 | 7 | 8 | 9 | AB R H RBI BB SO LOB | TOP | | | | | | | | | | | | | | | | | | | | | | | | |
|--|---|---|---|---|--|---|---|---|---|--|--|---------|---------|---------|---------|-------------|---------------|----------------|-----------|----------|----------|--------|--------|---------|---------|---------|----------|----------|----------|---------|---------|---------|---------|-------------|---------------|
| Willie Wilson, S OBP: 0.331, SLG: 0.397 (1, 7) | 0-3 K 1B | 0-0 E1 1B | | 0-0 F7 | | 0-0 1-3 | | | 0-0 4-3 | 5 1 1 0 0 1 1 | | | | | | | | | | | | | | | | | | | | | | | | | |
| Al Cowens, R OBP: 0.351, SLG: 0.422 (1, 9) | 0-3 K | 0-0 1-3 | | | 0-0 F8 1B | | 0-0 6-3 | | 0-0 1B | 5 0 2 0 0 1 2 | | | | | | | | | | | | | | | | | | | | | | | | | |
| George Brett, L OBP: 0.379, SLG: 0.550 (1, 5) | 0-0 1B | | 0-0 G3 | | 0-0 F8 1-3 | | 0-0 F8 | | 0-0 L6 | 5 0 1 1 0 0 2 | | | | | | | | | | | | | | | | | | | | | | | | | |
| Darrell Porter, L OBP: 0.416, SLG: 0.476 (1, 2) | 0-0 F7 | | 0-0 F7 | | 4-0 BB BB | | 4-0 FC4-6 BB | | | 2 0 0 0 2 0 1 | | | | | | | | | | | | | | | | | | | | | | | | | |
| Ralph LaCock, L OBP: 0.347, SLG: 0.376 (1, 3) | 0-0 F5 | | 0-0 1B | | 4-0 BB BB | | 0-0 FC4-6 1-2f | | | 3 0 1 0 1 0 2 | | | | | | | | | | | | | | | | | | | | | | | | | |
| Amos Otis, R OBP: 0.368, SLG: 0.446 (1, 8) | | 0-0 2B SF9 1B | 0-3 K | | 0-0 G4-6-3 1-2f | | | 0-0 5-3 | | 4 1 1 0 0 1 4 | | | | | | | | | | | | | | | | | | | | | | | | | |
| Jamie Quirk, L OBP: 0.339, SLG: 0.389 (1, 10) | | 0-3 K | | 0-0 1B | | 0-3 K | | 0-0 4-3 | | 4 0 1 0 0 2 1 | | | | | | | | | | | | | | | | | | | | | | | | | |
| Frank White, R OBP: 0.294, SLG: 0.398 (1, 4) | | 0-0 SF9 BLK 2B | | 0-0 F7 | | 0-0 F3 | | 0-0 1-3 | | 4 1 1 0 0 0 1 | | | | | | | | | | | | | | | | | | | | | | | | | |
| Todd Cruz, R OBP: 0.232, SLG: 0.341 (1, 6) | | 0-0 SF9 | | 0-3 K | | 0-0 HR | | | 0-0 F7 | 3 1 1 2 0 1 1 | | | | | | | | | | | | | | | | | | | | | | | | | |
| Inning Stats | R: 1 E: 0 K: 2 S: 9 H: 1 LOB: 1 BB: 0 P: 9 | R: 2 E: 1 K: 1 S: 8 H: 3 LOB: 1 BB: 0 P: 8 | R: 0 E: 0 K: 1 S: 6 H: 1 LOB: 1 BB: 0 P: 6 | R: 0 E: 0 K: 1 S: 6 H: 1 LOB: 1 BB: 0 P: 6 | R: 0 E: 0 K: 0 S: 3 H: 1 LOB: 2 BB: 2 P: 11 | R: 1 E: 0 K: 1 S: 6 H: 1 LOB: 0 BB: 0 P: 6 | R: 0 E: 0 K: 0 S: 3 H: 0 LOB: 1 BB: 1 P: 7 | R: 0 E: 0 K: 0 S: 3 H: 0 LOB: 0 BB: 0 P: 3 | R: 0 E: 0 K: 0 S: 4 H: 1 LOB: 1 BB: 0 P: 4 | 1B: 7 2B: 1 3B: 0 HR: 1 SF: 1 SAC: 0 DP: 1 HBP: 0 | WP: 0 PB: 1 SB: 2 CS: 0 PA: 39 | | | | | | | | | | | | | | | | | | | | | | | | |
| PITCHER Dennis Martinez, R ERA: 3.69 (1, 1) | IP 9.0 | WLS L | BF 39 | H 9 | R 4 | ER 3 | SO 6 | BB 3 | IBB 0 | HBP 0 | BLK 1 | WP 0 | HR 1 | S 48 | P 60 | ERA 3.00 | WHIP 1.333 | PITCHER | IP 9.0 | WLS L | BF 39 | H 9 | R 4 | ER 3 | SO 6 | BB 3 | IBB 0 | HBP 0 | BLK 1 | WP 0 | HR 1 | S 48 | P 60 | ERA 3.00 | WHIP 1.333 |

Kansas City Royals @ Baltimore Orioles
Memorial Stadium, Baltimore, MD
 Thu Aug 16 1979, 7:05 PM EDT
 Att: 18,932 - Unknown

livebaseballscorecards.com

| | |
|------------|----|
| AB | 35 |
| R | 4 |
| H | 9 |
| RBI | 3 |
| BB | 3 |
| SO | 6 |
| LOB | 15 |



| Batter | 1 | 2 | 3 | 4 | 5 | 6 | 7 | 8 | 9 | AB | R | H | RBI | BB | SO | LOB |
|---|----------|-----------|---------------|-----------|----------|----------------|-----------|-----------|---|----|---|---|-----|----|----|-----|
| Mark Belanger, R (1, 6) OBP: 0.284, SLG: 0.220 | 0-0 F7 ① | | 4-0 1B BB | | | 4-0 5-3 1B BB | | 0-0 L4 ② | | 2 | 1 | 0 | 0 | 2 | 0 | 0 |
| Benny Ayala, R (1, 7) OBP: 0.306, SLG: 0.576 | 0-0 G3 ② | | 0-0 1B | | | 0-0 5-3 ① | | 0-0 F7 ③ | | 4 | 0 | 1 | 0 | 0 | 0 | 1 |
| Ken Singleton, S (1, 9) OBP: 0.395, SLG: 0.535 | 0-3 K ③ | | 0-0 F9 ③ | | | 0-0 F4 ② | | 0-3 K ① | | 4 | 0 | 0 | 0 | 0 | 2 | 3 |
| Lee May, R (1, 10) OBP: 0.309, SLG: 0.460 | | 0-3 K ① | | 0-0 6-3 ① | | 0-0 FC6-4 1B ② | | 0-0 4-3 ② | | 4 | 0 | 1 | 1 | 0 | 1 | 0 |
| Eddie Murray, S (1, 3) OBP: 0.362, SLG: 0.459 | | 0-0 3-1 ② | | 0-0 F4 ② | | 0-0 FC6-4 ③ | | 0-0 6-3 ③ | | 4 | 0 | 0 | 0 | 0 | 0 | 1 |
| Gary Roenicke, R (1, 8) OBP: 0.394, SLG: 0.515 | | 0-0 HR | | 0-0 5-3 ③ | | | 0-0 F7 ① | | | 3 | 1 | 1 | 1 | 0 | 0 | 0 |
| Doug DeCinces, R (1, 5) OBP: 0.330, SLG: 0.378 | | 0-0 6-3 ③ | | | 0-0 F4 ① | | 0-0 5-3 ② | | | 3 | 0 | 0 | 0 | 0 | 0 | 0 |
| Rich Dauer, R (1, 4) OBP: 0.296, SLG: 0.353 | | | 0-0 G6-4-3 1B | | 0-0 F7 ② | | 0-0 F8 ③ | | | 3 | 0 | 1 | 0 | 0 | 0 | 0 |
| Dave Skaggs, R (1, 2) OBP: 0.288, SLG: 0.253 | | | 0-0 G6-4-3 ① | | 0-0 F7 ③ | | | 0-0 6-3 ① | | 2 | 0 | 0 | 0 | 0 | 0 | 1 |
| Rick Dempsey, R (8, PH) OBP: 0.316, SLG: 0.362 | | | 1-2 | | | | | | | 1 | 0 | 0 | 0 | 0 | 0 | 0 |

| | | | | | | | | | | | | | | | | | | |
|---------------------|------------------------------|---------------------------------|------------------------------|---------------------------------|------------------------------|---------------------------------|------------------------------|---------------------------------|------------------------------|---------------------------------|------------------------------|---------------------------------|------------------------------|---------------------------------|------------------------------|---------------------------------|----------------------------------|------------------------------------|
| Inning Stats | R: 0 E: 0 K: 1 S: 5 | H: 0 LOB: 0 BB: 0 P: 5 | R: 1 E: 0 K: 1 S: 6 | H: 1 LOB: 0 BB: 0 P: 6 | R: 0 E: 0 K: 0 S: 4 | H: 2 LOB: 2 BB: 1 P: 8 | R: 0 E: 0 K: 0 S: 3 | H: 0 LOB: 0 BB: 0 P: 3 | R: 0 E: 0 K: 0 S: 3 | H: 0 LOB: 0 BB: 0 P: 3 | R: 1 E: 0 K: 0 S: 4 | H: 1 LOB: 1 BB: 1 P: 8 | R: 0 E: 0 K: 0 S: 3 | H: 0 LOB: 0 BB: 0 P: 3 | R: 0 E: 0 K: 1 S: 5 | H: 0 LOB: 0 BB: 0 P: 5 | 1B: 3 2B: 0 3B: 0 HR: 1 | SF: 0 SAC: 0 DP: 1 HBP: 0 |
|---------------------|------------------------------|---------------------------------|------------------------------|---------------------------------|------------------------------|---------------------------------|------------------------------|---------------------------------|------------------------------|---------------------------------|------------------------------|---------------------------------|------------------------------|---------------------------------|------------------------------|---------------------------------|----------------------------------|------------------------------------|

| | | | |
|---|--|----------------|--|
| PITCHER Paul Splittorf, L (1, 1) ERA: 3.82 | IP: 9.0 WLS: W BF: 32 H: 4 R: 2 ER: 2 SO: 3 BB: 2 IBB: 0 HBP: 0 BLK: 0 WP: 0 HR: 1 S: 36 P: 44 ERA: 2.00 WHIP: 0.667 | PITCHER | IP: 9.0 WLS: W BF: 32 H: 4 R: 2 ER: 2 SO: 3 BB: 2 IBB: 0 HBP: 0 BLK: 0 WP: 0 HR: 1 S: 36 P: 44 ERA: 2.00 WHIP: 0.667 |
|---|--|----------------|--|

BOTTOM

Kansas City Royals @ Baltimore Orioles
Memorial Stadium, Baltimore, MD
 Thu Aug 16 1979, 7:05 PM EDT
 Att. 18,932 - Unknown

| | |
|------------|-----------|
| AB | 30 |
| R | 2 |
| H | 4 |
| RBI | 2 |
| BB | 2 |
| SO | 3 |
| LOB | 6 |



| | |
|-------|--------|
| WP: 0 | PA: 32 |
| PB: 0 | |
| SB: 0 | |
| CS: 0 | |


| Batter | 1 | 2 | 3 | 4 | 5 | 6 | 7 | 8 | 9 | AB R H RBI BB SO LOB | TOP | |
|---|--|--|---|--|--|---|---|---|---|--|--|--|
| Willie Wilson, S OBP: 0.329, SLG: 0.395 (1, 8) (9, 7) | 0-3 K | | 0-0 1B | 0-3 K | | 0-0 F7 | | | 0-0 E4 HR | 5 1 1 0 0 2 2 | | |
| Al Cowens, R OBP: 0.349, SLG: 0.420 (1, 9) | 0-3 K | | 0-0 L6 | | 0-0 SH1-3 1B | | 0-0 F8 | | 0-0 F9 | 5 0 1 0 0 1 2 | | |
| George Brett, L OBP: 0.381, SLG: 0.551 (1, 5) | 0-0 F7 | | | 0-0 BB E 2B | 0-0 SH1-3 1B | | 0-0 4-3 | | 4-0 HR IBB | 4 2 2 0 1 0 0 | | |
| Darrell Porter, L OBP: 0.419, SLG: 0.491 (1, 2) | | 0-0 G3 3B | | 0-0 F5 | 0-0 SH1-3 | | 0-0 1B 1B | | 0-0 HR | 4 2 3 3 0 0 1 | | |
| Ralph LaCock, L OBP: 0.351, SLG: 0.376 (1, 3) | | 0-0 F2 | | 4-0 BB E BB | 4-0 IBB | | 0-0 1B | | 0-0 4-3 | 3 1 1 0 2 0 1 | | |
| Clint Hurdle, L OBP: 0.340, SLG: 0.388 (1, 7) Amos Otis, R OBP: 0.368, SLG: 0.446 (9, 8) | | 0-0 G3 | | 4-0 E SF9 BB | 0-3 K | | 0-0 F5 | | 0-0 4-3 | 4 1 0 1 1 1 5 0 0 0 0 0 0 0 | | |
| Jamie Quirk, L OBP: 0.317, SLG: 0.362 (1, 10) | | 0-0 F9 | | 0-0 E3 SF9 | 0-3 K | | | 0-0 5-3 | | 4 0 0 0 0 1 4 | | |
| Frank White, R OBP: 0.290, SLG: 0.394 (1, 4) | | | 0-0 F2 | 0-0 SF9 | | 0-0 1-3 | | 0-0 F5 | | 3 0 0 1 0 0 0 | | |
| Todd Cruz, R OBP: 0.232, SLG: 0.330 (1, 6) | | | 0-0 F8 | 4-0 BB | | 0-3 K | | 0-0 5-3 | | 3 0 0 0 1 1 0 | | |
| Inning Stats | R: 0 E: 0 K: 2 S: 7 H: 0 LOB: 0 BB: 0 P: 7 | R: 1 E: 0 K: 0 S: 4 H: 1 LOB: 0 BB: 0 P: 4 | R: 0 E: 0 K: 0 S: 4 H: 1 LOB: 1 BB: 0 P: 4 | R: 3 E: 1 K: 1 S: 7 H: 1 LOB: 2 BB: 3 P: 19 | R: 0 E: 0 K: 2 S: 9 H: 2 LOB: 3 BB: 1 P: 13 | R: 0 E: 0 K: 1 S: 5 H: 0 LOB: 0 BB: 0 P: 5 | R: 0 E: 0 K: 0 S: 5 H: 2 LOB: 2 BB: 0 P: 5 | R: 0 E: 0 K: 0 S: 3 H: 0 LOB: 0 BB: 0 P: 3 | R: 3 E: 1 K: 0 S: 5 H: 1 LOB: 0 BB: 1 P: 9 | 1B: 5 2B: 1 3B: 1 HR: 1 SF: 1 SAC: 1 DP: 0 HBP: 0 | WP: 0 PB: 0 SB: 1 CS: 0 PA: 42 | |
| PITCHER Jim Palmer, R ERA: 3.2 (1, 1) Sammy Stewart, R ERA: 3.5 (4, 1) | IP 3.2 WLS L BF 18 H 3 R 4 ER 1 SO 2 BB 3 IBB 0 HBP 0 BLK 0 WP 0 HR 0 S 19 P 31 ERA 2.46 WHIP 1.636 | IP 5.1 WLS L BF 24 H 5 R 3 ER 2 SO 4 BB 0 IBB 2 HBP 0 BLK 0 WP 0 HR 1 S 30 P 38 ERA 3.38 WHIP 0.938 | PITCHER IP WLS BF H R ER SO BB IBB HBP BLK WP HR S P ERA WHIP | | | | | | | | | |

Kansas City Royals @ Baltimore Orioles
Memorial Stadium, Baltimore, MD
 Fri Aug 17 1979, 7:05 PM EDT
 Att: 29,348 - Unknown

livebaseballscorecards.com

| | |
|-----|----|
| AB | 35 |
| R | 7 |
| H | 8 |
| RBI | 5 |
| BB | 5 |
| SO | 6 |
| LOB | 15 |



| Batter | 1 | 2 | 3 | 4 | 5 | 6 | 7 | 8 | 9 | AB R H RBI BB SO LOB | TOP | | | | | | | | | | | |
|--|--|--|------------------------------|---------------------------------|------------------------------|---------------------------------|------------------------------|---------------------------------|------------------------------|------------------------------------|------------------------------|---------------------------------|---|--|---|---------------------------------|------------------------------|---------------------------------|----------------------------------|------------------------------------|----------------------------------|--------|
| Willie Wilson, S (1, 10) OBP: 0.327, SLG: 0.392 Jamie Quirk, L (7, PH) OBP: 0.306, SLG: 0.350 | 0-0 4-3 | | 0-0 F8 | | 0-3 K | | 0-0 5-3 | | 0-0 F2 | 3 0 0 0 0 1 1 2 0 0 0 0 0 0 | | | | | | | | | | | | |
| Frank White, R (1, 4) OBP: 0.286, SLG: 0.388 | 0-0 L7 | | 0-0 5-3 | | 0-3 K | | 0-0 5-3 | | 0-0 F9 | 5 0 0 0 0 1 1 | | | | | | | | | | | | |
| George Brett, L (1, 5) OBP: 0.381, SLG: 0.551 | 0-0 2B | | 0-0 F8 | | 0-0 G3 | | 0-0 4-3 | | | 4 0 1 0 0 0 1 | | | | | | | | | | | | |
| Amos Otis, R (1, 8) OBP: 0.369, SLG: 0.446 | 0-0 F9 | | | 0-0 F7 | | 0-0 1B 1B | | 0-0 1B 1B | | 4 1 2 0 0 0 1 | | | | | | | | | | | | |
| Al Cowens, R (1, 9) OBP: 0.353, SLG: 0.423 | | 0-0 F8 | | 0-0 1B SF8 1B | | 0-0 SH5-4 1B 1B | | 0-0 1-2 1B | | 4 1 3 0 0 0 0 | | | | | | | | | | | | |
| Darrell Porter, L (1, 2) OBP: 0.421, SLG: 0.494 | | 0-0 BB 1B | | 0-0 1-3 1B | | 0-0 SH5-4 1B | | 0-0 L5 | | 4 0 3 1 0 0 2 | | | | | | | | | | | | |
| John Wathan, R (1, 3) OBP: 0.242, SLG: 0.307 Freddie Patek, R (6, 6) OBP: 0.288, SLG: 0.315 | | 4-0 BB BB BB | | 0-0 SF8 | | 0-0 SH5-4 1B | | 0-0 F9 | | 0 0 0 1 1 1 0 0 1 0 0 0 0 0 0 2 | | | | | | | | | | | | |
| Clint Hurdle, L (1, 7) OBP: 0.331, SLG: 0.376 | | 0-0 F8 | | 0-0 F8 | | 0-0 F6 | | 0-0 4-3 | | 4 0 0 0 0 0 7 | | | | | | | | | | | | |
| Todd Cruz, R (1, 6) OBP: 0.238, SLG: 0.333 Ralph LaCock, L (6, PH) OBP: 0.349, SLG: 0.373 (6, 3) | | 0-0 F3 | | | 0-0 1B | | 0-0 4-3 | | 0-0 1-3 | 2 0 1 0 0 0 2 2 0 0 0 0 0 2 | | | | | | | | | | | | |
| Inning Stats | R: 0 E: 0 K: 0 S: 4 | H: 1 LOB: 1 BB: 0 P: 4 | R: 0 E: 0 K: 0 S: 4 | H: 1 LOB: 2 BB: 1 P: 8 | R: 0 E: 0 K: 0 S: 3 | H: 0 LOB: 0 BB: 0 P: 3 | R: 1 E: 0 K: 0 S: 5 | H: 2 LOB: 1 BB: 0 P: 5 | R: 0 E: 0 K: 2 S: 8 | H: 1 LOB: 1 BB: 0 P: 8 | R: 1 E: 0 K: 0 S: 6 | H: 3 LOB: 2 BB: 0 P: 6 | R: 0 E: 0 K: 0 S: 3 | H: 0 LOB: 0 BB: 0 P: 3 | R: 0 E: 0 K: 0 S: 5 | H: 2 LOB: 2 BB: 0 P: 5 | R: 0 E: 0 K: 0 S: 3 | H: 0 LOB: 0 BB: 0 P: 3 | 1B: 9 2B: 1 3B: 0 HR: 0 | SF: 1 SAC: 1 DP: 0 HBP: 0 | WP: 0 PB: 0 SB: 0 CS: 0 | PA: 38 |
| SCOTT MCGREGOR, L (1, 1) ERA: 3.65 DAVE FORD, R (6, 1) ERA: 1.93 | IP: 5.0 WLS: W BF: 24 H: 8 R: 2 ER: 2 SO: 2 BB: 1 IBB: 0 HBP: 0 BLK: 0 WP: 0 HR: 0 S: 27 P: 31 ERA: 3.60 WHIP: 1.800 | IP: 4.0 WLS: S BF: 14 H: 2 R: 0 ER: 0 SO: 0 BB: 0 IBB: 0 HBP: 0 BLK: 0 WP: 0 HR: 0 S: 14 P: 14 ERA: 0.00 WHIP: 0.500 | | | | | | | | | | | PITCHER IP WLS BF H R ER SO BB IBB HBP BLK WP HR S P ERA WHIP | AB 35 R 2 H 10 RBI 2 BB 1 SO 2 LOB 19 |  | | | | | | | |

Kansas City Royals @ Baltimore Orioles
 Memorial Stadium, Baltimore, MD
 Sat Aug 18 1979, 7:05 PM EDT
 Att: 37,645 - Unknown

livebaseballscores.com

| Batter | 1 | 2 | 3 | 4 | 5 | 6 | 7 | 8 | 9 | AB | R | H | RBI | BB | SO | LOB |
|--|----------------------|-------------------------|------------------|------------|-----------------------------|-------------------------|--------------------------------------|--------------------------|---|----|---|---|-----|----|----|-----|
| Mark Belanger, R OBP: 0.283, SLG: 0.234 (1, 6) | 0-0 F7 | 0-0 P4 | | | 0-0 SH5-3 | 0-0 F7 | | 0-0 5-3 3B | | 4 | 1 | 1 | 1 | 0 | 0 | 2 |
| Gary Roenicke, R OBP: 0.395, SLG: 0.524 (1, 8) (7, 7) | 0-0 F8 | | 0-0 HR | | 0-0 F7 | | 0-0 1B 1B 1B 1B | 0-0 E3 5-3 E | | 5 | 3 | 2 | 1 | 0 | 0 | 2 |
| Ken Singleton, S OBP: 0.400, SLG: 0.545 (1, 9) B B B | 4-0 FC5-4 BB | | 0-0 CS 2B | | 0-0 2B 1B | | 0-0 1B 1B | 0-0 5-3 1-2 3-H | | 4 | 1 | 3 | 2 | 1 | 0 | 1 |
| Eddie Murray, S OBP: 0.359, SLG: 0.456 (1, 3) X | 0-0 FC5-4 1-2f | | 0-0 F4 2-3 | | 0-0 2B | | 0-0 WP 1B 1B 1-2 2-3 | 0-0 E5 BB 2-H | | 5 | 0 | 2 | 0 | 0 | 0 | 2 |
| Doug DeCinces, R OBP: 0.331, SLG: 0.376 (1, 5) | | 0-0 1B 1B | 0-0 F3 | | 4-0 BB BB BB BB | | 0-0 WP 1B 1-2 2-H 3-H | 0-0 F9 | | 4 | 1 | 2 | 2 | 1 | 0 | 1 |
| Benny Ayala, R OBP: 0.288, SLG: 0.540 Al Bumbry, L OBP: 0.335, SLG: 0.373 (1, 7) (7, 8) | | 0-0 F8 | | 0-0 F7 | 0-0 F4 | | 0-0 F8 BB BB BB | 4-0 BB 1-2 | | 3 | 0 | 0 | 0 | 0 | 0 | 4 |
| Lee May, R OBP: 0.312, SLG: 0.459 (1, 10) | | 0-0 1B 1B 1-3 | | 0-0 5-3 | | 0-0 4-3 SF7 2B | 4-0 G6-4-3 BB 1-2 2-3 | 0-0 F4 3 | | 4 | 1 | 2 | 0 | 1 | 0 | 2 |
| Rich Dauer, R OBP: 0.295, SLG: 0.352 (1, 4) | | 0-0 1B 1-2 3-H | | 0-0 F9 | | 0-0 4-3 | 0-0 G6-4-3 1-2f | | | 4 | 0 | 1 | 1 | 0 | 0 | 4 |
| Rick Dempsey, R OBP: 0.317, SLG: 0.360 (1, 2) | | 0-0 F7 | | | 0-0 SH5-3 1B 1B | 0-0 SF7 3-H | | 4-0 BB BB BB | | 2 | 2 | 1 | 1 | 1 | 0 | 2 |

| Inning Stats | R: 0 | H: 0 | E: 0 | K: 0 | S: 3 | LOB: 1 | BB: 1 | P: 7 | R: 1 | H: 3 | E: 0 | K: 0 | S: 6 | LOB: 2 | BB: 0 | P: 6 | R: 1 | H: 2 | E: 0 | K: 0 | S: 4 | LOB: 0 | BB: 0 | P: 4 | R: 0 | H: 0 | E: 0 | K: 0 | S: 3 | LOB: 0 | BB: 0 | P: 3 | R: 1 | H: 3 | E: 0 | K: 0 | S: 6 | LOB: 3 | BB: 1 | P: 10 | R: 1 | H: 1 | E: 0 | K: 0 | S: 4 | LOB: 0 | BB: 0 | P: 4 | R: 2 | H: 4 | E: 0 | K: 0 | S: 6 | LOB: 2 | BB: 1 | P: 10 | R: 3 | H: 1 | E: 2 | K: 0 | S: 6 | LOB: 2 | BB: 2 | P: 14 |
|--------------|------|------|------|------|------|--------|-------|------|------|------|------|------|------|--------|-------|------|------|------|------|------|------|--------|-------|------|------|------|------|------|------|--------|-------|------|------|------|------|------|------|--------|-------|-------|------|------|------|------|------|--------|-------|------|------|------|------|------|------|--------|-------|-------|------|------|------|------|------|--------|-------|-------|
|--------------|------|------|------|------|------|--------|-------|------|------|------|------|------|------|--------|-------|------|------|------|------|------|------|--------|-------|------|------|------|------|------|------|--------|-------|------|------|------|------|------|------|--------|-------|-------|------|------|------|------|------|--------|-------|------|------|------|------|------|------|--------|-------|-------|------|------|------|------|------|--------|-------|-------|

| PITCHER | IP | WLS | BF | H | R | ER | SO | BB | IBB | HBP | BLK | WP | HR | S | P | ERA | WHIP |
|--|-----|-----|----|---|---|----|----|----|-----|-----|-----|----|----|----|----|-------|-------|
| Larry Gura, L ERA: 4.69 (1, 1) | 5.0 | L | 24 | 8 | 3 | 3 | 0 | 2 | 0 | 0 | 0 | 0 | 1 | 22 | 30 | 5.40 | 2.000 |
| Marty Pattin, R ERA: 4.52 (6, 1) | 1.0 | | 8 | 5 | 3 | 3 | 0 | 0 | 0 | 0 | 0 | 0 | 0 | 8 | 8 | 27.00 | 5.000 |
| Al Hrabosky, L ERA: 4.53 (7, 1) | 2.0 | | 11 | 1 | 3 | 2 | 0 | 3 | 0 | 0 | 0 | 1 | 0 | 8 | 20 | 9.00 | 2.000 |

BOTTOM

Kansas City Royals @ Baltimore Orioles
Memorial Stadium, Baltimore, MD
 Sat Aug 18 1979, 7:05 PM EDT
 Att. 37,645 - Unknown

| | |
|-----|----|
| AB | 36 |
| R | 9 |
| H | 14 |
| RBI | 8 |
| BB | 5 |
| SO | 0 |
| LOB | 22 |



| | | | |
|-------|--------|-------|--------|
| 1B: 9 | SF: 1 | WP: 1 | PA: 43 |
| 2B: 3 | SAC: 1 | PB: 0 | |
| 3B: 1 | DP: 1 | SB: 0 | |
| HR: 1 | HBP: 0 | CS: 1 | |

| WP | HR | S | P | ERA | WHIP |
|----|----|---|---|-------|-------|
| 1 | 0 | 0 | 0 | 5.40 | 2.000 |
| 0 | 0 | 0 | 0 | 27.00 | 5.000 |
| 0 | 0 | 0 | 0 | 9.00 | 2.000 |

| Batter | 1 | 2 | 3 | 4 | 5 | 6 | 7 | 8 | 9 | 10 | AB R H RBI BB SO LOB |
|---|--------------------------|------------|-----------------------|---|----------------------------|---|------------------|----------------------------|-----------------|--------------------------------------|---|
| Willie Wilson, S OBP: 0.327, SLG: 0.396 (1, 7) X | 0-0 1-3 S HR 1B | | 0-0 6-3 | | 0-0 B1-3 | | 0-0 4-3 | 0-0 F6 | | 0-0 1B 3B 1-H 2-H 3-H | 6 2 2 3 0 0 1 |
| Al Cowens, R OBP: 0.353, SLG: 0.422 (1, 9) X | 0-0 1-3 | | 0-0 F8 | | 0-0 WP 1B | | 0-0 5-3 | | 0-0 6-3 | BB 1B 3-H | 6 0 2 1 0 0 1 |
| George Brett, L OBP: 0.385, SLG: 0.558 (1, 5) X | 0-0 HR 3-H | | 0-0 BB 2B 1B | | 4-0 G3-6-1 BB 1-2 | | 0-0 4-3 | | 4-0 CS BB | 4-0 1-2 BB | 3 2 2 2 3 0 0 |
| Darrell Porter, L OBP: 0.420, SLG: 0.490 (1, 2) X | 0-0 4-3 | | 4-0 2B BB | | 0-0 G3-6-1 1-2f | | | 0-0 E 1B WP 1B | 0-3 K | 0-0 3-1 | 5 2 1 0 1 1 5 |
| Ralph LaCock, L OBP: 0.350, SLG: 0.377 (1, 3) X | 0-0 4-3 | | 0-0 2B | | | | | 0-0 1B 1B | 0-0 CS | 4-0 FC4-6 SH1-4 3B BB | 2 0 1 2 0 0 0 2 1 1 0 1 0 0 |
| John Wathan, R OBP: 0.250, SLG: 0.309 (6, PH) X | | | 1-H 2-H 2B | | | | | 1-2 1B | 1-2 1B | | |
| Amos Otis, R OBP: 0.370, SLG: 0.444 (1, 8) X | | 0-0 5-3 | 0-0 F3 | | | | | 4-0 1B BB | | 0-0 SH1-4 | 2 1 0 0 2 0 1 |
| Clint Hurdle, L OBP: 0.339, SLG: 0.380 (1, 10) X | | 0-0 1B | | | 0-0 F8 | | 0-0 1-2 1B | 0-3 K | | 4-0 FC4-6 IBB | 4 0 2 0 1 1 1 |
| Frank White, R OBP: 0.285, SLG: 0.386 (1, 4) X | | 0-0 F3 | | | 0-0 3-1 | | 0-0 F9 | 0-0 2B 1B | | 0-0 FC4-6 BB | 5 2 1 0 0 0 5 |
| Todd Cruz, R OBP: 0.238, SLG: 0.340 (1, 6) X | | 0-3 K | | | 0-0 5-3 | | 0-0 F8 | 0-0 2B 1B | | 4-0 3B BB | 4 0 1 2 0 1 3 0 0 0 0 1 0 0 0 1 0 0 0 0 0 |
| Jamie Quirk, L OBP: 0.317, SLG: 0.350 (10, PH) X | | | | | | | | 1-H 3-H 2B | | | |
| Freddie Patek, R OBP: 0.288, SLG: 0.315 (10, PR) X | | | | | | | | | | | |

livebaseballscorecards.com

| | |
|-----|----|
| AB | 39 |
| R | 11 |
| H | 13 |
| RBI | 10 |
| BB | 9 |
| SO | 3 |
| LOB | 17 |



| Inning Stats | R: 2 | H: 2 | E: 0 | LOB: 0 | K: 0 | BB: 0 | S: 5 | P: 5 | R: 0 | H: 1 | E: 0 | LOB: 1 | K: 1 | BB: 0 | S: 6 | P: 6 | R: 2 | H: 2 | E: 0 | LOB: 1 | K: 0 | BB: 1 | S: 5 | P: 9 | R: 0 | H: 0 | E: 0 | LOB: 0 | K: 0 | BB: 0 | S: 3 | P: 3 | R: 0 | H: 1 | E: 0 | LOB: 1 | K: 0 | BB: 1 | S: 3 | P: 7 | R: 0 | H: 0 | E: 0 | LOB: 2 | K: 0 | BB: 1 | S: 4 | P: 8 | R: 0 | H: 0 | E: 0 | LOB: 0 | K: 0 | BB: 0 | S: 3 | P: 3 | R: 3 | H: 4 | E: 0 | LOB: 1 | K: 1 | BB: 1 | S: 8 | P: 12 | R: 0 | H: 0 | E: 0 | LOB: 0 | K: 1 | BB: 1 | S: 4 | P: 8 | R: 4 | H: 2 | E: 0 | LOB: 2 | K: 0 | BB: 4 | S: 5 | P: 21 | 1B: 9 | 2B: 2 | 3B: 1 | HR: 1 | SF: 0 | SAC: 1 | DP: 1 | HBP: 0 | WP: 2 | PA: 50 |
|---------------------------------------|------|------|------|--------|------|-------|------|------|------|------|------|--------|------|-------|------|-------|-------|------|------|--------|------|-------|------|------|------|------|------|--------|------|-------|------|------|------|------|------|--------|------|-------|------|------|------|------|------|--------|------|-------|------|------|------|------|------|--------|------|-------|------|------|------|------|------|--------|------|-------|------|-------|------|------|------|--------|------|-------|------|------|------|------|------|--------|------|-------|------|-------|-------|-------|-------|-------|-------|--------|-------|--------|-------|--------|
| PITCHER | IP | WLS | BF | H | R | ER | SO | BB | IBB | HBP | BLK | WP | HR | S | P | ERA | WHIP | | | | | | | | | | | | | | | | | | | | | | | | | | | | | | | | | | | | | | | | | | | | | | | | | | | | | | | | | | | | | | | | | | | | | | | | | |
| Steve Stone, R ERA: 3.73 (1, 1) | 4.1 | | 20 | 6 | 4 | 4 | 1 | 1 | 0 | 0 | 0 | 0 | 1 | 21 | 25 | 8.31 | 1.615 | | | | | | | | | | | | | | | | | | | | | | | | | | | | | | | | | | | | | | | | | | | | | | | | | | | | | | | | | | | | | | | | | | | | | | | | | |
| Tippy Martinez, L ERA: 2.87 (5, 1) | 3.1 | | 16 | 5 | 3 | 3 | 1 | 2 | 1 | 0 | 0 | 2 | 0 | 15 | 27 | 8.10 | 2.100 | | | | | | | | | | | | | | | | | | | | | | | | | | | | | | | | | | | | | | | | | | | | | | | | | | | | | | | | | | | | | | | | | | | | | | | | | |
| Don Stanhouse, R ERA: 3.59 (8, 1) | 2.0 | L | 12 | 2 | 4 | 4 | 1 | 4 | 1 | 0 | 0 | 0 | 0 | 9 | 29 | 18.00 | 3.000 | | | | | | | | | | | | | | | | | | | | | | | | | | | | | | | | | | | | | | | | | | | | | | | | | | | | | | | | | | | | | | | | | | | | | | | | | |
| John Flinn, R ERA: (10, 1) | 0.1 | | 1 | 0 | 0 | 0 | 0 | 0 | 0 | 0 | 0 | 0 | 0 | 1 | 1 | 0.00 | 0.000 | | | | | | | | | | | | | | | | | | | | | | | | | | | | | | | | | | | | | | | | | | | | | | | | | | | | | | | | | | | | | | | | | | | | | | | | | |

BOTTOM

Kansas City Royals @ Baltimore Orioles
Memorial Stadium, Baltimore, MD
Sun Aug 19 1979, 3:33 AM EDT
Att: 32,058 - Unknown

livebaseballscorecards.com

AB 38
R 7
H 10
RBI 7
BB 5
SO 4
LOB 18



WP: 1 PA: 45
PB: 0
SB: 0
CS: 0

| Batter | 1 | 2 | 3 | 4 | 5 | 6 | 7 | 8 | 9 | 10 | AB | R | H | RBI | BB | SO | LOB |
|--|----|-----|----|-----------|----|-------|-----|------------------|----------------|----|----|---|---|-----|----|----|-----|
| Al Bumbry, L (1, 8) OBP: 0.334, SLG: 0.369 | F7 | | L8 | | F5 | | 4-3 | | WP SH1-3 BB | | 4 | 0 | 0 | 0 | 1 | 0 | 1 |
| Billy Smith, S (1, 4) OBP: 0.297, SLG: 0.374 | BB | | L3 | | | 1B 3B | | 2B 2B 1B | SH1-3 | | 3 | 2 | 2 | 0 | 1 | 0 | 0 |
| Ken Singleton, S (1, 9) OBP: 0.402, SLG: 0.547 | K | | | F7 | | 1B | | 1-3 2B 2B | WP IBB | | 4 | 1 | 2 | 1 | 1 | 1 | 1 |
| Eddie Murray, S (1, 3) OBP: 0.362, SLG: 0.459 | F6 | | | 1B SF8 1B | | F8 | | FC6-5-4 2B | IBB | | 4 | 1 | 2 | 2 | 1 | 0 | 2 |
| Lee May, R (1, 10) OBP: 0.311, SLG: 0.455 | | 5-3 | | 1-3 1B | | F2 | | FC6-5-4 2B | K | | 5 | 1 | 1 | 0 | 0 | 1 | 5 |
| Pat Kelly, L (1, 7) OBP: 0.392, SLG: 0.528 | | L9 | | SF8 | | F7 | | L6 | F8 | | 4 | 0 | 0 | 1 | 0 | 0 | 5 |
| Doug DeCinces, R (1, 5) OBP: 0.329, SLG: 0.383 | | | | 6-3 | | | 1-3 | E6 2B | | K | 5 | 2 | 1 | 1 | 0 | 1 | 2 |
| Rick Dempsey, R (1, 2) OBP: 0.314, SLG: 0.356 | | | | | F8 | | | | | | 3 | 0 | 0 | 0 | 0 | 0 | 0 |
| Terry Crowley, L (8, PH) OBP: 0.412, SLG: 0.500 | | | | | | | | | | | 1 | 0 | 1 | 2 | 0 | 0 | 0 |
| Mark Belanger, R (8, PR) OBP: 0.283, SLG: 0.234 | | | | | | | | | | | 0 | 0 | 0 | 0 | 0 | 0 | 0 |
| Rich Dauer, R (10, PH) OBP: 0.297, SLG: 0.352 | | | | | | | | 1-H 2-H 2B | | | 0 | 0 | 0 | 0 | 1 | 0 | 0 |
| Kiko Garcia, R (1, 6) OBP: 0.307, SLG: 0.359 | | | | | | | | | | | 3 | 0 | 1 | 0 | 0 | 1 | 0 |
| Benny Ayala, R (8, PH) OBP: 0.284, SLG: 0.531 | | | | | | | | | | | 1 | 0 | 0 | 0 | 0 | 0 | 1 |
| Dave Skaggs, R (9, 2) OBP: 0.286, SLG: 0.250 | | | | | | | | | | | 1 | 0 | 0 | 0 | 0 | 0 | 1 |

| Inning Stats | R: 0 | H: 0 | E: 0 | K: 1 | S: 5 | H: 0 | LOB: 1 | BB: 1 | P: 9 | R: 1 | H: 1 | E: 0 | K: 0 | S: 4 | H: 0 | LOB: 0 | BB: 0 | P: 4 | R: 0 | H: 0 | E: 0 | K: 0 | S: 3 | H: 0 | LOB: 0 | BB: 0 | P: 3 | R: 1 | H: 2 | E: 0 | K: 0 | S: 5 | R: 0 | H: 0 | E: 0 | K: 1 | S: 5 | R: 1 | H: 2 | E: 0 | K: 0 | S: 5 | R: 0 | H: 0 | E: 0 | K: 0 | S: 4 | R: 4 | H: 4 | E: 1 | K: 0 | S: 8 | R: 0 | H: 0 | E: 0 | K: 1 | S: 4 | R: 0 | H: 0 | E: 0 | K: 1 | S: 4 | R: 0 | H: 0 | E: 0 | K: 1 | S: 4 | 1B: 5 | 2B: 3 | 3B: 1 | HR: 1 | SF: 1 | SAC: 1 | DP: 1 | HBP: 0 | WP: 1 | PA: 45 |
|--------------|------|------|------|------|------|------|--------|-------|------|------|------|------|------|------|------|--------|-------|------|------|------|------|------|------|------|--------|-------|------|------|------|------|------|------|------|------|------|------|------|------|------|------|------|------|------|------|------|------|------|------|------|------|------|------|------|------|------|------|------|------|------|------|------|------|------|------|------|------|------|-------|-------|-------|-------|-------|--------|-------|--------|-------|--------|
|--------------|------|------|------|------|------|------|--------|-------|------|------|------|------|------|------|------|--------|-------|------|------|------|------|------|------|------|--------|-------|------|------|------|------|------|------|------|------|------|------|------|------|------|------|------|------|------|------|------|------|------|------|------|------|------|------|------|------|------|------|------|------|------|------|------|------|------|------|------|------|------|-------|-------|-------|-------|-------|--------|-------|--------|-------|--------|

| PITCHER | IP | WLS | BF | H | R | ER | SO | BB | IBB | HBP | BLK | WP | HR | S | P | ERA | WHIP |
|--|-----|-----|----|---|---|----|----|----|-----|-----|-----|----|----|----|----|------|-------|
| Dennis Leonard, R (1, 1) ERA: 4.77 | 7.0 | | 30 | 8 | 5 | 5 | 2 | 1 | 0 | 0 | 0 | 0 | 1 | 33 | 37 | 6.43 | 1.286 |
| Steve Mingori, L (8, 1) ERA: 4.19 | 0.0 | | 1 | 1 | 0 | 0 | 0 | 0 | 0 | 0 | 0 | 0 | 0 | 1 | 1 | ∞ | ∞ |
| Dan Quisenberry, R (8, 1) ERA: 1.98 | 1.0 | | 5 | 1 | 2 | 0 | 0 | 0 | 0 | 0 | 0 | 0 | 0 | 5 | 5 | 0.00 | 1.000 |
| Al Hrabosky, L (9, 1) ERA: 4.5 | 0.1 | | 4 | 0 | 0 | 0 | 0 | 1 | 2 | 0 | 0 | 1 | 0 | 1 | 13 | 0.00 | 3.000 |
| Steve Busby, R (9, 1) ERA: 3.29 | 1.2 | W | 5 | 0 | 0 | 0 | 2 | 1 | 0 | 0 | 0 | 0 | 0 | 8 | 12 | 0.00 | 0.600 |

| Batter | 1 | 2 | 3 | 4 | 5 | 6 | 7 | 8 | 9 | AB | R | H | RBI | BB | SO | LOB | TOP | |
|---|---|---|--|---|---|---|---|---|---|---|----------------------------------|--------|-----|----|----|-------|-------|--|
| Bobby Murcer, L OBP: 0.345, SLG: 0.401 (1, 8) (3, 7) (5, 9) | 0-0 F9 | 4-0 1B 2B BB | 0-0 HR | 0-0 4-3 | | | 0-0 F8 | 0-0 L9 | | 5 | 2 | 1 | 4 | 1 | 0 | 2 | | |
| Willie Randolph, R OBP: 0.376, SLG: 0.369 Fred Stanley, R OBP: 0.258, SLG: 0.288 (1, 4) (7, 4) | 0-0 6-3 | 0-0 2B 1B | 0-0 F8 | | | 0-0 6-3 | | | 0-0 P6 | 5 | 1 | 1 | 2 | 0 | 0 | 0 | | |
| Oscar Gamble, L OBP: 0.472, SLG: 0.565 Bobby Brown, S OBP: 0.274, SLG: 0.275 (1, 7) (3, 8) | 0-0 G3 | 0-0 1B 2B | | | | 0-0 FC4-6 1B | | 0-0 F8 | 0-0 F5 | 3 | 1 | 2 | 1 | 0 | 0 | 0 | | |
| Reggie Jackson, L OBP: 0.389, SLG: 0.550 Lenny Randle, S OBP: 0.154, SLG: 0.154 (1, 9) (5, 7) | | 0-0 4-3 | 0-0 P4 | | | 0-0 FC4-6 FC6 | | 0-0 L4 | 0-0 F8 | 4 | 0 | 1 | 2 | 0 | 0 | 2 | | |
| Chris Chambliss, L OBP: 0.322, SLG: 0.447 (1, 3) | | 0-0 E4 1B | | | | 0-0 FC6 | | 0-0 2B 1B | | 5 | 3 | 3 | 0 | 0 | 0 | 2 | | |
| Graig Nettles, L OBP: 0.329, SLG: 0.390 (1, 5) | | 0-0 BB WP BB 1B | 0-0 G3 | | | 0-0 HR 1B | | 0-0 L8 | | 5 | 3 | 3 | 2 | 0 | 0 | 0 | | |
| Jim Spencer, L OBP: 0.356, SLG: 0.558 (1, 10) | | 4-0 BB BB 1B BB | 0-0 1B 2B | | | 0-0 HR | | 0-0 F7 | | 4 | 4 | 3 | 5 | 1 | 0 | 0 | | |
| Brad Gulden, L OBP: 0.194, SLG: 0.152 (1, 2) | | 4-0 1B BB BB | 4-0 1B HR BB | | | 0-0 4-3 | | 0-0 5-3 | | 3 | 2 | 1 | 0 | 2 | 0 | 0 | | |
| Bucky Dent, R OBP: 0.285, SLG: 0.281 (1, 6) | | 0-3 K | 0-0 HR 1B | | | 0-0 F3 | | 0-0 F8 | 0-0 1B | 5 | 1 | 2 | 1 | 0 | 1 | 3 | | |
| Inning Stats | R: 0 E: 0 K: 0 S: 3 H: 0 LOB: 0 BB: 0 P: 3 | R: 7 E: 1 K: 1 S: 10 H: 5 LOB: 1 BB: 3 P: 22 | R: 4 E: 0 K: 0 S: 7 H: 4 LOB: 1 BB: 1 P: 11 | R: 3 E: 0 K: 0 S: 6 H: 3 LOB: 0 BB: 0 P: 6 | R: 0 E: 0 K: 0 S: 4 H: 1 LOB: 1 BB: 0 P: 4 | R: 0 E: 0 K: 0 S: 3 H: 0 LOB: 0 BB: 0 P: 3 | R: 0 E: 0 K: 0 S: 3 H: 0 LOB: 0 BB: 0 P: 3 | R: 3 E: 0 K: 0 S: 8 H: 5 LOB: 2 BB: 0 P: 8 | R: 0 E: 0 K: 0 S: 3 H: 0 LOB: 0 BB: 0 P: 3 | 1B: 11 2B: 4 3B: 0 HR: 3 SF: 0 SAC: 0 DP: 0 HBP: 0 | WP: 1 PB: 0 SB: 0 CS: 0 | PA: 49 | | | | | | |
| PITCHER | IP | WLS | BF | H | R | ER | SO | BB | IBB | HBP | BLK | WP | HR | S | P | ERA | WHIP | |
| Rich Gale, R ERA: 5.44 (1, 1) | 1.2 | L | 10 | 2 | 5 | 5 | 1 | 3 | 0 | 0 | 0 | 1 | 0 | 9 | 21 | 27.00 | 3.000 | |
| Steve Mingori, L ERA: 5.68 (2, 1) | 1.1 | | 14 | 9 | 8 | 8 | 0 | 1 | 0 | 0 | 0 | 0 | 1 | 13 | 17 | 54.00 | 7.500 | |
| Marty Pattin, R ERA: 4.71 (4, 1) | 5.0 | | 22 | 7 | 4 | 4 | 0 | 0 | 0 | 0 | 0 | 0 | 2 | 22 | 22 | 7.20 | 1.400 | |
| Jerry Terrell, R ERA: (9, 1) | 1.0 | | 3 | 0 | 0 | 0 | 0 | 0 | 0 | 0 | 0 | 0 | 0 | 3 | 3 | 0.00 | 0.000 | |

New York Yankees @ Kansas City Royals
Royals Stadium, Kansas City, MO
 Mon Aug 20 1979, 8:05 PM EDT
 Att. 41,305 - Unknown - 83 F

| | |
|------------|----|
| AB | 45 |
| R | 17 |
| H | 18 |
| RBI | 17 |
| BB | 4 |
| SO | 1 |
| LOB | 9 |



| | |
|-------|--------|
| WP: 1 | PA: 49 |
| PB: 0 | |
| SB: 0 | |
| CS: 0 | |

| | |
|-----|------|
| ERA | WHIP |
| | |

| Batter | 1 | 2 | 3 | 4 | 5 | 6 | 7 | 8 | 9 | AB R H RBI BB SO LOB |
|---|--------------------|--------------------|-----------------|------------------|-----------------|-----------------|-----------------------------|-------------------------|--------------------------|--------------------------------|
| Willie Wilson, S OBP: 0.328, SLG: 0.400 (1, 7) (7, 8) | 0-0 4-3 ① | | 0-0 F8 ① | | 0-0 1-3 ① | | 0-0 5-3 S 2B 1B | | 0-0 E 3B | 5 2 2 0 0 0 0 |
| Al Cowens, R OBP: 0.351, SLG: 0.419 (1, 9) S S S | 0-3 K ② | | 0-0 4-3 ② | | 0-0 1B ② | | 0-0 5-3 ② | | 0-0 E 1B G1-2-3 | 5 0 1 1 0 1 1 |
| George Brett, L OBP: 0.387, SLG: 0.566 Jerry Terrell, R OBP: 0.435, SLG: 0.682 (1, 5) (7, 5) (9, 1) | 0-0 2B 3B | | 0-0 3B | | 0-0 L4 ② | | 0-0 2B ② | | 0-0 E PB 1B | 3 1 2 0 0 0 1 2 0 2 1 0 0 0 |
| Darrell Porter, L OBP: 0.421, SLG: 0.493 Jamie Quirk, L OBP: 0.318, SLG: 0.339 (1, 2) (5, 2) | 0-0 FC6-5 2B | | 0-0 3-1 ③ | | 0-0 G3 ③ | | 0-3 K ③ | | 4-0 BB 1B | 2 0 1 1 0 0 1 2 0 0 0 1 1 2 |
| Ralph LaCock, L OBP: 0.351, SLG: 0.376 (1, 3) | 0-0 FC6-5 ③ | | | 0-0 BB 1B | | 0-0 L6 ① | | 4-0 4-3 5-3 BB | 0-0 G1-2-3 ② ③ | 4 0 1 0 1 0 4 |
| Amos Otis, R OBP: 0.370, SLG: 0.442 John Wathan, R OBP: 0.248, SLG: 0.307 (1, 8) (7, 7) | | 0-0 F9 ① | | 4-0 BB 1-2 | | 0-0 6-3 ② | | 0-0 5-3 ① | | 2 0 0 0 1 0 0 1 0 0 0 0 0 1 |
| Clint Hurdle, L OBP: 0.331, SLG: 0.369 (1, 10) (9, 5) | | 0-0 E3 FC4-6 | | 0-0 F2 ① | | 0-0 F8 ③ | | 0-0 4-3 ② | | 4 0 0 0 0 0 3 |
| Frank White, R OBP: 0.283, SLG: 0.383 U L Washington, S OBP: 0.302, SLG: 0.342 (1, 4) (5, 4) | | 0-0 FC4-6 ② | | 0-0 P5 ② | | | 0-0 SF8 3B | | 0-0 P4 ③ | 2 0 0 0 0 0 3 2 1 1 0 0 0 1 |
| Todd Cruz, R OBP: 0.229, SLG: 0.330 (1, 6) | | 0-0 F8 ③ | | 0-0 F8 ③ | | | 0-0 SF8 ① | | 0-3 K ① | 3 0 0 1 0 1 3 |

| Inning Stats | R: 1 E: 0 K: 1 S: 7 | H: 2 LOB: 1 BB: 0 P: 7 | R: 0 E: 1 K: 0 S: 4 | H: 0 LOB: 1 BB: 0 P: 4 | R: 0 E: 0 K: 0 S: 4 | H: 1 LOB: 1 BB: 0 P: 4 | R: 0 E: 0 K: 0 S: 4 | H: 1 LOB: 2 BB: 1 P: 8 | R: 0 E: 0 K: 0 S: 4 | H: 0 LOB: 0 BB: 0 P: 3 | R: 2 E: 0 K: 1 S: 8 | H: 3 LOB: 1 BB: 0 P: 8 | R: 0 E: 0 K: 0 S: 3 | H: 0 LOB: 1 BB: 1 P: 7 | R: 1 E: 2 K: 1 S: 7 | H: 2 LOB: 2 BB: 1 P: 11 | 1B: 4 2B: 2 3B: 4 HR: 0 | SF: 1 SAC: 0 DP: 1 HBP: 0 |
|--------------|------------------------------|---------------------------------|------------------------------|---------------------------------|------------------------------|---------------------------------|------------------------------|---------------------------------|------------------------------|---------------------------------|------------------------------|---------------------------------|------------------------------|---------------------------------|------------------------------|----------------------------------|----------------------------------|------------------------------------|
|--------------|------------------------------|---------------------------------|------------------------------|---------------------------------|------------------------------|---------------------------------|------------------------------|---------------------------------|------------------------------|---------------------------------|------------------------------|---------------------------------|------------------------------|---------------------------------|------------------------------|----------------------------------|----------------------------------|------------------------------------|

| PITCHER | IP | WLS | BF | H | R | ER | SO | BB | IBB | HBP | BLK | WP | HR | S | P | ERA | WHIP |
|-------------------------------------|-----|-----|----|---|---|----|----|----|-----|-----|-----|----|----|----|----|------|-------|
| Luis Tiant, R ERA: 3.8 (1, 1) | 5.0 | W | 22 | 5 | 1 | 1 | 1 | 1 | 1 | 0 | 0 | 0 | 0 | 23 | 27 | 1.80 | 1.200 |
| Don Hood, L ERA: 3.01 (6, 1) | 4.0 | S | 19 | 5 | 3 | 3 | 2 | 2 | 0 | 0 | 0 | 0 | 0 | 21 | 29 | 6.75 | 1.750 |

BOTTOM

New York Yankees @ Kansas City Royals
Royals Stadium, Kansas City, MO
 Mon Aug 20 1979, 8:05 PM EDT
 Att: 41,305 - Unknown - 83 F

livebaseballscorecards.com

| | |
|------------|-----------|
| AB | 37 |
| R | 4 |
| H | 10 |
| RBI | 4 |
| BB | 3 |
| SO | 3 |
| LOB | 20 |



| WP | PA |
|----|----|
| 0 | 41 |

| Batter | 1 | 2 | 3 | 4 | 5 | 6 | 7 | 8 | 9 | AB R H RBI BB SO LOB | TOP | | | | | | | |
|--|--|---------------------------------|------------------------------|---------------------------------|------------------------------|---------------------------------|------------------------------|----------------------------------|------------------------------|---------------------------------|------------------------------|---------------------------------|--|---------------------------------|----------------------------------|------------------------------------|----------------------------------|--------|
| Willie Randolph, R (1, 4) OBP: 0.377, SLG: 0.374 | 0-0 5-3 | | 0-0 FC5-2 3B | | | 0-0 E9 6-3 1B | | 0-0 5-3 | | 4 1 2 0 0 0 1 | | | | | | | | |
| Bobby Murcer, L (1, 8) OBP: 0.347, SLG: 0.399 | 4-0 BB | | 0-0 FC5-2 3-H | | | 0-0 F9 | | 1-0 HBP FC5-2 1B HBP | | 2 0 0 0 1 0 2 | | | | | | | | |
| Lou Piniella, R (1, 7) OBP: 0.336, SLG: 0.447 | 0-0 F8 | | | 0-0 6-3 | | 0-0 6-3 2-H | | 0-0 FC5-2 1B 1B | | 4 1 1 1 0 0 1 | | | | | | | | |
| Reggie Jackson, L (1, 9) OBP: 0.388, SLG: 0.545 | 0-0 4-3 | | | 4-0 G6-4-3 BB | | 0-0 P4 | | 0-0 F7 | | 3 0 0 0 1 0 3 | | | | | | | | |
| Chris Chambliss, L (1, 3) OBP: 0.324, SLG: 0.446 | | 0-0 G4-6-3 1B | | 0-0 G6-4-3 1-2f | | | 0-0 4-3 | 1-0 HBP FC5-2 1B HBP | | 3 1 1 0 0 0 1 | | | | | | | | |
| Graig Nettles, L (1, 5) OBP: 0.326, SLG: 0.387 | | 0-0 G4-6-3 1-2f | | | 0-0 L3 | | 0-0 G3 | 0-0 FC5-2 1B HR | | 4 1 0 0 0 0 4 | | | | | | | | |
| Roy White, S (1, 10) OBP: 0.263, SLG: 0.263 | | 0-0 F7 | | | 0-0 6-3 | | 0-0 F8 | 0-0 HR 1B | | 4 1 1 2 0 0 0 | | | | | | | | |
| Bucky Dent, R (1, 6) OBP: 0.288, SLG: 0.281 | | | 0-0 F7 | | 4-0 BB | | 4-0 L4-3 BB | 0-0 HR | | 1 0 0 0 2 0 0 | | | | | | | | |
| Bobby Brown, S (8, PR) OBP: 0.274, SLG: 0.275 | | | | | | | | 1-H 2-H | | 0 0 0 0 0 0 0 | | | | | | | | |
| Fred Stanley, R (8, 6) OBP: 0.270, SLG: 0.350 | | | | | | | | 1-2 2-3 3-H | | 1 1 1 3 0 0 0 | | | | | | | | |
| Brad Gulden, L (1, 2) OBP: 0.184, SLG: 0.143 | | | 0-0 F7 | | 0-0 F7 | | 0-0 L4-3 | 0-0 F8 | | 2 0 0 0 0 0 1 | | | | | | | | |
| Lenny Randle, S (8, PH) OBP: 0.143, SLG: 0.143 | | | | | | | | 1-2 | | 1 0 0 0 0 0 1 | | | | | | | | |
| Jerry Narron, L (8, 2) OBP: 0.238, SLG: 0.276 | | | | | | | | | | 1 0 0 0 0 0 0 | | | | | | | | |
| Inning Stats | R: 0 E: 0 K: 0 S: 3 | H: 0 LOB: 1 BB: 1 P: 7 | R: 0 E: 0 K: 0 S: 3 | H: 1 LOB: 0 BB: 0 P: 3 | R: 0 E: 0 K: 0 S: 4 | H: 1 LOB: 1 BB: 0 P: 4 | R: 0 E: 0 K: 0 S: 2 | H: 0 LOB: 0 BB: 1 P: 6 | R: 0 E: 0 K: 0 S: 3 | H: 0 LOB: 0 BB: 0 P: 3 | R: 0 E: 0 K: 0 S: 2 | H: 0 LOB: 1 BB: 1 P: 6 | R: 5 E: 0 K: 0 S: 6 | H: 3 LOB: 0 BB: 0 P: 8 | 1B: 4 2B: 1 3B: 1 HR: 1 | SF: 0 SAC: 0 DP: 3 HBP: 2 | WP: 0 PB: 0 SB: 1 CS: 0 | PA: 36 |
| PITCHER Paul Splittorff, L (1, 1) ERA: 3.88 | IP: 9.0 WLS: L BF: 36 H: 6 R: 6 ER: 5 SO: 0 BB: 4 IBB: 0 HBP: 2 BLK: 0 WP: 0 HR: 1 S: 30 P: 48 ERA: 5.00 WHIP: 1.111 | | | | | | | | | | | PITCHER | IP: 9.0 WLS: L BF: 36 H: 6 R: 6 ER: 5 SO: 0 BB: 4 IBB: 0 HBP: 2 BLK: 0 WP: 0 HR: 1 S: 30 P: 48 ERA: 5.00 WHIP: 1.111 | | | | | |

New York Yankees @ Kansas City Royals
 Royals Stadium, Kansas City, MO
 Tue Aug 21 1979, 8:05 PM EDT
 Att. 38,514 - Unknown - 82 F

| | |
|-----|----|
| AB | 30 |
| R | 6 |
| H | 6 |
| RBI | 6 |
| BB | 4 |
| SO | 0 |
| LOB | 14 |



| Batter | 1 | 2 | 3 | 4 | 5 | 6 | 7 | 8 | 9 |
|--|-----------------|------------------|-------------------|---------------------|------------|------------|----------------------------|---------------------------|---|
| Willie Wilson, S OBP: 0.330, SLG: 0.401 (1, 7) | 0-0 S 1B | | 0-0 S 1B | | | 0-0 6-3 | | 0-3 K | |
| Hal McRae, R OBP: 0.332, SLG: 0.482 (1, 10) | 0-0 6-3 | | 4-0 L4-3 BB | | | 0-0 2B | | 0-0 WP FC4-2 2B | |
| George Brett, L OBP: 0.386, SLG: 0.563 (1, 3) | 0-0 6-3 | | 0-0 L4-3 | | | 0-0 5-3 | | 4-0 FC4-2 WP IBB | |
| Amos Otis, R OBP: 0.371, SLG: 0.442 (1, 8) | 0-0 CS 1B | | | 4-0 G6-4-3 BB | | 0-0 6-3 | | 0-0 FC4-2 | |
| Al Cowens, R OBP: 0.348, SLG: 0.415 (1, 9) | 0-0 CS | 0-0 5-3 | | 0-0 G6-4-3 | | | 0-0 P4 | 0-0 F8 | |
| Frank White, R OBP: 0.286, SLG: 0.388 (1, 4) | | 0-0 6-3 2B | | 0-0 4-3 | | | 0-0 1B 1B | 0-0 F9 | |
| John Wathan, R OBP: 0.250, SLG: 0.308 (1, 2) | | 0-0 6-3 | | | 0-0 6-3 | | 0-0 1B 1B | 0-0 L8 | |
| Ralph LaCock, L OBP: 0.350, SLG: 0.375 (9, PH) | | 2-3 | | | | | 1-2 2-H G6-4-3 1B | 0-3 K | |
| U L Washington, S OBP: 0.301, SLG: 0.340 (1, 6) | | 0-0 6-3 | | | 0-0 6-3 | | 0-0 G6-4-3 | | |
| Jerry Terrell, R OBP: 0.385, SLG: 0.600 (1, 5) | | | 0-0 2-3 | | 0-0 5-3 | | 0-0 G6-4-3 | | |


| AB | R | H | RBI | BB | SO | LOB |
|----|---|---|-----|----|----|-----|
| 4 | 1 | 2 | 0 | 0 | 1 | 0 |
| 3 | 0 | 2 | 0 | 1 | 0 | 1 |
| 3 | 0 | 0 | 0 | 1 | 0 | 4 |
| 3 | 0 | 1 | 1 | 1 | 0 | 3 |
| 4 | 0 | 0 | 0 | 0 | 0 | 3 |
| 4 | 1 | 2 | 0 | 0 | 0 | 0 |
| 3 | 0 | 1 | 0 | 0 | 0 | 1 |
| 1 | 0 | 0 | 0 | 0 | 0 | 0 |
| 4 | 0 | 1 | 1 | 0 | 1 | 1 |
| 3 | 0 | 0 | 0 | 0 | 0 | 2 |

BOTTOM

New York Yankees @ Kansas City Royals
Royals Stadium, Kansas City, MO

Tue Aug 21 1979, 8:05 PM EDT
Att: 38,514 - Unknown - 82 F

| | |
|-----|----|
| AB | 32 |
| R | 2 |
| H | 9 |
| RBI | 2 |
| BB | 3 |
| SO | 2 |
| LOB | 15 |



| Inning Stats | R: 1 | H: 2 | E: 0 | K: 0 | S: 4 | LOB: 0 | BB: 0 | P: 4 |
|--------------|------|------|------|------|--------|--------|-------|------|
| R: 0 | H: 1 | E: 0 | K: 0 | S: 4 | LOB: 1 | BB: 0 | P: 4 | |
| R: 0 | H: 1 | E: 0 | K: 0 | S: 3 | LOB: 1 | BB: 1 | P: 7 | |
| R: 0 | H: 0 | E: 0 | K: 0 | S: 2 | LOB: 0 | BB: 1 | P: 6 | |
| R: 0 | H: 0 | E: 0 | K: 0 | S: 3 | LOB: 0 | BB: 0 | P: 3 | |
| R: 0 | H: 1 | E: 0 | K: 0 | S: 4 | LOB: 1 | BB: 0 | P: 4 | |
| R: 1 | H: 3 | E: 0 | K: 0 | S: 5 | LOB: 1 | BB: 0 | P: 5 | |
| R: 0 | H: 1 | E: 0 | K: 1 | S: 6 | LOB: 2 | BB: 1 | P: 10 | |
| R: 0 | H: 0 | E: 0 | K: 1 | S: 5 | LOB: 0 | BB: 0 | P: 5 | |

| 1B | 2B | 3B | HR | SF | SAC | DP | HBP |
|----|----|----|----|----|-----|----|-----|
| 6 | 4 | 0 | 0 | 0 | 3 | 0 | 0 |

| WP | PA |
|----|----|
| 1 | 36 |

| PITCHER | IP | WLS | BF | H | R | ER | SO | BB | IBB | HBP | BLK | WP | HR | S | P | ERA | WHIP |
|-------------------------------------|-----|-----|----|---|---|----|----|----|-----|-----|-----|----|----|----|----|------|-------|
| Tommy John, L ERA: 2.9 (1, 1) | 7.0 | | 27 | 8 | 2 | 2 | 0 | 2 | 0 | 0 | 0 | 0 | 0 | 25 | 33 | 2.57 | 1.429 |
| Rich Gossage, R ERA: 3.77 (8, 1) | 2.0 | W | 8 | 1 | 0 | 0 | 2 | 0 | 1 | 0 | 0 | 1 | 0 | 11 | 15 | 0.00 | 0.500 |

| Batter | 1 | 2 | 3 | 4 | 5 | 6 | 7 | 8 | 9 |
|---|--------------------|----------------|-----------|-------------------------|------------|--------------------|-------------------------------|------------------|---|
| Willie Wilson, S OBP: 0.333, SLG: 0.407 (1, 7) | 0-0 F7 | 0-0 4-3 | | 0-0 1-3 3-H 2B | | | 4-0 BB SF8 1B BB | 0-0 1-3 2B | |
| Hal McRae, R OBP: 0.333, SLG: 0.478 (1, 10) | 4-0 FC5-4 BB | | 0-3 K | 0-0 1-3 | | | 0-0 SF8 BB 1-2 1B | 0-0 F9 | |
| Amos Otis, R OBP: 0.370, SLG: 0.439 (1, 8) | 0-0 FC5-4 1B | | 0-3 K | | 0-0 5-3 | | 4-0 1-2 2-3 BB | | |
| George Brett, L OBP: 0.387, SLG: 0.563 (1, 5) | 0-0 1-H 1B | | 0-0 1B | | 0-0 F8 | | 0-0 SF8 | | |
| Darrell Porter, L OBP: 0.417, SLG: 0.488 (1, 2) | 0-0 F7 | | 0-0 F8 | | 0-3 K | | 0-0 P6 | | |
| Ralph LaCock, L OBP: 0.349, SLG: 0.373 (1, 3) | | 0-0 F9 | | 0-0 F7 | | 0-0 SH2-4 1B | 0-0 5-3 | | |
| Al Cowens, R OBP: 0.348, SLG: 0.414 (1, 9) | | 0-0 4-3 | | 0-0 1B 2B 1B | | 0-0 SH2-4 | | 0-0 F9 | |
| Frank White, R OBP: 0.285, SLG: 0.384 (1, 4) | | 4-0 S BB | | 0-0 F8 | | 0-0 F8 | | 0-0 4-3 | |
| Freddie Patek, R OBP: 0.293, SLG: 0.317 (1, 6) | | 4-0 BB | | 0-0 2B 1-3 1B | | 0-0 F7 | | 0-0 2B 1B | |
| U L Washington, S OBP: 0.303, SLG: 0.342 (4, PR) (5, 6) | | 1-2 BB | | | | | | | |

| Inning Stats | R: 1 E: 0 K: 0 S: 4 | H: 1 LOB: 1 BB: 1 P: 8 | R: 0 E: 0 K: 0 S: 3 | H: 0 LOB: 2 BB: 2 P: 11 | R: 0 E: 0 K: 2 S: 8 | H: 1 LOB: 1 BB: 0 P: 8 | R: 1 E: 0 K: 0 S: 6 | H: 3 LOB: 2 BB: 0 P: 6 | R: 0 E: 0 K: 1 S: 5 | H: 0 LOB: 0 BB: 0 P: 5 | R: 0 E: 0 K: 0 S: 4 | H: 1 LOB: 1 BB: 0 P: 4 | R: 1 E: 0 K: 0 S: 4 | H: 1 LOB: 2 BB: 2 P: 12 | R: 0 E: 0 K: 0 S: 5 | H: 2 LOB: 2 BB: 0 P: 5 |
|--------------|------------------------------|---------------------------------|------------------------------|----------------------------------|------------------------------|---------------------------------|------------------------------|---------------------------------|------------------------------|---------------------------------|------------------------------|---------------------------------|------------------------------|----------------------------------|------------------------------|---------------------------------|
|--------------|------------------------------|---------------------------------|------------------------------|----------------------------------|------------------------------|---------------------------------|------------------------------|---------------------------------|------------------------------|---------------------------------|------------------------------|---------------------------------|------------------------------|----------------------------------|------------------------------|---------------------------------|

| PITCHER | IP | WLS | BF | H | R | ER | SO | BB | IBB | HBP | BLK | WP | HR | S | P | ERA | WHIP |
|------------------------------------|-----|-----|----|---|---|----|----|----|-----|-----|-----|----|----|----|----|------|-------|
| Jim Beattie, R ERA: 5.14 (1, 1) | 6.0 | L | 30 | 7 | 3 | 3 | 3 | 5 | 0 | 0 | 0 | 0 | 0 | 31 | 51 | 4.50 | 2.000 |
| Jim Kaat, L ERA: 3.12 (7, 1) | 1.2 | | 7 | 2 | 0 | 0 | 0 | 0 | 0 | 0 | 0 | 0 | 0 | 7 | 7 | 0.00 | 1.200 |
| Ron Davis, R ERA: 3.17 (8, 1) | 0.1 | | 1 | 0 | 0 | 0 | 0 | 0 | 0 | 0 | 0 | 0 | 0 | 1 | 1 | 0.00 | 0.000 |

AB R H RBI BB SO LOB

| | | | | | | |
|---|---|---|---|---|---|---|
| 4 | 1 | 2 | 1 | 1 | 0 | 2 |
| 4 | 0 | 1 | 0 | 1 | 1 | 4 |
| 3 | 1 | 0 | 0 | 1 | 1 | 1 |
| 3 | 0 | 2 | 2 | 0 | 0 | 0 |
| 4 | 0 | 0 | 0 | 0 | 1 | 4 |
| 4 | 0 | 1 | 0 | 0 | 0 | 2 |
| 3 | 1 | 1 | 0 | 0 | 0 | 0 |
| 3 | 0 | 0 | 0 | 1 | 0 | 2 |
| 1 | 0 | 1 | 0 | 1 | 0 | 0 |
| 2 | 0 | 1 | 0 | 0 | 0 | 1 |


| | | | |
|-------|--------|-------|--------|
| 1B: 7 | SF: 1 | WP: 0 | PA: 38 |
| 2B: 2 | SAC: 1 | PB: 0 | |
| 3B: 0 | DP: 0 | SB: 3 | |
| HR: 0 | HBP: 0 | CS: 0 | |

New York Yankees @ Kansas City Royals
Royals Stadium, Kansas City, MO
 Wed Aug 22 1979, 8:05 PM EDT
 Att: 34,400 - Unknown - 87 F

livebaseballscorecards.com

| | |
|-----|----|
| AB | 31 |
| R | 3 |
| H | 9 |
| RBI | 3 |
| BB | 5 |
| SO | 3 |
| LOB | 16 |



| Batter | 1 | 2 | 3 | 4 | 5 | 6 | 7 | 8 | 9 | AB R H RBI BB SO LOB | TOP | | | | | | | | | |
|---|--|---------------------------------|------------------------------|---------------------------------|------------------------------|---------------------------------|------------------------------|---------------------------------|------------------------------|---------------------------------|---|---------------------------------|------------------------------|---------------------------------|------------------------------|---------------------------------|----------------------------------|------------------------------------|----------------------------------|--------|
| Rick Burleson, R (1, 6) OBP: 0.327, SLG: 0.385 | 0-0 F8 | | 0-0 CS 1B | | 0-0 F9 | | 0-0 1-2 2-H 1B | | | 4 0 2 1 0 0 0 | | | | | | | | | | |
| Stan Papi, R (1, 4) OBP: 0.208, SLG: 0.257 | 0-3 K | | 0-0 F3 | | | 0-0 1B | 0-0 F8 | | | 3 0 1 0 0 1 1 | | | | | | | | | | |
| Tom Poquette, L (7, PH) OBP: 0.336, SLG: 0.343 | | | | | | | | | | 1 0 0 0 0 0 2 | | | | | | | | | | |
| Larry Wolfe, R (7, 4) OBP: 0.383, SLG: 0.427 | | | | | | | | | | 0 0 0 0 0 0 0 | | | | | | | | | | |
| Fred Lynn, L (1, 8) OBP: 0.435, SLG: 0.670 | 0-0 1B | | 0-3 K 1-2 | | | 0-3 K | | 0-0 F9 | | 4 0 1 0 0 2 2 | | | | | | | | | | |
| Jim Rice, R (1, 7) OBP: 0.390, SLG: 0.609 | 0-3 K | | | 0-0 2B | | 0-3 K | | 0-0 F8 | | 4 0 1 0 0 2 2 | | | | | | | | | | |
| Carl Yastrzemski, L (1, 10) OBP: 0.357, SLG: 0.477 | | 0-0 P3 | | 0-0 F8 | | 0-0 F2 | | 0-0 FC6-4 1B | | 4 0 1 0 0 0 2 | | | | | | | | | | |
| Bob Watson, R (1, 3) OBP: 0.373, SLG: 0.462 | | 0-0 E 2B | | 0-3 K | | | 0-0 PB 1B | 0-0 FC6-4 1-2f | | 4 2 2 0 0 1 2 | | | | | | | | | | |
| Butch Hobson, R (1, 5) OBP: 0.298, SLG: 0.498 | | 0-0 F9 | | 0-3 K | | | 0-0 F7 | | 0-0 5-3 | 4 0 0 0 0 1 3 | AB 35 R 2 H 10 RBI 2 BB 1 SO 7 LOB 17 | | | | | | | | | |
| Dwight Evans, R (1, 9) OBP: 0.368, SLG: 0.469 | | 0-0 E2 2-H 1B | | | 0-0 G4-6-3 1B | | 0-0 P5 | | 0-0 6-3 | 4 0 2 1 0 0 1 | | | | | | | | | | |
| Gary Allenson, R (1, 2) OBP: 0.275, SLG: 0.305 | | 0-0 L8 | | | 0-0 G4-6-3 1-2f | | 4-0 BB 1B | | 0-0 F7 | 2 0 0 0 1 0 2 | | | | | | | | | | |
| Jim Dwyer, L (9, PH) OBP: 0.385, SLG: 0.438 | | | | | | | | | | 1 0 0 0 0 0 0 |  | | | | | | | | | |
| Inning Stats | R: 0 E: 0 K: 2 S: 8 | H: 1 LOB: 1 BB: 0 P: 8 | R: 1 E: 1 K: 0 S: 5 | H: 2 LOB: 1 BB: 0 P: 5 | R: 0 E: 0 K: 1 S: 5 | H: 1 LOB: 1 BB: 0 P: 5 | R: 0 E: 0 K: 2 S: 8 | H: 1 LOB: 1 BB: 0 P: 8 | R: 0 E: 0 K: 2 S: 8 | H: 1 LOB: 1 BB: 0 P: 8 | R: 1 E: 0 K: 0 S: 5 | H: 2 LOB: 2 BB: 1 P: 9 | R: 0 E: 0 K: 0 S: 4 | H: 1 LOB: 1 BB: 0 P: 4 | R: 0 E: 0 K: 0 S: 3 | H: 0 LOB: 0 BB: 0 P: 3 | 1B: 8 2B: 3 3B: 0 HR: 0 | SF: 0 SAC: 0 DP: 2 HBP: 0 | WP: 0 PB: 1 SB: 0 CS: 1 | PA: 36 |
| PITCHER Craig Chamberlain, R (1, 1) ERA: 1.33 | IP 9.0 WLS W BF 36 H 10 R 2 ER 2 SO 7 BB 1 IBB 0 HBP 0 BLK 0 WP 0 HR 0 S 49 P 53 ERA 2.00 WHIP 1.222 | | | | | | | | | | | | | | | | | | | |
| PITCHER | IP WLS BF H R ER SO BB IBB HBP BLK WP HR S P ERA WHIP | | | | | | | | | | | | | | | | | | | |

Boston Red Sox @ Kansas City Royals
Royals Stadium, Kansas City, MO
 Fri Aug 24 1979, 8:05 PM EDT
 Att: 39,782 - Unknown

livebaseballscorecards.com

| Batter | 1 | 2 | 3 | 4 | 5 | 6 | 7 | 8 | 9 |
|---|---------|---------|---------|---------|---------|---------|---------|---------|---|
| Willie Wilson, S <small>OBP: 0.336, SLG: 0.407</small> (1, 7) X | 0-0 | | | 0-0 | 4-0 | | 1-0 | | |
| Hal McRae, R <small>OBP: 0.332, SLG: 0.475</small> (1, 10) X | 0-0 | | | 0-0 | 0-0 | | 0-0 | | |
| George Brett, L <small>OBP: 0.386, SLG: 0.561</small> (1, 5) X | 0-0 | | | 0-0 | 0-0 | | | 0-0 | |
| Darrell Porter, L <small>OBP: 0.416, SLG: 0.486</small> (1, 2) X | | 0-0 | | 0-0 | | 0-0 | | 0-0 | |
| Ralph LaCock, L <small>OBP: 0.345, SLG: 0.368</small> (1, 3) X | | 0-0 | | 0-0 | | 0-0 | | 0-0 | |
| Al Cowens, R <small>OBP: 0.348, SLG: 0.412</small> (1, 9) X | | 0-0 | | 0-0 | | 4-0 | | | |
| Amos Otis, R <small>OBP: 0.368, SLG: 0.436</small> (1, 8) S | | | 0-3 | | 0-0 | 0-0 | | | |
| Frank White, R <small>OBP: 0.286, SLG: 0.387</small> (1, 4) X | | | 0-0 | | 0-0 | | 0-3 | | |
| U L Washington, S <small>OBP: 0.298, SLG: 0.335</small> (1, 6) S | | | 0-3 | | 0-0 | | 0-3 | | |

| Inning Stats | R: 0 | H: 0 | E: 0 | K: 0 | S: 3 | LOB: 0 | BB: 0 | P: 3 |
|--------------|------|------|------|------|------|--------|-------|------|
| | R: 0 | H: 0 | E: 0 | K: 0 | S: 3 | LOB: 0 | BB: 0 | P: 3 |
| | R: 0 | H: 0 | E: 0 | K: 2 | S: 7 | LOB: 0 | BB: 0 | P: 7 |
| | R: 2 | H: 3 | E: 0 | K: 0 | S: 6 | LOB: 1 | BB: 0 | P: 6 |
| | R: 2 | H: 2 | E: 0 | K: 0 | S: 5 | LOB: 1 | BB: 1 | P: 9 |
| | R: 0 | H: 0 | E: 0 | K: 0 | S: 3 | LOB: 1 | BB: 1 | P: 7 |
| | R: 0 | H: 0 | E: 0 | K: 2 | S: 7 | LOB: 1 | BB: 0 | P: 8 |
| | R: 0 | H: 0 | E: 0 | K: 0 | S: 3 | LOB: 0 | BB: 0 | P: 3 |

| PITCHER | IP | WLS | BF | H | R | ER | SO | BB | IBB | HBP | BLK | WP | HR | S | P | ERA | WHIP | |
|--|--------|-----|----|----|---|----|----|----|-----|-----|-----|----|----|---|----|-----|------|-------|
| Dennis Eckersley, R <small>ERA: 2.82</small> | (1, 1) | 8.0 | L | 32 | 5 | 4 | 4 | 4 | 2 | 0 | 1 | 0 | 0 | 0 | 37 | 46 | 4.50 | 0.875 |

BOTTOM

| AB | R | H | RBI | BB | SO | LOB |
|----|---|---|-----|----|----|-----|
| 2 | 2 | 1 | 0 | 1 | 0 | 0 |
| 4 | 0 | 1 | 2 | 0 | 0 | 2 |
| 4 | 1 | 1 | 1 | 0 | 0 | 1 |
| 4 | 0 | 1 | 1 | 0 | 0 | 0 |
| 4 | 0 | 0 | 0 | 0 | 0 | 1 |
| 2 | 0 | 0 | 0 | 1 | 0 | 1 |

| | |
|------------|-----------|
| AB | 29 |
| R | 4 |
| H | 5 |
| RBI | 4 |
| BB | 2 |
| SO | 4 |
| LOB | 7 |



| WP | PA |
|----|----|
| 0 | 32 |

livebaseballscores.com

Boston Red Sox @ Kansas City Royals
 Royals Stadium, Kansas City, MO

Fri Aug 24 1979, 8:05 PM EDT
 Att. 39,782 - Unknown

| Batter | 1 | 2 | 3 | 4 | 5 | 6 | 7 | 8 | 9 | AB R H RBI BB SO LOB | TOP |
|--|---|---|--|---|---|---|---|---|--|---|-----|
| Rick Burleson, R (1, 6) OBP: 0.326, SLG: 0.384 | 0-0 SH3-4 1B | | 0-0 5-3 | | | 0-0 5-3 | | 0-0 F8 | | 4 0 1 0 0 0 0 | |
| Stan Papi, R (1, 4) OBP: 0.215, SLG: 0.263 Tom Poquette, L (9, PH) OBP: 0.333, SLG: 0.340 | 0-0 SH3-4 1-2 | | | 0-0 4-3 | | 0-0 BB 1B | | 0-0 P4 | | 2 0 1 0 0 0 0 1 0 0 0 0 0 0 | |
| Fred Lynn, L (1, 8) OBP: 0.435, SLG: 0.667 | 0-0 F7 | | | 0-0 F9 | | 4-0 BB 1-2 BB | | 4-0 BB G6-4-3 | | 2 0 0 0 2 0 1 | |
| Jim Rice, R (1, 7) OBP: 0.387, SLG: 0.604 | 0-0 5-3 | | | 0-0 6-3 | | 0-0 5-3 | | 0-0 BB G6-4-3 1-2f | | 4 0 0 0 0 0 4 | |
| Carl Yastrzemski, L (1, 10) OBP: 0.357, SLG: 0.478 | | 0-0 E5 CS | | | 0-0 1B 2B | | 0-0 3-1 | | | 3 0 1 0 0 0 0 | |
| Bob Watson, R (1, 3) OBP: 0.371, SLG: 0.459 | | 0-0 P4 | | | 0-0 5-3 | | 0-3 K | | | 3 0 0 0 0 1 2 | |
| Butch Hobson, R (1, 5) OBP: 0.296, SLG: 0.494 | | 0-3 K 1-2 | | | 0-3 K | | 0-0 F3 | | | 3 0 0 0 0 2 2 | |
| Dwight Evans, R (1, 9) OBP: 0.368, SLG: 0.468 | | | 0-0 F8 | | 0-0 2-H 1B | | 0-3 K | | | 3 0 1 0 0 1 0 | |
| Gary Allenson, R (1, 2) OBP: 0.273, SLG: 0.302 Jim Dwyer, L (8, PH) OBP: 0.380, SLG: 0.431 Larry Wolfe, R (8, 2) OBP: 0.383, SLG: 0.427 | | | 0-0 F3 | | | 0-0 F9 | | 0-0 F7 | | 2 0 0 0 0 0 0 1 0 0 0 0 0 0 0 0 0 0 0 0 0 | |
| Inning Stats | R: 0 H: 1 E: 0 LOB: 1 K: 0 BB: 0 S: 4 P: 4 | R: 0 H: 0 E: 1 LOB: 1 K: 1 BB: 0 S: 5 P: 5 | R: 0 H: 0 E: 0 LOB: 0 K: 0 BB: 0 S: 3 P: 3 | R: 0 H: 0 E: 0 LOB: 0 K: 0 BB: 0 S: 3 P: 3 | R: 0 H: 2 E: 0 LOB: 2 K: 1 BB: 0 S: 6 P: 6 | R: 0 H: 1 E: 0 LOB: 2 K: 0 BB: 1 S: 4 P: 8 | R: 0 H: 0 E: 0 LOB: 0 K: 1 BB: 0 S: 5 P: 5 | R: 0 H: 0 E: 0 LOB: 0 K: 1 BB: 1 S: 2 P: 6 | 1B: 3 SF: 0 2B: 2 SAC: 1 3B: 0 DP: 2 HR: 0 HBP: 0 | WP: 0 PA: 31 PB: 0 SB: 0 CS: 1 | |
| PITCHER Dennis Leonard, R (1, 1) ERA: 4.52 | IP WLS BF H R ER SO BB IBB HBP BLK WP HR S P ERA WHIP | 9.0 W 31 4 0 0 4 2 0 0 0 0 0 0 37 45 0.00 0.667 | PITCHER IP WLS BF H R ER SO BB IBB HBP BLK WP HR S P ERA WHIP | | | | | | | | |

Boston Red Sox @ Kansas City Royals
 Royals Stadium, Kansas City, MO
 Sat Aug 25 1979, 4:33 AM EDT
 Att. 37,851 - Unknown - 75 F

livebaseballscorecards.com

| | |
|-----|----|
| AB | 28 |
| R | 0 |
| H | 4 |
| RBI | 0 |
| BB | 2 |
| SO | 4 |
| LOB | 9 |



| Batter | 1 | 2 | 3 | 4 | 5 | 6 | 7 | 8 | 9 |
|--|------------------|------------------|--------------------------|-------------------|---------------------------|------------------|------------------|-----------|---|
| Willie Wilson, S OBP: 0.343, SLG: 0.424 (1, 7) | 0-0 4-3 | | 0-0 G3 S 4-3 1B | 0-0 S 1B | | 0-0 SF7 3B | | 0-0 1B | |
| Hal McRae, R OBP: 0.330, SLG: 0.472 (1, 10) | 0-0 F9 2B | | 0-0 G3 1-3 | 0-0 6-3 1-2 | | 0-0 SF7 | | | |
| Amos Otis, R OBP: 0.369, SLG: 0.437 (1, 8) | 0-0 F9 2-3 | | 0-0 4-3 3-H | | 0-0 1B 2B | 0-0 F9 | | | |
| George Brett, L OBP: 0.384, SLG: 0.556 (1, 5) | 0-0 F8 | | 0-3 K 3-H | | 0-0 F8 PB 1B 2-H | | 0-0 L7 | | |
| Darrell Porter, L OBP: 0.415, SLG: 0.488 (1, 2) | | 0-0 P4 | | 0-0 HR | 0-3 K 1-2 | | 4-0 SH3 BB | | |
| Ralph LaCock, L OBP: 0.339, SLG: 0.361 (1, 3) | | 0-3 K | | 0-0 F8 | 0-0 F8 | | 0-0 SH3 | | |
| John Wathan, R OBP: 0.249, SLG: 0.306 (5, PH) (6, 3) | | | | | | | 1-2 | | |
| Al Cowens, R OBP: 0.347, SLG: 0.412 (1, 9) | | 0-0 E6 2B | | 0-0 P4 | 0-0 1B 3-H | | 0-0 6-3 | | |
| Frank White, R OBP: 0.288, SLG: 0.387 (1, 4) | | 0-0 1B 1-3 | | 4-0 1B BB | 0-0 F9 | | 0-0 F8 | | |
| U L Washington, S OBP: 0.297, SLG: 0.329 (1, 6) | | 0-0 F7 | | 0-0 1B 1-2 | | 0-0 6-3 | | 0-0 F8 | |

| AB | R | H | RBI | BB | SO | LOB |
|----|---|---|-----|----|----|-----|
| 5 | 2 | 4 | 1 | 0 | 0 | 0 |
| 3 | 0 | 1 | 1 | 0 | 0 | 3 |
| 4 | 1 | 1 | 1 | 0 | 0 | 1 |
| 4 | 1 | 1 | 1 | 0 | 1 | 1 |
| 3 | 1 | 1 | 1 | 1 | 1 | 1 |
| 2 | 0 | 0 | 0 | 0 | 1 | 0 |
| 1 | 0 | 0 | 0 | 0 | 0 | 1 |
| 4 | 0 | 1 | 1 | 0 | 0 | 1 |
| 3 | 1 | 1 | 0 | 1 | 0 | 1 |
| 4 | 0 | 1 | 0 | 0 | 0 | 2 |

BOTTOM

Boston Red Sox @ Kansas City Royals
Royals Stadium, Kansas City, MO

Sun Aug 26 1979, 4:33 AM EDT
 Att: 34,915 - Unknown - 73 F

livebaseballscorecards.com

| | |
|------------|-----------|
| AB | 33 |
| R | 6 |
| H | 11 |
| RBI | 6 |
| BB | 2 |
| SO | 3 |
| LOB | 11 |



| Inning Stats | | R: 0 | H: 1 | E: 0 | LOB: 1 | K: 0 | BB: 0 | S: 4 | P: 4 | | | | | | | | | |
|--|--|--|------|--|--------|---|-------|--|------|--|-----|--|----|--|----|----|------|-------|
| R: 0 H: 1 E: 0 LOB: 1 K: 0 BB: 0 S: 4 P: 4 | | R: 0 H: 1 E: 1 LOB: 2 K: 1 BB: 0 S: 7 P: 7 | | R: 1 H: 1 E: 0 LOB: 0 K: 1 BB: 0 S: 6 P: 6 | | R: 2 H: 3 E: 0 LOB: 2 K: 0 BB: 1 S: 6 P: 10 | | R: 2 H: 3 E: 0 LOB: 1 K: 1 BB: 0 S: 8 P: 8 | | R: 1 H: 1 E: 0 LOB: 0 K: 0 BB: 0 S: 4 P: 4 | | R: 0 H: 0 E: 0 LOB: 1 K: 0 BB: 1 S: 3 P: 7 | | R: 0 H: 1 E: 0 LOB: 1 K: 0 BB: 0 S: 3 P: 3 | | | | |
| PITCHER | | IP | WLS | BF | H | R | ER | SO | BB | IBB | HBP | BLK | WP | HR | S | P | ERA | WHIP |
| Steve Renko, R ERA: 4.1 (1, 1) | | 4.0 | L | 22 | 8 | 5 | 4 | 2 | 1 | 0 | 0 | 0 | 0 | 1 | 25 | 29 | 9.00 | 2.250 |
| Tom Burgmeier, L ERA: 2.06 (5, 1) | | 4.0 | | 15 | 3 | 1 | 1 | 1 | 1 | 0 | 0 | 0 | 0 | 0 | 16 | 20 | 2.25 | 1.000 |

| WP | PA | ERA | WHIP |
|----|----|-----|------|
| 0 | 37 | | |
| 1 | | | |
| 2 | | | |
| 0 | | | |

| Batter | 1 | 2 | 3 | 4 | 5 | 6 | 7 | 8 | 9 | 10 | AB R H RBI BB SO LOB | TOP | | | | | | | | | | |
|---|---|----------------------------------|------------------------------|---------------------------------|------------------------------|----------------------------------|------------------------------|---------------------------------|------------------------------|---------------------------------|------------------------------|---|----------------------------------|------------------------------|---------------------------------|------------------------------|---------------------------------|------------------------------|---------------------------------|----------------------------------|------------------------------------|----------------------------------|
| Paul Molitor, R (1, 4) OBP: 0.358, SLG: 0.461 | 0-0 5-3 | | 0-0 1B | | 0-0 FC6-4 | | 0-0 F9 | 0-0 6-3 | | 0-3 K | 6 0 1 0 0 1 1 | Milwaukee Brewers @ Kansas City Royals Royals Stadium, Kansas City, MO Mon Aug 27 1979, 8:05 PM EDT Att. 30,758 - Unknown | | | | | | | | | | |
| Sal Bando, R (1, 5) OBP: 0.337, SLG: 0.358 | 0-0 1-4-3 | | 0-0 1B | | 0-0 1B | | 0-0 2B | 0-0 F8 | | 0-0 P4 | 6 1 3 1 0 0 0 | | | | | | | | | | | |
| Cecil Cooper, L (1, 3) OBP: 0.377, SLG: 0.527 | 4-0 BB | | 0-3 K | | 0-0 P4 | | 0-0 2B | 0-0 HR | | | 4 2 2 2 1 1 4 | | | | | | | | | | | |
| Gorman Thomas, R (1, 8) OBP: 0.348, SLG: 0.510 | 4-0 BB | | 0-3 K | | 0-3 K | | 0-0 2B | 0-0 1B | | | 4 1 2 0 1 2 4 | | | | | | | | | | | |
| Ben Oglivie, L (1, 7) OBP: 0.320, SLG: 0.500 | 0-0 4-3 | | 0-0 L7 | | | 0-0 L7 | 4-0 2B | 0-3 K | | | 4 1 0 0 1 1 5 | | | | | | | | | | | |
| Sixto Lezcano, R (1, 9) OBP: 0.420, SLG: 0.566 | | 0-0 F8 | | 0-0 5-3 | | 0-0 L8 | 0-0 IHR | 0-0 F8 | | | 5 1 2 3 0 0 0 | | | | | | | | | | | |
| Dick Davis, R (1, 10) OBP: 0.306, SLG: 0.450 | | 0-0 F7 | | 0-3 K | | 0-0 L8 | 0-0 IHR | 0-0 5-3 | | | 5 1 1 0 0 1 1 | | | | | | | | | | | |
| Robin Yount, R (1, 6) OBP: 0.296, SLG: 0.372 | | 0-3 K | | 0-0 F3 | | 0-0 6-3 | 0-0 IHR | 0-3 K | | | 5 1 1 3 0 2 1 | | | | | | | | | | | |
| Buck Martinez, R (1, 2) OBP: 0.284, SLG: 0.366 | | | 4-0 1B | | 4-0 FC6-4 | | 0-0 F9 | | | 0-3 K | 3 1 0 0 2 1 0 | | | | | | | | | | | |
| Inning Stats | R: 0 E: 0 K: 0 S: 3 | H: 0 LOB: 2 BB: 2 P: 11 | R: 0 E: 0 K: 1 S: 5 | H: 0 LOB: 0 BB: 0 P: 5 | R: 1 E: 0 K: 2 S: 9 | H: 2 LOB: 2 BB: 1 P: 13 | R: 0 E: 0 K: 1 S: 5 | H: 0 LOB: 0 BB: 0 P: 5 | R: 0 E: 0 K: 0 S: 4 | H: 1 LOB: 1 BB: 0 P: 4 | R: 7 E: 0 K: 0 S: 9 | | H: 6 LOB: 0 BB: 1 P: 13 | R: 1 E: 0 K: 1 S: 7 | H: 2 LOB: 1 BB: 0 P: 7 | R: 0 E: 0 K: 1 S: 5 | H: 0 LOB: 0 BB: 0 P: 5 | R: 0 E: 0 K: 2 S: 7 | H: 0 LOB: 0 BB: 0 P: 7 | 1B: 7 2B: 3 3B: 0 HR: 2 | SF: 0 SAC: 0 DP: 0 HBP: 0 | WP: 0 PB: 0 SB: 0 CS: 0 |
| PITCHER | IP WLS BF H R ER SO BB IBB HBP BLK WP HR S P ERA WHIP | | | | | | | | | | | | | | | | | | | | | |
| Rich Gale, R (1, 1) ERA: 5.44 | 6.2 | | 7 | 4 | 4 | 5 | 4 | 0 | 0 | 0 | 0 | 0 | 0 | 0 | 0 | 5.40 | 1.650 | | | | | |
| Steve Mingori, L (7, 1) ERA: 5.89 | 0.0 | | 1 | 0 | 0 | 0 | 0 | 1 | 0 | 0 | 0 | 0 | 0 | 0 | 4 | ∞ | ∞ | | | | | |
| Dan Quisenberry, R (7, 1) ERA: 3.18 | 1.0 | W | 8 | 5 | 5 | 5 | 0 | 0 | 0 | 0 | 0 | 0 | 1 | 8 | 8 | 45.00 | 5.000 | | | | | |
| Al Hrabosky, L (8, 1) ERA: 4.3 | 2.1 | | 7 | 0 | 0 | 0 | 4 | 0 | 0 | 0 | 0 | 0 | 0 | 15 | 15 | 0.00 | 0.000 | | | | | |

livebaseballscorecards.com

AB 42
R 9
H 12
RBI 9
BB 5
SO 9
LOB 16



Milwaukee Brewers @ Kansas City Royals
 Royals Stadium, Kansas City, MO
 Mon Aug 27 1979, 8:05 PM EDT
 Att: 30,758 - Unknown

livebaseballscorecards.com

| | |
|-----|----|
| AB | 48 |
| R | 10 |
| H | 20 |
| RBI | 9 |
| BB | 2 |
| SO | 4 |
| LOB | 19 |



| | | | |
|----|---|----|----|
| WP | 0 | PA | 50 |
| PB | 1 | | |
| SB | 1 | | |
| CS | 0 | | |

| Batter | 1 | 2 | 3 | 4 | 5 | 6 | 7 | 8 | 9 | 10 | AB | R | H | RBI | BB | SO | LOB |
|--|------------------------------|-----------------|------------|-----------------|------------|----------------------|-----------------|--------------------|-----------------|-----------------|----|---|---|-----|----|----|-----|
| Willie Wilson, S OBP: 0.345, SLG: 0.430 (1, 7) | 0-0 2B 3B | 0-0 1B 1B | | 0-0 5-3 | | 0-0 FC1-5-2 | | 0-0 FC6-4 1B | | 0-3 K | 6 | 2 | 3 | 0 | 0 | 1 | 2 |
| Hal McRae, R OBP: 0.330, SLG: 0.472 (1, 10) | 0-0 1B FC4 2B | 0-3 K | | 0-0 F9 | | 0-0 F9 | | 0-0 FC6-4 | | 0-0 1B 1B | 6 | 2 | 2 | 1 | 0 | 1 | 5 |
| Amos Otis, R OBP: 0.374, SLG: 0.444 (1, 8) | 0-0 FC4 1B | 0-0 1B 1B | | 0-0 1B | | 0-0 4-3 2B | | 0-0 6-3 | | 0-0 1B 1B | 6 | 1 | 5 | 2 | 0 | 0 | 0 |
| George Brett, L OBP: 0.385, SLG: 0.557 (1, 5) (10, 3) | 0-0 FC4 E | 0-0 1B | | 0-0 G3 | | 0-0 4-3 | | 0-0 1B 2B | | 4-0 1B 1B | 5 | 2 | 2 | 1 | 1 | 0 | 3 |
| Darrell Porter, L OBP: 0.416, SLG: 0.487 (1, 2) | 4-0 4-3 1B PB BB | 0-0 F9 | | 0-0 L8 | | 0-0 4-3 | | 0-0 1B 1B | | 0-0 1B 1B | 5 | 2 | 2 | 3 | 1 | 0 | 2 |
| Ralph LaCock, L OBP: 0.330, SLG: 0.358 (1, 3) John Velthan, R OBP: 0.247, SLG: 0.304 (7, PH) Jamie Quirk, L OBP: 0.318, SLG: 0.339 (8, PH) Jerry Terrell, R OBP: 0.370, SLG: 0.577 (9, PH) (10, 5) | 0-0 4-3 | | 0-0 4-3 | | 0-0 4-3 | | 0-0 K | | 0-0 P3 | | 3 | 0 | 0 | 0 | 0 | 0 | 1 |
| Clint Hurdle, L OBP: 0.331, SLG: 0.368 (1, 9) Al Cowens, R OBP: 0.350, SLG: 0.415 (8, PH) (9, 9) | 0-0 1B | | 0-0 L7 | | 0-0 G3 | | 0-0 1B 1B | | 0-0 1B 1B | | 3 | 0 | 1 | 1 | 0 | 0 | 0 |
| Frank White, R OBP: 0.287, SLG: 0.384 (1, 4) | 0-0 F8 | | 0-0 1-3 | | 0-0 P6 | | 0-0 L8 | | 0-0 1B | | 5 | 0 | 1 | 1 | 0 | 0 | 2 |
| U L Washington, S OBP: 0.300, SLG: 0.349 (1, 6) | | 0-0 F7 | | 0-0 1B 2B | | 0-0 FC1-5-2 3B | | 0-3 K | | 0-0 4-3 | 5 | 1 | 2 | 0 | 0 | 1 | 3 |

| Inning Stats | R: 4 | H: 4 | E: 0 | K: 0 | S: 7 | LOB: 1 | BB: 1 | P: 11 | R: 1 | H: 3 | E: 0 | K: 1 | S: 8 | LOB: 2 | BB: 0 | P: 8 | R: 0 | H: 0 | E: 0 | K: 0 | S: 3 | LOB: 0 | BB: 0 | P: 3 | R: 1 | H: 2 | E: 0 | K: 0 | S: 5 | LOB: 1 | BB: 0 | P: 5 | R: 0 | H: 0 | E: 0 | K: 0 | S: 3 | LOB: 0 | BB: 0 | P: 3 | R: 0 | H: 1 | E: 0 | K: 0 | S: 4 | LOB: 1 | BB: 0 | P: 4 | R: 1 | H: 1 | E: 0 | K: 1 | S: 6 | LOB: 0 | BB: 0 | P: 6 | R: 0 | H: 2 | E: 0 | K: 1 | S: 7 | LOB: 2 | BB: 0 | P: 7 | R: 2 | H: 4 | E: 0 | K: 0 | S: 7 | LOB: 2 | BB: 0 | P: 7 | R: 1 | H: 3 | E: 0 | K: 1 | S: 6 | LOB: 3 | BB: 1 | P: 10 | 1B: 14 | SF: 0 | 2B: 4 | SAC: 0 | 3B: 2 | DP: 0 | HR: 0 | HBP: 0 | WP: 0 | PA: 50 |
|--------------|------|------|------|------|------|--------|-------|-------|------|------|------|------|------|--------|-------|------|------|------|------|------|------|--------|-------|------|------|------|------|------|------|--------|-------|------|------|------|------|------|------|--------|-------|------|------|------|------|------|------|--------|-------|------|------|------|------|------|------|--------|-------|------|------|------|------|------|------|--------|-------|------|------|------|------|------|------|--------|-------|------|------|------|------|------|------|--------|-------|-------|--------|-------|-------|--------|-------|-------|-------|--------|-------|--------|
|--------------|------|------|------|------|------|--------|-------|-------|------|------|------|------|------|--------|-------|------|------|------|------|------|------|--------|-------|------|------|------|------|------|------|--------|-------|------|------|------|------|------|------|--------|-------|------|------|------|------|------|------|--------|-------|------|------|------|------|------|------|--------|-------|------|------|------|------|------|------|--------|-------|------|------|------|------|------|------|--------|-------|------|------|------|------|------|------|--------|-------|-------|--------|-------|-------|--------|-------|-------|-------|--------|-------|--------|

| PITCHER | IP | WLS | BF | H | R | ER | SO | BB | IBB | HBP | BLK | WP | HR | S | P | ERA | WHIP |
|--|-----|-----|----|---|---|----|----|----|-----|-----|-----|----|----|----|----|-------|-------|
| Lary Sorensen, R ERA: 3.78 (1, 1) | 1.2 | | 13 | 7 | 5 | 4 | 1 | 1 | 0 | 0 | 0 | 0 | 0 | 14 | 18 | 21.60 | 4.800 |
| Paul Mitchell, R ERA: 4.77 (2, 1) | 4.1 | | 17 | 4 | 2 | 2 | 0 | 0 | 0 | 0 | 0 | 0 | 0 | 17 | 17 | 4.15 | 0.923 |
| Jerry Augustine, L ERA: 3.86 (7, 1) | 1.2 | | 7 | 2 | 0 | 0 | 2 | 0 | 0 | 0 | 0 | 0 | 0 | 11 | 11 | 0.00 | 1.200 |
| Bill Castro, R ERA: 1.96 (8, 1) | 0.2 | | 4 | 2 | 2 | 2 | 0 | 0 | 0 | 0 | 0 | 0 | 0 | 4 | 4 | 27.00 | 3.000 |
| Bob McClure, L ERA: 4.27 (9, 1) | 0.1 | | 1 | 0 | 0 | 0 | 0 | 0 | 0 | 0 | 0 | 0 | 0 | 1 | 1 | 0.00 | 0.000 |
| PITCHER | IP | WLS | BF | H | R | ER | SO | BB | IBB | HBP | BLK | WP | HR | S | P | ERA | WHIP |
| Bob Galasso, R ERA: 4.3 (9, 1) | 0.2 | | 8 | 5 | 1 | 1 | 1 | 0 | 1 | 0 | 0 | 0 | 0 | 9 | 13 | 13.50 | 7.500 |

| Batter | 1 | 2 | 3 | 4 | 5 | 6 | 7 | 8 | 9 | AB R H RBI BB SO LOB | TOP | |
|---|---|---|---|---|---|--|--|---|---|---|---|--|
| Paul Molitor, R (1, 4) OBP: 0.358, SLG: 0.460 | 0-0 G6-4-3 1B | | 0-0 E6 1B WP | | 0-0 S 1B | 0-0 P4 | 0-0 6-3 | | | 5 1 2 0 0 0 4 | | |
| Sal Bando, R (1, 10) OBP: 0.340, SLG: 0.361 | 0-0 G6-4-3 1-2f | | 0-0 WP 1B | | 0-3 K 1-2 | | 0-0 1B SF7 1B | 0-0 FC4 1B | | 5 1 3 1 0 1 2 | | |
| Cecil Cooper, L (1, 3) OBP: 0.375, SLG: 0.523 | 0-0 L7 | | 0-0 4-3 1-2 3-H | | 0-0 5-3 | | 0-0 BB SF7 1B 1B | 0-0 FC4 1-2f 2B | | 5 1 1 0 0 0 3 | | |
| Gorman Thomas, R (1, 8) OBP: 0.350, SLG: 0.517 | | 0-0 F8 | | 0-0 HR | | 4-0 2B SF7 BB | 0-0 SF7 1-2 3-H | 4-0 2B BB | | 2 2 1 2 2 0 0 | | |
| Ben Oglivie, L (1, 7) OBP: 0.323, SLG: 0.505 | | 0-0 3-1 | | 0-0 6-3 | | 0-0 1B 1-3 2B | 4-0 BB 1B IBB | 0-0 2B 1-H 2-H | | 4 2 2 0 1 0 0 | | |
| Sixto Lezcano, R (1, 9) OBP: 0.420, SLG: 0.572 | | 0-0 F2 | | 0-0 HR | | 0-0 SF7 3-H | 4-0 1B 1B 1-2 2-3 FC5-4 BB | 0-0 4-3 | | 3 2 1 2 1 0 0 | | |
| Don Money, R (1, 5) OBP: 0.310, SLG: 0.349 | | | 0-0 P4 | 0-0 F8 | | 0-0 F7 | 0-0 1B 1-2 2-H 3-H | 0-3 K | | 5 1 1 2 0 1 1 | | |
| Robin Yount, R (1, 6) OBP: 0.299, SLG: 0.374 | | | 0-0 E 1B 1B | 0-0 F9 | | 0-0 1B 2-H | 0-0 FC5-4 1-2 2-3 1B | 0-0 6-3 | | 5 1 3 1 0 0 0 | | |
| Charlie Moore, R (1, 2) OBP: 0.369, SLG: 0.428 | | | 0-0 L7 | | 0-0 6-3 | 0-0 1B | 0-0 FC5-4 1-2f 2-H 3-H | | | 4 0 1 1 0 0 2 | | |
| Inning Stats | R: 0 H: 1 E: 0 LOB: 0 K: 0 BB: 0 S: 3 P: 3 | R: 0 H: 0 E: 0 LOB: 0 K: 0 BB: 0 S: 3 P: 3 | R: 2 H: 2 E: 1 LOB: 1 K: 0 BB: 0 S: 6 P: 6 | R: 2 H: 2 E: 0 LOB: 0 K: 0 BB: 0 S: 5 P: 5 | R: 0 H: 1 E: 0 LOB: 1 K: 1 BB: 0 S: 6 P: 6 | R: 2 H: 3 E: 0 LOB: 2 K: 0 BB: 1 S: 6 P: 10 | R: 5 H: 4 E: 1 LOB: 1 K: 0 BB: 2 S: 7 P: 15 | R: 0 H: 2 E: 0 LOB: 2 K: 0 BB: 1 S: 3 P: 7 | R: 0 H: 0 E: 0 LOB: 0 K: 1 BB: 0 S: 5 P: 5 | 1B: 11 SF: 2 2B: 2 SAC: 0 3B: 0 DP: 1 HR: 2 HBP: 0 | WP: 1 PA: 44 PB: 0 SB: 1 CS: 0 | |
| PITCHER | IP WLS BF H R ER SO BB IBB HBP BLK WP HR S P ERA WHIP | | | | | | | | | | | |
| Craig Chamberlain, R (1, 1) ERA: 2.25 | 5.0 L 23 7 6 4 1 1 0 0 0 1 2 24 28 7.20 1.600 | | | | | | | | | | | |
| Steve Busby, R (6, 1) ERA: 3.63 | 1.1 10 4 4 4 0 1 1 0 0 0 0 8 16 27.00 3.750 | | | | | | | | | | | |
| Dan Quisenberry, R (7, 1) ERA: 3.1 | 0.2 4 2 1 0 0 0 0 0 0 0 0 4 4 0.00 3.000 | | | | | | | | | | | |
| Steve Mingori, L (8, 1) ERA: 5.76 | 1.0 4 2 0 0 0 1 0 0 0 0 0 3 7 0.00 3.000 | | | | | | | | | | | |
| Marty Pattin, R (9, 1) ERA: 4.65 | 1.0 3 0 0 0 0 1 0 0 0 0 0 5 5 0.00 0.000 | | | | | | | | | | | |

Milwaukee Brewers @ Kansas City Royals
 Royals Stadium, Kansas City, MO
 Tue Aug 28 1979, 8:05 PM EDT
 Att: 26,278 - Unknown

| | |
|-----|----|
| AB | 38 |
| R | 11 |
| H | 15 |
| RBI | 9 |
| BB | 4 |
| SO | 2 |
| LOB | 12 |



livebaseballscorecards.com

| Batter | 1 | 2 | 3 | 4 | 5 | 6 | 7 | 8 | 9 | AB R H RBI BB SO LOB | TOP | | | | | | | | | |
|--|---|---------------------------------|------------------------------|---------------------------------|------------------------------|---------------------------------|------------------------------|---------------------------------|------------------------------|---------------------------------|------------------------------|---------------------------------|------------------------------|---------------------------------|------------------------------|---------------------------------|----------------------------------|------------------------------------|----------------------------------|--------|
| Robin Yount, R (1, 6) OBP: 0.298, SLG: 0.372 | 0-0 F9 | 0-0 F8 | | | 0-0 P4 | | 0-3 K | | 0-0 1-3 1B | 5 0 1 1 0 1 0 | | | | | | | | | | |
| Sal Bando, R (1, 5) OBP: 0.336, SLG: 0.357 | 0-0 F3 | | 0-0 5-3 | | 0-0 P4 | | | 0-0 F8 | 0-0 1-3 | 5 0 0 0 0 0 2 | | | | | | | | | | |
| Cecil Cooper, L (1, 10) OBP: 0.374, SLG: 0.521 | 0-0 6-3 | | | | | | | 0-0 1B | 0-3 K | 2 0 0 0 0 1 0 | | | | | | | | | | |
| Jim Wohlford, R (4, 7) OBP: 0.308, SLG: 0.391 | | | | | | | | 0-0 1B | | 3 1 2 0 0 1 2 | | | | | | | | | | |
| Gorman Thomas, R (1, 8) OBP: 0.351, SLG: 0.530 | | | | | 0-3 K | | | 0-3 K | | 4 2 2 3 0 2 1 | | | | | | | | | | |
| Ben Oglivie, L (1, 7) OBP: 0.323, SLG: 0.502 | | | | | 0-0 F9 | | 0-3 K | | | 4 1 1 0 0 1 1 | | | | | | | | | | |
| Sixto Lezcano, R (1, 9) OBP: 0.420, SLG: 0.577 | | | | | 0-0 F9 | | 0-0 6-3 | | 0-0 4-3 | 3 1 1 2 0 0 0 | | | | | | | | | | |
| Dick Davis, R (6, 9) OBP: 0.305, SLG: 0.448 | | | | | | | | | | 1 0 0 0 0 0 0 | | | | | | | | | | |
| Don Money, R (1, 3) OBP: 0.316, SLG: 0.364 | | | | | 4-0 BB | | 0-3 K | | 0-0 1B 1B | 3 2 2 1 1 1 0 | | | | | | | | | | |
| Charlie Moore, R (1, 2) OBP: 0.366, SLG: 0.425 | | | | | 0-0 1-3 | | | | 0-0 1B 1B | 2 0 0 0 0 0 1 | | | | | | | | | | |
| Ray Fosse, R (7, PH) OBP: 0.293, SLG: 0.270 | | | | | | | | | 1-2 1B 1B | 2 1 1 0 0 0 0 | | | | | | | | | | |
| Jim Gantner, L (1, 4) OBP: 0.322, SLG: 0.342 | | | | | 0-0 F2 | | | | 0-0 1-3 1B | 3 0 0 0 0 0 0 | | | | | | | | | | |
| Buck Martinez, R (8, 1) OBP: 0.288, SLG: 0.370 | | | | | | | | | 1-2 2-H 1B | 1 0 1 1 0 0 0 | | | | | | | | | | |
| Inning Stats | R: 0 E: 0 K: 0 S: 3 | H: 0 LOB: 0 BB: 0 P: 3 | R: 4 E: 0 K: 0 S: 7 | H: 4 LOB: 0 BB: 0 P: 7 | R: 0 E: 0 K: 2 S: 7 | H: 0 LOB: 1 BB: 1 P: 7 | R: 0 E: 0 K: 0 S: 3 | H: 0 LOB: 0 BB: 0 P: 3 | R: 2 E: 0 K: 2 S: 9 | H: 2 LOB: 0 BB: 0 P: 9 | R: 0 E: 0 K: 1 S: 5 | H: 0 LOB: 0 BB: 0 P: 5 | R: 0 E: 0 K: 1 S: 6 | H: 1 LOB: 1 BB: 0 P: 6 | R: 2 E: 0 K: 1 S: 9 | H: 4 LOB: 2 BB: 0 P: 9 | 1B: 7 2B: 0 3B: 0 HR: 4 | SF: 0 SAC: 0 DP: 0 HBP: 0 | WP: 0 PB: 0 SB: 0 CS: 0 | PA: 39 |
| PITCHER | IP WLS BF H R ER SO BB IBB HBP BLK WP HR S P ERA WHIP | | | | | | | | | | | | | | | | | | | |
| Dennis Leonard, R (1, 1) ERA: 4.62 | 8.0 W 32 7 6 6 6 1 0 0 0 0 0 4 43 47 6.75 1.000 | | | | | | | | | | | | | | | | | | | |
| Marty Pattin, R (9, 1) ERA: 4.83 | 1.0 7 4 2 2 1 0 0 0 0 0 0 0 9 9 18.00 4.000 | | | | | | | | | | | | | | | | | | | |

Milwaukee Brewers @ Kansas City Royals
Royals Stadium, Kansas City, MO
 Wed Aug 29 1979, 8:05 PM EDT
 Att. 22,761 - Unknown - 85 F

| | |
|------------|-----------|
| AB | 38 |
| R | 8 |
| H | 11 |
| RBI | 8 |
| BB | 1 |
| SO | 7 |
| LOB | 7 |



BOTTOM

Milwaukee Brewers @ Kansas City Royals
Royals Stadium, Kansas City, MO

Wed Aug 29 1979, 8:05 PM EDT
Att: 22,761 - Unknown - 85 F

livebaseballscorecards.com

| | |
|-----|----|
| AB | 43 |
| R | 18 |
| H | 19 |
| RBI | 18 |
| BB | 5 |
| SO | 1 |
| LOB | 14 |



| | | | |
|-----|---|-----|----|
| WP: | 0 | PA: | 48 |
| PB: | 0 | | |
| SB: | 0 | | |
| CS: | 0 | | |

| AB | R | H | RBI | BB | SO | LOB |
|-----|----|------|-----|----|----|-----|
| 5 | 1 | 1 | 2 | 0 | 0 | 0 |
| 1 | 1 | 0 | 0 | 0 | 0 | 1 |
| 5 | 2 | 3 | 1 | 1 | 0 | 1 |
| 6 | 2 | 3 | 3 | 0 | 0 | 2 |
| 4 | 3 | 3 | 2 | 0 | 0 | 1 |
| 1 | 0 | 1 | 0 | 0 | 0 | 0 |
| 2 | 3 | 1 | 2 | 2 | 0 | 0 |
| 1 | 0 | 0 | 0 | 0 | 0 | 1 |
| 5 | 2 | 3 | 1 | 0 | 0 | 1 |
| 4 | 3 | 2 | 4 | 1 | 0 | 2 |
| 2 | 0 | 1 | 2 | 0 | 0 | 0 |
| 2 | 1 | 1 | 1 | 1 | 0 | 1 |
| 5 | 0 | 0 | 0 | 0 | 1 | 4 |
| 1B: | 12 | SF: | 0 | | | |
| 2B: | 3 | SAC: | 0 | | | |
| 3B: | 1 | DP: | 1 | | | |
| HR: | 3 | HBP: | 0 | | | |

| Batter | 1 | 2 | 3 | 4 | 5 | 6 | 7 | 8 | 9 | | | | | | | |
|---|------------------------------|----------------------------------|------------------------------|---------------------------------|------------------------------|----------------------------------|-------------------------------|----------------------------------|------------------------------|---------------------------------|------------------------------|---------------------------------|------------------------------|---------------------------------|------------------------------|---------------------------------|
| Frank White, R (1, 4) OBP: 0.283, SLG: 0.380 Jerry Terrell, R (8, PH) OBP: 0.357, SLG: 0.556 (9, 5) | 0-0 4-3 | 0-0 1-3 | 0-0 4-3 | 0-0 4-3 1B 2B | | 0-0 F7 | | 0-0 FC6-4 2B | | | | | | | | |
| Hal McRae, R (1, 10) OBP: 0.338, SLG: 0.477 | 0-0 1B | 4-0 G6-4-3 BB | | 0-0 HR 1B | | 0-0 P4 | | 0-0 1-H 2B | | | | | | | | |
| Amos Otis, R (1, 8) OBP: 0.374, SLG: 0.449 | 0-0 1B | 0-0 G6-4-3 1-2f | | 0-0 HR 1B | | 0-0 F9 | | 0-0 P6 | | | | | | | | |
| George Brett, L (1, 5) OBP: 0.388, SLG: 0.564 Jamie Quirk, L (6, 2) OBP: 0.328, SLG: 0.349 | 0-0 1-3 2B 1B | | 0-0 BB 1B | 0-0 HR FC4-6 | | 0-0 1B 1B | | | | | | | | | | |
| Darrell Porter, L (1, 2) OBP: 0.419, SLG: 0.490 Todd Cruz, R (6, 5) OBP: 0.227, SLG: 0.327 (9, 6) | 0-0 1-H 3B 2B | | 4-0 1B HR BB | 4-0 1B BB | 0-0 5-3 | 0-0 F7 | | | | | | | | | | |
| Al Cowens, R (1, 9) OBP: 0.349, SLG: 0.413 | 0-0 6-3 | | 0-0 HR 1B | 0-0 1-2 1B 1B | 0-0 F8 | 0-0 1-2 1B | | | | | | | | | | |
| Ralph LaCock, L (1, 3) OBP: 0.340, SLG: 0.372 | 4-0 3B BB | | 0-0 1-H HR | 0-0 G3 1B 2B 1B | 0-0 E6 | 0-0 1-3 | | | | | | | | | | |
| Clint Hurdle, L (1, 7) OBP: 0.333, SLG: 0.384 Willie Wilson, S (4, 7) OBP: 0.349, SLG: 0.431 | 0-0 1-H 2-H 3B | | 0-0 6-3 | 0-0 1-2 G3 2B 1B | 0-0 L9 | | 0-0 FC4-6 BB | | | | | | | | | |
| U L Washington, S (1, 6) OBP: 0.302, SLG: 0.366 (9, 4) | 0-0 P6 | | 0-3 K | 0-0 G3 1-2 2-3 | | 0-0 P4 | | 0-0 FC4-6 FC6-4 1-2f | | | | | | | | |
| Inning Stats | R: 5 E: 0 K: 0 S: 8 | H: 5 LOB: 1 BB: 1 P: 12 | R: 0 E: 0 K: 0 S: 2 | H: 0 LOB: 0 BB: 1 P: 6 | R: 4 E: 0 K: 1 S: 8 | H: 3 LOB: 0 BB: 1 P: 12 | R: 8 E: 0 K: 0 S: 11 | H: 8 LOB: 1 BB: 1 P: 15 | R: 0 E: 1 K: 0 S: 4 | H: 0 LOB: 1 BB: 0 P: 4 | R: 0 E: 0 K: 0 S: 3 | H: 0 LOB: 0 BB: 0 P: 3 | R: 0 E: 0 K: 0 S: 5 | H: 2 LOB: 2 BB: 0 P: 5 | R: 1 E: 0 K: 0 S: 4 | H: 1 LOB: 1 BB: 1 P: 8 |

| PITCHER | IP | WLS | BF | H | R | ER | SO | BB | IBB | HBP | BLK | WP | HR | S | P | ERA | WHIP |
|---|-----|-----|----|---|---|----|----|----|-----|-----|-----|----|----|----|----|-------|-------|
| Jim Slaton, R (1, 1) ERA: 3.61 | 0.2 | L | 8 | 5 | 5 | 5 | 0 | 1 | 0 | 0 | 0 | 0 | 0 | 7 | 11 | 67.50 | 9.000 |
| Reggie Cleveland, R (1, 1) ERA: 6.71 | 2.1 | | 13 | 5 | 6 | 6 | 1 | 2 | 0 | 0 | 0 | 0 | 2 | 13 | 21 | 23.14 | 3.000 |
| Paul Mitchell, R (4, 1) ERA: 5.13 | 0.0 | | 4 | 3 | 2 | 2 | 0 | 1 | 0 | 0 | 0 | 0 | 1 | 3 | 7 | ∞ | ∞ |
| Sal Bando, R (4, 1) ERA: 6.0 | 3.0 | | 13 | 3 | 4 | 4 | 0 | 0 | 0 | 0 | 0 | 0 | 0 | 13 | 13 | 12.00 | 1.000 |
| Jim Gantner, R (7, 1) ERA: | 1.0 | | 5 | 2 | 0 | 0 | 0 | 0 | 0 | 0 | 0 | 0 | 0 | 5 | 5 | 0.00 | 2.000 |

| PITCHER | IP | WLS | BF | H | R | ER | SO | BB | IBB | HBP | BLK | WP | HR | S | P | ERA | WHIP |
|-------------------------------------|-----|-----|----|---|---|----|----|----|-----|-----|-----|----|----|---|---|------|-------|
| Buck Martinez, R (8, 1) ERA: 9.0 | 1.0 | | 5 | 1 | 1 | 1 | 0 | 1 | 0 | 0 | 0 | 0 | 0 | 4 | 8 | 9.00 | 2.000 |

| Batter | 1 | 2 | 3 | 4 | 5 | 6 | 7 | 8 | 9 | AB R H RBI BB SO LOB | TOP | | |
|--|---|---|---|---|---|---|---|---|---|---|---|---------|---|
| Willie Wilson, S OBP: 0.348, SLG: 0.428 (1, 7) X | 0-0 4-3 1B | 0-0 1B | | X 0-0 4-3 | | X 0-0 4-3 | | X 0-0 L7 | | 5 0 1 0 0 0 1 | | | |
| Hal McRae, R OBP: 0.342, SLG: 0.477 (1, 10) X | 0-0 1B HR 1B | 4-0 FC6-4 1-2 BB | | X 0-0 L5 | | X 0-0 1B | | X 0-0 6-3 | | 4 1 2 0 1 0 1 | | | |
| Amos Otis, R OBP: 0.372, SLG: 0.447 (1, 8) X | 0-0 1-2 HR 1B | 0-0 FC6-4 1-2f | | | X 0-0 L3 | X 0-3 K | | X 0-0 F9 | | 5 1 1 0 0 1 3 | | | |
| George Brett, L OBP: 0.387, SLG: 0.561 (1, 5) X | 0-0 F2 | | X 0-0 F7 | | X 0-0 G3 | | X 0-0 1B SF8 1B | X 0-0 6-3 | | 5 1 1 0 0 0 2 | | | |
| Darrell Porter, L OBP: 0.421, SLG: 0.497 (1, 2) X | 0-0 1-1 2-1 HR | | X 0-0 P5 | | B 4-0 1B E BB | | X 0-0 1-3 G5-4-3 1B | X 0-3 K | | 4 2 2 3 1 1 0 | | | |
| Al Cowens, R OBP: 0.348, SLG: 0.415 (1, 9) S S S | 0-3 K | | X 0-0 1B 2B | | X 0-0 1-2 E6 1B | | X 0-0 3-H SF8 | | | 3 1 1 1 0 1 1 | | | |
| Ralph LaCock, L OBP: 0.343, SLG: 0.381 John Wathan, R OBP: 0.249, SLG: 0.304 (5, PH) (5, 3) | | X 0-0 1B 3B | X 0-0 2-H 1B 1B | | X 0-0 1-3 2-H 1B | | X 0-0 1-2f G5-4-3 | | | 2 2 2 1 0 0 0 2 0 1 1 0 0 1 | AB 37 R 8 H 14 RBI 8 BB 2 SO 3 LOB 12 | | |
| Frank White, R OBP: 0.288, SLG: 0.384 (1, 4) | | X 0-0 3-H 1B CS 1B | X 0-0 2-H 1B | | X 0-0 L7 | | X 0-0 SH2-3 1B | | | 4 0 3 2 0 0 2 | | | |
| U L Washington, S OBP: 0.297, SLG: 0.360 (1, 6) | | X 0-0 1-2 4-3 | | X 0-0 6-3 | | X 0-0 F3 | | X 0-0 1-2 SH2-3 | | 3 0 0 0 0 0 1 | | | |
| Inning Stats | R: 3 E: 0 K: 1 S: 8 H: 3 LOB: 0 BB: 0 P: 8 | R: 1 E: 0 K: 0 S: 5 H: 3 LOB: 2 BB: 1 P: 9 | R: 2 E: 0 K: 0 S: 5 H: 3 LOB: 1 BB: 0 P: 5 | R: 0 E: 0 K: 0 S: 3 H: 0 LOB: 0 BB: 0 P: 3 | R: 1 E: 1 K: 0 S: 5 H: 1 LOB: 2 BB: 1 P: 9 | R: 0 E: 0 K: 1 S: 6 H: 1 LOB: 1 BB: 0 P: 6 | R: 1 E: 0 K: 0 S: 4 H: 2 LOB: 0 BB: 0 P: 4 | R: 0 E: 0 K: 0 S: 4 H: 1 LOB: 1 BB: 0 P: 4 | R: 0 E: 0 K: 1 S: 5 H: 0 LOB: 0 BB: 0 P: 5 | 1B: 11 2B: 1 3B: 1 HR: 1 SF: 1 SAC: 1 DP: 1 HBP: 0 | WP: 0 PB: 0 SB: 1 CS: 1 PA: 41 | | |
| PITCHER | IP WLS BF H R ER SO BB IBB HBP BLK WP HR S P ERA WHIP | | | | | | | | | | | PITCHER | IP WLS BF H R ER SO BB IBB HBP BLK WP HR S P ERA WHIP |
| Luis Tiant, R ERA: 4.09 (1, 1) | 3.0 L 17 9 6 6 1 1 1 0 0 0 0 1 18 22 18.00 3.333 | | | | | | | | | | | | |
| Don Hood, L ERA: 3.3 (4, 1) | 3.0 15 4 2 1 1 1 0 0 0 0 0 0 16 20 3.00 1.667 | | | | | | | | | | | | |
| Jim Kaat, L ERA: 2.93 (7, 1) | 3.0 9 1 0 0 0 1 0 0 0 0 0 0 0 11 11 0.00 0.333 | | | | | | | | | | | | |

Kansas City Royals @ New York Yankees
 Yankee Stadium, Bronx, NY
 Thu Aug 30 1979, 7:05 PM EDT
 Att. 30,717 - Unknown - 81 F

livebaseballscorecards.com



| Batter | 1 | 2 | 3 | 4 | 5 | 6 | 7 | 8 | 9 | AB | R | H | RBI | BB | SO | LOB |
|---|-------------------------|-----------|------------|-----------|-----------------------|------------|-----------------------|-----------|------------------|----|---|---|-----|----|----|-----|
| Willie Randolph, R OBP: 0.378, SLG: 0.377 (1, 4) | 0-0 1B 4-3 1B | | 0-0 F8 | | 0-0 1B 2B | | 4-0 G4-6-3 BB | | | 3 | 0 | 2 | 1 | 1 | 0 | 0 |
| Lenny Randle, S OBP: 0.225, SLG: 0.184 (1, 8) | 0-0 P4 | | 0-0 F9 | | 0-0 E2 1B | | 0-0 G4-6-3 1-2f | | | 4 | 0 | 1 | 1 | 0 | 0 | 2 |
| Lou Piniella, R OBP: 0.332, SLG: 0.438 (1, 7) | 0-0 4-3 1-2 | | 0-0 1B | | 0-0 F7 | | | 0-0 F9 | | 4 | 0 | 1 | 0 | 0 | 0 | 2 |
| Reggie Jackson, L OBP: 0.379, SLG: 0.525 (1, 9) | 4-0 1B BB | | 0-0 1-3 | | 4-0 BB | | | 0-3 K | | 2 | 0 | 0 | 0 | 2 | 1 | 1 |
| Chris Chambliss, L OBP: 0.323, SLG: 0.438 (1, 3) | 0-0 1-2 2-3 1B | | | 0-0 F9 | | 0-0 P2 | | 0-0 F9 | | 4 | 0 | 1 | 0 | 0 | 0 | 2 |
| Graig Nettles, L OBP: 0.324, SLG: 0.387 (1, 5) | 0-3 K | | | 0-0 P6 | | 0-0 F5 | | | 0-0 G3 | 4 | 0 | 0 | 0 | 0 | 1 | 3 |
| George Scott, R OBP: 0.311, SLG: 0.384 (1, 10) | | 0-0 L7 | | 0-0 F7 | | 0-0 F9 | | | 0-0 SF8 3B | 4 | 1 | 1 | 0 | 0 | 0 | 0 |
| Bucky Dent, R OBP: 0.294, SLG: 0.291 (1, 6) | | 0-0 F8 | | | 0-0 PB 2B 2B | 0-0 1-3 | | | 0-0 SF8 | 3 | 1 | 1 | 1 | 0 | 0 | 0 |
| Brad Gulden, L OBP: 0.236, SLG: 0.180 (1, 2) | | 0-0 F7 | | | 4-0 2B E BB | | 0-0 4-3 | | 0-0 6-3 | 2 | 1 | 0 | 0 | 1 | 0 | 0 |
| Roy White, S OBP: 0.274, SLG: 0.264 (9, PH) | | | | | | | | | | 1 | 0 | 0 | 0 | 0 | 0 | 0 |

| | | | | | | | | | | | | | | | | | | | | |
|---------------------|------------------------------|----------------------------------|------------------------------|---------------------------------|------------------------------|---------------------------------|------------------------------|---------------------------------|------------------------------|---------------------------------|------------------------------|---------------------------------|------------------------------|---------------------------------|------------------------------|---------------------------------|----------------------------------|------------------------------------|----------------------------------|--------|
| Inning Stats | R: 0 E: 0 K: 1 S: 7 | H: 2 LOB: 3 BB: 1 P: 11 | R: 0 E: 0 K: 0 S: 3 | H: 0 LOB: 0 BB: 0 P: 3 | R: 0 E: 0 K: 0 S: 4 | H: 1 LOB: 1 BB: 0 P: 4 | R: 0 E: 0 K: 0 S: 3 | H: 0 LOB: 0 BB: 0 P: 3 | R: 0 E: 0 K: 0 S: 3 | H: 0 LOB: 0 BB: 0 P: 3 | R: 0 E: 0 K: 0 S: 2 | H: 0 LOB: 0 BB: 1 P: 6 | R: 0 E: 0 K: 1 S: 5 | H: 0 LOB: 0 BB: 0 P: 5 | R: 1 E: 0 K: 0 S: 4 | H: 1 LOB: 0 BB: 0 P: 4 | 1B: 4 2B: 2 3B: 1 HR: 0 | SF: 1 SAC: 0 DP: 1 HBP: 0 | WP: 0 PB: 1 SB: 0 CS: 0 | PA: 36 |
|---------------------|------------------------------|----------------------------------|------------------------------|---------------------------------|------------------------------|---------------------------------|------------------------------|---------------------------------|------------------------------|---------------------------------|------------------------------|---------------------------------|------------------------------|---------------------------------|------------------------------|---------------------------------|----------------------------------|------------------------------------|----------------------------------|--------|

| | | | | | | | | | | | | | | | | | | | | | | | | | | | | | | | | | | | |
|---|-----------|----------|----------|--------|--------|---------|---------|---------|----------|----------|----------|---------|---------|---------|---------|-------------|---------------|----------------|-----------|----------|----------|--------|--------|---------|---------|---------|----------|----------|----------|---------|---------|---------|---------|-------------|---------------|
| PITCHER Larry Gura, L ERA: 4.45 (1, 1) | IP 9.0 | WLS W | BF 36 | H 7 | R 3 | ER 3 | SO 2 | BB 4 | IBB 0 | HBP 0 | BLK 0 | WP 0 | HR 0 | S 36 | P 52 | ERA 3.00 | WHIP 1.222 | PITCHER | IP 9.0 | WLS W | BF 36 | H 7 | R 3 | ER 3 | SO 2 | BB 4 | IBB 0 | HBP 0 | BLK 0 | WP 0 | HR 0 | S 36 | P 52 | ERA 3.00 | WHIP 1.222 |
|---|-----------|----------|----------|--------|--------|---------|---------|---------|----------|----------|----------|---------|---------|---------|---------|-------------|---------------|----------------|-----------|----------|----------|--------|--------|---------|---------|---------|----------|----------|----------|---------|---------|---------|---------|-------------|---------------|

BOTTOM

Kansas City Royals @ New York Yankees
 Yankee Stadium, Bronx, NY
 Thu Aug 30 1979, 7:05 PM EDT
 Att: 30,717 - Unknown - 81 F

livebaseballscores.com

| | |
|------------|-----------|
| AB | 31 |
| R | 3 |
| H | 7 |
| RBI | 3 |
| BB | 4 |
| SO | 2 |
| LOB | 10 |



| Batter | 1 | 2 | 3 | 4 | 5 | 6 | 7 | 8 | 9 | AB R H RBI BB SO LOB | TOP |
|--|---|---|---|--|---|---|---|---|---|--|---|
| Willie Wilson, S (1, 7) OBP: 0.347, SLG: 0.427 | 0-3 K | | 0-0 G3 | | 0-0 5-3 | | | 0-0 2B 1B | | 4 1 1 0 0 1 0 | Kansas City Royals @ New York Yankees Yankee Stadium, Bronx, NY Fri Aug 31 1979, 7:05 PM EDT Att. 35,229 - Unknown - 75 F |
| Hal McRae, R (1, 10) OBP: 0.340, SLG: 0.478 | 0-3 K | | 0-0 6-3 | | | 0-0 E6 FC6-4 | | 0-0 2B | | 4 0 1 2 0 1 0 | |
| Amos Otis, R (1, 8) OBP: 0.371, SLG: 0.445 | 0-0 6-3 | | | 0-0 BB BLK 1B | | 0-0 FC6-4 1-2f G6-4-3 | | 0-3 K | | 4 0 1 0 0 1 2 | |
| George Brett, L (1, 5) OBP: 0.384, SLG: 0.557 | | 0-0 G3 | | 0-0 L8 1-2 | | 0-0 G6-4-3 1-2f | | 0-0 F7 | | 4 0 0 0 0 0 3 | |
| Al Cowens, R (1, 9) OBP: 0.350, SLG: 0.415 | | 0-0 1B SF7 1B | | 4-0 BB BB | | | 0-0 4-3 | 0-0 F9 | | 3 1 1 0 1 0 1 | |
| Darrell Porter, L (1, 2) OBP: 0.423, SLG: 0.497 | | 0-0 1B | | 4-0 G6-4-3 1-2 2-3 BB | | | 1-0 WP HBP | 0-0 P5 | | 2 0 1 0 1 0 0 | |
| Frank White, R (1, 4) OBP: 0.286, SLG: 0.382 Clint Hurdle, L (9, PH) OBP: 0.331, SLG: 0.381 | | 0-0 SF7 | | 0-0 G6-4-3 1-2f | | | 0-0 5-3 1-2 | | 0-3 K | 2 0 0 1 0 0 4 1 0 0 0 0 1 0 | |
| John Wathan, R (1, 3) OBP: 0.244, SLG: 0.299 Ralph LaCock, L (9, PH) OBP: 0.342, SLG: 0.380 | | 0-3 K | | 0-3 K | | | 0-0 L9 | | 0-0 4-3 | 3 0 0 0 0 2 2 1 0 0 0 0 0 0 | |
| U L Washington, S (1, 6) OBP: 0.297, SLG: 0.359 | | | 0-0 3-1 | | 0-0 1-3 | | | 0-0 2B 1B | | 3 1 1 0 0 0 0 | |
| Inning Stats | R: 0 H: 0 E: 0 LOB: 0 K: 2 BB: 0 S: 7 P: 7 | R: 1 H: 2 E: 0 LOB: 1 K: 1 BB: 0 S: 7 P: 7 | R: 0 H: 0 E: 0 LOB: 0 K: 0 BB: 0 S: 3 P: 3 | R: 0 H: 1 E: 0 LOB: 2 K: 0 BB: 2 S: 3 P: 11 | R: 0 H: 0 E: 0 LOB: 0 K: 1 BB: 0 S: 5 P: 5 | R: 0 H: 0 E: 1 LOB: 0 K: 0 BB: 0 S: 3 P: 3 | R: 0 H: 0 E: 0 LOB: 1 K: 0 BB: 0 S: 3 P: 4 | R: 2 H: 3 E: 0 LOB: 1 K: 1 BB: 0 S: 8 P: 8 | R: 0 H: 0 E: 0 LOB: 0 K: 1 BB: 0 S: 5 P: 5 | 1B: 5 SF: 1 2B: 1 SAC: 0 3B: 0 DP: 2 HR: 0 HBP: 1 | |
| PITCHER | IP WLS BF H R ER SO BB IBB HBP BLK WP HR S P ERA WHIP | | | | | | | | | | |
| Tommy John, L (1, 1) ERA: 2.96 | 7.0 W 29 6 3 3 4 2 0 1 1 1 0 34 43 3.86 1.143 | | | | | | | | | | |
| Rich Gossage, R (8, 1) ERA: 3.21 | 2.0 6 0 0 0 2 0 0 0 0 0 0 10 10 0.00 0.000 | | | | | | | | | | |

livebaseballscorecards.com

| | |
|-----|----|
| AB | 31 |
| R | 3 |
| H | 6 |
| RBI | 3 |
| BB | 2 |
| SO | 6 |
| LOB | 12 |



| Batter | 1 | 2 | 3 | 4 | 5 | 6 | 7 | 8 | 9 |
|--|--------------------------------|-----------|-----------|------------|-------------------------|-----------|------------------------|------------------|---|
| Willie Randolph, R OBP: 0.380, SLG: 0.375 (1, 4) | 4-0 SH5-3 S SF7 BB | 0-0 F2 | | | 0-0 6-3 | | 4-0 4-3 1B BB | 4-0 IBB | |
| Bobby Murcer, L OBP: 0.342, SLG: 0.391 (1, 8) | 0-0 SH5-3 1-3 | 0-3 K | | | 0-0 1B 2B 1B | | 0-0 F8 | 0-0 F2 | |
| Lou Piniella, R OBP: 0.331, SLG: 0.437 (1, 7) | 0-0 SF7 3-H | | 0-0 P4 | | 0-0 2B 1B 1B | | 0-0 4-3 1-2 | | |
| George Scott, R OBP: 0.316, SLG: 0.392 (1, 10) | 0-0 S HR 1B | | 0-0 F8 | | 0-0 1-3 1B 2B | | 0-0 2-H 1B | | |
| Reggie Jackson, L OBP: 0.381, SLG: 0.533 (1, 9) | 0-0 1-H HR | | 0-3 K | | 0-0 2-H 3-H 1B | | 0-3 K | | |
| Chris Chambliss, L OBP: 0.323, SLG: 0.436 (1, 3) | 0-0 1B | | | 0-0 6-3 | 0-0 L8 | | | 0-0 3-1 | |
| Graig Nettles, L OBP: 0.321, SLG: 0.383 (1, 5) | 0-0 4-3 | | | 0-0 4-3 | | 0-0 F8 | | 0-0 F9 | |
| Fred Stanley, R OBP: 0.266, SLG: 0.328 (1, 6) | | 0-0 F3 | | 0-0 6-3 | | 0-3 K | | 0-0 2B 1B | |
| Brad Gulden, L OBP: 0.254, SLG: 0.208 (1, 2) | | 4-0 BB | | | 0-0 3-1 | 0-0 P3 | | 0-0 1-3 2B | |

| Inning Stats | R: 3 | H: 3 | LOB: 1 | K: 0 | S: 6 | P: 10 | R: 0 | H: 0 | LOB: 1 | K: 1 | S: 5 | R: 0 | H: 0 | LOB: 0 | K: 1 | S: 5 | R: 0 | H: 0 | LOB: 0 | K: 0 | S: 3 | R: 3 | H: 4 | LOB: 1 | K: 0 | S: 7 | R: 0 | H: 0 | LOB: 0 | K: 1 | S: 5 | R: 1 | H: 1 | LOB: 1 | K: 1 | S: 6 | R: 0 | H: 2 | LOB: 3 | K: 0 | S: 5 | P: 9 |
|--------------|------|------|--------|------|------|-------|------|------|--------|------|------|------|------|--------|------|------|------|------|--------|------|------|------|------|--------|------|------|------|------|--------|------|------|------|------|--------|------|------|------|------|--------|------|------|------|
|--------------|------|------|--------|------|------|-------|------|------|--------|------|------|------|------|--------|------|------|------|------|--------|------|------|------|------|--------|------|------|------|------|--------|------|------|------|------|--------|------|------|------|------|--------|------|------|------|

| PITCHER | | | | | | | | | | | | | | | PITCHER | | | | | | | | | | | | | | | | | | | | | | | | | | | | | | |
|---|-----|----|----|---|----|----|----|-----|-----|-----|----|----|----|----|---------|-------|----|-----|----|---|---|----|----|----|-----|-----|-----|----|----|---|---|-----|------|--|--|--|--|--|--|--|--|--|--|--|--|
| IP | WLS | BF | H | R | ER | SO | BB | IBB | HBP | BLK | WP | HR | S | P | ERA | WHIP | IP | WLS | BF | H | R | ER | SO | BB | IBB | HBP | BLK | WP | HR | S | P | ERA | WHIP | | | | | | | | | | | | |
| Paul Splittorf, L ERA: 4.0 (1, 1) | 5.0 | L | 24 | 7 | 6 | 6 | 2 | 2 | 0 | 0 | 0 | 1 | 26 | 34 | 10.80 | 1.800 | | | | | | | | | | | | | | | | | | | | | | | | | | | | | |
| Renie Martin, R ERA: 9.37 (6, 1) | 1.2 | | 7 | 1 | 1 | 1 | 1 | 1 | 0 | 0 | 0 | 0 | 8 | 12 | 5.40 | 1.200 | | | | | | | | | | | | | | | | | | | | | | | | | | | | | |
| Steve Mingori, L ERA: 5.59 (7, 1) | 1.1 | | 7 | 2 | 0 | 0 | 1 | 0 | 1 | 0 | 0 | 0 | 8 | 12 | 0.00 | 1.500 | | | | | | | | | | | | | | | | | | | | | | | | | | | | | |

AB R H RBI BB SO LOB

| | | | | | | |
|---|---|---|---|---|---|---|
| 2 | 2 | 0 | 0 | 3 | 0 | 1 |
| 4 | 1 | 1 | 0 | 0 | 1 | 5 |
| 3 | 1 | 1 | 1 | 0 | 0 | 1 |
| 4 | 2 | 3 | 2 | 0 | 0 | 0 |
| 4 | 1 | 2 | 4 | 0 | 2 | 1 |
| 4 | 0 | 1 | 0 | 0 | 0 | 1 |
| 4 | 0 | 0 | 0 | 0 | 0 | 1 |
| 4 | 0 | 1 | 0 | 0 | 1 | 0 |
| 3 | 0 | 1 | 0 | 1 | 0 | 0 |

| | |
|-----|----|
| AB | 32 |
| R | 7 |
| H | 10 |
| RBI | 7 |
| BB | 4 |
| SO | 4 |
| LOB | 10 |



| | | | |
|-------|--------|-------|--------|
| 1B: 7 | SF: 1 | WP: 0 | PA: 38 |
| 2B: 2 | SAC: 1 | PB: 0 | |
| 3B: 0 | DP: 0 | SB: 2 | |
| HR: 1 | HBP: 0 | CS: 0 | |

Kansas City Royals @ New York Yankees
 Yankee Stadium, Bronx, NY
 Fri Aug 31 1979, 7:05 PM EDT
 Att: 35,229 - Unknown - 75 F

livebaseballscores.com

| Batter | 1 | 2 | 3 | 4 | 5 | 6 | 7 | 8 | 9 | AB R H RBI BB SO LOB | TOP | | | | | | | | | | | | |
|---|---|---------------------------------|---|---------------------------------|------------------------------|----------------------------------|------------------------------|----------------------------------|------------------------------|----------------------------------|------------------------------|---------------------------------|------------------------------|---------------------------------|------------------------------|---------------------------------|-------------------------------|----------------------------------|----------------------------------|------------------------------------|----------------------------------|--------|--|
| Willie Wilson, S (1, 7) x OBP: 0.347, SLG: 0.429 | 0-0 2B | | 0-3 K | 0-3 K | | 0-0 CS 1B | | 0-3 K | | 5 0 2 0 0 3 3 | | | | | | | | | | | | | |
| Hal McRae, R (1, 10) x OBP: 0.341, SLG: 0.476 | 0-0 5-3 | | 0-0 HR 1B | 0-0 G3-6-3 1B | | 0-0 6-3 1-2 | | 0-3 K | | 5 1 2 3 0 1 1 | | | | | | | | | | | | | |
| George Brett, L (1, 5) x OBP: 0.383, SLG: 0.559 | 0-0 F8 | | 0-0 HR 1B | 0-0 G3-6-3 1-2f | | 0-0 4-3 | | 0-3 K | | 5 1 1 2 0 1 1 | | | | | | | | | | | | | |
| Darrell Porter, L (1, 2) Jim Gaudet, R (6, 2) | | 0-0 F9 | 0-0 F7 | | 0-0 FC6-4 1B | | 0-0 F8 | | 0-0 1B 1B | 3 0 1 0 0 0 0 2 0 1 0 0 0 0 | | | | | | | | | | | | | |
| Ralph LaCock, L (1, 3) OBP: 0.346, SLG: 0.386 | | 0-0 1B 2B | 0-3 K | | 0-3 K | | 0-0 3B 1B | | 0-0 1-2 1B | 5 2 3 0 0 2 1 | | | | | | | | | | | | | |
| Amos Otis, R (1, 8) OBP: 0.373, SLG: 0.450 | | 0-0 6-3 S 1B | | 4-0 HR BB | | 0-0 FC6-4 BB 1-2f | | 0-0 1-H 3B | 0-3 K | 4 1 2 2 1 1 3 | | | | | | | | | | | | | |
| Al Cowens, R (1, 9) OBP: 0.351, SLG: 0.421 | | 0-0 6-3 | | 0-0 HR BB | | 4-0 FC6-4 BB 1-2 | | 0-0 L9 | | 3 1 1 2 1 0 2 | | | | | | | | | | | | | |
| Frank White, R (1, 4) OBP: 0.285, SLG: 0.383 | | 0-0 6-3 | | 0-0 SH 1B 2B | | 0-0 FC6-4 1-2f | | 0-3 K | | 4 1 1 0 0 1 3 | | | | | | | | | | | | | |
| U L Washington, S (1, 6) OBP: 0.298, SLG: 0.355 | | | 4-0 WP S 1B BB | 0-0 SH WP 1B | | 0-0 F7 | | 0-3 K | | 2 2 0 0 1 1 0 | | | | | | | | | | | | | |
| Inning Stats | R: 0 E: 0 K: 0 S: 3 | H: 1 LOB: 0 BB: 0 P: 3 | R: 1 E: 0 K: 0 S: 5 | H: 2 LOB: 1 BB: 0 P: 5 | R: 3 E: 0 K: 2 S: 9 | H: 2 LOB: 0 BB: 1 P: 13 | R: 4 E: 1 K: 1 S: 8 | H: 3 LOB: 0 BB: 1 P: 12 | R: 0 E: 0 K: 1 S: 6 | H: 1 LOB: 2 BB: 1 P: 10 | R: 0 E: 0 K: 0 S: 3 | H: 1 LOB: 0 BB: 0 P: 3 | R: 1 E: 0 K: 0 S: 5 | H: 2 LOB: 1 BB: 0 P: 5 | R: 0 E: 0 K: 3 S: 9 | H: 0 LOB: 0 BB: 0 P: 9 | R: 0 E: 0 K: 3 S: 11 | H: 2 LOB: 2 BB: 0 P: 11 | 1B: 8 2B: 3 3B: 1 HR: 2 | SF: 0 SAC: 1 DP: 1 HBP: 0 | WP: 2 PB: 0 SB: 2 CS: 1 | PA: 42 | |
| PITCHER | IP WLS BF H R ER SO BB IBB HBP BLK WP HR S P ERA WHIP | | | | | | | | | | | | | | | | | | | | | | |
| Ken Clay, R (1, 1) ERA: 5.19 | 2.1 | | 5 4 4 1 1 0 0 0 1 1 13 17 15.43 2.571 | | | | | | | | | | | | | | | | | | | | |
| Jim Kaat, L (3, 1) ERA: 3.38 | 0.2 | L | 6 2 4 3 1 1 0 0 0 0 1 7 11 40.50 4.500 | | | | | | | | | | | | | | | | | | | | |
| Ron Davis, R (4, 1) ERA: 3.03 | 3.0 | | 11 3 0 0 2 1 0 0 0 1 0 14 18 0.00 1.333 | | | | | | | | | | | | | | | | | | | | |
| Don Hood, L (7, 1) ERA: 3.38 | 1.0 | | 5 2 1 1 0 0 0 0 0 0 0 5 5 9.00 2.000 | | | | | | | | | | | | | | | | | | | | |
| Rich Gossage, R (8, 1) ERA: 3.03 | 2.0 | | 8 2 0 0 6 0 0 0 0 0 0 20 20 0.00 1.000 | | | | | | | | | | | | | | | | | | | | |

Kansas City Royals @ New York Yankees
 Yankee Stadium, Bronx, NY
 Sat Sep 01 1979, 3:33 AM EDT
 Att: 30,130 - Unknown

| | |
|-----|----|
| AB | 38 |
| R | 9 |
| H | 14 |
| RBI | 9 |
| BB | 3 |
| SO | 10 |
| LOB | 14 |



| Batter | 1 | 2 | 3 | 4 | 5 | 6 | 7 | 8 | 9 | AB R H RBI BB SO LOB |
|--|-----------------------------|-----------------|-----------|-----------|-----------------|-----------|----------------------------------|-----------|------------|---|
| Bobby Murcer, L (1, 8) OBP: 0.343, SLG: 0.390 | 0-0 BB 4-3 BB 1B | 0-3 K | | 0-3 K | | | 4-0 1B 1B 1B BB | | 0-0 1-3 | 4 2 1 0 1 2 1 |
| Willie Randolph, R (1, 4) OBP: 0.384, SLG: 0.377 | 4-0 4-3 BB 1-2 6-3 BB | 0-0 CS 1B | | | 4-0 L7 BB | | 0-0 1-2 1B 1B | | 0-0 P4 | 3 2 2 0 2 0 0 |
| Oscar Gamble, L (1, 7) OBP: 0.467, SLG: 0.566 Lou Piniella, R (7, PH) OBP: 0.332, SLG: 0.437 (8, 7) | 4-0 1-2 2-3 1B BB | 0-0 CS | 0-0 F9 | | 0-0 F7 | | 0-0 1-2 2-3 1B 1B FC4-6 | | 0-0 F9 | 2 1 0 0 1 0 1 2 1 1 0 0 0 0 |
| Reggie Jackson, L (1, 9) OBP: 0.379, SLG: 0.530 | 0-0 4-3 1-2 2-3 3-H | | 0-3 K | | 0-0 L7 | | 0-0 1-3 2-H 3-H FC4-6 1B | | | 4 0 1 3 0 1 3 |
| Chris Chambliss, L (1, 3) OBP: 0.322, SLG: 0.439 | 0-0 6-3 | | 0-0 3B | | 0-0 3-1 | | 0-0 1-2f 3-H FC4-6 G3-6-1 | | | 4 0 1 2 0 0 3 |
| Graig Nettles, L (1, 5) OBP: 0.323, SLG: 0.384 | 0-0 HR 1B | | 0-0 F9 | | | 0-0 1B | 0-0 1-2f G3-6-1 | | | 4 1 2 1 0 0 2 |
| Jim Spencer, L (1, 10) OBP: 0.360, SLG: 0.573 George Scott, R (8, PH) OBP: 0.315, SLG: 0.390 | 0-0 HR | | | 0-0 1B | | 0-3 K | | 0-3 K | | 3 1 2 2 0 1 1 1 0 0 0 0 1 0 |
| Brad Gulden, L (1, 2) OBP: 0.246, SLG: 0.200 Roy White, S (6, PH) OBP: 0.273, SLG: 0.263 Jerry Narron, L (7, 2) OBP: 0.217, SLG: 0.250 | 0-3 K | | | 0-3 K | | 0-3 K | | 0-3 K | | 2 0 0 0 0 2 1 1 0 0 0 0 1 1 1 0 0 0 0 1 0 |
| Bucky Dent, R (1, 6) OBP: 0.291, SLG: 0.288 | | 0-0 4-3 | | 0-0 F2 | | 0-0 F7 | | 0-0 P6 | | 4 0 0 0 0 0 2 |

| Inning Stats | R: 5 | H: 3 | E: 0 | K: 1 | S: 8 | LOB: 0 | BB: 2 | P: 16 | R: 0 | H: 1 | E: 0 | K: 1 | S: 5 | LOB: 0 | BB: 0 | P: 5 | R: 0 | H: 1 | E: 0 | K: 1 | S: 6 | LOB: 1 | BB: 0 | P: 6 | R: 0 | H: 0 | E: 0 | K: 0 | S: 3 | LOB: 1 | BB: 1 | P: 7 | R: 0 | H: 1 | E: 0 | K: 2 | S: 8 | LOB: 1 | BB: 0 | P: 8 | R: 3 | H: 3 | E: 0 | K: 0 | S: 5 | LOB: 0 | BB: 1 | P: 9 | R: 0 | H: 0 | E: 0 | K: 2 | S: 7 | LOB: 0 | BB: 0 | P: 7 | R: 0 | H: 0 | E: 0 | K: 0 | S: 3 | LOB: 0 | BB: 0 | P: 3 | 1B: 8 | 2B: 0 | 3B: 1 | HR: 1 | SF: 0 | SAC: 0 | DP: 1 | HBP: 0 | WP: 0 | PB: 0 | SB: 0 | CS: 1 | PA: 40 |
|--------------|------|------|------|------|------|--------|-------|-------|------|------|------|------|------|--------|-------|------|------|------|------|------|------|--------|-------|------|------|------|------|------|------|--------|-------|------|------|------|------|------|------|--------|-------|------|------|------|------|------|------|--------|-------|------|------|------|------|------|------|--------|-------|------|------|------|------|------|------|--------|-------|------|-------|-------|-------|-------|-------|--------|-------|--------|-------|-------|-------|-------|--------|
|--------------|------|------|------|------|------|--------|-------|-------|------|------|------|------|------|--------|-------|------|------|------|------|------|------|--------|-------|------|------|------|------|------|------|--------|-------|------|------|------|------|------|------|--------|-------|------|------|------|------|------|------|--------|-------|------|------|------|------|------|------|--------|-------|------|------|------|------|------|------|--------|-------|------|-------|-------|-------|-------|-------|--------|-------|--------|-------|-------|-------|-------|--------|

| PITCHER | IP | WLS | BF | H | R | ER | SO | BB | IBB | HBP | BLK | WP | HR | S | P | ERA | WHIP |
|--|-----|-----|----|---|---|----|----|----|-----|-----|-----|----|----|----|----|-------|-------|
| Rich Gale, R (1, 1) ERA: 5.59 | 0.0 | | 3 | 1 | 3 | 3 | 0 | 2 | 0 | 0 | 0 | 0 | 0 | 1 | 9 | ∞ | ∞ |
| Al Hrabosky, L (1, 1) ERA: 4.24 | 5.0 | W | 20 | 5 | 2 | 2 | 5 | 1 | 0 | 0 | 0 | 0 | 1 | 29 | 33 | 3.60 | 1.200 |
| Gary Christenson, L (6, 1) ERA: 13.5 | 2.0 | | 10 | 4 | 3 | 3 | 2 | 1 | 0 | 0 | 0 | 0 | 0 | 13 | 17 | 13.50 | 2.500 |
| Renie Martin, R (8, 1) ERA: 8.35 | 2.0 | S | 6 | 0 | 0 | 0 | 2 | 0 | 0 | 0 | 0 | 0 | 0 | 10 | 10 | 0.00 | 0.000 |

BOTTOM

Kansas City Royals @ New York Yankees
Yankee Stadium, Bronx, NY

livebaseballscorecards.com

| | |
|-----|----|
| AB | 35 |
| R | 8 |
| H | 10 |
| RBI | 8 |
| BB | 4 |
| SO | 9 |
| LOB | 15 |



Sat Sep 01 1979, 3:33 AM EDT
Att. 30,130 - Unknown

| Batter | 1 | 2 | 3 | 4 | 5 | 6 | 7 | 8 | 9 | 10 | AB R H RBI BB SO LOB | TOP | | | | | | | | | | | | | |
|---|---|---|------------------------------|---------------------------------|------------------------------|---------------------------------|------------------------------|----------------------------------|------------------------------|---------------------------------|--------------------------------|---|---|------------------------------|---------------------------------|------------------------------|---------------------------------|------------------------------|---------------------------------|------------------------------|---------------------------------|----------------------------------|------------------------------------|----------------------------------|--------|
| Willie Wilson, S OBP: 0.347, SLG: 0.427 (1, 7) | 0-0 L7 SF8 1B | 0-0 F8 | | 0-0 3-1 | | 0-0 L5 | | 0-0 3-1 | | 0-0 1B | 6 1 2 0 0 0 4 | Kansas City Royals @ New York Yankees Yankee Stadium, Bronx, NY Sun Sep 02 1979, 3:33 AM EDT Att: 34,008 - Unknown - 75 F | | | | | | | | | | | | | |
| Hal McRae, R OBP: 0.348, SLG: 0.476 (1, 10) German Barranca, L (8, PR) | 0-0 L7 1-3 | | 4-0 1B BB | 4-0 BB | | 0-0 2-H 1B | | 4-0 S BB | | 0-0 F5 | 2 0 1 1 3 0 1 1 0 0 0 0 0 1 | | | | | | | | | | | | | | |
| George Brett, L OBP: 0.381, SLG: 0.557 (1, 5) | 0-0 SF8 3-H | | 0-0 1-2 1B | 0-3 K | | 0-0 4-3 | | 0-0 4-3 | | | 4 0 1 1 0 1 3 | | | | | | | | | | | | | | |
| Darrell Porter, L OBP: 0.425, SLG: 0.501 (1, 2) Jim Gaudet, R (9, 2) | 4-0 BB | | 0-0 F8 | | 0-0 P4 | | 0-0 HR | | 4-0 SH1-3 BB | | 3 1 1 1 2 0 2 0 0 0 0 0 0 0 | | | | | | | | | | | | | | |
| Ralph LaCock, L OBP: 0.343, SLG: 0.383 (1, 3) John Wathan, R (7, PH) OBP: 0.243, SLG: 0.297 (7, 3) | 0-0 F2 | | 0-0 F7 | | 0-0 F9 | | 0-0 F7 | | 0-0 SH1-3 1-2 | | 3 0 0 0 0 0 3 1 0 0 0 0 0 0 | | | | | | | | | | | | | | |
| Amos Otis, R OBP: 0.374, SLG: 0.451 (1, 8) | | 0-0 6-3 | 0-0 4-3 | | 0-0 1B | | 0-0 S 2B | | 0-0 P4 | | 5 0 2 0 0 0 3 | | | | | | | | | | | | | | |
| Al Cowens, R OBP: 0.351, SLG: 0.428 (1, 9) | | 0-0 E 1B | | 0-0 HR | | 0-0 F3 | | 0-0 1-3 | | 0-0 F8 | 5 1 2 1 0 0 3 | | | | | | | | | | | | | | |
| Frank White, R OBP: 0.289, SLG: 0.392 (1, 4) | | 0-0 E7 1-3 1B | | 0-0 1B 2B | | 0-0 1B 2B | | 0-3 K 2-3 | | 0-0 F7 | 5 2 3 0 0 1 1 | | | | | | | | | | | | | | |
| U L Washington, S OBP: 0.296, SLG: 0.351 (1, 6) | | 0-0 L6 | | 0-0 CS 1B | | 0-0 F2 | | 0-0 L3 | | 0-0 L8 | 5 0 1 1 0 0 3 | | | | | | | | | | | | | | |
| Inning Stats | R: 1 E: 0 K: 0 S: 4 | H: 1 LOB: 1 BB: 1 P: 8 | R: 0 E: 1 K: 0 S: 5 | H: 2 LOB: 2 BB: 0 P: 5 | R: 0 E: 0 K: 0 S: 4 | H: 1 LOB: 2 BB: 1 P: 8 | R: 2 E: 0 K: 1 S: 7 | H: 3 LOB: 1 BB: 1 P: 11 | R: 0 E: 0 K: 0 S: 4 | H: 1 LOB: 1 BB: 0 P: 4 | R: 1 E: 0 K: 0 S: 5 | | H: 2 LOB: 1 BB: 0 P: 5 | R: 1 E: 0 K: 1 S: 7 | H: 2 LOB: 1 BB: 0 P: 7 | R: 0 E: 0 K: 0 S: 3 | H: 0 LOB: 2 BB: 1 P: 7 | R: 0 E: 0 K: 0 S: 3 | H: 0 LOB: 1 BB: 1 P: 7 | R: 0 E: 0 K: 0 S: 4 | H: 1 LOB: 1 BB: 0 P: 4 | 1B: 8 2B: 3 3B: 0 HR: 2 | SF: 1 SAC: 1 DP: 0 HBP: 0 | WP: 0 PB: 0 SB: 3 CS: 1 | PA: 47 |
| PITCHER | IP WLS BF H R ER SO BB IBB HBP BLK WP HR S P ERA WHIP | IP WLS BF H R ER SO BB IBB HBP BLK WP HR S P ERA WHIP | | | | | | | | | | | IP WLS BF H R ER SO BB IBB HBP BLK WP HR S P ERA WHIP | | | | | | | | | | | | |
| Catfish Hunter, R ERA: 4.94 (1, 1) | 6.0 | | | | | | | | | | | | | | | | | | | | | | | | |
| Jim Kaat, L ERA: 3.51 (7, 1) | 0.1 | 3 | 2 | 1 | 1 | 0 | 0 | 0 | 0 | 0 | 0 | 1 | 3 | 3 | 27.00 | 6.000 | | | | | | | | | |
| Ron Davis, R ERA: 2.96 (7, 1) | 1.2 | 6 | 0 | 0 | 0 | 1 | 1 | 0 | 0 | 0 | 0 | 0 | 7 | 11 | 0.00 | 0.600 | | | | | | | | | |
| Don Hood, L ERA: 3.33 (9, 1) | 1.0 | 4 | 0 | 0 | 0 | 0 | 1 | 0 | 0 | 0 | 0 | 0 | 3 | 7 | 0.00 | 1.000 | | | | | | | | | |
| Rich Gossage, R ERA: 2.95 (10, 1) | 1.0 | W 4 | 1 | 0 | 0 | 0 | 0 | 0 | 0 | 0 | 0 | 0 | 4 | 4 | 0.00 | 1.000 | | | | | | | | | |

| | |
|-----|----|
| AB | 40 |
| R | 5 |
| H | 13 |
| RBI | 5 |
| BB | 5 |
| SO | 2 |
| LOB | 24 |



BOTTOM

Kansas City Royals @ New York Yankees
Yankee Stadium, Bronx, NY

Sun Sep 02 1979, 3:33 AM EDT
Att. 34,008 - Unknown - 75 F

livebaseballscorecards.com

| | |
|-----|----|
| AB | 36 |
| R | 6 |
| H | 11 |
| RBI | 6 |
| BB | 3 |
| SO | 2 |
| LOB | 15 |



| | | | |
|----|---|----|----|
| WP | 0 | PA | 39 |
| PB | 0 | | |
| SB | 1 | | |
| CS | 0 | | |

| Batter | 1 | 2 | 3 | 4 | 5 | 6 | 7 | 8 | 9 | 10 | AB | R | H | RBI | BB | SO | LOB |
|---|----------------------------|-----------|------------|------------------------|------------------|------------|------------|-----------------------|------------------------|-----------|----|---|---|-----|----|----|-----|
| Bobby Murcer, L OBP: 0.346, SLG: 0.391 (1, 8) | 0-0 1B 4-3 1B | | 0-0 4-3 | | 0-0 G3 1-2 | | | 0-0 G6-4-3 1B | 4-0 IBB | | 4 | 0 | 2 | 0 | 1 | 0 | 1 |
| Willie Randolph, R OBP: 0.382, SLG: 0.375 (1, 4) | 0-0 4-3 1-2 | | | 0-0 S 1B | 0-0 F8 | | | 0-0 G6-4-3 1-2f | 0-0 5-3 | | 5 | 1 | 1 | 0 | 0 | 0 | 5 |
| Oscar Gamble, L OBP: 0.469, SLG: 0.582 (1, 7) | 0-0 G4-6-3 2-3 1B | | | 0-0 1-H BB 1B | | 0-0 P6 | | 0-0 F8 | | 0-0 HR | 5 | 1 | 3 | 2 | 0 | 0 | 0 |
| Reggie Jackson, L OBP: 0.378, SLG: 0.530 (1, 9) | 0-0 G4-6-3 1-2f | | | 0-0 P4 | | 0-0 P4 | | | 0-0 1B 2B | | 4 | 1 | 1 | 0 | 0 | 0 | 3 |
| Chris Chambliss, L OBP: 0.324, SLG: 0.438 (1, 3) | | 0-0 F8 | | 4-0 BB 1-2 BB | | 0-0 4-3 | | | 0-0 2-H HR 1B | | 3 | 1 | 1 | 1 | 1 | 0 | 0 |
| Graig Nettles, L OBP: 0.322, SLG: 0.390 (1, 5) | | 0-0 F7 | | 0-0 P3 | | | 0-0 P4 | | 0-0 1-H HR | | 4 | 1 | 1 | 2 | 0 | 0 | 2 |
| Jim Spencer, L OBP: 0.358, SLG: 0.581 (1, 10) | | 0-3 K | | 0-3 K | | | 0-0 HR | | 0-0 4-3 | | 4 | 1 | 1 | 1 | 0 | 2 | 2 |
| Fred Stanley, R OBP: 0.280, SLG: 0.329 (1, 6) | | | 0-0 F2 | | 4-0 G3 BB | | 0-0 P5 | | 0-0 4-3 1B | | 3 | 0 | 1 | 0 | 1 | 0 | 0 |
| Lenny Randle, S OBP: 0.225, SLG: 0.184 (9, PR) | | | | | | | | | | | 0 | 0 | 0 | 0 | 0 | 0 | 0 |
| Jerry Narron, L OBP: 0.217, SLG: 0.250 (10, 2) | | | | | | | | | | | 0 | 0 | 0 | 0 | 0 | 0 | 0 |
| Brad Gulden, L OBP: 0.234, SLG: 0.190 (1, 2) | | | 0-0 F9 | | 0-0 L7 | | 0-0 4-3 | | 0-0 4-3 1-2 | | 3 | 0 | 0 | 0 | 0 | 0 | 1 |
| Lou Piniella, R OBP: 0.331, SLG: 0.436 (9, PH) | | | | | | | | | | | 1 | 0 | 0 | 0 | 0 | 0 | 1 |
| Bucky Dent, R OBP: 0.291, SLG: 0.288 (10, 6) | | | | | | | | | | | 0 | 0 | 0 | 0 | 0 | 0 | 0 |

| Inning Stats | R: 0 | H: 2 | E: 0 | LOB: 1 | K: 0 | S: 4 | P: 4 | R: 0 | H: 0 | E: 0 | LOB: 0 | K: 1 | BB: 0 | S: 5 | P: 5 | R: 0 | H: 0 | E: 0 | LOB: 0 | K: 0 | BB: 0 | S: 3 | P: 3 | R: 1 | H: 2 | E: 0 | LOB: 2 | K: 1 | BB: 1 | S: 7 | P: 11 | R: 0 | H: 0 | E: 0 | LOB: 0 | K: 0 | BB: 0 | S: 3 | P: 3 | R: 1 | H: 1 | E: 0 | LOB: 0 | K: 0 | BB: 0 | S: 4 | P: 4 | R: 0 | H: 1 | E: 0 | LOB: 0 | K: 0 | BB: 0 | S: 3 | P: 3 | R: 3 | H: 4 | E: 0 | LOB: 2 | K: 0 | BB: 1 | S: 7 | P: 11 | R: 1 | H: 1 | E: 0 | LOB: 0 | K: 0 | BB: 0 | S: 1 | P: 1 | 1B: 7 | SF: 0 | 2B: 1 | SAC: 0 | 3B: 0 | DP: 2 | HR: 3 | HBP: 0 | WP: 0 | PA: 39 |
|--------------|------|------|------|--------|------|------|------|------|------|------|--------|------|-------|------|------|------|------|------|--------|------|-------|------|------|------|------|------|--------|------|-------|------|-------|------|------|------|--------|------|-------|------|------|------|------|------|--------|------|-------|------|------|------|------|------|--------|------|-------|------|------|------|------|------|--------|------|-------|------|-------|------|------|------|--------|------|-------|------|------|-------|-------|-------|--------|-------|-------|-------|--------|-------|--------|
|--------------|------|------|------|--------|------|------|------|------|------|------|--------|------|-------|------|------|------|------|------|--------|------|-------|------|------|------|------|------|--------|------|-------|------|-------|------|------|------|--------|------|-------|------|------|------|------|------|--------|------|-------|------|------|------|------|------|--------|------|-------|------|------|------|------|------|--------|------|-------|------|-------|------|------|------|--------|------|-------|------|------|-------|-------|-------|--------|-------|-------|-------|--------|-------|--------|

| PITCHER | IP | WLS | BF | H | R | ER | SO | BB | IBB | HBP | BLK | WP | HR | S | P | ERA | WHIP |
|-----------------------------------|---------|-----|----|----|---|----|----|----|-----|-----|-----|----|----|---|----|-------|-------|
| Craig Chamberlain, R ERA: 2.7 | (1, 1) | 8.0 | | 32 | 8 | 4 | 4 | 2 | 2 | 0 | 0 | 0 | 0 | 1 | 34 | 4.50 | 1.250 |
| Gary Christenson, L ERA: 15.43 | (9, 1) | 0.1 | | 3 | 2 | 1 | 0 | 0 | 0 | 0 | 0 | 0 | 0 | 1 | 3 | 27.00 | 6.000 |
| Dan Quisenberry, R ERA: 3.03 | (9, 1) | 0.2 | | 3 | 0 | 0 | 0 | 0 | 1 | 0 | 0 | 0 | 0 | 2 | 6 | 0.00 | 0.000 |
| Steve Mingori, L ERA: 5.79 | (10, 1) | 0.0 | L | 1 | 1 | 1 | 0 | 0 | 0 | 0 | 0 | 0 | 1 | 1 | 1 | ∞ | ∞ |

| Batter | 1 | 2 | 3 | 4 | 5 | 6 | 7 | 8 | 9 | AB R H RBI BB SO LOB | TOP |
|---|---|---|---|---|---|---|---|---|---|--|--|
| Willie Wilson, S (1, 7) OBP: 0.345, SLG: 0.424 | 0-0 6-3 | | | 0-0 1-3 | | 0-0 4-3 | | 0-0 5-3 | | 4 0 0 0 0 0 1 | |
| Hal McRae, R (1, 10) OBP: 0.350, SLG: 0.475 | 4-0 BB BB BB G6-4-3 BB | | | 0-0 6-3 | | 0-3 K | | | 0-0 1B | 3 0 1 0 1 1 0 | |
| Amos Otis, R (1, 8) OBP: 0.373, SLG: 0.451 | 0-0 G6-4-3 1-2f | | | 0-0 2B | | | 0-3 K | | 0-0 4-3 | 4 0 1 0 0 1 1 | |
| George Brett, L (1, 5) OBP: 0.382, SLG: 0.556 | | 0-0 G4-6-3 1B | | 0-0 5-3 | | | 0-0 2-3 | | 0-0 1B 1B | 4 0 2 0 0 0 1 | |
| Al Cowens, R (1, 9) OBP: 0.351, SLG: 0.426 | | 0-0 G4-6-3 1-2f | | | 0-0 4-3 | | 0-3 K | | 0-0 1B 1-2 | 4 0 1 0 0 1 1 | |
| Darrell Porter, L (1, 2) OBP: 0.423, SLG: 0.498 | | 0-0 F8 | | | 0-3 K | | | 4-0 SH3-4 1B BB | 0-3 K | 3 1 0 0 1 2 2 | |
| Frank White, R (1, 4) OBP: 0.290, SLG: 0.392 | | | 0-0 5-3 | | 0-0 1B | | | 0-0 SH3-4 | | 2 0 1 0 0 0 0 | AB 30 |
| John Wathan, R (1, 3) OBP: 0.239, SLG: 0.292 | | | 0-3 K | | 0-0 6-3 | | | 0-0 4-3 | | 3 0 0 0 0 1 2 | R 1 |
| U L Washington, S (1, 6) OBP: 0.296, SLG: 0.351 | | | 0-3 K | | | 0-0 1-3 | | 0-0 3-H 1B | | 3 0 1 1 0 1 0 | H 7 |
| Inning Stats | R: 0 E: 0 K: 0 S: 2 H: 0 LOB: 0 BB: 1 P: 6 | R: 0 E: 0 K: 0 S: 3 H: 1 LOB: 0 BB: 0 P: 3 | R: 0 E: 0 K: 2 S: 7 H: 0 LOB: 0 BB: 0 P: 7 | R: 0 E: 0 K: 0 S: 4 H: 1 LOB: 1 BB: 0 P: 4 | R: 0 E: 0 K: 1 S: 6 H: 1 LOB: 1 BB: 0 P: 6 | R: 0 E: 0 K: 1 S: 5 H: 0 LOB: 0 BB: 0 P: 5 | R: 0 E: 0 K: 2 S: 7 H: 0 LOB: 0 BB: 0 P: 7 | R: 1 E: 0 K: 0 S: 4 H: 1 LOB: 1 BB: 1 P: 8 | R: 0 E: 0 K: 1 S: 7 H: 3 LOB: 2 BB: 0 P: 7 | 1B: 6 2B: 1 3B: 0 HR: 0 SF: 0 SAC: 1 DP: 2 HBP: 0 | WP: 0 PB: 0 SB: 0 CS: 0 PA: 33 |
| PITCHER Geoff Zahn, L (1, 1) ERA: 3.68 | IP 9.0 WLS L BF 33 H 7 R 1 ER 1 SO 7 BB 2 IBB 0 HBP 0 BLK 0 WP 0 HR 0 S 45 P 53 ERA 1.00 WHIP 1.000 | PITCHER IP WLS BF H R ER SO BB IBB HBP BLK WP HR S P ERA WHIP | | | | | | | | | |

Kansas City Royals @ Minnesota Twins
Metropolitan Stadium, Bloomington, MI

Mon Sep 03 1979, 8:05 PM EDT
Att. 19,643 - Unknown - 73 F

| | |
|-----|----|
| AB | 30 |
| R | 1 |
| H | 7 |
| RBI | 1 |
| BB | 2 |
| SO | 7 |
| LOB | 8 |



| Batter | 1 | 2 | 3 | 4 | 5 | 6 | 7 | 8 | 9 | AB | R | H | RBI | BB | SO | LOB |
|--|---------|--------------|--------|---------|--------|--------|--------|-----------------|---------|----|---|---|-----|----|----|-----|
| Hosken Powell, L (1, 9) OBP: 0.369, SLG: 0.387 Glenn Borgmann, R (9, 2) OBP: 0.320, SLG: 0.262 | 0-0 L7 | | 0-3 K | | | 0-3 K | | 0-0 G3 | | 4 | 0 | 0 | 0 | 0 | 2 | 4 |
| Rob Wilfong, L (1, 4) OBP: 0.354, SLG: 0.456 | 0-0 4-3 | | | 0-0 4-3 | | | 0-0 F7 | | 0-0 3-1 | 4 | 0 | 0 | 0 | 0 | 0 | 0 |
| Roy Smalley, S (1, 6) OBP: 0.375, SLG: 0.478 | 0-0 4-3 | | | 0-0 L8 | | | 0-0 F7 | | 0-0 F7 | 4 | 0 | 0 | 0 | 0 | 0 | 0 |
| Ken Landreaux, L (1, 8) OBP: 0.358, SLG: 0.447 | | 0-0 4-3 | | 0-0 P4 | | | 0-3 K | | 0-0 4-3 | 4 | 0 | 0 | 0 | 0 | 1 | 0 |
| Butch Wynegar, S (1, 2) OBP: 0.357, SLG: 0.343 Willie Norwood, R (8, PR) OBP: 0.300, SLG: 0.391 John Castino, R (9, 5) OBP: 0.337, SLG: 0.387 | | 0-3 K | | | 0-0 F8 | | | 0-0 FC4-5 2B | | 3 | 0 | 1 | 0 | 0 | 0 | 1 |
| Mike Cubbage, L (1, 5) OBP: 0.356, SLG: 0.346 Gary Ward, R (8, PR) (9, 9) | | 0-0 WP 1B | | | 0-3 K | | | 0-0 FC4-5 2B | | 3 | 0 | 1 | 0 | 0 | 1 | 1 |
| Ron Jackson, R (1, 3) OBP: 0.326, SLG: 0.418 | | 0-0 1-3 | | | 0-3 K | | | 0-0 1-3 2B | | 3 | 0 | 1 | 0 | 0 | 1 | 1 |
| Danny Goodwin, L (1, 10) OBP: 0.342, SLG: 0.518 | | | 0-3 K | | | 0-3 K | | 4-0 IBB | | 2 | 0 | 0 | 0 | 1 | 2 | 0 |
| Dave Edwards, R (1, 7) OBP: 0.337, SLG: 0.444 | | | 0-0 F7 | | | 0-0 1B | | 0-3 K | | 3 | 0 | 1 | 0 | 0 | 1 | 3 |

| Inning Stats | R: 0 | H: 0 | E: 0 | K: 0 | S: 3 | R: 0 | H: 1 | E: 0 | K: 1 | S: 6 | R: 0 | H: 0 | E: 0 | K: 2 | S: 7 | R: 0 | H: 0 | E: 0 | K: 0 | S: 3 | R: 0 | H: 0 | E: 0 | K: 2 | S: 7 | R: 0 | H: 1 | E: 0 | K: 1 | S: 5 | R: 0 | H: 2 | E: 0 | K: 1 | S: 7 | R: 0 | H: 0 | E: 0 | K: 0 | S: 3 | 1B: 2 | 2B: 2 | 3B: 0 | HR: 0 | SF: 0 | SAC: 0 | DP: 0 | HBP: 0 | WP: 1 | PB: 0 | SB: 0 | CS: 0 | PA: 31 |
|---|------|------|------|------|------|------|------|------|------|------|------|------|------|------|------|------|------|------|------|------|------|------|------|------|------|------|------|------|------|------|------|------|------|------|------|------|------|------|------|------|-------|-------|-------|-------|-------|--------|-------|--------|-------|-------|-------|-------|--------|
| PITCHER Dennis Leonard, R (1, 1) ERA: 4.4 | IP | WLS | BF | H | R | ER | SO | BB | IBB | HBP | BLK | WP | HR | S | P | ERA | WHIP | | | | | | | | | | | | | | | IP | WLS | BF | H | R | ER | SO | BB | IBB | HBP | BLK | WP | HR | S | P | ERA | WHIP | | | | | |

BOTTOM

Kansas City Royals @ Minnesota Twins
Metropolitan Stadium, Bloomington, MI

Mon Sep 03 1979, 8:05 PM EDT
Att: 19,643 - Unknown - 73 F

livebaseballscorecards.com

AB 30
R 0
H 4
RBI 0
BB 1
SO 9
LOB 9



| Batter | 1 | 2 | 3 | 4 | 5 | 6 | 7 | 8 | 9 | AB R H RBI BB SO LOB | TOP | | | | | | | | | |
|--|--|---------------------------------|------------------------------|---------------------------------|------------------------------|---------------------------------|------------------------------|---------------------------------|------------------------------|---------------------------------|------------------------------|---------------------------------|------------------------------|---------------------------------|------------------------------|---------------------------------|----------------------------------|------------------------------------|----------------------------------|--------|
| Willie Wilson, S (1, 7) OBP: 0.344, SLG: 0.422 | 0-3 K | | | 0-0 5-3 | | 0-0 F7 | | | 0-0 1B | 4 0 1 0 0 1 0 | | | | | | | | | | |
| Hal McRae, R (1, 10) OBP: 0.346, SLG: 0.469 | 0-0 F8 | | | 0-0 5-3 | | | 0-0 L6 | | 0-0 L8 | 4 0 0 0 0 0 1 | | | | | | | | | | |
| Amos Otis, R (1, 8) OBP: 0.371, SLG: 0.449 | 0-3 K | | | 0-0 F3 | | | 0-0 F8 | | | 3 0 0 0 0 1 0 | | | | | | | | | | |
| George Brett, L (1, 5) OBP: 0.380, SLG: 0.553 | | 0-0 5-3 | | | 0-0 4-3 | | 0-0 4-3 | | | 3 0 0 0 0 0 0 | | | | | | | | | | |
| Al Cowens, R (1, 9) OBP: 0.348, SLG: 0.423 | | 0-3 K | | | 0-3 K | | | 0-0 F9 | | 3 0 0 0 0 2 0 | | | | | | | | | | |
| Darrell Porter, L (1, 2) OBP: 0.421, SLG: 0.494 | | 0-0 L4 | | | 0-0 F9 | | | 0-0 F9 | | 3 0 0 0 0 0 0 | | | | | | | | | | |
| Frank White, R (1, 4) OBP: 0.288, SLG: 0.389 | | | 0-0 F5 | | 0-0 F7 | | | 0-0 F9 | | 3 0 0 0 0 0 0 | | | | | | | | | | |
| John Wathan, R (1, 3) OBP: 0.240, SLG: 0.310 | | | 0-0 F8 | | 0-0 HR | | | | 0-0 F9 | 3 1 1 1 0 0 0 | | | | | | | | | | |
| U L Washington, S (1, 6) OBP: 0.292, SLG: 0.345 | | | 0-3 K | | 0-3 K | | | | 0-3 K | 3 0 0 0 0 3 0 | | | | | | | | | | |
| Inning Stats | R: 0 E: 0 K: 2 S: 7 | H: 0 LOB: 0 BB: 0 P: 7 | R: 0 E: 0 K: 1 S: 5 | H: 0 LOB: 0 BB: 0 P: 5 | R: 0 E: 0 K: 1 S: 5 | H: 0 LOB: 0 BB: 0 P: 5 | R: 0 E: 0 K: 0 S: 3 | H: 0 LOB: 0 BB: 0 P: 3 | R: 0 E: 0 K: 0 S: 3 | H: 0 LOB: 0 BB: 0 P: 3 | R: 0 E: 0 K: 1 S: 6 | H: 1 LOB: 1 BB: 0 P: 6 | R: 0 E: 0 K: 0 S: 3 | H: 0 LOB: 0 BB: 0 P: 3 | R: 0 E: 0 K: 1 S: 6 | H: 1 LOB: 1 BB: 0 P: 6 | 1B: 1 2B: 0 3B: 0 HR: 1 | SF: 0 SAC: 0 DP: 0 HBP: 0 | WP: 0 PB: 0 SB: 0 CS: 0 | PA: 29 |
| PITCHER Jerry Koosman, L (1, 1) ERA: 3.32 | IP: 9.0 WLS: W BF: 29 H: 2 R: 1 ER: 1 SO: 7 BB: 0 IBB: 0 HBP: 0 BLK: 0 WP: 0 HR: 1 S: 43 P: 43 ERA: 1.00 WHIP: 0.222 | | | | | | | | | | | | | | | | | | | |

Kansas City Royals @ Minnesota Twins
Metropolitan Stadium, Bloomington, MI

Tue Sep 04 1979, 8:05 PM EDT
Att. 10,610 - Unknown - 84 F

| | |
|-----|----|
| AB | 29 |
| R | 1 |
| H | 2 |
| RBI | 1 |
| BB | 0 |
| SO | 7 |
| LOB | 1 |



| Batter | 1 | 2 | 3 | 4 | 5 | 6 | 7 | 8 | 9 | AB | R | H | RBI | BB | SO | LOB | |
|---|---|---|------------------------------|---------------------------------|------------------------------|---------------------------------|------------------------------|---------------------------------|------------------------------|---------------------------------|------------------------------|---------------------------------|------------------------------|---------------------------------|---|---------------------------------|-------|
| Bob Randall, R OBP: 0.322, SLG: 0.304 (1, 4) | 0-0 6-3 | 0-0 1-3 | | | 0-0 SH1-3 | | 0-0 6-3 | | | 3 | 0 | 0 | 0 | 0 | 0 | 0 | |
| John Castino, R OBP: 0.336, SLG: 0.385 (1, 5) | 0-3 K | | 0-3 K | | 0-0 6-3 | | | 0-0 G4-6-3 1B | | 4 | 0 | 1 | 0 | 0 | 2 | 0 | |
| Jose Morales, R OBP: 0.322, SLG: 0.335 (1, 10) Danny Goodwin, L OBP: 0.339, SLG: 0.514 (8, PH) | 0-0 1B 1B 2B | | 0-0 L8 | | 0-3 K | | | 0-0 G4-6-3 1-2f | | 3 | 1 | 1 | 0 | 0 | 1 | 0 | |
| Ron Jackson, R OBP: 0.328, SLG: 0.425 (1, 3) | 0-0 1B 1B | | 0-0 G3 | | | 0-0 HR | | 0-0 F9 | | 4 | 2 | 2 | 1 | 0 | 0 | 0 | |
| Roy Smalley, S OBP: 0.375, SLG: 0.476 (1, 6) | 1-0 1B 1-2 HBP | | | 0-0 1-3 | | 0-0 6-3 | | | | 2 | 0 | 0 | 0 | 0 | 0 | 0 | |
| Dave Edwards, R OBP: 0.337, SLG: 0.442 (1, 9) | 0-0 1B | | | 0-0 5-3 | | 0-0 F8 | | | | 3 | 0 | 1 | 2 | 0 | 0 | 0 | |
| Ken Landreaux, L OBP: 0.356, SLG: 0.444 (1, 8) | 0-0 F7 | | | 0-0 4-3 | | 0-0 L9 | | | | 3 | 0 | 0 | 0 | 0 | 0 | 2 | |
| Bombo Rivera, R OBP: 0.335, SLG: 0.408 (1, 7) | | 0-0 L8 | | | 0-0 2B 2B | | 0-0 G4-6-3 1B | | | 3 | 1 | 2 | 0 | 0 | 0 | 0 | |
| Butch Wynegar, S OBP: 0.357, SLG: 0.345 (1, 2) | | 0-0 5-3 | | | 0-0 SH1-3 WP 2B | | 0-0 G4-6-3 1-2f | | | 3 | 1 | 1 | 1 | 0 | 0 | 1 | |
| Inning Stats | R: 2 E: 0 K: 1 S: 8 | H: 3 LOB: 2 BB: 0 P: 9 | R: 0 E: 0 K: 0 S: 3 | H: 0 LOB: 0 BB: 0 P: 3 | R: 0 E: 0 K: 1 S: 5 | H: 0 LOB: 0 BB: 0 P: 5 | R: 0 E: 0 K: 0 S: 3 | H: 0 LOB: 0 BB: 0 P: 3 | R: 2 E: 0 K: 1 S: 7 | H: 2 LOB: 0 BB: 0 P: 7 | R: 1 E: 0 K: 0 S: 4 | H: 1 LOB: 0 BB: 0 P: 4 | R: 0 E: 0 K: 0 S: 3 | H: 1 LOB: 0 BB: 0 P: 3 | R: 0 E: 0 K: 0 S: 3 | H: 1 LOB: 0 BB: 0 P: 3 | |
| PITCHER | IP WLS BF H R ER SO BB IBB HBP BLK WP HR S P ERA WHIP | IP WLS BF H R ER SO BB IBB HBP BLK WP HR S P ERA WHIP | | | | | | | | | | | | | IP WLS BF H R ER SO BB IBB HBP BLK WP HR S P ERA WHIP | | |
| Larry Gura, L ERA: 4.54 (1, 1) | 6.0 L | 25 | 6 | 5 | 5 | 3 | 0 | 0 | 0 | 0 | 0 | 0 | 0 | 0 | 0 | 7.50 | 1.000 |
| Marty Pattin, R ERA: 4.7 (7, 1) | 2.0 | 6 | 2 | 0 | 0 | 0 | 0 | 0 | 0 | 0 | 0 | 0 | 0 | 0 | 0 | 0.00 | 1.000 |

BOTTOM

Kansas City Royals @ Minnesota Twins
Metropolitan Stadium, Bloomington, MI

Tue Sep 04 1979, 8:05 PM EDT
Att: 10,610 - Unknown - 84 F

livebaseballscores.com

| | |
|------------|-----------|
| AB | 29 |
| R | 5 |
| H | 8 |
| RBI | 4 |
| BB | 0 |
| SO | 3 |
| LOB | 4 |



| | |
|-------|--------|
| WP: 1 | PA: 31 |
| PB: 0 | |
| SB: 0 | |
| CS: 0 | |

| Batter | 1 | 2 | 3 | 4 | 5 | 6 | 7 | 8 | 9 | AB R H RBI BB SO LOB | TOP | | | | | | | | | | | |
|---|---|---------------------------------|------------------------------|---------------------------------|------------------------------|---------------------------------|------------------------------|---------------------------------|------------------------------|---------------------------------|------------------------------|---------------------------------|---|---------------------------------|------------------------------|---------------------------------|------------------------------|---------------------------------|----------------------------------|------------------------------------|----------------------------------|--------|
| Willie Wilson, S (1, 7) OBP: 0.343, SLG: 0.421 | 0-3 K | | 0-0 FC6-5 1B | | 0-0 L7 | | 0-0 B5-3 | | | 4 0 1 0 0 1 0 | | | | | | | | | | | | |
| Hal McRae, R (1, 10) OBP: 0.342, SLG: 0.463 | 0-0 6-3 | | 0-0 FC6-5 | | 0-3 K | | | 0-0 5-3 | | 4 0 0 1 0 1 2 | | | | | | | | | | | | |
| Amos Otis, R (1, 8) OBP: 0.370, SLG: 0.449 | 0-0 L6 | | 0-3 K | | 0-0 L4 | | | 0-0 4-3 2B | | 4 0 1 0 0 1 2 | | | | | | | | | | | | |
| George Brett, L (1, 5) OBP: 0.381, SLG: 0.552 | | 4-0 BB | 0-0 F7 | | 0-0 HR 1B | | | 0-0 4-3 2B | | 3 0 1 0 1 0 3 | | | | | | | | | | | | |
| Darrell Porter, L (1, 2) OBP: 0.422, SLG: 0.503 | | 0-0 F9 | | 0-0 E 2B | | 0-0 HR | | 0-0 L7 | | 4 2 2 1 0 0 2 | | | | | | | | | | | | |
| Ralph LaCock, L (1, 3) OBP: 0.342, SLG: 0.382 | | 0-0 L8 | | 0-0 L5 | | 0-0 G5-4-3 1B | | | 0-0 6-3 | 4 0 1 0 0 0 2 | | | | | | | | | | | | |
| Al Cowens, R (1, 9) OBP: 0.350, SLG: 0.424 | | 0-0 F8 | | 0-0 E7 1B | | 0-0 G5-4-3 | | | 0-0 1B | 4 0 2 1 0 0 2 | | | | | | | | | | | | |
| Frank White, R (1, 4) OBP: 0.288, SLG: 0.389 Jim Nettles, L (9, PH) | | | 0-0 1B FC6-5 1B | | 0-0 6-3 | | | | 0-0 L9 | 3 1 1 0 0 0 1 1 0 0 0 0 0 1 | | | | | | | | | | | | |
| U L Washington, S (1, 6) OBP: 0.292, SLG: 0.345 Clint Hurdle, L (9, PH) OBP: 0.330, SLG: 0.378 | | | 0-0 FC6-5 1B | | 0-3 K | | | | 0-3 K | 3 0 1 0 0 1 1 1 0 0 0 0 1 1 | | | | | | | | | | | | |
| Inning Stats | R: 0 E: 0 K: 1 S: 5 | H: 0 LOB: 0 BB: 0 P: 5 | R: 0 E: 0 K: 0 S: 3 | H: 0 LOB: 1 BB: 1 P: 7 | R: 1 E: 0 K: 1 S: 8 | H: 3 LOB: 2 BB: 0 P: 8 | R: 1 E: 1 K: 1 S: 7 | H: 2 LOB: 1 BB: 0 P: 7 | R: 0 E: 0 K: 1 S: 5 | H: 0 LOB: 0 BB: 0 P: 5 | R: 1 E: 0 K: 0 S: 4 | H: 3 LOB: 0 BB: 0 P: 4 | R: 0 E: 0 K: 0 S: 3 | H: 0 LOB: 0 BB: 0 P: 3 | R: 0 E: 0 K: 0 S: 4 | H: 1 LOB: 1 BB: 0 P: 4 | R: 0 E: 0 K: 1 S: 6 | H: 1 LOB: 1 BB: 0 P: 6 | 1B: 7 2B: 2 3B: 0 HR: 1 | SF: 0 SAC: 0 DP: 1 HBP: 0 | WP: 0 PB: 0 SB: 0 CS: 0 | PA: 36 |
| PITCHER Dave Goltz, R (1, 1) ERA: 4.09 | IP: 9.0 WLS: W BF: 36 H: 10 R: 3 ER: 3 SO: 5 BB: 1 IBB: 0 HBP: 0 BLK: 0 WP: 0 HR: 1 S: 45 P: 49 ERA: 3.00 WHIP: 1.222 | | | | | | | | | | | PITCHER | IP: 9.0 WLS: W BF: 36 H: 10 R: 3 ER: 3 SO: 5 BB: 1 IBB: 0 HBP: 0 BLK: 0 WP: 0 HR: 1 S: 45 P: 49 ERA: 3.00 WHIP: 1.222 | | | | | | | | | |

Kansas City Royals @ Minnesota Twins
 Metropolitan Stadium, Bloomington, MI

| | |
|-----|----|
| AB | 35 |
| R | 3 |
| H | 10 |
| RBI | 3 |
| BB | 1 |
| SO | 5 |
| LOB | 17 |



Wed Sep 05 1979, 8:05 PM EDT
 Att. 11,647 - Unknown - 73 F

livebaseballscorecards.com

| Batter | 1 | 2 | 3 | 4 | 5 | 6 | 7 | 8 | 9 | AB | R | H | RBI | BB | SO | LOB |
|---|--------------------------|-----------------------------|--------------|---------------------------|-----------|--------------------------------|-----------------|------------|---|----|---|---|-----|----|----|-----|
| Bob Randall, R OBP: 0.330, SLG: 0.309 (1, 4) | 4-0 SH3-4 3B BB | 0-0 1B 3B 1B | | 0-0 G3 | | 0-0 P5 | 0-0 1B | | | 4 | 2 | 2 | 1 | 1 | 0 | 1 |
| John Castino, R OBP: 0.344, SLG: 0.399 (1, 5) | 0-0 SH3-4 1-2 | 0-0 3B 1B | | 0-0 3B | | 0-0 1B 1B | 0-0 1B | | | 4 | 2 | 4 | 2 | 0 | 0 | 0 |
| Jose Morales, R OBP: 0.324, SLG: 0.350 (1, 10) | 0-3 K | 0-0 3B | | 4-0 BB | | 4-0 1B BB | 0-0 F9 | | | 2 | 0 | 1 | 2 | 0 | 1 | 1 |
| Mike Cubbage, L OBP: 0.361, SLG: 0.346 (4, PH) | | 1-H 2-H | | | | 1-2 BB | | | | 0 | 0 | 0 | 0 | 2 | 0 | 0 |
| Jesus Vega, R (7, PH) | | | | | | | | | | 1 | 0 | 0 | 0 | 0 | 0 | 2 |
| Ron Jackson, R OBP: 0.328, SLG: 0.429 (1, 3) | 0-0 3B | 0-0 1-3 | | 0-0 P4 | | 0-0 BB 1B | | 0-0 6-3 | | 5 | 0 | 2 | 3 | 0 | 0 | 3 |
| Roy Smalley, S OBP: 0.375, SLG: 0.474 (1, 6) | 0-0 5-3 | | | 0-0 4-3 SH1-4 1B | | 0-0 L9 | 0-0 F8 | | | 4 | 0 | 1 | 0 | 1 | 0 | 1 |
| Dave Edwards, R OBP: 0.335, SLG: 0.438 (1, 7) | | 0-0 FC6-5 SH5-3 1B | 0-0 SH1-4 | | 0-0 L9 | 0-3 K | 0-3 K | | | 4 | 0 | 1 | 0 | 0 | 2 | 3 |
| Ken Landreaux, L OBP: 0.354, SLG: 0.441 (1, 8) | | 0-0 SH5-3 | 0-0 4-3 | | 0-3 K | | 0-0 6-3 | | | 3 | 0 | 0 | 0 | 0 | 1 | 1 |
| Bombo Rivera, R OBP: 0.329, SLG: 0.400 (1, 9) | | 0-0 FC6-5 1B | 0-0 6-3 | | | 0-0 E3 1B SH1-3 1B | 0-0 6-3 | | | 4 | 2 | 0 | 0 | 0 | 0 | 2 |
| Butch Wynegar, S OBP: 0.358, SLG: 0.347 (1, 2) | | 0-0 1B 1B | | 0-0 L4 | | 0-0 SH1-3 | 0-0 1B 1B | | | 3 | 2 | 2 | 0 | 0 | 0 | 0 |

| Inning Stats | R: 1 | H: 1 | E: 0 | K: 1 | S: 6 | LOB: 1 | BB: 1 | P: 10 | R: 4 | H: 5 | E: 0 | K: 0 | S: 8 | LOB: 1 | BB: 0 | P: 8 | R: 0 | H: 1 | E: 0 | K: 0 | S: 4 | LOB: 1 | BB: 0 | P: 4 | R: 0 | H: 1 | E: 0 | K: 0 | S: 4 | LOB: 2 | BB: 1 | P: 8 | R: 0 | H: 2 | E: 1 | K: 1 | S: 8 | LOB: 3 | BB: 2 | P: 16 | R: 1 | H: 3 | E: 0 | K: 0 | S: 6 | LOB: 2 | BB: 0 | P: 6 | R: 0 | H: 0 | E: 0 | K: 1 | S: 5 | LOB: 0 | BB: 0 | P: 5 | R: 0 | H: 0 | E: 0 | K: 1 | S: 5 | LOB: 0 | BB: 0 | P: 5 |
|--------------|------|------|------|------|------|--------|-------|-------|------|------|------|------|------|--------|-------|------|------|------|------|------|------|--------|-------|------|------|------|------|------|------|--------|-------|------|------|------|------|------|------|--------|-------|-------|------|------|------|------|------|--------|-------|------|------|------|------|------|------|--------|-------|------|------|------|------|------|------|--------|-------|------|
|--------------|------|------|------|------|------|--------|-------|-------|------|------|------|------|------|--------|-------|------|------|------|------|------|------|--------|-------|------|------|------|------|------|------|--------|-------|------|------|------|------|------|------|--------|-------|-------|------|------|------|------|------|--------|-------|------|------|------|------|------|------|--------|-------|------|------|------|------|------|------|--------|-------|------|


| PITCHER | IP | WLS | BF | H | R | ER | SO | BB | IBB | HBP | BLK | WP | HR | S | P | ERA | WHIP |
|--------------------------------|-----|-----|----|---|---|----|----|----|-----|-----|-----|----|----|----|----|-------|-------|
| Paul Splittorf, L ERA: 4.18 | 1.2 | L | 12 | 6 | 5 | 5 | 1 | 1 | 0 | 0 | 0 | 0 | 0 | 13 | 17 | 27.00 | 4.200 |
| Rich Gale, R ERA: 5.47 | 4.0 | | 20 | 4 | 2 | 0 | 1 | 3 | 0 | 0 | 0 | 0 | 0 | 19 | 31 | 0.00 | 1.750 |
| Renie Martin, R ERA: 8.38 | 6.1 | | 6 | 3 | 1 | 1 | 1 | 0 | 0 | 0 | 0 | 0 | 0 | 8 | 8 | 9.00 | 3.000 |
| Al Hrabosky, L ERA: 4.21 | 7.1 | | 1 | 0 | 0 | 0 | 0 | 0 | 0 | 0 | 0 | 0 | 0 | 1 | 1 | 0.00 | 0.000 |
| Craig Eaton, R ERA: | 8.1 | | 3 | 0 | 0 | 0 | 1 | 0 | 0 | 0 | 0 | 0 | 0 | 5 | 5 | 0.00 | 0.000 |

BOTTOM

Kansas City Royals @ Minnesota Twins
Metropolitan Stadium, Bloomington, MI

Wed Sep 05 1979, 8:05 PM EDT
Att. 11,647 - Unknown - 73 F

| | |
|-----|----|
| AB | 34 |
| R | 8 |
| H | 13 |
| RBI | 8 |
| BB | 4 |
| SO | 4 |
| LOB | 14 |



| WP | HR | S | P | ERA | WHIP |
|----|----|---|---|-----|------|
| 0 | 0 | 0 | 0 | 0 | 0 |

| Batter | 1 | 2 | 3 | 4 | 5 | 6 | 7 | 8 | 9 | AB R H RBI BB SO LOB | TOP | |
|--|---|---|---|---|---|--|---|---|--|--|--|--|
| Willie Wilson, S OBP: 0.346, SLG: 0.427 (1, 7) X | 0-0 5-3 | | 0-0 1B 1-2 1B | | 0-0 2B | 0-0 F7 | | | 0-0 WP 1B 2B | 5 1 3 0 0 0 1 | | |
| Hal McRae, R OBP: 0.340, SLG: 0.458 (1, 10) X | 0-0 6-3 | | 0-0 F8 | | 0-0 F7 | | 0-0 6-3 | | 0-0 BB 1B 2-H | 5 0 1 1 0 0 3 | | |
| George Brett, L OBP: 0.381, SLG: 0.551 (1, 5) X | 0-0 5-3 | | 0-0 1B 1-3 2-H | | | 0-0 E1 1B 1B | 0-0 L8 | | 0-0 F8 | 5 1 2 1 0 0 1 | | |
| Amos Otis, R OBP: 0.370, SLG: 0.448 (1, 8) X | | 0-0 6-3 | 0-0 5-3 | | | 0-0 SH2-4 2B 2-H | 0-0 L9 | | 4-0 1B BB 1-2 BB | 4 1 1 1 1 0 2 | | |
| Darrell Porter, L OBP: 0.421, SLG: 0.500 (1, 2) X | | 4-0 L5-4 1B BB | | 0-3 K | | 4-0 SH2-4 2B BB | | 0-3 K | 0-3 K | 3 1 0 0 2 3 2 | | |
| Al Cowens, R OBP: 0.352, SLG: 0.424 (1, 9) X | | 0-0 1B 1-2 | | 4-0 G5-4-3 BB | | 0-0 SH2-4 | | 0-0 F9 | | 2 0 1 0 1 0 0 | | |
| Frank White, R OBP: 0.290, SLG: 0.393 (1, 4) X | | 0-0 L5-4 | | 0-0 G5-4-3 | | 4-0 2B SF8 IBB | | 0-0 3B | | 3 1 1 0 1 0 3 | | |
| John Wathan, R OBP: 0.241, SLG: 0.314 (1, 3) X | | | 0-0 L8 | | 0-0 5-3 | 0-0 2B 1-3 2-H 3-H | | 0-0 5-3 | | 4 0 1 2 0 0 1 | | |
| U L Washington, S OBP: 0.287, SLG: 0.340 (1, 6) X | | | 0-0 E1 1B | | 0-0 6-3 | 0-0 SF8 | | 0-0 4-3 | | 3 1 0 1 0 0 0 | | |
| Inning Stats | R: 0 E: 0 K: 0 S: 3 H: 0 LOB: 0 BB: 0 P: 3 | R: 0 E: 0 K: 0 S: 3 H: 1 LOB: 1 BB: 1 P: 7 | R: 1 E: 1 K: 0 S: 6 H: 2 LOB: 2 BB: 0 P: 6 | R: 0 E: 0 K: 1 S: 4 H: 0 LOB: 0 BB: 1 P: 8 | R: 0 E: 0 K: 0 S: 4 H: 1 LOB: 1 BB: 0 P: 4 | R: 4 E: 1 K: 0 S: 6 H: 3 LOB: 1 BB: 2 P: 14 | R: 0 E: 0 K: 0 S: 3 H: 0 LOB: 0 BB: 0 P: 3 | R: 0 E: 0 K: 1 S: 6 H: 1 LOB: 1 BB: 0 P: 6 | R: 1 E: 0 K: 1 S: 7 H: 2 LOB: 2 BB: 1 P: 11 | 1B: 6 2B: 4 3B: 1 HR: 0 SF: 1 SAC: 1 DP: 2 HBP: 0 | WP: 1 PA: 41 PB: 0 SB: 0 CS: 0 | |
| PITCHER | IP WLS BF H R ER SO BB IBB HBP BLK WP HR S P ERA WHIP | | | | | | | | | | | |
| Rick Honeycutt, L ERA: 3.92 (1, 1) | 5.1 L 26 7 5 4 1 3 1 0 0 0 0 0 24 40 6.75 1.875 | | | | | | | | | | | |
| Randy Stein, R ERA: 5.67 (6, 1) | 3.1 14 3 1 1 1 1 0 0 0 1 0 15 19 2.70 1.200 | | | | | | | | | | | |
| Rich Hinton, L ERA: 5.86 (9, 1) | 0.1 1 0 0 0 0 1 0 0 0 0 0 0 3 3 0.00 0.000 | | | | | | | | | | | |

Kansas City Royals @ Seattle Mariners
 The Kingdome, Seattle, WA
 Fri Sep 07 1979, 10:05 PM EDT
 Att. 6,843 - Dome

livebaseballscorecards.com

| | |
|------------|-----------|
| AB | 34 |
| R | 6 |
| H | 10 |
| RBI | 6 |
| BB | 5 |
| SO | 3 |
| LOB | 13 |



| Batter | 1 | 2 | 3 | 4 | 5 | 6 | 7 | 8 | 9 | AB R H RBI BB SO LOB | TOP | | | | | | | | | | | |
|---|---|----------------------------------|------------------------------|---------------------------------|------------------------------|---------------------------------|------------------------------|---------------------------------|------------------------------|---------------------------------|--|---|------------------------------|---------------------------------|------------------------------|---------------------------------|------------------------------|---------------------------------|----------------------------------|------------------------------------|----------------------------------|--------|
| Willie Wilson, S OBP: 0.345, SLG: 0.427 (1, 7) X | 0-0 1B 3B 2B | 0-3 K | | | 0-0 4-3 | | 0-3 K | | | 4 1 1 0 0 2 1 | | | | | | | | | | | | |
| Hal McRae, R OBP: 0.339, SLG: 0.456 (1, 10) X | 0-0 3B 1B | | 0-0 F3 | | 0-3 K | | | 0-0 P6 | | 4 1 1 0 0 1 0 | | | | | | | | | | | | |
| George Brett, L OBP: 0.380, SLG: 0.552 (1, 5) X | 0-0 3B | | 0-0 4-3 | | | 0-0 4-3 | | 0-0 3-1 | | 4 0 1 2 0 0 0 | | | | | | | | | | | | |
| Amos Otis, R OBP: 0.373, SLG: 0.448 (1, 8) B B B B | 4-0 BB | | 0-0 L4 | | 4-0 BB BB | | | 0-0 1B | | 2 0 1 0 2 0 0 | | | | | | | | | | | | |
| Darrell Porter, L OBP: 0.420, SLG: 0.497 (1, 2) S S S | 0-3 K | | | 0-0 4-1 | | 4-0 BB BB | | 0-0 4-3 | | 3 0 0 0 1 1 3 | | | | | | | | | | | | |
| Al Cowens, R OBP: 0.351, SLG: 0.425 (1, 9) X | 0-0 L4 | | | 0-0 2B | | 0-0 G4-6-3 1-2 | | | 0-0 F8 | 4 0 1 0 0 0 4 | | | | | | | | | | | | |
| Frank White, R OBP: 0.288, SLG: 0.389 (1, 4) S S S | 0-3 K | | | 0-3 K | | | 0-0 5-3 | | 0-0 F2 | 4 0 0 0 0 2 3 | AB 32 R 2 H 6 RBI 2 BB 3 SO 8 LOB 12 | | | | | | | | | | | |
| John Wathan, R OBP: 0.236, SLG: 0.307 (1, 3) X | | 0-0 F8 | | 0-3 K | | | 0-0 5-3 | | 0-0 P4 | 4 0 0 0 0 1 1 | | | | | | | | | | | | |
| U L Washington, S OBP: 0.288, SLG: 0.340 (1, 6) X | | 0-0 F8 | | | 0-3 K | | | | | 3 0 1 0 0 1 0 | | | | | | | | | | | | |
| Inning Stats | R: 2 E: 0 K: 2 S: 10 | H: 3 LOB: 2 BB: 1 P: 14 | R: 0 E: 0 K: 1 S: 5 | H: 0 LOB: 0 BB: 0 P: 5 | R: 0 E: 0 K: 0 S: 3 | H: 0 LOB: 0 BB: 0 P: 3 | R: 0 E: 0 K: 2 S: 8 | H: 1 LOB: 1 BB: 0 P: 8 | R: 0 E: 0 K: 1 S: 7 | H: 0 LOB: 0 BB: 0 P: 7 | R: 0 E: 0 K: 0 S: 2 | H: 0 LOB: 1 BB: 2 P: 10 | R: 0 E: 0 K: 1 S: 6 | H: 1 LOB: 1 BB: 0 P: 6 | R: 0 E: 0 K: 0 S: 4 | H: 1 LOB: 1 BB: 0 P: 4 | R: 0 E: 0 K: 0 S: 3 | H: 0 LOB: 0 BB: 0 P: 3 | 1B: 3 2B: 2 3B: 1 HR: 0 | SF: 0 SAC: 0 DP: 1 HBP: 0 | WP: 0 PB: 0 SB: 0 CS: 0 | PA: 35 |
| PITCHER Floyd Bannister, L ERA: 3.88 (1, 1) | IP 9.0 WLS W BF 35 H 6 R 2 ER 2 SO 8 BB 3 IBB 0 HBP 0 BLK 0 WP 0 HR 0 S 48 P 60 ERA 2.00 WHIP 1.000 | | | | | | | | | | | PITCHER IP WLS BF H R ER SO BB IBB HBP BLK WP HR S P ERA WHIP | | | | | | | | | | |

Kansas City Royals @ Seattle Mariners
 The Kingdome, Seattle, WA
 Sat Sep 08 1979, 10:05 PM EDT
 Att. 12,340 - Dome

livebaseballscorecards.com



| Batter | 1 | 2 | 3 | 4 | 5 | 6 | 7 | 8 | 9 |
|---|-----------|-----------|------------|------------|------------|--------------|------------|------------|---|
| Julio Cruz, S (1, 4) <small>OBP: 0.357, SLG: 0.313</small> | 4-0 BB | | 4-0 BB | | 0-3 K | | 0-0 4-3 | | |
| Ruppert Jones, L (1, 8) <small>OBP: 0.353, SLG: 0.457</small> | 0-3 K | | 0-0 P5 | | | 4-0 BB | 0-0 HR | | |
| Bruce Bochte, L (1, 3) <small>OBP: 0.390, SLG: 0.490</small> | 0-0 F7 | | 0-0 F5 | | | 0-0 1B | 0-0 HR | | |
| Willie Horton, R (1, 10) <small>OBP: 0.315, SLG: 0.455</small> | 0-0 G3 | | | 0-0 6-3 | | 0-0 1B | 0-0 L8 | | |
| Dan Meyer, L (1, 5) <small>OBP: 0.331, SLG: 0.484</small> Mario Mendoza, R (5, 6) <small>OBP: 0.225, SLG: 0.260</small> Charlie Beamon, L (6, PH) <small>OBP: 0.158, SLG: 0.211</small> Bill Stein, R (7, 5) <small>OBP: 0.265, SLG: 0.371</small> | | 0-0 2B | | 0-0 1B | | 0-0 1B | | 0-0 F3 | |
| Leon Roberts, R (1, 7) <small>OBP: 0.352, SLG: 0.444</small> | | 0-0 P3 | | 0-0 F8 | | 0-0 FC6-4 | | 4-0 SH3 | |
| Joe Simpson, L (1, 9) <small>OBP: 0.321, SLG: 0.361</small> | | 0-0 G3 | | 0-0 CS | 0-0 F9 | 0-0 1B | 0-0 F5 | 0-0 SH3 | |
| Larry Milbourne, S (1, 6) <small>OBP: 0.315, SLG: 0.353</small> (5, 5) (7, 6) | | 0-0 F7 | | | 0-0 4-3 | | 0-0 4-3 | 4-0 BB | |
| Larry Cox, R (1, 2) <small>OBP: 0.272, SLG: 0.319</small> | | | 0-0 4-3 | | 0-0 F9 | | 0-0 1B | 0-0 F9 | |

| AB | R | H | RBI | BB | SO | LOB |
|----|---|---|-----|----|----|-----|
| 2 | 0 | 0 | 0 | 2 | 1 | 2 |
| 3 | 1 | 1 | 1 | 1 | 1 | 2 |
| 4 | 2 | 2 | 2 | 0 | 0 | 2 |
| 4 | 0 | 1 | 0 | 0 | 0 | 1 |
| 2 | 0 | 2 | 0 | 0 | 0 | 0 |
| 0 | 0 | 0 | 0 | 0 | 0 | 0 |
| 1 | 0 | 1 | 0 | 0 | 0 | 0 |
| 1 | 0 | 0 | 0 | 0 | 0 | 0 |
| 3 | 0 | 0 | 1 | 1 | 0 | 4 |
| 3 | 0 | 1 | 0 | 0 | 0 | 3 |
| 3 | 0 | 0 | 0 | 1 | 0 | 2 |
| 4 | 1 | 1 | 0 | 0 | 0 | 3 |

| AB | R | H | RBI | BB | SO | LOB |
|----|---|---|-----|----|----|-----|
| 30 | 4 | 9 | 4 | 5 | 2 | 19 |

| WP | PA |
|----|----|
| 0 | 37 |

| Inning Stats | R | H | E | K | S | R | H | E | K | S | R | H | E | K | S | R | H | E | K | S | R | H | E | K | S |
|--------------|---|---|---|---|---|---|---|---|---|---|---|---|---|---|---|---|---|---|---|---|---|---|---|---|---|
| | 0 | 0 | 0 | 5 | 9 | 0 | 1 | 0 | 0 | 4 | 0 | 1 | 0 | 0 | 3 | 0 | 3 | 0 | 0 | 6 | 3 | 0 | 0 | 0 | 2 |
| | 0 | 1 | 0 | 0 | 4 | 1 | 0 | 0 | 0 | 4 | 0 | 1 | 0 | 0 | 3 | 0 | 3 | 0 | 0 | 6 | 3 | 0 | 0 | 2 | |
| | 0 | 0 | 0 | 3 | 7 | 0 | 0 | 0 | 1 | 0 | 0 | 0 | 0 | 0 | 0 | 0 | 0 | 0 | 0 | 0 | 0 | 0 | 0 | 0 | 0 |
| | 0 | 1 | 0 | 0 | 0 | 0 | 0 | 0 | 0 | 0 | 0 | 0 | 0 | 0 | 0 | 0 | 0 | 0 | 0 | 0 | 0 | 0 | 0 | 0 | 0 |
| | 0 | 0 | 0 | 0 | 0 | 0 | 0 | 0 | 0 | 0 | 0 | 0 | 0 | 0 | 0 | 0 | 0 | 0 | 0 | 0 | 0 | 0 | 0 | 0 | 0 |
| | 0 | 0 | 0 | 0 | 0 | 0 | 0 | 0 | 0 | 0 | 0 | 0 | 0 | 0 | 0 | 0 | 0 | 0 | 0 | 0 | 0 | 0 | 0 | 0 | 0 |
| | 0 | 0 | 0 | 0 | 0 | 0 | 0 | 0 | 0 | 0 | 0 | 0 | 0 | 0 | 0 | 0 | 0 | 0 | 0 | 0 | 0 | 0 | 0 | 0 | 0 |
| | 0 | 0 | 0 | 0 | 0 | 0 | 0 | 0 | 0 | 0 | 0 | 0 | 0 | 0 | 0 | 0 | 0 | 0 | 0 | 0 | 0 | 0 | 0 | 0 | 0 |

Kansas City Royals @ Seattle Mariners
 The Kingdom, Seattle, WA
 Sat Sep 08 1979, 10:05 PM EDT
 Att. 12,340 - Dome

livebaseballscores.com



| Batter | 1 | 2 | 3 | 4 | 5 | 6 | 7 | 8 | 9 | AB | R | H | RBI | BB | SO | LOB |
|--|------------|---------------------------|------------|-----------------------|------------|-------------------------|-----------------|------------|-----------|----|---|---|-----|----|----|-----|
| Julio Cruz, S OBP: 0.356, SLG: 0.312 (1, 4) | 0-0 6-3 | | 0-3 K | | | 0-0 G3-6-3 1B | 0-0 FC6-4 | | | 4 | 0 | 1 | 0 | 0 | 1 | 3 |
| Ruppert Jones, L OBP: 0.351, SLG: 0.454 (1, 8) | 0-0 3-1 | | 0-0 4-3 | | | 0-0 G3-6-3 1-2f | | 0-0 3-1 | | 4 | 0 | 0 | 0 | 0 | 0 | 1 |
| Tom Paciorek, R OBP: 0.359, SLG: 0.451 (1, 7) | 0-0 F9 | | | 0-0 5-3 | | 0-0 HR | | 0-0 6-3 | | 4 | 1 | 1 | 1 | 0 | 0 | 0 |
| Willie Horton, R OBP: 0.315, SLG: 0.452 (1, 10) | | 0-0 4-3 | | 4-0 G3-6-1 BB | | 0-0 5-3 | | 0-0 6-3 | | 3 | 0 | 0 | 0 | 1 | 0 | 0 |
| Bruce Bochte, L OBP: 0.387, SLG: 0.486 (1, 3) | | 0-0 L9 | | 0-0 G3-6-1 1-2f | | | 0-0 F9 | | 0-0 P6 | 4 | 0 | 0 | 0 | 0 | 0 | 1 |
| Leon Roberts, R OBP: 0.353, SLG: 0.444 (1, 9) | | 0-0 1B 1B | | 0-0 5-3 | | 0-0 FC5 HBP 1B | | 0-0 L5 | | 4 | 0 | 2 | 0 | 0 | 0 | 0 |
| Bill Stein, R OBP: 0.292, SLG: 0.384 (1, 5) | | 0-0 FC6-4 1-2 1B | | 0-0 3B | | 1-0 BB FC5 HBP | | 0-0 5-3 | | 3 | 0 | 2 | 0 | 0 | 0 | 0 |
| Larry Cox, R OBP: 0.269, SLG: 0.315 (1, 2) | | 0-0 FC6-4 1-2f | | 0-0 5-3 | | 0-0 FC5 BB | | 0-0 FC5 | | 3 | 0 | 0 | 0 | 0 | 0 | 5 |
| Mario Mendoza, R OBP: 0.224, SLG: 0.258 (1, 6) | | | 0-0 F9 | | 0-0 4-3 | | 4-0 BB BB | | | 2 | 0 | 0 | 0 | 0 | 0 | 1 |
| Bobby Valentine, R OBP: 0.387, SLG: 0.303 (7, PH) | | | | | | | | | | 0 | 0 | 0 | 0 | 1 | 0 | 0 |
| Larry Milbourne, S OBP: 0.315, SLG: 0.353 (7, PR) | | | | | | | | | | 0 | 0 | 0 | 0 | 0 | 0 | 0 |
| | | | | | | | | | | 0 | 0 | 0 | 0 | 0 | 0 | 0 |

| Inning Stats | R: 0 | H: 0 | E: 0 | K: 0 | S: 3 | R: 0 | H: 2 | E: 0 | K: 0 | S: 5 | R: 0 | H: 0 | E: 0 | K: 1 | S: 5 | R: 0 | H: 0 | E: 0 | K: 0 | S: 2 | R: 0 | H: 1 | E: 0 | K: 0 | S: 4 | R: 1 | H: 2 | E: 0 | K: 0 | S: 4 | R: 0 | H: 1 | E: 0 | K: 0 | S: 4 | R: 0 | H: 0 | E: 0 | K: 0 | S: 3 | R: 0 | H: 0 | E: 0 | K: 0 | S: 3 | R: 0 | H: 0 | E: 0 | K: 0 | S: 3 | 1B: 4 | 2B: 0 | 3B: 1 | HR: 1 | SF: 0 | SAC: 0 | DP: 2 | HBP: 1 | WP: 0 | PA: 34 |
|--------------|------|------|------|------|------|------|------|------|------|------|------|------|------|------|------|------|------|------|------|------|------|------|------|------|------|------|------|------|------|------|------|------|------|------|------|------|------|------|------|------|------|------|------|------|------|------|------|------|------|------|-------|-------|-------|-------|-------|--------|-------|--------|-------|--------|
|--------------|------|------|------|------|------|------|------|------|------|------|------|------|------|------|------|------|------|------|------|------|------|------|------|------|------|------|------|------|------|------|------|------|------|------|------|------|------|------|------|------|------|------|------|------|------|------|------|------|------|------|-------|-------|-------|-------|-------|--------|-------|--------|-------|--------|

| PITCHER | IP | WLS | BF | H | R | ER | SO | BB | IBB | HBP | BLK | WP | HR | S | P | ERA | WHIP |
|-----------------------------------|-----|-----|----|---|---|----|----|----|-----|-----|-----|----|----|----|----|------|-------|
| Larry Gura, L ERA: 4.39 (1, 1) | 9.0 | W | 34 | 6 | 1 | 1 | 1 | 2 | 0 | 1 | 0 | 0 | 1 | 33 | 42 | 1.00 | 0.889 |

BOTTOM

Kansas City Royals @ Seattle Mariners
The Kingdom, Seattle, WA

Sun Sep 09 1979, 6:33 AM EDT
Att: 7,236 - Dome

livebaseballscorecards.com

| | |
|------------|-----------|
| AB | 31 |
| R | 1 |
| H | 6 |
| RBI | 1 |
| BB | 2 |
| SO | 1 |
| LOB | 11 |



| Batter | 1 | 2 | 3 | 4 | 5 | 6 | 7 | 8 | 9 | 10 | 11 | 12 | 13 | 14 | AB R H RBI BB SO LOB | TOP | |
|---|---|---|---|--|---|---|---|---|---|---|---|---|--|---|--|---|---|
| Hosken Powell, L (1, 9) OBP: 0.362, SLG: 0.384 Jesus Vega, R (11, PH) Willie Norwood, R (11, 9) OBP: 0.303, SLG: 0.394 | 0-0 4-3 | | 0-0 FC6 | 0-0 SF9 | | 0-0 G4-6-3 | | | 0-0 F8 | | 0-3 K | | 0-0 WP 1B | | 4 0 0 1 0 0 2 1 0 0 0 0 1 0 1 0 1 0 0 0 0 | Minnesota Twins @ Kansas City Royals Royals Stadium, Kansas City, MO Mon Sep 10 1979, 8:05 PM EDT Unknown livebaseballscorecards.com | |
| Roy Smalley, S (1, 6) OBP: 0.371, SLG: 0.466 | 0-0 4-3 | | 0-0 4-3 | 0-0 F7 | | | 0-0 P6 | | 0-0 F8 | | 0-0 1B | | 0-0 1B | | 7 0 2 0 0 0 2 | | |
| Ken Landreaux, L (1, 8) OBP: 0.350, SLG: 0.436 | 0-0 2B | | 0-0 L7 | | 0-0 E3 | | 0-0 P4 | | 0-0 BB | | 0-0 L8 | | 4-0 1B | | 6 1 2 0 1 0 2 | | |
| Ron Jackson, R (1, 3) OBP: 0.332, SLG: 0.424 | 0-3 K | | | 0-0 WP | 0-0 4-3 | | 4-0 BB | | 4-0 FC5-4 | | 0-0 1B | | 0-0 FC6-2-5 | | 5 1 2 0 2 1 5 | | |
| Rob Wilfong, L (1, 4) OBP: 0.351, SLG: 0.462 Bombo Rivera, R (5, PH) Bob Randall, R (5, 4) Mike Cubbage, L (13, PH) OBP: 0.366, SLG: 0.349 | | 0-0 1-3 | | 0-0 1B | 0-0 FC4-6 | | 0-0 P6 | | 0-0 FC5-4 | | 0-0 P4 | | 0-3 K | | 2 1 1 1 0 0 0 1 0 1 1 0 0 0 3 0 0 0 0 0 5 1 0 0 0 0 1 2 | | |
| Butch Wynegar, S (1, 2) OBP: 0.359, SLG: 0.342 | 0-0 4-3 | | 4-0 SH1-3 | 0-0 BB | 0-0 FC4-6 | | 0-3 K | | | 0-0 F7 | | 4-0 BB | | 0-0 F5 | 5 1 0 0 2 1 1 | | |
| Danny Goodwin, L (1, 10) OBP: 0.338, SLG: 0.496 Jose Morales, R (8, PH) Gary Ward, R (8, PR) | | 0-0 1B | | 0-0 1B | 0-0 SH1-3 | | 0-0 FC6-4 | | 4-0 BB | | 0-0 BB | | 0-0 FC3-6 | | 3 1 2 1 0 0 1 1 0 1 0 0 0 0 2 0 0 0 1 0 1 | | |
| Rick Sofield, L (1, 7) OBP: 0.329, SLG: 0.286 Dave Edwards, R (6, PH) (6, 7) | 0-3 K | | 0-3 SH1-3 | 0-0 1B | | 0-0 F7 | | 0-0 L8 | | 0-0 P4 | | 0-0 1B | | 0-0 4-3 | 1 0 0 0 0 1 1 5 0 1 0 0 0 2 | | |
| John Castino, R (1, 5) OBP: 0.346, SLG: 0.399 | | | 0-0 FC6 | 0-0 1B | | 0-0 G4-6-3 | | 0-0 FC6-4 | | 0-0 F2 | | 0-0 F3 | | | 6 0 3 1 0 0 3 | | |
| Inning Stats | R: 0 H: 1 E: 0 LOB: 1 K: 1 BB: 0 S: 6 P: 6 | R: 0 H: 1 E: 0 LOB: 1 K: 1 BB: 0 S: 6 P: 6 | R: 0 H: 1 E: 0 LOB: 1 K: 0 BB: 0 S: 4 P: 4 | R: 4 H: 4 E: 0 LOB: 1 K: 0 BB: 1 S: 7 P: 11 | R: 1 H: 1 E: 0 LOB: 1 K: 0 BB: 0 S: 5 P: 5 | R: 0 H: 1 E: 0 LOB: 0 K: 0 BB: 0 S: 3 P: 3 | R: 0 H: 0 E: 0 LOB: 1 K: 0 BB: 1 S: 3 P: 7 | R: 0 H: 1 E: 0 LOB: 1 K: 1 BB: 0 S: 6 P: 6 | R: 0 H: 1 E: 0 LOB: 2 K: 0 BB: 1 S: 4 P: 8 | R: 0 H: 0 E: 0 LOB: 1 K: 0 BB: 1 S: 3 P: 7 | R: 0 H: 2 E: 0 LOB: 2 K: 1 BB: 0 S: 7 P: 7 | R: 0 H: 1 E: 0 LOB: 1 K: 0 BB: 1 S: 3 P: 7 | R: 0 H: 2 E: 0 LOB: 2 K: 1 BB: 1 S: 6 P: 10 | R: 0 H: 0 E: 0 LOB: 0 K: 0 BB: 0 S: 3 P: 3 | 1B: 14 SF: 1 2B: 1 SAC: 1 3B: 1 DP: 2 HR: 0 HBP: 0 | | WP: 2 PA: 62 PB: 0 SB: 0 CS: 0 |
| PITCHER | IP WLS BF H R ER SO BB IBB HBP BLK WP HR S P ERA WHIP | | | | | | | | | | | | | | | | |
| Mary Pattin, R (1, 1) ERA: 4.96 | 3.1 | 18 | 7 | 4 | 4 | 2 | 1 | 0 | 0 | 0 | 1 | 0 | 21 | 25 | 10.80 | | 2.400 |
| Gary Christenson, L (4, 1) ERA: 5.68 | 4.0 | 16 | 3 | 1 | 0 | 1 | 1 | 0 | 0 | 0 | 0 | 0 | 17 | 21 | 0.00 | | 1.000 |
| Renie Martin, R (8, 1) ERA: 8.1 | 0.2 | 2 | 0 | 0 | 0 | 0 | 0 | 0 | 0 | 0 | 0 | 0 | 2 | 2 | 0.00 | | 0.000 |
| Al Hrabosky, L (8, 1) ERA: 3.9 | 4.0 | 21 | 6 | 0 | 0 | 1 | 3 | 1 | 0 | 0 | 1 | 0 | 19 | 35 | 0.00 | 2.250 | |
| Dan Quisenberry, R (13, 1) ERA: 2.84 | 2.0 | W 5 | 0 | 0 | 0 | 1 | 0 | 0 | 0 | 0 | 0 | 0 | 7 | 7 | 0.00 | 0.000 | |


| Batter | 1 | 2 | 3 | 4 | 5 | 6 | 7 | 8 | 9 | 10 | 11 | 12 | 13 | 14 | AB | R | H | RBI | BB | SO | LOB |
|--|----|----------------|--------------------|----------------|---|--------------|---|-----|---|----|-----|----|----|------|----|---|---|-----|----|----|-----|
| Willie Wilson, S OBP: 0.346, SLG: 0.425 (1, 8) (6, 7) | G3 | FC6-4 | | S 3B 1B | | FC5-4 1B | | 1-3 | | | 6-3 | | | K | 7 | 1 | 2 | 0 | 0 | 1 | 2 |
| Hal McRae, R OBP: 0.341, SLG: 0.471 (1, 10) | BB | | F8 | G3 3B | | FC5-4 1-2 | | F9 | | | 2B | | | HR | 6 | 2 | 3 | 3 | 1 | 0 | 1 |
| George Brett, L OBP: 0.381, SLG: 0.551 (1, 5) (8, 3) | L8 | | FC6-4 1B | G3 | | F7 | | F7 | | | F9 | | | | 6 | 0 | 1 | 1 | 0 | 0 | 3 |
| Darrell Porter, L OBP: 0.418, SLG: 0.490 (1, 2) | K | | FC6-4 1-2 BB | PB BB | | K | | L9 | | | 3-1 | | | | 4 | 0 | 0 | 0 | 2 | 2 | 2 |
| Ralph LaCock, L OBP: 0.340, SLG: 0.387 (4, PH) John Wathan, R OBP: 0.223, SLG: 0.304 (5, 3) | | | FC6-4 BB | 5-3 | | S BB | | 5-3 | | | G3 | | | | 2 | 1 | 1 | 1 | 0 | 0 | 2 |
| Steve Braun, L OBP: 0.352, SLG: 0.385 (7, PH) German Estrada, L OBP: 0.346, SLG: 0.538 (8, 5) Jerry Torrell, R OBP: 0.324, SLG: 0.344 (12, PH) Jamie Quirk, L OBP: 0.324, SLG: 0.344 (13, 5) Todd Cruz, R OBP: 0.227, SLG: 0.327 (13, 5) | | HR | 1-2 2-3 BB | 1-3 | | | | | | | | | | | 0 | 0 | 0 | 0 | 1 | 0 | 0 |
| Jim Nettles, L OBP: 0.667, SLG: 0.500 (5, PH) Amos Otis, R OBP: 0.373, SLG: 0.452 (6, 8) | | FC3-6 1B | 1-2 BB | | | K | | K | | F9 | | | | K | 1 | 0 | 1 | 0 | 1 | 0 | 0 |
| Al Cowens, R OBP: 0.350, SLG: 0.420 (1, 9) | | FC3-6 BB | 6-3 | | | K | | K | | F7 | | | | 6-3 | 5 | 0 | 0 | 0 | 1 | 1 | 5 |
| Frank White, R OBP: 0.286, SLG: 0.385 (1, 4) | | K | | 6-3 | | F8 | | F8 | | F5 | | | | B1-3 | 6 | 0 | 0 | 0 | 0 | 2 | 4 |
| U L Washington, S OBP: 0.284, SLG: 0.338 (1, 6) | | FC3-6 FC6-4 | | 1B 3B 2B | | L8 | | 4-3 | | | | | | K | 6 | 1 | 1 | 0 | 0 | 1 | 2 |

| Inning Stats | R: 0 | H: 0 | E: 0 | K: 1 | S: 5 | H: 0 | LOB: 1 | BB: 1 | P: 9 | R: 1 | H: 2 | E: 0 | K: 1 | S: 7 | H: 2 | LOB: 2 | BB: 1 | P: 11 | R: 0 | H: 1 | E: 0 | K: 0 | S: 4 | H: 1 | LOB: 3 | BB: 2 | P: 12 | R: 3 | H: 3 | E: 0 | K: 0 | S: 6 | H: 3 | LOB: 1 | BB: 1 | P: 10 | R: 1 | H: 1 | E: 0 | K: 1 | S: 6 | H: 1 | LOB: 0 | BB: 0 | P: 6 | R: 0 | H: 1 | E: 0 | K: 1 | S: 6 | H: 1 | LOB: 1 | BB: 0 | P: 6 | R: 0 | H: 1 | E: 0 | K: 2 | S: 7 | H: 0 | LOB: 2 | BB: 1 | P: 11 | R: 0 | H: 0 | E: 0 | K: 0 | S: 3 | H: 0 | LOB: 0 | BB: 0 | P: 3 | R: 0 | H: 0 | E: 0 | K: 0 | S: 3 | H: 0 | LOB: 0 | BB: 0 | P: 3 | R: 0 | H: 0 | E: 0 | K: 1 | S: 6 | H: 1 | LOB: 1 | BB: 0 | P: 6 | R: 0 | H: 0 | E: 0 | K: 0 | S: 5 | H: 0 | LOB: 0 | BB: 0 | P: 5 | R: 0 | H: 0 | E: 0 | K: 0 | S: 3 | H: 0 | LOB: 0 | BB: 0 | P: 3 | R: 1 | H: 1 | E: 0 | K: 1 | S: 4 | H: 1 | LOB: 0 | BB: 0 | P: 4 | 1B: 4 | SF: 0 | 2B: 2 | SAC: 0 | 3B: 1 | DP: 0 | HR: 3 | HBP: 0 | WP: 0 | PA: 56 |
|--------------|------|------|------|------|------|------|--------|-------|------|------|------|------|------|------|------|--------|-------|-------|------|------|------|------|------|------|--------|-------|-------|------|------|------|------|------|------|--------|-------|-------|------|------|------|------|------|------|--------|-------|------|------|------|------|------|------|------|--------|-------|------|------|------|------|------|------|------|--------|-------|-------|------|------|------|------|------|------|--------|-------|------|------|------|------|------|------|------|--------|-------|------|------|------|------|------|------|------|--------|-------|------|------|------|------|------|------|------|--------|-------|------|------|------|------|------|------|------|--------|-------|------|------|------|------|------|------|------|--------|-------|------|-------|-------|-------|--------|-------|-------|-------|--------|-------|--------|
|--------------|------|------|------|------|------|------|--------|-------|------|------|------|------|------|------|------|--------|-------|-------|------|------|------|------|------|------|--------|-------|-------|------|------|------|------|------|------|--------|-------|-------|------|------|------|------|------|------|--------|-------|------|------|------|------|------|------|------|--------|-------|------|------|------|------|------|------|------|--------|-------|-------|------|------|------|------|------|------|--------|-------|------|------|------|------|------|------|------|--------|-------|------|------|------|------|------|------|------|--------|-------|------|------|------|------|------|------|------|--------|-------|------|------|------|------|------|------|------|--------|-------|------|------|------|------|------|------|------|--------|-------|------|-------|-------|-------|--------|-------|-------|-------|--------|-------|--------|

| PITCHER | IP | WLS | BF | H | R | ER | SO | BB | IBB | HBP | BLK | WP | HR | S | P | ERA | WHIP |
|---|-----|-----|----|---|---|----|----|----|-----|-----|-----|----|----|----|----|-------|-------|
| Roger Erickson, R ERA: 5.99 (1, 1) | 3.1 | | 20 | 6 | 4 | 4 | 2 | 4 | 0 | 0 | 0 | 0 | 1 | 14 | 36 | 10.80 | 3.000 |
| Darrell Jackson, L ERA: 4.38 (4, 1) | 2.2 | | 11 | 2 | 1 | 1 | 2 | 1 | 0 | 0 | 0 | 0 | 1 | 14 | 18 | 3.38 | 1.125 |
| Pete Redfern, R ERA: 3.25 (7, 1) | 4.0 | | 13 | 0 | 0 | 0 | 2 | 1 | 0 | 0 | 0 | 0 | 0 | 16 | 20 | 0.00 | 0.250 |
| Mike Marshall, R ERA: 2.71 (11, 1) | 3.1 | L | 12 | 2 | 1 | 1 | 3 | 0 | 0 | 0 | 0 | 0 | 1 | 18 | 18 | 2.70 | 0.600 |

MINNESOTA TWINS @ KANSAS CITY ROYALS
Royals Stadium, Kansas City, MO
 Mon Sep 10 1979, 8:05 PM EDT
 Unknown

| | |
|-----|----|
| AB | 50 |
| R | 6 |
| H | 10 |
| RBI | 6 |
| BB | 6 |
| SO | 9 |
| LOB | 23 |



| WP | PA |
|----|----|
| 0 | 56 |

| Batter | 1 | 2 | 3 | 4 | 5 | 6 | 7 | 8 | 9 | AB R H RBI BB SO LOB | TOP | | | | | | | | | | | |
|---|---|---------------------------------|------------------------------|---------------------------------|------------------------------|--------------------------------------|------------------------------|---------------------------------|------------------------------|---------------------------------|------------------------------|----------------------------------|------------------------------|---------------------------------|------------------------------|---------------------------------|------------------------------|---------------------------------|----------------------------------|------------------------------------|----------------------------------|--------|
| Bombo Rivera, R (1, 7) OBP: 0.329, SLG: 0.398 Hosken Powell, L (6, PH) OBP: 0.360, SLG: 0.381 (6, 9) | 0-0 5-3 | | 0-0 5-3 | | | SH3 1B | | | 0-0 6-3 | 3 1 1 0 0 0 0 2 0 0 0 0 0 3 | | | | | | | | | | | | |
| John Castino, R (1, 5) OBP: 0.342, SLG: 0.394 | 0-0 5-3 | | | 0-0 6-3 | | SH3 1-2 | 0-3 K | | 0-0 F9 | 4 0 0 0 0 1 0 | | | | | | | | | | | | |
| Roy Smalley, S (1, 6) OBP: 0.371, SLG: 0.470 | 0-0 F7 | | | 0-0 5-3 | | 2-H HR | 0-0 F7 | | | 4 1 1 2 0 0 0 | | | | | | | | | | | | |
| Ron Jackson, R (1, 3) OBP: 0.335, SLG: 0.430 | | 4-0 BB | | 0-0 HR | | 4-0 1B 1B | 0-3 K | | | 2 2 1 1 2 1 0 | | | | | | | | | | | | |
| Jose Morales, R (1, 10) OBP: 0.335, SLG: 0.357 Danny Goodwin, L (8, PH) OBP: 0.343, SLG: 0.500 | | 0-0 F8 | | 0-0 1B | | 0-0 1B 1B | | 0-0 SH2-4 1B | | 3 1 2 0 0 0 1 1 0 1 0 0 0 0 | | | | | | | | | | | | |
| Dave Edwards, R (1, 8) OBP: 0.329, SLG: 0.424 (6, 7) | | 0-0 F3 | | 0-3 K | | 0-0 6-3 1B 1-2 2-H 1B | | 0-0 SH2-4 | | 3 0 1 1 0 1 2 | | | | | | | | | | | | |
| Willie Norwood, R (1, 9) OBP: 0.300, SLG: 0.391 Ken Landreaux, L (6, PH) OBP: 0.352, SLG: 0.437 (6, 8) | | 0-3 K | | | 0-3 K | 0-0 6-3 1B 1-2 2-H 1B | | 4-0 G1-6-3 IBB | | 2 0 0 0 0 2 1 1 0 1 1 1 0 0 | | | | | | | | | | | | |
| Bob Randall, R (1, 4) OBP: 0.319, SLG: 0.298 Rob Wilfong, L (6, PH) OBP: 0.350, SLG: 0.459 (6, 4) | | | 0-0 6-3 | | 0-0 L6 | 0-0 6-3 | | 0-0 G1-6-3 | | 2 0 0 0 0 0 0 2 0 0 0 0 0 4 | | | | | | | | | | | | |
| Glenn Borgmann, R (1, 2) OBP: 0.316, SLG: 0.250 | | | 0-0 5-3 | | 0-3 K | 4-0 FC6-4 BB | | 0-0 F9 | | 3 0 0 0 1 1 0 | | | | | | | | | | | | |
| Inning Stats | R: 0 E: 0 K: 0 S: 3 | H: 0 LOB: 0 BB: 0 P: 3 | R: 0 E: 0 K: 1 S: 5 | H: 0 LOB: 1 BB: 1 P: 9 | R: 0 E: 0 K: 0 S: 3 | H: 0 LOB: 0 BB: 0 P: 3 | R: 1 E: 0 K: 1 S: 7 | H: 2 LOB: 1 BB: 0 P: 7 | R: 0 E: 0 K: 2 S: 7 | H: 0 LOB: 0 BB: 0 P: 7 | R: 4 E: 0 K: 0 S: 8 | H: 5 LOB: 3 BB: 2 P: 16 | R: 0 E: 0 K: 2 S: 7 | H: 0 LOB: 0 BB: 0 P: 7 | R: 0 E: 0 K: 0 S: 3 | H: 1 LOB: 1 BB: 1 P: 7 | R: 0 E: 0 K: 0 S: 3 | H: 0 LOB: 0 BB: 0 P: 3 | 1B: 6 2B: 0 3B: 0 HR: 2 | SF: 0 SAC: 2 DP: 1 HBP: 0 | WP: 0 PB: 0 SB: 0 CS: 0 | PA: 38 |
| PITCHER | IP WLS BF H R ER SO BB IBB HBP BLK WP HR S P ERA WHIP | | | | | | | | | | | | | | | | | | | | | |
| Paul Splittorff, L (1, 1) ERA: 4.29 | 5.1 L 24 6 5 5 4 2 0 0 0 0 0 2 30 38 8.44 1.500 | | | | | | | | | | | | | | | | | | | | | |
| Rich Gale, R (6, 1) ERA: 5.46 | 0.1 3 1 0 0 0 1 0 0 0 0 0 0 2 6 0.00 6.000 | | | | | | | | | | | | | | | | | | | | | |
| Craig Eaton, R (6, 1) ERA: | 3.1 11 1 0 0 2 0 1 0 0 0 0 0 14 18 0.00 0.300 | | | | | | | | | | | | | | | | | | | | | |

Minnesota Twins @ Kansas City Royals
Royals Stadium, Kansas City, MO
Mon Sep 10 1979, 8:05 PM EDT
Att: 31,337 - Unknown

livebaseballscorecards.com

| | |
|-----|----|
| AB | 32 |
| R | 5 |
| H | 8 |
| RBI | 5 |
| BB | 4 |
| SO | 6 |
| LOB | 11 |



| Batter | 1 | 2 | 3 | 4 | 5 | 6 | 7 | 8 | 9 | AB R H RBI BB SO LOB | TOP | | | | | | | | | | | |
|--|---|---------------------------------|------------------------------|----------------------------------|------------------------------|---------------------------------|------------------------------|----------------------------------|------------------------------|---------------------------------|------------------------------|---------------------------------|------------------------------|---------------------------------|------------------------------|---------------------------------|------------------------------|---------------------------------|----------------------------------|------------------------------------|----------------------------------|--------|
| Hosken Powell, L (1, 9) OBP: 0.357, SLG: 0.376 | 0-0 L4 | | 0-0 L9 | 4-0 1-2 BB | | | 0-0 4-3 | | 0-0 3-1 | 4 0 0 0 1 0 0 | | | | | | | | | | | | |
| Rob Wilfong, L (1, 4) OBP: 0.353, SLG: 0.461 | 0-0 F9 | | 0-0 1B | 0-0 F6 | | | 0-0 1B | | 0-0 FC3-6 BB 1B | 5 0 3 0 0 0 3 | | | | | | | | | | | | |
| Roy Smalley, S (1, 6) OBP: 0.371, SLG: 0.467 | 4-0 BB | | 0-0 F8 | | 0-0 1-3 | | 0-0 P4 | | 4-0 FC3-6 BB 1-2 | 3 0 0 0 2 0 2 | | | | | | | | | | | | |
| Ken Landreaux, L (1, 8) OBP: 0.351, SLG: 0.434 | 0-0 4-3 | | 0-0 F7 | | 0-0 1B | | 0-0 L9 | | 0-0 FC3-6 1-2f 2-3 | 5 0 1 0 0 0 5 | | | | | | | | | | | | |
| Danny Goodwin, L (1, 10) OBP: 0.345, SLG: 0.519 | | 0-0 F8 | | 0-0 SH2-3 SF9 1B | 0-0 F8 | | | 0-0 HR | 0-0 F9 | 5 2 2 1 0 0 3 | | | | | | | | | | | | |
| Ron Jackson, R (1, 3) OBP: 0.336, SLG: 0.429 | | 4-0 1B BB | | 0-0 SF9 SH2-3 1-2 1B | 0-0 P4 | | | 0-0 F3 | | 3 1 1 0 1 0 1 | | | | | | | | | | | | |
| Butch Wynegar, S (1, 2) OBP: 0.361, SLG: 0.345 | | 0-0 1B | | 0-0 SH2-3 | | 0-0 3-1 | | 0-0 1B | | 3 0 2 0 0 0 0 | | | | | | | | | | | | |
| Rick Sofield, L (1, 7) OBP: 0.338, SLG: 0.288 | | 0-0 G6-4-3 1-2 1B | | 4-0 BB BB | | 0-0 P6 | | 0-0 F8 | | 3 0 1 1 1 0 1 | | | | | | | | | | | | |
| John Castino, R (1, 5) OBP: 0.338, SLG: 0.391 | | 0-0 G6-4-3 1-2f | | 0-0 SF9 | | 0-0 5-3 | | 0-3 K | | 3 0 0 1 0 1 3 | | | | | | | | | | | | |
| Inning Stats | R: 0 E: 0 K: 0 S: 3 | H: 0 LOB: 1 BB: 1 P: 7 | R: 1 E: 0 K: 0 S: 4 | H: 2 LOB: 1 BB: 1 P: 8 | R: 0 E: 0 K: 0 S: 4 | H: 1 LOB: 1 BB: 0 P: 4 | R: 1 E: 0 K: 0 S: 5 | H: 2 LOB: 3 BB: 2 P: 13 | R: 0 E: 0 K: 0 S: 4 | H: 1 LOB: 1 BB: 0 P: 4 | R: 0 E: 0 K: 0 S: 3 | H: 0 LOB: 0 BB: 0 P: 3 | R: 0 E: 0 K: 0 S: 4 | H: 1 LOB: 1 BB: 0 P: 4 | R: 1 E: 0 K: 1 S: 7 | H: 2 LOB: 1 BB: 0 P: 7 | R: 0 E: 0 K: 0 S: 4 | H: 1 LOB: 2 BB: 1 P: 8 | 1B: 9 2B: 0 3B: 0 HR: 1 | SF: 1 SAC: 1 DP: 1 HBP: 0 | WP: 0 PB: 0 SB: 0 CS: 0 | PA: 41 |
| PITCHER | IP WLS BF H R ER SO BB IBB HBP BLK WP HR S P ERA WHIP | | | | | | | | | | | | | | | | | | | | | |
| Craig Chamberlain, R (1, 1) ERA: 2.72 | 7.1 L 34 9 3 3 0 4 0 0 0 0 0 1 30 46 3.68 1.773 | | | | | | | | | | | | | | | | | | | | | |
| Renie Martin, R (8, 1) ERA: 7.71 | 1.0 5 1 0 0 1 1 0 0 0 0 0 0 6 10 0.00 2.000 | | | | | | | | | | | | | | | | | | | | | |
| Gary Christenson, L (9, 1) ERA: 5.14 | 0.2 2 0 0 0 0 0 0 0 0 0 0 0 2 2 0.00 0.000 | | | | | | | | | | | | | | | | | | | | | |

Minnesota Twins @ Kansas City Royals
 Royals Stadium, Kansas City, MO
 Tue Sep 11 1979, 8:05 PM EDT
 Att: 21,253 - Unknown

livebaseballscorecards.com

| | |
|-----|----|
| AB | 34 |
| R | 3 |
| H | 10 |
| RBI | 3 |
| BB | 5 |
| SO | 1 |
| LOB | 18 |



| Batter | 1 | 2 | 3 | 4 | 5 | 6 | 7 | 8 | 9 | AB R H RBI BB SO LOB | TOP |
|---|--|---|---|---|--|---|---|---|---|--|--|
| Hosken Powell, L (1, 9) OBP: 0.356, SLG: 0.374 | 0-0 F8 | | 0-0 5-3 | | | 0-0 5-3 | | | 0-0 5-3 1B | 4 0 1 0 0 0 0 | |
| Rob Wilfong, L (1, 4) OBP: 0.354, SLG: 0.462 | 0-0 4-3 | | | 0-0 CS 1B | | 0-0 F7 1B | | | 0-0 5-3 1-2 | 4 0 2 0 0 0 1 | |
| Roy Smalley, S (1, 6) OBP: 0.369, SLG: 0.464 | 0-0 E3 | | | 0-3 K 1-2 | | 0-0 F7 1-2 | | | 0-3 K 2 | 4 0 0 0 0 2 3 | |
| Ken Landreaux, L (1, 8) OBP: 0.349, SLG: 0.431 | 0-0 4-3 | | | 0-0 6-3 | | | 0-0 G3 | | 0-0 L9 | 4 0 0 0 0 0 2 | |
| Butch Wynegar, S (1, 2) OBP: 0.360, SLG: 0.343 | | 0-0 P6 | | | 4-0 BB 6-3 SH5-3 BB | | 0-0 L7 | | | 2 0 0 0 1 0 0 | |
| Danny Goodwin, L (1, 10) OBP: 0.340, SLG: 0.511 | | 0-0 F5 | | | 0-0 SH5-3 1-2 | | 0-0 F5 | | | 2 0 0 0 0 0 0 | |
| Ron Jackson, R (1, 3) OBP: 0.334, SLG: 0.427 | | 0-0 P4 | | | 0-0 6-3 2-3 | | | 0-0 F9 | | 3 0 0 0 0 0 1 | |
| Rick Sofield, L (1, 7) OBP: 0.338, SLG: 0.279 | | | 0-0 4-3 | | 4-0 BB FC6-4 BB | | | 0-0 F7 | | 2 0 0 0 1 0 0 | |
| John Castino, R (1, 5) OBP: 0.336, SLG: 0.388 | | | 0-3 K | | 0-0 FC6-4 1-2f | | | 0-0 6-3 | | 2 0 0 0 0 1 2 | |
| Glenn Adams, L (8, PH) OBP: 0.351, SLG: 0.427 | | | | | | | | | | 1 0 0 0 0 0 0 | |
| Bob Randall, R (8, 5) OBP: 0.319, SLG: 0.298 | | | | | | | | | | 0 0 0 0 0 0 0 | |
| Inning Stats | R: 0 E: 1 K: 0 S: 4 H: 0 LOB: 1 BB: 0 P: 4 | R: 0 E: 0 K: 0 S: 3 H: 0 LOB: 0 BB: 0 P: 3 | R: 0 E: 0 K: 1 S: 5 H: 0 LOB: 0 BB: 0 P: 5 | R: 0 E: 0 K: 1 S: 5 H: 1 LOB: 0 BB: 0 P: 5 | R: 0 E: 0 K: 0 S: 3 H: 0 LOB: 2 BB: 2 P: 11 | R: 0 E: 0 K: 0 S: 3 H: 1 LOB: 0 BB: 0 P: 3 | R: 0 E: 0 K: 0 S: 3 H: 0 LOB: 0 BB: 0 P: 3 | R: 0 E: 0 K: 0 S: 3 H: 0 LOB: 0 BB: 0 P: 3 | R: 0 E: 0 K: 1 S: 6 H: 1 LOB: 1 BB: 0 P: 6 | 1B: 3 2B: 1 3B: 0 HR: 0 SF: 0 SAC: 1 DP: 1 HBP: 0 | WP: 0 PB: 0 SB: 0 CS: 1 PA: 31 |
| PITCHER Dennis Leonard, R (1, 1) ERA: 4.22 | IP: 9.0 WLS: W BF: 31 H: 3 R: 0 ER: 0 SO: 3 BB: 2 IBB: 0 HBP: 0 BLK: 0 WP: 0 HR: 0 S: 35 P: 43 ERA: 0.00 WHIP: 0.556 | | | | | | | | | | |

Minnesota Twins @ Kansas City Royals
Royals Stadium, Kansas City, MO

Wed Sep 12 1979, 8:05 PM EDT
Att. 20,524 - Unknown - 83 F

livebaseballscorecards.com

| | |
|-----|----|
| AB | 28 |
| R | 0 |
| H | 3 |
| RBI | 0 |
| BB | 2 |
| SO | 3 |
| LOB | 9 |



| Batter | 1 | 2 | 3 | 4 | 5 | 6 | 7 | 8 | 9 | AB | R | H | RBI | BB | SO | LOB |
|--|----------------------|------------|------------|------------|-----------|-----------------|------------------|--------------------|---|----|---|---|-----|----|----|-----|
| Willie Wilson, S OBP: 0.346, SLG: 0.421 (1, 7) | 0-3 K | | 0-3 K | | | 0-3 K | | 0-0 6-3 | | 4 | 0 | 0 | 0 | 0 | 3 | 0 |
| Hal McRae, R OBP: 0.344, SLG: 0.466 (1, 10) | 4-0 FC6-4 BB | | | 4-0 BB | | 0-0 L7 | | 0-0 3B 1B | | 2 | 1 | 1 | 0 | 2 | 0 | 0 |
| George Brett, L OBP: 0.378, SLG: 0.552 (1, 5) | 0-0 L8 | | | 0-0 L7 | | 0-0 E7 1B | | 0-0 1B 3B | | 4 | 2 | 1 | 1 | 0 | 0 | 2 |
| Amos Otis, R OBP: 0.374, SLG: 0.450 (1, 8) | 0-0 FC6-4 1-2f | | | 0-3 K | | 0-0 2B 1B | | 0-0 FC6-4 1B | | 4 | 1 | 2 | 2 | 0 | 1 | 2 |
| Al Cowens, R OBP: 0.348, SLG: 0.419 (1, 9) | | 0-0 6-3 | | 0-0 4-3 | | 0-0 2B | | 0-0 FC6-4 | | 4 | 0 | 1 | 1 | 0 | 0 | 2 |
| Darrell Porter, L OBP: 0.414, SLG: 0.491 (1, 2) | | 0-0 4-3 | | | 0-0 F8 | 0-0 L3 | | 0-3 K | | 4 | 0 | 0 | 0 | 0 | 1 | 2 |
| John Wathan, R OBP: 0.226, SLG: 0.294 (1, 3) | | 0-0 L9 | | | 0-0 L4 | | 0-0 L8 | | | 3 | 0 | 0 | 0 | 0 | 0 | 0 |
| Frank White, R OBP: 0.287, SLG: 0.383 (1, 4) | | | 0-0 F9 | | 0-0 1B | | 0-0 CS 1B | | | 3 | 0 | 2 | 0 | 0 | 0 | 0 |
| U L Washington, S OBP: 0.286, SLG: 0.338 (1, 6) | | | 0-0 4-3 | | 0-0 L6 | | 0-0 L8 1-2 | | | 3 | 0 | 0 | 0 | 0 | 0 | 2 |

| Inning Stats | R: 0 | H: 0 | E: 0 | K: 1 | S: 5 | LOB: 1 | BB: 1 | P: 9 | R: 0 | H: 0 | E: 0 | K: 0 | S: 3 | LOB: 0 | BB: 0 | P: 3 | R: 0 | H: 0 | E: 0 | K: 1 | S: 5 | LOB: 0 | BB: 0 | P: 5 | R: 0 | H: 0 | E: 0 | K: 1 | S: 5 | LOB: 1 | BB: 1 | P: 9 | R: 0 | H: 1 | E: 0 | K: 0 | S: 4 | LOB: 1 | BB: 0 | P: 4 | R: 2 | H: 2 | E: 1 | K: 1 | S: 8 | LOB: 1 | BB: 0 | P: 8 | R: 0 | H: 1 | E: 0 | K: 0 | S: 3 | LOB: 0 | BB: 0 | P: 3 | R: 2 | H: 3 | E: 0 | K: 1 | S: 8 | LOB: 1 | BB: 0 | P: 8 |
|--------------|------|------|------|------|------|--------|-------|------|------|------|------|------|------|--------|-------|------|------|------|------|------|------|--------|-------|------|------|------|------|------|------|--------|-------|------|------|------|------|------|------|--------|-------|------|------|------|------|------|------|--------|-------|------|------|------|------|------|------|--------|-------|------|------|------|------|------|------|--------|-------|------|
|--------------|------|------|------|------|------|--------|-------|------|------|------|------|------|------|--------|-------|------|------|------|------|------|------|--------|-------|------|------|------|------|------|------|--------|-------|------|------|------|------|------|------|--------|-------|------|------|------|------|------|------|--------|-------|------|------|------|------|------|------|--------|-------|------|------|------|------|------|------|--------|-------|------|

| PITCHER | IP | WLS | BF | H | R | ER | SO | BB | IBB | HBP | BLK | WP | HR | S | P | ERA | WHIP |
|--------------------------------------|-----|-----|----|---|---|----|----|----|-----|-----|-----|----|----|----|----|------|-------|
| Jerry Koosman, L ERA: 3.43 (1, 1) | 7.1 | L | 30 | 6 | 4 | 2 | 4 | 2 | 0 | 0 | 0 | 0 | 0 | 36 | 44 | 2.46 | 1.091 |
| Pete Redfern, R ERA: 3.23 (8, 1) | 0.2 | | 3 | 1 | 0 | 0 | 1 | 0 | 0 | 0 | 0 | 0 | 0 | 5 | 5 | 0.00 | 1.500 |

BOTTOM

Minnesota Twins @ Kansas City Royals
Royals Stadium, Kansas City, MO
 Wed Sep 12 1979, 8:05 PM EDT
 Att: 20,524 - Unknown - 83 F

livebaseballscorecards.com

| | |
|------------|-----------|
| AB | 31 |
| R | 4 |
| H | 7 |
| RBI | 4 |
| BB | 2 |
| SO | 5 |
| LOB | 10 |



| WP | PA | ERA | WHIP |
|----|----|-----|------|
| 0 | 33 | | |

| Batter | 1 | 2 | 3 | 4 | 5 | 6 | 7 | 8 | 9 | AB R H RBI BB SO LOB | TOP | | |
|--|---|---|--|---|---|---|--|---|---|--|---|----------------|---|
| Julio Cruz, S (1, 4) OBP: 0.360, SLG: 0.316 | 4-0 F9 S 1B BB | | 0-0 SH5-3 HR 2B | 4-0 S BB | | | 0-3 K | | 0-0 F7 | 3 2 1 0 2 1 0 | | | |
| Ruppert Jones, L (1, 8) OBP: 0.352, SLG: 0.450 | 0-3 K 1-2 | | 4-0 SH5-3 HR BB | 0-0 L8 | | | 0-0 S 1B | | 0-0 L4 | 4 2 1 0 1 1 2 | | | |
| Tom Paciorek, R (1, 7) OBP: 0.361, SLG: 0.448 Joe Simpson, L (7, PR) OBP: 0.318, SLG: 0.360 | 0-0 F9 2-3 | | 0-0 SH5-3 1-2 2-3 | | 4-0 G6-4-3 BB | | 4-0 1B BB | | 0-0 F5 | 1 0 0 0 2 0 1 1 0 0 0 0 0 0 | | | |
| Willie Horton, R (1, 10) OBP: 0.320, SLG: 0.457 | 0-0 2B 1B | | 4-0 HR IBB | | 0-3 K | | 0-0 G5-4-3 1B | | | 3 2 2 2 1 1 1 | | | |
| Leon Roberts, R (1, 9) OBP: 0.353, SLG: 0.458 Rod Craig, S (9, 9) OBP: 0.375, SLG: 0.375 | 0-0 1B 2B | | 0-0 HR | | 0-0 G6-4-3 | | 0-0 G5-4-3 | | | 4 1 2 5 0 0 3 0 0 0 0 0 0 0 | | | |
| Bruce Bochte, L (1, 3) OBP: 0.388, SLG: 0.487 | 0-0 F5 | | 0-3 K | | | | | | | 4 0 2 0 0 1 1 | | | |
| Bill Stein, R (1, 5) OBP: 0.297, SLG: 0.388 | | 0-0 CS 1B | 0-0 6-3 | | | | | | | 3 0 2 0 0 0 0 | | | |
| Larry Cox, R (1, 2) OBP: 0.259, SLG: 0.303 | | 0-0 6-3 | | 0-3 K | | | | | | 4 0 0 0 0 1 4 | | | |
| Mario Mendoza, R (1, 6) OBP: 0.220, SLG: 0.253 | | 0-0 P4 | | 0-0 1-3 | | | | | | 4 0 0 0 0 0 3 | | | |
| Inning Stats | R: 2 H: 2 E: 0 LOB: 1 K: 1 BB: 1 S: 7 P: 11 | R: 0 H: 1 E: 0 LOB: 0 K: 0 BB: 0 S: 3 P: 3 | R: 4 H: 2 E: 0 LOB: 0 K: 1 BB: 2 S: 7 P: 15 | R: 0 H: 0 E: 0 LOB: 1 K: 1 BB: 1 S: 5 P: 9 | R: 0 H: 0 E: 0 LOB: 0 K: 1 BB: 1 S: 4 P: 8 | R: 0 H: 1 E: 0 LOB: 1 K: 0 BB: 0 S: 4 P: 4 | R: 1 H: 2 E: 0 LOB: 2 K: 1 BB: 1 S: 6 P: 10 | R: 0 H: 2 E: 0 LOB: 1 K: 0 BB: 0 S: 4 P: 4 | R: 0 H: 0 E: 0 LOB: 0 K: 0 BB: 0 S: 3 P: 3 | 1B: 7 SF: 0 2B: 2 SAC: 2 3B: 0 DP: 3 HR: 1 HBP: 0 | WP: 0 PA: 39 PB: 0 SB: 4 CS: 1 | | |
| PITCHER | IP WLS BF H R ER SO BB IBB HBP BLK WP HR S P ERA WHIP | | | | | | | | | | | PITCHER | IP WLS BF H R ER SO BB IBB HBP BLK WP HR S P ERA WHIP |
| Larry Gura, L (1, 1) ERA: 4.59 | 2.1 L 14 5 6 6 1 2 1 0 0 0 0 1 13 25 23.14 3.000 | | | | | | | | | | | | |
| Marty Pattin, R (3, 1) ERA: 4.79 | 4.2 18 3 1 1 4 3 0 0 0 0 0 0 23 35 1.93 1.286 | | | | | | | | | | | | |
| Steve Busby, R (8, 1) ERA: 3.63 | 0.0 2 2 0 0 0 0 0 0 0 0 0 0 2 2 ∞ ∞ | | | | | | | | | | | | |
| Renie Martin, R (8, 1) ERA: 7.04 | 2.0 5 0 0 0 0 0 0 0 0 0 0 0 5 5 0.00 0.000 | | | | | | | | | | | | |

Seattle Mariners @ Kansas City Royals
 Royals Stadium, Kansas City, MO
 Fri Sep 14 1979, 8:05 PM EDT
 Att. 24,240 - Unknown - 68 F

| | |
|-----|----|
| AB | 31 |
| R | 7 |
| H | 10 |
| RBI | 7 |
| BB | 6 |
| SO | 5 |
| LOB | 15 |



livebaseballscorecards.com

| Batter | 1 | 2 | 3 | 4 | 5 | 6 | 7 | 8 | 9 | AB | R | H | RBI | BB | SO | LOB |
|--|-----------|---------------------|-----------------|------------|------------|------------|-----------------------|-----------|-----------|----|---|---|-----|----|----|-----|
| Willie Wilson, S OBP: 0.346, SLG: 0.421 (1, 7) | 0-3 K | | 0-0 HR 1B | | 0-0 5-3 | | 0-0 2B 1B | | 0-0 F8 | 5 | 2 | 2 | 1 | 0 | 1 | 1 |
| Hal McRae, R OBP: 0.342, SLG: 0.465 (1, 10) | 0-0 L9 | | 0-0 F8 | | 0-0 F7 | | 0-0 2B | | 0-0 L7 | 5 | 0 | 1 | 2 | 0 | 0 | 2 |
| George Brett, L OBP: 0.377, SLG: 0.555 (1, 5) | 0-0 F7 | | 0-0 HR | | | 0-0 4-3 | 0-0 F7 | | | 4 | 1 | 1 | 2 | 0 | 0 | 1 |
| Amos Otis, R OBP: 0.373, SLG: 0.449 (1, 8) | | 0-0 6-3 | 0-0 L9 | | | 0-0 1B | 0-3 K | | | 4 | 0 | 1 | 0 | 0 | 1 | 1 |
| Al Cowens, R OBP: 0.347, SLG: 0.417 (1, 9) | | 0-0 HBP 1B | | 0-0 G3 | | 0-0 F8 | | 0-0 F8 | | 4 | 0 | 1 | 0 | 0 | 0 | 1 |
| Darrell Porter, L OBP: 0.413, SLG: 0.488 (1, 2) | | 1-0 FC6-4 HBP | | 0-0 3-1 | | 0-0 G3 | | 0-0 F9 | | 3 | 0 | 0 | 0 | 0 | 0 | 1 |
| John Wathan, R OBP: 0.229, SLG: 0.296 (1, 3) | | 0-0 F3 | | 0-0 | | | 4-0 1B BB | 0-3 K | | 2 | 0 | 1 | 0 | 0 | 0 | 2 |
| Ralph LaCock, L OBP: 0.339, SLG: 0.384 (7, PH) | | | | | | | | | | 1 | 1 | 0 | 0 | 1 | 1 | 0 |
| Frank White, R OBP: 0.287, SLG: 0.383 (1, 4) | | 0-0 FC6-4 | | 0-0 F3 | | | 0-0 1B 2B 1B | | 0-0 F9 | 3 | 1 | 1 | 0 | 0 | 0 | 3 |
| Steve Braun, L OBP: 0.381, SLG: 0.384 (9, PH) | | | | | | | | | | 1 | 0 | 0 | 0 | 0 | 0 | 0 |
| U L Washington, S OBP: 0.283, SLG: 0.335 (1, 6) | | | 0-3 K | | 0-3 K | | | | 0-0 | 2 | 0 | 0 | 0 | 0 | 2 | 0 |
| Clint Hurdle, L OBP: 0.328, SLG: 0.371 (7, PH) | | | | | | | | | | 1 | 0 | 0 | 0 | 0 | 0 | 2 |
| Freddie Patek, R OBP: 0.293, SLG: 0.317 (8, 6) | | | | | | | | | | 0 | 0 | 0 | 0 | 0 | 0 | 0 |
| Jamie Quirk, L OBP: 0.343, SLG: 0.394 (9, PH) | | | | | | | | | | 1 | 0 | 1 | 0 | 0 | 0 | 0 |

| Inning Stats | R: 0 | H: 0 | E: 0 | K: 1 | S: 5 | R: 0 | H: 1 | E: 0 | K: 0 | S: 4 | R: 2 | H: 2 | E: 0 | K: 1 | S: 7 | R: 0 | H: 1 | E: 0 | K: 0 | S: 4 | R: 0 | H: 0 | E: 0 | K: 1 | S: 5 | R: 0 | H: 1 | E: 0 | K: 0 | S: 4 | R: 3 | H: 3 | E: 0 | K: 1 | S: 8 | R: 0 | H: 0 | E: 0 | K: 1 | S: 5 | R: 0 | H: 1 | E: 0 | K: 0 | S: 4 | R: 0 | H: 1 | E: 0 | K: 0 | S: 4 | 1B: 6 | 2B: 2 | 3B: 0 | HR: 1 | SF: 0 | SAC: 0 | DP: 0 | HBP: 1 | WP: 0 | PA: 38 |
|---|------|------|------|------|------|------|------|------|------|------|------|------|------|------|------|------|-------|------|------|------|------|------|------|------|------|------|------|------|------|------|------|------|------|------|------|------|------|------|------|------|------|------|------|------|------|------|------|------|------|------|-------|-------|-------|-------|-------|--------|-------|--------|-------|--------|
| PITCHER | IP | WLS | BF | H | R | ER | SO | BB | IBB | HBP | BLK | WP | HR | S | P | ERA | WHIP | | | | | | | | | | | | | | | | | | | | | | | | | | | | | | | | | | | | | | | | | | | |
| Floyd Bannister, L ERA: 3.85 (1, 1) | 6.0 | W | 24 | 5 | 2 | 2 | 3 | 0 | 0 | 1 | 0 | 0 | 1 | 29 | 30 | 3.00 | 0.833 | | | | | | | | | | | | | | | | | | | | | | | | | | | | | | | | | | | | | | | | | | | |
| Byron McLaughlin, R ERA: 4.38 (7, 1) | 3.0 | S | 14 | 4 | 3 | 3 | 2 | 1 | 0 | 0 | 0 | 0 | 0 | 17 | 21 | 9.00 | 1.667 | | | | | | | | | | | | | | | | | | | | | | | | | | | | | | | | | | | | | | | | | | | |

BOTTOM

Seattle Mariners @ Kansas City Royals
 Royals Stadium, Kansas City, MO

Fri Sep 14 1979, 8:05 PM EDT
 Att: 24,240 - Unknown - 68 F

livebaseballscorecards.com

| | |
|------------|-----------|
| AB | 36 |
| R | 5 |
| H | 9 |
| RBI | 5 |
| BB | 1 |
| SO | 5 |
| LOB | 14 |



| Batter | 1 | 2 | 3 | 4 | 5 | 6 | 7 | 8 | 9 | 10 | 11 | AB R H RBI BB SO LOB | TOP | | | | | | | | | | | | | | | | |
|---|---|---------------------------------|------------------------------|---------------------------------|------------------------------|---------------------------------|------------------------------|---------------------------------|------------------------------|---------------------------------|------------------------------|---|---|------------------------------|---------------------------------|------------------------------|---------------------------------|------------------------------|---------------------------------|------------------------------|---------------------------------|------------------------------|---------------------------------|----------------------------------|------------------------------------|----------------------------------|--------|--|--|
| Julio Cruz, S OBP: 0.358, SLG: 0.317 (1, 4) | F7 | | 6-3 | | | | K | | | 6-3 | | 5 0 1 0 0 1 0 | Seattle Mariners @ Kansas City Royals Royals Stadium, Kansas City, MO Sat Sep 15 1979, 8:05 PM EDT Att: 30,514 - Unknown - 74 F | | | | | | | | | | | | | | | | |
| Ruppert Jones, L OBP: 0.352, SLG: 0.450 (1, 8) | K | | CS 1B | | | | F9 | | | CS 1B | | 5 0 2 0 0 1 1 | | | | | | | | | | | | | | | | | |
| Bruce Bochte, L OBP: 0.388, SLG: 0.484 (1, 3) | BB | | CS | 4-3 | | 1B SF9 BB | L1 | | | K | | 3 1 0 0 2 1 1 | | | | | | | | | | | | | | | | | |
| Willie Horton, R OBP: 0.319, SLG: 0.455 (1, 10) | F9 | | | L4 | | 1-3 3B 1B | | | | | | 5 1 1 0 0 1 1 | | | | | | | | | | | | | | | | | |
| Dan Meyer, L OBP: 0.325, SLG: 0.476 (1, 5) | | F7 | | | 1B 2B | | SF9 | | | | | 4 1 1 1 0 0 0 | | | | | | | | | | | | | | | | | |
| Joe Simpson, L OBP: 0.320, SLG: 0.359 Tom Paciorek, R OBP: 0.359, SLG: 0.446 (11, PH) (11, 7) | | BB | | | 2-H 1B | | G3 | | | | | 3 0 1 1 1 0 1 1 0 0 0 0 0 0 | | | | | | | | | | | | | | | | | |
| Rod Craig, S OBP: 0.333, SLG: 0.500 (1, 9) | | P5 | | | F9 | | | | | | | 4 1 1 1 0 0 2 | | | | | | | | | | | | | | | | | |
| Larry Milbourne, S OBP: 0.312, SLG: 0.354 Bobby Valentine, R OBP: 0.400, SLG: 0.321 Mario Mendoza, R OBP: 0.219, SLG: 0.253 (6, PH) (6, 6) | | F8 | | | | 2-H 1B | | | | | | 2 0 0 0 0 0 1 1 0 1 1 0 0 0 1 0 0 0 0 0 0 | | | | | | | | | | | | | | | | | |
| Larry Cox, R OBP: 0.255, SLG: 0.298 (1, 2) | | | L7 | | | | | | | | | 4 0 0 0 0 0 1 | | | | | | | | | | | | | | | | | |
| Inning Stats | R: 0 E: 0 K: 1 S: 5 | H: 0 LOB: 1 BB: 1 P: 9 | R: 0 E: 0 K: 0 S: 3 | H: 0 LOB: 1 BB: 1 P: 7 | R: 0 E: 0 K: 0 S: 3 | H: 1 LOB: 0 BB: 0 P: 3 | R: 1 E: 0 K: 0 S: 5 | H: 2 LOB: 1 BB: 0 P: 5 | R: 0 E: 0 K: 0 S: 4 | H: 1 LOB: 1 BB: 0 P: 4 | R: 3 E: 0 K: 0 S: 6 | H: 3 LOB: 1 BB: 1 P: 10 | | R: 0 E: 0 K: 1 S: 5 | H: 0 LOB: 0 BB: 0 P: 5 | R: 0 E: 0 K: 0 S: 3 | H: 0 LOB: 0 BB: 0 P: 3 | R: 0 E: 0 K: 0 S: 3 | H: 0 LOB: 0 BB: 0 P: 3 | R: 0 E: 0 K: 1 S: 5 | H: 1 LOB: 1 BB: 0 P: 5 | R: 0 E: 0 K: 1 S: 5 | H: 0 LOB: 0 BB: 0 P: 5 | 1B: 5 2B: 3 3B: 1 HR: 0 | SF: 1 SAC: 0 DP: 1 HBP: 0 | WP: 0 PB: 0 SB: 0 CS: 2 | PA: 43 | | |
| PITCHER | IP WLS BF H R ER SO BB IBB HBP BLK WP HR S P ERA WHIP | | | | | | | | | | | | | | | | | | | | | | | | | | | | |
| Craig Chamberlain, R ERA: 3.05 (1, 1) | 5.2 | | 25 | 6 | 4 | 4 | 1 | 3 | 0 | 0 | 0 | 0 | 0 | 0 | 24 | 36 | 6.35 | 1.588 | | | | | | | | | | | |
| Gary Christenson, L ERA: 3.48 (6, 1) | 3.1 | | 11 | 1 | 0 | 0 | 1 | 0 | 0 | 0 | 0 | 0 | 0 | 0 | 13 | 13 | 0.00 | 0.300 | | | | | | | | | | | |
| Al Hrabosky, L ERA: 3.78 (10, 1) | 2.0 | W | 6 | 1 | 0 | 0 | 2 | 0 | 0 | 0 | 0 | 0 | 0 | 0 | 10 | 10 | 0.00 | 0.500 | | | | | | | | | | | |

| | |
|-----|----|
| AB | 38 |
| R | 4 |
| H | 8 |
| RBI | 4 |
| BB | 3 |
| SO | 4 |
| LOB | 8 |



livebaseballscorecards.com

| Batter | 1 | 2 | 3 | 4 | 5 | 6 | 7 | 8 | 9 | 10 | 11 | AB R H RBI BB SO LOB | BOTTOM | |
|--|---|---|---|--|---|--|---|---|---|---|---|--|---|---|
| Willie Wilson, S OBP: 0.348, SLG: 0.422 (1, 7) | 0-0 6-3 S 4-3 1B | | 0-0 SH1-3 1-2 | | 0-0 E S FC4-2-3-6 1B | 0-0 4-3 | | 0-0 1-2 2-H 1B | | 0-3 K | | 5 1 3 1 0 1 4 | Seattle Mariners @ Kansas City Royals Royals Stadium, Kansas City, MO Sat Sep 15 1979, 8:05 PM EDT Att: 30,514 - Unknown - 74 F | |
| Hal McRae, R OBP: 0.337, SLG: 0.457 (1, 10) | 0-0 6-3 1-3 | | 0-0 6-3 | | 0-0 FC4-2-3-6 1-H | | 0-0 F9 | 0-0 P4 | | 0-0 L7 | | 6 0 0 0 0 0 6 | | |
| George Brett, L OBP: 0.379, SLG: 0.564 (1, 5) (8, 3) | 0-0 4-3 3-H | | 0-0 L6 | | | 0-0 SF7 3B | 0-0 CS 1B | | 0-0 FC1-5 1B | | 0-0 HR | 6 2 4 2 0 0 1 | | |
| Darrell Porter, L OBP: 0.413, SLG: 0.490 (1, 2) | 0-0 L7 | | | 0-3 K | | 0-0 SF7 3-H | 0-0 1-2 2B | | 0-0 FC1-5 1B | | | 4 0 2 1 0 1 0 | | |
| Ralph LaCock, L OBP: 0.342, SLG: 0.386 (1, 3) Jerry Terrell, R OBP: 0.324, SLG: 0.485 (7, PH) (8, 5) | | 0-0 F7 | | 0-0 S 1B | | 0-0 1B FC4-6 1B | 0-0 4-3 | | 0-0 FC1-5 1B | | 1-2 2-3f | 3 1 2 0 0 0 0 2 0 0 0 0 0 3 | | |
| Amos Otis, R OBP: 0.372, SLG: 0.446 (1, 8) | | 0-3 K | | 0-3 K | | 0-0 FC4-6 1B 1-2 | | 0-3 K | 0-0 F8 | | | 5 0 1 0 0 3 3 | | |
| Al Cowens, R OBP: 0.352, SLG: 0.420 (1, 9) | | 0-0 S 1B | | 4-0 BB | | 0-0 FC4-6 1B 1-2 2-3 | | 0-0 1B | 0-0 F8 | | | 4 1 3 0 1 0 2 | | |
| Frank White, R OBP: 0.286, SLG: 0.381 (1, 4) Jim Nettles, L OBP: 0.429, SLG: 0.200 (6, PH) John Wathan, R OBP: 0.228, SLG: 0.295 (6, PH) Todd Cruz, R OBP: 0.232, SLG: 0.330 (7, 6) | | 0-0 1-3 | | 0-0 4-3 | | 0-0 FC4-6 BB 1-2f 2-3 3-H | | 0-3 K | | 0-0 SH1-4 1B | | 2 0 0 0 0 0 3 0 0 0 0 0 0 0 1 0 0 1 0 0 2 2 0 1 0 0 1 1 | | |
| U L Washington, S OBP: 0.291, SLG: 0.339 (1, 6) (7, 4) | | | 0-0 SH1-3 1B | | 0-0 4-3 | | | 0-0 1B | | 0-0 SH1-4 1B | | 3 0 2 0 1 0 0 | | |
| Inning Stats | R: 1 H: 1 E: 0 LOB: 0 K: 0 BB: 0 S: 4 P: 4 | R: 0 H: 1 E: 0 LOB: 1 K: 1 BB: 0 S: 6 P: 6 | R: 0 H: 1 E: 0 LOB: 1 K: 0 BB: 0 S: 4 P: 4 | R: 0 H: 1 E: 0 LOB: 2 K: 2 BB: 1 S: 8 P: 12 | R: 0 H: 1 E: 0 LOB: 0 K: 0 BB: 0 S: 3 P: 3 | R: 2 H: 4 E: 0 LOB: 3 K: 0 BB: 1 S: 7 P: 11 | R: 0 H: 2 E: 0 LOB: 1 K: 0 BB: 0 S: 4 P: 4 | R: 1 H: 3 E: 0 LOB: 2 K: 2 BB: 0 S: 10 P: 10 | R: 0 H: 2 E: 0 LOB: 2 K: 0 BB: 0 S: 5 P: 5 | R: 0 H: 1 E: 0 LOB: 1 K: 1 BB: 0 S: 6 P: 6 | R: 1 H: 1 E: 0 LOB: 0 K: 0 BB: 0 S: 1 P: 1 | 1B: 15 SF: 1 2B: 2 SAC: 2 3B: 1 DP: 1 HR: 1 HBP: 0 | | WP: 0 PA: 48 PB: 0 SB: 4 CS: 1 |
| PITCHER | IP WLS BF H R ER SO BB IBB HBP BLK WP HR S P ERA WHIP | | | | | | | | | | | | | |
| Mike Parrott, R ERA: 3.67 (1, 1) | 5.1 25 9 3 3 3 1 0 0 0 0 0 30 34 5.06 1.875 | | | | | | | | | | | | | |
| Shane Rawley, L ERA: 3.96 (6, 1) | 3.2 18 7 1 1 2 1 0 0 0 0 0 21 25 2.46 2.182 | | | | | | | | | | | | | |
| Byron McLaughlin, R ERA: 4.42 (10, 1) | 1.0 L 5 2 1 1 1 0 0 0 0 0 0 1 7 7 9.00 2.000 | | | | | | | | | | | | | |

livebaseballscores.com

| | |
|-----|----|
| AB | 43 |
| R | 5 |
| H | 18 |
| RBI | 5 |
| BB | 2 |
| SO | 6 |
| LOB | 25 |



| Batter | 1 | 2 | 3 | 4 | 5 | 6 | 7 | 8 | 9 | AB | R | H | RBI | BB | SO | LOB | TOP | | | | | |
|--|------------------------------|---------------------------------|------------------------------|---------------------------------|------------------------------|---------------------------------|------------------------------|---------------------------------|------------------------------|---------------------------------|------------------------------|---------------------------------|------------------------------|---------------------------------|------------------------------|---------------------------------|------------------------------|---------------------------------|-----------------------------------|------------------------------------|----------------------------------|--------|
| Julio Cruz, S (1, 4) OBP: 0.357, SLG: 0.319 Larry Milbourne, S (8, PH) OBP: 0.311, SLG: 0.353 (8, 4) | 0-0 5-3 | | 0-0 F3 | 0-0 2B | | 0-0 6-3 | | 0-0 B1 | | 4 | 0 | 1 | 2 | 0 | 0 | 1 | | | | | | |
| Ruppert Jones, L (1, 8) OBP: 0.351, SLG: 0.448 | 0-0 F8 | | | 0-0 F8 | 0-0 1B | 0-0 L7 | | 0-0 E4 | | 5 | 0 | 1 | 0 | 0 | 0 | 2 | | | | | | |
| Leon Roberts, R (1, 7) OBP: 0.353, SLG: 0.457 Joe Simpson, L (7, 7) OBP: 0.323, SLG: 0.362 | 0-0 F8 | | | 0-0 1B | 0-0 SH | | 0-0 5-3 | 0-0 G4-3 | | 3 | 1 | 1 | 0 | 0 | 0 | 0 | | | | | | |
| Willie Horton, R (1, 10) OBP: 0.318, SLG: 0.453 | | 0-0 F8 | | 0-0 1B | 0-0 L4 | | 0-0 6-3 | 0-0 G4-3 | | 5 | 1 | 1 | 0 | 0 | 0 | 5 | | | | | | |
| Bill Stein, R (1, 5) OBP: 0.299, SLG: 0.392 | | 0-0 5-3 | | 0-0 1B | 0-0 F9 | | 0-0 1B | | 0-0 G3 | 5 | 2 | 2 | 1 | 0 | 0 | 2 | | | | | | |
| Bruce Bochte, L (1, 3) OBP: 0.390, SLG: 0.484 | | | | 0-0 SF8 | | | 4-0 1B | | 0-3 K | 2 | 0 | 1 | 1 | 2 | 1 | 0 | | | | | | |
| Bobby Valentine, R (1, 6) OBP: 0.404, SLG: 0.329 Mario Mendoza, R (7, 6) OBP: 0.218, SLG: 0.252 | | | | 0-0 F9 | 0-0 1B | | 0-0 L4 | | 0-0 6-3 | 4 | 1 | 2 | 1 | 0 | 0 | 4 | | | | | | |
| Rod Craig, S (1, 9) OBP: 0.375, SLG: 0.500 | | | 0-3 K | 0-0 2B | | 0-0 6-3 | | 0-0 F8 | | 4 | 1 | 2 | 1 | 0 | 1 | 2 | | | | | | |
| Larry Cox, R (1, 2) OBP: 0.256, SLG: 0.298 Bob Stinson, S (7, 2) OBP: 0.337, SLG: 0.343 | | | 0-0 6-3 | 0-0 2B | | 0-0 F3 | | 0-0 E6 | | 3 | 0 | 1 | 0 | 0 | 0 | 1 | | | | | | |
| Inning Stats | R: 0 E: 0 K: 0 S: 3 | H: 0 LOB: 0 BB: 0 P: 3 | R: 0 E: 0 K: 0 S: 4 | H: 1 LOB: 1 BB: 0 P: 4 | R: 0 E: 0 K: 1 S: 5 | H: 0 LOB: 0 BB: 0 P: 5 | R: 5 E: 0 K: 0 S: 9 | H: 7 LOB: 2 BB: 0 P: 9 | R: 0 E: 1 K: 0 S: 5 | H: 1 LOB: 3 BB: 1 P: 9 | R: 0 E: 0 K: 0 S: 4 | H: 1 LOB: 1 BB: 0 P: 4 | R: 1 E: 0 K: 0 S: 5 | H: 2 LOB: 2 BB: 1 P: 9 | R: 0 E: 2 K: 0 S: 5 | H: 1 LOB: 2 BB: 0 P: 5 | R: 0 E: 0 K: 1 S: 5 | H: 0 LOB: 0 BB: 0 P: 5 | 1B: 11 2B: 2 3B: 0 HR: 0 | SF: 1 SAC: 1 DP: 1 HBP: 0 | WP: 0 PB: 0 SB: 0 CS: 0 | PA: 43 |
| PITCHER | IP | WLS | BF | H | R | ER | SO | BB | IBB | HBP | BLK | WP | HR | S | P | ERA | WHIP | | | | | |
| Paul Splittorff, L (1, 1) ERA: 4.41 | 4.0 | L | 19 | 8 | 5 | 5 | 1 | 0 | 0 | 0 | 0 | 0 | 0 | 21 | 21 | 11.25 | 2.000 | | | | | |
| Craig Eaton, R (5, 1) ERA: 1.29 | 2.2 | | 15 | 4 | 1 | 1 | 0 | 1 | 1 | 0 | 0 | 0 | 0 | 13 | 21 | 3.38 | 1.875 | | | | | |
| Renie Martin, R (7, 1) ERA: 6.85 | 0.2 | | 5 | 1 | 0 | 0 | 0 | 0 | 0 | 0 | 0 | 0 | 0 | 5 | 5 | 0.00 | 1.500 | | | | | |
| Dan Quisenberry, R (8, 1) ERA: 2.7 | 1.2 | | 4 | 0 | 0 | 0 | 1 | 0 | 0 | 0 | 0 | 0 | 0 | 6 | 6 | 0.00 | 0.000 | | | | | |

Seattle Mariners @ Kansas City Royals
 Royals Stadium, Kansas City, MO
 Sun Sep 16 1979, 4:33 AM EDT
 Att. 27,828 - Unknown - 76 F

livebaseballscorecards.com

| | |
|-----|----|
| AB | 39 |
| R | 6 |
| H | 13 |
| RBI | 6 |
| BB | 2 |
| SO | 2 |
| LOB | 18 |



| Batter | 1 | 2 | 3 | 4 | 5 | 6 | 7 | 8 | 9 | AB R H RBI BB SO LOB |
|--|---------|---------|---------|---------------------|---------------|---------|------------------|--------|---------|----------------------|
| Willie Wilson, S OBP: 0.351, SLG: 0.430 (1, 8) | 0-0 1-3 | | 0-0 IHR | | 0-0 1B S 1B | | 0-0 1B 1B | | 0-0 F7 | 5 1 3 1 0 0 0 |
| Hal McRae, R OBP: 0.341, SLG: 0.463 (1, 10) | 0-0 2B | | 0-0 6-3 | | 0-0 1B 1-3 1B | | 0-0 1B G6-4-3 1B | | | 4 0 3 0 0 0 0 |
| George Brett, L OBP: 0.377, SLG: 0.561 (1, 5) | 0-0 F5 | | | 0-0 F7 | 0-0 F8 | | 0-0 G6-4-3 1-2f | | | 4 0 0 0 0 0 5 |
| Darrell Porter, L OBP: 0.412, SLG: 0.487 (1, 2) | 0-3 K | | | 4-0 1B E BB | 0-3 K | | | 0-0 P4 | | 3 1 0 0 1 2 3 |
| Ralph LaCock, L OBP: 0.341, SLG: 0.387 (1, 3) | | 0-0 5-3 | | 0-0 1B E4 1B 1-2 1B | 0-0 4-3 | | | 0-0 2B | | 4 1 1 0 0 0 3 |
| Al Cowens, R OBP: 0.351, SLG: 0.419 (1, 9) | | 0-0 5-3 | | 0-0 1B 1B 1-2 2-H | | 0-0 5-3 | | 0-3 K | | 4 0 1 1 0 1 1 |
| Jim Nettles, L OBP: 0.273, SLG: 0.111 (1, 7) | | 0-0 F8 | | 0-0 P6 | | 0-0 F8 | | 0-0 F8 | | 4 0 0 0 0 0 3 |
| Frank White, R OBP: 0.286, SLG: 0.381 (1, 4) | | | 0-3 K | 0-0 1B 1-2 2-H | | 0-0 1-3 | | | 0-0 4-3 | 3 0 1 1 0 1 0 |
| Steve Braun, L OBP: 0.378, SLG: 0.381 (9, PH) | | | | | | | | | | 1 0 0 0 0 0 0 |
| U L Washington, S OBP: 0.287, SLG: 0.335 (1, 6) | | | 0-3 K | 0-0 F7 | | | 0-0 L8 | | 0-0 L7 | 3 0 0 0 0 1 2 |
| Jamie Quirk, L OBP: 0.338, SLG: 0.388 (9, PH) | | | | | | | | | | 1 0 0 0 0 0 0 |

| Inning Stats | R: 0 | H: 1 | E: 0 | LOB: 1 | K: 1 | BB: 0 | S: 6 | P: 6 | R: 0 | H: 0 | E: 0 | LOB: 0 | K: 0 | BB: 0 | S: 3 | P: 3 | R: 1 | H: 1 | E: 0 | LOB: 0 | K: 2 | BB: 0 | S: 8 | P: 8 | R: 2 | H: 2 | E: 1 | LOB: 2 | K: 0 | BB: 1 | S: 6 | P: 10 | R: 0 | H: 2 | E: 0 | LOB: 2 | K: 1 | BB: 0 | S: 7 | P: 7 | R: 0 | H: 0 | E: 0 | LOB: 0 | K: 0 | BB: 0 | S: 3 | P: 3 | R: 0 | H: 2 | E: 0 | LOB: 1 | K: 0 | BB: 0 | S: 4 | P: 4 | R: 0 | H: 1 | E: 0 | LOB: 1 | K: 1 | BB: 0 | S: 6 | P: 6 | R: 0 | H: 0 | E: 0 | LOB: 0 | K: 0 | BB: 0 | S: 3 | P: 3 | R: 0 | H: 0 | E: 0 | LOB: 0 | K: 0 | BB: 0 | S: 3 | P: 3 |
|--|------|------|------|--------|------|-------|------|------|------|------|------|--------|------|-------|------|------|------|------|------|--------|------|-------|------|------|------|------|------|--------|------|-------|------|-------|------|------|------|--------|------|-------|------|------|------|------|------|--------|------|-------|------|------|------|------|------|--------|------|-------|------|------|------|------|------|--------|------|-------|------|------|------|------|------|--------|------|-------|------|------|------|------|------|--------|------|-------|------|------|
| PITCHER Rob Dressler, R ERA: 4.62 (1, 1) | IP | WLS | BF | H | R | ER | SO | BB | IBB | HBP | BLK | WP | HR | S | P | ERA | WHIP | IP | WLS | BF | H | R | ER | SO | BB | IBB | HBP | BLK | WP | HR | S | P | ERA | WHIP | IP | WLS | BF | H | R | ER | SO | BB | IBB | HBP | BLK | WP | HR | S | P | ERA | WHIP | | | | | | | | | | | | | | | | | | | | | | | | | | | | | |

BOTTOM


Seattle Mariners @ Kansas City Royals
Royals Stadium, Kansas City, MO

Sun Sep 16 1979, 4:33 AM EDT
Att: 27,828 - Unknown - 76 F

livebaseballscorecards.com

| | |
|-----|----|
| AB | 36 |
| R | 3 |
| H | 9 |
| RBI | 3 |
| BB | 1 |
| SO | 5 |
| LOB | 17 |

WP: 0 PA: 37
PB: 0
SB: 1
CS: 0



| Batter | 1 | 2 | 3 | 4 | 5 | 6 | 7 | 8 | 9 | AB R H RBI BB SO LOB |
|--|------------|---------------|-----------|---------|---------------|----------------|--------------|-------------------|---|----------------------|
| Willie Wilson, S OBP: 0.350, SLG: 0.429 (1, 7) | 0-0 P6 | 0-0 L8 | | 0-0 L4 | | 0-0 SF8 1B | 0-0 1B 1B | 0-0 6-3 | | 6 2 2 0 0 0 1 |
| Hal McRae, R OBP: 0.347, SLG: 0.466 (1, 10) | 4-0 1B BB | | 0-0 E8 3B | | 0-0 1B 1B | 0-0 WP S 3B 1B | 0-0 1B HR 1B | | | 4 4 3 1 1 0 0 |
| Amos Otis, R OBP: 0.372, SLG: 0.446 (1, 8) | 0-3 K | | 0-0 F3 | | 0-0 1B SF9 1B | 0-3 K | 0-0 HR 1B | | | 5 2 2 1 0 2 4 |
| George Brett, L OBP: 0.377, SLG: 0.564 (1, 5) | 0-0 1-2 1B | | 0-0 1B 3B | | 0-0 L3 | 0-0 SF8 | 0-0 F7 | | | 4 1 2 2 0 0 4 |
| Darrell Porter, L OBP: 0.414, SLG: 0.493 (1, 2) | 0-0 4-3 | | 0-0 G3 | | 0-0 HR 1B | 0-0 WP 3B BB | 0-0 HR | | | 4 3 2 4 1 0 3 |
| John Wathan, R OBP: 0.228, SLG: 0.295 (8, 2) | | | | | 1-3 2-H | | 1-H 2-H | | | 0 0 0 0 0 0 0 |
| Al Cowens, R OBP: 0.352, SLG: 0.424 (1, 9) | | 0-0 1-3 | 0-0 1B | | 0-0 SF9 | 0-0 3B | 0-0 6-3 | | | 4 0 2 4 0 0 0 |
| Ralph LaCock, L OBP: 0.344, SLG: 0.398 (1, 3) | | 0-0 2B SF8 1B | 0-0 4-3 | | 0-0 HR | 0-0 F7 | | 0-0 6-3 WP SF9 1B | | 5 3 3 2 0 0 2 |
| Frank White, R OBP: 0.287, SLG: 0.382 (1, 4) | | 0-0 1-3 2B | | 0-0 5-3 | 0-0 S BB | | 0-0 G3 | 0-0 6-3 | | 4 0 1 0 1 0 1 |
| U L Washington, S OBP: 0.286, SLG: 0.335 (1, 6) | | 0-0 SF8 | | 0-0 F9 | 0-0 F8 | | 0-0 1B 1B | 0-0 SF9 | | 3 1 1 2 0 0 1 |

| Inning Stats | R: 0 | H: 1 | E: 0 | LOB: 2 | K: 1 | S: 6 | P: 10 | R: 1 | H: 2 | E: 0 | LOB: 1 | K: 0 | S: 5 | P: 5 | R: 2 | H: 2 | E: 1 | LOB: 1 | K: 0 | S: 6 | P: 6 | R: 0 | H: 0 | E: 0 | LOB: 0 | K: 0 | S: 3 | P: 3 | R: 4 | H: 4 | E: 0 | LOB: 1 | K: 0 | S: 7 | P: 11 | R: 3 | H: 3 | E: 0 | LOB: 1 | K: 1 | S: 8 | P: 12 | R: 5 | H: 5 | E: 0 | LOB: 0 | K: 0 | S: 8 | P: 8 | R: 1 | H: 1 | E: 0 | LOB: 0 | K: 0 | S: 4 | P: 4 |
|--------------|------|------|------|--------|------|------|-------|------|------|------|--------|------|------|------|------|------|------|--------|------|------|------|------|------|------|--------|------|------|------|------|------|------|--------|------|------|-------|------|------|------|--------|------|------|-------|------|------|------|--------|------|------|------|------|------|------|--------|------|------|------|
|--------------|------|------|------|--------|------|------|-------|------|------|------|--------|------|------|------|------|------|------|--------|------|------|------|------|------|------|--------|------|------|------|------|------|------|--------|------|------|-------|------|------|------|--------|------|------|-------|------|------|------|--------|------|------|------|------|------|------|--------|------|------|------|

| PITCHER | IP | WLS | BF | H | R | ER | SO | BB | IBB | HBP | BLK | WP | HR | S | P | ERA | WHIP |
|-------------------------------------|-----|-----|----|---|---|----|----|----|-----|-----|-----|----|----|----|----|--------|--------|
| Chris Knapp, R ERA: 6.07 (1, 1) | 4.1 | L | 23 | 8 | 6 | 4 | 1 | 1 | 0 | 0 | 0 | 0 | 0 | 24 | 28 | 8.31 | 2.077 |
| Mark Clear, R ERA: 3.44 (5, 1) | 1.2 | | 11 | 4 | 4 | 2 | 1 | 2 | 0 | 0 | 0 | 1 | 1 | 11 | 19 | 10.80 | 3.600 |
| Mike Barlow, R ERA: 5.19 (7, 1) | 0.1 | | 5 | 4 | 4 | 4 | 0 | 0 | 0 | 0 | 0 | 0 | 0 | 5 | 5 | 108.00 | 12.000 |
| Dave Schuler, L ERA: 10.8 (7, 1) | 1.2 | | 7 | 2 | 2 | 2 | 0 | 0 | 0 | 0 | 0 | 1 | 1 | 7 | 7 | 10.80 | 1.200 |

BOTTOM

California Angels @ Kansas City Royals
 Royals Stadium, Kansas City, MO
 Mon Sep 17 1979, 8:05 PM EDT
 Att: 38,327 - Unknown - 76 F

| | |
|-----|----|
| AB | 39 |
| R | 16 |
| H | 18 |
| RBI | 16 |
| BB | 3 |
| SO | 2 |
| LOB | 16 |



| | | | |
|--------|--------|-------|--------|
| 1B: 13 | SF: 4 | WP: 2 | PA: 46 |
| 2B: 1 | SAC: 0 | PB: 0 | |
| 3B: 2 | DP: 0 | SB: 2 | |
| HR: 2 | HBP: 0 | CS: 0 | |

| Batter | 1 | 2 | 3 | 4 | 5 | 6 | 7 | 8 | 9 | AB R H RBI BB SO LOB | TOP | | | | | | | | | |
|---|---|----------------------------------|------------------------------|---------------------------------|------------------------------|---------------------------------|------------------------------|---------------------------------|------------------------------|----------------------------------|------------------------------|---------------------------------|------------------------------|---------------------------------|------------------------------|---------------------------------|----------------------------------|------------------------------------|----------------------------------|--------|
| Rod Carew, L (1, 3) OBP: 0.419, SLG: 0.395 | 4-0 BB 1B | 0-0 F7 | | | 0-0 6-3 | 0-0 4-3 | | | 0-3 K | 4 1 0 0 1 1 2 | | | | | | | | | | |
| Carney Lansford, R (1, 5) OBP: 0.338, SLG: 0.442 | 4-0 1B 1-2 SF9 BB | 0-0 2B | | | 0-0 5-3 | | | 0-0 5-3 | 0-0 6-3 | 4 1 1 0 1 0 0 | | | | | | | | | | |
| Dan Ford, R (1, 9) OBP: 0.337, SLG: 0.470 | 0-0 2B 1-3 2-H 1B | 0-3 K | | | 0-0 F8 | | | 0-0 3-1 | | 4 1 1 1 0 1 1 | | | | | | | | | | |
| Don Baylor, R (1, 7) OBP: 0.376, SLG: 0.542 | 0-0 SF9 | | | | 0-0 6-3 | | | 0-0 5-3 | | 3 1 1 1 0 0 0 | | | | | | | | | | |
| Rick Miller, L (9, 8) OBP: 0.363, SLG: 0.357 | 0-0 3-H 1B 2B | | | | 0-0 L6 | | | 0-0 F9 | | 0 0 0 0 0 0 0 | | | | | | | | | | |
| Willie Aikens, L (1, 10) OBP: 0.376, SLG: 0.493 | 0-0 2-H 1B 2B | | | | 0-0 K | | | 0-0 F9 | | 1 0 1 1 0 0 0 | | | | | | | | | | |
| Willie Davis, L (1, PR) OBP: 0.241, SLG: 0.275 | 0-3 K | | | | 0-0 4-3 | | | 0-0 WP 1B | | 3 2 1 1 0 0 0 | | | | | | | | | | |
| Brian Downing, R (1, 2) OBP: 0.420, SLG: 0.458 | 0-3 K | | | | 0-0 4-3 | | | 0-0 WP 1B | | 4 0 2 0 0 1 1 | | | | | | | | | | |
| Bobby Grich, R (1, 4) OBP: 0.367, SLG: 0.535 | 0-0 2-H WP 1B | | | | 0-0 F3 | | | 0-0 E6 | | 3 0 1 1 1 0 1 | | | | | | | | | | |
| Larry Harlow, L (1, 8) OBP: 0.332, SLG: 0.259 | 0-0 4-3 1-2 | | | | 0-0 6-3 | | | 0-0 G4-6-3 | | 4 0 0 0 0 1 7 | | | | | | | | | | |
| Jim Anderson, R (1, 6) OBP: 0.300, SLG: 0.347 | | 0-0 F9 | | | 0-0 F7 | | | 0-0 SF7 | 0-3 K | 3 0 0 1 0 1 0 | | | | | | | | | | |
| Inning Stats | R: 4 E: 0 K: 1 S: 8 | H: 3 LOB: 1 BB: 2 P: 16 | R: 0 E: 0 K: 1 S: 6 | H: 1 LOB: 1 BB: 0 P: 6 | R: 0 E: 0 K: 0 S: 3 | H: 0 LOB: 0 BB: 0 P: 3 | R: 0 E: 0 K: 0 S: 3 | H: 0 LOB: 0 BB: 0 P: 3 | R: 2 E: 0 K: 1 S: 8 | H: 3 LOB: 2 BB: 1 P: 12 | R: 0 E: 0 K: 0 S: 3 | H: 0 LOB: 0 BB: 0 P: 3 | R: 0 E: 1 K: 0 S: 4 | H: 1 LOB: 1 BB: 0 P: 4 | R: 0 E: 0 K: 2 S: 7 | H: 0 LOB: 0 BB: 0 P: 7 | 1B: 5 2B: 2 3B: 1 HR: 0 | SF: 2 SAC: 0 DP: 1 HBP: 0 | WP: 2 PB: 0 SB: 0 CS: 0 | PA: 38 |
| PITCHER | IP WLS BF H R ER SO BB IBB HBP BLK WP HR S P ERA WHIP | | | | | | | | | | | | | | | | | | | |
| Rich Gale, R (1, 1) ERA: 5.65 | 0.1 L 5 2 4 4 0 2 0 0 0 0 0 0 3 11 108.00 12.000 | | | | | | | | | | | | | | | | | | | |
| Marty Pattin, R (1, 1) ERA: 4.74 | 4.2 19 5 2 2 2 0 0 0 0 1 0 23 23 3.86 1.071 | | | | | | | | | | | | | | | | | | | |
| Renie Martin, R (6, 1) ERA: 5.86 | 4.0 14 1 0 0 3 1 0 0 0 1 0 19 23 0.00 0.500 | | | | | | | | | | | | | | | | | | | |

California Angels @ Kansas City Royals
Royals Stadium, Kansas City, MO

Tue Sep 18 1979, 8:05 PM EDT
Att. 29,733 - Unknown - 79 F

livebaseballscorecards.com

| | |
|-----|----|
| AB | 33 |
| R | 6 |
| H | 8 |
| RBI | 6 |
| BB | 3 |
| SO | 5 |
| LOB | 12 |



| Batter | 1 | 2 | 3 | 4 | 5 | 6 | 7 | 8 | 9 | AB | R | H | RBI | BB | SO | LOB |
|--|-------------------|--------------------|---------------------|-----------------|--------------------|----------------------|------------------|-----------|-------------------------|----------------------|---|---|-----|----|----|-----|
| Willie Wilson, S OBP: 0.349, SLG: 0.426 (1, 7) | 0-0 1B S 1B | 0-0 FC5 2-3f | | 0-0 3-1 | | 0-0 FC6-4 1-2f | | 0-0 L6 | | 5 | 0 | 1 | 0 | 0 | 0 | 6 |
| Hal McRae, R OBP: 0.342, SLG: 0.460 (1, 10) | 0-0 F9 1-2 | | 0-0 6-3 | | 0-0 6-3 | | 0-0 F9 | | 0-0 F9 | 5 | 0 | 0 | 0 | 0 | 0 | 1 |
| Amos Otis, R OBP: 0.372, SLG: 0.449 (1, 8) | 0-3 K | | 0-0 1-3 | | 0-0 6-3 | | 0-0 2B 2B | | 0-0 2B 1B 2B | 5 | 2 | 2 | 0 | 0 | 1 | 1 |
| George Brett, L OBP: 0.380, SLG: 0.566 (1, 5) | 0-0 2-3 1B | | 0-0 S E 1B | | 4-0 1B S BB | | 0-0 L6 | | 0-0 2-3 1B 2B | 4 | 2 | 3 | 0 | 1 | 0 | 1 |
| Darrell Porter, L OBP: 0.415, SLG: 0.496 (1, 2) | 0-0 P4 | | 0-0 F8 1-H | | 0-0 FC5-4 1B | | 0-0 2-H 2B | | 0-0 2-H 3-H 1B | 5 | 0 | 3 | 3 | 0 | 0 | 2 |
| Al Cowens, R OBP: 0.348, SLG: 0.419 (1, 9) | | 0-0 L7 | | 0-0 6-3 | | 0-0 FC5-4 1-2f | | 0-0 F8 | | 0-0 F5 | 5 | 0 | 0 | 0 | 0 | 4 |
| Ralph LaCock, L OBP: 0.342, SLG: 0.396 (1, 3) | | 0-0 5-3 | | 0-0 1-3 | | 0-0 FC6-4 1B | | 0-0 F8 | | 0-0 FC6-4 1-2f | 5 | 0 | 1 | 0 | 0 | 1 |
| Frank White, R OBP: 0.291, SLG: 0.386 (1, 4) | | 0-0 FC5 S 1B | | 0-0 S 1B | | 0-0 F7 | | 0-0 1B | | 4 | 0 | 3 | 0 | 0 | 0 | 1 |
| U L Washington, S OBP: 0.290, SLG: 0.333 (1, 6) | | 4-0 BB BB | | 4-0 BB BB | | 0-0 F8 | | 0-3 K | | 1 | 0 | 0 | 0 | 2 | 0 | 1 |
| Jamie Quirk, L OBP: 0.333, SLG: 0.382 (8, PH) | | 1-2 BB | | 1-2 BB | | | | | | 1 | 0 | 0 | 0 | 0 | 1 | 1 |
| Todd Cruz, R OBP: 0.232, SLG: 0.330 (9, 6) | | | | | | | | | | 0 | 0 | 0 | 0 | 0 | 0 | 0 |

| Inning Stats | R: 0 | H: 2 | E: 0 | LOB: 2 | K: 1 | BB: 0 | S: 7 | P: 7 | R: 0 | H: 1 | E: 0 | LOB: 2 | K: 0 | BB: 1 | S: 4 | R: 1 | H: 1 | E: 0 | LOB: 0 | K: 0 | BB: 0 | S: 4 | R: 0 | H: 1 | E: 0 | LOB: 2 | K: 0 | BB: 1 | S: 4 | R: 0 | H: 1 | E: 0 | LOB: 1 | K: 0 | BB: 0 | S: 4 | R: 1 | H: 2 | E: 0 | LOB: 1 | K: 0 | BB: 0 | S: 5 | R: 0 | H: 1 | E: 0 | LOB: 1 | K: 1 | BB: 0 | S: 6 | R: 2 | H: 3 | E: 0 | LOB: 1 | K: 0 | BB: 0 | S: 6 | 1B: 9 | SF: 0 | 2B: 4 | SAC: 0 | 3B: 0 | DP: 0 | HR: 0 | HBP: 0 | WP: 0 | PA: 43 |
|--------------|------|------|------|--------|------|-------|------|------|------|------|------|--------|------|-------|------|------|------|------|--------|------|-------|------|------|------|------|--------|------|-------|------|------|------|------|--------|------|-------|------|------|------|------|--------|------|-------|------|------|------|------|--------|------|-------|------|------|------|------|--------|------|-------|------|-------|-------|-------|--------|-------|-------|-------|--------|-------|--------|
|--------------|------|------|------|--------|------|-------|------|------|------|------|------|--------|------|-------|------|------|------|------|--------|------|-------|------|------|------|------|--------|------|-------|------|------|------|------|--------|------|-------|------|------|------|------|--------|------|-------|------|------|------|------|--------|------|-------|------|------|------|------|--------|------|-------|------|-------|-------|-------|--------|-------|-------|-------|--------|-------|--------|

| PITCHER | IP | WLS | BF | H | R | ER | SO | BB | IBB | HBP | BLK | WP | HR | S | P | ERA | WHIP |
|--------------------------------------|-----|-----|----|----|---|----|----|----|-----|-----|-----|----|----|----|----|------|-------|
| Dave Frost, R ERA: 3.58 (1, 1) | 8.1 | W | 41 | 13 | 4 | 3 | 2 | 3 | 0 | 0 | 0 | 0 | 0 | 42 | 54 | 3.24 | 1.920 |
| John Montague, R ERA: 5.47 (9, 1) | 0.2 | S | 2 | 0 | 0 | 0 | 0 | 0 | 0 | 0 | 0 | 0 | 0 | 2 | 2 | 0.00 | 0.000 |

BOTTOM

California Angels @ Kansas City Royals
 Royals Stadium, Kansas City, MO
 Tue Sep 18 1979, 8:05 PM EDT
 Att: 29,733 - Unknown - 79 F

livebaseballscorecards.com

| | |
|-----|----|
| AB | 40 |
| R | 4 |
| H | 13 |
| RBI | 3 |
| BB | 3 |
| SO | 2 |
| LOB | 19 |



| Batter | 1 | 2 | 3 | 4 | 5 | 6 | 7 | 8 | 9 | AB R H RBI BB SO LOB | TOP | | | | | | | | | | | |
|--|---|---------------------------------|------------------------------|---------------------------------|------------------------------|---------------------------------|------------------------------|---------------------------------|------------------------------|---------------------------------|--|---------------------------------|------------------------------|---------------------------------|------------------------------|---------------------------------|------------------------------|---------------------------------|----------------------------------|------------------------------------|----------------------------------|--------|
| Rod Carew, L (1, 3) OBP: 0.415, SLG: 0.391 | 0-0 F5 | | 0-0 F7 | | | 0-0 F7 | | 0-0 FC4-6 | | 4 0 0 1 0 0 2 | California Angels @ Kansas City Royals Royals Stadium, Kansas City, MO Wed Sep 19 1979, 8:05 PM EDT Att. 31,412 - Unknown - 78 F livebaseballscorecards.com | | | | | | | | | | | |
| Carney Lansford, R (1, 5) OBP: 0.336, SLG: 0.440 | 0-0 6-3 | | | 0-3 K | | 0-3 K | | 0-0 SF8 | | 3 0 0 1 0 2 0 | | | | | | | | | | | | |
| Dan Ford, R (1, 9) OBP: 0.335, SLG: 0.467 Larry Hartow, L (6, 9) OBP: 0.330, SLG: 0.257 | 0-0 F8 | | | 0-0 4-3 | | 0-0 4-3 | | 0-0 G3 | | 3 0 0 0 0 0 0 1 0 0 0 0 0 1 | | | | | | | | | | | | |
| Don Baylor, R (1, 10) OBP: 0.374, SLG: 0.538 | | 0-0 F8 | | 0-0 6-3 | | | 0-0 P4 | | 0-0 6-3 | 4 0 0 0 0 0 0 | | | | | | | | | | | | |
| Brian Downing, R (1, 2) OBP: 0.419, SLG: 0.463 | | 0-0 F7 | | | 0-0 HR | | 0-0 5-3 | | 0-3 K | 4 1 1 1 0 1 0 | | | | | | | | | | | | |
| Bobby Grich, R (1, 4) OBP: 0.367, SLG: 0.532 | | 0-0 F8 | | | 4-0 BB | | 0-0 6-3 | | 0-0 1-3 | 3 0 0 0 1 0 0 | | | | | | | | | | | | |
| Bobby Clark, R (1, 7) OBP: 0.378, SLG: 0.524 | | | 0-0 CS 1B | | 0-0 P4 | | | 0-0 1B FC4-6 1B | | 3 1 2 0 0 0 1 | | | | | | | | | | | | |
| Rick Miller, L (1, 8) OBP: 0.362, SLG: 0.357 | | | 0-3 K | | 0-0 F7 | | | 0-0 FC4-6 SF8 1B | | 3 1 1 0 0 1 2 | | | | | | | | | | | | |
| Jim Anderson, R (1, 6) OBP: 0.305, SLG: 0.366 | | | 0-0 HR | | 0-0 F3 | | | 0-0 FC4-6 1B | | 3 1 2 1 0 0 1 | | | | | | | | | | | | |
| Inning Stats | R: 0 E: 0 K: 0 S: 3 | H: 0 LOB: 0 BB: 0 P: 3 | R: 0 E: 0 K: 0 S: 3 | H: 0 LOB: 0 BB: 0 P: 3 | R: 1 E: 0 K: 1 S: 6 | H: 2 LOB: 0 BB: 0 P: 6 | R: 0 E: 0 K: 1 S: 5 | H: 0 LOB: 0 BB: 0 P: 5 | R: 1 E: 0 K: 0 S: 4 | H: 1 LOB: 1 BB: 1 P: 8 | R: 0 E: 0 K: 1 S: 5 | H: 0 LOB: 0 BB: 0 P: 5 | R: 0 E: 0 K: 0 S: 3 | H: 0 LOB: 0 BB: 0 P: 3 | R: 2 E: 0 K: 0 S: 6 | H: 3 LOB: 1 BB: 0 P: 6 | R: 0 E: 0 K: 1 S: 5 | H: 0 LOB: 0 BB: 0 P: 5 | 1B: 4 2B: 0 3B: 0 HR: 2 | SF: 1 SAC: 0 DP: 0 HBP: 0 | WP: 0 PB: 0 SB: 0 CS: 1 | PA: 33 |
| PITCHER | IP WLS BF H R ER SO BB IBB HBP BLK WP HR S P ERA WHIP | | | | | | | | | | | | | | | | | | | | | |
| Larry Gura, L (1, 1) ERA: 4.61 | 7.0 W 27 6 4 4 3 1 0 0 0 0 2 32 36 5.14 1.000 | | | | | | | | | | | | | | | | | | | | | |
| Al Hrabosky, L (8, 1) ERA: 3.76 | 0.1 1 0 0 0 0 0 0 0 0 0 0 1 1 0.00 0.000 | | | | | | | | | | | | | | | | | | | | | |
| Dan Quisenberry, R (8, 1) ERA: 2.57 | 1.2 S 5 0 0 0 1 0 0 0 0 0 0 7 7 0.00 0.000 | | | | | | | | | | | | | | | | | | | | | |

California Angels @ Kansas City Royals
 Royals Stadium, Kansas City, MO
 Wed Sep 19 1979, 8:05 PM EDT
 Att. 31,412 - Unknown - 78 F

AB 31
R 4
H 6
RBI 4
BB 1
SO 4
LOB 7



| Batter | 1 | 2 | 3 | 4 | 5 | 6 | 7 | 8 | 9 | AB | R | H | RBI | BB | SO | LOB |
|--|-------------------------|-----------|----------------|-----------------------------|---------------------------------------|------------|--------------------------------|------------|---|----|---|---|-----|----|----|-----|
| Willie Wilson, S OBP: 0.349, SLG: 0.426 (1, 7) | 0-0 6-3 | 0-0 1B | | 0-0 1B E 1B | | 0-0 5-3 | | 0-3 K | | 5 | 1 | 2 | 0 | 0 | 1 | 0 |
| Hal McRae, R OBP: 0.349, SLG: 0.467 (1, 10) | 4-0 1B SF9 | 0-0 1B | | 0-0 1-3 E 1B 1B | | | 0-0 1B 2B | | | 3 | 3 | 3 | 0 | 1 | 0 | 0 |
| George Brett, L OBP: 0.381, SLG: 0.566 (1, 5) | 0-0 BB 1B 1-3 | 0-3 K | | 0-0 1-3 E6 1B | | | 0-0 2-H 4-3 3-1 1B | | | 4 | 2 | 2 | 1 | 0 | 1 | 3 |
| Darrell Porter, L OBP: 0.414, SLG: 0.495 (1, 2) | 0-0 SF9 | | 0-0 F7 | 0-0 3-H 3-H 1B | | | 0-0 1-3 4-3 | | | 3 | 0 | 1 | 3 | 0 | 0 | 1 |
| Ralph LaCock, L OBP: 0.344, SLG: 0.395 (1, 3) | 0-0 1-2 BB 1B | | 0-0 6-3 | | 4-0 BB BB BB G1-6-3 BB | | 0-0 3-H 3-1 | | | 3 | 0 | 1 | 1 | 1 | 0 | 0 |
| Al Cowens, R OBP: 0.351, SLG: 0.421 (1, 9) | 4-0 1-2 2-3 BB | | 0-0 S 1B | | 0-0 1-2f G1-6-3 | | 0-0 1B | | | 3 | 0 | 2 | 0 | 1 | 0 | 1 |
| Amos Otis, R OBP: 0.370, SLG: 0.446 (1, 8) | 0-0 F9 | | 0-3 K | | 0-0 P9 | | 0-3 K | | | 4 | 0 | 0 | 0 | 0 | 2 | 5 |
| Frank White, R OBP: 0.289, SLG: 0.382 (1, 4) | | 0-0 P4 | | 0-0 F9 | | 0-3 K | | 0-0 3-1 | | 4 | 0 | 0 | 0 | 0 | 1 | 0 |
| U L Washington, S OBP: 0.286, SLG: 0.328 (1, 6) | | 0-3 K | | 0-3 K | | 0-3 K | | 0-3 K | | 4 | 0 | 0 | 0 | 0 | 4 | 0 |

| | | | | | | | | | | | | | | | | | | | | |
|---------------------|------------------------------|----------------------------------|------------------------------|---------------------------------|------------------------------|---------------------------------|------------------------------|---------------------------------|------------------------------|---------------------------------|------------------------------|---------------------------------|------------------------------|---------------------------------|------------------------------|---------------------------------|-----------------------------------|------------------------------------|----------------------------------|--------|
| Inning Stats | R: 1 E: 0 K: 0 S: 5 | H: 2 LOB: 3 BB: 2 P: 13 | R: 0 E: 0 K: 2 S: 9 | H: 2 LOB: 2 BB: 0 P: 9 | R: 0 E: 0 K: 1 S: 6 | H: 1 LOB: 1 BB: 0 P: 6 | R: 3 E: 1 K: 1 S: 8 | H: 3 LOB: 1 BB: 0 P: 8 | R: 0 E: 0 K: 0 S: 2 | H: 0 LOB: 0 BB: 1 P: 6 | R: 0 E: 0 K: 2 S: 7 | H: 0 LOB: 0 BB: 0 P: 7 | R: 2 E: 0 K: 1 S: 8 | H: 3 LOB: 1 BB: 0 P: 8 | R: 0 E: 0 K: 2 S: 7 | H: 0 LOB: 0 BB: 0 P: 7 | 1B: 10 2B: 1 3B: 0 HR: 0 | SF: 1 SAC: 0 DP: 1 HBP: 0 | WP: 0 PB: 0 SB: 2 CS: 0 | PA: 37 |
|---------------------|------------------------------|----------------------------------|------------------------------|---------------------------------|------------------------------|---------------------------------|------------------------------|---------------------------------|------------------------------|---------------------------------|------------------------------|---------------------------------|------------------------------|---------------------------------|------------------------------|---------------------------------|-----------------------------------|------------------------------------|----------------------------------|--------|

| | | | | | | | | | | | | | | | | | | | | | | | | | | | | | | | | | | | |
|---|-----------|----------|----------|---------|--------|---------|---------|---------|----------|----------|----------|---------|---------|---------|---------|-------------|---------------|----------------|-----------|----------|----------|---------|--------|---------|---------|---------|----------|----------|----------|---------|---------|---------|---------|-------------|---------------|
| PITCHER Nolan Ryan, R ERA: 3.75 (1, 1) | IP 8.0 | WLS L | BF 37 | H 11 | R 6 | ER 3 | SO 9 | BB 3 | IBB 0 | HBP 0 | BLK 0 | WP 0 | HR 0 | S 52 | P 64 | ERA 3.38 | WHIP 1.750 | PITCHER | IP 8.0 | WLS L | BF 37 | H 11 | R 6 | ER 3 | SO 9 | BB 3 | IBB 0 | HBP 0 | BLK 0 | WP 0 | HR 0 | S 52 | P 64 | ERA 3.38 | WHIP 1.750 |
|---|-----------|----------|----------|---------|--------|---------|---------|---------|----------|----------|----------|---------|---------|---------|---------|-------------|---------------|----------------|-----------|----------|----------|---------|--------|---------|---------|---------|----------|----------|----------|---------|---------|---------|---------|-------------|---------------|

BOTTOM

California Angels @ Kansas City Royals
Royals Stadium, Kansas City, MO
 Wed Sep 19 1979, 8:05 PM EDT
 Att: 31,412 - Unknown - 78 F

livebaseballscorecards.com

| | |
|------------|-----------|
| AB | 33 |
| R | 6 |
| H | 11 |
| RBI | 5 |
| BB | 3 |
| SO | 9 |
| LOB | 10 |



| Batter | 1 | 2 | 3 | 4 | 5 | 6 | 7 | 8 | 9 | AB R H RBI BB SO LOB | TOP | | | | | | | | | | | |
|--|---|---------------------------------|------------------------------|---------------------------------|------------------------------|---------------------------------|------------------------------|---------------------------------|------------------------------|---------------------------------|------------------------------|----------------------------------|------------------------------|----------------------------------|------------------------------|---------------------------------|------------------------------|----------------------------------|-----------------------------------|------------------------------------|----------------------------------|--------|
| Rick Miller, L (1, 8) OBP: 0.364, SLG: 0.357 | 0-0 F8 | | 0-3 K | | 0-0 1B | | 0-0 FC5-6 1-3 1B | 0-0 1B | 4-0 BB BB | 5 1 2 0 1 1 2 | | | | | | | | | | | | |
| Carney Lansford, R (1, 5) OBP: 0.336, SLG: 0.438 | 0-3 K | | 0-0 5-3 | | 0-0 F8 | | 0-0 1-2 2-3f 1B | 0-0 P4 | 4-0 BB BB | 5 1 1 1 1 1 4 | | | | | | | | | | | | |
| Ralph Garr, L (1, 10) OBP: 0.315, SLG: 0.409 | 0-0 P6 | | | 0-0 1B | | 0-0 G3 | 0-0 1-3 | 0-0 4-3 | 0-0 F7 | 6 0 1 0 0 0 7 | | | | | | | | | | | | |
| Don Baylor, R (1, 7) OBP: 0.374, SLG: 0.542 | | 0-0 HR | | 0-0 P6 | | 0-3 K | 0-0 E HR 1B | | 0-0 5-3 | 5 2 2 3 0 1 1 | | | | | | | | | | | | |
| Rod Carew, L (1, 3) OBP: 0.417, SLG: 0.395 | | 0-0 F8 | | 0-0 F7 | | 0-0 2B | 4-0 1-2 HR IBB | | 0-0 5-3 HR 1B | 4 2 2 0 1 0 1 | | | | | | | | | | | | |
| Brian Downing, R (1, 2) OBP: 0.419, SLG: 0.467 | | 0-0 F7 | | 0-0 F2 | | 4-0 BB | 0-0 1-H 2-H HR | | 0-0 5-3 | 4 1 1 3 1 0 2 | | | | | | | | | | | | |
| Bobby Grich, R (1, 4) OBP: 0.367, SLG: 0.536 | | 0-3 K | | | 0-0 1B 1B | 0-3 K | 0-0 4-3 | | 0-0 2-H HR | 5 1 2 2 0 2 2 | | | | | | | | | | | | |
| Larry Harlow, L (1, 9) OBP: 0.341, SLG: 0.284 | | | 0-0 SF8 3B | | 0-0 F8 | | 0-0 FC5-6 SH 1B | 0-0 1B 1B | 0-0 2B 1B | 5 2 4 0 0 0 1 | | | | | | | | | | | | |
| Jim Anderson, R (1, 6) OBP: 0.304, SLG: 0.370 | | | 0-0 SF8 | | 0-0 F9 | | 0-0 SH FC5-6 1B | 0-3 K | 0-0 BB 2B | 3 1 1 2 0 1 2 | | | | | | | | | | | | |
| Inning Stats | R: 0 E: 0 K: 1 S: 5 | H: 0 LOB: 0 BB: 0 P: 5 | R: 1 E: 0 K: 1 S: 6 | H: 1 LOB: 0 BB: 0 P: 6 | R: 1 E: 0 K: 1 S: 6 | H: 1 LOB: 1 BB: 0 P: 6 | R: 0 E: 0 K: 0 S: 4 | H: 1 LOB: 1 BB: 0 P: 4 | R: 0 E: 0 K: 0 S: 5 | H: 2 LOB: 2 BB: 0 P: 5 | R: 0 E: 0 K: 2 S: 8 | H: 1 LOB: 2 BB: 1 P: 12 | R: 6 E: 1 K: 0 S: 8 | H: 4 LOB: 0 BB: 1 P: 12 | R: 0 E: 0 K: 1 S: 7 | H: 2 LOB: 2 BB: 0 P: 7 | R: 3 E: 0 K: 0 S: 7 | H: 4 LOB: 3 BB: 2 P: 15 | 1B: 10 2B: 2 3B: 1 HR: 3 | SF: 1 SAC: 1 DP: 0 HBP: 0 | WP: 0 PB: 0 SB: 0 CS: 0 | PA: 48 |
| PITCHER | IP WLS BF H R ER SO BB IBB HBP BLK WP HR S P ERA WHIP | | | | | | | | | | | | | | | | | | | | | |
| Craig Chamberlain, R (1, 1) ERA: 3.42 | 6.1 L 29 8 5 5 5 1 0 0 0 0 0 1 38 42 7.11 1.421 | | | | | | | | | | | | | | | | | | | | | |
| Gary Christenson, L (7, 1) ERA: 3.38 | 0.1 1 0 0 0 0 0 0 0 0 0 0 0 1 1 0.00 0.000 | | | | | | | | | | | | | | | | | | | | | |
| Renie Martin, R (7, 1) ERA: 6.51 | 0.0 2 1 0 0 0 0 0 1 0 0 0 0 1 5 ∞ ∞ | | | | | | | | | | | | | | | | | | | | | |
| Dan Quisenberry, R (7, 1) ERA: 3.41 | 2.0 13 7 6 6 1 0 0 0 0 0 0 2 15 15 27.00 3.500 | | | | | | | | | | | | | | | | | | | | | |
| Al Hrabosky, L (9, 1) ERA: 3.74 | 0.1 3 0 0 0 0 0 2 0 0 0 0 0 0 1 9 0.00 6.000 | | | | | | | | | | | | | | | | | | | | | |

California Angels @ Kansas City Royals
Royals Stadium, Kansas City, MO
Thu Sep 20 1979, 8:05 PM EDT
Att: 32,659 - Unknown

livebaseballscorecards.com

| | |
|-----|----|
| AB | 42 |
| R | 11 |
| H | 16 |
| RBI | 11 |
| BB | 4 |
| SO | 6 |
| LOB | 22 |



| Batter | 1 | 2 | 3 | 4 | 5 | 6 | 7 | 8 | 9 |
|--|------------|------------|------------|---------------|------------|---------------|------------|-----------|------------|
| Willie Wilson, S OBP: 0.348, SLG: 0.424 (1, 7) | 0-0 4-3 | | 0-0 1B | | | 0-0 P4 | | 0-3 K | 0-0 6-3 |
| Hal McRae, R OBP: 0.350, SLG: 0.467 (1, 10) | 0-3 K | | 0-0 1B | | | 0-3 K | | 0-0 1B | |
| George Brett, L OBP: 0.382, SLG: 0.570 (1, 5) | 0-3 K | | 0-0 1B | | | 0-0 1B | | 0-0 HR | |
| Darrell Porter, L OBP: 0.418, SLG: 0.498 (1, 2) | | 0-0 1B | | 4-0 BB | | 0-0 1B | 0-0 1B | 0-0 1B | |
| Ralph LaCock, L OBP: 0.341, SLG: 0.392 (1, 3) | | 0-0 6-3 | | 0-0 F7 | | 0-0 G4-6-3 | 0-0 F5 | | |
| John Wathan, R OBP: 0.228, SLG: 0.295 (8, PH) | | | | | | | | | |
| Jim Nettles, L OBP: 0.290, SLG: 0.100 (8, PH) | | | | | | | | | |
| Amos Otis, R OBP: 0.371, SLG: 0.446 (1, 8) | | 0-0 6-3 | | 0-0 G1-6-3 | | 0-0 1B | 0-0 1B | 0-0 1B | |
| Al Cowens, R OBP: 0.349, SLG: 0.417 (1, 9) | | | 0-0 F9 | | 0-0 6-3 | 0-0 FC4-6 | 0-0 4-3 | | |
| Frank White, R OBP: 0.292, SLG: 0.389 (1, 4) | | | 0-0 1B | | 0-0 F8 | | 0-0 1B | 0-0 F8 | |
| Steve Braun, L OBP: 0.382, SLG: 0.386 (8, PH) | | | | | | | | | |
| Jerry Terrell, R OBP: 0.324, SLG: 0.485 (8, PR) | | | | | | | | | |
| Clint Hurdle, L OBP: 0.326, SLG: 0.368 (9, PH) | | | | | | | | | |
| U L Washington, S OBP: 0.284, SLG: 0.325 (1, 6) | | | 0-0 1-3 | | 0-0 F8 | | 0-0 1B | 0-0 L6 | |
| Jamie Quirk, L OBP: 0.338, SLG: 0.386 (8, PH) | | | | | | | 0-0 HR | | |

| Inning Stats | R: 0 E: 0 K: 2 S: 7 | H: 0 LOB: 0 BB: 0 P: 7 | R: 0 E: 0 K: 0 S: 3 | H: 1 LOB: 0 BB: 0 P: 3 | R: 2 E: 0 K: 0 S: 6 | H: 3 LOB: 1 BB: 0 P: 6 | R: 0 E: 0 K: 0 S: 2 | H: 0 LOB: 0 BB: 1 P: 6 | R: 0 E: 0 K: 0 S: 3 | H: 1 LOB: 0 BB: 0 P: 3 | R: 0 E: 0 K: 1 S: 5 | H: 1 LOB: 1 BB: 0 P: 5 | R: 0 E: 0 K: 0 S: 4 | H: 2 LOB: 1 BB: 0 P: 4 | R: 4 E: 0 K: 1 S: 11 | H: 6 LOB: 2 BB: 0 P: 11 | R: 0 E: 0 K: 0 S: 3 | H: 0 LOB: 0 BB: 0 P: 3 |
|-----------------------------------|------------------------------------|---------------------------------|------------------------------|---------------------------------|------------------------------|---------------------------------|------------------------------|---------------------------------|------------------------------|---------------------------------|------------------------------|---------------------------------|------------------------------|---------------------------------|-------------------------------|----------------------------------|------------------------------|---------------------------------|
| 1B: 12 2B: 0 3B: 1 HR: 1 | SF: 0 SAC: 0 DP: 2 HBP: 0 | WP: 0 PA: 37 | | | | | | | | | | | | | | | | |

| PITCHER | IP | WLS | BF | H | R | ER | SO | BB | IBB | HBP | BLK | WP | HR | S | P | ERA | WHIP |
|--------------------------------------|-----|-----|----|----|---|----|----|----|-----|-----|-----|----|----|----|----|-------|-------|
| Jim Barr, R ERA: 4.2 (1, 1) | 7.0 | | 27 | 10 | 4 | 4 | 3 | 1 | 0 | 0 | 0 | 0 | 0 | 32 | 36 | 5.14 | 1.571 |
| John Montague, R ERA: 5.59 (8, 1) | 0.1 | | 3 | 2 | 2 | 2 | 1 | 0 | 0 | 0 | 0 | 0 | 1 | 5 | 5 | 54.00 | 6.000 |
| Dave LaRoche, L ERA: 5.62 (8, 1) | 0.0 | | 1 | 1 | 0 | 0 | 0 | 0 | 0 | 0 | 0 | 0 | 0 | 1 | 1 | ∞ | ∞ |
| Don Aase, R ERA: 4.79 (8, 1) | 1.2 | S | 6 | 1 | 0 | 0 | 0 | 0 | 0 | 0 | 0 | 0 | 0 | 6 | 6 | 0.00 | 0.600 |

BOTTOM

California Angels @ Kansas City Royals
 Royals Stadium, Kansas City, MO
 Thu Sep 20 1979, 8:05 PM EDT
 Att. 32,659 - Unknown

livebaseballscores.com

| | |
|-----|----|
| AB | 36 |
| R | 6 |
| H | 14 |
| RBI | 6 |
| BB | 1 |
| SO | 4 |
| LOB | 13 |



| Batter | 1 | 2 | 3 | 4 | 5 | 6 | 7 | 8 | 9 | AB R H RBI BB SO LOB | TOP | |
|---|---|--|--|---|---|--|--|---|---|---|--|--|
| Willie Wilson, S (1, 7) OBP: 0.350, SLG: 0.427 | 0-0 4-3 | 0-0 1B 2B | 0-0 G6-4-3 1B | | | 0-0 L4 | 0-0 1-2 3-H 1B | | 0-3 K | 6 1 3 1 0 1 2 | | |
| Hal McRae, R (1, 10) OBP: 0.352, SLG: 0.475 | 0-0 5-3 | 0-0 1B 2-H | 0-0 G6-4-3 1-2f | | | 4-0 BB BB | 0-0 F8 | | 0-0 HR | 5 1 2 4 1 0 3 | | |
| George Brett, L (1, 5) OBP: 0.381, SLG: 0.568 | 0-0 G3 | 0-0 1-3 1B | | | 0-3 K | 0-0 F8 | | 0-0 FC3-6 BB 1B | 0-0 G3 | 6 0 2 0 0 1 1 | | |
| Darrell Porter, L (1, 2) OBP: 0.418, SLG: 0.495 John Wathan, R (9, PH) OBP: 0.227, SLG: 0.293 (9, 2) | | 3-1 L8 | | | 0-0 6-3 | 4-0 FC6-4 BB | | 4-0 FC3-6 BB | 0-0 F8 | 3 0 0 0 2 0 2 1 0 0 0 0 0 0 | | |
| Ralph LaCock, L (1, 3) OBP: 0.342, SLG: 0.391 | | 0-0 5-3 1B 1B | 4-0 1B BB | | 0-3 K | 0-0 FC6-4 1-2f | | 0-0 F7 | | 4 2 1 0 1 1 4 | | |
| Amos Otis, R (1, 8) OBP: 0.369, SLG: 0.443 | | 0-0 5-3 1-2 | 0-3 K | | 0-0 6-3 | | 4-0 1B BB | 0-0 FC3-6 FC6-4 1-2f 2-3 | | 4 1 0 0 1 1 4 | | |
| Clint Hurdle, L (1, 9) OBP: 0.333, SLG: 0.378 | | 4-0 1B HR BB | 0-0 1B 1-2 HR 1B | | 0-0 2B | | 0-3 K | 0-0 FC6-4 1-2f | | 4 2 2 0 1 1 3 | | |
| Frank White, R (1, 4) OBP: 0.295, SLG: 0.392 | | 0-0 1-2 2-H HR 1B | 0-0 1-3 2-H HR 1B | | 0-0 L8 | | 0-0 F9 | | 0-0 PB 1B HR 1B | 5 3 3 2 0 0 2 | | |
| U L Washington, S (1, 6) OBP: 0.293, SLG: 0.359 | | 0-0 1-H 2-H HR | 0-0 1-H 3-H HR | | 0-0 L9 | | 0-0 1B 1-3 1B | | 0-0 PB HR 1B | 5 3 4 6 0 0 1 | | |
| Inning Stats | R: 0 E: 0 K: 0 S: 3 H: 0 LOB: 0 BB: 0 P: 3 | R: 5 E: 0 K: 0 S: 9 H: 6 LOB: 2 BB: 1 P: 13 | R: 4 E: 0 K: 1 S: 8 H: 4 LOB: 0 BB: 1 P: 12 | R: 0 E: 0 K: 2 S: 7 H: 0 LOB: 0 BB: 0 P: 7 | R: 0 E: 0 K: 0 S: 4 H: 1 LOB: 1 BB: 0 P: 4 | R: 0 E: 0 K: 0 S: 3 H: 0 LOB: 2 BB: 2 P: 11 | R: 1 E: 0 K: 1 S: 7 H: 2 LOB: 2 BB: 1 P: 11 | R: 0 E: 0 K: 0 S: 4 H: 1 LOB: 2 BB: 1 P: 8 | R: 3 E: 0 K: 1 S: 8 H: 3 LOB: 0 BB: 0 P: 8 | 1B: 12 2B: 2 3B: 0 HR: 3 SF: 0 SAC: 0 DP: 1 HBP: 0 | WP: 0 PB: 1 SB: 0 CS: 0 PA: 49 | |
| PITCHER | IP WLS BF H R ER SO BB IBB HBP BLK WP HR S P ERA WHIP | | | | | | | | | | | |
| Rick Langford, R (1, 1) ERA: 4.23 | 1.2 L 12 6 5 5 0 1 0 0 0 0 0 1 11 15 27.00 4.200 | | | | | | | | | | | |
| Craig Minetto, L (2, 1) ERA: 5.58 | 5.0 24 6 5 5 4 4 0 0 0 0 0 1 28 44 9.00 2.000 | | | | | | | | | | | |
| Jim Todd, R (7, 1) ERA: 6.63 | 1.1 7 2 0 0 0 1 0 0 0 0 0 0 6 10 0.00 2.250 | | | | | | | | | | | |
| Bob Lacey, L (9, 1) ERA: 5.85 | 1.0 6 3 3 3 1 0 0 0 0 0 0 1 8 8 27.00 3.000 | | | | | | | | | | | |

Kansas City Royals @ Oakland Athletics
Oakland-Alameda County Coliseum, Oakland, CA

livebaseballscorecards.com

| | |
|-----|----|
| AB | 43 |
| R | 13 |
| H | 17 |
| RBI | 13 |
| BB | 6 |
| SO | 5 |
| LOB | 22 |



Fri Sep 21 1979, 7:05 PM PDT
Att. 2,340 - Unknown

| Batter | 1 | 2 | 3 | 4 | 5 | 6 | 7 | 8 | 9 | AB R H RBI BB SO LOB | TOP | | | | | | | | | | | |
|--|--|---------------------------------|------------------------------|---------------------------------|------------------------------|---------------------------------|------------------------------|----------------------------------|------------------------------|---------------------------------|------------------------------|---------------------------------|--|---------------------------------|------------------------------|---------------------------------|------------------------------|---------------------------------|----------------------------------|------------------------------------|----------------------------------|--------|
| Willie Wilson, S (1, 8) OBP: 0.351, SLG: 0.426 | 1-0 CS HBP | | 0-0 G3 | | 0-0 FC6-4 1B | | | 0-0 4-3 | | 3 0 1 0 0 0 1 | | | | | | | | | | | | |
| Hal McRae, R (1, 10) OBP: 0.354, SLG: 0.477 | 0-3 K | | | 0-0 2B | 0-0 FC6-4 | | | 0-0 1B | | 4 0 2 0 0 1 3 | | | | | | | | | | | | |
| George Brett, L (1, 5) OBP: 0.379, SLG: 0.564 | 0-0 G3 | | | 0-0 F8 | | 0-0 G3 | | 0-0 F5 | | 4 0 0 0 0 0 2 | | | | | | | | | | | | |
| Darrell Porter, L (1, 2) OBP: 0.418, SLG: 0.494 | | 0-3 K | | 4-0 BB | | 0-0 G3 | | 0-0 G4-6-3 1B | | 3 0 1 0 1 1 0 | | | | | | | | | | | | |
| Ralph LaCock, L (1, 3) OBP: 0.339, SLG: 0.387 | | 0-0 L9 | | 0-3 K | | 0-0 4-3 | | 0-0 G4-6-3 | | 4 0 0 0 0 1 3 | | | | | | | | | | | | |
| Al Cowens, R (1, 9) OBP: 0.348, SLG: 0.416 | | 0-0 L7 | | 0-3 K | | | 0-0 FC1-6 1B | | 0-0 F3 | 4 0 1 0 0 1 2 | | | | | | | | | | | | |
| Clint Hurdle, L (1, 7) OBP: 0.328, SLG: 0.371 | | | 0-0 P6 | | 0-0 L8 | | 0-0 FC1-6 G4-6-3 1B | | | 3 0 0 0 0 0 1 | | | | | | | | | | | | |
| Frank White, R (1, 4) OBP: 0.295, SLG: 0.391 | | | 0-0 E1 FC3-2-5 1B | | 0-0 F7 | | 0-0 G4-6-3 | | | 3 0 1 0 0 0 1 | | | | | | | | | | | | |
| U L Washington, S (1, 6) OBP: 0.294, SLG: 0.359 | | | 0-0 FC3-2-5 3-H | | 0-0 1B | | | 0-3 K | | 3 0 1 0 0 1 1 | | | | | | | | | | | | |
| Inning Stats | R: 0 E: 0 K: 1 S: 4 | H: 0 LOB: 0 BB: 0 P: 5 | R: 0 E: 0 K: 1 S: 5 | H: 0 LOB: 0 BB: 0 P: 5 | R: 0 E: 2 K: 0 S: 4 | H: 1 LOB: 1 BB: 0 P: 4 | R: 0 E: 0 K: 2 S: 8 | H: 1 LOB: 2 BB: 1 P: 12 | R: 0 E: 0 K: 0 S: 5 | H: 2 LOB: 2 BB: 0 P: 5 | R: 0 E: 0 K: 0 S: 3 | H: 0 LOB: 0 BB: 0 P: 3 | R: 0 E: 0 K: 0 S: 3 | H: 1 LOB: 0 BB: 0 P: 3 | R: 0 E: 0 K: 1 S: 6 | H: 1 LOB: 1 BB: 0 P: 6 | R: 0 E: 0 K: 0 S: 3 | H: 1 LOB: 0 BB: 0 P: 3 | 1B: 6 2B: 1 3B: 0 HR: 0 | SF: 0 SAC: 0 DP: 2 HBP: 1 | WP: 0 PB: 0 SB: 0 CS: 1 | PA: 33 |
| PITCHER Matt Keough, R (1, 1) ERA: 5.18 | IP: 9.0 WLS: W BF: 33 H: 7 R: 0 ER: 0 SO: 5 BB: 1 IBB: 0 HBP: 1 BLK: 0 WP: 0 HR: 0 S: 41 P: 46 ERA: 0.00 WHIP: 0.889 | | | | | | | | | | | PITCHER | IP: 9.0 WLS: W BF: 33 H: 7 R: 0 ER: 0 SO: 5 BB: 1 IBB: 0 HBP: 1 BLK: 0 WP: 0 HR: 0 S: 41 P: 46 ERA: 0.00 WHIP: 0.889 | | | | | | | | | |

Kansas City Royals @ Oakland Athletics
Oakland-Alameda County Coliseum, Oakland, CA

Sat Sep 22 1979, 3:33 AM PDT
Att. 2,111 - Unknown

| | |
|-----|----|
| AB | 31 |
| R | 0 |
| H | 7 |
| RBI | 0 |
| BB | 1 |
| SO | 5 |
| LOB | 14 |



| | |
|-------|--------|
| WP: 0 | PA: 33 |
|-------|--------|

livebaseballscores.com

| Batter | 1 | 2 | 3 | 4 | 5 | 6 | 7 | 8 | 9 | AB R H RBI BB SO LOB |
|--------|---|---|---|---|---|---|---|---|---|----------------------|
|--------|---|---|---|---|---|---|---|---|---|----------------------|

| | | | | | | | | | | |
|---|--|--|-------------------|---|---|--|--|--|-------------------|---------------|
| Willie Wilson, S (1, 7) ^x <small>OBP: 0.351, SLG: 0.426</small> | 0-0 1B | | 0-0 F7 | 0-0 BB <small>1-2 2-H</small> 1B | | 0-0 CS <small>1-2</small> | 0-0 6-3 | 0-0 FC6-4 <small>1-2f</small> | | 5 0 2 1 0 0 2 |
| Hal McRae, R (1, 10) ^x <small>OBP: 0.354, SLG: 0.475</small> | 0-0 P3 <small>1-2</small> | | 0-0 F9 | 4-0 BB <small>1-2 2-3</small> BB | | | 0-0 BB 1B | | 0-0 L8 | 4 0 1 0 1 0 1 |
| George Brett, L (1, 5) ^{S S S} <small>OBP: 0.378, SLG: 0.566</small> | 0-3 K | | | 0-0 HR G3 | | | 0-0 F7 | | 0-0 E3 | 5 1 1 1 0 1 5 |
| Darrell Porter, L (1, 2) ^{B B B} <small>OBP: 0.420, SLG: 0.492</small> | 4-0 FC6-4 BB | | | 0-3 K <small>S S S</small> | 4-0 G3-6 BB | | 4-0 BB <small>1-2</small> | | 0-0 F8 | 2 0 0 0 3 1 1 |
| Ralph LaCock, L (1, 3) ^x <small>OBP: 0.337, SLG: 0.384</small> | 0-0 FC6-4 <small>1-2f</small> | | | 0-0 2B E 1B | 0-0 G3-6 <small>1-2f</small> | | 0-0 4-3 | | 0-0 4-3 | 5 1 1 0 0 0 6 |
| Amos Otis, R (1, 8) <small>OBP: 0.369, SLG: 0.444</small> | | 0-0 F9 | | 0-0 E 2B | 0-0 P6 | | | 0-3 K | | 4 1 1 0 0 1 0 |
| Al Cowens, R (1, 9) <small>OBP: 0.345, SLG: 0.413</small> | | 0-0 F3 | | 0-0 P4 | | 0-0 6-3 | | 0-0 L8 | | 4 0 0 0 0 0 2 |
| Frank White, R (1, 4) <small>OBP: 0.297, SLG: 0.392</small> | | 0-0 CS 1B | | 0-0 E5 S 1B <small>2-H 3-H</small> | | 0-0 5-3 | | 0-0 S 1B | | 4 1 2 0 0 0 0 |
| U L Washington, S (1, 6) <small>OBP: 0.300, SLG: 0.360</small> | | 0-0 CS <small>1-2</small> | 0-0 4-3 | 4-0 BB 1B BB <small>1-2</small> | | 0-0 CS 1B | | 4-0 FC6-4 BB <small>1-2</small> | | 2 0 1 0 2 0 0 |

TOP

Kansas City Royals @ Oakland Athletics
 Oakland-Alameda County Coliseum, Oakland, CA

livebaseballscorecards.com

| | |
|------------|-----------|
| AB | 35 |
| R | 4 |
| H | 9 |
| RBI | 2 |
| BB | 6 |
| SO | 3 |
| LOB | 17 |



| | |
|-------|--------|
| WP: 0 | PA: 43 |
| PB: 0 | |
| SB: 3 | |
| CS: 2 | |

| Inning Stats | R: 0 | H: 1 | E: 0 | LOB: 2 | K: 1 | BB: 1 | S: 6 | P: 10 |
|--------------|-------|-------|-------|--------|-------|-------|-------|--------|
| | R: 0 | H: 1 | E: 0 | LOB: 0 | K: 0 | BB: 0 | S: 3 | P: 3 |
| | R: 0 | H: 0 | E: 0 | LOB: 0 | K: 0 | BB: 0 | S: 3 | P: 3 |
| | R: 4 | H: 4 | E: 1 | LOB: 3 | K: 1 | BB: 2 | S: 10 | P: 18 |
| | R: 0 | H: 0 | E: 0 | LOB: 0 | K: 0 | BB: 1 | S: 2 | P: 6 |
| | R: 0 | H: 1 | E: 0 | LOB: 0 | K: 0 | BB: 0 | S: 3 | P: 3 |
| | R: 0 | H: 1 | E: 0 | LOB: 2 | K: 1 | BB: 1 | S: 6 | P: 10 |
| | R: 0 | H: 0 | E: 1 | LOB: 1 | K: 0 | BB: 0 | S: 4 | P: 4 |
| | 1B: 7 | SF: 0 | 2B: 1 | SAC: 0 | 3B: 0 | DP: 1 | HR: 1 | HBP: 0 |

| PITCHER | IP | WLS | BF | H | R | ER | SO | BB | IBB | HBP | BLK | WP | HR | S | P | ERA | WHIP |
|--|-----|-----|----|---|---|----|----|----|-----|-----|-----|----|----|----|----|------|-------|
| Steve McCatty, R (1, 1) <small>ERA: 3.89</small> | 9.0 | L | 41 | 9 | 4 | 1 | 3 | 6 | 0 | 0 | 0 | 0 | 1 | 41 | 65 | 1.00 | 1.667 |

Sun Sep 23 1979, 3:33 AM PDT
 Att. 2,583 - Unknown

| Batter | 1 | 2 | 3 | 4 | 5 | 6 | 7 | 8 | 9 | AB | R | H | RBI | BB | SO | LOB |
|--|-------------------|-------------------------|----------|-----------------------|------------------|------------|---|----------|------------------|----|---|---|-----|----|----|-----|
| Rickey Henderson, R (1, 7) OBP: 0.345, SLG: 0.346 | 4-0 CS BB | | 0-3 K | | | 0-0 6-3 | | 0-3 K | | 3 | 0 | 0 | 0 | 1 | 2 | 0 |
| Dwayne Murphy, L (1, 8) OBP: 0.381, SLG: 0.368 | 0-0 4-3 1-2 | | | 0-0 G3-6-3 1B | | 0-0 3-1 | | | 0-3 K | 4 | 0 | 1 | 0 | 0 | 1 | 1 |
| Dave Revering, L (1, 10) OBP: 0.341, SLG: 0.491 | 0-0 F2 | | | 0-0 G3-6-3 1-2f | | 0-0 HR | | | 0-0 F5 | 4 | 1 | 1 | 1 | 0 | 0 | 1 |
| Jeff Newman, R (1, 3) OBP: 0.266, SLG: 0.397 Larry Murray, S (9, PR) OBP: 0.275, SLG: 0.279 | | 0-0 4-3 SF7 2B | | 0-0 F7 | | 0-0 6-3 | | | 4-0 1B BB | 3 | 1 | 1 | 0 | 1 | 0 | 0 |
| Wayne Gross, L (1, 5) OBP: 0.331, SLG: 0.360 | | 0-0 4-3 2-3 | | | 0-0 4-3 | | | | 0-0 1-2 1B | 4 | 0 | 1 | 0 | 0 | 0 | 1 |
| Jim Essian, R (1, 2) OBP: 0.300, SLG: 0.380 | | 0-0 SF7 3-H | | | 4-0 2B BB | | | | 0-0 F7 L7 | 2 | 0 | 0 | 1 | 1 | 0 | 2 |
| Mike Edwards, R (1, 4) OBP: 0.272, SLG: 0.290 | | 0-0 F8 | | | 0-0 1-3 2B | | | | | 3 | 0 | 1 | 0 | 0 | 0 | 0 |
| Mike Heath, R (1, 9) OBP: 0.305, SLG: 0.324 | | | 0-3 K | | 0-0 1-3 | | | | 0-3 K | 3 | 0 | 0 | 0 | 0 | 2 | 2 |
| Rob Picciolo, R (1, 6) OBP: 0.270, SLG: 0.339 | | | 0-3 K | | 0-0 6-3 | | | | 0-3 K | 3 | 0 | 0 | 0 | 0 | 2 | 2 |

| Inning Stats | R: 0 | H: 0 | E: 0 | K: 0 | S: 2 | R: 1 | H: 1 | E: 0 | K: 0 | S: 4 | R: 0 | H: 0 | E: 0 | K: 3 | S: 9 | R: 0 | H: 1 | E: 0 | K: 0 | S: 3 | R: 0 | H: 1 | E: 0 | K: 0 | S: 4 | R: 1 | H: 1 | E: 0 | K: 0 | S: 4 | R: 0 | H: 0 | E: 0 | K: 3 | S: 9 | R: 0 | H: 0 | E: 0 | K: 1 | S: 6 | R: 0 | H: 1 | E: 0 | K: 1 | S: 6 | 1B: 2 | SF: 1 | 2B: 2 | SAC: 0 | 3B: 0 | DP: 1 | HR: 1 | HBP: 0 | WP: 0 | PA: 33 |
|--------------|------|------|------|------|------|------|------|------|------|------|------|------|------|------|------|------|------|------|------|------|------|------|------|------|------|------|------|------|------|------|------|------|------|------|------|------|------|------|------|------|------|------|------|------|------|-------|-------|-------|--------|-------|-------|-------|--------|-------|--------|
|--------------|------|------|------|------|------|------|------|------|------|------|------|------|------|------|------|------|------|------|------|------|------|------|------|------|------|------|------|------|------|------|------|------|------|------|------|------|------|------|------|------|------|------|------|------|------|-------|-------|-------|--------|-------|-------|-------|--------|-------|--------|

| PITCHER | IP | WLS | BF | H | R | ER | SO | BB | IBB | HBP | BLK | WP | HR | S | P | ERA | WHIP |
|--|-----|-----|----|---|---|----|----|----|-----|-----|-----|----|----|----|----|------|-------|
| Marty Pattin, R (1, 1) ERA: 4.58 | 7.0 | W | 25 | 4 | 2 | 2 | 3 | 2 | 0 | 0 | 0 | 0 | 1 | 29 | 37 | 2.57 | 0.857 |
| Renie Martin, R (8, 1) ERA: 6.14 | 1.2 | | 6 | 0 | 0 | 0 | 4 | 1 | 0 | 0 | 0 | 0 | 0 | 13 | 17 | 0.00 | 0.600 |
| Al Hrabosky, L (9, 1) ERA: 3.74 | 0.0 | | 1 | 1 | 0 | 0 | 0 | 0 | 0 | 0 | 0 | 0 | 0 | 1 | 1 | ∞ | ∞ |
| Dan Quisenberry, R (9, 1) ERA: 3.38 | 0.1 | S | 1 | 0 | 0 | 0 | 0 | 0 | 0 | 0 | 0 | 0 | 0 | 1 | 1 | 0.00 | 0.000 |

BOTTOM

Kansas City Royals @ Oakland Athletics
Oakland-Alameda County Coliseum, Oakland, CA

Sun Sep 23 1979, 3:33 AM PDT
Att. 2,583 - Unknown

livebaseballscores.com

| | |
|------------|-----------|
| AB | 29 |
| R | 2 |
| H | 5 |
| RBI | 2 |
| BB | 3 |
| SO | 7 |
| LOB | 9 |



| Batter | 1 | 2 | 3 | 4 | 5 | 6 | 7 | 8 | 9 | AB R H RBI BB SO LOB | TOP | | | | | | | | | | | |
|---|---|---------------------------------|------------------------------|----------------------------------|------------------------------|---------------------------------|------------------------------|----------------------------------|------------------------------|---|--|----------------------------------|---|---------------------------------|------------------------------|---------------------------------|------------------------------|---------------------------------|----------------------------------|------------------------------------|----------------------------------|--------|
| Willie Wilson, S (1, 7) OBP: 0.350, SLG: 0.425 | 0-0 G3 S 1B | 0-0 L5 | | 0-0 B1-3 | | | 0-3 K | | 0-0 PO | 4 0 1 0 0 1 4 | | | | | | | | | | | | |
| Hal McRae, R (1, 10) OBP: 0.353, SLG: 0.473 | 0-3 K | 0-0 1-2 2-H 1B | | 0-3 K | | | 0-0 6-3 | | | 4 0 1 1 0 2 3 | | | | | | | | | | | | |
| George Brett, L (1, 5) OBP: 0.376, SLG: 0.563 | 0-0 G3 | 0-0 F8 | | | 0-0 F7 | | 0-0 F7 | | | 4 0 0 0 0 0 3 | | | | | | | | | | | | |
| Darrell Porter, L (1, 2) OBP: 0.418, SLG: 0.489 | 0-3 K | | 0-0 4-3 | | 0-0 F7 | | | 1-0 G4-6-3 HBP | | 3 0 0 0 0 1 1 | | | | | | | | | | | | |
| Ralph LaCock, L (1, 3) OBP: 0.334, SLG: 0.380 | | 0-0 F8 | 0-0 6-3 | | 0-0 F7 | | | 0-0 G4-6-3 | | 4 0 0 0 0 0 1 | | | | | | | | | | | | |
| Amos Otis, R (1, 8) OBP: 0.368, SLG: 0.442 | | 0-0 1B E 1B | 0-0 L9 | | | 0-3 K | | 0-0 4-3 | | 4 1 1 0 0 1 0 | | | | | | | | | | | | |
| Al Cowens, R (1, 9) OBP: 0.346, SLG: 0.412 | | 0-0 E 1-2 E 1B | | 4-0 SH3-4 BB BB | | 0-3 K | | | 0-3 K | 3 1 1 0 1 2 0 | AB 31 R 3 H 5 RBI 1 BB 3 SO 8 LOB 15 | | | | | | | | | | | |
| Frank White, R (1, 4) OBP: 0.297, SLG: 0.391 Steve Braun, L (9, PH) OBP: 0.387, SLG: 0.391 German Barranca, L (9, PR) | | 0-0 E6 E 1B | | 4-0 SH3-4 BB BB | | 0-3 K | | | 0-0 PO 4-3 1B | 2 1 0 0 1 1 1 1 0 1 0 0 0 0 0 0 0 0 0 0 0 | | | | | | | | | | | | |
| U L Washington, S (1, 6) OBP: 0.302, SLG: 0.359 Jamie Quirk, L (9, PH) OBP: 0.333, SLG: 0.380 | | 4-0 1B BB | | 0-0 SH3-4 | | 0-0 F7 | | | 0-0 4-3 | 1 0 0 0 1 0 1 1 0 0 0 0 0 1 | | | | | | | | | | | | |
| Inning Stats | R: 0 E: 0 K: 2 S: 8 | H: 1 LOB: 1 BB: 0 P: 8 | R: 3 E: 2 K: 0 S: 7 | H: 3 LOB: 2 BB: 1 P: 11 | R: 0 E: 0 K: 0 S: 3 | H: 0 LOB: 0 BB: 0 P: 3 | R: 0 E: 0 K: 1 S: 5 | H: 0 LOB: 2 BB: 2 P: 13 | R: 0 E: 0 K: 0 S: 3 | H: 0 LOB: 0 BB: 0 P: 3 | R: 0 E: 0 K: 3 S: 10 | H: 0 LOB: 1 BB: 0 P: 10 | R: 0 E: 0 K: 1 S: 5 | H: 0 LOB: 0 BB: 0 P: 5 | R: 0 E: 0 K: 0 S: 2 | H: 0 LOB: 0 BB: 0 P: 3 | R: 0 E: 0 K: 1 S: 5 | H: 1 LOB: 1 BB: 0 P: 5 | 1B: 5 2B: 0 3B: 0 HR: 0 | SF: 0 SAC: 1 DP: 1 HBP: 1 | WP: 1 PB: 0 SB: 1 CS: 0 | PA: 37 |
| PITCHER Nolan Ryan, R (1, 1) ERA: 3.6 | IP 9.0 WLS W BF 36 H 5 R 3 ER 0 SO 8 BB 3 IBB 0 HBP 1 BLK 0 WP 1 HR 0 S 48 P 61 ERA 0.00 WHIP 0.889 | | | | | | | | | | | PITCHER | IP WLS BF H R ER SO BB IBB HBP BLK WP HR S P ERA WHIP | | | | | | | | | |

Kansas City Royals @ California Angels
 Anaheim Stadium, Anaheim, CA
 Mon Sep 24 1979, 10:05 PM EDT
 Att. 40,423 - Unknown

livebaseballscorecards.com



| Batter | 1 | 2 | 3 | 4 | 5 | 6 | 7 | 8 | 9 |
|---|------------|------------|----------------|------------|-----------------------|-----------------|------------------------|-----------|---|
| Rod Carew, L OBP: 0.418, SLG: 0.389 (1, 3) X | 0-0 6-3 | | 4-0 1B BB | | 4-0 SH3-4 BB | | 4-0 SH1-4 WP SF8 BB | | |
| Carney Lansford, R OBP: 0.330, SLG: 0.435 (1, 5) S S S | 0-3 K | | 0-0 E5 1B | | 0-0 SH3-4 | | 0-0 SH1-4 | | |
| Dan Ford, R OBP: 0.334, SLG: 0.467 (1, 9) X | 0-0 6-3 | | 0-0 1B | | 0-0 SF9 | | 0-0 SF8 | | |
| Don Baylor, R OBP: 0.371, SLG: 0.533 (1, 10) X | | 0-0 5-3 | 0-0 F7 | | 0-0 4-3 | | 0-0 4-3 | | |
| Brian Downing, R OBP: 0.412, SLG: 0.459 (1, 2) X | | 0-0 5-3 | | 0-0 5-3 | | 0-0 F9 | | 0-0 F9 | |
| Bobby Grich, R OBP: 0.367, SLG: 0.540 (1, 4) X | | 0-0 F8 | | 0-0 6-3 | | 0-0 FC6-4 1B | | 0-3 K | |
| Bobby Clark, R OBP: 0.388, SLG: 0.543 (1, 7) X | | | 0-0 E BB 1B | 0-0 2B | | 0-0 FC6-4 1B | | 0-0 P4 | |
| Rick Miller, L OBP: 0.363, SLG: 0.361 (1, 8) S S S | | | 0-3 K | 0-3 K | | 0-0 FC6-4 1B | | | |
| Jim Anderson, R OBP: 0.308, SLG: 0.368 (1, 6) X | | | 0-0 L6 | | 0-0 SH3-4 S SF9 1B | | 0-0 FC6-4 | | |

| Inning Stats | R: 0 | H: 0 | E: 0 | LOB: 0 | K: 1 | BB: 0 | S: 5 | P: 5 |
|--------------|------|------|------|--------|------|-------|------|-------|
| | R: 0 | H: 0 | E: 0 | LOB: 0 | K: 0 | BB: 0 | S: 3 | P: 3 |
| | R: 2 | H: 2 | E: 1 | LOB: 2 | K: 1 | BB: 1 | S: 8 | P: 12 |
| | R: 0 | H: 1 | E: 0 | LOB: 1 | K: 1 | BB: 0 | S: 6 | P: 6 |
| | R: 1 | H: 1 | E: 0 | LOB: 1 | K: 0 | BB: 1 | S: 4 | P: 8 |
| | R: 0 | H: 2 | E: 0 | LOB: 2 | K: 0 | BB: 0 | S: 5 | P: 5 |
| | R: 1 | H: 0 | E: 0 | LOB: 0 | K: 0 | BB: 1 | S: 3 | P: 7 |
| | R: 0 | H: 0 | E: 0 | LOB: 0 | K: 1 | BB: 0 | S: 5 | P: 5 |

| PITCHER | IP | WLS | BF | H | R | ER | SO | BB | IBB | HBP | BLK | WP | HR | S | P | ERA | WHIP |
|-------------------------------------|-----|-----|----|---|---|----|----|----|-----|-----|-----|----|----|----|----|------|-------|
| Larry Gura, L ERA: 4.57 (1, 1) | 6.0 | L | 28 | 6 | 4 | 2 | 3 | 3 | 0 | 0 | 0 | 0 | 0 | 31 | 43 | 3.00 | 1.500 |
| Renie Martin, R ERA: 5.74 (7, 1) | 2.0 | | 6 | 0 | 0 | 0 | 1 | 0 | 0 | 0 | 0 | 1 | 0 | 8 | 8 | 0.00 | 0.000 |

| AB | R | H | RBI | BB | SO | LOB |
|----|---|---|-----|----|----|-----|
| 1 | 2 | 0 | 0 | 3 | 0 | 0 |
| 2 | 0 | 0 | 0 | 0 | 1 | 2 |
| 2 | 0 | 1 | 4 | 0 | 0 | 0 |
| 4 | 0 | 0 | 0 | 0 | 0 | 3 |
| 4 | 0 | 0 | 0 | 0 | 0 | 0 |
| 4 | 0 | 1 | 0 | 0 | 1 | 0 |
| 4 | 1 | 2 | 0 | 0 | 0 | 1 |
| 3 | 0 | 1 | 0 | 0 | 2 | 2 |
| 3 | 1 | 1 | 0 | 0 | 0 | 3 |

| WP | PA |
|----|----|
| 1 | 34 |

| AB | R | H | RBI | BB | SO | LOB |
|----|---|---|-----|----|----|-----|
| 27 | 4 | 6 | 4 | 3 | 4 | 11 |



Kansas City Royals @ California Angels
Anaheim Stadium, Anaheim, CA
 Mon Sep 24 1979, 10:05 PM EDT
 Att. 40,423 - Unknown

livebaseballscorecards.com

| Batter | 1 | 2 | 3 | 4 | 5 | 6 | 7 | 8 | 9 | AB R H RBI BB SO LOB | TOP | |
|---|---|---|---|---|---|---|---|---|---|--|---|--|
| Willie Wilson, S (1, 7) x OBP: 0.348, SLG: 0.422 | 0-0 6-3 ① | | | x 0-0 F8 ① x | 0-0 F8 ③ | | | 0-3 K ② | | 4 0 0 0 0 1 2 | Kansas City Royals @ California Angels Anaheim Stadium, Anaheim, CA Tue Sep 25 1979, 10:05 PM EDT Att: 40,631 - Unknown livebaseballscorecards.com | |
| Frank White, R (1, 4) x OBP: 0.297, SLG: 0.389 | 0-0 F7 ② | | | x 0-0 HBP 1B ② | | x 0-0 6-3 ① | | x 0-0 FC5 ③ | | 4 1 1 0 0 0 1 | | |
| Hal McRae, R (1, 10) x OBP: 0.350, SLG: 0.468 | 0-0 6-3 ③ | | | x 0-0 P9 ② | | x 0-0 6-3 ② | | x 0-0 F7 ① | | 4 0 0 0 0 0 1 | | |
| Amos Otis, R (1, 8) x OBP: 0.369, SLG: 0.442 | | x 0-0 4-3 ① | | H 1-0 WP 1B ② 1-2 HBP | | x 0-0 F8 ③ | | x 0-0 FC4-6 ② 1B | | 3 0 1 0 0 0 0 | | |
| Al Cowens, R (1, 9) x OBP: 0.346, SLG: 0.411 | | x 0-0 6-3 ② | | x 0-0 WP 1B ③ 1-2 2-H | | x 0-0 F8 ① | | x 0-0 FC4-6 ② 1-2f | | 4 0 1 1 0 0 1 | | |
| Darrell Porter, L (1, 2) x OBP: 0.416, SLG: 0.486 | 0-3 K ③ | | | x 0-0 F8 ③ 1-2 2-3 | | 0-3 K ② | | x 0-0 3-1 ③ | | 4 0 0 0 0 2 3 | | |
| John Wathan, R (1, 3) x OBP: 0.223, SLG: 0.289 | | | x 0-0 5-3 ① | | x 0-0 L5 ① | | x 0-0 F2 ③ | | | 3 0 0 0 0 0 0 | | |
| U L Washington, S (1, 6) x OBP: 0.306, SLG: 0.362 | | | x 0-0 P6 ② | | x 0-0 1B ② | | | x 0-0 FC5 4-3 ② 1B | | 3 0 2 0 0 0 0 | | |
| Todd Cruz, R (1, 5) x OBP: 0.226, SLG: 0.321 | | | x 0-0 F8 ③ | | 0-3 K ② | | | x 0-0 4-3 ① 1-2 | | 3 0 0 0 0 1 2 | | |
| Inning Stats | R: 0 H: 0 E: 0 LOB: 0 K: 0 BB: 0 S: 3 P: 3 | R: 0 H: 0 E: 0 LOB: 0 K: 1 BB: 0 S: 5 P: 5 | R: 0 H: 0 E: 0 LOB: 0 K: 0 BB: 0 S: 3 P: 3 | R: 1 H: 2 E: 0 LOB: 2 K: 0 BB: 0 S: 5 P: 6 | R: 0 H: 1 E: 0 LOB: 1 K: 1 BB: 0 S: 6 P: 6 | R: 0 H: 0 E: 0 LOB: 0 K: 0 BB: 0 S: 3 P: 3 | R: 0 H: 0 E: 0 LOB: 0 K: 1 BB: 0 S: 5 P: 5 | R: 0 H: 1 E: 0 LOB: 1 K: 1 BB: 0 S: 6 P: 6 | R: 0 H: 1 E: 0 LOB: 1 K: 0 BB: 0 S: 4 P: 4 | 1B: 5 SF: 0 2B: 0 SAC: 0 3B: 0 DP: 0 HR: 0 HBP: 1 | WP: 1 PA: 33 PB: 0 SB: 0 CS: 0 | |
| PITCHER Frank Tanana, L (1, 1) ERA: 3.87 | IP WLS BF H R ER SO BB IBB HBP BLK WP HR S P ERA WHIP | 9.0 W 33 5 1 1 4 0 0 1 0 1 0 40 41 1.00 0.556 | | | | | | | | | | |

| | |
|-----|----|
| AB | 32 |
| R | 1 |
| H | 5 |
| RBI | 1 |
| BB | 0 |
| SO | 4 |
| LOB | 10 |



| Batter | 1 | 2 | 3 | 4 | 5 | 6 | 7 | 8 | 9 | AB | R | H | RBI | BB | SO | LOB |
|--|---------|---------------|----------------|---------|--------------------|------------|---------------|---------|---|----|---|---|-----|----|----|-----|
| Rick Miller, L OBP: 0.366, SLG: 0.364 (1, 8) | 0-0 F9 | 0-0 1-2 1B | | 0-0 4-3 | | 0-0 6-3 1B | | 0-0 1B | | 5 | 0 | 3 | 0 | 0 | 0 | 0 |
| Carney Lansford, R OBP: 0.328, SLG: 0.431 (1, 5) | 0-0 P4 | 0-0 F7 | | | 0-0 P6 | 0-0 6-3 | | 0-0 6-3 | | 5 | 0 | 0 | 0 | 0 | 0 | 4 |
| Dan Ford, R OBP: 0.334, SLG: 0.466 (1, 9) | 0-0 4-3 | | 0-0 4-3 | | 0-0 1B 1B | 0-0 4-3 | | | | 4 | 1 | 1 | 0 | 0 | 0 | 1 |
| Don Baylor, R OBP: 0.372, SLG: 0.532 (1, 10) | | 4-0 1B 1B BB | 0-0 F8 | | 0-0 P4 | | 0-0 CS 1B 1B | | | 3 | 1 | 1 | 0 | 1 | 0 | 1 |
| Rod Carew, L OBP: 0.420, SLG: 0.392 (1, 3) | | 0-0 1B 1B WP | 0-0 PB S 1B | | 0-0 1B 1B | | 0-0 F7 | | | 4 | 1 | 3 | 0 | 0 | 0 | 1 |
| Brian Downing, R OBP: 0.416, SLG: 0.462 (1, 2) | | 0-0 1B 1B WP | 4-0 1-3 2-H BB | | 0-0 1-3 2-H IBB 1B | | 0-0 1-2 CS 1B | | | 3 | 1 | 3 | 2 | 1 | 0 | 0 |
| Bobby Grich, R OBP: 0.366, SLG: 0.537 (1, 4) | | 0-0 5-3 | 0-0 F9 | | 4-0 1-2 IBB | | 0-0 L9 | | | 3 | 0 | 0 | 0 | 1 | 0 | 5 |
| Larry Harlow, L OBP: 0.345, SLG: 0.286 (1, 7) | | 0-0 2-H 1B 1B | | 0-0 B3 | 0-0 1-3 | | | 0-0 F7 | | 4 | 0 | 1 | 1 | 0 | 0 | 3 |
| Jim Anderson, R OBP: 0.303, SLG: 0.362 (1, 6) | | 0-0 F9 | | 0-0 F7 | | 0-0 F8 | | 0-0 6-3 | | 4 | 0 | 0 | 0 | 0 | 0 | 1 |


| Inning Stats | R: 0 | H: 0 | E: 0 | K: 0 | S: 3 | LOB: 0 | BB: 0 | P: 3 | R: 3 | H: 4 | E: 0 | K: 0 | S: 7 | LOB: 2 | BB: 1 | P: 11 | R: 0 | H: 1 | E: 0 | K: 0 | S: 4 | LOB: 2 | BB: 1 | P: 8 | R: 0 | H: 0 | E: 0 | K: 0 | S: 3 | LOB: 0 | BB: 0 | P: 3 | R: 1 | H: 3 | E: 0 | K: 0 | S: 6 | LOB: 3 | BB: 1 | P: 10 | R: 0 | H: 1 | E: 0 | K: 0 | S: 4 | LOB: 1 | BB: 0 | P: 4 | R: 0 | H: 2 | E: 0 | K: 0 | S: 4 | LOB: 1 | BB: 0 | P: 4 | R: 0 | H: 1 | E: 0 | K: 0 | S: 4 | LOB: 1 | BB: 0 | P: 4 |
|--------------|------|------|------|------|------|--------|-------|------|------|------|------|------|------|--------|-------|-------|------|------|------|------|------|--------|-------|------|------|------|------|------|------|--------|-------|------|------|------|------|------|------|--------|-------|-------|------|------|------|------|------|--------|-------|------|------|------|------|------|------|--------|-------|------|------|------|------|------|------|--------|-------|------|
|--------------|------|------|------|------|------|--------|-------|------|------|------|------|------|------|--------|-------|-------|------|------|------|------|------|--------|-------|------|------|------|------|------|------|--------|-------|------|------|------|------|------|------|--------|-------|-------|------|------|------|------|------|--------|-------|------|------|------|------|------|------|--------|-------|------|------|------|------|------|------|--------|-------|------|

| PITCHER | IP | WLS | BF | H | R | ER | SO | BB | IBB | HBP | BLK | WP | HR | S | P | ERA | WHIP |
|---|-----|-----|----|---|---|----|----|----|-----|-----|-----|----|----|----|----|-------|-------|
| Craig Chamberlain, R ERA: 3.75 (1, 1) | 1.1 | L | 8 | 3 | 3 | 3 | 0 | 1 | 0 | 0 | 0 | 1 | 0 | 7 | 11 | 20.25 | 3.000 |
| Paul Splittorf, L ERA: 4.26 (2, 1) | 4.0 | | 20 | 6 | 1 | 1 | 0 | 1 | 1 | 0 | 0 | 0 | 0 | 18 | 26 | 2.25 | 1.750 |
| Dan Quisenberry, R ERA: 3.15 (6, 1) | 2.2 | | 10 | 3 | 0 | 0 | 0 | 0 | 0 | 0 | 0 | 0 | 0 | 10 | 10 | 0.00 | 1.125 |

BOTTOM

Kansas City Royals @ California Angels
Anaheim Stadium, Anaheim, CA
 Tue Sep 25 1979, 10:05 PM EDT
 Att. 40,631 - Unknown

| | |
|------------|-----------|
| AB | 35 |
| R | 4 |
| H | 12 |
| RBI | 3 |
| BB | 3 |
| SO | 0 |
| LOB | 16 |



| | | | |
|--------|--------|-------|--------|
| 1B: 12 | SF: 0 | WP: 1 | PA: 38 |
| 2B: 0 | SAC: 0 | PB: 1 | |
| 3B: 0 | DP: 0 | SB: 1 | |
| HR: 0 | HBP: 0 | CS: 2 | |

| PITCHER | IP | WLS | BF | H | R | ER | SO | BB | IBB | HBP | BLK | WP | HR | S | P | ERA | WHIP |
|---------|----|-----|----|---|---|----|----|----|-----|-----|-----|----|----|---|---|-----|------|
|---------|----|-----|----|---|---|----|----|----|-----|-----|-----|----|----|---|---|-----|------|

| Batter | 1 | 2 | 3 | 4 | 5 | 6 | 7 | 8 | 9 | AB | R | H | RBI | BB | SO | LOB |
|---|-------------------|----------------------|-----------|------------|------------|-----------------|------------------------|----------|------------|----|---|---|-----|----|----|-----|
| Rick Miller, L (1, 8) OBP: 0.366, SLG: 0.364 Willie Davis, L (7, 7) OBP: 0.250, SLG: 0.283 | 0-0 6-3 | | 0-0 1B | | | 0-0 F8 | | 0-3 K | | 3 | 0 | 1 | 0 | 0 | 0 | 0 |
| Carney Lansford, R (1, 5) OBP: 0.329, SLG: 0.432 Rance Mulliniks, L (1, PR) OBP: 0.189, SLG: 0.188 | 0-0 4-3 1B | | 0-0 F7 | | | 0-0 F3 | | 0-3 K | | 1 | 0 | 1 | 0 | 0 | 0 | 0 |
| Dan Ford, R (1, 9) OBP: 0.333, SLG: 0.465 Bobby Clark, R (2, 9) OBP: 0.365, SLG: 0.510 | 0-0 4-3 1-2 | | | 0-0 6-3 | | 0-0 3-1 | | | 0-0 F8 | 1 | 0 | 0 | 0 | 0 | 0 | 1 |
| Don Baylor, R (1, 7) OBP: 0.371, SLG: 0.530 Larry Harlow, L (5, 7) OBP: 0.342, SLG: 0.283 | 0-0 6-3 | | | 0-3 K | | 0-0 6-3 | | | 0-3 K | 2 | 0 | 0 | 0 | 0 | 1 | 2 |
| Rod Carew, L (1, 3) OBP: 0.421, SLG: 0.393 John Harris, L (4, PR) OBP: 0.393, SLG: 0.393 | | 0-3 K | | 0-0 1B | | 0-0 F7 | | | 0-0 4-3 | 2 | 0 | 1 | 0 | 0 | 1 | 0 |
| Ralph Garr, L (1, 10) OBP: 0.308, SLG: 0.398 | | 0-0 G5-4-3 1B | | 0-0 F2 | | 0-0 BB 1B | | | | 3 | 0 | 2 | 0 | 0 | 0 | 1 |
| Bobby Grich, R (1, 4) OBP: 0.366, SLG: 0.537 Dickie Thon, R (2, 4) OBP: 0.390, SLG: 0.389 | | 0-0 G5-4-3 1-2 | | | 0-0 F8 | | 4-0 BB 1-2 BB | | | 0 | 0 | 0 | 0 | 0 | 0 | 0 |
| Brian Downing, R (1, 2) OBP: 0.416, SLG: 0.462 Tom Donohue, R (1, 2) OBP: 0.266, SLG: 0.365 | | | 0-0 P3 | | 0-0 1-3 | | 0-3 K | | | 0 | 0 | 0 | 0 | 0 | 0 | 0 |
| Jim Anderson, R (1, 6) OBP: 0.300, SLG: 0.357 | | | 0-3 K | | 0-0 3-1 | | | 0-3 K | | 3 | 0 | 0 | 0 | 0 | 2 | 0 |


| Inning Stats | R: 0 | H: 1 | E: 0 | LOB: 2 | K: 0 | BB: 0 | S: 4 | P: 4 | R: 0 | H: 1 | E: 0 | LOB: 0 | K: 1 | BB: 0 | S: 5 | P: 5 | R: 0 | H: 1 | E: 0 | LOB: 1 | K: 1 | BB: 0 | S: 6 | P: 6 | R: 0 | H: 1 | E: 0 | LOB: 1 | K: 1 | BB: 0 | S: 6 | P: 6 | R: 0 | H: 0 | E: 0 | LOB: 0 | K: 0 | BB: 0 | S: 3 | P: 3 | R: 0 | H: 0 | E: 0 | LOB: 0 | K: 0 | BB: 0 | S: 3 | P: 3 | R: 0 | H: 1 | E: 0 | LOB: 2 | K: 1 | BB: 1 | S: 6 | P: 10 | R: 0 | H: 0 | E: 0 | LOB: 0 | K: 3 | BB: 0 | S: 9 | P: 9 | R: 0 | H: 0 | E: 0 | LOB: 0 | K: 1 | BB: 0 | S: 5 | P: 5 | 1B: 5 | SF: 0 | 2B: 0 | SAC: 0 | 3B: 0 | DP: 1 | HR: 0 | HBP: 0 | WP: 0 | PA: 32 |
|---|------|------|------|--------|------|-------|------|------|------|------|------|--------|------|-------|------|------|------|------|------|--------|------|-------|------|------|------|------|------|--------|------|-------|------|------|------|------|------|--------|------|-------|------|------|------|------|------|--------|------|-------|------|------|------|------|------|--------|------|-------|------|-------|------|------|------|--------|------|-------|------|------|------|------|------|--------|------|-------|------|------|-------|-------|-------|--------|-------|-------|-------|--------|-------|--------|
| PITCHER Dennis Leonard, R (1, 1) ERA: 4.0 | IP | WLS | BF | H | R | ER | SO | BB | IBB | HBP | BLK | WP | HR | S | P | ERA | WHIP | IP | WLS | BF | H | R | ER | SO | BB | IBB | HBP | BLK | WP | HR | S | P | ERA | WHIP | IP | WLS | BF | H | R | ER | SO | BB | IBB | HBP | BLK | WP | HR | S | P | ERA | WHIP | | | | | | | | | | | | | | | | | | | | | | | | | | | | | | | |

BOTTOM

Kansas City Royals @ California Angels
Anaheim Stadium, Anaheim, CA
 Wed Sep 26 1979, 10:05 PM EDT
 Att. 40,565 - Unknown

livebaseballscorecards.com

| | |
|-----|----|
| AB | 31 |
| R | 0 |
| H | 5 |
| RBI | 0 |
| BB | 1 |
| SO | 8 |
| LOB | 8 |



| Batter | 1 | 2 | 3 | 4 | 5 | 6 | 7 | 8 | 9 | AB R H RBI BB SO LOB | TOP | | |
|--|---|---|---|---|---|--|---|---|---|--|---|----------------|---|
| Rickey Henderson, R OBP: 0.339, SLG: 0.336 (1, 7) X | 0-0 F8 ① | | 0-0 L7 ② | | | 4-0 2B BB | | 0-0 3-1 ② | | 3 1 0 0 1 0 0 | | | |
| Dwayne Murphy, L OBP: 0.379, SLG: 0.367 (1, 8) X | 0-0 F8 ② | | 0-0 L4 ③ | | | 0-0 E 2B | | 0-3 K ③ | | 4 0 1 1 0 1 0 | | | |
| Dave Revering, L OBP: 0.336, SLG: 0.481 (1, 10) X | 0-0 F7 ③ | | | 0-0 3-1 ① | | 0-0 P5 ② | | | 0-0 F7 ① | 4 0 0 0 0 0 1 | | | |
| Jeff Newman, R OBP: 0.267, SLG: 0.400 (1, 3) X | | 0-0 2B 1B | | 0-0 5-3 ② | | 0-0 E2 FC5-4 | | | 0-0 F9 ② | 4 0 1 0 0 0 1 | | | |
| Mike Heath, R OBP: 0.301, SLG: 0.319 (1, 2) X | | 0-0 F8 ① | | 0-0 F7 ③ | | 0-0 FC5-4 ③ | | | 0-0 6-3 ③ | 4 0 0 0 0 0 3 | | | |
| Joe Wallis, S OBP: 0.222, SLG: 0.183 (1, 9) X | | 0-0 1-3 2B | | | 0-0 P6 ① | | | | 0-0 F3 ① | 3 0 1 0 0 0 0 | | | |
| Wayne Gross, L OBP: 0.335, SLG: 0.370 (1, 5) X | | 0-3 K ② | | | 0-0 F7 ② | | | | 0-0 4-3 ② | 3 0 0 0 0 1 2 | | | |
| Mike Edwards, R OBP: 0.268, SLG: 0.266 (1, 4) X | | 0-0 F8 ③ | | | 0-0 6-3 ③ | | | | 0-0 L5 ③ | 3 0 0 0 0 0 2 | | | |
| Rob Picciolo, R OBP: 0.264, SLG: 0.330 (1, 6) X | | | 0-0 F9 ① | | | 0-3 K ① | | | 0-0 5-3 ① | 3 0 0 0 0 1 0 | | | |
| Inning Stats | R: 0 H: 0 E: 0 LOB: 0 K: 0 BB: 0 S: 3 P: 3 | R: 0 H: 2 E: 0 LOB: 2 K: 1 BB: 0 S: 7 P: 7 | R: 0 H: 0 E: 0 LOB: 0 K: 0 BB: 0 S: 3 P: 3 | R: 0 H: 0 E: 0 LOB: 0 K: 0 BB: 0 S: 3 P: 3 | R: 0 H: 0 E: 0 LOB: 0 K: 0 BB: 0 S: 3 P: 3 | R: 1 H: 1 E: 1 LOB: 2 K: 1 BB: 1 S: 7 P: 11 | R: 0 H: 0 E: 0 LOB: 0 K: 0 BB: 0 S: 3 P: 3 | R: 0 H: 0 E: 0 LOB: 0 K: 1 BB: 0 S: 5 P: 5 | R: 0 H: 0 E: 0 LOB: 0 K: 0 BB: 0 S: 3 P: 3 | 1B: 1 SF: 0 2B: 2 SAC: 0 3B: 0 DP: 0 HR: 0 HBP: 0 | WP: 0 PA: 32 PB: 0 SB: 0 CS: 0 | | |
| PITCHER | IP WLS BF H R ER SO BB IBB HBP BLK WP HR S P ERA WHIP | | | | | | | | | | | PITCHER | IP WLS BF H R ER SO BB IBB HBP BLK WP HR S P ERA WHIP |
| Larry Gura, L ERA: 4.47 (1, 1) | 7.0 W 26 3 1 1 2 1 0 0 0 0 0 0 29 33 1.29 0.571 | | | | | | | | | | | | |
| Craig Eaton, R ERA: 2.7 (8, 1) | 2.0 6 0 0 0 0 1 0 0 0 0 0 0 8 8 0.00 0.000 | | | | | | | | | | | | |

Oakland Athletics @ Kansas City Royals
Royals Stadium, Kansas City, MO

Fri Sep 28 1979, 8:05 PM EDT
Att. 20,908 - Unknown - 83 F

livebaseballscorecards.com

| | |
|-----|----|
| AB | 31 |
| R | 1 |
| H | 3 |
| RBI | 1 |
| BB | 1 |
| SO | 3 |
| LOB | 9 |



| Batter | 1 | 2 | 3 | 4 | 5 | 6 | 7 | 8 | 9 |
|--|-----------------------------------|----------------------|------------------|--|-----------------------|--------------------|-----------------------|-----------|---|
| Willie Wilson, S OBP: 0.348, SLG: 0.420 (1, 8) | 4-0 E S FC5-4 BB | 0-0 S 1B | 0-0 F9 | | 0-3 K | 0-0 FC6 1-2f | | 0-0 1B | |
| Darrell Porter, L OBP: 0.417, SLG: 0.484 (1, 10) | 0-0 E4 FC5-4 1-3 | 0-0 E 2B 1B | | 4-0 HBP 1B BB | 0-0 E8 HR 2B | | 4-0 BB 1B BB | 0-0 F9 | |
| Frank White, R OBP: 0.301, SLG: 0.405 (1, 4) | 0-0 FC5-4 1B 1-2f 3-H | 0-0 E6 S 2B | | 0-0 1B HBP E 1B 1-2 | 0-0 F9 | | 0-0 L6 | | |
| Jamie Quirk, L OBP: 0.358, SLG: 0.440 (1, 2) | 4-0 1B 1B 1-2 | 0-0 | | 1-0 E 1B HBP 1B 1-2 2-3 | 0-0 HR | | 0-0 F9 | | |
| Ralph LaCock, L OBP: 0.338, SLG: 0.384 (1, 3) | 0-0 1B 1B 1-3 2-H | 0-0 K | | 0-0 E4 FC4-6 SF7 1B 1B 1-3 2-H 3-H | 0-0 WP 1B | | 0-0 BB 1B | | |
| Clint Hurdle, L OBP: 0.343, SLG: 0.376 (1, 9) | 0-0 1B | 0-3 K | | 0-0 FC4-6 1B | 0-0 L4 | | 4-0 BB | | |
| Jim Nettles, L OBP: 0.190, SLG: 0.105 (1, 7) | 0-0 F8 | | 0-3 K | 0-0 FC4-6 1B 1-2f 2-3 | | 0-0 P5 | 0-0 F5 | | |
| U L Washington, S OBP: 0.299, SLG: 0.361 (1, 6) | 0-0 4-3 | | 0-0 SF7 3B | 0-0 SF7 | | 0-0 6-3 | 0-0 F7 | | |
| Todd Cruz, R OBP: 0.225, SLG: 0.319 (1, 5) | | 0-0 5-3 | 0-0 SF7 | 0-0 F2 | | 0-0 FC6 1B | 0-0 5-3 | | |

| Inning Stats | R: 3 E: 1 K: 0 S: 6 | H: 2 LOB: 2 BB: 2 P: 14 | R: 3 E: 1 K: 2 S: 11 | H: 3 LOB: 1 BB: 0 P: 11 | R: 1 E: 0 K: 1 S: 6 | H: 1 LOB: 0 BB: 0 P: 6 | R: 4 E: 1 K: 0 S: 6 | H: 3 LOB: 1 BB: 1 P: 11 | R: 2 E: 1 K: 1 S: 8 | H: 3 LOB: 1 BB: 0 P: 8 | R: 0 E: 0 K: 0 S: 4 | H: 1 LOB: 1 BB: 0 P: 4 | R: 0 E: 0 K: 0 S: 4 | H: 1 LOB: 3 BB: 2 P: 12 | R: 0 E: 0 K: 0 S: 4 | H: 1 LOB: 1 BB: 0 P: 4 |
|-----------------------------------|------------------------------------|----------------------------------|-------------------------------|----------------------------------|------------------------------|---------------------------------|------------------------------|----------------------------------|------------------------------|---------------------------------|------------------------------|---------------------------------|------------------------------|----------------------------------|------------------------------|---------------------------------|
| 1B: 11 2B: 2 3B: 1 HR: 1 | SF: 2 SAC: 0 DP: 0 HBP: 1 | WP: 1 PB: 0 SB: 4 CS: 0 | | | | | | | | | | | | | | |

| PITCHER | IP | WLS | BF | H | R | ER | SO | BB | IBB | HBP | BLK | WP | HR | S | P | ERA | WHIP |
|---|-----|-----|----|---|----|----|----|----|-----|-----|-----|----|----|----|----|-------|-------|
| Steve McCatty, R ERA: 4.22 (1, 1) | 3.0 | L | 22 | 7 | 10 | 8 | 3 | 3 | 0 | 1 | 0 | 0 | 0 | 24 | 37 | 24.00 | 3.333 |
| Jim Todd, R ERA: 6.56 (4, 1) | 5.0 | | 25 | 8 | 3 | 3 | 1 | 2 | 0 | 0 | 0 | 1 | 1 | 25 | 33 | 5.40 | 2.000 |


BOTTOM

Oakland Athletics @ Kansas City Royals
Royals Stadium, Kansas City, MO

Fri Sep 28 1979, 8:05 PM EDT
 Att: 20,908 - Unknown - 83 F

livebaseballscorecards.com

| | |
|-----|----|
| AB | 39 |
| R | 13 |
| H | 15 |
| RBI | 12 |
| BB | 5 |
| SO | 4 |
| LOB | 21 |



| Batter | 1 | 2 | 3 | 4 | 5 | 6 | 7 | 8 | 9 | AB R H RBI BB SO LOB | TOP |
|--|---|---|---|--|---|--|---|---|---|--|---|
| Rickey Henderson, R OBP: 0.338, SLG: 0.335 (1, 7) X | 0-0 S 3B 1B | | 0-0 FC1-6 G6-4-3 1-2f | | 0-0 5-3 | | 0-0 4-3 | | | 4 1 1 0 0 0 1 | |
| Dwayne Murphy, L OBP: 0.382, SLG: 0.375 (1, 8) X | 0-0 1-H SF7 3B | | 0-0 G6-4-3 1-2f | | | 4-0 F7 1B BB | | 0-0 G6-4-3 1B | | 3 1 2 1 1 0 1 | |
| Dave Revering, L OBP: 0.333, SLG: 0.478 (1, 10) X | 0-0 SF7 3-H | | | 0-3 K | | 0-0 F8 | | 0-3 K | | 3 0 0 1 0 2 2 | |
| Jeff Newman, R OBP: 0.267, SLG: 0.399 (1, 3) X | 0-0 5-3 | | | 0-0 F7 | | 0-0 BB 1B | | 0-0 G6-4-3 1-2f | | 4 0 1 0 0 0 1 | |
| Jim Essian, R OBP: 0.299, SLG: 0.374 (1, 2) X | 0-0 F7 | | | 4-0 1B BB | | 0-0 F7 2-3 | | 0-0 P4 | | 3 0 0 0 1 0 2 | |
| Joe Wallis, S OBP: 0.235, SLG: 0.189 (1, 9) | | 0-3 K | | 0-0 FC4-6 1B | | 4-0 1-2 BB | | 0-0 4-3 | | 3 0 1 0 1 1 0 | |
| Mike Edwards, R OBP: 0.266, SLG: 0.283 (1, 4) X | | 0-0 5-3 | | 0-0 FC4-6 1-2f | | 0-0 4-3 | | 0-0 F8 | | 4 0 0 0 0 0 5 | |
| Mike Heath, R OBP: 0.301, SLG: 0.319 (1, 5) X | | 0-0 L9 | | | 0-0 L7 | | 0-0 G5-4-3 1B | | | 3 0 1 0 0 0 0 | |
| Rob Picciolo, R OBP: 0.261, SLG: 0.328 (1, 6) X | | | 0-0 E5 FC1-6 | | 0-0 1-3 | | 0-0 G5-4-3 1-2f | | | 3 0 0 0 0 0 1 | |
| Inning Stats | R: 2 H: 2 E: 0 LOB: 0 K: 0 BB: 0 S: 5 P: 5 | R: 0 H: 0 E: 0 LOB: 0 K: 1 BB: 0 S: 5 P: 5 | R: 0 H: 0 E: 1 LOB: 0 K: 0 BB: 0 S: 3 P: 3 | R: 0 H: 1 E: 0 LOB: 2 K: 1 BB: 1 S: 6 P: 10 | R: 0 H: 0 E: 0 LOB: 0 K: 0 BB: 0 S: 3 P: 3 | R: 0 H: 1 E: 0 LOB: 3 K: 0 BB: 2 S: 4 P: 12 | R: 0 H: 1 E: 0 LOB: 0 K: 0 BB: 0 S: 3 P: 3 | R: 0 H: 1 E: 0 LOB: 0 K: 1 BB: 0 S: 5 P: 5 | R: 0 H: 0 E: 0 LOB: 0 K: 0 BB: 0 S: 3 P: 3 | 1B: 5 SF: 1 2B: 0 SAC: 0 3B: 1 DP: 3 HR: 0 HBP: 0 | WP: 0 PA: 34 PB: 0 SB: 1 CS: 0 |
| PITCHER Paul Splittorff, L ERA: 4.24 (1, 1) | IP WLS BF H R ER SO BB IBB HBP BLK WP HR S P ERA WHIP | 5.2 W 24 4 2 2 2 3 0 0 0 0 0 0 25 37 3.18 1.235 | | | | | | | | | |
| Renie Martin, R ERA: 5.19 (6, 1) | IP WLS BF H R ER SO BB IBB HBP BLK WP HR S P ERA WHIP | 3.1 S 10 2 0 0 1 0 0 0 0 0 0 0 12 12 0.00 0.600 | | | | | | | | | |

Oakland Athletics @ Kansas City Royals
Royals Stadium, Kansas City, MO

Sat Sep 29 1979, 8:05 PM EDT
Att. 24,856 - Unknown - 83 F

livebaseballscorecards.com

| | |
|-----|----|
| AB | 30 |
| R | 2 |
| H | 6 |
| RBI | 2 |
| BB | 3 |
| SO | 3 |
| LOB | 13 |



| Batter | 1 | 2 | 3 | 4 | 5 | 6 | 7 | 8 | 9 |
|---|-------------------|------------------|------------------------------|----------------------|-------------------------|---------------------------------------|------------|------------------|---|
| Willie Wilson, S OBP: 0.352, SLG: 0.422 (1, 8) X | 0-0 G3 S 1B | | 0-0 WP 1B | | 0-0 L9 2-3 | 4-0 1B 1-2 BB | | 0-0 S 1B | |
| Darrell Porter, L OBP: 0.419, SLG: 0.485 (1, 10) X | 0-0 G3 1-3 | | 4-0 BB 1-2 2-3 | | 4-0 F8 2B BB | 0-0 FC6 1B 1-3 2-H 3-H | | 0-0 1B 1-H | |
| Ralph LaCock, L OBP: 0.334, SLG: 0.380 (1, 3) X | 0-0 L1 1-3 | | 0-0 SF7 3-H | | 0-0 F8 1-2 3-H | 0-0 FC6 1-2f | | 0-0 4-3 | |
| Jamie Quirk, L OBP: 0.353, SLG: 0.443 (1, 2) X | 0-0 4-3 | | 0-0 F7 | | 0-0 2B 2-H | | 0-0 L4 | | |
| Clint Hurdle, L OBP: 0.342, SLG: 0.373 (1, 9) | | 0-3 K | | 0-0 FC5-4 1B | 0-3 K | | 0-0 4-3 | | |
| Jim Nettles, L OBP: 0.200, SLG: 0.091 (1, 7) | | 0-0 1-3 | | 0-3 K | | 0-0 L8 BB | 4-0 BB | | |
| U L Washington, S OBP: 0.301, SLG: 0.361 (1, 6) | | 0-0 CS 1B | | 0-0 L8 | | 4-0 1B 1B BB | 0-0 G3 | | |
| Todd Cruz, R OBP: 0.218, SLG: 0.308 (1, 5) | | 0-0 CS 1-2 | 0-0 F7 | 0-0 FC5-4 1-2f | | 0-0 F8 | | 0-0 5-3 | |
| German Barranca, L OBP: 0.600, SLG: 0.800 (1, 4) | | | 0-0 WP 1B SF7 1B | | 0-0 L9 E 2B | 0-0 S 1B 1B | | 0-0 L9 | |

| Inning Stats | R: 0 | H: 1 | E: 0 | LOB: 1 | K: 0 | BB: 0 | S: 4 | P: 4 |
|--------------|------|------|------|--------|------|-------|------|-------|
| | R: 0 | H: 1 | E: 0 | LOB: 0 | K: 1 | BB: 0 | S: 5 | P: 5 |
| | R: 1 | H: 2 | E: 0 | LOB: 2 | K: 0 | BB: 1 | S: 5 | P: 9 |
| | R: 0 | H: 1 | E: 0 | LOB: 1 | K: 1 | BB: 0 | S: 6 | P: 6 |
| | R: 2 | H: 2 | E: 0 | LOB: 1 | K: 1 | BB: 1 | S: 7 | P: 11 |
| | R: 2 | H: 2 | E: 0 | LOB: 2 | K: 0 | BB: 2 | S: 5 | P: 13 |
| | R: 0 | H: 0 | E: 0 | LOB: 1 | K: 0 | BB: 1 | S: 3 | P: 7 |
| | R: 1 | H: 2 | E: 0 | LOB: 1 | K: 0 | BB: 0 | S: 5 | P: 5 |

| AB | R | H | RBI | BB | SO | LOB |
|----|---|---|-----|----|----|-----|
| 4 | 1 | 3 | 0 | 1 | 0 | 1 |
| 3 | 1 | 2 | 3 | 2 | 0 | 1 |
| 4 | 0 | 0 | 1 | 0 | 0 | 5 |
| 4 | 0 | 1 | 1 | 0 | 0 | 3 |
| 4 | 0 | 1 | 0 | 0 | 2 | 1 |
| 3 | 0 | 0 | 0 | 1 | 1 | 1 |
| 3 | 1 | 1 | 0 | 1 | 0 | 2 |
| 4 | 0 | 0 | 0 | 0 | 0 | 2 |
| 4 | 3 | 3 | 0 | 0 | 0 | 0 |

| PITCHER | IP | WLS | BF | H | R | ER | SO | BB | IBB | HBP | BLK | WP | HR | S | P | ERA | WHIP |
|------------------------------------|-----|-----|----|----|---|----|----|----|-----|-----|-----|----|----|----|----|------|-------|
| Mike Morgan, R ERA: 5.94 (1, 1) | 8.0 | L | 39 | 11 | 6 | 6 | 3 | 5 | 0 | 0 | 0 | 1 | 0 | 40 | 60 | 6.75 | 2.000 |


BOTTOM

Oakland Athletics @ Kansas City Royals
Royals Stadium, Kansas City, MO

Sat Sep 29 1979, 8:05 PM EDT
 Att: 24,856 - Unknown - 83 F

livebaseballscorecards.com

| | |
|------------|-----------|
| AB | 33 |
| R | 6 |
| H | 11 |
| RBI | 5 |
| BB | 5 |
| SO | 3 |
| LOB | 16 |



| | |
|-------|--------|
| WP: 1 | PA: 40 |
| PB: 0 | |
| SB: 3 | |
| CS: 1 | |

| Batter | 1 | 2 | 3 | 4 | 5 | 6 | 7 | 8 | 9 | AB R H RBI BB SO LOB | TOP |
|--|---|--|---|---|---|---|---|---|---|--|--|
| Rickey Henderson, R OBP: 0.338, SLG: 0.336 (1, 7) X | 0-0 1B S 1B | | 0-0 F9 | | 0-0 5-3 | | 0-0 1-3 | | 0-0 3B S 1B | 5 1 2 0 0 0 0 | |
| Dwayne Murphy, L OBP: 0.387, SLG: 0.387 (1, 8) X | 0-0 1B S 1-H 1B | | 0-0 G3 | | | 0-0 E 1B | 0-0 HR | | 4-0 3B 1-2 BB | 4 3 3 1 1 0 0 | |
| Dave Revering, L OBP: 0.334, SLG: 0.483 (1, 10) S S S | 0-3 K 1-2 | | 0-0 6-3 | | | 0-0 E9 1-H SF7 2B | 0-3 K | | 0-0 3B 1-H 2-H | 5 1 2 3 0 2 1 | |
| Wayne Gross, L OBP: 0.332, SLG: 0.367 (1, 3) X | 0-0 F8 | | | 0-0 G3 | | 0-3 K | | 0-3 K | | 4 0 0 0 0 2 2 | |
| Jim Essian, R OBP: 0.295, SLG: 0.371 (1, 5) X | | 0-0 F7 | | 0-0 6-3 | | 0-0 SF7 | | 0-0 L7 | | 3 0 0 1 0 0 0 | |
| Joe Wallis, S OBP: 0.247, SLG: 0.205 (1, 9) S S S | | 0-3 K | | 0-3 K | | 0-0 1B 1B | | 0-0 FC6-4 1B | | 4 0 2 0 0 2 0 | |
| Mike Heath, R OBP: 0.304, SLG: 0.322 (1, 2) X | | 0-0 BB 1B | | | 0-0 6-3 | 0-0 1-3 1B | | 0-0 FC6-4 1-2f | | 4 0 2 0 0 0 1 | |
| Dave Chalk, R OBP: 0.315, SLG: 0.277 (1, 6) S S S | | 4-0 FC6-4 1-2 BB | | | 0-0 HR | 0-0 P4 | | 0-0 P4 | | 3 1 1 1 1 0 2 | |
| Mike Edwards, R OBP: 0.263, SLG: 0.280 (1, 4) X | | 0-0 FC6-4 1-2f | | | 0-0 F9 | | 0-0 F2 | | 0-0 F8 | 4 0 0 0 0 0 2 | |
| Inning Stats | R: 0 E: 0 K: 1 S: 6 H: 2 LOB: 1 BB: 0 P: 6 | R: 0 E: 0 K: 1 S: 6 H: 1 LOB: 2 BB: 1 P: 10 | R: 0 E: 0 K: 0 S: 3 H: 0 LOB: 0 BB: 0 P: 3 | R: 0 E: 0 K: 1 S: 5 H: 0 LOB: 0 BB: 0 P: 5 | R: 1 E: 0 K: 0 S: 4 H: 1 LOB: 0 BB: 0 P: 4 | R: 2 E: 1 K: 1 S: 9 H: 4 LOB: 2 BB: 0 P: 9 | R: 1 E: 0 K: 1 S: 6 H: 1 LOB: 0 BB: 0 P: 6 | R: 0 E: 0 K: 1 S: 6 H: 1 LOB: 1 BB: 0 P: 6 | R: 2 E: 0 K: 0 S: 4 H: 2 LOB: 1 BB: 1 P: 8 | 1B: 8 2B: 1 3B: 1 HR: 2 SF: 1 SAC: 0 DP: 0 HBP: 0 | WP: 0 PB: 0 SB: 3 CS: 0 PA: 39 |
| PITCHER Dennis Leonard, R ERA: 4.08 (1, 1) | IP WLS BF H R ER SO BB IBB HBP BLK WP HR S P ERA WHIP | | | | | | | | | | |
| | 9.0 L 39 12 6 6 6 2 0 0 0 0 0 2 49 57 6.00 1.556 | | | | | | | | | | |

Oakland Athletics @ Kansas City Royals
Royals Stadium, Kansas City, MO
Sun Sep 30 1979, 4:33 AM EDT
Att. 23,842 - Unknown - 83 F

| | |
|-----|----|
| AB | 36 |
| R | 6 |
| H | 12 |
| RBI | 6 |
| BB | 2 |
| SO | 6 |
| LOB | 8 |



| Batter | 1 | 2 | 3 | 4 | 5 | 6 | 7 | 8 | 9 | AB | R | H | RBI | BB | SO | LOB |
|---|-----------------------|------------|------------------|-----------------|--------------------|-----------------|-----------|-----------------------|------------------------|----|---|---|-----|----|----|-----|
| Willie Wilson, S OBP: 0.351, SLG: 0.420 (1, 7) (5, 8) | 0-0 P4 2B 1B | | 0-0 P4 E4 | | 0-0 E4 1-2 | | 0-3 K | | 0-0 G3 | 5 | 1 | 1 | 0 | 0 | 1 | 1 |
| Frank White, R OBP: 0.300, SLG: 0.403 (1, 4) | 0-0 P4 | | 0-0 E5 CS | | 0-0 L7 | | 0-0 F8 | | 0-0 4-3 3B 1B | 5 | 1 | 1 | 0 | 0 | 0 | 3 |
| Al Cowens, R OBP: 0.345, SLG: 0.409 (1, 9) | 0-0 F8 | | 0-0 CS 1-2 | 0-3 K | 0-3 K | | | 0-0 3B 1B | 4-3 | 5 | 1 | 1 | 0 | 0 | 2 | 4 |
| Amos Otis, R OBP: 0.369, SLG: 0.444 Jim Nettles, L OBP: 0.192, SLG: 0.087 Clint Hurdle, L OBP: 0.343, SLG: 0.386 (1, 8) (5, 7) (8, 7) | 0-0 2B | | | 0-0 5-3 | | 0-0 4-3 | | 0-3 K | 0-0 3B | 2 | 0 | 1 | 1 | 0 | 0 | 0 |
| Darrell Porter, L OBP: 0.421, SLG: 0.484 (1, 10) | 0-0 F9 | | | 0-0 1B 1B | | 4-0 1B BB | | 4-0 3B BB | 0-0 F7 | 3 | 1 | 1 | 0 | 2 | 0 | 2 |
| John Wathan, R OBP: 0.227, SLG: 0.302 (1, 3) | | 0-0 P6 | | 0-0 1B | | 0-0 F8 | | 0-0 FC 3B | | 4 | 1 | 2 | 2 | 0 | 0 | 1 |
| U L Washington, S OBP: 0.299, SLG: 0.358 Todd Cruz, R OBP: 0.224, SLG: 0.314 Steve Braun, L OBP: 0.384, SLG: 0.388 German Barranca, L OBP: 0.600, SLG: 0.800 (1, 6) (6, 6) (8, PH) (8, PR) (9, 5) | | 0-0 6-3 | | 0-0 4-3 | | 0-0 1B | | 0-0 FC CS 3B | | 2 | 0 | 0 | 0 | 0 | 0 | 2 |
| Jerry Terrell, R OBP: 0.317, SLG: 0.450 (1, 5) (9, 6) | | 0-0 5-3 | | | 0-0 FC1-6 1B | 0-0 P3 | | 0-0 E6 1B | | 4 | 0 | 2 | 0 | 0 | 0 | 2 |
| Jim Gaudet, R OBP: 0.167, SLG: 0.167 (1, 2) | | | 0-0 F3 | | 0-0 FC1-6 E | | 0-0 P4 | 0-0 E6 | | 4 | 0 | 0 | 0 | 0 | 0 | 2 |

| Inning Stats | R: 1 | H: 2 | E: 0 | K: 0 | S: 5 | LOB: 1 | BB: 0 | P: 5 | R: 0 | H: 0 | E: 0 | K: 0 | S: 3 | LOB: 0 | BB: 0 | P: 3 | R: 0 | H: 2 | E: 0 | K: 1 | S: 7 | LOB: 2 | BB: 0 | P: 7 | R: 0 | H: 1 | E: 1 | K: 1 | S: 7 | LOB: 2 | BB: 0 | P: 7 | R: 0 | H: 1 | E: 0 | K: 0 | S: 4 | LOB: 2 | BB: 1 | P: 8 | R: 0 | H: 0 | E: 0 | K: 1 | S: 5 | LOB: 0 | BB: 0 | P: 5 | R: 3 | H: 3 | E: 1 | K: 1 | S: 8 | LOB: 2 | BB: 1 | P: 12 | R: 1 | H: 2 | E: 0 | K: 0 | S: 5 | LOB: 1 | BB: 0 | P: 5 |
|--------------|-------|-------|-------|-------|--------|--------|--------|-------|--------|------|------|------|------|--------|-------|------|------|------|------|------|------|--------|-------|------|------|------|------|------|------|--------|-------|------|------|------|------|------|------|--------|-------|------|------|------|------|------|------|--------|-------|------|------|------|------|------|------|--------|-------|-------|------|------|------|------|------|--------|-------|------|
| 1B: 8 | 2B: 1 | 3B: 2 | HR: 0 | SF: 0 | SAC: 0 | DP: 0 | HBP: 0 | WP: 0 | PA: 42 | | | | | | | | | | | | | | | | | | | | | | | | | | | | | | | | | | | | | | | | | | | | | | | | | | | | | | | |

| PITCHER | IP | WLS | BF | H | R | ER | SO | BB | IBB | HBP | BLK | WP | HR | S | P | ERA | WHIP |
|---|-----|-----|----|---|---|----|----|----|-----|-----|-----|----|----|----|----|------|-------|
| Craig Minetto, L ERA: 5.55 (1, 1) | 7.1 | | 33 | 8 | 4 | 4 | 4 | 2 | 0 | 0 | 0 | 0 | 0 | 39 | 47 | 4.91 | 1.364 |
| Brian Kingman, R ERA: 4.31 (8, 1) | 1.2 | W | 8 | 3 | 1 | 1 | 0 | 0 | 0 | 0 | 0 | 0 | 0 | 8 | 8 | 5.40 | 1.800 |

BOTTOM

Oakland Athletics @ Kansas City Royals
Royals Stadium, Kansas City, MO

livebaseballscorecards.com

| | |
|-----|----|
| AB | 39 |
| R | 5 |
| H | 11 |
| RBI | 5 |
| BB | 2 |
| SO | 4 |
| LOB | 18 |



Sun Sep 30 1979, 4:33 AM EDT
Att: 23,842 - Unknown - 83 F