

Kansas City Royals - 1979

Batter	1	2	3	4	5	6	7	8	9	AB	R	H	RBI	BB	SO	LOB	TOP										
Alfredo Griffin, S (1,6)										4	0	0	0	1	1	1	Toronto Blue Jays @ Kansas City Royals Royals Stadium, Kansas City, MO Thu Apr 05 1979, 7:05 PM EST Att: 37,754 - Unknown - 46 F										
Bob Bailor, R (1,9) OBP: 0.200, SLG: 0.200										5	1	1	0	0	0	1											
Roy Howell, L (1,5)										4	0	0	0	0	2	3											
Rico Carty, R (1,10) OBP: 0.750, SLG: 0.667 Al Woods, L (8, PR)										3	0	2	0	1	0	2											
John Mayberry, L (1,3) OBP: 1.000, SLG: 1.250										4	0	4	2	0	0	0											
Rick Bosetti, R (1,8) Ted Wilborn, S (2,8)										1	0	0	0	0	0	2											
Bobby Brown, S (1,7)										4	0	0	0	0	0	6											
Dave McKay, S (1,4)										4	0	0	0	0	0	6											
Rick Cerone, R (1,2)										3	1	0	0	1	1	0											
Inning Stats	R: 0 E: 0 K: 1 S: 4	H: 0 LOB: 0 BB: 1 P: 8	R: 0 E: 0 K: 0 S: 5	H: 2 LOB: 2 BB: 0 P: 5	R: 0 E: 1 K: 0 S: 4	H: 0 LOB: 1 BB: 0 P: 4	R: 0 E: 0 K: 0 S: 5	H: 2 LOB: 2 BB: 0 P: 5	R: 2 E: 1 K: 2 S: 10	H: 2 LOB: 2 BB: 1 P: 14	R: 0 E: 0 K: 1 S: 5	H: 0 LOB: 0 BB: 0 P: 5	R: 0 E: 0 K: 1 S: 5	H: 0 LOB: 0 BB: 0 P: 5	R: 0 E: 0 K: 1 S: 6	H: 1 LOB: 2 BB: 1 P: 10		R: 0 E: 0 K: 0 S: 3	H: 0 LOB: 0 BB: 0 P: 3	1B: 6 2B: 2 3B: 0 HR: 0	SF: 0 SAC: 0 DP: 1 HBP: 0	WP: 0 PB: 0 SB: 0 CS: 0	PA: 38				
PITCHER	IP	WLS	BF	H	R	ER	SO	BB	IBB	HBP	BLK	WP	HR	S	P	ERA	WHIP										
Dennis Leonard, R (1,1) ERA:	6.0	W	27	6	2	0	4	2	0	0	0	0	0	33	41	0.00	1.333										
Steve Mingeri, L (7,1) ERA:	3.0	S	11	1	0	0	2	1	0	0	0	0	0	14	18	0.00	0.667										



Batter	1	2	3	4	5	6	7	8	9	AB	R	H	RBI	BB	SO	LOB	BOTTOM										
George Brett, L (1,5) OBP: 0.200, SLG: 0.200										5	0	1	0	0	1	5	Toronto Blue Jays @ Kansas City Royals Royals Stadium, Kansas City, MO Thu Apr 05 1979, 7:05 PM EST Att: 37,754 - Unknown - 46 F										
Frank White, R (1,4)										4	1	0	0	1	0	5											
Amos Otis, R (1,8) OBP: 0.500, SLG: 0.333 Ralph LaCock, L (7,3)										3	2	1	1	1	1	1											
Al Cowens, R (1,9)										4	1	0	0	1	0	5											
Hal McRae, R (1,10) OBP: 0.200, SLG: 0.400										5	2	1	1	0	0	2											
Darrell Porter, L (1,2) OBP: 0.750, SLG: 1.000 Willie Wilson, S (6, PR)										3	1	2	3	1	1	0											
John Wathan, R (1,3) OBP: 0.500, SLG: 1.250										4	1	2	3	0	0	2											
Clint Hurdle, L (1,7)										2	2	0	0	2	0	1											
Freddie Patek, R (1,6) OBP: 1.000, SLG: 1.000										4	1	4	1	0	0	0											
Inning Stats	R: 0 E: 0 K: 1 S: 5	H: 0 LOB: 0 BB: 0 P: 5	R: 9 E: 2 K: 0 S: 9	H: 4 LOB: 1 BB: 4 P: 25	R: 1 E: 0 K: 0 S: 4	H: 1 LOB: 2 BB: 2 P: 12	R: 0 E: 0 K: 1 S: 6	H: 1 LOB: 1 BB: 0 P: 6	R: 0 E: 0 K: 1 S: 5	H: 1 LOB: 0 BB: 0 P: 5	R: 1 E: 0 K: 0 S: 5	H: 2 LOB: 1 BB: 0 P: 5	R: 0 E: 1 K: 0 S: 5	H: 2 LOB: 2 BB: 0 P: 5	R: 0 E: 0 K: 0 S: 3	H: 0 LOB: 0 BB: 0 P: 3		1B: 7 2B: 3 3B: 1 HR: 0	SF: 0 SAC: 0 DP: 2 HBP: 0	WP: 1 PB: 0 SB: 0 CS: 0	PA: 42						
PITCHER	IP	WLS	BF	H	R	ER	SO	BB	IBB	HBP	BLK	WP	HR	S	P	ERA	WHIP										
Tom Underwood, L (1,1) ERA: 16.2	1.2	L	14	3	3	1	1	4	0	0	0	0	0	12	28	16.20	4.200										
Balor Moore, L (2,1) ERA: 3.86	2.1		12	3	1	1	1	2	0	0	0	1	0	12	20	3.86	2.143										
Tom Murphy, R (5,1) ERA: 3.0	3.0		13	5	1	1	1	0	0	0	0	0	0	15	15	3.00	1.667										
Dave Freisleben, R (8,1) ERA:	1.0		3	0	0	0	0	0	0	0	0	0	0	3	3	0.00	0.000										



Batter	1	2	3	4	5	6	7	8	9	AB	R	H	RBI	BB	SO	LOB	TOP	
Alfredo Griffin, S OBP: 0.333, SLG: 0.375	F8		1-H 2B			3-1		3B 1B		4	1	2	1	0	0	0	Toronto Blue Jays @ Kansas City Royals Royals Stadium, Kansas City, MO Sat Apr 07 1979, 7:05 PM EST Att: 21,850 - Unknown	
Bob Bailor, R OBP: 0.222, SLG: 0.444	5-3		F8			5-3		1-H 3B		4	0	1	1	0	0	1		
Rick Bosetti, R (1,8)	F9			F8			L3	5-3		4	0	0	0	0	0	1		
Rico Carty, R OBP: 0.750, SLG: 0.667		G6-4-3 BB		F3			1B		2B 5-3 1B	3	1	2	0	1	0	0		
Otto Velez, R (1,7)		G6-4-3 1-2		F7			F7		F9	4	0	0	0	0	0	3		
John Mavberry, L OBP: 0.625, SLG: 0.875					F9		F9		5-3 1-3 2B	4	0	1	0	0	1	1		
Roy Howell, L (1,5)			K		6-3			4-3	5-3 BB	3	0	0	0	1	1	0		
Rick Cerone, R OBP: 0.250, SLG: 0.571			6-3		F4			HR	1-2 2-3 3-H 0-3	4	1	1	2	0	0	2		
Dave McKay, S OBP: 0.143, SLG: 0.143						F3		F9		3	1	1	0	0	0	0		
Al Woods, L (9, PH)									K	1	0	0	0	0	1	2		
Inning Stats	R: 0 E: 0 K: 0 S: 3	H: 0 LOB: 0 BB: 0 P: 3	R: 0 E: 0 K: 1 S: 4	H: 0 LOB: 0 BB: 1 P: 8	R: 1 E: 0 K: 1 S: 7	H: 2 LOB: 1 BB: 0 P: 7	R: 0 E: 0 K: 0 S: 3	H: 0 LOB: 0 BB: 0 P: 3	R: 0 E: 0 K: 0 S: 3	H: 1 LOB: 1 BB: 0 P: 4	R: 2 E: 0 K: 0 S: 6	H: 3 LOB: 1 BB: 0 P: 6	R: 1 E: 0 K: 1 S: 7	H: 2 LOB: 2 BB: 1 P: 11	1B: 4 2B: 2 3B: 1 HR: 1	SF: 0 SAC: 0 DP: 1 HBP: 0	WP: 0 PB: 0 SB: 0 CS: 0	PA: 36
PITCHER	IP WLS BF H R ER SO BB IBB HBP BLK WP HR S P ERA WHIP																	
Larry Gura, L ERA: 3.52	(1,1) 7.2 W 29 6 3 3 2 1 0 0 0 0 1 32 36 3.52 0.913																	
George Throop, R ERA: 9.0	(8,1) 1.0 6 2 1 1 0 1 0 0 0 0 0 5 9 9.00 3.000																	
Al Hrabosky, L ERA:	(9,1) 0.1 S 1 0 0 0 1 0 0 0 0 0 0 0 3 3 0.00 0.000																	

Batter	1	2	3	4	5	6	7	8	9	AB	R	H	RBI	BB	SO	LOB	BOTTOM			
George Brett, L OBP: 0.222, SLG: 0.222	K		BB 1B		F8		F7	CS		4	1	1	0	0	1	0	Toronto Blue Jays @ Kansas City Royals Royals Stadium, Kansas City, MO Sat Apr 07 1979, 7:05 PM EST Att: 21,850 - Unknown			
Hal McRae, R OBP: 0.333, SLG: 0.375	IHR 1B		1B K BB		L4		L9			3	1	1	0	1	0	0				
Amos Otis, R OBP: 0.500, SLG: 1.000	1-H IHR		K		5-3		2B			4	1	2	2	0	1	3				
Darrell Porter, L OBP: 0.625, SLG: 0.857	L9		K WP 1B			E 1B 2B	K			4	1	2	2	0	1	1				
Ralph LaCock, L OBP: 0.200, SLG: 0.200	4-3		K			P6		SH3-4 1B 1B		4	1	1	0	0	1	3				
Clint Hurdle, L OBP: 0.429, SLG: 0.400		E6 P6				F5		SH3-4		3	0	1	0	0	0	1				
Willie Wilson, S (8,7)								1-2		0	0	0	0	0	0	0				
Al Cowens, R OBP: 0.222, SLG: 0.125		P6			K		E6 1B	4-3 1B 1B		4	1	1	1	0	1	3				
Frank White, R OBP: 0.222, SLG: 0.125		L7			P4			4-3		4	0	1	1	0	0	2				
Freddie Patek, R OBP: 0.750, SLG: 0.714			BB 1B BB		1-4-3		1-3 3-H	CS 1B		3	1	1	1	1	0	3				
Inning Stats	R: 2 E: 0 K: 1 S: 7	H: 2 LOB: 0 BB: 0 P: 7	R: 0 E: 1 K: 0 S: 3	H: 0 LOB: 0 BB: 0 P: 3	R: 2 E: 0 K: 2 S: 8	H: 2 LOB: 2 BB: 2 P: 16	R: 0 E: 0 K: 1 S: 6	H: 1 LOB: 1 BB: 0 P: 6	R: 0 E: 0 K: 0 S: 3	H: 0 LOB: 0 BB: 0 P: 3	R: 1 E: 1 K: 0 S: 6	H: 2 LOB: 2 BB: 0 P: 6	R: 0 E: 0 K: 1 S: 6	H: 1 LOB: 1 BB: 0 P: 6	R: 2 E: 0 K: 0 S: 5	H: 3 LOB: 0 BB: 0 P: 5	1B: 7 2B: 3 3B: 0 HR: 1	SF: 0 SAC: 1 DP: 0 HBP: 0	WP: 1 PB: 0 SB: 0 CS: 1	PA: 37
PITCHER	IP WLS BF H R ER SO BB IBB HBP BLK WP HR S P ERA WHIP																			
Jim Clancy, R ERA: 6.0	(1,1) 6.0 L 27 7 5 4 4 2 0 0 0 0 0 0 33 41 6.00 1.500																			
Jesse Jefferson, R ERA: 9.0	(7,1) 2.0 9 4 2 2 1 0 0 0 0 0 0 0 11 11 9.00 2.000																			

Batter	1	2	3	4	5	6	7	8	9	AB	R	H	RBI	BB	SO	LOB	TOP			
Alfredo Griffin, S OBP: 0.385, SLG: 0.300	4-0 5-3 E BB		4-0 BB E BB					0-0 F3		0-0 4-3							2 2 0 0 2 0 0			
Bob Bailor, R OBP: 0.306, SLG: 0.417	0-0 5-3		4-0 E BB					0-0 L7		0-0 G5-4-3 1B							3 0 1 0 1 0 1			
Rick Bosetti, R OBP: 0.111, SLG: 0.125	0-0 E6 G1-4-3 1B		0-0 SF9					0-0 F9		0-0 G5-4-3							3 0 1 1 0 0 1			
Rico Carty, R OBP: 0.500, SLG: 0.400	0-0 G1-4-3		0-0 5-3					0-0 G3									4 0 0 0 0 0 2			
Otto Velez, R (1, 7)		0-3 K		0-3 K				0-0 6-3		0-0 P4							4 0 0 0 0 2 0			
John Mavberry, L OBP: 0.500, SLG: 0.667		0-0 1-3		0-3 K				0-0 F8		0-0 2B 1B							4 0 1 0 0 1 0			
Rick Cerone, R OBP: 0.333, SLG: 0.600		0-0 5-3		0-0 6-3				4-0 1B BB		0-0 1-3 2B							3 0 1 0 1 0 0			
Dave McKay, S OBP: 0.182, SLG: 0.182			0-0 F7		0-0 6-3			0-0 1-2 1B		0-0 5-3							4 0 1 0 0 0 2			
Bobby Brown, S (1, 9)			4-0 BB SF9 BB		0-0 6-3			0-0 L1									2 1 0 0 1 0 2			
Inning Stats	R: 1 E: 1 K: 0 S: 3	H: 1 LOB: 0 BB: 1 P: 7	R: 0 E: 0 K: 1 S: 5	H: 0 LOB: 0 BB: 0 P: 5	R: 2 E: 1 K: 0 S: 3	H: 0 LOB: 1 BB: 3 P: 15	R: 0 E: 0 K: 2 S: 7	H: 0 LOB: 0 BB: 0 P: 7	R: 0 E: 0 K: 0 S: 3	H: 0 LOB: 0 BB: 0 P: 3	R: 0 E: 0 K: 0 S: 4	H: 1 LOB: 2 BB: 1 P: 8	R: 0 E: 0 K: 0 S: 3	H: 2 LOB: 2 BB: 0 P: 5	R: 0 E: 0 K: 0 S: 5	H: 2 LOB: 2 BB: 0 P: 5	1B: 4 2B: 1 3B: 0 HR: 0	SF: 1 SAC: 0 DP: 2 HBP: 0	WP: 0 PB: 0 SB: 0 CS: 0	PA: 35
PITCHER Paul Spittorf, L ERA: 1.0	IP: 9.0 WLS: W BF: 35 H: 5 R: 3 ER: 1 SO: 3 BB: 5 IBB: 0 HBP: 0 BLK: 0 WP: 0 HR: 0 S: 36 P: 56 ERA: 1.00 WHIP: 1.111															PITCHER				

Toronto Blue Jays @ Kansas City Royals
 Royals Stadium, Kansas City, MO
 Sun Apr 08 1979, 4:33 AM EST
 Att: 23,477 - Unknown - 48 F

AB	29
R	3
H	5
RBI	1
BB	5
SO	3
LOB	8



Batter	1	2	3	4	5	6	7	8	9	AB	R	H	RBI	BB	SO	LOB	BOTTOM			
George Brett, L OBP: 0.500, SLG: 0.692	0-0 1-4-3 3B		4-0 S 1B BB		0-0 S HBP 2B 1B			0-0 L9 2B		0-0 E7 1B							4 3 4 1 1 0 0			
Hal McRae, R OBP: 0.357, SLG: 0.273	0-0 F9		0-0 P4		1-0 2B HBP			0-0 L9 2B		4-0 FC6-4 BB							3 1 0 0 1 0 3			
Amos Otis, R OBP: 0.538, SLG: 0.909	4-0 1-4-3 BB		0-0 S 1B		0-0 S 2B			0-0 FC1-5-2-6-5 2B		0-0 FC6-4							4 2 2 3 1 0 3			
Darrell Porter, L OBP: 0.667, SLG: 0.778	0-0 1-4-3		4-0 S 1B		0-0 4-3 1B			4-0 2B BB									2 1 1 2 2 0 1			
Ralph LaCock, L OBP: 0.222, SLG: 0.333	0-0 G1		0-0 P6		0-0 4-3			0-0 WP 2B		0-0 5-3							4 0 1 2 0 0 4			
Clint Hurdle, L OBP: 0.300, SLG: 0.250		0-0 5-3		0-0 1-3				0-0 F8		0-0 5-3							3 0 0 0 0 0 1			
Willie Wilson, S (6, 7)																	1 0 0 0 0 0 1			
Al Cowens, R OBP: 0.154, SLG: 0.083		0-0 1-3		0-0 F7				0-0 5-3		0-0 F9							4 0 0 0 0 0 0			
Frank White, R OBP: 0.231, SLG: 0.167		0-3 K		0-3 K				0-0 F8		0-0 S E 1B							4 1 1 0 0 2 0			
Freddie Patek, R OBP: 0.500, SLG: 0.455			0-3 K		0-0 1-3			0-3 K		0-0 F9							4 0 0 0 0 2 1			
Inning Stats	R: 1 E: 0 K: 0 S: 4	H: 1 LOB: 1 BB: 1 P: 8	R: 0 E: 0 K: 1 S: 5	H: 0 LOB: 0 BB: 0 P: 5	R: 1 E: 0 K: 1 S: 6	H: 1 LOB: 2 BB: 2 P: 14	R: 0 E: 0 K: 1 S: 5	H: 0 LOB: 0 BB: 0 P: 5	R: 3 E: 0 K: 0 S: 6	H: 3 LOB: 1 BB: 0 P: 7	R: 0 E: 0 K: 1 S: 5	H: 0 LOB: 0 BB: 0 P: 5	R: 2 E: 0 K: 0 S: 5	H: 2 LOB: 1 BB: 1 P: 9	R: 1 E: 1 K: 0 S: 5	H: 2 LOB: 2 BB: 1 P: 9	1B: 5 2B: 3 3B: 1 HR: 0	SF: 0 SAC: 0 DP: 0 HBP: 1	WP: 1 PB: 0 SB: 5 CS: 0	PA: 39
PITCHER Mark Lemongello, R ERA: 10.38 Dave Lemanczyk, R ERA: 7.71 Balor Moore, L ERA: 5.4 Tom Murphy, R ERA: 2.7	IP: 4.1 WLS: L BF: 22 H: 5 R: 5 ER: 5 SO: 3 BB: 3 IBB: 0 HBP: 1 BLK: 0 WP: 0 HR: 0 S: 24 P: 37 ERA: 10.38 WHIP: 1.846															PITCHER				

Toronto Blue Jays @ Kansas City Royals
 Royals Stadium, Kansas City, MO
 Sun Apr 08 1979, 4:33 AM EST
 Att: 23,477 - Unknown - 48 F

AB	33
R	8
H	9
RBI	8
BB	5
SO	4
LOB	14



Batter	1	2	3	4	5	6	7	8	9	AB	R	H	RBI	BB	SO	LOB	TOP								
Ron LeFlore, R OBP: 0.222, SLG: 0.333 (1, 8)	5-3		K		5-3		E4		SF7 1B	5	1	2	4	0	1	1									
Lou Whitaker, L OBP: 0.111, SLG: 0.333 (1, 4)	K		F7			F8	F8		FC1	5	0	0	0	0	1	2									
Jerry Morales, R OBP: 0.222, SLG: 0.500 (1, 9)	K			5-3				K	SF7	4	0	1	1	0	2	0									
Steve Kemp, L OBP: 0.444, SLG: 1.000 (1, 7)		6-3 5-3 1B		SF9 3B		F7		F7	4-3	5	1	2	0	0	0	2									
Jason Thompson, L (1, 3)	5-3			BB		G3		3-1		3	0	0	0	1	0	2									
Phil Mankowski, L OBP: 0.625, SLG: 0.800 (1, 5)		4-0 BB		SF9					1B 1B BB	1	2	1	1	2	0	0									
Lance Parrish, R OBP: 0.250, SLG: 0.250 (1, 2)	6-3			F5			L8		1B 1B BB	4	1	1	0	0	0	4									
Dan Gonzales, L (1, 10)	6-3						F9		K	3	0	0	0	0	1	3									
John Wockenfuss, R (9, PH)	6-3									1	0	0	0	0	1	2									
Alan Trammell, R OBP: 0.571, SLG: 0.500 (1, 6)									FC1 1B E 1B	4	2	3	0	0	1	0									
Inning Stats	R: 0 E: 0 K: 2 S: 7	H: 0 LOB: 0 BB: 0 P: 7	R: 0 E: 0 K: 0 S: 4	H: 1 LOB: 2 BB: 1 P: 8	R: 0 E: 0 K: 1 S: 5	H: 1 LOB: 0 BB: 0 P: 5	R: 1 E: 0 K: 0 S: 4	H: 1 LOB: 1 BB: 1 P: 8	R: 0 E: 0 K: 2 S: 7	H: 0 LOB: 0 BB: 0 P: 7	R: 0 E: 0 K: 0 S: 4	H: 1 LOB: 1 BB: 0 P: 4	R: 2 E: 1 K: 0 S: 6	H: 3 LOB: 1 BB: 0 P: 6	R: 0 E: 0 K: 1 S: 5	H: 0 LOB: 0 BB: 0 P: 5	R: 4 E: 1 K: 1 S: 9	H: 3 LOB: 1 BB: 1 P: 13	1B: 7 2B: 3 3B: 1 HR: 0	SF: 2 SAC: 0 DP: 1 HBP: 0	WP: 0 PB: 0 SB: 1 CS: 1	PA: 40			
PITCHER	IP	WLS	BF	H	R	ER	SO	BB	IBB	HBP	BLK	WP	HR	S	P	ERA	WHIP								
Rich Gale, R ERA: 4.05 (1, 1)	6.2	L	28	7	3	3	5	2	0	0	0	0	0	36	44	4.05	1.350								
Steve Mingo, L ERA: 3.86 (7, 1)	1.2		10	3	4	2	2	1	0	0	0	0	0	13	17	10.80	2.400								
Eduardo Rodriguez, R ERA: (9, 1)	0.2		2	0	0	0	0	0	0	0	0	0	0	2	2	0.00	0.000								

Detroit Tigers @ Kansas City Royals
Royals Stadium, Kansas City, MO
Mon Apr 09 1979, 7:05 PM EST
Att: 18,429 - Unknown - 43 F

AB 35
R 7
H 10
RBI 6
BB 3
SO 7
LOB 16



Batter	1	2	3	4	5	6	7	8	9	AB	R	H	RBI	BB	SO	LOB	BOTTOM								
George Brett, L OBP: 0.474, SLG: 0.611 (1, 5)	L8 S 1B		5-3 1B		4-3		1-3		P6	5	0	2	0	0	0	1									
Hal McRae, R OBP: 0.368, SLG: 0.267 (1, 10)	F9		5-3				P5		1B BB	4	0	1	0	1	0	2									
Amos Otis, R OBP: 0.500, SLG: 0.750 (1, 8)	L8		4-3		CS		F9			5	0	2	1	0	0	2									
Darrell Porter, L OBP: 0.588, SLG: 0.615 (1, 2)		BB			K			4-3	P4	4	1	1	0	1	1	3									
Ralph LaCock, L OBP: 0.333, SLG: 0.455 John Wathan, R OBP: 0.400, SLG: 1.000 (8, PH) (9, 3)	1-3				5-4-3 BB		BB SF7 2B		E5 G5-4-3	2	1	1	1	1	0	2									
Clint Hurdle, L OBP: 0.308, SLG: 0.200 Willie Wilson, S (6, FR) (7, 7)			K		5-4-3		BB		P6	2	0	0	0	1	1	1									
Al Cowens, R OBP: 0.176, SLG: 0.067 (1, 9)	F8				E5				G5-4-3	3	0	0	0	1	0	2									
Frank White, R OBP: 0.235, SLG: 0.267 (1, 4)	K				4-3		SF7		1B 2B	3	1	1	1	0	1	2									
Freddie Patek, R OBP: 0.375, SLG: 0.333 (1, 6)			F9				F7		F9	4	0	0	0	0	1	3									
Inning Stats	R: 0 E: 0 K: 0 S: 4	H: 1 LOB: 2 BB: 1 P: 8	R: 0 E: 0 K: 2 S: 7	H: 0 LOB: 0 BB: 0 P: 7	R: 0 E: 0 K: 0 S: 4	H: 1 LOB: 1 BB: 0 P: 4	R: 0 E: 1 K: 1 S: 6	H: 0 LOB: 2 BB: 1 P: 10	R: 0 E: 0 K: 1 S: 5	H: 1 LOB: 0 BB: 0 P: 5	R: 2 E: 0 K: 0 S: 5	H: 2 LOB: 2 BB: 2 P: 13	R: 0 E: 0 K: 0 S: 4	H: 1 LOB: 1 BB: 0 P: 4	R: 0 E: 1 K: 0 S: 3	H: 0 LOB: 0 BB: 0 P: 3	R: 1 E: 0 K: 0 S: 5	H: 2 LOB: 2 BB: 1 P: 9	1B: 6 2B: 2 3B: 0 HR: 0	SF: 1 SAC: 0 DP: 1 HBP: 0	WP: 0 PB: 0 SB: 1 CS: 1	PA: 41			
PITCHER	IP	WLS	BF	H	R	ER	SO	BB	IBB	HBP	BLK	WP	HR	S	P	ERA	WHIP								
Milt Wilcox, R ERA: 3.0 (1, 1)	6.0	W	27	5	2	2	4	3	1	0	0	0	0	31	47	3.00	1.333								
John Hiller, L ERA: 3.0 (7, 1)	3.0	S	13	3	1	1	0	1	0	0	0	0	0	12	16	3.00	1.333								

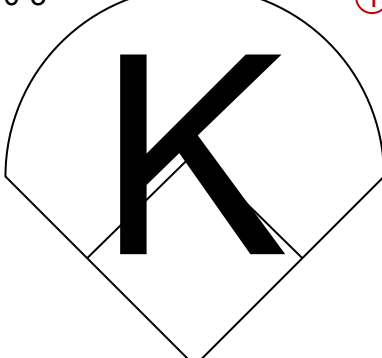
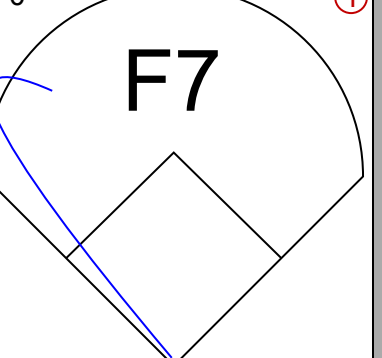
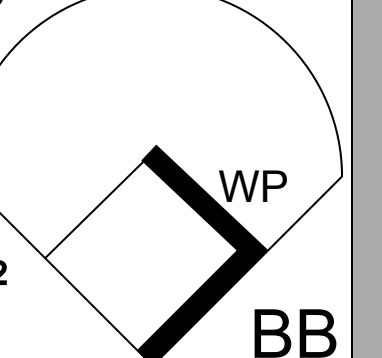

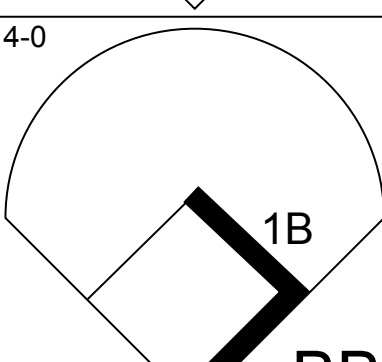
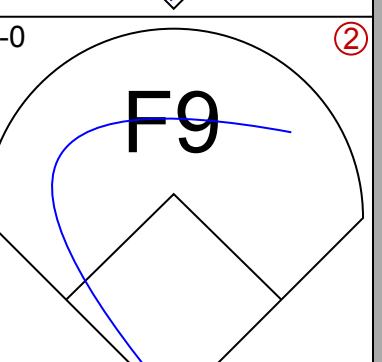
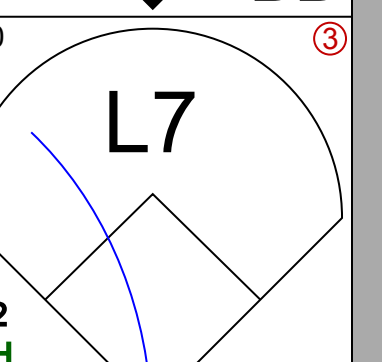
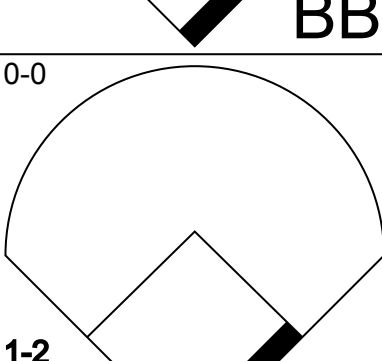
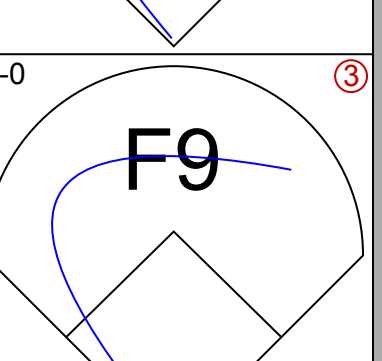
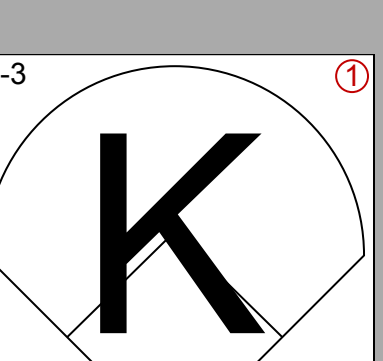
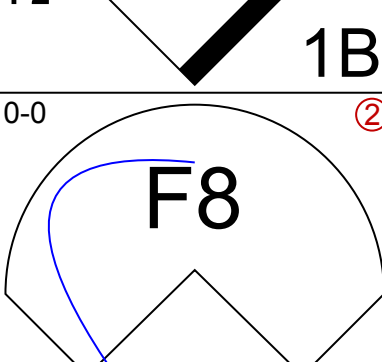
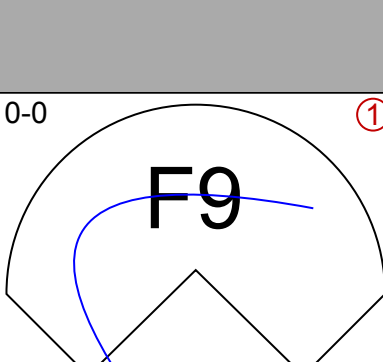
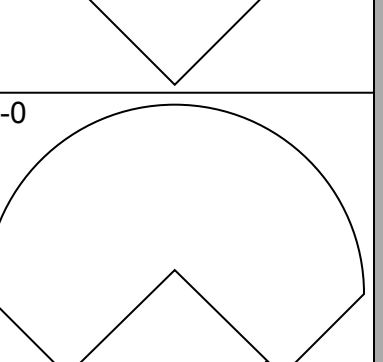
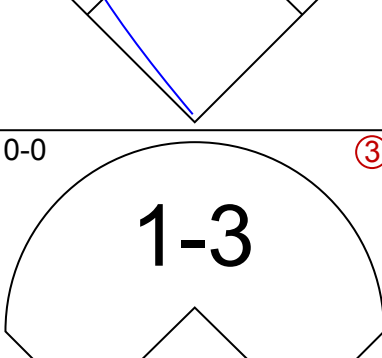
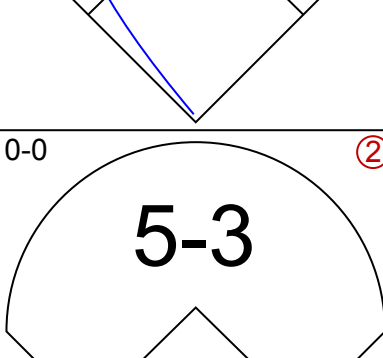
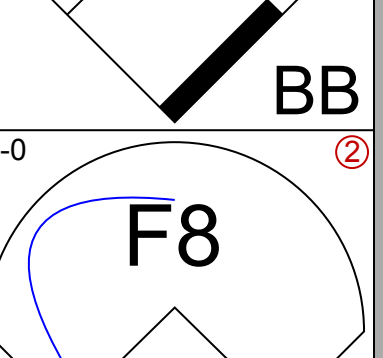
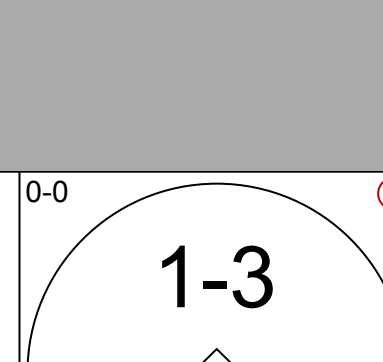
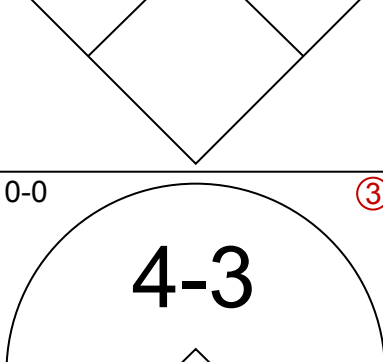
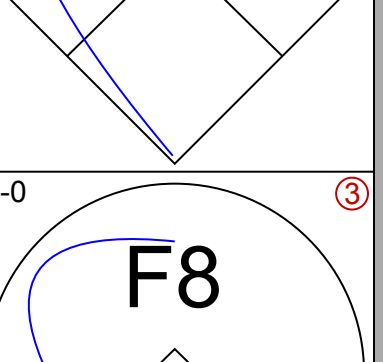
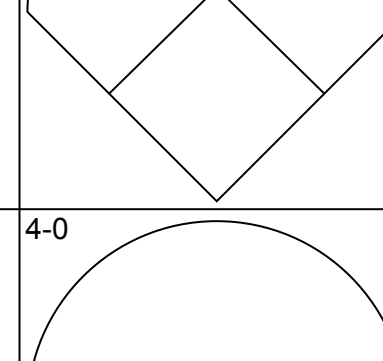
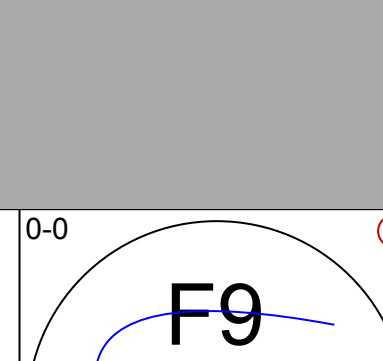
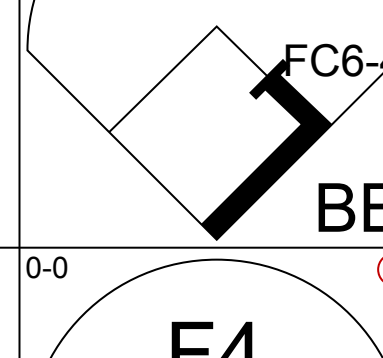
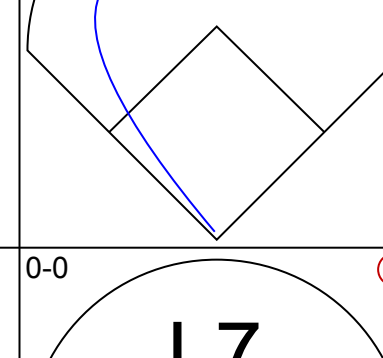
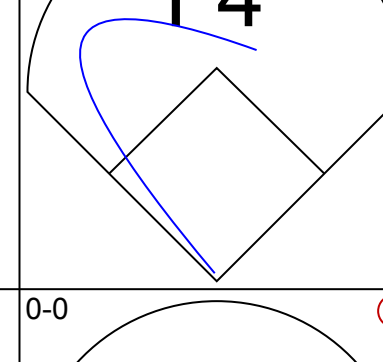
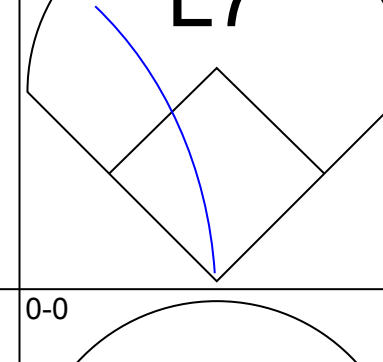
Detroit Tigers @ Kansas City Royals
Royals Stadium, Kansas City, MO
Mon Apr 09 1979, 7:05 PM EST
Att: 18,429 - Unknown - 43 F

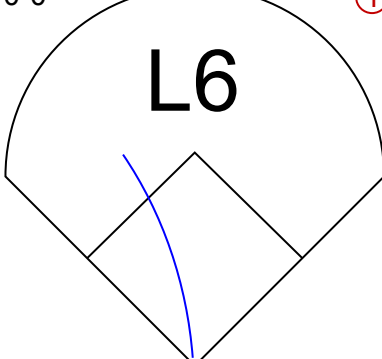
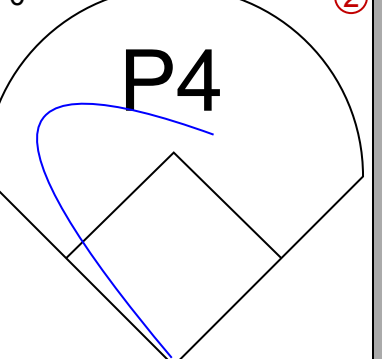
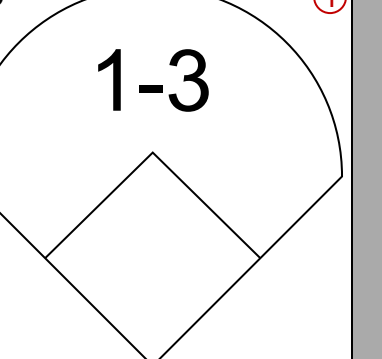

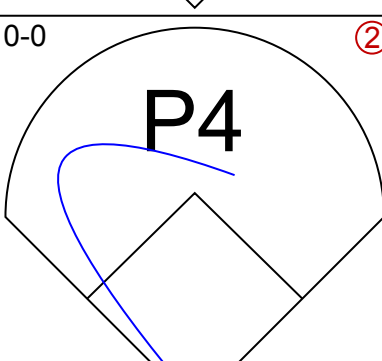
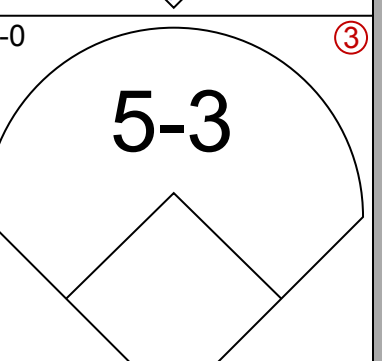
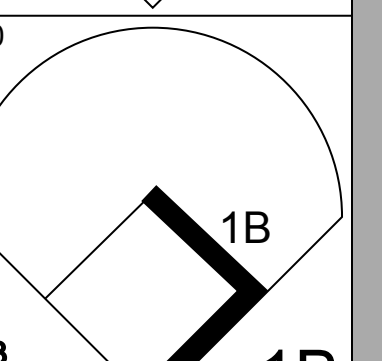
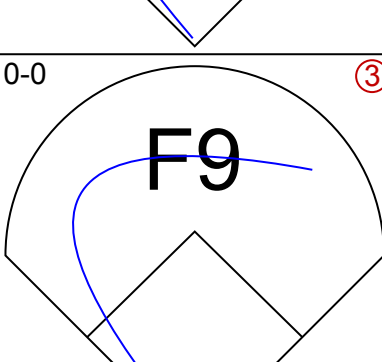
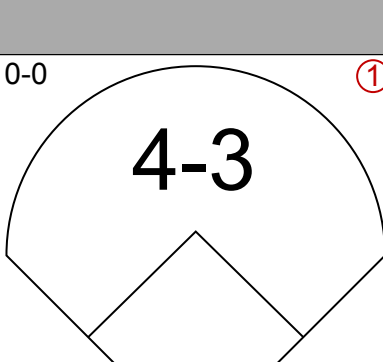
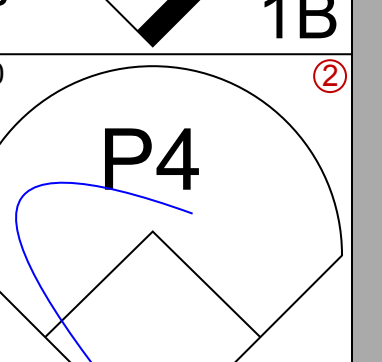
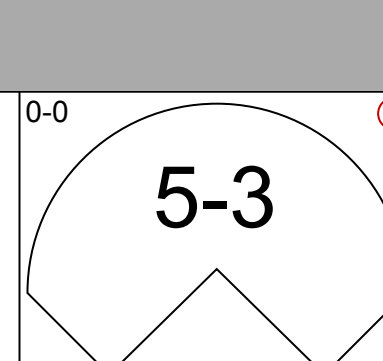
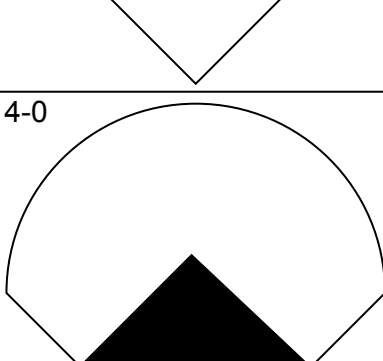
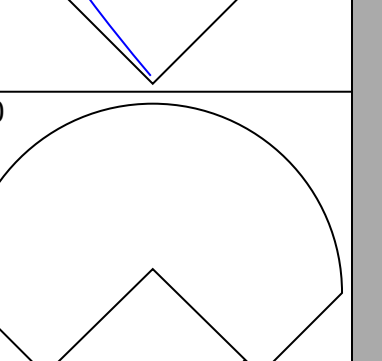
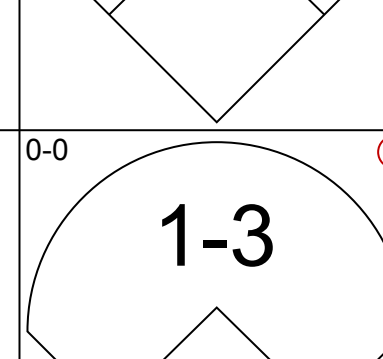
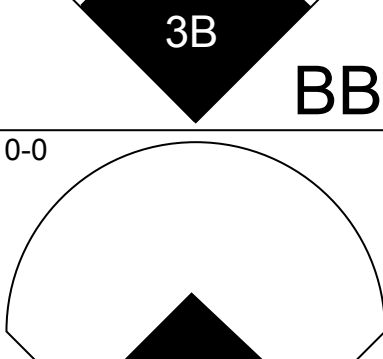
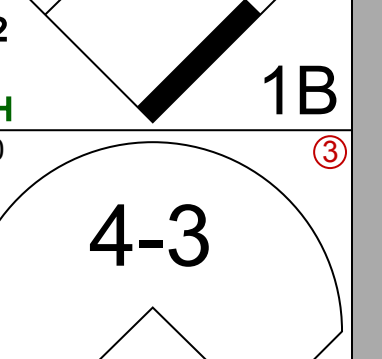

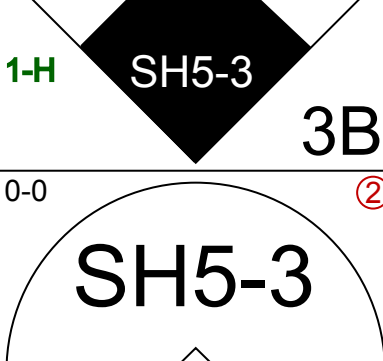
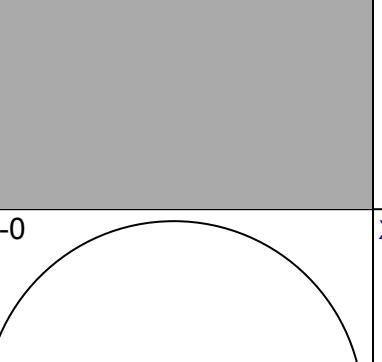

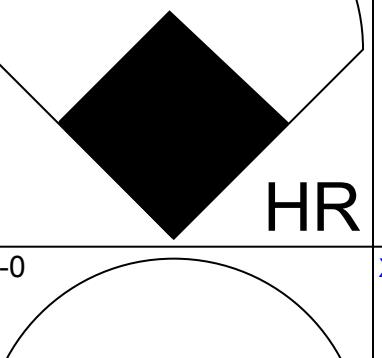

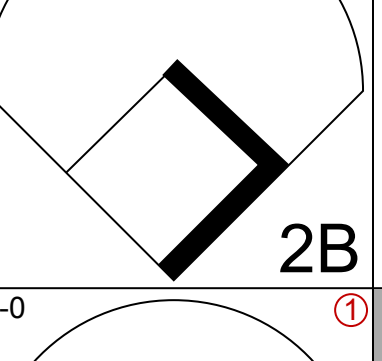

AB 34
R 3
H 8
RBI 3
BB 5
SO 4
LOB 19



Batter	1	2	3	4	5	6	7	8	9	AB	R	H	RBI	BB	SO	LOB	TOP										
Ron LeFlore, R OBP: 0.308, SLG: 0.385 (1, 8)										4	1	2	0	0	1	0	Detroit Tigers @ Kansas City Royals Royals Stadium, Kansas City, MO Wed Apr 11 1979, 7:05 PM EST Att: 14,833 - Unknown - 64 F										
Lou Whitaker, L OBP: 0.083, SLG: 0.250 (1, 4)										3	0	0	0	0	0	1											
Jerry Morales, R OBP: 0.231, SLG: 0.364 (1, 9)										3	0	0	0	1	0	2											
Lance Parrish, R OBP: 0.250, SLG: 0.250 (1, 2)										4	1	1	1	0	1	2											
Steve Kemp, L OBP: 0.462, SLG: 0.833 (1, 7)										3	0	1	1	1	0	0											
John Wockenfuss, R OBP: 0.200, SLG: 0.800 (1, 10)										4	1	1	1	0	0	2											
Jason Thompson, L OBP: 0.333, SLG: 0.111 (1, 3)										3	0	1	0	1	0	0											
Aurelio Rodriguez, R OBP: 0.500, SLG: 0.750 (1, 5)										4	0	2	0	0	0	1											
Alan Trammell, R OBP: 0.400, SLG: 0.333 (1, 6)										3	0	0	0	0	1	2											
Inning Stats	R: 0 E: 0 K: 1 S: 5	H: 0 LOB: 1 BB: 1 P: 9	R: 1 E: 0 K: 0 S: 5	H: 2 LOB: 1 BB: 0 P: 5	R: 0 E: 0 K: 1 S: 3	H: 0 LOB: 0 BB: 0 P: 3	R: 0 E: 0 K: 1 S: 4	H: 0 LOB: 0 BB: 1 P: 8	R: 0 E: 0 K: 1 S: 5	H: 0 LOB: 0 BB: 0 P: 5	R: 2 E: 0 K: 0 S: 6	H: 3 LOB: 1 BB: 0 P: 6	R: 0 E: 0 K: 0 S: 3	H: 1 LOB: 0 BB: 0 P: 3	R: 0 E: 0 K: 0 S: 4	H: 1 LOB: 2 BB: 1 P: 4	R: 0 E: 0 K: 0 S: 3	H: 1 LOB: 1 BB: 1 P: 7	1B: 6 2B: 1 3B: 0 HR: 1	SF: 0 SAC: 1 DP: 2 HBP: 0	WP: 0 PB: 0 SB: 3 CS: 0	PA: 35					
PITCHER	IP	WLS	BF	H	R	ER	SO	BB	IBB	HBP	BLK	WP	HR	S	P	ERA	WHIP										
Larry Gura, L ERA: 3.8 (1, 1)	7.1		29	7	3	3	3	2	0	0	0	0	1	33	41	3.68	1.227										
Eduardo Rodriguez, R ERA: (8, 1)	0.2	W	2	0	0	0	0	0	0	0	0	0	0	2	2	0.00	0.000										
Al Hrabosky, L ERA: (9, 1)	1.0		4	1	0	0	0	1	0	0	0	0	0	3	7	0.00	2.000										

Batter	1	2	3	4	5	6	7	8	9	AB	R	H	RBI	BB	SO	LOB	BOTTOM										
George Brett, L OBP: 0.500, SLG: 0.682 (1, 5)										4	2	2	1	1	0	0	Detroit Tigers @ Kansas City Royals Royals Stadium, Kansas City, MO Wed Apr 11 1979, 7:05 PM EST Att: 14,833 - Unknown - 64 F										
Hal McRae, R OBP: 0.417, SLG: 0.400 (1, 10)										5	0	3	2	0	0	3											
Amos Otis, R OBP: 0.478, SLG: 0.650 (1, 8)										4	1	1	0	1	0	3											
Darrell Porter, L OBP: 0.500, SLG: 0.500 (1, 2)										5	1	1	0	0	1	2											
Ralph LaCock, L OBP: 0.333, SLG: 0.429 Willie Wilson, S (7, PR) (8, 7)										3	0	1	0	0	0	0											
Clint Hurdle, L OBP: 0.333, SLG: 0.182 John Wathan, R OBP: 0.429, SLG: 0.833 (7, PH) (8, 3)										1	0	0	0	1	0	0											
Al Cowens, R OBP: 0.190, SLG: 0.105 (1, 9)										4	1	1	1	0	0	2											
Frank White, R OBP: 0.200, SLG: 0.222 (1, 4)										3	1	0	1	0	1	2											
Freddie Patek, R OBP: 0.500, SLG: 0.526 (1, 6)										4	2	4	3	0	0	0											
Inning Stats	R: 0 E: 0 K: 0 S: 3	H: 1 LOB: 0 BB: 0 P: 3	R: 0 E: 0 K: 0 S: 3	H: 0 LOB: 1 BB: 1 P: 7	R: 2 E: 0 K: 0 S: 5	H: 3 LOB: 0 BB: 0 P: 5	R: 0 E: 0 K: 1 S: 5	H: 0 LOB: 0 BB: 0 P: 5	R: 0 E: 0 K: 0 S: 3	H: 1 LOB: 0 BB: 0 P: 3	R: 1 E: 0 K: 1 S: 8	H: 3 LOB: 3 BB: 1 P: 12	R: 7 E: 1 K: 0 S: 10	H: 5 LOB: 1 BB: 1 P: 14	1B: 9 2B: 4 3B: 0 HR: 0	SF: 0 SAC: 2 DP: 2 HBP: 0	WP: 0 PB: 1 SB: 1 CS: 1	PA: 41									
PITCHER	IP	WLS	BF	H	R	ER	SO	BB	IBB	HBP	BLK	WP	HR	S	P	ERA	WHIP										
Jack Billingham, R ERA: 4.5 (1, 1)	6.0		23	6	3	3	1	2	0	0	0	0	0	6	10	0.00	4.500										
John Hiller, L ERA: 2.45 (7, 1)	0.2		5	2	0	0	1	1	0	0	0	0	0	6	10	0.00	4.500										
Bruce Taylor, R ERA: 67.5 (7, 1)	0.2	L	8	3	6	5	0	0	1	0	0	0	0	7	11	67.50	4.500										
Aurelio Lopez, R ERA: 3.0 (8, 1)	0.2		4	2	1	1	0	0	0	0	0	0	0	4	4	13.50	3.000										

Batter	1	2	3	4	5	6	7	8	9	AB	R	H	RBI	BB	SO	LOB	TOP			
George Brett, L OBP: 0.481, SLG: 0.625 (1, 5)										2	0	0	0	1	1	0	Kansas City Royals @ Toronto Blue Jays Exhibition Stadium, Toronto, ON Fri Apr 13 1979, 3:33 AM EST Att: 40,035 - Unknown - 43 F AB 20 R 1 H 2 RBI 0 BB 4 SO 2 LOB 9 			
Hal McRae, R OBP: 0.407, SLG: 0.364 (1, 10)										2	0	0	0	1	0	1				
Amos Otis, R OBP: 0.462, SLG: 0.609 (1, 8)										3	0	1	0	0	1	0				
Darrell Porter, L OBP: 0.480, SLG: 0.450 (1, 2)										2	0	0	0	1	0	2				
Ralph LaCock, L OBP: 0.278, SLG: 0.353 (1, 3)										3	0	0	0	0	0	3				
Clint Hurdle, L OBP: 0.276, SLG: 0.143 (1, 7)										3	0	0	0	0	0	1				
Al Cowens, R OBP: 0.217, SLG: 0.100 (1, 9)										1	0	0	0	1	0	0				
Frank White, R OBP: 0.182, SLG: 0.200 (1, 4)										2	0	0	0	0	0	1				
Freddie Patek, R OBP: 0.500, SLG: 0.524 (1, 6)										2	1	1	0	0	0	1				
Inning Stats	R: 0 E: 0 K: 1 S: 6	H: 1 LOB: 2 BB: 1 P: 10	R: 0 E: 0 K: 0 S: 3	H: 0 LOB: 1 BB: 1 P: 7	R: 0 E: 0 K: 0 S: 3	H: 0 LOB: 0 BB: 0 P: 3	R: 0 E: 0 K: 0 S: 3	H: 0 LOB: 0 BB: 0 P: 3	R: 1 E: 0 K: 0 S: 4	H: 1 LOB: 1 BB: 1 P: 8	R: 0 E: 0 K: 1 S: 5	H: 0 LOB: 1 BB: 1 P: 9					1B: 2 2B: 0 3B: 0 HR: 0	SF: 0 SAC: 0 DP: 0 HBP: 0	WP: 1 PB: 1 SB: 0 CS: 0	PA: 24
PITCHER Jim Clancy, R ERA: 3.0 (1, 1)	IP: 6.0 WLS: W BF: 24 H: 2 R: 1 ER: 0 SO: 2 BB: 4 IBB: 0 HBP: 0 BLK: 0 WP: 1 HR: 0 S: 24 P: 40 ERA: 0.00 WHIP: 1.000															PITCHER	IP: WLS: BF: H: R: ER: SO: BB: IBB: HBP: BLK: WP: HR: S: P: ERA: WHIP:			

Batter	1	2	3	4	5	6	7	8	9	AB	R	H	RBI	BB	SO	LOB	BOTTOM			
Alfredo Griffin, S OBP: 0.269, SLG: 0.143 (1, 6)										3	0	0	0	0	0	2	Kansas City Royals @ Toronto Blue Jays Exhibition Stadium, Toronto, ON Fri Apr 13 1979, 3:33 AM EST Att: 40,035 - Unknown - 43 F AB 21 R 4 H 7 RBI 4 BB 1 SO 1 LOB 9 			
Bob Bailor, R OBP: 0.333, SLG: 0.385 (1, 9)										3	0	1	0	0	0	1				
Rick Bosetti, R OBP: 0.227, SLG: 0.286 (1, 8)										3	0	0	0	0	0	2				
Rico Carty, R OBP: 0.440, SLG: 0.450 (1, 10)										2	1	1	1	1	0	0				
John Mayberry, L OBP: 0.458, SLG: 0.591 (1, 3)										3	1	1	1	0	0	2				
Al Woods, L OBP: 0.444, SLG: 0.571 (1, 7)										1	0	0	1	0	1	0				
Roy Howell, L OBP: 0.368, SLG: 0.438 (1, 5)										2	1	2	1	0	0	0				
Rick Cerone, R OBP: 0.391, SLG: 0.700 (1, 2)										2	0	1	0	0	0	1				
Dave McKay, S OBP: 0.476, SLG: 0.474 (1, 4)										2	1	1	0	0	0	1				
Inning Stats	R: 0 E: 0 K: 0 S: 3	H: 0 LOB: 0 BB: 0 P: 3	R: 0 E: 0 K: 1 S: 5	H: 0 LOB: 0 BB: 0 P: 5	R: 1 E: 0 K: 0 S: 5	H: 2 LOB: 1 BB: 0 P: 5	R: 2 E: 0 K: 0 S: 5	H: 2 LOB: 1 BB: 1 P: 9	R: 1 E: 0 K: 0 S: 6	H: 3 LOB: 2 BB: 0 P: 6	R: 1 E: 0 K: 0 S: 2	H: 0 LOB: 0 BB: 0 P: 2					1B: 3 2B: 2 3B: 1 HR: 1	SF: 0 SAC: 1 DP: 0 HBP: 0	WP: 0 PB: 0 SB: 0 CS: 0	PA: 23
PITCHER Paul Splittorf, L ERA: 3.21 (1, 1)	IP: 5.0 WLS: L BF: 23 H: 7 R: 4 ER: 4 SO: 1 BB: 1 IBB: 0 HBP: 0 BLK: 0 WP: 0 HR: 1 S: 24 P: 28 ERA: 7.20 WHIP: 1.600															PITCHER	IP: WLS: BF: H: R: ER: SO: BB: IBB: HBP: BLK: WP: HR: S: P: ERA: WHIP:			

Batter	1	2	3	4	5	6	7	8	9	AB	R	H	RBI	BB	SO	LOB	TOP								
George Brett, L (1, 5) OBP: 0.469, SLG: 0.607	L7		FC5 2B	CS BB		F7 1-3			G4-6-3	4	0	1	0	1	0	2									
Hal McRae, R (1, 10) OBP: 0.438, SLG: 0.538	1-3		FC5 1B BB	CS 1-2	F9 SF9 2B		HR		F9	4	3	2	1	1	0	0									
Amos Otis, R (1, 8) OBP: 0.433, SLG: 0.556	S 1B		FC5 1B BB		F9 2-3		F8			4	1	1	0	0	0	3									
Darrell Porter, L (1, 2) OBP: 0.448, SLG: 0.435	4-3		BB 1B 1B		SF9		3-1			3	1	1	2	0	0	1									
Ralph LaCock, L (1, 3) OBP: 0.318, SLG: 0.429		6-3	BB 1B 1B				6-3			4	0	2	0	0	0	0									
Clint Hurdle, L (1, 7) OBP: 0.318, SLG: 0.176 (8, PR)	F7		1B BB		F3				G5-4-3 1B	3	0	1	1	1	0	1									
Willie Wilson, S (8, 7)			1-2 2-3 3-H							0	0	0	0	0	0	0									
Al Cowens, R (1, 9) OBP: 0.259, SLG: 0.292			1-2 2-3 3-H		F8				G5-4-3	4	1	2	2	0	0	1									
Frank White, R (1, 4) OBP: 0.192, SLG: 0.208	F8		1-2 2-3 3-H		F7		E S 1B		K	4	0	1	0	0	1	1									
Freddie Patek, R (1, 6) OBP: 0.440, SLG: 0.458			P4		P3					3	0	0	0	0	0	1									
Steve Braun, L (9, PH) OBP: 1.000, SLG: 1.000							F9		G4-6-3 1B	1	0	1	0	0	0	0									
Inning Stats	R: 0 E: 0 K: 0 S: 4	H: 1 LOB: 1 BB: 0 P: 4	R: 1 E: 0 K: 0 S: 4	H: 1 LOB: 1 BB: 0 P: 4	R: 3 E: 0 K: 0 S: 6	H: 4 LOB: 2 BB: 2 P: 14	R: 0 E: 0 K: 0 S: 2	H: 0 LOB: 0 BB: 1 P: 6	R: 1 E: 0 K: 0 S: 5	H: 2 LOB: 1 BB: 0 P: 5	R: 0 E: 0 K: 0 S: 4	H: 1 LOB: 1 BB: 0 P: 4	R: 1 E: 0 K: 0 S: 4	H: 1 LOB: 0 BB: 0 P: 4	R: 0 E: 0 K: 1 S: 5	H: 1 LOB: 1 BB: 0 P: 5	R: 0 E: 0 K: 0 S: 3	H: 1 LOB: 0 BB: 0 P: 3	1B: 7 2B: 3 3B: 0 HR: 2	SF: 1 SAC: 0 DP: 2 HBP: 0	WP: 0 PB: 0 SB: 2 CS: 1	PA: 39			
PITCHER	IP	WLS	BF	H	R	ER	SO	BB	IBB	HBP	BLK	WP	HR	S	P	ERA	WHIP								
Mark Lemongello, R (1, 1) ERA: 8.74	7.0		33	11	6	6	0	3	0	0	0	0	2	30	42	7.71	2.000								
Dave Freisleben, R (8, 1) ERA:	2.0	W	5	1	0	0	1	0	0	0	0	0	0	7	7	0.00	0.500								

Kansas City Royals @ Toronto Blue Jays
Exhibition Stadium, Toronto, ON
Sat Apr 14 1979, 3:33 AM EST
Att: 11,683 - Cloudy - 47 F

AB 34
R 6
H 12
RBI 6
BB 3
SO 1
LOB 10



Batter	1	2	3	4	5	6	7	8	9	AB	R	H	RBI	BB	SO	LOB	BOTTOM								
Alfredo Griffin, S (1, 6) OBP: 0.258, SLG: 0.154	5-3	F7		4-3		F7				5	0	1	0	0	0	1									
Bob Bailor, R (1, 9) OBP: 0.313, SLG: 0.387	4-3	1B 2B		2-3		F3		F7		5	0	1	1	0	0	3									
Rick Bosetti, R (1, 8) OBP: 0.222, SLG: 0.269	5-3	2-3 1B			1-3		4-3	K		5	0	1	0	0	1	3									
Rico Carty, R (1, 10) OBP: 0.414, SLG: 0.542		HR K			F8		F2			4	1	1	1	0	1	2									
John Mayberry, L (1, 3) OBP: 0.536, SLG: 0.667										2	2	2	0	2	0	0									
Ted Wilborn, S (8, PR)										0	1	0	0	0	0	0									
Otto Velez, R (9, 3)		F9 2B 2B		1-6-3 1B		2B BB		E 1B BB		0	0	0	0	0	0	0									
Al Woods, L (1, 7) OBP: 0.462, SLG: 0.636		F9		F7				E 1B 1B		4	1	2	1	0	0	2									
Roy Howell, L (1, 5) OBP: 0.348, SLG: 0.368		2-3		1-6-3		1-H 2B		FC1 1B 1B		3	1	0	0	1	0	4									
Dave McKay, S (1, 4) OBP: 0.440, SLG: 0.478				P6				K		4	1	1	2	0	1	4									
Rick Cerone, R (1, 2) OBP: 0.370, SLG: 0.625		E6 2B			F8		L9			4	1	1	2	0	0	0									
Inning Stats	R: 0 E: 0 K: 0 S: 3	H: 0 LOB: 0 BB: 0 P: 3	R: 5 E: 1 K: 1 S: 11	H: 5 LOB: 2 BB: 1 P: 15	R: 0 E: 0 K: 0 S: 4	H: 1 LOB: 1 BB: 0 P: 4	R: 0 E: 0 K: 0 S: 3	H: 0 LOB: 0 BB: 0 P: 3	R: 1 E: 0 K: 0 S: 4	H: 1 LOB: 1 BB: 1 P: 8	R: 0 E: 0 K: 0 S: 3	H: 0 LOB: 0 BB: 0 P: 3	R: 0 E: 0 K: 0 S: 3	H: 0 LOB: 0 BB: 0 P: 3	R: 2 E: 1 K: 2 S: 11	H: 3 LOB: 3 BB: 1 P: 15	1B: 5 2B: 4 3B: 0 HR: 1	SF: 0 SAC: 0 DP: 0 HBP: 0	WP: 0 PB: 0 SB: 0 CS: 0	PA: 39					
PITCHER	IP	WLS	BF	H	R	ER	SO	BB	IBB	HBP	BLK	WP	HR	S	P	ERA	WHIP								
Dennis Leonard, R (1, 1) ERA: 3.48	7.0	L	32	7	7	5	1	3	0	0	0	0	1	31	43	6.43	1.429								
Steve Mingori, L (8, 1) ERA: 5.4	0.1		3	1	0	0	1	0	0	0	0	0	0	5	5	0.00	3.000								
Eduardo Rodriguez, R (8, 1) ERA:	0.2		4	2	1	1	1	0	0	0	0	0	0	6	6	13.50	3.000								

Kansas City Royals @ Toronto Blue Jays
Exhibition Stadium, Toronto, ON
Sat Apr 14 1979, 3:33 AM EST
Att: 11,683 - Cloudy - 47 F

AB 36
R 8
H 10
RBI 7
BB 3
SO 3
LOB 19

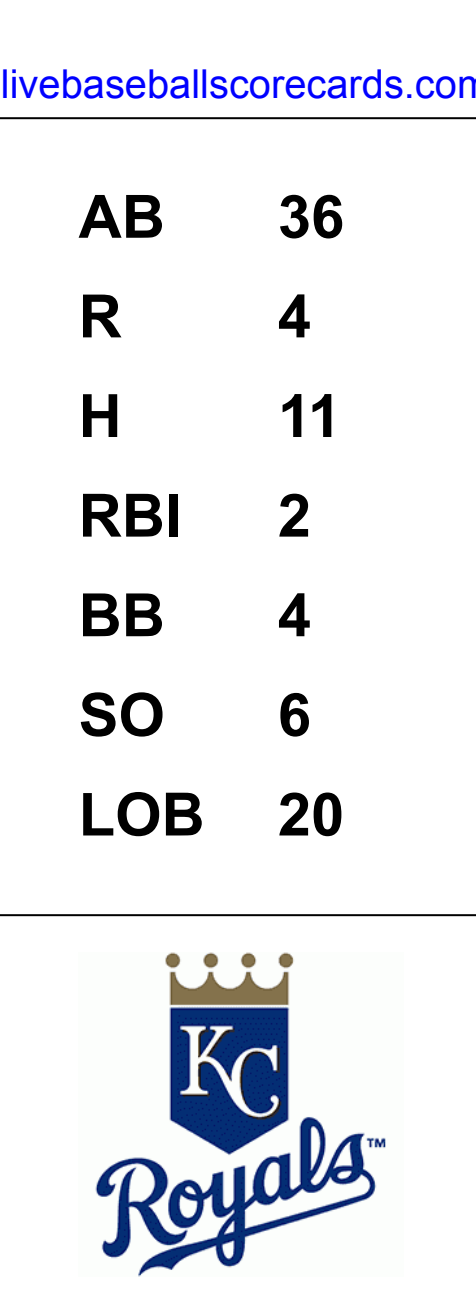


Batter	1	2	3	4	5	6	7	8	9	AB	R	H	RBI	BB	SO	LOB	TOP										
George Brett, L OBP: 0.447, SLG: 0.588 (1, 5)	L7	1B		G3	P6			2B	5-3	6	2	2	2	0	0	2	Kansas City Royals @ Toronto Blue Jays Exhibition Stadium, Toronto, ON Sun Apr 15 1979, 3:33 AM EST Att: 12,287 - Unknown - 48 F livebaseballscorecards.com										
Hal McRae, R OBP: 0.526, SLG: 0.621 U.L. Washington, S (9, PR)		1B		6-3	FC6-4			1B	FC5-4	3	2	3	2	3	0	0											
Amos Otis, R OBP: 0.417, SLG: 0.500 (1, 8)	5-3	1B		6-3	FC6-4			4-3	FC5-4	5	1	1	0	1	0	5											
Darrell Porter, L OBP: 0.412, SLG: 0.393 (1, 2)				6-3				4-3		5	0	1	3	0	0	2											
Al Cowens, R OBP: 0.313, SLG: 0.321 (1, 9)								5-3		4	2	0	1	1	1	3											
Ralph LaCock, L OBP: 0.320, SLG: 0.417 John Wathan, R OBP: 0.444, SLG: 0.750 (6, PH)	1-3			6-3	1B			2B		3	1	1	0	0	0	1											
Clint Hurdle, L OBP: 0.330, SLG: 0.333 Willie Wilson, S (8, PR)		1B			SF7			1B		4	1	3	3	0	1	0											
Frank White, R OBP: 0.256, SLG: 0.250 (1, 4)		1B			WP			K		4	1	2	0	1	1	1											
Freddie Patek, R OBP: 0.467, SLG: 0.500 (1, 6)		1B			WP			K		4	1	2	0	1	0	0											
Inning Stats	R: 0 E: 0 K: 0 S: 3	H: 1 LOB: 0 BB: 0 P: 3	R: 6 E: 0 K: 1 S: 10	H: 5 LOB: 2 BB: 3 P: 22	R: 0 E: 0 K: 0 S: 4	H: 3 LOB: 2 BB: 0 P: 4	R: 0 E: 0 K: 0 S: 3	H: 0 LOB: 1 BB: 1 P: 7	R: 2 E: 1 K: 0 S: 6	H: 3 LOB: 3 BB: 2 P: 14	R: 0 E: 0 K: 0 S: 5	H: 0 LOB: 0 BB: 0 P: 5	R: 4 E: 0 K: 1 S: 10	H: 5 LOB: 1 BB: 0 P: 10	R: 0 E: 0 K: 0 S: 3	H: 0 LOB: 1 BB: 1 P: 7		1B: 14 2B: 4 3B: 0 HR: 0	SF: 1 SAC: 0 DP: 1 HBP: 0	WP: 1 PB: 0 SB: 0 CS: 1	PA: 48						
PITCHER	IP	WLS	BF	H	R	ER	SO	BB	IBB	HBP	BLK	WP	HR	S	P	ERA	WHIP										
Phil Huffman, R ERA: 8.22 (1, 1)	1.2		13	6	6	6	0	3	0	0	0	0	0	10	22	32.40	5.400										
Jesse Jefferson, R ERA: 7.71 (2, 1)	2.2		14	6	2	2	1	2	0	0	0	0	0	14	22	6.75	3.000										
Mike Willis, L ERA: 4.15 (5, 1)	2.2		11	3	2	2	1	1	0	0	0	1	0	12	16	6.75	1.500										
Tom Murphy, R ERA: 3.38 (8, 1)	0.2	L	5	3	2	2	0	0	0	0	0	0	0	5	5	27.00	4.500										
Dave Freisleben, R ERA: (8, 1)	1.1		5	0	0	0	1	1	0	0	0	0	0	6	10	0.00	0.750										

Batter	1	2	3	4	5	6	7	8	9	AB	R	H	RBI	BB	SO	LOB	BOTTOM										
Alfredo Griffin, S OBP: 0.278, SLG: 0.138 (1, 6)	E1	FC3-4		1B	5-3			SH4-3		3	1	0	0	2	0	2	Kansas City Royals @ Toronto Blue Jays Exhibition Stadium, Toronto, ON Sun Apr 15 1979, 3:33 AM EST Att: 12,287 - Unknown - 48 F livebaseballscorecards.com										
Bob Bailor, R OBP: 0.342, SLG: 0.389 (1, 9)	4-3	P3		1B				1B	5-3	5	2	2	1	1	0	4											
Rick Bosetti, R OBP: 0.242, SLG: 0.281 (1, 8)	1-3			SF8				E7	F8	6	0	2	2	0	0	2											
Rico Carty, R OBP: 0.471, SLG: 0.679 (1, 10)		1B		1B				5-3		4	2	3	2	1	0	1											
John Mayberry, L OBP: 0.485, SLG: 0.586 (1, 3)		2B		6-3	P5			3-1		5	1	1	0	0	0	5											
Al Woods, L OBP: 0.556, SLG: 0.786 (1, 7)		1B		SF8				1B		3	1	3	2	1	0	0											
Roy Howell, L OBP: 0.286, SLG: 0.292 (1, 5)	P6			3-1	FC4-6			G3	L7	5	0	0	0	0	0	9											
Dave McKay, S OBP: 0.433, SLG: 0.464 (1, 4)		FC3-4		1B	5-3			5-3	L3	5	1	2	1	0	0	1											
Rick Cerone, R OBP: 0.406, SLG: 0.607 (1, 2)		FC3-4		1B	F7			SH4-3	F9	4	2	2	1	1	0	0											
Inning Stats	R: 0 E: 1 K: 0 S: 3	H: 0 LOB: 0 BB: 0 P: 3	R: 3 E: 0 K: 0 S: 8	H: 5 LOB: 2 BB: 0 P: 8	R: 1 E: 0 K: 0 S: 5	H: 2 LOB: 1 BB: 0 P: 5	R: 4 E: 0 K: 0 S: 7	H: 4 LOB: 2 BB: 2 P: 15	R: 0 E: 0 K: 0 S: 3	H: 0 LOB: 0 BB: 0 P: 3	R: 0 E: 0 K: 0 S: 5	H: 2 LOB: 3 BB: 1 P: 9	R: 2 E: 1 K: 0 S: 4	H: 1 LOB: 1 BB: 2 P: 12	R: 0 E: 0 K: 0 S: 4	H: 1 LOB: 1 BB: 0 P: 4		R: 0 E: 0 K: 0 S: 3	H: 0 LOB: 1 BB: 1 P: 7	1B: 13 2B: 1 3B: 0 HR: 1	SF: 1 SAC: 1 DP: 0 HBP: 0	WP: 0 PB: 0 SB: 0 CS: 1	PA: 48				
PITCHER	IP	WLS	BF	H	R	ER	SO	BB	IBB	HBP	BLK	WP	HR	S	P	ERA	WHIP										
Rich Gale, R ERA: 9.38 (1, 1)	3.0		18	9	6	6	0	0	0	0	0	0	0	18	18	18.00	3.000										
George Throop, R ERA: 27.0 (4, 1)	0.0		4	2	1	1	0	2	0	0	0	0	0	2	10	-	-										
Steve Mingo, L ERA: 4.15 (4, 1)	3.2		17	3	3	2	0	2	1	0	0	0	0	14	26	4.91	1.364										
Eduardo Rodriguez, R ERA: (7, 1)	0.1	W	1	0	0	0	0	0	0	0	0	0	0	1	1	0.00	0.000										
Al Hrabosky, L ERA: (8, 1)	2.0	S	8	1	0	0	0	1	0	0	0	0	0	7	11	0.00	1.000										

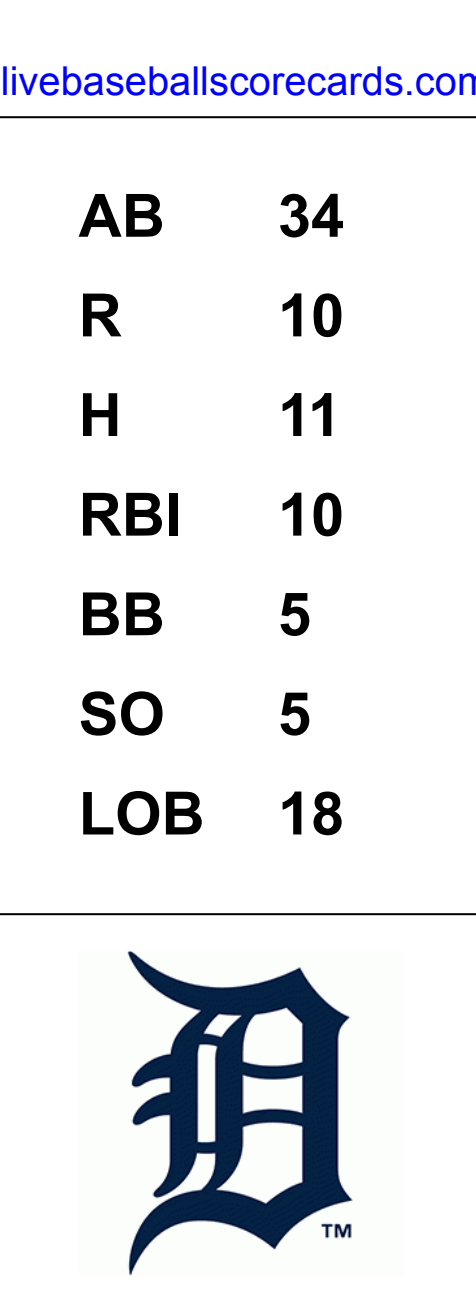
Batter	1	2	3	4	5	6	7	8	9	AB	R	H	RBI	BB	SO	LOB	TOP					
George Brett, L (1, 5) OBP: 0.395, SLG: 0.513 U L Washington, S (8, 4)	5-3		L5		F3	L7		F7		5	0	0	0	0	0	3						
Hal McRae, R (1, 10) OBP: 0.512, SLG: 0.576	6-3		1B E		BB 1B	K		K	4	2	1	0	1	2	2							
Amos Otis, R (1, 8) OBP: 0.439, SLG: 0.500	1B		S 1B		FC5-4 PB		K	K	4	2	2	0	1	2	0							
Darrell Porter, L (1, 2) OBP: 0.462, SLG: 0.438	FC5-4 1B		1B BB		FC5-4 1B		1B	3-1	4	0	3	1	1	0	0							
Al Cowens, R (1, 9) OBP: 0.306, SLG: 0.313	FC5-4		G1-6-3 1B		FC5-4 PB		P6		4	0	1	1	0	0	5							
Ralph LaCock, L (1, 3) OBP: 0.310, SLG: 0.393		G3 1B	G1-6-3		K		F8		4	0	1	0	0	1	4							
Clint Hurdle, L (1, 7) OBP: 0.355, SLG: 0.360	G3			K		1B 2B		P6	4	0	1	0	0	1	1		AB 36					
Frank White, R (1, 4) OBP: 0.294, SLG: 0.290 Steve Braun, L (8, PH) OBP: 0.500, SLG: 0.500	L3		G1-4-3 1B		WP 1B		F8		3	0	2	0	0	0	1		R 4					
Freddie Patek, R (1, 6) OBP: 0.424, SLG: 0.452 Jamie Quirk, L (8, PH) OBP: 0.500, SLG: 0.500	1-3		G1-4-3		FC5-2-5 WP				1	0	0	0	0	0	0		H 11					
																	RBI 2					
																	BB 4					
																	SO 6					
																	LOB 20					
Inning Stats	R: 0 E: 0 K: 0 S: 5	H: 2 LOB: 2 BB: 0 P: 5	R: 0 E: 0 K: 0 S: 4	H: 1 LOB: 1 BB: 0 P: 4	R: 2 E: 0 K: 0 S: 5	H: 3 LOB: 1 BB: 1 P: 9	R: 0 E: 0 K: 1 S: 5	H: 1 LOB: 1 BB: 2 P: 5	R: 2 E: 0 K: 1 S: 6	H: 1 LOB: 1 BB: 2 P: 14	R: 0 E: 0 K: 1 S: 7	H: 2 LOB: 2 BB: 0 P: 7	R: 0 E: 0 K: 1 S: 6	H: 1 LOB: 1 BB: 0 P: 6	R: 0 E: 0 K: 0 S: 3	H: 0 LOB: 0 BB: 1 P: 7	R: 0 E: 0 K: 2 S: 7	H: 0 LOB: 0 BB: 0 P: 7	1B: 10 2B: 1 3B: 0 HR: 0	SF: 0 SAC: 0 DP: 2 HBP: 0	WP: 1 PB: 1 SB: 2 CS: 0	PA: 40
PITCHER	IP WLS BF H R ER SO BB IBB HBP BLK WP HR S P ERA WHIP																					
Jack Billingham, R (1, 1) ERA: 4.91	5.0 W 25 9 4 3 2 3 0 0 0 0 0 26 38 5.40 2.400																					
Steve Baker, R (6, 1) ERA: 1.35	4.0 S 15 2 0 0 4 1 0 0 0 1 0 22 26 0.00 0.750																					

Kansas City Royals @ Detroit Tigers
Tiger Stadium, Detroit, MI
Mon Apr 16 1979, 3:33 AM EST
Att. 9,457 - Unknown - 48 F



Batter	1	2	3	4	5	6	7	8	9	AB	R	H	RBI	BB	SO	LOB	BOTTOM					
Ron LeFlore, R (1, 10) OBP: 0.235, SLG: 0.226	E5 1B SF9	SF8		5-3		6-3	K			4	1	0	1	0	1	1						
Lou Whitaker, L (1, 4) OBP: 0.416, SLG: 0.519	SF9 1B	1B BB		HR		K		4-3 1B		4	1	3	1	1	1	0						
Steve Kemp, L (1, 7) OBP: 0.500, SLG: 0.833	K	1B		2B			L8 1B	F8		5	1	3	2	0	1	3						
Jason Thompson, L (1, 3) OBP: 0.387, SLG: 0.190	SF9	1-3		BB			1B E BB	4-3		2	1	0	1	2	0	3						
Jerry Morales, R (1, 9) OBP: 0.161, SLG: 0.276	4-3		L8	F8			L8	K		5	0	0	0	0	1	6						
John Wockenfuss, R (1, 2) OBP: 0.300, SLG: 0.556 Mitt May, L (6, 2) OBP: 0.300, SLG: 0.333		BB E SF8 1B	5-3 1B BB		5-3		E 1B	1B		2	2	1	0	1	0	0						
Lynn Jones, R (1, 8) OBP: 0.389, SLG: 0.313		F8	5-3		K		E 1B	1B		4	1	1	0	0	1	2						
Aurelio Rodriguez, R (1, 5) OBP: 0.278, SLG: 0.389		E6 SF8 BB 1B		2H 1B		F8		E5		4	1	1	2	0	0	3						
Alan Trammell, R (1, 6) OBP: 0.522, SLG: 0.476		SF8 1B BB		4-3		4-3		1B		3	1	1	2	1	0	0						
Inning Stats	R: 1 E: 1 K: 1 S: 7	H: 1 LOB: 1 BB: 0 P: 7	R: 3 E: 1 K: 0 S: 6	H: 2 LOB: 2 BB: 2 P: 14	R: 1 E: 0 K: 0 S: 3	H: 1 LOB: 1 BB: 1 P: 7	R: 1 E: 0 K: 0 S: 5	H: 2 LOB: 2 BB: 1 P: 9	R: 0 E: 0 K: 1 S: 5	H: 0 LOB: 0 BB: 0 P: 5	R: 0 E: 0 K: 1 S: 5	H: 0 LOB: 0 BB: 0 P: 5	R: 4 E: 1 K: 1 S: 9	H: 4 LOB: 1 BB: 1 P: 13	R: 0 E: 0 K: 1 S: 6	H: 1 LOB: 1 BB: 0 P: 6	R: 0 E: 0 K: 1 S: 6	H: 1 LOB: 1 BB: 0 P: 6	1B: 9 2B: 1 3B: 0 HR: 1	SF: 2 SAC: 0 DP: 0 HBP: 0	WP: 0 PB: 0 SB: 0 CS: 0	PA: 41
PITCHER	IP WLS BF H R ER SO BB IBB HBP BLK WP HR S P ERA WHIP																					
Larry Gura, L (1, 1) ERA: 4.64	6.1 L 33 8 9 5 3 5 0 0 0 0 0 34 54 7.11 2.053																					
Eduardo Rodriguez, R (7, 1) ERA: 2.25	1.2 8 3 1 1 2 0 0 0 0 0 0 12 12 5.40 1.800																					

Kansas City Royals @ Detroit Tigers
Tiger Stadium, Detroit, MI
Mon Apr 16 1979, 3:33 AM EST
Att. 9,457 - Unknown - 48 F



Batter	1	2	3	4	5	6	7	8	9	AB	R	H	RBI	BB	SO	LOB	TOP																
George Brett, L (1,5) OBP: 0.396, SLG: 0.523										5	1	2	0	0	1	2	Kansas City Royals @ Detroit Tigers Tiger Stadium, Detroit, MI Tue Apr 17 1979, 3:33 AM EST Att: 15,275 - Unknown - 55 F																
Hal McRae, R (1,10) OBP: 0.458, SLG: 0.500										5	0	0	0	0	0	4																	
Amos Otis, R (1,8) OBP: 0.391, SLG: 0.439										5	0	0	0	0	0	4																	
Darrell Porter, L (1,2) OBP: 0.488, SLG: 0.441										2	1	1	0	2	0	2																	
Al Cowens, R (1,9) OBP: 0.350, SLG: 0.361										4	1	3	1	0	0	1																	
Ralph LaCock, L (1,3) OBP: 0.313, SLG: 0.387										3	0	1	1	0	0	3																	
John Wathan, R (7,PH) OBP: 0.400, SLG: 0.667										1	0	0	0	0	0	2																	
Clint Hurdle, L (1,7) OBP: 0.314, SLG: 0.310										4	0	0	0	0	1	5																	
Frank White, R (1,4) OBP: 0.289, SLG: 0.286										4	0	1	1	0	0	2																	
Freddie Patek, R (1,6) OBP: 0.378, SLG: 0.400										4	0	0	0	0	0	2																	
Inning Stats	R: 0 E: 1 K: 0 S: 4	H: 1 LOB: 1 BB: 0 P: 4	R: 0 E: 1 K: 0 S: 4	H: 1 LOB: 1 BB: 0 P: 4	R: 0 E: 0 K: 0 S: 3	H: 0 LOB: 0 BB: 0 P: 3	R: 0 E: 1 K: 0 S: 5	H: 1 LOB: 2 BB: 0 P: 5	R: 0 E: 0 K: 0 S: 5	H: 2 LOB: 1 BB: 1 P: 9	R: 1 E: 0 K: 0 S: 5	H: 2 LOB: 1 BB: 1 P: 9	R: 0 E: 0 K: 1 S: 5	H: 0 LOB: 0 BB: 0 P: 5	R: 0 E: 0 K: 1 S: 5	H: 0 LOB: 0 BB: 0 P: 5	1B: 7 2B: 1 3B: 0 HR: 0	SF: 0 SAC: 0 DP: 1 HBP: 0	WP: 0 PB: 0 SB: 0 CS: 0	PA: 39													
PITCHER	IP WLS BF H R ER SO BB IBB HBP BLK WP HR S P ERA WHIP																																
Dave Rozema, R (1,1) ERA: 5.06	6.0	28	7	3	3	0	1	0	0	0	0	0	0	27	31	4.50	1.333																
John Hiller, L (7,1) ERA: 2.16	3.0	W	11	1	0	0	2	1	0	0	0	0	0	14	18	0.00	0.667																

Batter	1	2	3	4	5	6	7	8	9	AB	R	H	RBI	BB	SO	LOB	BOTTOM																
Ron LeFlore, R (1,10) OBP: 0.289, SLG: 0.265										3	1	2	0	1	0	1	Kansas City Royals @ Detroit Tigers Tiger Stadium, Detroit, MI Tue Apr 17 1979, 3:33 AM EST Att: 15,275 - Unknown - 55 F																
Lou Whitaker, L (1,4) OBP: 0.400, SLG: 0.516										4	1	1	0	0	2	4																	
Steve Kemp, L (1,7) OBP: 0.472, SLG: 0.765										4	1	1	1	0	0	2																	
Jason Thompson, L (1,3) OBP: 0.382, SLG: 0.333										3	1	1	2	0	0	1																	
Milt May, L (7,2) OBP: 0.364, SLG: 0.500										1	0	1	2	0	0	0																	
Jerry Morales, R (1,9) OBP: 0.200, SLG: 0.281										3	1	1	0	1	0	1																	
John Wockenfuss, R (1,2) OBP: 0.357, SLG: 0.583										3	0	1	1	1	0	1																	
Tim Corcoran, L (9,3) OBP: 0.333, SLG: 0.200										0	0	0	0	0	0	0																	
Lynn Jones, R (1,8) OBP: 0.318, SLG: 0.250										4	0	0	0	0	0	2																	
Aurelio Rodriguez, R (1,5) OBP: 0.318, SLG: 0.381										3	0	1	0	1	0	0																	
Alan Trammell, R (1,6) OBP: 0.522, SLG: 0.476										0	0	0	0	0	0	0																	
Mark Wagner, R (2,6) OBP: 0.250, SLG: 0.250										4	1	1	0	0	1	2																	
Inning Stats	R: 0 E: 0 K: 1 S: 6	H: 1 LOB: 1 BB: 0 P: 6	R: 0 E: 0 K: 0 S: 3	H: 1 LOB: 0 BB: 0 P: 3	R: 0 E: 0 K: 0 S: 3	H: 1 LOB: 0 BB: 0 P: 3	R: 2 E: 0 K: 0 S: 5	H: 2 LOB: 1 BB: 1 P: 9	R: 0 E: 0 K: 1 S: 5	H: 0 LOB: 1 BB: 1 P: 9	R: 1 E: 0 K: 0 S: 4	H: 1 LOB: 1 BB: 1 P: 8	R: 3 E: 0 K: 0 S: 7	H: 4 LOB: 1 BB: 0 P: 7	R: 0 E: 0 K: 1 S: 5	H: 0 LOB: 1 BB: 1 P: 9	1B: 6 2B: 4 3B: 0 HR: 1	SF: 0 SAC: 0 DP: 2 HBP: 0	WP: 0 PB: 0 SB: 2 CS: 0	PA: 36													
PITCHER	IP WLS BF H R ER SO BB IBB HBP BLK WP HR S P ERA WHIP																																
Paul Splitteroff, L (1,1) ERA: 4.43	6.1	L	28	8	5	2	3	0	0	0	0	0	0	29	41	7.11	1.737																
Al Hrabosky, L (7,1) ERA: 1.8	1.2		8	2	1	1	1	1	0	0	0	0	0	9	13	5.40	1.800																


Batter	1	2	3	4	5	6	7	8	9	AB	R	H	RBI	BB	SO	LOB	TOP																						
George Brett, L OBP: 0.358, SLG: 0.469 (1, 5)	6-3		F7		G3-6-3		6-3		FC4-6	5	0	0	0	0	0	3	Kansas City Royals @ Boston Red Sox Fenway Park, Boston, MA Fri Apr 20 1979, 3:33 AM EST Att: 20,925 - Unknown - 55 F livebaseballscorecards.com																						
Hal McRae, R OBP: 0.462, SLG: 0.524 (1, 10)	1B 2B		1B		L9		F9			4	0	2	0	0	0	1																							
Amos Otis, R OBP: 0.360, SLG: 0.400 (1, 8)	P4		K		4-3		L5			4	0	0	0	0	1	3																							
Darrell Porter, L OBP: 0.489, SLG: 0.432 (1, 2)	2H 1B				1B BB		F8		K	3	1	1	0	1	1	0																							
Al Cowens, R OBP: 0.364, SLG: 0.359 (1, 9)					F9		1B 1B		5-3	3	1	1	0	1	0	1																							
Ralph LaCock, L OBP: 0.303, SLG: 0.375 John Wathan, R OBP: 0.462, SLG: 0.667 (4, PH) (4, 3)	L7		1B		1B		1B		K	1	0	0	0	0	0	1																							
Clint Hurdle, L OBP: 0.359, SLG: 0.394 (1, 7)	1-2 2B		1B		G4-6-3 1B		1-3 2H 1B		F7	4	0	3	2	0	0	0																							
Frank White, R OBP: 0.262, SLG: 0.256 (1, 4)	F7		G4-6-3		FC6-4		FC6-4		F7	4	0	0	0	0	0	5																							
Freddie Patek, R OBP: 0.415, SLG: 0.405 (1, 6)			P4		G3-6-3 BB		F9 S BB		FC4-6 1B	2	0	1	0	2	0	0																							
Inning Stats	R: 0 E: 0 K: 0 S: 4	H: 2 LOB: 2 BB: 0 P: 4	R: 0 E: 0 K: 0 S: 3	H: 1 LOB: 1 BB: 1 P: 7	R: 0 E: 0 K: 1 S: 6	H: 1 LOB: 1 BB: 0 P: 6	R: 1 E: 0 K: 0 S: 4	H: 2 LOB: 1 BB: 1 P: 8	R: 0 E: 0 K: 0 S: 2	H: 0 LOB: 0 BB: 1 P: 6	R: 1 E: 0 K: 0 S: 6	H: 3 LOB: 2 BB: 0 P: 6	R: 0 E: 0 K: 0 S: 3	H: 0 LOB: 1 BB: 1 P: 7	R: 0 E: 0 K: 2 S: 7	H: 0 LOB: 0 BB: 0 P: 7		R: 0 E: 0 K: 0 S: 4	H: 1 LOB: 1 BB: 0 P: 4	1B: 8 2B: 2 3B: 0 HR: 0	SF: 0 SAC: 0 DP: 2 HBP: 0	WP: 0 PB: 0 SB: 1 CS: 1	PA: 37																
PITCHER	IP	WLS	BF	H	R	ER	SO	BB	IBB	HBP	BLK	WP	HR	S	P	ERA	WHIP	PITCHER				IP	WLS	BF	H	R	ER	SO	BB	IBB	HBP	BLK	WP	HR	S	P	ERA	WHIP	
Dennis Eckersley, R ERA: 2.63 Andy Hassler, L ERA: 2.57 (1, 1) (4, 1)	3.0		12	4	0	0	1	1	0	0	0	0	0	13	17	0.00	1.667					6.0	W	25	6	2	2	2	3	0	0	0	0	0	0	26	38	3.00	1.500

Batter	1	2	3	4	5	6	7	8	9	AB	R	H	RBI	BB	SO	LOB	BOTTOM																					
Jerry Remy, L OBP: 0.264, SLG: 0.294 (1, 4)	5-3		F7		1B 1B		6-3		2B 1B	5	2	2	1	0	0	1	Kansas City Royals @ Boston Red Sox Fenway Park, Boston, MA Fri Apr 20 1979, 3:33 AM EST Att: 20,925 - Unknown - 55 F livebaseballscorecards.com																					
Rick Burleson, R OBP: 0.367, SLG: 0.489 (1, 6)	3-1 3B		F8		1B 1B		5-3		3H 1B 2B	5	3	3	1	0	0	0																						
Fred Lynn, L OBP: 0.480, SLG: 0.795 (1, 8)	3-1				1B BB		F7		PB 1B IBB	3	1	1	2	2	0	0																						
Jim Rice, R OBP: 0.449, SLG: 0.487 (1, 10)	K				1B 1B		2B 1B		PB 1B	5	1	4	2	0	1	0																						
Carl Yastrzemski, L OBP: 0.490, SLG: 0.725 (1, 7)					FC6-4 1B		G6-4-3 IBB		P5	4	1	3	3	1	0	2																						
George Scott, R OBP: 0.319, SLG: 0.341 (1, 3)	F8		K		K		G6-4-3		K	4	0	0	0	0	2	6																						
Jack Brohamer, L OBP: 0.400, SLG: 0.500 (1, 5)	K				L9				WP 1B BB	3	1	1	0	1	1	2																						
Dwight Evans, R OBP: 0.289, SLG: 0.400 (1, 9)	K				FC6-4		5-3		5-3	4	0	0	0	0	1	4																						
Gary Allenson, R OBP: 0.321, SLG: 0.480 (1, 2)			K				6-3		L8	4	0	0	0	0	1	2																						
Inning Stats	R: 1 E: 0 K: 1 S: 6	H: 1 LOB: 0 BB: 0 P: 6	R: 1 E: 0 K: 2 S: 8	H: 1 LOB: 0 BB: 0 P: 8	R: 0 E: 0 K: 1 S: 5	H: 0 LOB: 0 BB: 0 P: 5	R: 1 E: 0 K: 1 S: 7	H: 2 LOB: 2 BB: 1 P: 11	R: 2 E: 0 K: 0 S: 6	H: 4 LOB: 2 BB: 1 P: 10	R: 0 E: 0 K: 0 S: 4	H: 1 LOB: 1 BB: 0 P: 4	R: 1 E: 0 K: 1 S: 7	H: 2 LOB: 1 BB: 0 P: 7	R: 3 E: 0 K: 0 S: 6	H: 3 LOB: 2 BB: 2 P: 14		1B: 9 2B: 3 3B: 1 HR: 1	SF: 0 SAC: 0 DP: 1 HBP: 0	WP: 3 PB: 1 SB: 0 CS: 0	PA: 41																	
PITCHER	IP	WLS	BF	H	R	ER	SO	BB	IBB	HBP	BLK	WP	HR	S	P	ERA	WHIP	PITCHER				IP	WLS	BF	H	R	ER	SO	BB	IBB	HBP	BLK	WP	HR	S	P	ERA	WHIP
Dennis Leonard, R ERA: 4.95 Eduardo Rodriguez, R ERA: 7.71 George Throop, R ERA: 20.25 (1, 1) (8, 1) (8, 1)	7.0	L	33	11	6	6	6	1	1	0	0	0	0	43	51	7.71	1.714					0.2		5	2	3	3	0	1	0	0	0	0	0	0	0	40.50	4.500

Batter	1	2	3	4	5	6	7	8	9	AB	R	H	RBI	BB	SO	LOB	TOP			
Frank White, R (1,4) OBP: 0.255, SLG: 0.273										5	1	1	0	0	1	2				
George Brett, L (1,5) OBP: 0.328, SLG: 0.426										5	0	0	0	0	0	1				
Amos Otis, R (1,8) OBP: 0.370, SLG: 0.417										3	1	1	1	1	0	0				
Darrell Porter, L (1,2) OBP: 0.490, SLG: 0.475										3	1	1	0	1	0	1				
Hal McRae, R (1,10) OBP: 0.446, SLG: 0.500										4	0	1	1	0	0	3				
Al Cowens, R (1,9) OBP: 0.375, SLG: 0.357										3	1	1	1	1	0	1				
Clint Hurdle, L (1,7) OBP: 0.372, SLG: 0.371										2	0	0	0	2	0	1				
Ralph LaCock, L (1,3) OBP: 0.306, SLG: 0.400										3	0	1	1	0	0	0				
U L Washington, S (7, PR)										0	0	0	0	0	0	0				
Joe Zdeb, R (8, PH)										1	0	0	0	0	0	3				
Jamie Quirk, L (8, 6)										0	0	0	0	0	0	0				
Freddie Patek, R (1, 6) OBP: 0.395, SLG: 0.385										2	0	0	0	0	0	0				
Steve Braun, L (7, PH) OBP: 0.333, SLG: 0.333										1	0	0	0	0	1	2				
John Wathan, R (7, 3) OBP: 0.429, SLG: 0.615										1	0	0	0	0	1	0				
Inning Stats	R: 1 E: 0 K: 0 S: 5	H: 2 LOB: 1 P: 5	R: 0 E: 0 K: 0 S: 3	H: 0 LOB: 0 P: 3	R: 0 E: 0 K: 0 S: 3	H: 0 LOB: 0 P: 3	R: 1 E: 1 K: 0 S: 5	H: 2 LOB: 1 P: 5	R: 0 E: 0 K: 1 S: 5	H: 0 LOB: 0 P: 3	R: 1 E: 0 K: 0 S: 6	H: 1 LOB: 2 P: 14	R: 1 E: 0 K: 0 S: 4	H: 1 LOB: 3 P: 16	R: 0 E: 0 K: 1 S: 5	H: 0 LOB: 0 P: 5	1B: 2 2B: 3 3B: 1 HR: 0	SF: 0 SAC: 0 DP: 0 HBP: 0	WP: 0 PB: 0 SB: 0 CS: 1	PA: 38
PITCHER	IP WLS BF H R ER SO BB IBB HBP BLK WP HR S P ERA WHIP																			
Bob Stanley, R (1, 1) ERA: 5.06	6.1 W 26 5 3 3 1 2 0 0 0 0 0 0 26 34 4.26 1.105																			
Bill Campbell, R (7, 1) ERA: 3.89	1.1 8 1 1 1 1 3 0 0 0 0 0 0 7 19 6.75 3.000																			
Tom Burgmeier, L (8, 1) ERA:	1.1 S 4 0 0 0 1 0 0 0 0 0 0 0 6 6 0.00 0.000																			

Kansas City Royals @ Boston Red Sox
Fenway Park, Boston, MA
Sat Apr 21 1979, 3:33 AM EST
Att: 34,332 - Unknown - 56 F


AB	33
R	4
H	6
RBI	4
BB	5
SO	3
LOB	14



Batter	1	2	3	4	5	6	7	8	9	AB	R	H	RBI	BB	SO	LOB	BOTTOM			
Jerry Remy, L (1,4) OBP: 0.259, SLG: 0.286										5	1	1	2	0	0	3				
Rick Burleson, R (1,6) OBP: 0.370, SLG: 0.469										4	0	1	0	1	0	1				
Fred Lynn, L (1,8) OBP: 0.455, SLG: 0.814										4	2	1	2	1	0	1				
Jim Rice, R (1,10) OBP: 0.481, SLG: 0.619										3	1	3	2	1	0	0				
Carl Yastrzemski, L (1,7) OBP: 0.481, SLG: 0.674										3	1	0	0	2	1	4				
George Scott, R (1,3) OBP: 0.308, SLG: 0.326										5	1	1	1	0	0	5				
Larry Wolfe, R (1,5) OBP: 0.333, SLG: 0.182										3	1	0	0	2	1	3				
Dwight Evans, R (1,9) OBP: 0.306, SLG: 0.465										3	3	1	2	1	1	4				
Bob Montgomery, R (1,2) OBP: 0.545, SLG: 0.800										4	0	2	0	0	2	2				
Inning Stats	R: 0 E: 0 K: 0 S: 3	H: 0 LOB: 0 P: 3	R: 0 E: 0 K: 1 S: 6	H: 1 LOB: 0 P: 6	R: 2 E: 0 K: 0 S: 4	H: 1 LOB: 2 P: 16	R: 2 E: 0 K: 1 S: 7	H: 2 LOB: 1 P: 14	R: 1 E: 0 K: 1 S: 6	H: 1 LOB: 2 P: 14	R: 0 E: 0 K: 1 S: 5	H: 0 LOB: 0 P: 5	R: 4 E: 1 K: 0 S: 7	H: 3 LOB: 1 P: 11	R: 1 E: 0 K: 1 S: 7	H: 2 LOB: 2 P: 11	1B: 6 2B: 1 3B: 0 HR: 3	SF: 1 SAC: 0 DP: 0 HBP: 0	WP: 0 PB: 0 SB: 4 CS: 0	PA: 43
PITCHER	IP WLS BF H R ER SO BB IBB HBP BLK WP HR S P ERA WHIP																			
Larry Gura, L (1, 1) ERA: 5.68	4.0 L 21 5 5 5 2 4 0 0 0 0 0 1 21 40 11.25 2.250																			
Steve Busby, R (5, 1) ERA: 3.38	2.2 15 3 4 1 2 3 0 0 0 0 0 2 16 28 3.38 2.250																			
George Throop, R (7, 1) ERA: 13.5	1.1 7 2 1 1 1 0 1 0 0 0 0 0 8 12 6.75 1.500																			

Kansas City Royals @ Boston Red Sox
Fenway Park, Boston, MA
Sat Apr 21 1979, 3:33 AM EST
Att: 34,332 - Unknown - 56 F

AB	34
R	10
H	10
RBI	9
BB	8
SO	5
LOB	23



Batter	1	2	3	4	5	6	7	8	9	AB	R	H	RBI	BB	SO	LOB	TOP					
Alan Bannister, R (1,4) OBP: 0.475, SLG: 0.580	L5	F3			F9		P6			5	0	1	0	0	0	4	Chicago White Sox @ Kansas City Royals Royals Stadium, Kansas City, MO Mon Apr 23 1979, 7:05 PM EST Att: 17,864 - Unknown - 64 F livebaseballscorecards.com					
Claudell Washington, L (1,9) OBP: 0.333, SLG: 0.439	6-3		K		4-3			F		5	1	2	0	0	1	0						
Chet Lemon, R (1,8) OBP: 0.414, SLG: 0.545			F7		5-3			G6-4-3		4	1	1	0	1	0	2						
Wayne Nordhagen, R (1,10) OBP: 0.440, SLG: 0.381	L7		F2					E8		5	0	1	0	0	0	5						
Lamar Johnson, R (1,3) OBP: 0.353, SLG: 0.484		F7						G6-4-3		4	0	1	0	0	0	3						
Eric Soderholm, R (1,5) OBP: 0.375, SLG: 0.393		F9			F8			G6-4-3		3	1	0	0	1	0	1						
Junior Moore, R (1,7) OBP: 0.435, SLG: 0.444										4	0	3	1	0	0	0						
Bill Nahorodny, R (1,2) OBP: 0.321, SLG: 0.292					F5					3	0	0	0	1	1	3						
Greg Pryor, R (1,6) OBP: 0.429, SLG: 0.545		E6			F9					4	0	1	0	0	0	4						
Inning Stats	R: 0 E: 0 K: 0 S: 4	H: 1 LOB: 1 BB: 0 P: 4	R: 0 E: 1 K: 0 S: 5	H: 1 LOB: 3 BB: 1 P: 9	R: 0 E: 0 K: 1 S: 5	H: 0 LOB: 0 BB: 0 P: 5	R: 0 E: 0 K: 0 S: 5	H: 2 LOB: 2 BB: 0 P: 5	R: 0 E: 0 K: 0 S: 3	H: 0 LOB: 0 BB: 0 P: 3	R: 0 E: 0 K: 0 S: 3	H: 1 LOB: 0 BB: 0 P: 3	R: 0 E: 0 K: 0 S: 4	H: 1 LOB: 1 BB: 0 P: 4	R: 3 E: 2 K: 1 S: 7	H: 2 LOB: 1 BB: 2 P: 15	R: 0 E: 0 K: 0 S: 5	H: 2 LOB: 2 BB: 0 P: 5	1B: 8 2B: 2 3B: 0 HR: 0	SF: 0 SAC: 0 DP: 2 HBP: 0	WP: 0 PB: 0 SB: 0 CS: 0	PA: 40
PITCHER	IP WLS BF H R ER SO BB IBB HBP BLK WP HR S P ERA WHIP																					
Paul Splittorf, L (1,1) ERA: 3.21	7.2 W 34 8 3 0 1 3 0 0 0 0 0 0 33 45 0.00 1.435																					
Al Hrabosky, L (8,1) ERA: 1.23	1.1 S 6 2 0 0 1 0 0 0 0 0 0 0 8 8 0.00 1.500																					

Batter	1	2	3	4	5	6	7	8	9	AB	R	H	RBI	BB	SO	LOB	BOTTOM			
George Brett, L (1,5) OBP: 0.318, SLG: 0.383	F8		G3				4-3			3	0	0	0	1	0	2	Chicago White Sox @ Kansas City Royals Royals Stadium, Kansas City, MO Mon Apr 23 1979, 7:05 PM EST Att: 17,864 - Unknown - 64 F livebaseballscorecards.com			
Frank White, R (1,4) OBP: 0.273, SLG: 0.314			6-3				K			4	1	2	2	0	1	2				
John Wathan, R (1,3) OBP: 0.444, SLG: 0.588										4	0	2	0	0	0	1				
Al Cowens, R (1,9) OBP: 0.382, SLG: 0.340		FC4-6								3	0	0	1	1	0	2				
Hal McRae, R (1,10) OBP: 0.406, SLG: 0.444		CS								4	0	0	0	0	1	1				
Darrell Porter, L (1,2) OBP: 0.486, SLG: 0.435										3	0	1	0	0	0	1				
Joe Zdeb, R (1,7) OBP: 0.333, SLG: 0.333										2	1	1	0	0	1	1				
Steve Braun, L (6,PH) OBP: 0.500, SLG: 0.333										0	0	0	0	1	0	0				
Freddie Patek, R (1,6) OBP: 0.396, SLG: 0.395										3	1	1	1	0	0	2				
Willie Wilson, S (1,8) OBP: 0.500, SLG: 0.500										3	1	3	0	0	0	0				
Inning Stats	R: 1 E: 0 K: 0 S: 4	H: 2 LOB: 0 BB: 0 P: 4	R: 0 E: 0 K: 1 S: 5	H: 1 LOB: 1 BB: 0 P: 5	R: 0 E: 0 K: 0 S: 4	H: 1 LOB: 1 BB: 0 P: 4	R: 0 E: 0 K: 0 S: 3	H: 1 LOB: 0 BB: 0 P: 3	R: 3 E: 0 K: 0 S: 6	H: 4 LOB: 1 BB: 1 P: 10	R: 0 E: 0 K: 1 S: 5	H: 0 LOB: 2 BB: 2 P: 13	R: 0 E: 0 K: 1 S: 5	H: 1 LOB: 0 BB: 0 P: 5	R: 0 E: 0 K: 0 S: 3	H: 0 LOB: 0 BB: 0 P: 3	1B: 7 2B: 4 3B: 0 HR: 0	SF: 0 SAC: 0 DP: 2 HBP: 0	WP: 0 PB: 0 SB: 3 CS: 3	PA: 33
PITCHER	IP WLS BF H R ER SO BB IBB HBP BLK WP HR S P ERA WHIP																			
Rich Wortham, L (1,1) ERA: 3.45	4.1 L 19 8 4 4 1 1 0 0 0 0 0 0 20 24 8.31 2.077																			
Dewey Robinson, R (5,1) ERA: 5.73	3.2 13 2 0 0 2 2 0 0 0 0 0 0 15 23 0.00 1.091																			

Batter	1	2	3	4	5	6	7	8	9	AB	R	H	RBI	BB	SO	LOB	TOP					
Ralph Garr, L OBP: 0.348, SLG: 0.419 (1, 7)										4	0	2	0	0	1	1						
Claudell Washington, L OBP: 0.316, SLG: 0.414 (1, 9)										4	0	0	0	0	1	1						
Chet Lemon, R OBP: 0.432, SLG: 0.565 (1, 8)										3	0	2	0	1	0	0						
Mike Squires, L OBP: 0.394, SLG: 0.548 (1, 3)										4	0	0	0	0	0	4						
Alan Bannister, R OBP: 0.444, SLG: 0.537 (1, 4)										4	0	0	0	0	0	4						
Jorge Orta, L OBP: 0.360, SLG: 0.256 (1, 10)										2	0	0	0	2	0	1						
Eric Soderholm, R OBP: 0.382, SLG: 0.400 (1, 5)										4	0	2	0	0	0	2						
Mary Foley, L OBP: 0.257, SLG: 0.333 (1, 2)										4	0	0	0	0	0	4						
Greg Pryor, R OBP: 0.410, SLG: 0.514 (1, 6)										4	0	1	0	0	1	2						
Inning Stats	R: 0 E: 0 K: 0 S: 4	H: 1 LOB: 2 BB: 1 P: 8	R: 0 E: 0 K: 0 S: 5	H: 3 LOB: 2 BB: 0 P: 5	R: 0 E: 0 K: 0 S: 3	H: 0 LOB: 0 BB: 0 P: 3	R: 0 E: 0 K: 0 S: 3	H: 0 LOB: 1 BB: 0 P: 7	R: 0 E: 0 K: 0 S: 3	H: 0 LOB: 0 BB: 0 P: 3	R: 0 E: 0 K: 0 S: 4	H: 1 LOB: 1 BB: 0 P: 4	R: 0 E: 0 K: 2 S: 8	H: 1 LOB: 0 BB: 0 P: 8	R: 0 E: 0 K: 1 S: 6	H: 1 LOB: 1 BB: 0 P: 6	R: 0 E: 0 K: 0 S: 3	H: 0 LOB: 1 BB: 1 P: 7	1B: 6 2B: 1 3B: 0 HR: 0	SF: 0 SAC: 0 DP: 0 HBP: 0	WP: 0 PB: 0 SB: 0 CS: 0	PA: 36
PITCHER Dennis Leonard, R ERA: 3.41 (1, 1)	IP: 9.0 WLS: W BF: 36 H: 7 R: 0 ER: 0 SO: 3 BB: 3 IBB: 0 HBP: 0 BLK: 0 WP: 0 HR: 0 S: 39 P: 51 ERA: 0.00 WHIP: 1.111															PITCHER						

Chicago White Sox @ Kansas City Royals
Royals Stadium, Kansas City, MO
Tue Apr 24 1979, 7:05 PM EST
Att: 16,335 - Unknown - 68 F

AB	33
R	0
H	7
RBI	0
BB	3
SO	3
LOB	19



Batter	1	2	3	4	5	6	7	8	9	AB	R	H	RBI	BB	SO	LOB	BOTTOM					
Frank White, R OBP: 0.267, SLG: 0.357 (1, 4)										5	1	1	1	0	1	4						
Hal McRae, R OBP: 0.382, SLG: 0.414 (1, 10)										4	0	0	1	0	1	0						
George Brett, L OBP: 0.329, SLG: 0.406 (1, 5)										4	0	2	0	0	0	0						
Darrell Porter, L OBP: 0.468, SLG: 0.500 (1, 2)										4	0	2	0	0	0	2						
Clint Hurdle, L OBP: 0.380, SLG: 0.415 (1, 7)										3	1	1	0	1	0	2						
Joe Zdeb, R OBP: 0.333, SLG: 0.333 (7, PR) (8, 7)										0	0	0	0	0	0	0						
Al Cowens, R OBP: 0.373, SLG: 0.353 (1, 9)										4	1	1	1	0	0	3						
Ralph LaCock, L OBP: 0.302, SLG: 0.390 (1, 3)										3	0	1	0	1	0	1						
Freddie Patek, R OBP: 0.392, SLG: 0.391 (1, 6)										3	0	1	1	0	0	2						
Willie Wilson, S OBP: 0.500, SLG: 0.500 (1, 8)										4	2	2	0	0	0	2						
Inning Stats	R: 1 E: 0 K: 0 S: 5	H: 2 LOB: 1 BB: 0 P: 5	R: 0 E: 0 K: 0 S: 3	H: 0 LOB: 0 BB: 0 P: 3	R: 1 E: 0 K: 0 S: 4	H: 1 LOB: 2 BB: 0 P: 4	R: 0 E: 0 K: 0 S: 4	H: 1 LOB: 1 BB: 1 P: 8	R: 1 E: 0 K: 2 S: 9	H: 2 LOB: 1 BB: 0 P: 9	R: 2 E: 0 K: 0 S: 6	H: 3 LOB: 1 BB: 0 P: 6	R: 0 E: 0 K: 0 S: 4	H: 1 LOB: 3 BB: 1 P: 8	R: 0 E: 0 K: 0 S: 4	H: 1 LOB: 1 BB: 0 P: 4	R: 0 E: 0 K: 0 S: 3	H: 0 LOB: 1 BB: 1 P: 7	1B: 4 2B: 5 3B: 1 HR: 1	SF: 0 SAC: 1 DP: 0 HBP: 0	WP: 0 PB: 1 SB: 6 CS: 0	PA: 37
PITCHER Lerin LaGrow, R ERA: 9.0 Randy Scarbery, R ERA: 1.42 (6, 1)	IP: 5.1 WLS: L BF: 25 H: 8 R: 5 ER: 5 SO: 2 BB: 0 IBB: 1 HBP: 0 BLK: 0 WP: 0 HR: 1 S: 28 P: 32 ERA: 8.44 WHIP: 1.500															PITCHER						

Chicago White Sox @ Kansas City Royals
Royals Stadium, Kansas City, MO
Tue Apr 24 1979, 7:05 PM EST
Att: 16,335 - Unknown - 68 F

AB	34
R	5
H	11
RBI	4
BB	2
SO	2
LOB	16



Batter	1	2	3	4	5	6	7	8	9	AB	R	H	RBI	BB	SO	LOB	TOP																					
Alan Bannister, R OBP: 0.441, SLG: 0.559 (1, 4)	F7		F9		SF8 3B		1-3			5	1	2	0	0	0	0																						
Claudell Washington, L OBP: 0.309, SLG: 0.465 (1, 9)	5-3			FC5-4 1B	SF8		K		K	4	0	1	1	0	2	1																						
Chet Lemon, R OBP: 0.423, SLG: 0.548 (1, 8)	F9		FC5-4 FC6-4 1-2	1-3						4	0	1	0	0	0	1																						
Wayne Nordhagen, R OBP: 0.379, SLG: 0.320 (1, 10)		5-3		FC6-4 2B 1B		F8		F8		4	1	0	0	0	0	2																						
Lamar Johnson, R OBP: 0.395, SLG: 0.529 (1, 3)		BB		1B 2B				F8		3	1	2	0	1	0	1																						
Eric Soderholm, R OBP: 0.375, SLG: 0.391 (1, 5)		BB	F4	2B		P4		5-3		4	1	1	1	0	0	3																						
Junior Moore, R OBP: 0.476, SLG: 0.476 Rusty Torres, S (7, 7)	5-3			2B 1B		F9			L8	3	0	1	2	0	0	2	AB 36 R 6 H 10 RBI 6 BB 1 SO 2 LOB 11																					
Bill Nahorodny, R OBP: 0.344, SLG: 0.536 (1, 2)			P4	L9			HR		HR	4	2	2	2	0	0	1																						
Greg Pryor, R OBP: 0.372, SLG: 0.463 (1, 6)	F3			1-3			6-3		L9	4	0	0	0	0	0	0																						
Inning Stats	R: 0 E: 0 K: 0 S: 3	H: 0 LOB: 0 BB: 0 P: 3	R: 0 E: 0 K: 0 S: 3	H: 0 LOB: 1 BB: 1 P: 7	R: 0 E: 0 K: 0 S: 3	H: 0 LOB: 0 BB: 0 P: 3	R: 3 E: 0 K: 0 S: 7	H: 4 LOB: 1 BB: 0 P: 7	R: 1 E: 0 K: 0 S: 4	H: 1 LOB: 0 BB: 0 P: 4	R: 0 E: 0 K: 0 S: 4	H: 1 LOB: 1 BB: 0 P: 4	R: 1 E: 0 K: 1 S: 6	H: 1 LOB: 0 BB: 0 P: 6	R: 0 E: 0 K: 0 S: 4	H: 1 LOB: 1 BB: 0 P: 4	R: 1 E: 0 K: 1 S: 7	H: 2 LOB: 1 BB: 0 P: 7	1B: 5 2B: 2 3B: 1 HR: 2	SF: 1 SAC: 0 DP: 0 HBP: 0	WP: 0 PA: 38 CS: 0																	
PITCHER	IP	WLS	BF	H	R	ER	SO	BB	IBB	HBP	BLK	WP	HR	S	P	ERA	WHIP	PITCHER				IP	WLS	BF	H	R	ER	SO	BB	IBB	HBP	BLK	WP	HR	S	P	ERA	WHIP
Larry Gura, L ERA: 5.85 (1, 1)	7.0		29	7	5	5	1	1	0	0	0	0	1	30	34	6.43	1.143																					
Steve Mingori, L ERA: 4.35 (8, 1)	1.2		8	3	1	1	0	0	0	0	0	0	1	8	8	5.40	1.800																					
Al Hrabosky, L ERA: 1.17 (9, 1)	0.1	W	1	0	0	0	1	0	0	0	0	0	0	3	3	0.00	0.000																					

Chicago White Sox @ Kansas City Royals
 Royals Stadium, Kansas City, MO
 Wed Apr 25 1979, 7:05 PM EST
 Att: 13,957 - Unknown - 46 F



Batter	1	2	3	4	5	6	7	8	9	AB	R	H	RBI	BB	SO	LOB	BOTTOM																						
George Brett, L OBP: 0.347, SLG: 0.403 (1, 5)	G6-4-3 BB		6-3			G6-4-3 1B			P6	3	0	1	0	2	0	0																							
Frank White, R OBP: 0.277, SLG: 0.367 (1, 4)	G6-4-3 1-2			F2		G6-4-3 1-2			1B	4	1	1	0	1	0	2																							
John Wathan, R OBP: 0.429, SLG: 0.550 Ralph LaCock, L OBP: 0.311, SLG: 0.381 (7, PH) (8, 3)	6-3			6-3			BB 1B		2B	3	1	1	0	0	0	0																							
Al Cowens, R OBP: 0.391, SLG: 0.364 (1, 9)				K			BB 2B		1B	4	2	2	1	1	1	0																							
Hal McRae, R OBP: 0.375, SLG: 0.393 (1, 10)		F9			6-3		BB 2B		1B	3	1	0	0	1	0	1																							
Darrell Porter, L OBP: 0.485, SLG: 0.593 (1, 2)							BB 2B		HR	4	2	3	4	0	0	0																							
Joe Zdeb, R OBP: 0.200, SLG: 0.200 Clint Hurdle, L OBP: 0.404, SLG: 0.452 (7, PH) (8, 7)						FC6-4 1B	BB 2B		BB	2	0	0	0	0	1	1	AB 33 R 7 H 9 RBI 7 BB 7 SO 6 LOB 11																						
Freddie Patek, R OBP: 0.364, SLG: 0.360 (1, 6)						FC6-4 FC5-4 1-2	BB 2B		BB	4	0	0	0	0	1	3																							
Willie Wilson, S OBP: 0.357, SLG: 0.357 (1, 8)			F3		FC5-4		L1		K	4	0	0	0	0	3	1																							
			K				5-3		K	4	0	0	0	0	3	1																							
Inning Stats	R: 0 E: 0 K: 0 S: 2	H: 0 LOB: 0 BB: 1 P: 6	R: 1 E: 0 K: 1 S: 6	H: 1 LOB: 0 BB: 0 P: 6	R: 0 E: 0 K: 1 S: 5	H: 0 LOB: 0 BB: 0 P: 5	R: 0 E: 0 K: 1 S: 5	H: 0 LOB: 0 BB: 0 P: 5	R: 0 E: 0 K: 0 S: 4	H: 1 LOB: 1 BB: 0 P: 4	R: 0 E: 0 K: 0 S: 3	H: 1 LOB: 0 BB: 0 P: 3	R: 4 E: 0 K: 1 S: 8	H: 3 LOB: 3 BB: 4 P: 24	R: 1 E: 0 K: 1 S: 6	H: 1 LOB: 1 BB: 1 P: 10	R: 1 E: 0 K: 1 S: 6	H: 2 LOB: 2 BB: 1 P: 10	1B: 5 2B: 3 3B: 0 HR: 1	SF: 0 SAC: 0 DP: 2 HBP: 0	WP: 0 PA: 40 CS: 0																		
PITCHER	IP	WLS	BF	H	R	ER	SO	BB	IBB	HBP	BLK	WP	HR	S	P	ERA	WHIP	PITCHER				IP	WLS	BF	H	R	ER	SO	BB	IBB	HBP	BLK	WP	HR	S	P	ERA	WHIP	
Ken Kravec, L ERA: 4.88 (7, 1)	6.0		24	5	5	5	3	3	0	0	0	0	1	27	39	7.50	1.333																						
Mike Proly, R ERA: 3.65 (7, 1)	2.2	L	16	4	2	2	3	2	2	0	0	0	0	1	18	34	6.75	2.250																					

Chicago White Sox @ Kansas City Royals
 Royals Stadium, Kansas City, MO
 Wed Apr 25 1979, 7:05 PM EST
 Att: 13,957 - Unknown - 46 F



Batter	1	2	3	4	5	6	7	8	9	AB	R	H	RBI	BB	SO	LOB	TOP																								
Jim Norris, L OBP: 0.364, SLG: 0.313 (1, 7)	0-0 4-3	0-0 L6			0-0 L4-3 1B		0-3 K			4	0	1	0	0	1	3	Cleveland Indians @ Kansas City Royals Royals Stadium, Kansas City, MO Thu Apr 26 1979, 7:05 PM EST Att: 15,122 - Unknown - 63 F																								
Rick Manning, L OBP: 0.250, SLG: 0.224 (1, 8)	0-0 4-3		0-0 5-3		0-0 L4-3			0-0 P4		4	0	0	0	0	2																										
Bobby Bonds, R OBP: 0.368, SLG: 0.508 (8, PR)	0-3 K		0-0			0-0 HR		0-0 CS 1B		4	1	3	1	0	1																										
Horace Speed, R OBP: 0.500, SLG: 0.200 (8, 9)								0-3 CS 1B		0	0	0	0	0	0																										
Andre Thornton, R OBP: 0.246, SLG: 0.357 (1, 3)		0-0 1B 2B	0-3 K			0-3 K		0-3 K		4	1	1	0	0	3																										
Gary Alexander, R OBP: 0.375, SLG: 0.538 (1, 2)		0-0 1B FC6 1B		0-3 K		0-0 3-1		0-0 CS	0-0 HR	4	2	2	2	0	1																										
Toby Harrah, R OBP: 0.300, SLG: 0.254 (1, 5)		0-0 1-3		0-0 F8		4-0		0-0 L6-4 2B		3	0	1	0	1	0																										
Duane Kuiper, L OBP: 0.344, SLG: 0.304 (1, 4)		0-0 E FC6 1B		0-0 4-3		0-0 F8		0-0 B3		4	0	1	0	0	2																										
Paul Dade, R OBP: 0.286, SLG: 0.167 (1, 10)		0-0 FC6			0-0 L9		0-0 CS 1B	4-0		3	0	1	1	1	0																										
Tom Verzyer, R OBP: 0.208, SLG: 0.200 (1, 6)		0-0 3-H F4		0-0 E6 1B		0-0 P3		0-0 L6-4		4	0	0	0	0	5																										
Inning Stats	R: 0 E: 0 K: 1 S: 5	H: 0 LOB: 0 BB: 0 P: 5	R: 2 E: 1 K: 0 S: 7	H: 3 LOB: 2 BB: 0 P: 7	R: 0 E: 0 K: 1 S: 5	H: 1 LOB: 0 BB: 0 P: 5	R: 0 E: 0 K: 1 S: 5	H: 0 LOB: 0 BB: 0 P: 5	R: 0 E: 1 K: 0 S: 4	H: 1 LOB: 1 BB: 0 P: 4	R: 1 E: 0 K: 1 S: 6	H: 1 LOB: 1 BB: 1 P: 10	R: 0 E: 0 K: 1 S: 5	H: 1 LOB: 1 BB: 0 P: 5	R: 0 E: 0 K: 1 S: 5	H: 1 LOB: 1 BB: 0 P: 5	R: 1 E: 0 K: 0 S: 4	H: 2 LOB: 1 BB: 1 P: 8	1B: 6 2B: 4 3B: 0 HR: 2	SF: 0 SAC: 0 DP: 2 HBP: 0	WP: 0 PB: 0 CS: 3	PA: 37																			
PITCHER	IP	WLS	BF	H	R	ER	SO	BB	IBB	HBP	BLK	WP	HR	S	P	ERA	WHIP	PITCHER							IP	WLS	BF	H	R	ER	SO	BB	IBB	HBP	BLK	WP	HR	S	P	ERA	WHIP
Rich Gale, R ERA: 6.93 (1, 1)	8.0		33	10	4	4	6	1	0	0	0	0	2	44	48	4.50	1.375																								
Al Hrabosky, L ERA: 1.04 (9, 1)	1.0	W	3	0	0	0	0	0	1	0	0	0	0	2	6	0.00	0.000																								

Batter	1	2	3	4	5	6	7	8	9	AB	R	H	RBI	BB	SO	LOB	BOTTOM																								
Frank White, R OBP: 0.300, SLG: 0.415 (1, 4)	0-0 1-3		0-0 WP 1B			0-0 3B 2B	0-0 2B		0-0 F8	5	1	3	0	0	0	3	Cleveland Indians @ Kansas City Royals Royals Stadium, Kansas City, MO Thu Apr 26 1979, 7:05 PM EST Att: 15,122 - Unknown - 63 F																								
George Brett, L OBP: 0.354, SLG: 0.429 (1, 5)	0-0 6-3		0-0 P6			0-0 1B 3B	4-0 IBB		0-0 WP	4	1	1	1	1	0	3																									
Amos Otis, R OBP: 0.377, SLG: 0.418 (1, 8)	0-0			0-0 F9		0-0 E S 4-3 1B	0-0 F9			4	1	2	1	0	0	3																									
Darrell Porter, L OBP: 0.471, SLG: 0.621 (1, 2)	0-0 L4			0-0 HR		0-0 4-3		0-0 F7		4	1	1	1	0	0	2																									
Al Cowens, R OBP: 0.382, SLG: 0.356 (1, 9)		0-3 K		0-0 G6-4-3 1B		0-0 4-3		0-0 P4		4	0	1	1	0	1	0																									
Hal McRae, R OBP: 0.355, SLG: 0.369 (1, 10)		0-0 F9		0-0 G6-4-3		0-0 F9		0-0 F4		4	0	0	0	0	0	1																									
Clint Hurdle, L OBP: 0.362, SLG: 0.422 (1, 7)	0-0 F7				0-0 1-3			0-0 3-1		3	0	0	0	0	0	0																									
Willie Wilson, S OBP: 0.400, SLG: 0.357 (8, 7)									1-0 1B WP HBP	0	1	0	0	0	0	0																									
Ralph LaCock, L OBP: 0.327, SLG: 0.391 (1, 3)			0-0 G5-4-3 1B		0-0 L8		0-0 L7		0-0 WP BB 1B	4	0	2	0	0	0	0																									
Freddie Patek, R OBP: 0.362, SLG: 0.346 (1, 6)					0-0 6-3			4-0 2B BB		2	0	0	0	1	0	1																									
Tom Poquette, L (9, PH)									0-0 WP BB	0	0	0	0	1	0	0																									
U L Washington, S (9, PR)									1-2 WP BB	0	0	0	0	0	0	0																									
Inning Stats	R: 0 E: 0 K: 0 S: 4	H: 1 LOB: 1 BB: 0 P: 4	R: 0 E: 0 K: 1 S: 5	H: 0 LOB: 0 BB: 0 P: 5	R: 0 E: 0 K: 0 S: 4	H: 2 LOB: 1 BB: 0 P: 4	R: 1 E: 0 K: 0 S: 4	H: 2 LOB: 0 BB: 0 P: 4	R: 0 E: 0 K: 0 S: 3	H: 0 LOB: 0 BB: 0 P: 3	R: 3 E: 0 K: 0 S: 6	H: 3 LOB: 3 BB: 2 P: 6	R: 0 E: 0 K: 0 S: 4	H: 1 LOB: 3 BB: 2 P: 12	R: 0 E: 0 K: 0 S: 3	H: 0 LOB: 0 BB: 0 P: 3	R: 1 E: 0 K: 0 S: 2	H: 1 LOB: 3 BB: 1 P: 7	1B: 6 2B: 2 3B: 1 HR: 1	SF: 0 SAC: 0 DP: 2 HBP: 1	WP: 2 PB: 0 CS: 0	PA: 38																			
PITCHER	IP	WLS	BF	H	R	ER	SO	BB	IBB	HBP	BLK	WP	HR	S	P	ERA	WHIP	PITCHER							IP	WLS	BF	H	R	ER	SO	BB	IBB	HBP	BLK	WP	HR	S	P	ERA	WHIP
Mike Paxton, R ERA: 9.82 (1, 1)	5.0			8	4	4	1	0	0	0	0	0	0	1	23	7.20	1.600																								
Don Hood, L ERA: 6.53 (6, 1)	0.1		1	0	0	0	0	0	0	0	0	0	0	1	1	0.00	0.000																								
Dan Spillner, R ERA: 1.26 (6, 1)	3.0	L	15	2	1	1	0	2	1	1	0	0	0	11	24	3.00	1.333																								
Sid Monge, L ERA: 1.84 (9, 1)	0.0		1	0	0	0	0	0	0	0	0	1	0	0	0	∞	∞																								

AB	34
R	4
H	10
RBI	4
BB	2
SO	6
LOB	16



Batter	1	2	3	4	5	6	7	8	9	AB	R	H	RBI	BB	SO	LOB	TOP								
Paul Dade, R OBP: 0.333, SLG: 0.200 (1, 9)	F9		P5			1B 2B BB	CS		6-3	4	2	1	0	1	0	0	Cleveland Indians @ Kansas City Royals Royals Stadium, Kansas City, MO Fri Apr 27 1979, 7:05 PM EST Att: 17,411 - Unknown								
Rick Manning, L OBP: 0.283, SLG: 0.259 (1, 8)	F7		4-3			2B SF8 1B			F8	5	1	2	1	0	0										
Bobby Bonds, R OBP: 0.356, SLG: 0.500 (1, 10)	F8		F2			2B			6-3	5	0	1	2	0	0	1									
Andre Thornton, R OBP: 0.246, SLG: 0.345 (1, 3)					F8	SF8			F8	2	1	0	1	1	0	1									
Gary Alexander, R OBP: 0.368, SLG: 0.518 Bo Diaz, R (7, 2)					F4	K			K	4	1	1	0	0	2	2									
Toby Harrah, R OBP: 0.324, SLG: 0.279 (1, 5)										2	0	1	1	2	0	0									
Jim Norris, L OBP: 0.339, SLG: 0.288 (1, 7)					F8				FC3-6	4	0	0	0	0	0	4									
Tom Veryzer, R OBP: 0.228, SLG: 0.222 (1, 6)									F8	4	1	2	1	0	0	1									
Duane Kuiper, L OBP: 0.354, SLG: 0.350 (1, 4)									4-3	4	1	2	1	0	0	3									
Inning Stats	R: 0 E: 0 K: 0 S: 3	H: 0 LOB: 0 BB: 0 P: 3	R: 2 E: 0 K: 0 S: 5	H: 3 LOB: 1 BB: 1 P: 9	R: 0 E: 0 K: 0 S: 3	H: 0 LOB: 0 BB: 0 P: 3	R: 0 E: 0 K: 0 S: 3	H: 0 LOB: 1 BB: 1 P: 7	R: 3 E: 0 K: 1 S: 8	H: 3 LOB: 1 BB: 1 P: 12	R: 1 E: 0 K: 0 S: 4	H: 2 LOB: 1 BB: 0 P: 4	R: 1 E: 0 K: 1 S: 7	H: 2 LOB: 1 BB: 0 P: 7	R: 0 E: 1 K: 0 S: 3	H: 0 LOB: 1 BB: 1 P: 7		R: 0 E: 0 K: 0 S: 3	H: 0 LOB: 0 BB: 0 P: 3	1B: 6 2B: 3 3B: 1 HR: 0	SF: 1 SAC: 0 DP: 1 HBP: 0	WP: 0 PB: 0 SB: 0 CS: 1	PA: 40		
PITCHER	IP	WLS	BF	H	R	ER	SO	BB	IBB	HBP	BLK	WP	HR	S	P	ERA	WHIP								
Paul Spittorf, L ERA: 4.09 Eduardo Rodriguez, R ERA: 6.23	(1, 1)	5.0	W	23	6	5	5	1	3	0	0	0	0	22	34	9.00	1.800								
PITCHER	IP	WLS	BF	H	R	ER	SO	BB	IBB	HBP	BLK	WP	HR	S	P	ERA	WHIP								

Batter	1	2	3	4	5	6	7	8	9	AB	R	H	RBI	BB	SO	LOB	BOTTOM								
Frank White, R OBP: 0.355, SLG: 0.485 (1, 4)	HR					1B 4-3				3	4	3	2	3	0	0	Cleveland Indians @ Kansas City Royals Royals Stadium, Kansas City, MO Fri Apr 27 1979, 7:05 PM EST Att: 17,411 - Unknown								
George Brett, L OBP: 0.353, SLG: 0.461 (1, 5)	HR				G4-6-3	1B 4-3			F8	6	2	2	2	0	0	5									
Amos Otis, R OBP: 0.388, SLG: 0.407 (1, 8)	F9 1B	1B S	1B S	1B BB	F8	4-3			F7	4	3	1	1	2	0	1									
Darrell Porter, L OBP: 0.487, SLG: 0.607 John Wathan, R OBP: 0.429, SLG: 0.550 (9, 2)	F9	1B PB	1B PB	1B SF9		F9			FC6	3	2	1	1	3	0	1									
Al Cowens, R OBP: 0.419, SLG: 0.422 (1, 9)	1B	1B PB	1B 5-3	1B 2-H		3B			FC6	5	2	4	3	1	0	1									
Ralph LaCock, L OBP: 0.345, SLG: 0.392 (1, 3)	FC3-6	1B WP	1B PB	1B FC6-4		6-3			6-3	5	1	2	1	1	0	3									
Hal McRae, R OBP: 0.358, SLG: 0.386 (1, 10)	FC3-6	1B 5-3	1B F3			5-3				5	0	2	2	0	0	5									
Clint Hurdle, L OBP: 0.373, SLG: 0.404 Willie Wilson, S OBP: 0.375, SLG: 0.333 (7, 7)	FC3-6	1B BB	1B BB	SF9		F8			F7	2	0	0	1	1	0	2									
Freddie Patek, R OBP: 0.365, SLG: 0.351 (1, 6)	K	1B BB	1B FC6-4			1B			F3	5	1	2	1	0	1	5									
Inning Stats	R: 4 E: 0 K: 1 S: 10	H: 5 LOB: 2 BB: 1 P: 14	R: 5 E: 0 K: 0 S: 6	H: 3 LOB: 3 BB: 5 P: 26	R: 2 E: 0 K: 0 S: 4	H: 1 LOB: 2 BB: 3 P: 16	R: 0 E: 0 K: 0 S: 3	H: 1 LOB: 0 BB: 0 P: 3	R: 0 E: 0 K: 0 S: 4	H: 1 LOB: 1 BB: 0 P: 4	R: 3 E: 0 K: 0 S: 7	H: 4 LOB: 1 BB: 0 P: 7	R: 0 E: 0 K: 0 S: 4	H: 1 LOB: 1 BB: 0 P: 4	R: 1 E: 0 K: 0 S: 4	H: 1 LOB: 2 BB: 2 P: 12		R: 0 E: 0 K: 0 S: 3	H: 0 LOB: 0 BB: 0 P: 3	1B: 13 2B: 1 3B: 1 HR: 2	SF: 1 SAC: 0 DP: 1 HBP: 0	WP: 1 PB: 1 SB: 5 CS: 0	PA: 51		
PITCHER	IP	WLS	BF	H	R	ER	SO	BB	IBB	HBP	BLK	WP	HR	S	P	ERA	WHIP								
Wayne Garland, R ERA: 12.27 Len Barker, R ERA: 13.0 Victor Cruz, R ERA: 4.63	(1, 1)	1.1	L	14	6	8	8	1	0	0	0	0	0	12	28	54.00	6.750								
PITCHER	IP	WLS	BF	H	R	ER	SO	BB	IBB	HBP	BLK	WP	HR	S	P	ERA	WHIP								

Batter	1	2	3	4	5	6	7	8	9	AB	R	H	RBI	BB	SO	LOB	TOP			
Jim Norris, L OBP: 0.317, SLG: 0.268 (1, 7)	F7			K		4-3		L9		4	0	0	0	0	1	1				
Rick Manning, L OBP: 0.279, SLG: 0.293 (1, 8)	P6			HR					1-3	4	1	2	0	0	0	0				
Bobby Bonds, R OBP: 0.364, SLG: 0.500 (1, 10)				K						4	0	2	0	0	2	2				
Andre Thornton, R OBP: 0.247, SLG: 0.387 (1, 3)	PO	F7		HR					F7	4	1	1	2	0	1	1				
Gary Alexander, R OBP: 0.347, SLG: 0.483 (1, 2)		4-3		F9					F3	4	0	0	0	0	1	1				
Toby Harrah, R OBP: 0.325, SLG: 0.281 (1, 5)			K							3	0	1	0	0	1	0				
Duane Kuiper, L OBP: 0.353, SLG: 0.349 (1, 4)										3	0	1	0	0	0	1				
Paul Dade, R OBP: 0.267, SLG: 0.154 (1, 9)										3	0	0	0	0	1	1				
Tom Verzyer, R OBP: 0.233, SLG: 0.228 (1, 6)										3	0	1	0	0	0	1				
Inning Stats	R: 0 E: 0 K: 0 S: 3	H: 1 LOB: 0 BB: 0 P: 3	R: 0 E: 0 K: 1 S: 5	H: 0 LOB: 0 BB: 0 P: 5	R: 0 E: 0 K: 2 S: 3	H: 1 LOB: 0 BB: 0 P: 3	R: 2 E: 0 K: 2 S: 9	H: 2 LOB: 0 BB: 0 P: 9	R: 0 E: 0 K: 1 S: 6	H: 1 LOB: 1 BB: 0 P: 6	R: 0 E: 0 K: 1 S: 7	H: 0 LOB: 0 BB: 0 P: 7	R: 0 E: 0 K: 1 S: 6	H: 1 LOB: 0 BB: 0 P: 6	R: 0 E: 0 K: 0 S: 4	H: 1 LOB: 1 BB: 0 P: 4	1B: 6 2B: 1 3B: 0 HR: 1	SF: 0 SAC: 0 DP: 1 HBP: 0	WP: 0 PB: 0 SB: 0 CS: 1	PA: 33
PITCHER Dennis Leonard, R ERA: 3.08 (1, 1)	IP: 9.0 WLS: W BF: 32 H: 8 R: 2 ER: 2 SO: 7 BB: 0 IBB: 0 HBP: 0 BLK: 0 WP: 0 HR: 1 S: 46 P: 46 ERA: 2.00 WHIP: 0.889																			

Cleveland Indians @ Kansas City Royals
Royals Stadium, Kansas City, MO
Sat Apr 28, 1979, 7:05 PM EST
Att: 27,167 - Unknown - 60 F

AB	32
R	2
H	8
RBI	2
BB	0
SO	7
LOB	8



Batter	1	2	3	4	5	6	7	8	9	AB	R	H	RBI	BB	SO	LOB	BOTTOM			
Frank White, R OBP: 0.370, SLG: 0.507 (1, 4)	SH4-3		K2-3	PB		P2				5	0	3	2	0	1	1				
George Brett, L OBP: 0.337, SLG: 0.438 (1, 5)	SH4-3		5-3	E5		G1		L5		4	0	0	0	0	0	5				
Amos Otis, R OBP: 0.403, SLG: 0.403 (1, 8)	P4			HR		F7				3	1	1	1	2	0	1				
Al Cowens, R OBP: 0.405, SLG: 0.449 (1, 9)	6-3			HR				FC5-4		5	1	1	2	0	0	6				
Hal McRae, R OBP: 0.353, SLG: 0.419 (1, 10)		5-3		HR		L7				4	1	1	1	0	1	0				
Darrell Porter, L OBP: 0.500, SLG: 0.609 (1, 2)		6-3		FC5-4						3	1	2	0	1	0	0				
John Wathan, R OBP: 0.360, SLG: 0.458 (1, 3)			P3	F9		FC6-4		F9		4	1	0	0	0	0	3				
Freddie Patek, R OBP: 0.403, SLG: 0.393 (1, 6)										4	0	4	0	0	0	0				
Willie Wilson, S OBP: 0.400, SLG: 0.333 (1, 7)			K2-3	FC5-4						3	2	1	0	1	1	3				
Inning Stats	R: 0 E: 0 K: 0 S: 4	H: 1 LOB: 1 BB: 0 P: 4	R: 0 E: 0 K: 2 S: 8	H: 0 LOB: 0 BB: 0 P: 3	R: 0 E: 0 K: 2 S: 8	H: 1 LOB: 1 BB: 0 P: 8	R: 5 E: 1 K: 0 S: 9	H: 5 LOB: 3 BB: 2 P: 17	R: 1 E: 0 K: 0 S: 5	H: 3 LOB: 2 BB: 0 P: 5	R: 0 E: 0 K: 1 S: 5	H: 0 LOB: 1 BB: 1 P: 9	R: 1 E: 0 K: 0 S: 5	H: 3 LOB: 2 BB: 1 P: 9	R: 0 E: 0 K: 0 S: 4	H: 0 LOB: 1 BB: 1 P: 9	1B: 10 2B: 2 3B: 0 HR: 2	SF: 0 SAC: 1 DP: 1 HBP: 0	WP: 0 PB: 1 SB: 5 CS: 0	PA: 40
PITCHER Rick Waits, L ERA: 4.64 (1, 1)	IP: 3.2 WLS: L BF: 19 H: 7 R: 5 ER: 5 SO: 2 BB: 1 IBB: 0 HBP: 0 BLK: 0 WP: 0 HR: 2 S: 22 P: 26 ERA: 12.27 WHIP: 2.182																			
PITCHER Don Hood, L ERA: 5.87 (4, 1)	IP: 3.1 WLS: L BF: 17 H: 4 R: 2 ER: 2 SO: 1 BB: 3 IBB: 0 HBP: 0 BLK: 0 WP: 0 HR: 16 S: 28 P: 28 ERA: 5.40 WHIP: 2.100																			
PITCHER Victor Cruz, R ERA: 4.26 (8, 1)	IP: 1.0 WLS: L BF: 4 H: 2 R: 0 ER: 0 SO: 0 BB: 0 IBB: 0 HBP: 0 BLK: 0 WP: 0 HR: 4 S: 4 P: 4 ERA: 0.00 WHIP: 2.000																			

Cleveland Indians @ Kansas City Royals
Royals Stadium, Kansas City, MO
Sat Apr 28, 1979, 7:05 PM EST
Att: 27,167 - Unknown - 60 F

AB	35
R	7
H	13
RBI	6
BB	4
SO	3
LOB	19



Batter	1	2	3	4	5	6	7	8	9	AB	R	H	RBI	BB	SO	LOB	TOP								
Paul Dade, R OBP: 0.250, SLG: 0.167 (1, 9)										5	0	1	0	0	0	2									
Rick Manning, L OBP: 0.288, SLG: 0.333 (1, 8)										5	2	2	0	0	1	2									
Bobby Bonds, R OBP: 0.366, SLG: 0.479 (1, 10)										3	1	0	0	2	2	2									
Andre Thornton, R OBP: 0.244, SLG: 0.373 (1, 3)										5	1	1	1	0	1	2									
Toby Harrah, R OBP: 0.321, SLG: 0.294 (1, 5)										4	1	1	2	0	0	2									
Ted Cox, R OBP: 0.240, SLG: 0.174 (1, 7)										3	0	1	0	0	0	1									
Horace Speed, R OBP: 0.444, SLG: 0.167 (6, 7)										1	0	0	0	0	1	0									
Duane Kuiper, L OBP: 0.347, SLG: 0.343 (1, 4)										4	0	1	0	0	1	0									
Bo Diaz, R OBP: 0.167, SLG: 0.333 (1, 2)										4	0	1	0	0	0	3									
Tom Verzyer, R OBP: 0.250, SLG: 0.246 (1, 6)										4	0	2	0	0	0	1									
Inning Stats	R: 0 E: 0 K: 2 S: 7	H: 0 LOB: 0 BB: 0 P: 7	R: 0 E: 0 K: 0 S: 5	H: 2 LOB: 2 BB: 0 P: 5	R: 1 E: 1 K: 0 S: 5	H: 1 LOB: 2 BB: 1 P: 9	R: 0 E: 0 K: 1 S: 6	H: 1 LOB: 1 BB: 0 P: 6	R: 4 E: 1 K: 0 S: 7	H: 3 LOB: 1 BB: 1 P: 11	R: 0 E: 0 K: 1 S: 4	H: 1 LOB: 1 BB: 0 P: 4	R: 0 E: 0 K: 1 S: 5	H: 0 LOB: 0 BB: 0 P: 5	R: 0 E: 0 K: 0 S: 4	H: 1 LOB: 1 BB: 0 P: 4	R: 0 E: 0 K: 2 S: 7	H: 1 LOB: 1 BB: 0 P: 7	1B: 7 2B: 3 3B: 1 HR: 0	SF: 0 SAC: 0 DP: 1 HBP: 0	WP: 0 PB: 0 SB: 3 CS: 1	PA: 40			
PITCHER	IP	WLS	BF	H	R	ER	SO	BB	IBB	HBP	BLK	WP	HR	S	P	ERA	WHIP								
Larry Gura, L ERA: 5.63 (1, 1)	6.0	L	30	8	5	3	3	2	0	0	0	0	0	34	42	4.50	1.667								
Marty Pattin, R ERA: (7, 1)	3.0		10	2	0	0	3	0	0	0	0	0	0	16	16	0.00	0.667								

Cleveland Indians @ Kansas City Royals
Royals Stadium, Kansas City, MO

AB	38
R	5
H	10
RBI	3
BB	2
SO	6
LOB	15



WP	0	PA	40
PB	0	SB	3
CS	1		

livebaseballscores.com

Sun Apr 29 1979, 4:33 AM EDT
Att: 26,184 - Unknown - 56 F

Batter	1	2	3	4	5	6	7	8	9	AB	R	H	RBI	BB	SO	LOB	BOTTOM								
Frank White, R OBP: 0.365, SLG: 0.494 (1, 4)										4	0	1	0	0	1	2									
U L Washington, S (8, 4)										0	0	0	0	0	0	0									
George Brett, L OBP: 0.323, SLG: 0.417 (1, 5)										4	0	0	0	0	0	3									
Amos Otis, R OBP: 0.408, SLG: 0.400 (1, 8)										3	1	1	0	1	1	1									
Darrell Porter, L OBP: 0.488, SLG: 0.582 (1, 2)										3	1	0	0	1	1	2									
Al Cowens, R OBP: 0.398, SLG: 0.466 (1, 9)										4	1	1	2	0	0	1									
Ralph LaCock, L OBP: 0.339, SLG: 0.382 (1, 3)										4	1	1	1	0	0	1									
Hal McRae, R OBP: 0.360, SLG: 0.436 (1, 10)										4	0	2	1	0	0	0									
Willie Wilson, S OBP: 0.400, SLG: 0.333 (9, PR)										0	0	0	0	0	0	0									
Clint Hurdle, L OBP: 0.371, SLG: 0.388 (1, 7)										2	0	0	0	1	0	0									
Joe Zdeb, R OBP: 0.167, SLG: 0.167 (9, PH)										1	0	0	0	0	1	1									
Freddie Patek, R OBP: 0.386, SLG: 0.375 (1, 6)										3	0	0	0	0	1	1									
Inning Stats	R: 0 E: 1 K: 1 S: 6	H: 0 LOB: 0 BB: 0 P: 6	R: 0 E: 0 K: 0 S: 3	H: 0 LOB: 0 BB: 0 P: 3	R: 0 E: 0 K: 0 S: 4	H: 1 LOB: 1 BB: 0 P: 4	R: 4 E: 0 K: 0 S: 7	H: 4 LOB: 2 BB: 2 P: 15	R: 0 E: 0 K: 1 S: 5	H: 0 LOB: 0 BB: 0 P: 5	R: 0 E: 0 K: 0 S: 3	H: 0 LOB: 0 BB: 0 P: 3	R: 0 E: 0 K: 1 S: 5	H: 0 LOB: 0 BB: 0 P: 5	R: 0 E: 0 K: 0 S: 3	H: 0 LOB: 1 BB: 1 P: 7	R: 0 E: 0 K: 2 S: 7	H: 1 LOB: 1 BB: 0 P: 7	1B: 4 2B: 1 3B: 1 HR: 0	SF: 0 SAC: 1 DP: 0 HBP: 0	WP: 0 PB: 0 SB: 1 CS: 1	PA: 36			
PITCHER	IP	WLS	BF	H	R	ER	SO	BB	IBB	HBP	BLK	WP	HR	S	P	ERA	WHIP								
Rick Wise, R ERA: 4.73 (1, 1)	8.0	W	34	6	4	4	3	3	0	0	0	0	0	37	49	4.50	1.125								
Sid Monge, L ERA: 1.72 (9, 1)	1.0	S	2	0	0	0	2	0	0	0	0	0	0	6	6	0.00	0.000								

Cleveland Indians @ Kansas City Royals
Royals Stadium, Kansas City, MO

AB	32
R	4
H	6
RBI	4
BB	3
SO	5
LOB	12



WP	0	PA	36
PB	0	SB	1
CS	1		

livebaseballscores.com

Sun Apr 29 1979, 4:33 AM EDT
Att: 26,184 - Unknown - 56 F

Batter	1	2	3	4	5	6	7	8	9	AB	R	H	RBI	BB	SO	LOB	TOP										
Bill Sample, R OBP: 0.431, SLG: 0.340 (1, 7)										4	2	1	0	1	0	1											
Buddy Bell, R OBP: 0.272, SLG: 0.319 (1, 5)										4	0	1	0	0	1	2											
Al Oliver, L OBP: 0.420, SLG: 0.534 (1, 8)										3	1	1	1	1	0	1											
Oscar Gamble, L OBP: 0.460, SLG: 0.526 (1, 10)										1	1	0	1	3	0	1											
Richie Zisk, R OBP: 0.288, SLG: 0.313 (1, 9)										4	0	1	2	0	0	3											
Jim Sundberg, R OBP: 0.236, SLG: 0.210 (1, 2)										3	1	0	1	0	0	0											
Mike Jorgensen, L OBP: 0.349, SLG: 0.500 (1, 3)										3	0	0	0	0	2	1											
Bump Wills, S OBP: 0.284, SLG: 0.214 (1, 4)										4	2	2	1	0	0	0											
Nelson Norman, S OBP: 0.313, SLG: 0.220 (1, 6)										3	1	1	1	0	0	0											
Inning Stats	R: 1 E: 0 K: 1 S: 6	H: 2 LOB: 0 BB: 0 P: 6	R: 0 E: 0 K: 1 S: 5	H: 0 LOB: 0 BB: 0 P: 5	R: 5 E: 1 K: 1 S: 8	H: 2 LOB: 1 BB: 3 P: 20	R: 0 E: 0 K: 0 S: 4	H: 1 LOB: 0 BB: 0 P: 4	R: 0 E: 0 K: 0 S: 2	H: 0 LOB: 0 BB: 1 P: 6	R: 2 E: 1 K: 0 S: 5	H: 1 LOB: 0 BB: 0 P: 5	R: 0 E: 0 K: 0 S: 3	H: 1 LOB: 1 BB: 1 P: 7	R: 0 E: 0 K: 0 S: 3	H: 0 LOB: 0 BB: 0 P: 3	R: 0 E: 0 K: 0 S: 3	H: 0 LOB: 0 BB: 0 P: 3	R: 0 E: 0 K: 0 S: 3	H: 0 LOB: 0 BB: 0 P: 3	1B: 5 2B: 3 3B: 0 HR: 0	SF: 1 SAC: 3 DP: 3 HBP: 0	WP: 0 PB: 0 SB: 2 CS: 0	PA: 38			
PITCHER	IP	WLS	BF	H	R	ER	SO	BB	IBB	HBP	BLK	WP	HR	S	P	ERA	WHIP										
Rich Gale, R ERA: 7.67 (1, 1)	2.1		14	4	6	4	2	2	1	0	0	0	0	15	27	15.43	2.571										
Steve Busby, R ERA: 0.95 (3, 1)	6.2	L	24	3	2	0	1	1	1	0	0	0	0	24	32	0.00	0.600										

Texas Rangers @ Kansas City Royals
Royals Stadium, Kansas City, MO
Mon Apr 30 1979, 8:05 PM EDT
Att: 23,634 - Unknown - 52 F

AB 29
R 8
H 7
RBI 7
BB 5
SO 3
LOB 9



Batter	1	2	3	4	5	6	7	8	9	AB	R	H	RBI	BB	SO	LOB	BOTTOM										
George Brett, L OBP: 0.327, SLG: 0.432 (1, 5)										4	1	1	0	1	0	1											
Hal McRae, R OBP: 0.340, SLG: 0.410 (1, 10)										5	0	0	1	0	1	3											
Amos Otis, R OBP: 0.407, SLG: 0.414 (1, 8)										5	2	2	0	0	2	2											
Darrell Porter, L OBP: 0.483, SLG: 0.563 (1, 2)										4	1	1	0	1	0	2											
Al Cowens, R OBP: 0.409, SLG: 0.532 (1, 9)										4	1	2	3	1	0	0											
Ralph LaCock, L OBP: 0.395, SLG: 0.448 John Wathan, R OBP: 0.346, SLG: 0.458 (9, PH)										3	1	2	0	1	0	1											
Clint Hurdle, L OBP: 0.394, SLG: 0.462 Frank White, R OBP: 0.360, SLG: 0.487 (9, PH)										3	1	2	2	1	0	1											
Freddie Patek, R OBP: 0.384, SLG: 0.373 Jamie Quirk, L (8, PH)										3	0	1	0	0	2	2											
U L Washington, S OBP: 0.500, SLG: 0.750 (1, 4)										4	0	2	0	0	0	2											
Inning Stats	R: 1 E: 0 K: 0 S: 4	H: 1 LOB: 0 BB: 0 P: 4	R: 0 E: 0 K: 1 S: 5	H: 0 LOB: 2 BB: 2 P: 13	R: 2 E: 0 K: 0 S: 5	H: 2 LOB: 1 BB: 1 P: 9	R: 1 E: 0 K: 1 S: 7	H: 2 LOB: 1 BB: 0 P: 7	R: 2 E: 0 K: 2 S: 8	H: 4 LOB: 1 BB: 1 P: 8	R: 0 E: 0 K: 0 S: 3	H: 1 LOB: 2 BB: 1 P: 12	R: 0 E: 0 K: 0 S: 3	H: 1 LOB: 0 BB: 0 P: 3	R: 0 E: 0 K: 0 S: 3	H: 0 LOB: 0 BB: 0 P: 3	R: 1 E: 0 K: 1 S: 7	H: 2 LOB: 2 BB: 1 P: 11	1B: 5 2B: 4 3B: 3 HR: 2	SF: 1 SAC: 0 DP: 1 HBP: 0	WP: 0 PB: 0 SB: 0 CS: 1	PA: 44					
PITCHER	IP	WLS	BF	H	R	ER	SO	BB	IBB	HBP	BLK	WP	HR	S	P	ERA	WHIP										
Fergie Jenkins, R ERA: 2.88 (1, 1)	4.2		24	4	0	0	2	1	0	0	0	0	0	16	20	0.00	1.500										
Jim Kern, R ERA: 1.53 (5, 1)	3.1	W	13	4	0	0	2	1	0	0	0	0	0	16	20	0.00	1.500										
Sparky Lyle, L ERA: 3.31 (9, 1)	1.0	S	6	2	1	1	1	1	0	0	0	0	0	7	11	9.00	3.000										

Texas Rangers @ Kansas City Royals
Royals Stadium, Kansas City, MO
Mon Apr 30 1979, 8:05 PM EDT
Att: 23,634 - Unknown - 52 F

AB 37
R 7
H 13
RBI 7
BB 5
SO 6
LOB 16



Batter	1	2	3	4	5	6	7	8	9	AB	R	H	RBI	BB	SO	LOB	TOP					
Bill Sample, R (1, 7) OBP: 0.425, SLG: 0.351										3	0	1	1	1	0	1						
Johnny Grubb, L (1, 10) OBP: 0.244, SLG: 0.268										5	1	1	0	0	0	6						
Al Oliver, L (1, 8) OBP: 0.416, SLG: 0.568										4	1	2	1	0	0	2						
Buddy Bell, R (1, 5) OBP: 0.258, SLG: 0.313										4	0	1	1	0	0	2						
Richie Zisk, R (1, 9) OBP: 0.267, SLG: 0.286										4	0	0	0	0	1	2						
Jim Sundberg, R (1, 2) OBP: 0.233, SLG: 0.250										4	0	1	0	0	0	1						
Pat Putnam, L (1, 3) OBP: 0.345, SLG: 0.440										4	1	1	0	0	0	1						
Mike Jorgensen, L (8, 3) OBP: 0.341, SLG: 0.487										0	0	0	0	0	0	0						
Bump Wills, S (1, 4) OBP: 0.284, SLG: 0.221										4	0	2	0	0	0	1						
Nelson Norman, S (1, 6) OBP: 0.302, SLG: 0.217										3	0	1	0	0	0	2						
Inning Stats	R: 1 E: 0 K: 0 S: 5	H: 3 LOB: 1 BB: 0 P: 5	R: 0 E: 1 K: 0 S: 5	H: 2 LOB: 3 BB: 1 P: 9	R: 0 E: 1 K: 1 S: 6	H: 0 LOB: 1 BB: 0 P: 6	R: 1 E: 0 K: 0 S: 4	H: 2 LOB: 1 BB: 0 P: 5	R: 1 E: 0 K: 0 S: 4	H: 1 LOB: 0 BB: 0 P: 4	R: 0 E: 0 K: 0 S: 3	H: 0 LOB: 0 BB: 0 P: 3	R: 0 E: 0 K: 0 S: 4	H: 1 LOB: 1 BB: 0 P: 4	R: 0 E: 0 K: 0 S: 3	H: 0 LOB: 0 BB: 0 P: 3	R: 0 E: 0 K: 0 S: 4	H: 1 LOB: 1 BB: 0 P: 4	1B: 6 2B: 4 3B: 0 HR: 1	SF: 0 SAC: 2 DP: 2 HBP: 0	WP: 0 PB: 0 SB: 1 CS: 0	PA: 38
PITCHER Dennis Leonard, R (1, 1) ERA: 3.06	IP: 9.0 WLS: L BF: 38 H: 10 R: 3 ER: 3 SO: 1 BB: 1 IBB: 0 HBP: 0 BLK: 0 WP: 0 HR: 1 S: 39 P: 43 ERA: 3.00 WHIP: 1.222																					

Texas Rangers @ Kansas City Royals
 Royals Stadium, Kansas City, MO
 Wed May 02 1979, 8:05 PM EDT
 Att: 20,155 - Unknown - 64 F

AB 35
 R 3
 H 10
 RBI 3
 BB 1
 SO 1
 LOB 18



Batter	1	2	3	4	5	6	7	8	9	AB	R	H	RBI	BB	SO	LOB	BOTTOM					
Frank White, R (1, 4) OBP: 0.333, SLG: 0.477										5	1	0	0	0	0	2						
George Brett, L (1, 5) OBP: 0.336, SLG: 0.433										5	0	2	0	0	0	0						
Amos Otis, R (1, 8) OBP: 0.427, SLG: 0.449										4	0	3	1	0	0	0						
Darrell Porter, L (1, 2) OBP: 0.474, SLG: 0.571										3	0	0	1	1	0	1						
Al Cowens, R (1, 9) OBP: 0.396, SLG: 0.500										4	0	0	0	0	0	3						
Ralph LaCock, L (1, 3) OBP: 0.386, SLG: 0.444										2	0	0	0	2	0	0						
Willie Wilson, S (8, FR) OBP: 0.333, SLG: 0.286										0	0	0	0	0	0	0						
Hal McRae, R (1, 10) OBP: 0.333, SLG: 0.490										4	0	1	0	0	0	3						
Clint Hurdle, L (1, 7) OBP: 0.391, SLG: 0.455										3	1	1	0	0	0	1						
John Wathan, R (8, PH) OBP: 0.337, SLG: 0.462										1	0	0	0	0	0	2						
Freddie Patek, R (1, 6) OBP: 0.380, SLG: 0.370										2	0	1	0	0	0	1						
Steve Braun, L (6, PH) OBP: 0.400, SLG: 0.250										1	0	0	0	0	0	1						
U L Washington, S (7, 6) OBP: 0.500, SLG: 0.750										0	0	0	0	0	0	0						
Joe Zdeb, R (8, PH) OBP: 0.143, SLG: 0.143										1	0	0	0	0	0	0						
Inning Stats	R: 0 E: 0 K: 0 S: 4	H: 1 LOB: 1 BB: 0 P: 4	R: 0 E: 0 K: 0 S: 3	H: 0 LOB: 0 BB: 0 P: 3	R: 1 E: 0 K: 0 S: 5	H: 3 LOB: 2 BB: 0 P: 5	R: 0 E: 0 K: 0 S: 3	H: 0 LOB: 1 BB: 1 P: 7	R: 1 E: 0 K: 0 S: 6	H: 3 LOB: 3 BB: 1 P: 10	R: 0 E: 0 K: 0 S: 4	H: 1 LOB: 1 BB: 0 P: 4	R: 0 E: 0 K: 0 S: 3	H: 0 LOB: 0 BB: 0 P: 3	R: 0 E: 1 K: 0 S: 4	H: 0 LOB: 2 BB: 1 P: 8	R: 0 E: 0 K: 0 S: 3	H: 0 LOB: 0 BB: 0 P: 3	1B: 6 2B: 2 3B: 0 HR: 0	SF: 0 SAC: 0 DP: 0 HBP: 0	WP: 0 PB: 0 SB: 1 CS: 0	PA: 38
PITCHER Steve Comer, R (1, 1) ERA: 2.97	IP: 7.1 WLS: W BF: 33 H: 8 R: 2 ER: 2 SO: 0 BB: 3 IBB: 0 HBP: 0 BLK: 0 WP: 0 HR: 0 S: 30 P: 42 ERA: 2.46 WHIP: 1.500																					
Sparky Lyle, L (8, 1) ERA: 3.0	IP: 1.2 WLS: S BF: 5 H: 0 R: 0 ER: 0 SO: 0 BB: 0 IBB: 0 HBP: 0 BLK: 0 WP: 0 HR: 0 S: 5 P: 5 ERA: 0.00 WHIP: 0.000																					

Texas Rangers @ Kansas City Royals
 Royals Stadium, Kansas City, MO
 Wed May 02 1979, 8:05 PM EDT
 Att: 20,155 - Unknown - 64 F

AB 35
 R 2
 H 8
 RBI 2
 BB 3
 SO 0
 LOB 14



Batter	1	2	3	4	5	6	7	8	9	10	AB	R	H	RBI	BB	SO	LOB					
Frank White, R OBP: 0.347, SLG: 0.495 (1.4)											5	1	3	0	0	0	0					
George Brett, L OBP: 0.339, SLG: 0.431 (1.5)											5	1	2	0	0	1	2					
Amos Otis, R OBP: 0.426, SLG: 0.476 (1.8)											4	1	1	2	1	2	3					
Al Cowens, R OBP: 0.406, SLG: 0.506 (1.9)											5	1	3	1	0	1	2					
Hal McRae, R OBP: 0.327, SLG: 0.404 (1.10)											4	1	1	1	0	1	4					
Darrell Porter, L OBP: 0.471, SLG: 0.556 (1.2)											4	0	1	0	0	0	1					
John Wathan, R OBP: 0.333, SLG: 0.452 (1.3)											5	0	1	1	0	2	2					
Freddie Patek, R OBP: 0.361, SLG: 0.351 (1.6)											4	0	0	0	0	1	3					
Willie Wilson, S OBP: 0.288, SLG: 0.240 (1.7)											4	0	0	0	0	2	3					
Inning Stats	R: 1 E: 0 K: 0 S: 4	H: 2 LOB: 1 BB: 1 P: 8	R: 0 E: 0 K: 1 S: 5	H: 0 LOB: 1 BB: 0 P: 6	R: 0 E: 0 K: 3 S: 11	H: 2 LOB: 2 BB: 0 P: 11	R: 0 E: 0 K: 1 S: 7	H: 2 LOB: 1 BB: 0 P: 7	R: 1 E: 0 K: 0 S: 5	H: 2 LOB: 1 BB: 0 P: 5	R: 2 E: 0 K: 3 S: 10	H: 2 LOB: 0 BB: 0 P: 5	R: 0 E: 0 K: 1 S: 5	H: 0 LOB: 0 BB: 0 P: 5	R: 1 E: 0 K: 1 S: 6	H: 1 LOB: 0 BB: 0 P: 6	1B: 8 2B: 3 3B: 0 HR: 1	SF: 1 SAC: 0 DP: 1 HBP: 1	WP: 0 PB: 0 SB: 2 CS: 0	PA: 43		
PITCHER	IP 7.0	WLS 33	BF 11	H 4	R 4	ER 5	SO 5	BB 1	IBB 0	HBP 1	BLK 0	WP 0	HR 1	S 41	P 46	ERA 5.14	WHIP 1.714					
Rick Waits, L ERA: 4.73 Sid Monge, L ERA: 1.27 (8.1)	3.0	L	10	1	1	0	5	0	0	0	0	0	0	0	20	20	0.00	0.333				

TOP

Kansas City Royals @ Cleveland Indians
Cleveland Municipal Stadium, Cleveland, OH

Fri May 04 1979, 7:05 PM EDT
Att: 4,056 - Unknown - 42 F

livebaseballscorecards.com

AB 40
R 5
H 12
RBI 5
BB 1
SO 10
LOB 20

Batter	1	2	3	4	5	6	7	8	9	10	AB	R	H	RBI	BB	SO	LOB				
Paul Dade, R OBP: 0.292, SLG: 0.273 Horace Speed, R OBP: 0.455, SLG: 0.250 (7.7)											4	0	2	1	0	0	3				
Toby Harrah, R OBP: 0.343, SLG: 0.288 (1.5)											3	0	1	0	2	0	0				
Rick Manning, L OBP: 0.262, SLG: 0.338 (1.8)											5	0	1	1	0	1	6				
Andre Thornton, R OBP: 0.242, SLG: 0.337 (1.3)											5	0	2	0	1	2	3				
Bobby Bonds, R OBP: 0.337, SLG: 0.494 (1.9)											5	0	1	0	0	0	5				
Gary Alexander, R OBP: 0.326, SLG: 0.438 (1.10)											5	1	1	0	0	0	4				
Dwane Kuiper, L OBP: 0.337, SLG: 0.325 (1.4)											4	2	2	0	0	0	1				
Bo Diaz, R OBP: 0.263, SLG: 0.278 (1.2)											3	0	1	0	1	0	1				
Tom Verzyer, R OBP: 0.247, SLG: 0.236 (1.6)											3	1	1	2	1	0	0				
Inning Stats	R: 0 E: 0 K: 0 S: 3	H: 1 LOB: 1 BB: 0 P: 4	R: 1 E: 0 K: 0 S: 5	H: 2 LOB: 2 BB: 1 P: 9	R: 0 E: 1 K: 0 S: 5	H: 2 LOB: 1 BB: 0 P: 4	R: 0 E: 0 K: 0 S: 5	H: 2 LOB: 2 BB: 0 P: 5	R: 2 E: 0 K: 0 S: 5	H: 2 LOB: 3 BB: 3 P: 17	R: 1 E: 0 K: 2 S: 6	H: 3 LOB: 3 BB: 1 P: 10	R: 0 E: 0 K: 1 S: 5	H: 0 LOB: 0 BB: 0 P: 5	R: 0 E: 0 K: 0 S: 3	H: 1 LOB: 1 BB: 0 P: 8	1B: 10 2B: 3 3B: 0 HR: 0	SF: 2 SAC: 1 DP: 2 HBP: 2	WP: 1 PB: 0 SB: 0 CS: 0	PA: 49	
PITCHER	IP 5.2	WLS 30	BF 9	H 3	R 3	ER 3	SO 0	BB 1	IBB 2	HBP 0	BLK 0	WP 1	HR 0	S 25	P 39	ERA 4.76	WHIP 1.941				
Larry Gura, L ERA: 5.52 Marty Pattin, R ERA: 3.38 Al Hrabosky, L ERA: 0.75 (6.1)	1.0	8	3	1	1	0	2	0	0	0	0	0	0	6	14	9.00	5.000				
	3.1	W	11	1	0	0	3	0	0	0	0	0	0	17	17	0.00	0.300				

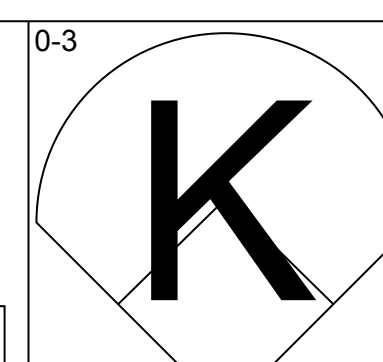
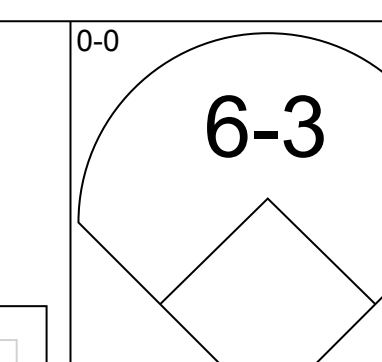
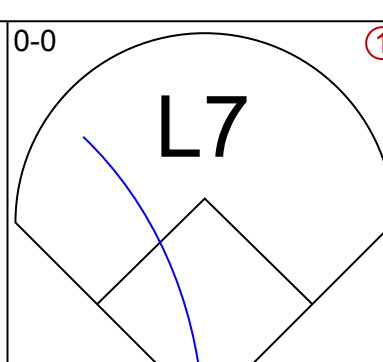
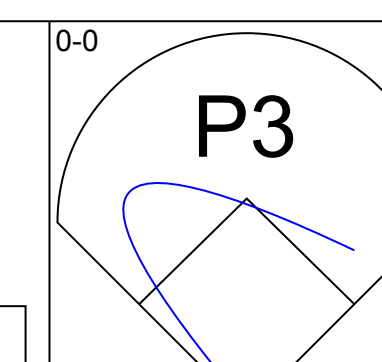

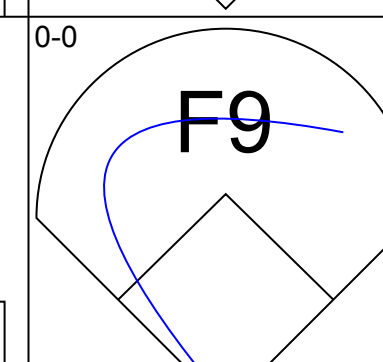
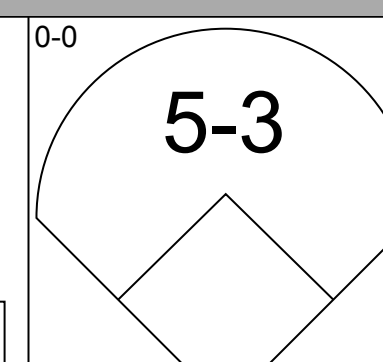
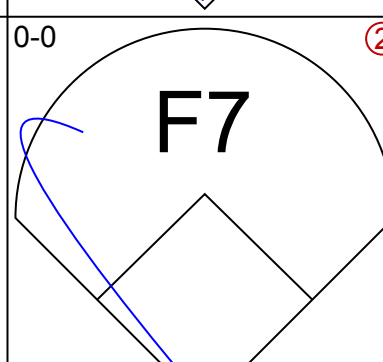
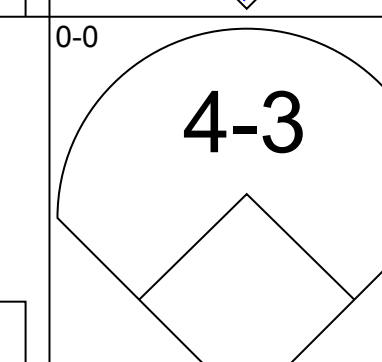
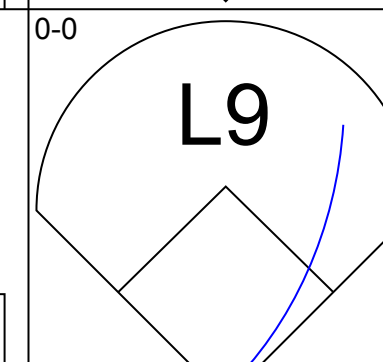
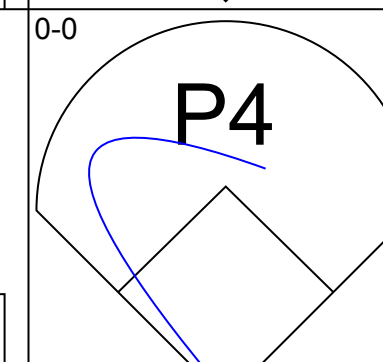
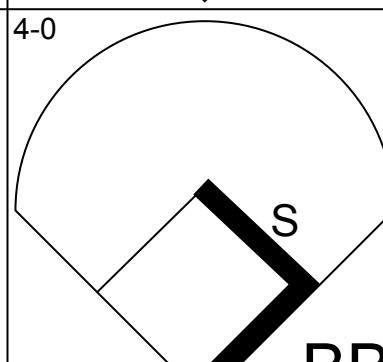
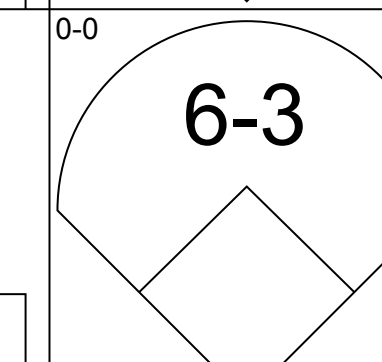
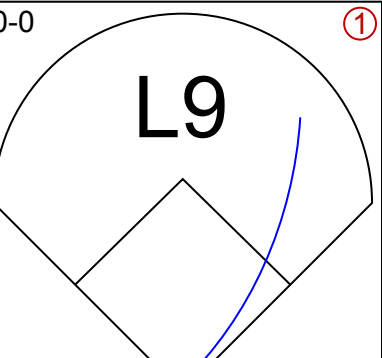
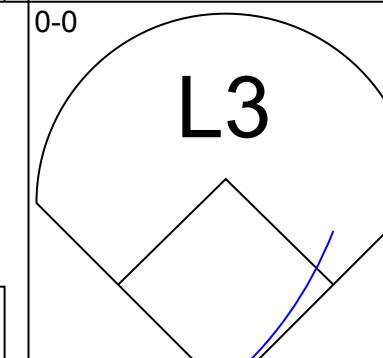
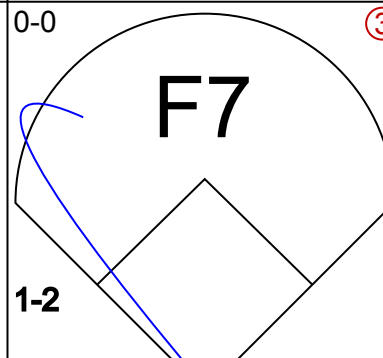
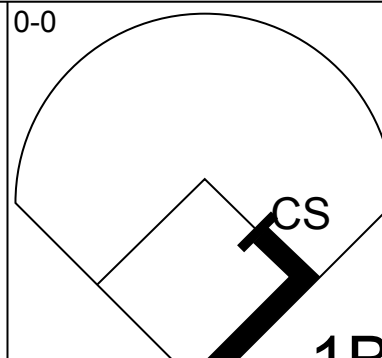
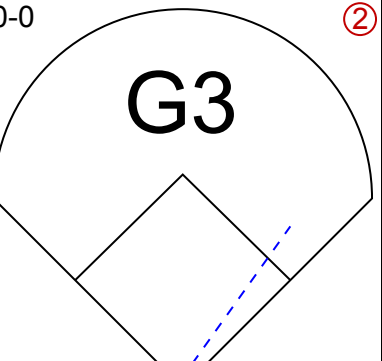
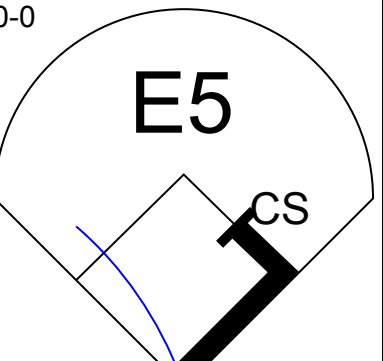
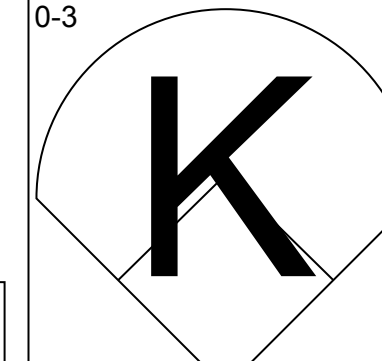
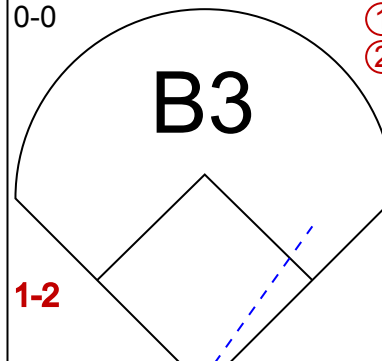
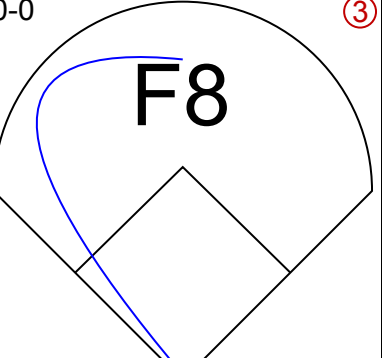
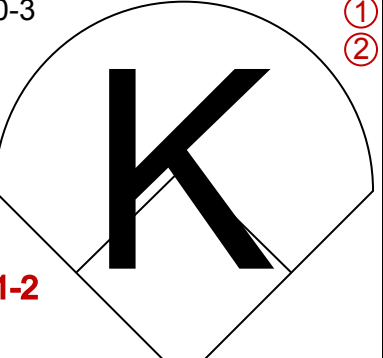
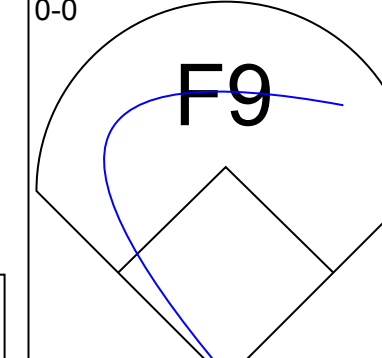
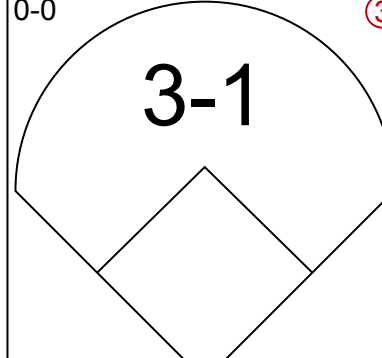
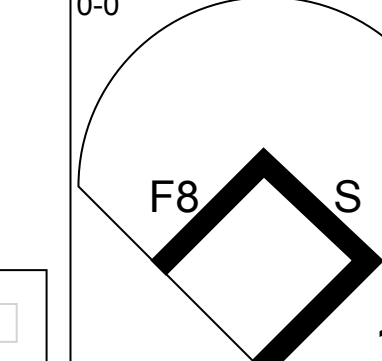
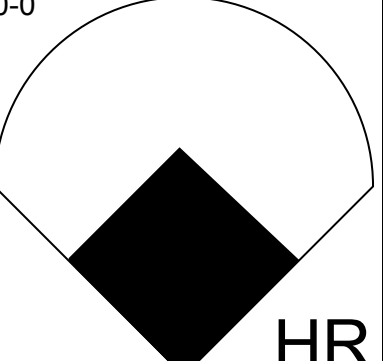
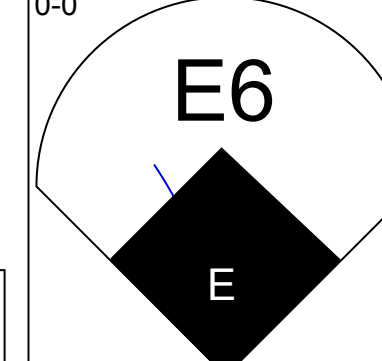
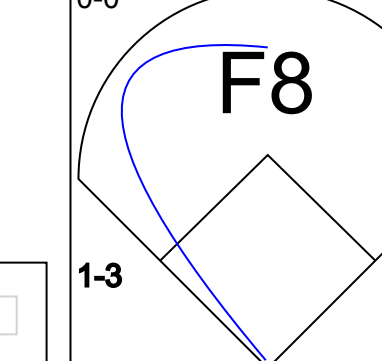
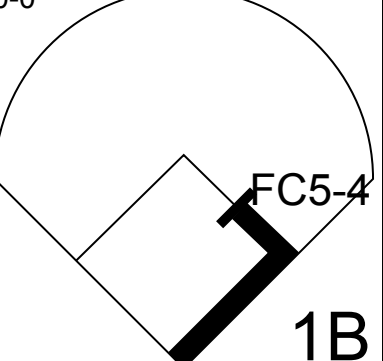
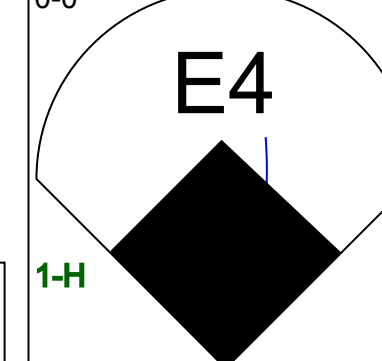
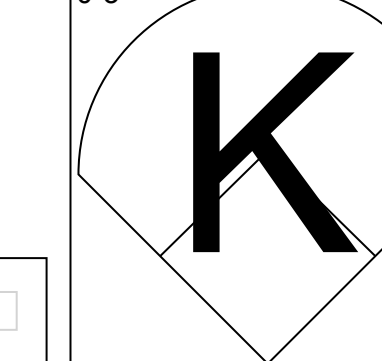
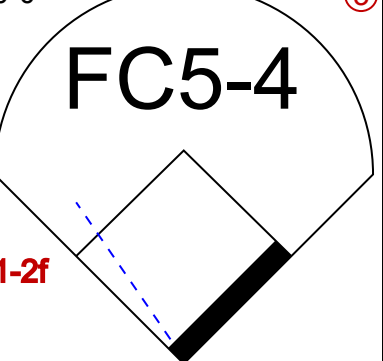
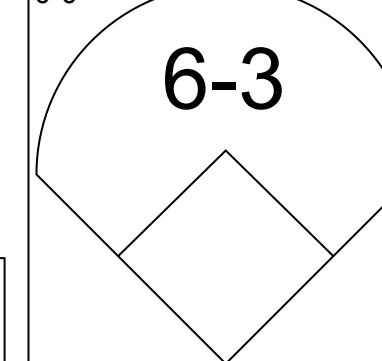
BOTTOM

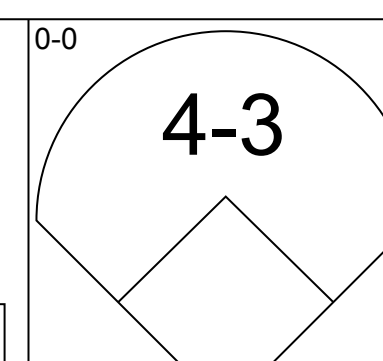
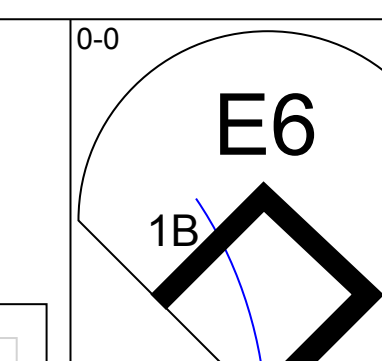
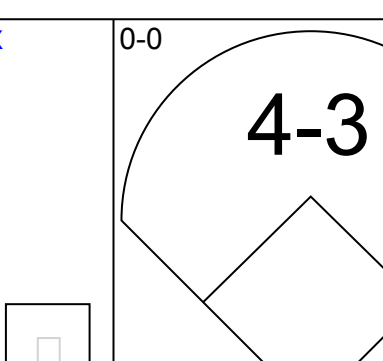
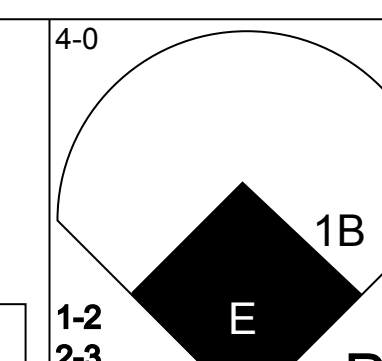
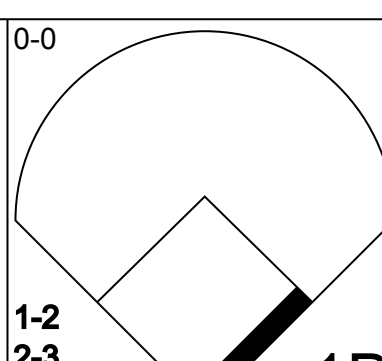

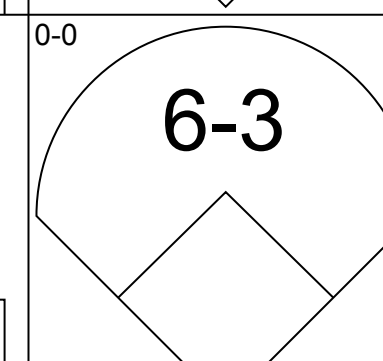
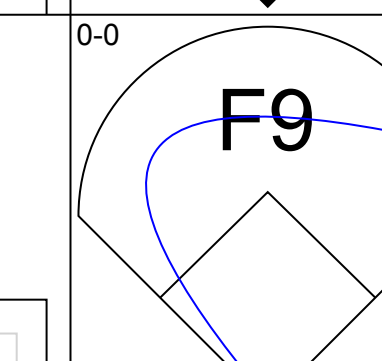
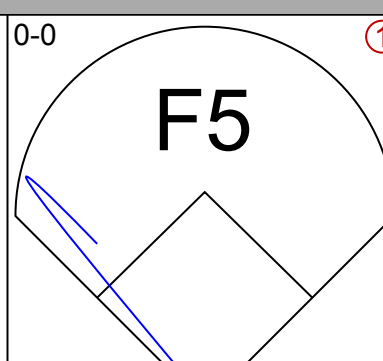
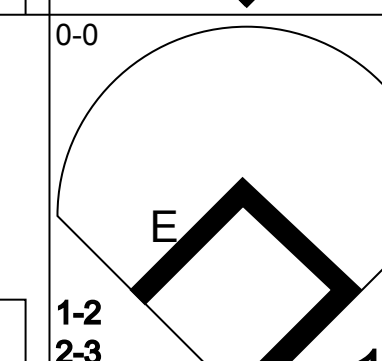
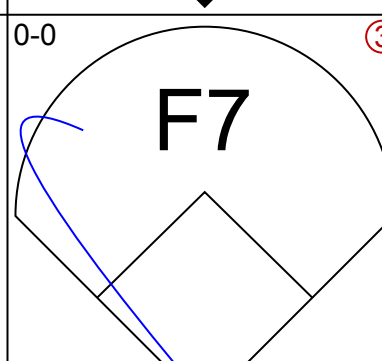
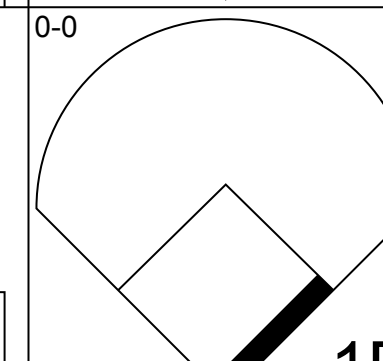
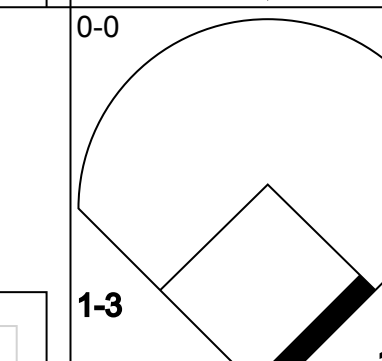
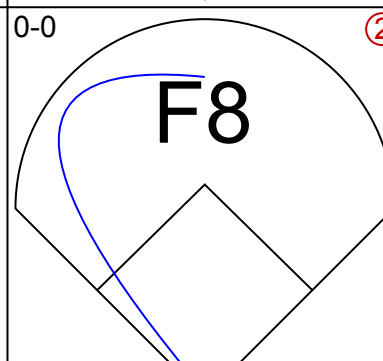
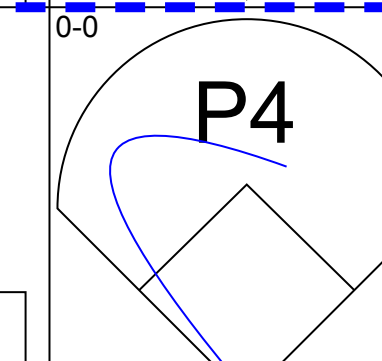
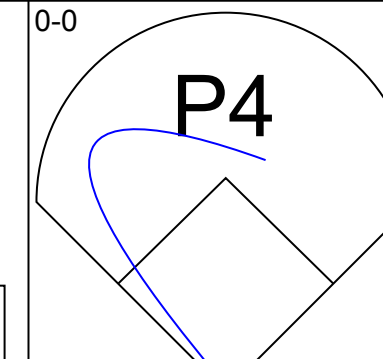
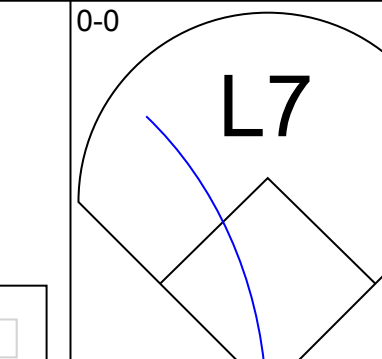
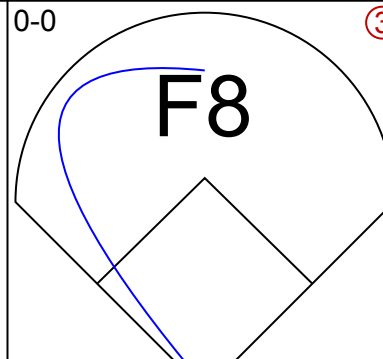
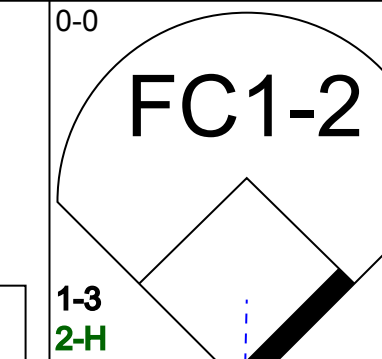
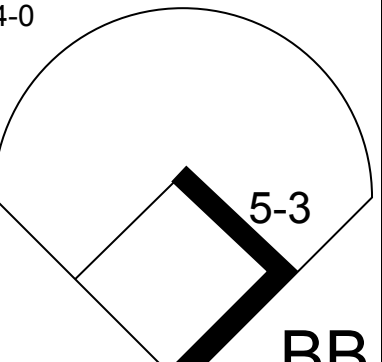
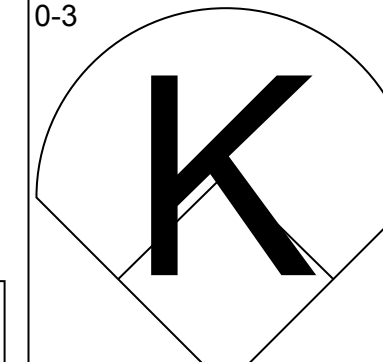

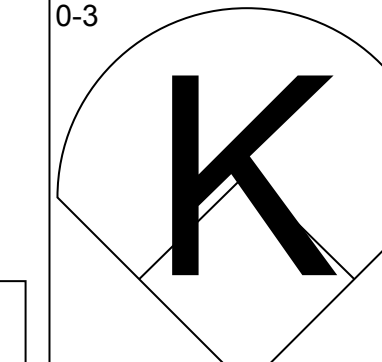
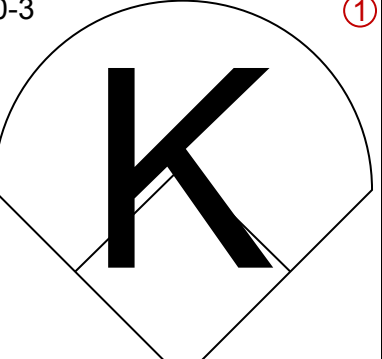
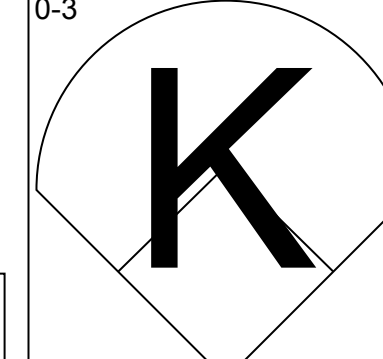


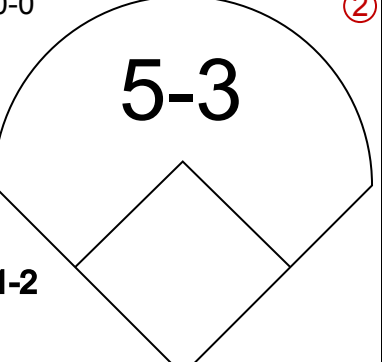
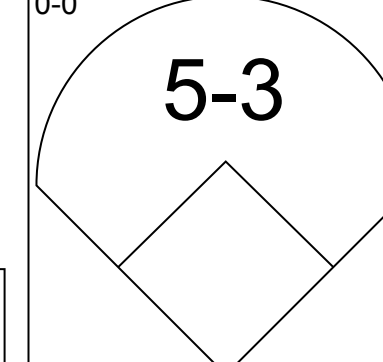


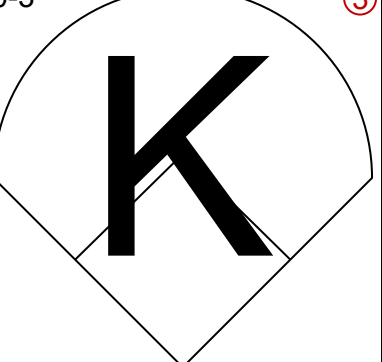
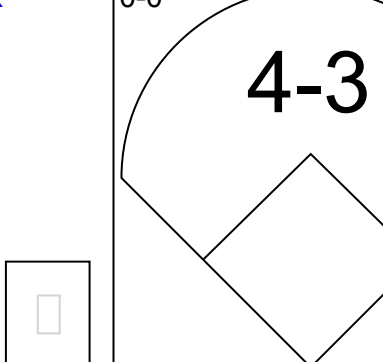
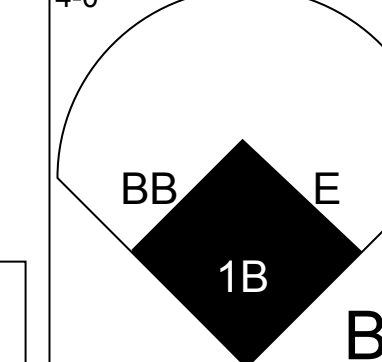
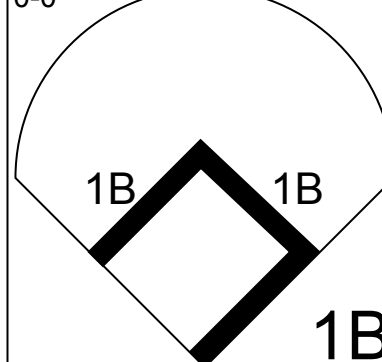
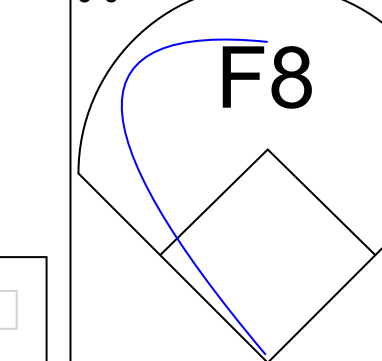
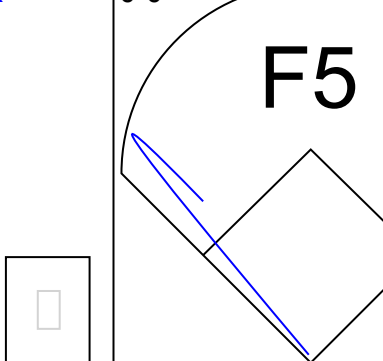
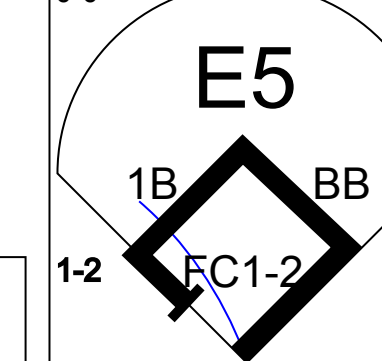
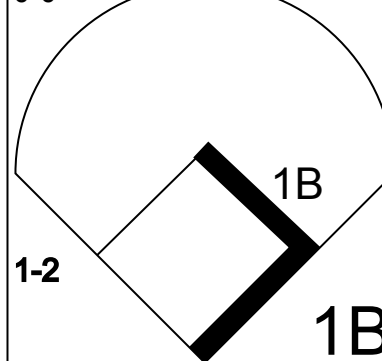
Kansas City Royals @ Cleveland Indians
Cleveland Municipal Stadium, Cleveland, OH

Fri May 04 1979, 7:05 PM EDT
Att: 4,056 - Unknown - 42 F

livebaseballscorecards.com

AB 39
R 4
H 13
RBI 4
BB 5
SO 3
LOB 23

Batter	1	2	3	4	5	6	7	8	9	AB	R	H	RBI	BB	SO	LOB	TOP					
Frank White, R OBP: 0.333, SLG: 0.474 (1, 4)										4	0	0	0	0	1	1	Kansas City Royals @ Cleveland Indians Cleveland Municipal Stadium, Cleveland, OH Sat May 05 1979, 3:33 AM EDT Alt. 9,529 - Unknown - 51 F AB 32 R 3 H 4 RBI 1 BB 1 SO 4 LOB 6 					
George Brett, L OBP: 0.328, SLG: 0.415 Jamie Quirk, L (9, 5)										4	0	0	0	0	0	0						
Amos Otis, R OBP: 0.418, SLG: 0.459 (1, 8)										3	0	0	0	1	0	0						
Darrell Porter, L OBP: 0.462, SLG: 0.541 (1, 2)										4	0	1	0	0	0	1						
Al Cowens, R OBP: 0.390, SLG: 0.484 (1, 9)										4	0	0	0	0	1	1						
Ralph LaCock, L OBP: 0.365, SLG: 0.418 (1, 3)										4	0	0	0	0	1	1						
Hal McRae, R OBP: 0.336, SLG: 0.443 (1, 10)										3	2	2	1	0	0	0						
Clint Hurdle, L OBP: 0.389, SLG: 0.448 Willie Wilson, S OBP: 0.296, SLG: 0.240 (7, 7)										3	1	1	0	0	0	0						
Freddie Patek, R OBP: 0.349, SLG: 0.338 (1, 6)										3	0	0	0	0	1	2						
Inning Stats	R: 0 E: 0 K: 1 S: 5	H: 0 LOB: 0 BB: 0 P: 5	R: 0 E: 0 K: 0 S: 3	H: 0 LOB: 0 BB: 0 P: 3	R: 0 E: 0 K: 1 S: 6	H: 1 LOB: 1 BB: 0 P: 6	R: 0 E: 0 K: 0 S: 3	H: 0 LOB: 0 BB: 0 P: 3	R: 1 E: 1 K: 1 S: 7	H: 2 LOB: 1 BB: 0 P: 7	R: 0 E: 0 K: 0 S: 3	H: 0 LOB: 1 BB: 1 P: 7	R: 2 E: 2 K: 1 S: 7	H: 0 LOB: 0 BB: 0 P: 7	R: 0 E: 0 K: 0 S: 3	H: 0 LOB: 0 BB: 0 P: 3		R: 0 E: 0 K: 0 S: 3	H: 1 LOB: 0 BB: 0 P: 3	1B: 3 2B: 0 3B: 0 HR: 1	SF: 0 SAC: 0 DP: 0 HBP: 0	WP: 0 PB: 0 CS: 2
PITCHER Rick Wise, R ERA: 3.92 (1, 1)	IP: 9.0 WLS: L BF: 33	H: 4 R: 3 ER: 1 SO: 4	BB: 1 IBB: 0 HBP: 0 BLK: 0	WP: 0 HR: 1 S: 40 P: 44	ERA: 1.00 WHIP: 0.556	PITCHER										IP: 9.0 WLS: L BF: 33	H: 4 R: 3 ER: 1 SO: 4	BB: 1 IBB: 0 HBP: 0 BLK: 0	WP: 0 HR: 1 S: 40 P: 44	ERA: 1.00 WHIP: 0.556		

Batter	1	2	3	4	5	6	7	8	9	AB	R	H	RBI	BB	SO	LOB	BOTTOM					
Paul Dade, R OBP: 0.310, SLG: 0.269 (1, 7)										4	1	1	0	1	0	0	Kansas City Royals @ Cleveland Indians Cleveland Municipal Stadium, Cleveland, OH Sat May 05 1979, 3:33 AM EDT Alt. 9,529 - Unknown - 51 F AB 35 R 2 H 6 RBI 1 BB 3 SO 7 LOB 18 					
Toby Harrah, R OBP: 0.337, SLG: 0.282 (1, 5)										5	0	1	1	0	0	4						
Rick Manning, L OBP: 0.273, SLG: 0.345 (1, 8)										4	0	2	0	0	0	3						
Andre Thornton, R OBP: 0.232, SLG: 0.322 (1, 3)										4	0	0	0	0	0	5						
Bobby Bonds, R OBP: 0.353, SLG: 0.478 (1, 9)										3	0	0	0	1	2	2						
Gary Alexander, R OBP: 0.311, SLG: 0.416 (1, 10)										4	0	0	0	0	4	1						
Duane Kuiper, L OBP: 0.322, SLG: 0.310 (1, 4)										4	0	0	0	0	0	1						
Bo Diaz, R OBP: 0.238, SLG: 0.250 Ron Pruitt, R OBP: 0.444, SLG: 0.286 Horace Speed, R (9, FR)										2	0	0	0	0	1	1						
Tom Verzyer, R OBP: 0.247, SLG: 0.237 (1, 6)										4	0	1	0	0	0	1						
Inning Stats	R: 0 E: 0 K: 0 S: 4	H: 1 LOB: 1 BB: 0 P: 4	R: 0 E: 0 K: 2 S: 7	H: 0 LOB: 1 BB: 1 P: 11	R: 0 E: 0 K: 0 S: 5	H: 1 LOB: 2 BB: 0 P: 5	R: 0 E: 0 K: 2 S: 7	H: 0 LOB: 0 BB: 0 P: 7	R: 0 E: 0 K: 0 S: 3	H: 0 LOB: 0 BB: 0 P: 3	R: 0 E: 0 K: 1 S: 5	H: 0 LOB: 0 BB: 0 P: 5	R: 0 E: 0 K: 1 S: 5	H: 0 LOB: 0 BB: 0 P: 5	R: 2 E: 2 K: 1 S: 7	H: 1 LOB: 2 BB: 2 P: 15		R: 0 E: 0 K: 1 S: 8	H: 3 LOB: 3 BB: 0 P: 8	1B: 6 2B: 0 3B: 0 HR: 0	SF: 0 SAC: 0 DP: 0 HBP: 0	WP: 0 PB: 0 CS: 0
PITCHER Rich Gale, R ERA: 6.09 Al Hrabosky, L ERA: 0.64 (8, 1)	IP: 7.0 WLS: W BF: 29	H: 3 R: 2 ER: 0 SO: 5	BB: 3 IBB: 0 HBP: 0 BLK: 0	WP: 0 HR: 0 S: 36 P: 48	ERA: 0.00 WHIP: 0.857	PITCHER										IP: 2.0 WLS: S BF: 9	H: 3 R: 0 ER: 0 SO: 2	BB: 0 IBB: 0 HBP: 0 BLK: 0	WP: 0 HR: 0 S: 13 P: 13	ERA: 0.00 WHIP: 1.500		

Batter	1	2	3	4	5	6	7	8	9	AB	R	H	RBI	BB	SO	LOB	TOP			
Frank White, R OBP: 0.339, SLG: 0.475 (1,4)										4	2	2	0	0	0	0	Kansas City Royals @ Cleveland Indians Cleveland Municipal Stadium, Cleveland, OH Sun May 06 1979, 3:33 AM EDT Att: 16,352 - Unknown - 62 F			
George Brett, L OBP: 0.325, SLG: 0.409 (1,5)										4	0	1	0	0	1	0				
Amos Otis, R OBP: 0.406, SLG: 0.443 (1,8)										3	1	0	0	0	1	2				
Darrell Porter, L OBP: 0.455, SLG: 0.562 (1,2)										4	1	1	3	0	0	1				
Al Cowens, R OBP: 0.376, SLG: 0.464 (1,9)										4	0	0	0	0	0	1				
Ralph LaCock, L OBP: 0.359, SLG: 0.423 (1,3)										4	0	1	0	0	0	0				
Hal McRae, R OBP: 0.327, SLG: 0.430 (1,10)										3	0	0	0	0	2	1				
Clint Hurdle, L OBP: 0.373, SLG: 0.426 (1,7)										3	0	0	0	0	0	1				
Willie Wilson, S OBP: 0.296, SLG: 0.240 (7,7)										0	0	0	0	0	0	0				
Freddie Patek, R OBP: 0.337, SLG: 0.325 (1,6)										3	0	0	0	0	0	1				
Inning Stats	R: 1 E: 1 K: 0 S: 5	H: 1 LOB: 1 BB: 0 P: 5	R: 0 E: 0 K: 0 S: 4	H: 1 LOB: 1 BB: 0 P: 4	R: 0 E: 0 K: 1 S: 3	H: 0 LOB: 0 BB: 0 P: 3	R: 0 E: 0 K: 0 S: 5	H: 0 LOB: 0 BB: 0 P: 5	R: 3 E: 0 K: 0 S: 6	H: 3 LOB: 0 BB: 0 P: 6	R: 0 E: 0 K: 1 S: 5	H: 0 LOB: 0 BB: 0 P: 5	R: 0 E: 0 K: 0 S: 3	H: 0 LOB: 0 BB: 0 P: 3	R: 0 E: 0 K: 0 S: 3	H: 0 LOB: 0 BB: 0 P: 3	1B: 3 2B: 1 3B: 0 HR: 1	SF: 0 SAC: 1 DP: 0 HBP: 0	WP: 0 PA: 33 PB: 0 SB: 1 CS: 0	
PITCHER Mike Paxton, R ERA: 6.0 (1,1)	IP: 9.0 WLS: W BF: 33	H: 5 R: 4 ER: 3 SO: 4	BB: 0 IBB: 0 HBP: 0 BLK: 0	WP: 0 HR: 1 S: 41 P: 41	ERA: 3.00 WHIP: 0.556	PITCHER										IP: 9.0 WLS: W BF: 33	H: 5 R: 4 ER: 3 SO: 4	BB: 0 IBB: 0 HBP: 0 BLK: 0	WP: 0 HR: 1 S: 41 P: 41	ERA: 3.00 WHIP: 0.556

Batter	1	2	3	4	5	6	7	8	9	AB	R	H	RBI	BB	SO	LOB	BOTTOM			
Paul Dade, R OBP: 0.294, SLG: 0.233 (1,7)										4	0	0	0	1	0	1	Kansas City Royals @ Cleveland Indians Cleveland Municipal Stadium, Cleveland, OH Sun May 06 1979, 3:33 AM EDT Att: 16,352 - Unknown - 62 F			
Toby Harrah, R OBP: 0.339, SLG: 0.273 (1,5)										3	0	0	0	2	0	4				
Rick Manning, L OBP: 0.280, SLG: 0.341 (1,8)										4	1	1	1	1	0	2				
Andre Thornton, R OBP: 0.233, SLG: 0.319 (1,3)										4	0	1	0	0	0	1				
Bobby Bonds, R OBP: 0.368, SLG: 0.495 (1,9)										3	1	2	0	1	0	0				
Wayne Cage, L OBP: 0.270, SLG: 0.182 (1,10)										2	0	1	0	1	1	0				
Gary Alexander, R OBP: 0.319, SLG: 0.416 (9, PH)										0	1	0	0	1	0	0				
Duane Kuiper, L OBP: 0.330, SLG: 0.318 (1,4)										4	0	2	1	0	0	4				
Jim Norris, L OBP: 0.297, SLG: 0.269 (9, PR)										0	1	0	0	0	0	0				
Bo Diaz, R OBP: 0.217, SLG: 0.227 (1,2)										2	0	0	0	0	1	3				
Ron Pruitt, R OBP: 0.455, SLG: 0.333 (9, PH)										2	0	1	1	0	0	0				
Horace Speed, R OBP: 0.435, SLG: 0.250 (9, PR)										0	1	0	0	0	0	0				
Tom Verzyer, R OBP: 0.259, SLG: 0.241 (1,6)										3	0	1	1	1	1	0				
Inning Stats	R: 0 E: 0 K: 0 S: 2	H: 0 LOB: 0 BB: 1 P: 6	R: 0 E: 0 K: 1 S: 5	H: 1 LOB: 0 BB: 0 P: 5	R: 0 E: 0 K: 2 S: 7	H: 1 LOB: 0 BB: 0 P: 7	R: 0 E: 0 K: 0 S: 3	H: 0 LOB: 0 BB: 0 P: 3	R: 0 E: 0 K: 0 S: 4	H: 1 LOB: 1 BB: 0 P: 4	R: 0 E: 0 K: 0 S: 3	H: 0 LOB: 1 BB: 1 P: 7	R: 0 E: 0 K: 0 S: 3	H: 0 LOB: 1 BB: 1 P: 7	R: 0 E: 0 K: 0 S: 6	H: 4 LOB: 3 BB: 4 P: 22	1B: 8 2B: 2 3B: 0 HR: 0	SF: 0 SAC: 0 DP: 1 HBP: 0	WP: 1 PA: 40 PB: 0 SB: 0 CS: 2	
PITCHER Steve Busby, R ERA: 1.57 (1,1)	IP: 8.1 WLS: L BF: 4	H: 6 R: 2 ER: 2 SO: 3	BB: 1 IBB: 0 HBP: 0 BLK: 0	WP: 0 HR: 0 S: 33 P: 53	ERA: 2.16 WHIP: 1.320	PITCHER										IP: 8.1 WLS: L BF: 4	H: 6 R: 2 ER: 2 SO: 3	BB: 1 IBB: 0 HBP: 0 BLK: 0	WP: 0 HR: 0 S: 33 P: 53	ERA: 2.16 WHIP: 1.320
Al Hrabosky, L ERA: 2.57 (9,1)	0.0	L	4	3	2	2	0	1	0	0	0	0	1	0	3	7	"	"		
Eduardo Rodriguez, R ERA: 6.0 (9,1)	0.1		2	0	0	0	0	1	0	0	0	0	0	0	1	5	0.00	3.000		
Steve Mingo, L ERA: 4.35 (9,1)	0.0		1	0	1	1	0	1	0	0	0	0	0	0	0	4	"	"		

Batter	1	2	3	4	5	6	7	8	9	AB	R	H	RBI	BB	SO	LOB	TOP					
Steve Braun, L OBP: 0.455, SLG: 0.700 (1, 7)										5	2	3	1	0	0	1						
George Brett, L OBP: 0.311, SLG: 0.384 (1, 5)										5	2	1	0	0	1	3						
Amos Otis, R OBP: 0.400, SLG: 0.451 (1, 8)										4	0	1	1	0	1	2						
Darrell Porter, L OBP: 0.472, SLG: 0.570 (1, 2)										4	0	2	1	0	0	1						
Hal McRae, R OBP: 0.325, SLG: 0.409 (1, 10)										4	0	0	0	0	2	3						
Ralph LaCock, L OBP: 0.360, SLG: 0.407 (1, 3)										4	0	0	0	0	1	2						
Clint Hurdle, L OBP: 0.366, SLG: 0.400 (1, 9)										2	0	0	0	2	0	0						
Willie Wilson, S OBP: 0.276, SLG: 0.231 (8, 9)										0	0	0	0	0	0	0						
Freddie Patek, R OBP: 0.337, SLG: 0.326 (1, 6)										3	0	0	0	0	0	1						
U L Washington, S OBP: 0.250, SLG: 0.333 (1, 4)										3	0	0	0	1	1	1						
Inning Stats	R: 2 E: 1 K: 2 S: 10	H: 3 LOB: 1 BB: 0 P: 10	R: 0 E: 0 K: 0 S: 3	H: 0 LOB: 1 BB: 1 P: 7	R: 0 E: 1 K: 0 S: 4	H: 1 LOB: 3 BB: 2 P: 4	R: 0 E: 0 K: 1 S: 6	H: 1 LOB: 0 BB: 0 P: 14	R: 0 E: 1 K: 2 S: 8	H: 0 LOB: 1 BB: 0 P: 8	R: 0 E: 0 K: 0 S: 3	H: 0 LOB: 0 BB: 0 P: 3	R: 1 E: 1 K: 0 S: 4	H: 1 LOB: 0 BB: 0 P: 4	R: 0 E: 0 K: 0 S: 3	H: 0 LOB: 0 BB: 0 P: 3	R: 1 E: 0 K: 1 S: 6	H: 1 LOB: 0 BB: 0 P: 6	1B: 5 2B: 1 3B: 0 HR: 1	SF: 0 SAC: 1 DP: 1 HBP: 0	WP: 0 PB: 0 SB: 1 CS: 0	PA: 38
PITCHER Fergie Jenkins, R ERA: 3.34 (1, 1)	IP: 9.0 WLS: L BF: 38	H: 7 R: 4 ER: 2 SO: 6	BB: 3 IBB: 0 HBP: 0 BLK: 0	WP: 0 HR: 1 S: 47 P: 59	ERA: 2.00 WHIP: 1.111																	

Kansas City Royals @ Texas Rangers
Arlington Stadium, Arlington, TX
Wed May 09 1979, 8:05 PM EDT
Att: 18,324 - Unknown

AB 34
R 4
H 7
RBI 3
BB 3
SO 6
LOB 14

Batter	1	2	3	4	5	6	7	8	9	AB	R	H	RBI	BB	SO	LOB	BOTTOM					
Johnny Grubb, L OBP: 0.246, SLG: 0.340 (1, 7)										3	0	0	0	0	0	1						
Dave Chalk, R OBP: 1.000, SLG: 1.000 (7, PH)										1	0	1	0	0	0	0						
Larvell Blanks, R (7, PR) (8, 6)										1	0	0	0	0	0	0						
Buddy Bell, R OBP: 0.279, SLG: 0.330 (1, 5)										5	1	1	0	0	0	2						
Al Oliver, L OBP: 0.380, SLG: 0.477 (1, 8)										5	0	4	1	0	0	0						
Richie Zisk, R OBP: 0.286, SLG: 0.310 (1, 9)										5	1	2	0	0	1	3						
Pat Putnam, L OBP: 0.289, SLG: 0.415 (1, 10)										3	0	0	0	0	0	2						
Gary Gray, R OBP: 0.314, SLG: 0.273 (8, PH)										1	0	0	0	0	0	1						
Mike Jorgensen, L OBP: 0.340, SLG: 0.468 (1, 3)										2	0	0	0	1	1	2						
John Ellis, R OBP: 0.302, SLG: 0.450 (8, PH) (9, 3)										1	1	1	0	0	0	0						
Jim Sundberg, R OBP: 0.280, SLG: 0.301 (1, 2)										4	0	1	0	0	1	1						
Bump Wills, S OBP: 0.293, SLG: 0.279 (1, 4)										4	0	2	2	0	1	0						
Nelson Norman, S OBP: 0.282, SLG: 0.250 (1, 6)										2	0	1	0	0	0	2						
Bill Sample, R OBP: 0.402, SLG: 0.346 (7, PH) (8, 7)										1	0	0	0	1	0	2						
Inning Stats	R: 0 E: 0 K: 1 S: 6	H: 1 LOB: 0 BB: 0 P: 6	R: 0 E: 0 K: 1 S: 6	H: 1 LOB: 2 BB: 1 P: 10	R: 0 E: 0 K: 0 S: 4	H: 1 LOB: 1 BB: 0 P: 4	R: 0 E: 0 K: 0 S: 3	H: 0 LOB: 0 BB: 0 P: 3	R: 0 E: 0 K: 0 S: 3	H: 1 LOB: 0 BB: 0 P: 3	R: 0 E: 0 K: 1 S: 7	H: 2 LOB: 2 BB: 0 P: 7	R: 0 E: 0 K: 1 S: 6	H: 1 LOB: 2 BB: 1 P: 10	R: 2 E: 0 K: 0 S: 7	H: 4 LOB: 2 BB: 0 P: 7	R: 1 E: 0 K: 0 S: 4	H: 2 LOB: 0 BB: 0 P: 4	1B: 12 2B: 1 3B: 0 HR: 0	SF: 0 SAC: 0 DP: 2 HBP: 0	WP: 0 PB: 0 SB: 1 CS: 0	PA: 40
PITCHER Rich Gale, R ERA: 5.09 (1, 1)	IP: 6.2 WLS: W BF: 26	H: 6 R: 0 ER: 0 SO: 4	BB: 1 IBB: 0 HBP: 0 BLK: 0	WP: 0 HR: 0 S: 33 P: 37	ERA: 0.00 WHIP: 1.050																	
Al Hrabosky, L ERA: 3.5 (7, 1)	IP: 1.0 WLS: S BF: 9	H: 5 R: 2 ER: 2 SO: 0	BB: 1 IBB: 0 HBP: 0 BLK: 0	WP: 0 HR: 0 S: 8 P: 12	ERA: 18.00 WHIP: 6.000																	
Renie Martin, R ERA: 6.75 (8, 1)	IP: 1.1 WLS: S BF: 5	H: 2 R: 1 ER: 1 SO: 0	BB: 0 IBB: 0 HBP: 0 BLK: 0	WP: 0 HR: 0 S: 5 P: 5	ERA: 6.75 WHIP: 1.500																	

Kansas City Royals @ Texas Rangers
Arlington Stadium, Arlington, TX
Wed May 09 1979, 8:05 PM EDT
Att: 18,324 - Unknown

AB 38
R 3
H 13
RBI 3
BB 2
SO 4
LOB 16

Batter	1	2	3	4	5	6	7	8	9	AB	R	H	RBI	BB	SO	LOB	TOP										
Steve Braun, L (1, 7) OBP: 0.467, SLG: 0.615 Jerry Terrell, R (8, 4)	BB BB 1B		FC5-4 BB		F8			L8		3	0	1	0	1	0	1	Kansas City Royals @ Chicago White Sox Comiskey Park, Chicago, IL Thu May 10 1979, 8:05 PM EDT Att: 13,801 - Unknown livebaseballscorecards.com										
George Brett, L (1, 5) OBP: 0.392, SLG: 0.372	F8		F9		3-1			5-3		4	0	0	0	0	0	3											
Amos Otis, R (1, 8) OBP: 0.403, SLG: 0.448	BB 1-2 BB		FC5-4 1-2		6-3			1B		3	0	1	1	1	0	1											
Darrell Porter, L (1, 2) OBP: 0.472, SLG: 0.559	G4-6-3 1-2 2-3 BB			L3				1B		2	0	0	0	2	0	0											
Ralph LaCock, L (1, 3) OBP: 0.359, SLG: 0.405 John Wathan, R (8, PH) OBP: 0.306, SLG: 0.412	G4-6-3 1-2			1B SF9 1B				F9		3	1	1	0	0	0	3											
Clint Hurdle, L (1, 10) OBP: 0.374, SLG: 0.405		6-3		1B				F9		4	0	2	0	0	0	0											
Tom Poquette, L (1, 9) Joe Zdeb, R (9, PH) OBP: 0.125, SLG: 0.125		3-1		SF9				G3		2	0	0	1	0	0	0											
Freddie Patek, R (1, 6) OBP: 0.333, SLG: 0.316				3H 0-0 F8				F9		3	0	0	0	1	0	2											
U L Washington, S (1, 4) OBP: 0.222, SLG: 0.294 Jamie Quirk, L (8, PH) OBP: 0.667, SLG: 0.500 Willie Wilson, S (8, PR) OBP: 0.267, SLG: 0.222	CS 1-2		6-3		F7			5-3 S 1B		2	0	0	0	0	0	0											
Inning Stats	R: 0 E: 0 K: 0 S: 3	H: 1 LOB: 2 BB: 2 P: 11	R: 0 E: 0 K: 0 S: 2	H: 0 LOB: 0 BB: 1 P: 6	R: 0 E: 0 K: 0 S: 3	H: 0 LOB: 1 BB: 1 P: 7	R: 1 E: 0 K: 0 S: 5	H: 2 LOB: 1 BB: 0 P: 5	R: 0 E: 0 K: 0 S: 3	H: 0 LOB: 0 BB: 0 P: 3	R: 0 E: 0 K: 0 S: 3	H: 0 LOB: 0 BB: 0 P: 3	R: 0 E: 0 K: 1 S: 7	H: 2 LOB: 2 BB: 1 P: 11	R: 0 E: 0 K: 0 S: 4	H: 1 LOB: 1 BB: 0 P: 4		1B: 6 2B: 0 3B: 0 HR: 0	SF: 1 SAC: 0 DP: 1 HBP: 0	WP: 0 PB: 0 SB: 2 CS: 1	PA: 37						
PITCHER	IP	WLS	BF	H	R	ER	SO	BB	IBB	HBP	BLK	WP	HR	S	P	ERA	WHIP										
Francisco Barrios, R (1, 1) ERA: 3.88	7.1		28	4	2	2	0	4	0	0	0	0	0	24	40	2.46	1.091										
Steve Trout, L (8, 1) ERA: 5.19	1.2	W	8	2	0	0	1	1	0	0	0	0	0	9	13	0.00	1.800										

Batter	1	2	3	4	5	6	7	8	9	AB	R	H	RBI	BB	SO	LOB	BOTTOM										
Alan Bannister, R (1, 4) OBP: 0.445, SLG: 0.465	4-3		1B		K			5-3		4	0	1	0	0	1	2	Kansas City Royals @ Chicago White Sox Comiskey Park, Chicago, IL Thu May 10 1979, 8:05 PM EDT Att: 13,801 - Unknown livebaseballscorecards.com										
Claudell Washington, L (1, 9) OBP: 0.344, SLG: 0.512	HR		PO			SF8 3B		BB 1B		4	3	4	1	0	0	0											
Chet Lemon, R (1, 8) OBP: 0.462, SLG: 0.568	5-3		PO		6-3			CS BB		2	1	0	0	2	0	0											
Lamar Johnson, R (1, 3) OBP: 0.369, SLG: 0.466 Mike Squires, L (8, 3) OBP: 0.345, SLG: 0.388 Eric Soderholm, R (8, PH) OBP: 0.370, SLG: 0.468	K				K			SF8		2	0	0	1	0	2	0											
Junior Moore, R (1, 7) OBP: 0.395, SLG: 0.406 Rusty Torres, S (8, 7) OBP: 0.333, SLG: 0.143		6-3			F9			L1		3	0	0	0	0	0	1											
Wayne Nordhagen, R (1, 10) OBP: 0.333, SLG: 0.314		6-3						1B		1	0	1	1	0	0	0											
Bill Nahorodny, R (1, 2) OBP: 0.292, SLG: 0.429			P6					5-3		3	0	0	0	1	0	2											
Greg Pryor, R (1, 5) OBP: 0.388, SLG: 0.457								1-3		4	0	3	0	0	0	2											
Don Kessinger, S (1, 6) OBP: 0.167, SLG: 0.176			G6-4-3 1B					1-3		3	0	0	0	0	0	4											
Inning Stats	R: 1 E: 0 K: 1 S: 6	H: 1 LOB: 0 BB: 0 P: 6	R: 0 E: 0 K: 0 S: 3	H: 0 LOB: 0 BB: 0 P: 3	R: 0 E: 0 K: 0 S: 4	H: 3 LOB: 1 BB: 0 P: 4	R: 0 E: 0 K: 1 S: 5	H: 0 LOB: 0 BB: 0 P: 5	R: 0 E: 0 K: 1 S: 6	H: 1 LOB: 2 BB: 1 P: 10	R: 1 E: 0 K: 0 S: 3	H: 1 LOB: 1 BB: 1 P: 7	R: 0 E: 0 K: 0 S: 4	H: 1 LOB: 1 BB: 0 P: 4	R: 3 E: 0 K: 0 S: 7	H: 4 LOB: 2 BB: 1 P: 11		1B: 9 2B: 0 3B: 1 HR: 1	SF: 1 SAC: 0 DP: 1 HBP: 0	WP: 0 PB: 0 SB: 0 CS: 1	PA: 36						
PITCHER	IP	WLS	BF	H	R	ER	SO	BB	IBB	HBP	BLK	WP	HR	S	P	ERA	WHIP										
Paul Splitterff, L (1, 1) ERA: 3.77	7.1	L	30	8	4	4	3	3	0	0	0	0	0	33	45	4.91	1.500										
Al Hrabosky, L (8, 1) ERA: 4.2	0.0		3	3	1	1	0	0	0	0	0	0	0	3	3	∞	∞										
Renie Martin, R (8, 1) ERA: 4.5	0.2		2	0	0	0	0	0	0	0	0	0	0	2	2	0.00	0.000										

Batter	1	2	3	4	5	6	7	8	9	AB	R	H	RBI	BB	SO	LOB	TOP											
George Brett, L (1, 5) OBP: 0.298, SLG: 0.366 Todd Cruz, R (2, 5) (8, 6) Jamie Quirk, L (8, 9) OBP: 0.500, SLG: 0.333	0-3 K	0-0 F8				1-0 BB SF8 HBP			0-0 L3	2	0	0	0	0	1	3	Kansas City Royals @ Chicago White Sox Comiskey Park, Chicago, IL Fri May 11 1979, 8:05 PM EDT Att: 20,973 - Unknown livebaseballscorecards.com											
John Wathan, R (1, 3) OBP: 0.300, SLG: 0.378 Ralph LaCock, L (8, 9) OBP: 0.355, SLG: 0.400	0-0 4-3		0-0 F9			4-0 SF8 BB SF9 BB			0-0 L9	3	1	0	0	1	0	0												
Amos Otis, R (1, 8)	0-0 F8		4-0 BB BB			4-0 SF9 SF8 BB			0-3 K	3	0	0	0	2	1	0												
Darrell Porter, L (1, 2) OBP: 0.473, SLG: 0.553		0-3 K	4-0 1-2 BB			0-0 SF8			4-0 WP BB	1	0	0	1	2	1	0												
Hal McRae, R (1, 10) OBP: 0.315, SLG: 0.398		0-0 F7	0-0 F2			0-0 SF9			0-3 K	3	0	0	1	0	1	3												
Joe Zdeb, R (1, 7) OBP: 0.273, SLG: 0.111 Steve Braun, L (8, 9) OBP: 0.438, SLG: 0.571		4-0 2B BB	0-0 F8			2-3 3-H 4-0 BB			0-0 F7	1	1	0	0	2	0	2												
Freddie Patek, R (1, 6) OBP: 0.273, SLG: 0.327 Tom Poquette, L (8, 7) (8, 7)		0-0 2B		0-0 6-3		0-0 1-3			0-0 5-3	3	0	1	1	0	0	2												
U L Washington, S (1, 4) OBP: 0.273, SLG: 0.350		4-0 S BB		0-3 K		0-0 1-3			0-0 2B	3	0	1	0	1	1	0												
Willie Wilson, S (1, 9) OBP: 0.303, SLG: 0.241 Clint Hurdle, L (8, 9) OBP: 0.370, SLG: 0.400		1-0 HBP		0-0 F8		0-0 G4-6-3 1B			0-0 F5	2	0	1	0	0	0	0												
Inning Stats	R: 0 E: 0 K: 1 S: 5	H: 0 LOB: 0 BB: 0 P: 5	R: 1 E: 0 K: 1 S: 6	H: 1 LOB: 3 BB: 2 P: 15	R: 0 E: 0 K: 0 S: 3	H: 0 LOB: 2 BB: 2 P: 11	R: 0 E: 0 K: 1 S: 5	H: 0 LOB: 0 BB: 0 P: 5	R: 2 E: 0 K: 0 S: 3	H: 0 LOB: 2 BB: 3 P: 16	R: 0 E: 0 K: 0 S: 3	H: 1 LOB: 1 BB: 0 P: 3	R: 0 E: 0 K: 2 S: 7	H: 0 LOB: 1 BB: 1 P: 11	R: 0 E: 0 K: 0 S: 4	H: 1 LOB: 1 BB: 0 P: 4		R: 0 E: 0 K: 0 S: 3	H: 0 LOB: 0 BB: 0 P: 3	1B: 1 2B: 2 3B: 0 HR: 0	SF: 2 SAC: 0 DP: 1 HBP: 2	WP: 1 PB: 0 SB: 1 CS: 0	PA: 39					
PITCHER	IP	WLS	BF	H	R	ER	SO	BB	IBB	HBP	BLK	WP	HR	S	P	ERA		WHIP										
Ken Kravec, L (1, 1) ERA: 4.07	6.2	W	31	2	3	3	4	8	0	2	0	0	0	29	63	4.05		1.500										
Randy Scarbery, R (7, 1) ERA: 4.5	2.1	S	8	1	0	0	1	0	0	0	0	1	0	10	10	0.00	0.429											

Batter	1	2	3	4	5	6	7	8	9	AB	R	H	RBI	BB	SO	LOB	BOTTOM											
Ralph Garr, L (1, 10) OBP: 0.360, SLG: 0.542	0-0 P2		0-0 1-3						0-0 2-3	4	1	1	2	0	0	0	Kansas City Royals @ Chicago White Sox Comiskey Park, Chicago, IL Fri May 11 1979, 8:05 PM EDT Att: 20,973 - Unknown livebaseballscorecards.com											
Claudell Washington, L (1, 9) OBP: 0.333, SLG: 0.496	0-0 G3		0-0 6-3						0-0 4-3	4	0	0	0	0	0	0												
Chet Lemon, R (1, 8) OBP: 0.448, SLG: 0.548	0-0 5-3		0-0 F7						0-0 F9	4	0	0	0	0	0	0												
Lamar Johnson, R (1, 3) OBP: 0.368, SLG: 0.450 Mike Squires, L (8, 3) OBP: 0.345, SLG: 0.388		0-0 6-3		4-0 1B BB					0-0 F2	2	0	0	0	1	0	0												
Alan Bannister, R (1, 4) OBP: 0.451, SLG: 0.490		0-0 E5 3B		0-0 G6-4-3 1B					0-0 F9	3	1	2	0	0	0	0												
Junior Moore, R (1, 7) OBP: 0.390, SLG: 0.382		4-0 HR BB		0-0 L9					0-0 L6	2	1	0	0	1	0	2												
Bill Nahorodny, R (1, 2) OBP: 0.294, SLG: 0.489		0-0 HR		0-0 G6-4-3 1-2					0-3 K	3	1	1	2	0	1	2												
Greg Pryor, R (1, 5) OBP: 0.375, SLG: 0.440		0-0 E5 G4-3			0-0 1-3				0-0 P6	3	0	0	0	0	0	0												
Don Kessinger, S (1, 6) OBP: 0.190, SLG: 0.158		0-0 G4-3			4-0 HR BB				0-0 F7	2	1	0	0	1	0	1												
Inning Stats	R: 0 E: 0 K: 0 S: 3	H: 0 LOB: 0 BB: 0 P: 3	R: 3 E: 2 K: 0 S: 5	H: 2 LOB: 0 BB: 1 P: 9	R: 0 E: 0 K: 0 S: 3	H: 0 LOB: 0 BB: 0 P: 3	R: 0 E: 0 K: 0 S: 3	H: 1 LOB: 1 BB: 1 P: 7	R: 2 E: 0 K: 0 S: 4	H: 1 LOB: 0 BB: 1 P: 8	R: 0 E: 0 K: 0 S: 3	H: 0 LOB: 0 BB: 0 P: 3	R: 0 E: 0 K: 1 S: 5	H: 0 LOB: 0 BB: 0 P: 5	R: 0 E: 0 K: 0 S: 3	H: 0 LOB: 0 BB: 0 P: 3		1B: 1 2B: 0 3B: 1 HR: 2	SF: 0 SAC: 0 DP: 2 HBP: 0	WP: 0 PB: 0 SB: 0 CS: 0	PA: 30							
PITCHER	IP	WLS	BF	H	R	ER	SO	BB	IBB	HBP	BLK	WP	HR	S	P	ERA		WHIP										
Steve Busby, R (1, 1) ERA: 2.81	8.0	L	30	4	5	5	1	3	0	0	0	0	2	29	41	5.62		0.875										

Batter	1	2	3	4	5	6	7	8	9	AB	R	H	RBI	BB	SO	LOB	TOP									
Freddie Patek, R OBP: 0.319, SLG: 0.311	L7	K		FC5		F7		F8		5	0	0	0	0	1	5	Kansas City Royals @ Chicago White Sox Comiskey Park, Chicago, IL Sat May 12 1979, 8:05 PM EDT Att: 15,470 - Unknown livebaseballscorecards.com									
George Brett, L OBP: 0.308, SLG: 0.407	SF9	3B	G3		3-1	HR		1B		4	2	2	1	1	0	0										
Amos Otis, R OBP: 0.419, SLG: 0.445	SF9				1B	1B				2	1	2	2	2	0	0										
Darrell Porter, L OBP: 0.471, SLG: 0.556			F7		FC6-4	1B		P6		5	1	2	0	0	0	4										
John Wathan, R OBP: 0.302, SLG: 0.375	4-3				FC6-4	1B				3	0	1	1	0	1	2										
Ralph LaCock, L OBP: 0.347, SLG: 0.391			K		1-2	1B				2	0	0	0	0	0	0										
Hal McRae, R OBP: 0.304, SLG: 0.381		K		L8	FC6-4	1B		F8		5	0	0	0	0	1	2										
Clint Hurdle, L OBP: 0.392, SLG: 0.410	F5			FC3-6	BB	1B				3	0	2	1	2	0	0										
U L Washington, S OBP: 0.299, SLG: 0.320	1B			FC3-6	FC5	1B		P6		5	0	1	0	0	0	4										
Willie Wilson, S OBP: 0.351, SLG: 0.333				1-2	1B					4	1	3	0	0	0	0										
Inning Stats	R: 1 E: 0 K: 0 S: 5	H: 2 LOB: 1 BB: 0 P: 5	R: 0 E: 0 K: 2 S: 9	H: 2 LOB: 2 BB: 0 P: 9	R: 0 E: 0 K: 1 S: 6	H: 1 LOB: 1 BB: 0 P: 6	R: 0 E: 0 K: 0 S: 4	H: 1 LOB: 2 BB: 1 P: 8	R: 2 E: 0 K: 0 S: 6	H: 3 LOB: 2 BB: 1 P: 10	R: 1 E: 0 K: 0 S: 4	H: 1 LOB: 1 BB: 1 P: 8	R: 0 E: 0 K: 0 S: 3	H: 1 LOB: 1 BB: 0 P: 3	R: 1 E: 0 K: 0 S: 5	H: 2 LOB: 2 BB: 1 P: 9	R: 0 E: 0 K: 0 S: 3	H: 0 LOB: 1 BB: 1 P: 7	1B: 9 2B: 2 3B: 1 HR: 1	SF: 1 SAC: 0 DP: 0 HBP: 0	WP: 0 PB: 0 SB: 1 CS: 0	PA: 44				
PITCHER	IP	WLS	BF	H	R	ER	SO	BB	IBB	HBP	BLK	WP	HR	S	P	ERA	WHIP									
Rich Hinton, L ERA: 5.79	(1, 1)	4.2	L	25	9	3	3	3	2	0	0	0	0	0	29	37	5.79	2.357								
Ron Schueler, R ERA: 4.32	(5, 1)	4.1		19	4	2	2	0	2	1	0	0	0	1	16	28	4.15	1.385								

Batter	1	2	3	4	5	6	7	8	9	AB	R	H	RBI	BB	SO	LOB	BOTTOM									
Ralph Garr, L OBP: 0.355, SLG: 0.529	F8				L8			1-3	F9	4	0	1	0	0	0	2	Kansas City Royals @ Chicago White Sox Comiskey Park, Chicago, IL Sat May 12 1979, 8:05 PM EDT Att: 15,470 - Unknown livebaseballscorecards.com									
Junior Moore, R OBP: 0.381, SLG: 0.371			FC6-4		2-3					1	0	0	0	0	0	1										
Claudell Washington, L OBP: 0.336, SLG: 0.462	FC6	1B	FC6-4		F2			1B	4-3	5	2	2	0	0	0	4										
Chet Lemon, R OBP: 0.449, SLG: 0.546	FC6	1B	P4		F8			1B		4	0	2	0	0	0	3										
Eric Soderholm, R OBP: 0.358, SLG: 0.455	FC6	1B	FC6-4					SF9		3	0	0	1	0	0	3										
Alan Bannister, R OBP: 0.452, SLG: 0.491	E9				F9			F8		4	0	2	1	0	0	0										
Jorge Orta, L OBP: 0.319, SLG: 0.216					F9					3	0	0	0	0	0	0										
Wayne Nordhagen, R OBP: 0.325, SLG: 0.306					F9			F7		1	0	0	0	0	0	2										
Lamar Johnson, R OBP: 0.376, SLG: 0.453										4	0	2	0	0	2	0										
Mike Squires, L OBP: 0.345, SLG: 0.388					K					0	1	0	0	0	0	0										
Bill Nahorodny, R OBP: 0.291, SLG: 0.531										4	1	1	2	0	0	1										
Greg Pryor, R OBP: 0.370, SLG: 0.432										4	0	1	0	0	0	2										
Inning Stats	R: 1 E: 1 K: 0 S: 5	H: 3 LOB: 1 BB: 0 P: 5	R: 0 E: 0 K: 0 S: 4	H: 1 LOB: 1 BB: 0 P: 4	R: 0 E: 0 K: 1 S: 5	H: 0 LOB: 0 BB: 0 P: 5	R: 0 E: 0 K: 0 S: 3	H: 0 LOB: 0 BB: 0 P: 3	R: 0 E: 0 K: 1 S: 5	H: 0 LOB: 0 BB: 0 P: 5	R: 1 E: 0 K: 0 S: 6	H: 3 LOB: 2 BB: 0 P: 6	R: 2 E: 0 K: 0 S: 5	H: 2 LOB: 1 BB: 0 P: 5	1B: 10 2B: 0 3B: 0 HR: 1	SF: 1 SAC: 0 DP: 0 HBP: 0	WP: 0 PB: 0 SB: 0 CS: 0	PA: 38								
PITCHER	IP	WLS	BF	H	R	ER	SO	BB	IBB	HBP	BLK	WP	HR	S	P	ERA	WHIP									
Marty Pattin, R ERA: 2.5	(1, 1)	7.2	W	32	9	2	2	2	0	0	0	0	0	0	36	36	2.35	1.174								
Larry Gura, L ERA: 6.57	(8, 1)	0.2		4	2	2	2	0	0	0	0	0	0	1	4	4	27.00	3.000								
Renie Martin, R ERA: 3.38	(9, 1)	0.2	S	2	0	0	0	0	0	0	0	0	0	2	2	0.00	0.000									

Batter	1	2	3	4	5	6	7	8	9	AB	R	H	RBI	BB	SO	LOB	TOP										
Willie Wilson, S OBP: 0.404, SLG: 0.463 (1, 7)	4-0 S S BB		0-0 S 1B		4-0 1-2 BB			0-0 4-3		2	0	1	0	2	0	0	Kansas City Royals @ Seattle Mariners The Kingdome, Seattle, WA Mon May 14, 1979, 10:05 PM EDT Att. 5,113 - Dome - 72 F										
George Brett, L OBP: 0.310, SLG: 0.399 (1, 5)	0-0 4-3		0-0 P6		0-0 1-3			4-0 PB S SF9 BB		3	1	0	0	1	0	4											
Amos Otis, R OBP: 0.431, SLG: 0.447 (1, 8)	4-0 G5-4-3 BB		4-0 BB		0-3 K			4-0 SF9 PB BB		1	0	0	0	3	1	2											
John Wathan, R OBP: 0.308, SLG: 0.417 Ralph LaCock, L OBP: 0.340, SLG: 0.386 (8, PH) (8, 3)	0-0 G5-4-3		0-0 4-3		0-0 CS 1B			0-0 SF9 1-3 2-H		3	0	1	0	0	0	4											
Darrell Porter, L OBP: 0.457, SLG: 0.536 (1, 2)		0-0 3-1		0-0 F2		0-3 K		0-3 K		4	0	0	0	0	2	2											
Hal McRae, R OBP: 0.313, SLG: 0.395 (1, 10)		1-0 S HBP		0-0 F9		0-0 L7			0-0 4-3	3	0	0	0	0	0	1											
Clint Hurdle, L OBP: 0.387, SLG: 0.407 Tom Poquette, L OBP: 0.250, SLG: 0.167 (9, 9)		0-3 K		0-0 L8		0-0 CS	0-0 F7		4-0 BB	3	0	0	0	1	1	1											
Freddie Patek, R OBP: 0.308, SLG: 0.300 (1, 6)		0-0 F2			0-0 5-3		0-0 P3		0-3 K	4	0	0	0	0	1	2											
U L Washington, S OBP: 0.278, SLG: 0.412 (1, 4)			0-0 4-3		0-0 1-3 S 1B		0-0 F8		0-0 F7	4	0	1	0	0	0	1											
Inning Stats	R: 0 E: 0 K: 0 S: 2	H: 0 LOB: 1 BB: 2 P: 10	R: 0 E: 0 K: 1 S: 5	H: 0 LOB: 1 BB: 0 P: 6	R: 0 E: 0 K: 0 S: 4	H: 1 LOB: 2 BB: 1 P: 8	R: 0 E: 0 K: 0 S: 3	H: 0 LOB: 0 BB: 0 P: 3	R: 0 E: 0 K: 1 S: 6	H: 1 LOB: 0 BB: 1 P: 10	R: 0 E: 0 K: 0 S: 3	H: 0 LOB: 0 BB: 0 P: 3	R: 1 E: 0 K: 1 S: 5	H: 0 LOB: 1 BB: 2 P: 13	R: 0 E: 0 K: 1 S: 5	H: 0 LOB: 1 BB: 1 P: 9	1B: 3 2B: 0 3B: 0 HR: 0	SF: 1 SAC: 0 DP: 1 HBP: 1	WP: 0 PB: 1 SB: 6 CS: 1	PA: 37							
PITCHER	IP	WLS	BF	H	R	ER	SO	BB	IBB	HBP	BLK	WP	HR	S	P	ERA	WHIP										
Floyd Bannister, L ERA: 4.78 Byron McLaughlin, R ERA: 7.13 (1, 1) (8, 1)	7.1	L	29	3	1	0	3	5	0	1	0	0	0	29	50	0.00	1.091										

Batter	1	2	3	4	5	6	7	8	9	AB	R	H	RBI	BB	SO	LOB	BOTTOM										
Julio Cruz, S OBP: 0.302, SLG: 0.217 (1, 4)	0-0 6-3		0-0 1-3		0-0 L5			0-0 F7		4	0	0	0	0	0	2	Kansas City Royals @ Seattle Mariners The Kingdome, Seattle, WA Mon May 14, 1979, 10:05 PM EDT Att. 5,113 - Dome - 72 F										
Ruppert Jones, L OBP: 0.338, SLG: 0.382 (1, 8)	0-0 4-3		0-0 L7		0-0 F3		0-0 F7		0-0 1B	4	0	1	0	0	0	0											
Dan Meyer, L ERA: 4.78 Bruce Bochte, L OBP: 0.419, SLG: 0.473 (1, 7) (1, 3)	0-0 S 1B		0-0 5-3		0-0 4-3		0-0 4-3		0-0 F5	4	0	1	0	0	0	2											
Bruce Bochte, L OBP: 0.419, SLG: 0.473 (1, 3)	0-0 3-1		0-0 F7		0-0 F7		4-0 BB		0-0 F7	3	0	0	0	1	0	3											
Willie Horton, R OBP: 0.362, SLG: 0.504 (1, 10)		0-0 CS 1B		0-0 2B		0-0 F7		0-0 G2		4	0	2	0	0	0	1											
Joe Simpson, L OBP: 0.275, SLG: 0.421 (1, 9)		0-0 F5		0-0 F7		0-0 4-3		0-0 4-3		4	0	0	0	0	0	2											
Bob Stinson, S OBP: 0.352, SLG: 0.360 (1, 2)		4-0 1-2 BB		4-0 6-3 SH1-4 BB		4-0 G1-6-3 BB		0-3 K		1	0	0	0	3	1	0											
Bill Stein, R OBP: 0.306, SLG: 0.330 (1, 5)		0-0 F9		0-0 SH1-4		0-0 G1-6-3		0-0 1B		2	0	0	0	0	0	2											
Mario Mendoza, R OBP: 0.206, SLG: 0.245 Larry Milbourne, S OBP: 0.293, SLG: 0.300 (8, PH) (9, 6)			0-0 6-3		0-0 6-3		0-0 1B		0-0 1B	2	0	0	0	0	0	1											
Inning Stats	R: 0 E: 0 K: 0 S: 4	H: 1 LOB: 1 BB: 0 P: 4	R: 0 E: 0 K: 0 S: 3	H: 1 LOB: 1 BB: 1 P: 7	R: 0 E: 0 K: 0 S: 3	H: 0 LOB: 0 BB: 0 P: 3	R: 0 E: 0 K: 0 S: 4	H: 1 LOB: 1 BB: 0 P: 4	R: 0 E: 0 K: 0 S: 3	H: 0 LOB: 1 BB: 1 P: 7	R: 0 E: 0 K: 0 S: 3	H: 0 LOB: 1 BB: 1 P: 7	R: 0 E: 0 K: 0 S: 2	H: 0 LOB: 0 BB: 1 P: 6	R: 0 E: 0 K: 0 S: 5	H: 2 LOB: 2 BB: 0 P: 5	R: 0 E: 0 K: 1 S: 5	H: 0 LOB: 0 BB: 0 P: 5	1B: 4 2B: 1 3B: 0 HR: 0	SF: 0 SAC: 1 DP: 1 HBP: 0	WP: 0 PB: 0 SB: 1 CS: 1	PA: 34					
PITCHER	IP	WLS	BF	H	R	ER	SO	BB	IBB	HBP	BLK	WP	HR	S	P	ERA	WHIP										
Rich Gale, R ERA: 4.17 (1, 1)	9.0	W	34	5	0	0	1	4	0	0	0	0	0	32	48	0.00	1.000										

AB	27
R	1
H	3
RBI	1
BB	7
SO	5
LOB	17



Batter	1	2	3	4	5	6	7	8	9	AB	R	H	RBI	BB	SO	LOB	TOP					
Willie Wilson, S OBP: 0.373, SLG: 0.404	L3			K 1B		K	6-3			4	1	1	0	0	1	1	Kansas City Royals @ Seattle Mariners The Kingdome, Seattle, WA Wed May 16 1979, 10:05 PM EDT Att: 4,819 - Dome					
George Brett, L OBP: 0.321, SLG: 0.413	G3			K		S SF9 2B		F7		4	1	1	0	0	1	1						
Amos Otis, R OBP: 0.440, SLG: 0.456	6-3			S 1B		SF9 2H		S 1B		3	1	2	2	0	0	0						
Darrell Porter, L OBP: 0.451, SLG: 0.529		F7		K		BB BB		L8		3	0	0	0	1	1	2						
Ralph LaCock, L OBP: 0.346, SLG: 0.392		K				FC6-4 BB		F7		3	0	1	1	1	1	1						
Hal McRae, R OBP: 0.305, SLG: 0.376		K		F9		FC6-4 1-2f				4	0	0	0	0	2	3						
Clint Hurdle, L OBP: 0.381, SLG: 0.458				K				SH3-4 1B		4	1	2	1	0	2	0						
Freddie Patek, R OBP: 0.306, SLG: 0.299				K						3	0	1	0	0	1	0						
Todd Cruz, R OBP: 0.300, SLG: 0.333								CS 1B		0	0	0	0	0	0	0						
U L Washington, S OBP: 0.255, SLG: 0.341				L8				F8		4	0	0	0	0	1	2						
Inning Stats	R: 0 E: 0 K: 0 S: 3	H: 0 LOB: 0 BB: 0 P: 3	R: 0 E: 0 K: 2 S: 7	H: 0 LOB: 0 BB: 0 P: 7	R: 0 E: 0 K: 2 S: 7	H: 0 LOB: 0 BB: 0 P: 7	R: 2 E: 1 K: 2 S: 10	H: 3 LOB: 1 BB: 0 P: 10	R: 0 E: 0 K: 1 S: 5	H: 0 LOB: 0 BB: 0 P: 5	R: 1 E: 0 K: 1 S: 6	H: 1 LOB: 2 BB: 2 P: 14	R: 0 E: 0 K: 1 S: 6	H: 1 LOB: 1 BB: 0 P: 6	R: 0 E: 0 K: 0 S: 4	H: 1 LOB: 1 BB: 0 P: 4	R: 1 E: 0 K: 1 S: 6	H: 2 LOB: 0 BB: 0 P: 6	1B: 6 2B: 1 3B: 0 HR: 1	SF: 1 SAC: 1 DP: 0 HBP: 0	WP: 0 PB: 0 SB: 4 CS: 1	PA: 36
PITCHER Odele Jones, R ERA: 6.09	IP: 9.0 WLS: L BF: 36	H: 8 R: 4 ER: 4 SO: 10	BB: 2 IBB: 0 HBP: 0 BLK: 0	WP: 0 HR: 1 S: 54 P: 62	ERA: 4.00 WHIP: 1.111	PITCHER										IP: 9.0 WLS: W BF: 35	H: 4 R: 3 ER: 3 SO: 5	BB: 4 IBB: 0 HBP: 0 BLK: 0	WP: 0 HR: 0 S: 41 P: 57	ERA: 3.00 WHIP: 0.889		

Batter	1	2	3	4	5	6	7	8	9	AB	R	H	RBI	BB	SO	LOB	BOTTOM			
Julio Cruz, S OBP: 0.298, SLG: 0.214	K		IHR 1B		6-3			G3		4	1	1	0	0	1	0	Kansas City Royals @ Seattle Mariners The Kingdome, Seattle, WA Wed May 16 1979, 10:05 PM EDT Att: 4,819 - Dome			
Ruppert Jones, L OBP: 0.329, SLG: 0.412	4-3		IHR		K			K		4	1	1	3	0	2	0				
Bruce Bochte, L OBP: 0.416, SLG: 0.483										2	0	0	0	2	0	0				
Dan Meyer, L OBP: 0.304, SLG: 0.376	BB		F8		F8			1B BB		0	0	0	0	0	0	0				
Willie Horton, R OBP: 0.360, SLG: 0.513	F8		5-3			P4		FC4 1B		4	0	1	0	0	0	1				
Tom Paciorek, R OBP: 0.375, SLG: 0.543		P6		BB BB		F7		FC4		3	0	0	0	1	0	2				
Joe Simpson, L OBP: 0.244, SLG: 0.372		5-3			P4					4	0	0	0	0	0	1				
Bill Stein, R OBP: 0.295, SLG: 0.318		6-3			L9					4	0	0	0	0	0	1				
Bob Stinson, S OBP: 0.358, SLG: 0.359			IHR 1B			L9				3	1	1	0	1	1	0				
Mario Mendoza, R OBP: 0.200, SLG: 0.235			K		F2					3	0	0	0	0	1	3				
Inning Stats	R: 0 E: 0 K: 1 S: 5	H: 0 LOB: 1 BB: 1 P: 9	R: 3 E: 0 K: 1 S: 8	H: 3 LOB: 0 BB: 0 P: 8	R: 0 E: 0 K: 0 S: 3	H: 0 LOB: 2 BB: 2 P: 11	R: 0 E: 0 K: 0 S: 3	H: 0 LOB: 0 BB: 0 P: 3	R: 0 E: 0 K: 0 S: 3	H: 0 LOB: 0 BB: 0 P: 3	R: 0 E: 0 K: 1 S: 6	H: 1 LOB: 2 BB: 1 P: 10	R: 0 E: 0 K: 1 S: 5	H: 0 LOB: 0 BB: 0 P: 5	1B: 3 2B: 0 3B: 0 HR: 1	SF: 0 SAC: 0 DP: 0 HBP: 0	WP: 0 PB: 0 SB: 0 CS: 0	PA: 35		
PITCHER Steve Busby, R ERA: 2.86	IP: 9.0 WLS: W BF: 35	H: 4 R: 3 ER: 3 SO: 5	BB: 4 IBB: 0 HBP: 0 BLK: 0	WP: 0 HR: 0 S: 41 P: 57	ERA: 3.00 WHIP: 0.889	PITCHER										IP: 9.0 WLS: W BF: 35	H: 4 R: 3 ER: 3 SO: 5	BB: 4 IBB: 0 HBP: 0 BLK: 0	WP: 0 HR: 0 S: 41 P: 57	ERA: 3.00 WHIP: 0.889

Batter	1	2	3	4	5	6	7	8	9	AB	R	H	RBI	BB	SO	LOB	TOP				
Hosken Powell, L OBP: 0.500, SLG: 0.500 (1, 9)										4	0	2	1	0	0	0	Minnesota Twins @ Kansas City Royals Royals Stadium, Kansas City, MO Thu May 17 1979, 8:05 PM EDT Att: 21,437 - Unknown - 83 F				
Roy Smalley, S OBP: 0.494, SLG: 0.672 (1, 6)										3	1	2	0	2	0	2					
Ken Landreaux, L OBP: 0.391, SLG: 0.496 (1, 7)										5	1	1	0	0	1	6					
Butch Wynegar, S OBP: 0.415, SLG: 0.455 (1, 2)										4	1	1	1	1	0	3					
Ron Jackson, R OBP: 0.319, SLG: 0.462 (1, 3)										5	1	2	1	0	0	1					
Glenn Adams, L OBP: 0.315, SLG: 0.413 Jose Morales, R OBP: 0.319, SLG: 0.317 (1, 10)										4	0	1	0	0	0	1					
Willie Norwood, R OBP: 0.312, SLG: 0.459 (1, 8)										5	0	1	1	0	0	2					
Rob Wilfong, L OBP: 0.388, SLG: 0.505 (1, 4)										4	2	2	1	0	0	3					
John Castillo, R OBP: 0.417, SLG: 0.481 (1, 5)										3	1	2	0	0	0	2					
Inning Stats	R: 4 E: 2 K: 0 S: 9	H: 6 LOB: 2 BB: 0 P: 9	R: 0 E: 0 K: 0 S: 3	H: 0 LOB: 1 BB: 1 P: 7	R: 0 E: 0 K: 0 S: 3	H: 0 LOB: 0 BB: 0 P: 3	R: 1 E: 0 K: 1 S: 8	H: 3 LOB: 2 BB: 0 P: 8	R: 0 E: 0 K: 0 S: 4	H: 1 LOB: 1 BB: 0 P: 4	R: 0 E: 0 K: 0 S: 3	H: 0 LOB: 0 BB: 0 P: 3	R: 2 E: 1 K: 0 S: 6	H: 3 LOB: 1 BB: 0 P: 6	R: 0 E: 0 K: 0 S: 3	H: 0 LOB: 1 BB: 1 P: 7		1B: 11 2B: 2 3B: 0 HR: 1	SF: 0 SAC: 2 DP: 1 HBP: 0	WP: 1 PB: 0 SB: 0 CS: 1	PA: 43
PITCHER	IP	WLS	BF	H	R	ER	SO	BB	IBB	HBP	BLK	WP	HR	S	P	ERA	WHIP				
Dennis Leonard, R ERA: 4.68 (1, 1)	6.0	L	30	11	5	4	1	2	0	0	0	0	0	30	38	6.00	2.167				
Eduardo Rodriguez, R ERA: 4.68 (7, 1)	1.1		7	3	2	2	0	0	0	0	0	0	1	7	7	13.50	2.250				
Al Hrabosky, L ERA: 3.78 (8, 1)	1.2		6	0	0	0	0	1	0	0	0	1	0	5	9	0.00	0.600				

Batter	1	2	3	4	5	6	7	8	9	AB	R	H	RBI	BB	SO	LOB	BOTTOM				
Willie Wilson, S OBP: 0.397, SLG: 0.418 Tom Poquette, L OBP: 0.300, SLG: 0.250 Jerry Terrell, R OBP: 0.600, SLG: 1.000 (1, 7)										3	1	2	0	1	1	0	Minnesota Twins @ Kansas City Royals Royals Stadium, Kansas City, MO Thu May 17 1979, 8:05 PM EDT Att: 21,437 - Unknown - 83 F				
George Brett, L OBP: 0.329, SLG: 0.415 (1, 5)										4	1	2	0	1	0	1					
Amos Otis, R OBP: 0.439, SLG: 0.457 (1, 8)										4	0	1	1	1	0	3					
Darrell Porter, L OBP: 0.446, SLG: 0.516 (1, 2)										3	1	0	0	0	1	2					
Hal McRae, R OBP: 0.304, SLG: 0.372 (1, 10)										4	0	1	0	0	0	2					
John Wathan, R OBP: 0.311, SLG: 0.393 (1, 3)										4	1	2	0	0	0	1					
Clint Hurdle, L OBP: 0.377, SLG: 0.455 (1, 9)										3	1	1	1	0	0	1					
Freddie Patek, R OBP: 0.299, SLG: 0.292 Steve Braun, L OBP: 0.444, SLG: 0.533 (1, 6)										3	0	0	0	0	1	2					
U.L. Washington, S OBP: 0.240, SLG: 0.319 Ralph LaCock, L OBP: 0.352, SLG: 0.408 (1, 4)										3	0	0	0	0	1	0					
Inning Stats	R: 0 E: 0 K: 0 S: 3	H: 1 LOB: 1 BB: 1 P: 7	R: 0 E: 0 K: 1 S: 6	H: 1 LOB: 0 BB: 0 P: 6	R: 0 E: 0 K: 0 S: 3	H: 1 LOB: 1 BB: 1 P: 7	R: 1 E: 1 K: 0 S: 4	H: 1 LOB: 1 BB: 0 P: 5	R: 0 E: 0 K: 1 S: 5	H: 0 LOB: 0 BB: 0 P: 5	R: 0 E: 0 K: 0 S: 3	H: 0 LOB: 0 BB: 0 P: 3	R: 0 E: 0 K: 2 S: 9	H: 2 LOB: 1 BB: 1 P: 13	R: 3 E: 1 K: 0 S: 7	H: 5 LOB: 2 BB: 0 P: 7		1B: 9 2B: 2 3B: 0 HR: 0	SF: 1 SAC: 0 DP: 2 HBP: 1	WP: 0 PB: 0 SB: 0 CS: 1	PA: 39
PITCHER	IP	WLS	BF	H	R	ER	SO	BB	IBB	HBP	BLK	WP	HR	S	P	ERA	WHIP				
Jerry Kosman, L ERA: 3.58 (1, 1)	8.0	W	34	8	5	3	4	3	0	0	0	0	0	38	51	3.38	1.375				
Mike Marshall, R ERA: 1.62 (9, 1)	1.0	S	5	3	1	1	0	0	0	0	0	0	0	5	5	9.00	3.000				



Batter	1	2	3	4	5	6	7	8	9	AB	R	H	RBI	BB	SO	LOB	TOP					
Willie Norwood, R OBP: 0.293, SLG: 0.430	F9		L7		P6			K		4	0	0	0	0	1	0	Minnesota Twins @ Kansas City Royals Royals Stadium, Kansas City, MO Sun May 20 1979, 4:33 AM EDT Att: 39,661 - Cloudy - 74 F					
Roy Smalley, S OBP: 0.483, SLG: 0.646	P4		1B		F7			P4		4	0	1	0	0	0	0						
Ron Jackson, R OBP: 0.333, SLG: 0.493	F8		1B					1B		4	1	3	0	0	0	0						
Craig Kusick, R OBP: 0.242, SLG: 0.576	F9		K					1B		4	0	1	1	0	1	3						
Bombo Rivera, R OBP: 0.311, SLG: 0.321	1B				E4			1B		4	0	2	0	0	0	2						
Butch Wynegar, S OBP: 0.410, SLG: 0.442	F9		F9		G6-4-3					4	0	1	0	0	0	4						
Ken Landreaux, L OBP: 0.388, SLG: 0.486	1B		4-3					L6-4-3		4	0	1	0	0	0	2						
Bob Randall, R OBP: 0.325, SLG: 0.306	4-3		P6					K		4	0	0	0	0	1	3						
John Castino, R OBP: 0.382, SLG: 0.424			6-3		5-3					3	0	0	0	0	0	0						
Inning Stats	R: 0 E: 0 K: 0 S: 3	H: 0 LOB: 0 BB: 0 P: 3	R: 0 E: 0 K: 0 S: 5	H: 2 LOB: 2 BB: 0 P: 5	R: 0 E: 0 K: 1 S: 7	H: 2 LOB: 2 BB: 0 P: 7	R: 0 E: 0 K: 0 S: 4	H: 1 LOB: 1 BB: 0 P: 4	R: 0 E: 0 K: 0 S: 3	H: 0 LOB: 0 BB: 0 P: 3	R: 0 E: 1 K: 0 S: 4	H: 1 LOB: 1 BB: 0 P: 4	R: 0 E: 0 K: 0 S: 3	H: 0 LOB: 0 BB: 0 P: 3	R: 1 E: 0 K: 1 S: 7	H: 2 LOB: 1 BB: 0 P: 7		R: 0 E: 0 K: 1 S: 5	H: 1 LOB: 0 BB: 0 P: 5	1B: 8 2B: 2 3B: 0 HR: 0	SF: 0 SAC: 0 DP: 2 HBP: 0	WP: 0 PB: 0 SB: 1 CS: 1
PITCHER Paul Splittorf, L ERA: 3.5	IP: 9.0 WLS: W BF: 35 H: 9 R: 1 ER: 1 SO: 3 BB: 0 IBB: 0 HBP: 0 BLK: 0 WP: 0 HR: 0 S: 41 P: 41 ERA: 1.00 WHIP: 1.000															PITCHER						

AB	35
R	1
H	9
RBI	1
BB	0
SO	3
LOB	14



Batter	1	2	3	4	5	6	7	8	9	AB	R	H	RBI	BB	SO	LOB	BOTTOM			
Willie Wilson, S OBP: 0.371, SLG: 0.387	2B		K		L7			5-3		4	1	1	0	0	1	1	Minnesota Twins @ Kansas City Royals Royals Stadium, Kansas City, MO Sun May 20 1979, 4:33 AM EDT Att: 39,661 - Cloudy - 74 F			
George Brett, L OBP: 0.341, SLG: 0.452	E6		F8					6-3		4	2	2	1	0	0	1				
Amos Otis, R OBP: 0.433, SLG: 0.464	F9				F8			2B		4	0	2	0	0	0	0				
Darrell Porter, L OBP: 0.428, SLG: 0.508	F7				3-1			P6		4	1	1	0	0	0	2				
Ralph LaCock, L OBP: 0.353, SLG: 0.419	K							6-3		3	1	1	1	0	1	0				
John Wathan, R OBP: 0.306, SLG: 0.386					SF8					1	0	0	0	0	0	1				
Hal McRae, R OBP: 0.295, SLG: 0.375			F8		SF8			F7		3	0	0	1	0	0	1				
Clint Hurdle, L OBP: 0.380, SLG: 0.442	P6							FC6-4		1	0	0	0	2	0	0				
Freddie Patek, R OBP: 0.286, SLG: 0.278	K				F9			FC6-4		3	0	0	0	0	1	2				
U.L. Washington, S OBP: 0.281, SLG: 0.365								L9		2	0	0	0	1	0	0				
Inning Stats	R: 2 E: 1 K: 1 S: 7	H: 2 LOB: 0 BB: 0 P: 7	R: 0 E: 0 K: 1 S: 5	H: 0 LOB: 0 BB: 0 P: 5	R: 0 E: 0 K: 1 S: 4	H: 0 LOB: 1 BB: 1 P: 8	R: 2 E: 0 K: 0 S: 5	H: 2 LOB: 1 BB: 1 P: 9	R: 1 E: 0 K: 0 S: 5	H: 2 LOB: 1 BB: 0 P: 5	R: 0 E: 0 K: 0 S: 3	H: 0 LOB: 1 BB: 1 P: 7	R: 0 E: 0 K: 0 S: 3	H: 0 LOB: 0 BB: 0 P: 3	R: 0 E: 0 K: 0 S: 4	H: 1 LOB: 1 BB: 0 P: 4	1B: 1 2B: 3 3B: 2 HR: 1	SF: 1 SAC: 0 DP: 0 HBP: 0	WP: 1 PB: 0 SB: 0 CS: 1	PA: 33
PITCHER Roger Erickson, R ERA: 7.83	IP: 6.0 WLS: L BF: 26 H: 6 R: 5 ER: 5 SO: 3 BB: 3 IBB: 0 HBP: 0 BLK: 1 WP: 1 HR: 1 S: 29 P: 41 ERA: 7.50 WHIP: 1.500															PITCHER				
Ken Brett, L ERA: 4.0	1.1	5	1	0	0	0	0	0	0	0	0	5	5	0.00	0.750					
Pete Redfern, R ERA: 3.27	0.2	2	0	0	0	0	0	0	0	0	0	2	2	0.00	0.000					



Batter	1	2	3	4	5	6	7	8	9	AB	R	H	RBI	BB	SO	LOB	TOP					
Julio Cruz, S OBP: 0.311, SLG: 0.245 (1, 4)	6-3		SF8		L4			2B BB		3	2	1	1	1	0	0	Seattle Mariners @ Kansas City Royals Royals Stadium, Kansas City, MO Mon May 21 1979, 8:05 PM EDT Att: 22,940 - Unknown - 70 F					
Ruppert Jones, L OBP: 0.341, SLG: 0.467 (1, 8) Joe Simpson, L OBP: 0.245, SLG: 0.383 (6, 8)	K		2B 1B		P6			2B		4	1	1	2	0	1	0						
Bruce Bochte, L OBP: 0.320, SLG: 0.367 (1, 3) John Hale, L OBP: 0.357, SLG: 0.182 (6, 7)	K		HR 2B		P4			2B		5	1	2	2	0	1	0						
Willie Horton, R OBP: 0.367, SLG: 0.530 (1, 10)			HR 1B		5-3			K		4	1	1	3	1	1	1						
Dan Meyer, L OBP: 0.318, SLG: 0.402 (1, 7)			HR		P4			L4		5	2	3	0	0	0	1						
Leon Roberts, R OBP: 0.340, SLG: 0.438 (1, 9)	K		1B		1B 2B			5-3		4	1	2	0	1	1	3						
Larry Milbourne, S OBP: 0.320, SLG: 0.367 (1, 5) Bill Stein, R OBP: 0.298, SLG: 0.302 (7, 5)	G6-4-3		F7		2B 1B			G6-4-3		4	1	2	2	0	0	3						
Larry Cox, R OBP: 0.413, SLG: 0.517 (1, 2)			1B 2B BB		1B 2B			F7		4	2	2	2	1	0	1						
Mario Mendoza, R OBP: 0.186, SLG: 0.211 (1, 6)			K		SH2-4			P6		3	0	0	0	0	1	2						
Inning Stats	R: 0 E: 0 K: 2 S: 7	H: 0 LOB: 0 BB: 0 P: 7	R: 0 E: 0 K: 1 S: 5	H: 1 LOB: 1 BB: 1 P: 9	R: 5 E: 0 K: 1 S: 10	H: 5 LOB: 1 BB: 1 P: 14	R: 1 E: 0 K: 0 S: 4	H: 1 LOB: 0 BB: 0 P: 4	R: 3 E: 0 K: 0 S: 6	H: 3 LOB: 1 BB: 1 P: 10	R: 0 E: 0 K: 0 S: 3	H: 0 LOB: 0 BB: 0 P: 3	R: 1 E: 0 K: 0 S: 5	H: 2 LOB: 1 BB: 0 P: 5	R: 2 E: 0 K: 1 S: 7	H: 2 LOB: 1 BB: 1 P: 11		R: 0 E: 0 K: 0 S: 3	H: 1 LOB: 0 BB: 0 P: 3	1B: 7 2B: 6 3B: 1 HR: 1	SF: 1 SAC: 1 DP: 2 HBP: 0	WP: 0 PB: 1 SB: 0 CS: 0
PITCHER	IP WLS BF H R ER SO BB IBB HBP BLK WP HR S P ERA WHIP																					
Rich Gale, R ERA: 4.82 (1, 1)	2.2 L 15 6 5 4 0 2 0 0 0 0 0 1 21 29 16.88 3.000																					
Larry Gura, L ERA: 6.46 (3, 1)	4.0 R 19 6 5 4 0 0 1 0 0 0 0 0 18 22 9.00 1.500																					
Eduardo Rodriguez, R ERA: 4.91 (7, 1)	0.2 3 0 1 1 0 1 0 0 0 0 0 0 2 6 13.50 1.500																					
Al Hrabosky, L ERA: 4.74 (8, 1)	1.2 7 3 1 1 1 0 0 0 0 0 0 0 9 9 5.40 1.800																					

Batter	1	2	3	4	5	6	7	8	9	AB	R	H	RBI	BB	SO	LOB	BOTTOM					
Willie Wilson, S OBP: 0.373, SLG: 0.424 (1, 7)	3B	G3		SF9			S HR 1B		6-3	4	2	2	1	0	0	0	Seattle Mariners @ Kansas City Royals Royals Stadium, Kansas City, MO Mon May 21 1979, 8:05 PM EDT Att: 22,940 - Unknown - 70 F					
George Brett, L OBP: 0.348, SLG: 0.486 (1, 5)	1B 3B	F7		6-3			HR		1B	5	2	3	3	0	0	0						
Amos Otis, R OBP: 0.426, SLG: 0.451 (1, 8)	1B SF7 BB		F8		K		L8		K	4	1	0	0	1	2	1						
Darrell Porter, L OBP: 0.433, SLG: 0.511 (1, 2)	3B 1B		BB 1B		4-3		1B		F7	5	1	3	1	0	0	1						
Ralph LaCock, L OBP: 0.345, SLG: 0.411 (1, 3) John Wathan, R OBP: 0.302, SLG: 0.379 (7, PH)	SF7		L8		P6		F9			2	0	0	1	0	0	1						
Clint Hurdle, L OBP: 0.376, SLG: 0.430 (1, 9)	L4		BB		F8			K		3	0	0	0	1	1	1						
Hal McRae, R OBP: 0.300, SLG: 0.399 (1, 10)	3B		K		F7			2B		4	0	2	1	0	1	2						
Freddie Patek, R OBP: 0.285, SLG: 0.285 (1, 6)	6-3				F8			5-3		4	1	1	0	0	0	2						
U L Washington, S OBP: 0.267, SLG: 0.345 (1, 4) Joe Zdeb, R OBP: 0.250, SLG: 0.100 (8, PH) Jerry Terrell, R OBP: 0.600, SLG: 1.000 (9, 4)	F8		G3		G3		P6		K	3	0	0	0	0	0	1						
Inning Stats	R: 4 E: 0 K: 0 S: 7	H: 4 LOB: 1 BB: 1 P: 11	R: 0 E: 0 K: 0 S: 3	H: 0 LOB: 0 BB: 0 P: 3	R: 0 E: 0 K: 1 S: 6	H: 1 LOB: 2 BB: 1 P: 10	R: 1 E: 0 K: 0 S: 4	H: 1 LOB: 0 BB: 0 P: 4	R: 0 E: 0 K: 0 S: 5	H: 0 LOB: 0 BB: 0 P: 5	R: 0 E: 0 K: 0 S: 3	H: 0 LOB: 0 BB: 0 P: 3	R: 2 E: 0 K: 0 S: 6	H: 3 LOB: 1 BB: 0 P: 6	R: 0 E: 0 K: 2 S: 8	H: 1 LOB: 1 BB: 0 P: 8		R: 0 E: 0 K: 1 S: 6	H: 1 LOB: 0 BB: 0 P: 6	1B: 5 2B: 2 3B: 3 HR: 1	SF: 2 SAC: 0 DP: 0 HBP: 0	WP: 0 PB: 0 SB: 1 CS: 0
PITCHER	IP WLS BF H R ER SO BB IBB HBP BLK WP HR S P ERA WHIP																					
Glenn Abbott, R ERA: 5.57 (1, 1)	6.2 W 31 9 7 7 2 2 0 0 0 0 0 0 1 33 41 9.45 1.650																					
Shane Rawley, L ERA: 5.74 (7, 1)	2.1 S 9 2 0 0 3 0 0 0 0 0 0 0 0 15 15 0.00 0.857																					


AB	38
R	12
H	15
RBI	12
BB	4
SO	5
LOB	12



Batter	1	2	3	4	5	6	7	8	9	10	11	12	AB	R	H	RBI	BB	SO	LOB			
Julio Cruz, S OBP: 0.316, SLG: 0.285 (1.4)	6-3	1B		S		F3	F7			P6		1B	7	3	3	1	0	0	2			
Ruppert Jones, L OBP: 0.356, SLG: 0.477 (1.8)	HR	1B		1B				P6		6-3		3B	5	2	3	1	2	0	0			
Bruce Bochte, L OBP: 0.428, SLG: 0.544 (7, PR)	HR	1B		BB									4	1	4	6	0	0	0			
Joe Simpson, L OBP: 0.260, SLG: 0.396 (7, PR)		1B		1B									1	1	1	0	0	0	0			
Tom Pacliorek, R OBP: 0.360, SLG: 0.563 (10, PH)	HR	1B		1B				1B					2	0	1	0	0	0	1			
Willie Horton, R OBP: 0.366, SLG: 0.520 (1.10)	K	L9				G6-4-3							5	1	1	1	1	1	5			
Dan Meyer, L OBP: 0.319, SLG: 0.398 (7.3)	1B												6	0	2	0	0	1	4			
Leon Roberts, R OBP: 0.317, SLG: 0.377 (1.9)	4-3												4	1	1	1	0	0	1			
John Hale, L OBP: 0.313, SLG: 0.154 (10.9)				P4									2	0	0	0	0	2	2			
Larry Milbourne, S OBP: 0.315, SLG: 0.377 (1.5)		4-3											4	1	1	1	0	0	0			
Bill Stein, R OBP: 0.301, SLG: 0.305 (7.5)				L4									2	0	1	0	0	0	0			
Larry Cox, R OBP: 0.377, SLG: 0.470 (1.2)	4-3												6	0	0	0	0	1	3			
Mario Mendoza, R OBP: 0.202, SLG: 0.233 (1.6)	1B	2B		1B									6	2	3	1	0	1	0			
Inning Stats	R: 2 E: 0 K: 1 S: 7	H: 2 LOB: 1 BB: 1 P: 11	R: 2 E: 0 K: 0 S: 7	H: 4 LOB: 2 BB: 0 P: 7	R: 0 E: 0 K: 0 S: 3	H: 0 LOB: 0 BB: 0 P: 3	R: 2 E: 0 K: 0 S: 5	H: 3 LOB: 1 BB: 1 P: 9	R: 0 E: 0 K: 0 S: 3	H: 0 LOB: 0 BB: 0 P: 3	R: 0 E: 0 K: 1 S: 5	H: 2 LOB: 2 BB: 0 P: 7	R: 0 E: 0 K: 0 S: 3	H: 1 LOB: 2 BB: 1 P: 8	R: 0 E: 0 K: 1 S: 5	H: 0 LOB: 0 BB: 0 P: 5	R: 1 E: 0 K: 0 S: 4	H: 2 LOB: 0 BB: 0 P: 4	1B: 13 2B: 5 3B: 2 HR: 1	SF: 0 SAC: 0 DP: 3 HBP: 0	WP: 1 PB: 0 SB: 0 CS: 2	PA: 57
PITCHER	IP	WLS	BF	H	R	ER	SO	BB	IBB	HBP	BLK	WP	HR	S	P	ERA	WHIP					
Steve Busby, R ERA: 3.72 (1.1)	1.2		12	6	4	4	1	1	0	0	0	0	0	1	13	17	21.60	4.200				
Mary Patten, R ERA: 4.08 (2.1)	4.1		18	5	4	4	1	1	0	0	0	0	0	0	19	23	8.31	1.385				
Rennie Martin, R ERA: 5.0 (7.1)	0.2		6	4	3	3	2	0	0	0	0	1	0	10	10	40.50	6.000					
Eduardo Rodriguez, R ERA: 4.67 (7.1)	1.1		6	2	0	0	1	0	0	0	0	0	0	8	8	0.00	1.500					
Al Hrabosky, L ERA: 4.13 (8.1)	4.0	L	15	4	1	1	1	0	1	0	0	0	0	16	20	2.25	1.000					

Seattle Mariners @ Kansas City Royals
Royals Stadium, Kansas City, MO
Tue May 22 1979, 8:05 PM EDT
Att. 18,967 - Unknown - 79 F


AB 54
R 12
H 21
RBI 12
BB 3
SO 6
LOB 18



Batter	1	2	3	4	5	6	7	8	9	10	11	12	AB	R	H	RBI	BB	SO	LOB			
Willie Wilson, S OBP: 0.380, SLG: 0.420 (1.7)	3B					SH5-4		L4		K			3	1	1	0	1	1	0			
Todd Cruz, R OBP: 0.273, SLG: 0.300 (9.6)		K											1	0	0	0	0	1	0			
George Brett, L OBP: 0.358, SLG: 0.506 (1.5)	1B			3-1						K			5	2	3	1	1	1	1			
Amos Otis, R OBP: 0.423, SLG: 0.442 (1.8)	CS									1B			5	1	1	0	1	1	3			
Darrell Porter, L OBP: 0.435, SLG: 0.510 (1.2)	1B			F9						1B			6	3	3	2	0	0	3			
Ralph LaCock, L OBP: 0.350, SLG: 0.409 (1.3)	3B									1B			3	1	1	0	1	0	0			
John Wathan, R OBP: 0.308, SLG: 0.383 (9, PH)	1B			F8						1B			2	1	1	1	0	0	0			
Clint Hurdle, L OBP: 0.387, SLG: 0.434 (1.9)	2B												6	1	1	2	0	1	3			
Hal McRae, R OBP: 0.307, SLG: 0.416 (1.10)	2B												6	1	3	2	0	1	0			
Freddie Patek, R OBP: 0.279, SLG: 0.278 (1.6)	6-3												3	0	0	0	0	0	3			
Steve Braun, L OBP: 0.400, SLG: 0.471 (8, PH)				F8									1	0	0	0	0	0	0			
Joe Zdeb, R OBP: 0.214, SLG: 0.083 (9, PH)													2	0	0	0	0	0	2			
Jerry Torrealba, R OBP: 0.250, SLG: 0.750 (1.4)	F9												3	0	1	0	0	0	1			
Tom Poquette, L OBP: 0.250, SLG: 0.200 (8, PH)				L9									1	0	0	0	0	0	0			
U L Washington, S OBP: 0.274, SLG: 0.351 (9.4)													2	0	1	2	0	0	0			
Inning Stats	R: 5 E: 0 K: 0 S: 7	H: 5 LOB: 1 BB: 2 P: 15	R: 0 E: 0 K: 0 S: 8	H: 1 LOB: 1 BB: 0 P: 8	R: 0 E: 0 K: 0 S: 3	H: 0 LOB: 0 BB: 0 P: 3	R: 0 E: 0 K: 0 S: 4	H: 1 LOB: 1 BB: 1 P: 4	R: 1 E: 0 K: 0 S: 5	H: 2 LOB: 2 BB: 1 P: 9	R: 0 E: 0 K: 1 S: 5	H: 0 LOB: 0 BB: 0 P: 3	R: 5 E: 1 K: 2 S: 8	H: 6 LOB: 1 BB: 1 P: 8	R: 0 E: 0 K: 2 S: 7	H: 0 LOB: 0 BB: 0 P: 7	R: 0 E: 0 K: 1 S: 5	H: 0 LOB: 0 BB: 0 P: 5	1B: 11 2B: 3 3B: 2 HR: 0	SF: 0 SAC: 1 DP: 0 HBP: 0	WP: 0 PB: 0 SB: 1 CS: 1	PA: 54
PITCHER	IP	WLS	BF	H	R	ER	SO	BB	IBB	HBP	BLK	WP	HR	S	P	ERA	WHIP					
Odell Jones, R ERA: 7.25 (1.1)	0.1		7	5	5	5	0	2	0	0	0	0	0	0	5	13	135.00	21.000				
John Montague, R ERA: 3.22 (8.1)	7.2		33	8	4	4	3	1	1	0	0	0	0	0	37	45	4.70	1.174				
Shane Rawley, L ERA: 5.58 (9.1)	4.0	W	14	3	2	2	3	0	0	0	0	0	0	0	20	20	4.50	0.750				

Seattle Mariners @ Kansas City Royals
Royals Stadium, Kansas City, MO
Tue May 22 1979, 8:05 PM EDT
Att. 18,967 - Unknown - 79 F

AB 49
R 11
H 16
RBI 10
BB 4
SO 6
LOB 16



Batter	1	2	3	4	5	6	7	8	9	AB	R	H	RBI	BB	SO	LOB	TOP					
Julio Cruz, S OBP: 0.319, SLG: 0.262 (1, 4)	4-0 CS BB		0-3 K		0-0 FC6-4			4-0 2B BB		2	1	0	0	2	1	3						
Ruppert Jones, L OBP: 0.348, SLG: 0.465 (1, 8)	0-0 4-3				0-0 F7		0-0 P5	0-0 L8		4	0	0	0	0	0	2						
Bruce Bochte, L OBP: 0.423, SLG: 0.543 (1, 3)	0-3 K				0-0 F8		0-0 F7	0-0 HR 2B		4	1	1	1	0	1	0						
Willie Horton, R OBP: 0.363, SLG: 0.531 (1, 10)		0-0 6-3			0-0 F3		0-0 L8	0-0 HR		4	1	1	2	0	0	0						
Dan Meyer, L OBP: 0.317, SLG: 0.394 (8, 5)		0-3 K			0-0 C1-6-3 1B		0-0 F8	0-0 3-1		4	1	1	0	0	1	0						
Leon Roberts, R OBP: 0.341, SLG: 0.442 (1, 9)		0-3 K			0-0 G1-6-3 1B		0-0 FC4-6 1B	0-0 4-3		4	0	2	0	0	1	0						
Larry Milbourne, S OBP: 0.328, SLG: 0.375 (8, 6)			4-0 BB		0-0 G1-6-3		0-0 FC4-6 FC5-4	0-0 1B		3	0	1	0	1	0	3						
Larry Cox, R OBP: 0.370, SLG: 0.457 (1, 2)			0-0 F9		0-0 HBP 1B		0-0 FC5-4	0-0 F8		4	0	1	1	0	0	3						
Mario Mendoza, R OBP: 0.206, SLG: 0.231 (8, PH)			0-0 F9		0-0 FC6-4 HBP			0-0 F7		1	0	0	0	0	0	1						
Joe Simpson, L OBP: 0.250, SLG: 0.380 (8, 7)					0-0 FC6-4 HBP			0-0 1-3		2	0	0	0	0	0	1						
Inning Stats	R: 0 E: 0 K: 1 S: 4	H: 0 LOB: 0 BB: 1 P: 8	R: 0 E: 0 K: 2 S: 7	H: 0 LOB: 0 BB: 0 P: 7	R: 0 E: 0 K: 1 S: 5	H: 0 LOB: 1 BB: 1 P: 9	R: 0 E: 0 K: 0 S: 3	H: 0 LOB: 0 BB: 0 P: 3	R: 1 E: 0 K: 0 S: 5	H: 3 LOB: 2 BB: 0 P: 6	R: 0 E: 0 K: 0 S: 3	H: 0 LOB: 0 BB: 0 P: 3	R: 0 E: 0 K: 0 S: 4	H: 1 LOB: 1 BB: 0 P: 4	R: 3 E: 0 K: 0 S: 5	H: 2 LOB: 1 BB: 1 P: 9	R: 0 E: 0 K: 0 S: 4	H: 1 LOB: 1 BB: 0 P: 4	1B: 5 2B: 1 3B: 0 HR: 1	SF: 0 SAC: 0 DP: 1 HBP: 1	WP: 0 PB: 0 SB: 0 CS: 1	PA: 36
PITCHER Dennis Leonard, R ERA: 4.07 (1, 1)	IP: 9.0 WLS: W BF: 36 H: 7 R: 4 ER: 4 SO: 4 BB: 3 IBB: 0 HBP: 1 BLK: 0 WP: 0 HR: 1 S: 40 P: 53 ERA: 4.00 WHIP: 1.111															PITCHER						

Seattle Mariners @ Kansas City Royals
Royals Stadium, Kansas City, MO
Thu May 24 1979, 8:05 PM EDT
Att: 19,428 - Unknown - 66 F

AB	32
R	4
H	7
RBI	4
BB	3
SO	4
LOB	13



Batter	1	2	3	4	5	6	7	8	9	AB	R	H	RBI	BB	SO	LOB	BOTTOM			
Willie Wilson, S OBP: 0.386, SLG: 0.425 (1, 7)	0-3 K	0-0 P4		0-0 2B 1B		0-0 S 1B		0-0 SH1-4		4	1	2	0	0	1	2				
George Brett, L OBP: 0.369, SLG: 0.514 (1, 5)	0-0 CI S 1B	0-0 FC6-4		0-0 1-H 2-H 2B		4-0 1B IBB		4-0 1B FC3-2 IBB		3	0	2	3	2	0	1				
Amos Otis, R OBP: 0.428, SLG: 0.440 (1, 8)	4-0 CI BB	0-0 F8		4-0 IBB		0-3 K		0-0 FC3-2 1B		3	0	1	1	2	1	3				
Darrell Porter, L OBP: 0.429, SLG: 0.500 (1, 2)	0-0 P3		0-0 4-3	0-0 F7			0-0 SH5-4 HBP 1B	0-0 FC3-2		5	0	1	0	0	0	6				
Hal McRae, R OBP: 0.306, SLG: 0.408 (1, 10)	0-1 CI		0-0 F5		0-0 6-3		1-0 SH5-4 HBP	0-0 F8		3	0	0	0	0	0	2				
John Wathan, R OBP: 0.294, SLG: 0.365 (1, 3)	0-0 F7		0-0 P5		0-0 6-3		0-0 SH5-4			3	0	0	0	0	0	3				
Joe Zdeb, R OBP: 0.265, SLG: 0.267 (8, PH)		0-0 2B 3B		0-0 5-3		0-0 L9		0-3 K		3	1	1	0	0	0	0				
Tom Poquette, L OBP: 0.231, SLG: 0.182 (8, 9)					0-0 L9			0-0 K		1	0	0	0	0	1	2				
U.L. Washington, S OBP: 0.273, SLG: 0.361 (1, 4)		0-0 1B FC6-4 2B		0-0 E6 1B 2B		0-3 K		0-0 1-3		4	2	1	1	0	1	2				
Todd Cruz, R OBP: 0.357, SLG: 0.385 (8, PH)		0-0 3-H 2B		0-0 F9				0-0 SH1-4 1B 1B		3	0	2	0	0	0	1				
Steve Braun, L OBP: 0.429, SLG: 0.500 (8, PR)					0-0 F9					1	0	1	0	0	0	0				
Freddie Patek, R OBP: 0.279, SLG: 0.278 (9, 6)										0	1	0	0	0	0	0				
Inning Stats	R: 0 E: 1 K: 1 S: 7	H: 1 LOB: 3 BB: 1 P: 11	R: 2 E: 0 K: 0 S: 6	H: 3 LOB: 1 BB: 0 P: 6	R: 0 E: 0 K: 0 S: 3	H: 0 LOB: 0 BB: 0 P: 3	R: 2 E: 1 K: 0 S: 6	H: 2 LOB: 2 BB: 1 P: 10	R: 0 E: 0 K: 0 S: 3	H: 0 LOB: 0 BB: 0 P: 3	R: 0 E: 0 K: 2 S: 8	H: 2 LOB: 1 BB: 1 P: 12	R: 0 E: 0 K: 1 S: 6	H: 1 LOB: 2 BB: 0 P: 7	R: 1 E: 0 K: 0 S: 5	H: 2 LOB: 2 BB: 1 P: 9	1B: 8 2B: 2 3B: 1 HR: 0	SF: 0 SAC: 2 DP: 0 HBP: 1	WP: 0 PB: 0 SB: 0 CS: 1	PA: 41
PITCHER Floyd Bannister, L ERA: 3.99 (5, 1)	IP: 3.1 WLS: L BF: 17 H: 5 R: 1 ER: 1 SO: 3 BB: 0 IBB: 2 HBP: 1 BLK: 0 WP: 0 HR: 0 S: 20 P: 29 ERA: 2.70 WHIP: 1.500															PITCHER				
Shane Rawley, L ERA: 5.46 (8, 1)	IP: 0.2 WLS: 2 BF: 0 H: 0 R: 0 ER: 0 SO: 0 BB: 0 IBB: 0 HBP: 0 BLK: 0 WP: 0 HR: 0 S: 2 P: 2 ERA: 0.00 WHIP: 0.000															PITCHER				

Seattle Mariners @ Kansas City Royals
Royals Stadium, Kansas City, MO
Thu May 24 1979, 8:05 PM EDT
Att: 19,428 - Unknown - 66 F

AB	33
R	5
H	11
RBI	5
BB	4
SO	4
LOB	22




Batter	1	2	3	4	5	6	7	8	9	AB	R	H	RBI	BB	SO	LOB	TOP																
Willie Wilson, S OBP: 0.398, SLG: 0.487 (1, 7)										5	2	3	0	0	1	1	Kansas City Royals @ Minnesota Twins Metropolitan Stadium, Bloomington, MI Fri May 25 1979, 8:05 PM EDT Att. 9,606 - Unknown - 66 F livebaseballscorecards.com																
George Brett, L OBP: 0.369, SLG: 0.508 (1, 5)										4	0	1	0	1	1	3																	
Amos Otis, R OBP: 0.432, SLG: 0.458 (1, 8)										5	1	3	2	0	0	3																	
Darrell Porter, L OBP: 0.428, SLG: 0.516 (1, 2)										5	1	2	1	0	2	4																	
Ralph LaCock, L OBP: 0.359, SLG: 0.412 (1, 3)										4	0	2	1	1	0	2																	
Clint Hurdle, L OBP: 0.357, SLG: 0.419 (1, 9)										4	0	0	0	0	1	4																	
Hal McRae, R OBP: 0.299, SLG: 0.398 (1, 10)										4	0	0	0	0	1	2																	
U L Washington, S OBP: 0.275, SLG: 0.359 (8, PH)										3	0	1	0	0	0	0																	
Steve Braun, L OBP: 0.455, SLG: 0.500 (8, FR)										0	0	0	0	1	0	0																	
Freddie Patek, R OBP: 0.279, SLG: 0.278 (8, 6)										0	0	0	0	0	0	0																	
Todd Cruz, R OBP: 0.353, SLG: 0.375 (1, 6)										3	0	1	0	0	0	1																	
Tom Poquette, L OBP: 0.214, SLG: 0.167 (8, PH)										1	0	0	0	0	0	3																	
Jerry Terrell, R OBP: 0.500, SLG: 0.750 (8, 4)										0	0	0	0	0	0	0																	
Inning Stats	R: 1 E: 0 K: 0 S: 6	H: 4 LOB: 2 BB: 0 P: 6	R: 0 E: 0 K: 0 S: 3	H: 1 LOB: 0 BB: 0 P: 3	R: 0 E: 0 K: 1 S: 6	H: 1 LOB: 0 BB: 1 P: 10	R: 0 E: 0 K: 1 S: 5	H: 0 LOB: 0 BB: 0 P: 5	R: 0 E: 0 K: 0 S: 4	H: 1 LOB: 1 BB: 0 P: 4	R: 1 E: 0 K: 1 S: 6	H: 1 LOB: 0 BB: 0 P: 6	R: 0 E: 0 K: 1 S: 6	H: 1 LOB: 1 BB: 0 P: 6	R: 1 E: 0 K: 0 S: 6	H: 2 LOB: 3 BB: 1 P: 10	R: 1 E: 0 K: 2 S: 8	H: 2 LOB: 1 BB: 1 P: 12	1B: 8 2B: 2 3B: 2 HR: 1	SF: 0 SAC: 0 DP: 1 HBP: 0	WP: 0 PB: 0 SB: 1 CS: 2	PA: 42											
PITCHER	IP WLS BF H R ER SO BB IBB HBP BLK WP HR S P ERA WHIP																																
Roger Erickson, R ERA: 7.09 (1, 1)	6.0	25	8	2	2	3	1	0	0	0	0	0	1	30	34	3.00	1.500																
Mike Marshall, R ERA: 1.8 (7, 1)	3.0	L 16	5	2	2	3	1	1	0	0	0	0	0	20	28	6.00	2.000																

Batter	1	2	3	4	5	6	7	8	9	AB	R	H	RBI	BB	SO	LOB	BOTTOM																
Bob Randall, R OBP: 0.306, SLG: 0.289 (1, 4)										5	2	2	0	0	0	1	Kansas City Royals @ Minnesota Twins Metropolitan Stadium, Bloomington, MI Fri May 25 1979, 8:05 PM EDT Att. 9,606 - Unknown - 66 F livebaseballscorecards.com																
Roy Smalley, S OBP: 0.471, SLG: 0.621 (1, 6)										3	0	3	1	1	0	0																	
Ken Landreaux, L OBP: 0.385, SLG: 0.479 (1, 8)										5	0	2	0	0	1	4																	
Ron Jackson, R OBP: 0.337, SLG: 0.513 (1, 3)										4	0	1	1	0	0	4																	
Jose Morales, R OBP: 0.321, SLG: 0.320 (1, 10)										4	0	0	0	0	1	1																	
Bombo Rivera, R OBP: 0.304, SLG: 0.328 (1, 7)										4	1	1	0	0	0	0																	
Hosken Powell, L OBP: 0.542, SLG: 0.727 (1, 9)										3	0	1	0	0	0	0																	
John Castino, R OBP: 0.361, SLG: 0.392 (1, 5)										4	0	0	0	0	2	2																	
Glenn Borgmann, R OBP: 0.300, SLG: 0.333 (1, 2)										3	0	0	0	0	0	1																	
Butch Wynegar, S OBP: 0.414, SLG: 0.436 (7, 2)										1	0	1	0	0	0	0																	
Dave Edwards, R OBP: 0.125, SLG: 0.125 (9, PR)										0	0	0	0	0	0	0																	
Inning Stats	R: 1 E: 0 K: 1 S: 7	H: 2 LOB: 1 BB: 0 P: 7	R: 0 E: 0 K: 0 S: 3	H: 0 LOB: 0 BB: 0 P: 3	R: 1 E: 0 K: 0 S: 5	H: 2 LOB: 1 BB: 0 P: 5	R: 0 E: 0 K: 1 S: 6	H: 1 LOB: 1 BB: 0 P: 6	R: 0 E: 0 K: 1 S: 4	H: 1 LOB: 1 BB: 0 P: 7	R: 0 E: 0 K: 0 S: 3	H: 0 LOB: 0 BB: 0 P: 3	R: 0 E: 0 K: 1 S: 7	H: 2 LOB: 2 BB: 0 P: 7	R: 0 E: 0 K: 1 S: 7	H: 2 LOB: 2 BB: 0 P: 7	1B: 9 2B: 2 3B: 0 HR: 0	SF: 0 SAC: 1 DP: 0 HBP: 1	WP: 0 PB: 1 SB: 3 CS: 0	PA: 39													
PITCHER	IP WLS BF H R ER SO BB IBB HBP BLK WP HR S P ERA WHIP																																
Paul Splitter, L ERA: 3.33 (1, 1)	8.2	W 38	11	3	2	3	1	0	0	0	0	0	0	42	47	2.08	1.385																
Al Hrabosky, L ERA: 4.24 (9, 1)	0.1	S 1	0	0	0	1	0	0	0	0	0	0	0	3	3	0.00	0.000																

Batter	1	2	3	4	5	6	7	8	9	AB	R	H	RBI	BB	SO	LOB	TOP		
Willie Wilson, S OBP: 0.409, SLG: 0.494 (1, 7)	0-0 4-3 1		0-3 K 3		0-0 S 1B		0-0 2H 1B		0-0 1-3 2H 1B	5	0	3	3	0	1	1	Kansas City Royals @ Minnesota Twins Metropolitan Stadium, Bloomington, MI Sat May 26 1979, 4:33 AM EDT Alt. 9,023 - Unknown - 67 F		
George Brett, L OBP: 0.375, SLG: 0.511 (1, 5)	0-0 CS 1B			0-0 FC5-4 1B	0-0 F7 1-2		0-0 G3 3		0-0 1-3 1B	5	0	3	1	0	0	2			
Amos Otis, R OBP: 0.421, SLG: 0.444 (1, 8)	0-0 3-1 1-2			0-0 FC5-4 G4-6-3 1-2		0-0 4-3		0-0 3-1	0-0 F9 3	5	0	0	0	0	0	4			
Darrell Porter, L OBP: 0.424, SLG: 0.510 (1, 2)		0-0 F7 1		0-0 G4-6-3 1-2		0-0 F7 2		0-0 G4-6-3 1B		4	0	1	0	0	0	1			
Ralph LaCock, L OBP: 0.359, SLG: 0.427 Joe Zdeb, R OBP: 0.222, SLG: 0.250 John Wathan, R OBP: 0.294, SLG: 0.365 (1, 3)		0-0 5-3 2			0-0 1B 3B		0-0 5-3		0-0 G4-6-3 1-2	3	1	1	0	0	0	0			
Clint Hurdle, L OBP: 0.354, SLG: 0.413 (1, 9)		0-0 F7 3			0-0 FC4-6 1B		0-0 F8		0-3 K 1	4	0	1	1	0	1	0			
Hal McRae, R OBP: 0.298, SLG: 0.406 (1, 10)			0-0 4-3 1		0-0 FC4-6 1-2 2B		0-0 2B 3B		0-0 1-3	4	2	1	0	0	0	1			
U L Washington, S OBP: 0.288, SLG: 0.368 (1, 4)			0-0 FC6-4 1B		0-0 F7 2		0-0 L5		0-0 FC 1B 1B	4	1	2	0	0	0	2			
Todd Cruz, R OBP: 0.381, SLG: 0.500 (1, 6)			0-0 FC6-4 1-2		0-0 1B 2B		0-0 1B 2B		0-0 FC 1B 1B	4	3	2	2	0	0	2			
Inning Stats	R: 0 E: 0 K: 0 S: 3	H: 1 LOB: 0 BB: 0 P: 3	R: 0 E: 0 K: 0 S: 3	H: 0 LOB: 0 BB: 0 P: 3	R: 0 E: 0 K: 1 S: 6	H: 1 LOB: 1 BB: 0 P: 6	R: 0 E: 0 K: 0 S: 3	H: 0 LOB: 0 BB: 0 P: 3	R: 2 E: 0 K: 0 S: 6	H: 3 LOB: 1 BB: 0 P: 6	R: 0 E: 0 K: 0 S: 3	H: 1 LOB: 0 BB: 0 P: 3	R: 2 E: 0 K: 1 S: 9	H: 3 LOB: 2 BB: 0 P: 9	1B: 10 2B: 2 3B: 2 HR: 0	SF: 0 SAC: 0 DP: 2 HBP: 0		WP: 0 PB: 0 SB: 1 CS: 1	PA: 39
PITCHER	IP WLS BF H R ER SO BB IBB HBP BLK WP HR S P ERA WHIP	IP WLS BF H R ER SO BB IBB HBP BLK WP HR S P ERA WHIP																	
Paul Hartzell, R ERA: 6.0 (1, 1)	6.2	L	27	9	5	5	1	0	0	0	0	0	0	0	0	29	29	6.75	1.350
Ken Brett, L ERA: 4.38 (7, 1)	2.0		9	3	2	2	1	0	0	0	0	0	0	0	0	11	11	9.00	1.500
Mike Marshall, R ERA: 1.79 (9, 1)	0.1		3	2	0	0	0	0	0	0	0	0	0	0	0	3	3	0.00	6.000

Batter	1	2	3	4	5	6	7	8	9	AB	R	H	RBI	BB	SO	LOB	BOTTOM					
Hosken Powell, L OBP: 0.517, SLG: 0.667 (1, 9)	0-0 G3 SH3-4 1B		0-0 S 1B		0-0 4-3 3		0-3 K 1		0-0 L4	5	0	2	0	0	1	1	Kansas City Royals @ Minnesota Twins Metropolitan Stadium, Bloomington, MI Sat May 26 1979, 4:33 AM EDT Alt. 9,023 - Unknown - 67 F					
Roy Smalley, S OBP: 0.466, SLG: 0.610 (1, 6)	0-0 SH3-4 1-2		0-0 L7 2			4-0 BB E BB	0-3 K 2		0-0 P6	3	1	0	0	1	1	1						
Ken Landreaux, L OBP: 0.385, SLG: 0.470 (1, 8)	1-0 G3 HBP		0-3 K 1-2			4-0 E 1-2 BB	0-0 E4		0-0 G3	3	0	0	0	1	1	1						
Glenn Adams, L OBP: 0.317, SLG: 0.402 Craig Kusick, R OBP: 0.235, SLG: 0.559 Dave Edwards, R OBP: 0.125, SLG: 0.125 (1, 7)	0-0 G3 2			0-0 P6 1		0-0 E4	0-3 K 3			3	0	0	0	0	0	3						
Ron Jackson, R OBP: 0.329, SLG: 0.500 (1, 3)	0-0 P5 3			0-3 K1-3 2		0-0 2-3		0-0 P4	4	0	0	0	0	1	4							
Mike Cabbage, L OBP: 0.327, SLG: 0.313 Willie Norwood, R OBP: 0.297, SLG: 0.429 (1, 10)		0-0 CS 1B		0-0 5-3 3		0-0 P4		0-3 K 2		3	0	1	0	0	0	2						
Butch Wynegar, S OBP: 0.410, SLG: 0.427 (1, 2)		0-3 K 1-2			0-0 P6 1		0-0 6-3 3		4-0 2B BB	3	1	0	0	1	1	3						
Rob Wilfong, L OBP: 0.390, SLG: 0.481 Jose Morales, R OBP: 0.333, SLG: 0.353 Bob Randall, R OBP: 0.306, SLG: 0.289 (1, 4)		4-0 CS BB			0-0 P6 1		0-0 HR 1B		0-0 1-3 2B	2	1	2	0	1	0	0						
John Castino, R OBP: 0.356, SLG: 0.423 (1, 5)		0-0 CS 1-2		0-0 1-3 1		0-3 K 2		0-0 HR 1B	4	1	1	2	0	1	2							
Inning Stats	R: 0 E: 0 K: 0 S: 4	H: 1 LOB: 2 BB: 0 P: 5	R: 0 E: 0 K: 1 S: 4	H: 1 LOB: 1 BB: 1 P: 8	R: 0 E: 0 K: 1 S: 6	H: 1 LOB: 0 BB: 0 P: 6	R: 0 E: 0 K: 1 S: 5	H: 0 LOB: 0 BB: 0 P: 5	R: 0 E: 0 K: 1 S: 6	H: 1 LOB: 1 BB: 0 P: 6	R: 1 E: 1 K: 0 S: 4	H: 0 LOB: 2 BB: 2 P: 12	R: 2 E: 1 K: 3 S: 12	H: 2 LOB: 1 BB: 0 P: 12	R: 1 E: 0 K: 1 S: 6	H: 1 LOB: 1 BB: 1 P: 10		R: 0 E: 0 K: 0 S: 3	H: 0 LOB: 0 BB: 0 P: 3	1B: 5 2B: 2 3B: 0 HR: 1	SF: 0 SAC: 1 DP: 1 HBP: 1	WP: 0 PB: 0 SB: 1 CS: 2
PITCHER	IP WLS BF H R ER SO BB IBB HBP BLK WP HR S P ERA WHIP	IP WLS BF H R ER SO BB IBB HBP BLK WP HR S P ERA WHIP																				
Rich Gale, R ERA: 4.63 (1, 1)	6.0	W	27	6	3	2	4	3	0	0	0	0	0	0	0	31	44	3.00	1.500			
Larry Gura, L ERA: 6.43 (7, 1)	1.2		8	1	1	1	4	1	0	0	0	0	0	0	0	15	19	5.40	1.200			
Renie Martin, R ERA: 8.64 (8, 1)	0.1		1	0	0	0	0	0	0	0	0	0	0	0	0	1	1	0.00	0.000			
Al Hrabosky, L ERA: 4.07 (9, 1)	1.0	S	3	0	0	0	0	0	0	0	0	0	0	0	0	3	3	0.00	0.000			

AB 39
R 7
H 14
RBI 7
BB 0
SO 2
LOB 14



AB 33
R 4
H 7
RBI 3
BB 4
SO 8
LOB 18



Batter	1	2	3	4	5	6	7	8	9	AB	R	H	RBI	BB	SO	LOB	TOP					
Willie Wilson, S OBP: 0.402, SLG: 0.483 (1, 7)										4	0	1	0	0	2	0	Kansas City Royals @ Minnesota Twins Metropolitan Stadium, Bloomington, MI Sun May 27 1979, 4:33 AM EDT Att: 35,148 - Unknown - 73 F livebaseballscorecards.com					
George Brett, L OBP: 0.388, SLG: 0.500 (1, 5)										4	0	0	0	0	0	1						
Amos Otis, R OBP: 0.418, SLG: 0.436 (1, 8)										3	0	0	0	1	0	1						
Darrell Porter, L OBP: 0.421, SLG: 0.503 (1, 2)										4	0	1	0	0	2	1						
Hal McRae, R OBP: 0.292, SLG: 0.396 (1, 10)										4	0	0	0	0	1	2						
John Wathan, R OBP: 0.306, SLG: 0.388 (1, 3)										4	0	2	0	0	1	1						
Joe Zdeb, R OBP: 0.238, SLG: 0.316 (1, 9)										3	0	1	0	0	0	2						
U L Washington, S OBP: 0.289, SLG: 0.366 (1, 4)										3	1	1	0	0	0	2						
Todd Cruz, R OBP: 0.375, SLG: 0.609 (1, 6)										3	1	1	2	0	0	2						
Inning Stats	R: 0 E: 0 K: 0 S: 3	H: 1 LOB: 0 BB: 0 P: 3	R: 0 E: 0 K: 1 S: 6	H: 1 LOB: 1 BB: 0 P: 6	R: 0 E: 0 K: 1 S: 5	H: 1 LOB: 0 BB: 0 P: 5	R: 0 E: 0 K: 1 S: 5	H: 0 LOB: 1 BB: 1 P: 9	R: 0 E: 0 K: 0 S: 4	H: 1 LOB: 1 BB: 0 P: 4	R: 0 E: 0 K: 0 S: 3	H: 0 LOB: 0 BB: 0 P: 3	R: 0 E: 0 K: 0 S: 3	H: 0 LOB: 0 BB: 0 P: 3	R: 2 E: 0 K: 1 S: 7	H: 2 LOB: 0 BB: 0 P: 7	R: 0 E: 0 K: 2 S: 8	H: 1 LOB: 1 BB: 0 P: 8	1B: 4 2B: 2 3B: 0 HR: 1	SF: 0 SAC: 0 DP: 2 HBP: 0	WP: 0 PB: 0 SB: 0 CS: 0	PA: 33
PITCHER Jerry Koosman, L ERA: 3.52 (1, 1)	IP: 9.0 WLS: L BF: 33	H: 7 R: 2 ER: 2 SO: 6	BB: 1 IBB: 0 HBP: 0 BLK: 0	WP: 0 HR: 1 S: 44 P: 48	ERA: 2.00 WHIP: 0.889																	

Batter	1	2	3	4	5	6	7	8	9	AB	R	H	RBI	BB	SO	LOB	BOTTOM					
Hosken Powell, L OBP: 0.515, SLG: 0.633 (1, 9)										3	0	1	0	1	0	0	Kansas City Royals @ Minnesota Twins Metropolitan Stadium, Bloomington, MI Sun May 27 1979, 4:33 AM EDT Att: 35,148 - Unknown - 73 F livebaseballscorecards.com					
Butch Wynegar, S OBP: 0.409, SLG: 0.425 (1, 2)										3	0	1	0	0	0	0						
Roy Smalley, S OBP: 0.456, SLG: 0.595 (1, 6)										4	0	0	0	0	0	2						
Ken Landreaux, L OBP: 0.387, SLG: 0.471 (1, 8)										4	1	2	0	0	0	1						
Glenn Adams, L OBP: 0.315, SLG: 0.397 Dave Edwards, R OBP: 0.125, SLG: 0.125 (9, PR)										4	0	1	0	0	1	1						
Ron Jackson, R OBP: 0.333, SLG: 0.497 (1, 3)										3	0	1	0	1	0	2						
Mike Cabbage, L OBP: 0.324, SLG: 0.306 (1, 10)										2	0	0	1	1	0	2						
Rob Wilfong, L OBP: 0.380, SLG: 0.468 (1, 4)										3	0	0	0	0	1	3						
John Castino, R OBP: 0.344, SLG: 0.407 (1, 5)										3	0	0	0	0	1	2						
Inning Stats	R: 0 E: 0 K: 0 S: 3	H: 0 LOB: 0 BB: 0 P: 3	R: 0 E: 0 K: 1 S: 5	H: 0 LOB: 0 BB: 0 P: 5	R: 0 E: 0 K: 0 S: 2	H: 0 LOB: 2 BB: 2 P: 10	R: 0 E: 0 K: 0 S: 4	H: 1 LOB: 1 BB: 0 P: 4	R: 0 E: 0 K: 2 S: 7	H: 0 LOB: 1 BB: 1 P: 11	R: 0 E: 0 K: 0 S: 4	H: 1 LOB: 1 BB: 0 P: 4	R: 0 E: 0 K: 0 S: 4	H: 1 LOB: 1 BB: 0 P: 4	R: 0 E: 0 K: 0 S: 4	H: 1 LOB: 1 BB: 0 P: 4	R: 1 E: 0 K: 0 S: 5	H: 2 LOB: 1 BB: 0 P: 5	1B: 6 2B: 0 3B: 0 HR: 0	SF: 1 SAC: 2 DP: 0 HBP: 0	WP: 0 PB: 0 SB: 1 CS: 1	PA: 36
PITCHER Steve Busby, R ERA: 3.18 (1, 1)	IP: 9.0 WLS: W BF: 35	H: 6 R: 1 ER: 1 SO: 3	BB: 3 IBB: 0 HBP: 0 BLK: 0	WP: 0 HR: 0 S: 38 P: 50	ERA: 1.00 WHIP: 1.000																	

Batter	1	2	3	4	5	6	7	8	9	10	11	12	13	14	15	16	AB	R	H	RBI	BB	SO	LOB	TOP														
Al Bumbry, L OBP: 0.321, SLG: 0.371 (1, 8)																	7	0	2	0	0	1	0															
Rich Dauer, R OBP: 0.128, SLG: 0.364 (1, 5)																	7	0	1	0	0	0	1															
Ken Singleton, S OBP: 0.428, SLG: 0.576 (1, 9)																4	2	2	1	1	0	0																
Larry Harlow, L OBP: 0.375, SLG: 0.293 (10, PR)																2	0	0	0	0	0	1																
John Lowenstein, L OBP: 0.468, SLG: 0.612 (16, 9)																0	0	0	0	0	0	0																
Eddie Murray, S OBP: 0.399, SLG: 0.403 (1, 3)																7	1	2	1	0	0	3																
Pat Kelly, L OBP: 0.450, SLG: 0.606 (9, PH)																5	0	2	1	0	1	0																
Benny Ayala, R OBP: 0.298, SLG: 0.286 (13, PH)																2	0	0	0	0	0	1																
Gary Roenicke, R OBP: 0.414, SLG: 0.557 (1, 7)																4	1	1	1	2	1	0																
Billy Smith, S OBP: 0.284, SLG: 0.351 (1, 4)																2	0	1	0	1	0	1																
Lee May, R OBP: 0.348, SLG: 0.531 (9, PH)																0	0	0	0	1	0	0																
Mark Belanger, R OBP: 0.239, SLG: 0.196 (9, 8)																2	0	0	0	0	0	0																
Kiko Garcia, R OBP: 0.301, SLG: 0.362 (9, 4)																6	0	0	0	0	0	5																
Dave Skaggs, R OBP: 0.368, SLG: 0.285 (1, 2)																3	0	0	0	0	2	0																
Rick Dempsey, R OBP: 0.355, SLG: 0.361 (10, 2)																3	0	0	0	0	0	0																
Inning Stats	R: 0 E: 0 K: 0 S: 3	H: 0 LOB: 0 BB: 0 P: 3	R: 1 E: 0 K: 5 S: 5	H: 2 LOB: 1 BB: 0 P: 5	R: 0 E: 0 K: 1 S: 5	H: 0 LOB: 0 BB: 0 P: 5	R: 2 E: 0 K: 0 S: 4	H: 2 LOB: 0 BB: 1 P: 8	R: 0 E: 0 K: 0 S: 3	H: 0 LOB: 0 BB: 0 P: 3	R: 0 E: 0 K: 0 S: 2	H: 0 LOB: 0 BB: 0 P: 6	R: 0 E: 0 K: 0 S: 3	H: 2 LOB: 3 BB: 2 P: 12	R: 0 E: 0 K: 0 S: 4	H: 1 LOB: 2 BB: 1 P: 8	R: 0 E: 0 K: 1 S: 5	H: 0 LOB: 0 BB: 0 P: 5	R: 0 E: 0 K: 1 S: 6	H: 1 LOB: 1 BB: 0 P: 6	R: 0 E: 0 K: 1 S: 5	H: 0 LOB: 0 BB: 0 P: 5	R: 0 E: 0 K: 0 S: 3	H: 0 LOB: 0 BB: 0 P: 3	1B: 6 2B: 2 3B: 1 HR: 2	SF: 0 SAC: 0 DP: 3 HBP: 0	WP: 0 CS: 1 S: 1	PA: 60										
PITCHER	IP 8.1	WLS 32	BF 32	H 8	R 4	ER 4	SO 2	BB 2	IBB 0	HBP 0	BLK 0	WP 0	HR 2	S 34	P 42	ERA 4.32	WHIP 1.200																					
Marty Patin, R ERA: 4.14 (1, 1)											PITCHER	IP 9.0	WLS 14	BF 34	H 13	R 2	ER 0	SO 13	BB 25	IBB 0	HBP 0	BLK 0	WP 0	HR 13	S 25	P 25	ERA 0.00	WHIP 0.818										
Al Hrabosky, L ERA: 3.54 (9, 1)											PITCHER	IP 13.1	WLS W	BF 13	H 1	R 0	ER 0	SO 3	BB 0	IBB 0	HBP 0	BLK 0	WP 0	HR 0	S 19	P 19	ERA 0.00	WHIP 0.250										
Larry Gura, L ERA: 6.04 (13, 1)																																						

Baltimore Orioles @ Kansas City Royals
Royals Stadium, Kansas City, MO
Mon May 28 1979, 8:05 PM EDT
Att. 34,677 - Unknown

livebaseballscorecards.com

AB 54
R 4
H 11
RBI 4
BB 5
SO 6
LOB 12

Batter	1	2	3	4	5	6	7	8	9	10	11	12	13	14	15	16	AB	R	H	RBI	BB	SO	LOB	BOTTOM														
Willie Wilson, S OBP: 0.410, SLG: 0.479 (1, 8)																	7	1	3	0	1	3	3															
Steve Braun, L OBP: 0.462, SLG: 0.500 (1, 7)																	4	1	2	0	0	1	2															
Amos Otis, R OBP: 0.414, SLG: 0.428 (9, 8)																	3	0	0	0	1	1	2															
George Brett, L OBP: 0.382, SLG: 0.552 (1, 9)																7	3	5	4	1	0	1																
Darrell Porter, L OBP: 0.416, SLG: 0.494 (1, 2)																5	0	1	1	1	0	5																
Ralph LaCock, L OBP: 0.362, SLG: 0.431 (1, 3)																6	0	2	0	1	0	3																
Tom Poquette, L OBP: 0.278, SLG: 0.250 (1, 9)																4	0	2	0	0	0	1																
Freddie Patek, R OBP: 0.279, SLG: 0.278 (9, PR)																0	0	0	0	0	0	0																
Joe Zabel, R OBP: 0.238, SLG: 0.273 (10, 9)																3	0	0	0	0	0	0																
Clint Hurdle, L OBP: 0.347, SLG: 0.403 (1, 10)																3	0	0	0	0	0	1																
Jerry Tenell, R OBP: 0.444, SLG: 0.687 (9, PH)																1	0	0	0	0	0	0																
Hal McRae, R OBP: 0.297, SLG: 0.401 (11, PH)																3	0	2	0	0	0	0																
U L Washington, S OBP: 0.307, SLG: 0.364 (1, 4)																6	0	2	0	1	0	3																
Todd Cruz, R OBP: 0.230, SLG: 0.467 (1, 6)																7	0	0	0	0	2	8																
Inning Stats	R: 0 E: 0 K: 0 S: 4	H: 1 LOB: 1 BB: 0 P: 4	R: 0 E: 0 K: 5 S: 5	H: 2 LOB: 2 BB: 0 P: 5	R: 2 E: 1 K: 1 S: 8	H: 3 LOB: 1 BB: 0 P: 8	R: 0 E: 0 K: 1 S: 5	H: 0 LOB: 0 BB: 0 P: 5	R: 0 E: 0 K: 0 S: 2	H: 0 LOB: 0 BB: 0 P: 6	R: 0 E: 0 K: 0 S: 3	H: 1 LOB: 0 BB: 0 P: 3	R: 0 E: 0 K: 0 S: 3	H: 1 LOB: 2 BB: 0 P: 5	R: 0 E: 0 K: 0 S: 3	H: 3 LOB: 2 BB: 0 P: 7	R: 0 E: 0 K: 0 S: 4	H: 1 LOB: 2 BB: 1 P: 8	R: 0 E: 0 K: 1 S: 7	H: 3 LOB: 2 BB: 0 P: 7	R: 1 E: 0 K: 0 S: 1	H: 1 LOB: 0 BB: 0 P: 1	1B: 14 2B: 2 3B: 1 HR: 2	SF: 1 SAC: 0 DP: 3 HBP: 0	WP: 0 CS: 2 S: 1	PA: 66												
PITCHER	IP 9.0	WLS 37	BF 37	H 10	R 4	ER 4	SO 4	BB 1	IBB 0	HBP 0	BLK 0	WP 0	HR 1	S 44	P 48	ERA 4.00	WHIP 1.222																					
Dennis Martinez, R ERA: 2.09 (10, 1)											PITCHER	IP 3.0	WLS 14	BF 4	H 4	R 0	ER 0	SO 2	BB 1	IBB 0	HBP 0	BLK 0	WP 0	HR 0	S 13	P 25	ERA 0.00	WHIP 1.667										
Don Stanhouse, R ERA: 2.89 (10, 1)											PITCHER	IP 3.0	WLS 14	BF 4	H 4	R 0	ER 0	SO 2	BB 1	IBB 0	HBP 0	BLK 0	WP 0	HR 0	S 16	P 24	ERA 0.00	WHIP 1.667										
Tim Stoddard, R ERA: 2.18 (13, 1)																																						
Sammy Stewart, R ERA: 2.73 (16, 1)																																						

Baltimore Orioles @ Kansas City Royals
Royals Stadium, Kansas City, MO
Mon May 28 1979, 8:05 PM EDT
Att. 34,677 - Unknown

livebaseballscorecards.com

AB 59
R 5
H 19
RBI 5
BB 6
SO 7
LOB 36

Batter	1	2	3	4	5	6	7	8	9	AB	R	H	RBI	BB	SO	LOB	TOP								
Al Bumby, L OBP: 0.332, SLG: 0.383 (1, 8)										5	0	3	0	1	0	4									
Mark Belanger, R OBP: 0.245, SLG: 0.210 (1, 6)										3	1	1	0	1	0	3									
Ken Singleton, S OBP: 0.430, SLG: 0.589 Larry Harlow, L OBP: 0.375, SLG: 0.293 (8, PR) (8, 9)										3	2	1	2	2	0	1									
Eddie Murray, S OBP: 0.355, SLG: 0.403 (1, 3)										5	0	1	1	0	0	6									
Gary Roenicke, R OBP: 0.406, SLG: 0.568 (1, 7)										5	1	1	1	0	2	1									
Lee May, R OBP: 0.350, SLG: 0.546 (1, 10)										5	2	2	1	0	0	0									
Rick Dempsey, R OBP: 0.363, SLG: 0.370 (1, 2)										5	1	3	0	0	0	0									
Kiko Garcia, R OBP: 0.305, SLG: 0.352 (1, 4)										3	0	0	0	2	2	1									
Rich Dauer, R OBP: 0.340, SLG: 0.395 (1, 5)										5	1	4	3	0	0	2									
Inning Stats	R: 0 E: 0 K: 0 S: 3	H: 1 LOB: 0 BB: 0 P: 3	R: 2 E: 0 K: 1 S: 8	H: 3 LOB: 2 BB: 1 P: 12	R: 2 E: 0 K: 1 S: 5	H: 2 LOB: 0 BB: 0 P: 5	R: 1 E: 0 K: 1 S: 6	H: 1 LOB: 3 BB: 3 P: 18	R: 0 E: 0 K: 1 S: 6	H: 1 LOB: 2 BB: 1 P: 10	R: 1 E: 0 K: 0 S: 5	H: 2 LOB: 1 BB: 0 P: 5	R: 0 E: 0 K: 0 S: 3	H: 0 LOB: 0 BB: 0 P: 3	R: 0 E: 0 K: 0 S: 4	H: 2 LOB: 3 BB: 1 P: 8	R: 2 E: 0 K: 1 S: 9	H: 4 LOB: 2 BB: 0 P: 9	1B: 9 2B: 4 3B: 0 HR: 4	SF: 0 SAC: 2 DP: 2 HBP: 0	WP: 0 PB: 0 SB: 0 CS: 0	PA: 47			
PITCHER	IP	WLS	BF	H	R	ER	SO	BB	IBB	HBP	BLK	WP	HR	S	P	ERA	WHIP								
Paul Spittorf, L ERA: 3.77 Eduardo Rodriguez, R ERA: 4.88 Renie Martin, R ERA: 7.71	(1, 1)		(4, 1)	(9, 1)																					

Baltimore Orioles @ Kansas City Royals
 Royals Stadium, Kansas City, MO
 Tue May 29 1979, 8:05 PM EDT
 Att: 22,731 - Unknown

AB	39
R	8
H	16
RBI	8
BB	6
SO	4
LOB	18



Batter	1	2	3	4	5	6	7	8	9	AB	R	H	RBI	BB	SO	LOB	BOTTOM								
Willie Wilson, S OBP: 0.404, SLG: 0.490 (1, 8)										4	1	1	0	0	1	0									
Steve Braun, L OBP: 0.448, SLG: 0.458 Joe Zdeb, R OBP: 0.240, SLG: 0.304 (8, PH) (9, 7)										2	0	0	0	1	0	1									
George Brett, L OBP: 0.379, SLG: 0.546 (1, 5)										4	0	1	1	0	1	2									
Darrell Porter, L OBP: 0.408, SLG: 0.482 (1, 2)										4	0	0	0	0	0	3									
Ralph LaCock, L OBP: 0.362, SLG: 0.429 John Wathan, R OBP: 0.301, SLG: 0.382 (9, PH) (1, 3)										3	0	1	0	0	0	1									
Tom Poquette, L OBP: 0.286, SLG: 0.263 Jerry Terrell, R OBP: 0.400, SLG: 0.600 (9, PH) (1, 9)										3	0	1	0	0	0	0									
Hal McRae, R OBP: 0.296, SLG: 0.398 (1, 10)										4	0	1	0	0	0	2									
U L Washington, S OBP: 0.310, SLG: 0.363 (1, 4)										3	0	1	0	1	1	1									
Todd Cruz, R OBP: 0.273, SLG: 0.438 Clint Hurdle, L OBP: 0.344, SLG: 0.400 Freddie Patek, R OBP: 0.279, SLG: 0.278 (8, 6) (7, PH) (1, 6)										2	0	0	0	0	0	1									
Inning Stats	R: 1 E: 0 K: 0 S: 5	H: 2 LOB: 1 BB: 0 P: 5	R: 0 E: 0 K: 1 S: 5	H: 0 LOB: 0 BB: 0 P: 5	R: 0 E: 0 K: 1 S: 5	H: 0 LOB: 0 BB: 0 P: 5	R: 0 E: 1 K: 0 S: 4	H: 1 LOB: 1 BB: 1 P: 7	R: 0 E: 0 K: 0 S: 4	H: 2 LOB: 2 BB: 1 P: 8	R: 0 E: 0 K: 0 S: 4	H: 1 LOB: 1 BB: 0 P: 4	R: 0 E: 0 K: 0 S: 4	H: 1 LOB: 1 BB: 0 P: 4	R: 0 E: 0 K: 0 S: 4	H: 1 LOB: 1 BB: 0 P: 4	1B: 6 2B: 0 3B: 1 HR: 0	SF: 0 SAC: 0 DP: 1 HBP: 0	WP: 0 PB: 0 SB: 0 CS: 0	PA: 35					
PITCHER	IP	WLS	BF	H	R	ER	SO	BB	IBB	HBP	BLK	WP	HR	S	P	ERA	WHIP								
Jim Palmer, R ERA: 2.8 Tippy Martinez, L ERA: 4.12	(1, 1)		(8, 1)																						

Baltimore Orioles @ Kansas City Royals
 Royals Stadium, Kansas City, MO
 Tue May 29 1979, 8:05 PM EDT
 Att: 22,731 - Unknown

AB	33
R	1
H	7
RBI	1
BB	2
SO	3
LOB	14

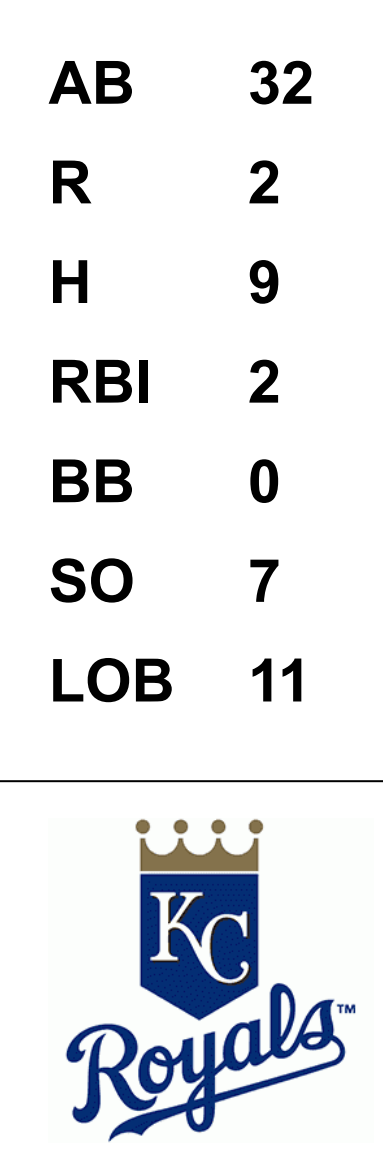


Batter	1	2	3	4	5	6	7	8	9	AB	R	H	RBI	BB	SO	LOB	TOP				
Al Bumby, L OBP: 0.333, SLG: 0.383 (1, 8)	0-0 5-3 1B		0-0 BB BB 1B		0-0 F8		0-3 K		0-0 G3	5	1	2	0	0	1	1	Baltimore Orioles @ Kansas City Royals Royals Stadium, Kansas City, MO Wed May 30 1979, 8:05 PM EDT Att: 20,838 - Unknown				
Rich Dauer, R OBP: 0.332, SLG: 0.384 (1, 5)	0-0 5-3 1-2		0-0 F9		0-0 L5		0-0 6-3		0-3 K	5	0	0	0	0	1	4					
Ken Singleton, S OBP: 0.431, SLG: 0.582 (1, 9)	0-3 K		4-0 BB BB 1-2 BB		4-0 1B BB		0-0 5-3			2	0	0	0	2	1	1					
Eddie Murray, S OBP: 0.363, SLG: 0.404 (1, 3)	0-0 F8		4-0 BB BB 1-2 BB		0-0 1B BB				4-0 G5-4-3 BB	2	0	1	0	2	0	1					
Gary Roenicke, R OBP: 0.408, SLG: 0.558 (1, 7)		4-0 WP E BB	4-0 G6-4-3 BB		0-0 P5				0-0 G5-4-3 BB	2	0	0	1	2	0	3					
Lee May, R OBP: 0.347, SLG: 0.545 (1, 10)		0-0 F8	0-0 G6-4-3 1-2 2-3 3-4		0-0 F9				0-0 2B	4	0	1	0	0	0	4					
Billy Smith, S OBP: 0.281, SLG: 0.333 (1, 4)		0-0 E3 WP 1-2		0-0 F8		0-0 F8		0-0 F7		4	0	0	0	0	0	2					
Rick Dempsey, R OBP: 0.362, SLG: 0.364 (9, PH)		0-3 K		0-0 4-3		4-0 BB			0-0 4-3	2	0	0	0	1	1	2					
Pat Kelly, L OBP: 0.450, SLG: 0.606 (9, PH)		1-2 2-3								0	0	0	0	0	0	0					
Kiko Garcia, R OBP: 0.303, SLG: 0.349 (9, PH)		0-0 F8		0-3 K		0-3 K			0-0 G3 2B	3	0	0	0	0	2	3					
Mark Belanger, R OBP: 0.242, SLG: 0.204 (9, PH)										1	0	1	0	0	0	0					
Benny Ayala, R OBP: 0.375, SLG: 0.500 (9, PH)										0	0	0	0	0	0	0					
Larry Hartow, L OBP: 0.375, SLG: 0.293 (9, PR)										0	0	0	0	0	0	0					
Inning Stats	R: 0 E: 0 K: 1 S: 6	H: 1 LOB: 1 BB: 0 P: 6	R: 0 E: 1 K: 1 S: 6	H: 0 LOB: 2 BB: 1 P: 10	R: 1 E: 0 K: 0 S: 3	H: 1 LOB: 0 BB: 3 P: 15	R: 0 E: 0 K: 1 S: 5	H: 0 LOB: 0 BB: 1 P: 5	R: 0 E: 0 K: 0 S: 4	H: 1 LOB: 2 BB: 1 P: 8	R: 0 E: 0 K: 1 S: 5	H: 0 LOB: 0 BB: 0 P: 5	R: 0 E: 0 K: 0 S: 3	H: 1 LOB: 1 BB: 1 P: 7	R: 0 E: 0 K: 1 S: 6	H: 1 LOB: 2 BB: 0 P: 6	1B: 3 2B: 2 3B: 0 HR: 0	SF: 0 SAC: 0 DP: 2 HBP: 0	WP: 1 PB: 0 SB: 0 CS: 0	PA: 38	
PITCHER	IP	WLS	BF	H	R	ER	SO	BB	IBB	HBP	BLK	WP	HR	S	P	ERA	WHIP				
Rich Gale, R ERA: 4.21 (1, 1)	8.0	W	34	4	1	1	5	7	0	0	0	1	0	37	65	1.12	1.375				
Al Hrabosky, L ERA: 3.41 (9, 1)	1.0	S	4	1	0	0	1	0	0	0	0	0	0	6	6	0.00	1.000				

AB	31
R	1
H	5
RBI	1
BB	7
SO	6
LOB	21



Batter	1	2	3	4	5	6	7	8	9	AB	R	H	RBI	BB	SO	LOB	BOTTOM				
Willie Wilson, S OBP: 0.389, SLG: 0.471 (1, 7)	0-3 K	0-3 K			0-0 6-3		0-0 6-3			4	0	0	0	0	2	1	Baltimore Orioles @ Kansas City Royals Royals Stadium, Kansas City, MO Wed May 30 1979, 8:05 PM EDT Att: 20,838 - Unknown				
George Brett, L OBP: 0.386, SLG: 0.550 (1, 3)	0-0 HR 1B		0-0 6-3		0-0 1B		0-0 1B		0-0 FC1-6 1B	4	1	3	0	0	0	0					
John Wathan, R OBP: 0.286, SLG: 0.361 (1, 2)	0-0 F7		0-0 F3		0-0 5-3		0-0 FC1-6		0-0 1-2	4	0	0	0	0	0	3					
Amos Otis, R OBP: 0.411, SLG: 0.441 (1, 8)	0-0 HR		0-3 K		0-0 F7		0-3 K		0-3 K	4	1	1	2	0	2	1					
Al Cowens, R OBP: 0.388, SLG: 0.500 (1, 9)	0-0 2B			0-0 5-3		0-0 1B		0-0 F7		4	0	2	0	0	0	1					
Hal McRae, R OBP: 0.297, SLG: 0.397 (1, 10)	0-3 K			0-0 1B		0-0 1B		0-0 F7		3	0	1	0	0	1	2					
Todd Cruz, R OBP: 0.276, SLG: 0.429 (1, 5)		0-3 K		0-0 1B		0-3 K				3	0	1	0	0	2	1					
U L Washington, S OBP: 0.300, SLG: 0.349 (1, 4)		0-0 P4		0-0 1B		0-0 G4-6-3		0-0 F7		3	0	0	0	0	0	2					
Freddie Patek, R OBP: 0.280, SLG: 0.279 (1, 6)		0-0 1B		0-0 1B		0-0 F3		0-0 4-3		3	0	1	0	0	0	0					
Inning Stats	R: 2 E: 0 K: 2 S: 10	H: 3 LOB: 1 BB: 0 P: 10	R: 0 E: 0 K: 2 S: 8	H: 1 LOB: 1 BB: 0 P: 8	R: 0 E: 0 K: 1 S: 5	H: 0 LOB: 0 BB: 0 P: 5	R: 0 E: 0 K: 0 S: 4	H: 2 LOB: 1 BB: 0 P: 4	R: 0 E: 0 K: 0 S: 4	H: 1 LOB: 1 BB: 0 P: 4	R: 0 E: 0 K: 1 S: 6	H: 1 LOB: 0 BB: 0 P: 6	R: 0 E: 0 K: 0 S: 3	H: 0 LOB: 0 BB: 0 P: 3	R: 0 E: 0 K: 1 S: 6	H: 1 LOB: 1 BB: 0 P: 6		1B: 7 2B: 1 3B: 0 HR: 1	SF: 0 SAC: 0 DP: 1 HBP: 0	WP: 0 PB: 0 SB: 0 CS: 0	PA: 32
PITCHER	IP	WLS	BF	H	R	ER	SO	BB	IBB	HBP	BLK	WP	HR	S	P	ERA	WHIP				
Mike Flanagan, L ERA: 3.92 (1, 1)	8.0	L	32	9	2	2	7	0	0	0	0	0	1	46	46	2.25	1.125				



Batter	1	2	3	4	5	6	7	8	9	AB	R	H	RBI	BB	SO	LOB	TOP								
Paul Moltitor, R OBP: 0.356, SLG: 0.445 (1, 4)										4	0	2	0	1	0	0	Milwaukee Brewers @ Kansas City Royals Royals Stadium, Kansas City, MO Fri Jun 01 1979, 8:05 PM EDT Att: 32,469 - Unknown - 64 F								
Sal Bando, R OBP: 0.354, SLG: 0.327 Jim Gantner, L OBP: 0.319, SLG: 0.295 (8, FR) (8, 5)										4	0	1	0	0	1	2									
Cecil Cooper, L OBP: 0.380, SLG: 0.544 (1, 3)										4	0	0	0	1	4	1									
Dick Davis, R OBP: 0.321, SLG: 0.437 (1, 10)										5	1	1	0	0	0	2									
Ben Oglivie, L OBP: 0.314, SLG: 0.441 (1, 7)										3	0	1	0	0	1	1									
Sixto Lezcano, R OBP: 0.410, SLG: 0.545 (1, 9)										3	0	2	2	1	1	1									
Robin Yount, R OBP: 0.304, SLG: 0.376 (1, 6)										3	1	1	1	1	0	3									
Gorman Thomas, R OBP: 0.379, SLG: 0.491 (1, 8)										4	1	1	1	0	1	3									
Buck Martinez, R OBP: 0.242, SLG: 0.300 (1, 2)										4	1	1	1	0	0	3									
Inning Stats	R: 0 E: 0 K: 1 S: 5	H: 1 LOB: 0 BB: 0 P: 5	R: 0 E: 0 K: 0 S: 4	H: 1 LOB: 1 BB: 0 P: 4	R: 1 E: 0 K: 1 S: 6	H: 1 LOB: 0 BB: 0 P: 6	R: 0 E: 1 K: 3 S: 10	H: 0 LOB: 1 BB: 0 P: 10	R: 2 E: 0 K: 0 S: 4	H: 2 LOB: 0 BB: 1 P: 8	R: 0 E: 0 K: 1 S: 6	H: 1 LOB: 2 BB: 1 P: 10	R: 0 E: 0 K: 0 S: 3	H: 0 LOB: 0 BB: 0 P: 3	R: 2 E: 0 K: 2 S: 10	H: 3 LOB: 3 BB: 1 P: 15		R: 0 E: 0 K: 0 S: 3	H: 1 LOB: 1 BB: 1 P: 7	1B: 5 2B: 3 3B: 0 HR: 3	SF: 0 SAC: 1 DP: 2 HBP: 1	WP: 0 PB: 0 CS: 1	PA: 40		
PITCHER	IP	WLS	BF	H	R	ER	SO	BB	IBB	HBP	BLK	WP	HR	S	P	ERA	WHIP								
Larry Gura, L ERA: 5.92 (1, 1)	6.0		25	6	3	3	6	2	0	0	0	0	2	35	43	4.50	1.333								
Renie Martin, R ERA: 7.94 (7, 1)	2.0	L	11	3	2	2	2	0	1	1	0	0	0	13	18	9.00	1.500								
Al Hrabosky, L ERA: 3.3 (9, 1)	1.0		4	1	0	0	0	1	0	0	0	0	0	3	7	0.00	2.000								

AB	34
R	5
H	10
RBI	5
BB	4
SO	8
LOB	16



Batter	1	2	3	4	5	6	7	8	9	AB	R	H	RBI	BB	SO	LOB	BOTTOM								
Willie Wilson, S OBP: 0.398, SLG: 0.477 (1, 7)										5	1	3	0	0	0	2	Milwaukee Brewers @ Kansas City Royals Royals Stadium, Kansas City, MO Fri Jun 01 1979, 8:05 PM EDT Att: 32,469 - Unknown - 64 F								
George Brett, L OBP: 0.379, SLG: 0.542 (1, 5)										3	0	0	1	0	0	4									
Amos Otis, R OBP: 0.417, SLG: 0.466 (1, 8)										4	2	3	1	0	1	0									
Darrell Porter, L OBP: 0.410, SLG: 0.477 (1, 2)										2	0	0	0	2	0	1									
Ralph LaCock, L OBP: 0.354, SLG: 0.419 John Wathan, R OBP: 0.282, SLG: 0.356 (8, PH) (9, 3)										3	0	0	0	0	0	4									
Al Cowens, R OBP: 0.392, SLG: 0.500 (1, 9)										4	1	2	1	0	1	0									
Hal McRae, R OBP: 0.296, SLG: 0.399 (1, 10)										4	0	1	1	0	0	1									
Freddie Patek, R OBP: 0.286, SLG: 0.286 (1, 6)										4	0	2	0	0	0	0									
U L Washington, S OBP: 0.301, SLG: 0.360 (1, 4)										3	0	1	0	0	0	2									
Inning Stats	R: 1 E: 0 K: 0 S: 4	H: 2 LOB: 1 BB: 1 P: 8	R: 1 E: 0 K: 0 S: 6	H: 4 LOB: 2 BB: 0 P: 6	R: 1 E: 1 K: 0 S: 5	H: 2 LOB: 1 BB: 0 P: 5	R: 0 E: 0 K: 0 S: 4	H: 1 LOB: 1 BB: 0 P: 4	R: 0 E: 0 K: 1 S: 4	H: 0 LOB: 0 BB: 1 P: 8	R: 0 E: 0 K: 0 S: 3	H: 0 LOB: 0 BB: 0 P: 3	R: 0 E: 0 K: 0 S: 3	H: 1 LOB: 0 BB: 0 P: 3	R: 1 E: 0 K: 1 S: 6	H: 1 LOB: 0 BB: 0 P: 6		R: 0 E: 0 K: 0 S: 4	H: 1 LOB: 1 BB: 0 P: 4	1B: 9 2B: 3 3B: 0 HR: 1	SF: 1 SAC: 1 DP: 2 HBP: 0	WP: 0 PB: 0 CS: 2	PA: 38		
PITCHER	IP	WLS	BF	H	R	ER	SO	BB	IBB	HBP	BLK	WP	HR	S	P	ERA	WHIP								
Lary Sorensen, R ERA: 2.75 (1, 1)	7.0		30	11	4	3	1	2	0	0	0	0	1	30	38	3.86	1.857								
Jerry Augustine, L ERA: 2.12 (8, 1)	2.0	S	7	1	0	0	1	0	0	0	0	0	0	9	9	0.00	0.500								

AB	33
R	4
H	12
RBI	4
BB	2
SO	2
LOB	14



Batter	1	2	3	4	5	6	7	8	9	AB	R	H	RBI	BB	SO	LOB	TOP					
Paul Moltor, R OBP: 0.357, SLG: 0.444 (1, 4)										5	0	2	0	0	0	3						
Sal Bando, R OBP: 0.352, SLG: 0.325 (1, 5)										4	0	1	0	0	0	1						
Cecil Cooper, L OBP: 0.362, SLG: 0.539 (1, 3)										2	0	0	0	2	0	1						
Dick Davis, R OBP: 0.309, SLG: 0.421 (1, 10)										4	0	0	0	0	0	2						
Sixto Lezcano, R OBP: 0.412, SLG: 0.551 (1, 9)										4	2	2	0	0	0	1						
Robin Yount, R OBP: 0.299, SLG: 0.368 (1, 6)										4	0	0	0	0	1	2						
Jim Wohlford, R OBP: 0.310, SLG: 0.400 (1, 7)										3	1	2	1	1	1	0						
Gorman Thomas, R OBP: 0.381, SLG: 0.485 (1, 8)										2	0	0	0	2	1	1						
Buck Martinez, R OBP: 0.246, SLG: 0.317 Charlie Moore, R OBP: 0.448, SLG: 0.465 (9, PH)										3	0	1	2	0	0	3						
										1	0	1	0	0	0	0						
Inning Stats	R: 0 E: 0 K: 0 S: 3	H: 1 LOB: 0 BB: 0 P: 3	R: 2 E: 0 K: 0 S: 6	H: 3 LOB: 2 BB: 1 P: 10	R: 0 E: 0 K: 0 S: 3	H: 0 LOB: 1 BB: 1 P: 7	R: 0 E: 0 K: 2 S: 7	H: 0 LOB: 1 BB: 1 P: 11	R: 0 E: 0 K: 0 S: 3	H: 2 LOB: 0 BB: 0 P: 3	R: 1 E: 0 K: 0 S: 5	H: 2 LOB: 2 BB: 1 P: 9	R: 0 E: 0 K: 1 S: 5	H: 0 LOB: 0 BB: 0 P: 7	R: 0 E: 0 K: 1 S: 5	H: 0 LOB: 0 BB: 0 P: 5	R: 0 E: 0 K: 0 S: 3	H: 1 LOB: 0 BB: 0 P: 3	1B: 7 2B: 3 3B: 0 HR: 0	SF: 0 SAC: 0 DP: 3 HBP: 0	WP: 0 PB: 0 SB: 2 CS: 1	PA: 37
PITCHER	IP	WLS	BF	H	R	ER	SO	BB	IBB	HBP	BLK	WP	HR	S	P	ERA	WHIP					
Paul Splittorf, L ERA: 3.69 (1, 1)	9.0	W	37	9	3	3	3	5	0	0	0	0	0	38	58	3.00	1.556					

Milwaukee Brewers @ Kansas City Royals
 Royals Stadium, Kansas City, MO
 Sat Jun 02 1979, 8:05 PM EDT
 Att: 32,795 - Unknown - 77 F

AB 32
 R 3
 H 9
 RBI 3
 BB 5
 SO 3
 LOB 14





Batter	1	2	3	4	5	6	7	8	9	AB	R	H	RBI	BB	SO	LOB	BOTTOM				
Willie Wilson, S OBP: 0.393, SLG: 0.486 (1, 7)										4	0	1	0	0	0	1					
George Brett, L OBP: 0.377, SLG: 0.537 (1, 5)										4	1	1	0	0	0	1					
Amos Otis, R OBP: 0.419, SLG: 0.472 (1, 8)										4	1	2	0	0	0	0					
Al Cowens, R OBP: 0.388, SLG: 0.496 (1, 9)										3	0	1	1	0	0	1					
Hal McRae, R OBP: 0.305, SLG: 0.428 (1, 10)										4	2	3	2	0	1	1					
Darrell Porter, L OBP: 0.416, SLG: 0.486 (1, 2)										3	0	2	1	1	0	2					
John Wathan, R OBP: 0.278, SLG: 0.351 Ralph LaCock, L OBP: 0.347, SLG: 0.409 (3, PH) (4, 3)										1	0	0	0	0	0	1					
										3	0	0	0	0	0	3					
Freddie Patek, R OBP: 0.278, SLG: 0.278 (1, 6)										4	0	0	0	0	0	1					
U.L. Washington, S OBP: 0.302, SLG: 0.360 (1, 4)										3	0	1	0	0	1	0					
Inning Stats	R: 3 E: 0 K: 0 S: 7	H: 4 LOB: 1 BB: 0 P: 7	R: 0 E: 0 K: 0 S: 4	H: 1 LOB: 0 BB: 0 P: 4	R: 0 E: 0 K: 1 S: 6	H: 1 LOB: 2 BB: 1 P: 10	R: 0 E: 0 K: 0 S: 3	H: 1 LOB: 0 BB: 0 P: 3	R: 0 E: 0 K: 1 S: 5	H: 2 LOB: 2 BB: 0 P: 5	R: 0 E: 0 K: 1 S: 5	H: 0 LOB: 0 BB: 0 P: 5	R: 0 E: 0 K: 0 S: 3	H: 0 LOB: 0 BB: 0 P: 3	R: 1 E: 0 K: 0 S: 5	H: 2 LOB: 1 BB: 0 P: 5	1B: 6 2B: 3 3B: 1 HR: 1	SF: 1 SAC: 0 DP: 0 HBP: 0	WP: 0 PB: 0 SB: 0 CS: 1	PA: 35	
PITCHER	IP	WLS	BF	H	R	ER	SO	BB	IBB	HBP	BLK	WP	HR	S	P	ERA	WHIP				
Bill Travers, L ERA: 3.68 Reggie Cleveland, R ERA: 4.03 Jerry Augustine, L ERA: 2.08 (1, 1) (3, 1) (8, 1)	2.0	L	20	4	1	1	2	1	0	0	0	0	0	23	27	1.69	0.938				
	0.2		3	1	0	0	0	0	0	0	0	0	0	3	3	0.00	1.500				


Milwaukee Brewers @ Kansas City Royals
 Royals Stadium, Kansas City, MO
 Sat Jun 02 1979, 8:05 PM EDT
 Att: 32,795 - Unknown - 77 F

AB 33
 R 4
 H 11
 RBI 4
 BB 1
 SO 2
 LOB 11



Batter	1	2	3	4	5	6	7	8	9	AB	R	H	RBI	BB	SO	LOB	TOP			
Paul Moltitor, R OBP: 0.351, SLG: 0.435 (1, 4)	L8		6-3		F9			E5		4	0	0	0	0	0	1	Milwaukee Brewers @ Kansas City Royals Royals Stadium, Kansas City, MO Sun Jun 03 1979, 4:33 AM EDT Att: 37,942 - Unknown			
Jim Gantner, L OBP: 0.325, SLG: 0.308 (1, 5)	FC7-5 1B		6-3			FC3-6 1B		3-1		4	0	2	0	0	0	2				
Cecil Cooper, L OBP: 0.380, SLG: 0.531 (1, 3)	FC7-5 1B		F7			FC3-6 G6-4-3		3-1		3	1	0	0	1	0	3				
Dick Davis, R OBP: 0.301, SLG: 0.409 (9, PH) Jim Wohlford, R OBP: 0.326, SLG: 0.415	FC7-5 1B			E6		G6-4-3			FC6-4 1B	3	0	0	0	0	0	3				
Ben Oglivie, L OBP: 0.313, SLG: 0.436 (1, 7)				P5				F7		4	0	1	1	0	0	2				
Sixto Lezcano, R OBP: 0.409, SLG: 0.543 (1, 9)	F8			K					FC6-4 1B	4	0	1	0	0	2	3				
Robin Yount, R OBP: 0.293, SLG: 0.361 (1, 6)			F8		FC5-4				FC6-4	4	0	0	0	0	0	3				
Gorman Thomas, R OBP: 0.374, SLG: 0.474 (1, 8)			K					P5	K	4	0	0	0	0	3	2				
Charlie Moore, R OBP: 0.445, SLG: 0.455 (1, 2)	5-3				L9					2	0	0	0	1	0	0				
Inning Stats	R: 1 E: 0 K: 0 S: 5	H: 2 LOB: 2 BB: 1 P: 9	R: 0 E: 0 K: 1 S: 5	H: 0 LOB: 0 BB: 0 P: 5	R: 0 E: 0 K: 0 S: 3	H: 0 LOB: 0 BB: 0 P: 3	R: 0 E: 0 K: 1 S: 6	H: 0 LOB: 0 BB: 0 P: 6	R: 0 E: 0 K: 1 S: 5	H: 1 LOB: 0 BB: 0 P: 3	R: 0 E: 0 K: 1 S: 5	H: 0 LOB: 0 BB: 0 P: 5	R: 0 E: 1 K: 0 S: 4	H: 0 LOB: 2 BB: 1 P: 8	R: 0 E: 0 K: 1 S: 7	H: 2 LOB: 2 BB: 0 P: 7		1B: 5 2B: 0 3B: 0 HR: 0	SF: 0 SAC: 0 DP: 1 HBP: 0	WP: 0 PB: 0 CS: 0
PITCHER Marty Pattin, R ERA: 3.52 (1, 1)	IP: 9.0 WLS: W BF: 35 H: 5 R: 1 ER: 1 SO: 5 BB: 2 IBB: 0 HBP: 0 BLK: 0 WP: 0 HR: 0 S: 43 P: 51 ERA: 1.00 WHIP: 0.778																			

Batter	1	2	3	4	5	6	7	8	9	AB	R	H	RBI	BB	SO	LOB	BOTTOM			
Willie Wilson, S OBP: 0.402, SLG: 0.487 (1, 9)	S BB	SF8		F7 1B		6-3				2	1	1	1	2	0	0	Milwaukee Brewers @ Kansas City Royals Royals Stadium, Kansas City, MO Sun Jun 03 1979, 4:33 AM EDT Att: 37,942 - Unknown			
Steve Braun, L OBP: 0.394, SLG: 0.393 (1, 7) Al Cowens, R OBP: 0.385, SLG: 0.491 (7, PH)	L7	F7		F7		3-1		L7		4	0	0	0	0	0	4				
Amos Otis, R OBP: 0.428, SLG: 0.472 (1, 8)	6-3			S 1B		S WP		F9 BB		2	1	1	1	3	0	1				
George Brett, L OBP: 0.378, SLG: 0.530 (1, 5)	K		F7	G4-6-3 1B		G4-6-3		G4-3 BB		3	0	0	0	2	1	3				
Darrell Porter, L OBP: 0.425, SLG: 0.486 (1, 2)		1B BB		2B 1B		FC6-4 BB		F9		2	2	1	1	3	0	2				
Ralph LaCock, L OBP: 0.353, SLG: 0.422 (1, 3) John Wathan, R OBP: 0.272, SLG: 0.342 (7, 3)	BB BB	BB BB		WP SF8		FC6-4 1B		G4-3		3	2	2	1	0	0	1				
Hal McRae, R OBP: 0.313, SLG: 0.429 (1, 10)	BB BB	BB BB		SF8 1B		6-3		G4-3		2	0	1	0	2	1	0				
U L Washington, S OBP: 0.300, SLG: 0.359 (1, 4)		F8		SF8		K		WP		3	0	1	1	0	1	5				
Todd Cruz, R OBP: 0.275, SLG: 0.395 (1, 6)				P6		FC5-4		K		3	0	0	1	1	1	4				
Inning Stats	R: 0 E: 0 K: 1 S: 5	H: 0 LOB: 1 BB: 1 P: 9	R: 2 E: 0 K: 0 S: 4	H: 1 LOB: 2 BB: 3 P: 16	R: 3 E: 0 K: 0 S: 5	H: 2 LOB: 1 BB: 2 P: 13	R: 1 E: 0 K: 0 S: 4	H: 2 LOB: 0 BB: 0 P: 4	R: 0 E: 0 K: 1 S: 6	H: 1 LOB: 2 BB: 1 P: 10	R: 0 E: 0 K: 0 S: 3	H: 0 LOB: 3 BB: 3 P: 15	R: 0 E: 0 K: 2 S: 8	H: 1 LOB: 2 BB: 1 P: 12	R: 0 E: 0 K: 0 S: 2	H: 0 LOB: 1 BB: 2 P: 10		1B: 6 2B: 1 3B: 0 HR: 0	SF: 2 SAC: 0 DP: 2 HBP: 0	WP: 4 PB: 0 CS: 0
PITCHER Moose Haas, R ERA: 5.62 (1, 1) Bob Galasso, R ERA: 7.11 (3, 1) Lance Rautzhan, L ERA: 7.82 (6, 1) Bob McClure, L ERA: 6.55 (7, 1)	IP: 2.1 WLS: L BF: 15 H: 3 R: 5 ER: 5 SO: 1 BB: 5 IBB: 0 HBP: 0 BLK: 0 WP: 1 HR: 0 S: 12 P: 32 ERA: 19.29 WHIP: 3.429																			

Batter	1	2	3	4	5	6	7	8	9	AB	R	H	RBI	BB	SO	LOB	TOP		
Willie Wilson, S OBP: 0.397, SLG: 0.479	1-3			6-3		6-3		FC3-6 1-2 2-H 1B		4	0	1	1	0	0	0	Kansas City Royals @ New York Yankees Yankee Stadium, Bronx, NY Mon Jun 04 1979, 7:05 PM EDT Att: 30,164 - Unknown - 63 F livebaseballscorecards.com		
George Brett, L OBP: 0.376, SLG: 0.538	4-3			HR		6-3		FC3-6 1-2 2-3		4	1	1	1	0	0	2			
Amos Otis, R OBP: 0.425, SLG: 0.467	K			6-3				5-3		4	0	1	0	0	1	2			
Al Cowens, R OBP: 0.388, SLG: 0.508		6-3					P4			4	1	2	0	0	0	1			
Hal McRae, R OBP: 0.307, SLG: 0.422	F7			1B			K		SF8	3	0	0	1	0	1	2			
Darrell Porter, L OBP: 0.422, SLG: 0.481	P2						F9		3-H 0-0	4	0	1	0	0	0	1			
John Wathan, R OBP: 0.299, SLG: 0.325			6-3			F9		F8		4	0	0	0	0	0	1			
Freddie Patek, R OBP: 0.279, SLG: 0.274			3-1			G5-4-3 1-2		BB 1B BB		2	1	0	0	1	0	1			
U L Washington, S OBP: 0.301, SLG: 0.351			3-1				K	FC3-6 1-2 1B BB		2	0	0	0	1	1	0			
Inning Stats	R: 0 E: 0 K: 1 S: 5	H: 0 LOB: 0 BB: 0 P: 5	R: 0 E: 0 K: 0 S: 3	H: 0 LOB: 0 BB: 0 P: 3	R: 0 E: 0 K: 0 S: 3	H: 0 LOB: 0 BB: 0 P: 3	R: 1 E: 0 K: 0 S: 5	H: 2 LOB: 1 BB: 0 P: 5	R: 0 E: 0 K: 1 S: 5	H: 0 LOB: 0 BB: 0 P: 5	R: 0 E: 0 K: 1 S: 6	H: 1 LOB: 1 BB: 0 P: 6	R: 1 E: 0 K: 0 S: 4	H: 1 LOB: 2 BB: 2 P: 12	R: 1 E: 0 K: 0 S: 4	H: 1 LOB: 0 BB: 0 P: 4	1B: 4 2B: 0 3B: 1 HR: 1	SF: 1 SAC: 0 DP: 1 HBP: 0	WP: 0 PA: 34 CS: 0
PITCHER Tommy John, L ERA: 1.9	IP: 9.0 WLS: W BF: 34 H: 6 R: 3 ER: 3 SO: 3 BB: 2 IBB: 0 HBP: 0 BLK: 0 WP: 0 HR: 1 S: 38 P: 46 ERA: 3.00 WHIP: 0.889																		

Batter	1	2	3	4	5	6	7	8	9	AB	R	H	RBI	BB	SO	LOB	BOTTOM		
Mickey Rivers, L OBP: 0.306, SLG: 0.402	K		4-3		G3	3B IBB				4	1	1	0	1	1	0	Kansas City Royals @ New York Yankees Yankee Stadium, Bronx, NY Mon Jun 04 1979, 7:05 PM EDT Att: 30,164 - Unknown - 63 F livebaseballscorecards.com		
Willie Randolph, R OBP: 0.336, SLG: 0.319	E S 1B		F9		F8	1-H 2-H 3-H 4-0		F7		5	1	2	3	0	0	2			
Thurman Munson, R OBP: 0.359, SLG: 0.399	K 1-3		BB 1B		F8	1B BB		F9		4	1	1	0	1	1	1			
Graig Nettles, L OBP: 0.364, SLG: 0.454						3-H 2B		BB 1B		3	1	3	0	2	0	0			
Lou Piniella, R OBP: 0.322, SLG: 0.468	P4		BB		5-3	1B		BB 1B		5	0	2	1	0	0	5			
Chris Chambliss, L OBP: 0.280, SLG: 0.418			F9 SF9 2B		4-3	1B 2B		F7		5	2	3	1	0	0	4			
Roy White, S OBP: 0.300, SLG: 0.275			F9		K	1B 3B BB		P4		3	1	0	0	2	1	2			
Jim Spencer, L OBP: 0.330, SLG: 0.434			SF9		4-3	1-3 3B 1B		P6		4	1	2	2	0	0	4			
Bucky Dent, R OBP: 0.318, SLG: 0.292		6-3			P6	1-3 2-H		F9		4	0	0	0	0	0	4			
Inning Stats	R: 0 E: 0 K: 2 S: 8	H: 1 LOB: 2 BB: 1 P: 12	R: 1 E: 0 K: 0 S: 4	H: 1 LOB: 0 BB: 0 P: 4	R: 0 E: 0 K: 0 S: 4	H: 1 LOB: 2 BB: 1 P: 8	R: 0 E: 0 K: 1 S: 6	H: 1 LOB: 0 BB: 0 P: 6	R: 0 E: 0 K: 0 S: 3	H: 0 LOB: 0 BB: 0 P: 3	R: 7 E: 0 K: 0 S: 9	H: 6 LOB: 2 BB: 3 P: 21	R: 0 E: 0 K: 0 S: 5	H: 2 LOB: 2 BB: 0 P: 5	R: 0 E: 0 K: 0 S: 5	H: 2 LOB: 3 BB: 1 P: 9	1B: 9 2B: 4 3B: 1 HR: 0	SF: 1 SAC: 0 DP: 0 HBP: 0	WP: 1 PA: 44 CS: 0
PITCHER Rich Gale, R ERA: 4.88 Steve Mingo, L ERA: 3.55	IP: 5.2 WLS: L BF: 30 H: 8 R: 8 ER: 8 SO: 3 BB: 4 IBB: 1 HBP: 0 BLK: 0 WP: 1 HR: 0 S: 31 P: 51 ERA: 12.71 WHIP: 2.118																		

Batter	1	2	3	4	5	6	7	8	9	AB	R	H	RBI	BB	SO	LOB	TOP			
Willie Wilson, S OBP: 0.396, SLG: 0.475 (1, 7)										3	0	1	0	0	0	1	Kansas City Royals @ New York Yankees Yankee Stadium, Bronx, NY Tue Jun 05 1979, 7:05 PM EDT Att: 24,968 - Unknown - 71 F			
George Brett, L OBP: 0.373, SLG: 0.531 (1, 5)										3	0	0	0	1	0	1				
Amos Otis, R OBP: 0.422, SLG: 0.460 (1, 8)										3	1	0	0	1	1	2				
Darrell Porter, L OBP: 0.423, SLG: 0.478 (1, 2)										3	0	1	1	1	0	0				
Al Cowens, R OBP: 0.377, SLG: 0.492 (1, 9)										4	0	0	0	0	1	2				
Ralph LaCock, L OBP: 0.357, SLG: 0.424 (1, 3)										4	1	2	0	0	0	0				
Hal McRae, R OBP: 0.306, SLG: 0.418 (1, 10)										4	1	1	0	0	0	1				
Freddie Patek, R OBP: 0.278, SLG: 0.273 (1, 6)										4	0	1	0	0	1	1				
U L Washington, S OBP: 0.299, SLG: 0.351 (1, 4)										3	0	1	1	0	0	1				
Inning Stats	R: 1 E: 0 K: 0 S: 4	H: 2 LOB: 1 BB: 1 P: 8	R: 2 E: 1 K: 1 S: 8	H: 3 LOB: 2 BB: 1 P: 12	R: 0 E: 0 K: 1 S: 5	H: 0 LOB: 0 BB: 0 P: 5	R: 0 E: 0 K: 0 S: 4	H: 1 LOB: 1 BB: 1 P: 4	R: 0 E: 0 K: 0 S: 3	H: 0 LOB: 0 BB: 0 P: 7	R: 0 E: 0 K: 0 S: 3	H: 0 LOB: 0 BB: 0 P: 3	R: 0 E: 0 K: 0 S: 3	H: 0 LOB: 0 BB: 0 P: 3	R: 0 E: 0 K: 0 S: 3	H: 0 LOB: 0 BB: 0 P: 3	1B: 7 2B: 0 3B: 0 HR: 0	SF: 1 SAC: 1 DP: 0 HBP: 0	WP: 0 PB: 0 CS: 1	PA: 36
PITCHER Luis Tiant, R ERA: 5.24 (1, 1)	IP: 9.0 WLS: L BF: 36	H: 7 R: 3 ER: 2 SO: 3	BB: 3 IBB: 0 HBP: 0 BLK: 0	WP: 0 HR: 0 S: 39 P: 51	ERA: 2.00 WHIP: 1.111	PITCHER										IP: WLS: BF: H: R: ER: SO: BB: IBB: HBP: BLK: WP: HR: S: P: ERA: WHIP				





Batter	1	2	3	4	5	6	7	8	9	AB	R	H	RBI	BB	SO	LOB	BOTTOM					
Mickey Rivers, L OBP: 0.304, SLG: 0.399 (1, 8)										4	0	1	0	0	1	1	Kansas City Royals @ New York Yankees Yankee Stadium, Bronx, NY Tue Jun 05 1979, 7:05 PM EDT Att: 24,968 - Unknown - 71 F					
Willie Randolph, R OBP: 0.339, SLG: 0.319 (1, 4)										3	0	1	0	1	0	1						
Thurman Munson, R OBP: 0.361, SLG: 0.398 (1, 2)										3	0	1	1	1	0	1						
Lou Piniella, R OBP: 0.314, SLG: 0.455 (1, 9)										4	0	0	0	0	0	4						
Graig Nettles, L OBP: 0.357, SLG: 0.444 (1, 5)										4	0	0	0	0	1	0						
Cliff Johnson, R OBP: 0.343, SLG: 0.466 (1, 10)										3	0	0	0	0	0	0						
Chris Chambliss, L OBP: 0.276, SLG: 0.412 (1, 3)										3	0	0	0	0	1	0						
Roy White, S OBP: 0.289, SLG: 0.264 (1, 7)										3	0	0	0	0	0	0						
Bucky Dent, R OBP: 0.313, SLG: 0.287 (1, 6)										3	1	0	0	0	0	0						
Inning Stats	R: 0 E: 0 K: 0 S: 4	H: 1 LOB: 0 BB: 0 P: 4	R: 0 E: 0 K: 1 S: 5	H: 0 LOB: 0 BB: 0 P: 5	R: 1 E: 1 K: 1 S: 7	H: 1 LOB: 2 BB: 1 P: 11	R: 0 E: 0 K: 1 S: 5	H: 0 LOB: 0 BB: 0 P: 5	R: 0 E: 0 K: 0 S: 4	H: 1 LOB: 1 BB: 0 P: 4	R: 0 E: 0 K: 0 S: 2	H: 0 LOB: 0 BB: 1 P: 6	R: 0 E: 0 K: 0 S: 3	H: 0 LOB: 0 BB: 0 P: 3	R: 0 E: 0 K: 0 S: 3	H: 0 LOB: 0 BB: 0 P: 3	R: 0 E: 0 K: 0 S: 3	H: 0 LOB: 0 BB: 0 P: 3	1B: 3 2B: 0 3B: 0 HR: 0	SF: 0 SAC: 0 DP: 1 HBP: 0	WP: 1 PB: 0 CS: 0	PA: 32
PITCHER Larry Gura, L ERA: 5.27 (1, 1)	IP: 9.0 WLS: W BF: 32	H: 3 R: 1 ER: 0 SO: 3	BB: 2 IBB: 0 HBP: 0 BLK: 0	WP: 1 HR: 0 S: 36 P: 44	ERA: 0.00 WHIP: 0.556	PITCHER										IP: WLS: BF: H: R: ER: SO: BB: IBB: HBP: BLK: WP: HR: S: P: ERA: WHIP						



Batter	1	2	3	4	5	6	7	8	9	AB	R	H	RBI	BB	SO	LOB	TOP			
Willie Wilson, S (1, 7) OBP: 0.399, SLG: 0.476	0-0 4-3			0-0 G3		0-0 S 1B		0-0 1B	0-0 1B	4	0	2	0	0	0	0	Kansas City Royals @ Baltimore Orioles Memorial Stadium, Baltimore, MD Wed Jun 06 1979, 7:05 PM EDT Att: 14,314 - Unknown livebaseballscorecards.com			
George Brett, L (1, 5) OBP: 0.375, SLG: 0.530	0-3 K			0-0 6-3 1B		0-0 F7		1-2	0-0 1-3 1B	4	0	2	0	0	1	1				
Amos Otis, R (1, 8) OBP: 0.414, SLG: 0.450	0-3 K			0-0 6-3		1-2		0-3 K	0-0 L8	4	0	0	0	0	2	3				
Darrell Porter, L (1, 2) OBP: 0.416, SLG: 0.468		0-0 4-3		0-3 K		0-0 F8		0-0 F3	0-0 1-3	4	0	0	0	0	1	3				
Al Cowens, R (1, 9) OBP: 0.369, SLG: 0.480		0-0 F6			0-3 K		0-0 F3			3	0	0	0	0	1	0				
Ralph LaCock, L (1, 3) OBP: 0.350, SLG: 0.415		0-0 F9			0-3 K				0-0 F9	3	0	0	0	0	1	0				
Hal McRae, R (1, 10) OBP: 0.302, SLG: 0.412			0-0 G3		0-0 4-3				0-0 5-3	3	0	0	0	0	0	0				
Freddie Patek, R (1, 6) OBP: 0.275, SLG: 0.270			0-3 K		0-0 F3			0-3 K		2	0	0	0	0	1	0				
Tom Poguette, L (8, PH) OBP: 0.273, SLG: 0.250										1	0	0	0	0	1	0				
Todd Cruz, R (8, 6) OBP: 0.275, SLG: 0.395										0	0	0	0	0	0	0				
U L Washington, S (1, 4) OBP: 0.294, SLG: 0.343			0-3 K		0-0 F7				0-0 3-1	2	0	0	0	0	1	0				
Steve Braun, L (9, PH) OBP: 0.382, SLG: 0.379										1	0	0	0	0	0	0				
Inning Stats	R: 0 E: 0 K: 2 S: 7	H: 0 LOB: 0 BB: 0 P: 7	R: 0 E: 0 K: 0 S: 3	H: 0 LOB: 0 BB: 0 P: 3	R: 0 E: 0 K: 1 S: 7	H: 0 LOB: 0 BB: 0 P: 7	R: 0 E: 0 K: 2 S: 6	H: 1 LOB: 1 BB: 0 P: 6	R: 0 E: 0 K: 1 S: 7	H: 0 LOB: 0 BB: 0 P: 7	R: 0 E: 0 K: 0 S: 4	H: 1 LOB: 1 BB: 0 P: 4	R: 0 E: 0 K: 1 S: 5	H: 0 LOB: 0 BB: 0 P: 5	R: 0 E: 0 K: 1 S: 5	H: 2 LOB: 2 BB: 0 P: 5	1B: 4 2B: 0 3B: 0 HR: 0	SF: 0 SAC: 0 DP: 0 HBP: 0	WP: 0 PB: 0 SB: 1 CS: 0	PA: 31
PITCHER Dennis Martinez, R (1, 1) ERA: 3.04	IP: 9.0 WLS: W BF: 31 H: 4 R: 0 ER: 0 SO: 9 BB: 0 IBB: 0 HBP: 0 BLK: 0 WP: 0 HR: 0 S: 49 P: 49 ERA: 0.00 WHIP: 0.444															PITCHER				

Batter	1	2	3	4	5	6	7	8	9	AB	R	H	RBI	BB	SO	LOB	BOTTOM			
Al Bumby, L (1, 8) OBP: 0.330, SLG: 0.365	0-3 K			0-0 F5	0-0 F7			0-0 F7		4	0	0	0	0	1	1	Kansas City Royals @ Baltimore Orioles Memorial Stadium, Baltimore, MD Wed Jun 06 1979, 7:05 PM EDT Att: 14,314 - Unknown livebaseballscorecards.com			
Rich Dauer, R (1, 4) OBP: 0.318, SLG: 0.367	0-0 F7			0-0 2B 1B	0-0 F9			0-0 F8		4	1	1	0	0	0	1				
Ken Singleton, S (1, 9) OBP: 0.432, SLG: 0.591	0-0 6-3			0-0 F3		4-0 G5-4-3 BB		0-0 1B		3	0	1	0	1	0	1				
John Lowenstein, L (8, PR) OBP: 0.441, SLG: 0.564										0	0	0	0	0	0	0				
Lee May, R (1, 10) OBP: 0.332, SLG: 0.514		0-0 FC1-4 1B		0-0 1-H 2B		0-0 G5-4-3 1-2		0-0 F8		4	0	2	1	0	0	2				
Gary Roenicke, R (1, 7) OBP: 0.414, SLG: 0.591		0-0 FC1-4 1-2		4-0 BB		0-0 HR				2	1	1	1	1	0	1				
Eddie Murray, S (1, 3) OBP: 0.345, SLG: 0.379		0-0 G6-4-3 1-2		0-0 F3		0-0 F7				3	0	0	0	0	0	3				
Doug DeCinces, R (1, 5) OBP: 0.318, SLG: 0.411			0-0 F7		0-0 6-3			0-0 6-3		3	0	0	0	0	0	0				
Mark Belanger, R (8, 6) OBP: 0.248, SLG: 0.198										0	0	0	0	0	0	0				
Kiko Garcia, R (1, 6) OBP: 0.307, SLG: 0.386			0-0 F8		0-0 1B 2B			0-0 F9		3	1	1	0	0	0	0				
Dave Skaggs, R (1, 2) OBP: 0.340, SLG: 0.310			0-0 F9		0-0 2H 1B			0-0 6-3		3	0	1	1	0	0	0				
Inning Stats	R: 0 E: 0 K: 1 S: 5	H: 0 LOB: 0 BB: 0 P: 5	R: 0 E: 0 K: 0 S: 3	H: 1 LOB: 0 BB: 0 P: 3	R: 0 E: 0 K: 0 S: 3	H: 0 LOB: 0 BB: 0 P: 3	R: 1 E: 0 K: 0 S: 5	H: 2 LOB: 2 BB: 1 P: 9	R: 1 E: 0 K: 0 S: 5	H: 2 LOB: 1 BB: 0 P: 5	R: 1 E: 0 K: 0 S: 3	H: 1 LOB: 0 BB: 1 P: 7	R: 0 E: 0 K: 0 S: 3	H: 0 LOB: 0 BB: 0 P: 3	R: 0 E: 0 K: 0 S: 4	H: 1 LOB: 1 BB: 0 P: 4	1B: 4 2B: 2 3B: 0 HR: 1	SF: 0 SAC: 0 DP: 2 HBP: 0	WP: 0 PB: 0 SB: 0 CS: 0	PA: 31
PITCHER Paul Spittorff, L (1, 1) ERA: 3.66	IP: 8.0 WLS: L BF: 31 H: 7 R: 3 ER: 3 SO: 1 BB: 2 IBB: 0 HBP: 0 BLK: 0 WP: 0 HR: 1 S: 31 P: 39 ERA: 3.38 WHIP: 1.125															PITCHER				

Batter	1	2	3	4	5	6	7	8	9	AB	R	H	RBI	BB	SO	LOB	TOP			
Willie Wilson, S (1, 7) OBP: 0.394, SLG: 0.465	4-0 BB S BB		0-0 F9		0-0 F7			0-0 B1-3		3	0	0	0	1	0	1	Kansas City Royals @ Baltimore Orioles Memorial Stadium, Baltimore, MD Thu Jun 07 1979, 7:05 PM EDT Att: 13,724 - Unknown livebaseballscores.com			
George Brett, L (1, 5) OBP: 0.374, SLG: 0.524	4-0 S BB 1-3		0-0 4-3				0-0 F8	0-0 F6		3	0	0	0	1	0	0				
Amos Otis, R (1, 8) OBP: 0.407, SLG: 0.441	0-3 K 1-2			0-0 F7			0-0 3-1		0-0 6-3	4	0	0	0	0	1	1				
Darrell Porter, L (1, 2) OBP: 0.417, SLG: 0.463	4-0 BB			0-0 3-1			4-0 BB		0-0 F7	2	0	0	0	2	0	0				
Ralph LaCock, L (1, 3) OBP: 0.342, SLG: 0.404	0-0 F7			0-3 K			0-0 F8		0-0 4-3	4	0	0	0	0	1	3				
Al Cowens, R (1, 10) OBP: 0.375, SLG: 0.508		0-0 6-3			0-0 HR			0-0 CS 1B		3	1	2	1	0	0	0				
Tom Poquette, L (1, 9) OBP: 0.240, SLG: 0.217		0-0 F8			0-0 F9			0-0 4-3 1-2		3	0	0	0	0	0	1				
Freddie Patek, R (1, 6) OBP: 0.270, SLG: 0.265		0-0 F8			0-3 K			0-0 5-3		3	0	0	0	0	1	0				
U L Washington, S (1, 4) OBP: 0.288, SLG: 0.337			0-0 6-3					0-3 K		2	0	0	0	0	0	0				
Steve Braun, L (8, PH) OBP: 0.371, SLG: 0.367					0-0 E3					1	0	0	0	0	1	0				
Jerry Terrell, R (8, 4) OBP: 0.400, SLG: 0.600										0	0	0	0	0	0	0				
Inning Stats	R: 0 E: 0 K: 1 S: 4	H: 0 LOB: 2 BB: 3 P: 16	R: 0 E: 0 K: 0 S: 3	H: 0 LOB: 0 BB: 0 P: 3	R: 0 E: 0 K: 0 S: 3	H: 0 LOB: 0 BB: 0 P: 3	R: 0 E: 0 K: 1 S: 5	H: 0 LOB: 1 BB: 0 P: 5	R: 1 E: 1 K: 1 S: 7	H: 1 LOB: 1 BB: 0 P: 7	R: 0 E: 0 K: 0 S: 3	H: 1 LOB: 0 BB: 0 P: 3	R: 0 E: 0 K: 1 S: 5	H: 0 LOB: 0 BB: 0 P: 5	R: 0 E: 0 K: 0 S: 3	H: 0 LOB: 0 BB: 0 P: 3		1B: 1 2B: 0 3B: 0 HR: 1	SF: 0 SAC: 0 DP: 0 HBP: 0	WP: 0 PB: 0 SB: 2 CS: 1
PITCHER Sammy Stewart, R (1, 1) ERA: 1.99	IP: 9.0 WLS: W BF: 32	H: 2 R: 1 ER: 1 SO: 4	BB: 4 IBB: 0 HBP: 0 BLK: 0	WP: 0 HR: 1 S: 36 P: 52	ERA: 1.00 WHIP: 0.667	PITCHER										IP: WLS: BF: H: R: ER: SO: BB: IBB: HBP: BLK: WP: HR: S: P: ERA: WHIP:				

Batter	1	2	3	4	5	6	7	8	9	AB	R	H	RBI	BB	SO	LOB	BOTTOM			
Al Bumbry, L (1, 8) OBP: 0.338, SLG: 0.369	0-0 G5-6-3 1B		0-0 F8					4-0 SH1-3 BB 1B BB		3	1	2	0	1	0	0	Kansas City Royals @ Baltimore Orioles Memorial Stadium, Baltimore, MD Thu Jun 07 1979, 7:05 PM EDT Att: 13,724 - Unknown livebaseballscores.com			
Rich Dauer, R (1, 4) OBP: 0.321, SLG: 0.364	0-0 G5-6-3 1-2			0-0 1-3			4-0 1-2 BB	4-0 SH1-3 BB 1B BB		2	1	0	0	2	0	1				
Ken Singleton, S (1, 9) OBP: 0.431, SLG: 0.585	4-0 BB			0-3 K			0-3 K	0-0 SH1-3 1-2 2-3		2	0	0	0	1	2	2				
Mark Belanger, R (9, 6) OBP: 0.248, SLG: 0.198	0-0 BB			0-0 F8			0-3 K	4-0 1B IBB		0	0	0	0	0	0	0				
Lee May, R (1, 10) OBP: 0.330, SLG: 0.506	0-0 5-3			0-0 F8			0-3 K	4-0 1B IBB		3	0	0	0	1	1	3				
Gary Roenicke, R (1, 7) OBP: 0.416, SLG: 0.585		0-0 F6			4-0 E SF8 BB		0-0 F3	0-0 G4-6-3 1-2 2-H 3-H 1B		3	1	1	2	1	0	2				
Eddie Murray, S (1, 3) OBP: 0.347, SLG: 0.386		0-0 F7			0-0 E7 1-3 1B			0-0 G4-6-3 1-2		4	0	2	0	0	0	2				
Doug DeCinces, R (1, 5) OBP: 0.307, SLG: 0.400		0-0 F8			0-0 SF8					2	0	0	1	0	0	1				
John Lowenstein, L (9, 9) OBP: 0.441, SLG: 0.564					3-H 4-0 G5-4-3 BB					0	0	0	0	0	0	0				
Kiko Garcia, R (1, 6) OBP: 0.307, SLG: 0.380			0-3 K		4-0 G5-4-3 BB					2	0	0	0	1	2	1				
Rick Dempsey, R (1, 2) OBP: 0.338, SLG: 0.336			0-0 6-3		0-0 G5-4-3 1-2					3	0	0	0	0	0	3				
Inning Stats	R: 0 E: 0 K: 0 S: 3	H: 1 LOB: 1 BB: 1 P: 7	R: 0 E: 0 K: 0 S: 3	H: 0 LOB: 0 BB: 0 P: 3	R: 0 E: 0 K: 1 S: 5	H: 0 LOB: 0 BB: 0 P: 5	R: 0 E: 0 K: 1 S: 5	H: 0 LOB: 0 BB: 0 P: 5	R: 1 E: 1 K: 0 S: 3	H: 1 LOB: 2 BB: 2 P: 11	R: 0 E: 0 K: 2 S: 8	H: 1 LOB: 1 BB: 1 P: 12	R: 0 E: 0 K: 1 S: 6	H: 1 LOB: 1 BB: 0 P: 6	R: 2 E: 0 K: 0 S: 3	H: 1 LOB: 1 BB: 3 P: 15	1B: 4 2B: 1 3B: 0 HR: 0	SF: 1 SAC: 1 DP: 3 HBP: 0	WP: 1 PB: 0 SB: 0 CS: 0	PA: 33
PITCHER Steve Busby, R (1, 1) ERA: 3.04	IP: 5.0 WLS: L BF: 20	H: 3 R: 1 ER: 1 SO: 2	BB: 4 IBB: 0 HBP: 0 BLK: 0	WP: 0 HR: 0 S: 20 P: 36	ERA: 1.80 WHIP: 1.400	PITCHER										IP: WLS: BF: H: R: ER: SO: BB: IBB: HBP: BLK: WP: HR: S: P: ERA: WHIP:				
Rene Martin, R (6, 1) ERA: 7.5	2.1 L	2 2 2 3	2 1 0 0	0 0 15 27	7.71 1.714											IP: WLS: BF: H: R: ER: SO: BB: IBB: HBP: BLK: WP: HR: S: P: ERA: WHIP:				
Al Hrabosky, L (8, 1) ERA: 3.23	0.2	1 0 0 0	0 0 0 0	0 0 1 1	0.00 0.000											IP: WLS: BF: H: R: ER: SO: BB: IBB: HBP: BLK: WP: HR: S: P: ERA: WHIP:				

Batter	1	2	3	4	5	6	7	8	9	10	11	12	13	AB	R	H	RBI	BB	SO	LOB	TOP									
Mickey Rivers, L OBP: 0.312, SLG: 0.411 (1, 8)	4-3		2B 1B	F9			5-3 1B	F9		P5		4-0 IBB		6	2	2	0	1	0	3										
Willie Randolph, R OBP: 0.338, SLG: 0.313 (1, 4)	5-3		1B 2B			6-3	5-3 1B				SH1-3 BB		K	5	3	2	0	2	1	2										
Thurman Munson, R OBP: 0.348, SLG: 0.378 (1, 2)	6-3		1B E			F7	5-3 BB				SH1-3 BB			5	1	0	0	1	0	3										
Lou Piniella, R OBP: 0.333, SLG: 0.463 (1, 9)		K	E5 1B							5-3		F7																		
Graig Nettles, L OBP: 0.367, SLG: 0.453 (1, 5)		F8	P1			G3	F7																							
Darryl Jones, R OBP: 0.429, SLG: 0.714 (8, PH)																														
Jim Spencer, L OBP: 0.331, SLG: 0.423 (9, PH)																														
Cliff Johnson, R OBP: 0.281, SLG: 0.444 (11, PH)		HR																												
Jay Johnstone, L OBP: 0.245, SLG: 0.298 (1, 3)																														
Chris Chambliss, L OBP: 0.301, SLG: 0.448 (1, 7)																														
Roy White, S OBP: 0.277, SLG: 0.244 (1, 6)		F9																												
Bucky Dent, R OBP: 0.298, SLG: 0.268 (12, PH)																														
Jerry Narron, L OBP: 0.288, SLG: 0.316 (12, 6)																														
Fred Stanley, R OBP: 0.357, SLG: 0.250 (1, 9)																														
Inning Stats	R: 0 E: 0 K: 0 S: 3	H: 0 LOB: 0 BB: 0 P: 3	R: 2 E: 0 K: 1 S: 7	H: 2 LOB: 0 BB: 7 P: 7	R: 3 E: 1 K: 1 S: 8	H: 3 LOB: 1 BB: 12 P: 12	R: 0 E: 0 K: 0 S: 3	H: 0 LOB: 1 BB: 1 P: 7	R: 0 E: 0 K: 3 S: 9	H: 0 LOB: 0 BB: 0 P: 9	R: 2 E: 0 K: 0 S: 5	H: 2 LOB: 1 BB: 1 P: 9	R: 0 E: 1 K: 0 S: 5	H: 1 LOB: 2 BB: 0 P: 5	R: 1 E: 0 K: 0 S: 5	H: 2 LOB: 2 BB: 1 P: 9	R: 0 E: 0 K: 0 S: 3	H: 0 LOB: 0 BB: 0 P: 3	R: 0 E: 0 K: 2 S: 8	H: 1 LOB: 2 BB: 1 P: 12	R: 0 E: 0 K: 0 S: 3	H: 0 LOB: 0 BB: 0 P: 3	1B: 6 2B: 5 3B: 0 HR: 1	SF: 0 SAC: 2 DP: 0 HBP: 0	W/P: 0 PB: 0 SB: 1 CS: 0	PA: 59				
PITCHER	IP ERA WHIP	WLS BF H R ER SO	BF H R ER SO	H R ER SO	HBP BLK WP HR S P	IP ERA WHIP	WLS BF H R ER SO	BF H R ER SO	HBP BLK WP HR S P	IP ERA WHIP	WLS BF H R ER SO	BF H R ER SO	HBP BLK WP HR S P	IP ERA WHIP	WLS BF H R ER SO	BF H R ER SO	HBP BLK WP HR S P	IP ERA WHIP	WLS BF H R ER SO	BF H R ER SO	HBP BLK WP HR S P	IP ERA WHIP	WLS BF H R ER SO	BF H R ER SO	HBP BLK WP HR S P	IP ERA WHIP	WLS BF H R ER SO	BF H R ER SO	HBP BLK WP HR S P	IP ERA WHIP
Larry Gura, L ERA: 5.48 (7, 1)	6.2	30	7	7	6	5	3	0	0	0	0	0	0	4	4	0.00	3.000													
Renie Martin, R ERA: 7.53 (8, 1)	0.2	4	2	0	0	0	0	0	0	0	0	0	0	11	15	3.38	0.750													
Al Hrabosky, L ERA: 4.28 (11, 1)	2.2	12	2	1	1	0	0	1	0	0	0	0	0	16	28	0.00	0.667													
Mary Patten, R ERA: 3.31 (1, 1)	3.0	13	1	0	0	3	1	2	0	0	0	0	0	0	0	0.00	0.667													

New York Yankees @ Kansas City Royals
 Royals Stadium, Kansas City, MO
 Sat Jun 09 1979, 4:35 AM EDT
 Att: 38,025 - Unknown - 72 F

AB	50
R	8
H	12
RBI	7
BB	7
SO	8
LOB	24



Batter	1	2	3	4	5	6	7	8	9	10	11	12	13	AB	R	H	RBI	BB	SO	LOB	BOTTOM											
Willie Wilson, S OBP: 0.400, SLG: 0.482 (1, 7)	K		6-3											6	3	2	1	1	3	2												
U L Washington, S OBP: 0.306, SLG: 0.360 (11, 6)	5-3			4-3			2B 1B							5	0	2	0	0	0	0												
Amos Otis, R OBP: 0.399, SLG: 0.444 (1, 8)	F8			G1 1B										6	1	1	0	0	0	4												
George Brett, L OBP: 0.390, SLG: 0.553 (7, 5)		G3-6-1 1B BB		G1										5	1	4	2	1	0	1												
Al Cowens, R OBP: 0.374, SLG: 0.489 (1, 9)		G3-6-1 1B		HR										5	1	2	1	1	1	3												
Darrell Porter, L OBP: 0.412, SLG: 0.477 (1, 10)		G3-6-1		HR										5	2	1	2	0	1	5												
John Wathan, R OBP: 0.275, SLG: 0.372 (1, 2)														6	1	3	2	0	0	1												
Freddie Patek, R OBP: 0.272, SLG: 0.273 (7, 3)														3	0	1	1	0	1	1												
Ralph LaCock, L OBP: 0.340, SLG: 0.405 (10, PH)														2	0	1	0	1	0	0												
Todd Cruz, R OBP: 0.244, SLG: 0.349 (7, 6)														4	0	0	0	0	0	0												
Steve Braun, L OBP: 0.381, SLG: 0.361 (10, PH)														1	0	0	0	0	0	2												
Jerry Terrell, R OBP: 0.364, SLG: 0.545 (11, 4)														1	0	0	0	0	0	1												
Inning Stats	R: 0 E: 0 K: 1 S: 5	H: 0 LOB: 0 BB: 0 P: 5	R: 0 E: 0 K: 0 S: 3	H: 1 LOB: 1 BB: 1 P: 7	R: 0 E: 0 K: 1 S: 3	H: 0 LOB: 0 BB: 0 P: 3	R: 0 E: 0 K: 0 S: 3	H: 1 LOB: 1 BB: 0 P: 6	R: 3 E: 0 K: 1 S: 9	H: 4 LOB: 1 BB: 0 P: 9	R: 0 E: 0 K: 1 S: 6	H: 1 LOB: 1 BB: 0 P: 6	R: 3 E: 0 K: 0 S: 5	H: 3 LOB: 0 BB: 0 P: 6	R: 1 E: 0 K: 0 S: 5	H: 3 LOB: 2 BB: 1 P: 9	R: 0 E: 0 K: 0 S: 3	H: 0 LOB: 0 BB: 0 P: 3	R: 1 E: 0 K: 0 S: 4	H: 1 LOB: 1 BB: 1 P: 8	R: 0 E: 0 K: 2 S: 8	H: 1 LOB: 2 BB: 1 P: 12	R: 0 E: 0 K: 1 S: 6	H: 1 LOB: 1 BB: 0 P: 6	R: 0 E: 0 K: 0 S: 4	H: 1 LOB: 1 BB: 0 P: 4	R: 1 E: 0 K: 0 S: 1	H: 1 LOB: 0 BB: 0 P: 1	1B: 11 2B: 2 3B: 2 HR: 2	SF: 0 SAC: 1 DP: 2 HBP: 1	W/P: 0 PB: 0 SB: 0 CS: 0	PA: 55
PITCHER	IP ERA WHIP	WLS BF H R ER SO	BF H R ER SO	H R ER SO	HBP BLK WP HR S P	IP ERA WHIP	WLS BF H R ER SO	BF H R ER SO	HBP BLK WP HR S P	IP ERA WHIP	WLS BF H R ER SO	BF H R ER SO	HBP BLK WP HR S P	IP ERA WHIP	WLS BF H R ER SO	BF H R ER SO	HBP BLK WP HR S P	IP ERA WHIP	WLS BF H R ER SO	BF H R ER SO	HBP BLK WP HR S P	IP ERA WHIP	WLS BF H R ER SO	BF H R ER SO	HBP BLK WP HR S P	IP ERA WHIP	WLS BF H R ER SO	BF H R ER SO	HBP BLK WP HR S P	IP ERA WHIP		
Tommy John, L ERA: 2.23 (8, 1)	1.0	6	4	2	2	0	0	0	0	0	0	0	0	6	6	18.00	4.000															
Ray Burns, R ERA: 5.73 (7, 1)	2.0	8	1	1	1	0	0	0	0	0	0	0	0	6	14	4.50	1.000															
Jim Kaat, L ERA: 3.06 (8, 1)	2.2	12	3	0	0	3	0	1	0	0	0	0	0	17	21	0.00	1.125															
Ron Davis, R ERA: 2.84 (12, 1)	1.0	5	2	1	1	0	0	0	0	0	0	0	0	5	5	9.00	2.000															

New York Yankees @ Kansas City Royals
 Royals Stadium, Kansas City, MO
 Sat Jun 09 1979, 4:35 AM EDT
 Att: 38,025 - Unknown - 72 F

AB	49
R	9
H	17
RBI	9
BB	4
SO	6
LOB	20



Batter	1	2	3	4	5	6	7	8	9	AB	R	H	RBI	BB	SO	LOB	TOP								
Mickey Rivers, L (1, 8) OBP: 0.311, SLG: 0.405 Juan Beniquez, R (7, 8) OBP: 0.282, SLG: 0.355	F8		E6		P2		BB 1B BB		P5	3	1	0	1	1	0	0	New York Yankees @ Kansas City Royals Royals Stadium, Kansas City, MO Sun Jun 10 1979, 4:33 AM EDT Att: 41,095 - Unknown - 68 F livebaseballscorecards.com								
Roy White, S (1, 7) OBP: 0.286, SLG: 0.247 Jay Johnstone, L (7, 7)	CS 1B		4-3		F7		1B 2B BB		1-3	3	1	1	1	1	0	1									
Willie Randolph, R (1, 4) OBP: 0.340, SLG: 0.315	F8		6-3		4-3		2B 1B			5	1	2	2	0	0	2									
Lou Piniella, R (1, 9) OBP: 0.330, SLG: 0.461		P3			P2		WP FC6-5 2B		F8	5	0	1	2	0	0	1									
Graig Nettles, L (1, 5) OBP: 0.369, SLG: 0.472		K			F8 E 2B		HR FC6-5			4	2	2	1	0	1	1									
Darryl Jones, R (1, 10) OBP: 0.400, SLG: 0.600 Jim Spencer, L (7, PH) OBP: 0.328, SLG: 0.419		P4			F8		FC3-6 1B F9			3	1	1	0	0	0	1									
Chris Chambliss, L (1, 3) OBP: 0.300, SLG: 0.444			F7		E4 PO		FC3-6 1B		G3	4	0	1	0	0	0	0									
Cliff Johnson, R (1, 2) OBP: 0.360, SLG: 0.453 Jerry Narron, L (3, 2) OBP: 0.250, SLG: 0.273			E 1B		PO		FC3-6 BB 1B BB		F7	1	1	1	0	0	0	0									
Bucky Dent, R (1, 6) OBP: 0.302, SLG: 0.279			E6 E 2B		F7		BB BB 1B 1B		P3	3	1	0	1	0	0	1									
Inning Stats	R: 0 E: 0 K: 0 S: 3	H: 1 LOB: 0 BB: 0 P: 3	R: 0 E: 0 K: 1 S: 5	H: 0 LOB: 0 BB: 0 P: 5	R: 2 E: 2 K: 0 S: 6	H: 2 LOB: 1 BB: 0 P: 6	R: 1 E: 1 K: 0 S: 4	H: 1 LOB: 0 BB: 0 P: 4	R: 0 E: 0 K: 0 S: 3	H: 0 LOB: 0 BB: 0 P: 3	R: 0 E: 0 K: 0 S: 3	H: 0 LOB: 0 BB: 0 P: 3	R: 7 E: 0 K: 0 S: 9	H: 6 LOB: 1 BB: 2 P: 17	R: 0 E: 0 K: 0 S: 3	H: 0 LOB: 0 BB: 0 P: 3		R: 0 E: 0 K: 0 S: 4	H: 1 LOB: 1 BB: 0 P: 4	1B: 7 2B: 3 3B: 0 HR: 1	SF: 0 SAC: 0 DP: 0 HBP: 0	WP: 1 PB: 0 SB: 0 CS: 1	PA: 41		
PITCHER	IP	WLS	BF	H	R	ER	SO	BB	IBB	HBP	BLK	WP	HR	S	P	ERA	WHIP								
Steve Mingori, L (1, 1) ERA: 4.34	6.0	L	25	7	6	4	1	0	0	0	0	0	1	27	27	6.00	1.167								
Renie Martin, R (7, 1) ERA: 9.82	0.1		6	3	4	4	0	2	0	0	0	0	0	4	12	108.00	15.000								
Eduardo Rodriguez, R (7, 1) ERA: 4.34	2.2		9	1	0	0	0	0	0	0	0	1	0	9	9	0.00	0.375								

Batter	1	2	3	4	5	6	7	8	9	AB	R	H	RBI	BB	SO	LOB	BOTTOM								
Willie Wilson, S (1, 8) OBP: 0.388, SLG: 0.465	P1		4-3		4-3			F8	5-3	5	0	0	0	0	0	2	New York Yankees @ Kansas City Royals Royals Stadium, Kansas City, MO Sun Jun 10 1979, 4:33 AM EDT Att: 41,095 - Unknown - 68 F livebaseballscorecards.com								
Steve Braun, L (1, 7) OBP: 0.413, SLG: 0.475	G4-3 1B			HR	FC6-4 1B			P2		4	1	3	1	0	0	0									
Amos Otis, R (1, 10) OBP: 0.397, SLG: 0.445	G4-3			2B	FC6-4			P4		4	1	1	0	0	0	2									
George Brett, L (1, 5) OBP: 0.392, SLG: 0.551		F7		P6		FC3-6 1B		BB 2B BB		3	1	1	0	1	0	1									
Darrell Porter, L (1, 2) OBP: 0.411, SLG: 0.480 Jamie Quirk, L (9, 2) OBP: 0.500, SLG: 0.400		F8		PB 2H 2B		FC3-6		2B 1B 1B		3	0	1	1	0	0	0									
Al Cowens, R (1, 9) OBP: 0.377, SLG: 0.497				K		G1-4-6-3		1B 2B		4	0	2	1	0	1	2									
Ralph LaCock, L (1, 3) OBP: 0.347, SLG: 0.397				2-3				1-3 2-H 2B		3	0	0	0	1	0	3									
U L Washington, S (1, 4) OBP: 0.304, SLG: 0.357			P5		P5			P6		4	0	1	1	0	0	2									
Todd Cruz, R (1, 6) OBP: 0.229, SLG: 0.326 Tom Poquette, L (9, PH) OBP: 0.222, SLG: 0.200			P5					2-3 3-H 1B		3	0	0	0	0	1	0									
			P5		K			F8		1	0	0	0	0	1	2									
Inning Stats	R: 0 E: 0 K: 0 S: 3	H: 1 LOB: 0 BB: 0 P: 3	R: 0 E: 0 K: 0 S: 4	H: 1 LOB: 1 BB: 0 P: 4	R: 0 E: 0 K: 1 S: 3	H: 0 LOB: 0 BB: 0 P: 3	R: 2 E: 0 K: 1 S: 8	H: 3 LOB: 2 BB: 1 P: 12	R: 0 E: 0 K: 0 S: 6	H: 1 LOB: 1 BB: 0 P: 6	R: 0 E: 0 K: 0 S: 3	H: 1 LOB: 0 BB: 0 P: 3	R: 0 E: 0 K: 0 S: 3	H: 0 LOB: 0 BB: 0 P: 3	R: 0 E: 0 K: 1 S: 8	H: 3 LOB: 2 BB: 1 P: 12	1B: 6 2B: 3 3B: 0 HR: 1	SF: 0 SAC: 0 DP: 2 HBP: 0	WP: 0 PB: 1 SB: 0 CS: 0	PA: 37					
PITCHER	IP	WLS	BF	H	R	ER	SO	BB	IBB	HBP	BLK	WP	HR	S	P	ERA	WHIP								
Luis Tiant, R (1, 1) ERA: 5.13	8.0	W	33	9	4	4	2	2	0	0	0	0	0	35	43	4.50	1.375								
Ray Burnis, R (9, 1) ERA: 5.66	1.0		4	1	0	0	1	0	0	0	0	0	0	6	6	0.00	1.000								

Batter	1	2	3	4	5	6	7	8	9	10	AB	R	H	RBI	BB	SO	LOB	TOP	
Jerry Remy, L OBP: 0.358, SLG: 0.361 (1.4)	F8		4-3			SH1			1-3 1B	SH	3	0	1	1	0	0	1		
Rick Burleson, R OBP: 0.307, SLG: 0.349 (1.6)	5-3		PO	5-3		F7			F8	6-3	5	0	0	1	0	0	3		
Fred Lynn, L OBP: 0.391, SLG: 0.589 (1.8)	BB				K	4-3			1-3	FC6-4 BB	3	0	0	0	2	1	2		
Jim Rice, R OBP: 0.398, SLG: 0.575 (1.7)	F7				BB				6-3	FC6-4	4	0	0	0	1	0	4		
Carl Yastrzemski, L OBP: 0.391, SLG: 0.505 (1.3)		4-3			4-3				4-3	G3	4	0	0	0	0	0	1		
Carlton Fisk, R OBP: 0.324, SLG: 0.479 (1.10)		6-3				P4			5-3	BB 2B	3	1	0	0	1	0	0		
Butch Hobson, R OBP: 0.303, SLG: 0.503 (1.5)		K				G5-4-3 1B			F8	2B SH BB	3	1	1	0	1	1	0		
Dwight Evans, R OBP: 0.343, SLG: 0.431 (1.9)						G5-4-3			F8	SH 2B	3	1	1	1	1	0	1		
Gary Allenson, R OBP: 0.286, SLG: 0.294 Jack Brohamer, L OBP: 0.352, SLG: 0.388 George Scott, R OBP: 0.299, SLG: 0.372 Mike O'Berry, R OBP: 0.250, SLG: 0.100 (1.2)						SH1-4 BB			F2	SH 6-3 IBB	1	0	0	0	1	0	0		
Inning Stats	R: 0 E: 0 K: 0 S: 3	H: 0 LOB: 1 BB: 1 P: 7	R: 0 E: 0 K: 1 S: 5	H: 0 LOB: 0 BB: 0 P: 5	R: 0 E: 0 K: 0 S: 2	H: 0 LOB: 0 BB: 1 P: 6	R: 0 E: 0 K: 1 S: 5	H: 0 LOB: 1 BB: 1 P: 9	R: 0 E: 0 K: 0 S: 3	H: 0 LOB: 0 BB: 0 P: 3	R: 0 E: 0 K: 0 S: 3	H: 0 LOB: 0 BB: 0 P: 3	R: 0 E: 0 K: 0 S: 4	H: 1 LOB: 1 BB: 0 P: 4	R: 4 E: 1 K: 0 S: 5	H: 1 LOB: 2 BB: 4 P: 21	1B: 2 2B: 1 3B: 0 HR: 0	SF: 0 SAC: 3 DP: 1 HBP: 0	WP: 0 PA: 41
PITCHER	IP 9.1	WLS L	BF 34	H 2	R 2	ER 2	SO 2	BB 6	IBB 0	HBP 0	BLK 0	WP 0	HR 0	S 32	P 56	ERA 1.93	WHIP 0.857		
Steve Busby, R ERA: 2.87 (1.1)	0.0	1	1	0	0	0	0	0	0	0	0	0	0	1	1	∞	∞		
Marty Pattin, R ERA: 3.49 (10.1)	0.2	5	0	2	1	0	1	1	0	0	0	0	0	3	11	13.50	1.500		
Al Hrabosky, L ERA: 4.19 (10.1)																			

Boston Red Sox @ Kansas City Royals
Royals Stadium, Kansas City, MO
Mon Jun 11 1979, 8:05 PM EDT
Att: 39,758 - Unknown

AB	29
R	4
H	3
RBI	3
BB	8
SO	2
LOB	12



Batter	1	2	3	4	5	6	7	8	9	10	AB	R	H	RBI	BB	SO	LOB	BOTTOM	
Willie Wilson, S OBP: 0.378, SLG: 0.453 (1.8)	K		FC4-6			F8		6-3			4	0	0	0	0	1	2		
Steve Braun, L OBP: 0.400, SLG: 0.455 (1.7)	K		L4			1B			L7		4	0	1	0	0	1	2		
Amos Otis, R OBP: 0.390, SLG: 0.437 (1.10)	G3					K			6-3		4	0	0	0	0	1	1		
George Brett, L OBP: 0.386, SLG: 0.542 (1.5)		4-3				F7			P4		4	0	0	0	0	0	1		
Darrell Porter, L OBP: 0.435, SLG: 0.471 (1.2)		F7				F9			F5		4	0	0	0	0	0	0		
Al Cowens, R OBP: 0.380, SLG: 0.497 (1.9)		4-3				FC6-4 1B			CS 1B		4	0	2	0	0	0	0		
Ralph LaCock, L OBP: 0.345, SLG: 0.390 (1.3)						FC4-6 1B HBP			G3		3	0	0	0	0	0	2		
U L Washington, S OBP: 0.297, SLG: 0.347 (1.4)						L7			FC6-4		3	0	0	0	0	0	2		
Todd Cruz, R OBP: 0.235, SLG: 0.327 (1.6)						L8			K		3	0	1	0	0	1	1		
Inning Stats	R: 0 E: 0 K: 2 S: 7	H: 0 LOB: 0 BB: 0 P: 7	R: 0 E: 0 K: 0 S: 3	H: 0 LOB: 0 BB: 0 P: 3	R: 0 E: 0 K: 0 S: 4	H: 1 LOB: 2 BB: 0 P: 5	R: 0 E: 0 K: 1 S: 5	H: 0 LOB: 0 BB: 0 P: 5	R: 0 E: 1 K: 0 S: 4	H: 1 LOB: 1 BB: 0 P: 4	R: 0 E: 0 K: 0 S: 4	H: 1 LOB: 1 BB: 0 P: 4	R: 0 E: 0 K: 0 S: 3	H: 0 LOB: 0 BB: 0 P: 3	R: 0 E: 0 K: 0 S: 3	H: 0 LOB: 0 BB: 0 P: 3	1B: 4 2B: 0 3B: 0 HR: 0	SF: 0 SAC: 0 DP: 0 HBP: 1	WP: 0 PA: 34
PITCHER	IP 10.0	WLS W	BF 34	H 4	R 0	ER 0	SO 4	BB 0	IBB 0	HBP 1	BLK 0	WP 0	HR 0	S 41	P 42	ERA 0.00	WHIP 0.400		
Bob Stanley, R ERA: 3.29 (1.1)																			

Boston Red Sox @ Kansas City Royals
Royals Stadium, Kansas City, MO
Mon Jun 11 1979, 8:05 PM EDT
Att: 39,758 - Unknown

AB	33
R	0
H	4
RBI	0
BB	0
SO	4
LOB	11



Batter	1	2	3	4	5	6	7	8	9	10	AB	R	H	RBI	BB	SO	LOB	TOP
Jerry Remy, L OBP: 0.355, SLG: 0.358 (1.4)	G3	1-3			6-3		1-2 1B		L7		5	0	1	0	0	0	1	
Rick Burleson, R OBP: 0.300, SLG: 0.341 (1.6)	4-3		4-3			6-3	P4			P5	5	0	0	0	0	0	2	
Fred Lynn, L OBP: 0.392, SLG: 0.585 (1.8)	3-1		L9							4-3	5	1	2	0	0	0	0	
Jim Rice, R OBP: 0.398, SLG: 0.569 (1.7)		BB E 1B			F9		L9		F9		4	1	1	0	1	0	2	
Carl Yastrzemski, L OBP: 0.391, SLG: 0.517 (1.3)			E BB 1B FC6-4		F7		4-3			HR	5	2	2	2	0	1	2	
Carlton Fisk, R OBP: 0.333, SLG: 0.473 (1.10)		FC6-4 E SF9 BB		3-1				1B SF7 1B		1-3	3	2	1	0	1	0	0	
Butch Hobson, R OBP: 0.299, SLG: 0.497 Jack Brohamer, L OBP: 0.357, SLG: 0.392 (4.5)		E5 FC6-4		L7				1B 1B		G3	2	0	0	1	0	0	2	AB 37
Dwight Evans, R OBP: 0.336, SLG: 0.422 (1.9)		FC6-4						1B 1B			2	0	1	0	0	0	0	R 6
Gary Allenson, R OBP: 0.281, SLG: 0.292 Jim Dwyer, L OBP: 0.265, SLG: 0.258 Mike O'Berry, R OBP: 0.231, SLG: 0.091 (7.2)		SF9						3-H SF7			4	0	0	1	0	0	0	H 8
											1	0	0	1	0	0	0	RBI 6
											0	0	0	1	0	0	0	BB 2
											1	0	0	0	0	1	0	SO 3
											0	0	0	0	0	0	0	LOB 13
											1	0	0	1	0	0	0	
											0	0	0	1	0	0	0	
											1	0	0	0	0	1	0	
											0	0	0	0	0	0	0	
											1	0	0	0	0	1	0	
											0	0	0	0	0	0	0	
											1	0	0	0	0	1	0	
											0	0	0	0	0	0	0	
											1	0	0	0	0	1	0	
											0	0	0	0	0	0	0	
											1	0	0	0	0	1	0	
											0	0	0	0	0	0	0	
											1	0	0	0	0	1	0	
											0	0	0	0	0	0	0	
											1	0	0	0	0	1	0	
											0	0	0	0	0	0	0	
											1	0	0	0	0	1	0	
											0	0	0	0	0	0	0	
											1	0	0	0	0	1	0	
											0	0	0	0	0	0	0	
											1	0	0	0	0	1	0	
											0	0	0	0	0	0	0	
											1	0	0	0	0	1	0	
											0	0	0	0	0	0	0	
											1	0	0	0	0	1	0	
											0	0	0	0	0	0	0	
											1	0	0	0	0	1	0	
											0	0	0	0	0	0	0	
											1	0	0	0	0	1	0	
											0	0	0	0	0	0	0	
											1	0	0	0	0	1	0	
											0	0	0	0	0	0	0	
											1	0	0	0	0	1	0	
											0	0	0	0	0	0	0	
											1	0	0	0	0	1	0	
											0	0	0	0	0	0	0	
											1	0	0	0	0	1	0	
											0	0	0	0	0	0	0	
											1	0	0	0	0	1	0	
											0	0	0	0	0	0	0	
											1	0	0	0	0	1	0	
											0	0	0	0	0	0	0	
											1	0	0	0	0	1	0	
											0	0	0	0	0	0	0	
											1	0	0	0	0	1	0	
											0	0	0	0	0	0	0	
											1	0	0	0	0	1	0	
											0	0	0	0	0	0	0	
											1	0	0	0	0	1	0	
											0	0	0	0	0	0	0	
											1	0	0	0	0	1	0	
											0	0	0	0	0	0	0	
											1	0	0	0	0	1	0	
											0	0	0	0	0	0	0	
											1	0	0	0	0	1	0	
											0	0	0	0	0	0	0	
											1	0	0	0	0	1	0	
											0	0	0	0	0	0	0	
											1	0	0	0	0	1	0	
											0	0	0	0	0	0	0	
											1	0	0	0	0	1	0	
											0	0	0	0	0	0	0	
											1	0	0	0	0	1	0	
											0	0	0	0	0	0	0	
											1	0	0	0	0	1	0	
											0	0	0	0	0	0	0	
											1	0	0	0	0	1	0	
											0	0	0	0	0	0	0	
											1	0	0	0	0	1	0	
											0	0	0	0	0	0	0	
											1	0	0	0	0	1	0	
											0	0	0	0	0	0	0	
											1	0	0	0	0	1	0	
											0	0	0	0	0	0	0	
											1	0	0	0	0	1	0	
											0	0	0	0	0	0	0	
											1	0	0	0	0	1	0	
											0	0	0	0	0	0	0	
											1	0	0	0	0	1	0	
											0	0	0	0	0	0	0	
											1	0	0	0	0	1	0	
											0	0	0	0	0	0	0	
											1	0	0	0	0	1	0	
											0	0	0	0	0	0	0	
											1	0	0	0	0	1	0	
											0	0	0	0	0	0	0	
											1	0	0	0	0	1	0	

Batter	1	2	3	4	5	6	7	8	9	AB	R	H	RBI	BB	SO	LOB	TOP								
Jerry Remy, L (1,4) OBP: 0.350, SLG: 0.353	6-3		1B	F9		6-3		L8	F8	6	1	1	0	0	0	1									
Rick Burleson, R (1,6) OBP: 0.305, SLG: 0.349	F7		1B					P6	6-3	6	1	3	0	0	0	0									
Fred Lynn, L (1,8) OBP: 0.390, SLG: 0.583	K		1B	F8				P4		1	0	0	0	0	1	0									
Tom Poquette, L (2,8)			1B							4	0	2	0	0	0	2									
Jim Rice, R (1,7) OBP: 0.398, SLG: 0.565		P3		5-3						5	1	2	2	0	0	3									
Carlton Fisk, R (1,10) OBP: 0.349, SLG: 0.494		P4						L8		5	2	3	0	0	0	2									
Carl Yastrzemski, L (1,3) OBP: 0.390, SLG: 0.516		G5-3						L8		2	1	1	0	2	0	2									
Dwight Evans, R (1,9) OBP: 0.342, SLG: 0.441										3	1	2	3	1	0	2									
Larry Wolfe, R (1,5) OBP: 0.400, SLG: 0.467										4	3	2	2	1	0	4									
Gary Allenson, R (1,2) OBP: 0.286, SLG: 0.320										5	1	2	4	0	2	3									
Inning Stats	R: 0 E: 0 K: 1 S: 5	H: 0 LOB: 0 BB: 0 P: 5	R: 0 E: 0 K: 0 S: 3	H: 1 LOB: 1 BB: 1 P: 7	R: 3 E: 0 K: 1 S: 10	H: 5 LOB: 2 BB: 0 P: 10	R: 2 E: 0 K: 0 S: 7	H: 4 LOB: 2 BB: 0 P: 7	R: 0 E: 0 K: 0 S: 3	H: 0 LOB: 2 BB: 1 P: 8	R: 0 E: 0 K: 0 S: 4	H: 2 LOB: 1 BB: 0 P: 4	R: 1 E: 0 K: 1 S: 7	H: 3 LOB: 1 BB: 0 P: 7	R: 0 E: 0 K: 0 S: 3	H: 0 LOB: 0 BB: 0 P: 3	R: 5 E: 0 K: 0 S: 6	H: 3 LOB: 0 BB: 2 P: 14	1B: 12 2B: 3 3B: 0 HR: 4	SF: 1 SAC: 0 DP: 2 HBP: 1	WP: 0 PB: 0 SB: 0 CS: 1	PA: 47			
PITCHER	IP	WLS	BF	H	R	ER	SO	BB	IBB	HBP	BLK	WP	HR	S	P	ERA	WHIP								
Larry Gura, L (1,1) ERA: 5.79	3.0	L	18	9	5	5	2	1	0	0	0	0	3	21	25	15.00	3.333								
Eduardo Rodriguez, R (4,1) ERA: 4.85	5.1		26	8	5	5	1	2	1	1	0	0	0	24	37	8.44	1.875								
Steve Mingo, L (9,1) ERA: 4.66	0.2		3	1	1	1	0	0	0	0	0	0	1	3	3	13.50	1.500								

Boston Red Sox @ Kansas City Royals
 Royals Stadium, Kansas City, MO
 Wed Jun 13 1979, 8:05 PM EDT
 Att: 27,940 - Unknown - 86 F

AB	41
R	11
H	18
RBI	11
BB	4
SO	3
LOB	19





Batter	1	2	3	4	5	6	7	8	9	AB	R	H	RBI	BB	SO	LOB	BOTTOM								
Willie Wilson, S (1,8) OBP: 0.385, SLG: 0.468	1B	P6			G3				1B	5	2	3	0	0	0	1									
Steve Braun, L (1,7) OBP: 0.433, SLG: 0.529	1B									4	1	2	0	1	1	2									
Amos Otis, R (1,10) OBP: 0.387, SLG: 0.431	SF9				6-3					5	0	2	1	0	0	1									
George Brett, L (1,5) OBP: 0.387, SLG: 0.536										5	0	2	1	0	1	3									
Darrell Porter, L (1,2) OBP: 0.406, SLG: 0.479	SF9									3	0	0	1	0	1	1									
Al Cowens, R (1,9) OBP: 0.376, SLG: 0.490	K									4	0	2	0	0	1	2									
Ralph LaCock, L (1,3) OBP: 0.335, SLG: 0.373	FC4-6									4	0	0	0	0	0	5									
Frank White, R (1,4) OBP: 0.331, SLG: 0.450										4	0	1	0	0	0	1									
Todd Cruz, R (1,6) OBP: 0.214, SLG: 0.296										2	0	0	0	0	0	1									
Jamie Quirk, L (9,PH) OBP: 0.429, SLG: 0.333										1	0	0	0	0	0	0									
Inning Stats	R: 2 E: 0 K: 1 S: 8	H: 3 LOB: 2 BB: 1 P: 12	R: 0 E: 0 K: 1 S: 6	H: 1 LOB: 0 BB: 0 P: 6	R: 0 E: 0 K: 0 S: 3	H: 0 LOB: 0 BB: 0 P: 3	R: 0 E: 0 K: 0 S: 4	H: 1 LOB: 1 BB: 0 P: 4	R: 0 E: 0 K: 0 S: 4	H: 0 LOB: 0 BB: 0 P: 4	R: 0 E: 0 K: 1 S: 5	H: 0 LOB: 0 BB: 0 P: 5	R: 0 E: 0 K: 0 S: 4	H: 1 LOB: 1 BB: 0 P: 4	R: 0 E: 1 K: 0 S: 5	H: 2 LOB: 2 BB: 0 P: 5	R: 1 E: 0 K: 1 S: 8	H: 3 LOB: 2 BB: 0 P: 8	1B: 10 2B: 1 3B: 1 HR: 0	SF: 1 SAC: 1 DP: 0 HBP: 0	WP: 1 PB: 0 SB: 1 CS: 0	PA: 40			
PITCHER	IP	WLS	BF	H	R	ER	SO	BB	IBB	HBP	BLK	WP	HR	S	P	ERA	WHIP								
Steve Renko, R (1,1) ERA: 3.22	7.1	W	31	8	2	2	3	1	0	0	0	0	0	36	40	2.46	1.227								
Dick Drago, R (8,1) ERA: 2.66	1.2		9	4	1	1	1	0	0	0	0	0	0	11	11	5.40	2.400								

Boston Red Sox @ Kansas City Royals
 Royals Stadium, Kansas City, MO
 Wed Jun 13 1979, 8:05 PM EDT
 Att: 27,940 - Unknown - 86 F

AB	37
R	3
H	12
RBI	3
BB	1
SO	4
LOB	17



Batter	1	2	3	4	5	6	7	8	9	AB	R	H	RBI	BB	SO	LOB	TOP														
Willie Wilson, S OBP: 0.394, SLG: 0.512 (1, 7)	F7		F8			1B				6	4	4	6	0	0	1	Kansas City Royals @ Milwaukee Brewers Milwaukee County Stadium, Milwaukee, WI Fri Jun 15 1979, 8:05 PM EDT Att: 32,812 - Unknown - 87 F AB 47 R 14 H 21 RBI 13 BB 0 SO 0 LOB 19 														
George Brett, L OBP: 0.386, SLG: 0.534 Jamie Quirk, L OBP: 0.600, SLG: 0.667 (1, 5) (5, 2)	L9		4-3			1B				3	0	1	0	0	0	1															
Amos Otis, R OBP: 0.386, SLG: 0.429 (1, 8)	1-3					1B				6	1	2	1	0	0	4															
Al Cowens, R OBP: 0.379, SLG: 0.488 (1, 9)										5	1	2	0	0	0	3															
George Scott, R OBP: 0.302, SLG: 0.373 (1, 3) (9, 5)	F8									5	2	2	2	0	0	3															
Darrell Porter, L OBP: 0.407, SLG: 0.479 Jerry Terrell, R OBP: 0.385, SLG: 0.538 Ralph LaCock, L OBP: 0.333, SLG: 0.373 (1, 2) (5, 5) (9, PH) (9, 3)	FC4-6									2	0	1	1	0	0	1															
John Wathan, R OBP: 0.271, SLG: 0.363 (1, 10)	FC1-4-6									5	2	1	0	0	0	3															
Frank White, R OBP: 0.333, SLG: 0.447 (1, 4)			5-3	4-3						5	1	2	1	0	0	1															
Freddie Patek, R OBP: 0.273, SLG: 0.274 Todd Cruz, R OBP: 0.214, SLG: 0.296 (1, 6) (6, PR) (6, 6)										3	0	1	0	0	0	2															
Steve Braun, L OBP: 0.426, SLG: 0.519 U L Washington, S OBP: 0.302, SLG: 0.353 (8, PH) (8, 6)										1	0	0	0	0	0	0															
										1	1	1	1	0	0	0															
Inning Stats	R: 0 E: 0 K: 0 S: 3	H: 0 LOB: 0 BB: 0 P: 3	R: 0 E: 0 K: 0 S: 4	H: 1 LOB: 1 BB: 0 P: 4	R: 0 E: 0 K: 0 S: 4	H: 1 LOB: 1 BB: 0 P: 4	R: 2 E: 1 K: 0 S: 6	H: 3 LOB: 1 BB: 0 P: 6	R: 1 E: 0 K: 0 S: 6	H: 3 LOB: 2 BB: 0 P: 6	R: 3 E: 0 K: 0 S: 7	H: 4 LOB: 1 BB: 0 P: 7	R: 0 E: 0 K: 0 S: 3	H: 0 LOB: 0 BB: 0 P: 3	R: 0 E: 0 K: 0 S: 3	H: 0 LOB: 0 BB: 0 P: 3		R: 8 E: 0 K: 0 S: 12	H: 9 LOB: 1 BB: 0 P: 12	1B: 18 2B: 1 3B: 0 HR: 2	SF: 1 SAC: 0 DP: 0 HBP: 0	WP: 0 PB: 0 SB: 0 CS: 0	PA: 48								
PITCHER	IP WLS BF H R ER SO BB IBB HBP BLK WP HR S P ERA WHIP																														
Mike Caldwell, L ERA: 3.18 Paul Mitchell, R ERA: 5.79 Reggie Cleveland, R ERA: 4.65 Bill Castro, R ERA: 2.77 (1, 1) (7, 1) (9, 1) (9, 1)	6.0 2.1 0.1 0.1	30 11 L 3	12 4 2 4	6 4 0 4	5 4 0 4	0 0 0 0	0 0 0 0	0 0 0 0	0 0 0 0	0 0 0 0	0 0 0 0	1 11 3 4	30 11 3 4	7.50 15.43 0.00 108.00	2.000 1.714 6.000 9.000																

Batter	1	2	3	4	5	6	7	8	9	AB	R	H	RBI	BB	SO	LOB	BOTTOM														
Paul Molitor, R OBP: 0.367, SLG: 0.453 (1, 4)	1B									6	2	4	0	0	0	1	Kansas City Royals @ Milwaukee Brewers Milwaukee County Stadium, Milwaukee, WI Fri Jun 15 1979, 8:05 PM EDT Att: 32,812 - Unknown - 87 F AB 41 R 11 H 14 RBI 11 BB 7 SO 2 LOB 18 														
Cecil Cooper, L OBP: 0.371, SLG: 0.492 (1, 3)	1B									6	1	2	0	0	1	3															
Sal Bando, R OBP: 0.350, SLG: 0.351 (1, 5)	1B									5	2	2	3	1	0	2															
Gorman Thomas, R OBP: 0.370, SLG: 0.476 (1, 8)	6-3									4	0	1	1	1	0	1															
Ben Oglivie, L OBP: 0.314, SLG: 0.448 (1, 7)	F8									4	1	0	0	1	0	4															
Sixto Lezcano, R OBP: 0.430, SLG: 0.522 (1, 9)	1B									3	2	2	1	2	0	0															
Robin Yount, R OBP: 0.287, SLG: 0.348 (1, 6)	1B									4	1	1	0	1	0	3															
Dick Davis, R OBP: 0.288, SLG: 0.398 (1, 10)	5-3									4	1	1	4	1	0	3															
Charlie Moore, R OBP: 0.436, SLG: 0.471 (1, 2)										5	1	1	2	0	1	1															
Inning Stats	R: 3 E: 0 K: 0 S: 7	H: 4 LOB: 2 BB: 1 P: 11	R: 1 E: 0 K: 1 S: 7	H: 2 LOB: 2 BB: 1 P: 11	R: 2 E: 0 K: 0 S: 5	H: 2 LOB: 1 BB: 1 P: 9	R: 5 E: 0 K: 1 S: 9	H: 4 LOB: 1 BB: 2 P: 17	R: 0 E: 0 K: 0 S: 5	H: 1 LOB: 2 BB: 0 P: 5	R: 0 E: 0 K: 0 S: 4	H: 1 LOB: 2 BB: 1 P: 8	R: 0 E: 0 K: 0 S: 2	H: 0 LOB: 0 BB: 1 P: 6	R: 0 E: 0 K: 0 S: 3	H: 0 LOB: 0 BB: 0 P: 3		R: 0 E: 0 K: 0 S: 3	H: 0 LOB: 0 BB: 0 P: 3	1B: 11 2B: 0 3B: 0 HR: 3	SF: 0 SAC: 0 DP: 1 HBP: 0	WP: 0 PB: 0 SB: 2 CS: 0	PA: 48								
PITCHER	IP WLS BF H R ER SO BB IBB HBP BLK WP HR S P ERA WHIP																														
Paul Splitterff, L ERA: 4.13 Eduardo Rodriguez, R ERA: 5.48 Steve Mingo, L ERA: 4.22 Marty Pattin, R ERA: 3.42 (1, 1) (3, 1) (7, 1) (9, 1)	2.2 3.1 2.0 1.0	18 21 W S	7 5 6 3	6 5 0 0	6 5 0 0	1 1 0 0	3 0 0 0	0 0 0 0	0 0 0 0	0 0 0 0	0 0 0 0	2 1 5 3	17 20 9 3	29 13.50 0.00 0.00	3.750 3.000 0.500 0.000																

Batter	1	2	3	4	5	6	7	8	9	AB	R	H	RBI	BB	SO	LOB	TOP					
Willie Wilson, S OBP: 0.391, SLG: 0.503 (1, 7)	0-0 1-3		0-0 6-3		4-0 BB		0-0 L8			3	0	0	0	1	0	1						
Steve Braun, L OBP: 0.415, SLG: 0.500 (1, 10)	0-0 F7		0-0 G3		0-0 F9			0-0 FC8-6 1B		4	0	1	0	0	0	3						
Amos Otis, R OBP: 0.387, SLG: 0.443 (1, 8)	0-0 1B		0-0 F8		0-0 HR			0-0 FC8-6 FC1-6 1-2		4	1	2	1	0	0	2						
George Brett, L OBP: 0.388, SLG: 0.537 (1, 5)	0-0 F8			0-0 CS 1B		0-0 2B		0-0 FC1-6 1B 1-2		4	0	2	0	0	0	2						
Darrell Porter, L OBP: 0.404, SLG: 0.475 (1, 2)		0-0 F7		0-0 F8 1-2		0-0 F2		0-0 FC5-4 1B 1-2		4	0	1	0	0	0	2						
Al Cowens, R OBP: 0.370, SLG: 0.476 (1, 9)		0-0 1-3		0-0 F9		0-0 P6		0-0 FC5-4 1-2		4	0	0	0	0	0	3						
George Scott, R OBP: 0.295, SLG: 0.364 (1, 3)		0-3 K			0-0 F9		0-0 3-4-1		0-0 6-3	4	0	0	0	0	1	1						
Frank White, R OBP: 0.339, SLG: 0.449 (1, 4)			0-0 S 1B		0-0 S 1B		0-0 F9		0-0 L8	4	1	2	0	0	0	0						
Todd Cruz, R OBP: 0.220, SLG: 0.298 Ralph LaCock, L (9, PH) OBP: 0.332, SLG: 0.371 (1, 6)			0-0 6-3 1-H 1B		0-0 F7 1-2		0-0 P1		0-3 K	3	0	1	1	0	0	1						
Inning Stats	R: 0 E: 0 K: 0 S: 4	H: 1 LOB: 1 BB: 0 P: 4	R: 0 E: 0 K: 1 S: 5	H: 0 LOB: 0 BB: 0 P: 5	R: 1 E: 0 K: 0 S: 5	H: 2 LOB: 1 BB: 0 P: 5	R: 0 E: 0 K: 0 S: 3	H: 1 LOB: 0 BB: 0 P: 3	R: 0 E: 0 K: 0 S: 4	H: 1 LOB: 2 BB: 1 P: 8	R: 1 E: 0 K: 0 S: 5	H: 2 LOB: 1 BB: 0 P: 5	R: 0 E: 0 K: 0 S: 3	H: 0 LOB: 0 BB: 0 P: 3	R: 0 E: 0 K: 1 S: 5	H: 2 LOB: 2 BB: 0 P: 5	R: 0 E: 0 K: 1 S: 5	H: 0 LOB: 0 BB: 0 P: 5	1B: 7 2B: 1 3B: 0 HR: 1	SF: 0 SAC: 0 DP: 0 HBP: 0	WP: 0 PB: 0 SB: 2 CS: 1	PA: 36
PITCHER Jim Slaton, R ERA: 2.36 (1, 1)	IP: 9.0 WLS: W BF: 36 H: 9 R: 2 ER: 2 SO: 2	BB: 1 IBB: 0 HBP: 0 BLK: 0	WP: 0 HR: 1 S: 39 P: 43	ERA: 2.00 WHIP: 1.111																		

Kansas City Royals @ Milwaukee Brewers
Milwaukee County Stadium, Milwaukee, WI
Sat Jun 16 1979, 4:33 AM EDT
Att: 43,784 - Sunny - 84 F

AB	35
R	2
H	9
RBI	2
BB	1
SO	2
LOB	15



Batter	1	2	3	4	5	6	7	8	9	AB	R	H	RBI	BB	SO	LOB	BOTTOM					
Paul Molitor, R OBP: 0.369, SLG: 0.458 (1, 4)	0-3 K			0-0 5-3			0-0 SH1-3 2B			4	1	2	0	0	1	0						
Sal Bando, R OBP: 0.350, SLG: 0.356 (1, 5)	0-0 BB 2B	0-3 K			0-0 1-3		0-0 SH1-3			3	1	1	0	0	1	2						
Cecil Cooper, L OBP: 0.376, SLG: 0.496 (1, 3)	4-0 BB BB BB	0-0 F7			4-0 1B S BB		0-0 K 2B 3-H			2	0	1	1	2	0	2						
Gorman Thomas, R OBP: 0.372, SLG: 0.474 (1, 8)	0-0 F7		4-0 FC6-4 BB		0-0 1-3 1B		0-0 K 2-3			3	0	1	0	1	1	3						
Ben Oglivie, L OBP: 0.317, SLG: 0.447 (1, 7)	4-0 BB 1-2 2-3 BB		0-0 F7		0-0 F8			0-0 SH1-4 1B		3	1	1	0	1	0	3						
Sixto Lezcano, R OBP: 0.429, SLG: 0.516 (1, 9)	4-0 BB 1-2 2-3 3-H BB		0-3 K		0-3 K			0-0 SH1-4		2	0	0	1	1	2	3						
Robin Yount, R OBP: 0.287, SLG: 0.346 (1, 6)	0-0 F6		0-0 FC6-4 1-2		0-0 L7			0-0 6-3 1B 2-H		4	0	1	1	0	0	4						
Dick Davis, R OBP: 0.279, SLG: 0.386 (1, 10)		0-0 F9		0-0 6-3		0-0 F9		0-0 6-3		4	0	0	0	0	0	1						
Charlie Moore, R OBP: 0.431, SLG: 0.464 (1, 2)		0-0 1B		0-0 F8		0-0 6-3		0-0 4-3		4	0	1	0	0	0	1						
Inning Stats	R: 1 E: 0 K: 1 S: 6	H: 1 LOB: 3 BB: 3 P: 18	R: 0 E: 0 K: 1 S: 7	H: 2 LOB: 0 BB: 0 P: 7	R: 0 E: 0 K: 1 S: 5	H: 0 LOB: 1 BB: 1 P: 9	R: 0 E: 0 K: 0 S: 3	H: 0 LOB: 0 BB: 0 P: 3	R: 0 E: 0 K: 1 S: 6	H: 1 LOB: 2 BB: 1 P: 10	R: 0 E: 0 K: 0 S: 3	H: 0 LOB: 0 BB: 0 P: 3	R: 1 E: 0 K: 1 S: 6	H: 2 LOB: 0 BB: 0 P: 6	R: 1 E: 0 K: 0 S: 5	H: 2 LOB: 1 BB: 0 P: 5	R: 1 E: 0 K: 0 S: 5	H: 2 LOB: 1 BB: 0 P: 5	1B: 5 2B: 3 3B: 0 HR: 0	SF: 0 SAC: 2 DP: 0 HBP: 0	WP: 0 PB: 0 SB: 1 CS: 0	PA: 36
PITCHER Steve Busby, R ERA: 2.93 (1, 1)	IP: 8.0 WLS: L BF: 36 H: 8 R: 3 ER: 3 SO: 5	BB: 5 IBB: 0 HBP: 0 BLK: 0	WP: 0 HR: 0 S: 41 P: 61	ERA: 3.38 WHIP: 1.625																		

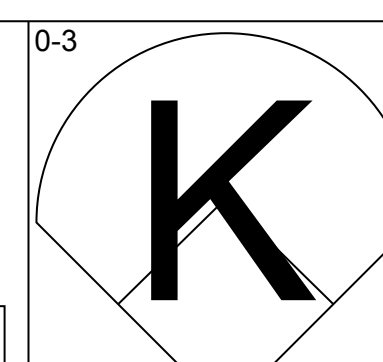
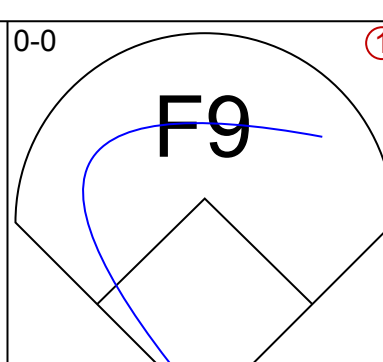
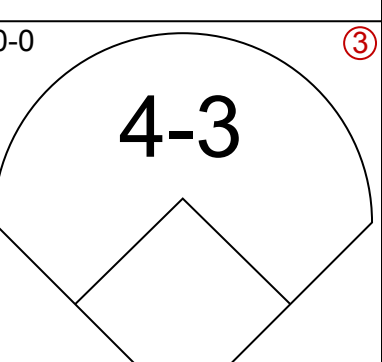
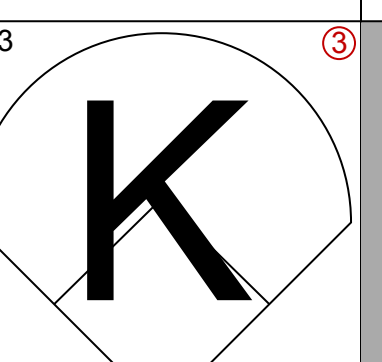
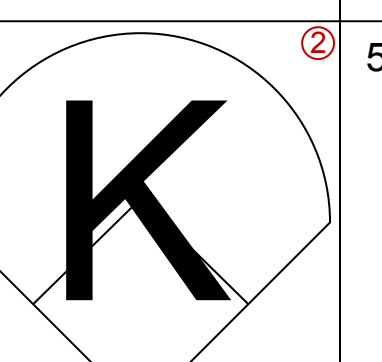
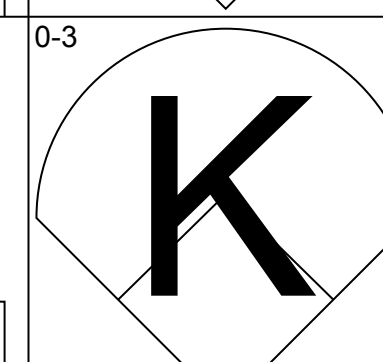
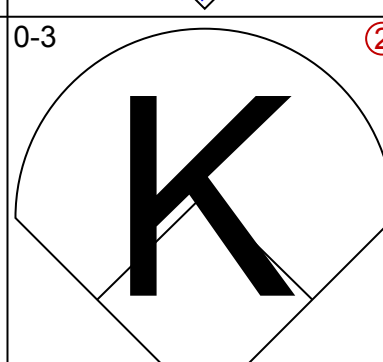
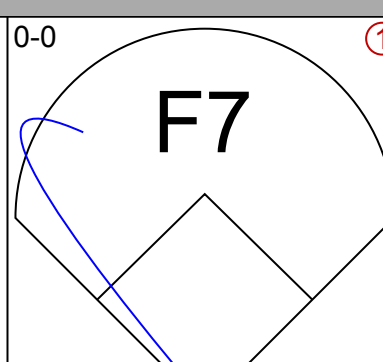
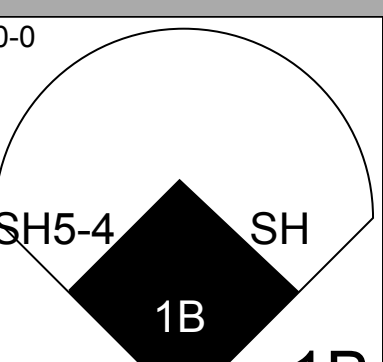
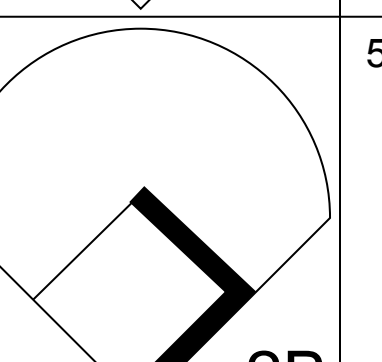
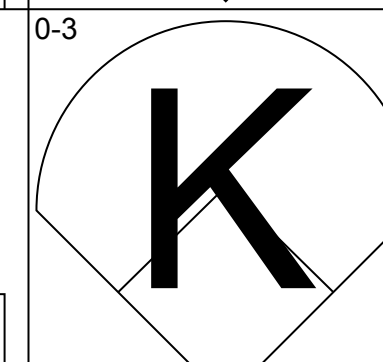
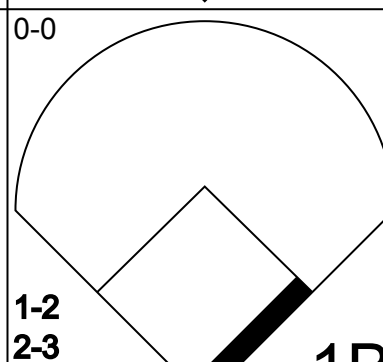
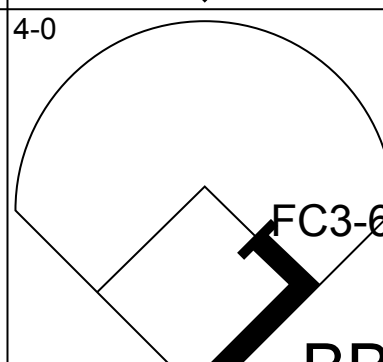
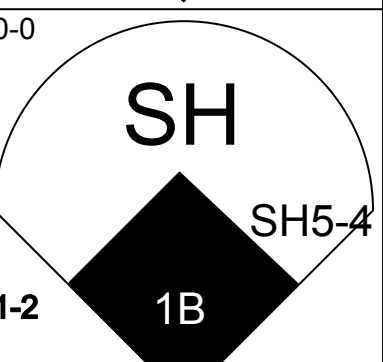
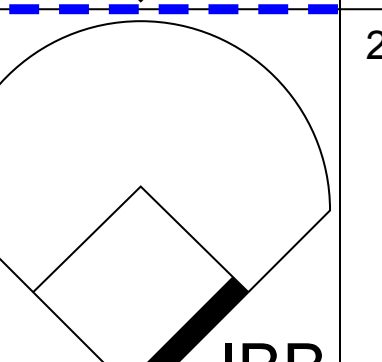
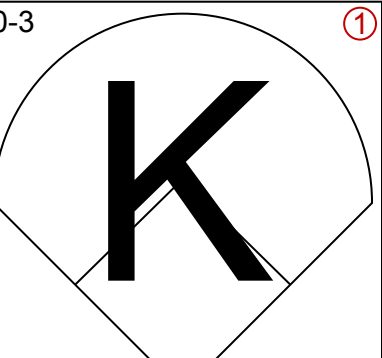
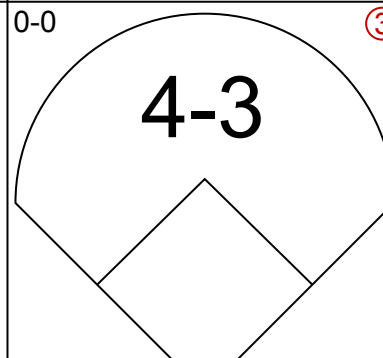
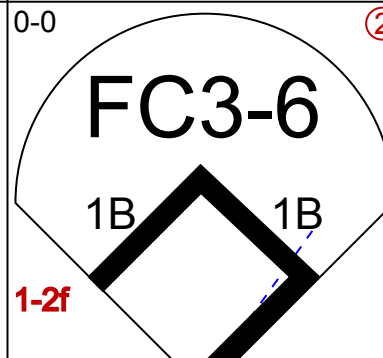
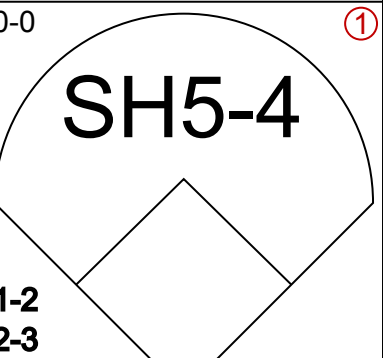
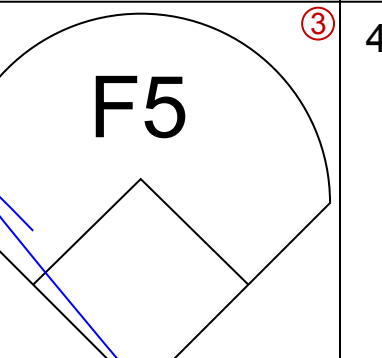
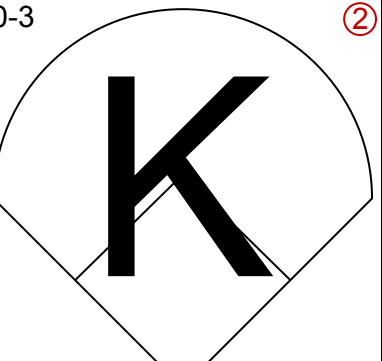
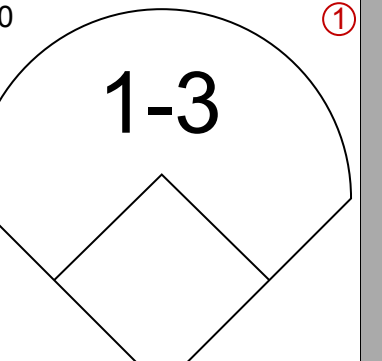
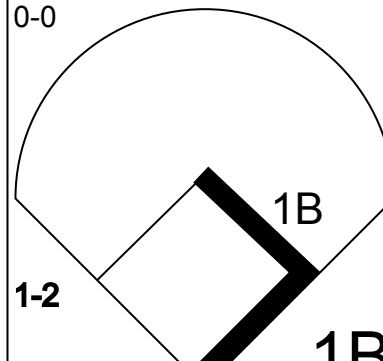
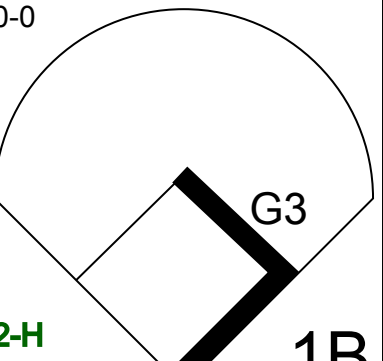

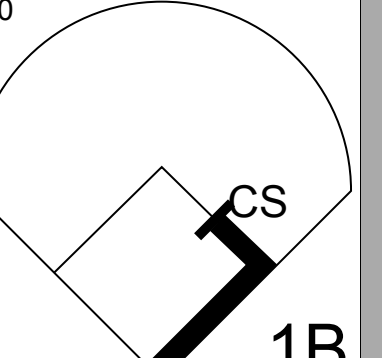
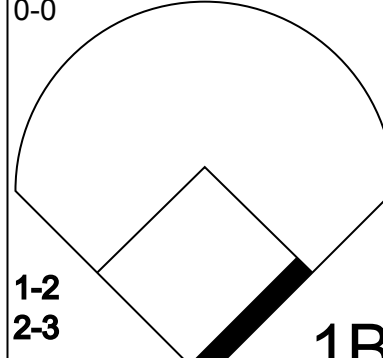
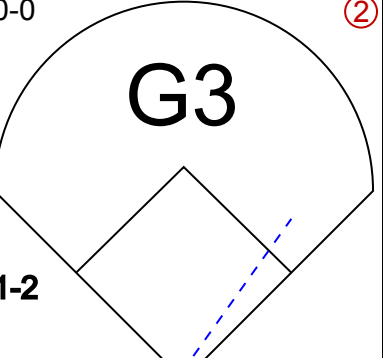
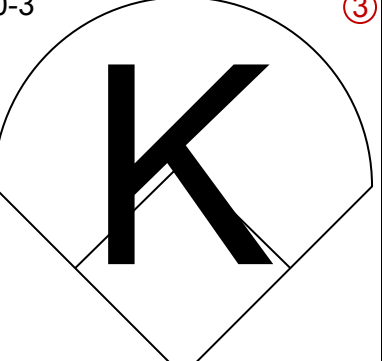

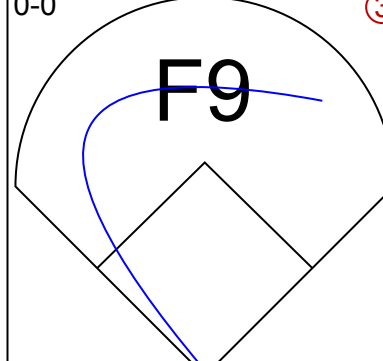
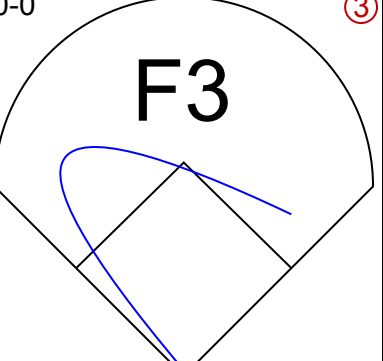
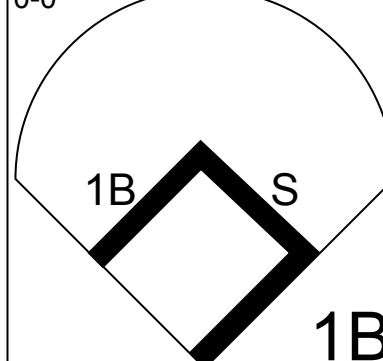
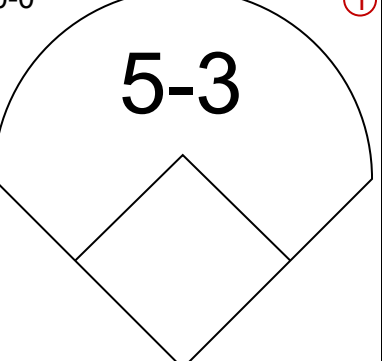

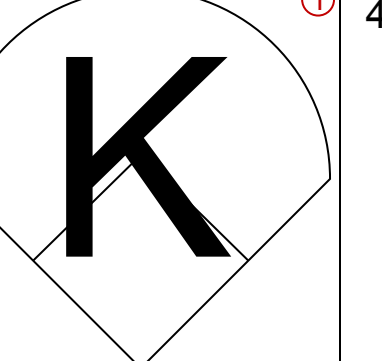
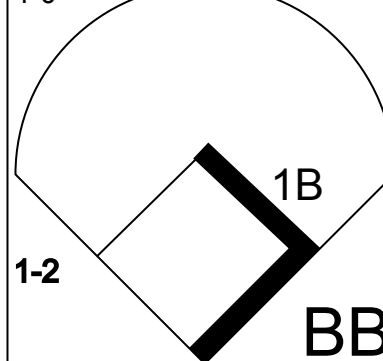
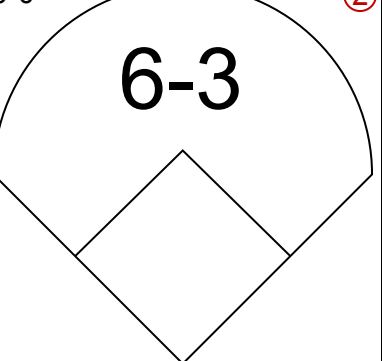
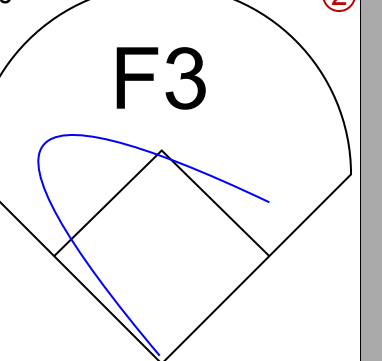
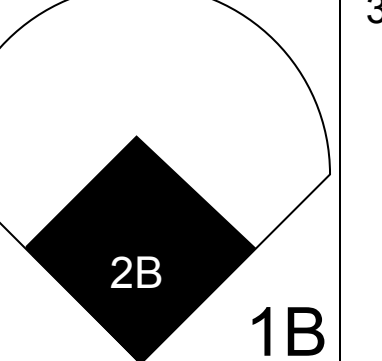
Kansas City Royals @ Milwaukee Brewers
Milwaukee County Stadium, Milwaukee, WI
Sat Jun 16 1979, 4:33 AM EDT
Att: 43,784 - Sunny - 84 F

AB	29
R	3
H	8
RBI	3
BB	5
SO	5
LOB	19



Batter	1	2	3	4	5	6	7	8	9	AB	R	H	RBI	BB	SO	LOB	TOP		
Willie Wilson, S (1, 9) OBP: 0.383, SLG: 0.491 Al Cowens, R (9, PH) OBP: 0.374, SLG: 0.479	0-0 6-3		0-0 4-3			0-0 P3		0-3 K	0-0 1B	4	0	0	0	0	1	0	Kansas City Royals @ Milwaukee Brewers Milwaukee County Stadium, Milwaukee, WI Sun Jun 17 1979, 4:33 AM EDT Att: 28,100 - Unknown - 67 F livebaseballscorecards.com		
Steve Braun, L (1, 7) OBP: 0.400, SLG: 0.525	0-0 P2		0-0 L7			0-0 HR		0-0 4-3	0-0 F8	5	1	1	1	0	0	2			
Amos Otis, R (1, 8) OBP: 0.389, SLG: 0.444	0-0 1B			0-0 5-3		0-0 P3		0-0 E1		4	0	2	0	0	0	0			
George Brett, L (1, 5) OBP: 0.383, SLG: 0.529	0-0 F7			0-0 6-3		0-0 4-3		0-0 P6		4	0	0	0	0	0	2			
Darrell Porter, L (1, 2) OBP: 0.406, SLG: 0.489		0-0 4-3		0-3 K			0-0 1B E G1-2-3 1B		0-0 HR	4	1	2	1	0	1	0			
George Scott, R (1, 3) OBP: 0.294, SLG: 0.367		0-0 4-3 2B			0-0 6-3		0-0 E4 1B		0-0 5-3	4	0	1	0	0	0	1			
Jamie Quirk, L (1, 10) OBP: 0.500, SLG: 0.538		0-0 4-3			0-0 E4 WP		0-0 1-2 2-3 1B		0-0 5-3	4	0	1	0	0	0	1			
Frank White, R (1, 4) OBP: 0.336, SLG: 0.451		0-0 5-3			0-0 6-3		0-0 P3		0-0 1B 2B	4	1	1	0	0	0	5			
Todd Cruz, R (1, 6) OBP: 0.213, SLG: 0.288 Ralph LaCock, L (7, PH) OBP: 0.330, SLG: 0.369 U L Washington, S (7, 6) OBP: 0.308, SLG: 0.358			0-3 K		0-0 6-3		0-0 G1-2-3 3H		0-0 1B 2H 1B	2	0	0	0	0	1	1			
Inning Stats	R: 0 E: 0 K: 0 S: 4	H: 1 LOB: 1 BB: 0 P: 4	R: 0 E: 0 K: 0 S: 4	H: 1 LOB: 1 BB: 0 P: 4	R: 0 E: 0 K: 1 S: 5	H: 0 LOB: 0 BB: 0 P: 5	R: 0 E: 0 K: 1 S: 5	H: 0 LOB: 0 BB: 0 P: 5	R: 1 E: 0 K: 0 S: 4	H: 1 LOB: 0 BB: 0 P: 4	R: 0 E: 1 K: 0 S: 6	H: 2 LOB: 2 BB: 0 P: 6	R: 0 E: 1 K: 1 S: 6	H: 1 LOB: 1 BB: 0 P: 6	R: 2 E: 0 K: 0 S: 7	H: 4 LOB: 2 BB: 0 P: 7		1B: 6 2B: 2 3B: 0 HR: 2	SF: 0 SAC: 0 DP: 1 HBP: 0
PITCHER Lary Sorensen, R (1, 1) ERA: 2.98	IP: 9.0 WLS: W BF: 38 H: 10 R: 3 ER: 3 SO: 3 BB: 0 IBB: 0 HBP: 0 BLK: 0 WP: 1 HR: 2 S: 44 P: 44 ERA: 3.00 WHIP: 1.111															PITCHER IP: WLS: BF: H: R: ER: SO: BB: IBB: HBP: BLK: WP: HR: S: P: ERA: WHIP			

Batter	1	2	3	4	5	6	7	8	9	AB	R	H	RBI	BB	SO	LOB	BOTTOM		
Paul Molitor, R (1, 4) OBP: 0.363, SLG: 0.450	0-0 5-3				0-0 B5-3		0-0 P4			4	0	0	0	0	0	2	Kansas City Royals @ Milwaukee Brewers Milwaukee County Stadium, Milwaukee, WI Sun Jun 17 1979, 4:33 AM EDT Att: 28,100 - Unknown - 67 F livebaseballscorecards.com		
Sal Bando, R (1, 5) OBP: 0.344, SLG: 0.349	0-0 5-3		0-0 1-3		0-0 L7			0-0 F8		4	0	0	0	0	0	0			
Cecil Cooper, L (1, 3) OBP: 0.375, SLG: 0.492	0-0 HR 1B		0-0 G3		0-0 L5		0-0 F8		4	1	1	0	0	0	0	0			
Gorman Thomas, R (1, 8) OBP: 0.378, SLG: 0.505	0-0 HR 1B		4-0 WP BB		0-0 P4		0-0 HR		3	2	2	3	1	0	0	0			
Ben Oglivie, L (1, 7) OBP: 0.316, SLG: 0.443	0-0 L4		0-0 4-3		0-0 F8		0-0 1B		4	0	1	0	0	0	1	0			
Dick Davis, R (1, 10) OBP: 0.288, SLG: 0.393		0-0 CS 1B		0-0 L8		0-0 E 6-3 1B			3	1	2	0	0	0	0	0			
Robin Yount, R (1, 6) OBP: 0.287, SLG: 0.346		0-0 E S 2B 1B		0-3 K		0-0 F7			3	1	1	0	0	1	1	0			
Jim Wohlford, R (1, 9) OBP: 0.258, SLG: 0.290		0-3 K		0-3 K		0-0 E6 6-3			3	0	0	0	0	2	2	0			
Buck Martinez, R (1, 2) OBP: 0.247, SLG: 0.342		0-0 3H 2B			0-0 6-3		0-0 6-3		3	0	1	2	0	0	1	0			
Inning Stats	R: 2 E: 0 K: 0 S: 5	H: 2 LOB: 0 BB: 0 P: 5	R: 1 E: 0 K: 1 S: 7	H: 3 LOB: 1 BB: 0 P: 7	R: 0 E: 0 K: 2 S: 7	H: 0 LOB: 1 BB: 1 P: 7	R: 0 E: 0 K: 2 S: 7	H: 0 LOB: 0 BB: 0 P: 7	R: 0 E: 0 K: 0 S: 3	H: 0 LOB: 0 BB: 0 P: 3	R: 1 E: 0 K: 0 S: 5	H: 1 LOB: 1 BB: 0 P: 5	R: 1 E: 0 K: 0 S: 4	H: 2 LOB: 1 BB: 0 P: 4	R: 0 E: 0 K: 0 S: 4	H: 2 LOB: 1 BB: 0 P: 4		1B: 5 2B: 1 3B: 0 HR: 2	SF: 0 SAC: 0 DP: 0 HBP: 0
PITCHER Rich Gale, R (1, 1) ERA: 5.0	IP: 8.0 WLS: L BF: 32 H: 8 R: 5 ER: 4 SO: 3 BB: 1 IBB: 0 HBP: 0 BLK: 0 WP: 1 HR: 2 S: 37 P: 41 ERA: 4.50 WHIP: 1.125															PITCHER IP: WLS: BF: H: R: ER: SO: BB: IBB: HBP: BLK: WP: HR: S: P: ERA: WHIP			

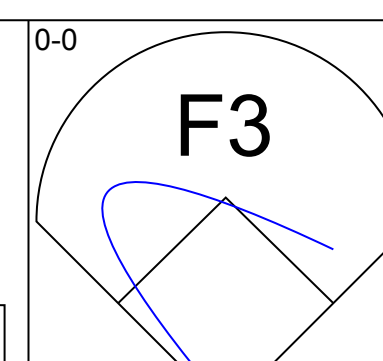
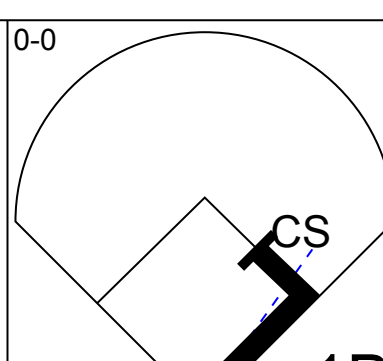
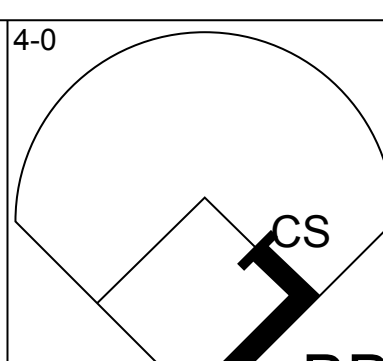
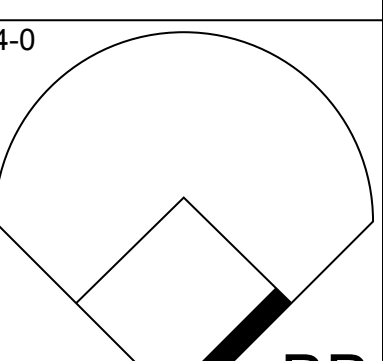
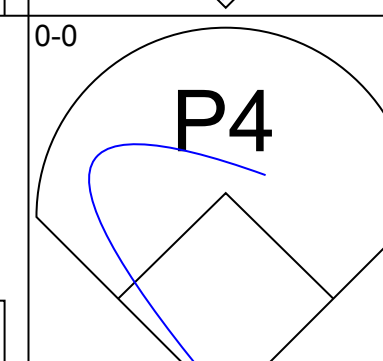
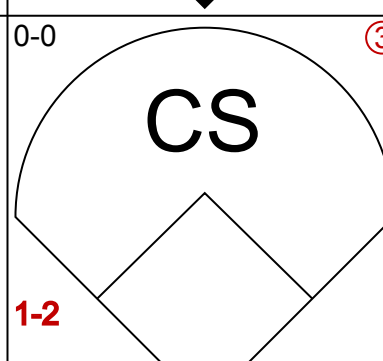
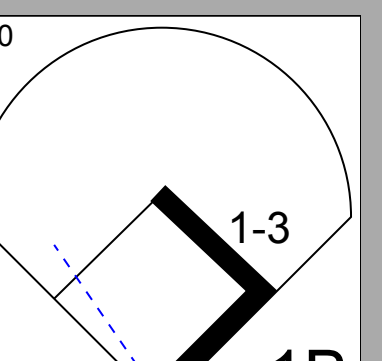
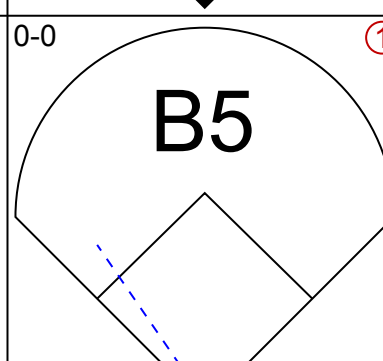
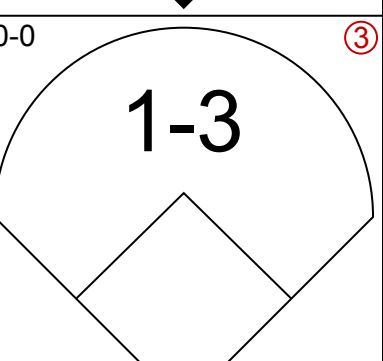
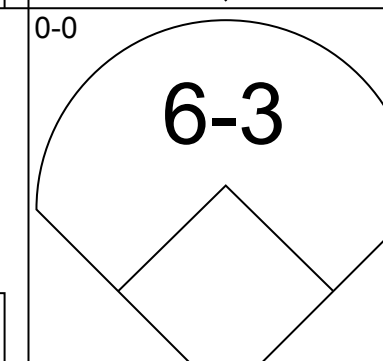
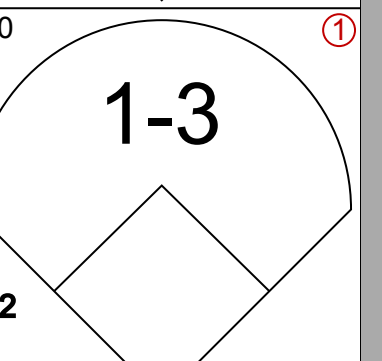
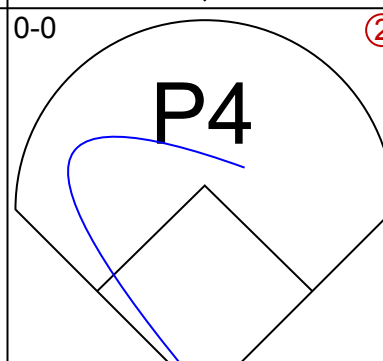
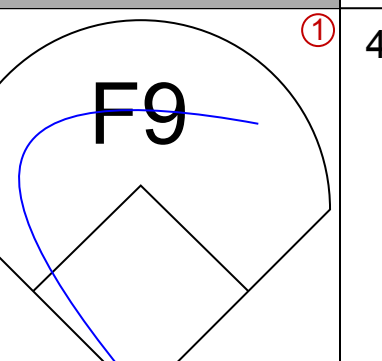
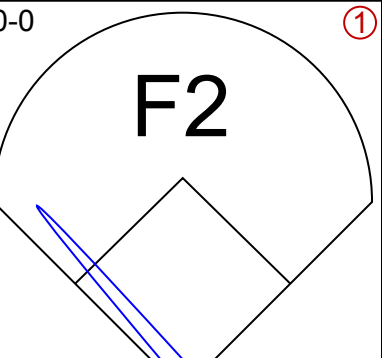
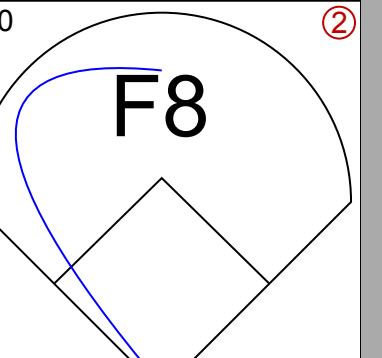
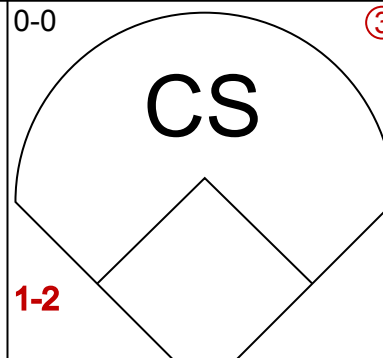
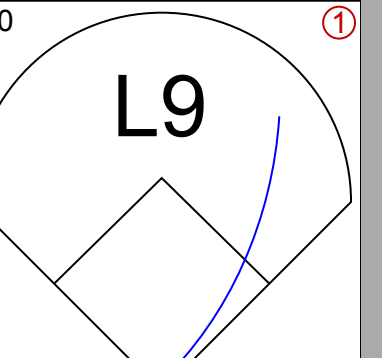
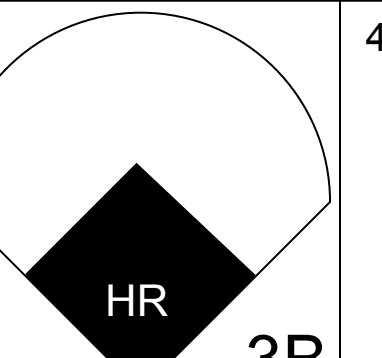
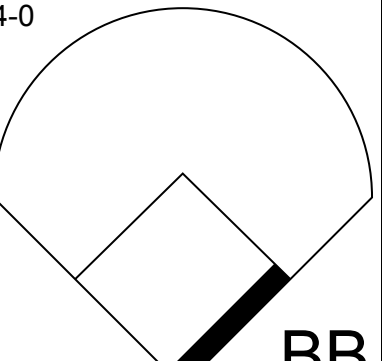
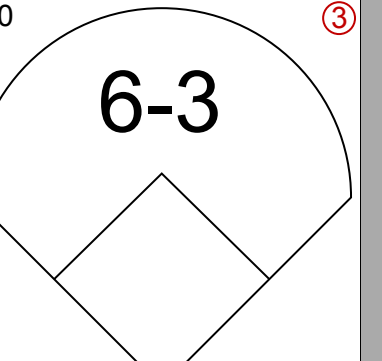
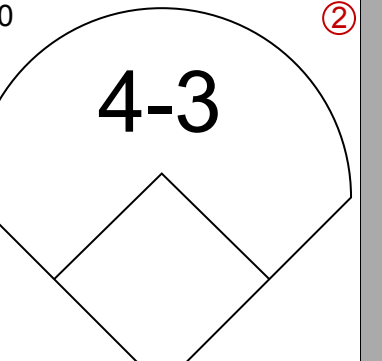
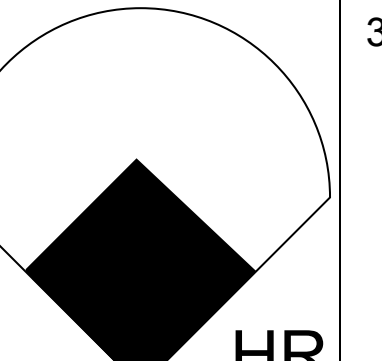
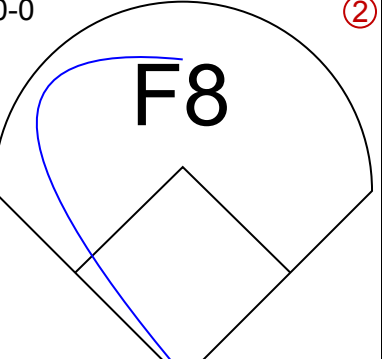
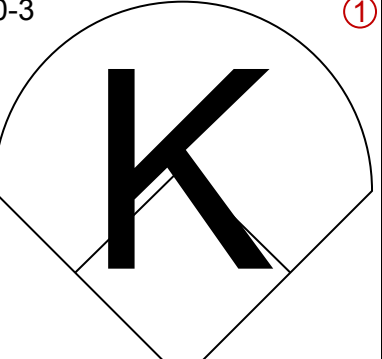
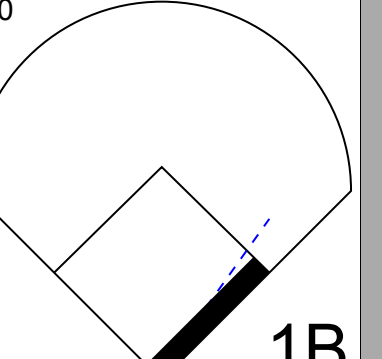
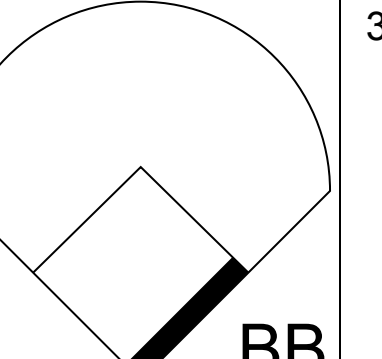
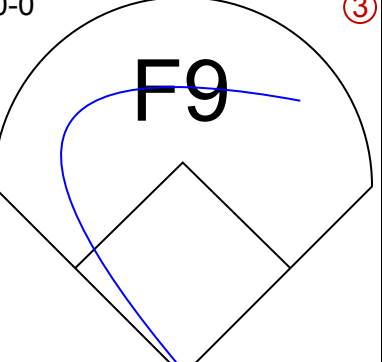
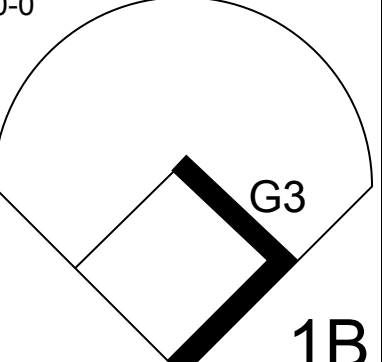
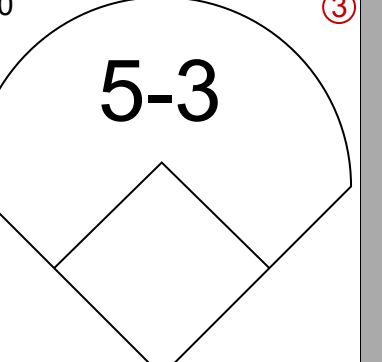
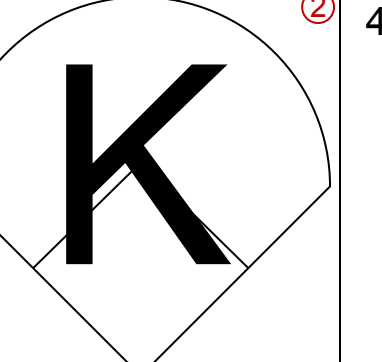
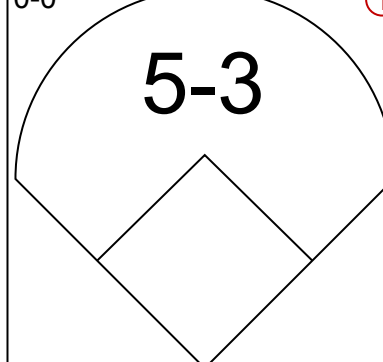
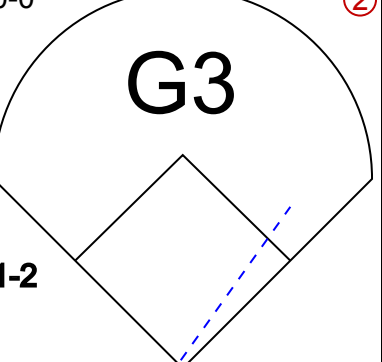
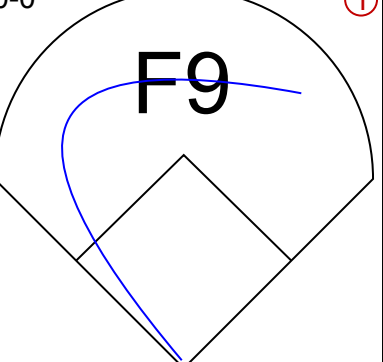
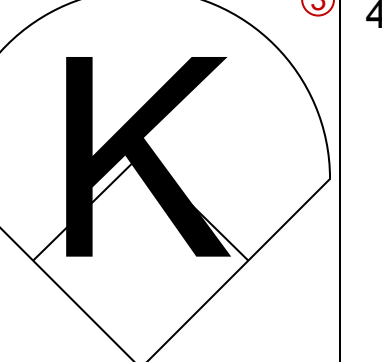
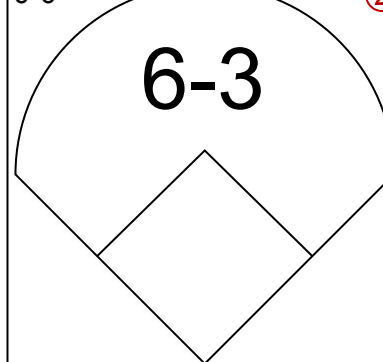
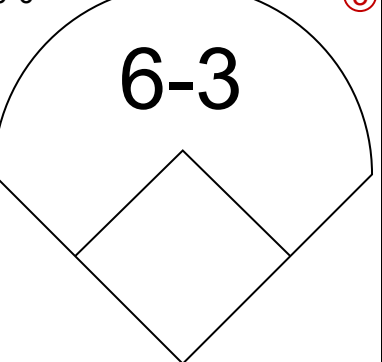
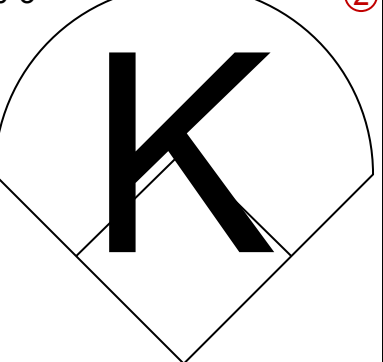
Batter	1	2	3	4	5	6	7	8	9	AB	R	H	RBI	BB	SO	LOB	TOP					
Willie Wilson, S OBP: 0.373, SLG: 0.477 (1, 7)										5	0	0	0	0	0	3						
George Brett, L OBP: 0.383, SLG: 0.531 (1, 5)										5	1	2	1	0	2	2						
Amos Otis, R OBP: 0.394, SLG: 0.444 (1, 8)										2	1	1	0	2	1	0						
Darrell Porter, L OBP: 0.400, SLG: 0.480 (1, 2)										4	0	0	0	0	1	6						
George Scott, R OBP: 0.298, SLG: 0.370 (1, 3)										4	0	2	2	0	1	0						
Al Cowens, R OBP: 0.382, SLG: 0.491 (1, 9)										4	0	3	0	0	0	1						
Steve Braun, L OBP: 0.378, SLG: 0.492 (1, 10)										4	0	0	0	0	2	6						
Frank White, R OBP: 0.333, SLG: 0.444 (1, 4)										4	0	1	0	0	2	0						
Todd Cruz, R OBP: 0.231, SLG: 0.290 (1, 6)										3	1	1	0	1	0	0						
Inning Stats	R: 0 E: 0 K: 3 S: 9	H: 0 LOB: 0 BB: 0 P: 9	R: 0 E: 0 K: 3 S: 10	H: 1 LOB: 1 BB: 0 P: 10	R: 0 E: 0 K: 1 S: 7	H: 2 LOB: 3 BB: 1 P: 11	R: 0 E: 0 K: 1 S: 5	H: 1 LOB: 0 BB: 0 P: 5	R: 0 E: 0 K: 0 S: 3	H: 0 LOB: 0 BB: 0 P: 3	R: 0 E: 0 K: 0 S: 5	H: 2 LOB: 3 BB: 1 P: 9	R: 0 E: 0 K: 2 S: 7	H: 0 LOB: 0 BB: 0 P: 7	R: 2 E: 1 K: 0 S: 6	H: 2 LOB: 1 BB: 1 P: 6	R: 1 E: 0 K: 2 S: 9	H: 2 LOB: 2 BB: 1 P: 13	1B: 8 2B: 2 3B: 0 HR: 0	SF: 0 SAC: 2 DP: 0 HBP: 0	WP: 0 PB: 0 SB: 1 CS: 1	PA: 40
PITCHER	IP	WLS	BF	H	R	ER	SO	BB	IBB	HBP	BLK	WP	HR	S	P	ERA	WHIP					
Mike Norris, R ERA: 5.06 (1, 1)	8.2	L	38	10	3	2	12	2	0	0	0	0	0	60	68	2.08	1.385					
Bob Lacey, L ERA: 5.15 (9, 1)	0.1		2	0	0	0	0	0	1	0	0	0	0	1	5	0.00	0.000					

Kansas City Royals @ Oakland Athletics
Oakland-Alameda County Coliseum, Oakland, CA

AB 35
R 3
H 10
RBI 3
BB 3
SO 12
LOB 18



Mon Jun 18 1979, 7:05 PM PDT
Att: 6,864 - Unknown

Batter	1	2	3	4	5	6	7	8	9	AB	R	H	RBI	BB	SO	LOB	BOTTOM					
Dwayne Murphy, L OBP: 0.426, SLG: 0.392 (1, 8)										2	0	1	0	2	0	0						
Mike Edwards, R OBP: 0.289, SLG: 0.295 (1, 4)										4	0	1	0	0	0	2						
Derek Bryant, R OBP: 0.218, SLG: 0.192 (1, 7)										4	0	0	0	0	0	2						
Dave Revering, L OBP: 0.323, SLG: 0.398 (1, 3)										4	1	1	0	0	0	1						
Jeff Newman, R OBP: 0.251, SLG: 0.429 (1, 2)										3	1	1	2	1	0	1						
Mitchell Page, L OBP: 0.305, SLG: 0.306 (1, 10)										3	0	1	0	1	1	1						
Tony Armas, R OBP: 0.227, SLG: 0.242 (1, 9)										4	0	1	0	0	1	3						
Wayne Gross, L OBP: 0.384, SLG: 0.418 (1, 5)										4	0	0	0	0	1	2						
Rob Picciolo, R OBP: 0.190, SLG: 0.262 (1, 6)										3	0	0	0	0	1	1						
Inning Stats	R: 0 E: 0 K: 0 S: 3	H: 0 LOB: 0 BB: 0 P: 3	R: 0 E: 0 K: 0 S: 3	H: 0 LOB: 1 BB: 1 P: 7	R: 0 E: 0 K: 0 S: 3	H: 1 LOB: 0 BB: 0 P: 3	R: 0 E: 0 K: 0 S: 4	H: 1 LOB: 1 BB: 0 P: 4	R: 0 E: 0 K: 1 S: 6	H: 1 LOB: 1 BB: 0 P: 6	R: 0 E: 0 K: 0 S: 2	H: 0 LOB: 0 BB: 1 P: 6	R: 0 E: 0 K: 0 S: 4	H: 1 LOB: 1 BB: 0 P: 4	R: 0 E: 0 K: 1 S: 5	H: 0 LOB: 1 BB: 1 P: 9	R: 2 E: 0 K: 2 S: 9	H: 2 LOB: 1 BB: 1 P: 13	1B: 4 2B: 0 3B: 1 HR: 1	SF: 0 SAC: 0 DP: 0 HBP: 0	WP: 0 PB: 0 SB: 0 CS: 2	PA: 37
PITCHER	IP	WLS	BF	H	R	ER	SO	BB	IBB	HBP	BLK	WP	HR	S	P	ERA	WHIP					
Larry Gura, L ERA: 5.49 (1, 1)	8.1	W	33	6	2	2	2	4	0	0	0	0	0	33	49	2.16	1.200					
Al Hrabosky, L ERA: 4.0 (9, 1)	0.2	S	2	0	0	0	2	0	0	0	0	0	0	6	6	0.00	0.000					

Kansas City Royals @ Oakland Athletics
Oakland-Alameda County Coliseum, Oakland, CA

AB 31
R 2
H 6
RBI 2
BB 4
SO 4
LOB 13



Mon Jun 18 1979, 7:05 PM PDT
Att: 6,864 - Unknown

Batter	1	2	3	4	5	6	7	8	9	AB	R	H	RBI	BB	SO	LOB	TOP								
Steve Braun, L (1, 7) Willie Wilson, S (8, 7) OBP: 0.359, SLG: 0.464 OBP: 0.371, SLG: 0.475	F8		3-1		F7		F7		K	4	0	0	0	0	0	1									
George Brett, L (1, 5) OBP: 0.383, SLG: 0.528	3-1				F5				F8	5	1	2	0	0	0	0									
Amos Otis, R (1, 8) OBP: 0.387, SLG: 0.435	F9				K				K	5	0	0	0	0	3	2									
Darrell Porter, L (1, 2) OBP: 0.409, SLG: 0.485										2	3	2	0	2	0	0									
George Scott, R (1, 3) OBP: 0.308, SLG: 0.386										3	1	2	1	0	1	1									
Al Cowens, R (1, 9) OBP: 0.384, SLG: 0.494										3	0	1	1	1	0	3									
Ralph LaCock, L (1, 10) John Wathan, R (8, PH) OBP: 0.268, SLG: 0.359										2	0	1	1	0	0	0									
Frank White, R (1, 4) OBP: 0.331, SLG: 0.438										4	0	1	0	0	0	5									
Todd Cruz, R (1, 6) OBP: 0.224, SLG: 0.281										2	0	0	0	0	1	2									
Jamie Quirk, L (7, PH) Freddie Patek, R (7, 6) OBP: 0.467, SLG: 0.500 OBP: 0.272, SLG: 0.273										1	0	0	0	0	1	1									
										1	0	0	0	0	1	3									
Inning Stats	R: 0 E: 0 K: 0 S: 3	H: 0 LOB: 0 BB: 0 P: 3	R: 2 E: 0 K: 0 S: 5	H: 2 LOB: 0 BB: 0 P: 5	R: 0 E: 0 K: 1 S: 6	H: 1 LOB: 1 BB: 0 P: 6	R: 1 E: 0 K: 2 S: 9	H: 2 LOB: 2 BB: 1 P: 13	R: 0 E: 0 K: 1 S: 5	H: 0 LOB: 0 BB: 0 P: 5	R: 0 E: 0 K: 0 S: 2	H: 1 LOB: 0 BB: 0 P: 3	R: 0 E: 0 K: 1 S: 6	H: 1 LOB: 1 BB: 0 P: 6	R: 2 E: 1 K: 1 S: 8	H: 2 LOB: 2 BB: 2 P: 16	R: 0 E: 0 K: 2 S: 7	H: 0 LOB: 0 BB: 0 P: 7	1B: 6 2B: 3 3B: 1 HR: 0	SF: 1 SAC: 0 DP: 0 HBP: 1	WP: 1 PB: 1 SB: 0 CS: 0	PA: 39			
PITCHER	IP	WLS	BF	H	R	ER	SO	BB	IBB	HBP	BLK	WP	HR	S	P	ERA	WHIP								
Matt Keough, R (1, 1) ERA: 5.62	7.0		29	8	4	4	5	1	0	1	0	1	0	37	42	5.14	1.286								
Jim Todd, R (8, 1) ERA: 7.55	0.1		4	1	0	0	0	1	1	0	0	0	0	2	10	0.00	6.000								
Bob Lacey, L (8, 1) ERA: 5.15	0.0		1	0	1	0	0	0	0	0	0	0	0	1	1	∞	∞								
Dave Heaverlo, R (8, 1) ERA: 3.1	1.2	W	5	0	0	0	3	0	0	0	0	0	0	11	11	0.00	0.000								

Kansas City Royals @ Oakland Athletics
Oakland-Alameda County Coliseum, Oakland, CA

AB 34
R 5
H 9
RBI 4
BB 3
SO 8
LOB 20



WP: 1 PA: 39
PB: 1
SB: 0
CS: 0

Tue Jun 19 1979, 7:05 PM PDT
Att: 1,485 - Unknown

Batter	1	2	3	4	5	6	7	8	9	AB	R	H	RBI	BB	SO	LOB	BOTTOM									
Dwayne Murphy, L (1, 8) OBP: 0.423, SLG: 0.385	L6		4-3		K					3	0	0	0	1	1	1										
Dave Chalk, R (1, 6) OBP: 0.167, SLG: 0.167	F9				F8				L5	4	0	0	0	0	0	2										
Wayne Gross, L (1, 5) OBP: 0.382, SLG: 0.429	4-3									4	1	1	1	0	1	0										
Dave Revering, L (1, 3) OBP: 0.326, SLG: 0.414										4	1	2	1	0	1	0										
Jeff Newman, R (1, 2) Mike Heath, R (2, PH) OBP: 0.251, SLG: 0.429 OBP: 0.500, SLG: 2.000										0	0	0	0	0	0	0										
Mitchell Page, L (1, 10) OBP: 0.308, SLG: 0.331										4	3	2	2	0	0	1										
Tony Armas, R (1, 7) OBP: 0.214, SLG: 0.227										4	0	0	0	0	2	1										
Larry Murray, S (1, 9) OBP: 0.272, SLG: 0.257										3	0	0	0	0	1	0										
Mike Edwards, R (1, 4) Milt Ramirez, R (8, 4) OBP: 0.289, SLG: 0.296 OBP: 0.207, SLG: 0.182										3	0	1	0	0	1	0										
										0	0	0	0	0	0	0										
Inning Stats	R: 0 E: 0 K: 0 S: 3	H: 0 LOB: 0 BB: 0 P: 3	R: 0 E: 0 K: 0 S: 3	H: 0 LOB: 0 BB: 0 P: 3	R: 0 E: 0 K: 1 S: 6	H: 1 LOB: 1 BB: 0 P: 6	R: 3 E: 0 K: 0 S: 6	H: 3 LOB: 0 BB: 0 P: 6	R: 0 E: 0 K: 2 S: 8	H: 0 LOB: 1 BB: 0 P: 8	R: 2 E: 0 K: 1 S: 7	H: 2 LOB: 0 BB: 0 P: 7	R: 0 E: 0 K: 1 S: 5	H: 0 LOB: 1 BB: 1 P: 9	R: 1 E: 0 K: 2 S: 9	H: 2 LOB: 1 BB: 0 P: 9	R: 0 E: 0 K: 2 S: 9	H: 0 LOB: 1 BB: 0 P: 9	1B: 2 2B: 0 3B: 1 HR: 5	SF: 0 SAC: 0 DP: 0 HBP: 0	WP: 0 PB: 1 SB: 0 CS: 0	PA: 34				
PITCHER	IP	WLS	BF	H	R	ER	SO	BB	IBB	HBP	BLK	WP	HR	S	P	ERA	WHIP									
Dennis Leonard, R (1, 1) ERA: 4.18	4.2		19	4	3	3	3	0	0	0	0	0	0	3	25	25	5.79	0.857								
Steve Mingori, L (5, 1) ERA: 4.59	2.1		10	2	2	2	2	1	0	0	0	0	1	13	17	7.71	1.286									
Al Hrabosky, L (8, 1) ERA: 4.14	1.0	L	5	2	1	1	2	0	0	0	0	0	1	9	9	9.00	2.000									

Kansas City Royals @ Oakland Athletics
Oakland-Alameda County Coliseum, Oakland, CA

AB 33
R 6
H 8
RBI 6
BB 1
SO 7
LOB 5



WP: 0 PA: 34
PB: 1
SB: 0
CS: 0

Tue Jun 19 1979, 7:05 PM PDT
Att: 1,485 - Unknown

Batter	1	2	3	4	5	6	7	8	9	AB	R	H	RBI	BB	SO	LOB	TOP			
Frank White, R (1, 4) OBP: 0.326, SLG: 0.444	6-3		P3			F7		3B		5	0	1	0	0	0	2	Kansas City Royals @ Oakland Athletics Oakland-Alameda County Coliseum, Oakland, CA Wed Jun 20 1979, 7:05 PM PDT Att: 1,503 - Unknown livebaseballscorecards.com			
George Brett, L (1, 5) OBP: 0.383, SLG: 0.540	F9			1B	1B	F8		4-3		5	2	2	0	0	0	1				
Al Cowens, R (1, 9) OBP: 0.385, SLG: 0.492	6-3			1B	1B	F9			F8	5	1	2	2	0	0	0				
George Scott, R (1, 3) OBP: 0.315, SLG: 0.392		HR		BB	1B	F9			1-3	5	3	3	0	0	0	1				
Amos Otis, R (1, 8) OBP: 0.384, SLG: 0.430	K			SF9	BB	F8			F5	5	1	1	1	0	2	3				
Darrell Porter, L (1, 10) OBP: 0.410, SLG: 0.498		HR		1B	1B	F5			SF7	2	2	1	3	1	0	1				
John Wathan, R (1, 2) OBP: 0.287, SLG: 0.358				1B	BB	F9			K	3	0	1	1	0	1	0				
Freddie Patek, R (1, 6) OBP: 0.271, SLG: 0.272	K			1B	1B	F9			F7	4	0	1	1	0	1	1				
Willie Wilson, S (1, 7) OBP: 0.369, SLG: 0.470	FC6-4			1B	1B	F9			F7	4	0	1	1	0	0	1				
Inning Stats	R: 0 E: 0 K: 0 S: 3	H: 0 LOB: 0 BB: 0 P: 3	R: 2 E: 0 K: 2 S: 10	H: 3 LOB: 1 BB: 0 P: 10	R: 5 E: 0 K: 0 S: 9	H: 6 LOB: 2 BB: 1 P: 13	R: 1 E: 0 K: 1 S: 7	H: 2 LOB: 1 BB: 0 P: 7	R: 0 E: 0 K: 0 S: 3	H: 0 LOB: 0 BB: 0 P: 3	R: 1 E: 0 K: 1 S: 6	H: 1 LOB: 0 BB: 0 P: 6	R: 0 E: 0 K: 0 S: 4	H: 1 LOB: 1 BB: 0 P: 4	R: 0 E: 0 K: 0 S: 3	H: 0 LOB: 0 BB: 0 P: 3	1B: 9 2B: 0 3B: 3 HR: 1	SF: 2 SAC: 0 DP: 0 HBP: 0	WP: 0 PB: 0 SB: 0 CS: 0	PA: 41
PITCHER	IP	WLS	BF	H	R	ER	SO	BB	IBB	HBP	BLK	WP	HR	S	P	ERA	WHIP			
Dave Hamilton, L (1, 1) ERA: 3.76	2.1	L	13	6	5	5	2	0	0	0	0	0	1	17	17	19.29	2.571			
Craig Minetto, L (3, 1) ERA: 5.21	6.2		28	7	4	4	2	1	0	0	0	0	0	31	35	5.40	1.200			

Batter	1	2	3	4	5	6	7	8	9	AB	R	H	RBI	BB	SO	LOB	BOTTOM			
Dwayne Murphy, L (1, 8) OBP: 0.424, SLG: 0.381	G4-6-3		3-1		F5		1B			2	0	0	0	1	0	1	Kansas City Royals @ Oakland Athletics Oakland-Alameda County Coliseum, Oakland, CA Wed Jun 20 1979, 7:05 PM PDT Att: 1,503 - Unknown livebaseballscorecards.com			
Dave Chalk, R (1, 6) OBP: 0.313, SLG: 0.267	G4-6-3			1B	1B	G6-4-3				3	1	2	1	1	0	1				
Mike Heath, R (1, 7) OBP: 0.500, SLG: 1.286				1B	1B	G6-4-3			4-3	3	0	1	0	1	0	4				
Dave Revering, L (1, 3) OBP: 0.321, SLG: 0.406	K			P6		G3			F7	4	0	0	0	0	1	3				
Jeff Newman, R (1, 2) OBP: 0.251, SLG: 0.426				1B	1B	4-3			5-3	4	0	1	0	0	0	0				
Mitchell Page, L (1, 10) OBP: 0.311, SLG: 0.333				1B	1B	4-3			F7	4	0	2	1	0	0	0				
Tony Armas, R (1, 9) OBP: 0.216, SLG: 0.229	G5-4-3			K					F9	4	1	1	0	0	1	4				
Wayne Gross, L (1, 5) OBP: 0.376, SLG: 0.421				F8		K			K	4	0	0	0	0	3	4				
Mike Edwards, R (1, 4) OBP: 0.289, SLG: 0.295	6-3					4-3			L9	4	0	1	0	0	0	1				
Inning Stats	R: 0 E: 0 K: 1 S: 4	H: 0 LOB: 1 BB: 2 P: 12	R: 0 E: 0 K: 0 S: 3	H: 1 LOB: 0 BB: 0 P: 3	R: 0 E: 0 K: 0 S: 3	H: 0 LOB: 0 BB: 0 P: 3	R: 1 E: 0 K: 2 S: 11	H: 4 LOB: 3 BB: 0 P: 11	R: 0 E: 0 K: 0 S: 3	H: 0 LOB: 0 BB: 0 P: 3	R: 1 E: 0 K: 1 S: 7	H: 2 LOB: 2 BB: 0 P: 8	R: 0 E: 0 K: 0 S: 3	H: 0 LOB: 0 BB: 0 P: 3	R: 0 E: 0 K: 1 S: 5	H: 0 LOB: 0 BB: 0 P: 5	1B: 8 2B: 0 3B: 0 HR: 0	SF: 0 SAC: 0 DP: 3 HBP: 1	WP: 0 PB: 0 SB: 0 CS: 0	PA: 36
PITCHER	IP	WLS	BF	H	R	ER	SO	BB	IBB	HBP	BLK	WP	HR	S	P	ERA	WHIP			
Paul Spittorf, L (1, 1) ERA: 3.94	9.0	W	36	8	2	2	5	3	0	1	0	0	0	42	55	2.00	1.222			

Batter	1	2	3	4	5	6	7	8	9	AB	R	H	RBI	BB	SO	LOB	TOP			
Willie Wilson, S (1, 8) OBP: 0.365, SLG: 0.462										5	1	1	0	0	1	4	Kansas City Royals @ Oakland Athletics Oakland-Alameda County Coliseum, Oakland, CA Thu Jun 21 1979, 3:33 AM PDT Att: 2,132 - Unknown livebaseballscorecards.com			
George Brett, L (1, 5) OBP: 0.384, SLG: 0.546										4	2	1	2	1	0	1				
Al Cowens, R (1, 9) OBP: 0.385, SLG: 0.497										4	1	1	2	1	0	0				
Darrell Porter, L (1, 2) OBP: 0.417, SLG: 0.502										2	0	1	0	2	0	1				
George Scott, R (1, 3) OBP: 0.312, SLG: 0.387										5	0	1	1	0	1	5				
Ralph LaCock, L (1, 10) OBP: 0.328, SLG: 0.374										4	1	1	0	0	0	2				
John Wathan, R (9, PH) OBP: 0.267, SLG: 0.358										0	0	0	0	0	0	0				
Jamie Quirk, L (9, PH) OBP: 0.436, SLG: 0.467										1	0	0	0	0	0	2				
Steve Braun, L (1, 7) OBP: 0.349, SLG: 0.438										4	0	0	0	1	0	4				
Frank White, R (1, 4) OBP: 0.336, SLG: 0.460										4	1	3	1	0	0	0				
Freddie Patek, R (1, 6) OBP: 0.272, SLG: 0.273										3	1	1	1	0	0	2				
Inning Stats	R: 3 E: 0 K: 0 S: 5	H: 2 LOB: 1 BB: 1 P: 10	R: 0 E: 0 K: 0 S: 4	H: 1 LOB: 1 BB: 0 P: 4	R: 0 E: 0 K: 0 S: 4	H: 1 LOB: 1 BB: 0 P: 4	R: 0 E: 0 K: 0 S: 3	H: 0 LOB: 0 BB: 2 P: 3	R: 0 E: 0 K: 2 S: 7	H: 1 LOB: 2 BB: 1 P: 8	R: 0 E: 1 K: 0 S: 4	H: 0 LOB: 1 BB: 0 P: 4	R: 4 E: 0 K: 0 S: 7	H: 4 LOB: 0 BB: 0 P: 7	R: 0 E: 0 K: 0 S: 3	H: 1 LOB: 1 BB: 1 P: 7	1B: 5 2B: 3 3B: 1 HR: 1	SF: 0 SAC: 1 DP: 1 HBP: 1	WP: 0 PB: 0 SB: 1 CS: 0	PA: 43
PITCHER	IP WLS BF H R ER SO BB IBB HBP BLK WP HR S P ERA WHIP																			
Steve McCatty, R (1, 1) ERA: 2.67	7.2 W 38 9 7 7 2 4 0 1 0 0 1 37 54 8.22 1.696																			
Bob Lacey, L (8, 1) ERA: 5.11	0.1 3 1 0 0 0 1 0 0 0 0 0 2 6 0.00 6.000																			
Dave Heaverlo, R (9, 1) ERA: 3.04	1.0 S 2 0 0 0 0 0 0 0 0 0 0 2 2 0.00 0.000																			

Batter	1	2	3	4	5	6	7	8	9	AB	R	H	RBI	BB	SO	LOB	BOTTOM			
Dwayne Murphy, L (1, 8) OBP: 0.427, SLG: 0.381										0	1	0	0	1	0	0	Kansas City Royals @ Oakland Athletics Oakland-Alameda County Coliseum, Oakland, CA Thu Jun 21 1979, 3:33 AM PDT Att: 2,132 - Unknown livebaseballscorecards.com			
Miguel Dilone, S (4, PH) OBP: 0.237, SLG: 0.275										3	0	0	0	0	0	3				
Dave Chalk, R (1, 6) OBP: 0.300, SLG: 0.316										4	1	1	0	0	0	2				
Wayne Gross, L (1, 5) OBP: 0.376, SLG: 0.435										5	1	2	2	0	0	2				
Dave Revering, L (1, 3) OBP: 0.319, SLG: 0.417										4	1	1	2	0	0	2				
Mitchell Page, L (1, 10) OBP: 0.320, SLG: 0.337										3	1	2	0	2	0	0				
Mike Heath, R (1, 2) OBP: 0.536, SLG: 1.000										4	0	2	1	1	0	3				
Larry Murray, S (1, 9) OBP: 0.270, SLG: 0.253										3	2	0	1	1	0	4				
Tony Armas, R (1, 7) OBP: 0.244, SLG: 0.311										4	2	3	2	0	0	1				
Mike Edwards, R (1, 4) OBP: 0.283, SLG: 0.289										4	1	0	1	0	0	3				
Inning Stats	R: 1 E: 0 K: 0 S: 4	H: 1 LOB: 2 BB: 2 P: 12	R: 3 E: 2 K: 0 S: 6	H: 1 LOB: 1 BB: 1 P: 10	R: 2 E: 0 K: 0 S: 4	H: 1 LOB: 0 BB: 1 P: 8	R: 0 E: 0 K: 0 S: 3	H: 0 LOB: 0 BB: 0 P: 3	R: 2 E: 1 K: 0 S: 7	H: 3 LOB: 2 BB: 0 P: 7	R: 1 E: 0 K: 0 S: 5	H: 2 LOB: 1 BB: 1 P: 9	R: 0 E: 0 K: 0 S: 4	H: 1 LOB: 1 BB: 0 P: 4	R: 1 E: 0 K: 0 S: 5	H: 2 LOB: 1 BB: 0 P: 5	1B: 6 2B: 2 3B: 0 HR: 3	SF: 2 SAC: 2 DP: 0 HBP: 0	WP: 0 PB: 0 SB: 1 CS: 0	PA: 43
PITCHER	IP WLS BF H R ER SO BB IBB HBP BLK WP HR S P ERA WHIP																			
Steve Busby, R (1, 1) ERA: 3.31	3.0 L 18 3 6 4 0 4 0 0 0 0 0 1 14 30 12.00 2.333																			
Bill Paschall, R (4, 1) ERA: 10.13	2.2 15 5 3 3 0 0 1 0 0 0 0 1 14 18 10.12 1.875																			
Steve Mingo, L (6, 1) ERA: 4.5	2.1 10 3 1 1 0 0 0 0 0 0 0 1 10 10 3.86 1.286																			

Batter	1	2	3	4	5	6	7	8	9	AB	R	H	RBI	BB	SO	LOB	TOP				
Willie Wilson, S OBP: 0.377, SLG: 0.482										5	2	4	1	0	1	1	Kansas City Royals @ California Angels Anaheim Stadium, Anaheim, CA Sat Jun 23 1979, 10:05 PM EDT Att: 41,002 - Unknown livebaseballscorecards.com				
George Brett, L OBP: 0.383, SLG: 0.545									6	1	1	1	0	1	5						
Al Cowens, R OBP: 0.379, SLG: 0.484										6	1	1	1	0	4						
Darrell Porter, L OBP: 0.425, SLG: 0.504										3	2	2	0	3	0						
George Scott, R OBP: 0.321, SLG: 0.395										5	1	4	2	0	1	2					
Ralph LaCock, L OBP: 0.335, SLG: 0.379										3	1	1	0	0	4						
John Wathan, R OBP: 0.269, SLG: 0.357										3	1	1	0	0	1	4					
Amos Otis, R OBP: 0.390, SLG: 0.446										5	2	3	5	1	0	0					
Frank White, R OBP: 0.346, SLG: 0.480										4	1	0	0	2	0	5					
Freddie Patek, R OBP: 0.274, SLG: 0.282										5	1	1	3	1	1	1					
Inning Stats	R: 1 E: 1 K: 2 S: 9	H: 1 LOB: 2 BB: 1 P: 13	R: 0 E: 1 K: 0 S: 5	H: 1 LOB: 2 BB: 0 P: 5	R: 1 E: 0 K: 0 S: 5	H: 2 LOB: 2 BB: 1 P: 9	R: 0 E: 0 K: 0 S: 3	H: 0 LOB: 1 BB: 0 P: 4	R: 3 E: 0 K: 1 S: 8	H: 3 LOB: 3 BB: 1 P: 12	R: 0 E: 0 K: 1 S: 6	H: 1 LOB: 1 BB: 0 P: 6	R: 7 E: 0 K: 0 S: 10	H: 7 LOB: 2 BB: 2 P: 18	R: 0 E: 0 K: 0 S: 2	H: 0 LOB: 0 BB: 1 P: 6	1B: 13 2B: 3 3B: 1 HR: 1	SF: 0 SAC: 1 DP: 1 HBP: 1	WP: 0 PB: 1 SB: 5 CS: 0	PA: 54	
PITCHER	IP WLS BF H R ER SO BB IBB HBP BLK WP HR S P ERA WHIP	IP WLS BF H R ER SO BB IBB HBP BLK WP HR S P ERA WHIP	IP WLS BF H R ER SO BB IBB HBP BLK WP HR S P ERA WHIP	IP WLS BF H R ER SO BB IBB HBP BLK WP HR S P ERA WHIP	IP WLS BF H R ER SO BB IBB HBP BLK WP HR S P ERA WHIP	IP WLS BF H R ER SO BB IBB HBP BLK WP HR S P ERA WHIP	IP WLS BF H R ER SO BB IBB HBP BLK WP HR S P ERA WHIP	IP WLS BF H R ER SO BB IBB HBP BLK WP HR S P ERA WHIP	IP WLS BF H R ER SO BB IBB HBP BLK WP HR S P ERA WHIP	IP WLS BF H R ER SO BB IBB HBP BLK WP HR S P ERA WHIP	IP WLS BF H R ER SO BB IBB HBP BLK WP HR S P ERA WHIP	IP WLS BF H R ER SO BB IBB HBP BLK WP HR S P ERA WHIP	IP WLS BF H R ER SO BB IBB HBP BLK WP HR S P ERA WHIP	IP WLS BF H R ER SO BB IBB HBP BLK WP HR S P ERA WHIP	IP WLS BF H R ER SO BB IBB HBP BLK WP HR S P ERA WHIP	IP WLS BF H R ER SO BB IBB HBP BLK WP HR S P ERA WHIP	IP WLS BF H R ER SO BB IBB HBP BLK WP HR S P ERA WHIP	IP WLS BF H R ER SO BB IBB HBP BLK WP HR S P ERA WHIP	IP WLS BF H R ER SO BB IBB HBP BLK WP HR S P ERA WHIP	IP WLS BF H R ER SO BB IBB HBP BLK WP HR S P ERA WHIP	IP WLS BF H R ER SO BB IBB HBP BLK WP HR S P ERA WHIP
Jim Barr, R ERA: 4.12	4.2	L	27	7	5	4	2	3	0	1	0	0	0	0	27	40	7.71	2.143			
Dave LaRoche, L ERA: 7.29	2.2	S	17	7	5	5	3	0	2	0	0	0	0	0	21	29	16.88	2.625			
Mike Barlow, R ERA: 5.4	1.2	S	10	4	3	3	0	2	0	0	0	0	0	8	16	16.20	3.600				

Batter	1	2	3	4	5	6	7	8	9	AB	R	H	RBI	BB	SO	LOB	BOTTOM					
Bert Campaneris, R OBP: 0.271, SLG: 0.233										5	0	1	0	0	0	2	Kansas City Royals @ California Angels Anaheim Stadium, Anaheim, CA Sat Jun 23 1979, 10:05 PM EDT Att: 41,002 - Unknown livebaseballscorecards.com					
Carney Lansford, R OBP: 0.353, SLG: 0.455										4	1	1	1	1	0	0						
Dan Ford, R OBP: 0.362, SLG: 0.464										5	0	1	1	0	0	3						
Don Baylor, R OBP: 0.374, SLG: 0.484										3	0	0	0	1	1	2						
Brian Downing, R OBP: 0.413, SLG: 0.534										3	1	1	0	1	0	4						
Joe Rudi, R OBP: 0.294, SLG: 0.377									3	0	0	0	1	1	2							
Bobby Grich, R OBP: 0.394, SLG: 0.602										3	1	3	2	1	0	0						
Willie Aikens, L OBP: 0.386, SLG: 0.542										4	0	0	0	0	1	5						
Tom Donohue, R OBP: 0.282, SLG: 0.397										4	1	1	0	0	1	2						
Inning Stats	R: 0 E: 0 K: 0 S: 3	H: 0 LOB: 0 BB: 0 P: 3	R: 0 E: 1 K: 0 S: 2	H: 0 LOB: 0 BB: 0 P: 3	R: 0 E: 1 K: 1 S: 5	H: 0 LOB: 1 BB: 1 P: 9	R: 2 E: 0 K: 1 S: 7	H: 2 LOB: 2 BB: 2 P: 15	R: 0 E: 0 K: 0 S: 3	H: 0 LOB: 0 BB: 0 P: 3	R: 0 E: 0 K: 1 S: 6	H: 1 LOB: 1 BB: 0 P: 6	R: 2 E: 0 K: 0 S: 6	H: 3 LOB: 3 BB: 2 P: 14	R: 0 E: 0 K: 1 S: 6	H: 1 LOB: 1 BB: 0 P: 6	R: 0 E: 0 K: 0 S: 4	H: 1 LOB: 1 BB: 0 P: 4	1B: 8 2B: 1 3B: 0 HR: 0	SF: 0 SAC: 0 DP: 2 HBP: 1	WP: 1 PB: 0 SB: 0 CS: 0	PA: 40
PITCHER	IP WLS BF H R ER SO BB IBB HBP BLK WP HR S P ERA WHIP	IP WLS BF H R ER SO BB IBB HBP BLK WP HR S P ERA WHIP	IP WLS BF H R ER SO BB IBB HBP BLK WP HR S P ERA WHIP	IP WLS BF H R ER SO BB IBB HBP BLK WP HR S P ERA WHIP	IP WLS BF H R ER SO BB IBB HBP BLK WP HR S P ERA WHIP	IP WLS BF H R ER SO BB IBB HBP BLK WP HR S P ERA WHIP	IP WLS BF H R ER SO BB IBB HBP BLK WP HR S P ERA WHIP	IP WLS BF H R ER SO BB IBB HBP BLK WP HR S P ERA WHIP	IP WLS BF H R ER SO BB IBB HBP BLK WP HR S P ERA WHIP	IP WLS BF H R ER SO BB IBB HBP BLK WP HR S P ERA WHIP	IP WLS BF H R ER SO BB IBB HBP BLK WP HR S P ERA WHIP	IP WLS BF H R ER SO BB IBB HBP BLK WP HR S P ERA WHIP	IP WLS BF H R ER SO BB IBB HBP BLK WP HR S P ERA WHIP	IP WLS BF H R ER SO BB IBB HBP BLK WP HR S P ERA WHIP	IP WLS BF H R ER SO BB IBB HBP BLK WP HR S P ERA WHIP	IP WLS BF H R ER SO BB IBB HBP BLK WP HR S P ERA WHIP	IP WLS BF H R ER SO BB IBB HBP BLK WP HR S P ERA WHIP	IP WLS BF H R ER SO BB IBB HBP BLK WP HR S P ERA WHIP	IP WLS BF H R ER SO BB IBB HBP BLK WP HR S P ERA WHIP	IP WLS BF H R ER SO BB IBB HBP BLK WP HR S P ERA WHIP	IP WLS BF H R ER SO BB IBB HBP BLK WP HR S P ERA WHIP	IP WLS BF H R ER SO BB IBB HBP BLK WP HR S P ERA WHIP
Larry Gura, L ERA: 5.18	6.1	W	28	6	4	4	3	3	0	1	0	0	0	30	43	5.68	1.421					
Eduardo Rodriguez, R ERA: 5.18	2.2	S	12	2	0	0	1	2	0	0	0	0	0	12	20	0.00	1.500					

Batter	1	2	3	4	5	6	7	8	9	AB	R	H	RBI	BB	SO	LOB	TOP			
Willie Wilson, S (1.7) OBP: 0.377, SLG: 0.480	0-0 CS 1B	0-0 6-3		0-0 FC6-2		0-0 G3			0-0 HR 1B	5	1	2	0	0	0	4	Kansas City Royals @ California Angels Anaheim Stadium, Anaheim, CA Sun Jun 24 1979, 6:33 AM EDT Att: 32,210 - Unknown livebaseballscorecards.com			
George Brett, L (1.5) OBP: 0.383, SLG: 0.556	0-0 F9 2B		0-0 F7	0-0 F8		0-0 G3			0-0 HR	5	1	2	2	0	0	3				
Al Cowens, R (1.9) OBP: 0.375, SLG: 0.477	0-0 F9		0-0 6-3		0-3 K				0-0 F9	5	0	1	0	0	1	1				
Darrell Porter, L (1.2) OBP: 0.428, SLG: 0.502	0-0 F9		4-0 1B BB		0-0 F9		4-0 G6-4-3 BB		0-0 FC6-4 1B	3	0	1	0	2	0	1				
George Scott, R (1.3) OBP: 0.327, SLG: 0.397		4-0 WP 1B BB	0-0 1-3 1B		0-0 1B		0-0 G6-4-3		0-0 FC6-4	4	1	2	0	1	0	2				
Ralph LaCock, L (1.10) OBP: 0.329, SLG: 0.371	0-3 K		0-0 F8		0-0 F9				0-0 1-3	4	0	0	0	0	1	4				
Amos Otis, R (1.8) OBP: 0.395, SLG: 0.449	0-0 1B WP 6-3 1B			4-0 SH2-4 E FC6-2 BB		0-0 1B 6-3 1B			0-0 F9	3	2	2	0	1	0	0				
Frank White, R (1.4) OBP: 0.350, SLG: 0.480	0-0 6-3 1B		1-3 2H	0-0 E6 SH2-4		0-0 G3 S 1B			0-0 1-3	4	0	2	1	0	0	1				
Freddie Patek, R (1.6) OBP: 0.269, SLG: 0.277	0-0 6-3		0-0 SH2-4		0-0 6-3				0-0 P6	3	0	0	2	0	0	2				
Inning Stats	R: 0 E: 0 K: 0 S: 4	H: 2 LOB: 1 BB: 0 P: 4	R: 2 E: 0 K: 1 S: 7	H: 2 LOB: 1 BB: 1 P: 11	R: 0 E: 0 K: 0 S: 4	H: 1 LOB: 2 BB: 1 P: 8	R: 0 E: 1 K: 0 S: 4	H: 0 LOB: 2 BB: 1 P: 8	R: 0 E: 0 K: 0 S: 6	H: 1 LOB: 1 BB: 0 P: 6	R: 0 E: 0 K: 0 S: 2	H: 1 LOB: 0 BB: 1 P: 6	R: 0 E: 0 K: 0 S: 3	H: 0 LOB: 0 BB: 0 P: 3	R: 2 E: 0 K: 0 S: 6	H: 3 LOB: 1 BB: 0 P: 6	1B: 10 2B: 1 3B: 0 HR: 1	SF: 0 SAC: 1 DP: 1 HBP: 0	WP: 1 PB: 0 SB: 1 CS: 2	PA: 41
PITCHER Dave Frost, R (1.1) ERA: 4.68	IP: 9.0 WLS: L BF: 41	H: 12 R: 5 ER: 5 SO: 2	BB: 4 IBB: 0 HBP: 0 BLK: 0	WP: 1 HR: 1 S: 41 P: 57	ERA: 5.00 WHIP: 1.778	PITCHER														

Batter	1	2	3	4	5	6	7	8	9	AB	R	H	RBI	BB	SO	LOB	BOTTOM			
Larry Harlow, L (1.8) OBP: 0.361, SLG: 0.276	4-0 FC5-4 BB		0-3 K			0-0 1-3			0-0 4-3	3	0	0	0	1	1	1	Kansas City Royals @ California Angels Anaheim Stadium, Anaheim, CA Sun Jun 24 1979, 6:33 AM EDT Att: 32,210 - Unknown livebaseballscorecards.com			
Camey Lansford, R (1.5) OBP: 0.352, SLG: 0.455	0-0 FC5-4 L6			0-3 K			0-0 HR 2B		0-0 6-3	4	1	1	0	0	1	1				
Dan Ford, R (1.9) OBP: 0.357, SLG: 0.457	0-0 L6			0-0 F8			0-3 K		0-0 F7	4	0	0	0	0	1	2				
Don Baylor, R (1.7) OBP: 0.370, SLG: 0.479		0-0 F8		0-0 4-3			0-0 P6			3	0	0	0	0	0	1				
Willie Aikens, L (1.3) OBP: 0.386, SLG: 0.556		0-0 F7			0-0 4-3		0-0 HR			3	1	1	2	0	0	0				
Brian Downing, R (1.2) OBP: 0.408, SLG: 0.527		0-3 K			0-0 5-3		0-0 F8			3	0	0	0	0	1	0				
Joe Rudi, R (1.10) OBP: 0.289, SLG: 0.370			0-0 4-3		0-3 K			0-0 F9		3	0	0	0	0	1	0				
Bobby Grich, R (1.4) OBP: 0.394, SLG: 0.599						0-3 K		0-0 F8		3	0	1	0	0	1	0				
Bert Campaneris, R (1.6) OBP: 0.270, SLG: 0.231 Ike Hampton, S (6, PH) OBP: 0.400, SLG: 0.400 Jim Anderson, R (7.6) OBP: 0.280, SLG: 0.190						0-3 K		0-0 5-3		1	0	0	0	0	0	1				
Inning Stats	R: 0 E: 0 K: 0 S: 2	H: 0 LOB: 0 BB: 1 P: 6	R: 0 E: 0 K: 1 S: 5	H: 0 LOB: 0 BB: 0 P: 5	R: 0 E: 0 K: 1 S: 6	H: 1 LOB: 1 BB: 0 P: 6	R: 0 E: 0 K: 1 S: 5	H: 0 LOB: 0 BB: 0 P: 5	R: 0 E: 0 K: 2 S: 7	H: 0 LOB: 0 BB: 0 P: 7	R: 2 E: 0 K: 1 S: 7	H: 2 LOB: 0 BB: 0 P: 7	R: 0 E: 0 K: 0 S: 3	H: 0 LOB: 0 BB: 0 P: 3	R: 0 E: 0 K: 0 S: 3	H: 0 LOB: 0 BB: 0 P: 3	1B: 1 2B: 1 3B: 0 HR: 1	SF: 0 SAC: 0 DP: 0 HBP: 0	WP: 0 PB: 0 SB: 0 CS: 0	PA: 30
PITCHER Dennis Leonard, R (1.1) ERA: 3.94	IP: 9.0 WLS: W BF: 30	H: 3 R: 2 ER: 2 SO: 7	BB: 1 IBB: 0 HBP: 0 BLK: 0	WP: 0 HR: 1 S: 43 P: 47	ERA: 2.00 WHIP: 0.444	PITCHER														

Batter	1	2	3	4	5	6	7	8	9	10	AB	R	H	RBI	BB	SO	LOB	TOP	
Rickey Henderson, R OBP: 0.357, SLG: 0.273 (1, 7)	5-3		CS BB	K		BB BB		4-3 SH1-4 BB		F9	3	0	0	0	3	1	0		
Dave Chalk, R OBP: 0.368, SLG: 0.303 Rob Picciolo, R OBP: 0.207, SLG: 0.276 (10, PR)	BB BB	4-0 BB	1B 1B	F9		BB BB		SH1-4		1B BB	2	1	1	0	3	0	0		
Mike Edwards, R OBP: 0.272, SLG: 0.290 (1, 4)	F9		2B 1B		4-3		K	4-3		G6-4-3 1B	6	1	2	0	0	1	5		
Jeff Newman, R OBP: 0.253, SLG: 0.414 (1, 3)	BB		1B 2B		K			6-3		G6-4-3	5	1	2	2	1	1	3		
Mike Heath, R OBP: 0.354, SLG: 0.500 (1, 2)	1-3		2B 1B		5-3				E5 SH4-3 1B		4	2	2	1	0	0	2		
Mitchell Page, L OBP: 0.324, SLG: 0.351 (1, 10)		1-3		K				F7		SH4-3	4	0	1	0	0	1	3		
Tony Armas, R OBP: 0.296, SLG: 0.389 Larry Murray, S OBP: 0.278, SLG: 0.280 (7, 8)	F9		2B			FC5-4 2B SF9		FC6-4 BB			3	1	1	1	1	0	1		
Wayne Gross, L OBP: 0.371, SLG: 0.434 (1, 5)				F8		SF9 2B		K		P5	5	0	2	0	0	1	5		
Derek Bryant, R OBP: 0.204, SLG: 0.207 (1, 9)	FC3-6			F9		SF9		FC6-4		F8	4	0	0	1	0	0	5		
Inning Stats	R: 0 E: 0 K: 0 S: 3	H: 0 LOB: 2 BB: 2 P: 11	R: 0 E: 0 K: 0 S: 4	H: 1 LOB: 1 BB: 0 P: 4	R: 4 E: 0 K: 1 S: 9	H: 5 LOB: 1 BB: 1 P: 13	R: 0 E: 0 K: 1 S: 5	H: 0 LOB: 0 BB: 0 P: 5	R: 0 E: 0 K: 1 S: 5	H: 2 LOB: 3 BB: 2 P: 15	R: 0 E: 0 K: 0 S: 3	H: 0 LOB: 1 BB: 1 P: 7	R: 1 E: 1 K: 0 S: 5	H: 2 LOB: 1 BB: 0 P: 5	R: 0 E: 0 K: 0 S: 3	H: 1 LOB: 2 BB: 1 P: 7	1B: 9 2B: 3 3B: 0 HR: 0	SF: 1 SAC: 2 DP: 1 HBP: 1	WP: 0 PA: 49 PB: 1 SB: 0 CS: 1
PITCHER	IP WLS BF H R ER SO ERA WHIP	IP WLS BF H R ER SO ERA WHIP	IP WLS BF H R ER SO ERA WHIP	IP WLS BF H R ER SO ERA WHIP	IP WLS BF H R ER SO ERA WHIP	IP WLS BF H R ER SO ERA WHIP	IP WLS BF H R ER SO ERA WHIP	IP WLS BF H R ER SO ERA WHIP	IP WLS BF H R ER SO ERA WHIP	IP WLS BF H R ER SO ERA WHIP	IP WLS BF H R ER SO ERA WHIP	IP WLS BF H R ER SO ERA WHIP	IP WLS BF H R ER SO ERA WHIP	IP WLS BF H R ER SO ERA WHIP	IP WLS BF H R ER SO ERA WHIP	IP WLS BF H R ER SO ERA WHIP	IP WLS BF H R ER SO ERA WHIP	IP WLS BF H R ER SO ERA WHIP	
Paul Splittorf, L ERA: 4.19	2.2	16	6	4	4	1	3	2	0	1	0	0	0	0	19	28	13.50	3.375	
Rich Gale, R ERA: 4.91	3.1	16	3	1	1	3	2	0	1	0	0	0	0	0	6	14	0.00	1.500	
Steve Mingo, L ERA: 4.28	1.1	6	0	0	0	1	2	0	0	0	0	0	0	0	3	3	13.50	1.500	
Bill Paschall, R ERA: 10.8	0.2	3	1	1	1	0	0	0	0	0	0	0	0	0	3	3	13.50	1.500	
Al Hrabosky, L ERA: 3.92	2.0	W	8	2	0	0	1	0	0	0	0	0	0	0	7	11	0.00	1.500	

Oakland Athletics @ Kansas City Royals
 Royals Stadium, Kansas City, MO
 Tue Jun 26 1979, 8:05 PM EDT
 Att: 24,550 - Unknown - 83 F

AB	37
R	6
H	12
RBI	6
BB	8
SO	5
LOB	24



Batter	1	2	3	4	5	6	7	8	9	10	AB	R	H	RBI	BB	SO	LOB	BOTTOM	
Willie Wilson, S OBP: 0.372, SLG: 0.471 (1, 9)	4-3 WP 1B	G3		F7	K			4-3		4-3	6	1	1	0	0	1	9		
George Brett, L OBP: 0.385, SLG: 0.556 (1, 5)	4-3		FC3-6 BB	E4 1B		L5		1B		1B 2B	5	1	2	0	1	0	3		
Amos Otis, R OBP: 0.397, SLG: 0.448 (1, 8)	4-0 FC3-6 BB		L8			6-3		F2		1B 1B	5	0	2	2	1	0	2		
Darrell Porter, L OBP: 0.426, SLG: 0.484 (1, 2)	FC3-6		FC3-6 FC5-4	4-1		F7			4-0 HBP BB	1B IBB	4	1	0	0	2	0	4		
George Scott, R OBP: 0.336, SLG: 0.402 (1, 3)	K		FC5-4		2B 1B			FC1-6 1B		1B HBP	5	1	3	1	0	1	2		
Ralph LaCock, L OBP: 0.330, SLG: 0.368 (1, 10)		E BB		P4 F7		F7		FC1-6		FC4-6 1B	4	0	1	1	1	0	2		
Frank White, R OBP: 0.351, SLG: 0.490 (1, 4)		F8		1B 2B	1-3 2B			L9		F3	5	1	2	0	0	0	4		
Steve Braun, L OBP: 0.364, SLG: 0.442 (1, 7)		P6		E 1B 1B		P4		P4		FC4-6 1B	4	1	2	2	1	0	2		
Freddie Patek, R OBP: 0.270, SLG: 0.278 Jamie Quirk, L OBP: 0.412, SLG: 0.438 Todd Cruz, R OBP: 0.224, SLG: 0.281 U L Washington, S OBP: 0.305, SLG: 0.355 (10, 6)		E6		E 1B 1B		P3		F7		FC4-6	3	1	1	0	0	0	4		
Inning Stats	R: 1 E: 1 K: 1 S: 6	H: 1 LOB: 1 BB: 1 P: 10	R: 0 E: 1 K: 0 S: 4	H: 0 LOB: 2 BB: 1 P: 8	R: 0 E: 0 K: 0 S: 3	H: 0 LOB: 1 BB: 1 P: 7	R: 3 E: 1 K: 0 S: 8	H: 4 LOB: 2 BB: 0 P: 8	R: 0 E: 0 K: 1 S: 7	H: 2 LOB: 3 BB: 1 P: 11	R: 0 E: 0 K: 0 S: 4	H: 1 LOB: 1 BB: 0 P: 4	R: 0 E: 0 K: 0 S: 5	H: 2 LOB: 2 BB: 1 P: 10	R: 1 E: 0 K: 0 S: 3	H: 3 LOB: 3 BB: 1 P: 7	1B: 11 2B: 3 3B: 0 HR: 0	SF: 0 SAC: 0 DP: 0 HBP: 1	WP: 1 PA: 50 PB: 0 SB: 1 CS: 0
PITCHER	IP WLS BF H R ER SO ERA WHIP	IP WLS BF H R ER SO ERA WHIP	IP WLS BF H R ER SO ERA WHIP	IP WLS BF H R ER SO ERA WHIP	IP WLS BF H R ER SO ERA WHIP	IP WLS BF H R ER SO ERA WHIP	IP WLS BF H R ER SO ERA WHIP	IP WLS BF H R ER SO ERA WHIP	IP WLS BF H R ER SO ERA WHIP	IP WLS BF H R ER SO ERA WHIP	IP WLS BF H R ER SO ERA WHIP	IP WLS BF H R ER SO ERA WHIP	IP WLS BF H R ER SO ERA WHIP	IP WLS BF H R ER SO ERA WHIP	IP WLS BF H R ER SO ERA WHIP	IP WLS BF H R ER SO ERA WHIP	IP WLS BF H R ER SO ERA WHIP	IP WLS BF H R ER SO ERA WHIP	
Steve McCatty, R ERA: 2.89	8.0	42	10	6	4	2	4	1	0	0	0	0	0	0	0	0	0		
Jim Todd, R ERA: 7.48	1.0	L	8	4	1	0	0	1	0	0	0	0	0	0	7	11	9.00	4.000	

Oakland Athletics @ Kansas City Royals
 Royals Stadium, Kansas City, MO
 Tue Jun 26 1979, 8:05 PM EDT
 Att: 24,550 - Unknown - 83 F


AB	43
R	7
H	14
RBI	6
BB	6
SO	2
LOB	34



Batter	1	2	3	4	5	6	7	8	9	AB	R	H	RBI	BB	SO	LOB	TOP																				
Rickey Henderson, R OBP: 0.368, SLG: 0.267	4-0 1B BB	0-0 1B			FC4-6		L7		5-3	4	1	1	0	1	0	1																					
Dave Chalk, R OBP: 0.381, SLG: 0.306	0-0 1B				F7		G3		E5	3	0	1	0	1	0	1																					
Rob Picciolo, R OBP: 0.205, SLG: 0.273	1-2 1B				F7		BB		1B	1	1	0	0	0	0	0																					
Wayne Gross, L OBP: 0.368, SLG: 0.429	0-3 K				F4		K		G3	5	0	1	0	0	2	4																					
Jeff Newman, R OBP: 0.252, SLG: 0.409	0-3 K				1-3		5-3		F5	5	0	1	1	0	1	4																					
Mitchell Page, L OBP: 0.326, SLG: 0.363	0-0 FC6-4 1B				HR		P5		3-1	5	1	2	2	0	0	2																					
Mike Heath, R OBP: 0.376, SLG: 0.452	0-0 FC6-4				F7		BB 1B		P3	3	0	0	0	1	0	2																					
Mike Edwards, R OBP: 0.276, SLG: 0.294		0-3 K			F7		BB 1B		1B	4	0	2	0	0	1	0																					
Larry Murray, S OBP: 0.276, SLG: 0.276		0-0 6-3			4-3		FC6-4 BB		F7	3	0	0	0	1	0	1																					
Derek Bryant, R OBP: 0.216, SLG: 0.202		4-0 1B BB			FC4-6 BB		FC6-4		P6	2	0	0	0	2	0	3																					
Inning Stats	R: 1 E: 0 K: 2 S: 9	H: 2 LOB: 2 BB: 1 P: 13	R: 0 E: 0 K: 1 S: 5	H: 1 LOB: 2 BB: 1 P: 9	R: 0 E: 0 K: 0 S: 3	H: 0 LOB: 0 BB: 0 P: 3	R: 1 E: 0 K: 0 S: 4	H: 1 LOB: 1 BB: 1 P: 4	R: 0 E: 0 K: 1 S: 5	H: 0 LOB: 2 BB: 2 P: 12	R: 0 E: 0 K: 0 S: 3	H: 0 LOB: 2 BB: 1 P: 7	R: 0 E: 1 K: 0 S: 4	H: 1 LOB: 1 BB: 0 P: 4	R: 1 E: 1 K: 0 S: 6	H: 2 LOB: 2 BB: 0 P: 6	1B: 7 2B: 0 3B: 0 HR: 1	SF: 0 SAC: 0 DP: 0 HBP: 0	WP: 0 PB: 0 SB: 1 CS: 0	PA: 41																	
PITCHER	IP	WLS	BF	H	R	ER	SO	BB	IBB	HBP	BLK	WP	HR	S	P	ERA	WHIP	PITCHER			IP	WLS	BF	H	R	ER	SO	BB	IBB	HBP	BLK	WP	HR	S	P	ERA	WHIP
Steve Busby, R ERA: 3.2	(1, 1)	8.0	W	35	6	2	2	4	6	0	0	0	0	1	37	61	2.25	1.500																			
Bill Paschall, R ERA: 8.31	(9, 1)	1.0		6	2	1	0	0	0	0	0	0	0	0	6	6	0.00	2.000																			

Oakland Athletics @ Kansas City Royals
 Royals Stadium, Kansas City, MO
 Wed Jun 27 1979, 8:05 PM EDT
 Att: 31,101 - Unknown - 86 F


AB 35
 R 3
 H 8
 RBI 3
 BB 6
 SO 4
 LOB 18



Batter	1	2	3	4	5	6	7	8	9	AB	R	H	RBI	BB	SO	LOB	BOTTOM																				
Willie Wilson, S OBP: 0.368, SLG: 0.462	4-0 CS BB		0-0 L7	0-3 K		0-0 L6		0-0 6-3		4	0	0	0	1	1	4																					
George Brett, L OBP: 0.388, SLG: 0.556	0-0 4-3			BB SF9 1B		0-0 4-3		BB		4	2	2	0	1	0	2																					
Amos Otis, R OBP: 0.400, SLG: 0.460	0-0 L9			BB 2B BB		0-0 SF8 3B		BB 2B		4	3	2	1	1	0	1																					
Darrell Porter, L OBP: 0.432, SLG: 0.494		0-0 FC5-4 1B		BB 2B 6-3 BB		BB SF8 BB		BB 2B BB		2	2	1	0	3	0	1																					
Al Cowens, R OBP: 0.373, SLG: 0.480		0-0 FC5-4 FC4-6		BB SF9		0-3 K		BB 2B		3	1	1	3	0	1	3																					
Ralph LaCock, L OBP: 0.333, SLG: 0.383		0-0 FC4-6		BB 1B E 2B		0-0 SF8		BB 2B 1B 2B		3	2	2	3	0	0	1																					
Frank White, R OBP: 0.343, SLG: 0.478		0-0 F8		BB 6-3		0-0 L1		F3		4	0	0	1	0	0	4																					
Steve Braun, L OBP: 0.374, SLG: 0.436	(1, 10)			BB E BB		0-3 K		BB G5-4-3 1B		1	0	0	0	2	1	0																					
John Wathan, R OBP: 0.276, SLG: 0.364	(7, PH)			BB E BB		0-0 K		BB G5-4-3 1B		1	0	1	1	0	0	0																					
Freddie Patek, R OBP: 0.275, SLG: 0.288	(1, 6)			BB FC6-4		0-0 E6		BB G5-4-3		4	0	2	0	0	0	2																					
Inning Stats	R: 0 E: 0 K: 0 S: 2	H: 0 LOB: 0 BB: 1 P: 6	R: 0 E: 0 K: 0 S: 4	H: 1 LOB: 1 BB: 0 P: 4	R: 0 E: 0 K: 0 S: 2	H: 0 LOB: 1 BB: 1 P: 6	R: 4 E: 1 K: 1 S: 8	H: 3 LOB: 2 BB: 3 P: 20	R: 2 E: 0 K: 1 S: 7	H: 2 LOB: 1 BB: 1 P: 11	R: 0 E: 0 K: 1 S: 6	H: 1 LOB: 0 BB: 0 P: 6	R: 4 E: 0 K: 0 S: 6	H: 4 LOB: 0 BB: 1 P: 10	R: 0 E: 0 K: 0 S: 3	H: 0 LOB: 1 BB: 1 P: 7	1B: 5 2B: 5 3B: 1 HR: 0	SF: 2 SAC: 0 DP: 1 HBP: 0	WP: 0 PB: 0 SB: 1 CS: 2	PA: 40																	
PITCHER	IP	WLS	BF	H	R	ER	SO	BB	IBB	HBP	BLK	WP	HR	S	P	ERA	WHIP	PITCHER			IP	WLS	BF	H	R	ER	SO	BB	IBB	HBP	BLK	WP	HR	S	P	ERA	WHIP
Mike Morgan, R ERA: 7.36	(1, 1)	3.2	L	18	4	4	3	0	5	0	0	0	0	0	13	33	7.36	2.455																			
Rick Langford, R ERA: 6.5	(4, 1)	2.1		14	5	5	5	3	2	0	0	0	0	0	18	26	19.29	3.000																			
Craig Minetto, L ERA: 5.14	(7, 1)	2.0		8	2	1	1	0	1	0	0	0	0	0	7	11	4.50	1.500																			

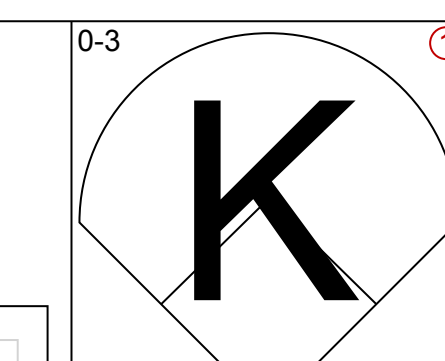
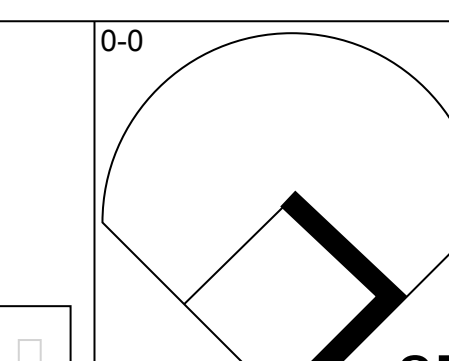
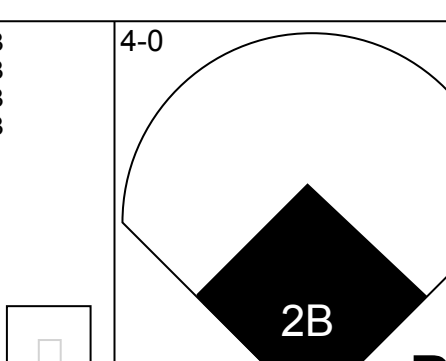
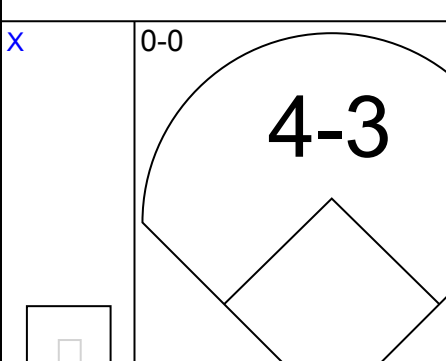

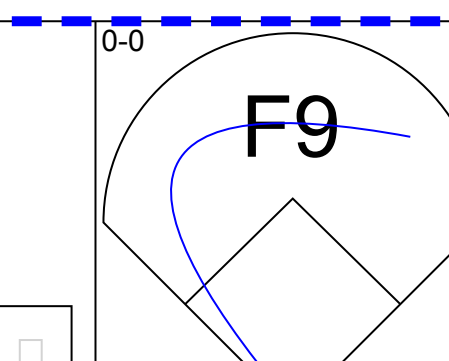
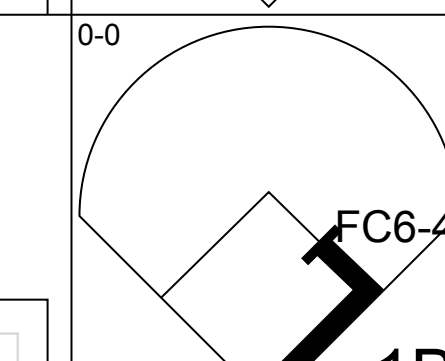
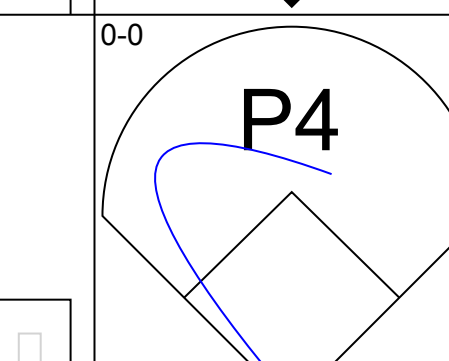
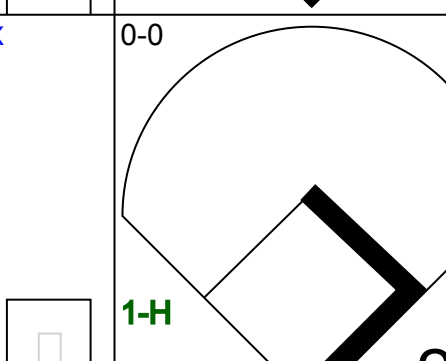

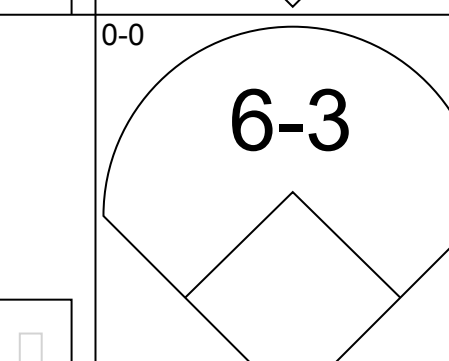
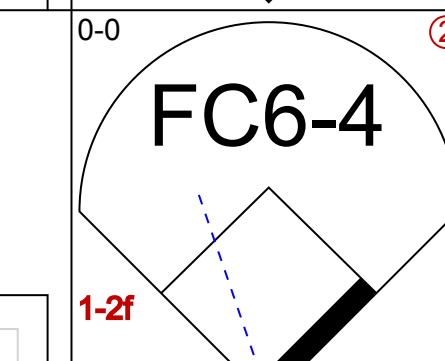
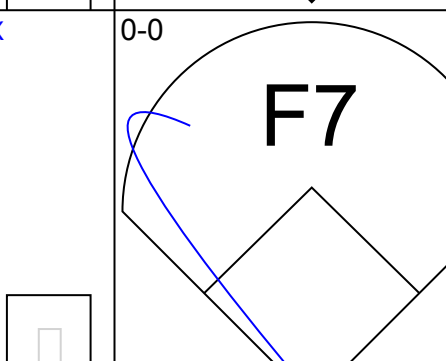
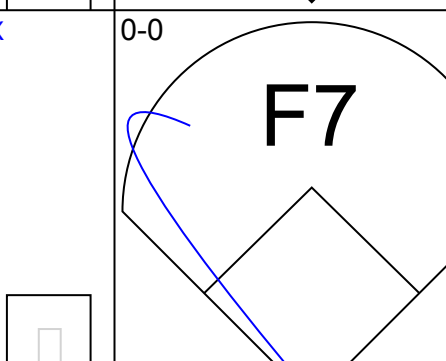

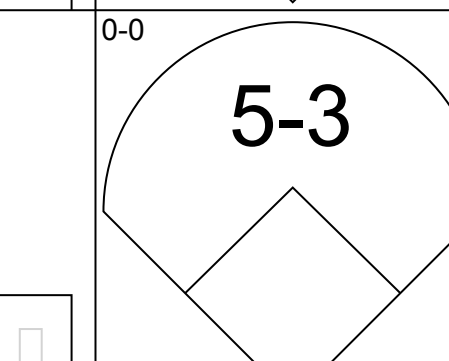
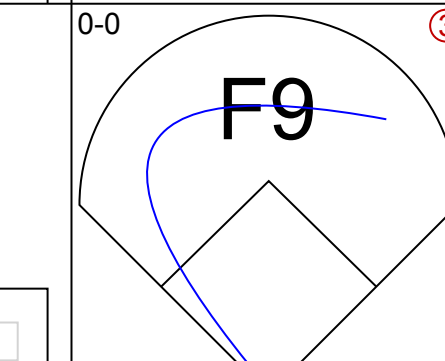
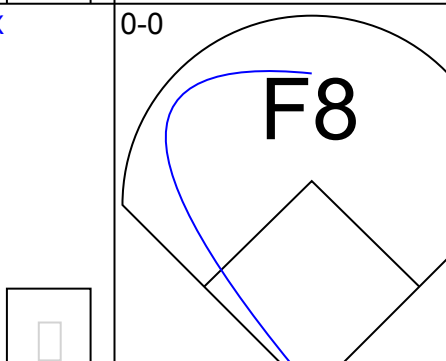
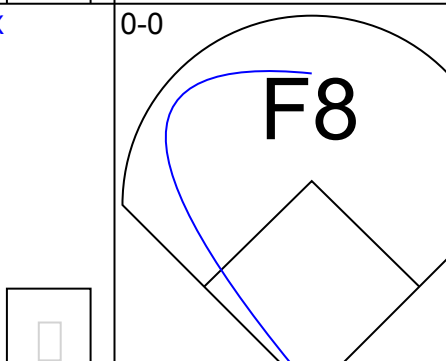


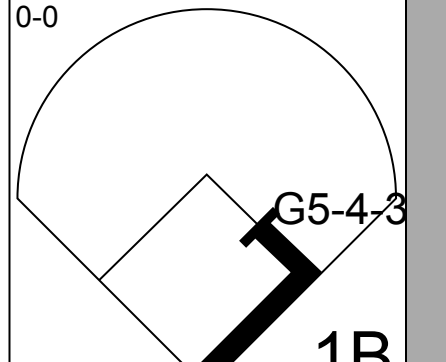

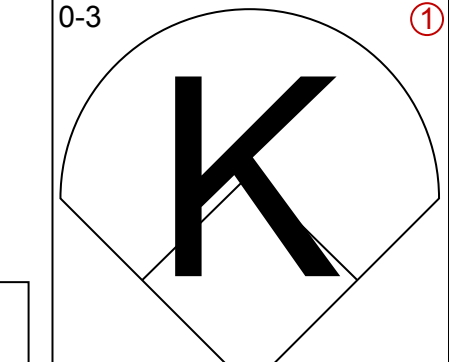
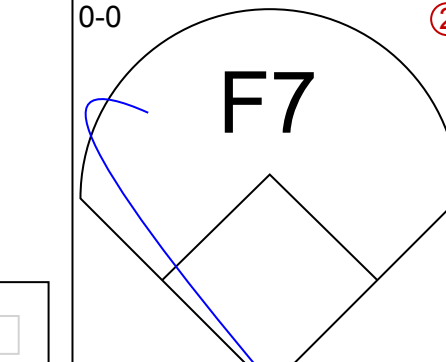


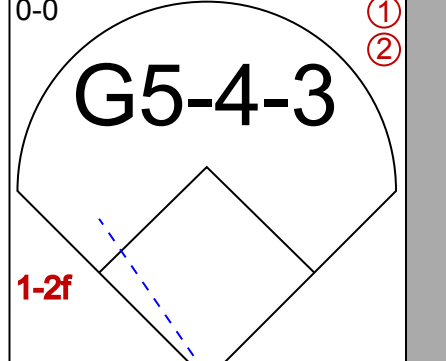

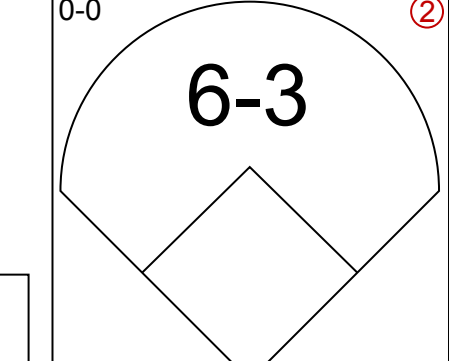
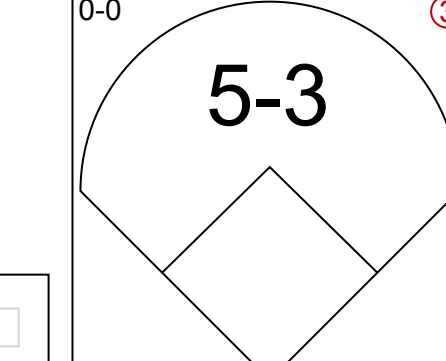


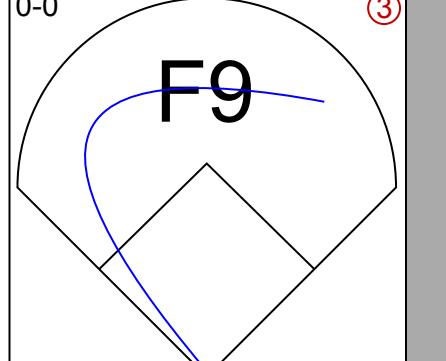

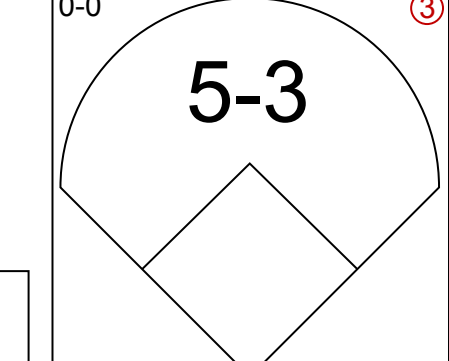



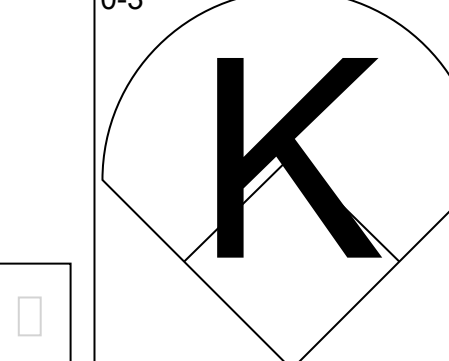

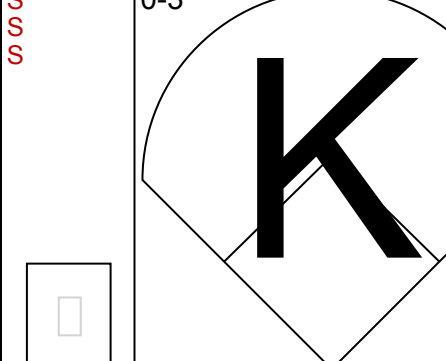
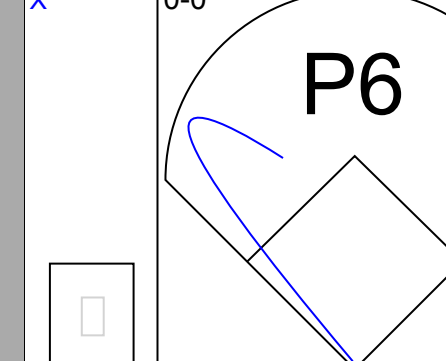


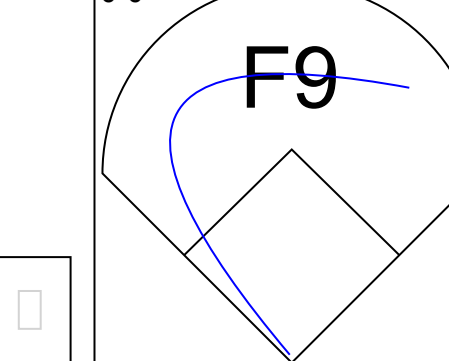
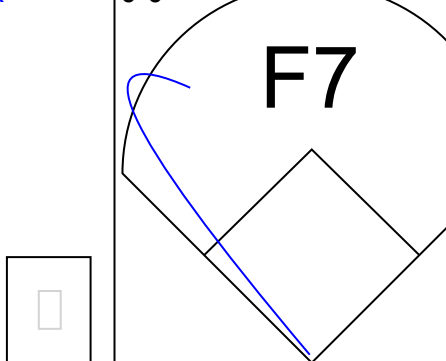
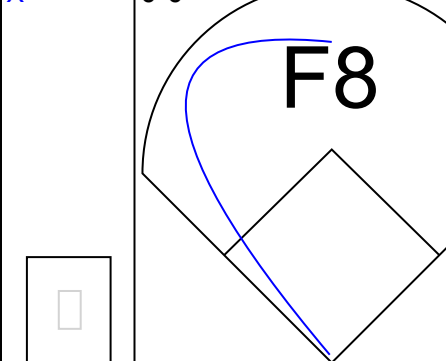
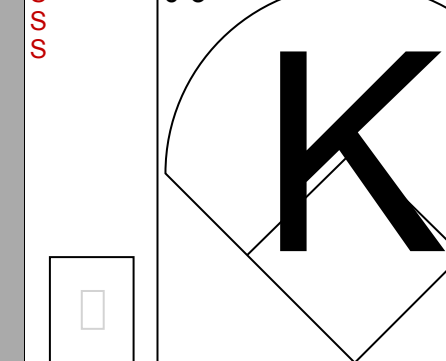


Oakland Athletics @ Kansas City Royals
 Royals Stadium, Kansas City, MO
 Wed Jun 27 1979, 8:05 PM EDT
 Att: 31,101 - Unknown - 86 F

AB 30
 R 10
 H 11
 RBI 9
 BB 8
 SO 3
 LOB 18



Batter	1	2	3	4	5	6	7	8	9	AB	R	H	RBI	BB	SO	LOB	TOP								
Rickey Henderson, R OBP: 0.375, SLG: 0.263 (1, 8)	F9			6-3			5-3			4	0	1	1	1	0	0	Oakland Athletics @ Kansas City Royals Royals Stadium, Kansas City, MO Thu Jun 28 1979, 8:05 PM EDT Att: 22,307 - Unknown - 82 F livebaseballscorecards.com								
Mike Edwards, R OBP: 0.276, SLG: 0.296 (1, 4)	4-3	L7			G5-4-3		4-3		K	5	1	2	0	0	1	3									
Wayne Gross, L OBP: 0.365, SLG: 0.422 (1, 5)	4-3			HR	G5-4-3		4-3		F7	4	1	0	0	1	0	3									
Jeff Newman, R OBP: 0.259, SLG: 0.427 (1, 3)					E5				L5	4	2	2	3	1	0	1									
Mitchell Page, L OBP: 0.325, SLG: 0.362 (1, 10)					4-3		6-3			4	1	1	0	0	1	2									
Mario Guerrero, R OBP: 0.222, SLG: 0.242 (1, 6)										4	1	0	0	0	0	2									
Tony Armas, R OBP: 0.284, SLG: 0.376 (1, 9)										3	0	0	1	0	0	0									
Larry Murray, S OBP: 0.276, SLG: 0.276 (8, 9)										0	0	0	0	0	0	0									
Jim Essian, R OBP: 0.306, SLG: 0.394 (1, 2)										3	0	2	0	1	0	0									
Derek Bryant, R OBP: 0.208, SLG: 0.194 (1, 7)										4	0	0	1	0	0	4									
Inning Stats	R: 0 E: 0 K: 0 S: 3	H: 0 LOB: 0 BB: 0 P: 3	R: 3 E: 1 K: 0 S: 6	H: 2 LOB: 2 BB: 2 P: 14	R: 2 E: 0 K: 1 S: 6	H: 1 LOB: 0 BB: 1 P: 10	R: 0 E: 0 K: 0 S: 3	H: 0 LOB: 0 BB: 0 P: 3	R: 0 E: 1 K: 0 S: 4	H: 1 LOB: 1 BB: 0 P: 4	R: 0 E: 0 K: 0 S: 4	H: 1 LOB: 1 BB: 0 P: 4	R: 1 E: 0 K: 0 S: 5	H: 2 LOB: 1 BB: 0 P: 5	R: 0 E: 0 K: 0 S: 4	H: 1 LOB: 1 BB: 0 P: 4	R: 0 E: 0 K: 1 S: 5	H: 0 LOB: 1 BB: 1 P: 9	1B: 6 2B: 1 3B: 0 HR: 1	SF: 1 SAC: 0 DP: 1 HBP: 0	WP: 0 PB: 0 SB: 1 CS: 0	PA: 40			
PITCHER	IP	WLS	BF	H	R	ER	SO	BB	IBB	HBP	BLK	WP	HR	S	P	ERA	WHIP								
Larry Gura, L ERA: 5.4 (1, 1)	7.0		32	7	6	3	1	3	0	0	0	0	1	31	43	3.86	1.429								
Marty Pattin, R ERA: 3.42 (8, 1)	1.1	6	1	0	0	1	1	0	0	0	0	0	0	7	11	0.00	1.500								
Al Hrabosky, L ERA: 3.86 (9, 1)	0.2	W	2	0	0	0	0	0	0	0	0	0	0	2	2	0.00	0.000								

Batter	1	2	3	4	5	6	7	8	9	AB	R	H	RBI	BB	SO	LOB	BOTTOM								
Willie Wilson, S OBP: 0.366, SLG: 0.456 (1, 7)		4-3							SH3-4	3	1	0	0	1	1	1	Oakland Athletics @ Kansas City Royals Royals Stadium, Kansas City, MO Thu Jun 28 1979, 8:05 PM EDT Att: 22,307 - Unknown - 82 F livebaseballscorecards.com								
George Brett, L OBP: 0.391, SLG: 0.555 (1, 5)			4-3							4	2	2	1	1	0	1									
Amos Otis, R OBP: 0.400, SLG: 0.457 (1, 8)										4	0	1	1	1	0	1									
Darrell Porter, L OBP: 0.431, SLG: 0.490 (1, 2)										4	1	1	0	1	1	2									
Al Cowens, R OBP: 0.373, SLG: 0.478 (1, 9)										5	1	2	1	0	0	4									
Ralph LaCock, L OBP: 0.336, SLG: 0.388 (1, 3)										3	0	1	2	1	1	2									
Frank White, R OBP: 0.347, SLG: 0.476 (1, 4)										3	1	1	1	1	0	1									
Steve Braun, L OBP: 0.368, SLG: 0.420 (1, 10)										3	0	0	0	1	0	3									
Freddie Patek, R OBP: 0.271, SLG: 0.285 (1, 6)										2	0	0	1	0	0	1									
Jamie Quirk, L OBP: 0.444, SLG: 0.471 (9, PH)										1	0	1	0	0	0	0									
U L Washington, S OBP: 0.305, SLG: 0.355 (9, PR)										0	1	0	0	0	0	0									
Inning Stats	R: 1 E: 0 K: 1 S: 6	H: 1 LOB: 2 BB: 2 P: 14	R: 3 E: 0 K: 0 S: 3	H: 0 LOB: 0 BB: 1 P: 7	R: 0 E: 0 K: 1 S: 5	H: 0 LOB: 0 BB: 0 P: 5	R: 0 E: 0 K: 1 S: 5	H: 0 LOB: 0 BB: 0 P: 5	R: 0 E: 0 K: 0 S: 6	H: 3 LOB: 1 BB: 0 P: 6	R: 0 E: 0 K: 0 S: 3	H: 0 LOB: 1 BB: 1 P: 7	R: 1 E: 0 K: 0 S: 5	H: 2 LOB: 2 BB: 1 P: 9	R: 2 E: 0 K: 0 S: 4	H: 3 LOB: 3 BB: 2 P: 12	1B: 8 2B: 1 3B: 0 HR: 0	SF: 1 SAC: 1 DP: 0 HBP: 0	WP: 2 PB: 0 SB: 3 CS: 0	PA: 41					
PITCHER	IP	WLS	BF	H	R	ER	SO	BB	IBB	HBP	BLK	WP	HR	S	P	ERA	WHIP								
Brian Kingman, R ERA: 6.35 (1, 1)	5.2		24	4	4	4	3	3	0	0	0	0	0	27	39	6.35	1.235								
Dave Heaverlo, R ERA: 3.9 (6, 1)	2.2	L	16	4	3	3	0	2	2	0	0	0	0	12	28	10.12	2.250								
Jim Todd, R ERA: 7.48 (9, 1)	0.0		1	1	0	0	0	0	0	0	0	0	0	1	1	∞	∞								

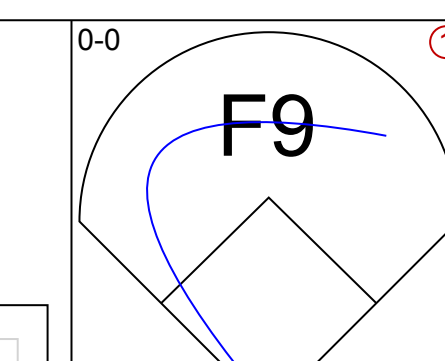
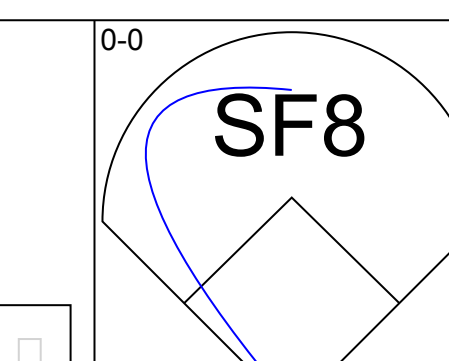
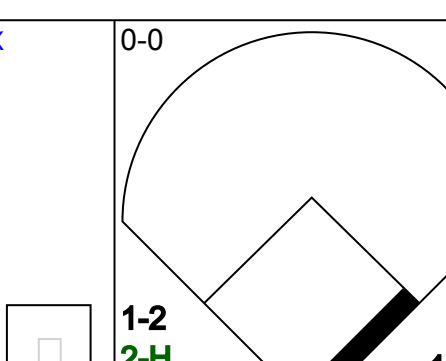
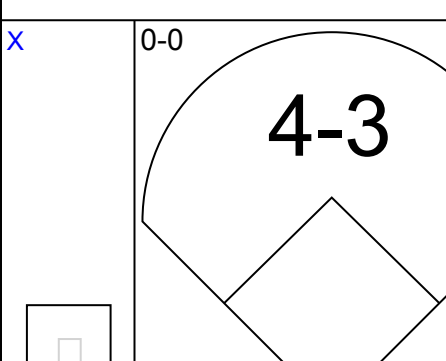
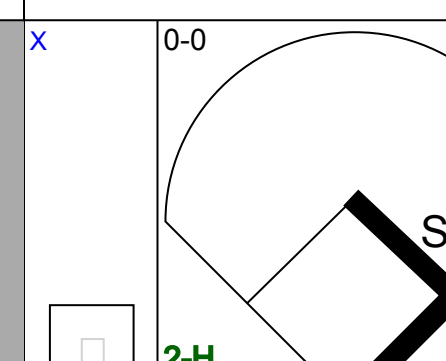

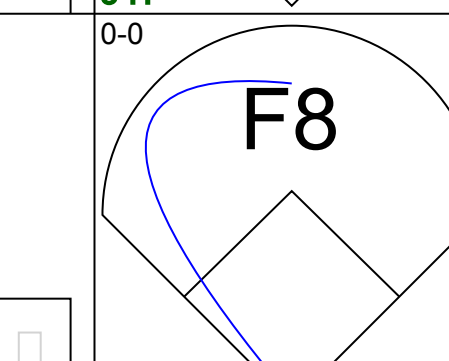
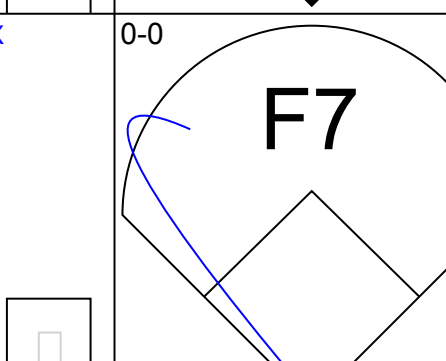

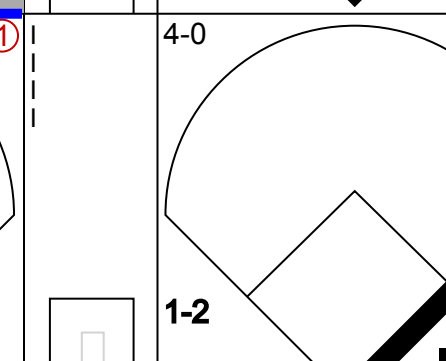

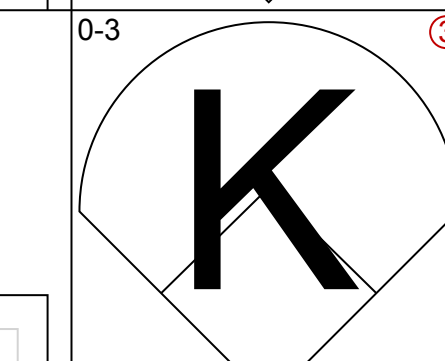



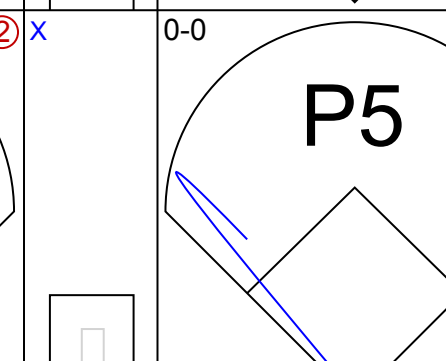






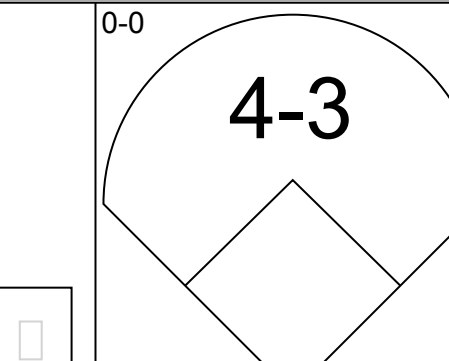
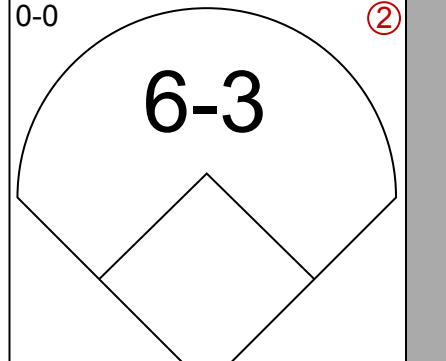

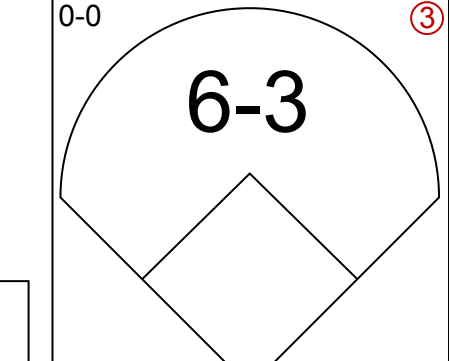
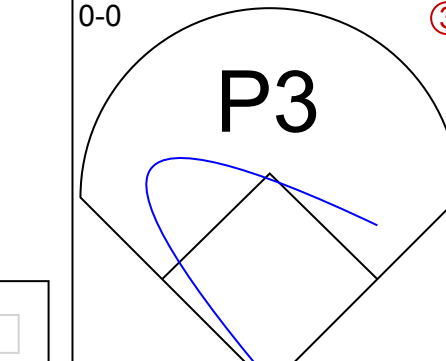
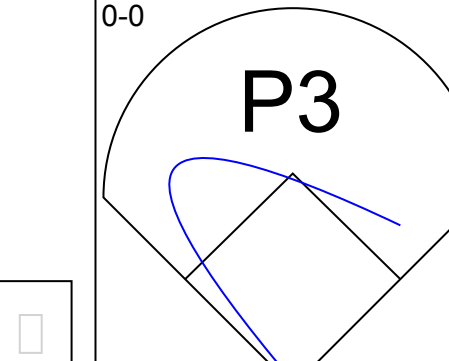
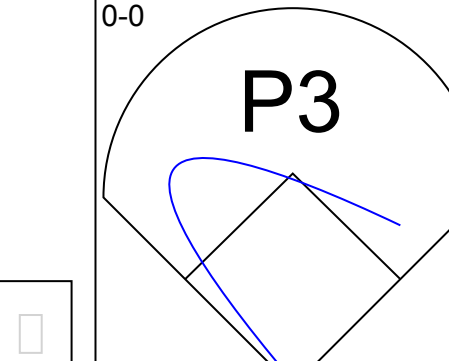
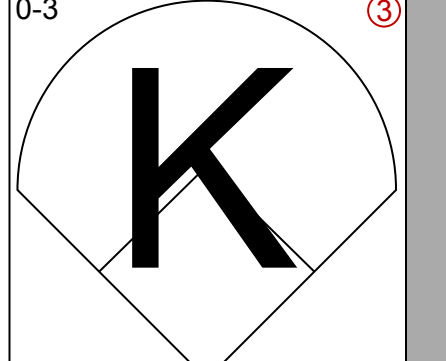
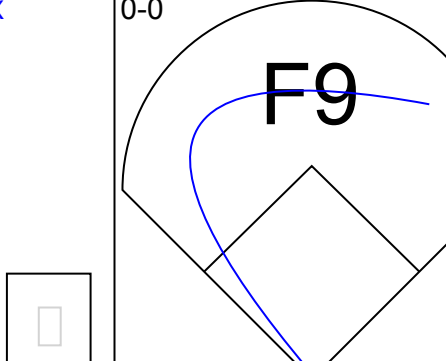


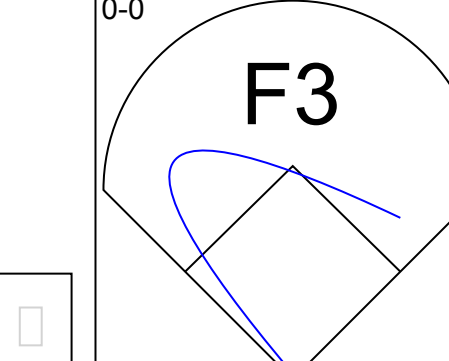
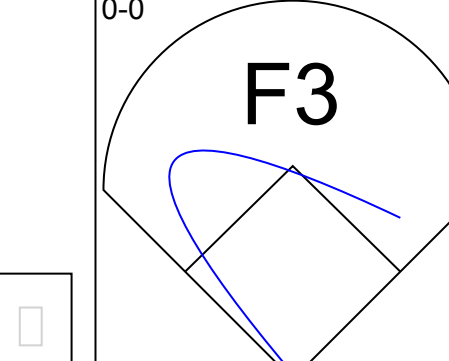

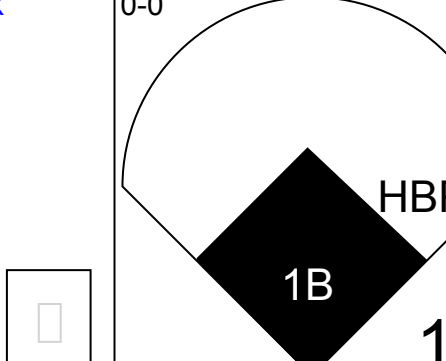




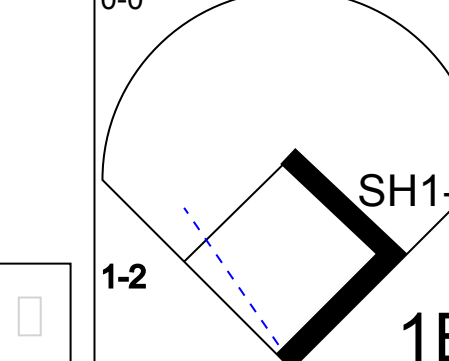
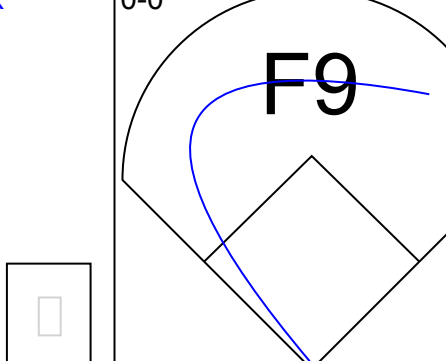
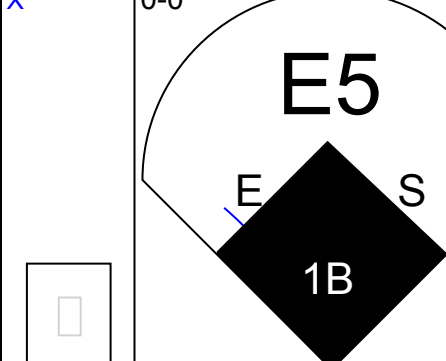
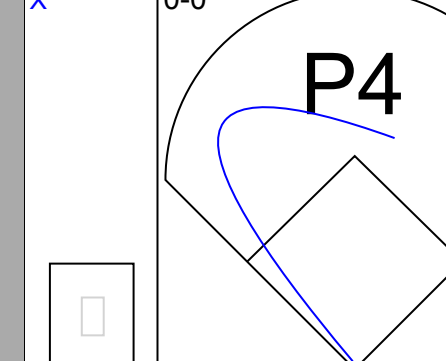

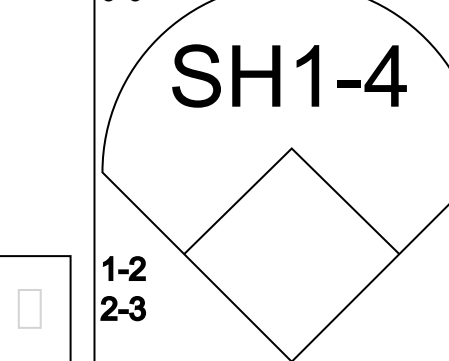
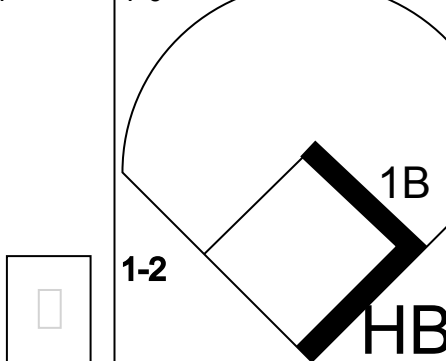
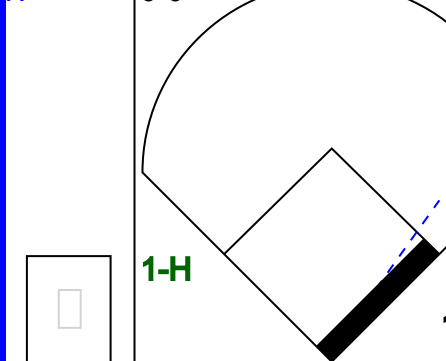
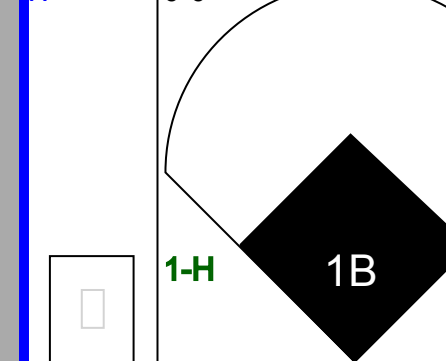

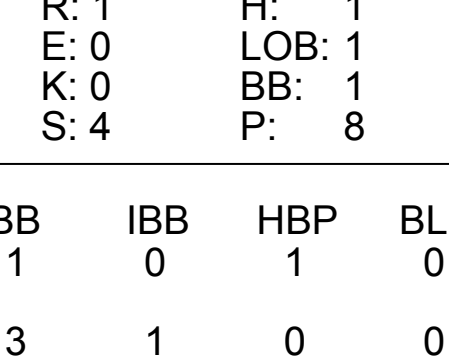
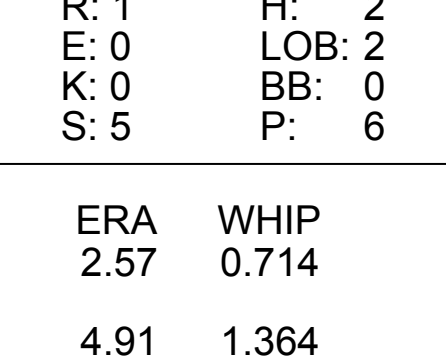
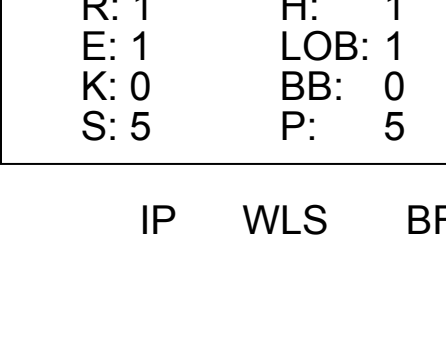
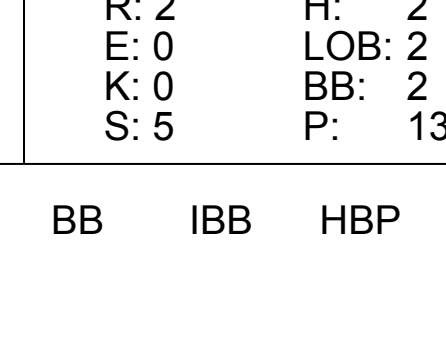
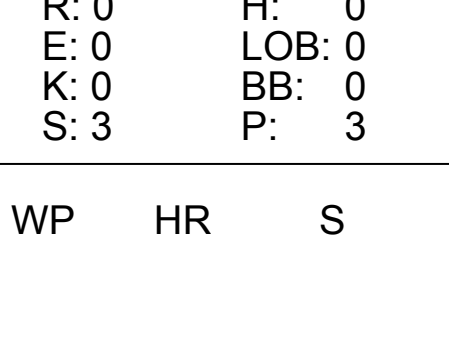
Batter	1	2	3	4	5	6	7	8	9	10	11	AB	R	H	RBI	BB	SO	LOB	TOP								
Bobby Grich, R OBP: 0.399, SLG: 0.595 (1.4)												4	1	1	0	1	1	0									
Carney Lansford, R OBP: 0.361, SLG: 0.483 (1.5)												5	1	3	1	0	0	1									
Dan Ford, R OBP: 0.342, SLG: 0.435 (1.9)												4	1	0	0	0	0	2									
Don Baylor, R OBP: 0.367, SLG: 0.490 (1.10)												5	2	2	2	0	0	3									
Willie Aikens, L OBP: 0.376, SLG: 0.528 (1.3)												5	0	2	0	0	2	1									
Brian Downing, R OBP: 0.464, SLG: 0.520 (1.2)												5	1	2	2	0	0	1									
Joe Rudi, R OBP: 0.276, SLG: 0.350 (1.7)												5	0	1	1	0	1	2									
Larry Harlow, L OBP: 0.328, SLG: 0.245 (1.8)												5	0	0	0	0	2	3									
Jim Anderson, R OBP: 0.237, SLG: 0.285 (1.6)												5	0	0	0	0	2	2									
Inning Stats	R: 0 E: 0 K: 1 S: 6	H: 1 LOB: 1 BB: 0 P: 6	R: 0 E: 0 K: 0 S: 3	H: 1 LOB: 0 BB: 0 P: 3	R: 0 E: 0 K: 1 S: 6	H: 1 LOB: 1 BB: 0 P: 6	R: 2 E: 1 K: 1 S: 8	H: 2 LOB: 1 BB: 0 P: 8	R: 1 E: 0 K: 0 S: 4	H: 1 LOB: 1 BB: 1 P: 8	R: 0 E: 0 K: 1 S: 5	H: 0 LOB: 0 BB: 0 P: 5	R: 0 E: 0 K: 1 S: 5	H: 0 LOB: 0 BB: 0 P: 5	R: 2 E: 0 K: 0 S: 5	H: 2 LOB: 0 BB: 0 P: 5	R: 0 E: 0 K: 1 S: 5	H: 0 LOB: 0 BB: 0 P: 5	R: 0 E: 0 K: 0 S: 3	H: 0 LOB: 0 BB: 0 P: 3	R: 1 E: 0 K: 2 S: 10	H: 3 LOB: 2 BB: 0 P: 10	1B: 6 2B: 4 3B: 0 HR: 1	SF: 0 SAC: 1 DP: 1 HBP: 0	WP: 2 PB: 0 SB: 0 CS: 0	PA: 45	
PITCHER	IP 9.0	WLS 9.0	BF 36	H 8	R 5	ER 3	SO 6	BB 1	IBB 0	HBP 0	BLK 0	WP 2	HR 1	S 47	P 51	ERA 3.00	WHIP 1.000										
Dennis Leonard, R ERA: 3.84 (1.1)	1.1	L	7	3	1	1	1	0	0	0	0	0	0	9	9	6.75	2.250										
Marty Pattin, R ERA: 3.5 (10.1)	0.2		2	0	0	0	1	0	0	0	0	0	0	4	4	0.00	0.000										
Al Hrabosky, L ERA: 3.79 (11.1)																											

California Angels @ Kansas City Royals
 Royals Stadium, Kansas City, MO
 Fri Jun 29 1979, 8:05 PM EDT
 Att. 36,705 - Unknown - 84 F

livebaseballscores.com

AB 43
 R 6
 H 11
 RBI 6
 BB 1
 SO 8
 LOB 15



Batter	1	2	3	4	5	6	7	8	9	10	11	AB	R	H	RBI	BB	SO	LOB	BOTTOM								
Willie Wilson, S OBP: 0.367, SLG: 0.457 (1.7)												4	0	2	3	0	0	1									
John Wathan, R OBP: 0.274, SLG: 0.360 (11, PH)												1	0	0	0	0	1	1									
George Brett, L OBP: 0.369, SLG: 0.548 (1.5)												4	0	0	0	1	0	3									
Amos Otis, R OBP: 0.394, SLG: 0.448 (1.8)												5	0	0	0	0	1	2									
Darrell Porter, L OBP: 0.428, SLG: 0.482 (1.2)												4	0	0	0	1	1	0									
Al Cowens, R OBP: 0.365, SLG: 0.467 (1.9)												5	0	0	0	0	0	1									
George Scott, R OBP: 0.329, SLG: 0.392 (1.3)												5	0	0	0	0	1	0									
Ralph LaCock, L OBP: 0.342, SLG: 0.387 (1.10)												3	3	1	0	2	0	0									
Frank White, R OBP: 0.343, SLG: 0.467 (1.4)												5	1	1	0	0	1	2									
Freddie Patek, R OBP: 0.275, SLG: 0.285 (7, PH) Shane Bieber, L (8, PH) Tommy LaRoche, R (8, PH) James Shields, R (8, PH) U.L. Washington, S (8, PH) U.L. Washington, S (8, PH) (10.6)												0	0	0	0	0	0	0	0								
Inning Stats	R: 0 E: 0 K: 1 S: 5	H: 0 LOB: 0 BB: 0 P: 5	R: 0 E: 0 K: 1 S: 5	H: 0 LOB: 0 BB: 0 P: 5	R: 1 E: 0 K: 0 S: 4	H: 1 LOB: 1 BB: 1 P: 8	R: 0 E: 0 K: 1 S: 5	H: 0 LOB: 0 BB: 0 P: 5	R: 1 E: 1 K: 0 S: 5	H: 1 LOB: 1 BB: 0 P: 5	R: 0 E: 0 K: 0 S: 3	H: 0 LOB: 1 BB: 1 P: 7	R: 2 E: 0 K: 0 S: 5	H: 2 LOB: 2 BB: 2 P: 13	R: 0 E: 0 K: 0 S: 3	H: 0 LOB: 0 BB: 0 P: 3	R: 0 E: 0 K: 2 S: 7	H: 0 LOB: 1 BB: 1 P: 11	1B: 5 2B: 1 3B: 0 HR: 0	SF: 1 SAC: 1 DP: 0 HBP: 1	WP: 0 PB: 0 SB: 3 CS: 0	PA: 46					
PITCHER	IP 7.0	WLS 7.0	BF 28	H 4	R 3	ER 2	SO 3	BB 1	IBB 0	HBP 0	BLK 0	WP 0	HR 0	S 32	P 37	ERA 2.57	WHIP 0.714										
Mark Clear, R ERA: 2.76 (8.1)	3.2	W	17	4	2	2	1	3	1	0	0	0	0	15	31	4.91	1.364										
Dave LaRoche, L ERA: 7.22 (11.1)	0.1	S	1	0	0	0	1	0	0	0	0	0	0	3	3	0.00	0.000										

California Angels @ Kansas City Royals
 Royals Stadium, Kansas City, MO
 Fri Jun 29 1979, 8:05 PM EDT
 Att. 36,705 - Unknown - 84 F

livebaseballscores.com

AB 38
 R 5
 H 6
 RBI 5
 BB 5
 SO 5
 LOB 10



Batter	1	2	3	4	5	6	7	8	9	AB	R	H	RBI	BB	SO	LOB	TOP					
Bobby Grich, R OBP: 0.399, SLG: 0.602 (1, 4)	F9							F7		4	1	1	1	1	0	0	California Angels @ Kansas City Royals Royals Stadium, Kansas City, MO Sat Jun 30 1979, 8:05 PM EDT Att: 41,451 - Unknown - 82 F					
Carney Lansford, R OBP: 0.355, SLG: 0.475 (1, 5)	K							K		5	0	0	0	0	2	1						
Dan Ford, R OBP: 0.343, SLG: 0.430 (1, 9)	K							F7		3	1	0	0	1	1	0						
Don Baylor, R OBP: 0.364, SLG: 0.485 (1, 10)								K		5	2	1	0	0	2	2						
Willie Aikens, L OBP: 0.385, SLG: 0.548 (1, 3)	K									4	3	3	2	1	1	0						
Brian Downing, R OBP: 0.411, SLG: 0.521 (1, 2)										3	1	2	1	2	0	1						
Joe Rudi, R OBP: 0.279, SLG: 0.351 (1, 7)	F9									5	0	2	3	0	0	3						
Larry Harlow, L OBP: 0.326, SLG: 0.246 (1, 8)										4	0	1	1	0	1	3						
Jim Anderson, R OBP: 0.214, SLG: 0.237 (1, 6)										4	0	0	0	0	2	4						
Inning Stats	R: 0 E: 0 K: 2 S: 7	H: 0 LOB: 0 BB: 0 P: 7	R: 0 E: 0 K: 2 S: 8	H: 1 LOB: 1 BB: 0 P: 8	R: 0 E: 0 K: 2 S: 7	H: 0 LOB: 1 BB: 1 P: 11	R: 2 E: 0 K: 1 S: 7	H: 2 LOB: 2 BB: 2 P: 15	R: 4 E: 0 K: 0 S: 3	H: 4 LOB: 1 BB: 1 P: 11	R: 0 E: 0 K: 0 S: 3	H: 0 LOB: 0 BB: 0 P: 3	R: 2 E: 1 K: 0 S: 5	H: 2 LOB: 2 BB: 1 P: 10	R: 0 E: 0 K: 1 S: 5	H: 0 LOB: 0 BB: 0 P: 5	R: 0 E: 0 K: 1 S: 6	H: 1 LOB: 1 BB: 0 P: 6	1B: 8 2B: 0 3B: 0 HR: 2	SF: 0 SAC: 0 DP: 0 HBP: 1	WP: 0 PB: 0 SB: 0 CS: 0	PA: 43
PITCHER	IP	WLS	BF	H	R	ER	SO	BB	IBB	HBP	BLK	WP	HR	S	P	ERA	WHIP					
Rich Gale, R ERA: 5.17 (1, 1)	5.0	L	26	7	6	6	7	4	0	0	0	0	2	36	52	10.80	2.200					
Bill Paschall, R ERA: 6.43 (6, 1)	4.0		17	3	2	2	2	0	1	1	0	0	0	19	24	4.50	0.750					


Batter	1	2	3	4	5	6	7	8	9	AB	R	H	RBI	BB	SO	LOB	BOTTOM					
Willie Wilson, S OBP: 0.363, SLG: 0.460 (1, 7)	B2							6-3		5	0	1	0	0	1	0	California Angels @ Kansas City Royals Royals Stadium, Kansas City, MO Sat Jun 30 1979, 8:05 PM EDT Att: 41,451 - Unknown - 82 F					
George Brett, L OBP: 0.386, SLG: 0.543 (1, 5)	5-3							F9		5	0	1	0	0	0	1						
Amos Otis, R OBP: 0.397, SLG: 0.462 (1, 8)										5	2	3	1	0	0	0						
Darrell Porter, L OBP: 0.433, SLG: 0.498 (1, 2)										4	2	3	1	1	0	1						
Al Cowens, R OBP: 0.366, SLG: 0.465 (1, 9)										5	0	2	2	0	0	2						
George Scott, R OBP: 0.336, SLG: 0.403 (1, 3)										2	1	1	0	2	0	1						
Ralph LaCock, L OBP: 0.342, SLG: 0.386 (1, 10)										3	0	1	1	0	1	6						
John Wathan, R OBP: 0.280, SLG: 0.366 (7, PH)	6-3									1	0	1	0	0	0	0						
Frank White, R OBP: 0.335, SLG: 0.457 (1, 4)										4	0	0	0	0	0	5						
Freddie Patek, R OBP: 0.269, SLG: 0.279 (1, 6)										4	0	0	0	0	1	0						
Inning Stats	R: 1 E: 0 K: 0 S: 6	H: 3 LOB: 3 BB: 1 P: 10	R: 0 E: 0 K: 0 S: 4	H: 1 LOB: 1 BB: 0 P: 4	R: 2 E: 0 K: 0 S: 6	H: 3 LOB: 1 BB: 0 P: 6	R: 0 E: 0 K: 1 S: 5	H: 1 LOB: 0 BB: 0 P: 5	R: 0 E: 0 K: 1 S: 7	H: 1 LOB: 3 BB: 1 P: 11	R: 0 E: 0 K: 0 S: 3	H: 0 LOB: 0 BB: 0 P: 3	R: 2 E: 0 K: 0 S: 6	H: 4 LOB: 1 BB: 0 P: 6	R: 0 E: 0 K: 1 S: 5	H: 0 LOB: 0 BB: 0 P: 5	R: 0 E: 0 K: 0 S: 2	H: 0 LOB: 0 BB: 1 P: 6	1B: 9 2B: 0 3B: 2 HR: 2	SF: 0 SAC: 0 DP: 2 HBP: 0	WP: 0 PB: 0 SB: 0 CS: 1	PA: 42
PITCHER	IP	WLS	BF	H	R	ER	SO	BB	IBB	HBP	BLK	WP	HR	S	P	ERA	WHIP					
Don Aase, R ERA: 3.88 (1, 1)	6.0	W	32	12	5	5	2	2	0	0	0	0	0	10	14	7.50	2.333					
Dave LaRoche, L ERA: 6.7 (7, 1)	3.0	S	9	1	0	0	1	1	0	0	0	0	0	10	14	0.00	0.667					


Batter	1	2	3	4	5	6	7	8	9	AB	R	H	RBI	BB	SO	LOB	TOP			
Willie Wilson, S OBP: 0.397, SLG: 0.448 (1, 7)	G3			4-3		BB		K		3	0	0	0	1	1	1	Kansas City Royals @ Boston Red Sox Fenway Park, Boston, MA Tue Jul 03 1979, 7:05 PM EDT Att: 34,814 - Unknown - 82 F livebaseballscores.com			
George Brett, L OBP: 0.386, SLG: 0.542 (1, 5)	G3			2B		F9		BB	1B	4	0	2	0	0	0	1				
Amos Otis, R OBP: 0.392, SLG: 0.455 (1, 8)	F8			F8			F8		F9	4	0	0	0	0	0	2				
Darrell Porter, L OBP: 0.429, SLG: 0.489 (1, 2)		P6		P4			4-3		K	4	0	0	0	0	1	2				
Al Cowens, R OBP: 0.374, SLG: 0.468 (1, 9)					G6-4-3		FC4-6		BB	3	0	3	0	1	0	0				
George Scott, R OBP: 0.331, SLG: 0.395 (1, 3)					G6-4-3		FC4-6		BB	4	0	0	0	0	1	4				
Ralph LaCock, L OBP: 0.336, SLG: 0.375 (1, 10)					F9			BB		2	0	0	0	1	0	0				
Frank White, R OBP: 0.325, SLG: 0.441 (1, 4)				4-3			F8		K	3	0	0	0	0	1	1				
Freddie Patek, R OBP: 0.266, SLG: 0.276 (1, 6)				K			F7		L4	3	0	0	0	0	1	1				
Inning Stats	R: 0 E: 0 K: 0 S: 3	H: 0 LOB: 0 BB: 0 P: 3	R: 0 E: 0 K: 0 S: 3	H: 1 LOB: 0 BB: 0 P: 3	R: 0 E: 0 K: 1 S: 5	H: 0 LOB: 0 BB: 0 P: 5	R: 0 E: 0 K: 0 S: 4	H: 1 LOB: 1 BB: 0 P: 4	R: 0 E: 0 K: 0 S: 3	H: 0 LOB: 1 BB: 1 P: 7	R: 0 E: 0 K: 0 S: 4	H: 1 LOB: 1 BB: 0 P: 4	R: 0 E: 0 K: 2 S: 7	H: 0 LOB: 1 BB: 1 P: 11	R: 0 E: 0 K: 2 S: 8	H: 1 LOB: 2 BB: 1 P: 15	1B: 4 2B: 1 3B: 0 HR: 0	SF: 0 SAC: 0 DP: 1 HBP: 0	WP: 0 PB: 0 SB: 0 CS: 0	PA: 33
PITCHER Steve Renko, L ERA: 3.31 (1, 1)	IP: 9.0 WLS: W BF: 33 H: 5 R: 0 ER: 0 SO: 5 BB: 3 IBB: 0 HBP: 0 BLK: 0 WP: 0 HR: 0 S: 40 P: 55 ERA: 0.00 WHIP: 0.889															PITCHER				

Batter	1	2	3	4	5	6	7	8	9	AB	R	H	RBI	BB	SO	LOB	BOTTOM				
Rick Burleson, R OBP: 0.316, SLG: 0.369 (1, 6)	G3 PB 1B	6-3		L8		5-3		HBP 1B		5	1	2	0	0	0	2	Kansas City Royals @ Boston Red Sox Fenway Park, Boston, MA Tue Jul 03 1979, 7:05 PM EDT Att: 34,814 - Unknown - 82 F livebaseballscores.com				
Jack Brohamer, L OBP: 0.315, SLG: 0.379 (1, 4) (6, 5)	G3 1-3			P6		F3		L9		4	0	0	0	1	0	4					
Fred Lynn, L OBP: 0.387, SLG: 0.613 (1, 8)	BB 1B			K				HBP 1B		4	2	3	2	1	1	2					
Jim Rice, R OBP: 0.389, SLG: 0.577 (1, 7)	FC6-4 1-2 3-H			K				HR		4	0	2	3	0	1	0					
Carlton Fisk, R OBP: 0.320, SLG: 0.443 (1, 10)	K			HR		F9		5-3		5	1	1	0	0	1	6					
Bob Watson, R OBP: 0.350, SLG: 0.415 (1, 3)	FC6-4 1-2			HR				G5-4-3 HBP		3	2	2	3	0	0	2					
Butch Hobson, R OBP: 0.285, SLG: 0.448 Larry Wolfe, R OBP: 0.362, SLG: 0.391 (6, 4)								F7		2	1	0	0	1	1	1					
Dwight Evans, R OBP: 0.363, SLG: 0.453 (1, 9)								6-3		1	0	0	0	0	0	0					
Bob Montgomery, R OBP: 0.458, SLG: 0.537 (1, 2)								G5-4-3		3	1	2	1	1	0	1					
								HR		3	2	2	1	0	0	0					
								5-3		3	2	2	1	0	0	0					
								L9 1B 1B		3	2	2	1	0	0	0					
Inning Stats	R: 1 E: 0 K: 1 S: 7	H: 2 LOB: 2 BB: 1 P: 11	R: 1 E: 0 K: 1 S: 6	H: 1 LOB: 2 BB: 2 P: 14	R: 2 E: 0 K: 2 S: 8	H: 2 LOB: 0 BB: 1 P: 12	R: 2 E: 0 K: 0 S: 6	H: 3 LOB: 0 BB: 0 P: 6	R: 0 E: 0 K: 0 S: 2	H: 0 LOB: 0 BB: 0 P: 3	R: 0 E: 0 K: 0 S: 3	H: 0 LOB: 0 BB: 0 P: 3	R: 2 E: 0 K: 0 S: 5	H: 2 LOB: 0 BB: 0 P: 5	R: 2 E: 0 K: 0 S: 6	H: 4 LOB: 2 BB: 0 P: 7		1B: 8 2B: 2 3B: 0 HR: 4	SF: 1 SAC: 0 DP: 2 HBP: 2	WP: 0 PB: 1 SB: 0 CS: 1	PA: 42
PITCHER Steve Busby, R ERA: 3.54 Eduardo Rodriguez, R ERA: 5.56 Steve Mingo, L ERA: 4.76 (1, 1) (3, 1) (8, 1)	IP: 2.2 WLS: L BF: 17 H: 5 R: 4 ER: 4 SO: 4 BB: 4 IBB: 0 HBP: 0 BLK: 0 WP: 0 HR: 1 S: 21 P: 37 ERA: 13.50 WHIP: 3.375															PITCHER					

Batter	1	2	3	4	5	6	7	8	9	AB	R	H	RBI	BB	SO	LOB	TOP					
Willie Wilson, S OBP: 0.366, SLG: 0.455	5-3		5-3 G3 1-2 3-H 1B				5-3 1B		BB S 1B	5	1	4	1	0	0	0	Kansas City Royals @ Boston Red Sox Fenway Park, Boston, MA Wed Jul 04 1979, 7:05 PM EDT Att: 27,870 - Unknown - 70 F					
George Brett, L OBP: 0.386, SLG: 0.538	G3		G3				FC6 1-H SF8 1B		BB 1-2 IBB	4	1	1	1	1	0	3						
Amos Otis, R OBP: 0.389, SLG: 0.449	F3		5-3				5-3		F9	4	0	0	1	1	0	4						
Al Cowens, R OBP: 0.375, SLG: 0.465			WP PB 1B				K		FC5-4 BB	4	0	1	0	1	2	4						
Darrell Porter, L OBP: 0.424, SLG: 0.483 John Wathan, R OBP: 0.275, SLG: 0.359	F7						SF8		K FC5-4	3	0	0	1	0	2	1						
George Scott, R OBP: 0.329, SLG: 0.393	K						1-3		5-3	4	0	1	0	0	1	3						
Ralph LaCock, L OBP: 0.339, SLG: 0.371	F7						3-1		BB	2	0	0	0	2	0	1						
Frank White, R OBP: 0.318, SLG: 0.432			K 1B S 1B				P3		P4	4	1	0	0	0	1	3						
Freddie Patek, R OBP: 0.267, SLG: 0.277 Steve Braun, L OBP: 0.376, SLG: 0.412 Todd Cruz, R OBP: 0.224, SLG: 0.281			G3 1B 5-3 1B				4-3		F8	3	1	1	0	0	1	0						
Inning Stats	R: 0 E: 0 K: 0 S: 3	H: 0 LOB: 0 BB: 0 P: 3	R: 0 E: 0 K: 1 S: 6	H: 1 LOB: 1 BB: 0 P: 6	R: 2 E: 0 K: 2 S: 10	H: 2 LOB: 1 BB: 0 P: 10	R: 0 E: 0 K: 1 S: 5	H: 1 LOB: 1 BB: 1 P: 9	R: 2 E: 1 K: 0 S: 6	H: 2 LOB: 2 BB: 1 P: 10	R: 0 E: 0 K: 1 S: 5	H: 0 LOB: 0 BB: 0 P: 5	R: 0 E: 0 K: 1 S: 6	H: 1 LOB: 1 BB: 0 P: 6	R: 0 E: 0 K: 1 S: 5	H: 0 LOB: 1 BB: 1 P: 9		R: 0 E: 0 K: 0 S: 4	H: 1 LOB: 3 BB: 2 P: 12	1B: 8 2B: 0 3B: 0 HR: 0	SF: 1 SAC: 0 DP: 1 HBP: 0	WP: 1 PB: 2 SB: 3 CS: 0
PITCHER Mike Torrez, R ERA: 4.11	IP: 9.0 WLS: W BF: 41 H: 8 R: 4 ER: 1 SO: 7 BB: 4 IBB: 1 HBP: 0 BLK: 0 WP: 1 HR: 0 S: 50 P: 70 ERA: 1.00 WHIP: 1.333											PITCHER	IP: 9.0 WLS: W BF: 41 H: 8 R: 4 ER: 1 SO: 7 BB: 4 IBB: 1 HBP: 0 BLK: 0 WP: 1 HR: 0 S: 50 P: 70 ERA: 1.00 WHIP: 1.333									

Batter	1	2	3	4	5	6	7	8	9	AB	R	H	RBI	BB	SO	LOB	BOTTOM					
Rick Burleson, R OBP: 0.315, SLG: 0.367	FC5-4 1B		6-3				G4-6-3 1-2			4	0	1	1	0	0	2	Kansas City Royals @ Boston Red Sox Fenway Park, Boston, MA Wed Jul 04 1979, 7:05 PM EDT Att: 27,870 - Unknown - 70 F					
Jack Brohamer, L OBP: 0.312, SLG: 0.386	FC5-4 BB 1B		6-3 2B				L8		F8	4	1	1	0	0	0	1						
Fred Lynn, L OBP: 0.388, SLG: 0.621	1B 5-3 BB		6-3				HR		6-3	3	2	1	1	1	0	1						
Jim Rice, R OBP: 0.387, SLG: 0.573	WP 5-3 1B		6-3				F9		1-3	4	0	1	1	0	0	1						
Carlton Fisk, R OBP: 0.310, SLG: 0.429	5-3						F8		K	4	0	0	1	0	1	1						
Bob Watson, R OBP: 0.345, SLG: 0.408	6-3						F9		F9	4	0	0	0	0	0	1						
Butch Hobson, R OBP: 0.292, SLG: 0.451 Jim Dwyer, L OBP: 0.263, SLG: 0.343			CS 1B				5-3		FC1-6 BB	3	0	2	0	1	0	0						
Dwight Evans, R OBP: 0.365, SLG: 0.470	F8						1-3 4-3 2B		FC1-6 1B	4	2	2	2	0	0	2						
Bob Montgomery, R OBP: 0.452, SLG: 0.526	K						1-3 2B		HR	3	0	1	0	0	1	1						
Inning Stats	R: 2 E: 0 K: 0 S: 5	H: 2 LOB: 1 BB: 1 P: 9	R: 0 E: 0 K: 1 S: 5	H: 1 LOB: 0 BB: 0 P: 5	R: 0 E: 0 K: 0 S: 4	H: 1 LOB: 1 BB: 0 P: 4	R: 0 E: 0 K: 0 S: 3	H: 0 LOB: 0 BB: 0 P: 3	R: 1 E: 0 K: 0 S: 4	H: 1 LOB: 0 BB: 0 P: 4	R: 1 E: 0 K: 0 S: 4	H: 1 LOB: 0 BB: 0 P: 4	R: 0 E: 0 K: 0 S: 3	H: 1 LOB: 1 BB: 1 P: 7	R: 0 E: 0 K: 0 S: 3	H: 0 LOB: 0 BB: 0 P: 3		R: 2 E: 0 K: 1 S: 6	H: 2 LOB: 1 BB: 0 P: 6	1B: 5 2B: 2 3B: 0 HR: 2	SF: 0 SAC: 0 DP: 1 HBP: 0	WP: 1 PB: 0 SB: 0 CS: 1
PITCHER Dennis Leonard, R ERA: 3.9 Al Hrabosky, L ERA: 4.61	IP: 8.0 WLS: L BF: 4 H: 2 R: 2 ER: 2 SO: 1 BB: 0 IBB: 0 HBP: 0 BLK: 0 WP: 0 HR: 1 S: 6 P: 6 ERA: 27.00 WHIP: 3.000											PITCHER	IP: 8.0 WLS: L BF: 4 H: 2 R: 2 ER: 2 SO: 1 BB: 0 IBB: 0 HBP: 0 BLK: 0 WP: 0 HR: 1 S: 6 P: 6 ERA: 27.00 WHIP: 3.000									

Batter	1	2	3	4	5	6	7	8	9	AB	R	H	RBI	BB	SO	LOB	TOP					
Alan Bannister, R (1,4) OBP: 0.395, SLG: 0.432 Don Kessinger, S (9,6) OBP: 0.243, SLG: 0.284	0-0 FC2-5 S 1B		0-0 5-3			0-0 FC6-4 BB 1-2 2-H 1B	0-0 L1		0-0 F9	5	0	2	1	0	0	0	<p>Chicago White Sox @ Kansas City Royals</p> <p>Royals Stadium, Kansas City, MO</p> <p>Fri Jul 06 1979, 8:05 PM EDT Att: 22,509 - Unknown - 66 F</p> <p>livebaseballscorecards.com</p> <p>AB 34 R 4 H 6 RBI 4 BB 4 SO 3 LOB 19</p> 					
Greg Pryor, R (1,6) OBP: 0.336, SLG: 0.337	4-0 FC5 FC2-5 BB		0-0 5-3		4-0 FC6-4 BB 1-2 2-3	4-0 5-4-3 BB		0-0 4-3	2	0	0	0	3	0	0							
Junior Moore, R (1,7) OBP: 0.310, SLG: 0.331	0-0 FC2-5 1-2 2-3f			0-0 4-3	0-0 FC6-4 1-2f 2-3 3-H		0-0 5-4-3		0-0 F9	5	0	0	1	0	0	5						
Lamar Johnson, R (1,3) OBP: 0.374, SLG: 0.475 Mike Squires, L (9,3) OBP: 0.291, SLG: 0.298	0-0 F7			0-3 K	0-0 4-3		0-0 L9			4	0	0	0	0	1	5						
Wayne Nordhagen, R (1,10) OBP: 0.327, SLG: 0.429 Jorge Orta, L (8, PR) OBP: 0.321, SLG: 0.332	0-0 FC5 2-3f			0-0 6-3		0-0 HR		0-0 SH3-4 1B		4	1	2	1	0	0	2						
Rusty Torres, S (1,8) OBP: 0.383, SLG: 0.414		0-0 5-3			0-0 F3	0-0 6-3		0-0 SH3-4 1-2		3	0	0	0	0	0	0						
Claudell Washington, L (1,9) OBP: 0.324, SLG: 0.451		0-0 F5			0-0 E3 E FC1 1B			4-0 BB		3	1	1	0	1	0	0						
Mike Colbern, R (1,2) OBP: 0.333, SLG: 0.417		0-0 5-3			0-0 FC1 1B	0-3 K		0-3 K		4	1	0	0	0	2	4						
Kevin Bell, R (1,5) OBP: 0.211, SLG: 0.167			0-0 L7		0-0 BB FC6-4 1B		0-0 F9		0-0 5-3	4	1	1	1	0	0	3						
Inning Stats	R: 0 E: 0 K: 0 S: 4	H: 1 LOB: 2 BB: 1 P: 8	R: 0 E: 0 K: 0 S: 3	H: 0 LOB: 0 BB: 0 P: 3	R: 0 E: 0 K: 1 S: 3	H: 0 LOB: 0 BB: 0 P: 3	R: 0 E: 0 K: 1 S: 5	H: 0 LOB: 0 BB: 0 P: 5	R: 3 E: 2 K: 0 S: 7	H: 2 LOB: 2 BB: 1 P: 11	R: 1 E: 0 K: 1 S: 7	H: 2 LOB: 1 BB: 0 P: 7	R: 0 E: 0 K: 0 S: 3	H: 0 LOB: 1 BB: 1 P: 7	R: 0 E: 0 K: 1 S: 6	H: 1 LOB: 2 BB: 1 P: 10		R: 0 E: 0 K: 0 S: 3	H: 0 LOB: 0 BB: 0 P: 3	1B: 5 2B: 0 3B: 0 HR: 1	SF: 0 SAC: 1 DP: 0 HBP: 0	WP: 0 PB: 0 CS: 2
PITCHER Paul Spittorff, L (1,1) ERA: 4.15	IP: 9.0 WLS: L BF: 39 H: 6 R: 4 ER: 1 SO: 3 BB: 4 IBB: 0 HBP: 0 BLK: 0 WP: 0 HR: 1 S: 41 P: 57 ERA: 1.00 WHIP: 1.111															PITCHER	IP: 9.0 WLS: W BF: 34 H: 8 R: 1 ER: 0 SO: 1 BB: 1 IBB: 0 HBP: 0 BLK: 0 WP: 0 HR: 0 S: 35 P: 39 ERA: 0.00 WHIP: 1.000					

Batter	1	2	3	4	5	6	7	8	9	AB	R	H	RBI	BB	SO	LOB	BOTTOM			
Willie Wilson, S (1,7) OBP: 0.362, SLG: 0.449	0-0 L8		0-0 4-3			0-0 4-3		0-0 F9		4	0	0	0	0	0	0	<p>Chicago White Sox @ Kansas City Royals</p> <p>Royals Stadium, Kansas City, MO</p> <p>Fri Jul 06 1979, 8:05 PM EDT Att: 22,509 - Unknown - 66 F</p> <p>livebaseballscorecards.com</p> <p>AB 33 R 1 H 8 RBI 0 BB 1 SO 1 LOB 12</p> 			
Frank White, R (1,4) OBP: 0.322, SLG: 0.432	0-0 E3 FC6-4		0-0 CS 1B			0-0 1B E 1B		0-0 F9		4	1	2	0	0	0	0				
George Brett, L (1,5) OBP: 0.386, SLG: 0.536	0-0 FC6-4 CS 1-2f		0-0 CS 1-2	0-0 L6		0-0 E7 1-H 1B		4-0 FC5-4 BB		3	0	1	0	1	0	1				
Al Cowens, R (1,9) OBP: 0.371, SLG: 0.462	0-0 CS 1-2	0-0 F3		0-0 F7		0-0 4-3		0-0 FC5-4 1-2f		4	0	0	0	0	0	2				
Amos Otis, R (1,8) OBP: 0.383, SLG: 0.440		0-3 K		0-0 6-3		0-0 FC5-4 1B 1B		0-0 P4		4	0	1	0	0	1	0				
Darrell Porter, L (1,10) OBP: 0.434, SLG: 0.500		0-0 1B 1B			0-0 G6-4-3 1B		0-0 FC5-4 1-2 1B		0-0 F7		4	0	3	0	0	0				
George Scott, R (1,3) OBP: 0.323, SLG: 0.383		0-0 1B			0-0 G6-4-3 1-2f		0-0 F9		0-0 L9		4	0	1	0	0	3				
John Wathan, R (1,2) OBP: 0.270, SLG: 0.358		0-0 F7			0-0 F3		0-0 FC5-4 FC4-8 1-2f 2-3			3	0	0	0	0	0	4				
Todd Cruz, R (1,6) OBP: 0.233, SLG: 0.300			0-0 1-3			0-0 1-3		0-0 FC4-6 1-2f		3	0	0	0	0	0	2				
Inning Stats	R: 0 E: 1 K: 0 S: 3	H: 0 LOB: 0 BB: 0 P: 3	R: 0 E: 0 K: 1 S: 7	H: 2 LOB: 2 BB: 0 P: 7	R: 0 E: 0 K: 0 S: 3	H: 1 LOB: 0 BB: 0 P: 3	R: 0 E: 0 K: 0 S: 3	H: 0 LOB: 0 BB: 0 P: 3	R: 0 E: 0 K: 0 S: 3	H: 0 LOB: 1 BB: 1 P: 7	R: 0 E: 0 K: 0 S: 3	H: 0 LOB: 0 BB: 0 P: 3	R: 0 E: 0 K: 0 S: 3	H: 0 LOB: 0 BB: 0 P: 3	R: 0 E: 0 K: 0 S: 3	H: 0 LOB: 1 BB: 1 P: 7		1B: 8 2B: 0 3B: 0 HR: 0	SF: 0 SAC: 0 DP: 1 HBP: 0	WP: 0 PB: 0 CS: 2
PITCHER Steve Trout, L (1,1) ERA: 3.11	IP: 9.0 WLS: W BF: 34 H: 8 R: 1 ER: 0 SO: 1 BB: 1 IBB: 0 HBP: 0 BLK: 0 WP: 0 HR: 0 S: 35 P: 39 ERA: 0.00 WHIP: 1.000															PITCHER	IP: 9.0 WLS: L BF: 39 H: 6 R: 4 ER: 1 SO: 3 BB: 4 IBB: 0 HBP: 0 BLK: 0 WP: 0 HR: 1 S: 41 P: 57 ERA: 1.00 WHIP: 1.111			

Batter	1	2	3	4	5	6	7	8	9	AB	R	H	RBI	BB	SO	LOB	TOP				
Alan Bannister, R (1,4) OBP: 0.392, SLG: 0.428	F8		5-3		F8			SH2-4		3	0	0	0	0	0	2					
Greg Pryor, R (1,6) OBP: 0.331, SLG: 0.332	5-3			5-3		P6		L7		4	0	0	0	0	0	1					
Chet Lemon, R (1,8) OBP: 0.390, SLG: 0.481	K			5-3		4-3		2B		3	1	0	0	1	1	0					
Lamar Johnson, R (1,3) OBP: 0.372, SLG: 0.475		F7			F9				2B	4	0	1	2	0	0	0					
Mike Squires, L (8, PR) OBP: 0.291, SLG: 0.298									2B	0	0	0	0	0	0	0					
Wayne Nordhagen, R (1,10) OBP: 0.333, SLG: 0.454		BB				HR		6-3	K	3	1	1	1	1	1	1					
Rusty Torres, S (1,7) OBP: 0.388, SLG: 0.411		F3				F8			SH5-4	3	0	1	0	1	0	1					
Claudell Washington, L (1,9) OBP: 0.324, SLG: 0.450		L6				E 5-3	1B		SH5-4	3	0	1	0	0	1	2					
Mike Colbern, R (1,2) OBP: 0.250, SLG: 0.313			6-3		5-3		1-3		P4	4	0	0	0	0	0	3					
Kevin Bell, R (1,5) OBP: 0.190, SLG: 0.150				G3					L7	2	0	0	0	0	0	1					
Junior Moore, R (8, PH) OBP: 0.315, SLG: 0.331										0	1	0	0	1	0	0					
Don Kessinger, S (8,6) OBP: 0.240, SLG: 0.281								SH2-4		1	0	0	0	0	0	1					
Inning Stats	R: 0 E: 0 K: 1 S: 5	H: 0 LOB: 0 BB: 0 P: 5	R: 0 E: 0 K: 0 S: 3	H: 0 LOB: 1 BB: 1 P: 7	R: 0 E: 0 K: 0 S: 3	H: 0 LOB: 0 BB: 0 P: 3	R: 0 E: 0 K: 0 S: 3	H: 0 LOB: 0 BB: 0 P: 3	R: 1 E: 1 K: 0 S: 6	H: 2 LOB: 2 BB: 0 P: 6	R: 0 E: 0 K: 1 S: 6	H: 1 LOB: 1 BB: 0 P: 6	R: 0 E: 0 K: 1 S: 6	H: 1 LOB: 1 BB: 2 P: 14	R: 0 E: 0 K: 0 S: 3	H: 0 LOB: 1 BB: 1 P: 7	1B: 2 2B: 1 3B: 0 HR: 1	SF: 0 SAC: 2 DP: 0 HBP: 0	WP: 0 PB: 0 SB: 0 CS: 0	PA: 36	
PITCHER	IP	WLS	BF	H	R	ER	SO	BB	IBB	HBP	BLK	WP	HR	S	P	ERA	WHIP				
Larry Gura, L (1,1) ERA: 5.28	7.2		31	4	3	3	2	3	0	0	0	0	1	32	44	3.52	0.913				
Steve Busby, R (8,1) ERA: 3.45	1.1	W	5	0	0	0	1	1	0	0	0	0	0	6	10	0.00	0.750				

Chicago White Sox @ Kansas City Royals
Royals Stadium, Kansas City, MO
Sat Jul 07 1979, 8:05 PM EDT
Att: 31,760 - Unknown - 75 F

AB 30
R 3
H 4
RBI 3
BB 4
SO 3
LOB 12



Batter	1	2	3	4	5	6	7	8	9	AB	R	H	RBI	BB	SO	LOB	BOTTOM					
Frank White, R (1,4) OBP: 0.320, SLG: 0.425	F8		F9			6-3		K		3	0	0	0	1	1	1						
George Brett, L (1,5) OBP: 0.387, SLG: 0.534		BLK		1B		6-3		K		3	1	1	0	1	1	2						
Amos Otis, R (1,8) OBP: 0.385, SLG: 0.451		P4		SF8		L8			HR	4	1	2	1	0	0	2						
Al Cowens, R (1,9) OBP: 0.373, SLG: 0.460		F3		G6-4-3		L7			3B	3	1	1	0	1	0	2						
Darrell Porter, L (1,10) OBP: 0.435, SLG: 0.507			G5-4-3		SF8		F7		1B	2	1	1	2	1	0	0						
George Scott, R (1,3) OBP: 0.322, SLG: 0.378		G5-4-3		G6-4-3		1-3			1B	3	0	0	0	1	0	3						
John Wathan, R (1,2) OBP: 0.265, SLG: 0.351					F9				IBB	2	0	0	0	0	0	0						
Jamie Quirk, L (6,2) OBP: 0.360, SLG: 0.417									IBB	1	0	0	0	0	1	0						
U L Washington, S (9, PH) OBP: 0.316, SLG: 0.355									IBB	0	0	0	0	1	0	0						
Freddie Patek, R (1,6) OBP: 0.276, SLG: 0.282			F2						1B	3	0	2	1	1	0	0						
Willie Wilson, S (1,7) OBP: 0.358, SLG: 0.443					F9			FC4		3	0	0	0	0	0	2						
Inning Stats	R: 0 E: 0 K: 0 S: 3	H: 0 LOB: 1 BB: 1 P: 7	R: 0 E: 0 K: 0 S: 2	H: 0 LOB: 0 BB: 1 P: 6	R: 0 E: 0 K: 0 S: 3	H: 0 LOB: 0 BB: 0 P: 3	R: 1 E: 0 K: 0 S: 5	H: 3 LOB: 1 BB: 0 P: 5	R: 0 E: 0 K: 0 S: 3	H: 1 LOB: 0 BB: 0 P: 3	R: 0 E: 0 K: 0 S: 3	H: 0 LOB: 0 BB: 1 P: 7	R: 0 E: 0 K: 1 S: 5	H: 0 LOB: 0 BB: 0 P: 5	R: 0 E: 0 K: 2 S: 7	H: 0 LOB: 1 BB: 1 P: 11	R: 3 E: 0 K: 0 S: 3	H: 3 LOB: 3 BB: 3 P: 15	1B: 5 2B: 0 3B: 1 HR: 1	SF: 1 SAC: 0 DP: 2 HBP: 0	WP: 0 PB: 0 SB: 0 CS: 1	PA: 35
PITCHER	IP	WLS	BF	H	R	ER	SO	BB	IBB	HBP	BLK	WP	HR	S	P	ERA	WHIP					
Ken Kravec, L (1,1) ERA: 3.63	8.0		31	5	3	3	3	5	0	0	1	0	0	32	52	3.38	1.250					
Guy Hoffman, L (9,1) ERA: 3.95	0.0	L	4	2	1	1	0	0	2	0	0	0	0	2	10	∞	∞					

Chicago White Sox @ Kansas City Royals
Royals Stadium, Kansas City, MO
Sat Jul 07 1979, 8:05 PM EDT
Att: 31,760 - Unknown - 75 F

AB 27
R 4
H 7
RBI 4
BB 7
SO 3
LOB 12



Batter	1	2	3	4	5	6	7	8	9	AB	R	H	RBI	BB	SO	LOB	TOP			
Alan Bannister, R (1, 10) OBP: 0.389, SLG: 0.427										5	0	1	0	0	0	3				
Ralph Carr, L (1, 7) OBP: 0.339, SLG: 0.417										3	1	2	1	0	0	0				
Junior Moore, R (6, 7) OBP: 0.310, SLG: 0.326										2	0	0	0	0	0	1				
Jorge Orta, L (1, 4) OBP: 0.324, SLG: 0.340										4	1	2	1	0	1	1				
Lamar Johnson, R (1, 3) OBP: 0.371, SLG: 0.471										4	0	1	0	0	0	2				
Mike Squires, L (9, 3) OBP: 0.291, SLG: 0.298										0	0	0	0	0	0	0				
Chet Lemon, R (1, 8) OBP: 0.392, SLG: 0.485										4	0	2	1	0	0	0				
Rusty Torres, S (1, 9) OBP: 0.382, SLG: 0.403										4	0	1	0	0	1	3				
Greg Pryor, R (1, 6) OBP: 0.333, SLG: 0.346										4	1	2	1	0	0	1				
Milt May, L (1, 2) OBP: 0.317, SLG: 0.435										3	1	2	0	0	0	0				
Kevin Bell, R (1, 5) OBP: 0.167, SLG: 0.130										3	0	0	0	0	2	2				
Inning Stats	R: 2 E: 0 K: 0 S: 6	H: 3 LOB: 1 BB: 0 P: 6	R: 2 E: 0 K: 0 S: 6	H: 3 LOB: 1 BB: 0 P: 6	R: 0 E: 0 K: 1 S: 3	H: 0 LOB: 0 BB: 0 P: 3	R: 0 E: 0 K: 1 S: 6	H: 1 LOB: 1 BB: 0 P: 6	R: 0 E: 0 K: 2 S: 9	H: 2 LOB: 2 BB: 0 P: 9	R: 0 E: 0 K: 0 S: 3	H: 1 LOB: 0 BB: 0 P: 3	R: 0 E: 0 K: 0 S: 3	H: 1 LOB: 0 BB: 0 P: 3	R: 0 E: 0 K: 0 S: 4	H: 1 LOB: 0 BB: 0 P: 4	1B: 8 2B: 4 3B: 0 HR: 1	SF: 0 SAC: 2 DP: 2 HBP: 0	WP: 0 PB: 1 CS: 0	PA: 38
PITCHER	IP WLS BF H R ER SO BB IBB HBP BLK WP HR S P ERA WHIP																			
Marty Pattin, R (1, 1) ERA: 4.53	1.2 L 11 6 4 4 0 0 0 0 0 0 0 1 11 11 21.60 3.600																			
Steve Mingo, L (2, 1) ERA: 4.09	4.2 19 5 0 0 4 0 0 0 0 0 0 0 27 27 0.00 1.071																			
Dan Quisenberry, R (7, 1) ERA:	2.2 8 2 0 0 0 0 0 0 0 0 0 0 8 8 0.00 0.750																			

Chicago White Sox @ Kansas City Royals
 Royals Stadium, Kansas City, MO
 Sun Jul 08 1979, 4:33 AM EDT
 Att: 24,501 - Unknown - 70 F

AB	36
R	4
H	13
RBI	4
BB	0
SO	4
LOB	13



Batter	1	2	3	4	5	6	7	8	9	AB	R	H	RBI	BB	SO	LOB	BOTTOM					
Willie Wilson, S (1, 7) OBP: 0.355, SLG: 0.438										5	1	1	0	0	0	1						
George Brett, L (1, 5) OBP: 0.385, SLG: 0.530										5	0	1	0	0	0	1						
Amos Otis, R (1, 8) OBP: 0.386, SLG: 0.455										4	0	2	0	0	1	1						
Darrell Porter, L (1, 2) OBP: 0.436, SLG: 0.504										2	1	0	0	2	1	2						
Al Cowens, R (1, 9) OBP: 0.367, SLG: 0.452										4	0	0	0	0	0	3						
Ralph LaCock, L (1, 3) OBP: 0.344, SLG: 0.386										4	0	3	1	0	0	1						
Steve Braun, L (1, 10) ERA: 3.61										3	0	0	0	0	0	3						
George Scott, R (6, PH) OBP: 0.320, SLG: 0.377										1	0	0	0	0	0	1						
Frank White, R (1, 4) OBP: 0.316, SLG: 0.418										3	0	0	0	0	0	3						
Jamie Quirk, L (9, PH) OBP: 0.346, SLG: 0.400										1	0	0	0	0	0	0						
Freddie Patek, R (1, 6) OBP: 0.275, SLG: 0.281										1	0	0	0	0	0	1						
U L Washington, S (3, 6) OBP: 0.316, SLG: 0.355										3	0	1	0	0	0	0						
Inning Stats	R: 0 E: 0 K: 0 S: 4	H: 1 LOB: 2 BB: 1 P: 8	R: 0 E: 0 K: 0 S: 4	H: 1 LOB: 1 BB: 0 P: 4	R: 0 E: 0 K: 0 S: 4	H: 1 LOB: 1 BB: 0 P: 4	R: 0 E: 0 K: 0 S: 4	H: 1 LOB: 1 BB: 0 P: 4	R: 1 E: 1 K: 0 S: 7	H: 2 LOB: 1 BB: 0 P: 7	R: 0 E: 0 K: 0 S: 4	H: 0 LOB: 0 BB: 0 P: 4	R: 0 E: 0 K: 0 S: 3	H: 0 LOB: 0 BB: 0 P: 3	R: 1 E: 0 K: 1 S: 6	H: 1 LOB: 1 BB: 1 P: 10	R: 0 E: 0 K: 0 S: 4	H: 1 LOB: 1 BB: 0 P: 4	1B: 5 2B: 3 3B: 0 HR: 0	SF: 0 SAC: 0 DP: 0 HBP: 0	WP: 1 PB: 0 CS: 0	PA: 38
PITCHER	IP WLS BF H R ER SO BB IBB HBP BLK WP HR S P ERA WHIP																					
Francisco Barrios, R (1, 1) ERA: 3.61	7.2 W 33 7 2 2 2 2 0 0 0 0 0 1 0 1 1 2.35 1.174																					
Guy Hoffman, L (8, 1) ERA: 3.38	0.1 1 0 0 0 0 0 0 0 0 0 0 1 0 1 1 0.00 0.000																					
Randy Scarberry, R (9, 1) ERA: 3.62	1.0 S 4 1 0 0 0 0 0 0 0 0 0 0 0 4 4 0.00 1.000																					

Chicago White Sox @ Kansas City Royals
 Royals Stadium, Kansas City, MO
 Sun Jul 08 1979, 4:33 AM EDT
 Att: 24,501 - Unknown - 70 F

AB	36
R	2
H	8
RBI	1
BB	2
SO	2
LOB	17



Batter	1	2	3	4	5	6	7	8	9	AB	R	H	RBI	BB	SO	LOB	TOP			
Frank White, R OBP: 0.310, SLG: 0.410 (1, 4)	0-0 6-3			0-0 5-3		0-0 5-3		0-3 K		4	0	0	0	0	1	1	Kansas City Royals @ Cleveland Indians Cleveland Municipal Stadium, Cleveland, OH Mon Jul 09 1979, 7:05 PM EDT Att: 9,148 - Unknown - 69 F			
George Brett, L OBP: 0.383, SLG: 0.526 (1, 5)	0-0 1-6-3			0-0 1B		0-0 1-3		0-0 F5		4	0	1	0	0	0	1				
Amos Otis, R OBP: 0.387, SLG: 0.455 (1, 8)	0-0 F9			0-0 1B				0-0 6-3		4	1	2	0	0	0	1				
Al Cowens, R OBP: 0.362, SLG: 0.445 (1, 9)		0-0 6-3		0-0 F9				0-0 6-3		4	0	0	0	0	0	3				
Darrell Porter, L OBP: 0.436, SLG: 0.500 (1, 2)		0-0 L9		0-0 F9				4-0 2B		2	1	0	0	2	0	2				
George Scott, R OBP: 0.319, SLG: 0.379 (1, 3)		0-0 F7			0-0 6-3			0-0 2B		4	0	1	1	0	0	1				
Freddie Patek, R OBP: 0.270, SLG: 0.277 (1, 6)			0-0 L8		0-0 6-3			0-0 SF8		3	0	0	1	0	0	1				
U L Washington, S OBP: 0.309, SLG: 0.346 (1, 10)			0-0 L9		0-3 K			0-3 K		3	0	0	0	0	2	1				
Willie Wilson, S OBP: 0.355, SLG: 0.437 (1, 7)			0-3 K			0-0 1-6-3		0-0 1B		3	0	1	0	0	1	0				
Inning Stats	R: 0 E: 0 K: 0 S: 3	H: 0 LOB: 0 BB: 0 P: 3	R: 0 E: 0 K: 0 S: 3	H: 0 LOB: 0 BB: 0 P: 3	R: 0 E: 0 K: 1 S: 5	H: 2 LOB: 2 BB: 0 P: 5	R: 0 E: 0 K: 0 S: 5	H: 0 LOB: 0 BB: 0 P: 5	R: 0 E: 0 K: 0 S: 3	H: 0 LOB: 0 BB: 0 P: 3	R: 2 E: 0 K: 1 S: 7	H: 2 LOB: 1 BB: 1 P: 11	R: 0 E: 1 K: 1 S: 6	H: 1 LOB: 1 BB: 0 P: 6	R: 0 E: 0 K: 0 S: 3	H: 0 LOB: 1 BB: 1 P: 7	1B: 4 2B: 1 3B: 0 HR: 0	SF: 1 SAC: 0 DP: 0 HBP: 0	WP: 0 PB: 0 SB: 0 CS: 0	PA: 34
PITCHER David Clyde, L ERA: 2.86 (1, 1)	IP: 9.0 WLS: W BF: 34 H: 5 R: 2 ER: 2 SO: 4 BB: 2 IBB: 0 HBP: 0 BLK: 0 WP: 0 HR: 0 S: 40 P: 48 ERA: 2.00 WHIP: 0.778																			

AB	31
R	2
H	5
RBI	2
BB	2
SO	4
LOB	11



Batter	1	2	3	4	5	6	7	8	9	AB	R	H	RBI	BB	SO	LOB	BOTTOM			
Mike Hargrove, L OBP: 0.316, SLG: 0.311 (1, 3)	0-0 G3	0-0 G3			0-0 F8					4	1	1	2	0	0	1	Kansas City Royals @ Cleveland Indians Cleveland Municipal Stadium, Cleveland, OH Mon Jul 09 1979, 7:05 PM EDT Att: 9,148 - Unknown - 69 F			
Jim Norris, L OBP: 0.321, SLG: 0.343 (1, 8)	0-0 HR	0-0 4-3			0-0 F9					3	1	1	0	1	0	1				
Bobby Bonds, R OBP: 0.372, SLG: 0.471 (1, 9)	0-0 HR		0-0 F7		0-0 L7					4	1	1	2	0	0	2				
Andre Thornton, R OBP: 0.351, SLG: 0.435 (1, 10)	0-0 1B		0-0 F7			0-0 HR				4	2	2	1	0	1	1				
Toby Harrah, R OBP: 0.409, SLG: 0.433 (1, 5)	0-0 1B		0-0 6-3			0-0 1-3				4	2	2	1	0	0	0				
Ron Hassey, L OBP: 0.282, SLG: 0.299 (1, 2)	0-0 1B			0-0 F8		0-0 2-3		0-0 L3		4	0	1	1	0	0	0				
Dell Alston, L OBP: 0.278, SLG: 0.333 (1, 7)	0-0 SF9			0-0 B1-3		0-0 L9		0-3 K		3	0	0	1	0	1	0				
Duane Kuiper, L OBP: 0.311, SLG: 0.289 (1, 4)	0-0 F8			0-0 4-3				0-0 G3		4	1	1	0	0	0	1				
Tom Veryzer, R OBP: 0.286, SLG: 0.261 (1, 6)		0-0 F8						0-0 SH3-4		2	0	1	0	0	0	0				
Inning Stats	R: 4 E: 0 K: 0 S: 8	H: 5 LOB: 1 BB: 0 P: 8	R: 0 E: 0 K: 0 S: 3	H: 0 LOB: 0 BB: 0 P: 3	R: 0 E: 0 K: 0 S: 3	H: 0 LOB: 0 BB: 0 P: 3	R: 0 E: 0 K: 0 S: 4	H: 1 LOB: 1 BB: 0 P: 4	R: 1 E: 0 K: 0 S: 4	H: 1 LOB: 0 BB: 0 P: 4	R: 2 E: 0 K: 1 S: 7	H: 2 LOB: 1 BB: 1 P: 11	R: 1 E: 0 K: 1 S: 6	H: 1 LOB: 0 BB: 0 P: 6	R: 0 E: 0 K: 0 S: 3	H: 0 LOB: 0 BB: 0 P: 7	1B: 5 2B: 1 3B: 0 HR: 4	SF: 1 SAC: 1 DP: 0 HBP: 0	WP: 0 PB: 0 SB: 0 CS: 0	PA: 35
PITCHER Dennis Leonard, R ERA: 4.27 Steve Busby, R ERA: 3.45 Bill Paschall, R ERA: 7.94	IP: 6.1 WLS: L BF: 29 H: 9 R: 7 ER: 7 SO: 7 BB: 1 IBB: 0 HBP: 0 BLK: 0 WP: 0 HR: 3 S: 28 P: 32 ERA: 9.95 WHIP: 1.579																			

AB	32
R	8
H	10
RBI	8
BB	1
SO	2
LOB	6



Batter	1	2	3	4	5	6	7	8	9	AB	R	H	RBI	BB	SO	LOB	TOP										
Willie Wilson, S OBP: 0.356, SLG: 0.434	4-3	4-3						L6		4	0	1	0	1	0	1	Kansas City Royals @ Cleveland Indians Cleveland Municipal Stadium, Cleveland, OH Tue Jul 10 1979, 7:05 PM EDT Att: 10,533 - Unknown - 74 F livebaseballscorecards.com										
George Brett, L OBP: 0.381, SLG: 0.525	K		G3						L7	5	1	1	0	0	2	2											
Amos Otis, R OBP: 0.391, SLG: 0.457				1B						3	1	2	1	1	0	0											
Darrell Porter, L OBP: 0.434, SLG: 0.497	FC4-6			BB						4	0	1	0	0	1	3											
Ralph LaCock, L OBP: 0.343, SLG: 0.384		6-3	G6-4-3							4	0	1	1	0	0	3											
Al Cowens, R OBP: 0.360, SLG: 0.446					F8					4	0	1	0	0	0	1											
George Scott, R OBP: 0.322, SLG: 0.378										3	1	1	0	1	2	2											
Frank White, R OBP: 0.310, SLG: 0.424										3	1	1	2	0	0	1											
Jamie Quirk, L OBP: 0.353, SLG: 0.385					G4-6-3					1	0	0	0	0	0	0											
Freddie Patek, R OBP: 0.271, SLG: 0.274										2	0	0	0	0	1	0											
Steve Braun, L OBP: 0.358, SLG: 0.389										1	0	0	0	0	0	0											
Inning Stats	R: 0 E: 0 K: 1 S: 6	H: 1 LOB: 1 P: 6	R: 2 E: 0 K: 0 S: 4	H: 1 LOB: 1 P: 9	R: 0 E: 0 K: 0 S: 3	H: 1 LOB: 1 P: 7	R: 0 E: 0 K: 0 S: 3	H: 1 LOB: 0 P: 3	R: 0 E: 1 K: 0 S: 5	H: 0 LOB: 1 P: 4	R: 0 E: 0 K: 0 S: 4	H: 0 LOB: 0 P: 7	R: 2 E: 0 K: 2 S: 11	H: 4 LOB: 2 P: 11	R: 0 E: 0 K: 0 S: 3	H: 0 LOB: 1 P: 7	1B: 6 2B: 2 3B: 0 HR: 1	SF: 0 SAC: 0 DP: 2 HBP: 1	WP: 0 PB: 1 SB: 1 CS: 1	PA: 38							
PITCHER	IP WLS BF H R ER SO BB IBB HBP BLK WP HR S P ERA WHIP																										
Eric Wilkins, R ERA: 4.64	(1, 1)	2.1	13	3	2	2	1	2	0	0	1	0	0	0	1	12	21	7.71	2.143								
Dan Spillner, R ERA: 4.52	(3, 1)	5.1	W	19	5	2	2	4	0	0	0	0	0	0	0	27	27	3.38	0.938								
Victor Cruz, R ERA: 3.99	(8, 1)	1.1	S	6	1	0	0	1	1	0	0	0	0	0	0	7	11	0.00	1.500								

Batter	1	2	3	4	5	6	7	8	9	AB	R	H	RBI	BB	SO	LOB	BOTTOM										
Mike Hargrove, L OBP: 0.322, SLG: 0.311										3	1	1	0	2	0	3	Kansas City Royals @ Cleveland Indians Cleveland Municipal Stadium, Cleveland, OH Tue Jul 10 1979, 7:05 PM EDT Att: 10,533 - Unknown - 74 F livebaseballscorecards.com										
Jim Norris, L OBP: 0.316, SLG: 0.336	FC4-6									4	2	0	0	0	0	3											
Bobby Bonds, R OBP: 0.375, SLG: 0.470										3	1	1	0	2	0	3											
Andre Thornton, R OBP: 0.350, SLG: 0.444										4	1	1	2	0	2	5											
Toby Harrah, R OBP: 0.410, SLG: 0.433										0	1	0	0	0	0	0											
Ted Cox, R OBP: 0.302, SLG: 0.281										2	0	0	0	1	1	4											
Ron Hassey, L OBP: 0.283, SLG: 0.324										4	1	2	3	0	0	1											
Dell Alton, L OBP: 0.409, SLG: 0.444										3	0	3	1	1	0	0											
Duane Kuiper, L OBP: 0.311, SLG: 0.289										4	0	1	1	0	0	4											
Tom Veryzer, R OBP: 0.289, SLG: 0.259										2	0	0	0	1	1	0											
Inning Stats	R: 3 E: 0 K: 0 S: 6	H: 3 LOB: 2 P: 11	R: 0 E: 0 K: 1 S: 5	H: 0 LOB: 0 P: 5	R: 0 E: 0 K: 1 S: 4	H: 0 LOB: 2 P: 12	R: 0 E: 0 K: 0 S: 3	H: 1 LOB: 0 P: 3	R: 4 E: 1 K: 1 S: 9	H: 3 LOB: 3 P: 21	R: 0 E: 0 K: 1 S: 6	H: 1 LOB: 1 P: 6	R: 0 E: 0 K: 0 S: 3	H: 1 LOB: 0 P: 3	R: 0 E: 0 K: 0 S: 2	H: 0 LOB: 1 P: 7	1B: 7 2B: 1 3B: 0 HR: 1	SF: 0 SAC: 1 DP: 2 HBP: 2	WP: 1 PB: 0 SB: 2 CS: 2	PA: 39							
PITCHER	IP WLS BF H R ER SO BB IBB HBP BLK WP HR S P ERA WHIP																										
Rich Gale, R ERA: 5.02	(1, 1)	4.2	L	24	6	7	3	3	3	1	1	0	0	0	0	25	42	5.79	1.929								
Steve Mingori, L ERA: 4.09	(5, 1)	0.0		2	1	0	0	0	1	0	0	0	0	0	1	5	-	-									
Eduardo Rodriguez, R ERA: 5.34	(5, 1)	2.1		9	2	0	0	1	1	0	0	0	0	0	10	14	0.00	1.286									
Al Hrabosky, L ERA: 4.57	(8, 1)	0.1		3	0	0	0	0	1	0	0	1	0	1	6	0.00	3.000										
Dan Quisenberry, R ERA:	(8, 1)	0.2		1	0	0	0	0	0	0	0	0	0	0	1	1	0.00	0.000									

Batter	1	2	3	4	5	6	7	8	9	AB	R	H	RBI	BB	SO	LOB	TOP			
Willie Wilson, S OBP: 0.353, SLG: 0.430 (1, 7)										5	1	1	0	0	1	2				
George Brett, L OBP: 0.381, SLG: 0.528 (1, 5)										5	1	2	2	0	0	0				
Amos Otis, R OBP: 0.389, SLG: 0.463 (1, 8)										5	1	1	2	0	0	1				
Darrell Porter, L OBP: 0.429, SLG: 0.488 (1, 2)										5	0	0	0	0	1	2				
Ralph LaCock, L OBP: 0.344, SLG: 0.386 (1, 10)										4	1	1	0	1	0	1				
Al Cowens, R OBP: 0.392, SLG: 0.455 (1, 9)										4	1	2	0	0	0	2				
George Scott, R OBP: 0.325, SLG: 0.375 (1, 3)										2	1	0	0	2	0	1				
Frank White, R OBP: 0.311, SLG: 0.427 (7, PR)										3	0	1	0	0	0	2				
U L Washington, S OBP: 0.307, SLG: 0.344 (7, 4)										1	1	0	0	0	1	2				
Freddie Patek, R OBP: 0.272, SLG: 0.275 (8, PH)										3	1	1	1	0	2	1				
Jamie Quirk, L OBP: 0.357, SLG: 0.407 (8, 6)										1	0	1	2	0	0	0				
Inning Stats	R: 0 E: 0 K: 0 S: 3	H: 0 LOB: 0 BB: 0 P: 3	R: 0 E: 0 K: 0 S: 4	H: 1 LOB: 2 BB: 1 P: 8	R: 0 E: 0 K: 1 S: 5	H: 0 LOB: 0 BB: 0 P: 5	R: 0 E: 0 K: 1 S: 6	H: 1 LOB: 1 BB: 0 P: 6	R: 0 E: 0 K: 1 S: 6	H: 0 LOB: 0 BB: 0 P: 3	R: 6 E: 1 K: 0 S: 8	H: 4 LOB: 1 BB: 1 P: 12	R: 2 E: 0 K: 2 S: 9	H: 2 LOB: 1 BB: 1 P: 13	R: 0 E: 0 K: 0 S: 4	H: 1 LOB: 1 BB: 0 P: 4	1B: 3 2B: 6 3B: 0 HR: 1	SF: 0 SAC: 0 DP: 0 HBP: 0	WP: 1 PB: 1 SB: 0 CS: 0	PA: 41
PITCHER	IP	WLS	BF	H	R	ER	SO	BB	IBB	HBP	BLK	WP	HR	S	P	ERA	WHIP			
Mike Paxton, R ERA: 5.45 (1, 1)	6.2	W	28	5	4	2	3	2	0	0	0	0	0	32	40	2.70	1.050			
Sid Monge, L ERA: 2.31 (7, 1)	0.2		5	3	3	1	0	0	0	0	0	0	1	5	5	13.50	4.500			
Victor Cruz, R ERA: 4.04 (8, 1)	1.2	S	8	2	1	1	2	1	0	0	0	1	0	11	15	5.40	1.800			

Kansas City Royals @ Cleveland Indians
Cleveland Municipal Stadium, Cleveland, OH
Wed Jul 11 1979, 7:05 PM EDT
Att: 11,587 - Unknown - 81 F

livebaseballscorecards.com

AB 38
R 8
H 10
RBI 7
BB 3
SO 5
LOB 14

Batter	1	2	3	4	5	6	7	8	9	AB	R	H	RBI	BB	SO	LOB	BOTTOM			
Jim Norris, L OBP: 0.317, SLG: 0.338 (1, 8)										5	2	2	0	0	0	1				
Ron Pruitt, R OBP: 0.347, SLG: 0.333 (8, PH)										4	1	2	1	0	0	0				
Mike Hargrove, L OBP: 0.321, SLG: 0.310 (9, 7)										1	0	0	0	0	0	1				
Bobby Bonds, R OBP: 0.375, SLG: 0.476 (1, 9)										4	3	1	3	1	0	4				
Andre Thornton, R OBP: 0.348, SLG: 0.439 (1, 3)										3	0	0	0	1	1	3				
Cliff Johnson, R OBP: 0.376, SLG: 0.477 (1, 10)										4	2	3	3	0	0	0				
Gary Alexander, R OBP: 0.295, SLG: 0.358 (1, 2)										3	0	0	0	1	0	2				
Ted Cox, R OBP: 0.300, SLG: 0.280 (1, 5)										4	0	1	2	0	0	0				
Duane Kuiper, L OBP: 0.310, SLG: 0.288 (1, 4)										4	1	1	0	0	0	2				
Tom Verzyer, R OBP: 0.285, SLG: 0.255 (1, 6)										4	0	0	0	0	1	1				
Inning Stats	R: 1 E: 0 K: 0 S: 4	H: 1 LOB: 2 BB: 2 P: 12	R: 0 E: 0 K: 1 S: 5	H: 0 LOB: 0 BB: 0 P: 5	R: 3 E: 1 K: 0 S: 7	H: 4 LOB: 2 BB: 1 P: 11	R: 0 E: 1 K: 0 S: 4	H: 0 LOB: 0 BB: 0 P: 4	R: 0 E: 0 K: 1 S: 3	H: 0 LOB: 0 BB: 0 P: 3	R: 4 E: 1 K: 1 S: 9	H: 3 LOB: 0 BB: 0 P: 9	R: 1 E: 0 K: 0 S: 4	H: 1 LOB: 1 BB: 0 P: 4	R: 0 E: 0 K: 0 S: 4	H: 1 LOB: 1 BB: 0 P: 4	1B: 8 2B: 0 3B: 0 HR: 2	SF: 0 SAC: 0 DP: 0 HBP: 0	WP: 0 PB: 0 SB: 0 CS: 0	PA: 39
PITCHER	IP	WLS	BF	H	R	ER	SO	BB	IBB	HBP	BLK	WP	HR	S	P	ERA	WHIP			
Paul Splittorf, L ERA: 4.04 (1, 1)	5.2	L	29	7	7	2	1	0	0	0	0	0	2	8	8	6.75	1.500			
Marty Pattin, R ERA: 4.74 (8, 1)	1.1		6	2	2	1	1	0	0	0	0	0	2	8	8	6.75	1.500			
Dan Quisenberry, R ERA: (8, 1)	0.1		2	1	0	0	0	0	0	0	0	0	0	2	2	0.00	3.000			
Al Hrabosky, L ERA: 4.5 (8, 1)	0.2		2	0	0	0	0	0	0	0	0	0	0	2	2	0.00	0.000			

Kansas City Royals @ Cleveland Indians
Cleveland Municipal Stadium, Cleveland, OH
Wed Jul 11 1979, 7:05 PM EDT
Att: 11,587 - Unknown - 81 F

livebaseballscorecards.com

AB 36
R 9
H 10
RBI 9
BB 3
SO 2
LOB 14

Batter	1	2	3	4	5	6	7	8	9	AB	R	H	RBI	BB	SO	LOB	TOP			
Bump Willis, S OBP: 0.342, SLG: 0.338 (1,4)	6-3	F9	4-3			P4		G3		5	0	0	0	0	0	4	Texas Rangers @ Kansas City Royals Royals Stadium, Kansas City, MO Thu Jul 12 1979, 8:05 PM EDT Att: 27,834 - Unknown - 90 F livebaseballscorecards.com			
Bill Sample, R OBP: 0.369, SLG: 0.407 (1,7)	F9	F8		P3		K		F7		5	0	0	0	0	1					
Buddy Bell, R OBP: 0.322, SLG: 0.398 (1,5)	HR		HR	CS			FC4-6	BB	BB	4	3	4	0	1	0	0				
John Ellis, R OBP: 0.293, SLG: 0.475 (1,3)										3	2	2	4	0	1	1				
Pat Putnam, L OBP: 0.329, SLG: 0.465 (4,3)	HR		HR	K			FC4-6	BB	BB	1	0	0	0	1	0	1				
Al Oliver, L OBP: 0.336, SLG: 0.481 (1,8)	1B		6-3			F7		P3		5	1	1	0	0	0	3				
Eric Soderholm, R OBP: 0.303, SLG: 0.376 (1,10)	1B					K				2	0	1	0	0	0	0				
Oscar Gamble, L OBP: 0.513, SLG: 0.636 (5, PH)	1B		F9				FC4	1B	BB	1	0	0	0	2	1	0				
Richie Zisk, R OBP: 0.307, SLG: 0.322 (9, PH)	1B									4	0	3	1	0	0	2				
Johnny Grubb, L OBP: 0.331, SLG: 0.426 (9,9)	1B		BB	1B		PB		K		1	0	0	0	0	1	3				
Jim Sundberg, R OBP: 0.297, SLG: 0.331 (1,2)	F9					F3				5	0	3	1	0	0	3				
Nelson Norman, S OBP: 0.247, SLG: 0.230 (1,6)		3-1				F7		K	FC6-4	4	0	0	0	1	1	4				
Inning Stats	R: 3 E: 0 K: 0 S: 7	H: 4 LOB: 2 BB: 1 P: 11	R: 0 E: 0 K: 0 S: 3	H: 0 LOB: 0 BB: 0 P: 3	R: 2 E: 0 K: 0 S: 7	H: 4 LOB: 3 BB: 1 P: 11	R: 0 E: 0 K: 1 S: 5	H: 1 LOB: 1 BB: 0 P: 5	R: 0 E: 0 K: 1 S: 6	H: 1 LOB: 2 BB: 1 P: 6	R: 0 E: 0 K: 0 S: 4	H: 1 LOB: 2 BB: 1 P: 8	R: 0 E: 0 K: 1 S: 6	H: 1 LOB: 1 BB: 0 P: 6	R: 1 E: 0 K: 1 S: 7	H: 2 LOB: 3 BB: 2 P: 15	1B: 10 2B: 3 3B: 0 HR: 2	SF: 0 SAC: 0 DP: 1 HBP: 0	WP: 0 PB: 1 SB: 0 CS: 1	PA: 45
PITCHER	IP WLS BF H R ER SO BB IBB HBP BLK WP HR S P ERA WHIP																			
Larry Gura, L ERA: 5.55 (1,1)	2.1 L 14 6 5 5 0 1 0 0 0 0 0 2 13 17 19.29 3.000																			
Eduardo Rodriguez, R ERA: 5.0 (3,1)	5.2 26 7 1 1 4 2 1 0 0 0 0 0 31 43 1.59 1.588																			
Steve Mingo, L ERA: 4.65 (9,1)	0.1 2 0 0 0 0 1 0 0 0 0 0 0 1 5 0.00 3.000																			
Dan Quisenberry, R ERA: (9,1)	0.2 3 1 0 0 0 1 0 0 0 0 0 0 5 5 0.00 1.500																			

Batter	1	2	3	4	5	6	7	8	9	AB	R	H	RBI	BB	SO	LOB	BOTTOM			
Willie Wilson, S OBP: 0.355, SLG: 0.431 (1,7)	1-3		FC4-6	CS			6-3			4	1	2	0	0	0	0	Texas Rangers @ Kansas City Royals Royals Stadium, Kansas City, MO Thu Jul 12 1979, 8:05 PM EDT Att: 27,834 - Unknown - 90 F livebaseballscorecards.com			
Steve Braun, L OBP: 0.355, SLG: 0.383 (1,10)	1B		E3		F9			5-3		4	1	1	0	0	0	2				
Amos Otis, R OBP: 0.387, SLG: 0.458 (1,8)	1B		FC4-6		G4-6-3			K		3	0	0	0	1	1	3				
George Brett, L OBP: 0.382, SLG: 0.528 (1,5)	1B					1-3		5-3		4	0	2	1	0	0	0				
Darrell Porter, L OBP: 0.424, SLG: 0.483 (1,2)	SF7		G3			6-3				3	0	0	1	0	0	2				
Al Cowens, R OBP: 0.361, SLG: 0.455 (1,9)	FC6-4		K					4-1		4	0	1	0	0	1	4				
Ralph LaCock, L OBP: 0.339, SLG: 0.379 (1,3)			F7			4-3		4-3		4	0	0	0	0	0	1				
Frank White, R OBP: 0.306, SLG: 0.421 (1,4)		6-3				4-3		F8		3	0	0	0	0	0	0				
Freddie Patek, R OBP: 0.272, SLG: 0.276 (1,6)		3-1						F8		3	0	1	0	0	0	0				
Inning Stats	R: 1 E: 0 K: 0 S: 5	H: 2 LOB: 2 BB: 1 P: 9	R: 0 E: 0 K: 0 S: 3	H: 0 LOB: 0 BB: 0 P: 3	R: 1 E: 1 K: 1 S: 8	H: 2 LOB: 2 BB: 0 P: 8	R: 0 E: 0 K: 0 S: 3	H: 1 LOB: 0 BB: 0 P: 3	R: 0 E: 0 K: 0 S: 4	H: 1 LOB: 1 BB: 0 P: 4	R: 0 E: 0 K: 1 S: 5	H: 0 LOB: 0 BB: 0 P: 3	R: 0 E: 0 K: 0 S: 5	H: 0 LOB: 0 BB: 0 P: 5	R: 0 E: 0 K: 0 S: 3	H: 0 LOB: 0 BB: 0 P: 3		1B: 6 2B: 1 3B: 0 HR: 0	SF: 1 SAC: 0 DP: 1 HBP: 0	WP: 0 PB: 0 SB: 0 CS: 1
PITCHER	IP WLS BF H R ER SO BB IBB HBP BLK WP HR S P ERA WHIP																			
Doc Medich, R ERA: 4.7 (1,1)	9.0 W 34 7 2 2 2 1 0 0 0 0 0 0 37 41 2.00 0.889																			

Batter	1	2	3	4	5	6	7	8	9	AB	R	H	RBI	BB	SO	LOB	TOP							
Bump Willis, S (1,4) OBP: 0.340, SLG: 0.335										5	0	1	0	0	0	3								
Buddy Bell, R (1,5) OBP: 0.321, SLG: 0.395										5	0	1	1	0	0	2								
Al Oliver, L (1,8) OBP: 0.337, SLG: 0.483										5	1	2	0	0	0	1								
Oscar Gamble, L (1,10) OBP: 0.516, SLG: 0.631										4	2	2	1	1	0	2								
Pat Putnam, L (1,3) OBP: 0.331, SLG: 0.474										4	2	1	2	1	1	1								
Johnny Grubb, L (1,9) OBP: 0.331, SLG: 0.422										2	1	0	0	1	0	0								
Richie Zisk, R (7,PH) OBP: 0.301, SLG: 0.319										2	1	0	0	0	0	1								
Mike Jorgensen, L (1,7) OBP: 0.358, SLG: 0.518										2	1	0	0	0	0	0								
Bill Sample, R (7,PH) OBP: 0.370, SLG: 0.412										3	1	1	0	0	1	0								
Jim Sundberg, R (1,2) OBP: 0.300, SLG: 0.333										4	0	2	0	0	0	3								
Nelson Norman, S (1,6) OBP: 0.253, SLG: 0.247										4	1	2	2	0	0	2								
Inning Stats	R: 0 E: 0 K: 0 S: 3	H: 1 LOB: 0 BB: 0 P: 3	R: 2 E: 0 K: 1 S: 7	H: 2 LOB: 1 BB: 1 P: 11	R: 1 E: 0 K: 0 S: 5	H: 2 LOB: 1 BB: 0 P: 5	R: 3 E: 0 K: 0 S: 6	H: 3 LOB: 1 BB: 1 P: 10	R: 0 E: 0 K: 1 S: 5	H: 0 LOB: 0 BB: 0 P: 5	R: 0 E: 0 K: 0 S: 4	H: 1 LOB: 1 BB: 0 P: 4	R: 3 E: 1 K: 0 S: 6	H: 2 LOB: 1 BB: 1 P: 10	R: 0 E: 0 K: 0 S: 5	H: 2 LOB: 2 BB: 0 P: 5	R: 0 E: 0 K: 0 S: 3	H: 0 LOB: 0 BB: 0 P: 3	1B: 9 2B: 2 3B: 1 HR: 1	SF: 0 SAC: 0 DP: 1 HBP: 0	WP: 1 PB: 0 SB: 0 CS: 0	PA: 43		
PITCHER	IP	WLS	BF	H	R	ER	SO	BB	IBB	HBP	BLK	WP	HR	S	P	ERA	WHIP							
Dennis Leonard, R (1,1) ERA: 4.5	6.2	L	32	10	8	6	2	3	0	0	0	0	1	33	45	8.10	1.950							
Al Hrabosky, L (7,1) ERA: 4.5	0.0		2	1	1	0	0	0	0	0	0	1	0	2	2	∞	∞							
Bill Paschall, R (7,1) ERA: 6.59	2.1		9	2	0	0	0	0	0	0	0	0	0	9	9	0.00	0.857							

Texas Rangers @ Kansas City Royals
 Royals Stadium, Kansas City, MO
 Fri Jul 13 1979, 8:05 PM EDT
 Att: 30,139 - Unknown

AB 40
 R 9
 H 13
 RBI 7
 BB 3
 SO 2
 LOB 15



Batter	1	2	3	4	5	6	7	8	9	AB	R	H	RBI	BB	SO	LOB	BOTTOM							
Willie Wilson, S (1,7) OBP: 0.353, SLG: 0.430										5	1	1	0	0	0	4								
Steve Braun, L (1,10) OBP: 0.354, SLG: 0.381										3	0	1	0	0	0	0								
U L Washington, S (7,PH) OBP: 0.303, SLG: 0.338										2	0	0	0	0	0	1								
Amos Otis, R (1,8) OBP: 0.385, SLG: 0.455										5	0	1	0	0	1	1								
George Brett, L (1,5) OBP: 0.383, SLG: 0.525										4	1	1	1	1	0	2								
Darrell Porter, L (1,2) OBP: 0.427, SLG: 0.490										4	2	3	0	0	0	2								
Jamie Quirk, L (9,2) OBP: 0.345, SLG: 0.393										1	0	0	0	0	0	1								
Al Cowens, R (1,9) OBP: 0.363, SLG: 0.454										3	0	1	1	0	0	1								
Ralph LaCock, L (1,3) OBP: 0.336, SLG: 0.376										2	0	0	0	1	0	3								
George Scott, R (6,PH) OBP: 0.323, SLG: 0.373										1	0	0	0	0	0	2								
Frank White, R (1,4) OBP: 0.310, SLG: 0.429										3	0	2	2	0	0	2								
Freddie Patek, R (1,6) OBP: 0.272, SLG: 0.272										3	0	0	0	1	0	5								
Inning Stats	R: 0 E: 0 K: 1 S: 5	H: 0 LOB: 0 BB: 0 P: 5	R: 2 E: 0 K: 0 S: 5	H: 2 LOB: 2 BB: 2 P: 13	R: 0 E: 0 K: 0 S: 3	H: 0 LOB: 0 BB: 0 P: 3	R: 1 E: 0 K: 0 S: 4	H: 1 LOB: 1 BB: 0 P: 5	R: 0 E: 0 K: 0 S: 5	H: 2 LOB: 2 BB: 0 P: 5	R: 0 E: 0 K: 0 S: 4	H: 1 LOB: 2 BB: 1 P: 8	R: 0 E: 0 K: 0 S: 3	H: 0 LOB: 0 BB: 0 P: 3	R: 0 E: 0 K: 0 S: 5	H: 2 LOB: 2 BB: 0 P: 5	R: 1 E: 0 K: 0 S: 5	H: 2 LOB: 1 BB: 0 P: 5	1B: 7 2B: 3 3B: 0 HR: 0	SF: 1 SAC: 0 DP: 0 HBP: 1	WP: 0 PB: 0 SB: 0 CS: 0	PA: 41		
PITCHER	IP	WLS	BF	H	R	ER	SO	BB	IBB	HBP	BLK	WP	HR	S	P	ERA	WHIP							
Steve Comer, R (1,1) ERA: 3.38	5.1	W	24	5	3	3	1	0	0	0	0	0	0	23	32	5.06	1.312							
Sparky Lyle, L (6,1) ERA: 3.32	3.2	S	17	5	1	1	0	1	0	0	0	0	0	16	20	2.46	1.636							

Texas Rangers @ Kansas City Royals
 Royals Stadium, Kansas City, MO
 Fri Jul 13 1979, 8:05 PM EDT
 Att: 30,139 - Unknown

AB 36
 R 4
 H 10
 RBI 4
 BB 3
 SO 1
 LOB 24



Batter	1	2	3	4	5	6	7	8	9	AB	R	H	RBI	BB	SO	LOB	TOP										
Bump Wills, S OBP: 0.343, SLG: 0.346 (1, 4)										5	1	3	0	0	1	3	Texas Rangers @ Kansas City Royals Royals Stadium, Kansas City, MO Sat Jul 14 1979, 8:05 PM EDT Att: 39,282 - Unknown - 89 F										
Buddy Bell, R OBP: 0.322, SLG: 0.403 (1, 5)										5	1	2	4	0	1	2											
Al Oliver, L OBP: 0.332, SLG: 0.476 (1, 8)										4	0	0	1	0	1	3											
Oscar Gamble, L OBP: 0.506, SLG: 0.616 Richie Zisk, R OBP: 0.303, SLG: 0.319 (7, PH)										3	0	0	0	0	0	1											
Pat Putnam, L OBP: 0.331, SLG: 0.472 Bill Sample, R OBP: 0.368, SLG: 0.410 (7, PH)										3	2	1	0	0	0	0											
Johnny Grubb, L OBP: 0.333, SLG: 0.428 (1, 9)										4	1	2	1	0	0	0											
Mike Jorgensen, L OBP: 0.354, SLG: 0.504 (7, 3)										3	1	0	0	1	0	1											
Jim Sundberg, R OBP: 0.299, SLG: 0.332 (1, 2)										4	1	1	1	0	1	1											
Nelson Norman, S OBP: 0.247, SLG: 0.242 (1, 6)										4	0	0	0	0	2	3											
Inning Stats	R: 1 E: 0 K: 0 S: 4	H: 2 LOB: 0 BB: 0 P: 4	R: 5 E: 0 K: 2 S: 11	H: 4 LOB: 0 BB: 1 P: 15	R: 1 E: 1 K: 0 S: 5	H: 1 LOB: 1 BB: 0 P: 5	R: 0 E: 0 K: 0 S: 4	H: 1 LOB: 1 BB: 0 P: 4	R: 0 E: 0 K: 0 S: 3	H: 0 LOB: 0 BB: 0 P: 3	R: 0 E: 0 K: 2 S: 7	H: 0 LOB: 0 BB: 0 P: 7	R: 0 E: 0 K: 0 S: 4	H: 1 LOB: 2 BB: 1 P: 8	R: 0 E: 0 K: 0 S: 3	H: 0 LOB: 0 BB: 0 P: 3		R: 0 E: 0 K: 2 S: 7	H: 0 LOB: 0 BB: 0 P: 7	1B: 5 2B: 3 3B: 0 HR: 1	SF: 0 SAC: 0 DP: 1 HBP: 0	WP: 0 PB: 1 SB: 0 CS: 0	PA: 38				
PITCHER	IP	WLS	BF	H	R	ER	SO	BB	IBB	HBP	BLK	WP	HR	S	P	ERA	WHIP										
Rich Gale, R ERA: 5.39 (1, 1)	1.2	L	11	6	6	6	1	1	0	0	0	0	1	12	16	32.40	4.200										
Larry Gura, L ERA: 5.33 (2, 1)	5.0		20	3	1	0	3	1	0	0	0	0	0	25	29	0.00	0.800										
Dan Quisenberry, R ERA: (7, 1)	2.1		7	0	0	0	2	0	0	0	0	0	0	11	11	0.00	0.000										

Batter	1	2	3	4	5	6	7	8	9	AB	R	H	RBI	BB	SO	LOB	BOTTOM										
Willie Wilson, S OBP: 0.350, SLG: 0.430 (1, 7)										5	1	1	0	0	1	4	Texas Rangers @ Kansas City Royals Royals Stadium, Kansas City, MO Sat Jul 14 1979, 8:05 PM EDT Att: 39,282 - Unknown - 89 F										
George Brett, L OBP: 0.378, SLG: 0.518 (1, 5)										5	0	0	0	0	1	2											
Amos Otis, R OBP: 0.382, SLG: 0.451 (1, 8)										5	0	1	1	0	3	1											
Darrell Porter, L OBP: 0.428, SLG: 0.488 (1, 2)										3	0	1	0	1	0	1											
Jamie Quirk, L OBP: 0.333, SLG: 0.375 (1, 10)										4	0	1	0	0	1	2											
Ralph LaCock, L OBP: 0.345, SLG: 0.391 (1, 3)										4	2	3	0	0	0	2											
Al Cowens, R OBP: 0.358, SLG: 0.447 (1, 9)										4	0	0	0	0	1	3											
Frank White, R OBP: 0.304, SLG: 0.423 (1, 4)										3	0	0	1	0	1	2											
Freddie Patek, R OBP: 0.281, SLG: 0.291 Steve Braun, L OBP: 0.360, SLG: 0.388 (9, PH)										3	0	3	1	0	0	0											
Inning Stats	R: 1 E: 0 K: 0 S: 6	H: 3 LOB: 2 BB: 0 P: 6	R: 0 E: 0 K: 1 S: 6	H: 1 LOB: 0 BB: 0 P: 6	R: 0 E: 0 K: 1 S: 5	H: 0 LOB: 1 BB: 1 P: 9	R: 0 E: 0 K: 1 S: 7	H: 2 LOB: 1 BB: 0 P: 7	R: 0 E: 0 K: 0 S: 6	H: 1 LOB: 1 BB: 0 P: 6	R: 0 E: 0 K: 2 S: 7	H: 0 LOB: 0 BB: 0 P: 7	R: 0 E: 0 K: 0 S: 4	H: 1 LOB: 0 BB: 0 P: 4	R: 0 E: 0 K: 2 S: 8	H: 1 LOB: 1 BB: 0 P: 8		1B: 6 2B: 5 3B: 0 HR: 0	SF: 1 SAC: 0 DP: 0 HBP: 0	WP: 0 PB: 0 SB: 0 CS: 0	PA: 39						
PITCHER	IP	WLS	BF	H	R	ER	SO	BB	IBB	HBP	BLK	WP	HR	S	P	ERA	WHIP										
Fergie Jenkins, R ERA: 3.64 (1, 1)	6.0	W	28	9	3	3	4	1	0	0	0	0	0	35	39	4.50	1.667										
Jim Kern, R ERA: 1.46 (7, 1)	3.0	S	11	2	0	0	4	0	0	0	0	0	0	19	19	0.00	0.667										

livebaseballscores.com

AB 36
R 7
H 9
RBI 7
BB 2
SO 6
LOB 16

livebaseballscores.com

AB 37
R 3
H 11
RBI 3
BB 1
SO 8
LOB 17

Batter	1	2	3	4	5	6	7	8	9	AB	R	H	RBI	BB	SO	LOB	TOP			
Bump Willis, S OBP: 0.342, SLG: 0.353 (1, 4)	F7		IHR			F9		F8		4	1	1	1	0	0	0	Texas Rangers @ Kansas City Royals Royals Stadium, Kansas City, MO Sun Jul 15 1979, 4:33 AM EDT Att: 28,904 - Unknown - 84 F livebaseballscorecards.com			
Buddy Bell, R OBP: 0.323, SLG: 0.412 (1, 5)	P4		HR			F9		FC6-4 1B		4	1	2	1	0	0	0				
Al Oliver, L OBP: 0.328, SLG: 0.469 (1, 8)	G3		6-3			F9		F8		4	0	0	0	0	0	1				
John Ellis, R OBP: 0.287, SLG: 0.465 Dave Roberts, R OBP: 0.294, SLG: 0.298 (9, PR)	K				P4			FC6-4 1-2		4	0	0	0	0	0	1				
Richie Zisk, R OBP: 0.299, SLG: 0.314 (1, 9)	5-3				F8			F9		4	0	0	0	0	0	1				
Bill Sample, R OBP: 0.368, SLG: 0.409 (1, 7)	FC6-4 1B				K			P4		3	0	1	0	0	1	0				
Eric Soderholm, R OBP: 0.304, SLG: 0.372 Mike Jorgensen, L OBP: 0.354, SLG: 0.504 (8, 3)	FC6-4 1-2				F9			F8		3	0	0	0	0	0	1				
Jim Sundberg, R OBP: 0.300, SLG: 0.343 (1, 2)			1-3		K			HR		3	1	1	1	0	1	0				
Nelson Norman, S OBP: 0.245, SLG: 0.239 Larvell Blanks, R OBP: 0.280, SLG: 0.253 (8, PH)	P4				4-3			4-3		2	0	0	0	0	0	0				
Inning Stats	R: 0 E: 0 K: 1 S: 3	H: 0 LOB: 0 BB: 0 P: 3	R: 0 E: 0 K: 1 S: 6	H: 1 LOB: 1 BB: 0 P: 6	R: 2 E: 0 K: 0 S: 5	H: 2 LOB: 0 BB: 0 P: 5	R: 0 E: 0 K: 1 S: 5	H: 0 LOB: 0 BB: 0 P: 5	R: 0 E: 0 K: 0 S: 3	H: 0 LOB: 0 BB: 0 P: 3	R: 0 E: 0 K: 0 S: 3	H: 0 LOB: 0 BB: 0 P: 3	R: 1 E: 0 K: 0 S: 4	H: 1 LOB: 0 BB: 0 P: 4	R: 0 E: 0 K: 0 S: 4	H: 1 LOB: 1 BB: 0 P: 4		1B: 2 2B: 0 3B: 0 HR: 3	SF: 0 SAC: 0 DP: 0 HBP: 0	WP: 0 PB: 0 SB: 0 CS: 0
PITCHER Paul Splittorf, L ERA: 3.97 (1, 1)	IP: 9.0 WLS: W BF: 32 H: 5 R: 3 ER: 3 SO: 3 BB: 0 IBB: 0 HBP: 0 BLK: 0 WP: 0 HR: 2 S: 38 P: 38 ERA: 3.00 WHIP: 0.556																			

Batter	1	2	3	4	5	6	7	8	9	AB	R	H	RBI	BB	SO	LOB	BOTTOM			
Frank White, R OBP: 0.299, SLG: 0.416 (1, 4)	K		F8		1-3		P4			4	0	0	0	0	1	2	Texas Rangers @ Kansas City Royals Royals Stadium, Kansas City, MO Sun Jul 15 1979, 4:33 AM EDT Att: 28,904 - Unknown - 84 F livebaseballscorecards.com			
George Brett, L OBP: 0.374, SLG: 0.513 (1, 5)	F7				F7		F9		F2	4	0	0	0	0	0	0				
Amos Otis, R OBP: 0.381, SLG: 0.447 (1, 8)	F8				F7		2B BB		K	3	1	0	0	1	1	0				
George Scott, R OBP: 0.322, SLG: 0.376 (1, 3)			F8		F7		1B 1B 2B		K	4	1	1	1	0	1	0				
Al Cowens, R OBP: 0.356, SLG: 0.444 (1, 9)	F7				K		1B 1B		5-3	4	0	1	0	0	1	0				
Darrell Porter, L OBP: 0.427, SLG: 0.487 (1, 10)	P6				F7		1B 1-2 3H			3	0	1	1	0	0	0				
John Wathan, R OBP: 0.287, SLG: 0.351 (1, 2)			1-3		1B 2B 1B		K			3	1	1	0	0	1	2				
Willie Wilson, S OBP: 0.353, SLG: 0.432 (1, 7)					1B		L6			3	1	2	0	0	0	2				
Todd Cruz, R OBP: 0.237, SLG: 0.315 (1, 6)	P5				2B		F3			3	0	1	2	0	0	1				
Inning Stats	R: 0 E: 0 K: 1 S: 5	H: 0 LOB: 0 BB: 0 P: 5	R: 0 E: 0 K: 0 S: 3	H: 0 LOB: 0 BB: 0 P: 3	R: 0 E: 0 K: 0 S: 4	H: 1 LOB: 1 BB: 0 P: 4	R: 0 E: 0 K: 0 S: 3	H: 0 LOB: 0 BB: 0 P: 3	R: 2 E: 0 K: 1 S: 8	H: 3 LOB: 1 BB: 1 P: 12	R: 0 E: 0 K: 0 S: 3	H: 0 LOB: 0 BB: 0 P: 3	R: 0 E: 0 K: 2 S: 7	H: 0 LOB: 0 BB: 0 P: 7	R: 0 E: 0 K: 0 S: 4	H: 0 LOB: 0 BB: 0 P: 4		1B: 5 2B: 2 3B: 0 HR: 0	SF: 0 SAC: 0 DP: 0 HBP: 0	WP: 0 PB: 0 SB: 0 CS: 0
PITCHER John Henry Johnson, L ERA: 4.05 Danny Darwin, R ERA: 4.05 (6, 1)	IP: 5.1 WLS: L BF: 24 H: 7 R: 4 ER: 4 SO: 2 BB: 1 IBB: 0 HBP: 0 BLK: 0 WP: 0 HR: 0 S: 27 P: 31 ERA: 6.75 WHIP: 1.500																			

Batter	1	2	3	4	5	6	7	8	9	AB	R	H	RBI	BB	SO	LOB	TOP
Jim Norris, L OBP: 0.317, SLG: 0.343 (1, 8)										4	1	3	0	0	0	0	Cleveland Indians @ Kansas City Royals Royals Stadium, Kansas City, MO Thu Jul 19 1979, 8:05 PM EDT Att: 24,046 - Unknown - 80 F
Toby Harrah, R OBP: 0.408, SLG: 0.430 (1, 5)										3	1	0	0	0	1	1	
Bobby Bonds, R OBP: 0.373, SLG: 0.472 (1, 9)										4	0	1	0	0	1	2	
Andre Thornton, R OBP: 0.340, SLG: 0.431 (1, 3)										3	0	1	1	1	0	0	
Cliff Johnson, R OBP: 0.372, SLG: 0.471 (1, 10)										3	0	0	1	0	0	2	
Ron Hassey, L OBP: 0.277, SLG: 0.295 (1, 2)										3	0	0	0	1	0	2	
Mike Hargrove, L OBP: 0.313, SLG: 0.300 Dell Alston, L OBP: 0.400, SLG: 0.500 (7, 7)										3	0	0	0	0	0	2	
Duane Kuiper, L OBP: 0.299, SLG: 0.278 (1, 4)										3	0	0	0	0	0	0	
Tom Verzyer, R OBP: 0.293, SLG: 0.266 (1, 6)										3	0	0	0	0	0	0	
Inning Stats	R: 2 E: 1 K: 1 S: 8	H: 2 LOB: 2 BB: 1 P: 12	R: 0 E: 0 K: 0 S: 3	H: 1 LOB: 0 BB: 0 P: 3	R: 0 E: 0 K: 0 S: 3	H: 0 LOB: 0 BB: 0 P: 3	R: 0 E: 0 K: 0 S: 3	H: 0 LOB: 0 BB: 0 P: 3	R: 0 E: 0 K: 0 S: 3	H: 0 LOB: 0 BB: 0 P: 3	R: 0 E: 0 K: 1 S: 6	H: 1 LOB: 1 BB: 0 P: 6	R: 0 E: 0 K: 0 S: 4	H: 1 LOB: 2 BB: 1 P: 8	1B: 4 2B: 0 3B: 1 HR: 0	SF: 1 SAC: 1 DP: 0 HBP: 0	
PITCHER Dennis Leonard, R ERA: 4.24 (1, 1)	IP: 9.0 WLS: L BF: 34 H: 5 R: 2 ER: 1 SO: 2 BB: 2 IBB: 0 HBP: 0 BLK: 0 WP: 1 HR: 0 S: 36 P: 44 ERA: 1.00 WHIP: 0.778																

Batter	1	2	3	4	5	6	7	8	9	AB	R	H	RBI	BB	SO	LOB	BOTTOM		
Willie Wilson, S OBP: 0.349, SLG: 0.426 (1, 7)										4	0	0	0	0	0	2	Cleveland Indians @ Kansas City Royals Royals Stadium, Kansas City, MO Thu Jul 19 1979, 8:05 PM EDT Att: 24,046 - Unknown - 80 F		
George Brett, L OBP: 0.373, SLG: 0.510 (1, 5)										4	1	1	0	0	0	1			
Al Cowens, R OBP: 0.361, SLG: 0.446 (1, 9)										3	0	2	0	1	0	0			
Darrell Porter, L OBP: 0.426, SLG: 0.484 (1, 2)										4	0	1	1	0	1	2			
Amos Otis, R OBP: 0.379, SLG: 0.444 (1, 8)										4	0	1	0	0	0	1			
Ralph LaCock, L OBP: 0.341, SLG: 0.386 John Wathan, R OBP: 0.264, SLG: 0.348 (9, PH)										3	0	0	0	0	0	1			
George Scott, R OBP: 0.318, SLG: 0.369 (1, 3)										4	0	0	0	0	1	3			
Frank White, R OBP: 0.297, SLG: 0.412 Steve Braun, L OBP: 0.365, SLG: 0.394 U L Washington, S OBP: 0.301, SLG: 0.336 (8, PH)										2	0	0	0	0	1	0			
Todd Cruz, R OBP: 0.244, SLG: 0.320 Jamie Quirk, L OBP: 0.324, SLG: 0.364 Freddie Patek, R OBP: 0.281, SLG: 0.291 (8, PH)										2	0	1	0	0	0	0			
Inning Stats	R: 0 E: 0 K: 0 S: 4	H: 1 LOB: 1 BB: 0 P: 4	R: 0 E: 0 K: 0 S: 3	H: 0 LOB: 0 BB: 0 P: 3	R: 0 E: 0 K: 1 S: 6	H: 1 LOB: 1 BB: 0 P: 6	R: 0 E: 0 K: 1 S: 5	H: 0 LOB: 0 BB: 0 P: 5	R: 0 E: 0 K: 0 S: 3	H: 0 LOB: 0 BB: 0 P: 3	R: 0 E: 0 K: 0 S: 4	H: 1 LOB: 1 BB: 0 P: 4	R: 0 E: 0 K: 2 S: 8	H: 1 LOB: 2 BB: 0 P: 8	R: 1 E: 0 K: 1 S: 8	H: 3 LOB: 3 BB: 1 P: 12		1B: 7 2B: 0 3B: 0 HR: 0	SF: 0 SAC: 0 DP: 0 HBP: 0
PITCHER Rick Wise, R ERA: 3.32 Victor Cruz, R ERA: 4.35 Sid Monge, L ERA: 2.1 (1, 1)	IP: 8.0 WLS: W BF: 31 H: 6 R: 1 ER: 1 SO: 4 BB: 1 IBB: 0 HBP: 0 BLK: 0 WP: 0 HR: 0 S: 38 P: 42 ERA: 1.12 WHIP: 0.875																		

Batter	1	2	3	4	5	6	7	8	9	AB	R	H	RBI	BB	SO	LOB	TOP										
Jim Norris, L OBP: 0.320, SLG: 0.347 (1, 8)	4-0 SH3-4 BB		0-0 2B			0-0 L8		0-0 FC4-6 1B 1-2		3	0	1	0	1	0	1											
Toby Harrah, R OBP: 0.407, SLG: 0.428 (1, 5)	0-0 SH3-4		0-0 5-3			0-3 K		0-0 1B		1	0	0	0	0	0	1											
Ted Cox, R OBP: 0.289, SLG: 0.269 (6, PH) (6, 5)	1-2							1-3 1B		2	0	1	0	0	1	0											
Bobby Bonds, R OBP: 0.372, SLG: 0.468 (1, 9)	0-0 P6			4-0 BB		0-0 F8		0-0 5-3		3	0	0	0	1	0	3											
Andre Thornton, R OBP: 0.336, SLG: 0.425 (1, 3)	0-3 K			0-0 P5				0-0 5-3		4	0	0	0	0	1	2											
Cliff Johnson, R OBP: 0.376, SLG: 0.496 (1, 10)		0-0 P4		0-0 F7				0-0 HR		4	1	2	1	0	0	1											
Mike Hargrove, L OBP: 0.312, SLG: 0.295 (1, 7)	0-0 L7			0-0 4-3				4-0 G4-6-3 1B		3	0	0	0	1	0	2											
Gary Alexander, R OBP: 0.297, SLG: 0.365 (1, 2)	0-0 F2				0-3 K			0-0 G5-4-3 BB 1-2		3	0	0	0	0	1	1											
Duane Kuiper, L OBP: 0.299, SLG: 0.276 (1, 4)			0-3 K		0-0 5-3			4-0 FC4-6 BB		2	0	0	0	1	1	0											
Tom Verzyr, R OBP: 0.290, SLG: 0.263 (1, 6)			0-0 F8		0-0 6-3			0-0 F9		3	0	0	0	0	0	1											
Inning Stats	R: 0 E: 0 K: 1 S: 5	H: 0 LOB: 1 BB: 1 P: 9	R: 0 E: 0 K: 0 S: 3	H: 0 LOB: 0 BB: 0 P: 3	R: 0 E: 0 K: 1 S: 6	H: 1 LOB: 1 BB: 0 P: 6	R: 0 E: 0 K: 0 S: 3	H: 0 LOB: 0 BB: 1 P: 7	R: 0 E: 0 K: 1 S: 5	H: 0 LOB: 0 BB: 0 P: 5	R: 1 E: 0 K: 0 S: 3	H: 1 LOB: 0 BB: 1 P: 7	R: 0 E: 0 K: 0 S: 4	H: 1 LOB: 2 BB: 1 P: 8	R: 0 E: 0 K: 0 S: 3	H: 1 LOB: 0 BB: 0 P: 3	1B: 2 2B: 1 3B: 0 HR: 1	SF: 0 SAC: 1 DP: 2 HBP: 0	WP: 0 PB: 0 SB: 0 CS: 0	PA: 33							
PITCHER	IP	WLS	BF	H	R	ER	SO	BB	IBB	HBP	BLK	WP	HR	S	P	ERA	WHIP										
Rich Gale, R ERA: 5.13 (1, 1)	8.0	W	30	3	1	1	4	4	0	0	0	0	1	34	50	1.12	0.875										
Dan Quisenberry, R ERA: (9, 1)	1.0		3	1	0	0	0	0	0	0	0	0	0	3	3	0.00	1.000										

Cleveland Indians @ Kansas City Royals
Royals Stadium, Kansas City, MO
Fri Jul 20 1979, 8:05 PM EDT
Att: 38,461 - Unknown - 89 F

AB	28
R	1
H	4
RBI	1
BB	4
SO	4
LOB	12



Batter	1	2	3	4	5	6	7	8	9	AB	R	H	RBI	BB	SO	LOB	BOTTOM										
Frank White, R OBP: 0.299, SLG: 0.406 (1, 4)	4-0 HR BB	0-0 6-3		0-0 F8		0-0 L8		4-0 BB		3	1	0	0	2	0	0											
George Brett, L OBP: 0.374, SLG: 0.508 (1, 5)	4-0 HR BB	0-0 5-3 1B		0-0 F8		0-0 F8		0-0 F8		4	1	1	0	1	0	1											
Amos Otis, R OBP: 0.381, SLG: 0.454 (1, 8)	0-0 1H 2H HR	0-0 5-3		0-0 P4		0-0 E8 1B 1B		0-0 1B		4	2	2	3	0	0	1											
George Scott, R OBP: 0.320, SLG: 0.369 (1, 3)	0-3 K	0-3 K		4-0 1B 3B BB		0-0 1B		0-0 2-3 1B		3	1	1	0	1	2	1											
Al Cowens, R OBP: 0.370, SLG: 0.456 (1, 9)	4-0 1B 2B BB		0-0 3-1 SF7 2B	0-0 1-2 3B 1B		0-0 1B		0-0 1-2 3H 1B		3	3	3	1	1	0	0											
Darrell Porter, L OBP: 0.424, SLG: 0.487 (1, 2)	0-0 F7		0-0 3-1	0-0 1-2 3H 2H 3B		0-0 F7		0-0 F7		4	0	1	2	0	0	4											
John Wathan, R OBP: 0.288, SLG: 0.353 (1, 10)	0-0 2B 1B		0-0 SF7	0-0 1-2 3H 2H 3B		0-0 G3		0-0 G6-3		1	1	1	1	0	0	0											
Ralph LaCock, L OBP: 0.338, SLG: 0.382 (6, PH)	1-2 2B 1B		0-0 3H K	0-0 4-3		0-0 4-3		0-0 F8		2	0	0	0	0	0	3											
Willie Wilson, S OBP: 0.347, SLG: 0.427 (1, 7)	0-0 1H 2H 2B		0-0 K	0-0 4-3		0-0 4-3		0-0 F8		4	0	1	2	0	1	1											
Todd Cruz, R OBP: 0.232, SLG: 0.304 (1, 6)	0-0 5-3		0-0 F8		0-0 5-3		0-0 4-3			4	0	0	0	0	0	1											
Inning Stats	R: 5 E: 0 K: 1 S: 8	H: 3 LOB: 1 BB: 3 P: 20	R: 0 E: 0 K: 1 S: 6	H: 1 LOB: 0 BB: 0 P: 6	R: 1 E: 0 K: 1 S: 6	H: 1 LOB: 0 BB: 0 P: 6	R: 0 E: 0 K: 0 S: 3	H: 0 LOB: 0 BB: 0 P: 3	R: 2 E: 0 K: 0 S: 5	H: 2 LOB: 1 BB: 1 P: 9	R: 0 E: 0 K: 0 S: 3	H: 0 LOB: 0 BB: 0 P: 3	R: 1 E: 1 K: 0 S: 5	H: 3 LOB: 1 BB: 0 P: 5	R: 0 E: 0 K: 0 S: 3	H: 0 LOB: 1 BB: 1 P: 7	1B: 6 2B: 2 3B: 1 HR: 1	SF: 1 SAC: 0 DP: 1 HBP: 0	WP: 0 PB: 0 SB: 1 CS: 0	PA: 38							
PITCHER	IP	WLS	BF	H	R	ER	SO	BB	IBB	HBP	BLK	WP	HR	S	P	ERA	WHIP										
Rick Waits, L ERA: 5.03 (1, 1)	4.1	L	24	7	8	8	3	4	0	0	0	0	1	26	42	16.61	2.538										
Eric Wilkins, R ERA: 4.59 (5, 1)	2.2		10	3	1	1	0	0	0	0	0	0	0	10	10	3.38	1.125										
Victor Cruz, R ERA: 4.26 (8, 1)	1.0		4	0	0	0	0	1	0	0	0	0	0	3	7	0.00	1.000										

Cleveland Indians @ Kansas City Royals
Royals Stadium, Kansas City, MO
Fri Jul 20 1979, 8:05 PM EDT
Att: 38,461 - Unknown - 89 F

AB	32
R	9
H	10
RBI	9
BB	5
SO	3
LOB	12



Batter	1	2	3	4	5	6	7	8	9	AB	R	H	RBI	BB	SO	LOB	TOP						
Willie Wilson, S (1, 7) OBP: 0.346, SLG: 0.425										4	1	1	0	0	0	0	Kansas City Royals @ Texas Rangers Arlington Stadium, Arlington, TX Sat Jul 21 1979, 8:05 PM EDT Att: 36,258 - Unknown						
George Brett, L (1, 5) OBP: 0.372, SLG: 0.595										4	0	1	0	0	1	1							
Al Cowens, R (1, 9) OBP: 0.365, SLG: 0.450										4	0	0	1	0	0	1							
Darrell Porter, L (1, 2) OBP: 0.423, SLG: 0.486										3	0	1	0	0	0	0							
Amos Otis, R (1, 8) OBP: 0.378, SLG: 0.450										3	0	0	0	0	2	3							
Ralph LaCock, L (1, 10) OBP: 0.338, SLG: 0.382										3	0	1	0	0	0	3							
George Scott, R (1, 3) OBP: 0.317, SLG: 0.365										3	0	0	0	0	1	1							
Frank White, R (1, 4) OBP: 0.296, SLG: 0.403										2	0	0	0	0	0	0							
Steve Braun, L (8, PH) OBP: 0.362, SLG: 0.390										1	0	0	0	0	1	0							
U L Washington, S (8, 4) OBP: 0.301, SLG: 0.336										0	0	0	0	0	0	0							
Todd Cruz, R (1, 6) OBP: 0.226, SLG: 0.296										2	0	0	0	0	0	0							
Jamie Quirk, L (8, PH) OBP: 0.314, SLG: 0.353										1	0	0	0	0	1	0							
Freddie Patek, R (8, 6) OBP: 0.281, SLG: 0.291										0	0	0	0	0	0	0							
Inning Stats	R: 1 E: 0 K: 1 S: 6	H: 1 LOB: 0 BB: 0 P: 6	R: 0 E: 0 K: 2 S: 7	H: 1 LOB: 1 BB: 0 P: 7	R: 0 E: 0 K: 0 S: 3	H: 0 LOB: 0 BB: 0 P: 3	R: 0 E: 0 K: 0 S: 3	H: 0 LOB: 0 BB: 0 P: 3	R: 0 E: 0 K: 1 S: 7	H: 2 LOB: 2 BB: 0 P: 7	R: 0 E: 0 K: 2 S: 7	H: 0 LOB: 0 BB: 0 P: 7	R: 0 E: 0 K: 0 S: 3	H: 0 LOB: 0 BB: 0 P: 3	1B: 4 2B: 2 3B: 0 HR: 0	SF: 0 SAC: 0 DP: 2 HBP: 0	WP: 1 PB: 0 SB: 1 CS: 1	PA: 30					
PITCHER	IP WLS BF H R ER SO BB IBB HBP BLK WP HR S P ERA WHIP																						
Doc Medich, R (1, 1) ERA: 4.37	6.0 W 22	4 1 1 3	0 0 0 0	0 0 0 0	0 0 0 0	1 0 28 28	1.50 0.667																
Jim Kern, R (7, 1) ERA: 1.42	3.0 S 8	0 0 0 3	0 0 0 0	0 0 0 0	0 0 14 14	0.00 0.000																	

Batter	1	2	3	4	5	6	7	8	9	AB	R	H	RBI	BB	SO	LOB	BOTTOM						
Bump Willis, S (1, 4) OBP: 0.350, SLG: 0.358										4	0	2	1	1	0	0	Kansas City Royals @ Texas Rangers Arlington Stadium, Arlington, TX Sat Jul 21 1979, 8:05 PM EDT Att: 36,258 - Unknown						
Bill Sample, R (1, 8) OBP: 0.358, SLG: 0.401										4	1	1	0	0	0	5							
Johnny Grubb, L (8, PH) OBP: 0.331, SLG: 0.421										1	0	0	0	0	0	1							
Buddy Bell, R (1, 5) OBP: 0.326, SLG: 0.418										4	1	3	1	1	1	1							
John Ellis, R (1, 10) OBP: 0.288, SLG: 0.443										4	0	0	0	0	1	5							
Richie Zisk, R (1, 7) OBP: 0.312, SLG: 0.344										4	0	2	1	0	0	1							
Oscar Gamble, L (1, 9) OBP: 0.497, SLG: 0.582										2	1	0	0	1	0	1							
Jim Sundberg, R (1, 2) OBP: 0.310, SLG: 0.355										3	1	1	0	1	0	3							
Pat Putnam, L (1, 3) OBP: 0.337, SLG: 0.479										2	0	1	0	1	0	0							
Eric Soderholm, R (7, PH) OBP: 0.299, SLG: 0.365										1	0	0	0	0	0	2							
Mike Jorgensen, L (8, 3) OBP: 0.352, SLG: 0.500										0	0	0	0	0	0	0							
Nelson Norman, S (1, 6) OBP: 0.242, SLG: 0.236										4	0	1	1	0	1	2							
Inning Stats	R: 0 E: 0 K: 0 S: 3	H: 1 LOB: 0 BB: 0 P: 3	R: 0 E: 0 K: 0 S: 3	H: 0 LOB: 0 BB: 0 P: 3	R: 1 E: 0 K: 1 S: 7	H: 2 LOB: 3 BB: 2 P: 15	R: 0 E: 0 K: 0 S: 6	H: 3 LOB: 3 BB: 1 P: 10	R: 0 E: 0 K: 1 S: 6	H: 1 LOB: 2 BB: 0 P: 7	R: 0 E: 0 K: 0 S: 3	H: 0 LOB: 0 BB: 0 P: 3	R: 2 E: 0 K: 0 S: 5	H: 3 LOB: 2 BB: 2 P: 13	R: 0 E: 0 K: 1 S: 6	H: 1 LOB: 1 BB: 0 P: 6	1B: 9 2B: 2 3B: 0 HR: 0	SF: 0 SAC: 0 DP: 0 HBP: 1	WP: 0 PB: 0 SB: 1 CS: 0	PA: 39			
PITCHER	IP WLS BF H R ER SO BB IBB HBP BLK WP HR S P ERA WHIP																						
Paul Splitterff, L (1, 1) ERA: 4.68	6.1 L 31	9 4 4 2	3 0 1 0	0 0 0 0	0 0 0 0	0 0 31 44	5.68 1.895																
Steve Busby, R (7, 1) ERA: 3.44	0.1	3 1	0 0 0	1 1 0 0	0 0 1 9	0.00 6.000																	
Steve Mingo, L (7, 1) ERA: 3.99	0.2	3 1	0 0 0	0 0 0 0	0 0 3 3	0.00 1.500																	
Eduardo Rodriguez, R (8, 1) ERA: 4.95	0.2	2 0	0 0 1	0 0 0 1	0 0 4 4	0.00 0.000																	

Batter	1	2	3	4	5	6	7	8	9	AB	R	H	RBI	BB	SO	LOB	TOP					
Willie Wilson, S OBP: 0.349, SLG: 0.426 (1, 7)										6	1	3	1	0	0	3	Kansas City Royals @ Texas Rangers Arlington Stadium, Arlington, TX Sun Jul 22 1979, 8:05 PM EDT Att: 29,863 - Unknown					
Steve Braun, L OBP: 0.355, SLG: 0.375 (1, 10)										4	0	0	0	1	0	3						
Amos Otis, R OBP: 0.378, SLG: 0.450 (1, 8)										4	1	1	0	1	0	4						
George Brett, L OBP: 0.377, SLG: 0.530 (1, 5)										4	3	3	5	1	0	2						
Darrell Porter, L OBP: 0.420, SLG: 0.480 (1, 2)										4	0	0	0	1	1	3						
Al Cowens, R OBP: 0.366, SLG: 0.447 (1, 9)										4	1	1	0	1	1	1						
Ralph LaCock, L OBP: 0.348, SLG: 0.389 (1, 3)										3	1	3	0	1	0	0						
Jerry Terrell, R OBP: 0.385, SLG: 0.538 (9, PH)										0	0	0	0	0	0	0						
George Scott, R OBP: 0.317, SLG: 0.365 (9, 3)										4	0	1	0	1	1	5						
Frank White, R OBP: 0.298, SLG: 0.400 (1, 4)										2	0	0	0	0	1	3						
Freddie Patek, R OBP: 0.279, SLG: 0.288 (1, 6)										1	0	0	0	0	2							
Jamie Quirk, L OBP: 0.306, SLG: 0.343 (6, PH)										2	0	1	0	0	1	2						
U L Washington, S OBP: 0.303, SLG: 0.338 (6, 6)										2	0	1	0	0	1	2						
Inning Stats	R: 2 E: 0 K: 1 S: 7	H: 2 LOB: 0 BB: 0 P: 7	R: 0 E: 0 K: 1 S: 6	H: 1 LOB: 2 BB: 1 P: 10	R: 0 E: 0 K: 0 S: 3	H: 0 LOB: 1 BB: 1 P: 7	R: 0 E: 0 K: 0 S: 3	H: 0 LOB: 1 BB: 1 P: 7	R: 2 E: 0 K: 0 S: 5	H: 2 LOB: 0 BB: 0 P: 5	R: 1 E: 1 K: 1 S: 8	H: 2 LOB: 3 BB: 1 P: 12	R: 1 E: 0 K: 2 S: 9	H: 2 LOB: 2 BB: 1 P: 13	R: 0 E: 0 K: 0 S: 4	H: 1 LOB: 2 BB: 1 P: 8	R: 1 E: 0 K: 0 S: 5	H: 3 LOB: 2 BB: 1 P: 9	1B: 9 2B: 1 3B: 0 HR: 3	SF: 0 SAC: 2 DP: 0 HBP: 0	WP: 0 PB: 0 SB: 1 CS: 0	PA: 47
PITCHER	IP WLS BF H R ER SO BB IBB HBP BLK WP HR S P ERA WHIP	5.2 29 7 5 4 3 4 0 0 0 0 2 31 47 6.35 1.941	1.1 7 2 1 1 2 1 0 0 0 0 1 10 14 6.75 2.250	1.1 L 9 3 1 1 0 0 2 0 0 0 0 0 7 15 6.75 2.250	0.2 2 1 0 0 0 0 0 0 0 0 0 2 2 0.00 1.500	PITCHER																
Steve Comer, R ERA: 3.5 (1, 1)																						
Bob Babcock, R ERA: 6.75 (6, 1)																						
Sparky Lyle, L ERA: 3.34 (8, 1)																						
Jim Kern, R ERA: 1.41 (9, 1)																						
Batter	1	2	3	4	5	6	7	8	9	AB	R	H	RBI	BB	SO	LOB	BOTTOM					
Bump Willis, S OBP: 0.348, SLG: 0.356 (1, 4)										5	1	1	0	0	0	2	Kansas City Royals @ Texas Rangers Arlington Stadium, Arlington, TX Sun Jul 22 1979, 8:05 PM EDT Att: 29,863 - Unknown					
Bill Sample, R OBP: 0.361, SLG: 0.403 (1, 8)										4	2	2	0	0	0	0						
Mike Jorgensen, L OBP: 0.349, SLG: 0.496 (9, PH)										5	1	1	1	0	0	1						
Buddy Bell, R OBP: 0.325, SLG: 0.415 (1, 5)										2	0	1	1	1	1	0						
John Ellis, R OBP: 0.293, SLG: 0.443 (1, 10)										2	0	1	1	1	1	0						
Al Oliver, R OBP: 0.328, SLG: 0.469 (7, PH)										2	0	1	0	0	0	0						
Richie Zisk, R OBP: 0.317, SLG: 0.361 (1, 7)										4	1	3	3	0	0	1						
Oscar Gamble, L OBP: 0.492, SLG: 0.572 (1, 9)										4	1	1	0	0	0	4						
Jim Sundberg, R OBP: 0.313, SLG: 0.356 (1, 2)										2	0	1	0	1	0	0						
Pat Putnam, L OBP: 0.337, SLG: 0.477 (1, 3)										3	0	1	1	0	1	1						
Nelson Norman, S OBP: 0.238, SLG: 0.232 (1, 6)										3	0	0	0	0	0	1						
Johnny Grubb, L OBP: 0.330, SLG: 0.419 (8, PH)										1	0	0	0	0	1	1						
Larry Blanks, R OBP: 0.271, SLG: 0.244 (9, 6)										0	0	0	0	0	0	0						
Inning Stats	R: 1 E: 0 K: 0 S: 5	H: 2 LOB: 2 BB: 1 P: 9	R: 0 E: 0 K: 0 S: 2	H: 0 LOB: 0 BB: 1 P: 6	R: 0 E: 0 K: 0 S: 3	H: 0 LOB: 0 BB: 0 P: 3	R: 1 E: 0 K: 1 S: 6	H: 1 LOB: 0 BB: 0 P: 6	R: 3 E: 0 K: 1 S: 10	H: 5 LOB: 2 BB: 0 P: 10	R: 0 E: 0 K: 0 S: 4	H: 1 LOB: 1 BB: 0 P: 4	R: 0 E: 0 K: 0 S: 4	H: 1 LOB: 1 BB: 0 P: 4	R: 1 E: 0 K: 1 S: 7	H: 2 LOB: 1 BB: 0 P: 7	R: 0 E: 0 K: 0 S: 3	H: 0 LOB: 0 BB: 0 P: 3	1B: 10 2B: 1 3B: 0 HR: 1	SF: 0 SAC: 2 DP: 0 HBP: 0	WP: 0 PB: 0 SB: 0 CS: 1	PA: 40
PITCHER	IP WLS BF H R ER SO BB IBB HBP BLK WP HR S P ERA WHIP	4.2 22 7 5 5 2 2 0 0 0 0 0 1 24 32 9.64 1.929	0.0 1 1 0 0 0 0 0 0 0 0 0 0 1 1	1.2 6 1 0 0 0 0 0 0 0 0 0 0 6 6 0.00 0.600	2.2 W 11 3 1 1 1 0 0 0 0 0 0 13 13 3.38 1.125	PITCHER																
Larry Gura, L ERA: 5.48 (1, 1)																						
Marty Patin, R ERA: 4.74 (5, 1)																						
Steve Mingo, L ERA: 3.79 (5, 1)																						
Dan Quisenberry, R ERA: 0.87 (7, 1)																						

Batter	1	2	3	4	5	6	7	8	9	AB	R	H	RBI	BB	SO	LOB	TOP											
Willie Wilson, S OBP: 0.353, SLG: 0.430	0-3 K		4-0 F8 1B	0-0 6-3		0-0 CS 1B		0-0 2H 2B		4	1	2	1	1	1	0	Kansas City Royals @ Texas Rangers Arlington Stadium, Arlington, TX Mon Jul 23 1979, 8:05 PM EDT Att: 24,141 - Unknown											
Steve Braun, L OBP: 0.380, SLG: 0.383 George Scott, R OBP: 0.316, SLG: 0.363	4-0 WP BB		0-0 P4		0-0 SH1-3 1B	0-0 F9		0-3 K		3	1	1	0	1	0	2												
Amos Otis, R OBP: 0.374, SLG: 0.445	0-3 K		0-0 F8		0-0 SH1-3		0-0 5-3		0-3 K	4	0	0	0	0	2	2												
George Brett, L OBP: 0.380, SLG: 0.533	0-3 K		0-0 1B 1B		0-0 S 1B		0-0 2B		0-0 F9	5	1	3	2	0	1	1												
Darrell Porter, L OBP: 0.423, SLG: 0.478		4-0 1B BB	0-0 1B 1B		0-0 1-2 BB		0-0 F8		0-0 P5	3	0	1	0	2	0	1												
Ralph LaCock, L OBP: 0.346, SLG: 0.387		0-0 F8	0-0 FC6-4 1B		0-0 L3		0-0 1-3			4	0	1	1	0	0	4												
Al Cowens, R OBP: 0.364, SLG: 0.442		0-0 F8	0-0 FC6-4 1B		0-3 K		4-0 SH1-3 BB			3	1	0	0	1	1	5												
Frank White, R OBP: 0.303, SLG: 0.416		0-0 1-3 1B		0-0 6-3		0-0 HR		0-0 SH1-3		3	1	2	1	0	0	0												
Freddie Patek, R OBP: 0.274, SLG: 0.283		0-0 1-3		0-0 5-3		0-0 1-3		0-0 F8		4	0	0	0	0	0	3												
Inning Stats	R: 0 E: 0 K: 3 S: 9	H: 0 LOB: 1 BB: 1 P: 13	R: 0 E: 0 K: 0 S: 4	H: 1 LOB: 2 BB: 1 P: 8	R: 2 E: 0 K: 0 S: 6	H: 3 LOB: 2 BB: 1 P: 10	R: 0 E: 0 K: 0 S: 3	H: 0 LOB: 0 BB: 0 P: 3	R: 1 E: 0 K: 1 S: 7	H: 2 LOB: 2 BB: 1 P: 11	R: 0 E: 0 K: 0 S: 4	H: 1 LOB: 1 BB: 0 P: 4	R: 1 E: 0 K: 1 S: 6	H: 1 LOB: 1 BB: 1 P: 10	R: 0 E: 0 K: 1 S: 5	H: 0 LOB: 0 BB: 0 P: 5	1B: 6 2B: 3 3B: 0 HR: 1	SF: 0 SAC: 2 DP: 0 HBP: 0	WP: 1 PB: 0 SB: 2 CS: 1	PA: 41								
PITCHER	IP	WLS	BF	H	R	ER	SO	BB	IBB	HBP	BLK	WP	HR	S	P	ERA	WHIP											
Fergie Jenkins, R ERA: 3.83	(1, 1)	6.1	L	31	9	4	4	4	4	0	0	0	1	1	35	51	5.68	2.053										
Dave Rajsich, L ERA: 3.51	(7, 1)	1.1		6	1	1	1	0	1	0	0	0	0	0	5	9	6.75	1.500										
Danny Darwin, R ERA: 4.5	(8, 1)	1.1		4	0	0	0	2	0	0	0	0	0	0	8	8	0.00	0.000										

Batter	1	2	3	4	5	6	7	8	9	AB	R	H	RBI	BB	SO	LOB	BOTTOM										
Bump Willis, S OBP: 0.344, SLG: 0.352	0-0 4-3		0-0 6-3			0-0 F7		0-0 5-3		4	0	0	0	0	0	1	Kansas City Royals @ Texas Rangers Arlington Stadium, Arlington, TX Mon Jul 23 1979, 8:05 PM EDT Att: 24,141 - Unknown										
Buddy Bell, R OBP: 0.326, SLG: 0.423	0-0 HR		0-0 F8		0-0 FC4-6 1B		0-0 5-3			4	1	2	1	0	0	0											
Al Oliver, L OBP: 0.330, SLG: 0.470	0-0 G4-3 1B		0-0 4-3		0-0 FC4-6				0-0 1B HR	4	1	2	0	0	0	2											
Richie Zisk, R OBP: 0.316, SLG: 0.359	0-0 G4-3		0-0 3-1		0-0 6-3				0-0 1B HR	4	1	1	0	0	0	1											
Pat Putnam, L OBP: 0.340, SLG: 0.490		0-0 F9			0-0 P4		0-0 FC4-6 1B		0-0 1H 2H HR	4	1	2	3	0	0	0											
Oscar Gamble, L OBP: 0.483, SLG: 0.560 John Ellis, R OBP: 0.292, SLG: 0.441		0-0 F7		0-0 F5		0-0 FC4-6 1B		0-3 K		3	0	0	0	0	0	1											
Jim Sundberg, R OBP: 0.313, SLG: 0.354		0-0 5-3			0-3 K		0-0 1-2 1B		0-0 5-3	4	0	1	0	0	1	0											
Johnny Grubb, L OBP: 0.330, SLG: 0.418 Eric Soderholm, R OBP: 0.301, SLG: 0.367 Dave Roberts, R OBP: 0.273, SLG: 0.275			0-0 F7			0-0 1B 1B		0-3 K		3	0	1	0	0	1	2											
Nelson Norman, S OBP: 0.236, SLG: 0.230 Mike Jorgensen, L OBP: 0.346, SLG: 0.491 Larvell Blanks, R OBP: 0.271, SLG: 0.244 Bill Sample, R OBP: 0.360, SLG: 0.401			0-3 K			0-3 K		0-0 4-3		2	0	0	0	0	2	1											
Inning Stats	R: 1 E: 0 K: 0 S: 4	H: 2 LOB: 0 BB: 0 P: 4	R: 0 E: 0 K: 0 S: 3	H: 0 LOB: 0 BB: 0 P: 3	R: 0 E: 0 K: 1 S: 5	H: 0 LOB: 0 BB: 0 P: 5	R: 0 E: 0 K: 0 S: 3	H: 0 LOB: 0 BB: 0 P: 3	R: 0 E: 0 K: 1 S: 5	H: 0 LOB: 2 BB: 0 P: 5	R: 0 E: 0 K: 1 S: 7	H: 2 LOB: 2 BB: 0 P: 7	R: 0 E: 0 K: 1 S: 7	H: 2 LOB: 2 BB: 0 P: 7	R: 0 E: 0 K: 0 S: 3	H: 0 LOB: 0 BB: 0 P: 3	R: 3 E: 0 K: 1 S: 9	H: 4 LOB: 1 BB: 0 P: 9	1B: 8 2B: 0 3B: 0 HR: 2	SF: 0 SAC: 0 DP: 1 HBP: 0	WP: 0 PB: 0 SB: 0 CS: 0	PA: 36					
PITCHER	IP	WLS	BF	H	R	ER	SO	BB	IBB	HBP	BLK	WP	HR	S	P	ERA	WHIP										
Dennis Leonard, R ERA: 4.25	(1, 1)	8.0	W	32	9	4	4	4	0	0	0	0	2	40	40	4.50	1.125										
Al Hrabosky, L ERA: 4.43	(9, 1)	0.2		3	1	0	0	1	0	0	0	0	0	5	5	0.00	1.500										
Dan Quisenberry, R ERA: 0.84	(9, 1)	0.1	S	1	0	0	0	0	0	0	0	0	0	1	1	0.00	0.000										

AB	34
R	5
H	10
RBI	5
BB	5
SO	6
LOB	19





Batter	1	2	3	4	5	6	7	8	9	AB	R	H	RBI	BB	SO	LOB	TOP										
Willie Wilson, S (1, 7) OBP: 0.348, SLG: 0.425	5-3	K		SH3-4			4-3	FC1		4	1	0	0	0	1	4	Kansas City Royals @ Chicago White Sox Comiskey Park, Chicago, IL Tue Jul 24 1979, 8:05 PM EDT Att: 11,393 - Unknown livebaseballscorecards.com										
Frank White, R (1, 4) OBP: 0.297, SLG: 0.408	K		F8	5-3			1-3	E2		5	1	0	0	0	1	3											
Amos Otis, R (1, 8) OBP: 0.372, SLG: 0.442			5-3				L7	6-3		5	0	1	1	0	0	1											
George Brett, L (1, 5) OBP: 0.384, SLG: 0.540	6-3			BB				BB		4	2	3	1	1	0	1											
Al Cowens, R (1, 9) OBP: 0.365, SLG: 0.439		F8	E6					BB		4	2	1	0	1	0	2											
Darrell Porter, L (1, 10) OBP: 0.425, SLG: 0.477							4-3			3	3	1	1	2	0	2											
George Scott, R (1, 3) OBP: 0.317, SLG: 0.368		L7						K	1-3	5	0	2	3	0	1	2											
John Wathan, R (1, 2) OBP: 0.262, SLG: 0.345																											
Steve Braun, L (8, PH) OBP: 0.365, SLG: 0.383		E5	L7				F3		3-1	3	0	0	0	0	0	3											
U.L. Washington, S (8, PR) OBP: 0.301, SLG: 0.336								3B		0	0	0	0	1	0	0											
Freddie Patek, R (1, 6) OBP: 0.279, SLG: 0.288										3	0	2	1	0	0	1											
Jamie Quirk, L (8, PH) OBP: 0.316, SLG: 0.405							4-3		F5	2	1	1	2	0	0	0											
Inning Stats	R: 0 E: 0 K: 1 S: 6	H: 1 LOB: 1 BB: 0 P: 6	R: 1 E: 1 K: 1 S: 7	H: 1 LOB: 2 BB: 1 P: 11	R: 3 E: 1 K: 0 S: 5	H: 1 LOB: 1 BB: 2 P: 13	R: 0 E: 0 K: 0 S: 3	H: 1 LOB: 0 BB: 0 P: 3	R: 0 E: 0 K: 0 S: 4	H: 1 LOB: 1 BB: 0 P: 4	R: 0 E: 0 K: 0 S: 3	H: 0 LOB: 0 BB: 0 P: 3	R: 7 E: 2 K: 1 S: 12	H: 5 LOB: 2 BB: 2 P: 20	R: 0 E: 0 K: 0 S: 3	H: 0 LOB: 0 BB: 0 P: 3	1B: 8 2B: 1 3B: 2 HR: 0	SF: 0 SAC: 1 DP: 1 HBP: 0	WP: 1 PB: 1 SB: 0 CS: 1	PA: 45							
PITCHER	IP	WLS	BF	H	R	ER	SO	BB	IBB	HBP	BLK	WP	HR	S	P	ERA	WHIP										
Ken Kravec, L (1, 1) ERA: 3.57	7.0		32	8	6	2	2	3	0	0	0	1	0	33	45	2.57	1.571										
Guy Hoffman, L (8, 1) ERA: 2.16	0.0	L	1	1	0	0	0	0	0	0	0	0	0	1	1	∞	∞										
Ed Farmer, R (8, 1) ERA: 4.31	0.1		5	1	3	2	1	0	1	0	0	0	0	6	10	54.00	3.000										
Fred Howard, R (8, 1) ERA: 3.89	1.2		7	1	2	0	0	1	0	0	0	0	0	6	10	0.00	1.200										

Batter	1	2	3	4	5	6	7	8	9	AB	R	H	RBI	BB	SO	LOB	BOTTOM										
Ralph Garr, L (1, 7) OBP: 0.336, SLG: 0.445	E4		F9	SH5-4		G5-4-3			K	2	0	0	0	0	0	1	Kansas City Royals @ Chicago White Sox Comiskey Park, Chicago, IL Tue Jul 24 1979, 8:05 PM EDT Att: 11,393 - Unknown livebaseballscorecards.com										
Rusty Torres, S (4, PH) OBP: 0.371, SLG: 0.449										2	0	0	0	0	1	1											
Mike Squires, L (1, 3) OBP: 0.317, SLG: 0.322	G1-4-3			B2-3					L9	5	1	2	0	0	0	2											
Chet Lemon, R (1, 8) OBP: 0.383, SLG: 0.475			HR				FC5-4			4	0	1	1	1	2	3											
Jorge Orta, L (1, 4) OBP: 0.354, SLG: 0.425	FC6-4									4	1	1	3	0	0	3											
Lamar Johnson, R (1, 10) OBP: 0.367, SLG: 0.447		L8								3	0	0	0	1	1	1											
Claudell Washington, L (1, 9) OBP: 0.317, SLG: 0.455		F7	L4						F7	4	0	1	0	0	0	1											
Greg Pryor, R (1, 6) OBP: 0.339, SLG: 0.350										4	1	2	0	0	0	1											
Milt May, L (1, 2) OBP: 0.336, SLG: 0.461										3	1	1	0	0	1	1											
Bill Nahorodny, R (8, PH) OBP: 0.306, SLG: 0.450		FC4-6								0	0	0	0	1	0	0											
Jim Morrison, R (1, 5) OBP: 0.303, SLG: 0.367				SH					L8	3	2	2	0	0	0	1											
Inning Stats	R: 0 E: 1 K: 0 S: 3	H: 0 LOB: 1 BB: 1 P: 7	R: 0 E: 0 K: 0 S: 4	H: 1 LOB: 0 BB: 0 P: 4	R: 3 E: 0 K: 1 S: 8	H: 3 LOB: 1 BB: 1 P: 12	R: 3 E: 1 K: 0 S: 7	H: 3 LOB: 1 BB: 0 P: 7	R: 0 E: 0 K: 1 S: 5	H: 1 LOB: 0 BB: 0 P: 5	R: 0 E: 0 K: 1 S: 6	H: 1 LOB: 1 BB: 0 P: 6	R: 0 E: 0 K: 0 S: 3	H: 0 LOB: 1 BB: 1 P: 7	R: 0 E: 0 K: 2 S: 7	H: 0 LOB: 0 BB: 0 P: 7	1B: 9 2B: 0 3B: 0 HR: 1	SF: 0 SAC: 2 DP: 3 HBP: 0	WP: 0 PB: 0 SB: 0 CS: 0	PA: 39							
PITCHER	IP	WLS	BF	H	R	ER	SO	BB	IBB	HBP	BLK	WP	HR	S	P	ERA	WHIP										
Rich Gale, L (1, 1) ERA: 5.41	3.0		18	6	6	6	1	2	0	0	0	0	0	18	26	18.00	2.667										
Steve Mingo, L (4, 1) ERA: 3.4	4.0	W	14	4	0	0	2	0	0	0	0	0	0	18	18	0.00	1.000										
Al Hrabosky, L (8, 1) ERA: 4.23	2.0		7	0	0	0	2	1	0	0	0	0	0	10	14	0.00	0.500										

Batter	1	2	3	4	5	6	7	8	9	AB	R	H	RBI	BB	SO	LOB	TOP					
Willie Wilson, S (1, 7) OBP: 0.348, SLG: 0.424										3	0	1	0	0	0	0	Kansas City Royals @ Chicago White Sox Comiskey Park, Chicago, IL Wed Jul 25 1979, 8:05 PM EDT Att: 11,176 - Unknown - 73 F					
Frank White, R (1, 4) OBP: 0.296, SLG: 0.404										2	0	0	1	1	0	1						
Amos Otis, R (1, 8) OBP: 0.373, SLG: 0.441										3	0	1	0	1	0	2						
George Brett, L (1, 5) OBP: 0.381, SLG: 0.535										4	0	0	0	0	0	4						
Al Cowens, R (1, 9) OBP: 0.360, SLG: 0.433										4	0	0	0	0	0	1						
Darrell Porter, L (1, 2) OBP: 0.425, SLG: 0.485										3	1	1	1	1	1	0						
George Scott, R (1, 3) OBP: 0.316, SLG: 0.370										4	0	1	0	0	2	1						
John Wathan, R (1, 10) OBP: 0.256, SLG: 0.336										3	0	0	0	0	1	3						
Freddie Patek, R (1, 6) OBP: 0.280, SLG: 0.289										3	1	1	0	0	1	0						
Inning Stats	R: 0 E: 0 K: 0 S: 4	H: 1 LOB: 1 BB: 0 P: 4	R: 0 E: 0 K: 2 S: 7	H: 0 LOB: 1 BB: 1 P: 11	R: 0 E: 0 K: 0 S: 3	H: 0 LOB: 0 BB: 0 P: 3	R: 0 E: 0 K: 0 S: 2	H: 0 LOB: 0 BB: 1 P: 6	R: 1 E: 1 K: 1 S: 6	H: 1 LOB: 0 BB: 0 P: 6	R: 0 E: 0 K: 0 S: 3	H: 0 LOB: 1 BB: 1 P: 7	R: 0 E: 0 K: 1 S: 6	H: 1 LOB: 0 BB: 0 P: 6	R: 1 E: 0 K: 0 S: 5	H: 2 LOB: 1 BB: 0 P: 5	R: 0 E: 0 K: 1 S: 5	H: 0 LOB: 0 BB: 0 P: 5	1B: 3 2B: 2 3B: 0 HR: 1	SF: 1 SAC: 1 DP: 2 HBP: 0	WP: 1 PB: 0 SB: 2 CS: 0	PA: 34
PITCHER Rich Wortham, L (1, 1) ERA: 4.77	IP: 9.0 WLS: W BF: 34 H: 5 R: 2 ER: 2 SO: 5 BB: 3 IBB: 0 HBP: 0 BLK: 0 WP: 1 HR: 1 S: 41 P: 53 ERA: 2.00 WHIP: 0.889															PITCHER	IP: WLS: BF: H: R: ER: SO: BB: IBB: HBP: BLK: WP: HR: S: P: ERA: WHIP:					

Batter	1	2	3	4	5	6	7	8	9	AB	R	H	RBI	BB	SO	LOB	BOTTOM					
Alan Bannister, R (1, 7) OBP: 0.366, SLG: 0.409										4	1	1	0	1	1	3	Kansas City Royals @ Chicago White Sox Comiskey Park, Chicago, IL Wed Jul 25 1979, 8:05 PM EDT Att: 11,176 - Unknown - 73 F					
Mike Squires, L (1, 3) OBP: 0.308, SLG: 0.311										4	0	0	0	0	0	4						
Chet Lemon, R (1, 8) OBP: 0.384, SLG: 0.478										4	1	2	0	0	0	1						
Jorge Orta, L (1, 4) OBP: 0.353, SLG: 0.421										2	0	0	1	1	0	2						
Lamar Johnson, R (1, 10) OBP: 0.365, SLG: 0.444										4	1	1	0	0	0	4						
Claudell Washington, L (1, 9) OBP: 0.317, SLG: 0.451										3	1	0	0	1	2	2						
Greg Pryor, R (1, 6) OBP: 0.340, SLG: 0.356										4	2	2	0	0	0	3						
Mike Colbern, R (1, 2) OBP: 0.233, SLG: 0.241										2	0	0	0	0	0	2						
Ralph Garr, L (8, PH) OBP: 0.336, SLG: 0.445										0	0	0	0	0	0	0						
Bill Nahorodny, R (8, PH) OBP: 0.310, SLG: 0.462										1	0	1	3	0	0	0						
Jim Morrison, R (1, 5) OBP: 0.286, SLG: 0.344										2	0	0	0	0	0	0						
Wayne Nordhagen, R (7, PH) OBP: 0.311, SLG: 0.419										0	0	0	1	0	0	0						
Kevin Bell, R (8, 5) OBP: 0.278, SLG: 0.212										1	0	1	0	0	0	0						
Inning Stats	R: 0 E: 0 K: 0 S: 4	H: 1 LOB: 1 BB: 0 P: 4	R: 0 E: 0 K: 1 S: 6	H: 2 LOB: 1 BB: 0 P: 6	R: 1 E: 2 K: 0 S: 6	H: 1 LOB: 2 BB: 0 P: 6	R: 0 E: 0 K: 1 S: 5	H: 0 LOB: 0 BB: 0 P: 5	R: 0 E: 0 K: 0 S: 3	H: 0 LOB: 0 BB: 0 P: 3	R: 0 E: 1 K: 0 S: 4	H: 0 LOB: 1 BB: 0 P: 4	R: 1 E: 0 K: 0 S: 4	H: 1 LOB: 1 BB: 1 P: 8	R: 4 E: 2 K: 1 S: 8	H: 3 LOB: 2 BB: 2 P: 16	R: 0 E: 0 K: 1 S: 8	H: 0 LOB: 0 BB: 0 P: 16	1B: 4 2B: 4 3B: 1 HR: 0	SF: 2 SAC: 1 DP: 2 HBP: 0	WP: 0 PB: 0 SB: 1 CS: 1	PA: 37
PITCHER Paul Spittorf, L (1, 1) ERA: 3.98	IP: 7.0 WLS: L BF: 31 H: 6 R: 4 ER: 3 SO: 2 BB: 2 IBB: 0 HBP: 0 BLK: 0 WP: 0 HR: 0 S: 33 P: 41 ERA: 3.86 WHIP: 1.143															PITCHER	IP: WLS: BF: H: R: ER: SO: BB: IBB: HBP: BLK: WP: HR: S: P: ERA: WHIP:					
Dan Quisenberry, R (8, 1) ERA: 2.45	0.1	3	0	0	0	0	0	0	0	0	0	2	6	0.00	0.000							
Al Hrabosky, L (8, 1) ERA: 4.23	0.0	1	1	2	1	0	0	0	0	0	0	1	1	∞	∞							
Steve Busby, R (8, 1) ERA: 3.42	0.2	2	1	0	0	1	0	0	0	0	0	4	4	0.00	1.500							

Batter	1	2	3	4	5	6	7	8	9	AB	R	H	RBI	BB	SO	LOB	TOP								
Willie Wilson, S OBP: 0.344, SLG: 0.419	0-0 6-3			0-0 5-3	0-0 F9			0-0 F7		4	0	0	0	0	0	0	Kansas City Royals @ Chicago White Sox Comiskey Park, Chicago, IL Thu Jul 26 1979, 8:05 PM EDT Att: 22,893 - Unknown - 78 F AB 33 R 6 H 6 RBI 6 BB 2 SO 1 LOB 5 								
Frank White, R OBP: 0.292, SLG: 0.398	0-0 4-3			0-0 F3			0-0 L9	0-0 F7		4	0	0	0	0	0	0									
Amos Otis, R OBP: 0.375, SLG: 0.450	0-0 6-3			0-0 F7					0-0 FC1-5 WP 1B	4	1	2	1	0	0	0									
George Brett, L OBP: 0.378, SLG: 0.530		0-0 F7			0-0 F8	0-0 F7			0-0 F8 1-2	4	0	0	0	0	0	1									
Al Cowens, R OBP: 0.399, SLG: 0.431		0-0 6-3			0-0 6-3 2B 1B	0-0 5-3			0-0 FC1-5 1B 2-3	4	2	1	0	0	0	1									
Darrell Porter, L OBP: 0.424, SLG: 0.480		0-0 F3			0-0 6-3 1-2		0-0 L7		4-0 1B IBB	3	0	0	0	1	0	1									
George Scott, R OBP: 0.319, SLG: 0.369			0-0 F7		4-0 2B HR BB		0-0 6-3		0-0 FC6-4 1B 1-3 2-H	3	1	1	1	1	0	0									
John Wathan, R OBP: 0.256, SLG: 0.341			0-0 F7		0-0 HR 2B 1-3 2-H		0-0 5-3		0-0 FC6-4 1-2	4	1	1	1	0	0	2									
Freddie Patek, R OBP: 0.280, SLG: 0.302			0-3 K		0-0 HR			0-0 P3		3	1	1	3	0	1	0									
Inning Stats	R: 0 E: 0 K: 0 S: 3	H: 0 LOB: 0 BB: 0 P: 3	R: 0 E: 0 K: 0 S: 3	H: 0 LOB: 0 BB: 0 P: 3	R: 0 E: 0 K: 1 S: 5	H: 0 LOB: 0 BB: 0 P: 5	R: 0 E: 0 K: 0 S: 3	H: 0 LOB: 0 BB: 0 P: 3	R: 4 E: 0 K: 0 S: 6	H: 3 LOB: 0 BB: 1 P: 10	R: 1 E: 0 K: 0 S: 4	H: 1 LOB: 0 BB: 0 P: 4	R: 0 E: 0 K: 0 S: 3	H: 0 LOB: 0 BB: 0 P: 3	R: 0 E: 0 K: 0 S: 3	H: 0 LOB: 0 BB: 0 P: 3	R: 1 E: 0 K: 0 S: 5	H: 2 LOB: 2 BB: 1 P: 9	1B: 3 2B: 1 3B: 0 HR: 2	SF: 0 SAC: 0 DP: 0 HBP: 0	WP: 1 PB: 0 SB: 0 CS: 0	PA: 35			
PITCHER	IP	WLS	BF	H	R	ER	SO	BB	IBB	HBP	BLK	WP	HR	S	P	ERA	WHIP								
Ross Baumgarten, L ERA: 3.89	8.1	L	31	5	6	6	1	1	0	0	0	1	2	32	36	6.48	0.720								
Fred Howard, R ERA: 3.83	0.2		4	1	0	0	0	0	1	0	0	0	0	3	7	0.00	1.500								

Batter	1	2	3	4	5	6	7	8	9	AB	R	H	RBI	BB	SO	LOB	BOTTOM								
Alan Bannister, R OBP: 0.365, SLG: 0.406	4-0 1B FC5-4 BB		0-0 F8			0-0 F8		0-0 G5-4-3 1-2		3	1	0	0	1	0	2	Kansas City Royals @ Chicago White Sox Comiskey Park, Chicago, IL Thu Jul 26 1979, 8:05 PM EDT Att: 22,893 - Unknown - 78 F AB 30 R 1 H 5 RBI 1 BB 2 SO 2 LOB 11 								
Mike Squires, L OBP: 0.321, SLG: 0.325	0-0 FC5-4 1B 1-3			0-0 G1		0-0 1B 1-3			0-0 FC5-4 1B	4	0	3	0	0	0	0									
Chet Lemon, R OBP: 0.380, SLG: 0.472	0-0 FC5-4 PO 1-2 3-H			0-0 P6		0-0 P6			0-0 FC5-4 1-2	4	0	0	1	0	0	4									
Jorge Orta, L OBP: 0.348, SLG: 0.414	0-0 F9			0-0 F9			0-0 5-3		0-0 P4	4	0	0	0	0	0	2									
Lamar Johnson, R OBP: 0.364, SLG: 0.441	0-0 PO 1-2	0-0 F9		0-3 K		0-0 FC3-6 1B			0-0 F3	4	0	1	0	0	1	1									
Claudell Washington, L OBP: 0.314, SLG: 0.447		0-0 F7			0-0 4-3		0-0 FC3-6 1-2			3	0	0	0	0	0	1									
Greg Pryor, R OBP: 0.337, SLG: 0.352		0-0 5-3			0-0 6-3		0-3 K			3	0	0	0	0	1	1									
Bill Nahorodny, R OBP: 0.304, SLG: 0.452			0-0 1-4-3			0-0 6-3		0-0 F8		3	0	0	0	0	0	0									
Jim Morrison, R OBP: 0.316, SLG: 0.353			0-0 F7			0-0 1B 1B		4-0 G5-4-3 BB		2	0	1	0	1	0	0									
Inning Stats	R: 1 E: 0 K: 0 S: 3	H: 1 LOB: 0 BB: 1 P: 7	R: 0 E: 0 K: 0 S: 3	H: 0 LOB: 0 BB: 0 P: 3	R: 0 E: 0 K: 0 S: 3	H: 0 LOB: 0 BB: 0 P: 3	R: 0 E: 0 K: 1 S: 5	H: 0 LOB: 0 BB: 0 P: 5	R: 0 E: 0 K: 0 S: 2	H: 2 LOB: 2 BB: 0 P: 6	R: 0 E: 0 K: 0 S: 4	H: 1 LOB: 1 BB: 0 P: 4	R: 0 E: 0 K: 0 S: 3	H: 0 LOB: 0 BB: 1 P: 6	R: 0 E: 0 K: 0 S: 4	H: 1 LOB: 1 BB: 0 P: 4	1B: 5 2B: 0 3B: 0 HR: 0	SF: 0 SAC: 0 DP: 1 HBP: 0	WP: 0 PB: 0 SB: 0 CS: 0	PA: 33					
PITCHER	IP	WLS	BF	H	R	ER	SO	BB	IBB	HBP	BLK	WP	HR	S	P	ERA	WHIP								
Larry Gura, L ERA: 5.2	9.0	W	32	5	1	1	2	2	0	0	0	0	0	34	42	1.00	0.778								

Batter	1	2	3	4	5	6	7	8	9	AB	R	H	RBI	BB	SO	LOB	TOP			
Al Bumby, L OBP: 0.330, SLG: 0.358 (1, 8)										6	1	3	0	0	1	2	Baltimore Orioles @ Kansas City Royals Royals Stadium, Kansas City, MO Fri Jul 27 1979, 8:05 PM EDT Att: 33,629 - Unknown			
Kiko Garcia, R OBP: 0.312, SLG: 0.377 (1, 6)										4	1	1	0	0	0	1				
Gary Roenicke, R OBP: 0.405, SLG: 0.506 (8, 7)										0	0	0	0	0	0	0				
Ken Singleton, S OBP: 0.409, SLG: 0.556 (1, 9)										4	1	2	3	1	0	0				
Mark Belanger, R OBP: 0.263, SLG: 0.218 (8, 6)										0	0	0	0	0	0	0				
Eddie Murray, S OBP: 0.374, SLG: 0.457 (1, 3)										4	0	1	0	1	1	4				
John Lowenstein, L OBP: 0.385, SLG: 0.523 (1, 7)										5	0	0	0	0	2	5				
Doug DeCinces, R OBP: 0.360, SLG: 0.438 (1, 5)										2	3	0	0	3	1	1				
Lee May, R OBP: 0.325, SLG: 0.485 (1, 10)										4	2	3	2	1	0	1				
Rich Dauer, R OBP: 0.304, SLG: 0.353 (1, 4)										5	0	2	1	0	1	3				
Rick Dempsey, R OBP: 0.325, SLG: 0.371 (1, 2)										5	0	2	1	0	1	3				
Inning Stats	R: 3 E: 0 K: 2 S: 12	H: 5 LOB: 2 BB: 0 P: 12	R: 0 E: 0 K: 2 S: 9	H: 2 LOB: 3 BB: 1 P: 13	R: 2 E: 0 K: 0 S: 4	H: 1 LOB: 0 BB: 1 P: 8	R: 0 E: 0 K: 0 S: 3	H: 0 LOB: 1 BB: 1 P: 7	R: 0 E: 0 K: 1 S: 5	H: 1 LOB: 1 BB: 1 P: 9	R: 1 E: 0 K: 1 S: 5	H: 1 LOB: 1 BB: 2 P: 13	R: 0 E: 0 K: 0 S: 3	H: 1 LOB: 0 BB: 0 P: 3	R: 2 E: 2 K: 0 S: 7	H: 3 LOB: 2 BB: 0 P: 7	1B: 10 2B: 2 3B: 0 HR: 2	SF: 0 SAC: 1 DP: 1 HBP: 0	WP: 0 PB: 0 SB: 0 CS: 1	PA: 46
PITCHER	IP WLS BF H R ER SO BB IBB HBP BLK WP HR S P ERA WHIP																			
Dennis Leonard, R ERA: 4.53 (1, 1)	2.0 L 16 8 5 5 4 1 1 0 0 0 2 22 30 22.50 4.500																			
Eduardo Rodriguez, R ERA: 4.58 (3, 1)	7.0 30 6 3 1 3 4 0 0 0 0 0 0 32 48 1.29 1.429																			

Batter	1	2	3	4	5	6	7	8	9	AB	R	H	RBI	BB	SO	LOB	BOTTOM					
Frank White, R OBP: 0.287, SLG: 0.391 (1, 4)										4	0	0	0	0	2	1	Baltimore Orioles @ Kansas City Royals Royals Stadium, Kansas City, MO Fri Jul 27 1979, 8:05 PM EDT Att: 33,629 - Unknown					
John Wathan, R OBP: 0.248, SLG: 0.331 (1, 10)										4	0	0	0	0	1	1						
Amos Otis, R OBP: 0.376, SLG: 0.450 (1, 8)										4	0	2	0	0	0	0						
George Brett, L OBP: 0.374, SLG: 0.525 (1, 5)										4	0	0	0	0	0	2						
Al Cowens, R OBP: 0.356, SLG: 0.427 (1, 9)										3	0	0	0	0	0	0						
Darrell Porter, L OBP: 0.423, SLG: 0.478 (1, 2)										2	0	0	0	1	1	0						
George Scott, R OBP: 0.316, SLG: 0.365 (1, 3)										3	0	0	0	0	3	1						
Freddie Patek, R OBP: 0.281, SLG: 0.306 (1, 6)										3	0	1	0	0	0	1						
Willie Wilson, S OBP: 0.341, SLG: 0.415 (1, 7)										3	0	0	0	0	1	2						
Inning Stats	R: 0 E: 0 K: 2 S: 8	H: 1 LOB: 1 BB: 0 P: 8	R: 0 E: 0 K: 2 S: 7	H: 0 LOB: 0 BB: 0 P: 7	R: 0 E: 0 K: 0 S: 4	H: 1 LOB: 1 BB: 0 P: 4	R: 0 E: 0 K: 0 S: 3	H: 0 LOB: 0 BB: 0 P: 3	R: 0 E: 0 K: 1 S: 5	H: 0 LOB: 0 BB: 1 P: 11	R: 0 E: 0 K: 1 S: 5	H: 0 LOB: 0 BB: 0 P: 5	R: 0 E: 0 K: 0 S: 3	H: 0 LOB: 0 BB: 0 P: 3	R: 0 E: 0 K: 1 S: 5	H: 0 LOB: 0 BB: 0 P: 5	R: 0 E: 0 K: 0 S: 4	H: 1 LOB: 1 BB: 0 P: 4	1B: 2 2B: 1 3B: 0 HR: 0	SF: 0 SAC: 0 DP: 0 HBP: 0	WP: 0 PB: 0 SB: 0 CS: 0	PA: 31
PITCHER	IP WLS BF H R ER SO BB IBB HBP BLK WP HR S P ERA WHIP																					
Mike Flanagan, L ERA: 3.59 (1, 1)	9.0 W 31 3 0 0 8 1 0 0 0 0 0 0 46 50 0.00 0.444																					

Batter	1	2	3	4	5	6	7	8	9	AB	R	H	RBI	BB	SO	LOB	TOP										
Al Bumby, L OBP: 0.328, SLG: 0.356 (1, 8)	F7		S 1B		F7		6-3		4-3	5	0	1	0	0	0	2											
Kiko Garcia, R OBP: 0.311, SLG: 0.373 (1, 6)	K		P4 1-2			K		2B BB		3	1	0	0	1	2	1											
Ken Singleton, S OBP: 0.410, SLG: 0.557 (1, 9)	E BB			6-3		FC6 2B		L6		3	0	1	0	1	0	1											
Eddie Murray, S OBP: 0.375, SLG: 0.459 (1, 3)	F7 1-2			4-3		FC6 BB		WP 1-H 1B 2B		3	1	1	1	1	0	1											
Doug DeCinces, R OBP: 0.355, SLG: 0.430 (1, 5)		5-3		F7		FC6 1-2 2-3		6-3		4	0	0	0	0	0	3											
Lee May, R OBP: 0.324, SLG: 0.482 (1, 10)	K				F8	F9				4	0	1	1	0	1	2											
Gary Roenicke, R OBP: 0.301, SLG: 0.594 (1, 7)																											
John Lowenstein, L OBP: 0.387, SLG: 0.536 (6, 7)	K					1B HBP		5-3 3B		1	0	0	0	0	1	0											
Rich Dauer, R OBP: 0.301, SLG: 0.350 (1, 4)			5-3		F9					3	0	0	1	0	0	1											
Pat Kelly, L OBP: 0.407, SLG: 0.538 (9, PH)								E4 G1-6-3		1	0	0	0	0	0	0											
Dave Skaggs, R OBP: 0.297, SLG: 0.256 (1, 2)			F2							3	0	1	0	0	1	0											
Terry Crowley, L OBP: 0.378, SLG: 0.432 (9, PH)						1B		G1-6-3 1-2		1	0	0	0	0	0	1											
Inning Stats	R: 0 E: 1 K: 1 S: 5	H: 0 LOB: 1 BB: 1 P: 9	R: 0 E: 0 K: 2 S: 7	H: 0 LOB: 0 BB: 0 P: 7	R: 0 E: 0 K: 0 S: 4	H: 1 LOB: 1 BB: 0 P: 4	R: 0 E: 0 K: 0 S: 3	H: 0 LOB: 0 BB: 0 P: 3	R: 0 E: 0 K: 0 S: 4	H: 1 LOB: 2 BB: 0 P: 5	R: 0 E: 0 K: 1 S: 6	H: 1 LOB: 0 BB: 1 P: 10	R: 1 E: 0 K: 1 S: 6	H: 1 LOB: 0 BB: 0 P: 6	R: 2 E: 0 K: 0 S: 5	H: 2 LOB: 1 BB: 1 P: 9	R: 0 E: 1 K: 0 S: 3	H: 0 LOB: 0 BB: 0 P: 3	1B: 3 2B: 2 3B: 1 HR: 0	SF: 0 SAC: 0 DP: 1 HBP: 1	WP: 1 PB: 0 SB: 1 CS: 0	PA: 37					
PITCHER	IP	WLS	BF	H	R	ER	SO	BB	IBB	HBP	BLK	WP	HR	S	P	ERA	WHIP										
Rich Gale, R ERA: 5.32 (1, 1)	7.1	W	31	5	3	3	5	3	0	1	0	0	0	37	50	3.68	1.091										
Dan Quisenberry, R ERA: 2.13 (8, 1)	1.2		6	1	0	0	0	0	0	0	0	1	0	6	6	0.00	0.600										

Baltimore Orioles @ Kansas City Royals
Royals Stadium, Kansas City, MO
Sat Jul 28 1979, 8:05 PM EDT
Att: 40,448 - Unknown

AB 33
R 3
H 6
RBI 3
BB 3
SO 5
LOB 13



Batter	1	2	3	4	5	6	7	8	9	AB	R	H	RBI	BB	SO	LOB	BOTTOM										
Willie Wilson, S OBP: 0.342, SLG: 0.414 (1, 7)	1-3		S 1B		HR 1B	F7		K		5	1	2	0	0	1	3											
Steve Braun, L OBP: 0.377, SLG: 0.385 (1, 10)	4-0		F7		HR BB			6-3		2	2	1	1	2	0	1											
Jerry Terrell, R OBP: 0.385, SLG: 0.538 (6, FR)	1B SF7 BB		1-2		HR BB	1-2 2-H 1B				0	0	0	0	0	0	0											
Jamie Quirk, L OBP: 0.308, SLG: 0.395 (6, PH)			P6		HR	K				1	0	0	0	0	0	1											
George Brett, L OBP: 0.376, SLG: 0.532 (1, 5)	1-3 1B		2-3		1-H 2-H HR					4	1	2	3	0	1	3											
Darrell Porter, L OBP: 0.419, SLG: 0.473 (1, 2)	SF7 1-2 3-H			E8 1B	F7			F7		3	1	0	1	0	0	0											
Ralph LaCock, L OBP: 0.349, SLG: 0.386 (1, 3)	K			F7				BB		3	0	1	0	1	1	2											
Amos Otis, R OBP: 0.375, SLG: 0.448 (1, 8)		6-3		5-3 1B	F9			P4		4	0	1	1	0	0	2											
Al Cowens, R OBP: 0.351, SLG: 0.421 (1, 9)		4-3		5-3		6-3		F7		4	0	0	0	0	0	2											
U L Washington, S OBP: 0.307, SLG: 0.336 (1, 4)		4-3		G3				S 1B 1B		3	1	1	0	1	0	1											
Frank White, R OBP: 0.287, SLG: 0.391 (9, 4)								SH1 BB		0	0	0	0	0	0	0											
Freddie Patek, R OBP: 0.285, SLG: 0.312 (1, 6)			F9			1B 2B		SH1		2	0	1	0	1	0	0											
Inning Stats	R: 1 E: 0 K: 1 S: 6	H: 1 LOB: 1 BB: 1 P: 10	R: 0 E: 0 K: 0 S: 3	H: 0 LOB: 0 BB: 0 P: 3	R: 0 E: 0 K: 0 S: 4	H: 1 LOB: 1 BB: 0 P: 4	R: 1 E: 1 K: 0 S: 5	H: 1 LOB: 0 BB: 0 P: 5	R: 3 E: 0 K: 0 S: 6	H: 4 LOB: 1 BB: 1 P: 10	R: 1 E: 0 K: 1 S: 7	H: 2 LOB: 2 BB: 1 P: 11	R: 0 E: 0 K: 0 S: 3	H: 0 LOB: 1 BB: 1 P: 7	R: 0 E: 0 K: 1 S: 5	H: 0 LOB: 1 BB: 1 P: 9	1B: 7 2B: 1 3B: 0 HR: 1	SF: 1 SAC: 1 DP: 0 HBP: 0	WP: 0 PB: 0 SB: 4 CS: 0	PA: 38							
PITCHER	IP	WLS	BF	H	R	ER	SO	BB	IBB	HBP	BLK	WP	HR	S	P	ERA	WHIP										
Dennis Martinez, R ERA: 3.85 (1, 1)	4.2	L	23	7	5	4	1	2	0	0	0	0	0	23	31	7.71	1.929										
Sammy Stewart, R ERA: 3.28 (5, 1)	3.1		15	2	1	1	2	3	0	0	0	0	0	16	28	2.70	1.500										

Baltimore Orioles @ Kansas City Royals
Royals Stadium, Kansas City, MO
Sat Jul 28 1979, 8:05 PM EDT
Att: 40,448 - Unknown

AB 31
R 6
H 9
RBI 6
BB 5
SO 3
LOB 15



Batter	1	2	3	4	5	6	7	8	9	AB	R	H	RBI	BB	SO	LOB	TOP			
Alfredo Griffin, S OBP: 0.304, SLG: 0.308	0-0 1B		0-0 4-3			0-0 6-3			0-0 1B	4	0	2	0	0	0	0				
Danny Aings, R OBP: 0.285, SLG: 0.301	0-0 L8		0-0 1-3			0-0 4-3			0-0 G1-6-3	3	0	0	0	0	0	1				
Luis Gomez, R OBP: 0.284, SLG: 0.286									0-0 G1-6-3	1	0	0	0	0	0	1				
Roy Howell, L OBP: 0.322, SLG: 0.399	0-0 F2			4-0 BB					0-0 L8	2	0	0	0	1	0	1				
Rico Carty, R OBP: 0.333, SLG: 0.381	0-0 F7			0-0 G1-4-3					0-0 L3	3	0	0	0	0	0	2				
Otto Velez, R OBP: 0.383, SLG: 0.572		0-0 F2		0-0 1-3					0-0 P4	3	0	0	0	0	0	0				
Rick Rosetti, R OBP: 0.288, SLG: 0.358				0-3 K					0-0 P4	3	0	1	0	0	1	0				
Rick Cerone, R OBP: 0.301, SLG: 0.331				0-3 K					0-0 F2	3	0	0	0	0	1	1				
Craig Kusick, R OBP: 0.242, SLG: 0.413				0-0 FC6-4					0-0 2-3	3	0	0	0	0	0	1				
AJ Woods, L OBP: 0.335, SLG: 0.382				0-0 F9					0-0 P5	3	0	0	0	0	0	0				
Inning Stats	R: 0 E: 0 K: 0 S: 4	H: 1 LOB: 1 BB: 0 P: 4	R: 0 E: 0 K: 1 S: 6	H: 1 LOB: 1 BB: 0 P: 6	R: 0 E: 0 K: 0 S: 3	H: 0 LOB: 0 BB: 0 P: 3	R: 0 E: 0 K: 0 S: 2	H: 0 LOB: 0 BB: 1 P: 6	R: 0 E: 0 K: 1 S: 5	H: 0 LOB: 0 BB: 0 P: 5	R: 0 E: 0 K: 0 S: 3	H: 0 LOB: 0 BB: 0 P: 3	R: 0 E: 0 K: 0 S: 3	H: 0 LOB: 0 BB: 0 P: 3	R: 0 E: 0 K: 0 S: 3	H: 1 LOB: 0 BB: 0 P: 3	1B: 3 2B: 0 3B: 0 HR: 0	SF: 0 SAC: 0 DP: 2 HBP: 0	WP: 0 PB: 0 SB: 0 CS: 0	PA: 29
PITCHER Larry Gura, L ERA: 4.89	IP: 9.0 WLS: W BF: 29 H: 3 R: 0 ER: 0 SO: 2 BB: 1 IBB: 0 HBP: 0 BLK: 0 WP: 0 HR: 0 S: 32 P: 36 ERA: 0.00 WHIP: 0.444																			

Toronto Blue Jays @ Kansas City Royals
 Royals Stadium, Kansas City, MO
 Mon Jul 30 1979, 8:05 PM EDT
 Att: 31,572 - Unknown - 76 F

AB 28
 R 0
 H 3
 RBI 0
 BB 1
 SO 2
 LOB 7





Batter	1	2	3	4	5	6	7	8	9	AB	R	H	RBI	BB	SO	LOB	BOTTOM			
Willie Wilson, S OBP: 0.342, SLG: 0.409	1-0 1B 5-3 HBP		0-0 4-3			0-0 P4			0-0 G3	3	2	0	0	1	0	3				
Frank White, R OBP: 0.288, SLG: 0.389	0-0 1B 5-3		0-0 6-3			0-0 FC6-4			0-0 P4	4	1	1	1	1	0	3				
Amos Otis, R OBP: 0.369, SLG: 0.439	0-0 1B 5-3		0-0 5-3			0-3 K			0-0 5-3	5	1	0	2	0	1	3				
George Brett, L OBP: 0.378, SLG: 0.535	0-0 F7					0-0 G3			0-0 1B	3	2	1	0	1	0	1				
Jerry Terrell, R OBP: 0.365, SLG: 0.538				WP 3-4 2B		0-0 G3			0-0 1B	0	0	0	0	0	0	0				
Darrell Porter, L OBP: 0.421, SLG: 0.475	4-0 1B BB		0-0 3-4			0-0 F9			0-0 WP	3	0	1	3	1	0	0				
Ralph LaCock, L OBP: 0.348, SLG: 0.386	0-0 1B		0-0 6-3			0-0 F8			0-0 F9	3	0	1	1	0	0	0				
George Scott, R OBP: 0.314, SLG: 0.370						0-0 F9			0-0 1B	1	0	0	0	0	0	1				
Al Cowens, R OBP: 0.349, SLG: 0.415	0-0 FC6-4					0-0 BB			0-0 4-3	3	1	1	0	1	0	2				
Jamie Quirk, L OBP: 0.318, SLG: 0.381		0-0 5-3				4-0 1B			0-0 2B	3	1	1	0	1	0	0				
Freddie Patek, R OBP: 0.288, SLG: 0.322						0-0 FC6-4			0-0 F7	4	1	2	1	0	2	2				
Todd Cruz, R OBP: 0.226, SLG: 0.296						0-3 K			0-3 K	0	0	0	0	0	0	0				
Inning Stats	R: 2 E: 0 K: 0 S: 5	H: 2 LOB: 2 BB: 1 P: 10	R: 0 E: 0 K: 0 S: 4	H: 1 LOB: 1 BB: 0 P: 4	R: 1 E: 0 K: 0 S: 4	H: 1 LOB: 0 BB: 0 P: 4	R: 0 E: 0 K: 1 S: 6	H: 1 LOB: 2 BB: 1 P: 10	R: 0 E: 0 K: 1 S: 5	H: 0 LOB: 0 BB: 0 P: 5	R: 6 E: 0 K: 0 S: 6	H: 3 LOB: 1 BB: 4 P: 22	R: 0 E: 0 K: 1 S: 5	H: 0 LOB: 0 BB: 0 P: 5	R: 0 E: 0 K: 0 S: 3	H: 0 LOB: 0 BB: 0 P: 3	1B: 6 2B: 2 3B: 0 HR: 0	SF: 0 SAC: 0 DP: 0 HBP: 1	WP: 2 PB: 0 SB: 1 CS: 0	PA: 39
PITCHER Dave Stieb, R ERA: 3.73	IP: 5.1 WLS: L BF: 27 H: 7 R: 6 ER: 6 SO: 2 BB: 3 IBB: 0 HBP: 1 BLK: 0 WP: 1 HR: 0 S: 27 P: 40 ERA: 10.12 WHIP: 1.875																			
Dave Freisleben, R ERA: 5.69	0.1 5 1 2 2 0 2 1 0 0 0 0 2 14 54.00 9.000																			
Balor Moore, L ERA: 3.76	2.1 7 0 1 1 1 0 0 0 0 0 1 0 9 9 3.86 0.000																			

Toronto Blue Jays @ Kansas City Royals
 Royals Stadium, Kansas City, MO
 Mon Jul 30 1979, 8:05 PM EDT
 Att: 31,572 - Unknown - 76 F

AB 32
 R 9
 H 8
 RBI 8
 BB 6
 SO 3
 LOB 15



Batter	1	2	3	4	5	6	7	8	9	AB	R	H	RBI	BB	SO	LOB	TOP										
Alfredo Griffin, S OBP: 0.310, SLG: 0.319	0-0 2B	0-0 3B		0-0 1-3		0-0 FC6-4		0-0 1B		5	2	4	1	0	0	0	Toronto Blue Jays @ Kansas City Royals Royals Stadium, Kansas City, MO Tue Jul 31 1979, 8:05 PM EDT Att: 22,156 - Unknown - 80 F 										
Rick Bosetti, R OBP: 0.290, SLG: 0.365	0-0 1B	0-0 3B		0-3 K		0-0 FC6-4		0-0 4-3		5	2	2	2	0	1	4											
Roy Howell, L OBP: 0.323, SLG: 0.405	0-3 K	0-0 2B			0-0 G3		0-0 G3		0-0 F7		5	0	2	1	0	1											
Rico Carty, R OBP: 0.333, SLG: 0.381 Joe Cannon, L OBP: 0.179, SLG: 0.224	0-0 1B	0-0 F9			0-0 6-3		0-0 6-3		0-0 L4-3		5	0	2	0	0	2											
John Mayberry, L OBP: 0.370, SLG: 0.462	0-0 FC5-4	0-0 4-3			0-0 G3		0-0 FC5-4		0-0 L4-3		5	0	1	1	0	4											
Otto Velez, R OBP: 0.385, SLG: 0.566	0-0 1-2			0-0 CS		0-3 K		0-0 FC5-4		2	0	0	0	2	1	2											
Al Woods, L OBP: 0.331, SLG: 0.377	0-3 K			0-3 K		0-3 K		0-0 6-3		4	0	0	0	0	3	3											
Rick Cerone, R OBP: 0.301, SLG: 0.328		0-0 5-3		0-0 6-3		1-0 1B		0-3 K		3	0	0	0	0	1	0											
Tim Johnson, L OBP: 0.213, SLG: 0.119		0-0 3B		0-0 F7		0-0 F7		0-0 1B		2	1	0	0	2	0	1											
Inning Stats	R: 2 E: 0 K: 2 S: 10	H: 3 LOB: 2 BB: 1 P: 14	R: 3 E: 0 K: 0 S: 6	H: 3 LOB: 1 BB: 1 P: 10	R: 0 E: 0 K: 1 S: 4	H: 0 LOB: 0 BB: 1 P: 8	R: 0 E: 0 K: 1 S: 5	H: 1 LOB: 1 BB: 0 P: 6	R: 0 E: 0 K: 1 S: 6	H: 1 LOB: 2 BB: 0 P: 7	R: 0 E: 0 K: 0 S: 4	H: 1 LOB: 1 BB: 0 P: 4	R: 0 E: 0 K: 1 S: 6	H: 1 LOB: 2 BB: 1 P: 10	R: 0 E: 0 K: 0 S: 3	H: 1 LOB: 1 BB: 0 P: 3		1B: 6 2B: 4 3B: 2 HR: 0	SF: 0 SAC: 0 DP: 1 HBP: 1	WP: 0 PB: 0 SB: 0 CS: 1	PA: 41						
PITCHER	IP	WLS	BF	H	R	ER	SO	BB	IBB	HBP	BLK	WP	HR	S	P	ERA	WHIP										
Dennis Leonard, R ERA: 4.83	1.1		11	5	5	5	2	2	0	0	0	0	0	13	21	33.75	5.250										
Marty Pattin, R ERA: 4.29	6.1	W	26	5	0	0	5	2	0	1	0	0	0	33	42	0.00	1.105										
Dan Quisenberry, R ERA: 1.84	0.2		3	1	0	0	0	0	0	0	0	0	0	3	3	0.00	1.500										
Al Hrabosky, L ERA: 4.17	0.2	S	1	0	0	0	0	0	0	0	0	0	0	1	1	0.00	0.000										

Batter	1	2	3	4	5	6	7	8	9	AB	R	H	RBI	BB	SO	LOB	BOTTOM										
Freddie Patek, R OBP: 0.286, SLG: 0.319	0-0 P6	0-0 FC4		0-0 5-3		0-0 F8	0-0 FC6-4			5	0	1	1	0	0	3	Toronto Blue Jays @ Kansas City Royals Royals Stadium, Kansas City, MO Tue Jul 31 1979, 8:05 PM EDT Att: 22,156 - Unknown - 80 F 										
Frank White, R OBP: 0.291, SLG: 0.389	0-3 K	0-3 K		0-0 S		0-0 FC6-4	0-3 K			5	0	2	0	0	3	4											
Amos Otis, R OBP: 0.367, SLG: 0.437	0-0 2B	0-0 FC4		0-0 F8		0-0 SF7		0-3 K		4	1	1	1	0	1	3											
George Brett, L OBP: 0.379, SLG: 0.540 U.I. Washington, S OBP: 0.301, SLG: 0.329 Jerry Terrell, R OBP: 0.385, SLG: 0.538	0-0 2B		0-0 SF8	0-0 F7		0-0 FC6-4		0-0 4-3		3	1	2	1	0	0	1											
Al Cowens, R OBP: 0.353, SLG: 0.419	1-0 HBP		0-0 E4		0-0 1B		0-0 F8	0-0 5-3		4	1	2	0	0	0	1											
Darrell Porter, L OBP: 0.417, SLG: 0.470	0-0 F8		0-3 K		0-0 P3		0-0 F8			4	0	0	0	0	1	6											
George Scott, R OBP: 0.323, SLG: 0.385		0-0 2B	0-0 BB	0-0 CS		0-0 1B		0-0 HR		2	2	2	2	2	0	0											
John Wathan, R OBP: 0.238, SLG: 0.319 Ralph LaCock, L OBP: 0.351, SLG: 0.388		0-0 F9	0-0 SF8		0-3 K		0-0 FC6-4	0-0 1B		2	0	0	1	0	1	3											
Willie Wilson, S OBP: 0.346, SLG: 0.416		0-0 1B	0-0 P4		0-0 1B		0-0 FC6-4	0-0 1B		4	1	3	0	0	0	2											
Inning Stats	R: 1 E: 0 K: 1 S: 7	H: 2 LOB: 0 BB: 0 P: 8	R: 1 E: 0 K: 1 S: 7	H: 2 LOB: 2 BB: 1 P: 11	R: 1 E: 1 K: 1 S: 7	H: 1 LOB: 2 BB: 1 P: 11	R: 0 E: 0 K: 0 S: 4	H: 1 LOB: 1 BB: 0 P: 4	R: 0 E: 0 K: 1 S: 6	H: 2 LOB: 2 BB: 0 P: 6	R: 1 E: 0 K: 0 S: 5	H: 2 LOB: 1 BB: 0 P: 5	R: 2 E: 1 K: 1 S: 9	H: 4 LOB: 2 BB: 0 P: 9	R: 0 E: 0 K: 1 S: 5	H: 0 LOB: 0 BB: 0 P: 5		1B: 9 2B: 5 3B: 0 HR: 1	SF: 2 SAC: 0 DP: 1 HBP: 1	WP: 0 PB: 0 SB: 2 CS: 1	PA: 41						
PITCHER	IP	WLS	BF	H	R	ER	SO	BB	IBB	HBP	BLK	WP	HR	S	P	ERA	WHIP										
Tom Underwood, L ERA: 3.72	5.1		29	10	4	3	4	2	0	1	0	0	0	34	43	5.06	2.250										
Jesse Jefferson, R ERA: 4.97	1.0	L	6	3	2	2	0	0	0	0	0	0	1	6	6	18.00	3.000										
Tom Buskey, R ERA: 2.56	1.2		6	1	0	0	2	0	0	0	0	0	0	10	10	0.00	0.600										

Batter	1	2	3	4	5	6	7	8	9	AB	R	H	RBI	BB	SO	LOB	TOP			
Alfredo Griffin, S OBP: 0.309, SLG: 0.319 (1, 6)										4	1	1	0	0	0	0	Toronto Blue Jays @ Kansas City Royals Royals Stadium, Kansas City, MO Wed Aug 01 1979, 8:05 PM EDT Att: 24,077 - Unknown - 83 F			
Rick Bosetti, R OBP: 0.291, SLG: 0.366 (1, 8)										5	0	2	0	0	0	0				
Roy Howell, L OBP: 0.324, SLG: 0.411 (1, 5)										3	1	1	1	1	0	2				
Rico Carty, R OBP: 0.330, SLG: 0.377 (1, 10)										4	0	0	0	0	0	3				
John Mayberry, L OBP: 0.374, SLG: 0.464 (8, PR)										3	0	2	0	1	0	0				
Bob Bailor, R OBP: 0.291, SLG: 0.252 (8, PR)										0	0	0	0	0	0	0				
Tim Johnson, L OBP: 0.213, SLG: 0.119 (8, 3)										0	0	0	0	0	0	0				
Otto Velez, R OBP: 0.392, SLG: 0.581 (1, 9)										4	1	3	1	0	0	1				
Al Woods, L OBP: 0.330, SLG: 0.379 (1, 7)										4	0	1	0	0	0	5				
Rick Cerone, R OBP: 0.297, SLG: 0.323 (1, 2)										4	0	0	1	0	0	5				
Luis Gomez, R OBP: 0.276, SLG: 0.277 (1, 4)										3	0	0	0	0	0	1				
Tony Solaita, L OBP: 0.444, SLG: 0.452 (9, PH)										0	0	0	0	1	0	0				
Joe Cannon, L OBP: 0.179, SLG: 0.224 (9, PR)										0	0	0	0	0	0	0				
Inning Stats	R: 0 E: 0 K: 0 S: 3	H: 0 LOB: 0 BB: 0 P: 3	R: 0 E: 0 K: 0 S: 5	H: 2 LOB: 2 BB: 0 P: 5	R: 0 E: 0 K: 0 S: 3	H: 0 LOB: 0 BB: 0 P: 3	R: 1 E: 0 K: 0 S: 5	H: 2 LOB: 2 BB: 1 P: 9	R: 1 E: 0 K: 0 S: 5	H: 2 LOB: 1 BB: 0 P: 5	R: 1 E: 0 K: 0 S: 4	H: 1 LOB: 1 BB: 0 P: 4	R: 0 E: 0 K: 0 S: 2	H: 0 LOB: 0 BB: 1 P: 6	R: 0 E: 0 K: 0 S: 4	H: 1 LOB: 2 BB: 1 P: 8	1B: 6 2B: 3 3B: 1 HR: 0	SF: 1 SAC: 1 DP: 1 HBP: 0	WP: 0 PB: 0 SB: 0 CS: 0	PA: 39
PITCHER	IP WLS BF H R ER SO BB IBB HBP BLK WP HR S P ERA WHIP																			
Rich Gale, R ERA: 5.26 (1, 1)	7.0 W 32 9 3 3 0 2 0 0 0 0 0 0 30 38 3.86 1.571																			
Dan Quisenberry, R ERA: 1.95 (8, 1)	1.2 6 1 0 0 0 1 0 0 0 0 0 0 5 9 0.00 1.200																			
Al Hrabosky, L ERA: 4.14 (9, 1)	0.1 S 1 0 0 0 0 0 0 0 0 0 0 0 1 1 0.00 0.000																			

Batter	1	2	3	4	5	6	7	8	9	AB	R	H	RBI	BB	SO	LOB	BOTTOM			
Willie Wilson, S OBP: 0.345, SLG: 0.414 (1, 7)										4	1	1	0	0	0	4	Toronto Blue Jays @ Kansas City Royals Royals Stadium, Kansas City, MO Wed Aug 01 1979, 8:05 PM EDT Att: 24,077 - Unknown - 83 F			
Frank White, R OBP: 0.287, SLG: 0.383 (1, 4)										4	1	0	0	0	1	2				
Amos Otis, R OBP: 0.364, SLG: 0.433 (1, 8)										4	0	0	0	0	0	2				
George Brett, L OBP: 0.383, SLG: 0.546 (1, 10)										4	1	3	2	0	0	0				
Darrell Porter, L OBP: 0.418, SLG: 0.469 (1, 2)										3	0	1	1	1	0	1				
Ralph LaCock, L OBP: 0.349, SLG: 0.386 (1, 3)										4	1	1	0	0	0	3				
Al Cowens, R OBP: 0.351, SLG: 0.417 (1, 9)										4	0	1	0	0	0	1				
Jamie Quirk, L OBP: 0.354, SLG: 0.413 (1, 5)										4	0	3	1	0	0	0				
Jerry Terrell, R OBP: 0.365, SLG: 0.538 (9, 5)										0	0	0	0	0	0	0				
Freddie Patek, R OBP: 0.284, SLG: 0.317 (1, 6)										2	0	0	0	0	0	3				
Inning Stats	R: 1 E: 0 K: 1 S: 7	H: 2 LOB: 2 BB: 1 P: 11	R: 0 E: 0 K: 0 S: 4	H: 1 LOB: 1 BB: 0 P: 4	R: 0 E: 0 K: 0 S: 4	H: 1 LOB: 1 BB: 0 P: 4	R: 1 E: 0 K: 0 S: 5	H: 3 LOB: 1 BB: 0 P: 5	R: 2 E: 0 K: 0 S: 6	H: 2 LOB: 1 BB: 0 P: 6	R: 0 E: 0 K: 0 S: 4	H: 1 LOB: 1 BB: 0 P: 4	R: 0 E: 0 K: 0 S: 3	H: 0 LOB: 0 BB: 0 P: 3	R: 0 E: 0 K: 0 S: 3	H: 0 LOB: 0 BB: 0 P: 3	1B: 8 2B: 2 3B: 0 HR: 0	SF: 0 SAC: 1 DP: 1 HBP: 0	WP: 0 PB: 0 SB: 0 CS: 0	PA: 35
PITCHER	IP WLS BF H R ER SO BB IBB HBP BLK WP HR S P ERA WHIP																			
Phil Huffman, R ERA: 5.95 (1, 1)	4.1 L 23 9 4 3 1 0 0 0 0 0 0 0 24 28 6.23 2.308																			
Dave Freisleben, R ERA: 5.19 (5, 1)	3.2 12 1 0 0 0 0 0 0 0 0 0 0 12 12 0.00 0.273																			

livebaseballscorecards.com

AB 34
R 3
H 10
RBI 3
BB 3
SO 0
LOB 17

livebaseballscorecards.com

AB 33
R 4
H 10
RBI 4
BB 1
SO 1
LOB 16

Batter	1	2	3	4	5	6	7	8	9	AB	R	H	RBI	BB	SO	LOB	TOP																					
Freddie Patek, R OBP: 0.280, SLG: 0.312	5-3		K	5-3			F9			4	0	0	0	0	1	2																						
Hal McRae, R OBP: 0.306, SLG: 0.429	L7		1B		5-3		HR			4	1	2	2	0	0	0																						
Amos Otis, R OBP: 0.363, SLG: 0.431	1B		L8		L8		F9			4	0	1	0	0	0	1																						
George Brett, L OBP: 0.379, SLG: 0.542 Jerry Terrell, R OBP: 0.395, SLG: 0.538	F8		6-3		4-3			1-3		4	0	0	0	0	0	2																						
Al Cowens, R OBP: 0.393, SLG: 0.421		E1			HR	2B		F7		4	2	2	0	0	0	0																						
Darrell Porter, L OBP: 0.416, SLG: 0.475	F7		HR		3-1			K		4	1	1	2	0	1	2																						
George Scott, R OBP: 0.318, SLG: 0.381	6-3		K		SF9			6-3		3	0	0	1	0	1	1																						
Frank White, R OBP: 0.287, SLG: 0.381	5-3		4-3					6-3		4	0	1	0	0	0	1																						
Willie Wilson, S OBP: 0.347, SLG: 0.419			S		CS	1B		1-3		3	1	1	0	1	1	0																						
Inning Stats	R: 0 E: 0 K: 0 S: 4	H: 1 LOB: 1 BB: 0 P: 4	R: 0 E: 1 K: 0 S: 4	H: 0 LOB: 0 BB: 0 P: 4	R: 1 E: 0 K: 1 S: 6	H: 1 LOB: 1 BB: 1 P: 10	R: 2 E: 0 K: 1 S: 8	H: 3 LOB: 1 BB: 0 P: 8	R: 0 E: 0 K: 0 S: 3	H: 0 LOB: 0 BB: 0 P: 3	R: 1 E: 0 K: 0 S: 4	H: 2 LOB: 0 BB: 0 P: 4	R: 1 E: 0 K: 1 S: 6	H: 1 LOB: 0 BB: 0 P: 6	R: 0 E: 0 K: 1 S: 5	H: 0 LOB: 0 BB: 0 P: 5	R: 0 E: 0 K: 0 S: 3	H: 0 LOB: 0 BB: 0 P: 3	1B: 4 2B: 1 3B: 1 HR: 2	SF: 1 SAC: 0 DP: 0 HBP: 0	WP: 0 PB: 0 SB: 2 CS: 1	PA: 37																
PITCHER	IP	WLS	BF	H	R	ER	SO	BB	IBB	HBP	BLK	WP	HR	S	P	ERA	WHIP	PITCHER				IP	WLS	BF	H	R	ER	SO	BB	IBB	HBP	BLK	WP	HR	S	P	ERA	WHIP
Pat Underwood, L ERA: 4.0	7.0	L	30	8	5	5	3	1	0	0	0	0	2	35	39	6.43	1.286																					
Jack Billingham, R ERA: 3.56	2.0		6	0	0	0	1	0	0	0	0	0	0	8	8	0.00	0.000																					

Kansas City Royals @ Detroit Tigers
Tiger Stadium, Detroit, MI
Fri Aug 03 1979, 7:05 PM EDT
Unknown - 76 F

AB 34
R 5
H 8
RBI 5
BB 1
SO 4
LOB 9



Batter	1	2	3	4	5	6	7	8	9	AB	R	H	RBI	BB	SO	LOB	BOTTOM																					
Ron LeFlore, R OBP: 0.349, SLG: 0.373	5-3	K		K		F9			G6-4-3	5	0	1	0	0	2	4																						
Lou Whitaker, L OBP: 0.382, SLG: 0.359 John Wockenfuss, R OBP: 0.298, SLG: 0.532	6-3	K		4-3			K		G6-4-3	4	0	0	0	0	2	4																						
Steve Kemp, L OBP: 0.412, SLG: 0.548	BB		HR	P5			HR			3	2	2	2	1	0	1																						
Jason Thompson, L OBP: 0.359, SLG: 0.379	K		FC3-6	1B		L4	4-3			4	0	1	0	0	1	1																						
Champ Summers, L OBP: 0.396, SLG: 0.513 Lynn Jones, R OBP: 0.343, SLG: 0.371		E	FC3-6	FC4-6			F7			1	1	0	0	2	0	1																						
Al Greene, L OBP: 0.231, SLG: 0.304 Jerry Morales, R OBP: 0.264, SLG: 0.380		BB	1B	FC4-6				6-3		2	0	0	0	1	1	2																						
Ed Putman, R OBP: 0.400, SLG: 0.692 Lance Parrish, R OBP: 0.356, SLG: 0.468		BB	1B	FC4-6			F6			2	0	0	0	1	1	3																						
Aurelio Rodriguez, R OBP: 0.282, SLG: 0.381		BB	F8			L7		6-3		4	0	1	1	0	0	2																						
Alan Trammell, R OBP: 0.324, SLG: 0.336		BB		4-3		F7			4-3	2	0	0	0	2	0	0																						
Inning Stats	R: 0 E: 0 K: 1 S: 5	H: 0 LOB: 1 BB: 1 P: 9	R: 1 E: 0 K: 3 S: 10	H: 1 LOB: 3 BB: 3 P: 22	R: 1 E: 0 K: 1 S: 7	H: 2 LOB: 2 BB: 1 P: 11	R: 0 E: 0 K: 1 S: 5	H: 0 LOB: 1 BB: 1 P: 9	R: 0 E: 0 K: 0 S: 3	H: 0 LOB: 0 BB: 0 P: 3	R: 1 E: 0 K: 1 S: 6	H: 1 LOB: 0 BB: 0 P: 6	R: 0 E: 0 K: 0 S: 3	H: 0 LOB: 0 BB: 0 P: 3	R: 0 E: 0 K: 0 S: 3	H: 1 LOB: 0 BB: 0 P: 3	1B: 3 2B: 0 3B: 0 HR: 2	SF: 0 SAC: 0 DP: 1 HBP: 0	WP: 0 PB: 0 SB: 2 CS: 0	PA: 38																		
PITCHER	IP	WLS	BF	H	R	ER	SO	BB	IBB	HBP	BLK	WP	HR	S	P	ERA	WHIP	PITCHER				IP	WLS	BF	H	R	ER	SO	BB	IBB	HBP	BLK	WP	HR	S	P	ERA	WHIP
Steve Busby, R ERA: 3.39	6.0	W	28	3	2	2	6	7	0	0	0	0	1	33	61	3.00	1.667																					
Steve Mingo, L ERA: 3.54	1.0		4	1	1	1	1	0	0	0	0	0	1	6	6	9.00	1.000																					
Dan Quisenberry, R ERA: 1.53	1.1		5	1	0	0	0	0	0	0	0	0	0	5	5	0.00	0.750																					
Al Hrabosky, L ERA: 4.08	0.2	S	1	0	0	0	0	0	0	0	0	0	0	1	1	0.00	0.000																					

Kansas City Royals @ Detroit Tigers
Tiger Stadium, Detroit, MI
Fri Aug 03 1979, 7:05 PM EDT
Unknown - 76 F

AB 31
R 3
H 5
RBI 3
BB 7
SO 7
LOB 19



Batter	1	2	3	4	5	6	7	8	9	AB	R	H	RBI	BB	SO	LOB	TOP															
Willie Wilson, S (1, 7) OBP: 0.345, SLG: 0.416										5	1	1	0	0	2	1	Kansas City Royals @ Detroit Tigers Tiger Stadium, Detroit, MI Fri Aug 03 1979, 7:05 PM EDT Att: 43,047 - Unknown															
Frank White, R (1, 4) OBP: 0.286, SLG: 0.379										4	1	1	0	0	0	0																
Hal McRae, R (1, 10) OBP: 0.313, SLG: 0.432										3	0	2	0	0	0	2																
Amos Otis, R (1, 8) OBP: 0.361, SLG: 0.428										3	0	0	0	0	2	3																
Al Cowens, R (1, 9) OBP: 0.355, SLG: 0.420										3	0	1	1	1	0	2																
George Scott, R (1, 3) OBP: 0.319, SLG: 0.380										3	0	1	0	0	1	1																
Ralph LaCock, L (8, PH) OBP: 0.348, SLG: 0.385										1	0	0	0	0	0	1																
John Wathan, R (1, 2) OBP: 0.233, SLG: 0.312										3	0	0	0	0	0	2																
U L Washington, S (9, PH) OBP: 0.295, SLG: 0.326										1	0	0	0	0	1	0																
Jerry Terrell, R (1, 5) OBP: 0.436, SLG: 0.733										2	1	1	1	1	0	0																
Jamie Quirk, L (9, PH) OBP: 0.347, SLG: 0.404										1	0	0	0	0	1	0																
Todd Cruz, R (1, 6) OBP: 0.218, SLG: 0.286										3	0	0	0	0	1	1																
Darrell Porter, L (9, PH) OBP: 0.417, SLG: 0.475										0	0	0	0	1	0	0																
Freddie Patek, R (9, PR) OBP: 0.280, SLG: 0.312										0	0	0	0	0	0	0																
Inning Stats	R: 2 E: 0 K: 1 S: 9	H: 4 LOB: 2 BB: 0 P: 9	R: 0 E: 0 K: 0 S: 3	H: 0 LOB: 0 BB: 0 P: 3	R: 0 E: 0 K: 1 S: 6	H: 1 LOB: 1 BB: 1 P: 6	R: 0 E: 0 K: 0 S: 3	H: 0 LOB: 1 BB: 1 P: 7	R: 0 E: 0 K: 1 S: 6	H: 1 LOB: 0 BB: 1 P: 6	R: 0 E: 0 K: 1 S: 4	H: 0 LOB: 0 BB: 1 P: 8	R: 1 E: 0 K: 2 S: 8	H: 1 LOB: 0 BB: 0 P: 8	R: 0 E: 0 K: 0 S: 3	H: 0 LOB: 1 BB: 1 P: 4	R: 0 E: 0 K: 2 S: 7	H: 0 LOB: 1 BB: 1 P: 11	1B: 6 2B: 1 3B: 0 HR: 1	SF: 0 SAC: 1 DP: 1 HBP: 1	WP: 1 PB: 0 SB: 0 CS: 1	PA: 37										
PITCHER	IP WLS BF H R ER SO BB IBB HBP BLK WP HR S P ERA WHIP																															
Bruce Robbins, L (1, 1) ERA: 3.75	6.0	26	7	3	3	4	2	0	0	0	1	1	32	40	4.50	1.500																
Aurelio Lopez, R (7, 1) ERA: 2.61	3.0	W 11	0	0	0	4	1	0	1	0	0	0	17	22	0.00	0.333																

Batter	1	2	3	4	5	6	7	8	9	AB	R	H	RBI	BB	SO	LOB	BOTTOM																
Ron LeFlore, R (1, 10) OBP: 0.351, SLG: 0.381										4	1	2	1	0	0	1	Kansas City Royals @ Detroit Tigers Tiger Stadium, Detroit, MI Fri Aug 03 1979, 7:05 PM EDT Att: 43,047 - Unknown																
Lou Whitaker, L (1, 4) OBP: 0.376, SLG: 0.355										3	0	0	0	0	0	1																	
Steve Kemp, L (1, 7) OBP: 0.411, SLG: 0.544										3	0	0	0	1	0	0																	
Jerry Morales, R (1, 9) OBP: 0.260, SLG: 0.376										3	0	0	1	0	0	0																	
Lance Parrish, R (1, 2) OBP: 0.355, SLG: 0.465										4	1	1	0	0	1	2																	
John Wockenfuss, R (1, 3) OBP: 0.306, SLG: 0.559										3	1	2	2	0	0	0																	
Lynn Jones, R (1, 8) OBP: 0.336, SLG: 0.362										3	0	0	0	0	0	1																	
Tom Brookens, R (1, 5) OBP: 0.290, SLG: 0.446										3	0	0	0	0	0	0																	
Mark Wagner, R (1, 6) OBP: 0.376, SLG: 0.377										3	1	2	0	0	0	0																	
Inning Stats	R: 0 E: 0 K: 0 S: 3	H: 0 LOB: 0 BB: 0 P: 3	R: 0 E: 0 K: 0 S: 4	H: 1 LOB: 1 BB: 0 P: 4	R: 0 E: 0 K: 0 S: 4	H: 1 LOB: 1 BB: 0 P: 4	R: 2 E: 0 K: 0 S: 5	H: 2 LOB: 0 BB: 0 P: 5	R: 1 E: 0 K: 0 S: 4	H: 1 LOB: 0 BB: 0 P: 4	R: 0 E: 0 K: 0 S: 3	H: 0 LOB: 0 BB: 0 P: 3	R: 0 E: 0 K: 0 S: 3	H: 0 LOB: 0 BB: 0 P: 3	R: 1 E: 0 K: 1 S: 7	H: 2 LOB: 2 BB: 1 P: 11		1B: 5 2B: 0 3B: 0 HR: 2	SF: 1 SAC: 1 DP: 0 HBP: 0	WP: 0 PB: 0 SB: 0 CS: 0	PA: 32												
PITCHER	IP WLS BF H R ER SO BB IBB HBP BLK WP HR S P ERA WHIP																																
Paul Splitter, L (1, 1) ERA: 3.9	7.0	26	5	3	3	0	0	0	0	0	0	0	2	26	3.86	0.714																	
Steve Mingori, L (8, 1) ERA: 3.75	0.1	L 3	2	1	1	0	0	0	0	0	0	0	3	3	27.00	6.000																	
Eduardo Rodriguez, R (8, 1) ERA: 4.54	0.2	3	0	0	0	1	0	1	0	0	0	0	4	8	0.00	0.000																	

Batter	1	2	3	4	5	6	7	8	9	AB	R	H	RBI	BB	SO	LOB	TOP			
Frank White, R (1,4) OBP: 0.287, SLG: 0.372	5-3		E1 HR			K		5-3		4	1	0	0	0	1	1	Kansas City Royals @ Toronto Blue Jays Exhibition Stadium, Toronto, ON Tue Aug 07 1979, 7:05 PM EDT Att: 23,779 - Unknown - 79 F			
Hal McRae, R (1,10) OBP: 0.311, SLG: 0.432	F8		HR			F8		4-3		4	1	1	2	0	0	1				
Amos Otis, R (1,8) OBP: 0.363, SLG: 0.421	6-3		1-3			BB		4-3		3	0	0	0	1	0	0				
George Brett, L (1,5) OBP: 0.381, SLG: 0.539		1B				4-3		3-1		4	0	1	0	0	0	1				
Al Cowens, R (1,9) OBP: 0.346, SLG: 0.406	F8					1-3		F8		4	0	0	0	0	0	1				
Darrell Porter, L (1,2) OBP: 0.417, SLG: 0.471	F2					L4		6-3		3	0	0	0	0	0	1				
George Scott, R (1,3) OBP: 0.314, SLG: 0.373	F8					F8		6-3		3	0	0	0	0	0	1				
Freddie Patek, R (1,6) OBP: 0.285, SLG: 0.315			6-3			F7		SH3 HBP		2	0	0	0	0	0	0				
Willie Wilson, S (1,7) OBP: 0.341, SLG: 0.409	F9					4-3		SH3		2	0	0	0	0	0	0				
Inning Stats	R: 0 E: 0 K: 0 S: 3	H: 0 LOB: 0 BB: 0 P: 3	R: 0 E: 0 K: 0 S: 4	H: 1 LOB: 1 BB: 0 P: 4	R: 2 E: 1 K: 0 S: 5	H: 1 LOB: 0 BB: 0 P: 5	R: 0 E: 0 K: 0 S: 3	H: 0 LOB: 0 BB: 0 P: 3	R: 0 E: 0 K: 1 S: 5	H: 0 LOB: 1 BB: 1 P: 9	R: 0 E: 0 K: 0 S: 3	H: 0 LOB: 0 BB: 0 P: 3	R: 0 E: 0 K: 0 S: 3	H: 0 LOB: 1 BB: 0 P: 4	R: 0 E: 0 K: 0 S: 3	H: 0 LOB: 0 BB: 0 P: 3	1B: 1 2B: 0 3B: 0 HR: 1	SF: 0 SAC: 1 DP: 0 HBP: 1	WP: 0 PB: 0 SB: 0 CS: 0	PA: 32
PITCHER Tom Underwood, L (1,1) ERA: 3.51	IP: 9.0 WLS: W BF: 32 H: 2 R: 2 ER: 0 SO: 1 BB: 1 IBB: 0 HBP: 1 BLK: 0 WP: 0 HR: 1 S: 32 P: 37 ERA: 0.00 WHIP: 0.333																			

Batter	1	2	3	4	5	6	7	8	9	AB	R	H	RBI	BB	SO	LOB	BOTTOM					
Alfredo Griffin, S (1,6) OBP: 0.321, SLG: 0.329	PB 1B SF7		1B			F9		P4		4	1	2	0	0	0	0	Kansas City Royals @ Toronto Blue Jays Exhibition Stadium, Toronto, ON Tue Aug 07 1979, 7:05 PM EDT Att: 23,779 - Unknown - 79 F					
Bob Bailor, R (1,9) OBP: 0.292, SLG: 0.254	F9		F8			5-3		1B		4	0	1	0	0	0	2						
Roy Howell, L (1,5) OBP: 0.325, SLG: 0.413	PB 1B 1-2		P6			5-3 1B		F7		4	1	2	0	0	0	2						
Rico Carty, R (1,10) OBP: 0.330, SLG: 0.387	SF7		5-3			5-3		F8		3	0	0	1	0	0	2						
Otto Velez, R (1,7) OBP: 0.404, SLG: 0.585						K		P4		3	0	1	1	1	1	1						
Joe Cannon, L (9, PR) OBP: 0.179, SLG: 0.224								FC3-6 1B BB		0	1	0	0	0	0	0						
Rick Rosetti, R (1,8) OBP: 0.295, SLG: 0.374	P4					G3		5-3		4	0	1	0	0	0	1						
John Mayberry, L (1,3) OBP: 0.371, SLG: 0.467			4-3			P4		P6		4	0	0	0	0	0	2						
Rick Cerone, R (1,2) OBP: 0.296, SLG: 0.324	F9					6-3		5-3		4	0	1	1	0	0	0						
Luis Gomez, R (1,4) OBP: 0.273, SLG: 0.274	P4					P6		K		3	0	0	0	0	1	0						
Inning Stats	R: 2 E: 0 K: 0 S: 6	H: 3 LOB: 1 BB: 0 P: 6	R: 0 E: 0 K: 0 S: 3	H: 0 LOB: 0 BB: 0 P: 3	R: 0 E: 0 K: 0 S: 4	H: 1 LOB: 1 BB: 0 P: 4	R: 0 E: 0 K: 1 S: 5	H: 0 LOB: 0 BB: 0 P: 5	R: 0 E: 0 K: 0 S: 3	H: 0 LOB: 0 BB: 0 P: 3	R: 0 E: 0 K: 0 S: 4	H: 1 LOB: 1 BB: 0 P: 4	R: 0 E: 0 K: 0 S: 3	H: 0 LOB: 0 BB: 0 P: 3	R: 0 E: 0 K: 1 S: 6	H: 1 LOB: 1 BB: 0 P: 6	R: 1 E: 0 K: 0 S: 4	H: 2 LOB: 2 BB: 1 P: 8	1B: 8 2B: 0 3B: 0 HR: 0	SF: 1 SAC: 0 DP: 0 HBP: 0	WP: 0 PB: 1 SB: 0 CS: 0	PA: 35
PITCHER Paul Splitterff, L (1,1) ERA: 3.81 Dan Quisenberry, R (9,1) ERA: 1.42	IP: 8.2 WLS: L BF: 34 H: 7 R: 3 ER: 2 SO: 2 BB: 1 IBB: 0 HBP: 0 BLK: 0 WP: 0 HR: 0 S: 37 P: 41 ERA: 2.08 WHIP: 0.923																					

AB	29
R	2
H	2
RBI	2
BB	1
SO	1
LOB	6



AB	33
R	3
H	8
RBI	3
BB	1
SO	2
LOB	10



Batter	1	2	3	4	5	6	7	8	9	AB	R	H	RBI	BB	SO	LOB	TOP			
Willie Wilson, S OBP: 0.339, SLG: 0.409 (1, 7)	0-0 1-3		0-0 F7		0-0 4-3		0-0 E 2B	0-0 G3		5	1	1	1	0	0	0	Kansas City Royals @ Toronto Blue Jays Exhibition Stadium, Toronto, ON Thu Aug 09 1979, 7:05 PM EDT Att: 20,102 - Unknown - 66 F			
Hal McRae, R OBP: 0.316, SLG: 0.441 (1, 10)	0-3 K		0-0 2B 2B		0-0 F8		0-0 E7 FC4-5 1B		0-0 G4-6-3 1B	5	1	3	2	0	1	0				
George Brett, L OBP: 0.379, SLG: 0.537 (1, 5)	0-0 6-3		0-0 3B 2B		0-0 F7		0-0 FC4-5		0-0 F9	5	1	1	1	0	0	2				
Darrell Porter, L OBP: 0.417, SLG: 0.478 (1, 2)		0-0 1B SF8 2B	0-0 E 3B		0-0 F7		0-0 F8		0-0 G4-6-3	5	2	2	1	0	0	2				
Ralph LaCock, L OBP: 0.355, SLG: 0.388 (1, 3)		0-0 1B 2-3 1B	0-0 E7		0-0 F8			0-0 HR BB		3	1	1	0	1	0	0				
Amos Otis, R OBP: 0.362, SLG: 0.428 (1, 8)		0-0 SF8	0-0 6-3		0-0 4-3			0-0 HR		3	1	1	3	0	0	1				
Al Cowens, R OBP: 0.345, SLG: 0.413 (1, 9)		0-0 P4		0-0 1-3			0-0 F3	0-0 HR		4	1	1	1	0	0	1				
Frank White, R OBP: 0.289, SLG: 0.374 (1, 4)		0-0 1-3 1B		0-0 6-3			0-0 1B 2B 1B	0-0 P4		4	1	2	0	0	0	0				
Freddie Patek, R OBP: 0.285, SLG: 0.314 (1, 6)			0-0 F8		0-0 6-3		0-0 2B E 1B	0-0 6-3		4	1	1	0	0	0	0				
Todd Cruz, R OBP: 0.218, SLG: 0.286 (8, 6)										0	0	0	0	0	0	0				
Inning Stats	R: 0 E: 0 K: 1 S: 5	H: 0 LOB: 0 BB: 0 P: 5	R: 1 E: 0 K: 0 S: 5	H: 3 LOB: 2 BB: 0 P: 5	R: 3 E: 1 K: 0 S: 7	H: 3 LOB: 1 BB: 0 P: 7	R: 0 E: 0 K: 0 S: 3	H: 0 LOB: 0 BB: 0 P: 3	R: 0 E: 0 K: 0 S: 3	H: 0 LOB: 0 BB: 0 P: 3	R: 3 E: 1 K: 0 S: 7	H: 4 LOB: 1 BB: 0 P: 7	R: 3 E: 0 K: 0 S: 5	H: 2 LOB: 0 BB: 1 P: 9	R: 0 E: 0 K: 0 S: 3	H: 1 LOB: 0 BB: 0 P: 3	1B: 6 2B: 4 3B: 1 HR: 2	SF: 1 SAC: 0 DP: 1 HBP: 0	WP: 0 PB: 0 SB: 0 CS: 0	PA: 40
PITCHER	IP WLS BF H R ER SO BB IBB HBP BLK WP HR S P ERA WHIP	IP WLS BF H R ER SO BB IBB HBP BLK WP HR S P ERA WHIP																		
Phil Huffman, R ERA: 6.08 (1, 1)	6.1 L 28 9 7 6 1 0 0 0 0 0 0 30 30 8.53 1.421																			
Jesse Jefferson, R ERA: 5.39 (7, 1)	0.2 6 3 3 3 0 1 0 0 0 0 2 5 9 40.50 6.000																			
Dave Freisleben, R ERA: 5.34 (8, 1)	2.0 6 1 0 0 0 0 0 0 0 0 0 0 6 6 0.00 0.500																			

AB	38
R	10
H	13
RBI	9
BB	1
SO	1
LOB	6



Batter	1	2	3	4	5	6	7	8	9	AB	R	H	RBI	BB	SO	LOB	BOTTOM					
Alfredo Griffin, S OBP: 0.322, SLG: 0.330 (1, 6)	0-0 F3		0-0 FC3-6 1B		0-0 1B		0-0 1-3		0-0 F3	5	0	2	0	0	0	1	Kansas City Royals @ Toronto Blue Jays Exhibition Stadium, Toronto, ON Thu Aug 09 1979, 7:05 PM EDT Att: 20,102 - Unknown - 66 F					
Bob Bailor, R OBP: 0.293, SLG: 0.260 (1, 9)			0-0 FC3-6 1B 2B		0-0 F7		0-0 E PB 2B		0-0 F8	5	2	2	1	0	0	2						
Roy Howell, L OBP: 0.324, SLG: 0.411 (1, 5)	0-3 K		0-0 2B 1-3 1B		0-3 K		0-0 E1			4	0	1	0	0	2	3						
Rico Carty, R OBP: 0.329, SLG: 0.389 (1, 10)	0-0 F8		0-0 1-3 2B		0-0 P4		0-0 6-3			4	0	1	1	0	0	2						
Otto Velez, R OBP: 0.402, SLG: 0.578 (1, 7)		0-0 5-3	0-0 P4			0-0 1B		0-0 F7		4	0	1	0	0	0	2						
Rick Rosetti, R OBP: 0.292, SLG: 0.371 (1, 8)		0-0 P3		0-3 K		0-0 F9		0-0 4-3		4	0	0	0	0	1	1						
John Mayberry, L OBP: 0.372, SLG: 0.467 (1, 3)		0-0 1B		0-0 F9		0-0 F9		0-0 1B		4	0	2	0	0	0	1						
Rick Cerone, R OBP: 0.293, SLG: 0.320 (1, 2)		0-0 F8		0-0 5-3			0-0 P6	0-3 K		4	0	0	0	0	1	2						
Luis Gomez, R OBP: 0.272, SLG: 0.273 (1, 4)			0-0 F7		0-0 L6		0-0 1-3 2B 1B		0-0 F8	4	1	1	0	0	0	0						
Inning Stats	R: 0 E: 0 K: 1 S: 6	H: 1 LOB: 1 BB: 0 P: 6	R: 0 E: 0 K: 0 S: 4	H: 1 LOB: 1 BB: 0 P: 4	R: 1 E: 0 K: 0 S: 6	H: 3 LOB: 2 BB: 0 P: 6	R: 0 E: 0 K: 1 S: 5	H: 0 LOB: 0 BB: 0 P: 5	R: 0 E: 0 K: 1 S: 6	H: 1 LOB: 1 BB: 0 P: 6	R: 0 E: 0 K: 0 S: 4	H: 1 LOB: 1 BB: 0 P: 4	R: 2 E: 1 K: 0 S: 6	H: 2 LOB: 1 BB: 0 P: 6	R: 0 E: 0 K: 1 S: 6	H: 1 LOB: 1 BB: 0 P: 6	R: 0 E: 0 K: 0 S: 3	H: 0 LOB: 0 BB: 0 P: 3	1B: 8 2B: 2 3B: 0 HR: 0	SF: 0 SAC: 0 DP: 0 HBP: 0	WP: 0 PB: 1 SB: 0 CS: 0	PA: 38
PITCHER	IP WLS BF H R ER SO BB IBB HBP BLK WP HR S P ERA WHIP	IP WLS BF H R ER SO BB IBB HBP BLK WP HR S P ERA WHIP																				
Larry Gura, L ERA: 4.7 (1, 1)	9.0 W 38 10 3 2 4 0 0 0 0 0 0 46 46 2.00 1.111																					

AB	38
R	3
H	10
RBI	2
BB	0
SO	4
LOB	14



Batter	1	2	3	4	5	6	7	8	9	AB	R	H	RBI	BB	SO	LOB	TOP								
Lou Whitaker, L (1, 4) OBP: 0.392, SLG: 0.370										3	0	1	0	2	1	1									
Alan Trammell, R (1, 6) OBP: 0.323, SLG: 0.341										3	1	1	1	1	0	1									
Ron LeFlore, R (1, 10) OBP: 0.344, SLG: 0.373										5	0	0	0	0	1	5									
Steve Kemp, L (1, 7) OBP: 0.415, SLG: 0.559										2	2	1	2	2	0	1									
Jason Thompson, L (1, 3) OBP: 0.352, SLG: 0.372										2	0	0	0	2	1	1									
Mark Wagner, R (9, PR) OBP: 0.357, SLG: 0.351										0	1	0	0	0	0	0									
Champ Summers, L (1, 9) OBP: 0.394, SLG: 0.524										3	0	0	0	0	0	3									
John Wockenfuss, R (9, PH) OBP: 0.324, SLG: 0.614										1	0	0	0	0	0	1									
Jerry Morales, R (1, 8) OBP: 0.265, SLG: 0.386										2	1	0	1	1	1	0									
Lance Parrish, R (1, 2) OBP: 0.342, SLG: 0.449										4	1	2	1	0	1	1									
Aurelio Rodriguez, R (1, 5) OBP: 0.279, SLG: 0.375										3	0	0	0	0	0	1									
Al Greene, L (9, PH) OBP: 0.256, SLG: 0.310										1	0	1	1	0	0	0									
Lynn Jones, R (9, 9) OBP: 0.346, SLG: 0.397										0	0	0	0	0	0	0									
Inning Stats	R: 0 E: 0 K: 0 S: 2	H: 0 LOB: 0 BB: 1 P: 6	R: 1 E: 0 K: 1 S: 5	H: 0 LOB: 1 BB: 2 P: 13	R: 0 E: 0 K: 0 S: 3	H: 0 LOB: 0 BB: 0 P: 3	R: 0 E: 0 K: 1 S: 5	H: 0 LOB: 1 BB: 1 P: 9	R: 0 E: 0 K: 2 S: 8	H: 1 LOB: 0 BB: 1 P: 8	R: 2 E: 0 K: 1 S: 6	H: 1 LOB: 0 BB: 1 P: 10	R: 0 E: 0 K: 0 S: 3	H: 0 LOB: 0 BB: 0 P: 3	R: 0 E: 0 K: 0 S: 4	H: 2 LOB: 1 BB: 0 P: 4	R: 3 E: 0 K: 0 S: 5	H: 2 LOB: 3 BB: 3 P: 17	1B: 3 2B: 2 3B: 0 HR: 1	SF: 2 SAC: 0 DP: 1 HBP: 0	WP: 0 PB: 0 SB: 0 CS: 1	PA: 39			
PITCHER	IP	WLS	BF	H	R	ER	SO	BB	IBB	HBP	BLK	WP	HR	S	P	ERA	WHIP								
Rich Gale, R (1, 1) ERA: 5.27	7.2		30	4	3	3	5	5	0	0	0	0	1	35	55	3.52	1.174								
Al Hrabosky, L (8, 1) ERA: 4.37	0.2		4	0	2	2	0	2	0	0	0	0	0	2	10	27.00	3.000								
Dan Quisenberry, R (9, 1) ERA: 1.83	0.2	W	5	2	1	1	0	0	1	0	0	0	0	4	8	13.50	3.000								

Detroit Tigers @ Kansas City Royals
Royals Stadium, Kansas City, MO
Fri Aug 10 1979, 8:05 PM EDT
Unknown

AB 29
R 6
H 6
RBI 6
BB 8
SO 5
LOB 15



Batter	1	2	3	4	5	6	7	8	9	AB	R	H	RBI	BB	SO	LOB	BOTTOM								
Willie Wilson, S (1, 7) OBP: 0.338, SLG: 0.408										4	1	1	0	0	0	1									
Hal McRae, R (1, 10) OBP: 0.318, SLG: 0.450										4	2	1	1	1	0	1									
George Brett, L (1, 5) OBP: 0.379, SLG: 0.540										5	1	2	2	0	0	0									
Darrell Porter, L (1, 2) OBP: 0.419, SLG: 0.479										2	1	1	1	2	0	0									
Ralph LaCock, L (1, 3) OBP: 0.356, SLG: 0.388										5	0	2	1	0	0	2									
Amos Otis, R (1, 8) OBP: 0.363, SLG: 0.427										5	0	2	1	0	2	3									
Al Cowens, R (1, 9) OBP: 0.349, SLG: 0.415										3	1	2	0	1	0	0									
Frank White, R (1, 4) OBP: 0.286, SLG: 0.369										4	0	0	0	0	0	4									
Freddie Patek, R (1, 6) OBP: 0.288, SLG: 0.315										3	1	1	0	1	1	0									
Inning Stats	R: 2 E: 0 K: 1 S: 7	H: 2 LOB: 1 BB: 1 P: 11	R: 0 E: 0 K: 0 S: 3	H: 0 LOB: 1 BB: 1 P: 7	R: 0 E: 0 K: 1 S: 6	H: 1 LOB: 0 BB: 0 P: 6	R: 0 E: 0 K: 0 S: 3	H: 0 LOB: 0 BB: 0 P: 3	R: 0 E: 0 K: 0 S: 5	H: 2 LOB: 3 BB: 1 P: 9	R: 2 E: 0 K: 0 S: 6	H: 3 LOB: 2 BB: 1 P: 10	R: 1 E: 1 K: 1 S: 6	H: 1 LOB: 0 BB: 0 P: 6	R: 2 E: 0 K: 0 S: 4	H: 3 LOB: 2 BB: 1 P: 8	1B: 10 2B: 0 3B: 1 HR: 1	SF: 1 SAC: 1 DP: 0 HBP: 0	WP: 0 PB: 1 SB: 2 CS: 0	PA: 42					
PITCHER	IP	WLS	BF	H	R	ER	SO	BB	IBB	HBP	BLK	WP	HR	S	P	ERA	WHIP								
Dan Petry, R (1, 1) ERA: 3.47	6.2		30	7	4	4	2	3	0	0	0	0	0	31	43	5.40	1.500								
Dave Tobik, R (7, 1) ERA: 5.3	1.1		7	2	1	0	1	0	1	0	0	0	0	8	12	0.00	1.500								
Aurelio Lopez, R (9, 1) ERA: 2.68	0.1	L	5	3	2	2	0	1	0	0	0	0	1	4	8	54.00	12.000								

Detroit Tigers @ Kansas City Royals
Royals Stadium, Kansas City, MO
Fri Aug 10 1979, 8:05 PM EDT
Unknown

AB 35
R 7
H 12
RBI 6
BB 5
SO 3
LOB 11




Batter	1	2	3	4	5	6	7	8	9	AB	R	H	RBI	BB	SO	LOB	TOP				
Lou Whitaker, L (1,4) OBP: 0.388, SLG: 0.365	F7		F7			F7		F8		4	0	0	0	0	0	1	Detroit Tigers @ Kansas City Royals Royals Stadium, Kansas City, MO Fri Aug 10 1979, 8:05 PM EDT Att: 37,012 - Unknown				
Tom Brookens, R (1,5) OBP: 0.297, SLG: 0.400	F8		F8			F8		G4-3 1B		4	0	1	0	0	0	0					
Steve Kemp, L (1,10) OBP: 0.412, SLG: 0.553	F7			6-3			P5	G4-3		4	0	0	0	0	0	2					
Champ Summers, L (1,9) OBP: 0.397, SLG: 0.524 Ron LeFlore, R (9, PH) OBP: 0.346, SLG: 0.374		FC3-6 1B		K			BB HR BB		BB 1B	2	1	1	0	1	1	0					
Jason Thompson, L (1,3) OBP: 0.349, SLG: 0.368	F7		F8			K		F7		4	0	0	0	0	1	3					
Al Greene, L (1,7) OBP: 0.289, SLG: 0.290 Jerry Morales, R (9, PH) OBP: 0.267, SLG: 0.386		FC3-6 1B			L3		HR BB		G6-4-3 BB	2	1	0	0	1	0	1					
John Wockenfuss, R (1,2) OBP: 0.329, SLG: 0.632					6-3				G6-4-3	4	1	2	3	0	0	2					
Lynn Jones, R (1,8) OBP: 0.340, SLG: 0.389					6-3		HR			3	0	0	0	0	0	2					
Mark Wagner, R (1,6) OBP: 0.357, SLG: 0.345			K			4-3			1B BB	2	0	0	0	1	1	0					
Inning Stats	R: 0 E: 0 K: 0 S: 3	H: 0 LOB: 0 BB: 3 P: 3	R: 0 E: 0 K: 0 S: 5	H: 2 LOB: 2 BB: 5 P: 5	R: 0 E: 0 K: 1 S: 5	H: 0 LOB: 0 BB: 5 P: 5	R: 0 E: 0 K: 0 S: 3	H: 0 LOB: 0 BB: 0 P: 3	R: 0 E: 0 K: 0 S: 3	H: 0 LOB: 0 BB: 0 P: 3	R: 3 E: 0 K: 1 S: 6	H: 1 LOB: 0 BB: 2 P: 14	R: 0 E: 0 K: 0 S: 3	H: 1 LOB: 1 BB: 7 P: 7	R: 0 E: 0 K: 0 S: 3	H: 1 LOB: 1 BB: 7 P: 7		1B: 4 2B: 0 3B: 0 HR: 1	SF: 0 SAC: 0 DP: 2 HBP: 0	WP: 0 PB: 0 SB: 0 CS: 0	PA: 34
PITCHER	IP	WLS	BF	H	R	ER	SO	BB	IBB	HBP	BLK	WP	HR	S	P	ERA	WHIP				
Dennis Leonard, R (1,1) ERA: 4.61	8.0	W	30	4	3	3	3	3	0	0	0	0	1	33	45	3.38	0.875				
Al Hrabosky, L (9,1) ERA: 4.34	0.1		3	1	0	0	0	1	0	0	0	0	0	2	6	0.00	6.000				
Dan Quisenberry, R (9,1) ERA: 1.77	0.2	S	1	0	0	0	0	0	0	0	0	0	0	1	1	0.00	0.000				

Batter	1	2	3	4	5	6	7	8	9	AB	R	H	RBI	BB	SO	LOB	BOTTOM				
Frank White, R (1,4) OBP: 0.291, SLG: 0.380	IHR	1B BB		5-3		2B SF8 1B		6-3		4	3	2	1	1	0	0	Detroit Tigers @ Kansas City Royals Royals Stadium, Kansas City, MO Fri Aug 10 1979, 8:05 PM EDT Att: 37,012 - Unknown				
Hal McRae, R (1,10) OBP: 0.323, SLG: 0.458	1B	1B 2H		F7		2B		5-3		5	0	3	1	0	0	0					
George Brett, L (1,5) OBP: 0.375, SLG: 0.534	F8	F7		4-3		P4		F7		5	0	0	0	0	0	5					
Amos Otis, R (1,8) OBP: 0.364, SLG: 0.427	K	1B			K		IBB			3	0	1	1	1	2	1					
Al Cowens, R (1,9) OBP: 0.353, SLG: 0.425		G6-4-3 IBB				SF8				2	1	2	1	1	0	0					
George Scott, R (1,3) OBP: 0.313, SLG: 0.372	K	G6-4-3			BB	F7				4	0	1	1	0	1	7					
John Wathan, R (1,2) OBP: 0.237, SLG: 0.308		2B 1B BB		6-3		F7		K		3	1	0	0	1	1	1					
Freddie Patek, R (1,6) OBP: 0.290, SLG: 0.318		1B 2B		K		3-1				3	1	1	0	1	1	0					
Willie Wilson, S (1,7) OBP: 0.338, SLG: 0.406		1B		F9		6-3		K		4	1	1	2	0	1	2					
Inning Stats	R: 1 E: 0 K: 2 S: 10	H: 3 LOB: 2 BB: 0 P: 10	R: 4 E: 0 K: 0 S: 6	H: 4 LOB: 3 BB: 3 P: 18	R: 0 E: 0 K: 1 S: 5	H: 0 LOB: 0 BB: 0 P: 5	R: 0 E: 0 K: 0 S: 3	H: 0 LOB: 0 BB: 0 P: 3	R: 1 E: 0 K: 1 S: 7	H: 2 LOB: 2 BB: 1 P: 11	R: 1 E: 0 K: 0 S: 5	H: 2 LOB: 1 BB: 1 P: 9	R: 0 E: 0 K: 2 S: 7	H: 0 LOB: 0 BB: 0 P: 7	R: 0 E: 0 K: 0 S: 3	H: 0 LOB: 0 BB: 0 P: 3		1B: 7 2B: 2 3B: 1 HR: 1	SF: 1 SAC: 0 DP: 1 HBP: 0	WP: 0 PB: 0 SB: 1 CS: 0	PA: 39
PITCHER	IP	WLS	BF	H	R	ER	SO	BB	IBB	HBP	BLK	WP	HR	S	P	ERA	WHIP				
Pat Underwood, L (1,1) ERA: 4.82	1.1	L	13	7	5	5	2	2	0	0	0	0	0	15	23	33.75	6.750				
John Hiller, L (2,1) ERA: 5.45	4.2		20	4	2	2	2	1	2	0	0	0	0	21	33	3.86	1.071				
Dave Tobik, R (7,1) ERA: 5.03	2.0		6	0	0	0	2	0	0	0	0	0	0	10	10	0.00	0.000				

Batter	1	2	3	4	5	6	7	8	9	AB	R	H	RBI	BB	SO	LOB	TOP																					
Lou Whitaker, L (1, 4) OBP: 0.383, SLG: 0.359	F7	P4			F8		6-3		6-3	5	0	0	0	0	0	1																						
Alan Trammell, R (1, 6) OBP: 0.327, SLG: 0.348	1B			1B	1-3		3B		F8	5	2	3	0	0	0	0																						
Ron LeFlore, R (1, 8) OBP: 0.348, SLG: 0.382	1B		5-3		1B		2B		L9	5	1	3	1	0	0	1																						
Steve Kemp, L (1, 10) OBP: 0.413, SLG: 0.555	F7		G6-4-3		L4		1B			4	1	2	2	0	0	3																						
Jerry Morales, R (1, 9) OBP: 0.267, SLG: 0.384	F4		G6-4-3		F9		2B			4	0	1	1	0	0	3																						
John Wockenfuss, R (1, 3) OBP: 0.321, SLG: 0.615		5-3			F8		K		FC5-4	4	0	0	0	0	1	1																						
Lance Parrish, R (1, 2) OBP: 0.346, SLG: 0.452		1B					BB		6-3	2	1	1	0	2	0	0																						
Tom Brookens, R (1, 5) OBP: 0.295, SLG: 0.393		1B			P4		F8		4-3	4	0	1	1	0	0	2																						
Lynn Jones, R (1, 7) OBP: 0.331, SLG: 0.378	F9				6-3				F9	4	0	0	0	0	1	2																						
Inning Stats	R: 0 E: 0 K: 0 S: 5	H: 2 LOB: 2 BB: 0 P: 5	R: 1 E: 0 K: 0 S: 5	H: 2 LOB: 1 BB: 0 P: 5	R: 1 E: 0 K: 0 S: 4	H: 2 LOB: 0 BB: 0 P: 4	R: 0 E: 0 K: 0 S: 3	H: 0 LOB: 1 BB: 1 P: 7	R: 0 E: 0 K: 1 S: 5	H: 1 LOB: 1 BB: 0 P: 9	R: 3 E: 0 K: 0 S: 7	H: 4 LOB: 1 BB: 0 P: 7	R: 0 E: 0 K: 1 S: 5	H: 0 LOB: 0 BB: 0 P: 3	R: 0 E: 0 K: 0 S: 3	H: 0 LOB: 0 BB: 0 P: 3	1B: 7 2B: 3 3B: 1 HR: 0	SF: 0 SAC: 0 DP: 1 HBP: 0	WP: 0 PB: 0 SB: 1 CS: 0	PA: 39																		
PITCHER	IP	WLS	BF	H	R	ER	SO	BB	IBB	HBP	BLK	WP	HR	S	P	ERA	WHIP	PITCHER				IP	WLS	BF	H	R	ER	SO	BB	IBB	HBP	BLK	WP	HR	S	P	ERA	WHIP
Paul Spittorf, L (1, 1) ERA: 3.91	6.2	W	31	10	5	5	1	2	0	0	0	0	0	31	39	6.75	1.800																					
Dan Quisenberry, R (7, 1) ERA: 1.99	2.1		8	1	0	0	1	0	0	0	0	0	0	10	10	0.00	0.429																					

Detroit Tigers @ Kansas City Royals
 Royals Stadium, Kansas City, MO
 Sat Aug 11 1979, 8:05 PM EDT
 Att: 40,255 - Unknown


AB	37
R	5
H	11
RBI	5
BB	2
SO	2
LOB	13



Batter	1	2	3	4	5	6	7	8	9	AB	R	H	RBI	BB	SO	LOB	BOTTOM																					
Willie Wilson, S (1, 7) OBP: 0.338, SLG: 0.406	6-3		6-3		L5	HR		2B		5	2	2	2	0	0	0																						
Hal McRae, R (1, 10) OBP: 0.325, SLG: 0.473	K		F8		6-3	HR		2B		5	2	2	5	0	1	0																						
George Brett, L (1, 5) OBP: 0.379, SLG: 0.543	G3			F8	CS			2B		5	1	4	1	0	0	0																						
Darrell Porter, L (1, 2) OBP: 0.419, SLG: 0.480		FC5-4		F8	CS	HR		F7		5	1	2	0	0	0	3																						
Ralph LaCock, L (1, 3) OBP: 0.353, SLG: 0.383		FC5-4		F5		4-3		4-3		4	0	0	0	1	0	3																						
Amos Otis, R (1, 8) OBP: 0.365, SLG: 0.426		FC5-4		1B	1B	K		K		3	2	1	1	0	1	2																						
Al Cowens, R (1, 9) OBP: 0.355, SLG: 0.424		G6-4-3		1B	1B	F3		P4		3	0	1	1	1	0	1																						
Frank White, R (1, 4) OBP: 0.293, SLG: 0.380		G6-4-3		1B	1B	E		F9		3	1	1	1	1	0	3																						
Freddie Patek, R (1, 6) OBP: 0.293, SLG: 0.321			F9		1B	E4		1B		4	2	2	0	0	0	2																						
Inning Stats	R: 0 E: 0 K: 1 S: 5	H: 0 LOB: 0 BB: 0 P: 5	R: 0 E: 0 K: 0 S: 3	H: 1 LOB: 2 BB: 2 P: 11	R: 0 E: 0 K: 0 S: 3	H: 0 LOB: 0 BB: 0 P: 3	R: 2 E: 0 K: 0 S: 6	H: 4 LOB: 2 BB: 0 P: 7	R: 0 E: 0 K: 0 S: 3	H: 1 LOB: 0 BB: 0 P: 3	R: 6 E: 1 K: 0 S: 9	H: 5 LOB: 1 BB: 1 P: 13	R: 0 E: 0 K: 1 S: 5	H: 0 LOB: 0 BB: 0 P: 5	R: 3 E: 0 K: 0 S: 7	H: 4 LOB: 1 BB: 0 P: 7	1B: 9 2B: 5 3B: 0 HR: 1	SF: 0 SAC: 0 DP: 1 HBP: 1	WP: 0 PB: 0 SB: 3 CS: 1	PA: 42																		
PITCHER	IP	WLS	BF	H	R	ER	SO	BB	IBB	HBP	BLK	WP	HR	S	P	ERA	WHIP	PITCHER				IP	WLS	BF	H	R	ER	SO	BB	IBB	HBP	BLK	WP	HR	S	P	ERA	WHIP
Jack Billingham, R (1, 1) ERA: 3.59	5.2	L	29	10	8	3	1	0	0	0	0	0	0	14	14	11.57	2.143																					
Dave Tobik, R (6, 1) ERA: 5.4	2.1		12	5	3	3	1	0	0	0	0	0	0	14	14	11.57	2.143																					

Detroit Tigers @ Kansas City Royals
 Royals Stadium, Kansas City, MO
 Sat Aug 11 1979, 8:05 PM EDT
 Att: 40,255 - Unknown

AB	37
R	11
H	15
RBI	11
BB	3
SO	2
LOB	14



Batter	1	2	3	4	5	6	7	8	9	AB	R	H	RBI	BB	SO	LOB	TOP			
Lou Whitaker, L (1,4) OBP: 0.384, SLG: 0.367	F8		6-3			1B		3B		4	0	2	0	0	0	0	Detroit Tigers @ Kansas City Royals Royals Stadium, Kansas City, MO Sun Aug 12 1979, 4:33 AM EDT Att: 32,671 - Unknown - 78 F			
Alan Trammell, R (1,6) OBP: 0.326, SLG: 0.344	F7			G6-3 BB		P6		F8		3	0	0	0	1	0	2				
Ron LeFlore, R (1,8) OBP: 0.348, SLG: 0.381	5-3			K		K			1B SF9 1B	4	1	1	0	0	2	2				
Steve Kemp, L (1,7) OBP: 0.409, SLG: 0.550		3-1		G6-3 1-2		F9			F5	4	0	0	0	0	0	3				
Jason Thompson, L (1,3) OBP: 0.348, SLG: 0.367		K			G3				F9	4	0	1	0	0	1	0				
Champ Summers, L (1,9) OBP: 0.398, SLG: 0.524					1B BB				F3	2	0	1	1	1	0	0				
Lance Parrish, R (1,2) Ed Putman, R (7,2) OBP: 0.286, SLG: 0.474		K				F8			F7	3	0	1	0	0	1	1				
Al Greene, L (1,10) OBP: 0.268, SLG: 0.265			K			P4			L9	3	0	0	0	0	1	2				
Tom Brookens, R (1,5) OBP: 0.286, SLG: 0.380			K			P4			F7	3	0	0	0	0	1	2				
Inning Stats	R: 0 E: 0 K: 0 S: 3	H: 0 LOB: 0 BB: 0 P: 3	R: 0 E: 0 K: 2 S: 8	H: 1 LOB: 1 BB: 0 P: 8	R: 0 E: 0 K: 1 S: 7	H: 0 LOB: 0 BB: 1 P: 7	R: 0 E: 0 K: 1 S: 4	H: 0 LOB: 0 BB: 1 P: 8	R: 0 E: 0 K: 1 S: 6	H: 1 LOB: 2 BB: 1 P: 6	R: 0 E: 0 K: 0 S: 3	H: 0 LOB: 0 BB: 0 P: 3	R: 0 E: 0 K: 0 S: 4	H: 1 LOB: 1 BB: 0 P: 4	R: 1 E: 0 K: 0 S: 5	H: 2 LOB: 1 BB: 0 P: 5	1B: 5 2B: 0 3B: 1 HR: 0	SF: 1 SAC: 0 DP: 1 HBP: 0	WP: 0 PB: 0 SB: 0 CS: 0	PA: 34
PITCHER Craig Chamberlain, R (1,1) ERA: 1.0	IP: 9.0 WLS: W BF: 34 H: 6 R: 1 ER: 1 SO: 6 BB: 2 IBB: 0 HBP: 0 BLK: 0 WP: 0 HR: 0 S: 44 P: 52 ERA: 1.00 WHIP: 0.889																			

Batter	1	2	3	4	5	6	7	8	9	AB	R	H	RBI	BB	SO	LOB	BOTTOM			
Willie Wilson, S (1,7) OBP: 0.337, SLG: 0.403	L8		6-3			F8		P4		5	1	1	1	0	0	2	Detroit Tigers @ Kansas City Royals Royals Stadium, Kansas City, MO Sun Aug 12 1979, 4:33 AM EDT Att: 32,671 - Unknown - 78 F			
Hal McRae, R (1,10) OBP: 0.327, SLG: 0.475	K		F9		F9 1-H	BB		BB		3	0	1	1	1	1	1				
George Brett, L (1,5) OBP: 0.378, SLG: 0.540	6-3			4-3	F9	BB		BB		3	0	0	0	1	0	1				
Darrell Porter, L (1,2) OBP: 0.419, SLG: 0.482		F8		4-3 1B	BB			K		3	1	1	0	1	1	3				
Ralph LaCock, L (1,3) OBP: 0.349, SLG: 0.378		G3		4-3	F8			G3		4	0	0	0	0	0	3				
Amos Otis, R (1,8) OBP: 0.366, SLG: 0.434		B1-3			HR 1B			5-3		4	2	2	2	0	0	0				
Al Cowens, R (1,9) OBP: 0.356, SLG: 0.433			1B 6-3		HR 1B			F5	L3	4	2	2	2	0	0	0				
Frank White, R (1,4) OBP: 0.296, SLG: 0.391			BB 6-3		F2			HR	5-3	4	1	2	1	0	0	0				
Todd Cruz, R (1,6) OBP: 0.231, SLG: 0.307			K			6-3		BB BB 1B		4	0	2	0	0	1	2				
Inning Stats	R: 0 E: 0 K: 1 S: 5	H: 0 LOB: 0 BB: 0 P: 5	R: 0 E: 0 K: 0 S: 3	H: 0 LOB: 0 BB: 0 P: 3	R: 1 E: 0 K: 1 S: 7	H: 2 LOB: 1 BB: 0 P: 7	R: 3 E: 0 K: 0 S: 6	H: 3 LOB: 0 BB: 0 P: 6	R: 1 E: 0 K: 0 S: 5	H: 2 LOB: 2 BB: 1 P: 9	R: 2 E: 0 K: 1 S: 8	H: 3 LOB: 3 BB: 2 P: 16	R: 0 E: 0 K: 0 S: 3	H: 0 LOB: 0 BB: 0 P: 3	R: 0 E: 0 K: 0 S: 3	H: 1 LOB: 0 BB: 0 P: 3	1B: 5 2B: 3 3B: 0 HR: 3	SF: 0 SAC: 0 DP: 0 HBP: 0	WP: 0 PB: 0 SB: 2 CS: 0	PA: 37
PITCHER Milt Wilcox, R (1,1) ERA: 4.87 John Hiller, L (6,1) ERA: 5.25	IP: 5.1 WLS: L BF: 27 H: 10 R: 7 ER: 7 SO: 2 BB: 1 IBB: 0 HBP: 0 BLK: 0 WP: 0 HR: 3 S: 30 P: 34 ERA: 11.81 WHIP: 2.062																			

AB	31
R	1
H	6
RBI	1
BB	2
SO	6
LOB	13



AB	34
R	7
H	11
RBI	7
BB	3
SO	3
LOB	12

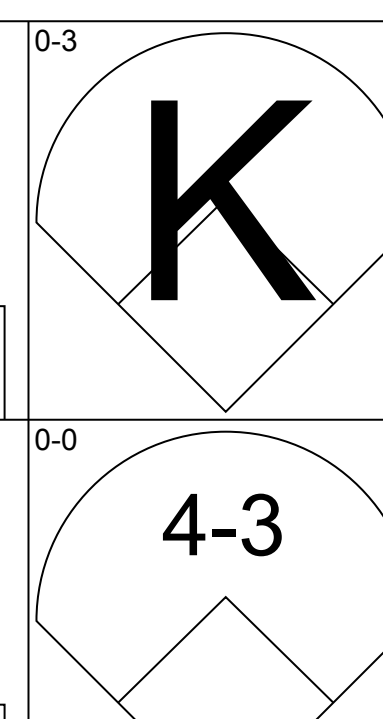
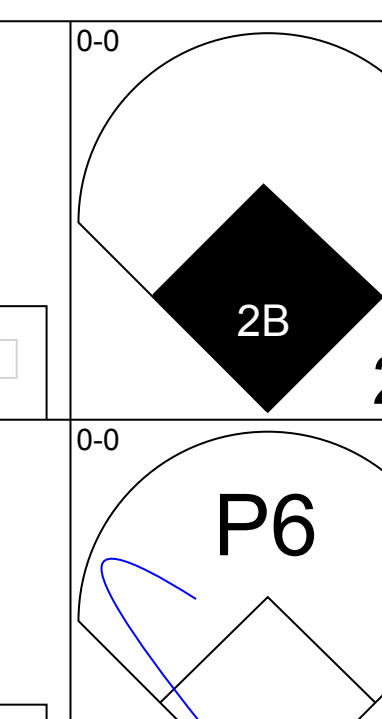
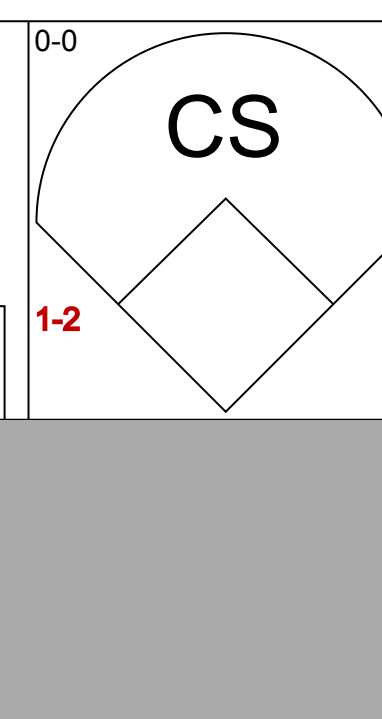
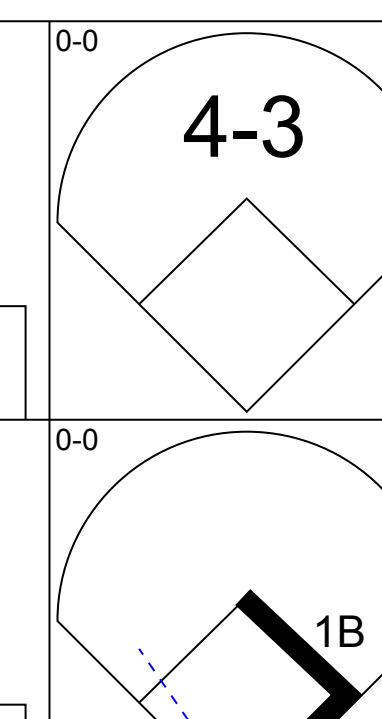
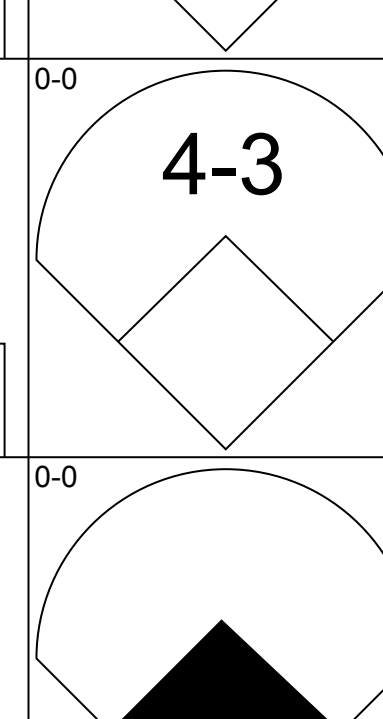
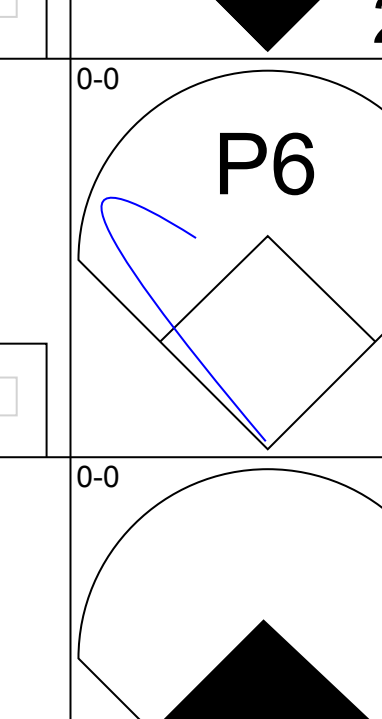
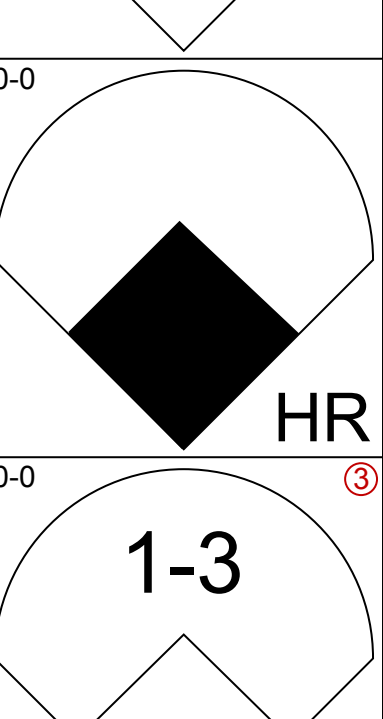
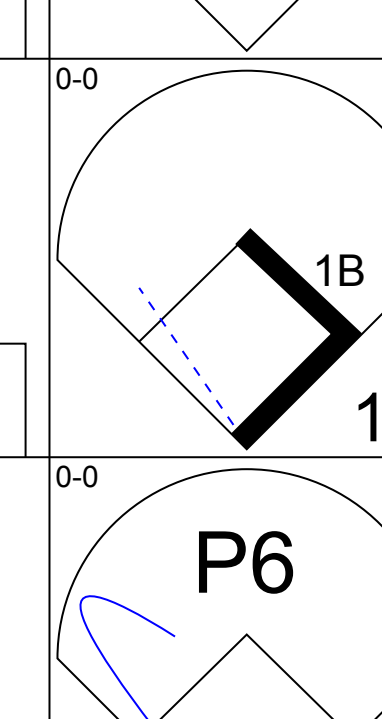
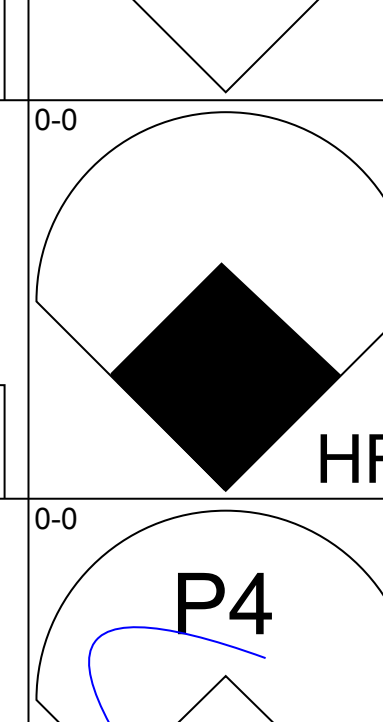
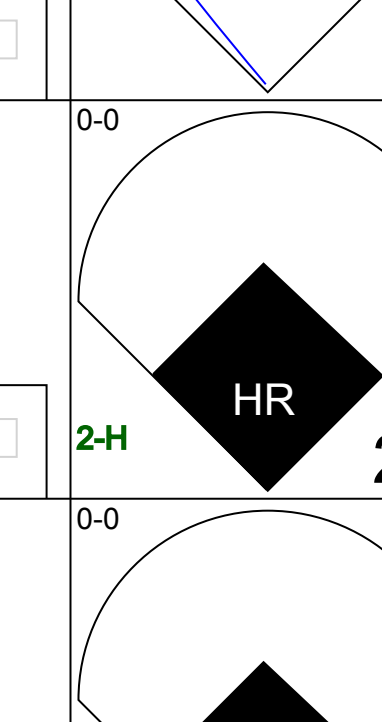
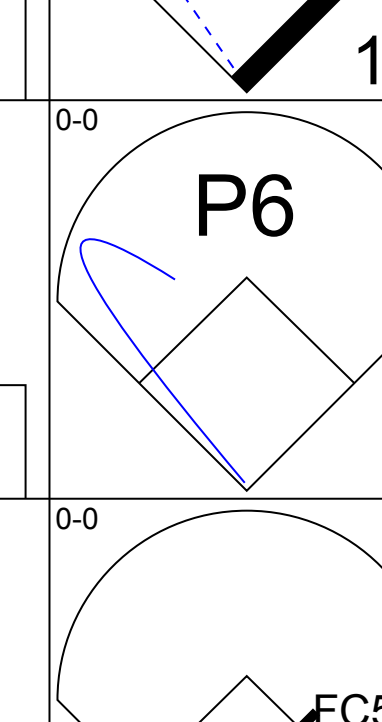
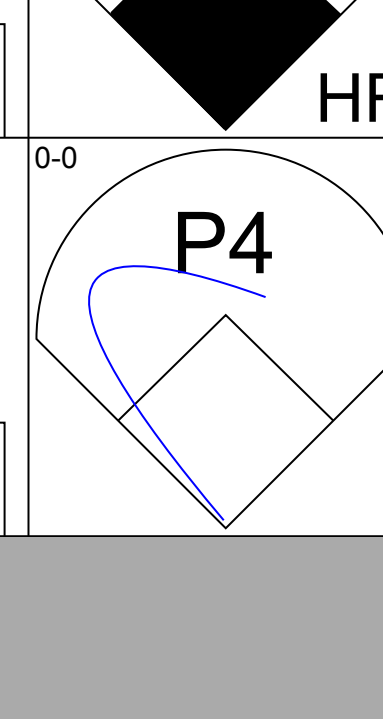
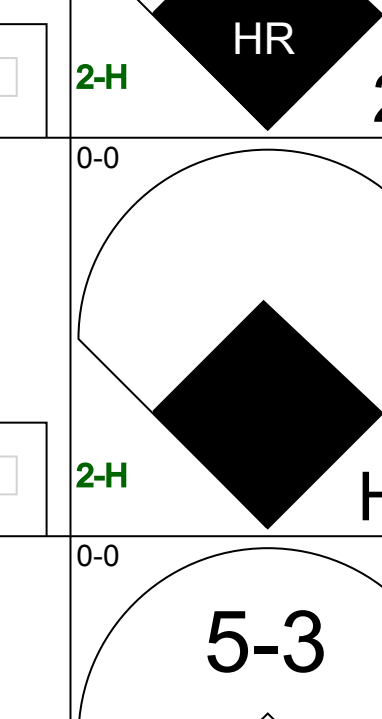
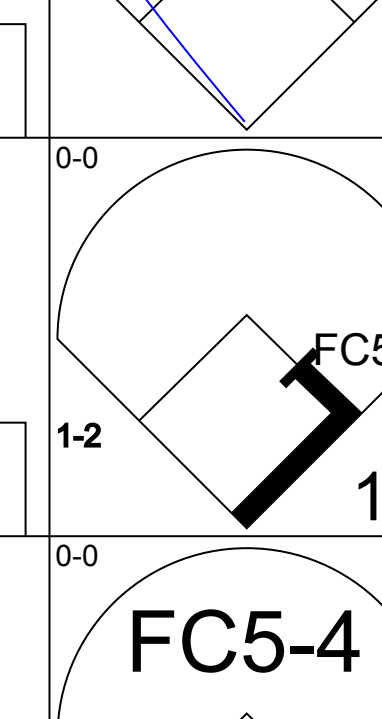
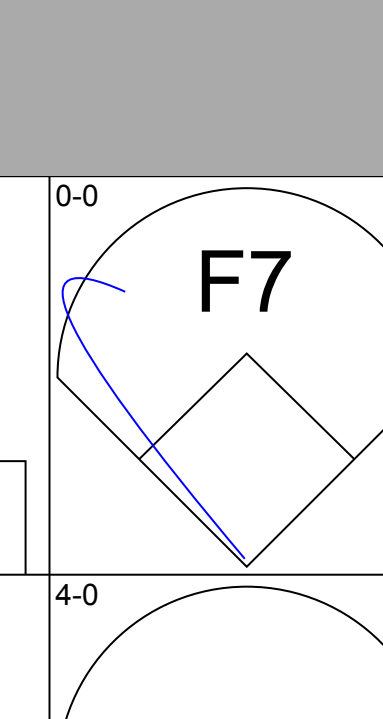
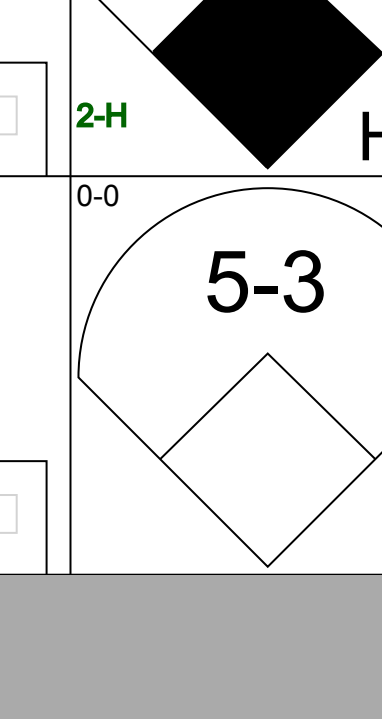
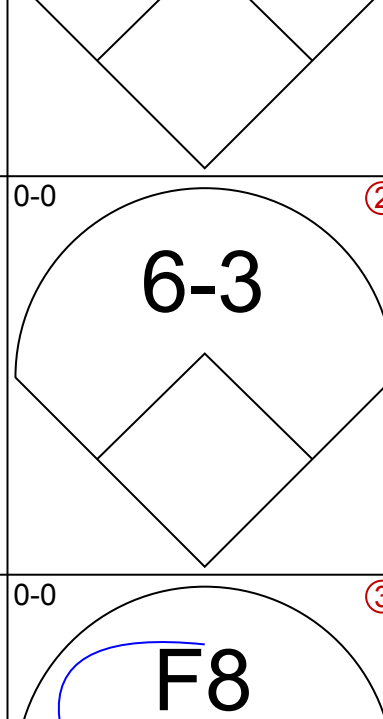
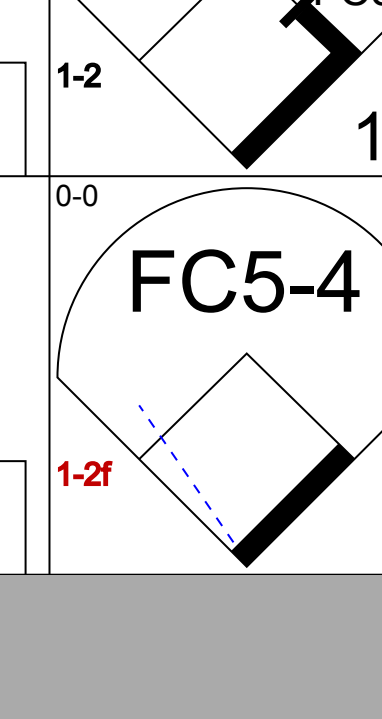
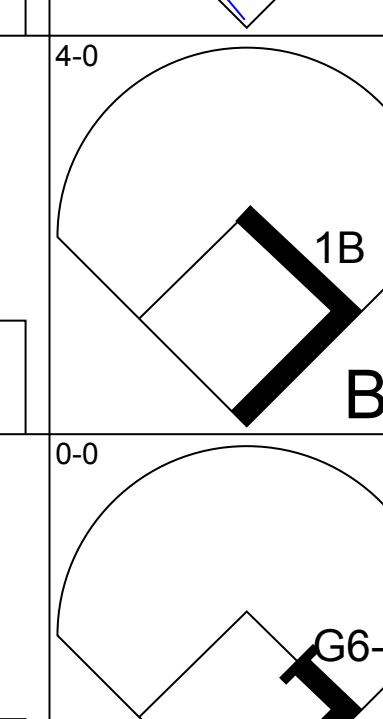
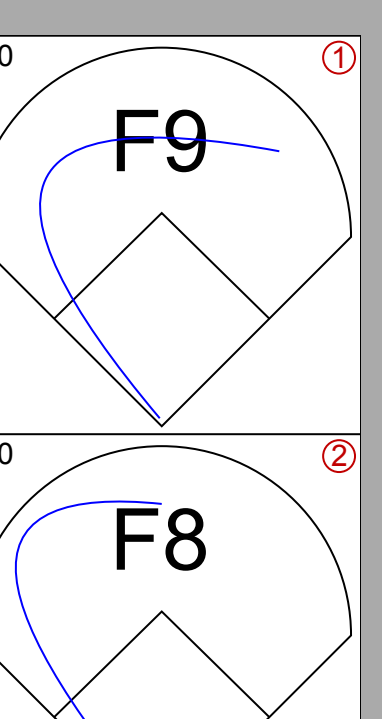
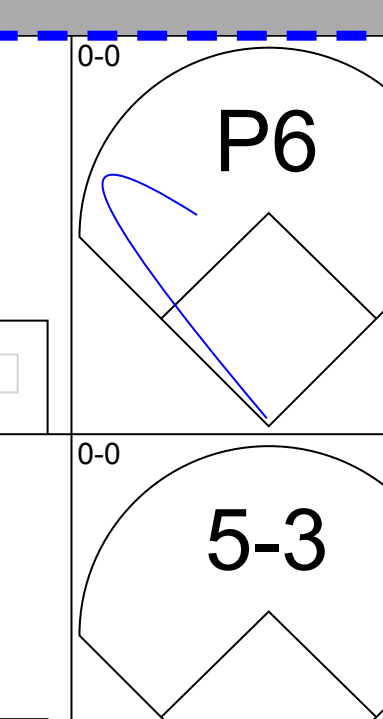
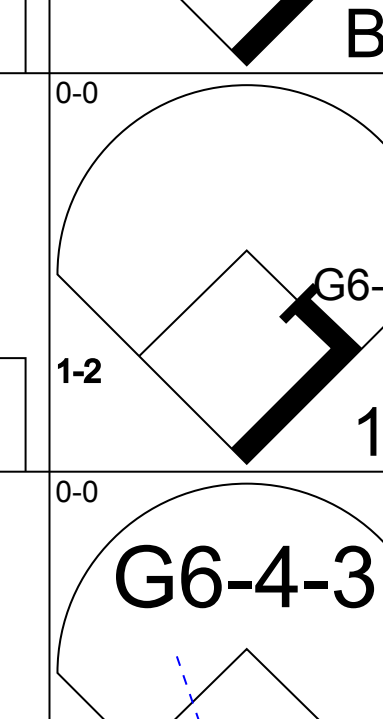
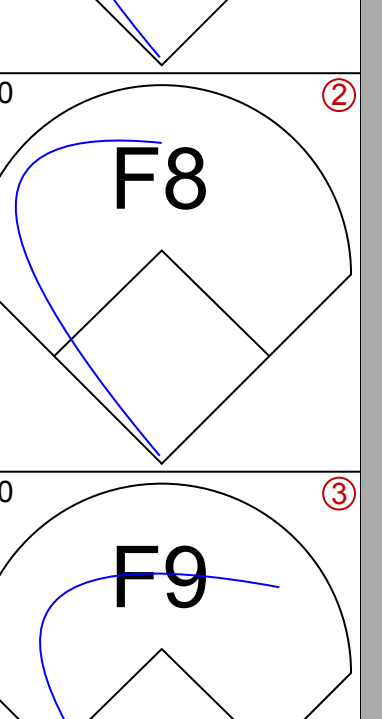
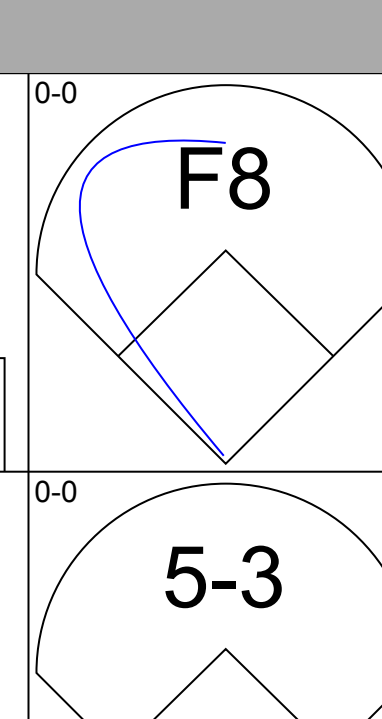
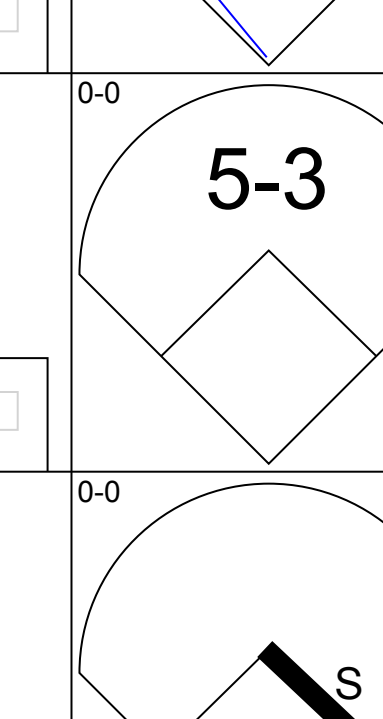
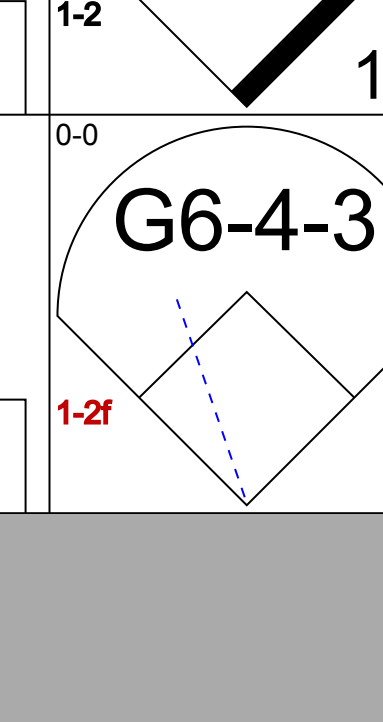
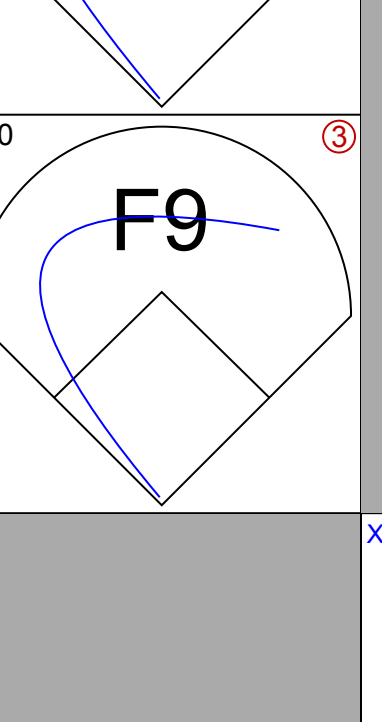
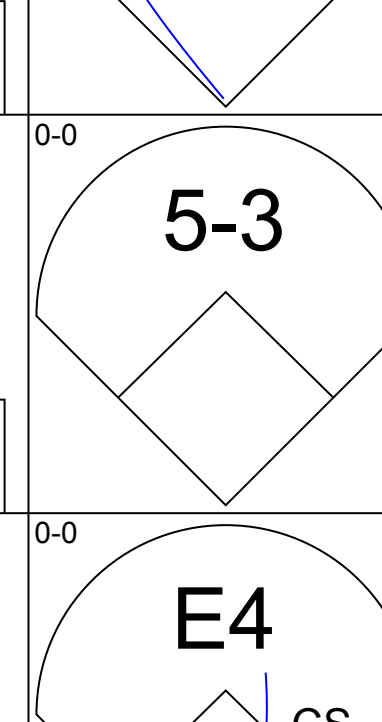
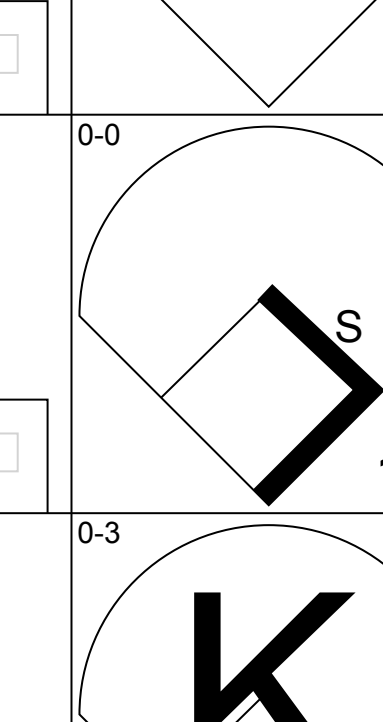
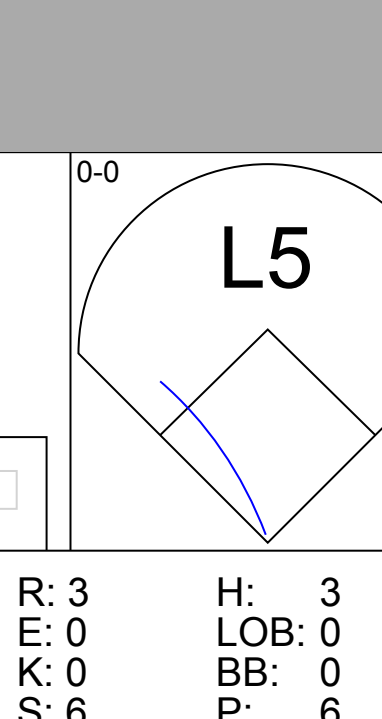
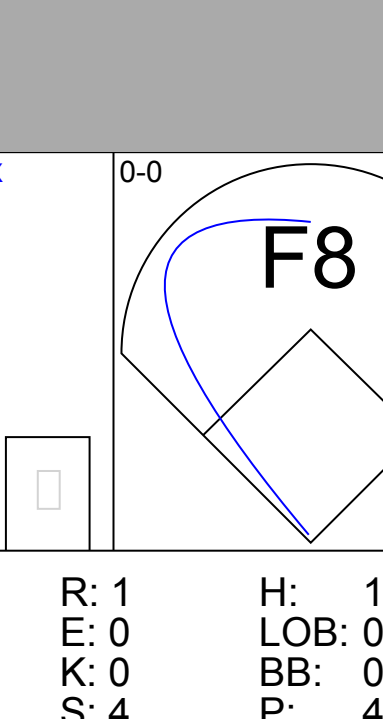
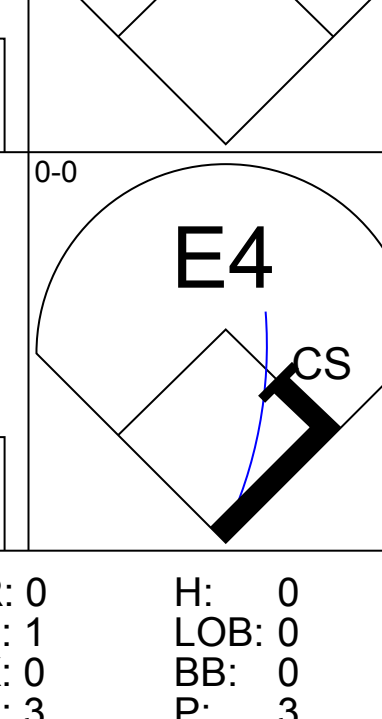
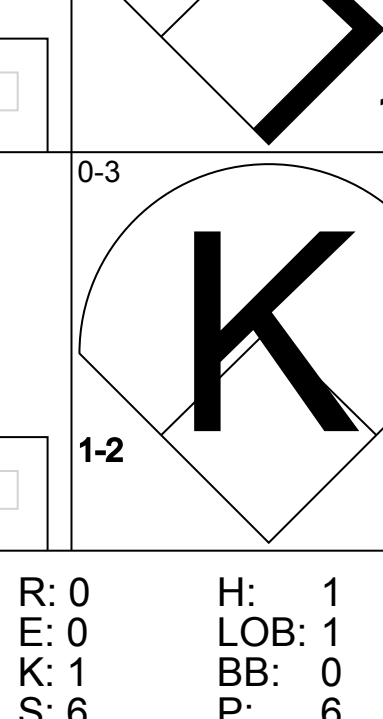


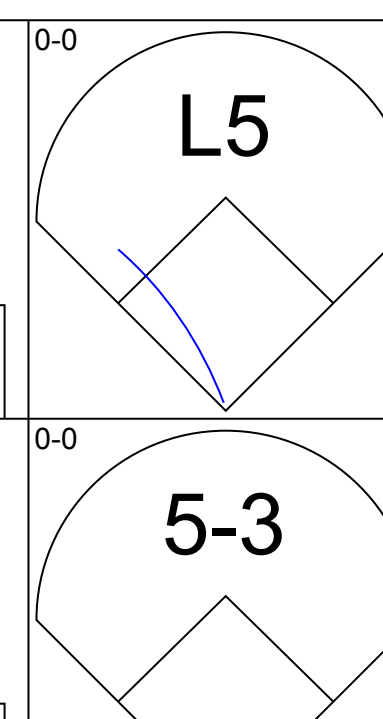
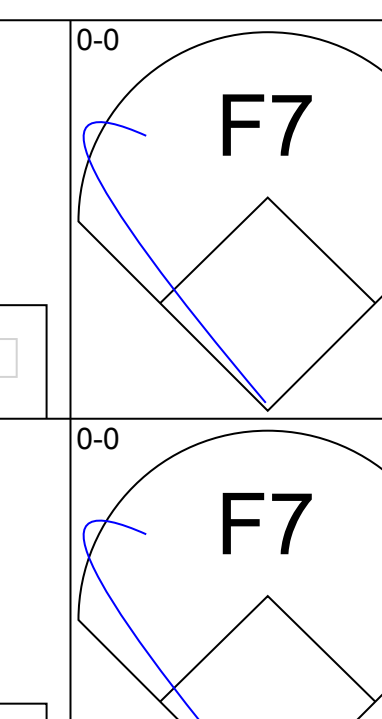
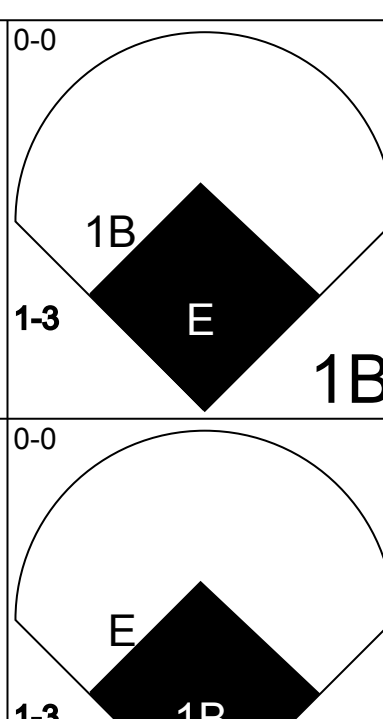
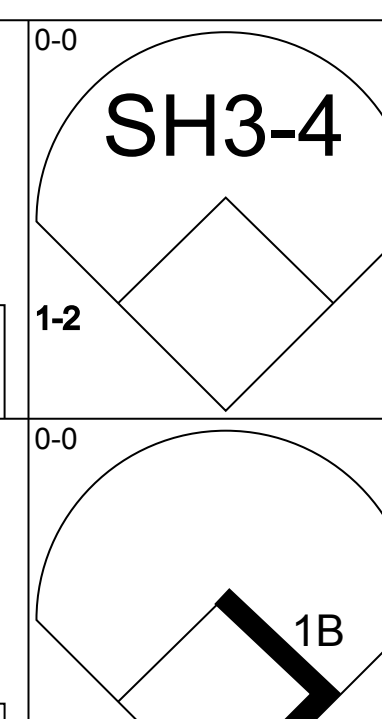
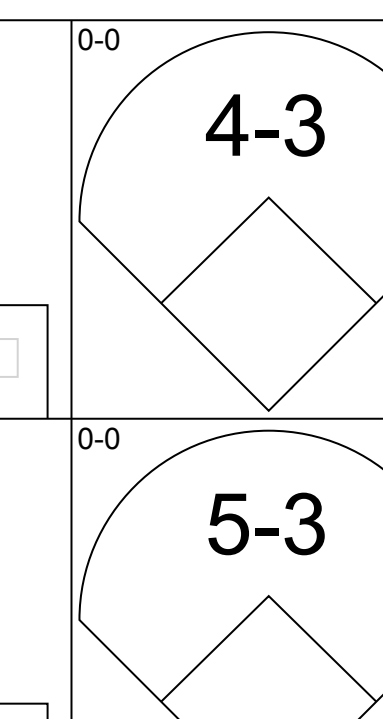
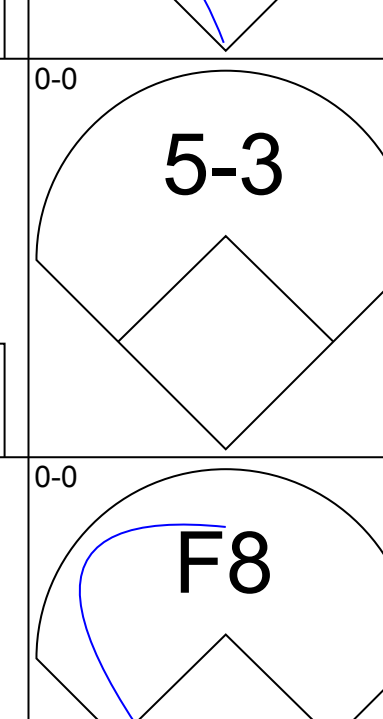
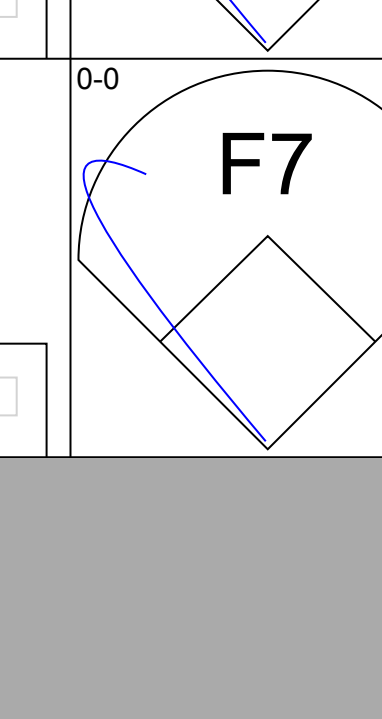
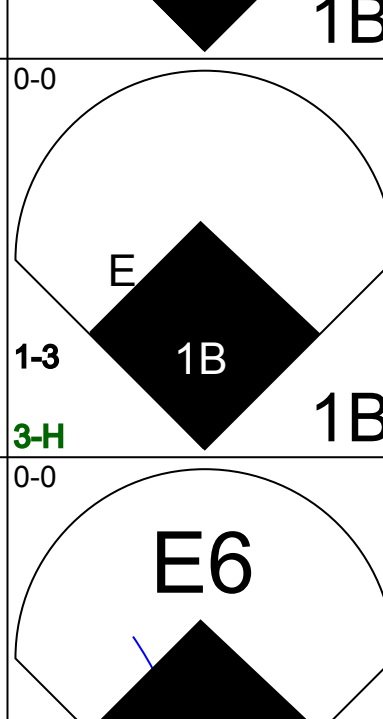
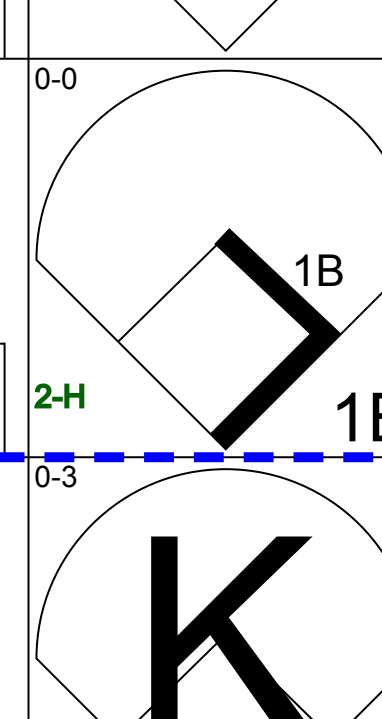
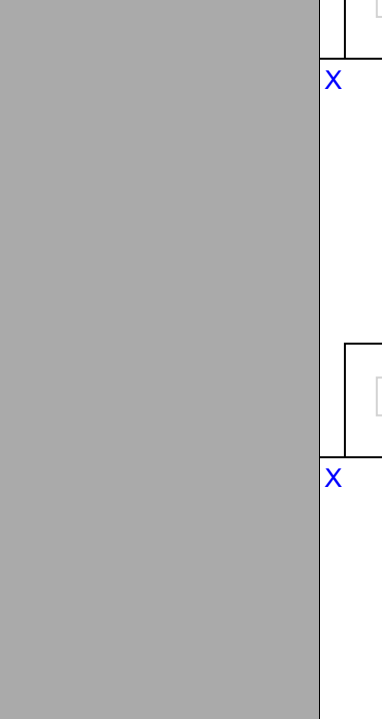
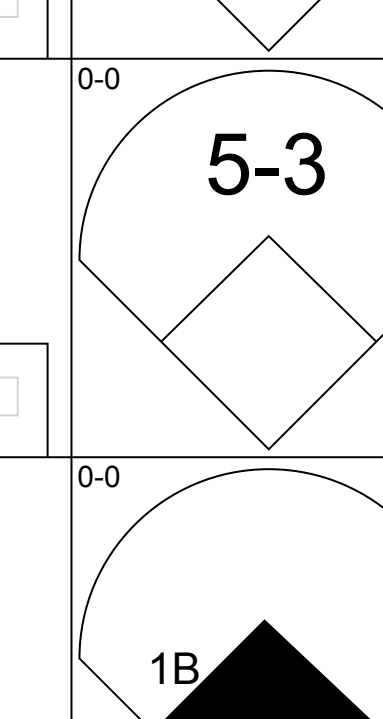
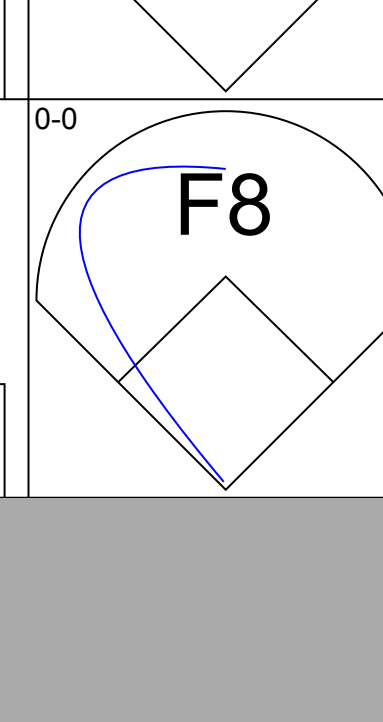
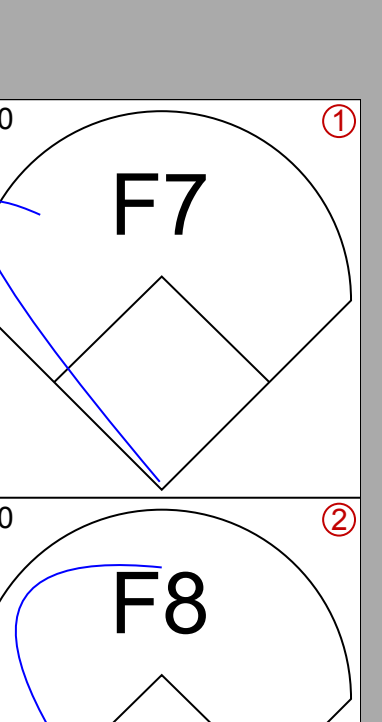
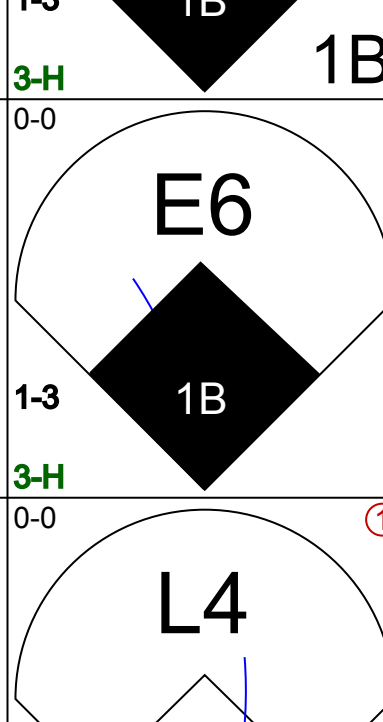
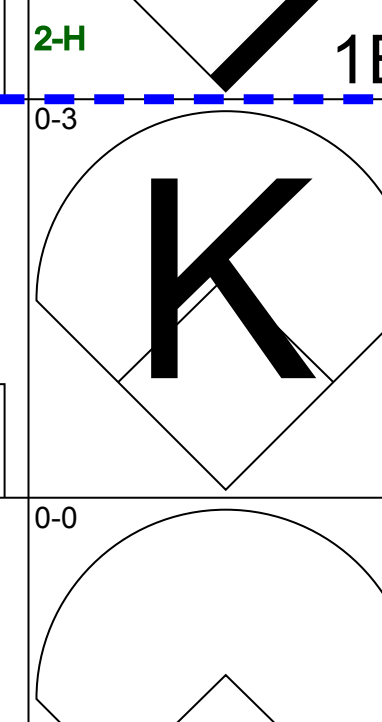
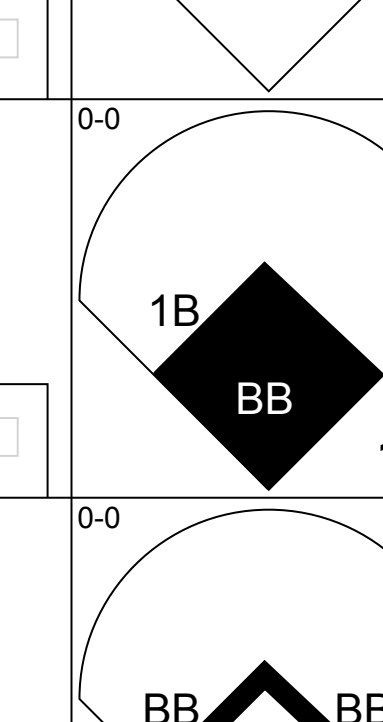
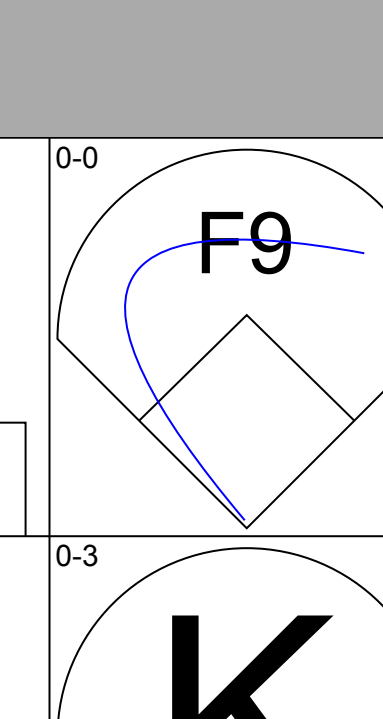
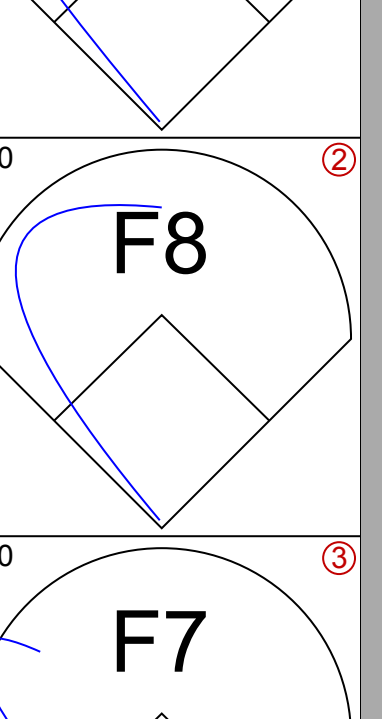
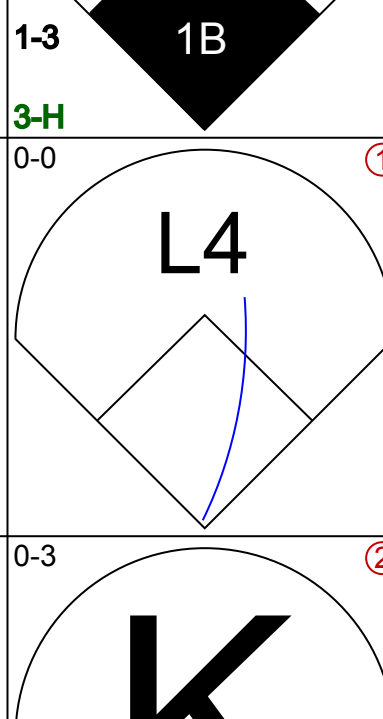
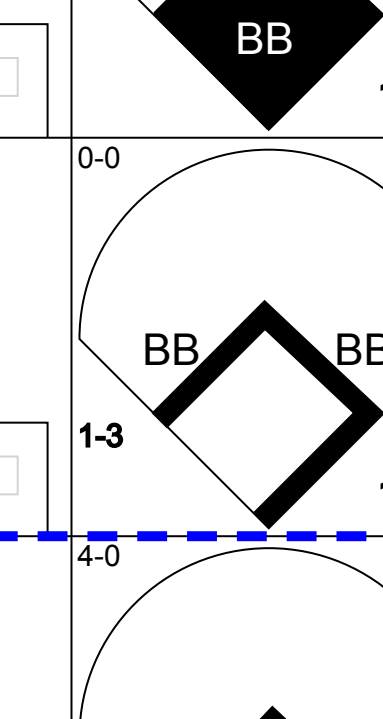
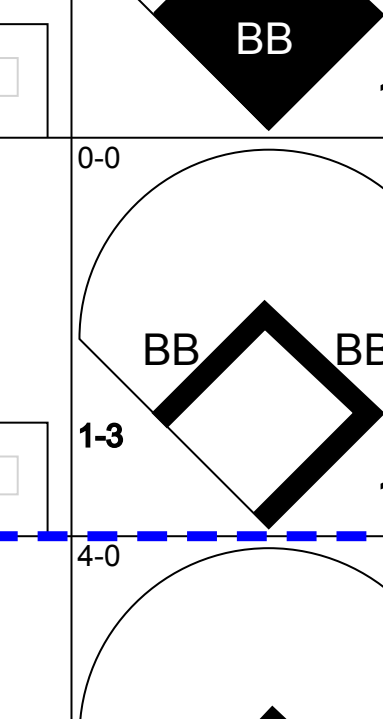
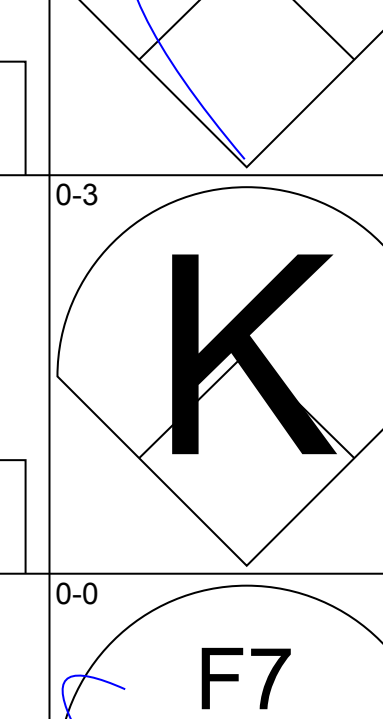
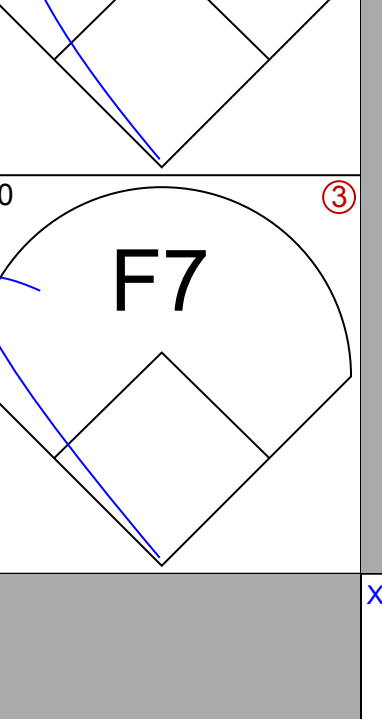
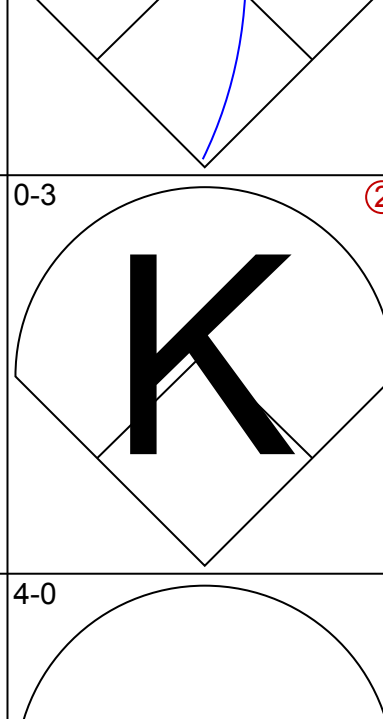
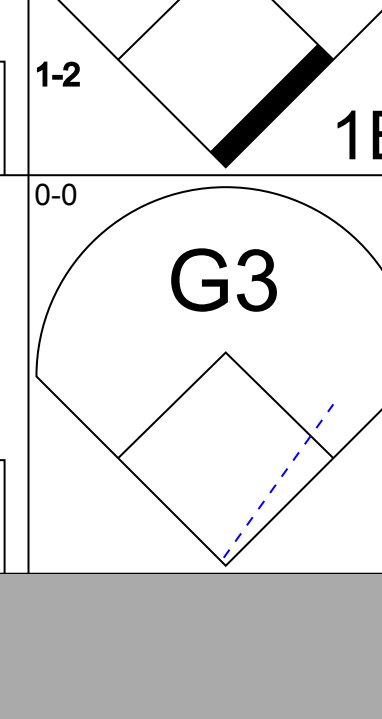
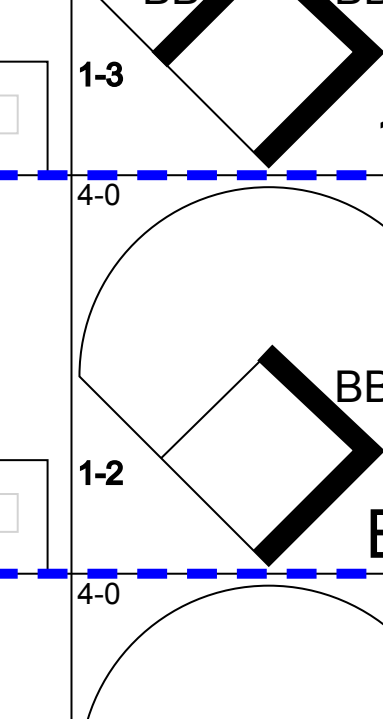
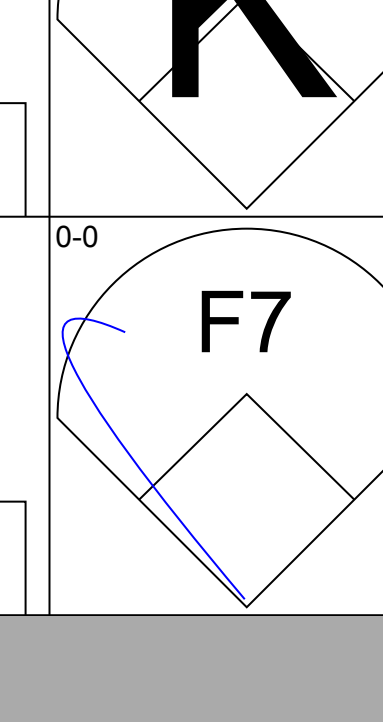
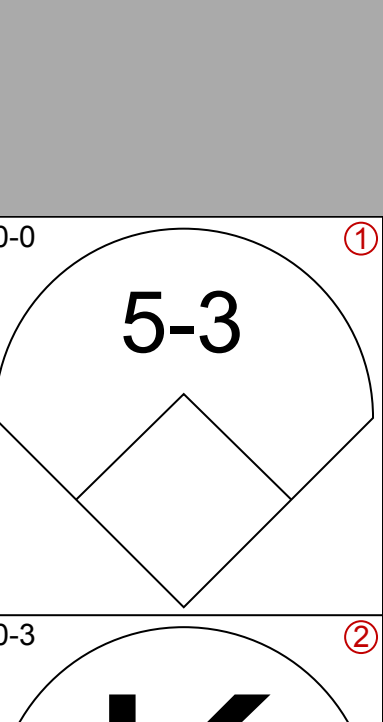
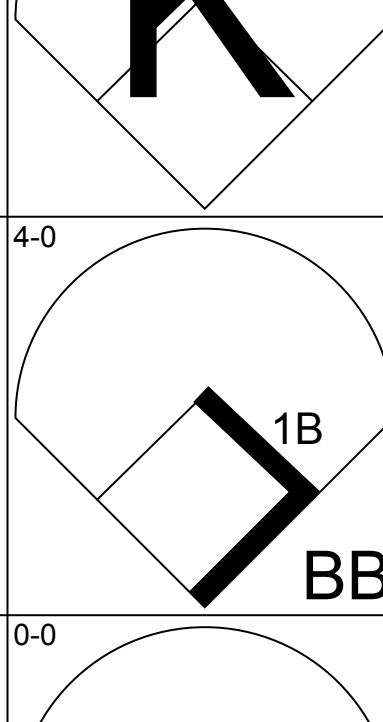
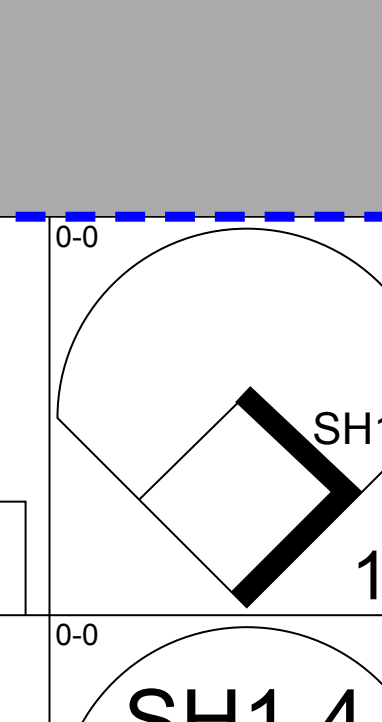
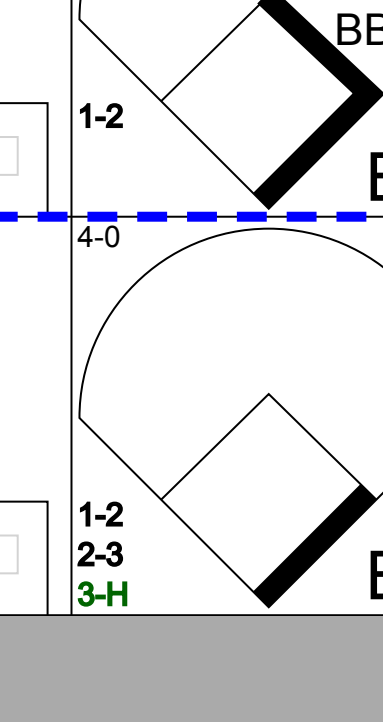
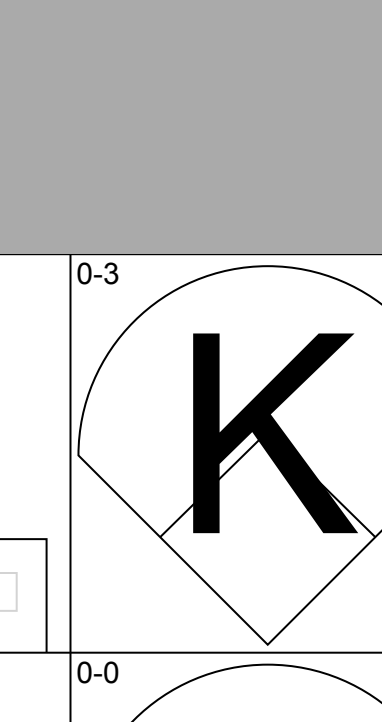
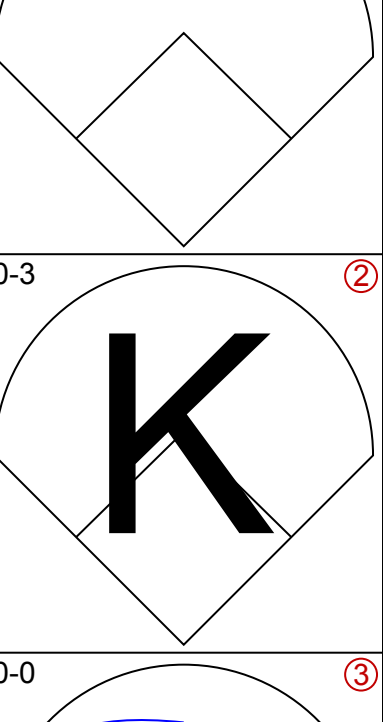
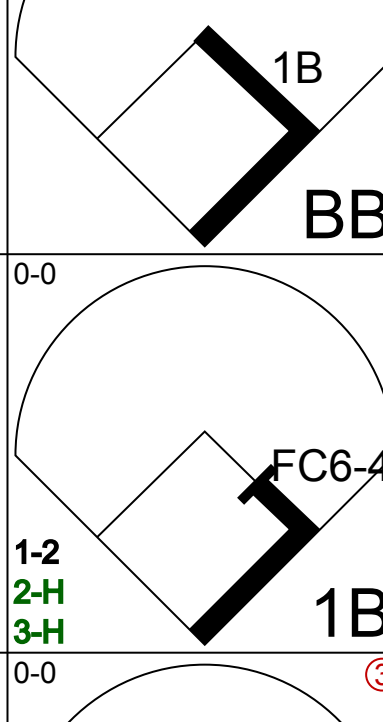
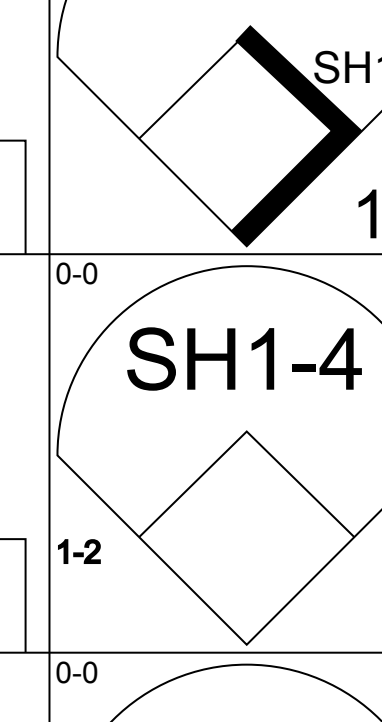
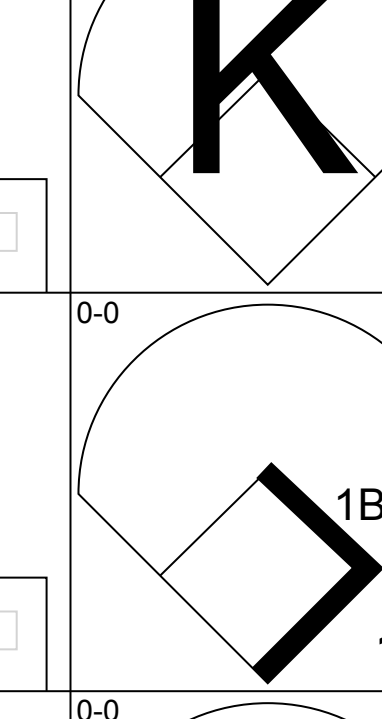
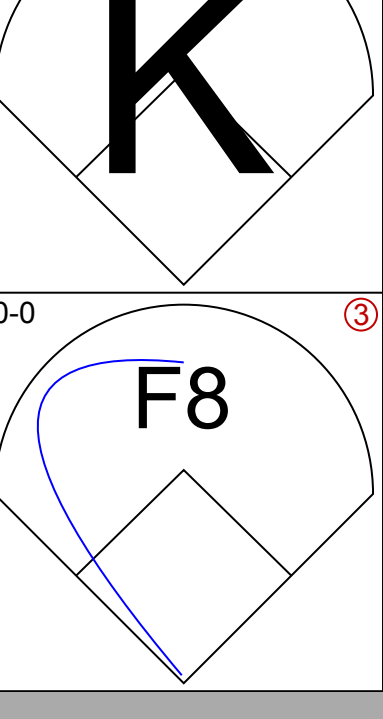
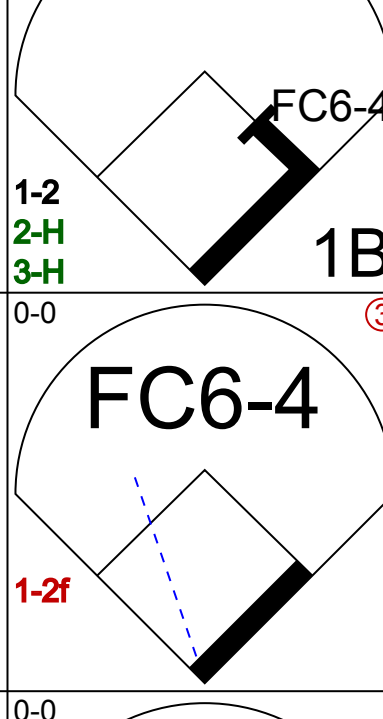
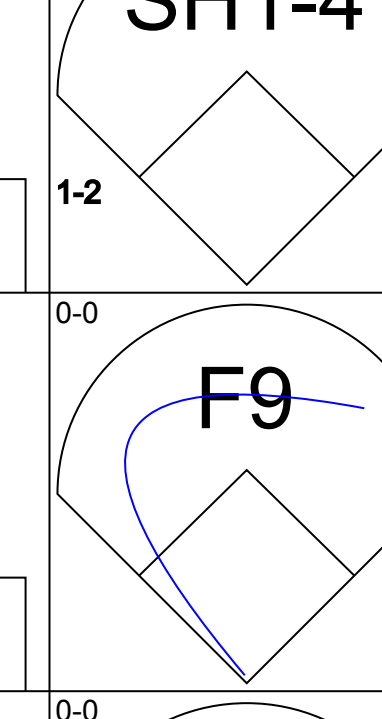
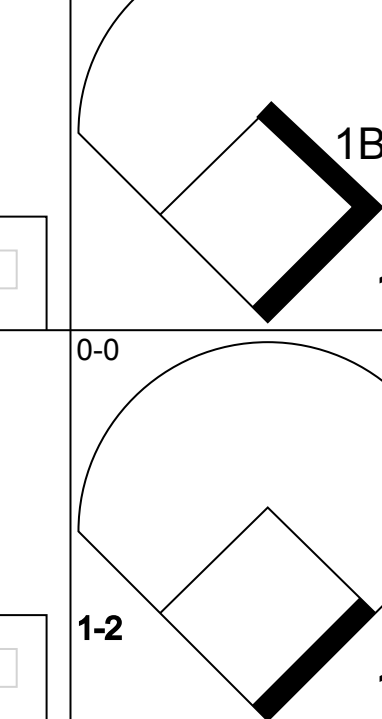
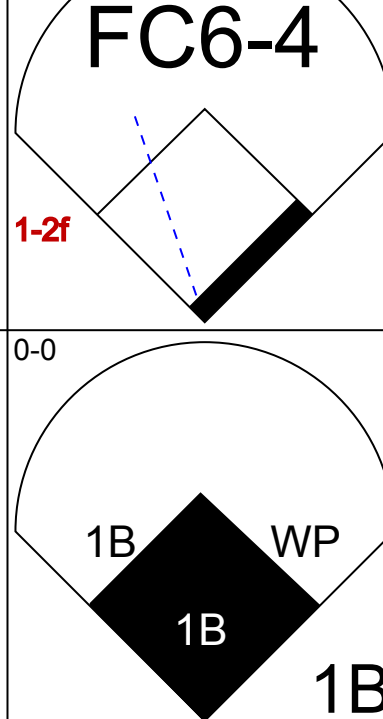
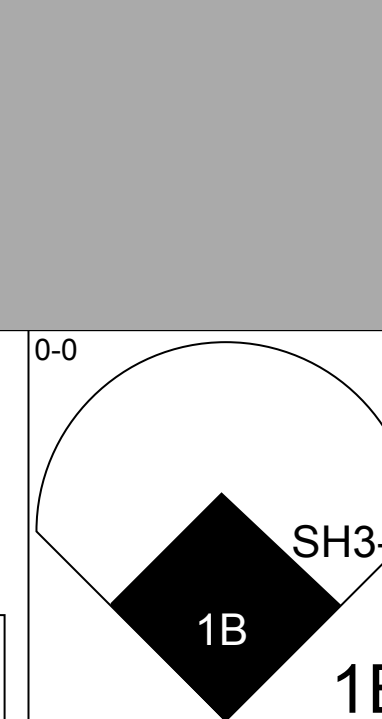
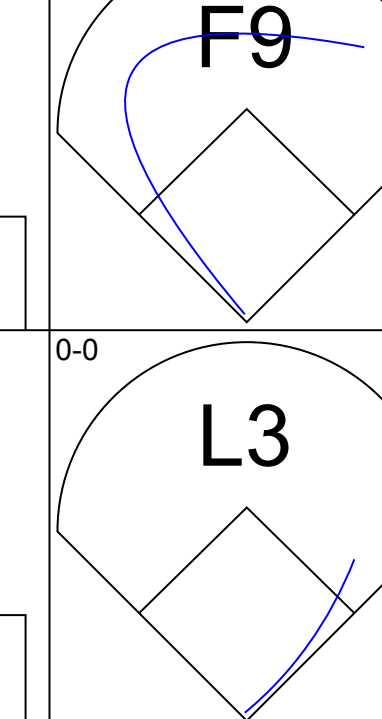
Batter	1	2	3	4	5	6	7	8	9	AB	R	H	RBI	BB	SO	LOB	TOP			
Willie Wilson, S (1, 7) OBP: 0.333, SLG: 0.399	L3		G3		4-3			F8		4	0	0	0	0	0	1	Kansas City Royals @ Milwaukee Brewers Milwaukee County Stadium, Milwaukee, WI Mon Aug 13 1979, 8:05 PM EDT Att: 12,578 - Unknown - 66 F livebaseballscorecards.com			
Hal McRae, R (1, 10) OBP: 0.326, SLG: 0.472	4-3			1B		K		F9		4	1	1	0	0	1	0				
George Brett, L (1, 5) OBP: 0.377, SLG: 0.538	5-3			1B		F7		F8		4	1	1	0	0	0	0				
Darrell Porter, L (1, 2) OBP: 0.420, SLG: 0.487		F8		1B		2B		K		4	1	2	1	0	1	0				
Ralph LaCock, L (1, 3) OBP: 0.348, SLG: 0.379	F7		G1-6-3			3B		F8		4	0	1	1	0	0	1				
Amos Otis, R (1, 8) OBP: 0.367, SLG: 0.441	6-3			1B		2B		HR		4	1	2	1	0	0	1				
Al Cowens, R (1, 9) OBP: 0.355, SLG: 0.429			1-3		FC5-4			BB		3	0	0	0	1	0	1				
Frank White, R (1, 4) OBP: 0.292, SLG: 0.386			F9					F4		4	0	0	0	0	2	1				
Freddie Patek, R (1, 6) OBP: 0.293, SLG: 0.321					2-3			6-3		3	0	1	0	0	0	0				
Inning Stats	R: 0 E: 0 K: 0 S: 3	H: 0 LOB: 0 BB: 0 P: 3	R: 0 E: 0 K: 0 S: 3	H: 0 LOB: 0 BB: 0 P: 3	R: 0 E: 0 K: 0 S: 4	H: 1 LOB: 1 BB: 0 P: 4	R: 2 E: 0 K: 0 S: 6	H: 4 LOB: 1 BB: 0 P: 6	R: 0 E: 0 K: 1 S: 5	H: 0 LOB: 0 BB: 0 P: 5	R: 1 E: 0 K: 1 S: 6	H: 1 LOB: 1 BB: 1 P: 10	R: 0 E: 0 K: 1 S: 3	H: 0 LOB: 0 BB: 0 P: 3	R: 1 E: 0 K: 1 S: 6	H: 1 LOB: 1 BB: 1 P: 10	1B: 5 2B: 1 3B: 1 HR: 1	SF: 0 SAC: 0 DP: 1 HBP: 0	WP: 0 PB: 0 SB: 0 CS: 0	PA: 35
PITCHER Jim Slaton, R (1, 1) ERA: 2.94	IP: 9.0 WLS: W BF: 35 H: 8 R: 4 ER: 4 SO: 4 BB: 1 IBB: 0 HBP: 0 BLK: 0 WP: 0 HR: 1 S: 42 P: 46 ERA: 4.00 WHIP: 1.000															PITCHER				

Batter	1	2	3	4	5	6	7	8	9	AB	R	H	RBI	BB	SO	LOB	BOTTOM			
Robin Yount, R (1, 6) OBP: 0.299, SLG: 0.376	6-3		1B	F2			FC5-6		K	5	2	1	0	0	1	3	Kansas City Royals @ Milwaukee Brewers Milwaukee County Stadium, Milwaukee, WI Mon Aug 13 1979, 8:05 PM EDT Att: 12,578 - Unknown - 66 F livebaseballscorecards.com			
Don Money, R (1, 4) OBP: 0.325, SLG: 0.362	P4		BLK		6-3		E		6-3	4	0	1	1	1	0	0				
Dick Davis, R (1, 10) OBP: 0.298, SLG: 0.451	P4		2H				E			4	0	0	0	0	1	4				
Ben Oglivie, L (9, PH) OBP: 0.319, SLG: 0.497	P4				K		P4		HR	1	1	1	1	0	0	0				
Gorman Thomas, R (1, 8) OBP: 0.337, SLG: 0.491		K		BLK	5-3		E			2	0	0	1	2	1	0				
Sixto Lezcano, R (1, 9) OBP: 0.416, SLG: 0.558		HR		BB			E6			3	1	1	1	1	0	2				
Cecil Cooper, L (1, 3) OBP: 0.376, SLG: 0.513		1B		IBB			G3			4	0	1	0	0	0	6				
Sal Bando, R (1, 5) OBP: 0.340, SLG: 0.367		2B			E5		K		K	4	0	1	0	0	2	0				
Charlie Moore, R (1, 2) OBP: 0.392, SLG: 0.464		P3			F8		FC5-6		5-3	4	0	1	0	0	0	3				
Jim Wohlford, R (1, 7) OBP: 0.299, SLG: 0.377		F2			B2		BB		K2-3	4	1	1	0	0	1	3				
Inning Stats	R: 0 E: 0 K: 0 S: 3	H: 0 LOB: 0 BB: 0 P: 3	R: 1 E: 0 K: 1 S: 8	H: 3 LOB: 2 BB: 0 P: 8	R: 1 E: 0 K: 0 S: 4	H: 2 LOB: 2 BB: 2 P: 12	R: 0 E: 1 K: 0 S: 4	H: 0 LOB: 1 BB: 0 P: 4	R: 0 E: 0 K: 1 S: 5	H: 0 LOB: 0 BB: 0 P: 5	R: 2 E: 1 K: 0 S: 6	H: 2 LOB: 3 BB: 2 P: 14	R: 0 E: 0 K: 2 S: 7	H: 0 LOB: 0 BB: 0 P: 7	R: 1 E: 0 K: 1 S: 5	H: 1 LOB: 0 BB: 0 P: 5	1B: 4 2B: 2 3B: 0 HR: 2	SF: 0 SAC: 0 DP: 1 HBP: 0	WP: 0 PB: 0 SB: 0 CS: 0	PA: 39
PITCHER Larry Gura, L (1, 1) ERA: 4.67 Dan Quisenberry, R (7, 1) ERA: 1.82	IP: 6.2 WLS: L BF: 9 H: 1 R: 1 ER: 1 SO: 3 BB: 1 IBB: 0 HBP: 0 BLK: 0 WP: 0 HR: 1 S: 33 P: 45 ERA: 4.05 WHIP: 1.350															PITCHER				

Batter	1	2	3	4	5	6	7	8	9	AB	R	H	RBI	BB	SO	LOB	TOP										
Freddie Patek, R OBP: 0.293, SLG: 0.320 (1, 6)	6-3		6-3		G6-4-3			1B		4	0	1	0	0	0	1	Kansas City Royals @ Milwaukee Brewers Milwaukee County Stadium, Milwaukee, WI Tue Aug 14 1979, 8:05 PM EDT Att: 21,657 - Unknown - 64 F										
Frank White, R OBP: 0.292, SLG: 0.386 (1, 4)	CS		F7			F8		SF8		3	0	1	1	0	0	0											
George Brett, L OBP: 0.380, SLG: 0.545 (1, 5)	CS					F8		3H		4	1	3	1	0	0	0											
Amos Otis, R OBP: 0.368, SLG: 0.440 (1, 8)	CS					K		1-2		3	0	1	0	1	1	2											
Al Cowens, R OBP: 0.354, SLG: 0.427 (1, 9)	L8		CS							4	0	1	0	0	1	2											
Darrell Porter, L OBP: 0.417, SLG: 0.482 (1, 10)		4-3			F7					4	0	0	0	0	0	1											
George Scott, R OBP: 0.312, SLG: 0.370 (1, 3)					G6-4-3					4	0	1	0	0	1	1											
John Wathan, R OBP: 0.239, SLG: 0.308 (1, 2)						6-3		1B		3	1	1	0	0	0	1											
Willie Wilson, S OBP: 0.333, SLG: 0.398 (1, 7)								1-3		3	0	1	0	0	0	2											
Inning Stats	R: 0 E: 0 K: 0 S: 4	H: 2 LOB: 2 BB: 1 P: 8	R: 0 E: 0 K: 0 S: 4	H: 1 LOB: 1 BB: 0 P: 4	R: 1 E: 0 K: 0 S: 4	H: 2 LOB: 0 BB: 0 P: 4	R: 0 E: 0 K: 0 S: 3	H: 1 LOB: 0 BB: 0 P: 3	R: 0 E: 0 K: 1 S: 5	H: 0 LOB: 0 BB: 0 P: 5	R: 0 E: 0 K: 0 S: 3	H: 0 LOB: 0 BB: 0 P: 3	R: 1 E: 0 K: 0 S: 6	H: 3 LOB: 2 BB: 0 P: 6	R: 0 E: 0 K: 2 S: 7	H: 0 LOB: 0 BB: 0 P: 7	1B: 9 2B: 0 3B: 0 HR: 1	SF: 1 SAC: 0 DP: 2 HBP: 0	WP: 0 PB: 0 SB: 0 CS: 3	PA: 35							
PITCHER	IP	WLS	BF	H	R	ER	SO	BB	IBB	HBP	BLK	WP	HR	S	P	ERA	WHIP										
Mike Caldwell, L ERA: 3.41 (1, 1)	7.2	W	30	10	2	2	1	1	0	0	0	0	1	31	35	2.35	1.435										
Bill Castro, R ERA: 1.63 (8, 1)	1.1	S	4	0	0	0	2	0	0	0	0	0	0	8	8	0.00	0.000										

Batter	1	2	3	4	5	6	7	8	9	AB	R	H	RBI	BB	SO	LOB	BOTTOM										
Jim Gantner, L OBP: 0.344, SLG: 0.367 (1, 4)	3-1		1-3					1-3		3	0	0	0	1	0	0	Kansas City Royals @ Milwaukee Brewers Milwaukee County Stadium, Milwaukee, WI Tue Aug 14 1979, 8:05 PM EDT Att: 21,657 - Unknown - 64 F										
Don Money, R OBP: 0.320, SLG: 0.356 (1, 10)	F9		5-3					F8		4	0	0	0	0	1	1											
Cecil Cooper, L OBP: 0.377, SLG: 0.513 (1, 3)								K		4	1	2	0	0	1	0											
Sixto Lezcano, R OBP: 0.415, SLG: 0.555 (1, 9)	F8							K		4	1	1	0	0	1	1											
Ben Oglivie, L OBP: 0.323, SLG: 0.505 (1, 7)								F9		2	2	1	2	2	0	0											
Gorman Thomas, R OBP: 0.340, SLG: 0.502 (1, 8)								1B		3	1	2	2	1	0	1											
Sal Bando, R OBP: 0.339, SLG: 0.366 (1, 5)								BB		4	0	1	0	0	1	2											
Robin Yount, R OBP: 0.299, SLG: 0.375 (1, 6)								1B		4	0	1	0	0	0	3											
Charlie Moore, R OBP: 0.388, SLG: 0.459 (1, 2)								F2		3	0	0	0	0	0	2											
Inning Stats	R: 0 E: 0 K: 0 S: 4	H: 1 LOB: 1 BB: 0 P: 4	R: 2 E: 0 K: 1 S: 6	H: 2 LOB: 0 BB: 1 P: 10	R: 0 E: 0 K: 0 S: 3	H: 0 LOB: 0 BB: 0 P: 3	R: 0 E: 0 K: 0 S: 3	H: 0 LOB: 1 BB: 1 P: 7	R: 0 E: 0 K: 1 S: 5	H: 0 LOB: 1 BB: 1 P: 9	R: 3 E: 1 K: 0 S: 7	H: 4 LOB: 1 BB: 0 P: 7	R: 0 E: 0 K: 1 S: 6	H: 1 LOB: 2 BB: 1 P: 10	R: 0 E: 0 K: 1 S: 6	H: 0 LOB: 0 BB: 0 P: 5	1B: 5 2B: 1 3B: 0 HR: 2	SF: 0 SAC: 0 DP: 0 HBP: 0	WP: 0 PB: 0 SB: 1 CS: 1	PA: 35							
PITCHER	IP	WLS	BF	H	R	ER	SO	BB	IBB	HBP	BLK	WP	HR	S	P	ERA	WHIP										
Dennis Leonard, R ERA: 4.7 (1, 1)	7.0	L	30	7	5	5	3	3	0	0	0	0	2	33	45	6.43	1.429										
Steve Busby, R ERA: 3.35 (8, 1)	1.0		5	1	0	0	1	1	0	0	0	0	0	6	10	0.00	2.000										

Batter	1	2	3	4	5	6	7	8	9	AB	R	H	RBI	BB	SO	LOB	TOP			
Willie Wilson, S OBP: 0.333, SLG: 0.399 (1, 7)										4	1	1	0	0	1	0	Kansas City Royals @ Milwaukee Brewers Milwaukee County Stadium, Milwaukee, WI Wed Aug 15 1979, 8:05 PM EDT Att: 17,175 - Unknown - 62 F livebaseballscorecards.com			
Frank White, R OBP: 0.294, SLG: 0.397 (1, 4)										4	1	2	1	0	0	1				
George Brett, L OBP: 0.381, SLG: 0.553 (1, 5)										4	2	2	2	0	0	1				
Amos Otis, R OBP: 0.369, SLG: 0.448 (1, 8)										4	1	2	2	0	0	0				
Al Cowens, R OBP: 0.350, SLG: 0.423 (1, 9)										4	0	0	0	0	0	2				
Darrell Porter, L OBP: 0.415, SLG: 0.478 (1, 10)										3	0	0	0	1	0	0				
George Scott, R OBP: 0.313, SLG: 0.371 Ralph LaCock, L (7, PH) OBP: 0.346, SLG: 0.377 (7, 3)										2	0	1	0	0	0	0				
John Wathan, R OBP: 0.239, SLG: 0.307 (1, 2)										4	0	1	0	0	0	2				
Freddie Patek, R OBP: 0.289, SLG: 0.316 (1, 6)										4	0	0	0	0	1	1				
Inning Stats	R: 1 E: 0 K: 1 S: 6	H: 1 LOB: 0 BB: 0 P: 6	R: 0 E: 0 K: 0 S: 3	H: 1 LOB: 1 BB: 1 P: 7	R: 3 E: 0 K: 0 S: 6	H: 3 LOB: 0 BB: 0 P: 6	R: 0 E: 0 K: 0 S: 3	H: 0 LOB: 0 BB: 0 P: 3	R: 1 E: 0 K: 0 S: 4	H: 1 LOB: 0 BB: 0 P: 4	R: 0 E: 0 K: 0 S: 3	H: 0 LOB: 0 BB: 0 P: 3	R: 0 E: 0 K: 0 S: 5	H: 2 LOB: 2 BB: 0 P: 5	R: 0 E: 0 K: 1 S: 6	H: 1 LOB: 1 BB: 0 P: 6		1B: 4 2B: 2 3B: 0 HR: 3	SF: 0 SAC: 0 DP: 1 HBP: 0	WP: 0 PB: 0 CS: 1
PITCHER	IP WLS BF H R ER SO BB IBB HBP BLK WP HR S P ERA WHIP																			
Bill Travers, L ERA: 3.78 (1, 1)	5.0	21	6	5	5	1	1	0	0	0	0	0	3	22	26	9.00	1.400			
Paul Mitchell, R ERA: 4.82 (6, 1)	3.0	11	2	0	0	0	0	0	0	0	0	0	0	11	11	0.00	0.667			
Jerry Augustine, L ERA: 4.09 (9, 1)	1.0	W	4	1	0	0	1	0	0	0	0	0	0	6	6	0.00	1.000			

Batter	1	2	3	4	5	6	7	8	9	AB	R	H	RBI	BB	SO	LOB	BOTTOM					
Jim Gantner, L OBP: 0.341, SLG: 0.364 (1, 4)										4	1	1	0	0	0	2	Kansas City Royals @ Milwaukee Brewers Milwaukee County Stadium, Milwaukee, WI Wed Aug 15 1979, 8:05 PM EDT Att: 17,175 - Unknown - 62 F livebaseballscorecards.com					
Don Money, R OBP: 0.322, SLG: 0.357 (1, 10)										5	1	2	2	0	0	2						
Cecil Cooper, L OBP: 0.375, SLG: 0.509 (1, 3)										5	2	1	1	0	1	2						
Sixto Lezcano, R OBP: 0.415, SLG: 0.553 (1, 9)										5	0	2	0	0	0	2						
Ben Oglivie, L OBP: 0.321, SLG: 0.500 (1, 7)										4	0	0	0	1	2	4						
Gorman Thomas, R OBP: 0.343, SLG: 0.501 (1, 8)										3	0	1	1	2	0	0						
Sal Bando, R OBP: 0.339, SLG: 0.365 (1, 5)										3	0	1	2	0	2	0						
Robin Yount, R OBP: 0.298, SLG: 0.374 (1, 6)										4	0	1	0	0	0	3						
Buck Martinez, R OBP: 0.282, SLG: 0.385 Charlie Moore, R (7, PR) OBP: 0.387, SLG: 0.457 (8, 2)										3	1	3	0	0	0	0						
Inning Stats	R: 0 E: 0 K: 0 S: 3	H: 0 LOB: 0 BB: 0 P: 3	R: 0 E: 0 K: 1 S: 5	H: 0 LOB: 0 BB: 0 P: 5	R: 0 E: 0 K: 1 S: 7	H: 2 LOB: 2 BB: 0 P: 7	R: 0 E: 0 K: 0 S: 3	H: 0 LOB: 0 BB: 0 P: 3	R: 0 E: 0 K: 1 S: 5	H: 0 LOB: 0 BB: 0 P: 5	R: 4 E: 1 K: 1 S: 10	H: 4 LOB: 2 BB: 1 P: 14	R: 1 E: 0 K: 1 S: 8	H: 3 LOB: 2 BB: 0 P: 8	R: 0 E: 0 K: 0 S: 4	H: 1 LOB: 1 BB: 0 P: 4		R: 1 E: 0 K: 0 S: 4	H: 2 LOB: 3 BB: 2 P: 12	1B: 12 2B: 0 3B: 0 HR: 0	SF: 0 SAC: 2 DP: 0 HBP: 0	WP: 1 PB: 0 CS: 0
PITCHER	IP WLS BF H R ER SO BB IBB HBP BLK WP HR S P ERA WHIP																					
Rich Gale, R ERA: 5.23 (1, 1)	6.1	29	8	5	3	4	1	0	0	0	0	0	5	5	0.00	1.500						
Steve Mingori, L ERA: 4.19 (7, 1)	0.2	3	1	0	0	1	0	0	0	0	0	0	5	5	0.00	1.500						
Dan Quisenberry, R ERA: 2.05 (8, 1)	1.2	L	8	3	1	1	0	0	0	0	0	0	8	8	5.40	1.800						
Al Hrabosky, L ERA: 4.34 (9, 1)	0.0	1	0	0	0	0	1	0	0	0	0	0	4	∞	∞							
Marty Pattin, R ERA: 4.19 (9, 1)	0.0	1	0	0	0	0	1	0	0	0	0	0	4	∞	∞							


Batter	1	2	3	4	5	6	7	8	9	AB	R	H	RBI	BB	SO	LOB	TOP	
Willie Wilson, S OBP: 0.331, SLG: 0.397 (1, 7)										5	1	1	0	0	1	1	Kansas City Royals @ Baltimore Orioles Memorial Stadium, Baltimore, MD Thu Aug 16 1979, 7:05 PM EDT Att: 18,932 - Unknown livebaseballscorecards.com	
Al Cowens, R OBP: 0.351, SLG: 0.422 (1, 9)										5	0	2	0	0	1	2		
George Brett, L OBP: 0.379, SLG: 0.550 (1, 5)										5	0	1	1	0	0	2		
Darrell Porter, L OBP: 0.416, SLG: 0.476 (1, 2)										2	0	0	0	2	0	1		
Ralph LaCock, L OBP: 0.347, SLG: 0.376 (1, 3)										3	0	1	0	1	0	2		
Amos Otis, R OBP: 0.366, SLG: 0.446 (1, 8)										4	1	1	0	0	1	4		
Jamie Quirk, L OBP: 0.339, SLG: 0.389 (1, 10)										4	0	1	0	0	2	1		
Frank White, R OBP: 0.294, SLG: 0.398 (1, 4)										4	1	1	0	0	0	1		
Todd Cruz, R OBP: 0.232, SLG: 0.341 (1, 6)										3	1	1	2	0	1	1		
Inning Stats	R: 1 E: 0 K: 2 S: 9	H: 1 LOB: 1 BB: 0 P: 9	R: 2 E: 1 K: 1 S: 8	H: 3 LOB: 1 BB: 0 P: 8	R: 0 E: 0 K: 1 S: 6	H: 1 LOB: 1 BB: 0 P: 6	R: 0 E: 0 K: 1 S: 6	H: 1 LOB: 2 BB: 0 P: 6	R: 0 E: 0 K: 0 S: 3	H: 0 LOB: 1 BB: 1 P: 7	R: 0 E: 0 K: 0 S: 3	H: 0 LOB: 0 BB: 0 P: 3	R: 0 E: 0 K: 0 S: 4	H: 1 LOB: 1 BB: 0 P: 4	1B: 7 2B: 1 3B: 0 HR: 1	SF: 1 SAC: 0 DP: 1 HBP: 0	WP: 0 PB: 1 SB: 2 CS: 0	PA: 39
PITCHER Dennis Martinez, R ERA: 3.69 (1, 1)	IP: 9.0 WLS: L BF: 39 H: 9 R: 4 ER: 3 SO: 6 BB: 3 IBB: 0 HBP: 0 BLK: 1 WP: 0 HR: 1 S: 48 P: 60 ERA: 3.00 WHIP: 1.333																	

Batter	1	2	3	4	5	6	7	8	9	AB	R	H	RBI	BB	SO	LOB	BOTTOM			
Mark Belanger, R OBP: 0.284, SLG: 0.220 (1, 6)										2	1	0	0	2	0	0	Kansas City Royals @ Baltimore Orioles Memorial Stadium, Baltimore, MD Thu Aug 16 1979, 7:05 PM EDT Att: 18,932 - Unknown livebaseballscorecards.com			
Benny Avila, R OBP: 0.306, SLG: 0.576 (1, 7)										4	0	1	0	0	0	1				
Ken Singleton, S OBP: 0.395, SLG: 0.535 (1, 9)										4	0	0	0	0	2	3				
Lee May, R OBP: 0.309, SLG: 0.460 (1, 10)										4	0	1	1	0	1	0				
Eddie Murray, S OBP: 0.362, SLG: 0.459 (1, 3)										4	0	0	0	0	0	1				
Gary Roenicke, R OBP: 0.394, SLG: 0.515 (1, 8)										3	1	1	1	0	0	0				
Doug DeCinces, R OBP: 0.330, SLG: 0.378 (1, 5)										3	0	0	0	0	0	0				
Rich Dauer, R OBP: 0.296, SLG: 0.353 (1, 4)										3	0	1	0	0	0	0				
Dave Skaggs, R OBP: 0.288, SLG: 0.253 Rick Dempsey, R OBP: 0.316, SLG: 0.362 (8, PH) (9, 2)										2	0	0	0	0	0	1				
Inning Stats	R: 0 E: 0 K: 1 S: 5	H: 0 LOB: 0 BB: 0 P: 5	R: 1 E: 0 K: 1 S: 6	H: 1 LOB: 0 BB: 0 P: 6	R: 0 E: 0 K: 0 S: 4	H: 2 LOB: 2 BB: 1 P: 8	R: 0 E: 0 K: 0 S: 3	H: 0 LOB: 0 BB: 0 P: 3	R: 0 E: 0 K: 0 S: 4	H: 1 LOB: 1 BB: 1 P: 8	R: 0 E: 0 K: 0 S: 3	H: 0 LOB: 0 BB: 0 P: 3	R: 0 E: 0 K: 0 S: 3	H: 0 LOB: 0 BB: 0 P: 3	R: 0 E: 0 K: 1 S: 5	H: 0 LOB: 0 BB: 0 P: 5	1B: 3 2B: 0 3B: 0 HR: 1	SF: 0 SAC: 0 DP: 1 HBP: 0	WP: 0 PB: 0 SB: 0 CS: 0	PA: 32
PITCHER Paul Spittorf, L ERA: 3.82 (1, 1)	IP: 9.0 WLS: W BF: 32 H: 4 R: 2 ER: 2 SO: 3 BB: 2 IBB: 0 HBP: 0 BLK: 0 WP: 0 HR: 1 S: 36 P: 44 ERA: 2.00 WHIP: 0.667																			

Batter	1	2	3	4	5	6	7	8	9	AB	R	H	RBI	BB	SO	LOB	TOP								
Willie Wilson, S (1, 8) OBP: 0.329, SLG: 0.395	K			K		F7			E4 HR	5	1	1	0	0	2	2									
Al Cowens, R (1, 9) OBP: 0.349, SLG: 0.420	K		L6				F8		F9	5	0	1	0	0	1	2									
George Brett, L (1, 5) OBP: 0.381, SLG: 0.551	F7				BB E 2B		4-3		HR IBB	4	2	2	0	1	0	0									
Darrell Porter, L (1, 2) OBP: 0.419, SLG: 0.491		G3 3B		F5	SH1-3				HR	4	2	3	3	0	0	1									
Ralph LaCock, L (1, 3) OBP: 0.391, SLG: 0.376	F2			BB E BB					4-3	3	1	1	0	2	0	1									
Clint Hurdle, L (1, 7) OBP: 0.340, SLG: 0.388	G3			BB E BB					4-3	4	1	0	1	1	1	5									
Amos Otis, R (9, 8) OBP: 0.368, SLG: 0.446				E SF9 BB	K		F5		4-3	0	0	0	0	0	0	0									
Jamie Quirk, L (1, 10) OBP: 0.317, SLG: 0.362	F9			E3 SF9	K				5-3	4	0	0	0	0	1	4									
Frank White, R (1, 4) OBP: 0.290, SLG: 0.394			F2	SF9		1-3		F5		3	0	0	1	0	0	0									
Todd Cruz, R (1, 6) OBP: 0.232, SLG: 0.330	F8			2-3 3-H BB		K		5-3		3	0	0	0	1	1	0									
Inning Stats	R: 0 E: 0 K: 2 S: 7	H: 0 LOB: 0 BB: 0 P: 7	R: 1 E: 0 K: 0 S: 4	H: 1 LOB: 0 BB: 0 P: 4	R: 0 E: 0 K: 0 S: 4	H: 1 LOB: 1 BB: 0 P: 4	R: 3 E: 1 K: 1 S: 7	H: 1 LOB: 2 BB: 3 P: 19	R: 0 E: 0 K: 2 S: 9	H: 2 LOB: 3 BB: 1 P: 13	R: 0 E: 0 K: 1 S: 5	H: 0 LOB: 0 BB: 0 P: 5	R: 0 E: 0 K: 0 S: 5	H: 2 LOB: 2 BB: 0 P: 5	R: 0 E: 0 K: 0 S: 3	H: 0 LOB: 0 BB: 0 P: 3	R: 3 E: 1 K: 0 S: 5	H: 1 LOB: 0 BB: 1 P: 9	1B: 5 2B: 1 3B: 1 HR: 1	SF: 1 SAC: 1 DP: 0 HBP: 0	WP: 0 PB: 0 SB: 1 CS: 0	PA: 42			
PITCHER	IP	WLS	BF	H	R	ER	SO	BB	IBB	HBP	BLK	WP	HR	S	P	ERA	WHIP								
Jim Palmer, R (1, 1) ERA: 3.2	3.2	L	18	3	4	1	2	3	0	0	0	0	0	19	31	2.46	1.636								
Sammy Stewart, R (4, 1) ERA: 3.5	5.1		24	5	3	2	4	0	2	0	0	0	1	30	38	3.38	0.938								

Kansas City Royals @ Baltimore Orioles
 Memorial Stadium, Baltimore, MD
 Fri Aug 17 1979, 7:05 PM EDT
 Att: 29,348 - Unknown
livebaseballscorecards.com


AB	35
R	7
H	8
RBI	5
BB	5
SO	6
LOB	15



Batter	1	2	3	4	5	6	7	8	9	AB	R	H	RBI	BB	SO	LOB	BOTTOM								
Al Bumbry, L (1, 8) OBP: 0.335, SLG: 0.374	K		4-3			F5				4	0	1	0	0	1	0									
Billy Smith, S (1, 4) OBP: 0.286, SLG: 0.355	F2				F9	G3		F8		4	0	0	0	0	0	1									
Ken Singleton, S (1, 9) OBP: 0.396, SLG: 0.541						K			K	3	1	1	1	1	2	0									
Eddie Murray, S (1, 3) OBP: 0.359, SLG: 0.455	F5				F8			F9	G3	4	0	0	0	0	0	1									
Pat Kelly, L (1, 7) OBP: 0.408, SLG: 0.549		6-3				F9		F9	FC6-4 BB	3	0	1	0	1	0	0									
Lee May, R (1, 10) OBP: 0.308, SLG: 0.456	F3				F6			HBP	FC6-4	3	0	0	0	0	0	2									
Doug DeCinces, R (1, 5) OBP: 0.327, SLG: 0.374	F2					F8		F8		3	0	0	0	0	0	1									
Rick Dempsey, R (1, 2) OBP: 0.314, SLG: 0.359										2	0	0	0	0	0	0									
Benny Ayala, R (8, PH) OBP: 0.302, SLG: 0.567										1	0	0	0	0	0	0									
Mark Belanger, R (9, 6) OBP: 0.284, SLG: 0.220										0	0	0	0	0	0	0									
Kiko Garcia, R (1, 6) OBP: 0.307, SLG: 0.359										2	0	0	0	0	1	0									
Terry Crowley, L (8, PH) OBP: 0.400, SLG: 0.463										1	0	0	0	0	0	0									
Dave Skaggs, R (9, 2) OBP: 0.288, SLG: 0.253										0	0	0	0	0	0	0									
Inning Stats	R: 0 E: 0 K: 1 S: 5	H: 0 LOB: 1 BB: 1 P: 9	R: 0 E: 0 K: 0 S: 3	H: 0 LOB: 0 BB: 0 P: 3	R: 0 E: 0 K: 1 S: 5	H: 0 LOB: 0 BB: 0 P: 5	R: 1 E: 0 K: 0 S: 5	H: 2 LOB: 1 BB: 0 P: 5	R: 0 E: 0 K: 0 S: 3	H: 0 LOB: 0 BB: 0 P: 3	R: 0 E: 0 K: 1 S: 5	H: 0 LOB: 0 BB: 0 P: 5	R: 0 E: 0 K: 0 S: 3	H: 0 LOB: 1 BB: 0 P: 4	R: 0 E: 0 K: 0 S: 4	H: 1 LOB: 0 BB: 0 P: 4	R: 0 E: 0 K: 1 S: 5	H: 0 LOB: 1 BB: 1 P: 9	1B: 1 2B: 1 3B: 0 HR: 1	SF: 0 SAC: 0 DP: 0 HBP: 1	WP: 0 PB: 0 SB: 0 CS: 0	PA: 33			
PITCHER	IP	WLS	BF	H	R	ER	SO	BB	IBB	HBP	BLK	WP	HR	S	P	ERA	WHIP								
Craig Chamberlain, R (1, 1) ERA: 1.0	9.0	W	33	3	1	1	4	2	0	1	0	0	1	38	47	1.00	0.556								

Kansas City Royals @ Baltimore Orioles
 Memorial Stadium, Baltimore, MD
 Fri Aug 17 1979, 7:05 PM EDT
 Att: 29,348 - Unknown
livebaseballscorecards.com

AB	30
R	1
H	3
RBI	1
BB	2
SO	4
LOB	5




Batter	1	2	3	4	5	6	7	8	9	AB	R	H	RBI	BB	SO	LOB	TOP				
Bobby Murcer, L OBP: 0.345, SLG: 0.401 (1, 8) (3, 7) (5, 9)	F9	1B 2B BB	HR	4-3			F8	L9		5	2	1	4	1	0	2					
Willie Randolph, R OBP: 0.376, SLG: 0.369 Fred Stanley, R OBP: 0.256, SLG: 0.288 (1, 4) (7, 4)	6-3	1B 2B	F8		6-3		6-3		P6	5	1	1	2	0	0	0					
Oscar Gamble, L OBP: 0.472, SLG: 0.565 Bobby Brown, S OBP: 0.274, SLG: 0.275 (1, 7) (3, 8)	G3	1B 2B			FC4-6 1B			F8	F5	3	1	2	1	0	0	0					
Reggie Jackson, L OBP: 0.389, SLG: 0.550 Lenny Randle, S OBP: 0.154, SLG: 0.154 (1, 9) (5, 7)		4-3		P4	FC4-6 FC6			L4	F8	4	0	1	2	0	0	2					
Chris Chambliss, L OBP: 0.322, SLG: 0.447 (1, 3)		E4 1B			1B HR 1B			2B 1B		5	3	3	0	0	0	2					
Graig Nettles, L OBP: 0.326, SLG: 0.390 (1, 5)		BB WP 1B	G3		HR 1B		L8	HR 2B		5	3	3	2	0	0	0					
Jim Spencer, L OBP: 0.356, SLG: 0.558 (1, 10)		BB BB 1B BB	1B		HR HR		F7	HR		4	4	3	5	1	0	0					
Brad Gulden, L OBP: 0.194, SLG: 0.152 (1, 2)		BB BB 1B BB	HR BB		4-3		5-3	1B		3	2	1	0	2	0	0					
Bucky Dent, R OBP: 0.285, SLG: 0.281 (1, 6)	K		HR 1B		F3		F8	1B		5	1	2	1	0	1	3					
Inning Stats	R: 0 E: 0 K: 0 S: 3	H: 0 LOB: 0 BB: 0 P: 3	R: 7 E: 1 K: 1 S: 10	H: 5 LOB: 1 BB: 3 P: 22	R: 4 E: 0 K: 0 S: 7	H: 4 LOB: 1 BB: 1 P: 11	R: 3 E: 0 K: 0 S: 6	H: 3 LOB: 0 BB: 0 P: 6	R: 0 E: 0 K: 0 S: 4	H: 1 LOB: 1 BB: 0 P: 4	R: 0 E: 0 K: 0 S: 3	H: 0 LOB: 0 BB: 0 P: 3	R: 0 E: 0 K: 0 S: 3	H: 0 LOB: 2 BB: 0 P: 8	R: 0 E: 0 K: 0 S: 3	H: 0 LOB: 0 BB: 0 P: 3	1B: 11 2B: 4 3B: 0 HR: 3	SF: 0 SAC: 0 DP: 0 HBP: 0	WP: 1 PB: 0 CS: 0	PA: 49	
PITCHER	IP	WLS	BF	H	R	ER	SO	BB	IBB	HBP	BLK	WP	HR	S	P	ERA	WHIP				
Rich Gale, R ERA: 5.44 (1, 1)	1.2	L	10	2	5	5	1	3	0	0	0	1	0	9	21	27.00	3.000				
Steve Mingo, L ERA: 5.69 (2, 1)	1.1		14	9	8	8	0	1	0	0	0	0	1	13	17	54.00	7.500				
Marty Pattin, R ERA: 4.71 (4, 1)	5.0		22	7	4	4	0	0	0	0	0	0	2	22	22	7.20	1.400				
Jerry Terrell, R ERA: (9, 1)	1.0		3	0	0	0	0	0	0	0	0	0	0	3	3	0.00	0.000				

New York Yankees @ Kansas City Royals
Royals Stadium, Kansas City, MO
Mon Aug 20 1979, 8:05 PM EDT
Att: 41,305 - Unknown - 83 F

livebaseballscorecards.com

AB 45
R 17
H 18
RBI 17
BB 4
SO 1
LOB 9



Batter	1	2	3	4	5	6	7	8	9	AB	R	H	RBI	BB	SO	LOB	BOTTOM				
Willie Wilson, S OBP: 0.326, SLG: 0.400 (1, 7) (7, 8)	4-3		F8		1-3		5-3 2B 1B		E 3B	5	2	2	0	0	0	0					
Al Cowens, R OBP: 0.351, SLG: 0.419 (1, 9)	K		4-3		1B		5-3	E5 E G1-2-3 1B	5	0	1	1	0	1	1						
George Brett, L OBP: 0.387, SLG: 0.566 Jerry Terrell, R OBP: 0.435, SLG: 0.682 (1, 5) (7, 5) (9, 1)	2B 3B				L4		L4	E9 PB 1B	3	1	2	0	0	0	1						
Darrell Porter, L OBP: 0.421, SLG: 0.493 Jamie Quirk, L OBP: 0.316, SLG: 0.339 (1, 2) (5, 2)	FC6-5 2B		3-1		G3		K	BB 1B	2	0	1	1	0	0	1						
Ralph LaCock, L OBP: 0.351, SLG: 0.376 (1, 3)	FC6-5				BB 1B		L6	4-3 5-3 BB	4	0	1	0	1	0	4						
Amos Otis, R OBP: 0.370, SLG: 0.442 John Wathan, R OBP: 0.248, SLG: 0.307 (1, 8) (7, 7)	F9				BB		6-3	5-3	2	0	0	0	1	0	0						
Clint Hurdle, L OBP: 0.331, SLG: 0.369 (1, 10) (9, 5)	E3		FC4-6		F2		F8	4-3	4	0	0	0	0	0	3						
Frank White, R OBP: 0.283, SLG: 0.383 U L Washington, S OBP: 0.302, SLG: 0.342 (1, 4) (5, 4)	FC4-6				P5			P4	2	0	0	0	0	0	3						
Todd Cruz, R OBP: 0.229, SLG: 0.330 (1, 6)	F8				F8		SF8 3B	K	3	0	0	1	0	1	3						
Inning Stats	R: 1 E: 0 K: 1 S: 7	H: 2 LOB: 1 BB: 0 P: 7	R: 0 E: 1 K: 0 S: 4	H: 0 LOB: 1 BB: 0 P: 4	R: 0 E: 0 K: 0 S: 4	H: 1 LOB: 2 BB: 1 P: 8	R: 0 E: 0 K: 0 S: 4	H: 1 LOB: 1 BB: 0 P: 4	R: 0 E: 0 K: 0 S: 3	H: 0 LOB: 0 BB: 0 P: 3	R: 2 E: 0 K: 1 S: 8	H: 3 LOB: 1 BB: 0 P: 8	R: 0 E: 0 K: 0 S: 3	H: 0 LOB: 1 BB: 1 P: 7	R: 1 E: 2 K: 1 S: 7	H: 2 LOB: 2 BB: 1 P: 11	1B: 4 2B: 2 3B: 4 HR: 0	SF: 1 SAC: 0 DP: 1 HBP: 0	WP: 0 PB: 1 SB: 1 CS: 0	PA: 41	
PITCHER	IP	WLS	BF	H	R	ER	SO	BB	IBB	HBP	BLK	WP	HR	S	P	ERA	WHIP				
Luis Tiant, R ERA: 3.8 (1, 1)	5.0	W	22	5	1	1	1	1	0	0	0	0	0	23	27	1.80	1.200				
Don Hood, L ERA: 3.01 (6, 1)	4.0	S	19	5	3	3	2	2	0	0	0	0	0	21	29	6.75	1.750				

New York Yankees @ Kansas City Royals
Royals Stadium, Kansas City, MO
Mon Aug 20 1979, 8:05 PM EDT
Att: 41,305 - Unknown - 83 F

livebaseballscorecards.com

AB 37
R 4
H 10
RBI 4
BB 3
SO 3
LOB 20



Batter	1	2	3	4	5	6	7	8	9	AB	R	H	RBI	BB	SO	LOB	TOP					
Willie Randolph, R (1,4) OBP: 0.377, SLG: 0.374	5-3		FC5-2 3B			E9 6-3 1B		5-3		4	1	2	0	0	0	1						
Bobby Murcer, L (1,8) OBP: 0.347, SLG: 0.399	BB		FC5-2 3H			F9		HBP FC5-2 1B HBP		2	0	0	0	1	0	2						
Lou Piniella, R (1,7) OBP: 0.336, SLG: 0.447	F8			6-3		6-3		FC5-2 1B HBP		4	1	1	1	1	0	0						
Reggie Jackson, L (1,9) OBP: 0.388, SLG: 0.545	4-3			G6-4-3 BB		P4		F7		3	0	0	0	1	0	3						
Chris Chambliss, L (1,3) OBP: 0.324, SLG: 0.446		G4-6-3 1B		G6-4-3 1-2f				4-3		3	1	1	0	0	0	1						
Graig Nettles, L (1,5) OBP: 0.326, SLG: 0.387	G4-6-3 1-2f				L3			G3		4	1	0	0	0	0	4						
Roy White, S (1,10) OBP: 0.263, SLG: 0.263	F7				6-3			F8		4	1	1	2	0	0	0						
Bucky Dent, R (1,6) OBP: 0.288, SLG: 0.281			F7							1	0	0	0	2	0	0						
Bobby Brown, S (8, PR) OBP: 0.274, SLG: 0.275										0	0	0	0	0	0	0						
Fred Stanley, R (8, 6F) OBP: 0.270, SLG: 0.350								L4-3 BB		1	1	1	3	0	0	0						
Brad Gulden, L (1,2) OBP: 0.184, SLG: 0.143										2	0	0	0	0	0	1						
Lenny Randle, S (8, PH) OBP: 0.143, SLG: 0.143										1	0	0	0	0	0	1						
Jerry Narron, L (8, 2) OBP: 0.238, SLG: 0.276								L4-3 1-2		1	0	0	0	0	0	0						
Inning Stats	R: 0 E: 0 K: 0 S: 3	H: 0 LOB: 1 BB: 1 P: 7	R: 0 E: 0 K: 0 S: 3	H: 1 LOB: 0 BB: 0 P: 3	R: 0 E: 0 K: 0 S: 4	H: 1 LOB: 1 BB: 0 P: 4	R: 0 E: 0 K: 0 S: 2	H: 0 LOB: 0 BB: 1 P: 6	R: 0 E: 0 K: 0 S: 3	H: 0 LOB: 1 BB: 1 P: 7	R: 1 E: 1 K: 0 S: 4	H: 1 LOB: 0 BB: 0 P: 4	R: 0 E: 0 K: 0 S: 3	H: 0 LOB: 0 BB: 0 P: 3	R: 0 E: 0 K: 0 S: 2	H: 0 LOB: 1 BB: 0 P: 6	R: 5 E: 0 K: 0 S: 6	H: 3 LOB: 0 BB: 0 P: 8	1B: 4 2B: 1 3B: 1 HR: 1	SF: 0 SAC: 0 DP: 3 HBP: 2	WP: 0 PB: 0 SB: 1 CS: 1	PA: 36
PITCHER Paul Splittorf, L (1,1) ERA: 3.88	IP: 9.0 WLS: L BF: 36 H: 6 R: 6 ER: 5 SO: 0 BB: 4 IBB: 0 HBP: 2 BLK: 0 WP: 0 HR: 1 S: 30 P: 48 ERA: 5.00 WHIP: 1.111															PITCHER	IP: 9.0 WLS: L BF: 36 H: 6 R: 6 ER: 5 SO: 0 BB: 4 IBB: 0 HBP: 2 BLK: 0 WP: 0 HR: 1 S: 30 P: 48 ERA: 5.00 WHIP: 1.111					

New York Yankees @ Kansas City Royals
 Royals Stadium, Kansas City, MO
 Tue Aug 21 1979, 8:05 PM EDT
 Att: 38,514 - Unknown - 82 F

AB 30
 R 6
 H 6
 RBI 6
 BB 4
 SO 0
 LOB 14





Batter	1	2	3	4	5	6	7	8	9	AB	R	H	RBI	BB	SO	LOB	BOTTOM					
Willie Wilson, S (1,7) OBP: 0.330, SLG: 0.401	S 1B		S 1B			6-3		K		4	1	2	0	0	1	0						
Hal McRae, R (1,10) OBP: 0.332, SLG: 0.482	6-3		L4-3 BB			2B		WP FC4-2 2B		3	0	2	0	1	0	1						
George Brett, L (1,3) OBP: 0.386, SLG: 0.563	6-3		L4-3 1-2			5-3		FC4-2 WP IBB		3	0	0	0	1	0	4						
Amos Otis, R (1,8) OBP: 0.371, SLG: 0.442	CS 1B			G6-4-3 BB		6-3		FC4-2 1-3 2H		3	0	1	1	1	0	3						
Al Cowens, R (1,9) OBP: 0.348, SLG: 0.415	CS 1-2	5-3		G6-4-3 1-2f		P4		F8		4	0	0	0	0	0	3						
Frank White, R (1,4) OBP: 0.286, SLG: 0.388		6-3 2B		4-3				F9		4	1	2	0	0	0	0						
John Wathan, R (1,2) OBP: 0.250, SLG: 0.308					6-3			L8		3	0	1	0	0	0	1						
Ralph LaCock, L (8, PH) OBP: 0.350, SLG: 0.375		2-3			6-3					1	0	0	0	0	0	0						
U L Washington, S (1,6) OBP: 0.301, SLG: 0.340					6-3			K		4	0	1	1	0	1	1						
Jerry Terrell, R (1,5) OBP: 0.385, SLG: 0.600			2-3		5-3			G6-4-3 1-2f		3	0	0	0	0	0	2						
Inning Stats	R: 1 E: 0 K: 0 S: 4	H: 2 LOB: 0 BB: 0 P: 4	R: 0 E: 0 K: 0 S: 4	H: 1 LOB: 1 BB: 0 P: 4	R: 0 E: 0 K: 0 S: 3	H: 1 LOB: 1 BB: 1 P: 7	R: 0 E: 0 K: 0 S: 2	H: 0 LOB: 0 BB: 1 P: 6	R: 0 E: 0 K: 0 S: 3	H: 0 LOB: 0 BB: 0 P: 3	R: 0 E: 0 K: 0 S: 4	H: 1 LOB: 1 BB: 0 P: 4	R: 1 E: 0 K: 0 S: 5	H: 3 LOB: 1 BB: 0 P: 5	R: 0 E: 0 K: 1 S: 6	H: 1 LOB: 2 BB: 1 P: 10	R: 0 E: 0 K: 1 S: 5	H: 0 LOB: 0 BB: 0 P: 5	1B: 6 2B: 4 3B: 0 HR: 0	SF: 0 SAC: 0 DP: 3 HBP: 0	WP: 1 PB: 0 SB: 2 CS: 1	PA: 36
PITCHER Tommy John, L (1,1) ERA: 2.9	IP: 7.0 WLS: W BF: 27 H: 8 R: 2 ER: 2 SO: 2 BB: 2 IBB: 0 HBP: 0 BLK: 0 WP: 0 HR: 0 S: 25 P: 33 ERA: 2.57 WHIP: 1.429															PITCHER Rich Cossage, R (8,1) ERA: 3.77	IP: 2.0 WLS: W BF: 8 H: 1 R: 0 ER: 0 SO: 2 BB: 0 IBB: 1 HBP: 0 BLK: 0 WP: 1 HR: 0 S: 11 P: 15 ERA: 0.00 WHIP: 0.500					

New York Yankees @ Kansas City Royals
 Royals Stadium, Kansas City, MO
 Tue Aug 21 1979, 8:05 PM EDT
 Att: 38,514 - Unknown - 82 F

AB 32
 R 2
 H 9
 RBI 2
 BB 3
 SO 2
 LOB 15





Batter	1	2	3	4	5	6	7	8	9	AB	R	H	RBI	BB	SO	LOB	TOP			
Willie Randolph, R (1, 4) OBP: 0.378, SLG: 0.374	L6			BB		F9			1B	3	1	1	0	1	0	0	New York Yankees @ Kansas City Royals Royals Stadium, Kansas City, MO Wed Aug 22 1979, 8:05 PM EDT Att: 34,400 - Unknown - 87 F AB 32 R 1 H 5 RBI 1 BB 1 SO 4 LOB 11 			
Bobby Murcer, L (1, 8) OBP: 0.346, SLG: 0.397	F9			F5		F7			1B	4	0	1	0	0	0	1				
Lou Piniella, R (1, 7) Lenny Randle, S (2, 7) OBP: 0.335, SLG: 0.446 OBP: 0.176, SLG: 0.176	F2			L7			6-3		1B	1	0	0	0	0	0	0				
Reggie Jackson, L (1, 9) OBP: 0.384, SLG: 0.539				L8			K		K	4	0	0	0	0	2	3				
Chris Chambliss, L (1, 3) OBP: 0.323, SLG: 0.444						F9			F7	4	0	1	0	0	0	2				
Graig Nettles, L (1, 5) OBP: 0.324, SLG: 0.383						F3			1B	4	0	0	0	0	1	3				
Roy White, S (1, 10) OBP: 0.264, SLG: 0.264				5-3					6-3	3	0	1	0	0	0	0				
Bucky Dent, R (1, 6) OBP: 0.286, SLG: 0.278				F7		F9			F7	3	0	0	0	0	0	1				
Brad Gulden, L (1, 2) OBP: 0.175, SLG: 0.135										2	0	0	0	0	0	0				
Jim Spencer, L (8, PH) OBP: 0.354, SLG: 0.556				P5						1	0	0	0	0	1	0				
Jerry Narron, L (8, 2) OBP: 0.238, SLG: 0.276						F7			K	0	0	0	0	0	0	0				
Inning Stats	R: 0 E: 0 K: 0 S: 3	H: 0 LOB: 0 BB: 0 P: 3	R: 0 E: 0 K: 1 S: 5	H: 0 LOB: 0 BB: 0 P: 5	R: 0 E: 0 K: 0 S: 3	H: 0 LOB: 1 BB: 1 P: 7	R: 0 E: 0 K: 0 S: 4	H: 1 LOB: 1 BB: 0 P: 4	R: 0 E: 0 K: 1 S: 6	H: 0 LOB: 0 BB: 0 P: 3	R: 0 E: 0 K: 1 S: 6	H: 1 LOB: 1 BB: 0 P: 6	R: 0 E: 0 K: 1 S: 5	H: 0 LOB: 0 BB: 0 P: 5	R: 1 E: 0 K: 1 S: 8	H: 3 LOB: 2 BB: 0 P: 8	1B: 5 2B: 0 3B: 0 HR: 0	SF: 0 SAC: 0 DP: 0 HBP: 0	WP: 0 PB: 0 SB: 0 CS: 0	PA: 33
PITCHER Larry Gura, L (1, 1) ERA: 4.52	IP: 9.0 WLS: W BF: 33 H: 5 R: 1 ER: 1 SO: 4 BB: 1 IBB: 0 HBP: 0 BLK: 0 WP: 0 HR: 0 S: 40 P: 44 ERA: 1.00 WHIP: 0.667																			

Batter	1	2	3	4	5	6	7	8	9	AB	R	H	RBI	BB	SO	LOB	BOTTOM			
Willie Wilson, S (1, 7) OBP: 0.333, SLG: 0.407	F7	4-3		1-3 3-H 2B			BB 1B SF8	1-3 2B		4	1	2	1	1	0	2	New York Yankees @ Kansas City Royals Royals Stadium, Kansas City, MO Wed Aug 22 1979, 8:05 PM EDT Att: 34,400 - Unknown - 87 F AB 31 R 3 H 9 RBI 3 BB 5 SO 3 LOB 16 			
Hal McRae, R (1, 10) OBP: 0.333, SLG: 0.478	FC5-4 BB		K	1-3		SF8 BB 1B	1-2 2B	F9		4	0	1	0	1	1	4				
Amos Otis, R (1, 8) OBP: 0.370, SLG: 0.439	FC5-4 1-2 1B		K		5-3		1-2 2-3 BB			3	1	0	0	1	1	1				
George Brett, L (1, 5) OBP: 0.387, SLG: 0.563	1-H 1B			1B			SF8			3	0	2	2	0	0	0				
Darrell Porter, L (1, 2) OBP: 0.417, SLG: 0.488	F7		F8		K		P6			4	0	0	0	0	1	4				
Ralph LaCock, L (1, 3) OBP: 0.348, SLG: 0.373			F9		F7		SH2-4 1B	1-2 1B		4	0	1	0	0	0	2				
Al Cowens, R (1, 9) OBP: 0.348, SLG: 0.414			4-3		1B 2B 1B		SH2-4 1-2		F9	3	1	1	0	0	0	0				
Frank White, R (1, 4) OBP: 0.285, SLG: 0.384				S BB		F8			4-3	3	0	0	0	1	0	2				
Freddie Patek, R (1, 6) OBP: 0.293, SLG: 0.317										1	0	1	0	1	0	0				
U L Washington, S (4, PR) OBP: 0.303, SLG: 0.342				2B 1-3 1B					2B 1B	2	0	1	0	0	0	1				
Inning Stats	R: 1 E: 0 K: 0 S: 4	H: 1 LOB: 1 BB: 1 P: 8	R: 0 E: 0 K: 0 S: 3	H: 0 LOB: 2 BB: 2 P: 11	R: 0 E: 0 K: 2 S: 8	H: 1 LOB: 1 BB: 0 P: 8	R: 1 E: 0 K: 0 S: 6	H: 3 LOB: 2 BB: 0 P: 6	R: 0 E: 0 K: 1 S: 5	H: 0 LOB: 0 BB: 0 P: 5	R: 0 E: 0 K: 0 S: 4	H: 1 LOB: 1 BB: 0 P: 4	R: 1 E: 0 K: 0 S: 4	H: 1 LOB: 2 BB: 2 P: 12	R: 0 E: 0 K: 0 S: 5	H: 2 LOB: 2 BB: 0 P: 5	1B: 7 2B: 2 3B: 0 HR: 0	SF: 1 SAC: 1 DP: 0 HBP: 0	WP: 0 PB: 0 SB: 3 CS: 0	PA: 38
PITCHER Jim Beattie, R (1, 1) ERA: 5.14 Jim Kat, L (7, 1) ERA: 3.12 Ron Davis, R (8, 1) ERA: 3.17	IP: 6.0 WLS: L BF: 30 H: 7 R: 3 ER: 3 SO: 3 BB: 5 IBB: 0 HBP: 0 BLK: 0 WP: 0 HR: 0 S: 31 P: 51 ERA: 4.50 WHIP: 2.000																			

Batter	1	2	3	4	5	6	7	8	9	AB	R	H	RBI	BB	SO	LOB	TOP			
Rick Burleson, R OBP: 0.327, SLG: 0.385 (1, 6)										4	0	2	1	0	0	0	Boston Red Sox @ Kansas City Royals Royals Stadium, Kansas City, MO Fri Aug 24 1979, 8:05 PM EDT Att: 39,782 - Unknown			
Stan Paol, R OBP: 0.208, SLG: 0.257 (1, 4)										3	0	1	0	0	1	1				
Tom Poquette, L OBP: 0.336, SLG: 0.343 (7, PH)										1	0	0	0	0	0	2				
Larry Wolfe, R OBP: 0.383, SLG: 0.427 (7, 4)										0	0	0	0	0	0	0				
Fred Lynn, L OBP: 0.435, SLG: 0.670 (1, 8)										4	0	1	0	0	2	2				
Jim Rice, R OBP: 0.390, SLG: 0.609 (1, 7)										4	0	1	0	0	2	2				
Carl Yastrzemski, L OBP: 0.357, SLG: 0.477 (1, 10)										4	0	1	0	0	0	2				
Bob Watson, R OBP: 0.373, SLG: 0.462 (1, 3)										4	2	2	0	0	1	2				
Butch Hobson, R OBP: 0.298, SLG: 0.498 (1, 5)										4	0	0	0	0	1	3				
Dwight Evans, R OBP: 0.368, SLG: 0.469 (1, 9)										4	0	2	1	0	0	1				
Gary Allenson, R OBP: 0.275, SLG: 0.305 (1, 2)										2	0	0	0	1	0	2				
Jim Dwyer, L OBP: 0.385, SLG: 0.438 (9, PH)										1	0	0	0	0	0	0				
Inning Stats	R: 0 E: 0 K: 2 S: 8	H: 1 LOB: 1 BB: 0 P: 8	R: 1 E: 1 K: 0 S: 5	H: 2 LOB: 1 BB: 0 P: 5	R: 0 E: 0 K: 2 S: 8	H: 1 LOB: 1 BB: 0 P: 8	R: 0 E: 0 K: 0 S: 3	H: 1 LOB: 0 BB: 0 P: 3	R: 0 E: 0 K: 2 S: 8	H: 1 LOB: 1 BB: 0 P: 8	R: 1 E: 0 K: 0 S: 5	H: 2 LOB: 2 BB: 1 P: 9	R: 0 E: 0 K: 0 S: 4	H: 1 LOB: 1 BB: 0 P: 4	R: 0 E: 0 K: 0 S: 3	H: 0 LOB: 0 BB: 0 P: 3	1B: 8 2B: 3 3B: 0 HR: 0	SF: 0 SAC: 0 DP: 2 HBP: 0	WP: 0 PB: 1 SB: 0 CS: 1	PA: 36
PITCHER Craig Chamberlain, R ERA: 1.33 (1, 1)	IP: 9.0 WLS: W BF: 36 H: 10 R: 2 ER: 2 SO: 7 BB: 1 IBB: 0 HBP: 0 BLK: 0 WP: 0 HR: 0 S: 49 P: 53 ERA: 2.00 WHIP: 1.222															PITCHER				

Batter	1	2	3	4	5	6	7	8	9	AB	R	H	RBI	BB	SO	LOB	BOTTOM			
Willie Wilson, S OBP: 0.336, SLG: 0.407 (1, 7)										2	2	1	0	1	0	0	Boston Red Sox @ Kansas City Royals Royals Stadium, Kansas City, MO Fri Aug 24 1979, 8:05 PM EDT Att: 39,782 - Unknown			
Hal McRae, R OBP: 0.332, SLG: 0.475 (1, 10)										4	0	1	2	0	0	2				
George Brett, L OBP: 0.386, SLG: 0.561 (1, 5)										4	1	1	1	0	0	1				
Darrell Porter, L OBP: 0.416, SLG: 0.486 (1, 2)										4	0	1	1	0	0	0				
Ralph LaCock, L OBP: 0.345, SLG: 0.368 (1, 3)										4	0	0	0	0	0	1				
Al Cowens, R OBP: 0.348, SLG: 0.412 (1, 9)										2	0	0	0	1	0	1				
Amos Otis, R OBP: 0.368, SLG: 0.436 (1, 8)										3	0	0	0	0	1	1				
Frank White, R OBP: 0.286, SLG: 0.387 (1, 4)										3	1	1	0	0	1	0				
U L Washington, S OBP: 0.298, SLG: 0.335 (1, 6)										3	0	0	0	0	2	1				
Inning Stats	R: 0 E: 0 K: 0 S: 3	H: 0 LOB: 0 BB: 0 P: 3	R: 0 E: 0 K: 0 S: 3	H: 0 LOB: 0 BB: 0 P: 3	R: 0 E: 0 K: 2 S: 7	H: 0 LOB: 0 BB: 0 P: 7	R: 2 E: 0 K: 0 S: 6	H: 3 LOB: 1 BB: 0 P: 6	R: 2 E: 0 K: 0 S: 5	H: 2 LOB: 1 BB: 1 P: 9	R: 0 E: 0 K: 0 S: 3	H: 0 LOB: 1 BB: 1 P: 7	R: 0 E: 0 K: 2 S: 7	H: 0 LOB: 1 BB: 0 P: 8	R: 0 E: 0 K: 0 S: 3	H: 0 LOB: 0 BB: 0 P: 3		1B: 4 2B: 1 3B: 0 HR: 0	SF: 0 SAC: 0 DP: 0 HBP: 1	WP: 0 PB: 0 SB: 2 CS: 0
PITCHER Dennis Eckerley, R ERA: 2.82 (1, 1)	IP: 8.0 WLS: L BF: 32 H: 5 R: 4 ER: 4 SO: 4 BB: 2 IBB: 0 HBP: 1 BLK: 0 WP: 0 HR: 0 S: 37 P: 46 ERA: 4.50 WHIP: 0.875															PITCHER				

Batter	1	2	3	4	5	6	7	8	9	AB	R	H	RBI	BB	SO	LOB	TOP			
Rick Burleson, R OBP: 0.326, SLG: 0.384 (1, 6)	0-0 SH3-4 1B		0-0 5-3			0-0 5-3		0-0 F8		4	0	1	0	0	0	0	Boston Red Sox @ Kansas City Royals Royals Stadium, Kansas City, MO Sat Aug 25 1979, 4:33 AM EDT Att: 37,851 - Unknown - 75 F AB 28 R 0 H 4 RBI 0 BB 2 SO 4 LOB 9 			
Stan Paol, R OBP: 0.215, SLG: 0.263 (1, 4)	0-0 SH3-4			0-0 4-3		0-0 BB 1B			0-0 P4	2	0	1	0	0	0	0				
Tom Poquette, L OBP: 0.333, SLG: 0.340 (9, PH)	1-2									1	0	0	0	0	0	0				
Fred Lynn, L OBP: 0.435, SLG: 0.667 (1, 8)	0-0 F7			0-0 F9		4-0 BB 1-2 BB			4-0 G6-4-3 BB	2	0	0	0	2	0	1				
Jim Rice, R OBP: 0.387, SLG: 0.604 (1, 7)	0-0 5-3			0-0 6-3		0-0 5-3			0-0 G6-4-3 1-2	4	0	0	0	0	0	4				
Carl Yastrzemski, L OBP: 0.357, SLG: 0.478 (1, 10)		0-0 E5 CS				0-0 1B 2B			0-0 3-1	3	0	1	0	0	0	0				
Bob Watson, R OBP: 0.371, SLG: 0.459 (1, 3)	0-0 P4				0-0 5-3				0-3 K	3	0	0	0	0	1	2				
Butch Hobson, R OBP: 0.296, SLG: 0.494 (1, 5)	0-3 K 1-2				0-3 K				0-0 F3	3	0	0	0	0	2	2				
Dwight Evans, R OBP: 0.368, SLG: 0.468 (1, 9)			0-0 F8			0-0 2H 1B			0-3 K	3	0	1	0	0	1	0				
Gary Allenson, R OBP: 0.273, SLG: 0.302 (1, 2)									0-0 F7	2	0	0	0	0	0	0				
Jim Dwyer, L OBP: 0.380, SLG: 0.431 (8, PH)										1	0	0	0	0	0	0				
Larry Wolfe, R OBP: 0.383, SLG: 0.427 (8, 2)										0	0	0	0	0	0	0				
Inning Stats	R: 0 E: 0 K: 0 S: 4	H: 1 LOB: 1 BB: 0 P: 4	R: 0 E: 1 K: 1 S: 5	H: 0 LOB: 1 BB: 0 P: 5	R: 0 E: 0 K: 0 S: 3	H: 0 LOB: 0 BB: 0 P: 3	R: 0 E: 0 K: 0 S: 3	H: 0 LOB: 0 BB: 0 P: 3	R: 0 E: 0 K: 1 S: 6	H: 2 LOB: 2 BB: 1 P: 6	R: 0 E: 0 K: 0 S: 4	H: 1 LOB: 2 BB: 1 P: 8	R: 0 E: 0 K: 1 S: 5	H: 0 LOB: 0 BB: 0 P: 5	R: 0 E: 0 K: 0 S: 2	H: 0 LOB: 0 BB: 1 P: 6	1B: 3 2B: 2 3B: 0 HR: 0	SF: 0 SAC: 1 DP: 2 HBP: 0	WP: 0 PB: 0 SB: 0 CS: 1	PA: 31
PITCHER Dennis Leonard, R ERA: 4.52 (1, 1)	IP: 9.0 WLS: W BF: 31 H: 4 R: 0 ER: 0 SO: 4 BB: 2 IBB: 0 HBP: 0 BLK: 0 WP: 0 HR: 0 S: 37 P: 45 ERA: 0.00 WHIP: 0.667															PITCHER				

Batter	1	2	3	4	5	6	7	8	9	AB	R	H	RBI	BB	SO	LOB	BOTTOM			
Willie Wilson, S OBP: 0.338, SLG: 0.415 (1, 7)	0-0 IHR	0-0 B1-3								4	1	2	1	0	0	1	Boston Red Sox @ Kansas City Royals Royals Stadium, Kansas City, MO Sat Aug 25 1979, 4:33 AM EDT Att: 37,851 - Unknown - 75 F AB 27 R 1 H 5 RBI 1 BB 5 SO 3 LOB 12 			
Hal McRae, R OBP: 0.331, SLG: 0.469 (1, 10)	4-0 BB 4-3 BB		0-0 4-3		0-0 FC1-6-5 1-3		0-0 4-3			3	0	0	0	1	0	1				
George Brett, L OBP: 0.385, SLG: 0.559 (1, 5)	0-0 4-3 1-2		0-0 G4-6-3 1B		0-0 L9			0-0 F7		4	0	1	0	0	0	2				
Darrell Porter, L OBP: 0.415, SLG: 0.482 (1, 2)	4-0 BB 4-3 BB		0-0 G4-6-3 1-2					0-3 K		3	0	0	0	1	1	1				
Ralph LaCock, L OBP: 0.341, SLG: 0.364 (1, 3)	0-0 4-3 1-2 2-3			0-3 K				0-3 L9		4	0	0	0	0	2	2				
Al Cowens, R OBP: 0.348, SLG: 0.414 (1, 9)	0-0 6-3			0-0 6-3						3	0	1	0	0	0	2				
Amos Otis, R OBP: 0.370, SLG: 0.436 (1, 8)		0-0 1-3			0-0 1B					2	0	1	0	1	0	0				
Frank White, R OBP: 0.286, SLG: 0.384 (1, 4)		4-0 CS BB		0-0 5-3						2	0	0	0	1	0	3				
U L Washington, S OBP: 0.298, SLG: 0.331 (1, 6)		4-0 BB 1-2 BB			0-0 F8					2	0	0	0	1	0	0				
Inning Stats	R: 1 E: 0 K: 0 S: 4	H: 1 LOB: 2 BB: 2 P: 12	R: 0 E: 0 K: 0 S: 2	H: 0 LOB: 1 BB: 2 P: 10	R: 0 E: 0 K: 0 S: 3	H: 1 LOB: 0 BB: 0 P: 3	R: 0 E: 0 K: 1 S: 6	H: 1 LOB: 1 BB: 0 P: 6	R: 0 E: 0 K: 0 S: 4	H: 1 LOB: 1 BB: 0 P: 4	R: 0 E: 0 K: 0 S: 4	H: 1 LOB: 2 BB: 1 P: 8	R: 0 E: 0 K: 2 S: 7	H: 0 LOB: 0 BB: 0 P: 7	R: 0 E: 0 K: 2 S: 7	H: 0 LOB: 0 BB: 0 P: 7		1B: 3 2B: 1 3B: 0 HR: 1	SF: 0 SAC: 0 DP: 1 HBP: 0	WP: 0 PB: 0 SB: 1 CS: 1
PITCHER Mike Torrez, R ERA: 4.7 (1, 1)	IP: 8.0 WLS: L BF: 32 H: 5 R: 1 ER: 1 SO: 3 BB: 4 IBB: 1 HBP: 0 BLK: 0 WP: 0 HR: 0 S: 33 P: 53 ERA: 1.12 WHIP: 1.125															PITCHER				

Batter	1	2	3	4	5	6	7	8	9	AB	R	H	RBI	BB	SO	LOB	TOP					
Rick Burleson, R OBP: 0.328, SLG: 0.387 (1, 6)	0-0 5-3		0-0 HR 1B			0-0 F9 1B 2B		0-0 1-3		4	2	2	0	0	0	0						
Stan Paol, R OBP: 0.217, SLG: 0.300 (1, 4)	0-0 F9		0-0 1-H HR			0-0 F9 2-3		0-0 4-3		4	1	1	2	0	0	1						
Fred Lynn, L OBP: 0.434, SLG: 0.663 (1, 8)	0-3 K		0-3 K			0-0 G6-4-3 1B			0-0 L5	4	0	1	1	0	2	0						
Jim Rice, R OBP: 0.384, SLG: 0.600 (1, 7)		0-3 K		0-0 L7		0-0 G6-4-3 1-2			0-0 6-3	4	0	0	0	0	1	1						
Bob Watson, R OBP: 0.372, SLG: 0.461 (1, 3)		0-0 4-3 2B		0-0 P4					0-0 6-3	4	0	2	0	0	0	0						
Carl Yastrzemski, L OBP: 0.355, SLG: 0.475 (1, 10)		0-0 4-3		0-0 P5						3	0	0	0	0	0	2						
Butch Hobson, R OBP: 0.294, SLG: 0.490 (1, 5)		0-0 4-3			0-3 K					3	0	0	0	0	2	2						
Dwight Evans, R OBP: 0.366, SLG: 0.465 (1, 9)			0-0 L8		0-0 F7				0-0 L4	3	0	0	0	0	0	1						
Gary Allenson, R OBP: 0.269, SLG: 0.297 (1, 2)			0-0 F8		0-0 6-3				0-0 L5	3	0	0	0	0	0	0						
Inning Stats	R: 0 E: 0 K: 1 S: 5	H: 0 LOB: 0 BB: 0 P: 5	R: 0 E: 0 K: 1 S: 6	H: 1 LOB: 1 BB: 0 P: 6	R: 2 E: 0 K: 1 S: 7	H: 2 LOB: 0 BB: 0 P: 7	R: 0 E: 0 K: 0 S: 3	H: 0 LOB: 0 BB: 0 P: 3	R: 0 E: 0 K: 1 S: 5	H: 0 LOB: 0 BB: 0 P: 5	R: 1 E: 0 K: 0 S: 4	H: 2 LOB: 0 BB: 0 P: 4	R: 0 E: 0 K: 1 S: 6	H: 1 LOB: 1 BB: 0 P: 6	R: 0 E: 0 K: 0 S: 3	H: 0 LOB: 0 BB: 0 P: 3	R: 0 E: 0 K: 0 S: 3	H: 0 LOB: 0 BB: 0 P: 3	1B: 3 2B: 2 3B: 0 HR: 1	SF: 0 SAC: 0 DP: 1 HBP: 0	WP: 0 PB: 0 SB: 0 CS: 0	PA: 32
PITCHER Paul Splittorf, L ERA: 3.84 (1, 1)	IP: 9.0 WLS: W BF: 32 H: 6 R: 3 ER: 3 SO: 5 BB: 0 IBB: 0 HBP: 0 BLK: 0 WP: 0 HR: 1 S: 42 P: 42 ERA: 3.00 WHIP: 0.667															PITCHER						

Boston Red Sox @ Kansas City Royals
Royals Stadium, Kansas City, MO
Sun Aug 26 1979, 4:33 AM EDT
Att: 34,915 - Unknown - 73 F

AB 32
R 3
H 6
RBI 3
BB 0
SO 5
LOB 7



Batter	1	2	3	4	5	6	7	8	9	AB	R	H	RBI	BB	SO	LOB	BOTTOM			
Willie Wilson, S OBP: 0.343, SLG: 0.424 (1, 7)	0-0 4-3		0-0 G3 4-3 1B	0-0 1-3 2-H 1B		0-0 SF7 3B		0-0 1B		5	2	4	1	0	0	0				
Hal McRae, R OBP: 0.330, SLG: 0.472 (1, 10)	0-0 F9 2B		0-0 G3 1-3	0-0 6-3 1-2		0-0 SF7				3	0	1	1	0	0	3				
Amos Otis, R OBP: 0.369, SLG: 0.437 (1, 8)	0-0 F9		0-0 4-3		0-0 1B 2B			0-0 F9		4	1	1	1	0	0	1				
George Brett, L OBP: 0.384, SLG: 0.556 (1, 5)	0-0 F8		0-0 K		0-0 F8 1B PB 1B			0-0 L7		4	1	1	1	0	1	1				
Darrell Porter, L OBP: 0.415, SLG: 0.488 (1, 2)		0-0 P4		0-0 HR	0-3 K			4-0 SH3 BB		3	1	1	1	1	1	1				
Ralph LaCock, L OBP: 0.339, SLG: 0.361 John Wathan, R OBP: 0.249, SLG: 0.306 (5, FH) (6, 3)		0-3 K		0-0 F8	0-0 F8			0-0 SH3		2	0	0	0	0	1	0				
Al Cowens, R OBP: 0.347, SLG: 0.412 (1, 9)		0-0 E6 2B		0-0 P4	0-0 P4			0-0 6-3		4	0	1	1	0	0	1				
Frank White, R OBP: 0.288, SLG: 0.387 (1, 4)		0-0 1-3 2B		4-0 1B 1B BB	0-0 F9			0-0 F8		3	1	1	0	1	0	1				
U L Washington, S OBP: 0.297, SLG: 0.329 (1, 6)	0-0 F7		0-0 1B 1-2 1B		0-0 6-3			0-0 F8		4	0	1	0	0	0	2				
Inning Stats	R: 0 E: 0 K: 0 S: 4	H: 1 LOB: 1 BB: 0 P: 4	R: 0 E: 1 K: 1 S: 7	H: 1 LOB: 2 BB: 0 P: 7	R: 1 E: 0 K: 1 S: 6	H: 1 LOB: 0 BB: 0 P: 6	R: 2 E: 0 K: 0 S: 6	H: 3 LOB: 2 BB: 1 P: 10	R: 2 E: 0 K: 1 S: 8	H: 3 LOB: 1 BB: 0 P: 8	R: 1 E: 0 K: 0 S: 4	H: 1 LOB: 0 BB: 0 P: 4	R: 0 E: 0 K: 0 S: 3	H: 0 LOB: 1 BB: 1 P: 7	R: 0 E: 0 K: 0 S: 3	H: 1 LOB: 1 BB: 0 P: 3	1B: 6 2B: 3 3B: 1 HR: 1	SF: 1 SAC: 1 DP: 0 HBP: 0	WP: 0 PB: 1 SB: 2 CS: 0	PA: 37
PITCHER Steve Renko, R ERA: 4.1 Tom Burgmeier, L ERA: 2.06 (5, 1)	IP: 4.0 WLS: L BF: 15 H: 3 R: 1 ER: 1 SO: 1 BB: 1 IBB: 0 HBP: 0 BLK: 0 WP: 0 HR: 1 S: 25 P: 29 ERA: 9.00 WHIP: 2.250															PITCHER				

Boston Red Sox @ Kansas City Royals
Royals Stadium, Kansas City, MO
Sun Aug 26 1979, 4:33 AM EDT
Att: 34,915 - Unknown - 73 F

AB 33
R 6
H 11
RBI 6
BB 2
SO 3
LOB 11



Batter	1	2	3	4	5	6	7	8	9	10	AB	R	H	RBI	BB	SO	LOB	TOP		
Paul Molitor, R OBP: 0.358, SLG: 0.461 (1, 4)	5-3		1B		FC6-4		F9	6-3		K	6	0	1	0	0	1	1	Milwaukee Brewers @ Kansas City Royals Royals Stadium, Kansas City, MO Mon Aug 27 1979, 8:05 PM EDT Att: 30,758 - Unknown livebaseballscorecards.com		
Sal Bando, R OBP: 0.337, SLG: 0.358 (1, 5)	1-4-3		1B		1B		F8	F8		P4	6	1	3	1	0	0	0			
Cecil Cooper, L OBP: 0.377, SLG: 0.527 (1, 3)	BB		K		P4		2B	2B		HR	4	2	2	2	1	1	4			
Gorman Thomas, R OBP: 0.348, SLG: 0.510 (1, 8)	BB		K		K		2B	2B		1B	4	1	2	0	1	2	4			
Ben Oglivie, L OBP: 0.320, SLG: 0.500 (1, 7)	4-3		L7		L7		2B	2B		K	4	1	0	0	1	1	5			
Sixto Lezcano, R OBP: 0.420, SLG: 0.566 (1, 9)		F8		5-3		L8	2B	1B		F8	5	1	2	3	0	0	0			
Dick Davis, R OBP: 0.306, SLG: 0.450 (1, 10)	F7		K		K		L8	2B		5-3	5	1	1	0	0	1	1			
Robin Yount, R OBP: 0.296, SLG: 0.372 (1, 6)	K		F3		F3		6-3	1B		K	5	1	1	3	0	2	1			
Buck Martinez, R OBP: 0.284, SLG: 0.366 (1, 2)			1B		FC6-4		F9	6-3		K	3	1	0	0	2	1	0			
Inning Stats	R: 0 E: 0 K: 0 S: 3	H: 0 LOB: 2 BB: 2 P: 11	R: 0 E: 0 K: 1 S: 5	H: 0 LOB: 0 BB: 0 P: 5	R: 1 E: 0 K: 2 S: 9	H: 2 LOB: 2 BB: 1 P: 13	R: 0 E: 0 K: 1 S: 5	H: 1 LOB: 1 BB: 0 P: 4	R: 7 E: 0 K: 0 S: 9	H: 6 LOB: 0 BB: 1 P: 13	R: 1 E: 0 K: 1 S: 7	H: 2 LOB: 1 BB: 0 P: 7	R: 0 E: 0 K: 1 S: 5	H: 0 LOB: 0 BB: 0 P: 5	R: 0 E: 0 K: 2 S: 7	H: 0 LOB: 0 BB: 0 P: 7	1B: 7 2B: 3 3B: 0 HR: 2		SF: 0 SAC: 0 DP: 0 HBP: 0	WP: 0 PB: 0 SB: 0 CS: 0
PITCHER	IP WLS BF H R ER SO	IP WLS BF H R ER SO	IP WLS BF H R ER SO	IP WLS BF H R ER SO	IP WLS BF H R ER SO	IP WLS BF H R ER SO	IP WLS BF H R ER SO	IP WLS BF H R ER SO	IP WLS BF H R ER SO	IP WLS BF H R ER SO	IP WLS BF H R ER SO	IP WLS BF H R ER SO	IP WLS BF H R ER SO	IP WLS BF H R ER SO	IP WLS BF H R ER SO	IP WLS BF H R ER SO	ERA WHIP	ERA WHIP		
Rich Gale, R ERA: 5.44 (1, 1)	6.2	0.0	1.0	2.1	0.0	0.0	0.0	0.0	0.0	0.0	0.0	0.0	0.0	0.0	0.0	0.0	0.0	5.40	1.650	
Steve Mingori, L ERA: 5.89 (7, 1)	0.0	0.0	0.0	0.0	0.0	0.0	0.0	0.0	0.0	0.0	0.0	0.0	0.0	0.0	0.0	0.0	0.0	∞	∞	
Dan Quisenberry, R ERA: 3.18 (7, 1)	1.0	0.0	0.0	0.0	0.0	0.0	0.0	0.0	0.0	0.0	0.0	0.0	0.0	0.0	0.0	0.0	0.0	45.00	5.000	
Al Hrabosky, L ERA: 4.3 (8, 1)	2.1	0.0	0.0	0.0	0.0	0.0	0.0	0.0	0.0	0.0	0.0	0.0	0.0	0.0	0.0	0.0	0.0	0.00	0.000	

Batter	1	2	3	4	5	6	7	8	9	10	AB	R	H	RBI	BB	SO	LOB	BOTTOM						
Willie Wilson, S OBP: 0.345, SLG: 0.430 (1, 7)	2B	3B	1B	5-3		FC1-5-2		FC6-4		K	6	2	3	0	0	1	2	Milwaukee Brewers @ Kansas City Royals Royals Stadium, Kansas City, MO Mon Aug 27 1979, 8:05 PM EDT Att: 30,758 - Unknown livebaseballscorecards.com						
Hal McRae, R OBP: 0.330, SLG: 0.472 (1, 10)	1B	K	1B	F9		F9		FC6-4		1B	6	2	2	1	0	1	5							
Amos Otis, R OBP: 0.374, SLG: 0.444 (1, 8)	FC4	2B	1B	1B		1B		4-3		2B	6	1	5	2	0	0	0							
George Brett, L OBP: 0.385, SLG: 0.557 (1, 5)	FC4	1B	1B	G3		G3		4-3		4-3	5	2	2	1	1	0	3							
Darrell Porter, L OBP: 0.415, SLG: 0.487 (1, 2)	4-3	1B	BB	F9		L8		4-3		4-3	5	2	2	3	1	0	2							
Ralph Jacoby, L OBP: 0.306, SLG: 0.358 (1, 3)	4-3		4-3			4-3		K		P3	3	0	0	0	0	0	1							
John Wathan, R OBP: 0.247, SLG: 0.304 (8, 3)	0.0		0.0			0.0		0.0		0.0	1	0	0	0	0	0	0							
Jamie Quirk, L OBP: 0.218, SLG: 0.339 (9, 9)	1-3	2-H									0	0	0	0	0	0	0							
Jerry Terrell, L OBP: 0.370, SLG: 0.577 (10, 5)	0.0		0.0								1	0	0	0	0	0	1							
Clint Hurdle, L OBP: 0.331, SLG: 0.368 (1, 9)	1B		L7		G3		G3			1B	3	0	1	1	0	0	0							
Al Cowens, R OBP: 0.350, SLG: 0.415 (8, PH)	1B		L7		G3		G3			1B	2	0	2	0	0	0	0							
Frank White, R OBP: 0.287, SLG: 0.384 (1, 4)	F8		1-3			P6		L8		1B	5	0	1	1	0	0	2							
U L Washington, S OBP: 0.300, SLG: 0.349 (1, 6)	F7		1B		2B		FC1-5-2			K	5	1	2	0	0	1	3							
Inning Stats	R: 4 E: 0 K: 0 S: 7	H: 4 LOB: 1 BB: 1 P: 11	R: 1 E: 0 K: 1 S: 8	H: 3 LOB: 2 BB: 0 P: 8	R: 0 E: 0 K: 0 S: 3	H: 0 LOB: 0 BB: 0 P: 3	R: 1 E: 0 K: 0 S: 5	H: 2 LOB: 1 BB: 0 P: 5	R: 0 E: 0 K: 0 S: 3	H: 0 LOB: 0 BB: 0 P: 3	R: 0 E: 0 K: 1 S: 4	H: 1 LOB: 1 BB: 0 P: 4	R: 1 E: 0 K: 1 S: 6	H: 1 LOB: 0 BB: 0 P: 6	R: 0 E: 0 K: 1 S: 7	H: 2 LOB: 2 BB: 0 P: 7	R: 2 E: 0 K: 0 S: 7	H: 4 LOB: 2 BB: 0 P: 7	R: 1 E: 0 K: 1 S: 6	H: 3 LOB: 3 BB: 1 P: 10	1B: 14 2B: 4 3B: 2 HR: 0	SF: 0 SAC: 0 DP: 0 HBP: 0	WP: 0 PB: 1 SB: 1 CS: 0	PA: 50
PITCHER	IP WLS BF H R ER SO	IP WLS BF H R ER SO	IP WLS BF H R ER SO	IP WLS BF H R ER SO	IP WLS BF H R ER SO	IP WLS BF H R ER SO	IP WLS BF H R ER SO	IP WLS BF H R ER SO	IP WLS BF H R ER SO	IP WLS BF H R ER SO	IP WLS BF H R ER SO	IP WLS BF H R ER SO	IP WLS BF H R ER SO	IP WLS BF H R ER SO	IP WLS BF H R ER SO	IP WLS BF H R ER SO	ERA WHIP	ERA WHIP						
Lary Sorensen, R ERA: 3.78 (1, 1)	1.2	0.0	0.0	0.0	0.0	0.0	0.0	0.0	0.0	0.0	0.0	0.0	0.0	0.0	0.0	0.0	0.0	21.60	4.800					
Paul Mitchell, R ERA: 4.77 (2, 1)	4.1	17	4	2	2	0	0	0	0	0	0	0	0	0	0	0	0	4.15	0.923					
Jerry Augustine, L ERA: 3.86 (7, 1)	1.2	7	2	0	0	2	0	0	0	0	0	0	0	0	0	0	0	0.00	1.200					
Bill Castro, R ERA: 1.96 (8, 1)	0.2	4	2	2	2	0	0	0	0	0	0	0	0	0	0	0	0	27.00	3.000					
Bob McCutere, L ERA: 4.27 (9, 1)	0.1	1	0	0	0	0	0	0	0	0	0	0	0	0	0	0	0	0.00	0.000					

Batter	1	2	3	4	5	6	7	8	9	AB	R	H	RBI	BB	SO	LOB	TOP	
Robin Yount, R OBP: 0.298, SLG: 0.372	F9	F8			P4		K		1-3	5	0	1	1	0	1	0	Milwaukee Brewers @ Kansas City Royals Royals Stadium, Kansas City, MO Wed Aug 29 1979, 8:05 PM EDT Att: 22,761 - Unknown - 85 F	
Sal Bando, R OBP: 0.336, SLG: 0.357	F3		5-3		P4			F8	1-3	5	0	0	0	0	0	2		
Cecil Cooper, L OBP: 0.374, SLG: 0.521	6-3									2	0	0	0	0	1	0		
Jim Wohlford, R OBP: 0.308, SLG: 0.391			K						K	3	1	2	0	0	1	2		
Gorman Thomas, R OBP: 0.351, SLG: 0.530		HR	K							4	2	2	3	0	2	1		
Ben Oglivie, L OBP: 0.323, SLG: 0.502		HR			F9			P5		4	1	1	0	0	1	1		
Sixto Lezcano, R OBP: 0.420, SLG: 0.577		HR			F9					3	1	1	2	0	0	0		
Dick Davis, R OBP: 0.305, SLG: 0.448		HR				6-3			4-3	1	0	0	0	0	0	0		
Don Money, R OBP: 0.316, SLG: 0.364		HR					K			3	2	2	1	1	1	0		
Charlie Moore, R OBP: 0.366, SLG: 0.425	6-3				1-3					2	0	0	0	0	0	1		
Ray Fosse, R OBP: 0.295, SLG: 0.270							F7			2	1	1	0	0	0	0		
Jim Gantner, L OBP: 0.322, SLG: 0.342	5-3									3	0	0	0	0	0	0		
Buck Martinez, R OBP: 0.288, SLG: 0.370					F2				1-3	1	0	1	1	0	0	0		
Inning Stats	R: 0 E: 0 K: 0 S: 3	H: 0 LOB: 0 BB: 3	R: 4 E: 0 K: 0 S: 7	H: 4 LOB: 0 BB: 7	R: 0 E: 0 K: 2 S: 7	H: 0 LOB: 0 BB: 7	R: 0 E: 0 K: 0 S: 3	H: 0 LOB: 1 BB: 7	R: 0 E: 0 K: 1 S: 5	H: 0 LOB: 0 BB: 5	R: 0 E: 0 K: 1 S: 6	H: 1 LOB: 1 BB: 6	R: 2 E: 0 K: 1 S: 9	H: 4 LOB: 2 BB: 9	1B: 7 2B: 0 3B: 0 HR: 4	SF: 0 SAC: 0 DP: 0 HBP: 0	WP: 0 PA: 39 CS: 0	
PITCHER	IP WLS BF H R ER SO BB IBB HBP BLK WP HR S P ERA WHIP																	
Dennis Leonard, R ERA: 4.62	(1, 1)	8.0 W 32 7 6 6 6 1 0 0 0 0 0 4 43 47 6.75 1.000																
Marty Pattin, R ERA: 4.83	(9, 1)	1.0 7 4 2 2 1 0 0 0 0 0 0 0 9 9 18.00 4.000																

Batter	1	2	3	4	5	6	7	8	9	AB	R	H	RBI	BB	SO	LOB	BOTTOM	
Frank White, R OBP: 0.283, SLG: 0.380	4-3	1-3	4-3	4-3		F7		FC6-4		5	1	1	2	0	0	0	Milwaukee Brewers @ Kansas City Royals Royals Stadium, Kansas City, MO Wed Aug 29 1979, 8:05 PM EDT Att: 22,761 - Unknown - 85 F	
Jerry Terrell, R OBP: 0.357, SLG: 0.556				HR				2B		1	1	0	0	0	0	1		
Hal McRae, R OBP: 0.338, SLG: 0.477	1B					P4				5	2	3	1	1	0	1		
Amos Otis, R OBP: 0.374, SLG: 0.449	1B	G6-4-3								6	2	3	3	0	0	2		
George Brett, L OBP: 0.388, SLG: 0.564										4	3	3	2	0	0	1		
Jamie Quirk, L OBP: 0.326, SLG: 0.349	2B		BB							1	0	1	0	0	0	0		
Darrell Porter, L OBP: 0.419, SLG: 0.490	1B		BB							2	3	1	2	2	0	0		
Todd Cruz, R OBP: 0.227, SLG: 0.327	3B		HR							1	0	0	0	0	0	1		
Al Cowens, R OBP: 0.349, SLG: 0.413	6-3									5	2	3	1	0	0	1		
Ralph LaCock, L OBP: 0.340, SLG: 0.372	3B									4	3	2	4	1	0	2		
Clint Hurdle, L OBP: 0.333, SLG: 0.384										2	0	1	2	0	0	0		
Willie Wilson, S OBP: 0.349, SLG: 0.431			6-3							2	1	1	1	1	0	1		
U.L. Washington, S OBP: 0.302, SLG: 0.366	P6									5	0	0	0	0	1	4		
Inning Stats	R: 5 E: 0 K: 0 S: 8	H: 5 LOB: 1 BB: 1	R: 0 E: 0 K: 0 S: 2	H: 0 LOB: 0 BB: 1	R: 4 E: 0 K: 1 S: 8	H: 3 LOB: 1 BB: 1	R: 8 E: 0 K: 0 S: 11	H: 8 LOB: 1 BB: 1	R: 0 E: 0 K: 0 S: 4	H: 0 LOB: 1 BB: 0	R: 0 E: 0 K: 0 S: 3	H: 2 LOB: 2 BB: 0	R: 0 E: 0 K: 0 S: 4	R: 1 E: 0 K: 0 S: 4	H: 1 LOB: 1 BB: 1	1B: 12 2B: 3 3B: 1 HR: 3	SF: 0 SAC: 0 DP: 1 HBP: 0	WP: 0 PA: 48 CS: 0
PITCHER	IP WLS BF H R ER SO BB IBB HBP BLK WP HR S P ERA WHIP																	
Jim Slaton, R ERA: 3.61	(1, 1)	0.2 L 8 5 5 5 0 1 0 0 0 0 0 2 13 21 23.14 3.000																
Reggie Cleveland, R ERA: 6.71	(1, 1)	2.1 13 5 6 6 1 2 0 0 0 0 0 2 13 21 23.14 3.000																
Paul Mitchell, R ERA: 5.13	(4, 1)	0.0 4 3 2 2 0 1 0 0 0 0 0 1 3 7 * * *																
Sal Bando, R ERA: 6.0	(4, 1)	3.0 13 3 4 4 0 0 0 0 0 0 0 0 13 13 12.00 1.000																
Jim Gantner, R ERA: 6.0	(7, 1)	1.0 5 2 0 0 0 0 0 0 0 0 0 0 5 5 0.00 2.000																
PITCHER	IP WLS BF H R ER SO BB IBB HBP BLK WP HR S P ERA WHIP																	
Buck Martinez, R ERA: 9.0	(8, 1)	1.0 5 1 1 1 0 0 1 0 0 0 0 0 4 8 9.00 2.000																

Batter	1	2	3	4	5	6	7	8	9	AB	R	H	RBI	BB	SO	LOB	TOP		
Willie Wilson, S (1, 7) OBP: 0.347, SLG: 0.427	0-3 K		0-0 G3		0-0 5-3			0-0 2B 1B		4	1	1	0	0	1	0			
Hal McRae, R (1, 10) OBP: 0.340, SLG: 0.478	0-3 K		0-0 6-3			0-0 E6 FC6-4		0-0 2B 1-H 2-H		4	0	1	2	0	1	0			
Amos Otis, R (1, 8) OBP: 0.371, SLG: 0.445	0-0 6-3			0-0 BB BLK 1B		0-0 FC6-4 G6-4-3 1-2		0-3 K		4	0	1	0	0	1	2			
George Brett, L (1, 5) OBP: 0.384, SLG: 0.557		0-0 G3		0-0 L8 1-2		0-0 G6-4-3 1-2		0-0 F7		4	0	0	0	0	0	3			
Al Cowens, R (1, 9) OBP: 0.350, SLG: 0.415		0-0 1B SF7 1B		4-0 BB BB				0-0 F9		3	1	1	0	1	0	1			
Darrell Porter, L (1, 2) OBP: 0.423, SLG: 0.497		0-0 1B		4-0 G6-4-3 1-2 2-3 BB			1-0 WP HBP		0-0 P5	2	0	1	0	1	0	0			
Frank White, R (1, 4) Clint Hurdle, L (9, PH) OBP: 0.331, SLG: 0.381	0-0 SF7		0-0 G6-4-3 1-2		0-0 5-3			0-3 K		2	0	0	1	0	0	4			
John Wathan, R (1, 3) Ralph LaCock, L (9, PH) OBP: 0.342, SLG: 0.350	0-3 K				0-3 K			0-0 L9		3	0	0	0	0	2	2			
U L Washington, S (1, 6) OBP: 0.297, SLG: 0.359			0-0 3-1		0-0 1-3			0-0 1B 2B 1B		3	1	1	0	0	0	0			
Inning Stats	R: 0 E: 0 K: 2 S: 7	H: 0 LOB: 0 BB: 0 P: 7	R: 1 E: 0 K: 1 S: 7	H: 2 LOB: 1 BB: 0 P: 7	R: 0 E: 0 K: 0 S: 3	H: 0 LOB: 0 BB: 0 P: 3	R: 0 E: 0 K: 0 S: 3	H: 1 LOB: 2 BB: 2 P: 11	R: 0 E: 1 K: 0 S: 5	H: 0 LOB: 0 BB: 0 P: 3	R: 0 E: 0 K: 0 S: 3	H: 0 LOB: 1 BB: 0 P: 4	R: 2 E: 0 K: 1 S: 8	H: 3 LOB: 1 BB: 0 P: 8	R: 0 E: 0 K: 1 S: 5	H: 0 LOB: 0 BB: 0 P: 5	1B: 5 2B: 1 3B: 0 HR: 0	SF: 1 SAC: 0 DP: 2 HBP: 1	WP: 1 PA: 35
PITCHER	IP WLS BF H R ER SO BB IBB HBP BLK WP HR S P ERA WHIP	IP WLS BF H R ER SO BB IBB HBP BLK WP HR S P ERA WHIP	IP WLS BF H R ER SO BB IBB HBP BLK WP HR S P ERA WHIP	IP WLS BF H R ER SO BB IBB HBP BLK WP HR S P ERA WHIP	IP WLS BF H R ER SO BB IBB HBP BLK WP HR S P ERA WHIP	IP WLS BF H R ER SO BB IBB HBP BLK WP HR S P ERA WHIP	IP WLS BF H R ER SO BB IBB HBP BLK WP HR S P ERA WHIP	IP WLS BF H R ER SO BB IBB HBP BLK WP HR S P ERA WHIP	IP WLS BF H R ER SO BB IBB HBP BLK WP HR S P ERA WHIP	IP WLS BF H R ER SO BB IBB HBP BLK WP HR S P ERA WHIP	IP WLS BF H R ER SO BB IBB HBP BLK WP HR S P ERA WHIP	IP WLS BF H R ER SO BB IBB HBP BLK WP HR S P ERA WHIP	IP WLS BF H R ER SO BB IBB HBP BLK WP HR S P ERA WHIP	IP WLS BF H R ER SO BB IBB HBP BLK WP HR S P ERA WHIP	IP WLS BF H R ER SO BB IBB HBP BLK WP HR S P ERA WHIP	IP WLS BF H R ER SO BB IBB HBP BLK WP HR S P ERA WHIP	IP WLS BF H R ER SO BB IBB HBP BLK WP HR S P ERA WHIP	IP WLS BF H R ER SO BB IBB HBP BLK WP HR S P ERA WHIP	IP WLS BF H R ER SO BB IBB HBP BLK WP HR S P ERA WHIP

Kansas City Royals @ New York Yankees
Yankee Stadium, Bronx, NY
Fri Aug 31 1979, 7:05 PM EDT
Att: 35,229 - Unknown - 75 F

AB	31
R	3
H	6
RBI	3
BB	2
SO	6
LOB	12



Batter	1	2	3	4	5	6	7	8	9	AB	R	H	RBI	BB	SO	LOB	BOTTOM		
Willie Randolph, R (1, 4) OBP: 0.380, SLG: 0.375	4-0 SH5-3 SF7 BB		0-0 F2		0-0 6-3		4-0 1B 4-3 BB	4-0 IBB		2	2	0	0	3	0	1			
Bobby Murcer, L (1, 8) OBP: 0.342, SLG: 0.391	0-0 SH5-3 1-3	0-3 K			0-0 1B 2B 1B		0-0 F8	0-0 F2		4	1	1	0	0	1	5			
Lou Piniella, R (1, 7) OBP: 0.331, SLG: 0.437	0-0 SF7 3-H		0-0 P4		0-0 2B 1-3 1B 1B		0-0 4-3	1-2		3	1	1	1	0	0	1			
George Scott, R (1, 10) OBP: 0.316, SLG: 0.392	0-0 HR 1B		0-0 F8		0-0 1B 2B		0-0 1B	2-H 1B		4	2	3	2	0	0	0			
Reggie Jackson, L (1, 9) OBP: 0.381, SLG: 0.533	0-0 1-H HR		0-3 K		0-0 1B		0-0 K			4	1	2	4	0	2	1			
Chris Chambliss, L (1, 3) OBP: 0.323, SLG: 0.436	0-0 1B		0-0 6-3		0-0 L8		0-0 3-1			4	0	1	0	0	0	1			
Graig Nettles, L (1, 5) OBP: 0.321, SLG: 0.383	0-0 4-3			0-0 4-3		0-0 F8		0-0 F9		4	0	0	0	0	0	1			
Fred Stanley, R (1, 6) OBP: 0.268, SLG: 0.328		0-0 F3		0-0 6-3		0-0 K		0-0 2B 1B		4	0	1	0	0	1	0			
Brad Gulden, L (1, 2) OBP: 0.254, SLG: 0.208		4-0 BB			0-0 3-1		0-0 P3	1-3 2B		3	0	1	0	1	0	0			
Inning Stats	R: 3 E: 0 K: 0 S: 6	H: 3 LOB: 1 BB: 1 P: 10	R: 0 E: 0 K: 1 S: 5	H: 0 LOB: 1 BB: 1 P: 9	R: 0 E: 0 K: 1 S: 5	H: 0 LOB: 0 BB: 0 P: 5	R: 0 E: 0 K: 0 S: 3	H: 0 LOB: 0 BB: 0 P: 3	R: 3 E: 0 K: 0 S: 7	H: 4 LOB: 1 BB: 0 P: 7	R: 0 E: 0 K: 1 S: 5	H: 0 LOB: 0 BB: 0 P: 5	R: 1 E: 0 K: 1 S: 6	H: 1 LOB: 1 BB: 1 P: 10	R: 0 E: 0 K: 0 S: 5	H: 2 LOB: 3 BB: 1 P: 9	1B: 7 2B: 2 3B: 0 HR: 1	SF: 1 SAC: 1 DP: 0 HBP: 0	WP: 0 PA: 38
PITCHER	IP WLS BF H R ER SO BB IBB HBP BLK WP HR S P ERA WHIP	IP WLS BF H R ER SO BB IBB HBP BLK WP HR S P ERA WHIP	IP WLS BF H R ER SO BB IBB HBP BLK WP HR S P ERA WHIP	IP WLS BF H R ER SO BB IBB HBP BLK WP HR S P ERA WHIP	IP WLS BF H R ER SO BB IBB HBP BLK WP HR S P ERA WHIP	IP WLS BF H R ER SO BB IBB HBP BLK WP HR S P ERA WHIP	IP WLS BF H R ER SO BB IBB HBP BLK WP HR S P ERA WHIP	IP WLS BF H R ER SO BB IBB HBP BLK WP HR S P ERA WHIP	IP WLS BF H R ER SO BB IBB HBP BLK WP HR S P ERA WHIP	IP WLS BF H R ER SO BB IBB HBP BLK WP HR S P ERA WHIP	IP WLS BF H R ER SO BB IBB HBP BLK WP HR S P ERA WHIP	IP WLS BF H R ER SO BB IBB HBP BLK WP HR S P ERA WHIP	IP WLS BF H R ER SO BB IBB HBP BLK WP HR S P ERA WHIP	IP WLS BF H R ER SO BB IBB HBP BLK WP HR S P ERA WHIP	IP WLS BF H R ER SO BB IBB HBP BLK WP HR S P ERA WHIP	IP WLS BF H R ER SO BB IBB HBP BLK WP HR S P ERA WHIP	IP WLS BF H R ER SO BB IBB HBP BLK WP HR S P ERA WHIP	IP WLS BF H R ER SO BB IBB HBP BLK WP HR S P ERA WHIP	IP WLS BF H R ER SO BB IBB HBP BLK WP HR S P ERA WHIP

Kansas City Royals @ New York Yankees
Yankee Stadium, Bronx, NY
Fri Aug 31 1979, 7:05 PM EDT
Att: 35,229 - Unknown - 75 F

AB	32
R	7
H	10
RBI	7
BB	4
SO	4
LOB	10



Batter	1	2	3	4	5	6	7	8	9	AB	R	H	RBI	BB	SO	LOB	TOP										
Willie Wilson, S OBP: 0.347, SLG: 0.429	0-0 2B		0-3 K	0-3 K		0-0 CS 1B		0-3 K		5	0	2	0	0	3	3	Kansas City Royals @ New York Yankees Yankee Stadium, Bronx, NY Sat Sep 01 1979, 3:33 AM EDT Att: 30,130 - Unknown										
Hal McRae, R OBP: 0.341, SLG: 0.476	0-0 5-3		0-0 HR	0-0 G3-6-3 1B		0-0 6-3 1-2		0-3 K		5	1	2	3	0	1	1											
George Brett, L OBP: 0.383, SLG: 0.559	0-0 F8		0-0 HR	0-0 G3-6-3 1-2			0-0 4-3		0-3 K		5	1	1	2	0	1											
Darrell Porter, L OBP: 0.423, SLG: 0.495 Jim Gaudet, R OBP: 0.500, SLG: 0.500		0-0 F9	0-0 F7		0-0 FC6-4 1B		0-0 F8		0-0 1B 1B		3	0	1	0	0	0											
Ralph LaCock, L OBP: 0.346, SLG: 0.386		0-0 1B 2B	0-3 K		0-3 K		0-0 3B 1B		0-0 1-2 1B		5	2	3	0	0	2											
Amos Otis, R OBP: 0.373, SLG: 0.450		0-0 6-3 S 2H 1B		4-0 HR BB		0-0 FC6-4 1-2 BB		0-0 3B		0-3 K		4	1	2	2	1											
Al Cowens, R OBP: 0.351, SLG: 0.421		0-0 6-3 1-3		0-0 HR		4-0 FC6-4 BB		0-0 L9			3	1	1	2	1	0											
Frank White, R OBP: 0.285, SLG: 0.383		0-0 6-3		0-0 SH 1B 2B		0-0 FC6-4 1-2		0-3 K			4	1	1	0	0	1											
U L Washington, S OBP: 0.298, SLG: 0.355			4-0 WP S 1B BB	0-0 SH 1B 2-3		0-0 F7		0-3 K			2	2	0	0	1	1											
Inning Stats	R: 0 E: 0 K: 0 S: 3	H: 1 LOB: 0 BB: 0 P: 3	R: 1 E: 0 K: 0 S: 5	H: 2 LOB: 1 BB: 0 P: 5	R: 3 E: 0 K: 2 S: 9	H: 2 LOB: 0 BB: 1 P: 13	R: 4 E: 1 K: 1 S: 8	H: 3 LOB: 0 BB: 1 P: 12	R: 0 E: 0 K: 0 S: 6	H: 1 LOB: 0 BB: 0 P: 10	R: 1 E: 0 K: 0 S: 5	H: 2 LOB: 1 BB: 0 P: 5	R: 0 E: 0 K: 3 S: 11	H: 0 LOB: 0 BB: 0 P: 9	R: 0 E: 0 K: 3 S: 11	H: 2 LOB: 2 BB: 0 P: 11	1B: 8 2B: 3 3B: 1 HR: 2	SF: 0 SAC: 1 DP: 1 HBP: 0	WP: 2 PB: 0 SB: 2 CS: 1	PA: 42							
PITCHER	IP	WLS	BF	H	R	ER	SO	BB	IBB	HBP	BLK	WP	HR	S	P	ERA	WHIP										
Ken Clay, R ERA: 5.19	2.1		12	5	4	4	1	1	0	0	0	1	1	13	17	15.43	2.571										
Jim Kaat, L ERA: 3.39	0.2	L	6	2	4	3	1	1	0	0	0	0	1	7	11	40.50	4.500										
Ron Davis, R ERA: 3.03	3.0		11	3	0	0	2	1	0	0	0	1	0	14	18	0.00	1.333										
Don Hood, L ERA: 3.38	1.0		5	2	1	1	0	0	0	0	0	0	0	5	5	9.00	2.000										
Rich Gossage, R ERA: 3.03	2.0		8	2	0	0	6	0	0	0	0	0	0	20	20	0.00	1.000										
Batter	1	2	3	4	5	6	7	8	9	AB	R	H	RBI	BB	SO	LOB	BOTTOM										
Bobby Murcer, L OBP: 0.343, SLG: 0.390	0-0 BB 4-3 1B	0-3 K		0-3 K			4-0 1B 1B 1B BB		0-0 1-3		4	2	1	0	1	2	Kansas City Royals @ New York Yankees Yankee Stadium, Bronx, NY Sat Sep 01 1979, 3:33 AM EDT Att: 30,130 - Unknown										
Willie Randolph, R OBP: 0.394, SLG: 0.377	4-0 4-3 BB 1-2 BB	0-0 CS 1B		4-0 L7 BB		0-0 1-2 1B 1B		0-0 P4		3	2	2	0	2	0												
Oscar Gamble, L OBP: 0.467, SLG: 0.566 Lou Piniella, R OBP: 0.332, SLG: 0.437	4-0 1-2 2-3 BB	0-0 CS	0-0 F9	0-0 F7		0-0 1-2 2-3 FC4-6 1B		0-0 F9		2	1	0	0	1	0												
Reggie Jackson, L OBP: 0.379, SLG: 0.530	0-0 4-3		0-3 K	0-0 L7		0-0 1-2 2-3 FC4-6 1B		0-0 F9		4	0	1	3	0	1												
Chris Chambliss, L OBP: 0.322, SLG: 0.439	0-0 6-3		0-0 3B	0-0 3-1		0-0 1-2 2-3 FC4-6 G3-6-1 1B		0-0 FC4-6		4	0	1	2	0	0												
Graig Nettles, L OBP: 0.323, SLG: 0.384	0-0 HR 1B		0-0 F9		0-0 1B		0-0 G3-6-1		0-0 G3-6-1		4	1	2	1	0	2											
Jim Spencer, L OBP: 0.360, SLG: 0.573 George Scott, R OBP: 0.315, SLG: 0.390	0-0 1-2 HR		0-0 1B	0-0 1B		0-3 K		0-3 K		3	1	2	2	0	1												
Brad Gulden, L OBP: 0.246, SLG: 0.200 Roy White, S OBP: 0.273, SLG: 0.263 Jerry Narron, L OBP: 0.217, SLG: 0.250	0-3 K		0-3 K	0-3 K		0-3 K		0-3 K		2	0	0	0	0	2												
Bucky Dent, R OBP: 0.291, SLG: 0.288		0-0 4-3		0-0 F2		0-0 F7		0-0 P6		4	0	0	0	0	2												
Inning Stats	R: 5 E: 0 K: 1 S: 8	H: 3 LOB: 2 BB: 2 P: 16	R: 0 E: 0 K: 1 S: 5	H: 1 LOB: 0 BB: 0 P: 5	R: 0 E: 0 K: 1 S: 6	H: 1 LOB: 1 BB: 0 P: 6	R: 0 E: 0 K: 2 S: 8	H: 1 LOB: 0 BB: 0 P: 8	R: 0 E: 0 K: 2 S: 8	H: 0 LOB: 1 BB: 1 P: 7	R: 0 E: 0 K: 2 S: 8	H: 1 LOB: 0 BB: 0 P: 8	R: 3 E: 0 K: 0 S: 5	H: 3 LOB: 0 BB: 1 P: 9	R: 0 E: 0 K: 2 S: 7	H: 0 LOB: 0 BB: 0 P: 7	R: 0 E: 0 K: 0 S: 3	H: 0 LOB: 0 BB: 0 P: 3	1B: 8 2B: 0 3B: 1 HR: 1	SF: 0 SAC: 0 DP: 1 HBP: 0	WP: 0 PB: 0 SB: 0 CS: 1	PA: 40					
PITCHER	IP	WLS	BF	H	R	ER	SO	BB	IBB	HBP	BLK	WP	HR	S	P	ERA	WHIP										
Rich Gale, R ERA: 5.99	0.0		3	1	3	3	0	2	0	0	0	0	0	1	9												
Al Hrabosky, L ERA: 4.24	5.0	W	20	5	2	2	5	1	0	0	0	0	1	29	33	3.60	1.200										
Gary Christenson, L ERA: 13.5	2.0		10	4	3	3	2	1	0	0	0	0	0	13	17	13.50	2.500										
Renie Martin, R ERA: 8.35	2.0	S	6	0	0	0	2	0	0	0	0	0	0	10	10	0.00	0.000										

Batter	1	2	3	4	5	6	7	8	9	AB	R	H	RBI	BB	SO	LOB	TOP					
Willie Wilson, S OBP: 0.345, SLG: 0.424	0-0 6-3			0-0 1-3		0-0 4-3		0-0 5-3		4	0	0	0	0	0	1	Kansas City Royals @ Minnesota Twins Metropolitan Stadium, Bloomington, MI Mon Sep 03 1979, 8:05 PM EDT Att: 19,643 - Unknown - 73 F livebaseballscorecards.com					
Hal McRae, R OBP: 0.350, SLG: 0.475	4-0 BB G6-4-3			0-0 6-3		0-3 K			0-0 1B	3	0	1	0	1	1	0						
Amos Otis, R OBP: 0.373, SLG: 0.451	0-0 G6-4-3 1-2			0-0 2B			0-3 K		0-0 4-3	4	0	1	0	0	1	1						
George Brett, L OBP: 0.382, SLG: 0.556		0-0 1B G4-6-3		0-0 5-3			0-0 2-3		0-0 1B 1B	4	0	2	0	0	0	1						
Al Cowens, R OBP: 0.391, SLG: 0.426		0-0 G4-6-3 1-2			0-0 4-3		0-3 K		0-0 1B 1-2	4	0	1	0	0	1	1						
Darrell Porter, L OBP: 0.423, SLG: 0.498		0-0 F8			0-3 K			4-0 SH3-4 BB 1B	0-3 K	3	1	0	0	1	2	2						
Frank White, R OBP: 0.290, SLG: 0.392			0-0 5-3		0-0 1B			0-0 SH3-4 1-2		2	0	1	0	0	0	0						
John Wathan, R OBP: 0.239, SLG: 0.292			0-3 K		0-0 6-3			0-0 4-3 2-3		3	0	0	0	0	1	2						
U L Washington, S OBP: 0.295, SLG: 0.351			0-3 K			0-0 1-3		0-0 1B 3H		3	0	1	1	0	1	0						
Inning Stats	R: 0 E: 0 K: 0 S: 2	H: 0 LOB: 0 BB: 1 P: 6	R: 0 E: 0 K: 0 S: 3	H: 1 LOB: 0 BB: 0 P: 3	R: 0 E: 0 K: 2 S: 7	H: 0 LOB: 0 BB: 0 P: 7	R: 0 E: 0 K: 0 S: 4	H: 1 LOB: 1 BB: 0 P: 4	R: 0 E: 0 K: 1 S: 6	H: 0 LOB: 0 BB: 0 P: 5	R: 0 E: 0 K: 2 S: 5	H: 0 LOB: 0 BB: 0 P: 7	R: 0 E: 0 K: 1 S: 7	H: 3 LOB: 2 BB: 0 P: 7	R: 1 E: 0 K: 1 S: 4	H: 1 LOB: 1 BB: 1 P: 8	R: 0 E: 0 K: 1 S: 7	H: 3 LOB: 2 BB: 0 P: 7	1B: 6 2B: 1 3B: 0 HR: 0	SF: 0 SAC: 1 DP: 2 HBP: 0	WP: 0 PB: 0 CS: 0	PA: 33
PITCHER Geoff Zahn, L ERA: 3.68	IP: 9.0 WLS: L BF: 33 H: 7 R: 1 ER: 1 SO: 7 BB: 2 IBB: 0 HBP: 0 BLK: 0 WP: 0 HR: 0 S: 45 P: 53 ERA: 1.00 WHIP: 1.000															PITCHER	IP: 9.0 WLS: W BF: 31 H: 4 R: 0 ER: 0 SO: 9 BB: 0 IBB: 1 HBP: 0 BLK: 0 WP: 1 HR: 0 S: 48 P: 52 ERA: 0.00 WHIP: 0.444					

Batter	1	2	3	4	5	6	7	8	9	AB	R	H	RBI	BB	SO	LOB	BOTTOM				
Hosken Powell, L OBP: 0.369, SLG: 0.387	0-0 L7		0-3 K			0-3 K 1-2		0-0 G3		4	0	0	0	0	2	4	Kansas City Royals @ Minnesota Twins Metropolitan Stadium, Bloomington, MI Mon Sep 03 1979, 8:05 PM EDT Att: 19,643 - Unknown - 73 F livebaseballscorecards.com				
Glenn Borgmann, R OBP: 0.320, SLG: 0.262										0	0	0	0	0	0	0					
Rob Wilfong, L OBP: 0.354, SLG: 0.456	0-0 4-3			0-0 4-3			0-0 F7		0-0 3-1	4	0	0	0	0	0	0					
Roy Smalley, S OBP: 0.375, SLG: 0.478	0-0 4-3			0-0 L8			0-0 F7		0-0 F7	4	0	0	0	0	0	0					
Ken Landreaux, L OBP: 0.358, SLG: 0.447		0-0 4-3		0-0 P4			0-3 K		0-0 4-3	4	0	0	0	0	1	0					
Butch Wynegar, S OBP: 0.357, SLG: 0.343		0-3 K			0-0 F8			0-0 FC4-5 2B		3	0	1	0	0	1	0					
Willie Norwood, R OBP: 0.300, SLG: 0.391					0-0 F8			0-0 FC4-5 2B		0	0	0	0	0	0	0					
John Castino, R OBP: 0.337, SLG: 0.387								0-0 FC4-5 2B		0	0	0	0	0	0	0					
Mike Cabbage, L OBP: 0.356, SLG: 0.346		0-0 WP 1B			0-3 K			0-0 FC4-5 2B 2-3		3	0	1	0	0	1	1					
Gary Ward, R										0	0	0	0	0	0	0					
Ron Jackson, R OBP: 0.326, SLG: 0.418		0-0 1-3			0-3 K			0-0 1-3 2B		3	0	1	0	0	1	1					
Danny Goodwin, L OBP: 0.342, SLG: 0.518			0-3 K			0-3 K		4-0 2B		2	0	0	0	1	2	0					
Dave Edwards, R OBP: 0.337, SLG: 0.444			0-0 F7			0-0 1B		0-3 K		3	0	1	0	0	1	3					
Inning Stats	R: 0 E: 0 K: 0 S: 3	H: 0 LOB: 0 BB: 0 P: 3	R: 0 E: 0 K: 1 S: 6	H: 1 LOB: 1 BB: 0 P: 6	R: 0 E: 0 K: 2 S: 7	H: 0 LOB: 0 BB: 0 P: 7	R: 0 E: 0 K: 0 S: 3	H: 0 LOB: 0 BB: 0 P: 3	R: 0 E: 0 K: 2 S: 7	H: 1 LOB: 0 BB: 0 P: 7	R: 0 E: 0 K: 1 S: 5	H: 0 LOB: 0 BB: 0 P: 5	R: 0 E: 0 K: 1 S: 7	H: 2 LOB: 3 BB: 1 P: 11	R: 0 E: 0 K: 0 S: 3	H: 0 LOB: 0 BB: 0 P: 3		1B: 2 2B: 2 3B: 0 HR: 0	SF: 0 SAC: 0 DP: 0 HBP: 0	WP: 1 PB: 0 CS: 0	PA: 31
PITCHER Dennis Leonard, R ERA: 4.4	IP: 9.0 WLS: W BF: 31 H: 4 R: 0 ER: 0 SO: 9 BB: 0 IBB: 1 HBP: 0 BLK: 0 WP: 1 HR: 0 S: 48 P: 52 ERA: 0.00 WHIP: 0.444															PITCHER		IP: 9.0 WLS: W BF: 31 H: 4 R: 0 ER: 0 SO: 9 BB: 0 IBB: 1 HBP: 0 BLK: 0 WP: 1 HR: 0 S: 48 P: 52 ERA: 0.00 WHIP: 0.444			

Batter	1	2	3	4	5	6	7	8	9	AB	R	H	RBI	BB	SO	LOB	TOP			
Willie Wilson, S OBP: 0.344, SLG: 0.422	0-3 K			0-0 5-3		0-0 F7			0-0 1B	4	0	1	0	0	1	0	Kansas City Royals @ Minnesota Twins Metropolitan Stadium, Bloomington, MI Tue Sep 04 1979, 8:05 PM EDT Att: 10,610 - Unknown - 84 F livebaseballscorecards.com			
Hal McRae, R OBP: 0.348, SLG: 0.469	0-0 F8			0-0 5-3			0-0 L6		0-0 L8	4	0	0	0	0	0	1				
Amos Otis, R OBP: 0.371, SLG: 0.449	0-3 K			0-0 F3			0-0 F8			3	0	0	0	0	1	0				
George Brett, L OBP: 0.380, SLG: 0.553		0-0 5-3			0-0 4-3			0-0 4-3		3	0	0	0	0	0	0				
Al Cowens, R OBP: 0.348, SLG: 0.423		0-3 K			0-3 K			0-0 F9		3	0	0	0	0	2	0				
Darrell Porter, L OBP: 0.421, SLG: 0.494		0-0 L4			0-0 F9			0-0 F9		3	0	0	0	0	0	0				
Frank White, R OBP: 0.288, SLG: 0.389				0-0 F5		0-0 F7		0-0 F9		3	0	0	0	0	0	0				
John Wathan, R OBP: 0.240, SLG: 0.310				0-0 F8		0-0 HR		0-0 F9		3	1	1	1	0	0	0				
U L Washington, S OBP: 0.292, SLG: 0.345				0-3 K		0-3 K		0-3 K		3	0	0	0	0	3	0				
Inning Stats	R: 0 E: 0 K: 2 S: 7	H: 0 LOB: 0 BB: 0 P: 7	R: 0 E: 0 K: 1 S: 5	H: 0 LOB: 0 BB: 0 P: 5	R: 0 E: 0 K: 1 S: 5	H: 0 LOB: 0 BB: 0 P: 5	R: 0 E: 0 K: 0 S: 3	H: 0 LOB: 0 BB: 0 P: 3	R: 0 E: 0 K: 1 S: 5	H: 0 LOB: 0 BB: 0 P: 5	R: 1 E: 0 K: 1 S: 6	H: 1 LOB: 0 BB: 0 P: 6	R: 0 E: 0 K: 0 S: 3	H: 0 LOB: 0 BB: 0 P: 3	R: 0 E: 0 K: 1 S: 6	H: 1 LOB: 1 BB: 0 P: 6	1B: 1 2B: 0 3B: 0 HR: 1	SF: 0 SAC: 0 DP: 0 HBP: 0	WP: 0 PB: 0 SB: 0 CS: 0	PA: 29
PITCHER Jerry Kosman, L ERA: 3.32	IP: 9.0 WLS: W BF: 29 H: 2 R: 1 ER: 1 SO: 7 BB: 0 IBB: 0 HBP: 0 BLK: 0 WP: 0 HR: 1 S: 43 P: 43 ERA: 1.00 WHIP: 0.222																			

Batter	1	2	3	4	5	6	7	8	9	AB	R	H	RBI	BB	SO	LOB	BOTTOM			
Bob Randall, R OBP: 0.322, SLG: 0.304	0-0 6-3	0-0 1-3			0-0 SH1-3		0-0 6-3			3	0	0	0	0	0	0	Kansas City Royals @ Minnesota Twins Metropolitan Stadium, Bloomington, MI Tue Sep 04 1979, 8:05 PM EDT Att: 10,610 - Unknown - 84 F livebaseballscorecards.com			
John Castino, R OBP: 0.336, SLG: 0.385	0-3 K		0-3 K		0-0 6-3		0-0 G4-6-3 1B			4	0	1	0	0	2	0				
Jose Morales, R OBP: 0.322, SLG: 0.335 Danny Goodwin, L OBP: 0.339, SLG: 0.514 (6, PH)	0-0 1B 2B		0-0 L8		0-0 K		0-0 G4-6-3 1B			3	1	1	0	0	1	0				
Ron Jackson, R OBP: 0.328, SLG: 0.425	0-0 1B 1B		0-0 G3			0-0 HR		0-0 F9		4	2	2	1	0	0	0				
Roy Smalley, S OBP: 0.375, SLG: 0.476	1-0 1B HBP			0-0 1-3		0-0 6-3				2	0	0	0	0	0	0				
Dave Edwards, R OBP: 0.337, SLG: 0.442	0-0 1B			0-0 5-3		0-0 F8				3	0	1	2	0	0	0				
Ken Landreaux, L OBP: 0.356, SLG: 0.444	0-0 F7			0-0 4-3		0-0 L9				3	0	0	0	0	2					
Bombo Rivera, R OBP: 0.335, SLG: 0.408		0-0 L8			0-0 2B 2B		0-0 G4-6-3 1B			3	1	2	0	0	0	0				
Butch Wynegar, S OBP: 0.357, SLG: 0.345		0-0 5-3			0-0 SH1-3 WP 2B		0-0 G4-6-3			3	1	1	1	0	0	1				
Inning Stats	R: 2 E: 0 K: 1 S: 8	H: 3 LOB: 2 BB: 0 P: 9	R: 0 E: 0 K: 0 S: 3	H: 0 LOB: 0 BB: 0 P: 3	R: 0 E: 0 K: 1 S: 5	H: 0 LOB: 0 BB: 0 P: 5	R: 0 E: 0 K: 0 S: 3	H: 0 LOB: 0 BB: 0 P: 3	R: 2 E: 0 K: 1 S: 7	H: 2 LOB: 0 BB: 0 P: 7	R: 1 E: 0 K: 0 S: 4	H: 1 LOB: 0 BB: 0 P: 4	R: 0 E: 0 K: 0 S: 3	H: 1 LOB: 0 BB: 0 P: 3	R: 0 E: 0 K: 0 S: 3	H: 1 LOB: 0 BB: 0 P: 3	1B: 4 2B: 3 3B: 0 HR: 1	SF: 0 SAC: 1 DP: 2 HBP: 1	WP: 1 PB: 0 SB: 0 CS: 0	PA: 31
PITCHER Larry Gura, L ERA: 4.54 Marty Pattin, R ERA: 4.7	IP: 6.0 WLS: L BF: 25 H: 6 R: 5 ER: 5 SO: 3 BB: 0 IBB: 0 HBP: 1 BLK: 0 WP: 1 HR: 1 S: 30 P: 31 ERA: 7.50 WHIP: 1.000																			

Batter	1	2	3	4	5	6	7	8	9	AB	R	H	RBI	BB	SO	LOB	TOP			
Willie Wilson, S OBP: 0.343, SLG: 0.421										4	0	1	0	0	1	0	Kansas City Royals @ Minnesota Twins Metropolitan Stadium, Bloomington, MI Wed Sep 05 1979, 8:05 PM EDT Att: 11,647 - Unknown - 73 F			
Hal McRae, R OBP: 0.342, SLG: 0.463										4	0	0	1	0	1	2				
Amos Otis, R OBP: 0.370, SLG: 0.449										4	0	1	0	0	1	2				
George Brett, L OBP: 0.381, SLG: 0.552										3	0	1	0	1	0	3				
Darrell Porter, L OBP: 0.422, SLG: 0.503										4	2	2	1	0	0	2				
Ralph LaCock, L OBP: 0.342, SLG: 0.382										4	0	1	0	0	0	2				
Al Cowens, R OBP: 0.350, SLG: 0.424										4	0	2	1	0	0	2				
Frank White, R OBP: 0.288, SLG: 0.389										3	1	1	0	0	0	1				
Jim Nettles, L (9, PH)										1	0	0	0	0	0	1				
U L Washington, S OBP: 0.292, SLG: 0.345										3	0	1	0	0	1	1				
Clint Hurdle, L OBP: 0.330, SLG: 0.378										1	0	0	0	0	1	1				
Inning Stats	R: 0 E: 0 K: 1 S: 5	H: 0 LOB: 0 BB: 0 P: 5	R: 0 E: 0 K: 0 S: 3	H: 0 LOB: 1 BB: 1 P: 7	R: 1 E: 0 K: 1 S: 8	H: 3 LOB: 2 BB: 0 P: 8	R: 1 E: 1 K: 1 S: 7	H: 2 LOB: 1 BB: 0 P: 7	R: 0 E: 0 K: 0 S: 4	H: 0 LOB: 0 BB: 0 P: 4	R: 0 E: 0 K: 0 S: 3	H: 0 LOB: 1 BB: 0 P: 3	R: 0 E: 0 K: 0 S: 4	H: 1 LOB: 1 BB: 0 P: 4	R: 0 E: 0 K: 1 S: 6	H: 1 LOB: 1 BB: 0 P: 6	1B: 7 2B: 2 3B: 0 HR: 1	SF: 0 SAC: 0 DP: 1 HBP: 0	WP: 0 PB: 0 SB: 0 CS: 0	PA: 36
PITCHER Dave Goltz, R ERA: 4.09	IP: 9.0 WLS: W BF: 36 H: 10 R: 3 ER: 3 SO: 5 BB: 1 IBB: 0 HBP: 0 BLK: 0 WP: 0 HR: 1 S: 45 P: 49 ERA: 3.00 WHIP: 1.222															PITCHER				

Batter	1	2	3	4	5	6	7	8	9	AB	R	H	RBI	BB	SO	LOB	BOTTOM			
Bob Randall, R OBP: 0.330, SLG: 0.309										4	2	2	1	1	0	1	Kansas City Royals @ Minnesota Twins Metropolitan Stadium, Bloomington, MI Wed Sep 05 1979, 8:05 PM EDT Att: 11,647 - Unknown - 73 F			
John Castino, R OBP: 0.344, SLG: 0.399										4	2	4	2	0	0	0				
Jose Morales, R OBP: 0.324, SLG: 0.350										2	0	1	2	0	1	1				
Mike Cabbage, L OBP: 0.361, SLG: 0.346										0	0	0	0	2	0	0				
Jesus Vega, R (7, PH)										1	0	0	0	0	0	2				
Ron Jackson, R OBP: 0.328, SLG: 0.429										5	0	2	3	0	0	3				
Roy Smalley, S OBP: 0.375, SLG: 0.474										4	0	1	0	1	0	1				
Dave Edwards, R OBP: 0.335, SLG: 0.438										4	0	1	0	0	2	3				
Ken Landreaux, L OBP: 0.354, SLG: 0.441										3	0	0	0	0	1	1				
Bombo Rivera, R OBP: 0.329, SLG: 0.400										4	2	0	0	0	0	2				
Butch Wynegar, S OBP: 0.358, SLG: 0.347										3	2	2	0	0	0	0				
Inning Stats	R: 1 E: 0 K: 1 S: 6	H: 1 LOB: 1 BB: 1 P: 10	R: 4 E: 0 K: 0 S: 8	H: 5 LOB: 1 BB: 0 P: 8	R: 0 E: 0 K: 0 S: 4	H: 1 LOB: 1 BB: 0 P: 4	R: 0 E: 0 K: 0 S: 4	H: 1 LOB: 2 BB: 1 P: 8	R: 0 E: 0 K: 1 S: 5	H: 0 LOB: 0 BB: 0 P: 5	R: 2 E: 1 K: 1 S: 8	H: 2 LOB: 3 BB: 2 P: 16	R: 1 E: 0 K: 0 S: 6	H: 3 LOB: 2 BB: 0 P: 6	R: 0 E: 0 K: 1 S: 5	H: 0 LOB: 0 BB: 0 P: 5	1B: 10 2B: 0 3B: 3 HR: 0	SF: 0 SAC: 4 DP: 0 HBP: 0	WP: 0 PB: 0 SB: 0 CS: 0	PA: 42
PITCHER Paul Spittorf, L ERA: 4.18	IP: 1.2 WLS: L BF: 12 H: 6 R: 5 ER: 5 SO: 1 BB: 1 IBB: 0 HBP: 0 BLK: 0 WP: 0 HR: 0 S: 13 P: 17 ERA: 27.00 WHIP: 4.200															PITCHER				
Rich Gale, R ERA: 5.47	IP: 4.0 WLS: L BF: 20 H: 4 R: 2 ER: 0 SO: 1 BB: 3 IBB: 0 HBP: 0 BLK: 0 WP: 0 HR: 0 S: 19 P: 31 ERA: 0.00 WHIP: 1.750															PITCHER				
Renie Martin, R ERA: 8.38	IP: 1.0 WLS: L BF: 6 H: 3 R: 1 ER: 1 SO: 1 BB: 0 IBB: 0 HBP: 0 BLK: 0 WP: 0 HR: 0 S: 8 P: 8 ERA: 9.00 WHIP: 3.000															PITCHER				
Al Hrabosky, L ERA: 4.21	IP: 0.1 WLS: L BF: 1 H: 0 R: 0 ER: 0 SO: 0 BB: 0 IBB: 0 HBP: 0 BLK: 0 WP: 0 HR: 0 S: 1 P: 1 ERA: 0.00 WHIP: 0.000															PITCHER				
Craig Eaton, R ERA:	IP: 1.0 WLS: L BF: 3 H: 0 R: 0 ER: 0 SO: 1 BB: 0 IBB: 0 HBP: 0 BLK: 0 WP: 0 HR: 0 S: 5 P: 5 ERA: 0.00 WHIP: 0.000															PITCHER				

AB 35
R 3
H 10
RBI 3
BB 1
SO 5
LOB 17

AB 34
R 8
H 13
RBI 8
BB 4
SO 4
LOB 14

Batter	1	2	3	4	5	6	7	8	9	AB	R	H	RBI	BB	SO	LOB	TOP					
Willie Wilson, S OBP: 0.346, SLG: 0.427 (1, 7)	5-3		1B			F7			WP 1B	5	1	3	0	0	0	1	Kansas City Royals @ Seattle Mariners The Kingdome, Seattle, WA Fri Sep 07 1979, 10:05 PM EDT Att: 6,843 - Dome					
Hal McRae, R OBP: 0.340, SLG: 0.458 (1, 10)	6-3		F8			F7			BB 1B	5	0	1	1	0	0	3						
George Brett, L OBP: 0.381, SLG: 0.551 (1, 5)	5-3		1-3 2-H 1B			E1 1B			F8	5	1	2	1	0	0	1						
Amos Otis, R OBP: 0.370, SLG: 0.448 (1, 8)		6-3	5-3			SH2-4 2B			L9	4	1	1	1	1	0	2						
Darrell Porter, L OBP: 0.421, SLG: 0.500 (1, 2)		L5-4 1B BB				SH2-4 2B BB			K	3	1	0	0	2	3	2						
Al Cowens, R OBP: 0.352, SLG: 0.424 (1, 9)						SH2-4			F9	2	0	1	0	1	0	0						
Frank White, R OBP: 0.290, SLG: 0.393 (1, 4)						1-2 2-3				3	1	1	0	1	0	3						
John Wathan, R OBP: 0.241, SLG: 0.314 (1, 3)			L8			2B SF8 IBB			5-3	4	0	1	2	0	0	1						
U L Washington, S OBP: 0.287, SLG: 0.340 (1, 6)			E1 1B			1-3 2-H 3-H 2B			SF8	3	1	0	1	0	0	0						
									4-3	3	1	0	1	0	0	0						
Inning Stats	R: 0 E: 0 K: 0 S: 3	H: 0 LOB: 0 BB: 0 P: 3	R: 0 E: 0 K: 0 S: 3	H: 1 LOB: 1 BB: 7	R: 1 E: 1 K: 0 S: 6	H: 2 LOB: 2 BB: 0 P: 6	R: 0 E: 0 K: 1 S: 4	H: 0 LOB: 0 BB: 1 P: 8	R: 0 E: 0 K: 0 S: 4	H: 1 LOB: 1 BB: 0 P: 4	R: 4 E: 1 K: 0 S: 6	H: 3 LOB: 1 BB: 2 P: 14	R: 0 E: 0 K: 0 S: 3	H: 0 LOB: 0 BB: 0 P: 3	R: 0 E: 0 K: 1 S: 6	H: 1 LOB: 1 BB: 0 P: 6	R: 1 E: 0 K: 1 S: 7	H: 2 LOB: 2 BB: 1 P: 11	1B: 6 2B: 4 3B: 1 HR: 0	SF: 1 SAC: 1 DP: 2 HBP: 0	WP: 1 PB: 0 SB: 0 CS: 0	PA: 41
PITCHER	IP	WLS	BF	H	R	ER	SO	BB	IBB	HBP	BLK	WP	HR	S	P	ERA	WHIP					
Rick Honeycutt, L ERA: 3.92 (1, 1)	5.1	L	26	7	5	4	1	3	1	0	0	0	0	24	40	6.75	1.875					
Randy Stein, R ERA: 5.87 (6, 1)	3.1		14	3	1	1	1	1	0	0	0	1	0	15	19	2.70	1.200					
Rich Hinton, L ERA: 5.86 (9, 1)	0.1		1	0	0	0	1	0	0	0	0	0	0	3	3	0.00	0.000					

AB	34
R	6
H	10
RBI	6
BB	5
SO	3
LOB	13



Batter	1	2	3	4	5	6	7	8	9	AB	R	H	RBI	BB	SO	LOB	BOTTOM				
Julio Cruz, S OBP: 0.355, SLG: 0.315 (1, 4)	K		F7			G4-6-3 1B			F7	4	0	1	0	0	1	0	Kansas City Royals @ Seattle Mariners The Kingdome, Seattle, WA Fri Sep 07 1979, 10:05 PM EDT Att: 6,843 - Dome				
Ruppert Jones, L OBP: 0.352, SLG: 0.458 (1, 8)	K		F8			G4-6-3			L8	4	0	0	0	0	1	1					
Bruce Bochte, L OBP: 0.389, SLG: 0.483 (1, 3)						G4-6-3 1B			L9	3	0	2	0	1	0	0					
Willie Horton, R OBP: 0.316, SLG: 0.456 (1, 10)	K					L8			F9	4	0	0	0	0	1	3					
Dan Meyer, L OBP: 0.329, SLG: 0.480 (1, 5)			L7			G4-6-3			F5	4	0	1	0	0	0	1					
Tom Paciorek, R OBP: 0.360, SLG: 0.443 (1, 7)	K					L6-4 SH1-3 1B			P4	4	0	1	0	0	1	2					
Joe Simpson, L OBP: 0.321, SLG: 0.361 (1, 9)						SH1-3			HR 1B	2	1	2	0	0	0	0					
Bob Stinson, S OBP: 0.338, SLG: 0.344 (1, 2)			F7			L6-4			P5	3	0	0	0	0	0	3					
Mario Mendoza, R OBP: 0.225, SLG: 0.260 Larry Milbourne, S (6, PH) OBP: 0.316, SLG: 0.356 (7, 6)			F7			F7			HR	1	0	0	0	0	0	0					
										2	1	1	2	0	0	0					
Inning Stats	R: 0 E: 0 K: 3 S: 10	H: 1 LOB: 1 BB: 0 P: 10	R: 0 E: 0 K: 1 S: 6	H: 1 LOB: 0 BB: 0 P: 6	R: 0 E: 0 K: 0 S: 3	H: 0 LOB: 0 BB: 0 P: 3	R: 0 E: 0 K: 0 S: 3	H: 1 LOB: 0 BB: 0 P: 3	R: 0 E: 0 K: 0 S: 3	H: 1 LOB: 0 BB: 0 P: 3	R: 0 E: 0 K: 0 S: 3	H: 0 LOB: 0 BB: 0 P: 3	R: 2 E: 0 K: 0 S: 5	H: 2 LOB: 2 BB: 0 P: 5	R: 0 E: 0 K: 0 S: 4	H: 1 LOB: 2 BB: 1 P: 8	1B: 6 2B: 2 3B: 0 HR: 1	SF: 0 SAC: 1 DP: 3 HBP: 0	WP: 0 PB: 0 SB: 1 CS: 0	PA: 33	
PITCHER	IP	WLS	BF	H	R	ER	SO	BB	IBB	HBP	BLK	WP	HR	S	P	ERA	WHIP				
Craig Chamberlain, R ERA: 2.57 (1, 1)	9.0	W	33	8	2	2	4	1	0	0	0	0	1	40	44	2.00	1.000				

AB	31
R	2
H	8
RBI	2
BB	1
SO	4
LOB	10



Batter	1	2	3	4	5	6	7	8	9	AB	R	H	RBI	BB	SO	LOB	TOP					
Willie Wilson, S OBP: 0.345, SLG: 0.427 (1, 7)										4	1	1	0	0	2	1	Kansas City Royals @ Seattle Mariners The Kingdome, Seattle, WA Sat Sep 08 1979, 10:05 PM EDT Att: 12,340 - Dome					
Hal McRae, R OBP: 0.339, SLG: 0.456 (1, 10)										4	1	1	0	0	1	0						
George Brett, L OBP: 0.380, SLG: 0.552 (1, 5)										4	0	1	2	0	0	0						
Amos Otis, R OBP: 0.373, SLG: 0.448 (1, 8)										2	0	1	0	2	0	0						
Darrell Porter, L OBP: 0.420, SLG: 0.497 (1, 2)										3	0	0	0	1	1	3						
Al Cowens, R OBP: 0.351, SLG: 0.425 (1, 9)										4	0	1	0	0	0	4						
Frank White, R OBP: 0.288, SLG: 0.389 (1, 4)										4	0	0	0	0	2	3						
John Wathan, R OBP: 0.236, SLG: 0.307 (1, 3)										4	0	0	0	0	1	1						
U L Washington, S OBP: 0.288, SLG: 0.340 (1, 6)										3	0	1	0	0	1	0						
Inning Stats	R: 2 E: 0 K: 2 S: 10	H: 3 LOB: 2 BB: 1 P: 14	R: 0 E: 0 K: 1 S: 5	H: 0 LOB: 0 BB: 0 P: 5	R: 0 E: 0 K: 0 S: 3	H: 0 LOB: 0 BB: 0 P: 3	R: 0 E: 0 K: 2 S: 8	H: 1 LOB: 1 BB: 0 P: 8	R: 0 E: 0 K: 2 S: 7	H: 0 LOB: 0 BB: 0 P: 7	R: 0 E: 0 K: 0 S: 2	H: 0 LOB: 1 BB: 2 P: 10	R: 0 E: 0 K: 1 S: 6	H: 1 LOB: 1 BB: 0 P: 6	R: 0 E: 0 K: 0 S: 4	H: 1 LOB: 1 BB: 0 P: 4	R: 0 E: 0 K: 0 S: 3	H: 0 LOB: 0 BB: 0 P: 3	1B: 3 2B: 2 3B: 1 HR: 0	SF: 0 SAC: 0 DP: 1 HBP: 0	WP: 0 PB: 0 SB: 0 CS: 0	PA: 35
PITCHER Floyd Bannister, L ERA: 3.88 (1, 1)	IP: 9.0 WLS: W BF: 35 H: 6 R: 2 ER: 2 SO: 8 BB: 3 IBB: 0 HBP: 0 BLK: 0 WP: 0 HR: 0 S: 48 P: 60 ERA: 2.00 WHIP: 1.000																	PITCHER IP: WLS: BF: H: R: ER: SO: BB: IBB: HBP: BLK: WP: HR: S: P: ERA: WHIP				

Batter	1	2	3	4	5	6	7	8	9	AB	R	H	RBI	BB	SO	LOB	BOTTOM					
Julio Cruz, S OBP: 0.397, SLG: 0.313 (1, 4)										2	0	0	0	2	1	2	Kansas City Royals @ Seattle Mariners The Kingdome, Seattle, WA Sat Sep 08 1979, 10:05 PM EDT Att: 12,340 - Dome					
Ruppert Jones, L OBP: 0.353, SLG: 0.457 (1, 8)										3	1	1	1	1	1	2						
Bruce Bochte, L OBP: 0.390, SLG: 0.490 (1, 3)										4	2	2	2	0	0	2						
Willie Horton, R OBP: 0.315, SLG: 0.455 (1, 10)										4	0	1	0	0	0	1						
Dan Meyer, L OBP: 0.331, SLG: 0.484 (1, 5)										2	0	2	0	0	0	0						
Mario Mendoza, R OBP: 0.229, SLG: 0.260 (6, PH)										0	0	0	0	0	0	0						
Charlie Beamon, L OBP: 0.158, SLG: 0.211 (7, 5)										1	0	1	0	0	0	0						
Bill Stein, R OBP: 0.285, SLG: 0.371 (7, 5)										1	0	0	0	0	0	0						
Leon Roberts, R OBP: 0.352, SLG: 0.444 (1, 7)										3	0	0	1	1	0	4						
Joe Simpson, L OBP: 0.321, SLG: 0.361 (1, 9)										3	0	1	0	0	0	3						
Larry Milbourne, S OBP: 0.315, SLG: 0.353 (5, 5) (7, 6)										3	0	0	0	1	0	2						
Larry Cox, R OBP: 0.272, SLG: 0.319 (1, 2)										4	1	1	0	0	0	3						
Inning Stats	R: 0 E: 0 K: 1 S: 5	H: 0 LOB: 1 BB: 1 P: 9	R: 0 E: 0 K: 0 S: 4	H: 1 LOB: 1 BB: 0 P: 4	R: 0 E: 0 K: 0 S: 3	H: 0 LOB: 1 BB: 1 P: 7	R: 0 E: 0 K: 0 S: 3	H: 1 LOB: 0 BB: 0 P: 3	R: 0 E: 0 K: 1 S: 6	H: 1 LOB: 1 BB: 0 P: 6	R: 1 E: 0 K: 0 S: 5	H: 3 LOB: 2 BB: 1 P: 9	R: 3 E: 0 K: 0 S: 6	H: 3 LOB: 0 BB: 0 P: 6	R: 0 E: 0 K: 0 S: 3	H: 0 LOB: 2 BB: 2 P: 11	R: 0 E: 0 K: 0 S: 3	H: 0 LOB: 2 BB: 2 P: 11	1B: 7 2B: 1 3B: 0 HR: 1	SF: 0 SAC: 1 DP: 0 HBP: 0	WP: 0 PB: 0 SB: 2 CS: 2	PA: 37
PITCHER Dennis Leonard, R ERA: 4.41 Al Hrabosky, L ERA: 4.17 (8, 1)	IP: 7.1 WLS: L BF: 33 H: 9 R: 4 ER: 4 SO: 4 BB: 4 IBB: 0 HBP: 0 BLK: 0 WP: 0 HR: 1 S: 33 P: 49 ERA: 4.91 WHIP: 1.773																	PITCHER IP: WLS: BF: H: R: ER: SO: BB: IBB: HBP: BLK: WP: HR: S: P: ERA: WHIP				

AB	32
R	2
H	6
RBI	2
BB	3
SO	8
LOB	12



AB	30
R	4
H	9
RBI	4
BB	5
SO	2
LOB	19




	1	2	3	4	5	6	7	8	9	10	11	12	13	14	AB	R	H	RBI	BB	SO	LOB	TOP								
Hosten Powell, L OBP: 0.362, SLG: 0.384 (11, PH)	4-3		FC6	SF9		G4-6-3			F8		K		WP 1B		4	0	0	1	0	0	2									
Jesus Vega, R OBP: 0.303, SLG: 0.394 (11, 9)			1-2										1B		1	0	0	0	0	1	0									
Willie Norwood, R OBP: 0.303, SLG: 0.394 (11, 9)													1B		1	0	1	0	0	0	0									
Roy Smalley, S OBP: 0.371, SLG: 0.466 (1, 6)	4-3		4-3	F7			P6		F8				1B		7	0	2	0	0	0	2									
Ken Landreaux, L OBP: 0.350, SLG: 0.436 (1, 9)													1B		6	1	2	0	1	0	2									
Ron Jackson, R OBP: 0.332, SLG: 0.424 (1, 3)			L7		E3		P4																							
Rob Wilfong, L OBP: 0.351, SLG: 0.462 (5, PH)					4-3																									
Bonnie Rivera, R OBP: 0.329, SLG: 0.399 (5, 4)					1B																									
Bob Randall, R OBP: 0.332, SLG: 0.302 (13, PH)																														
Mike Cubbage, L OBP: 0.366, SLG: 0.349 (13, 4)																														
Butch Wynegar, S OBP: 0.359, SLG: 0.342 (1, 2)																														
Danny Goodwin, L OBP: 0.338, SLG: 0.496 (8, PH)																														
Jose Morales, R OBP: 0.330, SLG: 0.352 (8, PR)																														
Rick Softeld, L OBP: 0.329, SLG: 0.286 (6, PH)																														
Dave Edwards, R OBP: 0.329, SLG: 0.426 (8, 7)																														
John Castillo, R OBP: 0.348, SLG: 0.399 (1, 5)																														
Inning Stats	R: 0 E: 0 K: 1 S: 6	H: 1 LOB: 1 BB: 0 P: 6	R: 0 E: 0 K: 1 S: 6	H: 1 LOB: 1 BB: 0 P: 6	R: 0 E: 0 K: 0 S: 4	H: 1 LOB: 1 BB: 0 P: 4	R: 4 E: 0 K: 0 S: 7	H: 4 LOB: 1 BB: 1 P: 11	R: 1 E: 0 K: 0 S: 5	H: 1 LOB: 1 BB: 0 P: 5	R: 0 E: 0 K: 0 S: 3	H: 1 LOB: 0 BB: 0 P: 3	R: 0 E: 0 K: 0 S: 3	H: 0 LOB: 1 BB: 1 P: 7	R: 0 E: 0 K: 0 S: 6	H: 1 LOB: 1 BB: 0 P: 6	R: 0 E: 0 K: 0 S: 4	H: 2 LOB: 2 BB: 1 P: 8	R: 0 E: 0 K: 0 S: 7	H: 1 LOB: 1 BB: 0 P: 7	R: 0 E: 0 K: 0 S: 3	H: 1 LOB: 1 BB: 1 P: 10	R: 0 E: 0 K: 0 S: 3	H: 0 LOB: 0 BB: 0 P: 3	R: 0 E: 0 K: 0 S: 3	H: 0 LOB: 0 BB: 0 P: 3	1B: 14 2B: 1 3B: 1 HR: 0	SF: 1 SAC: 1 DP: 2 HBP: 0	WP: 2 PB: 0 SB: 0 CS: 0	PA: 62
PITCHER	IP	WLS	BF	H	R	ER	SO	BB	IBB	HBP	BLK	WP	HR	S	P	ERA	WHIP													
Marty Patton, R ERA: 4.36	(1, 1)	3.1	18	7	4	4	2	1	0	0	0	0	1	9	21	10.80	2.400													
Gary Christenson, L ERA: 5.68	(4, 1)	4.0	16	3	1	0	1	1	0	0	0	0	0	17	21	0.00	1.000													
Rene Martin, R ERA: 6.1	(8, 1)	0.2	2	0	0	0	0	0	0	0	0	0	0	2	2	0.00	0.000													
Al Hrabosky, L ERA: 3.9	(9, 1)	4.0	21	6	0	0	1	3	1	0	0	1	0	19	35	0.00	2.250													
Dan Quisenberry, R ERA: 2.84	(13, 1)	2.0	W	5	0	0	1	0	0	0	0	0	0	7	7	0.00	0.000													


	1	2	3	4	5	6	7	8	9	10	11	12	13	14	AB	R	H	RBI	BB	SO	LOB	BOTTOM						
Willie Wilson, S OBP: 0.346, SLG: 0.425 (6, 7)	G3	FC6-4													7	1	2	0	0	1	2							
Hal McRae, R OBP: 0.341, SLG: 0.471 (1, 10)															6	2	3	3	1	0	1							
George Brett, L OBP: 0.381, SLG: 0.551 (8, 3)															6	0	1	1	0	0	3							
Darrell Porter, L OBP: 0.418, SLG: 0.490 (1, 2)															4	0	0	0	2	2	2							
Ralph LaCock, L OBP: 0.345, SLG: 0.387 (4, PH)															2	1	1	1	0	0	2							
Steve Braun, L OBP: 0.362, SLG: 0.395 (7, PH)															1	0	0	0	0	0	1							
Gerardo Blumstein, L OBP: 0.345, SLG: 0.355 (7, PH)															0	0	0	0	0	0	0							
Jerry Terrell, R OBP: 0.345, SLG: 0.355 (8, 8)															0	0	0	0	0	0	0							
James Gaffney, R OBP: 0.345, SLG: 0.355 (12, PH)															1	0	0	0	0	0	0							
Tommy Cruz, R OBP: 0.327, SLG: 0.327 (13, 1)															0	0	0	0	0	0	0							
Jim Nettles, L OBP: 0.667, SLG: 0.500 (1, 7)															1	0	1	0	1	0	0							
Amos Otis, R OBP: 0.373, SLG: 0.452 (6, 8)															4	1	1	1	0	2	1							
Al Cowens, R OBP: 0.350, SLG: 0.420 (1, 9)															5	0	0	0	1	1	5							
Frank White, R OBP: 0.288, SLG: 0.385 (1, 4)															6	0	0	0	0	2	4							
U L Washington, S OBP: 0.284, SLG: 0.338 (1, 6)															6	1	1	0	0	1	2							
Inning Stats	R: 0 E: 0 K: 1 S: 5	H: 0 LOB: 1 BB: 1 P: 9	R: 1 E: 0 K: 1 S: 7	H: 2 LOB: 2 BB: 1 P: 11	R: 0 E: 0 K: 0 S: 4	H: 1 LOB: 3 BB: 2 P: 12	R: 3 E: 0 K: 0 S: 6	H: 3 LOB: 3 BB: 1 P: 10	R: 1 E: 0 K: 1 S: 6	H: 1 LOB: 0 BB: 0 P: 6	R: 0 E: 0 K: 0 S: 3	H: 1 LOB: 1 BB: 0 P: 6	R: 0 E: 0 K: 0 S: 3	H: 0 LOB: 0 BB: 0 P: 3	R: 0 E: 0 K: 0 S: 3	H: 0 LOB: 0 BB: 0 P: 3	R: 0 E: 0 K: 1 S: 6	H: 1 LOB: 1 BB: 0 P: 6	R: 0 E: 0 K: 0 S: 3	H: 0 LOB: 0 BB: 0 P: 5	R: 0 E: 0 K: 1 S: 3	H: 0 LOB: 0 BB: 0 P: 3	R: 1 E: 0 K: 1 S: 4	H: 1 LOB: 0 BB: 0 P: 4	1B: 4 2B: 2 3B: 1 HR: 3	SF: 0 SAC: 0 DP: 0 HBP: 0	WP: 0 PB: 2 SB: 2 CS: 0	PA: 56
PITCHER	IP	WLS	BF	H	R	ER	SO	BB	IBB	HBP	BLK	WP	HR	S	P	ERA	WHIP											
Roger Erickson, R ERA: 5.99	(1, 1)	3.1	20	6	4	4	2	4	0	0	0	0	1	14	18	3.38	1.125											
Darrell Jackson, L ERA: 4.38	(4, 1)	2.2	11	2	1	1	2	1	0	0	0	0	0	16	20	0.00	0.250											
Pete Redfern, R ERA: 3.25	(7, 1)	4.0	13	0	0	0	2	1	0	0	0	0	0	18	18	2.70	0.600											
Mike Marshall, R ERA: 2.71	(11, 1)	3.1	L	12	2	1	1	3	0	0	0	0	1	18	18	2.70	0.600											

Minnesota Twins @ Kansas City Royals
Royals Stadium, Kansas City, MO
Mon Sep 10 1979, 8:05 PM EDT
Unknown

AB	54
R	5
H	16
RBI	5
BB	6
SO	5
LOB	27



AB	50
R	6
H	10
RBI	6
BB	6
SO	9
LOB	23



Batter	1	2	3	4	5	6	7	8	9	AB	R	H	RBI	BB	SO	LOB	TOP		
Bombo Rivera, R (1, 7) OBP: 0.328, SLG: 0.398 Hosken Powell, L (6, PH) OBP: 0.360, SLG: 0.381 (6, 9)	5-3		5-3			SH3 1B			6-3	3	1	1	0	0	0	0	Minnesota Twins @ Kansas City Royals Royals Stadium, Kansas City, MO Mon Sep 10 1979, 8:05 PM EDT Att: 31,337 - Unknown livebaseballscorecards.com		
John Castino, R (1, 5) OBP: 0.342, SLG: 0.394	5-3			6-3		SH3 1-2	K		F9	4	0	0	0	0	1	0			
Roy Smalley, S (1, 6) OBP: 0.371, SLG: 0.470	F7			5-3		2-H HR	F7			4	1	1	2	0	0	0			
Ron Jackson, R (1, 3) OBP: 0.335, SLG: 0.430		BB		HR		1B BB	K			2	2	1	1	2	1	0			
Jose Morales, R (1, 10) OBP: 0.335, SLG: 0.357 Danny Goodwin, L (8, PH) OBP: 0.343, SLG: 0.500	F8			1B		1B 1B			SH2-4 1B	3	1	2	0	0	0	1			
Dave Edwards, R (1, 8) OBP: 0.329, SLG: 0.424 (6, 7)	F3			1B		1B 1B			SH2-4	3	0	1	1	0	1	2			
Willie Norwood, R (1, 9) Ken Landreaux, L (6, PH) OBP: 0.352, SLG: 0.437 (6, 8)	K					1B 1B			G1-6-3 1BB	2	0	0	0	0	2	1			
Bob Randall, R (1, 4) OBP: 0.319, SLG: 0.298 Rob Wilfong, L (6, PH) OBP: 0.350, SLG: 0.459 (6, 4)			6-3			1-2 2-3	6-3		G1-6-3	2	0	0	0	0	0	0			
Glenn Borgmann, R (1, 2) OBP: 0.316, SLG: 0.250			5-3			FC6-4 BB			F9	3	0	0	0	1	1	0			
Inning Stats	R: 0 E: 0 K: 0 S: 3	H: 0 LOB: 0 BB: 0 P: 3	R: 0 E: 0 K: 1 S: 5	H: 0 LOB: 1 BB: 1 P: 9	R: 0 E: 0 K: 0 S: 3	H: 0 LOB: 0 BB: 0 P: 3	R: 1 E: 0 K: 1 S: 7	H: 2 LOB: 1 BB: 0 P: 7	R: 0 E: 0 K: 2 S: 7	H: 0 LOB: 0 BB: 0 P: 7	R: 0 E: 0 K: 0 S: 3	H: 1 LOB: 1 BB: 1 P: 7	R: 0 E: 0 K: 0 S: 3	H: 0 LOB: 0 BB: 0 P: 3	1B: 6 2B: 0 3B: 0 HR: 2	SF: 0 SAC: 2 DP: 1 HBP: 0		WP: 0 PB: 0 SB: 0 CS: 0	PA: 38
PITCHER	IP	WLS	BF	H	R	ER	SO	BB	IBB	HBP	BLK	WP	HR	S	P	ERA	WHIP		
Paul Spittorf, L (1, 1) ERA: 4.29	5.1	L	24	6	5	5	4	2	0	0	0	0	2	30	38	8.44	1.500		
Rich Gale, R (6, 1) ERA: 5.46	0.1		3	1	0	0	0	1	0	0	0	0	0	2	6	0.00	6.000		
Craig Eaton, R (6, 1) ERA:	3.1		11	1	0	0	2	0	1	0	0	0	0	14	18	0.00	0.300		

Batter	1	2	3	4	5	6	7	8	9	AB	R	H	RBI	BB	SO	LOB	BOTTOM			
Willie Wilson, S (1, 7) OBP: 0.347, SLG: 0.423	K		F5						4-3	4	0	1	0	0	1	3	Minnesota Twins @ Kansas City Royals Royals Stadium, Kansas City, MO Mon Sep 10 1979, 8:05 PM EDT Att: 31,337 - Unknown livebaseballscorecards.com			
Hal McRae, R (1, 10) OBP: 0.338, SLG: 0.465	5-3			1-3		1B			HBP	4	0	0	0	0	1	5				
George Brett, L (1, 5) OBP: 0.381, SLG: 0.554	4-3			HR					G3	4	1	1	1	0	0	0				
Darrell Porter, L (1, 2) OBP: 0.417, SLG: 0.495		F7		HR					F9	4	1	1	1	0	0	0				
Ralph LaCock, L (1, 3) OBP: 0.339, SLG: 0.386		G3		G6-4-3 1B					F7	4	0	1	0	0	0	0				
Amos Otis, R (1, 8) OBP: 0.374, SLG: 0.452		1B		G6-4-3					F8	4	0	2	0	0	0	1				
Jim Nettles, L (1, 9) OBP: 0.429, SLG: 0.200		F5		1-2					L7	3	0	0	0	1	0	1				
Frank White, R (1, 4) OBP: 0.284, SLG: 0.382 Steve Braun, L (9, PH) OBP: 0.389, SLG: 0.391 Todd Cruz, R (9, FR) OBP: 0.227, SLG: 0.327			5-3						2B 1B	3	0	0	0	0	0	2				
U L Washington, S (1, 6) OBP: 0.284, SLG: 0.338 Jamie Quirk, L (9, PH) OBP: 0.333, SLG: 0.369			K						1-3 2B	3	0	1	0	0	2	2				
Inning Stats	R: 0 E: 0 K: 1 S: 5	H: 0 LOB: 0 BB: 0 P: 5	R: 0 E: 0 K: 0 S: 4	H: 1 LOB: 1 BB: 0 P: 4	R: 0 E: 0 K: 1 S: 5	H: 0 LOB: 0 BB: 0 P: 5	R: 2 E: 0 K: 0 S: 5	H: 3 LOB: 0 BB: 0 P: 5	R: 0 E: 0 K: 0 S: 3	H: 0 LOB: 0 BB: 0 P: 3	R: 0 E: 0 K: 2 S: 8	H: 1 LOB: 3 BB: 1 P: 13	R: 0 E: 0 K: 0 S: 3	H: 0 LOB: 0 BB: 0 P: 3	R: 0 E: 0 K: 0 S: 5	H: 2 LOB: 2 BB: 0 P: 5		1B: 6 2B: 1 3B: 0 HR: 2	SF: 0 SAC: 0 DP: 1 HBP: 1	WP: 0 PB: 0 SB: 0 CS: 0
PITCHER	IP	WLS	BF	H	R	ER	SO	BB	IBB	HBP	BLK	WP	HR	S	P	ERA	WHIP			
Dave Goltz, R (1, 1) ERA: 4.01	9.0	W	37	9	2	2	4	1	0	1	0	0	2	43	48	2.00	1.111			

Batter	1	2	3	4	5	6	7	8	9	AB	R	H	RBI	BB	SO	LOB	TOP
Hosken Powell, L (1, 9) OBP: 0.356, SLG: 0.374	F8		5-3			5-3			5-3	4	0	1	0	0	0	0	Minnesota Twins @ Kansas City Royals Royals Stadium, Kansas City, MO Wed Sep 12 1979, 8:05 PM EDT Att: 20,524 - Unknown - 83 F livebaseballscorecards.com
Rob Wilfong, L (1, 4) OBP: 0.354, SLG: 0.462	4-3					5-3			5-3	4	0	2	0	0	0	1	
Roy Smalley, S (1, 6) OBP: 0.369, SLG: 0.464	E3					1B			1-2	4	0	0	0	0	2	3	
Ken Landreaux, L (1, 8) OBP: 0.349, SLG: 0.431	4-3					6-3			L9	4	0	0	0	0	2		
Butch Wynegar, S (1, 2) OBP: 0.360, SLG: 0.343						SH5-3			L7	2	0	0	0	1	0	0	
Danny Goodwin, L (1, 10) OBP: 0.340, SLG: 0.511	F5					SH5-3			F5	2	0	0	0	0	0	0	
Ron Jackson, R (1, 3) OBP: 0.334, SLG: 0.427						6-3			F9	3	0	0	0	0	0	1	
Rick Sofield, L (1, 7) OBP: 0.338, SLG: 0.279						FC6-4			F7	2	0	0	0	1	0	0	
John Castino, R (1, 5) OBP: 0.336, SLG: 0.388						FC6-4			6-3	2	0	0	0	0	1	2	
Glenn Adams, L (8, PH) OBP: 0.351, SLG: 0.427										1	0	0	0	0	0	0	
Bob Randall, R (8, 5) OBP: 0.319, SLG: 0.298										0	0	0	0	0	0	0	
Inning Stats	R: 0 E: 1 K: 0 S: 4	H: 0 LOB: 1 BB: 0 P: 4	R: 0 E: 0 K: 0 S: 3	H: 0 LOB: 0 BB: 0 P: 3	R: 0 E: 0 K: 1 S: 5	H: 0 LOB: 0 BB: 0 P: 5	R: 0 E: 0 K: 1 S: 5	H: 1 LOB: 2 BB: 0 P: 5	R: 0 E: 0 K: 0 S: 3	H: 0 LOB: 0 BB: 0 P: 3	R: 0 E: 0 K: 0 S: 3	H: 0 LOB: 0 BB: 0 P: 3	R: 0 E: 0 K: 1 S: 6	H: 1 LOB: 1 BB: 0 P: 6	1B: 3 2B: 1 3B: 0 HR: 0	SF: 0 SAC: 1 DP: 1 HBP: 0	WP: 0 PA: 31 PB: 0 SB: 0 CS: 1
PITCHER Dennis Leonard, R (1, 1) ERA: 4.22	IP: 9.0 WLS: W BF: 31 H: 3 R: 0 ER: 0 SO: 3 BB: 2 IBB: 0 HBP: 0 BLK: 0 WP: 0 HR: 0 S: 35 P: 43 ERA: 0.00 WHIP: 0.556																

Batter	1	2	3	4	5	6	7	8	9	AB	R	H	RBI	BB	SO	LOB	BOTTOM		
Willie Wilson, S (1, 7) OBP: 0.346, SLG: 0.421	K		K			K			6-3	4	0	0	0	0	3	0	Minnesota Twins @ Kansas City Royals Royals Stadium, Kansas City, MO Wed Sep 12 1979, 8:05 PM EDT Att: 20,524 - Unknown - 83 F livebaseballscorecards.com		
Hal McRae, R (1, 10) OBP: 0.344, SLG: 0.466						L7			3B	2	1	1	0	2	0	0			
George Brett, L (1, 5) OBP: 0.378, SLG: 0.552						L7			1B	4	2	1	1	0	0	2			
Amos Otis, R (1, 8) OBP: 0.374, SLG: 0.450						K			2B	4	1	2	2	0	1	2			
Al Cowens, R (1, 9) OBP: 0.348, SLG: 0.419						4-3			FC6-4	4	0	1	1	0	0	2			
Darrell Porter, L (1, 2) OBP: 0.414, SLG: 0.491						F8			K	4	0	0	0	0	1	2			
John Wathan, R (1, 3) OBP: 0.226, SLG: 0.294						L4			L8	3	0	0	0	0	0	0			
Frank White, R (1, 4) OBP: 0.287, SLG: 0.383						F9			CS	3	0	2	0	0	0	0			
U L Washington, S (1, 6) OBP: 0.286, SLG: 0.338						4-3			L8	3	0	0	0	0	0	2			
Inning Stats	R: 0 E: 0 K: 1 S: 5	H: 0 LOB: 1 BB: 1 P: 9	R: 0 E: 0 K: 0 S: 3	H: 0 LOB: 0 BB: 0 P: 3	R: 0 E: 0 K: 1 S: 5	H: 0 LOB: 0 BB: 0 P: 5	R: 0 E: 0 K: 1 S: 5	H: 0 LOB: 1 BB: 1 P: 9	R: 0 E: 0 K: 0 S: 4	H: 1 LOB: 0 BB: 0 P: 4	R: 2 E: 1 K: 1 S: 8	H: 2 LOB: 1 BB: 0 P: 8	R: 0 E: 0 K: 0 S: 3	H: 1 LOB: 0 BB: 0 P: 3	R: 2 E: 0 K: 1 S: 8	H: 3 LOB: 1 BB: 0 P: 8	1B: 5 2B: 1 3B: 1 HR: 0	SF: 0 SAC: 0 DP: 0 HBP: 0	WP: 0 PA: 33 PB: 0 SB: 0 CS: 1
PITCHER Jerry Koosman, L (1, 1) ERA: 3.43 Pete Redfern, R (8, 1) ERA: 3.23	IP: 7.1 WLS: L BF: 30 H: 6 R: 4 ER: 2 SO: 4 BB: 2 IBB: 0 HBP: 0 BLK: 0 WP: 0 HR: 0 S: 36 P: 44 ERA: 2.46 WHIP: 1.091																		

Batter	1	2	3	4	5	6	7	8	9	10	11	AB	R	H	RBI	BB	SO	LOB	TOP							
Julio Cruz, S OBP: 0.358, SLG: 0.317 (1, 4)	F7		6-3				K			6-3		5	0	1	0	0	1	0								
Ruppert Jones, L OBP: 0.352, SLG: 0.450 (1, 8)	K		CS 1B		4-3		F9			CS 1B		5	0	2	0	0	1	1								
Bruce Bochte, L OBP: 0.388, SLG: 0.484 (1, 3)	BB		CS	4-3		1B SF9 BB	L1			K		3	1	0	0	2	1	1								
Willie Horton, R OBP: 0.319, SLG: 0.455 (1, 10)	F9			L4		G3 3B 1B		5-3		K		5	1	1	0	0	1	1								
Dan Meyer, L OBP: 0.325, SLG: 0.476 (1, 5)	F7			1B 2B		SF9		4-3		F9		4	1	1	1	0	0	0								
Joe Simpson, L OBP: 0.320, SLG: 0.359 Tom Paciorek, R OBP: 0.359, SLG: 0.446 (11, 7)	BB			2H 1B		G3		F9		L8		3	0	1	1	1	0	1								
Rod Craig, S OBP: 0.333, SLG: 0.500 (1, 9)	P5			F9		1B 3B		F7				4	1	1	1	0	0	2								
Larry Milbourne, S OBP: 0.312, SLG: 0.354 Bobby Valentine, R OBP: 0.400, SLG: 0.321 Mario Mendoza, R OBP: 0.219, SLG: 0.253 (6, 6)	F8					F8		F7				2	0	0	0	0	0	1								
Larry Cox, R OBP: 0.255, SLG: 0.298 (1, 2)	L7					P6		F8		5-3		4	0	0	0	0	0	1								
Inning Stats	R: 0 E: 0 K: 1 S: 5	H: 0 LOB: 1 BB: 1 P: 9	R: 0 E: 0 K: 0 S: 3	H: 0 LOB: 1 BB: 1 P: 7	R: 0 E: 0 K: 0 S: 3	H: 1 LOB: 0 BB: 0 P: 3	R: 1 E: 0 K: 0 S: 5	H: 2 LOB: 1 BB: 0 P: 5	R: 0 E: 0 K: 0 S: 4	H: 1 LOB: 1 BB: 0 P: 4	R: 3 E: 0 K: 0 S: 6	H: 3 LOB: 1 BB: 1 P: 10	R: 0 E: 0 K: 1 S: 5	H: 0 LOB: 0 BB: 0 P: 5	R: 0 E: 0 K: 0 S: 3	H: 0 LOB: 0 BB: 0 P: 3	R: 0 E: 0 K: 1 S: 5	H: 1 LOB: 1 BB: 0 P: 5	R: 0 E: 0 K: 1 S: 5	H: 0 LOB: 0 BB: 0 P: 5	1B: 5 2B: 3 3B: 1 HR: 0	SF: 1 SAC: 0 DP: 1 HBP: 0	WP: 0 PB: 0 SB: 0 CS: 2	PA: 43		
PITCHER	Craig Chamberlain, R ERA: 3.05 (1, 1)	IP: 5.2 WLS: 25 BF: 6	H: 4 R: 4 ER: 1 SO: 1	BB: 3 IBB: 0 HBP: 0 BLK: 0	WP: 0 HR: 0 S: 24 P: 36	ERA: 6.35 WHIP: 1.588	Gary Christenson, L ERA: 3.48 (6, 1)	IP: 3.1 WLS: 11 BF: 1	H: 0 R: 0 ER: 0 SO: 1	BB: 0 IBB: 0 HBP: 0 BLK: 0	WP: 0 HR: 0 S: 13 P: 13	ERA: 0.00 WHIP: 0.300	Al Hrabosky, L ERA: 3.78 (10, 1)	IP: 2.0 WLS: 6 BF: 1	H: 0 R: 0 ER: 0 SO: 2	BB: 0 IBB: 0 HBP: 0 BLK: 0	WP: 0 HR: 0 S: 10 P: 10	ERA: 0.00 WHIP: 0.500								

Seattle Mariners @ Kansas City Royals
Royals Stadium, Kansas City, MO
Sat Sep 15 1979, 8:05 PM EDT
Att. 30,514 - Unknown - 74 F

AB 38
R 4
H 8
RBI 4
BB 3
SO 4
LOB 8



Batter	1	2	3	4	5	6	7	8	9	10	11	AB	R	H	RBI	BB	SO	LOB	BOTTOM							
Willie Wilson, S OBP: 0.348, SLG: 0.422 (1, 7)	6-3 4-3 1B		SH1-3			4-3				K		5	1	3	1	0	1	4								
Hal McRae, R OBP: 0.337, SLG: 0.457 (1, 10)	6-3 1-3		6-3		FC4-2-3-6 1-H		F9	P4		L7		6	0	0	0	0	0	6								
George Brett, L OBP: 0.379, SLG: 0.564 (8, 3)	4-3		L6			SF7 3B	CS 1B			FC1-5 1B		6	2	4	2	0	0	1								
Darrell Porter, L OBP: 0.413, SLG: 0.490 (1, 2)	L7			K		SF7		2B		FC1-5 1B		4	0	2	1	0	1	0								
Ralph LaCock, L OBP: 0.342, SLG: 0.386 Jerry Terrell, R OBP: 0.324, SLG: 0.485 (8, 5)	F7			S 1B		1B FC4-6 1B		4-3		FC1-5		3	1	2	0	0	0	0								
Amos Otis, R OBP: 0.372, SLG: 0.446 (1, 8)	K			K		FC4-6 1B		K		F8		5	0	1	0	0	3	3								
Al Cowens, R OBP: 0.352, SLG: 0.420 (1, 9)	S 1B			BB		FC4-6 1B		1B		F8		4	1	3	0	1	0	2								
Frank White, R OBP: 0.286, SLG: 0.381 Jim Nettles, L OBP: 0.429, SLG: 0.200 John Wathan, R OBP: 0.228, SLG: 0.295 Todd Cruz, R OBP: 0.232, SLG: 0.330 (7, 6)	1-3			4-3		FC4-6 BB		K		SH1-4 1B		2	0	0	0	0	0	0								
U L Washington, S OBP: 0.291, SLG: 0.339 (7, 4)	SH1-3 1B					4-3		1B		SH1-4		3	0	2	0	1	0	0								
Inning Stats	R: 1 E: 0 K: 0 S: 4	H: 1 LOB: 0 BB: 0 P: 4	R: 0 E: 0 K: 1 S: 6	H: 1 LOB: 1 BB: 0 P: 6	R: 0 E: 0 K: 0 S: 4	H: 1 LOB: 1 BB: 0 P: 4	R: 0 E: 0 K: 2 S: 8	H: 1 LOB: 2 BB: 1 P: 12	R: 0 E: 0 K: 0 S: 3	H: 1 LOB: 0 BB: 0 P: 3	R: 2 E: 0 K: 0 S: 7	H: 4 LOB: 3 BB: 1 P: 11	R: 0 E: 0 K: 0 S: 4	H: 2 LOB: 1 BB: 0 P: 4	R: 1 E: 0 K: 2 S: 10	H: 3 LOB: 2 BB: 0 P: 10	R: 0 E: 0 K: 0 S: 5	H: 2 LOB: 2 BB: 0 P: 5	R: 0 E: 0 K: 1 S: 6	H: 1 LOB: 1 BB: 0 P: 6	R: 1 E: 0 K: 0 S: 1	H: 1 LOB: 0 BB: 0 P: 1	1B: 15 2B: 2 3B: 1 HR: 1	SF: 1 SAC: 2 DP: 1 HBP: 0	WP: 0 PB: 0 SB: 4 CS: 1	PA: 48
PITCHER	Mike Parrott, R ERA: 3.67 (1, 1)	IP: 5.1 WLS: 25 BF: 9	H: 3 R: 3 ER: 3 SO: 3	BB: 1 IBB: 0 HBP: 0 BLK: 0	WP: 0 HR: 0 S: 30 P: 34	ERA: 5.06 WHIP: 1.875	Shane Rawley, L ERA: 3.96 (6, 1)	IP: 3.2 WLS: 18 BF: 7	H: 1 R: 1 ER: 1 SO: 2	BB: 1 IBB: 0 HBP: 0 BLK: 0	WP: 0 HR: 0 S: 21 P: 25	ERA: 2.46 WHIP: 2.182	Byron McLaughlin, R ERA: 4.42 (10, 1)	IP: 1.0 WLS: 5 BF: 2	H: 1 R: 1 ER: 1 SO: 1	BB: 0 IBB: 0 HBP: 0 BLK: 0	WP: 0 HR: 0 S: 7 P: 7	ERA: 9.00 WHIP: 2.000								

Seattle Mariners @ Kansas City Royals
Royals Stadium, Kansas City, MO
Sat Sep 15 1979, 8:05 PM EDT
Att. 30,514 - Unknown - 74 F

AB 43
R 5
H 18
RBI 5
BB 2
SO 6
LOB 25



Batter	1	2	3	4	5	6	7	8	9	AB	R	H	RBI	BB	SO	LOB	TOP		
Julio Cruz, S (1,4) OBP: 0.357, SLG: 0.319 Larry Milbourne, S (8,PH) OBP: 0.311, SLG: 0.353	5-3		F3			6-3		B1		4	0	1	2	0	0	1			
Ruppert Jones, L (1,8) OBP: 0.351, SLG: 0.448	F8			F8	BB SH	L7		E4		5	0	1	0	0	0	2			
Leon Roberts, R (1,7) Joe Simpson, L (7,7) OBP: 0.323, SLG: 0.362	F8			1B	SH		5-3			3	1	1	0	0	0	0			
Willie Horton, R (1,10) OBP: 0.318, SLG: 0.453		F8		1B	L4		6-3	G4-3		5	1	1	0	0	0	5			
Bill Stein, R (1,5) OBP: 0.299, SLG: 0.392	5-3			1B	F9			G3		5	2	2	1	0	0	2			
Bruce Bochte, L (1,3) OBP: 0.390, SLG: 0.484				1B	SF8			K		2	0	1	1	2	1	0			
Bobby Valentine, R (1,6) Mario Mendoza, R (7,6) OBP: 0.218, SLG: 0.252	F9			1B	L4			6-3		4	1	2	1	0	0	4			
Rod Craig, S (1,9) OBP: 0.375, SLG: 0.500			K	1B				F8		4	1	2	1	0	1	2			
Larry Cox, R (1,2) Bob Stinson, S (7,2) OBP: 0.256, SLG: 0.298 OBP: 0.337, SLG: 0.343			6-3	1B				E6		3	0	1	0	0	0	1			
Inning Stats	R: 0 E: 0 K: 0 S: 3	H: 0 LOB: 0 BB: 0 P: 3	R: 0 E: 0 K: 0 S: 4	H: 1 LOB: 1 BB: 0 P: 4	R: 0 E: 0 K: 1 S: 5	H: 0 LOB: 0 BB: 0 P: 5	R: 5 E: 0 K: 0 S: 9	H: 7 LOB: 2 BB: 0 P: 9	R: 0 E: 0 K: 0 S: 5	H: 1 LOB: 1 BB: 0 P: 4	R: 1 E: 0 K: 0 S: 5	H: 2 LOB: 2 BB: 1 P: 9	R: 0 E: 2 K: 1 S: 5	H: 1 LOB: 2 BB: 0 P: 5	R: 0 E: 0 K: 1 S: 5	H: 0 LOB: 0 BB: 0 P: 5	1B: 11 2B: 2 3B: 0 HR: 0	SF: 1 SAC: 1 DP: 1 HBP: 0	WP: 0 PA: 43 CS: 0
PITCHER	IP WLS BF H R ER SO BB IBB HBP BLK WP HR S P ERA WHIP																		
Paul Spittorff, L (1,1) ERA: 4.41	4.0 L 19 8 5 5 1 0 0 0 0 0 0 0 21 21 11.25 2.000																		
Craig Eaton, R (5,1) ERA: 1.29	2.2 15 4 1 1 0 1 1 0 0 0 0 0 13 21 3.38 1.875																		
Renie Martin, R (7,1) ERA: 6.85	0.2 5 1 0 0 0 0 0 0 0 0 0 0 5 5 0.00 1.500																		
Dan Quisenberry, R (8,1) ERA: 2.7	1.2 4 0 0 0 1 0 0 0 0 0 0 0 6 6 0.00 0.000																		

Seattle Mariners @ Kansas City Royals
Royals Stadium, Kansas City, MO

AB 39
R 6
H 13
RBI 6
BB 2
SO 2
LOB 18



WP: 0 PA: 43
SB: 0
CS: 0

Sun Sep 16 1979, 4:33 AM EDT
Att: 27,828 - Unknown - 76 F

Batter	1	2	3	4	5	6	7	8	9	AB	R	H	RBI	BB	SO	LOB	BOTTOM				
Willie Wilson, S (1,8) OBP: 0.351, SLG: 0.430	1-3				1B S				F7	5	1	3	1	0	0	0					
Hal McRae, R (1,10) OBP: 0.341, SLG: 0.463			IHR	6-3	1B					4	0	3	0	0	0	0					
George Brett, L (1,5) OBP: 0.377, SLG: 0.561					F7					4	0	0	0	0	0	5					
Darrell Porter, L (1,2) OBP: 0.412, SLG: 0.487					F8					3	1	0	0	1	2	3					
Ralph LaCock, L (1,3) OBP: 0.341, SLG: 0.387		5-3		E4	4-3					4	1	1	0	0	0	3					
Al Cowens, R (1,9) OBP: 0.351, SLG: 0.419		5-3		1B			5-3			4	0	1	1	0	1	1					
Jim Nettles, L (1,7) OBP: 0.273, SLG: 0.111		F8		P6			F8			4	0	0	0	0	0	3					
Frank White, R (1,4) OBP: 0.286, SLG: 0.381 Steve Braun, L (9,PH) OBP: 0.376, SLG: 0.381			K		1-3				4-3	3	0	1	1	0	1	0					
U L Washington, S (1,6) OBP: 0.287, SLG: 0.335 Jamie Quirk, L (9,PH) OBP: 0.338, SLG: 0.388			K		F7		L8		L7	3	0	0	0	0	1	2					
Inning Stats	R: 0 E: 0 K: 1 S: 6	H: 1 LOB: 1 BB: 0 P: 6	R: 0 E: 0 K: 0 S: 3	H: 0 LOB: 0 BB: 0 P: 3	R: 1 E: 0 K: 2 S: 8	H: 1 LOB: 0 BB: 0 P: 8	R: 2 E: 1 K: 0 S: 6	H: 2 LOB: 2 BB: 1 P: 10	R: 0 E: 0 K: 1 S: 7	H: 2 LOB: 0 BB: 0 P: 7	R: 0 E: 0 K: 0 S: 3	H: 0 LOB: 0 BB: 0 P: 3	R: 0 E: 0 K: 0 S: 4	H: 2 LOB: 1 BB: 0 P: 4	R: 0 E: 0 K: 1 S: 6	H: 1 LOB: 1 BB: 0 P: 6	R: 0 E: 0 K: 0 S: 3	H: 0 LOB: 0 BB: 0 P: 3	1B: 6 2B: 2 3B: 0 HR: 1	SF: 0 SAC: 0 DP: 1 HBP: 0	WP: 0 PA: 37 SB: 1 CS: 0
PITCHER	IP WLS BF H R ER SO BB IBB HBP BLK WP HR S P ERA WHIP																				
Rob Dressler, R (1,1) ERA: 4.62	9.0 W 37 9 3 1 5 1 0 0 0 0 0 0 46 50 1.00 1.111																				

Seattle Mariners @ Kansas City Royals
Royals Stadium, Kansas City, MO

AB 36
R 3
H 9
RBI 3
BB 1
SO 5
LOB 17



WP: 0 PA: 37
SB: 1
CS: 0

Sun Sep 16 1979, 4:33 AM EDT
Att: 27,828 - Unknown - 76 F

Batter	1	2	3	4	5	6	7	8	9	AB	R	H	RBI	BB	SO	LOB	TOP									
Rod Carew, L OBP: 0.421, SLG: 0.399	0-0 FC4-6 1B		0-3 K			4-0 HBP 1B BB	0-0 1-2 1B		0-0 4-3	4	1	2	0	1	1	0	California Angels @ Kansas City Royals Royals Stadium, Kansas City, MO Mon Sep 17 1979, 8:05 PM EDT Att: 38,327 - Unknown - 76 F									
Carney Lansford, R OBP: 0.337, SLG: 0.442	0-0 FC4-6 1-2			0-0 6-3		1-0 1B HBP	0-0 F9		0-0 6-3	4	0	0	0	0	0	3										
Dan Ford, R OBP: 0.366, SLG: 0.471 Larry Hartow, L OBP: 0.338, SLG: 0.265	0-3 K			0-0 F7		0-0 1B		0-0 6-3	0-0 F7	4	0	1	2	0	1	1										
Don Baylor, R OBP: 0.377, SLG: 0.539	0-0 F2			0-0 P4		0-0 F4				4	1	1	0	0	0	2										
Willie Aikens, L OBP: 0.374, SLG: 0.489		0-0 5-3			0-0 4-3	4-0 BB		0-0 HR		3	1	1	2	1	0	0										
Brian Downing, R OBP: 0.420, SLG: 0.458 Tom Donohue, R OBP: 0.274, SLG: 0.376		0-0 P6			0-0 5-3	0-0 L8		4-0 BB		3	0	0	0	1	0	2										
Bobby Grich, R OBP: 0.393, SLG: 0.536 Dickie Thon, R OBP: 0.393, SLG: 0.404		0-3 K			0-0 1B		0-0 FC5-4 1B	0-0 F7		4	0	2	0	0	1	1										
Rick Miller, L OBP: 0.363, SLG: 0.357			0-3 K		0-3 K		0-3 K	4-0 1-2 BB		3	0	0	0	1	3	2										
Jim Anderson, R OBP: 0.306, SLG: 0.352			0-0 P3			0-0 HBP 1B 2B	0-0 FC5-4 1B	0-0 F7		4	1	1	0	0	0	3										
Inning Stats	R: 0 E: 0 K: 1 S: 6	H: 1 LOB: 1 BB: 0 P: 6	R: 0 E: 0 K: 1 S: 5	H: 0 LOB: 0 BB: 0 P: 5	R: 0 E: 0 K: 2 S: 7	H: 0 LOB: 0 BB: 0 P: 7	R: 0 E: 0 K: 0 S: 3	H: 0 LOB: 0 BB: 0 P: 3	R: 0 E: 0 K: 1 S: 6	H: 1 LOB: 1 BB: 0 P: 6	R: 2 E: 0 K: 0 S: 4	H: 2 LOB: 2 BB: 2 P: 13	R: 0 E: 0 K: 1 S: 7	H: 2 LOB: 2 BB: 0 P: 7	R: 2 E: 0 K: 0 S: 5	H: 2 LOB: 2 BB: 2 P: 13		R: 0 E: 0 K: 0 S: 3	H: 0 LOB: 0 BB: 0 P: 3	1B: 5 2B: 2 3B: 0 HR: 1	SF: 0 SAC: 0 DP: 0 HBP: 1	WP: 0 PB: 0 SB: 1 CS: 0	PA: 39			
PITCHER	IP	WLS	BF	H	R	ER	SO	BB	IBB	HBP	BLK	WP	HR	S	P	ERA	WHIP									
Dennis Leonard, R ERA: 4.24	(1, 1)	7.1	W	33	8	4	4	6	3	0	1	0	0	1	41	54	4.91	1.500								
Eduardo Rodriguez, R ERA: 4.84	(8, 1)	1.2		6	0	0	0	0	1	0	0	0	0	0	5	9	0.00	0.600								

Batter	1	2	3	4	5	6	7	8	9	AB	R	H	RBI	BB	SO	LOB	BOTTOM									
Willie Wilson, S OBP: 0.350, SLG: 0.429	0-0 P6	0-0 L8		0-0 L4		0-0 1B SF8 1B	0-0 1B 1B	0-0 6-3		6	2	2	0	0	0	1	California Angels @ Kansas City Royals Royals Stadium, Kansas City, MO Mon Sep 17 1979, 8:05 PM EDT Att: 38,327 - Unknown - 76 F									
Hal McRae, R OBP: 0.347, SLG: 0.466	4-0 1B BB		0-0 E8 3B		0-0 1B 1B	0-0 WP S 3B 1B	0-0 1B HR 1B			4	4	3	1	1	0	0										
Amos Otis, R OBP: 0.372, SLG: 0.446	0-3 K		0-0 F3		0-0 1B SF9 1B	0-3 K	0-0 HR 1B			5	2	2	1	0	2	4										
George Brett, L OBP: 0.377, SLG: 0.564	0-0 1-2 1B		0-0 1B 3B		0-0 L3	0-0 SF8	0-0 F7			4	1	2	2	0	0	4										
Darrell Porter, L OBP: 0.414, SLG: 0.493 John Wathan, R OBP: 0.228, SLG: 0.295	0-0 4-3		0-0 G3		0-0 HR 1B	0-0 WP 3B BB	0-0 HR			4	3	2	4	1	0	3										
Al Cowens, R OBP: 0.352, SLG: 0.424		0-0 1-3	0-0 1B		0-0 SF9	0-0 1B 3B	0-0 6-3			4	0	2	4	0	0	0										
Ralph LaCock, L OBP: 0.344, SLG: 0.398		0-0 2B SF8 1B	0-0 4-3		0-0 HR	0-0 F7		0-0 6-3 WP SF9 1B		5	3	3	2	0	0	2										
Frank White, R OBP: 0.287, SLG: 0.382		0-0 1-3 2B		0-0 5-3	4-0 S BB		0-0 G3	0-0 6-3		4	0	1	0	1	0	1										
U L Washington, S OBP: 0.286, SLG: 0.335		0-0 SF8		0-0 F9	0-0 F8		0-0 1B 1B	0-0 SF9		3	1	1	2	0	0	1										
Inning Stats	R: 0 E: 0 K: 1 S: 6	H: 1 LOB: 2 BB: 1 P: 10	R: 1 E: 0 K: 0 S: 5	H: 2 LOB: 1 BB: 0 P: 5	R: 2 E: 1 K: 0 S: 6	H: 2 LOB: 1 BB: 0 P: 6	R: 0 E: 0 K: 0 S: 3	H: 0 LOB: 0 BB: 0 P: 3	R: 4 E: 0 K: 0 S: 7	H: 4 LOB: 1 BB: 1 P: 11	R: 3 E: 0 K: 1 S: 8	H: 3 LOB: 1 BB: 1 P: 12	R: 5 E: 0 K: 0 S: 8	H: 5 LOB: 0 BB: 0 P: 8	R: 1 E: 0 K: 0 S: 4	H: 1 LOB: 0 BB: 0 P: 4		1B: 13 2B: 1 3B: 2 HR: 2	SF: 4 SAC: 0 DP: 0 HBP: 0	WP: 2 PB: 0 SB: 2 CS: 0	PA: 46					
PITCHER	IP	WLS	BF	H	R	ER	SO	BB	IBB	HBP	BLK	WP	HR	S	P	ERA	WHIP									
Chris Knapp, R ERA: 6.07	(1, 1)	4.1	L	23	8	6	4	1	1	0	0	0	0	0	24	28	8.31	2.077								
Mark Clear, R ERA: 3.44	(5, 1)	1.2		11	4	4	2	1	2	0	0	0	1	1	11	19	10.80	3.600								
Mike Barlow, R ERA: 5.19	(7, 1)	0.1		5	4	4	4	0	0	0	0	0	0	0	5	5	108.00	12.000								
Dave Schuler, L ERA: 10.8	(7, 1)	1.2		7	2	2	2	0	0	0	0	0	1	1	7	7	10.80	1.200								

Batter	1	2	3	4	5	6	7	8	9	AB	R	H	RBI	BB	SO	LOB	TOP			
Rod Carew, L (1, 3) OBP: 0.419, SLG: 0.395	4-0 BB 1B BB	0-0 F7				0-0 6-3	0-0 4-3		0-3 K	4	1	0	0	1	1	2	<p>California Angels @ Kansas City Royals</p> <p>Royals Stadium, Kansas City, MO</p> <p>Tue Sep 18 1979, 8:05 PM EDT</p> <p>Att: 29,733 - Unknown - 79 F</p>			
Carney Lansford, R (1, 5) OBP: 0.338, SLG: 0.442	4-0 1B 1-2 SF9 BB	0-0 2B				0-0 5-3	0-0 5-3		0-0 6-3	4	1	1	0	1	0	0				
Dan Ford, R (1, 9) OBP: 0.337, SLG: 0.470	0-0 1-3 2-H 2B 1B	0-3 K				0-0 F8	0-0 3-1			4	1	1	1	0	1	1				
Don Baylor, R (1, 7) OBP: 0.376, SLG: 0.542	0-0 SF9					0-0 1B 3B	0-0 5-3			3	1	1	1	0	0	0				
Rick Miller, L (9, 8) OBP: 0.353, SLG: 0.357										0	0	0	0	0	0	0				
Willie Aikens, L (1, 10) OBP: 0.376, SLG: 0.493	3-H 0-0 1B 2B					0-0 BB 1B SF7 1B			0-0 F9	1	0	1	1	0	0	0				
Willie Davis, L (1, PR) OBP: 0.241, SLG: 0.275	2-H 0-0 1B 2B					3-H 0-0 BB 1B			0-0 WP 1B	3	2	1	1	0	0	0				
Brian Downing, R (1, 2) OBP: 0.420, SLG: 0.458	0-3 K					0-0 1-2 BB 1B			0-0 K	4	0	2	0	0	1	1				
Bobby Grich, R (1, 4) OBP: 0.367, SLG: 0.535	0-0 WP 2-H 1B					4-0 1-2 2-3 BB			0-0 E6 G4-6-3	3	0	1	1	1	0	1				
Larry Harlow, L (1, 8) OBP: 0.332, SLG: 0.259	0-0 4-3 1-2					0-3 K			0-0 G4-6-3 1-2	4	0	0	0	0	1	7				
Jim Anderson, R (1, 6) OBP: 0.300, SLG: 0.347		0-0 F9				0-0 SF7			0-3 K	3	0	0	1	0	1	0				
Inning Stats	R: 4 E: 0 K: 1 S: 8	H: 3 LOB: 1 BB: 2 P: 16	R: 0 E: 0 K: 1 S: 6	H: 1 LOB: 1 BB: 0 P: 6	R: 0 E: 0 K: 0 S: 3	H: 0 LOB: 0 BB: 0 P: 3	R: 0 E: 0 K: 0 S: 3	H: 0 LOB: 0 BB: 0 P: 3	R: 2 E: 0 K: 1 S: 8	H: 3 LOB: 2 BB: 1 P: 12	R: 0 E: 0 K: 0 S: 3	H: 0 LOB: 0 BB: 0 P: 3	R: 0 E: 1 K: 0 S: 4	H: 1 LOB: 1 BB: 0 P: 4	R: 0 E: 0 K: 2 S: 7	H: 0 LOB: 0 BB: 0 P: 7	1B: 5 2B: 2 3B: 1 HR: 0	SF: 2 SAC: 0 DP: 1 HBP: 0	WP: 2 PB: 2 SB: 0 CS: 0	PA: 38
PITCHER	IP WLS BF H R ER SO BB IBB HBP BLK WP HR S P ERA WHIP	IP WLS BF H R ER SO BB IBB HBP BLK WP HR S P ERA WHIP																		
Rich Gale, R (1, 1) ERA: 5.65	0.1 L 5 2 4 4 0 2 0 0 0 0 0 3 11 108.00 12.000																			
Marty Pattin, R (1, 1) ERA: 4.74	4.2 19 5 2 2 2 0 0 0 0 1 0 23 23 3.86 1.071																			
Renie Martin, R (6, 1) ERA: 5.86	4.0 14 1 0 0 3 1 0 0 0 1 0 19 23 0.00 0.500																			

Batter	1	2	3	4	5	6	7	8	9	AB	R	H	RBI	BB	SO	LOB	BOTTOM			
Willie Wilson, S (1, 7) OBP: 0.349, SLG: 0.426	0-0 1B S 1B	0-0 FC5 2-3f				0-0 3-1			0-0 L6	5	0	1	0	0	0	6	<p>California Angels @ Kansas City Royals</p> <p>Royals Stadium, Kansas City, MO</p> <p>Tue Sep 18 1979, 8:05 PM EDT</p> <p>Att: 29,733 - Unknown - 79 F</p>			
Hal McRae, R (1, 10) OBP: 0.342, SLG: 0.460	0-0 F9 1-2					0-0 6-3			0-0 F9	5	0	0	0	0	1	1				
Amos Otis, R (1, 8) OBP: 0.372, SLG: 0.449	0-3 K					0-0 1-3			0-0 2B 1B 2B	5	2	2	0	0	1	1				
George Brett, L (1, 5) OBP: 0.380, SLG: 0.566	0-0 2-3 1B					4-0 1B S BB			0-0 L6 2-3 1B 2B	4	2	3	0	1	0	1				
Darrell Porter, L (1, 2) OBP: 0.415, SLG: 0.496	0-0 P4					0-0 F8 1-H			0-0 FC5-4 1B	5	0	3	3	0	0	2				
Al Cowens, R (1, 9) OBP: 0.348, SLG: 0.419		0-0 L7				0-0 6-3 1-2f			0-0 F8	5	0	0	0	0	4	4				
Ralph LaCock, L (1, 3) OBP: 0.342, SLG: 0.396		0-0 5-3				0-0 1-3			0-0 F8 FC6-4 1B	5	0	1	0	0	1	1				
Frank White, R (1, 4) OBP: 0.291, SLG: 0.386		0-0 FC5 S 1B				0-0 1-3			0-0 F7	4	0	3	0	0	1	1				
U L Washington, S (1, 6) OBP: 0.290, SLG: 0.333		4-0 1B				4-0 1-2 BB			0-0 F8	1	0	0	0	2	0	1				
Jamie Quirk, L (8, PH) OBP: 0.333, SLG: 0.382									0-3 K	1	0	0	0	0	1	1				
Todd Cruz, R (9, 6) OBP: 0.232, SLG: 0.330		1-2 BB				1-2 BB				0	0	0	0	0	0	0				
Inning Stats	R: 0 E: 0 K: 1 S: 7	H: 2 LOB: 2 BB: 0 P: 7	R: 0 E: 0 K: 0 S: 4	H: 1 LOB: 2 BB: 1 P: 8	R: 1 E: 0 K: 0 S: 4	H: 1 LOB: 0 BB: 0 P: 4	R: 0 E: 0 K: 0 S: 4	H: 1 LOB: 2 BB: 1 P: 8	R: 0 E: 0 K: 0 S: 4	H: 1 LOB: 1 BB: 0 P: 4	R: 1 E: 0 K: 0 S: 5	H: 2 LOB: 1 BB: 0 P: 5	R: 0 E: 0 K: 1 S: 6	H: 1 LOB: 1 BB: 0 P: 6	R: 2 E: 0 K: 0 S: 6	H: 3 LOB: 1 BB: 0 P: 6	1B: 9 2B: 4 3B: 0 HR: 0	SF: 0 SAC: 0 DP: 0 HBP: 0	WP: 0 PB: 0 SB: 5 CS: 0	PA: 43
PITCHER	IP WLS BF H R ER SO BB IBB HBP BLK WP HR S P ERA WHIP	IP WLS BF H R ER SO BB IBB HBP BLK WP HR S P ERA WHIP																		
Dave Frost, R (1, 1) ERA: 3.58	8.1 W 41 13 4 3 2																			
John Montague, R (9, 1) ERA: 5.47	0.2 S 2 0 0 0 0																			

AB 33
R 6
H 8
RBI 6
BB 3
SO 5
LOB 12



AB 40
R 4
H 13
RBI 3
BB 3
SO 2
LOB 19



Batter	1	2	3	4	5	6	7	8	9	AB	R	H	RBI	BB	SO	LOB	TOP								
Rod Carew, L OBP: 0.415, SLG: 0.391	F5		F7			F7		FC4-6		4	0	0	1	0	0	2	California Angels @ Kansas City Royals Royals Stadium, Kansas City, MO Wed Sep 19 1979, 8:05 PM EDT Att: 31,412 - Unknown - 78 F								
Carney Lansford, R OBP: 0.336, SLG: 0.440	6-3			K		K		SF8		3	0	0	1	0	2	0									
Dan Ford, R OBP: 0.335, SLG: 0.467 Larry Hartow, L OBP: 0.330, SLG: 0.257	F8			4-3		4-3		G3		3	0	0	0	0	0	0									
Don Baylor, R OBP: 0.374, SLG: 0.538		F8		6-3				P4		4	0	0	0	0	0	0									
Brian Downing, R OBP: 0.419, SLG: 0.463		F7						5-3		4	1	1	1	0	1	0									
Bobby Grich, R OBP: 0.387, SLG: 0.532		F8						6-3		3	0	0	0	1	0	0									
Bobby Clark, R OBP: 0.378, SLG: 0.524										3	1	2	0	0	0	1									
Rick Miller, L OBP: 0.362, SLG: 0.357										3	1	1	0	0	1	2									
Jim Anderson, R OBP: 0.305, SLG: 0.366										3	1	2	1	0	0	1									
Inning Stats	R: 0 E: 0 K: 0 S: 3	H: 0 LOB: 0 BB: 0 P: 3	R: 0 E: 0 K: 0 S: 3	H: 0 LOB: 0 BB: 0 P: 3	R: 1 E: 0 K: 1 S: 6	H: 2 LOB: 0 BB: 0 P: 6	R: 0 E: 0 K: 1 S: 5	H: 0 LOB: 0 BB: 0 P: 5	R: 1 E: 0 K: 0 S: 4	H: 1 LOB: 1 BB: 1 P: 8	R: 0 E: 0 K: 0 S: 5	H: 0 LOB: 0 BB: 0 P: 5	R: 0 E: 0 K: 0 S: 3	H: 0 LOB: 0 BB: 0 P: 3	R: 2 E: 0 K: 0 S: 6	H: 3 LOB: 1 BB: 0 P: 6	R: 0 E: 0 K: 1 S: 5	H: 0 LOB: 0 BB: 0 P: 5	1B: 4 2B: 0 3B: 0 HR: 2	SF: 1 SAC: 0 DP: 0 HBP: 0	WP: 0 PB: 0 SB: 0 CS: 1	PA: 33			
PITCHER	IP	WLS	BF	H	R	ER	SO	BB	IBB	HBP	BLK	WP	HR	S	P	ERA	WHIP								
Larry Gura, L ERA: 4.61	(1, 1)	7.0	W	27	6	4	4	3	1	0	0	0	2	32	36	5.14	1.000								
Al Hrabosky, L ERA: 3.75	(8, 1)	0.1		1	0	0	0	0	0	0	0	0	0	1	1	0.00	0.000								
Dan Quisenberry, R ERA: 2.57	(8, 1)	1.2	S	5	0	0	0	1	0	0	0	0	0	7	7	0.00	0.000								

Batter	1	2	3	4	5	6	7	8	9	AB	R	H	RBI	BB	SO	LOB	BOTTOM								
Willie Wilson, S OBP: 0.349, SLG: 0.426	6-3					5-3		K		5	1	2	0	0	1	0	California Angels @ Kansas City Royals Royals Stadium, Kansas City, MO Wed Sep 19 1979, 8:05 PM EDT Att: 31,412 - Unknown - 78 F								
Hal McRae, R OBP: 0.348, SLG: 0.467										3	3	3	0	1	0	0									
George Brett, L OBP: 0.381, SLG: 0.566										4	2	2	1	0	1	3									
Darrell Porter, L OBP: 0.414, SLG: 0.495										3	0	1	3	0	0	1									
Ralph LaCock, L OBP: 0.344, SLG: 0.395										3	0	1	1	1	0	0									
Al Cowens, R OBP: 0.351, SLG: 0.421										3	0	2	0	1	0	1									
Amos Otis, R OBP: 0.370, SLG: 0.446										4	0	0	0	0	2	5									
Frank White, R OBP: 0.289, SLG: 0.382										4	0	0	0	0	1	0									
U.L. Washington, S OBP: 0.286, SLG: 0.328										4	0	0	0	0	4	0									
Inning Stats	R: 1 E: 0 K: 0 S: 5	H: 2 LOB: 3 BB: 2 P: 13	R: 0 E: 0 K: 2 S: 9	H: 2 LOB: 2 BB: 0 P: 9	R: 0 E: 0 K: 1 S: 6	H: 1 LOB: 1 BB: 0 P: 6	R: 3 E: 1 K: 1 S: 8	H: 3 LOB: 1 BB: 0 P: 8	R: 0 E: 0 K: 0 S: 2	H: 0 LOB: 0 BB: 1 P: 6	R: 0 E: 0 K: 2 S: 7	H: 0 LOB: 0 BB: 0 P: 7	R: 2 E: 0 K: 1 S: 8	H: 3 LOB: 1 BB: 0 P: 8	R: 0 E: 0 K: 2 S: 7	H: 0 LOB: 0 BB: 0 P: 7	1B: 10 2B: 1 3B: 0 HR: 0	SF: 1 SAC: 0 DP: 1 HBP: 0	WP: 0 PB: 0 SB: 2 CS: 0	PA: 37					
PITCHER	IP	WLS	BF	H	R	ER	SO	BB	IBB	HBP	BLK	WP	HR	S	P	ERA	WHIP								
Nolan Ryan, R ERA: 3.75	(1, 1)	8.0	L	37	11	6	3	9	3	0	0	0	0	52	64	3.38	1.750								

Batter	1	2	3	4	5	6	7	8	9	AB	R	H	RBI	BB	SO	LOB	TOP								
Rick Miller, L OBP: 0.364, SLG: 0.357 (1, 8)	F8		K				FC5-6 1-3 1B		BB	5	1	2	0	1	1	2	California Angels @ Kansas City Royals Royals Stadium, Kansas City, MO Thu Sep 20 1979, 8:05 PM EDT Att: 32,659 - Unknown								
Carney Lansford, R OBP: 0.336, SLG: 0.438 (1, 5)	K		5-3		F8		1-3 1B	P4	BB	5	1	1	1	1	1	4									
Ralph Carr, L OBP: 0.315, SLG: 0.409 (1, 10)	P6					G3	1-3	4-3	F7	6	0	1	0	0	0	7									
Don Baylor, R OBP: 0.374, SLG: 0.542 (1, 7)		HR			P6		K		5-3	5	2	2	3	0	1	1									
Rod Carew, L OBP: 0.417, SLG: 0.395 (1, 3)	F8				F7				5-3 HR	4	2	2	0	1	0	1									
Brian Downing, R OBP: 0.419, SLG: 0.467 (1, 2)	F7				F2				5-3	4	1	1	3	1	0	2									
Bobby Grich, R OBP: 0.367, SLG: 0.536 (1, 4)	K						1B		HR	5	1	2	2	0	2	2									
Larry Harlow, L OBP: 0.341, SLG: 0.284 (1, 9)			SF8 3B		F8		FC5-6 SH 1B	1B	2B	5	2	4	0	0	0	1									
Jim Anderson, R OBP: 0.304, SLG: 0.370 (1, 6)			SF8		F9		SH FC5-6 1B	K	BB 2B	3	1	1	2	0	1	2									
Inning Stats	R: 0 E: 0 K: 1 S: 5	H: 0 LOB: 0 BB: 0 P: 5	R: 1 E: 0 K: 1 S: 6	H: 1 LOB: 0 BB: 0 P: 6	R: 1 E: 0 K: 1 S: 6	H: 1 LOB: 0 BB: 0 P: 6	R: 0 E: 0 K: 0 S: 4	H: 1 LOB: 1 BB: 0 P: 4	R: 0 E: 0 K: 0 S: 5	H: 2 LOB: 2 BB: 0 P: 5	R: 0 E: 1 K: 0 S: 8	H: 1 LOB: 0 BB: 1 P: 12	R: 6 E: 1 K: 0 S: 8	H: 4 LOB: 0 BB: 1 P: 12	R: 0 E: 0 K: 1 S: 7	H: 2 LOB: 2 BB: 0 P: 7	R: 3 E: 0 K: 0 S: 7	H: 4 LOB: 3 BB: 2 P: 15	1B: 10 2B: 2 3B: 1 HR: 3	SF: 1 SAC: 1 DP: 0 HBP: 0	WP: 0 PB: 0 SB: 0 CS: 0	PA: 48			
PITCHER	IP	WLS	BF	H	R	ER	SO	BB	IBB	HBP	BLK	WP	HR	S	P	ERA	WHIP								
Craig Chamberlain, R ERA: 3.42 (1, 1)	6.1	L	29	8	5	5	5	1	0	0	0	0	1	38	42	7.11	1.421								
Gary Christenson, L ERA: 3.38 (7, 1)	0.1		1	0	0	0	0	0	0	0	0	0	0	1	1	0.00	0.000								
Renie Martin, R ERA: 6.51 (7, 1)	0.0		2	1	0	0	0	0	1	0	0	0	0	1	5	∞	∞								
Dan Quisenberry, R ERA: 3.41 (7, 1)	2.0		13	7	6	6	1	0	0	0	0	0	2	15	15	27.00	3.500								
Al Hrabosky, L ERA: 3.74 (9, 1)	0.1		3	0	0	0	0	2	0	0	0	0	0	1	9	0.00	6.000								

Batter	1	2	3	4	5	6	7	8	9	AB	R	H	RBI	BB	SO	LOB	BOTTOM									
Willie Wilson, S OBP: 0.348, SLG: 0.424 (1, 7)	4-3		S 1B				P4		6-3	5	1	1	1	0	1	2	California Angels @ Kansas City Royals Royals Stadium, Kansas City, MO Thu Sep 20 1979, 8:05 PM EDT Att: 32,659 - Unknown									
Hal McRae, R OBP: 0.350, SLG: 0.467 (1, 10)	K		FC4-6 1B			K		HR		4	1	2	2	0	2	0										
George Brett, L OBP: 0.382, SLG: 0.570 (1, 5)	K		FC4-6			1B		HR		4	1	2	3	0	1	1										
Darrell Porter, L OBP: 0.418, SLG: 0.498 (1, 2)			CS 1B		G1-6-3 BB		G4-6-3 1B	1B	1B	3	0	3	0	1	0	0										
Ralph LaCock, L OBP: 0.341, SLG: 0.392 (1, 3)	6-3				F7		G4-6-3	F5		3	0	0	0	0	0	3										
John Wathan, R OBP: 0.228, SLG: 0.295 (8, PH)										0	0	0	0	0	0	0										
Jim Nettles, L OBP: 0.250, SLG: 0.100 (9, 3)										1	0	0	0	0	0	1										
Amos Otis, R OBP: 0.371, SLG: 0.446 (1, 8)	6-3				G1-6-3		FC4-6 1B	1B		4	0	2	0	0	0	1										
Al Cowens, R OBP: 0.349, SLG: 0.417 (1, 9)			F9				FC4-6	4-3		4	0	0	0	0	0	3										
Frank White, R OBP: 0.292, SLG: 0.389 (8, PH)										2	1	2	0	0	0	0										
Steve Braun, L OBP: 0.322, SLG: 0.386 (8, FR)			S 1B							1	0	1	0	0	0	0										
Jerry Terrell, R OBP: 0.324, SLG: 0.485 (8, FR)										0	1	0	0	0	0	0										
Clint Hurdle, L OBP: 0.326, SLG: 0.368 (9, PH)			1B					1B		1	0	0	0	0	0	0										
U L Washington, S OBP: 0.284, SLG: 0.325 (8, PH)										2	0	0	0	0	0	2										
Jamie Quirk, L OBP: 0.338, SLG: 0.386 (8, PH)			1-3					1B	L6	2	1	1	0	0	0	0										
Inning Stats	R: 0 E: 0 K: 2 S: 7	H: 0 LOB: 0 BB: 0 P: 7	R: 0 E: 0 K: 0 S: 3	H: 1 LOB: 0 BB: 0 P: 3	R: 2 E: 0 K: 0 S: 6	H: 3 LOB: 1 BB: 0 P: 6	R: 0 E: 0 K: 0 S: 2	H: 0 LOB: 0 BB: 1 P: 6	R: 0 E: 0 K: 0 S: 3	H: 1 LOB: 0 BB: 0 P: 3	R: 0 E: 0 K: 1 S: 5	H: 1 LOB: 1 BB: 0 P: 5	R: 0 E: 0 K: 0 S: 4	H: 2 LOB: 1 BB: 0 P: 4	R: 4 E: 0 K: 1 S: 11	H: 6 LOB: 2 BB: 0 P: 11	R: 0 E: 0 K: 0 S: 3	H: 0 LOB: 0 BB: 0 P: 3	1B: 12 2B: 0 3B: 1 HR: 1	SF: 0 SAC: 0 DP: 2 HBP: 0	WP: 0 PB: 0 SB: 2 CS: 1	PA: 37				
PITCHER	IP	WLS	BF	H	R	ER	SO	BB	IBB	HBP	BLK	WP	HR	S	P	ERA	WHIP									
Jim Barr, R ERA: 4.2 (1, 1)	7.0	W	27	10	4	4	3	1	0	0	0	0	0	1	5	5	54.00	6.000								
John Montague, R ERA: 5.59 (8, 1)	0.1		3	2	2	2	1	0	0	0	0	0	0	1	5	5	∞	∞								
Dave LaRoche, L ERA: 5.62 (8, 1)	0.0		1	1	0	0	0	0	0	0	0	0	0	1	1	∞	∞									
Don Aase, R ERA: 4.79 (8, 1)	1.2	S	6	1	0	0	0	0	0	0	0	0	0	6	6	0.00	0.600									



Batter	1	2	3	4	5	6	7	8	9	AB	R	H	RBI	BB	SO	LOB	TOP					
Willie Wilson, S (1, 8) OBP: 0.391, SLG: 0.426	1-0 CS HBP		0-0 G3		0-0 FC6-4 1B			0-0 4-3		3	0	1	0	0	0	1	Kansas City Royals @ Oakland Athletics Oakland-Alameda County Coliseum, Oakland, CA Sat Sep 22 1979, 3:33 AM PDT Att: 2,111 - Unknown livebaseballscorecards.com					
Hal McRae, R (1, 10) OBP: 0.354, SLG: 0.477	0-3 K			0-0 2B	0-0 FC6-4			0-0 1B		4	0	2	0	0	1	3						
George Brett, L (1, 5) OBP: 0.379, SLG: 0.564	0-0 G3			0-0 F8		0-0 G3		0-0 F5		4	0	0	0	0	0	2						
Darrell Porter, L (1, 2) OBP: 0.418, SLG: 0.494		0-3 K		4-0 BB		0-0 G3		0-0 G4-6-3 1B		3	0	1	0	1	1	0						
Ralph LaCock, L (1, 3) OBP: 0.339, SLG: 0.387	0-0 L9			0-3 K		0-0 4-3		0-0 G4-6-3		4	0	0	0	0	1	3						
Al Cowens, R (1, 9) OBP: 0.348, SLG: 0.416	0-0 L7			0-3 K			0-0 FC1-6 1B		0-0 F3	4	0	1	0	0	1	2						
Clint Hurdle, L (1, 7) OBP: 0.328, SLG: 0.371			0-0 P6		0-0 L8		0-0 FC1-6 G4-6-3 1B			3	0	0	0	0	0	1						
Frank White, R (1, 4) OBP: 0.295, SLG: 0.391			0-0 E1 FC3-2-5 1B		0-0 F7		0-0 G4-6-3			3	0	1	0	0	0	1						
U L Washington, S (1, 6) OBP: 0.294, SLG: 0.359			0-0 FC3-2-5 3H		0-0 1B			0-3 K		3	0	1	0	0	1	1						
Inning Stats	R: 0 E: 0 K: 1 S: 4	H: 0 LOB: 0 BB: 0 P: 5	R: 0 E: 0 K: 1 S: 5	H: 0 LOB: 0 BB: 0 P: 5	R: 0 E: 2 K: 0 S: 4	H: 1 LOB: 1 BB: 0 P: 4	R: 0 E: 0 K: 2 S: 8	H: 1 LOB: 2 BB: 1 P: 12	R: 0 E: 0 K: 0 S: 5	H: 2 LOB: 2 BB: 0 P: 5	R: 0 E: 0 K: 0 S: 3	H: 0 LOB: 0 BB: 0 P: 3	R: 0 E: 0 K: 0 S: 3	H: 1 LOB: 0 BB: 0 P: 3	R: 0 E: 0 K: 0 S: 6	H: 1 LOB: 0 BB: 0 P: 6	R: 0 E: 0 K: 0 S: 3	H: 1 LOB: 0 BB: 0 P: 3	1B: 6 2B: 1 3B: 0 HR: 0	SF: 0 SAC: 0 DP: 2 HBP: 1	WP: 0 PB: 0 SB: 0 CS: 1	PA: 33
PITCHER Matt Keough, R (1, 1) ERA: 5.18	IP: 9.0 WLS: W BF: 33 H: 7 R: 0 ER: 0 SO: 5 BB: 1 IBB: 0 HBP: 1 BLK: 0 WP: 0 HR: 0 S: 41 P: 46 ERA: 0.00 WHIP: 0.889															PITCHER						

Batter	1	2	3	4	5	6	7	8	9	AB	R	H	RBI	BB	SO	LOB	BOTTOM					
Rickey Henderson, R (1, 7) OBP: 0.346, SLG: 0.349	0-0 5-3			0-0 SH3-4 1B		0-0 CS 1B		0-0 1B		4	0	3	1	0	0	0	Kansas City Royals @ Oakland Athletics Oakland-Alameda County Coliseum, Oakland, CA Sat Sep 22 1979, 3:33 AM PDT Att: 2,111 - Unknown livebaseballscorecards.com					
Larry Murray, S (1, 8) OBP: 0.275, SLG: 0.279	0-0 6-3			0-0 SH3-4 1-2		0-0 P4		0-3 3H K		3	0	0	0	0	1	2						
Dave Revering, L (1, 10) OBP: 0.342, SLG: 0.486	0-3 K			0-0 L9		0-0 CS 1-2		0-3 K		3	0	0	0	0	2	1						
Jeff Newman, R (1, 3) OBP: 0.264, SLG: 0.396		0-0 5-3		0-0 L8		0-0 G3-6-3 1B				3	0	1	0	0	0	1						
Wayne Gross, L (1, 5) OBP: 0.331, SLG: 0.361		0-0 G3		4-0 FC4-6 BB		0-0 G3-6-3				2	0	0	0	1	0	1						
Jim Essian, R (1, 2) OBP: 0.301, SLG: 0.383		0-0 L5		0-3 K		0-0 WP SF8 1B		0-0 SF8 WP 1B		3	1	1	0	0	1	1						
Mike Edwards, R (1, 4) OBP: 0.271, SLG: 0.287			0-0 F8		0-0 FC4-6 1-2		0-0 SF8 WP 1B		0-0 SF8	3	1	1	0	0	0	1						
Mike Heath, R (1, 9) OBP: 0.308, SLG: 0.328			0-0 4-3		0-0 F3		0-0 SF8		1-3 2H P3	2	0	0	1	0	0	1						
Rob Picciolo, R (1, 6) OBP: 0.272, SLG: 0.342			0-0 6-3		0-0 P4					3	0	0	0	0	0	1						
Inning Stats	R: 0 E: 0 K: 1 S: 5	H: 0 LOB: 0 BB: 0 P: 5	R: 0 E: 0 K: 0 S: 3	H: 0 LOB: 0 BB: 0 P: 3	R: 0 E: 0 K: 0 S: 3	H: 0 LOB: 0 BB: 0 P: 3	R: 0 E: 0 K: 0 S: 4	H: 1 LOB: 1 BB: 0 P: 4	R: 0 E: 0 K: 1 S: 5	H: 0 LOB: 1 BB: 1 P: 9	R: 0 E: 0 K: 0 S: 3	H: 1 LOB: 0 BB: 0 P: 3	R: 0 E: 0 K: 1 S: 5	H: 1 LOB: 0 BB: 0 P: 5	R: 2 E: 0 K: 1 S: 8	H: 3 LOB: 1 BB: 0 P: 8		R: 0 E: 0 K: 1 S: 8	H: 0 LOB: 0 BB: 0 P: 8	1B: 6 2B: 0 3B: 0 HR: 0	SF: 1 SAC: 1 DP: 1 HBP: 0	WP: 1 PB: 0 SB: 0 CS: 1
PITCHER Dennis Leonard, R (1, 1) ERA: 4.17	IP: 8.0 WLS: L BF: 29 H: 6 R: 2 ER: 2 SO: 4 BB: 1 IBB: 0 HBP: 0 BLK: 0 WP: 1 HR: 0 S: 36 P: 40 ERA: 2.25 WHIP: 0.875															PITCHER						

Batter	1	2	3	4	5	6	7	8	9	AB	R	H	RBI	BB	SO	LOB	TOP								
Willie Wilson, S OBP: 0.391, SLG: 0.426 (1, 7)										5	0	2	1	0	0	2									
Hal McRae, R OBP: 0.354, SLG: 0.475 (1, 10)										4	0	1	0	1	0	1									
George Brett, L OBP: 0.378, SLG: 0.566 (1, 5)										5	1	1	1	0	1	5									
Darrell Porter, L OBP: 0.420, SLG: 0.492 (1, 2)										2	0	0	0	3	1	1									
Ralph LaCock, L OBP: 0.337, SLG: 0.384 (1, 3)										5	1	1	0	0	0	6									
Amos Otis, R OBP: 0.365, SLG: 0.444 (1, 8)										4	1	1	0	0	1	0									
Al Cowens, R OBP: 0.345, SLG: 0.413 (1, 9)										4	0	0	0	0	0	2									
Frank White, R OBP: 0.297, SLG: 0.392 (1, 4)										4	1	2	0	0	0	0									
U L Washington, S OBP: 0.300, SLG: 0.360 (1, 6)										2	0	1	0	2	0	0									
Inning Stats	R: 0 E: 0 K: 1 S: 6	H: 1 LOB: 2 BB: 1 P: 10	R: 0 E: 0 K: 0 S: 3	H: 1 LOB: 0 BB: 0 P: 3	R: 0 E: 0 K: 0 S: 3	H: 0 LOB: 0 BB: 0 P: 3	R: 4 E: 1 K: 1 S: 10	H: 4 LOB: 3 BB: 2 P: 18	R: 0 E: 0 K: 0 S: 2	H: 0 LOB: 0 BB: 1 P: 6	R: 0 E: 0 K: 0 S: 3	H: 1 LOB: 2 BB: 1 P: 3	R: 0 E: 0 K: 0 S: 4	H: 1 LOB: 2 BB: 1 P: 8	R: 0 E: 0 K: 1 S: 6	H: 1 LOB: 2 BB: 1 P: 10	R: 0 E: 1 K: 0 S: 4	H: 0 LOB: 1 BB: 0 P: 4	1B: 7 2B: 1 3B: 0 HR: 1	SF: 0 SAC: 0 DP: 1 HBP: 0	WP: 0 PB: 0 SB: 3 CS: 2	PA: 43			
PITCHER Steve McCatty, R ERA: 3.89 (1, 1)	IP: 9.0 WLS: L BF: 41	H: 9 R: 4 ER: 1 SO: 3	BB: 6 IBB: 0 HBP: 0 BLK: 0	WP: 0 HR: 1 S: 41 P: 65	ERA: 1.00 WHIP: 1.667																				

Kansas City Royals @ Oakland Athletics
Oakland-Alameda County Coliseum, Oakland, CA
Sun Sep 23 1979, 3:33 AM PDT
Att: 2,583 - Unknown

livebaseballscores.com
AB 35
R 4
H 9
RBI 2
BB 6
SO 3
LOB 17



Batter	1	2	3	4	5	6	7	8	9	AB	R	H	RBI	BB	SO	LOB	BOTTOM								
Rickey Henderson, R OBP: 0.345, SLG: 0.346 (1, 7)										3	0	0	0	1	2	0									
Dwayne Murphy, L OBP: 0.381, SLG: 0.368 (1, 8)										4	0	1	0	0	1	1									
Dave Revering, L OBP: 0.341, SLG: 0.491 (1, 10)										4	1	1	1	0	0	1									
Jeff Newman, R OBP: 0.266, SLG: 0.397 (1, 3)										3	1	1	0	1	0	0									
Larry Murray, S OBP: 0.275, SLG: 0.279 (9, PR)										0	0	0	0	0	0	0									
Wayne Gross, L OBP: 0.331, SLG: 0.360 (1, 5)										4	0	1	0	0	0	1									
Jim Essian, R OBP: 0.300, SLG: 0.380 (1, 2)										2	0	0	1	1	0	2									
Mike Edwards, R OBP: 0.272, SLG: 0.290 (1, 4)										3	0	1	0	0	0	0									
Mike Heath, R OBP: 0.305, SLG: 0.324 (1, 9)										3	0	0	0	0	2	2									
Rob Picciolo, R OBP: 0.270, SLG: 0.339 (1, 6)										3	0	0	0	0	2	2									
Inning Stats	R: 0 E: 0 K: 0 S: 2	H: 0 LOB: 0 BB: 1 P: 6	R: 1 E: 0 K: 0 S: 4	H: 1 LOB: 0 BB: 0 P: 4	R: 0 E: 0 K: 3 S: 9	H: 0 LOB: 0 BB: 0 P: 9	R: 0 E: 0 K: 0 S: 3	H: 1 LOB: 0 BB: 0 P: 3	R: 0 E: 0 K: 0 S: 4	H: 1 LOB: 2 BB: 1 P: 8	R: 1 E: 0 K: 0 S: 4	H: 1 LOB: 0 BB: 0 P: 4	R: 0 E: 0 K: 0 S: 3	H: 0 LOB: 0 BB: 0 P: 3	R: 0 E: 0 K: 3 S: 9	H: 0 LOB: 0 BB: 0 P: 9	R: 0 E: 0 K: 1 S: 6	H: 1 LOB: 2 BB: 1 P: 10	1B: 2 2B: 2 3B: 0 HR: 1	SF: 1 SAC: 0 DP: 1 HBP: 0	WP: 0 PB: 0 SB: 0 CS: 1	PA: 33			
PITCHER Marty Pattin, R ERA: 4.58 (1, 1)	IP: 7.0 WLS: W BF: 25	H: 4 R: 2 ER: 2 SO: 3	BB: 2 IBB: 0 HBP: 0 BLK: 0	WP: 0 HR: 1 S: 29 P: 37	ERA: 2.57 WHIP: 0.857																				
Rene Martin, R ERA: 5.14 (8, 1)	1.2	0	0	0	4	1	0	0	0	0	0	13	17	0.00	0.600										
Al Hrabosky, L ERA: 3.74 (9, 1)	0.0	1	1	0	0	0	0	0	0	0	1	1	∞	∞											
Dan Quisenberry, R ERA: 3.38 (9, 1)	0.1	S	1	0	0	0	0	0	0	0	1	1	0.00	0.000											

Kansas City Royals @ Oakland Athletics
Oakland-Alameda County Coliseum, Oakland, CA
Sun Sep 23 1979, 3:33 AM PDT
Att: 2,583 - Unknown

livebaseballscores.com
AB 29
R 2
H 5
RBI 2
BB 3
SO 7
LOB 9



Batter	1	2	3	4	5	6	7	8	9	AB	R	H	RBI	BB	SO	LOB	TOP					
Willie Wilson, S (1, 7) OBP: 0.350, SLG: 0.425										4	0	1	0	0	1	4						
Hal McRae, R (1, 10) OBP: 0.353, SLG: 0.473										4	0	1	1	0	2	3						
George Brett, L (1, 5) OBP: 0.376, SLG: 0.563										4	0	0	0	0	0	3						
Darrell Porter, L (1, 2) OBP: 0.418, SLG: 0.489										3	0	0	0	0	1	1						
Ralph LaCock, L (1, 3) OBP: 0.334, SLG: 0.380										4	0	0	0	0	0	1						
Amos Otis, R (1, 8) OBP: 0.366, SLG: 0.442										4	1	1	0	0	1	0						
Al Cowens, R (1, 9) OBP: 0.346, SLG: 0.412										3	1	1	0	1	2	0	AB 31					
Frank White, R (1, 4) OBP: 0.297, SLG: 0.391										2	1	0	0	1	1	1	R 3					
Steve Braun, L (9, PH) OBP: 0.397, SLG: 0.391										1	0	1	0	0	0	0	H 5					
German Barranca, L (9, FR)										0	0	0	0	0	0	0	RBI 1					
U L Washington, S (1, 6) OBP: 0.302, SLG: 0.359										1	0	0	0	1	0	1	BB 3					
Jamie Quirk, L (9, PH) OBP: 0.333, SLG: 0.380										1	0	0	0	0	0	1	SO 8					
Inning Stats	R: 0 E: 0 K: 2 S: 8	H: 1 LOB: 1 BB: 0 P: 8	R: 3 E: 2 K: 0 S: 7	H: 3 LOB: 2 BB: 1 P: 11	R: 0 E: 0 K: 0 S: 3	H: 0 LOB: 0 BB: 0 P: 3	R: 0 E: 0 K: 1 S: 5	H: 0 LOB: 2 BB: 2 P: 13	R: 0 E: 0 K: 0 S: 3	H: 0 LOB: 0 BB: 0 P: 3	R: 0 E: 0 K: 3 S: 10	H: 0 LOB: 1 BB: 0 P: 10	R: 0 E: 0 K: 1 S: 5	H: 0 LOB: 0 BB: 0 P: 5	R: 0 E: 0 K: 0 S: 2	H: 0 LOB: 0 BB: 0 P: 3	R: 0 E: 0 K: 1 S: 5	H: 1 LOB: 1 BB: 0 P: 5	1B: 5 2B: 0 3B: 0 HR: 0	SF: 0 SAC: 1 DP: 1 HBP: 1	WP: 1 PB: 0 SB: 1 CS: 0	PA: 37
PITCHER Nolan Ryan, R (1, 1) ERA: 3.6	IP: 9.0 WLS: W BF: 36	H: 5 R: 3 ER: 0 SO: 8	BB: 3 IBB: 0 HBP: 1 BLK: 0	WP: 1 HR: 0 S: 48 P: 61	ERA: 0.00 WHIP: 0.889	PITCHER										IP: 9.0 WLS: W BF: 36	H: 5 R: 3 ER: 0 SO: 8	BB: 3 IBB: 0 HBP: 1 BLK: 0	WP: 1 HR: 0 S: 48 P: 61	ERA: 0.00 WHIP: 0.889		

Kansas City Royals @ California Angels
Anaheim Stadium, Anaheim, CA
Mon Sep 24 1979, 10:05 PM EDT
Att: 40,423 - Unknown


AB	31
R	3
H	5
RBI	1
BB	3
SO	8
LOB	15





Batter	1	2	3	4	5	6	7	8	9	AB	R	H	RBI	BB	SO	LOB	BOTTOM			
Rod Carew, L (1, 3) OBP: 0.418, SLG: 0.389										1	2	0	0	3	0	0				
Carney Lansford, R (1, 5) OBP: 0.330, SLG: 0.435										2	0	0	0	0	1	2				
Dan Ford, R (1, 9) OBP: 0.334, SLG: 0.467										2	0	1	4	0	0	0				
Don Baylor, R (1, 10) OBP: 0.371, SLG: 0.533										4	0	0	0	0	0	3				
Brian Downing, R (1, 2) OBP: 0.412, SLG: 0.459										4	0	0	0	0	0	0				
Bobby Grich, R (1, 4) OBP: 0.387, SLG: 0.540										4	0	1	0	0	1	0				
Bobby Clark, R (1, 7) OBP: 0.388, SLG: 0.543										4	1	2	0	0	0	1	AB 27			
Rick Miller, L (1, 8) OBP: 0.363, SLG: 0.361										3	0	1	0	0	2	2	R 4			
Jim Anderson, R (1, 6) OBP: 0.308, SLG: 0.368										3	1	1	0	0	0	3	H 6			
Inning Stats	R: 0 E: 0 K: 1 S: 5	H: 0 LOB: 0 BB: 0 P: 5	R: 0 E: 0 K: 0 S: 3	H: 0 LOB: 0 BB: 0 P: 3	R: 2 E: 1 K: 1 S: 8	H: 2 LOB: 2 BB: 1 P: 12	R: 0 E: 0 K: 1 S: 6	H: 1 LOB: 1 BB: 0 P: 6	R: 1 E: 0 K: 0 S: 4	H: 1 LOB: 1 BB: 1 P: 8	R: 0 E: 0 K: 0 S: 5	H: 2 LOB: 2 BB: 0 P: 5	R: 1 E: 0 K: 0 S: 3	H: 0 LOB: 0 BB: 1 P: 7	R: 0 E: 0 K: 1 S: 5	H: 0 LOB: 0 BB: 0 P: 5	1B: 5 2B: 1 3B: 0 HR: 0	SF: 2 SAC: 2 DP: 0 HBP: 0	WP: 1 PB: 0 SB: 1 CS: 0	PA: 34
PITCHER Larry Gura, L (1, 1) ERA: 4.57	IP: 6.0 WLS: L BF: 28	H: 6 R: 4 ER: 2 SO: 3	BB: 3 IBB: 0 HBP: 0 BLK: 0	WP: 0 HR: 0 S: 31 P: 43	ERA: 3.00 WHIP: 1.500	PITCHER										IP: 6.0 WLS: L BF: 28	H: 6 R: 4 ER: 2 SO: 3	BB: 3 IBB: 0 HBP: 0 BLK: 0	WP: 0 HR: 0 S: 31 P: 43	ERA: 3.00 WHIP: 1.500
PITCHER Rene Martin, R (7, 1) ERA: 5.74	IP: 2.0 WLS: L BF: 6	H: 0 R: 0 ER: 0 SO: 1	BB: 0 IBB: 0 HBP: 0 BLK: 0	WP: 1 HR: 0 S: 8 P: 8	ERA: 0.00 WHIP: 0.000	PITCHER										IP: 2.0 WLS: L BF: 6	H: 0 R: 0 ER: 0 SO: 1	BB: 0 IBB: 0 HBP: 0 BLK: 0	WP: 1 HR: 0 S: 8 P: 8	ERA: 0.00 WHIP: 0.000

Kansas City Royals @ California Angels
Anaheim Stadium, Anaheim, CA
Mon Sep 24 1979, 10:05 PM EDT
Att: 40,423 - Unknown

AB	27
R	4
H	6
RBI	4
BB	3
SO	4
LOB	11



Batter	1	2	3	4	5	6	7	8	9	AB	R	H	RBI	BB	SO	LOB	TOP
Willie Wilson, S (1, 7) OBP: 0.348, SLG: 0.422	0-0 6-3			0-0 F8	0-0 F8			0-3 K		4	0	0	0	0	1	2	<p>Kansas City Royals @ California Angels Anaheim Stadium, Anaheim, CA</p> <p>Tue Sep 25 1979, 10:05 PM EDT Att: 40,631 - Unknown</p> <p>livebaseballscorecards.com</p> <p>AB 32 R 1 H 5 RBI 1 BB 0 SO 4 LOB 10</p> 
Frank White, R (1, 4) OBP: 0.297, SLG: 0.389	0-0 F7			0-0 1B HBP				0-0 FC5		4	1	1	0	0	0	1	
Hal McRae, R (1, 10) OBP: 0.350, SLG: 0.468	0-0 6-3			0-0 P9						4	0	0	0	0	0	1	
Amos Otis, R (1, 8) OBP: 0.369, SLG: 0.442		0-0 4-3		1-0 1B WP HBP				0-0 FC4-6 1B		3	0	1	0	0	0	0	
Al Cowens, R (1, 9) OBP: 0.346, SLG: 0.411	0-0 6-3			0-0 1B WP				0-0 FC4-6 1B		4	0	1	1	0	0	1	
Darrell Porter, L (1, 2) OBP: 0.416, SLG: 0.486	0-3 K			0-0 F8				0-3 K		4	0	0	0	0	2	3	
John Wathan, R (1, 3) OBP: 0.223, SLG: 0.289			0-0 5-3		0-0 L5			0-0 F2		3	0	0	0	0	0	0	
U L Washington, S (1, 6) OBP: 0.306, SLG: 0.362			0-0 P6					0-0 FC5 4-3 1B		3	0	2	0	0	0	0	
Todd Cruz, R (1, 5) OBP: 0.226, SLG: 0.321	0-0 F8			0-0 K				0-0 4-3		3	0	0	0	0	1	2	
Inning Stats	R: 0 E: 0 K: 0 S: 3	H: 0 LOB: 0 BB: 0 P: 3	R: 0 E: 0 K: 1 S: 5	H: 0 LOB: 0 BB: 0 P: 5	R: 0 E: 0 K: 0 S: 3	H: 2 LOB: 2 BB: 0 P: 6	R: 0 E: 0 K: 1 S: 6	H: 1 LOB: 1 BB: 0 P: 6	R: 0 E: 0 K: 1 S: 5	H: 0 LOB: 0 BB: 0 P: 5	R: 0 E: 0 K: 1 S: 6	H: 1 LOB: 1 BB: 0 P: 6	R: 0 E: 0 K: 0 S: 4	H: 1 LOB: 1 BB: 0 P: 4	1B: 5 2B: 0 3B: 0 HR: 0	SF: 0 SAC: 0 DP: 0 HBP: 1	WP: 1 PA: 33 CS: 0
PITCHER Frank Tanana, L (1, 1) ERA: 3.87	IP: 9.0 WLS: W BF: 33 H: 5 R: 1 ER: 1 SO: 4 BB: 0 IBB: 0 HBP: 1 BLK: 0 WP: 1 HR: 0 S: 40 P: 41 ERA: 1.00 WHIP: 0.556																

Batter	1	2	3	4	5	6	7	8	9	AB	R	H	RBI	BB	SO	LOB	BOTTOM			
Rick Miller, L (1, 8) OBP: 0.366, SLG: 0.364	0-0 F9			0-0 4-3				0-0 1B		5	0	3	0	0	0	0	<p>Kansas City Royals @ California Angels Anaheim Stadium, Anaheim, CA</p> <p>Tue Sep 25 1979, 10:05 PM EDT Att: 40,631 - Unknown</p> <p>livebaseballscorecards.com</p> <p>AB 35 R 4 H 12 RBI 3 BB 3 SO 0 LOB 16</p> 			
Camey Lansford, R (1, 5) OBP: 0.328, SLG: 0.431	0-0 P4				0-0 P6			0-0 1B		5	0	0	0	0	0	4				
Dan Ford, R (1, 9) OBP: 0.334, SLG: 0.466	0-0 4-3		0-0 4-3		0-0 1B 1B			0-0 4-3		4	1	1	0	0	0	1				
Don Baylor, R (1, 10) OBP: 0.372, SLG: 0.532		4-0 1B BB		0-0 F8				0-0 P4		3	1	1	0	1	0	1				
Rod Carew, L (1, 3) OBP: 0.420, SLG: 0.392		0-0 1B WP		0-0 PB S				0-0 F7		4	1	3	0	0	0	1				
Brian Downing, R (1, 2) OBP: 0.416, SLG: 0.462		0-0 1B WP		4-0 1B BB				0-0 CS 1B		3	1	3	2	1	0	0				
Bobby Grich, R (1, 4) OBP: 0.366, SLG: 0.537		0-0 5-3		0-0 F9				0-0 L9		3	0	0	0	1	0	5				
Larry Harlow, L (1, 7) OBP: 0.345, SLG: 0.286		0-0 1B 2H		0-0 B3				0-0 F7		4	0	1	1	0	0	3				
Jim Anderson, R (1, 6) OBP: 0.303, SLG: 0.362		0-0 F9		0-0 F7				0-0 6-3		4	0	0	0	0	0	1				
Inning Stats	R: 0 E: 0 K: 0 S: 3	H: 0 LOB: 0 BB: 0 P: 3	R: 3 E: 0 K: 0 S: 7	H: 4 LOB: 2 BB: 1 P: 11	R: 0 E: 0 K: 0 S: 4	H: 1 LOB: 2 BB: 1 P: 8	R: 0 E: 0 K: 0 S: 3	H: 0 LOB: 0 BB: 0 P: 3	R: 1 E: 0 K: 0 S: 6	H: 3 LOB: 3 BB: 1 P: 10	R: 0 E: 0 K: 0 S: 4	H: 1 LOB: 1 BB: 0 P: 4	R: 0 E: 0 K: 0 S: 4	H: 2 LOB: 1 BB: 0 P: 4	R: 0 E: 0 K: 0 S: 4	H: 1 LOB: 1 BB: 0 P: 4		1B: 12 2B: 0 3B: 0 HR: 0	SF: 0 SAC: 0 DP: 0 HBP: 0	WP: 1 PA: 38 CS: 2
PITCHER Craig Chamberlain, R (1, 1) ERA: 3.75 Paul Spittorff, L (2, 1) ERA: 4.26 Dan Quisenberry, R (6, 1) ERA: 3.15	IP: 1.1 WLS: L BF: 8 H: 3 R: 3 ER: 3 SO: 3 BB: 1 IBB: 0 HBP: 0 BLK: 0 WP: 0 HR: 0 S: 7 P: 11 ERA: 20.25 WHIP: 3.000																			

Batter	1	2	3	4	5	6	7	8	9	AB	R	H	RBI	BB	SO	LOB	TOP				
Rickey Henderson, R OBP: 0.339, SLG: 0.336 (1, 7)	F8		L7			2B BB		3-1		3	1	0	0	1	0	0					
Dwayne Murphy, L OBP: 0.379, SLG: 0.367 (1, 8)	F8		L4			E 1-H 2B		K		4	0	1	1	0	1	0					
Dave Revering, L OBP: 0.336, SLG: 0.481 (1, 10)	F7			3-1					F7	4	0	0	0	0	0	1					
Jeff Newman, R OBP: 0.267, SLG: 0.400 (1, 3)		2B 1B		5-3		E2 FC5-4 2-3			F9	4	0	1	0	0	0	1					
Mike Heath, R OBP: 0.301, SLG: 0.319 (1, 2)	F8		F7			FC5-4 1-2			6-3	4	0	0	0	0	0	3					
Joe Wallis, S OBP: 0.222, SLG: 0.183 (1, 9)		2B			P6					3	0	1	0	0	0	0					
Wayne Gross, L OBP: 0.335, SLG: 0.370 (1, 5)		K			F7					3	0	0	0	0	1	2					
Mike Edwards, R OBP: 0.268, SLG: 0.286 (1, 4)	F8				6-3				L5	3	0	0	0	0	0	2					
Rob Picciolo, R OBP: 0.264, SLG: 0.330 (1, 6)			F9						5-3	3	0	0	0	0	1	0					
Inning Stats	R: 0 E: 0 K: 0 S: 3	H: 0 LOB: 0 BB: 0 P: 3	R: 0 E: 0 K: 1 S: 7	H: 2 LOB: 2 BB: 0 P: 7	R: 0 E: 0 K: 0 S: 3	H: 0 LOB: 0 BB: 0 P: 3	R: 0 E: 0 K: 0 S: 3	H: 0 LOB: 0 BB: 0 P: 3	R: 1 E: 1 K: 1 S: 7	H: 1 LOB: 2 BB: 1 P: 11	R: 0 E: 0 K: 0 S: 3	H: 0 LOB: 0 BB: 0 P: 3	R: 0 E: 0 K: 1 S: 5	H: 0 LOB: 0 BB: 0 P: 5	R: 0 E: 0 K: 0 S: 3	H: 0 LOB: 0 BB: 0 P: 3	1B: 1 2B: 2 3B: 0 HR: 0	SF: 0 SAC: 0 DP: 0 HBP: 0	WP: 0 PB: 0 SB: 0 CS: 0	PA: 32	
PITCHER	IP	WLS	BF	H	R	ER	SO	BB	IBB	HBP	BLK	WP	HR	S	P	ERA	WHIP				
Larry Gura, L ERA: 4.47 (1, 1)	7.0	W	26	3	1	1	2	1	0	0	0	0	0	29	33	1.29	0.571				
Craig Eaton, R ERA: 2.7 (8, 1)	2.0		6	0	0	0	1	0	0	0	0	0	0	8	8	0.00	0.000				

Oakland Athletics @ Kansas City Royals
Royals Stadium, Kansas City, MO
Fri Sep 28 1979, 8:05 PM EDT
Att: 20,908 - Unknown - 83 F

AB	31
R	1
H	3
RBI	1
BB	1
SO	3
LOB	9



Batter	1	2	3	4	5	6	7	8	9	AB	R	H	RBI	BB	SO	LOB	BOTTOM				
Willie Wilson, S OBP: 0.348, SLG: 0.420 (1, 8)	E FC5-4 BB	1B	F9		K	FC6 1-2		1B		5	2	2	0	1	1	1					
Darrell Porter, L OBP: 0.417, SLG: 0.484 (1, 10)	E4 FC5-4 1-3	E 2B 1B		HBP 1B BB	E8 HR 2B		BB 1B BB	F9		4	3	2	1	2	0	2					
Frank White, R OBP: 0.301, SLG: 0.405 (1, 4)	FC5-4 1B 1-2 3-H	E6 2B S		1B HBP 1B	F9		L6			5	3	1	1	0	0	4					
Jamie Quirk, L OBP: 0.358, SLG: 0.440 (1, 2)	1B 1B BB	2B		E 1B HBP			F9			3	3	2	4	1	0	1					
Ralph LaCock, L OBP: 0.338, SLG: 0.384 (1, 3)	1B	K		E4 FC4-6 1B	SF7 1B		BB 1B			5	1	4	2	0	1	1					
Clint Hurdle, L OBP: 0.343, SLG: 0.376 (1, 9)	1B	K		E 1B HBP	L4		BB 1B			4	0	2	2	1	1	2					
Jim Nettles, L OBP: 0.190, SLG: 0.105 (1, 7)	F8		K	FC4-6 1-2 2-3			P5	F5		5	0	0	0	0	1	7					
U L Washington, S OBP: 0.299, SLG: 0.361 (1, 6)	4-3		SF7 3B		SF7		6-3	F7		4	1	1	1	0	0	2					
Todd Cruz, R OBP: 0.225, SLG: 0.319 (1, 5)		5-3	SF7	F2			FC6 1B	5-3		4	0	1	1	0	0	1					
Inning Stats	R: 3 E: 1 K: 0 S: 6	H: 2 LOB: 2 BB: 2 P: 14	R: 3 E: 1 K: 2 S: 11	H: 3 LOB: 1 BB: 0 P: 11	R: 1 E: 0 K: 1 S: 6	H: 1 LOB: 0 BB: 0 P: 6	R: 4 E: 1 K: 0 S: 6	H: 3 LOB: 1 BB: 1 P: 11	R: 2 E: 0 K: 1 S: 8	H: 3 LOB: 1 BB: 0 P: 8	R: 0 E: 0 K: 0 S: 4	H: 1 LOB: 1 BB: 0 P: 4	R: 0 E: 0 K: 0 S: 4	H: 1 LOB: 3 BB: 2 P: 12	R: 0 E: 0 K: 0 S: 4	H: 1 LOB: 1 BB: 0 P: 4	1B: 11 2B: 2 3B: 1 HR: 1	SF: 2 SAC: 0 DP: 0 HBP: 1	WP: 1 PB: 0 SB: 4 CS: 0	PA: 47	
PITCHER	IP	WLS	BF	H	R	ER	SO	BB	IBB	HBP	BLK	WP	HR	S	P	ERA	WHIP				
Steve McCatty, R ERA: 4.22 (1, 1)	3.0	L	22	7	10	8	3	3	0	1	0	0	0	24	37	24.00	3.333				
Jim Todd, R ERA: 6.56 (4, 1)	5.0		25	8	3	3	1	2	0	0	0	1	1	25	33	5.40	2.000				

Oakland Athletics @ Kansas City Royals
Royals Stadium, Kansas City, MO
Fri Sep 28 1979, 8:05 PM EDT
Att: 20,908 - Unknown - 83 F

AB	39
R	13
H	15
RBI	12
BB	5
SO	4
LOB	21



Batter	1	2	3	4	5	6	7	8	9	AB	R	H	RBI	BB	SO	LOB	TOP			
Rickey Henderson, R OBP: 0.338, SLG: 0.335 (1, 7)										4	1	1	0	0	0	1	Oakland Athletics @ Kansas City Royals Royals Stadium, Kansas City, MO Sat Sep 29 1979, 8:05 PM EDT Att: 24,856 - Unknown - 83 F			
Dwayne Murphy, L OBP: 0.382, SLG: 0.375 (1, 8)										3	1	2	1	1	0	1				
Dave Revering, L OBP: 0.333, SLG: 0.478 (1, 10)										3	0	0	1	0	2	2				
Jeff Newman, R OBP: 0.267, SLG: 0.399 (1, 3)										4	0	1	0	0	0	1				
Jim Essian, R OBP: 0.299, SLG: 0.374 (1, 2)										3	0	0	0	1	0	2				
Joe Wallis, S OBP: 0.235, SLG: 0.189 (1, 9)										3	0	1	0	1	1	0				
Mike Edwards, R OBP: 0.266, SLG: 0.283 (1, 4)										4	0	0	0	0	0	5				
Mike Heath, R OBP: 0.301, SLG: 0.319 (1, 5)										3	0	1	0	0	0	0				
Rob Picciolo, R OBP: 0.261, SLG: 0.328 (1, 6)										3	0	0	0	0	0	1				
Inning Stats	R: 2 E: 0 K: 0 S: 5	H: 2 LOB: 0 BB: 0 P: 5	R: 0 E: 0 K: 1 S: 5	H: 0 LOB: 0 BB: 0 P: 5	R: 0 E: 1 K: 0 S: 3	H: 0 LOB: 0 BB: 0 P: 3	R: 0 E: 0 K: 1 S: 6	H: 1 LOB: 2 BB: 1 P: 10	R: 0 E: 0 K: 0 S: 4	H: 1 LOB: 3 BB: 0 P: 12	R: 0 E: 0 K: 0 S: 3	H: 1 LOB: 0 BB: 0 P: 3	R: 0 E: 0 K: 0 S: 5	H: 0 LOB: 0 BB: 0 P: 5	R: 0 E: 0 K: 0 S: 3	H: 0 LOB: 0 BB: 0 P: 3	1B: 5 2B: 0 3B: 1 HR: 0	SF: 1 SAC: 0 DP: 3 HBP: 0	WP: 0 PB: 0 SB: 1 CS: 0	PA: 34
PITCHER	IP WLS BF H R ER SO BB IBB HBP BLK WP HR S P ERA WHIP	IP WLS BF H R ER SO BB IBB HBP BLK WP HR S P ERA WHIP																		
Paul Splittorf, L ERA: 4.24 (1, 1)	5.2 W 24 4 2 2 2 3 0 0 0 0 0 0 25 37 3.18 1.235																			
Renie Martin, R ERA: 5.19 (6, 1)	3.1 S 10 2 0 0 1 0 0 0 0 0 0 12 12 0.00 0.600																			

AB	30
R	2
H	6
RBI	2
BB	3
SO	3
LOB	13



Batter	1	2	3	4	5	6	7	8	9	AB	R	H	RBI	BB	SO	LOB	BOTTOM			
Willie Wilson, S OBP: 0.352, SLG: 0.422 (1, 8)										4	1	3	0	1	0	1	Oakland Athletics @ Kansas City Royals Royals Stadium, Kansas City, MO Sat Sep 29 1979, 8:05 PM EDT Att: 24,856 - Unknown - 83 F			
Darrell Porter, L OBP: 0.416, SLG: 0.485 (1, 10)										3	1	2	3	2	0	1				
Ralph LaCock, L OBP: 0.334, SLG: 0.380 (1, 3)										4	0	0	1	0	0	5				
Jamie Quirk, L OBP: 0.353, SLG: 0.443 (1, 2)										4	0	1	1	0	0	3				
Clint Hurdle, L OBP: 0.342, SLG: 0.373 (1, 9)										4	0	1	0	0	2	1				
Jim Nettles, L OBP: 0.200, SLG: 0.091 (1, 7)										3	0	0	0	1	1	1				
U L Washington, S OBP: 0.301, SLG: 0.361 (1, 6)										3	1	1	0	1	0	2				
Todd Cruz, R OBP: 0.218, SLG: 0.308 (1, 5)										4	0	0	0	0	0	2				
German Barranca, L OBP: 0.600, SLG: 0.800 (1, 4)										4	3	3	0	0	0	0				
Inning Stats	R: 0 E: 0 K: 0 S: 4	H: 1 LOB: 1 BB: 0 P: 4	R: 0 E: 0 K: 1 S: 5	H: 1 LOB: 0 BB: 0 P: 5	R: 1 E: 0 K: 0 S: 5	H: 2 LOB: 2 BB: 1 P: 9	R: 0 E: 0 K: 1 S: 6	H: 1 LOB: 1 BB: 0 P: 6	R: 2 E: 0 K: 1 S: 7	H: 2 LOB: 1 BB: 1 P: 11	R: 2 E: 0 K: 0 S: 5	H: 2 LOB: 2 BB: 2 P: 13	R: 0 E: 0 K: 0 S: 3	H: 0 LOB: 1 BB: 1 P: 7	R: 1 E: 0 K: 0 S: 5	H: 2 LOB: 1 BB: 0 P: 5	1B: 9 2B: 2 3B: 0 HR: 0	SF: 1 SAC: 0 DP: 0 HBP: 0	WP: 1 PB: 0 SB: 3 CS: 1	PA: 40
PITCHER	IP WLS BF H R ER SO BB IBB HBP BLK WP HR S P ERA WHIP	IP WLS BF H R ER SO BB IBB HBP BLK WP HR S P ERA WHIP																		
Mike Morgan, R ERA: 5.94 (1, 1)	8.0 L 39 11 6 6 3 5 0 0 0 1 0 40 60 6.75 2.000																			

AB	33
R	6
H	11
RBI	5
BB	5
SO	3
LOB	16



Batter	1	2	3	4	5	6	7	8	9	AB	R	H	RBI	BB	SO	LOB	TOP														
Rickey Henderson, R OBP: 0.338, SLG: 0.336 (1, 7)										5	1	2	0	0	0	0															
Dwayne Murphy, L OBP: 0.387, SLG: 0.387 (1, 8)										4	3	3	1	1	0	0															
Dave Revering, L OBP: 0.334, SLG: 0.483 (1, 10)										5	1	2	3	0	2	1															
Wayne Gross, L OBP: 0.332, SLG: 0.367 (1, 3)										4	0	0	0	0	2	2															
Jim Essian, R OBP: 0.295, SLG: 0.371 (1, 5)										3	0	0	1	0	0	0															
Joe Wallis, S OBP: 0.247, SLG: 0.205 (1, 9)										4	0	2	0	0	2	0															
Mike Heath, R OBP: 0.304, SLG: 0.322 (1, 2)										4	0	2	0	0	0	1															
Dave Chalk, R OBP: 0.315, SLG: 0.277 (1, 6)										3	1	1	1	1	0	2															
Mike Edwards, R OBP: 0.263, SLG: 0.280 (1, 4)										4	0	0	0	0	0	2															
Inning Stats	R: 0 E: 0 K: 1 S: 6	H: 2 LOB: 1 BB: 0 P: 6	R: 0 E: 0 K: 1 S: 6	H: 1 LOB: 2 BB: 1 P: 10	R: 0 E: 0 K: 0 S: 3	H: 0 LOB: 0 BB: 0 P: 3	R: 0 E: 0 K: 1 S: 5	H: 0 LOB: 0 BB: 0 P: 5	R: 1 E: 0 K: 0 S: 4	H: 1 LOB: 0 BB: 0 P: 4	R: 2 E: 1 K: 1 S: 9	H: 4 LOB: 2 BB: 0 P: 9	R: 1 E: 0 K: 1 S: 6	H: 1 LOB: 1 BB: 0 P: 6	R: 0 E: 0 K: 1 S: 6	H: 1 LOB: 1 BB: 0 P: 6	R: 2 E: 0 K: 0 S: 4	H: 2 LOB: 1 BB: 1 P: 8	1B: 8 2B: 1 3B: 1 HR: 2	SF: 1 SAC: 0 DP: 0 HBP: 0	WP: 0 PB: 0 SB: 3 CS: 0	PA: 39									
PITCHER Dennis Leonard, R ERA: 4.08 (1, 1)	IP: 9.0 WLS: L BF: 39	H: 12 R: 6 ER: 6 SO: 6	BB: 2 IBB: 0 HBP: 0 BLK: 0	WP: 0 HR: 2 S: 49 P: 57	ERA: 6.00 WHIP: 1.556											PITCHER	IP: 9.0 WLS: L BF: 39	H: 12 R: 6 ER: 6 SO: 6	BB: 2 IBB: 0 HBP: 0 BLK: 0	WP: 0 HR: 2 S: 49 P: 57	ERA: 6.00 WHIP: 1.556										

Oakland Athletics @ Kansas City Royals
Royals Stadium, Kansas City, MO
Sun Sep 30 1979, 4:33 AM EDT
Att: 23,842 - Unknown - 83 F

AB 36
R 6
H 12
RBI 6
BB 2
SO 6
LOB 8



Batter	1	2	3	4	5	6	7	8	9	AB	R	H	RBI	BB	SO	LOB	BOTTOM														
Willie Wilson, S OBP: 0.351, SLG: 0.420 (1, 7) (5, 8)										5	1	1	0	0	1	1															
Frank White, R OBP: 0.300, SLG: 0.403 (1, 4)										5	1	1	0	0	0	3															
Al Cowens, R OBP: 0.345, SLG: 0.409 (1, 9)										5	1	1	0	0	2	4															
Amos Otis, R OBP: 0.369, SLG: 0.444 (1, 8)										2	0	1	1	0	0	0															
Jim Nettles, L OBP: 0.192, SLG: 0.087 (5, 7)										1	0	0	0	0	0	0															
Clint Hurdle, L OBP: 0.343, SLG: 0.386 (8, 7)										2	0	1	1	0	1	1															
Darrell Porter, L OBP: 0.421, SLG: 0.484 (1, 10)										3	1	1	0	2	0	2															
John Wathan, R OBP: 0.227, SLG: 0.302 (1, 3)										4	1	2	2	0	0	1															
U L Washington, S OBP: 0.299, SLG: 0.358 (1, 6)										2	0	0	0	0	0	2															
Todd Cruz, R OBP: 0.224, SLG: 0.314 (6, 6)										1	0	1	0	0	0	0															
Steve Braun, L OBP: 0.384, SLG: 0.388 (8, PH)										1	0	0	1	0	0	0															
German Barranca, L OBP: 0.600, SLG: 0.800 (8, PR)										0	0	0	0	0	0	0															
Jerry Terrell, R OBP: 0.317, SLG: 0.450 (1, 5) (9, 6)										4	0	2	0	0	0	2															
Jim Gaudet, R OBP: 0.167, SLG: 0.167 (1, 2)										4	0	0	0	0	0	2															
Inning Stats	R: 1 E: 0 K: 0 S: 5	H: 2 LOB: 1 BB: 0 P: 5	R: 0 E: 0 K: 0 S: 3	H: 0 LOB: 0 BB: 0 P: 3	R: 0 E: 1 K: 1 S: 7	H: 2 LOB: 2 BB: 0 P: 7	R: 0 E: 0 K: 1 S: 7	H: 1 LOB: 2 BB: 0 P: 7	R: 0 E: 0 K: 0 S: 4	H: 1 LOB: 2 BB: 1 P: 8	R: 0 E: 0 K: 1 S: 5	H: 0 LOB: 0 BB: 0 P: 5	R: 3 E: 1 K: 1 S: 8	H: 3 LOB: 2 BB: 1 P: 12	R: 1 E: 0 K: 0 S: 5	H: 2 LOB: 1 BB: 0 P: 5	1B: 8 2B: 1 3B: 2 HR: 0	SF: 0 SAC: 0 DP: 0 HBP: 0	WP: 0 PB: 0 SB: 1 CS: 2	PA: 42											
PITCHER Craig Minetto, L ERA: 5.55 (1, 1)	IP: 7.1 WLS: W BF: 33	H: 8 R: 4 ER: 4 SO: 4	BB: 2 IBB: 0 HBP: 0 BLK: 0	WP: 0 HR: 0 S: 39 P: 47	ERA: 4.91 WHIP: 1.364											PITCHER	IP: 1.2 WLS: W BF: 8	H: 3 R: 1 ER: 1 SO: 0	BB: 0 IBB: 0 HBP: 0 BLK: 0	WP: 0 HR: 0 S: 8 P: 12	ERA: 5.40 WHIP: 1.800										

Oakland Athletics @ Kansas City Royals
Royals Stadium, Kansas City, MO
Sun Sep 30 1979, 4:33 AM EDT
Att: 23,842 - Unknown - 83 F

AB 39
R 5
H 11
RBI 5
BB 2
SO 4
LOB 18

