

Kansas City Royals - 1980

Batter	1	2	3	4	5	6	7	8	9	AB R H RBI BB SO LOB	TOP									
Lou Whitaker, L (1, 4) X	0-0 5-3 ①		0-0 4-3 ③		0-0 0-0 S	0-3 K ③		0-0 G6-4-3 ② ③		4 0 0 0 0 1 2										
Kirk Gibson, L (1, 8) S S S	0-3 K ②			0-0 HR		0-0 E 3B		0-3 K ①		4 2 2 1 0 2 0										
Steve Kemp, L (1, 7) X	0-0 4-3 ③			0-0 FC1-6 1B		0-0 E3 3B		0-0 F9 2B		4 1 2 1 0 0 0										
Richie Hebner, L (1, 5) S S S		0-0 4-3 ①		0-0 FC1-6 1B		0-0 3B		4-0 CS BB		3 1 1 1 1 0 1										
Jason Thompson, L (1, 3) B B B B		4-0 1B BB		0-0 F7 1-3		0-0 1B		0-0 F9 2-3		3 0 1 1 1 0 3										
Champ Summers, L (1, 10) S S S		0-0 1B		0-0 G3		0-0 F8		0-0 CS ③ S S S	0-3 K ①	3 0 1 0 0 0 2 1 0 0 0 0 1 0										
John Wockenfuss, R (8, PH)		0-0 G5-4-3 1B 1-2						0-0 1-2												
Lance Parrish, R (1, 2) X		0-0 G5-4-3 ② ③			0-0 F6 ① X	0-0 7-6-4-3 ② ③			0-0 HR	4 1 1 1 0 0 3										
Rick Peters, S (1, 9) B B B B			0-0 L5 ①		4-0 S BB		0-0 F7 ①		0-0 F3 ②	3 0 0 0 1 0 0										
Mark Wagner, R (1, 6) X			0-0 5-3 ②		0-0 F3 ②		0-0 1B		0-0 6-3 ③	4 0 1 0 0 0 1										
Inning Stats	R: 0 H: 0 E: 0 K: 1 S: 5	H: 0 LOB: 0 BB: 0 P: 5	R: 0 H: 1 E: 0 K: 0 S: 3	H: 1 LOB: 1 BB: 1 P: 7	R: 0 H: 0 E: 0 K: 0 S: 3	H: 0 LOB: 0 BB: 0 P: 3	R: 1 H: 2 E: 0 K: 0 S: 5	H: 2 LOB: 1 BB: 0 P: 5	R: 0 H: 0 E: 0 K: 1 S: 5	H: 0 LOB: 1 BB: 1 P: 9	R: 3 H: 3 E: 1 K: 0 S: 6	H: 3 LOB: 0 BB: 0 P: 6	R: 0 H: 1 E: 0 K: 0 S: 3	H: 1 LOB: 0 BB: 0 P: 3	R: 0 H: 1 E: 0 K: 1 S: 5	H: 1 LOB: 1 BB: 1 P: 9	R: 1 H: 1 E: 0 K: 1 S: 6	H: 1 LOB: 0 BB: 0 P: 6	1B: 4 SF: 0 2B: 2 SAC: 0 3B: 2 DP: 3 HR: 2 HBP: 0	WP: 0 PA: 37 PB: 1 SB: 1 CS: 1
PITCHER	IP WLS BF H R ER SO BB IBB HBP BLK WP HR S P ERA WHIP																			
Dennis Leonard, R (1, 1) ERA: 3.68	7.1 L 31 8 4 3 3 3 0 0 0 1 0 1 34 46 3.68 1.500																			
Gary Christenson, L (8, 1) ERA: 5.4	1.2 5 1 1 1 1 0 0 0 0 0 1 7 7 5.40 0.600																			

Detroit Tigers @ Kansas City Royals
 Royals Stadium, Kansas City, MO
 Thu Apr 10 1980, 7:05 PM EST
 Att. 34,901 - Unknown - 65 F

livebaseballscorecards.com

AB	33
R	5
H	9
RBI	5
BB	3
SO	4
LOB	12




Batter	1	2	3	4	5	6	7	8	9	AB R H RBI BB SO LOB
Willie Wilson, S (1, 8) <small>SS</small>	0-3 K ①		0-0 E1 <small>BB S</small> ①		0-0 4-3 ①			4-0 FC5-4 <small>BB</small> ①		3 0 0 0 1 1 1
Hal McRae, R (1, 10) <small>X</small>	0-0 6-3 ②		4-0 BB <small>1-2</small> ②		0-0 F4 ②		0-0 FC5-4 <small>FC4-6</small> ①		3 0 0 0 1 0 1	
George Brett, L (1, 5) <small>X</small>	0-0 6-3 ③		4-0 FC5-4 <small>BB</small> ③		0-0 L9 ③		0-0 FC4-6 <small>1-2f</small> ②		3 0 0 1 1 0 1	
Willie Aikens, L (1, 3)		0-0 3-1 ① <small>SS</small>	0-3 K ②		0-0 F7 ①		0-0 F8 ③		4 0 0 0 0 1 4	
Ralph LaCock, L (1, 7)		0-0 G3 ② <small>X</small>	0-0 FC5-4 <small>1-2f</small> ③		0-0 4-3 ②		0-0 F8 ①		4 0 0 0 0 0 3	
Jamie Quirk, L (1, 2) <small>OBP: 0.250, SLG: 0.250</small>		0-0 1B ① <small>X</small>		0-0 G3 ①		0-0 F6 ③		0-0 F7 ②	4 0 1 0 0 0 0	
Clint Hurdle, L (1, 9) <small>OBP: 0.250, SLG: 0.500</small>		0-0 1-3 ③ <small>X</small>		0-0 5-3 <small>2B</small> ②		0-0 F5 ①		0-0 G3 ③	4 0 1 0 0 0 1	
Frank White, R (1, 4) <small>OBP: 0.333, SLG: 0.667</small>			0-0 E <small>BB</small> <small>2B</small> ②	0-0 5-3 ②		0-3 K ②			3 1 1 0 0 1 1	
U L Washington, S (1, 6)			0-0 5-3 ① <small>SS</small>	0-3 K ③		0-3 K ③			3 0 0 0 0 2 2	

Inning Stats	R: 0 E: 0 K: 1 S: 5	H: 0 LOB: 0 BB: 0 P: 5	R: 0 E: 0 K: 0 S: 4	H: 1 LOB: 1 BB: 0 P: 4	R: 1 E: 1 K: 1 S: 7	H: 1 LOB: 3 BB: 2 P: 15	R: 0 E: 0 K: 1 S: 6	H: 1 LOB: 1 BB: 0 P: 6	R: 0 E: 0 K: 0 S: 3	H: 0 LOB: 0 BB: 0 P: 3	R: 0 E: 0 K: 2 S: 7	H: 0 LOB: 0 BB: 0 P: 7	R: 0 E: 0 K: 0 S: 3	H: 0 LOB: 1 BB: 1 P: 7	R: 0 E: 0 K: 0 S: 3	H: 0 LOB: 0 BB: 0 P: 3	1B: 1 2B: 2 3B: 0 HR: 0	SF: 0 SAC: 0 DP: 0 HBP: 0	WP: 0 PB: 0 SB: 1 CS: 0	PA: 34
PITCHER Jack Morris, R (1, 1) <small>ERA:</small>	IP 9.0	WLS W	BF 34	H 3	R 1	ER 0	SO 5	BB 3	IBB 0	HBP 0	BLK 0	WP 0	HR 0	S 41	P 53	ERA 0.00	WHIP 0.667			

DETROIT TIGERS @ KANSAS CITY ROYALS
 Royals Stadium, Kansas City, MO
 Thu Apr 10 1980, 7:05 PM EST
 Att: 34,901 - Unknown - 65 F

AB	31
R	1
H	3
RBI	1
BB	3
SO	5
LOB	14



Batter	1	2	3	4	5	6	7	8	9	AB R H RBI BB SO LOB	TOP																								
Lou Whitaker, L (1, 4) X	0-0 5-3 ①		0-3 K ③			4-0 FC6 BB ②		0-3 K ①		3 0 0 0 1 2 1																									
Lynn Jones, R (1, 9) X	0-0 F8 ②			0-0 L8 ①		0-0 L8 ②		0-0 G6-4-3 ② ③		4 0 0 0 0 0 3																									
Steve Kemp, L (1, 7) X OBP: 0.250, SLG: 0.375	0-0 F7 ③			0-0 1-3 ②		0-0 FC6 1-2f			0-0 5-3 ①	4 0 0 0 0 0 2																									
Lance Parrish, R (1, 2) OBP: 0.375, SLG: 0.750		0-0 S 1-4-3-5-2 1B ①		0-0 5-3 ③			0-0 FC5 1B ①		0-0 F4 ②	4 0 2 0 0 0 0																									
Jason Thompson, L (1, 3) OBP: 0.500, SLG: 0.429		0-3 K 1-2 ①			0-3 K ①		0-0 FC5 1B ①		0-0 BB 1B ①	4 0 2 0 0 2 1																									
John Wockenfuss, R (1, 10)		4-0 BB ②		0-0 L7 ②		0-0 F6 ①		4-0 BB ①	4-0 BB ①	2 0 0 0 2 0 2																									
Tom Brookens, R (1, 5)		0-0 1-4-3-5-2 2-3f ② ③		0-0 F8 ③		0-0 FC5 1-2 2-3f ②		0-0 F7 ③		4 0 0 0 0 0 6																									
Dave Stegman, R (1, 8) OBP: 0.333, SLG: 0.333			0-3 K ①			0-0 5-3 1B ①		0-0 4-3 ③		3 0 1 0 0 1 2																									
Mark Wagner, R (1, 6) OBP: 0.286, SLG: 0.286			0-0 5-3 ②			0-0 5-3 1-2 ①		0-0 G6-4-3 1B ①		3 0 1 0 0 0 1																									
Inning Stats	R: 0 E: 0 K: 0 S: 3 H: 0 LOB: 0 BB: 0 P: 3	R: 0 E: 0 K: 1 S: 5 H: 1 LOB: 1 BB: 1 P: 9	R: 0 E: 0 K: 2 S: 7 H: 0 LOB: 0 BB: 0 P: 7	R: 0 E: 0 K: 0 S: 3 H: 0 LOB: 0 BB: 0 P: 3	R: 0 E: 0 K: 1 S: 5 H: 0 LOB: 0 BB: 0 P: 5	R: 0 E: 0 K: 0 S: 4 H: 1 LOB: 2 BB: 1 P: 8	R: 0 E: 0 K: 0 S: 5 H: 2 LOB: 2 BB: 0 P: 5	R: 0 E: 0 K: 1 S: 5 H: 1 LOB: 0 BB: 0 P: 5	R: 0 E: 0 K: 0 S: 4 H: 1 LOB: 2 BB: 1 P: 8	1B: 6 2B: 1 3B: 0 HR: 0 SF: 0 SAC: 0 DP: 2 HBP: 0	WP: 0 PB: 0 SB: 1 CS: 0 PA: 34																								
PITCHER Larry Gura, L (1, 1) ERA:	IP 9.0	WLS W	BF 34	H 6	R 0	ER 0	SO 5	BB 3	IBB 0	HBP 0	BLK 0	WP 0	HR 0	S 41	P 53	ERA 0.00	WHIP 1.000	PITCHER	IP	WLS	BF	H	R	ER	SO	BB	IBB	HBP	BLK	WP	HR	S	P	ERA	WHIP

Detroit Tigers @ Kansas City Royals
Royals Stadium, Kansas City, MO

Fri Apr 11 1980, 7:05 PM EST
Att. 14,605 - Unknown - 42 F

livebaseballscorecards.com

AB	31
R	0
H	6
RBI	0
BB	3
SO	5
LOB	18



Batter	1	2	3	4	5	6	7	8	9
Willie Wilson, S (1, 8) S S S	0-3 K ①		0-0 CS ③ S S S 1-2	0-3 K ①		0-3 K ② S S S		0-0 6-3 ① X	
Frank White, R (1, 4) OBP: 0.143, SLG: 0.286 X	0-0 F4 ②			0-0 G3 ② X		0-0 F3 ③ X		0-0 F6 ② X	
George Brett, L (1, 5) OBP: 0.250, SLG: 0.143 X	0-0 F8 ③			0-0 F8 ③ X			0-0 4-3 ① X	0-0 1B	
Hal McRae, R (1, 10) OBP: 0.375, SLG: 0.429		X 0-0 F5 ①			X 0-0 BB 1B 1B		X 0-0 G3 2B 2B	X 0-0 F9 ③	
Willie Aikens, L (1, 3) Clint Hurdle, L (8, 9) OBP: 0.250, SLG: 0.500		X 0-0 3-1 ②			X 0-0 F2 ①		X 0-0 G3 ②		
John Wathan, R (1, 2)		X 0-0 1-3 ③			B B B B 4-0 1B 1-2 BB		4-0 2B IBB		
Ralph LaCock, L (1, 7) (8, 3) OBP: 0.286, SLG: 0.429			0-3 K ① S S S		X 0-0 FC5-4 1B ② 1-3 2-H		X 0-0 1B 2B ① 1-H 3-H		
Bob Detherage, R (1, 9) (8, 7) OBP: 0.333, SLG: 0.333			0-0 6-3 ② X		X 0-0 FC5-4 ③ 1-2f		X 0-0 1B ③ 2-H		
U L Washington, S (1, 6) OBP: 0.167, SLG: 0.167			0-0 CS 1B X			X 0-0 4-3 ① X	X 0-0 4-3 ③		

Inning Stats	R: 0	H: 0	E: 0	K: 1	S: 5	LOB: 0	BB: 0	P: 5	R: 0	H: 0	E: 0	K: 1	S: 5	LOB: 0	BB: 0	P: 3	R: 0	H: 1	E: 0	K: 1	S: 5	LOB: 0	BB: 0	P: 5	R: 1	H: 2	E: 0	K: 0	S: 4	LOB: 1	BB: 1	P: 8	R: 0	H: 0	E: 0	K: 1	S: 5	LOB: 0	BB: 0	P: 5	R: 3	H: 3	E: 0	K: 0	S: 6	LOB: 1	BB: 1	P: 10	R: 0	H: 1	E: 0	K: 0	S: 4	LOB: 1	BB: 0	P: 4
1B: 5	SF: 0	2B: 2	SAC: 0	3B: 0	DP: 0	HR: 0	HBP: 0	WP: 0	PA: 32																																															

PITCHER	IP	WLS	BF	H	R	ER	SO	BB	IBB	HBP	BLK	WP	HR	S	P	ERA	WHIP
Dan Schatzeder, L (1, 1) ERA: 5.4	6.2	L	25	5	4	4	4	1	1	0	0	0	0	31	39	5.40	0.900
Pat Underwood, L (7, 1) ERA:	1.1		6	2	0	0	0	0	0	0	0	0	0	6	6	0.00	1.500

BOTTOM

Detroit Tigers @ Kansas City Royals
 Royals Stadium, Kansas City, MO
 Fri Apr 11 1980, 7:05 PM EST
 Att: 14,605 - Unknown - 42 F

livebaseballscorecards.com

AB	29
R	4
H	7
RBI	4
BB	2
SO	4
LOB	5



Batter	1	2	3	4	5	6	7	8	9	AB R H RBI BB SO LOB	TOP											
Lou Whitaker, L (1, 4)	0-3 K		0-0 FC6-4 1B		4-0 2B	0-0 4-3		0-0 6-3		4 2 0 0 1 1 1												
Kirk Gibson, L (1, 8) OBP: 0.444, SLG: 1.000	0-0 B2-3		4-0 1B		0-3 K	0-0 E 1B		0-0 F8		4 1 1 0 1 1 1												
Steve Kemp, L (1, 7) OBP: 0.308, SLG: 0.385	0-0 3-1		0-0 1B		0-0 FC 2B	0-0 6-3				5 1 2 2 0 0 2												
Richie Hebner, L (1, 5) OBP: 0.444, SLG: 0.750		0-0 1B	0-0 F9		0-0 1B		0-0 4-3			5 1 2 2 0 0 2												
Jason Thompson, L (1, 3) OBP: 0.538, SLG: 0.583		0-3 K		0-0 4-3 2B	0-0 FC6-4 1B		0-0 4-3			5 0 3 1 0 1 1												
Champ Summers, L (1, 10) OBP: 0.375, SLG: 0.286		0-3 K		0-0 4-3 2B	0-0 FC6-4 1B		4-0 3B			4 1 1 0 1 1 4												
Rick Peters, S (1, 9) OBP: 0.375, SLG: 0.500		0-0 4-3		4-0 S BB	0-0 FC6-4		0-0 1-H 3B			3 0 1 1 1 0 3												
Duffy Dyer, R (1, 2)			0-3 K	0-3 K	0-0 5-3		0-3 K			4 0 0 0 0 3 5												
Mark Wagner, R (1, 6) OBP: 0.375, SLG: 0.286			4-0 FC6-4 BB		0-0 F8		0-0 F4			0 0 0 0 1 0 0												
Tim Corcoran, L (4, PH)										1 0 0 0 0 0 2												
Tom Brookens, R (4, 6)										2 0 0 0 0 0 0												
Inning Stats	R: 0 E: 0 K: 1 S: 5	H: 0 LOB: 0 BB: 0 P: 5	R: 0 E: 0 K: 2 S: 8	H: 1 LOB: 1 BB: 0 P: 8	R: 2 E: 0 K: 1 S: 6	H: 1 LOB: 1 BB: 2 P: 14	R: 0 E: 0 K: 1 S: 6	H: 1 LOB: 2 BB: 1 P: 10	R: 3 E: 1 K: 1 S: 9	H: 3 LOB: 2 BB: 1 P: 13	R: 0 E: 1 K: 0 S: 4	H: 1 LOB: 1 BB: 0 P: 4	R: 1 E: 0 K: 1 S: 6	H: 1 LOB: 1 BB: 1 P: 10	R: 0 E: 0 K: 0 S: 3	H: 0 LOB: 0 BB: 0 P: 3	R: 0 E: 0 K: 0 S: 4	H: 2 LOB: 1 BB: 0 P: 4	1B: 7 2B: 2 3B: 1 HR: 0	SF: 0 SAC: 0 DP: 1 HBP: 0	WP: 0 PB: 0 SB: 2 CS: 0	PA: 42
PITCHER	IP WLS BF H R ER SO BB IBB HBP BLK WP HR S P ERA WHIP																					
Rich Gale, R (1, 1) ERA: 8.31	4.1		22	4	5	4	6	4	0	0	0	0	0	0	30	46	8.31	1.846				
Marty Pattin, R (5, 1) ERA: 1.93	4.2	W	20	6	1	1	1	1	0	0	0	0	0	21	25	1.93	1.500					

Detroit Tigers @ Kansas City Royals
 Royals Stadium, Kansas City, MO
 Sat Apr 12 1980, 4:33 AM EST
 Att. 16,130 - Unknown - 50 F

AB	37
R	6
H	10
RBI	6
BB	5
SO	7
LOB	21



1B	7	SF	0
2B	2	SAC	0
3B	1	DP	1
HR	0	HBP	0

Batter	1	2	3	4	5	6	7	8	9
Willie Wilson, S OBP: 0.308, SLG: 0.500 (1, 8)	0-0 FC1-5-2 2B	0-0 E 1B	0-0 F5			0-0 L7		0-0 1-H 3B	
Frank White, R OBP: 0.167, SLG: 0.417 (1, 4)	0-0 FC1-5-2 1B	0-0 E6 3B		0-0 6-3		0-0 F6		0-0 F7	
George Brett, L OBP: 0.417, SLG: 0.364 (1, 5)	0-0 4-3 1B	0-0 2B 1B		0-3 K			0-0 G5-4-3 1B		
Hal McRae, R OBP: 0.417, SLG: 0.636 (1, 10)	0-0 4-3 1B	0-0 1B 2B		0-0 2B			0-0 G5-4-3 1-2f		
Willie Aikens, L (1, 3)	4-0 BB	0-0 4-3		0-3 K			0-3 K		
Ralph LaCock, L OBP: 0.182, SLG: 0.273 (1, 7)	0-0 F5		0-0 L8		0-0 F9		0-3 K		
Jamie Quirk, L OBP: 0.429, SLG: 0.429 (1, 2)		0-0 1B E 1B	0-0 G3		0-0 1B		0-0 SF8 3B		
John Wathan, R OBP: 0.750, SLG: 1.500 (8, PH)									
Clint Hurdle, L OBP: 0.286, SLG: 0.571 (1, 9)		0-0 F7	0-0 2B		0-0 G3-6-3		0-0 SF8		
Dave Chalk, R (8, PH)									
Bob Dethelage, R OBP: 0.333, SLG: 0.333 (9, 9)									
U L Washington, S OBP: 0.300, SLG: 0.400 (1, 6)		0-0 5-3	0-0 2B			0-0 4-3		0-0 3B 1B	

Inning Stats	R: 1	H: 2	E: 0	K: 0	S: 5	LOB: 2	BB: 1	P: 9	R: 4	H: 5	E: 1	K: 0	S: 8	LOB: 1	BB: 0	P: 8	R: 1	H: 2	E: 0	K: 0	S: 5	LOB: 1	BB: 0	P: 5	R: 0	H: 1	E: 0	K: 2	S: 8	LOB: 0	BB: 0	P: 3	R: 0	H: 0	E: 0	K: 0	S: 3	LOB: 0	BB: 0	P: 3	R: 0	H: 1	E: 0	K: 1	S: 5	LOB: 0	BB: 0	P: 5	R: 2	H: 3	E: 0	K: 1	S: 8	LOB: 1	BB: 0	P: 8	1B: 7	2B: 5	3B: 3	SF: 1	SAC: 0	DP: 2	HBP: 0	WP: 0	PB: 0	SB: 3	CS: 0	PA: 38
--------------	------	------	------	------	------	--------	-------	------	------	------	------	------	------	--------	-------	------	------	------	------	------	------	--------	-------	------	------	------	------	------	------	--------	-------	------	------	------	------	------	------	--------	-------	------	------	------	------	------	------	--------	-------	------	------	------	------	------	------	--------	-------	------	-------	-------	-------	-------	--------	-------	--------	-------	-------	-------	-------	--------

PITCHER	IP	WLS	BF	H	R	ER	SO	BB	IBB	HBP	BLK	WP	HR	S	P	ERA	WHIP
Milt Wilcox, R ERA: 18.0 (1, 1)	3.0		19	9	6	6	0	1	0	0	0	0	0	18	22	18.00	3.333
John Hiller, L ERA: (4, 1)	4.0		13	3	0	0	3	0	0	0	0	0	0	19	19	0.00	0.750
Pat Underwood, L ERA: 7.71 (8, 1)	1.0	L	6	3	2	2	1	0	0	0	0	0	0	8	8	18.00	3.000

BOTTOM

Detroit Tigers @ Kansas City Royals
Royals Stadium, Kansas City, MO
 Sat Apr 12 1980, 4:33 AM EST
 Att: 16,130 - Unknown - 50 F

livebaseballscorecards.com

AB	36
R	8
H	15
RBI	7
BB	1
SO	4
LOB	12



Batter	1	2	3	4	5	6	7	8	9	AB R H RBI BB SO LOB	TOP	
Lou Whitaker, L (1, 4) X	0-0 6-3 ①		4-0 BB BB BB ②			0-0 SH5-3 ①		0-0 1-3 ②		2 0 0 0 1 0 1		
Kirk Gibson, L (1, 8) X OBP: 0.308, SLG: 0.667	0-0 G3 ②		0-3 K ③			0-0 F7 ②		0-0 4-3 ③		4 0 0 0 0 1 3		
Lynn Jones, R (1, 9) X OBP: 0.286, SLG: 0.286 Steve Kemp, L (9, PH) OBP: 0.286, SLG: 0.357	0-0 1B ①				0-0 G4-6-3 1B	0-0 F6 ③		0-0 F6 ①		3 0 2 0 0 0 1 1 0 0 0 0 0 0		
Lance Parrish, R (1, 2) X OBP: 0.500, SLG: 0.750	0-0 1B ③				0-0 G4-6-3 ① ②	0-0 1-3 1B		0-0 HR 1B		4 1 3 0 0 0 1		
Jason Thompson, L (1, 3) X OBP: 0.412, SLG: 0.438		0-0 4-3 ①			0-0 4-3 ③	0-0 1-3 ①		0-0 F4 ②		4 0 0 0 0 0 2		
John Wockenfuss, R (1, 10) X Champ Summers, L (7, PH) OBP: 0.500, SLG: 0.750		0-0 L8 ②			0-0 5-3 ①	4-0 BB BB BB BB G1-6-3 BB		0-0 HR 1-H		2 0 0 0 0 0 0 1 1 1 2 1 0 0		
Tom Brookens, R (1, 5) X Richie Hebner, L (7, PH) (7, 5) OBP: 0.455, SLG: 0.800		0-0 F6 ③			0-0 L8 ②	0-0 G1-6-3 ② ③		0-0 2B		2 0 0 0 0 0 0 2 0 1 0 0 0 2		
Dave Stegman, R (1, 7) X OBP: 0.400, SLG: 0.600 Rick Peters, S (8, PH) (8, 7) OBP: 0.400, SLG: 0.500			0-0 FC1-5 ①		0-0 5-3 ③			0-0 F9 ③		2 0 1 0 0 0 0 2 0 1 0 0 0 1		
Mark Wagner, R (1, 6) X OBP: 0.400, SLG: 0.333 Tim Corcoran, L (8, PH) Alan Trammell, R (8, 6) X			0-0 FC1-5 ①			0-0 SH5-3 1B		0-0 1-3 ①		2 0 1 0 0 0 1 1 0 0 0 0 0 1 0 0 0 0 0 0 0		
Inning Stats	R: 0 H: 2 E: 0 LOB: 2 K: 0 BB: 0 S: 4 P: 4	R: 0 H: 0 E: 0 LOB: 0 K: 0 BB: 0 S: 3 P: 3	R: 0 H: 1 E: 0 LOB: 1 K: 1 BB: 1 S: 5 P: 9	R: 0 H: 1 E: 0 LOB: 0 K: 0 BB: 0 S: 3 P: 3	R: 0 H: 0 E: 0 LOB: 0 K: 0 BB: 0 S: 3 P: 3	R: 0 H: 1 E: 0 LOB: 1 K: 0 BB: 0 S: 4 P: 4	R: 0 H: 1 E: 0 LOB: 1 K: 0 BB: 1 S: 3 P: 7	R: 0 H: 1 E: 0 LOB: 1 K: 0 BB: 0 S: 4 P: 4	R: 2 H: 3 E: 0 LOB: 1 K: 0 BB: 0 S: 6 P: 6	1B: 7 SF: 0 2B: 2 SAC: 1 3B: 0 DP: 2 HR: 1 HBP: 0	WP: 0 PA: 35 PB: 0 SB: 2 CS: 1	
PITCHER	IP WLS BF H R ER SO BB IBB HBP BLK WP HR S P ERA WHIP											
Paul Splittorf, L (1, 1) ERA:	6.1 W 23 6 0 0 1 1 0 0 0 0 0 0 24 28 0.00 1.105											
Dan Quisenberry, R (7, 1) ERA: 7.71	2.1 10 3 2 2 0 1 0 0 0 0 0 1 9 13 7.71 1.714											
Gary Christenson, L (9, 1) ERA: 4.5	0.1 S 2 1 0 0 0 0 0 0 0 0 0 0 2 2 0.00 3.000											

Detroit Tigers @ Kansas City Royals
 Royals Stadium, Kansas City, MO
 Sun Apr 13 1980, 4:33 AM EST
 Att. 17,720 - Unknown - 52 F

livebaseballscorecards.com

AB	32
R	2
H	10
RBI	2
BB	2
SO	1
LOB	13



Batter	1	2	3	4	5	6	7	8	9
Willie Wilson, S OBP: 0.353, SLG: 0.500 (1, 8)	0-0 FC3-6 S 1B		0-0 4-3 1-2		0-0 4-3 1-2		0-0 G3 1B		
Frank White, R OBP: 0.250, SLG: 0.357 (1, 4)	4-0 FC3-6 1-2 BB		4-0 BB		0-3 K		0-0 F8		
George Brett, L OBP: 0.375, SLG: 0.286 (1, 5)	0-0 FC3-6 1-2f 2-3 G5-4-3		0-0 4-3		4-0 IBB		0-0 G3 1-2 2-3		
Hal McRae, R OBP: 0.438, SLG: 0.571 (1, 10)	0-0 G5-4-3 1-2f			0-0 4-3 1B		0-0 F9		4-0 1B IBB	
Willie Aikens, L OBP: 0.133, SLG: 0.071 (1, 3)		0-0 4-3		0-0 4-3 1-2		0-0 F6	0-0 1-3 2-H 3-H 1B		
Bob Dethera, R OBP: 0.333, SLG: 0.333 (8, 7)									
Ralph LaCock, L OBP: 0.200, SLG: 0.267 (1, 7)		0-0 4-3		0-0 2-H 1B		0-0 F8		0-0 F8	
Jamie Quirk, L OBP: 0.364, SLG: 0.364 (1, 2)		0-0 F8		0-3 K		0-0 FC4-6 1B		0-0 F7	
Clint Hurdle, L OBP: 0.273, SLG: 0.455 (1, 9)			0-0 4-3 1B	0-0 F8		0-0 FC4-6 1-2f		0-0 F9	
U L Washington, S OBP: 0.385, SLG: 0.417 (1, 6)			0-0 F8		0-0 4-3 1B		4-0 G3 1B 1B BB		

Inning Stats	R: 0	H: 1	E: 0	K: 0	S: 3	R: 0	H: 0	E: 0	K: 0	S: 3	R: 0	H: 1	E: 0	K: 0	S: 4	R: 1	H: 2	E: 0	K: 1	S: 7	R: 0	H: 1	E: 0	K: 1	S: 6	R: 0	H: 1	E: 0	K: 0	S: 4	R: 2	H: 2	E: 0	K: 0	S: 4	R: 0	H: 0	E: 0	K: 0	S: 3				
	LOB: 1	BB: 1				LOB: 0	BB: 0				LOB: 1	BB: 0				LOB: 2	BB: 1				LOB: 1	BB: 0				LOB: 2	BB: 1			LOB: 2	BB: 2			LOB: 0	BB: 0									

PITCHER	IP	WLS	BF	H	R	ER	SO	BB	IBB	HBP	BLK	WP	HR	S	P	ERA	WHIP
Dave Rozema, R ERA: 3.86 (1, 1)	7.0	L	32	8	3	3	2	3	2	0	0	0	0	31	51	3.86	1.571
Aurelio Lopez, R ERA: (8, 1)	1.0		3	0	0	0	0	0	0	0	0	0	0	3	3	0.00	0.000

AB R H RBI BB SO LOB

4	1	2	0	0	0	2
2	0	0	0	2	1	3
3	0	0	0	1	0	6
3	1	1	0	1	0	4
4	0	1	2	0	0	1
0	0	0	0	0	0	0
4	0	1	1	0	0	0
4	0	1	0	0	1	1
4	0	1	0	0	0	2
2	1	1	0	1	0	1

1B: 8	SF: 0	WP: 0	PA: 35
2B: 0	SAC: 0	PB: 0	
3B: 0	DP: 1	SB: 1	
HR: 0	HBP: 0	CS: 0	

AB	R	H	RBI	BB	SO	LOB
30	3	8	3	5	2	20



Detroit Tigers @ Kansas City Royals
 Royals Stadium, Kansas City, MO
 Sun Apr 13 1980, 4:33 AM EST
 Att: 17,720 - Unknown - 52 F

livebaseballscores.com

Batter	1	2	3	4	5	6	7	8	9
Al Bumbry, L OBP: 0.333, SLG: 0.313 (1, 8) X	0-0 G3	4-0 FC4 BB		0-3 K		4-0 BB 1B BB		0-3 K	
Kiko Garcia, R (1, 4) X	0-0 1-3	0-0 FC4			0-0 5-3	0-0 F4		4-0 HR BB	
Ken Singleton, S OBP: 0.429, SLG: 0.647 (1, 9) B B B B	4-0 2B WP BB	0-0 4-3			0-0 1B SF9 1B	4-0 1B BB		0-0 1B HR	
John Lowenstein, L OBP: 0.167, SLG: 0.167 (9, 7) B B B B									
Eddie Murray, S OBP: 0.333, SLG: 0.368 (1, 3) X	0-0 WP 1-3 2B		0-0 F7		0-0 1B	4-0 1B BB		0-0 4-3	
Lee May, R OBP: 0.238, SLG: 0.400 (1, 10) S S S S	0-3 K		0-0 5-3		0-0 SF9	0-0 1B		0-0 2B	
Doug DeCinces, R OBP: 0.381, SLG: 0.400 (1, 5) X		0-0 1-3	0-0 6-3		0-0 F7	0-0 G6-4-3 1B		0-0 F4	
Gary Roenicke, R OBP: 0.333, SLG: 0.273 (1, 7) (9, 9) B B B B		4-0 1B BB		0-3 K		0-0 HR 1B	0-0 F4		
Rick Dempsey, R OBP: 0.444, SLG: 0.933 (1, 2) X		0-0 BB 1B FC4 1B		0-0 2B		0-0 HR	0-3 K		
Mark Belanger, R OBP: 0.235, SLG: 0.235 (1, 6) X		0-0 BB E 1B		0-0 F4		0-0 BB BB 1B	0-3 K		

Inning Stats	R: 1	H: 1	E: 0	K: 1	S: 6	H: 1	LOB: 1	BB: 1	P: 10	R: 3	H: 2	E: 1	K: 0	S: 5	H: 0	LOB: 0	BB: 0	P: 3	R: 0	H: 1	E: 0	K: 2	S: 8	H: 2	LOB: 1	BB: 0	P: 5	R: 5	H: 4	E: 0	K: 0	S: 6	H: 0	LOB: 0	BB: 0	P: 7	R: 2	H: 2	E: 0	K: 1	S: 7	H: 2	LOB: 1	BB: 1	P: 11
	1B: 7	2B: 3	3B: 0	HR: 2	SF: 1	SAC: 0	DP: 1	HBP: 0	WP: 1	PA: 42																																			

PITCHER	IP	WLS	BF	H	R	ER	SO	BB	IBB	HBP	BLK	WP	HR	S	P	ERA	WHIP
Dennis Leonard, R ERA: 6.57 (1, 1)	5.0	L	26	8	7	6	3	3	0	0	0	1	1	29	41	10.80	2.200
Steve Busby, R ERA: 81.0 (6, 1)	0.1		6	2	3	3	0	3	0	0	0	0	0	3	15	81.00	15.000
Renie Martin, R ERA: 6.75 (6, 1)	2.2		10	2	2	2	3	1	0	0	0	0	1	15	19	6.75	1.125

AB R H RBI BB SO LOB

3	1	0	0	2	2	1
4	1	0	1	1	0	3
3	4	2	2	2	0	1
0	0	0	0	0	0	0
4	0	2	1	1	0	0
4	0	2	3	0	1	1
5	0	0	0	0	0	4
3	2	1	0	1	1	0
4	2	3	2	0	1	0
4	2	2	1	0	1	1

AB	34
R	12
H	12
RBI	10
BB	7
SO	6
LOB	11



WP	HR	S	P	ERA	WHIP
1	0	1	1		

Kansas City Royals @ Baltimore Orioles
Memorial Stadium, Baltimore, MD
 Tue Apr 15 1980, 3:33 AM EST
 Att: 50,199 - Unknown - 58 F

livebaseballscorecards.com

Batter	1	2	3	4	5	6	7	8	9	AB R H RBI BB SO LOB	TOP
Willie Wilson, S OBP: 0.280, SLG: 0.375 (1, 8) X	0-0 5-3		0-0 6-3			0-3 K		0-0 1B 1B		4 0 1 0 0 1 0	Kansas City Royals @ Baltimore Orioles Memorial Stadium, Baltimore, MD Wed Apr 16 1980, 6:05 PM EST Att: 7,473 - Unknown - 44 F
Frank White, R OBP: 0.391, SLG: 0.476 (1, 4) X	0-0 6-3		0-0 1B			0-0 1B 1B		0-0 1-2 1B		4 1 3 0 0 0 0	
George Brett, L OBP: 0.292, SLG: 0.364 (1, 5) X	0-0 G3		0-0 4-3			0-0 F8		0-0 F8		4 0 0 0 0 0 4	
Hal McRae, R OBP: 0.375, SLG: 0.455 (1, 10) X		0-0 F7			0-0 F8	0-0 1-1 1B		0-0 5-3		4 0 1 1 0 0 2	
Willie Aikens, L OBP: 0.130, SLG: 0.091 (1, 3) X		0-0 F9		0-0 1-3		0-3 K		0-0 F6		4 0 0 0 0 1 1	
John Wathan, R OBP: 0.500, SLG: 0.667 (1, 2) X		0-0 BB 1B		0-0 4-3		0-0 L7		0-0 F9		4 0 1 0 0 0 0	
Ralph LaCock, L OBP: 0.217, SLG: 0.227 (1, 7) X		4-0 BB 1-2 BB			0-0 F8	0-0 F8		0-0 6-3		3 0 0 0 1 0 0	
Bob Dethelage, R OBP: 0.333, SLG: 0.333 (1, 9) X		0-3 K			0-0 G5-4-3 1B	0-0 F9				3 0 1 0 0 1 2	
U L Washington, S OBP: 0.263, SLG: 0.278 (1, 6) X			0-3 K		0-0 G5-4-3			0-0 F7		3 0 0 0 0 1 1	
Inning Stats	R: 0 E: 0 K: 0 S: 3 H: 0 LOB: 0 BB: 0 P: 3	R: 0 E: 0 K: 1 S: 6 H: 1 LOB: 2 BB: 1 P: 10	R: 0 E: 0 K: 1 S: 6 H: 1 LOB: 1 BB: 0 P: 6	R: 0 E: 0 K: 0 S: 3 H: 0 LOB: 0 BB: 0 P: 3	R: 0 E: 0 K: 0 S: 3 H: 1 LOB: 0 BB: 0 P: 3	R: 1 E: 0 K: 2 S: 9 H: 2 LOB: 1 BB: 0 P: 9	R: 0 E: 0 K: 0 S: 3 H: 0 LOB: 0 BB: 0 P: 3	R: 0 E: 0 K: 0 S: 5 H: 2 LOB: 2 BB: 0 P: 5	R: 0 E: 0 K: 0 S: 3 H: 0 LOB: 0 BB: 0 P: 3	1B: 7 2B: 0 3B: 0 HR: 0 SF: 0 SAC: 0 DP: 1 HBP: 0	WP: 0 PB: 0 SB: 1 CS: 0 PA: 34
PITCHER Mike Flanagan, L (1, 1) ERA: 4.91	IP 9.0 WLS W BF 34 H 7 R 1 ER 1 SO 4 BB 1 IBB 0 HBP 0 BLK 0 WP 0 HR 0 S 41 P 45 ERA 1.00 WHIP 0.889	PITCHER IP WLS BF H R ER SO BB IBB HBP BLK WP HR S P ERA WHIP									

AB	33
R	1
H	7
RBI	1
BB	1
SO	4
LOB	10



Batter	1	2	3	4	5	6	7	8	9	AB	R	H	RBI	BB	SO	LOB
Al Bumbry, L OBP: 0.360, SLG: 0.316 (1, 8) X	0-0 6-3 ①		X 0-0 1-3 ①		B B B B 4-0 FC6-4 BB		X 0-0 F9 1B 1B			3	0	1	0	1	0	0
Rich Dauer, R OBP: 0.222, SLG: 0.125 (1, 4) X	0-0 F8 ②		X 0-0 F6 ②		X 0-0 FC6-4 1-2f		X 0-0 1B 1-2 2-H			4	0	1	1	0	0	1
Ken Singleton, S OBP: 0.440, SLG: 0.750 (1, 9) B B B B	4-0 BB 1B FC5 BB		X 0-0 HR			X 0-0 1-6-3 ① X	X 0-0 F9 ②			3	1	1	1	1	0	2
Eddie Murray, S OBP: 0.360, SLG: 0.391 (1, 3) X	0-0 1-2 BB 1B		X 0-0 CS 1B			X 0-0 L7 ② X	X 0-0 F7 ③			4	0	2	0	0	0	2
Doug DeCinces, R OBP: 0.400, SLG: 0.391 (1, 5) B B B B	4-0 1-2 2-3 BB		X 0-0 CS ③ X	X 0-0 6-3 ①		X 0-0 BB 1B		X 0-0 F6 ①		3	0	1	0	1	0	0
Gary Roenicke, R OBP: 0.313, SLG: 0.214 (1, 7) X	0-0 FC5 ③		X 0-0 F4 ②			B B B B 4-0 1-2 BB		X 0-0 F4 ②		3	0	0	0	1	0	3
Lee May, R OBP: 0.200, SLG: 0.333 (1, 10) X	3-Hf	X 0-0 F8 ①		X 0-0 6-3 ③		S O S O S O 0-3 K ③		X 0-0 6-3 ③		4	0	0	0	0	1	2
Rick Dempsey, R OBP: 0.429, SLG: 0.833 (1, 2) X		X 0-0 L7 ②		X 0-0 L8 ①			X 0-0 SH5-4 1B 1B			3	1	1	0	0	0	0
Mark Belanger, R OBP: 0.211, SLG: 0.211 (1, 6) X		X 0-0 F6 ③		X 0-0 F5 ②			X 0-0 SH5-4 ①			2	0	0	0	0	0	0

Inning Stats	R: 0 E: 0 K: 0 S: 4	H: 1 LOB: 3 BB: 2 P: 12	R: 0 E: 0 K: 0 S: 3	H: 0 LOB: 0 BB: 0 P: 3	R: 1 E: 0 K: 0 S: 4	H: 2 LOB: 0 BB: 0 P: 4	R: 0 E: 0 K: 0 S: 3	H: 0 LOB: 0 BB: 0 P: 3	R: 0 E: 0 K: 1 S: 6	H: 1 LOB: 2 BB: 1 P: 10	R: 1 E: 0 K: 0 S: 6	H: 3 LOB: 2 BB: 0 P: 6	R: 0 E: 0 K: 0 S: 3	H: 0 LOB: 0 BB: 0 P: 3	1B: 6 2B: 0 3B: 0 HR: 1	SF: 0 SAC: 1 DP: 0 HBP: 0
---------------------	------------------------------	----------------------------------	------------------------------	---------------------------------	------------------------------	---------------------------------	------------------------------	---------------------------------	------------------------------	----------------------------------	------------------------------	---------------------------------	------------------------------	---------------------------------	----------------------------------	------------------------------------


PITCHER Larry Gura, L ERA: 1.06 (1, 1)	IP 8.0	WLS L	BF 34	H 7	R 2	ER 2	SO 1	BB 4	IBB 0	HBP 0	BLK 0	WP 0	HR 1	S 32	P 48	ERA 2.25	WHIP 1.375
PITCHER	IP	WLS	BF	H	R	ER	SO	BB	IBB	HBP	BLK	WP	HR	S	P	ERA	WHIP

BOTTOM


Kansas City Royals @ Baltimore Orioles
Memorial Stadium, Baltimore, MD

Wed Apr 16 1980, 6:05 PM EST
Att. 7,473 - Unknown - 44 F

AB	29
R	2
H	7
RBI	2
BB	4
SO	1
LOB	10



WP: 0	PA: 35
PB: 0	
SB: 0	
CS: 1	

Batter	1	2	3	4	5	6	7	8	9	AB R H RBI BB SO LOB	TOP											
Willie Wilson, S (1, 8) OBP: 0.276, SLG: 0.333	0-0 1-3		0-0 6-3		0-0 F7			1-0 1B 3B HBP		3 1 0 0 0 0 1												
Frank White, R (1, 4) OBP: 0.407, SLG: 0.480	0-0 CS 1B			0-0 6-3		0-3 K		0-0 1-3 3B 1B		4 1 2 0 0 1 0												
George Brett, L (1, 5) OBP: 0.357, SLG: 0.520	0-0 1-2 2B			4-0 1B BB		0-0 F9		0-0 1-H 3B		3 0 2 2 1 0 0												
Hal McRae, R (1, 10) OBP: 0.321, SLG: 0.385	0-3 K			0-3 K		0-0 F5		0-0 3-H 0-0 F2		4 0 0 0 0 2 3												
Willie Aikens, L (1, 3) OBP: 0.222, SLG: 0.160		0-0 G6-4-3 1B		0-0 1-3 1B			0-0 4-3	4-0 BB		3 0 2 0 1 0 0												
Ralph LaCock, L (1, 7) OBP: 0.185, SLG: 0.192		0-0 G6-4-3 1-2f		0-0 1-3			0-0 L7	0-0 F8		4 0 0 0 0 0 5												
Jamie Quirk, L (1, 2) OBP: 0.263, SLG: 0.263		0-0 G3			0-0 4-3		0-0 1B	0-3 K		4 0 1 0 0 1 0	AB 33 R 2 H 8 RBI 2 BB 2 SO 4 LOB 11											
Clint Hurdle, L (1, 9) OBP: 0.267, SLG: 0.467			0-0 5-3		0-0 2B		0-0 4-3	0-0 6-3		4 0 1 0 0 0 1												
U L Washington, S (1, 6) OBP: 0.227, SLG: 0.238 Steve Braun, L (9, PH)			0-0 4-3		0-0 F7			0-0 4-3	0-0 4-3	3 0 0 0 0 0 1 1 0 0 0 0 0 0												
Inning Stats	R: 0 E: 0 K: 1 S: 6	H: 2 LOB: 1 BB: 0 P: 6	R: 0 E: 0 K: 0 S: 3	H: 1 LOB: 0 BB: 0 P: 3	R: 0 E: 0 K: 0 S: 3	H: 0 LOB: 0 BB: 0 P: 3	R: 0 E: 0 K: 1 S: 6	H: 1 LOB: 2 BB: 1 P: 10	R: 0 E: 0 K: 1 S: 4	H: 1 LOB: 1 BB: 0 P: 4	R: 0 E: 0 K: 1 S: 5	H: 0 LOB: 0 BB: 0 P: 5	R: 0 E: 0 K: 0 S: 4	H: 1 LOB: 1 BB: 0 P: 4	R: 2 E: 0 K: 0 S: 5	H: 2 LOB: 2 BB: 1 P: 10	R: 0 E: 0 K: 1 S: 5	H: 0 LOB: 0 BB: 0 P: 5	1B: 5 2B: 2 3B: 1 HR: 0	SF: 0 SAC: 0 DP: 1 HBP: 1	WP: 0 PB: 0 SB: 0 CS: 1	PA: 36
PITCHER	IP WLS BF H R ER SO BB IBB HBP BLK WP HR S P ERA WHIP												IP WLS BF H R ER SO BB IBB HBP BLK WP HR S P ERA WHIP									
Steve Stone, R (1, 1) ERA: 3.65	7.1 W 30 8 2 2 3 1 0 1 0 0 0 34 39 2.46 1.227																					
Tim Stoddard, R (8, 1) ERA:	1.2 S 6 0 0 0 1 1 0 0 0 0 0 7 11 0.00 0.600																					

Kansas City Royals @ Baltimore Orioles
Memorial Stadium, Baltimore, MD

Thu Apr 17 1980, 6:05 PM EST
Att: 7,166 - Unknown - 51 F

livebaseballscorecards.com

Batter	1	2	3	4	5	6	7	8	9	AB	R	H	RBI	BB	SO	LOB
Al Bumbry, L OBP: 0.379, SLG: 0.478 (1, 8)	0-0 4-3		0-0 4-3		0-0 HR		0-0 1-2 1B			4	1	2	1	0	0	0
Kiko Garcia, R (1, 6) (8, 4)	4-0 HR BB		0-0 F9		0-3 K		0-0 F3			3	1	0	0	1	1	2
Ken Singleton, S OBP: 0.414, SLG: 0.667 (1, 9)	0-0 F8			0-0 F9		0-0 4-3		0-0 PB 5-3 1B		4	0	1	0	0	0	1
Gary Roenicke, R OBP: 0.313, SLG: 0.214 (8, PR) (9, 9)	1-2									0	0	0	0	0	0	0
Eddie Murray, S OBP: 0.414, SLG: 0.538 (1, 3)	0-0 HR			0-0 3B 1B		4-0 BB		0-0 F8		3	2	2	2	1	0	1
Pat Kelly, L OBP: 0.200, SLG: 0.600 (1, 10)	0-0 4-3			0-0 1B 3B		0-0 F5		0-0 5-3		3	1	1	1	0	0	1
Lee May, R OBP: 0.192, SLG: 0.320 (8, PH)				1-H				1-2		1	0	0	0	0	0	1
John Lowenstein, L OBP: 0.300, SLG: 0.222 (1, 7)		0-0 F8		0-0 CS 1B		0-0 F4		4-0 PB BB		3	0	1	1	1	0	1
Floyd Rayford, R (1, 5)		0-0 6-3		0-3 K			0-0 F4		0-0 1-3	3	0	0	0	0	1	1
Mark Belanger, R OBP: 0.200, SLG: 0.200 (8, 6)				1-2				1-2 2-3		1	0	0	0	0	0	2
Rick Dempsey, R OBP: 0.417, SLG: 0.762 (1, 2)		0-0 PO 1B			0-0 5-3		0-0 F2			3	0	1	0	0	0	0
Rich Dauer, R OBP: 0.238, SLG: 0.111 (1, 4) (8, 5)		0-0 PO	0-0 6-3		0-0 F8		4-0 1B BB			2	0	0	0	1	0	0
Inning Stats	R: 2 E: 0 K: 0 S: 4	H: 1 LOB: 0 BB: 1 P: 8	R: 0 E: 0 K: 0 S: 3	H: 1 LOB: 0 BB: 0 P: 3	R: 0 E: 0 K: 0 S: 3	H: 0 LOB: 0 BB: 0 P: 3	R: 2 E: 0 K: 1 S: 7	H: 3 LOB: 0 BB: 0 P: 7	R: 1 E: 0 K: 1 S: 6	H: 1 LOB: 0 BB: 0 P: 6	R: 0 E: 0 K: 0 S: 3	H: 0 LOB: 1 BB: 1 P: 7	R: 0 E: 0 K: 0 S: 4	H: 1 LOB: 3 BB: 1 P: 8	R: 0 E: 0 K: 0 S: 4	H: 1 LOB: 3 BB: 1 P: 8

BOTTOM

Kansas City Royals @ Baltimore Orioles
Memorial Stadium, Baltimore, MD

Thu Apr 17 1980, 6:05 PM EST
Att. 7,166 - Unknown - 51 F

livebaseballscores.com

AB	30
R	5
H	8
RBI	5
BB	4
SO	2
LOB	10



PITCHER	IP	WLS	BF	H	R	ER	SO	BB	IBB	HBP	BLK	WP	HR	S	P	ERA	WHIP
Rich Gale, R ERA: 7.15 (1, 1)	7.0	L	30	8	5	5	2	3	0	0	0	0	2	31	43	6.43	1.571
Gary Christenson, L ERA: 3.0 (8, 1)	1.0		4	0	0	0	0	1	0	0	0	0	0	3	7	0.00	1.000

WP: 0	PA: 35
PB: 1	
SB: 1	
CS: 1	

Batter	1	2	3	4	5	6	7	8	9	10	11	AB R H RBI BB SO LOB	TOP																							
Willie Wilson, S OBP: 0.343, SLG: 0.455 (1, 8)	0-0 4-3			0-0 B1-3	0-0 WP 1B 2-H 1B		0-0 G5-4-3 2-3 1B		0-0 FC5-4 1-2 2-3 3-H 1B		0-0 SF8 3B	6 1 4 2 0 0 0	Kansas City Royals @ Detroit Tigers Tiger Stadium, Detroit, MI Fri Apr 18 1980, 6:05 PM EST Att: 50,687 - Unknown - 63 F																							
Frank White, R OBP: 0.364, SLG: 0.419 (1, 4)	0-0 L6			0-0 F7	0-0 1-2 1B		0-0 G5-4-3 1-2f		0-0 FC5-4 1-2f 2-3 3-H		0-3 K	6 0 1 1 0 1 5																								
George Brett, L OBP: 0.324, SLG: 0.433 (1, 5)	0-0 F8			0-0 6-3	0-3 K			0-0 L9	0-0 F6		4-0 SF8 2B IBB	5 1 0 0 1 1 4																								
Willie Aikens, L OBP: 0.212, SLG: 0.167 (1, 3)		0-0 F7		0-0 1B 1B	0-3 K			0-0 F8		0-0 F7	0-0 SF8 1-2 3-H	5 1 1 1 0 1 0																								
Hal McRae, R OBP: 0.353, SLG: 0.452 (1, 10)		0-0 4-3		0-0 F8 BB	4-0 BB			0-0 F6		0-0 F8 2B	0-0 1B 2B	5 1 2 1 1 0 1																								
Ralph LaCock, L OBP: 0.273, SLG: 0.233 (1, 7)		0-0 L9		0-0 1B SF8 1B	0-0 F6			4-0 1B 1B BB	4-0 BB IBB	0-0 FC5-4 2-H 1B		4 2 2 1 2 0 1																								
Clint Hurdle, L OBP: 0.278, SLG: 0.444 Dave Chalk, R (9, PH)			0-0 4-3	0-0 2B 1B	0-0 F5			0-0 F4	0-0 F8	0-0 FC5-4		3 1 1 1 0 0 1		AB 44 R 9 H 15 RBI 9 BB 5 SO 3 LOB 19																						
Bob Detherage, R OBP: 0.333, SLG: 0.333 Steve Braun, L (10, PH)				0-0 SF8	0-0 SH1-4 1B			0-0 1B 1B FC5-4 1B	4-0 BB			1 0 0 1 0 0 0																								
Jamie Quirk, L OBP: 0.238, SLG: 0.250 John Wathan, R OBP: 0.636, SLG: 0.750 (7, PH)			0-0 3-1	0-0 1B 2B	0-0 SH1-4			0-0 FC5-4 1B	0-0 BB			2 1 2 0 1 0 0																								
U L Washington, S OBP: 0.269, SLG: 0.320 (1, 6)			0-0 1-3							0-0 L8		4 1 2 1 0 0 3																								
Inning Stats	R: 0 E: 0 K: 0 S: 3	H: 0 LOB: 0 BB: 0 P: 3	R: 0 E: 0 K: 0 S: 3	H: 0 LOB: 0 BB: 0 P: 3	R: 0 E: 0 K: 0 S: 3	H: 0 LOB: 0 BB: 0 P: 3	R: 0 E: 0 K: 1 S: 5	H: 0 LOB: 1 BB: 1 P: 9	R: 0 E: 0 K: 0 S: 4	H: 2 LOB: 1 BB: 0 P: 4	R: 0 E: 0 K: 0 S: 3	H: 0 LOB: 0 BB: 0 P: 3		R: 2 E: 0 K: 0 S: 6	H: 3 LOB: 2 BB: 1 P: 10	R: 0 E: 0 K: 0 S: 4	H: 1 LOB: 3 BB: 2 P: 12	R: 3 E: 0 K: 1 S: 8	H: 3 LOB: 1 BB: 1 P: 12	1B: 11 2B: 3 3B: 1 HR: 0	SF: 2 SAC: 1 DP: 1 HBP: 0	WP: 1 PB: 0 SB: 0 CS: 0	PA: 52													
PITCHER	IP WLS BF H R ER SO BB IBB HBP BLK WP HR S P ERA WHIP																																			
Dave Rozema, R ERA: 5.4 (1, 1)	4.2	18	4	4	4	0	0	0	0	0	0	0	0	18	18	7.71	0.857																			
John Hiller, L ERA: (5, 1)	2.1	11	4	0	0	2	1	0	0	0	1	0	14	18	0.00	2.143																				
Pat Underwood, L ERA: 7.71 (8, 1)	1.1	8	3	2	2	0	1	0	0	0	0	0	7	11	13.50	3.000																				
Jack Billingham, R ERA: (9, 1)	1.2	8	1	0	0	0	1	1	0	0	0	0	6	14	0.00	1.200																				
Aurelio Lopez, R ERA: 7.5 (11, 1)	1.0	L 7	3	3	3	1	0	1	0	0	0	0	8	12	27.00	3.000																				

livebaseballscores.com



BOTTOM

Kansas City Royals @ Detroit Tigers
Tiger Stadium, Detroit, MI

Fri Apr 18 1980, 6:05 PM EST
Att: 50,687 - Unknown - 63 F

livebaseballscores.com

AB	45
R	6
H	14
RBI	6
BB	2
SO	8
LOB	20



WP:	0	PA:	48
PB:	0		
SB:	1		
CS:	1		

Batter	1	2	3	4	5	6	7	8	9	10	11	AB	R	H	RBI	BB	SO	LOB
Lou Whitaker, L OBP: 0.265, SLG: 0.074 (1, 4)	4-3	1-3		F7				FC6-4			F7	5	0	0	0	1	0	5
Lynn Jones, R OBP: 0.429 Rick Peters, S (11, PH) OBP: 0.250, SLG: 0.235 (1, 9)	SF7 3B	K			F8		F9			FC4-6 1B	K	5	1	2	0	0	1	1
Steve Kemp, L OBP: 0.257, SLG: 0.344 (1, 7)	SF7		F8		1-3		1-3			FC4-6 FC6-4	F8	5	0	0	1	0	0	3
Lance Parrish, R OBP: 0.419, SLG: 0.700 (1, 2)	2B 1B		F7		F6			BB 1B 1B		FC6-4		5	2	2	0	0	0	1
Jason Thompson, L OBP: 0.355, SLG: 0.357 (1, 3)	1B 2B		F5			CS 1B		F4		4-3		5	1	2	1	0	0	2
John Wockenfuss, R OBP: 0.429, SLG: 0.400 Champ Summers, L (6, PH) OBP: 0.480, SLG: 0.571 (1, 10)	1B 1B			K2-3		K		BB 1B			4-3	2	1	1	1	0	1	0
Tom Brookens, R OBP: 0.250, SLG: 0.200 (1, 5)	1B			1B 1B		1B		1B BB			K	4	0	3	1	1	1	0
Dave Stegman, R OBP: 0.375, SLG: 0.500 Kirk Gibson, L (4, PH) OBP: 0.138, SLG: 0.286 (1, 8)	F9			F8		K		K			L8	1	0	0	0	0	0	1
Alan Trammell, R OBP: 0.471, SLG: 0.533 (1, 6)		K						F7		FC6-4 1B		4	0	0	0	0	2	5

Inning	R	H	E	K	S	R	H	E	K	S	R	H	E	K	S	R	H	E	K	S	R	H	E	K	S	R	H	E	K	S	R	H	E	K	S						
1	4	5	0	0	8	0	0	0	2	7	0	0	0	0	8	0	0	0	2	7	0	0	0	0	8	0	0	0	0	0	0	0	0	0	0	0	0	0			
2	0	0	2	0	7	0	0	0	0	7	0	0	0	0	7	0	0	0	0	7	0	0	0	0	7	0	0	0	0	0	0	0	0	0	0	0	0	0	0	0	
3	0	0	0	0	3	0	0	0	0	3	0	0	0	0	3	0	0	0	0	3	0	0	0	0	3	0	0	0	0	0	0	0	0	0	0	0	0	0	0	0	0
4	0	0	0	0	7	0	0	0	2	7	0	0	0	2	7	0	0	0	2	7	0	0	0	2	7	0	0	0	0	0	0	0	0	0	0	0	0	0	0	0	0
5	0	0	0	0	3	0	0	0	0	3	0	0	0	0	3	0	0	0	0	3	0	0	0	0	3	0	0	0	0	0	0	0	0	0	0	0	0	0	0	0	0
6	0	0	0	0	8	0	0	0	0	8	0	0	0	0	8	0	0	0	0	8	0	0	0	0	8	0	0	0	0	0	0	0	0	0	0	0	0	0	0	0	0
7	0	0	0	0	3	0	0	0	0	3	0	0	0	0	3	0	0	0	0	3	0	0	0	0	3	0	0	0	0	0	0	0	0	0	0	0	0	0	0	0	0
8	0	0	0	0	8	0	0	0	0	8	0	0	0	0	8	0	0	0	0	8	0	0	0	0	8	0	0	0	0	0	0	0	0	0	0	0	0	0	0	0	0
9	0	0	0	0	4	0	0	0	0	4	0	0	0	0	4	0	0	0	0	4	0	0	0	0	4	0	0	0	0	0	0	0	0	0	0	0	0	0	0	0	0
10	0	0	0	0	5	0	0	0	0	5	0	0	0	0	5	0	0	0	0	5	0	0	0	0	5	0	0	0	0	0	0	0	0	0	0	0	0	0	0	0	0
11	0	0	0	0	6	0	0	0	0	6	0	0	0	0	6	0	0	0	0	6	0	0	0	0	6	0	0	0	0	0	0	0	0	0	0	0	0	0	0	0	0

PITCHER	IP	WLS	BF	H	R	ER	SO	BB	IBB	HBP	BLK	WP	HR	S	P	ERA	WHIP
Paul Splitteroff, L ERA: 5.14 (1, 1)	0.2		7	5	4	4	0	0	0	0	0	0	0	7	7	54.00	7.500
Mary Pattin, R ERA: 0.93 (1, 1)	5.0		18	4	0	0	4	0	0	0	0	0	0	26	26	0.00	0.800
Gary Christenson, L ERA: 5.06 (6, 1)	2.1		12	3	2	2	2	2	0	0	0	0	0	14	22	7.71	2.143
Dan Quisenberry, R ERA: 3.38 (9, 1)	3.0	W	11	2	0	0	2	0	0	0	0	0	0	15	15	0.00	0.667

Batter	1	2	3	4	5	6	7	8	9	AB R H RBI BB SO LOB	TOP	
Willie Wilson, S OBP: 0.325, SLG: 0.447 (1, 8) X	0-0 F6 	0-0 CS 1-2 	0-0 4-3 		X 0-0 G3 2B 	X 0-0 4-3 			X 0-0 F7 	5 0 1 0 0 0 2		
Frank White, R OBP: 0.324, SLG: 0.371 (1, 4) X	0-0 4-3 		X 0-0 6-3 		X 0-0 1-3 		X 0-0 5-3 			4 0 0 0 0 0 1		
George Brett, L OBP: 0.342, SLG: 0.455 (1, 5) B B B	4-0 HR BB 		X 0-0 2B 2B 		X 0-0 G3 2-3 		X 0-0 3-1 			3 2 1 0 1 0 1		
Willie Aikens, L OBP: 0.243, SLG: 0.324 (1, 3) X	0-0 HR 1-H 		X 0-0 HR 2B 2-H 		X 0-0 4-3 		X 0-0 L9 			4 2 2 3 0 0 1		
Hal McRae, R OBP: 0.368, SLG: 0.529 (1, 10) X	0-0 4-3 		X 0-0 HR 2-H 		B B B B 4-0 6-3 1B 3-4-3 BB 		X 0-0 4-3 			3 2 1 2 1 0 0		
Ralph LaCock, L OBP: 0.243, SLG: 0.206 (1, 7)		X 0-0 F3 	X 0-0 6-3 		X 0-0 3-4-3 1-2 		X 0-0 1-3 			4 0 0 0 0 0 1		
Clint Hurdle, L OBP: 0.273, SLG: 0.381 (1, 9) B B B B		B B B B 4-0 FC1-4 1B BB 		X 0-0 G3 		X 0-0 6-3 2-3 		X 0-0 F7 		3 0 0 0 1 0 1		
Jamie Quirk, L OBP: 0.280, SLG: 0.292 (1, 2) X		X 0-0 FC1-4 1-2 1B 		X 0-0 4-3 		X 0-0 BB 1B 3-H 		S 0-3 K 		4 0 2 1 0 1 0		
U L Washington, S OBP: 0.276, SLG: 0.296 Steve Braun, L (9, PH)		X 0-0 FC1-4 CS 1-2f 2-3 		X 0-0 F8 		B B B B 4-0 1-2 BB 		X 0-0 3-1 		2 0 0 0 1 0 2 1 0 0 0 0 0 0		
Inning Stats	R: 2 H: 1 E: 0 LOB: 0 K: 0 BB: 1 S: 4 P: 8	R: 0 H: 1 E: 0 LOB: 1 K: 0 BB: 1 S: 3 P: 7	R: 3 H: 3 E: 0 LOB: 0 K: 0 BB: 0 S: 6 P: 6	R: 0 H: 0 E: 0 LOB: 0 K: 0 BB: 0 S: 3 P: 3	R: 0 H: 1 E: 0 LOB: 1 K: 0 BB: 0 S: 4 P: 4	R: 1 H: 1 E: 0 LOB: 2 K: 0 BB: 2 S: 4 P: 12	R: 0 H: 0 E: 0 LOB: 0 K: 0 BB: 0 S: 3 P: 3	R: 0 H: 0 E: 0 LOB: 0 K: 0 BB: 0 S: 3 P: 3	R: 0 H: 0 E: 0 LOB: 0 K: 1 BB: 0 S: 5 P: 5	1B: 2 SF: 0 2B: 3 SAC: 0 3B: 0 DP: 0 HR: 2 HBP: 0	WP: 0 PA: 38 PB: 0 SB: 0 CS: 1	
PITCHER Jack Morris, R ERA: 3.24 (1, 1)	IP WLS BF H R ER SO BB IBB HBP BLK WP HR S P ERA WHIP	9.0 W 37 7 6 6 1 4 0 0 0 0 0 2 35 51 6.00 1.222										

Kansas City Royals @ Detroit Tigers
 Tiger Stadium, Detroit, MI
 Sat Apr 19 1980, 3:33 AM EST
 Att. 13,583 - Sunny - 70 F

livebaseballscorecards.com

AB	33
R	6
H	7
RBI	6
BB	4
SO	1
LOB	9



Batter	1	2	3	4	5	6	7	8	9	AB R H RBI BB SO LOB	TOP											
Willie Wilson, S OBP: 0.333, SLG: 0.442 (1, 8) X	0-0 1-3 ① X	0-0 2-3 ①		0-3 K ②		0-0 FC4-6 1B		0-0 S 1B		5 0 2 1 0 1 0	Kansas City Royals @ Detroit Tigers Tiger Stadium, Detroit, MI Sun Apr 20 1980, 3:33 AM EST Att. 18,755 - Cloudy - 69 F											
Frank White, R OBP: 0.310, SLG: 0.350 (1, 4) X	0-0 E 1B 2B 1B	0-3 K ②		0-0 F8 ③		0-0 FC4-6 BB 1-2f		0-3 K ②		5 1 1 0 0 2 2												
George Brett, L OBP: 0.372, SLG: 0.528 (1, 5) S S S	0-3 K ② X	0-0 HR			4-0 FC S SF7 BB	4-0 1-2 BB		0-0 F7 ③		3 2 1 1 2 1 2												
Hal McRae, R OBP: 0.349, SLG: 0.487 (1, 10) X	0-0 E6 2B 1B 1-3	0-0 5-3 ③			0-0 L7 ① X	0-0 L1 ③		0-0 5-3 ①		5 1 1 0 0 0 3												
Willie Aikens, L OBP: 0.286, SLG: 0.395 (1, 3) X	0-0 PB 2B 2B 2-H 3-H		0-0 L6 2B ① ②		4-0 E BB 1-2		0-0 G3 ①	0-3 K ②		4 1 2 2 1 1 0												
John Wathan, R OBP: 0.500, SLG: 0.500 (1, 2) X	4-0 PB 2B IBB		0-0 L6 ① ②		0-0 FC 1-2 2-3		0-0 5-3 ②	0-0 6-3 ③		4 1 0 0 1 0 3												
Ralph LaCock, L OBP: 0.244, SLG: 0.243 (1, 7) X (5, 9)	0-0 WP 2B 2B 1-H 2-H		0-0 F9 ③		0-0 SF7 ②		0-3 K ③			3 1 1 3 0 1 0												
Bob Deterage, R OBP: 0.375, SLG: 0.500 (1, 9) X	0-0 2B			0-0 F8 ① X	0-0 F8 ③			0-0 G3 1B 2B		2 0 1 1 0 0 0												
Clint Hurdle, L OBP: 0.292, SLG: 0.435 (5, PH) (5, 7) X	0-0 2B									2 1 1 0 0 0 2												
U L Washington, S OBP: 0.273, SLG: 0.387 (1, 6) X	0-0 F9 ③			0-0 HR		0-3 K ①		0-0 G3 ①		4 1 1 1 0 1 2												
Inning Stats	R: 5 E: 1 K: 1 S: 10	H: 5 LOB: 1 BB: 1 P: 14	R: 1 E: 0 K: 1 S: 6	H: 1 LOB: 0 BB: 0 P: 6	R: 0 E: 0 K: 0 S: 3	H: 1 LOB: 0 BB: 0 P: 3	R: 1 E: 0 K: 1 S: 6	H: 1 LOB: 0 BB: 0 P: 6	R: 1 E: 1 K: 0 S: 4	H: 0 LOB: 2 BB: 2 P: 12	R: 0 E: 0 K: 1 S: 6	H: 1 LOB: 2 BB: 1 P: 10	R: 0 E: 0 K: 1 S: 5	H: 0 LOB: 0 BB: 0 P: 5	R: 1 E: 0 K: 1 S: 7	H: 2 LOB: 1 BB: 0 P: 7	R: 0 E: 0 K: 1 S: 5	H: 0 LOB: 0 BB: 0 P: 5	1B: 4 2B: 6 3B: 0 HR: 2	SF: 1 SAC: 0 DP: 1 HBP: 0	WP: 1 PB: 1 SB: 2 CS: 0	PA: 42
PITCHER	IP WLS BF H R ER SO BB IBB HBP BLK WP HR S P ERA WHIP																					
Dan Schatzeder, L ERA: 11.48 (1, 1)	4.1 L 23 8 8 7 3 2 1 0 0 1 2 26 38 14.54 2.308																					
Dave Tobik, R ERA: 5.14 (5, 1)	3.2 16 3 1 1 3 1 0 0 0 0 0 21 25 2.46 1.091																					
Jack Billingham, R ERA: (9, 1)	1.0 3 0 0 0 1 0 0 0 0 0 0 5 5 0.00 0.000																					

AB	37
R	9
H	11
RBI	9
BB	4
SO	7
LOB	14



livebaseballscorecards.com

Batter	1	2	3	4	5	6	7	8	9	AB R H RBI BB SO LOB
Lou Whitaker, L (1, 4) OBP: 0.302, SLG: 0.094	0-0 F7	0-0 SF7	0-0 CS	0-0 1-3		4-0 FC6-4 BB			0-0 1-3 1B	3 0 1 1 1 0 0
Rick Peters, S (1, 9) OBP: 0.280, SLG: 0.238	0-0 4-3	0-0 1B 1B 1B		4-0 G1 WP BB		0-0 FC6-4 G1-6-3			0-0 1-3 1B	4 0 1 1 1 0 2
Steve Kemp, L (1, 7) OBP: 0.318, SLG: 0.561	0-0 1B	0-0 1B 1B		0-0 G1		0-0 G1-6-3			0-0 4-3	5 0 2 0 0 0 3
Lance Parrish, R (1, 2) OBP: 0.350, SLG: 0.579	0-0 1-5-3	0-0 1-2 2-3 1B		0-3 K					0-3 K	5 0 1 0 0 2 3
Jason Thompson, L (1, 3) OBP: 0.308, SLG: 0.306		0-0 BB 1B				0-0 G3			0-0 F8	4 1 1 0 0 1 3
John Wockenfuss, R (1, 10) OBP: 0.438, SLG: 0.417		0-0 BB BB 1B				0-0 FC5-4 1B			0-0 3-1	1 1 1 0 0 0 0
Champ Summers, L (2, PH) OBP: 0.452, SLG: 0.519		0-0 4-1								3 0 1 0 0 0 3
Tom Brookens, R (1, 5) OBP: 0.292, SLG: 0.364		4-0 BB 2B BB	0-0 6-3			0-0 FC5-4			0-0 6-3	3 1 0 0 1 0 1
Dave Stegman, R (1, 8) OBP: 0.444, SLG: 0.500		4-0 2B SF7 BB	0-0 4-3			0-3 K			0-3 K	0 1 0 1 1 0 0
Kirk Gibson, L (3, PH) OBP: 0.139, SLG: 0.257		1-2 2-3 3-H								3 0 0 0 0 2 1
Alan Trammell, R (1, 6) OBP: 0.542, SLG: 0.619		0-0 1B 2B	0-0 CS 1B			4-0 BB E BB			0-0 6-3	3 2 2 2 1 0 0

Inning Stats	R: 0	H: 1	E: 0	LOB: 1	K: 0	BB: 0	S: 4	P: 4	R: 5	H: 6	E: 0	LOB: 3	K: 0	BB: 2	S: 11	P: 19	R: 0	H: 1	E: 0	LOB: 0	K: 0	BB: 0	S: 3	P: 3	R: 0	H: 0	E: 0	LOB: 1	K: 1	BB: 1	S: 5	P: 9	R: 0	H: 1	E: 0	LOB: 1	K: 1	BB: 0	S: 6	P: 6	R: 1	H: 0	E: 1	LOB: 0	K: 0	BB: 2	S: 2	P: 10	R: 0	H: 0	E: 0	LOB: 0	K: 0	BB: 0	S: 3	P: 3	R: 0	H: 0	E: 0	LOB: 0	K: 1	BB: 0	S: 5	P: 5	R: 0	H: 1	E: 0	LOB: 1	K: 1	BB: 0	S: 6	P: 6	1B: 9	SF: 1	2B: 1	SAC: 0	3B: 0	DP: 1	HR: 0	HBP: 0	WP: 1	PA: 41
--------------	------	------	------	--------	------	-------	------	------	------	------	------	--------	------	-------	-------	-------	------	------	------	--------	------	-------	------	------	------	------	------	--------	------	-------	------	------	------	------	------	--------	------	-------	------	------	------	------	------	--------	------	-------	------	-------	------	------	------	--------	------	-------	------	------	------	------	------	--------	------	-------	------	------	------	------	------	--------	------	-------	------	------	-------	-------	-------	--------	-------	-------	-------	--------	-------	--------

PITCHER	IP	WLS	BF	H	R	ER	SO	BB	IBB	HBP	BLK	WP	HR	S	P	ERA	WHIP
Larry Gura, L (1, 1) ERA: 3.44	1.1		12	6	5	5	0	2	0	0	0	0	0	10	18	33.75	6.000
Renie Martin, R (2, 1) ERA: 5.4	3.2	W	16	3	1	0	3	3	0	0	0	1	0	19	31	0.00	1.636
Dan Quisenberry, R (6, 1) ERA: 1.93	4.0	S	12	1	0	0	2	0	0	0	0	0	0	16	16	0.00	0.250

BOTTOM

Kansas City Royals @ Detroit Tigers
Tiger Stadium, Detroit, MI
Sun Apr 20 1980, 3:33 AM EST
Att: 18,755 - Cloudy - 69 F

livebaseballscorecards.com

AB	34
R	6
H	10
RBI	5
BB	5
SO	5
LOB	16



Batter	1	2	3	4	5	6	7	8	9	AB R H RBI BB SO LOB	TOP																
Alfredo Griffin, S (1, 6) OBP: 0.209, SLG: 0.262	0-3 K		0-0 2B		0-3 K		0-3 K		0-0 FC4-2 2B	5 1 1 0 0 3 3																	
Rick Bosetti, R (1, 8) OBP: 0.200, SLG: 0.282	0-0 5-3		0-0 F4		0-0 L8		0-0 F6		0-0 FC6 2B	5 1 0 1 0 0 3																	
John Mayberry, L (1, 3) OBP: 0.400, SLG: 0.636	0-0 1-3			4-0 BB FC4-6 BB	4-0 BB			0-0 F8	0-0 2B	3 1 1 2 2 0 0																	
Roy Howell, L (1, 5) OBP: 0.400, SLG: 0.472		0-0 1B		0-0 BB E 1B	0-0 F8			0-0 F8	0-0 L9	5 1 2 0 0 0 2																	
Otto Velez, R (1, 10) OBP: 0.436, SLG: 0.500		0-0 L9		4-0 BB FC4-6 BB		4-0 SH1-4 BB		0-0 G3		1 0 0 0 2 0 1																	
Al Woods, L (6, PR) OBP: 0.200, SLG: 0.200										1 0 0 0 0 0 0																	
Barry Bonnell, R (1, 9) OBP: 0.278, SLG: 0.469		0-0 L8		0-0 FC4-6 2B	0-0 SH1-4				0-0 E6 2B 1B	3 2 0 1 0 0 2																	
Damaso Garcia, R (1, 4) OBP: 0.314, SLG: 0.438		0-0 L7		0-0 2B	0-3 K				0-0 1B FC4-2 2B	4 0 2 1 0 1 3	AB 34 R 7 H 8 RBI 6 BB 5 SO 4 LOB 19																
Danny Ainge, R (1, 7) OBP: 0.500, SLG: 0.600			0-0 L3-6 S 1B	0-0 F4	0-0 F3				4-0 FC4-2 1B FC6 IBB	3 0 1 0 0 0 3																	
Willie Upshaw, L (9, PH) OBP: 0.600, SLG: 0.333										0 1 0 0 1 0 0																	
Bob Bailor, R (9, 7) OBP: 0.118, SLG: 0.063										0 0 0 0 0 0 0																	
Bob Davis, R (1, 2) OBP: 0.333, SLG: 0.294			0-0 L3-6	0-0 F4	0-0 F3				0-0 FC6 FC4-2 1B	4 0 1 1 0 0 2																	
Inning Stats	R: 0 E: 0 K: 1 S: 5	H: 0 LOB: 0 BB: 0 P: 5	R: 0 E: 0 K: 0 S: 4	H: 1 LOB: 1 BB: 0 P: 4	R: 0 E: 0 K: 0 S: 4	H: 2 LOB: 1 BB: 0 P: 4	R: 3 E: 1 K: 0 S: 5	H: 2 LOB: 1 BB: 2 P: 13	R: 0 E: 0 K: 1 S: 5	H: 0 LOB: 2 BB: 1 P: 9	R: 0 E: 0 K: 1 S: 5	H: 0 LOB: 0 BB: 0 P: 5	R: 0 E: 0 K: 0 S: 3	H: 0 LOB: 0 BB: 0 P: 3	R: 4 E: 1 K: 0 S: 7	H: 3 LOB: 1 BB: 1 P: 11	1B: 4 2B: 5 3B: 0 HR: 0	SF: 0 SAC: 1 DP: 1 HBP: 0	WP: 0 PB: 0 SB: 1 CS: 0	PA: 40							
PITCHER	IP	WLS	BF	H	R	ER	SO	BB	IBB	HBP	BLK	WP	HR	S	P	ERA	WHIP										
Rich Gale, R (1, 1) ERA: 5.59	8.0	L	35	6	6	4	4	4	1	0	0	0	0	38	58	4.50	1.250										
Dan Quisenberry, R (9, 1) ERA: 2.7	0.2		4	2	1	0	0	0	0	0	0	0	0	4	4	0.00	3.000										
Steve Busby, R (9, 1) ERA: 40.5	0.1		1	0	0	0	0	0	0	0	0	0	0	1	1	0.00	0.000										

Toronto Blue Jays @ Kansas City Royals
 Royals Stadium, Kansas City, MO
 Mon Apr 21 1980, 7:05 PM EST
 Att. 21,117 - Unknown - 84 F

livebaseballscorecards.com



Batter	1	2	3	4	5	6	7	8	9	AB	R	H	RBI	BB	SO	LOB
Willie Wilson, S OBP: 0.327, SLG: 0.426 (1, 8)	0-0 B1-3		0-0 FC1-6-5			0-0 FC4-6		0-0 1B		4	0	1	0	0	0	2
Frank White, R OBP: 0.289, SLG: 0.326 Steve Braun, L (8, PH) Jerry Terrell, R (9, 4)	0-3 K		0-0 F6			0-3 K		0-0 F8		3	0	0	0	0	2	2
George Brett, L OBP: 0.362, SLG: 0.487 (1, 5)	0-0 F7			4-0 L7-4-3 BB		0-0 F5			0-0 G3	3	0	0	0	1	0	1
Willie Aikens, L OBP: 0.261, SLG: 0.357 (1, 3)		0-0 F7		0-0 L7-4-3			0-0 L4		0-0 4-3	4	0	0	0	0	0	1
Hal McRae, R OBP: 0.362, SLG: 0.476 (1, 10)		4-0 FC6 BB		0-0 F4			0-0 F7		0-0 2B 1B	3	1	1	0	1	0	0
Ralph LaCock, L OBP: 0.244, SLG: 0.268 (1, 7)		0-0 FC6		0-3 K			0-0 4-3		0-0 2B	4	0	1	1	0	1	1
Jamie Quirk, L OBP: 0.241, SLG: 0.250 (1, 2)		0-0 G3		0-0 1-3					0-0 L8	4	0	0	0	0	0	2
Clint Hurdle, L OBP: 0.259, SLG: 0.385 (1, 9)			0-0 4-3		0-0 4-3				0-0 4-3	3	0	0	0	0	0	0
U L Washington, S OBP: 0.333, SLG: 0.424 (1, 6)			0-0 FC1-6-5 1B			0-0 FC4-6 1B		4-0 1B BB		2	0	2	0	1	0	0

Inning Stats	R: 0	H: 0	E: 0	LOB: 0	K: 1	S: 5	P: 5	R: 0	H: 0	E: 0	LOB: 1	K: 0	S: 3	P: 7	R: 0	H: 1	E: 0	LOB: 1	K: 0	S: 4	P: 4	R: 0	H: 0	E: 0	LOB: 0	K: 0	S: 2	P: 6	R: 0	H: 0	E: 0	LOB: 0	K: 1	S: 5	P: 5	R: 0	H: 1	E: 0	LOB: 1	K: 1	S: 6	P: 6	R: 0	H: 0	E: 0	LOB: 0	K: 0	S: 3	P: 3	R: 0	H: 1	E: 0	LOB: 2	K: 0	S: 4	P: 8	R: 1	H: 2	E: 0	LOB: 1	K: 0	S: 5	P: 5	1B: 4	SF: 0	2B: 2	SAC: 0	3B: 0	DP: 1	HR: 0	HBP: 0	WP: 0	PA: 34
PITCHER Dave Stieb, R ERA: 1.5 (1, 1)	IP	WLS	BF	H	R	ER	SO	BB	IBB	HBP	BLK	WP	HR	S	P	ERA	WHIP	IP	WLS	BF	H	R	ER	SO	BB	IBB	HBP	BLK	WP	HR	S	P	ERA	WHIP																																							

Toronto Blue Jays @ Kansas City Royals
Royals Stadium, Kansas City, MO
 Mon Apr 21 1980, 7:05 PM EST
 Att. 21,117 - Unknown - 84 F

AB	31
R	1
H	5
RBI	1
BB	3
SO	3
LOB	11



WP: 0	PA: 34
PB: 0	
SB: 3	
CS: 0	

livebaseballscorecards.com

Batter	1	2	3	4	5	6	7	8	9	AB R H RBI BB SO LOB	TOP									
Alfredo Griffin, S (1, 6) OBP: 0.213, SLG: 0.261	0-0 L4		0-0 F5			0-0 F4		0-0 2-H 1B 1B		4 0 1 1 0 0 1										
Rick Bosetti, R (1, 8) OBP: 0.205, SLG: 0.279	0-0 1-3			0-0 L9		0-0 F8		0-0 1-2 1B		4 0 1 0 0 0 0										
John Mayberry, L (1, 3) OBP: 0.364, SLG: 0.568	0-0 F5			0-0 F8			0-0 4-3	0-0 L1		4 0 0 0 0 0 2										
Otto Velez, R (1, 10) OBP: 0.442, SLG: 0.500		0-0 G6-4-3 1B		0-0 E5 1B			0-0 1-3		0-0 5-3	4 0 2 0 0 0 0										
Roy Howell, L (1, 5) OBP: 0.364, SLG: 0.425		0-0 F4		0-3 K			0-0 4-3		0-0 4-3	4 0 0 0 0 1 2										
Barry Bonnell, R (1, 9) OBP: 0.250, SLG: 0.417		0-0 G6-4-3 1-2f			0-0 F8			0-0 F8	0-0 E5	4 0 0 0 0 0 1										
Damaso Garcia, R (1, 4) OBP: 0.333, SLG: 0.444			0-0 2-3 1B		0-0 6-3			0-0 2B 6-3 1B	0-0 F6	4 1 2 0 0 0 1										
Danny Ainge, R (1, 7) OBP: 0.482, SLG: 0.615			0-0 L8		0-0 F8			0-0 1B 2B		3 1 1 0 0 0 1										
Bob Davis, R (1, 2) OBP: 0.286, SLG: 0.250			0-0 2-3 1-2			0-0 L7		0-0 3-H 6-3		3 0 0 1 0 0 2										
Inning Stats	R: 0 E: 0 K: 0 S: 3	H: 0 LOB: 0 BB: 0 P: 3	R: 0 E: 0 K: 0 S: 3	H: 1 LOB: 0 BB: 0 P: 3	R: 0 E: 0 K: 0 S: 4	H: 1 LOB: 1 BB: 0 P: 4	R: 0 E: 1 K: 1 S: 6	H: 1 LOB: 1 BB: 0 P: 6	R: 0 E: 0 K: 0 S: 3	H: 0 LOB: 0 BB: 0 P: 3	R: 0 E: 0 K: 0 S: 3	H: 0 LOB: 0 BB: 0 P: 3	R: 0 E: 0 K: 0 S: 7	H: 4 LOB: 2 BB: 0 P: 7	R: 0 E: 1 K: 0 S: 4	H: 0 LOB: 1 BB: 0 P: 4	1B: 6 2B: 1 3B: 0 HR: 0	SF: 0 SAC: 0 DP: 1 HBP: 0	WP: 0 PB: 0 SB: 0 CS: 0	PA: 34
PITCHER	IP WLS BF H R ER SO BB IBB HBP BLK WP HR S P ERA WHIP																			
Paul Splittorff, L (1, 1) ERA: 3.6	8.0 W 30 7 2 2 1 0 0 0 0 0 0 0 32 32 2.25 0.875																			
Marty Pattin, R (9, 1) ERA: 0.84	1.0 4 0 0 0 0 0 0 0 0 0 0 0 4 4 0.00 0.000																			

Toronto Blue Jays @ Kansas City Royals
 Royals Stadium, Kansas City, MO
 Tue Apr 22 1980, 7:05 PM EST
 Att. 16,993 - Unknown - 82 F

AB	34
R	2
H	7
RBI	2
BB	0
SO	1
LOB	10



Batter	1	2	3	4	5	6	7	8	9	AB	R	H	RBI	BB	SO	LOB
Willie Wilson, S OBP: 0.321, SLG: 0.412 (1, 8)	0-0 4-3	0-0 3-1			0-0 FC4-6-2 1B		0-3 K			4	0	1	0	0	1	1
Frank White, R OBP: 0.286, SLG: 0.319 (1, 4)	0-0 5-3		0-0 4-3 1B		0-0 E8 FC4-6-2 1B		0-0 F2			4	0	1	0	0	0	1
George Brett, L OBP: 0.333, SLG: 0.442 (1, 5)	0-0 L8		0-0 4-3 1B		0-0 FC4-6-2 1-2 2-H			0-0 4-3		4	0	0	0	0	0	3
Hal McRae, R OBP: 0.373, SLG: 0.500 (1, 7)		0-0 2B	0-0 5-3		0-0 6-3			0-0 BB 1B		4	2	2	0	0	0	1
Clint Hurdle, L OBP: 0.259, SLG: 0.385 (9, 9)										0	0	0	0	0	0	0
Willie Aikens, L OBP: 0.300, SLG: 0.386 (1, 3)		4-0 2B	0-3 K		0-0 1B 2B			4-0 1B BB		2	2	1	0	2	1	1
Rance Mulliniks, L (8, PR)										0	1	0	0	0	0	0
Ralph LaCock, L OBP: 0.244, SLG: 0.268 (9, 3)		2B 6-3 BB						1-2 1B BB		0	0	0	0	0	0	0
John Wathan, R OBP: 0.600, SLG: 0.688 (1, 2)		0-0 6-3 1B 2B		0-0 G4-6-3 1B		0-0 5-3 1B		0-0 1B 1B		4	2	4	3	0	0	0
Dave Chalk, R OBP: 0.167, SLG: 0.200 (1, 10)		0-0 6-3		0-0 G4-6-3 1-2f		0-0 5-3		0-0 1B		4	0	1	2	0	0	3
Bob Detherage, R OBP: 0.364, SLG: 0.455 (1, 9)		0-0 S 1B		0-0 6-3		0-0 F9		0-0 G6-4-3 1B		3	0	1	1	0	0	1
Steve Braun, L OBP: 0.100, SLG: 0.100 (8, PH) (9, 7)		0-0 3-H						1-2 3-H		1	0	1	1	0	0	0
U L Washington, S OBP: 0.300, SLG: 0.378 (1, 6)		0-0 F9			0-0 F9		0-0 F8	0-0 G6-4-3 1B 1-2f		4	0	0	0	0	0	3

Inning Stats	R: 0	H: 0	E: 0	K: 0	S: 3	LOB: 0	BB: 0	P: 3	R: 3	H: 3	E: 0	K: 0	S: 6	LOB: 1	BB: 1	P: 10	R: 0	H: 1	E: 0	K: 1	S: 6	LOB: 1	BB: 0	P: 6	R: 0	H: 1	E: 0	K: 0	S: 3	LOB: 0	BB: 0	P: 3	R: 0	H: 1	E: 1	K: 0	S: 4	LOB: 1	BB: 0	P: 4	R: 1	H: 2	E: 0	K: 0	S: 5	LOB: 1	BB: 0	P: 5	R: 0	H: 0	E: 0	K: 1	S: 5	LOB: 0	BB: 0	P: 5	R: 3	H: 4	E: 0	K: 0	S: 6	LOB: 2	BB: 1	P: 10
1B: 9	SF: 0	2B: 4	SAC: 0	3B: 0	DP: 3	HR: 0	HBP: 0	WP: 0	PA: 36	PB: 0	SB: 1	CS: 0																																																				


PITCHER	IP	WLS	BF	H	R	ER	SO	BB	IBB	HBP	BLK	WP	HR	S	P	ERA	WHIP
Paul Mirabella, L ERA: 1.71 (1, 1)	5.0	L	21	6	3	3	3	1	1	0	0	0	0	22	26	5.40	1.400
Jesse Jefferson, R ERA: 12.46 (6, 1)	2.1		12	4	4	4	1	1	0	0	0	0	0	13	17	15.43	2.143
Tom Buskey, R ERA: 2.57 (8, 1)	0.2		3	2	0	0	0	0	0	0	0	0	0	3	3	0.00	3.000

BOTTOM

Toronto Blue Jays @ Kansas City Royals
 Royals Stadium, Kansas City, MO

Tue Apr 22 1980, 7:05 PM EST
 Att: 16,993 - Unknown - 82 F

AB	34
R	7
H	12
RBI	7
BB	2
SO	2
LOB	14



WP	PA	ERA	WHIP
0	36		

Batter	1	2	3	4	5	6	7	8	9	AB R H RBI BB SO LOB	TOP																										
Alfredo Griffin, S (1, 6) OBP: 0.216, SLG: 0.260	0-3 K		0-0 4-3			0-0 G3		0-0 HR 1B		4 1 1 0 0 1 0																											
Rick Bosetti, R (1, 8) OBP: 0.250, SLG: 0.404	0-0 6-3 3B 2B		0-0 5-3			0-0 S 1B		0-0 HR		4 2 3 3 0 0 0																											
John Mayberry, L (1, 3) OBP: 0.375, SLG: 0.550	0-0 6-3 2-3			0-0 G1-4-3 1B		4-0 1-2 BB		0-3 K		3 0 1 0 1 1 1																											
Roy Howell, L (1, 5) OBP: 0.354, SLG: 0.455	0-0 3-H 3B		0-3 K			0-3 K		0-0 4-3		4 0 1 1 0 2 3																											
Otto Velez, R (1, 10) OBP: 0.404, SLG: 0.447	0-0 F8			0-0 G1-4-3 1-2f			0-0 L8	0-3 K		4 0 0 0 0 1 2																											
Barry Bonnell, R (1, 9) OBP: 0.250, SLG: 0.425		0-3 K			0-0 5-3		0-0 2B	0-0 F3		4 0 1 0 0 1 0																											
Damaso Garcia, R (1, 4) OBP: 0.302, SLG: 0.400		0-0 F8			0-0 F6		0-0 5-3	0-0 6-3		4 0 0 0 0 0 1																											
Willie Upshaw, L (1, 7) OBP: 0.375, SLG: 0.167		0-3 K			0-3 K		0-0 F8	0-0 5-3		3 0 0 0 0 2 1																											
Bob Bailor, R (8, 7) OBP: 0.111, SLG: 0.059										1 0 0 0 0 0 0																											
Ernie Whitt, L (1, 2) OBP: 0.231, SLG: 0.167			0-0 F8			0-0 G3		4-0 HR 1B BB		2 0 0 0 0 0 0																											
Al Woods, L (8, PH) OBP: 0.273, SLG: 0.200										0 1 0 0 1 0 0																											
Bob Davis, R (8, 2) OBP: 0.286, SLG: 0.250										0 0 0 0 0 0 0																											
Inning Stats	R: 1 E: 0 K: 1 S: 7	H: 2 LOB: 1 BB: 0 P: 7	R: 0 E: 0 K: 2 S: 7	H: 0 LOB: 0 BB: 0 P: 7	R: 0 E: 0 K: 0 S: 3	H: 0 LOB: 0 BB: 0 P: 3	R: 0 E: 0 K: 1 S: 5	H: 1 LOB: 0 BB: 0 P: 5	R: 0 E: 0 K: 1 S: 5	H: 0 LOB: 0 BB: 0 P: 5	R: 0 E: 0 K: 1 S: 6	H: 1 LOB: 2 BB: 1 P: 10	R: 0 E: 0 K: 0 S: 4	H: 1 LOB: 1 BB: 0 P: 4	R: 3 E: 0 K: 2 S: 9	H: 2 LOB: 0 BB: 1 P: 13	R: 0 E: 0 K: 0 S: 3	H: 0 LOB: 0 BB: 0 P: 3	1B: 3 2B: 2 3B: 1 HR: 1	SF: 0 SAC: 0 DP: 1 HBP: 0	WP: 0 PB: 0 SB: 1 CS: 0	PA: 35															
PITCHER	IP WLS BF H R ER SO BB IBB HBP BLK WP HR S P ERA WHIP																																				
Dennis Leonard, R (1, 1) ERA: 6.39	7.0	29	7	4	4	6	2	0	0	0	0	0	1	39	47	5.14	1.286																				
Gary Christenson, L (8, 1) ERA: 4.5	1.0	W	3	0	0	0	2	0	0	0	0	0	0	7	7	0.00	0.000																				
Dan Quisenberry, R (9, 1) ERA: 2.45	1.0	S	3	0	0	0	0	0	0	0	0	0	0	3	3	0.00	0.000																				

Toronto Blue Jays @ Kansas City Royals
 Royals Stadium, Kansas City, MO
 Wed Apr 23 1980, 7:05 PM EST
 Att. 18,855 - Unknown - 74 F

livebaseballscorecards.com

AB	33
R	4
H	7
RBI	4
BB	2
SO	8
LOB	8




Batter	1	2	3	4	5	6	7	8	9	AB R H RBI BB SO LOB	TOP
Al Bumbry, L (1, 8) OBP: 0.377, SLG: 0.569	0-0 CS 1B		0-0 1B			0-0 1-3		0-0 F8		4 0 2 0 0 0 1	
Rich Dauer, R (1, 4) OBP: 0.234, SLG: 0.171	4-0 1-2 BB		0-0 F8			4-0 BB		0-0 1-2 BB 1B		2 0 1 0 2 0 1	
Ken Singleton, S (1, 9) OBP: 0.315, SLG: 0.468	0-3 K				0-0 F9	0-0 L5		4-0 1-2 2-3 BB		3 0 0 0 1 1 2	
Eddie Murray, S (1, 3) OBP: 0.400, SLG: 0.608	0-0 F7				0-0 P6	0-0 F9		0-0 F8		4 0 0 0 0 0 5	
Doug DeCinces, R (1, 5) OBP: 0.300, SLG: 0.391		0-0 P6			0-3 K			0-0 5-3		4 0 0 0 0 1 0	
Gary Roenicke, R (1, 7) OBP: 0.356, SLG: 0.257		0-0 5-3			0-0 F3		0-0 6-3	0-0 F7		4 0 0 0 0 0 0	
Lee May, R (1, 10) OBP: 0.171, SLG: 0.275		0-0 F2			0-0 L6		0-0 F7	0-0 F8		4 0 0 0 0 0 0	
Rick Dempsey, R (1, 2) OBP: 0.333, SLG: 0.500			0-0 5-3		4-0 BB			0-0 5-3		2 0 0 0 1 0 0	
Kiko Garcia, R (1, 6) OBP: 0.267, SLG: 0.125			0-0 P3		0-0 G3			0-0 BB 1B 1B		3 0 1 0 0 0 1	
Inning Stats	R: 0 E: 0 K: 1 S: 5 H: 1 LOB: 1 BB: 1 P: 9	R: 0 E: 0 K: 0 S: 3 H: 0 LOB: 0 BB: 0 P: 3	R: 0 E: 0 K: 0 S: 4 H: 1 LOB: 1 BB: 0 P: 4	R: 0 E: 0 K: 1 S: 5 H: 0 LOB: 0 BB: 0 P: 5	R: 0 E: 0 K: 1 S: 3 H: 0 LOB: 1 BB: 1 P: 7	R: 0 E: 0 K: 0 S: 3 H: 0 LOB: 1 BB: 1 P: 7	R: 0 E: 0 K: 0 S: 3 H: 0 LOB: 0 BB: 0 P: 3	R: 0 E: 0 K: 0 S: 5 H: 2 LOB: 3 BB: 1 P: 9	R: 0 E: 0 K: 0 S: 3 H: 0 LOB: 0 BB: 0 P: 3	1B: 4 2B: 0 3B: 0 HR: 0 SF: 0 SAC: 0 DP: 0 HBP: 0	WP: 0 PB: 0 SB: 0 CS: 1 PA: 34
PITCHER Larry Gura, L (1, 1) ERA: 2.3	IP WLS BF H R ER SO BB IBB HBP BLK WP HR S P ERA WHIP										
	9.0 W 34 4 0 0 2 4 0 0 0 0 0 0 34 50 0.00 0.889										

Baltimore Orioles @ Kansas City Royals
Royals Stadium, Kansas City, MO
Fri Apr 25 1980, 7:05 PM EST
Att. 20,436 - Unknown

livebaseballscorecards.com

AB	30
R	0
H	4
RBI	0
BB	4
SO	2
LOB	10



Batter	1	2	3	4	5	6	7	8	9	AB R H RBI BB SO LOB	TOP														
Al Bumbry, L (1, 8) OBP: 0.394, SLG: 0.607	0-0 4-3		0-0 E S 1B		0-0 1-H SF8 3B		0-0 F7		0-0 E 1B	5 1 3 1 0 0 0	<p>Baltimore Orioles @ Kansas City Royals Royals Stadium, Kansas City, MO Sat Apr 26 1980, 4:33 AM EST Att. 25,925 - Unknown</p> <p>livebaseballscorecards.com</p> <table> <tr><td>AB</td><td>33</td></tr> <tr><td>R</td><td>4</td></tr> <tr><td>H</td><td>8</td></tr> <tr><td>RBI</td><td>4</td></tr> <tr><td>BB</td><td>4</td></tr> <tr><td>SO</td><td>7</td></tr> <tr><td>LOB</td><td>14</td></tr> </table> 	AB	33	R	4	H	8	RBI	4	BB	4	SO	7	LOB	14
AB	33																								
R	4																								
H	8																								
RBI	4																								
BB	4																								
SO	7																								
LOB	14																								
Rich Dauer, R (1, 4) OBP: 0.250, SLG: 0.159	0-0 6-3		1-0 1-3 HBP		0-0 5-3		4-0 BB		0-0 F8 1-2	3 0 0 0 1 0 2															
Pat Kelly, L (1, 10) OBP: 0.250, SLG: 0.333	4-0 1B BB		0-3 K		0-0 SF8		0-3 K		0-0 4-3	3 0 0 1 1 2 4															
Ken Singleton, S (1, 9) OBP: 0.328, SLG: 0.460 Gary Roenicke, R (8, 9) OBP: 0.356, SLG: 0.257	0-0 1-3 1B		0-3 K		4-0 3-H CS BB			0-0 F7		3 0 1 0 1 1 2 0 0 0 0 0 0 0															
Eddie Murray, S (1, 3) OBP: 0.391, SLG: 0.582	0-0 F8			0-0 FC5-4 1B	0-0 CS	0-0 4-3		0-0 4-3		4 0 1 0 0 0 2															
John Lowenstein, L (1, 7) OBP: 0.391, SLG: 0.263		0-0 F8		0-0 F9		0-0 F7		4-0 HR BB		3 1 0 0 1 0 1															
Doug DeCinces, R (1, 5) OBP: 0.315, SLG: 0.480		0-0 P3		0-0 FC5-4 1-2f		0-0 2B		0-0 1-H HR		4 1 2 2 0 0 1															
Rick Dempsey, R (1, 2) OBP: 0.309, SLG: 0.458		0-0 P4		0-3 K		0-3 K		0-3 K		4 0 0 0 0 3 2															
Kiko Garcia, R (1, 6) OBP: 0.273, SLG: 0.148 Mark Belanger, R (7, 6) OBP: 0.133, SLG: 0.133			0-3 K		0-0 3B 1B		0-0 F5		0-0 F8	3 1 1 0 0 1 0 1 0 0 0 0 0 0															
Inning Stats	R: 0 E: 0 K: 0 S: 4	H: 1 LOB: 2 BB: 1 P: 8	R: 0 E: 0 K: 0 S: 3	H: 0 LOB: 0 BB: 0 P: 3	R: 0 E: 0 K: 3 S: 10	H: 1 LOB: 2 BB: 0 P: 11	R: 0 E: 0 K: 1 S: 6	H: 1 LOB: 1 BB: 0 P: 6	R: 2 E: 0 K: 0 S: 4	H: 2 LOB: 0 BB: 1 P: 8	R: 0 E: 0 K: 1 S: 6	H: 1 LOB: 1 BB: 0 P: 6	R: 0 E: 0 K: 1 S: 5	H: 0 LOB: 1 BB: 1 P: 9	R: 2 E: 0 K: 1 S: 6	H: 1 LOB: 0 BB: 1 P: 10	R: 0 E: 1 K: 0 S: 4	H: 1 LOB: 1 BB: 0 P: 4	1B: 5 2B: 1 3B: 1 HR: 1	SF: 1 SAC: 0 DP: 0 HBP: 1	WP: 0 PB: 0 SB: 1 CS: 1	PA: 40			
PITCHER	IP WLS BF H R ER SO BB IBB HBP BLK WP HR S P ERA WHIP																								
Rich Gale, R (1, 1) ERA: 5.27	8.0 L 35 7 4 4 7 4 0 1 0 0 0 1 44 61 4.50 1.375																								
Dan Quisenberry, R (9, 1) ERA: 2.25	1.0 4 1 0 0 0 0 0 0 0 0 0 0 4 4 0.00 1.000																								

Batter	1	2	3	4	5	6	7	8	9	AB R H RBI BB SO LOB
Willie Wilson, S OBP: 0.313, SLG: 0.406 (1, 8)	0-3 K		0-0 P4		0-0 SH1-4 1B		0-0 G3			4 0 1 0 0 1 1
Frank White, R OBP: 0.333, SLG: 0.379 (1, 4)	0-0 1B		0-0 1B		0-0 SH1-4		0-0 5-3			3 0 2 0 0 0 1
Dave Chalk, R OBP: 0.231, SLG: 0.333 (1, 5)	0-0 1B		0-0 F7		0-0 FC1-5-2		0-0 5-3			4 0 1 0 0 0 3
Hal McRae, R OBP: 0.333, SLG: 0.466 (1, 10)	0-0 L4		0-0 F8		0-0 K		0-0 6-3			4 0 0 0 0 1 5
John Wathan, R OBP: 0.500, SLG: 0.571 (1, 2)	0-0 L4			0-0 6-3		0-0 G4-6-3 1B		0-0 4-3		4 0 1 0 0 0 2
Willie Aikens, L OBP: 0.333, SLG: 0.346 (1, 3)		0-0 F8		4-0 FC6-4 BB		0-0 G4-6-3		0-3 K		3 0 0 0 1 1 1
Jerry Terrell, R (1, 7)		0-0 E2		0-0 FC6-4		0-0 F8		0-0 P4		4 0 0 0 0 0 1
Bob Detherage, R OBP: 0.286, SLG: 0.357 (1, 9)		0-3 K		0-0 FC6-4		0-0 F7		0-0 F9		3 0 0 0 0 1 2
George Brett, L OBP: 0.373, SLG: 0.560 (9, PH)										1 0 0 0 0 0 0
U L Washington, S OBP: 0.326, SLG: 0.425 (1, 6)		0-0 5-3			0-0 SH1-4 1B		0-0 2B			3 0 2 0 0 0 1

Inning Stats	R: 0	H: 2	E: 0	K: 1	S: 7	R: 0	H: 0	E: 1	K: 1	S: 6	R: 0	H: 1	E: 0	K: 0	S: 4	R: 0	H: 0	E: 0	K: 0	S: 3	R: 0	H: 2	E: 0	K: 1	S: 7	R: 0	H: 1	E: 0	K: 0	S: 3	R: 0	H: 0	E: 0	K: 0	S: 3	R: 0	H: 0	E: 0	K: 1	S: 5	R: 0	H: 0	E: 0	K: 0	S: 5	R: 0	H: 0	E: 0	K: 0	S: 5	1B: 6	2B: 1	3B: 0	HR: 0	SF: 0	SAC: 1	DP: 1	HBP: 0	WP: 0	PB: 0	SB: 0	CS: 0	PA: 35
PITCHER Mike Flanagan, L ERA: 3.13 (1, 1)	IP	WLS	BF	H	R	ER	SO	BB	IBB	HBP	BLK	WP	HR	S	P	ERA	WHIP	IP	WLS	BF	H	R	ER	SO	BB	IBB	HBP	BLK	WP	HR	S	P	ERA	WHIP	IP	WLS	BF	H	R	ER	SO	BB	IBB	HBP	BLK	WP	HR	S	P	ERA	WHIP												


BOTTOM

Baltimore Orioles @ Kansas City Royals
 Royals Stadium, Kansas City, MO

Sat Apr 26 1980, 4:33 AM EST
 Att. 25,925 - Unknown

livebaseballscorecards.com

AB 33
R 0
H 7
RBI 0
BB 1
SO 4
LOB 17



Batter	1	2	3	4	5	6	7	8	9	AB R H RBI BB SO LOB	TOP											
Al Bumbry, L (1, 8) OBP: 0.386, SLG: 0.583	0-0 F8		0-0 SH5-3 1B		0-0 F7		0-0 6-3			4 0 1 0 0 0 0	Baltimore Orioles @ Kansas City Royals Royals Stadium, Kansas City, MO Sun Apr 27 1980, 4:33 AM EDT Att. 20,496 - Unknown livebaseballscorecards.com											
Mark Belanger, R (1, 6) OBP: 0.152, SLG: 0.152	0-0 5-3		0-0 SH5-3 1-2		0-0 BB 1B		0-0 F7			3 0 1 0 0 0 0												
Ken Singleton, S (1, 9) OBP: 0.306, SLG: 0.426	0-0 F9		0-0 F9		0-0 F7		0-0 5-3			4 0 0 0 0 0 2												
Eddie Murray, S (1, 3) OBP: 0.382, SLG: 0.559		0-0 1-3	0-0 5-3		0-0 BB 1B		0-3 K			4 0 1 0 0 1 1												
Gary Roenicke, R (1, 7) OBP: 0.388, SLG: 0.316		0-0 FC5-4 E 2B		0-0 1B BB G6-4-3 1B	4-0 BB BB BB		0-0 5-3			3 2 2 0 1 0 0												
Lee May, R (1, 10) OBP: 0.200, SLG: 0.262		4-0 FC5-4 BB		4-0 BB BB BB BB G6-4-3 1B 1-2	0-0 F9		0-0 P6			2 0 0 0 2 0 3												
Floyd Rayford, R (1, 5) OBP: 0.111, SLG: 0.111		0-0 FC5-4 E 1-2f 2-3		0-0 BB BB BB BB G6-4-3 1B 1-2 2-3		0-0 1-3		0-3 K		4 0 1 0 0 1 2												
Rich Dauer, R (1, 4) OBP: 0.236, SLG: 0.149		0-0 E5		0-0 G6-4-3		0-0 6-3		4-0 BB BB BB BB G1-4-3 BB		3 0 0 0 0 0 3												
Benny Ayala, R (9, PH) OBP: 0.444, SLG: 0.167		1-2 3-H		1-2f 2-3 3-H		0-0 5-3		0-0 G1-4-3		0 0 0 0 1 0 0												
Kiko Garcia, R (9, PR) OBP: 0.273, SLG: 0.148		0-0 F8		0-0 6-3				0-0 G1-4-3		0 0 0 0 0 0 0												
Dave Skaggs, R (1, 2)										3 0 0 0 0 0 3												
Doug DeCinces, R (9, PH) OBP: 0.309, SLG: 0.471										1 0 0 0 0 0 1												
Inning Stats	R: 0 E: 0 K: 0 S: 3	H: 0 LOB: 0 BB: 0 P: 3	R: 1 E: 1 K: 0 S: 5	H: 1 LOB: 2 BB: 1 P: 9	R: 0 E: 0 K: 0 S: 4	H: 1 LOB: 1 BB: 0 P: 4	R: 1 E: 0 K: 0 S: 4	H: 2 LOB: 1 BB: 1 P: 8	R: 0 E: 0 K: 0 S: 5	H: 2 LOB: 3 BB: 1 P: 9	R: 0 E: 0 K: 0 S: 3	H: 0 LOB: 0 BB: 0 P: 3	R: 0 E: 0 K: 0 S: 3	H: 0 LOB: 0 BB: 0 P: 3	R: 0 E: 0 K: 1 S: 5	H: 0 LOB: 0 BB: 0 P: 5	R: 0 E: 0 K: 1 S: 4	H: 0 LOB: 1 BB: 1 P: 8	1B: 5 2B: 1 3B: 0 HR: 0	SF: 0 SAC: 1 DP: 2 HBP: 0	WP: 0 PB: 0 SB: 0 CS: 0	PA: 36
PITCHER Paul Splittorff, L (1, 1) ERA: 2.63	IP: 9.0 WLS: W BF: 36 H: 6 R: 2 ER: 1 SO: 2 BB: 4 IBB: 0 HBP: 0 BLK: 0 WP: 0 HR: 0 S: 36 P: 52 ERA: 1.00 WHIP: 1.111											PITCHER	IP: 9.0 WLS: W BF: 36 H: 6 R: 2 ER: 1 SO: 2 BB: 4 IBB: 0 HBP: 0 BLK: 0 WP: 0 HR: 0 S: 36 P: 52 ERA: 1.00 WHIP: 1.111									



Batter	1	2	3	4	5	6	7	8	9
Willie Wilson, S (1, 8) OBP: 0.296, SLG: 0.382	0-0 G3			0-0 5-3		0-0 F7		0-3 K	
Frank White, R (1, 4) OBP: 0.328, SLG: 0.371	0-0 F9			0-0 5-3		0-0 2-H 1B		0-0 5-3	
Hal McRae, R (1, 10) OBP: 0.318, SLG: 0.443	0-3 K			0-0 4-3		0-0 3-1			
Willie Aikens, L (1, 3) OBP: 0.318, SLG: 0.327		0-0 4-3			0-0 4-3			0-0 4-3	
John Wathan, R (1, 2) OBP: 0.486, SLG: 0.613		0-0 1-4-3			0-0 1-3			1B 3B	
Jamie Quirk, L (1, 5) OBP: 0.242, SLG: 0.250		0-0 F8			0-0 F9			3-H 1B	
Ralph LaCock, L (1, 7) OBP: 0.208, SLG: 0.224			0-0 F7			0-0 4-3		0-0 F8	
Clint Hurdle, L (1, 9) OBP: 0.306, SLG: 0.559			4-0 BB			0-0 HR		0-0 F8	
U L Washington, S (1, 6) OBP: 0.326, SLG: 0.419			0-0 G6-4-3			0-0 1B		0-0 P5	

Inning Stats	R: 0	H: 0	E: 0	K: 1	S: 5	LOB: 0	BB: 0	P: 5
	R: 0	H: 0	E: 0	K: 0	S: 3 <td>LOB: 0</td> <td>BB: 0</td> <td>P: 3 </td>	LOB: 0	BB: 0	P: 3
	R: 0	H: 0	E: 0	K: 0	S: 2 <td>LOB: 0</td> <td>BB: 1</td> <td>P: 6 </td>	LOB: 0	BB: 1	P: 6
	R: 0	H: 0	E: 0	K: 0	S: 3 <td>LOB: 0</td> <td>BB: 0</td> <td>P: 3 </td>	LOB: 0	BB: 0	P: 3
	R: 0	H: 0	E: 0	K: 0	S: 3 <td>LOB: 0</td> <td>BB: 0</td> <td>P: 3 </td>	LOB: 0	BB: 0	P: 3
	R: 2	H: 3	E: 0	K: 0	S: 6 <td>LOB: 1</td> <td>BB: 0</td> <td>P: 6 </td>	LOB: 1	BB: 0	P: 6
	R: 1	H: 2	E: 0	K: 0	S: 5 <td>LOB: 1</td> <td>BB: 0</td> <td>P: 5 </td>	LOB: 1	BB: 0	P: 5
	R: 0	H: 0	E: 0	K: 1	S: 5 <td>LOB: 0</td> <td>BB: 0</td> <td>P: 5 </td>	LOB: 0	BB: 0	P: 5

PITCHER	IP	WLS	BF	H	R	ER	SO	BB	IBB	HBP	BLK	WP	HR	S	P	ERA	WHIP
Dennis Martinez, R (1, 1) ERA: 5.4	5.2		20	3	2	2	1	1	0	0	0	0	1	21	25	3.18	0.706
Dave Ford, R (6, 1) ERA: 3.38	2.1	L	9	2	1	1	1	0	0	0	0	0	0	11	11	3.86	0.857

BOTTOM

AB	R	H	RBI	BB	SO	LOB
4	0	0	0	0	1	1
4	0	1	1	0	0	0
3	0	0	0	0	1	1
3	0	0	0	0	0	0
3	1	1	0	0	0	0
3	0	1	1	0	0	0
3	0	0	0	0	0	1
2	1	1	1	1	0	1
3	1	1	0	0	0	1

AB	28
R	3
H	5
RBI	3
BB	1
SO	2
LOB	5



WP	PA	ERA	WHIP
0	29		
0			
2			
0			

Baltimore Orioles @ Kansas City Royals
Royals Stadium, Kansas City, MO
 Sun Apr 27 1980, 4:33 AM EDT
 Att. 20,496 - Unknown

livebaseballscorecards.com

Batter	1	2	3	4	5	6	7	8	9	AB R H RBI BB SO LOB	TOP	
Willie Wilson, S (1, 8) OBP: 0.293, SLG: 0.375	0-0 F6		0-0 1B		0-0 4-3		0-0 F7			4 0 1 0 0 0 2		
Frank White, R (1, 4) OBP: 0.309, SLG: 0.348	0-3 K		0-0 L7		0-0 F9			0-0 P2		4 0 0 0 0 1 1		
George Brett, L (1, 5) OBP: 0.365, SLG: 0.537	0-0 1B			0-0 G3		0-0 P6		0-0 F7		4 0 1 0 0 0 0		
Willie Aikens, L (1, 3) OBP: 0.329, SLG: 0.328 Jerry Terrell, R (8, PR) Bob Dethelage, R (8, 7) OBP: 0.286, SLG: 0.357	0-0 L6			0-0 2B 1B		0-0 3-1		4-0 BB		3 0 1 0 1 0 1 0 0 0 0 0 0 0 0 0 0 0 0 0 0		
Hal McRae, R (1, 10) OBP: 0.314, SLG: 0.477		0-0 E5		0-0 F8		0-0 HR		0-0 6-3		4 1 1 1 0 0 2		
John Wathan, R (1, 2) OBP: 0.487, SLG: 0.618		0-0 P5		0-0 2B		0-0 F7		4-0 BB		3 0 1 0 1 0 1		
Ralph LaCock, L (1, 7) OBP: 0.193, SLG: 0.208		0-0 F8		0-0 4-3			0-0 4-3		0-0 P5	4 0 0 0 0 0 4		
Clint Hurdle, L (1, 9) OBP: 0.325, SLG: 0.568		0-3 K			4-0 BB		0-0 4-3 2B		0-0 P2	3 0 1 0 1 1 2		
U L Washington, S (1, 6) OBP: 0.313, SLG: 0.400 Steve Braun, L (7, PH) OBP: 0.063, SLG: 0.063 Rance Mulliniks, L (7, 6) OBP: 0.286, SLG: 0.167 Jamie Quirk, L (9, PH) OBP: 0.235, SLG: 0.242			0-0 F7		0-3 K		0-0 4-3		0-0 6-3	2 0 0 0 0 1 1 1 0 0 0 0 0 1 0 0 0 0 0 0 0 1 0 0 0 0 0 1		
Inning Stats	R: 0 H: 1 E: 0 LOB: 1 K: 1 BB: 0 S: 6 P: 6	R: 0 H: 0 E: 1 LOB: 1 K: 1 BB: 0 S: 6 P: 6	R: 0 H: 1 E: 0 LOB: 0 K: 0 BB: 0 S: 3 P: 3	R: 0 H: 2 E: 0 LOB: 2 K: 0 BB: 0 S: 5 P: 5	R: 0 H: 0 E: 0 LOB: 1 K: 1 BB: 1 S: 5 P: 9	R: 1 H: 1 E: 0 LOB: 0 K: 0 BB: 0 S: 4 P: 4	R: 0 H: 1 E: 0 LOB: 1 K: 0 BB: 0 S: 4 P: 4	R: 0 H: 0 E: 0 LOB: 1 K: 0 BB: 1 S: 3 P: 7	R: 0 H: 0 E: 0 LOB: 1 K: 0 BB: 1 S: 3 P: 7	1B: 3 SF: 0 2B: 2 SAC: 0 3B: 0 DP: 0 HR: 1 HBP: 0	WP: 0 PA: 36 PB: 0 SB: 0 CS: 0	
PITCHER Jim Clancy, R (1, 1) ERA: 2.95	IP WLS BF H R ER SO BB IBB HBP BLK WP HR S P ERA WHIP	9.0 W 36 6 1 1 3 3 0 0 0 0 0 1 39 51 1.00 1.000										

Kansas City Royals @ Toronto Blue Jays
 Exhibition Stadium, Toronto, ON
 Tue Apr 29 1980, 7:05 PM EDT
 Att. 11,553 - Unknown - 50 F

AB	33
R	1
H	6
RBI	1
BB	3
SO	3
LOB	16




Batter	1	2	3	4	5	6	7	8	9	AB R H RBI BB SO LOB	TOP
Willie Wilson, S (1, 8) OBP: 0.278, SLG: 0.355	0-0 4-3			0-0 6-3		0-0 F8			0-0 1-3	4 0 0 0 0 0 1	
Frank White, R (1, 4) OBP: 0.292, SLG: 0.329	0-0 G3			0-0 E6 P4		0-0 F7			0-0 F8	4 0 0 0 0 0 0	
Hal McRae, R (1, 10) OBP: 0.324, SLG: 0.522	0-0 F8			0-0 P4 1-2			0-0 G6-4-3 1B		0-0 HR	4 1 2 1 0 0 1	
Willie Aikens, L (1, 3) OBP: 0.324, SLG: 0.311 Bob Detherage, R (9, PR) OBP: 0.286, SLG: 0.357 (9, 7)		0-3 K			0-0 4-3		0-0 G6-4-3 1-2f		4-0 CS BB	3 0 0 0 1 1 1 0 0 0 0 0 0 0	
John Wathan, R (1, 2) OBP: 0.476, SLG: 0.595		0-0 6-3			0-3 K			0-0 G3 SH3-4 HR 1B	0-0 CS 1-2	3 1 1 0 0 1 0	
Jamie Quirk, L (1, 5) OBP: 0.222, SLG: 0.229		0-0 6-3			0-0 4-1			0-0 SH3-4 1-2		2 0 0 0 0 0 0	
Ralph LaCock, L (1, 7) OBP: 0.183, SLG: 0.196 (9, 3)				0-0 F7		0-0 F8		0-0 G3 2-3		3 0 0 0 0 0 1	
Clint Hurdle, L (1, 9) OBP: 0.326, SLG: 0.625				0-0 F8		0-0 6-3		0-0 HR 3-H		3 1 1 2 0 0 0	
U L Washington, S (1, 6) OBP: 0.314, SLG: 0.383				0-0 L8		4-0 BB		0-0 4-3		2 0 0 0 1 0 0	
Inning Stats	R: 0 H: 0 E: 0 LOB: 0 K: 0 BB: 0 S: 3 P: 3	R: 0 H: 0 E: 0 LOB: 0 K: 1 BB: 0 S: 5 P: 5	R: 0 H: 0 E: 0 LOB: 0 K: 0 BB: 0 S: 3 P: 3	R: 0 H: 0 E: 1 LOB: 0 K: 0 BB: 0 S: 3 P: 3	R: 0 H: 0 E: 0 LOB: 0 K: 1 BB: 0 S: 5 P: 5	R: 0 H: 0 E: 0 LOB: 1 K: 0 BB: 1 S: 3 P: 7	R: 0 H: 1 E: 0 LOB: 0 K: 0 BB: 0 S: 3 P: 3	R: 2 H: 2 E: 0 LOB: 0 K: 0 BB: 0 S: 5 P: 5	R: 1 H: 1 E: 0 LOB: 1 K: 0 BB: 1 S: 3 P: 7	1B: 2 SF: 0 2B: 0 SAC: 1 3B: 0 DP: 1 HR: 2 HBP: 0	WP: 0 PA: 32 PB: 0 SB: 1 CS: 1
PITCHER Jesse Jefferson, R (1, 1) ERA: 6.0 Joey McLaughlin, R (8, 1) ERA: 6.17	IP WLS BF H R ER SO BB IBB HBP BLK WP HR S P ERA WHIP										
	7.2 L 26 3 2 2 2 1 0 0 0 0 1 29 33 2.35 0.522										
	1.1 5 1 1 1 0 1 0 0 0 0 1 4 8 6.75 1.500										

Kansas City Royals @ Toronto Blue Jays
 Exhibition Stadium, Toronto, ON
 Wed Apr 30 1980, 7:05 PM EDT
 Att. 14,029 - Unknown - 50 F

AB	28
R	3
H	4
RBI	3
BB	2
SO	2
LOB	4



Batter	1	2	3	4	5	6	7	8	9	10	11	AB R H RBI BB SO LOB	TOP																			
Jerry Remy, L (1, 4) OBP: 0.311, SLG: 0.366	0-0 4-3 3B		0-0 SH1-3		0-0 L7		0-0 1B 2B 1B		0-0 5-3		0-0 L8	5 2 2 0 0 0 1																				
Rick Burleson, R (1, 6) OBP: 0.300, SLG: 0.295	0-0 4-3		4-0 1B BB		0-0 HR		0-0 1B 2B 1B		0-0 E5 G3		0-0 5-3	5 2 2 2 1 0 1																				
Fred Lynn, L (1, 8) OBP: 0.367, SLG: 0.382	0-0 4-3		0-0 1B		0-0 L9		0-0 1B 2B		0-0 G3			5 0 2 3 0 0 1																				
Jim Rice, R (1, 7) OBP: 0.306, SLG: 0.400	0-3 K		0-0 F9		0-0 F9		0-0 F4		0-3 K			5 0 0 0 0 2 4																				
Carl Yastrzemski, L (1, 10) OBP: 0.379, SLG: 0.500		0-0 F7 1B	0-0 1-3		0-0 4-3		4-0 CS BB		4-0 FC5-4 IBB			3 0 1 0 2 0 2																				
Tony Perez, R (1, 3) OBP: 0.383, SLG: 0.533		0-0 F9		0-0 1B		0-0 4-3		0-0 F9		0-0 FC5-4		5 0 1 0 0 0 4																				
Carlton Fisk, R (1, 2) OBP: 0.375, SLG: 0.654		0-0 F7 1-2		0-3 K		0-0 L7		0-3 K			0-0 SH3-4 1B 2B	5 1 1 0 0 2 2	AB 42 R 6 H 11 RBI 6 BB 3 SO 6 LOB 18																			
Butch Hobson, R (1, 5) OBP: 0.304, SLG: 0.442		0-3 K		0-0 F9		0-0 F8		0-0 F4			0-0 SH3-4	3 0 0 0 0 1 2																				
Dwight Evans, R (7, 9) OBP: 0.329, SLG: 0.350											2-3 SH3-4	1 0 0 0 0 0 0																				
Jim Dwyer, L (1, 9) OBP: 0.600, SLG: 0.500			0-0 SH1-3 1B		0-3 K		0-0 F2		0-0 6-3		0-0 1B	3 1 1 0 0 1 1																				
Glenn Hoffman, R (7, 5)											3-H	1 0 0 0 0 0 0																				
Jack Brohamer, L (11, PH) OBP: 0.385, SLG: 0.423												1 0 1 1 0 0 0																				
Inning Stats	R: 1 E: 0 K: 1 S: 6	H: 1 LOB: 0 BB: 0 P: 6	R: 0 E: 0 K: 1 S: 6	H: 1 LOB: 1 BB: 0 P: 6	R: 1 E: 0 K: 0 S: 5	H: 2 LOB: 2 BB: 1 P: 9	R: 0 E: 0 K: 2 S: 8	H: 1 LOB: 1 BB: 0 P: 8	R: 1 E: 0 K: 0 S: 4	H: 1 LOB: 0 BB: 0 P: 4	R: 0 E: 0 K: 0 S: 3	H: 0 LOB: 0 BB: 0 P: 3	R: 2 E: 0 K: 0 S: 6	H: 3 LOB: 1 BB: 0 P: 6	R: 0 E: 0 K: 1 S: 4	H: 0 LOB: 0 BB: 1 P: 8	R: 0 E: 1 K: 1 S: 6	H: 0 LOB: 2 BB: 1 P: 10	R: 1 E: 0 K: 0 S: 5	H: 2 LOB: 1 BB: 0 P: 5	1B: 7 2B: 2 3B: 1 HR: 1	SF: 0 SAC: 2 DP: 0 HBP: 0	WP: 0 PB: 0 SB: 0 CS: 1	PA: 47								
PITCHER	IP WLS BF H R ER SO BB IBB HBP BLK WP HR S P ERA WHIP															IP WLS BF H R ER SO BB IBB HBP BLK WP HR S P ERA WHIP																
Rich Gale, R (1, 1) ERA: 5.5	7.0	32	9	5	5	4	2	0	0	0	0	0	0	1	38	46	6.43	1.571														
Dan Quisenberry, R (8, 1) ERA: 2.25	4.0	L	15	2	1	1	2	0	1	0	0	0	0	0	18	22	2.25	0.500														

Boston Red Sox @ Kansas City Royals
Royals Stadium, Kansas City, MO
 Fri May 02 1980, 8:05 PM EDT
 Att: 25,965 - Unknown - 71 F

livebaseballscorecards.com

BOTTOM

Boston Red Sox @ Kansas City Royals
Royals Stadium, Kansas City, MO

Fri May 02 1980, 8:05 PM EDT
Att: 25,965 - Unknown - 71 F

livebaseballscorecards.com

AB 43
R 5
H 12
RBI 5
BB 4
SO 4
LOB 19

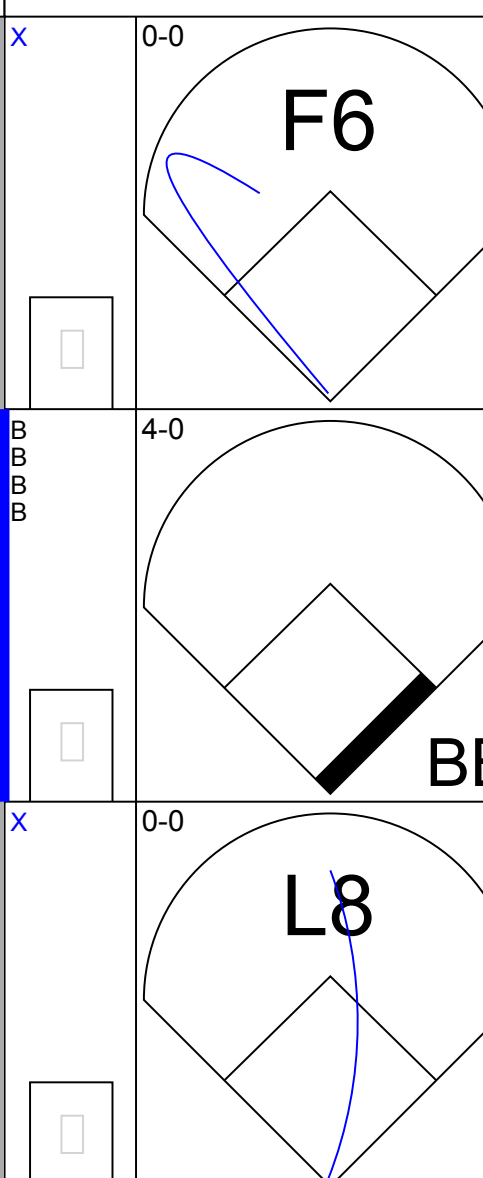


WP: 0 PA: 48
PB: 0
SB: 1
CS: 0

AB R H RBI BB SO LOB

5	1	3	1	1	0	1
5	0	0	0	0	0	5
0	0	0	0	1	0	0
0	0	0	0	0	0	0
5	0	0	1	0	1	1
4	0	1	0	1	0	0
5	1	4	0	0	0	0
5	2	2	2	0	1	5
5	0	0	0	0	0	4
5	1	2	1	0	2	1
2	0	0	0	0	0	1
1	0	0	0	0	0	1
0	0	0	0	0	0	0
1	0	0	0	1	0	0

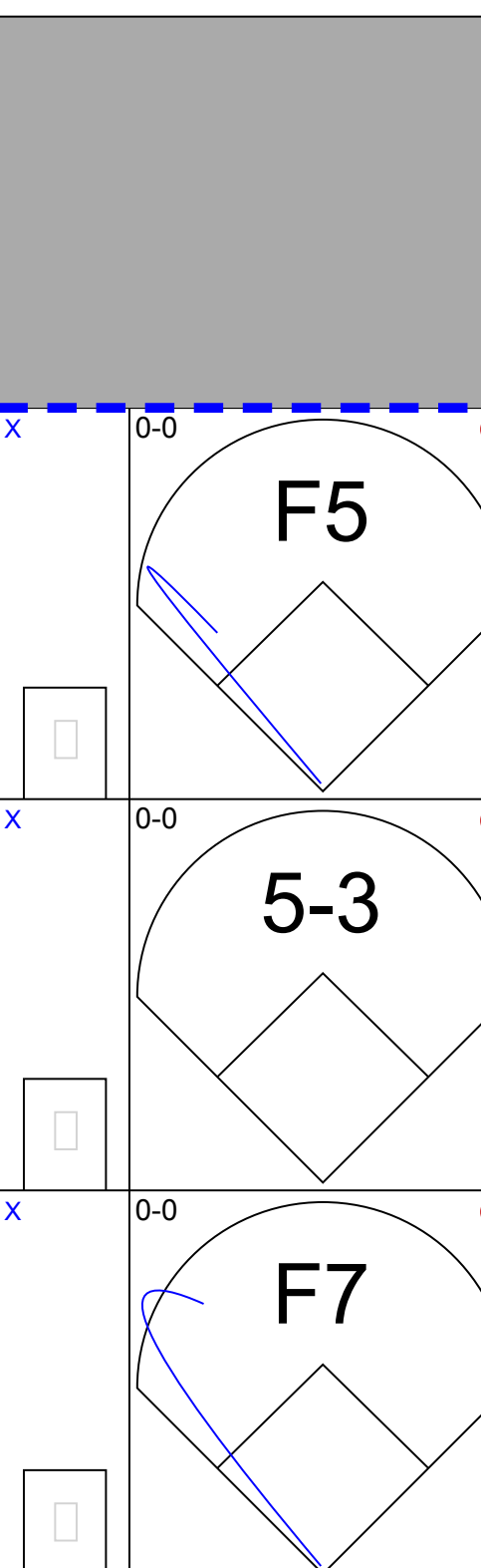
11



10



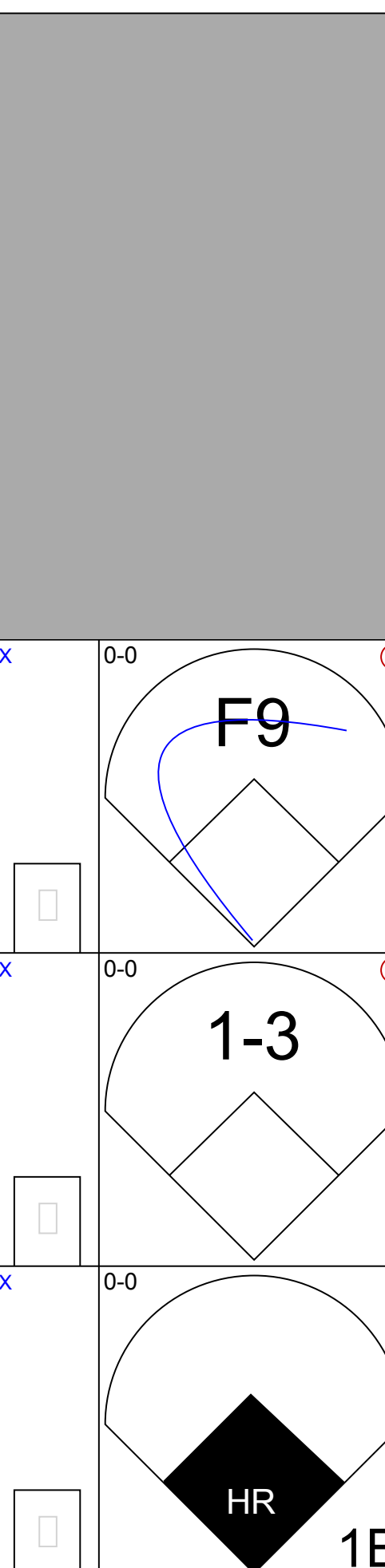
9



8



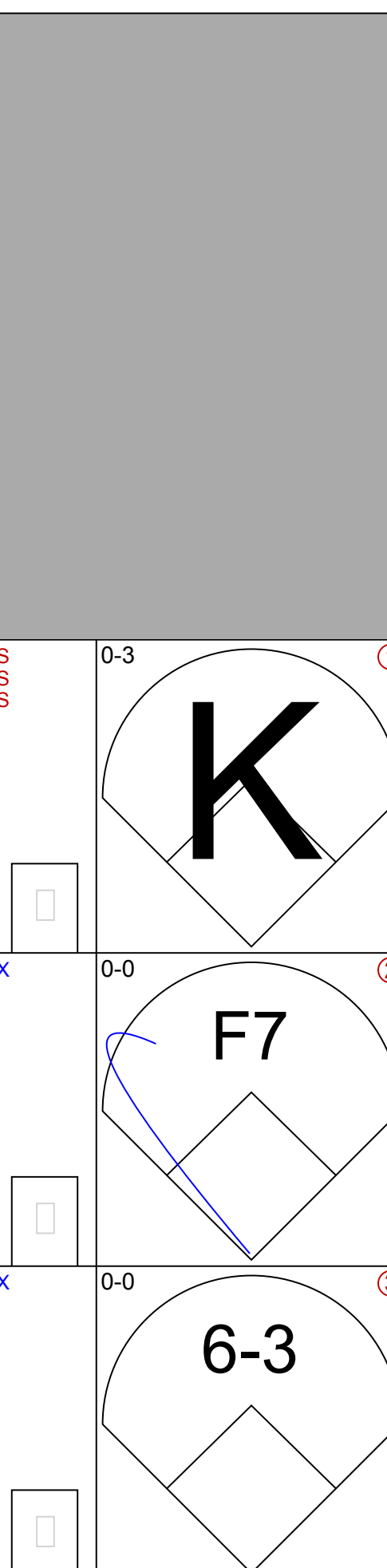
7



6



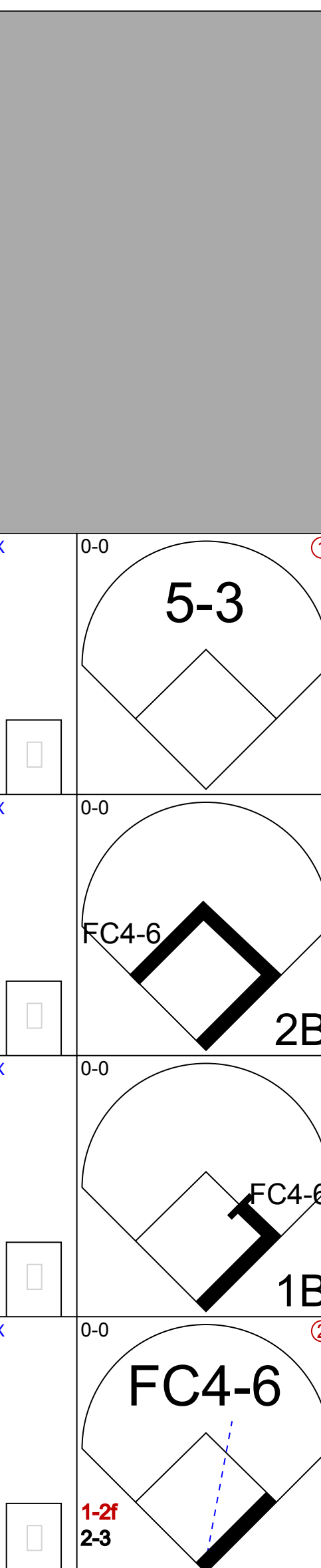
5



4



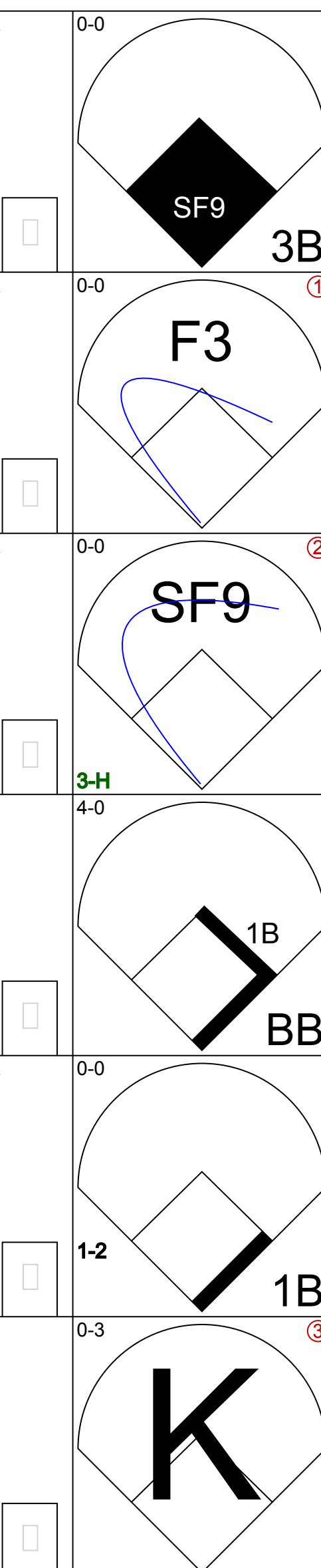
3



2



1



Batter

Willie Wilson, S (1, 8) OBP: 0.306, SLG: 0.395
Frank White, R (1, 4) OBP: 0.273, SLG: 0.307
Steve Braun, L (11, PH) OBP: 0.118, SLG: 0.063
Jerry Terrell, R (11, PR)
Hal McRae, R (1, 10) OBP: 0.300, SLG: 0.486
Willie Aikens, L (1, 3) OBP: 0.329, SLG: 0.323
John Wathan, R (1, 2) OBP: 0.511, SLG: 0.619
Jamie Quirk, L (1, 5) OBP: 0.244, SLG: 0.350
Ralph LaCock, L (1, 7) OBP: 0.169, SLG: 0.180
Clint Hurdle, L (1, 9) OBP: 0.333, SLG: 0.644
U L Washington, S (1, 6) OBP: 0.302, SLG: 0.367
Darrell Porter, L (6, PH)
Rance Mulliniks, L (7, 6) OBP: 0.286, SLG: 0.167
Dave Chalk, R (8, PH) OBP: 0.267, SLG: 0.308

Inning Stats

R: 1	H: 2	R: 1	H: 2	R: 0	H: 2	R: 0	H: 1	R: 0	H: 0	R: 1	H: 2	R: 2	H: 2	R: 0	H: 0	R: 0	H: 0	R: 0	H: 0	R: 0	H: 1	R: 0	H: 0	R: 0	H: 1	R: 0	H: 0
E: 0	LOB: 2	E: 0	LOB: 1	E: 0	LOB: 2	E: 0	LOB: 1	E: 0	LOB: 0	E: 0	LOB: 2	E: 0	LOB: 0	E: 0	LOB: 0	E: 0	LOB: 0	E: 0	LOB: 0	E: 0	LOB: 1	E: 0	LOB: 1	E: 0	LOB: 1	E: 0	LOB: 1
K: 1	BB: 1	K: 0	BB: 0	K: 0	BB: 0	K: 0	BB: 0	K: 1	BB: 0	K: 0	BB: 1	K: 0	BB: 0	K: 0	BB: 0	K: 1	BB: 1	K: 0	BB: 0	K: 0	BB: 0	K: 1	BB: 0	K: 0	BB: 0	K: 0	BB: 1
S: 7	P: 11	S: 5	P: 5	S: 5	P: 5	S: 4	P: 4	S: 5	P: 5	S: 5	P: 9	S: 5	P: 5	S: 4	P: 8	S: 3	P: 3	S: 6	P: 6	S: 3	P: 7	S: 3	P: 7	S: 3	P: 7	S: 3	P: 7

PITCHER	IP	WLS	BF	H	R	ER	SO	BB	IBB	HBP	BLK	WP	HR	S	P	ERA	WHIP
Mike Torrez, R (1, 1) ERA: 6.49	6.2		33	11	5	5	2	1	1	0	1	0	1	35	43	6.75	1.800
Tom Burgmeier, L (7, 1) ERA: 3.5	1.1		4	0	0	0	1	1	0	0	0	0	0	5	9	0.00	0.750
Skip Lockwood, R (9, 1) ERA: 1.59	3.0	W	11	1	0	0	1	1	0	0	0	0	0	12	16	0.00	0.667

PITCHER	IP	WLS	BF	H	R	ER	SO	BB	IBB	HBP	BLK	WP	HR	S	P	ERA	WHIP
Mike Torrez, R (1, 1) ERA: 6.49	6.2		33	11	5	5	2	1	1	0	1	0	1	35	43	6.75	1.800
Tom Burgmeier, L (7, 1) ERA: 3.5	1.1		4	0	0	0	1	1	0	0	0	0	0	5	9	0.00	0.750
Skip Lockwood, R (9, 1) ERA: 1.59	3.0	W	11	1	0	0	1	1	0	0	0	0	0	12	16	0.00	0.667

Batter	1	2	3	4	5	6	7	8	9	AB R H RBI BB SO LOB	TOP	
Dwight Evans, R OBP: 0.308, SLG: 0.328 (1, 9) X	0-0 L6		0-0 FC6-4 FC4-6 1-2f		0-0 SF8		0-3 K	0-0 F8		4 0 0 1 0 1 4		
Rick Burleson, R OBP: 0.295, SLG: 0.289 (1, 6) X	0-0 F9		0-0 FC4-6 1B 1-2f		0-0 6-3		0-0 FC6-4 1-2f		0-0 WP 1B 1B	5 1 1 0 0 0 2		
Fred Lynn, L OBP: 0.357, SLG: 0.370 (1, 8) X	0-0 4-3		0-0 FC5-4 1B 1-3		0-0 6-3			0-0 F9	0-0 F8 1-2	5 0 1 0 0 0 1		
Jim Rice, R OBP: 0.311, SLG: 0.405 (1, 7)		0-3 K	0-0 FC5-4 1-2f		0-0 F9			0-0 1B 2B	4-0 1B BB	4 2 1 0 1 1 2		
Tony Perez, R OBP: 0.395, SLG: 0.538 (1, 3) X	0-0 E6 1B			0-0 6-3		0-0 1B 1B		0-0 2B SF7 1B	0-0 1B 1B	5 1 3 1 0 0 0		
Carlton Fisk, R OBP: 0.410, SLG: 0.684 (1, 2) X	0-0 G6-4-3 1B 1-2			0-0 5-3		0-0 FC6-4 1B 1-3		0-0 2B 2B	0-0 1B 1B	5 1 4 2 0 0 0		
Butch Hobson, R OBP: 0.294, SLG: 0.404 (1, 10) X	0-0 G6-4-3 1-2f			0-0 5-3		0-0 FC6-4 1-2f		4-0 2B IBB	0-3 K	4 0 0 0 1 1 6		
Ted Sizemore, R OBP: 0.167, SLG: 0.250 Jerry Remy, L OBP: 0.316, SLG: 0.375 (8, PH) (8, 4)			0-0 1B 2B		0-0 F4		0-0 F8	0-0 SF7	0-0 1B 1-2 2-H	3 1 1 0 0 0 0 1 0 1 1 0 0 0		
Glenn Hoffman, R OBP: 0.263, SLG: 0.412 (1, 5) X			0-0 FC6-4 1B 2-H		0-0 SF8 3B		0-0 FC6-4 1B	0-0 2B 1-3 2-H		4 1 4 2 0 0 0		
Inning Stats	R: 0 E: 0 K: 0 S: 3 H: 0 LOB: 0 BB: 0 P: 3	R: 0 E: 1 K: 1 S: 6 H: 1 LOB: 1 BB: 0 P: 6	R: 1 E: 0 K: 0 S: 6 H: 3 LOB: 2 BB: 0 P: 6	R: 0 E: 0 K: 0 S: 3 H: 0 LOB: 0 BB: 0 P: 3	R: 1 E: 0 K: 0 S: 4 H: 1 LOB: 0 BB: 0 P: 4	R: 0 E: 0 K: 0 S: 5 H: 2 LOB: 2 BB: 0 P: 5	R: 0 E: 0 K: 1 S: 6 H: 1 LOB: 1 BB: 0 P: 6	R: 3 E: 0 K: 0 S: 7 H: 4 LOB: 2 BB: 1 P: 11	R: 2 E: 0 K: 1 S: 8 H: 4 LOB: 2 BB: 1 P: 12	1B: 11 2B: 4 3B: 1 HR: 0 SF: 2 SAC: 0 DP: 1 HBP: 0	WP: 1 PB: 0 SB: 0 CS: 0 PA: 44	
PITCHER	IP WLS BF H R ER SO BB IBB HBP BLK WP HR S P ERA WHIP											
Paul Splittorf, L ERA: 2.87 (1, 1)	7.1 L 31 9 3 3 2 0 0 0 0 0 0 0 35 35 3.68 1.227											
Marty Pattin, R ERA: 2.53 (8, 1)	0.0 3 2 0 0 0 0 0 1 0 0 0 0 2 6 ∞ ∞											
Gary Christenson, L ERA: 6.0 (8, 1)	1.0 7 3 4 4 0 1 0 0 0 1 0 6 10 36.00 4.000											
Renie Martin, R ERA: 4.91 (9, 1)	0.2 3 2 0 0 0 1 0 0 0 0 0 0 5 5 0.00 3.000											

Boston Red Sox @ Kansas City Royals
 Royals Stadium, Kansas City, MO

AB	40
R	7
H	16
RBI	7
BB	2
SO	3
LOB	15



Sat May 03 1980, 8:05 PM EDT
 Att. 28,760 - Unknown - 82 F

livebaseballscorecards.com

Batter	1	2	3	4	5	6	7	8	9	AB R H RBI BB SO LOB	TOP
Jerry Remy, L (1, 4) OBP: 0.338, SLG: 0.408	0-0 G3 S 1B		0-0 FC1-5 2B		0-0 G6-4-3 1-2f 2-3 3-H		0-0 2-H 1B			4 0 3 1 0 0 2	Boston Red Sox @ Kansas City Royals Royals Stadium, Kansas City, MO Sun May 04 1980, 4:33 AM EDT Att. 24,209 - Unknown - 80 F
Rick Burleson, R (1, 6) OBP: 0.283, SLG: 0.276	0-3 K 1-2		0-0 FC1-5 2-3		0-0 5-3		0-0 L3			4 0 0 0 0 1 4	
Fred Lynn, L (1, 8) OBP: 0.341, SLG: 0.351	0-0 G3 2-3		0-0 F6			0-0 F7		0-0 1-3		4 0 0 0 0 0 2	
Jim Rice, R (1, 7) OBP: 0.298, SLG: 0.386	0-0 5-3			0-0 F9		0-0 5-3		0-0 6-3		4 0 0 0 0 0 1	
Carl Yastrzemski, L (1, 10) OBP: 0.357, SLG: 0.467		0-3 K		0-0 F8		0-0 F8		0-0 3-1		4 0 0 0 0 1 0	
Tony Perez, R (1, 3) OBP: 0.389, SLG: 0.524		0-0 1B		0-0 F9			0-3 K		0-0 6-3	4 0 1 0 0 1 0	
Butch Hobson, R (1, 5) OBP: 0.309, SLG: 0.471		0-3 K			0-0 BB BB G6-4-3 1B		0-0 HR		0-0 F9	4 2 2 1 0 1 1	
Jim Dwyer, L (1, 9) OBP: 0.571, SLG: 0.455		0-0 F9			4-0 BB BB G6-4-3 1-2 BB		0-0 F7		0-0 1B	3 0 1 0 1 0 1	
Gary Allenson, R (1, 2) OBP: 0.364, SLG: 0.444			0-3 K		4-0 BB BB G6-4-3 1-2 2-3 BB		0-0 1B 2B		0-0 F3	2 1 1 0 1 1 0 1 0 0 0 0 0 1	
Carlton Fisk, R (9, PH) OBP: 0.403, SLG: 0.672											
Inning Stats	R: 0 H: 1 E: 0 LOB: 1 K: 1 BB: 0 S: 6 P: 6	R: 0 H: 1 E: 0 LOB: 1 K: 2 BB: 0 S: 8 P: 8	R: 0 H: 1 E: 0 LOB: 1 K: 1 BB: 0 S: 6 P: 6	R: 0 H: 0 E: 0 LOB: 0 K: 0 BB: 0 S: 3 P: 3	R: 1 H: 1 E: 0 LOB: 1 K: 0 BB: 2 S: 3 P: 11	R: 0 H: 0 E: 0 LOB: 0 K: 0 BB: 0 S: 3 P: 3	R: 2 H: 3 E: 0 LOB: 1 K: 1 BB: 0 S: 8 P: 8	R: 0 H: 0 E: 0 LOB: 0 K: 0 BB: 0 S: 3 P: 3	R: 0 H: 1 E: 0 LOB: 1 K: 0 BB: 0 S: 4 P: 4	1B: 5 SF: 0 2B: 2 SAC: 0 3B: 0 DP: 1 HR: 1 HBP: 0	WP: 0 PA: 36 PB: 0 SB: 1 CS: 0
PITCHER	IP WLS BF H R ER SO BB IBB HBP BLK WP HR S P ERA WHIP										
Dennis Leonard, R (1, 1) ERA: 5.4	6.2 W 28 7 3 3 5 2 0 0 0 0 0 1 36 44 4.05 1.350										
Dan Quisenberry, R (7, 1) ERA: 1.96	2.1 S 8 1 0 0 0 0 0 0 0 0 0 0 8 8 0.00 0.429										

AB	34
R	3
H	8
RBI	2
BB	2
SO	5
LOB	12



livebaseballscorecards.com

Batter	1	2	3	4	5	6	7	8	9	AB R H RBI BB SO LOB	TOP	
Willie Wilson, S (1, 8) OBP: 0.289, SLG: 0.359	0-0 4-3			x 0-0 F9		x 0-0 6-3		x 0-0 G3 1B	4 0 1 0 0 0 0			
Frank White, R (1, 4) OBP: 0.267, SLG: 0.289 Steve Braun, L (9, PH) OBP: 0.136, SLG: 0.050	0-0 F8			x 0-0 F9		B B B B 4-0 BB		x 0-0 F6	2 0 0 0 1 0 0 1 0 0 0 0 0 1			
Hal McRae, R (1, 7) OBP: 0.293, SLG: 0.465	0-0 1B			x 0-0 F8		x 0-0 F7		x 0-0 G3 1-2	4 0 1 0 0 0 2			
Darrell Porter, L (1, 10) OBP: 0.222, SLG: 0.444		x 0-0 4-3		x 0-0 F7		x 0-0 F9		x 0-0 F7	4 0 0 0 0 0 1			
John Wathan, R (1, 2) OBP: 0.483, SLG: 0.549		x 0-0 5-3		x 0-0 E 1B 1B		B B B B B 4-0 G4-6-3 BB			2 0 1 0 1 0 0			
Willie Aikens, L (1, 3) OBP: 0.337, SLG: 0.315		S S S 0-3 K		x 0-0 E9 L4 BB 1B		x 0-0 G4-6-3 1-2f			3 0 1 0 0 1 1			
Dave Chalk, R (1, 5) OBP: 0.278, SLG: 0.267		S S S 0-3 K		B B B B B 4-0 1-2 BB		x 0-0 L9			2 0 0 0 1 1 0			
Bob Dethelage, R (1, 9) OBP: 0.250, SLG: 0.313 George Brett, L (8, PH) OBP: 0.359, SLG: 0.527 Clint Hurdle, L (8, 9) OBP: 0.345, SLG: 0.600		x 0-0 F9		x 0-0 L4		x 0-0 4-3			2 0 0 0 0 0 3 1 0 0 0 0 0 0 0 0 0 0 0 0 0			
U L Washington, S (1, 6) OBP: 0.323, SLG: 0.379		x 0-0 F9		x 0-0 5-3		S S S 0-3 K			3 0 0 0 0 1 0			
Inning Stats	R: 0 H: 1 E: 0 LOB: 1 K: 0 BB: 0 S: 3 P: 3	R: 0 H: 0 E: 0 LOB: 0 K: 1 BB: 0 S: 5 P: 5	R: 0 H: 0 E: 0 LOB: 0 K: 1 BB: 0 S: 5 P: 5	R: 0 H: 0 E: 0 LOB: 0 K: 0 BB: 0 S: 3 P: 3	R: 0 H: 2 E: 1 LOB: 2 K: 0 BB: 1 S: 4 P: 8	R: 0 H: 0 E: 0 LOB: 1 K: 0 BB: 1 S: 3 P: 7	R: 0 H: 0 E: 0 LOB: 0 K: 0 BB: 1 S: 2 P: 6	R: 0 H: 0 E: 0 LOB: 0 K: 1 BB: 0 S: 5 P: 5	R: 0 H: 1 E: 0 LOB: 1 K: 0 BB: 0 S: 4 P: 4	1B: 4 SF: 0 2B: 1 SAC: 0 3B: 0 DP: 2 HR: 0 HBP: 0	WP: 0 PA: 31 PB: 0 SB: 0 CS: 0	
PITCHER Rich Wortham, L (1, 1) ERA: 3.96 Ed Farmer, R (8, 1) ERA: 1.27	IP WLS BF H R ER SO BB IBB HBP BLK WP HR S P ERA WHIP	7.0 W 24 3 0 0 2 3 0 0 0 0 0 0 25 37 0.00 0.857	2.0 S 7 1 0 0 1 0 0 0 0 0 0 0 9 9 0.00 0.500									PITCHER IP WLS BF H R ER SO BB IBB HBP BLK WP HR S P ERA WHIP

Kansas City Royals @ Chicago White Sox
Comiskey Park, Chicago, IL
Tue May 06 1980, 8:05 PM EDT
Att. 7,938 - Unknown

livebaseballscorecards.com

AB 28
R 0
H 4
RBI 0
BB 3
SO 3
LOB 8



Batter	1	2	3	4	5	6	7	8	9
Alan Bannister, R (1, 7) OBP: 0.277, SLG: 0.226	0-0 F9		0-0 F9			0-0 6-3		0-0 5-3	
Junior Moore, R (1, 5) OBP: 0.188, SLG: 0.188	0-0 F8		0-0 1-3			0-0 4-3		0-0 1B 2-H 1B	
Jim Morrison, R (1, 4) OBP: 0.323, SLG: 0.467	0-0 F4			0-0 L7		0-0 S 1B		0-0 FC6-4 1-3 1B	
Lamar Johnson, R (1, 3) OBP: 0.391, SLG: 0.566		0-0 L8		4-0 CS BB		0-0 F7 1-2		0-0 FC6-4 1-2f	
Mike Squires, L (8, 3) OBP: 0.406, SLG: 0.462									
Chet Lemon, R (1, 8) OBP: 0.343, SLG: 0.363		0-0 1B 2B		0-0 F9 1-2			0-0 CS 1B		
Wayne Nordhagen, R (1, 10) OBP: 0.392, SLG: 0.612		0-0 3-1 2-H 1B			0-0 F6		0-0 F4 1-2		
Harold Baines, L (1, 9) OBP: 0.299, SLG: 0.514		0-0 3-1 2-3			0-0 F7		0-0 F5		
Bruce Kimm, R (1, 2) OBP: 0.333, SLG: 0.386		0-0 L9			4-0 BB			0-0 SH2-4 1B	
Harry Chappas, S (8, PR) OBP: 0.269, SLG: 0.208									
Mary Foley, L (9, 2) OBP: 0.321, SLG: 0.400									
Greg Pryor, R (1, 6) OBP: 0.256, SLG: 0.247			0-0 L8			0-0 L5		0-0 SH2-4 1-2	

Inning Stats	R: 0	H: 0	E: 0	K: 0	S: 3	R: 1	H: 2	E: 0	K: 0	S: 5	R: 0	H: 0	E: 0	K: 0	S: 3	R: 0	H: 0	E: 0	K: 0	S: 2	R: 0	H: 0	E: 0	K: 0	S: 3	R: 0	H: 1	E: 0	K: 0	S: 4	R: 0	H: 1	E: 0	K: 0	S: 3	R: 1	H: 3	E: 0	K: 0	S: 6
	LOB: 0	BB: 0	P: 3	LOB: 1	BB: 0	P: 5	LOB: 0	BB: 0	P: 3	LOB: 0	BB: 1	P: 6	LOB: 1	BB: 1	P: 7	LOB: 1	BB: 0	P: 4	LOB: 0	BB: 0	P: 3	LOB: 2	BB: 0	P: 6	LOB: 0	BB: 0	P: 6	LOB: 0	BB: 0	P: 6	LOB: 0	BB: 0	P: 6	SF: 0	SAC: 1	DP: 0	HBP: 0			

PITCHER	IP	WLS	BF	H	R	ER	SO	BB	IBB	HBP	BLK	WP	HR	S	P	ERA	WHIP
Larry Gura, L (1, 1) ERA: 1.84	7.2	L	30	7	2	2	0	2	0	0	0	0	0	28	36	2.35	1.174
Dan Quisenberry, R (8, 1) ERA: 1.93	0.1		1	0	0	0	0	0	0	0	0	0	0	1	1	0.00	0.000

AB R H RBI BB SO LOB

BOTTOM

4	0	0	0	0	0	2
4	0	1	1	0	0	0
4	0	2	0	0	0	0
2	0	0	0	1	0	1
1	0	0	0	0	0	2
3	1	2	0	0	0	1
3	0	1	1	0	0	1
3	0	0	0	0	0	1
2	0	1	0	1	0	1
0	1	0	0	0	0	0
0	0	0	0	0	0	0
2	0	0	0	0	0	1

AB	28
R	2
H	7
RBI	2
BB	2
SO	0
LOB	10



WP	PA	ERA	WHIP
0	31		

Kansas City Royals @ Chicago White Sox
 Comiskey Park, Chicago, IL
 Tue May 06 1980, 8:05 PM EDT
 Att. 7,938 - Unknown

livebaseballscorecards.com

Batter	1	2	3	4	5	6	7	8	9	AB R H RBI BB SO LOB	TOP
Willie Wilson, S (1, 8) OBP: 0.304, SLG: 0.381	0-0 S 5-3 SF7 1B		0-0 1-3 1B	0-0 1-3 2-H 3-H 1B 2B	0-0 F8			0-3 K		5 2 3 2 0 1 0	Kansas City Royals @ Chicago White Sox Comiskey Park, Chicago, IL Wed May 07 1980, 8:05 PM EDT Att: 7,584 - Unknown - 46 F
U L Washington, S (1, 6) OBP: 0.328, SLG: 0.397	0-0 5-3 1-2		0-3 K	0-0 2-H 3-H 1B 2B	0-3 K		0-0 2B		5 1 2 2 0 2 3		
Dave Chalk, R (1, 5) OBP: 0.261, SLG: 0.263	0-0 SF7 2-H		0-0 F8	0-0 1-2 2B 1B	0-0 L7		0-0 F8		4 1 1 1 0 0 3		
Hal McRae, R (1, 7) Clint Hurdle, L (6, 9) OBP: 0.292, SLG: 0.467 OBP: 0.339, SLG: 0.588	0-0 5-3		0-0 F8	0-0 1-H 2-H 1B 2B	0-0 5-3		0-0 F5		4 1 1 2 0 0 0 1 0 0 0 0 0 1		
Darrell Porter, L (1, 10) OBP: 0.214, SLG: 0.357		0-0 L9	0-0 4-3 1B 2B	0-0 FC6-4 1B	0-3 K		0-0 F9		5 0 1 1 0 1 0		
John Wathan, R (1, 2) OBP: 0.476, SLG: 0.536		0-0 6-3	0-0 1B 1B FC6-4	0-0 FC6-4	0-0 F4		0-0 1B		5 1 2 0 0 0 1		
Willie Aikens, L (1, 3) Ralph LaCock, L (7, 3) OBP: 0.344, SLG: 0.316 OBP: 0.164, SLG: 0.175		0-0 F8	0-0 1B 1B 1-3 2B 1B	1-0 1B HR HBP		0-0 F6		0-0 L6	3 2 1 0 0 0 0 1 0 0 0 0 0 1		
Frank White, R (1, 4) OBP: 0.275, SLG: 0.295		0-3 K	0-0 1-2 2B 1B	0-0 1-2 HR 1B		0-0 F8		0-0 1-4-3	5 2 2 1 0 1 1		
Bob Dethering, R (1, 9) OBP: 0.350, SLG: 0.550		0-0 1B	0-0 1-2 2-3 1B 1B	0-0 1-H 2-H HR		0-0 F9			4 2 3 3 0 0 0		
Inning Stats	R: 1 H: 1 E: 0 LOB: 0 K: 0 BB: 0 S: 4 P: 4	R: 0 H: 0 E: 0 LOB: 0 K: 0 BB: 0 S: 3 P: 3	R: 0 H: 2 E: 0 LOB: 2 K: 2 BB: 0 S: 9 P: 9	R: 8 H: 9 E: 0 LOB: 1 K: 0 BB: 0 S: 12 P: 12	R: 3 H: 2 E: 0 LOB: 0 K: 1 BB: 0 S: 7 P: 8	R: 0 H: 0 E: 0 LOB: 0 K: 1 BB: 0 S: 5 P: 5	R: 0 H: 0 E: 0 LOB: 0 K: 0 BB: 0 S: 3 P: 3	R: 0 H: 1 E: 0 LOB: 1 K: 1 BB: 0 S: 6 P: 6	R: 0 H: 1 E: 0 LOB: 1 K: 0 BB: 0 S: 4 P: 4	1B: 12 SF: 1 2B: 3 SAC: 0 3B: 0 DP: 0 HR: 1 HBP: 1	WP: 0 PA: 44 PB: 0 SB: 1 CS: 0
PITCHER	IP WLS BF H R ER SO BB IBB HBP BLK WP HR S P ERA WHIP										
Ken Kravec, L (1, 1) ERA: 8.36	3.2 L 20 9 7 7 2 0 0 0 0 0 0 0 0 24 24 17.18 2.455										
Randy Scarbery, R (4, 1) ERA: 5.21	5.1 24 7 5 5 3 0 0 1 0 0 0 1 29 30 8.44 1.312										

livebaseballscorecards.com

AB	42
R	12
H	16
RBI	12
BB	0
SO	5
LOB	10



Batter	1	2	3	4	5	6	7	8	9	AB	R	H	RBI	BB	SO	LOB
Claudell Washington, L (1, 7) OBP: 0.367, SLG: 0.432	0-0 4-3 1-3 1B		0-0 2-H 1B 2B	0-0 3-H 5-3			0-0 L7		0-0 1-2 G4-6-3 1B	5	1	3	2	0	0	1
Bob Molinaro, L (1, 10) Wayne Nordhagen, R (4, PH) OBP: 0.452, SLG: 0.519 OBP: 0.370, SLG: 0.577	0-0 1-3 1-2		0-0 2-H 1B 1B	0-0 F8			0-0 F4		0-0 F7	2	1	1	1	0	0	1
Harold Baines, L (1, 9) OBP: 0.293, SLG: 0.494	0-0 4-3 2-3		0-3 1-2 K				0-0 1B		0-0 G4-6-3 1-2f	5	0	1	0	0	1	4
Lamar Johnson, R (1, 3) OBP: 0.385, SLG: 0.550	0-0 6-3		0-0 2-H FC6-4 1B				0-0 F4		0-0 F8	4	0	1	1	0	0	2
Chet Lemon, R (1, 8) OBP: 0.340, SLG: 0.358		0-0 6-3	0-0 1-2f FC6-4				0-3 K		0-0 1B 1B	4	0	1	0	0	1	1
Jim Morrison, R (1, 4) OBP: 0.320, SLG: 0.468		0-0 F2		0-0 1B 2B			0-0 F8		0-0 F6	4	1	1	0	0	0	1
Junior Moore, R (1, 5) OBP: 0.200, SLG: 0.200		0-0 6-3		0-0 G3			0-0 6-3		0-0 1-3 G1-4-3 1B	4	0	1	0	0	0	1
Bruce Kimm, R (1, 2) Harry Chappas, S (9, 6) OBP: 0.359, SLG: 0.426 OBP: 0.269, SLG: 0.208			0-0 FC1-4-5-6 2B	0-0 2-H 2B 5-3 1B			0-0 1B		0-0 G1-4-3 1-2f	4	1	3	1	0	0	2
Greg Pryor, R (1, 6) Mike Squires, L (9, 2) Kevin Bell, R (9, PR) OBP: 0.259, SLG: 0.263 OBP: 0.424, SLG: 0.481 OBP: 0.048, SLG: 0.048			0-0 FC1-4-5-6 2B	0-0 1-3 2B			0-0 F9		0-0 1B 1B	3	1	1	0	0	0	2

Inning Stats		R: 0	H: 1	E: 0	K: 0	S: 4	R: 0	H: 0	E: 0	K: 0	S: 3	R: 3	H: 4	E: 0	K: 1	S: 9	R: 2	H: 3	E: 0	K: 0	S: 6	R: 0	H: 0	E: 0	K: 1	S: 5	R: 0	H: 1	E: 0	K: 0	S: 4	R: 0	H: 1	E: 0	K: 0	S: 4	R: 0	H: 2	E: 0	K: 0	S: 4	R: 0	H: 2	E: 0	K: 0	S: 4	1B: 10	SF: 0	3B: 0	HR: 0								
PITCHER		IP	WLS	BF	H	R	ER	SO	BB	IBB	HBP	BLK	WP	HR	S	P	ERA	WHIP	PITCHER		IP	WLS	BF	H	R	ER	SO	BB	IBB	HBP	BLK	WP	HR	S	P	ERA	WHIP	WP: 0		PA: 39	PB: 0		SB: 1	CS: 0														
Rich Gale, R (1, 1) ERA: 6.21	3.1		18	8	5	5	1	1	0	0	0	0	0	0	20	20	13.50	2.400	Gary Christenson, L (4, 1) ERA: 4.26		3.2	W	13	2	0	0	1	0	0	0	0	0	15	15	0.00	0.545	Rennie Martin, R (8, 1) ERA: 3.86		2.0		8	4	0	0	0	0	0	0	0	0	8	8	0.00	2.000				

BOTTOM

Kansas City Royals @ Chicago White Sox
Comiskey Park, Chicago, IL
Wed May 07 1980, 8:05 PM EDT
Att. 7,584 - Unknown - 46 F

livebaseballscorecards.com

AB	39
R	5
H	14
RBI	5
BB	0
SO	2
LOB	18



Batter	1	2	3	4	5	6	7	8	9	AB R H RBI BB SO LOB	TOP
Willie Wilson, S OBP: 0.311, SLG: 0.386 (1, 8) X	0-0 4-3 4-3 1B		0-3 K			0-0 G6-4-3 1B		0-0 F8		4 0 2 0 0 1 0	Kansas City Royals @ Chicago White Sox Comiskey Park, Chicago, IL Thu May 08 1980, 8:05 PM EDT Att: 7,410 - Unknown - 46 F
U L Washington, S OBP: 0.338, SLG: 0.403 (1, 6) X	0-0 4-3 1-2		0-0 1B			0-0 G6-4-3 1B		0-0 F8		4 0 2 0 0 0 1	
Dave Chalk, R OBP: 0.259, SLG: 0.261 (1, 5) X	0-0 4-3 2-3		0-0 F8			0-0 G6-4-3 1-2f 2-3			0-0 1B 1B	4 1 1 0 0 0 4	
Hal McRae, R OBP: 0.280, SLG: 0.447 (1, 7) X	0-0 F8			0-3 K		0-0 F7			0-3 K 1B	4 0 0 0 0 2 3	
Darrell Porter, L OBP: 0.278, SLG: 0.353 (1, 10) X		0-3 K		4-0 CS BB			0-0 F7		0-0 1B 1B	3 0 1 0 1 1 0	
John Wathan, R OBP: 0.463, SLG: 0.517 (1, 2) X		0-0 5-3		0-3 K			0-0 E9 1B		0-0 F8	4 0 1 0 0 1 3	
Frank White, R OBP: 0.284, SLG: 0.337 (1, 4) X		0-0 HR		0-0 CS 1-2	0-3 K		0-0 F8		0-0 1B 1-2 2-H	4 1 2 2 0 1 1	
Jerry Terrell, R (1, 3) X	0-0 F3				0-0 5-3		0-0 6-3		0-0 F9	4 0 0 0 0 0 3	
Bob Detherage, R OBP: 0.304, SLG: 0.478 (1, 9) X			0-0 6-3		0-3 K			0-3 K		3 0 0 0 0 2 0	
Inning Stats	R: 0 H: 1 E: 0 LOB: 1 K: 0 BB: 0 S: 4 P: 4	R: 1 H: 1 E: 0 LOB: 0 K: 1 BB: 0 S: 6 P: 6	R: 0 H: 1 E: 0 LOB: 1 K: 1 BB: 0 S: 6 P: 6	R: 0 H: 0 E: 0 LOB: 0 K: 2 BB: 1 S: 6 P: 10	R: 0 H: 0 E: 0 LOB: 0 K: 2 BB: 0 S: 7 P: 7	R: 0 H: 2 E: 0 LOB: 1 K: 0 BB: 0 S: 4 P: 4	R: 0 H: 1 E: 1 LOB: 1 K: 0 BB: 0 S: 4 P: 4	R: 0 H: 0 E: 0 LOB: 0 K: 1 BB: 0 S: 5 P: 5	R: 1 H: 3 E: 0 LOB: 2 K: 1 BB: 0 S: 8 P: 8	1B: 8 SF: 0 2B: 0 SAC: 0 3B: 0 DP: 1 HR: 1 HBP: 0	WP: 0 PA: 36 PB: 0 SB: 0 CS: 1
PITCHER Britt Burns, L (1, 1) ERA: 1.6	IP WLS BF H R ER SO BB IBB HBP BLK WP HR S P ERA WHIP										
	9.0 W 35 9 2 2 8 1 0 0 0 0 0 1 50 54 2.00 1.111										

AB	34
R	2
H	9
RBI	2
BB	1
SO	8
LOB	15



Batter	1	2	3	4	5	6	7	8	9
Alan Bannister, R (1, 7) OBP: 0.273, SLG: 0.225	0-0 F3 1B	0-0 1B		0-0 6-3	0-0 F2 1B		0-0 6-3		
Junior Moore, R (1, 5) OBP: 0.240, SLG: 0.280	0-0 6-3	0-0 4-3			0-0 2B SF9 1B	0-0 4-3		0-0 1B 2B	
Jim Morrison, R (1, 4) OBP: 0.333, SLG: 0.480	0-0 1B		0-0 5-3 1B		0-0 1B 2B	0-0 3-1		4-0 WP 1B BB	
Lamar Johnson, R (1, 3) OBP: 0.375, SLG: 0.536	0-0 F4		0-0 6-3		0-0 SF9 3-H	0-0 6-3		0-0 WP 1B 1-2 2-H	
Chet Lemon, R (1, 8) OBP: 0.351, SLG: 0.357		0-0 3B 1B	4-0 BB		0-0 6-3		4-0 2B WP BB	0-0 F7 1-2 2-3	
Wayne Nordhagen, R (1, 10) OBP: 0.390, SLG: 0.625		0-0 1B 3B 1-H	0-0 F4		4-0 1B 1B E IBB		0-0 WP 2B 1-3	0-0 1-3	
Claudell Washington, L (1, 9) OBP: 0.396, SLG: 0.458		0-0 G3 S SF9 1B 3-H		0-0 F7	0-0 E 1B 1B 1-2 2-H		0-0 WP 1B	0-0 G3	
Harold Baines, L (8, PH) OBP: 0.289, SLG: 0.488				0-0 F7	0-0 E 1B 1B 1-2 2-H		0-3 WP 1B 1-2 2-3 3-H		
Bruce Kimm, R (1, 2) OBP: 0.373, SLG: 0.429		0-0 G3 1-3		4-0 5-3 BB	0-0 E 1B 1-2 2-3		0-3 K 1-2 2-3 3-H		
Thad Bosley, L (7, PH) OBP: 0.400, SLG: 0.333									
Harry Chappas, S (8, 6) OBP: 0.269, SLG: 0.208									
Greg Pryor, R (1, 6) OBP: 0.250, SLG: 0.256		0-0 SF9 3-H		0-0 5-3	0-0 E6 1-2 2-3 3-H		0-0 F8		
Bob Molinaro, L (7, PH) OBP: 0.444, SLG: 0.509									
Mary Foley, L (8, 2) OBP: 0.321, SLG: 0.400									

Inning Stats	R: 0	H: 1	E: 0	K: 0	S: 4	LOB: 1	BB: 0	P: 4
	R: 3	H: 4	E: 0	K: 0	S: 7	LOB: 1	BB: 0	P: 7
	R: 0	H: 0	E: 0	K: 0	S: 3	LOB: 1	BB: 1	P: 7
	R: 0	H: 0	E: 0	K: 0	S: 3	LOB: 1	BB: 1	P: 7
	R: 3	H: 4	E: 1	K: 0	S: 8	LOB: 3	BB: 1	P: 12
	R: 0	H: 0	E: 0	K: 0	S: 3	LOB: 0	BB: 0	P: 3
	R: 1	H: 2	E: 0	K: 1	S: 7	LOB: 2	BB: 1	P: 11
	R: 1	H: 2	E: 0	K: 0	S: 5	LOB: 2	BB: 1	P: 9

PITCHER	IP	WLS	BF	H	R	ER	SO	BB	IBB	HBP	BLK	WP	HR	S	P	ERA	WHIP
Paul Splittorf, L (1, 1) ERA: 3.75	4.2	L	25	8	6	5	0	2	1	0	0	0	0	22	34	9.64	2.143
Marty Pattin, R (5, 1) ERA: 2.25	1.1		6	1	0	0	0	0	0	0	0	0	0	6	6	0.00	0.750
Steve Busby, R (7, 1) ERA: 16.88	2.0		12	4	2	2	1	2	0	0	0	2	0	12	20	9.00	3.000

BOTTOM


Kansas City Royals @ Chicago White Sox
Comiskey Park, Chicago, IL

Thu May 08 1980, 8:05 PM EDT
Att. 7,410 - Unknown - 46 F

AB	R	H	RBI	BB	SO	LOB
5	0	1	0	0	0	6
5	2	2	0	0	0	1
4	1	2	0	1	0	0
4	0	1	2	0	0	1
3	2	1	0	2	0	3
4	2	2	1	1	0	3
4	1	3	2	0	0	0
1	0	0	0	0	0	2
2	0	1	0	1	0	1
1	0	0	0	0	1	2
0	0	0	0	0	0	0
2	0	0	1	0	0	3
1	0	0	0	0	0	2
0	0	0	0	0	0	0

AB	36
R	8
H	13
RBI	6
BB	5
SO	1
LOB	24

livebaseballscorecards.com



WP	PA
2	43
PB: 0	
SB: 1	
CS: 0	

Batter	1	2	3	4	5	6	7	8	9	AB R H RBI BB SO LOB	TOP
Willie Wilson, S (1, 8) OBP: 0.306, SLG: 0.377	0-0 6-3		0-3 K	0-0 4-3		0-0 E2 BB 1-3 2-H 1B		0-0 F9		5 0 1 1 0 1 4	
Hal McRae, R (1, 7) OBP: 0.295, SLG: 0.459 Bob Detherege, R (9, 7) OBP: 0.304, SLG: 0.478	0-0 G1-6-3 1B		0-0 FC5 3B 1-2 2-3f		0-0 4-3 SF9 2B	4-0 BB IBB		0-0 F7	4 2 2 0 1 0 2 0 0 0 0 0 0 0		
George Brett, L (1, 5) OBP: 0.362, SLG: 0.542	0-0 G1-6-3 1-2f		0-0 3B 1-H 2-H		0-0 4-3 2-3	4-0 BB 1-2 2-3 3-H BB		0-0 G6-3	4 0 1 3 1 0 2		
Darrell Porter, L (1, 10) OBP: 0.304, SLG: 0.400		0-0 1B 2B	4-0 BB		0-0 SF9 3-H	0-0 4-3		0-0 E3	3 1 1 1 1 0 3		
Willie Aikens, L (1, 3) OBP: 0.340, SLG: 0.313 Ralph LaCock, L (8, 3) OBP: 0.162, SLG: 0.172		0-0 G3-6-3 1B 2-H	0-0 G3		0-0 4-3		0-0 E8 G6-4-3	0-0 3-1	4 0 1 1 0 0 2 1 0 0 0 0 0 1		
John Wathan, R (1, 2) OBP: 0.451, SLG: 0.500	0-0 G3-6-3 1-2f			0-0 P5		0-0 1B FC6-2 1B	0-0 G6-4-3 1-2f		4 0 1 0 0 0 2		
Clint Hurdle, L (1, 9) OBP: 0.333, SLG: 0.582	0-0 F9			0-0 G3 2B		0-3 K	0-0 P6		4 0 1 0 0 1 1		
Frank White, R (1, 4) OBP: 0.303, SLG: 0.347			0-0 FC5 1B S	4-0 G3 BB		0-0 E FC6-2 1B 1-3	0-0 5-3		3 1 2 0 1 0 0		
U L Washington, S (1, 6) OBP: 0.333, SLG: 0.386			4-0 FC5 3B BB 1-2	0-0 G3 BB 1-2 2-3		0-0 FC6-2 E BB 1-2 3-H	0-3 K		3 2 0 0 1 1 4		
Inning Stats	R: 0 H: 1 E: 0 LOB: 0 K: 0 BB: 0 S: 3 P: 3	R: 1 H: 2 E: 0 LOB: 0 K: 0 BB: 0 S: 4 P: 4	R: 2 H: 2 E: 0 LOB: 2 K: 1 BB: 2 S: 7 P: 15	R: 0 H: 1 E: 0 LOB: 2 K: 0 BB: 1 S: 4 P: 8	R: 1 H: 1 E: 0 LOB: 0 K: 0 BB: 0 S: 4 P: 4	R: 2 H: 3 E: 1 LOB: 3 K: 1 BB: 2 S: 8 P: 16	R: 0 H: 0 E: 1 LOB: 0 K: 0 BB: 0 S: 3 P: 3	R: 0 H: 0 E: 0 LOB: 0 K: 1 BB: 0 S: 5 P: 5	R: 0 H: 0 E: 1 LOB: 1 K: 0 BB: 0 S: 4 P: 4	1B: 6 SF: 1 2B: 3 SAC: 0 3B: 1 DP: 3 HR: 0 HBP: 0	WP: 0 PA: 41 PB: 0 SB: 1 CS: 0
PITCHER Bob Stanley, R (1, 1) ERA: 4.64 Tom Burgmeier, L (6, 1) ERA: 3.0	IP WLS BF H R ER SO BB IBB HBP BLK WP HR S P ERA WHIP	5.2 L 29 10 6 6 2 3 1 0 0 0 0 0 29 45 9.53 2.294	3.1 12 0 0 0 1 1 0 0 0 0 0 0 13 17 0.00 0.300								

Kansas City Royals @ Boston Red Sox
 Fenway Park, Boston, MA
 Fri May 09 1980, 7:05 PM EDT
 Att. 28,597 - Unknown - 53 F

livebaseballscorecards.com

AB 35
R 6
H 10
RBI 6
BB 5
SO 3
LOB 21



Batter	1	2	3	4	5	6	7	8	9	AB	R	H	RBI	BB	SO	LOB
Jerry Remy, L (1, 4) OBP: 0.358, SLG: 0.451	0-0 6-3		0-0 F7 FC1-5 1-2 1B		0-0 2-H 2B		0-0 2-3 FC4-6 1B	0-0 G6-4-3 1-2f		5	0	3	1	0	0	2
Rick Burleson, R (1, 6) OBP: 0.263, SLG: 0.283	0-0 F9		0-0 FC1-5 1-2 2-3f		0-0 F7		0-0 FC4-6 1B E		0-0 4-3	5	1	0	1	0	0	4
Carl Yastrzemski, L (1, 7) OBP: 0.329, SLG: 0.405	0-0 P6		0-0 F7 2-3		0-0 P5		0-0 FC5-4 1-3 E 1B		0-0 3-1	5	0	1	0	0	0	3
Jim Rice, R (1, 10) OBP: 0.274, SLG: 0.343		0-0 5-3	0-0 F9			0-0 1B	0-0 E5 FC5-4 1-2 3-H		0-0 FC5-4 1B	5	0	2	1	0	0	3
Tony Perez, R (1, 3) OBP: 0.376, SLG: 0.495		0-0 1B WP 1B		0-3 K		0-3 K	0-0 FC5-4 1-2f 2-3		0-0 FC5-4	5	1	1	0	0	2	4
Butch Hobson, R (1, 5) OBP: 0.286, SLG: 0.409		0-0 1-3 WP 1B		0-0 F8		0-0 F8	0-0 6-3			4	0	1	0	0	0	3
Jim Dwyer, L (1, 8) OBP: 0.500, SLG: 0.412		0-0 L4		0-3 K		0-0 L4		4-0 FC1-4 BB		3	0	0	0	1	1	3
Dwight Evans, R (1, 9) OBP: 0.303, SLG: 0.400		0-3 K		0-0 P5			0-0 FC1-4 1B HR		0-0 FC1-4 1B	4	1	1	1	0	1	2
Dave Rader, L (1, 2) OBP: 0.333, SLG: 0.444			0-0 FC1-5 1B 1B		0-0 2B		0-0 1B FC4-6 2B		0-0 G6-4-3 1-2 1B	4	2	4	0	0	0	0

BOTTOM

Kansas City Royals @ Boston Red Sox
 Fenway Park, Boston, MA
 Fri May 09 1980, 7:05 PM EDT
 Att: 28,597 - Unknown - 53 F

livebaseballscorecards.com

AB	40
R	5
H	13
RBI	4
BB	1
SO	4
LOB	24



Inning Stats	R: 0	H: 0	E: 0	K: 0	S: 3	BB: 0	LOB: 0	P: 3	R: 1	H: 2	E: 0	K: 1	S: 7	BB: 0	LOB: 1	P: 7	R: 0	H: 2	E: 0	K: 0	S: 5	BB: 0	LOB: 2	P: 5	R: 0	H: 0	E: 0	K: 2	S: 7	BB: 0	LOB: 0	P: 7	R: 1	H: 2	E: 0	K: 0	S: 5	BB: 0	LOB: 1	P: 5	R: 0	H: 1	E: 0	K: 1	S: 6	BB: 0	LOB: 1	P: 6	R: 3	H: 4	E: 1	K: 0	S: 8	BB: 0	LOB: 2	P: 8	R: 0	H: 1	E: 0	K: 0	S: 3	BB: 1	LOB: 1	P: 7	R: 0	H: 1	E: 0	K: 0	S: 4	BB: 0	LOB: 1	P: 4	1B: 9	2B: 3	3B: 0	HR: 1	SF: 0	SAC: 0	DP: 1	HBP: 0	WP: 1	HR: 1	S: 0	P: 0	ERA: 5.48	WHIP: 1.500
--------------	------	------	------	------	------	-------	--------	------	------	------	------	------	------	-------	--------	------	------	------	------	------	------	-------	--------	------	------	------	------	------	------	-------	--------	------	------	------	------	------	------	-------	--------	------	------	------	------	------	------	-------	--------	------	------	------	------	------	------	-------	--------	------	------	------	------	------	------	-------	--------	------	------	------	------	------	------	-------	--------	------	-------	-------	-------	-------	-------	--------	-------	--------	-------	-------	------	------	-----------	-------------

PITCHER	IP	WLS	BF	H	R	ER	SO	BB	IBB	HBP	BLK	WP	HR	S	P	ERA	WHIP	PITCHER	IP	WLS	BF	H	R	ER	SO	BB	IBB	HBP	BLK	WP	HR	S	P	ERA	WHIP
Dennis Leonard, R (1, 1) ERA: 5.48	6.0	W	27	9	4	4	4	0	0	0	0	1	1	35	35	6.00	1.500	Dan Quisenberry, R (7, 1) ERA: 2.08	3.0	S	14	4	1	1	0	1	0	0	0	0	13	17	3.00	1.667	

Batter	1	2	3	4	5	6	7	8	9	AB R H RBI BB SO LOB	TOP											
Willie Wilson, S OBP: 0.325, SLG: 0.393 (1, 8)										6 3 4 1 0 0 2	Kansas City Royals @ Boston Red Sox Fenway Park, Boston, MA Sat May 10 1980, 3:33 AM EDT Att. 30,519 - Unknown - 56 F											
Hal McRae, R OBP: 0.297, SLG: 0.456 (1, 7)										5 1 1 2 0 1 3												
George Brett, L OBP: 0.360, SLG: 0.523 (1, 5)										6 1 2 1 0 0 4												
Darrell Porter, L OBP: 0.310, SLG: 0.500 (1, 10)										6 1 2 3 0 0 3												
Willie Aikens, L OBP: 0.359, SLG: 0.333 Ralph LaCock, L OBP: 0.162, SLG: 0.172 (1, 3) (9, 3)										4 1 2 1 2 0 0 0 0 0 0 0 0 0												
John Wathan, R OBP: 0.442, SLG: 0.478 (1, 2)										5 0 1 0 1 0 4												
Clint Hurdle, L OBP: 0.333, SLG: 0.567 (1, 9)										5 2 1 0 1 1 3												
Frank White, R OBP: 0.324, SLG: 0.360 (1, 4)										5 2 3 0 1 0 2												
U L Washington, S OBP: 0.350, SLG: 0.405 (1, 6)										4 2 2 4 1 1 3												
Inning Stats	R: 5 E: 1 K: 1 S: 10	H: 5 LOB: 2 BB: 2 P: 18	R: 1 E: 0 K: 0 S: 4	H: 1 LOB: 1 BB: 0 P: 5	R: 4 E: 0 K: 0 S: 8	H: 5 LOB: 2 BB: 1 P: 12	R: 2 E: 1 K: 0 S: 5	H: 2 LOB: 1 BB: 1 P: 9	R: 0 E: 0 K: 1 S: 7	H: 2 LOB: 3 BB: 1 P: 11	R: 0 E: 0 K: 0 S: 4	H: 1 LOB: 1 BB: 0 P: 4	R: 0 E: 0 K: 0 S: 3	H: 0 LOB: 1 BB: 1 P: 7	R: 1 E: 0 K: 1 S: 7	H: 2 LOB: 1 BB: 0 P: 7	R: 0 E: 1 K: 0 S: 4	H: 0 LOB: 1 BB: 0 P: 4	1B: 13 2B: 4 3B: 0 HR: 1	SF: 0 SAC: 0 DP: 0 HBP: 1	WP: 0 PB: 0 SB: 3 CS: 0	PA: 53
PITCHER	IP WLS BF H R ER SO BB IBB HBP BLK WP HR S P ERA WHIP																					
Dennis Eckersley, R ERA: 7.16 (1, 1)	0.2 L 8 4 5 5 1 2 0 0 0 0 0 1 8 16 67.50 9.000																					
Keith MacWhorter, R ERA: 33.75 (1, 1)	1.1 11 6 5 5 0 0 0 0 1 0 0 0 10 11 33.75 4.500																					
Steve Renko, R ERA: 3.75 (3, 1)	5.0 25 6 2 1 1 4 0 0 0 0 0 0 23 39 1.80 2.000																					
Dick Drago, R ERA: 4.58 (8, 1)	2.0 9 2 1 1 1 0 0 0 0 0 0 0 11 11 4.50 1.000																					

livebaseballscores.com

AB	46
R	13
H	18
RBI	12
BB	6
SO	3
LOB	24



Batter	1	2	3	4	5	6	7	8	9	AB	R	H	RBI	BB	SO	LOB
Jerry Remy, L (1, 4) OBP: 0.370, SLG: 0.458	0-0 G5-4-3 1B	0-0 1B		0-3 K		0-0 1B 1B		0-0 4-3		5	1	3	0	0	1	0
Rick Burleson, R (1, 6) OBP: 0.260, SLG: 0.279	0-0 G5-4-3 1-2f	0-0 F9			0-0 6-3	0-0 1B 1-2 3-H		0-3 K		5	0	1	1	0	1	2
Fred Lynn, L (1, 8) OBP: 0.358, SLG: 0.376	4-0 BB		0-0 F8		4-0 BB	0-0 1B 1-3 2-H		0-0 L1-3 1B		3	0	2	1	2	0	0
Jim Rice, R (1, 10) OBP: 0.271, SLG: 0.336	0-3 K		0-0 SF8 1B		0-0 F9	0-0 P6		0-0 L1-3 1-2		5	1	1	0	0	1	5
Carl Yastrzemski, L (1, 7) OBP: 0.333, SLG: 0.418		0-0 4-3	0-0 1-3 2B		0-0 P4	0-0 L8		0-0 1B		5	0	2	0	0	0	3
Tony Perez, R (1, 3) OBP: 0.360, SLG: 0.477		0-0 E5 1B HR	0-0 SF8		0-0 F8	0-0 P4		0-0 F8		4	1	0	1	0	0	1
Butch Hobson, R (1, 5) OBP: 0.297, SLG: 0.397		4-0 1B BB	0-0 F7		4-0 2B 1B BB	0-3 K		0-3 K		2	1	0	0	2	1	1
Dave Rader, L (1, 2) OBP: 0.364, SLG: 0.500		0-0 1-2 2-3 HR 1B		0-0 3-1		0-0 1-3 1B 2B		0-0 4-3		4	2	2	0	0	0	0
Dwight Evans, R (1, 9) OBP: 0.312, SLG: 0.443		0-0 1-H 3-H HR		0-3 K		0-0 1B 2-H 3-H 1B		0-0 P6		4	2	2	5	0	1	0

Inning Stats	R: 0	H: 1	E: 0	K: 1	S: 5	H: 1	LOB: 1	BB: 1	P: 9	R: 3	H: 3	E: 1	K: 0	S: 6	H: 2	LOB: 1	BB: 1	P: 10	R: 1	H: 0	E: 0	K: 0	S: 5	R: 0	H: 0	E: 0	K: 0	S: 3	R: 4	H: 5	E: 0	K: 1	S: 8	H: 0	LOB: 0	BB: 0	P: 5	R: 0	H: 0	E: 0	K: 1	S: 5	R: 0	H: 2	E: 0	K: 0	S: 4	H: 2	LOB: 1	BB: 0	P: 4	1B: 10	SF: 1	2B: 3	SAC: 0	3B: 0	DP: 2	HR: 1	HBP: 0	WP: 0	PA: 42
--------------	------	------	------	------	------	------	--------	-------	------	------	------	------	------	------	------	--------	-------	-------	------	------	------	------	------	------	------	------	------	------	------	------	------	------	------	------	--------	-------	------	------	------	------	------	------	------	------	------	------	------	------	--------	-------	------	--------	-------	-------	--------	-------	-------	-------	--------	-------	--------

PITCHER	IP	WLS	BF	H	R	ER	SO	BB	IBB	HBP	BLK	WP	HR	S	P	ERA	WHIP
Renie Martin, R (1, 1) ERA: 4.91	5.1	W	27	8	7	4	3	4	0	0	0	0	1	29	45	6.75	2.250
Marty Pattin, R (6, 1) ERA: 2.3	3.2	S	15	5	1	1	2	0	0	0	0	0	0	19	19	2.46	1.364

BOTTOM

Kansas City Royals @ Boston Red Sox
 Fenway Park, Boston, MA
 Sat May 10 1980, 3:33 AM EDT
 Att: 30,519 - Unknown - 56 F

livebaseballscorecards.com

AB	37
R	8
H	13
RBI	8
BB	4
SO	5
LOB	12



Batter	1	2	3	4	5	6	7	8	9	AB	R	H	RBI	BB	SO	LOB
Jerry Remy, L OBP: 0.365, SLG: 0.450 (1, 4)	0-0 G5-4-3 1B		0-0 4-1 1-2		0-0 4-3		0-0 F7			4	0	1	0	0	0	2
Rick Burleson, R OBP: 0.260, SLG: 0.278 (1, 6)	0-0 G5-4-3 1-2f		0-0 HR 1B		0-0 F9		0-0 F8			4	1	1	1	0	0	2
Fred Lynn, L OBP: 0.364, SLG: 0.406 (1, 8)	0-0 3-1		0-0 HR		4-0 BB		0-0 F4			3	1	1	2	1	0	0
Jim Rice, R OBP: 0.279, SLG: 0.386 (1, 10)		0-0 1-4-3 3B	0-0 6-3		0-0 1-3		0-0 HR			4	2	2	1	0	0	1
Carl Yastrzemski, L OBP: 0.319, SLG: 0.398 (1, 7)		0-0 1-4-3		0-3 K		0-0 4-3		0-0 F7		4	0	0	1	0	1	0
Tony Perez, R OBP: 0.347, SLG: 0.459 (1, 3)		0-3 3-H K		0-0 6-3		0-0 F9		0-3 K		4	0	0	0	0	2	0
Carlton Fisk, R OBP: 0.397, SLG: 0.681 (1, 2)		0-3 K		1-0 HBP		0-0 F3				2	0	0	0	0	1	0
Butch Hobson, R OBP: 0.312, SLG: 0.391 (1, 5)			0-0 6-3		4-0 BB		4-0 SH3-4 BB			1	0	0	0	2	0	0
Glenn Hoffman, R OBP: 0.227, SLG: 0.350 (9, 5)										0	0	0	0	0	0	0
Dwight Evans, R OBP: 0.316, SLG: 0.438 (1, 9)			4-0 1B 4-1 BB		0-3 K		0-0 SH3-4			1	1	0	0	1	1	2

Inning Stats	R: 0 E: 0 K: 0 S: 3	H: 1 LOB: 0 BB: 0 P: 3	R: 1 E: 0 K: 2 S: 8	H: 1 LOB: 0 BB: 0 P: 8	R: 3 E: 0 K: 0 S: 5	H: 2 LOB: 0 BB: 1 P: 9	R: 0 E: 0 K: 2 S: 7	H: 0 LOB: 2 BB: 1 P: 12	R: 0 E: 0 K: 0 S: 3	H: 0 LOB: 1 BB: 0 P: 7	R: 0 E: 0 K: 0 S: 3	H: 0 LOB: 0 BB: 0 P: 3	R: 0 E: 0 K: 0 S: 3	H: 0 LOB: 1 BB: 1 P: 7	R: 1 E: 0 K: 1 S: 6	H: 1 LOB: 0 BB: 0 P: 6	1B: 2 2B: 0 3B: 1 HR: 2	SF: 0 SAC: 1 DP: 1 HBP: 1	WP: 0 PB: 0 SB: 2 CS: 0	PA: 33	
PITCHER Rich Gale, R ERA: 6.11 (1, 1)	IP 8.0	WLS L	BF 33	H 5	R 5	ER 5	SO 5	BB 4	IBB 0	HBP 1	BLK 0	WP 0	HR 2	S 38	P 55	ERA 5.62	WHIP 1.125				
PITCHER	IP	WLS	BF	H	R	ER	SO	BB	IBB	HBP	BLK	WP	HR	S	P	ERA	WHIP				

BOTTOM

Kansas City Royals @ Boston Red Sox
 Fenway Park, Boston, MA
 Sun May 11 1980, 3:33 AM EDT
 Att: 24,685 - Unknown - 64 F

livebaseballscorecards.com

AB	27
R	5
H	5
RBI	5
BB	4
SO	5
LOB	7



Batter	1	2	3	4	5	6	7	8	9	AB R H RBI BB SO LOB	TOP	
Willie Wilson, S OBP: 0.315, SLG: 0.376 (1, 8) X	0-0 1-3		0-0 L1		0-0 4-3		0-0 L1			4 0 0 0 0 0 2	Kansas City Royals @ New York Yankees Yankee Stadium, Bronx, NY Tue May 13 1980, 7:05 PM EDT Att. 20,107 - Unknown - 79 F livebaseballscorecards.com	
Frank White, R OBP: 0.336, SLG: 0.387 (1, 4) X	0-0 2B		0-0 SH 1B E		0-0 F8 WP 1B		0-0 L4-3 1-2			3 1 2 0 0 0 1		
John Wathan, R OBP: 0.433, SLG: 0.450 (1, 2) X	0-0 F4		0-0 E HR 1B		4-0 BB 1-2		0-0 5-3			3 1 1 0 1 0 1		
Darrell Porter, L OBP: 0.286, SLG: 0.432 (1, 10) X	0-0 F8		0-0 SF7 1-3 2-H 3-H		0-0 F8 2-3		0-0 F6			3 0 0 1 0 0 3		
Willie Aikens, L OBP: 0.353, SLG: 0.368 Bob Detherage, R OBP: 0.304, SLG: 0.478 (1, 3) (8, 7)		0-0 F8	0-0 HR 3-H		0-0 4-3		0-0 F7			4 1 1 2 0 0 2 0 0 0 0 0 0 0		
Ralph LaCock, L OBP: 0.143, SLG: 0.153 (1, 7) (8, 3)		0-0 F7	0-0 L5		0-0 F7		0-0 F7			4 0 0 0 0 0 0		
Dave Chalk, R OBP: 0.250, SLG: 0.258 (1, 5)		4-0 BB		0-0 F8		0-0 F6		0-0 F8		3 0 0 0 1 0 0		
Clint Hurdle, L OBP: 0.324, SLG: 0.522 (1, 9)		0-0 F7		0-3 K		0-0 G3		0-3 K		4 0 0 0 0 2 1		
U L Washington, S OBP: 0.363, SLG: 0.398 (1, 6)			0-0 1B SH SF7 1B		0-0 6-3		0-0 L4-3 1B			3 1 2 0 0 0 0		
Inning Stats	R: 0 E: 0 K: 0 S: 4 H: 1 LOB: 1 BB: 0 P: 4	R: 0 E: 0 K: 0 S: 3 H: 0 LOB: 1 BB: 1 P: 7	R: 4 E: 2 K: 0 S: 7 H: 3 LOB: 0 BB: 0 P: 7	R: 0 E: 0 K: 1 S: 5 H: 0 LOB: 0 BB: 0 P: 5	R: 0 E: 0 K: 0 S: 4 H: 1 LOB: 2 BB: 1 P: 8	R: 0 E: 0 K: 0 S: 3 H: 0 LOB: 0 BB: 0 P: 3	R: 0 E: 0 K: 0 S: 3 H: 1 LOB: 0 BB: 0 P: 3	R: 0 E: 0 K: 1 S: 5 H: 0 LOB: 0 BB: 0 P: 5	R: 0 E: 0 K: 1 S: 5 H: 0 LOB: 0 BB: 0 P: 5	1B: 4 2B: 2 3B: 0 HR: 1 SF: 1 SAC: 1 DP: 1 HBP: 0		WP: 1 PB: 0 SB: 0 CS: 0 PA: 35
PITCHER	IP WLS BF H R ER SO BB IBB HBP BLK WP HR S P ERA WHIP											
Mike Griffin, R ERA: 3.77 (1, 1)	4.2 L 22 5 4 0 1 2 0 0 0 0 1 1 22 30 0.00 1.500											
Rudy May, L ERA: 2.12 (5, 1)	4.1 13 1 0 0 1 0 0 0 0 0 0 0 15 15 0.00 0.231											

Batter	1	2	3	4	5	6	7	8	9	AB	R	H	RBI	BB	SO	LOB
Willie Randolph, R (1, 4) OBP: 0.359, SLG: 0.367	0-0 L6		4-0 BB			0-0 6-3		0-0 1-3		3	0	0	0	1	0	0
Ruppert Jones, L (1, 8) OBP: 0.283, SLG: 0.319	0-0 4-3		0-0 G3			0-0 1B		0-0 1B		4	0	2	0	0	0	2
Oscar Gamble, L (1, 9) OBP: 0.395, SLG: 0.636	0-3 K				0-0 4-3			0-0 1B		3	0	0	0	0	1	1
Bobby Brown, S (7, 9) OBP: 0.370, SLG: 0.375						0-0 F8		1-3 1B		1	0	1	0	0	0	0
Reggie Jackson, L (1, 10) OBP: 0.327, SLG: 0.516		0-0 4-3			0-3 K			0-0 F8		3	1	0	0	1	1	2
Jim Spencer, L (1, 3) OBP: 0.333, SLG: 0.452		0-0 F8			0-0 F9			0-0 1-3		2	0	0	0	0	0	0
Bob Watson, R (7, PH) OBP: 0.372, SLG: 0.446								1-2 1B		2	0	0	0	0	0	1
Bobby Murcer, L (1, 7) OBP: 0.231, SLG: 0.167		0-0 F5				0-0 F8				2	0	0	0	0	0	0
Lou Piniella, R (7, PH) OBP: 0.278, SLG: 0.227								0-0 5-3		2	0	0	0	0	0	1
Eric Soderholm, R (1, 5) OBP: 0.365, SLG: 0.462			0-0 6-3			0-0 F9				4	0	1	1	0	0	0
Rick Cerone, R (1, 2) OBP: 0.245, SLG: 0.333					0-0 6-3			2-H 1B		3	0	0	0	0	0	1
Bucky Dent, R (1, 6) OBP: 0.281, SLG: 0.364			0-3 K					0-0 5-3		3	0	0	0	0	1	0

Inning Stats	R: 0	H: 0	E: 0	K: 1	S: 5	LOB: 0	BB: 0	P: 5	R: 0	H: 0	E: 0	K: 0	S: 3	LOB: 0	BB: 0	P: 3	R: 0	H: 0	E: 0	K: 1	S: 6	LOB: 2	BB: 1	P: 10	R: 0	H: 0	E: 0	K: 1	S: 5	LOB: 0	BB: 0	P: 5	R: 0	H: 0	E: 0	K: 0	S: 3	LOB: 0	BB: 0	P: 3	R: 1	H: 1	E: 0	K: 0	S: 4	LOB: 1	BB: 0	P: 4	R: 0	H: 2	E: 0	K: 0	S: 5	LOB: 2	BB: 0	P: 5	R: 0	H: 0	E: 0	K: 0	S: 3	LOB: 0	BB: 0	P: 3	1B: 4	2B: 0	3B: 0	HR: 0	SF: 0	SAC: 0	DP: 0	HBP: 0	WP: 1	PB: 0	SB: 0	CS: 0	PA: 34
--------------	------	------	------	------	------	--------	-------	------	------	------	------	------	------	--------	-------	------	------	------	------	------	------	--------	-------	-------	------	------	------	------	------	--------	-------	------	------	------	------	------	------	--------	-------	------	------	------	------	------	------	--------	-------	------	------	------	------	------	------	--------	-------	------	------	------	------	------	------	--------	-------	------	-------	-------	-------	-------	-------	--------	-------	--------	-------	-------	-------	-------	--------

PITCHER	IP	WLS	BF	H	R	ER	SO	BB	IBB	HBP	BLK	WP	HR	S	P	ERA	WHIP
Renie Martin, R (1, 1) ERA: 3.92	6.0	W	22	1	1	1	3	2	0	0	0	1	0	26	34	1.50	0.500
Gary Christenson, L (7, 1) ERA: 3.95	1.0		4	1	0	0	0	0	0	0	0	0	0	4	4	0.00	1.000
Dan Quisenberry, R (8, 1) ERA: 1.9	2.0	S	8	2	0	0	0	0	0	0	0	0	0	8	8	0.00	1.000

BOTTOM

Kansas City Royals @ New York Yankees
 Yankee Stadium, Bronx, NY

Tue May 13 1980, 7:05 PM EDT
 Att: 20,107 - Unknown - 79 F

AB	32
R	1
H	4
RBI	1
BB	2
SO	3
LOB	8



PITCHER	IP	WLS	BF	H	R	ER	SO	BB	IBB	HBP	BLK	WP	HR	S	P	ERA	WHIP
---------	----	-----	----	---	---	----	----	----	-----	-----	-----	----	----	---	---	-----	------

Batter	1	2	3	4	5	6	7	8	9	AB R H RBI BB SO LOB	TOP			
Willie Wilson, S (1, 8) OBP: 0.319, SLG: 0.408	0-0 IHR		0-0 FC6-4 2B		0-0 L4-6 2-3	0-0 5-3		0-0 F8		5 1 2 1 0 0 5				
U L Washington, S (1, 6) OBP: 0.375, SLG: 0.402	0-0 F6		4-0 FC6-4 BB		0-0 1B 1B		0-0 F7		0-0 G5-4-3 1B	4 0 2 0 1 0 0				
Frank White, R (1, 4) OBP: 0.333, SLG: 0.383 Rance Mulliniks, L (7, 4) OBP: 0.250, SLG: 0.143	0-0 6-3		0-0 FC6-4 FC4-6 1-2f 2-3		0-0 1B 1-3 1B		0-0 F9		0-0 G5-4-3 1-2f	4 0 1 0 0 0 2 1 0 0 0 0 0 1				
John Wathan, R (1, 2) OBP: 0.432, SLG: 0.434	4-0 BB		0-0 FC4-6 1-2f		0-3 K		0-0 5-3		4-0 BB	3 0 0 0 2 1 4				
Darrell Porter, L (1, 10) OBP: 0.277, SLG: 0.476	0-3 K			0-0 3-1		0-0 HR		0-0 F2	0-0 F7	5 1 1 1 0 1 2				
Dave Chalk, R (1, 5) OBP: 0.275, SLG: 0.286		0-3 K		0-0 BB 1B		0-3 K		0-0 1B 5-3 1B		4 1 2 0 0 2 0				
Willie Aikens, L (1, 3) OBP: 0.358, SLG: 0.367		0-3 K		4-0 BB G6-4-3 1-2		0-0 F8		0-0 5-3 1B 1-2 1B		3 0 1 0 1 1 0				
Rusty Torres, S (1, 9) OBP: 0.500, SLG: 0.333		0-3 K2-3		0-0 G6-4-3 1-2f		4-0 BB BB		0-0 5-3 1B 1-2 2-3		3 0 1 0 1 1 2				
Bob Detherage, R (1, 7) OBP: 0.333, SLG: 0.500			0-0 F8		0-0 L4-6 2B		4-0 BB 1-2	0-0 5-3		3 0 1 1 1 0 2				
Inning Stats	R: 1 E: 0 K: 1 S: 6 H: 1 LOB: 1 P: 10	R: 0 E: 0 K: 3 S: 9 H: 0 LOB: 0 P: 9	R: 0 E: 0 K: 0 S: 4 H: 1 LOB: 2 P: 8	R: 0 E: 0 K: 0 S: 3 H: 1 LOB: 1 P: 7	R: 0 E: 0 K: 1 S: 7 H: 3 LOB: 2 P: 7	R: 1 E: 0 K: 1 S: 6 H: 1 LOB: 2 P: 14	R: 0 E: 0 K: 0 S: 3 H: 0 LOB: 0 P: 3	R: 1 E: 0 K: 0 S: 6 H: 3 LOB: 2 P: 6	R: 0 E: 0 K: 0 S: 3 H: 1 LOB: 1 P: 7	1B: 7 2B: 3 3B: 0 HR: 2 SF: 0 SAC: 0 DP: 3 HBP: 0	WP: 0 PB: 0 SB: 0 CS: 0 PA: 41			
PITCHER	IP WLS BF H R ER SO BB IBB HBP BLK WP HR S P ERA WHIP												PITCHER	IP WLS BF H R ER SO BB IBB HBP BLK WP HR S P ERA WHIP
Ron Guidry, L (1, 1) ERA: 3.29	6.0 W 28 7 2 2 6 5 0 0 0 0 0 1 35 55 3.00 2.000													
Ed Figueroa, R (7, 1) ERA: 4.5	3.0 S 13 4 1 1 0 1 0 0 0 0 0 0 12 16 3.00 1.667													

Kansas City Royals @ New York Yankees
Yankee Stadium, Bronx, NY
 Wed May 14 1980, 7:05 PM EDT
 Att. 21,953 - Unknown - 67 F

AB	35
R	3
H	11
RBI	3
BB	6
SO	6
LOB	18



Batter	1	2	3	4	5	6	7	8	9	AB	R	H	RBI	BB	SO	LOB
Willie Randolph, R OBP: 0.380, SLG: 0.393 (1, 4)	0-0 1B 2B	4-0 FC4-6 BB	0-0 6-3			4-0 HBP BB	0-0 BB 2B	4-0 E BB		3	1	2	3	3	0	0
Ruppert Jones, L OBP: 0.293, SLG: 0.316 (1, 8)	0-0 2-H 1B	0-0 FC4-6 1-2f		0-0 4-3	1-0 HBP BB	4-0 BB BB	0-0 4-3			4	0	1	2	1	0	3
Bobby Murcer, L OBP: 0.263, SLG: 0.125 (1, 7)	0-0 F8	0-3 K		0-0 2-3	0-0 4-3	4-0 BB BB		4-0 1B BB		4	0	0	1	2	1	5
Bob Watson, R OBP: 0.362, SLG: 0.427 (1, 10)	0-0 F4		0-0 1-3	0-0 F2		0-0 E BB BB		0-0 F7		5	1	0	0	1	1	5
Jim Spencer, L OBP: 0.333, SLG: 0.458 (1, 3)	0-0 4-3		0-0 HR 2B			0-0 4-3	0-0 F9	0-0 2B PB 1B	0-0 F9	6	2	2	0	0	0	3
Graig Nettles, L OBP: 0.360, SLG: 0.357 Fred Stanley, R OBP: 0.385, SLG: 0.500 (5, PR) (6, 5)		4-0 3B BB	0-0 HR			4-0 E BB BB	0-0 F9	0-0 PB SF8 2B	0-0 1B	1	2	1	2	2	0	0
Bobby Brown, S OBP: 0.394, SLG: 0.464 (1, 9)		0-0 IHR 3B	4-0 F7 HR BB			0-0 E9 BB HBP 1B	0-0 E4 BB 2B	0-0 SF8	0-0 1-3	4	4	2	2	1	0	3
Bucky Dent, R OBP: 0.297, SLG: 0.396 (1, 6)		0-0 IHR	0-0 F7			4-0 HBP BB IBB	4-0 2B BB	0-0 F8		3	2	1	2	2	0	1
Rick Cerone, R OBP: 0.248, SLG: 0.363 Dennis Werth, R OBP: 0.625, SLG: 0.667 (6, PH) (7, 2)		0-0 4-3	0-0 HR			0-0 F7	4-0 2B BB BB	4-0 E BB BB		3	1	1	2	0	0	3
										0	1	0	1	2	0	0

Inning Stats	R: 1	H: 2	E: 0	K: 0	S: 5	R: 3	H: 2	E: 0	K: 1	S: 7	R: 4	H: 3	E: 0	K: 0	S: 6	R: 0	H: 0	E: 0	K: 0	S: 3	R: 2	H: 1	E: 1	K: 0	S: 4	R: 4	H: 1	E: 1	K: 1	S: 7	R: 2	H: 2	E: 0	K: 0	S: 4	R: 0	H: 1	E: 0	K: 0	S: 4
	LOB: 1 <td>BB: 0 <td>P: 5 <td>LOB: 1 <td>BB: 2 <td>P: 15 <td>LOB: 0 <td>BB: 1 <td>P: 10 <td>LOB: 0 <td>BB: 0 <td>P: 3 <td>LOB: 3 <td>BB: 3 <td>P: 17 <td>LOB: 3 <td>BB: 5 <td>P: 27 <td>LOB: 2 <td>BB: 2 <td>P: 13 <td>LOB: 2 <td>BB: 2 <td>P: 8 <td>LOB: 2 <td>BB: 1 <td>P: 8 <td>1B: 4 <td>2B: 4 <td>3B: 1 <td>SF: 1 <td>SAC: 0 <td>DP: 0 <td>HBP: 1 <td>WP: 0 <td>PB: 1 <td>SB: 0 <td>CS: 0 </td></td></td></td></td></td></td></td></td></td></td></td></td></td></td></td></td></td></td></td></td></td></td></td></td></td></td></td></td></td></td></td></td></td></td></td></td>	BB: 0 <td>P: 5 <td>LOB: 1 <td>BB: 2 <td>P: 15 <td>LOB: 0 <td>BB: 1 <td>P: 10 <td>LOB: 0 <td>BB: 0 <td>P: 3 <td>LOB: 3 <td>BB: 3 <td>P: 17 <td>LOB: 3 <td>BB: 5 <td>P: 27 <td>LOB: 2 <td>BB: 2 <td>P: 13 <td>LOB: 2 <td>BB: 2 <td>P: 8 <td>LOB: 2 <td>BB: 1 <td>P: 8 <td>1B: 4 <td>2B: 4 <td>3B: 1 <td>SF: 1 <td>SAC: 0 <td>DP: 0 <td>HBP: 1 <td>WP: 0 <td>PB: 1 <td>SB: 0 <td>CS: 0 </td></td></td></td></td></td></td></td></td></td></td></td></td></td></td></td></td></td></td></td></td></td></td></td></td></td></td></td></td></td></td></td></td></td></td></td>	P: 5 <td>LOB: 1 <td>BB: 2 <td>P: 15 <td>LOB: 0 <td>BB: 1 <td>P: 10 <td>LOB: 0 <td>BB: 0 <td>P: 3 <td>LOB: 3 <td>BB: 3 <td>P: 17 <td>LOB: 3 <td>BB: 5 <td>P: 27 <td>LOB: 2 <td>BB: 2 <td>P: 13 <td>LOB: 2 <td>BB: 2 <td>P: 8 <td>LOB: 2 <td>BB: 1 <td>P: 8 <td>1B: 4 <td>2B: 4 <td>3B: 1 <td>SF: 1 <td>SAC: 0 <td>DP: 0 <td>HBP: 1 <td>WP: 0 <td>PB: 1 <td>SB: 0 <td>CS: 0 </td></td></td></td></td></td></td></td></td></td></td></td></td></td></td></td></td></td></td></td></td></td></td></td></td></td></td></td></td></td></td></td></td></td></td>	LOB: 1 <td>BB: 2 <td>P: 15 <td>LOB: 0 <td>BB: 1 <td>P: 10 <td>LOB: 0 <td>BB: 0 <td>P: 3 <td>LOB: 3 <td>BB: 3 <td>P: 17 <td>LOB: 3 <td>BB: 5 <td>P: 27 <td>LOB: 2 <td>BB: 2 <td>P: 13 <td>LOB: 2 <td>BB: 2 <td>P: 8 <td>LOB: 2 <td>BB: 1 <td>P: 8 <td>1B: 4 <td>2B: 4 <td>3B: 1 <td>SF: 1 <td>SAC: 0 <td>DP: 0 <td>HBP: 1 <td>WP: 0 <td>PB: 1 <td>SB: 0 <td>CS: 0 </td></td></td></td></td></td></td></td></td></td></td></td></td></td></td></td></td></td></td></td></td></td></td></td></td></td></td></td></td></td></td></td></td></td>	BB: 2 <td>P: 15 <td>LOB: 0 <td>BB: 1 <td>P: 10 <td>LOB: 0 <td>BB: 0 <td>P: 3 <td>LOB: 3 <td>BB: 3 <td>P: 17 <td>LOB: 3 <td>BB: 5 <td>P: 27 <td>LOB: 2 <td>BB: 2 <td>P: 13 <td>LOB: 2 <td>BB: 2 <td>P: 8 <td>LOB: 2 <td>BB: 1 <td>P: 8 <td>1B: 4 <td>2B: 4 <td>3B: 1 <td>SF: 1 <td>SAC: 0 <td>DP: 0 <td>HBP: 1 <td>WP: 0 <td>PB: 1 <td>SB: 0 <td>CS: 0 </td></td></td></td></td></td></td></td></td></td></td></td></td></td></td></td></td></td></td></td></td></td></td></td></td></td></td></td></td></td></td></td></td>	P: 15 <td>LOB: 0 <td>BB: 1 <td>P: 10 <td>LOB: 0 <td>BB: 0 <td>P: 3 <td>LOB: 3 <td>BB: 3 <td>P: 17 <td>LOB: 3 <td>BB: 5 <td>P: 27 <td>LOB: 2 <td>BB: 2 <td>P: 13 <td>LOB: 2 <td>BB: 2 <td>P: 8 <td>LOB: 2 <td>BB: 1 <td>P: 8 <td>1B: 4 <td>2B: 4 <td>3B: 1 <td>SF: 1 <td>SAC: 0 <td>DP: 0 <td>HBP: 1 <td>WP: 0 <td>PB: 1 <td>SB: 0 <td>CS: 0 </td></td></td></td></td></td></td></td></td></td></td></td></td></td></td></td></td></td></td></td></td></td></td></td></td></td></td></td></td></td></td></td>	LOB: 0 <td>BB: 1 <td>P: 10 <td>LOB: 0 <td>BB: 0 <td>P: 3 <td>LOB: 3 <td>BB: 3 <td>P: 17 <td>LOB: 3 <td>BB: 5 <td>P: 27 <td>LOB: 2 <td>BB: 2 <td>P: 13 <td>LOB: 2 <td>BB: 2 <td>P: 8 <td>LOB: 2 <td>BB: 1 <td>P: 8 <td>1B: 4 <td>2B: 4 <td>3B: 1 <td>SF: 1 <td>SAC: 0 <td>DP: 0 <td>HBP: 1 <td>WP: 0 <td>PB: 1 <td>SB: 0 <td>CS: 0 </td></td></td></td></td></td></td></td></td></td></td></td></td></td></td></td></td></td></td></td></td></td></td></td></td></td></td></td></td></td></td>	BB: 1 <td>P: 10 <td>LOB: 0 <td>BB: 0 <td>P: 3 <td>LOB: 3 <td>BB: 3 <td>P: 17 <td>LOB: 3 <td>BB: 5 <td>P: 27 <td>LOB: 2 <td>BB: 2 <td>P: 13 <td>LOB: 2 <td>BB: 2 <td>P: 8 <td>LOB: 2 <td>BB: 1 <td>P: 8 <td>1B: 4 <td>2B: 4 <td>3B: 1 <td>SF: 1 <td>SAC: 0 <td>DP: 0 <td>HBP: 1 <td>WP: 0 <td>PB: 1 <td>SB: 0 <td>CS: 0 </td></td></td></td></td></td></td></td></td></td></td></td></td></td></td></td></td></td></td></td></td></td></td></td></td></td></td></td></td></td>	P: 10 <td>LOB: 0 <td>BB: 0 <td>P: 3 <td>LOB: 3 <td>BB: 3 <td>P: 17 <td>LOB: 3 <td>BB: 5 <td>P: 27 <td>LOB: 2 <td>BB: 2 <td>P: 13 <td>LOB: 2 <td>BB: 2 <td>P: 8 <td>LOB: 2 <td>BB: 1 <td>P: 8 <td>1B: 4 <td>2B: 4 <td>3B: 1 <td>SF: 1 <td>SAC: 0 <td>DP: 0 <td>HBP: 1 <td>WP: 0 <td>PB: 1 <td>SB: 0 <td>CS: 0 </td></td></td></td></td></td></td></td></td></td></td></td></td></td></td></td></td></td></td></td></td></td></td></td></td></td></td></td></td>	LOB: 0 <td>BB: 0 <td>P: 3 <td>LOB: 3 <td>BB: 3 <td>P: 17 <td>LOB: 3 <td>BB: 5 <td>P: 27 <td>LOB: 2 <td>BB: 2 <td>P: 13 <td>LOB: 2 <td>BB: 2 <td>P: 8 <td>LOB: 2 <td>BB: 1 <td>P: 8 <td>1B: 4 <td>2B: 4 <td>3B: 1 <td>SF: 1 <td>SAC: 0 <td>DP: 0 <td>HBP: 1 <td>WP: 0 <td>PB: 1 <td>SB: 0 <td>CS: 0 </td></td></td></td></td></td></td></td></td></td></td></td></td></td></td></td></td></td></td></td></td></td></td></td></td></td></td></td>	BB: 0 <td>P: 3 <td>LOB: 3 <td>BB: 3 <td>P: 17 <td>LOB: 3 <td>BB: 5 <td>P: 27 <td>LOB: 2 <td>BB: 2 <td>P: 13 <td>LOB: 2 <td>BB: 2 <td>P: 8 <td>LOB: 2 <td>BB: 1 <td>P: 8 <td>1B: 4 <td>2B: 4 <td>3B: 1 <td>SF: 1 <td>SAC: 0 <td>DP: 0 <td>HBP: 1 <td>WP: 0 <td>PB: 1 <td>SB: 0 <td>CS: 0 </td></td></td></td></td></td></td></td></td></td></td></td></td></td></td></td></td></td></td></td></td></td></td></td></td></td></td>	P: 3 <td>LOB: 3 <td>BB: 3 <td>P: 17 <td>LOB: 3 <td>BB: 5 <td>P: 27 <td>LOB: 2 <td>BB: 2 <td>P: 13 <td>LOB: 2 <td>BB: 2 <td>P: 8 <td>LOB: 2 <td>BB: 1 <td>P: 8 <td>1B: 4 <td>2B: 4 <td>3B: 1 <td>SF: 1 <td>SAC: 0 <td>DP: 0 <td>HBP: 1 <td>WP: 0 <td>PB: 1 <td>SB: 0 <td>CS: 0 </td></td></td></td></td></td></td></td></td></td></td></td></td></td></td></td></td></td></td></td></td></td></td></td></td></td>	LOB: 3 <td>BB: 3 <td>P: 17 <td>LOB: 3 <td>BB: 5 <td>P: 27 <td>LOB: 2 <td>BB: 2 <td>P: 13 <td>LOB: 2 <td>BB: 2 <td>P: 8 <td>LOB: 2 <td>BB: 1 <td>P: 8 <td>1B: 4 <td>2B: 4 <td>3B: 1 <td>SF: 1 <td>SAC: 0 <td>DP: 0 <td>HBP: 1 <td>WP: 0 <td>PB: 1 <td>SB: 0 <td>CS: 0 </td></td></td></td></td></td></td></td></td></td></td></td></td></td></td></td></td></td></td></td></td></td></td></td></td>	BB: 3 <td>P: 17 <td>LOB: 3 <td>BB: 5 <td>P: 27 <td>LOB: 2 <td>BB: 2 <td>P: 13 <td>LOB: 2 <td>BB: 2 <td>P: 8 <td>LOB: 2 <td>BB: 1 <td>P: 8 <td>1B: 4 <td>2B: 4 <td>3B: 1 <td>SF: 1 <td>SAC: 0 <td>DP: 0 <td>HBP: 1 <td>WP: 0 <td>PB: 1 <td>SB: 0 <td>CS: 0 </td></td></td></td></td></td></td></td></td></td></td></td></td></td></td></td></td></td></td></td></td></td></td></td>	P: 17 <td>LOB: 3 <td>BB: 5 <td>P: 27 <td>LOB: 2 <td>BB: 2 <td>P: 13 <td>LOB: 2 <td>BB: 2 <td>P: 8 <td>LOB: 2 <td>BB: 1 <td>P: 8 <td>1B: 4 <td>2B: 4 <td>3B: 1 <td>SF: 1 <td>SAC: 0 <td>DP: 0 <td>HBP: 1 <td>WP: 0 <td>PB: 1 <td>SB: 0 <td>CS: 0 </td></td></td></td></td></td></td></td></td></td></td></td></td></td></td></td></td></td></td></td></td></td></td>	LOB: 3 <td>BB: 5 <td>P: 27 <td>LOB: 2 <td>BB: 2 <td>P: 13 <td>LOB: 2 <td>BB: 2 <td>P: 8 <td>LOB: 2 <td>BB: 1 <td>P: 8 <td>1B: 4 <td>2B: 4 <td>3B: 1 <td>SF: 1 <td>SAC: 0 <td>DP: 0 <td>HBP: 1 <td>WP: 0 <td>PB: 1 <td>SB: 0 <td>CS: 0 </td></td></td></td></td></td></td></td></td></td></td></td></td></td></td></td></td></td></td></td></td></td>	BB: 5 <td>P: 27 <td>LOB: 2 <td>BB: 2 <td>P: 13 <td>LOB: 2 <td>BB: 2 <td>P: 8 <td>LOB: 2 <td>BB: 1 <td>P: 8 <td>1B: 4 <td>2B: 4 <td>3B: 1 <td>SF: 1 <td>SAC: 0 <td>DP: 0 <td>HBP: 1 <td>WP: 0 <td>PB: 1 <td>SB: 0 <td>CS: 0 </td></td></td></td></td></td></td></td></td></td></td></td></td></td></td></td></td></td></td></td></td>	P: 27 <td>LOB: 2 <td>BB: 2 <td>P: 13 <td>LOB: 2 <td>BB: 2 <td>P: 8 <td>LOB: 2 <td>BB: 1 <td>P: 8 <td>1B: 4 <td>2B: 4 <td>3B: 1 <td>SF: 1 <td>SAC: 0 <td>DP: 0 <td>HBP: 1 <td>WP: 0 <td>PB: 1 <td>SB: 0 <td>CS: 0 </td></td></td></td></td></td></td></td></td></td></td></td></td></td></td></td></td></td></td></td>	LOB: 2 <td>BB: 2 <td>P: 13 <td>LOB: 2 <td>BB: 2 <td>P: 8 <td>LOB: 2 <td>BB: 1 <td>P: 8 <td>1B: 4 <td>2B: 4 <td>3B: 1 <td>SF: 1 <td>SAC: 0 <td>DP: 0 <td>HBP: 1 <td>WP: 0 <td>PB: 1 <td>SB: 0 <td>CS: 0 </td></td></td></td></td></td></td></td></td></td></td></td></td></td></td></td></td></td></td>	BB: 2 <td>P: 13 <td>LOB: 2 <td>BB: 2 <td>P: 8 <td>LOB: 2 <td>BB: 1 <td>P: 8 <td>1B: 4 <td>2B: 4 <td>3B: 1 <td>SF: 1 <td>SAC: 0 <td>DP: 0 <td>HBP: 1 <td>WP: 0 <td>PB: 1 <td>SB: 0 <td>CS: 0 </td></td></td></td></td></td></td></td></td></td></td></td></td></td></td></td></td></td>	P: 13 <td>LOB: 2 <td>BB: 2 <td>P: 8 <td>LOB: 2 <td>BB: 1 <td>P: 8 <td>1B: 4 <td>2B: 4 <td>3B: 1 <td>SF: 1 <td>SAC: 0 <td>DP: 0 <td>HBP: 1 <td>WP: 0 <td>PB: 1 <td>SB: 0 <td>CS: 0 </td></td></td></td></td></td></td></td></td></td></td></td></td></td></td></td></td>	LOB: 2 <td>BB: 2 <td>P: 8 <td>LOB: 2 <td>BB: 1 <td>P: 8 <td>1B: 4 <td>2B: 4 <td>3B: 1 <td>SF: 1 <td>SAC: 0 <td>DP: 0 <td>HBP: 1 <td>WP: 0 <td>PB: 1 <td>SB: 0 <td>CS: 0 </td></td></td></td></td></td></td></td></td></td></td></td></td></td></td></td>	BB: 2 <td>P: 8 <td>LOB: 2 <td>BB: 1 <td>P: 8 <td>1B: 4 <td>2B: 4 <td>3B: 1 <td>SF: 1 <td>SAC: 0 <td>DP: 0 <td>HBP: 1 <td>WP: 0 <td>PB: 1 <td>SB: 0 <td>CS: 0 </td></td></td></td></td></td></td></td></td></td></td></td></td></td></td>	P: 8 <td>LOB: 2 <td>BB: 1 <td>P: 8 <td>1B: 4 <td>2B: 4 <td>3B: 1 <td>SF: 1 <td>SAC: 0 <td>DP: 0 <td>HBP: 1 <td>WP: 0 <td>PB: 1 <td>SB: 0 <td>CS: 0 </td></td></td></td></td></td></td></td></td></td></td></td></td></td>	LOB: 2 <td>BB: 1 <td>P: 8 <td>1B: 4 <td>2B: 4 <td>3B: 1 <td>SF: 1 <td>SAC: 0 <td>DP: 0 <td>HBP: 1 <td>WP: 0 <td>PB: 1 <td>SB: 0 <td>CS: 0 </td></td></td></td></td></td></td></td></td></td></td></td></td>	BB: 1 <td>P: 8 <td>1B: 4 <td>2B: 4 <td>3B: 1 <td>SF: 1 <td>SAC: 0 <td>DP: 0 <td>HBP: 1 <td>WP: 0 <td>PB: 1 <td>SB: 0 <td>CS: 0 </td></td></td></td></td></td></td></td></td></td></td></td>	P: 8 <td>1B: 4 <td>2B: 4 <td>3B: 1 <td>SF: 1 <td>SAC: 0 <td>DP: 0 <td>HBP: 1 <td>WP: 0 <td>PB: 1 <td>SB: 0 <td>CS: 0 </td></td></td></td></td></td></td></td></td></td></td>	1B: 4 <td>2B: 4 <td>3B: 1 <td>SF: 1 <td>SAC: 0 <td>DP: 0 <td>HBP: 1 <td>WP: 0 <td>PB: 1 <td>SB: 0 <td>CS: 0 </td></td></td></td></td></td></td></td></td></td>	2B: 4 <td>3B: 1 <td>SF: 1 <td>SAC: 0 <td>DP: 0 <td>HBP: 1 <td>WP: 0 <td>PB: 1 <td>SB: 0 <td>CS: 0 </td></td></td></td></td></td></td></td></td>	3B: 1 <td>SF: 1 <td>SAC: 0 <td>DP: 0 <td>HBP: 1 <td>WP: 0 <td>PB: 1 <td>SB: 0 <td>CS: 0 </td></td></td></td></td></td></td></td>	SF: 1 <td>SAC: 0 <td>DP: 0 <td>HBP: 1 <td>WP: 0 <td>PB: 1 <td>SB: 0 <td>CS: 0 </td></td></td></td></td></td></td>	SAC: 0 <td>DP: 0 <td>HBP: 1 <td>WP: 0 <td>PB: 1 <td>SB: 0 <td>CS: 0 </td></td></td></td></td></td>	DP: 0 <td>HBP: 1 <td>WP: 0 <td>PB: 1 <td>SB: 0 <td>CS: 0 </td></td></td></td></td>	HBP: 1 <td>WP: 0 <td>PB: 1 <td>SB: 0 <td>CS: 0 </td></td></td></td>	WP: 0 <td>PB: 1 <td>SB: 0 <td>CS: 0 </td></td></td>	PB: 1 <td>SB: 0 <td>CS: 0 </td></td>	SB: 0 <td>CS: 0 </td>	CS: 0		


PITCHER	IP	WLS	BF	H	R	ER	SO	BB	IBB	HBP	BLK	WP	HR	S	P	ERA	WHIP
Dennis Leonard, R ERA: 6.66 (1, 1)	2.2	L	18	7	8	8	1	3	0	0	0	0	2	17	29	27.00	3.750
Marty Pattin, R ERA: 1.77 (3, 1)	1.1		4	0	0	0	0	0	0	0	0	0	0	4	4	0.00	0.000
Gary Christenson, L ERA: 4.7 (5, 1)	1.2		16	2	6	2	0	6	1	1	0	0	0	8	37	10.80	4.800
Steve Busby, R ERA: 15.75 (6, 1)	1.1		9	2	2	2	1	3	0	0	0	0	0	8	20	13.50	3.750
Jerry Terrell, R ERA: (8, 1)	1.0		5	1	0	0	0	1	0	0	0	0	0	4	8	0.00	2.000

BOTTOM

Kansas City Royals @ New York Yankees
Yankee Stadium, Bronx, NY

Wed May 14 1980, 7:05 PM EDT
Att. 21,953 - Unknown - 67 F

AB	36
R	16
H	12
RBI	15
BB	14
SO	2
LOB	24



PITCHER	IP	WLS	BF	H	R	ER	SO	BB	IBB	HBP	BLK	WP	HR	S	P	ERA	WHIP
Dennis Leonard, R ERA: 6.66 (1, 1)	2.2	L	18	7	8	8	1	3	0	0	0	0	2	17	29	27.00	3.750
Marty Pattin, R ERA: 1.77 (3, 1)	1.1		4	0	0	0	0	0	0	0	0	0	0	4	4	0.00	0.000
Gary Christenson, L ERA: 4.7 (5, 1)	1.2		16	2	6	2	0	6	1	1	0	0	0	8	37	10.80	4.800
Steve Busby, R ERA: 15.75 (6, 1)	1.1		9	2	2	2	1	3	0	0	0	0	0	8	20	13.50	3.750
Jerry Terrell, R ERA: (8, 1)	1.0		5	1	0	0	0	1	0	0	0	0	0	4	8	0.00	2.000

Batter	1	2	3	4	5	6	7	8	9	10	AB	R	H	RBI	BB	SO	LOB
Freddie Patek, R OBP: 0.330, SLG: 0.371 (1, 6)	0-0 G4-6-3 1B	0-0 5-3			0-0 F9		0-0 F5		0-0 FC5-4		5	0	1	0	0	0	5
Rod Carew, L OBP: 0.373, SLG: 0.336 (1, 3)	0-0 G4-6-3 1-2f		0-0 G3			0-0 F8		4-0 5-3 SH1-4 BB		0-0 F8	4	0	0	0	1	0	1
Carney Lansford, R OBP: 0.355, SLG: 0.441 (1, 5)	0-0 HR		0-0 5-3			0-0 F7		0-0 SH1-4		0-0 FC6-4 1B	4	1	2	1	0	0	0
Dan Ford, R OBP: 0.268, SLG: 0.307 (1, 10)	0-0 1B		0-0 5-3			0-0 1B		0-0 5-3		0-0 F4	5	0	2	0	0	0	2
Joe Rudi, R OBP: 0.276, SLG: 0.474 (1, 7)	0-0 FC6-4 1B			0-3 K		0-0 6-3		0-0 F7		0-0 FC6-4	5	0	1	0	0	1	3
Bobby Grich, R OBP: 0.364, SLG: 0.394 (1, 4)	0-0 FC6-4			0-3 K			0-0 4-3		4-0 G5-4-3 BB		3	0	0	0	1	1	2
Al Cowens, R OBP: 0.304, SLG: 0.253 (1, 9)		0-0 6-3		0-0 5-3			0-0 2B		0-0 G5-4-3		4	0	1	0	0	0	1
Dave Skaggs, R OBP: 0.526, SLG: 0.647 Tom Donohue, R OBP: 0.230, SLG: 0.224 (9, PR) (9, 2)		0-0 5-3			0-0 4-3		4-0 BB		0-0 E 1B		3	0	1	0	1	0	0
Larry Harlow, L OBP: 0.387, SLG: 0.567 (1, 8)		0-0 3B			0-3 K2-3		0-3 K		0-0 E6 FC5-4		0	0	0	0	0	0	0

Inning Stats	R: 1	H: 4	R: 0	H: 1	R: 0	H: 0	R: 0	H: 0	R: 0	H: 1	R: 0	H: 0	R: 0	H: 1	R: 0	H: 1	R: 0	H: 1	R: 0	H: 1	1B: 6	SF: 0	WP: 0	PA: 41	
E: 0	LOB: 2	E: 0	LOB: 1	E: 0	LOB: 0	E: 0	LOB: 0	E: 0	LOB: 1	E: 0	LOB: 2	E: 1	LOB: 2	E: 0	LOB: 1	E: 0	LOB: 1	E: 0	LOB: 1	E: 0	LOB: 1	2B: 1	SAC: 1	PB: 0	
K: 0	BB: 0	K: 0	BB: 0	K: 0	BB: 0	K: 2	BB: 0	K: 1	BB: 1	K: 0	BB: 1	K: 0	BB: 1	K: 0	BB: 1	K: 0	BB: 1	K: 0	BB: 1	K: 0	BB: 1	3B: 1	DP: 2	SB: 0	
S: 6	P: 6	S: 4	P: 4	S: 3	P: 3	S: 7	P: 7	S: 5	P: 5	S: 4	P: 4	S: 6	P: 10	S: 3	P: 7	S: 4	P: 8	S: 4	P: 4	S: 4	P: 4	HR: 1	HBP: 0	CS: 0	


PITCHER	IP	WLS	BF	H	R	ER	SO	BB	IBB	HBP	BLK	WP	HR	S	P	ERA	WHIP
Larry Gura, L ERA: 1.96 (1, 1)	10.0	W	41	9	1	1	4	3	0	0	0	0	1	46	58	0.90	1.200

TOP

California Angels @ Kansas City Royals
Royals Stadium, Kansas City, MO

Sat May 17 1980, 8:05 PM EDT
Att. 30,326 - Unknown

AB	37
R	1
H	9
RBI	1
BB	3
SO	4
LOB	17



BOTTOM

California Angels @ Kansas City Royals
Royals Stadium, Kansas City, MO

Sat May 17 1980, 8:05 PM EDT
Att: 30,326 - Unknown

livebaseballscorecards.com

AB	34
R	2
H	9
RBI	1
BB	4
SO	3
LOB	20



WP	1	PA	40
PB	0		
SB	2		
CS	0		

AB R H RBI BB SO LOB

4 2 2 0 1 0 2

4 0 1 0 0 0 5

4 0 0 0 1 1 1

5 0 4 1 0 0 0

4 0 0 0 0 2 3

4 0 0 0 0 0 3

4 0 1 0 0 0 2

2 0 1 0 2 0 0

0 0 0 0 0 0 0

2 0 0 0 0 0 1

1B: 5 SF: 0
2B: 4 SAC: 2
3B: 0 DP: 2
HR: 0 HBP: 0

Batter	1	2	3	4	5	6	7	8	9	10
Willie Wilson, S OBP: 0.333, SLG: 0.409 (1, 8)	0-0 4-3		0-0 G6-4-3 1B		0-0 F5			0-0 G3 S WP 1B		4-0 FC5 S 1B IBB
Frank White, R OBP: 0.328, SLG: 0.374 Steve Braun, L OBP: 0.130, SLG: 0.048 (10, PH)	0-0 G4-6-3 1B		0-0 G6-4-3 1-2f		0-0 F8			0-0 G3 1-3		0-0 FC5 1B IBB 3-H
George Brett, L OBP: 0.368, SLG: 0.507 (1, 5)	0-0 G4-6-3 1-2f			0-3 K		0-0 F9		0-0 F8 3-H		4-0 1B IBB 1-2
Darrell Porter, L OBP: 0.321, SLG: 0.520 (1, 10)		0-0 3-1 2B		0-0 F8 2B		0-0 F7			0-0 1B	0-0 1B 1-2 2-3 3-H
Willie Aikens, L OBP: 0.344, SLG: 0.343 (1, 3)		0-3 K		0-0 F8 2-3		0-0 F9			0-3 K	
John Wathan, R OBP: 0.408, SLG: 0.400 (1, 2)		0-0 3-1 2-3		0-0 5-3			0-0 G3		0-0 F9	
Ralph LaCock, L OBP: 0.148, SLG: 0.171 (1, 7)		0-0 6-3			0-0 SH3-4 2B		0-0 F5		0-0 4-3	
Clint Hurdle, L OBP: 0.354, SLG: 0.534 Rusty Torres, S OBP: 0.375, SLG: 0.167 (10, PR)			4-0 1B BB		4-0 SH3-4 BB		0-0 F8			0-0 SH1-4 FC5 2B
U L Washington, S OBP: 0.363, SLG: 0.387 (1, 6)			0-0 F8		0-0 SH3-4 1-2 2-3			0-0 F7		0-0 SH1-4 2-3

Inning Stats	R: 0	H: 1	E: 0	LOB: 0	K: 0	BB: 0	S: 3	P: 3	R: 0	H: 1	E: 0	LOB: 1	K: 1	BB: 0	S: 6	P: 6	R: 0	H: 1	E: 0	LOB: 1	K: 0	BB: 1	S: 3	P: 7	R: 0	H: 1	E: 0	LOB: 2	K: 1	BB: 1	S: 4	P: 8	R: 0	H: 0	E: 0	LOB: 0	K: 0	BB: 0	S: 3	P: 3	R: 0	H: 0	E: 0	LOB: 0	K: 0	BB: 0	S: 3	P: 3	R: 1	H: 1	E: 0	LOB: 0	K: 0	BB: 0	S: 4	P: 4	R: 0	H: 1	E: 0	LOB: 1	K: 1	BB: 0	S: 6	P: 6	R: 1	H: 2	E: 0	LOB: 3	K: 0	BB: 2	S: 4	P: 12	1B: 5	SF: 0	2B: 4	SAC: 2	3B: 0	DP: 2	HR: 0	HBP: 0	WP: 1	PA: 40
--------------	------	------	------	--------	------	-------	------	------	------	------	------	--------	------	-------	------	------	------	------	------	--------	------	-------	------	------	------	------	------	--------	------	-------	------	------	------	------	------	--------	------	-------	------	------	------	------	------	--------	------	-------	------	------	------	------	------	--------	------	-------	------	------	------	------	------	--------	------	-------	------	------	------	------	------	--------	------	-------	------	-------	-------	-------	-------	--------	-------	-------	-------	--------	-------	--------

PITCHER	IP	WLS	BF	H	R	ER	SO	BB	IBB	HBP	BLK	WP	HR	S	P	ERA	WHIP
Don Aase, R ERA: 2.47 (1, 1)	9.0		34	7	1	1	3	2	0	0	0	1	0	38	46	1.00	1.000
Mark Clear, R ERA: 3.0 (10, 1)	0.2	L	6	2	1	1	0	0	2	0	0	0	0	4	12	13.50	3.000

Batter	1	2	3	4	5	6	7	8	9	AB R H RBI BB SO LOB	TOP											
Larry Harlow, L OBP: 0.417, SLG: 0.647 (1, 8) X	0-0 G3	4-0 BB			0-0 G1-4-3 1B		0-0 1-H HR		0-0 G3	4 1 2 2 1 0 1												
Carney Lansford, R OBP: 0.344, SLG: 0.426 (1, 5) X	0-0 5-3	0-0 P6			0-0 F8		0-3 K			4 0 0 0 0 1 3												
Rod Carew, L OBP: 0.385, SLG: 0.345 (1, 3) B B B	4-0 S BB			0-0 1B	0-0 G1-4-3 1-2f			0-0 G6-4-3 1B		3 0 2 0 1 0 1												
Dan Ford, R OBP: 0.267, SLG: 0.295 (1, 10) B B B	4-0 1-2 BB			0-0 F9		0-0 F9		0-0 G6-4-3 1-2f		3 0 0 0 1 0 2												
Joe Rudi, R OBP: 0.275, SLG: 0.475 (1, 7) S S S	0-3 K			0-0 F3		0-0 F8		0-0 2B		4 0 1 0 0 1 3												
Bobby Grich, R OBP: 0.361, SLG: 0.382 (1, 4) B B B B		4-0 FC4-6 BB		0-0 F8		0-0 6-3		0-0 6-3		3 0 0 0 1 0 2												
Ralph Garr, L OBP: 0.136, SLG: 0.100 (1, 9) X		0-0 FC4-6 1-2f 3B		0-0 F7		0-0 F5		4-0 FC6-4 BB		3 1 0 0 1 0 1												
Freddie Patek, R OBP: 0.327, SLG: 0.387 (1, 6) X		0-0 1-H FC5 3B		0-0 F9		0-0 E5 HR		0-0 FC6-4 FC5-4 1-2f		4 1 1 1 0 0 1												
Tom Donohue, R OBP: 0.219, SLG: 0.213 Al Cowens, R OBP: 0.301, SLG: 0.250 (9, PH) X		0-0 FC5 BB 3-H		0-3 K		0-0 F8		0-0 FC5-4 1-2f		3 0 0 0 0 1 2 1 0 0 0 0 0 1												
Inning Stats	R: 0 E: 0 K: 1 S: 5	H: 0 LOB: 2 BB: 2 P: 13	R: 1 E: 0 K: 0 S: 4	H: 1 LOB: 2 BB: 2 P: 12	R: 0 E: 0 K: 0 S: 4	H: 1 LOB: 1 BB: 0 P: 4	R: 0 E: 0 K: 1 S: 5	H: 0 LOB: 0 BB: 0 P: 5	R: 0 E: 0 K: 0 S: 3	H: 1 LOB: 0 BB: 0 P: 3	R: 2 E: 1 K: 1 S: 7	H: 1 LOB: 0 BB: 0 P: 7	R: 0 E: 0 K: 0 S: 4	H: 2 LOB: 1 BB: 0 P: 4	R: 0 E: 0 K: 0 S: 3	H: 0 LOB: 1 BB: 1 P: 7	1B: 3 2B: 1 3B: 1 HR: 1	SF: 0 SAC: 0 DP: 2 HBP: 0	WP: 0 PB: 0 SB: 1 CS: 0	PA: 37		
PITCHER Renie Martin, R ERA: 3.25 Dan Quisenberry, R ERA: 1.75	IP 7.0 2.0	WLS W S	BF 30 7	H 5 1	R 3 0	ER 1 0	SO 3 0	BB 4 1	IBB 0 0	HBP 0 0	BLK 0 0	WP 0 0	HR 1 0	S 32 6	P 48 10	ERA 1.29 0.00	WHIP 1.286 1.000					

California Angels @ Kansas City Royals
Royals Stadium, Kansas City, MO
Sun May 18 1980, 4:33 AM EDT
Att. 25,382 - Unknown - 62 F

livebaseballscorecards.com

AB	32
R	3
H	6
RBI	3
BB	5
SO	3
LOB	17



Batter	1	2	3	4	5	6	7	8	9	AB	R	H	RBI	BB	SO	LOB
Willie Wilson, S OBP: 0.331, SLG: 0.411 (1, 8)	0-0 WP 3B 2B	0-0 L4			0-0 4-3		0-3 K			4	1	1	0	0	1	0
U L Washington, S OBP: 0.358, SLG: 0.402 (1, 6)	0-0 2-H E 3B	0-0 5-3			0-0 4-3		0-3 K			4	1	1	1	0	1	0
George Brett, L OBP: 0.374, SLG: 0.519 (1, 5)	0-0 E9 2B 1B	0-0 F2			0-0 2B			0-0 F3		4	1	2	1	0	0	0
Darrell Porter, L OBP: 0.333, SLG: 0.528 (1, 10)	0-0 2-H 3B 2B		0-0 4-3		4-0 FC6-4 IBB			0-0 P5		3	1	1	1	1	0	0
John Wathan, R OBP: 0.402, SLG: 0.415 (1, 2)	0-0 2-H SF8 3B		0-0 6-3		0-0 FC6-4 1-2f			0-0 L4		4	1	1	1	0	0	2
Frank White, R OBP: 0.328, SLG: 0.376 (1, 4)	0-0 SF8		0-0 CS 1B		0-0 L9					2	0	1	1	0	0	0
Willie Aikens, L OBP: 0.344, SLG: 0.336 (1, 3)	4-0 FC6-4 BB		0-0 CS 1B	0-0 F7	0-0 F7					2	0	0	0	1	0	0
Ralph LaCock, L OBP: 0.148, SLG: 0.171 (9, 3)			1-2 CS	1-2 F7						0	0	0	0	0	0	0
Clint Hurdle, L OBP: 0.341, SLG: 0.513 (1, 9)	0-0 P4			0-0 4-3	0-0 F9					3	0	0	0	0	0	1
Rusty Torres, S OBP: 0.273, SLG: 0.111 (1, 7)	0-0 FC6-4 1-2f			0-0 F5	0-0 F3					3	0	0	0	0	0	1

Inning Stats	R: 5	H: 5	E: 1	K: 0	S: 8	LOB: 1	BB: 1	P: 12	R: 0	H: 0	E: 0	K: 0	S: 3	LOB: 0	BB: 0	P: 3	R: 0	H: 1	E: 0	K: 0	S: 3	LOB: 0	BB: 0	P: 3	R: 0	H: 0	E: 0	K: 0	S: 3	LOB: 2	BB: 1	P: 8	R: 0	H: 0	E: 0	K: 2	S: 7	LOB: 0	BB: 0	P: 7	R: 0	H: 0	E: 0	K: 0	S: 3	LOB: 0	BB: 0	P: 3	R: 0	H: 0	E: 0	K: 0	S: 3	LOB: 0	BB: 0	P: 3
--------------	------	------	------	------	------	--------	-------	-------	------	------	------	------	------	--------	-------	------	------	------	------	------	------	--------	-------	------	------	------	------	------	------	--------	-------	------	------	------	------	------	------	--------	-------	------	------	------	------	------	------	--------	-------	------	------	------	------	------	------	--------	-------	------

PITCHER	IP	WLS	BF	H	R	ER	SO	BB	IBB	HBP	BLK	WP	HR	S	P	ERA	WHIP
Frank Tanana, L ERA: 6.83 (1, 1)	0.0	L	5	5	5	5	0	0	0	0	0	1	0	5	5	∞	∞
Jim Barr, R ERA: 3.38 (1, 1)	6.0		21	2	0	0	0	1	1	0	0	0	0	19	27	0.00	0.500
Dave LaRoche, L ERA: 1.48 (7, 1)	2.0		6	0	0	0	2	0	0	0	0	0	0	10	10	0.00	0.000

BOTTOM

California Angels @ Kansas City Royals
Royals Stadium, Kansas City, MO
 Sun May 18 1980, 4:33 AM EDT
 Att: 25,382 - Unknown - 62 F

AB	29
R	5
H	7
RBI	5
BB	2
SO	2
LOB	4



1B: 2	SF: 1	WP: 1	PA: 33
2B: 3	SAC: 0	PB: 0	
3B: 2	DP: 0	SB: 0	
HR: 0	HBP: 0	CS: 1	

Batter	1	2	3	4	5	6	7	8	9	10	11	AB R H RBI BB SO LOB	BOTTOM				
Willie Wilson, S OBP: 0.333, SLG: 0.411 (1, 8)	0-0 4-3 S 2B 1B	0-0 FC6-4 1-2f			0-0 F5		0-0 5-3		0-0 1B FC4-2 1B		0-0 SH3-4 1-2	5 1 2 1 0 0 1	Oakland Athletics @ Kansas City Royals Royals Stadium, Kansas City, MO Mon May 19 1980, 8:05 PM EDT Att. 28,889 - Unknown				
U L Washington, S OBP: 0.357, SLG: 0.392 (1, 6)	0-0 4-3 1-3	0-3 K			0-0 L8			4-0 1-3 WP BB	0-0 BB FC4-2 1B		0-0 F8	5 0 1 0 1 1 3					
George Brett, L OBP: 0.371, SLG: 0.512 (1, 5)	0-0 1B 2B				0-0 F9		0-0 F8	0-3 K	0-0 FC4-2 BB		4-0 1B IBB	5 1 1 1 1 1 4					
Darrell Porter, L OBP: 0.333, SLG: 0.500 (1, 10)	0-0 L4				0-0 F7		0-0 E4 G4-6-3	0-0 1-3	4-0 1-2 2-3 BB		0-0 1-2 2-H 1B	5 0 1 1 1 0 2					
Willie Aikens, L OBP: 0.338, SLG: 0.330 (1, 3)	0-0 1B 1B				0-0 L9		0-0 G4-6-3 1-2f	0-3 K	0-3 K			5 0 1 1 0 2 5					
John Wathan, R OBP: 0.420, SLG: 0.434 (1, 2)	0-0 1-2 1B				0-0 S 1B		0-0 1B		0-0 1B 2B 1B		0-0 5-3	5 1 4 0 0 0 0					
Ralph LaCock, L OBP: 0.143, SLG: 0.165 Frank White, R OBP: 0.323, SLG: 0.370 (1, 7) (9, PH) (10, 4)	0-0 F6				0-0 F4 1-2		0-3 K		0-0 L8		0-0 5-3	3 0 0 0 0 1 4 2 0 0 0 0 0 1					
Clint Hurdle, L OBP: 0.330, SLG: 0.494 Jerry Terrell, R OBP: 0.100, SLG: 0.100 (1, 9) (9, PH) (10, 7)		0-0 F6			0-0 F6		0-0 F8		0-0 2B 1B		0-0 F6	3 0 0 0 0 0 1 2 1 1 0 0 0 0					
Dave Chalk, R OBP: 0.295, SLG: 0.316 Rusty Torres, S OBP: 0.333, SLG: 0.200 (1, 4) (9, PR) (10, 9)		1-0 FC6-4 HBP			0-3 K		0-3 K		0-0 1B 2B		0-0 SH3-4 1B 1B	3 0 1 2 0 2 1 1 2 1 0 0 0 0					
Inning Stats	R: 2 H: 4 E: 0 LOB: 2 K: 0 BB: 0 S: 7 P: 7	R: 0 H: 0 E: 0 LOB: 1 K: 1 BB: 0 S: 5 P: 6	R: 0 H: 0 E: 0 LOB: 0 K: 0 BB: 0 S: 3 P: 3	R: 0 H: 1 E: 0 LOB: 1 K: 1 BB: 0 S: 6 P: 6	R: 0 H: 0 E: 0 LOB: 0 K: 0 BB: 0 S: 3 P: 3	R: 0 H: 1 E: 1 LOB: 1 K: 1 BB: 0 S: 6 P: 6	R: 0 H: 0 E: 0 LOB: 0 K: 1 BB: 0 S: 5 P: 5	R: 0 H: 0 E: 0 LOB: 1 K: 2 BB: 1 S: 7 P: 11	R: 3 H: 5 E: 0 LOB: 3 K: 1 BB: 1 S: 10 P: 14	R: 0 H: 0 E: 0 LOB: 0 K: 0 BB: 0 S: 3 P: 3	R: 1 H: 2 E: 0 LOB: 2 K: 0 BB: 1 S: 4 P: 8	1B: 11 SF: 0 2B: 2 SAC: 1 3B: 0 DP: 1 HR: 0 HBP: 1		WP: 1 PA: 49 PB: 0 SB: 2 CS: 0			
PITCHER	IP WLS BF H R ER SO BB IBB HBP BLK WP HR S P ERA WHIP																
Steve McCatty, R ERA: 5.15 (1, 1)	5.0	22	5	2	2	2	0	0	1	0	0	0	0	25	26	3.60	1.000
Bob Lacey, L ERA: 3.57 (6, 1)	3.1	14	4	3	3	4	1	0	0	0	1	0	0	21	25	8.10	1.500
Jeff Jones, R ERA: 1.32 (9, 1)	0.0	2	2	0	0	0	0	0	0	0	0	0	0	2	2	∞	∞
Dave Hamilton, L ERA: 8.05 (9, 1)	2.1	L 11	2	1	1	1	1	1	0	0	0	0	0	11	19	3.86	1.286

livebaseballscores.com

AB	44
R	6
H	13
RBI	6
BB	3
SO	7
LOB	22



Batter	1	2	3	4	5	6	7	8	9	AB R H RBI BB SO LOB	TOP									
Rickey Henderson, R OBP: 0.392, SLG: 0.350 (1, 7) X	0-0 4-3		0-0 S S 1B		0-0 L8			0-0 2B		4 0 2 0 0 0 1										
Dwayne Murphy, L OBP: 0.425, SLG: 0.422 (1, 8) X	0-0 S 2B		4-0 S 1-2 BB			0-0 F8 BB 1B		0-0 F9		3 0 2 0 1 0 1										
Mitchell Page, L OBP: 0.363, SLG: 0.261 Randy Elliott, R (8, PH) B B B	4-0 G6-4-3 2-3 BB		0-0 1-3 1-2 2-3			4-0 S 1-2 BB		0-0 6-3		1 0 0 0 2 0 2 1 0 0 0 0 0 1										
Dave Revering, L OBP: 0.432, SLG: 0.621 (1, 3) X	0-0 G6-4-3 1-2f			0-0 L8		0-0 F8 2-3		0-3 K		4 0 0 0 0 1 5										
Wayne Gross, L OBP: 0.340, SLG: 0.461 Mickey Klutts, R (9, PH) B B		0-0 L5		0-0 6-3		0-3 K 1-2		0-0 L8		3 0 0 0 0 1 2 1 0 0 0 0 0 0										
Tony Armas, R OBP: 0.338, SLG: 0.459 (1, 9) X		0-0 6-3		0-3 K		0-0 F9		0-0 5-3		4 0 0 0 0 1 2										
Jeff Newman, R OBP: 0.271, SLG: 0.368 Mike Davis, L (9, PH) B B		0-0 F9			0-0 F5		0-3 K		0-0 F7	3 0 0 0 0 1 0 1 0 0 0 0 0 0										
Mario Guerrero, R OBP: 0.244, SLG: 0.295 (1, 6) S S			0-3 K		0-0 6-3		0-0 4-3			3 0 0 0 0 1 0										
Rob Picciolo, R OBP: 0.267, SLG: 0.362 (1, 4) X			0-0 F9		0-0 1B		0-3 K			3 0 1 0 0 1 0										
Inning Stats	R: 0 E: 0 K: 0 S: 3	H: 1 LOB: 1 BB: 1 P: 7	R: 0 E: 0 K: 0 S: 3	H: 0 LOB: 0 BB: 0 P: 3	R: 0 E: 0 K: 1 S: 6	H: 1 LOB: 2 BB: 1 P: 10	R: 0 E: 0 K: 1 S: 5	H: 0 LOB: 0 BB: 0 P: 5	R: 0 E: 0 K: 1 S: 4	H: 1 LOB: 1 BB: 0 P: 4	R: 0 E: 0 K: 2 S: 7	H: 0 LOB: 0 BB: 0 P: 7	R: 0 E: 0 K: 1 S: 6	H: 1 LOB: 1 BB: 0 P: 6	R: 0 E: 0 K: 0 S: 3	H: 0 LOB: 0 BB: 0 P: 3	1B: 3 2B: 2 3B: 0 HR: 0	SF: 0 SAC: 0 DP: 1 HBP: 0	WP: 0 PB: 0 SB: 5 CS: 0	PA: 34
PITCHER	IP WLS BF H R ER SO BB IBB HBP BLK WP HR S P ERA WHIP																			
Rich Gale, R ERA: 6.02 (1, 1)	7.0 W 28 5 0 0 5 3 0 0 0 0 0 0 35 47 0.00 1.143																			
Gary Christenson, L ERA: 4.5 (8, 1)	1.0 3 0 0 0 1 0 0 0 0 0 0 0 5 5 0.00 0.000																			
Dan Quisenberry, R ERA: 1.78 (9, 1)	1.0 S 3 0 0 0 0 0 0 0 0 0 0 0 3 3 0.00 0.000																			

Oakland Athletics @ Kansas City Royals
 Royals Stadium, Kansas City, MO
 Tue May 20 1980, 8:05 PM EDT
 Att. 23,698 - Unknown - 75 F

livebaseballscorecards.com

AB	31
R	0
H	5
RBI	0
BB	3
SO	6
LOB	14



Batter	1	2	3	4	5	6	7	8	9
Willie Wilson, S OBP: 0.331, SLG: 0.407 (1, 8) X	0-0 CS 1B			0-0 F8		0-3 K		0-3 K	
U L Washington, S OBP: 0.365, SLG: 0.400 (1, 6) X	0-0 4-3 1-2			0-0 G3 1B		0-0 4-3 1B			
George Brett, L OBP: 0.360, SLG: 0.494 (1, 5) X	0-0 F9			0-0 G3 1-2		0-0 4-3 1-2			
Darrell Porter, L OBP: 0.333, SLG: 0.483 (1, 10)		0-0 3-1		4-0 1B BB		0-0 F7			
Willie Aikens, L OBP: 0.338, SLG: 0.330 (1, 3)		0-0 3-1		0-0 1B		0-0 F9			
Rusty Torres, S OBP: 0.333, SLG: 0.200 (8, 7)				1-2 2-H 1B					
John Wathan, R OBP: 0.409, SLG: 0.422 (1, 2)		0-0 F9		0-0 F8		0-0 1-4-3			
Frank White, R OBP: 0.316, SLG: 0.362 (1, 4)			0-0 F8		0-0 5-3		0-0 5-3		
Ralph LaCock, L OBP: 0.138, SLG: 0.159 (1, 7) (8, 3)			0-0 G3		0-0 F7		0-3 K		
Clint Hurdle, L OBP: 0.319, SLG: 0.476 (1, 9)			0-0 F8		0-3 K		0-0 F7		

AB	R	H	RBI	BB	SO	LOB
4	0	1	0	0	2	0
3	1	2	0	0	0	1
3	0	0	0	0	0	2
2	0	0	0	1	0	1
3	0	1	1	0	0	0
0	0	0	0	0	0	0
3	0	0	0	0	0	2
3	0	0	0	0	0	0
3	0	0	0	0	1	0
3	0	0	0	0	1	0
1B: 4	SF: 0	2B: 0	SAC: 0	3B: 0	DP: 0	HR: 0
	HBP: 0					

BOTTOM

Oakland Athletics @ Kansas City Royals
Royals Stadium, Kansas City, MO

Tue May 20 1980, 8:05 PM EDT
Att: 23,698 - Unknown - 75 F

livebaseballscorecards.com

AB	27
R	1
H	4
RBI	1
BB	1
SO	4
LOB	6



Inning Stats	R: 0	H: 1	E: 0	LOB: 0	K: 0	BB: 0	S: 3	P: 3
	R: 0	H: 0	E: 0	LOB: 0	K: 0	BB: 0	S: 3	P: 3
	R: 0	H: 0	E: 0	LOB: 0	K: 0	BB: 0	S: 3	P: 3
	R: 1	H: 2	E: 0	LOB: 2	K: 0	BB: 1	S: 5	P: 9
	R: 0	H: 0	E: 0	LOB: 0	K: 1	BB: 0	S: 5	P: 5
	R: 0	H: 1	E: 0	LOB: 1	K: 1	BB: 0	S: 6	P: 6
	R: 0	H: 0	E: 0	LOB: 0	K: 0	BB: 0	S: 3	P: 3
	R: 0	H: 0	E: 0	LOB: 0	K: 2	BB: 0	S: 7	P: 7

PITCHER	IP	WLS	BF	H	R	ER	SO	BB	IBB	HBP	BLK	WP	HR	S	P	ERA	WHIP
Mike Norris, R ERA: 0.52 (1, 1)	8.0	L	28	4	1	1	4	1	0	0	0	0	0	35	39	1.12	0.625

PITCHER	IP	WLS	BF	H	R	ER	SO	BB	IBB	HBP	BLK	WP	HR	S	P	ERA	WHIP

WP: 0	PA: 28
PB: 0	
SB: 0	
CS: 1	

Batter	1	2	3	4	5	6	7	8	9	10	11	12	13	14	AB R H RBI BB SO LOB	TOP												
Rickey Henderson, R OBP: 0.401, SLG: 0.359 (1, 7)	0-0 1B		0-0 1B		0-0 1B		0-0 L4		0-0 E5			0-0 SH3		4-0 1B	5 1 3 0 1 0 0													
Dwayne Murphy, L OBP: 0.415, SLG: 0.406 (1, 8)	0-3 K		0-0 F7		0-0 SH1-4		0-3 K		0-0 4-3			0-0 3-1		4-0 1B	5 0 0 0 1 2 4													
Tony Armas, R OBP: 0.328, SLG: 0.445 (1, 9)	0-3 K		0-0 F8		0-0 SF9		0-0 4-3					0-0 6-3		0-0 1B	6 1 1 2 0 2 4													
Randy Elliott, R OBP: 0.143, SLG: 0.143 (1, 10)	0-0 F8			0-0 2B	0-3 K		0-0 F8		0-0 F9				0-0 6-3	0-0 FC6-2	6 1 1 0 0 1 2													
Mitchell Page, L OBP: 0.360, SLG: 0.256 (14, PH)														1-2 1B	1 0 0 0 0 0 2													
Jeff Newman, R OBP: 0.260, SLG: 0.352 (1, 3)		0-0 F8		0-0 F8		0-0 5-3		0-0 F8		0-0 4-3			0-0 L9	0-0 1B	4 0 0 0 0 0 1													
Wayne Gross, L OBP: 0.340, SLG: 0.457 (9, 3)														1-3 2-H	3 0 1 1 0 0 0													
Mike Heath, R OBP: 0.304, SLG: 0.357 (1, 2)		0-0 6-3		0-0 2B		4-0 1B		4-0 1B					0-0 1B	0-0 F9	5 0 2 1 2 0 2													
Mickey Klutts, R OBP: 0.304, SLG: 0.302 (1, 5)		0-3 K		0-0 F8		0-0 1B		0-0 1B		0-0 1B		0-0 F8		0-0 1B	6 0 3 0 0 1 1													
Mario Guerrero, R OBP: 0.241, SLG: 0.289 (1, 6)			0-0 FC4-6	0-0 F7		0-0 F8		0-0 G3		0-0 6-3		0-0 6-3		0-0 FC6-4	6 0 1 0 0 0 7													
Rob Picciolo, R OBP: 0.273, SLG: 0.364 (1, 4)			0-0 FC4-6		0-0 SH1-4	0-0 4-3			0-0 6-3					0-0 F9	5 1 2 0 0 0 3													
Mike Davis, L OBP: 0.091, SLG: 0.091 (14, PH)			1-2 1B		0-0 SF9							0-0 3-1			1 0 0 0 0 0 0													
Dave McKay, S OBP: 0.192, SLG: 0.360 (14, 4)															0 0 0 0 0 0 0													
Inning Stats	R: 0 E: 0 K: 2 S: 8	H: 1 LOB: 1 BB: 0 P: 8	R: 0 E: 0 K: 1 S: 5	H: 0 LOB: 0 BB: 0 P: 5	R: 0 E: 0 K: 1 S: 5	H: 2 LOB: 2 BB: 0 P: 5	R: 1 E: 0 K: 0 S: 5	H: 2 LOB: 1 BB: 0 P: 5	R: 1 E: 0 K: 1 S: 7	H: 2 LOB: 1 BB: 0 P: 7	R: 0 E: 0 K: 0 S: 4	H: 1 LOB: 2 BB: 1 P: 8	R: 0 E: 0 K: 0 S: 5	H: 0 LOB: 0 BB: 0 P: 3	R: 0 E: 0 K: 1 S: 5	H: 0 LOB: 0 BB: 0 P: 5	R: 0 E: 0 K: 0 S: 3	H: 0 LOB: 0 BB: 0 P: 3	R: 0 E: 0 K: 0 S: 4	H: 1 LOB: 1 BB: 0 P: 4	R: 0 E: 0 K: 0 S: 5	H: 2 LOB: 2 BB: 0 P: 5	R: 2 E: 0 K: 0 S: 5	H: 2 LOB: 2 BB: 2 P: 13	1B: 13 2B: 1 3B: 0 HR: 0	SF: 1 SAC: 2 DP: 0 HBP: 0	WP: 0 PB: 0 SB: 2 CS: 0	PA: 60
PITCHER	IP WLS BF H R ER SO BB IBB HBP BLK WP HR S P ERA WHIP															IP WLS BF H R ER SO BB IBB HBP BLK WP HR S P ERA WHIP												
Larry Gura, L ERA: 1.86 (1, 1)	13.0 L 7 2 2 2 6 2 0 0 0 0 0 0 63 71 1.39 1.077															1.0 L 7 2 2 2 0 1 1 0 0 0 0 5 13 18.00 3.000												

Oakland Athletics @ Kansas City Royals
Royals Stadium, Kansas City, MO
Wed May 21 1980, 8:05 PM EDT
Att. 24,030 - Unknown - 78 F

AB	53
R	4
H	14
RBI	4
BB	4
SO	6
LOB	26



Batter	1	2	3	4	5	6	7	8	9	AB R H RBI BB SO LOB	TOP												
Rickey Henderson, R OBP: 0.392, SLG: 0.349 (1, 7)	0-0 F9		0-0 6-3			0-0 G3		0-3 K		4 0 0 0 0 1 2													
Dwayne Murphy, L OBP: 0.407, SLG: 0.397 Mike Davis, L OBP: 0.083, SLG: 0.083 (1, 8) (6, 9)	0-0 F8			0-0 F8		0-3 K		0-0 F7		3 0 0 0 0 1 1 1 0 0 0 0 0 1													
Mitchell Page, L OBP: 0.364, SLG: 0.289 (1, 10)	0-0 F8			0-0 CS 1B		0-0 4-3			0-0 6-3 3B	4 1 2 0 0 0 1													
Dave Revering, L OBP: 0.418, SLG: 0.598 (1, 3)		0-0 F5		0-0 F5			0-0 F8		0-0 6-3	4 0 0 1 0 0 1													
Wayne Gross, L OBP: 0.336, SLG: 0.479 (1, 5)		0-3 K		0-0 CS 1-2	0-0 3-1		0-0 HR		0-0 F9	4 1 1 1 0 1 0													
Tony Armas, R OBP: 0.333, SLG: 0.470 (1, 9) (6, 8)		0-0 1B			0-0 HR		0-3 K		0-0 6-3	4 1 2 1 0 1 0													
Mike Heath, R OBP: 0.295, SLG: 0.345 (1, 2)		0-0 5-3			0-0 F5		0-0 F8			3 0 0 0 0 0 1													
Mario Guerrero, R OBP: 0.236, SLG: 0.283 (1, 6)			0-0 F9		0-0 F9			0-0 F8		3 0 0 0 0 0 0													
Rob Picciolo, R OBP: 0.283, SLG: 0.372 (1, 4)			0-0 F3			0-0 G3 1B		0-0 1B		3 0 2 0 0 0 0													
Inning Stats	R: 0 E: 0 K: 0 S: 3	H: 0 LOB: 0 BB: 0 P: 3	R: 0 E: 0 K: 1 S: 6	H: 1 LOB: 1 BB: 0 P: 6	R: 0 E: 0 K: 0 S: 3	H: 0 LOB: 0 BB: 0 P: 3	R: 0 E: 0 K: 0 S: 3	H: 1 LOB: 0 BB: 0 P: 3	R: 1 E: 0 K: 1 S: 4	H: 1 LOB: 0 BB: 0 P: 4	R: 0 E: 0 K: 1 S: 6	H: 1 LOB: 1 BB: 0 P: 6	R: 1 E: 0 K: 1 S: 6	H: 1 LOB: 0 BB: 0 P: 6	R: 0 E: 0 K: 1 S: 6	H: 1 LOB: 1 BB: 0 P: 6	R: 1 E: 0 K: 0 S: 4	H: 1 LOB: 0 BB: 0 P: 4	1B: 4 2B: 0 3B: 1 HR: 2	SF: 0 SAC: 0 DP: 0 HBP: 0	WP: 0 PB: 0 SB: 0 CS: 1	PA: 34	
PITCHER Renie Martin, R ERA: 3.19 (1, 1)	IP 9.0	WLS W	BF 33	H 7	R 3	ER 3	SO 4	BB 0	IBB 0	HBP 0	BLK 0	WP 0	HR 2	S 41	P 41	ERA 3.00	WHIP 0.778						PITCHER IP WLS BF H R ER SO BB IBB HBP BLK WP HR S P ERA WHIP

Oakland Athletics @ Kansas City Royals
Royals Stadium, Kansas City, MO
Thu May 22 1980, 8:05 PM EDT
Att. 23,124 - Unknown - 76 F

AB	33
R	3
H	7
RBI	3
BB	0
SO	4
LOB	7



Batter	1	2	3	4	5	6	7	8	9	AB R H RBI BB SO LOB	TOP											
Willie Wilson, S OBP: 0.335, SLG: 0.395 (1, 8)	0-3 K	0-0 1B 1B	1-0 HBP	0-0 FC6-4 1B		0-0 G1			0-0 4-3	5 1 2 2 0 1 1												
U L Washington, S OBP: 0.353, SLG: 0.380 (1, 6)	0-0 E S BB 1B	0-0 F9	0-0 SF8	0-0 FC6-4 1-2f		0-0 4-3			0-3 K	5 1 1 1 0 1 4												
Frank White, R OBP: 0.307, SLG: 0.354 (1, 4)	0-0 E6 BB E BB 1-2	0-0 1B 2B 1B	0-0 F7		0-3 K				4-0 2B BB	5 2 1 0 0 1 3 0 0 0 0 1 0 0												
Rance Mulliniks, L OBP: 0.333, SLG: 0.143 (7, 4)																						
George Brett, L OBP: 0.347, SLG: 0.481 (1, 5)	0-3 K	0-0 1-3 2B 1B 3-H	0-0 1-3		0-0 F8				0-0 6-3	6 1 2 2 0 1 4												
John Wathan, R OBP: 0.406, SLG: 0.454 (1, 2)	0-0 E6 BB BB 1B 1-2 2-3	0-0 WP 1-H 2B 3-H		0-0 8-4 1B	0-0 FC6-4 1B				0-0 1-3	6 1 3 2 0 0 4												
Willie Aikens, L OBP: 0.388, SLG: 0.370 (1, 3)	4-0 BB 1B BB 1-2 2-3 3-H	0-3 K		0-0 8-4 1-2f	0-0 FC6-4 1-2f				0-0 L5	4 1 0 1 1 1 3 0 0 0 0 0 0 0												
Ralph LaCock, L OBP: 0.160, SLG: 0.161 (8, 3)																						
Dave Chalk, R OBP: 0.340, SLG: 0.395 (1, 10)	4-0 1B BB 1-2 2-3 3-H	0-0 P4		0-0 BB 1B 1B		0-0 HR 2B			0-0 5-3	4 2 2 1 1 0 1												
Clint Hurdle, L OBP: 0.350, SLG: 0.533 (1, 9)	0-0 1-3 2-H 3-H 1B		1-0 HBP SF8 HBP 1B	0-0 BB 1B 1B		0-0 HR			0-0 4-3	4 3 3 4 0 0 0												
Rusty Torres, S OBP: 0.421, SLG: 0.267 (1, 7)	0-0 F8		0-0 HBP 1B	4-0 1B BB		0-0 1-3			0-0 WP 4-3 2B 1B	4 1 2 0 1 0 2												
Inning Stats	R: 4 E: 2 K: 2 S: 11	H: 2 LOB: 2 BB: 2 P: 19	R: 3 E: 0 K: 1 S: 9	H: 4 LOB: 1 BB: 0 P: 9	R: 1 E: 0 K: 0 S: 4	H: 1 LOB: 2 BB: 0 P: 6	R: 2 E: 0 K: 0 S: 6	H: 4 LOB: 2 BB: 1 P: 10	R: 0 E: 0 K: 1 S: 6	H: 1 LOB: 1 BB: 0 P: 6	R: 2 E: 0 K: 0 S: 5	H: 2 LOB: 0 BB: 0 P: 5	R: 0 E: 0 K: 0 S: 3	H: 0 LOB: 0 BB: 0 P: 3	R: 0 E: 0 K: 0 S: 3	H: 0 LOB: 0 BB: 0 P: 3	R: 1 E: 0 K: 1 S: 7	H: 2 LOB: 2 BB: 1 P: 11	1B: 12 2B: 4 3B: 0 HR: 1	SF: 1 SAC: 0 DP: 1 HBP: 2	WP: 2 PB: 0 SB: 1 CS: 0	PA: 50
PITCHER	IP WLS BF H R ER SO BB IBB HBP BLK WP HR S P ERA WHIP																					
Frank Tanana, L ERA: 7.42 (1, 1)	1.1 L 14 6 7 3 2 2 0 0 0 0 0 0 16 24 20.25 6.000																					
Chris Knapp, R ERA: 5.85 (2, 1)	5.2 27 8 5 5 2 1 0 2 0 1 1 28 34 7.94 1.588																					
John Montague, R ERA: 2.45 (8, 1)	2.0 9 2 1 1 1 1 0 0 0 1 0 10 14 4.50 1.500																					

Kansas City Royals @ California Angels
 Anaheim Stadium, Anaheim, CA
 Fri May 23 1980, 10:05 PM EDT
 Att: 26,270 - Unknown

livebaseballscorecards.com

AB	43
R	13
H	16
RBI	13
BB	4
SO	5
LOB	22



Batter	1	2	3	4	5	6	7	8	9	AB	R	H	RBI	BB	SO	LOB
Larry Harlow, L OBP: 0.377, SLG: 0.579 (1, 8)	0-0 6-3 1B		0-0 1-3 3B 1B		0-0 3-1		0-0 1-2 1B		0-0 1B 3B	5	2	3	0	0	0	0
Carney Lansford, R OBP: 0.324, SLG: 0.407 (1, 5)	0-0 1B		0-0 1-H 3-H 7-2 3B			0-0 P5	0-0 L8		0-0 3-H FC4-6 1B	5	0	3	3	0	0	2
Rod Carew, L OBP: 0.403, SLG: 0.366 (1, 3)	0-0 F9		0-0 7-2 3-H			0-0 G1-4-3 1B		0-0 CS 1B	0-0 1-2f FC4-6 6-3	5	0	2	0	0	0	3
Dan Ford, R OBP: 0.309, SLG: 0.354 (1, 10)	0-0 L8			0-0 L7		0-0 G1-4-3 1-2f		0-0 1-2 HR 1B	0-0 1-2 6-3	5	1	1	0	0	0	3
Joe Rudi, R OBP: 0.305, SLG: 0.533 (1, 7)		0-3 K		0-0 HR			0-0 1B 1B	0-0 1-H HR	0-0 6-3	5	3	3	3	0	1	1
Bobby Grich, R OBP: 0.371, SLG: 0.425 (1, 4)		0-0 5-3		0-3 K			0-0 F9			4	0	1	0	0	1	1
Al Cowens, R OBP: 0.320, SLG: 0.312 (1, 9)		0-3 K		0-0 5-3			0-0 1B SF7 1B	0-0 F9		4	1	1	0	0	1	1
Todd Cruz, R OBP: 0.317, SLG: 0.436 (1, 6)			0-0 1B 3B 1B		0-0 F7		0-0 1-3 2-H 1B 1B	0-0 L7		4	1	2	1	0	0	1
Tom Donohue, R OBP: 0.200, SLG: 0.237 (1, 2)			0-0 L7		0-0 F8		0-0 3-H SF7		0-0 HR	3	1	1	2	0	0	1

BOTTOM

Kansas City Royals @ California Angels
Anaheim Stadium, Anaheim, CA
 Fri May 23 1980, 10:05 PM EDT
 Att. 26,270 - Unknown

livebaseballscorecards.com

AB	40
R	9
H	17
RBI	9
BB	0
SO	3
LOB	13



Inning Stats	R: 0	H: 1	E: 0	K: 0	S: 4	LOB: 1	BB: 0	P: 4	R: 0	H: 0	E: 0	K: 2	S: 7	LOB: 0	BB: 0	P: 7	R: 2	H: 3	E: 0	K: 0	S: 5	LOB: 0	BB: 0	P: 5	R: 1	H: 1	E: 0	K: 1	S: 6	LOB: 0	BB: 0	P: 6	R: 0	H: 0	E: 0	K: 0	S: 3	LOB: 0	BB: 0	P: 3	R: 0	H: 1	E: 0	K: 0	S: 3	LOB: 0	BB: 0	P: 3	R: 2	H: 4	E: 0	K: 0	S: 7	LOB: 2	BB: 0	P: 7	R: 2	H: 4	E: 0	K: 0	S: 6	LOB: 1	BB: 0	P: 6	R: 2	H: 3	E: 0	K: 0	S: 6	LOB: 1	BB: 0	P: 6	1B: 12	SF: 1	2B: 1	SAC: 0	3B: 2	DP: 2	HR: 3	HBP: 0	WP: 0	PA: 41	PB: 0	SB: 0	CS: 1
--------------	------	------	------	------	------	--------	-------	------	------	------	------	------	------	--------	-------	------	------	------	------	------	------	--------	-------	------	------	------	------	------	------	--------	-------	------	------	------	------	------	------	--------	-------	------	------	------	------	------	------	--------	-------	------	------	------	------	------	------	--------	-------	------	------	------	------	------	------	--------	-------	------	------	------	------	------	------	--------	-------	------	--------	-------	-------	--------	-------	-------	-------	--------	-------	--------	-------	-------	-------

PITCHER	IP	WLS	BF	H	R	ER	SO	BB	IBB	HBP	BLK	WP	HR	S	P	ERA	WHIP
Dennis Leonard, R ERA: 6.46 (1, 1)	7.0	W	29	10	5	5	3	0	0	0	0	0	1	35	35	6.43	1.429
Marty Pattin, R ERA: 4.01 (8, 1)	1.0		6	4	2	2	0	0	0	0	0	0	1	6	6	18.00	4.000
Gary Christenson, L ERA: 5.4 (9, 1)	0.1		4	3	2	2	0	0	0	0	0	0	1	4	4	54.00	9.000
Dan Quisenberry, R ERA: 2.25 (9, 1)	0.2		2	0	0	0	0	0	0	0	0	0	0	2	2	0.00	0.000

Batter	1	2	3	4	5	6	7	8	9	10	AB R H RBI BB SO LOB	TOP										
Willie Wilson, S OBP: 0.331, SLG: 0.386 (1, 8) B B B	4-0 1B 4-3 BB		x 0-0 4-3 2			x 0-0 F8 1-3 1		0-3 K 1	0-0 E6 S		4 1 0 0 1 1 1											
Frank White, R OBP: 0.310, SLG: 0.362 (1, 4) X	0-0 4-3 1-3 1B		x 0-0 P5 3			x 0-0 6-3 2		0-0 WP 1B 2B	0-3 K 3		5 1 2 0 0 1 2											
George Brett, L OBP: 0.350, SLG: 0.472 (1, 5) X	0-0 1-3 1-2 1			x 0-0 5-3 1		x 0-0 1B 3-H		4-0 WP 1B IBB		x 0-0 F5 1	4 1 1 1 1 0 2											
Willie Aikens, L OBP: 0.369, SLG: 0.371 Jerry Terrell, R OBP: 0.091, SLG: 0.091 (1, 10) X (10, PR)	0-0 4-3 2-3 3-H 3		x 0-0 F7 2			x 0-0 L8 3		0-0 1B 1B 1-H 2-H		x 0-0 1B 1B	5 0 2 3 0 0 2 0 1 0 0 0 0 0											
John Wathan, R OBP: 0.406, SLG: 0.452 (1, 2) X S S S	0-3 K 3		x 0-0 P4 3				x 0-0 1B SF7 1B	0-0 F9 2		x 0-0 1B 1-3 1B	5 1 2 0 0 1 2											
Ralph LaCock, L OBP: 0.182, SLG: 0.185 (1, 3) X		x 0-0 L7 1			x 0-0 L8 1		x 0-0 1B G3 1B 1-3	0-0 1B 1-3		x 0-0 1B 1-3 3-H 1B	5 0 3 1 0 0 0											
Clint Hurdle, L OBP: 0.343, SLG: 0.516 (1, 9) X S S S		0-3 K 2			4-0 1B E3 BB		x 0-0 SF7 3-H 2	0-3 K 3		x 0-0 P5 2	3 0 0 1 1 2 4											
Rusty Torres, S OBP: 0.333, SLG: 0.200 (1, 7) X	0-0 1-3 3		x 0-0 E3 CS 1-2 2			x 0-0 G3 1-2 2			x 0-0 L9 1 X	0-0 6-3 3	5 0 0 0 0 0 4											
U L Washington, S OBP: 0.350, SLG: 0.371 (1, 6) X			x 0-0 F9 1			0-0 CS 1-2 3	4-0 F8 1B S BB	0-3 K 3		x 0-0 F7 2	3 1 0 0 1 1 1											
Inning Stats	R: 1 E: 0 K: 1 S: 6	H: 1 LOB: 1 BB: 1 P: 10	R: 0 E: 0 K: 1 S: 5	H: 0 LOB: 0 BB: 0 P: 5	R: 0 E: 0 K: 0 S: 3	H: 0 LOB: 0 BB: 0 P: 3	R: 0 E: 1 K: 0 S: 2	H: 0 LOB: 0 BB: 1 P: 6	R: 1 E: 0 K: 0 S: 4	H: 1 LOB: 1 BB: 1 P: 8	R: 1 E: 0 K: 1 S: 7	H: 2 LOB: 1 BB: 0 P: 7	R: 2 E: 0 K: 2 S: 10	H: 3 LOB: 2 BB: 1 P: 14	R: 0 E: 1 K: 1 S: 6	H: 0 LOB: 1 BB: 0 P: 6	R: 1 E: 0 K: 0 S: 6	H: 3 LOB: 2 BB: 0 P: 6	1B: 9 2B: 1 3B: 0 HR: 0	SF: 1 SAC: 0 DP: 0 HBP: 0	WP: 1 PB: 0 SB: 2 CS: 1	PA: 45
PITCHER	IP WLS BF H R ER SO BB IBB HBP BLK WP HR S P ERA WHIP																					
Freddie Martinez, R ERA: 3.57 Mark Clear, R ERA: 2.96	(1, 1) 7.0 27 4 3 3 3 3 0 0 0 0 0 0 30 42 3.86 1.000																					
	(8, 1) 3.0 L 17 6 3 3 3 0 1 0 0 1 0 22 26 9.00 2.000																					

Kansas City Royals @ California Angels
Anaheim Stadium, Anaheim, CA
Sat May 24 1980, 10:05 PM EDT
Att. 34,938 - Unknown

livebaseballscores.com

AB 39
R 6
H 10
RBI 6
BB 4
SO 6
LOB 18



AB	41
R	7
H	16
RBI	7
BB	3
SO	8
LOB	21



WP:	1	PA:	44
PB:	1		
SB:	1		
CS:	2		

Batter	1	2	3	4	5	6	7	8	9	AB	R	H	RBI	BB	SO	LOB									
Willie Wilson, S (1, 7) OBP: 0.344, SLG: 0.398	0-0 4-3		0-0 CS 1-2 1B			0-0 1B 2B 1B	0-0 1B PB 1B	0-0 1-2 1B		5	2	4	0	0	0	0									
U L Washington, S (1, 6) OBP: 0.345, SLG: 0.364	0-3 K		0-3 K			0-0 1-2 2B 1B	0-0 P7 1-2 2-3	0-0 L8		5	1	1	0	0	2	5									
Frank White, R (1, 4) OBP: 0.319, SLG: 0.369	0-0 2B 1B			0-3 K		0-0 P6 1-2 1B	0-0 HR 2-H 3-H 1B		0-0 BB S 1B	5	1	3	2	0	1	2									
George Brett, L (1, 5) OBP: 0.359, SLG: 0.522	0-0 1-3 2B			0-0 F9		0-0 1-3 2-H 1B 2B	0-0 1-H HR		0-0 F8	5	2	3	3	0	0	1									
John Wathan, R (1, 2) OBP: 0.413, SLG: 0.453	0-0 5-3			0-0 1B		0-0 WP 1B 1B	0-0 6-3		4-0 BB BB 1-2 BB	4	0	2	1	1	0	2									
Amos Otis, R (1, 8) OBP: 0.200, SLG: 0.200		0-0 F7		0-0 F9		0-0 1-2 3-H WP 1B	0-0 5-3		0-3 K	5	0	1	1	0	1	3									
Willie Aikens, L (1, 3) OBP: 0.360, SLG: 0.360		0-3 K			0-0 4-3	0-3 K		0-3 K	4-0 BB BB BB 1-2 2-3 BB	4	0	0	0	0	3	2									
Ralph LaCock, L (8, 3) OBP: 0.190, SLG: 0.185										0	0	0	0	1	0	0									
Dave Chalk, R (1, 10) OBP: 0.327, SLG: 0.375		0-0 F7			0-3 K	0-0 5-3		0-0 1B 1B	0-0 F8	5	0	1	0	0	1	5									
Rusty Torres, S (1, 9) OBP: 0.357, SLG: 0.217			4-0 CS BB		0-0 6-3		0-0 PB 1B 1B	0-0 F7		3	1	1	0	1	0	1									
Inning Stats	R: 0 E: 0 K: 1 S: 7	H: 2 LOB: 2 BB: 0 P: 7	R: 0 E: 0 K: 1 S: 5	H: 0 LOB: 0 BB: 0 P: 5	R: 0 E: 0 K: 1 S: 4	H: 1 LOB: 0 BB: 1 P: 8	R: 0 E: 0 K: 1 S: 6	H: 1 LOB: 1 BB: 0 P: 6	R: 0 E: 0 K: 1 S: 5	H: 0 LOB: 0 BB: 0 P: 5	R: 3 E: 0 K: 1 S: 10	H: 5 LOB: 2 BB: 0 P: 10	R: 4 E: 0 K: 0 S: 7	H: 4 LOB: 0 BB: 0 P: 7	R: 0 E: 0 K: 1 S: 7	H: 2 LOB: 2 BB: 0 P: 7	R: 0 E: 0 K: 1 S: 6	H: 1 LOB: 3 BB: 2 P: 14	1B: 13 2B: 2 3B: 0 HR: 1	SF: 0 SAC: 0 DP: 0 HBP: 0	WP: 1 PB: 1 SB: 1 CS: 2	PA: 44			
PITCHER	IP	WLS	BF	H	R	ER	SO	BB	IBB	HBP	BLK	WP	HR	S	P	ERA	WHIP								
Dave LaRoche, L (1, 1) ERA: 2.53	5.1	L	22	7	3	3	5	1	0	0	0	0	0	31	35	5.06	1.500								
John Montague, R (6, 1) ERA: 3.68	3.2		22	9	4	4	3	2	0	0	0	1	1	26	34	9.82	3.000								

Batter	1	2	3	4	5	6	7	8	9	AB R H RBI BB SO LOB	TOP													
Willie Wilson, S (1, 7) OBP: 0.342, SLG: 0.394	0-0 F4		0-0 6-3			0-0 S 1B			0-0 4-3	4 0 1 0 0 0 0														
Frank White, R (1, 4) OBP: 0.317, SLG: 0.366	0-3 K			0-0 G6-3 1B		0-0 G3 1-2			0-3 K	4 0 1 0 0 2 1														
George Brett, L (1, 5) OBP: 0.356, SLG: 0.509	0-0 F8			0-0 G6-3 1-2f			4-0 BB		0-0 F7	3 0 0 0 1 0 1														
Willie Aikens, L (1, 10)		0-0 4-3		0-3 K			0-3 K			3 0 0 0 0 2 1														
John Wathan, R (1, 2) OBP: 0.404, SLG: 0.443		0-0 5-3			0-0 5-3		0-0 F7			3 0 0 0 0 0 1														
Amos Otis, R (1, 8) OBP: 0.125, SLG: 0.125		0-0 4-3			0-0 F9		0-0 L9			3 0 0 0 0 0 1														
Ralph LaCock, L (1, 3) OBP: 0.184, SLG: 0.179			0-0 F7		0-0 F8			0-0 3-1		3 0 0 0 0 0 0														
Clint Hurdle, L (1, 9) OBP: 0.333, SLG: 0.500			0-0 L9			0-0 4-3		0-3 K		3 0 0 0 0 1 0														
U L Washington, S (1, 6) OBP: 0.345, SLG: 0.386			0-0 HR			0-3 K		0-0 F5		3 1 1 1 0 1 0														
Inning Stats	R: 0 E: 0 K: 1 S: 5	H: 0 LOB: 0 BB: 0 P: 5	R: 0 E: 0 K: 0 S: 3	H: 0 LOB: 0 BB: 0 P: 3	R: 1 E: 0 K: 0 S: 4	H: 1 LOB: 0 BB: 0 P: 4	R: 0 E: 0 K: 1 S: 5	H: 1 LOB: 0 BB: 0 P: 5	R: 0 E: 0 K: 0 S: 3	H: 0 LOB: 0 BB: 0 P: 3	R: 0 E: 0 K: 1 S: 6	H: 1 LOB: 1 BB: 0 P: 6	R: 0 E: 0 K: 1 S: 5	H: 0 LOB: 1 BB: 1 P: 9	R: 0 E: 0 K: 1 S: 5	H: 0 LOB: 0 BB: 0 P: 5	R: 0 E: 0 K: 1 S: 5	H: 0 LOB: 0 BB: 0 P: 5	1B: 2 2B: 0 3B: 0 HR: 1	SF: 0 SAC: 0 DP: 1 HBP: 0	WP: 0 PB: 0 SB: 1 CS: 0	PA: 30		
PITCHER Matt Keough, R (1, 1) ERA: 2.28	IP: 9.0 WLS: W BF: 30 H: 3 R: 1 ER: 1 SO: 6 BB: 1 IBB: 0 HBP: 0 BLK: 0 WP: 0 HR: 1 S: 41 P: 45 ERA: 1.00 WHIP: 0.444																							

Kansas City Royals @ Oakland Athletics
Oakland-Alameda County Coliseum, Oakland, CA

Mon May 26 1980, 3:33 AM PDT
Att. 21,882 - Sunny - 60 F

livebaseballscorecards.com

AB	29
R	1
H	3
RBI	1
BB	1
SO	6
LOB	5



Batter	1	2	3	4	5	6	7	8	9
Rickey Henderson, R (1, 7) OBP: 0.379, SLG: 0.331	0-0 F8			0-0 F8	0-3 K		4-0 BB		
Dwayne Murphy, L (1, 8) OBP: 0.406, SLG: 0.408	0-0 F7			0-0 HR 1B		0-0 1B 1B	0-0 G4-6-3		
Dave Revering, L (1, 3) OBP: 0.407, SLG: 0.589	0-0 L9			0-0 HR		0-0 1B 1B		0-0 FC6-5 SH5-4 1B	
Wayne Cross, L (1, 5) OBP: 0.347, SLG: 0.458		4-0 BB		4-0 BB		0-0 BB BB 1B		0-0 SH5-4	
Mitchell Page, L (1, 10) OBP: 0.388, SLG: 0.296		0-0 G4-6-3		0-0 F8		4-0 BB BB		0-0 FC6-5 1B	
Randy Elliott, R (8, PH) OBP: 0.143, SLG: 0.143						1-2 BB			
Mike Davis, L (8, PH) OBP: 0.125, SLG: 0.125						1-2 BB			
Tony Armas, R (1, 9) OBP: 0.340, SLG: 0.462		0-3 K		0-0 F9		0-3 K		0-0 1B	
Jim Essian, R (1, 2) OBP: 0.291, SLG: 0.275			0-0 F3		0-0 4-3 1B	4-0 BB BB	4-0 G5-4-3 BB	0-0 5-3	
Mickey Klutts, R (1, 6) OBP: 0.288, SLG: 0.347			0-3 K		0-3 K	0-0 G5-4-3			
Mike Edwards, R (1, 4) OBP: 0.158, SLG: 0.158			0-0 F9		0-0 4-3		0-0 4-3		
Dave McKay, S (8, 4) OBP: 0.250, SLG: 0.385									

Inning Stats	R: 0 E: 0 K: 0 S: 3	H: 0 LOB: 0 BB: 0 P: 3	R: 0 E: 0 K: 1 S: 4	H: 0 LOB: 0 BB: 1 P: 8	R: 0 E: 0 K: 1 S: 5	H: 0 LOB: 0 BB: 0 P: 5	R: 2 E: 0 K: 0 S: 5	H: 2 LOB: 1 BB: 1 P: 9	R: 0 E: 0 K: 2 S: 8	H: 1 LOB: 1 BB: 0 P: 8	R: 2 E: 0 K: 1 S: 7	H: 3 LOB: 2 BB: 2 P: 15	R: 0 E: 0 K: 0 S: 2	H: 0 LOB: 0 BB: 1 P: 6	R: 0 E: 0 K: 0 S: 5	H: 2 LOB: 2 BB: 0 P: 5
--------------	------------------------------	---------------------------------	------------------------------	---------------------------------	------------------------------	---------------------------------	------------------------------	---------------------------------	------------------------------	---------------------------------	------------------------------	----------------------------------	------------------------------	---------------------------------	------------------------------	---------------------------------

PITCHER	IP	WLS	BF	H	R	ER	SO	BB	IBB	HBP	BLK	WP	HR	S	P	ERA	WHIP
Renie Martin, R (1, 1) ERA: 3.67	5.0	L	22	6	4	4	4	2	0	0	0	0	1	28	36	7.20	1.600
Gary Christenson, L (6, 1) ERA: 5.4	0.0		1	0	0	0	0	1	0	0	0	0	0	0	4	∞	∞
Marty Pattin, R (6, 1) ERA: 3.96	0.1		2	0	0	0	1	1	0	0	0	0	0	3	7	0.00	3.000
Paul Spittorff, L (6, 1) ERA: 3.55	2.0		6	1	0	0	0	1	0	0	0	0	0	5	9	0.00	1.000
Dan Quisenberry, R (8, 1) ERA: 2.52	0.2		3	1	0	0	0	0	0	0	0	0	0	3	3	0.00	1.500


BOTTOM

Kansas City Royals @ Oakland Athletics
Oakland-Alameda County Coliseum, Oakland, CA

Mon May 26 1980, 3:33 AM PDT
Att. 21,882 - Sunny - 60 F

AB	28
R	4
H	8
RBI	4
BB	5
SO	5
LOB	16

livebaseballscorecards.com



1B:	7	SF:	0	WP:	0	PA:	34
2B:	0	SAC:	1	PB:	0		
3B:	0	DP:	3	SB:	0		
HR:	1	HBP:	0	CS:	0		

Batter	1	2	3	4	5	6	7	8	9	AB R H RBI BB SO LOB	TOP											
Willie Wilson, S (1, 7) OBP: 0.338, SLG: 0.389	0-0 F7		0-0 1-3		0-0 CS	0-0 4-3	0-0 G3		0-0 E	5 1 1 1 0 0 1												
Frank White, R (1, 4) OBP: 0.308, SLG: 0.355	0-3 K			0-0 F9		0-0 F7	0-0 L7		0-0 E7	5 0 0 0 0 1 1												
George Brett, L (1, 5) OBP: 0.365, SLG: 0.512	0-0 1B			0-0 E7		0-0 1B		0-0 2B	0-0 L9	5 1 3 0 0 0 1												
Darrell Porter, L (1, 10) OBP: 0.341, SLG: 0.461	0-0 F8			0-0 F7		0-0 1B		0-0 F7		4 0 1 0 0 0 3												
Willie Aikens, L (1, 3) OBP: 0.357, SLG: 0.348		4-0 BB		4-0 BB		0-3 K		0-3 K		2 0 0 0 2 2 3												
Ralph LaCock, L (8, 3) OBP: 0.184, SLG: 0.179										0 0 0 0 0 0 0												
Amos Otis, R (1, 8) OBP: 0.250, SLG: 0.273		0-0 G6-4-3		0-0 F8			4-0 1B	0-0 2B		3 1 1 1 1 0 3												
John Wathan, R (1, 2) OBP: 0.407, SLG: 0.444		0-0 6-3			0-0 1B		0-0 1B	0-0 4-3		4 1 2 0 0 0 1												
Clint Hurdle, L (1, 9) OBP: 0.330, SLG: 0.490			0-0 F7		0-0 G4-6-3		0-0 G3		0-0 G3	4 0 1 1 0 0 1												
U L Washington, S (1, 6) OBP: 0.342, SLG: 0.382			0-0 F7		0-0 CS		0-0 6-3		0-0 L9	4 0 1 0 0 0 2												
Inning Stats	R: 0 E: 0 K: 1 S: 6	H: 1 LOB: 1 BB: 0 P: 6	R: 0 E: 0 K: 0 S: 2	H: 0 LOB: 0 BB: 1 P: 6	R: 0 E: 0 K: 0 S: 3	H: 0 LOB: 0 BB: 0 P: 3	R: 0 E: 1 K: 0 S: 4	H: 0 LOB: 2 BB: 1 P: 8	R: 0 E: 0 K: 0 S: 3	H: 2 LOB: 0 BB: 0 P: 3	R: 0 E: 0 K: 1 S: 7	H: 2 LOB: 2 BB: 0 P: 7	R: 2 E: 0 K: 0 S: 5	H: 2 LOB: 1 BB: 1 P: 9	R: 1 E: 0 K: 1 S: 7	H: 2 LOB: 1 BB: 0 P: 7	R: 1 E: 1 K: 0 S: 5	H: 1 LOB: 1 BB: 0 P: 5	1B: 9 2B: 1 3B: 0 HR: 0	SF: 0 SAC: 0 DP: 2 HBP: 0	WP: 0 PB: 0 SB: 0 CS: 1	PA: 40
PITCHER	IP WLS BF H R ER SO BB IBB HBP BLK WP HR S P ERA WHIP																					
Brian Kingman, R (1, 1) ERA: 3.94	7.2 L 33 9 3 3 3 3 3 0 0 0 0 0 0 36 48 3.52 1.565																					
Jeff Jones, R (8, 1) ERA: 2.7	1.0 5 1 1 0 0 0 0 0 0 0 0 0 0 5 5 0.00 1.000																					
Bob Lacey, L (9, 1) ERA: 2.52	0.1 1 0 0 0 0 0 0 0 0 0 0 0 0 1 1 0.00 0.000																					

Kansas City Royals @ Oakland Athletics
Oakland-Alameda County Coliseum, Oakland, CA

Tue May 27 1980, 7:05 PM PDT
Att: 4,488 - Unknown - 57 F

livebaseballscorecards.com

AB	36
R	4
H	10
RBI	3
BB	3
SO	3
LOB	16



Batter	1	2	3	4	5	6	7	8	9	AB R H RBI BB SO LOB
Rickey Henderson, R (1, 7) OBP: 0.385, SLG: 0.339	0-3 K		0-0 F9		0-0 S 1B		0-0 BB 1B		0-0 S 1B	5 0 3 0 0 1 1
Dwayne Murphy, L (1, 8) OBP: 0.400, SLG: 0.397	0-0 4-3		0-0 4-3		0-0 F6		4-0 BB BB 1-2 BB		0-3 S S K	4 0 0 0 1 1 4
Dave Revering, L (1, 3) OBP: 0.403, SLG: 0.578 Dave McKay, S (8, 5) OBP: 0.250, SLG: 0.385	0-0 G3			0-0 1B SF8 1B	0-0 1-3		0-3 K			4 1 1 0 0 1 4 0 0 0 0 0 0 0
Wayne Cross, L (1, 5) OBP: 0.359, SLG: 0.473 (8, 3)		0-0 1B CS 2B		0-0 WP 1B		4-0 BB BB BB G6-4-3		0-0 F4		3 0 2 0 1 0 0
Mitchell Page, L (1, 10) OBP: 0.377, SLG: 0.288		0-0 L7		0-0 SF8		0-0 F6		0-0 E8 S		3 0 0 1 0 0 2
Tony Armas, R (1, 9) OBP: 0.338, SLG: 0.456		0-0 CS 1B		0-3 K		0-0 G6-4-3		0-3 K		4 0 1 0 0 2 3
Jeff Newman, R (1, 2) OBP: 0.273, SLG: 0.396		0-0 F5		0-0 1-3			0-0 HR	0-0 4-3		4 1 1 1 0 0 4
Mickey Klutts, R (1, 6) OBP: 0.304, SLG: 0.358			0-0 L7		0-0 1B SH3-4 1B		0-3 K		0-0 1B 1B	4 0 2 0 0 1 0
Mike Edwards, R (1, 4) OBP: 0.190, SLG: 0.190 Mike Davis, L (9, PH) OBP: 0.118, SLG: 0.118			0-0		0-0 SH3-4		0-3 K		0-0 F7	2 0 1 0 0 1 0 1 0 0 0 0 0 1

Inning Stats	R: 0	H: 0	E: 0	K: 1	S: 5	R: 0	H: 2	E: 0	K: 0	S: 4	R: 0	H: 1	E: 0	K: 0	S: 4	R: 1	H: 2	E: 0	K: 1	S: 7	R: 0	H: 2	E: 0	K: 0	S: 5	R: 0	H: 0	E: 0	K: 0	S: 2	R: 1	H: 2	E: 0	K: 3	S: 11	R: 0	H: 0	E: 1	K: 1	S: 6	R: 0	H: 2	E: 0	K: 1	S: 6	1B: 9	SF: 1	3B: 0	HR: 1	WP: 1	PA: 38
	LOB: 0	BB: 0	P: 5	LOB: 1	BB: 0	P: 4	LOB: 1	BB: 0	P: 4	LOB: 1	BB: 0	LOB: 1	BB: 0	P: 4	LOB: 1	BB: 0	LOB: 1	BB: 0	P: 4	LOB: 1	BB: 0	LOB: 2	BB: 0	P: 5	LOB: 0	BB: 1	P: 6	LOB: 2	BB: 1	P: 15	LOB: 0	BB: 1	P: 6	LOB: 1	BB: 0	P: 6	LOB: 1	BB: 0	P: 6	SAC: 1	DP: 1	HBP: 0	SB: 3	CS: 2							
PITCHER Dennis Leonard, R (1, 1) ERA: 5.89	IP 9.0	WLS W	BF 38	H 11	R 2	ER 2	SO 7	BB 2	IBB 0	HBP 0	BLK 0	WP 1	HR 1	S 50	P 58	ERA 2.00	WHIP 1.444																																		
PITCHER																		IP	WLS	BF	H	R	ER	SO	BB	IBB	HBP	BLK	WP	HR	S	P	ERA	WHIP																	

BOTTOM

Kansas City Royals @ Oakland Athletics
Oakland-Alameda County Coliseum, Oakland, CA

Tue May 27 1980, 7:05 PM PDT
Att. 4,488 - Unknown - 57 F

livebaseballscores.com

AB	34
R	2
H	11
RBI	2
BB	2
SO	7
LOB	19



Batter	1	2	3	4	5	6	7	8	9	AB R H RBI BB SO LOB	TOP
Willie Wilson, S (1, 7) OBP: 0.340, SLG: 0.395	0-0 1B 1B		0-0 4-3		0-0 4-3 3-1 2B		0-0 4-3		0-0 1-3	5 2 2 0 0 0 2	Kansas City Royals @ Oakland Athletics Oakland-Alameda County Coliseum, Oakland, CA Wed May 28 1980, 3:33 AM PDT Att. 4,094 - Unknown livebaseballscorecards.com
Frank White, R (1, 4) OBP: 0.313, SLG: 0.359	0-0 1B 1-2 1B		0-0 FC4-6 1B		0-0 4-3 2-3		0-0 P6			4 1 2 0 0 0 1	
George Brett, L (1, 5) OBP: 0.362, SLG: 0.504	0-0 1B 1-3 2-H 1B		0-0 FC4-6 BB 1-2f		0-0 3-1 3-H		0-0 F9			4 0 1 2 0 0 1	
Darrell Porter, L (1, 10) OBP: 0.348, SLG: 0.456	0-0 FC4-6 1-3 3-H 1B		4-0 1-2 BB		0-0 L9		0-0 L8			3 0 1 1 1 0 0	
Amos Otis, R (1, 8) OBP: 0.188, SLG: 0.200	0-0 L4		0-3 K		0-0 5-3		0-0 5-3			4 0 0 0 0 1 3	
John Wathan, R (1, 2) OBP: 0.409, SLG: 0.442	0-0 FC4-6 1-2f		4-0 WP S BB		0-0 1B		0-0 L8			3 0 1 0 1 0 1	
Willie Aikens, L (1, 3) OBP: 0.351, SLG: 0.340 Ralph LaCock, L (9, PH) OBP: 0.192, SLG: 0.188		0-0 G3	0-0 F8		0-0 F8		0-0 F8		0-0 1B 1B	3 0 0 0 0 0 2 1 0 1 0 0 0 0	
Clint Hurdle, L (1, 9) OBP: 0.322, SLG: 0.476 Steve Braun, L (9, PH) OBP: 0.125, SLG: 0.045		0-0 F9	0-0 F7 1-3		0-0 P6		0-0 P3		0-0 P3	3 0 0 0 0 0 2 1 0 0 0 0 0 1	
U L Washington, S (1, 6) OBP: 0.340, SLG: 0.379		0-0 4-3	0-0 F5		0-0 F5		0-0 F5		0-0 1-2 1B	4 0 1 0 0 0 1	
Inning Stats	R: 2 H: 4 E: 0 LOB: 1 K: 0 BB: 0 S: 6 P: 6	R: 0 H: 0 E: 0 LOB: 0 K: 0 BB: 0 S: 3 P: 3	R: 0 H: 1 E: 0 LOB: 2 K: 1 BB: 1 S: 6 P: 10	R: 0 H: 0 E: 0 LOB: 1 K: 0 BB: 1 S: 3 P: 7	R: 1 H: 1 E: 0 LOB: 0 K: 0 BB: 0 S: 4 P: 4	R: 0 H: 1 E: 0 LOB: 1 K: 0 BB: 0 S: 4 P: 4	R: 0 H: 0 E: 0 LOB: 0 K: 0 BB: 0 S: 3 P: 3	R: 0 H: 0 E: 0 LOB: 0 K: 0 BB: 0 S: 3 P: 3	R: 0 H: 2 E: 0 LOB: 2 K: 0 BB: 0 S: 5 P: 5	1B: 8 SF: 0 2B: 1 SAC: 0 3B: 0 DP: 0 HR: 0 HBP: 0	
PITCHER Rick Langford, R (1, 1) ERA: 3.3	IP WLS BF H R ER SO BB IBB HBP BLK WP HR S P ERA WHIP										

Kansas City Royals @ Oakland Athletics
Oakland-Alameda County Coliseum, Oakland, CA

Wed May 28 1980, 3:33 AM PDT
 Att. 4,094 - Unknown

AB 35
R 3
H 9
RBI 3
BB 2
SO 1
LOB 14



Batter	1	2	3	4	5	6	7	8	9
Rickey Henderson, R OBP: 0.380, SLG: 0.331 (1, 7)	0-0 6-3 BBB	4-0 CS BB	0-3 K			0-0 F8		0-0 1-3	
Dwayne Murphy, L OBP: 0.407, SLG: 0.403 (1, 8)	0-0 1B S 1B	4-0 1-2 1B BB			0-0 S 1B	0-0 F8			
Mitchell Page, L OBP: 0.380, SLG: 0.296 (1, 10)	0-0 E S PB 1-3 1B	0-0 1-3 1B 1B			0-0 F8	0-0 L8			
Wayne Cross, L OBP: 0.364, SLG: 0.469 (1, 3)	4-0 F9 S WP 1-H 3-H BB	0-0 L9 1B 1-2 1B			0-3 K 1-2		0-0 L3		
Tony Armas, R OBP: 0.335, SLG: 0.451 (1, 9)	0-0 F9 1-3	0-0 S 1B 1-2 2-H			0-0 F8		0-0 F8		
Jeff Newman, R OBP: 0.272, SLG: 0.385 (1, 2)	4-0 S 1B BB	0-0 L9 2-3			0-0 F5		0-0 F7		
Mickey Klutts, R OBP: 0.317, SLG: 0.368 (1, 6)	0-0 E S 1-3 3-H 1B	0-3 K 1-2			0-0 FC1-6 1B		0-0 F8		
Mike Edwards, R OBP: 0.200, SLG: 0.200 (1, 4)	0-0 E6 1-3		0-0 F8		0-0 FC1-6 S 1-2f		0-0 FC3-6 1B		
Dave McKay, S OBP: 0.219, SLG: 0.333 (1, 5)	0-0 F7		0-0 F9		0-0 F8 1-2		0-0 FC3-6 1-2f		

Inning Stats	R: 4 E: 1 K: 0 S: 7	H: 3 LOB: 2 BB: 2 P: 15	R: 2 E: 0 K: 1 S: 7	H: 3 LOB: 2 BB: 2 P: 15	R: 0 E: 0 K: 1 S: 5	H: 0 LOB: 0 BB: 0 P: 5	R: 0 E: 0 K: 1 S: 6	H: 1 LOB: 1 BB: 0 P: 6	R: 0 E: 0 K: 0 S: 4	H: 1 LOB: 1 BB: 0 P: 4	R: 0 E: 0 K: 0 S: 3	H: 0 LOB: 0 BB: 0 P: 3	R: 0 E: 0 K: 0 S: 4	H: 1 LOB: 1 BB: 0 P: 4
--------------	------------------------------	----------------------------------	------------------------------	----------------------------------	------------------------------	---------------------------------	------------------------------	---------------------------------	------------------------------	---------------------------------	------------------------------	---------------------------------	------------------------------	---------------------------------

PITCHER	IP	WLS	BF	H	R	ER	SO	BB	IBB	HBP	BLK	WP	HR	S	P	ERA	WHIP
Rich Gale, R ERA: 6.29 (1, 1)	0.2	L	7	3	4	4	0	2	0	0	0	1	0	5	13	54.00	7.500
Marty Pattin, R ERA: 3.62 (1, 1)	7.1		30	6	2	2	3	2	0	0	0	0	0	34	42	2.46	1.091

BOTTOM

Kansas City Royals @ Oakland Athletics
Oakland-Alameda County Coliseum, Oakland, CA

Wed May 28 1980, 3:33 AM PDT
Att. 4,094 - Unknown

AB	R	H	RBI	BB	SO	LOB
4	0	0	0	1	1	1
3	2	2	0	1	0	0
4	2	2	0	0	0	1
3	1	1	1	1	1	1
4	0	1	1	0	0	2
3	1	0	0	1	0	2
4	0	2	1	0	1	2
4	0	1	0	0	0	2
4	0	0	0	0	0	4

AB	33
R	6
H	9
RBI	3
BB	4
SO	3
LOB	15



1B:	9	SF:	0	WP:	1	PA:	37
2B:	0	SAC:	0	PB:	1		
3B:	0	DP:	0	SB:	7		
HR:	0	HBP:	0	CS:	1		

livebaseballscorecards.com

Batter	1	2	3	4	5	6	7	8	9	AB R H RBI BB SO LOB	TOP									
Jim Morrison, R (1, 4) OBP: 0.316, SLG: 0.446	0-0 1B SF9 2B		0-0 5-3			0-0 L8		0-0 2B		4 1 2 0 0 0 0	Chicago White Sox @ Kansas City Royals Royals Stadium, Kansas City, MO Fri May 30 1980, 8:05 PM EDT Att. 26,550 - Unknown - 80 F									
Mike Squires, L (1, 3) OBP: 0.400, SLG: 0.412	0-0 2-3 1B		0-0 4-3			1-0 FC5-4 HBP		0-0 5-3		3 0 1 0 0 0 1										
Chet Lemon, R (1, 8) OBP: 0.351, SLG: 0.421	0-0 SF9				0-0 F7					3 0 0 1 0 0 1										
Lamar Johnson, R (1, 10) OBP: 0.337, SLG: 0.452	0-0 3-H P4				0-0 F7					4 1 2 1 0 0 1										
Wayne Nordhagen, R (1, 7) OBP: 0.345, SLG: 0.541	0-0 F7				0-3 K					4 0 1 0 0 2 2										
Kevin Bell, R (1, 5) OBP: 0.097, SLG: 0.067		0-3 K			0-0 5-3					4 0 0 0 0 1 2										
Harold Baines, L (1, 9) OBP: 0.312, SLG: 0.462		0-0 F9			0-0 4-3					3 0 0 0 0 0 0										
Greg Pryor, R (1, 6) OBP: 0.267, SLG: 0.297		0-0 6-3			0-0 5-3					3 0 0 0 0 0 0										
Mary Foley, L (1, 2) OBP: 0.220, SLG: 0.250			0-0 4-3			0-0 1-4-3		0-0 G3		3 0 0 0 0 0 0										
Inning Stats	R: 1 E: 0 K: 0 S: 5	H: 2 LOB: 1 BB: 0 P: 5	R: 0 E: 0 K: 1 S: 5	H: 0 LOB: 0 BB: 0 P: 5	R: 0 E: 0 K: 0 S: 3	H: 0 LOB: 0 BB: 0 P: 3	R: 0 E: 0 K: 1 S: 5	H: 0 LOB: 0 BB: 0 P: 5	R: 0 E: 0 K: 0 S: 3	H: 0 LOB: 1 BB: 0 P: 4	R: 1 E: 0 K: 0 S: 4	H: 2 LOB: 0 BB: 0 P: 4	R: 0 E: 0 K: 0 S: 4	H: 1 LOB: 1 BB: 0 P: 4	R: 0 E: 0 K: 1 S: 6	H: 1 LOB: 1 BB: 0 P: 6	1B: 2 2B: 3 3B: 0 HR: 1	SF: 1 SAC: 0 DP: 1 HBP: 1	WP: 0 PB: 0 SB: 0 CS: 0	PA: 33
PITCHER Larry Gura, L (1, 1) ERA: 1.89	IP: 9.0 WLS: W BF: 33 H: 6 R: 2 ER: 2 SO: 3 BB: 0 IBB: 0 HBP: 1 BLK: 0 WP: 0 HR: 1 S: 38 P: 39 ERA: 2.00 WHIP: 0.667																			

livebaseballscorecards.com

AB	31
R	2
H	6
RBI	2
BB	0
SO	3
LOB	7



Batter	1	2	3	4	5	6	7	8	9	AB R H RBI BB SO LOB
Willie Wilson, S OBP: 0.341, SLG: 0.389 (1, 7)	4-0 S 4-3 BB	0-3 K 1-2		0-0 FC1-6 BB S 1-2f SF9	0-0 5-3		1-0 FC6-4 HBP			3 2 0 0 1 1 3
U L Washington, S OBP: 0.348, SLG: 0.382 (1, 6)	0-0 4-3 1-H		0-0 E4 S 1B	4-0 BB 1-2 BB		0-0 1B FC6-5 1B	0-0 FC6-4 1-2f			4 1 2 1 1 0 1
George Brett, L OBP: 0.370, SLG: 0.504 (1, 5)	0-3 K 2		0-0 E4 BB E 1-3	4-0 BB 1-2 2-3 BB		0-0 FC6-5 BB 1B 1-3	0-0 G5-4-3 1B			4 1 2 0 1 1 1
Amos Otis, R OBP: 0.238, SLG: 0.176 (1, 8)	4-0 HR BB		4-0 E 1-2 BB	0-0 SF9 3-H		0-3 K 1	0-0 G5-4-3 1-2f			2 2 0 1 2 1 3
Darrell Porter, L OBP: 0.351, SLG: 0.482 (1, 10)	0-0 HR 1-H		0-0 E8 E 1-3 2-H	0-0 L7		4-0 FC6-5 BB 1-2	0-0 P6			4 2 1 2 1 0 3
John Wathan, R OBP: 0.405, SLG: 0.437 (1, 2)	0-0 6-3		0-0 E8 1B 2-H 3-H		0-0 4-3	0-0 FC6-5 1-2 2-3f 3-H				4 0 1 3 0 0 2
Willie Aikens, L OBP: 0.354, SLG: 0.351 (1, 3)		0-0 F9	0-0 G1-6-3 1B 2-3		0-0 2B 2B	0-3 K				4 1 2 0 0 1 2
Frank White, R OBP: 0.311, SLG: 0.362 (1, 4)		0-0 4-3	0-0 G1-6-3 1B 1-2f		0-0 2B		0-0 F9			4 0 1 1 0 0 2
Rusty Torres, S OBP: 0.375, SLG: 0.200 (1, 9)		4-0 S BB		4-0 FC1-6 BB	0-0 F9		0-0 3-1			2 0 0 0 2 0 1

Inning Stats	R: 3 E: 0 K: 1 S: 6	H: 1 LOB: 0 BB: 2 P: 14	R: 0 E: 0 K: 1 S: 5	H: 0 LOB: 1 BB: 1 P: 9	R: 3 E: 3 K: 0 S: 6	H: 3 LOB: 1 BB: 1 P: 10	R: 1 E: 0 K: 0 S: 3	H: 0 LOB: 2 BB: 3 P: 15	R: 1 E: 0 K: 0 S: 5	H: 2 LOB: 1 BB: 0 P: 5	R: 1 E: 0 K: 2 S: 9	H: 2 LOB: 2 BB: 1 P: 13	R: 0 E: 0 K: 0 S: 3	H: 0 LOB: 1 BB: 0 P: 4	R: 0 E: 0 K: 0 S: 3	H: 1 LOB: 0 BB: 0 P: 3
1B: 6 2B: 2 3B: 0 HR: 1	SF: 1 SAC: 0 DP: 2 HBP: 1	WP: 0 PB: 0 SB: 5 CS: 0														

PITCHER	IP	WLS	BF	H	R	ER	SO	BB	IBB	HBP	BLK	WP	HR	S	P	ERA	WHIP
Rich Wortham, L ERA: 5.45 (1, 1)	2.1	L	14	2	6	3	2	4	0	0	0	0	1	14	30	11.57	2.571
Mike Proly, R ERA: 2.91 (3, 1)	2.2		14	4	2	2	0	3	0	0	0	0	0	11	23	6.75	2.625
Nardi Contreras, R ERA: 6.23 (6, 1)	3.0		13	3	1	1	2	1	0	1	0	0	0	15	20	3.00	1.333

BOTTOM


Chicago White Sox @ Kansas City Royals
 Royals Stadium, Kansas City, MO

Fri May 30 1980, 8:05 PM EDT
 Att: 26,550 - Unknown - 80 F

livebaseballscorecards.com

AB	31
R	9
H	9
RBI	8
BB	8
SO	4
LOB	18



Batter	1	2	3	4	5	6	7	8	9	AB R H RBI BB SO LOB	TOP
Jim Morrison, R (1, 4) OBP: 0.318, SLG: 0.450	0-0 P4		0-3 K		0-0 5-3			0-0 1B 2B	0-0 1B	5 1 2 0 0 1 2	
Mike Squires, L (1, 3) OBP: 0.400, SLG: 0.429	0-0 F9		0-0 1B 2B		0-0 G3			0-0 1B CS	0-0 F7	5 1 2 3 0 0 2	
Chet Lemon, R (1, 8) OBP: 0.359, SLG: 0.425	4-0 CS BB		0-0 1B		0-3 K G6-4-3			0-0 1B G3 FC		3 0 2 1 1 1 0	
Lamar Johnson, R (1, 10) OBP: 0.330, SLG: 0.441	0-0 CS 1-2	0-0 4-3	0-0 1-3		0-0 G6-4-3 1-2f			0-0 FC G3		4 0 0 0 0 0 3	
Bob Molinaro, L (1, 7) OBP: 0.394, SLG: 0.500		0-0 P5		0-0 1B S		0-0 L8		0-0 G3 1-2 2-3		4 0 1 0 0 0 2	
Junior Moore, R (1, 5) OBP: 0.274, SLG: 0.355		0-0 1-3		0-0 L8			0-0 4-3	0-0 F7		3 0 0 0 0 0 1	
Claudell Washington, L (8, PH) OBP: 0.344, SLG: 0.425										1 0 0 0 0 0 2	
Kevin Bell, R (8, 5) OBP: 0.097, SLG: 0.067										0 0 0 0 0 0 0	
Harold Baines, L (1, 9) OBP: 0.310, SLG: 0.451			4-0 FC1-5 BB BB	0-3 K 1-2		0-0 5-3			0-0 4-3	3 0 0 0 1 1 1	AB 34 R 4 H 8 RBI 4 BB 4 SO 3 LOB 18
Bruce Kimm, R (1, 2) OBP: 0.373, SLG: 0.358			4-0 FC1-5 BB 2B	0-0 L8		4-0 BB			0-0 1B 1B	2 1 1 0 2 0 1	
Greg Pryor, R (1, 6) OBP: 0.264, SLG: 0.293			0-0 FC1-5 2B		0-0 L5		0-0 G3		0-0 L8	2 1 0 0 0 0 2	
Thad Bosley, L (7, PH) OBP: 0.351, SLG: 0.314			1-2 2-3f							1 0 0 0 0 0 1	
Harry Chappas, S (7, 6) OBP: 0.265, SLG: 0.167										1 0 0 0 0 0 1	
Inning Stats	R: 0 H: 0 E: 0 K: 0 S: 2 H: 0 LOB: 0 BB: 1 P: 6	R: 0 H: 0 E: 0 K: 0 S: 3 H: 0 LOB: 0 BB: 0 P: 3	R: 3 H: 2 E: 0 K: 1 S: 7 H: 2 LOB: 1 BB: 2 P: 15	R: 0 H: 1 E: 0 K: 1 S: 6 H: 1 LOB: 1 BB: 0 P: 6	R: 0 H: 0 E: 0 K: 0 S: 3 H: 0 LOB: 0 BB: 0 P: 3	R: 0 H: 0 E: 0 K: 1 S: 5 H: 0 LOB: 0 BB: 0 P: 5	R: 0 H: 0 E: 0 K: 0 S: 3 H: 0 LOB: 1 BB: 1 P: 7	R: 1 H: 3 E: 0 K: 0 S: 6 H: 3 LOB: 2 BB: 0 P: 6	R: 0 H: 2 E: 0 K: 0 S: 5 H: 2 LOB: 2 BB: 0 P: 5	1B: 6 SF: 0 2B: 2 SAC: 0 3B: 0 DP: 1 HR: 0 HBP: 0	WP: 0 PA: 39 PB: 1 SB: 1 CS: 2
PITCHER Renie Martin, R (1, 1) ERA: 3.72	IP 6.2 WLS W BF 26 H 3 R 3 ER 3 SO 3 BB 4 IBB 0 HBP 0 BLK 0 WP 0 HR 0 S 28 P 44 ERA 4.05 WHIP 1.050										
Dan Quisenberry, R (7, 1) ERA: 2.61	IP 2.1 WLS S BF 12 H 5 R 1 ER 1 SO 0 BB 0 IBB 0 HBP 0 BLK 0 WP 0 HR 0 S 12 P 12 ERA 3.86 WHIP 2.143										

Chicago White Sox @ Kansas City Royals
Royals Stadium, Kansas City, MO
Sat May 31 1980, 8:05 PM EDT
Att. 29,050 - Unknown - 69 F

livebaseballscorecards.com

Batter	1	2	3	4	5	6	7	8	9	AB R H RBI BB SO LOB	TOP									
Jim Morrison, R (1, 4) OBP: 0.315, SLG: 0.443	0-0 P4		0-0 F8	0-0 F8			0-0 F8		0-0 E S FC5 1B	5 0 1 0 0 0 0	Chicago White Sox @ Kansas City Royals Royals Stadium, Kansas City, MO Sun Jun 01 1980, 4:33 AM EDT Att: 33,428 - Unknown livebaseballscorecards.com									
Mike Squires, L (1, 3) OBP: 0.400, SLG: 0.443	0-0 L7		0-0 WP 1B 2B			0-0 F7		0-0 PB SH1-4 1B	0-0 F8	5 2 2 0 0 0 1										
Chet Lemon, R (1, 8) OBP: 0.357, SLG: 0.421	0-0 1-4-3		0-0 FC3-6 1B			0-0 L8		0-0 SH1-4 1-2	0-0 E6 FC5 1B	4 1 1 1 0 0 1										
Lamar Johnson, R (1, 10) OBP: 0.332, SLG: 0.440		0-0 BB 4-3 1B	0-0 FC3-6 1B			0-3 K		0-0 1B 1B 2-H	0-0 FC5 1B 2-3 3-H	5 2 2 1 0 1 3										
Bob Molinaro, L (1, 7) OBP: 0.394, SLG: 0.495		0-0 4-3 1-2	0-0 1B 1B 2-H			0-0 L8		0-0 F8 1-3	0-0 1B 1-3 3-H	5 0 2 2 0 0 2										
Junior Moore, R (1, 5) OBP: 0.286, SLG: 0.358		4-0 BB BB				0-0 F8		0-0 1B 1B 1-3		2 0 1 0 1 0 0										
Thad Bosley, L (8, PH) OBP: 0.368, SLG: 0.333			0-0 1-2 1B							1 1 1 0 0 0 0										
Harold Baines, L (1, 9) OBP: 0.303, SLG: 0.441		0-3 K				0-0 F7		0-0 1-3 3-H 1B		3 0 0 0 0 1 4										
Wayne Nordhagen, R (8, PH) OBP: 0.350, SLG: 0.545		4-0 BB BB	0-0 4-3							1 0 1 1 0 0 0										
Kevin Bell, R (8, PR) OBP: 0.097, SLG: 0.067										0 0 0 0 0 0 0										
Bruce Kimm, R (1, 2) OBP: 0.377, SLG: 0.358		4-0 1-2 2-3 BB		0-0 P6			0-0 F9		0-0 1-2 3-H 1B	3 0 1 1 1 0 0										
Harry Chappas, S (1, 6) OBP: 0.237, SLG: 0.147		0-0 F9		0-0 B1-3			0-3 K	0-0 P5		4 0 0 0 0 1 5										
Inning Stats	R: 0 E: 0 K: 0 S: 3	H: 0 LOB: 0 BB: 0 P: 3	R: 0 E: 0 K: 1 S: 6	H: 1 LOB: 3 BB: 2 P: 14	R: 2 E: 1 K: 0 S: 7	H: 4 LOB: 2 BB: 0 P: 7	R: 0 E: 0 K: 0 S: 3	H: 0 LOB: 0 BB: 0 P: 3	R: 0 E: 0 K: 1 S: 5	H: 0 LOB: 0 BB: 0 P: 5	R: 0 E: 0 K: 1 S: 5	H: 0 LOB: 0 BB: 0 P: 5	R: 3 E: 0 K: 0 S: 8	H: 5 LOB: 2 BB: 0 P: 8	R: 1 E: 1 K: 0 S: 5	H: 2 LOB: 2 BB: 0 P: 5	1B: 11 2B: 1 3B: 0 HR: 0	SF: 0 SAC: 1 DP: 0 HBP: 0	WP: 1 PB: 1 SB: 1 CS: 0	PA: 41
PITCHER	IP WLS BF H R ER SO BB IBB HBP BLK WP HR S P ERA WHIP																			
Dennis Leonard, R (1, 1) ERA: 5.88	7.2 L 33 8 5 5 3 2 0 0 0 1 0 37 45 5.87 1.304																			
Gary Christenson, L (8, 1) ERA: 5.4	0.0 1 1 0 0 0 0 0 0 0 0 0 0 1 1 ∞ ∞																			
Marty Pattin, R (8, 1) ERA: 3.48	1.1 7 3 1 0 0 0 0 0 0 0 0 0 0 7 7 0.00 2.250																			

AB	38
R	6
H	12
RBI	6
BB	2
SO	3
LOB	16



Batter	1	2	3	4	5	6	7	8	9	AB	R	H	RBI	BB	SO	LOB
Willie Wilson, S OBP: 0.332, SLG: 0.376 (1, 7)	0-0 L9	0-0 FC5		0-0 6-3			0-3 K			4	0	0	0	0	1	5
U L Washington, S OBP: 0.335, SLG: 0.366 (1, 6)	0-0 1-3		0-3 K		0-0 F9		0-0 4-3			4	0	0	0	0	1	0
George Brett, L OBP: 0.383, SLG: 0.515 (1, 5)	0-0 G3		0-0 2B		0-0 L8			4-0 1B BB		3	0	1	0	1	0	0
Amos Otis, R OBP: 0.241, SLG: 0.167 (1, 8)		4-0 2B BB	0-0 6-3		0-0 F9			0-0 F9		3	1	0	0	1	0	2
Darrell Porter, L OBP: 0.382, SLG: 0.506 (1, 2)		0-0 F8 2B	0-0 6-3			4-0 1-3 BB		0-0 1-3 1B		3	0	2	1	1	0	1
John Wathan, R OBP: 0.410, SLG: 0.456 (1, 9)		4-0 FC5 F8 BB		0-0 1B 1B		0-0 1-3		0-0 G1-6-3		3	0	1	0	1	0	3
Willie Aikens, L OBP: 0.346, SLG: 0.342 (1, 3)		0-0 F8		0-0 F8		0-0 F7			0-0 G4-6-3 1B	4	0	1	0	0	0	4
Dave Chalk, R OBP: 0.339, SLG: 0.370 (1, 10)		4-0		0-0 1B 1B		0-0 P4			0-0 F8	2	0	1	0	1	0	1
Steve Braun, L OBP: 0.120, SLG: 0.043 (9, PH)				1-2 1B 1B						1	0	0	0	0	0	1
Frank White, R OBP: 0.316, SLG: 0.361 (1, 4)		0-3 K		0-0 1B					0-0 G4-6-3	3	0	1	0	0	1	3
Ralph LaCock, L OBP: 0.198, SLG: 0.186 (9, PH)				1-2 1B					1-2	1	0	0	0	0	0	1

Inning Stats	R: 0	H: 0	E: 0	K: 0	S: 3	R: 1	H: 1	E: 0	K: 1	S: 6	R: 0	H: 1	E: 0	K: 1	S: 6	R: 0	H: 0	E: 0	K: 0	S: 3	R: 0	H: 0	E: 0	K: 0	S: 3	R: 0	H: 1	E: 0	K: 0	S: 3	R: 0	H: 1	E: 0	K: 0	S: 3	R: 0	H: 1	E: 0	K: 0	S: 3	1B: 5	SF: 0	2B: 2	SAC: 0	3B: 0	DP: 2	HR: 0	HBP: 0	WP: 0	PA: 36
--------------	------	------	------	------	------	------	------	------	------	------	------	------	------	------	------	------	------	------	------	------	------	------	------	------	------	------	------	------	------	------	------	------	------	------	------	------	------	------	------	------	-------	-------	-------	--------	-------	-------	-------	--------	-------	--------

PITCHER	IP	WLS	BF	H	R	ER	SO	BB	IBB	HBP	BLK	WP	HR	S	P	ERA	WHIP
Britt Burns, L ERA: 1.6 (1, 1)	7.0	W	29	5	1	1	3	4	0	0	0	0	0	31	47	1.29	1.286
Ed Farmer, R ERA: 2.16 (8, 1)	2.0		7	2	0	0	0	1	0	0	0	0	0	6	10	0.00	1.500

BOTTOM

Chicago White Sox @ Kansas City Royals
 Royals Stadium, Kansas City, MO
 Sun Jun 01 1980, 4:33 AM EDT
 Att. 33,428 - Unknown

livebaseballscorecards.com

AB	31
R	1
H	7
RBI	1
BB	5
SO	3
LOB	21



Batter	1	2	3	4	5	6	7	8	9	AB R H RBI BB SO LOB	TOP	
Willie Randolph, R OBP: 0.411, SLG: 0.444 (1, 4)										4 1 0 0 1 1 5		
Dennis Werth, R OBP: 0.615, SLG: 0.895 (1, 9)										1 0 1 0 0 0 0		
Joe Lefebvre, L OBP: 0.395, SLG: 0.576 (1, 9)										4 0 0 0 0 1 3		
Bob Watson, R OBP: 0.370, SLG: 0.412 (1, 3)										5 1 1 1 0 0 2		
Eric Soderholm, R OBP: 0.424, SLG: 0.605 (1, 10)										4 1 1 2 1 0 1		
Lou Piniella, R OBP: 0.299, SLG: 0.302 (1, 7)										5 1 1 0 0 1 2		
Paul Blair, R (9, 7)										0 0 0 0 0 0 0		
Bobby Brown, S OBP: 0.377, SLG: 0.577 (1, 8)										5 1 2 0 0 0 1		
Graig Nettles, L OBP: 0.359, SLG: 0.438 (1, 5)										3 0 1 0 1 2 2		
Rick Cerone, R OBP: 0.277, SLG: 0.398 (1, 2)										4 0 2 2 0 0 4		
Bucky Dent, R OBP: 0.331, SLG: 0.393 (1, 6)										2 0 1 0 2 0 0		
Inning Stats	R: 5 H: 6 E: 0 LOB: 2 K: 1 BB: 1 S: 11 P: 15	R: 0 H: 0 E: 0 LOB: 0 K: 1 BB: 0 S: 5 P: 5	R: 0 H: 1 E: 0 LOB: 1 K: 0 BB: 0 S: 4 P: 4	R: 0 H: 0 E: 0 LOB: 0 K: 0 BB: 0 S: 3 P: 3	R: 0 H: 0 E: 0 LOB: 1 K: 0 BB: 1 S: 3 P: 7	R: 0 H: 1 E: 0 LOB: 2 K: 2 BB: 1 S: 8 P: 12	R: 0 H: 2 E: 0 LOB: 3 K: 0 BB: 1 S: 5 P: 9	R: 0 H: 0 E: 0 LOB: 1 K: 0 BB: 1 S: 3 P: 7	R: 0 H: 0 E: 0 LOB: 0 K: 1 BB: 0 S: 5 P: 5	1B: 6 SF: 0 2B: 3 SAC: 0 3B: 0 DP: 0 HR: 1 HBP: 0	WP: 0 PA: 42 PB: 0 SB: 0 CS: 0	
PITCHER	IP WLS BF H R ER SO BB IBB HBP BLK WP HR S P ERA WHIP											
Paul Splittorff, L ERA: 4.66 (1, 1)	0.2 L 9 6 5 5 1 1 0 0 0 0 1 10 14 67.50 10.500											
Rich Gale, R ERA: 5.63 (1, 1)	7.1 30 4 0 0 3 4 0 0 0 0 0 32 48 0.00 1.091											
Dan Quisenberry, R ERA: 2.54 (9, 1)	1.0 3 0 0 0 1 0 0 0 0 0 0 5 5 0.00 0.000											

New York Yankees @ Kansas City Royals
 Royals Stadium, Kansas City, MO
 Mon Jun 02 1980, 8:05 PM EDT
 Att. 39,261 - Unknown - 85 F

AB	37
R	5
H	10
RBI	5
BB	5
SO	5
LOB	20



Batter	1	2	3	4	5	6	7	8	9	AB R H RBI BB SO LOB
Willie Wilson, S OBP: 0.330, SLG: 0.379 (1, 7)	0-0 HR 2B	0-0 FC5-6 F9 1-2f		0-0 4-3 1-3			0-0 F8			4 1 1 0 0 0 2
U L Washington, S OBP: 0.327, SLG: 0.357 (1, 6)	0-3 K	0-0 F9 1-2		0-0 1-3			0-0 F3			4 0 0 0 0 1 3
George Brett, L OBP: 0.380, SLG: 0.529 (1, 5)	0-0 HR 2-H	0-0 4-3 2-3					0-0 L8 3-1			4 1 1 2 0 0 1
Amos Otis, R OBP: 0.242, SLG: 0.148 (1, 8)	4-0 1B 1B BB		0-0 F8				0-0 1-3	0-0 6-3		3 1 0 0 1 0 0
Darrell Porter, L OBP: 0.387, SLG: 0.505 (1, 10)	0-0 1B 1-3 1B		0-0 WP 1B				0-3 K	0-3 K		4 0 2 0 0 2 0
John Wathan, R OBP: 0.406, SLG: 0.451 (1, 2)	0-0 1-2 3-H 1B		0-3 K				0-0 L9	0-0 4-3		4 0 1 1 0 1 1
Willie Aikens, L OBP: 0.340, SLG: 0.335 (1, 3)	0-3 K		0-0 3-1				0-0 2-3	0-0 F7		3 0 0 0 0 1 3
Dave Chalk, R OBP: 0.333, SLG: 0.364 (9, PH)			0-3 1-2							1 0 0 0 0 0 0
Rusty Torres, S OBP: 0.371, SLG: 0.185 (1, 9)	0-3 K			0-0 6-3			4-0 BB	0-0 5-3		2 0 0 0 1 1 2
Hal McRae, R OBP: 0.317, SLG: 0.473 (9, PH)										1 0 0 0 0 0 0
Frank White, R OBP: 0.319, SLG: 0.364 (1, 4)		0-0 FC5-6 1B		0-0 4-3 1B			0-0 F8	0-3 K		4 0 2 0 0 1 1

Inning Stats	R: 3 E: 0 K: 3 S: 13	H: 4 LOB: 2 BB: 1 P: 17	R: 0 E: 0 K: 0 S: 4	H: 1 LOB: 1 BB: 0 P: 4	R: 0 E: 0 K: 1 S: 6	H: 1 LOB: 1 BB: 0 P: 6	R: 0 E: 0 K: 0 S: 4	H: 1 LOB: 1 BB: 0 P: 4	R: 0 E: 0 K: 1 S: 5	H: 0 LOB: 0 BB: 0 P: 5	R: 0 E: 0 K: 0 S: 3	H: 0 LOB: 1 BB: 1 P: 7	R: 0 E: 0 K: 0 S: 3	H: 0 LOB: 0 BB: 0 P: 3	R: 0 E: 0 K: 1 S: 5	H: 0 LOB: 0 BB: 0 P: 5	R: 0 E: 0 K: 1 S: 5	H: 0 LOB: 0 BB: 0 P: 5	1B: 5 2B: 1 3B: 0 HR: 1	SF: 0 SAC: 0 DP: 0 HBP: 0
--------------	-------------------------------	----------------------------------	------------------------------	---------------------------------	------------------------------	---------------------------------	------------------------------	---------------------------------	------------------------------	---------------------------------	------------------------------	---------------------------------	------------------------------	---------------------------------	------------------------------	---------------------------------	------------------------------	---------------------------------	----------------------------------	------------------------------------

PITCHER	IP	WLS	BF	H	R	ER	SO	BB	IBB	HBP	BLK	WP	HR	S	P	ERA	WHIP	PITCHER	IP	WLS	BF	H	R	ER	SO	BB	IBB	HBP	BLK	WP	HR	S	P	ERA	WHIP	
Ron Guidry, L ERA: 3.11 (1, 1)	9.0	W	36	7	3	3	7	2	0	0	0	1	1	48	56	3.00	1.000																			

BOTTOM

New York Yankees @ Kansas City Royals
Royals Stadium, Kansas City, MO
 Mon Jun 02 1980, 8:05 PM EDT
 Att: 39,261 - Unknown - 85 F

livebaseballscorecards.com

AB	34
R	3
H	7
RBI	3
BB	2
SO	7
LOB	13



WP: 1	PA: 36
PB: 0	
SB: 2	
CS: 0	

Batter	1	2	3	4	5	6	7	8	9	10	AB R H RBI BB SO LOB	TOP														
Willie Randolph, R (1, 4) OBP: 0.411, SLG: 0.443	0-3 K	0-0 FC6-4			0-0 1B		0-0 F4		0-0 SH1-4		5 1 2 0 0 1 2	New York Yankees @ Kansas City Royals Royals Stadium, Kansas City, MO Tue Jun 03 1980, 8:05 PM EDT Att. 26,734 - Unknown														
Dennis Werth, R (1, 9) OBP: 0.633, SLG: 0.913	0-3 K		0-0 CS		0-0 1B		0-0		0-0 SH1-4		4 1 3 0 0 1 0															
Bob Watson, R (1, 3) OBP: 0.367, SLG: 0.408	0-0 5-3		0-0 F2		0-0 1B		0-0 6-3		4-0		4 0 1 1 0 0 2															
Jim Spencer, L (7, 3) OBP: 0.327, SLG: 0.367					1-3 2-H				6-4-3	IBB	0 0 0 0 1 0 0															
Eric Soderholm, R (1, 10) OBP: 0.417, SLG: 0.588		0-0 L9	0-0 E9		0-0 G6-4-3			0-0 1B	0-0 6-4-3		4 1 1 0 0 0 2															
Reggie Jackson, L (9, PH) OBP: 0.324, SLG: 0.508			1-2		1-2f			1-2 2-3			1 0 0 0 0 0 2															
Lou Piniella, R (1, 7) OBP: 0.297, SLG: 0.300		0-0 1B	0-3 K		0-0 F8			0-0 F7	0-0 L9		4 1 1 0 0 1 2															
Bobby Murcer, L (9, PH) OBP: 0.300, SLG: 0.423		1B 2B									1 0 0 0 0 0 2															
Bobby Brown, S (1, 8) OBP: 0.369, SLG: 0.559		0-0 P4		0-0 6-3		0-3 K		0-0 BB		0-3 K	5 0 1 0 0 2 1															
Graig Nettles, L (1, 5) OBP: 0.360, SLG: 0.432		0-0 2B		0-0 3-1		0-3 K		4-0 BB		0-0 L8	4 1 1 0 1 1 0															
Rick Cerone, R (1, 2) OBP: 0.287, SLG: 0.418		0-0 WP		0-0		0-0 F8		0-0 SF7		0-0	4 0 3 2 0 0 0															
Fred Stanley, R (1, 6) OBP: 0.320, SLG: 0.318		1-3 3-H		0-0 2B		0-0 F8		0-0 3-H	0-0 FC6-4	0-0 4-3	4 0 0 0 1 0 4															
		2-3 3-H		0-0 BB				0-0 1-2f																		
Inning Stats	R: 0 E: 0 K: 2 S: 7	H: 0 LOB: 0 BB: 0 P: 7	R: 2 E: 0 K: 0 S: 6	H: 3 LOB: 2 BB: 1 P: 10	R: 0 E: 1 K: 1 S: 6	H: 1 LOB: 1 BB: 0 P: 6	R: 0 E: 0 K: 0 S: 4	H: 1 LOB: 1 BB: 0 P: 4	R: 2 E: 0 K: 0 S: 5	H: 3 LOB: 0 BB: 0 P: 5	R: 0 E: 0 K: 2 S: 7	H: 0 LOB: 0 BB: 0 P: 7	R: 0 E: 0 K: 0 S: 4	H: 1 LOB: 1 BB: 0 P: 4	R: 1 E: 0 K: 0 S: 5	H: 2 LOB: 2 BB: 1 P: 9	R: 0 E: 0 K: 0 S: 4	H: 1 LOB: 2 BB: 1 P: 8	R: 0 E: 0 K: 1 S: 6	H: 1 LOB: 1 BB: 0 P: 6	1B: 10 2B: 3 3B: 0 HR: 0	SF: 1 SAC: 1 DP: 1 HBP: 0	WP: 1 PB: 0 SB: 0 CS: 1	PA: 45		
PITCHER	IP WLS BF H R ER SO BB IBB HBP BLK WP HR S P ERA WHIP																									
Larry Gura, L (1, 1) ERA: 2.2	7.1	34	11	5	5	5	2	0	0	0	0	1	50	6.14	1.773											
Dan Quisenberry, R (8, 1) ERA: 2.38	2.2	11	2	0	0	1	0	1	0	0	0	0	12	0.00	0.750											

livebaseballscorecards.com

AB 40
R 5
H 13
RBI 3
BB 3
SO 6
LOB 17



New York Yankees @ Kansas City Royals
 Royals Stadium, Kansas City, MO

Tue Jun 03 1980, 8:05 PM EDT
 Att: 26,734 - Unknown

livebaseballscorecards.com

AB	39
R	6
H	12
RBI	6
BB	5
SO	0
LOB	18



WP: 0	PA: 47
PB: 1	
SB: 1	
CS: 0	

Batter	1	2	3	4	5	6	7	8	9	10	AB	R	H	RBI	BB	SO	LOB
Willie Wilson, S OBP: 0.326, SLG: 0.373 (1, 7)	4-3	F8		B1-3		PB 1-3 1B		F8		G3	6	0	1	0	0	0	2
Frank White, R OBP: 0.321, SLG: 0.367 Clint Hurdle, L OBP: 0.328, SLG: 0.481 (10, PH)	L4		HR 2B	6-3		P4 1-2		FC4-6 HBP		2-3 3-H 1B	4	1	1	0	0	0	2
George Brett, L OBP: 0.387, SLG: 0.552 (1, 5)	2B 1B		2-H HR			F9		FC4-6 1-2f			5	3	3	2	0	0	1
Darrell Porter, L OBP: 0.396, SLG: 0.510 (1, 10)	1-H 2B		FC5-4 BB			BB BB BB BB BB BB BB BB		F7 BB		F8	3	0	1	1	2	0	2
John Wathan, R OBP: 0.406, SLG: 0.446 (1, 2)	BB		FC5-4 1B S SF8 1-2f			L9		BB 1-2 1B 1B		4-3	4	1	1	0	1	0	2
Willie Aikens, L OBP: 0.344, SLG: 0.340 Rusty Torres, S OBP: 0.361, SLG: 0.179 (7, PR) (8, 9)	4-3		1-3 1B			F8		1-2 2-H BB 1B		F9	4	0	2	1	0	0	3
Amos Otis, R OBP: 0.211, SLG: 0.129 (1, 8)			F9 3-H			SF8		6-3		F9	4	0	0	1	0	0	2
Ralph LaCock, L OBP: 0.207, SLG: 0.188 (8, 3)	3-1		3-H 5-3			3-1		BB BB BB BB		1-2 2-3 BB	4	1	1	0	1	0	1
U L Washington, S OBP: 0.331, SLG: 0.363 (1, 6)						5-3		BB BB BB BB		F5	3	0	1	0	1	0	3

Inning Stats	R: 1	H: 2	E: 0	K: 0	S: 5	H: 2	LOB: 2	BB: 1	P: 9	R: 0	H: 1	E: 0	K: 0	S: 4	H: 3	LOB: 3	BB: 1	P: 10	R: 0	H: 0	E: 0	K: 0	S: 3	H: 0	LOB: 0	BB: 0	P: 3	R: 0	H: 1	E: 0	K: 0	S: 4	H: 3	LOB: 3	BB: 1	P: 10	R: 0	H: 0	E: 0	K: 0	S: 3	H: 0	LOB: 0	BB: 1	P: 7	R: 0	H: 1	E: 0	K: 0	S: 4	H: 3	LOB: 2	BB: 1	P: 8	R: 1	H: 3	E: 0	K: 0	S: 6	H: 3	LOB: 3	BB: 1	P: 10	R: 0	H: 0	E: 0	K: 0	S: 3	H: 0	LOB: 0	BB: 0	P: 3	R: 0	H: 2	E: 0	K: 0	S: 4	H: 1	LOB: 1	BB: 0	P: 4	R: 1	H: 2	E: 0	K: 0	S: 4	H: 2	LOB: 1	BB: 0	P: 4	1B: 8	SF: 1	2B: 3	SAC: 1	3B: 0	DP: 0	HR: 1	HBP: 1	WP: 0	PA: 47
--------------	------	------	------	------	------	------	--------	-------	------	------	------	------	------	------	------	--------	-------	-------	------	------	------	------	------	------	--------	-------	------	------	------	------	------	------	------	--------	-------	-------	------	------	------	------	------	------	--------	-------	------	------	------	------	------	------	------	--------	-------	------	------	------	------	------	------	------	--------	-------	-------	------	------	------	------	------	------	--------	-------	------	------	------	------	------	------	------	--------	-------	------	------	------	------	------	------	------	--------	-------	------	-------	-------	-------	--------	-------	-------	-------	--------	-------	--------

PITCHER	IP	WLS	BF	H	R	ER	SO	BB	IBB	HBP	BLK	WP	HR	S	P	ERA	WHIP
Mike Griffin, R ERA: 4.0 (1, 1)	4.0		20	6	4	4	0	2	0	0	0	0	1	18	26	9.00	2.000
Ron Davis, R ERA: 2.68 (5, 1)	5.2	L	27	6	2	2	0	3	0	1	0	0	0	23	36	3.18	1.588

Batter	1	2	3	4	5	6	7	8	9	AB R H RBI BB SO LOB	TOP
Willie Randolph, R (1, 4) OBP: 0.413, SLG: 0.438	4-0 S 1B BB	4-0 BB		x 0-0 L8			x 0-0 FC5-4			2 1 0 0 2 0 1	
Bobby Murcer, L (1, 7) OBP: 0.281, SLG: 0.393	0-0 1-3 1-2	0-0 P4				x 0-0 P6	x 0-0 F8			4 0 0 0 0 0 4	
Joe Lefebvre, L (1, 9) OBP: 0.381, SLG: 0.528	0-0 P6					x 0-0 F8		x 0-0 G3		3 1 0 0 1 0 1	
Reggie Jackson, L (1, 10) OBP: 0.329, SLG: 0.507	0-0 2-H 1B					x 0-0 P6		x 0-0 F7		4 0 2 1 0 0 0	
Graig Nettles, L (1, 5) OBP: 0.352, SLG: 0.424	0-0 G3					x 0-0 L3		S S 0-3 K		3 0 0 1 0 1 1	
Jim Spencer, L (1, 3) OBP: 0.324, SLG: 0.372						x 0-0 P6		x 0-0 5-3		4 1 1 0 0 0 1	
Bobby Brown, S (1, 8) OBP: 0.357, SLG: 0.538						x 0-0 F5	x 0-0 G3			4 0 0 0 0 0 2	
Rick Cerone, R (1, 2) Johnny Oates, L (6, 2)						x 0-0 SH1-3 2-3 1B		x 0-0 F9		2 0 1 0 0 0 0 2 0 0 0 0 0 0	
Bucky Dent, R (1, 6) OBP: 0.333, SLG: 0.395						x 0-0 SH1-3		x 0-0 FC5-4 1B		2 0 1 1 0 0 0	
Inning Stats	R: 1 H: 1 E: 0 LOB: 1 K: 0 BB: 1 S: 4 P: 8	R: 1 H: 2 E: 0 LOB: 2 K: 0 BB: 1 S: 5 P: 9	R: 1 H: 1 E: 0 LOB: 1 K: 0 BB: 1 S: 4 P: 8	R: 0 H: 0 E: 0 LOB: 0 K: 0 BB: 0 S: 3 P: 3	R: 0 H: 0 E: 0 LOB: 0 K: 0 BB: 0 S: 3 P: 3	R: 0 H: 0 E: 0 LOB: 0 K: 0 BB: 0 S: 3 P: 3	R: 0 H: 1 E: 0 LOB: 1 K: 0 BB: 0 S: 4 P: 4	R: 0 H: 0 E: 0 LOB: 0 K: 1 BB: 0 S: 5 P: 5	R: 0 H: 0 E: 0 LOB: 0 K: 0 BB: 0 S: 3 P: 3	1B: 4 SF: 1 2B: 1 SAC: 1 3B: 0 DP: 0 HR: 0 HBP: 0	WP: 0 PA: 35 PB: 0 SB: 2 CS: 0
PITCHER Renie Martin, R (1, 1) ERA: 3.61	IP WLS BF H R ER SO BB IBB HBP BLK WP HR S P ERA WHIP										
	9.0 W 35 5 3 3 1 3 0 0 0 0 0 0 34 46 3.00 0.889										

New York Yankees @ Kansas City Royals
Royals Stadium, Kansas City, MO
 Wed Jun 04 1980, 8:05 PM EDT
 Att. 27,234 - Unknown - 84 F

AB	30
R	3
H	5
RBI	3
BB	3
SO	1
LOB	10



Batter	1	2	3	4	5	6	7	8	9
Willie Wilson, S OBP: 0.332, SLG: 0.378 (1, 7)	0-0 G3	0-0 HR 1B		0-0 1B 1-2	0-0 FC5-4 1B		0-3 K		
Frank White, R OBP: 0.318, SLG: 0.359 (1, 4)	0-0 5-3	4-0 HR BB		0-3 K	0-0 FC5-4			0-0 P3	
George Brett, L OBP: 0.393, SLG: 0.573 (1, 5)	0-0 1B	0-0 HR		0-0 1B		0-3 K		0-0 4-3	
Darrell Porter, L OBP: 0.397, SLG: 0.495 (1, 10)	0-0 4-3	0-0 G3		4-0 FC1-4 IBB		4-0 BB		0-0 G3	
John Wathan, R OBP: 0.397, SLG: 0.435 (1, 2)		0-3 K	0-0 4-3	0-0 FC1-4		0-0 FC5-4 1B			
Willie Aikens, L OBP: 0.352, SLG: 0.352 (1, 3)		4-0 1B 3B BB	0-3 K2-3		0-0 1B 2B	0-0 1B			
Ralph LaCock, L OBP: 0.207, SLG: 0.188 (6, PR) (7, 3)		0-0 F9	0-0 L4		0-0 2B 6-3 1B	0-3 K			
Amos Otis, R OBP: 0.214, SLG: 0.143 (1, 8)		0-0 3B 1B		4-0 FC6-4 BB	0-0 6-3 1B 2B		0-0 F7		
Clint Hurdle, L OBP: 0.341, SLG: 0.495 (1, 9)		0-0 1B 3B		0-0 FC6-4 1B	0-0 6-3		0-0 P6		
U L Washington, S OBP: 0.330, SLG: 0.372 (1, 6)		1-1 1B 3B		1-2 1B	2-3 3-H				

Inning Stats	R: 0	H: 1	E: 0	K: 0	S: 4	LOB: 1	BB: 0	P: 4
	R: 6	H: 4	E: 0	K: 1	S: 9	LOB: 0	BB: 2	P: 17
	R: 0	H: 0	E: 0	K: 1	S: 5	LOB: 0	BB: 0	P: 5
	R: 1	H: 2	E: 0	K: 1	S: 7	LOB: 3	BB: 2	P: 15
	R: 2	H: 4	E: 0	K: 0	S: 6	LOB: 1	BB: 0	P: 6
	R: 0	H: 1	E: 0	K: 2	S: 8	LOB: 2	BB: 1	P: 12
	R: 0	H: 0	E: 0	K: 1	S: 5	LOB: 0	BB: 0	P: 5
	R: 0	H: 0	E: 0	K: 0	S: 3	LOB: 0	BB: 0	P: 3

PITCHER	IP	WLS	BF	H	R	ER	SO	BB	IBB	HBP	BLK	WP	HR	S	P	ERA	WHIP
Luis Tiant, R ERA: 6.0 (1, 1)	2.0	L	13	5	6	6	1	2	0	0	0	0	1	13	21	27.00	3.500
Ed Figueroa, R ERA: 5.33 (3, 1)	3.0		16	6	3	3	2	1	1	0	0	0	0	18	26	9.00	2.333
Rudy May, L ERA: 2.18 (6, 1)	3.0		11	1	0	0	3	1	0	0	0	0	0	16	20	0.00	0.667

AB R H RBI BB SO LOB

5	1	3	2	0	1	0
4	1	0	0	1	1	3
5	1	3	4	0	1	0
3	0	0	0	2	0	1
4	0	0	0	0	1	4
3	1	2	0	1	1	0
0	0	0	0	0	0	0
4	1	1	0	0	1	3
3	2	2	0	1	0	0
4	2	1	3	0	0	2

1B: 8	SF: 0	WP: 0	PA: 40
2B: 2	SAC: 0	PB: 0	
3B: 1	DP: 0	SB: 2	
HR: 1	HBP: 0	CS: 0	

New York Yankees @ Kansas City Royals
Royals Stadium, Kansas City, MO
 Wed Jun 04 1980, 8:05 PM EDT
 Att: 27,234 - Unknown - 84 F

livebaseballscorecards.com

AB	35
R	9
H	12
RBI	9
BB	5
SO	6
LOB	13



Batter	1	2	3	4	5	6	7	8	9	AB	R	H	RBI	BB	SO	LOB	TOP								
Willie Wilson, S (1, 7) OBP: 0.338, SLG: 0.380	0-0 6-3		4-0 HR BB		0-0 G6-4-3 1B	0-3 K		0-0 1-2 1B		4	2	2	0	1	1	2									
Frank White, R (1, 4) OBP: 0.320, SLG: 0.376	0-0 G3		0-0 HR		0-0 G6-4-3 1-2f	0-0 G6-4-3 1B		0-0 1-2 2-3 1B		5	1	2	3	0	0	3									
George Brett, L (1, 5) OBP: 0.393, SLG: 0.568	0-3 K		0-3 K		0-0 2B 1B	0-0 G6-4-3 1-2f		0-0 2-H 3-H 1B		5	1	2	2	0	2	3									
Darrell Porter, L (1, 10) OBP: 0.397, SLG: 0.485		0-0 G6-4-3 1B	0-3 K		4-0 2B 1-2 BB		0-3 K	0-0 4-3		4	0	1	0	1	2	1									
Willie Aikens, L (1, 3) OBP: 0.360, SLG: 0.363		4-0 G6-4-3 1-2 BB		0-0 L9	0-0 1-3 2-H 2B		0-0 FC6-4 1B		4-0 G6-4-3 BB	3	0	2	1	1	0	0									
Ralph LaCock, L (7, PR) OBP: 0.214, SLG: 0.188										0	0	0	0	1	0	0									
John Wathan, R (1, 2) OBP: 0.386, SLG: 0.422	0-0 G6-4-3 1-2f 2-3		0-0 1-3		0-0 6-3		0-0 FC6-4 1-2f S		0-0 G6-4-3 1-2f	5	0	0	0	0	0	6									
Amos Otis, R (1, 8) OBP: 0.234, SLG: 0.250	0-0 6-3		0-0 HR		0-0 1B 1B	0-0 K		0-0 L4		5	2	2	1	0	1	2									
Clint Hurdle, L (1, 9) OBP: 0.346, SLG: 0.504			0-0 4-3		0-0 2B			0-0 F7		4	0	2	1	0	0	0									
U L Washington, S (1, 6) OBP: 0.339, SLG: 0.386			0-0 HR 3B		0-3 K	4-0 1B 1B		4-0 1-6-3 1B BB		2	2	1	0	2	1	1									
Inning Stats	R: 0 E: 0 K: 1 S: 5	H: 0 LOB: 0 BB: 0 P: 5	R: 0 E: 0 K: 0 S: 3	H: 1 LOB: 1 BB: 1 P: 7	R: 3 E: 0 K: 2 S: 9	H: 2 LOB: 0 BB: 1 P: 13	R: 1 E: 0 K: 1 S: 7	H: 2 LOB: 1 BB: 0 P: 7	R: 1 E: 0 K: 0 S: 5	H: 3 LOB: 2 BB: 1 P: 9	R: 1 E: 0 K: 1 S: 7	H: 3 LOB: 2 BB: 1 P: 11	R: 0 E: 0 K: 2 S: 8	H: 1 LOB: 2 BB: 0 P: 8	R: 2 E: 0 K: 0 S: 5	H: 2 LOB: 1 BB: 1 P: 9	R: 0 E: 0 K: 0 S: 2	H: 0 LOB: 0 BB: 1 P: 6	1B: 9 2B: 2 3B: 1 HR: 2	SF: 0 SAC: 0 DP: 4 HBP: 0	WP: 0 PB: 0 SB: 5 CS: 0	PA: 43			
PITCHER	IP	WLS	BF	H	R	ER	SO	BB	IBB	HBP	BLK	WP	HR	S	P	ERA	WHIP								
Jim Kern, R (1, 1) ERA: 5.34	4.2	L	23	8	5	5	4	3	0	0	0	0	2	28	40	9.64	2.357								
Adrian Devine, R (5, 1) ERA: 4.76	0.1		4	2	1	1	0	1	0	0	0	0	0	3	7	27.00	9.000								
Sparky Lyle, L (6, 1) ERA: 2.92	2.0		7	2	0	0	3	0	0	0	0	0	0	13	13	0.00	1.000								
Bob Babcock, R (8, 1) ERA: 4.05	2.0		9	2	2	2	0	2	0	0	0	0	0	7	15	9.00	2.000								

Kansas City Royals @ Texas Rangers
Arlington Stadium, Arlington, TX

Thu Jun 05 1980, 8:05 PM EDT
Att. 16,512 - Unknown - 91 F

livebaseballscorecards.com

AB	37
R	8
H	14
RBI	8
BB	6
SO	7
LOB	18



Batter	1	2	3	4	5	6	7	8	9	AB R H RBI BB SO LOB
Mickey Rivers, L (1, 8) OBP: 0.303, SLG: 0.363 Pepe Frias, R (9, 6) OBP: 0.247, SLG: 0.282	0-0 E6 6-3 4-1		0-0 1B		0-0 4-3			0-3 K		4 0 1 0 0 1 2 0 0 0 0 0 0 0
Bump Wills, S (1, 4) OBP: 0.310, SLG: 0.325	0-0 4-1 1-2		0-0 4-3			0-0 F8		0-3 K		4 0 0 0 0 1 3
Al Oliver, L (1, 7) OBP: 0.352, SLG: 0.438	0-0 6-3 2-3			0-0 F8		0-3 K		0-0 1B		4 0 1 0 0 1 1
Rusty Staub, L (1, 10) OBP: 0.411, SLG: 0.636	0-0 4-3			0-0 5-3 1B		0-0 F7		0-0 F8		4 0 1 0 0 0 2
Richie Zisk, R (1, 9) OBP: 0.320, SLG: 0.490		0-3 K		0-0 5-3 1-2		0-0 F9		0-3 K		4 0 0 0 0 2 2
Pat Putnam, L (1, 3) OBP: 0.316, SLG: 0.379		0-3 K		0-0 P4		0-0 F7		0-0 F8		4 0 0 0 0 1 2
Jim Sundberg, R (1, 2) OBP: 0.389, SLG: 0.465		0-0 6-3			0-0 F7		0-0 P3			3 0 0 0 0 0 0
Dave Roberts, R (1, 5) OBP: 0.283, SLG: 0.267			0-0 F2		0-3 K		0-0 6-3			3 0 0 0 0 1 0
Bud Harrelson, S (1, 6) OBP: 0.324, SLG: 0.172 Jim Norris, L (8, PH) OBP: 0.329, SLG: 0.277 (9, 8)			0-0 L7		4-0 BB		4-0 BB			1 0 0 0 1 0 0 0 0 0 0 1 0 0

Inning Stats	R: 0 E: 1 K: 0 S: 4	H: 0 LOB: 1 BB: 0 P: 4	R: 0 E: 0 K: 2 S: 7	H: 0 LOB: 0 BB: 0 P: 7	R: 0 E: 0 K: 0 S: 4	H: 1 LOB: 1 BB: 0 P: 4	R: 0 E: 0 K: 0 S: 4	H: 1 LOB: 1 BB: 0 P: 4	R: 0 E: 0 K: 1 S: 5	H: 0 LOB: 1 BB: 1 P: 9	R: 0 E: 0 K: 1 S: 5	H: 0 LOB: 0 BB: 0 P: 5	R: 0 E: 0 K: 0 S: 3	H: 0 LOB: 0 BB: 0 P: 3	R: 0 E: 0 K: 2 S: 7	H: 0 LOB: 1 BB: 1 P: 11	R: 0 E: 0 K: 1 S: 6	H: 1 LOB: 1 BB: 0 P: 6	1B: 3 2B: 0 3B: 0 HR: 0	SF: 0 SAC: 0 DP: 0 HBP: 0
WP: 0 PB: 0 SB: 0 CS: 0	PA: 33	ERA: 0.00 WHIP: 0.556	ERA: 0.00 WHIP: 0.556	ERA: 0.00 WHIP: 0.556	ERA: 0.00 WHIP: 0.556	ERA: 0.00 WHIP: 0.556	ERA: 0.00 WHIP: 0.556	ERA: 0.00 WHIP: 0.556	ERA: 0.00 WHIP: 0.556	ERA: 0.00 WHIP: 0.556	ERA: 0.00 WHIP: 0.556	ERA: 0.00 WHIP: 0.556	ERA: 0.00 WHIP: 0.556	ERA: 0.00 WHIP: 0.556	ERA: 0.00 WHIP: 0.556	ERA: 0.00 WHIP: 0.556	ERA: 0.00 WHIP: 0.556	ERA: 0.00 WHIP: 0.556	ERA: 0.00 WHIP: 0.556	ERA: 0.00 WHIP: 0.556

PITCHER	IP	WLS	BF	H	R	ER	SO	BB	IBB	HBP	BLK	WP	HR	S	P	ERA	WHIP
Dennis Leonard, R (1, 1) ERA: 5.28	9.0	W	33	3	0	0	7	2	0	0	0	0	0	45	53	0.00	0.556


BOTTOM

Kansas City Royals @ Texas Rangers
Arlington Stadium, Arlington, TX

Thu Jun 05 1980, 8:05 PM EDT
Att: 16,512 - Unknown - 91 F

livebaseballscorecards.com

AB	31
R	0
H	3
RBI	0
BB	2
SO	7
LOB	12



Batter	1	2	3	4	5	6	7	8	9	AB R H RBI BB SO LOB	TOP																								
Willie Wilson, S (1, 7) OBP: 0.339, SLG: 0.385	0-0 6-3	0-0 P3			0-0 1B 2B		0-0 1B 1B		0-0 FC4-6 1-2f	5 2 2 0 0 0 3	Kansas City Royals @ Texas Rangers Arlington Stadium, Arlington, TX Fri Jun 06 1980, 8:05 PM EDT Att. 26,367 - Unknown - 93 F																								
U L Washington, S (1, 6) OBP: 0.340, SLG: 0.386	0-0 6-3		0-0 P4		0-0 2B 1B		0-0 1B	0-3 K	5 1 2 2 0 1 1																										
George Brett, L (1, 5) OBP: 0.401, SLG: 0.579	0-0 BB 1B		0-0 1B 1B		0-0 1B 2B		0-0 3-1		4 1 3 1 0 0 0																										
Amos Otis, R (1, 8) OBP: 0.275, SLG: 0.279	4-0 1-2 BB		0-0 1B G4-6-3		0-0 1B 2-H		0-3 K		3 0 2 1 1 1 0																										
Darrell Porter, L (1, 10) OBP: 0.384, SLG: 0.467	0-0 F7		0-0 G4-6-3 1-2f		0-0 L7		0-3 K		4 0 0 0 0 1 5																										
John Wathan, R (1, 2) OBP: 0.388, SLG: 0.420		0-0 1B S		4-0 BB G4-6-3	0-0 B1-3		0-3 K		3 0 1 0 1 1 1																										
Willie Aikens, L (1, 3) OBP: 0.358, SLG: 0.357		4-0 BB BB		0-0 G4-6-3 1-2f		0-3 K		3 0 0 0 1 2 1	AB 35 R 4 H 11 RBI 4 BB 3 SO 9 LOB 15																										
Ralph LaCock, L (8, 3) OBP: 0.214, SLG: 0.188		1-2 BB		0-0 1-2f		0-3 K		0 0 0 0 0 0 0																											
Rusty Torres, S (1, 9) OBP: 0.333, SLG: 0.161		0-3 K		0-0 5-3		0-0 5-3		0-3 K	3 0 0 0 0 1 2																										
Dave Chalk, R (9, PH) OBP: 0.328, SLG: 0.357									1 0 0 0 0 1 0																										
Clint Hurdle, L (9, 9) OBP: 0.346, SLG: 0.504									0 0 0 0 0 0 0																										
Frank White, R (1, 4) OBP: 0.319, SLG: 0.373		0-3 K			0-0 F8	0-0 F8		0-0 FC4-6 1B	4 0 1 0 0 1 2																										
Inning Stats	R: 0 E: 0 K: 0 S: 4	H: 1 LOB: 2 BB: 1 P: 8	R: 0 E: 0 K: 2 S: 8	H: 1 LOB: 2 BB: 1 P: 12	R: 0 E: 0 K: 0 S: 4	H: 2 LOB: 1 BB: 0 P: 4	R: 0 E: 0 K: 0 S: 2	H: 0 LOB: 0 BB: 1 P: 6	R: 3 E: 0 K: 0 S: 7	H: 4 LOB: 1 BB: 0 P: 7	R: 0 E: 0 K: 1 S: 5	H: 0 LOB: 0 BB: 0 P: 5	R: 1 E: 0 K: 1 S: 6	H: 2 LOB: 0 BB: 0 P: 6	R: 0 E: 0 K: 3 S: 9	H: 0 LOB: 0 BB: 0 P: 9	R: 0 E: 0 K: 2 S: 8	H: 1 LOB: 1 BB: 0 P: 8	1B: 9 2B: 2 3B: 0 HR: 0	SF: 0 SAC: 0 DP: 2 HBP: 0	WP: 0 PB: 0 SB: 2 CS: 0	PA: 38													
PITCHER Jon Matlack, L (1, 1) ERA: 3.12	IP 9.0	WLS L	BF 38	H 11	R 4	ER 4	SO 9	BB 3	IBB 0	HBP 0	BLK 0	WP 0	HR 0	S 53	P 65	ERA 4.00	WHIP 1.556	PITCHER	IP 9.0	WLS L	BF 38	H 11	R 4	ER 4	SO 9	BB 3	IBB 0	HBP 0	BLK 0	WP 0	HR 0	S 53	P 65	ERA 4.00	WHIP 1.556

livebaseballscorecards.com



Batter	1	2	3	4	5	6	7	8	9	AB	R	H	RBI	BB	SO	LOB
Mickey Rivers, L OBP: 0.298, SLG: 0.357 (1, 8)	F9		G3		1-3		FC5-4			4	0	0	0	0	0	2
Bump Wills, S OBP: 0.304, SLG: 0.319 (1, 4)	5-3		4-3			L6		5-3		4	0	0	0	0	0	0
Al Oliver, L OBP: 0.355, SLG: 0.436 (1, 7)	BB		F8			4-3		1B		3	0	1	0	1	0	0
John Ellis, R OBP: 0.354, SLG: 0.333 (1, 3)	P4			6-3		1B		F4		2	0	0	0	1	0	1
Jim Norris, L OBP: 0.329, SLG: 0.277 (6, PR)						BB				0	0	0	0	0	0	0
Rusty Staub, L OBP: 0.404, SLG: 0.625 (8, PH)						BB				1	0	0	0	0	0	1
Pat Putnam, L OBP: 0.316, SLG: 0.379 (9, 3)										0	0	0	0	0	0	0
Richie Zisk, R OBP: 0.324, SLG: 0.491 (1, 10)				4-3				6-3		4	0	2	0	0	0	1
Bill Sample, R OBP: 0.323, SLG: 0.259 (1, 9)		G5-4-3		F7			1-2	1B		3	0	0	0	1	0	3
Jim Sundberg, R OBP: 0.391, SLG: 0.463 (1, 2)							F9			3	1	1	0	1	0	1
Dave Roberts, R OBP: 0.298, SLG: 0.367 (1, 5)								FC5-4		4	1	2	2	0	0	2
Bud Harrelson, S OBP: 0.316, SLG: 0.167 (1, 6)								L7		4	1	2	2	0	0	2
Danny Walton, R OBP: 0.385, SLG: 0.200 (5, PH)								L4		1	0	0	0	0	1	0
Pepe Frias, R OBP: 0.243, SLG: 0.278 (5, PR)								F7		1	0	0	0	0	0	1
Johnny Grubb, L OBP: 0.320, SLG: 0.262 (9, PH)								K		1	0	0	0	0	1	1

Inning Stats	R: 0	H: 0	E: 0	K: 0	S: 3	R: 2	H: 2	E: 0	K: 1	S: 6	R: 0	H: 0	E: 0	K: 0	S: 3	R: 0	H: 0	E: 0	K: 0	S: 3	R: 0	H: 2	E: 0	K: 0	S: 4	R: 0	H: 1	E: 0	K: 0	S: 4	R: 0	H: 1	E: 0	K: 0	S: 4	R: 0	H: 1	E: 0	K: 0	S: 4	R: 0	H: 0	E: 0	K: 1	S: 5	R: 0	H: 0	E: 0	K: 1	S: 5	1B: 5	SF: 0	2B: 1	SAC: 0	3B: 0	DP: 1	HR: 1	HBP: 0	WP: 1	PA: 36
--------------	------	------	------	------	------	------	------	------	------	------	------	------	------	------	------	------	------	------	------	------	------	------	------	------	------	------	------	------	------	------	------	------	------	------	------	------	------	------	------	------	------	------	------	------	------	------	------	------	------	------	-------	-------	-------	--------	-------	-------	-------	--------	-------	--------

PITCHER	IP	WLS	BF	H	R	ER	SO	BB	IBB	HBP	BLK	WP	HR	S	P	ERA	WHIP
Paul Splittorf, L ERA: 4.43 (1, 1)	6.0	W	25	6	2	2	1	3	0	0	0	0	1	24	36	3.00	1.500
Gary Christenson, L ERA: 4.87 (7, 1)	2.0		8	1	0	0	0	1	0	0	0	0	0	7	11	0.00	1.000
Dan Quisenberry, R ERA: 2.32 (9, 1)	1.0	S	3	0	0	0	1	0	0	0	0	1	0	5	5	0.00	0.000

BOTTOM

Kansas City Royals @ Texas Rangers
Arlington Stadium, Arlington, TX
Fri Jun 06 1980, 8:05 PM EDT
Att: 26,367 - Unknown - 93 F

livebaseballscorecards.com

AB	32
R	2
H	7
RBI	2
BB	4
SO	2
LOB	13



Batter	1	2	3	4	5	6	7	8	9	AB R H RBI BB SO LOB	TOP											
Willie Wilson, S (1, 7) OBP: 0.340, SLG: 0.383 Rusty Torres, S (8, 7) OBP: 0.333, SLG: 0.161	0-0 6-3 1B	0-3 K		0-0 1-2 2-H 1B		1-0 G3 HBP		0-3 K		4 0 1 1 0 2 1 0 0 0 0 0 0 0	<p>Kansas City Royals @ Texas Rangers Arlington Stadium, Arlington, TX</p> <p>Sat Jun 07 1980, 8:05 PM EDT Att. 24,530 - Unknown</p> <p>livebaseballscorecards.com</p>											
Hal McRae, R (1, 10) OBP: 0.320, SLG: 0.465	0-0 G4-3 1B		0-0 F7	0-0 F7		0-0 G3		4-0 BB		4 0 1 0 1 0 3												
George Brett, L (1, 5) OBP: 0.396, SLG: 0.564	0-0 G4-3 1-2f		0-0 4-3		0-0 F7	4-0 BB BB		0-3 K		4 0 0 0 1 1 2												
Darrell Porter, L (1, 2) OBP: 0.377, SLG: 0.450		0-0 4-3	0-3 K		4-0 BB 3B BB	0-0 F7		0-0 F8		4 1 0 0 1 1 2												
Amos Otis, R (1, 8) OBP: 0.286, SLG: 0.277		4-0 1B HR BB		0-0 1-3 1B 1B	0-0 F7		0-0 6-3	0-3 K		4 2 1 0 1 1 1												
Willie Aikens, L (1, 3) OBP: 0.364, SLG: 0.360 Ralph LaCock, L (9, 3) OBP: 0.214, SLG: 0.188		0-0 1-3 HR 1B		0-0 1-2 1-3	4-0 1-2 3B BB		0-0 FC6-4 1B	0-3 K		4 2 2 0 1 1 1 0 0 0 0 0 0 0												
Clint Hurdle, L (1, 9) OBP: 0.351, SLG: 0.547		0-0 1-H 3-H HR		0-0 P5	0-0 1-H 2-H 3B		0-3 K			4 1 2 5 0 1 2												
Frank White, R (1, 4) OBP: 0.318, SLG: 0.371		0-0 F3		0-0 2-H 1B 1B	0-0 F3		0-0 FC6-4 1-2f			4 1 1 1 0 0 2												
U L Washington, S (1, 6) OBP: 0.339, SLG: 0.379		0-0 E5		4-0 1-2 1B BB		0-0 4-3		0-0 L6		3 0 0 0 1 0 0												
Inning Stats	R: 0 E: 0 K: 0 S: 3	H: 1 LOB: 0 BB: 0 P: 3	R: 3 E: 1 K: 1 S: 8	H: 2 LOB: 1 BB: 1 P: 12	R: 0 E: 0 K: 1 S: 5	H: 0 LOB: 0 BB: 0 P: 5	R: 2 E: 0 K: 0 S: 6	H: 3 LOB: 2 BB: 1 P: 10	R: 2 E: 0 K: 0 S: 4	H: 1 LOB: 1 BB: 2 P: 12		R: 0 E: 0 K: 0 S: 3	H: 0 LOB: 2 BB: 1 P: 8	R: 0 E: 0 K: 1 S: 6	H: 1 LOB: 1 BB: 0 P: 6	R: 0 E: 0 K: 2 S: 7	H: 0 LOB: 1 BB: 1 P: 11	R: 0 E: 0 K: 2 S: 7	H: 0 LOB: 0 BB: 0 P: 7	1B: 6 2B: 0 3B: 1 HR: 1	SF: 0 SAC: 0 DP: 1 HBP: 1	WP: 0 PB: 0 SB: 1 CS: 0
PITCHER	IP WLS BF H R ER SO BB IBB HBP BLK WP HR S P ERA WHIP																					
Gaylord Perry, R (1, 1) ERA: 4.02	4.0 L 20 6 5 5 2 2 0 0 0 0 0 1 22 30 11.25 2.000																					
Dave Rajsich, L (5, 1) ERA: 6.59	0.2 5 1 2 2 0 2 0 0 0 0 0 0 3 11 27.00 4.500																					
Brian Allard, R (5, 1) ERA:	4.1 17 1 0 0 5 2 0 1 0 0 0 0 24 33 0.00 0.692																					

AB	35
R	7
H	8
RBI	7
BB	6
SO	7
LOB	14



Batter	1	2	3	4	5	6	7	8	9	AB R H RBI BB SO LOB
Bump Wills, S (1, 4) OBP: 0.299, SLG: 0.313	0-3 K		0-0 P6		0-0 G3		0-0 4-3			4 0 0 0 0 1 1
Mickey Rivers, L (1, 8) OBP: 0.297, SLG: 0.359	0-0 4-3		0-0 L9		0-0 L7			0-0 2B		4 0 1 0 0 0 1
Al Oliver, L (1, 7) OBP: 0.362, SLG: 0.442	0-0 1B		0-0 1B			0-0 2B SF8 1B		0-0 L5		4 1 3 0 0 0 1
Rusty Staub, L (1, 10) OBP: 0.377, SLG: 0.583	0-0 F7		0-0 F9			0-0 F9		0-0 F7		4 0 0 0 0 0 4
Richie Zisk, R (1, 9) OBP: 0.328, SLG: 0.497		0-0 4-3 E 1B		0-0 4-3		0-0 1-3 2B		0-0 F7		4 1 2 0 0 0 1
John Ellis, R (9, 2) OBP: 0.354, SLG: 0.333										0 0 0 0 0 0 0
Pat Putnam, L (1, 3) OBP: 0.308, SLG: 0.371		0-0 4-3		0-0 F9		0-0 SF8		0-0 F8		3 0 0 1 0 0 1
Jim Sundberg, R (1, 2) OBP: 0.385, SLG: 0.454		0-3 K		0-0 5-3		0-3 K		0-0 F8		3 0 0 0 0 2 2
Jim Norris, L (9, 9) OBP: 0.325, SLG: 0.273										1 0 0 0 0 0 0
Dave Roberts, R (1, 5) OBP: 0.328, SLG: 0.385		0-0 1B			0-0 G3 G3 1B		0-0 P3		4-0 FC6-4 BB	3 0 2 1 1 0 0
Bud Harrelson, S (1, 6) OBP: 0.308, SLG: 0.161		0-0 5-3			0-0 G3		0-3 K		0-0 FC6-4	1 0 0 0 0 0 1
Johnny Grubb, L (5, PH) OBP: 0.316, SLG: 0.258										1 0 0 0 0 0 1
Pepe Frias, R (6, 6) OBP: 0.237, SLG: 0.270									1-2	2 0 0 0 0 1 1

Inning Stats	R: 0 H: 1 E: 0 K: 1 S: 6	H: 1 LOB: 1 BB: 0 P: 6	R: 1 H: 2 E: 1 K: 1 S: 7	H: 2 LOB: 1 BB: 0 P: 7	R: 0 H: 1 E: 0 K: 0 S: 4	H: 1 LOB: 1 BB: 0 P: 4	R: 0 H: 0 E: 0 K: 0 S: 3	H: 0 LOB: 0 BB: 0 P: 3	R: 0 H: 1 E: 0 K: 1 S: 4	H: 2 LOB: 1 BB: 0 P: 7	R: 0 H: 0 E: 0 K: 1 S: 5	H: 0 LOB: 0 BB: 0 P: 5	R: 0 H: 1 E: 0 K: 0 S: 4	H: 1 LOB: 1 BB: 0 P: 4	R: 0 H: 0 E: 0 K: 0 S: 3	H: 0 LOB: 1 BB: 1 P: 7	1B: 6 SF: 1 2B: 2 SAC: 0 3B: 0 DP: 0 HR: 0 HBP: 0
--------------	--------------------------	------------------------	--------------------------	------------------------	--------------------------	------------------------	--------------------------	------------------------	--------------------------	------------------------	--------------------------	------------------------	--------------------------	------------------------	--------------------------	------------------------	---

PITCHER Rich Gale, R (1, 1) ERA: 5.11	IP 9.0 WLS 9 W BF 36 H 8 R 2 ER 1 SO 4 BB 1 IBB 0 HBP 0 BLK 0 WP 0 HR 0 S 43 P 47 ERA 1.00 WHIP 1.000	PITCHER IP 9.0 WLS 9 W BF 36 H 8 R 2 ER 1 SO 4 BB 1 IBB 0 HBP 0 BLK 0 WP 0 HR 0 S 43 P 47 ERA 1.00 WHIP 1.000	WP: 0 PA: 36 PB: 0 SB: 0 CS: 0
---	---	--	--------------------------------

Kansas City Royals @ Texas Rangers
Arlington Stadium, Arlington, TX
Sat Jun 07 1980, 8:05 PM EDT
Att. 24,530 - Unknown

AB	34
R	2
H	8
RBI	2
BB	1
SO	4
LOB	14



Batter	1	2	3	4	5	6	7	8	9	AB R H RBI BB SO LOB	TOP						
Willie Wilson, S OBP: 0.345, SLG: 0.387 (1, 7) X	0-0 FC6-5-4 1B		0-0 L7-3 1B	0-0 G4-6-3 1B			0-0 G3 2		0-0 F8 2	5 0 3 0 0 0 0							
U L Washington, S OBP: 0.335, SLG: 0.374 (1, 6) X	0-0 FC6-5-4 1-3 CS 1B		0-0 L7-3 1-2 1B	0-0 G4-6-3 1-2f 1B			0-0 F8 3		0-0 HR 1B	5 1 1 0 0 0 5							
George Brett, L OBP: 0.401, SLG: 0.589 (1, 5) X	0-0 E 1-2 2B		0-0 1B 1B		0-0 6-3 1			0-0 6-3 1 X	0-0 HR 1-H HR	5 1 3 2 0 0 0							
Darrell Porter, L OBP: 0.385, SLG: 0.452 (1, 10) B B B	4-0 E BB		0-0 1-3 1B		0-0 F7 2			0-0 1B 1B	0-0 F8 3	4 1 2 0 1 0 0							
Amos Otis, R OBP: 0.283, SLG: 0.275 (1, 8) X	0-0 E6 1-2 2-3		0-0 F8 3		0-0 F7 3			0-0 1B 1B 1-2		4 1 1 0 0 0 4							
Willie Aikens, L OBP: 0.358, SLG: 0.354 (1, 3) X	0-0 F8 3			0-0 F7 1		0-0 F7 1		0-0 1B 1B 1-2 2-H		3 0 0 0 0 0 3							
Hal McRae, R OBP: 0.325, SLG: 0.470 (8, PH)										1 0 1 1 0 0 0							
Jerry Terrell, R OBP: 0.091, SLG: 0.091 (8, PR)										0 0 0 0 0 0 0							
Ralph LaCock, L OBP: 0.214, SLG: 0.188 (8, 3)										0 0 0 0 0 0 0							
John Wathan, R OBP: 0.391, SLG: 0.422 (1, 2)		0-3 K 1		0-0 1B 1B		0-0 1-3 2		0-0 1-2 2-H 1B		4 1 2 1 0 1 0							
Clint Hurdle, L OBP: 0.351, SLG: 0.542 (1, 9)		0-3 K 1		0-0 1B 1B		0-0 6-3 3		0-0 G4-3 1B		3 0 1 0 0 1 0							
Frank White, R OBP: 0.316, SLG: 0.369 (8, 4)				1-2 1B				0-0 G4-3 1-2f 1B		1 0 0 0 0 0 2							
Dave Chalk, R OBP: 0.328, SLG: 0.356 (1, 4)		0-0 6-3 3		0-0 1B 1B			0-0 F9 1		0-3 K 1	3 0 1 1 0 0 0							
Rusty Torres, S OBP: 0.333, SLG: 0.161 (8, 9)				1-3 2-H 1B						0 0 0 0 0 0 0							
Jamie Quirk, L OBP: 0.204, SLG: 0.283 (9, PH) (9, 9)										1 0 0 0 0 1 0							
Inning Stats	R: 0 H: 2 E: 1 LOB: 3 K: 0 BB: 1 S: 5 P: 9	R: 0 H: 0 E: 0 LOB: 0 K: 2 BB: 0 S: 7 P: 7	R: 0 H: 3 E: 0 LOB: 2 K: 0 BB: 0 S: 5 P: 5	R: 1 H: 4 E: 0 LOB: 2 K: 0 BB: 0 S: 6 P: 6	R: 0 H: 0 E: 0 LOB: 0 K: 0 BB: 0 S: 3 P: 3	R: 0 H: 0 E: 0 LOB: 0 K: 0 BB: 0 S: 3 P: 3	R: 0 H: 0 E: 0 LOB: 0 K: 0 BB: 0 S: 3 P: 3	R: 2 H: 4 E: 0 LOB: 2 K: 0 BB: 0 S: 6 P: 6	R: 2 H: 2 E: 0 LOB: 0 K: 1 BB: 0 S: 7 P: 7	1B: 13 SF: 0 2B: 2 SAC: 0 3B: 0 DP: 3 HR: 1 HBP: 0	WP: 0 PA: 40 PB: 0 SB: 1 CS: 1						
PITCHER	IP WLS BF H R ER SO BB IBB HBP BLK WP HR S P ERA WHIP																
Doc Medich, R ERA: 4.52 (1, 1)	7.1		32	11	3	3	2	1	0	0	0	0	0	35	39	3.68	1.636
Sparky Lyle, L ERA: 2.92 (8, 1)	0.0		2	2	0	0	0	0	0	0	0	0	0	2	2	∞	∞
Bob Babcock, R ERA: 5.4 (8, 1)	1.2	L	6	2	2	2	1	0	0	0	0	0	1	8	8	10.80	1.200

Kansas City Royals @ Texas Rangers
 Arlington Stadium, Arlington, TX
 Sun Jun 08 1980, 8:05 PM EDT
 Att. 16,179 - Unknown

livebaseballscorecards.com

AB 39
R 5
H 15
RBI 5
BB 1
SO 3
LOB 14



Batter	1	2	3	4	5	6	7	8	9	AB R H RBI BB SO LOB
Mickey Rivers, L OBP: 0.295, SLG: 0.356 (1, 8)	0-3 K 1-2 2-3 1B	0-0 FC6-4 1-2 2-3 1B		0-0 G3		0-0 3-1			0-0 6-3	5 0 1 0 0 1 2
Bump Wills, S OBP: 0.305, SLG: 0.316 (1, 4)	0-0 BB SF7 1B	0-0 FC6-4 1-2f 2-H 3-H 1B			0-0 6-3		0-0 E S 1B		4-0 BB BB BB BB 2B BB	4 2 2 1 1 0 1
Al Oliver, L OBP: 0.367, SLG: 0.446 (1, 7)	0-0 BB 1-2 1B	0-0 2-H 1B			0-0 F7		0-0 F7		0-0 2B 1-2 1B	5 0 3 0 0 0 1
Richie Zisk, R OBP: 0.331, SLG: 0.494 (1, 10)	4-0 1-2 2-3 BB		0-0 5-3		0-0 FC5-4 1B		0-3 K 1-3		0-0 1-3 2-H 2B	3 0 1 0 1 1 1 1 0 1 1 0 0 0
Rusty Staub, L OBP: 0.387, SLG: 0.607 (9, PH)										
John Ellis, R OBP: 0.337, SLG: 0.319 (1, 3)	0-0 SF7		0-0 F5		0-0 FC5-4 1-2f 1B		0-0 F9		4-0 G4-6-3 IBB	3 0 0 1 0 0 2 0 0 0 0 1 0 0
Pat Putnam, L OBP: 0.313, SLG: 0.371 (8, 3)										
Bill Sample, R OBP: 0.324, SLG: 0.263 (1, 9)	0-0 F9		0-0 1B			0-0 F8		0-0 SH2-4 1B	0-0 1-2f G4-6-3	3 0 1 0 0 0 2 2 0 1 0 0 0 3
Jim Norris, L OBP: 0.329, SLG: 0.279 (8, PH) (9, 9)										
Jim Sundberg, R OBP: 0.384, SLG: 0.452 (1, 2)		0-0 FC6-4 1B	0-0 F8			0-0 E6 6-3		0-0 SH2-4 1-2		3 0 1 0 0 0 1
Dave Roberts, R OBP: 0.308, SLG: 0.357 (1, 5)		0-0 FC6-4 1B 1-2f FC6-4 1B		0-0 F7		0-0 6-3		0-0 P5		4 1 0 0 0 0 3
Pepe Frias, R OBP: 0.253, SLG: 0.276 (1, 6)		0-0 E 1B		0-0 6-3		4-0 BB		0-3 K		2 1 1 0 1 0 0 1 0 0 0 0 1 1 0 0 0 0 0 0 0
Johnny Grubb, L OBP: 0.312, SLG: 0.254 (8, PH)										
Bud Harrelson, S OBP: 0.308, SLG: 0.161 (9, 6)										

Inning Stats	R: 1	H: 2	E: 0	K: 1	S: 7	LOB: 2	BB: 1	P: 11	R: 2	H: 4	E: 1	K: 0	S: 6	LOB: 2	BB: 0	P: 6	R: 0	H: 1	E: 0	K: 0	S: 4	LOB: 1	BB: 0	P: 4	R: 0	H: 0	E: 0	K: 0	S: 3	LOB: 0	BB: 0	P: 3	R: 0	H: 1	E: 0	K: 0	S: 4	LOB: 1	BB: 0	P: 4	R: 0	H: 0	E: 1	K: 0	S: 4	LOB: 2	BB: 1	P: 8	R: 0	H: 1	E: 0	K: 1	S: 6	LOB: 1	BB: 0	P: 6	R: 0	H: 1	E: 0	K: 1	S: 6	LOB: 1	BB: 0	P: 6	R: 1	H: 2	E: 0	K: 0	S: 4	LOB: 2	BB: 2	P: 12	1B: 11	SF: 1	3B: 0	HR: 0
--------------	------	------	------	------	------	--------	-------	-------	------	------	------	------	------	--------	-------	------	------	------	------	------	------	--------	-------	------	------	------	------	------	------	--------	-------	------	------	------	------	------	------	--------	-------	------	------	------	------	------	------	--------	-------	------	------	------	------	------	------	--------	-------	------	------	------	------	------	------	--------	-------	------	------	------	------	------	------	--------	-------	-------	--------	-------	-------	-------


PITCHER	IP	WLS	BF	H	R	ER	SO	BB	IBB	HBP	BLK	WP	HR	S	P	ERA	WHIP
Larry Gura, L ERA: 2.31 (1, 1)	7.0		32	9	3	3	2	2	0	0	0	0	0	34	42	3.86	1.571
Marty Pattin, R ERA: 3.41 (8, 1)	0.2		3	1	0	0	0	0	0	0	0	0	0	3	3	0.00	1.500
Gary Christenson, L ERA: 5.14 (8, 1)	0.2	W	4	1	1	1	1	1	0	0	0	0	0	5	9	13.50	3.000
Dan Quisenberry, R ERA: 2.28 (9, 1)	0.2	S	3	1	0	0	0	0	1	0	0	0	0	2	6	0.00	1.500

BOTTOM

Kansas City Royals @ Texas Rangers
Arlington Stadium, Arlington, TX

Sun Jun 08 1980, 8:05 PM EDT
Att. 16,179 - Unknown

AB	36
R	4
H	12
RBI	3
BB	4
SO	3
LOB	17



WP	PA	ERA	WHIP
0	42		

Kansas City Royals @ Cleveland Indians
 Cleveland Municipal Stadium, Cleveland, OH

Tue Jun 10 1980, 7:05 PM EDT
 Att: 6,061 - Unknown - 55 F

livebaseballscorecards.com

AB	37
R	8
H	13
RBI	8
BB	6
SO	9
LOB	19



WP:	0	PA:	44
PB:	0		
SB:	5		
CS:	0		

Batter	1	2	3	4	5	6	7	8	9	AB	R	H	RBI	BB	SO	LOB
Willie Wilson, S OBP: 0.346, SLG: 0.392 (1, 7) (9, 8)	0-0 4-3		0-0 1B	0-3 K		0-0 6-3		0-0 2B		5	1	2	0	0	1	1
Hal McRae, R OBP: 0.328, SLG: 0.467 (1, 10)	0-3 K		0-0 1B	0-0 F9			0-0 1B 1B 2B 1B	0-3 K		5	1	2	2	0	2	2
George Brett, L OBP: 0.407, SLG: 0.609 Dave Chalk, R OBP: 0.329, SLG: 0.355 (1, 5) (3, PR) (3, 5)	0-0 HR		4-0 HR	0-0 F3			0-0 1B 2B 1B	0-3 K		1	1	1	1	1	0	0
Darrell Porter, L OBP: 0.386, SLG: 0.445 (1, 2)	0-0 F8		0-0 4-3		0-0 4-3		0-0 2B 1B	4-0 BB		4	1	1	0	1	0	1
Willie Aikens, L OBP: 0.369, SLG: 0.385 (1, 3)		4-0 BB	0-0 HR		0-0 1B		0-0 2B	0-3 K		4	1	3	4	1	1	2
Amos Otis, R OBP: 0.277, SLG: 0.268 Rusty Torres, S OBP: 0.333, SLG: 0.161 (1, 8) (9, 7)		0-3 K	0-0 1B	0-0 F9			0-0 F4		0-3 K	5	0	1	0	0	2	4
Clint Hurdle, L OBP: 0.360, SLG: 0.537 (1, 9)		0-0 F7	4-0 IBB	0-0 F8			4-0 IBB		0-0 1B	3	0	1	0	2	0	2
Frank White, R OBP: 0.309, SLG: 0.362 (1, 4)		0-0 F8	0-0 F8			0-0 5-3	0-0 SF7		0-3 K	4	0	0	1	0	1	3
U L Washington, S OBP: 0.338, SLG: 0.374 (1, 6)			0-0 1B	4-0 BB		0-3 K	0-0 4-3			3	1	1	0	1	1	2

Inning Stats	R: 1	H: 1	E: 0	K: 1	S: 6	LOB: 0	BB: 0	P: 6	R: 0	H: 0	E: 0	K: 1	S: 5	LOB: 1	BB: 1	P: 9	R: 4	H: 5	E: 0	K: 0	S: 7	LOB: 2	BB: 2	P: 15	R: 0	H: 0	E: 0	K: 1	S: 5	LOB: 1	BB: 1	P: 9	R: 0	H: 1	E: 0	K: 0	S: 4	LOB: 1	BB: 0	P: 4	R: 0	H: 0	E: 0	K: 1	S: 5	LOB: 0	BB: 0	P: 5	R: 3	H: 4	E: 0	K: 0	S: 7	LOB: 2	BB: 1	P: 11	R: 0	H: 1	E: 0	K: 3	S: 10	LOB: 2	BB: 1	P: 14	R: 0	H: 1	E: 0	K: 2	S: 7	LOB: 0	BB: 0	P: 7	1B: 9	SF: 1	2B: 2	SAC: 0	3B: 0	DP: 0	HR: 2	HBP: 0	WP: 0	PA: 44
--------------	------	------	------	------	------	--------	-------	------	------	------	------	------	------	--------	-------	------	------	------	------	------	------	--------	-------	-------	------	------	------	------	------	--------	-------	------	------	------	------	------	------	--------	-------	------	------	------	------	------	------	--------	-------	------	------	------	------	------	------	--------	-------	-------	------	------	------	------	-------	--------	-------	-------	------	------	------	------	------	--------	-------	------	-------	-------	-------	--------	-------	-------	-------	--------	-------	--------

PITCHER	IP	WLS	BF	H	R	ER	SO	BB	IBB	HBP	BLK	WP	HR	S	P	ERA	WHIP
Len Barker, R ERA: 4.5 (1, 1)	3.0	L	18	6	5	5	2	3	1	0	0	0	2	18	34	15.00	3.000
Bob Owchinko, L ERA: 6.03 (4, 1)	3.0		14	5	3	3	2	0	0	0	0	0	0	18	18	9.00	1.667
Victor Cruz, R ERA: 4.23 (7, 1)	1.0		4	0	0	0	0	0	1	0	0	0	0	3	7	0.00	0.000
Sid Monge, L ERA: 4.1 (8, 1)	2.0		8	2	0	0	5	1	0	0	0	0	0	17	21	0.00	1.500

Batter	1	2	3	4	5	6	7	8	9	AB	R	H	RBI	BB	SO	LOB
Miguel Dilone, S OBP: 0.361, SLG: 0.424 (1, 7)	0-0 6-3		0-0 FC4-6 1B		0-0 4-3		0-0 F7	0-0 FC6-4		5	0	1	0	0	0	2
Jorge Orta, L OBP: 0.412, SLG: 0.421 (1, 9)	4-0 E E BB		0-0 F7		4-0 BB E 1B BB		0-0 F8 2B		0-0 F7	3	2	1	0	2	0	1
Mike Hargrove, L OBP: 0.408, SLG: 0.390 (1, 3)	0-3 K 1-3		0-0 FC4-6 1-2f		0-0 BB E 1B		0-0 F8 2-3		0-0 1-3	5	1	1	0	0	1	3
Cliff Johnson, R OBP: 0.333, SLG: 0.423 (1, 10)	0-0 E4		0-0 F5		4-0 E BB		0-0 F9		0-0 F7	1	0	0	0	0	0	0
Dell Alston, L OBP: 0.265, SLG: 0.300 (1, PR)					1-2 2-3					1	0	0	0	0	0	1
Joe Charboneau, R OBP: 0.341, SLG: 0.452 (5, PH)										2	0	0	0	1	0	1
Ron Hassey, L OBP: 0.360, SLG: 0.428 (1, 2)	0-0 F7			0-0 4-3	0-0 E6			0-0 6-3		4	0	0	0	0	0	2
Toby Harrah, R OBP: 0.329, SLG: 0.328 (1, 5)		0-0 F8		0-0 PB 2B	0-0 F7			0-0 E5 1B		4	1	1	0	0	0	2
Rick Manning, L OBP: 0.349, SLG: 0.260 (1, 8)		0-0 F9		0-0 F4		0-0 F8		0-0 1B 1-2 1B		4	0	1	0	0	0	1
Dave Rosello, R OBP: 0.268, SLG: 0.378 (1, 4)		0-0 1B		0-0 F9 2-3		0-0 F4		0-3 K		4	0	1	0	0	1	3
Jerry Dybzinski, R OBP: 0.296, SLG: 0.373 (1, 6)		0-0 1-3			0-0 F7	0-0 F8		0-0 FC6-4 1-3 2-H 1B		4	0	1	1	0	0	1

Inning Stats	R: 1	H: 0	E: 2	K: 1	S: 6	H: 0	LOB: 1	BB: 1	P: 10	R: 0	H: 1	E: 0	K: 0	S: 4	H: 1	LOB: 1	BB: 0	P: 4	R: 0	H: 1	E: 0	K: 0	S: 4	H: 1	LOB: 1	BB: 0	P: 4	R: 2	H: 1	E: 1	K: 0	S: 5	H: 0	LOB: 0	BB: 0	P: 3	R: 0	H: 1	E: 0	K: 0	S: 4	H: 1	LOB: 1	BB: 0	P: 4	R: 1	H: 2	E: 1	K: 1	S: 8	H: 2	LOB: 2	BB: 0	P: 8	R: 0	H: 0	E: 0	K: 0	S: 3	H: 0	LOB: 0	BB: 0	P: 3	R: 0	H: 0	E: 0	K: 0	S: 3	H: 0	LOB: 0	BB: 0	P: 3	R: 0	H: 0	E: 0	K: 0	S: 3	H: 0	LOB: 0	BB: 0	P: 3
--------------	------	------	------	------	------	------	--------	-------	-------	------	------	------	------	------	------	--------	-------	------	------	------	------	------	------	------	--------	-------	------	------	------	------	------	------	------	--------	-------	------	------	------	------	------	------	------	--------	-------	------	------	------	------	------	------	------	--------	-------	------	------	------	------	------	------	------	--------	-------	------	------	------	------	------	------	------	--------	-------	------	------	------	------	------	------	------	--------	-------	------

PITCHER	IP	WLS	BF	H	R	ER	SO	BB	IBB	HBP	BLK	WP	HR	S	P	ERA	WHIP
Renie Martin, R ERA: 3.34 (1, 1)	4.2		23	4	3	0	1	3	0	0	0	0	0	22	34	0.00	1.500
Marty Pattin, R ERA: 3.11 (5, 1)	3.1	W	14	3	1	0	1	0	0	0	0	0	0	16	16	0.00	0.900
Gary Christenson, L ERA: 4.91 (9, 1)	1.0		3	0	0	0	0	0	0	0	0	0	0	3	3	0.00	0.000

BOTTOM

Kansas City Royals @ Cleveland Indians
Cleveland Municipal Stadium, Cleveland, OH

Tue Jun 10 1980, 7:05 PM EDT
Att. 6,061 - Unknown - 55 F

livebaseballscorecards.com

AB	37
R	4
H	7
RBI	1
BB	3
SO	2
LOB	17



WP	PA	ERA	WHIP
0	40		

Batter	1	2	3	4	5	6	7	8	9	AB R H RBI BB SO LOB	TOP	
Willie Wilson, S OBP: 0.344, SLG: 0.392 (1, 7) X	0-0 1-3 ① X 	0-0 5-3 ② 		X 0-0 2B 		X 0-0 6-3 ② 		X 0-0 F8 ① 	5 0 1 0 0 0 0			
U L Washington, S OBP: 0.335, SLG: 0.369 (1, 6) X	0-0 BB 1B 	0-0 6-3 ③ 		X 0-0 F8 ① 		X 0-0 4-3 ③ 		X 0-0 F7 ② 	5 1 1 0 0 0 1			
Hal McRae, R OBP: 0.331, SLG: 0.455 (1, 10) B B B	4-0 FC4-6 1B BB 		B B B 4-0 BB PB SF9 BB 	X 0-0 6-3 ② 		X 0-0 F8 ① 		X 0-0 F9 ③ 	3 2 0 0 2 0 1			
Amos Otis, R OBP: 0.290, SLG: 0.271 (1, 8) X	0-0 FC4-6 1B 		B B B 4-0 SF9 BB 	S S S 0-3 K ③ 		X 0-0 F9 ② 			3 0 1 1 1 1 1			
Darrell Porter, L OBP: 0.382, SLG: 0.434 (1, 2) X	0-0 FC4-6 1B 		X 0-0 F7 ① 		X 0-0 G3 ① 		B B B 4-0 BB 			3 1 0 0 1 0 4		
Willie Aikens, L OBP: 0.371, SLG: 0.384 (1, 3) X	0-0 1B 		B B B 4-0 1-2 2-3 BB 		X 0-0 F8 ② 		X 0-0 F8 ③ 			3 0 1 1 1 0 1		
John Wathan, R OBP: 0.393, SLG: 0.426 (1, 9) X	0-0 1B 		X 0-0 SF9 ② 		X 0-0 FC5-4 1B 		S S S 0-3 K ① 			3 0 2 2 0 1 0		
Rusty Torres, S OBP: 0.333, SLG: 0.161 (8, 9)	1-2 3-H 1B 		2-3 3-H 		X 0-0 FC5-4 1B 		X 0-0 K ③ 			0 0 0 0 0 0 0		
Dave Chalk, R OBP: 0.311, SLG: 0.333 (1, 5) X	0-0 G3 		X 0-0 F9 ③ 		X 0-0 FC5-4 		X 0-0 6-3 ② 			4 0 0 0 0 0 5		
Frank White, R OBP: 0.308, SLG: 0.374 (1, 4)		X 0-0 6-3 ① 		X 0-0 HR 		S S S 0-3 K ① 		S S S 0-3 K ③ 		4 1 1 1 0 2 0		
Inning Stats	R: 3 H: 4 E: 0 LOB: 2 K: 0 BB: 1 S: 7 P: 11	R: 0 H: 0 E: 0 LOB: 0 K: 0 BB: 0 S: 3 P: 3	R: 1 H: 0 E: 0 LOB: 2 K: 0 BB: 3 S: 3 P: 15	R: 1 H: 2 E: 0 LOB: 1 K: 1 BB: 0 S: 7 P: 7	R: 0 H: 1 E: 0 LOB: 1 K: 0 BB: 0 S: 4 P: 4	R: 0 H: 0 E: 0 LOB: 0 K: 1 BB: 0 S: 5 P: 5	R: 0 H: 0 E: 0 LOB: 1 K: 0 BB: 1 S: 3 P: 7	R: 0 H: 0 E: 0 LOB: 0 K: 2 BB: 0 S: 7 P: 7	R: 0 H: 0 E: 0 LOB: 0 K: 0 BB: 0 S: 3 P: 3	1B: 5 SF: 1 2B: 1 SAC: 0 3B: 0 DP: 0 HR: 1 HBP: 0	WP: 0 PA: 39 PB: 1 SB: 0 CS: 0	
PITCHER Rick Waits, L (1, 1) ERA: 5.59 Wayne Garland, R (4, 1) ERA: 3.67	IP WLS BF H R ER SO BB IBB HBP BLK WP HR S P ERA WHIP											PITCHER IP WLS BF H R ER SO BB IBB HBP BLK WP HR S P ERA WHIP
	3.0 L 19 6 5 5 0 4 0 0 0 0 1 15 31 15.00 3.333											

Kansas City Royals @ Cleveland Indians
Cleveland Municipal Stadium, Cleveland, OH

AB	33
R	5
H	7
RBI	5
BB	5
SO	4
LOB	13



Wed Jun 11 1980, 7:05 PM EDT
Unknown - 60 F

livebaseballscorecards.com

Batter	1	2	3	4	5	6	7	8	9	AB R H RBI BB SO LOB	TOP
Willie Wilson, S (1, 7) OBP: 0.346, SLG: 0.394 Hal McRae, R (9, PH) OBP: 0.328, SLG: 0.452	0-0 1B	0-0 1B		0-0 4-3 1-2			0-0 E5 G1-6-3		0-3 K 	4 1 2 2 0 0 1 1 0 0 0 0 1 2	
Frank White, R (1, 4) OBP: 0.303, SLG: 0.367	0-0 F9 	0-0 CS 	0-0 F8 		0-0 F4 		0-0 G1-6-3 			4 0 0 0 0 0 2	
Amos Otis, R (1, 8) OBP: 0.274, SLG: 0.258	0-0 SF8 		0-0 F9 		0-0 F8 			0-0 F9 		3 0 0 1 0 0 0	
Darrell Porter, L (1, 10) OBP: 0.385, SLG: 0.432	0-0 		4-0 		0-0 F9 			0-0 4-3 		3 0 1 0 1 0 0	
Willie Aikens, L (1, 3) OBP: 0.364, SLG: 0.376	0-0 F8 		0-0 F7 		0-0 4-3 			0-0 F7 		4 0 0 0 0 0 2	
John Wathan, R (1, 2) OBP: 0.385, SLG: 0.417		0-3 K 		0-3 K 		0-0 6-3 			0-0 5-3 	4 0 0 0 0 2 0	
Clint Hurdle, L (1, 9) OBP: 0.378, SLG: 0.579		0-0 		0-0 		0-0 		4-0 		3 3 3 1 1 0 0	
Jamie Quirk, L (1, 5) OBP: 0.207, SLG: 0.298		0-0 		0-0 E6 		0-0 3-1 		0-0 F2 		4 1 1 0 0 0 2	
Rance Mulliniks, L (1, 6) OBP: 0.250, SLG: 0.111 Ralph LaCock, L (9, PH) OBP: 0.221, SLG: 0.196 Rusty Torres, S (9, PR) OBP: 0.333, SLG: 0.161		0-3 K 		0-0 SF7 		0-0 6-3 		0-0 		2 0 0 1 0 1 2 1 0 1 0 0 0 0 0 0 0 0 0 0 0	
Inning Stats	R: 1 H: 2 E: 0 LOB: 1 K: 0 BB: 0 S: 5 P: 5	R: 2 H: 3 E: 0 LOB: 0 K: 2 BB: 0 S: 9 P: 9	R: 0 H: 0 E: 0 LOB: 1 K: 0 BB: 1 S: 3 P: 7	R: 1 H: 1 E: 1 LOB: 1 K: 1 BB: 0 S: 7 P: 7	R: 0 H: 0 E: 0 LOB: 0 K: 0 BB: 0 S: 3 P: 3	R: 1 H: 1 E: 0 LOB: 0 K: 0 BB: 0 S: 4 P: 4	R: 0 H: 0 E: 1 LOB: 0 K: 0 BB: 0 S: 3 P: 3	R: 0 H: 0 E: 0 LOB: 0 K: 1 BB: 1 S: 6 P: 10	1B: 5 SF: 2 2B: 2 SAC: 0 3B: 0 DP: 1 HR: 1 HBP: 0	WP: 0 PA: 38 PB: 1 SB: 2 CS: 1	
PITCHER Dan Spillner, R (1, 1) ERA: 4.71 Dan Spillner, R (9, 1) ERA: 4.71	IP WLS BF H R ER SO BB IBB HBP BLK WP HR S P ERA WHIP 9.0 W 37 8 5 4 4 2 0 0 0 0 0 1 43 51 4.00 1.111					PITCHER IP WLS BF H R ER SO BB IBB HBP BLK WP HR S P ERA WHIP 9.0 W 37 8 5 4 4 2 0 0 0 0 0 1 43 51 4.00 1.111					

Kansas City Royals @ Cleveland Indians
 Cleveland Municipal Stadium, Cleveland, OH
 Wed Jun 11 1980, 7:05 PM EDT
 Att: 13,712 - Unknown

livebaseballscorecards.com

AB	33
R	5
H	8
RBI	5
BB	2
SO	4
LOB	11



Batter	1	2	3	4	5	6	7	8	9	AB	R	H	RBI	BB	SO	LOB
Jerry Dybzinski, R OBP: 0.295, SLG: 0.379 (1, 6)	0-0 F8 ①		0-0 L7 ①		0-0 4-3 S 1B		0-0 SH1-4 1-2	0-0 1B 2B		4	1	2	0	0	0	0
Jorge Orta, L OBP: 0.404, SLG: 0.428 (1, 9)	0-0 F8 ②		0-0 4-3 ②		0-0 F8 ①		0-0 HR 2-H	0-0 1B 2-H 3-H		5	1	2	4	0	0	1
Mike Hargrove, L OBP: 0.413, SLG: 0.401 (1, 3)	0-0 F7 ③		0-0 HR ③		0-0 4-3 1-3		0-0 FC4-6 BB B B B B	0-0 4-3 ③		4	1	1	1	1	0	2
Cliff Johnson, R OBP: 0.330, SLG: 0.414 Miguel Dilone, S OBP: 0.366, SLG: 0.421 (7, PR) (9, 7)		0-0 1B HR 1B	0-0 1B ③		0-0 F3 ③		0-0 FC4-6 S 1-2f			4	1	2	0	0	0	2
Toby Harrah, R OBP: 0.336, SLG: 0.338 (1, 5)		0-0 1B HR 1B 1-2	0-0 1B ③		0-0 L4 ①		0-0 BB 1-2			3	1	2	0	1	0	0
Joe Charboneau, R OBP: 0.339, SLG: 0.465 Dan Spillner, R (9, 1)		0-0 HR 1-H 2-H	0-0 1-3 ③		0-0 6-3 ②		0-0 F9 ③			4	1	1	3	0	0	4
Rick Manning, L OBP: 0.340, SLG: 0.262 (1, 8)		0-0 4-3 ①		0-3 K ①		0-0 WP 2B		0-0 F7 ①		4	0	1	0	0	1	0
Bo Diaz, R OBP: 0.278, SLG: 0.324 Ron Hassey, L OBP: 0.353, SLG: 0.417 (6, PH) (7, 2)		0-0 4-3 ②		0-0 F7 ②		0-0 6-3 ③		0-0 FC4-6 1B		2	0	0	0	0	0	0
Dave Rosello, R OBP: 0.250, SLG: 0.341 (1, 4)		0-3 K ③		0-3 K ③			0-0 SH1-4 HR 1B	0-0 FC4-6 2B 1B 1-2f		4	2	1	0	0	2	1

Inning Stats	R: 0	H: 0	E: 0	K: 0	S: 3	P: 3	R: 3	H: 3	E: 0	K: 1	S: 8	P: 8	R: 1	H: 3	E: 0	K: 0	S: 6	R: 0	H: 0	E: 0	K: 2	S: 7	P: 7	R: 0	H: 1	E: 0	K: 0	S: 4	P: 4	R: 2	H: 2	E: 0	K: 0	S: 5	R: 2	H: 3	E: 0	K: 0	S: 6	P: 6
	0	0	0	0	3	3	3	3	0	1	8	8	1	3	0	0	6	0	0	0	0	7	7	1	1	2	1	0	0	2	13	4	2	0	5	2	3	0	6	6

PITCHER	IP	WLS	BF	H	R	ER	SO	BB	IBB	HBP	BLK	WP	HR	S	P	ERA	WHIP
Paul Splittorf, L ERA: 4.94 (1, 1)	2.2		14	6	4	4	1	0	0	0	0	0	2	16	16	13.50	2.250
Rich Gale, R ERA: 5.1 (3, 1)	3.2	L	16	4	2	2	2	1	0	0	0	1	1	19	23	4.91	1.364
Dan Quisenberry, R ERA: 2.6 (7, 1)	1.2		9	3	2	2	0	1	0	0	0	0	0	8	12	10.80	2.400

BOTTOM

Kansas City Royals @ Cleveland Indians
Cleveland Municipal Stadium, Cleveland, OH

Wed Jun 11 1980, 7:05 PM EDT
Att. 13,712 - Unknown

AB	36
R	8
H	13
RBI	8
BB	2
SO	3
LOB	11



WP	HR	S	P	ERA	WHIP
1	1	19	23	4.91	1.364
0	0	8	12	10.80	2.400

Batter	1	2	3	4	5	6	7	8	9	AB R H RBI BB SO LOB
Willie Wilson, S (1, 7) OBP: 0.340, SLG: 0.386	0-0 4-3		0-0 B4-3			0-0 P5		0-0 F8	0-3 K	5 0 0 0 0 1 3
Hal McRae, R (1, 10) OBP: 0.326, SLG: 0.445	0-0 F9		0-3 K			0-0 F2		0-0 1B FC5-4 1B		4 1 1 1 0 1 0
Darrell Porter, L (1, 2) OBP: 0.388, SLG: 0.434	0-0 F9				0-0 G4-6-3 1B	0-0 F5		0-0 FC5-4 1B		4 0 2 0 0 0 0
Willie Aikens, L (1, 3) Jerry Terrell, R (8, PR) Ralph LaCock, L (8, 3) OBP: 0.367, SLG: 0.409 OBP: 0.091, SLG: 0.091 OBP: 0.221, SLG: 0.196		0-0 HR		0-0 G4-6-3 1-2f		0-0 HR		0-0 FC5-4		4 2 2 3 0 0 2 0 0 0 0 0 0 0 0 0 0 0 0 0 0
Amos Otis, R (1, 8) OBP: 0.273, SLG: 0.273		0-0 4-3		0-0 2B		0-3 K		0-3 K		4 0 1 0 0 2 1
Clint Hurdle, L (1, 9) John Wathan, R (9, PH) Rusty Torres, S (9, 9) OBP: 0.370, SLG: 0.566 OBP: 0.383, SLG: 0.414 OBP: 0.333, SLG: 0.161		0-3 K		0-0 4-3		0-0 F8			0-0 L7	3 0 0 0 0 1 1 1 0 0 0 0 0 0 0 0 0 0 0 0 0
Frank White, R (1, 4) OBP: 0.306, SLG: 0.369		0-0 1B			0-0 5-3		0-0 1B		0-0 F2	4 0 2 0 0 0 0
Dave Chalk, R (1, 5) OBP: 0.308, SLG: 0.329		0-0 P6			0-0 6-3		0-0 5-3		0-0 BB 1B	4 0 1 0 0 0 2
U L Washington, S (1, 6) OBP: 0.338, SLG: 0.374			0-0 F5		0-0 4-3			0-0 1B 2B	4-0 BB	3 1 1 0 1 0 0

TOP	
Kansas City Royals @ Milwaukee Brewers Milwaukee County Stadium, Milwaukee, WI Fri Jun 13 1980, 8:05 PM EDT Att. 30,740 - Unknown - 72 F	
AB 36 R 4 H 10 RBI 4 BB 1 SO 5 LOB 9	WP: 0 PA: 37 PB: 0 SB: 0 CS: 0

Inning Stats	R: 0	H: 0	R: 1	H: 2	R: 0	H: 0	R: 0	H: 2	R: 0	H: 0	R: 0	H: 0	R: 1	H: 2	R: 2	H: 3	R: 0	H: 1	1B: 6	SF: 0	WP: 0	PA: 37
	E: 0	LOB: 0	E: 0	LOB: 1	E: 0	LOB: 0	E: 0	LOB: 1	E: 0	LOB: 0	E: 0	LOB: 0	E: 0	LOB: 1	E: 0	LOB: 1	E: 0	LOB: 2	2B: 2	SAC: 0		
	K: 0	BB: 0	K: 1	BB: 0	K: 0	BB: 0	K: 0	BB: 0	K: 0	BB: 0	K: 0	BB: 0	K: 1	BB: 0	K: 1	BB: 0	K: 1	BB: 1	3B: 0	DP: 1		
	S: 3	P: 3	S: 7	P: 7	S: 5	P: 5	S: 4	P: 4	S: 3	P: 3	S: 3	P: 3	S: 7	P: 7	S: 8	P: 8	S: 6	P: 10	HR: 2	HBP: 0		

PITCHER	IP	WLS	BF	H	R	ER	SO	BB	IBB	HBP	BLK	WP	HR	S	P	ERA	WHIP
Rickey Keeton, R (1, 1) ERA: 3.7	7.1	L	29	8	4	4	3	0	0	0	0	0	2	35	35	4.91	1.091
Jerry Augustine, L (8, 1) ERA: 4.97	1.2		8	2	0	0	2	1	0	0	0	0	0	11	15	0.00	1.800



Batter	1	2	3	4	5	6	7	8	9	AB	R	H	RBI	BB	SO	LOB
Robin Yount, R OBP: 0.359, SLG: 0.575 (1, 6)	0-0 E 1B	0-0 P4			0-0 1B		0-0 FC1-4 1B		0-3 K	5	1	2	0	0	1	1
Don Money, R OBP: 0.352, SLG: 0.467 (1, 3)	0-0 P4		0-0 6-3		0-0 1B		0-0 1B		0-0 HR 1B	5	1	3	0	0	0	1
Cecil Cooper, L OBP: 0.385, SLG: 0.545 (1, 10)	0-0 F7		0-0 4-3		0-0 1B		0-0 P4		0-0 HR	5	1	1	2	0	0	5
Gorman Thomas, R OBP: 0.301, SLG: 0.436 (1, 8)	0-0 E5 BB 1B		0-0 3B		4-0 S BB		0-0 6-3		0-0 P4	4	0	1	0	1	0	3
Ben Oglivie, L OBP: 0.389, SLG: 0.609 (1, 7)	0-0 BB 1B		0-0 P4		0-3 K			0-0 G6-4-3 1B		4	0	2	1	0	1	2
Sixto Lezcano, R OBP: 0.330, SLG: 0.453 (1, 9)	4-0 1-2 2-3 BB		0-0 F8		4-0 BB BB		4-0 1-2 BB		0-0 G6-4-3 1B	2	0	1	0	2	0	0
Sal Bando, R OBP: 0.303, SLG: 0.300 (1, 5)	0-0 F5		0-0 F7		0-0 F7		0-0 F7		0-0 G6-4-3 1B	4	0	0	0	0	0	7
Jim Gantner, L OBP: 0.230, SLG: 0.250 (1, 4)		0-0 B4-3		0-0 F7		0-0 P6		0-0 1-3		4	0	0	0	0	0	3
Buck Martinez, R OBP: 0.265, SLG: 0.275 (1, 2)		0-0 F8		0-0 6-3		0-0 FC1-4 1B		0-0 1-3		3	0	1	0	0	0	0
Charlie Moore, R OBP: 0.351, SLG: 0.358 (9, PH)										1	0	0	0	0	0	0

BOTTOM

Kansas City Royals @ Milwaukee Brewers
 Milwaukee County Stadium, Milwaukee, WI

AB	37
R	3
H	11
RBI	3
BB	3
SO	2
LOB	22



WP: 0	PA: 40
PB: 0	
SB: 1	
CS: 0	

Fri Jun 13 1980, 8:05 PM EDT
 Att: 30,740 - Unknown - 72 F

Inning Stats	R	H	E	K	S	H	LOB	BB	P	R	H	E	K	S	H	LOB	BB	P	1B	2B	3B	HR	SF	SAC	DP	HBP	WP	PA	ERA	WHIP
Larry Gura, L ERA: 2.17 (1, 1)	1	2	1	0	6	0	3	0	4	0	0	0	1	5	2	2	0	4	0	0	0	0	0	0	0	0	0	0.00	1.714	
Dan Quisenberry, R ERA: 2.87 (8, 1)	0	0	0	0	3	1	0	0	4	0	0	0	0	4	0	1	0	9	9	9	0	0	0	0	0	0	9.00	1.000		

Batter	1	2	3	4	5	6	7	8	9	AB R H RBI BB SO LOB	TOP
Willie Wilson, S OBP: 0.337, SLG: 0.390 (1, 7) X	0-0 G3	0-0 E4 2-H 3-H			0-0 3B		0-0 L8		0-0 E6 1B	5 0 1 0 0 0 0	Kansas City Royals @ Milwaukee Brewers Milwaukee County Stadium, Milwaukee, WI Sat Jun 14 1980, 4:33 AM EDT Att. 50,605 - Unknown - 79 F livebaseballscorecards.com
U L Washington, S OBP: 0.340, SLG: 0.371 (1, 6) B B B	4-0 1B BB		0-3 K		0-3 K		0-0 6-3		0-0 1B	4 0 1 0 1 2 1	
Hal McRae, R OBP: 0.329, SLG: 0.451 (1, 10) X	0-0 1B		0-0 F7		0-3 K		0-0 2B		0-3 K	5 0 2 0 0 2 3	
Amos Otis, R OBP: 0.272, SLG: 0.261 (1, 8) S S S	0-3 K		4-0 BB		0-0 6-3		0-0 F7			3 0 0 0 1 1 4	
Darrell Porter, L OBP: 0.385, SLG: 0.429 (1, 2) S S S	0-3 K		0-0 L3			0-0 FC6-4 1B		0-0 F9		4 0 1 0 0 1 3	
Willie Aikens, L OBP: 0.361, SLG: 0.401 (1, 3) X		0-0 F7		0-0 4-3		0-0 F9		0-0 4-3		4 0 0 0 0 0 1	
John Wathan, R OBP: 0.385, SLG: 0.427 (1, 9) X		0-0 E 1B		0-0 3B		0-0 FC6-4 BB 1-2f		0-0 F9		4 1 2 0 0 0 1	
Dave Chalk, R OBP: 0.305, SLG: 0.315 (1, 5) X		0-0 L7		0-0 F7		4-0 BB 1-2		0-0 F8		3 0 0 0 1 0 2	
Frank White, R OBP: 0.301, SLG: 0.363 (1, 4) X		0-0 E5 1-3 E		0-0 F1		0-0 P4		0-0 5-3		4 1 0 0 0 0 4	
Inning Stats	R: 0 H: 1 E: 0 LOB: 2 K: 2 BB: 1 S: 8 P: 12	R: 2 H: 1 E: 2 LOB: 1 K: 0 BB: 0 S: 5 P: 5	R: 0 H: 0 E: 0 LOB: 1 K: 1 BB: 1 S: 5 P: 9	R: 0 H: 1 E: 0 LOB: 1 K: 0 BB: 0 S: 4 P: 4	R: 0 H: 1 E: 0 LOB: 1 K: 2 BB: 0 S: 8 P: 8	R: 0 H: 1 E: 0 LOB: 2 K: 0 BB: 1 S: 4 P: 8	R: 0 H: 1 E: 0 LOB: 1 K: 0 BB: 0 S: 4 P: 4	R: 0 H: 0 E: 0 LOB: 0 K: 0 BB: 0 S: 3 P: 3	R: 0 H: 1 E: 1 LOB: 2 K: 1 BB: 0 S: 7 P: 7	1B: 4 SF: 0 2B: 1 SAC: 0 3B: 2 DP: 0 HR: 0 HBP: 0	WP: 0 PA: 39 PB: 0 SB: 0 CS: 0
PITCHER	IP WLS BF H R ER SO BB IBB HBP BLK WP HR S P ERA WHIP										
Bill Travers, L ERA: 3.26 (1, 1)	8.2 W 38 7 2 0 5 3 0 0 0 0 0 0 45 57 0.00 1.154										
Bill Castro, R ERA: 1.1 (9, 1)	0.1 S 1 0 0 0 1 0 0 0 0 0 0 0 3 3 0.00 0.000										

Batter	1	2	3	4	5	6	7	8	9	AB	R	H	RBI	BB	SO	LOB
Robin Yount, R OBP: 0.361, SLG: 0.587 (1, 6) X	0-0 F8	0-0 IHR		0-0 P4			0-0 6-3 1B			4	1	2	2	0	0	1
Don Money, R OBP: 0.359, SLG: 0.500 (1, 5) X	0-0 HR	4-0 BB		0-0 6-3			0-0 6-3 1-2			3	1	1	1	1	0	2
Cecil Cooper, L OBP: 0.378, SLG: 0.533 (1, 3) S S	0-3 K	0-0 4-3			0-0 1-3		0-0 P4			4	0	0	0	0	1	2
Gorman Thomas, R OBP: 0.300, SLG: 0.429 (1, 8) S S	0-3 K		0-0 F8		0-0 F7		4-0 BB			3	0	0	0	1	1	0
Ben Oglvie, L OBP: 0.386, SLG: 0.617 (1, 7) X		0-0 HR	0-0 F7		0-0 4-3		0-3 K			4	1	1	1	0	1	2
Sixto Lezcano, R OBP: 0.333, SLG: 0.454 (1, 9) X		0-0 SH5-4 1B 5-3 1B	0-0 1B		0-0 6-3		0-3 K			4	1	2	0	0	1	0
Dick Davis, R OBP: 0.312, SLG: 0.397 (1, 10) X		0-0 SH5-4 1B 1-2 IHR	0-0 F9		0-0 4-1		0-0 S 1B			4	1	2	0	0	0	1
Jim Gantner, L OBP: 0.243, SLG: 0.273 (1, 4) X		0-0 SH5-4 1-2 2-3		0-0 4-3 2B		0-0 FC6-4 1B	0-0 F7			3	0	2	0	0	0	1
Charlie Moore, R OBP: 0.339, SLG: 0.345 (1, 2) X		0-0 5-3 3-H		0-0 4-3 2-3		0-0 FC6-4 1-2f	0-0 P4			4	0	0	1	0	0	4

Inning Stats	R: 1	H: 1	E: 0	K: 2	S: 8	LOB: 0	BB: 0	P: 8	R: 4	H: 4	E: 0	K: 0	S: 7	LOB: 1	BB: 1	P: 11	R: 0	H: 1	E: 0	K: 0	S: 4	LOB: 1	BB: 0	P: 4	R: 0	H: 1	E: 0	K: 0	S: 4	LOB: 0	BB: 0	P: 3	R: 0	H: 1	E: 0	K: 1	S: 6	LOB: 2	BB: 1	P: 10	R: 0	H: 1	E: 0	K: 1	S: 6	LOB: 1	BB: 0	P: 6
1B: 6	SF: 0	2B: 1	SAC: 1	3B: 0	DP: 0	HR: 3	HBP: 0	WP: 0	PA: 36	PB: 0	SB: 1	CS: 0																																				

PITCHER	IP	WLS	BF	H	R	ER	SO	BB	IBB	HBP	BLK	WP	HR	S	P	ERA	WHIP
Renie Martin, R ERA: 3.94 (1, 1)	2.0	L	12	5	5	5	2	1	0	0	0	0	2	15	19	22.50	3.000
Rawly Eastwick, R ERA: (3, 1)	4.1		17	4	0	0	0	0	0	0	0	0	0	17	17	0.00	0.923
Gary Christenson, L ERA: 4.56 (7, 1)	1.2		7	1	0	0	2	1	0	0	0	0	0	10	14	0.00	1.200

BOTTOM

Kansas City Royals @ Milwaukee Brewers
Milwaukee County Stadium, Milwaukee, WI

Sat Jun 14 1980, 4:33 AM EDT
Att: 50,605 - Unknown - 79 F

livebaseballscorecards.com

AB	33
R	5
H	10
RBI	5
BB	2
SO	4
LOB	13



Batter	1	2	3	4	5	6	7	8	9	AB R H RBI BB SO LOB	TOP
Willie Wilson, S (1, 7) x OBP: 0.335, SLG: 0.384	0-0 4-3 ①		0-3 K ①		0-0 L5 ② x	0-0 FC6-4 ③		4-0 BB BB BB		4 0 0 0 1 1 3	Kansas City Royals @ Milwaukee Brewers Milwaukee County Stadium, Milwaukee, WI Sun Jun 15 1980, 4:33 AM EDT Att. 28,389 - Unknown - 47 F livebaseballscorecards.com
Frank White, R (1, 4) x OBP: 0.303, SLG: 0.364	0-0 5-3 ②		0-0 1B		0-0 2-H 1B ③		0-0 F2 ① x	0-0 5-3 ③		5 0 2 1 0 0 2	
Darrell Porter, L (1, 2) x OBP: 0.379, SLG: 0.420	0-0 1B 1B		0-0 F7 ②		0-0 1-2 F7 ③		0-0 3-1 ②		0-0 F8 ①	5 0 1 0 0 0 2	
Willie Aikens, L (1, 3) x OBP: 0.361, SLG: 0.416	0-0 FC5-4 1B		0-0 L7 ③			0-0 HR	0-0 4-3 ③		0-3 K ②	5 1 2 1 0 1 1	
Hal McRae, R (1, 10) x OBP: 0.331, SLG: 0.471	0-0 FC5-4 ③			0-3 K ①	0-3 K ①			0-0 HR 1B	0-0 HR	5 2 2 1 0 2 2	
Amos Otis, R (1, 8)		4-0 BB BB BB		0-0 F9 ②	0-0 HR			0-0 1-H HR	0-0 2B 1B	4 3 3 3 1 0 0	
Clint Hurdle, L (1, 9)				0-0 3-1 ①	0-0 3-1 ③			4-0 WP SH3-4 BB ①	0-0 1-H 2B	4 0 2 1 1 0 1	
Jamie Quirk, L (1, 5)		0-3 K ②			0-3 K ① x	0-0 FC6-4 1B		0-0 SH3-4 ①	1-0 FC6-4 HBP	3 0 1 0 0 2 1	
U L Washington, S (1, 6)		0-3 K ③			0-0 1B 2B	0-0 F8 ②		0-0 P4 ② x	0-0 FC6-4 ③	5 1 1 0 0 1 6	
Inning Stats	R: 0 H: 2 E: 0 LOB: 2 K: 0 BB: 0 S: 5 P: 5	R: 0 H: 0 E: 0 LOB: 1 K: 2 BB: 1 S: 7 P: 11	R: 0 H: 1 E: 0 LOB: 1 K: 1 BB: 0 S: 6 P: 6	R: 0 H: 0 E: 0 LOB: 0 K: 1 BB: 0 S: 5 P: 5	R: 1 H: 2 E: 0 LOB: 1 K: 1 BB: 0 S: 7 P: 7	R: 2 H: 4 E: 0 LOB: 2 K: 1 BB: 0 S: 9 P: 9	R: 0 H: 0 E: 0 LOB: 0 K: 0 BB: 0 S: 3 P: 3	R: 2 H: 2 E: 0 LOB: 2 K: 0 BB: 2 S: 5 P: 13	R: 2 H: 3 E: 0 LOB: 2 K: 1 BB: 0 S: 8 P: 9	1B: 8 SF: 0 2B: 2 SAC: 1 3B: 0 DP: 0 HR: 4 HBP: 1	WP: 1 PA: 45 PB: 0 SB: 1 CS: 0
PITCHER	IP WLS BF H R ER SO BB IBB HBP BLK WP HR S P ERA WHIP										
Moose Haas, R (1, 1) ERA: 3.23	7.0 L 33 11 5 5 6 1 0 0 0 0 3 44 48 6.43 1.714										
Jerry Augustine, L (8, 1) ERA: 5.27	2.0 12 3 2 2 1 2 0 1 0 1 1 11 20 9.00 2.500										

Batter	1	2	3	4	5	6	7	8	9	AB	R	H	RBI	BB	SO	LOB
Robin Yount, R OBP: 0.360, SLG: 0.594 (1, 6)	0-0 E5		0-0 F6			0-0 HR		0-0 F7		4	1	1	1	0	0	2
Don Money, R OBP: 0.354, SLG: 0.524 (1, 5)	0-0 F7		0-3 K			0-0 HR		0-0 F8		4	1	1	1	0	1	3
Cecil Cooper, L OBP: 0.371, SLG: 0.523 (1, 3)	0-0 F5			0-0 F5		0-3 K			0-0 P6	4	0	0	0	0	1	1
Gorman Thomas, R OBP: 0.295, SLG: 0.421 (1, 8)	0-3 K			0-3 K		0-3 K			0-3 K	4	0	0	0	0	4	1
Ben Oglivie, L OBP: 0.384, SLG: 0.610 (1, 7)		0-0 G3		0-0 1B			0-0 5-3		0-0 L3	4	0	1	0	0	0	0
Sixto Lezcano, R OBP: 0.329, SLG: 0.446 (1, 9)		0-0 F8			0-0 F9		0-0 6-3			3	0	0	0	0	0	0
Dick Davis, R OBP: 0.305, SLG: 0.388 (1, 10)		0-0 5-3			0-3 K		0-0 F4			3	0	0	0	0	1	0
Jim Gantner, L OBP: 0.236, SLG: 0.265 (1, 4)			0-0 L8		0-0 P5			0-0 F7		3	0	0	0	0	0	0
Buck Martinez, R OBP: 0.271, SLG: 0.293 (1, 2) Charlie Moore, R OBP: 0.345, SLG: 0.351 (8, PH) (9, 2)			0-0 2B			0-3 K		0-0 1B		2	0	1	0	0	1	0
										1	0	1	0	0	0	0

Inning Stats	R: 0	H: 0	E: 1	K: 1	S: 6	LOB: 1	BB: 0	P: 6	R: 0	H: 0	E: 0	K: 0	S: 3	LOB: 0	BB: 0	P: 3	R: 0	H: 1	E: 0	K: 1	S: 6	LOB: 1	BB: 0	P: 6	R: 0	H: 1	E: 0	K: 1	S: 5	LOB: 0	BB: 0	P: 5	R: 0	H: 2	E: 0	K: 3	S: 11	LOB: 0	BB: 0	P: 11	R: 0	H: 0	E: 0	K: 0	S: 3	LOB: 0	BB: 0	P: 3	R: 0	H: 1	E: 0	K: 0	S: 4	LOB: 1	BB: 0	P: 4	R: 0	H: 0	E: 0	K: 1	S: 5	LOB: 0	BB: 0	P: 5	1B: 2	SF: 0	2B: 1	SAC: 0	3B: 0	DP: 0	HR: 2	HBP: 0	WP: 0	PA: 32
PITCHER Dennis Leonard, R ERA: 4.54 (1, 1)	IP	WLS	BF	H	R	ER	SO	BB	IBB	HBP	BLK	WP	HR	S	P	ERA	WHIP	IP	WLS	BF	H	R	ER	SO	BB	IBB	HBP	BLK	WP	HR	S	P	ERA	WHIP	IP	WLS	BF	H	R	ER	SO	BB	IBB	HBP	BLK	WP	HR	S	P	ERA	WHIP																							

BOTTOM

Kansas City Royals @ Milwaukee Brewers
Milwaukee County Stadium, Milwaukee, WI

livebaseballscorecards.com

AB	32
R	2
H	5
RBI	2
BB	0
SO	8
LOB	7



Sun Jun 15 1980, 4:33 AM EDT
Att: 28,389 - Unknown - 47 F

Batter	1	2	3	4	5	6	7	8	9	AB R H RBI BB SO LOB	TOP																	
Mickey Rivers, L (1, 8) OBP: 0.289, SLG: 0.345	0-0 L5			0-0 1-3			0-0 1-3		0-0 K	5 0 0 0 0 1 3																		
Bump Wills, S (1, 4) OBP: 0.306, SLG: 0.326	0-3 K			0-0 5-3			0-0 1B		0-0 1B	4 1 2 0 0 1 0																		
Al Oliver, L (1, 7) OBP: 0.356, SLG: 0.444	0-0 6-3			0-0 L7			0-0 1B		0-0 3-1	4 0 1 0 0 0 2																		
Richie Zisk, R (1, 10) OBP: 0.330, SLG: 0.473 Mike Hart, S (9, PR) OBP: 0.500, SLG: 0.333							0-0 F9		0-0 1B	4 0 2 1 0 0 2 0 1 0 0 0 0 0																		
Rusty Staub, L (1, 3) OBP: 0.391, SLG: 0.585 Pepe Frias, R (9, PR) OBP: 0.268, SLG: 0.304							0-0 F7		0-0 1B	4 0 2 1 0 0 1 0 1 0 0 0 0 0																		
Bill Sample, R (1, 9) OBP: 0.297, SLG: 0.238 Jim Norris, L (8, PH) OBP: 0.326, SLG: 0.284							0-0 F7		0-0 FC4-6	2 0 0 0 0 0 0 2 1 1 1 0 0 1																		
Jim Sundberg, R (1, 2) OBP: 0.358, SLG: 0.411							0-0 1-6-3		0-3 K	4 1 1 1 0 1 1																		
Dave Roberts, R (1, 5) OBP: 0.301, SLG: 0.333 Johnny Grubb, L (8, PH) OBP: 0.341, SLG: 0.289 Tucker Ashford, R (8, 5) OBP: 0.143, SLG: 0.100							0-0 F3		0-0 1-6-3	2 0 0 0 0 0 0 1 0 0 0 0 0 1 1 0 1 1 0 0 0																		
Bud Harrelson, S (1, 6) OBP: 0.327, SLG: 0.171 Pat Putnam, L (9, PH) OBP: 0.323, SLG: 0.379							0-0 F9		0-0 1B	2 0 0 0 0 0 0 2 1 2 1 0 0 0																		
Inning Stats	R: 0 E: 0 K: 1 S: 5	H: 0 LOB: 0 BB: 0 P: 5	R: 0 E: 0 K: 0 S: 3	H: 1 LOB: 0 BB: 0 P: 3	R: 0 E: 0 K: 0 S: 3	H: 0 LOB: 0 BB: 0 P: 3	R: 0 E: 0 K: 0 S: 3	H: 0 LOB: 0 BB: 0 P: 3	R: 0 E: 0 K: 0 S: 3	H: 0 LOB: 0 BB: 0 P: 3	R: 0 E: 0 K: 0 S: 4	H: 2 LOB: 1 BB: 0 P: 4	R: 0 E: 0 K: 1 S: 6	H: 1 LOB: 1 BB: 0 P: 6	R: 6 E: 0 K: 1 S: 13	H: 8 LOB: 2 BB: 0 P: 13	1B: 12 2B: 1 3B: 0 HR: 0	SF: 0 SAC: 0 DP: 2 HBP: 0	WP: 0 PB: 0 SB: 0 CS: 0	PA: 37								
PITCHER	IP WLS BF H R ER SO BB IBB HBP BLK WP HR S P ERA WHIP																											
Paul Splittorff, L (1, 1) ERA: 4.31	7.0		23	4	0	0	1	0	0	0	0	0	0	25	25	0.00	0.571											
Dan Quisenberry, R (8, 1) ERA: 3.51	1.2	L	9	4	4	4	2	0	0	0	0	0	0	13	13	21.60	2.400											
Gary Christenson, L (9, 1) ERA: 5.32	0.0		2	2	0	0	0	0	0	0	0	0	0	2	2	∞	∞											
Rawly Eastwick, R (9, 1) ERA:	0.1		3	2	2	2	0	0	0	0	0	0	0	3	3	54.00	6.000											

Texas Rangers @ Kansas City Royals
Royals Stadium, Kansas City, MO
Mon Jun 16 1980, 8:05 PM EDT
Att. 39,457 - Unknown - 79 F

AB	37
R	6
H	12
RBI	6
BB	0
SO	3
LOB	11



WP: 0	PA: 37
PB: 0	
SB: 0	
CS: 0	

Batter	1	2	3	4	5	6	7	8	9	AB	R	H	RBI	BB	SO	LOB
Willie Wilson, S OBP: 0.337, SLG: 0.390 (1, 7)	0-0 F8 S SF9 1B		0-0 6-3			0-0 B1-3		0-0 1B 2B		4	2	2	0	0	0	0
U L Washington, S OBP: 0.335, SLG: 0.366 (1, 6)	0-0 F8 1-3		0-0 F8			4-0 BB		0-0 5-3		3	0	0	0	1	0	2
Hal McRae, R OBP: 0.342, SLG: 0.475 (1, 10)	4-0 BB			0-0 BB 1B		0-0 1-2 6-3		0-0 2-H 1B		3	0	2	1	1	0	1
Amos Otis, R OBP: 0.300, SLG: 0.360 (1, 8)	0-0 SF9 3-H			4-0 1-2 BB		0-0 6-3		0-0 1-2 5-3		2	0	0	1	1	0	2
Darrell Porter, L OBP: 0.370, SLG: 0.408 (1, 2)	0-0 4-3			0-0 F7			0-0 4-3		0-0 F9	4	0	0	0	0	0	3
John Wathan, R OBP: 0.378, SLG: 0.418 (1, 9)		0-0 6-3		0-0 G6-3 1-2f			0-0 5-3		0-0 P4	4	0	0	0	0	0	2
Willie Aikens, L OBP: 0.364, SLG: 0.432 (1, 3)		0-0 G3			0-0 L9		0-0 HR		0-0 1B	4	1	2	1	0	0	0
German Barranca, L (9, PR)										0	0	0	0	0	0	0
Frank White, R OBP: 0.298, SLG: 0.357 (1, 4)		0-0 6-3			0-0 4-3		0-0 F8		0-3 K	4	0	0	0	0	1	1
Dave Chalk, R OBP: 0.294, SLG: 0.303 (1, 5)			0-0 L4			0-0 4-3			0-0 F9	3	0	0	0	0	0	0

Inning Stats	R: 1	H: 1	E: 0	LOB: 1	K: 0	P: 8	R: 0	H: 0	E: 0	LOB: 0	K: 0	P: 3	R: 0	H: 0	E: 0	LOB: 0	K: 0	P: 3	R: 0	H: 1	E: 0	LOB: 1	K: 0	P: 7	R: 0	H: 0	E: 0	LOB: 0	K: 0	P: 3	R: 1	H: 1	E: 0	LOB: 0	K: 0	P: 4	R: 1	H: 2	E: 0	LOB: 1	K: 0	P: 5	R: 0	H: 1	E: 0	LOB: 1	K: 1	P: 6	1B: 4	SF: 1	2B: 1	SAC: 0	3B: 0	DP: 1	HR: 1	HBP: 0	WP: 0	PA: 35
--------------	------	------	------	--------	------	------	------	------	------	--------	------	------	------	------	------	--------	------	------	------	------	------	--------	------	------	------	------	------	--------	------	------	------	------	------	--------	------	------	------	------	------	--------	------	------	------	------	------	--------	------	------	-------	-------	-------	--------	-------	-------	-------	--------	-------	--------

PITCHER	IP	WLS	BF	H	R	ER	SO	BB	IBB	HBP	BLK	WP	HR	S	P	ERA	WHIP
Jon Matlack, L ERA: 3.38 (1, 1)	7.2		30	5	3	3	0	3	0	0	0	0	1	27	39	3.52	1.043
Bob Babcock, R ERA: 5.59 (8, 1)	0.1	W	1	0	0	0	0	0	0	0	0	0	0	1	1	0.00	0.000
Sparky Lyle, L ERA: 3.29 (9, 1)	1.0	S	4	1	0	0	1	0	0	0	0	0	0	6	6	0.00	1.000

BOTTOM

Texas Rangers @ Kansas City Royals
Royals Stadium, Kansas City, MO

Mon Jun 16 1980, 8:05 PM EDT
Att: 39,457 - Unknown - 79 F

livebaseballscorecards.com

AB	31
R	3
H	6
RBI	3
BB	3
SO	1
LOB	11



Batter	1	2	3	4	5	6	7	8	9	AB R H RBI BB SO LOB	TOP
Mickey Rivers, L (1, 8) OBP: 0.300, SLG: 0.354	0-0 CS 1B		0-0 1-3 2B 1B		0-0 S 1B			0-0 1-3 SH3 1B		4 1 4 0 0 0 0	
Bump Wills, S (1, 4) OBP: 0.310, SLG: 0.332	0-3 1-2 K		0-0 1-H 3-H 2B		4-0 1-2 G6-3 BB			0-0 SH3		2 0 1 2 1 1 1	
Al Oliver, L (1, 7) OBP: 0.358, SLG: 0.442	0-0 1B		0-0 L7		0-0 1-2f G6-3			4-0 1-3 IBB		3 0 1 0 1 0 3	
Rusty Staub, L (1, 10) OBP: 0.385, SLG: 0.565	0-3 K		4-0 BB			0-0 F8		0-0 1-3		3 0 0 0 1 1 3	
Richie Zisk, R (1, 9) OBP: 0.329, SLG: 0.468		0-0 F3	0-0 F7			0-0 G4-3 1B		0-3 K		4 0 1 0 0 1 4	
Jim Norris, L (8, 9) OBP: 0.326, SLG: 0.284										0 0 0 0 0 0 0	
Pat Putnam, L (1, 3) OBP: 0.316, SLG: 0.370		0-0 4-3		0-0 F7		0-0 G4-3			0-0 P6	4 0 0 0 0 0 1	
Jim Sundberg, R (1, 2) OBP: 0.352, SLG: 0.402		0-3 K		0-3 K			0-0 P4		0-0 F8	4 0 0 0 0 2 0	
Dave Roberts, R (1, 5) OBP: 0.286, SLG: 0.313			0-0 5-3	0-0 F3			0-0 F7		0-0 F8	4 0 0 0 0 0 0	
Bud Harrelson, S (1, 6) OBP: 0.345, SLG: 0.205			0-0 1B 2B 1B		0-0 4-3		0-0 1B			3 1 2 0 0 0 0	
Inning Stats	R: 0 E: 0 K: 2 S: 8 H: 2 LOB: 1 BB: 0 P: 8	R: 0 E: 0 K: 1 S: 5 H: 0 LOB: 0 BB: 0 P: 5	R: 2 E: 0 K: 0 S: 6 H: 3 LOB: 2 BB: 1 P: 10	R: 0 E: 0 K: 1 S: 5 H: 0 LOB: 0 BB: 0 P: 5	R: 0 E: 0 K: 0 S: 3 H: 1 LOB: 1 BB: 1 P: 7	R: 0 E: 0 K: 0 S: 3 H: 1 LOB: 0 BB: 0 P: 3	R: 0 E: 0 K: 0 S: 3 H: 1 LOB: 1 BB: 0 P: 3	R: 0 E: 0 K: 1 S: 6 H: 1 LOB: 2 BB: 1 P: 10	R: 0 E: 0 K: 0 S: 3 H: 0 LOB: 0 BB: 0 P: 3	1B: 8 2B: 1 3B: 0 HR: 0 SF: 0 SAC: 1 DP: 2 HBP: 0	WP: 0 PB: 0 SB: 1 CS: 1 PA: 35
PITCHER Rich Gale, R (1, 1) ERA: 4.79	IP WLS BF H R ER SO BB IBB HBP BLK WP HR S P ERA WHIP										
	9.0 W 35 9 2 2 5 2 1 0 0 0 0 0 42 54 2.00 1.222										

Texas Rangers @ Kansas City Royals
Royals Stadium, Kansas City, MO
Tue Jun 17 1980, 8:05 PM EDT
Att. 25,324 - Unknown - 83 F

livebaseballscorecards.com

AB	31
R	2
H	9
RBI	2
BB	3
SO	5
LOB	12



Batter	1	2	3	4	5	6	7	8	9	AB R H RBI BB SO LOB	TOP
Miguel Dilone, S (1, 7) OBP: 0.383, SLG: 0.450	4-0 BB 		0-0 F8 E 2B	0-0 FC6-4 1-2f			0-0 2B			3 1 2 0 1 0 1	Cleveland Indians @ Kansas City Royals Royals Stadium, Kansas City, MO Wed Jun 18 1980, 8:05 PM EDT Att. 23,736 - Unknown - 90 F livebaseballscorecards.com
Jorge Orta, L (1, 9) OBP: 0.422, SLG: 0.449	0-0 F5		0-0 F8 2-3			0-0 5-3	0-0 1B			4 0 1 0 0 0 2	
Mike Hargrove, L (1, 3) OBP: 0.420, SLG: 0.417	0-0 5-3 1-2		0-0 E4 1B			0-3 K	0-0 G3			4 0 0 1 0 1 2	
Joe Charboneau, R (1, 10) OBP: 0.359, SLG: 0.458	0-0 F7 2-3		0-0 FC5-4 1B			4-0 BB	0-0 L5			3 0 1 0 1 0 1	
Toby Harrah, R (1, 5) OBP: 0.357, SLG: 0.383		0-0 SH1 E 1B	0-0 F8			0-0 6-3	0-0 F8			1 1 1 0 0 0 0	
Jerry Dybzinski, R (2, 5) OBP: 0.247, SLG: 0.321										2 0 0 0 0 0 3	
Gary Alexander, R (8, PH) OBP: 0.273, SLG: 0.306										1 0 0 0 0 0 0	
Dave Rosello, R (8, 5) OBP: 0.250, SLG: 0.341										0 0 0 0 0 0 0	
Alan Bannister, R (1, 4) OBP: 0.253, SLG: 0.233		0-0 SH1 1-2	0-0 FC5-4 1-2f			0-0 1-3	0-0 6-3			3 0 0 0 0 0 2	
Rick Manning, L (1, 8) OBP: 0.350, SLG: 0.280		0-3 K		0-0 4-3		0-0 L6	0-3 K			4 0 0 0 0 2 1	
Bo Diaz, R (1, 2) OBP: 0.339, SLG: 0.396		0-0 1B		0-0 F8		0-0 F7	0-0 5-3			4 0 1 0 0 0 0	
Tom Veryzer, R (1, 6) OBP: 0.340, SLG: 0.364		0-0 L4		0-0 FC6-4 1B		0-0 4-3	0-3 K			4 0 1 0 0 1 1	
Inning Stats	R: 0 H: 0 E: 0 LOB: 1 K: 0 BB: 1 S: 3 P: 7	R: 1 H: 2 E: 0 LOB: 1 K: 1 BB: 0 S: 7 P: 7	R: 1 H: 2 E: 1 LOB: 2 K: 0 BB: 0 S: 6 P: 6	R: 0 H: 1 E: 0 LOB: 1 K: 0 BB: 0 S: 4 P: 4	R: 0 H: 0 E: 0 LOB: 1 K: 1 BB: 1 S: 5 P: 9	R: 0 H: 0 E: 0 LOB: 0 K: 0 BB: 0 S: 3 P: 3	R: 0 H: 2 E: 0 LOB: 1 K: 0 BB: 0 S: 4 P: 4	R: 0 H: 0 E: 0 LOB: 0 K: 2 BB: 0 S: 7 P: 7	R: 0 H: 0 E: 0 LOB: 0 K: 2 BB: 0 S: 7 P: 7	1B: 5 SF: 0 2B: 2 SAC: 1 3B: 0 DP: 0 HR: 0 HBP: 0	WP: 0 PA: 36 PB: 0 SB: 3 CS: 0
PITCHER Larry Gura, L (1, 1) ERA: 2.16	IP WLS BF H R ER SO BB IBB HBP BLK WP HR S P ERA WHIP										

Cleveland Indians @ Kansas City Royals
 Royals Stadium, Kansas City, MO
 Wed Jun 18 1980, 8:05 PM EDT
 Att. 23,736 - Unknown - 90 F



Batter	1	2	3	4	5	6	7	8	9
Willie Wilson, S (1, 7) OBP: 0.344, SLG: 0.399	0-0 FC5-4 1B	0-0 4-3		0-0 1B SF8 2B	0-0 G3			0-0 SH 1B	
Frank White, R (1, 4) OBP: 0.290, SLG: 0.347	0-0 FC5-4 BB 1-2f		0-0 E4 1B 1B	0-0 F7		0-0 F8		0-0 SH 1B 1-H 2-H	
Darrell Porter, L (1, 10) OBP: 0.385, SLG: 0.416	4-0 G4-6-3 BB 1-2		0-0 F8	0-0 HBP 1B		4-0 G5-3 BB BB		0-0 BB 1B FC6-4 1B 3-H	
Willie Aikens, L (1, 3) OBP: 0.371, SLG: 0.432 German Barranca, L (8, PR) Ralph LaCock, L (9, 3) OBP: 0.221, SLG: 0.196	0-0 G4-6-3 1-2f		0-0 1B 1B	1-0 1-2 HBP		4-0 1-2 BB		0-0 FC6-4 BB 1B 1B	
Amos Otis, R (1, 8) OBP: 0.293, SLG: 0.349		0-0 F9	0-0 1B 1B 2B 1-2 3-H	0-0 SF8 3-H		0-0 G5-3 2-f		0-0 F7	
Clint Hurdle, L (1, 9) OBP: 0.394, SLG: 0.568		0-0 FC5-6 BB 1B	0-0 1B 2B 1B 1-2 2-H	0-0 3-1		0-0 F7		4-0 FC6-4 BB 1-2 2-3	
John Wathan, R (1, 2) OBP: 0.383, SLG: 0.417		4-0 FC5-6 BB 1-2	0-0 2B 1B 1-2 2-3		0-0 F8		4-0 L5 BB	0-0 FC6-4 1B 1-2f 2-3 3-H	
Jamie Quirk, L (1, 5) OBP: 0.239, SLG: 0.324		0-0 FC5-6 BB 1-2f 2-3	0-0 2B 1-H 2-H 3-H		0-0 F7		0-0 L5 1-2	0-0 1B 1-2 3-H	
U L Washington, S (1, 6) OBP: 0.341, SLG: 0.380		4-0 BB 1-2	0-0 F8		0-0 3B			0-0 SH BB F8	

Inning Stats	R: 0 E: 0 K: 0 S: 3	H: 1 LOB: 1 BB: 1 P: 7	R: 0 E: 0 K: 0 S: 4	H: 1 LOB: 3 BB: 2 P: 12	R: 4 E: 1 K: 0 S: 8	H: 5 LOB: 1 BB: 0 P: 8	R: 1 E: 0 K: 0 S: 5	H: 2 LOB: 2 BB: 0 P: 6	R: 0 E: 0 K: 0 S: 4	H: 1 LOB: 1 BB: 0 P: 4	R: 0 E: 0 K: 0 S: 2	H: 0 LOB: 1 BB: 2 P: 10	R: 0 E: 0 K: 0 S: 2	H: 0 LOB: 0 BB: 1 P: 6	R: 5 E: 1 K: 0 S: 8	H: 4 LOB: 2 BB: 2 P: 16
--------------	------------------------------	---------------------------------	------------------------------	----------------------------------	------------------------------	---------------------------------	------------------------------	---------------------------------	------------------------------	---------------------------------	------------------------------	----------------------------------	------------------------------	---------------------------------	------------------------------	----------------------------------

PITCHER	IP	WLS	BF	H	R	ER	SO	BB	IBB	HBP	BLK	WP	HR	S	P	ERA	WHIP
John Denny, R (1, 1) ERA: 3.57	3.0	L	18	7	4	3	0	3	0	0	0	0	0	15	27	9.00	3.333
Bob Owchinko, L (4, 1) ERA: 6.1	4.0		19	4	3	3	0	4	0	1	0	0	0	14	31	6.75	2.000
Sid Monge, L (8, 1) ERA: 3.82	1.0		8	3	3	1	0	1	0	0	0	0	0	7	11	9.00	4.000

BOTTOM


Cleveland Indians @ Kansas City Royals
 Royals Stadium, Kansas City, MO

Wed Jun 18 1980, 8:05 PM EDT
 Att: 23,736 - Unknown - 90 F

AB	R	H	RBI	BB	SO	LOB
5	2	3	0	0	0	4
4	2	0	0	0	0	2
3	1	2	1	2	0	1
3	1	2	0	1	0	2
0	1	0	0	0	0	0
0	0	0	0	0	0	0
4	1	1	2	0	0	4
4	1	2	1	1	0	2
3	0	1	1	2	0	2
5	0	2	3	0	0	3
3	1	1	0	2	0	3

AB	34
R	10
H	14
RBI	8
BB	8
SO	0
LOB	23

WP: 0 PA: 45
 PB: 0
 SB: 0
 CS: 0



PITCHER	IP	WLS	BF	H	R	ER	SO	BB	IBB	HBP	BLK	WP	HR	S	P	ERA	WHIP
---------	----	-----	----	---	---	----	----	----	-----	-----	-----	----	----	---	---	-----	------

Batter	1	2	3	4	5	6	7	8	9	AB R H RBI BB SO LOB	TOP											
Miguel Dilone, S OBP: 0.393, SLG: 0.467 (1, 7) X	0-0 S 2B 1B	0-0 S 1B		0-0 G1 1-3 2B		0-3 K 1B		0-3 K 1B		5 1 3 0 0 2 0												
Jorge Orta, L OBP: 0.426, SLG: 0.448 (1, 9) B B B	4-0 2B 1-2 SF8 BB	4-0 1-2 BB		0-0 G1 2-3 3-H		0-0 1B 1B		0-3 K 1B		3 2 1 1 2 1 1												
Mike Hargrove, L OBP: 0.416, SLG: 0.417 (1, 3) X	0-0 1-3 2-H 2B	0-0 F7		0-3 K		0-0 F7		0-0 F7		5 0 1 1 0 1 4												
Joe Charboneau, R OBP: 0.360, SLG: 0.457 Dell Alston, L OBP: 0.257, SLG: 0.290 (9, PR)	0-0 5-3		0-0 5-3		0-0 F5	0-0 1B 1-3 1B		0-0 1B 1B	0-0 1B HBP FC4-2 1B	5 0 2 0 0 0 2 0 0 0 0 0 0 0												
Toby Harrah, R OBP: 0.362, SLG: 0.387 (1, 5) X	0-0 SF8 3-H		0-0 4-3		0-0 S 2B 1B	0-0 1-3 1B		0-0 1-3 3-H 1B	H 1-0 FC4-2 1B 1-2 FC6-2 HBP	3 1 2 2 0 0 0												
Ron Hassey, L OBP: 0.367, SLG: 0.420 (1, 2) B B B	4-0 BB		4-0 BB		0-3 K	0-0 L6		0-0 L6	X 0-0 FC6-2 FC4-2 1-2 2-3 1B	3 0 1 0 2 1 3												
Rick Manning, L OBP: 0.346, SLG: 0.273 (1, 8) X	0-0 1-3		0-0 F8		4-0 2B 1-2 BB		0-3 K		X 0-0 FC4-2 FC6-2	4 0 0 0 1 1 6												
Alan Bannister, R OBP: 0.253, SLG: 0.241 Jerry Dybzinski, R OBP: 0.244, SLG: 0.317 (8, 4)		0-0 F9		0-0 F4	0-0 1-3 2-H 2B		0-0 F9		X 0-0 FC6-2 1-2 2-3 3-H	4 0 1 1 0 0 0 1 0 0 0 0 0 3												
Tom Veryzer, R OBP: 0.335, SLG: 0.354 (1, 6) X		0-0 F9		4-0 2B G1 BB	0-0 F8		0-0 1-3		X 0-0 5-3	4 1 0 0 1 0 5												
Inning Stats	R: 2 E: 0 K: 0 S: 5	H: 2 LOB: 2 BB: 2 P: 13	R: 0 E: 0 K: 0 S: 4	H: 1 LOB: 2 BB: 1 P: 8	R: 0 E: 0 K: 0 S: 3	H: 0 LOB: 1 BB: 1 P: 7	R: 1 E: 0 K: 1 S: 6	H: 1 LOB: 1 BB: 1 P: 10	R: 1 E: 0 K: 1 S: 7	H: 2 LOB: 2 BB: 1 P: 11	R: 1 E: 0 K: 1 S: 8	H: 3 LOB: 2 BB: 0 P: 8	R: 0 E: 0 K: 1 S: 5	H: 0 LOB: 0 BB: 0 P: 5	R: 0 E: 0 K: 2 S: 7	H: 0 LOB: 0 BB: 0 P: 7	R: 0 E: 0 K: 0 S: 5	H: 2 LOB: 3 BB: 0 P: 6	1B: 8 2B: 3 3B: 0 HR: 0	SF: 1 SAC: 0 DP: 0 HBP: 1	WP: 0 PB: 0 SB: 3 CS: 0	PA: 45
PITCHER	IP WLS BF H R ER SO BB IBB HBP BLK WP HR S P ERA WHIP	IP WLS BF H R ER SO BB IBB HBP BLK WP HR S P ERA WHIP																				
Renie Martin, R ERA: 4.17 (1, 1)	5.0 L 27 6 4 4 2 6 0 0 0 0 0 25 49 7.20 2.400	3.0 15 5 1 1 4 0 0 0 0 0 0 22 23 3.00 1.667	1.0 3 0 0 0 0 0 0 0 0 0 0 3 3 0.00 0.000																			

Cleveland Indians @ Kansas City Royals
 Royals Stadium, Kansas City, MO
 Thu Jun 19 1980, 8:05 PM EDT
 Att. 21,158 - Unknown - 79 F

AB	37
R	5
H	11
RBI	5
BB	6
SO	6
LOB	24



WP: 0	PA: 45
-------	--------

Batter	1	2	3	4	5	6	7	8	9	AB R H RBI BB SO LOB
Willie Wilson, S (1, 7) OBP: 0.345, SLG: 0.409	0-0 F7 S 1B	0-0 FC6-4 1-2f			0-0 E4 E S		0-0 IHR		0-3 K	5 1 2 1 0 1 1
Frank White, R (1, 4) OBP: 0.285, SLG: 0.341 Ralph LaCock, L (9, PH) OBP: 0.219, SLG: 0.194	0-0 F8		0-0 6-3		0-0 F8		0-0 5-3		0-3 K	4 0 0 0 0 0 2 1 0 0 0 0 1 0
Darrell Porter, L (1, 10) OBP: 0.388, SLG: 0.411	0-0 F7 1-3		0-0 F8		4-0 BB 1-3		4-0 BB			2 0 0 0 2 0 1
Willie Aikens, L (1, 3) OBP: 0.365, SLG: 0.424	0-3 K		0-0 F4		0-0 F8		0-0 F8			4 0 0 0 0 1 4
Amos Otis, R (1, 8) OBP: 0.301, SLG: 0.391		0-0 3B 1B		0-0 F9		0-0 HR		0-3 K		4 2 2 1 0 1 1
Clint Hurdle, L (1, 9) OBP: 0.396, SLG: 0.580		0-0 6-3 3B		0-0 FC6-4 1B		0-0 1-4-3		0-0 4-3		4 1 2 1 0 0 0
John Wathan, R (1, 2) OBP: 0.376, SLG: 0.408		0-0 6-3		0-0 FC6-4 1-2f		0-3 K		0-0 F9		4 0 0 1 0 1 1
Jamie Quirk, L (1, 5) OBP: 0.253, SLG: 0.333		0-0 FC6-4 1B		0-0 F9		0-0 1B		0-3 K		4 0 2 0 0 1 1
U L Washington, S (1, 6) OBP: 0.335, SLG: 0.373		0-3 K			0-0 6-3		0-0 5-3		0-0 1-3	4 0 0 0 0 1 2

Inning Stats	R: 0	H: 1	E: 0	K: 1	S: 6	LOB: 1	BB: 0	P: 6	R: 2	H: 3	E: 0	K: 1	S: 8	LOB: 1	BB: 0	P: 8	R: 0	H: 0	E: 0	K: 0	S: 3	LOB: 0	BB: 0	P: 3	R: 0	H: 1	E: 1	K: 0	S: 4	LOB: 1	BB: 0	P: 4	R: 0	H: 0	E: 1	K: 0	S: 4	LOB: 2	BB: 1	P: 8	R: 1	H: 2	E: 0	K: 1	S: 7	LOB: 1	BB: 0	P: 7	R: 1	H: 1	E: 0	K: 1	S: 6	LOB: 1	BB: 1	P: 10	R: 0	H: 0	E: 0	K: 1	S: 5	LOB: 0	BB: 0	P: 5	R: 0	H: 0	E: 0	K: 2	S: 7	LOB: 0	BB: 0	P: 7	1B: 5	2B: 0	3B: 1	HR: 2	SF: 0	SAC: 0	DP: 0	HBP: 0	WP: 0	PB: 0	SB: 2	CS: 0	PA: 38
PITCHER	IP	WLS	BF	H	R	ER	SO	BB	IBB	HBP	BLK	WP	HR	S	P	ERA	WHIP																																																																				
Len Barker, R (1, 1) ERA: 4.18	6.0	W	27	7	3	3	3	1	0	0	0	0	1	32	36	4.50	1.333																																																																				
Mike Stanton, R (7, 1) ERA: 3.86	3.0	S	11	1	1	1	4	1	0	0	0	0	0	18	22	3.00	0.667																																																																				

BOTTOM

Cleveland Indians @ Kansas City Royals
Royals Stadium, Kansas City, MO

Thu Jun 19 1980, 8:05 PM EDT
Att: 21,158 - Unknown - 79 F

livebaseballscores.com

AB	36
R	4
H	8
RBI	4
BB	2
SO	7
LOB	13



Batter	1	2	3	4	5	6	7	8	9	AB R H RBI BB SO LOB	TOP											
Charlie Moore, R (1, 2) OBP: 0.338, SLG: 0.346	0-0 L7		0-0 1B		0-0 F8		0-0 SH 2B	0-3 K	0-0 1B	5 1 2 1 0 1 0												
Don Money, R (1, 5) OBP: 0.363, SLG: 0.505	0-0 L7		0-3 K		0-0 F7		0-0 SH1-4 2B	0-0 2B	0-0 F8	5 1 1 0 0 1 3												
Cecil Cooper, L (1, 3) OBP: 0.368, SLG: 0.529	0-3 K2-3		0-0 F7		0-0 4-3		4-0 2B IBB	0-0 3B 2B		4 2 1 1 1 1 1												
Dick Davis, R (1, 10) OBP: 0.318, SLG: 0.422		0-3 K	0-0 F8			0-0 G3 1B	0-0 1B 2B	0-0 3B		5 1 3 4 0 1 1												
Ben Oglivie, L (1, 7) OBP: 0.400, SLG: 0.635		0-0 1B E 1B		0-0 WP 1B 2B		0-0 G3 1-2	4-0 1B E IBB	0-0 F9		4 3 2 0 1 0 2												
Sixto Lezcano, R (1, 9) OBP: 0.322, SLG: 0.433		0-0 F8		4-0 FC1-5 1B 2-3 BB		1-0 HBP	0-0 S 1B	0-0 F7		3 0 1 1 1 0 1												
Gorman Thomas, R (1, 8) OBP: 0.285, SLG: 0.410		0-0 E 1B		0-0 FC1-5 1B		0-3 K	0-3 K	0-3 K		5 0 2 1 0 3 3												
Jim Gantner, L (1, 4) OBP: 0.282, SLG: 0.290		0-0 E3		0-0 FC1-5 G5-4-3		0-0 1-3	0-0 P4		0-0 1B 1B	5 1 1 0 0 0 6												
Ed Romero, R (1, 6) OBP: 0.379, SLG: 0.444		0-3 K		0-0 G5-4-3		0-0 1-2f	0-0 SH1-4 2B 1B	0-3 K	0-0 1B 1B	5 1 2 0 0 2 4												
Inning Stats	R: 0 E: 0 K: 1 S: 5	H: 0 LOB: 0 BB: 0 P: 5	R: 1 E: 1 K: 2 S: 10	H: 2 LOB: 2 BB: 0 P: 10	R: 0 E: 0 K: 1 S: 6	H: 1 LOB: 1 BB: 0 P: 6	R: 1 E: 0 K: 0 S: 4	H: 2 LOB: 1 BB: 1 P: 8	R: 0 E: 0 K: 0 S: 3	H: 0 LOB: 0 BB: 0 P: 3	R: 0 E: 0 K: 1 S: 6	H: 1 LOB: 2 BB: 0 P: 7	R: 5 E: 1 K: 1 S: 9	H: 3 LOB: 1 BB: 2 P: 17	R: 2 E: 0 K: 2 S: 10	H: 3 LOB: 1 BB: 0 P: 10	R: 1 E: 0 K: 1 S: 8	H: 3 LOB: 2 BB: 0 P: 8	1B: 10 2B: 4 3B: 1 HR: 0	SF: 0 SAC: 2 DP: 1 HBP: 1	WP: 1 PB: 0 SB: 1 CS: 0	PA: 47
PITCHER	IP WLS BF H R ER SO BB IBB HBP BLK WP HR S P ERA WHIP																					
Dennis Leonard, R (1, 1) ERA: 4.61	6.1 L 33 9 7 4 5 1 2 1 0 1 0 39 52 5.68 1.579																					
Marty Pattin, R (7, 1) ERA: 3.57	2.2 14 6 3 3 4 0 0 0 0 0 0 22 22 10.12 2.250																					

Milwaukee Brewers @ Kansas City Royals
Royals Stadium, Kansas City, MO

Fri Jun 20 1980, 8:05 PM EDT
 Att. 38,179 - Unknown - 67 F

AB	41
R	10
H	15
RBI	8
BB	3
SO	9
LOB	21



Batter	1	2	3	4	5	6	7	8	9	AB R H RBI BB SO LOB
Willie Wilson, S OBP: 0.346, SLG: 0.413 (1, 7)	0-0 1B		0-0 6-3		0-0 6-3		0-0 4-3		0-0 2B	5 0 2 0 0 0 0
Frank White, R OBP: 0.281, SLG: 0.336 (1, 4) Ralph LaCock, L OBP: 0.217, SLG: 0.192 (9, PH)	0-3 1-2 K		0-3 K		0-0 G1		0-3 K		0-0 F7	4 0 0 0 0 3 1 1 0 0 0 0 0 1
Darrell Porter, L OBP: 0.383, SLG: 0.400 (1, 2)	0-0 F7			0-0 F7	0-0 P5			4-0 2B BB	0-0 F9	4 1 0 0 1 0 2
Willie Aikens, L OBP: 0.371, SLG: 0.432 (1, 3)	0-0 P6			4-0 1B BB		0-0 1B 1B		0-0 1B WP 2B		3 3 2 1 1 0 1
Hal McRae, R OBP: 0.337, SLG: 0.459 (1, 10)		0-0 E6		0-0 L7		0-0 1B 1-2 1B		0-3 K		4 0 1 0 0 1 2
Amos Otis, R OBP: 0.308, SLG: 0.389 (1, 8)		0-0 L7		4-0 1-2 1B BB		0-3 K		0-0 WP 1B		3 1 1 0 1 1 3
Clint Hurdle, L OBP: 0.399, SLG: 0.578 (1, 9)		0-0 P6		0-0 1B 1-2 2-H 1B		0-0 L6-5 1-3 2-H 1B		0-0 L8		4 0 2 2 0 0 2
Jamie Quirk, L OBP: 0.253, SLG: 0.329 (1, 5)		0-3 K		0-0 1-3 2-H 1B		0-0 L6-5		0-3 K		4 0 1 1 0 2 4
U L Washington, S OBP: 0.329, SLG: 0.366 (1, 6)			0-0 4-3	0-3 K			0-0 F5		0-0 5-3	4 0 0 0 0 1 2

BOTTOM

Milwaukee Brewers @ Kansas City Royals
 Royals Stadium, Kansas City, MO

Fri Jun 20 1980, 8:05 PM EDT
 Att: 38,179 - Unknown - 67 F

livebaseballscorecards.com

AB	36
R	5
H	9
RBI	4
BB	3
SO	8
LOB	18



Inning Stats		R: 0	H: 1	E: 0	K: 1	S: 6	LOB: 1	BB: 0	P: 6	R: 0	H: 0	E: 1	K: 1	S: 6	LOB: 1	BB: 0	P: 6	R: 0	H: 0	E: 0	K: 1	S: 5	LOB: 0	BB: 0	P: 5	R: 2	H: 2	E: 0	K: 1	S: 7	LOB: 2	BB: 2	P: 15	R: 0	H: 0	E: 0	K: 0	S: 3	LOB: 0	BB: 0	P: 3	R: 1	H: 3	E: 0	K: 1	S: 7	LOB: 1	BB: 0	P: 7	R: 0	H: 0	E: 0	K: 1	S: 5	LOB: 0	BB: 0	P: 5	R: 2	H: 2	E: 0	K: 2	S: 9	LOB: 1	BB: 1	P: 13	R: 0	H: 1	E: 0	K: 0	S: 4	LOB: 1	BB: 0	P: 4	1B: 7	2B: 3	3B: 0	HR: 0	SF: 0	SAC: 0	DP: 1	HBP: 0	WP: 1	PB: 0	SB: 1	CS: 0	PA: 39
PITCHER		IP	WLS	BF	H	R	ER	SO	BB	IBB	HBP	BLK	WP	HR	S	P	ERA	WHIP																																																																				
Moose Haas, R ERA: 3.31 (1, 1)		6.0	W	26	6	3	3	5	2	0	0	0	0	0	34	42	4.50	1.333																																																																				
Bill Castro, R ERA: 1.89 (7, 1)		3.0	S	13	3	2	2	3	1	0	0	0	1	0	18	22	6.00	1.333																																																																				

Batter	1	2	3	4	5	6	7	8	9	AB R H RBI BB SO LOB	TOP										
Dick Davis, R OBP: 0.327, SLG: 0.428 (1, 10) X	0-0 4-1 1B 1B		0-0 HR 1B		0-0 F9		0-0 1-3 1B		0-3 K	5 2 3 0 0 1 1											
Don Money, R OBP: 0.367, SLG: 0.560 (1, 4) X (7, 5)	0-0 F8		0-0 HR			0-0 HR	0-0 1-3			4 2 2 3 0 0 4											
Cecil Cooper, L OBP: 0.362, SLG: 0.520 (1, 3) X	0-0 4-1 1-2		0-0 1-3			0-0 P6		0-0 G3		4 0 0 0 0 0 1											
Gorman Thomas, R OBP: 0.285, SLG: 0.408 (1, 8) X	0-0 E S 2-H 1B		0-0 P4			0-0 P4		0-0 5-3		4 0 1 1 0 0 0											
Ben Oglivie, L OBP: 0.398, SLG: 0.628 (1, 7) X	0-0 G3 1-3			0-0 L8		0-0 P6		0-0 1B		4 0 1 0 0 0 1											
Sixto Lezcano, R OBP: 0.317, SLG: 0.425 (1, 9) X		0-0 4-3		0-0 P4		0-0 F8	0-0 F9			4 0 0 0 0 0 1											
Sal Bando, R OBP: 0.302, SLG: 0.310 Ed Romero, R OBP: 0.367, SLG: 0.429 (1, 5) X (7, PR) (7, 6)		0-0 G4-6-3 1B		0-0 F8		0-0 1B 2B		0-0 F3		3 0 2 0 0 0 0 1 1 0 0 0 0 0											
Jim Gantner, L OBP: 0.281, SLG: 0.297 (1, 6) X (7, 4)		0-0 G4-6-3 1-2f		0-0 B1-3		0-3 K		0-0 2B		4 0 1 0 0 1 2											
Buck Martinez, R OBP: 0.250, SLG: 0.269 (1, 2) X			0-0 5-3		0-0 5-3		0-0 1B 2-H 1B		0-0 P6	4 0 1 1 0 0 1											
Inning Stats	R: 1 E: 0 K: 0 S: 5	H: 2 LOB: 1 BB: 0 P: 5	R: 0 E: 0 K: 0 S: 3	H: 1 LOB: 0 BB: 0 P: 3	R: 2 E: 0 K: 0 S: 5	H: 2 LOB: 0 BB: 0 P: 5	R: 0 E: 0 K: 0 S: 3	H: 0 LOB: 0 BB: 0 P: 3	R: 0 E: 0 K: 0 S: 4	H: 1 LOB: 0 BB: 0 P: 4	R: 1 E: 0 K: 1 S: 8	H: 3 LOB: 3 BB: 0 P: 8	R: 0 E: 0 K: 0 S: 4	H: 1 LOB: 1 BB: 0 P: 4	R: 0 E: 0 K: 1 S: 6	H: 1 LOB: 1 BB: 0 P: 6	1B: 7 2B: 2 3B: 0 HR: 2	SF: 0 SAC: 0 DP: 1 HBP: 0	WP: 0 PB: 0 SB: 1 CS: 0	PA: 37	
PITCHER	IP WLS BF H R ER SO BB IBB HBP BLK WP HR S P ERA WHIP																			PITCHER	IP WLS BF H R ER SO BB IBB HBP BLK WP HR S P ERA WHIP
Paul Splittorff, L ERA: 4.57 (1, 1)	6.2 L 28 9 5 5 1 0 0 0 0 0 2 30 30 6.75 1.350																			Rawly Eastwick, R ERA: (7, 1)	2.1 9 2 0 0 1 0 0 0 0 0 0 11 11 0.00 0.857

Milwaukee Brewers @ Kansas City Royals
 Royals Stadium, Kansas City, MO
 Sat Jun 21 1980, 8:05 PM EDT
 Att. 40,344 - Unknown

livebaseballscorecards.com

AB	37
R	5
H	11
RBI	5
BB	0
SO	2
LOB	11



Batter	1	2	3	4	5	6	7	8	9	AB	R	H	RBI	BB	SO	LOB
Willie Wilson, S OBP: 0.344, SLG: 0.410 (1, 7)	0-0 F9		0-0 F8		0-0 1-2 1B		0-0 L6			4	0	1	0	0	0	1
Hal McRae, R OBP: 0.335, SLG: 0.450 (1, 10)	1-0 G6-4-3 HBP		0-0 F9		0-0 6-3			0-0 F7		3	0	0	0	0	0	3
Amos Otis, R OBP: 0.315, SLG: 0.380 (1, 8)	0-0 G6-4-3 1-2f			4-0 S BB		0-0 6-3		4-0 G4-6-3 BB		2	0	0	0	2	0	1
Willie Aikens, L OBP: 0.369, SLG: 0.429 (1, 3)		0-0 FC6-4 1B		0-0 F8		0-0 4-3		0-0 G4-6-3 1-2f		4	0	1	0	0	0	2
Darrell Porter, L OBP: 0.390, SLG: 0.409 (1, 2)		0-0 FC6-4 1-2 1B		0-0 L8		0-0 1B 1B			0-0 G4-6-3 1B 1B	4	1	3	0	0	0	1
Clint Hurdle, L OBP: 0.401, SLG: 0.576 (1, 9)		0-0 FC6-4 G6-4-3 1-2f 2-3		0-0 F7 1-2		0-0 1-2 1B			0-0 G4-6-3 1-2 1B	4	0	2	0	0	0	3
Jamie Quirk, L OBP: 0.241, SLG: 0.313 (1, 5)		0-0 G6-4-3 1-2f			0-0 F7		0-0 L8		0-0 G4-6-3 1-2f 2-3	4	0	0	0	0	0	6
Dave Chalk, R OBP: 0.295, SLG: 0.304 (1, 4)			0-0 5-3 1B		0-0 6-3		0-0 5-3		0-0 FC6-4 1B	3	0	1	0	0	0	0
John Wathan, R OBP: 0.379, SLG: 0.411 (9, PH)									3-H	1	0	1	1	0	0	0
U L Washington, S OBP: 0.328, SLG: 0.361 (1, 6)			0-0 5-3		4-0 1B BB		0-0 F7		0-0 FC6-4 1-2f	3	0	0	0	1	0	2

Inning Stats	R: 0	H: 0	E: 0	K: 0	S: 2	R: 0	H: 2	E: 0	K: 0	S: 4	R: 0	H: 1	E: 0	K: 0	S: 4	R: 0	H: 0	E: 0	K: 0	S: 3	R: 0	H: 1	E: 0	K: 0	S: 4	R: 0	H: 2	E: 0	K: 0	S: 5	R: 0	H: 0	E: 0	K: 0	S: 3	R: 0	H: 0	E: 0	K: 0	S: 2	R: 1	H: 3	E: 0	K: 0	S: 5	R: 0	H: 3	E: 0	K: 0	S: 5	1B: 9	2B: 0	3B: 0	HR: 0	SF: 0	SAC: 0	DP: 4	HBP: 1	WP: 0	PA: 36
PITCHER Lary Sorensen, R ERA: 3.61 (1, 1)	IP	WLS	BF	H	R	ER	SO	BB	IBB	HBP	BLK	WP	HR	S	P	ERA	WHIP																			IP	WLS	BF	H	R	ER	SO	BB	IBB	HBP	BLK	WP	HR	S	P	ERA	WHIP								

BOTTOM

Milwaukee Brewers @ Kansas City Royals
Royals Stadium, Kansas City, MO

Sat Jun 21 1980, 8:05 PM EDT
Att. 40,344 - Unknown

livebaseballscorecards.com

AB	32
R	1
H	9
RBI	1
BB	3
SO	0
LOB	19



Batter	1	2	3	4	5	6	7	8	9	AB R H RBI BB SO LOB	TOP	
Charlie Moore, R (1, 2) OBP: 0.329, SLG: 0.338	0-0 F7	0-0 SF9		0-0 FC5-4			0-0 L7			3 0 0 1 0 0 1		
Don Money, R (1, 5) OBP: 0.371, SLG: 0.584	0-0 HR	0-0 1B			0-0 L8			0-0 F5		4 1 2 1 0 0 0		
Cecil Cooper, L (1, 3) OBP: 0.360, SLG: 0.515	0-0 1B	0-0 P3			0-0 4-3			0-0 F7		4 0 1 0 0 0 2		
Dick Davis, R (1, 10) OBP: 0.323, SLG: 0.422	0-0 F4		0-3 K		0-0 F8			0-0 4-3		2 0 0 0 0 1 1		
Mark Brouhard, R (5, PH) OBP: 0.283, SLG: 0.386										2 0 0 0 0 0 0		
Ben Oglivie, L (1, 7) OBP: 0.395, SLG: 0.622	0-0 G3		0-0 E3			0-0 L8			0-0 PB	4 1 1 0 0 0 1		
Sixto Lezcano, R (1, 9) OBP: 0.316, SLG: 0.419		4-0 SH3-4 1B WP BB	0-0 F9		0-0 6-3				0-3 K 1B	3 1 0 0 1 1 2		
Gorman Thomas, R (1, 8) OBP: 0.284, SLG: 0.405		0-0 WP SH3-4 SF9 1B		0-3 K		0-0 F7			0-3 K	4 1 1 0 0 2 1		
Jim Gantner, L (1, 4) OBP: 0.283, SLG: 0.298		0-0 SH3-4		0-0 4-3			0-0 G3		0-0 1B	3 0 1 1 0 0 0		
Ed Romero, R (1, 6) OBP: 0.324, SLG: 0.375		0-3 K 1B		0-0 E9			0-0 F7		0-3 K	4 0 0 0 0 2 2		
Inning Stats	R: 1 H: 2 E: 0 LOB: 1 K: 0 BB: 0 S: 5 P: 5	R: 2 H: 2 E: 0 LOB: 2 K: 1 BB: 1 S: 8 P: 12	R: 0 H: 0 E: 1 LOB: 0 K: 1 BB: 0 S: 5 P: 5	R: 0 H: 0 E: 1 LOB: 1 K: 1 BB: 0 S: 6 P: 6	R: 0 H: 0 E: 0 LOB: 0 K: 0 BB: 0 S: 3 P: 3	R: 0 H: 0 E: 0 LOB: 0 K: 0 BB: 0 S: 3 P: 3	R: 0 H: 0 E: 0 LOB: 0 K: 0 BB: 0 S: 3 P: 3	R: 0 H: 0 E: 0 LOB: 0 K: 0 BB: 0 S: 3 P: 3	R: 1 H: 2 E: 0 LOB: 1 K: 3 BB: 0 S: 11 P: 11	1B: 5 SF: 1 2B: 0 SAC: 1 3B: 0 DP: 0 HR: 1 HBP: 0	WP: 1 PA: 36 PB: 1 SB: 0 CS: 1	
PITCHER Rich Gale, R (1, 1) ERA: 4.63	IP WLS BF H R ER SO BB IBB HBP BLK WP HR S P ERA WHIP	9.0 W 36 6 4 3 6 1 0 0 0 1 1 47 51 3.00 0.778										

Milwaukee Brewers @ Kansas City Royals
 Royals Stadium, Kansas City, MO
 Sun Jun 22 1980, 4:33 AM EDT
 Att: 39,592 - Unknown

AB	33
R	4
H	6
RBI	3
BB	1
SO	6
LOB	10



Batter	1	2	3	4	5	6	7	8	9
Willie Wilson, S OBP: 0.342, SLG: 0.407 (1, 7)	0-0 L4-6 BLK 1B	0-3 K			0-0 F3	0-0 F8		0-0 6-3	
U L Washington, S OBP: 0.327, SLG: 0.372 (1, 6)	0-0 L4-6 1-3		0-0 5-3		0-0 1-H HR	0-0 4-3			
Hal McRae, R OBP: 0.339, SLG: 0.452 (1, 10)	0-0 1-3		0-0 S 1B		0-0 5-3		0-0 G6-4-3 1B		
Amos Otis, R OBP: 0.313, SLG: 0.406 (1, 8)		0-0 HR	0-3 K 1-2		0-0 5-3		0-0 G6-4-3 1-2f		
Darrell Porter, L OBP: 0.382, SLG: 0.399 (1, 2)		0-0 P6	0-0 4-3			0-0 G3	0-0 F8		
Willie Aikens, L OBP: 0.372, SLG: 0.445 (1, 3) German Barranca, L (6, PR) Ralph LaCock, L OBP: 0.216, SLG: 0.190 (7, 3)		0-0 HR		0-0 G3		0-0 E 1B 1B	0-3 K		
Clint Hurdle, L OBP: 0.403, SLG: 0.574 (1, 9)		0-0 P6		0-0 B1-3		0-0 E7 1B 1-3 1B	0-0 2B 1B		
Dave Chalk, R OBP: 0.300, SLG: 0.321 (1, 5) Jamie Quirk, L OBP: 0.259, SLG: 0.333 (6, PH) (7, 5)		0-0 1B 2B		0-0 F8		4-0 1B IBB	0-0 1-H 2B		
Frank White, R OBP: 0.288, SLG: 0.343 (1, 4)		0-0 2-H 1B			0-0 HR 1B	0-0 1-2 2-3 3-H 1B	0-3 K		

Inning Stats	R: 0	H: 1	E: 0	K: 0	S: 3	L: 0	BB: 0	P: 3	R: 3	H: 4	E: 0	K: 1	S: 9	L: 0	LOB: 1	BB: 0	P: 9	R: 0	H: 1	E: 0	K: 1	S: 6	L: 0	LOB: 0	BB: 0	P: 6	R: 0	H: 0	E: 0	K: 0	S: 3	L: 0	LOB: 0	BB: 0	P: 3	R: 2	H: 2	E: 0	K: 0	S: 5	L: 0	LOB: 0	BB: 0	P: 5	R: 1	H: 3	E: 1	K: 0	S: 6	L: 0	LOB: 3	BB: 1	P: 10	R: 0	H: 1	E: 0	K: 0	S: 3	L: 0	LOB: 0	BB: 0	P: 3	R: 1	H: 2	E: 0	K: 2	S: 9	L: 0	LOB: 1	BB: 0	P: 9
--------------	------	------	------	------	------	------	-------	------	------	------	------	------	------	------	--------	-------	------	------	------	------	------	------	------	--------	-------	------	------	------	------	------	------	------	--------	-------	------	------	------	------	------	------	------	--------	-------	------	------	------	------	------	------	------	--------	-------	-------	------	------	------	------	------	------	--------	-------	------	------	------	------	------	------	------	--------	-------	------

PITCHER										PITCHER																							
IP	WLS	BF	H	R	ER	SO	BB	IBB	HBP	BLK	WP	HR	S	P	ERA	WHIP	IP	WLS	BF	H	R	ER	SO	BB	IBB	HBP	BLK	WP	HR	S	P	ERA	WHIP
Mike Caldwell, L ERA: 3.44 (1, 1)	5.1	L	25	10	6	6	2	0	0	1	0	3	29	29	10.12	1.875	Paul Mitchell, R ERA: 2.25 (6, 1)	2.2	12	4	1	1	2	0	1	0	0	0	0	15	19	3.38	1.500

AB R H RBI BB SO LOB

BOTTOM

5	0	1	0	0	1	6
4	1	1	2	0	0	4
4	0	2	0	0	0	0
4	1	1	1	0	1	2
4	0	0	0	0	0	1
3	1	2	1	0	0	0
0	1	0	0	0	0	0
1	0	0	0	0	1	0
4	1	2	0	0	0	0
2	1	1	0	0	0	0
1	0	1	1	1	0	0
4	1	3	2	0	1	1

AB	36
R	7
H	14
RBI	7
BB	1
SO	4
LOB	14



1B: 9	SF: 0	WP: 0	PA: 37
2B: 3	SAC: 0	PB: 0	
3B: 0	DP: 2	SB: 1	
HR: 3	HBP: 0	CS: 0	

Milwaukee Brewers @ Kansas City Royals
Royals Stadium, Kansas City, MO
 Sun Jun 22 1980, 4:33 AM EDT
 Att. 39,592 - Unknown

livebaseballscorecards.com

Batter	1	2	3	4	5	6	7	8	9	AB R H RBI BB SO LOB	TOP	
Willie Wilson, S (1, 7) OBP: 0.346, SLG: 0.417	0-0 CS 1B		0-0 S SH1-3 1B		0-0 6-3		0-0 F8		0-0 3B	5 0 3 0 0 0 0		
U L Washington, S (1, 6) OBP: 0.321, SLG: 0.366	0-3 K 1-2		0-0 SH1-3 1-2		0-3 K		0-3 K		0-3 K	4 0 0 0 0 4 2		
Hal McRae, R (1, 10) OBP: 0.331, SLG: 0.440	0-3 K		0-3 K 2-3		0-3 K		0-3 K			4 0 0 0 0 4 1		
Amos Otis, R (1, 8) OBP: 0.303, SLG: 0.390		0-3 K	0-3 K			0-3 K		0-0 F9		4 0 0 0 0 3 1		
Willie Aikens, L (1, 3) OBP: 0.374, SLG: 0.455		0-0 L1		0-3 K		0-0 E 2B		0-0 2B		4 1 2 0 0 1 0		
Rusty Torres, S (8, PR) OBP: 0.333, SLG: 0.161										0 0 0 0 0 0 0		
Ralph LaCock, L (8, 3) OBP: 0.216, SLG: 0.190										0 0 0 0 0 0 0		
John Wathan, R (1, 2) OBP: 0.381, SLG: 0.413		0-0 BB 1B 1B		0-0 4-3		0-0 E7 2B 1B 2-H		0-0 F7		4 0 2 0 0 0 1		
Clint Hurdle, L (1, 9) OBP: 0.411, SLG: 0.585		0-0 BB 1-2 1B		0-0 BB 1B		0-0 1-3 2B		0-3 K		4 0 3 0 0 1 1		
Dave Chalk, R (1, 5) OBP: 0.308, SLG: 0.313		4-0 BB 1-2 2-3 BB		4-0 BB 1-2 BB		0-3 K			0-0 6-3	2 0 0 0 2 1 2		
Frank White, R (1, 4) OBP: 0.284, SLG: 0.337		0-3 K		0-0 5-3		0-0 F8			0-0 6-3	4 0 0 0 0 1 7		
Inning Stats	R: 0 E: 0 K: 2 S: 7 H: 1 LOB: 0 BB: 0 P: 7	R: 0 E: 0 K: 2 S: 9 H: 2 LOB: 3 BB: 1 P: 13	R: 0 E: 0 K: 2 S: 8 H: 1 LOB: 1 BB: 0 P: 8	R: 0 E: 0 K: 1 S: 6 H: 1 LOB: 2 BB: 1 P: 10	R: 0 E: 0 K: 2 S: 7 H: 0 LOB: 0 BB: 0 P: 7	R: 1 E: 1 K: 2 S: 10 H: 3 LOB: 2 BB: 0 P: 10	R: 0 E: 0 K: 2 S: 7 H: 0 LOB: 0 BB: 0 P: 7	R: 0 E: 0 K: 1 S: 6 H: 1 LOB: 1 BB: 0 P: 6	R: 0 E: 0 K: 1 S: 6 H: 1 LOB: 1 BB: 0 P: 6	1B: 6 2B: 3 3B: 1 HR: 0 SF: 0 SAC: 1 DP: 0 HBP: 0	WP: 0 PB: 0 SB: 1 CS: 1 PA: 38	
PITCHER Jerry Koosman, L (1, 1) ERA: 4.11	IP WLS BF H R ER SO BB IBB HBP BLK WP HR S P ERA WHIP	9.0 W 38 10 1 1 15 2 0 0 0 0 0 0 66 74 1.00 1.333										

Kansas City Royals @ Minnesota Twins
Metropolitan Stadium, Bloomington, MI

AB	35
R	1
H	10
RBI	0
BB	2
SO	15
LOB	15



Mon Jun 23 1980, 8:05 PM EDT
Att. 7,525 - Unknown - 85 F

livebaseballscorecards.com

Batter	1	2	3	4	5	6	7	8	9	AB	R	H	RBI	BB	SO	LOB
Butch Wynegar, S OBP: 0.371, SLG: 0.433 (1, 2) X	0-0 F9 ①		0-0 HR 1B ②		0-0 F7 ②			0-0 4-3 ①		4	1	1	1	0	0	0
Roy Smalley, S OBP: 0.353, SLG: 0.415 (1, 6) X	0-0 P5 ②		0-0 HR ②		0-0 P3 ③			4-0 BB 1B BB		3	2	1	2	1	0	0
Ron Jackson, R OBP: 0.278, SLG: 0.336 (1, 3) X	0-0 6-3 ③		0-0 L8 ②					0-0 E5 1B E4 1-2		4	0	0	0	0	1	1
Jose Morales, R OBP: 0.405, SLG: 0.507 (1, 10) X		0-0 5-3 ①	0-0 2B ③					0-0 F7 ②		4	0	2	0	0	0	2
John Castino, R OBP: 0.342, SLG: 0.433 (1, 5) X		0-0 E9 ②	0-0 6-3 ③					0-0 K 1B E4 1-2 2-H		4	0	1	1	0	1	2
Dave Edwards, R OBP: 0.264, SLG: 0.256 (1, 8) X		0-3 K ②		0-0 4-3 ①				0-0 F9 ③		4	0	0	0	0	1	4
Hosken Powell, L OBP: 0.302, SLG: 0.333 (1, 9) X		0-0 4-3 ③		0-0 B1-3 ②				0-0 E4 ③		3	0	0	0	0	0	1
Rob Wilfong, L OBP: 0.293, SLG: 0.324 (1, 4) X			0-0 F8 ①	0-0 G3 ③				0-0 F2 ②		3	0	0	0	0	0	0
Rick Sofield, L OBP: 0.279, SLG: 0.410 (1, 7) X			0-0 1B 2B ②		0-0 3-1 ①			0-0 F9 ③		3	1	1	0	0	0	0

Inning Stats	R: 0 E: 0 K: 0 S: 3	H: 0 LOB: 0 BB: 0 P: 3	R: 0 E: 1 K: 1 S: 6	H: 0 LOB: 1 BB: 0 P: 6	R: 3 E: 0 K: 0 S: 7	H: 4 LOB: 1 BB: 0 P: 7	R: 0 E: 0 K: 0 S: 3	H: 0 LOB: 0 BB: 0 P: 3	R: 0 E: 0 K: 2 S: 8	H: 1 LOB: 1 BB: 0 P: 8	R: 0 E: 0 K: 0 S: 3	H: 0 LOB: 0 BB: 0 P: 3	R: 1 E: 2 K: 0 S: 5	H: 1 LOB: 2 BB: 1 P: 9	1B: 3 2B: 2 3B: 0 HR: 1	SF: 0 SAC: 0 DP: 0 HBP: 0
PITCHER Larry Gura, L ERA: 2.23 (1, 1)	IP: 8.0 WLS: L BF: 33 H: 6 R: 4 ER: 3 SO: 3	BB: 1 IBB: 0 HBP: 0 BLK: 0	WP: 0 HR: 1 S: 38 P: 42	ERA: 3.38 WHIP: 0.875												

BOTTOM

Kansas City Royals @ Minnesota Twins
Metropolitan Stadium, Bloomington, MI

Mon Jun 23 1980, 8:05 PM EDT
Att. 7,525 - Unknown - 85 F

livebaseballscorecards.com

AB	32
R	4
H	6
RBI	4
BB	1
SO	3
LOB	10



WP: 0	PA: 33
PB: 0	SB: 0
CS: 0	

Batter	1	2	3	4	5	6	7	8	9	AB R H RBI BB SO LOB	TOP																													
Willie Wilson, S (1, 7) OBP: 0.343, SLG: 0.413	0-3 K		0-0 4-3		0-0 P4			0-0 SH1-4		3 0 0 0 0 1 0	Kansas City Royals @ Minnesota Twins Metropolitan Stadium, Bloomington, MI Tue Jun 24 1980, 8:05 PM EDT Unknown - 78 F livebaseballscorecards.com																													
U L Washington, S (1, 6) OBP: 0.316, SLG: 0.359	0-0 4-3		0-0 F9			0-0 B5-3		0-0 6-3		4 0 0 0 0 0 2																														
Hal McRae, R (1, 10) OBP: 0.330, SLG: 0.432	0-3 K			0-3 K		4-0 1B BB		0-0 L8		3 0 0 0 1 2 2																														
Amos Otis, R (1, 8) OBP: 0.317, SLG: 0.404		0-0 4-3 WP 1B		0-0 S 1B		0-0 1-2 G1-6-3 1B		0-0 F8		4 1 3 0 0 0 0																														
Willie Aikens, L (1, 3) OBP: 0.369, SLG: 0.447		0-0 4-3		0-3 K		0-0 G1-6-3		0-0 4-3		4 0 0 0 0 1 4																														
John Wathan, R (1, 2) OBP: 0.383, SLG: 0.412		0-0 1-3		4-0 1-2		0-0 1-2f		0-0 5-3		3 0 1 1 1 0 0																														
Clint Hurdle, L (1, 9) OBP: 0.404, SLG: 0.574		0-3 3-H 1B		0-0 IBB		0-0 F9		0-0 6-3		3 0 0 0 0 1 3																														
Frank White, R (1, 4) OBP: 0.280, SLG: 0.333		0-0 F7		0-0 F8		0-0 F7		0-3 K		3 0 0 0 0 1 1																														
Dave Chalk, R (1, 5) OBP: 0.309, SLG: 0.314 German Barranca, L (8, PR) Jamie Quirk, L (8, 5) OBP: 0.259, SLG: 0.333			0-0 5-3		0-3 K			0-0 6-3 SH1-4 1B		3 0 1 0 0 1 0 0 0 0 0 0 0 0 0 0 0 0 0 0 0																														
Inning Stats	R: 0 E: 0 K: 2 S: 7	H: 0 LOB: 0 BB: 0 P: 7	R: 1 E: 0 K: 1 S: 7	H: 2 LOB: 1 BB: 0 P: 7	R: 0 E: 0 K: 0 S: 3	H: 0 LOB: 0 BB: 0 P: 3	R: 0 E: 0 K: 2 S: 8	H: 1 LOB: 2 BB: 1 P: 12	R: 0 E: 0 K: 1 S: 5	H: 0 LOB: 0 BB: 0 P: 5	R: 0 E: 0 K: 0 S: 3	H: 1 LOB: 1 BB: 1 P: 7	R: 0 E: 0 K: 1 S: 5	H: 0 LOB: 0 BB: 0 P: 5	R: 0 E: 0 K: 0 S: 4	H: 1 LOB: 2 BB: 0 P: 4	R: 0 E: 0 K: 0 S: 3	H: 0 LOB: 0 BB: 0 P: 3	1B: 5 2B: 0 3B: 0 HR: 0	SF: 0 SAC: 1 DP: 1 HBP: 0	WP: 1 PB: 0 SB: 1 CS: 0	PA: 33																		
PITCHER Darrell Jackson, L (1, 1) ERA: 2.97	IP 9.0	WLS W	BF 33	H 5	R 1	ER 1	SO 7	BB 1	IBB 1	HBP 0	BLK 0	WP 1	HR 0	S 45	P 53	ERA 1.00	WHIP 0.667						PITCHER	IP 9.0	WLS W	BF 33	H 5	R 1	ER 1	SO 7	BB 1	IBB 1	HBP 0	BLK 0	WP 1	HR 0	S 45	P 53	ERA 1.00	WHIP 0.667



Batter	1	2	3	4	5	6	7	8	9	AB R H RBI BB SO LOB
Butch Wynegar, S OBP: 0.371, SLG: 0.435 (1, 2) X	0-0 P6 ①		4-0 BB 1B		0-0 3-1 ②			0-0 1B 2B	0-0 4-3 ②	4 1 1 0 1 0 1
Roy Smalley, S OBP: 0.366, SLG: 0.424 (1, 6) X	0-0 1B		0-0 1B 1-2		4-0 BB			4-0 SH1-4 FC6-2 1B BB	0-0 1B 2-3	3 0 3 1 2 0 0
Ken Landreaux, L OBP: 0.370, SLG: 0.411 (1, 8) X	0-0 F5 ②		0-0 P6 ②		0-0 L8 ③			0-0 FC6-2 SH1-4 1B 1-2 2-H		4 0 1 1 0 0 4
Glenn Adams, L OBP: 0.348, SLG: 0.382 (1, 10) X	0-0 F7 ③		0-0 F7 ③		0-0 FC3-6 1B			0-0 SH1-4 ①		3 0 1 0 0 0 3
Rob Wilfong, L OBP: 0.297, SLG: 0.324 (1, 4) X		0-0 4-3 ①		0-0 FC3-6 1B		0-0 FC3-6 L6-3 ①		4-0 FC6-2 IBB		3 0 1 0 1 0 1
Mike Cabbage, L OBP: 0.349, SLG: 0.385 (1, 3) X		4-0 FC4 BB		0-0 FC3-6 1-2f		0-0 L6-3 1-2		0-0 FC6-2 1-2 2-3 3-Hf		3 0 0 0 1 0 5
Rick Sofield, L OBP: 0.275, SLG: 0.403 (1, 7) X		0-0 F7 ②		0-3 K			0-0 3-1 ①	0-0 3-1 ③		3 0 0 0 0 1 2
Danny Goodwin, L OBP: 0.284, SLG: 0.313 (8, PH) X										1 0 0 0 0 0 3
Dave Edwards, R OBP: 0.264, SLG: 0.256 (9, 7) X										0 0 0 0 0 0 0
Hosken Powell, L OBP: 0.300, SLG: 0.332 (1, 9) X		0-0 FC4 1-2f		0-0 F5 ③			0-0 F8 ②		0-0 4-3 SH3-4 1B 1B	4 1 1 0 0 0 2
John Castino, R OBP: 0.338, SLG: 0.426 (1, 5) X			0-0 F7 ①		0-0 1-3 ①		0-0 F9 ③		0-0 SH3-4 ①	3 0 0 0 0 0 0

BOTTOM

Kansas City Royals @ Minnesota Twins
Metropolitan Stadium, Bloomington, MI
Tue Jun 24 1980, 8:05 PM EDT
Unknown - 78 F

livebaseballscorecards.com

AB	31
R	2
H	8
RBI	2
BB	5
SO	1
LOB	21



Inning Stats	R: 0 H: 1 E: 0 K: 0 S: 4	H: 1 LOB: 1 BB: 0 P: 4	R: 0 H: 0 E: 0 K: 0 S: 3	H: 0 LOB: 1 BB: 1 P: 7	R: 0 H: 1 E: 0 K: 0 S: 4	H: 1 LOB: 2 BB: 1 P: 8	R: 0 H: 1 E: 0 K: 1 S: 6	H: 1 LOB: 1 BB: 0 P: 6	R: 0 H: 0 E: 0 K: 0 S: 3	H: 0 LOB: 1 BB: 1 P: 7	R: 0 H: 1 E: 0 K: 0 S: 3	H: 1 LOB: 0 BB: 0 P: 3	R: 0 H: 0 E: 0 K: 0 S: 3	H: 0 LOB: 0 BB: 0 P: 3	R: 1 H: 2 E: 0 K: 0 S: 5	H: 2 LOB: 3 BB: 2 P: 13	R: 1 H: 2 E: 0 K: 0 S: 4	H: 2 LOB: 1 BB: 0 P: 4	1B: 7 2B: 2 3B: 0 HR: 0	SF: 0 SAC: 2 DP: 1 HBP: 0	WP: 0 PB: 0 SB: 0 CS: 0	PA: 38
--------------	--------------------------	------------------------	--------------------------	------------------------	--------------------------	------------------------	--------------------------	------------------------	--------------------------	------------------------	--------------------------	------------------------	--------------------------	------------------------	--------------------------	-------------------------	--------------------------	------------------------	-------------------------	---------------------------	-------------------------	--------

PITCHER	IP	WLS	BF	H	R	ER	SO	BB	IBB	HBP	BLK	WP	HR	S	P	ERA	WHIP
Dennis Leonard, R ERA: 4.4 (1, 1)	7.1		31	6	1	1	1	4	0	0	0	0	0	29	45	1.23	1.364
Dan Quisenberry, R ERA: 3.53 (8, 1)	1.1	L	7	2	1	1	0	0	1	0	0	0	0	6	10	6.75	1.500

Batter	1	2	3	4	5	6	7	8	9	AB R H RBI BB SO LOB	TOP																								
Willie Wilson, S (1, 7) OBP: 0.341, SLG: 0.409	0-0 4-3		0-0 1B 1B	0-0 5-3		0-3 K			0-0 4-3	5 1 1 0 0 1 3																									
Frank White, R (1, 4) OBP: 0.283, SLG: 0.335	0-0 5-3		0-0 1B 1B		0-0 5-3		0-0 E S 1B 1B		0-3 K	5 2 2 1 0 1 0																									
Darrell Porter, L (1, 2) OBP: 0.383, SLG: 0.405	0-0 F7		0-3 K		0-0 1B		0-3 K		0-0 BB 2B	5 0 2 0 0 2 3																									
Willie Aikens, L (1, 10) OBP: 0.373, SLG: 0.448		0-3 K	0-0 1B 1B		0-0 G6-4-3 1B		0-3 K		4-0 BB IBB	4 0 2 1 1 2 1																									
Amos Otis, R (1, 8) OBP: 0.336, SLG: 0.426		0-0 FC6-5 2B	0-0 1-2 3-H 1B		0-0 G6-4-3 1-2f		0-0 1B		4-0 BB BB BB BB BB 2-3 BB	4 0 3 2 1 0 2																									
Clint Hurdle, L (1, 9) OBP: 0.399, SLG: 0.563		0-0 FC6-5	0-0 6-3			0-0 FC1-6 FC5-2 1B		0-3 K	0-0 4-3	5 0 1 0 0 1 7 0 0 0 0 0 0 0																									
Rusty Torres, S (9, 9) OBP: 0.333, SLG: 0.161																																			
Jamie Quirk, L (1, 5) OBP: 0.258, SLG: 0.329		0-0 F9		0-0 G3		0-0 FC1-6 1-2 1B		0-0 4-3		4 0 1 0 0 0 1	AB 40 R 4 H 14 RBI 4 BB 2 SO 8 LOB 23																								
Ralph LaCock, L (1, 3) OBP: 0.225, SLG: 0.211			0-0 FC1-6-5 2B		0-0 1B	0-0 FC1-6 FC5-2 1-2f 2-3 1B		0-0 5-3		4 0 2 0 0 0 2																									
U L Washington, S (1, 6) OBP: 0.312, SLG: 0.353			0-0 FC1-6-5 1B 1B		0-0 L6	0-0 FC5-2 1-2 3-H 1B		0-3 K		4 1 0 0 0 1 4																									
Inning Stats	R: 0 E: 0 K: 0 S: 3 H: 0 LOB: 0 BB: 0 P: 3	R: 0 E: 0 K: 1 S: 6 H: 1 LOB: 1 BB: 0 P: 6	R: 3 E: 0 K: 1 S: 10 H: 5 LOB: 2 BB: 0 P: 10	R: 0 E: 0 K: 0 S: 4 H: 1 LOB: 1 BB: 0 P: 4	R: 0 E: 0 K: 0 S: 4 H: 2 LOB: 1 BB: 0 P: 4	R: 0 E: 0 K: 1 S: 7 H: 2 LOB: 2 BB: 0 P: 7	R: 1 E: 0 K: 3 S: 11 H: 2 LOB: 1 BB: 0 P: 11	R: 0 E: 0 K: 1 S: 5 H: 0 LOB: 0 BB: 0 P: 5	R: 0 E: 0 K: 1 S: 6 H: 1 LOB: 3 BB: 2 P: 14	1B: 11 2B: 3 3B: 0 HR: 0 SF: 0 SAC: 0 DP: 1 HBP: 0	WP: 0 PB: 0 SB: 1 CS: 0 PA: 42																								
PITCHER	IP	WLS	BF	H	R	ER	SO	BB	IBB	HBP	BLK	WP	HR	S	P	ERA	WHIP	PITCHER	IP	WLS	BF	H	R	ER	SO	BB	IBB	HBP	BLK	WP	HR	S	P	ERA	WHIP
Roger Erickson, R ERA: 2.8	(1, 1)	5.0	L	25	11	3	3	2	0	0	0	0	0	29	29	5.40	2.200																		
Pete Redfern, R ERA: 4.55	(6, 1)	3.0		11	2	1	1	5	0	0	0	0	0	21	21	3.00	0.667																		
Doug Corbett, R ERA: 1.92	(9, 1)	1.0		6	1	0	0	1	1	1	0	0	0	6	14	0.00	2.000																		

Kansas City Royals @ Minnesota Twins
Metropolitan Stadium, Bloomington, MI
Tue Jun 24 1980, 8:05 PM EDT
Att. 11,556 - Unknown

livebaseballscorecards.com



Batter	1	2	3	4	5	6	7	8	9	AB	R	H	RBI	BB	SO	LOB				
Butch Wynegar, S OBP: 0.369, SLG: 0.431 (1, 2) X	0-0 F8 ①		0-0 6-3 ③			0-0 F8 ①		0-0 FC4-6 1B ①		4	0	1	0	0	0	1				
Roy Smalley, S OBP: 0.360, SLG: 0.415 (1, 6) X	0-0 G3 ②			0-3 K ①		0-0 F8 ②		0-0 FC4-6 1B ②		4	0	0	1	0	1	1				
Ken Landreaux, L OBP: 0.365, SLG: 0.405 (1, 8) X	0-0 6-3 ③			0-0 G3 ②		0-0 P3 ③		0-0 1-3 ③		4	0	0	0	0	0	1				
Glenn Adams, L OBP: 0.336, SLG: 0.368 (1, 10) X		0-0 F7 ①		0-0 P4 ③			0-0 F8 ①		0-0 1-3 ①	4	0	0	0	0	0	0				
Mike Cabbage, L OBP: 0.353, SLG: 0.388 (1, 3) (9, 5) X		0-0 G1-6-3 1B ②			0-0 FC3-6 BB 1B ②		0-0 F9 ②		0-0 F7 ②	4	0	2	0	0	0	0				
Rick Sofield, L OBP: 0.274, SLG: 0.397 (1, 7) X		0-0 G1-6-3 1-2f ② ③			4-0 FC3-6 BB ③		0-3 K ③		0-0 4-3 ③	3	0	0	0	1	1	1				
Hosken Powell, L OBP: 0.301, SLG: 0.337 (1, 9) X			0-0 F8 ①		0-0 F8 ①			0-0 1B SF8 2B ①		3	1	1	0	0	0	2				
Rob Wilfong, L OBP: 0.303, SLG: 0.335 (1, 4) X			0-0 2B ②		0-0 FC3-6 1-2f 2-3 ②			0-0 1B FC4-6 1B ②		3	1	2	0	0	0	2				
John Castino, R OBP: 0.335, SLG: 0.422 Danny Goodwin, L OBP: 0.280, SLG: 0.313 Ron Jackson, R OBP: 0.278, SLG: 0.336 (1, 5) (8, PH) (9, 3) X			0-0 P4 ②		0-0 F8 ③			0-0 SF8 ③		2	0	0	0	0	0	3				
Inning Stats	R: 0 E: 0 K: 0 S: 3	H: 0 LOB: 0 BB: 0 P: 3	R: 0 E: 0 K: 0 S: 3	H: 1 LOB: 0 BB: 0 P: 3	R: 0 E: 0 K: 0 S: 4	H: 1 LOB: 1 BB: 0 P: 4	R: 0 E: 0 K: 0 S: 4	H: 0 LOB: 0 BB: 0 P: 5	R: 0 E: 0 K: 0 S: 4	H: 1 LOB: 2 BB: 1 P: 8	R: 0 E: 0 K: 0 S: 3	H: 0 LOB: 0 BB: 0 P: 5	R: 0 E: 0 K: 0 S: 6	H: 3 LOB: 1 BB: 0 P: 6	R: 0 E: 0 K: 0 S: 3	H: 0 LOB: 0 BB: 0 P: 3	1B: 4 2B: 2 3B: 0 HR: 0	SF: 1 SAC: 0 DP: 1 HBP: 0	WP: 0 PB: 0 SB: 1 CS: 0	PA: 33

BOTTOM

Kansas City Royals @ Minnesota Twins
Metropolitan Stadium, Bloomington, MI

AB	31
R	2
H	6
RBI	2
BB	1
SO	2
LOB	11



Tue Jun 24 1980, 8:05 PM EDT
Att. 11,556 - Unknown

PITCHER	IP	WLS	BF	H	R	ER	SO	BB	IBB	HBP	BLK	WP	HR	S	P	ERA	WHIP
Renie Martin, R ERA: 4.03	7.0	W	26	5	2	2	2	1	0	0	0	0	0	29	33	2.57	0.857
Dan Quisenberry, R ERA: 3.4	2.0	S	7	1	0	0	0	0	0	0	0	0	0	7	7	0.00	0.500

PITCHER	IP	WLS	BF	H	R	ER	SO	BB	IBB	HBP	BLK	WP	HR	S	P	ERA	WHIP
---------	----	-----	----	---	---	----	----	----	-----	-----	-----	----	----	---	---	-----	------

Batter	1	2	3	4	5	6	7	8	9	AB R H RBI BB SO LOB	TOP											
Willie Wilson, S (1, 7) OBP: 0.336, SLG: 0.404	0-0 P4		0-0 5-3		0-0 6-3		0-0 CS	0-0 G3		4 0 0 0 0 0 0												
U L Washington, S (1, 6) OBP: 0.314, SLG: 0.356	0-0 6-3		0-3 K			0-0 HR 1B		0-0 1B 1B		4 1 2 0 0 1 0												
Hal McRae, R (1, 10) OBP: 0.328, SLG: 0.446	0-0 3-1		0-0 P4			0-0 HR 1B		0-0 F9		4 1 1 2 0 0 1												
Amos Otis, R (1, 8) OBP: 0.341, SLG: 0.429		0-0 1B BB G4-6-3 1B		0-0 5-3		0-0 F8		0-0 1B 1-3		4 1 2 0 0 0 0												
Willie Aikens, L (1, 3) OBP: 0.371, SLG: 0.442		4-0 BB BB G4-6-3 1B 1B BB		0-0 F8		0-0 4-3		0-3 K		3 1 0 0 1 1 2												
Ralph LaCock, L (8, 3) OBP: 0.225, SLG: 0.211										0 0 0 0 0 0 0												
John Wathan, R (1, 9) OBP: 0.385, SLG: 0.413		0-0 1B G4-6-3 1-2 2-3		0-0 1B		0-0 4-3		0-0 E3 CS		4 0 2 0 0 0 0												
Darrell Porter, L (1, 2) OBP: 0.375, SLG: 0.395		0-0 G4-6-3		0-0 P5			0-3 K	0-3 K 1-2		4 0 0 0 0 2 4												
Frank White, R (1, 4) OBP: 0.286, SLG: 0.337		0-0 1B S			0-0 F7		0-0 F8	0-0 1B		4 0 2 1 0 0 0												
Dave Chalk, R (1, 5) OBP: 0.307, SLG: 0.311		0-3 K 1-2		0-0 L3			0-0 CS 1B	0-0 4-3		4 0 1 0 0 1 2												
Inning Stats	R: 0 E: 0 K: 0 S: 3	H: 0 LOB: 0 BB: 0 P: 3	R: 2 E: 0 K: 1 S: 7	H: 3 LOB: 1 BB: 1 P: 11	R: 0 E: 0 K: 1 S: 5	H: 0 LOB: 0 BB: 0 P: 5	R: 0 E: 0 K: 0 S: 4	H: 1 LOB: 1 BB: 0 P: 4	R: 0 E: 0 K: 0 S: 3	H: 0 LOB: 0 BB: 0 P: 3	R: 2 E: 0 K: 0 S: 5	H: 2 LOB: 0 BB: 0 P: 5	R: 0 E: 0 K: 1 S: 5	H: 1 LOB: 0 BB: 0 P: 5	R: 0 E: 0 K: 1 S: 7	H: 2 LOB: 2 BB: 0 P: 7	R: 0 E: 1 K: 1 S: 6	H: 1 LOB: 1 BB: 0 P: 6	1B: 9 2B: 1 3B: 0 HR: 1	SF: 0 SAC: 0 DP: 2 HBP: 0	WP: 0 PB: 0 SB: 1 CS: 2	PA: 37
PITCHER Geoff Zahn, L (1, 1) ERA: 4.32	IP 9.0 WLS L BF 36 H 10 R 4 ER 4 SO 5 BB 1 IBB 0 HBP 0 BLK 0 WP 0 HR 1 S 45 P 49 ERA 4.00 WHIP 1.222																				PITCHER IP WLS BF H R ER SO BB IBB HBP BLK WP HR S P ERA WHIP	

Kansas City Royals @ Minnesota Twins
Metropolitan Stadium, Bloomington, MI

Wed Jun 25 1980, 8:05 PM EDT
Att: 9,150 - Unknown - 91 F

livebaseballscorecards.com

AB 35
R 4
H 10
RBI 3
BB 1
SO 5
LOB 9



Batter	1	2	3	4	5	6	7	8	9	AB	R	H	RBI	BB	SO	LOB
Butch Wynegar, S OBP: 0.363, SLG: 0.423 (1, 2) X	0-0 6-3 ①		0-0 G4-6-3 ② 1-2f			0-0 G6-4-3 ② 1-2f			0-0 5-3 ①	4	0	0	0	0	0	2
Ken Landreaux, L OBP: 0.360, SLG: 0.398 (1, 8) X	0-0 4-3 ②			0-0 4-3 ①			0-0 4-3 ①		0-0 F8 ②	4	0	0	0	0	0	0
Roy Smalley, S OBP: 0.363, SLG: 0.422 (1, 6) X	0-0 5-3 ③			0-0 6-3 ②			0-0 2B		0-0 2B 1B	4	1	2	0	0	0	0
Jose Morales, R OBP: 0.409, SLG: 0.513 (1, 10)		0-0 6-3 ①		0-0 4-3 ③			4-0 BB G6-4-3		0-0 2B 1-H	3	0	1	1	1	1	0
Ron Jackson, R OBP: 0.279, SLG: 0.336 Danny Goodwin, L OBP: 0.276, SLG: 0.309 (1, 3) (9, PH)			0-0 1B		0-0 6-3 ①		0-0 G6-4-3 ② ③ 1-2f		0-0 4-3 ③	3	0	1	0	0	0	2
Dave Edwards, R OBP: 0.255, SLG: 0.247 (1, 7)		0-0 F8 ②			0-0 F9 ②			0-0 6-3 ①		3	0	0	0	0	0	1
John Castino, R OBP: 0.335, SLG: 0.421 (1, 5)		0-0 4-3 ③			0-0 F9 ③			0-0 1B		3	0	1	0	0	0	1
Pete Mackanin, R OBP: 0.283, SLG: 0.308 (1, 4)			0-0 F9 ①			4-0 BB FC3-6		0-0 F8 ②		2	0	0	0	1	0	1
Hosken Powell, L OBP: 0.301, SLG: 0.337 (1, 9)			0-0 G4-6-3 1B			0-0 FC3-6 ① 1-2f		0-0 5-3 ③		3	0	1	0	0	0	2

BOTTOM

Kansas City Royals @ Minnesota Twins
Metropolitan Stadium, Bloomington, MI
Wed Jun 25 1980, 8:05 PM EDT
Att. 9,150 - Unknown - 91 F

livebaseballscorecards.com

AB	30
R	1
H	6
RBI	1
BB	2
SO	0
LOB	10



Inning Stats	R: 0	H: 0	E: 0	K: 0	S: 3	H: 0	LOB: 0	BB: 0	P: 3	R: 0	H: 1	E: 0	K: 0	S: 4	H: 1	LOB: 1	BB: 0	P: 4	R: 0	H: 0	E: 0	K: 0	S: 3	H: 0	LOB: 0	BB: 0	P: 3	R: 0	H: 0	E: 0	K: 0	S: 3	R: 0	H: 0	E: 0	K: 0	S: 2	H: 0	LOB: 0	BB: 1	P: 6	R: 0	H: 1	E: 0	K: 0	S: 3	H: 1	LOB: 1	BB: 0	P: 4	R: 1	H: 2	E: 0	K: 0	S: 5	H: 2	LOB: 1	BB: 0	P: 5	1B: 4	SF: 0	2B: 2	SAC: 0	3B: 0	DP: 3	HR: 0	HBP: 0	WP: 0	PA: 32
--------------	------	------	------	------	------	------	--------	-------	------	------	------	------	------	------	------	--------	-------	------	------	------	------	------	------	------	--------	-------	------	------	------	------	------	------	------	------	------	------	------	------	--------	-------	------	------	------	------	------	------	------	--------	-------	------	------	------	------	------	------	------	--------	-------	------	-------	-------	-------	--------	-------	-------	-------	--------	-------	--------

PITCHER	IP	WLS	BF	H	R	ER	SO	BB	IBB	HBP	BLK	WP	HR	S	P	ERA	WHIP
Paul Splittorf, L ERA: 4.13 (1, 1)	8.2	W	31	6	1	1	0	2	0	0	0	0	0	29	37	1.04	0.923
Dan Quisenberry, R ERA: 3.38 (9, 1)	0.1	S	1	0	0	0	0	0	0	0	0	0	0	1	1	0.00	0.000

Batter	1	2	3	4	5	6	7	8	9	AB R H RBI BB SO LOB	TOP
Willie Wilson, S (1, 7) OBP: 0.334, SLG: 0.401	0-0 5-3		0-0 1-3		0-3 K		0-0 B1-3		0-0 1B	5 0 1 0 0 1 2	Kansas City Royals @ Seattle Mariners The Kingdome, Seattle, WA Fri Jun 27 1980, 10:05 PM EDT Att. 12,099 - Dome
U L Washington, S (1, 6) OBP: 0.316, SLG: 0.357	0-0 1B 1B		0-0 F8		0-0 1-2 1B		0-0 6-3		0-0 F3	5 0 2 0 0 0 2	
Hal McRae, R (1, 10) OBP: 0.335, SLG: 0.449 Darrell Porter, L (3, PR) OBP: 0.369, SLG: 0.389	0-0 1-2 1B		1-0 HBP		0-0 F8		0-0 F8		0-0 4-3	1 0 1 0 0 0 0 3 0 0 0 0 0 4	
Amos Otis, R (1, 8) OBP: 0.331, SLG: 0.414	0-0 G5-4-3 1-2f		0-0 F9		0-3 K			0-0 F3		4 0 0 0 0 1 5	
Willie Aikens, L (1, 3) OBP: 0.373, SLG: 0.453 Ralph LaCock, L (8, 3) OBP: 0.225, SLG: 0.211		4-0 BB BB BB BB FC5-2 BB		0-0 F7		0-0 HR		0-3 K		3 1 1 1 1 1 0 0 0 0 0 0 0 0	
John Wathan, R (1, 2) OBP: 0.387, SLG: 0.415		0-0 FC5-2 1-2 1B		0-0 4-3		0-0 6-3		0-0 1B S 1B		4 0 2 0 0 0 0	
Clint Hurdle, L (1, 9) OBP: 0.401, SLG: 0.559		4-0 BB BB BB FC5-2 BB		0-0 4-3		0-0 3-1		0-0 1-3 1B		3 0 1 0 1 0 0	
Frank White, R (1, 4) OBP: 0.285, SLG: 0.347		0-0 FC5-2 G6-4-3 1-2 2-3 3-Hf			0-0 HR		0-0 P3		0-0 L7	4 1 1 1 0 0 5	
Dave Chalk, R (1, 5) OBP: 0.314, SLG: 0.330		0-0 G6-4-3 1-2f			0-0 1B 1B				0-0 L9	4 0 2 0 0 0 3	
Inning Stats	R: 0 H: 2 E: 0 LOB: 1 K: 0 BB: 0 S: 4 P: 4	R: 0 H: 1 E: 0 LOB: 2 K: 0 BB: 2 S: 3 P: 11	R: 0 H: 0 E: 0 LOB: 1 K: 0 BB: 0 S: 3 P: 4	R: 0 H: 0 E: 0 LOB: 0 K: 0 BB: 0 S: 3 P: 3	R: 1 H: 3 E: 0 LOB: 2 K: 2 BB: 0 S: 10 P: 10	R: 1 H: 1 E: 0 LOB: 0 K: 0 BB: 0 S: 4 P: 4	R: 0 H: 1 E: 0 LOB: 1 K: 0 BB: 0 S: 4 P: 4	R: 0 H: 2 E: 0 LOB: 2 K: 1 BB: 0 S: 7 P: 7	R: 0 H: 1 E: 0 LOB: 1 K: 0 BB: 0 S: 4 P: 4	1B: 8 SF: 0 2B: 1 SAC: 0 3B: 0 DP: 2 HR: 2 HBP: 1	
PITCHER Rick Honeycutt, L (1, 1) ERA: 2.82	IP WLS BF H R ER SO BB IBB HBP BLK WP HR S P ERA WHIP										
	9.0 L 39 11 2 2 3 2 0 1 0 0 2 42 51 2.00 1.444										

livebaseballscorecards.com

AB	36
R	2
H	11
RBI	2
BB	2
SO	3
LOB	21



Batter	1	2	3	4	5	6	7	8	9	AB	R	H	RBI	BB	SO	LOB
Larry Milbourne, S (1, 4) Larry Cox, R (9, 2) OBP: 0.267, SLG: 0.299 OBP: 0.234, SLG: 0.262	0-0 F8		0-0 4-3		0-0 4-3			4-0 FC5-4 BB		3	0	0	0	1	0	1
Juan Beniquez, R (1, 8) OBP: 0.261, SLG: 0.286	0-0 BB 1B		0-0 P6		0-0 F9			0-0 FC5-4 1-2f 2-3		4	0	1	0	0	0	3
Bruce Bochte, L (1, 3) OBP: 0.356, SLG: 0.423	4-0 FC5-4 BB		0-0 L8		0-0 L4			0-0 L6		3	0	0	0	1	0	3
Dan Meyer, L (1, 7) OBP: 0.347, SLG: 0.426	0-0 F9			0-0 F7				0-0 4-3		4	0	0	0	0	0	5
Tom Paciorek, R (1, 10) OBP: 0.352, SLG: 0.503	0-0 FC5-4 1-2f			0-0 1B				0-0 F9		4	0	1	0	0	0	2
Leon Roberts, R (1, 9) OBP: 0.326, SLG: 0.447		4-0 BB		0-0 F8				0-0 6-3		3	0	0	0	1	0	1
Jim Anderson, R (1, 5) OBP: 0.322, SLG: 0.368		0-3 K		0-3 K				0-0 F7		4	1	1	1	0	2	2
Mario Mendoza, R (1, 6) OBP: 0.339, SLG: 0.383		0-0 L8			4-0 4-3 6-3 BB			0-0 L8		3	0	0	0	1	1	1
Bob Stinson, S (1, 2) Julio Cruz, S (8, PR) OBP: 0.208, SLG: 0.171 OBP: 0.319, SLG: 0.287		0-0 L3			0-0 6-3 1-2			0-0 FC5-4 2B		3	0	1	0	0	0	2
										0	0	0	0	0	0	0

Inning Stats	R: 0	H: 1	E: 0	K: 0	S: 4	R: 0	H: 0	E: 0	K: 1	S: 5	R: 0	H: 0	E: 0	K: 0	S: 3	R: 0	H: 1	E: 0	K: 1	S: 6	R: 0	H: 0	E: 0	K: 0	S: 3	R: 0	H: 0	E: 0	K: 0	S: 3	R: 0	H: 1	E: 0	K: 0	S: 4	R: 1	H: 1	E: 0	K: 1	S: 6	R: 0	H: 0	E: 0	K: 0	S: 6						
	LOB: 2	BB: 1	P: 8	LOB: 1	BB: 1	P: 9	LOB: 0	BB: 0	P: 3	LOB: 1	BB: 0	P: 6	LOB: 1	BB: 1	P: 7	LOB: 0	BB: 0	P: 3	LOB: 0	BB: 0	P: 3	LOB: 3	BB: 1	P: 8	LOB: 0	BB: 0	P: 6	LOB: 0	BB: 0	P: 6	LOB: 1	BB: 1	P: 8	SF: 0	SAC: 0	DP: 0	HBP: 0	1B: 2	2B: 1	3B: 0	HR: 1	WP: 0	HR: 1	S: 2	P: 6	ERA: 0.00	WHIP: 1.000				
PITCHER	IP	WLS	BF	H	R	ER	SO	BB	IBB	HBP	BLK	WP	HR	S	P	ERA	WHIP	IP	WLS	BF	H	R	ER	SO	BB	IBB	HBP	BLK	WP	HR	S	P	ERA	WHIP	PA: 35																
Rich Gale, R (1, 1) ERA: 4.33	7.0	W	28	3	0	0	2	4	0	0	0	0	0	28	44	0.00	1.000																																		
Dan Quisenberry, R (8, 1) ERA: 3.42	2.0	S	7	1	1	1	1	0	0	0	0	0	1	9	9	4.50	0.500																																		

BOTTOM

Kansas City Royals @ Seattle Mariners
The Kingdom, Seattle, WA

Fri Jun 27 1980, 10:05 PM EDT
Att. 12,099 - Dome

livebaseballscores.com

AB 31
R 1
H 4
RBI 1
BB 4
SO 3
LOB 20



Batter	1	2	3	4	5	6	7	8	9	AB R H RBI BB SO LOB	TOP											
Willie Wilson, S (1, 7) OBP: 0.338, SLG: 0.404	0-0 F9		0-0 F7		0-0 3B 1B	0-0 S 1B			0-0 4-3 1B	5 1 3 0 0 0 0												
U L Washington, S (1, 6) OBP: 0.321, SLG: 0.369	0-0 G4-3 1B		0-3 K		0-0 1-H 3B 3B	0-0 F8			0-0 1-2 1B	5 1 3 2 0 1 1												
Hal McRae, R (1, 10) OBP: 0.326, SLG: 0.436	0-0 G4-3 1-2f		0-0 E6 1B		0-0 5-3			0-0 G3	0-3 K	5 0 0 0 0 1 4												
Amos Otis, R (1, 8) OBP: 0.333, SLG: 0.413		0-0 L7	0-0 1-2 1B		0-0 5-3			0-0 FC6-4 1B	0-0 4-3	5 0 2 0 0 0 3												
Willie Aikens, L (1, 3) OBP: 0.373, SLG: 0.448 Ralph LaCock, L (9, 3) OBP: 0.225, SLG: 0.211		0-0 F7	0-3 K		1-0 3B HBP			0-0 P5	4-0 FC6-4 IBB	3 1 0 0 1 1 3 0 0 0 0 0 0 0												
John Wathan, R (1, 2) OBP: 0.388, SLG: 0.424		0-0 FC4 1B		0-0 F9	0-0 1-H 3B 3B			0-0 FC6-4 1-2f	0-0 FC6-4	5 0 2 2 0 0 4												
Clint Hurdle, L (1, 9) OBP: 0.398, SLG: 0.552		0-0 E 1B		0-0 L9	0-0 L7			0-0 L9		4 0 1 0 0 0 1												
Frank White, R (1, 4) OBP: 0.281, SLG: 0.342		0-0 FC4 1-2 2-3		0-0 F8		0-0 4-3		0-0 5-3		4 0 0 0 0 0 2												
Dave Chalk, R (1, 5) OBP: 0.312, SLG: 0.337		0-0 L8		0-0 1B 3B 2B		0-0 F9		0-3 K		4 1 1 0 0 1 3												
Inning Stats	R: 0 E: 0 K: 0 S: 3	H: 1 LOB: 0 BB: 0 P: 3	R: 0 E: 1 K: 0 S: 6	H: 2 LOB: 3 BB: 0 P: 6	R: 0 E: 1 K: 2 S: 9	H: 1 LOB: 2 BB: 0 P: 9	R: 0 E: 0 K: 0 S: 3	H: 0 LOB: 0 BB: 0 P: 3	R: 4 E: 0 K: 0 S: 7	H: 4 LOB: 1 BB: 0 P: 8	R: 0 E: 0 K: 0 S: 4	H: 1 LOB: 1 BB: 0 P: 4	R: 0 E: 0 K: 0 S: 4	H: 1 LOB: 1 BB: 0 P: 4	R: 0 E: 0 K: 1 S: 5	H: 0 LOB: 0 BB: 0 P: 5	R: 0 E: 0 K: 1 S: 7	H: 2 LOB: 3 BB: 1 P: 11	1B: 9 2B: 1 3B: 2 HR: 0	SF: 0 SAC: 0 DP: 1 HBP: 1	WP: 0 PB: 0 SB: 1 CS: 0	PA: 42
PITCHER	IP WLS BF H R ER SO BB IBB HBP BLK WP HR S P ERA WHIP																					
Dave Roberts, L (1, 1) ERA: 5.06	4.2 L 24 8 4 4 2 0 0 1 0 0 0 0 27 28 7.71 1.714																					
Byron McLaughlin, R (5, 1) ERA: 7.09	3.1 14 4 0 0 1 0 0 0 0 0 0 0 16 16 0.00 1.200																					
Dave Heaverlo, R (9, 1) ERA: 3.96	1.0 4 0 0 0 1 0 1 0 0 0 0 0 5 9 0.00 0.000																					

Kansas City Royals @ Seattle Mariners
 The Kingdom, Seattle, WA
 Sat Jun 28 1980, 10:05 PM EDT
 Att. 22,154 - Dome

livebaseballscorecards.com

AB	40
R	4
H	12
RBI	4
BB	1
SO	4
LOB	21



Batter	1	2	3	4	5	6	7	8	9	AB R H RBI BB SO LOB
Julio Cruz, S OBP: 0.313, SLG: 0.280 (1, 4)	0-0 5-3		0-3 K			0-0 6-3			0-0 F8	4 0 0 0 0 1 1
Juan Beniquez, R OBP: 0.261, SLG: 0.284 (1, 8)	0-0 3-6-3 1B			0-0 F9		0-0 P6			0-0 L7	4 0 1 0 0 0 1
Bruce Bochte, L OBP: 0.358, SLG: 0.429 (1, 3)	0-0 3-6-3 1-2			0-0 1B			0-3 K		0-0 1B 2B	4 1 2 0 0 1 1
Tom Paciorek, R OBP: 0.355, SLG: 0.500 (1, 10)	0-0 F7			0-0 F9		4-0 G1-6-3 BB			0-0 1B	3 0 1 2 1 0 2
Dan Meyer, L OBP: 0.341, SLG: 0.418 (1, 7)		0-0 P4		0-0 4-3		0-0 G1-6-3 1-2f			0-0 F7	4 0 0 0 0 0 3
Leon Roberts, R OBP: 0.321, SLG: 0.440 (1, 9)		0-3 K			0-0 F9			0-0 F5		3 0 0 0 0 1 0
Jim Anderson, R OBP: 0.317, SLG: 0.362 (1, 5)		0-0 6-3			0-0 F9			0-0 L7		3 0 0 0 0 0 0
Mario Mendoza, R OBP: 0.331, SLG: 0.373 (1, 6)			0-0 P5		0-0 5-3			0-0 F7		3 0 0 0 0 0 0
Marc Hill, R OBP: 0.163, SLG: 0.188 (1, 2)			0-0 F7			0-0 F8			0-0 E6 2B 1B	3 1 0 0 0 0 0

Inning Stats	R: 0 E: 0 K: 0 S: 4	H: 1 LOB: 1 BB: 0 P: 4	R: 0 E: 0 K: 1 S: 5	H: 0 LOB: 0 BB: 0 P: 5	R: 0 E: 0 K: 1 S: 5	H: 0 LOB: 0 BB: 0 P: 5	R: 0 E: 0 K: 0 S: 4	H: 1 LOB: 1 BB: 0 P: 4	R: 0 E: 0 K: 0 S: 3	H: 0 LOB: 0 BB: 0 P: 3	R: 0 E: 0 K: 0 S: 3	H: 0 LOB: 0 BB: 0 P: 3	R: 0 E: 0 K: 1 S: 4	H: 0 LOB: 0 BB: 1 P: 8	R: 0 E: 0 K: 0 S: 3	H: 0 LOB: 0 BB: 0 P: 3	R: 2 E: 1 K: 0 S: 6	H: 2 LOB: 1 BB: 0 P: 6	1B: 3 2B: 1 3B: 0 HR: 0	SF: 0 SAC: 0 DP: 1 HBP: 0
--------------	------------------------------	---------------------------------	------------------------------	---------------------------------	------------------------------	---------------------------------	------------------------------	---------------------------------	------------------------------	---------------------------------	------------------------------	---------------------------------	------------------------------	---------------------------------	------------------------------	---------------------------------	------------------------------	---------------------------------	----------------------------------	------------------------------------

PITCHER	IP	WLS	BF	H	R	ER	SO	BB	IBB	HBP	BLK	WP	HR	S	P	ERA	WHIP
Larry Gura, L ERA: 2.09 (1, 1)	9.0	W	32	4	2	0	3	1	0	0	0	0	0	37	41	0.00	0.556

BOTTOM

Kansas City Royals @ Seattle Mariners
The Kingdom, Seattle, WA

Sat Jun 28 1980, 10:05 PM EDT
Att. 22,154 - Dome

livebaseballscorecards.com

AB	31
R	2
H	4
RBI	2
BB	1
SO	3
LOB	8



WP	PA	ERA	WHIP
0	32		

Batter	1	2	3	4	5	6	7	8	9	AB R H RBI BB SO LOB	TOP	
Willie Wilson, S (1, 7) OBP: 0.337, SLG: 0.402	0-0 1B		0-0 B1		0-0 5-3			0-0 F6		4 0 1 0 0 0 0		
Hal McRae, R (1, 10) OBP: 0.320, SLG: 0.426	0-0 F2		0-0 F7		0-0 F3			0-0 F9		4 0 0 0 0 0 1		
Amos Otis, R (1, 8) OBP: 0.338, SLG: 0.419	0-3 K			4-0 1B SF8 1B BB		0-0 5-3			0-0 4-3 1B 2B	3 2 1 0 1 1 1		
Willie Aikens, L (1, 3) OBP: 0.368, SLG: 0.440	0-0 5-3			0-0 F9		0-0 4-3			0-0 L8	4 0 0 0 0 0 3		
Clint Hurdle, L (1, 9) OBP: 0.395, SLG: 0.545		0-0 4-3		0-0 1B 1-2 1B		0-0 P5			0-0 4-3	4 0 1 0 0 0 1		
Darrell Porter, L (1, 2) OBP: 0.377, SLG: 0.397		0-0 S 1B		0-0 1B 1-2 2-3 1B			0-3 K		0-0 1B 1B	4 0 3 1 0 1 0		
Jamie Quirk, L (1, 5) OBP: 0.269, SLG: 0.341		0-3 K		0-0 SF8			0-0 G4-6-3 1B		0-0 1B 1-2 1B	3 0 2 1 0 1 1		
U L Washington, S (1, 6) OBP: 0.318, SLG: 0.365 Ralph LaCock, L (9, PH) OBP: 0.223, SLG: 0.209		0-0 1-3		0-3 K			0-0 G4-6-3		0-0 4-3	3 0 0 0 0 1 4 1 0 0 0 0 0 2		
Frank White, R (1, 4) OBP: 0.278, SLG: 0.338			0-0 P4		0-0 P3			0-0 F3		3 0 0 0 0 0 0		
Inning Stats	R: 0 H: 1 E: 0 LOB: 1 K: 1 BB: 0 S: 6 P: 6	R: 0 H: 1 E: 0 LOB: 1 K: 1 BB: 0 S: 6 P: 6	R: 0 H: 0 E: 0 LOB: 0 K: 0 BB: 0 S: 3 P: 3	R: 1 H: 2 E: 0 LOB: 2 K: 1 BB: 1 S: 7 P: 11	R: 0 H: 0 E: 0 LOB: 0 K: 0 BB: 0 S: 3 P: 3	R: 0 H: 0 E: 0 LOB: 0 K: 0 BB: 0 S: 3 P: 3	R: 0 H: 1 E: 0 LOB: 0 K: 1 BB: 0 S: 5 P: 5	R: 0 H: 0 E: 0 LOB: 0 K: 0 BB: 0 S: 3 P: 3	R: 1 H: 3 E: 0 LOB: 2 K: 0 BB: 0 S: 6 P: 6	1B: 7 SF: 1 2B: 1 SAC: 0 3B: 0 DP: 1 HR: 0 HBP: 0	WP: 0 PA: 35 PB: 0 SB: 1 CS: 0	
PITCHER Glenn Abbott, R (1, 1) ERA: 3.02	IP WLS BF H R ER SO BB IBB HBP BLK WP HR S P ERA WHIP	9.0 W 35 8 2 2 4 1 0 0 0 0 0 0 42 46 2.00 1.000										

Kansas City Royals @ Seattle Mariners
 The Kingdom, Seattle, WA
 Sun Jun 29 1980, 6:33 AM EDT
 Att. 10,015 - Dome

livebaseballscorecards.com

AB	33
R	2
H	8
RBI	2
BB	1
SO	4
LOB	13



Batter	1	2	3	4	5	6	7	8	9	AB	R	H	RBI	BB	SO	LOB
Julio Cruz, S OBP: 0.310, SLG: 0.278 (1, 4)	0-0 6-3 SUS	0-3 K			0-0 SH1-4 1B	0-0 L7		0-0 P6		5	1	1	0	0	1	0
Juan Beniquez, R OBP: 0.263, SLG: 0.297 (1, 8)	0-0 5-3		0-0 L3-6 2B		0-0 SH1-4 1-2		0-3 K		3	0	1	0	0	1	0	
Bruce Bochte, L OBP: 0.360, SLG: 0.430 (1, 3)	0-0 P6		0-0 L3-6 2-3		0-0 1B FC1-2 1B 2-H		0-0 1B 1B		4	0	2	1	0	0	1	
Dan Meyer, L OBP: 0.344, SLG: 0.420 (1, 7)		0-0 E6 1B FC6-4 1B	0-0 5-3		0-0 1B FC1-2 1B 1-3		0-0 1B 1B 1-2		4	2	2	0	0	0	0	
Tom Paciorek, R OBP: 0.364, SLG: 0.524 (1, 10)		0-0 FC6-4 1B HR 1B 1-2		0-0 HR	0-0 FC1-2 1B 1-2 3-H		0-0 1B 1-3 2-H		4	2	3	1	0	0	2	
Joe Simpson, L OBP: 0.342, SLG: 0.362 (1, 9)		0-0 FC6-4 1B 1-2 2-3		0-0 F7	0-0 FC6-4 1B 1-2 2-H		4-0 IBB		3	0	2	1	1	0	0	
Jim Anderson, R OBP: 0.311, SLG: 0.354 (1, 5)		0-0 FC6-4 HR 1-2f 2-3 3-H		0-0 F3	0-0 FC6-4 1-2f		0-0 F9		4	1	0	1	0	0	7	
Bob Stinson, S OBP: 0.222, SLG: 0.230 (1, 2)		0-0 HR 1-H 3-H		0-0 FC5-4 1B		0-0 4-3		0-0 F7		4	1	2	3	0	0	0
Mario Mendoza, R OBP: 0.320, SLG: 0.361 (1, 6)		0-0 5-3		0-0 FC5-4 1-2f		0-0 6-3		0-0 6-3		4	0	0	0	0	0	1

Inning Stats	R: 0	H: 0	E: 0	K: 0	S: 3	LOB: 0	BB: 0	P: 3	R: 4	H: 3	E: 1	K: 1	S: 9	LOB: 0	BB: 0	P: 9	R: 0	H: 1	E: 0	K: 0	S: 3	LOB: 0	BB: 0	P: 3	R: 1	H: 2	E: 0	K: 0	S: 5	LOB: 1	BB: 0	P: 5	R: 2	H: 4	E: 0	K: 0	S: 7	LOB: 2	BB: 0	P: 7	R: 0	H: 0	E: 0	K: 0	S: 3	LOB: 0	BB: 0	P: 3	R: 0	H: 3	E: 0	K: 1	S: 7	LOB: 3	BB: 1	P: 11	R: 0	H: 0	E: 0	K: 0	S: 3	LOB: 0	BB: 0	P: 3
1B: 10	SF: 0	2B: 2	SAC: 1	3B: 0	DP: 1	HR: 2	HBP: 0	WP: 0	PA: 37																																																							

PITCHER	IP	WLS	BF	H	R	ER	SO	BB	IBB	HBP	BLK	WP	HR	S	P	ERA	WHIP
Dennis Leonard, R ERA: 4.68 (1, 1)	4.1	L	21	8	7	6	1	0	0	0	0	0	2	23	23	12.46	1.846
Marty Pattin, R ERA: 3.27 (5, 1)	3.2		16	5	0	0	1	0	1	0	0	0	0	17	21	0.00	1.364


BOTTOM

Kansas City Royals @ Seattle Mariners
The Kingdom, Seattle, WA

Sun Jun 29 1980, 6:33 AM EDT
Att. 10,015 - Dome

livebaseballscorecards.com

AB	35
R	7
H	13
RBI	7
BB	1
SO	2
LOB	11



Batter	1	2	3	4	5	6	7	8	9	AB R H RBI BB SO LOB	TOP											
Hosken Powell, L OBP: 0.304, SLG: 0.327 (1, 9)	F7 6-3			FC4 BB	FC4 BB		L5		1-3	4 0 0 0 2 0 5												
Rob Wilfong, L OBP: 0.306, SLG: 0.332 (1, 4)	E 1B	L8		FC4 1-2f	K		P6		G3	6 1 1 0 0 1 5												
Roy Smalley, S OBP: 0.363, SLG: 0.419 (1, 6)	FC6 1B	G3		K		HR 1B		L8		5 2 1 0 0 1 1												
Ken Landreaux, L OBP: 0.347, SLG: 0.384 Dave Edwards, R OBP: 0.260, SLG: 0.286 (6, PH) (6, 8)	E 1B	4-3			L4	HR 1B		5-3		2 1 0 0 1 0 0 2 1 1 2 0 0 0												
Mike Cabbage, L OBP: 0.340, SLG: 0.393 (1, 3)	FC6 1B		F2		HR	4-3		1-3		5 2 1 1 0 0 2												
Butch Wynegar, S OBP: 0.357, SLG: 0.409 (1, 2)	P4		F9		BB 1B	P4		4-3		5 0 1 0 0 0 3												
Glenn Adams, L OBP: 0.339, SLG: 0.364 Jose Morales, R OBP: 0.419, SLG: 0.530 (6, PH)	1B 1B		F8		1B 1B	F7		1B 2B		2 1 1 2 1 0 0 2 1 1 0 0 0 0												
Rick Sofield, L OBP: 0.286, SLG: 0.402 Ron Jackson, R OBP: 0.289, SLG: 0.336 (7, 7)	1B		F7		1B 1B		FC5 2B		1B 1B	4 1 3 0 0 0 0 1 1 1 0 0 0 0												
John Castino, R OBP: 0.337, SLG: 0.429 (1, 5)	1B			HR			FC5		WP 1B	5 1 4 5 0 0 1												
Inning Stats	R: 4 E: 3 K: 0 S: 9	H: 4 LOB: 3 BB: 1 P: 13	R: 0 E: 0 K: 0 S: 3	H: 0 LOB: 0 BB: 0 P: 3	R: 0 E: 0 K: 0 S: 3	H: 0 LOB: 0 BB: 0 P: 3	R: 1 E: 0 K: 1 S: 6	H: 1 LOB: 1 BB: 1 P: 10	R: 3 E: 0 K: 1 S: 8	H: 4 LOB: 2 BB: 2 P: 16	R: 2 E: 0 K: 0 S: 5	H: 2 LOB: 0 BB: 0 P: 5	R: 0 E: 0 K: 0 S: 4	H: 1 LOB: 1 BB: 0 P: 4	R: 0 E: 0 K: 0 S: 3	H: 0 LOB: 0 BB: 0 P: 3	R: 2 E: 0 K: 0 S: 6	H: 3 LOB: 1 BB: 0 P: 6	1B: 10 2B: 2 3B: 0 HR: 3	SF: 0 SAC: 0 DP: 0 HBP: 0	WP: 1 PB: 0 SB: 0 CS: 0	PA: 47
PITCHER	IP WLS BF H R ER SO BB IBB HBP BLK WP HR S P ERA WHIP																					
Renie Martin, R ERA: 4.24 (1, 1)	4.2 L 27 9 8 4 1 3 0 0 0 0 2 26 38 7.71 2.571																					
Gary Christenson, L ERA: 5.1 (5, 1)	3.1 14 3 2 2 1 1 0 0 0 0 1 15 19 5.40 1.200																					
Rawly Eastwick, R ERA: 2.25 (9, 1)	1.0 6 3 2 2 0 0 0 0 0 0 1 0 6 6 18.00 3.000																					

Minnesota Twins @ Kansas City Royals
Royals Stadium, Kansas City, MO
Mon Jun 30 1980, 8:05 PM EDT
Att. 33,540 - Unknown - 95 F

AB	43
R	12
H	15
RBI	10
BB	4
SO	2
LOB	17




Batter	1	2	3	4	5	6	7	8	9	AB	R	H	RBI	BB	SO	LOB	BOTTOM					
Willie Wilson, S (1, 7) OBP: 0.339, SLG: 0.404	4-0 S BB FC6-4 BB		0-3 S K		0-0 X FC4-6 2B		0-0 X F9			3	1	1	0	1	1	1						
U L Washington, S (1, 6) OBP: 0.324, SLG: 0.374	4-0 S BB FC6-4 BB		0-0 X 5-3		4-0 S BB FC4-6 BB		0-0 X 1-H 3B			2	0	1	1	2	0	0						
John Wathan, R (1, 9) OBP: 0.381, SLG: 0.416	0-0 X FC6-4		0-0 X F9		0-0 X FC4-6		0-0 X P3			4	0	0	1	0	0	4						
Amos Otis, R (1, 8) OBP: 0.336, SLG: 0.438	0-0 X F9			0-0 X HR	0-3 S K			0-0 X 4-3		4	1	1	1	0	1	3						
Hal McRae, R (1, 10) OBP: 0.313, SLG: 0.417	0-3 S K			0-0 X F9		0-0 X F7		0-0 X L8		4	0	0	0	0	1	1						
Darrell Porter, L (1, 2) OBP: 0.379, SLG: 0.396		0-0 X FC5-4 1B		4-0 S BB BB		0-0 X G3		0-0 X F5		3	0	1	0	1	0	0						
Willie Aikens, L (1, 3) OBP: 0.367, SLG: 0.435		0-3 S K		4-0 S BB BB		0-3 S K			0-0 X 5-3	3	0	0	0	1	2	1						
Frank White, R (1, 4) OBP: 0.276, SLG: 0.335		0-3 S K		4-0 S BB BB		0-3 S K			0-0 X P4	3	0	0	0	0	1	3						
Clint Hurdle, L (9, PH) OBP: 0.393, SLG: 0.542		0-3 S K		0-0 X G5-4-3 BB		0-0 X 4-3			0-0 X 3-1	1	0	0	0	0	0	0						
Dave Chalk, R (1, 5) OBP: 0.313, SLG: 0.330		0-0 X FC5-4			0-3 S K					2	1	0	0	1	1	1						
Jamie Quirk, L (9, PH) OBP: 0.266, SLG: 0.337										1	0	0	0	0	0	0						
Inning Stats	R: 1 E: 0 K: 1 S: 5	H: 0 LOB: 1 BB: 2 P: 13	R: 0 E: 0 K: 2 S: 8	H: 1 LOB: 1 BB: 0 P: 8	R: 0 E: 0 K: 1 S: 5	H: 0 LOB: 0 BB: 0 P: 5	R: 1 E: 0 K: 0 S: 3	H: 1 LOB: 1 BB: 2 P: 11	R: 0 E: 0 K: 2 S: 8	H: 1 LOB: 2 BB: 1 P: 12	R: 0 E: 0 K: 1 S: 5	H: 0 LOB: 0 BB: 0 P: 5	R: 1 E: 0 K: 0 S: 4	H: 1 LOB: 1 BB: 1 P: 8	R: 0 E: 0 K: 0 S: 3	H: 0 LOB: 0 BB: 0 P: 3	R: 0 E: 0 K: 0 S: 3	H: 0 LOB: 0 BB: 0 P: 3	1B: 1 2B: 1 3B: 1 HR: 1	SF: 0 SAC: 0 DP: 1 HBP: 0	WP: 0 PB: 0 SB: 1 CS: 0	PA: 36

PITCHER	IP	WLS	BF	H	R	ER	SO	BB	IBB	HBP	BLK	WP	HR	S	P	ERA	WHIP
Darrell Jackson, L (1, 1) ERA: 3.05	7.0	W	30	4	3	3	7	6	0	0	0	0	0	38	62	3.86	1.429
Mike Bacsik, R (8, 1) ERA:	2.0		6	0	0	0	0	0	0	0	0	0	0	6	6	0.00	0.000

PITCHER	IP	WLS	BF	H	R	ER	SO	BB	IBB	HBP	BLK	WP	HR	S	P	ERA	WHIP

Minnesota Twins @ Kansas City Royals
Royals Stadium, Kansas City, MO
Mon Jun 30 1980, 8:05 PM EDT
Att: 33,540 - Unknown - 95 F

AB	30
R	3
H	4
RBI	3
BB	6
SO	7
LOB	14



Batter	1	2	3	4	5	6	7	8	9	AB R H RBI BB SO LOB	TOP
Roy Smalley, S (1, 6) OBP: 0.358, SLG: 0.412	0-0 6-3		0-0 5-3		0-0 FC6-4			0-0 E6		4 0 0 0 0 0 1	
John Castino, R (1, 5) OBP: 0.336, SLG: 0.430	0-0 1B 2B		0-0 5-3			0-0 F8		0-3 K		4 1 1 0 0 1 1	
Ron Jackson, R (1, 3) OBP: 0.288, SLG: 0.333	0-0 FC6-4 1B		0-0 F9			0-0 L9			0-0 4-3	4 0 1 1 0 0 0	
Jose Morales, R (1, 10) OBP: 0.412, SLG: 0.529 Ken Landreaux, L (9, PR) OBP: 0.347, SLG: 0.384	0-0 FC6-4			0-3 K		0-0 F8			0-0 1B 2B	4 0 1 0 0 1 1 0 1 0 0 0 0 0	
Pete Mackanin, R (1, 4) OBP: 0.275, SLG: 0.299	0-0 6-3			0-0 5-3			0-0 1-3		0-0 4-3	4 0 0 0 0 0 2	
Dave Edwards, R (1, 8) OBP: 0.260, SLG: 0.284		0-0 F9		0-0 6-3			0-0 F8		0-0 1B 1B	4 0 1 0 0 0 0	
Rick Sofield, L (1, 7) OBP: 0.295, SLG: 0.406		4-0 1-3 BB			0-0 1-3		0-0 FC6 1B		0-0 1-2 1B	3 0 2 1 1 0 0	
Hosken Powell, L (1, 9) OBP: 0.299, SLG: 0.321		0-0 1-3			0-0 1-3		0-0 FC6		0-3 K	4 0 0 0 0 1 4	
Sal Butera, R (1, 2) OBP: 0.270, SLG: 0.250 Butch Wynegar, S (9, 2) OBP: 0.357, SLG: 0.409		0-0 6-3			0-0 FC6-4 1B			0-0 5-3		3 0 1 0 0 0 1 0 0 0 0 0 0 0	
Inning Stats	R: 1 H: 2 E: 0 LOB: 1 K: 0 BB: 0 S: 5 P: 5	R: 0 H: 0 E: 0 LOB: 1 K: 0 BB: 1 S: 3 P: 7	R: 0 H: 0 E: 0 LOB: 0 K: 0 BB: 0 S: 3 P: 3	R: 0 H: 0 E: 0 LOB: 0 K: 1 BB: 0 S: 5 P: 5	R: 0 H: 1 E: 0 LOB: 1 K: 0 BB: 0 S: 4 P: 4	R: 0 H: 0 E: 0 LOB: 0 K: 0 BB: 0 S: 3 P: 3	R: 0 H: 1 E: 0 LOB: 1 K: 0 BB: 0 S: 4 P: 4	R: 0 H: 0 E: 1 LOB: 1 K: 1 BB: 0 S: 5 P: 5	R: 1 H: 3 E: 0 LOB: 2 K: 1 BB: 0 S: 8 P: 8	1B: 5 SF: 0 2B: 3 SAC: 0 3B: 0 DP: 1 HR: 0 HBP: 0	WP: 0 PA: 35 PB: 0 SB: 0 CS: 1
PITCHER Paul Splittorff, L (1, 1) ERA: 3.89	IP WLS BF H R ER SO BB IBB HBP BLK WP HR S P ERA WHIP										
	9.0 L 35 7 2 2 3 1 0 0 0 0 0 0 40 44 2.00 0.889										

Minnesota Twins @ Kansas City Royals
 Royals Stadium, Kansas City, MO
 Tue Jul 01 1980, 8:05 PM EDT
 Att. 20,224 - Unknown - 97 F

AB	34
R	2
H	7
RBI	2
BB	1
SO	3
LOB	10



Batter	1	2	3	4	5	6	7	8	9	10	AB	R	H	RBI	BB	SO	LOB	TOP		
Rob Wilfong, L (1, 4) OBP: 0.303, SLG: 0.328	0-0 P6		0-0 1-3			0-0 L8 1B		0-0 F5		0-0 G3	5	0	1	0	0	0	1	Minnesota Twins @ Kansas City Royals Royals Stadium, Kansas City, MO Wed Jul 02 1980, 8:05 PM EDT Att. 26,225 - Unknown - 74 F		
Rick Sofield, L (1, 8) OBP: 0.293, SLG: 0.401	0-3 K		0-3 K			0-0 L8 1-2		0-0 E1 2-H		0-0 1B	5	0	1	0	0	2	1			
Roy Smalley, S (1, 6) OBP: 0.351, SLG: 0.403	0-0 F7			0-3 K		0-0 F7		0-0 G3		0-0 G3	5	0	0	0	0	1	3			
Mike Cubbage, L (1, 3) OBP: 0.331, SLG: 0.381		0-0 4-3		0-0 4-3		0-0 1-3		0-0 4-3			4	0	0	0	0	0	2			
Glenn Adams, L (1, 10) OBP: 0.344, SLG: 0.377		0-0 E 1B		0-0 4-3				0-0 G3		0-0 1-3 2B	4	1	2	0	0	0	0			
Dave Edwards, R (9, PR) OBP: 0.260, SLG: 0.284		S 1B									0	0	0	0	0	0	0			
Butch Wynegar, S (1, 2) OBP: 0.360, SLG: 0.409		0-0 1-H 1B			4-0 6-3 BB		0-0 F7		0-0 1-3	3	0	1	1	1	0	1				
Hosken Powell, L (1, 9) OBP: 0.294, SLG: 0.315		0-0 F7		0-0 6-3		0-0 6-3		0-0 P6		0-0 L5	4	0	0	0	0	0	4			
John Castino, R (1, 5) OBP: 0.335, SLG: 0.424		0-3 K		0-3 K		0-3 K		4-0 2B BB		0-0 5-3	3	1	0	0	1	2	4			
Ron Jackson, R (1, 7) OBP: 0.287, SLG: 0.338			0-0 L8		0-0 P4		0-0 P4		0-0 1-H E 2B		0-0 6-3	4	1	1	1	0	0	1		
Inning Stats	R: 0 E: 0 K: 1 S: 5	H: 0 LOB: 0 BB: 0 P: 5	R: 1 E: 0 K: 1 S: 7	H: 2 LOB: 1 BB: 0 P: 7	R: 0 E: 0 K: 1 S: 5	H: 0 LOB: 0 BB: 0 P: 5	R: 0 E: 0 K: 1 S: 5	H: 0 LOB: 1 BB: 1 P: 9	R: 0 E: 0 K: 0 S: 4	H: 0 LOB: 0 BB: 0 P: 3	R: 2 E: 1 K: 0 S: 5	H: 1 LOB: 1 BB: 1 P: 9	R: 0 E: 0 K: 0 S: 4	H: 1 LOB: 2 BB: 0 P: 4	R: 0 E: 0 K: 0 S: 4	H: 1 LOB: 1 BB: 0 P: 4	1B: 4 2B: 2 3B: 0 HR: 0	SF: 0 SAC: 0 DP: 0 HBP: 0	WP: 0 PB: 0 SB: 1 CS: 0	PA: 39
PITCHER	IP	WLS	BF	H	R	ER	SO	BB	IBB	HBP	BLK	WP	HR	S	P	ERA	WHIP			
Rich Gale, R (1, 1) ERA: 4.14	5.0		18	2	1	0	5	1	0	0	0	0	0	10	14	3.86	1.286			
Rawly Eastwick, R (6, 1) ERA: 2.61	2.1	W	11	2	2	1	0	1	0	0	0	0	0	10	10	0.00	0.750			
Dan Quisenberry, R (8, 1) ERA: 3.26	2.2		10	2	0	0	0	0	0	0	0	0	0	10	10	0.00	0.750			

livebaseballscorecards.com

AB	37
R	3
H	6
RBI	2
BB	2
SO	5
LOB	17



BOTTOM

Minnesota Twins @ Kansas City Royals
Royals Stadium, Kansas City, MO

Wed Jul 02 1980, 8:05 PM EDT
Att. 26,225 - Unknown - 74 F

livebaseballscorecards.com

AB	36
R	4
H	11
RBI	4
BB	2
SO	5
LOB	10



AB R H RBI BB SO LOB

5	1	2	0	0	0	2
4	1	1	1	0	1	0
5	0	4	3	0	0	0
3	0	0	0	1	2	2
4	0	0	0	0	0	2
3	0	0	0	1	1	1
3	0	0	0	0	1	1
1	0	1	0	0	0	0
0	0	0	0	0	0	0
0	0	0	0	0	0	0
4	1	1	0	0	0	2
4	0	2	0	0	0	0
0	1	0	0	0	0	0

1B: 10 SF: 0
E: 0 LOB: 2 2B: 0 SAC: 1
K: 0 BB: 0 3B: 1 DP: 1
S: 4 P: 4 HR: 0 HBP: 0

WP: 0 PA: 40
PB: 0
SB: 1
CS: 1

Batter	1	2	3	4	5	6	7	8	9	10
Willie Wilson, S OBP: 0.342, SLG: 0.405 (1, 8)	F8		4-3		FC6-4 3B 1B		CS 1B			SH3-4 1B
U L Washington, S OBP: 0.323, SLG: 0.372 (1, 6)	4-3		B1-3		3B 1B		CS 1-2	K		SH3-4 1-2 2-3
John Wathan, R OBP: 0.387, SLG: 0.430 (1, 7)	S 1B			FC5-4 1B	3B			F8		1B 2-3 3-H
Darrell Porter, L OBP: 0.374, SLG: 0.386 (1, 2)	F9			FC5-4 BB	K			K		
Hal McRae, R OBP: 0.316, SLG: 0.422 (1, 10)		F3		FC5-4 1-2 2-3		L7			1-3	
Clint Hurdle, L OBP: 0.383, SLG: 0.522 (1, 9)				P4		G3			K	
Willie Aikens, L OBP: 0.358, SLG: 0.424 (1, 3)			P4		G3		K			
Ralph LaCock, L OBP: 0.230, SLG: 0.216 (7, 3)										
German Barranca, L (9, PR)										
Jerry Terrell, R OBP: 0.091, SLG: 0.091 (10, 3)										
Frank White, R OBP: 0.276, SLG: 0.333 (1, 4)			P4		FC6-4 1B 1B			F7		P4
Dave Chalk, R OBP: 0.319, SLG: 0.336 (1, 5)										
Rusty Torres, S OBP: 0.333, SLG: 0.161 (10, PR)			F9		FC6-4 1B			F9		SH3-4 1B 1B

Inning Stats	R: 0	H: 1	E: 0	K: 0	S: 4	P: 4	R: 0	H: 0	E: 0	K: 0	S: 3	P: 7	R: 0	H: 0	E: 0	K: 0	S: 3	P: 3	R: 0	H: 1	E: 0	K: 1	S: 3	P: 7	R: 3	H: 4	E: 0	K: 1	S: 9	P: 9	R: 0	H: 0	E: 0	K: 1	S: 5	P: 5	R: 0	H: 1	E: 0	K: 0	S: 3	P: 3	R: 0	H: 0	E: 0	K: 2	S: 7	P: 7	R: 0	H: 1	E: 0	K: 1	S: 6	P: 6	R: 1	H: 3	E: 0	K: 0	S: 4	P: 4	1B: 10	SF: 0	2B: 0	3B: 1	HR: 0	SAC: 1	DP: 1	HBP: 0
--------------	------	------	------	------	------	------	------	------	------	------	------	------	------	------	------	------	------	------	------	------	------	------	------	------	------	------	------	------	------	------	------	------	------	------	------	------	------	------	------	------	------	------	------	------	------	------	------	------	------	------	------	------	------	------	------	------	------	------	------	------	--------	-------	-------	-------	-------	--------	-------	--------

PITCHER	IP	WLS	BF	H	R	ER	SO	BB	IBB	HBP	BLK	WP	HR	S	P	ERA	WHIP
Jerry Koosman, L ERA: 4.41 (1, 1)	9.1	L	38	10	4	4	5	2	0	0	0	0	0	46	54	3.86	1.286
Mike Bacsik, R ERA: (10, 1)	0.0		1	1	0	0	0	0	0	0	0	0	0	1	1	∞	∞

PITCHER	IP	WLS	BF	H	R	ER	SO	BB	IBB	HBP	BLK	WP	HR	S	P	ERA	WHIP
---------	----	-----	----	---	---	----	----	----	-----	-----	-----	----	----	---	---	-----	------

Batter	1	2	3	4	5	6	7	8	9	AB R H RBI BB SO LOB	TOP										
Larry Milbourne, S (1, 4) OBP: 0.272, SLG: 0.301	0-0 F9		0-0 SH1-4	0-0 F7			0-0 BB 1B	0-0 2B 1B	0-0 FC6-4	5 1 2 0 0 0 3											
Juan Beniquez, R (1, 8) OBP: 0.289, SLG: 0.383	0-0 G3		0-0 F8		0-0 F7		4-0 BB	0-0 1B 2B	0-0 SF8	4 1 1 3 1 0 1											
Bruce Bochte, L (1, 3) OBP: 0.356, SLG: 0.415	0-0 F7		0-0 1B 1B		0-0 F7		0-0 F7	4-0 1B 1B IBB	0-0 F8	5 1 1 1 1 0 3											
Tom Paciorek, R (1, 10) OBP: 0.366, SLG: 0.538		0-0 1B 2B	0-0 1B		0-0 5-3		0-0 F3	0-0 BB 1B PB 1B		5 2 3 1 0 0 2											
Dan Meyer, L (1, 7) OBP: 0.348, SLG: 0.426		0-0 P1	0-3 K		0-0 E9 2B		0-0 F7	0-0 PB 1B		4 1 1 0 0 1 5											
Joe Simpson, L (7, 7) OBP: 0.339, SLG: 0.364								1-2 PB 1B		1 1 1 1 0 0 0											
Jim Anderson, R (1, 5) OBP: 0.323, SLG: 0.372		0-0 S 1B		0-0 FC6-4 1B		0-0 P4		HR		4 1 3 2 1 0 0											
Leon Roberts, R (1, 9) OBP: 0.307, SLG: 0.419	0-0 F8		0-0 FC6-4 1B 6-3		0-0 5-3		0-0 K			5 1 0 0 0 1 3											
Mario Mendoza, R (1, 6) OBP: 0.322, SLG: 0.372	0-0 5-3		0-0 6-3 1B		0-0 F9			0-0 CS 3B	0-0 FC6-4 1B SF8 1B	5 1 3 0 0 0 1											
Larry Cox, R (1, 2) OBP: 0.259, SLG: 0.316			0-0 SH1-4 1B 1B		0-0 6-3		0-0 HR	4-0 2B BB	0-0 FC6-4 1B	4 3 3 2 1 0 1											
Inning Stats	R: 0 E: 0 K: 0 S: 3	H: 0 LOB: 0 BB: 0 P: 3	R: 1 E: 0 K: 0 S: 5	H: 2 LOB: 1 BB: 0 P: 5	R: 1 E: 0 K: 1 S: 8	H: 3 LOB: 2 BB: 0 P: 8	R: 1 E: 0 K: 0 S: 5	H: 2 LOB: 1 BB: 0 P: 5	R: 0 E: 0 K: 0 S: 3	H: 0 LOB: 0 BB: 0 P: 3	R: 1 E: 1 K: 0 S: 4	H: 1 LOB: 0 BB: 0 P: 4	R: 1 E: 0 K: 0 S: 5	H: 2 LOB: 2 BB: 1 P: 9	R: 7 E: 0 K: 1 S: 10	H: 6 LOB: 1 BB: 3 P: 22	R: 1 E: 0 K: 0 S: 5	H: 2 LOB: 1 BB: 0 P: 5	1B: 12 2B: 3 3B: 1 HR: 2	SF: 1 SAC: 1 DP: 0 HBP: 0	WP: 0 PA: 48
PITCHER	IP WLS BF H R ER SO BB IBB HBP BLK WP HR S P ERA WHIP																				
Larry Gura, L (1, 1) ERA: 2.29	7.1 L 35 12 7 6 2 1 0 0 0 0 2 38 42 7.36 1.773																				
Marty Pattin, R (8, 1) ERA: 4.06	0.1 5 3 2 2 0 1 1 0 0 0 0 0 3 11 54.00 12.000																				
Gary Christenson, L (8, 1) ERA: 5.17	1.1 8 3 4 2 0 1 0 0 0 0 0 0 7 11 13.50 3.000																				

Seattle Mariners @ Kansas City Royals
 Royals Stadium, Kansas City, MO
 Thu Jul 03 1980, 8:05 PM EDT
 Att. 21,777 - Unknown - 93 F

livebaseballscorecards.com

AB	42
R	13
H	18
RBI	10
BB	4
SO	2
LOB	19



Batter	1	2	3	4	5	6	7	8	9	AB	R	H	RBI	BB	SO	LOB	BOTTOM	
Willie Wilson, S OBP: 0.341, SLG: 0.404 (1, 8)	0-3 K		0-0 1B S 1B			0-0 G3	0-0 4-3			4	0	1	0	0	1	1	Seattle Mariners @ Kansas City Royals Royals Stadium, Kansas City, MO Thu Jul 03 1980, 8:05 PM EDT Att: 21,777 - Unknown - 93 F	
U L Washington, S OBP: 0.322, SLG: 0.370 (1, 6)	0-0 G3		0-0 1-3 G4-6-3 1B			0-0 4-3		0-3 K		4	0	1	0	0	1	0		
John Wathan, R OBP: 0.381, SLG: 0.423 (1, 7)	0-0 5-3		0-0 G4-6-3 1-2f			0-0 E3 1B WP		0-0 G3		4	1	0	0	0	0	2		
Darrell Porter, L OBP: 0.372, SLG: 0.383 (1, 2)		0-0 G3		0-0 F9		0-0 1-3 WP 1B		0-0 5-3		4	0	1	0	0	0	0		
Willie Aikens, L OBP: 0.363, SLG: 0.424 (1, 3)		4-0 2B BB		0-0 4-3		4-0 1-2 BB		0-0 G6-3 1B 1B		2	1	1	0	2	0	0		
Clint Hurdle, L OBP: 0.385, SLG: 0.526 (1, 9)		0-0 1-3 1-H 2B		0-0 4-3		0-3 3-H K		0-0 1-2 G6-3 1B		4	0	2	1	0	1	2		
Hal McRae, R OBP: 0.314, SLG: 0.424 (1, 10)		0-0 1-3 2-3		0-0 6-3		0-0 2B		0-0 G6-3 1-2f 2-3		4	0	1	0	0	0	3		
Jamie Quirk, L OBP: 0.258, SLG: 0.326 (1, 5) Dave Chalk, R OBP: 0.322, SLG: 0.333 (7, PH) (8, 5)		0-0 F9		0-0 G3		0-3 K		4-0 BB		2	0	0	0	0	0	1		
Frank White, R OBP: 0.272, SLG: 0.329 (1, 4)		0-0 6-3		0-0 5-3		0-3 K		0-0 F7		1	0	0	0	0	1	3		
Inning Stats	R: 0 E: 0 K: 1 S: 5	H: 0 LOB: 0 BB: 0 P: 5	R: 1 E: 0 K: 0 S: 4	H: 1 LOB: 1 BB: 1 P: 8	R: 0 E: 0 K: 0 S: 4	H: 2 LOB: 1 BB: 0 P: 4	R: 0 E: 0 K: 0 S: 3	H: 0 LOB: 0 BB: 0 P: 3	R: 0 E: 0 K: 2 S: 8	H: 1 LOB: 1 BB: 0 P: 8	R: 0 E: 0 K: 1 S: 5	H: 0 LOB: 0 BB: 0 P: 5	R: 0 E: 0 K: 0 S: 4	H: 2 LOB: 2 BB: 1 P: 8	1B: 5 2B: 2 3B: 0 HR: 0	SF: 0 SAC: 0 DP: 2 HBP: 0	WP: 1 PB: 0 SB: 1 CS: 0	PA: 36
PITCHER	IP WLS BF H R ER SO ERA WHIP	IP WLS BF H R ER SO ERA WHIP	IP WLS BF H R ER SO ERA WHIP	IP WLS BF H R ER SO ERA WHIP	IP WLS BF H R ER SO ERA WHIP	IP WLS BF H R ER SO ERA WHIP	IP WLS BF H R ER SO ERA WHIP	IP WLS BF H R ER SO ERA WHIP	IP WLS BF H R ER SO ERA WHIP	IP WLS BF H R ER SO ERA WHIP	IP WLS BF H R ER SO ERA WHIP	IP WLS BF H R ER SO ERA WHIP	IP WLS BF H R ER SO ERA WHIP	IP WLS BF H R ER SO ERA WHIP	IP WLS BF H R ER SO ERA WHIP	IP WLS BF H R ER SO ERA WHIP	IP WLS BF H R ER SO ERA WHIP	
Jim Beattie, R ERA: 5.82 (1, 1)	5.2 W 23	4 2	1 1	1 1	2 0	0 0	0 0	0 0	0 0	0 0	0 0	0 0	0 0	0 0	0 0	0 0	0.00 1.200	
Shane Rawley, L ERA: 2.86 (6, 1)	3.1 S 13	3 0	0 0	4 4	1 0	0 0	0 0	0 0	0 0	20 24	0.00 1.200							

AB	33
R	2
H	7
RBI	1
BB	3
SO	5
LOB	13



Batter	1	2	3	4	5	6	7	8	9	AB R H RBI BB SO LOB	TOP																
Larry Milbourne, S (1, 4) OBP: 0.281, SLG: 0.310	0-0 6-3		0-0 P6		0-0 FC6-4 1B		0-0 2-H 1B			4 0 2 1 0 0 1																	
Juan Beniquez, R (1, 8) OBP: 0.288, SLG: 0.387	0-0 6-3			0-0 E 2B	0-0 FC6-4 1-2f		0-0 5-3			4 1 1 0 0 0 2																	
Bruce Bochte, L (1, 10) OBP: 0.355, SLG: 0.416	0-0 F7			0-0 E6 2-H 2B		0-0 F7		0-0 4-3		4 0 1 1 0 0 0																	
Dan Meyer, L (1, 7) OBP: 0.343, SLG: 0.420		0-0 F8		0-0 G3		0-0 F7		0-0 3-1		4 0 0 0 0 0 1																	
Tom Paciorek, R (1, 3) OBP: 0.359, SLG: 0.527		0-0 L6		0-0 L5		0-3 K		0-0 F8		4 0 0 0 0 1 1																	
Joe Simpson, L (1, 9) OBP: 0.349, SLG: 0.377		0-0 CS 1B		4-0 BB			0-0 1B 2B		0-0 6-3	3 1 2 0 1 0 0																	
Jim Anderson, R (1, 5) OBP: 0.322, SLG: 0.370		0-0 CS 1-2	0-0 5-3	0-0 F9			0-0 SH1 1B 1B		0-3 K	4 1 1 1 0 1 2																	
Bob Stinson, S (1, 2) OBP: 0.269, SLG: 0.271			0-0 G3 1B		0-0 F7		0-0 SH1 1-2		0-0 FC6-4 1B	3 0 2 0 0 0 0																	
Mario Mendoza, R (1, 6) OBP: 0.315, SLG: 0.364			0-0 G3 1-2		0-0 4-3		0-0 5-3		0-0 FC6-4 1-2f	3 0 0 0 0 0 2																	
Leon Roberts, R (9, PH) OBP: 0.306, SLG: 0.417										1 0 0 0 0 0 1																	
Inning Stats	R: 0 E: 0 K: 0 S: 3	H: 0 LOB: 0 BB: 0 P: 3	R: 0 E: 0 K: 0 S: 3	H: 1 LOB: 0 BB: 0 P: 3	R: 0 E: 0 K: 0 S: 4	H: 1 LOB: 1 BB: 0 P: 4	R: 1 E: 1 K: 0 S: 5	H: 2 LOB: 2 BB: 1 P: 9	R: 0 E: 0 K: 0 S: 4	H: 1 LOB: 1 BB: 0 P: 4	R: 0 E: 0 K: 1 S: 5	H: 0 LOB: 0 BB: 0 P: 5	R: 2 E: 0 K: 0 S: 6	H: 3 LOB: 1 BB: 0 P: 6	R: 0 E: 0 K: 0 S: 3	H: 0 LOB: 0 BB: 0 P: 3	R: 0 E: 0 K: 1 S: 6	H: 1 LOB: 1 BB: 0 P: 6	1B: 6 2B: 3 3B: 0 HR: 0	SF: 0 SAC: 1 DP: 0 HBP: 0	WP: 0 PB: 0 SB: 0 CS: 1	PA: 37					
PITCHER	IP WLS BF H R ER SO BB IBB HBP BLK WP HR S P ERA WHIP																										
Dennis Leonard, R (1, 1) ERA: 4.65	6.2	28	8	3	3	1	1	0	0	0	0	0	0	29	33	4.05	1.350										
Dan Quisenberry, R (7, 1) ERA: 3.13	2.1	W	8	1	0	0	1	0	0	0	0	0	0	10	10	0.00	0.429										

Seattle Mariners @ Kansas City Royals
 Royals Stadium, Kansas City, MO
 Fri Jul 04 1980, 8:05 PM EDT
 Att. 27,891 - Unknown - 98 F

livebaseballscorecards.com

AB	34
R	3
H	9
RBI	3
BB	1
SO	2
LOB	10



Batter	1	2	3	4	5	6	7	8	9
Willie Wilson, S (1, 7) OBP: 0.345, SLG: 0.412	0-0 1B		0-0 4-3			0-0 1B 3B	4-0 BB BB BB 1-2 2-3 BB		
U L Washington, S (1, 6) OBP: 0.321, SLG: 0.368	0-3 K			0-0 F2		0-0 1B FC1-5 1B	0-0 FC6-2 1-2 2-3		
John Wathan, R (1, 2) OBP: 0.379, SLG: 0.420	0-0 F3 1-2			0-0 F8		0-0 FC5 FC1-5 1B 1-3	0-0 4-3 3-H		
Darrell Porter, L (1, 10) OBP: 0.370, SLG: 0.381	0-0 F8			0-0 E4		0-0 FC1-5 FC5 1-2 3-H		0-0 FC1-5 1B 1B	
Amos Otis, R (1, 8) OBP: 0.333, SLG: 0.432		0-0 F9		0-0 F8		0-0 FC5 1-2 2-3f		0-0 FC1-5 3B 1B	
Clint Hurdle, L (1, 9) OBP: 0.378, SLG: 0.515		0-3 K			0-0 3-1	0-0 F8		0-0 FC1-5 3B 1-2 2-3f	
Jamie Quirk, L (1, 5) OBP: 0.260, SLG: 0.358 Dave Chalk, R (8, PH) OBP: 0.320, SLG: 0.330		0-0 F8			0-0 4-3			0-0 F8	
Ralph LaCock, L (1, 3) OBP: 0.232, SLG: 0.212 Rusty Torres, S (7, PR) OBP: 0.333, SLG: 0.161 Jerry Terrell, R (8, 3) OBP: 0.091, SLG: 0.091 Hal McRae, R (8, PH) OBP: 0.318, SLG: 0.438 Willie Aikens, L (9, 3) OBP: 0.363, SLG: 0.424			0-0 F7		0-0 3-1		4-0 BB BB BB WP FC6-2 BB	0-0 1B 1-2 2-H	
Frank White, R (1, 4) OBP: 0.275, SLG: 0.331			0-0 5-3			0-0 3B 1B	0-0 FC6-2 WP CS 1B	0-0 6-3	

Inning Stats	R: 0	H: 1	E: 0	LOB: 1	K: 1	BB: 0	S: 6	P: 6
	R: 0	H: 0	E: 0	LOB: 0	K: 1	BB: 0	S: 5	P: 5
	R: 0	H: 0	E: 0	LOB: 0	K: 0	BB: 0	S: 3	P: 3
	R: 0	H: 0	E: 1	LOB: 1	K: 0	BB: 0	S: 4	P: 4
	R: 0	H: 0	E: 0	LOB: 0	K: 0	BB: 0	S: 3	P: 3
	R: 2	H: 4	E: 0	LOB: 2	K: 0	BB: 0	S: 7	P: 7
	R: 1	H: 2	E: 0	LOB: 2	K: 0	BB: 2	S: 4	P: 12
	R: 2	H: 3	E: 0	LOB: 1	K: 0	BB: 0	S: 6	P: 6

PITCHER	IP	WLS	BF	H	R	ER	SO	BB	IBB	HBP	BLK	WP	HR	S	P	ERA	WHIP
Glenn Abbott, R (1, 1) ERA: 3.11	6.0		25	6	3	3	2	0	0	0	0	0	1	29	29	4.50	1.000
Dave Roberts, L (7, 1) ERA: 4.86	2.0	L	11	4	2	2	0	2	0	0	0	1	0	9	17	9.00	3.000

PITCHER	IP	WLS	BF	H	R	ER	SO	BB	IBB	HBP	BLK	WP	HR	S	P	ERA	WHIP

AB R H RBI BB SO LOB

3	1	2	1	1	0	0
4	0	1	1	0	1	4
4	0	1	0	0	0	4
4	0	1	0	0	0	3
4	1	1	0	0	0	3
4	1	0	0	0	1	4
3	1	1	1	0	0	0
1	0	0	0	0	0	2
2	0	0	0	1	0	0
0	0	0	0	0	0	0
0	0	0	0	0	0	0
1	0	1	2	0	0	0
0	0	0	0	0	0	0
4	1	2	0	0	0	1

AB	34
R	5
H	10
RBI	5
BB	2
SO	2
LOB	21



WP	HR	S	P	ERA	WHIP
1	1	36			

Seattle Mariners @ Kansas City Royals
 Royals Stadium, Kansas City, MO
 Fri Jul 04 1980, 8:05 PM EDT
 Att: 27,891 - Unknown - 98 F

livebaseballscorecards.com

Batter	1	2	3	4	5	6	7	8	9	AB R H RBI BB SO LOB	TOP															
Larry Milbourne, S (1, 4) OBP: 0.290, SLG: 0.330	0-0 4-3		0-0 SH1		0-0 G3		0-0 G5-4-3 1B		0-0 6-3 2B	4 0 2 0 0 0 0																
Juan Beniquez, R (1, 8) OBP: 0.285, SLG: 0.374	0-0 L6		0-0 6-3		4-0 4-3 1B BB		0-0 G5-4-3 1-2f 3-H		0-0 6-3 2-3	4 0 0 0 1 0 3																
Bruce Bochte, L (1, 3) OBP: 0.355, SLG: 0.416	0-3 K		0-0 4-3		0-0 4-3 1B		0-0 1B		0-0 4-3	5 0 2 0 0 1 2																
Dan Meyer, L (1, 10) OBP: 0.342, SLG: 0.417		0-0 4-3		0-0 6-3 1B WP 1B	0-0 4-3		0-0 F9			4 1 1 0 0 0 3																
Tom Paciorek, R (1, 7) OBP: 0.367, SLG: 0.545		4-0 1B S BB		0-0 WP 6-3 1B	0-0 F9			0-0 HR		3 2 2 1 1 0 2																
Joe Simpson, L (1, 9) OBP: 0.346, SLG: 0.373		0-0 1-3 S 1B		0-0 6-3		0-3 K		0-0 6-3		4 0 1 0 0 1 2																
Jim Anderson, R (1, 5) OBP: 0.316, SLG: 0.363		0-3 K		0-0 F9		0-0 F8		0-0 F2		4 0 0 0 0 1 3																
Bob Stinson, S (1, 2) OBP: 0.274, SLG: 0.267		0-3 K		0-0 2-3 3-H		0-0 P4		0-3 K		1 0 0 0 1 1 1																
Larry Cox, R (6, PH) OBP: 0.256, SLG: 0.312		1-2 3-H K		4-0 BB						2 0 0 0 0 1 0																
Mario Mendoza, R (1, 6) OBP: 0.322, SLG: 0.371			0-0 6-3 SH1 1B		0-0 F8		0-0 1B G5-4-3 1B		0-0 G3	3 1 2 0 0 0 2																
Ted Cox, R (7, 5) OBP: 0.282, SLG: 0.289										1 0 0 0 0 0 0																
Inning Stats	R: 0 E: 0 K: 1 S: 5	H: 0 LOB: 0 BB: 0 P: 5	R: 1 E: 0 K: 2 S: 8	H: 1 LOB: 1 BB: 1 P: 12	R: 0 E: 0 K: 0 S: 4	H: 1 LOB: 1 BB: 0 P: 4	R: 1 E: 0 K: 0 S: 5	H: 2 LOB: 2 BB: 1 P: 9	R: 0 E: 0 K: 0 S: 4	H: 1 LOB: 2 BB: 1 P: 8	R: 0 E: 0 K: 1 S: 5	H: 0 LOB: 0 BB: 0 P: 5	R: 1 E: 0 K: 0 S: 5	H: 3 LOB: 1 BB: 0 P: 5	R: 1 E: 0 K: 1 S: 6	H: 1 LOB: 0 BB: 0 P: 6	R: 0 E: 0 K: 0 S: 4	H: 1 LOB: 1 BB: 0 P: 4	1B: 8 2B: 1 3B: 0 HR: 1	SF: 0 SAC: 1 DP: 1 HBP: 0	WP: 1 PB: 0 SB: 2 CS: 0	PA: 39				
PITCHER	IP WLS BF H R ER SO BB IBB HBP BLK WP HR S P ERA WHIP																									
Renie Martin, R (1, 1) ERA: 4.24	4.1		5	2	2	3	3	0	0	0	1	0	24	36	4.15	1.846										
Jeff Twitty, L (5, 1) ERA: 3.86	2.1	W	9	3	1	1	0	0	0	0	0	0	11	11	3.86	1.286										
Dan Quisenberry, R (7, 1) ERA: 3.16	2.1	S	9	2	1	1	0	0	0	0	0	1	11	11	3.86	0.857										

Seattle Mariners @ Kansas City Royals
 Royals Stadium, Kansas City, MO
 Sat Jul 05 1980, 8:05 PM EDT
 Att: 30,617 - Unknown - 100 F

livebaseballscorecards.com

AB	35
R	4
H	10
RBI	1
BB	3
SO	5
LOB	18



Batter	1	2	3	4	5	6	7	8	9
Willie Wilson, S OBP: 0.347, SLG: 0.413 (1, 7)	0-0 S 1B		0-0 SH3 1B 1B	0-0 G6-3		0-0 F9			
U L Washington, S OBP: 0.320, SLG: 0.366 (1, 6)	0-3 K 1-2		0-0 SH3 1B 1B		0-0 F8		0-0 4-3		
John Wathan, R OBP: 0.375, SLG: 0.415 (1, 2)	0-0 F9		0-0 SH3 1-2 2-3		0-0 6-3		0-3 K		
Darrell Porter, L OBP: 0.368, SLG: 0.375 (1, 10)	0-0 F7		4-0 1B IBB		0-0 F7		0-3 K		
Amos Otis, R OBP: 0.331, SLG: 0.434 (1, 8)		0-3 K	0-3 K			0-0 G3 1B 2B		0-0 F9	
Clint Hurdle, L OBP: 0.376, SLG: 0.510 (1, 9)		0-3 K	0-0 1B 1-3 2-H 3-H			0-0 F9		0-3 K	
Jamie Quirk, L OBP: 0.250, SLG: 0.343 (1, 5)		0-3 K	0-0 F9			0-0 G3 2-3		0-0 5-3	
Ralph LaCock, L OBP: 0.242, SLG: 0.224 (1, 3)			0-0 1B 1B 1B	0-0 1-3		0-0 1B 3-H 1B			
Frank White, R OBP: 0.282, SLG: 0.336 (1, 4)			0-0 1B 1B	4-0 G6-3 BB		0-0 1B 1-2			

AB	R	H	RBI	BB	SO	LOB
4	1	2	0	0	0	3
4	1	1	2	0	1	1
3	0	0	0	0	1	1
3	0	0	0	1	1	1
4	1	1	0	0	2	3
4	0	1	2	0	2	1
4	0	0	0	0	1	3
3	1	2	1	0	0	0
2	1	2	0	1	0	0

BOTTOM

Seattle Mariners @ Kansas City Royals
 Royals Stadium, Kansas City, MO
 Sat Jul 05 1980, 8:05 PM EDT
 Att. 30,617 - Unknown - 100 F

livebaseballscores.com

AB	31
R	5
H	9
RBI	5
BB	2
SO	8
LOB	13



1B: 8	SF: 0	WP: 0	PA: 34
2B: 1	SAC: 1	PB: 0	
3B: 0	DP: 1	SB: 1	
HR: 0	HBP: 0	CS: 0	

Inning Stats																	
R: 0		H: 1		R: 0		H: 0		R: 4		H: 5		R: 0		H: 0			
E: 0		LOB: 1		E: 0		LOB: 0		E: 0		LOB: 2		E: 0		LOB: 0			
K: 1		BB: 0		K: 3		BB: 0		K: 1		BB: 1		K: 0		BB: 0			
S: 6		P: 6		S: 9		P: 9		S: 10		P: 14		S: 2		P: 6			
PITCHER																	
Mike Parrott, R (1, 1)	2.2	WLS	BF	H	R	ER	SO	BB	IBB	HBP	BLK	WP	HR	S	P	ERA	WHIP
Byron McLaughlin, R (3, 1)	3.0	L	15	6	4	4	5	0	0	0	0	0	0	24	28	13.50	2.250
Shane Rawley, L (6, 1)	0.1		12	3	1	1	0	1	0	0	0	0	0	11	15	3.00	1.333
Dave Heaverlo, R (7, 1)	2.0		6	0	0	0	3	0	0	0	0	0	0	12	12	0.00	0.000

Batter	1	2	3	4	5	6	7	8	9	AB R H RBI BB SO LOB
Larry Milbourne, S (1, 4) OBP: 0.286, SLG: 0.316	0-0 L4		0-0 F7		4-0 2B BB	0-0 F2		0-0 F8		4 1 0 0 1 0 2
Juan Beniquez, R (1, 8) OBP: 0.281, SLG: 0.367	0-3 K		0-0 F8		0-0 F2	0-0 4-3		0-0 1B 1B		5 0 1 0 0 1 3
Bruce Bochte, L (1, 10) OBP: 0.362, SLG: 0.438	0-0 2B		0-0 4-3		0-0 2B 4-3 1B		0-0 HR	0-0 1B		5 2 4 1 0 0 0
Tom Paciorek, R (1, 3) OBP: 0.377, SLG: 0.572	0-0 5-3			0-0 HR	0-0 4-3 2B		0-0 FC5-6 1B	0-0 1B		5 1 4 2 0 0 1
Dan Meyer, L (1, 7) OBP: 0.343, SLG: 0.421		0-0 1B SF8 2B		0-3 K	0-0 4-3		0-0 FC5-6 1B	0-0 4-3		5 1 2 1 0 1 4
Joe Simpson, L (9, 7) OBP: 0.346, SLG: 0.373					2-3 3-H		1-2 FC5-6 1B			0 0 0 0 0 0 0
Jim Anderson, R (1, 6) OBP: 0.314, SLG: 0.359		0-0 2-3 1B		0-0 F9	0-3 K		0-0 FC5-6 FC6-4			5 0 1 0 0 1 3
Leon Roberts, R (1, 9) OBP: 0.308, SLG: 0.423		0-0 SF8		0-0 1B 1B		0-0 2B	0-0 F9			4 0 2 1 0 0 2
Ted Cox, R (1, 5) OBP: 0.286, SLG: 0.288		0-0 3-H F3		0-0 1-2 1B		0-0 6-3	0-0 FC6-4			4 0 1 0 1 0 4
Larry Cox, R (1, 2) OBP: 0.249, SLG: 0.302		0-0 F9		0-0 F7		0-0 E6		0-0 5-3	0-0 FC5-4	5 0 0 0 0 0 5


Inning Stats	R: 0	H: 1	R: 1	H: 2	R: 0	H: 0	R: 1	H: 3	R: 2	H: 2	R: 0	H: 1	R: 1	H: 3	R: 0	H: 3	R: 0	H: 0	1B: 9	SF: 1	WP: 0	PA: 45
E: 0	LOB: 1	E: 0	LOB: 1	E: 0	LOB: 0	E: 0	LOB: 2	E: 0	LOB: 1	E: 0	LOB: 2	E: 0	LOB: 2	E: 0	LOB: 3	E: 0	LOB: 1	E: 0	LOB: 1	2B: 4	SAC: 0	PB: 0
K: 1	BB: 0	K: 0	BB: 0	K: 0	BB: 0	K: 1	BB: 0	K: 0	BB: 1	K: 0	BB: 0	K: 0	BB: 0	K: 0	BB: 0	K: 0	BB: 1	K: 0	BB: 1	3B: 0	DP: 0	SB: 0
S: 6	P: 6	S: 5	P: 5	S: 3	P: 3	S: 8	P: 8	S: 7	P: 11	S: 5	P: 5	S: 6	P: 6	S: 6	P: 6	S: 3	P: 7	S: 3	P: 7	HR: 2	HBP: 0	CS: 0

PITCHER	IP	WLS	BF	H	R	ER	SO	BB	IBB	HBP	BLK	WP	HR	S	P	ERA	WHIP
Paul Splittorff, L (1, 1) ERA: 4.15	6.0	L	30	10	5	5	3	1	0	0	0	0	2	35	39	7.50	1.833
Rawly Eastwick, R (7, 1) ERA: 2.03	3.0		15	5	0	0	0	1	0	0	0	0	0	14	18	0.00	2.000

Seattle Mariners @ Kansas City Royals
 Royals Stadium, Kansas City, MO

Sun Jul 06 1980, 4:33 AM EDT
 Att: 28,458 - Unknown - 101 F

AB	42
R	5
H	15
RBI	5
BB	2
SO	3
LOB	24



BOTTOM

Seattle Mariners @ Kansas City Royals
Royals Stadium, Kansas City, MO

AB 38
R 3
H 8
RBI 3
BB 2
SO 5
LOB 15



WP: 0 PA: 40
PB: 0
SB: 2
CS: 0

Sun Jul 06 1980, 4:33 AM EDT
Att. 28,458 - Unknown - 101 F

livebaseballscorecards.com

AB R H RBI BB SO LOB

5 0 1 0 0 1 1

5 1 3 2 0 0 1

5 0 1 1 0 0 4

5 0 0 0 0 1 4

4 0 2 0 0 0 0

3 0 0 0 1 0 2

4 0 0 0 0 3 2

4 1 1 0 0 0 0

3 1 0 0 1 0 1

1B: 5 SF: 0
2B: 2 SAC: 0
3B: 1 DP: 0
HR: 0 HBP: 0

Batter	1	2	3	4	5	6	7	8	9
Willie Wilson, S OBP: 0.345, SLG: 0.410 (1, 7)	0-3 K	0-0 E5 1B		0-0 E 1B		0-0 E6 S		0-0 F8	
U L Washington, S OBP: 0.325, SLG: 0.378 (1, 6)	0-0 1B	0-0 1B		0-0 E 1B		0-0 G3		0-0 G3	
John Wathan, R OBP: 0.372, SLG: 0.411 (1, 3)	0-0 1B	0-0 4-3		0-0 E5 FC6-4		0-0 L6		0-0 6-3	
Amos Otis, R OBP: 0.321, SLG: 0.418 (1, 8)	0-3 K		0-0 5-3	0-0 FC6-4		0-0 5-3		0-0 F9	
Hal McRae, R OBP: 0.321, SLG: 0.444 (1, 10)	0-0 1B		0-0 6-3		0-0 5-3		0-0 2B		
Darrell Porter, L OBP: 0.366, SLG: 0.369 (1, 2)	0-0 G3		0-0 G3		0-0 4-3		4-0 BB		
Clint Hurdle, L OBP: 0.369, SLG: 0.500 (1, 9)		0-0 P6		0-3 K	0-3 K		0-3 K		
Frank White, R OBP: 0.282, SLG: 0.338 (1, 4)		0-0 F8		0-0 1B 2B		0-0 F2		0-0 6-3	
Dave Chalk, R OBP: 0.317, SLG: 0.321 (1, 5)		4-0 E 1B BB		0-0 F9		0-0 3-1		0-0 3-1	

Inning Stats	R: 1	H: 3	E: 0	K: 2	S: 10	H: 3	LOB: 2	BB: 0	P: 10	R: 1	H: 1	E: 1	K: 0	S: 5	R: 0	H: 0	E: 0	K: 0	S: 3	R: 1	H: 3	E: 1	K: 1	S: 9	R: 0	H: 0	E: 0	K: 1	S: 5	R: 0	H: 0	E: 1	K: 0	S: 4	R: 0	H: 1	E: 0	K: 1	S: 6	R: 0	H: 0	E: 0	K: 0	S: 3	R: 0	H: 0	E: 0	K: 0	S: 3
--------------	------	------	------	------	-------	------	--------	-------	-------	------	------	------	------	------	------	------	------	------	------	------	------	------	------	------	------	------	------	------	------	------	------	------	------	------	------	------	------	------	------	------	------	------	------	------	------	------	------	------	------

PITCHER	IP	WLS	BF	H	R	ER	SO	BB	IBB	HBP	BLK	WP	HR	S	P	ERA	WHIP
Floyd Bannister, L ERA: 3.41 (1, 1)	5.0	W	25	7	3	2	4	1	0	0	0	0	0	32	36	3.60	1.600
Dave Heaverlo, R ERA: 3.66 (6, 1)	1.0		4	0	0	0	0	0	0	0	0	0	0	4	4	0.00	0.000
Byron McLaughlin, R ERA: 6.6 (7, 1)	0.2		3	1	0	0	0	0	0	0	0	0	0	3	3	0.00	1.500
Shane Rawley, L ERA: 2.74 (7, 1)	2.1	S	8	0	0	0	1	1	0	0	0	0	0	9	13	0.00	0.429

Batter	1	2	3	4	5	6	7	8	9	AB R H RBI BB SO LOB	TOP
Jim Lentine, R (1, 8) <small>OBP: 0.333, SLG: 0.326</small>	0-3 		0-0 		0-0 			0-0 		4 0 2 0 0 1 0	Detroit Tigers @ Kansas City Royals Royals Stadium, Kansas City, MO Thu Jul 10 1980, 8:05 PM EDT Att. 23,684 - Unknown - 105 F
Alan Trammell, R (1, 6) <small>OBP: 0.397, SLG: 0.433</small>	0-0 		0-0 		0-0 			0-0 		4 0 0 0 0 0 3	
Steve Kemp, L (1, 7) <small>OBP: 0.406, SLG: 0.438</small>	0-3 		0-0 		0-0 			0-0 		4 0 1 0 0 1 2	
Lance Parrish, R (1, 2) <small>OBP: 0.304, SLG: 0.462</small>		0-0 	0-3 			0-0 		0-0 		4 1 1 0 0 1 4	
Al Cowens, R (1, 9) <small>OBP: 0.325, SLG: 0.338</small>		0-0 		0-0 		0-0 		0-0 		4 1 1 0 0 0 3	
John Wockenfuss, R (1, 10) <small>OBP: 0.421, SLG: 0.490</small>		0-0 		0-0 		0-0 		0-0 		4 0 2 1 0 0 0	
Richie Hebner, L (1, 3) <small>OBP: 0.361, SLG: 0.486</small>		0-3 		0-0 			0-0 	0-0 		3 0 0 1 0 1 1	
Tom Brookens, R (1, 5) <small>OBP: 0.335, SLG: 0.399</small> Champ Summers, L (9, PH) <small>OBP: 0.408, SLG: 0.486</small>	0-0 			0-0 			0-0 	0-0 		3 0 1 0 0 0 1 1 0 0 0 0 0 0	
Stan Papi, R (1, 4) <small>OBP: 0.321, SLG: 0.453</small>			0-0 	0-0 			0-3 			3 0 1 0 0 1 1	
Inning Stats	R: 0 H: 0 E: 0 LOB: 0 K: 2 BB: 0 S: 7 P: 7	R: 1 H: 2 E: 0 LOB: 1 K: 1 BB: 0 S: 7 P: 7	R: 0 H: 2 E: 0 LOB: 2 K: 1 BB: 0 S: 7 P: 7	R: 1 H: 3 E: 0 LOB: 1 K: 0 BB: 0 S: 5 P: 5	R: 0 H: 0 E: 0 LOB: 0 K: 0 BB: 0 S: 3 P: 3	R: 0 H: 0 E: 0 LOB: 0 K: 0 BB: 0 S: 3 P: 3	R: 0 H: 0 E: 0 LOB: 0 K: 1 BB: 0 S: 5 P: 5	R: 0 H: 2 E: 0 LOB: 2 K: 0 BB: 0 S: 5 P: 5	R: 0 H: 0 E: 0 LOB: 0 K: 0 BB: 0 S: 3 P: 3	1B: 7 SF: 1 2B: 1 SAC: 0 3B: 1 DP: 0 HR: 0 HBP: 0	
PITCHER Paul Splittorff, L (1, 1) <small>ERA: 4.03</small> Dan Quisenberry, R (8, 1) <small>ERA: 3.06</small>	IP WLS BF H R ER SO BB IBB HBP BLK WP HR S P ERA WHIP 7.0 W 28 8 2 2 5 0 0 0 0 0 0 0 38 38 2.57 1.143										

livebaseballscorecards.com

AB	34
R	2
H	9
RBI	2
BB	0
SO	5
LOB	15



Batter	1	2	3	4	5	6	7	8	9	AB	R	H	RBI	BB	SO	LOB
Willie Wilson, S OBP: 0.341, SLG: 0.405 (1, 7)	0-3 K		0-0 6-3		0-0 6-3			0-0 F7		4	0	0	0	0	1	1
Hal McRae, R OBP: 0.320, SLG: 0.440 (1, 10)	0-0 PO 1B		0-0 F9		0-0 P4			0-0 F8		4	0	1	0	0	0	1
George Brett, L OBP: 0.409, SLG: 0.613 (1, 5)	0-0 F9			0-0 G3 2B			0-0 F7	0-0 BB 1B		4	0	2	0	0	0	1
Darrell Porter, L OBP: 0.368, SLG: 0.369 (1, 2)	0-0 PO 1-2	0-0 2B 1B		0-0 G3 2-3		0-0 F8		4-0 BB 1-2 BB		3	1	1	0	1	0	1
Willie Aikens, L OBP: 0.366, SLG: 0.442 (1, 3)		0-0 SH3 1-H 6-3 2B		0-3 K		0-0 HR		0-3 K		3	2	2	2	0	1	1
Ralph LaCock, L OBP: 0.240, SLG: 0.222 (7, 3)										1	0	0	0	0	1	2
Amos Otis, R OBP: 0.323, SLG: 0.415 (1, 8)		0-0 SH3 2-3		1-0 HBP		0-0 F9				1	0	0	0	0	0	0
Clint Hurdle, L OBP: 0.364, SLG: 0.493 (1, 9)		0-0 6-3 3-H		0-0 F7			0-0 F9			3	0	0	1	0	0	2
Frank White, R OBP: 0.279, SLG: 0.334 (1, 4)		0-0 F7			0-0 L8		0-0 6-3			3	0	0	0	0	0	0
U L Washington, S OBP: 0.325, SLG: 0.377 (1, 6)			0-0 B1		0-0 E 1B		0-0 F7			3	0	1	0	0	0	0

Inning Stats	R: 0	H: 1	R: 2	H: 2	R: 0	H: 0	R: 0	H: 1	R: 1	H: 1	R: 0	H: 0	R: 0	H: 1	R: 0	H: 1
	E: 0	LOB: 0	E: 0	LOB: 0	E: 0	LOB: 0	E: 1	LOB: 1	E: 0	LOB: 0	E: 0	LOB: 0	E: 0	LOB: 2	E: 0	LOB: 2
	K: 1	BB: 0	K: 0	BB: 0	K: 1	BB: 0	K: 0	BB: 0	K: 0	BB: 0	K: 1	BB: 1	K: 1	BB: 0	K: 1	BB: 1
	S: 5	P: 5	S: 5	P: 5	S: 3	P: 3	S: 4	P: 4	S: 4	P: 4	S: 3	P: 3	S: 6	P: 10	S: 6	P: 10

PITCHER	IP	WLS	BF	H	R	ER	SO	BB	IBB	HBP	BLK	WP	HR	S	P	ERA	WHIP
Milt Wilcox, R ERA: 3.63 (1, 1)	8.0	L	32	7	3	3	3	1	0	1	0	0	1	36	41	3.38	1.000

BOTTOM

AB R H RBI BB SO LOB

4 0 0 0 0 1 1

4 0 1 0 0 0 1

4 0 2 0 0 0 1

3 1 1 0 1 0 1

3 2 2 2 0 1 1

1 0 0 0 0 1 2

1 0 0 0 0 0 0

3 0 0 1 0 0 2

3 0 0 0 0 0 0

3 0 1 0 0 0 0

AB 29

R 3

H 7

RBI 3

BB 1

SO 3

LOB 9

WP: 0 PA: 33

PB: 0

SB: 0

CS: 0

SF: 0

SAC: 1

DP: 0

HBP: 1

1B: 4

2B: 2

3B: 0

HR: 1


livebaseballscorecards.com

Detroit Tigers @ Kansas City Royals

Royals Stadium, Kansas City, MO

Thu Jul 10 1980, 8:05 PM EDT

Att. 23,684 - Unknown - 105 F



Batter	1	2	3	4	5	6	7	8	9	AB R H RBI BB SO LOB	TOP	
Rick Peters, S (1, 8) OBP: 0.368, SLG: 0.358 BB	4-0 G6-4-3 BB		0-0 4-3		0-0 F6			0-0 F9		3 0 0 0 1 0 1		
Alan Trammell, R (1, 6) OBP: 0.398, SLG: 0.444 X	0-0 G6-4-3 1-2f			0-0 HR		0-0 WP G3 SF8 1B		0-3 K		4 2 2 1 0 1 1		
Steve Kemp, L (1, 7) OBP: 0.400, SLG: 0.430 X	0-0 F7			0-0 4-3		0-0 G3 1-2		0-0 4-3		4 0 0 0 0 0 1		
Champ Summers, L (1, 10) OBP: 0.415, SLG: 0.509 X		0-0 HR		4-0 2B BB		0-0 SF8 2-H		0-0 FC6-4 1B		2 1 2 2 1 0 0		
Al Cowens, R (1, 9) OBP: 0.324, SLG: 0.341 X		0-0 P5		0-0 1-H 2B		0-0 5-3		0-0 F8		4 0 1 0 0 0 1		
Lance Parrish, R (1, 2) OBP: 0.300, SLG: 0.455 X		0-0 F9		0-0 6-3			0-0 F9		0-0 FC6-4 1-2f	4 0 0 0 0 0 2		
Tim Corcoran, L (1, 3) OBP: 0.277, SLG: 0.196 X		0-0 4-3			0-0 4-3		0-0 2B		0-0 F7	4 0 1 0 0 0 1		
Tom Brookens, R (1, 5) OBP: 0.330, SLG: 0.393 X			0-0 5-3		0-0 G3		0-0 6-3			3 0 0 0 0 0 1		
Lou Whitaker, L (1, 4) OBP: 0.351, SLG: 0.263 X			0-0 F8		4-0 BB		0-0 6-3			2 0 0 0 1 0 1		
Inning Stats	R: 0 E: 0 K: 0 S: 2 H: 0 LOB: 0 BB: 1 P: 6	R: 1 E: 0 K: 0 S: 4 H: 1 LOB: 0 BB: 0 P: 4	R: 0 E: 0 K: 0 S: 3 H: 0 LOB: 0 BB: 0 P: 3	R: 1 E: 0 K: 0 S: 4 H: 2 LOB: 1 BB: 1 P: 8	R: 0 E: 0 K: 0 S: 3 H: 0 LOB: 1 BB: 1 P: 7	R: 1 E: 0 K: 0 S: 4 H: 1 LOB: 0 BB: 0 P: 4	R: 0 E: 0 K: 1 S: 4 H: 1 LOB: 1 BB: 0 P: 4	R: 0 E: 0 K: 0 S: 5 H: 0 LOB: 0 BB: 0 P: 5	R: 0 E: 0 K: 0 S: 4 H: 1 LOB: 1 BB: 0 P: 4	1B: 2 2B: 2 3B: 0 HR: 2 SF: 1 SAC: 0 DP: 1 HBP: 0	WP: 1 PB: 0 SB: 0 CS: 0 PA: 34	
PITCHER Dennis Leonard, R (1, 1) ERA: 4.54	IP WLS BF H R ER SO BB IBB HBP BLK WP HR S P ERA WHIP	9.0 W 34 6 3 3 1 3 0 0 0 1 2 33 45 3.00 1.000										

Detroit Tigers @ Kansas City Royals
Royals Stadium, Kansas City, MO

Fri Jul 11 1980, 8:05 PM EDT
Att: 31,017 - Unknown

livebaseballscorecards.com

AB	30
R	3
H	6
RBI	3
BB	3
SO	1
LOB	9



Batter	1	2	3	4	5	6	7	8	9
Willie Wilson, S OBP: 0.345, SLG: 0.416 (1, 8)	0-0 2B 1B	0-0 HR		0-0 F9	0-0 6-3			0-0 F8 1B	
Hal McRae, R OBP: 0.321, SLG: 0.444 (1, 10)	0-0 2B 1-3	0-0 F8		0-0 2B SF7 1B		0-0 F8		0-0 F8 1-3	
George Brett, L OBP: 0.414, SLG: 0.629 (1, 5)	0-0 6-3 2B 2-H 3-H	0-0 2B		0-0 1-3 2B		0-0 F8		0-0 1-3	
Darrell Porter, L OBP: 0.366, SLG: 0.364 (1, 2)	0-0 6-3 2-3	0-3 K		4-0 IBB		0-0 F7			
Willie Aikens, L OBP: 0.365, SLG: 0.442 Ralph LaCock, L OBP: 0.240, SLG: 0.222 (7, PR) (8, 3)	0-0 SF8	0-0 F7		0-0 SF7			0-0 G4-6-3 1B		
Clint Hurdle, L OBP: 0.362, SLG: 0.493 (1, 9)	0-0 1B 2B		0-3 K	0-3 K			0-0 G4-6-3 1-2f 1B		
John Wathan, R OBP: 0.377, SLG: 0.420 Rusty Torres, S OBP: 0.333, SLG: 0.161 (1, 7) (9, 7)	0-0 1B 2-3 1B		0-0 F9		0-0 5-3 6-3 2B		0-0 1B		
Frank White, R OBP: 0.282, SLG: 0.337 (1, 4)	0-0 1-3 1B 3-H		0-0 1B		0-0 5-3		0-0 F3		
U L Washington, S OBP: 0.321, SLG: 0.372 (1, 6)	0-0 F8		0-0 F8		0-0 6-3			0-0 F8	

Inning Stats	R: 4 E: 0 K: 0 S: 9	H: 6 LOB: 2 BB: 0 P: 9	R: 1 E: 0 K: 1 S: 7	H: 2 LOB: 1 BB: 0 P: 7	R: 0 E: 0 K: 1 S: 6	H: 1 LOB: 1 BB: 0 P: 6	R: 1 E: 0 K: 1 S: 7	H: 2 LOB: 2 BB: 1 P: 11	R: 1 E: 0 K: 0 S: 4	H: 1 LOB: 0 BB: 0 P: 4	R: 0 E: 0 K: 0 S: 3	H: 0 LOB: 0 BB: 0 P: 3	R: 0 E: 0 K: 0 S: 4	H: 2 LOB: 1 BB: 0 P: 4	R: 0 E: 0 K: 0 S: 4	H: 1 LOB: 1 BB: 0 P: 4
1B: 8 2B: 6 3B: 0 HR: 1	SF: 2 SAC: 0 DP: 1 HBP: 0	WP: 0 PB: 0 SB: 1 CS: 0	PA: 39													

PITCHER	IP	WLS	BF	H	R	ER	SO	BB	IBB	HBP	BLK	WP	HR	S	P	ERA	WHIP
Jack Morris, R ERA: 4.45 (1, 1)	0.2	L	8	6	4	4	0	0	0	0	0	0	0	8	8	54.00	9.000
Dan Schatzeder, L ERA: 5.29 (1, 1)	3.1		16	5	2	2	3	0	1	0	0	0	1	21	25	5.40	1.500
Pat Underwood, L ERA: 4.76 (5, 1)	4.0		15	4	1	1	0	0	0	0	0	0	0	15	15	2.25	1.000

BOTTOM

Detroit Tigers @ Kansas City Royals
Royals Stadium, Kansas City, MO

Fri Jul 11 1980, 8:05 PM EDT
Att. 31,017 - Unknown

AB	36
R	7
H	15
RBI	7
BB	1
SO	3
LOB	13



WP: 0	PA: 39
PB: 0	
SB: 1	
CS: 0	

PITCHER	IP	WLS	BF	H	R	ER	SO	BB	IBB	HBP	BLK	WP	HR	S	P	ERA	WHIP
---------	----	-----	----	---	---	----	----	----	-----	-----	-----	----	----	---	---	-----	------

Batter	1	2	3	4	5	6	7	8	9	AB R H RBI BB SO LOB	TOP	
Willie Wilson, S OBP: 0.345, SLG: 0.421 (1, 7) X	0-0 6-3		0-0 S 1B			0-0 G3	0-0 1-H 3B		0-0 1-2 2-3 1-3	5 0 2 1 0 0 2		
Hal McRae, R OBP: 0.314, SLG: 0.433 (1, 10) X	0-0 E5 G4-3		0-3 K 1-2			0-0 P4	0-0 6-3		0-0 4-3	5 0 0 0 0 1 4		
George Brett, L OBP: 0.416, SLG: 0.624 (1, 5) X	0-0 G4-3 1-2f		0-0 F7			4-0 BB BB		0-0 G4-3 1B		3 0 1 0 1 0 2		
Darrell Porter, L OBP: 0.364, SLG: 0.358 (1, 2)		0-3 K		0-3 K		4-0 BB 1-2 BB		0-0 G4-3 1-2f		3 0 0 0 1 2 1		
Willie Aikens, L OBP: 0.370, SLG: 0.441 (1, 3)		4-0 BB BB 1B BB		0-0 F8		4-0 BB 1-2 2-3 BB		4-0 BB BB		1 0 0 0 3 0 0		
Amos Otis, R OBP: 0.315, SLG: 0.404 (1, 8)		0-3 K		0-0 6-3		0-0 F7		0-0 F9		4 0 0 0 0 1 5		
Clint Hurdle, L OBP: 0.370, SLG: 0.495 (1, 9) John Wathan, R OBP: 0.380, SLG: 0.420 (9, PH)		0-0 1-2 1B			4-0 BB B2-3 BB		4-0 BB 3B BB		4-0 FC1-6 BB	1 1 1 0 2 0 0 0 0 0 0 1 0 0	AB 30 R 1 H 5 RBI 1 BB 8 SO 6 LOB 20	
Frank White, R OBP: 0.278, SLG: 0.332 (1, 4)		0-3 K			0-0 B2-3 1-2f		0-0 F9		0-0 FC1-6 1-3 1B	4 0 0 0 0 1 5		
U L Washington, S OBP: 0.320, SLG: 0.370 (1, 6)			0-3 K		0-0 F8		0-0 F9		0-0 1-3 1B	4 0 1 0 0 1 1		
Inning Stats	R: 0 E: 1 K: 0 S: 3 H: 0 LOB: 0 BB: 0 P: 3	R: 0 E: 0 K: 3 S: 10 H: 1 LOB: 2 BB: 1 P: 14	R: 0 E: 0 K: 2 S: 8 H: 1 LOB: 1 BB: 0 P: 8	R: 0 E: 0 K: 1 S: 5 H: 0 LOB: 0 BB: 0 P: 5	R: 0 E: 0 K: 0 S: 2 H: 0 LOB: 0 BB: 1 P: 6	R: 0 E: 0 K: 0 S: 3 H: 0 LOB: 3 BB: 3 P: 15	R: 1 E: 0 K: 0 S: 4 H: 1 LOB: 1 BB: 1 P: 8	R: 0 E: 0 K: 0 S: 3 H: 1 LOB: 1 BB: 1 P: 7	R: 0 E: 0 K: 0 S: 4 H: 1 LOB: 2 BB: 1 P: 8	1B: 4 2B: 1 3B: 1 HR: 0 SF: 0 SAC: 0 DP: 3 HBP: 0	WP: 0 PB: 0 SB: 1 CS: 0 PA: 38	
PITCHER	IP WLS BF H R ER SO BB IBB HBP BLK WP HR S P ERA WHIP	PITCHER										
Steve Stone, R ERA: 3.0 (1, 1)	7.0 W 29 3 1 1 6 6 0 0 0 0 0 0 35 59 1.29 1.286											
Tippy Martinez, L ERA: 3.41 (8, 1)	1.1 7 2 0 0 0 2 0 0 0 0 0 0 5 13 0.00 3.000											
Tim Stoddard, R ERA: 2.11 (9, 1)	0.2 S 2 0 0 0 0 0 0 0 0 0 0 0 2 2 0.00 0.000											

Kansas City Royals @ Baltimore Orioles
 Memorial Stadium, Baltimore, MD
 Sat Jul 12 1980, 7:05 PM EDT
 Att. 41,514 - Unknown

livebaseballscorecards.com



Batter	1	2	3	4	5	6	7	8	9
Al Bumbry, L OBP: 0.413, SLG: 0.446 (1, 8) X	0-0 6-3		0-0 1-3			0-0 2B	0-0 1B		
Rich Dauer, R OBP: 0.343, SLG: 0.328 (1, 4) X (8, 5)	0-0 4-3			0-0 FC3-6 1B		4-0 2B	0-0 F9		
Ken Singleton, S OBP: 0.384, SLG: 0.467 (1, 9) X Mark Corey, R OBP: 0.393, SLG: 0.348 (9, 9)	0-0 4-3			0-0 F7		0-0 P6		0-3 K	
Eddie Murray, S OBP: 0.338, SLG: 0.478 (1, 3)		0-3 K		0-0 FC3-6 1-2f		0-0 F8 1-H 2-H 2B		0-0 F9	
John Lowenstein, L OBP: 0.347, SLG: 0.326 (1, 7)		0-0 HR		0-3 K 1-2		4-0 S BB		0-0 3-1	
Dan Graham, L OBP: 0.258, SLG: 0.327 (1, 2)		0-0 P6			0-0 WP 1B	0-0 F8			
Lee May, R OBP: 0.287, SLG: 0.396 (1, 10)		0-0 F7			0-3 K	0-3 K 1-2			
Doug DeCinces, R OBP: 0.310, SLG: 0.365 (1, 5) Mark Belanger, R OBP: 0.209, SLG: 0.217 (8, 6)			0-3 K		0-0 E5 G5-4-3 1-2		0-0 F8		
Kiko Garcia, R OBP: 0.283, SLG: 0.265 (1, 6) (8, 4)			0-0 F9		0-0 G5-4-3 1-2f		0-0 6-3		

Inning Stats	R: 0 E: 0 K: 0 S: 3	H: 0 LOB: 0 BB: 0 P: 3	R: 1 E: 0 K: 1 S: 6	H: 1 LOB: 0 BB: 0 P: 6	R: 0 E: 0 K: 1 S: 5	H: 0 LOB: 0 BB: 0 P: 5	R: 0 E: 0 K: 1 S: 6	H: 1 LOB: 1 BB: 0 P: 6	R: 0 E: 1 K: 1 S: 6	H: 1 LOB: 1 BB: 0 P: 6	R: 2 E: 0 K: 1 S: 7	H: 2 LOB: 2 BB: 2 P: 15	R: 0 E: 0 K: 0 S: 4	H: 1 LOB: 1 BB: 0 P: 4	R: 0 E: 0 K: 1 S: 5	H: 0 LOB: 0 BB: 0 P: 5
1B: 3 2B: 2 3B: 0 HR: 1	SF: 0 SAC: 0 DP: 1 HBP: 0	WP: 1 PB: 0 SB: 3 CS: 0	PA: 32													

PITCHER	IP	WLS	BF	H	R	ER	SO	BB	IBB	HBP	BLK	WP	HR	S	P	ERA	WHIP
Renie Martin, R ERA: 4.22 (1, 1)	6.2	L	28	6	3	3	5	2	0	0	0	1	1	36	44	4.05	1.200
Dan Quisenberry, R ERA: 3.0 (7, 1)	1.1		4	0	0	0	1	0	0	0	0	0	0	6	6	0.00	0.000

BOTTOM

Kansas City Royals @ Baltimore Orioles
Memorial Stadium, Baltimore, MD

Sat Jul 12 1980, 7:05 PM EDT
Att. 41,514 - Unknown

livebaseballscorecards.com

AB	30
R	3
H	6
RBI	3
BB	2
SO	6
LOB	14



Batter	1	2	3	4	5	6	7	8	9	AB R H RBI BB SO LOB
Willie Wilson, S (1, 7) OBP: 0.349, SLG: 0.424	0-0 4-3		0-0 F8 1B 2B 1B	0-0 1-2 1B		0-0 F2		0-0 S 2B 1B		5 2 3 0 0 0 0
U L Washington, S (1, 6) OBP: 0.324, SLG: 0.372	0-0 1-3 1B		0-0 F9	0-0 1-3 1-2 2-3 1B		0-0 1B 1B		4-0 1-2 2B BB		4 0 2 0 1 0 3
George Brett, L (1, 5) OBP: 0.425, SLG: 0.632	0-0 1-3		0-0 F8 2B 1B	4-0 1B IBB		0-0 1-3 1B		0-0 1-H 2-H 2B		4 1 3 1 1 0 1
Amos Otis, R (1, 8) OBP: 0.306, SLG: 0.391	0-3 K		0-0 F8 1-2 2-3	0-0 P3		0-0 F3		0-0 F8		5 0 0 0 0 1 9
Hal McRae, R (1, 10) OBP: 0.321, SLG: 0.447		0-0 S 1B 1B	0-0 2-H 3-H 2B		0-0 E5 BB 2B		0-0 2B		0-0 F7	5 1 3 2 0 0 0
John Wathan, R (1, 2) OBP: 0.373, SLG: 0.412		0-0 F7	0-0 5-3		0-3 K		0-0 6-3		0-0 4-3	5 0 0 0 0 1 4
Willie Aikens, L (1, 3) OBP: 0.367, SLG: 0.434		0-3 K		0-0 F2	4-0 G6-4-3 1-2 BB		0-3 K		0-0 4-3	4 0 0 0 1 2 2 0 0 0 0 0 0 0
Ralph LaCock, L (9, 3) OBP: 0.240, SLG: 0.222										
Frank White, R (1, 4) OBP: 0.281, SLG: 0.338		0-0 1-H 1B		0-0 1B 2B	0-0 G6-4-3 1-2f		0-0 F9			4 1 2 1 0 0 3
Rusty Torres, S (1, 9) OBP: 0.326, SLG: 0.171		0-0 5-3		0-0 1-3 1B 2-H 1B		0-0 F7		0-0 4-3		4 0 1 1 0 0 1

Inning Stats	R: 0 E: 0 K: 1 S: 6	H: 1 LOB: 1 BB: 0 P: 6	R: 1 E: 0 K: 1 S: 7	H: 2 LOB: 1 BB: 0 P: 7	R: 2 E: 0 K: 0 S: 6	H: 3 LOB: 1 BB: 0 P: 6	R: 1 E: 0 K: 0 S: 6	H: 3 LOB: 3 BB: 1 P: 10	R: 0 E: 1 K: 1 S: 5	H: 0 LOB: 1 BB: 1 P: 9	R: 0 E: 0 K: 0 S: 5	H: 2 LOB: 2 BB: 0 P: 5	R: 0 E: 0 K: 1 S: 6	H: 1 LOB: 1 BB: 0 P: 6	R: 1 E: 0 K: 0 S: 4	H: 2 LOB: 1 BB: 1 P: 8	R: 0 E: 0 K: 0 S: 3	H: 0 LOB: 0 BB: 0 P: 3	1B: 10 2B: 4 3B: 0 HR: 0	SF: 0 SAC: 0 DP: 1 HBP: 0	WP: 0 PB: 0 SB: 2 CS: 0	PA: 43
--------------	------------------------------	---------------------------------	------------------------------	---------------------------------	------------------------------	---------------------------------	------------------------------	----------------------------------	------------------------------	---------------------------------	------------------------------	---------------------------------	------------------------------	---------------------------------	------------------------------	---------------------------------	------------------------------	---------------------------------	-----------------------------------	------------------------------------	----------------------------------	--------


PITCHER	IP	WLS	BF	H	R	ER	SO	BB	IBB	HBP	BLK	WP	HR	S	P	ERA	WHIP
Mike Flanagan, L (1, 1) ERA: 4.03	3.1	L	19	9	4	4	2	0	0	0	0	0	0	23	23	10.80	2.700
Dennis Martinez, R (4, 1) ERA: 6.65	5.2		24	5	1	1	2	2	1	0	0	0	0	25	37	1.59	1.235

TOP

Kansas City Royals @ Baltimore Orioles
Memorial Stadium, Baltimore, MD

Sun Jul 13 1980, 3:33 AM EDT
Att. 21,311 - Unknown

AB	40
R	5
H	14
RBI	5
BB	3
SO	4
LOB	23



BOTTOM

Kansas City Royals @ Baltimore Orioles
Memorial Stadium, Baltimore, MD

livebaseballscorecards.com

AB	31
R	1
H	7
RBI	1
BB	2
SO	2
LOB	17



WP: 0	PA: 34
PB: 0	
SB: 0	
CS: 0	

Sun Jul 13 1980, 3:33 AM EDT
Att. 21,311 - Unknown

AB R H RBI BB SO LOB

4 0 1 0 0 0 1

3 0 0 0 1 1 0

3 1 1 0 1 0 2

3 0 2 0 0 0 1

1 0 0 0 0 0 0

4 0 2 0 0 0 2

4 0 0 0 0 1 5

3 0 1 1 0 0 1

0 0 0 0 0 0 0

3 0 0 0 0 0 4

3 0 0 0 0 0 1

1B: 6	SF: 1
2B: 1	SAC: 0
3B: 0	DP: 2
HR: 0	HBP: 0

1 2 3 4 5 6 7 8 9

Al Bumbry, L (1, 8)
OBP: 0.411, SLG: 0.443
0-0
G5-4-3 BB
1B

Rich Dauer, R (1, 5)
OBP: 0.341, SLG: 0.324
4-0
G5-4-3 BB
1-2

Ken Singleton, S (1, 9)
OBP: 0.385, SLG: 0.466
0-0
G5-4-3
1-2f 2-3

Eddie Murray, S (1, 3)
OBP: 0.341, SLG: 0.480
Terry Crowley, L (8, 3)
OBP: 0.389, SLG: 0.479
0-0
F8

Benny Ayala, R (1, 7)
OBP: 0.403, SLG: 0.706
0-0
2B

Lee May, R (1, 10)
OBP: 0.280, SLG: 0.386
0-0
6-3

Rick Dempsey, R (1, 2)
OBP: 0.310, SLG: 0.396
0-0
F7

Kiko Garcia, R (1, 6)
OBP: 0.283, SLG: 0.265
Mark Belanger, R (2, PH)
OBP: 0.204, SLG: 0.212 (3, 6)
0-0
F8

Lenn Sakata, R (1, 4)
OBP: 0.250, SLG: 0.378
0-0
5-3

0-0
6-3

0-0
1-3

0-0
1B 1B
SF9
1B

0-0
SF9 1B
1-2
1B

0-0
1-2
2-3
1B

0-3
K

0-0
SF9
2-3
3-H

0-0
F8

0-0
5-3

0-0
1-3

0-3
K

4-0
G5-4-3 1B
BB

0-0
1-2
1B

0-0
G5-4-3
1-2f 2-3

0-0
5-3

0-0
FC6-4
1B

0-0
FC6-4
1-2f

0-0
F9

0-0
1-3

0-0
K

4-0
G5-4-3 1B
BB

0-0
1-2
1B

0-0
G5-4-3
1-2f 2-3

0-0
5-3

0-0
FC6-4
1B

0-0
FC6-4
1-2f

0-0
F9

0-0
1-3

0-3
K

4-0
G5-4-3 1B
BB

0-0
1-2
1B

0-0
G5-4-3
1-2f 2-3

0-0
5-3

0-0
FC6-4
1B

0-0
FC6-4
1-2f

0-0
F9

0-0
1-3

0-3
K

4-0
G5-4-3 1B
BB

0-0
1-2
1B

0-0
G5-4-3
1-2f 2-3

0-0
5-3

0-0
FC6-4
1B

0-0
FC6-4
1-2f

0-0
F9

0-0
L6

0-0
P4

0-0
6-3

0-0
6-3

0-0
F9

0-0
F8

0-0
5-3

0-0
FC6-4
1B

0-0
F9

0-0
L6

0-0
P4

0-0
6-3

0-0
6-3

0-0
F9

0-0
F8

0-0
5-3

0-0
FC6-4
1B

0-0
F9

0-0
L6

0-0
P4

0-0
6-3

0-0
6-3

0-0
F9

0-0
F8

0-0
5-3

0-0
FC6-4
1B

0-0
F9

Inning Stats

R: 0	H: 1
E: 0	LOB: 1
K: 0	BB: 1
S: 3	P: 7

R: 0	H: 1
E: 0	LOB: 1
K: 0	BB: 0
S: 4	P: 4

R: 0	H: 0
E: 0	LOB: 0
K: 0	BB: 0
S: 3	P: 3

R: 1	H: 3
E: 0	LOB: 2
K: 1	BB: 0
S: 8	P: 8

R: 0	H: 0
E: 0	LOB: 0
K: 1	BB: 0
S: 5	P: 5

R: 0	H: 1
E: 0	LOB: 1
K: 0	BB: 1
S: 3	P: 7

R: 0	H: 1
E: 0	LOB: 1
K: 0	BB: 0
S: 4	P: 4

R: 0	H: 0
E: 0	LOB: 0
K: 0	BB: 0
S: 3	P: 3

R: 0	H: 0
E: 0	LOB: 0
K: 0	BB: 0
S: 3	P: 3

1B: 6	SF: 1
2B: 1	SAC: 0
3B: 0	DP: 2
HR: 0	HBP: 0

WP: 0	PA: 34
PB: 0	
SB: 0	
CS: 0	

PITCHER	IP	WLS	BF	H	R	ER	SO	BB	IBB	HBP	BLK	WP	HR	S	P	ERA	WHIP
Larry Gura, L (1, 1)	9.0	W	34	7	1	1	2	2	0	0	0	0	0	36	44	1.00	1.000

PITCHER	IP	WLS	BF	H	R	ER	SO	BB	IBB	HBP	BLK	WP	HR	S	P	ERA	WHIP
---------	----	-----	----	---	---	----	----	----	-----	-----	-----	----	----	---	---	-----	------

Batter	1	2	3	4	5	6	7	8	9	AB R H RBI BB SO LOB	TOP
Willie Wilson, S OBP: 0.351, SLG: 0.430 (1, 7) X	0-0 1-3 1B	0-0 G4-6-3 1-2f			0-0 E6 HR	0-0 E 3B	0-0 1B 1B		0-0 5-3	6 4 3 0 0 0 2	
U L Washington, S OBP: 0.328, SLG: 0.386 (1, 6) X	0-0 1-3 1-2		0-0 6-3		0-0 HR 1-H	0-0 E6 FC6-4 1B	0-0 1B 1B			5 2 3 2 0 0 1	
George Brett, L OBP: 0.429, SLG: 0.630 (1, 5) X	0-0 1-3		0-0 F8		0-0 E 2B 1B	4-0 FC6-4 IBB	0-0 FC6-4 1B			4 1 2 1 1 0 1	
Amos Otis, R OBP: 0.309, SLG: 0.391 (1, 8) X	0-0 1B 2-H		0-0 S 1B		0-0 F8	0-0 FC6-4 1B 1-2f 2-3	0-0 FC6-4			5 0 2 1 0 0 5	
Hal McRae, R OBP: 0.326, SLG: 0.452 (1, 10) X	0-0 1-2 1B		0-0 L7		0-0 1B 2B 1-H	4-0 1B BB		0-0 F9		4 1 2 1 1 0 1	
John Wathan, R OBP: 0.373, SLG: 0.409 (1, 2) X	0-0 F9			0-0 4-3	4-0 1B IBB	0-0 1B		0-0 1-3		4 0 1 1 1 0 2	
Willie Aikens, L OBP: 0.364, SLG: 0.430 (1, 3)		0-0 F2		0-0 F8	0-0 1B 1-2 2-H	0-3 K		0-0 4-3		5 0 1 1 0 1 3	
Ralph LaCock, L OBP: 0.240, SLG: 0.222 (8, 3)										0 0 0 0 0 0 0	
Frank White, R OBP: 0.283, SLG: 0.338 (1, 4) X		0-0 1B 1B		0-0 CS 1B	0-0 P4		0-0 6-3		0-0 5-3	5 0 2 0 0 0 2	
Rusty Torres, S OBP: 0.313, SLG: 0.175 (1, 9) X		0-0 G4-6-3 1-2 1B		0-0 CS	0-3 K	0-0 F9	0-0 F8		0-0 F8	5 0 1 0 0 1 0	
Inning Stats	R: 1 E: 0 K: 0 S: 6 H: 3 LOB: 2 BB: 0 P: 6	R: 0 E: 0 K: 0 S: 4 H: 2 LOB: 1 BB: 0 P: 4	R: 0 E: 0 K: 0 S: 4 H: 1 LOB: 1 BB: 0 P: 4	R: 0 E: 0 K: 0 S: 3 H: 1 LOB: 0 BB: 0 P: 3	R: 4 E: 2 K: 1 S: 10 H: 4 LOB: 2 BB: 1 P: 14	R: 2 E: 1 K: 1 S: 8 H: 3 LOB: 3 BB: 2 P: 16	R: 1 E: 0 K: 0 S: 6 H: 3 LOB: 2 BB: 0 P: 6	R: 0 E: 0 K: 0 S: 3 H: 0 LOB: 0 BB: 0 P: 3	R: 0 E: 0 K: 0 S: 3 H: 0 LOB: 0 BB: 0 P: 3	1B: 14 2B: 1 3B: 1 HR: 1 SF: 0 SAC: 0 DP: 1 HBP: 0	WP: 0 PB: 0 SB: 2 CS: 1 PA: 47
PITCHER Scott McGregor, L ERA: 3.53 (1, 1)	IP: 4.2 WLS: L BF: 25 H: 11 R: 5 ER: 2 SO: 1 BB: 0 IBB: 1 HBP: 0 BLK: 0 WP: 0 HR: 1 S: 26 P: 30 ERA: 3.86 WHIP: 2.357										
Dave Ford, R ERA: 3.77 (5, 1)	IP: 4.1 WLS: L BF: 21 H: 6 R: 3 ER: 3 SO: 1 BB: 1 IBB: 1 HBP: 0 BLK: 0 WP: 0 HR: 0 S: 21 P: 29 ERA: 6.23 WHIP: 1.615										

Kansas City Royals @ Baltimore Orioles
Memorial Stadium, Baltimore, MD
 Mon Jul 14 1980, 7:05 PM EDT
 Att. 23,504 - Unknown - 85 F

livebaseballscorecards.com

AB	43
R	8
H	17
RBI	7
BB	3
SO	2
LOB	17



Batter	1	2	3	4	5	6	7	8	9	AB R H RBI BB SO LOB
Al Bumbry, L OBP: 0.411, SLG: 0.442 (1, 8)	0-3 K		0-0 F7		0-0 G6-4-3 1B			0-0 HR 1B	0-0 F8	5 1 2 0 0 1 1
Rick Dempsey, R OBP: 0.309, SLG: 0.393 (1, 2)	0-0 P4		0-0 1B 1B		0-0 G6-4-3 1-2f			0-0 4-3 1-2		4 0 1 0 0 0 2
Mark Corey, R OBP: 0.406, SLG: 0.481 (1, 7)	0-3 K		0-0 1B 2-3					0-0 2-H HR		4 1 2 2 0 1 0
Ken Singleton, S OBP: 0.384, SLG: 0.463 (1, 9)		0-3 K	0-0 P6					0-0 BB 1B		4 0 1 0 0 2 3
Benny Ayala, R OBP: 0.388, SLG: 0.676 (1, 10)		0-0 F7		0-0 6-3				0-3 K		3 0 0 0 0 0 0
Pat Kelly, L OBP: 0.371, SLG: 0.367 (8, PH)										1 0 0 0 0 1 1
Lee May, R OBP: 0.285, SLG: 0.404 (1, 3)		0-0 5-3		0-0 HR				4-0 1-2 BB		3 1 1 1 1 0 0
Doug DeCinces, R OBP: 0.309, SLG: 0.360 (1, 5)			4-0 SH5-3 1B BB		0-0 P4			0-0 1-2f FC4-6		3 1 0 0 1 0 2
Mark Belanger, R OBP: 0.209, SLG: 0.216 (1, 6)			0-0 SH5-3		0-0 F8					2 0 1 0 0 0 0
John Lowenstein, L OBP: 0.353, SLG: 0.333 (9, PH)			1-2					FC6-4 1B	G4-6-3 1B	1 0 1 0 0 0 0
Rich Dauer, R OBP: 0.340, SLG: 0.323 (1, 4)			0-0 1B 1B 2-H		0-0 5-3			0-0 1-2f FC6-4	0-0 1-2f G4-6-3	4 0 1 1 0 0 2

BOTTOM

Kansas City Royals @ Baltimore Orioles
Memorial Stadium, Baltimore, MD
 Mon Jul 14 1980, 7:05 PM EDT
 Att: 23,504 - Unknown - 85 F

AB	34
R	4
H	10
RBI	4
BB	2
SO	5
LOB	11



Inning Stats		R: 0	H: 0	E: 0	K: 2	S: 7	LOB: 0	BB: 0	P: 7	R: 0	H: 0	E: 0	K: 1	S: 5	LOB: 0	BB: 0	P: 5	R: 1	H: 3	E: 0	K: 0	S: 6	LOB: 3	BB: 1	P: 10	R: 1	H: 1	E: 0	K: 0	S: 4	LOB: 0	BB: 0	P: 4	R: 0	H: 1	E: 0	K: 0	S: 3	LOB: 0	BB: 0	P: 3	R: 0	H: 0	E: 0	K: 1	S: 5	LOB: 0	BB: 0	P: 5	R: 0	H: 1	E: 0	K: 0	S: 4	LOB: 1	BB: 0	P: 4	R: 2	H: 3	E: 0	K: 1	S: 8	LOB: 2	BB: 1	P: 12	R: 0	H: 1	E: 0	K: 0	S: 3	LOB: 0	BB: 0	P: 3	1B: 8	2B: 0	3B: 0	HR: 2	SF: 0	SAC: 1	DP: 2	HBP: 0	WP: 0	PB: 0	SB: 0	CS: 0	PA: 37	ERA	WHIP
PITCHER	IP	WLS	BF	H	R	ER	SO	BB	IBB	HBP	BLK	WP	HR	S	P	ERA	WHIP																																																																							
Paul Splittorf, L ERA: 4.09 (1, 1)	7.1	W	30	8	4	4	4	1	0	0	0	0	0	4	8	4.91	1.227																																																																							
Rawly Eastwick, R ERA: 1.98 (8, 1)	0.1	S	3	1	0	0	1	1	0	0	0	0	0	4	8	0.00	6.000																																																																							
Dan Quisenberry, R ERA: 2.94 (8, 1)	1.1	S	4	1	0	0	0	0	0	0	0	0	0	4	4	0.00	0.750																																																																							

WP: 0	PA: 37
ERA	WHIP

Batter	1	2	3	4	5	6	7	8	9	AB R H RBI BB SO LOB	TOP											
Willie Wilson, S (1, 7) OBP: 0.352, SLG: 0.430	0-0 BB 1B		0-0 HR 1B		0-0 L8	0-0 5-3		0-0 5-3		5 1 2 0 0 0 2	Kansas City Royals @ Boston Red Sox Fenway Park, Boston, MA Tue Jul 15 1980, 7:05 PM EDT Att. 26,865 - Unknown - 86 F											
Hal McRae, R (1, 10) OBP: 0.324, SLG: 0.460	0-0 F7		0-0 1-H HR		0-0 5-3		0-0 F8		0-0 F8	5 1 1 2 0 0 1												
George Brett, L (1, 5) OBP: 0.433, SLG: 0.627	4-0 G4-6-3 1-2 BB		0-0 6-3		0-0 F7		0-0 1B 1B		0-0 1B 1B	4 2 2 0 1 0 0												
Darrell Porter, L (1, 2) OBP: 0.361, SLG: 0.355	0-0 G4-6-3 1-2f		0-0 F5		0-0 4-3		0-0 F7		0-0 1B 1-2 1B	5 0 1 0 0 0 3												
Amos Otis, R (1, 8) OBP: 0.322, SLG: 0.431		0-0 HR		0-0 1B 3B		4-0 1B 2B BB		0-0 1B 1-2 1B	0-0 F9	4 3 3 1 1 0 2												
Willie Aikens, L (1, 3) OBP: 0.366, SLG: 0.431		0-3 K		0-0 P4		0-0 BB 2B 1B		0-0 1B	0-0 1B	4 1 2 1 0 1 1												
Ralph LaCock, L (7, 3) OBP: 0.246, SLG: 0.229		0-3 K		0-0 F5		0-3 K		0-0 F2	0-3 K	1 0 1 1 0 0 0												
Clint Hurdle, L (1, 9) OBP: 0.363, SLG: 0.484		0-3 K		0-0 F5		0-3 K		0-0 F2	0-3 K	5 0 0 0 0 3 7												
U L Washington, S (1, 6) OBP: 0.330, SLG: 0.385		0-3 K		0-0 1B		4-0 2B 1-2 BB		0-0 6-3		3 0 1 1 1 1 0												
Frank White, R (1, 4) OBP: 0.285, SLG: 0.343			0-0 1B		0-0 5-3		0-0 2B		0-0 P5	4 0 2 2 0 0 1												
Inning Stats	R: 0 E: 0 K: 0 S: 3	H: 1 LOB: 1 BB: 1 P: 7	R: 1 E: 0 K: 3 S: 10	H: 1 LOB: 0 BB: 0 P: 10	R: 2 E: 0 K: 0 S: 5	H: 3 LOB: 0 BB: 0 P: 5	R: 1 E: 0 K: 0 S: 5	H: 2 LOB: 1 BB: 0 P: 5	R: 0 E: 0 K: 0 S: 3	H: 0 LOB: 0 BB: 0 P: 3	R: 2 E: 0 K: 1 S: 7	H: 2 LOB: 2 BB: 2 P: 15	R: 1 E: 0 K: 0 S: 6	H: 3 LOB: 2 BB: 0 P: 6	R: 0 E: 0 K: 0 S: 3	H: 0 LOB: 0 BB: 0 P: 3	R: 1 E: 0 K: 1 S: 8	H: 3 LOB: 2 BB: 0 P: 8	1B: 11 2B: 1 3B: 1 HR: 2	SF: 0 SAC: 0 DP: 1 HBP: 0	WP: 0 PB: 0 SB: 0 CS: 0	PA: 43
PITCHER	IP WLS BF H R ER SO BB IBB HBP BLK WP HR S P ERA WHIP																					
Steve Renko, R (1, 1) ERA: 3.78	3.2 L 17 7 4 4 3 1 0 0 0 0 2 22 26 9.82 2.182																					
Win Remmerswaal, R (4, 1) ERA: 3.71	2.1 11 2 2 2 1 2 0 0 0 0 0 11 19 7.71 1.714																					
Skip Lockwood, R (7, 1) ERA: 6.16	3.0 15 6 2 2 1 0 0 0 0 0 0 17 17 6.00 2.000																					

livebaseballscorecards.com

AB	40
R	8
H	15
RBI	8
BB	3
SO	5
LOB	17



Batter	1	2	3	4	5	6	7	8	9	AB	R	H	RBI	BB	SO	LOB
Rick Burleson, R OBP: 0.351, SLG: 0.400 (1, 6) X	0-0 4-3 ①		0-0 4-3 ②		0-0 F8 ②		0-0 F9 ③		0-0 FC6-4 ③	5	0	0	0	0	0	2
Dave Stapleton, R OBP: 0.291, SLG: 0.456 (1, 4) X	0-0 5-3 ②		0-0 5-3 ③		0-0 6-3 ③			0-0 P5 ①		4	0	0	0	0	0	0
Fred Lynn, L OBP: 0.387, SLG: 0.509 (1, 8) B B B B	4-0 WP BB			4-0 WP 1B BB		4-0 G4-6-3 BB		0-0 1-3 ②		1	1	0	0	3	0	0
Tony Perez, R OBP: 0.324, SLG: 0.485 (1, 3) X	0-0 L9 ③			0-0 F8 ①		0-0 G4-6-3 ① ②		0-0 F9 ③		4	0	0	0	0	0	3
Carlton Fisk, R OBP: 0.373, SLG: 0.517 (1, 2) X		0-0 5-3 ①		0-0 F4 ②		0-3 K ③			0-0 P4 ①	4	0	0	0	0	1	1
Carl Yastrzemski, L OBP: 0.332, SLG: 0.446 (1, 7) X		0-0 1B		0-0 1B ②			0-0 L8 ①		0-0 1B 1B	4	1	3	1	0	0	0
Jim Dwyer, L OBP: 0.379, SLG: 0.474 (1, 10) X		0-0 F8 ②		0-0 1B ②			0-0 HR 1B		0-0 1B 1B	4	1	3	0	0	0	1
Dwight Evans, R OBP: 0.295, SLG: 0.383 (1, 9) S S S S		0-3 K ③		0-0 L8 ③			0-0 HR ①		0-0 F9 ②	4	1	1	2	0	1	5
Butch Hobson, R OBP: 0.283, SLG: 0.378 (1, 5) X			0-0 L6 ①		0-0 L8 ①			0-0 F9 ②		4	0	1	1	0	0	0

Inning Stats	R: 0	H: 0	E: 0	K: 0	S: 3	H: 0	LOB: 1	BB: 1	P: 7	R: 0	H: 1	E: 0	K: 1	S: 6	H: 0	LOB: 0	BB: 0	P: 3	R: 1	H: 2	E: 0	K: 0	S: 5	H: 0	LOB: 2	BB: 1	P: 9	R: 0	H: 0	E: 0	K: 0	S: 3	H: 0	LOB: 0	BB: 0	P: 3	R: 0	H: 0	E: 0	K: 1	S: 4	H: 0	LOB: 0	BB: 1	P: 8	R: 2	H: 2	E: 0	K: 0	S: 5	H: 0	LOB: 0	BB: 0	P: 5	R: 0	H: 0	E: 0	K: 0	S: 3	H: 0	LOB: 0	BB: 0	P: 3	R: 1	H: 3	E: 0	K: 0	S: 6	H: 0	LOB: 2	BB: 0	P: 6	1B: 7	SF: 0	2B: 0	SAC: 0	3B: 0	DP: 1	HR: 1	HBP: 0
--------------	------	------	------	------	------	------	--------	-------	------	------	------	------	------	------	------	--------	-------	------	------	------	------	------	------	------	--------	-------	------	------	------	------	------	------	------	--------	-------	------	------	------	------	------	------	------	--------	-------	------	------	------	------	------	------	------	--------	-------	------	------	------	------	------	------	------	--------	-------	------	------	------	------	------	------	------	--------	-------	------	-------	-------	-------	--------	-------	-------	-------	--------


PITCHER	IP	WLS	BF	H	R	ER	SO	BB	IBB	HBP	BLK	WP	HR	S	P	ERA	WHIP
Rich Gale, R ERA: 4.15 (1, 1)	8.1	W	34	7	4	4	2	3	0	0	0	2	1	35	47	4.32	1.200
Dan Quisenberry, R ERA: 2.91 (9, 1)	0.2		3	1	0	0	0	0	0	0	0	0	0	3	3	0.00	1.500

BOTTOM

Kansas City Royals @ Boston Red Sox
Fenway Park, Boston, MA

Tue Jul 15 1980, 7:05 PM EDT
Att: 26,865 - Unknown - 86 F

AB	34
R	4
H	8
RBI	4
BB	3
SO	2
LOB	12



WP	2	PA	37
PB	0	SB	0
CS	0		

livebaseballscorecards.com

Batter	1	2	3	4	5	6	7	8	9	AB R H RBI BB SO LOB	TOP	
Willie Wilson, S OBP: 0.350, SLG: 0.425 (1, 7) X	0-0 1-3		0-0 F5 1-2		0-0 FC4-6 1B 1-2f		0-0 4-3		4-0 1B 1B 1-2 BB	4 2 0 0 1 0 2		
Hal McRae, R OBP: 0.325, SLG: 0.459 (1, 10) S S S	0-3 K			0-0 F7	0-0 1B 1-H		0-0 5-3		0-0 1B 1B 1-3 2-H	5 0 2 2 0 1 0		
George Brett, L OBP: 0.441, SLG: 0.646 (1, 5) X	0-0 2B			0-0 2B 3B	0-0 F9		0-0 1B FC6-4		0-0 1B 1B 1-3 3-H	5 1 4 1 0 0 1		
Darrell Porter, L OBP: 0.362, SLG: 0.374 (1, 2) X	0-0 F8			0-0 2B F8 3-H		0-0 HR	0-0 FC6-4 1-2f		0-0 8-4 1-2f	5 1 2 2 0 0 4		
Willie Aikens, L OBP: 0.362, SLG: 0.425 (1, 3)		0-3 K		0-0 F8 2-3		0-3 K		0-0 F7		4 0 0 0 0 2 1		
Ralph LaCock, L OBP: 0.246, SLG: 0.229 (8, 3)										0 0 0 0 0 0 0		
Amos Otis, R OBP: 0.326, SLG: 0.436 (1, 8)		0-3 K		4-0 BB		0-0 2B		0-0 F3		3 0 1 0 1 1 0		
Clint Hurdle, L OBP: 0.361, SLG: 0.477 (1, 9)		0-3 K		0-0 P6		4-0 BB		0-0 F8		3 0 0 0 1 1 2		
Frank White, R OBP: 0.282, SLG: 0.339 (1, 4)			0-0 F8		0-3 K	0-3 K			0-0 F8	4 0 0 0 0 2 2		
U L Washington, S OBP: 0.335, SLG: 0.390 (1, 6)			0-0 1B CS		0-0 1B FC4-6	0-3 K			0-0 1B S	4 1 3 0 0 1 2		
Inning Stats	R: 0 E: 0 K: 1 S: 6 H: 1 LOB: 1 BB: 0 P: 6	R: 0 E: 0 K: 3 S: 9 H: 0 LOB: 0 BB: 0 P: 9	R: 0 E: 0 K: 0 S: 3 H: 1 LOB: 0 BB: 0 P: 3	R: 1 E: 0 K: 0 S: 5 H: 2 LOB: 2 BB: 1 P: 9	R: 1 E: 0 K: 1 S: 7 H: 2 LOB: 1 BB: 0 P: 7	R: 1 E: 0 K: 3 S: 11 H: 2 LOB: 2 BB: 1 P: 15	R: 0 E: 0 K: 0 S: 4 H: 1 LOB: 1 BB: 0 P: 4	R: 0 E: 0 K: 0 S: 3 H: 0 LOB: 0 BB: 0 P: 3	R: 2 E: 0 K: 0 S: 5 H: 3 LOB: 1 BB: 1 P: 9	1B: 7 2B: 4 3B: 1 HR: 1 SF: 0 SAC: 0 DP: 1 HBP: 0	WP: 0 PB: 0 SB: 2 CS: 1 PA: 40	
PITCHER	IP WLS BF H R ER SO BB IBB HBP BLK WP HR S P ERA WHIP											
Dennis Eckersley, R ERA: 4.75 (1, 1)	8.1 L 37 10 5 5 8 3 0 0 0 0 0 1 50 62 5.40 1.560											
Bill Campbell, R ERA: 7.71 (9, 1)	0.2 3 2 0 0 0 0 0 0 0 0 0 0 3 3 0.00 3.000											

Kansas City Royals @ Boston Red Sox
 Fenway Park, Boston, MA
 Wed Jul 16 1980, 7:05 PM EDT
 Att. 27,213 - Unknown - 91 F

livebaseballscorecards.com

AB	37
R	5
H	12
RBI	5
BB	3
SO	8
LOB	14



Batter	1	2	3	4	5	6	7	8	9	AB R H RBI BB SO LOB
Rick Burleson, R OBP: 0.354, SLG: 0.408 (1, 6)	0-0 4-3		0-0 1-3 2B		0-0 1-3 2B		0-0 2B 6-3 1B		0-0 5-3	5 1 3 0 0 0 0
Dave Stapleton, R OBP: 0.295, SLG: 0.462 (1, 4)	0-0 4-3 1B		0-0 P4		0-3 K		0-0 6-3 1-3 2B		0-0 6-3	5 0 2 0 0 1 4
Fred Lynn, L OBP: 0.384, SLG: 0.502 (1, 8)	0-0 4-3 1-2		0-0 4-3		0-0 P4		4-0 6-3 BB		0-0 4-3	4 0 0 0 1 0 5
Tony Perez, R OBP: 0.320, SLG: 0.479 (1, 3)	0-3 K			0-3 K		0-0 6-3	0-0 6-3			4 0 0 1 0 2 3
Carlton Fisk, R OBP: 0.371, SLG: 0.511 (1, 2)		0-0 F7		0-0 5-3		0-0 F2	1-2 2-3 3-H 1-0 HBP			3 0 0 0 0 0 0
Carl Yastrzemski, L OBP: 0.335, SLG: 0.447 (1, 7)		0-3 K		0-0 FC6-4 1B		0-0 1B 1B	0-3 K			4 0 2 0 0 2 3
Dwight Evans, R OBP: 0.294, SLG: 0.381 (1, 9)		0-0 5-3		0-0 FC6-4 1-2f		0-0 1B 1-3 1B		0-0 6-3		4 0 1 0 0 0 1
Jim Dwyer, L OBP: 0.382, SLG: 0.475 (1, 10)			0-0 2B 1B		0-0 2B 1B	0-0 F9		0-0 5-3		4 0 2 0 0 0 2
Butch Hobson, R OBP: 0.279, SLG: 0.373 (1, 5)			0-0 F3		0-0 L8		0-0 L7	0-0 5-3		4 0 0 0 0 0 2

Inning Stats	R: 0 E: 0 K: 1 S: 6	H: 1 LOB: 1 BB: 0 P: 6	R: 0 E: 0 K: 1 S: 5	H: 0 LOB: 0 BB: 0 P: 5	R: 0 E: 0 K: 0 S: 5	H: 2 LOB: 2 BB: 0 P: 5	R: 0 E: 0 K: 1 S: 6	H: 1 LOB: 1 BB: 0 P: 6	R: 0 E: 0 K: 1 S: 7	H: 2 LOB: 2 BB: 0 P: 7	R: 0 E: 0 K: 0 S: 5	H: 2 LOB: 2 BB: 0 P: 5	R: 1 E: 0 K: 1 S: 7	H: 2 LOB: 3 BB: 1 P: 12	R: 0 E: 0 K: 0 S: 3	H: 0 LOB: 0 BB: 0 P: 3	R: 0 E: 0 K: 0 S: 3	H: 0 LOB: 0 BB: 0 P: 3	1B: 7 2B: 3 3B: 0 HR: 0	SF: 0 SAC: 0 DP: 0 HBP: 1	WP: 0 PB: 0 SB: 0 CS: 0	PA: 39
--------------	------------------------------	---------------------------------	------------------------------	---------------------------------	------------------------------	---------------------------------	------------------------------	---------------------------------	------------------------------	---------------------------------	------------------------------	---------------------------------	------------------------------	----------------------------------	------------------------------	---------------------------------	------------------------------	---------------------------------	----------------------------------	------------------------------------	----------------------------------	--------

PITCHER	IP	WLS	BF	H	R	ER	SO	BB	IBB	HBP	BLK	WP	HR	S	P	ERA	WHIP
Dennis Leonard, R ERA: 4.35 (1, 1)	6.0	W	26	8	0	0	4	0	0	0	0	0	0	34	34	0.00	1.333
Rawly Eastwick, R ERA: 2.51 (7, 1)	0.2		6	2	1	1	0	1	0	1	0	0	0	4	9	13.50	4.500
Dan Quisenberry, R ERA: 2.82 (7, 1)	2.1	S	7	0	0	0	1	0	0	0	0	0	0	9	9	0.00	0.000


BOTTOM

Kansas City Royals @ Boston Red Sox
Fenway Park, Boston, MA

Wed Jul 16 1980, 7:05 PM EDT
Att: 27,213 - Unknown - 91 F

livebaseballscorecards.com

AB	37
R	1
H	10
RBI	1
BB	1
SO	5
LOB	20



Batter	1	2	3	4	5	6	7	8	9	AB R H RBI BB SO LOB	TOP											
Willie Wilson, S (1, 7) OBP: 0.351, SLG: 0.429	0-0 4-3 2B		0-0 6-3			0-0 1-2 FC3-6 1B	0-0 F8			4 0 2 0 0 0 1	Kansas City Royals @ Boston Red Sox Fenway Park, Boston, MA Thu Jul 17 1980, 7:05 PM EDT Att. 25,619 - Unknown - 88 F livebaseballscorecards.com											
U L Washington, S (1, 6) OBP: 0.334, SLG: 0.388	0-0 6-3			0-0 4-3 1B		0-0 F9		0-0 5-3	4 0 1 0 0 0 3													
George Brett, L (1, 3) OBP: 0.434, SLG: 0.634	0-0 4-3 2-3			0-0 4-3 1-2		0-0 FC3-6 1-2f 2-H HR		0-0 6-3	4 1 0 0 0 0 3													
Hal McRae, R (1, 10) OBP: 0.328, SLG: 0.470	0-0 6-3			0-0 L9		0-0 2-H HR		4-0 BB	3 1 1 2 1 0 2													
Amos Otis, R (1, 8) OBP: 0.319, SLG: 0.425		0-0 F7		0-0 4-3		0-0 5-3		0-0 F3	4 0 0 0 0 0 2													
Rusty Torres, S (8, 8) OBP: 0.313, SLG: 0.175									0 0 0 0 0 0 0													
John Wathan, R (1, 9) OBP: 0.375, SLG: 0.406		0-0 6-3		0-3 K			4-0 F9 SF8 BB	1-0 G4-6-3 HBP	2 1 0 0 1 1 0													
Clint Hurdle, L (9, PR) OBP: 0.361, SLG: 0.477									0 0 0 0 0 0 0													
Darrell Porter, L (1, 2) OBP: 0.360, SLG: 0.369		0-0 4-3		0-3 K			4-0 1-2 BB	0-0 G4-6-3 1-2f	3 0 0 0 1 1 1													
Frank White, R (1, 4) OBP: 0.282, SLG: 0.338			0-0 6-3		0-0 F8		0-0 2-3 F9		4 0 1 0 0 0 2													
Dave Chalk, R (1, 5) OBP: 0.315, SLG: 0.316			0-0 F9			4-0 1B E BB	0-0 3-H SF8	0-0 F3	2 1 0 1 1 0 1													
Inning Stats	R: 0 E: 0 K: 0 S: 4	H: 1 LOB: 1 BB: 0 P: 4	R: 0 E: 0 K: 0 S: 3	H: 0 LOB: 0 BB: 0 P: 3	R: 0 E: 0 K: 0 S: 3	H: 0 LOB: 0 BB: 0 P: 3	R: 0 E: 0 K: 2 S: 7	H: 1 LOB: 1 BB: 0 P: 4	R: 0 E: 0 K: 2 S: 7	H: 0 LOB: 0 BB: 0 P: 7	R: 3 E: 1 K: 0 S: 5	H: 2 LOB: 0 BB: 1 P: 9	R: 1 E: 0 K: 0 S: 3	H: 0 LOB: 1 BB: 2 P: 11	R: 0 E: 0 K: 0 S: 3	H: 0 LOB: 1 BB: 1 P: 7	R: 0 E: 0 K: 0 S: 3	H: 1 LOB: 1 BB: 0 P: 4	1B: 3 2B: 1 3B: 0 HR: 1	SF: 1 SAC: 0 DP: 1 HBP: 1	WP: 0 PB: 0 SB: 0 CS: 0	PA: 36
PITCHER John Tudor, L (1, 1) ERA: 2.73	IP: 9.0 WLS: W BF: 36 H: 5 R: 4 ER: 4 SO: 2 BB: 4 IBB: 0 HBP: 1 BLK: 0 WP: 0 HR: 1 S: 35 P: 52 ERA: 4.00 WHIP: 1.000											PITCHER	IP: 9.0 WLS: W BF: 36 H: 5 R: 4 ER: 4 SO: 2 BB: 4 IBB: 0 HBP: 1 BLK: 0 WP: 0 HR: 1 S: 35 P: 52 ERA: 4.00 WHIP: 1.000									



Batter	1	2	3	4	5	6	7	8	9	AB	R	H	RBI	BB	SO	LOB
Rick Burleson, R (1, 6) OBP: 0.355, SLG: 0.409	0-0 L8		4-0 2B BB	0-3 K	0-0 1B 2B		0-0 L5			4	0	1	2	1	1	1
Dave Stapleton, R (1, 4) OBP: 0.299, SLG: 0.492	0-0 L8		0-0 2B		0-0 HR			0-0 F7		5	1	2	2	0	0	2
Fred Lynn, L (1, 8) OBP: 0.387, SLG: 0.507	0-0 P6				0-0 1B 2B			0-0 G1		5	2	3	1	0	0	0
Tony Perez, R (1, 3) OBP: 0.324, SLG: 0.479		0-0 L6		4-0 1B 2B				0-0 1B BB		4	1	2	0	1	0	2
Carlton Fisk, R (1, 2) OBP: 0.369, SLG: 0.506		0-0 P5		0-0 BB				4-0 1B BB		4	1	1	1	0	0	2
Dave Rader, L (7, 2) OBP: 0.411, SLG: 0.537				G5-4-3	0-0 1B 2B		0-0 F7		0	0	0	0	1	0	0	
Carl Yastrzemski, L (1, 7) OBP: 0.338, SLG: 0.448		0-3 K		4-0 1B BB	1-2 2B 1B		0-0 K		2	1	1	0	1	1	0	
Garry Hancock, L (6, 7) OBP: 0.222, SLG: 0.222				BB	1-2 2B 1B		0-3 K		2	0	1	0	0	1	0	
Dwight Evans, R (1, 9) OBP: 0.300, SLG: 0.385			4-0 FC4-6 BB	4-0 E 1B 2B BB	0-0 FC1-5-2 2B 2B		0-0 6-3		3	2	1	2	2	0	3	
Jim Dwyer, L (1, 10) OBP: 0.379, SLG: 0.469			0-0 FC4-6 2B	0-0 E1 2B 1B	0-0 FC1-5-2 2B		0-3 K		4	3	1	2	0	1	3	
Glenn Hoffman, R (1, 5) OBP: 0.258, SLG: 0.348			0-3 K	0-0 2B	4-0 2B 1B		0-0 G3		1	0	0	0	0	1	1	
Butch Hobson, R (4, PH) OBP: 0.283, SLG: 0.377				2-H 3-H	2B				2	1	1	2	1	0	0	

Inning Stats	R: 0	H: 0	E: 0	LOB: 0	K: 0	BB: 0	S: 3	R: 0	H: 0	E: 0	LOB: 0	K: 1	BB: 0	S: 5	R: 1	H: 1	E: 1	LOB: 2	K: 1	BB: 2	S: 5	R: 4	H: 3	E: 1	LOB: 1	K: 1	BB: 3	S: 7	R: 7	H: 8	E: 0	LOB: 2	K: 0	BB: 1	S: 11	R: 0	H: 0	E: 0	LOB: 0	K: 1	BB: 0	S: 5	R: 0	H: 0	E: 0	LOB: 0	K: 1	BB: 0	S: 5	R: 0	H: 2	E: 0	LOB: 3	K: 0	BB: 1	S: 9
1B: 8	SF: 0	2B: 5	SAC: 0	3B: 0	DP: 1	HR: 1	HBP: 0	WP: 0	PA: 43	PB: 0	SB: 0	CS: 0																																												

PITCHER	IP	WLS	BF	H	R	ER	SO	BB	IBB	HBP	BLK	WP	HR	S	P	ERA	WHIP
Renie Martin, R (1, 1) ERA: 4.53	3.2	L	17	3	5	5	2	5	0	0	0	0	0	16	36	12.27	2.182
Marty Pattin, R (4, 1) ERA: 4.84	0.1		6	5	4	4	1	0	0	0	0	0	1	8	8	108.00	15.000
Jeff Twitty, L (5, 1) ERA: 6.75	3.0		14	4	3	3	2	0	1	0	0	0	0	17	21	9.00	1.333
Rawly Eastwick, R (8, 1) ERA: 2.35	1.0		6	2	0	0	0	1	0	0	0	0	0	5	9	0.00	3.000

BOTTOM

Kansas City Royals @ Boston Red Sox
Fenway Park, Boston, MA
 Thu Jul 17 1980, 7:05 PM EDT
 Att: 25,619 - Unknown - 88 F

AB	36
R	12
H	14
RBI	12
BB	7
SO	5
LOB	14



WP	PA	ERA	WHIP
0	43		

livebaseballscorecards.com

Batter	1	2	3	4	5	6	7	8	9	AB R H RBI BB SO LOB	TOP											
Willie Wilson, S (1, 7) OBP: 0.358, SLG: 0.437	0-0 HR 1B	0-0 F8			0-0 WP S 1B	0-0 2B		0-0 5-3 1B	0-0 FC5-4 1B	6 4 5 2 0 0 1	Kansas City Royals @ New York Yankees Yankee Stadium, Bronx, NY Fri Jul 18 1980, 7:05 PM EDT Att. 44,170 - Unknown - 83 F											
Hal McRae, R (1, 10) OBP: 0.328, SLG: 0.468	0-0 F7	0-3 K			4-0 1B SF8 BB	0-0 2B		0-0 5-3 1B	0-0 FC5-4 1B	5 1 1 4 1 1 5												
George Brett, L (1, 5) OBP: 0.444, SLG: 0.652	0-0 HR	0-0 L4			0-0 1B	0-0 1B		0-0 1B BB	0-0 1B	5 1 4 4 1 0 2												
Amos Otis, R (1, 8) OBP: 0.330, SLG: 0.436	0-0 1B 1B				0-0 SF8	0-3 K		0-0 1B	0-0 1B	5 0 4 2 0 1 2												
John Wathan, R (1, 9) OBP: 0.367, SLG: 0.397	0-0 F8				0-0 F8	0-0 G4-6-3		0-0 G5-4-3 1B	0-0 1-3	6 0 0 0 0 0 9												
Darrell Porter, L (1, 2) OBP: 0.365, SLG: 0.368	0-0 1B				0-3 K			0-0 1B BB	4-0 1B BB	3 1 1 0 2 1 1												
Willie Aikens, L (1, 3) OBP: 0.360, SLG: 0.423	0-3 K				0-0 F8			0-0 F7	0-0 1B	4 1 1 0 0 1 3												
Ralph LaCock, L (7, 3) OBP: 0.252, SLG: 0.235						0-0 BB 2B 1B		0-0 1B	0-0 1B	1 0 1 0 0 0 0												
U L Washington, S (1, 6) OBP: 0.335, SLG: 0.389		0-0 F7			0-0 F8			0-0 G4-3	0-0 1B FC6-4-5 1B	5 2 2 1 0 0 1												
Frank White, R (1, 4) OBP: 0.286, SLG: 0.346		0-0 PB 2B			0-3 K			0-0 1B 5-3 2B	0-0 FC6-4-5 1B	4 3 2 0 1 1 2												
Inning Stats	R: 2 E: 0 K: 1 S: 9	H: 4 LOB: 2 BB: 0 P: 9	R: 0 E: 0 K: 1 S: 7	H: 1 LOB: 2 BB: 0 P: 7	R: 0 E: 0 K: 0 S: 3	H: 1 LOB: 0 BB: 0 P: 3	R: 0 E: 0 K: 1 S: 5	H: 0 LOB: 0 BB: 0 P: 5	R: 2 E: 0 K: 1 S: 7	H: 2 LOB: 1 BB: 1 P: 11	R: 4 E: 0 K: 1 S: 9	H: 5 LOB: 1 BB: 1 P: 13	R: 0 E: 0 K: 0 S: 2	H: 0 LOB: 0 BB: 1 P: 6	R: 2 E: 0 K: 0 S: 5	H: 3 LOB: 1 BB: 1 P: 9	R: 3 E: 0 K: 0 S: 8	H: 5 LOB: 3 BB: 1 P: 12	1B: 16 2B: 4 3B: 0 HR: 1	SF: 1 SAC: 0 DP: 3 HBP: 0	WP: 1 PB: 1 SB: 1 CS: 0	PA: 50
PITCHER	IP WLS BF H R ER SO BB IBB HBP BLK WP HR S P ERA WHIP																					
Rudy May, L (1, 1) ERA: 2.44	5.0 L 26 10 6 6 4 1 0 0 0 1 1 33 37 10.80 2.200																					
Tim Lollar, L (6, 1) ERA: 3.86	1.0 6 3 2 2 1 1 0 0 0 0 0 7 11 18.00 4.000																					
Ed Figueroa, R (7, 1) ERA: 6.43	3.0 18 8 5 5 0 3 0 0 0 0 0 15 27 15.00 3.667																					

livebaseballscorecards.com

AB	44
R	13
H	21
RBI	13
BB	5
SO	5
LOB	26



Batter	1	2	3	4	5	6	7	8	9
Willie Randolph, R (1, 4) <small>OBP: 0.428, SLG: 0.422</small> Fred Stanley, R (7, 4) <small>OBP: 0.292, SLG: 0.318</small>	0-3 K		0-0 F9			4-0 1B BB		0-0 E6 SF7	
Ruppert Jones, L (1, 8) <small>OBP: 0.295, SLG: 0.362</small>	0-0 F7			0-0 F9		0-3 K		0-0 E4	
Bob Watson, R (1, 3) <small>OBP: 0.354, SLG: 0.419</small>	0-0 F8			0-0 F8		0-0 1B		0-0 SF7	
Reggie Jackson, L (1, 9) <small>OBP: 0.375, SLG: 0.609</small> Bobby Brown, S (8, 9) <small>OBP: 0.316, SLG: 0.419</small>		0-3 K		4-0 BB		0-3 K		0-3 K	
Eric Soderholm, R (1, 10) <small>OBP: 0.410, SLG: 0.524</small>		0-0 P4		0-0 L7			0-0 F8		0-0 1B 1B
Lou Piniella, R (1, 7) <small>OBP: 0.317, SLG: 0.311</small>		0-0 5-3			0-0 F7		4-0 BB		0-0 L6
Graig Nettles, L (1, 5) <small>OBP: 0.334, SLG: 0.432</small>			4-0 BB		0-0 4-3		0-0 F7		0-0 1B 1B
Rick Cerone, R (1, 2) <small>OBP: 0.307, SLG: 0.437</small>			0-0 F8		0-0 L7		0-3 K		0-0 L6
Bucky Dent, R (1, 6) <small>OBP: 0.321, SLG: 0.360</small>			0-0 F7			0-3 K		0-0 P4	0-0 6-3

AB	R	H	RBI	BB	SO	LOB
2	0	0	0	1	1	1
1	1	0	0	0	0	0
4	0	0	0	0	1	2
3	0	1	1	0	0	0
2	0	0	0	1	2	2
1	0	0	0	0	1	1
4	0	1	0	0	0	1
3	0	0	0	1	0	1
3	0	1	0	1	0	1
4	0	0	0	0	1	4
4	0	0	0	0	1	3

BOTTOM	
Kansas City Royals @ New York Yankees Yankee Stadium, Bronx, NY	
<small>Fri Jul 18 1980, 7:05 PM EDT Att: 44,170 - Unknown - 83 F</small>	
AB 31 R 1 H 3 RBI 1 BB 4 SO 7 LOB 16	

Inning Stats	R: 0	H: 0	E: 0	K: 1	S: 5	R: 0	H: 0	E: 0	K: 1	S: 5	R: 0	H: 0	E: 0	K: 0	S: 3	R: 0	H: 0	E: 0	K: 0	S: 3	R: 0	H: 1	E: 0	K: 3	S: 10	R: 0	H: 0	E: 0	K: 1	S: 5	R: 1	H: 0	E: 2	K: 1	S: 7	R: 0	H: 2	E: 0	K: 0	S: 5	1B: 3	2B: 0	3B: 0	HR: 0	SF: 1	SAC: 0	DP: 0	HBP: 0	WP: 0	PB: 0	SB: 0	CS: 0	PA: 36
PITCHER Larry Gura, L (1, 1) <small>ERA: 2.09</small>	IP	WLS	BF	H	R	ER	SO	BB	IBB	HBP	BLK	WP	HR	S	P	ERA	WHIP																																				
																		PITCHER IP WLS BF H R ER SO BB IBB HBP BLK WP HR S P ERA WHIP																																			

Kansas City Royals @ New York Yankees
 Yankee Stadium, Bronx, NY

Sat Jul 19 1980, 7:05 PM EDT
 Att: 53,583 - Unknown

AB	41
R	7
H	16
RBI	7
BB	0
SO	2
LOB	20



WP	0	PA	43
PB	0		
SB	0		
CS	1		

Batter	1	2	3	4	5	6	7	8	9	AB	R	H	RBI	BB	SO	LOB									
Willie Wilson, S (1, 7) OBP: 0.357, SLG: 0.435 Ralph LaCock, L (8, PH) OBP: 0.258, SLG: 0.242 (8, 7)	0-0 4-3	0-0 CS	0-0 F9		0-0 4-3		0-0 1B	0-0 1B		4	0	1	0	0	0	0									
Hal McRae, R (1, 10) OBP: 0.333, SLG: 0.477	0-0 2B 1B		0-0 1B 3B		1-0 HBP		0-0 F8	0-0 1-4-3		4	2	2	0	0	0	4									
George Brett, L (1, 5) OBP: 0.443, SLG: 0.651	0-0 1B 2B		0-0 1B		0-0 L8		0-0 3-1		0-0 F8	5	1	2	2	0	0	3									
Darrell Porter, L (1, 2) OBP: 0.363, SLG: 0.366 Jamie Quirk, L (8, 2) OBP: 0.257, SLG: 0.350	0-0 F7		0-0 F7		0-0 1-3			0-0 1B 1B 1B	0-0 1B	4	1	1	0	0	0	3									
Willie Aikens, L (1, 3) OBP: 0.364, SLG: 0.426	0-0 1B		0-3 K			0-0 G4-6-3 1B		0-0 1B 1B	0-0 P6	5	1	3	1	0	1	2									
Amos Otis, R (1, 8) OBP: 0.325, SLG: 0.429 Rusty Torres, S (8, PH) OBP: 0.320, SLG: 0.190 (8, 8)	0-0 F7			0-0 5-3		0-0 F9		0-0 1B 1B	0-0 P4	3	0	0	0	0	0	2									
Clint Hurdle, L (1, 9) OBP: 0.363, SLG: 0.491		0-3 K		0-0 HR		0-0 G4-6-3 1B		0-0 1B 1B		4	1	2	3	0	1	1									
U L Washington, S (1, 6) OBP: 0.331, SLG: 0.384		0-0 L9		0-0 L4		0-0 1-3		0-0 P5		4	0	0	0	0	0	2									
Frank White, R (1, 4) OBP: 0.289, SLG: 0.349 Rance Mulliniks, L (7, 4) OBP: 0.231, SLG: 0.100		0-0 CS 1B		0-0 L5		0-0 1B 1B		0-0 FC4-6 1B		3	0	2	0	0	0	0									
Inning Stats	R: 2 E: 0 K: 0 S: 6	H: 3 LOB: 1 BB: 0 P: 6	R: 0 E: 0 K: 1 S: 5	H: 1 LOB: 0 BB: 0 P: 5	R: 1 E: 0 K: 1 S: 7	H: 2 LOB: 1 BB: 0 P: 7	R: 1 E: 0 K: 0 S: 4	H: 1 LOB: 0 BB: 0 P: 4	R: 0 E: 0 K: 0 S: 3	H: 0 LOB: 1 BB: 0 P: 4	R: 0 E: 0 K: 0 S: 3	H: 1 LOB: 0 BB: 0 P: 3	R: 0 E: 0 K: 0 S: 5	H: 2 LOB: 2 BB: 0 P: 5	R: 3 E: 0 K: 0 S: 8	H: 5 LOB: 2 BB: 0 P: 8	R: 0 E: 0 K: 0 S: 4	H: 1 LOB: 1 BB: 0 P: 4	1B: 13 2B: 1 3B: 1 HR: 1	SF: 0 SAC: 0 DP: 1 HBP: 1	WP: 0 PB: 0 SB: 0 CS: 1	PA: 43			
PITCHER	IP	WLS	BF	H	R	ER	SO	BB	IBB	HBP	BLK	WP	HR	S	P	ERA	WHIP								
Doug Bird, R (1, 1) ERA: 4.66	6.0	W	25	8	4	4	2	0	0	1	0	0	1	28	29	6.00	1.333								
Ron Davis, R (7, 1) ERA: 3.62	3.0	S	17	8	3	3	0	0	0	0	0	0	0	17	17	9.00	2.667								

livebaseballscores.com

Batter	1	2	3	4	5	6	7	8	9
Willie Randolph, R (1, 4) Fred Stanley, R (8, 4) OBP: 0.427, SLG: 0.420 OBP: 0.286, SLG: 0.311	4-0 BB 1B BB		BB 1B		6-3	F8		P5	
Lou Piniella, R (1, 7) Bobby Murcer, L (4, PH) OBP: 0.324, SLG: 0.315 OBP: 0.358, SLG: 0.507	4-0 BB 1B BB		BB 1B	6-3	F7		F8	4-3	
Bob Watson, R (1, 3) OBP: 0.365, SLG: 0.432	0-0 1B		BB PB BB	HR 1B	1B 1B		1B 2B		
Reggie Jackson, L (1, 9) Bobby Brown, S (7, PR) OBP: 0.382, SLG: 0.624 OBP: 0.316, SLG: 0.419	0-3 K		BB PB 1B 1B	HR 1B	1B 1B		1B SF7 1B		
Eric Soderholm, R (1, 10) Oscar Gamble, L (3, PH) OBP: 0.407, SLG: 0.520 OBP: 0.371, SLG: 0.588	0-3 K		P6 1B	1B 2B	L7		BB 1B		
Graig Nettles, L (1, 5) OBP: 0.341, SLG: 0.434		L9	PB 1B IBB	F7 1B		2B 1B	1B BB		
Rick Cerone, R (1, 2) Johnny Oates, L (8, 2) OBP: 0.305, SLG: 0.434 OBP: 0.194, SLG: 0.267		F9	1B 2B 1B	F7 1B		K	SF7		
Ruppert Jones, L (1, 8) OBP: 0.297, SLG: 0.368		1B	1B 2B	1-3		F2	F9		
Bucky Dent, R (1, 6) OBP: 0.322, SLG: 0.369		F7	F9		1B 2B			4-3	

Inning Stats	R: 1 E: 0 K: 2 S: 7	H: 1 LOB: 1 BB: 2 P: 15	R: 0 E: 0 K: 0 S: 4	H: 1 LOB: 1 BB: 0 P: 4	R: 6 E: 1 K: 0 S: 8	H: 5 LOB: 1 BB: 2 P: 16	R: 3 E: 0 K: 0 S: 7	H: 4 LOB: 1 BB: 0 P: 7	R: 1 E: 0 K: 0 S: 6	H: 3 LOB: 2 BB: 0 P: 6	R: 0 E: 0 K: 1 S: 7	H: 2 LOB: 2 BB: 0 P: 7	R: 2 E: 0 K: 0 S: 6	H: 3 LOB: 2 BB: 1 P: 10	R: 0 E: 0 K: 0 S: 3	H: 0 LOB: 0 BB: 0 P: 3
1B: 13 2B: 5 3B: 0 HR: 1	SF: 1 SAC: 0 DP: 0 HBP: 0	WP: 0 PA: 47 PB: 1 SB: 0 CS: 0														

PITCHER	IP	WLS	BF	H	R	ER	SO	BB	IBB	HBP	BLK	WP	HR	S	P	ERA	WHIP
Paul Splittorf, L (1, 1) ERA: 4.46	2.0	L	13	5	5	5	2	3	0	0	0	0	0	14	26	22.50	4.000
Rawly Eastwick, R (3, 1) ERA: 4.67	2.0		13	6	5	5	0	0	1	0	0	0	1	12	16	22.50	3.000
Jeff Twitty, L (5, 1) ERA: 7.56	3.0		18	8	3	3	1	1	0	0	0	0	0	19	23	9.00	3.000
Marty Pattin, R (8, 1) ERA: 4.73	1.0		3	0	0	0	0	0	0	0	0	0	0	3	3	0.00	0.000

BOTTOM

Kansas City Royals @ New York Yankees
 Yankee Stadium, Bronx, NY
 Sat Jul 19 1980, 7:05 PM EDT
 Att. 53,583 - Unknown

livebaseballscorecards.com

AB	41
R	13
H	19
RBI	12
BB	5
SO	3
LOB	19



Batter	1	2	3	4	5	6	7	8	9	AB R H RBI BB SO LOB	TOP											
Willie Wilson, S (1, 8) OBP: 0.364, SLG: 0.440	0-0 CS 1B	0-0 1B SF8 1B	4-0 FC6-4 BB		0-3 K		0-0 2-H 1B		0-0 2B 1B	5 2 4 1 1 1 1												
U L Washington, S (1, 6) OBP: 0.337, SLG: 0.385	4-0 1B 1B BB	0-0 2B 3B 1B	0-0 FC6-4			0-0 G1-6-3 BB 1B	0-0 P3		4-0 2B SF8 BB	4 4 2 3 2 0 2												
George Brett, L (1, 5) OBP: 0.440, SLG: 0.648	0-0 F7	0-0 SF8	0-0 F7			4-0 G1-6-3 BB	0-0 F7	0-0 F7	0-0 2B	4 0 1 3 1 0 2												
Hal McRae, R (1, 10) OBP: 0.333, SLG: 0.480	0-0 1B 1B	0-0 3B 2B	0-0 F8			0-0 G1-6-3 1-2f 2-3	0-0 F9	0-0 SF8	0-0 SF8	5 1 2 1 0 0 3												
John Wathan, R (1, 2) OBP: 0.370, SLG: 0.395	0-0 1B	4-0 3B IBB		0-0 5-3		4-0 WP BB	0-0 4-3	0-0 4-3	0-0 4-3	4 1 1 1 2 0 1												
Frank White, R (1, 4) OBP: 0.291, SLG: 0.355	0-3 K	0-0 3B		0-0 6-3		0-3 K			0-0 1B 1B	5 1 2 3 0 2 3												
Willie Aikens, L (1, 3) OBP: 0.368, SLG: 0.426									0-0 P4	2 1 1 0 2 0 0												
Ralph LaCock, L (7, PR) OBP: 0.256, SLG: 0.240										1 1 0 0 0 0 1												
Clint Hurdle, L (1, 9) OBP: 0.369, SLG: 0.493									0-0 1B 1B BB	3 2 2 0 1 0 0												
Rusty Torres, S (1, 7) OBP: 0.327, SLG: 0.213									0-0 BB 1B 1B	5 1 2 1 0 0 7												
Inning Stats	R: 1 E: 0 K: 1 S: 7	H: 3 LOB: 2 BB: 1 P: 11	R: 6 E: 0 K: 0 S: 8	H: 5 LOB: 3 BB: 4 P: 24	R: 0 E: 0 K: 0 S: 3	H: 0 LOB: 1 BB: 1 P: 7	R: 0 E: 0 K: 0 S: 3	H: 0 LOB: 0 BB: 0 P: 3	R: 0 E: 0 K: 1 S: 5	H: 1 LOB: 1 BB: 0 P: 5	R: 1 E: 0 K: 1 S: 5	H: 1 LOB: 1 BB: 2 P: 13	R: 1 E: 0 K: 0 S: 5	H: 2 LOB: 1 BB: 0 P: 5	R: 0 E: 0 K: 0 S: 3	H: 0 LOB: 0 BB: 0 P: 3	R: 5 E: 0 K: 0 S: 8	H: 5 LOB: 1 BB: 1 P: 12	1B: 14 2B: 3 3B: 1 HR: 0	SF: 2 SAC: 1 DP: 2 HBP: 0	WP: 1 PB: 0 SB: 0 CS: 2	PA: 50
PITCHER	IP WLS BF H R ER SO BB IBB HBP BLK WP HR S P ERA WHIP																					
Ron Guidry, L (1, 1) ERA: 3.88	1.2 L 15 8 7 7 1 2 1 0 0 0 0 0 14 26 37.80 6.000																					
Tim Lollar, L (2, 1) ERA: 3.72	5.1 23 4 2 2 2 5 0 0 0 1 0 22 42 3.38 1.688																					
Ed Figueroa, R (8, 1) ERA: 6.98	2.0 12 5 5 5 0 1 0 0 0 0 0 11 15 22.50 3.000																					

Kansas City Royals @ New York Yankees
 Yankee Stadium, Bronx, NY
 Sun Jul 20 1980, 3:33 AM EDT
 Att. 50,328 - Unknown - 97 F

AB	38
R	14
H	17
RBI	13
BB	9
SO	3
LOB	20



Batter	1	2	3	4	5	6	7	8	9	AB	R	H	RBI	BB	SO	LOB
Ruppert Jones, L (1, 8) OBP: 0.300, SLG: 0.370	0-3 K		0-0 3-1			0-0 FC4-6 1B		0-0 1B		4	0	2	0	0	1	0
Bobby Murcer, L (1, 7) OBP: 0.361, SLG: 0.524	4-0 G2-6-3 BB			0-0 HR		0-0 FC4-6 G1-6-3 1-2f		0-0 L9		3	1	1	1	1	0	2
Graig Nettles, L (1, 5) OBP: 0.340, SLG: 0.435	0-0 G2-6-3 1-2f			0-0 F8 4-3 2B		0-0 G1-6-3 1-2f			0-0 3-1	4	1	1	0	0	0	2
Reggie Jackson, L (1, 9) OBP: 0.383, SLG: 0.633		0-0 HR		0-0 F8 2-3			0-0 4-3		0-0 4-3 1B	4	1	2	1	0	0	1
Oscar Gamble, L (1, 10) OBP: 0.364, SLG: 0.556		4-0 G6-4-3 BB		0-0 4-3			0-0 G3		0-0 4-3	3	0	0	1	1	0	1
Jim Spencer, L (1, 3) OBP: 0.323, SLG: 0.426		0-0 P4		0-0 4-3			0-0 FC5-4 1B		0-0 F5	4	0	1	0	0	0	2
Johnny Oates, L (1, 2) OBP: 0.176, SLG: 0.242		0-0 G6-4-3 1-2f			0-0 G3		0-0 FC5-4 1-2f			3	0	0	0	0	0	2
Bucky Dent, R (1, 6) OBP: 0.319, SLG: 0.364			0-0 F8		0-0 P4			0-0 1-3		3	0	0	0	0	0	0
Fred Stanley, R (1, 4) OBP: 0.269, SLG: 0.292			0-0 F9		0-0 1-3			0-0 5-3		3	0	0	0	0	0	0

BOTTOM

Kansas City Royals @ New York Yankees
 Yankee Stadium, Bronx, NY
 Sun Jul 20 1980, 3:33 AM EDT
 Att: 50,328 - Unknown - 97 F

livebaseballscores.com

AB	31
R	3
H	7
RBI	3
BB	2
SO	1
LOB	10



Inning Stats	R: 0	H: 0	E: 0	K: 1	S: 4	LOB: 0	BB: 1	P: 8	R: 1	H: 1	E: 0	K: 0	S: 3	LOB: 0	BB: 1	P: 7	R: 0	H: 0	E: 0	K: 0	S: 3	LOB: 0	BB: 0	P: 3	R: 2	H: 2	E: 0	K: 0	S: 5	LOB: 0	BB: 0	P: 5	R: 0	H: 0	E: 0	K: 0	S: 3	LOB: 0	BB: 0	P: 3	R: 0	H: 1	E: 0	K: 0	S: 3	LOB: 0	BB: 0	P: 3	R: 0	H: 1	E: 0	K: 0	S: 4	LOB: 1	BB: 0	P: 4	R: 0	H: 1	E: 0	K: 0	S: 4	LOB: 1	BB: 0	P: 4	R: 0	H: 1	E: 0	K: 0	S: 4	LOB: 1	BB: 0	P: 4	R: 0	H: 1	E: 0	K: 0	S: 4	LOB: 1	BB: 0	P: 4
1B: 4	SF: 0	2B: 1	SAC: 0	3B: 0	DP: 3	HR: 2	HBP: 0	WP: 0	PA: 33																																																																							

PITCHER	IP	WLS	BF	H	R	ER	SO	BB	IBB	HBP	BLK	WP	HR	S	P	ERA	WHIP
Rich Gale, R (1, 1) ERA: 4.2	5.0	W	18	3	3	3	1	2	0	0	0	0	2	18	26	5.40	1.000
Dan Quisenberry, R (6, 1) ERA: 2.66	4.0	S	15	4	0	0	0	0	0	0	0	0	0	15	15	0.00	1.000

Batter	1	2	3	4	5	6	7	8	9	AB R H RBI BB SO LOB	TOP		
Bob Molinaro, L (1, 10) OBP: 0.357, SLG: 0.423	0-0 SH5-3 1B		0-0 F7			0-0 1B		0-0 F9		4 1 2 0 0 0 1	Chicago White Sox @ Kansas City Royals Royals Stadium, Kansas City, MO Mon Jul 21 1980, 8:05 PM EDT Att: 37,054 - Unknown livebaseballscorecards.com		
Jim Morrison, R (1, 4) OBP: 0.309, SLG: 0.404	0-0 SH5-3 1-2		0-0 F8			0-0 P6		0-0 E4 5-3		3 0 0 0 0 0 2			
Lamar Johnson, R (1, 3) OBP: 0.327, SLG: 0.445	0-0 L8				0-0 5-3	0-0 L8 1-2		0-0 5-3 1-2 2-3		4 0 0 0 0 0 4			
Wayne Nordhagen, R (1, 7) OBP: 0.307, SLG: 0.506	0-0 L7				0-3 K	0-0 2-H 1B		0-0 1-4-3		4 0 1 1 0 1 3			
Chet Lemon, R (1, 8) OBP: 0.358, SLG: 0.422		0-3 K			0-0 FC6 1B	0-3 K		0-0 6-3		4 0 1 0 0 2 1			
Harold Baines, L (1, 9) OBP: 0.276, SLG: 0.401		0-3 K			0-0 FC6 1-2f		0-0 6-3		0-0 G3	4 0 0 0 0 1 1			
Kevin Bell, R (1, 5) OBP: 0.301, SLG: 0.245 Randy Johnson, L (9, PH) OBP: 0.308, SLG: 0.182		4-0 BB				0-0 L8	0-0 F8		0-0 1B	2 0 0 0 1 0 0 1 0 1 0 0 0 0			
Ricky Seilheimer, L (1, 2) OBP: 0.259, SLG: 0.346 Mike Squires, L (9, PH) OBP: 0.350, SLG: 0.352		0-0 4-3				0-3 K	0-0 P4		0-0 F9	3 0 0 0 0 1 1 1 0 0 0 0 0 1			
Greg Pryor, R (1, 6) OBP: 0.277, SLG: 0.351			0-0 F7			0-0 6-3		0-0 5-3 E 1B		3 0 1 0 0 0 0			
Inning Stats	R: 0 H: 1 E: 0 LOB: 1 K: 0 BB: 0 S: 4 P: 4	R: 0 H: 0 E: 0 LOB: 1 K: 2 BB: 1 S: 7 P: 11	R: 0 H: 0 E: 0 LOB: 0 K: 0 BB: 0 S: 3 P: 3	R: 0 H: 1 E: 0 LOB: 1 K: 1 BB: 0 S: 6 P: 6	R: 0 H: 0 E: 0 LOB: 0 K: 1 BB: 0 S: 5 P: 5	R: 1 H: 2 E: 0 LOB: 1 K: 1 BB: 0 S: 7 P: 7	R: 0 H: 0 E: 0 LOB: 0 K: 0 BB: 0 S: 3 P: 3	R: 0 H: 1 E: 1 LOB: 2 K: 0 BB: 0 S: 5 P: 5	R: 0 H: 1 E: 0 LOB: 1 K: 0 BB: 0 S: 4 P: 4	1B: 6 SF: 0 2B: 0 SAC: 1 3B: 0 DP: 0 HR: 0 HBP: 0		WP: 0 PA: 35 PB: 0 SB: 1 CS: 0	
PITCHER Dennis Leonard, R (1, 1) ERA: 4.2 Dan Quisenberry, R (8, 1) ERA: 2.61	IP WLS BF H R ER SO BB IBB HBP BLK WP HR S P ERA WHIP	7.1 W 29 5 1 1 5 1 0 0 0 0 0 0 38 42 1.23 0.818	1.2 S 6 1 0 0 0 0 0 0 0 0 0 0 6 6 0.00 0.600										



Batter	1	2	3	4	5	6	7	8	9	AB	R	H	RBI	BB	SO	LOB
U L Washington, S (1, 6) OBP: 0.336, SLG: 0.382	0-0 6-3		0-0 5-3		0-0 F3		4-0 1B BB			3	0	0	0	1	0	0
Frank White, R (1, 4) OBP: 0.293, SLG: 0.357	0-3 K		0-0 L8			0-0 E7 1B	0-0 1B BB			4	0	2	1	0	1	0
George Brett, L (1, 5) OBP: 0.445, SLG: 0.648	0-0 FC5-4 1B		4-0 BB			0-0 1B	0-0 3-1			3	0	2	0	1	0	3
Hal McRae, R (1, 10) OBP: 0.328, SLG: 0.472	0-0 FC5-4		0-0 F9			0-0 F8		0-0 6-3		4	0	0	0	0	0	4
John Wathan, R (1, 7) (5, 2) OBP: 0.365, SLG: 0.389		0-0 5-3		0-0 F7		0-0 4-3-2-5		0-0 6-3		4	0	0	0	0	0	2
Willie Aikens, L (1, 3) OBP: 0.364, SLG: 0.421		0-0 F8		0-0 6-3			0-0 6-3	0-3 K		4	0	0	0	0	1	0
Ralph LaCock, L (9, 3) OBP: 0.256, SLG: 0.240										0	0	0	0	0	0	0
Darrell Porter, L (1, 2) OBP: 0.364, SLG: 0.376		0-0 2B		0-0 G3			0-0 BB PB 1B			2	1	1	0	0	0	0
Willie Wilson, S (5, 8) OBP: 0.365, SLG: 0.441										1	1	1	0	0	0	0
Clint Hurdle, L (1, 9) OBP: 0.373, SLG: 0.498		0-0 2B		0-0 P6		0-0 1B BB	4-0 1B BB			2	0	1	1	1	0	0
Rusty Torres, S (1, 8) (5, 7) OBP: 0.310, SLG: 0.200		0-0 F3		0-0 F3		0-0 F3	0-0 L7			3	0	0	0	0	0	3

Inning Stats	R: 0	H: 1	E: 0	K: 1	S: 6	LOB: 1	BB: 0	P: 6	R: 1	H: 2	E: 0	K: 0	S: 5	LOB: 1	BB: 0	P: 5	R: 0	H: 0	E: 0	K: 0	S: 3	LOB: 1	BB: 1	P: 7	R: 0	H: 0	E: 0	K: 0	S: 3	LOB: 0	BB: 0	P: 3	R: 0	H: 2	E: 1	K: 0	S: 4	LOB: 1	BB: 0	P: 4	R: 1	H: 2	E: 0	K: 0	S: 5	LOB: 3	BB: 2	P: 13	R: 0	H: 0	E: 0	K: 1	S: 5	LOB: 0	BB: 0	P: 5
PITCHER	IP	WLS	BF	H	R	ER	SO	BB	IBB	HBP	BLK	WP	HR	S	P	ERA	WHIP																																							
Britt Burns, L (1, 1) ERA: 2.65	6.2	L	28	6	2	2	1	3	0	0	0	0	0	27	39	2.70	1.350																																							
Ed Farmer, R (7, 1) ERA: 3.0	1.1		5	1	0	0	1	0	0	0	0	0	0	7	7	0.00	0.750																																							

BOTTOM

Chicago White Sox @ Kansas City Royals
 Royals Stadium, Kansas City, MO
 Mon Jul 21 1980, 8:05 PM EDT
 Att. 37,054 - Unknown

livebaseballscorecards.com

AB	30
R	2
H	7
RBI	2
BB	3
SO	2
LOB	12



WP: 0	PA: 33
PB: 1	
SB: 0	
CS: 0	

Batter	1	2	3	4	5	6	7	8	9	AB R H RBI BB SO LOB	TOP		
Bob Molinaro, L (1, 10) OBP: 0.354, SLG: 0.415	0-0 G3		4-0 1B BB	0-0 6-3		0-0 4-3			0-0 F7	4 0 0 1 1 0 2	Chicago White Sox @ Kansas City Royals Royals Stadium, Kansas City, MO Tue Jul 22 1980, 8:05 PM EDT Att. 28,891 - Unknown - 85 F livebaseballscorecards.com		
Jim Morrison, R (1, 4) OBP: 0.308, SLG: 0.401	0-3 K		0-0 F6	0-0 5-3		0-0 F7			0-0 1B 1B	5 0 1 0 0 1 4			
Lamar Johnson, R (1, 3) OBP: 0.328, SLG: 0.444 Mike Squires, L (9, PR) OBP: 0.350, SLG: 0.352	0-0 6-3		0-0 1B		0-0 4-3	0-3 K			0-0 1B	5 0 2 1 0 1 0 0 0 0 0 0 0 0			
Wayne Nordhagen, R (1, 9) OBP: 0.309, SLG: 0.504		0-0 G6-4-3 1B	0-0 L8		0-0 E 2B 1B				0-0 F9	5 1 2 0 0 0 4			
Chet Lemon, R (1, 8) OBP: 0.358, SLG: 0.420		4-0 G6-4-3 1B BB		0-0 BB 1B 1B	0-0 F8				0-0 F9	4 1 1 0 1 1 3			
Thad Bosley, L (1, 7) OBP: 0.299, SLG: 0.315		0-0 G6-4-3 1-2 2-3		0-0 1B BB 6-3 1B	0-0 E9 2B 1B				0-0 G3	4 2 2 0 0 0 2			
Kevin Bell, R (1, 5) OBP: 0.307, SLG: 0.257		0-0 L5		4-0 6-3 1B 1-2 2-3 BB	0-0 1B 2B				0-0 4-3	3 1 1 2 1 0 1			
Ricky Seilheimer, L (1, 2) OBP: 0.258, SLG: 0.333			0-0 F8	0-3 K	0-0 2-H 3-H 1B				0-3 K	4 0 1 1 0 2 3			
Greg Pryor, R (1, 6) OBP: 0.281, SLG: 0.358			0-0 1B 2B	0-0 6-3 1B	0-0 F9				0-0 L6	4 1 2 1 0 0 1			
Inning Stats	R: 0 H: 0 E: 0 LOB: 0 K: 1 BB: 0 S: 5 P: 5	R: 0 H: 1 E: 0 LOB: 1 K: 0 BB: 1 S: 3 P: 7	R: 1 H: 2 E: 0 LOB: 2 K: 0 BB: 1 S: 5 P: 9	R: 2 H: 3 E: 0 LOB: 2 K: 1 BB: 1 S: 8 P: 12	R: 3 H: 4 E: 1 LOB: 1 K: 0 BB: 0 S: 7 P: 7	R: 0 H: 0 E: 0 LOB: 0 K: 1 BB: 0 S: 5 P: 5	R: 0 H: 0 E: 0 LOB: 0 K: 1 BB: 0 S: 5 P: 5	R: 0 H: 0 E: 0 LOB: 0 K: 1 BB: 0 S: 5 P: 5	R: 0 H: 2 E: 0 LOB: 2 K: 0 BB: 0 S: 5 P: 5	1B: 10 SF: 0 2B: 2 SAC: 0 3B: 0 DP: 1 HR: 0 HBP: 0	WP: 0 PA: 41 PB: 0 SB: 0 CS: 0		
PITCHER	IP WLS BF H R ER SO BB IBB HBP BLK WP HR S P ERA WHIP											PITCHER	IP WLS BF H R ER SO BB IBB HBP BLK WP HR S P ERA WHIP
Steve Busby, R (1, 1) ERA: 10.03	4.2 L 25 9 6 6 2 3 0 0 0 0 0 0 26 38 11.57 2.571												
Marty Pattin, R (5, 1) ERA: 4.32	4.1 16 3 0 0 3 0 0 0 0 0 0 0 22 22 0.00 0.692												

Batter	1	2	3	4	5	6	7	8	9	AB	R	H	RBI	BB	SO	LOB
U L Washington, S OBP: 0.338, SLG: 0.386 (1, 6)	0-0 L9 E 2B	0-0 G4-6-3 1-2f			0-0 G6-4-3 1B		0-0 4-3			4	1	2	0	0	0	2
Frank White, R OBP: 0.290, SLG: 0.353 (1, 4)	0-0 5-3		0-0 F7		0-0 G6-4-3 1-2f			0-0 1-3		4	0	0	0	0	0	2
George Brett, L OBP: 0.442, SLG: 0.641 (1, 5)	0-0 L9 2-3		0-0 G3			0-0 F9		0-0 FC6-4 1B		4	0	1	0	0	0	1
Hal McRae, R OBP: 0.327, SLG: 0.469 (1, 10)	0-0 E5 1B		0-0 CS 1B			0-0 6-3		0-0 FC6-4 1-2f		4	0	1	0	0	0	1
John Wathan, R OBP: 0.367, SLG: 0.391 (1, 7)	0-0 FC4-6 1-3 1B		0-0 CS 1-2	0-3 K		0-0 1B 1B		0-0 1-3		4	0	2	0	0	1	1
Darrell Porter, L OBP: 0.370, SLG: 0.380 (1, 2)	0-0 FC4-6 1-2f			4-0 BB		0-0 1-3 1B			0-0 G6-4-3 1B	3	0	2	0	1	0	2
Willie Aikens, L OBP: 0.363, SLG: 0.418 (1, 3)		0-0 1B 1B		0-0 F5		0-0 6-3			0-0 G6-4-3 1-2f	4	0	1	0	0	0	4
Clint Hurdle, L OBP: 0.375, SLG: 0.498 (1, 9)		0-0 FC4-6 1-2 1B		0-3 K		0-3 K			0-0 1B	4	0	2	0	0	2	1
Rusty Torres, S OBP: 0.290, SLG: 0.185 (1, 8)		0-0 FC4-6 1-2f G4-6-3			0-3 K		0-0 4-3		0-0 4-3	4	0	0	0	0	1	3

Inning Stats	R: 1	H: 2	R: 0	H: 2	R: 0	H: 1	R: 0	H: 0	R: 0	H: 1	R: 0	H: 2	R: 0	H: 0	R: 0	H: 1	R: 0	H: 2	R: 0	H: 1	R: 0	H: 2	R: 0	H: 2	1B: 10	SF: 0	WP: 0	PA: 37
	E: 1	LOB: 2	E: 0	LOB: 1	E: 0	LOB: 0	E: 0	LOB: 1	E: 0	LOB: 0	E: 0	LOB: 2	E: 0	LOB: 0	E: 0	LOB: 1	E: 0	LOB: 1	E: 0	LOB: 1	E: 0	LOB: 1	E: 0	LOB: 1	2B: 1	SAC: 0 <td>PB: 0</td> <td></td>	PB: 0	
	K: 0	BB: 0	K: 0	BB: 0	K: 0	BB: 0	K: 2	BB: 1	K: 1	BB: 0	K: 1	BB: 0	K: 0	BB: 0	K: 0	BB: 0	K: 0	BB: 0	K: 0	BB: 0	K: 0	BB: 0	K: 0	BB: 0	3B: 0	DP: 3	SB: 0	
	S: 6	P: 6	S: 4	P: 4	S: 3	P: 3	S: 7	P: 11	S: 5	P: 5	S: 5	P: 5	S: 5	P: 5	S: 4	P: 4	S: 4	P: 4	S: 4	P: 4	S: 4	P: 4	S: 4	P: 4	HR: 0	HBP: 0	CS: 1	

PITCHER	IP	WLS	BF	H	R	ER	SO	BB	IBB	HBP	BLK	WP	HR	S	P	ERA	WHIP
Steve Trout, L ERA: 3.51 (1, 1)	7.0	W	28	8	1	0	4	1	0	0	0	0	0	35	39	0.00	1.286
Mike Proly, R ERA: 2.87 (8, 1)	2.0		8	3	0	0	0	0	0	0	0	0	0	8	8	0.00	1.500

BOTTOM

Chicago White Sox @ Kansas City Royals
 Royals Stadium, Kansas City, MO
 Tue Jul 22 1980, 8:05 PM EDT
 Att: 28,891 - Unknown - 85 F

livebaseballscorecards.com

AB	35
R	1
H	11
RBI	0
BB	1
SO	4
LOB	17



Batter	1	2	3	4	5	6	7	8	9	AB R H RBI BB SO LOB	TOP		
Thad Bosley, L (1, 7) OBP: 0.295, SLG: 0.305	4-0 CS BB			x 0-0 L6	0-3 K		x 0-0 F9		x 0-0 G1-6-3	4 0 0 0 1 1 4	Chicago White Sox @ Kansas City Royals Royals Stadium, Kansas City, MO Wed Jul 23 1980, 8:05 PM EDT Att. 25,105 - Unknown - 88 F livebaseballscorecards.com		
Jim Morrison, R (1, 4) OBP: 0.309, SLG: 0.404	0-3 K		x 0-0 2B		x 0-0 2B 1B	x 0-0 F8		x 0-0 F8	5 1 2 0 0 1 2				
Lamar Johnson, R (1, 3) OBP: 0.330, SLG: 0.448	0-3 K		x 0-0 F7		x 0-0 1B 2B	x 0-0 1B			4 0 2 1 0 1 1				
Wayne Nordhagen, R (1, 9) OBP: 0.308, SLG: 0.500		0-3 K		x 0-0 6-3		x 0-0 BB 1B	x 0-0 F9		4 0 1 0 0 1 3				
Chet Lemon, R (1, 8) OBP: 0.357, SLG: 0.421		x 0-0 F8		x 0-0 F8 SF8 2B	x 0-0 P4		x 0-0 6-3		4 1 1 0 0 0 2				
Ron Pruitt, R (1, 10) OBP: 0.294, SLG: 0.246		x 0-0 6-3		x 0-0 F8	x 0-3 K		x 0-0 3-1		3 0 0 0 0 1 3				
Randy Johnson, L (8, PH) OBP: 0.286, SLG: 0.167									1 0 0 0 0 0 0				
Kevin Bell, R (1, 5) OBP: 0.313, SLG: 0.255			x 0-0 L5		x 0-0 SF8	4-0 1-2 BB		4-0 BB	1 0 0 1 2 0 0				
Bruce Kimm, R (1, 2) OBP: 0.315, SLG: 0.318			0-3 K		4-0 1B BB	x 0-0 F9		0-0 4-3	3 0 0 0 1 1 4				
Greg Pryor, R (1, 6) OBP: 0.289, SLG: 0.363			0-3 K		x 0-0 1-2 1B		x 0-0 1B	H 1-0 G1-6-3 HBP	3 0 2 0 0 1 0				
Inning Stats	R: 0 H: 0 E: 0 LOB: 0 K: 2 BB: 1 S: 6 P: 10	R: 0 H: 0 E: 0 LOB: 0 K: 1 BB: 0 S: 5 P: 5	R: 0 H: 0 E: 0 LOB: 0 K: 2 BB: 0 S: 7 P: 7	R: 0 H: 1 E: 0 LOB: 1 K: 0 BB: 0 S: 4 P: 4	R: 1 H: 2 E: 0 LOB: 2 K: 1 BB: 1 S: 7 P: 11	R: 1 H: 3 E: 0 LOB: 3 K: 1 BB: 1 S: 8 P: 12	R: 0 H: 2 E: 0 LOB: 2 K: 0 BB: 0 S: 5 P: 5	R: 0 H: 0 E: 0 LOB: 1 K: 0 BB: 1 S: 3 P: 7	R: 0 H: 0 E: 0 LOB: 0 K: 0 BB: 0 S: 2 P: 3	1B: 5 SF: 1 2B: 3 SAC: 0 3B: 0 DP: 1 HR: 0 HBP: 1	WP: 0 PA: 38 PB: 0 SB: 0 CS: 1		
PITCHER	IP WLS BF H R ER SO BB IBB HBP BLK WP HR S P ERA WHIP											PITCHER	IP WLS BF H R ER SO BB IBB HBP BLK WP HR S P ERA WHIP
Larry Gura, L (1, 1) ERA: 2.11	7.0 W 31 8 2 2 7 3 0 0 0 0 0 0 42 54 2.57 1.571												
Renie Martin, R (8, 1) ERA: 4.44	2.0 7 0 0 0 0 1 0 1 0 0 0 0 5 10 0.00 0.500												

AB	32
R	2
H	8
RBI	2
BB	4
SO	7
LOB	19



Batter	1	2	3	4	5	6	7	8	9
Willie Wilson, S OBP: 0.366, SLG: 0.443 (1, 8)	0-0 P4		0-0 1B	0-0 L9	0-0 1-3		0-0 2B		
U L Washington, S OBP: 0.336, SLG: 0.392 (1, 6)	0-0 HR		0-0 F3		0-3 K	0-0 P3	0-0 4-3		
George Brett, L OBP: 0.441, SLG: 0.654 (1, 5)	0-0 F8		0-0 L6		0-0 HR	0-0 1B 2B		0-0 F5	
Hal McRae, R OBP: 0.329, SLG: 0.471 (1, 10)	0-0 1B		0-0 G3		0-0 2B 2B	0-0 P5		0-0 L7	
John Wathan, R OBP: 0.367, SLG: 0.394 (1, 7)	0-0 4-3			0-0 F7	0-0 1B 2B	0-0 1B 1B		0-0 6-3	
Darrell Porter, L OBP: 0.375, SLG: 0.383 (1, 2)		0-0 G3		0-0 1B BB SF8 1B	0-0 1B BB SF9 BB	0-0 1B			
Willie Aikens, L OBP: 0.367, SLG: 0.430 (1, 3)		0-0 HR		0-0 1B BB	0-0 1B BB	0-0 4-3			
Ralph LaCock, L OBP: 0.256, SLG: 0.240 (7, 3)				0-0 1-2 BB	0-0 1-3 2-H 1B				
Clint Hurdle, L OBP: 0.373, SLG: 0.496 (1, 9)		0-0 F8		0-0 1-2 2-3 1B	0-0 SF9		0-0 F7		
Frank White, R OBP: 0.290, SLG: 0.353 (1, 4)		0-0 5-3		0-0 SF8	0-0 1B		0-0 F8		
Rance Mulliniks, L OBP: 0.231, SLG: 0.100 (9, 4)				0-0 3-H					

AB	R	H	RBI	BB	SO	LOB
5	0	2	0	0	0	4
5	1	1	1	0	1	2
5	2	2	1	0	0	1
5	1	2	0	0	0	2
5	2	2	2	0	0	1
3	2	2	1	1	0	0
3	1	2	2	1	0	1
0	0	0	0	0	0	0
3	0	1	1	0	0	0
3	0	1	1	0	0	0
0	0	0	0	0	0	0

AB	R	H	RBI	BB	SO	LOB
37	9	15	9	2	1	11

Inning Stats	R	H	E	K	S	P	IP	WLS	BF	H	R	ER	SO	BB	IBB	HBP	BLK	WP	HR	S	P	ERA	WHIP
Ross Baumgarten, L ERA: 2.95 (1, 1)	1	2	0	5	5	1.0	1	5	19	7	6	1	0	0	0	0	0	0	1	5	5	9.00	2.000
Ken Kravec, L ERA: 7.07 (2, 1)	0	0	0	0	0	3.1	0	19	7	6	6	1	2	0	0	0	0	0	2	19	27	16.20	2.700
LaMarr Hoyt, R ERA: 4.45 (5, 1)	1	4	0	0	0	1.1	0	8	4	2	2	0	0	0	0	0	0	0	0	8	8	13.50	3.000
Guy Hoffman, L ERA: 3.09 (6, 1)	0	0	0	0	0	2.1	0	9	2	0	0	0	0	0	0	0	0	0	0	9	9	0.00	0.857


BOTTOM

Chicago White Sox @ Kansas City Royals
Royals Stadium, Kansas City, MO

Wed Jul 23 1980, 8:05 PM EDT
 Att: 25,105 - Unknown - 88 F

livebaseballscorecards.com

WP: 0 PA: 41
 PB: 0
 SB: 2
 CS: 0



Batter	1	2	3	4	5	6	7	8	9	AB R H RBI BB SO LOB	TOP
Jim Morrison, R OBP: 0.311, SLG: 0.408 (1, 4) X	0-0 F9		0-0 G5-4-3 1B			0-0 4-3		0-0 1B 2B		4 1 2 0 0 0 0	Chicago White Sox @ Kansas City Royals Royals Stadium, Kansas City, MO Thu Jul 24 1980, 8:05 PM EDT Att. 29,052 - Unknown - 95 F livebaseballscorecards.com
Kevin Bell, R OBP: 0.311, SLG: 0.254 (1, 5) X	0-0 4-3 1B		0-0 G5-4-3 1-2f			0-0 F7		0-3 K		4 0 1 0 0 1 3	
Lamar Johnson, R OBP: 0.330, SLG: 0.445 (1, 3) X	0-0 4-3 1-2			0-0 L9			0-0 5-3	0-0 FC5-4 1B		4 0 1 2 0 0 1	
Wayne Nordhagen, R OBP: 0.307, SLG: 0.496 (1, 9) X	0-0 6-3			0-0 F9			0-0 1B 1B	0-0 FC5-4 1-2f		4 0 1 0 0 0 2	
Chet Lemon, R OBP: 0.359, SLG: 0.420 (1, 8) X		0-0 P3		0-0 P4			0-0 1-3 1B		H 1-0 2B SF8 HBP	3 1 1 0 0 0 0	
Ron Pruitt, R OBP: 0.306, SLG: 0.323 (1, 10) X		0-0 HR			0-0 6-3		0-0 L6		0-0 1-3 2B	4 1 2 1 0 0 2	
Greg Pryor, R OBP: 0.284, SLG: 0.356 (1, 6) X		0-0 5-3			0-0 F8		0-0 F9		0-0 5-3	4 0 0 0 0 0 4	
Bruce Kimm, R OBP: 0.309, SLG: 0.314 (1, 2) X		0-0 6-3			0-0 4-3			0-0 L6	0-0 SF8	3 0 0 1 0 0 0	
Thad Bosley, L OBP: 0.294, SLG: 0.303 (1, 7) X			0-0 6-3			0-0 F7		0-0 2B 1B	0-0 3-H 1-3	4 1 1 0 0 0 1	
Inning Stats	R: 0 H: 1 E: 0 LOB: 1 K: 0 BB: 0 S: 4 P: 4	R: 1 H: 1 E: 0 LOB: 0 K: 0 BB: 0 S: 4 P: 4	R: 0 H: 1 E: 0 LOB: 0 K: 0 BB: 0 S: 3 P: 3	R: 0 H: 0 E: 0 LOB: 0 K: 0 BB: 0 S: 3 P: 3	R: 0 H: 0 E: 0 LOB: 0 K: 0 BB: 0 S: 3 P: 3	R: 0 H: 0 E: 0 LOB: 2 K: 0 BB: 0 S: 5 P: 5	R: 2 H: 3 E: 0 LOB: 1 K: 1 BB: 0 S: 8 P: 8	R: 1 H: 1 E: 0 LOB: 1 K: 0 BB: 0 S: 4 P: 5	1B: 6 SF: 1 2B: 2 SAC: 0 3B: 0 DP: 1 HR: 1 HBP: 1	WP: 0 PA: 36 PB: 0 SB: 0 CS: 0	
PITCHER Paul Splittorff, L (1, 1) ERA: 4.38 Rawly Eastwick, R (9, 1) ERA: 4.91	IP WLS BF H R ER SO BB IBB HBP BLK WP HR S P ERA WHIP										
	8.0 W 31 8 3 3 1 0 0 0 0 0 0 1 33 33 3.38 1.000										
	1.0 5 1 1 1 0 0 0 0 1 0 0 0 4 5 9.00 1.000										



Batter	1	2	3	4	5	6	7	8	9	AB	R	H	RBI	BB	SO	LOB
Willie Wilson, S (1, 8) Rusty Torres, S (7, 8) OBP: 0.367, SLG: 0.446 OBP: 0.286, SLG: 0.182	0-0 G6-4-3 1B		0-0 1B 2B	0-0 E5 4-3 1B	0-0 5-3		0-3 K			4	2	2	2	0	0	0
U L Washington, S (1, 6) OBP: 0.334, SLG: 0.388	0-0 G6-4-3 1-2f		4-0 1B BB	0-0 4-3		0-0 F7	0-0 F7			4	1	0	0	1	0	2
George Brett, L (1, 5) Jamie Quirk, L (8, 5) OBP: 0.442, SLG: 0.651 OBP: 0.264, SLG: 0.356	0-0 4-3		0-0 1B S 1B	0-0 1B 3-H 1B		0-0 4-3		0-0 FC5-4 1B		4	1	2	2	0	0	0
Hal McRae, R (1, 10) OBP: 0.330, SLG: 0.468		0-0 5-3	4-0 WP 1B 1B BB	0-3 K		0-0 1B 1B		0-0 FC5-4 L4-1 1-2f		4	2	1	0	1	1	2
John Wathan, R (1, 7) OBP: 0.374, SLG: 0.401		0-0 BB 1B	0-0 WP 1B 1B	0-0 1B 1-3		0-0 1B 1B		0-0 L4-1 1-2		5	2	4	2	0	0	1
Darrell Porter, L (1, 2) OBP: 0.384, SLG: 0.386		4-0 G1-6-3 BB	4-0 1B G4-6-3 BB	4-0 BB		0-0 1B 1B				1	2	1	1	3	0	0
Willie Aikens, L (1, 3) Ralph LaCock, L (7, 3) OBP: 0.369, SLG: 0.431 OBP: 0.256, SLG: 0.240	0-0 G1-6-3 1-2f		0-0 G4-6-3 1B	0-0 4-3		0-0 1B				4	0	2	4	0	0	5
Clint Hurdle, L (1, 9) OBP: 0.371, SLG: 0.492						0-0 P4	0-3 K			4	1	1	0	0	1	2
Frank White, R (1, 4) Rance Mulliniks, L (6, 4) OBP: 0.290, SLG: 0.353 OBP: 0.214, SLG: 0.091						0-0 6-3		0-0 4-3		3	1	1	0	0	0	0

Inning Stats	R: 0	H: 1	E: 0	LOB: 0	K: 0	BB: 0	S: 3	P: 3	R: 0	H: 1	E: 0	LOB: 1	K: 0	BB: 1	S: 3	P: 7	R: 8	H: 6	E: 0	LOB: 0	K: 0	BB: 3	S: 8	P: 20	R: 1	H: 2	E: 1	LOB: 3	K: 1	BB: 1	S: 8	P: 12	R: 0	H: 0	E: 0	LOB: 0	K: 0	BB: 0	S: 3	P: 3	R: 3	H: 4	E: 0	LOB: 1	K: 1	BB: 0	S: 9	P: 9	R: 0	H: 0	E: 0	LOB: 0	K: 1	BB: 0	S: 5	P: 5	R: 0	H: 1	E: 0	LOB: 0	K: 0	BB: 0	S: 3	P: 3
--------------	------	------	------	--------	------	-------	------	------	------	------	------	--------	------	-------	------	------	------	------	------	--------	------	-------	------	-------	------	------	------	--------	------	-------	------	-------	------	------	------	--------	------	-------	------	------	------	------	------	--------	------	-------	------	------	------	------	------	--------	------	-------	------	------	------	------	------	--------	------	-------	------	------

PITCHER	IP	WLS	BF	H	R	ER	SO	BB	IBB	HBP	BLK	WP	HR	S	P	ERA	WHIP
Rich Wortham, L (1, 1) ERA: 5.89	2.0	L	15	7	8	8	0	4	0	0	0	1	0	11	27	36.00	5.500
Mike Proly, R (3, 1) ERA: 3.01	5.0		23	7	4	3	3	1	0	0	0	0	0	28	32	5.40	1.600
Ed Farmer, R (8, 1) ERA: 2.96	1.0		3	1	0	0	0	0	0	0	0	0	0	3	3	0.00	1.000


BOTTOM

Chicago White Sox @ Kansas City Royals
 Royals Stadium, Kansas City, MO

Thu Jul 24 1980, 8:05 PM EDT
 Att: 29,052 - Unknown - 95 F

AB	36
R	12
H	15
RBI	11
BB	5
SO	3
LOB	12

livebaseballscorecards.com



WP	PA	ERA	WHIP
1	41		
0			
1			
0			

Batter	1	2	3	4	5	6	7	8	9	AB R H RBI BB SO LOB	TOP											
Willie Randolph, R (1, 4) OBP: 0.425, SLG: 0.417	0-0 B1-3		0-0 F9		0-0 6-3			0-0 6-3		4 0 0 0 0 0 3	New York Yankees @ Kansas City Royals Royals Stadium, Kansas City, MO Fri Jul 25 1980, 8:05 PM EDT Att: 40,039 - Unknown livebaseballscorecards.com											
Bobby Murcer, L (1, 7) OBP: 0.361, SLG: 0.513	0-3 K		0-3 K			0-0 3-1		0-0 P4		4 0 0 0 0 2 1												
Oscar Gamble, L (1, 9) OBP: 0.316, SLG: 0.463	0-0 1-3			0-0 F8		0-3 K			0-0 3-1	4 0 0 0 0 1 0												
Reggie Jackson, L (1, 10) OBP: 0.380, SLG: 0.619		0-0 1-3 1B		0-3 K		0-0 HR		4-0 BB		3 1 2 1 1 1 0												
Jim Spencer, L (1, 3) OBP: 0.305, SLG: 0.401		0-0 P5		0-3 K		0-0 P4		0-0 F8		4 0 0 0 0 1 2												
Ruppert Jones, L (1, 8) OBP: 0.306, SLG: 0.373		0-0 1-3 1-2			0-0 L8		0-0 4-3		0-0 F7	4 0 0 0 0 0 2												
Eric Soderholm, R (1, 5) OBP: 0.397, SLG: 0.511		0-0 F9			4-0 2B BB		0-0 F8			2 0 0 0 1 0 1												
Rick Cerone, R (1, 2) OBP: 0.311, SLG: 0.437			4-0 CS BB		0-0 1-3 2B		0-0 L7			2 0 1 0 1 0 0												
Bucky Dent, R (1, 6) OBP: 0.317, SLG: 0.361			0-0 1-2 1B		0-0 F9			0-0 6-3		3 0 1 0 0 0 2												
Inning Stats	R: 0 E: 0 K: 1 S: 5	H: 0 LOB: 0 BB: 0 P: 5	R: 0 E: 0 K: 0 S: 4	H: 1 LOB: 1 BB: 0 P: 4	R: 0 E: 0 K: 1 S: 5	H: 1 LOB: 1 BB: 1 P: 9	R: 0 E: 0 K: 2 S: 7	H: 0 LOB: 0 BB: 0 P: 7	R: 0 E: 0 K: 0 S: 4	H: 1 LOB: 2 BB: 1 P: 8	R: 1 E: 0 K: 1 S: 6	H: 1 LOB: 0 BB: 0 P: 6	R: 0 E: 0 K: 0 S: 3	H: 0 LOB: 0 BB: 0 P: 3	R: 0 E: 0 K: 0 S: 3	H: 0 LOB: 0 BB: 0 P: 3	R: 0 E: 0 K: 0 S: 3	H: 0 LOB: 1 BB: 1 P: 7	1B: 2 2B: 1 3B: 0 HR: 1	SF: 0 SAC: 0 DP: 0 HBP: 0	WP: 0 PB: 0 SB: 0 CS: 1	PA: 33
PITCHER	IP WLS BF H R ER SO BB IBB HBP BLK WP HR S P ERA WHIP																					
Rich Gale, R (1, 1) ERA: 4.05	7.0 W 26 4 1 1 5 2 0 0 0 0 1 34 42 1.29 0.857																					
Marty Pattin, R (8, 1) ERA: 4.15	2.0 7 0 0 0 0 1 0 0 0 0 0 6 10 0.00 0.500																					

New York Yankees @ Kansas City Royals
 Royals Stadium, Kansas City, MO
 Fri Jul 25 1980, 8:05 PM EDT
 Att: 40,039 - Unknown

AB	30
R	1
H	4
RBI	1
BB	3
SO	5
LOB	11



Batter	1	2	3	4	5	6	7	8	9	AB	R	H	RBI	BB	SO	LOB
Willie Wilson, S OBP: 0.366, SLG: 0.443 (1, 8)	0-0 P6		0-0 G3		0-0 5-3	4-0 BB				3	0	0	0	1	0	1
Hal McRae, R OBP: 0.332, SLG: 0.468 (1, 10)	0-0 F9		0-0 G4-3 1B		0-0 3B 1B	0-0 F8				4	1	2	1	0	0	2
George Brett, L OBP: 0.443, SLG: 0.655 (1, 5)	4-0 CS BB		0-0 G4-3		0-0 3B			0-0 F7		3	0	1	1	1	0	1
Darrell Porter, L OBP: 0.378, SLG: 0.380 (1, 2)	0-0 CS	0-0 3-1		0-3 K	0-0 P6			0-0 4-3		4	0	0	0	0	1	1
Willie Aikens, L OBP: 0.370, SLG: 0.434 (1, 3)		0-0 4-3		4-0 BB BB		0-0 1B 1B		0-0 G3		3	1	1	0	1	0	0
Ralph LaCock, L OBP: 0.256, SLG: 0.240 (8, 3)										0	0	0	0	0	0	0
John Wathan, R OBP: 0.376, SLG: 0.403 (1, 7)		0-0 IHR 1B		0-0 F8		0-0 1B 1B		0-0 G3		4	2	2	0	0	0	1
Clint Hurdle, L OBP: 0.380, SLG: 0.515 (1, 9)		0-0 IHR		4-0 FC5-4 BB		0-0 1B 1B		0-0 FC9-5 2B		3	1	3	4	1	0	0
Frank White, R OBP: 0.287, SLG: 0.349 (1, 4)		0-3 K		0-0 FC5-4		0-0 FC5-4 5-3		0-0 FC9-5		4	0	0	0	0	1	4
U L Washington, S OBP: 0.334, SLG: 0.390 (1, 6)			0-0 G3 1B 2B		0-0 F7	0-0 5-3				3	1	1	0	0	0	1

Inning Stats	R: 0	H: 0	E: 0	K: 0	S: 2	LOB: 0	BB: 1	P: 6	R: 2	H: 2	E: 0	K: 1	S: 7	LOB: 0	BB: 0	P: 7	R: 1	H: 2	E: 0	K: 0	S: 4	LOB: 0	BB: 0	P: 4	R: 0	H: 0	E: 0	K: 1	S: 5	LOB: 2	BB: 2	P: 13	R: 1	H: 2	E: 0	K: 0	S: 5	LOB: 1	BB: 0	P: 5	R: 2	H: 3	E: 0	K: 0	S: 6	LOB: 2	BB: 1	P: 10	R: 0	H: 0	E: 0	K: 0	S: 3	LOB: 0	BB: 0	P: 3	R: 0	H: 1	E: 0	K: 0	S: 3	LOB: 0	BB: 0	P: 3
1B: 5	SF: 0	2B: 4	SAC: 0	3B: 1	DP: 2	HR: 1	HBP: 0	WP: 0	PA: 36	PB: 0	SB: 1	CS: 1																																																				

PITCHER	IP	WLS	BF	H	R	ER	SO	BB	IBB	HBP	BLK	WP	HR	S	P	ERA	WHIP
Luis Tiant, R ERA: 5.54 (1, 1)	5.0	L	25	9	6	6	2	3	0	0	0	0	0	26	38	10.80	2.400
Ron Davis, R ERA: 3.39 (6, 1)	2.0		7	0	0	0	0	1	0	0	0	0	0	6	10	0.00	0.500
Tim Lollar, L ERA: 3.54 (8, 1)	1.0		3	1	0	0	0	0	0	0	0	0	0	3	3	0.00	1.000

BOTTOM

New York Yankees @ Kansas City Royals
Royals Stadium, Kansas City, MO

Fri Jul 25 1980, 8:05 PM EDT
 Att. 40,039 - Unknown

livebaseballscorecards.com

AB	31
R	6
H	10
RBI	6
BB	4
SO	2
LOB	11



Batter	1	2	3	4	5	6	7	8	9	AB R H RBI BB SO LOB	TOP											
Willie Randolph, R (1, 4) OBP: 0.422, SLG: 0.414	0-0 1-3		0-0 6-3		0-0 4-3		0-0 HR		0-0 FC5-4	5 1 1 0 0 0 1												
Ruppert Jones, L (1, 8) OBP: 0.307, SLG: 0.387	0-0 F9			0-0 F7		0-0 S	0-0 HR		0-0 G3	5 1 2 2 0 0 1												
Bob Watson, R (1, 3) OBP: 0.367, SLG: 0.440	0-0 1B			0-0 HR	0-0 6-3		0-0 G3			4 1 2 1 0 0 1												
Reggie Jackson, L (1, 9) OBP: 0.385, SLG: 0.633	0-0 F5			0-0 BB		4-0 FC4-6		0-0 HR		3 2 2 1 1 0 1												
Oscar Gamble, L (1, 7) OBP: 0.313, SLG: 0.443		0-0 G3		4-0 BB		0-0 F8		0-3 K		3 0 0 0 1 1 1												
Bobby Brown, S (8, 7) OBP: 0.316, SLG: 0.419				BB						0 0 0 0 0 0 0												
Eric Soderholm, R (1, 5) OBP: 0.394, SLG: 0.500		0-0 F9		4-0 BB		0-0 FC4-6		0-0 1-3		3 0 0 0 1 0 1												
Fred Stanley, R (8, 5) OBP: 0.269, SLG: 0.292				1-2 2-3		1-2 1-2f				0 0 0 0 0 0 0												
Bobby Murcer, L (1, 10) OBP: 0.353, SLG: 0.503		0-0 G3		0-0 SF7		0-0 F7		0-0 G3		3 0 0 1 0 0 1												
Rick Cerone, R (1, 2) OBP: 0.307, SLG: 0.431			0-0 F9	0-0 FC6-4		0-0 F7		0-3 K		4 0 0 0 0 1 2												
Bucky Dent, R (1, 6) OBP: 0.316, SLG: 0.360			0-0 F7		0-0 L6		0-3 K		0-0 FC5-4	4 0 1 0 0 1 0												
Inning Stats	R: 0 E: 0 K: 0 S: 4	H: 1 LOB: 1 BB: 0 P: 4	R: 0 E: 0 K: 0 S: 3	H: 0 LOB: 0 BB: 0 P: 3	R: 0 E: 0 K: 0 S: 3	H: 0 LOB: 0 BB: 0 P: 3	R: 2 E: 0 K: 0 S: 5	H: 2 LOB: 2 BB: 2 P: 13	R: 0 E: 0 K: 0 S: 4	H: 1 LOB: 1 BB: 0 P: 4	R: 0 E: 0 K: 0 S: 3	H: 0 LOB: 1 BB: 1 P: 7	R: 2 E: 0 K: 1 S: 7	H: 2 LOB: 0 BB: 0 P: 7	R: 1 E: 0 K: 1 S: 6	H: 1 LOB: 0 BB: 0 P: 6	R: 0 E: 0 K: 1 S: 6	H: 1 LOB: 1 BB: 0 P: 6	1B: 4 2B: 1 3B: 0 HR: 3	SF: 1 SAC: 0 DP: 0 HBP: 0	WP: 0 PB: 0 SB: 1 CS: 0	PA: 38
PITCHER	IP WLS BF H R ER SO BB IBB HBP BLK WP HR S P ERA WHIP																					
Dennis Leonard, R (1, 1) ERA: 4.25	6.2 L 29 6 4 4 1 3 0 0 0 0 0 2 28 40 5.40 1.350																					
Dan Quisenberry, R (7, 1) ERA: 2.64	2.1 9 2 1 1 2 0 0 0 0 0 0 1 13 13 3.86 0.857																					

New York Yankees @ Kansas City Royals
 Royals Stadium, Kansas City, MO
 Sat Jul 26 1980, 8:05 PM EDT
 Att. 41,860 - Unknown - 85 F

AB	34
R	5
H	8
RBI	5
BB	3
SO	3
LOB	9



Batter	1	2	3	4	5	6	7	8	9	AB R H RBI BB SO LOB
Willie Wilson, S OBP: 0.366, SLG: 0.440 (1, 7)	0-0 F9		4-0 1B BB		1-0 2B HBP		0-3 K		0-0 F7	3 2 0 0 1 1 0
U L Washington, S OBP: 0.332, SLG: 0.386 (1, 6)	4-0 1B BB		0-3 K		0-0 F9		0-0 5-3		0-0 F9	4 0 0 0 1 1 3
George Brett, L OBP: 0.440, SLG: 0.653 (1, 5)	0-3 K		0-0 6-3		0-0 1B 2B		0-0 4-3			4 0 1 2 0 1 2
Hal McRae, R OBP: 0.334, SLG: 0.469 (1, 10)	0-0 1B		0-0 1B		0-0 5-3		0-3 K			4 0 2 1 0 1 1
John Wathan, R OBP: 0.377, SLG: 0.414 (1, 2)	0-0 F9		0-0 F9		0-0 1B		0-0 HR			4 1 2 1 0 0 3
Amos Otis, R OBP: 0.324, SLG: 0.425 (1, 8)		0-0 6-3		0-0 1B	0-3 K		0-3 K			4 0 1 0 0 2 2
Willie Aikens, L OBP: 0.369, SLG: 0.429 (1, 3)		0-0 4-3		0-0 G4-6-3 1B		0-0 F7		4-0 WP BB		3 0 0 0 1 0 1
Rusty Torres, S OBP: 0.286, SLG: 0.182 (8, PR)				0-0 1-2f						0 0 0 0 0 0 0
Ralph LaCock, L OBP: 0.256, SLG: 0.240 (9, 3)										0 0 0 0 0 0 0
Clint Hurdle, L OBP: 0.378, SLG: 0.508 (1, 9)		4-0 BB		0-0 G3		0-0 L8		0-3 K		3 0 0 0 1 1 1
Frank White, R OBP: 0.287, SLG: 0.349 (1, 4)		0-3 K			0-0 2B HBP 1B		0-0 P4		0-0 L4	3 1 1 0 0 1 1
Darrell Porter, L OBP: 0.377, SLG: 0.378 (9, PH)										1 0 0 0 0 0 0

Inning Stats	R: 0	H: 1	E: 0	K: 1	S: 6	LOB: 2	BB: 1	P: 10	R: 0	H: 0	E: 0	K: 1	S: 5	LOB: 1	BB: 1	P: 9	R: 1	H: 1	E: 0	K: 1	S: 6	LOB: 1	BB: 1	P: 10	R: 0	H: 1	E: 0	K: 0	S: 3	LOB: 0	BB: 0	P: 3	R: 2	H: 3	E: 0	K: 1	S: 8	LOB: 2	BB: 0	P: 9	R: 0	H: 0	E: 0	K: 0	S: 3	LOB: 0	BB: 0	P: 3	R: 0	H: 0	E: 0	K: 1	S: 5	LOB: 0	BB: 0	P: 5	R: 1	H: 1	E: 0	K: 3	S: 10	LOB: 2	BB: 1	P: 14	R: 0	H: 0	E: 0	K: 0	S: 3	LOB: 0	BB: 0	P: 3	1B: 5	SF: 0	2B: 1	SAC: 0	3B: 0	DP: 1	HR: 1	HBP: 1	WP: 1	PA: 38
--------------	------	------	------	------	------	--------	-------	-------	------	------	------	------	------	--------	-------	------	------	------	------	------	------	--------	-------	-------	------	------	------	------	------	--------	-------	------	------	------	------	------	------	--------	-------	------	------	------	------	------	------	--------	-------	------	------	------	------	------	------	--------	-------	------	------	------	------	------	-------	--------	-------	-------	------	------	------	------	------	--------	-------	------	-------	-------	-------	--------	-------	-------	-------	--------	-------	--------

PITCHER	IP	WLS	BF	H	R	ER	SO	BB	IBB	HBP	BLK	WP	HR	S	P	ERA	WHIP
Tom Underwood, L ERA: 4.5 (1, 1)	4.1		21	5	3	3	3	3	3	0	0	0	0	23	36	6.23	1.846
Rich Gossage, R ERA: 2.53 (5, 1)	4.2	W	17	2	1	1	5	1	0	0	0	1	1	26	30	1.93	0.643


BOTTOM

New York Yankees @ Kansas City Royals
Royals Stadium, Kansas City, MO

Sat Jul 26 1980, 8:05 PM EDT
Att: 41,860 - Unknown - 85 F

livebaseballscorecards.com

AB	33
R	4
H	7
RBI	4
BB	4
SO	8
LOB	14



Batter	1	2	3	4	5	6	7	8	9	AB R H RBI BB SO LOB	TOP	
Willie Randolph, R (1, 4) <small>OBP: 0.422, SLG: 0.413</small> Brian Doyle, L (6, 4) <small>OBP: 0.265, SLG: 0.304</small>	0-0 1B		0-0 G4-6-3			0-0 5-3			0-0 F8	3 0 1 0 0 0 2 1 0 0 0 0 0 0	New York Yankees @ Kansas City Royals Royals Stadium, Kansas City, MO Sun Jul 27 1980, 8:05 PM EDT Att. 40,057 - Unknown - 85 F livebaseballscorecards.com	
Ruppert Jones, L (1, 8) <small>OBP: 0.310, SLG: 0.393</small>	0-3 K			0-0 L8		0-0 2B			0-0 G6-4-3 1B	4 0 2 0 0 1 1		
Bob Watson, R (1, 3) <small>OBP: 0.363, SLG: 0.434</small>	0-0 G5-4-3			0-0 5-3		0-0 5-3			0-0 G6-4-3	4 0 0 0 0 0 3		
Reggie Jackson, L (1, 9) <small>OBP: 0.387, SLG: 0.632</small>		4-0 G6-4-3 BB			0-0 F8				0-0 L6-3 1B	2 0 1 0 1 0 0		
Eric Soderholm, R (1, 10) <small>OBP: 0.386, SLG: 0.489</small>		0-0 F8			0-0 F9				0-0 F8	3 0 0 0 0 0 2		
Lou Piniella, R (1, 7) <small>OBP: 0.328, SLG: 0.326</small>		0-0 G6-4-3			0-0 FC1-5-6 2B				0-0 L6-3	3 0 1 0 0 0 2		
Rick Cerone, R (1, 2) <small>OBP: 0.305, SLG: 0.428</small> Johnny Oates, L (6, 2) <small>OBP: 0.211, SLG: 0.324</small>			0-0 P4			0-0 FC1-5-6			0-0 6-3	2 0 0 0 0 0 1 1 0 0 0 0 0 0		
Bucky Dent, R (1, 6) <small>OBP: 0.316, SLG: 0.359</small>			0-0 1B			0-0 6-3			0-0 F9	3 0 1 0 0 0 1		
Fred Stanley, R (1, 5) <small>OBP: 0.273, SLG: 0.294</small>			0-0 G4-6-3 1-2 1B			0-0 F9			0-3 K	3 0 1 0 0 1 0		
Inning Stats	R: 0 H: 1 E: 0 LOB: 0 K: 1 BB: 0 S: 5 P: 5	R: 0 H: 0 E: 0 LOB: 0 K: 0 BB: 1 S: 2 P: 6	R: 0 H: 2 E: 0 LOB: 1 K: 0 BB: 0 S: 4 P: 4	R: 0 H: 0 E: 0 LOB: 0 K: 0 BB: 0 S: 3 P: 3	R: 0 H: 1 E: 1 LOB: 1 K: 0 BB: 0 S: 4 P: 4	R: 0 H: 1 E: 0 LOB: 1 K: 0 BB: 0 S: 4 P: 4	R: 0 H: 1 E: 0 LOB: 0 K: 0 BB: 0 S: 3 P: 3	R: 0 H: 0 E: 0 LOB: 0 K: 1 BB: 0 S: 5 P: 5	R: 0 H: 1 E: 0 LOB: 0 K: 0 BB: 0 S: 3 P: 3	1B: 5 SF: 0 2B: 3 SAC: 0 3B: 0 DP: 5 HR: 0 HBP: 0	WP: 0 PA: 30 PB: 0 SB: 0 CS: 0	
PITCHER Larry Gura, L (1, 1) <small>ERA: 2.01</small>	IP WLS BF H R ER SO BB IBB HBP BLK WP HR S P ERA WHIP 9.0 W 30 7 0 0 2 1 0 0 0 0 0 0 33 37 0.00 0.889											PITCHER IP WLS BF H R ER SO BB IBB HBP BLK WP HR S P ERA WHIP

New York Yankees @ Kansas City Royals
 Royals Stadium, Kansas City, MO
 Sun Jul 27 1980, 8:05 PM EDT
 Att. 40,057 - Unknown - 85 F

AB	29
R	0
H	7
RBI	0
BB	1
SO	2
LOB	12



Batter	1	2	3	4	5	6	7	8	9
Willie Wilson, S OBP: 0.367, SLG: 0.443 (1, 7)	0-0 E6 4-3 SH5-3 1B	0-0 FC4-6 1-2f		0-0 F3	4-0 BB		0-0 3B		
U L Washington, S OBP: 0.332, SLG: 0.384 (1, 6)	0-0 SH5-3 1-2		0-0 5-3	0-0 3B 1B	0-0 1-3		0-3 K		
George Brett, L OBP: 0.436, SLG: 0.652 (1, 5)	0-0 4-3 2-3		0-0 4-3	0-0 3B 1B		0-0 4-3		0-0 P4	
Hal McRae, R OBP: 0.339, SLG: 0.475 (1, 10)	0-0 1B		0-0 2B	0-3 K		0-3 K		0-0 FC4-6 1B	
John Wathan, R OBP: 0.381, SLG: 0.413 (1, 3)	0-0 F8			0-0 BB		0-0 BB 1B		0-0 FC4-6 1-2f	
Amos Otis, R OBP: 0.330, SLG: 0.429 (1, 8)		4-0 E 1B BB		0-0 BB 2B	0-0 6-3	4-0 BB 1B		0-3 K	
Darrell Porter, L OBP: 0.379, SLG: 0.380 (1, 2)		0-0 E7 1-3 1B 1B		0-0 2B 2-3 1B 1B	0-3 K	0-0 1-3			
Clint Hurdle, L OBP: 0.379, SLG: 0.512 (1, 9)		0-0 P6		0-0 1B 1-3 3-H 2B	0-0 5-3 1B		0-0 F8		
Rusty Torres, S OBP: 0.292, SLG: 0.193 (5, 9)									
Dave Chalk, R OBP: 0.328, SLG: 0.347 (1, 4)		0-0 FC4-6 1B		0-0 1B 2-3 3-H 3B 1B	0-0 5-3		0-0 3B		

Inning Stats	R: 1	H: 1	E: 1	LOB: 1	K: 0	S: 5	P: 5	R: 1	H: 2	E: 1	LOB: 1	K: 0	S: 4	P: 8	R: 0	H: 1	E: 0	LOB: 1	K: 0	S: 3	R: 6	H: 6	E: 0	LOB: 2	K: 1	S: 11	P: 19	R: 0	H: 1	E: 0	LOB: 2	K: 1	S: 6	P: 10	R: 0	H: 2	E: 0	LOB: 1	K: 1	S: 6	P: 6	R: 0	H: 1	E: 0	LOB: 1	K: 1	S: 6	P: 6	
	1B: 9	SF: 0	2B: 3	SAC: 1	3B: 3	DP: 0	HR: 0	1B: 9	SF: 0	2B: 3	SAC: 1	3B: 3	DP: 0	HR: 0	1B: 9	SF: 0	2B: 3	SAC: 1	3B: 3	DP: 0	HR: 0	1B: 9	SF: 0	2B: 3	SAC: 1	3B: 3	DP: 0	HR: 0	1B: 9	SF: 0	2B: 3	SAC: 1	3B: 3	DP: 0	HR: 0	1B: 9	SF: 0	2B: 3	SAC: 1	3B: 3	DP: 0	HR: 0	1B: 9	SF: 0	2B: 3	SAC: 1	3B: 3	DP: 0	HR: 0

PITCHER	IP	WLS	BF	H	R	ER	SO	BB	IBB	HBP	BLK	WP	HR	S	P	ERA	WHIP
Tommy John, L ERA: 2.94 (1, 1)	3.1	L	21	10	8	6	0	2	2	0	0	0	0	19	27	16.20	3.600
Doug Bird, R ERA: 3.14 (4, 1)	1.2		8	1	0	0	2	2	0	0	0	0	0	10	18	0.00	1.800
Tim Lollar, L ERA: 3.22 (6, 1)	2.0		9	3	0	0	2	1	0	0	0	0	0	12	16	0.00	2.000
Ron Davis, R ERA: 3.35 (8, 1)	1.0		4	1	0	0	1	0	0	0	0	0	0	6	6	0.00	1.000

BOTTOM

New York Yankees @ Kansas City Royals
Royals Stadium, Kansas City, MO

Sun Jul 27 1980, 8:05 PM EDT
Att: 40,057 - Unknown - 85 F

livebaseballscorecards.com

AB	36
R	8
H	15
RBI	8
BB	5
SO	5
LOB	18



WP: 0	PA: 42
PB: 0	
SB: 1	
CS: 0	

PITCHER	IP	WLS	BF	H	R	ER	SO	BB	IBB	HBP	BLK	WP	HR	S	P	ERA	WHIP
Tommy John, L ERA: 2.94 (1, 1)	3.1	L	21	10	8	6	0	2	2	0	0	0	0	19	27	16.20	3.600
Doug Bird, R ERA: 3.14 (4, 1)	1.2		8	1	0	0	2	2	0	0	0	0	0	10	18	0.00	1.800
Tim Lollar, L ERA: 3.22 (6, 1)	2.0		9	3	0	0	2	1	0	0	0	0	0	12	16	0.00	2.000
Ron Davis, R ERA: 3.35 (8, 1)	1.0		4	1	0	0	1	0	0	0	0	0	0	6	6	0.00	1.000

Batter	1	2	3	4	5	6	7	8	9	AB R H RBI BB SO LOB
--------	---	---	---	---	---	---	---	---	---	----------------------

Rick Burleson, R <small>(1, 6) OBP: 0.345, SLG: 0.392</small>	0-0 <small>1B</small>	0-0 <small>2-3</small>		0-0 <small>1B</small>		0-0 <small>1-2f</small>	0-0 <small>1-2f</small>		0-0 <small>1-2, 3-H</small>	6 2 2 0 0 0 5																																										
Dave Stapleton, R <small>(1, 4) OBP: 0.300, SLG: 0.469</small>	0-0 <small>1-2</small>		0-0 <small>1B</small>	0-0 <small>3-H</small>		0-0 <small>1-2</small>		0-0 <small>1-2</small>	0-0 <small>3-H</small>	5 1 1 1 0 0 3																																										
Fred Lynn, L <small>(1, 8) OBP: 0.397, SLG: 0.497</small>	0-0 <small>1B</small>		0-0 <small>1B</small>	0-0 <small>1B</small>		0-0 <small>1-2</small>		4-0 <small>BB</small>		4 2 4 1 1 0 0																																										
Tony Perez, R <small>(1, 3) OBP: 0.317, SLG: 0.474</small> Bob Ojeda, L <small>(4, 1) OBP: 0.179, SLG: 0.211</small> Dick Drago, R <small>(4, 1) OBP: 0.179, SLG: 0.211</small> Garry Hancock, L <small>(8, PH) OBP: 0.179, SLG: 0.211</small> Tom Burgmeier, L <small>(8, 1) OBP: 0.179, SLG: 0.211</small> Bob Stanley, R <small>(9, 1) OBP: 0.179, SLG: 0.211</small>	0-0 <small>1-2</small>		4-0 <small>BB</small>	4-0 <small>IBB</small>		0-0 <small>1-3</small>		0-0 <small>1-3</small>		<table border="1" style="font-size: 8px;"> <tr><td>1</td><td>0</td><td>0</td><td>0</td><td>2</td><td>0</td><td>1</td></tr> <tr><td>0</td><td>0</td><td>0</td><td>0</td><td>0</td><td>0</td><td>0</td></tr> <tr><td>1</td><td>0</td><td>0</td><td>0</td><td>0</td><td>0</td><td>1</td></tr> <tr><td>1</td><td>0</td><td>0</td><td>0</td><td>0</td><td>0</td><td>1</td></tr> <tr><td>0</td><td>0</td><td>0</td><td>0</td><td>0</td><td>0</td><td>0</td></tr> <tr><td>0</td><td>0</td><td>0</td><td>0</td><td>0</td><td>0</td><td>0</td></tr> </table>	1	0	0	0	2	0	1	0	0	0	0	0	0	0	1	0	0	0	0	0	1	1	0	0	0	0	0	1	0	0	0	0	0	0	0	0	0	0	0	0	0	0
1	0	0	0	2	0	1																																														
0	0	0	0	0	0	0																																														
1	0	0	0	0	0	1																																														
1	0	0	0	0	0	1																																														
0	0	0	0	0	0	0																																														
0	0	0	0	0	0	0																																														
Jim Rice, R <small>(1, 7) OBP: 0.312, SLG: 0.471</small>	0-0 <small>2-H</small>		0-0 <small>2B</small>	4-0 <small>BB</small>		0-0 <small>1-3, 2-H, 3-H</small>		0-0 <small>1-3, 2-H, 3-H</small>		4 0 1 3 1 0 1																																										
Carl Yastrzemski, L <small>(1, 10) OBP: 0.342, SLG: 0.454</small>	4-0 <small>BB</small>		0-0 <small>1-2f</small>	0-0 <small>1-2f</small>		0-0 <small>1-2f</small>		0-0 <small>1-2f</small>		4 0 0 0 1 0 5																																										
Dwight Evans, R <small>(1, 9) OBP: 0.330, SLG: 0.458</small>	0-0 <small>1-2f</small>		4-0 <small>IBB</small>		0-0 <small>1-2f</small>	0-0 <small>2B</small>		0-0 <small>2B</small>		4 2 2 0 1 0 2																																										
Gary Allenson, R <small>(1, 2) OBP: 0.455, SLG: 0.478</small>		0-0 <small>1B</small>	0-0 <small>3-H</small>		0-0 <small>2B</small>	0-0 <small>1B</small>		0-0 <small>1B</small>		5 0 3 1 0 0 4																																										
Glenn Hoffman, R <small>(1, 5) OBP: 0.257, SLG: 0.327</small> Jim Dwyer, L <small>(9, PH) OBP: 0.376, SLG: 0.462</small> Larry Wolfe, R <small>(9, 5) OBP: 0.111, SLG: 0.176</small>		0-0 <small>1-2</small>		0-0 <small>1B</small>	0-0 <small>3-H</small>	0-0 <small>2-3</small>		0-0 <small>1-3, 2-H</small>		3 1 1 0 0 0 2 1 0 1 1 0 0 0 0 0 0 0 0 0 0																																										

1	0	0	0	2	0	1
0	0	0	0	0	0	0
1	0	0	0	0	0	1
1	0	0	0	0	0	1
0	0	0	0	0	0	0
0	0	0	0	0	0	0

TOP

Boston Red Sox @ Kansas City Royals

Royals Stadium, Kansas City, MO

Tue Jul 29 1980, 8:05 PM EDT
Att. 35,042 - Unknown - 95 F

AB	39
R	8
H	15
RBI	7
BB	6
SO	0
LOB	25



Inning Stats	R: 2	H: 2	E: 1	K: 0	S: 6	P: 10	R: 0	H: 1	E: 0	K: 0	S: 3	P: 3	R: 2	H: 3	E: 0	K: 0	S: 5	P: 13	R: 2	H: 3	E: 1	K: 0	S: 3	P: 3	R: 0	H: 1	E: 1	K: 0	S: 4	P: 4	R: 1	H: 2	E: 1	K: 0	S: 6	P: 6	R: 0	H: 0	E: 0	K: 0	S: 3	P: 7	R: 1	H: 2	E: 1	K: 0	S: 6	P: 6	R: 0	H: 1	E: 0	K: 0	S: 3	P: 1	H: 2	E: 1	K: 0	S: 6	P: 6	1B: 11	2B: 5	3B: 0	HR: 0	SF: 1	SAC: 1	DP: 2	HBP: 0	WP: 0	PA: 47
--------------	------	------	------	------	------	-------	------	------	------	------	------	------	------	------	------	------	------	-------	------	------	------	------	------	------	------	------	------	------	------	------	------	------	------	------	------	------	------	------	------	------	------	------	------	------	------	------	------	------	------	------	------	------	------	------	------	------	------	------	------	--------	-------	-------	-------	-------	--------	-------	--------	-------	--------

PITCHER	IP	WLS	BF	H	R	ER	SO	BB	IBB	HBP	BLK	WP	HR	S	P	ERA	WHIP
Paul Splittorff, L <small>(1, 1) ERA: 4.54</small>	2.0		14	6	4	3	0	2	0	0	0	0	0	12	20	13.50	4.000
Renie Martin, R <small>(3, 1) ERA: 4.5</small>	4.2		21	7	3	3	0	1	2	0	0	0	0	18	30	5.79	1.714
Dan Quisenberry, R <small>(7, 1) ERA: 2.68</small>	2.1	W	12	2	1	1	0	1	0	0	0	0	0	11	15	3.86	1.286

Batter	1	2	3	4	5	6	7	8	9	AB	R	H	RBI	BB	SO	LOB
Willie Wilson, S OBP: 0.369, SLG: 0.447 (1, 7) X	0-0 1B 2B		0-3 K	0-0 1-3 S 1B		0-0 F5		0-0 2B		5	0	3	0	0	1	1
U L Washington, S OBP: 0.327, SLG: 0.379 (1, 6) X	0-0 F9		0-0 1-3	0-3 K			0-0 F8	0-0 6-3		5	0	0	0	0	1	3
George Brett, L OBP: 0.442, SLG: 0.675 (1, 5) X	0-0 1-2 1B 2B			0-0 F9 1B 2B 1B	0-0 F5		0-0 HR		0-0 G4-6-3 E 2B	5	4	4	1	0	0	0
Hal McRae, R OBP: 0.350, SLG: 0.486 (1, 10) X	0-0 2-H 1B			0-0 BB 2B 1B	0-0 4-3 2B		0-0 SH1-3 1B		4-0 G4-6-3 IBB	4	1	4	1	1	0	0
John Wathan, R OBP: 0.376, SLG: 0.408 (1, 3) X	0-0 F8			0-0 F8	0-0 4-3		0-0 SH1-3		0-0 G4-6-3	4	0	0	0	0	0	6
Amos Otis, R OBP: 0.322, SLG: 0.417 (1, 8) X		0-0 5-3		0-0 F9	0-0 F9		0-0 6-3		0-0 E6	5	0	0	0	0	0	4
Darrell Porter, L OBP: 0.380, SLG: 0.379 (1, 2) X		0-0 G4-6-3 1B		4-0 BB 2B BB		0-0 F8		0-3 K		3	1	1	0	1	1	0
Clint Hurdle, L OBP: 0.377, SLG: 0.512 (1, 9) X		0-0 G4-6-3		0-0 1B 2B		0-0 F7		0-0 F9		4	1	1	3	0	0	1
Dave Chalk, R OBP: 0.341, SLG: 0.385 (1, 4) X			0-0 P4	0-0 1B E 1B		0-0 1B		0-0 HR		4	2	3	2	0	0	0

Inning Stats	R: 1	H: 3	E: 0	K: 0	S: 5	H: 3	LOB: 1	BB: 0	P: 5	R: 0	H: 1	E: 0	K: 0	S: 3	H: 1	LOB: 0	BB: 0	P: 3	R: 0	H: 0	E: 0	K: 1	S: 5	H: 0	LOB: 0	BB: 0	P: 5	R: 5	H: 5	E: 0	K: 1	S: 10	H: 1	LOB: 1	BB: 0	P: 4	R: 0	H: 2	E: 0	K: 0	S: 5	H: 2	LOB: 1	BB: 0	P: 5	R: 1	H: 2	E: 0	K: 1	S: 7	H: 2	LOB: 1	BB: 0	P: 7	R: 1	H: 1	E: 1	K: 0	S: 3	H: 1	LOB: 1	BB: 1	P: 7	1B: 9	2B: 5	3B: 0	HR: 2	SF: 0	SAC: 1	DP: 2	HBP: 0	WP: 0	PA: 42
--------------	------	------	------	------	------	------	--------	-------	------	------	------	------	------	------	------	--------	-------	------	------	------	------	------	------	------	--------	-------	------	------	------	------	------	-------	------	--------	-------	------	------	------	------	------	------	------	--------	-------	------	------	------	------	------	------	------	--------	-------	------	------	------	------	------	------	------	--------	-------	------	-------	-------	-------	-------	-------	--------	-------	--------	-------	--------

PITCHER	IP	WLS	BF	H	R	ER	SO	BB	IBB	HBP	BLK	WP	HR	S	P	ERA	WHIP
Bob Ojeda, L ERA: 7.56 (1, 1)	3.2		17	7	5	5	1	1	0	0	0	0	0	18	22	12.27	2.182
Bob Ojeda, L ERA: 7.56 (4, 1)	3.2		17	7	5	5	1	1	0	0	0	0	0	18	22	12.27	2.182
Dick Drago, R ERA: 4.52 (4, 1)	3.1		16	6	2	1	1	0	0	0	0	0	1	18	18	2.70	1.800
Tom Burgmeier, L ERA: 2.28 (8, 1)	1.0	L	6	3	2	1	1	0	0	0	0	0	1	8	8	9.00	3.000
Bob Stanley, R ERA: 4.15 (9, 1)	0.2		3	0	0	0	0	0	1	0	0	0	0	2	6	0.00	0.000

BOTTOM

Boston Red Sox @ Kansas City Royals
Royals Stadium, Kansas City, MO

Tue Jul 29 1980, 8:05 PM EDT
Att: 35,042 - Unknown - 95 F

livebaseballscorecards.com

AB	39
R	9
H	16
RBI	7
BB	2
SO	3
LOB	15




Batter	1	2	3	4	5	6	7	8	9	AB R H RBI BB SO LOB	TOP											
Rick Burleson, R (1, 6) OBP: 0.347, SLG: 0.393	0-0 CS 1B 1B		4-0 1B 1B BB		0-0 P6		0-0 5-3		0-0 1B 1-2 3-H 1B	4 2 2 1 1 0 2												
Dave Stapleton, R (1, 4) OBP: 0.314, SLG: 0.475	0-0 1-2 1B		0-0 1-3 1B		1-0 1-2 HBP			0-0 F8 1B	0-0 3-1 1-3 2-H 3B 1B	4 1 3 1 0 0 0												
Fred Lynn, L (1, 8) OBP: 0.397, SLG: 0.495	0-3 K		0-0 1-2 3-H 1B		0-0 G5-3 2-3f			0-0 F8 1B	0-0 3-1 1-2 3-H 3B 1B	5 1 2 2 0 1 4												
Tony Perez, R (1, 3) OBP: 0.316, SLG: 0.470	0-3 K		0-0 L8		0-0 F8			0-0 1B	0-0 3-1 1-2 2-3 3B	5 0 1 0 0 1 6												
Jim Rice, R (1, 7) OBP: 0.310, SLG: 0.473		0-0 6-3	0-0 P5		0-3 K			0-0 P4 3B	0-0 3B	5 0 1 2 0 1 3												
Carl Yastrzemski, L (1, 10) OBP: 0.340, SLG: 0.453		0-0 2B		0-0 F2		0-0 4-3			0-0 G1 4-3	5 0 1 0 0 0 1												
Dwight Evans, R (1, 9) OBP: 0.332, SLG: 0.462		0-3 K		0-0 6-3			0-0 2B		0-0 1B 1B	4 1 2 0 0 1 1												
Dave Rader, L (1, 2) OBP: 0.390, SLG: 0.500		0-0 F8		0-0 5-3			0-0 F9		0-0 1B 1-3 1B 1B	4 1 1 0 0 0 2												
Glenn Hoffman, R (1, 5) OBP: 0.261, SLG: 0.330			0-0 F7		0-0 G5-3 HBP 1B		0-0 L4		0-0 1B 1-3 3-H 1B 1B	2 0 1 0 0 0 0												
Jim Dwyer, L (7, PH) OBP: 0.374, SLG: 0.460										1 0 0 0 0 0 1												
Larry Wolfe, R (7, 5) OBP: 0.111, SLG: 0.176										0 0 0 0 0 0 0												
Garry Hancock, L (9, PH) OBP: 0.200, SLG: 0.231										1 1 1 1 0 0 0												
Gary Allenson, R (9, 5) OBP: 0.455, SLG: 0.478										0 0 0 0 0 0 0												
Inning Stats	R: 0 E: 0 K: 2 S: 8	H: 2 LOB: 2 BB: 0 P: 8	R: 0 E: 0 K: 1 S: 6	H: 1 LOB: 1 BB: 0 P: 6	R: 1 E: 0 K: 0 S: 5	H: 2 LOB: 2 BB: 1 P: 9	R: 0 E: 0 K: 0 S: 3	H: 0 LOB: 0 BB: 0 P: 3	R: 0 E: 0 K: 0 S: 3	H: 1 LOB: 1 BB: 0 P: 4	R: 0 E: 0 K: 1 S: 5	H: 0 LOB: 0 BB: 0 P: 5	R: 0 E: 0 K: 0 S: 4	H: 1 LOB: 1 BB: 0 P: 4	R: 0 E: 0 K: 0 S: 4	H: 1 LOB: 1 BB: 0 P: 4	R: 6 E: 0 K: 0 S: 10	H: 7 LOB: 1 BB: 0 P: 10	1B: 12 2B: 3 3B: 1 HR: 0	SF: 0 SAC: 0 DP: 2 HBP: 1	WP: 0 PB: 0 SB: 0 CS: 1	PA: 42
PITCHER	IP WLS BF H R ER SO BB IBB HBP BLK WP HR S P ERA WHIP																					
Steve Busby, R (1, 1) ERA: 7.2	8.1 L 35 10 3 3 4 1 0 1 0 0 0 0 41 46 3.24 1.320																					
Dan Quisenberry, R (9, 1) ERA: 3.12	0.0 4 4 2 2 0 0 0 0 0 0 0 0 4 4 ∞ ∞																					
Rawly Eastwick, R (9, 1) ERA: 4.74	0.2 3 1 2 2 0 0 0 0 0 0 0 0 3 3 27.00 1.500																					

Boston Red Sox @ Kansas City Royals
Royals Stadium, Kansas City, MO
 Wed Jul 30 1980, 8:05 PM EDT
 Att. 31,468 - Unknown - 106 F

livebaseballscorecards.com

AB	40
R	7
H	15
RBI	7
BB	1
SO	4
LOB	20



Batter	1	2	3	4	5	6	7	8	9	AB R H RBI BB SO LOB	TOP		
Rick Burleson, R (1, 6) OBP: 0.345, SLG: 0.390 Jim Dwyer, L (7, 3) OBP: 0.371, SLG: 0.455	0-0 F8		0-0 F3			0-0 6-3		0-0 F7	0-0 G3	3 0 0 0 0 0 1 2 0 0 0 0 0 1	Boston Red Sox @ Kansas City Royals Royals Stadium, Kansas City, MO Thu Jul 31 1980, 8:05 PM EDT Att. 33,500 - Unknown - 99 F AB 35 R 3 H 9 RBI 3 BB 2 SO 2 LOB 11 		
Dave Stapleton, R (1, 4) OBP: 0.317, SLG: 0.486	0-0 6-3 1B		0-0 F9			0-0 5-3		0-0 4-3 3B		4 1 2 0 0 0 1			
Fred Lynn, L (1, 8) OBP: 0.395, SLG: 0.492	0-0 6-3 1-2				0-0 F7		0-0 4-3 1B	0-0 4-3		4 0 1 1 0 0 1			
Tony Perez, R (1, 3) OBP: 0.313, SLG: 0.466 Larry Wolfe, R (7, 5) OBP: 0.105, SLG: 0.167	0-0 6-3				0-0 1-3		0-3 K	0-0 6-3		3 0 0 0 0 1 2 1 0 0 0 0 0 0			
Jim Rice, R (1, 7) OBP: 0.309, SLG: 0.480		0-3 K			0-0 6-3		0-0 F8		0-0 HR	4 1 1 1 0 1 0			
Carl Yastrzemski, L (1, 10) OBP: 0.340, SLG: 0.452 Garry Hancock, L (7, PR) OBP: 0.195, SLG: 0.225		0-0 F5			0-0 L8		0-0 FC3-6 1B	0-0 F8		3 0 1 0 0 0 0 1 0 0 0 0 0 0			
Dwight Evans, R (1, 9) OBP: 0.334, SLG: 0.468		0-0 F7			4-0 1B BB		0-0 FC3-6 FC5 1B 1-2f	0-0 G3 3B		3 1 1 0 1 0 1			
Dave Rader, L (1, 2) OBP: 0.385, SLG: 0.500			0-0 1-3		0-0 G5-4-3 1B 1-2		0-0 1-2 1B	0-0 G3 3B		4 0 2 1 0 0 0			
Glenn Hoffman, R (1, 5) OBP: 0.269, SLG: 0.330 (7, 6)			4-0 BB		0-0 G5-4-3 1B 1-2f		0-0 FC5 2-3f	0-0 G3 1B		3 0 1 0 1 0 4			
Inning Stats	R: 0 H: 1 E: 0 LOB: 1 K: 0 BB: 0 S: 4 P: 4	R: 0 H: 0 E: 0 LOB: 0 K: 1 BB: 0 S: 5 P: 5	R: 0 H: 0 E: 0 LOB: 1 K: 0 BB: 1 S: 3 P: 7	R: 0 H: 0 E: 0 LOB: 0 K: 0 BB: 0 S: 3 P: 3	R: 0 H: 1 E: 0 LOB: 1 K: 0 BB: 1 S: 3 P: 7	R: 0 H: 1 E: 0 LOB: 1 K: 1 BB: 0 S: 6 P: 6	R: 0 H: 2 E: 0 LOB: 2 K: 0 BB: 0 S: 5 P: 5	R: 1 H: 1 E: 0 LOB: 0 K: 0 BB: 0 S: 4 P: 4	R: 2 H: 3 E: 0 LOB: 1 K: 0 BB: 0 S: 6 P: 6	1B: 6 SF: 0 2B: 0 SAC: 0 3B: 2 DP: 1 HR: 1 HBP: 0		WP: 0 PA: 37 PB: 0 SB: 0 CS: 0	
PITCHER	IP WLS BF H R ER SO BB IBB HBP BLK WP HR S P ERA WHIP											PITCHER	IP WLS BF H R ER SO BB IBB HBP BLK WP HR S P ERA WHIP
Dennis Leonard, R (1, 1) ERA: 4.1	8.0 W 31 6 1 1 2 2 0 0 0 0 0 0 0 33 41 1.12 1.000												
Jeff Twitty, L (9, 1) ERA: 8.68	1.0 6 3 2 2 0 0 0 0 0 0 0 0 1 6 6 18.00 3.000												

Batter	1	2	3	4	5	6	7	8	9	AB	R	H	RBI	BB	SO	LOB
Willie Wilson, S OBP: 0.375, SLG: 0.450 (1, 8)	0-0 S E 1B		0-0 2B 1B	0-0 3-H 1B		0-0 1-2 IHR 1B	4-0 E 1B BB			4	4	4	1	1	0	0
Hal McRae, R OBP: 0.349, SLG: 0.495 (1, 10) Rusty Torres, S OBP: 0.292, SLG: 0.193 (7, PR)	0-0 4-3 1-H		0-0 BB 1-H 2B	0-0 5-3		0-0 1-H 2-H IHR	0-0 1-2 E6 1B SF7			5	1	2	4	0	0	2
George Brett, L OBP: 0.453, SLG: 0.677 (1, 5)	0-0 F7		4-0 BB IBB		0-0 1B 1B	4-0 1B WP BB	0-0 1-3 2-H SF7 1B			3	2	2	1	2	0	0
Darrell Porter, L OBP: 0.389, SLG: 0.384 (1, 2) Jamie Quirk, L OBP: 0.262, SLG: 0.353 (8, 2)	0-3 K		4-0 1-2 2-3 BB		0-0 1-H 1B 1B	0-0 1-3 WP 2B 1B	0-0 1-2 SF7			3	2	2	1	1	1	0
Willie Aikens, L OBP: 0.369, SLG: 0.431 (1, 3)		0-3 K	0-0 L8		0-0 1-3 FC3 1B	0-0 G4-6-3 1-H 3-H 2B	0-0 2-H 1B			5	0	2	2	0	1	4
John Wathan, R OBP: 0.379, SLG: 0.412 (1, 7)		0-0 F8		0-0 4-3 1B 2B	0-0 1-2 3-H 1B	0-0 1-2 3-H FC6-4 1B	4-0 G4-6-3 BB	0-0 L4		4	1	2	1	1	0	1
Clint Hurdle, L OBP: 0.376, SLG: 0.502 (1, 9)		0-0 L6		0-0 2-3 4-3	0-0 F8	0-0 1-2f 2-3 G4-6-3		0-0 G4-6-3 1B		5	0	1	0	0	0	5
Frank White, R OBP: 0.286, SLG: 0.347 (1, 4) Rance Mulliniks, L OBP: 0.200, SLG: 0.083 (8, 4)			0-0 F9	0-0 4-3 S 1B	0-0 1-2f FC6-4	0-3 K		0-0 1-2f G4-6-3		4	1	1	1	0	1	3
U L Washington, S OBP: 0.325, SLG: 0.375 (1, 6)			0-0 4-3	0-0 1-3 4-3		0-0 1B IHR 1B	0-0 P4	0-3 K		1	0	0	0	1	1	

Inning Stats	R: 1	H: 1	E: 0	K: 1	S: 6	LOB: 0	BB: 0	P: 6	R: 0	H: 0	E: 0	K: 1	S: 5	LOB: 0	BB: 0	P: 5	R: 1	H: 2	E: 0	K: 0	S: 5	LOB: 3	BB: 2	P: 13	R: 2	H: 3	E: 0	K: 0	S: 6	LOB: 1	BB: 0	P: 6	R: 1	H: 3	E: 1	K: 0	S: 6	LOB: 2	BB: 0	P: 6	R: 5	H: 5	E: 0	K: 1	S: 9	LOB: 1	BB: 2	P: 17	R: 3	H: 2	E: 1	K: 0	S: 6	LOB: 1	BB: 1	P: 10	R: 0	H: 1	E: 0	K: 1	S: 5	LOB: 0	BB: 0	P: 5
--------------	------	------	------	------	------	--------	-------	------	------	------	------	------	------	--------	-------	------	------	------	------	------	------	--------	-------	-------	------	------	------	------	------	--------	-------	------	------	------	------	------	------	--------	-------	------	------	------	------	------	------	--------	-------	-------	------	------	------	------	------	--------	-------	-------	------	------	------	------	------	--------	-------	------

PITCHER																	1B: 13	SF: 1	WP: 2	PA: 45
IP	WLS	BF	H	R	ER	SO	BB	IBB	HBP	BLK	WP	HR	S	P	ERA	WHIP	2B: 3	SAC: 0	PB: 0	
Dennis Eckersley, R (1, 1)	4.1	L	24	9	5	4	2	1	1	0	0	0	26	34	8.31	2.308	3B: 0 <td>DP: 2 <td>SB: 2</td> </td>	DP: 2 <td>SB: 2</td>	SB: 2	
Win Remmerswaal, R (5, 1)	0.2		7	4	5	5	0	1	0	0	0	0	6	10	67.50	7.500	HR: 1 <td>HBP: 0 <td>CS: 0</td> </td>	HBP: 0 <td>CS: 0</td>	CS: 0	
Bill Campbell, R (6, 1)	2.0		11	3	3	0	1	2	0	0	1	0	11	19	0.00	2.500				
Skip Lockwood, R (8, 1)	1.0		3	1	0	0	1	0	0	0	0	0	5	5	0.00	1.000				

BOTTOM

Boston Red Sox @ Kansas City Royals

Royals Stadium, Kansas City, MO

Thu Jul 31 1980, 8:05 PM EDT

Att: 33,500 - Unknown - 99 F

livebaseballscorecards.com

AB	39
R	13
H	17
RBI	11
BB	5
SO	4
LOB	17



Batter	1	2	3	4	5	6	7	8	9	AB R H RBI BB SO LOB	TOP									
Willie Wilson, S (1, 7) OBP: 0.375, SLG: 0.449	0-3 K		0-0 2B 1B	0-0 1B			0-3 K		0-0 F9	5 1 2 0 0 2 2	Kansas City Royals @ Chicago White Sox Comiskey Park, Chicago, IL Fri Aug 01 1980, 8:05 PM EDT Att. 23,316 - Unknown - 88 F									
U L Washington, S (1, 6) OBP: 0.331, SLG: 0.386	0-0 1B 2B		0-0 6-3 1B 2B	0-0 1B			0-0 FC4-6 1B	0-3 K	5 2 4 2 0 1 2											
George Brett, L (1, 5) OBP: 0.450, SLG: 0.671	0-0 CS 1B		0-0 6-3	0-0 F5			0-0 FC4-6 FC5-4		4 0 1 1 0 0 4											
Hal McRae, R (1, 10) OBP: 0.348, SLG: 0.491	0-0 F9		0-0 1B 3-H				0-0 FC5-4		4 0 1 1 0 0 2											
John Wathan, R (1, 3) OBP: 0.378, SLG: 0.410	0-0 CS	0-0 P3	0-0 1B				0-0 4-3	0-0 P4	4 0 1 0 0 0 0											
Amos Otis, R (1, 8) OBP: 0.320, SLG: 0.404		0-0 F3	0-3 K				0-0 P4	0-0 F8	4 0 0 0 0 1 2											
Darrell Porter, L (1, 2) OBP: 0.387, SLG: 0.382		0-0 1B		0-0 F5			0-0 F7	0-3 K	4 0 1 0 0 1 0											
Clint Hurdle, L (1, 9) OBP: 0.374, SLG: 0.498 Rusty Torres, S (9, PR) OBP: 0.292, SLG: 0.193		0-3 K		0-0 F9			0-0 P4	0-0 SH2-4 1B	4 0 1 0 0 1 1 0 0 0 0 0 0 0											
Frank White, R (1, 4) OBP: 0.286, SLG: 0.347			0-0 F3	0-0 1B 1B			0-0 F8	0-0 SH2-4	3 1 1 0 0 0 0											
Inning Stats	R: 1 E: 0 K: 1 S: 6	H: 2 LOB: 0 BB: 0 P: 6	R: 0 E: 0 K: 1 S: 6	H: 1 LOB: 1 BB: 0 P: 6	R: 2 E: 0 K: 1 S: 9	H: 4 LOB: 2 BB: 0 P: 9	R: 1 E: 0 K: 0 S: 6	H: 3 LOB: 2 BB: 0 P: 6	R: 0 E: 0 K: 0 S: 3	H: 0 LOB: 0 BB: 0 P: 3		R: 0 E: 0 K: 1 S: 6	H: 1 LOB: 1 BB: 0 P: 6	R: 0 E: 0 K: 1 S: 5	H: 0 LOB: 0 BB: 0 P: 5	R: 0 E: 0 K: 1 S: 6	H: 1 LOB: 2 BB: 0 P: 6	1B: 10 2B: 2 3B: 0 HR: 0	SF: 0 SAC: 1 DP: 0 HBP: 0	WP: 0 PB: 0 SB: 0 CS: 1
PITCHER Britt Burns, L (1, 1) ERA: 2.68	IP: 9.0 WLS: L BF: 38 H: 12 R: 4 ER: 4 SO: 6 BB: 0 IBB: 0 HBP: 0 BLK: 0 WP: 0 HR: 0 S: 50 P: 50 ERA: 4.00 WHIP: 1.333											PITCHER	IP: WLS: BF: H: R: ER: SO: BB: IBB: HBP: BLK: WP: HR: S: P: ERA: WHIP							

AB	37
R	4
H	12
RBI	4
BB	0
SO	6
LOB	13



Batter	1	2	3	4	5	6	7	8	9
Mike Squires, L (1, 3) OBP: 0.350, SLG: 0.347 Kevin Bell, R (8, PH) OBP: 0.288, SLG: 0.227 Thad Bosley, L (9, 7) OBP: 0.291, SLG: 0.299	0-3 K		0-0 F8			4-0 FC1-6 BB		4-0 2B 1-2 BB	
Greg Pryor, R (1, 5) OBP: 0.295, SLG: 0.379	0-0 HR 1B		0-0 1B			0-0 FC1-6 G6-4-3 1-2f		0-0 2B 1-3 2-H	
Jim Morrison, R (1, 4) OBP: 0.317, SLG: 0.419	0-0 1-H HR		0-0 L9			0-0 G6-4-3 1-2f		1-0 HBP	
Lamar Johnson, R (1, 10) OBP: 0.318, SLG: 0.421	0-0 1-3			0-0 5-3			0-0 P4	0-0 L1	
Wayne Nordhagen, R (1, 9) OBP: 0.304, SLG: 0.504	0-0 F8			0-0 P3			0-0 P4		0-0 5-3
Chet Lemon, R (1, 8) OBP: 0.358, SLG: 0.424		0-0 5-3		0-3 K			0-0 F7		0-0 3B
Ron Pruitt, R (1, 7) OBP: 0.312, SLG: 0.329 Randy Johnson, L (9, 3) OBP: 0.300, SLG: 0.200		0-0 P3			0-0 G5-4-3 1B			0-0 BB 2B 1B	0-0 G3
Bruce Kimm, R (1, 2) OBP: 0.304, SLG: 0.308 Bob Molinaro, L (9, PH) OBP: 0.361, SLG: 0.411		0-0 5-3			0-0 G5-4-3 1-2f			0-0 F8	0-3 K
Todd Cruz, R (1, 6) OBP: 0.306, SLG: 0.343			0-0 L7		0-0 F9			0-0 F7	

Inning Stats	R: 2	H: 2	E: 0	K: 1	S: 7	LOB: 0	BB: 0	P: 7	R: 0	H: 0	E: 0	K: 0	S: 3	LOB: 0	BB: 0	P: 3	R: 0	H: 0	E: 0	K: 1	S: 5	LOB: 0	BB: 0	P: 5	R: 0	H: 1	E: 0	K: 0	S: 3	LOB: 0	BB: 0	P: 3	R: 0	H: 0	E: 0	K: 0	S: 2	LOB: 0	BB: 1	P: 6	R: 0	H: 0	E: 0	K: 0	S: 3	LOB: 0	BB: 0	P: 3	R: 1	H: 2	E: 0	K: 0	S: 5	LOB: 3	BB: 1	P: 10	R: 0	H: 1	E: 0	K: 1	S: 6	LOB: 1	BB: 0	P: 6	1B: 4	SF: 0	2B: 1	SAC: 0	3B: 1	DP: 2	HR: 1	HBP: 1	WP: 0	PA: 35
--------------	------	------	------	------	------	--------	-------	------	------	------	------	------	------	--------	-------	------	------	------	------	------	------	--------	-------	------	------	------	------	------	------	--------	-------	------	------	------	------	------	------	--------	-------	------	------	------	------	------	------	--------	-------	------	------	------	------	------	------	--------	-------	-------	------	------	------	------	------	--------	-------	------	-------	-------	-------	--------	-------	-------	-------	--------	-------	--------

PITCHER	IP	WLS	BF	H	R	ER	SO	BB	IBB	HBP	BLK	WP	HR	S	P	ERA	WHIP
Larry Gura, L (1, 1) ERA: 2.07	7.2	W	29	6	3	3	2	2	0	0	0	0	1	31	39	3.52	1.043
Dan Quisenberry, R (8, 1) ERA: 3.07	1.1	S	6	1	0	0	1	0	0	1	0	0	0	7	8	0.00	0.750

BOTTOM

AB	R	H	RBI	BB	SO	LOB
2	0	0	0	1	1	0
0	0	0	0	1	0	0
0	0	0	0	0	0	0
4	1	3	1	0	0	1
3	1	1	2	0	0	2
4	0	0	0	0	0	3
4	0	0	0	0	0	0
4	0	1	0	0	1	0
3	1	2	0	0	0	0
1	0	0	0	0	0	1
3	0	0	0	0	0	2
1	0	0	0	0	1	1
3	0	0	0	0	0	1

AB	32
R	3
H	7
RBI	3
BB	2
SO	3
LOB	11



Kansas City Royals @ Chicago White Sox
Comiskey Park, Chicago, IL
 Fri Aug 01 1980, 8:05 PM EDT
 Att: 23,316 - Unknown - 88 F

livebaseballscorecards.com

Batter	1	2	3	4	5	6	7	8	9	AB R H RBI BB SO LOB	TOP									
Willie Wilson, S (1, 7) OBP: 0.378, SLG: 0.451	0-0 F8	0-0 1B 1-2 1B		0-3 K		0-0 E 1B 1B		0-0 1B 1B		5 2 3 0 0 1 0										
U L Washington, S (1, 6) OBP: 0.329, SLG: 0.383	0-0 5-3	0-0 1B 1-3 2-H		0-0 F9		0-3 K		0-3 K		5 0 1 1 0 2 2										
George Brett, L (1, 5) OBP: 0.449, SLG: 0.665	0-0 6-3	0-0 G3			0-0 1B 2B 1B	0-0 E 1B		0-0 E 1B 1B		5 1 2 0 0 0 3 0 0 0 0 0 0 0										
Dave Chalk, R (9, 5) OBP: 0.336, SLG: 0.379																				
Hal McRae, R (1, 10) OBP: 0.358, SLG: 0.500		0-0 WP S 1B	0-0 S 1B		0-0 1B 1-3	0-0 FC6-4 1B		0-0 E 1B 1B		5 2 5 2 0 0 0										
John Wathan, R (1, 3) OBP: 0.378, SLG: 0.413		0-0 HR 1B	0-0 F9		0-0 2B	0-0 FC6-4		0-0 G4-6-3 1B		5 1 2 2 0 0 5										
Amos Otis, R (1, 8) OBP: 0.322, SLG: 0.404		0-0 P6	0-0 F8		0-0 1B 1B		0-0 4-3		0-0 1B	5 0 2 0 0 0 2										
Darrell Porter, L (1, 2) OBP: 0.394, SLG: 0.404		0-0 HR	0-0 1B		0-0 1B	0-0 FC4-6 1B		0-0 4-3 2B		5 1 4 3 0 0 1 0 0 0 0 0 0 0										
Jamie Quirk, L (9, 2) OBP: 0.282, SLG: 0.353		0-0 HR	0-0 1B		0-0 1B	0-0 FC4-6 1B		0-0 4-3 2B												
Clint Hurdle, L (1, 9) OBP: 0.369, SLG: 0.491		0-0 L9	0-3 K		0-0 FC4-6		0-0 4-3		0-0 P6	4 0 0 0 0 1 4 1 0 0 0 0 0 1										
Rusty Torres, S (8, 9) OBP: 0.288, SLG: 0.190																				
Frank White, R (1, 4) OBP: 0.286, SLG: 0.346		0-0 1B 1B		0-3 K		0-0 5-3		0-0 F8		4 1 1 0 0 1 1 1 0 0 0 0 0 1										
Rance Mulliniks, L (8, 4) OBP: 0.188, SLG: 0.077																				
Inning Stats	R: 0 E: 0 K: 0 S: 3	H: 0 LOB: 0 BB: 0 P: 3	R: 4 E: 0 K: 0 S: 9	H: 6 LOB: 2 BB: 0 P: 9	R: 1 E: 0 K: 1 S: 7	H: 2 LOB: 1 BB: 0 P: 7	R: 0 E: 0 K: 2 S: 7	H: 0 LOB: 0 BB: 0 P: 7	R: 1 E: 0 K: 1 S: 8	H: 2 LOB: 2 BB: 0 P: 8	R: 0 E: 0 K: 0 S: 4	H: 1 LOB: 1 BB: 0 P: 4	R: 1 E: 1 K: 1 S: 7	H: 3 LOB: 1 BB: 0 P: 7	R: 0 E: 0 K: 0 S: 4	H: 1 LOB: 1 BB: 0 P: 4	1B: 17 2B: 2 3B: 0 HR: 1	SF: 0 SAC: 0 DP: 1 HBP: 0	WP: 1 PB: 0 SB: 2 CS: 0	PA: 45
PITCHER	IP WLS BF H R ER SO BB IBB HBP BLK WP HR S P ERA WHIP																			
Steve Trout, L (1, 1) ERA: 3.7	2.0 L 13 7 5 5 0 0 0 0 0 0 1 1 13 13 22.50 3.500																			
Dewey Robinson, R (3, 1) ERA: 1.29	2.2 11 5 1 1 3 0 0 0 0 0 0 0 17 17 3.38 1.875																			
Guy Hoffman, L (5, 1) ERA: 3.24	2.1 12 4 1 0 1 0 0 0 0 0 0 0 14 14 0.00 1.714																			
Ed Farmer, R (8, 1) ERA: 3.14	2.0 9 4 1 1 1 0 0 0 0 0 0 0 11 11 4.50 2.000																			

Kansas City Royals @ Chicago White Sox
Comiskey Park, Chicago, IL
Sat Aug 02 1980, 8:05 PM EDT
Att. 14,905 - Unknown - 72 F

livebaseballscorecards.com

AB	45
R	8
H	20
RBI	8
BB	0
SO	5
LOB	20



Batter	1	2	3	4	5	6	7	8	9	AB	R	H	RBI	BB	SO	LOB
Mike Squires, L OBP: 0.347, SLG: 0.358 (1, 3)	0-0 6-3	0-0 F7			0-0 F9			0-0 SF7 3B		4	1	1	0	0	0	0
Jim Morrison, R OBP: 0.319, SLG: 0.419 (1, 4)	0-0 BB BB 1B		4-0 FC6-4 BB		0-0 P4			0-0 SF7		2	1	1	1	1	0	0
Bob Molinaro, L OBP: 0.363, SLG: 0.410 (1, 7)	4-0 BB BB 1-2 BB		0-3 K		0-0 F9			0-0 FC6-4 1B		3	0	1	0	1	1	1
Lamar Johnson, R OBP: 0.318, SLG: 0.417 (1, 10)	4-0 BB 1-2 2-3 BB		0-0 L7		0-0 F2			0-0 FC6-4 FC6-4 1-2f		3	0	0	0	1	0	2
Chet Lemon, R OBP: 0.358, SLG: 0.421 Thad Bosley, L OBP: 0.289, SLG: 0.297 (1, 8) (7, 8)	4-0 BB 1-2 2-3 3-H BB		0-0 FC6-4 1-2f		0-0 F7			0-0 FC6-4 1-2f		2 1	0 0	0 0	1 0	1 0	0 0	1 1
Harold Baines, L OBP: 0.279, SLG: 0.406 (1, 9)	0-3 K		0-3 K		0-0 L9			0-0 P5		4	0	0	0	0	2	3
Greg Pryor, R OBP: 0.291, SLG: 0.373 (1, 5)	0-0 F9		0-0 P4		0-0 B1-3			0-0 5-3		4	0	0	0	0	0	3
Ricky Seilheimer, L OBP: 0.269, SLG: 0.375 Bruce Kimm, R OBP: 0.303, SLG: 0.307 (1, 2) (8, 2)		0-3 K	0-0 FC5-4 1B		0-0 F5			0-0 F9		3 1	0 0	1 0	0 0	0 0	1 0	0
Todd Cruz, R OBP: 0.301, SLG: 0.337 (1, 6)		0-0 F3	0-0 FC5-4 1-2f		0-0 P4					3	0	0	0	0	0	1

Inning Stats	R: 1	H: 1	E: 0	K: 1	S: 6	LOB: 3	BB: 3	P: 18	R: 0	H: 0	E: 0	K: 1	S: 5	LOB: 0	BB: 0	P: 5	R: 0	H: 0	E: 0	K: 1	S: 5	LOB: 1	BB: 1	P: 9	R: 0	H: 0	E: 0	K: 0	S: 3	LOB: 0	BB: 0	P: 3	R: 0	H: 0	E: 0	K: 0	S: 3	LOB: 0	BB: 0	P: 3	R: 0	H: 2	E: 0	K: 0	S: 5	LOB: 1	BB: 0	P: 5	R: 0	H: 0	E: 0	K: 0	S: 3	LOB: 0	BB: 0	P: 3	R: 1	H: 0	E: 0	K: 0	S: 3	LOB: 0	BB: 0	P: 3	R: 0	H: 0	E: 0	K: 0	S: 3	LOB: 0	BB: 0	P: 3	R: 0	H: 0	E: 0	K: 0	S: 3	LOB: 0	BB: 0	P: 3
--------------	------	------	------	------	------	--------	-------	-------	------	------	------	------	------	--------	-------	------	------	------	------	------	------	--------	-------	------	------	------	------	------	------	--------	-------	------	------	------	------	------	------	--------	-------	------	------	------	------	------	------	--------	-------	------	------	------	------	------	------	--------	-------	------	------	------	------	------	------	--------	-------	------	------	------	------	------	------	--------	-------	------	------	------	------	------	------	--------	-------	------


PITCHER	IP	WLS	BF	H	R	ER	SO	BB	IBB	HBP	BLK	WP	HR	S	P	ERA	WHIP
Rich Gale, R ERA: 3.94 (1, 1)	6.0	W	24	2	1	1	4	4	0	0	0	0	0	28	44	1.50	1.000
Marty Pattin, R ERA: 4.09 (7, 1)	3.0	S	11	2	1	1	0	0	0	0	0	0	0	11	11	3.00	0.667

BOTTOM

Kansas City Royals @ Chicago White Sox
Comiskey Park, Chicago, IL

Sat Aug 02 1980, 8:05 PM EDT
Att: 14,905 - Unknown - 72 F

AB	30
R	2
H	4
RBI	2
BB	4
SO	4
LOB	12



WP	HR	S	P	ERA	WHIP
0	0	0	35		

Batter	1	2	3	4	5	6	7	8	9	AB R H RBI BB SO LOB	TOP											
Willie Wilson, S (1, 7) OBP: 0.377, SLG: 0.448	0-0 4-3		4-0 FC4-6 BB		0-0 F2		0-0 6-3			3 0 0 0 1 0 1	Kansas City Royals @ Chicago White Sox Comiskey Park, Chicago, IL Sun Aug 03 1980, 4:33 AM EDT Att. 14,329 - Unknown - 74 F livebaseballscorecards.com											
Hal McRae, R (1, 10) OBP: 0.357, SLG: 0.507	0-0 5-3		0-0 FC4-6		0-0 HR		0-0 F9			4 1 1 2 0 0 3												
George Brett, L (1, 5) OBP: 0.447, SLG: 0.659	0-0 4-3		0-0 F7		0-0 1B			0-0 P6		4 0 1 0 0 0 2												
Darrell Porter, L (1, 2) OBP: 0.392, SLG: 0.402		0-0 G3		0-0 1B FC 1B		0-0 3-4-3-5		0-3 K		4 1 1 0 0 1 1												
Willie Aikens, L (1, 3) OBP: 0.373, SLG: 0.435		0-0 L8		0-0 FC 1B		0-0 1B		0-0 1B		4 0 3 0 0 0 0												
Rusty Torres, S (8, PR) OBP: 0.288, SLG: 0.190										0 0 0 0 0 0 0												
Ralph LaCock, L (8, 3) OBP: 0.254, SLG: 0.238										0 0 0 0 0 0 0												
Amos Otis, R (1, 8) OBP: 0.316, SLG: 0.396		0-0 5-3		0-0 FC		0-0 L9		0-3 K		4 0 0 1 0 1 2												
Clint Hurdle, L (1, 9) OBP: 0.364, SLG: 0.483			0-3 K	0-0 P5		0-0 P4			0-0 L9	4 0 0 0 0 1 2												
Frank White, R (1, 4) OBP: 0.289, SLG: 0.346			0-0 BB E FC4-6 1B	0-0 P3		4-0 6-3 6-3 BB		0-0 F9		2 1 1 0 1 0 2												
Jamie Quirk, L (9, PH) OBP: 0.259, SLG: 0.350										1 0 0 0 0 0 0												
Rance Mulliniks, L (1, 6) OBP: 0.167, SLG: 0.067			0-0 FC6 FC4-6 BB	0-0 F5		0-0 6-3		0-3 K		2 0 0 0 0 0 3												
U L Washington, S (7, PH) OBP: 0.328, SLG: 0.381										2 0 0 0 0 1 1												
Inning Stats	R: 0 E: 0 K: 0 S: 3	H: 0 LOB: 0 BB: 0 P: 3	R: 0 E: 0 K: 0 S: 3	H: 0 LOB: 0 BB: 0 P: 3	R: 1 E: 1 K: 1 S: 7	H: 1 LOB: 2 BB: 1 P: 11	R: 1 E: 0 K: 0 S: 6	H: 2 LOB: 2 BB: 0 P: 6	R: 1 E: 0 K: 0 S: 4	H: 2 LOB: 0 BB: 0 P: 4	R: 0 E: 0 K: 0 S: 3	H: 1 LOB: 0 BB: 0 P: 3	R: 0 E: 0 K: 0 S: 3	H: 0 LOB: 1 BB: 1 P: 7	R: 0 E: 0 K: 2 S: 8	H: 1 LOB: 1 BB: 0 P: 8	R: 0 E: 0 K: 1 S: 5	H: 0 LOB: 0 BB: 0 P: 5	1B: 6 2B: 1 3B: 0 HR: 1	SF: 0 SAC: 0 DP: 1 HBP: 0	WP: 0 PB: 0 SB: 0 CS: 0	PA: 36
PITCHER Richard Dotson, R (1, 1) ERA: 4.14	IP: 9.0 WLS: W BF: 36 H: 7 R: 3 ER: 2 SO: 4 BB: 2 IBB: 0 HBP: 0 BLK: 0 WP: 0 HR: 1 S: 42 P: 50 ERA: 2.00 WHIP: 1.000																					



Batter	1	2	3	4	5	6	7	8	9
Mike Squires, L (1, 3) OBP: 0.339, SLG: 0.348	0-0 P4	0-0 P6			0-0 F7		0-0 F7		
Greg Pryor, R (1, 5) OBP: 0.294, SLG: 0.375	0-0 1B SF7	0-0 1B			0-0 1-3		0-0 P6		
Jim Morrison, R (1, 4) OBP: 0.321, SLG: 0.418	0-0 FC5-4 1B				4-0 BB		0-0 P5		
Lamar Johnson, R (1, 10) OBP: 0.314, SLG: 0.414	0-0 SF7				0-0 F9		0-3 K		
Wayne Nordhagen, R (1, 9) OBP: 0.306, SLG: 0.525	0-0 FC5-4				0-0 HR		0-0 HR		
Chet Lemon, R (1, 8) OBP: 0.362, SLG: 0.424		0-0 1B 1B			0-0 6-3		0-0 CS 1B		
Ron Pruitt, R (1, 7) OBP: 0.316, SLG: 0.333		0-0 4-3 1B			0-0 F8		0-3 K		
Thad Bosley, L (6, PH) OBP: 0.285, SLG: 0.293		1-3 1B 1B					1-2 K		
Bruce Kimm, R (1, 2) OBP: 0.307, SLG: 0.312		0-0 4-3 1B			0-0 1B		0-0 L9		
Todd Cruz, R (1, 6) OBP: 0.296, SLG: 0.331		0-0 4-3			0-0 F9		0-0 F9		

Inning Stats	R: 1	H: 2	E: 0	K: 5	S: 5	LOB: 1	BB: 0	P: 5
	R: 2	H: 4	E: 0	K: 0	S: 6	LOB: 2	BB: 0	P: 6
	R: 0	H: 0	E: 0	K: 0	S: 3	LOB: 0	BB: 0	P: 3
	R: 0	H: 1	E: 0	K: 0	S: 4	LOB: 1	BB: 0	P: 4
	R: 0	H: 0	E: 0	K: 0	S: 3	LOB: 1	BB: 1	P: 7
	R: 1	H: 2	E: 0	K: 1	S: 6	LOB: 0	BB: 0	P: 6
	R: 0	H: 0	E: 0	K: 0	S: 3	LOB: 0	BB: 0	P: 3
	R: 1	H: 1	E: 0	K: 2	S: 8	LOB: 1	BB: 1	P: 12

PITCHER	IP	WLS	BF	H	R	ER	SO	BB	IBB	HBP	BLK	WP	HR	S	P	ERA	WHIP
Paul Splittorf, L (1, 1) ERA: 4.66	5.0	L	24	9	4	4	0	1	0	0	0	0	1	23	27	7.20	2.000
Renie Martin, R (6, 1) ERA: 4.46	3.0		10	1	1	1	3	1	0	0	0	0	1	15	19	3.00	0.667

AB R H RBI BB SO LOB

4	0	0	0	0	0	2
4	1	2	1	0	0	0
3	0	1	0	1	0	0
3	0	0	1	0	1	1
4	2	2	2	0	0	1
3	1	2	0	1	0	0
2	1	1	0	0	0	0
2	0	0	0	0	2	2
3	0	2	1	0	0	0
3	0	0	0	0	0	3

WP	PA	ERA	WHIP
0	34		

Kansas City Royals @ Chicago White Sox
 Comiskey Park, Chicago, IL
 Sun Aug 03 1980, 4:33 AM EDT
 Att: 14,329 - Unknown - 74 F

AB	31
R	5
H	10
RBI	5
BB	2
SO	3
LOB	9



1B: 8	SF: 1	WP: 0	PA: 34
2B: 0	SAC: 0	PB: 0	
3B: 0	DP: 0	SB: 1	
HR: 2	HBP: 0	CS: 1	

Batter	1	2	3	4	5	6	7	8	9	AB R H RBI BB SO LOB	TOP											
Willie Wilson, S (1, 7) OBP: 0.375, SLG: 0.445	0-0 4-3	0-0 P6			0-0 1B		0-0 F8		0-0 F8	5 0 1 0 0 0 2	Kansas City Royals @ Detroit Tigers Tiger Stadium, Detroit, MI Mon Aug 04 1980, 7:05 PM EDT Att. 37,016 - Unknown - 79 F											
U L Washington, S (1, 6) OBP: 0.324, SLG: 0.377	0-0 6-3	0-3 K			0-0 F8		0-0 6-3			4 0 0 0 0 1 3												
George Brett, L (1, 5) OBP: 0.444, SLG: 0.664	0-0 3-1				0-0 F9			0-0 HR		4 1 1 1 0 0 1												
Hal McRae, R (1, 10) OBP: 0.352, SLG: 0.500		0-0 F9	0-0 F5		0-0 F9			0-0 5-3		4 0 0 0 0 0 1												
John Wathan, R (1, 9) OBP: 0.380, SLG: 0.413		4-0 BB 1B BB	0-3 K		0-0 CS 1B			0-3 K		3 1 1 0 1 2 0												
Amos Otis, R (1, 8) OBP: 0.315, SLG: 0.393		0-0 BB 1B			0-0 F8		0-0 P6	0-0 F9		4 1 1 0 0 0 1												
Darrell Porter, L (1, 2) OBP: 0.393, SLG: 0.412		4-0 1B SH BB			0-0 4-3		0-0 HR		0-0 P4	3 2 1 1 1 0 0												
Willie Aikens, L (1, 3) OBP: 0.374, SLG: 0.436		0-0 SH 1B			0-0 1B		0-0 4-3		0-0 F9	4 0 2 2 0 0 0												
Ralph LaCock, L (9, 3) OBP: 0.254, SLG: 0.238		1-3 2-H 3-H								0 0 0 0 0 0 0												
Frank White, R (1, 4) OBP: 0.289, SLG: 0.354		0-0 SH			0-0 P6		0-3 K		0-0 HR	3 1 1 2 0 1 1												
Inning Stats	R: 0 E: 0 K: 0 S: 3	H: 0 LOB: 0 BB: 0 P: 3	R: 3 E: 1 K: 1 S: 8	H: 2 LOB: 2 BB: 2 P: 16	R: 0 E: 0 K: 1 S: 5	H: 0 LOB: 0 BB: 0 P: 5	R: 0 E: 0 K: 0 S: 4	H: 1 LOB: 1 BB: 0 P: 4	R: 0 E: 0 K: 0 S: 4	H: 1 LOB: 1 BB: 0 P: 4	R: 1 E: 0 K: 0 S: 4	H: 2 LOB: 0 BB: 0 P: 4	R: 0 E: 0 K: 1 S: 5	H: 0 LOB: 0 BB: 0 P: 5	R: 1 E: 0 K: 1 S: 6	H: 1 LOB: 0 BB: 0 P: 6	R: 1 E: 0 K: 0 S: 4	H: 1 LOB: 0 BB: 0 P: 4	1B: 5 2B: 0 3B: 0 HR: 3	SF: 0 SAC: 1 DP: 0 HBP: 0	WP: 0 PB: 0 SB: 0 CS: 1	PA: 37
PITCHER Dan Schatzeder, L (1, 1) ERA: 4.56	IP: 9.0 WLS: L BF: 37 H: 8 R: 6 ER: 6 SO: 4 BB: 2 IBB: 0 HBP: 0 BLK: 0 WP: 0 HR: 3 S: 43 P: 51 ERA: 6.00 WHIP: 1.111											PITCHER	IP: 9.0 WLS: L BF: 37 H: 8 R: 6 ER: 6 SO: 4 BB: 2 IBB: 0 HBP: 0 BLK: 0 WP: 0 HR: 3 S: 43 P: 51 ERA: 6.00 WHIP: 1.111									

livebaseballscores.com

AB	34
R	6
H	8
RBI	6
BB	2
SO	4
LOB	9



Batter	1	2	3	4	5	6	7	8	9	AB	R	H	RBI	BB	SO	LOB
Rick Peters, S OBP: 0.381, SLG: 0.399 (1, 8)	4-0 G3 6-3 BB		0-0 3-1		0-0 WP 1B	0-0 2B 1B		0-0 SH3-4		3	1	2	1	1	0	0
Alan Trammell, R OBP: 0.386, SLG: 0.434 (1, 6)	0-0 6-3		0-0 E5 1B		0-0 1B 1B	0-0 1B 2B		0-0 6-3		5	0	3	2	0	0	2
Steve Kemp, L OBP: 0.386, SLG: 0.447 (1, 10)	0-0 G3		0-0 G3		0-0 1B	0-3 K		0-0 6-3		5	0	1	0	0	1	5
Richie Hebner, L OBP: 0.384, SLG: 0.466 (1, 3)	4-0 BB			0-0 G3	0-3 K		0-0 F8		0-0 SH3-4 BB 1B	4	0	1	0	1	1	2
Dave Stegman, R OBP: 0.256, SLG: 0.276 (9, PR)										0	0	0	0	0	0	0
Champ Summers, L OBP: 0.398, SLG: 0.491 (1, 7)	0-0 G3			0-0 G3	0-0 F5		0-3 K		4-0 SH3-4 BB 1B	2	0	0	0	0	0	2
John Wockenfuss, R OBP: 0.396, SLG: 0.473 (5, PH)										2	0	0	0	1	1	2
Jim Lentine, R OBP: 0.354, SLG: 0.354 (9, PR)									1-2 SH3-4 BB	0	0	0	0	0	0	0
Lance Parrish, R OBP: 0.325, SLG: 0.514 (1, 2)		0-0 5-3		0-0 2B	0-0 F9		0-0 HR		0-0 SH3-4	4	1	2	1	0	0	2
Al Cowens, R OBP: 0.337, SLG: 0.354 (1, 9)		4-0 CS BB		0-0 5-3		0-0 4-3		0-0 1B	4-0 G6-4-3 IBB	3	0	1	0	2	0	1
Tom Brookens, R OBP: 0.312, SLG: 0.377 (1, 5)			0-0 F8		0-0 E 1B 1B	0-3 K		0-0 F8	0-0 G6-4-3	5	1	1	0	0	1	5
Lou Whitaker, L OBP: 0.354, SLG: 0.279 (1, 4)			0-0 4-3		0-0 E5 1B WP 1B	4-0 1B 2B BB		4-0 SH3-4 BB		2	2	1	0	2	0	0

Inning Stats	R: 0	H: 0	E: 0	K: 0	S: 3	H: 0	LOB: 2	BB: 2	P: 11	R: 0	H: 0	E: 0	K: 0	S: 2	H: 0	LOB: 0	BB: 1	P: 6	R: 0	H: 1	E: 1	K: 0	S: 4	H: 1	LOB: 1	BB: 0	P: 4	R: 0	H: 1	E: 0	K: 0	S: 4	R: 3	H: 5	E: 1	K: 1	S: 10	H: 2	LOB: 2	BB: 0	P: 10	R: 1	H: 2	E: 0	K: 2	S: 9	H: 2	LOB: 2	BB: 1	P: 13	R: 1	H: 2	E: 0	K: 1	S: 7	H: 0	LOB: 1	BB: 0	P: 7	R: 0	H: 0	E: 0	K: 0	S: 3	H: 1	LOB: 3	BB: 2	P: 11	1B: 9	2B: 2	3B: 0	HR: 1	SF: 0	SAC: 2	DP: 1	HBP: 0	WP: 2	PB: 0	SB: 0	CS: 1	PA: 44
--------------	------	------	------	------	------	------	--------	-------	-------	------	------	------	------	------	------	--------	-------	------	------	------	------	------	------	------	--------	-------	------	------	------	------	------	------	------	------	------	------	-------	------	--------	-------	-------	------	------	------	------	------	------	--------	-------	-------	------	------	------	------	------	------	--------	-------	------	------	------	------	------	------	------	--------	-------	-------	-------	-------	-------	-------	-------	--------	-------	--------	-------	-------	-------	-------	--------


PITCHER	IP	WLS	BF	H	R	ER	SO	BB	IBB	HBP	BLK	WP	HR	S	P	ERA	WHIP
Steve Busby, R ERA: 7.13 (1, 1)	4.0		20	6	3	3	0	3	0	0	0	1	0	17	29	6.75	2.250
Jeff Twitty, L ERA: 8.38 (5, 1)	0.1		2	1	0	0	1	0	0	0	0	0	0	4	4	0.00	3.000
Rawly Eastwick, R ERA: 4.98 (5, 1)	2.2		13	4	2	2	3	1	0	0	0	0	1	18	22	6.75	1.875
Dan Quisenberry, R ERA: 3.0 (8, 1)	2.0	W	9	1	0	0	0	2	1	0	0	0	0	6	18	0.00	1.500

BOTTOM

Kansas City Royals @ Detroit Tigers
Tiger Stadium, Detroit, MI

Mon Aug 04 1980, 7:05 PM EDT
Att: 37,016 - Unknown - 79 F

AB	35
R	5
H	12
RBI	4
BB	7
SO	4
LOB	21



livebaseballscores.com

Batter	1	2	3	4	5	6	7	8	9	AB R H RBI BB SO LOB	TOP		
Willie Wilson, S (1, 7) x OBP: 0.376, SLG: 0.449	0-0 ① 6-3			4-0 x HR BB	0-0 ③ F8			0-0 x 1-H 2B 3B		3 2 1 1 1 0 0	Kansas City Royals @ Detroit Tigers Tiger Stadium, Detroit, MI Tue Aug 05 1980, 7:05 PM EDT Att. 27,469 - Unknown - 72 F		
Hal McRae, R (1, 10) x OBP: 0.354, SLG: 0.503	0-0 ② 5-3			0-0 x HR 1B		0-0 x F7		0-0 x 2B 2B		4 2 2 1 0 0 0			
George Brett, L (1, 5) x OBP: 0.443, SLG: 0.672 Dave Chalk, R (6, 5) OBP: 0.340, SLG: 0.392	0-0 ③ F8			0-0 x 1-H 2-H HR		0-0 x F8		0-0 x 2-H 2B		3 1 1 3 0 0 0 1 0 1 1 0 0 0			
Darrell Porter, L (1, 2) OBP: 0.388, SLG: 0.406		0-0 x F7 ①		0-0 x F7 ①		0-0 x 4-3 ③		0-3 x K ②		4 0 0 0 0 1 1			
Willie Aikens, L (1, 3) OBP: 0.374, SLG: 0.433 Ralph LaCock, L (7, 3) OBP: 0.252, SLG: 0.236		0-0 x P5 ②		4-0 x BB		0-0 x G3 ①		0-0 x 6-3 ③		2 0 0 0 1 0 0 1 0 0 0 0 0 1			
Amos Otis, R (1, 8) OBP: 0.310, SLG: 0.386		0-3 x K ③		0-0 x F9 ②		0-3 x K ②		0-0 x 5-3 ①		4 0 0 0 0 2 1			
Clint Hurdle, L (1, 9) OBP: 0.359, SLG: 0.476			0-3 x K ①	0-3 x K ③		0-0 x 4-3 ③		0-0 x F8 ②		4 0 0 0 0 2 1			
U L Washington, S (1, 6) OBP: 0.321, SLG: 0.373			0-0 x 5-3 ②		0-0 x 4-3 ①		0-0 x F5 ①	0-0 x P3 ③		4 0 0 0 0 0 0			
Frank White, R (1, 4) OBP: 0.290, SLG: 0.354			0-3 x K ③		0-0 x 6-3 ②		0-0 x 3B 1B			3 1 1 0 0 1 0			
Inning Stats	R: 0 H: 0 E: 0 LOB: 0 K: 0 BB: 0 S: 3 P: 3	R: 0 H: 0 E: 0 LOB: 0 K: 1 BB: 0 S: 5 P: 5	R: 0 H: 0 E: 0 LOB: 0 K: 2 BB: 0 S: 7 P: 7	R: 3 H: 2 E: 0 LOB: 1 K: 1 BB: 2 S: 7 P: 15	R: 0 H: 0 E: 0 LOB: 0 K: 0 BB: 0 S: 3 P: 3	R: 0 H: 0 E: 0 LOB: 0 K: 0 BB: 0 S: 3 P: 3	R: 0 H: 0 E: 0 LOB: 0 K: 1 BB: 0 S: 5 P: 5	R: 3 H: 4 E: 0 LOB: 1 K: 1 BB: 0 S: 9 P: 9	R: 0 H: 0 E: 0 LOB: 0 K: 0 BB: 0 S: 3 P: 3	1B: 2 SF: 0 2B: 2 SAC: 0 3B: 1 DP: 0 HR: 1 HBP: 0		WP: 0 PA: 35 PB: 0 SB: 0 CS: 0	
PITCHER	IP WLS BF H R ER SO BB IBB HBP BLK WP HR S P ERA WHIP											PITCHER	IP WLS BF H R ER SO BB IBB HBP BLK WP HR S P ERA WHIP
Milt Wilcox, R (1, 1) ERA: 3.93	7.1 L 30 6 6 6 5 2 0 0 0 0 0 1 38 46 7.36 1.091												
Pat Underwood, L (8, 1) ERA: 4.26	1.2 5 0 0 0 1 0 0 0 0 0 0 0 7 7 0.00 0.000												

livebaseballscores.com

AB	33
R	6
H	6
RBI	6
BB	2
SO	6
LOB	4



Batter	1	2	3	4	5	6	7	8	9	AB R H RBI BB SO LOB
Rick Peters, S OBP: 0.381, SLG: 0.403 (1, 8) X	0-0 G3 ①		0-0 1B		0-0 2B		0-0 P4 ③		0-0 FC3-6 ②	5 0 2 0 0 0 2
Alan Trammell, R OBP: 0.382, SLG: 0.428 (1, 6) X	0-0 F7 ②		0-3 K ③		0-0 5-3 ③			0-0 F8 ① X	0-0 5-3 ③	5 0 0 0 0 1 3
Steve Kemp, L OBP: 0.390, SLG: 0.449 (1, 10) S S S	0-3 K ③			0-0 1B 5-3 1B		4-0 1B BB		0-0 HR 1B		3 1 2 0 1 1 0
Richie Hebner, L OBP: 0.359, SLG: 0.460 (1, 3) X		0-0 F3 ①		0-0 F5 ①		0-0 F8 ①		0-0 F8 ②		4 0 0 0 0 0 3
Champ Summers, L OBP: 0.403, SLG: 0.507 (1, 7) B B B B		4-0 BB		0-0 5-3 ②		0-0 1B G5-4-3 ②		0-0 HR 1H		3 1 2 2 1 0 1
Lance Parrish, R OBP: 0.324, SLG: 0.511 (1, 2) S S S		0-3 K ②		0-0 1B FC6-4 ②		0-0 1B G5-4-3 ③		0-0 P4 ③		4 0 1 0 0 1 3
Al Cowens, R OBP: 0.336, SLG: 0.353 (1, 9) S S S		0-3 K ③		0-0 1B FC6-4 ③			0-0 F9 ①		0-0 1B SF7 1B	4 1 1 0 0 1 3
Tom Brookens, R OBP: 0.311, SLG: 0.375 (1, 5) X			0-0 6-3 ①		0-0 F7 ①		0-0 P4 ②		0-0 1B FC3-6 1B	4 0 1 0 0 0 0
Lou Whitaker, L OBP: 0.353, SLG: 0.279 (1, 4) X			0-0 6-3 ②		0-0 F8 ②		0-0 1B		0-0 SF7 ①	3 0 1 1 0 0 0


Inning Stats	R: 0	H: 0	E: 0	K: 1	S: 5	LOB: 0	BB: 0	P: 5	R: 0	H: 0	E: 0	K: 2	S: 7	LOB: 1	BB: 1	P: 11	R: 0	H: 1	E: 0	K: 1	S: 6	LOB: 1	BB: 0	P: 6	R: 0	H: 2	E: 0	K: 0	S: 5	LOB: 2	BB: 0	P: 5	R: 0	H: 1	E: 0	K: 0	S: 4	LOB: 1	BB: 0	P: 4	R: 0	H: 1	E: 0	K: 0	S: 3	LOB: 1	BB: 1	P: 7	R: 0	H: 1	E: 0	K: 0	S: 4	LOB: 1	BB: 0	P: 4	R: 2	H: 2	E: 0	K: 0	S: 5	LOB: 0	BB: 0	P: 5	R: 1	H: 2	E: 0	K: 0	S: 5	LOB: 1	BB: 0	P: 5	1B: 8	SF: 1	2B: 1	3B: 0	HR: 1	SAC: 0	DP: 1	HBP: 0	WP: 0	PA: 38
--------------	------	------	------	------	------	--------	-------	------	------	------	------	------	------	--------	-------	-------	------	------	------	------	------	--------	-------	------	------	------	------	------	------	--------	-------	------	------	------	------	------	------	--------	-------	------	------	------	------	------	------	--------	-------	------	------	------	------	------	------	--------	-------	------	------	------	------	------	------	--------	-------	------	------	------	------	------	------	--------	-------	------	-------	-------	-------	-------	-------	--------	-------	--------	-------	--------

PITCHER	IP	WLS	BF	H	R	ER	SO	BB	IBB	HBP	BLK	WP	HR	S	P	ERA	WHIP
Dennis Leonard, R ERA: 4.07 (1, 1)	8.0	W	35	10	3	3	4	2	0	0	0	0	1	41	49	3.38	1.500
Dan Quisenberry, R ERA: 2.96 (9, 1)	1.0	S	3	0	0	0	0	0	0	0	0	0	0	3	3	0.00	0.000

BOTTOM

Kansas City Royals @ Detroit Tigers
Tiger Stadium, Detroit, MI
Tue Aug 05 1980, 7:05 PM EDT
Att: 27,469 - Unknown - 72 F

AB	35
R	3
H	10
RBI	3
BB	2
SO	4
LOB	15



livebaseballscorecards.com

Batter	1	2	3	4	5	6	7	8	9	AB R H RBI BB SO LOB	TOP			
Willie Wilson, S (1, 7) OBP: 0.377, SLG: 0.456	0-0 SF8 3B	0-3 K			0-0 SH1 1-2	0-0 5-3		0-0 2B		4 1 2 0 0 1 2				
Hal McRae, R (1, 10) OBP: 0.356, SLG: 0.503 Jamie Quirk, L (1, PR) OBP: 0.259, SLG: 0.346	1-0 1B HBP	0-0 F3			0-0 1B 2-H	0-0 3-1		0-0 P4		0 0 0 0 0 0 0 4 1 1 1 0 0 3				
George Brett, L (1, 5) OBP: 0.442, SLG: 0.669	0-0 SF8 3-H		0-0 P5		0-0 1B 1-2		0-3 K		0-0 1B 1B	4 2 2 1 0 1 0				
Darrell Porter, L (1, 2) OBP: 0.392, SLG: 0.410	0-0 P4		0-0 G3-6 1B		0-0 E 1-3 2-H		0-0 4-3		0-0 G4-6-3 1B	5 0 3 1 0 0 1				
Willie Aikens, L (1, 3) OBP: 0.375, SLG: 0.434 Ralph LaCock, L (7, PR) OBP: 0.250, SLG: 0.234	0-0 1B		0-0 G3-6 1-2f		0-0 SF9		4-0 BB BB		0-0 G4-6-3 1-2f	2 0 1 1 1 0 1 1 0 0 0 0 0 2				
John Wathan, R (1, 9) OBP: 0.383, SLG: 0.414	0-3 K		0-0 6-3		0-0 E8 1-3		4-0 BB 1-2		0-0 FC6-4 1B	4 0 2 1 1 1 2				
Amos Otis, R (1, 8) OBP: 0.311, SLG: 0.383		0-0 FC1-5 BB 1B		0-0 P4		4-0 BB BB	0-3 K		0-0 FC6-4 1-2f	4 0 1 0 1 1 3				
U L Washington, S (1, 6) OBP: 0.321, SLG: 0.370		4-0 FC1-5 BB		0-0 G3		0-3 K		0-0 6-3		3 0 0 0 1 1 3				
Frank White, R (1, 4) OBP: 0.289, SLG: 0.351		0-0 FC1-5 1-2 2-3f		4-0 SH1 1B BB		0-0 6-3		0-0 F9		3 1 0 0 1 0 2				
Inning Stats	R: 1 E: 0 K: 1 S: 7 H: 2 LOB: 2 BB: 0 P: 8	R: 0 E: 0 K: 1 S: 6 H: 1 LOB: 2 BB: 1 P: 10	R: 0 E: 0 K: 0 S: 3 H: 1 LOB: 0 BB: 0 P: 3	R: 0 E: 0 K: 0 S: 3 H: 0 LOB: 0 BB: 0 P: 3	R: 3 E: 1 K: 1 S: 9 H: 4 LOB: 3 BB: 2 P: 17	R: 0 E: 0 K: 0 S: 3 H: 0 LOB: 0 BB: 0 P: 3	R: 0 E: 0 K: 2 S: 7 H: 0 LOB: 2 BB: 2 P: 15	R: 0 E: 0 K: 0 S: 4 H: 1 LOB: 1 BB: 0 P: 4	R: 1 E: 0 K: 0 S: 5 H: 3 LOB: 1 BB: 0 P: 5	1B: 10 2B: 1 3B: 1 HR: 0 SF: 2 SAC: 1 DP: 2 HBP: 1	WP: 0 PB: 0 SB: 0 CS: 0 PA: 43			
PITCHER	IP WLS BF H R ER SO BB IBB HBP BLK WP HR S P ERA WHIP												PITCHER	IP WLS BF H R ER SO BB IBB HBP BLK WP HR S P ERA WHIP
Jack Morris, R (1, 1) ERA: 4.41	4.2 L 24 8 4 4 2 2 0 1 0 0 0 0 25 34 7.71 2.143													
Roger Weaver, R (5, 1) ERA: 1.5	1.1 5 0 0 0 1 1 0 0 0 0 0 0 6 10 0.00 0.750													
Bruce Robbins, L (7, 1) ERA: 5.54	0.2 4 0 0 0 1 2 0 0 0 0 0 0 4 12 0.00 3.000													
Dave Rozema, R (7, 1) ERA: 4.46	2.1 10 4 1 1 1 0 0 0 0 0 0 0 12 12 3.86 1.714													

Kansas City Royals @ Detroit Tigers
 Tiger Stadium, Detroit, MI
 Wed Aug 06 1980, 7:05 PM EDT
 Att. 29,115 - Unknown - 80 F

AB	34
R	5
H	12
RBI	5
BB	5
SO	5
LOB	19



BOTTOM

Kansas City Royals @ Detroit Tigers
Tiger Stadium, Detroit, MI
Wed Aug 06 1980, 7:05 PM EDT
Att. 29,115 - Unknown - 80 F

livebaseballscorecards.com

AB 31
R 4
H 8
RBI 4
BB 4
SO 3
LOB 15



WP: 0 PA: 36
PB: 0
SB: 1
CS: 0

AB R H RBI BB SO LOB

4 0 0 0 0 1 1

1 1 0 0 2 0 0

3 1 0 0 1 0 2

4 1 1 3 0 0 0

3 1 2 0 1 0 0

3 0 1 0 0 0 1

1 0 0 0 0 0 1

3 0 1 0 0 0 2

1 0 1 1 0 0 0

0 0 0 0 0 0 0

3 0 1 0 0 0 3

1 0 1 0 0 0 0

0 0 0 0 0 0 0

4 0 0 0 0 2 5

1B: 7 SF: 0
2B: 1 SAC: 0
3B: 0 DP: 4
HR: 1 HBP: 1

Batter	1	2	3	4	5	6	7	8	9
Rick Peters, S OBP: 0.375, SLG: 0.397 (1, 8)	0-3 K		0-0 1-3		0-0 1-3			0-0 P6	
Alan Trammell, R OBP: 0.385, SLG: 0.427 (1, 6)	1-0 BB HR HBP		4-0 G3-6-3 BB		4-0 G6-4-3 BB			0-0 F9	
Steve Kemp, L OBP: 0.388, SLG: 0.445 (1, 10)	4-0 1-2 HR BB		0-0 G3-6-3 1-2f		0-0 G6-4-3 1-2f			0-0 F8	
John Wockenfuss, R OBP: 0.394, SLG: 0.483 (1, 3)	0-0 1-H 2-H HR			0-0 F7		0-0 6-3		0-0 P6	
Lance Parrish, R OBP: 0.328, SLG: 0.512 (1, 2)	0-0 5-3			0-0 L4-3 1B		0-0 FC5-6 1B		4-0 4-3 1B BB	
Al Cowens, R OBP: 0.336, SLG: 0.353 (1, 9)	0-0 F7			0-0 L4-3 1-2		0-0 FC5-6 1B		0-0 4-3	
Champ Summers, L OBP: 0.402, SLG: 0.504 (9, PH)								1-2	
Tom Brookens, R OBP: 0.311, SLG: 0.375 (1, 5)								0-0 1B	
Richie Hebner, L OBP: 0.361, SLG: 0.462 (9, PH)								0-0 1B	
Dave Stegman, R OBP: 0.256, SLG: 0.276 (9, PR)								2-H 1B	
Jim Lentine, R OBP: 0.353, SLG: 0.353 (1, 7)								0-0 1B	
Tim Corcoran, L OBP: 0.280, SLG: 0.212 (9, PH)								0-0 1B	
Mark Wagner, R OBP: 0.250, SLG: 0.192 (9, PR)								1-3 1B	
Lou Whitaker, L OBP: 0.349, SLG: 0.275 (1, 4)								0-0 F7	
								0-3 K	

Inning Stats	R: 3	H: 1	E: 0	LOB: 0	K: 1	BB: 1	S: 6	P: 11
	R: 0	H: 1	E: 0	LOB: 0	K: 1	BB: 0	S: 5	P: 5
	R: 0	H: 0	E: 0	LOB: 0	K: 0	BB: 1	S: 2	P: 6
	R: 0	H: 1	E: 0	LOB: 0	K: 0	BB: 0	S: 3	P: 3
	R: 0	H: 1	E: 0	LOB: 1	K: 0	BB: 0	S: 4	P: 4
	R: 0	H: 0	E: 0	LOB: 0	K: 0	BB: 1	S: 2	P: 6
	R: 0	H: 2	E: 0	LOB: 2	K: 1	BB: 0	S: 7	P: 7
	R: 0	H: 0	E: 0	LOB: 0	K: 0	BB: 0	S: 3	P: 3
	R: 1	H: 2	E: 0	LOB: 2	K: 0	BB: 1	S: 5	P: 9

PITCHER	IP	WLS	BF	H	R	ER	SO	BB	IBB	HBP	BLK	WP	HR	S	P	ERA	WHIP
Larry Gura, L ERA: 2.17 (1, 1)	8.1	W	32	6	4	4	3	4	0	0	0	0	1	33	50	4.32	1.200
Dan Quisenberry, R ERA: 2.94 (9, 1)	0.2	S	4	2	0	0	0	0	0	0	0	0	0	4	4	0.00	3.000

Batter	1	2	3	4	5	6	7	8	9	AB R H RBI BB SO LOB	TOP											
Willie Wilson, S (1, 7) ^x OBP: 0.376, SLG: 0.453 Rusty Torres, S (6, 7) ^x OBP: 0.279, SLG: 0.183 (7, 8)	0-0 4-3		0-0 G3		4-0 1B BB	0-0 4-3	0-0 F9		0-0 F3	3 1 0 0 1 0 3 2 0 0 0 0 0 2												
John Wathan, R (1, 2) ^x OBP: 0.383, SLG: 0.413	0-0 F8		0-0 FC4-2		0-0 1B 1B	0-0 G3 BB		0-0 E3		5 1 2 1 0 0 2												
George Brett, L (1, 5) ^x OBP: 0.445, SLG: 0.667	0-0 L4		0-0		0-0 E 1B 1B	4-0 G3 BB		0-0 F8		4 1 2 2 1 0 1												
Darrell Porter, L (1, 10) OBP: 0.386, SLG: 0.403		0-0 P6	0-0 1-3		0-0 P4	0-0 G3		0-3 K		5 0 0 0 0 1 7												
Willie Aikens, L (1, 3) OBP: 0.319, SLG: 0.387 Ralph LaCock, L (8, 3) OBP: 0.250, SLG: 0.234	0-3 K			0-0 1B 1B	0-0 E9	0-0 6-3		0-0 F9		5 1 2 1 0 1 3 0 0 0 0 0 0 0												
Amos Otis, R (1, 8) OBP: 0.319, SLG: 0.387 Clint Hurdle, L (7, 9) OBP: 0.362, SLG: 0.478	0-0 4-3			0-0 1B 1B	0-0		4-0 HR BB		0-0 1B 1B	3 1 2 1 1 0 0 1 0 1 0 0 0 0												
Jamie Quirk, L (1, 9) OBP: 0.291, SLG: 0.423 (7, 7)			0-0	0-0 HR	0-0 1B	4-0 G6-4-3 BB	0-0 HR		0-0 1B	4 2 4 4 1 0 0												
Frank White, R (1, 4) OBP: 0.288, SLG: 0.348			4-0 G3 FC4-2 BB	0-0 P4	0-0 G6-4-3		0-0 P6		0-0 P6	4 0 0 0 1 0 6												
Rance Mulliniks, L (1, 6) OBP: 0.217, SLG: 0.150			0-0 FC4-2 G3 1B 1B	0-3 K		0-0 4-3 1B		0-3 K	0-0 F7	5 2 2 0 0 2 3												
Inning Stats	R: 0 E: 0 K: 0 S: 3	H: 0 LOB: 0 BB: 0 P: 3	R: 0 E: 0 K: 1 S: 5	H: 0 LOB: 0 BB: 0 P: 5	R: 2 E: 0 K: 0 S: 6	H: 3 LOB: 2 BB: 1 P: 10	R: 1 E: 0 K: 1 S: 7	H: 3 LOB: 1 BB: 0 P: 7	R: 3 E: 1 K: 0 S: 6	H: 4 LOB: 2 BB: 2 P: 14	R: 1 E: 0 K: 0 S: 5	H: 2 LOB: 2 BB: 1 P: 9	R: 2 E: 0 K: 1 S: 6	H: 1 LOB: 0 BB: 1 P: 10	R: 0 E: 1 K: 1 S: 6	H: 0 LOB: 1 BB: 0 P: 6	R: 0 E: 0 K: 0 S: 5	H: 2 LOB: 2 BB: 0 P: 5	1B: 13 2B: 0 3B: 0 HR: 2	SF: 0 SAC: 0 DP: 1 HBP: 0	WP: 0 PB: 0 SB: 0 CS: 0	PA: 46
PITCHER	IP WLS BF H R ER SO BB IBB HBP BLK WP HR S P ERA WHIP																					
Jim Clancy, R (1, 1) ERA: 3.26 Joey McLaughlin, R (5, 1) ERA: 4.62 Bob Bailor, R (9, 1) ERA:	4.0 L 21 8 6 6 2 2 0 0 0 0 0 1 23 31 13.50 2.500																					
	4.0 20 5 3 3 2 3 0 0 0 0 0 1 21 33 6.75 2.000																					
	1.0 5 2 0 0 0 0 0 0 0 0 0 0 5 5 0.00 2.000																					

Kansas City Royals @ Toronto Blue Jays
 Exhibition Stadium, Toronto, ON
 Fri Aug 08 1980, 7:05 PM EDT
 Unknown - 84 F

AB	41
R	9
H	15
RBI	9
BB	5
SO	4
LOB	27



Batter	1	2	3	4	5	6	7	8	9	AB R H RBI BB SO LOB
Alfredo Griffin, S (1, 6) OBP: 0.271, SLG: 0.346	0-0 6-3		0-0 G3			0-0 F7			0-0 6-3	4 0 0 0 0 0 1
Damaso Garcia, R (1, 4) OBP: 0.306, SLG: 0.416	0-0 F2			0-0 F9		0-0 F8			0-0 2B	4 0 1 0 0 0 1
Al Woods, L (1, 7) OBP: 0.362, SLG: 0.500	0-0 1-3			0-0 3-1		0-3 K			0-0 F9	4 0 0 0 0 1 2
Otto Velez, R (1, 10) OBP: 0.388, SLG: 0.530		0-3 K		0-3 K			4-0 BB		0-0 P4	3 0 0 0 1 2 1
Roy Howell, L (1, 5) OBP: 0.320, SLG: 0.383		0-0 1B			0-0 L1		0-0 G6-4-3			3 0 1 0 0 0 1
John Mayberry, L (1, 3) OBP: 0.340, SLG: 0.429		0-0 1-2		0-0 4-3		0-0 4-3		0-0 1-3		3 0 0 0 0 0 1
Barry Bonnell, R (1, 8) OBP: 0.311, SLG: 0.433		0-0 F8			0-0 1B				0-0 P4	3 0 1 0 0 0 1
Lloyd Moseby, L (1, 9) OBP: 0.267, SLG: 0.354			0-0 F7		0-0 P5				0-0 5-3	3 0 0 0 0 0 1
Ernie Whitt, L (1, 2) OBP: 0.273, SLG: 0.325			0-0 P6			0-0 2B			0-0 G3	3 0 1 0 0 0 0

Inning Stats	R: 0	H: 0	E: 0	K: 0	S: 3	R: 0	H: 1	E: 0	K: 1	S: 6	R: 0	H: 0	E: 0	K: 0	S: 3	R: 0	H: 0	E: 0	K: 1	S: 5	R: 0	H: 1	E: 0	K: 0	S: 4	R: 0	H: 1	E: 0	K: 1	S: 6	R: 0	H: 0	E: 0	K: 0	S: 2	R: 0	H: 0	E: 0	K: 0	S: 3	R: 0	H: 1	E: 0	K: 0	S: 4	1B: 2	SF: 0	2B: 2	SAC: 0	3B: 0	DP: 1	HR: 0	HBP: 0	WP: 0	PA: 31
PITCHER Rich Gale, R (1, 1) ERA: 3.7	IP	WLS	BF	H	R	ER	SO	BB	IBB	HBP	BLK	WP	HR	S	P	ERA	WHIP													PITCHER	IP	WLS	BF	H	R	ER	SO	BB	IBB	HBP	BLK	WP	HR	S	P	ERA	WHIP								

BOTTOM

Kansas City Royals @ Toronto Blue Jays
Exhibition Stadium, Toronto, ON

Fri Aug 08 1980, 7:05 PM EDT
Unknown - 84 F

livebaseballscorecards.com

AB	30
R	0
H	4
RBI	0
BB	1
SO	3
LOB	9



Kansas City Royals @ Toronto Blue Jays
 Exhibition Stadium, Toronto, ON

Fri Aug 08 1980, 7:05 PM EDT
 Att. 22,146 - Unknown - 81 F

AB	38
R	7
H	13
RBI	6
BB	6
SO	3
LOB	23



Batter	1	2	3	4	5	6	7	8	9	AB R H RBI BB SO LOB
Willie Wilson, S (1, 7) OBP: 0.376, SLG: 0.452	0-0 6-3		0-0 S 1B	0-0 G3		0-0 1-3		0-0 1-3 1B		5 0 2 0 0 0 3
U L Washington, S (1, 6) OBP: 0.319, SLG: 0.368	0-0 P6		0-0 F9 1-2		0-0 4-3 1B	0-0 B1-3		0-0 P6		5 1 1 0 0 0 3
George Brett, L (1, 5) OBP: 0.450, SLG: 0.670	0-0 2B		4-0 G4-3 BB		0-0 4-3 1-2		4-0 FC4-6 BB		0-0 WP HR 1B	3 1 2 0 2 0 1
Darrell Porter, L (1, 2) OBP: 0.386, SLG: 0.411	0-0 4-3		0-0 G4-3 1-2f		4-0 1B 1B BB		0-0 F7		0-0 1-H HR	4 2 1 2 1 0 4
Willie Aikens, L (1, 10) OBP: 0.378, SLG: 0.434		0-0 1B E 1B		4-0 HBP S BB	0-0 1-3 2-H 1B		0-0 FC4-6 1-2f HR		0-0 F7	4 2 2 1 1 0 1
Amos Otis, R (1, 8) OBP: 0.320, SLG: 0.401		0-3 K		0-0 P6 1-2	0-0 FC6 1-2 3-H 1B		0-0 1-H HR		0-0 6-3	5 1 2 3 0 1 2
Jamie Quirk, L (1, 9) OBP: 0.289, SLG: 0.417		0-0 FC4 1-2 1B		0-0 F3	0-0 F8		0-0 F8		0-0 1B 1B	4 0 1 0 0 0 3
Rusty Torres, S (7, 9) OBP: 0.290, SLG: 0.197										1 0 1 0 0 0 0
Ralph LaCock, L (1, 3) OBP: 0.255, SLG: 0.234		0-0 FC4 1-2f 2-H		4-0 HBP BB	0-0 FC6 1-2f			0-3 K	0-0 1-2 1B	4 0 1 0 1 1 3
Dave Chalk, R (1, 4) OBP: 0.345, SLG: 0.386		0-3 K		1-0 HBP		0-0 6-3		4-0 1B BB	0-0 F9	2 0 0 0 1 1 1
Frank White, R (8, PR) OBP: 0.287, SLG: 0.347				1-2 2-3 HBP						1 0 0 0 0 0 2

Inning Stats	R: 0 E: 0 K: 0 S: 4	H: 1 LOB: 1 BB: 0 P: 4	R: 1 E: 1 K: 2 S: 9	H: 2 LOB: 1 BB: 0 P: 9	R: 0 E: 0 K: 0 S: 3	H: 1 LOB: 1 BB: 1 P: 7	R: 0 E: 0 K: 0 S: 3	H: 0 LOB: 3 BB: 2 P: 12	R: 2 E: 0 K: 0 S: 6	H: 3 LOB: 2 BB: 1 P: 10	R: 0 E: 0 K: 0 S: 3	H: 0 LOB: 0 BB: 0 P: 3	R: 2 E: 0 K: 0 S: 4	H: 1 LOB: 0 BB: 1 P: 8	R: 0 E: 0 K: 1 S: 5	H: 1 LOB: 2 BB: 1 P: 9	R: 2 E: 0 K: 0 S: 7	H: 4 LOB: 2 BB: 0 P: 7	1B: 10 2B: 1 3B: 0 HR: 2	SF: 0 SAC: 0 DP: 1 HBP: 1	WP: 1 PB: 0 SB: 2 CS: 0	PA: 45
--------------	------------------------------	---------------------------------	------------------------------	---------------------------------	------------------------------	---------------------------------	------------------------------	----------------------------------	------------------------------	----------------------------------	------------------------------	---------------------------------	------------------------------	---------------------------------	------------------------------	---------------------------------	------------------------------	---------------------------------	-----------------------------------	------------------------------------	----------------------------------	--------

PITCHER	IP	WLS	BF	H	R	ER	SO	BB	IBB	HBP	BLK	WP	HR	S	P	ERA	WHIP
Jackson Todd, R (1, 1) ERA: 4.26	6.1		31	7	4	3	2	5	0	1	0	0	0	29	50	4.26	1.895
Jerry Garvin, L (7, 1) ERA: 2.24	1.0	L	5	1	1	1	1	1	0	0	0	0	1	6	10	9.00	2.000
Mike Willis, L (8, 1) ERA: 18.0	1.0		5	3	2	2	0	0	0	0	0	1	1	5	5	18.00	3.000
Ken Schrom, R (9, 1) ERA:	0.2		4	2	0	0	0	0	0	0	0	0	0	4	4	0.00	3.000

PITCHER	IP	WLS	BF	H	R	ER	SO	BB	IBB	HBP	BLK	WP	HR	S	P	ERA	WHIP
---------	----	-----	----	---	---	----	----	----	-----	-----	-----	----	----	---	---	-----	------

BOTTOM

Kansas City Royals @ Toronto Blue Jays
Exhibition Stadium, Toronto, ON

livebaseballscorecards.com

AB 35
R 4
H 10
RBI 4
BB 4
SO 7
LOB 20



WP: 0 PA: 40
PB: 0
SB: 0
CS: 1

Fri Aug 08 1980, 7:05 PM EDT
Att: 22,146 - Unknown - 81 F

AB R H RBI BB SO LOB

5	0	1	2	0	0	3
5	0	2	0	0	1	0
5	0	1	0	0	1	2
5	2	2	0	0	1	2
2	0	0	0	2	2	2
4	0	2	0	0	0	2
3	1	1	0	0	2	5
1	0	0	0	0	0	0
0	0	0	0	0	0	0
3	0	1	2	0	0	2
1	1	0	0	1	0	2
0	0	0	0	1	0	0
1	0	0	0	0	0	0

Batter	1	2	3	4	5	6	7	8	9
Bob Bailor, R OBP: 0.274, SLG: 0.251 (1, 6) (8, 5)	0-0 6-3		0-0 F7	0-0 1B 1B 2B 1-H 2-H	0-0 F3			0-0 F9	
Damaso Garcia, R OBP: 0.307, SLG: 0.415 (1, 4)	0-3 K		0-0 1B 1B	0-0 1B 2-3		0-0 P4		0-0 P6	
Barry Bonnell, R OBP: 0.310, SLG: 0.429 (1, 8)	0-3 K		0-0 1B 1-2	0-0 5-3		0-0 F9		0-0 6-3	
Otto Velez, R OBP: 0.388, SLG: 0.535 (1, 10)		0-0 1B SH3 2B	0-0 P4		0-0 2B 2B	0-3 K		0-0 F9	
Doug Ault, R OBP: 0.343, SLG: 0.421 (1, 3)		4-0 SH3 1B BB	0-3 K		4-0 2B BB	0-3 K			
Al Woods, L OBP: 0.363, SLG: 0.500 (1, 7)		0-0 SH3 1B 1-2 2-3		0-0 2B CS 1B	0-0 P5		0-0 F8		
Garth Iorg, R OBP: 0.279, SLG: 0.370 (1, 5)		0-3 K		0-0 2B 2B 1-3	0-3 K		0-0 F7		
John Mayberry, L OBP: 0.339, SLG: 0.428 (7, PH)									
Alfredo Griffin, S OBP: 0.271, SLG: 0.346 (8, 6)									
Lloyd Moseby, L OBP: 0.268, SLG: 0.359 (1, 9)		0-0 SH3 1-2 2-3 3-H	0-0 F2	0-0 2B 1-3 2-H	0-0 2B		0-0 F7		
Bob Davis, R OBP: 0.286, SLG: 0.353 (1, 2)		0-0 6-3		4-0 2B BB 3-H	4-0 IBB		0-0 F5		
Roy Howell, L OBP: 0.322, SLG: 0.383 (5, PH)									
Ernie Whitt, L OBP: 0.271, SLG: 0.322 (6, 2)									

Inning Stats	R: 0 E: 0 K: 2 S: 7	H: 0 LOB: 0 BB: 0 P: 7	R: 1 E: 0 K: 1 S: 7	H: 2 LOB: 2 BB: 1 P: 11	R: 0 E: 0 K: 1 S: 7	H: 2 LOB: 2 BB: 0 P: 7	R: 2 E: 0 K: 0 S: 6	H: 4 LOB: 2 BB: 1 P: 10	R: 1 E: 0 K: 1 S: 7	H: 2 LOB: 3 BB: 2 P: 15	R: 0 E: 0 K: 1 S: 5	H: 0 LOB: 0 BB: 0 P: 5	R: 0 E: 0 K: 1 S: 5	H: 0 LOB: 0 BB: 0 P: 5	R: 0 E: 0 K: 0 S: 3	H: 0 LOB: 0 BB: 0 P: 3	R: 0 E: 0 K: 0 S: 3	H: 0 LOB: 0 BB: 0 P: 3	1B: 5 2B: 5 3B: 0 HR: 0	SF: 0 SAC: 1 DP: 0 HBP: 0	WP: 0 PB: 0 SB: 0 CS: 1
---------------------	------------------------------	---------------------------------	------------------------------	----------------------------------	------------------------------	---------------------------------	------------------------------	----------------------------------	------------------------------	----------------------------------	------------------------------	---------------------------------	------------------------------	---------------------------------	------------------------------	---------------------------------	------------------------------	---------------------------------	----------------------------------	------------------------------------	----------------------------------

PITCHER	IP	WLS	BF	H	R	ER	SO	BB	IBB	HBP	BLK	WP	HR	S	P	ERA	WHIP
Paul Splittorf, L ERA: 4.74 (1, 1)	3.2		20	8	3	3	4	2	0	0	0	0	0	26	34	7.36	2.727
Renie Martin, R ERA: 4.5 (4, 1)	1.0		6	2	1	1	1	1	0	0	0	0	0	7	11	9.00	3.000
Marty Pattin, R ERA: 3.79 (5, 1)	4.1	W	14	0	0	0	2	0	1	0	0	0	0	17	21	0.00	0.000

Batter	1	2	3	4	5	6	7	8	9	10	11	12	13	14	AB R H RBI BB SO LOB	TOP																				
Willie Wilson, S OBP: 0.372, SLG: 0.447 (1, 7) (9, 8)	0-3 K		0-3 K		0-0 1-3			0-0 G3		0-0 F7		0-0 FC6			6 0 0 0 0 2 2																					
U L Washington, S OBP: 0.320, SLG: 0.371 Rance Mulliniks, L OBP: 0.208, SLG: 0.143 (1, 6) (10, 6)	0-0 1B 2B		0-3 K		0-0 F8			0-0 6-3		0-0 1B			0-3 K		5 1 2 0 0 1 1 1 0 0 0 0 1 0																					
George Brett, L OBP: 0.448, SLG: 0.662 (1, 5)	0-0 3-1 WP 2H 1B			0-0 4-3				0-0 F8		0-0 4-3			0-0 3-1		5 0 1 1 1 0 1																					
Darrell Porter, L OBP: 0.379, SLG: 0.403 Ralph LaCock, L OBP: 0.295, SLG: 0.234 (1, 2) (13, 3)	0-0 3-1 1-3			0-3 K				0-0 1-3				0-0 3-1		0-0 4-3	6 0 0 0 0 2 2 0 0 0 0 0 0 0																					
Willie Aikens, L OBP: 0.380, SLG: 0.446 (1, 10)	0-3 K			0-0 E 1B				0-0 2B				0-0 F5			6 2 3 1 0 1 1																					
Amos Otis, R OBP: 0.319, SLG: 0.403 Rusty Torres, S OBP: 0.282, SLG: 0.190 (1, 8) (9, 7)	0-0 B1-3			0-0 E2 1H 2B				0-0 F9		0-0 K HR		0-3 K		0-0 1-6-3	4 0 1 1 0 1 1 2 0 0 0 0 1 0																					
John Wathan, R OBP: 0.377, SLG: 0.406 (1, 3) (13, 2)	0-0 5-3			0-3 K				0-0 5-3		0-0 F7		0-0 E6 FC1-2		0-0 F7	6 0 0 0 0 1 1	AB 51 R 3 H 8 RBI 3 BB 1 SO 12 LOB 11																				
Jamie Quirk, L OBP: 0.278, SLG: 0.400 (1, 9)	0-3 K				0-0 F7			0-0 L6		0-0 1-3		0-3 K			5 0 0 0 0 2 1																					
Frank White, R OBP: 0.286, SLG: 0.347 (1, 4)			0-0 6-3		0-0 2B			0-0 P4		0-0 6-3		0-0 FC1-2 3H			5 0 1 0 0 0 1																					
Inning Stats	R: 1 E: 0 K: 2 S: 9	H: 2 LOB: 1 BB: 0 P: 9	R: 0 E: 0 K: 1 S: 5	H: 0 LOB: 0 BB: 0 P: 5	R: 0 E: 0 K: 2 S: 7	H: 0 LOB: 0 BB: 0 P: 7	R: 1 E: 1 K: 2 S: 9	H: 2 LOB: 1 BB: 0 P: 9	R: 0 E: 0 K: 0 S: 4	H: 1 LOB: 1 BB: 0 P: 4	R: 0 E: 0 K: 1 S: 6	H: 1 LOB: 0 BB: 0 P: 6	R: 0 E: 0 K: 1 S: 5	H: 0 LOB: 0 BB: 0 P: 5	R: 0 E: 0 K: 1 S: 5	H: 0 LOB: 0 BB: 0 P: 5	R: 0 E: 0 K: 0 S: 3	H: 0 LOB: 0 BB: 0 P: 3	R: 0 E: 0 K: 0 S: 3	H: 0 LOB: 1 BB: 1 P: 7	R: 1 E: 0 K: 1 S: 6	H: 1 LOB: 0 BB: 0 P: 6	R: 0 E: 0 K: 0 S: 4	H: 1 LOB: 1 BB: 0 P: 4	R: 0 E: 0 K: 1 S: 5	H: 0 LOB: 1 BB: 0 P: 6	R: 0 E: 0 K: 1 S: 5	H: 0 LOB: 0 BB: 0 P: 5	R: 0 E: 0 K: 1 S: 5	H: 0 LOB: 0 BB: 0 P: 5	R: 0 E: 0 K: 0 S: 3	H: 0 LOB: 0 BB: 0 P: 3	1B: 3 2B: 4 3B: 0 HR: 1	SF: 0 SAC: 0 DP: 0 HBP: 0	WP: 1 PB: 0 SB: 1 CS: 0	PA: 52
PITCHER	IP WLS BF H R ER SO BB IBB HBP BLK WP HR S P ERA WHIP																																			
Dave Steb, R ERA: 3.07 (1, 1)	10.0	39	8	3	3	9	1	0	0	0	0	1	1	56	60	2.70	0.900																			
Mike Willis, L ERA: 3.6 (11, 1)	4.0	13	0	0	0	3	0	0	0	0	0	0	0	19	19	0.00	0.000																			

Kansas City Royals @ Toronto Blue Jays
 Exhibition Stadium, Toronto, ON
 Sat Aug 09 1980, 7:05 PM EDT
 Att. 21,300 - Unknown - 73 F

AB	51
R	3
H	8
RBI	3
BB	1
SO	12
LOB	11



Batter	1	2	3	4	5	6	7	8	9	10	11	12	13	14	AB	R	H	RBI	BB	SO	LOB
Alfredo Griffin, S (1, 6) OBP: 0.276, SLG: 0.348	0-0 CS 1B		0-0 WP 6-3 1B		0-0 F7			0-3 K		0-0 3-1		4-0 IBB		0-0 SH3-4 1B	6	2	3	0	1	1	1
Damaso Garcia, R (1, 4) OBP: 0.307, SLG: 0.414	0-0 5-3		0-0 6-3 WP 1B			0-0 P4		0-0 6-3		0-0 G4-3 1B		0-3 K		0-0 SH3-4	6	0	2	0	0	1	4
Al Woods, L (1, 7) OBP: 0.362, SLG: 0.503	0-0 HR		0-0 6-3			0-3 K		0-0 4-3		0-0 G4-3		0-0 6-3		4-0 1B IBB	6	1	1	2	1	1	6
Otto Velez, R (1, 10) OBP: 0.386, SLG: 0.534	0-0 L1		0-0 5-3			0-3 K		0-0 SH5-3 FC4 2B				0-0 6-3		0-0 1B IBB	4	0	1	0	0	1	1
Bob Bailor, R (9, PR) OBP: 0.271, SLG: 0.249															2	1	0	0	0	1	0
Steve Braun, L (14, PH) OBP: 0.192, SLG: 0.129															1	0	1	1	0	0	0
Roy Howell, L (1, 5) OBP: 0.325, SLG: 0.390		0-0 F8		0-0 4-3 FC8-2 2B			0-0 L4-6 1B		0-0 SH5-3		0-0 5-3 1B		0-0 1-3		5	0	3	0	0	0	0
John Mayberry, L (1, 3) OBP: 0.338, SLG: 0.426		0-0 1-3 1B		0-0 4-3			0-0 F8		0-0 FC4		0-0 5-3		0-0 1B		4	0	1	1	0	0	3
Garth Iorg, R (9, PR) OBP: 0.284, SLG: 0.373															2	0	1	0	0	0	1
Barry Bonnell, R (1, 8) OBP: 0.310, SLG: 0.428		0-0 1-3		0-0 FC8-2			0-0 1-2 1B		0-0 3-1		0-0 5-3		0-0 1B IBB		6	0	2	0	0	0	4
Lloyd Moseby, L (1, 9) OBP: 0.274, SLG: 0.357		0-0 G3			0-0 4-3		0-0 L4-6		4-0 IBB			0-0 SH3-4 1B		4-0 1-2 IBB	4	0	1	0	2	0	3
Ernie Whitt, L (1, 2) OBP: 0.272, SLG: 0.329			0-0 P6				0-0 5-3			0-0 6-3 2B		0-0 4-3		0-0 K	3	0	1	0	0	0	0
Joe Cannon, L (8, PR) OBP: 0.094, SLG: 0.065															0	0	0	0	0	0	0
Bob Davis, R (9, 2) OBP: 0.283, SLG: 0.349															2	0	0	0	0	1	6

Inning Stats	R: 1	H: 2	E: 0	LOB: 0	K: 0	BB: 0	S: 4	P: 4	R: 0	H: 1	E: 0	LOB: 1	K: 0	BB: 0	S: 4	P: 4	R: 1	H: 2	E: 0	LOB: 1	K: 0	BB: 0	S: 5	P: 5	R: 0	H: 1	E: 0	LOB: 0	K: 0	BB: 0	S: 3	P: 3	R: 0	H: 0	E: 0	LOB: 0	K: 2	BB: 0	S: 7	P: 7	R: 0	H: 2	E: 0	LOB: 1	K: 0	BB: 0	S: 4	P: 4	R: 0	H: 1	E: 0	LOB: 2	K: 1	BB: 0	S: 6	P: 6	R: 1	H: 1	E: 1	LOB: 3	K: 0	BB: 1	S: 5	P: 9	R: 0	H: 1	E: 0	LOB: 0	K: 0	BB: 0	S: 3	P: 3	R: 0	H: 1	E: 0	LOB: 1	K: 0	BB: 0	S: 4	P: 4	R: 0	H: 1	E: 0	LOB: 2	K: 1	BB: 1	S: 6	P: 10	R: 0	H: 2	E: 0	LOB: 3	K: 2	BB: 1	S: 9	P: 13	R: 1	H: 2	E: 0	LOB: 2	K: 0	BB: 1	S: 3	P: 7
1B: 13	SF: 0	2B: 5	SAC: 3	3B: 0	DP: 3	HR: 1	HBP: 0	WP: 1	PA: 58	ER: 2.84	WHIP: 1.263	ER: 0.00	WHIP: 0.600	ER: 1.80	WHIP: 1.200	ER: 27.00	WHIP: 6.000	IP: 6.1	WLS: 6.1	BF: 25	H: 8	R: 2	ER: 2	SO: 2	BB: 0	IBB: 0	HBP: 0	BLK: 0	WP: 1	HR: 1	S: 29	P: 29	ERA: 6.23	WHIP: 0.600	IP: 7.1	WLS: 1.2	BF: 5	H: 1	R: 0	ER: 0	SO: 1	BB: 0	IBB: 0	HBP: 0	BLK: 0	WP: 0	HR: 0	S: 7	P: 7	ERA: 0.00	WHIP: 0.600	IP: 9.1	WLS: 5.0	BF: 24	H: 6	R: 1	ER: 1	SO: 3	BB: 0	IBB: 3	HBP: 0	BLK: 0	WP: 0	HR: 0	S: 39	P: 39	ERA: 2.88	WHIP: 1.200	IP: 14.1	WLS: 0.1	BF: 4	H: 2	R: 1	ER: 1	SO: 0	BB: 1	IBB: 0	HBP: 0	BLK: 0	WP: 0	HR: 0	S: 7	P: 7	ERA: 5.32	WHIP: 6.000																			

Kansas City Royals @ Toronto Blue Jays
Exhibition Stadium, Toronto, ON
Sat Aug 09 1980, 7:05 PM EDT
Att. 21,300 - Unknown - 73 F

AB	51
R	4
H	17
RBI	4
BB	4
SO	6
LOB	29



Batter	1	2	3	4	5	6	7	8	9	AB R H RBI BB SO LOB	TOP											
Willie Wilson, S (1, 7) OBP: 0.368, SLG: 0.443	0-0 6-3		0-0 4-3		0-0 3-1	0-0 4-3		0-0 SF8		4 0 0 1 0 0 2												
John Wathan, R (1, 2) OBP: 0.374, SLG: 0.403	0-0 F7		0-0 F9		0-0 1B 1B	0-0 6-3		0-0 G6-4-3		5 1 1 1 0 0 2												
George Brett, L (1, 5) OBP: 0.450, SLG: 0.664	0-0 5-3			0-0 4-3 2B	0-0 1B 1B	0-0 G3			0-0 G3 SF8 1B	5 2 3 1 0 0 0												
Darrell Porter, L (1, 10) OBP: 0.380, SLG: 0.401		4-0 1B BB		0-0 F8	0-0 1B 2B 1B		0-0 F7		0-0 G3	4 1 1 1 1 0 2												
Willie Aikens, L (1, 3) OBP: 0.362, SLG: 0.447		0-0 1B		0-0 4-3	0-0 2B BB 1B		0-0 F8		4-0 1B BB	4 1 2 1 1 0 1												
Ralph LaCock, L (9, PR) OBP: 0.255, SLG: 0.234		1-2 1B		2-3	1-2 3-H					0 0 0 0 0 0 0												
Amos Otis, R (1, 8) OBP: 0.317, SLG: 0.404		0-0 F8		0-0 F8	0-0 BB 2B		0-0 F9		0-0 SF8	4 0 1 2 0 0 3												
Clint Hurdle, L (1, 9) OBP: 0.365, SLG: 0.478		0-3 K			1-3 2-H K				3-H 1B 1B SF8 1B	4 1 2 0 1 2 2												
Dave Chalk, R (1, 4) OBP: 0.356, SLG: 0.392		0-0 1-3			0-0 3-1 BB 1B				0-0 1B 1B	3 1 2 1 1 0 2												
Frank White, R (8, PR) OBP: 0.286, SLG: 0.347					4-0 FC4-6 BB				0-0 P6	1 0 0 0 0 0 2												
Rance Mulliniks, L (1, 6) OBP: 0.250, SLG: 0.167			0-0 F7		4-0 1B 3-1 BB				0-0 G6-4-3 1B	3 1 1 0 1 0 3												
U L Washington, S (8, PR) OBP: 0.320, SLG: 0.371					0-0 FC4-6 1-2					0 0 0 0 0 0 0												
Inning Stats	R: 0 E: 0 K: 0 S: 3	H: 0 LOB: 0 BB: 0 P: 3	R: 0 E: 0 K: 1 S: 6	H: 1 LOB: 2 BB: 1 P: 10	R: 0 E: 0 K: 0 S: 3	H: 0 LOB: 0 BB: 0 P: 3	R: 0 E: 0 K: 0 S: 4	H: 1 LOB: 1 BB: 0 P: 4	R: 6 E: 0 K: 1 S: 11	H: 6 LOB: 3 BB: 3 P: 23	R: 0 E: 0 K: 0 S: 3	H: 0 LOB: 0 BB: 0 P: 3	R: 0 E: 0 K: 0 S: 3	H: 0 LOB: 0 BB: 0 P: 3	R: 1 E: 0 K: 0 S: 5	H: 3 LOB: 2 BB: 0 P: 5	R: 1 E: 0 K: 0 S: 5	H: 2 LOB: 2 BB: 1 P: 9	1B: 11 2B: 2 3B: 0 HR: 0	SF: 2 SAC: 0 DP: 1 HBP: 0	WP: 0 PB: 0 SB: 1 CS: 0	PA: 44
PITCHER	IP WLS BF H R ER SO BB IBB HBP BLK WP HR S P ERA WHIP																					
Jesse Jefferson, R (1, 1) ERA: 4.71	4.2 L 22 6 5 5 2 2 0 0 0 0 0 0 24 32 9.64 1.714																					
Jerry Garvin, L (5, 1) ERA: 2.39	0.0 2 2 0 0 0 0 0 0 0 0 0 0 2 2 ∞ ∞																					
Joey McLaughlin, R (5, 1) ERA: 4.63	3.2 17 4 3 3 0 2 1 0 0 0 0 0 14 26 7.36 1.636																					
Ken Schrom, R (9, 1) ERA:	0.2 3 1 0 0 0 0 0 0 0 0 0 0 3 3 0.00 1.500																					

Kansas City Royals @ Toronto Blue Jays
Exhibition Stadium, Toronto, ON
Sun Aug 10 1980, 3:33 AM EDT
Att. 23,473 - Unknown - 70 F

AB	37
R	8
H	13
RBI	8
BB	5
SO	2
LOB	19



WP: 0	PA: 44
PB: 0	
SB: 1	
CS: 0	

PITCHER	IP	WLS	BF	H	R	ER	SO	BB	IBB	HBP	BLK	WP	HR	S	P	ERA	WHIP
Jesse Jefferson, R	4.2	L	22	6	5	5	2	2	0	0	0	0	0	24	32	9.64	1.714
Jerry Garvin, L	0.0		2	2	0	0	0	0	0	0	0	0	0	2	2	∞	∞
Joey McLaughlin, R	3.2		17	4	3	3	0	2	1	0	0	0	0	14	26	7.36	1.636
Ken Schrom, R	0.2		3	1	0	0	0	0	0	0	0	0	0	3	3	0.00	1.500

BOTTOM

Kansas City Royals @ Toronto Blue Jays
Exhibition Stadium, Toronto, ON
Sun Aug 10 1980, 3:33 AM EDT
Att: 23,473 - Unknown - 70 F

livebaseballscores.com

AB	34
R	5
H	10
RBI	5
BB	5
SO	3
LOB	21



WP:	1	PA:	41
PB:	0	SB:	0
CS:	2		

AB	R	H	RBI	BB	SO	LOB
3	1	1	1	1	0	0
5	1	1	1	0	0	2
4	1	2	0	1	1	2
5	0	1	1	0	1	4
5	0	2	0	0	0	3
1	0	0	1	2	0	0
0	0	0	0	0	0	0
0	0	0	0	0	0	0
4	0	1	0	0	1	3
3	2	1	0	1	0	4
3	0	1	1	0	0	1
1	0	0	0	0	0	2
0	0	0	0	0	0	0

R	H	ER	SO	BB	IBB	HBP	BLK	WP	HR	S	P	ERA	WHIP
0	0	0	2	1	0	0	0	1	0	30	42	7.11	1.579
0	0	0	1	0	0	0	0	0	0	12	20	0.00	1.875

R	H	ER	SO	BB	IBB	HBP	BLK	WP	HR	S	P	ERA	WHIP
0	1	1	2	1	0	0	0	1	0	7	7		
0	1	1	1	1	0	0	0	1	0	7	7		

R	H	ER	SO	BB	IBB	HBP	BLK	WP	HR	S	P	ERA	WHIP
3	3	3	10	1	0	0	0	1	0	10	10		
0	1	1	7	1	0	0	0	1	0	7	7		

R	H	ER	SO	BB	IBB	HBP	BLK	WP	HR	S	P	ERA	WHIP
1	2	1	7	0	0	0	0	1	0	7	7		
0	2	1	0	0	0	0	0	1	0	7	7		

R	H	ER	SO	BB	IBB	HBP	BLK	WP	HR	S	P	ERA	WHIP
0	0	0	3	0	0	0	0	1	0	3	3		
0	0	0	0	0	0	0	0	1	0	3	3		

R	H	ER	SO	BB	IBB	HBP	BLK	WP	HR	S	P	ERA	WHIP
0	1	1	8	1	0	0	0	1	0	8	8		
0	1	1	1	0	0	0	0	1	0	8	8		

R	H	ER	SO	BB	IBB	HBP	BLK	WP	HR	S	P	ERA	WHIP
1	2	1	7	0	0	0	0	1	0	7	7		
0	1	1	0	0	0	0	0	1	0	7	7		

R	H	ER	SO	BB	IBB	HBP	BLK	WP	HR	S	P	ERA	WHIP
0	0	0	3	1	0	0	0	1	0	3	3		
0	0	0	0	0	0	0	0	1	0	3	3		

R	H	ER	SO	BB	IBB	HBP	BLK	WP	HR	S	P	ERA	WHIP
0	0	0	2	1	0	0	0	1	0	2	2		
0	0	0	1	0	0	0	0	1	0	2	2		

R	H	ER	SO	BB	IBB	HBP	BLK	WP	HR	S	P	ERA	WHIP
0	0	0	2	1	0	0	0	1	0	2	2		
0	0	0	1	0	0	0	0	1	0	2	2		

Batter	1	2	3	4	5	6	7	8	9	AB	R	H	RBI	BB	SO	LOB							
Alfredo Griffin, S OBP: 0.278, SLG: 0.352 (1, 6)	F8		SH1-3		4-3		2B		1B BB	3	1	1	1	1	0	0							
Damaso Garcia, R OBP: 0.306, SLG: 0.414 (1, 4)	6-3		FC5-2-6		G3		G3		P6	5	1	1	1	0	0	2							
Al Woods, L OBP: 0.365, SLG: 0.506 (1, 7)	FC4-6 BB		K				G3		1B	4	1	2	0	1	1	2							
Otto Velez, R OBP: 0.384, SLG: 0.529 (1, 10)	FC4-6				5-3		1B		K	5	0	1	1	0	1	4							
Roy Howell, L OBP: 0.326, SLG: 0.393 (1, 5)			1-3				F8		F8	5	0	2	0	0	0	3							
John Mayberry, L OBP: 0.340, SLG: 0.425 Joe Cannon, L OBP: 0.094, SLG: 0.065 Doug Ault, R OBP: 0.343, SLG: 0.421 (1, 3) (8, PR) (9, 3)			F8		FC6-4 BB		SF8		CS 1B BB	1	0	0	1	2	0	0							
Barry Bonnell, R OBP: 0.310, SLG: 0.426 (1, 8)			F8		F7		K		CS 1B	4	0	1	0	0	1	3							
Lloyd Moseby, L OBP: 0.279, SLG: 0.356 (1, 9)			2B 1B		FC6-4		WP 3B BB		F5	3	2	1	0	1	0	4							
Ernie Whitt, L OBP: 0.273, SLG: 0.335 Steve Braun, L OBP: 0.176, SLG: 0.125 Bob Davis, R OBP: 0.283, SLG: 0.349 (1, 2) (8, PH) (9, 2)			SH1-3 FC5-2-6		3-1		F8		F7	3	0	1	1	0	0	1							
Inning Stats	R: 0 E: 0 K: 0 S: 3	H: 0 LOB: 1 BB: 1 P: 7	R: 0 E: 0 K: 0 S: 3	H: 0 LOB: 0 BB: 0 P: 3	R: 1 E: 0 K: 1 S: 7	H: 2 LOB: 1 BB: 0 P: 7	R: 0 E: 0 K: 0 S: 4	H: 1 LOB: 2 BB: 1 P: 8	R: 0 E: 0 K: 0 S: 3	H: 0 LOB: 0 BB: 0 P: 3	R: 1 E: 0 K: 1 S: 7	H: 2 LOB: 1 BB: 0 P: 7	R: 3 E: 0 K: 0 S: 6	H: 3 LOB: 1 BB: 1 P: 10	R: 0 E: 0 K: 0 S: 3	H: 1 LOB: 2 BB: 1 P: 7	R: 0 E: 0 K: 1 S: 6	H: 1 LOB: 2 BB: 1 P: 10	1B: 5 2B: 4 3B: 1 HR: 0	SF: 1 SAC: 1 DP: 0 HBP: 0	WP: 1 PB: 0 SB: 0 CS: 2	PA: 41	ERA WHIP
PITCHER	IP	WLS	BF	H	R	ER	SO	BB	IBB	HBP	BLK	WP	HR	S	P	ERA	WHIP						
Dennis Leonard, R ERA: 4.18 (1, 1)	6.1	W	29	7	5	5	2	3	0	0	0	1	0	30	42	7.11	1.579						
Marty Pattin, R ERA: 3.63 (7, 1)	2.2	S	12	3	0	0	1	2	0	0	0	0	0	12	20	0.00	1.875						

Batter	1	2	3	4	5	6	7	8	9	AB R H RBI BB SO LOB	TOP	
Al Bumbry, L (1, 8) OBP: 0.398, SLG: 0.416	0-0 1B 2B 1B	0-0 F7			0-0 1-3		0-0 5-3			4 1 1 0 0 0 0		
Rich Dauer, R (1, 4) OBP: 0.332, SLG: 0.322	0-0 2B 1-3 1B		0-0 1B		0-0 F9			0-0 6-3		4 0 2 0 0 0 0		
Ken Singleton, S (1, 9) OBP: 0.398, SLG: 0.466 John Lowenstein, L (8, 7) OBP: 0.384, SLG: 0.365	0-0 1-3 2B		0-0 F9		0-0 F8			0-0 4-3		4 0 1 1 0 0 1 0 0 0 0 0 0 0		
Eddie Murray, S (1, 3) OBP: 0.352, SLG: 0.515	0-3 K		0-0 F8			0-0 HR		0-0 6-3		4 1 1 1 0 1 3		
Benny Ayala, R (1, 10) OBP: 0.371, SLG: 0.583	4-0 IBB		0-0 5-3			0-0 F7		0-3 K		3 0 0 0 1 1 1		
Doug DeCinces, R (1, 5) OBP: 0.309, SLG: 0.366	0-3 K			0-0 1B		0-0 5-3		0-0 F7		4 0 1 0 0 1 3		
Rick Dempsey, R (1, 2) OBP: 0.315, SLG: 0.414	0-0 F7			0-0 P4		0-0 6-3		0-0 F7		4 0 0 0 0 0 4		
Gary Roenicke, R (1, 7) OBP: 0.357, SLG: 0.391 (8, 9)		0-0 F9		0-3 K			0-0 F7			3 0 0 0 0 1 1		
Kiko Garcia, R (1, 6) OBP: 0.264, SLG: 0.248		0-0 6-3		0-0 F2			0-0 F8			3 0 0 0 0 0 1		
Inning Stats	R: 1 H: 3 E: 0 LOB: 3 K: 2 BB: 1 S: 10 P: 14	R: 0 H: 0 E: 0 LOB: 0 K: 0 BB: 0 S: 3 P: 3	R: 0 H: 1 E: 0 LOB: 1 K: 0 BB: 0 S: 4 P: 4	R: 0 H: 1 E: 0 LOB: 1 K: 1 BB: 0 S: 6 P: 6	R: 0 H: 0 E: 0 LOB: 0 K: 0 BB: 0 S: 3 P: 3	R: 1 H: 1 E: 0 LOB: 0 K: 0 BB: 0 S: 4 P: 4	R: 0 H: 0 E: 0 LOB: 0 K: 0 BB: 0 S: 3 P: 3	R: 0 H: 0 E: 0 LOB: 0 K: 1 BB: 0 S: 5 P: 5	R: 0 H: 0 E: 0 LOB: 0 K: 1 BB: 0 S: 5 P: 5	1B: 4 SF: 0 2B: 1 SAC: 0 3B: 0 DP: 0 HR: 1 HBP: 0	WP: 0 PA: 34 PB: 0 SB: 0 CS: 0	
PITCHER Larry Gura, L (1, 1) ERA: 2.16	IP WLS BF H R ER SO BB IBB HBP BLK WP HR S P ERA WHIP	9.0 L 34 6 2 2 4 0 1 0 0 0 0 1 41 45 2.00 0.667										

Baltimore Orioles @ Kansas City Royals
Royals Stadium, Kansas City, MO
Mon Aug 11 1980, 8:05 PM EDT
Att: 41,334 - Unknown

livebaseballscores.com

AB 33
R 2
H 6
RBI 2
BB 1
SO 4
LOB 14



Batter	1	2	3	4	5	6	7	8	9	AB R H RBI BB SO LOB
Willie Wilson, S OBP: 0.366, SLG: 0.441 (1, 7)	0-3 K	0-0 G3		0-3 K			0-0 6-3		0-0 6-3 1B	5 0 1 0 0 2 3
John Wathan, R OBP: 0.375, SLG: 0.399 (1, 3)	0-0 F9		4-0 FC4-6 S BB		0-0 F7		4-0 BB		0-0 6-3 1-2	3 0 0 0 2 0 1
George Brett, L OBP: 0.448, SLG: 0.659 (1, 5)	0-0 S 1B		0-0 F8		0-0 G3		0-0 F8			4 0 1 0 0 0 2
Darrell Porter, L OBP: 0.381, SLG: 0.400 (1, 2)	0-0 P5 1-2		4-0 FC4-6 BB		0-0 F7			0-0 1B 1B		3 0 1 0 1 0 1
Willie Aikens, L OBP: 0.381, SLG: 0.445 (1, 10)		0-0 FC4-6 HBP 1B 1B	0-0 FC4-6 1-2f 2-3		0-0 F7			0-0 F7		4 0 1 0 0 0 3
Amos Otis, R OBP: 0.320, SLG: 0.403 (1, 8)		1-0 FC4-6 HBP	0-0 F9		0-0 F8			0-0 G6-3 1B		3 0 1 0 0 0 2
Clint Hurdle, L OBP: 0.367, SLG: 0.480 (1, 9)		0-0 FC4-6 1B 1-2f 2-3		4-0 BB BB BB		0-0 BB 2B		0-0 G6-3 1-2f		3 1 1 0 1 0 4
U L Washington, S OBP: 0.320, SLG: 0.370 (1, 6)		0-0 1B 1-2 3-H		0-3 K		0-0 6-3		0-0 P2		4 0 1 0 0 1 2
Frank White, R OBP: 0.286, SLG: 0.346 (1, 4) Jamie Quirk, L OBP: 0.276, SLG: 0.397 (9, PH)		0-0 1B 1-2 2-H		0-0 P5		0-0 5-3		0-0 F8		3 0 1 1 0 0 1 1 0 0 0 0 0 0

Inning Stats	R: 0	H: 1	E: 0	K: 1	S: 6	R: 1	H: 3	E: 0	K: 0	S: 5	R: 0	H: 0	E: 0	K: 0	S: 3	R: 0	H: 0	E: 0	K: 0	S: 3	R: 0	H: 1	E: 0	K: 0	S: 4	R: 0	H: 2	E: 0	K: 0	S: 4	R: 0	H: 1	E: 0	K: 0	S: 4	1B: 7	SF: 0	2B: 1	SAC: 0	3B: 0	DP: 1	HR: 0	HBP: 1	WP: 0	PA: 38		
PITCHER Dennis Martinez, R ERA: 4.29 (1, 1)	IP	WLS	BF	H	R	ER	SO	BB	IBB	HBP	BLK	WP	HR	S	P	ERA	WHIP													PITCHER	IP	WLS	BF	H	R	ER	SO	BB	IBB	HBP	BLK	WP	HR	S	P	ERA	WHIP


BOTTOM

Baltimore Orioles @ Kansas City Royals
 Royals Stadium, Kansas City, MO

Mon Aug 11 1980, 8:05 PM EDT
 Att. 41,334 - Unknown

livebaseballscorecards.com

AB	33
R	1
H	8
RBI	1
BB	4
SO	3
LOB	19



Batter	1	2	3	4	5	6	7	8	9	AB R H RBI BB SO LOB	TOP	
Mark Belanger, R (1, 6) <small>OBP: 0.246, SLG: 0.263</small>	0-0 		0-0 		0-0 			0-0 		4 1 2 1 0 0 0	Baltimore Orioles @ Kansas City Royals Royals Stadium, Kansas City, MO Tue Aug 12 1980, 8:05 PM EDT Att. 34,913 - Unknown - 92 F	
Rich Dauer, R (1, 5) <small>OBP: 0.328, SLG: 0.318</small>	0-0 		0-0 		0-0 			0-0 		4 0 0 0 0 0 3		
Ken Singleton, S (1, 9) <small>OBP: 0.397, SLG: 0.464</small>	0-0 		0-0 		0-0 			0-3 		4 0 1 2 0 1 0		
Eddie Murray, S (1, 3) <small>OBP: 0.351, SLG: 0.512</small>		0-0 	0-0 			0-0 			0-0 	4 0 1 0 0 0 1		
Gary Roenicke, R (1, 8) <small>OBP: 0.360, SLG: 0.393</small>		0-0 	0-0 			0-0 			0-0 	4 0 2 0 0 0 2		
Benny Ayala, R (1, 7) Al Bumbry, L (6, 8) <small>OBP: 0.363, SLG: 0.568</small> <small>OBP: 0.399, SLG: 0.417</small>		0-0 		0-0 		0-3 			0-0 	3 0 0 0 0 1 1 1 0 1 0 0 0 0		
Lee May, R (1, 10) Terry Crowley, L (9, PH) <small>OBP: 0.284, SLG: 0.399</small> <small>OBP: 0.381, SLG: 0.451</small>		0-0 		0-0 			0-0 		0-0 	3 0 1 0 0 0 1 1 0 0 0 0 0 2		
Rick Dempsey, R (1, 2) Pat Kelly, L (9, PH) Doug DeCinces, R (9, 5) <small>OBP: 0.319, SLG: 0.421</small> <small>OBP: 0.371, SLG: 0.360</small> <small>OBP: 0.309, SLG: 0.366</small>			0-0 	0-0 			0-0 		0-3 	3 1 2 0 0 0 1 1 0 0 0 0 1 2 0 0 0 0 0 0 0		
Lenn Sakata, R (1, 4) Dan Graham, L (9, 2) <small>OBP: 0.246, SLG: 0.377</small> <small>OBP: 0.291, SLG: 0.411</small>			0-0 	0-0 			0-0 			3 1 1 0 0 0 2 0 0 0 0 0 0 0		
Inning Stats	R: 0 H: 0 E: 0 LOB: 0 K: 0 BB: 0 S: 3 P: 3	R: 0 H: 1 E: 0 LOB: 1 K: 0 BB: 0 S: 4 P: 4	R: 3 H: 4 E: 1 LOB: 1 K: 0 BB: 0 S: 7 P: 7	R: 0 H: 1 E: 0 LOB: 1 K: 0 BB: 0 S: 4 P: 4	R: 0 H: 1 E: 0 LOB: 0 K: 1 BB: 0 S: 5 P: 5	R: 0 H: 1 E: 0 LOB: 0 K: 0 BB: 0 S: 3 P: 3	R: 0 H: 1 E: 0 LOB: 0 K: 1 BB: 0 S: 5 P: 5	R: 0 H: 0 E: 0 LOB: 0 K: 1 BB: 0 S: 5 P: 5	R: 0 H: 2 E: 0 LOB: 2 K: 1 BB: 0 S: 7 P: 7	1B: 10 SF: 0 2B: 1 SAC: 0 3B: 0 DP: 3 HR: 0 HBP: 0		WP: 0 PA: 35 PB: 0 SB: 2 CS: 0
PITCHER Paul Splittorff, L (1, 1) <small>ERA: 4.64</small> Dan Quisenberry, R (9, 1) <small>ERA: 2.86</small>	IP WLS BF H R ER SO BB IBB HBP BLK WP HR S P ERA WHIP 8.1 0 33 11 3 3 2 0 0 0 0 0 0 37 37 3.24 1.320											PITCHER IP WLS BF H R ER SO BB IBB HBP BLK WP HR S P ERA WHIP

livebaseballscorecards.com

AB	35
R	3
H	11
RBI	3
BB	0
SO	3
LOB	15



BOTTOM

Baltimore Orioles @ Kansas City Royals
Royals Stadium, Kansas City, MO

Tue Aug 12 1980, 8:05 PM EDT
Att: 34,913 - Unknown - 92 F

livebaseballscorecards.com

AB	35
R	4
H	10
RBI	4
BB	3
SO	2
LOB	14



WP:	0	PA:	40
PB:	0	SB:	0
CS:	0		

Batter	1	2	3	4	5	6	7	8	9	AB	R	H	RBI	BB	SO	LOB
Willie Wilson, S OBP: 0.367, SLG: 0.440 (1, 7)	0-0 4-3 FC6-4 1B	0-0 FC6-4 2-H 1B			0-0 3B 1B		0-0 5-3		0-0 F9	5	1	2	1	0	0	1
U L Washington, S OBP: 0.318, SLG: 0.368 (1, 6)	0-0 4-3	0-0 FC6-4 1-2f			0-0 F9		0-0 F2		0-0 BB IBB 1B	5	0	1	0	0	0	2
George Brett, L OBP: 0.450, SLG: 0.663 (1, 5)	0-0 2B 1B		0-0 F8		0-0 1-H 3B		0-0 L3		4-0 BB IBB	4	1	2	1	1	0	0
Amos Otis, R OBP: 0.325, SLG: 0.409 (1, 8)	0-0 1-H 2B		0-0 F8		0-3 K			0-0 SH1-4 1B	4-0 1-2 2-3 3-H BB	4	0	2	2	1	1	1
John Wathan, R OBP: 0.377, SLG: 0.400 (1, 3)	4-0 BB		0-0 1B		0-0 6-3			0-0 SH1-4		2	0	1	0	1	0	1
Darrell Porter, L OBP: 0.377, SLG: 0.395 (1, 2)	0-0 L3		0-0 1-3			0-0 6-3		0-0 1-3		4	0	0	0	0	0	4
Willie Aikens, L OBP: 0.380, SLG: 0.443 (1, 10)		0-0 F8		0-3 K		0-0 1B		0-0 P6		4	0	1	0	0	1	1
Frank White, R OBP: 0.288, SLG: 0.349 (1, 4)		0-0 1B 2B		0-0 P6		0-0 F7		H 1-0 IBB 1B BB HBP		3	2	1	0	0	0	1
Rusty Torres, S OBP: 0.270, SLG: 0.182 (1, 9)		0-0 F9		0-0 F8		0-0 F8		X 0-0 F8		3	0	0	0	0	0	2
Dave Chalk, R OBP: 0.353, SLG: 0.389 (9, PH)										1	0	0	0	0	0	1

Inning Stats	R: 1	H: 2	R: 2	H: 2	R: 3	H: 1	R: 4	H: 0	R: 5	H: 0	R: 6	H: 2	R: 7	H: 0	R: 8	H: 1	R: 9	H: 1	1B: 7	SF: 0	WP: 0	PA: 40
	E: 0	LOB: 2	E: 0	LOB: 1	E: 0	LOB: 1	E: 0	LOB: 0	E: 0	LOB: 1	E: 0	LOB: 1	E: 0	LOB: 0	E: 0	LOB: 1	E: 0	LOB: 3	2B: 2	SAC: 1	PB: 0	
	K: 0	BB: 1	K: 0	BB: 0	K: 0	BB: 0	K: 1	BB: 0	K: 1	BB: 0	K: 0	BB: 0	K: 0	BB: 0	K: 0	BB: 0	K: 0	BB: 2	3B: 1	DP: 0	SB: 0	
	S: 5	P: 9	S: 5	P: 5	S: 4	P: 4	S: 5	P: 5	S: 7	P: 7	S: 4	P: 4	S: 3	P: 3	S: 4	P: 4	S: 3	P: 12	HR: 0	HBP: 1	CS: 0	

PITCHER	IP	WLS	BF	H	R	ER	SO	BB	IBB	HBP	BLK	WP	HR	S	P	ERA	WHIP
Scott McGregor, L ERA: 3.5 (1, 1)	8.2	L	38	10	4	4	2	1	0	1	0	0	0	40	45	4.15	1.269
Tim Stoddard, R ERA: 2.28 (9, 1)	0.0		2	0	0	0	0	1	1	0	0	0	0	0	8	∞	∞

Batter	1	2	3	4	5	6	7	8	9	AB R H RBI BB SO LOB	TOP	
Al Bumbry, L (1, 8) OBP: 0.396, SLG: 0.414	0-0 4-3		0-0 5-3		0-3 K			0-0 F7		4 0 0 0 0 1 2		
Pat Kelly, L (1, 10) OBP: 0.368, SLG: 0.352	4-0 BB CS BB		0-3 K		0-0 F8			0-0 4-3		3 0 0 0 1 1 2		
Ken Singleton, S (1, 9) OBP: 0.393, SLG: 0.459	0-0 6-3 1-2		0-0 F7		0-0 6-3			0-0 F7		4 0 0 0 0 0 2		
Eddie Murray, S (1, 3) OBP: 0.350, SLG: 0.512		0-0 2B		0-0 G3		0-0 4-3		0-0 P3		4 0 1 0 0 0 0		
John Lowenstein, L (1, 7) OBP: 0.373, SLG: 0.354		0-0 4-3		0-0 F7		0-0 F5		0-0 F8		4 0 0 0 0 0 1		
Dan Graham, L (1, 2) OBP: 0.296, SLG: 0.413		0-0 P6		0-0 1B		0-0 FC6-4 1B		0-0 F9		4 0 2 0 0 0 1		
Doug DeCinces, R (1, 5) OBP: 0.308, SLG: 0.365		0-0 F3		0-3 K		0-0 F7		0-0 F7		1 0 0 0 0 0 1		
Lenn Sakata, R (3, 4) OBP: 0.239, SLG: 0.365										2 0 0 0 0 1 2		
Rich Dauer, R (1, 4) OBP: 0.331, SLG: 0.321			0-0 WP 2B 1B		0-0 1B		0-0 F9			3 1 2 0 0 0 1		
Kiko Garcia, R (1, 6) OBP: 0.265, SLG: 0.253			0-0 1-H 2B		0-0 F8		0-0 FC6-4 1-2f			3 0 1 1 0 0 2		
Inning Stats	R: 0 E: 0 K: 0 S: 2 H: 0 LOB: 0 BB: 1 P: 6	R: 0 E: 0 K: 0 S: 4 H: 1 LOB: 1 BB: 0 P: 4	R: 1 E: 0 K: 1 S: 7 H: 2 LOB: 1 BB: 0 P: 7	R: 0 E: 0 K: 1 S: 6 H: 1 LOB: 1 BB: 0 P: 6	R: 0 E: 0 K: 1 S: 6 H: 1 LOB: 1 BB: 0 P: 6	R: 0 E: 0 K: 0 S: 3 H: 0 LOB: 0 BB: 0 P: 3	R: 0 E: 0 K: 0 S: 4 H: 1 LOB: 1 BB: 0 P: 4	R: 0 E: 0 K: 0 S: 3 H: 0 LOB: 0 BB: 0 P: 3	R: 0 E: 0 K: 0 S: 3 H: 0 LOB: 0 BB: 0 P: 3	1B: 4 2B: 2 3B: 0 HR: 0 SF: 0 SAC: 0 DP: 0 HBP: 0	WP: 1 PB: 0 SB: 0 CS: 1 PA: 33	
PITCHER Rich Gale, R (1, 1) ERA: 3.55	IP: 9.0 WLS: W BF: 33 H: 6 R: 1 ER: 1 SO: 3 BB: 1 IBB: 0 HBP: 0 BLK: 0 WP: 1 HR: 0 S: 38 P: 42 ERA: 1.00 WHIP: 0.778											PITCHER IP WLS BF H R ER SO BB IBB HBP BLK WP HR S P ERA WHIP

Baltimore Orioles @ Kansas City Royals
Royals Stadium, Kansas City, MO
 Wed Aug 13 1980, 8:05 PM EDT
 Att. 35,600 - Unknown - 96 F

livebaseballscorecards.com

AB	32
R	1
H	6
RBI	1
BB	1
SO	3
LOB	14



Batter	1	2	3	4	5	6	7	8	9	AB	R	H	RBI	BB	SO	LOB
Willie Wilson, S OBP: 0.366, SLG: 0.443 (1, 7)	0-0 1B 3B	0-0 F8 1-2		0-0 6-3		0-0 F2				4	1	1	0	0	0	5
Frank White, R OBP: 0.288, SLG: 0.346 (1, 4)	0-0 P4	0-0 5-3			0-0 6-3			4-0 1B G4-6-3 BB		3	1	0	0	1	0	1
George Brett, L OBP: 0.451, SLG: 0.661 (1, 5)	0-0 HR 1B		0-0 3-1		0-0 F8		0-0 1-3 1B G4-6-3			4	1	2	1	0	0	0
Darrell Porter, L OBP: 0.375, SLG: 0.391 (1, 2)	4-0 HR BB		0-0 F7		0-0 L3		0-0 1-2f 3-H G4-6-3			3	1	0	0	1	0	1
Willie Aikens, L OBP: 0.379, SLG: 0.449 (1, 10)	0-0 HR		0-0 L6		0-0 4-3		0-0 F5			4	1	1	3	0	0	0
Amos Otis, R OBP: 0.331, SLG: 0.417 (1, 8)	0-0 L4 2B			0-0 F8		4-0 1B E BB		0-0 G5-4-3 1B		3	1	2	0	1	0	0
John Wathan, R OBP: 0.378, SLG: 0.399 (1, 9)	4-0 BB			0-0 F8		0-0 1-3 1B E		0-0 1-2f G5-4-3		3	0	1	0	1	0	1
Ralph LaCock, L OBP: 0.255, SLG: 0.229 (1, 3)	0-0 L4			4-0 1B S BB		0-0 1-2 3-H E4		0-0 F5		3	0	0	1	1	0	3
U L Washington, S OBP: 0.321, SLG: 0.370 (1, 6)		0-0 CS 1B		0-0 1-3 1B		0-3 K				3	0	2	0	0	1	2


Inning Stats	R: 4	H: 4	E: 0	LOB: 1	K: 0	BB: 2	S: 6	P: 14	R: 0	H: 1	E: 0	LOB: 0	K: 0	BB: 0	S: 3	R: 0	H: 0	E: 0	LOB: 0	K: 0	BB: 0	S: 3	R: 0	H: 1	E: 0	LOB: 2	K: 0	BB: 1	S: 4	R: 0	H: 0	E: 0	LOB: 0	K: 0	BB: 0	S: 3	R: 1	H: 1	E: 1	LOB: 2	K: 1	BB: 1	S: 7	R: 1	H: 1	E: 0	LOB: 0	K: 0	BB: 1	S: 3	R: 0	H: 1	E: 0	LOB: 0	K: 0	BB: 0	S: 3	P: 3
AB	30																																																									
R	6																																																									
H	9																																																									
RBI	5																																																									
BB	5																																																									
SO	1																																																									
LOB	13																																																									
WP	0	PA	35	PB	0	SB	2	CS	1	ERA	7.71	WHIP	1.857	ERA	0.00	WHIP	1.000																																									

BOTTOM

Baltimore Orioles @ Kansas City Royals
 Royals Stadium, Kansas City, MO

Wed Aug 13 1980, 8:05 PM EDT
 Att: 35,600 - Unknown - 96 F

livebaseballscorecards.com



Batter	1	2	3	4	5	6	7	8	9	AB R H RBI BB SO LOB	TOP
Alfredo Griffin, S (1, 6) OBP: 0.278, SLG: 0.349	0-0 P6		0-0 F9			0-0 4-3		0-0 1B		4 0 1 0 0 0 0	
Bob Bailor, R (1, 7) OBP: 0.276, SLG: 0.255	0-0 1B			0-0 4-3		0-0 1B		0-0 L8		4 0 2 0 0 0 1	
Roy Howell, L (1, 5) OBP: 0.321, SLG: 0.389	0-0 F8			0-0 1B 2B		0-3 K		0-0 4-3		4 1 1 0 0 1 2	
John Mayberry, L (1, 3) OBP: 0.346, SLG: 0.444		0-0 F9		0-0 1B		0-0 F8			0-0 1B 2B	4 1 2 1 0 0 1	
Damaso Garcia, R (1, 4) OBP: 0.305, SLG: 0.409		0-3 K		0-0 F9		0-0 S 1B			0-0 1B 1B	4 1 2 0 0 1 1	
Steve Braun, L (1, 10) OBP: 0.250, SLG: 0.167		4-0 BB		0-0 F7		0-0 F9			0-0 1B 1B	3 0 1 1 1 0 2	
Lloyd Moseby, L (1, 9) OBP: 0.273, SLG: 0.345		0-0 L8			0-3 K	0-0 F7			0-0 F7	4 0 0 0 0 1 4	
Danny Ainge, R (1, 8) OBP: 0.314, SLG: 0.347			0-3 K		0-3 K		0-3 K		0-0 G4-6-3 1B	3 0 0 0 0 3 1	
Otto Velez, R (9, PH) OBP: 0.381, SLG: 0.517									0-0 1B	1 0 1 1 0 0 0	
Ernie Whitt, L (1, 2) OBP: 0.273, SLG: 0.341			0-0 4-3		0-0 G3			0-3 K	0-0 G4-6-3	4 0 0 0 0 1 2	
Inning Stats	R: 0 H: 1 E: 0 LOB: 0 K: 0 BB: 0 S: 3 P: 3	R: 0 H: 0 E: 0 LOB: 1 K: 1 BB: 1 S: 5 P: 9	R: 0 H: 0 E: 0 LOB: 0 K: 1 BB: 0 S: 5 P: 5	R: 1 H: 2 E: 0 LOB: 1 K: 0 BB: 0 S: 5 P: 5	R: 0 H: 0 E: 0 LOB: 0 K: 2 BB: 0 S: 7 P: 7	R: 0 H: 1 E: 0 LOB: 1 K: 1 BB: 0 S: 6 P: 6	R: 0 H: 1 E: 0 LOB: 1 K: 1 BB: 0 S: 6 P: 6	R: 0 H: 1 E: 0 LOB: 1 K: 1 BB: 0 S: 6 P: 6	R: 2 H: 4 E: 0 LOB: 1 K: 0 BB: 0 S: 6 P: 6	1B: 8 SF: 0 2B: 2 SAC: 0 3B: 0 DP: 1 HR: 0 HBP: 0	WP: 0 PA: 36 PB: 0 SB: 1 CS: 0
PITCHER	IP WLS BF H R ER SO BB IBB HBP BLK WP HR S P ERA WHIP										
Dennis Leonard, R (1, 1) ERA: 4.05	8.0 W 30 6 1 1 7 1 0 0 0 0 0 0 43 47 1.12 0.875										
Dan Quisenberry, R (9, 1) ERA: 3.02	1.0 S 6 4 2 2 0 0 0 0 0 0 0 0 6 6 18.00 4.000										

Toronto Blue Jays @ Kansas City Royals
 Royals Stadium, Kansas City, MO
 Fri Aug 15 1980, 8:05 PM EDT
 Att. 34,861 - Unknown - 78 F

AB	35
R	3
H	10
RBI	3
BB	1
SO	7
LOB	14



Batter	1	2	3	4	5	6	7	8	9	AB	R	H	RBI	BB	SO	LOB				
Willie Wilson, S OBP: 0.366, SLG: 0.442 (1, 7)	0-0 IHR BB 1B	0-0 G4-3 1-2f			0-0 L7			0-0 SH1-3 1-2		3	1	1	0	0	0	2				
John Wathan, R OBP: 0.379, SLG: 0.397 (1, 3) Rusty Torres, S OBP: 0.270, SLG: 0.182 (8, PR) Ralph LaCock, L OBP: 0.255, SLG: 0.229 (9, 3)	4-0 IHR BB 1-2		0-0 P4			0-0 5-3		1-0 FC4 HBP		2	1	0	0	1	0	0				
George Brett, L OBP: 0.449, SLG: 0.666 (1, 5)	0-0 IHR 1-H 2-H		0-0 F8			0-0 F6		0-0 FC4 1B 1-2f 2-3		4	1	1	3	0	0	2				
Darrell Porter, L OBP: 0.374, SLG: 0.389 (1, 2)	0-0 L8		0-0 F8			0-0 F7		0-0 1B 1-2 3-H		4	0	1	1	0	0	0				
Willie Aikens, L OBP: 0.375, SLG: 0.444 (1, 10)	0-0 6-3			0-3 K			0-3 K	0-0 4-3		4	0	0	0	0	2	2				
Amos Otis, R OBP: 0.327, SLG: 0.412 (1, 8)	0-0 L8			0-0 F9			0-0 6-3			3	0	0	0	0	0	0				
Clint Hurdle, L OBP: 0.367, SLG: 0.479 (1, 9)		0-0 5-3		0-3 K			0-0 1B			3	0	1	0	0	1	0				
Frank White, R OBP: 0.288, SLG: 0.345 (1, 4)		4-0 BB BB			0-0 6-3		0-3 K			2	0	0	0	1	1	1				
U L Washington, S OBP: 0.323, SLG: 0.371 (1, 6)		4-0 BB BB			0-3 K			0-0 FC4 SH1-3 1B 1B		2	1	1	0	1	1	0				
Inning Stats	R: 3 E: 0 K: 0 S: 5	H: 2 LOB: 0 BB: 1 P: 9	R: 0 E: 0 K: 0 S: 2	H: 0 LOB: 1 BB: 2 P: 10	R: 0 E: 0 K: 0 S: 3	H: 0 LOB: 0 BB: 0 P: 3	R: 0 E: 0 K: 2 S: 7	H: 0 LOB: 0 BB: 0 P: 7	R: 0 E: 0 K: 1 S: 5	H: 0 LOB: 0 BB: 0 P: 5	R: 0 E: 0 K: 0 S: 3	H: 0 LOB: 0 BB: 0 P: 3	R: 0 E: 0 K: 2 S: 8	H: 1 LOB: 1 BB: 0 P: 8	R: 1 E: 0 K: 0 S: 5	H: 2 LOB: 2 BB: 0 P: 6	1B: 4 2B: 0 3B: 0 HR: 1	SF: 0 SAC: 1 DP: 1 HBP: 1	WP: 0 PB: 0 SB: 0 CS: 0	PA: 32

BOTTOM

Toronto Blue Jays @ Kansas City Royals
Royals Stadium, Kansas City, MO

Fri Aug 15 1980, 8:05 PM EDT
Att: 34,861 - Unknown - 78 F

livebaseballscorecards.com

AB	27
R	4
H	5
RBI	4
BB	3
SO	5
LOB	7

PITCHER		IP	WLS	BF	H	R	ER	SO	BB	IBB	HBP	BLK	WP	HR	S	P	ERA	WHIP
Jesse Jefferson, R ERA: 4.73 (1, 1)		7.1	L	29	4	4	4	5	3	0	1	0	0	0	35	48	4.91	0.955
Jerry Garvin, L ERA: 2.34 (8, 1)		0.2		3	1	0	0	0	0	0	0	0	0	3	3	0.00	1.500	

Batter	1	2	3	4	5	6	7	8	9	AB R H RBI BB SO LOB	TOP							
Alfredo Griffin, S (1, 6) OBP: 0.277, SLG: 0.347	0-0 4-3		0-0 6-3			0-0 2B 1B	0-3 K		0-0 F8	5 1 1 0 0 1 2								
Bob Bailor, R (1, 9) OBP: 0.285, SLG: 0.266	0-0		0-0 L6			0-0 2B 1B	0-0		0-0	4 1 3 0 0 0 0								
Mike Barlow, L (7, 1)	S								1B 2B	0 0 0 0 0 0 0								
Ken Schrom, R (8, 1)	1B						1-3		1B	0 0 0 0 0 0 0								
Steve Braun, L (9, PH) OBP: 0.268, SLG: 0.216										1 1 1 1 0 0 0								
John Mayberry, L (1, 3) OBP: 0.346, SLG: 0.446	0-3 K				0-0 P6	0-0 1B 2B	0-0 4-3		0-0 WP 1B	5 1 2 3 0 1 2								
Otto Velez, R (1, 10) OBP: 0.378, SLG: 0.513	0-0 F5				0-0 F9	0-0 5-3		0-0 L8	0-0 F5	3 0 0 0 0 0 2								
Lloyd Moseby, L (7, 9) OBP: 0.271, SLG: 0.342	1-2									2 0 0 0 0 0 1								
Damaso Garcia, R (1, 4) OBP: 0.303, SLG: 0.405		0-0 P4			0-0 F3	0-0 L3		0-0 6-3		4 0 0 0 0 0 1								
Roy Howell, L (1, 5) OBP: 0.323, SLG: 0.390		0-0 P2				0-0 L9	0-0 1B 1B	0-0 FC6-4 1B		4 0 2 1 0 0 0								
Garth Iorg, R (1, 7) OBP: 0.281, SLG: 0.363		0-0			0-0 6-3	0-0 1-2 1B		0-0 FC6-4		4 0 2 0 0 0 1								
Danny Ainge, R (1, 8) OBP: 0.327, SLG: 0.358		0-0 F8			0-0	0-0 1B	0-0 B1-3		0-0 FC6-4 1B	4 0 2 0 0 0 3								
Bob Davis, R (1, 2) OBP: 0.283, SLG: 0.346			0-0 L8		0-0 5-3		0-0 1B 1B		0-0 FC6-4 2B	4 1 1 0 0 0 2								
Inning Stats	R: 0 E: 0 K: 1 S: 6	H: 1 LOB: 1 BB: 0 P: 6	R: 0 E: 0 K: 0 S: 4	H: 1 LOB: 1 BB: 0 P: 4	R: 0 E: 0 K: 0 S: 3	H: 0 LOB: 0 BB: 0 P: 3	R: 0 E: 0 K: 0 S: 3	H: 0 LOB: 0 BB: 0 P: 3	R: 0 E: 0 K: 1 S: 6	H: 2 LOB: 1 BB: 0 P: 6	R: 0 E: 0 K: 0 S: 4	H: 1 LOB: 1 BB: 0 P: 4	R: 2 E: 0 K: 0 S: 6	H: 3 LOB: 1 BB: 0 P: 6	1B: 12 2B: 2 3B: 0 HR: 0	SF: 0 SAC: 0 DP: 0 HBP: 0	WP: 1 PB: 0 SB: 1 CS: 0	PA: 40
PITCHER	IP WLS BF H R ER SO BB IBB HBP BLK WP HR S P ERA WHIP																	
Larry Gura, L (1, 1) ERA: 2.21	7.0 W 30 10 3 3 2 0 0 0 0 0 0 0 34 34 3.86 1.429																	
Marty Pattin, R (8, 1) ERA: 3.8	2.0 10 4 2 2 0 0 0 0 0 0 1 0 10 10 9.00 2.000																	

Toronto Blue Jays @ Kansas City Royals
 Royals Stadium, Kansas City, MO
 Sat Aug 16 1980, 8:05 PM EDT
 Att. 39,631 - Unknown - 88 F

livebaseballscorecards.com

AB	40
R	5
H	14
RBI	5
BB	0
SO	2
LOB	14



Batter	1	2	3	4	5	6	7	8	9	AB	R	H	RBI	BB	SO	LOB
Willie Wilson, S OBP: 0.366, SLG: 0.444 Ralph LaCock, L OBP: 0.255, SLG: 0.229	0-0 6-3 S SF8 1B	0-0 F8		0-0 4-3 1B 2B	0-0 F7		0-0 FC1-6 FC3-6 1-2f 2-3			5	2	2	0	0	0	4
John Wathan, R OBP: 0.379, SLG: 0.405 Rusty Torres, S OBP: 0.263, SLG: 0.176	0-0 6-3 1-3	0-0 HR 1-H 2-H		0-0 4-3 2-3		0-0 4-3	0-0 FC3-6 1-2f 3-H			3	1	1	3	0	0	2
George Brett, L OBP: 0.451, SLG: 0.667	0-0 SF8 3-H	0-0 1B		0-0 L8 BB 2B 1B 3-H		0-0 1B 1B	0-3 K			4	2	3	2	0	1	1
Darrell Porter, L OBP: 0.377, SLG: 0.391	0-0 1B	0-0 P6		0-0 2B BB		0-0 1B 1B		0-0 F7		4	1	2	0	1	0	1
Willie Aikens, L OBP: 0.373, SLG: 0.441	0-0 L8		0-0 4-3	0-0 L8		0-0 G6-4-3 1B 1-2 3-H		0-0 F8		5	0	1	1	0	0	3
Hal McRae, R OBP: 0.357, SLG: 0.505		0-0 E8 1B 1B	0-0 4-3	0-0 2B 1-H 3-H		0-0 G6-4-3 1-2f		0-0 1-3		5	1	2	2	0	0	2
Clint Hurdle, L OBP: 0.372, SLG: 0.486		0-0 HR 1B 1B 3-H	0-0 1B	0-0 3-1				0-0 2B 2B		4	2	3	1	0	0	1
Frank White, R OBP: 0.289, SLG: 0.345 Rance Mulliniks, L OBP: 0.267, SLG: 0.231		0-0 F5	0-0 1B		0-0 6-3		0-0 FC1-6 FC3-6 2-H			2	0	1	0	0	0	1
U L Washington, S OBP: 0.324, SLG: 0.370		0-0 HR 1B 1-2	0-0 F9		0-0 F8		4-0 FC1-6 BB			2	1	1	0	0	0	0

Inning Stats	R: 1	H: 2	E: 0	K: 0	S: 5	H: 2	LOB: 1	BB: 0	P: 5	R: 4	H: 5	E: 1	K: 0	S: 8	R: 0	H: 2	E: 0	K: 0	S: 5	R: 3	H: 3	E: 0	K: 0	S: 6	R: 0	H: 0	E: 0	K: 0	S: 3	R: 1	H: 3	E: 0	K: 0	S: 5	R: 2	H: 2	E: 0	K: 1	S: 7	R: 0	H: 0	E: 0	K: 0	S: 3
--------------	------	------	------	------	------	------	--------	-------	------	------	------	------	------	------	------	------	------	------	------	------	------	------	------	------	------	------	------	------	------	------	------	------	------	------	------	------	------	------	------	------	------	------	------	------


PITCHER	IP	WLS	BF	H	R	ER	SO	BB	IBB	HBP	BLK	WP	HR	S	P	ERA	WHIP
Jack Kucek, R ERA: 7.89	(1, 1)	1.2	L	11	6	5	5	0	0	0	0	0	0	11	11	27.00	3.600
Jerry Garvin, L ERA: 2.7	(2, 1)	1.2		11	5	3	3	0	1	0	0	0	0	10	14	16.20	3.600
Joey McLaughlin, R ERA: 4.7	(4, 1)	2.2		11	4	1	1	0	0	0	0	0	0	11	11	3.38	1.500
Bob Bailor, R ERA: 7.71	(7, 1)	0.0		3	2	2	2	0	1	0	0	0	0	2	6	∞	∞
Mike Barlow, R ERA: 3.53	(7, 1)	1.0		3	0	0	0	1	0	0	0	0	0	5	5	0.00	0.000

BOTTOM


Toronto Blue Jays @ Kansas City Royals
 Royals Stadium, Kansas City, MO

Sat Aug 16 1980, 8:05 PM EDT
 Att: 39,631 - Unknown - 88 F

AB	39
R	11
H	17
RBI	11
BB	2
SO	1
LOB	18



1B	2B	3B	HR	SF	SAC	DP	HBP	WP	PA	ERA	WHIP
12	4	0	1	1	0	1	0	0	42	0.00	0.000

Batter	1	2	3	4	5	6	7	8	9	AB R H RBI BB SO LOB	TOP	
Alfredo Griffin, S (1, 6) OBP: 0.277, SLG: 0.347 Lloyd Moseby, L (7, 9) OBP: 0.274, SLG: 0.350	0-0 5-3		0-0 E4		0-0 F8		0-0 CS 1B		0-0 2B	4 0 1 1 0 0 1 1 0 1 0 0 0 0		
Bob Bailor, R (1, 9) OBP: 0.288, SLG: 0.274	0-0 6-3		0-0 F7		0-0 2B		0-0 CS 1-2	0-0 1B FC6-4 1B	0-0 P4	5 1 2 0 0 0 4		
John Mayberry, L (1, 3) OBP: 0.345, SLG: 0.444	0-0 F2		0-0 F7		0-0 3-1			0-0 FC6-4 1B 1-3		4 0 1 0 0 0 3		
Otto Velez, R (1, 10) OBP: 0.379, SLG: 0.511		0-0 6-3		0-0 1B SH5-3 1B		4-0 BB BB BB		0-0 F8		3 1 1 0 1 0 2		
Damaso Garcia, R (1, 4) OBP: 0.302, SLG: 0.404		0-0 6-3		0-0 1B SH5-3 1-3		0-0 G1-6-3 1-2f		0-0 FC6-4 1B 1-2f		4 0 1 1 0 0 2		
Roy Howell, L (1, 5) OBP: 0.324, SLG: 0.391		0-3 K		0-3 K		0-0 1B		0-0 1B		4 0 2 0 0 2 2		
Garth Iorg, R (1, 7) OBP: 0.276, SLG: 0.355 Steve Braun, L (9, PH) OBP: 0.282, SLG: 0.211			0-0 6-3	0-0 SH5-3		0-3 K			0-0 6-3	2 0 0 1 0 1 1 1 0 0 0 0 0 0	AB 36 R 3 H 12 RBI 3 BB 1 SO 3 LOB 16	
Danny Ainge, R (1, 8) OBP: 0.322, SLG: 0.368			0-0 1B E 2B	0-0 F9			0-0 F9		0-0 6-3	4 1 1 0 0 0 1		
Ernie Whitt, L (1, 2) OBP: 0.277, SLG: 0.345			0-0 E 1B		0-0 3-1		0-0 4-3		0-0 2B 1B	4 0 2 0 0 0 0		
Inning Stats	R: 0 H: 0 E: 0 LOB: 0 K: 0 BB: 0 S: 3 P: 3	R: 0 H: 0 E: 0 LOB: 0 K: 1 BB: 0 S: 5 P: 5	R: 1 H: 2 E: 1 LOB: 2 K: 0 BB: 0 S: 6 P: 6	R: 1 H: 2 E: 0 LOB: 1 K: 1 BB: 0 S: 7 P: 7	R: 0 H: 1 E: 0 LOB: 1 K: 0 BB: 0 S: 4 P: 4	R: 0 H: 1 E: 0 LOB: 1 K: 1 BB: 1 S: 5 P: 9	R: 0 H: 1 E: 0 LOB: 0 K: 0 BB: 0 S: 3 P: 3	R: 1 H: 3 E: 0 LOB: 2 K: 0 BB: 0 S: 5 P: 5	R: 0 H: 2 E: 0 LOB: 2 K: 0 BB: 0 S: 5 P: 5	1B: 9 SF: 0 2B: 3 SAC: 1 3B: 0 DP: 1 HR: 0 HBP: 0	WP: 0 PA: 39 PB: 0 SB: 0 CS: 1	
PITCHER Paul Splittorff, L (1, 1) ERA: 4.6 Dan Quisenberry, R (8, 1) ERA: 2.96	IP WLS BF H R ER SO BB IBB HBP BLK WP HR S P ERA WHIP	7.0 W 30 9 3 3 3 1 0 0 0 0 0 0 35 39 3.86 1.429	2.0 S 8 3 0 0 0 0 0 0 0 0 0 0 8 8 0.00 1.500	PITCHER IP WLS BF H R ER SO BB IBB HBP BLK WP HR S P ERA WHIP								

Toronto Blue Jays @ Kansas City Royals
 Royals Stadium, Kansas City, MO
 Sun Aug 17 1980, 8:05 PM EDT
 Att. 30,693 - Unknown - 89 F

livebaseballscorecards.com

Batter	1	2	3	4	5	6	7	8	9
Willie Wilson, S (1, 8) OBP: 0.366, SLG: 0.443 Amos Otis, R (3, 8) OBP: 0.327, SLG: 0.408	4-0 	0-3 		0-0 			0-0 	4-0 	
John Wathan, R (1, 7) OBP: 0.382, SLG: 0.404	0-0 		0-0 		0-0 		4-0 	4-0 	
George Brett, L (1, 5) OBP: 0.458, SLG: 0.677	4-0 		0-0 		0-0 		0-0 	0-0 	
Darrell Porter, L (1, 2) OBP: 0.377, SLG: 0.389	4-0 		0-0 		0-3 		0-0 	0-0 	
Willie Aikens, L (1, 3) OBP: 0.372, SLG: 0.439 Rusty Torres, S (7, PR) OBP: 0.263, SLG: 0.176 (8, 9)	0-0 		0-0 			0-0 	0-0 		
Hal McRae, R (1, 10) OBP: 0.353, SLG: 0.498	0-3 		0-0 			0-0 	0-0 		
Jamie Quirk, L (1, 9) OBP: 0.285, SLG: 0.423 Ralph LaCock, L (8, 3) OBP: 0.253, SLG: 0.227		4-0 		0-0 		0-0 		0-0 	
Dave Chalk, R (1, 4) OBP: 0.351, SLG: 0.386 Frank White, R (4, 4) OBP: 0.289, SLG: 0.344		0-0 		0-0 			4-0 	0-0 	
U L Washington, S (1, 6) OBP: 0.325, SLG: 0.370		0-3 		0-0 			0-0 	0-0 	

Inning Stats	R: 1	H: 0	E: 0	K: 1	S: 5	H: 0	LOB: 2	BB: 3	P: 17	R: 0	H: 0	E: 0	K: 2	S: 7	H: 0	LOB: 1	BB: 1	P: 11	R: 0	H: 2	E: 0	K: 0	S: 5	H: 1	LOB: 0	BB: 0	P: 4	R: 0	H: 1	E: 0	K: 1	S: 5	H: 0	LOB: 0	BB: 0	P: 3	R: 3	H: 3	E: 0	K: 0	S: 6	H: 3	LOB: 2	BB: 2	P: 14	R: 3	H: 2	E: 0	K: 0	S: 5	H: 2	LOB: 1	BB: 2	P: 13
1B: 6	SF: 0	2B: 2	SAC: 1	3B: 0	DP: 0	HR: 1	HBP: 0	WP: 0	PA: 40																																													

PITCHER	IP	WLS	BF	H	R	ER	SO	BB	IBB	HBP	BLK	WP	HR	S	P	ERA	WHIP
Jim Clancy, R (1, 1) ERA: 3.28	6.2	L	30	5	5	5	4	6	0	0	0	0	1	32	56	6.75	1.650
Mike Willis, L (7, 1) ERA: 3.38	0.0		2	2	0	0	0	0	0	0	0	0	0	2	2	∞	∞
Ken Schrom, R (7, 1) ERA: 6.23	1.0		6	1	3	3	0	2	0	0	0	0	0	4	12	27.00	3.000
Mike Barlow, R (8, 1) ERA: 3.5	0.1		2	1	0	0	0	0	0	0	0	0	0	2	2	0.00	3.000

BOTTOM

Toronto Blue Jays @ Kansas City Royals
 Royals Stadium, Kansas City, MO
 Sun Aug 17 1980, 8:05 PM EDT
 Att: 30,693 - Unknown - 89 F

livebaseballscorecards.com

AB	31
R	8
H	9
RBI	8
BB	8
SO	4
LOB	19



Batter	1	2	3	4	5	6	7	8	9	AB R H RBI BB SO LOB	TOP
Willie Wilson, S OBP: 0.367, SLG: 0.441 (1, 7) X	0-0 F7 ① X	0-0 F7 ③		0-0 4-3 ① BB BB	4-0 BB BB		0-0 1-3 S 1B			4 0 1 0 1 0 2	Kansas City Royals @ Texas Rangers Arlington Stadium, Arlington, TX Mon Aug 18 1980, 8:05 PM EDT Att: 17,609 - Unknown livebaseballscorecards.com
Hal McRae, R OBP: 0.356, SLG: 0.502 (1, 10) X	0-0 4-3 ②		0-0 1B SF8 2B	0-0 E 1B 1B	4-0 1-2 BB		0-0 F9 ② 1-2			4 2 2 0 1 0 2	
George Brett, L OBP: 0.460, SLG: 0.676 (1, 5) X	0-0 2B 1B		0-0 HR 1B 2-3	0-0 E 1B 1B	0-0 5-3 ③		0-0 F3 ③			5 3 3 0 0 0 4	
Darrell Porter, L OBP: 0.378, SLG: 0.391 (1, 2) X	0-0 1-H 2B		0-0 SF8 ① X 3-H	0-0 E9 1B FC5-2 1-2 2-3		4-0 PB BB BB BB		0-3 K ① S S		3 0 1 2 1 1 2	
Willie Aikens, L OBP: 0.373, SLG: 0.446 Ralph LaCock, L OBP: 0.253, SLG: 0.227 (1, 3) X (8, 3) X	0-0 6-3 ③		0-0 HR 2-H	0-0 FC5-2 1B 1-3 2-H 3-H		0-0 F9 ① 1-2		0-0 F9 ②		5 1 2 4 0 0 2 0 0 0 0 0 0 0	
Amos Otis, R OBP: 0.325, SLG: 0.404 (1, 8) X		0-0 F9 ① X	0-0 E 1B ②	0-0 FC5-2 1-2 3-H		0-3 K ② S S		0-0 5-3 ③		5 0 1 0 0 1 3	
Clint Hurdle, L OBP: 0.369, SLG: 0.481 (1, 9) X		0-0 BB 1B	0-0 F9 ② S S	0-3 K ③ 3-H		0-0 4-3 ③		0-0 F8 ①		5 0 1 0 0 1 4	
Frank White, R OBP: 0.286, SLG: 0.340 (1, 4) X		0-0 F9 ②	0-0 E5 1-2		0-3 K ①		0-0 F8 ①		0-0 F7 ②	5 0 0 0 0 1 2	
U L Washington, S OBP: 0.325, SLG: 0.368 (1, 6) X		4-0 BB 1-2	0-0 F8 ③		0-0 4-3 ②		4-0 1B BB BB BB		0-0 P6 ③	3 0 0 0 2 0 2	
Inning Stats	R: 1 H: 2 E: 0 LOB: 1 K: 0 BB: 0 S: 5 P: 5	R: 0 H: 1 E: 0 LOB: 2 K: 0 BB: 1 S: 4 P: 8	R: 3 H: 4 E: 1 LOB: 2 K: 0 BB: 0 S: 8 P: 8	R: 2 H: 3 E: 1 LOB: 2 K: 1 BB: 0 S: 9 P: 9	R: 0 H: 0 E: 0 LOB: 2 K: 1 BB: 2 S: 5 P: 13	R: 0 H: 0 E: 0 LOB: 1 K: 1 BB: 1 S: 5 P: 9	R: 0 H: 1 E: 0 LOB: 2 K: 0 BB: 1 S: 4 P: 8	R: 0 H: 0 E: 0 LOB: 0 K: 1 BB: 0 S: 5 P: 5	R: 0 H: 0 E: 0 LOB: 0 K: 0 BB: 0 S: 3 P: 3	1B: 8 SF: 1 2B: 2 SAC: 0 3B: 0 DP: 0 HR: 1 HBP: 0	WP: 0 PA: 45 PB: 1 SB: 1 CS: 0
PITCHER Ed Figueroa, R ERA: 6.78 Charlie Hough, R ERA: 5.23 (1, 1) (3, 1)	IP WLS BF H R ER SO BB IBB HBP BLK WP HR S P ERA WHIP	2.1 L 15 7 4 4 0 1 0 0 0 0 1 14 18 15.43 3.429	6.2 30 4 2 1 4 4 0 0 0 0 0 34 50 1.35 1.200	PITCHER IP WLS BF H R ER SO BB IBB HBP BLK WP HR S P ERA WHIP							

Batter	1	2	3	4	5	6	7	8	9
Mickey Rivers, L (1, 8) OBP: 0.338, SLG: 0.417	0-0 G3		0-0 P4			4-0 HR BB		0-0 1B 1B	
Bump Wills, S (1, 4) OBP: 0.314, SLG: 0.337 Dave Roberts, R (7, 4) OBP: 0.297, SLG: 0.368	0-3 K		0-0 F7			0-3 K		0-0 FC5-4 1B	
Al Oliver, L (1, 7) OBP: 0.350, SLG: 0.457	0-0 4-3			0-0 4-3		0-0 P6		0-3 K	
Buddy Bell, R (1, 5) OBP: 0.384, SLG: 0.513		0-0 5-3 1B		0-0 F8		0-0 HR		0-0 P4	
Richie Zisk, R (1, 10) OBP: 0.340, SLG: 0.474		0-0 5-3		0-0 5-3		0-0 6-3		0-0 FC5-4	
Pat Putnam, L (1, 3) OBP: 0.331, SLG: 0.425		0-0 5-3			0-0 1B		0-0 HR	0-0 L7	
Johnny Grubb, L (1, 9) OBP: 0.393, SLG: 0.397		0-3 K			0-3 K		0-0 6-3	0-3 K	
Jim Sundberg, R (1, 2) OBP: 0.341, SLG: 0.372			0-0 F8		0-0 F8		0-0 5-3	4-0 BB	
Pepe Frias, R (1, 6) OBP: 0.246, SLG: 0.276 Jim Norris, L (9, PH) OBP: 0.342, SLG: 0.282			0-0 1B		0-0 F8		0-0 F7	0-0 4-3	

AB	R	H	RBI	BB	SO	LOB
3	1	1	0	1	0	1
3	0	0	0	0	2	2
1	0	1	0	0	0	0
4	0	0	0	0	1	3
4	1	2	2	0	0	2
4	0	0	0	0	0	3
4	1	2	1	0	0	1
4	0	0	0	0	3	2
3	0	0	0	1	0	1
3	0	1	0	0	0	1
1	0	0	0	0	0	1

BOTTOM

Kansas City Royals @ Texas Rangers
Arlington Stadium, Arlington, TX
Mon Aug 18 1980, 8:05 PM EDT
Att. 17,609 - Unknown

livebaseballscorecards.com

AB	34
R	3
H	7
RBI	3
BB	2
SO	6
LOB	17



Inning Stats	R: 0	H: 0	E: 0	K: 1	S: 5	H: 0	LOB: 0	BB: 0	P: 5	R: 0	H: 1	E: 0	K: 1	S: 6	H: 1	LOB: 1	BB: 0	P: 6	R: 0	H: 1	E: 0	K: 0	S: 4	R: 0	H: 0	E: 0	K: 0	S: 3	R: 0	H: 1	E: 0	K: 1	S: 6	R: 2	H: 1	E: 0	K: 1	S: 6	R: 1	H: 1	E: 0	K: 0	S: 4	R: 0	H: 2	E: 0	K: 1	S: 7	R: 0	H: 0	E: 0	K: 1	S: 5	1B: 5	SF: 0	2B: 0	SAC: 0	3B: 0	DP: 0	HR: 2	HBP: 0	WP: 0	PA: 36
--------------	------	------	------	------	------	------	--------	-------	------	------	------	------	------	------	------	--------	-------	------	------	------	------	------	------	------	------	------	------	------	------	------	------	------	------	------	------	------	------	------	------	------	------	------	------	------	------	------	------	------	------	------	------	------	------	-------	-------	-------	--------	-------	-------	-------	--------	-------	--------

PITCHER	IP	WLS	BF	H	R	ER	SO	BB	IBB	HBP	BLK	WP	HR	S	P	ERA	WHIP
Rich Gale, R (1, 1) ERA: 3.56	7.0	W	29	7	3	3	4	1	0	0	0	0	2	36	40	3.86	1.143
Jeff Twitty, L (8, 1) ERA: 6.94	0.1		1	0	0	0	1	0	0	0	0	0	0	3	3	0.00	0.000
Dan Quisenberry, R (8, 1) ERA: 2.91	1.2	S	6	0	0	0	1	1	0	0	0	0	0	7	11	0.00	0.600

PITCHER	IP	WLS	BF	H	R	ER	SO	BB	IBB	HBP	BLK	WP	HR	S	P	ERA	WHIP
---------	----	-----	----	---	---	----	----	----	-----	-----	-----	----	----	---	---	-----	------

Batter	1	2	3	4	5	6	7	8	9	AB R H RBI BB SO LOB	TOP																
Willie Wilson, S (1, 7) OBP: 0.364, SLG: 0.438	0-0 5-3		0-0 5-3		0-0 1-3			0-0 6-3		4 0 0 0 0 0 1																	
U L Washington, S (1, 6) OBP: 0.325, SLG: 0.366	0-0 1B 1B		0-0 3-1			0-0 6-3		0-0 E6 G3 2B		4 2 1 0 0 0 0																	
George Brett, L (1, 5) OBP: 0.458, SLG: 0.670	0-0 F8		0-0 4-3			4-0 CS BB		0-0 G3 1-2		3 0 0 0 1 0 2																	
Hal McRae, R (1, 10) OBP: 0.358, SLG: 0.505	0-0 1B 1-2 1B			0-0 5-3		0-0 F8 1-2		0-0 1B 2B 2-H		4 1 2 1 0 0 1																	
Amos Otis, R (1, 8) OBP: 0.328, SLG: 0.406	0-0 1-2 2-H 1B			0-3 K			0-0 F8	0-0 1B 1B 2-H		4 1 2 2 0 1 0																	
John Wathan, R (1, 2) OBP: 0.381, SLG: 0.403	0-3 K			0-0 F2			0-0 5-3	0-0 1B 1B FC6-4 1-3		4 0 1 0 0 1 2																	
Willie Aikens, L (1, 3) OBP: 0.374, SLG: 0.446		0-0 4-3			0-0 1B		0-0 4-3	0-0 1-2 3-H 1B		4 0 2 1 0 0 0																	
Rance Mulliniks, L (9, PR) OBP: 0.267, SLG: 0.231										0 0 0 0 0 0 0																	
Ralph LaCock, L (9, 3) OBP: 0.253, SLG: 0.227										0 0 0 0 0 0 0																	
Frank White, R (1, 4) OBP: 0.283, SLG: 0.336		0-0 5-3			0-0 P4			0-0 F9	0-0 FC6-4 1-2 2-3	4 0 0 0 0 0 3																	
Rusty Torres, S (1, 9) OBP: 0.256, SLG: 0.171		0-0 F7			0-0 P4			0-3 K	0-0 6-3	2 0 0 0 0 0 1																	
Dave Chalk, R (8, PH) OBP: 0.349, SLG: 0.383										1 0 0 0 0 1 0																	
Clint Hurdle, L (8, 9) OBP: 0.368, SLG: 0.480										1 0 0 0 0 0 2																	
Inning Stats	R: 1 E: 0 K: 1 S: 8	H: 3 LOB: 2 BB: 0 P: 8	R: 0 E: 0 K: 0 S: 3	H: 0 LOB: 0 BB: 0 P: 3	R: 0 E: 0 K: 0 S: 3	H: 0 LOB: 0 BB: 0 P: 3	R: 0 E: 0 K: 1 S: 5	H: 0 LOB: 0 BB: 0 P: 5	R: 0 E: 0 K: 0 S: 4	H: 1 LOB: 1 BB: 0 P: 4	R: 0 E: 0 K: 0 S: 2	H: 0 LOB: 0 BB: 1 P: 6	R: 0 E: 0 K: 0 S: 3	H: 0 LOB: 0 BB: 0 P: 3	R: 0 E: 0 K: 1 S: 5	H: 0 LOB: 0 BB: 0 P: 5	R: 3 E: 1 K: 0 S: 8	H: 4 LOB: 2 BB: 0 P: 8	1B: 7 2B: 1 3B: 0 HR: 0	SF: 0 SAC: 0 DP: 0 HBP: 0	WP: 0 PB: 0 SB: 0 CS: 1	PA: 36					
PITCHER	IP WLS BF H R ER SO BB IBB HBP BLK WP HR S P ERA WHIP																										
Jon Matlack, L (1, 1) ERA: 3.43	8.1		31	5	3	2	3	1	0	0	0	0	0	36	40	2.16	0.720										
Danny Darwin, R (9, 1) ERA: 2.48	0.0	L	2	2	0	0	0	0	0	0	0	0	0	2	2	∞	∞										
John Henry Johnson, L (9, 1) ERA: 2.55	0.2		3	1	1	1	0	0	0	0	0	0	0	3	3	13.50	1.500										

Kansas City Royals @ Texas Rangers
 Arlington Stadium, Arlington, TX
 Tue Aug 19 1980, 8:05 PM EDT
 Att: 17,800 - Unknown

livebaseballscorecards.com

AB	35
R	4
H	8
RBI	4
BB	1
SO	3
LOB	12



Batter	1	2	3	4	5	6	7	8	9	AB	R	H	RBI	BB	SO	LOB
Mickey Rivers, L (1, 8) OBP: 0.341, SLG: 0.421	0-0 2B		0-0 1-3		0-0 1-2 2-H 1B		0-0 3-H 1B		0-0 1-2 4-3	5	0	3	2	0	0	1
Bump Wills, S (1, 4) OBP: 0.313, SLG: 0.335	0-3 K		0-0 1B		0-0 F8		0-0 L9		0-0 3-1	5	0	1	0	0	1	5
Al Oliver, L (1, 7) OBP: 0.349, SLG: 0.455	0-3 K		0-0 F7		0-0 L4			0-0 SH1-3 1B		4	1	1	0	0	1	4
Buddy Bell, R (1, 5) OBP: 0.384, SLG: 0.510	4-0 BB			0-0 F8		0-0 L8		0-0 SH1-3		2	0	0	0	1	0	0
Richie Zisk, R (1, 10) OBP: 0.339, SLG: 0.472	0-0 F8			0-0 F9		0-3 K		0-0 1B		4	0	1	1	0	1	2
Bill Sample, R (8, PR) OBP: 0.306, SLG: 0.265								2-H		0	0	0	0	0	0	0
Pat Putnam, L (1, 3) OBP: 0.327, SLG: 0.419		0-3 K		0-0 P4		0-0 F8		0-0 4-3		4	0	0	0	0	1	1
Johnny Grubb, L (1, 9) OBP: 0.390, SLG: 0.394		0-3 K			0-0 6-3 1B		0-0 F9		0-3 K	4	1	1	0	0	2	1
Jim Sundberg, R (1, 2) OBP: 0.340, SLG: 0.371		0-0 5-3			0-0 6-3		0-0 E E5 1B		0-0 E6 4-3	4	0	1	0	0	0	1
Pepe Frias, R (1, 6) OBP: 0.244, SLG: 0.275			0-0 P3		4-0 1B		0-0 E5		0-3 K	1	0	0	0	0	0	0
Jim Norris, L (5, PH) OBP: 0.347, SLG: 0.282					BB					0	0	0	0	1	0	0
Dave Roberts, R (6, 6) OBP: 0.293, SLG: 0.363										1	1	0	0	0	0	1
Rusty Staub, L (9, PH) OBP: 0.401, SLG: 0.482										1	0	0	0	0	1	1

BOTTOM	
Kansas City Royals @ Texas Rangers Arlington Stadium, Arlington, TX Tue Aug 19 1980, 8:05 PM EDT Att. 17,800 - Unknown	
AB 35 R 3 H 8 RBI 3 BB 2 SO 7 LOB 17	

Inning Stats	R: 0	H: 1	E: 0	K: 2	S: 8	LOB: 2	BB: 1	P: 12	R: 0	H: 0	E: 0	K: 2	S: 7	LOB: 0	BB: 0	P: 7	R: 0	H: 1	E: 0	K: 0	S: 4	LOB: 1	BB: 0	P: 4	R: 0	H: 0	E: 0	K: 0	S: 3	LOB: 0	BB: 0	P: 3	R: 1	H: 2	E: 0	K: 0	S: 5	LOB: 2	BB: 1	P: 9	R: 0	H: 0	E: 0	K: 1	S: 5	LOB: 0	BB: 0	P: 5	R: 1	H: 2	E: 2	K: 0	S: 5	LOB: 1	BB: 0	P: 5	R: 1	H: 2	E: 0	K: 1	S: 7	LOB: 1	BB: 0	P: 7	R: 0	H: 0	E: 1	K: 1	S: 6	LOB: 1	BB: 0	P: 6	1B: 7	2B: 1	3B: 0	HR: 0	SF: 0	SAC: 1	DP: 0	HBP: 0	WP: 0	PB: 0	SB: 0	CS: 0	PA: 38
PITCHER	IP	WLS	BF	H	R	ER	SO	BB	IBB	HBP	BLK	WP	HR	S	P	ERA	WHIP																																																																				
Dennis Leonard, R (1, 1) ERA: 3.99	7.1		32	8	3	2	5	2	0	0	0	0	0	40	48	2.46	1.364																																																																				
Jeff Twitty, L (8, 1) ERA: 6.57	0.2	W	2	0	0	0	1	0	0	0	0	0	0	4	4	0.00	0.000																																																																				
Dan Quisenberry, R (9, 1) ERA: 2.88	1.0	S	4	0	0	0	1	0	0	0	0	0	0	6	6	0.00	0.000																																																																				

Batter	1	2	3	4	5	6	7	8	9	10	11	12	AB R H RBI BB SO LOB	TOP																
Willie Wilson, S OBP: 0.362, SLG: 0.435 (1, 7)	0-0 4-3		0-0 G3		0-0 P6		0-0 F7		0-0 E 1B		0-0 4-3		6 0 1 0 0 0 2	Kansas City Royals @ Texas Rangers Arlington Stadium, Arlington, TX Wed Aug 20 1980, 8:05 PM EDT Att: 16,996 - Unknown livebaseballscorecards.com																
Hal McRae, R OBP: 0.360, SLG: 0.511 (1, 10)	0-0 WP 1B 2B		0-0 6-3		0-3 K		0-0 BB 1B		0-0 6-3		0-0 BB SF8 2B		6 2 3 0 0 1 2																	
George Brett, L OBP: 0.467, SLG: 0.682 (1, 5)	0-0 WP BB 2-H 1B		0-0 HR		4-0 WP HBP IBB		4-0 BB		0-0 1B		4-0 SF8 BB WP IBB		3 2 3 2 3 0 0																	
Darrell Porter, L OBP: 0.392, SLG: 0.394 (1, 2)	4-0 WP 1-2 BB		0-0 2B		1-0 WP HBP		0-0 F7		0-0 F9		4-0 WP 1-2 2-3 BB		3 0 1 0 2 0 3																	
Willie Aikens, L OBP: 0.369, SLG: 0.441 (1, 3)	0-3 K 1-2 2-3		0-0 P5		0-0 L8		0-0 6-3		0-0 L8		0-0 SF8 2-3 3-H		5 0 0 1 0 1 6																	
Amos Otis, R OBP: 0.321, SLG: 0.396 (1, 8)	0-0 L8		0-0 F8		0-0 5-3		0-0 3-1		0-3 K		0-3 K 1-2 3-H		6 0 0 0 0 2 4																	
Clint Hurdle, L OBP: 0.363, SLG: 0.473 (1, 9)		0-0 L7		0-0 4-3		0-0 G3		0-0 F7		0-0 F3		0-0 F8	4 0 0 0 0 0 0 2 0 0 0 0 0 1																	
John Wathan, R OBP: 0.379, SLG: 0.401 (11, PH)																														
Frank White, R OBP: 0.282, SLG: 0.334 (1, 4)		0-0 5-3		0-0 L5		0-0 5-3		0-0 4-3		4-0 FC4-6 BB			3 0 0 0 0 0 0 1 0 0 0 0 0 0 0 0 0 0 0 0 0 0 0 0 0 1 0 0																	
Jamie Quirk, L OBP: 0.282, SLG: 0.419 (9, PH)																														
Rance Mulliniks, L OBP: 0.267, SLG: 0.231 (9, 4)																														
Dave Chalk, R OBP: 0.353, SLG: 0.383 (11, PH)																														
U L Washington, S OBP: 0.323, SLG: 0.364 (1, 6)		0-3 K			0-0 HBP S WP 1B		0-0 1-3		0-0 F8		0-0 FC4-6 1-2		5 1 1 0 0 1 1																	
Inning Stats	R: 1 E: 0 K: 1 S: 7	H: 2 LOB: 2 BB: 1 P: 11	R: 0 E: 0 K: 1 S: 5	H: 0 LOB: 0 BB: 0 P: 5	R: 1 E: 0 K: 0 S: 3	H: 2 LOB: 1 BB: 0 P: 5	R: 0 E: 0 K: 0 S: 3	H: 0 LOB: 0 BB: 0 P: 3	R: 1 E: 0 K: 1 S: 6	H: 1 LOB: 2 BB: 1 P: 8	R: 0 E: 0 K: 0 S: 3	H: 0 LOB: 0 BB: 0 P: 3	R: 0 E: 1 K: 0 S: 4	H: 1 LOB: 1 BB: 0 P: 4	R: 0 E: 0 K: 1 S: 6	H: 1 LOB: 1 BB: 0 P: 6	R: 0 E: 0 K: 0 S: 3	H: 0 LOB: 1 BB: 1 P: 7	R: 2 E: 0 K: 1 S: 6	H: 1 LOB: 1 BB: 2 P: 14	1B: 5 2B: 3 3B: 0 HR: 1	SF: 1 SAC: 0 DP: 0 HBP: 1	WP: 4 PB: 0 SB: 1 CS: 0	PA: 52						
PITCHER	IP WLS BF H R ER SO BB IBB HBP BLK WP HR S P ERA WHIP																													
Ken Clay, R ERA: 3.6 (1, 1)	9.1	40	8	3	3	3	2	1	0	0	3	1	42	55	2.89	1.071														
John Henry Johnson, L ERA: 3.2 (10, 1)	2.0	L 10	1	2	2	1	2	1	0	0	0	0	9	21	9.00	1.500														
Danny Darwin, R ERA: 2.45 (12, 1)	0.2	2	0	0	0	1	0	0	0	0	1	0	4	4	0.00	0.000														

Batter	1	2	3	4	5	6	7	8	9	10	11	12	AB	R	H	RBI	BB	SO	LOB
Mickey Rivers, L OBP: 0.343, SLG: 0.424 (1, 8)	0-0 SH1-3 SF7 2B		0-0 6-3		0-0 1B 1B		0-0 CS 1B			0-0 6-3			5	1	3	0	0	0	0
Bump Wills, S OBP: 0.314, SLG: 0.335 (1, 4)	0-0 SH1-3 2-3		4-0 BB		0-0 F7		0-0 CS 1-2	0-3 K2-3			0-0 6-3 1B		3	0	1	0	1	1	1
Al Oliver, L OBP: 0.348, SLG: 0.453 (1, 7)	0-0 SF7		0-3 K		0-0 1-2 1B			0-0 1-3			0-0 6-3 1-2		4	0	1	1	0	1	2
Buddy Bell, R OBP: 0.382, SLG: 0.505 (1, 5)	0-0 6-3			0-0 5-3	0-0 L6			0-0 6-3			4-0 G6-4-3 IBB		4	0	0	0	1	0	2
Richie Zisk, R OBP: 0.335, SLG: 0.465 (1, 10)		0-0 F9		0-0 F3		0-0 F3			0-3 K		0-0 G6-4-3 1-2		5	0	0	0	0	1	2
John Ellis, R OBP: 0.283, SLG: 0.297 Pat Putnam, L OBP: 0.326, SLG: 0.418 (1, 3)		0-0 2B		0-0 F8		0-0 P4			0-0 L7			0-0 4-3	4	0	1	0	0	0	0
Bill Sample, R OBP: 0.304, SLG: 0.264 Jim Norris, L OBP: 0.344, SLG: 0.280 (12, PH)		0-0 P6			0-0 5-3 HR 1B		0-0 K		0-0 G3			0-0 F8	1	0	0	0	0	0	0
Jim Sundberg, R OBP: 0.338, SLG: 0.369 (1, 2)		0-3 K			0-0 5-3		0-0 L9			0-0 5-3		0-0 1B	5	0	1	0	0	1	2
Pepe Frias, R OBP: 0.243, SLG: 0.273 Dave Roberts, R OBP: 0.293, SLG: 0.384 Rusty Staub, L OBP: 0.399, SLG: 0.480 (6, 6)			0-0 L5		0-0 2-H HR		0-0 F5			0-0 6-3		0-3 K	1	0	0	0	0	0	0

Inning Stats	R: 1	H: 1	E: 0	LOB: 0	K: 0	P: 4	R: 0	H: 1	E: 0	LOB: 1	K: 1	P: 6	R: 0	H: 0	E: 0	LOB: 0	K: 1	P: 5	R: 0	H: 0	E: 0	LOB: 0	K: 1	P: 5	R: 0	H: 0	E: 0	LOB: 0	K: 0	P: 3	R: 2	H: 4	E: 0	LOB: 2	K: 0	P: 7	R: 0	H: 0	E: 0	LOB: 0	K: 1	P: 5	R: 0	H: 1	E: 0	LOB: 0	K: 0	P: 3	R: 0	H: 0	E: 0	LOB: 0	K: 1	P: 5	R: 0	H: 0	E: 0	LOB: 0	K: 1	P: 5	R: 0	H: 0	E: 0	LOB: 0	K: 0	P: 3	R: 0	H: 1	E: 0	LOB: 1	K: 0	P: 7	R: 0	H: 1	E: 0	LOB: 1	K: 1	P: 6	R: 0	H: 0	E: 0	LOB: 0	K: 0	P: 6	R: 0	H: 0	E: 0	LOB: 0	K: 0	P: 6	R: 0	H: 0	E: 0	LOB: 0	K: 1	P: 6	1B: 6	SF: 1	2B: 2	SAC: 1	3B: 0	DP: 1	HR: 1	HBP: 0	WP: 0	PA: 46
--------------	------	------	------	--------	------	------	------	------	------	--------	------	------	------	------	------	--------	------	------	------	------	------	--------	------	------	------	------	------	--------	------	------	------	------	------	--------	------	------	------	------	------	--------	------	------	------	------	------	--------	------	------	------	------	------	--------	------	------	------	------	------	--------	------	------	------	------	------	--------	------	------	------	------	------	--------	------	------	------	------	------	--------	------	------	------	------	------	--------	------	------	------	------	------	--------	------	------	------	------	------	--------	------	------	-------	-------	-------	--------	-------	-------	-------	--------	-------	--------

PITCHER	IP	WLS	BF	H	R	ER	SO	BB	IBB	HBP	BLK	WP	HR	S	P	ERA	WHIP
Larry Gura, L ERA: 2.25 (1, 1)	9.0		34	7	3	3	5	1	0	0	0	0	1	43	47	3.00	0.889
Dan Quisenberry, R ERA: 2.82 (10, 1)	2.0	W	7	1	0	0	0	0	1	0	0	0	0	6	10	0.00	0.500
Renie Martin, R ERA: 4.46 (12, 1)	1.0	S	4	1	0	0	1	0	0	0	0	0	0	6	6	0.00	1.000

BOTTOM

Kansas City Royals @ Texas Rangers
Arlington Stadium, Arlington, TX
Wed Aug 20 1980, 8:05 PM EDT
Att: 16,996 - Unknown

livebaseballscorecards.com

AB	41
R	3
H	9
RBI	3
BB	2
SO	6
LOB	11



Batter	1	2	3	4	5	6	7	8	9	AB R H RBI BB SO LOB	TOP	
Miguel Dilone, S OBP: 0.383, SLG: 0.439 (1, 7) X	0-0 PB HR 2B	0-0 4-3			0-0 1-3 1-2		0-0 SH1-4 1-2		0-0 G5-4-3 1-2f	4 1 1 0 0 0 3	Cleveland Indians @ Kansas City Royals Royals Stadium, Kansas City, MO Thu Aug 21 1980, 8:05 PM EDT Att. 32,139 - Unknown - 84 F livebaseballscorecards.com	
Jorge Orta, L OBP: 0.394, SLG: 0.393 (1, 9) X	0-0 F9 2-3		0-0 F9		0-0 F7		0-0 4-3 2-3			4 0 0 0 0 0 3		
Mike Hargrove, L OBP: 0.410, SLG: 0.416 (1, 3) B B B B	4-0 HR BB		0-0 G4-6-3 1B		0-0 6-3		4-0 BB			2 1 1 0 2 0 1		
Ron Hassey, L OBP: 0.370, SLG: 0.435 (1, 2) X Bo Diaz, R OBP: 0.296, SLG: 0.388 (7, PH) (7, 2)	0-0 1-H 3-H HR		0-0 G4-6-3 1-2f		0-0 4-3		0-0 F9			3 1 1 3 0 0 1 1 0 0 0 0 0 2		
Toby Harrah, R OBP: 0.379, SLG: 0.381 (1, 10) X	0-0 F3			0-0 FC5-4 1B		0-0 F7		0-0 5-3		4 0 1 0 0 0 0		
Alan Bannister, R OBP: 0.314, SLG: 0.339 (1, 5) S S S (9, 4)	0-3 K		0-0 FC5-4 1-2f		0-0 2B 3B		0-0 5-3			4 1 1 0 0 1 1		
Rick Manning, L OBP: 0.339, SLG: 0.301 (1, 8)		0-0 2B		0-0 F3		0-0 2B		0-0 F9		4 0 2 1 0 0 1		
Jack Brohamer, L OBP: 0.304, SLG: 0.305 (1, 4) X Joe Charboneau, R OBP: 0.358, SLG: 0.468 (9, PH) Dave Rosello, R OBP: 0.247, SLG: 0.279 (9, 5)		0-0 F5		0-0 G3		0-0 F8 3-H		0-0 5-3		3 0 0 0 0 0 3 1 0 0 0 0 0 0 0 0 0 0 0 0 0		
Tom Veryzer, R OBP: 0.314, SLG: 0.349 (1, 6) X		0-0 5-3		4-0 1-3 BB		0-0 4-3 SH1-4 1B		0-0 G5-4-3 1B		3 0 2 0 1 0 1		
Inning Stats	R: 3 H: 2 E: 0 LOB: 0 K: 1 BB: 1 S: 7 P: 11	R: 0 H: 1 E: 0 LOB: 1 K: 0 BB: 0 S: 4 P: 4	R: 0 H: 1 E: 0 LOB: 0 K: 0 BB: 0 S: 3 P: 3	R: 0 H: 1 E: 0 LOB: 1 K: 0 BB: 0 S: 4 P: 4	R: 0 H: 0 E: 0 LOB: 1 K: 0 BB: 1 S: 3 P: 7	R: 1 H: 2 E: 0 LOB: 1 K: 0 BB: 0 S: 5 P: 5	R: 0 H: 1 E: 0 LOB: 2 K: 0 BB: 1 S: 4 P: 8	R: 0 H: 0 E: 0 LOB: 0 K: 0 BB: 0 S: 3 P: 3	R: 0 H: 1 E: 0 LOB: 0 K: 0 BB: 0 S: 3 P: 3	1B: 4 SF: 0 2B: 3 SAC: 1 3B: 1 DP: 2 HR: 1 HBP: 0		WP: 0 PA: 37 PB: 1 SB: 0 CS: 0
PITCHER Steve Busby, R ERA: 6.19 (1, 1) Jeff Twitty, L ERA: 5.28 (7, 1)	IP WLS BF H R ER SO BB IBB HBP BLK WP HR S P ERA WHIP											
	6.0 L 26 7 4 4 1 2 0 0 0 0 0 1 26 34 6.00 1.500											
	3.0 11 2 0 0 0 1 0 0 0 0 0 0 10 14 0.00 1.000											



Batter	1	2	3	4	5	6	7	8	9	AB	R	H	RBI	BB	SO	LOB
U L Washington, S OBP: 0.325, SLG: 0.373 (1, 6)	0-3 K		0-0 5-3			0-0 HR		0-0 4-3 6-3 1B		4	1	2	2	0	1	0
John Wathan, R OBP: 0.377, SLG: 0.399 (1, 7)	0-0 CS 1B			0-0 F8		0-3 K		0-0 6-3 1-2		4	0	1	0	0	1	1
George Brett, L OBP: 0.464, SLG: 0.686 (1, 5)	0-3 K 1-2			0-0 HR		0-0 F8		0-0 4-3 2-3		4	1	1	1	0	1	2
Hal McRae, R OBP: 0.359, SLG: 0.506 (1, 10)		0-0 F7		0-0 F9		4-0 BB		0-0 F9		3	0	0	0	1	0	1
Amos Otis, R OBP: 0.320, SLG: 0.394 (1, 8)		0-0 F9		0-0 F7		0-0 F7			0-0 FC1-5 BB 1B	4	0	1	0	0	0	1
Darrell Porter, L OBP: 0.383, SLG: 0.396 (1, 2)		0-0 2B			0-0 F5		0-0 F7		4-0 FC1-5 BB	3	0	1	0	1	0	0
Willie Aikens, L OBP: 0.368, SLG: 0.438 Rance Mulliniks, L OBP: 0.267, SLG: 0.231 (9, PR)		0-3 K			0-0 4-3		4-0 BB		0-0 FC1-5 1-2 2-3f	3	0	0	0	1	1	3
Rusty Torres, S OBP: 0.250, SLG: 0.167 Dave Chalk, R OBP: 0.351, SLG: 0.381 Clint Hurdle, L OBP: 0.363, SLG: 0.473 Willie Wilson, S OBP: 0.361, SLG: 0.434 (9, PH)			0-0 F8		0-0 6-3		0-3 K		0-3 K	2	0	0	0	0	0	0
Frank White, R OBP: 0.282, SLG: 0.333 Jamie Quirk, L OBP: 0.280, SLG: 0.416 (9, PH)			0-0 F5			4-0 HR BB		0-0 F9	0-3 K	2	1	0	0	1	0	1

Inning Stats	R: 0	H: 1	E: 0	K: 2	S: 7	LOB: 1	BB: 0	P: 7	R: 0	H: 1	E: 0	K: 1	S: 6	LOB: 1	BB: 0	P: 6	R: 0	H: 0	E: 0	K: 0	S: 3	LOB: 0	BB: 0	P: 3	R: 1	H: 1	E: 0	K: 0	S: 4	LOB: 0	BB: 0	P: 4	R: 0	H: 0	E: 0	K: 0	S: 3	LOB: 0	BB: 0	P: 3	R: 2	H: 1	E: 0	K: 1	S: 6	LOB: 1	BB: 2	P: 14	R: 0	H: 0	E: 0	K: 1	S: 5	LOB: 1	BB: 1	P: 9	R: 0	H: 1	E: 0	K: 0	S: 4	LOB: 1	BB: 0	P: 4	R: 0	H: 1	E: 0	K: 2	S: 8	LOB: 2	BB: 1	P: 12	1B: 3	SF: 0	2B: 2	SAC: 0	3B: 0	DP: 1	HR: 2	HBP: 0	WP: 0	PA: 36
--------------	------	------	------	------	------	--------	-------	------	------	------	------	------	------	--------	-------	------	------	------	------	------	------	--------	-------	------	------	------	------	------	------	--------	-------	------	------	------	------	------	------	--------	-------	------	------	------	------	------	------	--------	-------	-------	------	------	------	------	------	--------	-------	------	------	------	------	------	------	--------	-------	------	------	------	------	------	------	--------	-------	-------	-------	-------	-------	--------	-------	-------	-------	--------	-------	--------

PITCHER	IP	WLS	BF	H	R	ER	SO	BB	IBB	HBP	BLK	WP	HR	S	P	ERA	WHIP
Rick Waits, L ERA: 4.45 (1, 1)	5.0	W	19	4	3	3	3	1	0	0	0	0	2	24	28	5.40	1.000
Sid Monge, L ERA: 2.96 (6, 1)	3.2		16	2	0	0	3	3	0	0	0	0	0	19	31	0.00	1.364
Victor Cruz, R ERA: 3.52 (9, 1)	0.1	S	1	0	0	0	1	0	0	0	0	0	0	3	3	0.00	0.000

BOTTOM

Cleveland Indians @ Kansas City Royals
Royals Stadium, Kansas City, MO

Thu Aug 21 1980, 8:05 PM EDT
Att: 32,139 - Unknown - 84 F

livebaseballscorecards.com

AB	32
R	3
H	6
RBI	3
BB	4
SO	7
LOB	14



Batter	1	2	3	4	5	6	7	8	9	AB R H RBI BB SO LOB	TOP		
Miguel Dilone, S OBP: 0.379, SLG: 0.433 (1, 7) X	0-0 1-3 X	0-0 F8 X		0-0 L6 X		0-0 F4 X		0-0 6-3 X		5 0 0 0 0 0 3			
Jorge Orta, L OBP: 0.394, SLG: 0.393 (1, 9) X	0-0 1B 1B X	0-0 F8 X			0-0 1B 1B X		0-0 F8 X	0-0 4-3 X		5 1 2 0 0 0 2			
Mike Hargrove, L OBP: 0.414, SLG: 0.417 (1, 3) X	0-0 1B 1B 1B X		0-0 3-1 X		0-0 E 1B X		4-0 BB 1B BB X		4-0 CS BB X	3 2 2 0 2 0 0			
Gary Alexander, R OBP: 0.270, SLG: 0.361 (1, 10) X	0-0 1B 1B X		0-3 K X		0-0 E9 FC6-4 X		0-0 F4 X		0-0 F8 X	4 1 1 1 0 1 1			
Ron Hassey, L OBP: 0.369, SLG: 0.434 (9, PH) X	0-0 1B 1B X									1 0 0 0 0 0 1			
Toby Harrah, R OBP: 0.381, SLG: 0.379 (1, 5) S S S	0-3 K X		4-0 1B BB X		4-0 FC6-4 BB X		4-0 1B BB X		0-3 K X	2 0 0 0 3 2 3			
Alan Bannister, R OBP: 0.321, SLG: 0.346 (1, 4) X	0-0 1B 1B X		0-0 1B X		0-0 FC6-4 X		0-0 1B X			4 0 3 2 0 0 1			
Bo Diaz, R OBP: 0.288, SLG: 0.378 (1, 2) X	0-0 F7 X		0-0 G3 X		0-0 F7 X		0-3 K X			4 0 0 0 0 1 8			
Rick Manning, L OBP: 0.336, SLG: 0.297 (1, 8) X		0-0 L5 X		0-0 E5 L6 6-3 X		0-0 G3 X		0-0 F7 X		4 0 0 0 0 0 0			
Tom Verzyer, R OBP: 0.317, SLG: 0.356 (1, 6) X		0-0 1B X		0-0 6-3 1-2 X		0-0 4-3 X		0-0 2B X		4 0 2 0 0 0 1			
Inning Stats	R: 1 H: 4 E: 0 LOB: 3 K: 1 BB: 0 S: 9 P: 9	R: 0 H: 1 E: 0 LOB: 1 K: 0 BB: 0 S: 4 P: 4	R: 0 H: 1 E: 0 LOB: 2 K: 1 BB: 1 S: 6 P: 10	R: 0 H: 0 E: 1 LOB: 0 K: 0 BB: 0 S: 3 P: 3	R: 2 H: 2 E: 2 LOB: 1 K: 0 BB: 1 S: 5 P: 9	R: 0 H: 0 E: 0 LOB: 0 K: 0 BB: 0 S: 3 P: 3	R: 1 H: 1 E: 0 LOB: 2 K: 1 BB: 2 S: 6 P: 14	R: 0 H: 1 E: 0 LOB: 1 K: 0 BB: 0 S: 4 P: 4	R: 0 H: 0 E: 0 LOB: 1 K: 1 BB: 1 S: 4 P: 8	1B: 9 SF: 0 2B: 3 SAC: 0 3B: 0 DP: 2 HR: 0 HBP: 0	WP: 0 PA: 41 PB: 0 SB: 0 CS: 1		
PITCHER	IP WLS BF H R ER SO BB IBB HBP BLK WP HR S P ERA WHIP											PITCHER	IP WLS BF H R ER SO BB IBB HBP BLK WP HR S P ERA WHIP
Paul Splittorff, L ERA: 4.51 (1, 1)	6.2 L 33 9 4 2 2 4 0 0 0 0 0 0 33 49 2.70 1.950												
Renie Martin, R ERA: 4.36 (7, 1)	2.1 8 1 0 0 2 1 0 0 0 0 0 0 11 15 0.00 0.857												

Cleveland Indians @ Kansas City Royals
 Royals Stadium, Kansas City, MO
 Fri Aug 22 1980, 8:05 PM EDT
 Att: 34,526 - Unknown

livebaseballscorecards.com

AB	36
R	4
H	10
RBI	3
BB	5
SO	4
LOB	20



Batter	1	2	3	4	5	6	7	8	9
U L Washington, S OBP: 0.326, SLG: 0.378	0-0 4-3 1B		0-0 3B		0-3 K		0-0 G3		
John Wathan, R OBP: 0.374, SLG: 0.395	0-0 4-3 1-2		0-3 K		0-0 6-3		0-0 6-3		
George Brett, L OBP: 0.462, SLG: 0.680	0-0 F7		0-0 6-3			0-0 1B		0-0 F9	
Darrell Porter, L OBP: 0.384, SLG: 0.396	4-0 BB			0-3 K		0-0 1B		0-0 G3	
Willie Aikens, L OBP: 0.365, SLG: 0.433	0-3 K			0-0 4-3		0-0 F9		0-0 4-3	
Amos Otis, R OBP: 0.319, SLG: 0.403		0-0 F7		0-0 HR		0-3 K		0-0 F7	
Clint Hurdle, L OBP: 0.360, SLG: 0.468		0-3 K		0-0 F9		0-0 FC4		4-0 BB	
Jose Cardenal, R OBP: 0.280, SLG: 0.190								0-0 BB	
Ralph LaCock, L OBP: 0.255, SLG: 0.224		0-0 4-3				4-0 BB		0-0 F6	
Willie Wilson, S OBP: 0.361, SLG: 0.433								0-0 F7	
Frank White, R OBP: 0.282, SLG: 0.332			0-3 K		0-0 F8		0-0 G3		

Inning Stats	R: 0	H: 1	E: 0	K: 1	S: 6	R: 0	H: 0	E: 0	K: 1	S: 5	R: 0	H: 1	E: 0	K: 2	S: 8	R: 1	H: 1	E: 0	K: 1	S: 6	R: 0	H: 0	E: 0	K: 1	S: 5	R: 0	H: 2	E: 0	K: 1	S: 7	R: 0	H: 1	E: 0	K: 0	S: 4	R: 0	H: 0	E: 0	K: 0	S: 3	R: 0	H: 0	E: 0	K: 0	S: 3	R: 0	H: 0	E: 0	K: 0	S: 3
	LOB: 2	BB: 1	P: 10			LOB: 0	BB: 0	P: 5			LOB: 1	BB: 0	P: 8			LOB: 0	BB: 0	P: 6			LOB: 1	BB: 1	P: 9			LOB: 2	BB: 0	P: 7			LOB: 1	BB: 0	P: 4			LOB: 0	BB: 0	P: 3			LOB: 1	BB: 1	P: 7			LOB: 0	BB: 0	P: 3		

PITCHER	IP	WLS	BF	H	R	ER	SO	BB	IBB	HBP	BLK	WP	HR	S	P	ERA	WHIP
Len Barker, R ERA: 3.9	(1, 1)	7.0	W	29	6	1	7	2	0	0	0	0	1	41	49	1.29	1.143
Sid Monge, L ERA: 2.88	(8, 1)	2.0	S	7	0	0	0	1	0	0	0	0	0	6	10	0.00	0.500

AB	R	H	RBI	BB	SO	LOB
4	0	2	0	0	1	2
4	0	0	0	0	1	4
4	0	1	0	0	0	2
3	0	1	0	1	1	0
4	0	0	0	0	1	4
4	1	1	1	0	1	2
3	0	0	0	0	1	2
0	0	0	0	1	0	0
2	0	0	0	1	0	0
1	0	0	0	0	0	1
4	0	1	0	0	1	2

BOTTOM

Cleveland Indians @ Kansas City Royals
Royals Stadium, Kansas City, MO
 Fri Aug 22 1980, 8:05 PM EDT
 Att. 34,526 - Unknown

AB	33
R	1
H	6
RBI	1
BB	3
SO	7
LOB	19



WP	HR	S	P	ERA	WHIP
0	0	0	0	0	0

Batter	1	2	3	4	5	6	7	8	9	AB R H RBI BB SO LOB	TOP		
Miguel Dilone, S OBP: 0.379, SLG: 0.431 (1, 7) X	0-0 S 1B		0-0 F6	0-0 5-3			4-0 S BB		0-0 4-3	4 1 1 0 1 0 1			
Jorge Orta, L OBP: 0.391, SLG: 0.389 (1, 9) X	0-0 F7		0-0 F8			0-0 4-3	0-0 F7			4 0 0 0 0 0 2			
Mike Hargrove, L OBP: 0.414, SLG: 0.417 (1, 3) X	0-0 G6-4-3 1B		4-0 1B BB			0-0 G3	0-0 L7			3 0 1 1 1 0 1			
Ron Hassey, L OBP: 0.370, SLG: 0.433 (1, 2) X Jerry Dybzinski, R OBP: 0.273, SLG: 0.293 (8, PR) Bo Diaz, R OBP: 0.288, SLG: 0.378 (8, 2) X	0-0 G6-4-3 1-2f		0-0 1-2 1B			0-0 4-3		4-0 1-3 BB		3 0 1 0 1 0 1 0 0 0 0 0 0 0 0 0 0 0 0 0 0			
Toby Harrah, R OBP: 0.378, SLG: 0.376 (1, 5) X		0-0 F7	0-0 F4			0-0 F5		0-0 1-3		4 0 0 0 0 0 3			
Joe Charboneau, R OBP: 0.357, SLG: 0.471 (1, 10) X		0-0 F3		0-0 1B 3B		0-0 6-3		0-0 6-3		4 1 1 0 0 0 2			
Alan Bannister, R OBP: 0.327, SLG: 0.350 (1, 4) X		0-0 1B 1B		4-0 G6-4-3 1B BB		0-0 1B		0-3 K		3 0 2 0 1 1 2			
Rick Manning, L OBP: 0.338, SLG: 0.299 (1, 8) X		0-0 1-2 1B		0-0 1-2 G6-4-3 1B		0-0 F5		0-0 4-3		4 0 2 1 0 0 1			
Tom Verzyer, R OBP: 0.312, SLG: 0.350 (1, 6) X		0-0 F7		0-0 G6-4-3 1-2f 2-3		0-0 F6		0-3 K		4 0 0 0 0 1 4			
Inning Stats	R: 1 H: 2 E: 0 LOB: 0 K: 0 BB: 0 S: 4 P: 4	R: 0 H: 2 E: 0 LOB: 2 K: 0 BB: 0 S: 5 P: 5	R: 0 H: 1 E: 0 LOB: 2 K: 0 BB: 1 S: 4 P: 8	R: 1 H: 2 E: 0 LOB: 1 K: 0 BB: 1 S: 4 P: 8	R: 0 H: 0 E: 0 LOB: 0 K: 0 BB: 0 S: 3 P: 3	R: 0 H: 1 E: 0 LOB: 1 K: 0 BB: 0 S: 4 P: 4	R: 0 H: 0 E: 0 LOB: 1 K: 0 BB: 1 S: 3 P: 7	R: 0 H: 0 E: 0 LOB: 2 K: 1 BB: 1 S: 5 P: 9	R: 0 H: 0 E: 0 LOB: 0 K: 1 BB: 0 S: 5 P: 5	1B: 7 SF: 0 2B: 0 SAC: 0 3B: 1 DP: 2 HR: 0 HBP: 0	WP: 0 PA: 37 PB: 0 SB: 2 CS: 0		
PITCHER	IP WLS BF H R ER SO BB IBB HBP BLK WP HR S P ERA WHIP											PITCHER	IP WLS BF H R ER SO BB IBB HBP BLK WP HR S P ERA WHIP
Rich Gale, R ERA: 3.52 (1, 1)	7.0 W 31 8 2 2 0 4 0 0 0 0 0 0 27 43 2.57 1.714												
Dan Quisenberry, R ERA: 2.76 (8, 1)	2.0 S 6 0 0 0 2 0 0 0 0 0 0 0 10 10 0.00 0.000												

Cleveland Indians @ Kansas City Royals
 Royals Stadium, Kansas City, MO
 Sat Aug 23 1980, 8:05 PM EDT
 Att. 40,192 - Unknown - 86 F

livebaseballscorecards.com

AB	33
R	2
H	8
RBI	2
BB	4
SO	2
LOB	17



Batter	1	2	3	4	5	6	7	8	9
Willie Wilson, S OBP: 0.362, SLG: 0.433 (1, 7)	0-0 4-3		0-0 FC5-4 1-2 1B			0-0 L6		0-0 FC4-6 S 1B	
Hal McRae, R OBP: 0.355, SLG: 0.500 (1, 10)	0-0 F9		0-0 FC5-4 1-2 2-3			0-0 F6		0-0 F4 1-2	
George Brett, L OBP: 0.460, SLG: 0.674 (1, 5)	0-0 F8		0-0 F5			0-0 3-1		4-0 FC4-6 IBB	
Willie Aikens, L OBP: 0.366, SLG: 0.432 (1, 3)		0-0 FC3-6 1B		4-0 G6-4-3 BB		0-0 4-3		0-0 FC4-6 1-2 2-3	
Rusty Torres, S OBP: 0.250, SLG: 0.167 (8, PR)									
Ralph LaCock, L OBP: 0.255, SLG: 0.224 (9, 3)									
Darrell Porter, L OBP: 0.381, SLG: 0.391 (1, 2)		0-0 FC3-6 1B SF7 1-2f		0-0 F7		0-0 4-3		0-0 F9	
Amos Otis, R OBP: 0.322, SLG: 0.404 (1, 8)		0-0 S 1-3 1B		0-0 G6-4-3 1-2f		4-0 BB 2B BB			
Clint Hurdle, L OBP: 0.360, SLG: 0.472 (1, 9)		0-0 SF7 3-H				0-0 4-3		0-0 1-H 1B 2B	
Frank White, R OBP: 0.282, SLG: 0.332 (1, 4)		0-3 K 1-2				0-0 F8		0-0 S 2-H 1B	
U L Washington, S OBP: 0.326, SLG: 0.378 (1, 6)			0-0 FC5-4 1B			0-0 6-3		0-3 K 1-2	

Inning Stats	R: 0	H: 0	E: 0	K: 0	S: 3	R: 1	H: 2	E: 0	K: 1	S: 7	R: 0	H: 2	E: 0	K: 0	S: 4	R: 0	H: 0	E: 0	K: 0	S: 2	R: 0	H: 0	E: 0	K: 0	S: 3	R: 0	H: 0	E: 0	K: 1	S: 7	R: 0	H: 1	E: 0	K: 0	S: 4
	LOB: 0	BB: 0	P: 3	LOB: 1	BB: 0	P: 7	LOB: 1	BB: 0	P: 4		LOB: 0	BB: 0	P: 3	LOB: 0	BB: 0	P: 3	LOB: 0	BB: 0	P: 3		LOB: 1	BB: 1	P: 6	LOB: 0	BB: 0	P: 3	LOB: 2	BB: 1	P: 11	LOB: 2	BB: 1	P: 8			

PITCHER														PITCHER																				
IP	WLS	BF	H	R	ER	SO	BB	IBB	HBP	BLK	WP	HR	S	P	ERA	WHIP	IP	WLS	BF	H	R	ER	SO	BB	IBB	HBP	BLK	WP	HR	S	P	ERA	WHIP	
Wayne Garland, R ERA: 4.3 (1, 1)	6.2	L	26	6	3	3	1	2	0	0	0	0	26	34	4.05	1.200	Victor Cruz, R ERA: 3.45 (7, 1)	1.1	6	1	0	0	1	0	1	0	0	0	0	0	7	11	0.00	0.750

AB R H RBI BB SO LOB

4	0	2	0	0	0	0
4	0	0	0	0	0	3
3	0	0	0	1	0	1
3	0	1	0	1	0	2
0	0	0	0	0	0	0
0	0	0	0	0	0	0
4	1	0	0	0	0	4
2	1	1	0	1	0	1
2	1	1	2	0	0	0
3	0	1	1	0	1	1
3	0	1	0	0	1	1

AB	28
R	3
H	7
RBI	3
BB	3
SO	2
LOB	13



Cleveland Indians @ Kansas City Royals
 Royals Stadium, Kansas City, MO
 Sat Aug 23 1980, 8:05 PM EDT
 Att: 40,192 - Unknown - 86 F

livebaseballscorecards.com

WP: 0	PA: 32
PB: 0	
SB: 3	
CS: 0	

Batter	1	2	3	4	5	6	7	8	9	AB R H RBI BB SO LOB	TOP	
Miguel Dilone, S OBP: 0.379, SLG: 0.431 (1, 7)	0-0 G3		0-0 BB 1B		0-0 F8		0-0 G3		0-0 1B 1B	5 1 2 0 0 0 1		
Jorge Orta, L OBP: 0.391, SLG: 0.396 (1, 9)	0-0 F8		0-0 F9			0-0 HR		0-0 F8	0-0 1B 1B	5 1 2 3 0 0 2		
Mike Hargrove, L OBP: 0.414, SLG: 0.415 (1, 3) Gary Alexander, R OBP: 0.266, SLG: 0.355 (6, 2)	0-3 K		4-0 BB			0-0 F8		0-0 5-3	0-3 K	2 0 0 0 1 1 0 2 0 0 0 0 1 2		
Ron Hassey, L OBP: 0.374, SLG: 0.436 (1, 2) (6, 3)		0-0 WP 1B	0-0 G3			0-0 F9		0-0 1B	0-0 FC5-4 1B	5 0 3 1 0 0 3		
Toby Harrah, R OBP: 0.377, SLG: 0.374 (1, 10) Gary Gray, R OBP: 0.138, SLG: 0.214 (6, PH) Joe Charboneau, R OBP: 0.356, SLG: 0.470 (9, PH)		0-0 6-3		0-0 1-3		0-0 E6		0-3 K	0-0 FC5-4	2 0 0 0 0 0 1 2 0 0 0 0 1 1 1 0 0 0 0 0 2		
Alan Bannister, R OBP: 0.326, SLG: 0.348 (1, 5)		0-0 F6		0-0 G4-6-3 1B		0-0 F8			0-0 F7	4 0 1 0 0 0 2		
Rick Manning, L OBP: 0.337, SLG: 0.299 (1, 8)		0-3 K		0-0 G4-6-3			0-0 4-3		0-0 1B 1B	4 1 1 0 0 1 2		
Jack Brohamer, L OBP: 0.309, SLG: 0.310 (1, 4)			0-0 F7		0-0 F5		0-0 1B		0-0 1B 1B 1B	4 1 2 0 0 0 0		
Tom Verzyer, R OBP: 0.313, SLG: 0.351 (1, 6) Jerry Dybzinski, R OBP: 0.275, SLG: 0.295 (5, 6)			0-0 BB 1B 1B		0-0 F9		0-3 K		0-0 1B 1B	2 0 1 0 0 0 0 2 1 1 1 0 1 1		
Inning Stats	R: 0 H: 0 E: 0 LOB: 0 K: 1 BB: 0 S: 5 P: 5	R: 0 H: 1 E: 0 LOB: 1 K: 1 BB: 0 S: 6 P: 6	R: 0 H: 2 E: 0 LOB: 3 K: 0 BB: 1 S: 5 P: 9	R: 0 H: 1 E: 0 LOB: 0 K: 0 BB: 0 S: 3 P: 3	R: 0 H: 0 E: 0 LOB: 0 K: 0 BB: 0 S: 3 P: 3	R: 1 H: 1 E: 1 LOB: 1 K: 0 BB: 0 S: 5 P: 5	R: 0 H: 1 E: 0 LOB: 1 K: 1 BB: 0 S: 6 P: 6	R: 0 H: 1 E: 0 LOB: 1 K: 1 BB: 0 S: 6 P: 6	R: 4 H: 6 E: 0 LOB: 2 K: 1 BB: 0 S: 11 P: 11	1B: 12 SF: 0 2B: 0 SAC: 0 3B: 0 DP: 1 HR: 1 HBP: 0	WP: 1 PA: 41 PB: 0 SB: 0 CS: 0	
PITCHER Dennis Leonard, R ERA: 4.05 (1, 1) Dan Quisenberry, R ERA: 2.74 (9, 1)	IP WLS BF H R ER SO BB IBB HBP BLK WP HR S P ERA WHIP	8.1 W 38 12 5 5 4 1 0 0 0 1 1 45 49 5.40 1.560	0.2 S 3 1 0 0 1 0 0 0 0 0 0 0 5 5 0.00 1.500	PITCHER IP WLS BF H R ER SO BB IBB HBP BLK WP HR S P ERA WHIP								

Cleveland Indians @ Kansas City Royals
 Royals Stadium, Kansas City, MO
 Sun Aug 24 1980, 8:05 PM EDT
 Att. 30,593 - Unknown - 90 F

AB	40
R	5
H	13
RBI	5
BB	1
SO	5
LOB	17



Batter	1	2	3	4	5	6	7	8	9	AB R H RBI BB SO LOB	TOP	
Willie Wilson, S (1, 7) X OBP: 0.360, SLG: 0.433	0-0 4-3		0-0 S 2B 1B		0-0 6-3		0-0 F9		0-0 1B 2B	5 2 2 0 0 0 1	Kansas City Royals @ Milwaukee Brewers Milwaukee County Stadium, Milwaukee, WI Mon Aug 25 1980, 8:05 PM EDT Att. 15,912 - Unknown - 75 F	
Hal McRae, R (1, 10) B B B OBP: 0.358, SLG: 0.501	4-0 G6-4-3 BB		0-0 F8 1B 2B		0-0 5-3		0-0 F7		1-0 FC3-6 1B WP HBP	3 2 1 1 1 0 1		
George Brett, L (1, 5) X OBP: 0.461, SLG: 0.668	0-0 G6-4-3 1-2f		0-0 F8 2-3		0-0 BB 1B		4-0 BB BB		0-0 FC3-6 1B	4 0 2 1 1 0 2		
Willie Aikens, L (1, 3) Rusty Torres, S (9, PR) Ralph LaCock, L (9, 3) OBP: 0.363, SLG: 0.427 OBP: 0.250, SLG: 0.167 OBP: 0.255, SLG: 0.224		0-0 4-3	0-0 1B		4-0 1-2 BB		0-0 F8		0-0 FC3-6 1B WP BB	4 0 1 1 1 0 4 0 1 0 0 0 0 0 0 0 0 0 0 0 0		
Darrell Porter, L (1, 2) OBP: 0.381, SLG: 0.388		4-0 FC6-4 BB	0-0 L9		0-0 4-3		0-0 F5		4-0 1-2 WP 2B BB	3 1 0 0 2 0 3		
Amos Otis, R (1, 8) OBP: 0.325, SLG: 0.405		0-0 FC6-4 S HR 1-2f		0-3 K		0-3 K		0-0 1B SF7 1B	0-0 L9 2B 1-H 2-H 3-H	5 2 2 2 0 2 1		
Clint Hurdle, L (1, 9) OBP: 0.363, SLG: 0.487		0-0 HR		0-0 F7 2B		0-0 F7		0-0 1B	0-0 L9 2-3	5 1 3 2 0 0 2		
Frank White, R (1, 4) OBP: 0.281, SLG: 0.337		0-3 K		0-0 F7 2-3		0-0 P3		0-0 SF7	0-0 F7	4 0 0 1 0 1 3		
U L Washington, S (1, 6) OBP: 0.329, SLG: 0.380			0-0 L9		0-3 K		0-0 S 1B		0-0 F7	4 0 1 0 0 1 2		
Inning Stats	R: 0 E: 0 K: 0 S: 2 H: 0 LOB: 0 BB: 1 P: 6	R: 2 E: 0 K: 1 S: 6 H: 1 LOB: 0 BB: 1 P: 10	R: 2 E: 0 K: 0 S: 6 H: 3 LOB: 1 BB: 0 P: 6	R: 0 E: 0 K: 2 S: 8 H: 1 LOB: 1 BB: 0 P: 8	R: 0 E: 0 K: 0 S: 4 H: 1 LOB: 2 BB: 1 P: 8	R: 0 E: 0 K: 1 S: 5 H: 0 LOB: 0 BB: 0 P: 5	R: 0 E: 0 K: 0 S: 4 H: 1 LOB: 2 BB: 1 P: 8	R: 1 E: 0 K: 0 S: 5 H: 2 LOB: 1 BB: 0 P: 5	R: 4 E: 0 K: 0 S: 6 H: 3 LOB: 2 BB: 1 P: 11	1B: 7 2B: 4 3B: 0 HR: 1 SF: 1 SAC: 0 DP: 1 HBP: 1		WP: 1 PB: 0 SB: 3 CS: 0 PA: 44
PITCHER	IP WLS BF H R ER SO BB IBB HBP BLK WP HR S P ERA WHIP											
Moose Haas, R (1, 1) ERA: 2.97	8.0 L 37 10 6 6 4 4 0 0 0 0 1 41 57 6.75 1.750											
Bill Castro, R (9, 1) ERA: 3.47	0.0 1 0 0 0 0 0 0 0 1 0 0 0 0 1 ∞ ∞											
Jerry Augustine, L (9, 1) ERA: 4.45	1.0 6 2 3 3 0 1 0 0 0 0 1 0 5 9 27.00 3.000											

AB	37
R	9
H	12
RBI	8
BB	5
SO	4
LOB	19



Batter	1	2	3	4	5	6	7	8	9	AB R H RBI BB SO LOB
Paul Molitor, R OBP: 0.371, SLG: 0.413 (1, 5)	0-0 F9		0-0 HR 2B		0-0 P3		0-0 1-2 1B		0-0 6-3	5 1 2 0 0 0 0
Robin Yount, R OBP: 0.313, SLG: 0.524 (1, 6)	0-0 F8		0-0 F3		0-0 4-3		0-0 F7			4 0 0 0 0 0 3
Cecil Cooper, L OBP: 0.392, SLG: 0.529 (1, 3)	0-0 F5		0-0 L7		0-0 F7			0-0 L9 1B FC5-2 1B		4 0 1 0 0 0 1
Gorman Thomas, R OBP: 0.313, SLG: 0.495 (1, 8)		0-0 L7	0-0 HR 2-H		0-3 K			0-0 FC5-2 1B FC5-2 1B		4 1 2 2 0 1 0
Ben Oglivie, L OBP: 0.361, SLG: 0.554 (1, 7)		0-0 F7	0-3 K		0-3 K			0-0 L9		4 0 0 0 0 2 2
Dick Davis, R OBP: 0.289, SLG: 0.379 (1, 9)		0-0 2B		0-0 F8		0-0 F7		0-0 FC5-2		4 0 1 0 0 0 2
Sal Bando, R OBP: 0.269, SLG: 0.326 (1, 10)	4-0 BB			0-0 L8			0-0 5-3	0-0 FC5		3 0 0 0 1 0 2
Ed Romero, R OBP: 0.337, SLG: 0.341 (1, 4)		0-0 P6		0-0 1B			0-0 FC6-4 1B		0-0 5-3	4 0 2 0 0 0 2
Buck Martinez, R OBP: 0.290, SLG: 0.328 (1, 2)			0-0 HR		0-3 K		0-0 FC6-4 1B		0-0 1-3	3 1 1 1 0 1 2
Charlie Moore, R OBP: 0.336, SLG: 0.326 (7, PR)										1 0 0 0 0 0 0

Inning Stats	R: 0	H: 0	E: 0	K: 0	S: 3	H: 0	LOB: 0	BB: 0	P: 3	R: 0	H: 1	E: 0	K: 0	S: 4	H: 1	LOB: 2	BB: 1	P: 8	R: 3	H: 3	E: 0	K: 1	S: 8	H: 0	LOB: 0	BB: 0	P: 8	R: 0	H: 1	E: 0	K: 1	S: 6	H: 0	LOB: 0	BB: 0	P: 3	R: 0	H: 0	E: 0	K: 2	S: 7	H: 2	LOB: 2	BB: 0	P: 5	R: 0	H: 2	E: 0	K: 0	S: 5	H: 2	LOB: 2	BB: 0	P: 5	R: 0	H: 0	E: 0	K: 0	S: 3	H: 0	LOB: 0	BB: 0	P: 3	1B: 5	SF: 0	2B: 2	SAC: 0	3B: 0	DP: 0	HR: 2	HBP: 0	WP: 0	PA: 37
--------------	------	------	------	------	------	------	--------	-------	------	------	------	------	------	------	------	--------	-------	------	------	------	------	------	------	------	--------	-------	------	------	------	------	------	------	------	--------	-------	------	------	------	------	------	------	------	--------	-------	------	------	------	------	------	------	------	--------	-------	------	------	------	------	------	------	------	--------	-------	------	-------	-------	-------	--------	-------	-------	-------	--------	-------	--------


PITCHER	IP	WLS	BF	H	R	ER	SO	BB	IBB	HBP	BLK	WP	HR	S	P	ERA	WHIP
Larry Gura, L ERA: 2.3 (1, 1)	7.0	W	30	8	3	3	4	1	0	0	0	0	2	37	41	3.86	1.286
Dan Quisenberry, R ERA: 2.69 (8, 1)	2.0	S	7	1	0	0	0	0	0	0	0	0	0	7	7	0.00	0.500

BOTTOM

Kansas City Royals @ Milwaukee Brewers
Milwaukee County Stadium, Milwaukee, WI

Mon Aug 25 1980, 8:05 PM EDT
Att: 15,912 - Unknown - 75 F

AB	36
R	3
H	9
RBI	3
BB	1
SO	4
LOB	14



PITCHER	IP	WLS	BF	H	R	ER	SO	BB	IBB	HBP	BLK	WP	HR	S	P	ERA	WHIP
---------	----	-----	----	---	---	----	----	----	-----	-----	-----	----	----	---	---	-----	------

Batter	1	2	3	4	5	6	7	8	9	AB R H RBI BB SO LOB	TOP
Willie Wilson, S (1, 7) OBP: 0.364, SLG: 0.436	0-0 WP 1B	0-0 FC6-4 1B		0-0 1B 1-3 1B	0-0 1B 1-2 1B			0-0 G3 1		5 2 4 0 0 0 0	Kansas City Royals @ Milwaukee Brewers Milwaukee County Stadium, Milwaukee, WI Tue Aug 26 1980, 8:05 PM EDT Att. 16,824 - Unknown - 78 F livebaseballscorecards.com
U L Washington, S (1, 6) OBP: 0.326, SLG: 0.378	0-0 1B 1-H 3B 1B	0-0 FC6-4 1-2f		0-0 P4 2	0-0 F7 3			0-0 4-3 2		5 1 1 1 0 0 5	
George Brett, L (1, 5) OBP: 0.468, SLG: 0.675	0-0 3B 1-2 1B		0-0 1B G1-2-3 1B	0-0 WP 1-3 1B 1B		0-0 F9 2B		0-0 1B 3		5 2 5 1 0 0 0	
Hal McRae, R (1, 10) OBP: 0.361, SLG: 0.509	0-0 SF8 1-H 2-H 3B		0-0 S 1-3 1B	0-0 2B 1-H 3-H 1B		0-0 F9 2-3		0-0 5-3 3		5 1 3 4 0 0 2	
Amos Otis, R (1, 8) OBP: 0.323, SLG: 0.406	0-0 SF8 3-H		0-3 K 1-2	0-0 2B 1-3		0-0 4-3 2		0-0 5-3 1		4 0 1 1 0 1 3	
John Wathan, R (1, 2) OBP: 0.373, SLG: 0.390	0-0 1-3 2		0-0 IBB 4-0	0-0 6-3 3		0-0 F7 3		0-0 F9 2		4 0 0 0 1 0 3	
Willie Aikens, L (1, 3) OBP: 0.363, SLG: 0.426	0-0 4-3 3		0-0 G1-2-3 2 3-H		0-0 FC6-4 1B		0-0 FC6 1B		0-3 K 3	5 0 2 0 0 1 3 0 0 0 0 0 0 0	
Ralph LaCock, L (9, 3) OBP: 0.255, SLG: 0.224											
Jose Cardenal, R (1, 9) OBP: 0.293, SLG: 0.220		0-0 5-3 1		0-0 1B 1B	0-0 FC6-4 1-2f 1B		0-0 FC6 G5-4-3 1B			4 1 1 0 0 0 2	
Dave Chalk, R (1, 4) OBP: 0.340, SLG: 0.362		0-0 6-3 2		0-0 F9 1	0-0 P4 2		0-0 G5-4-3 1-2f 3			4 0 0 0 0 0 3	
Inning Stats	R: 4 H: 4 E: 0 LOB: 0 K: 0 BB: 0 S: 7 P: 7	R: 0 H: 1 E: 0 LOB: 1 K: 0 BB: 0 S: 4 P: 4	R: 0 H: 2 E: 0 LOB: 2 K: 1 BB: 1 S: 6 P: 10	R: 3 H: 5 E: 0 LOB: 2 K: 0 BB: 0 S: 8 P: 8	R: 0 H: 2 E: 0 LOB: 2 K: 0 BB: 0 S: 5 P: 5	R: 0 H: 1 E: 0 LOB: 1 K: 0 BB: 0 S: 4 P: 4	R: 0 H: 1 E: 0 LOB: 0 K: 0 BB: 0 S: 3 P: 3	R: 0 H: 1 E: 0 LOB: 1 K: 1 BB: 0 S: 5 P: 5	1B: 14 SF: 1 2B: 2 SAC: 0 3B: 1 DP: 2 HR: 0 HBP: 0	WP: 2 PA: 43 PB: 0 SB: 1 CS: 0	
PITCHER	IP WLS BF H R ER SO BB IBB HBP BLK WP HR S P ERA WHIP										
Mike Caldwell, L (1, 1) ERA: 4.21	3.2 L 21 10 7 7 1 0 1 0 0 0 1 0 22 26 17.18 2.727										
Bill Castro, R (4, 1) ERA: 3.19	5.1 22 7 0 0 1 0 0 0 0 0 1 0 24 24 0.00 1.312										

Batter	1	2	3	4	5	6	7	8	9	AB R H RBI BB SO LOB	TOP	
Willie Wilson, S OBP: 0.363, SLG: 0.436 (1, 7) (6, 8)	0-0 F9 SF9 2B		0-0 G3	0-0 F7		0-0 4-3			0-0 G3 2-3	5 1 1 0 0 0 2	Kansas City Royals @ Milwaukee Brewers Milwaukee County Stadium, Milwaukee, WI Wed Aug 27 1980, 8:05 PM EDT Att. 18,815 - Unknown - 60 F livebaseballscorecards.com	
Hal McRae, R OBP: 0.357, SLG: 0.501 (1, 10)	0-0 F9 2-3		0-0 5-3	0-0 F8				0-0 F9	0-0 5-3	5 0 0 0 0 0 3		
George Brett, L OBP: 0.468, SLG: 0.672 (1, 5)	1-0 SF9 HBP		0-0 2B		0-0 E4 G3			0-0 F8		3 1 1 0 0 0 0		
Willie Aikens, L OBP: 0.363, SLG: 0.428 (1, 3)	0-0 SF9 1-3 3-H		0-0 2B		0-0 G3 2-3			0-0 6-3		3 1 1 2 0 0 1		
Darrell Porter, L OBP: 0.380, SLG: 0.389 (1, 2)	0-3 K		0-0 1B 2B		0-0 1-3			0-0 4-3		4 1 1 1 0 1 2		
Amos Otis, R OBP: 0.323, SLG: 0.406 Jose Cardenal, R OBP: 0.288, SLG: 0.216 (1, 8) (6, 7)		0-3 K	0-0 1B		0-3 K			0-0 F8		3 0 1 1 0 2 1 1 0 0 0 0 0 0		
Clint Hurdle, L OBP: 0.365, SLG: 0.497 (1, 9)		0-0 1B FC3-6	0-0 F9		0-0 HR			0-3 K		4 1 2 1 0 1 1		
Frank White, R OBP: 0.281, SLG: 0.336 (1, 4)		0-0 FC3-6 1-2		0-0 6-3		0-0 L6		0-0 G3 S 1B		4 0 1 0 0 0 1		
Rance Mulliniks, L OBP: 0.257, SLG: 0.226 (1, 6)		0-0 F8		0-0 1B		0-0 F8		0-3 K 1-2		4 0 1 0 0 1 2		
Inning Stats	R: 1 E: 0 K: 1 S: 6 H: 1 LOB: 1 BB: 0 P: 7	R: 0 E: 0 K: 1 S: 6 H: 1 LOB: 1 BB: 0 P: 6	R: 3 E: 0 K: 0 S: 7 H: 4 LOB: 1 BB: 0 P: 7	R: 0 E: 0 K: 0 S: 4 H: 1 LOB: 1 BB: 0 P: 4	R: 0 E: 1 K: 1 S: 6 H: 0 LOB: 1 BB: 0 P: 6	R: 1 E: 0 K: 0 S: 4 H: 1 LOB: 0 BB: 0 P: 4	R: 0 E: 0 K: 0 S: 3 H: 0 LOB: 0 BB: 0 P: 3	R: 0 E: 0 K: 1 S: 5 H: 0 LOB: 0 BB: 0 P: 5	R: 0 E: 0 K: 1 S: 6 H: 1 LOB: 1 BB: 0 P: 6	1B: 5 2B: 3 3B: 0 HR: 1 SF: 1 SAC: 0 DP: 0 HBP: 1		WP: 0 PB: 0 SB: 4 CS: 0 PA: 38
PITCHER Paul Mitchell, R ERA: 3.08 Fred Holdsworth, R ERA: 2.84 (1, 1) (4, 1)	IP WLS BF H R ER SO BB IBB HBP BLK WP HR S P ERA WHIP	3.0 L 16 6 4 4 2 0 0 1 0 0 0 19 20 12.00 2.000	6.0 22 3 1 1 3 0 0 0 0 0 0 1 28 28 1.50 0.500	PITCHER IP WLS BF H R ER SO BB IBB HBP BLK WP HR S P ERA WHIP								ERA WHIP

Batter	1	2	3	4	5	6	7	8	9	AB	R	H	RBI	BB	SO	LOB
Paul Molitor, R OBP: 0.367, SLG: 0.411 (1, 4)	0-0 5-3		0-0 6-3		0-0 E9 1-H 2B			0-0 6-3		4	0	1	0	0	0	1
Robin Yount, R OBP: 0.315, SLG: 0.531 (1, 6)	0-0 G6-4-3 1B			0-0 HR 2B	0-0 5-3			0-0 HR		4	2	3	1	0	0	1
Cecil Cooper, L OBP: 0.369, SLG: 0.524 (1, 3)	0-0 G6-4-3 1-2f			0-0 F3			0-0 4-3	0-0 F7		4	0	0	0	0	0	2
Gorman Thomas, R OBP: 0.311, SLG: 0.495 (1, 8)		0-0 F2		0-0 HR		0-0 F5		4-0 BB		3	1	1	2	1	0	0
Ben Oglivie, L OBP: 0.361, SLG: 0.555 (1, 7)		0-0 4-3		0-3 K		0-0 3-1		0-0 P5		4	0	0	0	0	1	1
Sixto Lezcano, R OBP: 0.293, SLG: 0.408 (1, 9)		0-0 F7		0-3 K			0-0 FC2-4 1B		0-0 P6	4	0	1	0	0	1	0
Sal Bando, R OBP: 0.265, SLG: 0.321 (1, 5)			0-0 5-3		0-0 F5		0-0 FC2-4 FC6-4 1-2f		0-0 F2	3	0	0	0	0	0	1
Jim Gantner, L OBP: 0.324, SLG: 0.373 (9, PH)									0-0 F9	1	0	0	0	0	0	0
Dick Davis, R OBP: 0.292, SLG: 0.384 (1, 10)			0-0 2B		0-0 2B E 1B		0-0 FC6-4 1-2f		0-0 F9	4	1	2	0	0	0	1
Buck Martinez, R OBP: 0.286, SLG: 0.322 (1, 2)			0-0 L7		0-0 F9		0-0 5-3			3	0	0	0	0	0	3

Inning Stats	R: 0	H: 1	E: 0	LOB: 0	K: 0	BB: 0	S: 3	P: 3	R: 0	H: 0	E: 0	LOB: 0	K: 0	BB: 0	S: 3	P: 3	R: 0	H: 1	E: 0	LOB: 1	K: 0	BB: 0	S: 4	P: 4	R: 2	H: 2	E: 0	LOB: 0	K: 2	BB: 0	S: 9	P: 9	R: 1	H: 2	E: 1	LOB: 1	K: 0	BB: 0	S: 5	P: 5	R: 0	H: 0	E: 0	LOB: 0	K: 0	BB: 0	S: 3	P: 3	R: 0	H: 1	E: 0	LOB: 1	K: 0	BB: 0	S: 4	P: 4	R: 1	H: 1	E: 0	LOB: 1	K: 0	BB: 1	S: 4	P: 8	R: 0	H: 0	E: 0	LOB: 0	K: 0	BB: 0	S: 3	P: 3	R: 0	H: 0	E: 0	LOB: 0	K: 0	BB: 0	S: 3	P: 3	R: 0	H: 0	E: 0	LOB: 0	K: 0	BB: 0	S: 3	P: 3	1B: 3	SF: 0	2B: 3	SAC: 0	3B: 0	DP: 1	HR: 2	HBP: 0	WP: 0	PA: 35
PITCHER	IP	WLS	BF	H	R	ER	SO	BB	IBB	HBP	BLK	WP	HR	S	P	ERA	WHIP																																																																																	
Paul Splittorf, L ERA: 4.45 (1, 1)	8.0	W	32	8	4	3	2	1	0	0	0	0	0	2	35	3.38	1.125																																																																																	
Renie Martin, R ERA: 4.32 (9, 1)	1.0	S	3	0	0	0	0	0	0	0	0	0	0	3	3	0.00	0.000																																																																																	

BOTTOM

Kansas City Royals @ Milwaukee Brewers
Milwaukee County Stadium, Milwaukee, WI

Wed Aug 27 1980, 8:05 PM EDT
Att: 18,815 - Unknown - 60 F

livebaseballscorecards.com

AB	34
R	4
H	8
RBI	3
BB	1
SO	2
LOB	10



Batter	1	2	3	4	5	6	7	8	9	AB R H RBI BB SO LOB	TOP																
Mickey Rivers, L (1, 8) OBP: 0.349, SLG: 0.440	0-0 5-3		0-0 F9	0-0 4-3		0-0 HR		0-0 L4-5 2B		5 1 2 2 0 0 2																	
Bump Wills, S (1, 4) OBP: 0.325, SLG: 0.360	0-0 4-3 1B		0-0 1B 2B 1B	0-0 2B		0-0 HR 1B		0-0 F8		5 2 4 1 0 0 1																	
Al Oliver, L (1, 7) OBP: 0.350, SLG: 0.464	0-0 4-3		0-0 2B 1B	0-0 F8		0-0 HR		0-0 L4-5		5 2 2 3 0 0 3																	
Buddy Bell, R (1, 5) OBP: 0.383, SLG: 0.493	0-0 F9		0-0 1B 2B		0-0 FC1-4 1B	0-0 6-3		0-0 6-3		5 0 2 1 0 0 1																	
Richie Zisk, R (1, 10) OBP: 0.341, SLG: 0.475		4-0 BB	0-0 2-3 3-H 1B		0-0 FC1-4 HR	0-0 P3		0-0 F8		4 1 1 1 1 0 1																	
Pat Putnam, L (1, 3) OBP: 0.323, SLG: 0.414		0-0 P6	0-0 F9		0-0 HR	0-0 F7		0-0 4-3		5 1 1 2 0 0 2																	
Johnny Grubb, L (1, 9) OBP: 0.398, SLG: 0.411		0-0 F8		4-0 SH1-4 1B 4-3 BB	0-0 FC5-4 1B		0-0 4-3		3 1 1 0 1 0 1																		
Jim Sundberg, R (1, 2) OBP: 0.350, SLG: 0.384		0-3 K		0-0 4-3 2B 1B	0-0 FC5-4		0-0 F8		4 1 1 0 0 1 2																		
Pepe Frias, R (1, 6) OBP: 0.250, SLG: 0.277			0-0 1B 1B	0-0 SH1-4	0-0 4-3		0-0 F2		3 1 1 0 0 0 1																		
Inning Stats	R: 0 E: 0 K: 0 S: 4	H: 1 LOB: 1 BB: 0 P: 4	R: 0 E: 0 K: 1 S: 5	H: 0 LOB: 1 BB: 1 P: 9	R: 3 E: 0 K: 0 S: 7	H: 5 LOB: 1 BB: 0 P: 7	R: 2 E: 0 K: 0 S: 5	H: 2 LOB: 1 BB: 1 P: 9	R: 2 E: 0 K: 0 S: 6	H: 3 LOB: 1 BB: 0 P: 6	R: 3 E: 0 K: 0 S: 6	H: 3 LOB: 0 BB: 0 P: 6	R: 0 E: 0 K: 0 S: 3	H: 0 LOB: 0 BB: 0 P: 3	R: 0 E: 0 K: 0 S: 3	H: 1 LOB: 0 BB: 0 P: 3	R: 0 E: 0 K: 0 S: 3	H: 0 LOB: 0 BB: 0 P: 3	1B: 9 2B: 4 3B: 0 HR: 3	SF: 0 SAC: 1 DP: 1 HBP: 0	WP: 0 PB: 0 SB: 0 CS: 0	PA: 42					
PITCHER	IP WLS BF H R ER SO BB IBB HBP BLK WP HR S P ERA WHIP																										
Rich Gale, R (1, 1) ERA: 3.7	3.2		20	8	5	5	1	2	0	0	0	0	0	20	28	12.27	2.727										
Jeff Twitty, L (4, 1) ERA: 7.56	1.1	L	10	6	5	5	0	0	0	0	0	3	10	10	33.75	4.500											
Marty Pattin, R (6, 1) ERA: 3.58	4.0		12	1	0	0	0	0	0	0	0	0	12	12	0.00	0.250											

Texas Rangers @ Kansas City Royals
Royals Stadium, Kansas City, MO
Thu Aug 28 1980, 8:05 PM EDT
Att. 25,944 - Unknown - 87 F

livebaseballscorecards.com

AB 39
R 10
H 15
RBI 10
BB 2
SO 1
LOB 14



Batter	1	2	3	4	5	6	7	8	9	AB R H RBI BB SO LOB
Willie Wilson, S OBP: 0.365, SLG: 0.439 (1, 7)	0-0 F9 1B 2B	0-0 6-3		0-0 1B 3-H		0-0 F9			0-0 1B	5 1 3 1 0 0 1
Hal McRae, R OBP: 0.355, SLG: 0.497 (1, 10)	0-0 F9 2-3	0-0 5-3		0-0 1B 1-3			0-0 5-3		0-0 F9	5 0 1 0 0 0 2
George Brett, L OBP: 0.466, SLG: 0.668 (1, 5)	0-0 2B 1B 3-H	0-0 F7		0-0 4-3			0-0 4-3			4 1 1 1 0 0 2
Willie Aikens, L OBP: 0.362, SLG: 0.429 (1, 3)	0-0 2B 1-H		0-0 4-3		0-0 4-3		0-0 F7			4 1 1 1 0 0 0
Darrell Porter, L OBP: 0.378, SLG: 0.386 (1, 2)	4-0 2B BB		0-0 4-3		0-0 G3			0-3 K		3 1 0 0 1 1 0
Amos Otis, R OBP: 0.322, SLG: 0.407 (1, 8)	0-0 1B 2B 1-H 2-H		0-3 K		0-0 F9			0-0 F9		4 1 1 2 0 1 0
Clint Hurdle, L OBP: 0.368, SLG: 0.497 (1, 9)	4-0 1B BB			0-0 6-3 1B SH2-4		0-3 K		0-3 K		2 1 1 0 1 1 0 1 0 0 0 0 1 0
John Wathan, R OBP: 0.372, SLG: 0.389 (8, PH)										
Frank White, R OBP: 0.281, SLG: 0.336 (1, 4)	0-0 1B G4-6-3 1-2 2-H			0-0 SH2-4 1-2		0-0 F7			0-0 6-3	3 0 1 1 0 0 0
U L Washington, S OBP: 0.327, SLG: 0.379 (1, 6)	0-0 G4-6-3 1-2f			0-0 6-3 2-3		0-0 2B			0-0 5-3	4 0 1 0 0 0 3

Inning Stats	R: 5 E: 0 K: 0 S: 7	H: 5 LOB: 1 BB: 2 P: 15	R: 0 E: 0 K: 0 S: 3	H: 0 LOB: 0 BB: 0 P: 3	R: 0 E: 0 K: 1 S: 5	H: 0 LOB: 0 BB: 0 P: 5	R: 1 E: 0 K: 0 S: 6	H: 3 LOB: 2 BB: 0 P: 6	R: 0 E: 0 K: 0 S: 3	H: 0 LOB: 0 BB: 0 P: 3	R: 0 E: 0 K: 1 S: 6	H: 1 LOB: 1 BB: 0 P: 6	R: 0 E: 0 K: 0 S: 3	H: 0 LOB: 0 BB: 0 P: 3	R: 0 E: 0 K: 2 S: 7	H: 0 LOB: 0 BB: 0 P: 7	R: 0 E: 0 K: 0 S: 4	H: 1 LOB: 1 BB: 0 P: 4	1B: 6 2B: 4 3B: 0 HR: 0	SF: 0 SAC: 1 DP: 1 HBP: 0
--------------	------------------------------	----------------------------------	------------------------------	---------------------------------	------------------------------	---------------------------------	------------------------------	---------------------------------	------------------------------	---------------------------------	------------------------------	---------------------------------	------------------------------	---------------------------------	------------------------------	---------------------------------	------------------------------	---------------------------------	----------------------------------	------------------------------------

PITCHER	IP	WLS	BF	H	R	ER	SO	BB	IBB	HBP	BLK	WP	HR	S	P	ERA	WHIP
Fergie Jenkins, R ERA: 3.6 (1, 1)	0.1		8	5	5	5	0	2	0	0	0	0	0	6	14	135.00	21.000
Dave Rajsich, L ERA: 5.79 (1, 1)	8.2	W	30	5	1	1	4	0	0	0	0	0	0	38	38	1.04	0.577

BOTTOM

Texas Rangers @ Kansas City Royals
Royals Stadium, Kansas City, MO
 Thu Aug 28 1980, 8:05 PM EDT
 Att: 25,944 - Unknown - 87 F

livebaseballscores.com

AB	35
R	6
H	10
RBI	6
BB	2
SO	4
LOB	8



WP: 0	PA: 38
PB: 0	
SB: 0	
CS: 0	

Batter	1	2	3	4	5	6	7	8	9	AB R H RBI BB SO LOB	TOP	
Mickey Rivers, L (1, 8) OBP: 0.347, SLG: 0.438	0-0 P4		0-0 P6		0-0 F3		0-0 F7		0-0	5 0 1 1 0 0 2		
Bump Wills, S (1, 4) OBP: 0.322, SLG: 0.357	0-3 K		0-0 4-3			0-0 4-3		0-0 F9	0-0 4-3	5 0 0 0 0 1 1		
Al Oliver, L (1, 7) OBP: 0.351, SLG: 0.469	0-0 4-3			4-0 FC6-5 BB		0-0 HR		0-0 G3		3 1 1 1 1 0 0		
Buddy Bell, R (1, 5) OBP: 0.383, SLG: 0.494 Dave Roberts, R (6, 5) OBP: 0.294, SLG: 0.404		0-0		0-0 FC6-5 1-2f		0-0 P4		0-0		3 0 1 0 0 0 1 1 0 1 0 0 0 0		
Rusty Staub, L (1, 10) OBP: 0.383, SLG: 0.460		0-0 F7		0-0 F7		0-0		0-0 1-3		4 0 1 0 0 0 3		
Pat Putnam, L (1, 3) OBP: 0.322, SLG: 0.410		4-0 FC6-4 BB		0-0 F7		0-0 G3			0-0 4-3	3 0 0 0 1 0 2		
Johnny Grubb, L (1, 9) OBP: 0.395, SLG: 0.404		0-0 F7			0-0 E3		0-0 G3		4-0	3 1 0 0 1 0 2		
Jim Sundberg, R (1, 2) OBP: 0.352, SLG: 0.386		0-0 FC6-4 1-2f			0-0 5-3		4-0		0-0	3 1 1 1 1 0 3		
Pepe Frias, R (1, 6) OBP: 0.246, SLG: 0.273 Jim Norris, L (9, PH) OBP: 0.333, SLG: 0.269			0-0 L9		0-0 F7		0-0 F8		0-3 K	3 0 0 0 0 0 2 1 0 0 0 0 1 1		
Inning Stats	R: 0 H: 0 E: 0 LOB: 0 K: 1 BB: 0 S: 5 P: 5	R: 0 H: 1 E: 0 LOB: 2 K: 0 BB: 1 S: 4 P: 8	R: 0 H: 0 E: 0 LOB: 0 K: 0 BB: 0 S: 3 P: 3	R: 0 H: 0 E: 0 LOB: 1 K: 0 BB: 1 S: 3 P: 7	R: 0 H: 0 E: 1 LOB: 1 K: 0 BB: 0 S: 4 P: 4	R: 1 H: 2 E: 0 LOB: 1 K: 0 BB: 0 S: 5 P: 5	R: 0 H: 0 E: 0 LOB: 1 K: 0 BB: 1 S: 3 P: 7	R: 0 H: 1 E: 0 LOB: 1 K: 0 BB: 0 S: 4 P: 4	R: 2 H: 2 E: 0 LOB: 1 K: 1 BB: 1 S: 7 P: 11	1B: 1 SF: 0 2B: 4 SAC: 0 3B: 0 DP: 0 HR: 1 HBP: 0	WP: 0 PA: 38 PB: 0 SB: 0 CS: 0	
PITCHER Dennis Leonard, R (1, 1) ERA: 4.01 Dan Quisenberry, R (9, 1) ERA: 2.67	IP WLS BF H R ER SO BB IBB HBP BLK WP HR S P ERA WHIP	8.2 W 37 6 3 3 2 4 0 0 0 0 0 1 37 53 3.12 1.154	0.1 1 0 0 0 0 0 0 0 0 0 0 0 1 1 0.00 0.000	PITCHER IP WLS BF H R ER SO BB IBB HBP BLK WP HR S P ERA WHIP								

Texas Rangers @ Kansas City Royals
Royals Stadium, Kansas City, MO
Fri Aug 29 1980, 8:05 PM EDT
Att. 32,781 - Unknown - 91 F

livebaseballscorecards.com

AB 34
R 3
H 6
RBI 3
BB 4
SO 2
LOB 17



Batter	1	2	3	4	5	6	7	8	9
Willie Wilson, S (1, 7) OBP: 0.365, SLG: 0.439	0-0 3-1		0-0 3-1 S 1B		0-0 6-3		0-0 FC4-6 SF9 E	0-0 1B 1B	
Hal McRae, R (1, 10) OBP: 0.358, SLG: 0.517	0-0 HR		0-0 F8		0-0 HR		0-0 SF9	0-0 1B 1B	
George Brett, L (1, 5) OBP: 0.465, SLG: 0.675	0-0 HR		0-0 3-1		0-0 2B		0-0 E4	0-0 F8	
Darrell Porter, L (1, 2) OBP: 0.375, SLG: 0.381	0-0 4-3		0-0 4-3		0-0 G3		0-0 P4		
Willie Aikens, L (1, 3) OBP: 0.361, SLG: 0.427 Ralph LaCock, L (9, 3) OBP: 0.255, SLG: 0.224	0-0 1B			0-3 K		0-0 F7		0-0 4-3	
Amos Otis, R (1, 8) OBP: 0.321, SLG: 0.405	0-0 F8		0-0 F9		0-0 5-3		0-0 1B 1B	0-0 1B 1B	
Clint Hurdle, L (1, 9) OBP: 0.369, SLG: 0.495		0-0 3-1		4-0 BB BB BB		0-0 F5	0-0 1B 1B	0-0 1B 1B	
Frank White, R (1, 4) OBP: 0.283, SLG: 0.338		0-0 CS 1B		0-0 5-3		0-0 FC4-6 SF9 1B	0-3 K	0-3 K	
U L Washington, S (1, 6) OBP: 0.329, SLG: 0.380		0-0 F7			0-0 6-3		0-0 FC4-6 1B	0-0 1B 1B	

AB	R	H	RBI	BB	SO	LOB
5	1	2	0	0	0	2
4	2	3	4	0	0	1
5	1	2	1	0	0	4
4	0	0	0	0	0	3
4	0	1	0	0	1	0
0	0	0	0	0	0	0
4	1	1	0	0	0	1
3	1	1	0	1	0	0
4	1	2	0	0	1	3
4	0	2	1	0	0	1

AB	R	H	RBI	BB	SO	LOB
37	7	14	6	1	2	15

Inning Stats														Inning Stats																																				
R	H	E	K	S	P	H	LOB	BB	P	R	H	E	K	S	P	R	H	E	K	S	P	H	LOB	BB	P																									
2	3	0	0	6	6	0	1	0	3	0	0	0	1	4	4	1	0	0	5	5	0	0	0	1	3	2	5	0	0	6	6	0	1	0	3	0	0	0	1	4	1	0	0	5	5	0	0	0	1	3

PITCHER														PITCHER																																				
IP	WLS	BF	H	R	ER	SO	BB	IBB	HBP	BLK	WP	HR	S	P	ERA	WHIP	IP	WLS	BF	H	R	ER	SO	BB	IBB	HBP	BLK	WP	HR	S	P	ERA	WHIP																	
6.1	L	28	9	5	4	1	1	0	0	0	0	3	29	33	5.68	1.579	7.1	0.1	1	0	0	0	0	0	0	0	0	0	0	0	1	1	0.00	0.000	7.1	1.1	10	5	2	2	1	0	0	0	0	0	12	12	13.50	3.750

BOTTOM

Texas Rangers @ Kansas City Royals
 Royals Stadium, Kansas City, MO
 Fri Aug 29 1980, 8:05 PM EDT
 Att: 32,781 - Unknown - 91 F

livebaseballscorecards.com



Batter	1	2	3	4	5	6	7	8	9	10	11	AB R H RBI BB SO LOB	TOP														
Mickey Rivers, L OBP: 0.347, SLG: 0.436 (1, 8)												6 0 2 2 0 0 4	<p>Texas Rangers @ Kansas City Royals Royals Stadium, Kansas City, MO</p> <p>Sat Aug 30 1980, 4:33 AM EDT Att: 34,557 - Unknown - 86 F</p> <p>livebaseballscorecards.com</p> <table border="1"> <tr><td>AB</td><td>46</td></tr> <tr><td>R</td><td>7</td></tr> <tr><td>H</td><td>14</td></tr> <tr><td>RBI</td><td>7</td></tr> <tr><td>BB</td><td>0</td></tr> <tr><td>SO</td><td>4</td></tr> <tr><td>LOB</td><td>23</td></tr> </table>	AB	46	R	7	H	14	RBI	7	BB	0	SO	4	LOB	23
AB	46																										
R	7																										
H	14																										
RBI	7																										
BB	0																										
SO	4																										
LOB	23																										
Bill Sample, R OBP: 0.307, SLG: 0.296 Jim Norris, L OBP: 0.329, SLG: 0.265 (1, 9) (9, 9)												4 1 0 0 0 1 4 2 0 0 0 0 0 1															
Al Oliver, L OBP: 0.351, SLG: 0.470 (1, 7)												5 1 2 2 0 1 2															
Richie Zisk, R OBP: 0.342, SLG: 0.474 Doc Medich, R (10, PR)												5 0 2 0 0 1 4 0 0 0 0 0 0 0															
John Ellis, R OBP: 0.290, SLG: 0.329 Pat Putnam, L OBP: 0.324, SLG: 0.412 (1, 3) (9, 3)												4 1 2 3 0 0 0 1 0 1 0 0 0 0															
Dave Roberts, R OBP: 0.292, SLG: 0.397 (1, 5)												5 1 1 0 0 0 0															
Jim Sundberg, R OBP: 0.351, SLG: 0.385 (1, 2)												4 1 1 0 0 0 2															
Mike Richardt, R OBP: 0.200, SLG: 0.400 (1, 4)												5 1 1 0 0 0 3															
Pepe Frias, R OBP: 0.250, SLG: 0.276 (1, 6)												5 1 2 0 0 1 3															
Inning Stats	R: 3 H: 2 E: 1 LOB: 0 K: 1 BB: 0 S: 8 P: 8	R: 0 H: 1 E: 1 LOB: 1 K: 1 BB: 0 S: 6 P: 6	R: 0 H: 1 E: 0 LOB: 0 K: 0 BB: 0 S: 3 P: 3	R: 0 H: 0 E: 0 LOB: 0 K: 0 BB: 0 S: 3 P: 3	R: 0 H: 1 E: 0 LOB: 1 K: 0 BB: 0 S: 4 P: 4	R: 0 H: 3 E: 0 LOB: 2 K: 1 BB: 0 S: 7 P: 7	R: 2 H: 3 E: 0 LOB: 1 K: 1 BB: 0 S: 8 P: 8	R: 0 H: 0 E: 0 LOB: 0 K: 0 BB: 0 S: 3 P: 3	R: 0 H: 0 E: 0 LOB: 0 K: 0 BB: 0 S: 3 P: 3	R: 0 H: 2 E: 0 LOB: 2 K: 0 BB: 0 S: 4 P: 4	R: 2 H: 1 E: 2 LOB: 1 K: 0 BB: 0 S: 6 P: 6	1B: 11 SF: 0 2B: 2 SAC: 1 3B: 0 DP: 1 HR: 1 HBP: 0	WP: 1 PA: 47 PB: 0 SB: 0 CS: 1														
PITCHER Larry Gura, L ERA: 2.28 Dan Quisenberry, R ERA: 2.64 (1, 1) (11, 1)	IP WLS BF H R ER SO BB IBB HBP BLK WP HR S P ERA WHIP																										

Batter	1	2	3	4	5	6	7	8	9	10	11	AB	R	H	RBI	BB	SO	LOB	BOTTOM							
Willie Wilson, S OBP: 0.361, SLG: 0.434 (1, 7)	0-3 K		0-0 6-3		0-0 6-3		0-0 6-3	0-0 FC6-4		0-3 K		6	0	0	0	0	2	5								
U L Washington, S OBP: 0.331, SLG: 0.385 (1, 6)	0-0 6-3		0-0 1B		0-0 F8		0-0 4-3		4-0 1B	0-3 K		5	2	2	1	1	1	2								
George Brett, L OBP: 0.466, SLG: 0.672 (1, 5)	0-0 6-3		0-0 1B		0-0 1B		0-0 4-3		0-0 F6	0-0 1B		6	0	3	1	0	0	1								
Hal McRae, R OBP: 0.360, SLG: 0.519 (1, 10)		0-0 P4	0-0 L5		0-0 1B		0-0 1B		0-0 1B		0-0 F8	6	1	3	0	0	0	2								
Amos Otis, R OBP: 0.322, SLG: 0.403 (1, 8)		0-0 F8		0-0 1B		0-0 K		0-3 K		0-0 1B	0-3 K	6	1	2	2	0	2	3								
John Wathan, R OBP: 0.376, SLG: 0.393 (1, 2)		0-0 1B		0-0 1B		0-0 1B		0-3 K		0-3 K	0-0 F8	4	0	3	0	0	1	0								
Darrell Porter, L OBP: 0.373, SLG: 0.379 (9, PH) (10, 2)		0-0 1B		0-0 1B		0-0 1B		0-3 K		0-3 K		2	0	0	0	0	1	1								
Willie Aikens, L OBP: 0.360, SLG: 0.424 (1, 3)		0-0 F8		0-0 G4-6-3		0-0 G6-4-3		4-0 BB		0-3 K		3	0	0	0	1	0	3								
Rance Mulliniks, L OBP: 0.257, SLG: 0.226 (9, 4)		0-0 F8		0-0 G4-6-3		0-0 G6-4-3		4-0 BB		0-3 K		0	0	0	0	0	0	0								
Dave Chalk, R OBP: 0.337, SLG: 0.359 (9, PH) (10, 4)		0-0 F8		0-0 G4-6-3		0-0 G6-4-3		4-0 BB		0-3 K		1	0	0	0	0	1	1								
Jose Cardenal, R OBP: 0.323, SLG: 0.264 (1, 9)			0-0 1B		0-0 1B		4-0 BB		0-3 K		0-0 1B	2	1	2	0	1	0	0								
Clint Hurdle, L OBP: 0.370, SLG: 0.495 (8, PH) (9, 9)			0-0 1B		0-0 1B		4-0 BB		0-3 K		0-0 1B	2	0	1	0	0	1	1								
Onix Concepcion, R (10, PR)			0-0 1B		0-3 1B		4-0 BB		0-3 K		0-0 1B	0	0	0	0	0	0	0								
Jamie Quirk, L OBP: 0.280, SLG: 0.416 (11, 9)			0-0 1B		0-3 K		4-0 BB		0-3 K		0-0 1B	0	0	0	0	0	0	0								
Frank White, R OBP: 0.281, SLG: 0.335 (1, 4)			0-0 L7		0-3 K		0-0 F7		4-0 BB		0-0 1B	3	0	0	0	0	1	3								
Ralph LaCock, L OBP: 0.265, SLG: 0.230 (8, PH) (9, 3)			0-0 L7		0-3 K		0-0 F7		4-0 BB		0-0 1B	1	0	1	0	1	0	0								
Inning Stats	R: 0 E: 0 K: 1 S: 5	H: 0 LOB: 0 BB: 0 P: 5	R: 0 E: 0 K: 0 S: 4	H: 1 LOB: 1 BB: 0 P: 4	R: 1 E: 0 K: 0 S: 6	H: 3 LOB: 2 BB: 0 P: 6	R: 1 E: 0 K: 1 S: 7	H: 3 LOB: 1 BB: 0 P: 7	R: 0 E: 0 K: 0 S: 5	H: 2 LOB: 2 BB: 0 P: 5	R: 0 E: 0 K: 0 S: 3	H: 1 LOB: 1 BB: 1 P: 7	R: 1 E: 0 K: 1 S: 7	H: 2 LOB: 1 BB: 0 P: 7	R: 0 E: 0 K: 2 S: 7	H: 0 LOB: 2 BB: 2 P: 15	R: 2 E: 0 K: 2 S: 9	H: 2 LOB: 1 BB: 1 P: 13	R: 0 E: 0 K: 2 S: 9	H: 3 LOB: 2 BB: 0 P: 9	R: 0 E: 0 K: 1 S: 5	H: 0 LOB: 0 BB: 0 P: 5	1B: 14 2B: 2 3B: 1 HR: 0	SF: 0 SAC: 0 DP: 2 HBP: 0	WP: 0 PB: 0 SB: 0 CS: 0	PA: 51
PITCHER	IP	WLS	BF	H	R	ER	SO	BB	IBB	HBP	BLK	WP	HR	S	P	ERA	WHIP									
Jon Matlack, L ERA: 3.43 (1, 1)	6.2		31	12	3	3	2	1	0	0	0	0	0	34	38	4.05	1.950									
Danny Darwin, R ERA: 2.46 (7, 1)	1.2		10	2	2	2	3	3	0	0	0	0	0	13	25	10.80	3.000									
John Henry Johnson, L ERA: 3.04 (8, 1)	2.2	W	10	3	0	0	5	0	0	0	0	0	0	20	20	0.00	1.125									

Texas Rangers @ Kansas City Royals
Royals Stadium, Kansas City, MO

Sat Aug 30 1980, 4:33 AM EDT
Att: 34,557 - Unknown - 86 F

AB	47
R	5
H	17
RBI	4
BB	4
SO	10
LOB	22



Batter	1	2	3	4	5	6	7	8	9	AB R H RBI BB SO LOB	TOP		
Mickey Rivers, L (1, 8) OBP: 0.349, SLG: 0.437	0-0 4-3		0-0 1B		0-0 L7			0-0 HR	4-0 IBB	4 1 2 0 1 0 1			
Bill Sample, R (1, 9) OBP: 0.312, SLG: 0.324 Johnny Grubb, L (9, PH) OBP: 0.393, SLG: 0.402	0-0 L8		0-0 1B		0-0 3-1			0-0 HR	0-0 4-3	4 1 2 2 0 0 1 1 0 0 0 0 0 2			
Al Oliver, L (1, 7) OBP: 0.351, SLG: 0.470	0-0 2B		0-0 F7		0-0 F7			0-0 6-3		4 0 1 0 0 0 2			
Richie Zisk, R (1, 10) OBP: 0.341, SLG: 0.479	0-3 K		0-0 F9		0-0 F8			0-0 HR		4 1 1 1 0 1 3			
John Ellis, R (1, 3) OBP: 0.285, SLG: 0.323 Pat Putnam, L (8, PH) OBP: 0.326, SLG: 0.417		0-0 F9		0-0 5-3		0-0 F5		0-0 2B		3 0 0 0 0 0 0 1 0 1 0 0 0 0			
Dave Roberts, R (1, 5) OBP: 0.285, SLG: 0.388		0-0 F7		0-0 F8		0-0 F7		0-0 6-3		4 0 0 0 0 0 1			
Jim Sundberg, R (1, 2) OBP: 0.350, SLG: 0.383		0-0 1B		0-0 5-3		0-0 F9			0-0 5-3	4 0 1 0 0 0 0			
Mike Richardt, R (1, 4) OBP: 0.333, SLG: 0.444		0-0 4-3		0-0 SH1-3 1B		0-0 5-3			0-0 5-3 1B	4 0 2 0 0 0 1			
Pepe Frias, R (1, 6) OBP: 0.246, SLG: 0.272		0-3 K		0-0 SH1-3				0-0 1-3	0-0 5-3	3 0 0 0 0 1 1			
Inning Stats	R: 0 E: 0 K: 1 S: 6 H: 1 LOB: 1 BB: 0 P: 6	R: 0 E: 0 K: 0 S: 4 H: 1 LOB: 1 BB: 0 P: 4	R: 0 E: 0 K: 1 S: 7 H: 2 LOB: 2 BB: 0 P: 7	R: 0 E: 0 K: 0 S: 3 H: 0 LOB: 0 BB: 0 P: 3	R: 0 E: 0 K: 0 S: 4 H: 1 LOB: 1 BB: 0 P: 4	R: 0 E: 0 K: 0 S: 3 H: 0 LOB: 0 BB: 0 P: 3	R: 0 E: 0 K: 0 S: 3 H: 0 LOB: 0 BB: 0 P: 3	R: 3 E: 0 K: 0 S: 7 H: 4 LOB: 1 BB: 0 P: 7	R: 0 E: 0 K: 0 S: 4 H: 1 LOB: 2 BB: 1 P: 8	1B: 6 2B: 2 3B: 0 HR: 2 SF: 0 SAC: 1 DP: 0 HBP: 0	WP: 0 PB: 0 SB: 0 CS: 0 PA: 38		
PITCHER	IP WLS BF H R ER SO BB IBB HBP BLK WP HR S P ERA WHIP											PITCHER	IP WLS BF H R ER SO BB IBB HBP BLK WP HR S P ERA WHIP
Paul Splittorff, L (1, 1) ERA: 4.4	7.2 0 31 8 3 3 2 0 0 0 0 0 2 35 35 3.52 1.043												
Dan Quisenberry, R (8, 1) ERA: 2.61	1.1 W 7 2 0 0 0 0 0 1 0 0 0 0 6 10 0.00 1.500												

Texas Rangers @ Kansas City Royals
 Royals Stadium, Kansas City, MO
 Sun Aug 31 1980, 4:33 AM EDT
 Att. 37,390 - Unknown - 89 F

livebaseballscorecards.com

AB	36
R	3
H	10
RBI	3
BB	1
SO	2
LOB	12



Batter	1	2	3	4	5	6	7	8	9	AB	R	H	RBI	BB	SO	LOB
Willie Wilson, S OBP: 0.361, SLG: 0.433 (1, 7) (6, 8)	0-0 3-1	0-0 S 1B		0-0 F9	0-0 L8			0-0 SH3-4		4	0	1	1	0	0	4
Hal McRae, R OBP: 0.363, SLG: 0.518 (1, 10)	0-0 HBP BB 1B	0-0 F7		4-0 BB			0-0 F9	4-0 IBB		3	0	1	0	2	0	1
George Brett, L OBP: 0.465, SLG: 0.667 (1, 5)	4-0 HBP BB		4-0 4-3 BB	0-0 F9			0-0 6-3	0-0 F8		3	0	0	0	2	0	4
Willie Aikens, L OBP: 0.357, SLG: 0.420 (1, 3)	0-0 F8		0-0 4-3		0-0 F8		0-0 E4	0-0 P6		4	0	0	0	0	0	3
Ralph LaCock, L OBP: 0.265, SLG: 0.230 (6, PR) (7, 3)										0	0	0	0	0	0	0
Dave Chalk, R OBP: 0.335, SLG: 0.357 (8, PH)			1-2							1	0	0	0	0	0	2
Darrell Porter, L OBP: 0.373, SLG: 0.379 (9, 2)										0	0	0	0	0	0	0
Amos Otis, R OBP: 0.325, SLG: 0.402 (1, 8)	1-0 HBP		0-0 L7		4-0 S 1B BB		0-0 F8		0-0 F9	1	1	0	0	1	0	1
Jose Cardenal, R OBP: 0.313, SLG: 0.255 (6, 7)	1-2 2-3 HBP									2	0	0	0	0	0	1
Clint Hurdle, L OBP: 0.367, SLG: 0.494 (1, 9)	0-0 P3		0-0 F7		0-0 4-3		0-3 K		0-0 1B 2B	5	1	1	0	0	1	5
John Wathan, R OBP: 0.377, SLG: 0.393 (1, 2)		1-0 FC6-4 HBP		0-0 6-3	0-0 WP BB 1B		0-0 CS 1B		4-0 1B IBB	0	0	0	0	0	0	0
Jamie Quirk, L OBP: 0.294, SLG: 0.422 (2, PR) (3, 2) (9, 3)										3	0	2	1	1	0	0
Frank White, R OBP: 0.284, SLG: 0.335 (1, 4)		0-0 FC6-4		4-0 S 2B BB	4-0 WP BB		0-0 F8		0-0 1B	3	2	1	1	2	0	2
Rance Mulliniks, L OBP: 0.289, SLG: 0.273 (1, 6)		0-0 4-3		0-0 2B	4-0 BB BB			4-0 SH3-4 BB		2	0	1	1	1	0	1
U L Washington, S OBP: 0.332, SLG: 0.385 (8, PH) (9, 6)				1-3 2B	1-2 BB					0	0	0	0	1	0	0

Inning Stats	R: 0	H: 1	E: 0	LOB: 3	K: 0	BB: 1	S: 4	P: 9	R: 1	H: 1	E: 0	LOB: 2	K: 0	BB: 0	S: 4	P: 5	R: 0	H: 0	E: 0	LOB: 1	K: 0	BB: 1	S: 3	P: 7	R: 1	H: 1	E: 0	LOB: 2	K: 0	BB: 2	S: 4	P: 12	R: 1	H: 1	E: 0	LOB: 3	K: 0	BB: 3	S: 4	P: 16	R: 0	H: 0	E: 1	LOB: 1	K: 0	BB: 0	S: 4	P: 4	R: 0	H: 1	E: 0	LOB: 0	K: 1	BB: 0	S: 5	P: 5	R: 0	H: 0	E: 0	LOB: 2	K: 0	BB: 2	S: 3	P: 11	R: 1	H: 2	E: 0	LOB: 2	K: 0	BB: 1	S: 3	P: 7	1B: 5	SF: 0	2B: 2	SAC: 1	3B: 0	DP: 0	HR: 0	HBP: 2	WP: 1	PA: 44
--------------	------	------	------	--------	------	-------	------	------	------	------	------	--------	------	-------	------	------	------	------	------	--------	------	-------	------	------	------	------	------	--------	------	-------	------	-------	------	------	------	--------	------	-------	------	-------	------	------	------	--------	------	-------	------	------	------	------	------	--------	------	-------	------	------	------	------	------	--------	------	-------	------	-------	------	------	------	--------	------	-------	------	------	-------	-------	-------	--------	-------	-------	-------	--------	-------	--------

PITCHER	IP	WLS	BF	H	R	ER	SO	BB	IBB	HBP	BLK	WP	HR	S	P	ERA	WHIP
Ken Clay, R ERA: 3.16 (1, 1)	4.2		27	4	3	3	0	7	0	2	0	1	0	18	48	5.79	2.357
Sparky Lyle, L ERA: 4.26 (5, 1)	3.2	L	16	2	1	1	1	1	2	0	0	0	0	15	27	2.46	0.818
Danny Darwin, R ERA: 2.46 (9, 1)	0.0		1	1	0	0	0	0	0	0	0	0	0	1	1	∞	∞

BOTTOM

Texas Rangers @ Kansas City Royals
Royals Stadium, Kansas City, MO

Sun Aug 31 1980, 4:33 AM EDT
Att: 37,390 - Unknown - 89 F

livebaseballscorecards.com

AB	31
R	4
H	7
RBI	4
BB	10
SO	1
LOB	24



Batter	1	2	3	4	5	6	7	8	9	AB R H RBI BB SO LOB	TOP									
Paul Molitor, R (1, 4) OBP: 0.360, SLG: 0.402	0-0 F8	0-0 L8		0-0 FC1-4 4-3 S 1-2f 1B		0-0 1-3		0-0 5-3		5 1 0 0 0 0 3										
Robin Yount, R (1, 6) OBP: 0.318, SLG: 0.532	0-0 1B	0-0 2B 1B		0-0 4-3		0-0 6-3		0-0 F9		5 1 2 0 0 0 1										
Cecil Cooper, L (1, 3) OBP: 0.396, SLG: 0.540	0-0 E S 1B	0-0 L8		0-0 BB S 1B		0-0 1-3		0-0 F7		5 1 2 2 0 0 2										
Gorman Thomas, R (1, 8) OBP: 0.316, SLG: 0.496	4-0 1B 1-3 BB	4-0 1-2 2-3 BB		4-0 BB 1-2 BB		0-0 F7		0-0 2B		2 1 1 0 3 0 0										
Ben Oglivie, L (1, 7) OBP: 0.362, SLG: 0.542	0-0 FC6-2-5-1 1-3 3-H 1B	0-0 F7		4-0 BB 1-2 2-3 BB		0-0 4-3		4-0 2B IBB		3 1 1 1 2 0 3										
Don Money, R (1, 10) OBP: 0.341, SLG: 0.502	0-0 FC6-2-5-1 1-3 3-H		0-0 E6 L3	0-0 F9		0-0 F8		0-0 2B		5 0 1 2 0 0 5										
Vic Harris, S (1, 9) OBP: 0.273, SLG: 0.289	0-0 P3		0-0 L3		0-0 P3			4-0 SH1-3 BB	0-0 P6	4 0 0 0 1 0 4	AB 35 R 6 H 9 RBI 6 BB 7 SO 0 LOB 19									
Jim Gantner, L (1, 5) OBP: 0.328, SLG: 0.379		0-0 1B 3B		0-0 F3		0-0 4-3		0-0 SH1-3		3 1 1 0 0 0 0										
Buck Martinez, R (1, 2) OBP: 0.287, SLG: 0.339		0-0 BB 1B 1B		4-0 FC1-4 BB		0-0 6-3		0-0 P6		3 0 1 1 1 0 1										
Inning Stats	R: 2 E: 0 K: 0 S: 6	H: 3 LOB: 2 BB: 1 P: 10	R: 1 E: 0 K: 0 S: 6	H: 3 LOB: 3 BB: 1 P: 10	R: 0 E: 1 K: 0 S: 3	H: 0 LOB: 0 BB: 0 P: 3	R: 1 E: 0 K: 0 S: 4	H: 1 LOB: 3 BB: 3 P: 16	R: 0 E: 0 K: 0 S: 3	H: 0 LOB: 0 BB: 0 P: 3	R: 0 E: 0 K: 0 S: 3	H: 0 LOB: 0 BB: 0 P: 3	R: 0 E: 0 K: 0 S: 3	H: 0 LOB: 1 BB: 1 P: 7	R: 2 E: 0 K: 0 S: 5	H: 2 LOB: 1 BB: 1 P: 9	1B: 5 2B: 4 3B: 1 HR: 0	SF: 0 SAC: 1 DP: 1 HBP: 0	WP: 0 PB: 0 SB: 3 CS: 0	PA: 43
PITCHER	IP WLS BF H R ER SO BB IBB HBP BLK WP HR S P ERA WHIP																			
Rich Gale, R (1, 1) ERA: 3.83	3.2 L 22 7 4 4 0 4 4 0 0 0 0 0 18 34 9.82 3.000																			
Ken Brett, L (4, 1) ERA:	4.1 15 0 0 0 0 2 0 0 0 0 0 0 13 21 0.00 0.462																			
Craig Chamberlain, R (9, 1) ERA: 18.0	1.0 6 2 2 2 0 0 0 1 0 0 0 0 5 9 18.00 2.000																			

Milwaukee Brewers @ Kansas City Royals
 Royals Stadium, Kansas City, MO
 Mon Sep 01 1980, 8:05 PM EDT
 Att. 28,597 - Unknown - 79 F

AB	35
R	6
H	9
RBI	6
BB	7
SO	0
LOB	19



Batter	1	2	3	4	5	6	7	8	9	AB R H RBI BB SO LOB
Willie Wilson, S OBP: 0.359, SLG: 0.430 (1, 8)	0-0 F9		0-0 FC6-4 S' BB 1-2f 1B		4-0 BB		0-0 4-3		0-0 4-3	4 1 0 0 1 0 4
U L Washington, S OBP: 0.335, SLG: 0.390 (1, 6)	0-0 3B		4-0 1B BB 1-2		0-0 F9			4-0 BB		2 0 1 0 2 0 1
George Brett, L OBP: 0.463, SLG: 0.662 (1, 5)	0-0 P6		0-0 1B 1-3 2-H		0-0 F8			0-0 F9		4 0 1 1 0 0 3
Hal McRae, R OBP: 0.359, SLG: 0.512 (1, 10)	0-0 6-3		0-0 P4		0-0 5-3			0-0 F7		4 0 0 0 0 0 4
John Wathan, R OBP: 0.374, SLG: 0.389 (1, 3)		0-0 6-3	0-0 P4		0-0 G3			0-0 L8		4 0 0 0 0 0 3
Jose Cardenal, R OBP: 0.294, SLG: 0.237 (1, 7)		0-0 F8		0-0 F8		0-0 4-3		0-0 P3		4 0 0 0 0 0 0
Frank White, R OBP: 0.286, SLG: 0.337 (1, 4)		0-0 1B		0-0 F8			0-0 F8		0-0 1B 1B	4 0 2 0 0 0 0
Clint Hurdle, L OBP: 0.364, SLG: 0.489 (1, 9) Dave Chalk, R OBP: 0.333, SLG: 0.354 (9, PH)		0-3 K		0-0 P6			0-0 F7		0-0 F7	3 0 0 0 0 0 1 1 1 0 0 0 0 0 1
Jamie Quirk, L OBP: 0.302, SLG: 0.423 (1, 2) Amos Otis, R OBP: 0.327, SLG: 0.404 (9, PH) Manny Castillo, S OBP: 0.327, SLG: 0.404 (9, PR)			4-0 FC6-4 BB		0-0 G2		0-0 1B		0-0 1B	2 0 1 0 1 0 0 1 0 1 0 0 0 0 0 0 0 0 0 0 0

Inning Stats	R: 0	H: 1	E: 0	LOB: 1	K: 0	BB: 0	S: 4	P: 4	R: 0	H: 1	E: 0	LOB: 1	K: 1	BB: 0	S: 6	P: 6	R: 1	H: 1	E: 0	LOB: 2	K: 0	BB: 2	S: 4	P: 12	R: 0	H: 0	E: 0	LOB: 0	K: 0	BB: 0	S: 3	P: 3	R: 0	H: 0	E: 0	LOB: 1	K: 0	BB: 1	S: 3	P: 7	R: 0	H: 0	E: 0	LOB: 0	K: 0	BB: 0	S: 3	P: 3	R: 0	H: 1	E: 0	LOB: 1	K: 0	BB: 0	S: 4	P: 4	R: 0	H: 0	E: 0	LOB: 1	K: 0	BB: 1	S: 3	P: 7	R: 0	H: 2	E: 0	LOB: 2	K: 0	BB: 0	S: 5	P: 5	1B: 5	SF: 0	2B: 0	SAC: 0	3B: 1	DP: 0	HR: 0	HBP: 0	WP: 0	PA: 37
PITCHER Bob McClure, L ERA: 3.08 (1, 1)	IP	WLS	BF	H	R	ER	SO	BB	IBB	HBP	BLK	WP	HR	S	P	ERA	WHIP	IP	WLS	BF	H	R	ER	SO	BB	IBB	HBP	BLK	WP	HR	S	P	ERA	WHIP																																																

Milwaukee Brewers @ Kansas City Royals
 Royals Stadium, Kansas City, MO
 Mon Sep 01 1980, 8:05 PM EDT
 Att: 28,597 - Unknown - 79 F

AB	33
R	1
H	6
RBI	1
BB	4
SO	1
LOB	17



Batter	1	2	3	4	5	6	7	8	9	10	AB R H RBI BB SO LOB	TOP										
Jim Gantner, L (1, 4) OBP: 0.323, SLG: 0.373	0-0 4-3		0-0 P4		0-0 F7		0-0 F4		0-0 F9		5 0 0 0 0 0 0											
Robin Yount, R (1, 6) OBP: 0.320, SLG: 0.533	0-0 6-3		0-0 6-3		0-0 2B		4-0 BB		4-0 SH BB		3 1 1 0 2 0 0											
Cecil Cooper, L (1, 3) OBP: 0.399, SLG: 0.542	4-0 FC6-4 BB		0-0 FC5 2B		4-0 FC5-4 IBB		0-0 4-3		0-0 SH 6-3 1-H 2B		2 1 1 0 2 0 1											
Gorman Thomas, R (1, 8) OBP: 0.315, SLG: 0.499	0-0 FC6-4 1-2f		0-0 FC5 2-3		0-0 FC5-4 1-2f		0-0 HR		0-0 6-3 2-3		5 1 1 1 0 0 5											
Ben Oglivie, L (1, 7) OBP: 0.364, SLG: 0.542		0-0 BB 1B		0-0 FC4-2 1B		0-0 4-3		0-0 P5		4-0 2B FC4-2 IBB	4 0 2 0 1 0 0											
Don Money, R (1, 5) OBP: 0.346, SLG: 0.506		4-0 1-2 BB		0-0 F9		0-0 FC4-6 1B		0-3 K		0-0 1-3 3-H 2B	4 0 2 1 1 1 1											
John Poff, L (1, 10) OBP: 0.200, SLG: 0.200		0-3 K		0-0 FC4-2 1B		0-0 FC4-6 1-2f FC4-6		0-0 L4		0-0 FC4-2 3-H	5 0 1 0 0 1 5											
Vic Harris, S (1, 9) OBP: 0.245, SLG: 0.256		0-3 K		0-0 FC4-2 1-2 2-H		0-0 FC4-6 1-2f			0-0 F8	0-0 4-3	5 0 0 0 0 1 7											
Buck Martinez, R (1, 2) OBP: 0.282, SLG: 0.332		0-0 4-3		0-0 6-3		0-3 K		0-3 K			4 0 0 0 0 2 2											
Inning Stats	R: 0 E: 0 K: 0 S: 3	H: 0 LOB: 1 BB: 1 P: 7	R: 0 E: 0 K: 2 S: 8	H: 1 LOB: 2 BB: 1 P: 12	R: 0 E: 0 K: 0 S: 4	H: 1 LOB: 1 BB: 0 P: 4	R: 0 E: 0 K: 0 S: 4	H: 2 LOB: 1 BB: 0 P: 4	R: 0 E: 0 K: 0 S: 4	H: 1 LOB: 2 BB: 1 P: 8	R: 0 E: 0 K: 1 S: 5	H: 0 LOB: 1 BB: 1 P: 9	R: 1 E: 0 K: 1 S: 6	H: 1 LOB: 0 BB: 0 P: 6	R: 0 E: 0 K: 1 S: 5	H: 0 LOB: 0 BB: 0 P: 5	R: 2 E: 1 K: 0 S: 5	H: 1 LOB: 2 BB: 2 P: 13	1B: 4 2B: 4 3B: 0 HR: 1	SF: 0 SAC: 1 DP: 1 HBP: 0	WP: 0 PB: 0 SB: 0 CS: 0	PA: 44
PITCHER	IP WLS BF L	H R ER SO	BB IBB HBP BLK	WP HR S P	ERA WHIP	PITCHER	IP WLS BF H	R ER SO BB	IBB HBP BLK WP	HR S P ERA WHIP												
Dennis Leonard, R (1, 1) ERA: 3.92	9.1	8 3 2 5	4 2 0 0	0 0 0 2	1.93 1.286	Dan Quisenberry, R (10, 1) ERA: 2.59	0.2	0 0 0 0	0 0 0 0	0 0 2 2	0.00 0.000											

Milwaukee Brewers @ Kansas City Royals
 Royals Stadium, Kansas City, MO
 Wed Sep 03 1980, 8:05 PM EDT
 Att. 23,037 - Unknown - 84 F

AB	37
R	3
H	8
RBI	2
BB	6
SO	5
LOB	21



Batter	1	2	3	4	5	6	7	8	9	10	AB	R	H	RBI	BB	SO	LOB
Willie Wilson, S OBP: 0.360, SLG: 0.430 (1, 8)											5	0	2	0	0	0	1
Hal McRae, R OBP: 0.357, SLG: 0.508 (1, 10)											5	0	1	0	0	0	3
George Brett, L OBP: 0.465, SLG: 0.669 (1, 5)											2	1	1	1	2	0	1
Darrell Porter, L OBP: 0.369, SLG: 0.375 (1, 2)											4	0	0	0	0	1	3
Willie Aikens, L OBP: 0.356, SLG: 0.419 (1, 3)											4	0	1	0	0	0	2
Clint Hurdle, L OBP: 0.363, SLG: 0.486 (1, 9)											4	0	1	0	0	1	1
John Wathan, R OBP: 0.372, SLG: 0.390 (1, 7)											4	0	1	0	0	0	1
Frank White, R OBP: 0.286, SLG: 0.336 (1, 4)											4	0	1	0	0	0	1
U L Washington, S OBP: 0.333, SLG: 0.386 (1, 6)											4	0	0	0	0	1	2

Inning Stats	R: 0	H: 1	R: 0	H: 1	R: 0	H: 1	R: 0	H: 1	R: 1	H: 1	R: 0	H: 1	R: 0	H: 1	R: 0	H: 0	R: 0	H: 0	R: 0	H: 0	1B: 6	SF: 0	WP: 0	PA: 38
	E: 0	LOB: 0	E: 0	LOB: 1	E: 1	LOB: 1	E: 0	LOB: 1	E: 0	LOB: 0	E: 0	LOB: 1	E: 0	LOB: 0	E: 0	LOB: 0	E: 0	LOB: 0	E: 0	LOB: 0	2B: 1	SAC: 0	FB: 0	
	K: 0	BB: 0	K: 0	BB: 0	K: 0	BB: 0	K: 1	BB: 1	K: 1	BB: 0	K: 0	BB: 0	K: 0	BB: 0	K: 0	BB: 0	K: 0	BB: 0	K: 0	BB: 0	3B: 0	DP: 2	SB: 2	
	S: 3	P: 3	S: 4	P: 4	S: 4	P: 4	S: 5	P: 9	S: 6	P: 6	S: 4	P: 4	S: 4	P: 8	S: 3	P: 3	S: 3	P: 3	S: 3	P: 3	HR: 1	HBP: 0	CS: 1	

PITCHER	IP	WLS	BF	H	R	ER	SO	BB	IBB	HBP	BLK	WP	HR	S	P	ERA	WHIP
Lary Sorensen, R ERA: 3.89 (1, 1)	10.0	W	38	8	1	1	3	1	1	0	0	0	1	42	50	0.90	0.900

PITCHER	IP	WLS	BF	H	R	ER	SO	BB	IBB	HBP	BLK	WP	HR	S	P	ERA	WHIP

Milwaukee Brewers @ Kansas City Royals
Royals Stadium, Kansas City, MO
 Wed Sep 03 1980, 8:05 PM EDT
 Att. 23,037 - Unknown - 84 F

AB 36
 R 1
 H 8
 RBI 1
 BB 2
 SO 3
 LOB 15

Batter	1	2	3	4	5	6	7	8	9	AB R H RBI BB SO LOB	TOP													
Paul Molitor, R (1, 4) OBP: 0.361, SLG: 0.408	0-0 1B 2B	0-0 G3 1-2			0-0 F8		0-0 2B		0-0 F9	5 1 2 0 0 0 3														
Robin Yount, R (1, 6) OBP: 0.323, SLG: 0.536	0-0 1B 2-H		0-0 4-3 F4-2 2B		0-0 F7		0-0 5-3		0-0 1B 1B	5 1 3 2 0 0 1														
Cecil Cooper, L (1, 3) OBP: 0.399, SLG: 0.541	0-0 1-3 1B		0-0 4-3		0-0 6-3			0-3 K	0-0 1B 1B	5 1 2 1 0 1 1														
Gorman Thomas, R (1, 8) OBP: 0.314, SLG: 0.495	0-3 K		0-0 F4-2 3-H		0-0 F2			0-0 5-3	4-0 1B 1B IBB	4 1 0 0 1 1 3														
Ben Oglivie, L (1, 7) OBP: 0.362, SLG: 0.538	0-0 B3			0-0 1-3		0-0 1-3		0-0 F9	0-0 1B 1B	5 1 1 2 0 0 2														
Don Money, R (1, 10) OBP: 0.350, SLG: 0.508	0-0 F8			0-0 F8		0-0 1B			1B 1B	5 1 3 1 0 0 2														
Dick Davis, R (1, 9) OBP: 0.301, SLG: 0.392		0-0 CS 1B		4-0 BB BB		0-3 K			1B 1B	4 1 3 1 1 1 1														
Sal Bando, R (1, 5) OBP: 0.272, SLG: 0.321		4-0 S BB		4-0 BB BB			0-0 F7		1B 1B	3 1 1 1 2 0 2														
Charlie Moore, R (1, 2) OBP: 0.335, SLG: 0.338		0-3 K		0-0 L7			0-0 4-3		1B 1B	4 1 1 1 0 1 3														
Inning Stats	R: 1 E: 0 K: 1 S: 8	H: 3 LOB: 2 BB: 0 P: 8	R: 0 E: 0 K: 1 S: 5	H: 1 LOB: 1 BB: 1 P: 9	R: 0 E: 0 K: 0 S: 3	H: 1 LOB: 0 BB: 0 P: 3	R: 0 E: 0 K: 0 S: 3	H: 0 LOB: 2 BB: 2 P: 11	R: 0 E: 0 K: 0 S: 3	H: 0 LOB: 0 BB: 0 P: 3	R: 0 E: 0 K: 1 S: 6	H: 1 LOB: 1 BB: 0 P: 6	R: 0 E: 0 K: 0 S: 4	H: 1 LOB: 1 BB: 0 P: 4	R: 0 E: 0 K: 1 S: 5	H: 0 LOB: 0 BB: 0 P: 5	R: 8 E: 0 K: 0 S: 11	H: 9 LOB: 1 BB: 1 P: 15	1B: 13 2B: 4 3B: 0 HR: 0	SF: 0 SAC: 0 DP: 2 HBP: 0	WP: 0 PB: 0 SB: 1 CS: 1	PA: 44		
PITCHER Larry Gura, L (1, 1) ERA: 2.31 Dan Quisenberry, R (9, 1) ERA: 3.08 Ken Brett, L (9, 1) ERA:	IP	WLS	BF	H	R	ER	SO	BB	IBB	HBP	BLK	WP	HR	S	P	ERA	WHIP							
	8.0		34	9	3	3	4	3	0	0	0	0	0	39	51	3.38	1.500							
	0.1	L	9	7	6	6	0	0	1	0	0	0	0	8	12	162.00	21.000							
	0.2		1	0	0	0	0	0	0	0	0	0	0	1	1	0.00	0.000							

Milwaukee Brewers @ Kansas City Royals
Royals Stadium, Kansas City, MO
 Thu Sep 04 1980, 8:05 PM EDT
 Att. 21,898 - Unknown - 86 F

AB	40
R	9
H	16
RBI	9
BB	4
SO	4
LOB	18



Batter	1	2	3	4	5	6	7	8	9	AB R H RBI BB SO LOB
Willie Wilson, S OBP: 0.360, SLG: 0.433 (1, 7) X	0-0 4-3 ①		0-0 SF8 3B		0-0 P6		0-0 HR 1B		0-0 3-1 ①	5 2 2 0 0 0 0
U L Washington, S OBP: 0.333, SLG: 0.386 (1, 6) X	0-0 F3		0-0 SF8 ①		4-0 BB BB		0-0 6-3 ①		0-0 FC6-4 1B	3 0 1 1 1 0 1
George Brett, L OBP: 0.467, SLG: 0.674 (1, 5) B B B B	4-0 BB		0-0 F5 ②		4-0 BB 1-2		0-0 HR 2-H		0-0 FC6-4 ② 1-2f	3 1 1 2 2 0 1
Hal McRae, R OBP: 0.396, SLG: 0.504 (1, 10) X	0-0 F7 ③		0-0 P4 ③		0-3 K ③		0-0 1B 1B		0-0 L6 ③	5 0 1 0 0 1 4
Amos Otis, R OBP: 0.326, SLG: 0.402 (1, 8) X		0-0 F8 ①		0-0 5-3 ①		0-0 F7 ①		0-0 G4-3 1B 1-2		4 0 1 0 0 0 0
John Wathan, R OBP: 0.371, SLG: 0.391 (1, 2) X		0-0 F2 ②		0-0 6-3 ②		0-0 1B 2B		0-0 G4-3 ② ③ 1-2f		4 1 1 0 0 0 2
Jose Cardenal, R OBP: 0.306, SLG: 0.270 (1, 9) X		0-0 2B		0-0 F5 ③		0-0 1B 2-H		0-0 5-3 ①		4 0 2 1 0 0 0
Ralph LaCock, L OBP: 0.265, SLG: 0.225 (1, 3) H		1-0 HBP			0-0 3-1 ① X		0-0 F8 ②		0-0 1-3 ②	3 0 0 0 0 0 1
Frank White, R OBP: 0.285, SLG: 0.342 (1, 4) X		0-0 F7 ③			0-0 HR		0-0 P2 ③		0-0 5-3 ③	4 1 1 1 0 0 3

Inning Stats	R: 0	H: 0	E: 0	K: 0	S: 3	H: 0	LOB: 1	BB: 1	P: 7	R: 0	H: 1	E: 0	K: 0	S: 4	H: 1	LOB: 0	BB: 0	P: 5	R: 1	H: 1	E: 0	K: 0	S: 4	H: 0	LOB: 0	BB: 0	P: 3	R: 1	H: 2	E: 0	K: 1	S: 6	H: 2	LOB: 1	BB: 0	P: 5	R: 2	H: 4	E: 0	K: 0	S: 6	H: 0	LOB: 1	BB: 0	P: 6	R: 0	H: 0	E: 0	K: 0	S: 3	H: 0	LOB: 0	BB: 0	P: 3	R: 0	H: 1	E: 0	K: 0	S: 4	H: 1	LOB: 1	BB: 0	P: 4	1B: 5	SF: 1	2B: 2	SAC: 0	3B: 1	DP: 1	HR: 2	HBP: 1	WP: 0	PA: 40
--------------	------	------	------	------	------	------	--------	-------	------	------	------	------	------	------	------	--------	-------	------	------	------	------	------	------	------	--------	-------	------	------	------	------	------	------	------	--------	-------	------	------	------	------	------	------	------	--------	-------	------	------	------	------	------	------	------	--------	-------	------	------	------	------	------	------	------	--------	-------	------	-------	-------	-------	--------	-------	-------	-------	--------	-------	--------

PITCHER	IP	WLS	BF	H	R	ER	SO	BB	IBB	HBP	BLK	WP	HR	S	P	ERA	WHIP
Bill Travers, L ERA: 3.71 (1, 1)	6.1		30	7	5	5	1	3	0	1	0	0	2	28	41	7.11	1.579
Bill Castro, R ERA: 2.95 (7, 1)	2.2	W	10	3	0	0	0	0	0	0	0	0	0	10	10	0.00	1.125

BOTTOM

Milwaukee Brewers @ Kansas City Royals
Royals Stadium, Kansas City, MO
 Thu Sep 04 1980, 8:05 PM EDT
 Att: 21,898 - Unknown - 86 F

livebaseballscorecards.com

AB	35
R	5
H	10
RBI	5
BB	3
SO	1
LOB	12



Batter	1	2	3	4	5	6	7	8	9	AB R H RBI BB SO LOB	TOP																				
Willie Wilson, S OBP: 0.359, SLG: 0.432 (1, 7) X	0-0 6-3		0-0 FC1-5		0-0 G6-4-3			0-0 6-3		4 0 1 1 0 0 2	Kansas City Royals @ Cleveland Indians Cleveland Municipal Stadium, Cleveland, OH Fri Sep 05 1980, 7:05 PM EDT Att. 21,808 - Unknown - 81 F																				
U L Washington, S OBP: 0.331, SLG: 0.383 (1, 6) X	0-0 6-3		0-0 FC6-4		0-0 G6-4-3			0-0 F7		4 0 0 0 0 0 3																					
George Brett, L OBP: 0.465, SLG: 0.673 (1, 5) X	0-0 F7							0-0 4-3		4 0 1 0 0 1 0																					
Hal McRae, R OBP: 0.355, SLG: 0.501 (1, 10) S S		0-3 K		0-0 5-3		0-0 FC6-4		0-0 F9		4 0 1 0 0 1 1																					
Amos Otis, R OBP: 0.322, SLG: 0.397 (1, 8) X		0-0 6-3		0-0 5-3		0-0 FC6-4		0-0 6-3		4 0 0 0 0 0 2																					
John Wathan, R OBP: 0.370, SLG: 0.392 (1, 3) X		0-0 F8		0-0 5-3		0-0 4-3		0-0 2B		4 0 1 0 0 0 2																					
Darrell Porter, L OBP: 0.366, SLG: 0.371 (1, 2) X			0-0 4-3		0-3 K		0-0 F7		0-0 4-3	4 0 0 0 0 1 1																					
Jose Cardenal, R OBP: 0.320, SLG: 0.277 (1, 9) B B B B			4-0 2B FC1-5 BB		0-0 3B 1B		0-0 6-3			2 1 1 0 1 0 0																					
Frank White, R OBP: 0.288, SLG: 0.350 (1, 4) X			0-0 1-3 2B		0-0 1B 3B		0-0 6-3			3 1 2 1 0 0 0																					
Inning Stats	R: 0 E: 0 K: 0 S: 3	H: 0 LOB: 0 BB: 0 P: 3	R: 0 E: 0 K: 1 S: 5	H: 0 LOB: 0 BB: 0 P: 5	R: 0 E: 0 K: 0 S: 4	H: 1 LOB: 2 BB: 1 P: 8	R: 0 E: 0 K: 0 S: 4	H: 1 LOB: 1 BB: 0 P: 4	R: 2 E: 0 K: 1 S: 7	H: 3 LOB: 0 BB: 0 P: 7	R: 0 E: 0 K: 1 S: 6	H: 1 LOB: 1 BB: 0 P: 6	R: 0 E: 0 K: 0 S: 3	H: 0 LOB: 0 BB: 0 P: 3	R: 0 E: 0 K: 0 S: 3	H: 0 LOB: 0 BB: 0 P: 3	R: 0 E: 0 K: 0 S: 4	H: 1 LOB: 1 BB: 0 P: 4	1B: 3 2B: 3 3B: 1 HR: 0	SF: 0 SAC: 0 DP: 1 HBP: 0	WP: 0 PB: 0 SB: 0 CS: 0	PA: 34									
PITCHER Rick Waits, L ERA: 4.41 (1, 1)	IP 9.0	WLS L	BF 34	H 7	R 2	ER 2	SO 3	BB 1	IBB 0	HBP 0	BLK 0	WP 0	HR 0	S 39	P 43	ERA 2.00	WHIP 0.889														
											PITCHER	IP	WLS	BF	H	R	ER	SO	BB	IBB	HBP	BLK	WP	HR	S	P	ERA	WHIP			

AB	33
R	2
H	7
RBI	2
BB	1
SO	3
LOB	11



livebaseballscorecards.com

Batter	1	2	3	4	5	6	7	8	9	AB	R	H	RBI	BB	SO	LOB	BOTTOM																	
Miguel Dilone, S <i>OBP: 0.384, SLG: 0.436</i> (1, 7) (9, 8)	0-0 F8 			0-0 E3 1B 		0-0 L7 			0-0 F7 	4	1	1	0	0	0	0	Kansas City Royals @ Cleveland Indians Cleveland Municipal Stadium, Cleveland, OH Fri Sep 05 1980, 7:05 PM EDT Att: 21,808 - Unknown - 81 F																	
Jorge Orta, L <i>OBP: 0.385, SLG: 0.405</i> (1, 9)	0-0 F4 			0-0 G3-6 2-H 1B 		0-0 L7 			0-0 F7 	4	0	1	1	0	0	0																		
Mike Hargrove, L <i>OBP: 0.411, SLG: 0.405</i> (1, 3)	0-0 L8 			0-0 G3-6 1-2f 			0-0 4-3 		0-0 F7 	4	0	0	0	0	0	1																		
Joe Charboneau, R <i>OBP: 0.357, SLG: 0.484</i> (1, 10)		0-0 2-3 		0-0 L6 			0-0 F8 			3	0	0	0	0	0	0																		
Toby Harrah, R <i>OBP: 0.375, SLG: 0.373</i> (1, 5)		0-0 F8 			0-0 F3 			0-0 1B 		3	0	1	0	0	0	0																		
Alan Bannister, R <i>OBP: 0.343, SLG: 0.364</i> (1, 4) (9, 7)		0-0 6-3 			0-0 2B 			0-0 F8 		3	0	1	0	0	0	1																		
Bo Diaz, R <i>OBP: 0.258, SLG: 0.345</i> (1, 2)			0-0 F3 		0-0 6-3 			0-0 5-3 		3	0	0	0	0	0	1																		
Rick Manning, L <i>OBP: 0.333, SLG: 0.301</i> (1, 8) Gary Alexander, R <i>OBP: 0.270, SLG: 0.351</i> (8, PH) Jerry Dybzinski, R <i>OBP: 0.279, SLG: 0.298</i> (8, PR) (9, 4)			0-0 F7 		0-3 K 			4-0 G4-6-3 BB 		2	0	0	0	0	1	1																		
Tom Veryzer, R <i>OBP: 0.310, SLG: 0.342</i> (1, 6)			0-0 6-3 			0-0 L7 		0-0 G4-6-3 1-2f 		3	0	0	0	0	0	1																		
Inning Stats	R: 0 E: 0 K: 0 S: 3	H: 0 LOB: 0 BB: 0 P: 3	R: 0 E: 0 K: 0 S: 3	H: 0 LOB: 0 BB: 0 P: 3	R: 0 E: 0 K: 0 S: 3	H: 0 LOB: 0 BB: 0 P: 3	R: 1 E: 1 K: 0 S: 4	H: 2 LOB: 0 BB: 0 P: 4	R: 0 E: 0 K: 1 S: 6	H: 1 LOB: 1 BB: 0 P: 6	R: 0 E: 0 K: 0 S: 3	H: 0 LOB: 0 BB: 0 P: 3	R: 0 E: 0 K: 0 S: 2	H: 1 LOB: 1 BB: 0 P: 4	R: 0 E: 0 K: 0 S: 2	H: 0 LOB: 1 BB: 1 P: 6		R: 0 E: 0 K: 0 S: 3	H: 0 LOB: 0 BB: 0 P: 3	1B: 3 2B: 1 3B: 0 HR: 0	SF: 0 SAC: 0 DP: 2 HBP: 0	WP: 0 PB: 0 SB: 0 CS: 0	PA: 30											
PITCHER Paul Splittorf, L <i>ERA: 4.22</i> (1, 1)	IP 9.0	WLS W	BF 30	H 4	R 1	ER 1	SO 1	BB 1	IBB 0	HBP 0	BLK 0	WP 0	HR 0	S 31	P 35	ERA 1.00	WHIP 0.556																	
																	PITCHER	IP	WLS	BF	H	R	ER	SO	BB	IBB	HBP	BLK	WP	HR	S	P	ERA	WHIP

livebaseballscorecards.com

AB	29
R	1
H	4
RBI	1
BB	1
SO	1
LOB	5



Batter	1	2	3	4	5	6	7	8	9	AB R H RBI BB SO LOB	TOP	
Willie Wilson, S (1, 7) OBP: 0.358, SLG: 0.429	0-3 K		4-0 S BB		0-3 K		0-3 K		0-0 FC6-4 S	4 0 0 1 1 3 2	Kansas City Royals @ Cleveland Indians Cleveland Municipal Stadium, Cleveland, OH Sat Sep 06 1980, 7:05 PM EDT Att. 27,352 - Unknown - 81 F livebaseballscorecards.com	
Hal McRae, R (1, 10) OBP: 0.353, SLG: 0.497	0-0 S 1B		0-3 K		0-0 F9			0-0 5-3	0-0 F3	5 0 1 0 0 1 2		
George Brett, L (1, 5) OBP: 0.463, SLG: 0.668	0-0 F8		0-0 F9		0-0 F9			4-0 BB BB		3 0 0 0 1 0 2		
Willie Aikens, L (1, 3) OBP: 0.359, SLG: 0.420	0-0 F8			0-0 1B	0-0 WP 1B			4-0 FC5-4 BB		3 0 2 0 1 0 1		
Amos Otis, R (1, 8) OBP: 0.321, SLG: 0.395		0-0 S SF8 1B		0-3 K	0-0 F8			0-3 K		4 1 1 0 0 2 4		
Clint Hurdle, L (1, 9) OBP: 0.359, SLG: 0.481		0-0 4-3		0-0 F8	0-3 K			0-0 FC5-4		4 0 0 0 0 1 5		
Darrell Porter, L (1, 2) OBP: 0.367, SLG: 0.372		0-0 SF8		0-0 G3			0-0 1-3 1B		4-0 1B WP FC6-4 BB	2 1 1 1 1 0 1		
U L Washington, S (1, 6) OBP: 0.330, SLG: 0.386		0-3 K			0-0 WP 3B		0-0 1-3		0-3 K	4 1 1 0 0 2 2		
Frank White, R (1, 4) OBP: 0.286, SLG: 0.348 Ralph LaCock, L (9, PH) OBP: 0.269, SLG: 0.230 Onix Concepcion, R (9, PR)			0-0 F8		0-3 K		0-3 K		0-0 FC6-4 1B	3 0 0 0 0 2 1 1 0 1 0 0 0 0 0 0 0 0 0 0 0		
Inning Stats	R: 0 H: 1 E: 0 LOB: 1 K: 1 BB: 0 S: 6 P: 6	R: 1 H: 1 E: 0 LOB: 0 K: 1 BB: 0 S: 6 P: 6	R: 0 H: 0 E: 0 LOB: 1 K: 1 BB: 1 S: 5 P: 9	R: 0 H: 1 E: 0 LOB: 1 K: 1 BB: 0 S: 6 P: 6	R: 1 H: 1 E: 0 LOB: 0 K: 2 BB: 0 S: 8 P: 8	R: 0 H: 1 E: 0 LOB: 1 K: 1 BB: 0 S: 6 P: 6	R: 0 H: 1 E: 0 LOB: 1 K: 2 BB: 0 S: 8 P: 8	R: 0 H: 0 E: 0 LOB: 2 K: 1 BB: 2 S: 5 P: 13	R: 1 H: 1 E: 0 LOB: 2 K: 1 BB: 1 S: 6 P: 10	1B: 6 SF: 1 2B: 0 SAC: 0 3B: 1 DP: 0 HR: 0 HBP: 0	WP: 3 PA: 38 PB: 0 SB: 4 CS: 0	
PITCHER	IP WLS BF H R ER SO BB IBB HBP BLK WP HR S P ERA WHIP											
Len Barker, R (1, 1) ERA: 3.68	7.1 W 31 6 2 2 9 3 0 0 0 2 0 46 58 2.46 1.227											
Victor Cruz, R (8, 1) ERA: 3.42	1.2 7 1 1 1 2 1 0 0 0 1 0 10 14 5.40 1.200											

Kansas City Royals @ Cleveland Indians
Cleveland Municipal Stadium, Cleveland, OH
Sat Sep 06 1980, 7:05 PM EDT
Att. 27,352 - Unknown - 81 F
livebaseballscorecards.com

AB	33
R	3
H	7
RBI	2
BB	4
SO	11
LOB	20



Batter	1	2	3	4	5	6	7	8	9
Miguel Dilone, S OBP: 0.384, SLG: 0.434 (1, 7)	0-0 6-3 1B	0-3 K		0-0 1-2 2B 1B		4-0 CS G3 BB		0-0 F9	
Jorge Orta, L OBP: 0.384, SLG: 0.410 (1, 9)	0-3 K		0-0 HR	0-0 F5		0-0 G3			
Mike Hargrove, L OBP: 0.413, SLG: 0.408 (1, 3)	0-0 PB HR 1B		4-0 G5-4-3 BB	0-0 1-H 2-H 2B		0-0 CS	0-0 F4		
Joe Charboneau, R OBP: 0.356, SLG: 0.489 (1, 10)	0-0 1-H HR		0-0 G5-4-3	0-3 K			0-0 F9		
Toby Harrah, R OBP: 0.376, SLG: 0.382 (1, 5)	0-0 F8		0-0 S 2B		0-0 HR		0-0 F7		
Ron Hassey, L OBP: 0.377, SLG: 0.430 (1, 2)		0-0 F8	4-0 2-3 BB		0-0 F8		4-0 E 1B BB		
Alan Bannister, R OBP: 0.342, SLG: 0.366 (1, 4)		0-0 E 2B	0-3 K		0-0 F7		0-0 F7		
Rick Manning, L OBP: 0.333, SLG: 0.301 (1, 8)		0-0 E7 1-3 1B		0-3 K	0-0 4-3		0-3 K		
Tom Verzyer, R OBP: 0.313, SLG: 0.344 (1, 6)		0-0 1-3		0-0 1B 2B 1B		0-0 F8		0-0 2-H 1B	

Inning Stats	R: 2	H: 2	E: 0	LOB: 0	K: 1	BB: 0	S: 7	R: 1	H: 2	E: 1	LOB: 1	K: 1	BB: 0	S: 7	R: 1	H: 2	E: 0	LOB: 2	K: 1	BB: 2	S: 6	R: 2	H: 3	E: 0	LOB: 1	K: 2	BB: 0	S: 10	R: 1	H: 1	E: 0	LOB: 0	K: 0	BB: 0	S: 4	R: 0	H: 0	E: 0	LOB: 0	K: 0	BB: 1	S: 2	R: 0	H: 0	E: 0	LOB: 0	K: 0	BB: 0	S: 3	R: 1	H: 1	E: 1	LOB: 1	K: 1	BB: 1	S: 6	R: 1	H: 1	E: 0	LOB: 0	K: 1	BB: 0	S: 7
--------------	------	------	------	--------	------	-------	------	------	------	------	--------	------	-------	------	------	------	------	--------	------	-------	------	------	------	------	--------	------	-------	-------	------	------	------	--------	------	-------	------	------	------	------	--------	------	-------	------	------	------	------	--------	------	-------	------	------	------	------	--------	------	-------	------	------	------	------	--------	------	-------	------

PITCHER	IP	WLS	BF	H	R	ER	SO	BB	IBB	HBP	BLK	WP	HR	S	P	ERA	WHIP
Renie Martin, R ERA: 4.54 (1, 1)	2.2	L	14	6	4	4	2	1	0	0	0	0	0	17	21	13.50	2.625
Marty Pattin, R ERA: 3.84 (3, 1)	2.1		12	4	3	3	3	1	0	0	0	0	1	17	21	11.57	2.143
Mike Jones, L ERA: (6, 1)	3.0		11	1	1	0	1	2	0	0	0	0	0	11	19	0.00	1.000

BOTTOM

Kansas City Royals @ Cleveland Indians
Cleveland Municipal Stadium, Cleveland, OH

Sat Sep 06 1980, 7:05 PM EDT
Att: 27,352 - Unknown - 81 F

AB	R	H	RBI	BB	SO	LOB
4	1	1	0	1	1	2
4	1	1	1	0	1	3
3	1	2	2	1	0	0
4	1	1	2	0	1	2
4	1	2	1	0	0	0
2	1	0	0	2	0	0
4	1	1	0	0	1	3
4	0	1	1	0	2	1
4	1	2	1	0	0	1

AB	33
R	8
H	11
RBI	8
BB	4
SO	6
LOB	12

C

1B	5	SF	0	WP	0	PA	38
2B	3	SAC	0	PB	1		
3B	0	DP	1	SB	1		
HR	3	HBP	0	CS	1		

PITCHER	IP	WLS	BF	H	R	ER	SO	BB	IBB	HBP	BLK	WP	HR	S	P	ERA	WHIP
---------	----	-----	----	---	---	----	----	----	-----	-----	-----	----	----	---	---	-----	------

Batter	1	2	3	4	5	6	7	8	9	AB R H RBI BB SO LOB	TOP												
Willie Wilson, S OBP: 0.358, SLG: 0.430 (1, 7) X	0-0 4-3 ①		X 0-0 1-3 ②		X 0-0 E6 2B 1B	X 0-0 1B 1-2 3-H 1B		X 0-0 SH5-4 SF9 2B	5 2 2 1 0 0 0														
Frank White, R OBP: 0.288, SLG: 0.351 (1, 4) X	0-0 F3		X 0-0 6-3 ③		X 0-0 1B 1-3 2B	X 0-0 1-3 2-3 1B		X 0-0 SH5-4 2-3	4 1 2 0 0 0 0														
Hal McRae, R OBP: 0.353, SLG: 0.497 (1, 10) X	0-0 HR 1B			X 0-0 4-3 ①	X 0-0 1B 2-3 3-H 1B		X 0-3 K ①	X 0-0 SF9 3-H	4 1 2 2 0 1 0														
Willie Aikens, L OBP: 0.362, SLG: 0.429 Ralph LaCock, L OBP: 0.269, SLG: 0.230 (1, 3) X (9, 3)	0-0 HR			X 0-0 BB 1B	X 0-0 FC6-4 1-3 3-H 1B		X 0-0 5-3 ②	X 0-0 4-3 ③	5 1 3 3 0 0 0 0 0 0 0 0 0 0														
Amos Otis, R OBP: 0.320, SLG: 0.393 (1, 8) X	0-0 F9			X 0-0 BB 1-2 1B	X 0-0 FC6-4 1-2f		X 0-0 5-3 ③		4 0 1 0 0 0 1														
Darrell Porter, L OBP: 0.368, SLG: 0.371 (1, 2) X		X 0-0 F7 ①		X 4-0 BB 1-2 2-3 BB		X 0-0 FC5-4 1B 1B		X 0-0 F7 ①	3 1 1 0 1 0 0														
Clint Hurdle, L OBP: 0.356, SLG: 0.476 Jose Cardenal, R OBP: 0.316, SLG: 0.273 (1, 9) X (8, PH) (8, 9)		X 0-0 6-3 ②		X 0-0 F4 ②		X 0-0 F8 ①		X 0-0 6-3 ②	3 0 0 0 0 0 4 1 0 0 0 0 0 0														
Jamie Quirk, L OBP: 0.303, SLG: 0.421 Dave Chalk, R OBP: 0.337, SLG: 0.359 (1, 5) X (8, PH) (8, 5)		X 0-0 L3 ③		X 0-0 1-3 ③		X 0-0 FC5-4 1-2 1B		X 0-0 1B ③	3 0 1 0 0 0 3 1 0 1 0 0 0 0														
U L Washington, S OBP: 0.328, SLG: 0.383 (1, 6) X			X 0-0 F7 ①		X 0-0 G3 ①	X 0-0 FC5-4 1-2f 2-3 1B		X 0-0 4-3 ③	4 0 0 0 0 0 3														
Inning Stats	R: 2 E: 0 K: 0 S: 5	H: 2 LOB: 0 BB: 0 P: 5	R: 0 E: 0 K: 0 S: 3	H: 0 LOB: 0 BB: 0 P: 3	R: 0 E: 0 K: 0 S: 3	H: 2 LOB: 3 BB: 1 P: 9	R: 2 E: 1 K: 0 S: 6	H: 3 LOB: 1 BB: 0 P: 6	R: 1 E: 0 K: 0 S: 6	H: 4 LOB: 3 BB: 0 P: 6	R: 0 E: 0 K: 1 S: 5	H: 0 LOB: 0 BB: 0 P: 5	R: 0 E: 0 K: 0 S: 4	H: 1 LOB: 1 BB: 0 P: 4	R: 1 E: 0 K: 0 S: 4	H: 1 LOB: 0 BB: 0 P: 4	1B: 10 2B: 2 3B: 0 HR: 1	SF: 1 SAC: 1 DP: 0 HBP: 0	WP: 0 PB: 0 SB: 0 CS: 0	PA: 40			
PITCHER	IP WLS BF H R ER SO BB IBB HBP BLK WP HR S P ERA WHIP	IP WLS BF H R ER SO BB IBB HBP BLK WP HR S P ERA WHIP	IP WLS BF H R ER SO BB IBB HBP BLK WP HR S P ERA WHIP	IP WLS BF H R ER SO BB IBB HBP BLK WP HR S P ERA WHIP	IP WLS BF H R ER SO BB IBB HBP BLK WP HR S P ERA WHIP	IP WLS BF H R ER SO BB IBB HBP BLK WP HR S P ERA WHIP	IP WLS BF H R ER SO BB IBB HBP BLK WP HR S P ERA WHIP	IP WLS BF H R ER SO BB IBB HBP BLK WP HR S P ERA WHIP	IP WLS BF H R ER SO BB IBB HBP BLK WP HR S P ERA WHIP	IP WLS BF H R ER SO BB IBB HBP BLK WP HR S P ERA WHIP	IP WLS BF H R ER SO BB IBB HBP BLK WP HR S P ERA WHIP	IP WLS BF H R ER SO BB IBB HBP BLK WP HR S P ERA WHIP	IP WLS BF H R ER SO BB IBB HBP BLK WP HR S P ERA WHIP	IP WLS BF H R ER SO BB IBB HBP BLK WP HR S P ERA WHIP	IP WLS BF H R ER SO BB IBB HBP BLK WP HR S P ERA WHIP	IP WLS BF H R ER SO BB IBB HBP BLK WP HR S P ERA WHIP	IP WLS BF H R ER SO BB IBB HBP BLK WP HR S P ERA WHIP	IP WLS BF H R ER SO BB IBB HBP BLK WP HR S P ERA WHIP	IP WLS BF H R ER SO BB IBB HBP BLK WP HR S P ERA WHIP	IP WLS BF H R ER SO BB IBB HBP BLK WP HR S P ERA WHIP	IP WLS BF H R ER SO BB IBB HBP BLK WP HR S P ERA WHIP		
Wayne Garland, R ERA: 4.45 (1, 1)	5.1 L	26 9 5 4 0 0 1 0 0 0 0 0 1 25 29 6.75 1.875	11 4 1 1 1 0 0 0 0 0 0 0 0 13 13 3.38 1.500	3 0 0 0 0 0 0 0 0 0 0 0 0 3 3 0.00 0.000																			
Bob Owchinko, L ERA: 6.03 (6, 1)	2.2																						
Victor Cruz, R ERA: 3.38 (9, 1)	1.0																						

Kansas City Royals @ Cleveland Indians
Cleveland Municipal Stadium, Cleveland, OH
Sun Sep 07 1980, 3:33 AM EDT
Att: 8,990 - Unknown - 79 F

livebaseballscorecards.com

AB	37
R	6
H	13
RBI	6
BB	1
SO	1
LOB	11



BOTTOM

Kansas City Royals @ Cleveland Indians
Cleveland Municipal Stadium, Cleveland, OH

Sun Sep 07 1980, 3:33 AM EDT
Att. 8,990 - Unknown - 79 F

AB	35
R	4
H	9
RBI	4
BB	3
SO	3
LOB	13



WP	0	PA	39
PB	1	SB	0
CS	0		

AB R H RBI BB SO LOB

5	0	1	1	0	0	0
4	0	1	0	1	0	0
4	1	1	1	0	0	1
3	0	0	0	1	1	3
4	0	2	1	0	0	0
3	1	1	0	1	0	1
4	0	1	0	0	0	4
4	1	1	0	0	1	3
2	0	0	0	0	0	1
1	1	1	1	0	0	0
1	0	0	0	0	1	0

Batter 1 2 3 4 5 6 7 8 9

Miguel Dilone, S OBP: 0.382, SLG: 0.431 (1, 7)	0-0 F7	0-0 6-3			0-0 F7		0-0 HBP PB 1-2 3-H 1B	0-0 5-3	
Jorge Orta, L OBP: 0.384, SLG: 0.409 (1, 9)	0-0 F7		0-0 F5		0-0 F9		0-0 HBP 1-2 2-3 BB	0-0 1B	
Mike Hargrove, L OBP: 0.413, SLG: 0.407 (1, 3)	0-0 BB 1B		0-0 G3		0-0 F9		1-0 HBP	0-0 1-3	
Joe Charboneau, R OBP: 0.356, SLG: 0.486 (1, 10)	4-0 1B 1-2 BB		0-0 4-3		0-0 F8		0-3 HBP		
Toby Harrah, R OBP: 0.377, SLG: 0.385 (1, 5)	0-0 1-3 2-H BB 1B		0-0 1-3				0-0 5-3	0-0 4-3 2B	
Ron Hassey, L OBP: 0.378, SLG: 0.429 (1, 2)	4-0 1-2 BB		0-0 F6				0-0 FC4-6 1B 1B	0-0 4-3 2-3	
Alan Bannister, R OBP: 0.340, SLG: 0.365 (1, 4)	0-0 4-3		0-0 6-3				0-0 FC4-6 1B	0-0 1-3	
Rick Manning, L OBP: 0.332, SLG: 0.300 (1, 8)			0-0 L3 1B		0-3 K		0-0 FC4-6 1B 1B	0-0 1-3	
Tom Veryzer, R OBP: 0.311, SLG: 0.342 (1, 6)			0-0 L3		0-0 5-3		0-0 PB 1B HBP 1B	0-3 K	
Gary Alexander, R OBP: 0.276, SLG: 0.357 (7, PH)									
Jerry Dybzinski, R OBP: 0.278, SLG: 0.297 (8, 6)									

Inning Stats	R: 1 E: 0 K: 0 S: 5	H: 2 LOB: 3 BB: 2 P: 13	R: 0 E: 0 K: 0 S: 3	H: 1 LOB: 0 BB: 0 P: 3	R: 0 E: 0 K: 0 S: 3	H: 0 LOB: 0 BB: 0 P: 3	R: 0 E: 0 K: 0 S: 3	H: 0 LOB: 0 BB: 0 P: 3	R: 0 E: 0 K: 1 S: 5	H: 0 LOB: 0 BB: 0 P: 5	R: 0 E: 0 K: 0 S: 3	H: 0 LOB: 0 BB: 0 P: 3	R: 0 E: 0 K: 1 S: 9	H: 0 LOB: 0 BB: 1 P: 14	R: 0 E: 0 K: 0 S: 4	H: 1 LOB: 1 BB: 0 P: 4	R: 0 E: 0 K: 1 S: 6	H: 1 LOB: 1 BB: 0 P: 6	1B: 8 2B: 2 3B: 0 HR: 0	SF: 0 SAC: 0 DP: 1 HBP: 1
---------------------	------------------------------	----------------------------------	------------------------------	---------------------------------	------------------------------	---------------------------------	------------------------------	---------------------------------	------------------------------	---------------------------------	------------------------------	---------------------------------	------------------------------	----------------------------------	------------------------------	---------------------------------	------------------------------	---------------------------------	----------------------------------	------------------------------------

PITCHER	IP	WLS	BF	H	R	ER	SO	BB	IBB	HBP	BLK	WP	HR	S	P	ERA	WHIP
Dennis Leonard, R ERA: 3.96 (1, 1)	6.2	W	28	7	4	4	1	2	0	0	0	0	0	28	36	5.40	1.350
Ken Brett, L ERA: (7, 1)	0.0		2	0	0	0	0	1	0	1	0	0	0	5		∞	∞
Dan Quisenberry, R ERA: 3.02 (7, 1)	2.1	S	9	2	0	0	2	0	0	0	0	0	0	13	13	0.00	0.857

Batter	1	2	3	4	5	6	7	8	9	AB R H RBI BB SO LOB	TOP																
Willie Wilson, S OBP: 0.357, SLG: 0.430 (1, 7)	0-3 K	0-0 G3			0-0 1B 2B		0-3 K		0-0 4-3	5 1 1 0 0 2 4																	
Frank White, R OBP: 0.289, SLG: 0.352 (1, 4)	0-0 6-3		0-0 G5-4-3 1B		0-0 2B 1B		0-0 P4		0-0 F7	5 1 2 2 0 0 2																	
Hal McRae, R OBP: 0.352, SLG: 0.496 (1, 10)	0-0 2B		0-0 G5-4-3 1-2f		0-0 P4		0-3 K		0-3 K	5 0 1 0 0 2 4																	
Willie Aikens, L OBP: 0.361, SLG: 0.430 (1, 3)	0-0 F7		0-0 G3		0-0 2B			0-0 F8		4 0 1 1 0 0 1																	
Amos Otis, R OBP: 0.322, SLG: 0.404 (1, 8)		0-0 HR		0-0 6-3	0-3 K			0-0 6-3 BB 1B		4 1 2 1 0 1 1																	
Darrell Porter, L OBP: 0.367, SLG: 0.368 (1, 2)		0-0 4-3		0-3 K		0-0 L4		4-0 6-3 BB		3 0 0 0 1 1 0																	
Clint Hurdle, L OBP: 0.354, SLG: 0.472 (1, 9)		0-0 5-3		0-0 1-4-3		0-3 K		0-0 6-3		3 0 0 0 0 1 0																	
Jose Cardenal, R OBP: 0.312, SLG: 0.269 (8, PH)								1-2 2-3		1 0 0 0 0 0 2																	
Jamie Quirk, L OBP: 0.303, SLG: 0.426 (1, 5)		0-0 1B 2B			0-0 6-3		0-0 3-1		0-3 K	3 0 1 0 0 0 0																	
John Wathan, R OBP: 0.369, SLG: 0.391 (8, PH)										1 0 0 0 0 1 2																	
Dave Chalk, R OBP: 0.337, SLG: 0.359 (8, 5)										0 0 0 0 0 0 0																	
U L Washington, S OBP: 0.333, SLG: 0.387 (1, 6)		0-0 2-3 1B			0-0 2B 1B		0-0 1B		4-0 BB	3 1 3 0 1 0 0																	
Inning Stats	R: 0 E: 0 K: 1 S: 6	H: 1 LOB: 1 BB: 0 P: 6	R: 1 E: 0 K: 0 S: 6	H: 3 LOB: 2 BB: 0 P: 6	R: 0 E: 0 K: 0 S: 3	H: 1 LOB: 0 BB: 0 P: 3	R: 0 E: 0 K: 1 S: 5	H: 0 LOB: 0 BB: 0 P: 5	R: 3 E: 0 K: 1 S: 9	H: 4 LOB: 1 BB: 0 P: 9	R: 0 E: 0 K: 1 S: 5	H: 0 LOB: 0 BB: 0 P: 5	R: 0 E: 0 K: 2 S: 8	H: 1 LOB: 1 BB: 0 P: 8	R: 0 E: 0 K: 1 S: 6	H: 1 LOB: 2 BB: 1 P: 10	R: 0 E: 0 K: 1 S: 5	H: 0 LOB: 1 BB: 1 P: 9	1B: 6 2B: 4 3B: 0 HR: 1	SF: 0 SAC: 0 DP: 1 HBP: 0	WP: 0 PB: 0 SB: 0 CS: 0	PA: 39					
PITCHER	IP WLS BF H R ER SO BB IBB HBP BLK WP HR S P ERA WHIP																										
Freddie Martinez, R ERA: 4.46 (1, 1)	4.2		22	9	4	4	2	0	0	0	0	0	1	26	26	7.71	1.929										
Don Aase, R ERA: 4.3 (5, 1)	2.2	W	11	2	0	0	4	1	0	0	0	0	0	18	22	0.00	1.125										
Andy Hassler, L ERA: 3.0 (8, 1)	1.2	S	6	0	0	0	2	1	0	0	0	0	0	9	13	0.00	0.600										

Kansas City Royals @ California Angels
 Anaheim Stadium, Anaheim, CA
 Mon Sep 08 1980, 10:05 PM EDT
 Att. 23,050 - Unknown

livebaseballscorecards.com

AB	37
R	4
H	11
RBI	4
BB	2
SO	8
LOB	16



Batter	1	2	3	4	5	6	7	8	9
Dickie Thon, R OBP: 0.269, SLG: 0.314 (1, 6)	0-0 F8		0-0 L6		0-0 F9	0-0 S 1B		0-0 6-3-5 1B	
Rod Carew, L OBP: 0.396, SLG: 0.442 (1, 3)	0-0 P4		0-0 CS 1B		0-0 1B 2B	4-0 1-2 IBB		0-0 6-3-5 1-3f	
Carney Lansford, R OBP: 0.314, SLG: 0.413 (1, 5)	0-0 HR 2B		0-0 1-2 HR		0-0 2-H 3-H 1B SF8	0-0 F9			
Dan Ford, R OBP: 0.341, SLG: 0.424 (1, 9)	0-0 2-H HR		0-0 F7		0-0 2-3 HBP 1B	0-0 P3			
Brian Downing, R OBP: 0.255, SLG: 0.364 (1, 10)	0-0 F9			0-0 HR	0-0 3-H SF8	0-0 L8			
Bobby Grich, R OBP: 0.383, SLG: 0.427 (1, 4)		0-0 P4		0-0 F8	1-0 1-2 HBP	4-0 BB 1B			
Bobby Clark, R OBP: 0.270, SLG: 0.359 (1, 7)		0-0 G3 1B		0-0 F3	0-0 F8	0-0 1-2 1B			
Rick Miller, L OBP: 0.362, SLG: 0.355 (1, 8)		0-0 G3		0-3 K		0-3 K		0-3 K	
Dave Skaggs, R OBP: 0.419, SLG: 0.444 (1, 2)		0-3 K			4-0 2B 1B BB	0-0 6-3		0-3 K	

Inning Stats	R: 2	H: 2	E: 0	K: 0	S: 5	LOB: 0	BB: 0	P: 5
	R: 0	H: 1	E: 0	K: 1	S: 6	LOB: 1	BB: 0	P: 6
	R: 1	H: 2	E: 0	K: 0	S: 4	LOB: 0	BB: 0	P: 4
	R: 1	H: 1	E: 0	K: 1	S: 6	LOB: 0	BB: 0	P: 6
	R: 3	H: 3	E: 0	K: 0	S: 6	LOB: 2	BB: 1	P: 11
	R: 0	H: 1	E: 0	K: 1	S: 6	LOB: 2	BB: 1	P: 10
	R: 0	H: 1	E: 0	K: 1	S: 6	LOB: 2	BB: 1	P: 10
	R: 0	H: 1	E: 0	K: 1	S: 5	LOB: 0	BB: 0	P: 5

PITCHER	IP	WLS	BF	H	R	ER	SO	BB	IBB	HBP	BLK	WP	HR	S	P	ERA	WHIP
Larry Gura, L ERA: 2.52 (1, 1)	4.1	L	21	8	7	7	2	1	0	0	0	0	3	24	28	14.54	2.077
Marty Pattin, R ERA: 3.66 (5, 1)	3.2		17	4	0	0	3	1	1	1	0	0	0	20	29	0.00	1.364

BOTTOM

Kansas City Royals @ California Angels
Anaheim Stadium, Anaheim, CA
 Mon Sep 08 1980, 10:05 PM EDT
 Att. 23,050 - Unknown

AB	R	H	RBI	BB	SO	LOB
5	0	2	0	0	0	1
4	1	2	0	1	0	1
4	3	3	3	0	0	2
4	1	2	2	0	0	0
3	1	1	2	0	0	0
2	0	0	0	1	0	0
4	0	2	0	0	0	2
4	0	0	0	0	3	3
3	1	0	0	1	2	1

AB	33
R	7
H	12
RBI	7
BB	3
SO	5
LOB	10

WP: 0 PA: 38
 PB: 0
 SB: 1
 CS: 1



1B	2B	3B	HR	SF	SAC	DP	HBP
7	3	0	3	1	1	1	1

Kansas City Royals @ California Angels
 Anaheim Stadium, Anaheim, CA

Tue Sep 09 1980, 10:05 PM EDT
 Att. 24,131 - Unknown

livebaseballscorecards.com

AB	36
R	3
H	10
RBI	3
BB	2
SO	3
LOB	17



WP: 0	PA: 38
PB: 0	
SB: 1	
CS: 0	

Batter	1	2	3	4	5	6	7	8	9	AB R H RBI BB SO LOB			
Willie Wilson, S (1, 7) OBP: 0.354, SLG: 0.426	0-0 L4		0-3 K		0-0 1-3		0-0 P3		0-0 2-3	5 0 0 0 0 1 3			
U L Washington, S (1, 6) OBP: 0.332, SLG: 0.384 Darrell Porter, L (9, PH) OBP: 0.367, SLG: 0.367	0-0 P4		0-3 K			0-0 F8		4-0 F8 6-3 BB	0-0 1-4-3	3 0 0 0 1 1 0 1 0 0 0 0 0 2			
Hal McRae, R (1, 10) OBP: 0.353, SLG: 0.496	0-0 FC5-4 1B		0-0 F8			0-0 G5-4-3 1B		0-0 6-3		4 0 2 0 0 0 1			
Amos Otis, R (1, 8) OBP: 0.319, SLG: 0.399	0-0 FC5-4 1-2f				0-0 1-3		0-0 G5-4-3 1-2f		0-0 F8	4 0 0 0 0 0 3			
John Wathan, R (1, 2) OBP: 0.371, SLG: 0.392					0-0 F7		0-0 1B 1B		0-0 6-3	4 1 2 0 0 0 1			
Frank White, R (1, 4) OBP: 0.290, SLG: 0.353					0-0 F8		0-0 F8		0-0 HR	4 1 2 0 0 0 2			
Willie Aikens, L (1, 3) OBP: 0.360, SLG: 0.434			0-3 K		0-0 P5		0-0 F8		0-0 HR	4 1 1 2 0 1 3			
Jose Cardenal, R (1, 9) OBP: 0.325, SLG: 0.275 Clint Hurdle, L (9, PH) OBP: 0.353, SLG: 0.471			4-0 FC6-4 BB			0-0 6-3		0-0 1B 1B	0-0 6-3	2 0 1 0 1 0 0 1 0 0 0 0 0 0			
Dave Chalk, R (1, 5) OBP: 0.337, SLG: 0.358 Jamie Quirk, L (9, PH) OBP: 0.308, SLG: 0.431 Onix Concepcion, R (9, PR)			0-0 FC6-4 1-2f			0-0 F7		0-0 1B 1-2 2-H	0-0 2-3 1B	3 0 1 1 0 0 2 1 0 1 0 0 0 0 0 0 0 0 0 0 0			
Inning Stats	R: 0 H: 1 E: 0 LOB: 1 K: 0 BB: 0 S: 4 P: 4	R: 0 H: 1 E: 0 LOB: 2 K: 1 BB: 1 S: 6 P: 10	R: 0 H: 0 E: 0 LOB: 0 K: 2 BB: 0 S: 7 P: 7	R: 0 H: 1 E: 0 LOB: 1 K: 0 BB: 0 S: 4 P: 4	R: 0 H: 0 E: 0 LOB: 0 K: 0 BB: 0 S: 3 P: 3	R: 0 H: 1 E: 0 LOB: 0 K: 0 BB: 0 S: 3 P: 3	R: 1 H: 3 E: 0 LOB: 2 K: 0 BB: 0 S: 6 P: 6	R: 0 H: 0 E: 0 LOB: 1 K: 0 BB: 1 S: 3 P: 7	R: 2 H: 3 E: 0 LOB: 2 K: 0 BB: 0 S: 6 P: 6	1B: 9 SF: 0 2B: 0 SAC: 0 3B: 0 DP: 1 HR: 1 HBP: 0			
PITCHER	IP WLS BF H R ER SO BB IBB HBP BLK WP HR S P ERA WHIP											PITCHER	IP WLS BF H R ER SO BB IBB HBP BLK WP HR S P ERA WHIP
Frank Tanana, L (1, 1) ERA: 4.46 Mark Clear, R (9, 1) ERA: 3.24	8.0 W 34 9 3 3 3 2 0 0 0 0 0 1 38 46 3.38 1.375												1.0 S 4 1 0 0 0 0 0 0 0 0 0 0 4 4 0.00 1.000

Batter	1	2	3	4	5	6	7	8	9
Dickie Thon, R OBP: 0.274, SLG: 0.324 (1, 6)	0-0 4-3 2B	0-0 FC5-4 1-2f			0-3 K		0-0 2-H 1B		
Rod Carew, L OBP: 0.395, SLG: 0.442 (1, 3)	0-0 4-3 2-3		0-0 4-3		0-0 F7			0-0 2B	
Carney Lansford, R OBP: 0.311, SLG: 0.410 (1, 5)	0-0 4-3 3-H		0-0 F7		0-0 F8			0-0 E1 G4-6-3	
Dan Ford, R OBP: 0.344, SLG: 0.441 (1, 9) Larry Harlow, L OBP: 0.370, SLG: 0.401 (9, 9)	0-0 1B 1B		0-0 HR		0-0 F7			0-0 G4-6-3 1-2f	
Brian Downing, R OBP: 0.259, SLG: 0.362 (1, 10)	0-0 1-3 1B		0-0 6-3		0-0 F3				
Bobby Grich, R OBP: 0.383, SLG: 0.426 (1, 4)	0-3 K			0-0 F8			0-0 2B E 1B		
Bobby Clark, R OBP: 0.276, SLG: 0.361 (1, 7)		4-0 FC5-4 BB		0-0 CS 1B			0-0 L9		
Rick Miller, L OBP: 0.361, SLG: 0.358 (1, 8)		0-3 K		0-0 4-3 1-2			0-0 E9 1-H 1B 2B		
Dave Skaggs, R OBP: 0.382, SLG: 0.400 (1, 2)		0-0 F2			0-0 F8		0-0 5-3		

Inning Stats	R: 1	H: 3	E: 0	LOB: 2	K: 1	P: 8	R: 0	H: 0	E: 0	LOB: 1	K: 1	P: 9	R: 1	H: 1	E: 0	LOB: 0	K: 0	P: 4	R: 0	H: 1	E: 0	LOB: 0	K: 0	P: 3	R: 0	H: 0	E: 0	LOB: 0	K: 1	P: 5	R: 0	H: 0	E: 0	LOB: 0	K: 0	P: 3	R: 2	H: 3	E: 1	LOB: 1	K: 0	P: 5	R: 0	H: 1	E: 1	LOB: 0	K: 0	P: 3			
	8	8	8	0	0	0	9	0	0	0	0	0	4	0	0	0	0	0	3	0	0	0	0	0	5	0	0	0	0	0	0	0	0	0	0	0	0	0	0	0	0	0	0	0	0	0	0	0	0	0	0

PITCHER	IP	WLS	BF	H	R	ER	SO	BB	IBB	HBP	BLK	WP	HR	S	P	ERA	WHIP
Paul Splittorf, L ERA: 4.27 (1, 1)	6.1	L	26	7	4	4	3	1	0	0	0	0	1	31	35	5.68	1.263
Dan Quisenberry, R ERA: 2.97 (7, 1)	1.2		5	2	0	0	0	0	0	0	0	0	0	5	5	0.00	1.200

AB R H RBI BB SO LOB

4	1	2	1	0	1	1
4	0	1	0	0	0	1
4	0	0	1	0	0	0
4	1	2	1	0	0	1
0	0	0	0	0	0	0
3	0	1	0	0	0	0
3	1	1	0	0	1	2
2	0	1	0	1	0	1
3	1	1	0	0	1	2
3	0	0	0	0	0	2

AB	R	H	RBI	BB	SO	LOB
30	4	9	3	1	3	10



Kansas City Royals @ California Angels
Anaheim Stadium, Anaheim, CA
 Tue Sep 09 1980, 10:05 PM EDT
 Att. 24,131 - Unknown

WP: 0 PA: 31
PB: 0
SB: 0
CS: 1

livebaseballscorecards.com

SF: 0
SAC: 0
DP: 1
HBP: 0

ERA WHIP

Kansas City Royals @ California Angels
 Anaheim Stadium, Anaheim, CA

Wed Sep 10 1980, 10:05 PM EDT
 Att: 24,762 - Unknown

livebaseballscorecards.com

AB	40
R	3
H	13
RBI	3
BB	4
SO	4
LOB	27



WP:	0	PA:	44
PB:	0		
SB:	0		
CS:	0		

Batter	1	2	3	4	5	6	7	8	9	AB	R	H	RBI	BB	SO	LOB
Willie Wilson, S (1, 7) OBP: 0.356, SLG: 0.427	0-0 2B 1B		0-0 P6		0-3 K		0-0 FC6-4 1B	4-0 BB		4	0	2	0	1	1	0
U L Washington, S (1, 6) OBP: 0.331, SLG: 0.384	0-0 1-3 2B		0-0 5-3		0-0 F8		0-0 FC6-4 1B	0-0 4-3		5	0	1	0	0	0	5
Frank White, R (1, 4) OBP: 0.291, SLG: 0.352	0-0 P4		0-0 F7		4-0 BB		0-0 1-2 1B		0-0 6-3	4	0	1	1	1	0	2
Hal McRae, R (1, 10) OBP: 0.349, SLG: 0.490	0-0 F3			0-0 F8	0-0 F7		0-3 K		0-0 E4 1B	5	1	0	0	0	1	5
John Wathan, R (1, 2) OBP: 0.371, SLG: 0.392	0-0 4-3			0-0 F9		0-0 G4-3 1B		0-3 K	0-0 F9 1B	5	0	2	0	0	1	2
Willie Aikens, L (1, 3) OBP: 0.362, SLG: 0.435		0-0 F7		4-0 1B 1B BB		0-0 G4-3 1B		0-0 1B 1B	0-0 1-2 2-H 1B	4	1	2	1	1	0	1
Amos Otis, R (1, 8) OBP: 0.323, SLG: 0.400		4-0 BB		0-0 1B 1B		0-0 5-3		0-0 BB 1B 1B	0-0 F9	4	0	2	0	1	0	2
Jose Cardenal, R (1, 9) OBP: 0.337, SLG: 0.292		0-0 F7		0-0 1B 1B		0-0 FC6-4 1B		0-0 BB 1B	0-0 F7	3	1	2	0	0	0	1
Ralph LaCock, L (8, PH) OBP: 0.269, SLG: 0.230				1-2 2-3 1B				1-2 2-H 1B		0	0	0	0	0	0	0
Onix Concepcion, R (8, PH) OBP: 1.000, SLG: 1.000										1	0	1	1	0	0	0
Clint Hurdle, L (8, 9) OBP: 0.352, SLG: 0.469										1	0	0	0	0	0	2
Dave Chalk, R (1, 5) OBP: 0.329, SLG: 0.349		0-0 F7		0-0 F8			0-0 F7	0-3 K		4	0	0	0	0	1	7

Inning Stats	R: 0	H: 2	R: 0	H: 0	R: 0	H: 0	R: 0	H: 2	R: 0	H: 0	R: 0	H: 1	R: 1	H: 3	R: 1	H: 3	R: 1	H: 2
	E: 0	LOB: 2	E: 0	LOB: 1	E: 0	LOB: 3	E: 0	LOB: 0	E: 0	LOB: 1	E: 0	LOB: 0	E: 0	LOB: 2	E: 0	LOB: 3	E: 1	LOB: 2
	K: 0	BB: 0	K: 0	BB: 1	K: 0	BB: 1	K: 1	BB: 0	K: 0	BB: 1	K: 0	BB: 0	K: 1	BB: 0	K: 2	BB: 1	K: 0	BB: 0
	S: 5	P: 5	S: 3	P: 7	S: 3	P: 9	S: 5	P: 9	S: 3	P: 3	S: 8	P: 8	S: 10	P: 14	S: 6	P: 6	S: 6	P: 6

PITCHER	IP	WLS	BF	H	R	ER	SO	BB	IBB	HBP	BLK	WP	HR	S	P	ERA	WHIP
Ralph Botting, L (1, 1) ERA: 1.46	6.1		28	7	1	1	1	3	0	0	0	0	0	27	39	1.42	1.579
Don Aase, R (7, 1) ERA: 4.33	1.0	W	6	3	1	1	2	0	0	0	0	0	0	10	10	9.00	3.000
Andy Hassler, L (8, 1) ERA: 2.94	1.2	S	10	3	1	0	1	1	0	0	0	0	0	11	15	0.00	2.400

Batter	1	2	3	4	5	6	7	8	9
Dickie Thon, R (1, 6) OBP: 0.272, SLG: 0.320	0-0 6-3		0-0 1B			0-0 F8	0-0 6-3	0-0 F8	
Carney Lansford, R (1, 5) OBP: 0.309, SLG: 0.407	0-3 K		0-0 P4			0-3 K		0-0 F3	
Rod Carew, L (1, 3) OBP: 0.394, SLG: 0.441	0-0 4-3			0-0 CS 1B			0-0 E8 BB FC6-4	0-0 E3 1B 1B	
Jason Thompson, L (1, 10) OBP: 0.389, SLG: 0.451 Bert Campaneris, R (7, PR) OBP: 0.302, SLG: 0.332		4-0 BB 1B G4-6-3 BB		0-0 F5		4-0 BB BB FC6-4 1B BB		0-0 1-3 1B 1B	
Dan Ford, R (1, 9) OBP: 0.348, SLG: 0.441 Larry Harlow, L (8, 9) OBP: 0.370, SLG: 0.401 Brian Downing, R (8, PH) OBP: 0.273, SLG: 0.362 Gil Kubski, L (8, PR) OBP: 0.200, SLG: 0.200		0-0 X 1-3 G4-6-3 1B		0-0 F9		4-0 BB BB BB BB FC6-4 BB		4-0 E 1B SF8 IBB	
Bobby Grich, R (1, 4) OBP: 0.382, SLG: 0.424		0-0 X G4-6-3 1-2f 3-H		0-0 CS	0-0 6-3	0-0 X 1-2 FC6-4 1B	0-0 X 1-2f 2-3 3-H 1B	0-0 1-3 2-H 3-H 1B 1B	
Bobby Clark, R (1, 7) OBP: 0.281, SLG: 0.360		0-0 X 5-3		0-0 F9		0-0 X 1-2 3-H 1B	0-0 BB BB BB 4-0 1B BB		
Rick Miller, L (1, 8) OBP: 0.358, SLG: 0.355			0-0 X F8		0-0 X P6		0-3 S S S K 2 X K 2 K	0-0 3-H SF8	
Dave Skaggs, R (1, 2) OBP: 0.395, SLG: 0.412			0-0 X 6-3			0-0 X 4-3	0-0 X 1-3 2-H 1B	0-0 1-2 2-H 1B	

Inning Stats	R: 0	H: 0	E: 0	K: 1	S: 5	R: 1	H: 1	E: 0	K: 0	S: 3	R: 0	H: 1	E: 0	K: 0	S: 4	R: 0	H: 1	E: 0	K: 0	S: 3	R: 0	H: 0	E: 0	K: 1	S: 5	R: 3	H: 2	E: 1	K: 1	S: 8	R: 4	H: 3	E: 2	K: 0	S: 7
	0	0	0	1	5	1	1	0	0	3	0	1	0	0	4	0	1	0	0	3	0	0	0	1	5	3	2	2	1	16	2	3	2	0	7

PITCHER	IP	WLS	BF	H	R	ER	SO	BB	IBB	HBP	BLK	WP	HR	S	P	ERA	WHIP
Renie Martin, R (1, 1) ERA: 4.45	6.1	L	25	4	4	2	2	3	0	0	0	0	0	26	38	2.84	1.105
Jeff Twitty, L (7, 1) ERA: 7.64	1.0		7	2	3	2	1	0	1	0	0	0	0	8	12	18.00	2.000
Marty Pattin, R (8, 1) ERA: 3.74	0.2		5	2	1	0	0	1	0	0	0	0	0	4	8	0.00	4.500

BOTTOM

AB R H RBI BB SO LOB

5 0 1 0 0 0 4

4 0 0 0 0 2 1

4 2 1 0 0 0 0

1 1 0 0 2 0 1

1 2 1 0 0 0 0

2 0 1 0 1 0 1

0 0 0 0 0 0 0

0 0 0 0 1 0 0

0 1 0 0 0 0 0

4 2 1 3 0 0 3

3 0 1 1 1 0 0

3 0 0 1 0 1 2

4 0 2 2 0 0 0

1B: 8 SF: 1
2B: 0 SAC: 0
3B: 0 DP: 1
HR: 0 HBP: 0

WP: 0 PA: 38
PB: 0
SB: 0
CS: 1

Kansas City Royals @ California Angels
Anaheim Stadium, Anaheim, CA

Wed Sep 10 1980, 10:05 PM EDT
Att. 24,762 - Unknown



AB	R	H	RBI	BB	SO	LOB
31	8	8	7	5	3	12

Batter	1	2	3	4	5	6	7	8	9	AB R H RBI BB SO LOB	TOP	
Willie Wilson, S OBP: 0.357, SLG: 0.430 (1, 7) X	0-0 4-3		0-0 4-3		0-0 F8		0-0 E S 1B		0-0 E 3B	5 2 2 0 0 0 1		
Frank White, R OBP: 0.294, SLG: 0.354 (1, 4) X	0-0 1B S 1B		0-0 1-3		0-0 B1-3		0-0 4-3 S 1B		0-0 E5 FC6-4 1B	5 0 3 1 0 0 1		
Hal McRae, R OBP: 0.347, SLG: 0.486 (1, 10) X	0-0 F9		0-0 E6 HR		4-0 BB BB SF8		0-0 4-3		0-0 FC6-4 L8-4 S 1-2f	4 2 0 0 1 0 3		
Willie Aikens, L OBP: 0.364, SLG: 0.442 (1, 3) X	0-0 1-3 1B		0-0 1-H HR		4-0 BB BB 1B		0-0 4-3		0-0 L8-4 1-3	4 2 2 2 1 0 2 0 0 0 0 0 0 0		
Ralph LaCock, L OBP: 0.269, SLG: 0.230 (9, 3) X												
Darrell Porter, L OBP: 0.365, SLG: 0.364 (1, 2) S S S	0-3 K		0-0 6-3		0-0 F7		4-0 FC5-4 BB			3 0 0 0 1 1 4		
Amos Otis, R OBP: 0.322, SLG: 0.396 (1, 8) X		0-0 6-3		0-0 F3		4-0 1B 1-2 2-3 BB		0-0 FC5-4		3 0 0 0 1 0 2		
Clint Hurdle, L OBP: 0.352, SLG: 0.470 (1, 9) X												
Jose Cardenal, R OBP: 0.329, SLG: 0.288 (6, PH) (6, 9) X		0-0 5-3		0-0 G4-6-3 1B		0-0 SF8		0-3 K		2 0 1 0 0 0 0 1 0 0 1 0 1 0	AB 35 R 7 H 10 RBI 5 BB 4 SO 3 LOB 16	
Jamie Quirk, L OBP: 0.307, SLG: 0.426 (1, 5) X		0-0 4-3		0-0 G4-6-3 1-2f		0-0 3-H 1-3 2-H 1B		0-0 G1		4 0 1 1 0 0 1		
U L Washington, S OBP: 0.330, SLG: 0.383 (1, 6) X			0-0 1-3 E 4-3 1B		0-0 F9		0-0 F9		0-3 K	4 1 1 0 0 1 2		
Inning Stats	R: 0 H: 2 E: 0 LOB: 2 K: 1 BB: 0 S: 7 P: 7	R: 0 H: 0 E: 0 LOB: 0 K: 0 BB: 0 S: 3 P: 3	R: 3 H: 2 E: 1 LOB: 0 K: 0 BB: 0 S: 6 P: 6	R: 0 H: 1 E: 0 LOB: 0 K: 0 BB: 0 S: 3 P: 3	R: 0 H: 0 E: 0 LOB: 0 K: 0 BB: 0 S: 3 P: 3	R: 2 H: 1 E: 0 LOB: 2 K: 0 BB: 3 S: 4 P: 16	R: 1 H: 2 E: 0 LOB: 2 K: 0 BB: 1 S: 5 P: 9	R: 0 H: 0 E: 0 LOB: 0 K: 2 BB: 0 S: 7 P: 7	R: 1 H: 2 E: 1 LOB: 0 K: 0 BB: 0 S: 4 P: 4	1B: 8 SF: 1 2B: 1 SAC: 0 3B: 1 DP: 2 HR: 1 HBP: 0	WP: 0 PA: 40 PB: 0 SB: 4 CS: 0	
PITCHER	IP WLS BF H R ER SO BB IBB HBP BLK WP HR S P ERA WHIP											
Bob Ferris, R ERA: 3.86 (1, 1)	5.1 L 24 5 5 2 1 3 0 0 0 0 0 1 23 35 3.38 1.500											
Dave Schuler, L ERA: 13.5 (6, 1)	0.2 3 1 0 0 0 0 0 0 0 0 0 0 3 3 0.00 1.500											
Chris Knapp, R ERA: 6.42 (7, 1)	0.1 3 2 1 1 0 0 0 0 0 0 0 0 3 3 27.00 6.000											
Dave LaRoche, L ERA: 4.43 (7, 1)	1.2 6 0 0 0 2 1 0 0 0 0 0 0 9 13 0.00 0.600											
Ed Halicki, R ERA: 4.5 (9, 1)	1.0 4 2 1 1 0 0 0 0 0 0 0 0 4 4 9.00 2.000											

Kansas City Royals @ California Angels
Anaheim Stadium, Anaheim, CA

Thu Sep 11 1980, 10:05 PM EDT
Att: 22,844 - Unknown

livebaseballscorecards.com



Batter	1	2	3	4	5	6	7	8	9	AB	R	H	RBI	BB	SO	LOB
Dickie Thon, R (1, 6) OBP: 0.271, SLG: 0.319	0-3 K		0-3 K		0-0 1B			0-3 K		4	0	1	0	0	3	0
Carney Lansford, R (1, 5) OBP: 0.307, SLG: 0.404	0-0 F9			0-0 P4	0-0 5-3			0-0 E5		4	0	0	0	0	0	1
Rod Carew, L (1, 3) Dan Whitmer, R (9, 2) OBP: 0.393, SLG: 0.438 OBP: 0.250, SLG: 0.244	0-0 F7			4-0 HR BB		0-0 4-3		0-0 G3		3	1	0	0	1	0	1
Jason Thompson, L (1, 10) OBP: 0.392, SLG: 0.459		4-0 G1-6-3 BB		0-0 HR		0-0 P8		4-0 G6-4-3 BB		2	1	1	2	2	0	0
Dan Ford, R (1, 9) OBP: 0.342, SLG: 0.433		0-0 G1-6-3		0-3 K		0-0 F7		0-0 F8		4	0	0	0	0	1	2
Bobby Grich, R (1, 4) OBP: 0.383, SLG: 0.427		0-0 1B		0-0 2B		0-3 K		0-0 G6-4-3		4	0	2	0	0	1	1
Bobby Clark, R (1, 7) OBP: 0.276, SLG: 0.354		0-0 F2		0-0 6-3		0-0 6-3		0-0 F7		3	0	0	0	0	0	2
Rick Miller, L (1, 8) OBP: 0.355, SLG: 0.352			0-0 G3		0-0 F7		0-0 F7			3	0	0	0	0	0	0
Dave Skaggs, R (1, 2) John Harris, L (8, PH) OBP: 0.375, SLG: 0.389 OBP: 0.250, SLG: 0.250			0-0 P4		0-0 6-3			0-3 K		2	0	0	0	0	0	0
										1	0	0	0	0	1	0

BOTTOM

Kansas City Royals @ California Angels
Anaheim Stadium, Anaheim, CA

Thu Sep 11 1980, 10:05 PM EDT
Att. 22,844 - Unknown

livebaseballscorecards.com


AB	30
R	2
H	4
RBI	2
BB	3
SO	6
LOB	7



Inning Stats	R: 0	H: 0	E: 0	K: 1	S: 5	LOB: 0	BB: 0	P: 5
	R: 0	H: 1	E: 0	K: 0	S: 3	LOB: 1	BB: 1	P: 7
	R: 0	H: 0	E: 0	K: 1	S: 5	LOB: 0	BB: 0	P: 5
	R: 2	H: 2	E: 0	K: 1	S: 7	LOB: 1	BB: 1	P: 11
	R: 0	H: 1	E: 0	K: 0	S: 4	LOB: 1	BB: 0	P: 4
	R: 0	H: 0	E: 0	K: 0	S: 3	LOB: 0	BB: 0	P: 3
	R: 0	H: 0	E: 0	K: 1	S: 5	LOB: 0	BB: 0	P: 5
	R: 0	H: 0	E: 1	K: 2	S: 8	LOB: 1	BB: 0	P: 8
	R: 0	H: 0	E: 0	K: 0	S: 2	LOB: 0	BB: 1	P: 6
	1B: 2	SF: 0	2B: 1	SAC: 0	3B: 0	DP: 2	HR: 1	HBP: 0

WP: 0	PA: 33
PB: 0	
SB: 0	
CS: 0	

PITCHER	IP	WLS	BF	H	R	ER	SO	BB	IBB	HBP	BLK	WP	HR	S	P	ERA	WHIP
Dennis Leonard, R (1, 1) ERA: 3.89	9.0	W	33	4	2	2	6	3	0	0	0	0	1	42	54	2.00	0.778

Batter	1	2	3	4	5	6	7	8	9	AB R H RBI BB SO LOB	TOP											
Willie Wilson, S (1, 7) OBP: 0.358, SLG: 0.431	0-3 K		0-0 E 1B 1B		0-3 K		0-0 S 1B		0-0 SF7 1B 1B	5 1 3 0 0 2 0	Kansas City Royals @ Oakland Athletics Oakland-Alameda County Coliseum, Oakland, CA Fri Sep 12 1980, 7:05 PM PDT Att. 17,440 - Unknown - 62 F livebaseballscorecards.com AB 36 R 5 H 14 RBI 4 BB 2 SO 8 LOB 18 											
U L Washington, S (1, 6) OBP: 0.329, SLG: 0.381	0-0 4-3		0-0 E 1-2 1B		0-3 K		0-0 L8		0-0 F7	5 0 1 0 0 1 3												
Hal McRae, R (1, 10) OBP: 0.346, SLG: 0.482	0-0 F9		0-0 E5 1-3 2-H		0-0 G3		0-3 K 1-2		0-0 1B 1-2 2-3	5 0 1 0 0 1 2												
Willie Aikens, L (1, 3) OBP: 0.365, SLG: 0.449		0-0 HR	0-3 K 2		0-0 1-3			0-0 G4-6-3 1B	0-0 SF7 2-3 3-H	4 1 2 2 0 1 2												
Darrell Porter, L (1, 2) OBP: 0.366, SLG: 0.367		0-0 SH1-3 SF7 2B	0-0 L8 3		0-0 1B BB 1B			0-0 G4-6-3 1-2f	0-0 F7 3	5 2 2 0 0 0 5												
Amos Otis, R (1, 8) OBP: 0.327, SLG: 0.398		0-0 SH1-3 2-3		0-0 S 1B		4-0 1B 1-2 BB		4-0 1B BB		1 0 1 0 2 0 0												
Clint Hurdle, L (1, 9) OBP: 0.354, SLG: 0.471		0-0 SF7 3-H		0-3 K 1-2		0-0 1B 1-3 2-H		0-0 1B 1-3		3 0 2 2 0 1 1												
Jamie Quirk, L (1, 5) OBP: 0.299, SLG: 0.414		0-0 F8		0-0 F7		0-0 F8		0-3 K		4 0 0 0 0 1 4												
Rance Mulliniks, L (1, 4) OBP: 0.293, SLG: 0.278 Ralph LaCock, L (9, PH) OBP: 0.274, SLG: 0.236			0-0 4-3		0-3 K		0-0 1B		0-0 1B SF7 1B	3 0 1 0 0 1 1 1 1 1 0 0 0 0												
Inning Stats	R: 0 E: 0 K: 1 S: 5	H: 0 LOB: 0 BB: 0 P: 5	R: 2 E: 0 K: 0 S: 5	H: 2 LOB: 0 BB: 0 P: 5	R: 1 E: 1 K: 1 S: 8	H: 2 LOB: 2 BB: 0 P: 8	R: 0 E: 0 K: 2 S: 8	H: 1 LOB: 1 BB: 0 P: 8	R: 0 E: 0 K: 2 S: 7	H: 0 LOB: 0 BB: 0 P: 7	R: 1 E: 0 K: 0 S: 4	H: 2 LOB: 1 BB: 1 P: 8	R: 0 E: 0 K: 1 S: 6	H: 2 LOB: 1 BB: 0 P: 6	R: 0 E: 0 K: 1 S: 6	H: 2 LOB: 2 BB: 1 P: 10	R: 1 E: 0 K: 0 S: 6	H: 3 LOB: 2 BB: 0 P: 6	1B: 12 2B: 1 3B: 0 HR: 1	SF: 2 SAC: 1 DP: 1 HBP: 0	WP: 0 PB: 0 SB: 2 CS: 0	PA: 41
PITCHER Rick Langford, R (1, 1) ERA: 2.97	IP 9.0 WLS W BF 41 H 14 R 5 ER 4 SO 8 BB 2 IBB 0 HBP 0 BLK 0 WP 0 HR 1 S 55 P 63 ERA 4.00 WHIP 1.778											PITCHER	IP WLS BF H R ER SO BB IBB HBP BLK WP HR S P ERA WHIP									

Batter	1	2	3	4	5	6	7	8	9	AB	R	H	RBI	BB	SO	LOB
Rickey Henderson, R (1, 7) OBP: 0.416, SLG: 0.396	0-0 F7		4-0 PB S 1B BB	0-0 6-3		0-0 F9		4-0 1B S SF9 BB		3	2	0	0	2	0	3
Dwayne Murphy, L (1, 8) OBP: 0.375, SLG: 0.376	0-0 F8		0-3 K		0-0 FC6-4 1B	0-0 G3		0-0 3B 1B		5	1	2	0	0	1	3
Mitchell Page, L (1, 10) OBP: 0.322, SLG: 0.452	0-0 HR		0-0 E 1B		0-0 F5		0-0 HR	0-0 F7		5	2	3	3	0	0	3
Tony Armas, R (1, 9) OBP: 0.298, SLG: 0.490	0-0 G1		0-0 E5		0-0 FC6-4 PB		4-0 FC5-6 BB	0-0 SF9		3	0	0	1	1	0	2
Wayne Gross, L (1, 5) (8, 3) OBP: 0.355, SLG: 0.462		0-0 1B	0-0 F3		4-0 1-2 BB		0-0 FC5-6 2B	0-0 3B		4	2	2	1	1	0	3
Mike Davis, L (1, 3) OBP: 0.260, SLG: 0.283		0-0 1B	0-3 K		0-0 F5		4-0 FC6-4 IBB	0-0 2B		3	0	1	0	0	1	4
Mike Heath, R (7, PH) OBP: 0.266, SLG: 0.284		0-0 G6-4-3 1B					1-2 FC6-4 IBB	0-0 2B		0	0	0	0	1	0	0
Mickey Klutts, R (8, 5) OBP: 0.291, SLG: 0.355										1	0	1	1	0	0	0
Jeff Newman, R (1, 2) OBP: 0.259, SLG: 0.390		0-0 F9		0-0 E 1B		0-0 F3		0-0 FC6-4 2B	0-0 F8	5	1	1	0	0	0	5
Dave McKay, S (1, 4) OBP: 0.279, SLG: 0.319		0-0 G6-4-3 1B		0-0 SH5-3		0-0 1B		0-0 1B		3	0	2	2	0	0	2
Rob Picciolo, R (1, 6) OBP: 0.236, SLG: 0.308			0-0 S PB BB 1B		0-3 K		0-0 1B	0-0 3-1		4	1	2	0	0	1	2

Inning Stats	R: 1	H: 1	E: 0	K: 0	S: 4	LOB: 0	BB: 0	P: 4	R: 0	H: 2	E: 0	K: 0	S: 4	LOB: 1	BB: 0	P: 4	R: 2	H: 2	E: 1	K: 2	S: 10	LOB: 2	BB: 1	P: 14	R: 0	H: 1	E: 1	K: 1	S: 6	LOB: 1	BB: 0	P: 6	R: 0	H: 1	E: 0	K: 0	S: 4	LOB: 2	BB: 1	P: 8	R: 0	H: 2	E: 0	K: 0	S: 5	LOB: 2	BB: 0	P: 5	R: 3	H: 2	E: 0	K: 0	S: 5	LOB: 1	BB: 2	P: 13	R: 3	H: 3	E: 0	K: 0	S: 6	LOB: 1	BB: 1	P: 10
--------------	------	------	------	------	------	--------	-------	------	------	------	------	------	------	--------	-------	------	------	------	------	------	-------	--------	-------	-------	------	------	------	------	------	--------	-------	------	------	------	------	------	------	--------	-------	------	------	------	------	------	------	--------	-------	------	------	------	------	------	------	--------	-------	-------	------	------	------	------	------	--------	-------	-------

PITCHER	IP	WLS	BF	H	R	ER	SO	BB	IBB	HBP	BLK	WP	HR	S	P	ERA	WHIP
Rich Gale, R (1, 1) ERA: 3.93	2.1		11	4	3	3	1	1	0	0	0	0	0	12	16	11.57	2.143
Ken Brett, L (3, 1) ERA: 2.16	3.0		16	5	0	0	2	1	0	0	0	0	0	19	23	0.00	2.000
Craig Chamberlain, R (6, 1) ERA: 2.16	0.2	L	4	1	2	2	0	1	0	0	0	0	1	3	7	27.00	3.000
Mike Jones, L (7, 1) ERA: 2.7	0.1		2	0	0	0	0	0	1	0	0	0	0	1	5	0.00	0.000
Dan Quisenberry, R (7, 1) ERA: 3.17	1.2		10	4	4	4	0	1	0	0	0	0	0	9	13	21.60	3.000

BOTTOM

Kansas City Royals @ Oakland Athletics
Oakland-Alameda County Coliseum, Oakland, CA

Fri Sep 12 1980, 7:05 PM PDT
Att: 17,440 - Unknown - 62 F

AB	36
R	9
H	14
RBI	8
BB	5
SO	3
LOB	27

livebaseballscorecards.com



WP: 0	PA: 43
PB: 2	
SB: 3	
CS: 0	

Batter	1	2	3	4	5	6	7	8	9	AB R H RBI BB SO LOB	TOP	
Willie Wilson, S (1, 7) OBP: 0.359, SLG: 0.431	0-0 S 1B 1B		0-3 K		0-0 S 1B		0-0 F8		0-0 4-3	5 0 2 0 0 1 1		
Frank White, R (1, 4) OBP: 0.294, SLG: 0.354	0-0 S 1B 1-2		0-0 L7		0-0 F9		0-0 5-3			4 0 1 0 0 0 2		
John Wathan, R (1, 2) OBP: 0.370, SLG: 0.398	0-3 K 1-2 2-3			0-0 4-3		0-0 HR		0-3 K		4 1 1 1 0 2 2		
Willie Aikens, L (1, 3) OBP: 0.366, SLG: 0.448	0-3 K			0-0 1B		4-0 BB HBP FC6-4 BB		0-0 F7		3 1 1 0 1 1 2		
Hal McRae, R (1, 10) OBP: 0.345, SLG: 0.479	0-0 F3			0-0 P4		1-0 FC6-4 BB 1-2 HBP		0-3 K		3 0 0 0 0 1 3		
Amos Otis, R (1, 8) OBP: 0.326, SLG: 0.395		0-3 K		0-0 F9		4-0 1-2 2-3 BB FC6-4		0-0 5-3		3 0 0 0 1 1 1		
Clint Hurdle, L (1, 9) OBP: 0.350, SLG: 0.466		0-0 1-3			0-0 F9		0-0 F8		0-0 F7	4 0 0 0 0 0 3		
U L Washington, S (1, 6) OBP: 0.330, SLG: 0.382		0-0 CS 1B			0-0 1B S 1B		0-0 FC6-4 1-2f 2-3 3-H		0-0 F7	4 0 2 1 0 0 2		
Dave Chalk, R (1, 5) OBP: 0.326, SLG: 0.344		0-0 CS	0-3 K		0-3 K		0-3 K		0-0 1B	2 0 0 0 0 2 1		
Jamie Quirk, L (6, PH) OBP: 0.301, SLG: 0.415		1-2			1-2					2 0 1 0 0 1 2		
Inning Stats	R: 0 H: 2 E: 0 LOB: 2 K: 2 BB: 0 S: 9 P: 9	R: 0 H: 1 E: 0 LOB: 0 K: 1 BB: 0 S: 5 P: 5	R: 0 H: 0 E: 0 LOB: 0 K: 2 BB: 0 S: 7 P: 7	R: 0 H: 1 E: 0 LOB: 1 K: 0 BB: 0 S: 4 P: 4	R: 0 H: 2 E: 0 LOB: 2 K: 1 BB: 0 S: 7 P: 7	R: 2 H: 1 E: 0 LOB: 2 K: 1 BB: 2 S: 6 P: 15	R: 0 H: 0 E: 0 LOB: 0 K: 1 BB: 0 S: 5 P: 5	R: 0 H: 0 E: 0 LOB: 0 K: 1 BB: 0 S: 5 P: 5	R: 0 H: 1 E: 0 LOB: 1 K: 0 BB: 0 S: 4 P: 4	1B: 7 SF: 0 2B: 0 SAC: 0 3B: 0 DP: 0 HR: 1 HBP: 1	WP: 0 PA: 38 PB: 0 SB: 5 CS: 1	
PITCHER Steve McCatty, R (1, 1) ERA: 3.93	IP WLS BF H R ER SO BB IBB HBP BLK WP HR S P ERA WHIP	9.0 W 37 8 2 2 9 2 0 1 0 0 0 1 52 61 2.00 1.111										

Kansas City Royals @ Oakland Athletics
Oakland-Alameda County Coliseum, Oakland, CA
Sat Sep 13 1980, 3:33 AM PDT
Att: 11,253 - Unknown

livebaseballscorecards.com

AB	34
R	2
H	8
RBI	2
BB	2
SO	9
LOB	19



Batter	1	2	3	4	5	6	7	8	9	AB	R	H	RBI	BB	SO	LOB	
Rickey Henderson, R OBP: 0.419, SLG: 0.398 (1, 7)	4-0 HR BB	0-0 4-3 1B		0-0 P4		0-0 SH1-3 1B		4-0 FC6-4 IBB		3	2	2	1	2	0	1	
Dwayne Murphy, L OBP: 0.376, SLG: 0.383 (1, 8)	0-0 HR 1-H	0-0 4-3 1-2		0-0 G4-6-3 1B		0-0 SH1-3 1-H		0-3 K		4	1	2	3	0	1	3	
Mitchell Page, L OBP: 0.317, SLG: 0.444 (1, 10)	0-0 G3	0-0 4-3		0-0 G4-6-3 1-2f		0-3 K		0-0 FC6-4 1-2f		5	0	0	0	0	1	5	
Tony Armas, R OBP: 0.296, SLG: 0.486 (1, 9)	0-0 6-3		0-0 6-3		0-0 6-3		0-0 F9			4	0	0	0	0	0	0	
Jim Essian, R OBP: 0.308, SLG: 0.329 (1, 2)	4-0 BB BB		4-0 BB BB		0-0 5-3		0-0 P6			2	0	0	0	2	0	0	
Jeff Newman, R OBP: 0.264, SLG: 0.390 (1, 3)	0-0 5-3		4-0 1-2 BB		0-0 1B		4-0 BB BB			2	0	1	0	2	0	1	
Mickey Klutts, R OBP: 0.283, SLG: 0.345 (1, 5)		0-0 P6	0-0 F9		0-0 F8		0-0 5-3			4	0	0	0	0	0	4	
Dave McKay, S OBP: 0.286, SLG: 0.329 (1, 4)		0-0 HR 2B	0-3 K		0-0 SH5-4 1B		0-0 SH2-4 HBP			3	2	2	0	0	1	2	
Rob Picciolo, R OBP: 0.243, SLG: 0.326 (1, 6)		0-0 HR 2-H		0-0 1B 1B		0-0 SH5-4 1-2		0-0 SH2-4 1-2		2	1	2	2	0	0	0	
Inning Stats	R: 2 E: 0 K: 0 S: 4	H: 1 LOB: 1 BB: 2 P: 12	R: 2 E: 0 K: 0 S: 6	H: 3 LOB: 1 BB: 0 P: 6	R: 0 E: 0 K: 1 S: 5	H: 0 LOB: 2 BB: 2 P: 13	R: 0 E: 0 K: 0 S: 4	H: 2 LOB: 1 BB: 0 P: 4	R: 0 E: 0 K: 1 S: 7	H: 0 LOB: 1 BB: 1 P: 7	R: 0 E: 0 K: 1 S: 5	H: 0 LOB: 2 BB: 1 P: 10	1B: 6 2B: 1 3B: 0 HR: 2	SF: 0 SAC: 3 DP: 1 HBP: 1	WP: 0 PB: 0 SB: 2 CS: 0	PA: 39	
PITCHER Larry Gura, L ERA: 2.65 (1, 1)	IP 8.0	WLS L	BF 39	H 9	R 6	ER 6	SO 3	BB 5	IBB 1	HBP 1	BLK 0	WP 0	HR 2	S 38	P 63	ERA 6.75	WHIP 1.750

BOTTOM

Kansas City Royals @ Oakland Athletics
Oakland-Alameda County Coliseum, Oakland, CA

Sat Sep 13 1980, 3:33 AM PDT
Att. 11,253 - Unknown

livebaseballscorecards.com

AB 29
R 6
H 9
RBI 6
BB 6
SO 3
LOB 16



Batter	1	2	3	4	5	6	7	8	9	AB R H RBI BB SO LOB	TOP																								
Willie Wilson, S (1, 8) OBP: 0.356, SLG: 0.427	0-0 L6		0-0 FC6-5 1B	0-3 K			0-3 K		0-0 F9	5 1 0 0 0 2 3	Kansas City Royals @ Oakland Athletics Oakland-Alameda County Coliseum, Oakland, CA Sun Sep 14 1980, 3:33 AM PDT Att: 10,756 - Unknown livebaseballscorecards.com																								
Frank White, R (1, 4) OBP: 0.293, SLG: 0.354	0-0 L8		0-3 K		0-0 5-3 2B		0-0 F8		0-0 F9	5 0 1 0 0 1 2																									
John Wathan, R (1, 7) OBP: 0.370, SLG: 0.395	4-0 S BB		4-0 1B BB		0-0 5-3		0-0 6-3		0-0 F8	3 0 0 0 2 0 1																									
Willie Aikens, L (1, 10) OBP: 0.367, SLG: 0.449 Onix Concepcion, R (8, PR) OBP: 1.000, SLG: 1.000	0-0 6-3		0-0 1-3 2-H 3-H 1B		0-0 1-3				0-0 FC3-8 1B	4 0 2 2 0 0 2 0 0 0 0 0 0 0																									
Darrell Porter, L (1, 2) OBP: 0.363, SLG: 0.364		0-0 G3	0-0 1-3		0-0 G3				0-0 FC3-6 1B	4 0 0 0 0 0 4																									
Jamie Quirk, L (1, 5) OBP: 0.294, SLG: 0.404		0-3 K		0-0 4-3		0-0 E3 G1-6-4			0-0 L8	4 0 0 0 0 1 1																									
Clint Hurdle, L (1, 9) OBP: 0.352, SLG: 0.469		0-0 F8		0-0 4-3 E 2B		0-0 G1-6-4			0-0 1-3 1B	4 1 2 0 0 0 1																									
Ralph LaCock, L (1, 3) OBP: 0.286, SLG: 0.266			0-0 FC6-5 1B	0-0 4-3		0-0 HR			4-0 FC6 BB	3 1 2 1 1 0 1																									
U L Washington, S (1, 6) OBP: 0.330, SLG: 0.381			0-0 PB FC6-5 1B	0-0 E4		0-0 F8			0-0 FC6	4 1 1 0 0 0 3																									
Inning Stats	R: 0 E: 0 K: 0 S: 3	H: 0 LOB: 1 BB: 1 P: 7	R: 0 E: 0 K: 1 S: 5	H: 0 LOB: 0 BB: 0 P: 5	R: 2 E: 0 K: 1 S: 8	H: 3 LOB: 2 BB: 1 P: 12	R: 1 E: 1 K: 1 S: 7	H: 1 LOB: 1 BB: 0 P: 7	R: 0 E: 0 K: 0 S: 4	H: 1 LOB: 1 BB: 0 P: 4	R: 1 E: 1 K: 0 S: 4	H: 1 LOB: 0 BB: 0 P: 4	R: 0 E: 0 K: 1 S: 5	H: 0 LOB: 0 BB: 0 P: 5	R: 0 E: 0 K: 0 S: 5	H: 2 LOB: 3 BB: 1 P: 9	R: 0 E: 0 K: 0 S: 3	H: 0 LOB: 0 BB: 0 P: 3	1B: 5 2B: 2 3B: 0 HR: 1	SF: 0 SAC: 0 DP: 1 HBP: 0	WP: 0 PB: 1 SB: 1 CS: 0	PA: 39													
PITCHER Brian Kingman, R (1, 1) ERA: 3.78	IP 9.0	WLS L	BF 39	H 8	R 4	ER 3	SO 4	BB 3	IBB 0	HBP 0	BLK 0	WP 0	HR 1	S 44	P 56	ERA 3.00	WHIP 1.222	PITCHER	IP 9.0	WLS L	BF 39	H 8	R 4	ER 3	SO 4	BB 3	IBB 0	HBP 0	BLK 0	WP 0	HR 1	S 44	P 56	ERA 3.00	WHIP 1.222

Kansas City Royals @ Oakland Athletics
Oakland-Alameda County Coliseum, Oakland, CA

Sun Sep 14 1980, 3:33 AM PDT
 Att: 10,756 - Unknown

AB	36
R	4
H	8
RBI	3
BB	3
SO	4
LOB	18



Batter	1	2	3	4	5	6	7	8	9	AB	R	H	RBI	BB	SO	LOB
Rickey Henderson, R (1, 7) OBP: 0.421, SLG: 0.400	0-0 1-3 1B	0-0 F9			0-0 CS 1B			0-0 5-3 1B	0-3 K	5	2	3	0	0	1	2
Dwayne Murphy, L (1, 8) OBP: 0.374, SLG: 0.380	0-0 F5		0-0 F7		0-0 CS 1-2	0-0 4-3		0-0 5-3 1-2		4	0	0	0	0	0	2
Mike Heath, R (1, 10) Wayne Gross, L (8, PH) OBP: 0.264, SLG: 0.280 OBP: 0.356, SLG: 0.464	0-0 1-3 1-2		0-0 L5			0-0 B2-3		0-0 2-H 1B 1B		3	0	0	0	0	0	1
Tony Armas, R (1, 9) OBP: 0.297, SLG: 0.486	0-0 2-H 1B		0-3 K			0-0 4-3		0-0 1-2 1B		4	0	2	1	0	1	0
Jim Essian, R (1, 2) OBP: 0.303, SLG: 0.324	0-0 F2			0-0 P6			0-0 6-3	0-0 L8		4	0	0	0	0	0	3
Jeff Newman, R (1, 3) OBP: 0.261, SLG: 0.386		0-0 6-3		0-0 5-3			0-0 B5-3	0-0 F9		4	0	0	0	0	0	2
Mickey Klutts, R (1, 5) OBP: 0.288, SLG: 0.349		0-0 2B E 1B		0-0 L5			0-0 1B 1B		0-0 6-3	4	1	2	0	0	0	0
Dave McKay, S (1, 4) OBP: 0.291, SLG: 0.336		0-0 E9 1-H 2B			0-0 L1		0-0 1-2 1B		0-0 4-3	4	0	2	0	0	0	0
Rob Picciolo, R (1, 6) Mike Davis, L (9, PH) OBP: 0.240, SLG: 0.322 OBP: 0.267, SLG: 0.290		0-0 B1			0-0 F8		0-0 F9		0-0 1B	3	0	0	0	0	0	3
										1	0	1	0	0	0	0

Inning Stats	R: 1	H: 2	E: 0	K: 0	S: 5	LOB: 1	BB: 0	P: 5	R: 1	H: 2	E: 1	K: 0	S: 5	LOB: 1	BB: 0	P: 5	R: 0	H: 0	E: 0	K: 1	S: 5	LOB: 0	BB: 0	P: 5	R: 0	H: 0	E: 0	K: 0	S: 3	LOB: 0	BB: 0	P: 3	R: 0	H: 1	E: 0	K: 0	S: 3	LOB: 0	BB: 0	P: 3	R: 0	H: 2	E: 0	K: 0	S: 5	LOB: 2	BB: 0	P: 5	R: 1	H: 3	E: 0	K: 0	S: 6	LOB: 2	BB: 0	P: 6	R: 0	H: 1	E: 0	K: 1	S: 6	LOB: 1	BB: 0	P: 6	1B: 10	SF: 0	2B: 1	SAC: 0	3B: 0	DP: 0	HR: 0	HBP: 0	WP: 0	PA: 38
--------------	------	------	------	------	------	--------	-------	------	------	------	------	------	------	--------	-------	------	------	------	------	------	------	--------	-------	------	------	------	------	------	------	--------	-------	------	------	------	------	------	------	--------	-------	------	------	------	------	------	------	--------	-------	------	------	------	------	------	------	--------	-------	------	------	------	------	------	------	--------	-------	------	--------	-------	-------	--------	-------	-------	-------	--------	-------	--------

PITCHER	IP	WLS	BF	H	R	ER	SO	BB	IBB	HBP	BLK	WP	HR	S	P	ERA	WHIP
Paul Splittorf, L (1, 1) ERA: 4.16	7.0	W	27	7	2	1	1	0	0	0	0	0	0	29	29	1.29	1.000
Dan Quisenberry, R (8, 1) ERA: 3.19	2.0	S	10	4	1	1	1	0	0	0	0	0	0	12	12	4.50	2.000

BOTTOM

Kansas City Royals @ Oakland Athletics
Oakland-Alameda County Coliseum, Oakland, CA

livebaseballscorecards.com

AB	37
R	3
H	11
RBI	2
BB	0
SO	2
LOB	13



WP	PA
0	38

Sun Sep 14 1980, 3:33 AM PDT
Att. 10,756 - Unknown

Batter	1	2	3	4	5	6	7	8	9	AB R H RBI BB SO LOB	TOP	
Larry Harlow, L (1, 9) OBP: 0.365, SLG: 0.401	0-0 F7		0-0 4-3 1B			0-3 K			0-0 F7	4 0 1 0 0 1 0	California Angels @ Kansas City Royals Royals Stadium, Kansas City, MO Wed Sep 17 1980, 8:05 PM EDT Unknown - 70 F	
Gil Kubski, L (1, 7) OBP: 0.348, SLG: 0.350	0-0 4-3		0-0 4-3 1-2			0-0 L9			0-3 K	4 0 0 0 0 1 1		
Carney Lansford, R (1, 5) OBP: 0.308, SLG: 0.397	0-0 L3		0-3 K			0-3 K			4-0 BB	3 0 0 0 1 2 1		
Jason Thompson, L (1, 10) OBP: 0.394, SLG: 0.464		0-3 K		0-0 G1-6-3 1B					0-3 K	4 0 1 0 0 3 1		
John Harris, L (1, 3) OBP: 0.450, SLG: 0.706		0-0 2B		0-0 G1-6-3 1-2f					0-0 F9	3 0 1 0 0 0 1		
Brian Downing, R (1, 2) OBP: 0.290, SLG: 0.346		4-0 FC5-4 BB		0-0 F9					0-3 K	2 0 0 0 1 1 0		
Rick Miller, L (1, 8) OBP: 0.352, SLG: 0.348		0-0 F7			0-0 P8				0-0 F8	3 0 0 0 0 0 2		
Dickie Thon, R (1, 4) OBP: 0.277, SLG: 0.320		0-0 FC5-4 1-2f			0-0 5-3				0-0 5-3	3 0 0 0 0 0 2		
Freddie Patek, R (1, 6) OBP: 0.303, SLG: 0.394			0-0 4-3		0-3 K				0-0 P6	3 0 0 0 0 1 0		
Inning Stats	R: 0 E: 0 K: 0 S: 3 H: 0 LOB: 0 BB: 0 P: 3	R: 0 E: 0 K: 1 S: 6 H: 1 LOB: 2 BB: 1 P: 10	R: 0 E: 0 K: 1 S: 6 H: 1 LOB: 1 BB: 0 P: 6	R: 0 E: 0 K: 0 S: 3 H: 1 LOB: 0 BB: 0 P: 3	R: 0 E: 0 K: 1 S: 5 H: 0 LOB: 0 BB: 0 P: 5	R: 0 E: 0 K: 2 S: 7 H: 0 LOB: 0 BB: 0 P: 7	R: 0 E: 0 K: 2 S: 7 H: 0 LOB: 0 BB: 0 P: 7	R: 0 E: 0 K: 0 S: 3 H: 0 LOB: 0 BB: 0 P: 3	R: 0 E: 0 K: 2 S: 7 H: 0 LOB: 1 BB: 1 P: 11	1B: 2 2B: 1 3B: 0 HR: 0 SF: 0 SAC: 0 DP: 1 HBP: 0	WP: 0 PB: 0 SB: 0 CS: 0 PA: 31	
PITCHER Dennis Leonard, R (1, 1) ERA: 3.75	IP: 9.0 WLS: W BF: 31 H: 3 R: 0 ER: 0 SO: 9 BB: 2 IBB: 0 HBP: 0 BLK: 0 WP: 0 HR: 0 S: 47 P: 55 ERA: 0.00 WHIP: 0.556											PITCHER IP: WLS: BF: H: R: ER: SO: BB: IBB: HBP: BLK: WP: HR: S: P: ERA: WHIP

AB	29
R	0
H	3
RBI	0
BB	2
SO	9
LOB	8



Batter	1	2	3	4	5	6	7	8	9	AB	R	H	RBI	BB	SO	LOB
Willie Wilson, S OBP: 0.356, SLG: 0.427 (1, 7)	0-0 S BB SF8 1B	0-0 S 1B		0-0 6-3	0-0 P4			0-0 P9		5	1	2	2	0	0	2
U L Washington, S OBP: 0.332, SLG: 0.382 (1, 6)	4-0 S S 1-2 BB	0-0 F9 1-2		0-0 1B		0-3 K		0-0 1B		4	0	2	0	1	1	1
Hal McRae, R OBP: 0.343, SLG: 0.477 (1, 10)	0-0 SF8 1-2 2-H	0-0 P8		0-0 F8		0-0 FC5-4 1B		0-0 P4		4	0	1	1	0	0	3
Amos Otis, R OBP: 0.327, SLG: 0.391 (1, 8)	4-0 S BB		4-0 FC6-4 1B BB		0-0 1-3	0-0 L8		0-0 F8		3	0	0	0	2	0	2
Willie Aikens, L OBP: 0.366, SLG: 0.446 (1, 3)	0-0 L4 1-2 2-3		0-3 K		4-0 1B BB	0-0 FC5-4 1-2f				3	1	0	0	1	1	4
Ralph LaCock, L OBP: 0.286, SLG: 0.266 (9, 3)										0	0	0	0	0	0	0
John Wathan, R OBP: 0.371, SLG: 0.396 (1, 2)	0-0 F8		0-0 FC6-4 1-2 1B		0-0 1B 1B		0-0 P4			4	1	2	0	0	0	2
Frank White, R OBP: 0.297, SLG: 0.359 (1, 4)		0-0 5-3 1B 2B	0-0 FC6-4 1-2f 2-3		0-0 1B 1B		0-0 1B			4	1	3	1	0	0	2
Jose Cardenal, R OBP: 0.333, SLG: 0.284 (1, 9)		4-0 5-3 1B BB	0-0 F8		0-0 1B		0-0 F8			1	1	0	0	1	0	2
Clint Hurdle, L OBP: 0.353, SLG: 0.469 (5, PH) (6, 9)			0-0 F8		1-3 2-H 1B		0-0 F8			2	0	1	1	0	0	1
Dave Chalk, R OBP: 0.318, SLG: 0.335 (1, 5)		0-0 5-3 1-2 2-3		0-3 K	0-3 K		0-0 F9			4	0	0	0	0	2	5

Inning Stats	R: 1	H: 1	E: 0	K: 0	S: 4	H: 1	LOB: 2	BB: 2	P: 12	R: 2	H: 2	E: 0	K: 0	S: 5	H: 1	LOB: 1	BB: 1	P: 9	R: 0	H: 1	E: 0	K: 1	S: 6	H: 1	LOB: 2	BB: 1	P: 10	R: 0	H: 1	E: 0	K: 1	S: 6	H: 3	LOB: 2	BB: 1	P: 12	R: 0	H: 1	E: 0	K: 1	S: 6	H: 1	LOB: 1	BB: 0	P: 6	R: 0	H: 1	E: 0	K: 0	S: 4	H: 1	LOB: 1	BB: 0	P: 4	R: 0	H: 1	E: 0	K: 0	S: 4	H: 1	LOB: 1	BB: 0	P: 4	R: 0	H: 1	E: 0	K: 0	S: 4
--------------	------	------	------	------	------	------	--------	-------	-------	------	------	------	------	------	------	--------	-------	------	------	------	------	------	------	------	--------	-------	-------	------	------	------	------	------	------	--------	-------	-------	------	------	------	------	------	------	--------	-------	------	------	------	------	------	------	------	--------	-------	------	------	------	------	------	------	------	--------	-------	------	------	------	------	------	------

PITCHER	IP	WLS	BF	H	R	ER	SO	BB	IBB	HBP	BLK	WP	HR	S	P	ERA	WHIP
Ralph Botting, L ERA: 3.07 (1, 1)	2.1	L	15	4	3	3	1	4	0	0	0	0	0	13	29	11.57	3.429
Jim Barr, R ERA: 5.55 (3, 1)	2.2		13	4	2	2	2	1	0	0	0	0	0	16	20	6.75	1.875
Dave Schuler, L ERA: 5.4 (6, 1)	3.0		12	3	0	0	1	0	0	0	0	0	0	14	14	0.00	1.000

BOTTOM

California Angels @ Kansas City Royals
Royals Stadium, Kansas City, MO
 Wed Sep 17 1980, 8:05 PM EDT
 Unknown - 70 F

AB	34
R	5
H	11
RBI	5
BB	5
SO	4
LOB	24



WP	HR	S	P	ERA	WHIP
0	0	0	0	0	0

Batter	1	2	3	4	5	6	7	8	9	AB R H RBI BB SO LOB	TOP											
Dickie Thon, R OBP: 0.284, SLG: 0.324 (1, 6) X	0-0 F3 1B	0-0 CS 1B		0-0 1B			H 1-0 SH1-4 2B HBP	0-3 K		4 1 2 0 0 1 1												
Rod Carew, L OBP: 0.393, SLG: 0.441 (1, 3) X	0-0 1B 3B	0-0 CS 1-2	4-0 E S SF9 BB	0-3 K			X 0-0 SH1-4 1-2 2-3	X 0-0 1-6-3		3 2 1 0 1 1 1												
Carney Lansford, R OBP: 0.308, SLG: 0.397 (1, 5) X	0-0 2B 1B		X 0-0 SF9 1-H		X 0-0 5-3		4-0 2B IBB	X 0-0 6-3		3 2 1 2 1 0 0												
Dan Ford, R OBP: 0.348, SLG: 0.439 Larry Harlow, L OBP: 0.365, SLG: 0.401 (1, 9) X (9, 9)	0-0 1B 2B		X 0-0 F9 BB 1B		B 4-0 L3 BB		S 0-3 K	S 0-3 K		4 1 2 0 1 2 3 0 0 0 0 0 0 0												
Brian Downing, R OBP: 0.318, SLG: 0.382 (1, 10) X	0-0 1B 2-H 3-H		B 4-0 L3 BB		X 0-0 L3 1-2		X 0-0 2B 1-H 2-H 3-H			3 0 2 5 1 0 1												
Bobby Grich, R OBP: 0.382, SLG: 0.423 (1, 4) S S S	0-3 K		X 0-0 F9 2-3		X 0-0 1-6-3		X 0-0 6-3			4 0 0 0 0 1 5												
Bobby Clark, R OBP: 0.264, SLG: 0.346 (1, 7) X	0-0 5-3		S 0-3 K		X 0-0 P6		X 0-0 P6			4 0 0 0 0 1 3												
Rick Miller, L OBP: 0.348, SLG: 0.344 (1, 8)		S 0-3 K		X 0-0 4-3		X 0-0 F8		X 0-0 G3		4 0 0 0 0 1 0												
Dave Skaggs, R OBP: 0.362, SLG: 0.341 Bert Campaneris, R OBP: 0.302, SLG: 0.332 Dan Whitmer, R OBP: 0.269, SLG: 0.276 (1, 2) (7, PR) (7, 2)		X 0-0 5-3		X 0-0 5-3		B 4-0 SH1-4 2B BB		X 0-0 1B		2 0 0 0 1 0 0 0 1 0 0 0 0 0 1 0 1 0 0 0 0												
Inning Stats	R: 3 E: 0 K: 1 S: 9	H: 4 LOB: 1 BB: 0 P: 9	R: 0 E: 0 K: 1 S: 5	H: 1 LOB: 0 BB: 0 P: 5	R: 1 E: 0 K: 1 S: 6	H: 1 LOB: 2 BB: 2 P: 14	R: 0 E: 0 K: 1 S: 6	H: 1 LOB: 1 BB: 0 P: 6	R: 0 E: 0 K: 0 S: 2	H: 0 LOB: 0 BB: 1 P: 6	R: 0 E: 0 K: 0 S: 3	H: 0 LOB: 0 BB: 0 P: 3	R: 3 E: 0 K: 1 S: 6	H: 1 LOB: 2 BB: 2 P: 15	R: 0 E: 0 K: 1 S: 6	H: 1 LOB: 1 BB: 0 P: 6	R: 0 E: 0 K: 1 S: 5	H: 0 LOB: 0 BB: 0 P: 5	1B: 6 2B: 3 3B: 1 HR: 0	SF: 1 SAC: 1 DP: 1 HBP: 1	WP: 0 PB: 0 SB: 1 CS: 1	PA: 41
PITCHER	IP WLS BF H R ER SO BB IBB HBP BLK WP HR S P ERA WHIP																					
Larry Gura, L ERA: 2.82 (1, 1)	7.0 L 33 8 7 7 5 4 1 1 0 0 0 0 37 58 9.00 1.714																					
Marty Pattin, R ERA: 3.65 (8, 1)	2.0 7 1 0 0 2 0 0 0 0 0 0 0 11 11 0.00 0.500																					

California Angels @ Kansas City Royals
Royals Stadium, Kansas City, MO
Wed Sep 17 1980, 8:05 PM EDT
Att: 25,908 - Unknown

livebaseballscorecards.com

AB	32
R	7
H	9
RBI	7
BB	5
SO	7
LOB	14



BOTTOM

California Angels @ Kansas City Royals
Royals Stadium, Kansas City, MO

Wed Sep 17 1980, 8:05 PM EDT
Att. 25,908 - Unknown

livebaseballscorecards.com

AB	41
R	4
H	15
RBI	3
BB	4
SO	5
LOB	29



WP:	0	PA:	45
PB:	0		
SB:	3		
CS:	0		

AB R H RBI BB SO LOB

5 0 2 0 0 0 1

5 1 2 0 0 0 3

5 0 2 0 0 1 4

5 1 2 1 0 2 4

4 0 0 0 1 0 5

4 0 2 1 1 0 1

2 1 1 0 1 0 1

2 0 2 0 0 0 0

5 0 0 0 0 1 7

2 0 1 1 0 1 1

2 1 1 0 1 0 2

1B:	12	SF:	0
2B:	4	SAC:	0
3B:	0	DP:	1
HR:	0	HBP:	0

Batter	1	2	3	4	5	6	7	8	9
Willie Wilson, S OBP: 0.357, SLG: 0.427 (1, 8)	0-0 F9		0-0 4-3	0-0 F9		0-0 S 1B		0-0 G3 1B	
Hal McRae, R OBP: 0.344, SLG: 0.478 (1, 10)	0-0 1B 1B		0-0 5-3		0-0 1B 2B	0-0 6-3		0-0 G3 1B	
George Brett, L OBP: 0.462, SLG: 0.664 (1, 5)	0-0 S 1B		0-0 1B 1B		0-0 F7	0-0 6-3		0-3 K	
Willie Aikens, L OBP: 0.366, SLG: 0.445 (1, 3)	0-3 K		0-0 1B		0-0 4-3 1B		0-0 4-3	0-3 K	
Darrell Porter, L OBP: 0.361, SLG: 0.360 (1, 2)	0-0 4-3		0-0 L5		0-0 4-3		0-0 F8	4-0 1B BB	
John Wathan, R OBP: 0.374, SLG: 0.400 (1, 7)		0-0 6-3		0-0 7-6-4 2B	0-0 2B 1B	0-0 1B BB	4-0 1B BB	0-0 F7	
Clint Hurdle, L OBP: 0.355, SLG: 0.469 (1, 9)		0-0 1B		4-0 2B BB			0-0 1B	0-0 1B	
Jose Cardenal, R OBP: 0.348, SLG: 0.303 (7, PH) (8, 9)		0-0 1B		0-0 1-3			0-0 1-2 1B	0-0 1B	
Frank White, R OBP: 0.294, SLG: 0.356 (1, 4)		0-0 P4		0-0 7-6-4		0-0 F7	0-3 K	0-0 L8	
Rance Mulliniks, L OBP: 0.302, SLG: 0.316 (1, 6)		0-3 K		0-0 2-2f		0-0 1B BB		0-0 1B	
U L Washington, S OBP: 0.334, SLG: 0.383 (6, PH) (7, 6)		0-3 K		0-0 1-H 2B		4-0 1B BB		0-0 4-3	

Inning Stats	R: 0	H: 2	E: 0	K: 1	S: 7	LOB: 2	BB: 0	P: 7	R: 0	H: 1	E: 0	K: 1	S: 6	LOB: 1	BB: 0	P: 6	R: 0	H: 2	E: 0	K: 0	S: 5	LOB: 2	BB: 0	P: 5	R: 1	H: 2	E: 0	K: 0	S: 4	LOB: 1	BB: 1	P: 8	R: 2	H: 3	E: 0	K: 0	S: 6	LOB: 1	BB: 0	P: 6	R: 1	H: 1	E: 0	K: 0	S: 4	LOB: 1	BB: 1	P: 8	R: 0	H: 1	E: 0	K: 1	S: 9	LOB: 2	BB: 1	P: 10	R: 0	H: 2	E: 0	K: 2	S: 9	LOB: 2	BB: 0	P: 9	R: 0	H: 1	E: 0	K: 0	S: 4	LOB: 2	BB: 1	P: 8	1B: 12	SF: 0	2B: 4	SAC: 0	3B: 0	DP: 1	HR: 0	HBP: 0	WP: 0	PA: 45
--------------	------	------	------	------	------	--------	-------	------	------	------	------	------	------	--------	-------	------	------	------	------	------	------	--------	-------	------	------	------	------	------	------	--------	-------	------	------	------	------	------	------	--------	-------	------	------	------	------	------	------	--------	-------	------	------	------	------	------	------	--------	-------	-------	------	------	------	------	------	--------	-------	------	------	------	------	------	------	--------	-------	------	--------	-------	-------	--------	-------	-------	-------	--------	-------	--------

PITCHER	IP	WLS	BF	H	R	ER	SO	BB	IBB	HBP	BLK	WP	HR	S	P	ERA	WHIP
Bob Ferris, R ERA: 4.4 (1, 1)	5.0		25	10	3	3	2	1	0	0	0	0	0	28	32	5.40	2.200
Dave LaRoche, L ERA: 4.25 (6, 1)	1.0	W	5	1	1	0	0	1	0	0	0	0	0	4	8	0.00	2.000
Andy Hassler, L ERA: 2.8 (7, 1)	3.0	S	15	4	0	0	3	2	0	0	0	0	0	19	27	0.00	2.000

Batter	1	2	3	4	5	6	7	8	9	AB R H RBI BB SO LOB	TOP											
Dickie Thon, R OBP: 0.287, SLG: 0.330 (1, 6)	0-0 F9	0-0 L8			0-0 1B		0-0 2B		0-0 4-3	5 0 2 0 0 0 3												
Gil Kubski, L OBP: 0.357, SLG: 0.360 (1, 9)	0-3 K		0-3 K		0-0 1B		0-3 K		0-0 1B	5 0 2 1 0 3 1												
Carney Lansford, R OBP: 0.309, SLG: 0.396 (1, 5)	4-0 S 1B BB		0-0 G4-6-3 1B		0-0 L8		0-0 6-3		0-0 P4	4 1 1 0 1 0 4												
Jason Thompson, L OBP: 0.395, SLG: 0.464 (1, 10)	0-0 1-H 1B		0-0 G4-6-3 1-2f		0-0 1-3				0-0 G4-6-3 1B	4 0 2 1 0 0 3												
John Harris, L OBP: 0.417, SLG: 0.667 (1, 3)	0-0 F7			0-0 2B		0-0 4-3		0-0 G4-6-3 1-2f	0-0 G4-6-3	4 0 1 0 0 0 2												
Bobby Grich, R OBP: 0.381, SLG: 0.421 (1, 4)		0-3 K		0-0 1-3		0-0 F8		0-0 1B		4 0 1 0 0 1 1												
Larry Harlow, L OBP: 0.366, SLG: 0.399 (1, 8)		4-0 1B BB		0-0 F8		4-0 FC5-4 BB		0-0 4-3		2 0 0 0 2 0 2												
Bobby Clark, R OBP: 0.264, SLG: 0.341 (1, 7)		0-0 F9		0-0 4-3		0-0 FC5-4 1-2f			4-0 4-3 1B BB	3 1 0 0 1 0 3												
Tom Donohue, R OBP: 0.215, SLG: 0.243 (1, 2)		0-0			0-3 K		0-0 P8		0-0 4-3	2 0 1 0 0 1 0												
Rick Miller, L OBP: 0.348, SLG: 0.343 (7, PH)									0-0	1 0 0 0 0 0 0												
Dan Whitmer, R OBP: 0.269, SLG: 0.276 (7, 2)										0 0 0 0 0 0 0												
Rod Carew, L OBP: 0.393, SLG: 0.440 (9, PH)		1-2 1B							1-2	1 0 0 0 0 0 1												
Inning Stats	R: 1 E: 0 K: 1 S: 6	H: 1 LOB: 1 BB: 1 P: 10	R: 0 E: 0 K: 1 S: 6	H: 1 LOB: 2 BB: 1 P: 10	R: 0 E: 0 K: 1 S: 5	H: 1 LOB: 0 BB: 0 P: 5	R: 0 E: 0 K: 0 S: 4	H: 1 LOB: 1 BB: 0 P: 4	R: 0 E: 0 K: 1 S: 7	H: 2 LOB: 2 BB: 0 P: 7	R: 0 E: 0 K: 0 S: 3	H: 0 LOB: 1 BB: 1 P: 7	R: 0 E: 0 K: 1 S: 6	H: 1 LOB: 1 BB: 0 P: 6	R: 0 E: 0 K: 0 S: 4	H: 2 LOB: 1 BB: 0 P: 4	R: 1 E: 0 K: 0 S: 4	H: 1 LOB: 1 BB: 1 P: 8	1B: 8 2B: 2 3B: 0 HR: 0	SF: 0 SAC: 0 DP: 2 HBP: 0	WP: 0 PB: 0 SB: 1 CS: 0	PA: 39
PITCHER	IP WLS BF H R ER SO BB IBB HBP BLK WP HR S P ERA WHIP																					
Renie Martin, R ERA: 4.24 (1, 1)	8.0 W 34 9 1 1 5 3 0 0 0 0 0 0 41 53 1.12 1.500																					
Dan Quisenberry, R ERA: 3.24 (9, 1)	1.0 5 1 1 1 0 1 0 0 0 0 0 0 4 8 9.00 2.000																					

California Angels @ Kansas City Royals
Royals Stadium, Kansas City, MO
Thu Sep 18 1980, 8:05 PM EDT
Att. 19,559 - Unknown - 83 F

livebaseballscorecards.com

AB	35
R	2
H	10
RBI	2
BB	4
SO	5
LOB	20



Batter	1	2	3	4	5	6	7	8	9	AB R H RBI BB SO LOB	TOP
Rickey Henderson, R OBP: 0.419, SLG: 0.395 Rob Picciolo, R OBP: 0.238, SLG: 0.320	0-0 G5-4-3 1B		0-0 P4		0-0 G4-3-6 1-2f			0-0 6-3	0-3 K	3 0 1 0 0 0 2 2 0 0 0 0 1 1	
Dwayne Murphy, L OBP: 0.374, SLG: 0.381 Mike Edwards, R OBP: 0.250, SLG: 0.237	0-0 L4			0-0 F7		4-0 5-3 BB		1-0 BB HBP	0-0 FC4-6 1-2f	2 0 0 0 1 0 1 1 0 0 0 0 0 1	
Jim Essian, R OBP: 0.304, SLG: 0.321	0-0 G5-4-3 1-2f			0-0 1B		0-0 5-3 1-2		4-0 1-2 FC6-4 BB		3 0 1 0 1 0 2	
Tony Armas, R OBP: 0.298, SLG: 0.479		0-0 1-3		0-0 1B		0-0 F2		0-0 FC6-4 1-2f		4 0 1 0 0 0 3	
Mickey Klutts, R OBP: 0.310, SLG: 0.382		0-3 K		0-0 F9		0-0 F8			4-0 1B 2B BB	3 1 0 0 1 1 3	
Mike Heath, R OBP: 0.263, SLG: 0.279		0-0 FC4 1B		0-0 F9			0-0 6-3		0-0 1-2 2B 1B	4 1 2 0 0 0 2	
Jeff Newman, R OBP: 0.265, SLG: 0.383		0-0 FC4 1-2f			0-0 B1		0-0 3-1		0-0 WP 1B 2B	4 1 1 2 0 0 1	
Dave McKay, S OBP: 0.302, SLG: 0.342			0-0 F3		0-0 1B 1B		0-0 6-3		0-0 F2 2-3	4 0 1 0 0 0 1	
Mario Guerrero, R OBP: 0.277, SLG: 0.314			0-0 4-3		0-0 G4-3-6 1B			0-0 F3	0-0 FC4-6 1B 3-H	4 0 2 1 0 0 0	
Inning Stats	R: 0 H: 1 E: 0 LOB: 0 K: 0 BB: 0 S: 3 P: 3	R: 0 H: 1 E: 0 LOB: 1 K: 1 BB: 0 S: 6 P: 6	R: 0 H: 0 E: 0 LOB: 0 K: 0 BB: 0 S: 3 P: 3	R: 0 H: 2 E: 0 LOB: 2 K: 0 BB: 0 S: 5 P: 5	R: 0 H: 2 E: 0 LOB: 1 K: 0 BB: 0 S: 4 P: 4	R: 0 H: 0 E: 0 LOB: 1 K: 0 BB: 1 S: 3 P: 7	R: 0 H: 0 E: 0 LOB: 0 K: 0 BB: 0 S: 3 P: 3	R: 0 H: 0 E: 0 LOB: 2 K: 0 BB: 1 S: 3 P: 8	R: 3 H: 3 E: 0 LOB: 1 K: 1 BB: 1 S: 8 P: 12	1B: 8 SF: 0 2B: 1 SAC: 0 3B: 0 DP: 2 HR: 0 HBP: 1	WP: 1 PA: 38 PB: 0 SB: 0 CS: 0
PITCHER Paul Splittorff, L ERA: 4.1	IP WLS BF H R ER SO BB IBB HBP BLK WP HR S P ERA WHIP										
	9.0 W 38 9 3 3 2 3 0 1 0 1 0 38 51 3.00 1.333										

Oakland Athletics @ Kansas City Royals
Royals Stadium, Kansas City, MO

Fri Sep 19 1980, 8:05 PM EDT
Att. 29,493 - Unknown - 90 F

livebaseballscorecards.com



Batter	1	2	3	4	5	6	7	8	9	AB	R	H	RBI	BB	SO	LOB
Willie Wilson, S (1, 7) Jose Cardenal, R (8, 7) OBP: 0.356, SLG: 0.425 OBP: 0.348, SLG: 0.303	0-0 E6 SF8		0-0 E 3B 1B	0-3 K	0-0 F8		0-0 6-3			5	2	1	0	0	1	1
Hal McRae, R (1, 10) Manny Castillo, S (7, PH) OBP: 0.343, SLG: 0.481 OBP: 1.000, SLG: 1.000	0-0 L7 1-3		0-0 1B 3B	0-0 P3		0-3 K	0-0 1B			4	1	1	1	0	1	1
George Brett, L (1, 5) OBP: 0.464, SLG: 0.663	0-0 SF8 3-H		0-0 S 1B		0-0 1B SF8 1B	0-0 F8	0-3 K			4	2	2	2	0	1	1
Willie Aikens, L (1, 3) Ralph LaCock, L (8, PH) OBP: 0.368, SLG: 0.445 OBP: 0.277, SLG: 0.257	0-0 F7		0-0 1-H 3B 1B		0-0 BB 2B 1B	0-0 1B 3B 1B	0-0 F7			4	3	3	1	0	0	0
Amos Otis, R (1, 8) OBP: 0.330, SLG: 0.399		0-0 F8	0-0 1-H 1B 3B		0-0 SF8	0-0 3B 1B	0-0 F8			4	2	2	2	0	0	0
John Wathan, R (1, 2) OBP: 0.376, SLG: 0.405		0-3 K	0-0 1B		4-0 2B BB	0-0 1B 3B	0-0 6-3			4	2	2	3	1	1	0
Clint Hurdle, L (1, 9) OBP: 0.360, SLG: 0.476		0-0 1B	0-0 L8		0-0 1B 2B	0-0 FC6-4 1B				4	1	3	3	0	0	1
Frank White, R (1, 4) Rance Mulliniks, L (7, 4) OBP: 0.292, SLG: 0.353 OBP: 0.319, SLG: 0.317		0-3 K	0-0 F7		0-0 F8	0-0 FC6-4				4	0	0	0	0	1	4
Onix Concepcion, R (1, 6) OBP: 0.400, SLG: 0.400			0-0 P5		0-0 P5	0-0 1B	0-0 F8			4	0	1	1	0	0	0

Inning Stats	R: 1	H: 0	E: 2	K: 0	S: 4	H: 0	LOB: 0	BB: 0	P: 4	R: 0	H: 1	E: 0	K: 2	S: 8	H: 1	LOB: 1	BB: 0	P: 8	R: 5	H: 6	E: 1	K: 0	S: 9	H: 0	LOB: 0	BB: 0	P: 9	R: 0	H: 0	E: 0	K: 1	S: 5	R: 4	H: 4	E: 0	K: 0	S: 7	R: 3	H: 4	E: 0	K: 1	S: 9	R: 0	H: 1	E: 0	K: 1	S: 6	R: 0	H: 0	E: 0	K: 0	S: 3
--------------	------	------	------	------	------	------	--------	-------	------	------	------	------	------	------	------	--------	-------	------	------	------	------	------	------	------	--------	-------	------	------	------	------	------	------	------	------	------	------	------	------	------	------	------	------	------	------	------	------	------	------	------	------	------	------

PITCHER	IP	WLS	BF	H	R	ER	SO	BB	IBB	HBP	BLK	WP	HR	S	P	ERA	WHIP
Brian Kingman, R (1, 1) ERA: 3.97	2.1	L	15	7	6	5	2	0	0	0	0	0	0	19	19	19.29	3.000
Dave Beard, R (3, 1) ERA: 4.35	2.2		13	4	4	4	1	1	0	0	0	0	0	14	18	13.50	1.875
Jeff Jones, R (6, 1) ERA: 2.86	1.0		7	4	3	3	1	0	0	0	0	0	0	9	9	27.00	4.000
Dave Hamilton, L (7, 1) ERA: 11.4	1.0		4	1	0	0	1	0	0	0	0	0	0	6	6	0.00	1.000
Bob Lacey, L (8, 1) ERA: 3.39	1.0		3	0	0	0	0	0	0	0	0	0	0	3	3	0.00	0.000

BOTTOM

Oakland Athletics @ Kansas City Royals
Royals Stadium, Kansas City, MO

livebaseballscorecards.com

AB	39
R	13
H	16
RBI	13
BB	1
SO	5
LOB	8



WP: 0 PA: 42
PB: 0
SB: 2
CS: 0

Fri Sep 19 1980, 8:05 PM EDT
Att: 29,493 - Unknown - 90 F

Batter	1	2	3	4	5	6	7	8	9	AB R H RBI BB SO LOB	TOP											
Rickey Henderson, R OBP: 0.422, SLG: 0.396 (1, 7) X	0-0 SH3 1B S	4-0 1B S BB	4-0 BB			0-0 F4		4-0 1-3 1B BB		2 2 1 0 3 0 0												
Dwayne Murphy, L OBP: 0.377, SLG: 0.382 (1, 8) X	0-0 SH3 1-3	0-0 1-H 2B 1B	0-0 4-3			4-0 HR BB		0-0 1-2 1-3 1B		3 2 2 1 1 0 2												
Mike Heath, R OBP: 0.262, SLG: 0.278 (1, 10) X	0-0 2B 1B	0-0 E9 1-2 2B			0-0 F3	0-0 F8		0-0 1-3 1-2 2-3		5 2 1 1 0 0 4												
Tony Armas, R OBP: 0.303, SLG: 0.497 (1, 9) X	0-0 1-3 1B 2B	0-0 S 1-H 2-H 2B			0-0 HR	0-0 1-H HR		4-0 G6-4-3 IBB		4 3 4 5 1 0 0												
Mickey Klutts, R OBP: 0.306, SLG: 0.377 (1, 5) X	0-0 F6	0-3 K 2-3			0-3 K	0-0 1B		0-0 G6-4-3 1-2f		5 0 1 0 0 2 6												
Jeff Newman, R OBP: 0.264, SLG: 0.381 (1, 3) X	0-0 BB 1B 2-H 3-H	0-0 6-3			0-3 K	0-0 5-3		0-0 6-3		5 0 1 2 0 1 2												
Dave McKay, S OBP: 0.300, SLG: 0.336 (1, 4) X	4-0 1-2 BB				0-0 F8			0-0 5-3		4 0 0 0 1 0 0												
Jim Essian, R OBP: 0.302, SLG: 0.319 (1, 2) X	0-3 K				0-0 WP 1B	0-0 F6		0-0 F7		5 0 1 0 0 1 2												
Rob Picciolo, R OBP: 0.234, SLG: 0.315 (1, 6) X					0-0 1-3	0-0 5-3		0-0 6-3		4 0 0 0 0 0 1												
Inning Stats	R: 3 E: 0 K: 1 S: 9	H: 4 LOB: 2 BB: 1 P: 13	R: 3 E: 1 K: 1 S: 8	H: 2 LOB: 1 BB: 1 P: 12	R: 0 E: 0 K: 0 S: 4	H: 1 LOB: 2 BB: 1 P: 8	R: 1 E: 0 K: 2 S: 8	H: 1 LOB: 0 BB: 0 P: 8	R: 0 E: 0 K: 0 S: 3	H: 0 LOB: 0 BB: 0 P: 3	R: 2 E: 0 K: 0 S: 5	H: 2 LOB: 1 BB: 1 P: 9	R: 0 E: 0 K: 0 S: 3	H: 0 LOB: 0 BB: 0 P: 3	R: 0 E: 0 K: 0 S: 3	H: 1 LOB: 2 BB: 2 P: 11	R: 0 E: 0 K: 0 S: 3	H: 0 LOB: 0 BB: 0 P: 3	1B: 7 2B: 2 3B: 0 HR: 2	SF: 0 SAC: 1 DP: 1 HBP: 0	WP: 1 PB: 0 SB: 3 CS: 0	PA: 44
PITCHER	IP WLS BF H R ER SO BB IBB HBP BLK WP HR S P ERA WHIP																					
Mike Jones, L ERA: 11.57 (1, 1)	1.1 L 11 5 5 5 1 2 0 0 0 0 0 0 11 19 33.75 5.250																					
Craig Chamberlain, R ERA: 9.95 (2, 1)	4.2 22 5 4 3 3 2 0 0 0 1 2 26 34 5.79 1.500																					
Jeff Twitty, L ERA: 6.86 (7, 1)	2.0 8 1 0 0 0 1 1 0 0 0 0 6 14 0.00 1.000																					
Ken Brett, L ERA: (9, 1)	1.0 3 0 0 0 0 0 0 0 0 0 0 3 3 0.00 0.000																					

Oakland Athletics @ Kansas City Royals
Royals Stadium, Kansas City, MO
Sat Sep 20 1980, 8:05 PM EDT
Att: 37,523 - Unknown

AB	37
R	9
H	11
RBI	9
BB	6
SO	4
LOB	17



WP: 1	PA: 44
-------	--------

Batter	1	2	3	4	5	6	7	8	9	AB R H RBI BB SO LOB	TOP																												
Rickey Henderson, R OBP: 0.422, SLG: 0.394 (1, 7)	4-0 F8 3B BB	0-0 S 1B			0-3 K	0-0 E6 E		0-0 5-3		4 2 1 0 1 1 0																													
Dwayne Murphy, L OBP: 0.379, SLG: 0.388 (1, 8)	0-0 F8 1-3	4-0 1B BB			4-0 1B HR BB	0-0 6-3 2-H			0-0 HR	3 2 1 1 2 0 1																													
Mitchell Page, L OBP: 0.317, SLG: 0.455 (1, 10)	0-0 WP 3B	0-0 F7			0-3 K 1-2		0-0 F8		0-0 3-1 WP 1B	5 1 2 1 0 1 3																													
Tony Armas, R OBP: 0.304, SLG: 0.496 (1, 9)	0-3 K 3-H		0-0 6-3		0-0 HR 1B 2-3		0-0 HR 1B		0-0 P3 1-2	5 2 2 0 0 1 1																													
Wayne Gross, L OBP: 0.361, SLG: 0.479 Mickey Klutts, R OBP: 0.306, SLG: 0.377 (1, 5) (9, 5)	4-0 1B BB		0-3 K		0-0 HR 1-H		0-0 HR 1-H		0-0 3-1 2-3	4 2 2 5 1 1 1 0 0 0 0 0 0 0																													
Orlando Gonzalez, L OBP: 0.308, SLG: 0.219 (1, 3)	0-0 1-2 1B		0-0 F7		0-0 1B		0-0 6-3		0-0 L5	5 0 2 0 0 0 1																													
Dave McKay, S OBP: 0.296, SLG: 0.331 (1, 4)	0-3 K			0-0 4-3	0-0 4-3		0-0 4-3			4 0 0 0 0 1 3																													
Jeff Newman, R OBP: 0.264, SLG: 0.379 (1, 2)		0-0 5-3		0-0 1-3		0-3 K		0-0 G4-6-3 1B		4 0 1 0 0 1 0																													
Mario Guerrero, R OBP: 0.275, SLG: 0.310 (1, 6)		0-3 K		0-3 K		0-0 P4		0-0 G4-6-3 1-2f		4 0 0 0 0 2 1																													
Inning Stats	R: 2 E: 0 K: 2 S: 9	H: 2 LOB: 2 BB: 2 P: 17	R: 0 E: 0 K: 1 S: 6	H: 1 LOB: 2 BB: 1 P: 10	R: 0 E: 0 K: 1 S: 5	H: 0 LOB: 0 BB: 0 P: 5	R: 0 E: 0 K: 1 S: 5	H: 0 LOB: 0 BB: 0 P: 5	R: 3 E: 0 K: 2 S: 10	H: 3 LOB: 1 BB: 1 P: 14	R: 1 E: 1 K: 1 S: 6	H: 0 LOB: 0 BB: 0 P: 6	R: 2 E: 0 K: 0 S: 5	H: 2 LOB: 0 BB: 0 P: 5	R: 0 E: 0 K: 0 S: 3	H: 1 LOB: 0 BB: 0 P: 3	R: 1 E: 0 K: 0 S: 5	H: 2 LOB: 1 BB: 0 P: 5	1B: 7 2B: 0 3B: 1 HR: 3	SF: 0 SAC: 0 DP: 1 HBP: 0	WP: 2 PB: 0 SB: 5 CS: 0	PA: 42																	
PITCHER Dennis Leonard, R ERA: 3.89 Marty Pattin, R ERA: 3.67	IP 7.0	WLS L	BF 34	H 8	R 8	ER 7	SO 8	BB 4	IBB 0	HBP 0	BLK 0	WP 1	HR 2	S 46	P 62	ERA 9.00	WHIP 1.714						PITCHER IP 2.0	WLS 8	BF 3	H 3	R 1	ER 1	SO 0	BB 0	IBB 0	HBP 0	BLK 0	WP 1	HR 1	S 8	P 8	ERA 4.50	WHIP 1.500

Oakland Athletics @ Kansas City Royals
Royals Stadium, Kansas City, MO
Sun Sep 21 1980, 4:33 AM EDT
Att. 41,329 - Unknown - 91 F

livebaseballscorecards.com

AB	38
R	9
H	11
RBI	7
BB	4
SO	8
LOB	11



Batter	1	2	3	4	5	6	7	8	9	AB R H RBI BB SO LOB
Willie Wilson, S (1, 7) OBP: 0.356, SLG: 0.424	0-0 S HR 1B	0-3 K			0-0 F7		0-0 F8			4 1 1 0 0 1 3
U L Washington, S (1, 6) OBP: 0.331, SLG: 0.376	0-3 K 1-2		0-0 F7			0-0 L9		0-0 4-3		4 0 0 0 0 1 1
George Brett, L (1, 5) OBP: 0.458, SLG: 0.659	0-0 HR 2-H		0-0 1-3			0-0 3-1		0-0 F8		4 1 1 2 0 0 0
Willie Aikens, L (1, 3) OBP: 0.369, SLG: 0.444	0-0 6-3		0-0 F8			0-0 FC5-4 1B		4-0 BB		3 0 1 0 1 0 0
Hal McRae, R (1, 10) OBP: 0.342, SLG: 0.477	0-3 K			0-0 6-3		0-0 FC5-4 1-2f		0-0 F8		4 0 0 0 0 1 2
John Wathan, R (1, 2) OBP: 0.375, SLG: 0.411		0-0 HR		0-0 5-3		0-0 F7		0-0 L5		4 1 1 1 0 0 0
Amos Otis, R (1, 8) OBP: 0.326, SLG: 0.395		0-0 L6		0-0 6-3		0-0 F9 2B		0-0 6-3		4 0 1 0 0 0 0
Clint Hurdle, L (1, 9) OBP: 0.354, SLG: 0.467		0-3 K			0-0 5-3		0-0 F9 2-3		0-0 5-3	4 0 0 0 0 1 1
Frank White, R (1, 4) OBP: 0.291, SLG: 0.354 Ralph LaCock, L (7, PH) OBP: 0.281, SLG: 0.257 Rance Mulliniks, L (7, PR) OBP: 0.319, SLG: 0.317		0-0 2B			0-3 K		4-0 BB			2 0 1 0 0 1 0 0 0 0 0 1 0 0 0 0 0 0 0 0 0

Inning Stats	R: 2 E: 0 K: 2 S: 9	H: 2 LOB: 0 BB: 0 P: 9	R: 1 E: 0 K: 2 S: 9	H: 2 LOB: 1 BB: 0 P: 9	R: 0 E: 0 K: 0 S: 3	H: 0 LOB: 0 BB: 0 P: 3	R: 0 E: 0 K: 0 S: 3	H: 0 LOB: 0 BB: 0 P: 3	R: 0 E: 0 K: 1 S: 5	H: 0 LOB: 0 BB: 0 P: 5	R: 0 E: 0 K: 0 S: 4	H: 1 LOB: 1 BB: 0 P: 4	R: 0 E: 0 K: 0 S: 4	H: 1 LOB: 2 BB: 1 P: 8	R: 0 E: 0 K: 0 S: 3	H: 0 LOB: 1 BB: 1 P: 7	R: 0 E: 0 K: 0 S: 3	H: 0 LOB: 0 BB: 0 P: 3	1B: 2 2B: 2 3B: 0 HR: 2	SF: 0 SAC: 0 DP: 0 HBP: 0	WP: 0 PB: 0 SB: 1 CS: 0	PA: 35
PITCHER Mike Norris, R (1, 1) ERA: 2.26	IP 9.0 WLS W BF 35 H 6 R 3 ER 3 SO 5 BB 2 IBB 0 HBP 0 BLK 0 WP 0 HR 2 S 43 P 51 ERA 3.00 WHIP 0.889																					

BOTTOM

Oakland Athletics @ Kansas City Royals
Royals Stadium, Kansas City, MO

Sun Sep 21 1980, 4:33 AM EDT
Att: 41,329 - Unknown - 91 F

livebaseballscores.com

AB	33
R	3
H	6
RBI	3
BB	2
SO	5
LOB	7



Batter	1	2	3	4	5	6	7	8	9	10	11	AB R H RBI BB SO LOB	TOP					
Willie Wilson, S OBP: 0.354, SLG: 0.421 (1, 8)	0-3 K ①		X 0-0 F9 ③			X 0-0 4-3 ①		X 0-3 K ②		X 0-3 K ①		5 0 0 0 0 3 3	Kansas City Royals @ Seattle Mariners The Kingdome, Seattle, WA Mon Sep 22 1980, 10:05 PM EDT Att: 8,643 - Dome					
U L Washington, S OBP: 0.329, SLG: 0.374 Amos Otis, R OBP: 0.325, SLG: 0.394 (8, PH) Rance Mulliniks, L OBP: 0.319, SLG: 0.317 (8, 6) Onix Concepcion, R OBP: 0.333, SLG: 0.333 (10, PH) (10, 6)	0-3 K ②			X 0-0 F9 ①		X 0-0 F8 ②		X 0-3 K ③		X 0-0 P6 ②		3 0 0 0 0 1 0 1 0 0 0 0 1 0 0 0 0 0 0 0 0 1 0 0 0 0 0 2						
George Brett, L OBP: 0.458, SLG: 0.663 (1, 5)	0-0 4-3 ③			X 0-0 4-3 ②		X 0-0 F8 ③			X 0-0 HR	B B B B E BB 1-2 2-3		4 1 1 1 1 0 0						
Hal McRae, R OBP: 0.339, SLG: 0.472 (1, 10)		0-3 K ①				X 0-0 6-3 ①			X 0-0 5-3	X 0-0 FC4		5 0 0 0 0 2 2						
John Wathan, R OBP: 0.379, SLG: 0.414 (1, 7)		0-3 K ②		X 0-0 S 1B		X 4-0 HR BB			X 0-0 1B	X 0-0 2-3-5 3-H	X 0-0 4-3 1B	4 1 3 0 1 1 0						
Willie Aikens, L OBP: 0.367, SLG: 0.447 (1, 3)		0-0 4-3 ③		X 0-3 K ①		X 0-0 HR			X 0-0 P5		X 0-0 4-3 1-2	5 1 1 2 0 1 3						
Darrell Porter, L OBP: 0.359, SLG: 0.354 (1, 2)			X 0-0 E3		X 4-0 1-2 BB	X 0-0 F7 ②			X 0-0 3-1 ③		X 4-0 IBB	3 0 0 0 2 0 1						
Jose Cardenal, R OBP: 0.344, SLG: 0.300 Clint Hurdle, L OBP: 0.353, SLG: 0.465 (11, PH) (11, 9)			X 0-3 K ①		X 0-0 P6 ②	X 0-0 5-3 ③				X 0-0 BB FC4 1B	X 0-0 F8 ②	4 1 1 0 0 1 3 1 0 0 0 0 0 2						
Frank White, R OBP: 0.291, SLG: 0.353 (1, 4)			X 0-3 K ②		X 0-0 P4 ③			X 0-0 F9 ①		X 0-0 FC4 BB 2-3-5 1B	X 0-0 F8 ③	5 0 1 0 0 1 5						
Inning Stats	R: 0 H: 0 E: 0 LOB: 0 K: 2 BB: 0 S: 7 P: 7	R: 0 H: 0 E: 0 LOB: 0 K: 2 BB: 0 S: 7 P: 7	R: 0 H: 0 E: 1 LOB: 1 K: 2 BB: 0 S: 8 P: 8	R: 0 H: 0 E: 0 LOB: 0 K: 1 BB: 0 S: 5 P: 5	R: 0 H: 1 E: 0 LOB: 2 K: 1 BB: 1 S: 6 P: 10	R: 0 H: 0 E: 0 LOB: 0 K: 0 BB: 0 S: 3 P: 3	R: 2 H: 1 E: 0 LOB: 0 K: 0 BB: 1 S: 4 P: 8	R: 0 H: 0 E: 0 LOB: 0 K: 2 BB: 0 S: 7 P: 7	R: 1 H: 2 E: 0 LOB: 1 K: 0 BB: 0 S: 5 P: 5	R: 1 H: 2 E: 1 LOB: 3 K: 1 BB: 1 S: 7 P: 11	R: 0 H: 1 E: 0 LOB: 2 K: 0 BB: 1 S: 4 P: 8	1B: 5 SF: 0 2B: 0 SAC: 0 3B: 0 DP: 0 HR: 2 HBP: 0		WP: 0 PA: 45 PB: 0 SB: 1 CS: 0				
PITCHER	IP WLS BF H R ER SO BB IBB HBP BLK WP HR S P ERA WHIP																	
Floyd Bannister, L ERA: 3.18 (1, 1)	10.0	41	6	4	3	11	3	0	0	0	0	0	0	2	59	71	2.70	0.900
Byron McLaughlin, R ERA: 6.55 (11, 1)	1.0	W	5	1	0	0	0	1	0	0	0	0	0	0	4	8	0.00	1.000

AB	41
R	4
H	7
RBI	3
BB	4
SO	11
LOB	21



Batter	1	2	3	4	5	6	7	8	9	10	11	AB R H RBI BB SO LOB	BOTTOM													
Julio Cruz, S OBP: 0.311, SLG: 0.261 (1, 4)	0-0 CS 1B		0-0 S 1B	0-0 4-3			4-0 SH5-4 1B BB		4-0 4-3 BB	0-0 FC6-4 1-2f		4 1 2 0 2 0 4	Kansas City Royals @ Seattle Mariners The Kingdome, Seattle, WA Mon Sep 22 1980, 10:05 PM EDT Att: 8,643 - Dome													
Rod Craig, S OBP: 0.299, SLG: 0.367 (1, 8)	0-0 CS 1B		0-3 K		0-0 F7		0-0 SH5-4 1-2		0-0 4-3		0-0 F8	5 0 1 0 0 1 2														
Bruce Bochte, L OBP: 0.379, SLG: 0.456 (1, 3)	0-3 K		0-3 K		0-0 5-3		0-0 4-3 1B		4-0 IBB		0-0 1B 2B	5 1 2 1 1 2 2														
Willie Horton, R OBP: 0.308, SLG: 0.319 (1, 10)			0-3 K		0-0 4-3		0-0 4-3		0-3 K		0-0 1B	5 0 1 1 0 2 3														
Juan Beniguez, R OBP: 0.280, SLG: 0.359 (1, 7)			0-0 F9		0-0 E 2B		0-0 5-3		0-0 5-3			2 0 1 0 0 0 0														
Tom Paciorek, R OBP: 0.301, SLG: 0.435 (4, PR)												2 1 0 0 0 0 2														
Joe Simpson, L OBP: 0.300, SLG: 0.326 (9, PH)												1 0 0 0 0 0 2														
Reggie Walton, R OBP: 0.260, SLG: 0.357 (1, 9)			0-0 1B 2B		0-0 E 1B		0-0 F8		4-0 1B CS BB		0-0 E6 1B SF8	3 1 2 0 0 0 0														
Leon Roberts, R OBP: 0.330, SLG: 0.412 (8, 9)												1 1 0 0 1 0 0														
Marc Hill, R OBP: 0.239, SLG: 0.321 (1, 2)			0-0 1B		0-0 E5		0-0 F9		0-0 1-3 1B CS 1B		0-3 K	4 0 2 1 0 0 1														
Kim Allen, R OBP: 0.406, SLG: 0.393 (8, PR)												0 0 0 0 0 0 0														
Larry Cox, R OBP: 0.252, SLG: 0.285 (9, 2)			2-H 1B		1-3 2-H				0-0 1-3 1B CS 1B			1 0 0 0 0 1 1														
Dave Edler, R OBP: 0.262, SLG: 0.278 (1, 5)			0-0 F8		4-0 IBB		0-0 S 1B		0-0 L6		0-0 FC6-4 1B	2 0 1 0 1 0 1														
Larry Milbourne, S OBP: 0.319, SLG: 0.350 (8, PH)									1-2 3-H 1B		1-3 1B	2 0 1 0 0 0 2														
Mario Mendoza, R OBP: 0.290, SLG: 0.313 (1, 6)			0-3 K		0-0 F7		0-0 F8		0-0 3-H 1B		0-0 SF8	3 0 0 0 0 1 4														
Dan Meyer, L OBP: 0.314, SLG: 0.404 (8, PH)												1 0 1 0 0 0 0														
Jim Anderson, R OBP: 0.291, SLG: 0.325 (9, 5)												0 0 0 0 0 0 0														
Jerry Narron, L OBP: 0.247, SLG: 0.266 (10, PH)												0 0 0 1 0 0 0														
Ted Cox, R OBP: 0.294, SLG: 0.303 (11, 5)												0 0 0 0 0 0 0														
Inning Stats	R: 0 E: 0 K: 1 S: 5	H: 2 LOB: 0 BB: 0 P: 5	R: 1 E: 0 K: 1 S: 7	H: 2 LOB: 1 BB: 0 P: 7	R: 0 E: 0 K: 3 S: 10	H: 1 LOB: 1 BB: 0 P: 10	R: 1 E: 1 K: 0 S: 6	H: 2 LOB: 3 BB: 1 P: 10	R: 0 E: 0 K: 0 S: 3	H: 0 LOB: 1 BB: 0 P: 4	R: 0 E: 0 K: 0 S: 4	H: 1 LOB: 1 BB: 0 P: 4	R: 1 E: 0 K: 0 S: 4	H: 1 LOB: 1 BB: 1 P: 8	R: 0 E: 0 K: 0 S: 3	H: 2 LOB: 2 BB: 1 P: 7	R: 0 E: 0 K: 1 S: 5	H: 0 LOB: 2 BB: 2 P: 13	R: 1 E: 1 K: 1 S: 7	H: 1 LOB: 1 BB: 0 P: 7	R: 1 E: 0 K: 0 S: 3	H: 2 LOB: 1 BB: 0 P: 3	1B: 11 2B: 3 3B: 0 HR: 0	SF: 1 SAC: 1 DP: 0 HBP: 1	WP: 0 PB: 0 SB: 2 CS: 4	PA: 49
PITCHER	IP WLS BF H R ER SO BB IBB HBP BLK WP HR S P ERA WHIP																									
Larry Gura, L ERA: 2.82 (1, 1)	7.0	34	10	3	2	5	2	1	1	0	0	0	0	0	40	53	2.57	1.714								
Dan Quisenberry, R ERA: 3.23 (8, 1)	3.1	L	15	4	2	1	2	1	1	0	0	0	0	0	17	25	2.70	1.500								

livebaseballscorecards.com

AB	41
R	5
H	14
RBI	4
BB	5
SO	7
LOB	24



Batter	1	2	3	4	5	6	7	8	9	AB R H RBI BB SO LOB	TOP	
Willie Wilson, S OBP: 0.356, SLG: 0.423 (1, 7) X	0-0 S 1B		0-0 S 1B		0-0 B3		0-0 1B			4 2 3 0 0 0 0		
Hal McRae, R OBP: 0.338, SLG: 0.470 (1, 10) X	0-0 F9		0-0 G3 1-H		0-0 6-3		0-0 L7			4 0 1 1 0 0 2		
George Brett, L OBP: 0.456, SLG: 0.659 (1, 5) X	0-0 G4-6-3 1-H 1B		0-0 G3 1-2		0-0 F7			0-0 1-3		4 0 1 1 0 0 1		
Willie Aikens, L OBP: 0.366, SLG: 0.452 (1, 3) X	0-0 G4-6-3 1-2f		0-3 K			0-0 HR		0-0 3-1		4 1 1 1 0 1 2		
Darrell Porter, L OBP: 0.358, SLG: 0.352 (1, 2) X		0-0 6-3		0-0 P6		4-0 G4-6-3 BB		0-0 G3		3 0 0 0 1 0 0		
Amos Otis, R OBP: 0.327, SLG: 0.394 (1, 8) X		4-0 BB		0-0 S 1B		0-0 F3		0-0 4-3		3 0 1 0 1 0 1		
Clint Hurdle, L OBP: 0.352, SLG: 0.462 (1, 9) X		0-0 F9		4-0 1-2 BB		0-0 G4-6-3 1-2f		0-0 4-3		3 0 0 0 1 0 2		
Rance Mulliniks, L OBP: 0.294, SLG: 0.289 (1, 6) X		0-0 3-1		0-0 F7			0-0 F8		0-0 4-3	4 0 0 0 0 0 3		
Dave Chalk, R OBP: 0.317, SLG: 0.333 (1, 4) X			0-0 F8		0-3 K					1 0 0 0 0 0 0		
Ken Phelps, L (4, PH)										1 0 0 0 0 1 2		
Jerry Terrell, R OBP: 0.077, SLG: 0.077 (4, 4) X										1 0 0 0 0 0 0		
Inning Stats	R: 1 E: 0 K: 0 S: 4 H: 2 LOB: 0 BB: 0 P: 4	R: 0 E: 0 K: 0 S: 3 H: 0 LOB: 1 BB: 1 P: 7	R: 1 E: 0 K: 1 S: 7 H: 2 LOB: 1 BB: 0 P: 7	R: 0 E: 0 K: 1 S: 6 H: 1 LOB: 2 BB: 1 P: 10	R: 0 E: 0 K: 0 S: 3 H: 0 LOB: 0 BB: 0 P: 3	R: 1 E: 0 K: 0 S: 3 H: 1 LOB: 0 BB: 1 P: 7	R: 0 E: 0 K: 0 S: 4 H: 1 LOB: 1 BB: 0 P: 4	R: 0 E: 0 K: 0 S: 3 H: 0 LOB: 0 BB: 0 P: 3	R: 0 E: 0 K: 0 S: 3 H: 0 LOB: 0 BB: 0 P: 3	R: 0 E: 0 K: 0 S: 3 H: 0 LOB: 0 BB: 0 P: 3	1B: 6 2B: 0 3B: 0 HR: 1 SF: 0 SAC: 0 DP: 2 HBP: 0	WP: 0 PB: 0 SB: 3 CS: 0 PA: 35
PITCHER Jim Beattie, R ERA: 4.98 (1, 1)	IP: 9.0 WLS: W BF: 35 H: 7 R: 3 ER: 3 SO: 2 BB: 3 IBB: 0 HBP: 0 BLK: 0 WP: 0 HR: 1 S: 36 P: 48 ERA: 3.00 WHIP: 1.111											PITCHER IP: WLS: BF: H: R: ER: SO: BB: IBB: HBP: BLK: WP: HR: S: P: ERA: WHIP

Kansas City Royals @ Seattle Mariners
 The Kingdom, Seattle, WA
 Tue Sep 23 1980, 10:05 PM EDT
 Att. 10,879 - Dome

livebaseballscorecards.com

AB	32
R	3
H	7
RBI	3
BB	3
SO	2
LOB	13



Batter	1	2	3	4	5	6	7	8	9	AB	R	H	RBI	BB	SO	LOB
Julio Cruz, S OBP: 0.310, SLG: 0.260 (1, 4)	0-0 F9	0-0 E 1B		0-0 4-3		0-0 FC1-6 L7-4 1B		0-0 F7		5	0	1	0	0	0	1
Joe Simpson, L OBP: 0.304, SLG: 0.333 (1, 9)	0-0 BB 1B	0-0 F5		0-0 2B		0-0 1B		0-0 4-3		5	1	3	0	0	0	1
Larry Milbourne, S OBP: 0.314, SLG: 0.345 (1, 6)	0-3 K	0-3 K		0-0 5-3		0-0 L7-4				4	0	0	0	0	2	5
Bruce Bochte, L OBP: 0.378, SLG: 0.453 (1, 3)	4-0 1B BB		0-0 4-3	0-0 F9			0-0 F8			3	1	0	0	1	0	1
Willie Horton, R OBP: 0.311, SLG: 0.329 (1, 10)	4-0 1B HR BB		0-0 HR		0-0 G3		0-0 F9			3	2	1	1	1	0	0
Dan Meyer, L OBP: 0.315, SLG: 0.405 (1, 7)	0-0 HR 1B		0-0 F8		0-0 F7		0-0 1B			4	1	2	2	0	0	0
Jerry Narron, L OBP: 0.280, SLG: 0.321 (1, 2)	0-0 HR		4-0 BB		4-0 BB		0-0 1B			2	1	2	3	2	0	0
Rod Craig, S OBP: 0.294, SLG: 0.360 (1, 8)	0-3 K		0-3 K		0-0 F8		0-0 F7			4	0	0	0	0	2	4
Dave Edler, R OBP: 0.277, SLG: 0.345 (1, 5)		0-0 1-3		0-0 HR		0-0 FC1-6 1B		0-0 F9		4	1	2	1	0	0	0

Inning Stats	R: 5	H: 3	LOB: 0	K: 2	S: 10	P: 18	R: 0	H: 1	LOB: 1	K: 1	S: 6	R: 1	H: 1	LOB: 1	K: 1	S: 6	R: 1	H: 2	LOB: 1	K: 0	S: 5	R: 0	H: 0	LOB: 1	K: 0	S: 3	R: 0	H: 2	LOB: 2	K: 0	S: 5	R: 0	H: 0	LOB: 0	K: 0	S: 3	1B: 7	SF: 0	2B: 2	SAC: 0	3B: 0	DP: 1	HR: 3	HBP: 0	WP: 0	PA: 38
--------------	------	------	--------	------	-------	-------	------	------	--------	------	------	------	------	--------	------	------	------	------	--------	------	------	------	------	--------	------	------	------	------	--------	------	------	------	------	--------	------	------	-------	-------	-------	--------	-------	-------	-------	--------	-------	--------

PITCHER	IP	WLS	BF	H	R	ER	SO	BB	IBB	HBP	BLK	WP	HR	S	P	ERA	WHIP
Renie Martin, R ERA: 4.61 (1, 1)	3.1	L	20	7	7	7	4	3	0	0	0	0	3	25	37	18.90	3.000
Jeff Twitty, L ERA: 6.04 (4, 1)	2.2		10	2	0	0	0	1	0	0	0	0	0	9	13	0.00	1.125
Craig Chamberlain, R ERA: 7.56 (7, 1)	2.0		8	2	0	0	0	0	0	0	0	0	0	8	8	0.00	1.000

BOTTOM

Kansas City Royals @ Seattle Mariners
The Kingdom, Seattle, WA

Tue Sep 23 1980, 10:05 PM EDT
Att. 10,879 - Dome

livebaseballscorecards.com

AB	34
R	7
H	11
RBI	7
BB	4
SO	4
LOB	12



Kansas City Royals @ Seattle Mariners
 The Kingdome, Seattle, WA
 Wed Sep 24 1980, 10:05 PM EDT
 Att. 11,180 - Dome

livebaseballscorecards.com

AB	30
R	2
H	6
RBI	2
BB	3
SO	4
LOB	10



WP	0	PA	34
PB	0		
SB	0		
CS	0		

Batter	1	2	3	4	5	6	7	8	9	AB	R	H	RBI	BB	SO	LOB
Willie Wilson, S (1, 7) OBP: 0.355, SLG: 0.422	0-0 4-3		0-0 FC4-6		0-3 K			0-0 1B		4	0	1	1	0	1	2
Onix Concepcion, R (1, 6) OBP: 0.222, SLG: 0.222 U L Washington, S (8, PH) OBP: 0.330, SLG: 0.375	0-0 L6		0-0 G4-3			0-0 6-3		0-0 1B		3	0	0	0	0	0	1
George Brett, L (1, 5) OBP: 0.454, SLG: 0.654	0-0 4-3			0-0 6-3		4-0 BB		0-0 F7		1	0	1	0	0	0	0
Hal McRae, R (1, 10) OBP: 0.335, SLG: 0.466		0-0 5-3		0-0 F9		0-0 G6-4-3			0-3 K	4	0	0	0	0	1	1
Willie Aikens, L (1, 3) OBP: 0.366, SLG: 0.449 Jerry Terrell, R (9, PR) OBP: 0.077, SLG: 0.077		0-0 4-3		0-0 1-3			0-0 4-3		4-0 BB	3	0	0	0	1	0	0
John Wathan, R (1, 2) OBP: 0.380, SLG: 0.416		4-0 BB			0-0 1-3	0-0 SF8		0-0 5-3	0-3 K	3	1	1	0	1	1	1
Amos Otis, R (1, 8) OBP: 0.324, SLG: 0.390		0-3 K			0-0 1-3		0-0 1-3		0-0 4-3	4	0	0	0	0	1	3
Jose Cardenal, R (1, 9) OBP: 0.344, SLG: 0.305			0-0 1B			0-0 SF8		0-0 4-3		2	1	1	1	0	0	0
Dave Chalk, R (1, 4) OBP: 0.324, SLG: 0.342 Frank White, R (8, PH) OBP: 0.290, SLG: 0.352			0-0 1B			0-0 1B		0-0 6-3		2	0	2	0	0	0	0
										1	0	0	0	0	0	0

Inning Stats	R: 0 E: 0 K: 0 S: 3	H: 0 LOB: 0 BB: 0 P: 3	R: 0 E: 0 K: 1 S: 5	H: 0 LOB: 1 BB: 1 P: 9	R: 1 E: 0 K: 0 S: 4	H: 2 LOB: 0 BB: 0 P: 4	R: 0 E: 0 K: 0 S: 3	H: 0 LOB: 0 BB: 0 P: 3	R: 1 E: 0 K: 1 S: 7	H: 2 LOB: 1 BB: 0 P: 7	R: 0 E: 0 K: 0 S: 2	H: 0 LOB: 0 BB: 1 P: 6	R: 0 E: 0 K: 0 S: 3	H: 0 LOB: 0 BB: 0 P: 3	R: 0 E: 0 K: 0 S: 5	H: 2 LOB: 2 BB: 0 P: 5	R: 0 E: 0 K: 2 S: 7	H: 0 LOB: 1 BB: 1 P: 11	1B: 5 2B: 1 3B: 0 HR: 0	SF: 1 SAC: 0 DP: 2 HBP: 0	WP: 0 PA: 34	
PITCHER	IP	WLS	BF	H	R	ER	SO	BB	IBB	HBP	BLK	WP	HR	S	P	ERA	WHIP					
Rick Honeycutt, L (1, 1) ERA: 3.95	8.0	W	30	6	2	2	2	2	0	0	0	0	0	32	40	2.25	1.000					
Mike Parrott, R (9, 1) ERA: 7.42	1.0	S	4	0	0	0	2	1	0	0	0	0	0	7	11	0.00	1.000					

Batter	1	2	3	4	5	6	7	8	9
Kim Allen, R (1, 4) OBP: 0.389, SLG: 0.406 Julio Cruz, S (9, 4) OBP: 0.310, SLG: 0.260	0-0 5-3		0-0 G1-4-3		0-0 F9		0-0 BB 2B		
Rod Craig, S (1, 8) OBP: 0.293, SLG: 0.358	0-0 F9			0-0 F9		0-0 1B SF8 1B	0-0 F7		
Reggie Walton, R (1, 9) OBP: 0.276, SLG: 0.370 Bruce Bochte, L (7, PH) OBP: 0.379, SLG: 0.453 (8, 3)	0-0 1B			0-0 6-3		0-0 E SH2-3 1B	4-0 BB IBB		
Willie Horton, R (1, 10) OBP: 0.310, SLG: 0.327	0-0 4-3			0-0 F7		0-0 SF8	4-0 BB 1-2 2-3		
Larry Milbourne, S (1, 6) OBP: 0.314, SLG: 0.344 Mario Mendoza, R (9, 6) OBP: 0.290, SLG: 0.313		0-0 4-3			0-0 FC6-4 1B	0-0 SH2-3	0-0 G3		
Tom Paciorek, R (1, 3) OBP: 0.301, SLG: 0.435 (8, 9) Dan Meyer, L (8, PH) OBP: 0.316, SLG: 0.406 (9, 7)		0-0 F8			0-0 FC6-4 1B	0-0 1B	0-0 G4-6-3 1B		
Leon Roberts, R (1, 7) OBP: 0.330, SLG: 0.409 Joe Simpson, L (8, PH) OBP: 0.303, SLG: 0.332 (9, 9)		0-3 K			4-0 1B BB	0-3 K	0-0 G4-6-3 1-2		
Dave Edler, R (1, 5) OBP: 0.290, SLG: 0.355			0-0 F9		0-0 F7		0-0 SH3 2B 1B	0-0 CS 1B	
Larry Cox, R (1, 2) OBP: 0.258, SLG: 0.291			0-0 G1-4-3 1B		0-0 1-3 2-H 1B		0-0 SH3 1-2	0-0 CS 1-2	

Inning Stats	R: 0	H: 1	E: 0	LOB: 1	K: 0	P: 4	R: 0	H: 0	E: 0	LOB: 0	K: 1	P: 5	R: 0	H: 1	E: 0	LOB: 0	K: 0	P: 3	R: 0	H: 0	E: 0	LOB: 0	K: 0	P: 3	R: 1	H: 2	E: 0	LOB: 2	K: 0	P: 9	R: 2	H: 3	E: 0	LOB: 1	K: 1	P: 8	R: 1	H: 2	E: 0	LOB: 3	K: 0	P: 13	R: 0	H: 2	E: 0	LOB: 0	K: 0	P: 3
	S: 4	BB: 0	S: 5	BB: 0	S: 3	S: 5	BB: 0	S: 3	S: 3	BB: 0	S: 5	BB: 1	S: 8	BB: 0	S: 5	BB: 2	S: 8	BB: 0	S: 3	BB: 0	S: 3	BB: 0	S: 3	BB: 0	S: 5	BB: 2	S: 8	BB: 0	S: 5	BB: 1	S: 8	BB: 0	S: 8	BB: 0	S: 5	BB: 2	S: 8	BB: 0	S: 5	BB: 2	S: 3	BB: 0	S: 3	BB: 0	S: 3	BB: 0	S: 3	

PITCHER										PITCHER																								
IP	WLS	BF	H	R	ER	SO	BB	IBB	HBP	BLK	WP	HR	S	P	ERA	WHIP	IP	WLS	BF	H	R	ER	SO	BB	IBB	HBP	BLK	WP	HR	S	P	ERA	WHIP	
Paul Splittorf, L	(1, 1)	6.1	L	28	9	4	4	2	1	0	0	0	31	35	5.68	1.579	Marty Pattin, R	(7, 1)	1.2	7	2	0	0	0	1	1	0	0	0	0	5	13	0.00	1.800

BOTTOM

Kansas City Royals @ Seattle Mariners
 The Kingdom, Seattle, WA
 Wed Sep 24 1980, 10:05 PM EDT
 Att. 11,180 - Dome

AB	29
R	4
H	11
RBI	4
BB	3
SO	2
LOB	13



1B: 10	SF: 1	WP: 0	PA: 36
2B: 1	SAC: 2	PB: 0	
3B: 0	DP: 2	SB: 3	
HR: 0	HBP: 0	CS: 1	

Batter	1	2	3	4	5	6	7	8	9	AB R H RBI BB SO LOB	TOP
Willie Wilson, S (1, 7) OBP: 0.356, SLG: 0.423	0-0 FC4-6 1B		0-0 FC6-4 1-2f			0-0 P4			0-0 G6-3 1B	4 0 2 0 0 0 1	
U L Washington, S (1, 6) OBP: 0.329, SLG: 0.373 Onix Concepcion, R (7, PH) OBP: 0.222, SLG: 0.222 John Wathan, R (9, PH) OBP: 0.380, SLG: 0.415	0-0 FC4-6 G4-6-3 1-2f			0-3 K			0-3 K		0-0 G6-3 1-2f	2 0 0 0 0 1 1 1 0 0 0 0 1 0 1 0 0 0 0 0 1	
George Brett, L (1, 5) OBP: 0.453, SLG: 0.650	0-0 G4-6-3 1-2f			0-3 K			0-0 G3		0-0 1B	4 0 1 0 0 1 1	
Hal McRae, R (1, 10) OBP: 0.337, SLG: 0.465		4-0 CS BB		0-0 6-3			0-0 1B		0-0 4-3	3 0 1 0 1 0 1	
Amos Otis, R (1, 8) OBP: 0.321, SLG: 0.386		0-3 K			0-3 K		0-0 1-3			3 0 0 0 0 2 2	
Willie Aikens, L (1, 3) OBP: 0.364, SLG: 0.446		0-0 F7 1-2			0-3 K			0-0 6-3		3 0 0 0 0 1 1	
Darrell Porter, L (1, 2) OBP: 0.356, SLG: 0.349				0-3 K		0-3 K		0-0 4-3		3 0 0 0 0 2 0	
Jose Cardenal, R (1, 9) OBP: 0.343, SLG: 0.306			0-0 F9			0-0 5-3		0-0 FC6-4 1B		3 0 1 0 0 0 0	
Frank White, R (1, 4) OBP: 0.290, SLG: 0.352			0-0 FC6-4 1B			0-0 5-3		0-0 FC6-4 1-2f		3 0 1 0 0 0 1	
Inning Stats	R: 0 E: 0 K: 0 S: 3 H: 1 LOB: 0 BB: 0 P: 3	R: 0 E: 0 K: 1 S: 4 H: 0 LOB: 0 BB: 1 P: 8	R: 0 E: 0 K: 1 S: 6 H: 1 LOB: 1 BB: 0 P: 6	R: 0 E: 0 K: 2 S: 7 H: 0 LOB: 0 BB: 0 P: 7	R: 0 E: 0 K: 3 S: 9 H: 0 LOB: 0 BB: 0 P: 9	R: 0 E: 0 K: 0 S: 3 H: 0 LOB: 0 BB: 0 P: 3	R: 0 E: 0 K: 1 S: 6 H: 1 LOB: 1 BB: 0 P: 6	R: 0 E: 0 K: 0 S: 4 H: 1 LOB: 1 BB: 0 P: 4	R: 0 E: 0 K: 0 S: 4 H: 2 LOB: 1 BB: 0 P: 4	1B: 6 2B: 0 3B: 0 HR: 0 SF: 0 SAC: 0 DP: 2 HBP: 0	WP: 0 PB: 0 SB: 0 CS: 1 PA: 31
PITCHER Geoff Zahn, L (1, 1) ERA: 4.41	IP: 9.0 WLS: W BF: 31 H: 6 R: 0 ER: 0 SO: 8 BB: 1 IBB: 0 HBP: 0 BLK: 0 WP: 0 HR: 0 S: 46 P: 50 ERA: 0.00 WHIP: 0.778						PITCHER	IP: 9.0 WLS: W BF: 31 H: 6 R: 0 ER: 0 SO: 8 BB: 1 IBB: 0 HBP: 0 BLK: 0 WP: 0 HR: 0 S: 46 P: 50 ERA: 0.00 WHIP: 0.778			

Kansas City Royals @ Minnesota Twins
Metropolitan Stadium, Bloomington, MI

Fri Sep 26 1980, 8:05 PM EDT
Att: 9,837 - Unknown - 54 F

livebaseballscorecards.com

AB	30
R	0
H	6
RBI	0
BB	1
SO	8
LOB	9



Batter	1	2	3	4	5	6	7	8	9	AB R H RBI BB SO LOB	TOP																						
Willie Wilson, S (1, 8) OBP: 0.357, SLG: 0.422	0-0 1-3		0-0 5-3			0-0 E6 L9 5-3 1B		4-0 HR BB		3 2 1 0 1 0 0	Kansas City Royals @ Minnesota Twins Metropolitan Stadium, Bloomington, MI Sat Sep 27 1980, 4:33 AM EDT Att: 6,848 - Unknown - 50 F																						
Frank White, R (1, 4) OBP: 0.290, SLG: 0.357	0-0 5-3			0-0 L7		0-0 L9		0-0 HR		4 1 1 2 0 0 1																							
George Brett, L (1, 5) Manny Castillo, S (8, 5) OBP: 0.449, SLG: 0.644 OBP: 0.500, SLG: 0.500	0-0 F7			0-0 F8		0-0 5-3		0-3 K		4 0 0 1 0 1 0 0 0 0 0 0 0 0																							
Hal McRae, R (1, 10) OBP: 0.336, SLG: 0.462		0-3 K		4-0 BB BB		0-3 K		0-0 F9		3 0 0 0 1 2 0																							
John Wathan, R (1, 2) OBP: 0.381, SLG: 0.413		0-0 F9		4-0 BB 1-2		0-0 5-3		4-0 G4-6-3 BB		2 0 0 0 2 0 0																							
Willie Aikens, L (1, 3) OBP: 0.363, SLG: 0.444		1-0 HBP		0-3 K		0-0 P6		0-0 G4-6-3 1-2f		3 0 0 0 0 1 3																							
Jose Cardenal, R (1, 9) OBP: 0.340, SLG: 0.303		0-0 F3			0-0 F7		0-0 1B		0-0 5-3	4 0 1 0 0 0 1																							
Jerry Terrell, R (1, 7) OBP: 0.063, SLG: 0.063			0-0 4-3		0-0 F9		0-0 L4			3 0 0 0 0 0 1																							
Onix Concepcion, R (1, 6) OBP: 0.167, SLG: 0.167			0-3 K		0-0 F9			0-0 6-3		3 0 0 0 0 1 0																							
Inning Stats	R: 0 E: 0 K: 0 S: 3	H: 0 LOB: 0 BB: 0 P: 3	R: 0 E: 0 K: 1 S: 5	H: 0 LOB: 1 BB: 0 P: 6	R: 0 E: 0 K: 1 S: 5	H: 0 LOB: 0 BB: 0 P: 5	R: 0 E: 0 K: 1 S: 5	H: 0 LOB: 2 BB: 2 P: 13	R: 0 E: 0 K: 0 S: 3	H: 0 LOB: 0 BB: 0 P: 3	R: 1 E: 1 K: 1 S: 6	H: 1 LOB: 0 BB: 0 P: 6	R: 0 E: 0 K: 0 S: 4	H: 1 LOB: 1 BB: 0 P: 4	R: 2 E: 0 K: 1 S: 6	H: 1 LOB: 0 BB: 1 P: 10	R: 0 E: 0 K: 0 S: 2	H: 0 LOB: 0 BB: 1 P: 6	1B: 2 2B: 0 3B: 0 HR: 1	SF: 0 SAC: 0 DP: 1 HBP: 1	WP: 0 PB: 0 SB: 0 CS: 0	PA: 34											
PITCHER Jerry Koosman, L (1, 1) ERA: 4.05	IP 9.0	WLS W	BF 34	H 3	R 3	ER 2	SO 5	BB 4	IBB 0	HBP 1	BLK 0	WP 0	HR 1	S 39	P 56	ERA 2.00	WHIP 0.778																
											PITCHER	IP	WLS	BF	H	R	ER	SO	BB	IBB	HBP	BLK	WP	HR	S	P	ERA	WHIP					

livebaseballscorecards.com

AB	29
R	3
H	3
RBI	3
BB	4
SO	5
LOB	6



Batter	1	2	3	4	5	6	7	8	9
Gary Ward, R (1, 7) OBP: 0.464, SLG: 0.808 Greg Johnston, L (8, PH) OBP: 0.273, SLG: 0.316 (9, 8)	0-0 5-3		0-0 E3 SF8 1B	0-3 K		0-0 5-3		0-0 5-3	
John Castino, R (1, 5) OBP: 0.333, SLG: 0.427	0-0 5-3		0-0 E6 SF8 1B	0-0 6-3		0-0 BB 1B		0-0 1B 1B	
Roy Smalley, S (1, 6) OBP: 0.361, SLG: 0.409	0-0 F7		0-0 E5 SF8 1B		0-0 G3	4-0 BB 1B		0-0 G6-4-3 1B	
Jose Morales, R (1, 10) OBP: 0.360, SLG: 0.489 Glenn Adams, L (8, PH) OBP: 0.314, SLG: 0.391		0-0 4-3	0-0 SF8		0-0 HR	0-0 4-3		0-0 G6-4-3	
Butch Wynegar, S (1, 2) OBP: 0.343, SLG: 0.341		0-0 P4	4-0 1B IBB		0-0 HR		0-0 E 2B		
Pete Mackanin, R (1, 4) OBP: 0.302, SLG: 0.368		0-0 F7	0-3 K		0-0 F3		0-0 E5 FC3-6		
Ron Jackson, R (1, 3) OBP: 0.311, SLG: 0.388			0-0 2B 1B		4-0 BB 1B		0-0 F7		
Bombo Rivera, R (1, 9) OBP: 0.250, SLG: 0.376			0-0 2B		0-3 K		0-0 FC3-6		
Dave Edwards, R (1, 8) OBP: 0.294, SLG: 0.335 (9, 7)			0-0 E 3B	0-0 F9		0-3 K	0-0 4-3		

Inning Stats	R: 0	H: 0	E: 0	LOB: 0	K: 0	P: 3	R: 0	H: 0	E: 0	LOB: 0	K: 0	P: 3	R: 6	H: 5	E: 3	LOB: 2	K: 1	P: 16	R: 0	H: 0	E: 0	LOB: 0	K: 1	P: 5	R: 2	H: 2	E: 0	LOB: 1	K: 1	P: 11	R: 0	H: 1	E: 1	LOB: 2	K: 0	P: 5	R: 0	H: 2	E: 0	LOB: 1	K: 0	P: 4
	0	0	0	0	0	3	0	0	0	0	0	3	6	5	3	2	1	16	0	0	0	0	1	5	2	0	2	0	1	11	0	1	1	2	0	5	0	2	0	1	4	

PITCHER	IP	WLS	BF	H	R	ER	SO	BB	IBB	HBP	BLK	WP	HR	S	P	ERA	WHIP
Larry Gura, L (1, 1) ERA: 2.89	2.2	L	16	5	6	3	1	0	1	0	0	0	0	17	21	10.12	1.875
Marty Pattin, R (3, 1) ERA: 3.71	2.1		10	2	2	2	2	1	0	0	0	0	2	13	17	7.71	1.286
Ken Brett, L (6, 1) ERA:	2.0		10	2	0	0	1	1	0	0	0	0	0	11	15	0.00	1.500
Dan Quisenberry, R (8, 1) ERA: 3.2	1.0		4	2	0	0	0	0	0	0	0	0	0	4	4	0.00	2.000

BOTTOM

AB	R	H	RBI	BB	SO	LOB
4	1	1	1	0	1	0
1	0	0	0	0	0	0
5	1	2	0	0	0	1
4	1	1	0	1	0	2
3	1	1	2	0	0	2
1	0	0	0	0	0	2
3	1	2	1	1	0	0
4	0	0	0	0	1	4
3	1	2	2	1	0	2
4	1	1	0	0	1	5
4	1	1	2	0	1	2

AB 36
R 8
H 11
RBI 8
BB 3
SO 4
LOB 20

WP: 0 **PA: 40**
PB: 0
SB: 0
CS: 0



Kansas City Royals @ Minnesota Twins
Metropolitan Stadium, Bloomington, MI
Sat Sep 27 1980, 4:33 AM EDT
Att. 6,848 - Unknown - 50 F

livebaseballscorecards.com

Batter	1	2	3	4	5	6	7	8	9	10	11	12	13	14	AB R H RBI BB SO LOB	TOP															
Julio Cruz, S OBP: 0.304, SLG: 0.255 (1, 4)	0-0 4-3		0-0 F7		0-0 F7			0-0 F7 1B		0-0 6-3		0-0 4-3		0-0 6-3	7 0 1 0 0 0 3																
Joe Simpson, L OBP: 0.303, SLG: 0.333 (1, 9)	0-0 2B 1B		0-0 E1		0-3 K			0-0 F7 1-2		0-0 F7			0-0 6-3		6 1 1 0 0 1 2																
Rod Craig, S OBP: 0.291, SLG: 0.352 (1, 8)	0-0 F9 1-2		0-0 F8		0-0 F8			0-0 3-1			0-0 1B FC3-2-5-1		0-0 4-3		6 0 1 0 0 0 2																
Bruce Bochte, L OBP: 0.383, SLG: 0.461 (1, 10)	0-0 2B 2-H			4-0 1B 2B BB		0-0 3-1		0-0 HR		0-0 6-3	0-0 1B FC3-2-5-1		0-0 F7		5 2 3 2 1 0 0																
Dan Meyer, L OBP: 0.316, SLG: 0.412 (1, 7) (9, 3)	0-0 G3			0-0 F9		0-0 F7		0-0 6-3		0-0 FC3-2-5-1	0-0 1B FC3-2-5-1			0-0 3B FC4-2-5-1	6 0 1 0 0 0 4																
Tom Paciorek, R OBP: 0.306, SLG: 0.437 (1, 3)		0-0 5-3		0-0 2B 1B		0-0 6-3		0-0 G4-6-3 1B		0-0 1B FC4-2-5-1	0-0 IBB FC4-2-5-1			4-0 1B FC4-2-5-1	4 1 2 0 0 0 0 0 1 0 0 2 0 0																
Kim Allen, R OBP: 0.380, SLG: 0.333 (9, PR) (9, 7)																															
Jerry Narron, L OBP: 0.277, SLG: 0.337 (1, 2)		0-0 L5		0-0 2B		4-0 G4-6-3 BB		0-0 G4-6-3 1-2f		0-0 G1-2-3	0-0 G1-2-3			0-0 FC4-2-5-1 4-3 1B	2 0 1 2 1 0 0 0 0 0 0 0 0 0 0 0 0 0 0 0 0 1 0 0 0 0 0 1 2 0 0 0 0 0 5																
Jim Anderson, R OBP: 0.291, SLG: 0.325 (7, PR)																															
Larry Cox, R OBP: 0.258, SLG: 0.291 (7, 2)																															
Juan Beniquez, R OBP: 0.278, SLG: 0.353 (9, PH)				1-H 2-H										1-3 3-H	6 0 2 1 0 2 2																
Marc Hill, R OBP: 0.235, SLG: 0.315 (9, 2)				2B																											
Dave Edler, R OBP: 0.267, SLG: 0.325 (1, 5)		0-3 K		0-0 6-3		0-3 K		0-0 SH1-4 1B		0-0 SH1-4		0-0 5-3		0-0 4-3 1B	2 0 0 0 0 0 1 3 0 0 0 0 0 3																
Mario Mendoza, R OBP: 0.289, SLG: 0.315 (1, 6)			0-0 5-3		0-0 5-3		0-0 G4-6-3		0-0 SH1-4		0-0 SH1-4		0-0 4-3																		
Larry Milbourne, S OBP: 0.315, SLG: 0.339 (7, PH) (7, 6)																															
Inning Stats	R: 1 E: 0 K: 0 S: 5	H: 2 LOB: 1 BB: 0 P: 5	R: 0 E: 0 K: 1 S: 5	H: 0 LOB: 0 BB: 0 P: 5	R: 0 E: 1 K: 0 S: 4	H: 0 LOB: 1 BB: 0 P: 4	R: 2 E: 0 K: 0 S: 5	H: 2 LOB: 1 BB: 1 P: 9	R: 0 E: 0 K: 1 S: 5	H: 0 LOB: 0 BB: 0 P: 5	R: 0 E: 0 K: 0 S: 3	H: 0 LOB: 0 BB: 0 P: 3	R: 0 E: 0 K: 1 S: 4	H: 1 LOB: 0 BB: 0 P: 3	R: 1 E: 0 K: 0 S: 4	H: 2 LOB: 1 BB: 0 P: 4	R: 0 E: 0 K: 0 S: 4	H: 1 LOB: 1 BB: 0 P: 4	R: 0 E: 0 K: 0 S: 4	H: 2 LOB: 2 BB: 1 P: 8	R: 0 E: 0 K: 0 S: 3	H: 0 LOB: 0 BB: 0 P: 3	R: 0 E: 0 K: 0 S: 3	H: 0 LOB: 0 BB: 0 P: 3	R: 1 E: 0 K: 0 S: 5	H: 2 LOB: 2 BB: 1 P: 9	1B: 8 2B: 2 3B: 1 HR: 1	SF: 0 SAC: 1 DP: 3 HBP: 0	WP: 0 PB: 0 SB: 1 CS: 0	PA: 55	
PITCHER	IP WLS BF H R ER SO BB IBB HBP BLK WP HR S P ERA WHIP																														
Dennis Leonard, R ERA: 3.87 (1, 1)	10.0	40	10	4	4	4	3	2	0	0	0	0	0	0	0	3.60	1.200														
Dan Quisenberry, R ERA: 3.13 (11, 1)	4.0	15	2	1	1	0	0	2	0	0	0	0	0	0	0	2.25	0.500														

Seattle Mariners @ Kansas City Royals
Royals Stadium, Kansas City, MO
Tue Sep 30 1980, 8:05 PM EDT
Att. 17,272 - Unknown - 73 F

AB	50
R	5
H	12
RBI	5
BB	4
SO	3
LOB	23



Batter	1	2	3	4	5	6	7	8	9	10	11	12	13	14	AB	R	H	RBI	BB	SO	LOB
Willie Wilson, S OBP: 0.357, SLG: 0.425 (1, 7)	0-0 E5 CS		0-0 1B 3B		0-0 1B 1B		0-0 4-3		0-0 4-3			0-0 SH1		0-0 1B HR 1B	7	2	3	0	0	0	0
U L Washington, S OBP: 0.334, SLG: 0.377 (1, 6)	0-0 1B 1-2		4-0 1B BB		0-0 1B 1-3		0-0 1B 1B		0-0 F9			0-0 SH1 2-3		0-0 1B HR 1B	5	2	4	0	1	0	0
George Brett, L OBP: 0.452, SLG: 0.657 (1, 5)	0-0 1B G6-4-3 1-2		0-0 1B 1-2 3-H		0-0 4-3		0-0 F8		0-0 F8			4-0 K IBB		0-0 1B HR	6	1	3	4	1	0	3
Hal McRae, R OBP: 0.339, SLG: 0.463 (1, 10)	0-0 G6-4-3 1-2		0-0 F9			0-0 3B 1B	0-0 1B 1-3		0-0 1B 1B		0-0 1B		0-3 K 1-2		6	1	3	0	0	1	6
Amos Otis, R OBP: 0.319, SLG: 0.387 (1, 8)		0-0 1-3		0-0 6-3		0-0 1B 3B	0-0 1B 1-3 3-H		0-0 4-3			0-0 F9			6	1	2	2	0	0	2
Willie Aikens, L OBP: 0.363, SLG: 0.443 (1, 3)		0-0 F8		0-0 6-3		0-0 FC6-4 1B	0-0 6-3							0-0 FC4 1B	4	0	1	1	0	0	2
Ralph LaCock, L OBP: 0.287, SLG: 0.266 (9, 3)															2	0	1	0	0	0	0
Jerry Terrell, R OBP: 0.063, SLG: 0.063 (13, PR)															0	0	0	0	0	0	0
Darrell Porter, L OBP: 0.353, SLG: 0.345 (1, 2)		0-0 4-3		0-0 F9		0-0 F5		0-0 F8				0-0 1-3		0-0 F7	6	0	0	0	0	0	2
Jose Cardenal, R OBP: 0.337, SLG: 0.300 (5, PH)			0-0 6-3		0-0 P6	0-3 K		0-0 F3				0-0 G1-6-3 1B		0-0 F8	1	0	0	0	0	0	0
Clint Hurdle, L OBP: 0.346, SLG: 0.457 (6, 9)															2	0	0	0	0	1	1
John Wathan, R OBP: 0.380, SLG: 0.411 (8, PH)															3	0	1	0	0	0	1
Frank White, R OBP: 0.287, SLG: 0.353 (1, 4)			0-0 5-3		0-0 6-3	0-0 FC6-4 1-2		0-0 F8				0-0 G1-6-3 1-2		0-0 FC4 1-2	6	0	0	0	0	0	3


Inning Stats	R: 0	H: 2	E: 1	K: 0	S: 4	R: 0	H: 0	E: 0	K: 0	S: 3	R: 1	H: 2	E: 0	K: 0	S: 5	R: 0	H: 0	E: 0	K: 0	S: 3	R: 0	H: 2	E: 0	K: 0	S: 5	R: 2	H: 3	E: 0	K: 1	S: 8	R: 1	H: 3	E: 0	K: 0	S: 6	R: 0	H: 0	E: 0	K: 0	S: 3	R: 0	H: 1	E: 0	K: 0	S: 3	R: 0	H: 1	E: 0	K: 1	S: 6	R: 0	H: 0	E: 1	K: 0	S: 6	R: 0	H: 1	E: 0	K: 0	S: 4	R: 3	H: 3	E: 0	K: 0	S: 3	1B: 15	2B: 0	3B: 2	HR: 1	SF: 0	SAC: 1	DP: 2	HBP: 0	WP: 0	PA: 57
--------------	------	------	------	------	------	------	------	------	------	------	------	------	------	------	------	------	------	------	------	------	------	------	------	------	------	------	------	------	------	------	------	------	------	------	------	------	------	------	------	------	------	------	------	------	------	------	------	------	------	------	------	------	------	------	------	------	------	------	------	------	------	------	------	------	------	--------	-------	-------	-------	-------	--------	-------	--------	-------	--------

PITCHER	IP	WLS	BF	H	R	ER	SO	BB	IBB	HBP	BLK	WP	HR	S	P	ERA	WHIP
Rick Honeycutt, L ERA: 3.94 (1, 1)	2.2		12	4	1	1	0	1	0	0	0	0	0	11	15	7.71	1.714
Byron McLoughlin, R ERA: 6.58 (3, 1)	2.1		11	4	2	2	0	0	0	0	0	0	0	11	11	7.71	1.714
Dave Roberts, L ERA: 4.02 (6, 1)	4.0		16	4	1	1	1	0	0	0	0	0	0	18	18	2.25	1.000
Mike Parrott, R ERA: 7.39 (10, 1)	4.0	L	18	6	3	3	1	0	1	0	0	0	1	19	23	6.75	1.500

Seattle Mariners @ Kansas City Royals
Royals Stadium, Kansas City, MO
 Tue Sep 30 1980, 8:05 PM EDT
 Att. 17,272 - Unknown - 73 F

livebaseballscorecards.com

AB	54
R	7
H	18
RBI	7
BB	2
SO	2
LOB	20



Batter	1	2	3	4	5	6	7	8	9	AB R H RBI BB SO LOB	TOP																										
Kim Allen, R (1, 4) OBP: 0.365, SLG: 0.318 Ted Cox, R (6, PH) OBP: 0.292, SLG: 0.301 (6, 5)	0-0 5-3		0-0 FC4 CS 1-2f			0-0 E6			0-0 5-3	2 0 0 0 0 0 1 2 0 0 0 0 0 0																											
Joe Simpson, L (1, 9) OBP: 0.304, SLG: 0.334 Leon Roberts, R (6, PH) OBP: 0.328, SLG: 0.407 (6, 8)	0-0 4-3		0-0 CS 1-2	0-0 G6-3 1B		0-3 K			0-0 5-3	2 0 1 0 0 0 0 2 0 0 0 0 1 1																											
Juan Beniquez, R (1, 8) OBP: 0.276, SLG: 0.350 Reggie Walton, R (6, 9) OBP: 0.282, SLG: 0.413	0-3 K			0-0 G6-3 1-2f			0-0 HR		0-3 K	2 0 0 0 0 1 1 2 1 1 1 0 1 0																											
Bruce Bochte, L (1, 3) OBP: 0.383, SLG: 0.462		0-0 FC3-6 2B		0-0 F9			0-0 G3			3 0 1 0 0 0 0																											
Dan Meyer, L (1, 7) OBP: 0.316, SLG: 0.410		4-0 FC3-6 BB			0-0 6-3		0-0 P4			2 0 0 0 1 0 0																											
Willie Horton, R (1, 10) OBP: 0.306, SLG: 0.331		0-0 FC3-6 CS 1-2f 2-3			0-3 K		0-0 5-3			3 0 0 0 0 1 2																											
Jerry Narron, L (1, 2) OBP: 0.272, SLG: 0.330 Larry Cox, R (6, 2) OBP: 0.261, SLG: 0.294		0-0 F7 1-2			0-0 F8					2 0 0 0 0 0 2 1 0 1 0 0 0 0																											
Jim Anderson, R (1, 5) OBP: 0.289, SLG: 0.323 (6, 4)			0-0 F9			0-0 F2			0-0 FC6-4 1B	2 0 0 0 0 0 0 1 0 0 0 0 0 1																											
Bill Stein, R (8, PH) OBP: 0.326, SLG: 0.385 Larry Milbourne, S (8, PR) OBP: 0.315, SLG: 0.339 (8, 6)									0-0 FC6-4 G5-4-3 1-2f	0 0 0 0 0 0 0																											
Mario Mendoza, R (1, 6) OBP: 0.291, SLG: 0.316 Tom Paciorek, R (8, PH) OBP: 0.305, SLG: 0.436 Julio Cruz, S (8, 4) OBP: 0.304, SLG: 0.255			0-0 FC4 1B			0-0 F4			0-0 G5-4-3 1-2f	2 0 1 0 0 0 0 1 0 0 0 0 0 1 0 0 0 0 0 0 0																											
Inning Stats	R: 0 E: 0 K: 1 S: 5	H: 0 LOB: 0 BB: 0 P: 5	R: 0 E: 0 K: 0 S: 3	H: 1 LOB: 1 BB: 1 P: 7	R: 0 E: 0 K: 0 S: 3	H: 1 LOB: 0 BB: 0 P: 3	R: 0 E: 0 K: 0 S: 3	H: 1 LOB: 0 BB: 0 P: 3	R: 0 E: 0 K: 1 S: 5	H: 0 LOB: 0 BB: 0 P: 5	R: 0 E: 1 K: 1 S: 6	H: 0 LOB: 1 BB: 0 P: 6	R: 1 E: 0 K: 0 S: 4	H: 1 LOB: 0 BB: 0 P: 4	R: 0 E: 0 K: 0 S: 3	H: 1 LOB: 1 BB: 0 P: 3	R: 0 E: 0 K: 1 S: 5	H: 0 LOB: 0 BB: 0 P: 5	1B: 3 2B: 1 3B: 0 HR: 1	SF: 0 SAC: 0 DP: 2 HBP: 0	WP: 0 PB: 0 SB: 0 CS: 2	PA: 31															
PITCHER	IP WLS BF H R ER SO BB IBB HBP BLK WP HR S P ERA WHIP																																				
Rich Gale, R (1, 1) ERA: 4.0 Marty Pattin, R (5, 1) ERA: 3.64 Ken Brett, L (9, 1) ERA:	4.0	WLS	13	3	0	0	1	1	0	0	0	0	0	14	18	0.00	1.000																				
	4.0	W	14	2	1	1	2	0	0	0	0	0	1	18	18	2.25	0.500																				
	1.0	S	3	0	0	0	1	0	0	0	0	0	0	5	5	0.00	0.000																				

Seattle Mariners @ Kansas City Royals
 Royals Stadium, Kansas City, MO
 Wed Oct 01 1980, 8:05 PM EDT
 Att. 15,604 - Unknown - 74 F

livebaseballscorecards.com

AB	29
R	1
H	5
RBI	1
BB	1
SO	4
LOB	9



Seattle Mariners @ Kansas City Royals
 Royals Stadium, Kansas City, MO

Thu Oct 02 1980, 8:05 PM EDT
 Att. 15,241 - Unknown - 65 F

livebaseballscorecards.com

AB	33
R	2
H	6
RBI	0
BB	4
SO	1
LOB	16



AB R H RBI BB SO LOB

3	0	0	0	1	0	0	4	1	2	0	0	0	2	4	0	1	0	0	0	1	3	0	0	0	1	0	3	2	0	0	0	1	0	2	4	0	1	0	0	0	1	3	0	0	0	0	1	2	1	0	0	0	0	0	1	0	0	0	0	0	0	0	2	0	1	0	1	0	2	1	0	0	0	0	0	0	2	0	1	0	0	0	2	1	0	0	0	0	0	0
---	---	---	---	---	---	---	---	---	---	---	---	---	---	---	---	---	---	---	---	---	---	---	---	---	---	---	---	---	---	---	---	---	---	---	---	---	---	---	---	---	---	---	---	---	---	---	---	---	---	---	---	---	---	---	---	---	---	---	---	---	---	---	---	---	---	---	---	---	---	---	---	---	---	---	---	---	---	---	---	---	---	---	---	---	---	---	---	---	---	---

Batter	1	2	3	4	5	6	7	8	9
Kim Allen, R (1, 4) OBP: 0.357, SLG: 0.298 Rod Craig, S (9, PH) OBP: 0.290, SLG: 0.351	0-0 F7		0-0 G3		0-0 4-3		4-0 FC4-6 BB		0-0 3-1
Joe Simpson, L (1, 9) OBP: 0.306, SLG: 0.336	0-0 BB 1B		0-0 P4		0-0 1B 1B		0-0 FC4-6 S E		
Leon Roberts, R (1, 7) OBP: 0.328, SLG: 0.405	0-0 F8		0-0 F3		0-0 1B		0-0 E6		
Bruce Bochte, L (1, 3) OBP: 0.382, SLG: 0.459	4-0 1-2 BB			0-0 F7	0-0 F8		0-0 F7		
Juan Beniquez, R (1, 8) OBP: 0.277, SLG: 0.347 Willie Horton, R (8, PH) OBP: 0.308, SLG: 0.333 Larry Milbourne, S (8, PR) OBP: 0.315, SLG: 0.339	0-0 F8			4-0 2B BB		0-0 5-3		0-0 G6-4-3 1B	
Reggie Walton, R (1, 10) OBP: 0.280, SLG: 0.418		0-0 5-3		0-0 1-3 2B		0-0 F8		0-0 F9	
Jim Anderson, R (1, 6) OBP: 0.287, SLG: 0.319 Bill Stein, R (8, PH) OBP: 0.324, SLG: 0.383 Tom Paciorek, R (8, 8) OBP: 0.305, SLG: 0.436		0-0 F3		0-0 F8		0-3 K		0-0 G6-4-3	
Dave Edler, R (1, 5) OBP: 0.280, SLG: 0.329 Dan Meyer, L (9, PH) OBP: 0.315, SLG: 0.409		0-0 1B		0-0 F8			4-0 FC4-6 BB		0-0 F7
Larry Cox, R (1, 2) OBP: 0.258, SLG: 0.290 Jerry Narron, L (9, PH) OBP: 0.270, SLG: 0.327		0-0 F7			0-0 1-3		0-0 FC4-6 BB E		0-0 F7

Inning Stats	R: 0 E: 0 K: 0 S: 4	H: 1 LOB: 2 BB: 1 P: 8	R: 0 E: 0 K: 0 S: 4	H: 1 LOB: 1 BB: 0 P: 4	R: 0 E: 0 K: 0 S: 3	H: 0 LOB: 0 BB: 0 P: 3	R: 0 E: 0 K: 0 S: 4	H: 1 LOB: 2 BB: 1 P: 8	R: 0 E: 0 K: 0 S: 5	H: 2 LOB: 2 BB: 0 P: 5	R: 0 E: 0 K: 1 S: 5	H: 0 LOB: 0 BB: 0 P: 5	R: 2 E: 1 K: 0 S: 4	H: 0 LOB: 1 BB: 2 P: 12	R: 0 E: 0 K: 0 S: 3	H: 1 LOB: 1 BB: 0 P: 3	R: 0 E: 0 K: 0 S: 3	H: 0 LOB: 0 BB: 0 P: 3	1B: 5 2B: 1 3B: 0 HR: 0	SF: 0 SAC: 0 DP: 1 HBP: 0	WP: 0 PB: 0 SB: 1 CS: 0	PA: 37
--------------	------------------------------	---------------------------------	------------------------------	---------------------------------	------------------------------	---------------------------------	------------------------------	---------------------------------	------------------------------	---------------------------------	------------------------------	---------------------------------	------------------------------	----------------------------------	------------------------------	---------------------------------	------------------------------	---------------------------------	----------------------------------	------------------------------------	----------------------------------	--------

PITCHER	IP	WLS	BF	H	R	ER	SO	BB	IBB	HBP	BLK	WP	HR	S	P	ERA	WHIP
Renie Martin, R (1, 1) ERA: 4.39	6.2	W	30	5	2	0	1	4	0	0	0	0	0	28	44	0.00	1.350
Ken Brett, L (7, 1) ERA:	1.1		4	1	0	0	0	0	0	0	0	0	0	4	4	0.00	0.750
Dan Quisenberry, R (9, 1) ERA: 3.11	1.0		3	0	0	0	0	0	0	0	0	0	0	3	3	0.00	0.000

Batter	1	2	3	4	5	6	7	8	9	AB R H RBI BB SO LOB	TOP							
Gary Ward, R (1, 7) OBP: 0.512, SLG: 0.842	0-0 FC4-6 1B	0-0 HR 2B		0-0 2B		0-0 SF8		0-0 1B		4 1 4 1 0 0 0								
John Castino, R (1, 5) OBP: 0.336, SLG: 0.432	0-0 FC4-6 FC6-4 1-2f	0-0 HR		0-0 1-3		0-0 F9		0-0 L9		5 1 1 2 0 0 4								
Ken Landreaux, L (1, 8) OBP: 0.336, SLG: 0.422	0-0 FC6-4 1B 2B 1-2f	0-0 1B		0-0 F7			0-0 4-3		0-0 P5	5 1 1 0 0 0 2								
Greg Johnston, L (9, 8) OBP: 0.259, SLG: 0.333		0-0 1B								0 0 0 0 0 0 0								
Jose Morales, R (1, 10) OBP: 0.364, SLG: 0.494	0-0 2B 1-2	0-0 1B			0-0 FC5-4 1B		0-0 4-3		0-0 SH1-3 3B	5 0 4 0 0 0 0								
Willie Norwood, R (9, PR) OBP: 0.197, SLG: 0.233		0-0 1B								0 1 0 0 0 0 0								
Ron Jackson, R (1, 3) OBP: 0.319, SLG: 0.395	0-0 2B 1-3 2-H	0-0 5-3			0-0 FC5-4 4-3 1-2f		0-0 2B		4-0 SH1-3 IBB	4 0 2 1 1 0 3								
Butch Wynegar, S (1, 2) OBP: 0.339, SLG: 0.335	4-0 BB		0-0 F9		0-0 4-3		0-0 L5		0-0 SH1-3	3 0 0 1 1 0 2								
Pete Mackanin, R (1, 6) OBP: 0.298, SLG: 0.364	0-0 F8		0-0 P6		0-0 P6			0-0 6-3 2B	0-0 P4	5 0 1 0 0 0 6								
Bombo Rivera, R (1, 9) OBP: 0.254, SLG: 0.373		0-0 F7	0-0 6-3			0-0 F8		0-0 6-3		4 0 0 0 0 0 1								
Rob Wilfong, L (1, 4) OBP: 0.310, SLG: 0.371		0-0 F7		0-0 6-3		0-0 SF8 3B		0-0 F3		4 1 1 0 0 0 1								
Inning Stats	R: 1 E: 0 K: 0 S: 6	H: 3 LOB: 3 BB: 1 P: 10	R: 2 E: 0 K: 0 S: 7	H: 4 LOB: 2 BB: 0 P: 7	R: 0 E: 0 K: 0 S: 3	H: 0 LOB: 0 BB: 0 P: 3	R: 0 E: 0 K: 0 S: 4	H: 1 LOB: 1 BB: 0 P: 4	R: 0 E: 0 K: 0 S: 4	H: 1 LOB: 1 BB: 0 P: 4	R: 1 E: 0 K: 0 S: 4	H: 1 LOB: 2 BB: 1 P: 8	R: 1 E: 0 K: 0 S: 4	H: 1 LOB: 2 BB: 1 P: 8	1B: 6 2B: 5 3B: 2 HR: 1	SF: 1 SAC: 1 DP: 0 HBP: 0	WP: 0 PB: 0 SB: 0 CS: 0	PA: 43
PITCHER Larry Gura, L (1, 1) ERA: 2.95	IP: 9.0 WLS: L BF: 43 H: 14 R: 5 ER: 5 SO: 0 BB: 1 IBB: 1 HBP: 0 BLK: 0 WP: 0 HR: 1 S: 41 P: 49 ERA: 5.00 WHIP: 1.667											PITCHER	IP: 9.0 WLS: L BF: 43 H: 14 R: 5 ER: 5 SO: 0 BB: 1 IBB: 1 HBP: 0 BLK: 0 WP: 0 HR: 1 S: 41 P: 49 ERA: 5.00 WHIP: 1.667					

Minnesota Twins @ Kansas City Royals
Royals Stadium, Kansas City, MO
Fri Oct 03 1980, 8:05 PM EDT
Att. 20,714 - Unknown - 60 F

AB	39
R	5
H	14
RBI	5
BB	2
SO	0
LOB	19



Batter	1	2	3	4	5	6	7	8	9	AB	R	H	RBI	BB	SO	LOB	BOTTOM	
Willie Wilson, S OBP: 0.356, SLG: 0.422 (1, 7)	0-3 K		0-0 4-3			0-0 1B SF8	0-0 L4			4	1	1	0	0	1	2	Minnesota Twins @ Kansas City Royals Royals Stadium, Kansas City, MO Fri Oct 03 1980, 8:05 PM EDT Att: 20,714 - Unknown - 60 F	
U L Washington, S OBP: 0.337, SLG: 0.377 (1, 6)	4-0 G4-6-3 BB		0-0 6-3			0-0 1B		0-0 4-3		3	0	1	0	1	0	1		
George Brett, L OBP: 0.453, SLG: 0.665 (1, 5)	0-0 G4-6-3 1-2f				0-0 FC5-4 1B	0-0 SF8		0-0 5-3		3	0	1	1	0	0	1		
Hal McRae, R OBP: 0.337, SLG: 0.466 (1, 10)		0-0 HR			0-0 F8	0-0 L9		0-0 1B		4	1	2	1	0	0	2		
Amos Otis, R OBP: 0.317, SLG: 0.385 (1, 8)		0-3 K			0-0 FC5-4 1-2f	0-0 F8		0-0 F8		4	0	0	0	0	1	3		
Willie Aikens, L OBP: 0.358, SLG: 0.435 (1, 3)			0-0 6-3		0-3 K		0-0 F8		0-0 FC4-6 1B	4	0	1	0	0	1	1		
Onix Concepcion, R (9, PR) OBP: 0.133, SLG: 0.133										0	0	0	0	0	0	0		
Darrell Porter, L OBP: 0.352, SLG: 0.343 (1, 2)		0-0 4-3				0-0 1-3			0-0 FC4-6 G4-6-3 1-2f	2	1	0	0	1	0	0		
John Wathan, R (9, PH) OBP: 0.378, SLG: 0.409										1	0	0	0	0	0	1		
Jose Cardenal, R OBP: 0.327, SLG: 0.295 (1, 9)			0-0 F3			0-3 K		0-0 F3		3	0	0	0	0	1	1		
Ralph LaCock, L (9, PH) OBP: 0.286, SLG: 0.265									0-0 G4-6-3 1-2f	1	0	0	0	0	0	1		
Frank White, R OBP: 0.289, SLG: 0.357 (1, 4)			0-0 4-3 2B			0-0 F9		0-0 1-H 2B		3	0	2	1	0	0	0		
Inning Stats	R: 0 E: 0 K: 1 S: 4	H: 0 LOB: 0 BB: 1 P: 8	R: 1 E: 0 K: 1 S: 6	H: 1 LOB: 0 BB: 0 P: 6	R: 0 E: 0 K: 0 S: 4	H: 1 LOB: 1 BB: 0 P: 4	R: 0 E: 0 K: 1 S: 5	H: 0 LOB: 0 BB: 0 P: 5	R: 1 E: 0 K: 0 S: 5	H: 2 LOB: 1 BB: 0 P: 5	R: 1 E: 0 K: 0 S: 4	H: 1 LOB: 1 BB: 0 P: 4	R: 0 E: 0 K: 0 S: 3	H: 1 LOB: 1 BB: 0 P: 3	1B: 5 2B: 2 3B: 0 HR: 1	SF: 1 SAC: 0 DP: 2 HBP: 0	WP: 0 PB: 0 SB: 0 CS: 0	PA: 35
PITCHER	IP WLS BF H R ER SO BB IBB HBP BLK WP HR S P ERA WHIP	IP WLS BF H R ER SO BB IBB HBP BLK WP HR S P ERA WHIP																
Jerry Koosman, L (1, 1) ERA: 4.03	8.0 W 33 8 3 3 4 2 0 0 0 0 1 39 3.38 1.250	1.0 S 2 0 0 0 0 0 0 0 0 0 0 2 2 0.00 0.000																
Doug Corbett, R (9, 1) ERA: 2.0																		

livebaseballscorecards.com

AB	32
R	3
H	8
RBI	3
BB	2
SO	4
LOB	13



Batter	1	2	3	4	5	6	7	8	9	AB R H RBI BB SO LOB	TOP									
Hosken Powell, L (1, 9) OBP: 0.312, SLG: 0.355	0-0 CS 1B		0-0 1B			0-0 F7		0-0 4-3		4 0 2 0 0 0 1										
Rob Wilfong, L (1, 4) OBP: 0.308, SLG: 0.368	0-0 4-3 1-2		0-0 5-3			0-0 F8		0-0 F9		4 0 0 0 0 0 3										
Ken Landreaux, L (1, 7) OBP: 0.334, SLG: 0.419	0-0 G3					0-0 4-3		0-0 6-3		3 0 0 0 0 1 1										
Rick Sofield, L (6, 7) OBP: 0.288, SLG: 0.376										1 0 0 0 0 0 0										
Glenn Adams, L (1, 10) OBP: 0.321, SLG: 0.414		0-0 E6 1B 2B				0-0 L5		0-0 P5		4 1 2 0 0 0 0										
Willie Norwood, R (9, PR) OBP: 0.197, SLG: 0.233										0 0 0 0 0 0 0										
Mike Cabbage, L (1, 5) OBP: 0.303, SLG: 0.364		0-0 G4-6-3 1B				0-3 K		0-0 1B		4 0 2 1 0 1 1										
Greg Johnston, L (1, 8) OBP: 0.233, SLG: 0.296		0-0 G4-6-3 1-2f				0-0 P6		0-3 K		3 0 0 0 0 1 2										
Ron Jackson, R (1, 3) OBP: 0.318, SLG: 0.393		0-3 K				0-0 F7		0-0 3-1		2 0 0 0 0 1 0										
Danny Goodwin, L (5, 3) OBP: 0.301, SLG: 0.270										1 0 0 0 0 0 1										
Sal Butera, R (1, 2) OBP: 0.299, SLG: 0.289			0-0 6-3			0-0 1-3		0-0 F8		3 0 0 0 0 0 0										
Lenny Faedo, R (1, 6) OBP: 0.333, SLG: 0.500			0-0 6-3			0-0 2B		0-0 6-3		3 0 1 0 0 0 0										
Inning Stats	R: 0 E: 0 K: 0 S: 3	H: 1 LOB: 0 BB: 0 P: 3	R: 1 E: 1 K: 1 S: 6	H: 2 LOB: 0 BB: 0 P: 6	R: 0 E: 0 K: 0 S: 4	H: 1 LOB: 1 BB: 0 P: 4	R: 0 E: 0 K: 2 S: 7	H: 0 LOB: 0 BB: 0 P: 7	R: 0 E: 0 K: 0 S: 3	H: 0 LOB: 0 BB: 0 P: 3	R: 0 E: 0 K: 1 S: 6	H: 1 LOB: 1 BB: 0 P: 6	R: 0 E: 0 K: 1 S: 3	H: 0 LOB: 0 BB: 0 P: 3	R: 0 E: 1 K: 0 S: 4	H: 1 LOB: 2 BB: 0 P: 4	1B: 4 2B: 3 3B: 0 HR: 0	SF: 0 SAC: 0 DP: 1 HBP: 0	WP: 0 PB: 0 SB: 0 CS: 1	PA: 32
PITCHER	IP WLS BF H R ER SO BB IBB HBP BLK WP HR S P ERA WHIP																			
Dennis Leonard, R (1, 1) ERA: 3.79	8.0 W 28 6 1 1 4 0 0 0 0 0 0 0 36 36 1.12 0.750																			
Dan Quisenberry, R (9, 1) ERA: 3.09	1.0 4 1 0 0 0 0 0 0 0 0 0 0 4 4 0.00 1.000																			

Minnesota Twins @ Kansas City Royals
Royals Stadium, Kansas City, MO

Sat Oct 04 1980, 8:05 PM EDT
Att. 23,751 - Unknown - 62 F

livebaseballscorecards.com

AB	32
R	1
H	7
RBI	1
BB	0
SO	4
LOB	9



Batter	1	2	3	4	5	6	7	8	9	AB R H RBI BB SO LOB
--------	---	---	---	---	---	---	---	---	---	----------------------

Gary Ward, R (1, 7) <small>OBP: 0.489, SLG: 0.780</small> 										3 0 0 0 1 0 1
John Castino, R (1, 5) <small>OBP: 0.336, SLG: 0.430</small> 										4 0 1 0 0 0 1
Ken Landreaux, L (1, 8) <small>OBP: 0.334, SLG: 0.417</small> 										2 0 0 0 1 0 0
Jose Morales, R (1, 10) <small>OBP: 0.361, SLG: 0.490</small> Rick Sofield, L (6, PH) <small>OBP: 0.287, SLG: 0.374</small> 										2 0 0 0 0 0 2 2 0 0 0 0 2 1
Ron Jackson, R (1, 3) <small>OBP: 0.316, SLG: 0.391</small> Mike Cabbage, L (7, PH) <small>OBP: 0.301, SLG: 0.361</small> 										2 0 0 0 0 0 2 2 0 0 0 0 0 0
Pete Mackanin, R (1, 4) <small>OBP: 0.296, SLG: 0.361</small> 										3 0 0 0 0 0 0
Bombo Rivera, R (1, 9) <small>OBP: 0.248, SLG: 0.363</small> 										3 0 0 0 0 0 0
Sal Butera, R (1, 2) <small>OBP: 0.300, SLG: 0.282</small> 										2 0 0 0 1 0 1
Lenny Faedo, R (1, 6) <small>OBP: 0.250, SLG: 0.375</small> Glenn Adams, L (8, PH) <small>OBP: 0.320, SLG: 0.412</small> Jesus Vega, R (8, 3) <small>OBP: 0.242, SLG: 0.167</small> 										2 0 0 0 0 0 1 1 0 0 0 0 0 1 0 0 0 0 0 0 0

TOP

Minnesota Twins @ Kansas City Royals
 Royals Stadium, Kansas City, MO
 Sun Oct 05 1980, 4:33 AM EDT
 Att. 25,603 - Unknown - 68 F

AB	28
R	0
H	1
RBI	0
BB	3
SO	2
LOB	10



Inning Stats	R: 0	H: 1	E: 0	K: 0	S: 4	P: 8	R: 0	H: 0	E: 1	K: 0	S: 4	P: 4	R: 0	H: 0	E: 0	K: 0	S: 3	P: 3	R: 0	H: 0	E: 0	K: 0	S: 3	P: 3	R: 0	H: 0	E: 0	K: 1	S: 5	P: 9	R: 0	H: 0	E: 0	K: 0	S: 3	P: 3	R: 0	H: 0	E: 0	K: 0	S: 3	P: 7	R: 0	H: 0	E: 0	K: 1	S: 5	P: 5	1B: 1	2B: 0	3B: 0	HR: 0	SF: 0	SAC: 1	DP: 0	HBP: 0	WP: 0	PA: 32
--------------	------	------	------	------	------	------	------	------	------	------	------	------	------	------	------	------	------	------	------	------	------	------	------	------	------	------	------	------	------	------	------	------	------	------	------	------	------	------	------	------	------	------	------	------	------	------	------	------	-------	-------	-------	-------	-------	--------	-------	--------	-------	--------

PITCHER	IP	WLS	BF	H	R	ER	SO	BB	IBB	HBP	BLK	WP	HR	S	P	ERA	WHIP
Paul Splittorff, L (1, 1) <small>ERA: 4.15</small>	5.0	W	18	1	0	0	0	1	0	0	0	0	0	17	21	0.00	0.400
Rich Gale, R (6, 1) <small>ERA: 3.92</small>	4.0	S	14	0	0	0	2	2	0	0	0	0	0	16	24	0.00	0.500

PITCHER	IP	WLS	BF	H	R	ER	SO	BB	IBB	HBP	BLK	WP	HR	S	P	ERA	WHIP
---------	----	-----	----	---	---	----	----	----	-----	-----	-----	----	----	---	---	-----	------

Batter	1	2	3	4	5	6	7	8	9	AB	R	H	RBI	BB	SO	LOB
Willie Wilson, S OBP: 0.357, SLG: 0.421 (1, 7) (7, 8)	0-0 L3 ①		0-0 4-3 ① 1-2		0-0 CS 1B		0-0 FC6 ② 2-3 3-H			4	0	1	1	0	0	3
U L Washington, S OBP: 0.336, SLG: 0.375 (1, 6)	0-0 5-3 ②		4-0 HR BB		0-0 F8 ② ③ 1-2		0-0 F8 ③ 1-2			3	1	0	0	1	0	2
Hal McRae, R OBP: 0.342, SLG: 0.483 (1, 10)	0-0 5-3 ③		0-0 HR ① 1-H 2-H			0-0 E 1B		0-0 6-3 ①		4	1	2	3	0	0	0
Amos Otis, R OBP: 0.316, SLG: 0.383 Clint Hurdle, L OBP: 0.349, SLG: 0.458 (1, 8) (7, 9)		0-0 5-3 ①	0-0 F8 ②		0-3 K ① 1-3		0-3 K ②		0-3 K ③	3	0	0	0	0	1	1
John Wathan, R OBP: 0.377, SLG: 0.406 (1, 9) (7, 7) (8, 2)		4-0 E S FC5-2 BB	0-3 K ③		0-0 F9 ②		0-3 K ③			3	0	0	0	1	2	1
Willie Aikens, L OBP: 0.356, SLG: 0.433 Ralph LaCock, L OBP: 0.284, SLG: 0.263 (1, 3) (9, 3)		0-0 FC5-2 BB ② 1-H		0-3 K ① S		0-0 G3 ③				3	0	0	0	0	1	2
Darrell Porter, L OBP: 0.354, SLG: 0.342 Jerry Terrell, R OBP: 0.063, SLG: 0.063 Jamie Quirk, L OBP: 0.305, SLG: 0.399 (1, 2) (7, PR) (8, 7)		4-0 BB BB BB 1-2 BB		0-0 F8 ②		4-0 2B FC6 BB				1	0	0	0	2	0	0
Dave Chalk, R OBP: 0.326, SLG: 0.341 (1, 4)		0-0 F7 ③		0-0 P6 ③		0-0 FC6 1-3 2B				3	0	1	0	0	0	2
Manny Castillo, S OBP: 0.200, SLG: 0.200 (1, 5)			0-0 E6 4-3 HR		0-0 5-3 ①		0-0 6-3 ①			3	1	0	0	0	0	3

Inning Stats	R: 0	H: 0	E: 0	K: 0	S: 3	H: 0	LOB: 0	BB: 0	P: 3	R: 0	H: 0	E: 0	K: 1	S: 5	H: 1	LOB: 0	BB: 1	P: 11	R: 0	H: 0	E: 0	K: 1	S: 5	H: 1	LOB: 1	BB: 0	P: 3	R: 1	H: 1	E: 0	K: 0	S: 4	H: 0	LOB: 0	BB: 0	P: 7
--------------	------	------	------	------	------	------	--------	-------	------	------	------	------	------	------	------	--------	-------	-------	------	------	------	------	------	------	--------	-------	------	------	------	------	------	------	------	--------	-------	------


PITCHER	IP	WLS	BF	H	R	ER	SO	BB	IBB	HBP	BLK	WP	HR	S	P	ERA	WHIP
Darrell Jackson, L ERA: 3.87 (1, 1)	5.0	L	20	2	3	2	2	3	0	0	0	0	1	21	33	3.60	1.000
Pete Redfern, R ERA: 4.56 (6, 1)	2.0		9	2	1	1	1	1	0	0	0	0	0	10	14	4.50	1.500
Doug Corbett, R ERA: 1.98 (8, 1)	1.0		3	0	0	0	2	0	0	0	0	0	0	7	7	0.00	0.000

BOTTOM

Minnesota Twins @ Kansas City Royals
Royals Stadium, Kansas City, MO

Sun Oct 05 1980, 4:33 AM EDT
Att: 25,603 - Unknown - 68 F

AB	28
R	4
H	4
RBI	4
BB	4
SO	5
LOB	14



WP	HR	S	P	ERA	WHIP
0	0	0	32		

Batter	1	2	3	4	5	6	7	8	9	AB R H RBI BB SO LOB	TOP	
Willie Randolph, R (1, 4) OBP: 0.400, SLG: 0.600	2-1 SH1-3 2B	1-0 P6			0-3 K		3-2 F8		0-0 1B	5 0 2 0 0 1 1	New York Yankees @ Kansas City Royals Royals Stadium, Kansas City, MO Wed Oct 08 1980, 4:33 AM EDT Att. 42,598 - Unknown - 87 F livebaseballscorecards.com	
Bucky Dent, R (1, 6) OBP: 0.500, SLG: 0.500	0-0 SH1-3		2-0 F8		0-2 1B		0-1 1B	3-2 F2	4 0 2 0 0 0 1			
Bob Watson, R (1, 3) OBP: 0.500, SLG: 0.750	0-0 5-3		0-0 4-3 2B		2-0 F8		1-0 1B	1-3 1B	4 0 2 0 0 0 2			
Reggie Jackson, L (1, 9)	2-2 F7		1-0 4-3		3-3 K		1-2 4-3		4 0 0 0 0 1 5			
Eric Soderholm, R (1, 10) OBP: 0.250, SLG: 0.250		0-1 6-3	1-1 F9		3-1 FC5-4 1B		1-1 F9		4 0 1 0 0 0 1			
Rick Cerone, R (1, 2) OBP: 0.250, SLG: 1.000		2-1 HR		0-0 F9		2-1 FC5-4 FC6-4 1-2f	1-2 F7		4 1 1 1 0 0 1			
Lou Piniella, R (1, 7) OBP: 0.500, SLG: 1.333		2-2 HR		4-0 BB		2-3 K	1-1 6-3		3 1 1 1 1 1 1			
Aurelio Rodriguez, R (1, 5) OBP: 0.250, SLG: 0.500		0-0 4-3 2B		1-1 L8		0-0 FC6-4 1-2f		1-2 P5	4 0 1 0 0 0 2			
Bobby Brown, S (1, 8)		3-2 4-3		3-2 F8		1-1 L9		0-3 K	4 0 0 0 0 1 2			
Inning Stats	R: 0 H: 1 E: 0 LOB: 1 K: 0 BB: 0 S: 8 P: 12	R: 2 H: 3 E: 0 LOB: 1 K: 0 BB: 0 S: 13 P: 21	R: 0 H: 1 E: 0 LOB: 1 K: 0 BB: 0 S: 5 P: 9	R: 0 H: 0 E: 0 LOB: 1 K: 0 BB: 1 S: 8 P: 16	R: 0 H: 1 E: 0 LOB: 1 K: 2 BB: 0 S: 10 P: 15	R: 0 H: 1 E: 0 LOB: 1 K: 1 BB: 0 S: 9 P: 16	R: 0 H: 2 E: 0 LOB: 2 K: 0 BB: 0 S: 11 P: 17	R: 0 H: 0 E: 0 LOB: 0 K: 0 BB: 0 S: 7 P: 10	R: 0 H: 1 E: 0 LOB: 1 K: 1 BB: 0 S: 10 P: 14	1B: 5 SF: 0 2B: 3 SAC: 1 3B: 0 DP: 0 HR: 2 HBP: 0	WP: 0 PA: 38 PB: 0 SB: 0 CS: 0	
PITCHER Larry Gura, L (1, 1) ERA: 2.0	IP WLS BF H R ER SO BB IBB HBP BLK WP HR S P ERA WHIP	9.0 W 38 10 2 2 4 1 0 0 0 0 2 81 130 2.00 1.222										

New York Yankees @ Kansas City Royals
 Royals Stadium, Kansas City, MO
 Wed Oct 08 1980, 4:33 AM EDT
 Att. 42,598 - Unknown - 87 F

AB	36
R	2
H	10
RBI	2
BB	1
SO	4
LOB	16



Batter	1	2	3	4	5	6	7	8	9
Willie Wilson, S OBP: 0.200, SLG: 0.400 (1, 7)	1-2 4-3	3-2 5-3		1-3 K		2-2 4-3		1-1 2B	
U L Washington, S OBP: 0.400, SLG: 0.250 (1, 6)	2-2 5-3		4-0 CS BB	2-2 G4-6-3 1B			2-3 K	1-3 K2-3	
George Brett, L OBP: 0.750, SLG: 2.000 (1, 5)	2-2 2B		1 SAFE 1 SAFE 4-2 2B 1B BB	2-2 G4-6-3 1-2f			1-2 HR		
Hal McRae, R (1, 10)	0-0 F9		2-3 K		2-3 K		2-2 CS HBP		
Amos Otis, R OBP: 0.500, SLG: 0.750 (1, 8)		0-1 WP 2B 1B	1-0 1B 2B		1-2 F9		1-0 4-3		
John Wathan, R Clint Hurdle, L (1, 9) (9, 9)		4-1 WP 2B BB	4-0 1B IBB		4-1 BB BB			2-3 K	
Willie Aikens, L Ralph LaCock, L (1, 3) (9, 3)		3-3 K	3-1 1B		1-1 1-3			2-2 1-3	
Darrell Porter, L (1, 2)		1-2 F7	0-0 4-3			0-1 6-3		2-2 E3 1B 2B	
Frank White, R OBP: 0.750, SLG: 1.000 (1, 4)		2-1 1B 2B		1-2 1B S		1-0 P5		1-2 2B 1B	

Inning Stats	R: 0	H: 1	E: 0	K: 0	S: 12	LOB: 1	BB: 0	P: 17
	R: 2	H: 2	E: 0	K: 1	S: 18	LOB: 1	BB: 31	P: 31
	R: 2	H: 2	E: 0	K: 1	S: 9	LOB: 2	BB: 3	P: 27
	R: 0	H: 2	E: 0	K: 1	S: 14	LOB: 1	BB: 0	P: 19
	R: 0	H: 0	E: 0	K: 1	S: 12	LOB: 1	BB: 1	P: 20
	R: 0	H: 0	E: 0	K: 0	S: 8	LOB: 0	BB: 0	P: 11
	R: 1	H: 1	E: 0	K: 1	S: 11	LOB: 0	BB: 0	P: 17
	R: 2	H: 2	E: 1	K: 2	S: 21	LOB: 1	BB: 0	P: 30

PITCHER	IP	WLS	BF	H	R	ER	SO	BB	IBB	HBP	BLK	WP	HR	S	P	ERA	WHIP
Ron Guidry, L ERA: 12.0 (1, 1)	3.0	L	17	5	4	4	2	3	3	0	0	1	0	39	75	12.00	2.667
Ron Davis, R ERA: 2.25 (4, 1)	4.0		15	3	1	1	3	1	0	1	0	0	1	45	67	2.25	1.000
Tom Underwood, L ERA: (8, 1)	1.0		6	2	2	0	2	0	0	0	0	0	0	21	30	0.00	2.000

AB R H RBI BB SO LOB

5	0	1	2	0	1	2
4	0	1	0	1	2	1
3	2	2	1	1	0	2
3	0	0	0	0	2	2
4	2	2	0	0	0	1
1	1	0	0	3	1	0
0	0	0	0	0	0	0

4	0	1	2	0	1	3
0	0	0	0	0	0	0
4	1	0	0	0	0	4
4	1	3	2	0	0	0

1B: 5	SF: 0	WP: 1	PA: 38
2B: 4	SAC: 0	PB: 0	
3B: 0	DP: 1	SB: 2	
HR: 1	HBP: 1	CS: 2	

PITCHER	IP	WLS	BF	H	R	ER	SO	BB	IBB	HBP	BLK	WP	HR	S	P	ERA	WHIP
---------	----	-----	----	---	---	----	----	----	-----	-----	-----	----	----	---	---	-----	------

New York Yankees @ Kansas City Royals
Royals Stadium, Kansas City, MO
 Wed Oct 08 1980, 4:33 AM EDT
 Att: 42,598 - Unknown - 87 F

livebaseballscorecards.com

AB	32
R	7
H	10
RBI	7
BB	5
SO	7
LOB	15



Batter	1	2	3	4	5	6	7	8	9	AB R H RBI BB SO LOB	TOP		
Willie Randolph, R (1, 4) OBP: 0.444, SLG: 0.667	2-1 F9		0-3 K		1-0 2B			2-1 2B 1B		4 0 2 1 0 1 0			
Bobby Murcer, L (1, 10)	1-1 L3		0-2 G3		1-3 K			0-3 K		4 0 0 0 0 2 2			
Bob Watson, R (1, 3) OBP: 0.375, SLG: 0.625	3-1 4-3			2-2 F9		2-2 5-3		1-2 2B		4 0 1 0 0 0 0			
Reggie Jackson, L (1, 9) OBP: 0.250, SLG: 0.250		2-2 1B 1B		2-3 K		1-1 F7			1-0 1B 1B	4 0 2 0 0 1 0			
Oscar Gamble, L (1, 7)		2-0 F8		1-3 K		0-0 F9			1-1 F4	4 0 0 0 0 1 2			
Rick Cerone, R (1, 2) OBP: 0.375, SLG: 0.750		2-0 1B			0-0 F8		1-2 L7		3-1 G4-6-3 1B	4 0 2 0 0 0 0			
Graig Nettles, L (1, 5) OBP: 0.250, SLG: 1.000		1-1 F8			1-0 IHR		2-3 K		0-0 G4-6-3	4 1 1 1 0 1 4			
Bucky Dent, R (1, 6) OBP: 0.286, SLG: 0.286		0-3 K2-3			1-0 5-3		0-0 L6			3 0 0 0 0 1 2			
Bobby Brown, S (1, 8)			2-2 F6		4-2 2B BB			2-3 K		2 1 0 0 1 1 0			
Inning Stats	R: 0 E: 0 K: 0 S: 6 H: 0 LOB: 0 BB: 0 P: 12	R: 0 E: 0 K: 1 S: 10 H: 2 LOB: 2 BB: 0 P: 17	R: 0 E: 0 K: 1 S: 9 H: 0 LOB: 0 BB: 0 P: 11	R: 0 E: 0 K: 2 S: 10 H: 0 LOB: 0 BB: 0 P: 15	R: 2 E: 0 K: 1 S: 10 H: 2 LOB: 1 BB: 1 P: 18	R: 0 E: 0 K: 0 S: 8 H: 0 LOB: 0 BB: 0 P: 11	R: 0 E: 0 K: 1 S: 9 H: 0 LOB: 0 BB: 0 P: 12	R: 0 E: 0 K: 2 S: 11 H: 2 LOB: 2 BB: 0 P: 16	R: 0 E: 0 K: 0 S: 6 H: 2 LOB: 1 BB: 0 P: 11	1B: 5 2B: 2 3B: 0 HR: 1 SF: 0 SAC: 0 DP: 1 HBP: 0	WP: 0 PB: 0 SB: 0 CS: 0 PA: 34		
PITCHER	IP WLS BF H R ER SO BB IBB HBP BLK WP HR S P ERA WHIP											PITCHER	IP WLS BF H R ER SO BB IBB HBP BLK WP HR S P ERA WHIP
Dennis Leonard, R (1, 1) ERA: 2.25	8.0 W 31 7 2 2 8 1 0 0 0 0 0 74 114 2.25 1.000												
Dan Quisenberry, R (9, 1) ERA:	1.0 S 3 1 0 0 0 0 0 0 0 0 0 5 9 0.00 1.000												

New York Yankees @ Kansas City Royals
Royals Stadium, Kansas City, MO
 Thu Oct 09 1980, 8:05 PM EDT
 Att. 42,633 - Unknown - 83 F

AB	33
R	2
H	8
RBI	2
BB	1
SO	8
LOB	10



Batter	1	2	3	4	5	6	7	8	9	AB	R	H	RBI	BB	SO	LOB
Willie Wilson, S OBP: 0.333, SLG: 0.625 (1, 7)	L7		2B 3B				FC1-6 FC6-4			3	1	1	2	1	0	1
U L Washington, S OBP: 0.444, SLG: 0.429 (1, 6)	K		2B				FC6-4			3	0	1	1	1	1	1
George Brett, L OBP: 0.375, SLG: 0.857 (1, 5)	F6		F8							4	0	0	0	0	0	3
Hal McRae, R (1, 10)			L8							3	0	0	0	1	1	1
Amos Otis, R OBP: 0.375, SLG: 0.500 (1, 8)										4	0	1	0	0	2	1
John Wathan, R (1, 9) Clint Hurdle, L (7, 9)										3	0	0	0	0	0	2
Willie Aikens, L OBP: 0.143, SLG: 0.143 (1, 3)										0	0	0	0	0	0	0
Willie Aikens, L OBP: 0.143, SLG: 0.143 (1, 3)										3	0	0	0	0	0	1
Darrell Porter, L OBP: 0.143, SLG: 0.143 (1, 2)										3	1	1	0	0	0	0
Frank White, R OBP: 0.714, SLG: 0.857 (1, 4)										3	1	2	0	0	0	0

Inning Stats	R: 0	H: 0	E: 0	LOB: 0	K: 1	S: 8	P: 12	R: 0	H: 0	E: 0	LOB: 0	K: 1	S: 9	R: 3	H: 4	E: 0	LOB: 1	K: 0	S: 12	R: 0	H: 0	E: 0	LOB: 0	K: 1	S: 8	R: 0	H: 0	E: 0	LOB: 2	K: 0	S: 7	R: 0	H: 1	E: 0	LOB: 1	K: 1	S: 8	R: 0	H: 1	E: 0	LOB: 1	K: 0	S: 11	R: 0	H: 0	E: 0	LOB: 0	K: 0	S: 4
	0	0	0	0	1	12	12	0	0	0	0	1	9	3	4	0	1	0	12	0	0	0	0	0	8	0	0	0	1	0	2	7	0	1	0	1	8	0	1	0	1	11	0	0	0	4	0	0	

PITCHER	IP	WLS	BF	H	R	ER	SO	BB	IBB	HBP	BLK	WP	HR	S	P	ERA	WHIP	PITCHER	IP	WLS	BF	H	R	ER	SO	BB	IBB	HBP	BLK	WP	HR	S	P	ERA	WHIP												
Rudy May, L ERA: 3.38 (1, 1)	8.0	L	32	6	3	3	4	3	0	0	0	0	0	67	107	3.38	1.125																														

BOTTOM

New York Yankees @ Kansas City Royals
Royals Stadium, Kansas City, MO
 Thu Oct 09 1980, 8:05 PM EDT
 Att: 42,633 - Unknown - 83 F

AB	29
R	3
H	6
RBI	3
BB	3
SO	4
LOB	10



WP: 0	PA: 33
PB: 0	
SB: 1	
CS: 1	

Batter	1	2	3	4	5	6	7	8	9	AB R H RBI BB SO LOB	TOP
Willie Wilson, S OBP: 0.357, SLG: 0.615 (1, 7) X	0-0 6-3		1-1 6-3		2-0 2-3 1B		1-0 1B HR 2B		2-3 K	5 1 2 0 0 1 0	
U L Washington, S OBP: 0.462, SLG: 0.455 (1, 6) C B X	2-1 FC4-6 1B		2-0 4-3		2-1 2-3 1-2		3-2 2-3 HR 1B			4 1 2 0 0 0 1	
George Brett, L OBP: 0.333, SLG: 0.909 (1, 5) 1 SAFE C X	0-1 FC4-6 1-2f			2-2 F7	1-1 6-3		0-0 1-H 3-H HR			4 1 1 3 0 0 2	
Hal McRae, R OBP: 0.333, SLG: 0.200 (1, 10) 1 SAFE B B X	2-0 L9			0-1 1B 1B		1-1 6-3	3-2 CS 1B			4 0 2 0 0 0 1	
Amos Otis, R OBP: 0.333, SLG: 0.417 (1, 8) C X		0-1 6-3		1-2 L9		1-3 K	1-2 CS 1-2	2-0 CS 1B		4 0 1 0 0 1 1	
Willie Aikens, L OBP: 0.364, SLG: 0.364 (1, 3) B B C X		2-2 BB 1B		2-0 1-2 1B		2-2 WP 1B		1-1 F7		4 0 3 0 0 0 1	
Darrell Porter, L OBP: 0.182, SLG: 0.100 (1, 2) B B C X		4-2 G6-4-3 BB		3-2 F7		2-0 F7 1-2		2-0 F8 1-2		3 0 0 0 1 0 4	
Clint Hurdle, L John Wathan, R (7, PH) (7, 9) X		0-0 G6-4-3 1-2f			2-3 K		1-0 6-3		1-1 G3	2 0 0 0 0 1 2 2 0 0 0 0 0 0	
Frank White, R OBP: 0.545, SLG: 0.909 (1, 4) C B X			2-1 L5		0-0 HR		2-3 K		1-1 B5-3	4 1 1 1 0 1 0	
Inning Stats	R: 0 H: 1 E: 0 LOB: 1 K: 0 BB: 0 S: 6 P: 10	R: 0 H: 1 E: 0 LOB: 1 K: 0 BB: 1 S: 9 P: 15	R: 0 H: 0 E: 0 LOB: 0 K: 0 BB: 0 S: 5 P: 10	R: 0 H: 2 E: 0 LOB: 2 K: 0 BB: 0 S: 12 P: 20	R: 1 H: 2 E: 0 LOB: 1 K: 1 BB: 0 S: 9 P: 16	R: 0 H: 1 E: 0 LOB: 1 K: 1 BB: 0 S: 9 P: 15	R: 3 H: 4 E: 0 LOB: 0 K: 1 BB: 0 S: 21 P: 32	R: 0 H: 1 E: 0 LOB: 0 K: 0 BB: 0 S: 4 P: 9	R: 0 H: 0 E: 0 LOB: 0 K: 1 BB: 0 S: 7 P: 11	1B: 9 SF: 0 2B: 1 SAC: 0 3B: 0 DP: 1 HR: 2 HBP: 0	WP: 1 PA: 38 PB: 0 SB: 0 CS: 2
PITCHER	IP WLS BF H R ER SO BB IBB HBP BLK WP HR S P ERA WHIP										
Tommy John, L (1, 1) ERA: 2.7	6.2 28 8 2 2 3 1 0 0 0 1 1 61 101 2.70 1.350										
Rich Gossage, R (7, 1) ERA: 54.0	0.1 L 3 3 2 2 0 0 0 0 0 0 0 1 10 17 54.00 9.000										
Tom Underwood, L (8, 1) ERA:	2.0 6 1 0 0 1 0 0 0 0 0 0 0 11 20 0.00 0.500										

Kansas City Royals @ New York Yankees
 Yankee Stadium, Bronx, NY
 Fri Oct 10 1980, 7:05 PM EDT
 Att: 56,588 - Unknown

AB	36
R	4
H	12
RBI	4
BB	1
SO	4
LOB	12



Batter	1	2	3	4	5	6	7	8	9	AB R H RBI BB SO LOB	TOP											
Willie Wilson, S (1, 7) OBP: 0.263, SLG: 0.444	1-3 K		0-1 4-3	3-2 5-3			2-2 F7		2-3 K	5 0 0 0 0 2 1												
Hal McRae, R (1, 10) OBP: 0.375, SLG: 0.231	4-2 BB		1-1 HR 1B		0-0 F9		2-1 5-3			3 1 1 0 1 0 1												
George Brett, L (1, 5) OBP: 0.313, SLG: 0.800	0-0 F5		1-3 K		0-0 F8			2-2 WP HR 2B		4 1 1 0 0 1 2												
Willie Aikens, L (1, 3) OBP: 0.400, SLG: 0.800	2-2 F8		1-2 HR		2-3 K			2-0 HR		4 2 2 4 0 1 1												
Darrell Porter, L (1, 2) OBP: 0.267, SLG: 0.083		4-2 HR BB	4-1 1B BB		3-1 F5			2-0 F7		2 1 0 0 2 0 0												
Amos Otis, R (1, 8) OBP: 0.438, SLG: 0.688		2-1 HR 1-H	2-2 1B 1B		2-2 F9			3-2 G6-4-3 1B		4 1 3 2 0 0 0												
Clint Hurdle, L (1, 9) OBP: 0.200, SLG: 0.200		1-2 F7	2-1 1B		2-2 6-3			0-0 G6-4-3		3 0 1 0 0 0 0												
John Wathan, R (8, 9)			1-2 2-H 1B					1-2f		1 0 0 0 0 0 1												
Frank White, R (1, 4) OBP: 0.467, SLG: 0.733		0-0 F9		0-1 3-1			0-1 S 1B		0-2 5-3	4 0 1 0 0 0 0												
U L Washington, S (1, 6) OBP: 0.353, SLG: 0.333		1-2 3-1		1-0 6-3			1-1 L7		3-3 K	4 0 0 0 0 1 1												
Inning Stats	R: 0 E: 0 K: 1 S: 11	H: 0 LOB: 1 BB: 1 P: 18	R: 2 E: 0 K: 0 S: 11	H: 1 LOB: 0 BB: 1 P: 19	R: 2 E: 0 K: 1 S: 16	H: 4 LOB: 2 BB: 1 P: 27	R: 0 E: 0 K: 0 S: 11	H: 0 LOB: 0 BB: 0 P: 15	R: 0 E: 0 K: 1 S: 5	H: 0 LOB: 0 BB: 0 P: 7	R: 0 E: 0 K: 0 S: 8	H: 0 LOB: 0 BB: 0 P: 15	R: 0 E: 0 K: 0 S: 9	H: 1 LOB: 1 BB: 0 P: 14	R: 2 E: 0 K: 0 S: 10	H: 3 LOB: 0 BB: 0 P: 19	R: 0 E: 0 K: 2 S: 11	H: 0 LOB: 0 BB: 0 P: 16	1B: 5 2B: 1 3B: 0 HR: 3	SF: 0 SAC: 0 DP: 1 HBP: 0	WP: 1 PB: 0 SB: 1 CS: 0	PA: 37
PITCHER	IP WLS BF H R ER SO BB IBB HBP BLK WP HR S P ERA WHIP																					
Bob Walk, R (1, 1) ERA: 7.71	7.0 W 31 8 6 6 3 3 0 0 0 1 3 75 123 7.71 1.571																					
Tug McGraw, L (8, 1) ERA: 3.6	2.0 S 6 1 0 0 2 0 0 0 0 0 0 0 17 27 0.00 0.500																					

Kansas City Royals @ Philadelphia Phillies
Veterans Stadium, Philadelphia, PA
 Tue Oct 14 1980, 7:05 PM EDT
 Att: 65,791 - Unknown

AB	34
R	6
H	9
RBI	6
BB	3
SO	5
LOB	7



Batter	1	2	3	4	5	6	7	8	9	AB	R	H	RBI	BB	SO	LOB
Lonnie Smith, R OBP: 0.417, SLG: 0.417 Del Unser, L OBP: 0.500, SLG: 0.833 (1, 7) (8, PH) (9, 7)	1-1 F8			2-3 K	1-2 F9			1-1 G3 1B 2B		3	0	0	0	0	1	2
Pete Rose, S OBP: 0.424, SLG: 0.296 (1, 3)	2-0 F8			2-1 L8		1-0 F9		1-0 G3 2B		4	0	0	0	0	0	1
Bake McBride, L OBP: 0.367, SLG: 0.429 (1, 9)	2-2 P5			0-1 L4		4-2 1B BB		0-0 2B 1B		3	1	1	1	1	0	0
Mike Schmidt, R OBP: 0.333, SLG: 0.333 (1, 5)		1-0 5-3			3-2 5-3	2-2 1B BB		0-0 1B 2B		4	1	2	1	0	0	0
Keith Moreland, R OBP: 0.400, SLG: 0.400 (1, 10)		2-2 L7			0-1 2B SF9 1B	0-0 G6-4-3		0-1 1B		4	1	2	1	0	0	2
Garry Maddox, R OBP: 0.333, SLG: 0.385 Greg Gross, L OBP: 0.500, SLG: 0.500 (1, 8) (8, PH) (9, 8)		1-3 K			2-2 SF9 1B 2B		1-2 5-3	2-2 G6-4-3		3	1	1	0	0	1	0
Manny Trillo, R OBP: 0.310, SLG: 0.481 (1, 4)			1-2 F8		2-0 SF9		0-0 6-3			2	0	0	1	0	0	0
Larry Bowa, S OBP: 0.379, SLG: 0.308 (1, 6)			0-0 F5		0-0 BB 1B		1-1 4-3			3	0	1	1	0	0	0
Bob Boone, R OBP: 0.385, SLG: 0.391 (1, 2)			2-2 F8		4-1 BB			4-2 2B BB		1	1	0	0	2	0	0

Inning Stats	R: 0	H: 0	E: 0	LOB: 0	K: 0	BB: 0	S: 6	P: 11	R: 0	H: 0	E: 0	LOB: 0	K: 1	BB: 0	S: 7	P: 11	R: 0	H: 0	E: 0	LOB: 0	K: 0	BB: 0	S: 7	P: 10	R: 0	H: 0	E: 0	LOB: 0	K: 1	BB: 0	S: 7	P: 11	R: 2	H: 3	E: 0	LOB: 2	K: 0	BB: 1	S: 16	P: 28	R: 0	H: 1	E: 0	LOB: 1	K: 0	BB: 1	S: 7	P: 14	R: 0	H: 0	E: 0	LOB: 0	K: 0	BB: 0	S: 7	P: 9	R: 4	H: 4	E: 0	LOB: 0	K: 0	BB: 1	S: 14	P: 22
--------------	------	------	------	--------	------	-------	------	-------	------	------	------	--------	------	-------	------	-------	------	------	------	--------	------	-------	------	-------	------	------	------	--------	------	-------	------	-------	------	------	------	--------	------	-------	-------	-------	------	------	------	--------	------	-------	------	-------	------	------	------	--------	------	-------	------	------	------	------	------	--------	------	-------	-------	-------

PITCHER	IP	WLS	BF	H	R	ER	SO	BB	IBB	HBP	BLK	WP	HR	S	P	ERA	WHIP
Larry Gura, L ERA: 2.4 (1, 1)	6.0		23	4	2	2	2	2	0	0	0	0	0	50	85	3.00	1.000
Dan Quisenberry, R ERA: 5.14 (7, 1)	2.0	L	10	4	4	4	0	1	0	0	0	0	0	21	31	18.00	2.500

BOTTOM

AB	R	H	RBI	BB	SO	LOB
3	0	0	0	0	1	2
1	1	1	1	0	0	0
4	0	0	0	0	0	1
3	1	1	1	1	0	0
4	1	2	1	0	0	0
4	1	2	1	0	0	2
3	1	1	0	0	1	0
1	0	0	0	0	0	1
2	0	0	1	0	0	0
3	0	1	1	0	0	0
1	1	0	0	2	0	0

AB	29
R	6
H	8
RBI	6
BB	3
SO	2
LOB	6



WP	PA	33
WP: 0	PA: 33	
PB: 0	CS: 0	
SB: 0		
CS: 0		

Kansas City Royals @ Philadelphia Phillies
Veterans Stadium, Philadelphia, PA
 Wed Oct 15 1980, 7:05 PM EDT
 Att. 65,775 - Unknown

livebaseballscorecards.com

Batter	1	2	3	4	5	6	7	8	9	10	AB R H RBI BB SO LOB	TOP													
Lonnie Smith, R (1, 7) OBP: 0.471, SLG: 0.438 Greg Gross, L (10, PH) OBP: 0.500, SLG: 0.500 (10, 7)	1-2 BB 1B	0-1 1-3 1-2 2-3 3-H		2-1 F8		1-0 FC6-4 1-2 1B		4-2 1B 1-2 BB		1-0 SH3 1-2	4 0 2 1 1 0 2 0 0 0 0 0 0 0														
Pete Rose, S (1, 3) OBP: 0.436, SLG: 0.290	2-3 K	4-1 BB		0-0 4-3		0-3 K		0-0 1-3 2-H 1-2 1B		4-0 IBB	4 0 1 1 2 2 3														
Mike Schmidt, R (1, 5) OBP: 0.333, SLG: 0.400	4-2 BB 1-2 BB	1-0 F8			2-1 HR	2-2 FC6-4 1-2f		1-1 F8		0-0 L4 2-3	5 1 1 1 1 0 9														
Bake McBride, L (1, 9) OBP: 0.371, SLG: 0.424	0-1 F7		1-0 FC5-4 1B		1-3 K		0-0 F8		2-1 3-1 F7 1B		5 0 2 0 0 1 2														
Keith Moreland, R (1, 10) OBP: 0.300, SLG: 0.300	0-0 F8		1-3 K		1-0 1B 1B		2-2 F8		2-2 F7 1-2		5 0 1 0 0 1 4														
Garry Maddox, R (1, 8) OBP: 0.343, SLG: 0.367		1-1 5-3	0-0 FC5-4 2B 1-2f		1-0 G4-6-3 1-2 1B		1-1 F9		4-0 3-1 IBB		4 0 1 0 1 0 1														
Manny Trillo, R (1, 4) OBP: 0.324, SLG: 0.500		2-2 BB 1-3 1B 1B	0-1 1-3 2B		0-0 G4-6-3 1-2f		0-1 F7	0-2 3-1 1-2 2-3			5 1 2 0 0 0 4														
Larry Bowa, S (1, 6) OBP: 0.412, SLG: 0.355		0-0 1-3 BB 1-2 1B	3-2 5-3		0-1 1B 1B		1-2 1B S 1B	0-0 G1-3			5 1 3 0 0 0 4														
Bob Boone, R (1, 2) OBP: 0.387, SLG: 0.370		4-1 1-3 BB 1-2 2-3		1-2 F8		1-0 F8		3-1 F8		1-2 L4 SH3 1B	4 0 1 0 1 0 2														
Inning Stats	R: 0 H: 1 E: 0 LOB: 2 K: 1 BB: 1 S: 14 P: 21	R: 1 H: 2 E: 0 LOB: 3 K: 0 BB: 2 S: 11 P: 23	R: 0 H: 2 E: 0 LOB: 2 K: 1 BB: 0 S: 12 P: 17	R: 0 H: 0 E: 0 LOB: 0 K: 0 BB: 0 S: 6 P: 9	R: 1 H: 3 E: 0 LOB: 1 K: 1 BB: 0 S: 8 P: 13	R: 0 H: 2 E: 0 LOB: 2 K: 1 BB: 0 S: 11 P: 14	R: 0 H: 0 E: 0 LOB: 0 K: 0 BB: 0 S: 6 P: 9	R: 1 H: 2 E: 0 LOB: 2 K: 0 BB: 1 S: 13 P: 22	R: 0 H: 1 E: 0 LOB: 2 K: 0 BB: 1 S: 9 P: 17	R: 0 H: 1 E: 0 LOB: 1 K: 0 BB: 1 S: 5 P: 11	1B: 12 SF: 0 2B: 2 SAC: 1 3B: 0 DP: 2 HR: 1 HBP: 0	WP: 0 PA: 48 PB: 0 SB: 1 CS: 0													
PITCHER	IP WLS BF H R ER SO BB IBB HBP BLK WP HR S P ERA WHIP																								
Rich Gale, R (1, 1) ERA: 4.15	4.1																								
Renie Martin, R (5, 1) ERA: 2.45	3.1	15	5	1	1	1	1	0	0	0	0	0	0	30	45	2.70	1.800								
Dan Quisenberry, R (8, 1) ERA: 3.86	2.1	W	10	2	0	0	0	0	2	0	0	0	0	16	31	0.00	0.857								

Philadelphia Phillies @ Kansas City Royals
 Royals Stadium, Kansas City, MO
 Fri Oct 17 1980, 8:05 PM EDT
 Att. 42,380 - Unknown

livebaseballscorecards.com

AB	41
R	3
H	14
RBI	3
BB	6
SO	4
LOB	31



Batter	1	2	3	4	5	6	7	8	9	10	AB R H RBI BB SO LOB
Willie Wilson, S OBP: 0.276, SLG: 0.346 (1, 7)	3-1 4-3		2-3 K		1-3 K			0-1 6-3		4-0 S 1B BB	4 1 0 0 1 2 0
Frank White, R OBP: 0.333, SLG: 0.500 (1, 4)	2-2 5-3		0-1 5-3			1-3 K		0-3 K		1-3 K 2-3	5 0 0 0 0 3 2
George Brett, L OBP: 0.458, SLG: 0.952 (1, 5)	1-1 HR			1-1 F5		0-0 F8		0-0 2B		4-1 1B IBB	4 1 2 1 1 0 0
Willie Aikens, L OBP: 0.417, SLG: 0.739 (1, 3)	0-1 4-3			0-2 1B 3B		3-3 K		2-3 K		2-1 1B 1-2 2-H	5 1 2 1 0 2 1
Hal McRae, R OBP: 0.480, SLG: 0.381 (1, 10)		2-2 F3		0-0 4-3 1B 3-H			0-1 5-3		1-0 1B G6-4-3		4 0 2 1 0 0 0
Amos Otis, R OBP: 0.440, SLG: 0.780 (1, 8)		2-0 FC6-4 1B		2-2 4-3 1-2			1-1 HR		1-2 G6-4-3 1-2f		4 1 2 1 0 0 2
Clint Hurdle, L OBP: 0.333, SLG: 0.333 (1, 9)		2-1 FC6-4 1-2f		0-1 4-3			1-2 S 1B		0-0 1B		4 0 2 0 0 0 2
Onix Concepcion, R (9, PR)											0 0 0 0 0 0 0
Jose Cardenal, R (10, 9)											0 0 0 0 0 0 0
Darrell Porter, L OBP: 0.200, SLG: 0.059 (1, 2)		1-1 FC6 1-2f			1-0 4-3		3-3 SAFE K 1-2		3-1 SAFE F9		4 0 0 0 0 1 3
U L Washington, S OBP: 0.320, SLG: 0.304 (1, 6)			3-2 L8		2-1 F8		3-1 F5			0-0 CS BB 1B	4 0 1 0 0 0 1

Inning Stats	R: 1	H: 1	E: 0	K: 0	S: 9	H: 0	LOB: 0	BB: 0	P: 15	R: 0	H: 1	E: 0	K: 0	S: 9	R: 0	H: 0	E: 0	K: 1	S: 8	R: 1	H: 2	E: 0	K: 0	S: 11	R: 0	H: 0	E: 0	K: 2	S: 8	R: 1	H: 2	E: 0	K: 1	S: 12	R: 0	H: 1	E: 0	K: 2	S: 9	R: 0	H: 2	E: 0	K: 0	S: 7	R: 1	H: 0	E: 0	K: 1	S: 10	R: 0	H: 2	E: 0	K: 1	S: 18	1B: 7	SF: 0	2B: 1	SAC: 0	3B: 1	DP: 1	HR: 2	HBP: 0	WP: 0	PA: 40
--------------	------	------	------	------	------	------	--------	-------	-------	------	------	------	------	------	------	------	------	------	------	------	------	------	------	-------	------	------	------	------	------	------	------	------	------	-------	------	------	------	------	------	------	------	------	------	------	------	------	------	------	-------	------	------	------	------	-------	-------	-------	-------	--------	-------	-------	-------	--------	-------	--------

PITCHER	IP	WLS	BF	H	R	ER	SO	BB	IBB	HBP	BLK	WP	HR	S	P	ERA	WHIP
Dick Ruthven, R ERA: 2.5 (1, 1)	9.0		35	9	3	3	7	0	0	0	0	0	2	80	124	3.00	1.000
Tug McGraw, L ERA: 4.22 (10, 1)	0.2	L	5	2	1	1	1	1	1	0	0	0	0	10	18	13.50	4.500


BOTTOM

Philadelphia Phillies @ Kansas City Royals
 Royals Stadium, Kansas City, MO

Fri Oct 17 1980, 8:05 PM EDT
 Att: 42,380 - Unknown

livebaseballscores.com

AB	38
R	4
H	11
RBI	4
BB	2
SO	8
LOB	11



Batter	1	2	3	4	5	6	7	8	9	AB R H RBI BB SO LOB	TOP	
Lonnie Smith, R (1, 10) OBP: 0.381, SLG: 0.350	0-1 5-3		1-0 5-3		0-0 G5-4-3		1-0 6-3			4 0 0 0 0 0 2		
Pete Rose, S (1, 3) OBP: 0.442, SLG: 0.343	1-2 E4 1B		2-2 F7			1-0 5-3		0-0 4-3 SF9 2B		4 1 2 0 0 0 0		
Bake McBride, L (1, 9) OBP: 0.385, SLG: 0.444	0-0 F7		4-1 CS BB			1-1 WP 2B		2-2 4-3		3 0 1 0 1 0 2		
Mike Schmidt, R (1, 5) OBP: 0.326, SLG: 0.395	1-3 K		2-2 CS 1-2		0-0 G3 1B	0-0 5-3		1-0 SF9		3 0 1 1 0 1 2		
Del Unser, L (1, 7) OBP: 0.400, SLG: 0.600		0-1 F7		1-1 F8		2-3 K 2-3		2-0 1B		4 0 1 0 0 1 2		
Garry Maddox, R (1, 8) OBP: 0.333, SLG: 0.353		2-0 FC4-6 1B		0-0 G3 1-2		0-0 P6		0-0 6-3		4 0 1 0 0 0 2		
Manny Trillo, R (1, 4) OBP: 0.316, SLG: 0.500		0-2 FC4-6 1B 1-2f		0-1 F9		0-1 1B SF7 2B		0-0 5-3		4 2 1 0 0 0 2		
Larry Bowa, S (1, 6) OBP: 0.421, SLG: 0.371		0-0 1B 2-H		0-1 F9		1-2 S 1B		1-2 4-3		4 0 2 1 0 0 0		
Bob Boone, R (1, 2) OBP: 0.371, SLG: 0.367		3-1 5-3		2-2 G5-4-3 1B		0-0 SF7		3-1 6-3		3 0 1 1 0 0 1		
Inning Stats	R: 0 H: 1 E: 1 LOB: 1 K: 1 BB: 0 S: 9 P: 11	R: 1 H: 2 E: 1 LOB: 1 K: 0 BB: 0 S: 10 P: 15	R: 0 H: 0 E: 0 LOB: 0 K: 0 BB: 1 S: 9 P: 18	R: 0 H: 1 E: 0 LOB: 1 K: 0 BB: 0 S: 6 P: 7	R: 0 H: 1 E: 0 LOB: 0 K: 0 BB: 0 S: 6 P: 8	R: 0 H: 1 E: 0 LOB: 1 K: 1 BB: 0 S: 7 P: 11	R: 1 H: 2 E: 0 LOB: 1 K: 0 BB: 0 S: 8 P: 10	R: 1 H: 2 E: 0 LOB: 1 K: 0 BB: 0 S: 7 P: 12	R: 0 H: 0 E: 0 LOB: 0 K: 0 BB: 0 S: 8 P: 12	1B: 7 SF: 2 2B: 3 SAC: 0 3B: 0 DP: 1 HR: 0 HBP: 0	WP: 1 PA: 37 PB: 0 SB: 1 CS: 1	
PITCHER	IP WLS BF H R ER SO BB IBB HBP BLK WP HR S P ERA WHIP											
Dennis Leonard, R (1, 1) ERA: 4.82	7.0 W 29 9 3 2 2 1 0 0 0 1 0 56 81 2.57 1.429											
Dan Quisenberry, R (8, 1) ERA: 3.18	2.0 S 7 1 0 0 0 0 0 0 0 0 0 0 14 23 0.00 0.500											

Philadelphia Phillies @ Kansas City Royals
Royals Stadium, Kansas City, MO
Sat Oct 18 1980, 4:33 AM EDT
Att: 42,363 - Unknown

livebaseballscorecards.com

AB 33
R 3
H 10
RBI 3
BB 1
SO 2
LOB 13



Batter	1	2	3	4	5	6	7	8	9
Willie Wilson, S OBP: 0.294, SLG: 0.333 (1, 7)									
Frank White, R OBP: 0.276, SLG: 0.414 (1, 4)									
George Brett, L OBP: 0.414, SLG: 0.885 (1, 5)									
Willie Aikens, L OBP: 0.464, SLG: 0.962 (1, 3)									
Hal McRae, R OBP: 0.483, SLG: 0.480 (1, 10)									
Amos Otis, R OBP: 0.448, SLG: 0.759 (1, 8)									
Clint Hurdle, L OBP: 0.462, SLG: 0.455 (1, 9)									
Darrell Porter, L OBP: 0.208, SLG: 0.050 (1, 2)									
U L Washington, S OBP: 0.310, SLG: 0.296 (1, 6)									

Inning Stats	R: 4 E: 1 K: 19 S: 19	H: 6 LOB: 3 BB: 1 P: 33	R: 1 E: 0 K: 0 S: 9	H: 2 LOB: 1 BB: 0 P: 16	R: 0 E: 0 K: 1 S: 8	H: 1 LOB: 1 BB: 0 P: 13	R: 0 E: 0 K: 2 S: 10	H: 0 LOB: 0 BB: 0 P: 13	R: 0 E: 0 K: 2 S: 12	H: 1 LOB: 2 BB: 1 P: 20	R: 0 E: 0 K: 0 S: 4	H: 0 LOB: 2 BB: 2 P: 15	R: 0 E: 0 K: 0 S: 4	H: 0 LOB: 1 BB: 1 P: 9	R: 0 E: 0 K: 0 S: 7	H: 0 LOB: 0 BB: 0 P: 8
--------------	--------------------------------	----------------------------------	------------------------------	----------------------------------	------------------------------	----------------------------------	-------------------------------	----------------------------------	-------------------------------	----------------------------------	------------------------------	----------------------------------	------------------------------	---------------------------------	------------------------------	---------------------------------

PITCHER	IP	WLS	BF	H	R	ER	SO	BB	IBB	HBP	BLK	WP	HR	S	P	ERA	WHIP
Larry Christenson, R ERA: 9.0 (1, 1)	0.1	L	6	5	4	4	0	0	0	0	0	0	1	14	22	108.00	15.000
Dickie Noles, R ERA: 1.23 (1, 1)	4.2		21	5	1	1	6	2	0	0	0	0	1	44	73	1.93	1.500
Kevin Saucier, L ERA: (6, 1)	0.2		4	0	0	0	0	2	0	0	0	1	0	3	13	0.00	3.000
Warren Brusstar, R ERA: 1.8 (6, 1)	2.1		8	0	0	0	0	1	0	0	0	0	0	12	19	0.00	0.429

AB R H RBI BB SO LOB

4	1	1	0	1	1	4
5	0	0	0	0	0	2
5	1	1	1	0	1	1
3	2	2	3	1	1	0
4	1	2	0	0	1	2
4	0	2	1	0	0	1
2	0	1	0	2	0	0
3	0	0	0	1	2	5
4	0	1	0	0	0	4

AB	R	H	RBI	BB	SO	LOB
34	5	10	5	5	6	19

Philadelphia Phillies @ Kansas City Royals
 Royals Stadium, Kansas City, MO
 Sat Oct 18 1980, 4:33 AM EDT
 Att. 42,363 - Unknown

livebaseballscorecards.com

WP: 1	PA: 39
PB: 0	SB: 0
CS: 0	



Batter	1	2	3	4	5	6	7	8	9	AB R H RBI BB SO LOB	TOP																	
Pete Rose, S (1, 3) OBP: 0.404, SLG: 0.308	0-0 G1-3			3-1 1-4-3		0-1 L1-3		1-1 4-3		4 0 0 0 0 0 2																		
Bake McBride, L (1, 9) OBP: 0.349, SLG: 0.400	3-2 F8			0-0 E3 HR		1-1 F6		0-2 4-3		4 1 0 0 0 0 1																		
Mike Schmidt, R (1, 5) OBP: 0.340, SLG: 0.476	1-2 F7			2-2 1 SAFE 1 SAFE 1-H HR			3-2 F9		1-0 2B 1B	4 2 2 2 0 0 0																		
Greg Luzinski, R (1, 7) OBP: 0.292, SLG: 0.455		1-3 K		0-1 5-3		4-2 FC6-4 1B BB		0-1 SH3 1B 2B		2 0 0 0 1 1 0																		
Lonnie Smith, R (7, PR) OBP: 0.381, SLG: 0.350										0 0 0 0 0 0 0																		
Del Unser, L (9, PH) OBP: 0.455, SLG: 0.727										1 1 1 1 0 0 0																		
Keith Moreland, R (1, 10) OBP: 0.308, SLG: 0.308		0-2 F9		0-2 P5		1-0 FC6-4 1B		0-0 SH3		3 0 1 0 0 0 0																		
Garry Maddox, R (1, 8) OBP: 0.302, SLG: 0.316		2-3 K			2-1 F7	1-0 FC6-4 FC4-6 1-2f 2-3		0-0 5-3		4 0 0 0 0 1 3																		
Manny Trillo, R (1, 4) OBP: 0.310, SLG: 0.475			0-0 F8		1-0 F9	0-1 FC4-6 1-2f		0-2 1B		4 0 1 1 0 0 2																		
Larry Bowa, S (1, 6) OBP: 0.405, SLG: 0.359			0-0 P4-3-1 1B		0-0 F8		3-2 4-3	1 SAFE 0-0 6-3		4 0 1 0 0 0 1																		
Bob Boone, R (1, 2) OBP: 0.368, SLG: 0.364			2-0 P4-3-1 1-2f		0-1 L1-3 1B		2-2 E5 4-3			3 0 1 0 0 0 1																		
Inning Stats	R: 0 E: 0 K: 0 S: 10	H: 0 LOB: 0 BB: 0 P: 14	R: 0 E: 0 K: 2 S: 9	H: 0 LOB: 0 BB: 0 P: 12	R: 0 E: 0 K: 0 S: 3	H: 1 LOB: 0 BB: 0 P: 5	R: 2 E: 1 K: 0 S: 12	H: 1 LOB: 0 BB: 0 P: 17	R: 0 E: 0 K: 0 S: 4	H: 0 LOB: 0 BB: 0 P: 7	R: 0 E: 0 K: 0 S: 6	H: 1 LOB: 0 BB: 0 P: 7	R: 0 E: 0 K: 0 S: 10	H: 1 LOB: 2 BB: 1 P: 19	R: 0 E: 1 K: 0 S: 11	H: 0 LOB: 1 BB: 0 P: 17	R: 2 E: 0 K: 0 S: 10	H: 3 LOB: 1 BB: 0 P: 11	1B: 5 2B: 3 3B: 0 HR: 1	SF: 0 SAC: 1 DP: 2 HBP: 0	WP: 0 PB: 0 SB: 0 CS: 0	PA: 35						
PITCHER	IP WLS BF H R ER SO BB IBB HBP BLK WP HR S P ERA WHIP																											
Larry Gura, L (1, 1) ERA: 2.11	6.1		23	4	2	1	2	1	0	0	0	0	0	1	51	77	1.42	0.789										
Dan Quisenberry, R (7, 1) ERA: 3.86	2.2	L	12	3	2	2	0	0	0	0	0	0	0	0	24	32	6.75	1.125										

Philadelphia Phillies @ Kansas City Royals
Royals Stadium, Kansas City, MO
Sun Oct 19 1980, 4:33 AM EDT
Att: 42,369 - Unknown

livebaseballscorecards.com

AB	33
R	4
H	7
RBI	4
BB	1
SO	2
LOB	10



Batter	1	2	3	4	5	6	7	8	9	AB	R	H	RBI	BB	SO	LOB
Willie Wilson, S OBP: 0.308, SLG: 0.371 (1, 7)	2-3 K		1-0 F8		1 SAFE 1 SAFE 1 SAFE 1 SAFE FLX	0-2 4-3 SH5-4 1-2 1B	1-0 1-H 2B	1-1 1-3		5	0	2	0	0	1	2
Frank White, R OBP: 0.273, SLG: 0.375 (1, 4)	1-1 3-1		1-2 P4		0-0 SH5-4	0-0 F5		4-1 FC6-4 BB BB		3	0	0	0	1	0	3
George Brett, L OBP: 0.382, SLG: 0.774 (1, 5)	1-1 S 1B		2-1 4-3		1-1 4-3		1-3 K	0-3 K		5	0	1	1	0	2	4
Willie Aikens, L OBP: 0.485, SLG: 0.897 (1, 3) Onix Concepcion, R (9, PR)	3-3 K			1-1 1B 1B	4-1 BB		1-3 K	4-0 FC6-4 1-2 BB		3	0	1	0	2	2	1
Hal McRae, R OBP: 0.441, SLG: 0.467 (1, 10)		2-0 1-4-3		1-1 F9	0-0 F9		1-1 2B	0-1 FC6-4 1-2 2-3 BB		5	0	1	0	0	0	5
Amos Otis, R OBP: 0.500, SLG: 0.844 (1, 8)		0-3 K		1-2 1-2 1B		0-1 HR	4-0 IBB	4-0 1-2 BB		3	1	2	1	2	1	0
Clint Hurdle, L OBP: 0.438, SLG: 0.429 (1, 9) Jose Cardenal, R (7, PH) (8, 9)		3-2 6-3		1-3 K		1-0 1B SF7 1B	0-0 F8	1-3 K		3	1	1	0	0	1	2
Darrell Porter, L OBP: 0.250, SLG: 0.125 (1, 2)			1-0 1B 1B	2-1 L3		1-0 SAFE 2B 1B		0-0 4-3		4	0	2	0	0	0	2
U L Washington, S OBP: 0.333, SLG: 0.333 (1, 6)			0-0 1-2 1B		0-0 SH5-4 4-3 1B	0-0 SF7		1-3 K		3	1	2	1	0	1	0

Inning Stats	R: 0	H: 1	E: 0	K: 2	S: 10	H: 0	LOB: 1	BB: 0	P: 17	R: 0	H: 0	E: 0	K: 1	S: 7	H: 0	LOB: 0	BB: 0	P: 12	R: 0	H: 2	E: 0	K: 0	S: 8	H: 2	LOB: 2	BB: 0	P: 13	R: 0	H: 2	E: 0	K: 1	S: 12	R: 1	H: 2	E: 0	K: 0	S: 9	R: 2	H: 4	E: 0	K: 2	S: 7	H: 1	LOB: 1	BB: 0	P: 10	R: 0	H: 1	E: 0	K: 2	S: 9	R: 0	H: 0	E: 0	K: 1	S: 6	H: 0	LOB: 0	BB: 0	P: 8	R: 0	H: 0	E: 0	K: 2	S: 10	H: 0	LOB: 3	BB: 3	P: 23	1B: 9	SF: 1	2B: 2	SAC: 1	3B: 0	DP: 0	HR: 1	HBP: 0	WP: 0	PA: 43
--------------	------	------	------	------	-------	------	--------	-------	-------	------	------	------	------	------	------	--------	-------	-------	------	------	------	------	------	------	--------	-------	-------	------	------	------	------	-------	------	------	------	------	------	------	------	------	------	------	------	--------	-------	-------	------	------	------	------	------	------	------	------	------	------	------	--------	-------	------	------	------	------	------	-------	------	--------	-------	-------	-------	-------	-------	--------	-------	-------	-------	--------	-------	--------

PITCHER	IP	WLS	BF	H	R	ER	SO	BB	IBB	HBP	BLK	WP	HR	S	P	ERA	WHIP
Marty Bystrom, R ERA: 3.48 (1, 1)	5.0		26	10	3	3	4	1	0	0	0	0	1	50	80	5.40	2.200
Ron Reed, R ERA: 9.0 (6, 1)	1.0		3	1	0	0	0	0	0	0	0	0	0	3	4	0.00	1.000
Tug McGraw, L ERA: 3.29 (7, 1)	3.0	W	14	1	0	0	5	3	1	0	0	0	0	25	47	0.00	1.333

BOTTOM

Philadelphia Phillies @ Kansas City Royals
 Royals Stadium, Kansas City, MO
 Sun Oct 19 1980, 4:33 AM EDT
 Att. 42,369 - Unknown

livebaseballscorecards.com

AB	36
R	3
H	12
RBI	3
BB	5
SO	9
LOB	24



Batter	1	2	3	4	5	6	7	8	9	AB R H RBI BB SO LOB	TOP											
Willie Wilson, S (1, 7) OBP: 0.295, SLG: 0.333	1-3 K		0-3 K			0-0 B1-3		4-1 1B BB	1-2 K	4 0 0 0 1 3 3	Kansas City Royals @ Philadelphia Phillies Veterans Stadium, Philadelphia, PA Tue Oct 21 1980, 7:05 PM EDT Att: 65,838 - Unknown											
U L Washington, S (1, 6) OBP: 0.324, SLG: 0.333	3-3 K			1-2 G6-3 1B		1-3 K		1-2 SF8		3 0 1 1 0 2 0												
George Brett, L (1, 5) OBP: 0.395, SLG: 0.743	1-2 4-3			1-2 G6-3 1-2f			1-2 1B	1-2 1B		4 0 2 0 0 0 1												
Hal McRae, R (1, 10) OBP: 0.395, SLG: 0.412		0-0 F9		1-0 6-3			0-0 F6	3-2 4-3		4 0 0 0 0 0 4												
Amos Otis, R (1, 8) OBP: 0.474, SLG: 0.771		4-2 BB BB			2-3 K		0-2 F9		2-3 K	3 0 0 0 1 2 1												
Willie Aikens, L (1, 3) OBP: 0.486, SLG: 0.839 Onix Concepcion, R (9, PR)		4-2 SAFE G6-4-3 BB			3-3 K		3-2 1-3		4-2 1B 1B BB	2 0 0 0 2 1 1 0 0 0 0 0 0 0												
John Wathan, R (1, 2) OBP: 0.368, SLG: 0.154		2-2 G6-4-3 1-2f			0-1 1B			4-2 BB SF8 BB	0-1 1B 1B	3 1 2 0 1 0 2												
Jose Cardenal, R (1, 9) OBP: 0.200, SLG: 0.200			1-0 F7		2-1 P4			2-2 1B BB 1B	2-2 1-2 1B	4 0 2 0 0 0 1												
Frank White, R (1, 4) OBP: 0.243, SLG: 0.333			1-3 K			0-0 P6		1-0 F3	0-0 P2-3	4 0 0 0 0 1 5												
Inning Stats	R: 0 E: 0 K: 2 S: 11	H: 0 LOB: 0 BB: 0 P: 16	R: 0 E: 0 K: 0 S: 10	H: 0 LOB: 1 BB: 2 P: 20	R: 0 E: 0 K: 2 S: 9	H: 0 LOB: 0 BB: 0 P: 11	R: 0 E: 0 K: 0 S: 7	H: 1 LOB: 0 BB: 0 P: 10	R: 0 E: 0 K: 2 S: 11	H: 1 LOB: 1 BB: 0 P: 18	R: 0 E: 0 K: 1 S: 6	H: 0 LOB: 0 BB: 0 P: 7	R: 0 E: 0 K: 0 S: 11	H: 1 LOB: 1 BB: 0 P: 15	R: 1 E: 0 K: 0 S: 20	H: 2 LOB: 3 BB: 2 P: 36	R: 0 E: 0 K: 2 S: 16	H: 2 LOB: 3 BB: 1 P: 25	1B: 7 2B: 0 3B: 0 HR: 0	SF: 1 SAC: 0 DP: 2 HBP: 0	WP: 0 PB: 0 SB: 0 CS: 0	PA: 37
PITCHER Steve Carlton, L (1, 1) ERA: 2.3 Tug McGraw, L (8, 1) ERA: 2.87	IP: 7.0 WLS: W BF: 26 H: 4 R: 1 ER: 1 SO: 7 BB: 3 IBB: 0 HBP: 0 BLK: 0 WP: 0 HR: 0 S: 72 P: 110 ERA: 1.29 WHIP: 1.000	IP: 2.0 WLS: S BF: 11 H: 3 R: 0 ER: 0 SO: 2 BB: 2 IBB: 0 HBP: 0 BLK: 0 WP: 0 HR: 0 S: 29 P: 48 ERA: 0.00 WHIP: 2.500	PITCHER IP WLS BF H R ER SO BB IBB HBP BLK WP HR S P ERA WHIP																			

livebaseballscorecards.com

AB	31
R	1
H	7
RBI	1
BB	5
SO	9
LOB	18



