


Kansas City Royals - 1980

Batter	1	2	3	4	5	6	7	8	9	AB	R	H	RBI	BB	SO	LOB	TOP																			
Lou Whitaker, L (1.4)	5-3		4-3		K		G6-4-3			4	0	0	0	0	1	2																				
Kirk Gibson, L (1.8) OBP: 0.500, SLG: 1.750	K			HR		E		K		4	2	2	1	0	2	0																				
Steve Kemp, L (1.7)	4-3			FC1-6 1B		E3 3B		F9 2B		4	1	2	1	0	0	0																				
Richie Hebner, L (1.5) OBP: 0.500, SLG: 1.000		4-3		FC1-6 PB BLK 1-2		1B 3B		CS BB		3	1	1	1	1	0	1																				
Jason Thompson, L (1.3) OBP: 0.500, SLG: 0.333		1B BB		F7 1-3		1B		F9 2-3		3	0	1	1	1	0	3																				
Champ Summers, L (1.10) OBP: 0.333, SLG: 0.333 John Wockenfuss, R (8, PH)		G5-4-3 1B		G3		F8		CS		3	0	1	0	0	0	2																				
Lance Parrish, R (1.2) OBP: 0.250, SLG: 1.000		G5-4-3 1-2		F6		7-6-4-3 1-2				4	1	1	1	0	0	3																				
Rick Peters, S (1.9)			L5		S BB		F7		F3	3	0	0	0	1	0	0																				
Mark Wagner, R (1.6) OBP: 0.250, SLG: 0.250		5-3		F3 1-2			G6-4-3 1B		6-3	4	0	1	0	0	0	1																				
Inning Stats	R: 0 E: 0 K: 1 S: 5	H: 0 LOB: 0 BB: 0 P: 5	R: 0 E: 0 K: 0 S: 3	H: 1 LOB: 1 BB: 1 P: 7	R: 0 E: 0 K: 0 S: 3	H: 0 LOB: 0 BB: 0 P: 3	R: 1 E: 0 K: 0 S: 5	H: 2 LOB: 1 BB: 0 P: 5	R: 0 E: 0 K: 1 S: 5	H: 0 LOB: 1 BB: 1 P: 9	R: 3 E: 1 K: 0 S: 6	H: 3 LOB: 0 BB: 0 P: 6	R: 0 E: 0 K: 0 S: 3	H: 1 LOB: 0 BB: 0 P: 3	R: 0 E: 0 K: 1 S: 5	H: 1 LOB: 1 BB: 1 P: 9	R: 1 E: 0 K: 1 S: 6	H: 1 LOB: 0 BB: 0 P: 6	1B: 4 2B: 2 3B: 2 HR: 2	SF: 0 SAC: 0 DP: 3 HBP: 0	WP: 0 PB: 1 SB: 1 CS: 1	PA: 37														
PITCHER	IP	WLS	BF	H	R	ER	SO	BB	IBB	HBP	BLK	WP	HR	S	P	ERA	WHIP	PITCHER	IP	WLS	BF	H	R	ER	SO	BB	IBB	HBP	BLK	WP	HR	S	P	ERA	WHIP	
Dennis Leonard, R (1.1) ERA: 3.68	7.1	L	31	8	4	3	3	3	0	0	1	0	1	34	46	3.68	1.500																			
Gary Christenson, L (8.1) ERA: 5.4	1.2		5	1	1	1	1	0	0	0	0	0	1	7	7	5.40	0.600																			

Detroit Tigers @ Kansas City Royals
 Royals Stadium, Kansas City, MO
 Thu Apr 10 1980, 7:05 PM EST
 Att: 34,901 - Unknown - 65 F
livebaseballscorecards.com


AB	33
R	5
H	9
RBI	5
BB	3
SO	4
LOB	12



Batter	1	2	3	4	5	6	7	8	9	AB	R	H	RBI	BB	SO	LOB	BOTTOM																			
Willie Wilson, S (1.8)	K		E1 BB S 2-3		4-3			FC5-4 BB		3	0	0	0	1	1	1																				
Hal McRae, R (1.10)	6-3		BB 1-2		F4		FC5-4 FC4-6 1-2			3	0	0	0	1	0	1																				
George Brett, L (1.5)	6-3		FC5-4 BB 1-2 2-3 3-H		L9		FC4-6 1-2			3	0	0	1	1	0	1																				
Willie Aikens, L (1.3)		3-1	K		F7		F8			4	0	0	0	0	1	4																				
Ralph LaCock, L (1.7)		G3	FC5-4 1-2		4-3			F8		4	0	0	0	0	0	3																				
Jamie Quirk, L (1.2) OBP: 0.250, SLG: 0.250		1B			G3		F6		F7	4	0	1	0	0	0	0																				
Clint Hurdle, L (1.9) OBP: 0.250, SLG: 0.500		1-3			5-3 2B		F5		G3	4	0	1	0	0	0	1																				
Frank White, R (1.4) OBP: 0.333, SLG: 0.667			E BB 2B		5-3		K			3	1	1	0	0	1	1																				
U.L. Washington, S (1.6)			5-3		K		K			3	0	0	0	0	2	2																				
Inning Stats	R: 0 E: 0 K: 1 S: 5	H: 0 LOB: 0 BB: 0 P: 5	R: 0 E: 0 K: 0 S: 4	H: 1 LOB: 1 BB: 0 P: 4	R: 1 E: 1 K: 1 S: 7	H: 1 LOB: 3 BB: 2 P: 15	R: 0 E: 0 K: 1 S: 6	H: 1 LOB: 0 BB: 0 P: 6	R: 0 E: 0 K: 0 S: 3	H: 0 LOB: 0 BB: 0 P: 3	R: 0 E: 0 K: 2 S: 7	H: 0 LOB: 0 BB: 0 P: 7	R: 0 E: 0 K: 0 S: 3	H: 0 LOB: 1 BB: 1 P: 7	R: 0 E: 0 K: 0 S: 3	H: 0 LOB: 0 BB: 0 P: 3	1B: 1 2B: 2 3B: 0 HR: 0	SF: 0 SAC: 0 DP: 0 HBP: 0	WP: 0 PB: 0 SB: 1 CS: 0	PA: 34																
PITCHER	IP	WLS	BF	H	R	ER	SO	BB	IBB	HBP	BLK	WP	HR	S	P	ERA	WHIP	PITCHER	IP	WLS	BF	H	R	ER	SO	BB	IBB	HBP	BLK	WP	HR	S	P	ERA	WHIP	
Jack Morris, R (1.1) ERA:	9.0	W	34	3	1	0	5	3	0	0	0	0	0	41	53	0.00	0.667																			

Detroit Tigers @ Kansas City Royals
 Royals Stadium, Kansas City, MO
 Thu Apr 10 1980, 7:05 PM EST
 Att: 34,901 - Unknown - 65 F
livebaseballscorecards.com

AB	31
R	1
H	3
RBI	1
BB	3
SO	5
LOB	14



Batter	1	2	3	4	5	6	7	8	9	AB	R	H	RBI	BB	SO	LOB	TOP					
Lou Whitaker, L (1,4)	5-3		K			FC6 BB		K		3	0	0	0	1	2	1	Detroit Tigers @ Kansas City Royals Royals Stadium, Kansas City, MO Fri Apr 11 1980, 7:05 PM EST Att: 14,605 - Unknown - 42 F					
Lynn Jones, R (1,9)	F8			L8		L8		G6-4-3		4	0	0	0	0	0	3						
Steve Kemp, L (1,7) OBP: 0.290, SLG: 0.375	F7			1-3		FC6			5-3	4	0	0	0	0	0	2						
Lance Parrish, R (1,2) OBP: 0.375, SLG: 0.750		1-4-3-5 S 1B		5-3			FC5 1B		F4	4	0	2	0	0	0	0						
Jason Thompson, L (1,3) OBP: 0.500, SLG: 0.429		K		K		K			BB	4	0	2	0	0	2	1						
John Wockenfuss, R (1,10)				L7		L7			BB	2	0	0	0	2	0	2						
Tom Brookens, R (1,5)		BB		F8		F8			BB	4	0	0	0	0	0	6						
Dave Stegman, R (1,8) OBP: 0.333, SLG: 0.333			K			5-3 1B			4-3	3	0	1	0	0	1	2						
Mark Wagner, R (1,6) OBP: 0.286, SLG: 0.286		5-3		5-3		5-3			G6-4-3 1B	3	0	1	0	0	0	1						
Inning Stats	R: 0 E: 0 K: 0 S: 3	H: 0 LOB: 0 BB: 0 P: 3	R: 0 E: 0 K: 1 S: 5	H: 1 LOB: 1 BB: 1 P: 9	R: 0 E: 0 K: 2 S: 7	H: 0 LOB: 0 BB: 0 P: 7	R: 0 E: 0 K: 0 S: 3	H: 0 LOB: 0 BB: 0 P: 3	R: 0 E: 0 K: 1 S: 5	H: 0 LOB: 0 BB: 0 P: 5	R: 0 E: 0 K: 0 S: 4	H: 1 LOB: 2 BB: 1 P: 8	R: 0 E: 0 K: 0 S: 5	H: 2 LOB: 2 BB: 0 P: 5	R: 0 E: 0 K: 1 S: 5	H: 1 LOB: 0 BB: 1 P: 5		R: 0 E: 0 K: 0 S: 4	H: 1 LOB: 2 BB: 1 P: 8	1B: 6 2B: 1 3B: 0 HR: 0	SF: 0 SAC: 0 DP: 2 HBP: 0	WP: 0 PB: 0 SB: 1 CS: 0
PITCHER Larry Gura, L (1,1) ERA:	IP: 9.0 WLS: W BF: 34 H: 6 R: 0 ER: 0 SO: 5 BB: 3 IBB: 0 HBP: 0 BLK: 0 WP: 0 HR: 0 S: 41 P: 53 ERA: 0.00 WHIP: 1.000															PITCHER						

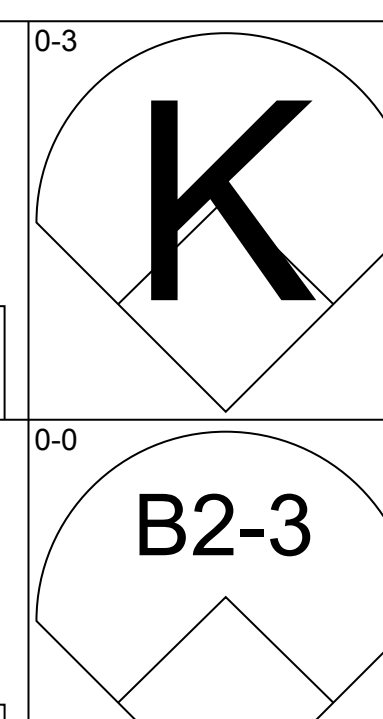
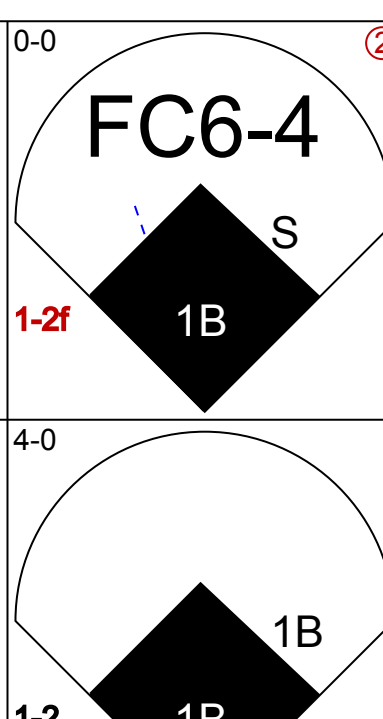
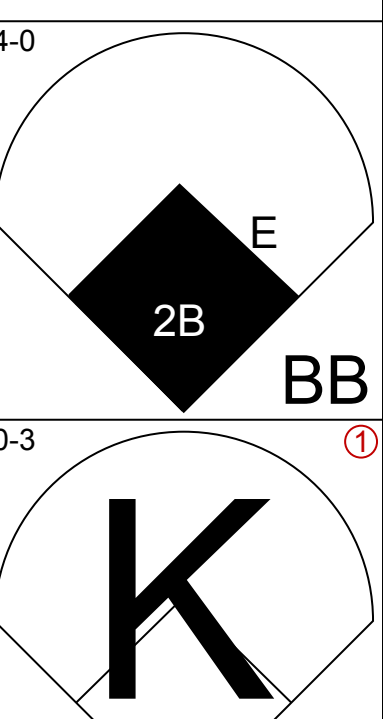
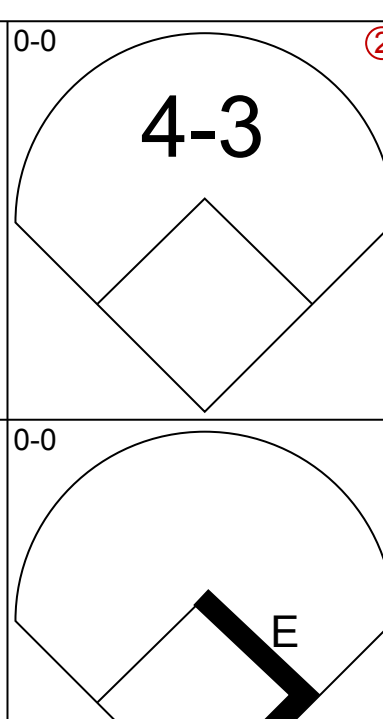
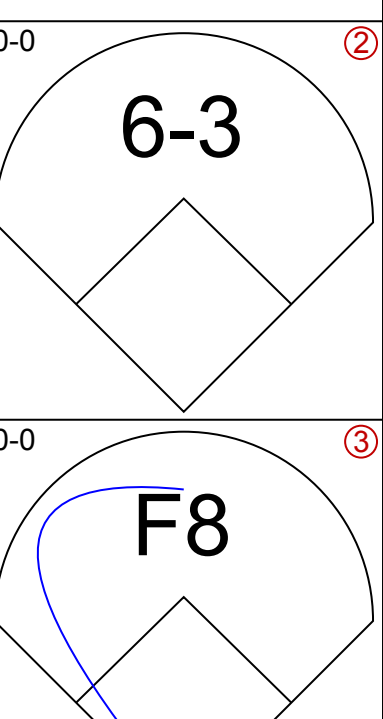
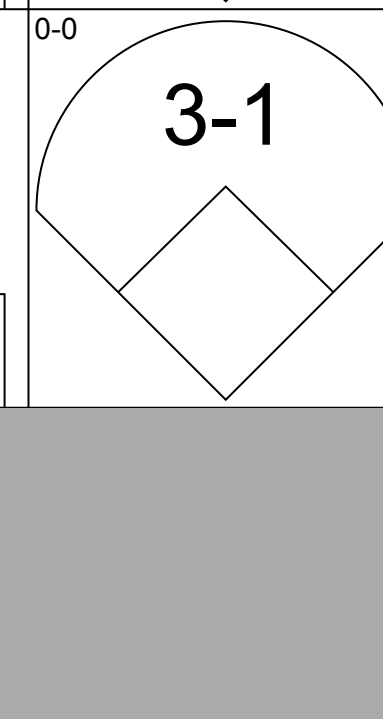
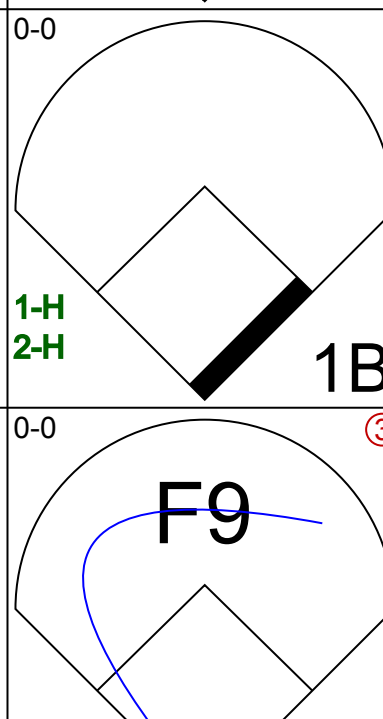
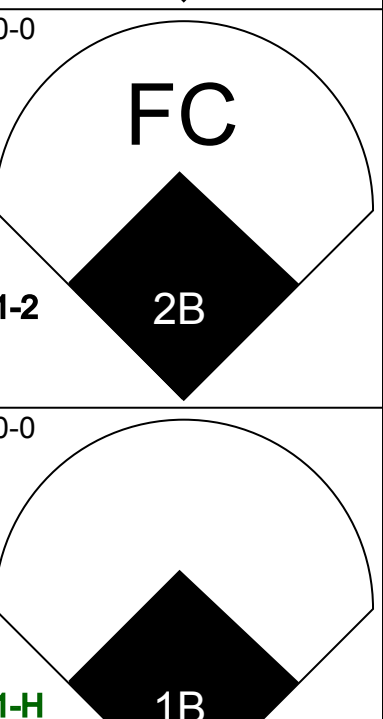
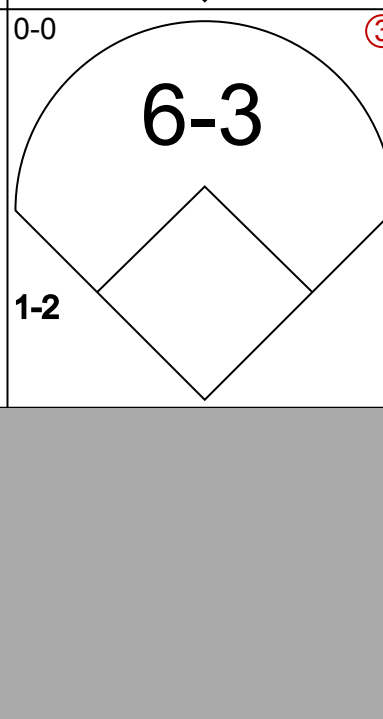



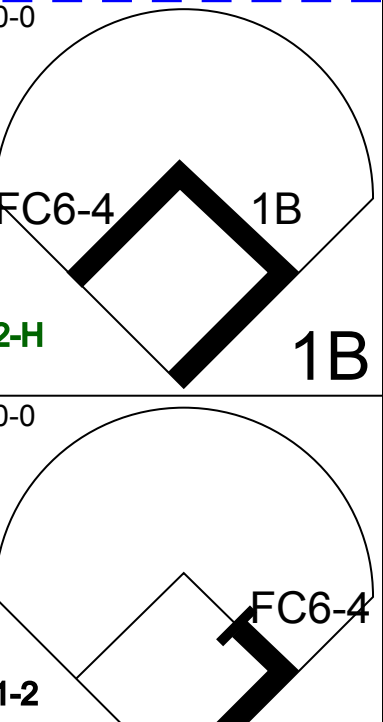


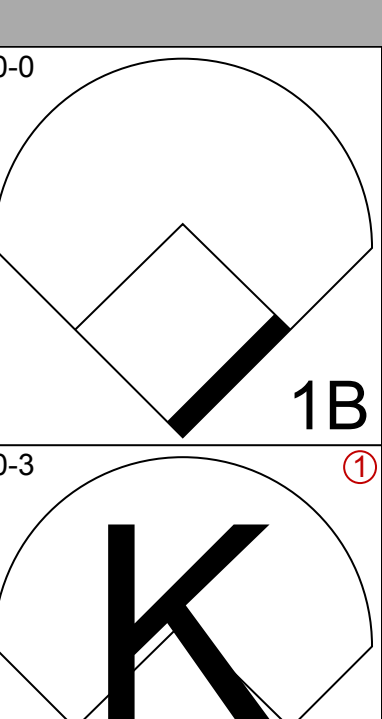
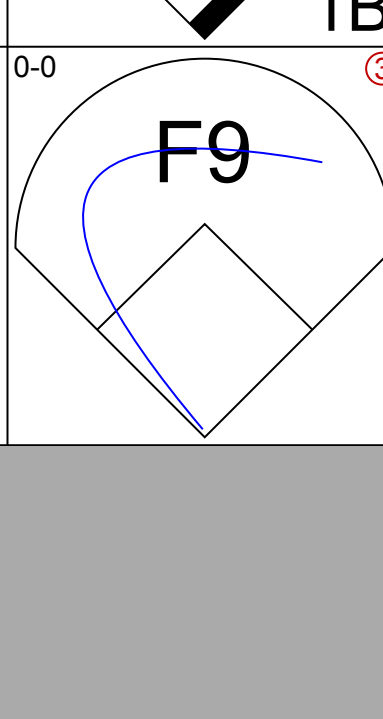
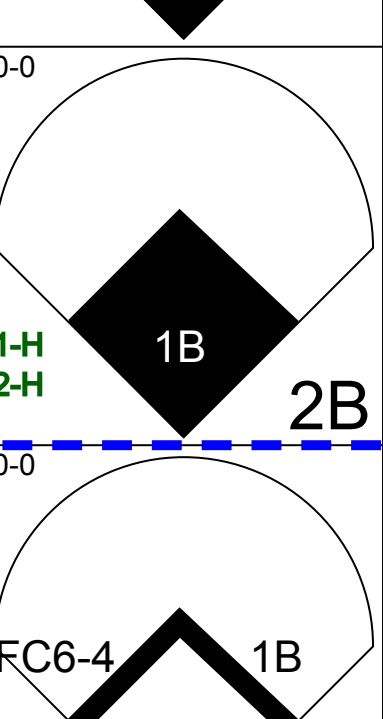
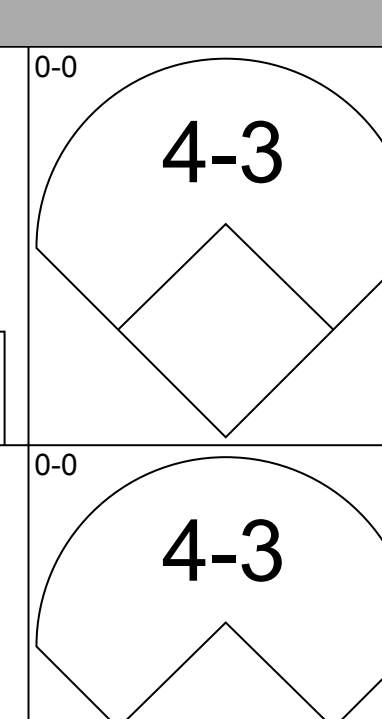
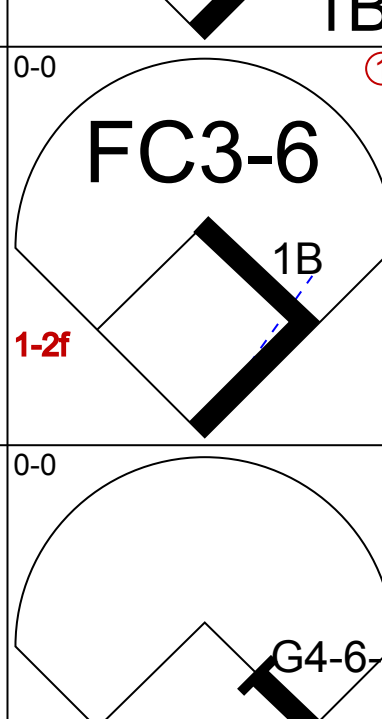
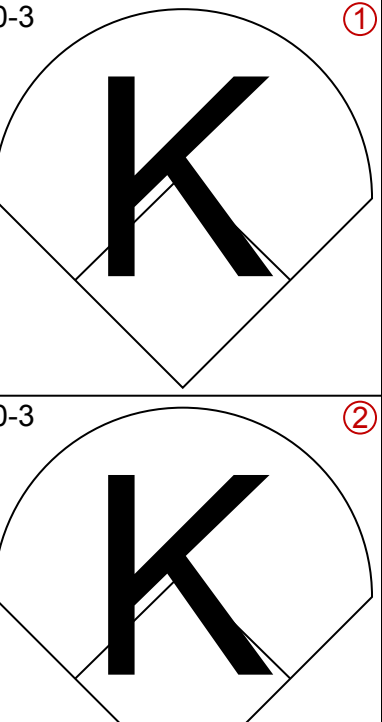
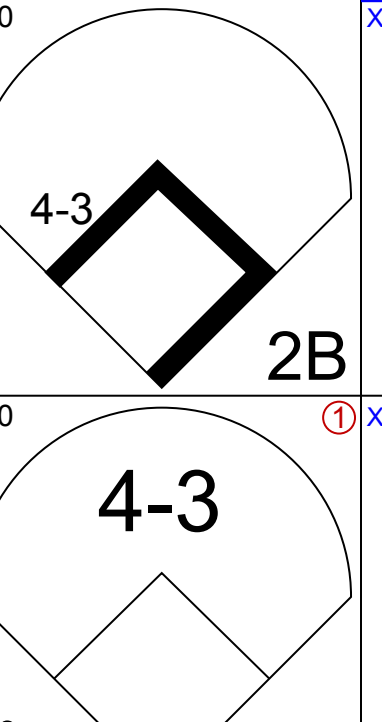
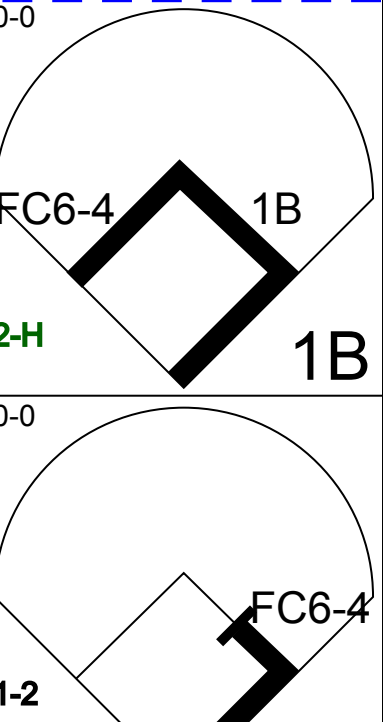
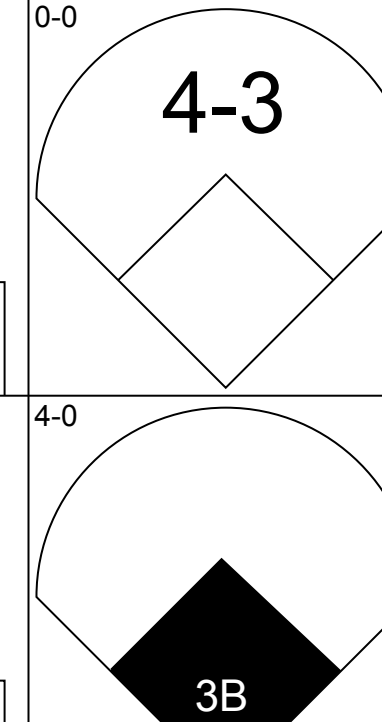
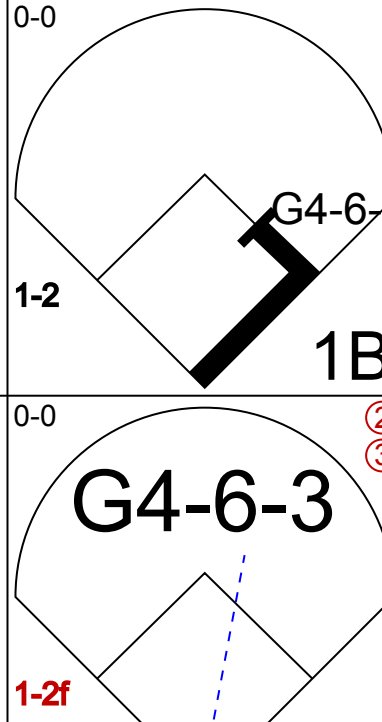

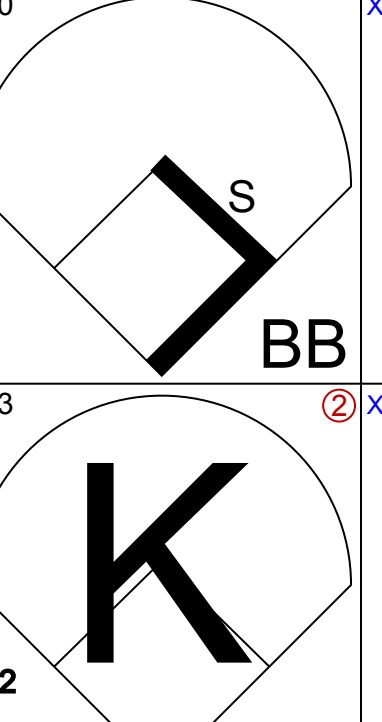
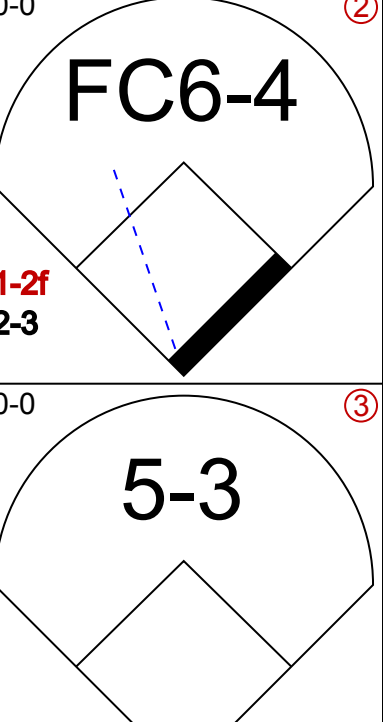
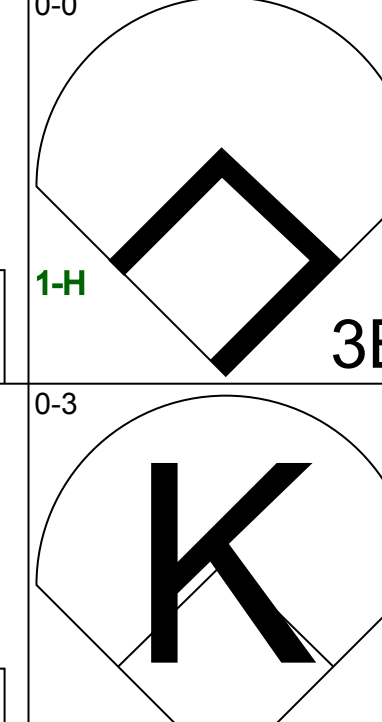


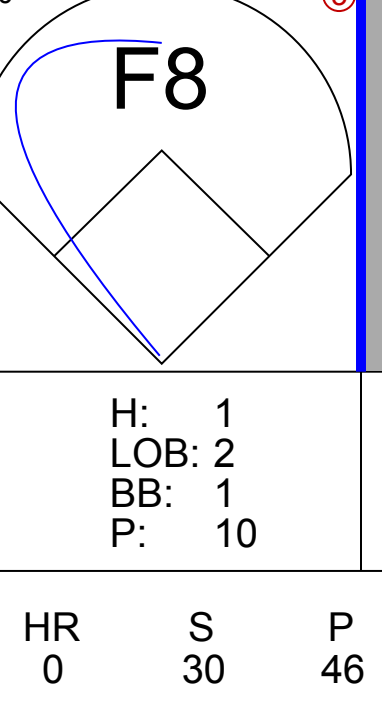
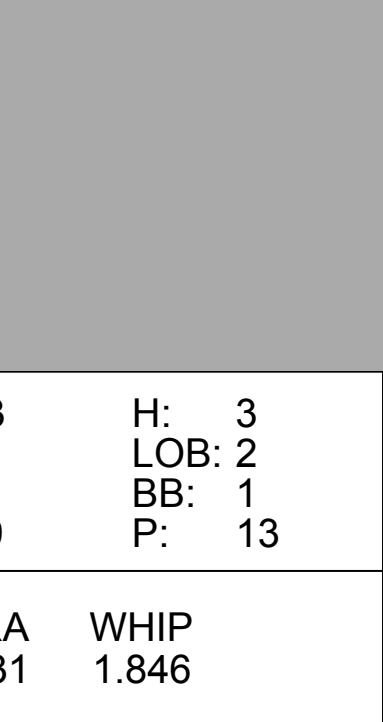
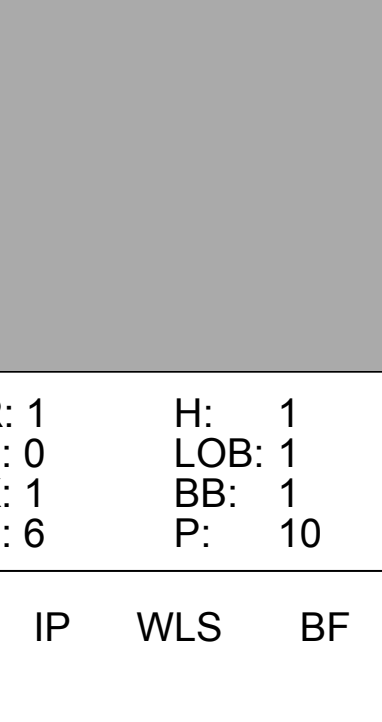
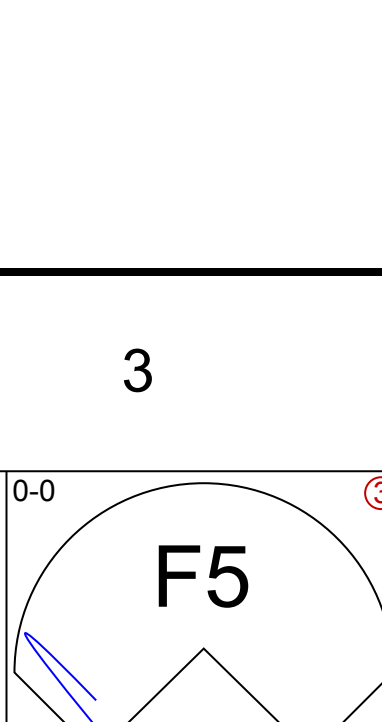
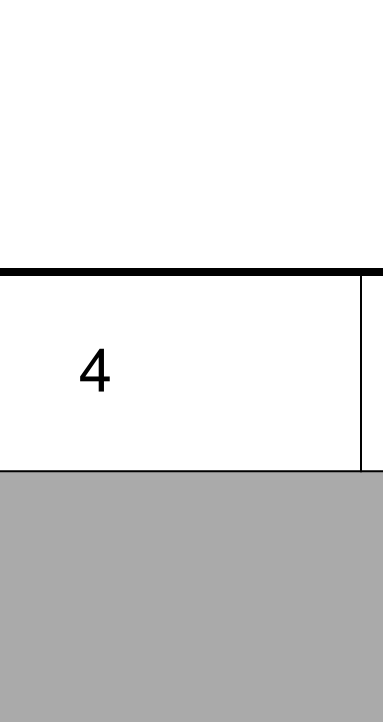
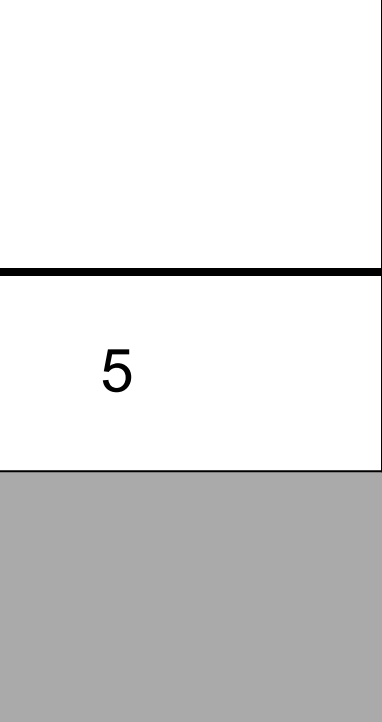
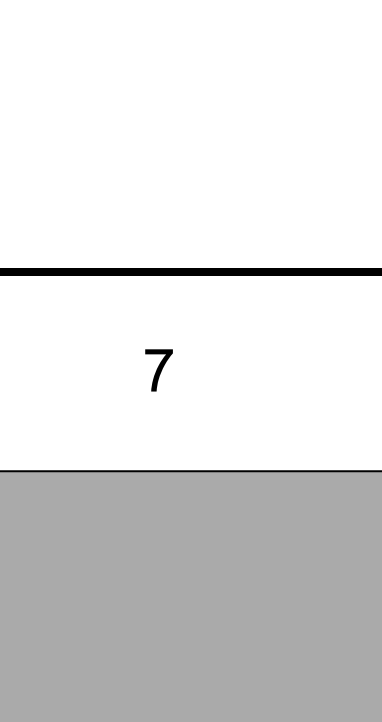
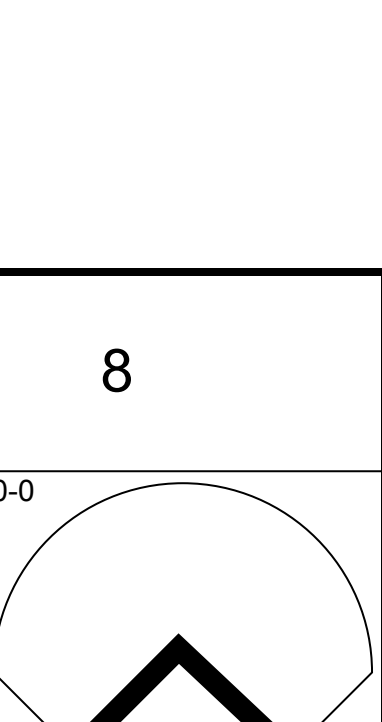
Batter	1	2	3	4	5	6	7	8	9	AB	R	H	RBI	BB	SO	LOB	BOTTOM	
Willie Wilson, S (1,8)	K		CS	K		K		6-3		4	0	0	0	0	3	0	Detroit Tigers @ Kansas City Royals Royals Stadium, Kansas City, MO Fri Apr 11 1980, 7:05 PM EST Att: 14,605 - Unknown - 42 F	
Frank White, R (1,4) OBP: 0.143, SLG: 0.286	F4			G3		F3		F6		4	0	0	0	0	0	0		
George Brett, L (1,5) OBP: 0.250, SLG: 0.143	F8			F8					1B	4	0	1	0	0	0	0		
Hal McRae, R (1,10) OBP: 0.375, SLG: 0.429		F5			BB 1B	G3 2B		F9		4	2	2	0	0	0	1		
Willie Aikens, L (1,3) Clint Hurdle, L (8,9) OBP: 0.250, SLG: 0.500		3-1		F2		G3				3	0	0	0	0	0	2		
John Wathan, R (1,2)		1-3		BB 1B		2B				0	0	0	0	0	0	0		
Ralph LaCock, L (1,7) OBP: 0.286, SLG: 0.429 (8,3)			K		FC5-4 1B	1B 2B				3	1	2	3	0	1	0		
Bob Deterage, R (1,9) OBP: 0.333, SLG: 0.333 (8,7)			6-3		FC5-4 1B					3	0	1	1	0	0	1		
U L Washington, S (1,6) OBP: 0.167, SLG: 0.167				CS 1B						3	0	1	0	0	0	1		
Inning Stats	R: 0 E: 0 K: 1 S: 5	H: 0 LOB: 0 BB: 0 P: 5	R: 0 E: 0 K: 0 S: 3	H: 0 LOB: 0 BB: 0 P: 3	R: 0 E: 0 K: 1 S: 5	H: 1 LOB: 0 BB: 0 P: 5	R: 0 E: 0 K: 1 S: 5	H: 0 LOB: 0 BB: 0 P: 5	R: 3 E: 0 K: 0 S: 6	H: 3 LOB: 1 BB: 1 P: 10	R: 0 E: 0 K: 0 S: 4	H: 1 LOB: 1 BB: 0 P: 4	R: 0 E: 0 K: 0 S: 4	H: 1 LOB: 1 BB: 0 P: 4	1B: 5 2B: 2 3B: 0 HR: 0	SF: 0 SAC: 0 DP: 0 HBP: 0		WP: 0 PB: 0 SB: 0 CS: 1
PITCHER Dan Schatzeder, L (1,1) ERA: 5.4 Pat Underwood, L (7,1) ERA:	IP: 6.2 WLS: L BF: 25 H: 5 R: 4 ER: 4 SO: 4 BB: 1 IBB: 1 HBP: 0 BLK: 0 WP: 0 HR: 0 S: 31 P: 39 ERA: 5.40 WHIP: 0.900															PITCHER		

AB	31
R	0
H	6
RBI	0
BB	3
SO	5
LOB	18




AB	29
R	4
H	7
RBI	4
BB	2
SO	4
LOB	5

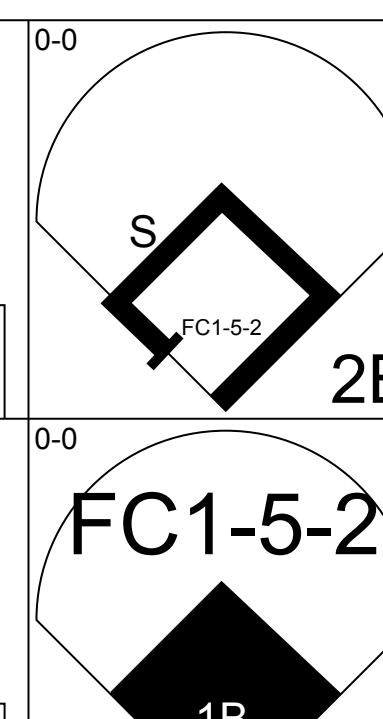
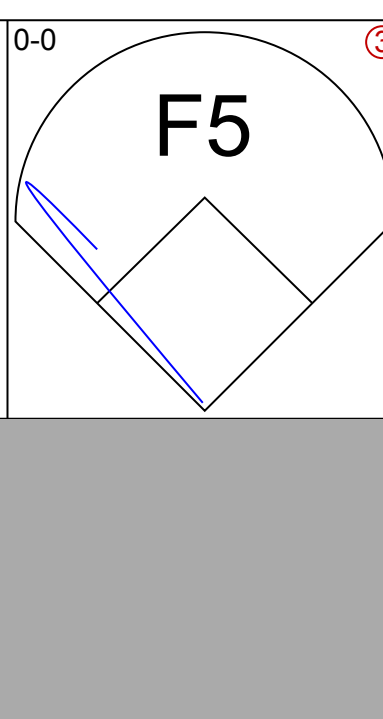
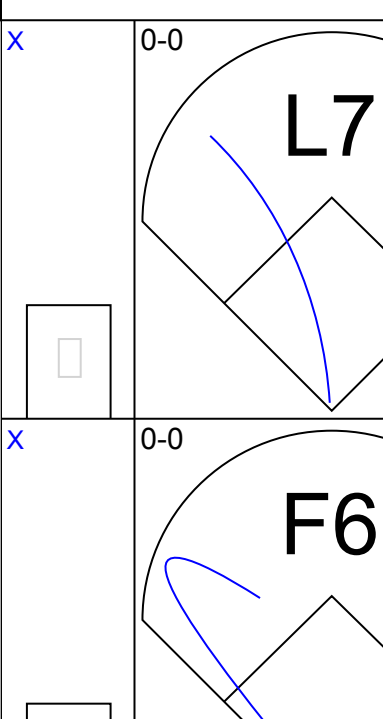
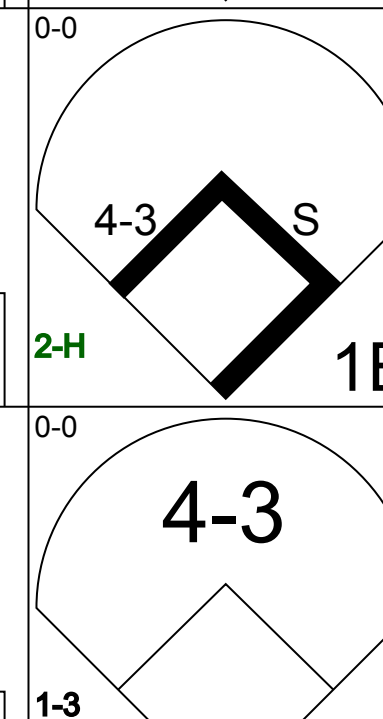
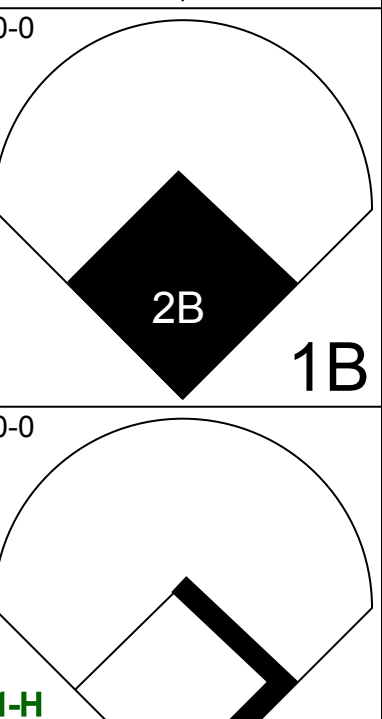
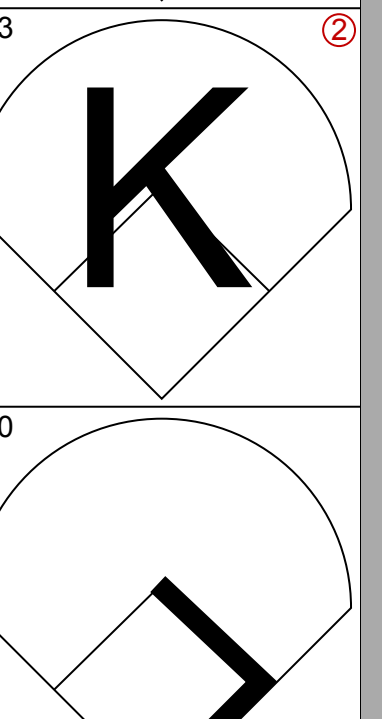


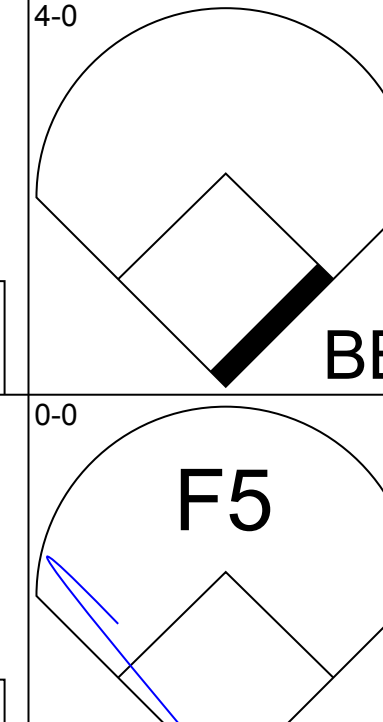
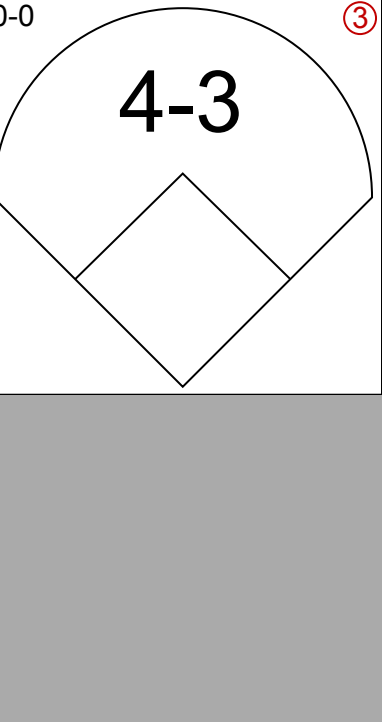
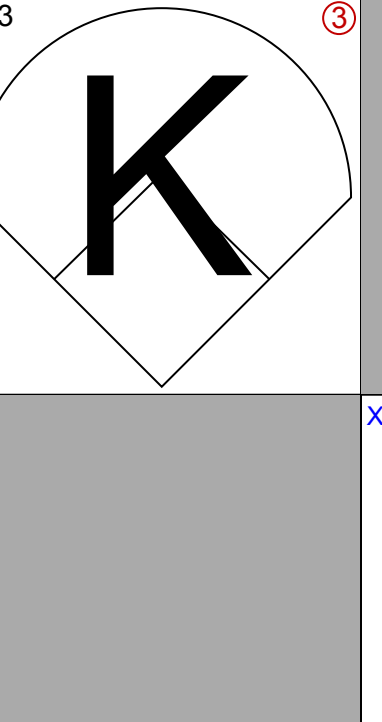
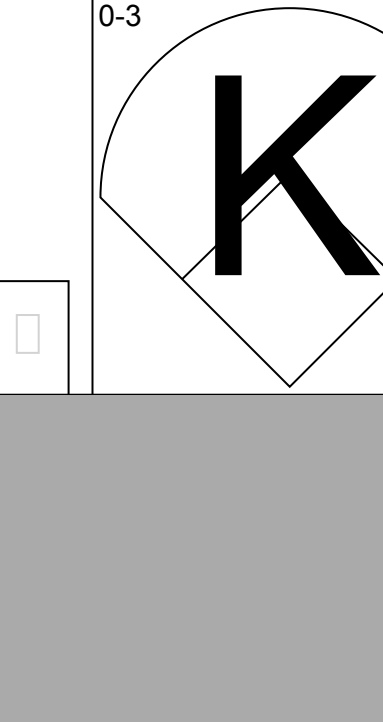




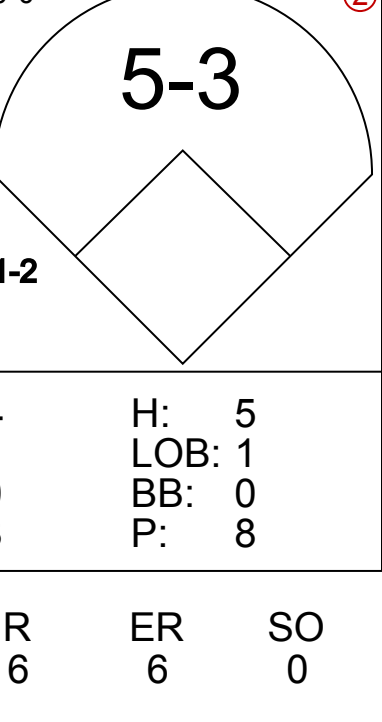
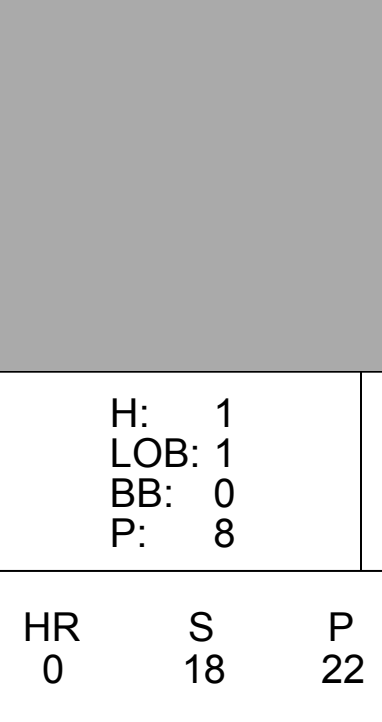
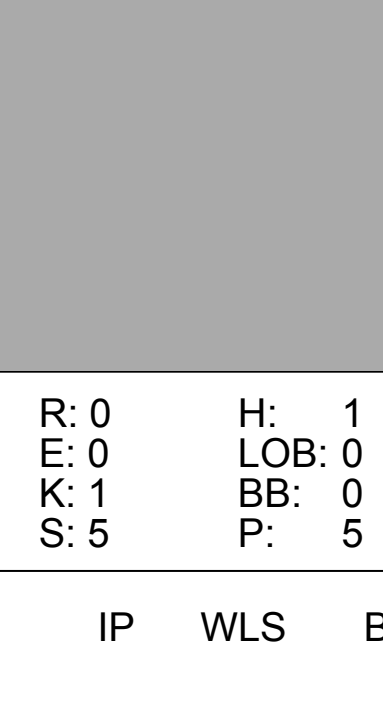



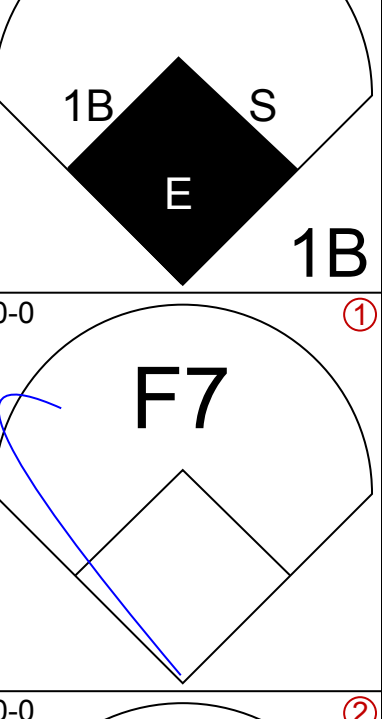
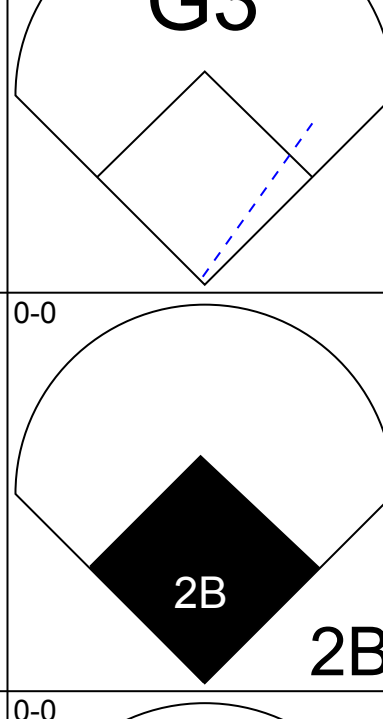
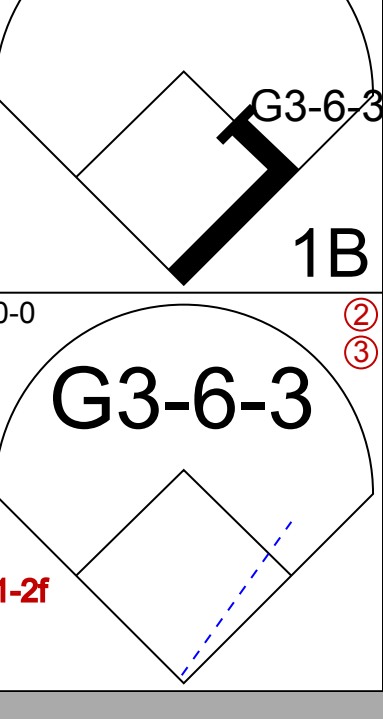
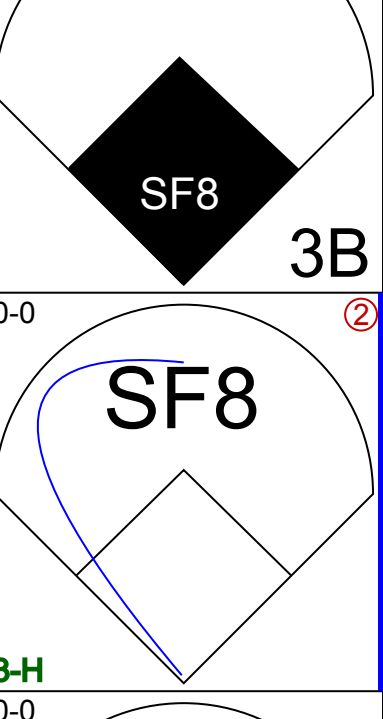
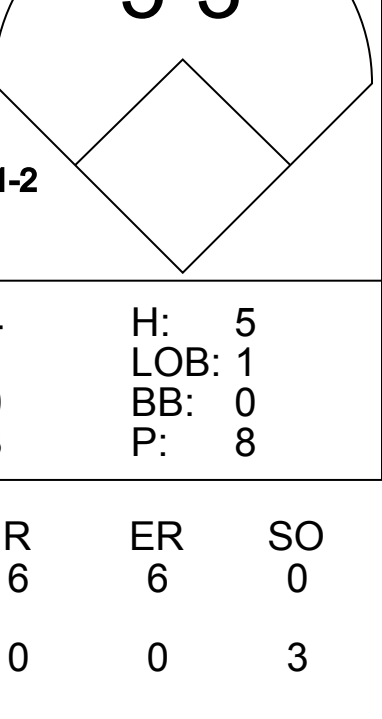
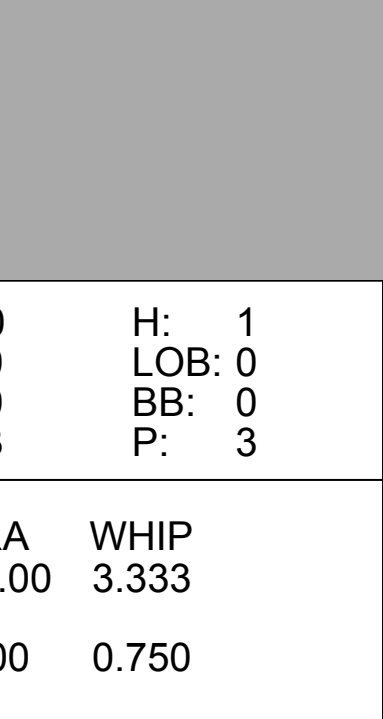
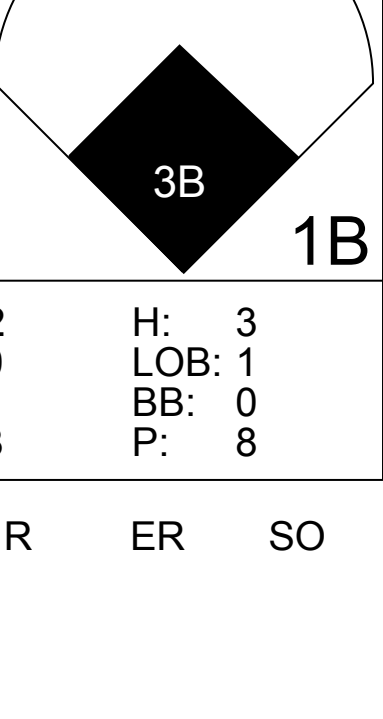
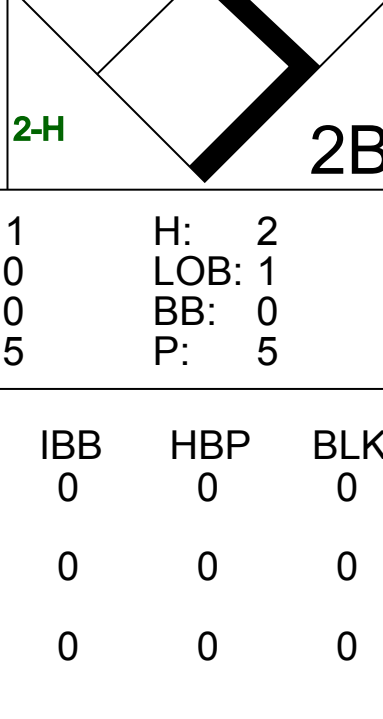
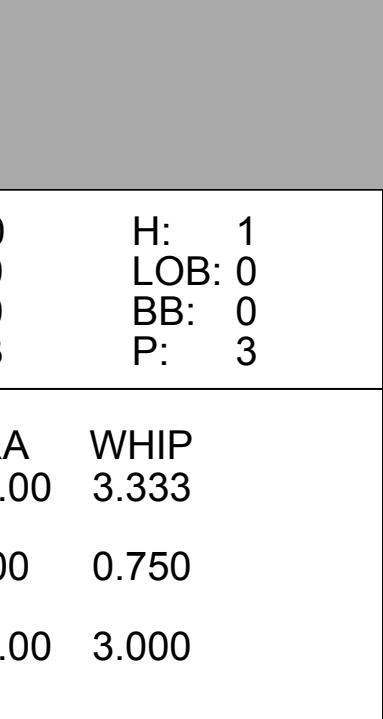





Batter	1	2	3	4	5	6	7	8	9	AB	R	H	RBI	BB	SO	LOB	TOP					
Lou Whitaker, L (1,4)											4	2	0	0	1	1						
Kirk Gibson, L (1,8) OBP: 0.444, SLG: 1.000											4	1	1	0	1	1						
Steve Kemp, L (1,7) OBP: 0.308, SLG: 0.385											5	1	2	2	0	0						
Richie Hebner, L (1,5) OBP: 0.444, SLG: 0.750											5	1	2	2	0	0						
Jason Thompson, L (1,3) OBP: 0.538, SLG: 0.583											5	0	3	1	0	1						
Champ Summers, L (1,10) OBP: 0.375, SLG: 0.286											4	1	1	0	1	1						
Rick Peters, S (1,9) OBP: 0.375, SLG: 0.500											3	0	1	1	1	0						
Duffy Dyer, R (1,2)											4	0	0	0	0	3						
Mark Wagner, R (1,6) OBP: 0.375, SLG: 0.286											0	0	0	0	1	0						
Tim Corcoran, L (4,PH)											1	0	0	0	0	0						
Tom Brookens, R (4,6)											2	0	0	0	0	0						
Inning Stats	R: 0 E: 0 K: 1 S: 5	H: 0 LOB: 0 BB: 0 P: 5	R: 0 E: 0 K: 2 S: 8	H: 1 LOB: 1 BB: 0 P: 8	R: 2 E: 0 K: 1 S: 6	H: 1 LOB: 1 BB: 2 P: 14	R: 0 E: 0 K: 1 S: 6	H: 1 LOB: 2 BB: 1 P: 10	R: 3 E: 1 K: 0 S: 4	H: 3 LOB: 2 BB: 0 P: 13	R: 0 E: 1 K: 0 S: 4	H: 1 LOB: 1 BB: 0 P: 4	R: 1 E: 0 K: 1 S: 6	H: 1 LOB: 1 BB: 1 P: 10	R: 0 E: 0 K: 0 S: 3	H: 0 LOB: 0 BB: 0 P: 3	R: 0 E: 0 K: 0 S: 4	H: 2 LOB: 1 BB: 0 P: 4	1B: 7 2B: 2 3B: 1 HR: 0	SF: 0 SAC: 0 DP: 1 HBP: 0	WP: 0 PB: 0 SB: 2 CS: 0	PA: 42
PITCHER	IP	WLS	BF	H	R	ER	SO	BB	IBB	HBP	BLK	WP	HR	S	P	ERA	WHIP					
Rich Gale, R (1,1) ERA: 8.31	4.1		22	4	5	4	6	4	0	0	0	0	0	30	46	8.31	1.846					
Marty Pattin, R (5,1) ERA: 1.93	4.2	W	20	6	1	1	1	1	0	0	0	0	0	21	25	1.93	1.500					

Detroit Tigers @ Kansas City Royals
 Royals Stadium, Kansas City, MO
 Sat Apr 12 1980, 4:33 AM EST
 Att: 16,130 - Unknown - 50 F


AB 37
 R 6
 H 10
 RBI 6
 BB 5
 SO 7
 LOB 21



Batter	1	2	3	4	5	6	7	8	9	AB	R	H	RBI	BB	SO	LOB	BOTTOM				
Willie Wilson, S (1,8) OBP: 0.308, SLG: 0.500										5	1	3	1	0	0	1					
Frank White, R (1,4) OBP: 0.167, SLG: 0.417											5	2	1	2	0	0					
George Brett, L (1,5) OBP: 0.417, SLG: 0.364										4	1	3	1	0	1	0					
Hal McRae, R (1,10) OBP: 0.417, SLG: 0.636										4	0	2	1	0	0	2					
Willie Aikens, L (1,3)										3	0	0	0	1	2	2					
Ralph LaCock, L (1,7) OBP: 0.182, SLG: 0.273										4	0	0	0	0	1	2					
Jamie Quirk, L (1,2) OBP: 0.429, SLG: 0.429										3	1	2	0	0	0	0					
John Wathan, R (6,PH) OBP: 0.750, SLG: 1.500											1	1	1	0	0	0					
Clint Hurdle, L (1,9) OBP: 0.286, SLG: 0.571											3	1	1	0	0	0					
Dave Chalk, R (8,PH)										0	0	0	1	0	0	0					
Bob Detherage, R (9,9) OBP: 0.333, SLG: 0.333										0	0	0	0	0	0	0					
U L Washington, S (1,6) OBP: 0.300, SLG: 0.400											4	1	2	1	0	0					
Inning Stats	R: 1 E: 0 K: 0 S: 5	H: 2 LOB: 2 BB: 1 P: 9	R: 4 E: 1 K: 0 S: 8	H: 5 LOB: 1 BB: 0 P: 8	R: 1 E: 0 K: 0 S: 5	H: 2 LOB: 1 BB: 0 P: 5	R: 0 E: 0 K: 2 S: 8	H: 1 LOB: 0 BB: 0 P: 8	R: 0 E: 0 K: 0 S: 3	H: 1 LOB: 0 BB: 0 P: 3	R: 0 E: 0 K: 0 S: 3	H: 0 LOB: 0 BB: 0 P: 3	R: 0 E: 0 K: 1 S: 5	H: 1 LOB: 0 BB: 0 P: 5	R: 2 E: 0 K: 1 S: 8	H: 3 LOB: 1 BB: 0 P: 8	1B: 7 2B: 5 3B: 3 HR: 0	SF: 1 SAC: 0 DP: 2 HBP: 0	WP: 0 PB: 0 SB: 3 CS: 0	PA: 38	
PITCHER	IP	WLS	BF	H	R	ER	SO	BB	IBB	HBP	BLK	WP	HR	S	P	ERA	WHIP				
Mitt Wilcox, R (1,1) ERA: 18.0	3.0		19	9	6	6	0	1	0	0	0	0	0	18	22	18.00	3.333				
John Hiller, L (4,1) ERA:	4.0		13	3	0	0	3	0	0	0	0	0	0	19	19	0.00	0.750				
Pat Underwood, L (8,1) ERA: 7.71	1.0	L	6	3	2	2	1	0	0	0	0	0	0	8	8	18.00	3.000				

Detroit Tigers @ Kansas City Royals
 Royals Stadium, Kansas City, MO
 Sat Apr 12 1980, 4:33 AM EST
 Att: 16,130 - Unknown - 50 F

AB 36
 R 8
 H 15
 RBI 7
 BB 1
 SO 4
 LOB 12



Batter	1	2	3	4	5	6	7	8	9	AB	R	H	RBI	BB	SO	LOB	TOP								
Lou Whitaker, L (1,4)	6-3		4-0 E S 1-2 BB			SH5-3		1-3		2	0	0	0	1	0	1	Detroit Tigers @ Kansas City Royals Royals Stadium, Kansas City, MO Sun Apr 13 1980, 4:33 AM EST Att: 17,720 - Unknown - 52 F livebaseballscores.com								
Kirk Gibson, L (1,8) OBP: 0.308, SLG: 0.667	G3		0-3 K			F7		4-3		4	0	0	0	0	1	3									
Lynn Jones, R (1,9) OBP: 0.286, SLG: 0.286 Steve Kemp, L (9, PH) OBP: 0.286, SLG: 0.357	1B					F6			F6	3	0	2	0	0	0	1									
Lance Parrish, R (1,2) OBP: 0.500, SLG: 0.750	1B					G4-6-3				1	0	0	0	0	0	0									
Jason Thompson, L (1,3) OBP: 0.412, SLG: 0.438						1B				4	1	3	0	0	0	1									
John Wockenfuss, R (1,10) Champ Summers, L (7, PH) OBP: 0.500, SLG: 0.750						1B				4	0	0	0	0	0	2									
Tom Brookens, R (1,5) Richie Hebner, L (7, PH) OBP: 0.455, SLG: 0.800						1B				2	0	0	0	0	0	0									
Dave Stegman, R (1,7) Rick Peters, S (8, PH) OBP: 0.400, SLG: 0.600						1B				2	0	1	0	0	0	0									
Mark Wagner, R (1,6) Tim Corcoran, L (8, PH) Alan Trammell, R (8,6)						1B				2	0	1	0	0	0	1									
						1B				1	0	0	0	0	0	1									
						1B				0	0	0	0	0	0	0									
						1B				2	0	1	0	0	0	0									
						1B				2	0	1	0	0	0	1									
						1B				2	0	1	0	0	0	1									
						1B				0	0	0	0	0	0	0									
Inning Stats	R: 0 E: 0 K: 0 S: 4	H: 2 LOB: 2 BB: 0 P: 4	R: 0 E: 0 K: 0 S: 3	H: 0 LOB: 0 BB: 0 P: 3	R: 0 E: 0 K: 1 S: 5	H: 1 LOB: 1 BB: 1 P: 9	R: 0 E: 0 K: 0 S: 3	H: 1 LOB: 0 BB: 0 P: 3	R: 0 E: 0 K: 0 S: 3	H: 0 LOB: 0 BB: 0 P: 3	R: 0 E: 0 K: 0 S: 4	H: 1 LOB: 1 BB: 0 P: 4	R: 0 E: 0 K: 0 S: 3	H: 1 LOB: 1 BB: 1 P: 7	R: 0 E: 0 K: 0 S: 4	H: 1 LOB: 1 BB: 0 P: 4	R: 2 E: 0 K: 0 S: 6	H: 3 LOB: 1 BB: 0 P: 6	1B: 7 2B: 2 3B: 0 HR: 1	SF: 0 SAC: 1 DP: 2 HBP: 0	WP: 0 PB: 0 SB: 2 CS: 1	PA: 35			
PITCHER	IP	WLS	BF	H	R	ER	SO	BB	IBB	HBP	BLK	WP	HR	S	P	ERA	WHIP								
Paul Spittorf, L (1,1) ERA: 3.86	6.1	W	23	6	0	0	1	1	0	0	0	0	0	24	28	0.00	1.105								
Dan Quisenberry, R (7,1) ERA: 7.71	2.1		10	3	2	2	0	1	0	0	0	0	1	9	13	7.71	1.714								
Gary Christenson, L (9,1) ERA: 4.5	0.1	S	2	1	0	0	0	0	0	0	0	0	0	2	2	0.00	3.000								

Batter	1	2	3	4	5	6	7	8	9	AB	R	H	RBI	BB	SO	LOB	BOTTOM									
Willie Wilson, S (1,8) OBP: 0.353, SLG: 0.500	FC3-6 S 1B		4-3			4-3		G3 1B		4	1	2	0	0	0	2	Detroit Tigers @ Kansas City Royals Royals Stadium, Kansas City, MO Sun Apr 13 1980, 4:33 AM EST Att: 17,720 - Unknown - 52 F livebaseballscores.com									
Frank White, R (1,4) OBP: 0.250, SLG: 0.357	FC3-6 1-2 BB					K		F8		2	0	0	0	2	1	3										
George Brett, L (1,5) OBP: 0.375, SLG: 0.286	FC3-6 G5-4-3 1-2 2-3		4-3			IBB		G3		3	0	0	0	1	0	6										
Hal McRae, R (1,10) OBP: 0.438, SLG: 0.571	G5-4-3 1-2					4-3 1B		F9		3	1	1	0	1	0	4										
Willie Aikens, L (1,3) OBP: 0.133, SLG: 0.071 Bob Deterage, R (8,7) OBP: 0.333, SLG: 0.333			4-3			4-3		F6		4	0	1	2	0	0	1										
Ralph LaCock, L (1,7) OBP: 0.200, SLG: 0.267			4-3			1B		F8		4	0	1	1	0	0	0										
Jamie Quirk, L (1,2) OBP: 0.364, SLG: 0.364			F8			K		FC4-6 1B		4	0	1	0	0	1	1										
Clint Hurdle, L (1,9) OBP: 0.273, SLG: 0.455			4-3 1B			F8		FC4-6		4	0	1	0	0	2	2										
U L Washington, S (1,6) OBP: 0.385, SLG: 0.417			F8			4-3 1B		G3 1B		2	1	1	0	1	0	1										
						1B		BB		1B: 8 2B: 0 3B: 0 HR: 0	H: 0 LOB: 0 BB: 0 P: 3	SF: 0 SAC: 0 DP: 1 HBP: 0	WP: 0 PB: 0 SB: 1 CS: 0	PA: 35												
Inning Stats	R: 0 E: 0 K: 0 S: 3	H: 1 LOB: 1 BB: 1 P: 7	R: 0 E: 0 K: 0 S: 3	H: 0 LOB: 0 BB: 0 P: 3	R: 0 E: 0 K: 0 S: 4	H: 1 LOB: 2 BB: 1 P: 8	R: 1 E: 0 K: 1 S: 7	H: 2 LOB: 1 BB: 0 P: 7	R: 0 E: 0 K: 1 S: 6	H: 1 LOB: 2 BB: 1 P: 10	R: 0 E: 0 K: 0 S: 4	H: 1 LOB: 1 BB: 0 P: 4	R: 2 E: 0 K: 0 S: 4	H: 2 LOB: 2 BB: 2 P: 12	R: 0 E: 0 K: 0 S: 3	H: 0 LOB: 0 BB: 0 P: 3		1B: 8 2B: 0 3B: 0 HR: 0	SF: 0 SAC: 0 DP: 1 HBP: 0	WP: 0 PB: 0 SB: 1 CS: 0	PA: 35					
PITCHER	IP	WLS	BF	H	R	ER	SO	BB	IBB	HBP	BLK	WP	HR	S	P	ERA		WHIP								
Dave Rozema, R (1,1) ERA: 3.86	7.0	L	32	8	3	3	2	3	2	0	0	0	0	31	51	3.86		1.571								
Aurelio Lopez, R (8,1) ERA:	1.0		3	0	0	0	0	0	0	0	0	0	0	3	3	0.00		0.000								

Detroit Tigers @ Kansas City Royals
 Royals Stadium, Kansas City, MO
 Sun Apr 13 1980, 4:33 AM EST
 Att: 17,720 - Unknown - 52 F



Detroit Tigers @ Kansas City Royals
 Royals Stadium, Kansas City, MO
 Sun Apr 13 1980, 4:33 AM EST
 Att: 17,720 - Unknown - 52 F



Batter	1	2	3	4	5	6	7	8	9	AB	R	H	RBI	BB	SO	LOB	TOP										
Willie Wilson, S OBP: 0.286, SLG: 0.400 (1, 8)	0-0 6-3		0-3 K			0-0 L1		0-0 F2		4	0	0	0	0	1	1	Kansas City Royals @ Baltimore Orioles Memorial Stadium, Baltimore, MD Tue Apr 15 1980, 3:33 AM EST Att: 50,199 - Unknown - 58 F livebaseballscorecards.com										
Steve Braun, L (1, 9)	0-0 F8		0-3 K			0-0 F8		0-0 1-3		4	0	0	0	0	1												
George Brett, L OBP: 0.350, SLG: 0.444 (1, 5)	0-0 5-3			0-0 1-3		0-0 F8		HR		4	1	1	1	0	0												
Hal McRae, R OBP: 0.400, SLG: 0.500 (1, 10)		0-0 F8		0-0 E5 FC5-4			0-0 1B FC6-4 1B	0-0 5-3		4	1	1	0	0	0												
Willie Aikens, L OBP: 0.158, SLG: 0.111 (1, 3)		0-3 K		0-3 K		0-0 FC6-4 1B			0-3 K	4	0	1	0	0	3	1											
Ralph LaCock, L OBP: 0.211, SLG: 0.263 (1, 7)		0-0 1B		0-0 FC5-4 1-2		0-0 FC6-4 1B 1-2 3-H		0-0 6-3		4	0	1	1	0	0	2											
Jamie Quirk, L OBP: 0.267, SLG: 0.267 (1, 2)	0-0 F6				0-0 G3		0-3 K		0-0 4-3	4	0	0	0	0	1	2											
Frank White, R OBP: 0.316, SLG: 0.412 (1, 4)				0-0 1B	0-0 1-3		0-0 FC6-4 1B			3	0	2	0	0	0	0											
U L Washington, S OBP: 0.313, SLG: 0.333 (1, 6)			0-0 F6		0-0 F5		0-0 FC6-4 1-2			3	0	0	0	0	0	3											
Inning Stats	R: 0 E: 0 K: 0 S: 3	H: 0 LOB: 0 BB: 0 P: 3	R: 0 E: 0 K: 1 S: 6	H: 1 LOB: 1 BB: 0 P: 6	R: 0 E: 0 K: 2 S: 8	H: 1 LOB: 1 BB: 0 P: 8	R: 0 E: 1 K: 1 S: 6	H: 0 LOB: 1 BB: 0 P: 6	R: 0 E: 0 K: 0 S: 3	H: 0 LOB: 0 BB: 0 P: 3	R: 0 E: 0 K: 0 S: 3	H: 0 LOB: 0 BB: 0 P: 3	R: 1 E: 0 K: 1 S: 8	H: 3 LOB: 2 BB: 0 P: 8	R: 1 E: 0 K: 0 S: 4	H: 1 LOB: 0 BB: 0 P: 4	R: 0 E: 0 K: 1 S: 5	H: 0 LOB: 0 BB: 0 P: 5	1B: 5 2B: 0 3B: 0 HR: 1	SF: 0 SAC: 0 DP: 0 HBP: 0	WP: 0 PB: 0 SB: 0 CS: 0	PA: 34					
PITCHER	IP	WLS	BF	H	R	ER	SO	BB	IBB	HBP	BLK	WP	HR	S	P	ERA	WHIP										
Jim Palmer, R ERA: 1.8 (1, 1)	8.0	W	31	6	2	2	5	0	0	0	0	0	1	41	41	2.25	0.750										
Tim Stoddard, R ERA: (9, 1)	1.0		3	0	0	0	1	0	0	0	0	0	0	5	5	0.00	0.000										

Batter	1	2	3	4	5	6	7	8	9	AB	R	H	RBI	BB	SO	LOB	BOTTOM										
Al Bumbry, L OBP: 0.333, SLG: 0.313 (1, 8)	0-0 G3	4-0 FC4 BB		0-3 K		4-0 BB 1B BB		0-3 K		3	1	0	0	2	2	1	Kansas City Royals @ Baltimore Orioles Memorial Stadium, Baltimore, MD Tue Apr 15 1980, 3:33 AM EST Att: 50,199 - Unknown - 58 F livebaseballscorecards.com										
Kiko Garcia, R (1, 4)	0-0 1-3	0-0 FC4 1-2 2-3			0-0 5-3	0-0 F4		4-0 HR BB		4	1	0	1	1	0	3											
Ken Singleton, S OBP: 0.429, SLG: 0.647 John Lowenstein, L OBP: 0.167, SLG: 0.167 (1, 9) (9, 7)	4-0 2B WP BB	0-0 4-3			0-0 1B SF9 1B	4-0 BB 1B BB		0-0 HR BB		3	4	2	2	2	0	1											
Eddie Murray, S OBP: 0.333, SLG: 0.368 (1, 3)	0-0 WP 2B		0-0 F7		0-0 1B	4-0 1B BB		0-0 4-3		4	0	2	1	1	0	0											
Lee May, R OBP: 0.238, SLG: 0.400 (1, 10)	0-3 K		0-0 5-3		0-0 SF9	0-0 G6-4-3 1B		0-0 2B		4	0	2	3	0	1	1											
Doug DeCinces, R OBP: 0.381, SLG: 0.400 (1, 5)		0-0 1-3	0-0 6-3		0-0 F7	0-0 G6-4-3 1B 1-2 2-H 3-H		0-0 F4		5	0	0	0	0	0	4											
Gary Roenicke, R OBP: 0.333, SLG: 0.273 (1, 7) (9, 9)		4-0 1B BB		0-3 K		0-0 HR 1B		0-0 F4		3	2	1	0	1	1	0											
Rick Dempsey, R OBP: 0.444, SLG: 0.933 (1, 2)		0-0 BB FC4 1B		0-0 2B		0-0 HR BB 1B		0-3 K		4	2	3	2	0	1	0											
Mark Belanger, R OBP: 0.235, SLG: 0.235 (1, 6)		0-0 BB E 1B		0-0 F4		0-0 BB BB 1B		0-3 K		4	2	2	1	0	1	1											
Inning Stats	R: 1 E: 0 K: 1 S: 6	H: 1 LOB: 1 BB: 1 P: 10	R: 3 E: 1 K: 0 S: 5	H: 2 LOB: 1 BB: 2 P: 13	R: 0 E: 0 K: 2 S: 8	H: 1 LOB: 1 BB: 0 P: 8	R: 1 E: 0 K: 0 S: 5	H: 2 LOB: 1 BB: 0 P: 5	R: 5 E: 0 K: 0 S: 6	H: 4 LOB: 1 BB: 3 P: 18	R: 0 E: 0 K: 2 S: 7	H: 0 LOB: 0 BB: 0 P: 7	R: 2 E: 0 K: 1 S: 7	H: 2 LOB: 1 BB: 1 P: 11	1B: 7 2B: 3 3B: 0 HR: 2	SF: 1 SAC: 0 DP: 1 HBP: 0	WP: 1 PB: 0 SB: 0 CS: 0	PA: 42									
PITCHER	IP	WLS	BF	H	R	ER	SO	BB	IBB	HBP	BLK	WP	HR	S	P	ERA	WHIP										
Dennis Leonard, R ERA: 6.57 (1, 1)	5.0	L	26	8	7	6	3	3	0	0	0	0	1	29	41	10.80	2.200										
Steve Busby, R ERA: 81.0 (6, 1)	0.1		6	2	3	3	0	3	0	0	0	0	0	3	15	81.00	15.000										
Renie Martin, R ERA: 6.75 (6, 1)	2.2		10	2	2	2	3	1	0	0	0	0	1	15	19	6.75	1.125										

Batter	1	2	3	4	5	6	7	8	9	AB	R	H	RBI	BB	SO	LOB	TOP			
Willie Wilson, S (1, 8) OBP: 0.280, SLG: 0.375	0-0 5-3		0-0 6-3			0-3 K		0-0 1B		4	0	1	0	0	1	0	Kansas City Royals @ Baltimore Orioles Memorial Stadium, Baltimore, MD Wed Apr 16 1980, 6:05 PM EST Att: 7,473 - Unknown - 44 F			
Frank White, R (1, 4) OBP: 0.391, SLG: 0.476	0-0 6-3		0-0 1B			0-0 1B		0-0 1-2 1B		4	1	3	0	0	0	0				
George Brett, L (1, 5) OBP: 0.292, SLG: 0.364	0-0 G3		0-0 4-3			0-0 F8		0-0 F8		4	0	0	0	0	0	4				
Hal McRae, R (1, 10) OBP: 0.375, SLG: 0.455		0-0 F7		0-0 F8		0-0 1B		0-0 5-3		4	0	1	1	0	0	2				
Willie Aikens, L (1, 3) OBP: 0.130, SLG: 0.091		0-0 F9		0-0 1-3		0-3 K		0-0 F6		4	0	0	0	0	1	1				
John Wathan, R (1, 2) OBP: 0.500, SLG: 0.667		0-0 BB 1B		0-0 4-3			0-0 L7		0-0 F9	4	0	1	0	0	0	0				
Ralph LaCock, L (1, 7) OBP: 0.217, SLG: 0.227	4-0 BB 1-2 BB		0-0 F8		0-0 F8		0-0 F8		0-0 6-3	3	0	0	0	1	0	0				
Bob Deterage, R (1, 9) OBP: 0.333, SLG: 0.333	0-3 K		0-0 K		0-0 G5-4-3 1B		0-0 F9			3	0	1	0	0	1	2				
U L Washington, S (1, 6) OBP: 0.263, SLG: 0.278			0-3 K		0-0 G5-4-3 1-2			0-0 F7		3	0	0	0	0	1	1				
Inning Stats	R: 0 E: 0 K: 0 S: 3	H: 0 LOB: 0 BB: 0 P: 3	R: 0 E: 0 K: 1 S: 6	H: 1 LOB: 2 BB: 1 P: 10	R: 0 E: 0 K: 1 S: 6	H: 1 LOB: 1 BB: 0 P: 6	R: 0 E: 0 K: 0 S: 3	H: 0 LOB: 0 BB: 0 P: 3	R: 0 E: 0 K: 2 S: 9	H: 2 LOB: 1 BB: 0 P: 9	R: 0 E: 0 K: 0 S: 3	H: 0 LOB: 0 BB: 0 P: 3	R: 0 E: 0 K: 0 S: 5	H: 2 LOB: 2 BB: 0 P: 5	R: 0 E: 0 K: 0 S: 3	H: 0 LOB: 0 BB: 0 P: 3	1B: 7 2B: 0 3B: 0 HR: 0	SF: 0 SAC: 0 DP: 1 HBP: 0	WP: 0 PB: 0 SB: 1 CS: 0	PA: 34
PITCHER Mike Flanagan, L (1, 1) ERA: 4.91	IP: 9.0 WLS: W BF: 34 H: 7 R: 1 ER: 1 SO: 4 BB: 1 IBB: 0 HBP: 0 BLK: 0 WP: 0 HR: 0 S: 41 P: 45 ERA: 1.00 WHIP: 0.889																			

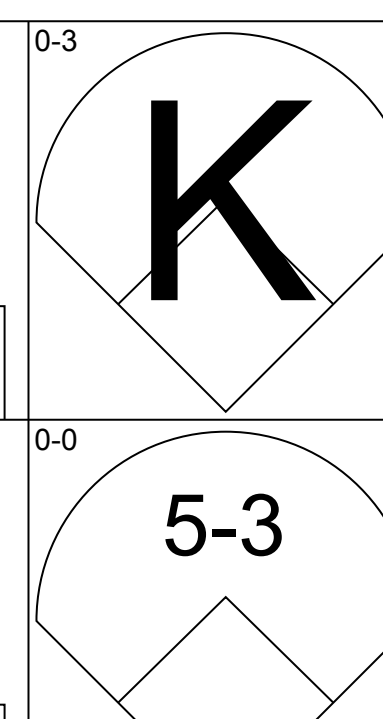
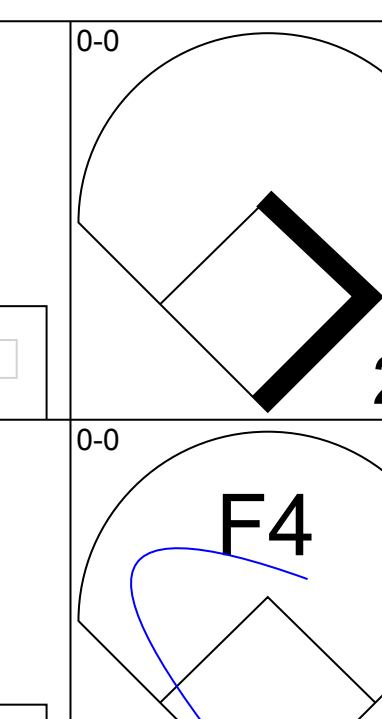
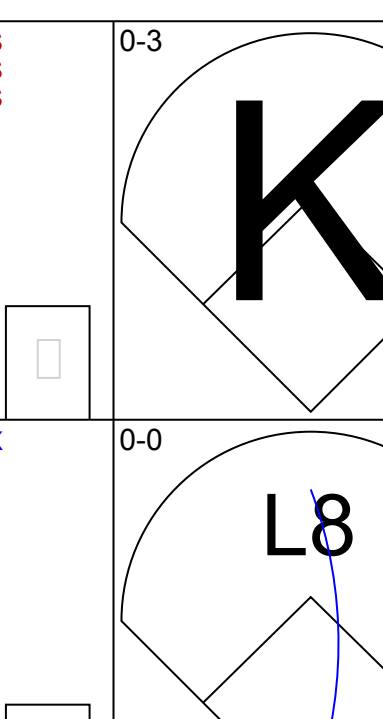
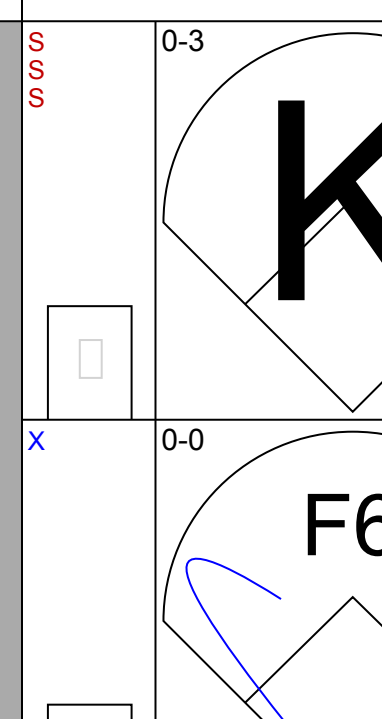
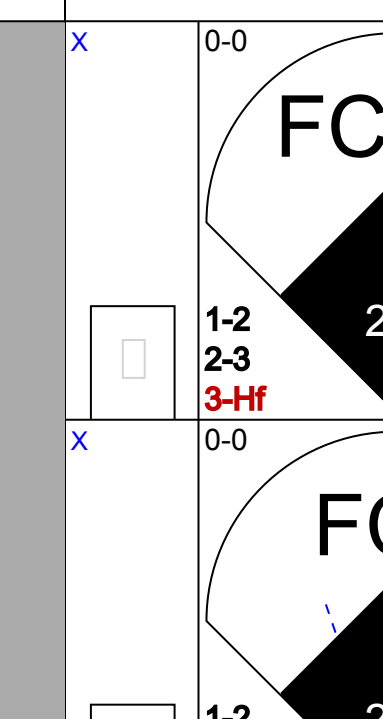
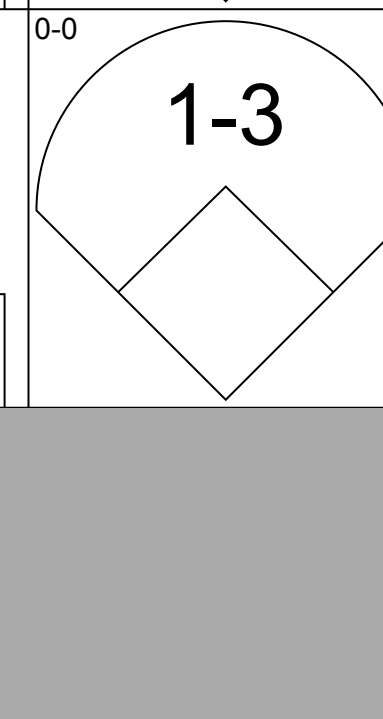

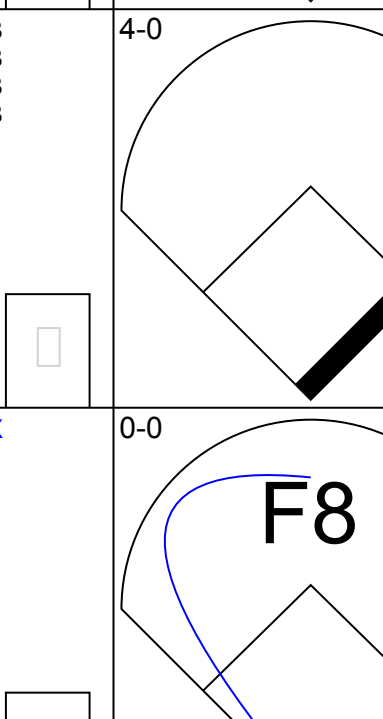

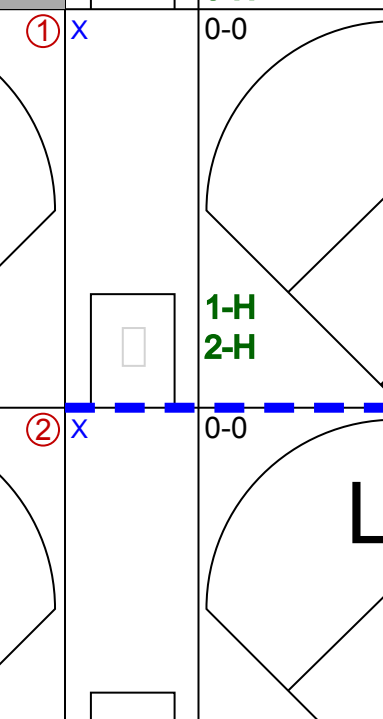

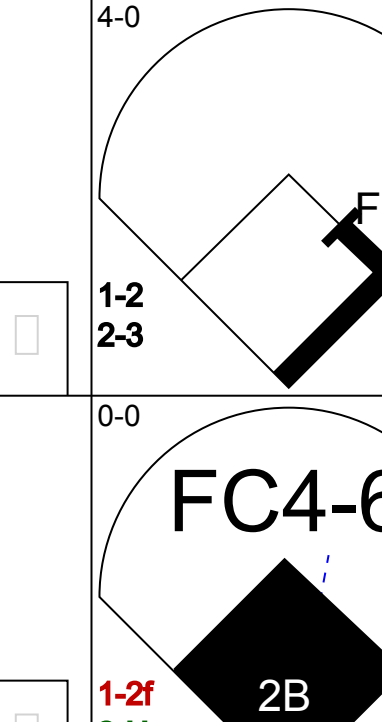
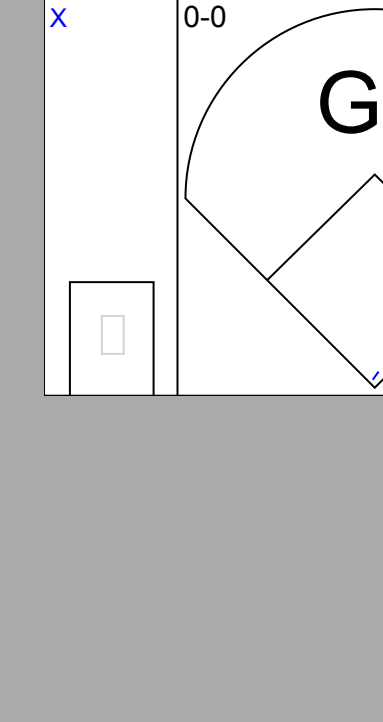
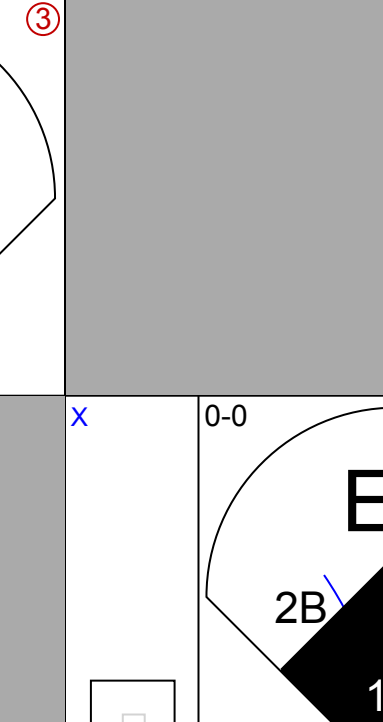
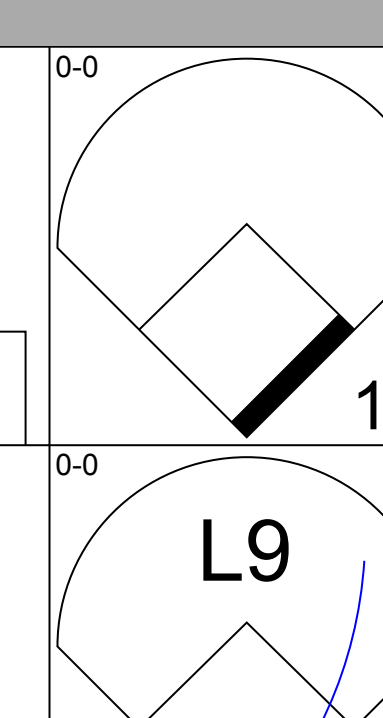
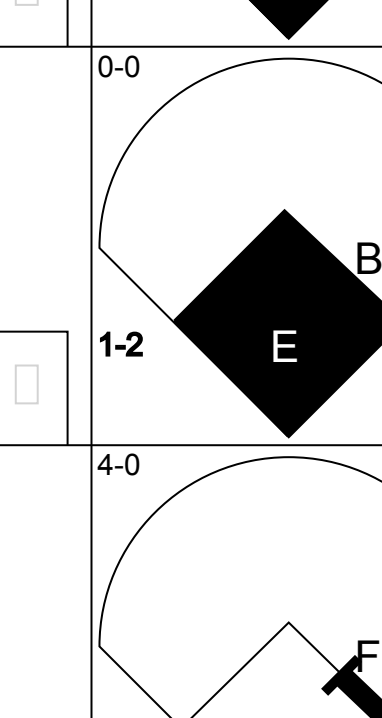
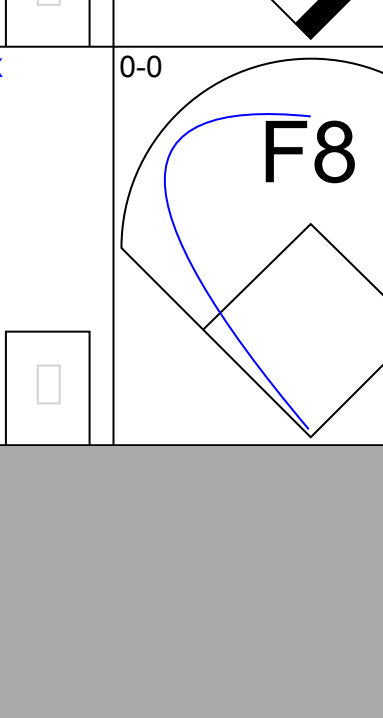
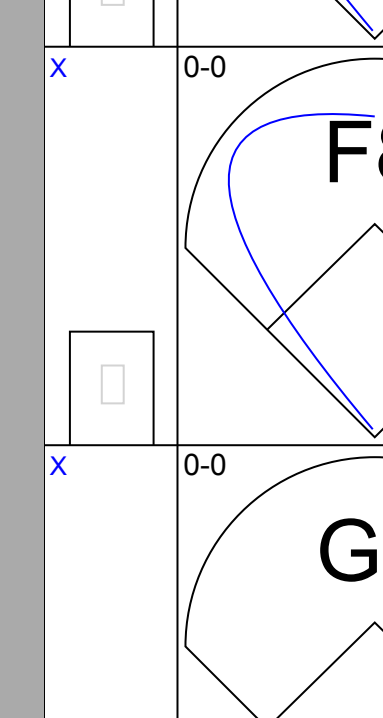
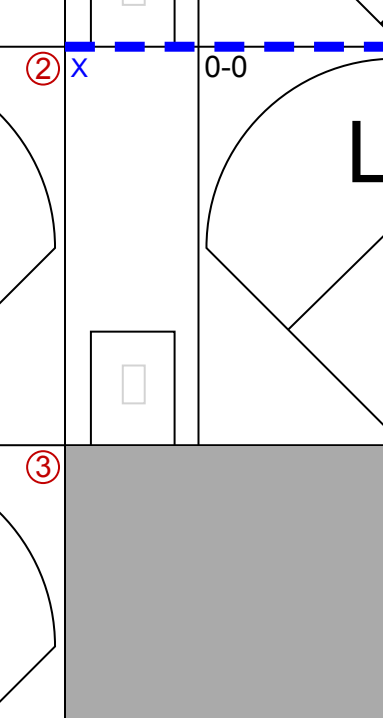
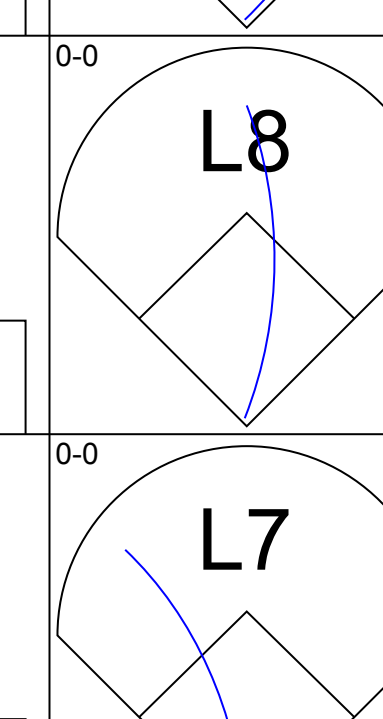
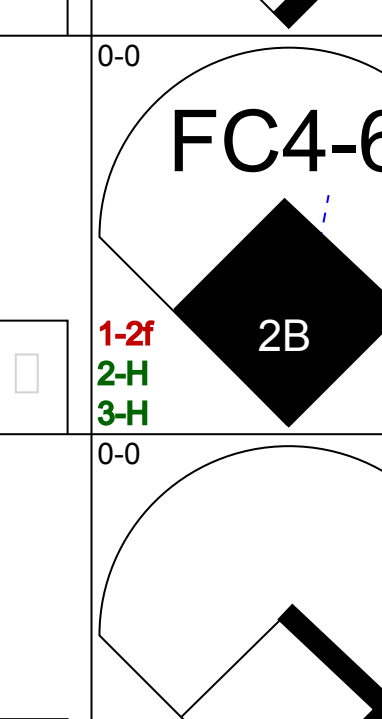
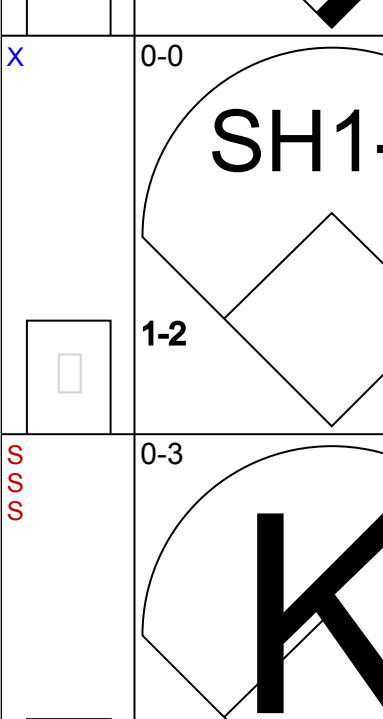


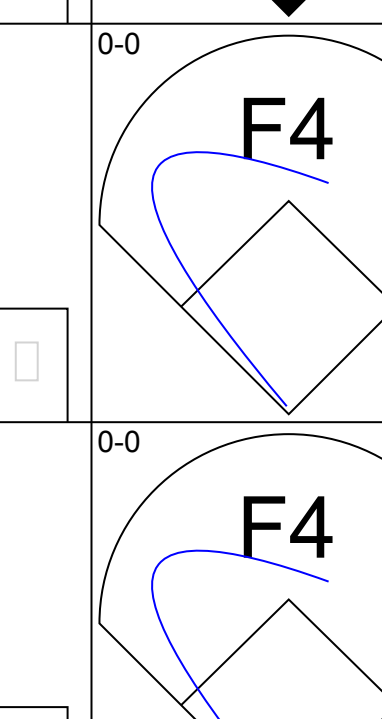
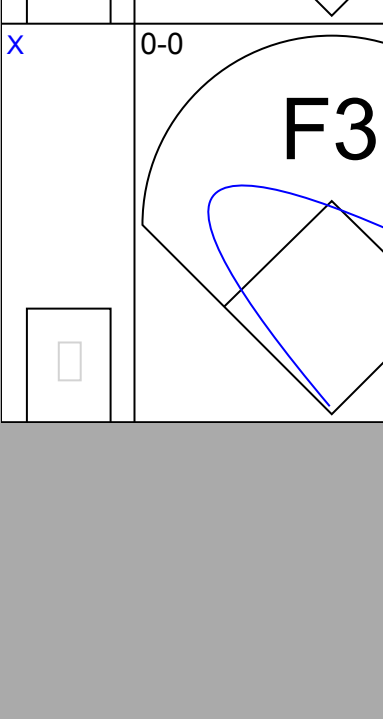
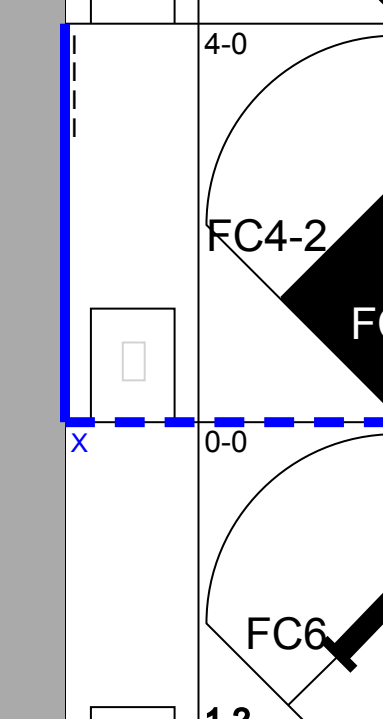
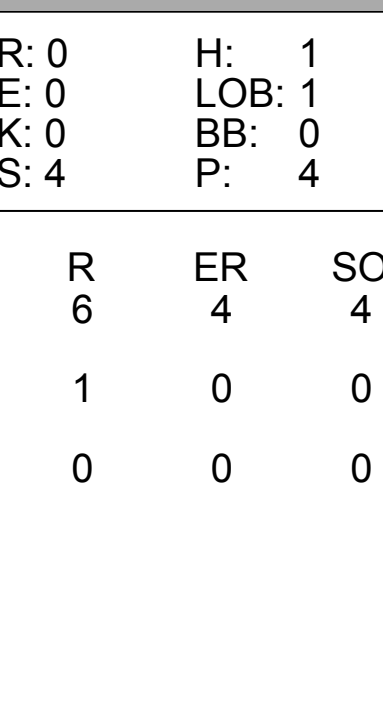
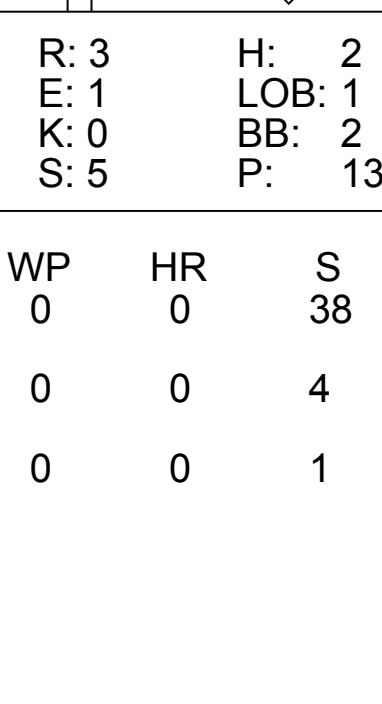
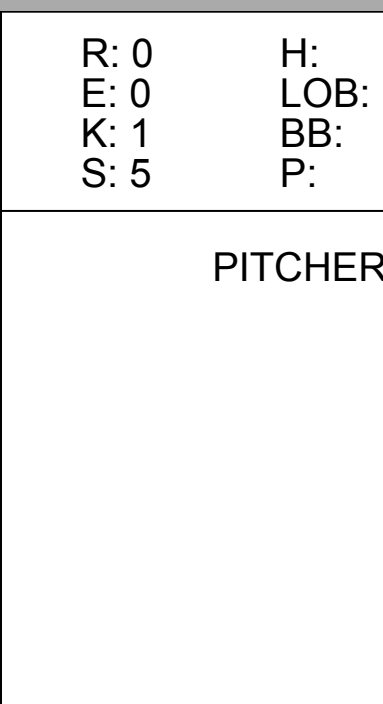
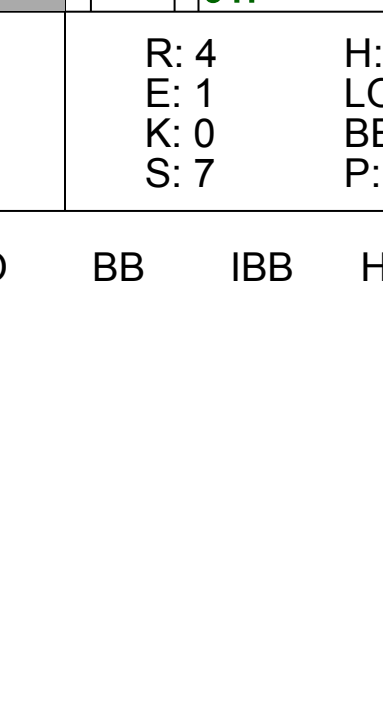
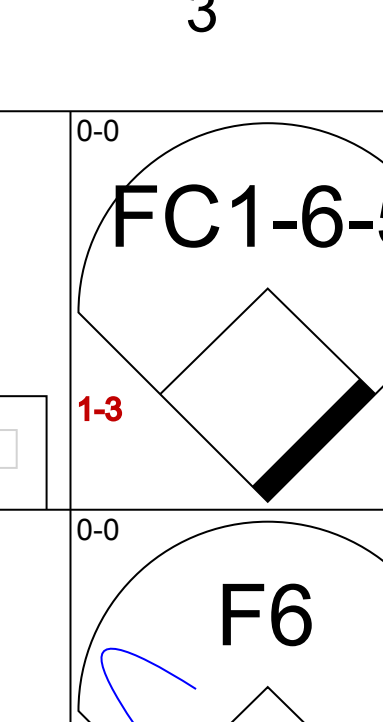

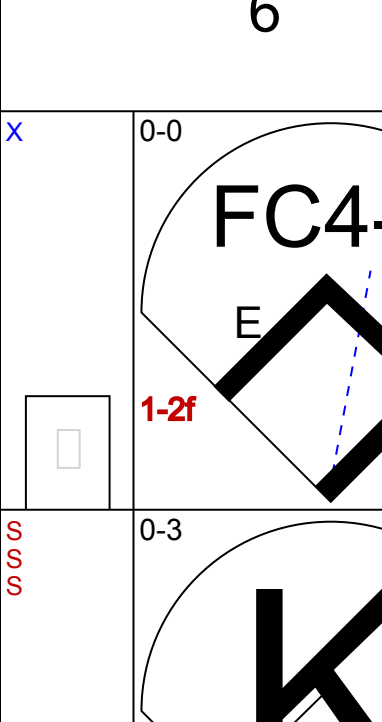
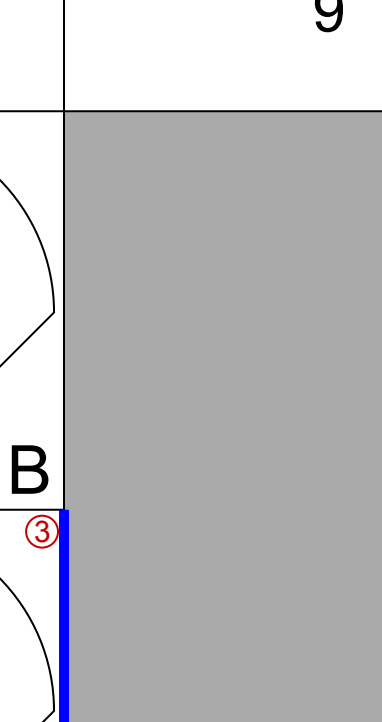


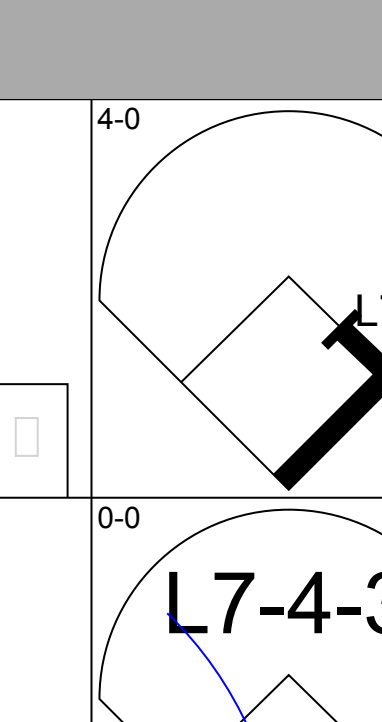
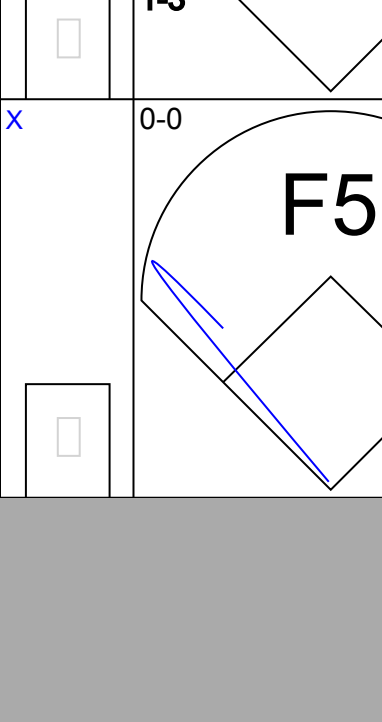
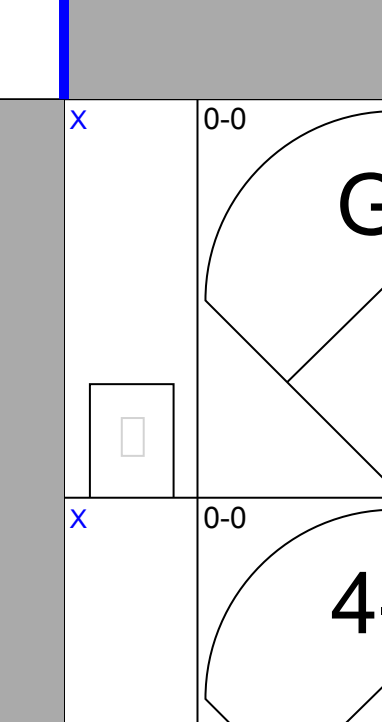
Batter	1	2	3	4	5	6	7	8	9	AB	R	H	RBI	BB	SO	LOB	BOTTOM			
Al Bumbry, L (1, 8) OBP: 0.360, SLG: 0.316	0-0 6-3		0-0 1-3		4-0 BB FC6-4 BB		0-0 F9 1B			3	0	1	0	1	0	0	Kansas City Royals @ Baltimore Orioles Memorial Stadium, Baltimore, MD Wed Apr 16 1980, 6:05 PM EST Att: 7,473 - Unknown - 44 F			
Rich Dauer, R (1, 4) OBP: 0.222, SLG: 0.125	0-0 F8		0-0 F6		0-0 FC6-4 1-2		0-0 1-2 2-H 1B			4	0	1	1	0	0	1				
Ken Singleton, S (1, 9) OBP: 0.440, SLG: 0.750	4-0 BB FC5 BB		0-0 HR			0-0 1-6-3		0-0 F9		3	1	1	1	1	0	2				
Eddie Murray, S (1, 3) OBP: 0.360, SLG: 0.391	0-0 BB 1-2 1B		0-0 CS 1B			0-0 L7		0-0 F7		4	0	2	0	0	0	2				
Doug DeCinces, R (1, 5) OBP: 0.400, SLG: 0.391	4-0 1-2 2-3 BB		0-0 CS 1-2		0-0 6-3		0-0 BB 1B		0-0 F6	3	0	1	0	1	0	0				
Gary Roenicke, R (1, 7) OBP: 0.313, SLG: 0.214	0-0 FC5 3-H		0-0 F4		0-0 F4		4-0 1-2 BB		0-0 F4	3	0	0	0	1	0	3				
Lee May, R (1, 10) OBP: 0.200, SLG: 0.333		0-0 F8		0-0 6-3		0-3 K		0-0 6-3		4	0	0	0	0	1	2				
Rick Dempsey, R (1, 2) OBP: 0.429, SLG: 0.833		0-0 L7		0-0 L8			0-0 SH5-4 1B			3	1	1	0	0	0	0				
Mark Belanger, R (1, 6) OBP: 0.211, SLG: 0.211		0-0 F6		0-0 F5			0-0 SH5-4 1-2			2	0	0	0	0	0	0				
Inning Stats	R: 0 E: 0 K: 0 S: 4	H: 1 LOB: 3 BB: 2 P: 12	R: 0 E: 0 K: 0 S: 3	H: 0 LOB: 0 BB: 0 P: 3	R: 1 E: 0 K: 0 S: 4	H: 2 LOB: 0 BB: 0 P: 4	R: 0 E: 0 K: 0 S: 3	H: 0 LOB: 0 BB: 0 P: 3	R: 0 E: 0 K: 1 S: 6	H: 1 LOB: 2 BB: 1 P: 10	R: 1 E: 0 K: 0 S: 6	H: 3 LOB: 2 BB: 0 P: 6	R: 0 E: 0 K: 0 S: 3	H: 0 LOB: 0 BB: 0 P: 3	R: 0 E: 0 K: 0 S: 3	H: 0 LOB: 0 BB: 0 P: 3	1B: 6 2B: 0 3B: 0 HR: 1	SF: 0 SAC: 1 DP: 0 HBP: 0	WP: 0 PB: 0 SB: 0 CS: 1	PA: 35
PITCHER Larry Gura, L (1, 1) ERA: 1.06	IP: 8.0 WLS: L BF: 34 H: 7 R: 2 ER: 2 SO: 1 BB: 4 IBB: 0 HBP: 0 BLK: 0 WP: 0 HR: 1 S: 32 P: 48 ERA: 2.25 WHIP: 1.375																			

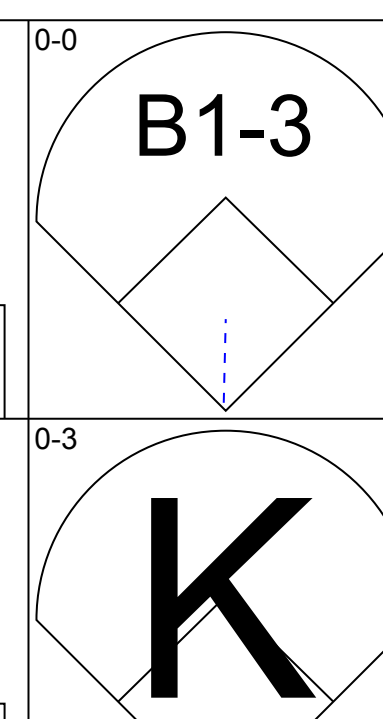
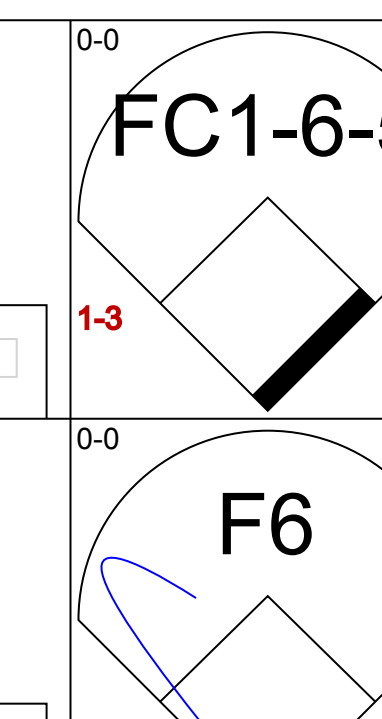
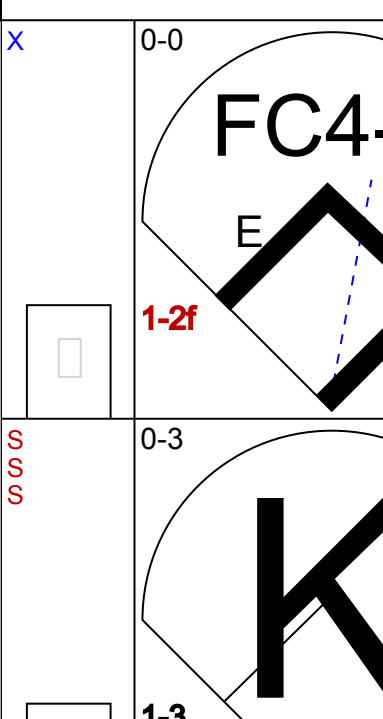
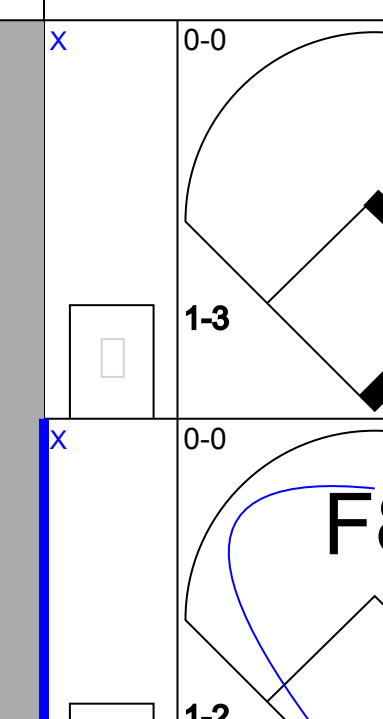
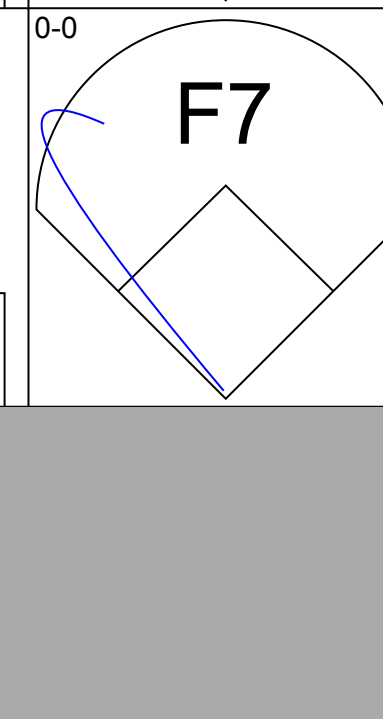

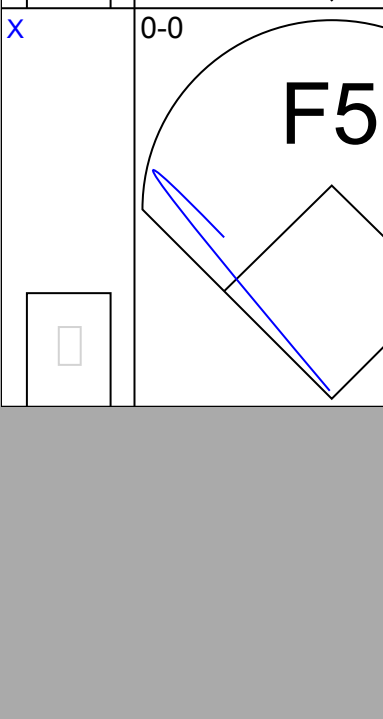
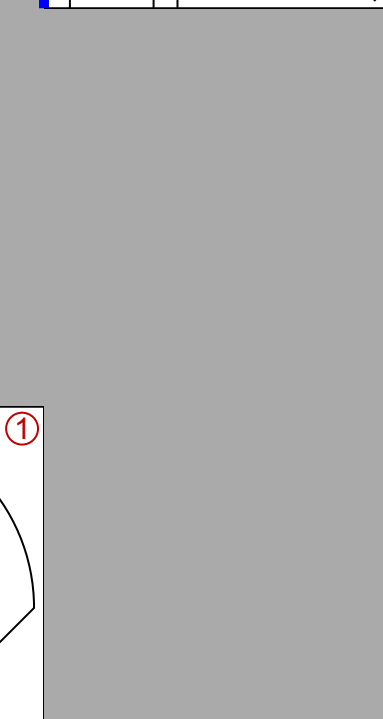

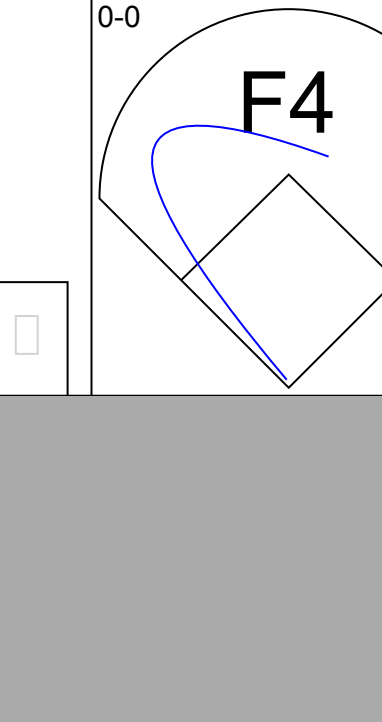

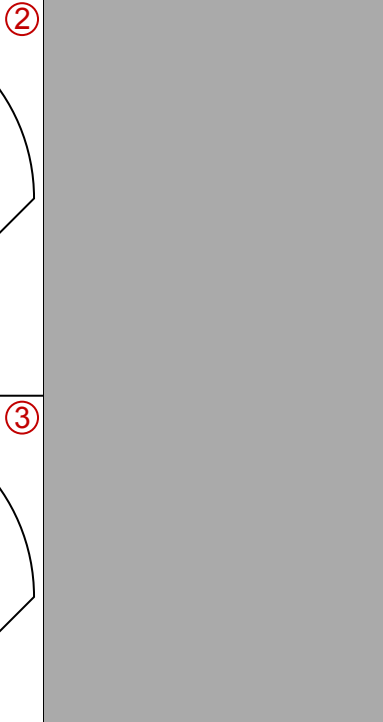
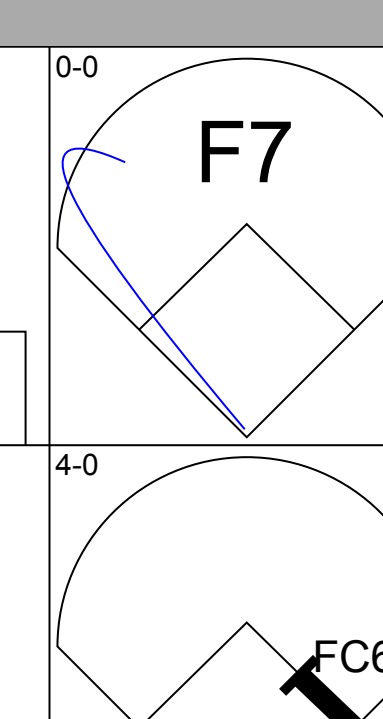
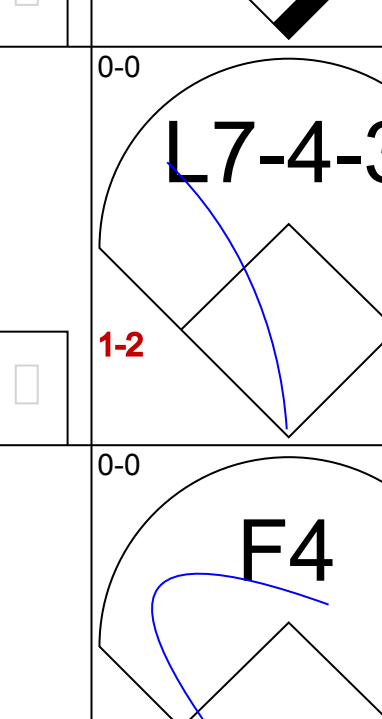
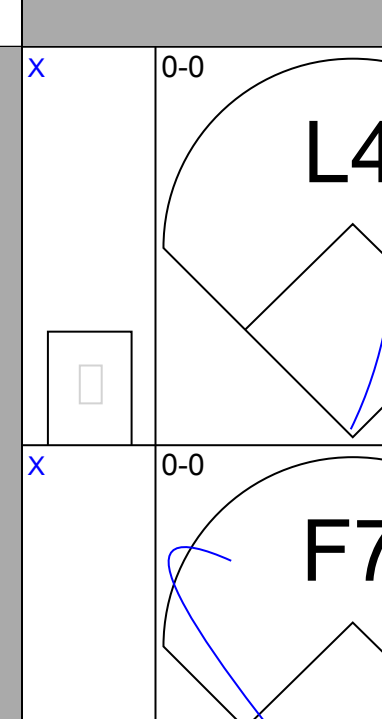
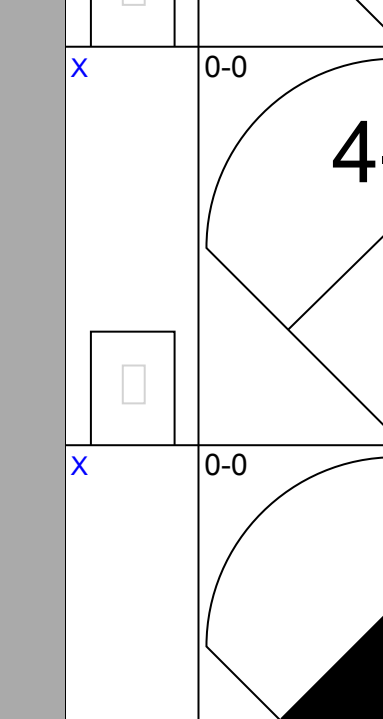
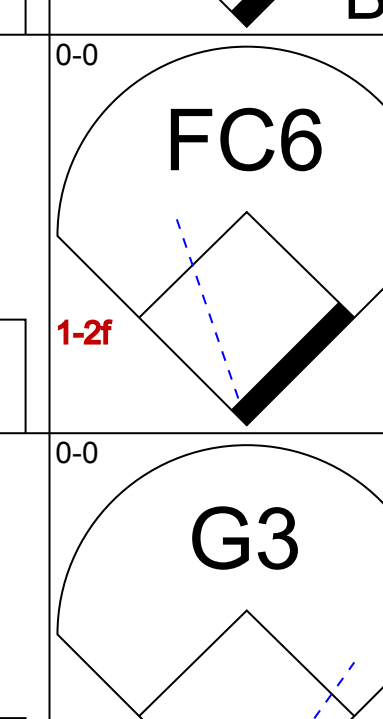

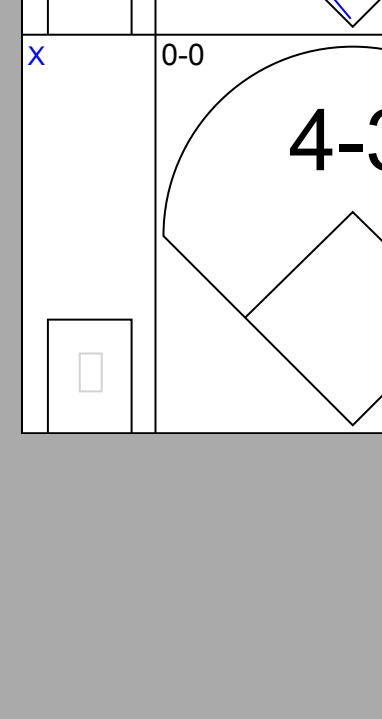
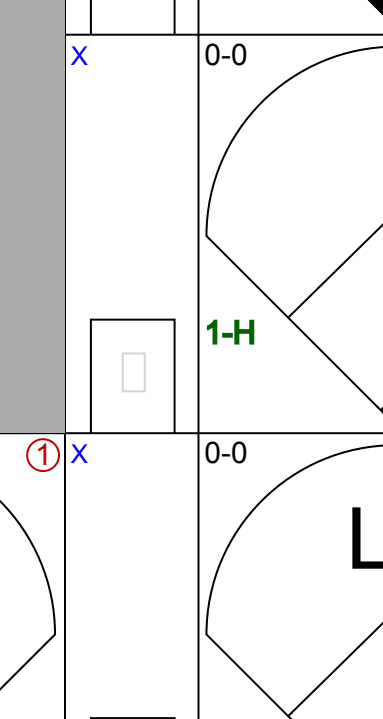

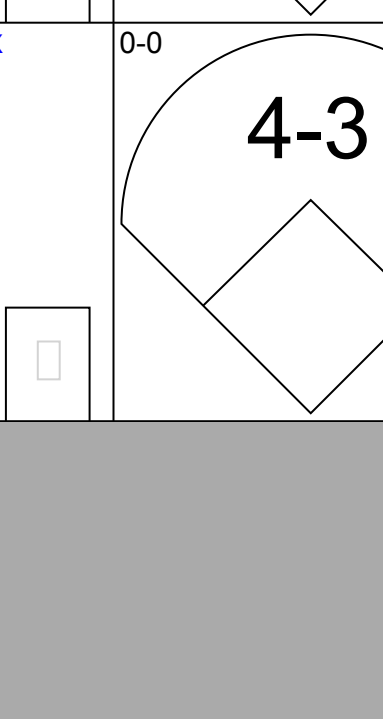

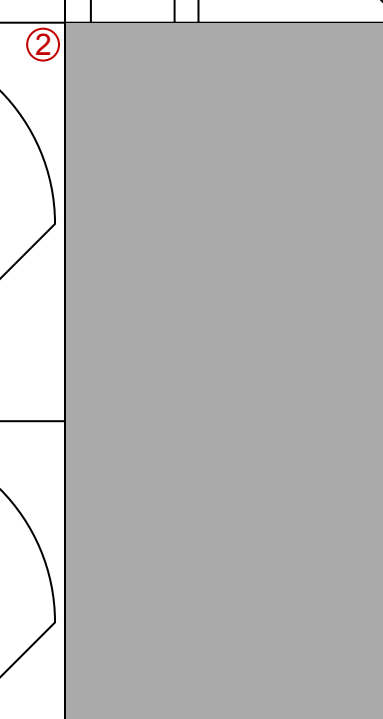
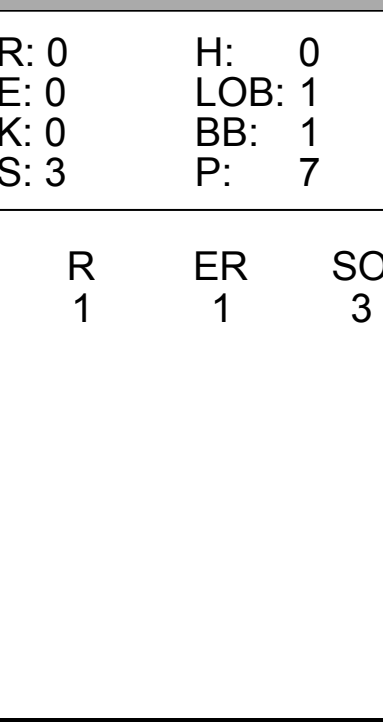
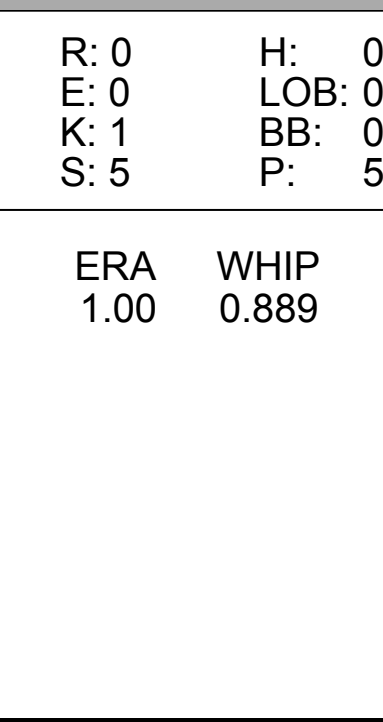
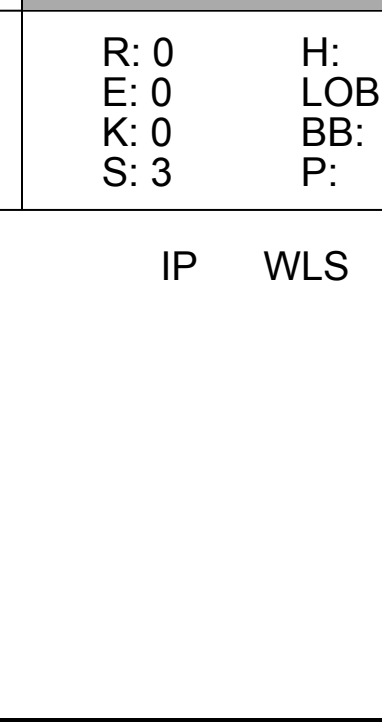
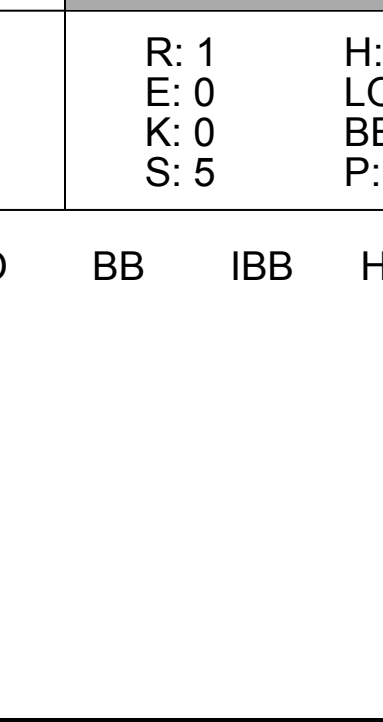

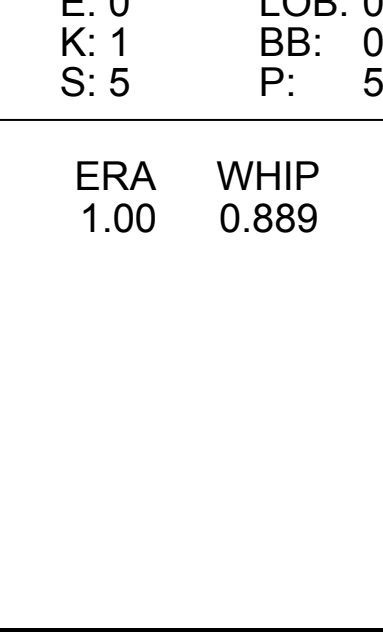




Batter	1	2	3	4	5	6	7	8	9	AB	R	H	RBI	BB	SO	LOB	TOP			
Willie Wilson, S OBP: 0.325, SLG: 0.447 (1, 8)	F6	CS	4-3			G3	4-3		F7	5	0	1	0	0	0	2	Kansas City Royals @ Detroit Tigers Tiger Stadium, Detroit, MI Sat Apr 19 1980, 3:33 AM EST Att: 13,583 - Sunny - 70 F			
Frank White, R OBP: 0.324, SLG: 0.371 (1, 4)	4-3		6-3			1-3	5-3			4	0	0	0	0	0	1				
George Brett, L OBP: 0.342, SLG: 0.455 (1, 5)	HR		2B			G3	3-1			3	2	1	0	1	0	1				
Willie Aikens, L OBP: 0.243, SLG: 0.324 (1, 3)	HR		HR			4-3	L9			4	2	2	3	0	0	1				
Hal McRae, R OBP: 0.368, SLG: 0.529 (1, 10)	4-3		HR			6-3	3-4-3		4-3	3	2	1	2	1	0	0				
Ralph LaCock, L OBP: 0.243, SLG: 0.206 (1, 7)			6-3			3-4-3	1-3			4	0	0	0	0	0	1				
Clint Hurdle, L OBP: 0.273, SLG: 0.381 (1, 9)			FC1-4			G3	6-3		F7	3	0	0	0	1	0	1				
Jamie Quirk, L OBP: 0.280, SLG: 0.292 (1, 2)			FC1-4			4-3	BB		K	4	0	2	1	0	1	0				
U L Washington, S OBP: 0.276, SLG: 0.296 (1, 6)			FC1-4			F8	BB		3-1	2	0	0	0	1	0	2				
Steve Braun, L (9, PH)			CS							1	0	0	0	0	0	0				
Inning Stats	R: 2 E: 0 K: 0 S: 4	H: 1 LOB: 0 BB: 1 P: 8	R: 0 E: 0 K: 0 S: 3	H: 1 LOB: 1 BB: 1 P: 7	R: 3 E: 0 K: 0 S: 6	H: 3 LOB: 0 BB: 0 P: 6	R: 0 E: 0 K: 0 S: 3	H: 0 LOB: 0 BB: 0 P: 3	R: 0 E: 0 K: 0 S: 4	H: 1 LOB: 1 BB: 2 P: 4	R: 0 E: 0 K: 0 S: 3	H: 0 LOB: 0 BB: 0 P: 3	R: 0 E: 0 K: 1 S: 5	H: 0 LOB: 0 BB: 0 P: 5	R: 0 E: 0 K: 1 S: 5	H: 0 LOB: 0 BB: 0 P: 5	1B: 2 2B: 3 3B: 0 HR: 2	SF: 0 SAC: 0 DP: 0 HBP: 0	WP: 0 PB: 0 SB: 0 CS: 1	PA: 38
PITCHER Jack Morris, R ERA: 3.24 (1, 1)	IP: 9.0 WLS: W BF: 37 H: 7 R: 6 ER: 6 SO: 1 BB: 4 IBB: 0 HBP: 0 BLK: 0 WP: 0 HR: 2 S: 35 P: 51 ERA: 6.00 WHIP: 1.222																			

Batter	1	2	3	4	5	6	7	8	9	AB	R	H	RBI	BB	SO	LOB	BOTTOM			
Lou Whitaker, L OBP: 0.289, SLG: 0.069 (1, 4)	G3		WP			F7	1B			2	1	0	0	2	0	1	Kansas City Royals @ Detroit Tigers Tiger Stadium, Detroit, MI Sat Apr 19 1980, 3:33 AM EST Att: 13,583 - Sunny - 70 F			
Kirk Gibson, L OBP: 0.152, SLG: 0.281 (1, 8)	K		F8			K	HR			4	1	1	0	0	2	3				
Steve Kemp, L OBP: 0.308, SLG: 0.583 (1, 7)	HR		K			WP	HR			4	3	3	4	0	1	1				
Jason Thompson, L OBP: 0.314, SLG: 0.313 (1, 3)	4-3		K			F5	F5			4	0	0	0	0	1	2				
Champ Summers, L OBP: 0.464, SLG: 0.542 (1, 9)	F6		4-3			WP	1-3			3	1	1	1	0	0	0				
Lynn Jones, R OBP: 0.267, SLG: 0.400 (7, PH) (8, 9)						SF9				1	0	0	0	0	0	0				
Tim Corcoran, L OBP: 0.333, SLG: 0.200 (1, 10)	4-3		L6			WP				3	0	1	0	0	0	0				
John Wockenfuss, R OBP: 0.400, SLG: 0.364 (8, PH)			L4			1B				1	0	0	0	0	0	0				
Lance Parrish, R OBP: 0.371, SLG: 0.636 (1, 2)	K					SF9	L7			3	0	0	1	0	1	0				
Tom Brookens, R OBP: 0.300, SLG: 0.421 (1, 5)			HR			F4	F8			4	1	2	1	0	0	1				
Alan Trammell, R OBP: 0.500, SLG: 0.556 (1, 6)			F8			S	K			3	1	2	0	0	1	0				
Inning Stats	R: 1 E: 0 K: 1 S: 6	H: 1 LOB: 0 BB: 0 P: 6	R: 0 E: 0 K: 1 S: 5	H: 0 LOB: 0 BB: 0 P: 5	R: 2 E: 1 K: 2 S: 9	H: 2 LOB: 1 BB: 1 P: 13	R: 0 E: 0 K: 0 S: 3	H: 0 LOB: 0 BB: 0 P: 3	R: 0 E: 0 K: 1 S: 6	H: 1 LOB: 1 BB: 0 P: 6	R: 2 E: 0 K: 0 S: 6	H: 3 LOB: 1 BB: 0 P: 6	R: 3 E: 0 K: 1 S: 7	H: 2 LOB: 0 BB: 1 P: 11	R: 0 E: 0 K: 0 S: 3	H: 1 LOB: 0 BB: 0 P: 3	1B: 6 2B: 1 3B: 0 HR: 3	SF: 1 SAC: 0 DP: 0 HBP: 0	WP: 3 PB: 0 SB: 1 CS: 1	PA: 36
PITCHER Dennis Leonard, R ERA: 6.97 (1, 1)	IP: 6.0 WLS: L BF: 26 H: 7 R: 5 ER: 5 SO: 5 BB: 1 IBB: 0 HBP: 0 BLK: 0 WP: 0 HR: 0 S: 39 P: 48 ERA: 7.50 WHIP: 1.333																			
Renie Martin, R ERA: 12.0 (7, 1)	IP: 0.1 WLS: L BF: 3 H: 1 R: 2 ER: 2 SO: 1 BB: 0 IBB: 0 HBP: 0 BLK: 0 WP: 0 HR: 0 S: 4 P: 8 ERA: 54.00 WHIP: 6.000																			
Gary Christenson, L ERA: 6.14 (7, 1)	IP: 1.2 WLS: L BF: 6 H: 2 R: 1 ER: 1 SO: 0 BB: 0 IBB: 0 HBP: 0 BLK: 0 WP: 0 HR: 0 S: 6 P: 6 ERA: 5.40 WHIP: 1.200																			

Batter	1	2	3	4	5	6	7	8	9	AB	R	H	RBI	BB	SO	LOB	TOP		
Willie Wilson, S OBP: 0.333, SLG: 0.442 (1, 8)	1-3	2-3		K		FC4-6 1B		S 1B		5	0	2	1	0	1	0	Kansas City Royals @ Detroit Tigers Tiger Stadium, Detroit, MI Sun Apr 20 1980, 3:33 AM EST Att: 18,755 - Cloudy - 69 F		
Frank White, R OBP: 0.310, SLG: 0.350 (1, 4)	F 2B 1B	K		F8		FC4-6 BB 1-2		K 1-2		5	1	1	0	0	2	2			
George Brett, L OBP: 0.372, SLG: 0.528 (1, 5)	K				FC SF7 BB			F7		3	2	1	1	2	1	2			
Hal McRae, R OBP: 0.349, SLG: 0.487 (1, 10)	E6 2B 1B	5-3			L7 BB			L1		5	1	1	0	0	0	3			
Willie Aikens, L OBP: 0.286, SLG: 0.395 (1, 3)	PB 2B 2B			L6 2B		E BB		G3		4	1	2	2	1	1	0			
John Wathan, R OBP: 0.500, SLG: 0.500 (1, 2)	PB 2B IBB			L6 2-3		FC		5-3		4	1	0	0	1	0	3			
Ralph LaCock, L OBP: 0.244, SLG: 0.243 (1, 7) (5, 9)	WP 2B 2B			F9		SF7		K		3	1	1	3	0	1	0			
Bob Detherage, R OBP: 0.375, SLG: 0.500 (5, FH) Clint Hurdle, L OBP: 0.292, SLG: 0.435 (5, 7)				F8		F8		G3 1B 2B		2	0	1	1	0	0	0			
U L Washington, S OBP: 0.273, SLG: 0.387 (1, 6)	F9							G3		2	1	1	0	0	0	2			
Inning Stats	R: 5 E: 1 K: 1 S: 10	H: 5 LOB: 1 BB: 1 P: 14	R: 1 E: 0 K: 1 S: 6	H: 1 LOB: 0 BB: 0 P: 6	R: 0 E: 0 K: 0 S: 3	H: 1 LOB: 0 BB: 0 P: 3	R: 1 E: 0 K: 1 S: 6	H: 0 LOB: 2 BB: 2 P: 12	R: 0 E: 0 K: 1 S: 5	H: 0 LOB: 0 BB: 0 P: 5	R: 1 E: 0 K: 1 S: 7	H: 2 LOB: 1 BB: 0 P: 7	R: 0 E: 0 K: 1 S: 5	H: 0 LOB: 0 BB: 0 P: 5	1B: 4 2B: 6 3B: 0 HR: 2	SF: 1 SAC: 0 DP: 1 HBP: 0	WP: 1 PB: 1 SB: 2 CS: 0	PA: 42	
PITCHER	IP WLS BF H R ER SO BB IBB HBP BLK WP HR S P ERA WHIP																		
Dan Schatzeder, L ERA: 11.48 Dave Tobik, R ERA: 5.14 Jack Billingham, R ERA:	(1, 1) (5, 1) (9, 1)	4.1 3.2 1.0	L 16 3	8 3 0	8 1 0	7 1 0	3 3 1	2 0 0	1 0 0	0 0 0	0 0 0	0 21 5	26 25 5	38 25 5	0.00 2.46 0.00	0.000 1.091 0.000			

Batter	1	2	3	4	5	6	7	8	9	AB	R	H	RBI	BB	SO	LOB	BOTTOM			
Lou Whitaker, L OBP: 0.302, SLG: 0.094 (1, 4)	F7	SF7	CS	1-3		FC6-4 BB		1-3 1B		3	0	1	1	1	0	0	Kansas City Royals @ Detroit Tigers Tiger Stadium, Detroit, MI Sun Apr 20 1980, 3:33 AM EST Att: 18,755 - Cloudy - 69 F			
Rick Peters, S OBP: 0.280, SLG: 0.238 (1, 9)	4-3	1B 1B		G1 WP BB		FC6-4 G1-6-3		1-3 1-2		4	0	1	1	1	0	2				
Steve Kemp, L OBP: 0.318, SLG: 0.561 (1, 7)		1B 1B		G1		G1-6-3		4-3		5	0	2	0	0	0	3				
Lance Parrish, R OBP: 0.350, SLG: 0.579 (1, 2)	1-5-3			K				5-3		5	0	1	0	0	2	3				
Jason Thompson, L OBP: 0.308, SLG: 0.306 (1, 3)						G3		F8		4	1	1	0	0	1	3				
John Wockenfuss, R OBP: 0.438, SLG: 0.417 Champ Summers, L OBP: 0.452, SLG: 0.519 (2, FH)								3-1		1	1	1	0	0	0	0				
Tom Brookens, R OBP: 0.292, SLG: 0.364 (1, 5)										3	0	1	0	0	1	0				
Dave Stegman, R OBP: 0.444, SLG: 0.500 Kirk Gibson, L OBP: 0.139, SLG: 0.257 (3, FH) (4, 8)										0	1	0	1	1	0	0				
Alan Trammell, R OBP: 0.542, SLG: 0.619 (1, 6)										3	0	0	0	0	2	1				
Inning Stats	R: 0 E: 0 K: 0 S: 4	H: 1 LOB: 1 BB: 0 P: 4	R: 5 E: 0 K: 1 S: 11	H: 6 LOB: 3 BB: 2 P: 19	R: 0 E: 0 K: 0 S: 3	H: 1 LOB: 0 BB: 0 P: 3	R: 0 E: 0 K: 1 S: 5	H: 0 LOB: 1 BB: 1 P: 9	R: 0 E: 1 K: 0 S: 2	H: 0 LOB: 0 BB: 2 P: 10	R: 0 E: 0 K: 0 S: 3	H: 0 LOB: 0 BB: 0 P: 3	R: 0 E: 0 K: 1 S: 5	H: 0 LOB: 0 BB: 0 P: 5	R: 0 E: 0 K: 1 S: 6	H: 1 LOB: 1 BB: 0 P: 6	1B: 9 2B: 1 3B: 0 HR: 0	SF: 1 SAC: 0 DP: 1 HBP: 0	WP: 1 PB: 0 SB: 0 CS: 1	PA: 41
PITCHER	IP WLS BF H R ER SO BB IBB HBP BLK WP HR S P ERA WHIP																			
Larry Gura, L ERA: 3.44 Rene Martin, R ERA: 5.4 Dan Quisenberry, R ERA: 1.93	(1, 1) (2, 1) (6, 1)	1.1 3.2 4.0	W 16 S	12 3 1	5 1 0	5 0 0	0 3 2	0 0 0	0 3 0	0 0 0	0 1 0	0 19 16	10 31 16	0.00 0.00 0.00	1.636 1.000 0.250					

Batter	1	2	3	4	5	6	7	8	9	AB	R	H	RBI	BB	SO	LOB	TOP			
Alfredo Griffin, S OBP: 0.209, SLG: 0.262 (1, 6)										5	1	1	0	0	3	3	Toronto Blue Jays @ Kansas City Royals Royals Stadium, Kansas City, MO Mon Apr 21 1980, 7:05 PM EST Att: 21,117 - Unknown - 84 F			
Rick Bosetti, R OBP: 0.200, SLG: 0.282 (1, 8)										5	1	0	1	0	0	3				
John Mayberry, L OBP: 0.400, SLG: 0.636 (1, 3)										3	1	1	2	2	0	0				
Roy Howell, L OBP: 0.400, SLG: 0.472 (1, 5)										5	1	2	0	0	0	2				
Otto Velez, R OBP: 0.436, SLG: 0.500 (1, 10)										1	0	0	0	2	0	1				
Al Woods, L OBP: 0.200, SLG: 0.200 (6, PR)										1	0	0	0	0	0	0				
Barry Bonnell, R OBP: 0.276, SLG: 0.469 (1, 9)										3	2	0	1	0	0	2				
Damaso Garcia, R OBP: 0.314, SLG: 0.438 (1, 4)										4	0	2	1	0	1	3				
Danny Ainge, R OBP: 0.500, SLG: 0.600 (9, PH)										3	0	1	0	0	0	3				
Willie Upshaw, L OBP: 0.900, SLG: 0.333 (9, PH)										0	1	0	0	1	0	0				
Bob Bailor, R OBP: 0.118, SLG: 0.063 (9, 7)										0	0	0	0	0	0	0				
Bob Davis, R OBP: 0.333, SLG: 0.294 (1, 2)										4	0	1	1	0	0	2				
Inning Stats	R: 0 E: 0 K: 1 S: 5	H: 0 LOB: 0 BB: 0 P: 5	R: 0 E: 0 K: 0 S: 4	H: 1 LOB: 1 BB: 0 P: 4	R: 0 E: 0 K: 0 S: 4	H: 2 LOB: 1 BB: 0 P: 4	R: 3 E: 1 K: 0 S: 5	H: 2 LOB: 1 BB: 2 P: 13	R: 0 E: 0 K: 1 S: 5	H: 0 LOB: 0 BB: 0 P: 9	R: 0 E: 0 K: 1 S: 5	H: 0 LOB: 0 BB: 0 P: 5	R: 0 E: 0 K: 0 S: 3	H: 0 LOB: 0 BB: 0 P: 3	R: 4 E: 1 K: 0 S: 7	H: 3 LOB: 1 BB: 1 P: 11	1B: 4 2B: 5 3B: 0 HR: 0	SF: 0 SAC: 1 DP: 1 HBP: 0	WP: 0 PB: 0 SB: 1 CS: 0	PA: 40
PITCHER	IP WLS BF H R ER SO BB IBB HBP BLK WP HR S P ERA WHIP																			
Rich Gale, R ERA: 5.59 (1, 1)	8.0 L 35 6 6 4 4 4 1 0 0 0 0 0 38 58 4.50 1.250																			
Dan Quisenberry, R ERA: 2.7 (9, 1)	0.2 4 2 1 0 0 0 0 0 0 0 0 0 4 4 0.00 3.000																			
Steve Busby, R ERA: 40.5 (9, 1)	0.1 1 0 0 0 0 0 0 0 0 0 0 0 1 1 0.00 0.000																			

Batter	1	2	3	4	5	6	7	8	9	AB	R	H	RBI	BB	SO	LOB	BOTTOM					
Willie Wilson, S OBP: 0.327, SLG: 0.426 (1, 8)										4	0	1	0	0	0	2	Toronto Blue Jays @ Kansas City Royals Royals Stadium, Kansas City, MO Mon Apr 21 1980, 7:05 PM EST Att: 21,117 - Unknown - 84 F					
Frank White, R OBP: 0.289, SLG: 0.326 (1, 4)										3	0	0	0	0	2							
Steve Braun, L OBP: 0.289, SLG: 0.326 (8, PH)										1	0	0	0	0	2							
Jerry Terrell, R OBP: 0.289, SLG: 0.326 (9, 4)										0	0	0	0	0	0							
George Brett, L OBP: 0.362, SLG: 0.487 (1, 5)										3	0	0	0	1	0							
Willie Aikens, L OBP: 0.261, SLG: 0.357 (1, 3)										4	0	0	0	0	1							
Hal McRae, R OBP: 0.362, SLG: 0.476 (1, 10)										3	1	1	0	1	0	0						
Ralph LaCock, L OBP: 0.244, SLG: 0.268 (1, 7)										4	0	1	1	0	1							
Jamie Quirk, L OBP: 0.241, SLG: 0.250 (1, 2)										4	0	0	0	0	2							
Clint Hurdle, L OBP: 0.259, SLG: 0.385 (1, 9)										3	0	0	0	0	0	0						
U L Washington, S OBP: 0.333, SLG: 0.424 (1, 6)										2	0	2	0	1	0	0						
Inning Stats	R: 0 E: 0 K: 1 S: 5	H: 0 LOB: 0 BB: 0 P: 5	R: 0 E: 0 K: 0 S: 3	H: 0 LOB: 1 BB: 1 P: 7	R: 0 E: 0 K: 0 S: 4	H: 1 LOB: 1 BB: 0 P: 4	R: 0 E: 0 K: 0 S: 2	H: 0 LOB: 0 BB: 1 P: 6	R: 0 E: 0 K: 1 S: 5	H: 0 LOB: 0 BB: 0 P: 5	R: 0 E: 0 K: 1 S: 6	H: 1 LOB: 1 BB: 0 P: 6	R: 0 E: 0 K: 0 S: 3	H: 0 LOB: 0 BB: 0 P: 3	R: 0 E: 0 K: 0 S: 4	H: 1 LOB: 2 BB: 1 P: 8	R: 1 E: 0 K: 0 S: 5	H: 2 LOB: 1 BB: 0 P: 5	1B: 4 2B: 2 3B: 0 HR: 0	SF: 0 SAC: 0 DP: 1 HBP: 0	WP: 0 PB: 0 SB: 3 CS: 0	PA: 34
PITCHER	IP WLS BF H R ER SO BB IBB HBP BLK WP HR S P ERA WHIP																					
Dave Stieb, R ERA: 1.5 (1, 1)	9.0 W 34 5 1 1 3 3 0 0 0 0 0 0 37 49 1.00 0.889																					

AB	34
R	7
H	8
RBI	6
BB	5
SO	4
LOB	19



Batter	1	2	3	4	5	6	7	8	9	AB	R	H	RBI	BB	SO	LOB	TOP																			
Alfredo Griffin, S OBP: 0.213, SLG: 0.261 (1, 6)	L4		F5			F4		1B		4	0	1	1	0	0	1	Toronto Blue Jays @ Kansas City Royals Royals Stadium, Kansas City, MO Tue Apr 22 1980, 7:05 PM EST Att: 16,993 - Unknown - 82 F																			
Rick Bosetti, R OBP: 0.205, SLG: 0.279 (1, 8)	1-3			L9		F8		1B		4	0	1	0	0	0																					
John Mayberry, L OBP: 0.364, SLG: 0.568 (1, 3)	F5			F8			4-3	L1		4	0	0	0	0	2																					
Otto Velez, R OBP: 0.442, SLG: 0.500 (1, 10)		G6-4-3 1B		E5 1B			1-3		5-3	4	0	2	0	0	0																					
Roy Howell, L OBP: 0.364, SLG: 0.425 (1, 5)	F4			K			4-3		4-3	4	0	0	0	0	1	2																				
Barry Bonnell, R OBP: 0.250, SLG: 0.417 (1, 9)	G6-4-3 1-2				F8			F8	E5	4	0	0	0	0	1																					
Damaso Garcia, R OBP: 0.333, SLG: 0.444 (1, 4)				2-3 1B		6-3		2B 6-3 1B	F6	4	1	2	0	0	1																					
Danny Ainge, R OBP: 0.462, SLG: 0.615 (1, 7)			L8		F8			1B 2B		3	1	1	0	0	1																					
Bob Davis, R OBP: 0.286, SLG: 0.250 (1, 2)			2-3			L7		6-3		3	0	0	1	0	2																					
Inning Stats	R: 0 E: 0 K: 0 S: 3	H: 0 LOB: 0 BB: 0 P: 3	R: 0 E: 0 K: 0 S: 3	H: 1 LOB: 0 BB: 0 P: 3	R: 0 E: 0 K: 1 S: 4	H: 1 LOB: 1 BB: 0 P: 4	R: 0 E: 1 K: 1 S: 6	H: 1 LOB: 1 BB: 0 P: 6	R: 0 E: 0 K: 0 S: 3	H: 0 LOB: 0 BB: 0 P: 3	R: 0 E: 0 K: 0 S: 3	H: 0 LOB: 0 BB: 0 P: 3	R: 0 E: 0 K: 0 S: 3	H: 0 LOB: 0 BB: 0 P: 3	R: 2 E: 0 K: 0 S: 7	H: 4 LOB: 2 BB: 0 P: 7	R: 0 E: 1 K: 0 S: 4	H: 0 LOB: 1 BB: 0 P: 4	1B: 6 2B: 1 3B: 0 HR: 0	SF: 0 SAC: 0 DP: 1 HBP: 0	WP: 0 PB: 0 SB: 0 CS: 0	PA: 34														
PITCHER	IP	WLS	BF	H	R	ER	SO	BB	IBB	HBP	BLK	WP	HR	S	P	ERA	WHIP	PITCHER		IP	WLS	BF	H	R	ER	SO	BB	IBB	HBP	BLK	WP	HR	S	P	ERA	WHIP
Paul Spittorf, L ERA: 3.6 (1, 1)	8.0	W	30	7	2	2	1	0	0	0	0	0	0	32	32	2.25	0.875																			
Marty Pattin, R ERA: 0.84 (9, 1)	1.0		4	0	0	0	0	0	0	0	0	0	0	4	4	0.00	0.000																			


AB	34
R	2
H	7
RBI	2
BB	0
SO	1
LOB	10




Batter	1	2	3	4	5	6	7	8	9	AB	R	H	RBI	BB	SO	LOB	BOTTOM																			
Willie Wilson, S OBP: 0.321, SLG: 0.412 (1, 8)	4-3	3-1			E 1B		K			4	0	1	0	0	1	1	Toronto Blue Jays @ Kansas City Royals Royals Stadium, Kansas City, MO Tue Apr 22 1980, 7:05 PM EST Att: 16,993 - Unknown - 82 F																			
Frank White, R OBP: 0.286, SLG: 0.319 (1, 4)	5-3			4-3 1B	E8 1-2		F2			4	0	1	0	0	1																					
George Brett, L OBP: 0.333, SLG: 0.442 (1, 5)	L8			4-3	FC4-6-2 1-2 2H			4-3		4	0	0	0	0	3																					
Hal McRae, R OBP: 0.373, SLG: 0.500 Clint Hurdle, L OBP: 0.259, SLG: 0.385 (1, 7) (9, 9)		2B 2B		5-3		6-3		BB 1B 1B		4	2	2	0	0	1																					
Willie Aikens, L OBP: 0.300, SLG: 0.386 Rance Mulliniks, L (8, PR) Ralph LaCock, L OBP: 0.244, SLG: 0.268 (1, 3) (9, 3)		2B 6-3 BB		K		1B 2B		1B 1B BB		2	2	1	0	2	1	1																				
John Wathan, R OBP: 0.500, SLG: 0.688 (1, 2)		6-3 1B 2B			G4-6-3 1B		5-3 1B	1B 1B 1B		4	2	4	3	0	0																					
Dave Chalk, R OBP: 0.167, SLG: 0.200 (1, 10)		6-3		G4-6-3 1-2		5-3		1B 1B		4	0	1	2	0	3																					
Bob Deterage, R OBP: 0.364, SLG: 0.455 Steve Braun, L OBP: 0.100, SLG: 0.100 (1, 9) (8, PH) (9, 7)		2-3 3H		6-3		F9		1B 1B	G6-4-3 1B	3	0	1	1	0	1																					
U L Washington, S OBP: 0.300, SLG: 0.378 (1, 6)		F9			F9		F8	G6-4-3		4	0	0	0	0	3																					
Inning Stats	R: 0 E: 0 K: 0 S: 3	H: 0 LOB: 0 BB: 0 P: 3	R: 3 E: 0 K: 0 S: 6	H: 3 LOB: 1 BB: 1 P: 10	R: 0 E: 0 K: 1 S: 6	H: 1 LOB: 0 BB: 0 P: 6	R: 0 E: 0 K: 0 S: 3	H: 1 LOB: 0 BB: 0 P: 3	R: 0 E: 1 K: 0 S: 4	H: 1 LOB: 1 BB: 0 P: 4	R: 1 E: 0 K: 0 S: 5	H: 2 LOB: 1 BB: 0 P: 5	R: 0 E: 0 K: 1 S: 5	H: 0 LOB: 0 BB: 0 P: 5	R: 3 E: 0 K: 0 S: 6	H: 4 LOB: 2 BB: 1 P: 10	R: 0 E: 0 K: 0 S: 4	H: 0 LOB: 1 BB: 0 P: 4	1B: 9 2B: 4 3B: 0 HR: 0	SF: 0 SAC: 0 DP: 3 HBP: 0	WP: 0 PB: 0 SB: 1 CS: 0	PA: 36														
PITCHER	IP	WLS	BF	H	R	ER	SO	BB	IBB	HBP	BLK	WP	HR	S	P	ERA	WHIP	PITCHER		IP	WLS	BF	H	R	ER	SO	BB	IBB	HBP	BLK	WP	HR	S	P	ERA	WHIP
Paul Mirabella, L ERA: 1.71 (1, 1)	5.0	L	21	6	3	3	1	1	0	0	0	0	0	13	17	15.43	2.143																			
Jesse Jefferson, R ERA: 12.46 (6, 1)	2.1		12	4	4	4	1	1	0	0	0	0	0	3	3	0.00	3.000																			
Tom Buskey, R ERA: 2.57 (8, 1)	0.2		3	2	0	0	0	0	0	0	0	0	0	3	3	0.00	3.000																			

AB	34
R	7
H	12
RBI	7
BB	2
SO	2
LOB	14



Batter	1	2	3	4	5	6	7	8	9	AB	R	H	RBI	BB	SO	LOB	TOP			
Al Bumbry, L OBP: 0.377, SLG: 0.569 (1, 8)	0-0 CS 1B		0-0 1B			0-0 1-3		0-0 F8		4	0	2	0	0	0	1	Baltimore Orioles @ Kansas City Royals Royals Stadium, Kansas City, MO Fri Apr 25 1980, 7:05 PM EST Att: 20,436 - Unknown AB 30 R 0 H 4 RBI 0 BB 4 SO 2 LOB 10 			
Rich Dauer, R OBP: 0.234, SLG: 0.171 (1, 4)	4-0 1-2 BB		0-0 F8			4-0 BB		0-0 BB 1B		2	0	1	0	2	0	1				
Ken Singleton, S OBP: 0.315, SLG: 0.468 (1, 9)	0-3 K			0-0 F9		0-0 L5		4-0 BB 1B		3	0	0	0	1	1	2				
Eddie Murray, S OBP: 0.400, SLG: 0.608 (1, 3)	0-0 F7			0-0 P6		0-0 F9		0-0 F8		4	0	0	0	0	0	5				
Doug DeCinces, R OBP: 0.300, SLG: 0.391 (1, 5)		0-0 P6		0-3 K				0-0 B2-3		4	0	0	0	0	1	0				
Gary Roenicke, R OBP: 0.356, SLG: 0.257 (1, 7)		0-0 5-3				0-0 F3		0-0 6-3		4	0	0	0	0	0	0				
Lee May, R OBP: 0.171, SLG: 0.275 (1, 10)		0-0 F2				0-0 L6		0-0 F7		4	0	0	0	0	0	0				
Rick Dempsey, R OBP: 0.333, SLG: 0.500 (1, 2)			0-0 5-3			4-0 BB		0-0 5-3		2	0	0	0	1	0	0				
Kiko Garcia, R OBP: 0.267, SLG: 0.125 (1, 6)			0-0 P3			0-0 G3		0-0 BB 1B 1B		3	0	1	0	0	0	1				
Inning Stats	R: 0 E: 0 K: 1 S: 5	H: 1 LOB: 1 BB: 1 P: 9	R: 0 E: 0 K: 0 S: 3	H: 0 LOB: 0 BB: 0 P: 3	R: 0 E: 0 K: 0 S: 4	H: 1 LOB: 1 BB: 0 P: 4	R: 0 E: 0 K: 1 S: 5	H: 0 LOB: 0 BB: 0 P: 5	R: 0 E: 0 K: 0 S: 3	H: 0 LOB: 1 BB: 1 P: 7	R: 0 E: 0 K: 0 S: 3	H: 0 LOB: 0 BB: 0 P: 3	R: 0 E: 0 K: 0 S: 5	H: 2 LOB: 3 BB: 1 P: 9	R: 0 E: 0 K: 0 S: 3	H: 0 LOB: 0 BB: 0 P: 3	1B: 4 2B: 0 3B: 0 HR: 0	SF: 0 SAC: 0 DP: 0 HBP: 0	WP: 0 PB: 0 SB: 0 CS: 1	PA: 34
PITCHER Larry Gura, L ERA: 2.3 (1, 1)	IP: 9.0 WLS: W BF: 34 H: 4 R: 0 ER: 0 SO: 2 BB: 4 IBB: 0 HBP: 0 BLK: 0 WP: 0 HR: 0 S: 34 P: 50 ERA: 0.00 WHIP: 0.889															PITCHER				

Batter	1	2	3	4	5	6	7	8	9	AB	R	H	RBI	BB	SO	LOB	BOTTOM			
Willie Wilson, S OBP: 0.317, SLG: 0.417 (1, 8)	0-0 1B 2B	0-0 4-3		0-0 F9			0-0 E3 2B	0-0 6-3		5	2	1	0	0	0	1	Baltimore Orioles @ Kansas City Royals Royals Stadium, Kansas City, MO Fri Apr 25 1980, 7:05 PM EST Att: 20,436 - Unknown AB 34 R 7 H 9 RBI 7 BB 3 SO 5 LOB 15 			
Frank White, R OBP: 0.316, SLG: 0.364 (1, 4)	0-0 3B 2H	0-0 BB 1B			0-3 K		0-0 P4			4	1	2	1	0	1	1				
George Brett, L OBP: 0.379, SLG: 0.571 (1, 5)	0-0 2B	4-0 BB 1B			0-0 E5 F8		0-0 E 2B			1	1	1	1	1	0	0				
Dave Chalk, R OBP: 0.222, SLG: 0.375 (4, 5)	1-H 2B 3B	1-2 G4-6-3 BB			0-0 F8		4-0 2H BB			2	0	1	1	0	0	0				
Willie Aikens, L OBP: 0.339, SLG: 0.367 (1, 3)	0-0 G3	0-0 G4-6-3			0-0 F8		0-0 BB			3	0	0	0	1	0	4				
Bob Deterage, R OBP: 0.364, SLG: 0.455 (8, 7)		1-2 BB			1-2 F8		2-3 BB			0	0	0	0	0	0	0				
Hal McRae, R OBP: 0.356, SLG: 0.500 (1, 10)	0-0 E HR 2B		0-0 F2		0-0 F9		0-0 F7			4	1	1	1	0	0	3				
John Wathan, R OBP: 0.536, SLG: 0.625 (1, 2)	0-3 K		0-3 K			0-0 G6-4-3 1B	0-0 6-3			4	0	1	0	0	2	3				
Ralph LaCock, L OBP: 0.220, SLG: 0.239 (1, 7)	0-0 E4 HR		0-0 6-3			0-0 G6-4-3 1B		0-0 6-3		4	1	0	0	0	2					
Clint Hurdle, L OBP: 0.273, SLG: 0.469 (1, 9)	0-0 1-H 3-H HR			0-0 6-3		0-0 1B		0-0 6-3		4	1	2	3	0	0	0				
Rance Mulliniks, L OBP: 0.286, SLG: 0.167 (1, 6)	0-3 K		0-3 G3			0-3 K		4-0 BB		3	0	0	0	1	2	1				
Inning Stats	R: 6 E: 1 K: 2 S: 13	H: 5 LOB: 0 BB: 0 P: 13	R: 0 E: 0 K: 0 S: 3	H: 1 LOB: 1 BB: 1 P: 7	R: 0 E: 0 K: 1 S: 5	H: 0 LOB: 0 BB: 0 P: 5	R: 0 E: 0 K: 0 S: 3	H: 0 LOB: 0 BB: 0 P: 3	R: 0 E: 1 K: 1 S: 6	H: 0 LOB: 1 BB: 0 P: 6	R: 0 E: 0 K: 1 S: 6	H: 2 LOB: 1 BB: 0 P: 6	R: 1 E: 2 K: 0 S: 5	H: 1 LOB: 2 BB: 1 P: 9	R: 0 E: 0 K: 0 S: 3	H: 0 LOB: 1 BB: 1 P: 7	1B: 4 2B: 3 3B: 1 HR: 1	SF: 0 SAC: 0 DP: 2 HBP: 0	WP: 0 PB: 0 SB: 0 CS: 0	PA: 37
PITCHER Steve Stone, R ERA: 5.27 (1, 1)	IP: 1.1 WLS: L BF: 12 H: 6 R: 6 ER: 3 SO: 2 BB: 1 IBB: 0 HBP: 0 BLK: 0 WP: 0 HR: 1 S: 15 P: 19 ERA: 20.25 WHIP: 5.250															PITCHER				
Sammy Stewart, R ERA: 4.25 (2, 1)	IP: 6.2 WLS: 25 BF: 3 H: 1 R: 1 ER: 0 SO: 3 BB: 2 IBB: 0 HBP: 0 BLK: 0 WP: 0 HR: 0 S: 29 P: 37 ERA: 0.00 WHIP: 0.750															PITCHER				

Batter	1	2	3	4	5	6	7	8	9	AB	R	H	RBI	BB	SO	LOB	TOP								
Al Bumby, L OBP: 0.394, SLG: 0.607 (1, 8)	0-0 4-3		0-0 E S 1B		0-0 1-H SF8 3B		0-0 F7		0-0 E 1B	5	1	3	1	0	0	0	Baltimore Orioles @ Kansas City Royals Royals Stadium, Kansas City, MO Sat Apr 26 1980, 4:33 AM EST Att: 25,925 - Unknown livebaseballscores.com								
Rich Dauer, R OBP: 0.250, SLG: 0.159 (1, 4)	0-0 6-3		1-0 HBP		0-0 5-3		4-0 BB		0-0 F8 1-2	3	0	0	0	1	0	2									
Pat Kelly, L OBP: 0.250, SLG: 0.333 (1, 10)	4-0 1B BB		0-3 K		0-0 SF8		0-3 K		0-0 4-3	3	0	0	1	1	2	4									
Ken Singleton, S OBP: 0.328, SLG: 0.460 (1, 9)	0-0		0-3 K		0-0 3-H 4-0 CS BB				0-0 F7	3	0	1	0	1	1	2									
Gary Roenicke, R OBP: 0.356, SLG: 0.257 (8, 9)	1-3 1B									0	0	0	0	0	0	0									
Eddie Murray, S OBP: 0.391, SLG: 0.582 (1, 3)	0-0 F8				0-0 FC5-4 1B		0-0 4-3		0-0 4-3	4	0	1	0	0	0	2									
John Lowenstein, L OBP: 0.391, SLG: 0.263 (1, 7)		0-0 F8			0-0 F9		0-0 F7		4-0 HR BB	3	1	0	0	1	0	1									
Doug DeCinces, R OBP: 0.315, SLG: 0.480 (1, 5)		0-0 P3			0-0 FC5-4 1-2		0-0 2B		0-0 HR	4	1	2	2	0	0	1									
Rick Dempsey, R OBP: 0.309, SLG: 0.458 (1, 2)		0-0 P4			0-3 K		0-3 K		0-3 K	4	0	0	0	0	3	2									
Kiko Garcia, R OBP: 0.273, SLG: 0.148 (1, 6)			0-3 K				0-0 F5		0-0 F8	3	1	1	0	0	1	0									
Mark Belanger, R OBP: 0.133, SLG: 0.133 (7, 6)							0-0 3B 1B			1	0	0	0	0	0	0									
Inning Stats	R: 0 E: 0 K: 0 S: 4	H: 1 LOB: 2 BB: 1 P: 8	R: 0 E: 0 K: 0 S: 3	H: 0 LOB: 0 BB: 0 P: 3	R: 0 E: 0 K: 3 S: 10	H: 1 LOB: 2 BB: 0 P: 11	R: 0 E: 0 K: 1 S: 6	H: 1 LOB: 1 BB: 0 P: 6	R: 2 E: 0 K: 0 S: 4	H: 2 LOB: 0 BB: 1 P: 8	R: 0 E: 0 K: 1 S: 6	H: 1 LOB: 1 BB: 0 P: 6	R: 0 E: 0 K: 1 S: 5	H: 0 LOB: 1 BB: 1 P: 9	R: 2 E: 0 K: 1 S: 6	H: 1 LOB: 0 BB: 0 P: 10	R: 0 E: 1 K: 0 S: 4	H: 1 LOB: 1 BB: 0 P: 4	1B: 5 2B: 1 3B: 1 HR: 1	SF: 1 SAC: 0 DP: 0 HBP: 1	WP: 0 PB: 0 SB: 1 CS: 1	PA: 40			
PITCHER	IP	WLS	BF	H	R	ER	SO	BB	IBB	HBP	BLK	WP	HR	S	P	ERA	WHIP								
Rich Gale, R ERA: 5.27 (1, 1)	8.0	L	35	7	4	4	7	4	0	1	0	0	1	44	61	4.50	1.375								
Dan Quisenberry, R ERA: 2.25 (9, 1)	1.0		4	1	0	0	0	0	0	0	0	0	0	4	4	0.00	1.000								

Batter	1	2	3	4	5	6	7	8	9	AB	R	H	RBI	BB	SO	LOB	BOTTOM								
Willie Wilson, S OBP: 0.313, SLG: 0.406 (1, 8)	0-3 K		0-0 P4		0-0 FC1-5-2 SH1-4 1B		0-0 G3			4	0	1	0	0	1	1	Baltimore Orioles @ Kansas City Royals Royals Stadium, Kansas City, MO Sat Apr 26 1980, 4:33 AM EST Att: 25,925 - Unknown livebaseballscores.com								
Frank White, R OBP: 0.333, SLG: 0.379 (1, 4)	0-0 1B				0-0 SH1-4		0-0 5-3			3	0	2	0	0	0	1									
Dave Chalk, R OBP: 0.231, SLG: 0.333 (1, 5)	0-0 1B		0-0 F7		0-0 FC1-5-2		0-0 5-3		0-0 6-3	4	0	1	0	0	3										
Hal McRae, R OBP: 0.333, SLG: 0.466 (1, 10)	0-0 L4		0-0 F8		2-3 3-H 0-3 K		0-0 6-3		0-0 4-3	4	0	0	0	0	1	5									
John Wathan, R OBP: 0.500, SLG: 0.571 (1, 2)	0-0 L4				0-0 6-3		0-0 G4-6-3 1B		0-0 4-3	4	0	1	0	0	0	2									
Willie Aikens, L OBP: 0.333, SLG: 0.346 (1, 3)		0-0 F8			4-0 FC6-4 BB		0-0 G4-6-3		0-3 K	3	0	0	0	1	1	1									
Jerry Terrell, R (1, 7)		0-0 E2			0-0 FC6-4		0-0 F8		0-0 P4	4	0	0	0	0	0	1									
Bob Deterage, R OBP: 0.286, SLG: 0.357 (1, 9)		0-3 K			0-0 FC6-4		0-0 F7		0-0 F9	3	0	0	0	0	1	2									
George Brett, L OBP: 0.373, SLG: 0.560 (9, PH)					1-2					1	0	0	0	0	0	0									
U.L. Washington, S OBP: 0.326, SLG: 0.425 (1, 6)		0-0 5-3					0-0 SH1-4 FC1-2 1B			3	0	2	0	0	0	1									
Inning Stats	R: 0 E: 0 K: 1 S: 7	H: 2 LOB: 2 BB: 0 P: 7	R: 0 E: 1 K: 1 S: 6	H: 0 LOB: 1 BB: 0 P: 6	R: 0 E: 0 K: 0 S: 4	H: 1 LOB: 1 BB: 0 P: 4	R: 0 E: 0 K: 0 S: 3	H: 0 LOB: 1 BB: 1 P: 7	R: 0 E: 0 K: 0 S: 7	H: 2 LOB: 2 BB: 0 P: 7	R: 0 E: 0 K: 0 S: 3	H: 1 LOB: 0 BB: 0 P: 3	R: 0 E: 0 K: 0 S: 4	H: 1 LOB: 1 BB: 0 P: 4	R: 0 E: 0 K: 0 S: 3	H: 0 LOB: 0 BB: 0 P: 3	R: 0 E: 0 K: 1 S: 5	H: 0 LOB: 0 BB: 0 P: 5	1B: 6 2B: 1 3B: 0 HR: 0	SF: 0 SAC: 1 DP: 1 HBP: 0	WP: 0 PB: 0 SB: 0 CS: 0	PA: 35			
PITCHER	IP	WLS	BF	H	R	ER	SO	BB	IBB	HBP	BLK	WP	HR	S	P	ERA	WHIP								
Mike Flanagan, L ERA: 3.13 (1, 1)	9.0	W	35	7	0	0	4	1	0	0	0	0	0	42	46	0.00	0.889								

Batter	1	2	3	4	5	6	7	8	9	AB	R	H	RBI	BB	SO	LOB	TOP				
Al Bumby, L OBP: 0.386, SLG: 0.583 (1, 8)										4	0	1	0	0	0	0	Baltimore Orioles @ Kansas City Royals Royals Stadium, Kansas City, MO Sun Apr 27 1980, 4:33 AM EDT Att: 20,496 - Unknown livebaseballscorecards.com				
Mark Belanger, R OBP: 0.152, SLG: 0.152 (1, 6)										3	0	1	0	0	0	0					
Ken Singleton, S OBP: 0.306, SLG: 0.426 (1, 9)										4	0	0	0	0	0	2					
Eddie Murray, S OBP: 0.382, SLG: 0.559 (1, 3)										4	0	1	0	0	1	1					
Gary Roenicke, R OBP: 0.388, SLG: 0.316 (1, 7)										3	2	2	0	1	0	0					
Lee May, R OBP: 0.200, SLG: 0.262 (1, 10)										2	0	0	0	2	0	3					
Floyd Rayford, R OBP: 0.111, SLG: 0.111 (1, 5)										4	0	1	0	0	1	2					
Rich Dauer, R OBP: 0.236, SLG: 0.149 (9, PH)										3	0	0	0	0	0	3					
Benny Ayala, R OBP: 0.444, SLG: 0.167 (9, FR)										0	0	0	0	1	0	0					
Kiko Garcia, R OBP: 0.273, SLG: 0.148 (9, FR)										3	0	0	0	0	0	3					
Dave Skaggs, R OBP: 0.309, SLG: 0.471 (9, PH)										1	0	0	0	0	0	1					
Inning Stats	R: 0 E: 0 K: 0 S: 3	H: 0 LOB: 0 BB: 0 P: 3	R: 1 E: 1 K: 0 S: 3	H: 1 LOB: 2 BB: 1 P: 9	R: 0 E: 0 K: 0 S: 4	H: 1 LOB: 1 BB: 0 P: 4	R: 1 E: 0 K: 0 S: 4	H: 2 LOB: 1 BB: 1 P: 8	R: 0 E: 0 K: 0 S: 5	H: 2 LOB: 3 BB: 1 P: 9	R: 0 E: 0 K: 0 S: 3	H: 0 LOB: 0 BB: 0 P: 3	R: 0 E: 0 K: 1 S: 5	H: 0 LOB: 0 BB: 0 P: 5	R: 0 E: 0 K: 1 S: 4	H: 0 LOB: 1 BB: 1 P: 8	1B: 5 2B: 1 3B: 0 HR: 0	SF: 0 SAC: 1 DP: 2 HBP: 0	WP: 0 PB: 0 SB: 0 CS: 0	PA: 36	
PITCHER Paul Spittorf, L ERA: 2.63 (1, 1)	IP: 9.0 WLS: W BF: 36	H: 6 R: 2 ER: 1 SO: 2	BB: 4 IBB: 0 HBP: 0 BLK: 0	WP: 0 HR: 0 S: 36 P: 52	ERA: 1.00 WHIP: 1.111											ERA: 1.00 WHIP: 1.111					

Batter	1	2	3	4	5	6	7	8	9	AB	R	H	RBI	BB	SO	LOB	BOTTOM				
Willie Wilson, S OBP: 0.296, SLG: 0.382 (1, 8)										4	0	0	0	0	1	1	Baltimore Orioles @ Kansas City Royals Royals Stadium, Kansas City, MO Sun Apr 27 1980, 4:33 AM EDT Att: 20,496 - Unknown livebaseballscorecards.com				
Frank White, R OBP: 0.328, SLG: 0.371 (1, 4)										4	0	1	1	0	0	0					
Hal McRae, R OBP: 0.318, SLG: 0.443 (1, 10)										3	0	0	0	0	1	1					
Willie Aikens, L OBP: 0.318, SLG: 0.327 (1, 3)										3	0	0	0	0	0	0					
John Wathan, R OBP: 0.486, SLG: 0.613 (1, 2)										3	1	1	0	0	0	0					
Jamie Quirk, L OBP: 0.242, SLG: 0.250 (1, 5)										3	0	1	1	0	0	0					
Ralph LaCock, L OBP: 0.208, SLG: 0.224 (1, 7)										3	0	0	0	0	0	1					
Clint Hurdle, L OBP: 0.306, SLG: 0.559 (1, 9)										2	1	1	1	1	0	1					
U L Washington, S OBP: 0.326, SLG: 0.419 (1, 6)										3	1	1	0	0	0	1					
Inning Stats	R: 0 E: 0 K: 1 S: 5	H: 0 LOB: 0 BB: 0 P: 5	R: 0 E: 0 K: 0 S: 3	H: 0 LOB: 0 BB: 0 P: 3	R: 0 E: 0 K: 0 S: 2	H: 0 LOB: 0 BB: 1 P: 6	R: 0 E: 0 K: 0 S: 3	H: 0 LOB: 0 BB: 0 P: 3	R: 0 E: 0 K: 0 S: 6	H: 3 LOB: 1 BB: 0 P: 6	R: 1 E: 0 K: 0 S: 5	H: 2 LOB: 1 BB: 0 P: 5	R: 0 E: 0 K: 1 S: 5	H: 0 LOB: 0 BB: 0 P: 5	R: 0 E: 0 K: 1 S: 5	H: 0 LOB: 0 BB: 0 P: 5		1B: 3 2B: 0 3B: 1 HR: 1	SF: 0 SAC: 0 DP: 1 HBP: 0	WP: 0 PB: 0 SB: 2 CS: 0	PA: 29
PITCHER Dennis Martinez, R ERA: 5.4 (1, 1)	IP: 5.2 WLS: L BF: 20	H: 3 R: 2 ER: 2 SO: 1	BB: 1 IBB: 0 HBP: 0 BLK: 0	WP: 0 HR: 1 S: 21 P: 25	ERA: 3.18 WHIP: 0.706											ERA: 3.18 WHIP: 0.706					
Dave Ford, R ERA: 3.35 (6, 1)	IP: 2.1 WLS: L BF: 9	H: 2 R: 1 ER: 1 SO: 1	BB: 0 IBB: 0 HBP: 0 BLK: 0	WP: 0 HR: 0 S: 11 P: 11	ERA: 3.86 WHIP: 0.857											ERA: 3.86 WHIP: 0.857					

Batter	1	2	3	4	5	6	7	8	9	AB	R	H	RBI	BB	SO	LOB	TOP					
Willie Wilson, S (1, 8) OBP: 0.293, SLG: 0.375	F6		1B		4-3		F7			4	0	1	0	0	0	2	Kansas City Royals @ Toronto Blue Jays Exhibition Stadium, Toronto, ON Tue Apr 29 1980, 7:05 PM EDT Att: 11,553 - Unknown - 50 F livebaseballscorecards.com					
Frank White, R (1, 4) OBP: 0.309, SLG: 0.348	K		L7		F9			P2	4	0	0	0	0	0	1							
George Brett, L (1, 5) OBP: 0.365, SLG: 0.537	1B			G3		P6		F7	4	0	1	0	0	0	0							
Willie Aikens, L (1, 3) OBP: 0.329, SLG: 0.328 Jerry Terrell, R (8, PR)	L6			2B 1B		3-1		BB	3	0	1	0	1	0	1							
Bob Detherage, R (8, 7) OBP: 0.286, SLG: 0.357				2B 1B				BB	0	0	0	0	0	0	0							
Hal McRae, R (1, 10) OBP: 0.314, SLG: 0.477		E5		F8		HR		6-3	4	1	1	1	0	0	2							
John Wathan, R (1, 2) OBP: 0.487, SLG: 0.618		P5			2B		F7		3	0	1	0	1	0	1							
Ralph LaCock, L (1, 7) OBP: 0.193, SLG: 0.208		F8			4-3			P5	4	0	0	0	0	0	4							
Clint Hurdle, L (1, 9) OBP: 0.325, SLG: 0.568		K			4-3 BB		4-3 2B	P2	3	0	1	0	1	1	2							
U L Washington, S (1, 6) OBP: 0.313, SLG: 0.400 Steve Braun, L (7, PH) OBP: 0.063, SLG: 0.063 Rance Mulliniks, L (7, 6) OBP: 0.286, SLG: 0.167 Jamie Quirk, L (9, PH) OBP: 0.235, SLG: 0.242			F7		K		4-3 2-3	6-3	2	0	0	0	0	1	1							
									1	0	0	0	0	0	1							
									1	0	0	0	0	0	1							
Inning Stats	R: 0 E: 0 K: 1 S: 6	H: 1 LOB: 1 BB: 0 P: 6	R: 0 E: 1 K: 1 S: 6	H: 0 LOB: 1 BB: 0 P: 6	R: 0 E: 0 K: 0 S: 3	H: 1 LOB: 0 BB: 0 P: 3	R: 0 E: 0 K: 0 S: 5	H: 2 LOB: 2 BB: 0 P: 5	R: 0 E: 0 K: 1 S: 5	H: 0 LOB: 1 BB: 1 P: 9	R: 1 E: 0 K: 0 S: 4	H: 1 LOB: 0 BB: 0 P: 4	R: 0 E: 0 K: 0 S: 4	H: 1 LOB: 1 BB: 0 P: 4	R: 0 E: 0 K: 0 S: 3	H: 0 LOB: 1 BB: 1 P: 7	R: 0 E: 0 K: 0 S: 3	H: 0 LOB: 1 BB: 1 P: 7	1B: 3 2B: 2 3B: 0 HR: 1	SF: 0 SAC: 0 DP: 0 HBP: 0	WP: 0 PB: 0 SB: 0 CS: 0	PA: 36
PITCHER Jim Clancy, R (1, 1) ERA: 2.95	IP: 9.0 WLS: W BF: 36 H: 6 R: 1 ER: 1 SO: 3 BB: 3 IBB: 0 HBP: 0 BLK: 0 WP: 0 HR: 1 S: 39 P: 51 ERA: 1.00 WHIP: 1.000															PITCHER						

Batter	1	2	3	4	5	6	7	8	9	AB	R	H	RBI	BB	SO	LOB	BOTTOM			
Alfredo Griffin, S (1, 6) OBP: 0.265, SLG: 0.364	1B BB	P6			F9		PO 1B			4	1	2	0	0	0	1	Kansas City Royals @ Toronto Blue Jays Exhibition Stadium, Toronto, ON Tue Apr 29 1980, 7:05 PM EDT Att: 11,553 - Unknown - 50 F livebaseballscorecards.com			
Rick Bosetti, R (1, 8) OBP: 0.242, SLG: 0.344	BB BB SF8 1B	F7			1-3		PO 1-2	L8	4	1	1	0	0	0	1					
John Mayberry, L (1, 3) OBP: 0.333, SLG: 0.440 Joe Cannon, L (8, PR)	4-0 BB BB		4-3		F8			BB	2	0	0	0	2	0	0					
Willie Upshaw, L (9, 3) OBP: 0.412, SLG: 0.533	SF8 BB BB								0	0	0	0	0	0	0					
Roy Howell, L (1, 5) OBP: 0.364, SLG: 0.407	4-0 BB BB		F8			F4		K	3	0	0	1	1	1	1					
Otto Velez, R (1, 10) OBP: 0.383, SLG: 0.480	SF8		6-3			HR		K	3	1	1	2	0	1	1					
Al Woods, L (1, 7) OBP: 0.391, SLG: 0.476 Bob Bailor, R (7, 7)	1-2 2-3 3-H K			F8			CS 1B		3	0	1	0	0	1	2					
Barry Bonnell, R (1, 9) OBP: 0.279, SLG: 0.536	6-3			F7		1-2 K			3	0	0	0	0	1	3					
Damaso Garcia, R (1, 4) OBP: 0.259, SLG: 0.345		K						P4	3	0	1	0	0	1	0					
Ernie Whitt, L (1, 2) OBP: 0.375, SLG: 0.286				L8				L8	2	0	0	0	1	0	1					
Inning Stats	R: 2 E: 0 K: 1 S: 7	H: 2 LOB: 2 BB: 2 P: 15	R: 0 E: 0 K: 1 S: 5	H: 0 LOB: 1 BB: 1 P: 9	R: 0 E: 0 K: 0 S: 3	H: 0 LOB: 0 BB: 0 P: 3	R: 0 E: 0 K: 0 S: 4	H: 1 LOB: 1 BB: 0 P: 4	R: 0 E: 0 K: 0 S: 3	H: 0 LOB: 0 BB: 0 P: 3	R: 1 E: 0 K: 1 S: 6	H: 2 LOB: 1 BB: 0 P: 6	R: 0 E: 0 K: 0 S: 3	H: 1 LOB: 0 BB: 0 P: 3	R: 0 E: 0 K: 2 S: 7	H: 0 LOB: 1 BB: 1 P: 11		1B: 4 2B: 2 3B: 0 HR: 1	SF: 1 SAC: 0 DP: 1 HBP: 0	WP: 0 PB: 0 SB: 0 CS: 1
PITCHER Dennis Leonard, R (1, 1) ERA: 5.67	IP: 8.0 WLS: L BF: 32 H: 6 R: 3 ER: 3 SO: 5 BB: 4 IBB: 0 HBP: 0 BLK: 0 WP: 0 HR: 1 S: 38 P: 54 ERA: 3.38 WHIP: 1.250															PITCHER				

Batter	1	2	3	4	5	6	7	8	9	AB	R	H	RBI	BB	SO	LOB	TOP										
Willie Wilson, S (1, 8) OBP: 0.278, SLG: 0.355	0-0 4-3			0-0 6-3		0-0 F8			0-0 1-3	4	0	0	0	0	0	1											
Frank White, R (1, 4) OBP: 0.292, SLG: 0.329	0-0 G3			0-0 E6			0-0 F7		0-0 F8	4	0	0	0	0	0	0											
Hal McRae, R (1, 10) OBP: 0.324, SLG: 0.522	0-0 F8			0-0 P4			0-0 G6-4-3 1B		0-0 HR	4	1	2	1	0	0	1											
Willie Aikens, L (1, 3) OBP: 0.324, SLG: 0.311 Bob Detherage, R (9, PR) OBP: 0.296, SLG: 0.357		0-3 K		0-0 4-3			0-0 G6-4-3		4-0 CS BB	3	0	0	0	1	1	1											
John Wathan, R (1, 2) OBP: 0.476, SLG: 0.595		0-0 6-3		0-3 K					0-0 CS	3	1	1	0	0	1	0											
Jamie Quirk, L (1, 5) OBP: 0.222, SLG: 0.229		0-0 6-3		0-0 4-1					0-0 SH3-4	2	0	0	0	0	0	0											
Ralph LaCock, L (1, 7) OBP: 0.193, SLG: 0.196			0-0 F7			0-0 F8			0-0 G3	3	0	0	0	0	0	1											
Clint Hurdle, L (1, 9) OBP: 0.326, SLG: 0.625			0-0 F8			0-0 6-3			0-0 HR	3	1	1	2	0	0	0											
U L Washington, S (1, 6) OBP: 0.314, SLG: 0.383			0-0 L8			4-0 BB			0-0 4-3	2	0	0	0	1	0	0											
Inning Stats	R: 0 E: 0 K: 0 S: 3	H: 0 LOB: 0 BB: 0 P: 3	R: 0 E: 0 K: 1 S: 5	H: 0 LOB: 0 BB: 0 P: 5	R: 0 E: 0 K: 0 S: 3	H: 0 LOB: 0 BB: 0 P: 3	R: 0 E: 1 K: 0 S: 3	H: 0 LOB: 0 BB: 0 P: 3	R: 0 E: 0 K: 1 S: 5	H: 0 LOB: 0 BB: 0 P: 5	R: 0 E: 0 K: 0 S: 3	H: 1 LOB: 0 BB: 0 P: 3	R: 2 E: 0 K: 0 S: 5	H: 2 LOB: 0 BB: 0 P: 5	R: 1 E: 0 K: 0 S: 3	H: 1 LOB: 1 BB: 1 P: 7	1B: 2 2B: 0 3B: 0 HR: 2	SF: 0 SAC: 1 DP: 1 HBP: 0	WP: 0 PB: 0 SB: 1 CS: 1	PA: 32							
PITCHER	IP	WLS	BF	H	R	ER	SO	BB	IBB	HBP	BLK	WP	HR	S	P	ERA	WHIP										
Jesse Jefferson, R (1, 1) ERA: 6.0	7.2	L	26	3	2	2	2	1	0	0	0	0	1	29	33	2.35	0.522										
Joey McLaughlin, R (8, 1) ERA: 6.17	1.1		5	1	1	1	0	1	0	0	0	0	1	4	8	6.75	1.500										

Kansas City Royals @ Toronto Blue Jays
Exhibition Stadium, Toronto, ON
Wed Apr 30 1980, 7:05 PM EDT
Att: 14,029 - Unknown - 50 F

AB 28
R 3
H 4
RBI 3
BB 2
SO 2
LOB 4



Batter	1	2	3	4	5	6	7	8	9	AB	R	H	RBI	BB	SO	LOB	BOTTOM										
Alfredo Griffin, S (1, 6) OBP: 0.250, SLG: 0.343	0-0 F8			0-0 L6		0-0 F8			0-0 5-3	4	0	0	0	0	0	2											
Rick Bosetti, R (1, 8) OBP: 0.229, SLG: 0.324	0-0 F8			0-0 5-3		0-3 K			0-0 P5	4	0	0	0	0	1	2											
John Mayberry, L (1, 3) OBP: 0.317, SLG: 0.415	0-0 4-3			0-0 F8			0-0 L8			3	0	0	0	0	0	0											
Otto Velez, R (1, 10) OBP: 0.365, SLG: 0.453		0-3 K		0-0 1-3			0-0 1-3			3	0	0	0	0	1	0											
Roy Howell, L (1, 5) OBP: 0.348, SLG: 0.387		0-0 3-1		0-0 5-3			0-0 F7			3	0	0	0	0	0	0											
Barry Bonnell, R (1, 9) OBP: 0.286, SLG: 0.508		0-0 5-3		0-0 1-3					0-0 F8	3	0	0	0	0	0	0											
Damaso Garcia, R (1, 4) OBP: 0.262, SLG: 0.362			0-0 5-3			0-0 FC1-5 2B			0-0 F7	3	0	1	0	0	0	0											
Bob Bailor, R (1, 7) OBP: 0.192, SLG: 0.125			0-0 P4			4-0 FC1-5 BB			0-0 F9	2	0	0	0	1	0	0											
Bob Davis, R (1, 2) OBP: 0.269, SLG: 0.280 Danny Ainge, R (9, PH) OBP: 0.429, SLG: 0.571			0-0 6-3			0-0 FC1-5			0-0 P3	2	0	0	0	0	0	2											
Inning Stats	R: 0 E: 0 K: 0 S: 3	H: 0 LOB: 0 BB: 0 P: 3	R: 0 E: 0 K: 1 S: 5	H: 0 LOB: 0 BB: 0 P: 5	R: 0 E: 0 K: 0 S: 3	H: 0 LOB: 0 BB: 0 P: 3	R: 0 E: 0 K: 0 S: 3	H: 0 LOB: 0 BB: 0 P: 3	R: 0 E: 0 K: 1 S: 6	H: 1 LOB: 2 BB: 1 P: 10	R: 0 E: 0 K: 0 S: 3	H: 0 LOB: 0 BB: 0 P: 3	R: 0 E: 0 K: 0 S: 3	H: 0 LOB: 0 BB: 0 P: 3	R: 0 E: 0 K: 0 S: 3	H: 0 LOB: 0 BB: 0 P: 3	1B: 0 2B: 1 3B: 0 HR: 0	SF: 0 SAC: 0 DP: 0 HBP: 0	WP: 0 PB: 0 SB: 0 CS: 0	PA: 29							
PITCHER	IP	WLS	BF	H	R	ER	SO	BB	IBB	HBP	BLK	WP	HR	S	P	ERA	WHIP										
Larry Gura, L (1, 1) ERA: 1.73	9.0	W	29	1	0	0	2	1	0	0	0	0	0	32	36	0.00	0.222										

Kansas City Royals @ Toronto Blue Jays
Exhibition Stadium, Toronto, ON
Wed Apr 30 1980, 7:05 PM EDT
Att: 14,029 - Unknown - 50 F

AB 28
R 0
H 1
RBI 0
BB 1
SO 2
LOB 6



Batter	1	2	3	4	5	6	7	8	9	10	11	AB	R	H	RBI	BB	SO	LOB	TOP							
Jerry Remy, L OBP: 0.311, SLG: 0.366 (1, 4)	0-0 4-3 3B		0-0 SH1-3		0-0 L7		0-0 2B 1B		0-0 5-3		0-0 L8	5	2	2	0	0	0	1								
Rick Burleson, R OBP: 0.300, SLG: 0.295 (1, 6)	0-0 4-3		0-0 1B BB		0-0 HR		0-0 2B 1B		0-0 E5 G3		0-0 5-3	5	2	2	2	1	0	1								
Fred Lynn, L OBP: 0.367, SLG: 0.382 (1, 8)	0-0 4-3		0-0 1B		0-0 L9		0-0 2B		0-0 G3			5	0	2	3	0	0	1								
Jim Rice, R OBP: 0.306, SLG: 0.400 (1, 7)	0-3 K		0-0 F9		0-0 F9		0-0 F4		0-0 K			5	0	0	0	0	2	4								
Carl Yastrzemski, L OBP: 0.379, SLG: 0.500 (1, 10)		0-0 F7 1B	0-0 1-3			0-0 4-3		0-0 CS BB		0-0 FC5-4 IBB		3	0	1	0	2	0	2								
Tony Perez, R OBP: 0.353, SLG: 0.533 (1, 3)		0-0 F9		0-0 1B		0-0 4-3		0-0 F9		0-0 FC5-4		5	0	1	0	0	0	4								
Carlton Fisk, R OBP: 0.375, SLG: 0.654 (1, 2)		0-0 F7		0-3 K		0-0 L7		0-0 K			0-0 SH3-4 1B 2B	5	1	1	0	0	2	2								
Butch Hobson, R OBP: 0.304, SLG: 0.442 (1, 5)		0-3 K		0-0 F9		0-0 F8		0-0 F4		0-0 SH3-4		3	0	0	0	0	1	2								
Dwight Evans, R OBP: 0.329, SLG: 0.350 (7, 9)				0-0 F9							0-0 SH3-4	1	0	0	0	0	0	0								
Jim Dwyer, L OBP: 0.500, SLG: 0.500 (1, 9)			0-0 SH1-3 1B		0-3 K		0-0 F2		0-0 6-3		0-0 1B	3	1	1	0	0	1	1								
Glenn Hoffman, R (7, 5)											0-0 1B	1	0	0	0	0	0	0								
Jack Brohamer, L OBP: 0.355, SLG: 0.423 (11, PH)											0-0 1B	1	0	1	1	0	0	0								
Inning Stats	R: 1 E: 0 K: 1 S: 6	H: 1 LOB: 0 BB: 0 P: 6	R: 0 E: 0 K: 1 S: 6	H: 1 LOB: 1 BB: 0 P: 6	R: 1 E: 0 K: 0 S: 5	H: 2 LOB: 2 BB: 1 P: 9	R: 0 E: 0 K: 2 S: 8	H: 1 LOB: 1 BB: 0 P: 8	R: 1 E: 0 K: 0 S: 4	H: 1 LOB: 0 BB: 0 P: 4	R: 0 E: 0 K: 0 S: 3	H: 0 LOB: 0 BB: 0 P: 3	R: 2 E: 0 K: 0 S: 6	H: 3 LOB: 1 BB: 0 P: 6	R: 0 E: 0 K: 1 S: 4	H: 0 LOB: 0 BB: 1 P: 8	R: 0 E: 0 K: 0 S: 3	H: 0 LOB: 0 BB: 0 P: 3	R: 0 E: 1 K: 1 S: 6	H: 0 LOB: 2 BB: 1 P: 10	R: 1 E: 0 K: 0 S: 5	H: 2 LOB: 1 BB: 0 P: 5	1B: 7 2B: 2 3B: 1 HR: 1	SF: 0 SAC: 2 DP: 0 HBP: 0	WP: 0 PB: 0 SB: 0 CS: 1	PA: 47
PITCHER	IP 7.0	WLS 4.0	BF 15	H 2	R 1	ER 1	SO 2	BB 0	IBB 1	HBP 0	BLK 0	WP 0	HR 0	S 18	P 22	ERA 2.25	WHIP 0.500									
Rich Gale, R ERA: 5.5 (1, 1)																										
Dan Quisenberry, R ERA: 2.25 (8, 1)																										

Boston Red Sox @ Kansas City Royals
Royals Stadium, Kansas City, MO

Fri May 02 1980, 8:05 PM EDT
Att: 25,965 - Unknown - 71 F

AB 42
R 6
H 11
RBI 6
BB 3
SO 6
LOB 18



Batter	1	2	3	4	5	6	7	8	9	10	11	AB	R	H	RBI	BB	SO	LOB	BOTTOM						
Willie Wilson, S OBP: 0.306, SLG: 0.395 (1, 8)	0-0 SF9 3B	0-0 2H 1B		0-0 BLK 1B		0-0 FC6-4 IBB		0-0 G1-6-3 1-2F		0-0 F6		5	1	3	1	1	0	1							
Frank White, R OBP: 0.273, SLG: 0.307 (1, 4)	0-0 F3	0-0 5-3		0-0 5-3		0-0 FC6-4		0-0 F5		0-0 F5		5	0	0	0	0	0	5							
Steve Braun, L OBP: 0.118, SLG: 0.063 (11, PH)											0-0 BB	0	0	0	0	1	0	0							
Jerry Terrell, R (11, PR)												0	0	0	0	0	0	0							
Hal McRae, R OBP: 0.300, SLG: 0.486 (1, 10)	0-0 SF9		0-0 5-3		0-3 K		0-0 F9		0-0 5-3		0-0 L8	5	0	0	1	0	1	1							
Willie Aikens, L OBP: 0.329, SLG: 0.323 (1, 3)	0-0 1B BB		0-0 FC4-6 2B		0-0 F7		0-0 1-3		0-0 F7			4	0	1	0	1	0	0							
John Wathan, R OBP: 0.511, SLG: 0.619 (1, 2)	0-0 1B		0-0 FC4-6 1B		0-0 6-3		0-0 HR 1B		0-0 FC3-6 1B			5	1	4	0	0	0	0							
Jamie Quirk, L OBP: 0.244, SLG: 0.350 (1, 5)	0-3 K		0-0 FC4-6		0-0 2B 2B		0-0 HR		0-0 FC3-6		0-0 FC3-6	5	2	2	2	0	1	5							
Ralph LaCock, L OBP: 0.169, SLG: 0.180 (1, 7)		0-0 L3	0-0 4-3		0-0 L3		0-0 4-3		0-0 L9			5	0	0	0	0	0	4							
Clint Hurdle, L OBP: 0.333, SLG: 0.644 (1, 9)		0-0 1B 2B		0-0 F7		0-0 2B		0-3 K		0-3 K		5	1	2	1	0	2	1							
U.L. Washington, S OBP: 0.302, SLG: 0.367 (6, PH)		0-0 F7		0-0 F6		0-0 F8		0-0 G1-6-3 BB		0-0 F7		2	0	0	0	0	0	1							
Darrell Porter, L (6, PH)												1	0	0	0	0	0	1							
Rance Mulliniks, L OBP: 0.289, SLG: 0.167 (7, 6)												0	0	0	0	0	0	0							
Dave Chalk, R OBP: 0.267, SLG: 0.308 (8, PH)												1	0	0	0	1	0	0							
Inning Stats	R: 1 E: 0 K: 1 S: 7	H: 2 LOB: 2 BB: 1 P: 11	R: 1 E: 0 K: 0 S: 5	H: 2 LOB: 1 BB: 0 P: 5	R: 0 E: 0 K: 0 S: 5	H: 2 LOB: 2 BB: 0 P: 5	R: 0 E: 0 K: 0 S: 4	H: 1 LOB: 1 BB: 0 P: 4	R: 0 E: 0 K: 1 S: 5	H: 0 LOB: 0 BB: 0 P: 5	R: 1 E: 0 K: 0 S: 5	H: 2 LOB: 0 BB: 0 P: 9	R: 0 E: 0 K: 1 S: 4	H: 0 LOB: 0 BB: 1 P: 8	R: 0 E: 0 K: 0 S: 3	H: 0 LOB: 0 BB: 0 P: 3	R: 0 E: 0 K: 1 S: 6	H: 1 LOB: 1 BB: 0 P: 6	R: 0 E: 0 K: 0 S: 3	H: 0 LOB: 1 BB: 1 P: 7	1B: 6 2B: 4 3B: 1 HR: 1	SF: 1 SAC: 0 DP: 1 HBP: 0	WP: 0 PB: 0 SB: 1 CS: 0	PA: 48	
PITCHER	IP 6.2	WLS 1.1	BF 33	H 11	R 5	ER 5	SO 2	BB 1	IBB 1	HBP 0	BLK 1	WP 0	HR 1	S 35	P 43	ERA 6.75	WHIP 1.800								
Mike Torrez, R ERA: 6.49 (1, 1)																									
Tom Burgmeier, L ERA: 3.5 (7, 1)																									
Skip Lockwood, R ERA: 1.59 (9, 1)																									

Boston Red Sox @ Kansas City Royals
Royals Stadium, Kansas City, MO

Fri May 02 1980, 8:05 PM EDT
Att: 25,965 - Unknown - 71 F

AB 43
R 5
H 12
RBI 5
BB 4
SO 4
LOB 19




Batter	1	2	3	4	5	6	7	8	9	AB	R	H	RBI	BB	SO	LOB	TOP								
Jerry Remy, L OBP: 0.336, SLG: 0.408 (1,4)	G3 S 1B		FC1-5 2B		G6-4-3 1-2 2-3 3-H					4	0	3	1	0	0	2	Boston Red Sox @ Kansas City Royals Royals Stadium, Kansas City, MO Sun May 04 1980, 4:33 AM EDT Att: 24,209 - Unknown - 80 F								
Rick Burleson, R OBP: 0.283, SLG: 0.276 (1,6)	K 1-2		FC1-5 2-3		5-3		L3			4	0	0	0	0	1	4									
Fred Lynn, L OBP: 0.341, SLG: 0.351 (1,8)	G3 2-3		F6			F7		1-3		4	0	0	0	0	0	2									
Jim Rice, R OBP: 0.298, SLG: 0.386 (1,7)	5-3			F9		5-3		6-3		4	0	0	0	0	0	1									
Carl Yastrzemski, L OBP: 0.357, SLG: 0.467 (1,10)		K		F8		F8		3-1		4	0	0	0	0	1	0									
Tony Perez, R OBP: 0.389, SLG: 0.524 (1,3)				F9			K		6-3	4	0	1	0	0	1	0									
Butch Hobson, R OBP: 0.309, SLG: 0.471 (1,5)		K			BB G6-4-3 1B		HR		F9	4	2	2	1	0	1	1									
Jim Dwyer, L OBP: 0.571, SLG: 0.455 (1,9)			F9		G6-4-3 1-2 BB		F7			3	0	1	0	1	0	1									
Gary Allenson, R OBP: 0.364, SLG: 0.444 (1,2)										2	1	1	0	1	1	0									
Carlton Fisk, R OBP: 0.403, SLG: 0.672 (9, PH)			K		1-2 2-3 BB		1B 2B		F3	1	0	0	0	0	0	1									
Inning Stats	R: 0 E: 0 K: 1 S: 6	H: 1 LOB: 1 BB: 0 P: 6	R: 0 E: 0 K: 2 S: 8	H: 1 LOB: 1 BB: 0 P: 8	R: 0 E: 0 K: 1 S: 6	H: 1 LOB: 1 BB: 0 P: 6	R: 0 E: 0 K: 0 S: 3	H: 0 LOB: 0 BB: 0 P: 3	R: 1 E: 0 K: 0 S: 3	H: 1 LOB: 1 BB: 2 P: 11	R: 0 E: 0 K: 0 S: 3	H: 0 LOB: 0 BB: 0 P: 3	R: 2 E: 0 K: 1 S: 8	H: 3 LOB: 1 BB: 0 P: 8	R: 0 E: 0 K: 0 S: 3	H: 0 LOB: 0 BB: 0 P: 3	R: 0 E: 0 K: 0 S: 4	H: 1 LOB: 1 BB: 0 P: 4	1B: 5 2B: 2 3B: 0 HR: 1	SF: 0 SAC: 0 DP: 1 HBP: 0	WP: 0 PB: 0 SB: 1 CS: 0	PA: 36			
PITCHER	IP	WLS	BF	H	R	ER	SO	BB	IBB	HBP	BLK	WP	HR	S	P	ERA	WHIP								
Dennis Leonard, R ERA: 5.4 (1,1)	6.2	W	28	7	3	3	5	2	0	0	0	0	1	36	44	4.05	1.350								
Dan Quisenberry, R ERA: 1.96 (7,1)	2.1	S	8	1	0	0	0	0	0	0	0	0	0	8	8	0.00	0.429								


Batter	1	2	3	4	5	6	7	8	9	AB	R	H	RBI	BB	SO	LOB	BOTTOM								
Willie Wilson, S OBP: 0.290, SLG: 0.364 (1,8)	4-3		SH1-4 1B HBP		4-3		F8 2-3			3	1	0	0	0	0	2	Boston Red Sox @ Kansas City Royals Royals Stadium, Kansas City, MO Sun May 04 1980, 4:33 AM EDT Att: 24,209 - Unknown - 80 F								
Frank White, R OBP: 0.285, SLG: 0.296 (1,4)	5-3		SH1-4 1-2 2-3		1-3		E 1B			3	0	1	1	0	0	0									
Hal McRae, R OBP: 0.295, SLG: 0.476 (7, PR)			K		L7		E5 1-2 2-3			4	1	1	0	0	1	4									
Bob Detherage, R OBP: 0.286, SLG: 0.357 (8,7)	3B 1B									0	0	0	0	0	0	0									
Darrell Porter, L OBP: 0.400, SLG: 0.800 (1,10)						F8	F9			4	1	2	3	0	0	3									
Willie Aikens, L OBP: 0.337, SLG: 0.314 (1,3)										2	0	0	0	0	1	1									
Ralph LaCock, L OBP: 0.167, SLG: 0.177 (8,3)	4-3		1B 1-2 HBP			K		4-3		1	0	0	0	0	0	0									
John Wathan, R OBP: 0.473, SLG: 0.551 (1,2)						1-3 2-H		6-3		4	0	1	1	0	0	0									
Jamie Quirk, L OBP: 0.229, SLG: 0.319 (1,5)		G3			5-3		K	K		4	0	0	0	0	2	0									
Clint Hurdle, L OBP: 0.345, SLG: 0.600 (1,9)										2	1	1	0	0	0	0									
U L Washington, S OBP: 0.339, SLG: 0.400 (1,6)										3	1	2	0	0	0	1									
Inning Stats	R: 1 E: 0 K: 0 S: 5	H: 2 LOB: 1 BB: 0 P: 5	R: 0 E: 0 K: 0 S: 3	H: 0 LOB: 0 BB: 0 P: 3	R: 3 E: 0 K: 1 S: 7	H: 3 LOB: 2 BB: 0 P: 9	R: 0 E: 0 K: 0 S: 3	H: 1 LOB: 0 BB: 0 P: 3	R: 0 E: 0 K: 1 S: 5	H: 0 LOB: 0 BB: 0 P: 5	R: 1 E: 1 K: 1 S: 8	H: 2 LOB: 3 BB: 0 P: 9	R: 0 E: 0 K: 1 S: 5	H: 0 LOB: 0 BB: 0 P: 5	1B: 7 2B: 0 3B: 1 HR: 0	SF: 0 SAC: 1 DP: 1 HBP: 3	WP: 0 PB: 0 SB: 1 CS: 0	PA: 34							
PITCHER	IP	WLS	BF	H	R	ER	SO	BB	IBB	HBP	BLK	WP	HR	S	P	ERA	WHIP								
Bob Stanley, R ERA: 3.89 (1,1)	6.2	L	30	8	5	5	3	0	0	3	0	0	0	33	36	6.75	1.200								
Tom Burgmeier, L ERA: 3.26 (7,1)	1.1		4	0	0	0	1	0	0	0	0	0	0	6	6	0.00	0.000								





Batter	1	2	3	4	5	6	7	8	9	AB	R	H	RBI	BB	SO	LOB	TOP			
Willie Wilson, S (1, 8) OBP: 0.289, SLG: 0.359	0-0 4-3			0-0 F9		0-0 6-3		0-0 G3	4 0 1 0 0 0 0								Kansas City Royals @ Chicago White Sox Comiskey Park, Chicago, IL Tue May 06 1980, 8:05 PM EDT Att: 7,938 - Unknown livebaseballscorecards.com			
Frank White, R (1, 4) OBP: 0.287, SLG: 0.289 Steve Braun, L (9, PH) OBP: 0.136, SLG: 0.050	0-0 F8			0-0 F9		4-0 BB		0-0 F6	2 0 0 0 1 0 0 1 0 0 0 0 0 1											
Hal McRae, R (1, 7) OBP: 0.293, SLG: 0.465	0-0 1B			0-0 F8		0-0 F7		0-0 G3	4 0 1 0 0 0 2											
Darrell Porter, L (1, 10) OBP: 0.222, SLG: 0.444		0-0 4-3			0-0 F7		0-0 F9	0-0 F7	4 0 0 0 0 0 1											
John Wathan, R (1, 2) OBP: 0.483, SLG: 0.549		0-0 5-3			0-0 E 1B 1B		4-0 G4-6-3 BB		2 0 1 0 1 0 0											
Willie Aikens, L (1, 3) OBP: 0.337, SLG: 0.315		0-3 K			0-0 E9 L4 BB 1B		0-0 G4-6-3		3 0 1 0 0 1 1											
Dave Chalk, R (1, 5) OBP: 0.278, SLG: 0.267			0-3 K		4-0 1-2 BB		0-0 L9		2 0 0 0 1 1 0											
Bob Deterage, R (1, 9) OBP: 0.250, SLG: 0.313 George Brett, L (8, PH) OBP: 0.359, SLG: 0.527 Clint Hurdle, L (8, 9) OBP: 0.345, SLG: 0.600			0-0 F9		0-0 L4		0-0 4-3		2 0 0 0 0 0 3 1 0 0 0 0 0 0 0 0 0 0 0 0 0											
U L Washington, S (1, 6) OBP: 0.323, SLG: 0.379			0-0 F9		0-0 5-3		0-3 K		3 0 0 0 0 1 0											
Inning Stats	R: 0 E: 0 K: 0 S: 3	H: 1 LOB: 1 BB: 0 P: 3	R: 0 E: 0 K: 1 S: 5	H: 0 LOB: 0 BB: 0 P: 5	R: 0 E: 0 K: 1 S: 5	H: 0 LOB: 0 BB: 0 P: 5	R: 0 E: 0 K: 0 S: 3	H: 0 LOB: 0 BB: 0 P: 3	R: 0 E: 1 K: 0 S: 4	H: 2 LOB: 2 BB: 1 P: 8	R: 0 E: 0 K: 0 S: 2	H: 0 LOB: 0 BB: 1 P: 6	R: 0 E: 0 K: 1 S: 5	H: 0 LOB: 0 BB: 0 P: 5	R: 0 E: 0 K: 0 S: 4	H: 1 LOB: 1 BB: 0 P: 4		1B: 4 2B: 1 3B: 0 HR: 0	SF: 0 SAC: 0 DP: 2 HBP: 0	WP: 0 PB: 0 SB: 0 CS: 0
PITCHER	IP WLS BF H R ER SO BB IBB HBP BLK WP HR S P ERA WHIP																			
Rich Wortham, L (1, 1) ERA: 3.96 Ed Farmer, R (8, 1) ERA: 1.27	7.0 W 24 3 0 0 2 3 0 0 0 0 0 0 0 25 37 0.00 0.857																			

Batter	1	2	3	4	5	6	7	8	9	AB	R	H	RBI	BB	SO	LOB	BOTTOM			
Alan Bannister, R (1, 7) OBP: 0.277, SLG: 0.226	0-0 F9		0-0 F9			0-0 6-3		0-0 5-3	4 0 0 0 0 0 2								Kansas City Royals @ Chicago White Sox Comiskey Park, Chicago, IL Tue May 06 1980, 8:05 PM EDT Att: 7,938 - Unknown livebaseballscorecards.com			
Junior Moore, R (1, 5) OBP: 0.185, SLG: 0.188	0-0 F8		0-0 1-3			0-0 4-3		0-0 1B 2H 1B	4 0 1 1 0 0 0											
Jim Morrison, R (1, 4) OBP: 0.323, SLG: 0.467	0-0 F4			0-0 L7		0-0 S 1B		0-0 FC6-4 1B	4 0 2 0 0 0 0											
Lamar Johnson, R (1, 3) OBP: 0.391, SLG: 0.566 Mike Squires, L (8, 3) OBP: 0.406, SLG: 0.462		0-0 L8		4-0 CS BB		0-0 F7		0-0 FC6-4	2 0 0 0 1 0 1 1 0 0 0 0 0 2											
Chet Lemon, R (1, 8) OBP: 0.343, SLG: 0.363		0-0 1B 2B		0-0 F9		0-0 CS 1B		0-0 CS 1B	3 1 2 0 0 0 1											
Wayne Nordhagen, R (1, 10) OBP: 0.392, SLG: 0.612		0-0 3-1 2H 1B		0-0 F6		0-0 F4		0-0 F4	3 0 1 1 0 0 1											
Harold Baines, L (1, 9) OBP: 0.299, SLG: 0.514		0-0 3-1		0-0 F7		0-0 F5		0-0 F5	3 0 0 0 0 0 1											
Bruce Kimm, R (1, 2) OBP: 0.333, SLG: 0.386 Harry Chappas, S (8, PR) OBP: 0.269, SLG: 0.208 Mary Foley, L (9, 2) OBP: 0.321, SLG: 0.400		0-0 L9		4-0 BB		0-0 SH2-4 1B		0-0 SH2-4 1B	2 0 1 0 1 0 1 0 1 0 0 0 0 0 0 0 0 0 0 0 0											
Greg Pryor, R (1, 6) OBP: 0.256, SLG: 0.247			0-0 L8		0-0 L5		0-0 SH2-4		2 0 0 0 0 0 1											
Inning Stats	R: 0 E: 0 K: 0 S: 3	H: 0 LOB: 0 BB: 0 P: 3	R: 1 E: 0 K: 0 S: 5	H: 2 LOB: 1 BB: 0 P: 5	R: 0 E: 0 K: 0 S: 3	H: 0 LOB: 0 BB: 0 P: 3	R: 0 E: 0 K: 0 S: 2	H: 0 LOB: 0 BB: 1 P: 6	R: 0 E: 0 K: 0 S: 3	H: 0 LOB: 1 BB: 1 P: 7	R: 0 E: 0 K: 0 S: 4	H: 1 LOB: 1 BB: 0 P: 4	R: 0 E: 0 K: 0 S: 3	H: 1 LOB: 0 BB: 0 P: 3	R: 1 E: 0 K: 0 S: 6	H: 3 LOB: 2 BB: 0 P: 6		1B: 6 2B: 1 3B: 0 HR: 0	SF: 0 SAC: 1 DP: 0 HBP: 0	WP: 0 PB: 0 SB: 1 CS: 2
PITCHER	IP WLS BF H R ER SO BB IBB HBP BLK WP HR S P ERA WHIP																			
Larry Gura, L (1, 1) ERA: 1.84 Dan Quisenberry, R (8, 1) ERA: 1.93	7.2 L 30 7 2 2 2 0 2 0 0 0 0 0 0 28 36 2.35 1.174																			

Batter	1	2	3	4	5	6	7	8	9	AB	R	H	RBI	BB	SO	LOB	TOP					
Willie Wilson, S (1, 8) OBP: 0.304, SLG: 0.381	0-0 S 5-3 SF7 1B		0-0 1-3 1B	0-0 1-3 2B 1B	0-0 1-3 2B 1B			0-3 K		5	2	3	2	0	1	0	Kansas City Royals @ Chicago White Sox Comiskey Park, Chicago, IL Wed May 07 1980, 8:05 PM EDT Alt. 7,584 - Unknown - 46 F AB 42 R 12 H 16 RBI 12 BB 0 SO 5 LOB 10 					
U L Washington, S (1, 6) OBP: 0.325, SLG: 0.397	0-0 5-3		0-3 K	0-0 2B 1B	0-3 K			0-0 2B		5	1	2	2	0	2	3						
Dave Chalk, R (1, 5) OBP: 0.261, SLG: 0.263	0-0 SF7 2H		0-0 F8	0-0 2B 1B	0-0 L7			0-0 F8		4	1	1	1	0	0	3						
Hal McRae, R (1, 7) OBP: 0.292, SLG: 0.467	0-0 5-3			0-0 F8				0-0 F5		4	1	1	2	0	0	0						
Clint Hurdle, L (6, 9) OBP: 0.339, SLG: 0.588				0-0 F8				0-0 5-3		1	0	0	0	0	0	1						
Darrell Porter, L (1, 10) OBP: 0.214, SLG: 0.357		0-0 L9		0-0 4-3				0-0 K		5	0	1	1	0	1	0						
John Wathan, R (1, 2) OBP: 0.476, SLG: 0.536		0-0 6-3		0-0 1B				0-0 F4		5	1	2	0	0	0	1						
Willie Aikens, L (1, 3) OBP: 0.344, SLG: 0.316				0-0 1B 1B				0-0 L6		3	2	1	0	0	0	0						
Ralph LaCock, L (7, 3) OBP: 0.164, SLG: 0.175				0-3 K				0-0 F8		1	0	0	0	0	0	1						
Frank White, R (1, 4) OBP: 0.275, SLG: 0.295				0-0 1B 2B 1B				0-0 1-4-3		5	2	2	1	0	1	1						
Bob Deterage, R (1, 9) OBP: 0.350, SLG: 0.550				0-0 1B 2B 1B				0-0 F9		4	2	3	3	0	0	0						
Inning Stats	R: 1 E: 0 K: 0 S: 4	H: 1 LOB: 0 BB: 0 P: 4	R: 0 E: 0 K: 0 S: 3	H: 0 LOB: 0 BB: 0 P: 3	R: 0 E: 0 K: 2 S: 9	H: 2 LOB: 2 BB: 0 P: 9	R: 8 E: 0 K: 0 S: 12	H: 9 LOB: 1 BB: 0 P: 12	R: 3 E: 0 K: 1 S: 7	H: 2 LOB: 0 BB: 0 P: 8	R: 0 E: 0 K: 1 S: 5	H: 0 LOB: 0 BB: 0 P: 5	R: 0 E: 0 K: 0 S: 3	H: 0 LOB: 0 BB: 0 P: 3	R: 0 E: 0 K: 1 S: 6	H: 1 LOB: 1 BB: 0 P: 6	R: 0 E: 0 K: 0 S: 4	H: 1 LOB: 1 BB: 0 P: 4	1B: 12 2B: 3 3B: 0 HR: 1	SF: 1 SAC: 0 DP: 0 HBP: 1	WP: 0 PB: 0 SB: 1 CS: 0	PA: 44
PITCHER	IP WLS BF H R ER SO BB IBB HBP BLK WP HR S P ERA WHIP	IP WLS BF H R ER SO BB IBB HBP BLK WP HR S P ERA WHIP															IP WLS BF H R ER SO BB IBB HBP BLK WP HR S P ERA WHIP					
Ken Kravec, L (1, 1) ERA: 8.36	3.2 L 20 9 7 7 2	5.1 24 7 5 5 3															8.44 1.312					
Randy Scarbery, R (4, 1) ERA: 5.21																						

Batter	1	2	3	4	5	6	7	8	9	AB	R	H	RBI	BB	SO	LOB	BOTTOM					
Claudell Washington, L (1, 7) OBP: 0.367, SLG: 0.432	0-0 4-3 1-3 1B		0-0 1B 2B	0-0 5-3				0-0 L7		5	1	3	2	0	0	1	Kansas City Royals @ Chicago White Sox Comiskey Park, Chicago, IL Wed May 07 1980, 8:05 PM EDT Alt. 7,584 - Unknown - 46 F AB 39 R 5 H 14 RBI 5 BB 0 SO 2 LOB 18 					
Bob Molinaro, L (1, 10) OBP: 0.482, SLG: 0.519	0-0 1-3		0-0 2H 1B	0-0 F8				0-0 F4		2	1	1	1	0	0	1						
Wayne Nordhagen, R (4, PH) OBP: 0.370, SLG: 0.577	0-0 1-2		0-0 2H 1B	0-0 F8				0-0 F7		3	0	0	0	0	0	3						
Harold Baines, L (1, 9) OBP: 0.293, SLG: 0.494	0-0 4-3		0-3 K					0-0 4-3		5	0	1	0	0	1	4						
Lamar Johnson, R (1, 3) OBP: 0.385, SLG: 0.550	0-0 6-3		0-0 FC6-4 1B					0-0 F4		4	0	1	1	0	0	2						
Chet Lemon, R (1, 8) OBP: 0.340, SLG: 0.358		0-0 6-3	0-0 FC6-4 1-2					0-0 K		4	0	1	0	0	1	1						
Jim Morrison, R (1, 4) OBP: 0.320, SLG: 0.468		0-0 F2		0-0 1B 2B				0-0 F8		4	1	1	0	0	0	1						
Junior Moore, R (1, 5) OBP: 0.200, SLG: 0.200		0-0 6-3		0-0 G3				0-0 6-3		4	0	1	0	0	0	1						
Bruce Kimm, R (1, 2) OBP: 0.359, SLG: 0.426			0-0 FC1-4-5	0-0 2B 5-3 1B				0-0 G1-4-3 1B		4	1	3	1	0	0	2						
Harry Chappas, S (9, 6) OBP: 0.205, SLG: 0.208			0-0 FC1-4-5	0-0 2B 5-3 1B				0-0 G1-4-3 1-2		0	0	0	0	0	0	0						
Greg Pryor, R (1, 6) OBP: 0.259, SLG: 0.263			0-0 FC1-4-5-6 2B	0-0 1-3 2B				0-0 F9		3	1	1	0	0	0	2						
Mike Squires, L (9, 2) OBP: 0.424, SLG: 0.481				0-0 1B				0-0 1B		1	0	1	0	0	0	0						
Kevin Bell, R (9, PR) OBP: 0.048, SLG: 0.048				0-0 2B				0-0 1B		0	0	0	0	0	0	0						
Inning Stats	R: 0 E: 0 K: 0 S: 4	H: 1 LOB: 1 BB: 0 P: 4	R: 0 E: 0 K: 0 S: 3	H: 0 LOB: 0 BB: 0 P: 3	R: 3 E: 0 K: 1 S: 9	H: 4 LOB: 1 BB: 0 P: 9	R: 2 E: 0 K: 0 S: 6	H: 3 LOB: 1 BB: 0 P: 6	R: 0 E: 0 K: 0 S: 5	H: 0 LOB: 0 BB: 0 P: 5	R: 0 E: 0 K: 0 S: 4	H: 1 LOB: 1 BB: 0 P: 4	R: 0 E: 0 K: 0 S: 4	H: 1 LOB: 1 BB: 0 P: 4	R: 0 E: 0 K: 0 S: 4	H: 2 LOB: 1 BB: 0 P: 4	R: 0 E: 0 K: 0 S: 4	H: 2 LOB: 1 BB: 0 P: 4	1B: 10 2B: 4 3B: 0 HR: 0	SF: 0 SAC: 0 DP: 2 HBP: 0	WP: 0 PB: 0 SB: 1 CS: 0	PA: 39
PITCHER	IP WLS BF H R ER SO BB IBB HBP BLK WP HR S P ERA WHIP	IP WLS BF H R ER SO BB IBB HBP BLK WP HR S P ERA WHIP															IP WLS BF H R ER SO BB IBB HBP BLK WP HR S P ERA WHIP					
Rich Gale, R (1, 1) ERA: 6.21	3.1 W 18 2 0 0 1	2.0 8 4 0 0 0															0.00 0.545					
Gary Christenson, L (4, 1) ERA: 4.26																						
Renie Martin, R (8, 1) ERA: 3.86																						

Batter	1	2	3	4	5	6	7	8	9	AB	R	H	RBI	BB	SO	LOB	TOP			
Willie Wilson, S OBP: 0.311, SLG: 0.386 (1, 8)	0-0 4-3 1B		0-3 K			0-0 G6-4-3 1B		0-0 F8		4	0	2	0	0	1	0	Kansas City Royals @ Chicago White Sox Comiskey Park, Chicago, IL Thu May 08 1980, 8:05 PM EDT Att. 7,410 - Unknown - 46 F AB 34 R 2 H 9 RBI 2 BB 1 SO 8 LOB 15 			
U L Washington, S OBP: 0.335, SLG: 0.403 (1, 6)	0-0 4-3 1-2		0-0 1B			0-0 G6-4-3 1B		0-0 F8		4	0	2	0	0	0	1				
Dave Chalk, R OBP: 0.259, SLG: 0.261 (1, 5)	0-0 4-3 2-3		0-0 F8			0-0 G6-4-3 1-2 2-3		0-0 1B 1B		4	1	1	0	0	0	4				
Hal McRae, R OBP: 0.280, SLG: 0.447 (1, 7)	0-0 F8			0-3 K		0-0 F7		0-3 K		4	0	0	0	0	2	3				
Darrell Porter, L OBP: 0.278, SLG: 0.353 (1, 10)		0-3 K		4-0 CS BB			0-0 F7		0-0 1B 1B	3	0	1	0	1	1	0				
John Wathan, R OBP: 0.463, SLG: 0.517 (1, 2)		0-0 5-3		0-3 K			0-0 E9 1B		0-0 F8	4	0	1	0	0	1	3				
Frank White, R OBP: 0.284, SLG: 0.337 (1, 4)		0-0 HR		0-0 CS 1-2		0-3 K		0-0 F8		4	1	2	2	0	1	1				
Jerry Terrell, R (1, 3)		0-0 F3				0-0 5-3		0-0 6-3		4	0	0	0	0	0	3				
Bob Deterage, R OBP: 0.304, SLG: 0.478 (1, 9)			0-0 6-3			0-3 K		0-3 K		3	0	0	0	0	2	0				
Inning Stats	R: 0 E: 0 K: 0 S: 4	H: 1 LOB: 1 BB: 0 P: 4	R: 1 E: 0 K: 1 S: 6	H: 1 LOB: 0 BB: 0 P: 6	R: 0 E: 0 K: 2 S: 6	H: 0 LOB: 0 BB: 1 P: 10	R: 0 E: 0 K: 2 S: 7	H: 0 LOB: 0 BB: 0 P: 7	R: 0 E: 0 K: 0 S: 4	H: 2 LOB: 1 BB: 0 P: 4	R: 0 E: 1 K: 0 S: 4	H: 1 LOB: 1 BB: 0 P: 4	R: 0 E: 0 K: 1 S: 5	H: 0 LOB: 0 BB: 0 P: 5	R: 1 E: 0 K: 1 S: 8	H: 3 LOB: 2 BB: 0 P: 8	1B: 8 2B: 0 3B: 0 HR: 1	SF: 0 SAC: 0 DP: 1 HBP: 0	WP: 0 PB: 0 SB: 0 CS: 1	PA: 36
PITCHER Britt Burns, L ERA: 1.6 (1, 1)	IP: 9.0 WLS: W BF: 35	H: 9 R: 2 ER: 2 SO: 8	BB: 1 IBB: 0 HBP: 0 BLK: 0	WP: 0 HR: 1 S: 50 P: 54	ERA: 2.00 WHIP: 1.111	PITCHER										IP: 9.0 WLS: W BF: 35	H: 9 R: 2 ER: 2 SO: 8	BB: 1 IBB: 0 HBP: 0 BLK: 0	WP: 0 HR: 1 S: 50 P: 54	ERA: 2.00 WHIP: 1.111

Batter	1	2	3	4	5	6	7	8	9	AB	R	H	RBI	BB	SO	LOB	BOTTOM			
Alan Bannister, R OBP: 0.273, SLG: 0.225 (1, 7)	0-0 F3			0-0 6-3	0-0 F2		0-0 6-3			5	0	1	0	0	0	6	Kansas City Royals @ Chicago White Sox Comiskey Park, Chicago, IL Thu May 08 1980, 8:05 PM EDT Att. 7,410 - Unknown - 46 F AB 36 R 8 H 13 RBI 6 BB 5 SO 1 LOB 24 			
Junior Moore, R OBP: 0.240, SLG: 0.280 (1, 5)	0-0 6-3	0-0 4-3 1B			0-0 2B SF9 1B	0-0 4-3		0-0 1B 2B		5	2	2	0	0	0	1				
Jim Morrison, R OBP: 0.333, SLG: 0.480 (1, 4)	0-0 1B		0-0 5-3		0-0 1B 2B	0-0 3-1		4-0 WP 1B BB		4	1	2	0	1	0	0				
Lamar Johnson, R OBP: 0.375, SLG: 0.536 (1, 3)	0-0 F4		0-0 6-3		0-0 SF9	0-0 6-3		0-0 WP 1B		4	0	1	2	0	0	1				
Chet Lemon, R OBP: 0.351, SLG: 0.357 (1, 8)		0-0 3B 1B	4-0 BB	0-0 6-3	0-0 6-3		4-0 2B WP BB	0-0 F7		3	2	1	0	2	0	3				
Wayne Nordhagen, R OBP: 0.390, SLG: 0.625 (1, 10)		0-0 1B 3B	0-0 F4		4-0 1B 1B E IBB	0-0 WP 2B	0-0 1-3	0-0 1-3		4	2	2	1	1	0	3				
Claudell Washington, L OBP: 0.458, SLG: 0.458 (8, PH) (9, 9)		0-0 G3 SF9 1B		0-0 F7	0-0 E 1B 1B	0-0 WP 1B	0-0 G3			4	1	3	2	0	0	0				
Bruce Kimm, R OBP: 0.373, SLG: 0.429 (7, PH) Thad Bosley, L OBP: 0.400, SLG: 0.333 Harry Chappas, S OBP: 0.269, SLG: 0.208 (8, 6)		0-0 G3		4-0 5-3 BB	0-0 E 1B	0-0 K				2	0	1	0	1	0	1				
Greg Pryor, R OBP: 0.250, SLG: 0.256 (7, PH) Bob Molinaro, L OBP: 0.444, SLG: 0.509 Mary Foley, L OBP: 0.321, SLG: 0.400 (8, 2)		0-0 SF9		0-0 5-3	0-0 E6	0-0 F8				1	0	0	0	0	0	2				
Inning Stats	R: 0 E: 0 K: 0 S: 4	H: 4 LOB: 1 BB: 0 P: 7	R: 0 E: 0 K: 0 S: 3	H: 0 LOB: 1 BB: 1 P: 7	R: 0 E: 0 K: 0 S: 3	H: 0 LOB: 1 BB: 1 P: 7	R: 3 E: 1 K: 0 S: 8	H: 4 LOB: 3 BB: 1 P: 12	R: 0 E: 0 K: 0 S: 3	H: 0 LOB: 0 BB: 0 P: 3	R: 1 E: 0 K: 1 S: 7	H: 2 LOB: 2 BB: 1 P: 11	R: 1 E: 0 K: 0 S: 5	H: 2 LOB: 2 BB: 1 P: 9	1B: 9 2B: 3 3B: 1 HR: 0	SF: 2 SAC: 0 DP: 0 HBP: 0	WP: 2 PB: 0 SB: 1 CS: 0	PA: 43		
PITCHER Paul Spittorff, L ERA: 3.75 Marty Pattin, R ERA: 2.25 Steve Busby, R ERA: 16.88 (1, 1) (5, 1) (7, 1)	IP: 4.2 WLS: L BF: 25	H: 8 R: 6 ER: 5 SO: 0	BB: 2 IBB: 1 HBP: 0 BLK: 0	WP: 0 HR: 0 S: 22 P: 34	ERA: 9.64 WHIP: 2.143	PITCHER										IP: 4.2 WLS: L BF: 25	H: 8 R: 6 ER: 5 SO: 0	BB: 2 IBB: 1 HBP: 0 BLK: 0	WP: 0 HR: 0 S: 22 P: 34	ERA: 9.64 WHIP: 2.143

Batter	1	2	3	4	5	6	7	8	9	AB	R	H	RBI	BB	SO	LOB	TOP								
Willie Wilson, S OBP: 0.306, SLG: 0.377 (1, 8)	6-3		K	4-3		E2 BB 1-3 2-H 1B		F9		5	0	1	1	0	1	4	Kansas City Royals @ Boston Red Sox Fenway Park, Boston, MA Fri May 09 1980, 7:05 PM EDT Att: 28,597 - Unknown - 53 F								
Hal McRae, R OBP: 0.295, SLG: 0.459 Bob Deterage, R OBP: 0.304, SLG: 0.478 (9, 7)	G1-6-3 1B		FC5 3B 1-2 2-3F		4-3 SF9 2B			F7	4	2	2	0	1	0	2	0									
George Brett, L OBP: 0.362, SLG: 0.542 (1, 5)	G1-6-3 1-2F				4-3 2-3			G6-3	4	0	1	3	1	0	2	0									
Darrell Porter, L OBP: 0.304, SLG: 0.400 (1, 10)		1B 2B			SF9 3-H			E3	3	1	1	1	1	0	3	0									
Willie Aikens, L OBP: 0.340, SLG: 0.313 Ralph LaCock, L OBP: 0.162, SLG: 0.172 (8, 3)	G3-6-3 2-H 1B		G3		4-3			E8 G6-4-3	4	0	1	1	0	0	2	1									
John Wathan, R OBP: 0.451, SLG: 0.500 (1, 2)	G3-6-3 1-2F			P5		1B FC6-2 1B		G6-4-3 1-2F	4	0	1	0	0	0	2	0									
Clint Hurdle, L OBP: 0.333, SLG: 0.582 (1, 9)	F9				G3 2B			P6	4	0	1	0	0	1	1	0									
Frank White, R OBP: 0.303, SLG: 0.347 (1, 4)			FC5 S 1B		G3 BB			5-3	3	1	2	0	1	0	0	0									
U L Washington, S OBP: 0.333, SLG: 0.386 (1, 6)			FC5 3B BB		G3			K	3	2	0	0	1	1	4	0									
Inning Stats	R: 0 E: 0 K: 0 S: 3	H: 1 LOB: 0 BB: 0 P: 3	R: 1 E: 0 K: 0 S: 4	H: 2 LOB: 0 BB: 0 P: 4	R: 2 E: 0 K: 1 S: 7	H: 2 LOB: 2 BB: 2 P: 15	R: 0 E: 0 K: 0 S: 4	H: 1 LOB: 2 BB: 1 P: 8	R: 1 E: 0 K: 0 S: 4	H: 1 LOB: 0 BB: 0 P: 4	R: 2 E: 1 K: 1 S: 8	H: 3 LOB: 3 BB: 2 P: 16	R: 0 E: 1 K: 0 S: 3	H: 0 LOB: 0 BB: 0 P: 3	R: 0 E: 0 K: 1 S: 5	H: 0 LOB: 0 BB: 0 P: 5		R: 0 E: 1 K: 0 S: 4	H: 0 LOB: 1 BB: 0 P: 4	1B: 6 2B: 3 3B: 1 HR: 0	SF: 1 SAC: 0 DP: 3 HBP: 0	WP: 0 PB: 0 SB: 1 CS: 0	PA: 41		
PITCHER	IP	WLS	BF	H	R	ER	SO	BB	IBB	HBP	BLK	WP	HR	S	P	ERA	WHIP								
Bob Stanley, R ERA: 4.64 (1, 1)	5.2	L	29	10	6	6	2	3	1	0	0	0	0	29	45	9.53	2.294								
Tom Burgmeier, L ERA: 3.0 (6, 1)	3.1		12	0	0	0	1	1	0	0	0	0	0	13	17	0.00	0.300								

AB	35
R	6
H	10
RBI	6
BB	5
SO	3
LOB	21




Batter	1	2	3	4	5	6	7	8	9	AB	R	H	RBI	BB	SO	LOB	BOTTOM								
Jerry Remy, L OBP: 0.356, SLG: 0.451 (1, 4)	6-3		F7 FC1-5 1B					G6-4-3 1-2F		5	0	3	1	0	0	2	Kansas City Royals @ Boston Red Sox Fenway Park, Boston, MA Fri May 09 1980, 7:05 PM EDT Att: 28,597 - Unknown - 53 F								
Rick Burleson, R OBP: 0.283, SLG: 0.283 (1, 6)	F9		FC1-5 1-2 2-3F		F7		FC4-6 1B		5	1	0	1	0	0	4	0									
Carl Yastrzemski, L OBP: 0.329, SLG: 0.405 (1, 7)	P6		F7		P5		FC5-4 E 1B		5	0	1	0	0	0	3	0									
Jim Rice, R OBP: 0.274, SLG: 0.343 (1, 10)		5-3	F9				E5 FC5-4 1B		5	0	2	1	0	0	3	0									
Tony Perez, R OBP: 0.376, SLG: 0.495 (1, 3)		1B WP 1B			K		FC5-4 1-2F 2-3F		5	1	1	0	0	2	4	0									
Butch Hobson, R OBP: 0.286, SLG: 0.409 (1, 5)					F8		F8		4	0	1	0	0	0	3	0									
Jim Dwyer, L OBP: 0.500, SLG: 0.412 (1, 8)			L4		K		L4		3	0	0	0	1	1	3	0									
Dwight Evans, R OBP: 0.303, SLG: 0.400 (1, 9)			K				P5		4	1	1	1	0	1	2	0									
Dave Rader, L OBP: 0.333, SLG: 0.444 (1, 2)			FC1-5 1B					HR	4	2	4	0	0	0	0	0									
								1B FC4-6 2B																	
Inning Stats	R: 0 E: 0 K: 0 S: 3	H: 0 LOB: 0 BB: 0 P: 3	R: 1 E: 0 K: 1 S: 7	H: 2 LOB: 1 BB: 0 P: 7	R: 0 E: 0 K: 2 S: 7	H: 0 LOB: 0 BB: 0 P: 7	R: 1 E: 0 K: 0 S: 5	H: 2 LOB: 1 BB: 0 P: 5	R: 0 E: 0 K: 1 S: 6	H: 1 LOB: 1 BB: 0 P: 6	R: 3 E: 1 K: 0 S: 8	H: 4 LOB: 2 BB: 0 P: 8	R: 0 E: 0 K: 0 S: 3	H: 1 LOB: 1 BB: 1 P: 7	R: 0 E: 0 K: 0 S: 4	H: 1 LOB: 1 BB: 0 P: 4	1B: 9 2B: 3 3B: 0 HR: 1	SF: 0 SAC: 0 DP: 1 HBP: 0	WP: 1 PB: 0 SB: 0 CS: 0	PA: 41					
PITCHER	IP	WLS	BF	H	R	ER	SO	BB	IBB	HBP	BLK	WP	HR	S	P	ERA	WHIP								
Dennis Leonard, R ERA: 5.48 (1, 1)	6.0	W	27	9	4	4	4	0	0	0	0	0	0	35	35	6.00	1.500								
Dan Quisenberry, R ERA: 2.09 (7, 1)	3.0	S	14	4	1	1	0	1	0	0	0	0	0	13	17	3.00	1.667								



Batter	1	2	3	4	5	6	7	8	9	AB	R	H	RBI	BB	SO	LOB	TOP					
Willie Wilson, S (1, 8) OBP: 0.325, SLG: 0.393										6	3	4	1	0	0	2						
Hal McRae, R (1, 7) OBP: 0.297, SLG: 0.456										5	1	1	2	0	1	3						
George Brett, L (1, 5) OBP: 0.360, SLG: 0.523										6	1	2	1	0	0	4						
Darrell Porter, L (1, 10) OBP: 0.310, SLG: 0.500										6	1	2	3	0	0	3						
Willie Aikens, L (1, 3) OBP: 0.359, SLG: 0.333										4	1	2	1	2	0	0						
Ralph LaCock, L (9, 3) OBP: 0.162, SLG: 0.172										0	0	0	0	0	0	0						
John Wathan, R (1, 2) OBP: 0.442, SLG: 0.478										5	0	1	0	1	0	4						
Clint Hurdle, L (1, 9) OBP: 0.333, SLG: 0.567										5	2	1	0	1	1	3						
Frank White, R (1, 4) OBP: 0.324, SLG: 0.360										5	2	3	0	1	0	2						
U L Washington, S (1, 6) OBP: 0.350, SLG: 0.405										4	2	2	4	1	1	3						
Inning Stats	R: 5 E: 1 K: 1 S: 10	H: 5 LOB: 2 BB: 2 P: 18	R: 1 E: 0 K: 0 S: 4	H: 1 LOB: 1 BB: 0 P: 5	R: 4 E: 0 K: 0 S: 8	H: 5 LOB: 2 BB: 1 P: 12	R: 2 E: 1 K: 0 S: 5	H: 2 LOB: 1 BB: 1 P: 9	R: 0 E: 0 K: 1 S: 7	H: 2 LOB: 3 BB: 1 P: 11	R: 0 E: 0 K: 0 S: 4	H: 1 LOB: 1 BB: 0 P: 4	R: 0 E: 0 K: 0 S: 3	H: 0 LOB: 1 BB: 1 P: 7	R: 1 E: 0 K: 1 S: 7	H: 2 LOB: 1 BB: 0 P: 7	R: 0 E: 1 K: 0 S: 4	H: 0 LOB: 1 BB: 0 P: 4	1B: 13 2B: 4 3B: 0 HR: 1	SF: 0 SAC: 0 DP: 0 HBP: 1	WP: 0 PB: 0 SB: 3 CS: 0	PA: 53
PITCHER	IP WLS BF H R ER SO BB IBB HBP BLK WP HR S P ERA WHIP																					
Dennis Eckersley, R (1, 1) ERA: 7.16	0.2 L 8 4 5 5 1 2 0 0 0 0 0 1 8 16 67.50 9.000																					
Keith MacWhorter, R (1, 1) ERA: 33.75	1.1 11 6 5 5 0 0 0 0 1 0 0 0 10 11 33.75 4.500																					
Steve Renko, R (3, 1) ERA: 3.75	5.0 25 6 2 1 1 4 0 0 0 0 0 0 23 39 1.80 2.000																					
Dick Drago, R (8, 1) ERA: 4.58	2.0 9 2 1 1 1 0 0 0 0 0 0 0 11 11 4.50 1.000																					

Kansas City Royals @ Boston Red Sox
Fenway Park, Boston, MA
Sat May 10 1980, 3:33 AM EDT
Att: 30,519 - Unknown - 56 F


AB 46
R 13
H 18
RBI 12
BB 6
SO 3
LOB 24



Batter	1	2	3	4	5	6	7	8	9	AB	R	H	RBI	BB	SO	LOB	BOTTOM					
Jerry Remy, L (1, 4) OBP: 0.370, SLG: 0.458										5	1	3	0	0	1	0						
Rick Burleson, R (1, 6) OBP: 0.280, SLG: 0.279										5	0	1	1	0	1	2						
Fred Lynn, L (1, 8) OBP: 0.358, SLG: 0.376										3	0	2	1	2	0	0						
Jim Rice, R (1, 10) OBP: 0.271, SLG: 0.336										5	1	1	0	0	1	5						
Carl Yastrzemski, L (1, 7) OBP: 0.333, SLG: 0.418										5	0	2	0	0	0	3						
Tony Perez, R (1, 3) OBP: 0.360, SLG: 0.477										4	1	0	1	0	0	1						
Butch Hobson, R (1, 5) OBP: 0.297, SLG: 0.397										2	1	0	0	2	1	1						
Dave Rader, L (1, 2) OBP: 0.364, SLG: 0.500										4	2	2	0	0	0	0						
Dwight Evans, R (1, 9) OBP: 0.312, SLG: 0.443										4	2	2	5	0	1	0						
Inning Stats	R: 0 E: 0 K: 1 S: 5	H: 1 LOB: 1 BB: 1 P: 9	R: 3 E: 1 K: 0 S: 6	H: 3 LOB: 1 BB: 1 P: 10	R: 1 E: 0 K: 0 S: 5	H: 2 LOB: 1 BB: 0 P: 5	R: 0 E: 0 K: 2 S: 7	H: 0 LOB: 0 BB: 0 P: 7	R: 0 E: 0 K: 0 S: 3	H: 0 LOB: 1 BB: 1 P: 7	R: 4 E: 0 K: 0 S: 8	H: 5 LOB: 2 BB: 1 P: 12	R: 0 E: 0 K: 1 S: 5	H: 0 LOB: 0 BB: 0 P: 5	R: 0 E: 0 K: 1 S: 5	H: 0 LOB: 0 BB: 0 P: 5	R: 0 E: 0 K: 0 S: 4	H: 2 LOB: 1 BB: 0 P: 4	1B: 10 2B: 3 3B: 0 HR: 1	SF: 1 SAC: 0 DP: 2 HBP: 0	WP: 0 PB: 0 SB: 0 CS: 0	PA: 42
PITCHER	IP WLS BF H R ER SO BB IBB HBP BLK WP HR S P ERA WHIP																					
Renie Martin, R (1, 1) ERA: 4.91	5.1 W 27 8 7 4 3 4 0 0 0 0 0 1 29 45 6.75 2.250																					
Marty Pattin, R (6, 1) ERA: 2.3	3.2 S 15 5 1 1 2 0 0 0 0 0 0 0 19 19 2.46 1.364																					

Kansas City Royals @ Boston Red Sox
Fenway Park, Boston, MA
Sat May 10 1980, 3:33 AM EDT
Att: 30,519 - Unknown - 56 F

AB 37
R 8
H 13
RBI 8
BB 4
SO 5
LOB 12



Batter	1	2	3	4	5	6	7	8	9	AB	R	H	RBI	BB	SO	LOB	TOP			
Willie Wilson, S (1, 8) OBP: 0.322, SLG: 0.388	0-0 F8 S 1B		0-0 4-3		0-3 K		0-0 5-3			4	1	1	0	0	1	2	Kansas City Royals @ Boston Red Sox Fenway Park, Boston, MA Sun May 11, 1980, 3:33 AM EDT Att: 24,685 - Unknown - 64 F			
Hal McRae, R (1, 7) OBP: 0.304, SLG: 0.477	0-3 K		0-0 1B		0-0 SF9 3B		0-0 F7			4	1	2	0	0	1					
George Brett, L (1, 5) OBP: 0.364, SLG: 0.522	0-0 F8		0-0 G4-6-3 1B		0-3 K		0-0 G3			2	0	1	0	0	0	1				
Jamie Quirk, L (6, PH) OBP: 0.220, SLG: 0.306	2-3 F8		1-3 G4-6-3 1B		0-0 SF9		0-0 G3			2	0	0	0	0	1	1				
Darrell Porter, L (1, 10) OBP: 0.303, SLG: 0.483	0-0 1B		0-0 G4-6-3		0-0 SF9		0-0 G3			3	0	1	2	0	0	2				
Willie Aikens, L (1, 3) OBP: 0.364, SLG: 0.333	0-3 K		0-0 G5-4-3 1B		0-3 K		0-0 G5-4-3 BB			3	0	1	0	1	2	1				
John Wathan, R (1, 2) OBP: 0.420, SLG: 0.452		0-0 6-3		0-0 G5-4-3		0-0 4-3		0-0 G5-4-3		4	0	0	0	0	0	2				
Clint Hurdle, L (1, 9) OBP: 0.343, SLG: 0.556		0-0 G3		0-0 F4		4-0 BB BB		0-0 FC6-4 1B		3	0	1	0	1	0	0				
Frank White, R (1, 4) OBP: 0.321, SLG: 0.356		0-0 E5 1B		0-3 K		0-3 K		0-0 FC6-4		4	0	1	0	0	2	2				
U L Washington, S (1, 6) OBP: 0.349, SLG: 0.395		0-0 F8		0-3 K		4-0 1-2 BB				2	0	0	0	1	1	1				
Inning Stats	R: 1 E: 0 K: 2 S: 9	H: 2 LOB: 1 BB: 0 P: 9	R: 0 E: 1 K: 0 S: 4	H: 1 LOB: 1 BB: 0 P: 4	R: 0 E: 0 K: 0 S: 4	H: 2 LOB: 1 BB: 0 P: 4	R: 0 E: 0 K: 0 S: 3	H: 1 LOB: 0 BB: 0 P: 3	R: 0 E: 0 K: 3 S: 9	H: 0 LOB: 0 BB: 0 P: 9	R: 1 E: 0 K: 1 S: 8	H: 1 LOB: 0 BB: 2 P: 8	R: 0 E: 0 K: 1 S: 5	H: 0 LOB: 2 BB: 2 P: 13	R: 0 E: 0 K: 0 S: 3	H: 1 LOB: 0 BB: 1 P: 7	1B: 7 2B: 0 3B: 1 HR: 0	SF: 1 SAC: 0 DP: 3 HBP: 0	WP: 0 PB: 0 SB: 1 CS: 0	PA: 35
PITCHER Chuck Rainey, R (1, 1) ERA: 5.68	IP: 9.0 WLS: W BF: 35	H: 8 R: 2 ER: 2 SO: 8	BB: 3 IBB: 0 HBP: 0 BLK: 0	WP: 0 HR: 0 S: 48 P: 60	ERA: 2.00 WHIP: 1.222	PITCHER										IP: 9.0 WLS: W BF: 35	H: 8 R: 2 ER: 2 SO: 8	BB: 3 IBB: 0 HBP: 0 BLK: 0	WP: 0 HR: 0 S: 48 P: 60	ERA: 2.00 WHIP: 1.222

Batter	1	2	3	4	5	6	7	8	9	AB	R	H	RBI	BB	SO	LOB	BOTTOM			
Jerry Remy, L (1, 4) OBP: 0.365, SLG: 0.450	0-0 G5-4-3 1B		0-0 4-1		0-0 4-3		0-0 F7			4	0	1	0	0	0	2	Kansas City Royals @ Boston Red Sox Fenway Park, Boston, MA Sun May 11, 1980, 3:33 AM EDT Att: 24,685 - Unknown - 64 F			
Rick Burleson, R (1, 6) OBP: 0.280, SLG: 0.278	0-0 G5-4-3		0-0 HR 1B		0-0 F9		0-0 F8			4	1	1	1	0	0	2				
Fred Lynn, L (1, 8) OBP: 0.364, SLG: 0.406	0-0 3-1		0-0 HR 1B		4-0 BB		0-0 F4			3	1	1	2	1	0	0				
Jim Rice, R (1, 10) OBP: 0.279, SLG: 0.386		0-0 1-4-3 3B		0-0 6-3		0-0 1-3		0-0 HR		4	2	2	1	0	0	1				
Carl Yastrzemski, L (1, 7) OBP: 0.319, SLG: 0.398		0-0 1-4-3		0-3 K		0-0 4-3		0-0 F7		4	0	0	1	0	1	0				
Tony Perez, R (1, 3) OBP: 0.347, SLG: 0.459		0-3 K		0-0 6-3		0-0 F9		0-3 K		4	0	0	0	0	2	0				
Carlton Fisk, R (1, 2) OBP: 0.397, SLG: 0.681		0-3 K		1-0 HBP		0-0 F3				2	0	0	0	0	1	0				
Butch Hobson, R (1, 5) OBP: 0.312, SLG: 0.391			0-0 6-3		4-0 SH3-4 BB		4-0 SH3-4 BB			1	0	0	0	2	0	0				
Glenn Hoffman, R (9, 5) OBP: 0.227, SLG: 0.350				1-2 BB						0	0	0	0	0	0	0				
Dwight Evans, R (1, 9) OBP: 0.316, SLG: 0.438			4-0 4-1 1B BB		0-3 K		0-0 SH3-4			1	1	0	0	1	1	2				
Inning Stats	R: 0 E: 0 K: 0 S: 3	H: 1 LOB: 0 BB: 0 P: 3	R: 1 E: 0 K: 2 S: 8	H: 1 LOB: 0 BB: 0 P: 8	R: 3 E: 0 K: 0 S: 5	H: 2 LOB: 0 BB: 1 P: 9	R: 0 E: 0 K: 2 S: 7	H: 0 LOB: 2 BB: 1 P: 12	R: 0 E: 0 K: 0 S: 3	H: 0 LOB: 1 BB: 1 P: 7	R: 0 E: 0 K: 0 S: 3	H: 0 LOB: 0 BB: 0 P: 3	R: 0 E: 0 K: 0 S: 3	H: 0 LOB: 1 BB: 1 P: 7	R: 1 E: 0 K: 1 S: 6	H: 1 LOB: 0 BB: 0 P: 6	1B: 2 2B: 0 3B: 1 HR: 2	SF: 0 SAC: 1 DP: 1 HBP: 1	WP: 0 PB: 0 SB: 2 CS: 0	PA: 33
PITCHER Rich Gale, R (1, 1) ERA: 6.11	IP: 8.0 WLS: L BF: 33	H: 5 R: 5 ER: 5 SO: 5	BB: 4 IBB: 0 HBP: 1 BLK: 0	WP: 0 HR: 2 S: 38 P: 55	ERA: 5.62 WHIP: 1.125	PITCHER										IP: 8.0 WLS: L BF: 33	H: 5 R: 5 ER: 5 SO: 5	BB: 4 IBB: 0 HBP: 1 BLK: 0	WP: 0 HR: 2 S: 38 P: 55	ERA: 5.62 WHIP: 1.125

Batter	1	2	3	4	5	6	7	8	9	AB	R	H	RBI	BB	SO	LOB	TOP					
Willie Wilson, S OBP: 0.325, SLG: 0.388 (1, 8)										5	3	2	0	0	1	1	Kansas City Royals @ New York Yankees Yankee Stadium, Bronx, NY Mon May 12, 1980, 7:05 PM EDT Att: 17,010 - Overcast - 69 F					
Frank White, R OBP: 0.327, SLG: 0.370 (1, 4)										4	2	2	0	0	0	0						
Hal McRae, R OBP: 0.319, SLG: 0.477 Bob Detherage, R OBP: 0.304, SLG: 0.478 George Brett, L OBP: 0.372, SLG: 0.522 Jerry Terrell, R OBP: 0.343, SLG: 0.556 Clint Hurdle, L OBP: 0.316, SLG: 0.471 (1, 7)										2	1	1	1	1	0	0						
Darrell Porter, L OBP: 0.316, SLG: 0.471 (1, 10)										5	2	2	5	0	0	2						
Willie Aikens, L OBP: 0.357, SLG: 0.341 (1, 3)										4	1	1	3	0	2	2						
John Wathan, R OBP: 0.343, SLG: 0.455 (1, 2)										4	1	2	1	1	1	1						
Ralph LaCock, L OBP: 0.151, SLG: 0.162 (9, 7)										4	0	0	1	0	0	2						
Dave Chalk, R OBP: 0.250, SLG: 0.286 (1, 5)										5	0	1	1	0	2	1						
U L Washington, S OBP: 0.352, SLG: 0.388 (1, 6)										4	1	1	0	1	1	2						
Inning Stats	R: 2 E: 0 K: 1 S: 8	H: 3 LOB: 1 BB: 0 P: 8	R: 0 E: 0 K: 1 S: 6	H: 1 LOB: 1 BB: 0 P: 6	R: 0 E: 0 K: 0 S: 3	H: 0 LOB: 0 BB: 0 P: 3	R: 0 E: 0 K: 2 S: 7	H: 0 LOB: 1 BB: 1 P: 11	R: 4 E: 0 K: 0 S: 6	H: 3 LOB: 1 BB: 2 P: 14	R: 0 E: 0 K: 1 S: 5	H: 0 LOB: 0 BB: 0 P: 5	R: 0 E: 0 K: 0 S: 3	H: 0 LOB: 0 BB: 0 P: 3	R: 6 E: 1 K: 1 S: 11	H: 5 LOB: 2 BB: 1 P: 15		1B: 9 2B: 3 3B: 0 HR: 0	SF: 2 SAC: 1 DP: 0 HBP: 1	WP: 0 PB: 1 CS: 0	PA: 45	
PITCHER	IP WLS BF H R ER SO BB IBB HBP BLK WP HR S P ERA WHIP	IP WLS BF H R ER SO BB IBB HBP BLK WP HR S P ERA WHIP																				
Luis Tiant, R ERA: 6.53 (1, 1)	4.1 L 22 6 6 5 4 3 0 0 0 0 0 0 27 39 10.38 2.077																					
Ron Davis, R ERA: 1.71 (5, 1)	3.2 13 1 0 0 2 0 0 1 0 0 0 0 16 17 0.00 0.273																					
Rich Gossage, R ERA: 3.95 (9, 1)	1.0 10 5 6 3 1 0 1 0 0 0 0 0 11 15 27.00 5.000																					
Batter	1	2	3	4	5	6	7	8	9	AB	R	H	RBI	BB	SO	LOB	BOTTOM					
Willie Randolph, R OBP: 0.362, SLG: 0.377 (1, 4)										4	0	0	0	0	1	2	Kansas City Royals @ New York Yankees Yankee Stadium, Bronx, NY Mon May 12, 1980, 7:05 PM EDT Att: 17,010 - Overcast - 69 F					
Ruppert Jones, L OBP: 0.276, SLG: 0.312 (1, 8)										4	0	0	0	0	0	0						
Bob Watson, R OBP: 0.378, SLG: 0.455 (1, 10)										4	0	0	0	0	0	0						
Eric Soderholm, R OBP: 0.371, SLG: 0.475 (1, 5)										4	1	2	0	0	0	0						
Lou Piniella, R OBP: 0.286, SLG: 0.234 Bobby Murcer, L OBP: 0.273, SLG: 0.200 (1, 7)										3	1	2	0	0	0	1						
Dennis Werth, R OBP: 0.571, SLG: 0.667 (1, 3)										4	1	2	1	0	0	1						
Rick Cerone, R OBP: 0.252, SLG: 0.344 (1, 2)										3	0	1	2	1	0	1						
Bucky Dent, R OBP: 0.290, SLG: 0.376 (1, 6)										4	0	0	0	0	0	3						
Bobby Brown, S OBP: 0.346, SLG: 0.348 (1, 9)										3	0	0	0	0	1	2						
Inning Stats	R: 0 E: 0 K: 0 S: 3	H: 0 LOB: 0 BB: 0 P: 3	R: 0 E: 0 K: 0 S: 4	H: 1 LOB: 1 BB: 0 P: 4	R: 0 E: 0 K: 0 S: 3	H: 0 LOB: 0 BB: 0 P: 3	R: 0 E: 0 K: 0 S: 4	H: 1 LOB: 1 BB: 0 P: 4	R: 0 E: 0 K: 1 S: 6	H: 1 LOB: 2 BB: 1 P: 10	R: 3 E: 0 K: 0 S: 7	H: 4 LOB: 1 BB: 0 P: 7	R: 0 E: 0 K: 1 S: 5	H: 0 LOB: 0 BB: 0 P: 5	R: 0 E: 0 K: 0 S: 3	H: 0 LOB: 0 BB: 0 P: 3		R: 0 E: 0 K: 0 S: 3	H: 0 LOB: 0 BB: 0 P: 3	1B: 6 2B: 1 3B: 0 HR: 0	SF: 0 SAC: 0 DP: 0 HBP: 0	WP: 0 PB: 0 CS: 0
PITCHER	IP WLS BF H R ER SO BB IBB HBP BLK WP HR S P ERA WHIP	IP WLS BF H R ER SO BB IBB HBP BLK WP HR S P ERA WHIP																				
Larry Gura, L ERA: 2.17 (1, 1)	5.2 W 25 7 3 3 1 1 0 0 0 0 0 0 12 12 0.00 0.000																					
Marty Pattin, R ERA: 1.89 (6, 1)	3.1 S 10 0 0 0 1 0 0 0 0 0 0 0 12 12 0.00 0.000																					

Batter	1	2	3	4	5	6	7	8	9	AB	R	H	RBI	BB	SO	LOB	TOP		
Willie Wilson, S (1,8) OBP: 0.315, SLG: 0.376	1-3		L1		4-3		L1			4	0	0	0	0	0	2	Kansas City Royals @ New York Yankees Yankee Stadium, Bronx, NY Tue May 13 1980, 7:05 PM EDT Att: 20,107 - Unknown - 79 F livebaseballscorecards.com		
Frank White, R (1,4) OBP: 0.336, SLG: 0.387			SH 1B E		F8 WP 1B		L4-3			3	1	2	0	0	0	1			
John Wathan, R (1,2) OBP: 0.433, SLG: 0.450	F4		E HR 1B					5-3		3	1	1	0	1	0	1			
Darrell Porter, L (1,10) OBP: 0.286, SLG: 0.432	F8		SF7		F8		F8		F6	3	0	0	1	0	0	3			
Willie Aikens, L (1,3) OBP: 0.353, SLG: 0.368 Bob Deterage, R (8,7) OBP: 0.304, SLG: 0.478		F8			4-3				F7	4	1	1	2	0	0	2			
Ralph LaCock, L (1,7) OBP: 0.143, SLG: 0.153		F7	L5				F7		F7	4	0	0	0	0	0	0			
Dave Chalk, R (1,5) OBP: 0.250, SLG: 0.258					F8		F6		F8	3	0	0	0	1	0	0			
Clint Hurdle, L (1,9) OBP: 0.324, SLG: 0.522		F7			K		G3		K	4	0	0	0	0	2	1			
U L Washington, S (1,6) OBP: 0.363, SLG: 0.398			1B SH SF7 1B		6-3					3	1	2	0	0	0	0			
Inning Stats	R: 0 E: 0 K: 0 S: 4	H: 1 LOB: 1 BB: 0 P: 4	R: 0 E: 0 K: 0 S: 3	H: 0 LOB: 1 BB: 1 P: 7	R: 4 E: 2 K: 0 S: 7	H: 3 LOB: 0 BB: 0 P: 7	R: 0 E: 0 K: 1 S: 5	H: 0 LOB: 0 BB: 0 P: 5	R: 0 E: 0 K: 0 S: 4	H: 1 LOB: 2 BB: 1 P: 8	R: 0 E: 0 K: 0 S: 3	H: 0 LOB: 0 BB: 0 P: 3	R: 0 E: 0 K: 1 S: 5	H: 0 LOB: 0 BB: 0 P: 5	R: 0 E: 0 K: 1 S: 5	H: 0 LOB: 0 BB: 0 P: 5		1B: 4 2B: 2 3B: 0 HR: 1	SF: 1 SAC: 1 DP: 1 HBP: 0
PITCHER	IP WLS BF H R ER SO BB IBB HBP BLK WP HR S P ERA WHIP																		
Mike Griffin, R (1,1) ERA: 3.77	4.2 L 22 5 4 0 1 2 0 0 0 0 1 1 22 30 0.00 1.500																		
Rudy May, L (5,1) ERA: 2.12	4.1 13 1 0 0 1 0 0 0 0 0 0 0 15 15 0.00 0.231																		

Batter	1	2	3	4	5	6	7	8	9	AB	R	H	RBI	BB	SO	LOB	BOTTOM		
Willie Randolph, R (1,4) OBP: 0.359, SLG: 0.367	L6					6-3		1-3		3	0	0	0	1	0	0	Kansas City Royals @ New York Yankees Yankee Stadium, Bronx, NY Tue May 13 1980, 7:05 PM EDT Att: 20,107 - Unknown - 79 F livebaseballscorecards.com		
Ruppert Jones, L (1,8) OBP: 0.283, SLG: 0.319	4-3		G3					1B		4	0	2	0	0	0	2			
Oscar Gamble, L (1,9) OBP: 0.395, SLG: 0.636 Bobby Brown, S (7,9) OBP: 0.370, SLG: 0.375					4-3		F8			3	0	0	0	0	1	1			
Reggie Jackson, L (1,10) OBP: 0.327, SLG: 0.516		4-3			K			1B		3	1	0	0	1	1	2			
Jim Spencer, L (1,3) OBP: 0.333, SLG: 0.452 Bob Watson, R (7,PH) OBP: 0.372, SLG: 0.446		F8			F9		1-3		4-3	2	0	0	0	0	0	0			
Bobby Murcer, L (1,7) OBP: 0.231, SLG: 0.167 Lou Piniella, R (7,PH) OBP: 0.278, SLG: 0.227		F5				F8		5-3		2	0	0	0	0	0	0			
Eric Soderholm, R (1,5) OBP: 0.365, SLG: 0.462			6-3			F9			4-3	4	0	1	1	0	0	0			
Rick Cerone, R (1,2) OBP: 0.245, SLG: 0.333			6-3			6-3				3	0	0	0	0	0	1			
Bucky Dent, R (1,6) OBP: 0.281, SLG: 0.364			K						5-3	3	0	0	0	0	1	0			
Inning Stats	R: 0 E: 0 K: 1 S: 5	H: 0 LOB: 0 BB: 0 P: 5	R: 0 E: 0 K: 0 S: 3	H: 0 LOB: 0 BB: 0 P: 3	R: 0 E: 0 K: 1 S: 6	H: 0 LOB: 2 BB: 1 P: 10	R: 0 E: 0 K: 1 S: 5	H: 0 LOB: 0 BB: 0 P: 5	R: 0 E: 0 K: 0 S: 4	H: 1 LOB: 1 BB: 0 P: 4	R: 1 E: 0 K: 0 S: 4	H: 1 LOB: 1 BB: 1 P: 8	R: 0 E: 0 K: 0 S: 5	H: 2 LOB: 2 BB: 0 P: 5	R: 0 E: 0 K: 0 S: 3	H: 0 LOB: 0 BB: 0 P: 3		1B: 4 2B: 0 3B: 0 HR: 0	SF: 0 SAC: 0 DP: 0 HBP: 0
PITCHER	IP WLS BF H R ER SO BB IBB HBP BLK WP HR S P ERA WHIP																		
Renie Martin, R (1,1) ERA: 3.92	6.0 W 22 1 1 1 3 2 0 0 0 0 0 1 26 34 1.50 0.500																		
Gary Christenson, L (7,1) ERA: 3.95	1.0 4 1 0 0 0 0 0 0 0 0 0 4 4 0.00 1.000																		
Dan Quisenberry, R (8,1) ERA: 1.9	2.0 S 8 2 0 0 0 0 0 0 0 0 0 8 8 0.00 1.000																		

Batter	1	2	3	4	5	6	7	8	9	AB	R	H	RBI	BB	SO	LOB	TOP					
Willie Wilson, S OBP: 0.319, SLG: 0.408 (1, 8)										5	1	2	1	0	0	5	Kansas City Royals @ New York Yankees Yankee Stadium, Bronx, NY Wed May 14 1980, 7:05 PM EDT Att: 21,953 - Unknown - 67 F livebaseballscorecards.com					
U L Washington, S OBP: 0.375, SLG: 0.402 (1, 6)										4	0	2	0	1	0	0						
Frank White, R OBP: 0.333, SLG: 0.383 Rance Mulliniks, L OBP: 0.250, SLG: 0.143 (1, 4) (7, 4)										4	0	1	0	0	0	2						
John Wathan, R OBP: 0.432, SLG: 0.434 (1, 2)										3	0	0	0	2	1	4						
Darrell Porter, L OBP: 0.277, SLG: 0.476 (1, 10)										5	1	1	1	0	1	2						
Dave Chalk, R OBP: 0.275, SLG: 0.286 (1, 5)										4	1	2	0	0	2	0						
Willie Aikens, L OBP: 0.358, SLG: 0.367 (1, 3)										3	0	1	0	1	1	0						
Rusty Torres, S OBP: 0.500, SLG: 0.333 (1, 9)										3	0	1	0	1	1	2						
Bob Detherage, R OBP: 0.333, SLG: 0.500 (1, 7)										3	0	1	1	1	0	2						
Inning Stats	R: 1 E: 0 K: 1 S: 6	H: 1 LOB: 1 BB: 1 P: 10	R: 0 E: 0 K: 3 S: 9	H: 0 LOB: 0 BB: 0 P: 9	R: 0 E: 0 K: 0 S: 4	H: 1 LOB: 2 BB: 1 P: 8	R: 0 E: 0 K: 0 S: 3	H: 1 LOB: 1 BB: 1 P: 7	R: 0 E: 0 K: 1 S: 7	H: 3 LOB: 2 BB: 0 P: 7	R: 1 E: 0 K: 1 S: 6	H: 1 LOB: 2 BB: 2 P: 14	R: 0 E: 0 K: 0 S: 3	H: 0 LOB: 0 BB: 0 P: 3	R: 0 E: 0 K: 0 S: 6	H: 3 LOB: 2 BB: 0 P: 6	R: 0 E: 0 K: 0 S: 3	H: 1 LOB: 1 BB: 1 P: 7	1B: 7 2B: 3 3B: 0 HR: 2	SF: 0 SAC: 0 DP: 3 HBP: 0	WP: 0 PB: 0 SB: 0 CS: 0	PA: 41
PITCHER	IP WLS BF H R ER SO BB IBB HBP BLK WP HR S P ERA WHIP																					
Ron Guidry, L ERA: 3.29 Ed Figueroa, R ERA: 4.5 (1, 1) (7, 1)	6.0 W 28 7 2 2 6 5 0 0 0 0 0 1 35 55 3.00 2.000																					
3.0 S 13 4 1 1 0 1 0 0 0 0 0 0 12 16 3.00 1.667																						

Batter	1	2	3	4	5	6	7	8	9	AB	R	H	RBI	BB	SO	LOB	BOTTOM			
Willie Randolph, R OBP: 0.380, SLG: 0.393 (1, 4)										3	1	2	3	3	0	0	Kansas City Royals @ New York Yankees Yankee Stadium, Bronx, NY Wed May 14 1980, 7:05 PM EDT Att: 21,953 - Unknown - 67 F livebaseballscorecards.com			
Ruppert Jones, L OBP: 0.293, SLG: 0.316 (1, 8)										4	0	1	2	1	0	3				
Bobby Murcer, L OBP: 0.263, SLG: 0.125 (1, 7)										4	0	0	1	2	1	5				
Bob Watson, R OBP: 0.362, SLG: 0.427 (1, 10)										5	1	0	0	1	1	5				
Jim Spencer, L OBP: 0.333, SLG: 0.458 (1, 3)										6	2	2	0	0	0	3				
Graig Nettles, L OBP: 0.380, SLG: 0.357 Fred Stanley, R OBP: 0.385, SLG: 0.500 (1, 5) (5, FR)										1	2	1	2	2	0	0				
Bobby Brown, S OBP: 0.394, SLG: 0.464 (1, 9)										4	4	2	2	1	0	3				
Bucky Dent, R OBP: 0.297, SLG: 0.396 (1, 6)										3	2	1	2	2	0	1				
Rick Cerone, R OBP: 0.248, SLG: 0.363 Dennis Werth, R OBP: 0.625, SLG: 0.667 (1, 2) (6, PH)										3	1	1	2	0	0	3				
Inning Stats	R: 1 E: 0 K: 0 S: 5	H: 2 LOB: 1 BB: 0 P: 5	R: 3 E: 0 K: 1 S: 7	H: 2 LOB: 1 BB: 2 P: 15	R: 4 E: 0 K: 0 S: 6	H: 3 LOB: 0 BB: 1 P: 10	R: 0 E: 0 K: 0 S: 3	H: 0 LOB: 0 BB: 0 P: 3	R: 2 E: 1 K: 0 S: 4	H: 1 LOB: 3 BB: 3 P: 17	R: 4 E: 1 K: 1 S: 7	H: 1 LOB: 3 BB: 5 P: 27	R: 2 E: 1 K: 0 S: 5	H: 2 LOB: 2 BB: 2 P: 13	R: 0 E: 0 K: 0 S: 4	H: 1 LOB: 2 BB: 1 P: 8	1B: 4 2B: 4 3B: 1 HR: 3	SF: 1 SAC: 0 DP: 0 HBP: 1	WP: 0 PB: 1 SB: 0 CS: 0	PA: 52
PITCHER	IP WLS BF H R ER SO BB IBB HBP BLK WP HR S P ERA WHIP																			
Dennis Leonard, R ERA: 6.66 Marty Pattin, R ERA: 1.77 Gary Christenson, L ERA: 4.7 Steve Busby, R ERA: 15.75 Jerry Terrell, R ERA: (1, 1) (3, 1) (5, 1) (6, 1) (8, 1)	2.2 L 18 7 8 8 1 3 0 0 0 0 0 0 0 4 4 0.00 0.000																			
1.2 16 2 6 2 2 0 6 1 1 0 0 0 0 8 37 10.80 4.800																				
1.1 9 2 2 2 1 3 0 0 0 0 0 0 0 8 20 13.50 3.750																				
1.0 5 1 0 0 0 1 0 0 0 0 0 0 0 4 8 0.00 2.000																				

Batter	1	2	3	4	5	6	7	8	9	10	AB	R	H	RBI	BB	SO	LOB	TOP		
Freddie Patek, R OBP: 0.330, SLG: 0.371 (1, 6)											5	0	1	0	0	0	5			
Rod Carew, L OBP: 0.373, SLG: 0.336 (1, 3)											4	0	0	0	1	0	1			
Carney Lansford, R OBP: 0.355, SLG: 0.441 (1, 5)											4	1	2	1	0	0	0			
Dan Ford, R OBP: 0.268, SLG: 0.307 (1, 10)											5	0	2	0	0	0	2			
Joe Rudi, R OBP: 0.276, SLG: 0.474 (1, 7)											5	0	1	0	0	1	3			
Bobby Grich, R OBP: 0.364, SLG: 0.394 (1, 4)											3	0	0	0	1	1	2			
Al Cowens, R OBP: 0.304, SLG: 0.253 (1, 9)											4	0	1	0	0	0	1			
Dave Skaggs, R OBP: 0.528, SLG: 0.647 (1, 2)											3	0	1	0	1	0	0			
Tom Donohue, R OBP: 0.230, SLG: 0.224 (9, PR)											0	0	0	0	0	0	0			
Larry Harlow, L OBP: 0.387, SLG: 0.567 (1, 8)											4	0	1	0	0	2	3			
Inning Stats	R: 1 E: 0 K: 0 S: 6	H: 4 LOB: 2 BB: 0 P: 6	R: 0 E: 0 K: 0 S: 4	H: 1 LOB: 1 BB: 0 P: 4	R: 0 E: 0 K: 2 S: 7	H: 0 LOB: 0 BB: 0 P: 7	R: 0 E: 0 K: 1 S: 5	H: 0 LOB: 0 BB: 0 P: 5	R: 0 E: 0 K: 0 S: 4	H: 1 LOB: 1 BB: 1 P: 4	R: 0 E: 0 K: 1 S: 6	H: 1 LOB: 2 BB: 1 P: 10	R: 0 E: 1 K: 0 S: 4	H: 1 LOB: 2 BB: 1 P: 8	R: 0 E: 0 K: 0 S: 4	H: 1 LOB: 1 BB: 0 P: 4	1B: 6 2B: 1 3B: 1 HR: 1	SF: 0 SAC: 1 DP: 2 HBP: 0	WP: 0 PA: 41	
PITCHER Larry Gura, L ERA: 1.96 (1, 1)	IP: 10.0 W: 10 L: 0 S: 6	WLS: 41 BF: 9	H: 9 R: 1 ER: 1 SO: 4	BB: 3 IBB: 0 HBP: 0 BLK: 0	WP: 0 HR: 1 S: 46 P: 58	P: 58 ERA: 0.90 WHIP: 1.200														

California Angels @ Kansas City Royals
 Royals Stadium, Kansas City, MO
 Sat May 17 1980, 8:05 PM EDT
 Att: 30,326 - Unknown

AB	37
R	1
H	9
RBI	1
BB	3
SO	4
LOB	17



Batter	1	2	3	4	5	6	7	8	9	10	AB	R	H	RBI	BB	SO	LOB	BOTTOM		
Willie Wilson, S OBP: 0.333, SLG: 0.409 (1, 8)											4	2	2	0	1	0	2			
Frank White, R OBP: 0.328, SLG: 0.374 (1, 4)											4	0	1	0	0	0	5			
Steve Braun, L OBP: 0.130, SLG: 0.048 (10, PH)											1	0	0	0	0	0	3			
George Brett, L OBP: 0.368, SLG: 0.507 (1, 5)											4	0	0	0	1	1	1			
Darrell Porter, L OBP: 0.321, SLG: 0.520 (1, 10)											5	0	4	1	0	0	0			
Willie Aikens, L OBP: 0.344, SLG: 0.343 (1, 3)											4	0	0	0	0	2	3			
John Wathan, R OBP: 0.408, SLG: 0.400 (1, 2)											4	0	0	0	0	0	3			
Ralph LaCock, L OBP: 0.148, SLG: 0.171 (1, 7)											4	0	1	0	0	0	2			
Clint Hurdle, L OBP: 0.354, SLG: 0.534 (1, 9)											2	0	1	0	2	0	0			
Rusty Torres, S OBP: 0.375, SLG: 0.167 (10, PR)											0	0	0	0	0	0	0			
U L Washington, S OBP: 0.363, SLG: 0.387 (1, 6)											2	0	0	0	0	0	1			
Inning Stats	R: 0 E: 0 K: 0 S: 3	H: 1 LOB: 0 BB: 0 P: 3	R: 0 E: 0 K: 1 S: 6	H: 1 LOB: 1 BB: 0 P: 6	R: 0 E: 0 K: 0 S: 3	H: 1 LOB: 1 BB: 1 P: 7	R: 0 E: 0 K: 1 S: 6	H: 1 LOB: 1 BB: 0 P: 6	R: 0 E: 0 K: 0 S: 4	H: 0 LOB: 0 BB: 0 P: 3	R: 0 E: 0 K: 0 S: 3	H: 0 LOB: 0 BB: 0 P: 3	R: 1 E: 0 K: 0 S: 4	H: 1 LOB: 0 BB: 0 P: 4	R: 0 E: 0 K: 1 S: 6	H: 1 LOB: 1 BB: 2 P: 6	1B: 5 2B: 4 3B: 0 HR: 0	SF: 0 SAC: 2 DP: 2 HBP: 0	WP: 1 PA: 40	
PITCHER Don Aase, R ERA: 2.47 (1, 1)	IP: 9.0 W: 0 L: 0 S: 3	WLS: 34 BF: 7	H: 7 R: 1 ER: 1 SO: 3	BB: 2 IBB: 0 HBP: 0 BLK: 0	WP: 1 HR: 0 S: 38 P: 46	P: 46 ERA: 1.00 WHIP: 1.000														
Mark Clear, R ERA: 3.0 (10, 1)	IP: 0.2 W: 0 L: 0 S: 3	WLS: 6 BF: 2	H: 1 R: 1 ER: 1 SO: 0	BB: 0 IBB: 2 HBP: 0 BLK: 0	WP: 0 HR: 0 S: 4 P: 12	P: 12 ERA: 13.50 WHIP: 3.000														

California Angels @ Kansas City Royals
 Royals Stadium, Kansas City, MO
 Sat May 17 1980, 8:05 PM EDT
 Att: 30,326 - Unknown

AB	34
R	2
H	9
RBI	1
BB	4
SO	3
LOB	20



Batter	1	2	3	4	5	6	7	8	9	10	11	AB	R	H	RBI	BB	SO	LOB	TOP			
Rickey Henderson, R OBP: 0.389, SLG: 0.338	4-0 BB		4-3			1B	FC4-6	6-3			F8	5	1	1	0	1	0	3				
Dwayne Murphy, L OBP: 0.416, SLG: 0.408	SH5-3-2			E3		1B					F9	3	1	1	0	1	0	0				
Dave Revering, L OBP: 0.447, SLG: 0.646				K			F4	F8				5	0	2	0	0	1	5				
Wayne Gross, L OBP: 0.350, SLG: 0.477				F8							F4	3	1	1	2	0	1	2				
Mickey Klutts, R OBP: 0.292, SLG: 0.278	K					1B					G6-3	2	0	0	0	0	0	1				
Mitchell Page, L OBP: 0.355, SLG: 0.284				K							F9	4	1	1	0	1	1	2				
Tony Amas, R OBP: 0.349, SLG: 0.475							F8				E3	5	1	3	2	0	0	1				
Jim Essian, R OBP: 0.271, SLG: 0.283				F4							G5-4-3	5	0	2	1	0	0	2				
Mario Guerrero, R OBP: 0.250, SLG: 0.302				F8			F7				6-3	5	0	1	0	0	0	1				
Rob Picciolo, R OBP: 0.265, SLG: 0.363				F4			F8				G3	5	0	1	0	0	0	3				
Inning Stats	R: 0 E: 0 K: 1 S: 5	H: 1 LOB: 1 BB: 1 P: 9	R: 0 E: 0 K: 0 S: 3	H: 1 LOB: 0 BB: 0 P: 3	R: 0 E: 0 K: 0 S: 3	H: 0 LOB: 0 BB: 0 P: 3	R: 0 E: 1 K: 2 S: 8	H: 0 LOB: 1 BB: 0 P: 8	R: 0 E: 0 K: 0 S: 4	H: 1 LOB: 1 BB: 0 P: 4	R: 3 E: 0 K: 0 S: 7	H: 4 LOB: 1 BB: 0 P: 7	R: 0 E: 1 K: 0 S: 6	H: 3 LOB: 2 BB: 1 P: 10	R: 0 E: 0 K: 0 S: 3	H: 1 LOB: 0 BB: 0 P: 3	R: 0 E: 0 K: 0 S: 3	H: 0 LOB: 0 BB: 0 P: 3	1B: 9 2B: 5 3B: 0 HR: 0	SF: 0 SAC: 1 DP: 3 HBP: 0	WP: 0 PB: 0 SB: 3 CS: 1	PA: 46
PITCHER	IP WLS BF H R ER SO BB IBB HBP BLK WP HR S P ERA WHIP	IP WLS BF H R ER SO BB IBB HBP BLK WP HR S P ERA WHIP	IP WLS BF H R ER SO BB IBB HBP BLK WP HR S P ERA WHIP	IP WLS BF H R ER SO BB IBB HBP BLK WP HR S P ERA WHIP	IP WLS BF H R ER SO BB IBB HBP BLK WP HR S P ERA WHIP	IP WLS BF H R ER SO BB IBB HBP BLK WP HR S P ERA WHIP	IP WLS BF H R ER SO BB IBB HBP BLK WP HR S P ERA WHIP	IP WLS BF H R ER SO BB IBB HBP BLK WP HR S P ERA WHIP	IP WLS BF H R ER SO BB IBB HBP BLK WP HR S P ERA WHIP	IP WLS BF H R ER SO BB IBB HBP BLK WP HR S P ERA WHIP	IP WLS BF H R ER SO BB IBB HBP BLK WP HR S P ERA WHIP	IP WLS BF H R ER SO BB IBB HBP BLK WP HR S P ERA WHIP	IP WLS BF H R ER SO BB IBB HBP BLK WP HR S P ERA WHIP	IP WLS BF H R ER SO BB IBB HBP BLK WP HR S P ERA WHIP	IP WLS BF H R ER SO BB IBB HBP BLK WP HR S P ERA WHIP	IP WLS BF H R ER SO BB IBB HBP BLK WP HR S P ERA WHIP	IP WLS BF H R ER SO BB IBB HBP BLK WP HR S P ERA WHIP	IP WLS BF H R ER SO BB IBB HBP BLK WP HR S P ERA WHIP	IP WLS BF H R ER SO BB IBB HBP BLK WP HR S P ERA WHIP			

Oakland Athletics @ Kansas City Royals
Royals Stadium, Kansas City, MO
Mon May 19 1990, 8:05 PM EDT
Att: 28,869 - Unknown

AB 42
R 5
H 13
RBI 5
BB 3
SO 3
LOB 20



Batter	1	2	3	4	5	6	7	8	9	10	11	AB	R	H	RBI	BB	SO	LOB	BOTTOM			
Willie Wilson, S OBP: 0.333, SLG: 0.411	4-3 2B	FC6-4			F5		5-3				SH3-4	5	1	2	1	0	0	1				
U L Washington, S OBP: 0.307, SLG: 0.392	4-3	K			L8						F8	5	0	1	0	1	1	3				
George Brett, L OBP: 0.371, SLG: 0.512					F9							5	1	1	1	1	1	4				
Darrell Porter, L OBP: 0.333, SLG: 0.500	L4				F7							5	0	1	1	1	0	2				
Willie Aikens, L OBP: 0.338, SLG: 0.330					L9							5	0	1	1	0	2	5				
John Wathan, R OBP: 0.420, SLG: 0.434												5	1	4	0	0	0	0				
Ralph LaCock, L OBP: 0.143, SLG: 0.165												3	0	0	0	0	1	4				
Frank White, R OBP: 0.323, SLG: 0.370	F6				F4							2	0	0	0	0	0	1				
Clint Hurdle, L OBP: 0.330, SLG: 0.494					F6							3	0	0	0	0	0	1				
Jerry Terrell, R OBP: 0.100, SLG: 0.100					F6							2	1	1	0	0	0	0				
Dave Chalk, R OBP: 0.333, SLG: 0.200												3	0	1	2	0	2	1				
Rusty Torres, S OBP: 0.333, SLG: 0.200					K							1	2	1	0	0	0	0				
Inning Stats	R: 2 E: 0 K: 0 S: 7	H: 4 LOB: 2 BB: 0 P: 7	R: 0 E: 0 K: 1 S: 5	H: 0 LOB: 1 BB: 0 P: 6	R: 0 E: 0 K: 0 S: 3	H: 0 LOB: 0 BB: 0 P: 3	R: 0 E: 0 K: 1 S: 6	H: 1 LOB: 1 BB: 0 P: 6	R: 0 E: 1 K: 1 S: 6	H: 0 LOB: 0 BB: 0 P: 5	R: 0 E: 0 K: 2 S: 7	H: 0 LOB: 1 BB: 1 P: 11	R: 3 E: 0 K: 1 S: 10	H: 5 LOB: 3 BB: 1 P: 14	R: 0 E: 0 K: 0 S: 3	H: 0 LOB: 0 BB: 0 P: 3	R: 1 E: 0 K: 0 S: 4	H: 2 LOB: 2 BB: 1 P: 8	1B: 11 2B: 2 3B: 0 HR: 0	SF: 0 SAC: 1 DP: 1 HBP: 1	WP: 1 PB: 0 SB: 2 CS: 0	PA: 49
PITCHER	IP WLS BF H R ER SO BB IBB HBP BLK WP HR S P ERA WHIP	IP WLS BF H R ER SO BB IBB HBP BLK WP HR S P ERA WHIP	IP WLS BF H R ER SO BB IBB HBP BLK WP HR S P ERA WHIP	IP WLS BF H R ER SO BB IBB HBP BLK WP HR S P ERA WHIP	IP WLS BF H R ER SO BB IBB HBP BLK WP HR S P ERA WHIP	IP WLS BF H R ER SO BB IBB HBP BLK WP HR S P ERA WHIP	IP WLS BF H R ER SO BB IBB HBP BLK WP HR S P ERA WHIP	IP WLS BF H R ER SO BB IBB HBP BLK WP HR S P ERA WHIP	IP WLS BF H R ER SO BB IBB HBP BLK WP HR S P ERA WHIP	IP WLS BF H R ER SO BB IBB HBP BLK WP HR S P ERA WHIP	IP WLS BF H R ER SO BB IBB HBP BLK WP HR S P ERA WHIP	IP WLS BF H R ER SO BB IBB HBP BLK WP HR S P ERA WHIP	IP WLS BF H R ER SO BB IBB HBP BLK WP HR S P ERA WHIP	IP WLS BF H R ER SO BB IBB HBP BLK WP HR S P ERA WHIP	IP WLS BF H R ER SO BB IBB HBP BLK WP HR S P ERA WHIP	IP WLS BF H R ER SO BB IBB HBP BLK WP HR S P ERA WHIP	IP WLS BF H R ER SO BB IBB HBP BLK WP HR S P ERA WHIP	IP WLS BF H R ER SO BB IBB HBP BLK WP HR S P ERA WHIP	IP WLS BF H R ER SO BB IBB HBP BLK WP HR S P ERA WHIP			

Oakland Athletics @ Kansas City Royals
Royals Stadium, Kansas City, MO
Mon May 19 1990, 8:05 PM EDT
Att: 28,869 - Unknown

AB 44
R 6
H 13
RBI 6
BB 3
SO 7
LOB 22



Batter	1	2	3	4	5	6	7	8	9	10	11	12	13	14	AB	R	H	RBI	BB	SO	LOB	TOP				
Rickey Henderson, R OBP: 0.401, SLG: 0.359 (1, 7)															5	1	3	0	1	0	0					
Dwayne Murphy, L OBP: 0.415, SLG: 0.406 (1, 8)															5	0	0	0	1	2	4					
Tony Armas, R OBP: 0.328, SLG: 0.445 (1, 9)															6	1	1	2	0	2	4					
Randy Elliott, R OBP: 0.143, SLG: 0.143 (1, 10)															6	1	1	0	0	1	2					
Mitchell Page, L OBP: 0.360, SLG: 0.258 (14, PH)															1	0	0	0	0	0	2					
Jeff Newman, R OBP: 0.260, SLG: 0.352 (1, 3)															4	0	0	0	0	0	1					
Wayne Gross, L OBP: 0.340, SLG: 0.457 (9, 3)															3	0	1	1	0	0	0					
Mike Heath, R OBP: 0.304, SLG: 0.357 (1, 2)															5	0	2	1	2	0	2					
Mickey Klutts, R OBP: 0.304, SLG: 0.302 (1, 5)															6	0	3	0	0	1	1					
Mario Guerrero, R OBP: 0.241, SLG: 0.289 (1, 6)															6	0	1	0	0	0	7					
Rob Picciotto, R OBP: 0.273, SLG: 0.364 (1, 4)															5	1	2	0	0	0	3					
Mike Davis, L OBP: 0.091, SLG: 0.091 (14, PH)															1	0	0	0	0	0	0					
Dave McKay, S OBP: 0.192, SLG: 0.360 (14, 4)															0	0	0	0	0	0	0					
Inning Stats	R: 0 E: 0 K: 2 S: 8	H: 1 LOB: 1 BB: 0 P: 8	R: 0 E: 0 K: 1 S: 5	H: 0 LOB: 0 BB: 0 P: 5	R: 0 E: 0 K: 0 S: 5	H: 2 LOB: 2 BB: 0 P: 5	R: 1 E: 0 K: 0 S: 5	H: 1 LOB: 1 BB: 0 P: 5	R: 0 E: 0 K: 1 S: 5	H: 0 LOB: 0 BB: 0 P: 8	R: 0 E: 0 K: 1 S: 5	H: 0 LOB: 0 BB: 0 P: 3	R: 0 E: 0 K: 0 S: 4	H: 1 LOB: 1 BB: 0 P: 4	R: 0 E: 0 K: 0 S: 5	H: 2 LOB: 2 BB: 2 P: 13	R: 2 E: 0 K: 0 S: 5	H: 2 LOB: 2 BB: 2 P: 13	1B: 13 2B: 1 3B: 0 HR: 0	SF: 1 SAC: 2 DP: 0 HBP: 0	WP: 0 PB: 0 CS: 0	PA: 60				
PITCHER	IP 13.0	WLS 53	H 12	R 2	ER 2	SO 6	BB 2	IBB 0	HBP 0	BLK 0	WP 0	HR 0	S 63	P 71	ERA 1.86	WHIP 1.077										
Larry Gura, L ERA: 1.86																										
Dan Quisenberry, R ERA: 2.3	1.0	L	7	2	2	2	0	1	1	0	0	0	5	13	18.00	3.000										

Oakland Athletics @ Kansas City Royals
Royals Stadium, Kansas City, MO
Wed May 21 1980, 8:05 PM EDT
Att. 24,030 - Unknown - 78 F

AB	53
R	4
H	14
RBI	4
BB	4
SO	6
LOB	26



Batter	1	2	3	4	5	6	7	8	9	10	11	12	13	14	AB	R	H	RBI	BB	SO	LOB	BOTTOM				
Willie Wilson, S OBP: 0.323, SLG: 0.391 (1, 8)															6	0	0	0	1	1	5					
U L Washington, S OBP: 0.367, SLG: 0.387 (1, 6)															6	0	1	0	1	0	4					
George Brett, L OBP: 0.340, SLG: 0.462 (1, 5)															6	0	0	0	0	0	4					
Darrell Porter, L OBP: 0.333, SLG: 0.470 (1, 10)															6	0	2	0	0	0	2					
Willie Aikens, L OBP: 0.354, SLG: 0.361 (1, 3)															4	1	3	0	1	1	1					
Jerry Tenrell, S OBP: 0.091, SLG: 0.091 (10, PR) (11, 7)														1	0	0	0	0	0	1						
John Wathan, R OBP: 0.397, SLG: 0.407 (1, 2)														6	1	1	0	0	0	5						
Jamie Quirk, L OBP: 0.208, SLG: 0.288 (9, PR) (10, 7) (11, 9)														3	0	0	0	0	0	2						
Frank White, R OBP: 0.310, SLG: 0.353 (1, 4)														6	0	1	0	0	2	4						
Clint Hurdle, L OBP: 0.208, SLG: 0.464 (1, 9)														2	0	0	0	0	0	0						
Dave Chalk, R OBP: 0.311, SLG: 0.359 (9, PH)														1	0	1	2	0	0	0						
Ralph LaCook, L OBP: 0.135, SLG: 0.155 (11, 3)														2	0	0	0	0	0	1						
Inning Stats	R: 0 E: 0 K: 0 S: 3	H: 0 LOB: 0 BB: 0 P: 3	R: 0 E: 0 K: 0 S: 4	H: 1 LOB: 1 BB: 0 P: 4	R: 0 E: 0 K: 1 S: 6	H: 1 LOB: 2 BB: 1 P: 10	R: 0 E: 0 K: 1 S: 6	H: 1 LOB: 1 BB: 0 P: 6	R: 0 E: 0 K: 1 S: 4	H: 0 LOB: 0 BB: 0 P: 8	R: 0 E: 0 K: 1 S: 5	H: 0 LOB: 0 BB: 0 P: 5	R: 0 E: 0 K: 0 S: 3	H: 1 LOB: 1 BB: 0 P: 4	R: 0 E: 0 K: 0 S: 4	H: 0 LOB: 0 BB: 0 P: 3	R: 0 E: 0 K: 0 S: 3	H: 0 LOB: 0 BB: 0 P: 3	R: 0 E: 0 K: 0 S: 3	H: 0 LOB: 0 BB: 0 P: 3	1B: 6 2B: 3 3B: 0 HR: 0	SF: 0 SAC: 2 DP: 0 HBP: 0	WP: 0 PB: 0 CS: 0	PA: 56		
PITCHER	IP 8.0	WLS 32	H 5	R 1	ER 0	SO 3	BB 3	IBB 0	HBP 0	BLK 0	WP 0	HR 0	S 35	P 47	ERA 1.12	WHIP 1.000										
Brian Kingman, R ERA: 4.02																										
Jeff Jones, R ERA: 1.93	0.1	3	1	0	0	1	0	0	0	0	0	5	5	0.00	3.000											
Bob Lacey, L ERA: 2.7	5.2	W	21	3	1	1	0	0	0	0	0	20	24	1.59	0.706											

Oakland Athletics @ Kansas City Royals
Royals Stadium, Kansas City, MO
Wed May 21 1980, 8:05 PM EDT
Att. 24,030 - Unknown - 78 F

AB	50
R	2
H	9
RBI	2
BB	4
SO	4
LOB	29



Batter	1	2	3	4	5	6	7	8	9	AB	R	H	RBI	BB	SO	LOB	TOP					
Rickey Henderson, R OBP: 0.392, SLG: 0.349 (1, 7)	F9		6-3			G3		K		4	0	0	0	0	1	2						
Dwayne Murphy, L OBP: 0.407, SLG: 0.397 Mike Davis, L OBP: 0.083, SLG: 0.083 (1, 8) (6, 9)	F8			F8		K		F7		3	0	0	0	0	1	1						
Mitchell Page, L OBP: 0.364, SLG: 0.289 (1, 10)	F8			CS 1B		4-3			6-3 3B	4	1	2	0	0	0	1						
Dave Revering, L OBP: 0.418, SLG: 0.598 (1, 3)		F5		F5			F8		6-3	4	0	0	1	0	0	1						
Wayne Gross, L OBP: 0.336, SLG: 0.479 (1, 5)		K		CS 1-2	3-1		HR	F9	3-H 0-0	4	1	1	1	0	1	0						
Tony Armas, R OBP: 0.333, SLG: 0.470 (1, 9) (6, 8)					HR		K		6-3	4	1	2	1	0	1	0						
Mike Heath, R OBP: 0.295, SLG: 0.345 (1, 2)		5-3			F5		F8			3	0	0	0	0	0	1						
Mario Guerrero, R OBP: 0.236, SLG: 0.283 (1, 6)			F9		F9			F8		3	0	0	0	0	0	0						
Rob Picciolo, R OBP: 0.283, SLG: 0.372 (1, 4)			F3			G3 1B				3	0	2	0	0	0	0						
Inning Stats	R: 0 E: 0 K: 0 S: 3	H: 0 LOB: 0 BB: 0 P: 3	R: 0 E: 0 K: 1 S: 6	H: 1 LOB: 1 BB: 0 P: 6	R: 0 E: 0 K: 0 S: 3	H: 0 LOB: 0 BB: 0 P: 3	R: 0 E: 0 K: 0 S: 3	H: 1 LOB: 0 BB: 0 P: 3	R: 1 E: 0 K: 1 S: 4	H: 1 LOB: 0 BB: 0 P: 4	R: 0 E: 0 K: 1 S: 6	H: 1 LOB: 1 BB: 0 P: 6	R: 1 E: 0 K: 1 S: 6	H: 1 LOB: 0 BB: 0 P: 6	R: 0 E: 0 K: 1 S: 6	H: 1 LOB: 1 BB: 0 P: 6	R: 1 E: 0 K: 0 S: 4	H: 1 LOB: 0 BB: 0 P: 4	1B: 4 2B: 0 3B: 1 HR: 2	SF: 0 SAC: 0 DP: 0 HBP: 0	WP: 0 PB: 0 SB: 0 CS: 1	PA: 34
PITCHER Rene Martin, R ERA: 3.19 (1, 1)	IP: 9.0 WLS: W BF: 33 H: 7 R: 3 ER: 3 SO: 4 BB: 0 IBB: 0 HBP: 0 BLK: 0 WP: 0 HR: 2 S: 41 P: 41 ERA: 3.00 WHIP: 0.778															PITCHER						

Oakland Athletics @ Kansas City Royals
 Royals Stadium, Kansas City, MO
 Thu May 22 1980, 8:05 PM EDT
 Att: 23,124 - Unknown - 76 F

AB	33
R	3
H	7
RBI	3
BB	0
SO	4
LOB	7



Batter	1	2	3	4	5	6	7	8	9	AB	R	H	RBI	BB	SO	LOB	BOTTOM			
Willie Wilson, S OBP: 0.329, SLG: 0.395 (1, 8)	2B 1B	E9 1B	F2	1B 1-2 1B		K	K			6	3	3	1	0	2	3				
Frank White, R OBP: 0.311, SLG: 0.359 (1, 4)	1B 1-H 2B	G3		F8 1B		F4	K			6	1	2	2	0	1	3				
George Brett, L OBP: 0.348, SLG: 0.480 (1, 5)	1B 2-H WP 1B	E BB		1B 3B K		4-3		3-1		5	2	2	1	1	1	2				
Darrell Porter, L OBP: 0.346, SLG: 0.472 (1, 10)	F8	E6 G5-3 BB		1B HR 1B			2B 6-3 1B	4-3		6	2	3	2	0	0	2				
Willie Aikens, L OBP: 0.373, SLG: 0.382 Rusty Torres, S OBP: 0.357, SLG: 0.182 (8, PR) (9, 7)	1B SF9 1B			1B HR 4-3			1B 1B 2B	FC4-6 HBP		4	3	3	0	1	0	2				
John Wathan, R OBP: 0.402, SLG: 0.442 (1, 2)	SF9 1B 1-2 BB	G5-3		HR 1B 2B			6-3	FC4-6	1-2	5	1	2	4	1	0	5				
Ralph LaCock, L OBP: 0.160, SLG: 0.161 (9, 3)	1-2 2-3 1B		4-3	2B BB		F7	1B 1B BB			3	2	1	0	2	0	1				
Clint Hurdle, L OBP: 0.327, SLG: 0.489 (1, 9)	SF9			1B 1B 2B		K	1B 1B 1B			4	1	3	2	0	1	1				
U L Washington, S OBP: 0.362, SLG: 0.388 (1, 6)	1-4-3		FC6	1B 1B 1B		6-3				5	1	2	2	0	0	4				
Inning Stats	R: 4 E: 0 K: 0 S: 8	H: 5 LOB: 2 BB: 1 P: 12	R: 1 E: 2 K: 0 S: 4	H: 1 LOB: 2 BB: 2 P: 12	R: 0 E: 0 K: 0 S: 4	H: 1 LOB: 1 BB: 0 P: 4	R: 8 E: 0 K: 1 S: 14	H: 9 LOB: 2 BB: 1 P: 18	R: 0 E: 0 K: 1 S: 6	H: 1 LOB: 1 BB: 0 P: 6	R: 0 E: 0 K: 1 S: 5	H: 0 LOB: 0 BB: 0 P: 5	R: 3 E: 0 K: 2 S: 11	H: 4 LOB: 2 BB: 1 P: 15	R: 0 E: 0 K: 0 S: 3	H: 0 LOB: 1 BB: 0 P: 4	1B: 15 2B: 4 3B: 1 HR: 1	SF: 1 SAC: 0 DP: 1 HBP: 1	WP: 1 PB: 0 SB: 0 CS: 0	PA: 51
PITCHER Matt Keough, R ERA: 2.44 Dave Hamilton, L ERA: 10.89 Ernie Camacho, R ERA: 7.36 Jeff Jones, R ERA: 1.8 (1, 1) (4, 1) (4, 1) (8, 1)	IP: 3.1 WLS: L BF: 22 H: 9 R: 7 ER: 6 SO: 0 BB: 3 IBB: 0 HBP: 0 BLK: 0 WP: 0 HR: 1 S: 19 P: 31 ERA: 16.20 WHIP: 3.600															PITCHER				

Oakland Athletics @ Kansas City Royals
 Royals Stadium, Kansas City, MO
 Thu May 22 1980, 8:05 PM EDT
 Att: 23,124 - Unknown - 76 F

AB	44
R	16
H	21
RBI	14
BB	5
SO	5
LOB	23



Batter	1	2	3	4	5	6	7	8	9	AB	R	H	RBI	BB	SO	LOB	TOP								
Willie Wilson, S OBP: 0.335, SLG: 0.395	0-3 K	0-0 1B	1-0 HBP	0-0 FC6-4		0-0 G1			0-0 4-3	5	1	2	2	0	1	1	Kansas City Royals @ California Angels Anaheim Stadium, Anaheim, CA Fri May 23 1980, 10:05 PM EDT Att: 26,270 - Unknown								
U L Washington, S OBP: 0.355, SLG: 0.380	0-0 F	0-0 F9	0-0 SF8	0-0 FC6-4		0-0 4-3			0-3 K	5	1	1	1	0	1	4									
Frank White, R OBP: 0.307, SLG: 0.354 Rance Mulliniks, L OBP: 0.333, SLG: 0.143	0-0 E6	0-0 1B	0-0 F7		0-3 K		0-0 F8		4-0 2B	5	2	1	0	0	1	3									
George Brett, L OBP: 0.347, SLG: 0.481	0-3 K	0-0 2B	0-0 1-3		0-0 F8		0-0 6-3		0-0 2B	6	1	2	2	0	1	4									
John Wathan, R OBP: 0.406, SLG: 0.454	0-0 E6	0-0 WP		0-0 8-4	0-0 FC6-4		0-0 1-3		0-0 L9	6	1	3	2	0	0	4									
Willie Aikens, L OBP: 0.386, SLG: 0.370 Ralph LaCock, L OBP: 0.160, SLG: 0.161	4-0 1B	0-3 K		0-0 8-4	0-0 FC6-4		0-0 L5			4	1	0	1	1	1	3									
Dave Chalk, R OBP: 0.340, SLG: 0.395	4-0 1B	0-0 P4		0-0 BB		0-0 HR		0-0 5-3		4	2	2	1	1	0	1									
Clint Hurdle, L OBP: 0.350, SLG: 0.533	0-0 1B		1-0 HBP	0-0 BB		0-0 HR		0-0 4-3		4	3	3	4	0	0	0									
Rusty Torres, S OBP: 0.421, SLG: 0.267	0-0 F8		0-0 HBP	4-0 BB		0-0 1-3		0-0 WP	0-0 2B	4	1	2	0	1	0	2									
Inning Stats	R: 4 E: 2 K: 2 S: 11	H: 2 LOB: 2 BB: 2 P: 19	R: 3 E: 0 K: 1 S: 9	H: 4 LOB: 1 BB: 0 P: 9	R: 1 E: 0 K: 0 S: 4	H: 1 LOB: 2 BB: 0 P: 6	R: 2 E: 0 K: 0 S: 6	H: 4 LOB: 2 BB: 1 P: 10	R: 0 E: 0 K: 1 S: 6	H: 1 LOB: 1 BB: 0 P: 6	R: 2 E: 0 K: 0 S: 5	H: 2 LOB: 0 BB: 0 P: 5	R: 0 E: 0 K: 0 S: 3	H: 0 LOB: 0 BB: 0 P: 3	R: 0 E: 0 K: 0 S: 3	H: 0 LOB: 0 BB: 0 P: 3		R: 1 E: 0 K: 1 S: 7	H: 2 LOB: 2 BB: 1 P: 11	1B: 12 2B: 4 3B: 0 HR: 1	SF: 1 SAC: 0 DP: 1 HBP: 2	WP: 2 PB: 0 SB: 1 CS: 0	PA: 50		
PITCHER	IP	WLS	BF	H	R	ER	SO	BB	IBB	HBP	BLK	WP	HR	S	P	ERA	WHIP	PITCHER							
Frank Tanana, L ERA: 7.42	1.1	L	14	6	7	3	2	2	0	0	0	0	0	16	24	20.25	6.000								
Chris Knapp, R ERA: 5.85	5.2		27	8	5	5	2	1	0	2	0	1	1	28	34	7.94	1.588								
John Montague, R ERA: 2.45	2.0		9	2	1	1	1	1	0	0	0	1	0	10	14	4.50	1.500								
Batter	1	2	3	4	5	6	7	8	9	AB	R	H	RBI	BB	SO	LOB	BOTTOM								
Larry Harlow, L OBP: 0.377, SLG: 0.579	0-0 6-3		0-0 3B		0-0 3-1		0-0 1B		0-0 1B	5	2	3	0	0	0	0	Kansas City Royals @ California Angels Anaheim Stadium, Anaheim, CA Fri May 23 1980, 10:05 PM EDT Att: 26,270 - Unknown								
Carney Lansford, R OBP: 0.324, SLG: 0.407	0-0 1B		0-0 7-2		0-0 L8		0-0 P5		0-0 FC4-6	5	0	3	3	0	0	2									
Rod Carew, L OBP: 0.403, SLG: 0.366	0-0 F9		0-0 7-2		0-0 G1-4-3		0-0 1B		0-0 CS	5	0	2	0	0	0	3									
Dan Ford, R OBP: 0.309, SLG: 0.354	0-0 L8		0-0 L7		0-0 G1-4-3		0-0 1B		0-0 HR	5	1	1	0	0	0	3									
Joe Rudi, R OBP: 0.305, SLG: 0.533		0-3 K		0-0 HR		0-0 1B		0-0 1B	0-0 HR	5	3	3	3	0	1	1									
Bobby Grich, R OBP: 0.371, SLG: 0.425		0-0 5-3		0-3 K		0-0 F9		0-0 1B		4	0	1	0	0	1	1									
Al Cowens, R OBP: 0.320, SLG: 0.312		0-3 K		0-0 5-3		0-0 1B		0-0 F9		4	1	1	0	0	1	1									
Todd Cruz, R OBP: 0.317, SLG: 0.436			0-0 1B		0-0 F7		0-0 1B		0-0 L7	4	1	2	1	0	0	1									
Tom Donohue, R OBP: 0.200, SLG: 0.237			0-0 L7		0-0 F8		0-0 SF7		0-0 HR	3	1	1	2	0	0	1									
Inning Stats	R: 0 E: 0 K: 0 S: 4	H: 1 LOB: 1 BB: 0 P: 4	R: 0 E: 0 K: 2 S: 7	H: 0 LOB: 0 BB: 0 P: 7	R: 2 E: 0 K: 0 S: 5	H: 3 LOB: 0 BB: 0 P: 5	R: 1 E: 0 K: 1 S: 6	H: 1 LOB: 0 BB: 0 P: 6	R: 0 E: 0 K: 0 S: 3	H: 0 LOB: 0 BB: 0 P: 3	R: 2 E: 0 K: 0 S: 7	H: 4 LOB: 2 BB: 0 P: 7	R: 2 E: 0 K: 0 S: 6	H: 4 LOB: 1 BB: 0 P: 6	R: 2 E: 0 K: 0 S: 6	H: 3 LOB: 1 BB: 0 P: 6		1B: 12 2B: 1 3B: 2 HR: 3	SF: 1 SAC: 0 DP: 2 HBP: 0	WP: 0 PB: 0 SB: 0 CS: 1	PA: 41				
PITCHER	IP	WLS	BF	H	R	ER	SO	BB	IBB	HBP	BLK	WP	HR	S	P	ERA	WHIP	PITCHER							
Dennis Leonard, R ERA: 6.48	7.0	W	29	10	5	5	3	0	0	0	0	0	1	35	35	6.43	1.429								
Marty Pattin, R ERA: 4.01	1.0		6	4	2	2	0	0	0	0	0	0	1	6	6	18.00	4.000								
Gary Christenson, L ERA: 5.4	0.1		4	3	2	2	0	0	0	0	0	0	1	4	4	54.00	9.000								
Dan Quisenberry, R ERA: 2.25	0.2		2	0	0	0	0	0	0	0	0	0	0	2	2	0.00	0.000								

Batter	1	2	3	4	5	6	7	8	9	AB	R	H	RBI	BB	SO	LOB	TOP					
Willie Wilson, S OBP: 0.342, SLG: 0.394 (1, 7)	F4		6-3						4-3	4	0	1	0	0	0	0						
Frank White, R OBP: 0.317, SLG: 0.366 (1, 4)	K								K	4	0	1	0	0	2	1						
George Brett, L OBP: 0.356, SLG: 0.509 (1, 5)	F8								F7	3	0	0	0	1	0	1						
Willie Aikens, L OBP: 0.353, SLG: 0.353 (1, 10)		4-3								3	0	0	0	0	2	1						
John Wathan, R OBP: 0.404, SLG: 0.443 (1, 2)		5-3								3	0	0	0	0	0	1						
Amos Otis, R OBP: 0.125, SLG: 0.125 (1, 8)		4-3								3	0	0	0	0	0	1						
Ralph LaCock, L OBP: 0.184, SLG: 0.179 (1, 3)			F7						3-1	3	0	0	0	0	0	0						
Clint Hurdle, L OBP: 0.333, SLG: 0.500 (1, 9)			L9						K	3	0	0	0	0	1	0						
U L Washington, S OBP: 0.345, SLG: 0.386 (1, 6)									F5	3	1	1	1	0	1	0						
Inning Stats	R: 0 E: 0 K: 1 S: 5	H: 0 LOB: 0 BB: 0 P: 5	R: 0 E: 0 K: 0 S: 3	H: 0 LOB: 0 BB: 0 P: 3	R: 1 E: 0 K: 0 S: 4	H: 1 LOB: 0 BB: 0 P: 4	R: 0 E: 0 K: 1 S: 5	H: 1 LOB: 0 BB: 0 P: 5	R: 0 E: 0 K: 0 S: 3	H: 0 LOB: 0 BB: 0 P: 3	R: 0 E: 0 K: 1 S: 6	H: 1 LOB: 1 BB: 0 P: 6	R: 0 E: 0 K: 1 S: 5	H: 0 LOB: 0 BB: 0 P: 9	R: 0 E: 0 K: 1 S: 5	H: 0 LOB: 0 BB: 0 P: 5	R: 0 E: 0 K: 1 S: 5	H: 0 LOB: 0 BB: 0 P: 5	1B: 2 2B: 0 3B: 0 HR: 1	SF: 0 SAC: 0 DP: 1 HBP: 0	WP: 0 PB: 0 SB: 1 CS: 0	PA: 30
PITCHER Matt Keough, R ERA: 2.28 (1, 1)	IP: 9.0 WLS: W BF: 30 H: 3 R: 1 ER: 1 SO: 6 BB: 1 IBB: 0 HBP: 0 BLK: 0 WP: 0 HR: 1 S: 41 P: 45 ERA: 1.00 WHIP: 0.444															PITCHER						

Kansas City Royals @ Oakland Athletics
Oakland-Alameda County Coliseum, Oakland, CA
Mon May 26 1980, 3:33 AM PDT
Att: 21,882 - Sunny - 60 F

AB	29
R	1
H	3
RBI	1
BB	1
SO	6
LOB	5



Batter	1	2	3	4	5	6	7	8	9	AB	R	H	RBI	BB	SO	LOB	BOTTOM			
Rickey Henderson, R OBP: 0.379, SLG: 0.331 (1, 7)	F8			F8	K					3	0	0	0	1	1	1				
Dwayne Murphy, L OBP: 0.406, SLG: 0.408 (1, 8)	F7									4	2	2	0	0	0	1				
Dave Revering, L OBP: 0.407, SLG: 0.589 (1, 3)	L9									4	2	3	2	0	0	0				
Wayne Gross, L OBP: 0.347, SLG: 0.458 (1, 5)										1	0	1	1	2	0	0				
Mitchell Page, L OBP: 0.388, SLG: 0.296 (8, PH)										2	0	0	0	1	0	2				
Randy Elliott, R OBP: 0.143, SLG: 0.143 (8, PH)										0	0	0	0	0	0	0				
Mike Davis, L OBP: 0.125, SLG: 0.125 (8, PH)										1	0	0	0	0	0	1				
Tony Armas, R OBP: 0.340, SLG: 0.462 (1, 9)	K									4	0	1	0	0	2	4				
Jim Essian, R OBP: 0.291, SLG: 0.275 (1, 2)										3	0	1	1	1	0	2				
Mickey Klutts, R OBP: 0.288, SLG: 0.347 (1, 6)										3	0	0	0	0	2	4				
Mike Edwards, R OBP: 0.158, SLG: 0.158 (8, 4)										3	0	0	0	0	0	1				
Dave McKay, S OBP: 0.250, SLG: 0.385 (8, 4)										0	0	0	0	0	0	0				
Inning Stats	R: 0 E: 0 K: 0 S: 3	H: 0 LOB: 0 BB: 0 P: 3	R: 0 E: 0 K: 1 S: 4	H: 0 LOB: 0 BB: 1 P: 8	R: 0 E: 0 K: 1 S: 5	H: 0 LOB: 0 BB: 0 P: 5	R: 2 E: 0 K: 0 S: 5	H: 2 LOB: 1 BB: 1 P: 9	R: 0 E: 0 K: 2 S: 8	H: 1 LOB: 0 BB: 0 P: 8	R: 2 E: 0 K: 1 S: 7	H: 3 LOB: 2 BB: 2 P: 15	R: 0 E: 0 K: 0 S: 2	H: 0 LOB: 0 BB: 1 P: 6	R: 0 E: 0 K: 0 S: 5	H: 2 LOB: 2 BB: 0 P: 5	1B: 7 2B: 0 3B: 0 HR: 1	SF: 0 SAC: 1 DP: 3 HBP: 0	WP: 0 PB: 0 SB: 0 CS: 0	PA: 34
PITCHER Renie Martin, R ERA: 3.67 Gary Christenson, L ERA: 5.4 Marty Pattin, R ERA: 3.96 Paul Spitttorff, L ERA: 3.55 Dan Quisenberry, R ERA: 2.52	IP: 5.0 WLS: L BF: 22 H: 6 R: 4 ER: 4 SO: 4 BB: 2 IBB: 0 HBP: 0 BLK: 0 WP: 0 HR: 1 S: 28 P: 36 ERA: 7.20 WHIP: 1.600															PITCHER				

Kansas City Royals @ Oakland Athletics
Oakland-Alameda County Coliseum, Oakland, CA
Mon May 26 1980, 3:33 AM PDT
Att: 21,882 - Sunny - 60 F

AB	28
R	4
H	8
RBI	4
BB	5
SO	5
LOB	16



Batter	1	2	3	4	5	6	7	8	9	AB	R	H	RBI	BB	SO	LOB	TOP					
Willie Wilson, S (1, 7) OBP: 0.338, SLG: 0.389	F7		1-3		CS	4-3	G3		E	5	1	1	1	0	0	1	Kansas City Royals @ Oakland Athletics Oakland-Alameda County Coliseum, Oakland, CA Tue May 27 1980, 7:05 PM PDT Att. 4,488 - Unknown - 57 F livebaseballscorecards.com					
Frank White, R (1, 4) OBP: 0.308, SLG: 0.355	K			F9		F7	L7		E7	5	0	0	0	0	1							
George Brett, L (1, 5) OBP: 0.365, SLG: 0.512				E7					L9	5	1	3	0	0	0	1						
Darrell Porter, L (1, 10) OBP: 0.341, SLG: 0.461	F8			F7					F7	4	0	1	0	0	0	3						
Willie Aikens, L (1, 3) OBP: 0.357, SLG: 0.348 Ralph LaCock, L (8, 3) OBP: 0.184, SLG: 0.179		G6-4-3 BB				K			K	2	0	0	0	2	2	3						
Amos Otis, R (1, 8) OBP: 0.250, SLG: 0.273		G6-4-3 1-2		F8						3	1	1	1	1	0	3						
John Wathan, R (1, 2) OBP: 0.407, SLG: 0.444		6-3								4	1	2	0	0	0	1						
Clint Hurdle, L (1, 9) OBP: 0.330, SLG: 0.490			F7		G4-6-3				G3	4	0	1	1	0	0	1						
U L Washington, S (1, 6) OBP: 0.342, SLG: 0.382			F7						L9	4	0	1	0	0	0	2						
Inning Stats	R: 0 E: 0 K: 1 S: 6	H: 1 LOB: 1 BB: 0 P: 6	R: 0 E: 0 K: 0 S: 2	H: 0 LOB: 0 BB: 1 P: 6	R: 0 E: 0 K: 0 S: 3	H: 0 LOB: 0 BB: 0 P: 3	R: 0 E: 1 K: 0 S: 4	H: 0 LOB: 2 BB: 1 P: 8	R: 0 E: 0 K: 0 S: 3	H: 2 LOB: 0 BB: 0 P: 3	R: 0 E: 0 K: 1 S: 7	H: 2 LOB: 2 BB: 0 P: 7	R: 2 E: 0 K: 0 S: 5	H: 2 LOB: 1 BB: 1 P: 9	R: 1 E: 0 K: 1 S: 7	H: 2 LOB: 1 BB: 0 P: 7		R: 1 E: 1 K: 0 S: 5	H: 1 LOB: 1 BB: 0 P: 5	1B: 9 2B: 1 3B: 0 HR: 0	SF: 0 SAC: 0 DP: 2 HBP: 0	WP: 0 PB: 0 SB: 0 CS: 1
PITCHER	IP	WLS	BF	H	R	ER	SO	BB	IBB	HBP	BLK	WP	HR	S	P	ERA	WHIP					
Brian Kingman, R (1, 1) ERA: 3.94	7.2	L	33	9	3	3	3	3	0	0	0	0	0	36	48	3.52	1.565					
Jeff Jones, R (8, 1) ERA: 2.7	1.0		5	1	1	0	0	0	0	0	0	0	0	5	5	0.00	1.000					
Bob Lacey, L (9, 1) ERA: 2.52	0.1		1	0	0	0	0	0	0	0	0	0	0	1	1	0.00	0.000					

Batter	1	2	3	4	5	6	7	8	9	AB	R	H	RBI	BB	SO	LOB	BOTTOM					
Rickey Henderson, R (1, 7) OBP: 0.385, SLG: 0.339	K		F9		S				S	5	0	3	0	0	1	1	Kansas City Royals @ Oakland Athletics Oakland-Alameda County Coliseum, Oakland, CA Tue May 27 1980, 7:05 PM PDT Att. 4,488 - Unknown - 57 F livebaseballscorecards.com					
Dwayne Murphy, L (1, 8) OBP: 0.400, SLG: 0.397	4-3		4-3		F6				K	4	0	0	0	1	1	4						
Dave Revering, L (1, 3) OBP: 0.403, SLG: 0.578 Dave McKay, S (8, 5) OBP: 0.250, SLG: 0.385										4	1	1	0	0	1	4						
Wayne Gross, L (1, 5) OBP: 0.359, SLG: 0.473										0	0	0	0	0	0	0						
Mitchell Page, L (1, 10) OBP: 0.377, SLG: 0.288										3	0	0	1	0	0	2						
Tony Armas, R (1, 9) OBP: 0.338, SLG: 0.456										4	0	1	0	0	2	3						
Jeff Newman, R (1, 2) OBP: 0.273, SLG: 0.396										4	1	1	1	0	0	4						
Mickey Klutts, R (1, 6) OBP: 0.304, SLG: 0.358										4	0	2	0	0	1	0						
Mike Edwards, R (1, 4) OBP: 0.190, SLG: 0.190 Mike Davis, L (9, PH) OBP: 0.118, SLG: 0.118										2	0	1	0	0	1	0						
Inning Stats	R: 0 E: 0 K: 1 S: 5	H: 0 LOB: 0 BB: 0 P: 5	R: 0 E: 0 K: 0 S: 4	H: 2 LOB: 1 BB: 0 P: 4	R: 0 E: 0 K: 0 S: 4	H: 1 LOB: 1 BB: 0 P: 4	R: 1 E: 0 K: 1 S: 7	H: 2 LOB: 1 BB: 0 P: 7	R: 0 E: 0 K: 0 S: 5	H: 2 LOB: 2 BB: 0 P: 5	R: 0 E: 0 K: 0 S: 2	H: 0 LOB: 0 BB: 1 P: 6	R: 1 E: 0 K: 3 S: 11	H: 2 LOB: 2 BB: 1 P: 15	R: 0 E: 1 K: 1 S: 6	H: 0 LOB: 1 BB: 0 P: 6		R: 0 E: 0 K: 1 S: 6	H: 2 LOB: 1 BB: 0 P: 6	1B: 9 2B: 1 3B: 0 HR: 1	SF: 1 SAC: 1 DP: 1 HBP: 0	WP: 1 PB: 0 SB: 3 CS: 2
PITCHER	IP	WLS	BF	H	R	ER	SO	BB	IBB	HBP	BLK	WP	HR	S	P	ERA	WHIP					
Dennis Leonard, R (1, 1) ERA: 5.89	9.0	W	38	11	2	2	7	2	0	0	0	1	1	50	58	2.00	1.444					



Batter	1	2	3	4	5	6	7	8	9	AB	R	H	RBI	BB	SO	LOB	TOP			
Willie Wilson, S (1,7) OBP: 0.340, SLG: 0.395	0-0 1B 1B		0-0 4-3		0-0 4-3 3-1 2B		0-0 4-3		0-0 1-3	5	2	2	0	0	0	2				
Frank White, R (1,4) OBP: 0.313, SLG: 0.359	0-0 1B 1B		0-0 FC4-6 1B		0-0 4-3 2-3		0-0 P6			4	1	2	0	0	0	1				
George Brett, L (1,5) OBP: 0.362, SLG: 0.504	0-0 1B 1B		0-0 FC4-6 1B		0-0 3-1			0-0 F9		4	0	1	2	0	0	1				
Darrell Porter, L (1,10) OBP: 0.348, SLG: 0.456	0-0 1B 1B		0-0 FC4-6 1B		0-0 L9			0-0 L8		3	0	1	1	1	0	0				
Amos Otis, R (1,8) OBP: 0.188, SLG: 0.200	0-0 L4		0-0 K		0-0 5-3			0-0 5-3		4	0	0	0	0	1	3				
John Wathan, R (1,2) OBP: 0.409, SLG: 0.442	0-0 FC4-6			0-0 WP S BB		0-0 1B		0-0 L8		3	0	1	0	1	0	1				
Willie Aikens, L (1,3) OBP: 0.351, SLG: 0.340		0-0 G3		0-0 F8		0-0 F8		0-0 1B 1B		3	0	0	0	0	0	2				
Ralph LaCock, L (9, PH) OBP: 0.192, SLG: 0.188										1	0	1	0	0	0	0				
Clint Hurdle, L (1,9) OBP: 0.322, SLG: 0.476		0-0 F9		0-0 F7		0-0 P6		0-0 P3		3	0	0	0	0	0	2				
Steve Braun, L (9, PH) OBP: 0.125, SLG: 0.045				0-0 1-3						1	0	0	0	0	0	1				
U L Washington, S (1,6) OBP: 0.340, SLG: 0.379		0-0 4-3		0-0 F5		0-0 F5		0-0 1B		4	0	1	0	0	0	1				
Inning Stats	R: 2 E: 0 K: 0 S: 6	H: 4 LOB: 1 BB: 0 P: 6	R: 0 E: 0 K: 0 S: 3	H: 0 LOB: 0 BB: 0 P: 3	R: 0 E: 0 K: 1 S: 6	H: 1 LOB: 2 BB: 1 P: 10	R: 0 E: 0 K: 0 S: 3	H: 0 LOB: 1 BB: 1 P: 7	R: 1 E: 0 K: 0 S: 4	H: 1 LOB: 0 BB: 0 P: 4	R: 0 E: 0 K: 0 S: 3	H: 0 LOB: 0 BB: 0 P: 3	R: 0 E: 0 K: 0 S: 3	H: 0 LOB: 0 BB: 0 P: 3	R: 0 E: 0 K: 0 S: 5	H: 2 LOB: 2 BB: 0 P: 5	1B: 8 2B: 1 3B: 0 HR: 0	SF: 0 SAC: 0 DP: 0 HBP: 0	WP: 1 PB: 1 SB: 0 CS: 1	PA: 37
PITCHER Rick Langford, R (1,1) ERA: 3.3	IP: 9.0 WLS: W BF: 37 H: 9 R: 3 ER: 3 SO: 1 BB: 2 IBB: 0 HBP: 0 BLK: 0 WP: 1 HR: 0 S: 37 P: 45 ERA: 3.00 WHIP: 1.222															PITCHER				

Kansas City Royals @ Oakland Athletics
Oakland-Alameda County Coliseum, Oakland, CA
Wed May 28 1980, 3:33 AM PDT
Att: 4,094 - Unknown

AB	35
R	3
H	9
RBI	3
BB	2
SO	1
LOB	14



Batter	1	2	3	4	5	6	7	8	9	AB	R	H	RBI	BB	SO	LOB	BOTTOM			
Rickey Henderson, R (1,7) OBP: 0.380, SLG: 0.331	0-0 6-3	0-0 CS BB	0-3 K			0-0 F8		0-0 1-3		4	0	0	0	1	1	1				
Dwayne Murphy, L (1,8) OBP: 0.407, SLG: 0.403	0-0 1B S	0-0 1B BB		0-0 S 1B		0-0 F8				3	2	2	0	1	0	0				
Mitchell Page, L (1,10) OBP: 0.380, SLG: 0.296	0-0 E S PB 1B	0-0 1B 1B		0-0 F8		0-0 L8				4	2	2	0	0	0	1				
Wayne Gross, L (1,3) OBP: 0.364, SLG: 0.469	0-0 F9 S WP BB	0-0 L9 1B 1B		0-3 K		0-0 L3				3	1	1	1	1	1	1				
Tony Armas, R (1,9) OBP: 0.335, SLG: 0.451	0-0 F9	0-0 S 1B		0-0 F8		0-0 F8		0-0 F8		4	0	1	1	0	0	2				
Jeff Newman, R (1,2) OBP: 0.272, SLG: 0.385	0-0 S 1B BB	0-0 L9		0-0 F5		0-0 F7				3	1	0	0	1	0	2				
Mickey Klutts, R (1,6) OBP: 0.317, SLG: 0.368	0-0 E 1B	0-3 K		0-0 FC1-6 1B		0-0 F8		0-0 F8		4	0	2	1	0	1	2				
Mike Edwards, R (1,4) OBP: 0.200, SLG: 0.200	0-0 E6		0-0 F8		0-0 FC1-6 S		0-0 FC3-6 1B		0-0 FC3-6	4	0	1	0	0	0	2				
Dave McKay, S (1,5) OBP: 0.219, SLG: 0.333	0-0 F7		0-0 F9		0-0 F8		0-0 FC3-6			4	0	0	0	0	0	4				
Inning Stats	R: 4 E: 1 K: 0 S: 7	H: 3 LOB: 2 BB: 2 P: 15	R: 2 E: 0 K: 1 S: 7	H: 3 LOB: 2 BB: 2 P: 15	R: 0 E: 0 K: 1 S: 5	H: 0 LOB: 0 BB: 0 P: 5	R: 0 E: 0 K: 1 S: 6	H: 1 LOB: 1 BB: 0 P: 6	R: 0 E: 0 K: 0 S: 4	H: 1 LOB: 1 BB: 0 P: 4	R: 0 E: 0 K: 0 S: 3	H: 0 LOB: 0 BB: 0 P: 3	R: 0 E: 0 K: 0 S: 3	H: 0 LOB: 0 BB: 0 P: 3	R: 0 E: 0 K: 0 S: 4	H: 1 LOB: 1 BB: 0 P: 4	1B: 9 2B: 0 3B: 0 HR: 0	SF: 0 SAC: 0 DP: 0 HBP: 0	WP: 1 PB: 1 SB: 7 CS: 1	PA: 37
PITCHER Rich Gale, R (1,1) ERA: 6.29	IP: 0.2 WLS: L BF: 7 H: 3 R: 4 ER: 4 SO: 0 BB: 2 IBB: 0 HBP: 0 BLK: 0 WP: 0 HR: 0 S: 13 P: 13 ERA: 54.00 WHIP: 7.500															PITCHER Marty Pattin, R (1,1) ERA: 3.62				

Kansas City Royals @ Oakland Athletics
Oakland-Alameda County Coliseum, Oakland, CA
Wed May 28 1980, 3:33 AM PDT
Att: 4,094 - Unknown

AB	33
R	6
H	9
RBI	3
BB	4
SO	3
LOB	15



Batter	1	2	3	4	5	6	7	8	9	AB	R	H	RBI	BB	SO	LOB	TOP			
Jim Morrison, R OBP: 0.316, SLG: 0.446	0-0 1B SF9 2B		0-0 5-3			0-0 L8		0-0 2B		4	1	2	0	0	0	0				
Mike Squires, L OBP: 0.400, SLG: 0.412	0-0 2-3 1B		0-0 4-3			1-0 FC5-4 HBP		0-0 5-3		3	0	1	0	0	0	1				
Chet Lemon, R OBP: 0.351, SLG: 0.421	0-0 SF9			0-0 F7		0-0 FC5-4 1-2			0-0 6-3	3	0	0	1	0	0	1				
Lamar Johnson, R OBP: 0.337, SLG: 0.452	0-0 P4			0-0 F7			0-0 HR		0-0 2B	4	1	2	1	0	0	1				
Wayne Nordhagen, R OBP: 0.345, SLG: 0.541	0-0 F7			0-3 K			0-0 G6-4-3 1B		0-3 K	4	0	1	0	0	2	2				
Kevin Bell, R OBP: 0.097, SLG: 0.067		0-3 K			0-0 5-3			0-0 G6-4-3 1-2	0-0 F9	4	0	0	0	0	1	2				
Harold Baines, L OBP: 0.312, SLG: 0.462		0-0 F9			0-0 4-3			0-0 F9		3	0	0	0	0	0	0				
Greg Pryor, R OBP: 0.267, SLG: 0.297		0-0 6-3			0-0 5-3				0-0 P6	3	0	0	0	0	0	0				
Mary Foley, L OBP: 0.220, SLG: 0.250			0-0 4-3			0-0 1-4-3			0-0 G3	3	0	0	0	0	0	0				
Inning Stats	R: 1 E: 0 K: 0 S: 5	H: 2 LOB: 1 BB: 0 P: 5	R: 0 E: 0 K: 1 S: 5	H: 0 LOB: 0 BB: 0 P: 5	R: 0 E: 0 K: 1 S: 3	H: 0 LOB: 0 BB: 0 P: 3	R: 0 E: 0 K: 0 S: 3	H: 0 LOB: 0 BB: 0 P: 3	R: 0 E: 0 K: 0 S: 3	H: 0 LOB: 1 BB: 0 P: 4	R: 1 E: 0 K: 0 S: 4	H: 2 LOB: 0 BB: 0 P: 4	R: 0 E: 0 K: 1 S: 4	H: 1 LOB: 1 BB: 0 P: 4	R: 0 E: 0 K: 1 S: 6	H: 1 LOB: 1 BB: 0 P: 6	1B: 2 2B: 3 3B: 0 HR: 1	SF: 1 SAC: 0 DP: 1 HBP: 1	WP: 0 PB: 0 CS: 0	PA: 33
PITCHER Larry Gura, L ERA: 1.89	IP: 9.0 WLS: W BF: 33 H: 6 R: 2 ER: 2 SO: 3 BB: 0 IBB: 0 HBP: 1 BLK: 0 WP: 0 HR: 1 S: 38 P: 39 ERA: 2.00 WHIP: 0.667															PITCHER				

Chicago White Sox @ Kansas City Royals
Royals Stadium, Kansas City, MO
Fri May 30 1980, 8:05 PM EDT
Att: 26,550 - Unknown - 80 F

AB 31
R 2
H 6
RBI 2
BB 0
SO 3
LOB 7



Batter	1	2	3	4	5	6	7	8	9	AB	R	H	RBI	BB	SO	LOB	BOTTOM	
Willie Wilson, S OBP: 0.341, SLG: 0.389	4-0 S 4-3 BB	0-3 K		0-0 FC1-6 BB SF9	0-0 5-3		1-0 FC6-4 HBP			3	2	0	0	1	1	3		
U L Washington, S OBP: 0.345, SLG: 0.382	0-0 4-3 1-H		0-0 E4 S 1B	4-0 BB 1-2 BB		0-0 1B FC6-5 1B	0-0 FC6-4			4	1	2	1	1	0	1		
George Brett, L OBP: 0.370, SLG: 0.504	0-3 K		0-0 E4 BB 1-3	4-0 BB 1-2 2-3 BB		0-0 FC6-5 1B 1-3		0-0 G5-4-3 1B		4	1	2	0	1	1	1		
Amos Otis, R OBP: 0.238, SLG: 0.176	4-0 HR BB		4-0 E BB 1-2	0-0 SF9		0-3 K		0-0 G5-4-3 1-2		2	2	0	1	2	1	3		
Darrell Porter, L OBP: 0.351, SLG: 0.482	0-0 1-H HR		0-0 E8 E 1-3 2-H	0-0 L7		4-0 FC6-5 BB 1-2		0-0 P6		4	2	1	2	1	0	3		
John Wathan, R OBP: 0.405, SLG: 0.437	0-0 6-3		0-0 E8 1B 2-H 3-H		0-0 4-3	0-0 FC6-5 1-2 3-H			0-0 FC6-5	4	0	1	3	0	0	2		
Willie Aikens, L OBP: 0.354, SLG: 0.351		0-0 F9	0-0 G1-6-3 1B 2-3		0-0 2B 2B	0-3 K				4	1	2	0	0	1	2		
Frank White, R OBP: 0.311, SLG: 0.362		0-0 4-3	0-0 G1-6-3 1-2		0-0 2B			0-0 F9		4	0	1	1	0	0	2		
Rusty Torres, S OBP: 0.375, SLG: 0.200		4-0 S BB		4-0 FC1-6 BB	0-0 F9			0-0 3-1		2	0	0	0	2	0	1		
Inning Stats	R: 3 E: 0 K: 1 S: 6	H: 1 LOB: 0 BB: 2 P: 14	R: 0 E: 0 K: 1 S: 5	H: 0 LOB: 1 BB: 1 P: 9	R: 3 E: 3 K: 0 S: 6	H: 3 LOB: 1 BB: 1 P: 10	R: 1 E: 0 K: 0 S: 3	H: 0 LOB: 2 BB: 3 P: 15	R: 1 E: 0 K: 2 S: 9	H: 2 LOB: 1 BB: 1 P: 13	R: 0 E: 0 K: 0 S: 3	H: 0 LOB: 1 BB: 0 P: 4	R: 0 E: 0 K: 0 S: 3	H: 1 LOB: 0 BB: 0 P: 3	1B: 6 2B: 2 3B: 0 HR: 1	SF: 1 SAC: 0 DP: 2 HBP: 1	WP: 0 PB: 0 CS: 0	PA: 41
PITCHER Rich Wortham, L ERA: 5.45 Mike Proly, R ERA: 2.51 Nardi Contreras, R ERA: 6.23	IP: 2.1 WLS: L BF: 14 H: 4 R: 2 ER: 2 SO: 0 BB: 3 IBB: 0 HBP: 0 BLK: 0 WP: 0 HR: 0 S: 11 P: 23 ERA: 6.75 WHIP: 2.625															PITCHER		

Chicago White Sox @ Kansas City Royals
Royals Stadium, Kansas City, MO
Fri May 30 1980, 8:05 PM EDT
Att: 26,550 - Unknown - 80 F

AB 31
R 9
H 9
RBI 8
BB 8
SO 4
LOB 18



Batter	1	2	3	4	5	6	7	8	9	AB	R	H	RBI	BB	SO	LOB	TOP					
Jim Morrison, R (1, 4) OBP: 0.318, SLG: 0.450	P4		K		5-3			1B 2B		5	1	2	0	0	1	2	Chicago White Sox @ Kansas City Royals Royals Stadium, Kansas City, MO Sat May 31, 1980, 8:05 PM EDT Att: 29,050 - Unknown - 69 F livebaseballscorecards.com					
Mike Squires, L (1, 3) OBP: 0.400, SLG: 0.429	F9		1B 2B		G3			CS 1B		5	1	2	3	0	0	2						
Chet Lemon, R (1, 8) OBP: 0.359, SLG: 0.425	CS BB		1B					1B		3	0	2	1	1	1	0						
Lamar Johnson, R (1, 10) OBP: 0.330, SLG: 0.441	CS	4-3	1-3		G6-4-3			FC 1B		4	0	0	0	0	0	3						
Bob Molinaro, L (1, 7) OBP: 0.394, SLG: 0.500		P5			L8			G3		4	0	1	0	0	0	2						
Junior Moore, R (1, 5) OBP: 0.274, SLG: 0.355										3	0	0	0	0	0	1						
Claudell Washington, L (8, PH) OBP: 0.344, SLG: 0.425										1	0	0	0	0	0	2						
Kevin Bell, R (8, 5) OBP: 0.097, SLG: 0.067										0	0	0	0	0	0	0						
Harold Baines, L (1, 9) OBP: 0.310, SLG: 0.451			FC1-5 BB		K			5-3		3	0	0	0	1	1							
Bruce Kimm, R (1, 2) OBP: 0.373, SLG: 0.358			FC1-5 2B BB		L8					2	1	1	0	2	0	1						
Greg Pryor, R (1, 6) OBP: 0.264, SLG: 0.293			FC1-5 2B							2	1	0	0	0	0	2						
Thad Bosley, L (7, PH) OBP: 0.351, SLG: 0.314					L5					1	0	0	0	0	0	1						
Harry Chappas, S (7, 6) OBP: 0.265, SLG: 0.167								G3		1	0	0	0	0	0	1						
Inning Stats	R: 0 E: 0 K: 0 S: 2	H: 0 LOB: 0 BB: 1 P: 6	R: 0 E: 0 K: 0 S: 3	H: 0 LOB: 0 BB: 0 P: 3	R: 3 E: 0 K: 1 S: 7	H: 2 LOB: 1 BB: 2 P: 15	R: 0 E: 0 K: 1 S: 6	H: 1 LOB: 1 BB: 0 P: 6	R: 0 E: 0 K: 0 S: 3	H: 0 LOB: 0 BB: 0 P: 3	R: 0 E: 0 K: 0 S: 5	H: 0 LOB: 0 BB: 0 P: 5	R: 0 E: 0 K: 0 S: 3	H: 0 LOB: 1 BB: 1 P: 7	R: 1 E: 0 K: 0 S: 6	H: 3 LOB: 2 BB: 0 P: 6	R: 0 E: 0 K: 0 S: 5	H: 2 LOB: 2 BB: 0 P: 5	1B: 6 2B: 2 3B: 0 HR: 0	SF: 0 SAC: 0 DP: 1 HBP: 0	WP: 0 PB: 1 SB: 1 CS: 2	PA: 39
PITCHER	IP WLS BF H R ER SO BB IBB HBP BLK WP HR S P ERA WHIP																					
Renie Martin, R (1, 1) ERA: 3.72	6.2 W 26 3 3 3 3 4 0 0 0 0 0 0 28 44 4.05 1.050																					
Dan Quisenberry, R (7, 1) ERA: 2.61	2.1 S 12 5 1 1 0 0 0 0 0 0 0 0 12 12 3.86 2.143																					

Batter	1	2	3	4	5	6	7	8	9	AB	R	H	RBI	BB	SO	LOB	BOTTOM			
Willie Wilson, S (1, 7) OBP: 0.338, SLG: 0.384	6-3		1B 1B		4-3	FC6-4		FC5-2		5	1	1	0	0	0	4	Chicago White Sox @ Kansas City Royals Royals Stadium, Kansas City, MO Sat May 31, 1980, 8:05 PM EDT Att: 29,050 - Unknown - 69 F livebaseballscorecards.com			
U L Washington, S (1, 6) OBP: 0.344, SLG: 0.376	6-3		1B 1B		5-3			FC4		5	0	1	0	0	0	3				
George Brett, L (1, 5) OBP: 0.380, SLG: 0.511	E7		1B							4	1	3	1	0	0	0				
Amos Otis, R (1, 8) OBP: 0.240, SLG: 0.190	3-1		K							4	1	1	0	0	1	3				
Darrell Porter, L (1, 2) OBP: 0.367, SLG: 0.488			FC6-4 1B		2-5	L8 E HBP		F7		3	1	2	1	0	0	0				
John Wathan, R (1, 9) OBP: 0.407, SLG: 0.459			K		FC4					4	2	2	3	0	1	2				
Willie Aikens, L (1, 3) OBP: 0.348, SLG: 0.344			FC6-4		L8					3	0	0	0	0	0	3				
Ralph LaCock, L (7, 3) OBP: 0.200, SLG: 0.188			FC5-4							0	0	0	0	1	0	0				
Dave Chalk, R (1, 10) OBP: 0.322, SLG: 0.365			FC5-4		G6-4-3					4	0	1	0	0	0	3				
Frank White, R (1, 4) OBP: 0.315, SLG: 0.362			L8							3	0	1	1	1	0	0				
Inning Stats	R: 0 E: 1 K: 0 S: 4	H: 1 LOB: 1 BB: 0 P: 4	R: 0 E: 0 K: 1 S: 6	H: 1 LOB: 1 BB: 0 P: 6	R: 1 E: 0 K: 1 S: 7	H: 3 LOB: 2 BB: 0 P: 7	R: 0 E: 1 K: 0 S: 3	H: 0 LOB: 1 BB: 0 P: 4	R: 0 E: 0 K: 0 S: 3	H: 0 LOB: 0 BB: 0 P: 3	R: 4 E: 0 K: 0 S: 7	H: 4 LOB: 1 BB: 1 P: 11	R: 0 E: 0 K: 0 S: 3	H: 0 LOB: 0 BB: 0 P: 3	R: 1 E: 0 K: 0 S: 6	H: 3 LOB: 3 BB: 1 P: 10	1B: 11 2B: 0 3B: 0 HR: 1	SF: 0 SAC: 0 DP: 1 HBP: 1	WP: 0 PB: 0 SB: 0 CS: 0	PA: 38
PITCHER	IP WLS BF H R ER SO BB IBB HBP BLK WP HR S P ERA WHIP																			
Steve Trout, L (1, 1) ERA: 4.03	5.0 L 24 8 4 4 2 2 0 0 0 0 0 0 26 27 7.20 1.600																			
Ed Farmer, R (6, 1) ERA: 2.27	3.0 15 4 2 2 0 2 0 0 0 0 0 0 13 21 6.00 2.000																			

Batter	1	2	3	4	5	6	7	8	9	AB	R	H	RBI	BB	SO	LOB	TOP					
Jim Morrison, R OBP: 0.315, SLG: 0.443 (1, 4)										5	0	1	0	0	0	0						
Mike Squires, L OBP: 0.400, SLG: 0.443 (1, 3)										5	2	2	0	0	0	1						
Chet Lemon, R OBP: 0.357, SLG: 0.421 (1, 8)										4	1	1	1	0	0	1						
Lamar Johnson, R OBP: 0.332, SLG: 0.440 (1, 10)										5	2	2	1	0	1	3						
Bob Molinaro, L OBP: 0.394, SLG: 0.495 (1, 7)										5	0	2	2	0	0	2						
Junior Moore, R OBP: 0.286, SLG: 0.358 (8, PH)										2	0	1	0	1	0	0						
Thad Bosley, L OBP: 0.366, SLG: 0.333 (8, 9)										1	1	1	0	0	0	0						
Harold Baines, L OBP: 0.303, SLG: 0.441 (8, PH)										3	0	0	0	0	1	4						
Wayne Nordhagen, R OBP: 0.350, SLG: 0.545 (8, PR)										1	0	1	1	0	0	0						
Kevin Bell, R OBP: 0.097, SLG: 0.067 (8, 5)										0	0	0	0	0	0	0						
Bruce Kimm, R OBP: 0.377, SLG: 0.358 (1, 2)										3	0	1	1	1	0	0						
Harry Chappas, S OBP: 0.237, SLG: 0.147 (1, 6)										4	0	0	0	0	1	5						
Inning Stats	R: 0 E: 0 K: 0 S: 3	H: 0 LOB: 0 BB: 0 P: 3	R: 0 E: 0 K: 1 S: 6	H: 1 LOB: 3 BB: 2 P: 14	R: 2 E: 1 K: 0 S: 7	H: 4 LOB: 2 BB: 0 P: 7	R: 0 E: 0 K: 0 S: 3	H: 0 LOB: 0 BB: 0 P: 3	R: 0 E: 0 K: 0 S: 5	H: 0 LOB: 0 BB: 0 P: 5	R: 0 E: 0 K: 1 S: 3	H: 0 LOB: 0 BB: 0 P: 3	R: 0 E: 0 K: 1 S: 5	H: 0 LOB: 0 BB: 0 P: 5	R: 3 E: 0 K: 0 S: 8	H: 5 LOB: 2 BB: 0 P: 8	R: 1 E: 1 K: 0 S: 5	H: 2 LOB: 2 BB: 0 P: 5	1B: 11 2B: 1 3B: 0 HR: 0	SF: 0 SAC: 1 DP: 0 HBP: 0	WP: 1 PB: 1 CS: 1	PA: 41
PITCHER	IP WLS BF H R ER SO BB IBB HBP BLK WP HR S P ERA WHIP																					
Dennis Leonard, R ERA: 5.88	(1, 1) 7.2 L 33 8 5 5 3 2 0 0 0 0 1 0 37 45 5.87 1.304																					
Gary Christenson, L ERA: 5.4	(8, 1) 0.0 1 1 0 0 0 0 0 0 0 0 0 0 1 1 = =																					
Marty Pattin, R ERA: 9.48	(8, 1) 1.1 7 3 1 0 0 0 0 0 0 0 0 0 0 7 7 0.00 2.250																					

Chicago White Sox @ Kansas City Royals
 Royals Stadium, Kansas City, MO
 Sun Jun 01 1980, 4:33 AM EDT
 Att: 33,428 - Unknown

AB	38
R	6
H	12
RBI	6
BB	2
SO	3
LOB	16



Batter	1	2	3	4	5	6	7	8	9	AB	R	H	RBI	BB	SO	LOB	BOTTOM					
Willie Wilson, S OBP: 0.332, SLG: 0.376 (1, 7)										4	0	0	0	0	1	5						
U L Washington, S OBP: 0.335, SLG: 0.366 (1, 6)										4	0	0	0	0	1	0						
George Brett, L OBP: 0.383, SLG: 0.515 (1, 5)										3	0	1	0	1	0	0						
Amos Otis, R OBP: 0.241, SLG: 0.167 (1, 8)										3	1	0	0	1	0	2						
Darrell Porter, L OBP: 0.382, SLG: 0.506 (1, 2)										3	0	2	1	1	0	1						
John Wathan, R OBP: 0.410, SLG: 0.456 (1, 9)										3	0	1	0	1	0	3						
Willie Aikens, L OBP: 0.346, SLG: 0.342 (1, 3)										4	0	1	0	0	0	4						
Dave Chalk, R OBP: 0.339, SLG: 0.370 (9, PH)										2	0	1	0	1	0	1						
Steve Braun, L OBP: 0.120, SLG: 0.043 (9, PH)										1	0	0	0	0	0	1						
Frank White, R OBP: 0.316, SLG: 0.361 (9, PH)										3	0	1	0	0	1	3						
Ralph LaCock, L OBP: 0.198, SLG: 0.186 (9, PH)										1	0	0	0	0	0	1						
Inning Stats	R: 0 E: 0 K: 0 S: 3	H: 0 LOB: 0 BB: 0 P: 3	R: 1 E: 0 K: 1 S: 6	H: 1 LOB: 3 BB: 3 P: 18	R: 0 E: 0 K: 1 S: 6	H: 1 LOB: 1 BB: 0 P: 6	R: 0 E: 0 K: 0 S: 5	H: 3 LOB: 2 BB: 0 P: 5	R: 0 E: 0 K: 0 S: 3	H: 0 LOB: 0 BB: 0 P: 3	R: 0 E: 0 K: 0 S: 3	H: 0 LOB: 0 BB: 1 P: 7	R: 0 E: 0 K: 1 S: 5	H: 0 LOB: 0 BB: 0 P: 5	R: 0 E: 0 K: 0 S: 3	H: 1 LOB: 1 BB: 1 P: 7	R: 0 E: 0 K: 0 S: 3	H: 1 LOB: 0 BB: 0 P: 3	1B: 5 2B: 2 3B: 0 HR: 0	SF: 0 SAC: 0 DP: 2 HBP: 0	WP: 0 PB: 0 CS: 0	PA: 36
PITCHER	IP WLS BF H R ER SO BB IBB HBP BLK WP HR S P ERA WHIP																					
Britt Burns, L ERA: 1.6	(1, 1) 7.0 W 29 4 0 0 0 4 0 0 0 0 0 0 31 47 1.29 1.286																					
Ed Farmer, R ERA: 2.16	(8, 1) 2.0 7 2 0 0 0 1 0 0 0 0 0 0 6 10 0.00 1.500																					

Chicago White Sox @ Kansas City Royals
 Royals Stadium, Kansas City, MO
 Sun Jun 01 1980, 4:33 AM EDT
 Att: 33,428 - Unknown

AB	31
R	1
H	7
RBI	1
BB	5
SO	3
LOB	21



Batter	1	2	3	4	5	6	7	8	9	AB	R	H	RBI	BB	SO	LOB	TOP			
Willie Randolph, R (1, 4) OBP: 0.411, SLG: 0.444										4	1	0	0	1	1	5	New York Yankees @ Kansas City Royals Royals Stadium, Kansas City, MO Mon Jun 02 1980, 8:05 PM EDT Att: 39,261 - Unknown - 85 F			
Dennis Werth, R (1, 9) OBP: 0.615, SLG: 0.895										1	0	1	0	0	0	0				
Joe Lefebvre, L (1, 9) OBP: 0.395, SLG: 0.576										4	0	0	0	0	1	3				
Bob Watson, R (1, 3) OBP: 0.370, SLG: 0.412										5	1	1	1	0	0	2				
Eric Soderholm, R (1, 10) OBP: 0.424, SLG: 0.605										4	1	1	2	1	0	1				
Lou Piniella, R (1, 7) OBP: 0.299, SLG: 0.302										5	1	1	0	0	1	2				
Paul Blair, R (9, 7)										0	0	0	0	0	0	0				
Bobby Brown, S (1, 8) OBP: 0.377, SLG: 0.577										5	1	2	0	0	0	1				
Graig Nettles, L (1, 5) OBP: 0.359, SLG: 0.438										3	0	1	0	1	2	2				
Rick Cerone, R (1, 2) OBP: 0.277, SLG: 0.398										4	0	2	2	0	0	4				
Bucky Dent, R (1, 6) OBP: 0.331, SLG: 0.393										2	0	1	0	2	0	0				
Inning Stats	R: 5 E: 0 K: 1 S: 11	H: 6 LOB: 2 BB: 1 P: 15	R: 0 E: 0 K: 1 S: 5	H: 0 LOB: 0 BB: 0 P: 5	R: 0 E: 0 K: 0 S: 4	H: 1 LOB: 1 BB: 0 P: 4	R: 0 E: 0 K: 0 S: 3	H: 0 LOB: 1 BB: 1 P: 7	R: 0 E: 0 K: 2 S: 8	H: 1 LOB: 2 BB: 1 P: 12	R: 0 E: 0 K: 0 S: 5	H: 2 LOB: 3 BB: 1 P: 9	R: 0 E: 0 K: 0 S: 3	H: 0 LOB: 1 BB: 1 P: 7	R: 0 E: 0 K: 1 S: 5	H: 0 LOB: 0 BB: 0 P: 5	1B: 6 2B: 3 3B: 0 HR: 1	SF: 0 SAC: 0 DP: 0 HBP: 0	WP: 0 PB: 0 SB: 0 CS: 0	PA: 42
PITCHER	IP WLS BF H R ER SO BB IBB HBP BLK WP HR S P ERA WHIP																			
Paul Spittorf, L (1, 1) ERA: 4.66	0.2 L 9 6 5 5 1 1 0 0 0 0 1 10 14 67.50 10.500																			
Rich Gale, R (1, 1) ERA: 5.63	7.1 30 4 0 0 3 4 0 0 0 0 0 32 48 0.00 1.091																			
Dan Quisenberry, R (9, 1) ERA: 2.54	1.0 3 0 0 0 1 0 0 0 0 0 0 5 5 0.00 0.000																			

AB	37
R	5
H	10
RBI	5
BB	5
SO	5
LOB	20



Batter	1	2	3	4	5	6	7	8	9	AB	R	H	RBI	BB	SO	LOB	BOTTOM			
Willie Wilson, S (1, 7) OBP: 0.330, SLG: 0.379										4	1	1	0	0	0	2	New York Yankees @ Kansas City Royals Royals Stadium, Kansas City, MO Mon Jun 02 1980, 8:05 PM EDT Att: 39,261 - Unknown - 85 F			
U L Washington, S (1, 6) OBP: 0.327, SLG: 0.357										4	0	0	0	0	1	3				
George Brett, L (1, 5) OBP: 0.380, SLG: 0.529										4	1	1	2	0	0	1				
Amos Otis, R (1, 8) OBP: 0.242, SLG: 0.148										3	1	0	0	1	0	0				
Darrell Porter, L (1, 10) OBP: 0.387, SLG: 0.505										4	0	2	0	0	2	0				
John Wathan, R (1, 2) OBP: 0.406, SLG: 0.451										4	0	1	1	0	1	1				
Willie Aikens, L (1, 3) OBP: 0.340, SLG: 0.335										3	0	0	0	0	1	3				
Dave Chalk, R (9, PH) OBP: 0.333, SLG: 0.364										1	0	0	0	0	0	0				
Rusty Torres, S (1, 9) OBP: 0.371, SLG: 0.185										2	0	0	0	1	1	2				
Hal McRae, R (9, PH) OBP: 0.317, SLG: 0.473										1	0	0	0	0	0	0				
Frank White, R (1, 4) OBP: 0.319, SLG: 0.364										4	0	2	0	0	1	1				
Inning Stats	R: 3 E: 0 K: 3 S: 13	H: 4 LOB: 2 BB: 1 P: 17	R: 0 E: 0 K: 0 S: 4	H: 1 LOB: 1 BB: 0 P: 4	R: 0 E: 0 K: 1 S: 6	H: 1 LOB: 1 BB: 0 P: 6	R: 0 E: 0 K: 0 S: 4	H: 1 LOB: 1 BB: 0 P: 4	R: 0 E: 0 K: 0 S: 3	H: 0 LOB: 0 BB: 1 P: 7	R: 0 E: 0 K: 0 S: 3	H: 0 LOB: 0 BB: 0 P: 3	R: 0 E: 0 K: 1 S: 5	H: 0 LOB: 0 BB: 0 P: 5	R: 0 E: 0 K: 1 S: 5	H: 0 LOB: 0 BB: 0 P: 5	1B: 5 2B: 1 3B: 0 HR: 1	SF: 0 SAC: 0 DP: 0 HBP: 0	WP: 1 PB: 0 SB: 2 CS: 0	PA: 36
PITCHER	IP WLS BF H R ER SO BB IBB HBP BLK WP HR S P ERA WHIP																			
Ron Guidry, L (1, 1) ERA: 3.11	9.0 W 36 7 3 3 7 2 0 0 0 1 1 48 56 3.00 1.000																			

AB	34
R	3
H	7
RBI	3
BB	2
SO	7
LOB	13



Batter	1	2	3	4	5	6	7	8	9	AB	R	H	RBI	BB	SO	LOB	TOP			
Willie Randolph, R (1,4) OBP: 0.413, SLG: 0.438										2	1	0	0	2	0	1	New York Yankees @ Kansas City Royals Royals Stadium, Kansas City, MO Wed Jun 04 1980, 8:05 PM EDT Att: 27,234 - Unknown - 84 F			
Bobby Murcer, L (1,7) OBP: 0.281, SLG: 0.393										4	0	0	0	0	0	4				
Joe Lefebvre, L (1,9) OBP: 0.381, SLG: 0.528										3	1	0	0	1	0	1				
Reggie Jackson, L (1,10) OBP: 0.329, SLG: 0.507										4	0	2	1	0	0	0				
Graig Nettles, L (1,5) OBP: 0.352, SLG: 0.424										3	0	0	1	0	1	1				
Jim Spencer, L (1,3) OBP: 0.324, SLG: 0.372										4	1	1	0	0	0	1				
Bobby Brown, S (1,8) OBP: 0.357, SLG: 0.538										4	0	0	0	0	0	2				
Rick Cerone, R (1,2) OBP: 0.289, SLG: 0.419										2	0	1	0	0	0	0				
Johnny Oates, L (6,2)										2	0	0	0	0	0	0				
Bucky Dent, R (1,6) OBP: 0.333, SLG: 0.395										2	0	1	1	0	0	0				
Inning Stats	R: 1 E: 0 K: 0 S: 4	H: 1 LOB: 1 BB: 1 P: 8	R: 1 E: 0 K: 0 S: 5	H: 2 LOB: 2 BB: 1 P: 9	R: 1 E: 0 K: 0 S: 4	H: 1 LOB: 1 BB: 1 P: 8	R: 0 E: 0 K: 0 S: 3	H: 0 LOB: 0 BB: 0 P: 3	R: 0 E: 0 K: 0 S: 3	H: 0 LOB: 0 BB: 0 P: 3	R: 0 E: 0 K: 0 S: 4	H: 1 LOB: 1 BB: 0 P: 4	R: 0 E: 0 K: 1 S: 5	H: 0 LOB: 0 BB: 0 P: 5	R: 0 E: 0 K: 0 S: 3	H: 0 LOB: 0 BB: 0 P: 3	1B: 4 2B: 1 3B: 0 HR: 0	SF: 1 SAC: 1 DP: 0 HBP: 0	WP: 0 PB: 0 SB: 2 CS: 0	PA: 35
PITCHER	IP WLS BF H R ER SO BB IBB HBP BLK WP HR S P ERA WHIP																			
Renie Martin, R (1,1) ERA: 3.61	9.0 W 35 5 3 3 1 3 0 0 0 0 0 34 46 3.00 0.889																			

Batter	1	2	3	4	5	6	7	8	9	AB	R	H	RBI	BB	SO	LOB	BOTTOM			
Willie Wilson, S (1,7) OBP: 0.332, SLG: 0.378										5	1	3	2	0	1	0	New York Yankees @ Kansas City Royals Royals Stadium, Kansas City, MO Wed Jun 04 1980, 8:05 PM EDT Att: 27,234 - Unknown - 84 F			
Frank White, R (1,4) OBP: 0.318, SLG: 0.359										4	1	0	0	1	1	3				
George Brett, L (1,5) OBP: 0.393, SLG: 0.573										5	1	3	4	0	1	0				
Darrell Porter, L (1,10) OBP: 0.397, SLG: 0.495										3	0	0	0	2	0	1				
John Wathan, R (1,2) OBP: 0.397, SLG: 0.435										4	0	0	0	0	1	4				
Willie Aikens, L (1,3) OBP: 0.352, SLG: 0.352										3	1	2	0	1	1	0				
Ralph LaCock, L (6, FR) OBP: 0.207, SLG: 0.188										0	0	0	0	0	0	0				
Amos Otis, R (1,8) OBP: 0.214, SLG: 0.143										4	1	1	0	0	1	3				
Clint Hurdle, L (1,9) OBP: 0.341, SLG: 0.495										3	2	2	0	1	0	0				
U L Washington, S (1,6) OBP: 0.330, SLG: 0.372										4	2	1	3	0	0	2				
Inning Stats	R: 0 E: 0 K: 0 S: 4	H: 1 LOB: 1 BB: 0 P: 4	R: 6 E: 0 K: 1 S: 9	H: 4 LOB: 0 BB: 2 P: 17	R: 0 E: 0 K: 1 S: 5	H: 0 LOB: 0 BB: 0 P: 5	R: 1 E: 0 K: 1 S: 7	H: 2 LOB: 3 BB: 2 P: 15	R: 2 E: 0 K: 0 S: 6	H: 4 LOB: 1 BB: 0 P: 6	R: 0 E: 0 K: 2 S: 8	H: 1 LOB: 2 BB: 1 P: 12	R: 0 E: 0 K: 1 S: 5	H: 0 LOB: 0 BB: 0 P: 5	R: 0 E: 0 K: 0 S: 3	H: 0 LOB: 0 BB: 0 P: 3	1B: 8 2B: 2 3B: 1 HR: 1	SF: 0 SAC: 0 DP: 0 HBP: 0	WP: 0 PB: 0 SB: 2 CS: 0	PA: 40
PITCHER	IP WLS BF H R ER SO BB IBB HBP BLK WP HR S P ERA WHIP																			
Luis Tiant, R (1,1) ERA: 6.0	2.0 L 13 6 6 6 1 2 0 0 0 0 0 1 13 21 27.00 3.500																			
Ed Figueroa, R (3,1) ERA: 5.33	3.0 16 6 3 3 2 1 1 0 0 0 0 0 18 26 9.00 2.333																			
Rudy May, L (6,1) ERA: 2.18	3.0 11 1 0 0 3 1 0 0 0 0 0 0 16 20 0.00 0.667																			

Batter	1	2	3	4	5	6	7	8	9	AB	R	H	RBI	BB	SO	LOB	TOP								
Willie Wilson, S (1, 7) OBP: 0.339, SLG: 0.385	6-3	P3			1B		1B		FC4-6	5	2	2	0	0	0	3									
U L Washington, S (1, 6) OBP: 0.340, SLG: 0.386	6-3		P4		2B		1B		K	5	1	2	2	0	1	1									
George Brett, L (1, 5) OBP: 0.401, SLG: 0.579	BB		1B		1B		3-1			4	1	3	1	0	0	0									
Amos Otis, R (1, 8) OBP: 0.275, SLG: 0.279	BB		G4-6-3		1B		K			3	0	2	1	1	1	0									
Darrell Porter, L (1, 10) OBP: 0.384, SLG: 0.467	F7		G4-6-3		L7				K	4	0	0	0	0	1	5									
John Wathan, R (1, 2) OBP: 0.388, SLG: 0.420		S			B1-3				K	3	0	1	0	1	1	1									
Willie Aikens, L (1, 3) OBP: 0.358, SLG: 0.357			G4-6-3						K	3	0	0	0	1	2	1									
Ralph LaCock, L (8, 3) OBP: 0.214, SLG: 0.188	BB		1-2						K	0	0	0	0	0	0	0									
Rusty Torres, S (1, 9) OBP: 0.333, SLG: 0.161									K	3	0	0	0	0	1	2									
Dave Chaik, R (9, PH) OBP: 0.328, SLG: 0.357										1	0	0	0	0	1	0									
Clint Hurdle, L (9, 9) OBP: 0.346, SLG: 0.504									K	0	0	0	0	0	0	0									
Frank White, R (1, 4) OBP: 0.319, SLG: 0.373										4	0	1	0	0	1	2									
Inning Stats	R: 0 E: 0 K: 0 S: 4	H: 1 LOB: 2 BB: 1 P: 8	R: 0 E: 0 K: 2 S: 8	H: 1 LOB: 2 BB: 1 P: 12	R: 0 E: 0 K: 0 S: 4	H: 2 LOB: 1 BB: 0 P: 4	R: 0 E: 0 K: 0 S: 2	H: 0 LOB: 0 BB: 1 P: 6	R: 3 E: 0 K: 0 S: 7	H: 4 LOB: 1 BB: 0 P: 7	R: 0 E: 0 K: 1 S: 5	H: 0 LOB: 0 BB: 0 P: 5	R: 1 E: 0 K: 3 S: 6	H: 2 LOB: 0 BB: 0 P: 6	R: 0 E: 0 K: 3 S: 9	H: 0 LOB: 0 BB: 0 P: 9	R: 0 E: 0 K: 2 S: 8	H: 1 LOB: 1 BB: 0 P: 8	1B: 9 2B: 2 3B: 0 HR: 0	SF: 0 SAC: 0 DP: 2 HBP: 0	WP: 0 PB: 0 SB: 2 CS: 0	PA: 38			
PITCHER Jon Matlack, L (1, 1) ERA: 3.12	IP: 9.0 WLS: L BF: 38	H: 11 R: 4 ER: 4 SO: 9	BB: 3 IBB: 0 HBP: 0 BLK: 0	WP: 0 HR: 0 S: 53 P: 65	ERA: 4.00 WHIP: 1.556																				

Kansas City Royals @ Texas Rangers
Arlington Stadium, Arlington, TX
Fri Jun 06 1980, 8:05 PM EDT
Att: 26,367 - Unknown - 93 F

AB 35
R 4
H 11
RBI 4
BB 3
SO 9
LOB 15



Batter	1	2	3	4	5	6	7	8	9	AB	R	H	RBI	BB	SO	LOB	BOTTOM								
Mickey Rivers, L (1, 8) OBP: 0.298, SLG: 0.357	F9		G3		1-3		FC5-4			4	0	0	0	0	0	2									
Bump Willis, S (1, 4) OBP: 0.304, SLG: 0.319	5-3		4-3				L6		5-3	4	0	0	0	0	0	0									
Al Oliver, L (1, 7) OBP: 0.355, SLG: 0.436	BB		F8				4-3			3	0	1	0	1	0	0									
John Ellis, R (1, 3) OBP: 0.354, SLG: 0.333					6-3				F4	2	0	0	0	1	0	1									
Jim Norris, L (6, PR) OBP: 0.329, SLG: 0.277	P4						1B			0	0	0	0	0	0	0									
Rusty Staub, L (8, PH) OBP: 0.404, SLG: 0.625							BB			1	0	0	0	0	0	1									
Pat Putnam, L (9, 3) OBP: 0.316, SLG: 0.379										0	0	0	0	0	0	0									
Richie Zisk, R (1, 10) OBP: 0.324, SLG: 0.491			G5-4-3		4-3				6-3	4	0	2	0	0	0	1									
Bill Sample, R (1, 9) OBP: 0.323, SLG: 0.259			G5-4-3		F7		6-3			3	0	0	0	1	0	3									
Jim Sundberg, R (1, 2) OBP: 0.391, SLG: 0.463					F9		FC5-4		FC3-6	3	1	1	0	1	0	1									
Dave Roberts, R (1, 5) OBP: 0.298, SLG: 0.367							L7		L4	4	1	2	2	0	0	2									
Bud Harrelson, S (1, 6) OBP: 0.316, SLG: 0.167							1B			1	0	0	0	0	1	0									
Danny Walton, R (5, PH) OBP: 0.385, SLG: 0.200							2B			1	0	1	0	0	0	0									
Pepe Frias, R (5, PR) OBP: 0.243, SLG: 0.278										1	0	0	0	0	0	1									
Johnny Grubb, L (9, PH) OBP: 0.320, SLG: 0.262							1B			1	0	0	0	0	1	1									
Inning Stats	R: 0 E: 0 K: 0 S: 3	H: 0 LOB: 1 BB: 1 P: 7	R: 2 E: 0 K: 1 S: 6	H: 2 LOB: 0 BB: 1 P: 10	R: 0 E: 0 K: 0 S: 3	H: 0 LOB: 0 BB: 0 P: 3	R: 0 E: 0 K: 0 S: 3	H: 0 LOB: 0 BB: 0 P: 3	R: 0 E: 0 K: 0 S: 4	H: 2 LOB: 1 BB: 0 P: 4	R: 0 E: 0 K: 0 S: 4	H: 1 LOB: 2 BB: 1 P: 8	R: 0 E: 0 K: 0 S: 4	H: 1 LOB: 1 BB: 0 P: 4	R: 0 E: 0 K: 0 S: 4	H: 1 LOB: 1 BB: 0 P: 4	R: 0 E: 0 K: 1 S: 5	H: 0 LOB: 1 BB: 1 P: 9	1B: 5 2B: 1 3B: 0 HR: 1	SF: 0 SAC: 0 DP: 1 HBP: 0	WP: 1 PB: 0 SB: 0 CS: 0	PA: 36			
PITCHER Paul Spittlorff, L (1, 1) ERA: 4.43	IP: 6.0 WLS: W BF: 25	H: 6 R: 2 ER: 2 SO: 1	BB: 3 IBB: 0 HBP: 0 BLK: 0	WP: 0 HR: 1 S: 24 P: 36	ERA: 3.00 WHIP: 1.500																				
Gary Christenson, L (7, 1) ERA: 4.87	IP: 2.0 WLS: S BF: 8	H: 1 R: 0 ER: 0 SO: 0	BB: 1 IBB: 0 HBP: 0 BLK: 0	WP: 0 HR: 0 S: 7 P: 11	ERA: 0.00 WHIP: 1.000																				
Dan Quisenberry, R (9, 1) ERA: 2.32	IP: 1.0 WLS: S BF: 3	H: 0 R: 0 ER: 0 SO: 1	BB: 0 IBB: 0 HBP: 0 BLK: 0	WP: 1 HR: 0 S: 5 P: 5	ERA: 0.00 WHIP: 0.000																				

Kansas City Royals @ Texas Rangers
Arlington Stadium, Arlington, TX
Fri Jun 06 1980, 8:05 PM EDT
Att: 26,367 - Unknown - 93 F


AB 32
R 2
H 7
RBI 2
BB 4
SO 2
LOB 13



Batter	1	2	3	4	5	6	7	8	9	AB	R	H	RBI	BB	SO	LOB	TOP											
Willie Wilson, S OBP: 0.340, SLG: 0.383 Rusty Torres, S OBP: 0.333, SLG: 0.161	0-0 6-3	0-3 K		0-0 1-2 2H 1B	0-0 1-2 2H 1B	1-0 G3 HBP		0-3 K		4	0	1	1	0	2	1												
Hal McRae, R OBP: 0.320, SLG: 0.465	0-0 G4-3 1B		0-0 F7	0-0 F7		0-0 G3		4-0 BB		4	0	1	0	1	0	3												
George Brett, L OBP: 0.396, SLG: 0.564	0-0 G4-3 1-2		0-0 4-3		0-0 F7	4-0 BB		0-3 K		4	0	0	0	1	1	2												
Darrell Porter, L OBP: 0.377, SLG: 0.450		0-0 4-3	0-3 K		4-0 BB 3B			0-0 F7		4	1	0	0	1	1	2												
Amos Otis, R OBP: 0.286, SLG: 0.277		4-0 1B HR BB		0-0 1-3 1B	0-0 F7			0-3 K		4	2	1	0	1	1	1												
Willie Aikens, L OBP: 0.384, SLG: 0.360 Ralph LaCock, L OBP: 0.214, SLG: 0.188		0-0 HR 1B		0-0 1-3 1B	4-0 3B BB			0-3 K		4	2	2	0	1	1	1												
Clint Hurdle, L OBP: 0.351, SLG: 0.547		0-0 HR		0-0 P5	0-0 3B			0-3 K		4	1	2	5	0	1	2												
Frank White, R OBP: 0.318, SLG: 0.371		0-0 F3		0-0 1B S	0-0 F3			0-0 FC6-4		4	1	1	1	0	0	2												
U L Washington, S OBP: 0.339, SLG: 0.379		0-0 E5		4-0 1-2 1B BB				0-0 L6		3	0	0	0	1	0	0												
Inning Stats	R: 0 E: 0 K: 0 S: 3	H: 1 LOB: 0 BB: 0 P: 3	R: 3 E: 1 K: 1 S: 8	H: 2 LOB: 1 BB: 1 P: 12	R: 0 E: 0 K: 1 S: 5	H: 0 LOB: 0 BB: 0 P: 5	R: 2 E: 0 K: 0 S: 6	H: 3 LOB: 2 BB: 1 P: 10	R: 2 E: 0 K: 0 S: 4	H: 1 LOB: 1 BB: 0 P: 12	R: 0 E: 0 K: 1 S: 6	H: 1 LOB: 1 BB: 0 P: 6	R: 0 E: 0 K: 2 S: 7	H: 0 LOB: 1 BB: 0 P: 11	R: 0 E: 0 K: 2 S: 7	H: 0 LOB: 0 BB: 0 P: 7	1B: 6 2B: 0 3B: 1 HR: 1	SF: 0 SAC: 0 DP: 1 HBP: 1	WP: 0 PB: 0 SB: 1 CS: 0	PA: 42								
PITCHER	IP	WLS	BF	H	R	ER	SO	BB	IBB	HBP	BLK	WP	HR	S	P	ERA	WHIP											
Gaylord Perry, R ERA: 4.02	(1, 1)	4.0	L	20	6	5	5	2	2	0	0	0	0	1	22	30	11.25	2.000										
Dave Rajsich, L ERA: 6.59	(5, 1)	0.2		5	1	2	2	0	2	0	0	0	0	0	3	11	27.00	4.500										
Brian Allard, R ERA:	(5, 1)	4.1		17	1	0	0	5	2	0	1	0	0	0	24	33	0.00	0.692										

Kansas City Royals @ Texas Rangers
Arlington Stadium, Arlington, TX
Sat Jun 07 1980, 8:05 PM EDT
Att: 24,530 - Unknown


AB 35
R 7
H 8
RBI 7
BB 6
SO 7
LOB 14



Batter	1	2	3	4	5	6	7	8	9	AB	R	H	RBI	BB	SO	LOB	BOTTOM										
Bump Willis, S OBP: 0.299, SLG: 0.313	0-3 K		0-0 P6		0-0 G3			0-0 4-3		4	0	0	0	0	1	1											
Mickey Rivers, L OBP: 0.297, SLG: 0.359	0-0 4-3		0-0 L9		0-0 L7			0-0 2B		4	0	1	0	0	0	1											
Al Oliver, L OBP: 0.362, SLG: 0.442	0-0 1B		0-0 1B		0-0 2B SF8 1B			0-0 L5		4	1	3	0	0	0	1											
Rusty Staub, L OBP: 0.377, SLG: 0.583	0-0 F7		0-0 F9		0-0 F9			0-0 F7		4	0	0	0	0	0	4											
Richie Zisk, R OBP: 0.328, SLG: 0.497 John Ellis, R OBP: 0.354, SLG: 0.333		0-0 4-3 E 1B		0-0 4-3		0-0 1-3 2B		0-0 F7		4	1	2	0	0	0	1											
Pat Putnam, L OBP: 0.308, SLG: 0.371		0-0 4-3		0-0 F9		0-0 SF8		0-0 F8		3	0	0	1	0	0	1											
Jim Sundberg, R OBP: 0.385, SLG: 0.454 Jim Norris, L OBP: 0.325, SLG: 0.273		0-3 K		0-0 5-3		0-3 K		0-0 F8		3	0	0	0	0	2	2											
Dave Roberts, R OBP: 0.328, SLG: 0.385		0-0 1B		0-0 G3 G3 1B		0-0 P3		4-0 FC6-4 BB		3	0	2	1	1	0	0											
Bud Harrelson, S OBP: 0.308, SLG: 0.161 Johnny Grubb, L OBP: 0.316, SLG: 0.258 Pepe Frias, R OBP: 0.237, SLG: 0.270		0-0 5-3		0-0 G3		0-3 K		0-0 FC6-4		1	0	0	0	0	0	1											
Inning Stats	R: 0 E: 0 K: 1 S: 6	H: 1 LOB: 1 BB: 0 P: 6	R: 1 E: 1 K: 1 S: 7	H: 2 LOB: 1 BB: 0 P: 7	R: 0 E: 0 K: 0 S: 4	H: 1 LOB: 1 BB: 0 P: 4	R: 0 E: 0 K: 0 S: 3	H: 0 LOB: 0 BB: 0 P: 3	R: 0 E: 0 K: 1 S: 7	H: 2 LOB: 1 BB: 0 P: 7	R: 0 E: 0 K: 1 S: 5	H: 0 LOB: 0 BB: 0 P: 5	R: 0 E: 0 K: 0 S: 4	H: 1 LOB: 1 BB: 0 P: 4	R: 0 E: 0 K: 0 S: 3	H: 0 LOB: 1 BB: 1 P: 7	1B: 6 2B: 2 3B: 0 HR: 0	SF: 1 SAC: 0 DP: 0 HBP: 0	WP: 0 PB: 0 SB: 0 CS: 0	PA: 36							
PITCHER	IP	WLS	BF	H	R	ER	SO	BB	IBB	HBP	BLK	WP	HR	S	P	ERA	WHIP										
Rich Gale, R ERA: 5.11	(1, 1)	9.0	W	36	8	2	1	4	1	0	0	0	0	43	47	1.00	1.000										

Kansas City Royals @ Texas Rangers
Arlington Stadium, Arlington, TX
Sat Jun 07 1980, 8:05 PM EDT
Att: 24,530 - Unknown

AB 34
R 2
H 8
RBI 2
BB 1
SO 4
LOB 14



Batter	1	2	3	4	5	6	7	8	9	AB	R	H	RBI	BB	SO	LOB	TOP																	
Willie Wilson, S (1, 7) OBP: 0.345, SLG: 0.387										5	0	3	0	0	0	0	Kansas City Royals @ Texas Rangers Arlington Stadium, Arlington, TX Sun Jun 08 1980, 8:05 PM EDT Att: 16,179 - Unknown AB 39 R 5 H 15 RBI 5 BB 1 SO 3 LOB 14																	
U L Washington, S (1, 6) OBP: 0.335, SLG: 0.374										5	1	1	0	0	0	5																		
George Brett, L (1, 5) OBP: 0.401, SLG: 0.589										5	1	3	2	0	0	0																		
Darrell Porter, L (1, 10) OBP: 0.385, SLG: 0.452										4	1	2	0	1	0	0																		
Amos Otis, R (1, 8) OBP: 0.283, SLG: 0.275										4	1	1	0	0	0	4																		
Willie Aikens, L (1, 3) OBP: 0.358, SLG: 0.354										3	0	0	0	0	0	3																		
Hal McRae, R (8, PH) OBP: 0.325, SLG: 0.470										1	0	1	1	0	0	0																		
Jerry Terrell, R (8, PR) OBP: 0.091, SLG: 0.091										0	0	0	0	0	0	0																		
Ralph LaCock, L (8, 3) OBP: 0.214, SLG: 0.188										0	0	0	0	0	0	0																		
John Wathan, R (1, 2) OBP: 0.391, SLG: 0.422										4	1	2	1	0	1	0																		
Clint Hurdle, L (1, 9) OBP: 0.351, SLG: 0.542										3	0	1	0	0	1	0																		
Frank White, R (8, PH) OBP: 0.316, SLG: 0.369										1	0	0	0	0	0	2																		
Dave Chalk, R (1, 4) OBP: 0.328, SLG: 0.356										3	0	1	1	0	0	0																		
Rusty Torres, S (8, 9) OBP: 0.333, SLG: 0.161										0	0	0	0	0	0	0																		
Jamie Quirk, L (9, PH) OBP: 0.204, SLG: 0.283										1	0	0	0	0	1	0																		
Inning Stats	R: 0 E: 1 K: 0 S: 5	H: 2 LOB: 3 BB: 1 P: 9	R: 0 E: 0 K: 2 S: 7	H: 0 LOB: 0 BB: 0 P: 7	R: 0 E: 0 K: 0 S: 5	H: 3 LOB: 2 BB: 0 P: 5	R: 1 E: 0 K: 0 S: 6	H: 4 LOB: 2 BB: 0 P: 6	R: 0 E: 0 K: 0 S: 3	H: 0 LOB: 0 BB: 0 P: 3	R: 0 E: 0 K: 0 S: 3	H: 0 LOB: 0 BB: 0 P: 3	R: 0 E: 0 K: 0 S: 3	H: 0 LOB: 0 BB: 0 P: 3	R: 2 E: 0 K: 0 S: 6	H: 4 LOB: 2 BB: 0 P: 6	R: 2 E: 0 K: 1 S: 7	H: 2 LOB: 0 BB: 0 P: 7	1B: 13 2B: 2 3B: 0 HR: 1	SF: 0 SAC: 0 DP: 3 HBP: 0	WP: 0 PB: 0 SB: 1 CS: 1	PA: 40												
PITCHER	IP WLS BF H R ER SO BB IBB HBP BLK WP HR S P ERA WHIP																																	
Doc Medich, R (1, 1) ERA: 4.52	7.1	32	11	3	3	2	1	0	0	0	0	0	0	0	35	39	3.68	1.636																
Sparky Lyle, L (8, 1) ERA: 2.92	0.0	2	2	0	0	0	0	0	0	0	0	0	0	0	2	2	∞	∞																
Bob Babcock, R (8, 1) ERA: 5.4	1.2	L	6	2	2	2	1	0	0	0	0	0	0	1	8	8	10.80	1.200																

Batter	1	2	3	4	5	6	7	8	9	AB	R	H	RBI	BB	SO	LOB	BOTTOM																
Mickey Rivers, L (1, 8) OBP: 0.295, SLG: 0.356										5	0	1	0	0	1	2	Kansas City Royals @ Texas Rangers Arlington Stadium, Arlington, TX Sun Jun 08 1980, 8:05 PM EDT Att: 16,179 - Unknown AB 36 R 4 H 12 RBI 3 BB 4 SO 3 LOB 17																
Bump Wills, S (1, 4) OBP: 0.305, SLG: 0.316										4	2	2	1	1	0	1																	
Al Oliver, L (1, 7) OBP: 0.367, SLG: 0.446										5	0	3	0	0	0	1																	
Richie Zisk, R (1, 10) OBP: 0.331, SLG: 0.494										3	0	1	0	1	1	1																	
Rusty Staub, L (9, PH) OBP: 0.397, SLG: 0.607										1	0	1	1	0	0	0																	
John Ellis, R (1, 3) OBP: 0.337, SLG: 0.319										3	0	0	1	0	0	2																	
Pat Putnam, L (8, 3) OBP: 0.313, SLG: 0.371										0	0	0	0	1	0	0																	
Bill Sample, R (1, 9) OBP: 0.324, SLG: 0.263										3	0	1	0	0	0	2																	
Jim Norris, L (8, PH) OBP: 0.329, SLG: 0.279										2	0	1	0	0	0	3																	
Jim Sundberg, R (1, 2) OBP: 0.384, SLG: 0.452										3	0	1	0	0	0	1																	
Dave Roberts, R (1, 5) OBP: 0.308, SLG: 0.357										4	1	0	0	0	0	3																	
Pepe Frias, R (1, 6) OBP: 0.253, SLG: 0.276										2	1	1	0	1	0	0																	
Johnny Grubb, L (8, PH) OBP: 0.312, SLG: 0.254										1	0	0	0	0	1	1																	
Bud Harrelson, S (8, 6) OBP: 0.308, SLG: 0.161										0	0	0	0	0	0	0																	
Inning Stats	R: 1 E: 0 K: 1 S: 7	H: 2 LOB: 2 BB: 1 P: 11	R: 2 E: 1 K: 0 S: 6	H: 4 LOB: 0 BB: 0 P: 6	R: 0 E: 0 K: 0 S: 4	H: 1 LOB: 1 BB: 0 P: 4	R: 0 E: 0 K: 0 S: 3	H: 0 LOB: 0 BB: 0 P: 3	R: 0 E: 0 K: 0 S: 4	H: 1 LOB: 1 BB: 0 P: 4	R: 0 E: 0 K: 0 S: 4	H: 0 LOB: 1 BB: 1 P: 8	R: 0 E: 0 K: 1 S: 6	H: 1 LOB: 1 BB: 0 P: 6	R: 0 E: 0 K: 1 S: 6	H: 1 LOB: 2 BB: 0 P: 6		R: 1 E: 0 K: 0 S: 4	H: 2 LOB: 2 BB: 2 P: 12	1B: 11 2B: 1 3B: 0 HR: 0	SF: 1 SAC: 1 DP: 1 HBP: 0	WP: 0 PB: 0 SB: 1 CS: 0	PA: 42										
PITCHER	IP WLS BF H R ER SO BB IBB HBP BLK WP HR S P ERA WHIP																																
Larry Gura, L (1, 1) ERA: 2.31	7.0	32	9	3	3	2	2	0	0	0	0	0	0	34	42	3.86	1.571																
Marty Pattin, R (8, 1) ERA: 3.41	0.2	3	1	0	0	0	0	0	0	0	0	0	0	3	3	0.00	1.500																
Gary Christenson, L (8, 1) ERA: 5.14	0.2	W	4	1	1	1	1	0	0	0	0	0	0	5	9	13.50	3.000																
Dan Quisenberry, R (9, 1) ERA: 2.28	0.2	S	3	1	0	0	0	0	1	0	0	0	0	2	6	0.00	1.500																

Batter	1	2	3	4	5	6	7	8	9	AB	R	H	RBI	BB	SO	LOB	TOP										
Willie Wilson, S OBP: 0.346, SLG: 0.392 (1, 7)	0-0 4-3		0-0 1B	0-3 K		0-0 6-3		0-0 2B		5	1	2	0	0	1	1	Kansas City Royals @ Cleveland Indians Cleveland Municipal Stadium, Cleveland, OH Tue Jun 10 1980, 7:05 PM EDT Att: 6,061 - Unknown - 55 F livebaseballscorecards.com										
Hal McRae, R OBP: 0.328, SLG: 0.467 (1, 10)	0-3 K		0-0 1B	0-0 F9			0-0 1B 1B	0-3 K		5	1	2	2	0	2	2											
George Brett, L OBP: 0.407, SLG: 0.609 Dave Chalk, R OBP: 0.329, SLG: 0.355 (3, PR) (3, 5)	0-0 HR		0-0 HR	0-0 F3			0-0 1B	0-3 K		1	1	1	1	1	0	0											
Darrell Porter, L OBP: 0.386, SLG: 0.445 (1, 2)	0-0 F8		0-0 4-3		0-0 4-3		0-0 2B	4-0 BB		4	1	1	0	1	0	1											
Willie Aikens, L OBP: 0.369, SLG: 0.385 (1, 3)		4-0 BB	0-0 HR		0-0 1B		0-0 2B	0-3 K		4	1	3	4	1	1	2											
Amos Otis, R OBP: 0.277, SLG: 0.268 Rusty Torres, S OBP: 0.333, SLG: 0.161 (9, 7)	0-3 K		0-0 1B		0-0 F9		0-0 F4		0-3 K	5	0	1	0	0	2	4											
Clint Hurdle, L OBP: 0.360, SLG: 0.537 (1, 9)	0-0 F7		4-0 1B		0-0 F8		4-0 IBB		0-0 1B	3	0	1	0	2	0	2											
Frank White, R OBP: 0.309, SLG: 0.362 (1, 4)	0-0 F8		0-0 F8			0-0 5-3	0-0 SF7		0-3 K	4	0	0	1	0	1	3											
U L Washington, S OBP: 0.338, SLG: 0.374 (1, 6)			0-0 1B	4-0 BB		0-3 K	0-0 4-3			3	1	1	0	1	1	2											
Inning Stats	R: 1 E: 0 K: 1 S: 6	H: 1 LOB: 0 BB: 0 P: 6	R: 0 E: 0 K: 1 S: 5	H: 0 LOB: 1 BB: 1 P: 9	R: 4 E: 0 K: 0 S: 7	H: 5 LOB: 2 BB: 2 P: 15	R: 0 E: 0 K: 1 S: 5	H: 0 LOB: 1 BB: 1 P: 9	R: 0 E: 0 K: 0 S: 4	H: 1 LOB: 1 BB: 0 P: 4	R: 0 E: 0 K: 1 S: 5	H: 0 LOB: 0 BB: 0 P: 5	R: 3 E: 0 K: 0 S: 7	H: 4 LOB: 2 BB: 1 P: 11	R: 0 E: 0 K: 3 S: 10	H: 1 LOB: 2 BB: 1 P: 14		R: 0 E: 0 K: 2 S: 7	H: 1 LOB: 0 BB: 0 P: 7	1B: 9 2B: 2 3B: 0 HR: 2	SF: 1 SAC: 0 DP: 0 HBP: 0	WP: 0 PA: 44 PB: 0 SB: 5 CS: 0					
PITCHER	IP	WLS	BF	H	R	ER	SO	BB	IBB	HBP	BLK	WP	HR	S	P	ERA	WHIP										
Len Barker, R ERA: 4.5 (1, 1)	3.0	L	18	6	5	5	2	3	1	0	0	0	2	18	34	15.00	3.000										
Bob Ojwachinko, L ERA: 6.03 (4, 1)	3.0		14	5	3	3	2	0	0	0	0	0	0	18	18	9.00	1.667										
Victor Cruz, R ERA: 4.23 (7, 1)	1.0		4	0	0	0	0	0	1	0	0	0	0	3	7	0.00	0.000										
Sid Monge, L ERA: 4.1 (8, 1)	2.0		8	2	0	0	5	1	0	0	0	0	0	17	21	0.00	1.500										

Batter	1	2	3	4	5	6	7	8	9	AB	R	H	RBI	BB	SO	LOB	BOTTOM										
Miguel Dilone, S OBP: 0.361, SLG: 0.424 (1, 7)	0-0 6-3		0-0 FC4-6		0-0 4-3		0-0 F7	0-0 FC6-4		5	0	1	0	0	0	2	Kansas City Royals @ Cleveland Indians Cleveland Municipal Stadium, Cleveland, OH Tue Jun 10 1980, 7:05 PM EDT Att: 6,061 - Unknown - 55 F livebaseballscorecards.com										
Jorge Orta, L OBP: 0.412, SLG: 0.421 (1, 9)	4-0 E		0-0 F7		4-0 BB		0-0 F8		0-0 F7	3	2	1	0	2	0	1											
Mike Hargrove, L OBP: 0.308, SLG: 0.390 (1, 3)	0-3 K		0-0 FC4-6		0-0 BB		0-0 F8		0-0 1-3	5	1	1	0	0	1	3											
Cliff Johnson, R OBP: 0.333, SLG: 0.423 Dell Alston, L OBP: 0.265, SLG: 0.300 Joe Charboneau, R OBP: 0.341, SLG: 0.452 (5, PH) (1, 10)	0-0 E4		0-0 F5		4-0 E		0-0 F9		0-0 F7	1	0	0	0	0	0	0											
Ron Hassey, L OBP: 0.360, SLG: 0.428 (1, 2)	0-0 F7			0-0 4-3	0-0 E6			0-0 6-3		4	0	0	0	0	0	2											
Toby Harrah, R OBP: 0.329, SLG: 0.328 (1, 5)		0-0 F8		0-0 PB	0-0 F7			0-0 E5		4	1	1	0	0	0	2											
Rick Manning, L OBP: 0.349, SLG: 0.260 (1, 8)		0-0 F9		0-0 F4		0-0 F8		0-0 1B		4	0	1	0	0	0	1											
Dave Rosello, R OBP: 0.268, SLG: 0.378 (1, 4)			0-0 1B		0-0 F9		0-0 F4		0-3 K	4	0	1	0	0	1	3											
Jerry Dybzinski, R OBP: 0.296, SLG: 0.373 (1, 6)		0-0 1-3			0-0 F7		0-0 F8		0-0 FC6-4	4	0	1	1	0	0	1											
Inning Stats	R: 1 E: 2 K: 1 S: 6	H: 0 LOB: 1 BB: 1 P: 10	R: 0 E: 0 K: 0 S: 4	H: 1 LOB: 1 BB: 0 P: 4	R: 0 E: 0 K: 0 S: 4	H: 1 LOB: 1 BB: 0 P: 4	R: 0 E: 0 K: 0 S: 4	H: 1 LOB: 2 BB: 2 P: 13	R: 0 E: 0 K: 0 S: 3	H: 0 LOB: 0 BB: 0 P: 3	R: 0 E: 0 K: 0 S: 4	H: 1 LOB: 1 BB: 0 P: 4	R: 1 E: 1 K: 1 S: 8	H: 2 LOB: 2 BB: 0 P: 8	R: 0 E: 0 K: 0 S: 3	H: 0 LOB: 0 BB: 0 P: 3		1B: 5 2B: 2 3B: 0 HR: 0	SF: 0 SAC: 0 DP: 0 HBP: 0	WP: 0 PA: 40 PB: 1 SB: 0 CS: 0							
PITCHER	IP	WLS	BF	H	R	ER	SO	BB	IBB	HBP	BLK	WP	HR	S	P	ERA	WHIP										
Renie Martin, R ERA: 3.34 (1, 1)	4.2		23	4	3	0	1	3	0	0	0	0	0	22	34	0.00	1.500										
Marty Pattin, R ERA: 3.11 (5, 1)	3.1	W	14	3	1	0	1	0	0	0	0	0	0	16	16	0.00	0.900										
Gary Christenson, L ERA: 4.91 (9, 1)	1.0		3	0	0	0	0	0	0	0	0	0	0	3	3	0.00	0.000										

Batter	1	2	3	4	5	6	7	8	9	AB	R	H	RBI	BB	SO	LOB	TOP			
Willie Wilson, S OBP: 0.344, SLG: 0.392 (1, 7)	0-0 1-3	0-0 5-3		0-0 2B		0-0 6-3			0-0 F8	5	0	1	0	0	0	0	Kansas City Royals @ Cleveland Indians Cleveland Municipal Stadium, Cleveland, OH Wed Jun 11 1980, 7:05 PM EDT Unknown - 60 F livebaseballscorecards.com			
U L Washington, S OBP: 0.335, SLG: 0.369 (1, 6)	0-0 BB 1B	0-0 6-3		0-0 F8		0-0 4-3			0-0 F7	5	1	1	0	0	0	1				
Hal McRae, R OBP: 0.331, SLG: 0.455 (1, 10)	4-0 FC4-6 1-2 1B BB		4-0 BB PB SF9 BB	0-0 6-3					0-0 F8	3	2	0	0	2	0	1				
Amos Otis, R OBP: 0.290, SLG: 0.271 (1, 8)	0-0 FC4-6 1-2 2H 1B		4-0 SF9 BB BB	0-3 K					0-0 F9	3	0	1	1	1	1	1				
Darrell Porter, L OBP: 0.382, SLG: 0.434 (1, 2)	0-0 FC4-6 1B 1-2 2-3 1B		0-0 F7		0-0 G3				4-0 BB	3	1	0	0	1	0	4				
Willie Aikens, L OBP: 0.371, SLG: 0.384 (1, 3)	0-0 1B 1-3 3-H 1B		4-0 1-2 2-3 BB		0-0 F8				0-0 F8	3	0	1	1	1	0	1				
John Wathan, R OBP: 0.393, SLG: 0.426 Rusty Torres, S OBP: 0.333, SLG: 0.161 (1, 9) (8, 9)	0-0 1-2 3-H 1B		0-0 SF9		0-0 FC5-4 1B				0-3 K	3	0	2	2	0	1	0				
Dave Chalk, R OBP: 0.311, SLG: 0.333 (1, 5)	0-0 G3		0-0 F9		0-0 FC5-4				0-0 6-3	4	0	0	0	0	0	5				
Frank White, R OBP: 0.308, SLG: 0.374 (1, 4)		0-0 6-3		0-0 HR		0-3 K			0-3 K	4	1	1	1	0	2	0				
Inning Stats	R: 3 E: 0 K: 0 S: 7	H: 4 LOB: 2 BB: 1 P: 11	R: 0 E: 0 K: 0 S: 3	H: 0 LOB: 0 BB: 3 P: 3	R: 1 E: 0 K: 0 S: 3	H: 0 LOB: 2 BB: 3 P: 15	R: 1 E: 0 K: 1 S: 7	H: 2 LOB: 1 BB: 0 P: 7	R: 0 E: 0 K: 0 S: 4	H: 1 LOB: 1 BB: 0 P: 4	R: 0 E: 0 K: 0 S: 5	H: 0 LOB: 0 BB: 5 P: 5	R: 0 E: 0 K: 0 S: 3	H: 0 LOB: 1 BB: 1 P: 7	R: 0 E: 0 K: 2 S: 7	H: 0 LOB: 0 BB: 0 P: 7		1B: 5 2B: 1 3B: 0 HR: 1	SF: 1 SAC: 0 DP: 0 HBP: 0	WP: 0 PB: 1 SB: 0 CS: 0
PITCHER	IP WLS BF H R ER SO BB IBB HBP BLK WP HR S P ERA WHIP	IP WLS BF H R ER SO BB IBB HBP BLK WP HR S P ERA WHIP																		
Rick Waits, L ERA: 5.59 (1, 1)	3.0 L 19 6 5 5 0	6.0 1 0 0 4																		
Wayne Garland, R ERA: 3.67 (4, 1)	6.0 20 1 0 0 4	1 0 0 0																		

Batter	1	2	3	4	5	6	7	8	9	AB	R	H	RBI	BB	SO	LOB	BOTTOM			
Miguel Dilone, S OBP: 0.366, SLG: 0.421 (1, 7)	0-0 S 1B		4-0 BB			0-0 6-3			0-0 4-3	3	0	1	0	1	0	0	Kansas City Royals @ Cleveland Indians Cleveland Municipal Stadium, Cleveland, OH Wed Jun 11 1980, 7:05 PM EDT Unknown - 60 F livebaseballscorecards.com			
Jorge Orta, L OBP: 0.404, SLG: 0.411 (1, 9)	0-0 F8		0-0 L9			0-0 1-3			0-0 F8	4	0	0	0	0	0	2				
Mike Hargrove, L OBP: 0.314, SLG: 0.388 (1, 3)	4-0 G4-6-3 1-2 BB		0-0 F4			4-0 FC5-4 BB			4-0 BB	1	0	0	0	3	0	1				
Cliff Johnson, R OBP: 0.326, SLG: 0.412 (1, 10)	0-0 G4-6-3 1-2		0-0 F8			0-0 FC5-4			0-3 K	4	0	0	0	0	1	4				
Ron Hassey, L OBP: 0.352, SLG: 0.416 (1, 2)		0-3 K		0-0 1-3					0-0 F7	4	0	0	0	0	1	1				
Toby Harrah, R OBP: 0.329, SLG: 0.333 (1, 5)		0-0 2B		0-3 K					0-3 K2-3	3	0	1	0	0	2	0				
Rick Manning, L OBP: 0.342, SLG: 0.254 (1, 8)		0-0 F7				0-0 F8			0-0 4-3	3	0	0	0	0	0	1				
Jerry Dybzinski, R OBP: 0.281, SLG: 0.352 (1, 6)		0-0 6-3				0-0 F8			0-0 6-3	3	0	0	0	0	0	1				
Dave Rosello, R OBP: 0.250, SLG: 0.350 (1, 4)			0-0 5-3			0-0 6-3			0-0 6-3	3	0	0	0	0	0	0				
Inning Stats	R: 0 E: 0 K: 0 S: 3	H: 1 LOB: 1 BB: 1 P: 7	R: 0 E: 0 K: 1 S: 6	H: 1 LOB: 0 BB: 0 P: 6	R: 0 E: 0 K: 0 S: 3	H: 0 LOB: 1 BB: 1 P: 7	R: 0 E: 0 K: 1 S: 5	H: 0 LOB: 0 BB: 0 P: 5	R: 0 E: 0 K: 0 S: 3	H: 0 LOB: 0 BB: 0 P: 3	R: 0 E: 0 K: 0 S: 3	H: 0 LOB: 0 BB: 1 P: 7	R: 0 E: 0 K: 1 S: 5	H: 0 LOB: 0 BB: 0 P: 5	R: 0 E: 0 K: 0 S: 3	H: 0 LOB: 0 BB: 0 P: 3		1B: 1 2B: 1 3B: 0 HR: 0	SF: 0 SAC: 0 DP: 1 HBP: 0	WP: 0 PB: 0 SB: 1 CS: 0
PITCHER	IP WLS BF H R ER SO BB IBB HBP BLK WP HR S P ERA WHIP	IP WLS BF H R ER SO BB IBB HBP BLK WP HR S P ERA WHIP																		
Dennis Leonard, R ERA: 4.78 (1, 1)	9.0 W 32 2 0 0 4	2 0 0 4																		

Batter	1	2	3	4	5	6	7	8	9	AB	R	H	RBI	BB	SO	LOB	TOP				
Willie Wilson, S OBP: 0.337, SLG: 0.390 (1, 7)	G3	E4					L8		E6	5	0	1	0	0	0	0	Kansas City Royals @ Milwaukee Brewers Milwaukee County Stadium, Milwaukee, WI Sat Jun 14 1980, 4:33 AM EDT Att: 50,605 - Unknown - 79 F livebaseballscorecards.com				
U L Washington, S OBP: 0.340, SLG: 0.371 (1, 6)	1B		K		K		6-3			4	0	1	0	1	2	1					
Hal McRae, R OBP: 0.329, SLG: 0.451 (1, 10)				F7	K				K	5	0	2	0	0	2	3					
Amos Otis, R OBP: 0.272, SLG: 0.261 (1, 8)	K				6-3		F7			3	0	0	0	1	1	4					
Darrell Porter, L OBP: 0.385, SLG: 0.429 (1, 2)	K			L3					F9	4	0	1	0	0	1	3					
Willie Aikens, L OBP: 0.361, SLG: 0.401 (1, 3)		F7			4-3		F9		4-3	4	0	0	0	0	0	1					
John Wathan, R OBP: 0.385, SLG: 0.427 (1, 9)		E					FC6-4		F9	4	1	2	0	0	0	1					
Dave Chalk, R OBP: 0.305, SLG: 0.315 (1, 5)		L7			F7				F8	3	0	0	0	1	0	2					
Frank White, R OBP: 0.301, SLG: 0.363 (1, 4)		E5			F1		P4		5-3	4	1	0	0	0	0	4					
Inning Stats	R: 0 E: 0 K: 2 S: 8	H: 1 LOB: 2 BB: 1 P: 12	R: 2 E: 2 K: 0 S: 5	H: 1 LOB: 1 BB: 0 P: 5	R: 0 E: 0 K: 1 S: 5	H: 0 LOB: 1 BB: 1 P: 9	R: 0 E: 0 K: 0 S: 4	H: 1 LOB: 1 BB: 0 P: 4	R: 0 E: 0 K: 2 S: 8	H: 1 LOB: 2 BB: 1 P: 8	R: 0 E: 0 K: 0 S: 4	H: 1 LOB: 1 BB: 0 P: 4	R: 0 E: 0 K: 0 S: 3	H: 0 LOB: 0 BB: 0 P: 3	R: 0 E: 1 K: 1 S: 7	H: 1 LOB: 2 BB: 0 P: 7	1B: 4 2B: 1 3B: 2 HR: 0	SF: 0 SAC: 0 DP: 0 HBP: 0	WP: 0 PB: 0 SB: 0 CS: 0	PA: 39	
PITCHER	IP	WLS	BF	H	R	ER	SO	BB	IBB	HBP	BLK	WP	HR	S	P	ERA	WHIP				
Bill Travers, L ERA: 3.26 (1, 1)	8.2	W	38	7	2	0	5	3	0	0	0	0	0	45	57	0.00	1.154				
Bill Castro, R ERA: 1.1 (9, 1)	0.1	S	1	0	0	0	1	0	0	0	0	0	0	3	3	0.00	0.000				

Batter	1	2	3	4	5	6	7	8	9	AB	R	H	RBI	BB	SO	LOB	BOTTOM				
Robin Yount, R OBP: 0.361, SLG: 0.587 (1, 6)	F8						P4			4	1	2	2	0	0	1	Kansas City Royals @ Milwaukee Brewers Milwaukee County Stadium, Milwaukee, WI Sat Jun 14 1980, 4:33 AM EDT Att: 50,605 - Unknown - 79 F livebaseballscorecards.com				
Don Money, R OBP: 0.356, SLG: 0.500 (1, 5)		IHR					6-3		1B	3	1	1	1	1	0	2					
Don Money, R OBP: 0.356, SLG: 0.500 (1, 5)	HR						6-3		1-2	3	1	1	1	1	0	2					
Cecil Cooper, L OBP: 0.378, SLG: 0.533 (1, 3)	K						1-3		P4	4	0	0	0	0	1	2					
Gorman Thomas, R OBP: 0.300, SLG: 0.429 (1, 8)	K						F8			3	0	0	0	1	1	0					
Gorman Thomas, R OBP: 0.300, SLG: 0.429 (1, 8)							F7		BB	3	0	0	0	1	1	0					
Ben Oglivie, L OBP: 0.386, SLG: 0.617 (1, 7)							4-3		K	4	1	1	1	0	1	2					
Sixto Lezcano, R OBP: 0.333, SLG: 0.454 (1, 9)									6-3	4	1	2	0	0	1	0					
Dick Davis, R OBP: 0.312, SLG: 0.397 (1, 10)									4-1	4	1	2	0	0	0	1					
Dick Davis, R OBP: 0.312, SLG: 0.397 (1, 10)									S	4	1	2	0	0	0	1					
Jim Gantner, L OBP: 0.243, SLG: 0.273 (1, 4)		SH5-4					4-3		F7	3	0	2	0	0	0	1					
Charlie Moore, R OBP: 0.339, SLG: 0.345 (1, 2)		5-3					4-3		P4	4	0	0	1	0	0	4					
Inning Stats	R: 1 E: 0 K: 2 S: 8	H: 1 LOB: 0 BB: 0 P: 8	R: 4 E: 0 K: 0 S: 7	H: 4 LOB: 1 BB: 1 P: 11	R: 0 E: 0 K: 0 S: 4	H: 1 LOB: 1 BB: 0 P: 4	R: 0 E: 0 K: 0 S: 4	H: 1 LOB: 1 BB: 0 P: 4	R: 0 E: 0 K: 1 S: 6	H: 1 LOB: 2 BB: 1 P: 10	R: 0 E: 0 K: 1 S: 6	H: 1 LOB: 1 BB: 0 P: 6	1B: 6 2B: 1 3B: 0 HR: 3	SF: 0 SAC: 1 DP: 0 HBP: 0	WP: 0 PB: 0 SB: 1 CS: 0	PA: 36					
PITCHER	IP	WLS	BF	H	R	ER	SO	BB	IBB	HBP	BLK	WP	HR	S	P	ERA	WHIP				
Renie Martin, R ERA: 3.94 (1, 1)	2.0	L	12	5	5	2	2	1	0	0	0	0	0	15	19	22.50	3.000				
Rawley Eastwick, R ERA: (3, 1)	4.1		17	4	0	0	0	0	0	0	0	0	0	17	17	0.00	0.923				
Gary Christenson, L ERA: 4.56 (7, 1)	1.2		7	1	0	0	2	1	0	0	0	0	0	10	14	0.00	1.200				

Batter	1	2	3	4	5	6	7	8	9	AB	R	H	RBI	BB	SO	LOB	TOP								
Willie Wilson, S (1, 7) OBP: 0.335, SLG: 0.384	0-0 4-3		0-3 K		0-0 L5	0-0 FC6-4		4-0 BB		4	0	0	0	1	1	3	Kansas City Royals @ Milwaukee Brewers Milwaukee County Stadium, Milwaukee, WI Sun Jun 15 1980, 4:33 AM EDT Att: 28,389 - Unknown - 47 F livebaseballscorecards.com								
Frank White, R (1, 4) OBP: 0.303, SLG: 0.364	0-0 5-3		0-0 1B		0-0 1B		0-0 F2	0-0 5-3		5	0	2	1	0	0	2									
Darrell Porter, L (1, 2) OBP: 0.379, SLG: 0.420	0-0 1B		0-0 F7		0-0 F7		0-0 3-1		0-0 F8	5	0	1	0	0	0	2									
Willie Aikens, L (1, 3) OBP: 0.361, SLG: 0.416	0-0 FC5-4		0-0 L7		0-0 HR		0-0 4-3		0-3 K	5	1	2	1	0	1	1									
Hal McRae, R (1, 10) OBP: 0.331, SLG: 0.471	0-0 FC5-4			0-3 K		0-3 K		0-0 1B	0-0 HR	5	2	2	1	0	2	2									
Amos Otis, R (1, 8) OBP: 0.302, SLG: 0.370		4-0 3-1		0-0 F9		0-0 HR		0-0 HR	0-0 2B	4	3	3	3	1	0	0									
Clint Hurdle, L (1, 9) OBP: 0.377, SLG: 0.571	0-0 3-1		0-0 3-1		0-0 1B		0-0 1B	4-0 WP	0-0 1B	4	0	2	1	1	0	1									
Jamie Quirk, L (1, 5) OBP: 0.226, SLG: 0.300	0-3 K		0-3 K		0-3 K		0-0 FC6-4	0-0 SH3-4	1-0 FC6-4	3	0	1	0	0	2	1									
U L Washington, S (1, 6) OBP: 0.336, SLG: 0.372	0-3 K		0-3 K		0-0 1B		0-0 F8	0-0 P4	0-0 FC6-4	5	1	1	0	0	1	6									
Inning Stats	R: 0 E: 0 K: 0 S: 5	H: 2 LOB: 2 BB: 0 P: 5	R: 0 E: 0 K: 2 S: 7	H: 0 LOB: 1 BB: 1 P: 11	R: 0 E: 0 K: 1 S: 6	H: 1 LOB: 1 BB: 0 P: 6	R: 0 E: 0 K: 1 S: 5	H: 0 LOB: 0 BB: 0 P: 5	R: 1 E: 0 K: 1 S: 7	H: 2 LOB: 1 BB: 0 P: 7	R: 2 E: 0 K: 1 S: 9	H: 4 LOB: 2 BB: 0 P: 9	R: 0 E: 0 K: 0 S: 3	H: 0 LOB: 0 BB: 0 P: 3	R: 2 E: 0 K: 0 S: 5	H: 2 LOB: 2 BB: 2 P: 13	R: 2 E: 0 K: 1 S: 8	H: 3 LOB: 2 BB: 0 P: 9	1B: 8 2B: 2 3B: 0 HR: 4	SF: 0 SAC: 1 DP: 0 HBP: 1	WP: 1 PB: 0 SB: 1 CS: 0	PA: 45			
PITCHER	IP	WLS	BF	H	R	ER	SO	BB	IBB	HBP	BLK	WP	HR	S	P	ERA	WHIP								
Moose Haas, R (1, 1) ERA: 3.23	7.0	L	33	11	5	5	6	1	0	0	0	0	3	44	48	6.43	1.714								
Jerry Augustine, L (8, 1) ERA: 5.27	2.0		12	3	2	2	1	2	0	1	0	1	1	11	20	9.00	2.500								

Batter	1	2	3	4	5	6	7	8	9	AB	R	H	RBI	BB	SO	LOB	BOTTOM								
Robin Yount, R (1, 6) OBP: 0.360, SLG: 0.594	0-0 E5		0-0 F6			0-0 HR		0-0 F7		4	1	1	1	0	0	2	Kansas City Royals @ Milwaukee Brewers Milwaukee County Stadium, Milwaukee, WI Sun Jun 15 1980, 4:33 AM EDT Att: 28,389 - Unknown - 47 F livebaseballscorecards.com								
Don Money, R (1, 5) OBP: 0.354, SLG: 0.524	0-0 F7		0-3 K			0-0 HR		0-0 F8		4	1	1	1	0	1	3									
Cecil Cooper, L (1, 3) OBP: 0.371, SLG: 0.523	0-0 F5			0-0 F5		0-3 K			0-0 P6	4	0	0	0	0	1	1									
Gorman Thomas, R (1, 8) OBP: 0.295, SLG: 0.421	0-3 K			0-3 K		0-3 K			0-3 K	4	0	0	0	0	4	1									
Ben Oglivie, L (1, 7) OBP: 0.384, SLG: 0.610		0-0 G3		0-0 1B			0-0 5-3		0-0 L3	4	0	1	0	0	0	0									
Sixto Lezcano, R (1, 9) OBP: 0.329, SLG: 0.446		0-0 F8			0-0 F9		0-0 6-3			3	0	0	0	0	0	0									
Dick Davis, R (1, 10) OBP: 0.305, SLG: 0.388		0-0 5-3			0-3 K			0-0 F4		3	0	0	0	0	1	0									
Jim Gantner, L (1, 4) OBP: 0.236, SLG: 0.265			0-0 L8		0-0 P5			0-0 F7		3	0	0	0	0	0	0									
Buck Martinez, R (1, 2) OBP: 0.271, SLG: 0.293 Charlie Moore, R (8, PH) OBP: 0.345, SLG: 0.351						0-3 K		0-0 1B		2	0	1	0	0	1	0									
Inning Stats	R: 0 E: 1 K: 1 S: 6	H: 0 LOB: 1 BB: 0 P: 6	R: 0 E: 0 K: 0 S: 3	H: 0 LOB: 0 BB: 0 P: 3	R: 0 E: 0 K: 1 S: 6	H: 1 LOB: 1 BB: 0 P: 6	R: 0 E: 0 K: 1 S: 5	H: 1 LOB: 0 BB: 0 P: 5	R: 0 E: 0 K: 3 S: 11	H: 2 LOB: 0 BB: 0 P: 11	R: 0 E: 0 K: 0 S: 3	H: 0 LOB: 0 BB: 0 P: 3	R: 0 E: 0 K: 0 S: 4	H: 1 LOB: 1 BB: 0 P: 4	R: 0 E: 0 K: 1 S: 5	H: 0 LOB: 0 BB: 0 P: 5	1B: 2 2B: 1 3B: 0 HR: 2	SF: 0 SAC: 0 DP: 0 HBP: 0	WP: 0 PB: 0 SB: 0 CS: 0	PA: 32					
PITCHER	IP	WLS	BF	H	R	ER	SO	BB	IBB	HBP	BLK	WP	HR	S	P	ERA	WHIP								
Dennis Leonard, R (1, 1) ERA: 4.54	9.0	W	32	5	2	2	8	0	0	0	0	0	2	48	48	2.00	0.556								

Batter	1	2	3	4	5	6	7	8	9	AB	R	H	RBI	BB	SO	LOB	TOP										
Mickey Rivers, L OBP: 0.289, SLG: 0.345 (1, 8)	L5			1-3			1-3		K	5	0	0	0	0	1	3											
Bump Willis, S OBP: 0.306, SLG: 0.326 (1, 4)	K			5-3			1B		1B 3-1	4	1	2	0	0	1	0											
Al Oliver, L OBP: 0.356, SLG: 0.444 (1, 7)	6-3			L7			1B		3-1	4	0	1	0	0	0	2											
Richie Zisk, R OBP: 0.330, SLG: 0.473 Mike Hart, S OBP: 0.500, SLG: 0.333 (9, PR)			G4-6-3 1B		F9		L3		1B	4	0	2	1	0	0	2											
Rusty Staub, L OBP: 0.391, SLG: 0.585 Pepe Frias, R OBP: 0.268, SLG: 0.304 (9, PR)			G4-6-3 1-2		F7				FC4-6 1B	4	0	2	1	0	0	1											
Bill Sample, R OBP: 0.297, SLG: 0.238 Jim Norris, L OBP: 0.326, SLG: 0.284 (8, PH)			6-3		F7				FC4-6 1B	2	0	0	0	0	0	0											
Jim Sundberg, R OBP: 0.358, SLG: 0.411 (1, 2)				5-3			1-6-3		K	4	1	1	1	0	1	1											
Dave Roberts, R OBP: 0.301, SLG: 0.333 Johnny Grubb, L OBP: 0.341, SLG: 0.289 Tucker Ashford, R OBP: 0.143, SLG: 0.100 (8, PH)				5-3			F3		1-6-3	2	0	0	0	0	0	0											
Bud Harrelson, S OBP: 0.327, SLG: 0.171 Pat Putnam, L OBP: 0.323, SLG: 0.379 (9, PH)				6-3			F9			2	0	0	0	0	0	0											
Inning Stats	R: 0 E: 0 K: 1 S: 5	H: 0 LOB: 0 BB: 0 P: 5	R: 0 E: 0 K: 0 S: 3	H: 1 LOB: 0 BB: 0 P: 3	R: 0 E: 0 K: 0 S: 3	H: 0 LOB: 0 BB: 0 P: 3	R: 0 E: 0 K: 0 S: 3	H: 0 LOB: 0 BB: 0 P: 3	R: 0 E: 0 K: 0 S: 3	H: 0 LOB: 0 BB: 0 P: 3	R: 0 E: 0 K: 0 S: 4	H: 2 LOB: 1 BB: 0 P: 4	R: 0 E: 0 K: 1 S: 6	H: 1 LOB: 1 BB: 0 P: 6	R: 6 E: 0 K: 1 S: 13	H: 8 LOB: 2 BB: 0 P: 13	1B: 12 2B: 1 3B: 0 HR: 0	SF: 0 SAC: 0 DP: 2 HBP: 0	WP: 0 PA: 37 PB: 0 SB: 0 CS: 0								
PITCHER	IP	WLS	BF	H	R	ER	SO	BB	IBB	HBP	BLK	WP	HR	S	P	ERA	WHIP										
Paul Splitter, L ERA: 4.31	(1, 1)	7.0	23	4	0	0	1	0	0	0	0	0	0	25	25	0.00	0.571										
Dan Quisenberry, R ERA: 3.51	(8, 1)	1.2	L	9	4	4	2	0	0	0	0	0	0	13	13	21.60	2.400										
Gary Christenson, L ERA: 5.32	(9, 1)	0.0		2	2	0	0	0	0	0	0	0	0	2	2	∞	∞										
Rawly Eastwick, R ERA:	(9, 1)	0.1		3	2	2	0	0	0	0	0	0	0	3	3	54.00	6.000										

Texas Rangers @ Kansas City Royals
 Royals Stadium, Kansas City, MO
 Mon Jun 16 1980, 8:05 PM EDT
 Att: 39,457 - Unknown - 79 F

AB 37
 R 6
 H 12
 RBI 6
 BB 0
 SO 3
 LOB 11



Batter	1	2	3	4	5	6	7	8	9	AB	R	H	RBI	BB	SO	LOB	BOTTOM										
Willie Wilson, S OBP: 0.337, SLG: 0.390 (1, 7)	F8 SF9 1B		6-3			B1-3		1B		4	2	2	0	0	0	0											
U L Washington, S OBP: 0.335, SLG: 0.366 (1, 6)	F8		F8			S BB		5-3		3	0	0	0	1	0	2											
Hal McRae, R OBP: 0.342, SLG: 0.475 (1, 10)				BB 1B		6-3		S 1B		3	0	2	1	1	0	1											
Amos Otis, R OBP: 0.300, SLG: 0.360 (1, 8)	SF9			S BB		6-3		5-3		2	0	0	1	1	0	2											
Darrell Porter, L OBP: 0.370, SLG: 0.408 (1, 2)	4-3			F7		4-3		F9		4	0	0	0	0	0	3											
John Wathan, R OBP: 0.378, SLG: 0.418 (1, 9)			6-3	G6-3		5-3		P4		4	0	0	0	0	0	2											
Willie Aikens, L OBP: 0.364, SLG: 0.432 German Barranca, L (9, PR)			G3		L9		HR			4	1	2	1	0	0	0											
Frank White, R OBP: 0.298, SLG: 0.357 (1, 4)			6-3		4-3		F8		K	4	0	0	0	0	1	1											
Dave Chalk, R OBP: 0.294, SLG: 0.303 (1, 5)			L4		4-3		F9			3	0	0	0	0	0	0											
Inning Stats	R: 1 E: 0 K: 0 S: 4	H: 1 LOB: 1 BB: 1 P: 8	R: 0 E: 0 K: 0 S: 3	H: 0 LOB: 0 BB: 0 P: 3	R: 0 E: 0 K: 0 S: 3	H: 0 LOB: 0 BB: 0 P: 3	R: 0 E: 0 K: 0 S: 3	H: 1 LOB: 1 BB: 1 P: 7	R: 0 E: 0 K: 0 S: 3	H: 0 LOB: 0 BB: 1 P: 7	R: 1 E: 0 K: 0 S: 4	H: 1 LOB: 0 BB: 0 P: 4	R: 1 E: 0 K: 0 S: 5	H: 2 LOB: 1 BB: 0 P: 5	R: 0 E: 0 K: 1 S: 6	H: 1 LOB: 1 BB: 0 P: 6	1B: 4 2B: 1 3B: 0 HR: 1	SF: 1 SAC: 0 DP: 1 HBP: 0	WP: 0 PA: 35 PB: 0 SB: 3 CS: 0								
PITCHER	IP	WLS	BF	H	R	ER	SO	BB	IBB	HBP	BLK	WP	HR	S	P	ERA	WHIP										
Jon Matlack, L ERA: 3.38	(1, 1)	7.2		30	5	3	3	0	0	0	0	0	0	27	39	3.52	1.043										
Bob Babcock, R ERA: 5.59	(8, 1)	0.1	W	1	0	0	0	0	0	0	0	0	0	1	1	0.00	0.000										
Sparky Lyle, L ERA: 3.29	(9, 1)	1.0	S	4	1	0	0	1	0	0	0	0	0	6	6	0.00	1.000										

Texas Rangers @ Kansas City Royals
 Royals Stadium, Kansas City, MO
 Mon Jun 16 1980, 8:05 PM EDT
 Att: 39,457 - Unknown - 79 F

AB 31
 R 3
 H 6
 RBI 3
 BB 3
 SO 1
 LOB 11



Batter	1	2	3	4	5	6	7	8	9	AB	R	H	RBI	BB	SO	LOB	TOP			
Mickey Rivers, L (1, 8) OBP: 0.300, SLG: 0.354										4	1	4	0	0	0	0	Texas Rangers @ Kansas City Royals Royals Stadium, Kansas City, MO Tue Jun 17 1980, 8:05 PM EDT Att: 25,324 - Unknown - 83 F			
Bump Wills, S (1, 4) OBP: 0.310, SLG: 0.332										2	0	1	2	1	1	1				
Al Oliver, L (1, 7) OBP: 0.358, SLG: 0.442										3	0	1	0	1	0	3				
Rusty Staub, L (1, 10) OBP: 0.385, SLG: 0.565										3	0	0	0	1	1	3				
Richie Zisk, R (1, 9) OBP: 0.329, SLG: 0.468										4	0	1	0	0	1	4				
Jim Norris, L (8, 9) OBP: 0.326, SLG: 0.284										0	0	0	0	0	0	0				
Pat Putnam, L (1, 3) OBP: 0.316, SLG: 0.370										4	0	0	0	0	0	1				
Jim Sundberg, R (1, 2) OBP: 0.352, SLG: 0.402										4	0	0	0	0	2	0				
Dave Roberts, R (1, 5) OBP: 0.286, SLG: 0.313										4	0	0	0	0	0	0				
Bud Harrelson, S (1, 6) OBP: 0.345, SLG: 0.205										3	1	2	0	0	0	0				
Inning Stats	R: 0 E: 0 K: 2 S: 8	H: 2 LOB: 1 BB: 0 P: 8	R: 0 E: 0 K: 1 S: 5	H: 0 LOB: 0 BB: 0 P: 5	R: 2 E: 0 K: 0 S: 6	H: 3 LOB: 2 BB: 1 P: 10	R: 0 E: 0 K: 1 S: 5	H: 0 LOB: 0 BB: 0 P: 5	R: 0 E: 0 K: 0 S: 3	H: 1 LOB: 1 BB: 1 P: 7	R: 0 E: 0 K: 0 S: 3	H: 1 LOB: 1 BB: 0 P: 3	R: 0 E: 0 K: 1 S: 6	H: 1 LOB: 2 BB: 1 P: 10	R: 0 E: 0 K: 0 S: 3	H: 0 LOB: 0 BB: 0 P: 3	1B: 8 2B: 1 3B: 0 HR: 0	SF: 0 SAC: 1 DP: 2 HBP: 0	WP: 0 PB: 0 SB: 1 CS: 1	PA: 35
PITCHER Rich Gale, R (1, 1) ERA: 4.79	IP: 9.0 WLS: W BF: 35 H: 9 R: 2 ER: 2 SO: 5 BB: 2 IBB: 1 HBP: 0 BLK: 0 WP: 0 HR: 0 S: 42 P: 54 ERA: 2.00 WHIP: 1.222																			

AB	31
R	2
H	9
RBI	2
BB	3
SO	5
LOB	12



Batter	1	2	3	4	5	6	7	8	9	AB	R	H	RBI	BB	SO	LOB	BOTTOM					
Willie Wilson, S (1, 7) OBP: 0.339, SLG: 0.391										4	0	2	1	0	0	0	Texas Rangers @ Kansas City Royals Royals Stadium, Kansas City, MO Tue Jun 17 1980, 8:05 PM EDT Att: 25,324 - Unknown - 83 F					
Hal McRae, R (1, 10) OBP: 0.340, SLG: 0.465										3	0	0	0	1	0	0						
Darrell Porter, L (1, 2) OBP: 0.373, SLG: 0.411										4	0	2	0	0	2	1						
Willie Aikens, L (1, 3) OBP: 0.362, SLG: 0.429										4	0	1	0	0	0	2						
German Barranca, L (9, PR)										0	1	0	0	0	0	0						
Amos Otis, R (1, 8) OBP: 0.298, SLG: 0.354										4	0	1	0	0	1	1						
Clint Hurdle, L (1, 9) OBP: 0.387, SLG: 0.570										2	1	1	0	2	0	0						
Jamie Quirk, L (1, 5) OBP: 0.227, SLG: 0.302										3	0	1	1	0	0	2						
Frank White, R (1, 4) OBP: 0.294, SLG: 0.353										3	0	0	0	0	0	2						
U L Washington, S (1, 6) OBP: 0.335, SLG: 0.371										3	1	1	1	0	0	0						
Inning Stats	R: 0 E: 0 K: 0 S: 4	H: 1 LOB: 1 BB: 0 P: 4	R: 0 E: 0 K: 1 S: 4	H: 0 LOB: 0 BB: 1 P: 8	R: 0 E: 0 K: 0 S: 3	H: 0 LOB: 0 BB: 0 P: 3	R: 0 E: 1 K: 0 S: 4	H: 1 LOB: 1 BB: 0 P: 4	R: 2 E: 0 K: 0 S: 5	H: 3 LOB: 0 BB: 0 P: 5	R: 0 E: 0 K: 1 S: 5	H: 0 LOB: 0 BB: 0 P: 5	R: 0 E: 0 K: 1 S: 4	H: 1 LOB: 1 BB: 0 P: 4	R: 0 E: 0 K: 1 S: 5	H: 1 LOB: 1 BB: 1 P: 9	R: 1 E: 0 K: 0 S: 3	H: 2 LOB: 2 BB: 1 P: 7	1B: 8 2B: 1 3B: 0 HR: 0	SF: 1 SAC: 0 DP: 1 HBP: 0	WP: 0 PB: 0 SB: 0 CS: 2	PA: 35
PITCHER Gaylord Perry, R (1, 1) ERA: 3.78	IP: 8.0 WLS: L BF: 31 H: 8 R: 3 ER: 3 SO: 3 BB: 2 IBB: 0 HBP: 0 BLK: 0 WP: 0 HR: 0 S: 35 P: 43 ERA: 3.38 WHIP: 1.250																					
Jim Kern, R (9, 1) ERA: 6.12	IP: 0.1 WLS: L BF: 3 H: 1 R: 0 ER: 0 SO: 0 BB: 0 IBB: 1 HBP: 0 BLK: 0 WP: 0 HR: 2 S: 6 P: 6 ERA: 0.00 WHIP: 3.000																					

AB	30
R	3
H	9
RBI	3
BB	3
SO	3
LOB	8



Batter	1	2	3	4	5	6	7	8	9	AB	R	H	RBI	BB	SO	LOB	TOP				
Miguel Dilone, S OBP: 0.383, SLG: 0.450										3	1	2	0	1	0	1	Cleveland Indians @ Kansas City Royals Royals Stadium, Kansas City, MO Wed Jun 18 1980, 8:05 PM EDT Att: 23,736 - Unknown - 90 F				
Jorge Orta, L OBP: 0.422, SLG: 0.449										4	0	1	0	0	0	2					
Mike Hargrove, L OBP: 0.320, SLG: 0.417										4	0	0	1	0	1	2					
Joe Charboneau, R OBP: 0.359, SLG: 0.458										3	0	1	0	1	0	1					
Toby Harrah, R OBP: 0.357, SLG: 0.383										1	1	1	0	0	0	0					
Jerry Dybzinski, R OBP: 0.247, SLG: 0.321										2	0	0	0	0	0	3					
Gary Alexander, R OBP: 0.273, SLG: 0.306										1	0	0	0	0	0	0					
Dave Rosello, R OBP: 0.250, SLG: 0.341										0	0	0	0	0	0	0					
Alan Bannister, R OBP: 0.253, SLG: 0.233										3	0	0	0	0	0	2					
Rick Manning, L OBP: 0.350, SLG: 0.280										4	0	0	0	0	2	1					
Bo Diaz, R OBP: 0.339, SLG: 0.396										4	0	1	0	0	0	0					
Tom Verzyer, R OBP: 0.340, SLG: 0.364										4	0	1	0	0	1	1					
Inning Stats	R: 0 E: 0 K: 0 S: 3	H: 0 LOB: 1 BB: 1 P: 7	R: 1 E: 0 K: 1 S: 7	H: 2 LOB: 1 BB: 0 P: 7	R: 1 E: 1 K: 0 S: 6	H: 2 LOB: 2 BB: 0 P: 6	R: 0 E: 0 K: 0 S: 4	H: 1 LOB: 1 BB: 1 P: 4	R: 0 E: 0 K: 1 S: 5	H: 0 LOB: 1 BB: 0 P: 3	R: 0 E: 0 K: 0 S: 4	H: 2 LOB: 1 BB: 0 P: 4	R: 0 E: 0 K: 0 S: 3	H: 0 LOB: 0 BB: 0 P: 3	R: 0 E: 0 K: 2 S: 7	H: 0 LOB: 0 BB: 0 P: 7	1B: 5 2B: 2 3B: 0 HR: 0	SF: 0 SAC: 1 DP: 0 HBP: 0	WP: 0 PB: 0 SB: 3 CS: 0	PA: 36	
PITCHER Lary Gura, L ERA: 2.16	IP: 9.0 WLS: W BF: 36	H: 7 R: 2 ER: 2 SO: 4	BB: 2 IBB: 0 HBP: 0 BLK: 0	WP: 0 HR: 0 S: 42 P: 50	ERA: 2.00 WHIP: 1.000	PITCHER											IP: 9.0 WLS: W BF: 36	H: 7 R: 2 ER: 2 SO: 4	BB: 2 IBB: 0 HBP: 0 BLK: 0	WP: 0 HR: 0 S: 42 P: 50	ERA: 2.00 WHIP: 1.000

Batter	1	2	3	4	5	6	7	8	9	AB	R	H	RBI	BB	SO	LOB	BOTTOM				
Willie Wilson, S OBP: 0.344, SLG: 0.399										5	2	3	0	0	0	4	Cleveland Indians @ Kansas City Royals Royals Stadium, Kansas City, MO Wed Jun 18 1980, 8:05 PM EDT Att: 23,736 - Unknown - 90 F				
Frank White, R OBP: 0.290, SLG: 0.347										4	2	0	0	0	0	2					
Darrell Porter, L OBP: 0.385, SLG: 0.416										3	1	2	1	2	0	1					
Willie Aikens, L OBP: 0.371, SLG: 0.432										3	1	2	0	1	0	2					
German Barranca, L OBP: 0.221, SLG: 0.196										0	1	0	0	0	0	0					
Ralph LaCock, L OBP: 0.221, SLG: 0.196										0	0	0	0	0	0	0					
Amos Otis, R OBP: 0.293, SLG: 0.349										4	1	1	2	0	0	4					
Clint Hurdle, L OBP: 0.394, SLG: 0.568										4	1	2	1	1	0	2					
John Wathan, R OBP: 0.383, SLG: 0.417										3	0	1	1	2	0	2					
Jamie Quirk, L OBP: 0.239, SLG: 0.324										5	0	2	3	0	0	3					
U L Washington, S OBP: 0.341, SLG: 0.380										3	1	1	0	2	0	3					
Inning Stats	R: 0 E: 0 K: 0 S: 3	H: 1 LOB: 1 BB: 1 P: 7	R: 0 E: 0 K: 0 S: 4	H: 1 LOB: 3 BB: 2 P: 12	R: 4 E: 1 K: 0 S: 8	H: 5 LOB: 1 BB: 0 P: 8	R: 1 E: 0 K: 0 S: 5	H: 2 LOB: 2 BB: 0 P: 6	R: 0 E: 0 K: 0 S: 4	H: 1 LOB: 1 BB: 0 P: 4	R: 0 E: 0 K: 0 S: 2	H: 0 LOB: 1 BB: 2 P: 10	R: 0 E: 0 K: 0 S: 2	H: 0 LOB: 0 BB: 1 P: 6	R: 5 E: 1 K: 0 S: 8	H: 4 LOB: 2 BB: 2 P: 16	1B: 11 2B: 3 3B: 1 HR: 0	SF: 1 SAC: 1 DP: 3 HBP: 1	WP: 0 PB: 0 SB: 0 CS: 0	PA: 45	
PITCHER John Denny, R ERA: 3.57	IP: 3.0 WLS: L BF: 18	H: 4 R: 3 ER: 3 SO: 0	BB: 3 IBB: 0 HBP: 0 BLK: 0	WP: 0 HR: 0 S: 15 P: 27	ERA: 9.00 WHIP: 3.333	PITCHER											IP: 3.0 WLS: L BF: 18	H: 4 R: 3 ER: 3 SO: 0	BB: 3 IBB: 0 HBP: 0 BLK: 0	WP: 0 HR: 0 S: 15 P: 27	ERA: 9.00 WHIP: 3.333
Bob Ojehinko, L ERA: 6.1	IP: 4.0 WLS: L BF: 19	H: 4 R: 3 ER: 3 SO: 0	BB: 4 IBB: 0 HBP: 1 BLK: 0	WP: 0 HR: 0 S: 14 P: 31	ERA: 6.75 WHIP: 2.000	PITCHER											IP: 4.0 WLS: L BF: 19	H: 4 R: 3 ER: 3 SO: 0	BB: 4 IBB: 0 HBP: 1 BLK: 0	WP: 0 HR: 0 S: 14 P: 31	ERA: 6.75 WHIP: 2.000
Sid Monge, L ERA: 3.82	IP: 1.0 WLS: L BF: 8	H: 3 R: 3 ER: 3 SO: 0	BB: 1 IBB: 0 HBP: 0 BLK: 0	WP: 0 HR: 0 S: 7 P: 11	ERA: 9.00 WHIP: 4.000	PITCHER											IP: 1.0 WLS: L BF: 8	H: 3 R: 3 ER: 3 SO: 0	BB: 1 IBB: 0 HBP: 0 BLK: 0	WP: 0 HR: 0 S: 7 P: 11	ERA: 9.00 WHIP: 4.000

Batter	1	2	3	4	5	6	7	8	9	AB	R	H	RBI	BB	SO	LOB	TOP					
Miguel Dilone, S OBP: 0.393, SLG: 0.467 (1, 7)										5	1	3	0	0	2	0	Cleveland Indians @ Kansas City Royals Royals Stadium, Kansas City, MO Thu Jun 19 1980, 8:05 PM EDT Att: 21,158 - Unknown - 79 F					
Jorge Orta, L OBP: 0.426, SLG: 0.448 (1, 9)										3	2	1	1	2	1	1						
Mike Hargrove, L OBP: 0.316, SLG: 0.417 (1, 3)										5	0	1	1	0	1	4						
Joe Charboneau, R OBP: 0.360, SLG: 0.457 Dell Alton, L OBP: 0.297, SLG: 0.290 (9, PR)										5	0	2	0	0	0	2						
Toby Harrah, R OBP: 0.362, SLG: 0.387 (1, 5)										3	1	2	2	0	0	0						
Ron Hassey, L OBP: 0.367, SLG: 0.420 (1, 2)										3	0	1	0	2	1	3						
Rick Manning, L OBP: 0.346, SLG: 0.273 (1, 8)										4	0	0	0	1	1	6						
Alan Bannister, R OBP: 0.253, SLG: 0.241 Jery Dyzinski, R OBP: 0.244, SLG: 0.317 (8, 4)										4	0	1	1	0	0	0						
Tom Verzyer, R OBP: 0.335, SLG: 0.354 (1, 6)										4	1	0	0	1	0	5						
Inning Stats	R: 2 E: 0 K: 0 S: 5	H: 2 LOB: 2 BB: 2 P: 13	R: 0 E: 0 K: 0 S: 4	H: 1 LOB: 2 BB: 1 P: 8	R: 0 E: 0 K: 0 S: 3	H: 0 LOB: 1 BB: 1 P: 7	R: 1 E: 0 K: 1 S: 6	H: 1 LOB: 1 BB: 1 P: 10	R: 1 E: 0 K: 1 S: 7	H: 2 LOB: 2 BB: 0 P: 11	R: 1 E: 0 K: 1 S: 8	H: 3 LOB: 2 BB: 0 P: 8	R: 0 E: 0 K: 2 S: 5	H: 0 LOB: 0 BB: 0 P: 5	R: 0 E: 0 K: 2 S: 7	H: 0 LOB: 0 BB: 0 P: 7		R: 0 E: 0 K: 0 S: 5	H: 2 LOB: 2 BB: 0 P: 6	1B: 8 2B: 3 3B: 0 HR: 0	SF: 1 SAC: 0 DP: 0 HBP: 1	WP: 0 PB: 0 SB: 3 CS: 0
PITCHER	IP WLS BF H R ER SO BB IBB HBP BLK WP HR S P ERA WHIP	5.0 L 27 6 4 4 2 6 0 0 0 0 0 25 49 7.20 2.400	3.0 S 15 5 1 1 4 0 0 1 0 0 0 22 23 3.00 1.667	1.0 S 3 0 0 0 0 0 0 0 0 0 0 3 3 0.00 0.000	PITCHER										IP WLS BF H R ER SO BB IBB HBP BLK WP HR S P ERA WHIP	5.0 L 27 6 4 4 2 6 0 0 0 0 0 25 49 7.20 2.400	3.0 S 15 5 1 1 4 0 0 1 0 0 0 22 23 3.00 1.667	1.0 S 3 0 0 0 0 0 0 0 0 0 0 3 3 0.00 0.000				

Batter	1	2	3	4	5	6	7	8	9	AB	R	H	RBI	BB	SO	LOB	BOTTOM					
Willie Wilson, S OBP: 0.345, SLG: 0.409 (1, 7)										5	1	2	1	0	1	1	Cleveland Indians @ Kansas City Royals Royals Stadium, Kansas City, MO Thu Jun 19 1980, 8:05 PM EDT Att: 21,158 - Unknown - 79 F					
Frank White, R OBP: 0.285, SLG: 0.341 Ralph LaCock, L OBP: 0.219, SLG: 0.194 (9, PH)										4	0	0	0	0	2	1						
Darrell Porter, L OBP: 0.388, SLG: 0.411 (1, 10)										2	0	0	0	2	0	1						
Willie Aikens, L OBP: 0.365, SLG: 0.424 (1, 3)										4	0	0	0	0	1	4						
Amos Otis, R OBP: 0.301, SLG: 0.391 (1, 8)										4	2	2	1	0	1	1						
Clint Hurdle, L OBP: 0.396, SLG: 0.580 (1, 9)										4	1	2	1	0	0	0						
John Wathan, R OBP: 0.376, SLG: 0.408 (1, 2)										4	0	0	1	0	1	1						
Jamie Quirk, L OBP: 0.253, SLG: 0.333 (1, 5)										4	0	2	0	0	1	1						
U L Washington, S OBP: 0.335, SLG: 0.373 (1, 6)										4	0	0	0	0	1	2						
Inning Stats	R: 0 E: 0 K: 1 S: 6	H: 1 LOB: 1 BB: 0 P: 6	R: 2 E: 0 K: 1 S: 8	H: 3 LOB: 1 BB: 0 P: 8	R: 0 E: 0 K: 0 S: 3	H: 0 LOB: 0 BB: 0 P: 3	R: 0 E: 1 K: 0 S: 4	H: 1 LOB: 1 BB: 0 P: 4	R: 0 E: 1 K: 0 S: 4	H: 0 LOB: 2 BB: 1 P: 8	R: 1 E: 0 K: 1 S: 7	H: 2 LOB: 1 BB: 0 P: 7	R: 1 E: 0 K: 1 S: 6	H: 1 LOB: 1 BB: 1 P: 10	R: 0 E: 0 K: 1 S: 5	H: 0 LOB: 0 BB: 0 P: 5		R: 0 E: 0 K: 2 S: 7	H: 0 LOB: 0 BB: 0 P: 7	1B: 5 2B: 0 3B: 1 HR: 2	SF: 0 SAC: 0 DP: 0 HBP: 0	WP: 0 PB: 0 SB: 2 CS: 0
PITCHER	IP WLS BF H R ER SO BB IBB HBP BLK WP HR S P ERA WHIP	6.0 W 27 7 3 3 3 1 0 0 0 0 0 18 22 4.50 1.333	3.0 S 11 1 1 1 4 1 0 0 0 0 0 18 22 3.00 0.667	PITCHER										IP WLS BF H R ER SO BB IBB HBP BLK WP HR S P ERA WHIP	6.0 W 27 7 3 3 3 1 0 0 0 0 0 18 22 4.50 1.333	3.0 S 11 1 1 1 4 1 0 0 0 0 0 18 22 3.00 0.667						

Batter	1	2	3	4	5	6	7	8	9	AB	R	H	RBI	BB	SO	LOB	TOP																			
Charlie Moore, R OBP: 0.338, SLG: 0.346 (1, 2)	L7		1B		F8		SH SH1-4 2B	K		5	1	2	1	0	1	0	Milwaukee Brewers @ Kansas City Royals Royals Stadium, Kansas City, MO Fri Jun 20 1980, 8:05 PM EDT Att: 38,179 - Unknown - 67 F																			
Don Money, R OBP: 0.363, SLG: 0.505 (1, 5)	L7		K		F7		SH1-4		F8	5	1	1	0	0	1	3																				
Cecil Cooper, L OBP: 0.368, SLG: 0.529 (1, 3)	K2-3		F7		4-3		2B IBB	2B		4	2	1	1	1	1	1																				
Dick Davis, R OBP: 0.318, SLG: 0.422 (1, 10)		K	F8				G3 1B	1B 2B	3B	5	1	3	4	0	1	1																				
Ben Oglivie, L OBP: 0.400, SLG: 0.635 (1, 7)		1B E 1B			WP 1B 2B		G3 1-2	1B E IBB	F9	4	3	2	0	1	0	2																				
Sixto Lezcano, R OBP: 0.322, SLG: 0.433 (1, 9)	F8				FC1-5 1B 2-3 BB		HBP	S 1B	F7	3	0	1	1	1	0	1																				
Gorman Thomas, R OBP: 0.285, SLG: 0.410 (1, 8)		E 1B			FC1-5 1B		K	K	K	5	0	2	1	0	3	3																				
Jim Gantner, L OBP: 0.282, SLG: 0.290 (1, 4)	E3				FC1-5 1B G5-4-3		1-3	P4		5	1	1	0	0	0	6																				
Ed Romero, R OBP: 0.379, SLG: 0.444 (1, 6)	K				G5-4-3		SH1-4 2B 1B	K		5	1	2	0	0	2	4																				
Inning Stats	R: 0 E: 0 K: 1 S: 5	H: 0 LOB: 0 BB: 0 P: 5	R: 1 E: 1 K: 2 S: 10	H: 2 LOB: 2 BB: 0 P: 10	R: 0 E: 0 K: 1 S: 6	H: 1 LOB: 1 BB: 1 P: 6	R: 1 E: 0 K: 0 S: 4	H: 2 LOB: 1 BB: 1 P: 8	R: 0 E: 0 K: 0 S: 3	H: 0 LOB: 0 BB: 0 P: 3	R: 0 E: 0 K: 1 S: 6	H: 1 LOB: 2 BB: 0 P: 7	R: 5 E: 1 K: 1 S: 9	H: 3 LOB: 1 BB: 2 P: 17	R: 2 E: 0 K: 2 S: 10	H: 3 LOB: 1 BB: 0 P: 10	R: 1 E: 0 K: 1 S: 8	H: 3 LOB: 2 BB: 0 P: 8	1B: 10 2B: 4 3B: 1 HR: 0	SF: 0 SAC: 2 DP: 1 HBP: 1	WP: 1 PA: 47 PB: 0 CS: 1															
PITCHER	IP	WLS	BF	H	R	ER	SO	BB	IBB	HBP	BLK	WP	HR	S	P	ERA	WHIP	PITCHER		IP	WLS	BF	H	R	ER	SO	BB	IBB	HBP	BLK	WP	HR	S	P	ERA	WHIP
Dennis Leonard, R ERA: 4.61 (1, 1)	6.1	L	33	9	7	4	5	1	2	1	0	1	0	39	52	5.68	1.579																			
Marty Pattin, R ERA: 3.57 (7, 1)	2.2	S	14	6	3	3	4	0	0	0	0	0	0	22	22	10.12	2.250																			

AB 41
R 10
H 15
RBI 8
BB 3
SO 9
LOB 21



Batter	1	2	3	4	5	6	7	8	9	AB	R	H	RBI	BB	SO	LOB	BOTTOM																			
Willie Wilson, S OBP: 0.346, SLG: 0.413 (1, 7)	S 1B		6-3		6-3		4-3			5	0	2	0	0	0	0	Milwaukee Brewers @ Kansas City Royals Royals Stadium, Kansas City, MO Fri Jun 20 1980, 8:05 PM EDT Att: 38,179 - Unknown - 67 F																			
Frank White, R OBP: 0.281, SLG: 0.336 (1, 4)	K		K		G1		K		F7	4	0	0	0	0	3	1																				
Ralph LaCock, L OBP: 0.217, SLG: 0.192 (9, PH)										1	0	0	0	0	0	1																				
Darrell Porter, L OBP: 0.383, SLG: 0.400 (1, 2)	F7				F7		P5		F9	4	1	0	0	1	0	2																				
Willie Aikens, L OBP: 0.371, SLG: 0.432 (1, 3)	P6				BB 1B BB		1B 1B		F9	3	3	2	1	1	0	1																				
Hal McRae, R OBP: 0.337, SLG: 0.459 (1, 10)		E6			L7		1B 1B		K	4	0	1	0	0	1	2																				
Amos Otis, R OBP: 0.306, SLG: 0.389 (1, 8)	L7				1B BB		K		WP	3	1	1	0	1	1	3																				
Clint Hurdle, L OBP: 0.399, SLG: 0.578 (1, 9)	P6				1B 1B		L6-5 1B		L8	4	0	2	2	0	0	2																				
Jamie Quirk, L OBP: 0.253, SLG: 0.329 (1, 5)	K				1B 1B		L6-5		K	4	0	1	1	0	2	4																				
U L Washington, S OBP: 0.329, SLG: 0.366 (1, 6)			4-3		K		F5		5-3	4	0	0	0	0	1	2																				
Inning Stats	R: 0 E: 0 K: 1 S: 6	H: 1 LOB: 1 BB: 0 P: 6	R: 0 E: 1 K: 1 S: 6	H: 0 LOB: 1 BB: 0 P: 6	R: 0 E: 0 K: 1 S: 5	H: 0 LOB: 0 BB: 0 P: 5	R: 2 E: 0 K: 1 S: 7	H: 2 LOB: 2 BB: 2 P: 15	R: 0 E: 0 K: 0 S: 3	H: 0 LOB: 0 BB: 0 P: 3	R: 1 E: 0 K: 1 S: 7	H: 3 LOB: 1 BB: 0 P: 7	R: 0 E: 0 K: 1 S: 5	H: 0 LOB: 0 BB: 0 P: 5	R: 2 E: 0 K: 2 S: 9	H: 2 LOB: 1 BB: 1 P: 13	R: 0 E: 0 K: 0 S: 4	H: 1 LOB: 1 BB: 0 P: 4	1B: 7 2B: 3 3B: 0 HR: 0	SF: 0 SAC: 0 DP: 1 HBP: 0	WP: 1 PA: 39 PB: 0 CS: 0															
PITCHER	IP	WLS	BF	H	R	ER	SO	BB	IBB	HBP	BLK	WP	HR	S	P	ERA	WHIP	PITCHER		IP	WLS	BF	H	R	ER	SO	BB	IBB	HBP	BLK	WP	HR	S	P	ERA	WHIP
Moose Haas, R ERA: 3.31 (1, 1)	6.0	W	26	6	3	3	5	2	0	0	0	1	0	34	42	4.50	1.333																			
Bill Castro, R ERA: 1.89 (7, 1)	3.0	S	13	3	2	2	3	1	0	0	0	1	0	18	22	6.00	1.333																			

AB 36
R 5
H 9
RBI 4
BB 3
SO 8
LOB 18



Batter	1	2	3	4	5	6	7	8	9	AB	R	H	RBI	BB	SO	LOB	TOP					
Dick Davis, R OBP: 0.327, SLG: 0.428 (1, 10)	0-0 4-1 1B		0-0 HR 1B		0-0 F9		0-0 1-3 1B		0-3 K	5	2	3	0	0	1	1						
Don Money, R OBP: 0.367, SLG: 0.560 (1, 4) (7, 5)	0-0 F8		0-0 HR		0-0 HR		0-0 1-3			4	2	2	3	0	0	4						
Cecil Cooper, L OBP: 0.362, SLG: 0.520 (1, 3)	0-0 4-1 1-2		0-0 1-3		0-0 P6		0-0 G3			4	0	0	0	0	0	1						
Gorman Thomas, R OBP: 0.285, SLG: 0.408 (1, 8)	0-0 E S 2H 1B		0-0 P4		0-0 P4		0-0 5-3			4	0	1	1	0	0	0						
Ben Oglivie, L OBP: 0.398, SLG: 0.628 (1, 7)	0-0 G3		0-0 L8		0-0 P6		0-0 1B			4	0	1	0	0	0	1						
Sixto Lezcano, R OBP: 0.317, SLG: 0.425 (1, 9)		0-0 4-3		0-0 P4		0-0 F8		0-0 F9		4	0	0	0	0	0	1						
Sal Bando, R OBP: 0.302, SLG: 0.310 Ed Romero, R OBP: 0.367, SLG: 0.429 (7, PR) (7, 6)		0-0 G4-6-3 1B		0-0 F8		0-0 1B 2B		0-0 F3		3	0	2	0	0	0	0						
Jim Gantner, L OBP: 0.281, SLG: 0.297 (1, 6) (7, 4)		0-0 G4-6-3 1-2		0-0 B1-3		0-3 K		0-0 2B		4	0	1	0	0	1	2						
Buck Martinez, R OBP: 0.250, SLG: 0.269 (1, 2)		0-0 5-3		0-0 5-3		0-0 1B 2H 1B		0-0 P6		4	0	1	1	0	0	1						
Inning Stats	R: 1 E: 0 K: 0 S: 5	H: 2 LOB: 1 BB: 0 P: 5	R: 0 E: 0 K: 0 S: 3	H: 1 LOB: 0 BB: 0 P: 3	R: 2 E: 0 K: 0 S: 5	H: 2 LOB: 0 BB: 0 P: 5	R: 0 E: 0 K: 0 S: 3	H: 0 LOB: 0 BB: 0 P: 3	R: 0 E: 0 K: 0 S: 3	H: 0 LOB: 0 BB: 0 P: 3	R: 1 E: 0 K: 1 S: 4	H: 1 LOB: 0 BB: 0 P: 4	R: 1 E: 0 K: 1 S: 8	H: 3 LOB: 3 BB: 0 P: 8	R: 0 E: 0 K: 0 S: 4	H: 1 LOB: 1 BB: 0 P: 4	R: 0 E: 0 K: 1 S: 6	H: 1 LOB: 1 BB: 0 P: 6	1B: 7 2B: 2 3B: 0 HR: 2	SF: 0 SAC: 0 DP: 1 HBP: 0	WP: 0 PB: 0 CS: 1	PA: 37
PITCHER	IP WLS BF H R ER SO BB IBB HBP BLK WP HR S P ERA WHIP	IP WLS BF H R ER SO BB IBB HBP BLK WP HR S P ERA WHIP															IP WLS BF H R ER SO BB IBB HBP BLK WP HR S P ERA WHIP					
Paul Splittorf, L ERA: 4.57 Rawly Eastwick, R ERA:	(1, 1) 6.2 L 28 9 5 5 1 0 0 0 0 0 2 30 30 6.75 1.350	(7, 1) 2.1 9 2 0 0 1 0 0 0 0 0 0 0 11 11 0.00 0.857																				

Milwaukee Brewers @ Kansas City Royals
 Royals Stadium, Kansas City, MO
 Sat Jun 21 1980, 8:05 PM EDT
 Att: 40,344 - Unknown

AB	37
R	5
H	11
RBI	5
BB	0
SO	2
LOB	11



Batter	1	2	3	4	5	6	7	8	9	AB	R	H	RBI	BB	SO	LOB	BOTTOM			
Willie Wilson, S OBP: 0.344, SLG: 0.410 (1, 7)	0-0 F9		0-0 F8		0-0 1-2 1B		0-0 L6			4	0	1	0	0	0	1				
Hal McRae, R OBP: 0.335, SLG: 0.450 (1, 10)	1-0 G6-4-3 HBP		0-0 F9		0-0 6-3		0-0 F7			3	0	0	0	0	0	3				
Amos Otis, R OBP: 0.315, SLG: 0.380 (1, 8)	0-0 G6-4-3 1-2		4-0 S BB		0-0 6-3		4-0 G4-6-3 BB			2	0	0	0	2	0	1				
Willie Aikens, L OBP: 0.369, SLG: 0.429 (1, 3)		0-0 FC6-4 1B 1B		0-0 F8		0-0 4-3		0-0 G4-6-3 1-2		4	0	1	0	0	0	2				
Darrell Porter, L OBP: 0.390, SLG: 0.409 (1, 2)		0-0 FC6-4 1-2 1B		0-0 L8		0-0 1B 1B		0-0 G4-6-3 1B 1B		4	1	3	0	0	0	1				
Clint Hurdle, L OBP: 0.401, SLG: 0.576 (1, 9)		0-0 FC6-4 1-2 2-3 1B		0-0 F7		0-0 1-2 1B		0-0 G4-6-3 1-2 1B		4	0	2	0	0	0	3				
Jamie Quirk, L OBP: 0.241, SLG: 0.313 (1, 5)		0-0 G6-4-3 1-2		0-0 F7		0-0 L8		0-0 G4-6-3 1-2 2-3		4	0	0	0	0	0	6				
Dave Chalk, R OBP: 0.295, SLG: 0.304 John Wathan, R OBP: 0.379, SLG: 0.411 (9, PH)			0-0 5-3 1B		0-0 6-3		0-0 5-3		0-0 FC6-4 1B		3	0	1	0	0	0				
U L Washington, S OBP: 0.328, SLG: 0.361 (1, 6)			0-0 5-3		4-0 1B BB		0-0 F7		0-0 FC6-4 1-2		3	0	0	0	1	0				
Inning Stats	R: 0 E: 0 K: 0 S: 2	H: 0 LOB: 0 BB: 0 P: 3	R: 0 E: 0 K: 0 S: 4	H: 2 LOB: 1 BB: 0 P: 4	R: 0 E: 0 K: 0 S: 3	H: 0 LOB: 1 BB: 1 P: 7	R: 0 E: 0 K: 0 S: 4	H: 1 LOB: 2 BB: 1 P: 8	R: 0 E: 0 K: 0 S: 5	H: 2 LOB: 2 BB: 0 P: 5	R: 0 E: 0 K: 0 S: 3	H: 0 LOB: 0 BB: 0 P: 3	R: 0 E: 0 K: 0 S: 2	H: 0 LOB: 0 BB: 1 P: 6	R: 1 E: 0 K: 0 S: 5	H: 3 LOB: 1 BB: 0 P: 5	1B: 9 2B: 0 3B: 0 HR: 0	SF: 0 SAC: 0 DP: 4 HBP: 1	WP: 0 PB: 0 CS: 0	PA: 36
PITCHER	IP WLS BF H R ER SO BB IBB HBP BLK WP HR S P ERA WHIP	IP WLS BF H R ER SO BB IBB HBP BLK WP HR S P ERA WHIP															IP WLS BF H R ER SO BB IBB HBP BLK WP HR S P ERA WHIP			
Lary Sorensen, R ERA: 3.61 (1, 1)	(1, 1) 9.0 W 36 9 1 1 0 3 0 1 0 0 0 32 45 1.00 1.333																			

Milwaukee Brewers @ Kansas City Royals
 Royals Stadium, Kansas City, MO
 Sat Jun 21 1980, 8:05 PM EDT
 Att: 40,344 - Unknown

AB	32
R	1
H	9
RBI	1
BB	3
SO	0
LOB	19



Batter	1	2	3	4	5	6	7	8	9	AB	R	H	RBI	BB	SO	LOB	TOP		
Charlie Moore, R OBP: 0.329, SLG: 0.338 (1, 2)	F7	SF9		FC5-4			L7			3	0	0	1	0	0	1			
Don Money, R OBP: 0.371, SLG: 0.584 (1, 5)	HR	1B			L8		F5			4	1	2	1	0	0	0			
Cecil Cooper, L OBP: 0.360, SLG: 0.515 (1, 3)	1B	P3			4-3		F7			4	0	1	0	0	0	2			
Dick Davis, R OBP: 0.323, SLG: 0.422 Mark Brouhard, R OBP: 0.293, SLG: 0.386 (5, PH)	F4			K			F8			2	0	0	0	0	1	1			
Ben Oglivie, L OBP: 0.395, SLG: 0.622 (1, 7)	G3			E3			L8			4	1	1	0	0	0	1			
Sixto Lezcano, R OBP: 0.316, SLG: 0.419 (1, 9)		SH3-4 1B WP BB		F9			6-3			3	1	0	0	1	1	2			
Gorman Thomas, R OBP: 0.284, SLG: 0.405 (1, 8)		WP SH3-4 SF9 1B		K			F7			4	1	1	0	0	2	1			
Jim Gantner, L OBP: 0.283, SLG: 0.298 (1, 4)		SH3-4		4-3			G3			3	0	1	1	0	0	0			
Ed Romero, R OBP: 0.324, SLG: 0.375 (1, 6)		K 1B 2-3 3H		E9			F7			4	0	0	0	0	2	2			
Inning Stats	R: 1 E: 0 K: 0 S: 5	H: 2 LOB: 1 BB: 0 P: 5	R: 2 E: 0 K: 1 S: 8	H: 2 LOB: 2 BB: 1 P: 12	R: 0 E: 1 K: 1 S: 5	H: 0 LOB: 0 BB: 0 P: 5	R: 0 E: 1 K: 1 S: 6	H: 0 LOB: 1 BB: 0 P: 6	R: 0 E: 0 K: 0 S: 3	H: 0 LOB: 0 BB: 0 P: 3	R: 0 E: 0 K: 0 S: 3	H: 0 LOB: 0 BB: 0 P: 3	R: 0 E: 0 K: 0 S: 3	R: 1 E: 0 K: 3 S: 11	H: 2 LOB: 1 BB: 0 P: 11	1B: 5 2B: 0 3B: 0 HR: 1	SF: 1 SAC: 1 DP: 0 HBP: 0	WP: 1 PB: 1 CS: 0	PA: 36
PITCHER Rich Gale, R ERA: 4.63 (1, 1)	IP: 9.0 WLS: W BF: 36 H: 6 R: 4 ER: 3 SO: 6 BB: 1 IBB: 0 HBP: 0 BLK: 0 WP: 1 HR: 1 S: 47 P: 51 ERA: 3.00 WHIP: 0.778																		

Milwaukee Brewers @ Kansas City Royals
 Royals Stadium, Kansas City, MO
 Sun Jun 22 1980, 4:33 AM EDT
 Att: 39,592 - Unknown

AB 33
 R 4
 H 6
 RBI 3
 BB 1
 SO 6
 LOB 10



Batter	1	2	3	4	5	6	7	8	9	AB	R	H	RBI	BB	SO	LOB	BOTTOM	
Willie Wilson, S OBP: 0.342, SLG: 0.407 (1, 7)	L4-6 BLK 1B	K			F3	F8		6-3		5	0	1	0	0	1	6		
U L Washington, S OBP: 0.327, SLG: 0.372 (1, 6)	L4-6			5-3		4-3				4	1	1	2	0	0	4		
Hal McRae, R OBP: 0.339, SLG: 0.452 (1, 10)	1-3			S 1B	5-3		G6-4-3 1B			4	0	2	0	0	0	0		
Amos Otis, R OBP: 0.313, SLG: 0.406 (1, 8)		HR		K	5-3		G6-4-3 1B			4	1	1	1	0	1	2		
Darrell Porter, L OBP: 0.382, SLG: 0.399 (1, 2)		P6		4-3		G3	F8			4	0	0	0	0	0	1		
Willie Aikens, L OBP: 0.372, SLG: 0.445 German Barranca, L (6, FR)		HR		G3		E 1B 1B		K		3	1	2	1	0	0	0		
Ralph LaCock, L OBP: 0.216, SLG: 0.190 (7, 3)		HR								0	1	0	0	0	0	0		
Clint Hurdle, L OBP: 0.403, SLG: 0.574 (1, 9)		P6		B1-3		E7 1B 1B		2B 1B		4	1	2	0	0	0	0		
Dave Chalk, R OBP: 0.300, SLG: 0.321 Jamie Quirk, L OBP: 0.259, SLG: 0.333 (6, PH) (7, 5)		1B 2B		F8		1B IBB		2B		2	1	1	0	0	0	0		
Frank White, R OBP: 0.288, SLG: 0.343 (1, 4)		2B						K		4	1	3	2	0	1	1		
Inning Stats	R: 0 E: 0 K: 0 S: 3	H: 1 LOB: 0 BB: 0 P: 3	R: 3 E: 0 K: 1 S: 9	H: 4 LOB: 1 BB: 0 P: 9	R: 0 E: 0 K: 1 S: 6	H: 1 LOB: 1 BB: 0 P: 6	R: 0 E: 0 K: 0 S: 3	H: 0 LOB: 0 BB: 0 P: 3	R: 2 E: 0 K: 0 S: 5	H: 2 LOB: 3 BB: 1 P: 10	R: 0 E: 0 K: 0 S: 3	H: 1 LOB: 0 BB: 0 P: 3	R: 1 E: 0 K: 2 S: 9	H: 2 LOB: 1 BB: 0 P: 9	1B: 9 2B: 3 3B: 0 HR: 3	SF: 0 SAC: 0 DP: 2 HBP: 0	WP: 0 PB: 0 CS: 0	PA: 37
PITCHER Mike Caldwell, L ERA: 3.44 Paul Mitchell, R ERA: 2.25 (6, 1)	IP: 5.1 WLS: L BF: 25 H: 10 R: 6 ER: 6 SO: 2 BB: 0 IBB: 0 HBP: 0 BLK: 1 WP: 0 HR: 3 S: 29 P: 29 ERA: 10.12 WHIP: 1.875																	

Milwaukee Brewers @ Kansas City Royals
 Royals Stadium, Kansas City, MO
 Sun Jun 22 1980, 4:33 AM EDT
 Att: 39,592 - Unknown

AB 36
 R 7
 H 14
 RBI 7
 BB 1
 SO 4
 LOB 14



Batter	1	2	3	4	5	6	7	8	9	AB	R	H	RBI	BB	SO	LOB	TOP			
Willie Wilson, S (1, 7) OBP: 0.346, SLG: 0.417	0-0 CS 1B		0-0 S SH1-3 1B		0-0 6-3		0-0 F8		0-0 3B	5	0	3	0	0	0	0	Kansas City Royals @ Minnesota Twins Metropolitan Stadium, Bloomington, MI Mon Jun 23 1980, 8:05 PM EDT Att. 7,525 - Unknown - 85 F			
U L Washington, S (1, 6) OBP: 0.321, SLG: 0.366	0-3 K		0-0 SH1-3		0-3 K		0-3 K		0-3 K	4	0	0	0	0	4	2				
Hal McRae, R (1, 10) OBP: 0.331, SLG: 0.440	0-3 K		0-3 K		0-3 K		0-3 K			4	0	0	0	0	4	1				
Amos Otis, R (1, 8) OBP: 0.303, SLG: 0.390		0-3 K	0-3 K			0-3 K			0-0 F9	4	0	0	0	0	3	1				
Willie Aikens, L (1, 3) OBP: 0.374, SLG: 0.455		0-0 L1		0-3 K		0-0 E		0-0 2B	0-0 2B	4	1	2	0	0	1	0				
Rusty Torres, S (8, PR) OBP: 0.333, SLG: 0.161										0	0	0	0	0	0	0				
Ralph LaCook, L (8, 3) OBP: 0.216, SLG: 0.190										0	0	0	0	0	0	0				
John Wathan, R (1, 2) OBP: 0.381, SLG: 0.413		0-0 BB 1B		0-0 4-3		0-0 E7 2B 2H 1B		0-0 F7		4	0	2	0	0	0	1				
Clint Hurdle, L (1, 9) OBP: 0.411, SLG: 0.585		0-0 BB 1B		0-0 BB 1B		0-0 1-3 2B		0-3 K		4	0	3	0	0	1	1				
Dave Chalk, R (1, 5) OBP: 0.309, SLG: 0.313		4-0 1-2 2-3 BB		4-0 1-2 BB		0-3 K			0-0 6-3	2	0	0	0	2	1	2				
Frank White, R (1, 4) OBP: 0.284, SLG: 0.337		0-3 K		0-0 5-3		0-0 F8			0-0 6-3	4	0	0	0	0	1	7				
Inning Stats	R: 0 E: 0 K: 2 S: 7	H: 1 LOB: 0 BB: 0 P: 7	R: 0 E: 0 K: 2 S: 9	H: 2 LOB: 3 BB: 1 P: 13	R: 0 E: 0 K: 1 S: 8	H: 1 LOB: 2 BB: 1 P: 10	R: 0 E: 0 K: 2 S: 7	H: 0 LOB: 0 BB: 0 P: 7	R: 1 E: 1 K: 2 S: 10	H: 3 LOB: 2 BB: 0 P: 10	R: 0 E: 0 K: 1 S: 6	H: 1 LOB: 1 BB: 0 P: 6	R: 0 E: 0 K: 1 S: 6	H: 1 LOB: 1 BB: 0 P: 6	R: 0 E: 0 K: 1 S: 6	H: 1 LOB: 1 BB: 0 P: 6	1B: 6 2B: 3 3B: 1 HR: 0	SF: 0 SAC: 1 DP: 0 HBP: 0	WP: 0 PB: 0 SB: 1 CS: 1	PA: 38
PITCHER Jerry Koonsman, L (1, 1) ERA: 4.11	IP: 9.0 WLS: W BF: 38 H: 10 R: 1 ER: 1 SO: 15 BB: 2 IBB: 0 HBP: 0 BLK: 0 WP: 0 HR: 0 S: 66 P: 74 ERA: 1.00 WHIP: 1.333															PITCHER				

Batter	1	2	3	4	5	6	7	8	9	AB	R	H	RBI	BB	SO	LOB	BOTTOM			
Butch Wynegar, S (1, 2) OBP: 0.371, SLG: 0.433	0-0 F9		0-0 HR 2H 1B		0-0 F7			0-0 4-3		4	1	1	1	0	0	0	Kansas City Royals @ Minnesota Twins Metropolitan Stadium, Bloomington, MI Mon Jun 23 1980, 8:05 PM EDT Att. 7,525 - Unknown - 85 F			
Roy Smalley, S (1, 6) OBP: 0.353, SLG: 0.415	0-0 P5		0-0 HR 2H 1B		0-0 P3			4-0 E 1B BB		3	2	1	2	1	0	0				
Ron Jackson, R (1, 3) OBP: 0.278, SLG: 0.336	0-0 6-3		0-0 L8			0-3 K		0-0 E5 1B E4		4	0	0	0	0	1	1				
Jose Morales, R (1, 10) OBP: 0.405, SLG: 0.507		0-0 5-3	0-0 2B			0-0 1B		0-0 F7		4	0	2	0	0	0	2				
John Castino, R (1, 5) OBP: 0.342, SLG: 0.433		0-0 E9	0-0 6-3			0-3 K		0-0 E4 1B		4	0	1	1	0	1	2				
Dave Edwards, R (1, 8) OBP: 0.284, SLG: 0.256		0-3 K		0-0 4-3		0-0 F9		0-0 E4 1-2 2H		4	0	0	0	0	1	4				
Hosken Powell, L (1, 9) OBP: 0.302, SLG: 0.333		0-0 4-3		0-0 B1-3			0-0 F8			3	0	0	0	0	0	1				
Rob Wilfong, L (1, 4) OBP: 0.293, SLG: 0.324			0-0 F8	0-0 G3			0-0 F2			3	0	0	0	0	0	0				
Rick Sofield, L (1, 7) OBP: 0.279, SLG: 0.410			0-0 1B 2B		0-0 3-1		0-0 F9			3	1	1	0	0	0	0				
Inning Stats	R: 0 E: 0 K: 0 S: 3	H: 0 LOB: 0 BB: 0 P: 3	R: 0 E: 1 K: 1 S: 6	H: 0 LOB: 1 BB: 0 P: 6	R: 3 E: 0 K: 0 S: 7	H: 4 LOB: 1 BB: 0 P: 7	R: 0 E: 0 K: 0 S: 3	H: 0 LOB: 0 BB: 0 P: 3	R: 0 E: 0 K: 2 S: 8	H: 1 LOB: 1 BB: 0 P: 8	R: 0 E: 0 K: 0 S: 3	H: 0 LOB: 0 BB: 0 P: 3	R: 1 E: 2 K: 0 S: 5	H: 1 LOB: 2 BB: 1 P: 9	R: 0 E: 0 K: 1 S: 6	H: 1 LOB: 2 BB: 0 P: 6		1B: 3 2B: 2 3B: 0 HR: 1	SF: 0 SAC: 0 DP: 0 HBP: 0	WP: 0 PB: 0 SB: 0 CS: 0
PITCHER Larry Gura, L (1, 1) ERA: 2.23	IP: 8.0 WLS: L BF: 33 H: 6 R: 4 ER: 3 SO: 3 BB: 1 IBB: 0 HBP: 0 BLK: 0 WP: 0 HR: 1 S: 38 P: 42 ERA: 3.38 WHIP: 0.875															PITCHER				

Batter	1	2	3	4	5	6	7	8	9	AB	R	H	RBI	BB	SO	LOB	TOP					
Willie Wilson, S (1, 7) OBP: 0.343, SLG: 0.413	0-3 K		0-0 4-3		0-0 P4			0-0 SH1-4		3	0	0	0	0	1	0	Kansas City Royals @ Minnesota Twins Metropolitan Stadium, Bloomington, MI Tue Jun 24 1980, 8:05 PM EDT Unknown - 78 F					
U L Washington, S (1, 6) OBP: 0.316, SLG: 0.359	0-0 4-3		0-0 F9			0-0 B5-3		0-0 6-3		4	0	0	0	0	0	2						
Hal McRae, R (1, 10) OBP: 0.330, SLG: 0.432	0-3 K			0-3 K		4-0 1B BB		0-0 L8		3	0	0	0	1	2	2						
Amos Otis, R (1, 8) OBP: 0.317, SLG: 0.404		0-0 4-3 WP 1B 1B		0-0 S 1B		0-0 G1-6-3 1B		0-0 F8		4	1	3	0	0	0	0						
Willie Aikens, L (1, 3) OBP: 0.369, SLG: 0.447	0-0 4-3		0-0 F9		0-0 K		0-0 G1-6-3		0-0 4-3		4	0	0	0	1	4						
John Wathan, R (1, 2) OBP: 0.383, SLG: 0.412	0-0 1B		0-0 1B		4-0 IBB		0-0 6-3		0-0 5-3		3	0	1	1	1	0						
Clint Hurdle, L (1, 9) OBP: 0.304, SLG: 0.574	0-3 K		0-0 F8		0-0 F9		0-0 F9				3	0	0	0	0	1						
Frank White, R (1, 4) OBP: 0.280, SLG: 0.333	0-0 F7				0-0 F7		0-3 K				3	0	0	0	0	1						
Dave Chalk, R (1, 5) OBP: 0.309, SLG: 0.314			0-0 5-3		0-3 K			0-0 6-3 SH1-4 1B		3	0	1	0	0	1	0						
German Barranca, L (8, PR) Jamie Quirk, L (8, 5) OBP: 0.259, SLG: 0.333										0	0	0	0	0	0	0						
Inning Stats	R: 0 E: 0 K: 2 S: 7	H: 0 LOB: 0 BB: 0 P: 7	R: 1 E: 0 K: 1 S: 7	H: 2 LOB: 1 BB: 0 P: 7	R: 0 E: 0 K: 0 S: 3	H: 0 LOB: 0 BB: 0 P: 3	R: 0 E: 0 K: 2 S: 8	H: 1 LOB: 2 BB: 1 P: 12	R: 0 E: 0 K: 1 S: 5	H: 0 LOB: 0 BB: 0 P: 5	R: 0 E: 0 K: 0 S: 3	H: 1 LOB: 1 BB: 0 P: 7	R: 0 E: 0 K: 1 S: 5	H: 0 LOB: 0 BB: 0 P: 5	R: 0 E: 0 K: 0 S: 4	H: 1 LOB: 2 BB: 0 P: 4	R: 0 E: 0 K: 0 S: 3	H: 0 LOB: 0 BB: 0 P: 3	1B: 5 2B: 0 3B: 0 HR: 0	SF: 0 SAC: 1 DP: 1 HBP: 0	WP: 1 PB: 0 SB: 1 CS: 0	PA: 33
PITCHER Darrell Jackson, L (1, 1) ERA: 2.97	IP: 9.0 WLS: W BF: 33	H: 5 R: 1 ER: 1 SO: 7	BB: 1 IBB: 1 HBP: 0 BLK: 0	WP: 1 HR: 0 S: 45 P: 53	ERA: 1.00 WHIP: 0.667	PITCHER										IP: 9.0 WLS: W BF: 33	H: 5 R: 1 ER: 1 SO: 7	BB: 1 IBB: 1 HBP: 0 BLK: 0	WP: 1 HR: 0 S: 45 P: 53	ERA: 1.00 WHIP: 0.667		

AB	30
R	1
H	5
RBI	1
BB	2
SO	7
LOB	12



Batter	1	2	3	4	5	6	7	8	9	AB	R	H	RBI	BB	SO	LOB	BOTTOM			
Butch Wynegar, S (1, 2) OBP: 0.371, SLG: 0.435	0-0 P6		4-0 1B BB		0-0 3-1			0-0 1B 2B	0-0 4-3	4	1	1	0	1	0	1	Kansas City Royals @ Minnesota Twins Metropolitan Stadium, Bloomington, MI Tue Jun 24 1980, 8:05 PM EDT Unknown - 78 F			
Roy Smalley, S (1, 6) OBP: 0.365, SLG: 0.424	0-0 1B		0-0 1B		4-0 BB		4-0 SH1-4 FC6-2 BB	0-0 1B	0-0 1B	3	0	3	1	2	0	0				
Ken Landreaux, L (1, 8) OBP: 0.370, SLG: 0.411	0-0 F5		0-0 P6		0-0 L8		0-0 FC6-2 SH1-4 1B			4	0	1	1	0	0	4				
Glenn Adams, L (1, 10) OBP: 0.348, SLG: 0.382	0-0 F7		0-0 F7			0-0 FC3-6 1B		0-0 SH1-4		3	0	1	0	0	0	3				
Rob Wilfong, L (1, 4) OBP: 0.297, SLG: 0.324		0-0 4-3		0-0 FC3-6 1B		0-0 FC3-6 L6-3		4-0 FC6-2 IBB		3	0	1	0	1	0	1				
Mike Cabbage, L (1, 3) OBP: 0.349, SLG: 0.385		4-0 FC4 BB		0-0 FC3-6		0-0 L6-3		0-0 FC6-2		3	0	0	0	1	0	5				
Rick Sofield, L (1, 7) OBP: 0.275, SLG: 0.403		0-0 F7		0-3 K			0-0 3-1		0-0 3-1		3	0	0	0	1	2				
Danny Goodwin, L (6, PH) OBP: 0.284, SLG: 0.313		0-0 F7								1	0	0	0	0	0	3				
Dave Edwards, R (9, 7) OBP: 0.264, SLG: 0.256		0-0 FC4		0-0 F5						0	0	0	0	0	0	0				
Hosken Powell, L (1, 9) OBP: 0.300, SLG: 0.332		0-0 FC4		0-0 F5				0-0 F8		4	1	1	0	0	0	2				
John Castino, R (1, 5) OBP: 0.338, SLG: 0.426			0-0 F7		0-0 1-3		0-0 F9		0-0 SH3-4 1B	3	0	0	0	0	0	0				
Inning Stats	R: 0 E: 0 K: 0 S: 4	H: 1 LOB: 1 BB: 0 P: 4	R: 0 E: 0 K: 0 S: 3	H: 0 LOB: 1 BB: 1 P: 7	R: 0 E: 0 K: 1 S: 6	H: 1 LOB: 1 BB: 0 P: 6	R: 0 E: 0 K: 0 S: 3	H: 0 LOB: 0 BB: 0 P: 3	R: 0 E: 0 K: 0 S: 3	H: 0 LOB: 0 BB: 0 P: 3	R: 1 E: 0 K: 0 S: 5	H: 2 LOB: 3 BB: 2 P: 13	R: 1 E: 0 K: 0 S: 4	H: 2 LOB: 1 BB: 0 P: 4	1B: 7 2B: 2 3B: 0 HR: 0	SF: 0 SAC: 2 DP: 1 HBP: 0	WP: 0 PB: 0 SB: 0 CS: 0	PA: 38		
PITCHER Dennis Leonard, R (1, 1) Dan Quisenberry, R (8, 1) ERA: 3.53	IP: 7.1 WLS: L BF: 7	H: 6 R: 1 ER: 1 SO: 1	BB: 4 IBB: 0 HBP: 0 BLK: 0	WP: 0 HR: 0 S: 29 P: 45	ERA: 1.23 WHIP: 1.364	PITCHER										IP: 1.1 WLS: L BF: 7	H: 2 R: 1 ER: 1 SO: 0	BB: 1 IBB: 0 HBP: 0 BLK: 0	WP: 0 HR: 0 S: 6 P: 10	ERA: 6.75 WHIP: 1.500

AB	31
R	2
H	8
RBI	2
BB	5
SO	1
LOB	21



Batter	1	2	3	4	5	6	7	8	9	AB	R	H	RBI	BB	SO	LOB	TOP					
Willie Wilson, S OBP: 0.336, SLG: 0.404 (1, 7)										4	0	0	0	0	0	0						
U L Washington, S OBP: 0.314, SLG: 0.356 (1, 6)										4	1	2	0	0	1	0						
Hal McRae, R OBP: 0.328, SLG: 0.446 (1, 10)										4	1	1	2	0	0	1						
Amos Otis, R OBP: 0.341, SLG: 0.429 (1, 8)										4	1	2	0	0	0	0						
Willie Aikens, L OBP: 0.371, SLG: 0.442 Ralph LaCock, L OBP: 0.225, SLG: 0.211 (8, 3)										3	1	0	0	1	1	2						
John Wathan, R OBP: 0.385, SLG: 0.413 (1, 9)										4	0	2	0	0	0	0						
Darrell Porter, L OBP: 0.375, SLG: 0.395 (1, 2)										4	0	0	0	0	2	4						
Frank White, R OBP: 0.286, SLG: 0.337 (1, 4)										4	0	2	1	0	0	0						
Dave Chalk, R OBP: 0.307, SLG: 0.311 (1, 5)										4	0	1	0	0	1	2						
Inning Stats	R: 0 E: 0 K: 0 S: 3	H: 0 LOB: 0 BB: 0 P: 3	R: 2 E: 0 K: 1 S: 7	H: 3 LOB: 1 BB: 1 P: 11	R: 0 E: 0 K: 1 S: 5	H: 0 LOB: 0 BB: 0 P: 5	R: 0 E: 0 K: 0 S: 4	H: 1 LOB: 1 BB: 0 P: 4	R: 0 E: 0 K: 0 S: 3	H: 0 LOB: 0 BB: 0 P: 3	R: 2 E: 0 K: 0 S: 5	H: 2 LOB: 0 BB: 0 P: 5	R: 0 E: 0 K: 1 S: 5	H: 1 LOB: 0 BB: 0 P: 5	R: 0 E: 0 K: 1 S: 7	H: 2 LOB: 2 BB: 0 P: 7	R: 0 E: 1 K: 1 S: 6	H: 1 LOB: 1 BB: 0 P: 6	1B: 9 2B: 1 3B: 0 HR: 1	SF: 0 SAC: 0 DP: 2 HBP: 0	WP: 0 PB: 0 SB: 1 CS: 2	PA: 37
PITCHER Geoff Zahn, L ERA: 4.32 (1, 1)	IP: 9.0 WLS: L BF: 36 H: 10 R: 4 ER: 4 SO: 5 BB: 1 IBB: 0 HBP: 0 BLK: 0 WP: 0 HR: 1 S: 45 P: 49 ERA: 4.00 WHIP: 1.222															PITCHER						

Kansas City Royals @ Minnesota Twins
Metropolitan Stadium, Bloomington, MI
Wed Jun 25 1980, 8:05 PM EDT
Att. 9,150 - Unknown - 91 F

AB	35
R	4
H	10
RBI	3
BB	1
SO	5
LOB	9

Batter	1	2	3	4	5	6	7	8	9	AB	R	H	RBI	BB	SO	LOB	BOTTOM
Butch Wynegar, S OBP: 0.363, SLG: 0.423 (1, 2)										4	0	0	0	0	0	2	
Ken Landreaux, L OBP: 0.380, SLG: 0.398 (1, 8)										4	0	0	0	0	0	0	
Roy Smalley, S OBP: 0.363, SLG: 0.422 (1, 6)										4	1	2	0	0	0	0	
Jose Morales, R OBP: 0.409, SLG: 0.513 (1, 10)										3	0	1	1	1	0	0	
Ron Jackson, R OBP: 0.279, SLG: 0.336 Danny Goodwin, L (9, PH) OBP: 0.276, SLG: 0.309 (9, PH)										3	0	1	0	0	0	2	
Dave Edwards, R OBP: 0.285, SLG: 0.247 (1, 7)										3	0	0	0	0	0	1	
John Castino, R OBP: 0.335, SLG: 0.421 (1, 5)										3	0	1	0	0	0	1	
Pete Mackanin, R OBP: 0.283, SLG: 0.308 (1, 4)										2	0	0	0	1	0	1	
Hosken Powell, L OBP: 0.301, SLG: 0.337 (1, 9)										3	0	1	0	0	0	2	
Inning Stats	R: 0 E: 0 K: 0 S: 3	H: 0 LOB: 0 BB: 0 P: 3	R: 0 E: 0 K: 0 S: 4	H: 1 LOB: 1 BB: 0 P: 4	R: 0 E: 0 K: 0 S: 3	H: 0 LOB: 0 BB: 0 P: 3	R: 0 E: 0 K: 0 S: 3	H: 0 LOB: 0 BB: 1 P: 3	R: 0 E: 0 K: 0 S: 4	H: 1 LOB: 1 BB: 0 P: 4	R: 1 E: 0 K: 0 S: 5	H: 2 LOB: 1 BB: 0 P: 5	1B: 4 2B: 2 3B: 0 HR: 0	SF: 0 SAC: 0 DP: 3 HBP: 0	WP: 0 PB: 0 SB: 0 CS: 0	PA: 32	
PITCHER Paul Spittorff, L ERA: 4.13 Dan Quisenberry, R ERA: 3.35 (9, 1)	IP: 8.2 WLS: W BF: 31 H: 6 R: 1 ER: 1 SO: 0 BB: 0 IBB: 0 HBP: 0 BLK: 0 WP: 0 HR: 0 S: 29 P: 37 ERA: 1.04 WHIP: 0.923															PITCHER	

Kansas City Royals @ Minnesota Twins
Metropolitan Stadium, Bloomington, MI
Wed Jun 25 1980, 8:05 PM EDT
Att. 9,150 - Unknown - 91 F

AB	30
R	1
H	6
RBI	1
BB	2
SO	0
LOB	10

Batter	1	2	3	4	5	6	7	8	9	AB	R	H	RBI	BB	SO	LOB	TOP				
Willie Wilson, S OBP: 0.334, SLG: 0.401 (1, 7)	0-0 5-3		0-0 1-3		0-3 K		0-0 B1-3		0-0 1B	5	0	1	0	0	1	2	Kansas City Royals @ Seattle Mariners The Kingdome, Seattle, WA Fri Jun 27 1980, 10:05 PM EDT Att: 12,099 - Dome				
U L Washington, S OBP: 0.316, SLG: 0.357 (1, 6)	0-0 1B		0-0 F8		0-0 1B		0-0 6-3		0-0 F3	5	0	2	0	0	0	2					
Hal McRae, R OBP: 0.335, SLG: 0.449 Darrell Porter, L OBP: 0.369, SLG: 0.389 (3, PR)	0-0 1B		1-0 HBP		0-0 F8		0-0 F8		0-0 4-3	1	0	1	0	0	0	0					
Amos Otis, R OBP: 0.331, SLG: 0.414 (1, 8)	0-0 G5-4-3		0-0 F9		0-3 K				0-0 F3	4	0	0	0	0	1	5					
Willie Aikens, L OBP: 0.373, SLG: 0.453 Ralph LaCock, L OBP: 0.225, SLG: 0.211 (8, 3)		4-0 BB FC5-2 BB		0-0 F7		0-0 HR		0-3 K		3	1	1	1	1	1	0					
John Wathan, R OBP: 0.387, SLG: 0.415 (1, 2)		0-0 FC5-2 BB 1B		0-0 4-3		0-0 6-3		0-0 1B S 1B		4	0	2	0	0	0	0					
Clint Hurdle, L OBP: 0.401, SLG: 0.559 (1, 9)		4-0 FC5-2 BB		0-0 4-3		0-0 3-1		0-0 1B		3	0	1	0	1	0	0					
Frank White, R OBP: 0.285, SLG: 0.347 (1, 4)		0-0 FC5-2 G6-4-3		0-0 HR		0-0 P3		0-0 L7		4	1	1	1	0	0	5					
Dave Chalk, R OBP: 0.314, SLG: 0.330 (1, 5)		0-0 G6-4-3		0-0 1B				0-0 L9		4	0	2	0	0	0	3					
Inning Stats	R: 0 E: 0 K: 0 S: 4	H: 2 LOB: 1 BB: 0 P: 4	R: 0 E: 0 K: 0 S: 3	H: 1 LOB: 2 BB: 2 P: 11	R: 0 E: 0 K: 0 S: 3	H: 0 LOB: 1 BB: 0 P: 4	R: 0 E: 0 K: 0 S: 3	H: 0 LOB: 0 BB: 0 P: 3	R: 1 E: 0 K: 2 S: 10	H: 3 LOB: 2 BB: 0 P: 10	R: 1 E: 0 K: 0 S: 4	H: 1 LOB: 1 BB: 0 P: 4	R: 0 E: 0 K: 1 S: 7	H: 2 LOB: 2 BB: 0 P: 7	R: 0 E: 0 K: 0 S: 4	H: 1 LOB: 1 BB: 0 P: 4		1B: 8 2B: 1 3B: 0 HR: 2	SF: 0 SAC: 0 DP: 2 HBP: 1	WP: 0 PB: 0 SB: 1 CS: 0	PA: 39
PITCHER Rick Honeycutt, L ERA: 2.82 (1, 1)	IP 9.0	WLS L	BF 39	H 11	R 2	ER 2	SO 3	BB 2	IBB 0	HBP 1	BLK 0	WP 0	HR 2	S 42	P 51	ERA 2.00	WHIP 1.444				

Batter	1	2	3	4	5	6	7	8	9	AB	R	H	RBI	BB	SO	LOB	BOTTOM				
Larry Milbourne, S OBP: 0.267, SLG: 0.299 Larry Cox, R OBP: 0.234, SLG: 0.262 (9, 2)	0-0 F8		0-0 4-3		0-0 4-3			4-0 FC5-4 BB		3	0	0	0	1	0	1	Kansas City Royals @ Seattle Mariners The Kingdome, Seattle, WA Fri Jun 27 1980, 10:05 PM EDT Att: 12,099 - Dome				
Juan Beniquez, R OBP: 0.281, SLG: 0.286 (1, 8)	0-0 BB 1B		0-0 P6		0-0 F9		0-0 FC5-4		4	0	1	0	0	0	3						
Bruce Bochte, L OBP: 0.356, SLG: 0.423 (1, 3)	4-0 FC5-4 BB		0-0 L8		0-0 L4		0-0 L6		3	0	0	0	1	0	3						
Dan Meyer, L OBP: 0.347, SLG: 0.426 (1, 7)	0-0 F9		0-0 F7		0-0 4-3		0-0 2-3		4	0	0	0	0	0	5						
Tom Paciorek, R OBP: 0.352, SLG: 0.503 (1, 10)	0-0 FC5-4		0-0 1B		0-0 F9				4	0	1	0	0	0	2						
Leon Roberts, R OBP: 0.326, SLG: 0.447 (1, 9)		4-0 BB	0-0 F8		0-0 6-3		0-0 6-3		3	0	0	0	1	0	1						
Jim Anderson, R OBP: 0.322, SLG: 0.368 (1, 5)		0-3 K	0-3 K		0-0 F7		0-0 HR		4	1	1	1	0	2	2						
Mario Mendoza, R OBP: 0.339, SLG: 0.383 (1, 6)		0-0 L8	4-0 4-3 6-3 BB		0-0 L8		0-3 K		3	0	0	0	1	1	1						
Bob Stinson, S OBP: 0.208, SLG: 0.171 Julio Cruz, S OBP: 0.319, SLG: 0.287 (8, PR) (9, 4)	0-0 L3		0-0 6-3		0-0 FC5-4				3	0	1	0	0	0	2						
Inning Stats	R: 0 E: 0 K: 0 S: 4	H: 1 LOB: 2 BB: 1 P: 8	R: 0 E: 0 K: 1 S: 5	H: 0 LOB: 1 BB: 1 P: 9	R: 0 E: 0 K: 1 S: 6	H: 1 LOB: 0 BB: 0 P: 6	R: 0 E: 0 K: 0 S: 3	H: 0 LOB: 1 BB: 1 P: 7	R: 0 E: 0 K: 0 S: 3	H: 0 LOB: 0 BB: 0 P: 3	R: 0 E: 0 K: 0 S: 3	H: 0 LOB: 0 BB: 0 P: 3	R: 0 E: 0 K: 0 S: 4	H: 1 LOB: 3 BB: 1 P: 8	R: 1 E: 0 K: 1 S: 6	H: 1 LOB: 0 BB: 0 P: 6		1B: 2 2B: 1 3B: 0 HR: 1	SF: 0 SAC: 0 DP: 0 HBP: 0	WP: 0 PB: 0 SB: 0 CS: 0	PA: 35
PITCHER Rich Gale, R ERA: 4.33 Dan Quisenberry, R ERA: 3.42 (8, 1)	IP 7.0	WLS S	BF 28	H 3	R 0	ER 0	SO 2	BB 4	IBB 0	HBP 0	BLK 0	WP 0	HR 0	S 28	P 44	ERA 0.00	WHIP 1.000				

Batter	1	2	3	4	5	6	7	8	9	AB	R	H	RBI	BB	SO	LOB	TOP										
Willie Wilson, S OBP: 0.338, SLG: 0.404 (1, 7)										5	1	3	0	0	0	0	Kansas City Royals @ Seattle Mariners The Kingdome, Seattle, WA Sat Jun 28 1980, 10:05 PM EDT Att: 22,154 - Dome										
U L Washington, S OBP: 0.321, SLG: 0.369 (1, 6)										5	1	3	2	0	1	1											
Hal McRae, R OBP: 0.326, SLG: 0.436 (1, 10)										5	0	0	0	0	1	4											
Amos Otis, R OBP: 0.333, SLG: 0.413 (1, 8)										5	0	2	0	0	0	3											
Willie Aikens, L OBP: 0.373, SLG: 0.448 Ralph LaCock, L OBP: 0.225, SLG: 0.211 (9, 3)										3	1	0	0	0	1	1											
John Wathan, R OBP: 0.388, SLG: 0.424 (1, 2)										5	0	2	2	0	0	4											
Clint Hurdle, L OBP: 0.398, SLG: 0.552 (1, 9)										4	0	1	0	0	0	1											
Frank White, R OBP: 0.281, SLG: 0.342 (1, 4)										4	0	0	0	0	0	2											
Dave Chalk, R OBP: 0.312, SLG: 0.337 (1, 5)										4	1	1	0	0	1	3											
Inning Stats	R: 0 E: 0 K: 0 S: 3	H: 1 LOB: 0 BB: 0 P: 3	R: 0 E: 1 K: 0 S: 6	H: 2 LOB: 3 BB: 0 P: 6	R: 0 E: 1 K: 2 S: 9	H: 1 LOB: 2 BB: 0 P: 9	R: 0 E: 0 K: 0 S: 3	H: 0 LOB: 0 BB: 0 P: 3	R: 4 E: 0 K: 0 S: 7	H: 4 LOB: 1 BB: 0 P: 8	R: 0 E: 0 K: 0 S: 4	H: 1 LOB: 1 BB: 0 P: 4	R: 0 E: 0 K: 0 S: 4	H: 1 LOB: 1 BB: 0 P: 4	R: 0 E: 0 K: 1 S: 5	H: 0 LOB: 0 BB: 0 P: 5		R: 0 E: 0 K: 1 S: 7	H: 2 LOB: 3 BB: 1 P: 11	1B: 9 2B: 1 3B: 2 HR: 0	SF: 0 SAC: 0 DP: 1 HBP: 1	WP: 0 PB: 0 SB: 1 CS: 0	PA: 42				
PITCHER	IP	WLS	BF	H	R	ER	SO	BB	IBB	HBP	BLK	WP	HR	S	P	ERA	WHIP										
Dave Roberts, L ERA: 5.06 (1, 1)	4.2	L	24	8	4	4	2	0	0	1	0	0	0	27	28	7.71	1.714										
Byron McLaughlin, R ERA: 7.09 (5, 1)	3.1		14	4	0	0	1	0	0	0	0	0	0	16	16	0.00	1.200										
Dave Heaverlo, R ERA: 9.96 (9, 1)	1.0		4	0	0	0	1	0	1	0	0	0	0	5	9	0.00	0.000										

Batter	1	2	3	4	5	6	7	8	9	AB	R	H	RBI	BB	SO	LOB	BOTTOM										
Julio Cruz, S OBP: 0.313, SLG: 0.280 (1, 4)										4	0	0	0	0	1	1	Kansas City Royals @ Seattle Mariners The Kingdome, Seattle, WA Sat Jun 28 1980, 10:05 PM EDT Att: 22,154 - Dome										
Juan Beniquez, R OBP: 0.281, SLG: 0.284 (1, 8)										4	0	1	0	0	0	1											
Bruce Bochte, L OBP: 0.358, SLG: 0.429 (1, 3)										4	1	2	0	0	1	1											
Tom Paciorek, R OBP: 0.355, SLG: 0.500 (1, 10)										3	0	1	2	1	0	2											
Dan Meyer, L OBP: 0.341, SLG: 0.418 (1, 7)										4	0	0	0	0	0	3											
Leon Roberts, R OBP: 0.321, SLG: 0.440 (1, 9)										3	0	0	0	0	1	0											
Jim Anderson, R OBP: 0.317, SLG: 0.362 (1, 5)										3	0	0	0	0	0	0											
Mario Mendoza, R OBP: 0.331, SLG: 0.373 (1, 6)										3	0	0	0	0	0	0											
Marc Hill, R OBP: 0.163, SLG: 0.188 (1, 2)										3	1	0	0	0	0	0											
Inning Stats	R: 0 E: 0 K: 0 S: 4	H: 1 LOB: 1 BB: 0 P: 4	R: 0 E: 0 K: 1 S: 5	H: 0 LOB: 0 BB: 0 P: 5	R: 0 E: 0 K: 1 S: 5	H: 0 LOB: 0 BB: 0 P: 5	R: 0 E: 0 K: 0 S: 4	H: 1 LOB: 0 BB: 0 P: 4	R: 0 E: 0 K: 0 S: 3	H: 0 LOB: 0 BB: 0 P: 3	R: 0 E: 0 K: 0 S: 3	H: 0 LOB: 0 BB: 0 P: 3	R: 0 E: 0 K: 1 S: 4	H: 0 LOB: 0 BB: 1 P: 8	R: 0 E: 0 K: 0 S: 3	H: 0 LOB: 0 BB: 0 P: 3		R: 2 E: 1 K: 0 S: 6	H: 2 LOB: 1 BB: 0 P: 6	1B: 3 2B: 1 3B: 0 HR: 0	SF: 0 SAC: 0 DP: 1 HBP: 0	WP: 0 PB: 0 SB: 0 CS: 0	PA: 32				
PITCHER	IP	WLS	BF	H	R	ER	SO	BB	IBB	HBP	BLK	WP	HR	S	P	ERA	WHIP										
Larry Gura, L ERA: 2.09 (1, 1)	9.0	W	32	4	2	0	3	1	0	0	0	0	0	37	41	0.00	0.556										



Batter	1	2	3	4	5	6	7	8	9	AB	R	H	RBI	BB	SO	LOB	TOP			
Willie Wilson, S OBP: 0.337, SLG: 0.402 (1, 7)										4	0	1	0	0	0	0	Kansas City Royals @ Seattle Mariners The Kingdome, Seattle, WA Sun Jun 29 1980, 6:33 AM EDT Att: 10,015 - Dome			
Hal McRae, R OBP: 0.320, SLG: 0.426 (1, 10)										4	0	0	0	0	0	1				
Amos Otis, R OBP: 0.338, SLG: 0.419 (1, 8)										3	2	1	0	1	1	1				
Willie Aikens, L OBP: 0.368, SLG: 0.440 (1, 3)										4	0	0	0	0	0	3				
Clint Hurdle, L OBP: 0.395, SLG: 0.545 (1, 9)										4	0	1	0	0	0	1				
Darrell Porter, L OBP: 0.377, SLG: 0.397 (1, 2)										4	0	3	1	0	1	0				
Jamie Quirk, L OBP: 0.269, SLG: 0.341 (1, 5)										3	0	2	1	0	1	1				
U L Washington, S OBP: 0.318, SLG: 0.365 (9, PH)										3	0	0	0	0	1	4				
Ralph LaCock, L OBP: 0.223, SLG: 0.209 (9, PH)										1	0	0	0	0	0	2				
Frank White, R OBP: 0.278, SLG: 0.338 (1, 4)										3	0	0	0	0	0	0				
Inning Stats	R: 0 E: 0 K: 1 S: 6	H: 1 LOB: 1 BB: 0 P: 6	R: 0 E: 0 K: 1 S: 6	H: 1 LOB: 1 BB: 0 P: 6	R: 0 E: 0 K: 0 S: 3	H: 0 LOB: 0 BB: 0 P: 3	R: 1 E: 0 K: 1 S: 7	H: 2 LOB: 2 BB: 1 P: 11	R: 0 E: 0 K: 0 S: 3	H: 0 LOB: 0 BB: 0 P: 3	R: 0 E: 0 K: 1 S: 5	H: 1 LOB: 0 BB: 0 P: 5	R: 0 E: 0 K: 0 S: 3	H: 0 LOB: 0 BB: 0 P: 3	R: 1 E: 0 K: 0 S: 6	H: 3 LOB: 2 BB: 0 P: 6	1B: 7 2B: 1 3B: 0 HR: 0	SF: 1 SAC: 0 DP: 1 HBP: 0	WP: 0 PB: 0 SB: 1 CS: 0	PA: 35
PITCHER Glenn Abbott, R ERA: 3.02 (1, 1)	IP: 9.0 WLS: W BF: 35	H: 8 R: 2 ER: 2 SO: 4	BB: 1 IBB: 0 HBP: 0 BLK: 0	WP: 0 HR: 0 S: 42 P: 46	ERA: 2.00 WHIP: 1.000	PITCHER										IP: 9.0 WLS: W BF: 35	H: 8 R: 2 ER: 2 SO: 4	BB: 1 IBB: 0 HBP: 0 BLK: 0	WP: 0 HR: 0 S: 42 P: 46	ERA: 2.00 WHIP: 1.000

Batter	1	2	3	4	5	6	7	8	9	AB	R	H	RBI	BB	SO	LOB	BOTTOM			
Julio Cruz, S OBP: 0.310, SLG: 0.278 (1, 4)										5	1	1	0	0	1	0	Kansas City Royals @ Seattle Mariners The Kingdome, Seattle, WA Sun Jun 29 1980, 6:33 AM EDT Att: 10,015 - Dome			
Juan Beniquez, R OBP: 0.283, SLG: 0.297 (1, 8)									3	0	1	0	0	1	0					
Bruce Bochte, L OBP: 0.360, SLG: 0.430 (1, 3)									4	0	2	1	0	0	1					
Dan Meyer, L OBP: 0.344, SLG: 0.420 (1, 7)									4	2	2	0	0	0	0					
Tom Paciorek, R OBP: 0.364, SLG: 0.524 (1, 10)									4	2	3	1	0	0	2					
Joe Simpson, L OBP: 0.342, SLG: 0.362 (1, 9)									3	0	2	1	1	0	0					
Jim Anderson, R OBP: 0.311, SLG: 0.354 (1, 5)									4	1	0	1	0	0	7					
Bob Stinson, S OBP: 0.222, SLG: 0.230 (1, 2)									4	1	2	3	0	0	0					
Mario Mendoza, R OBP: 0.320, SLG: 0.361 (1, 6)									4	0	0	0	0	0	1					
Inning Stats	R: 0 E: 0 K: 0 S: 3	H: 0 LOB: 0 BB: 0 P: 3	R: 4 E: 1 K: 1 S: 9	H: 3 LOB: 0 BB: 0 P: 9	R: 0 E: 0 K: 0 S: 3	H: 1 LOB: 0 BB: 0 P: 3	R: 1 E: 0 K: 0 S: 5	H: 2 LOB: 1 BB: 0 P: 5	R: 2 E: 0 K: 0 S: 7	H: 4 LOB: 2 BB: 0 P: 7	R: 0 E: 0 K: 0 S: 3	H: 0 LOB: 0 BB: 0 P: 3	R: 0 E: 0 K: 1 S: 7	H: 3 LOB: 3 BB: 1 P: 11	R: 0 E: 0 K: 0 S: 3	H: 0 LOB: 0 BB: 0 P: 3		1B: 10 2B: 2 3B: 0 HR: 2	SF: 0 SAC: 1 DP: 1 HBP: 0	WP: 0 PB: 0 SB: 0 CS: 0
PITCHER Dennis Leonard, R ERA: 4.68 (1, 1)	IP: 4.1 WLS: L BF: 21	H: 8 R: 7 ER: 6 SO: 1	BB: 0 IBB: 0 HBP: 0 BLK: 0	WP: 0 HR: 2 S: 23 P: 23	ERA: 12.46 WHIP: 1.846	PITCHER										IP: 5.0 WLS: L BF: 16	H: 5 R: 0 ER: 0 SO: 1	BB: 0 IBB: 1 HBP: 0 BLK: 0	WP: 0 HR: 0 S: 17 P: 21	ERA: 0.00 WHIP: 1.364

Batter	1	2	3	4	5	6	7	8	9	AB	R	H	RBI	BB	SO	LOB	TOP					
Hosken Powell, L (1, 9) OBP: 0.304, SLG: 0.327										4	0	0	0	2	0	5	Minnesota Twins @ Kansas City Royals Royals Stadium, Kansas City, MO Mon Jun 30 1980, 8:05 PM EDT Att: 33,540 - Unknown - 95 F livebaseballscorecards.com					
Rob Wilfong, L (1, 4) OBP: 0.295, SLG: 0.332										6	1	1	0	0	1	5						
Roy Smalley, S (1, 6) OBP: 0.363, SLG: 0.419										5	2	1	0	0	1	1						
Ken Landreaux, L (1, 8) OBP: 0.347, SLG: 0.384 Dave Edwards, R (6, PH) OBP: 0.290, SLG: 0.286										2	1	0	0	1	0	0						
Mike Cabbage, L (1, 3) OBP: 0.340, SLG: 0.393										5	2	1	1	0	0	2						
Butch Wynegar, S (1, 2) OBP: 0.357, SLG: 0.409										5	0	1	0	0	0	3						
Glenn Adams, L (1, 10) OBP: 0.339, SLG: 0.364 Jose Morales, R (6, PH) OBP: 0.419, SLG: 0.530										2	1	1	2	1	0	0						
Rick Sofield, L (1, 7) OBP: 0.286, SLG: 0.402 Ron Jackson, R (7, 7) OBP: 0.289, SLG: 0.336										4	1	3	0	0	0	0						
John Castillo, R (1, 5) OBP: 0.337, SLG: 0.429										5	1	4	5	0	0	1						
Inning Stats	R: 4 E: 3 K: 0 S: 9	H: 4 LOB: 3 BB: 1 P: 13	R: 0 E: 0 K: 0 S: 3	H: 0 LOB: 0 BB: 0 P: 3	R: 0 E: 0 K: 0 S: 3	H: 0 LOB: 0 BB: 0 P: 3	R: 1 E: 0 K: 1 S: 6	H: 1 LOB: 1 BB: 1 P: 10	R: 3 E: 0 K: 1 S: 8	H: 4 LOB: 2 BB: 2 P: 16	R: 2 E: 0 K: 0 S: 5	H: 2 LOB: 0 BB: 0 P: 5	R: 0 E: 0 K: 0 S: 4	H: 1 LOB: 1 BB: 0 P: 4	R: 0 E: 0 K: 0 S: 3	H: 0 LOB: 0 BB: 0 P: 3		R: 2 E: 0 K: 0 S: 6	H: 3 LOB: 1 BB: 0 P: 6	1B: 10 2B: 2 3B: 0 HR: 3	SF: 0 SAC: 0 DP: 0 HBP: 0	WP: 1 PB: 0 SB: 0 CS: 0
PITCHER	IP WLS BF H R ER SO BB IBB HBP BLK WP HR S P ERA WHIP																					
Renie Martin, R (1, 1) ERA: 4.24	4.2 L 27 9 8 4 1 3 0 0 0 0 0 2 26 38 7.71 2.571																					
Gary Christenson, L (5, 1) ERA: 5.1	3.1 14 3 2 2 1 1 0 0 0 0 0 1 15 19 5.40 1.200																					
Rawly Eastwick, R (9, 1) ERA: 2.25	1.0 6 3 2 2 0 0 0 0 0 0 1 0 6 6 18.00 3.000																					

Batter	1	2	3	4	5	6	7	8	9	AB	R	H	RBI	BB	SO	LOB	BOTTOM					
Willie Wilson, S (1, 7) OBP: 0.339, SLG: 0.404										3	1	1	0	1	1	1	Minnesota Twins @ Kansas City Royals Royals Stadium, Kansas City, MO Mon Jun 30 1980, 8:05 PM EDT Att: 33,540 - Unknown - 95 F livebaseballscorecards.com					
U L Washington, S (1, 6) OBP: 0.324, SLG: 0.374										2	0	1	1	2	0	0						
John Wathan, R (1, 9) OBP: 0.381, SLG: 0.416										4	0	0	1	0	0	4						
Amos Otis, R (1, 8) OBP: 0.336, SLG: 0.438										4	1	1	1	0	1	3						
Hal McRae, R (1, 10) OBP: 0.313, SLG: 0.417										4	0	0	0	0	1	1						
Darrell Porter, L (1, 2) OBP: 0.376, SLG: 0.396										3	0	1	0	1	0	0						
Willie Aikens, L (1, 3) OBP: 0.367, SLG: 0.435										3	0	0	0	1	2	1						
Frank White, R (1, 4) OBP: 0.276, SLG: 0.335 Clint Hurdle, L (9, PH) OBP: 0.393, SLG: 0.542										3	0	0	0	0	1	3						
Dave Chalk, R (1, 5) OBP: 0.313, SLG: 0.330 Jamie Quirk, L (9, PH) OBP: 0.266, SLG: 0.337										2	1	0	0	1	1	1						
Inning Stats	R: 1 E: 0 K: 1 S: 5	H: 0 LOB: 1 BB: 2 P: 13	R: 0 E: 0 K: 2 S: 8	H: 1 LOB: 0 BB: 0 P: 8	R: 0 E: 0 K: 1 S: 5	H: 0 LOB: 0 BB: 0 P: 5	R: 1 E: 0 K: 0 S: 3	H: 1 LOB: 1 BB: 2 P: 11	R: 0 E: 0 K: 2 S: 8	H: 1 LOB: 2 BB: 1 P: 12	R: 0 E: 0 K: 1 S: 5	H: 0 LOB: 0 BB: 0 P: 5	R: 1 E: 0 K: 0 S: 4	H: 1 LOB: 1 BB: 1 P: 8	R: 0 E: 0 K: 0 S: 3	H: 0 LOB: 0 BB: 0 P: 3		R: 0 E: 0 K: 0 S: 3	H: 0 LOB: 0 BB: 0 P: 3	1B: 1 2B: 1 3B: 1 HR: 1	SF: 0 SAC: 0 DP: 1 HBP: 0	WP: 0 PB: 0 SB: 1 CS: 0
PITCHER	IP WLS BF H R ER SO BB IBB HBP BLK WP HR S P ERA WHIP																					
Darrell Jackson, L (1, 1) ERA: 3.05	7.0 W 30 4 3 3 7 6 0 0 0 0 0 1 38 62 3.86 1.429																					
Mike Bacsik, R (8, 1) ERA:	2.0 6 0 0 0 0 0 0 0 0 0 0 0 6 6 0.00 0.000																					

Batter	1	2	3	4	5	6	7	8	9	AB	R	H	RBI	BB	SO	LOB	TOP					
Roy Smalley, S OBP: 0.358, SLG: 0.412 (1, 6)	6-3		5-3		FC6-4			E6		4	0	0	0	0	0	1	Minnesota Twins @ Kansas City Royals Royals Stadium, Kansas City, MO Tue Jul 01 1980, 8:05 PM EDT Att: 20,224 - Unknown - 97 F livebaseballscorecards.com					
John Castino, R OBP: 0.336, SLG: 0.430 (1, 5)	1B		5-3			F8		K		4	1	1	0	0	1	1						
Ron Jackson, R OBP: 0.288, SLG: 0.333 (1, 3)	2B		F9			L9			4-3	4	0	1	1	0	0	0						
Jose Morales, R OBP: 0.412, SLG: 0.529 (1, 10) Ken Landreaux, L OBP: 0.347, SLG: 0.384 (9, PR)	FC6-4				K	F8		1B	1B	4	0	1	0	0	1	1						
Pete Mackanin, R OBP: 0.275, SLG: 0.299 (1, 4)	6-3							2B	4-3	4	0	0	0	0	0	2						
Dave Edwards, R OBP: 0.280, SLG: 0.284 (1, 8)			F9		6-3				4-3	4	0	1	0	0	0	0						
Rick Sofield, L OBP: 0.295, SLG: 0.406 (1, 7)			1-3			1-3		1B	1B	3	0	2	1	1	0	0						
Hosken Powell, L OBP: 0.299, SLG: 0.321 (1, 9)			1-3			1-3		1B	1B	4	0	0	0	0	1	4						
Sal Butera, R OBP: 0.270, SLG: 0.250 (1, 2) Butch Wynegar, S OBP: 0.357, SLG: 0.409 (9, 2)	6-3					FC6-4			K	3	0	1	0	0	0	1						
Inning Stats	R: 1 E: 0 K: 0 S: 5	H: 2 LOB: 1 BB: 0 P: 5	R: 0 E: 0 K: 0 S: 3	H: 0 LOB: 1 BB: 1 P: 7	R: 0 E: 0 K: 0 S: 3	H: 0 LOB: 0 BB: 0 P: 3	R: 0 E: 0 K: 1 S: 5	H: 0 LOB: 0 BB: 0 P: 5	R: 0 E: 0 K: 0 S: 4	H: 1 LOB: 1 BB: 0 P: 4	R: 0 E: 0 K: 0 S: 3	H: 0 LOB: 1 BB: 0 P: 3	R: 0 E: 1 K: 0 S: 4	H: 1 LOB: 1 BB: 0 P: 4	R: 0 E: 1 K: 1 S: 5	H: 0 LOB: 1 BB: 0 P: 5	R: 1 E: 0 K: 1 S: 8	H: 3 LOB: 2 BB: 0 P: 8	1B: 5 2B: 3 3B: 0 HR: 0	SF: 0 SAC: 0 DP: 1 HBP: 0	WP: 0 PB: 0 SB: 0 CS: 1	PA: 35
PITCHER Paul Spittorf, L ERA: 3.89 (1, 1)	IP: 9.0 WLS: L BF: 35 H: 7 R: 2 ER: 2 SO: 3 BB: 1 IBB: 0 HBP: 0 BLK: 0 WP: 0 HR: 0 S: 40 P: 44 ERA: 2.00 WHIP: 0.889															PITCHER						

Batter	1	2	3	4	5	6	7	8	9	AB	R	H	RBI	BB	SO	LOB	BOTTOM						
Willie Wilson, S OBP: 0.341, SLG: 0.405 (1, 8)	G3-6		1-3			4-3		6-3		4	1	2	0	0	0	1	Minnesota Twins @ Kansas City Royals Royals Stadium, Kansas City, MO Tue Jul 01 1980, 8:05 PM EDT Att: 20,224 - Unknown - 97 F livebaseballscorecards.com						
U L Washington, S OBP: 0.324, SLG: 0.374 (1, 6)	1B		F7			SH1-3		1B		3	0	1	0	0	0	2							
John Wathan, R OBP: 0.379, SLG: 0.413 (1, 7)	G3				6-3			1B		4	0	1	0	0	0	1							
Hal McRae, R OBP: 0.322, SLG: 0.432 (1, 10)						2B		1B		3	0	2	1	1	0	2							
Darrell Porter, L OBP: 0.377, SLG: 0.392 (1, 2) German Barranca, L (9, PR)	2B		4-3		1-6-3			2B		4	0	1	0	0	0	3							
Clint Hurdle, L OBP: 0.385, SLG: 0.530 (1, 9)			K		F7			1B		0	0	0	0	0	0	0							
Willie Aikens, L OBP: 0.362, SLG: 0.429 (1, 3)			K			B1-3		1B		4	0	0	0	0	1	3							
Frank White, R OBP: 0.276, SLG: 0.334 (1, 4) Jamie Quirk, L (9, PH)			4-3			1-3				3	0	1	0	0	0	0							
Dave Chalk, R OBP: 0.313, SLG: 0.330 (1, 5)					F9			K		1	0	0	0	0	1	2							
Inning Stats	R: 0 E: 0 K: 0 S: 3	H: 1 LOB: 0 BB: 0 P: 3	R: 0 E: 0 K: 2 S: 8	H: 1 LOB: 1 BB: 0 P: 8	R: 0 E: 0 K: 0 S: 4	H: 1 LOB: 1 BB: 0 P: 4	R: 0 E: 1 K: 0 S: 3	H: 0 LOB: 1 BB: 1 P: 7	R: 0 E: 0 K: 0 S: 3	H: 0 LOB: 0 BB: 0 P: 3	R: 1 E: 0 K: 0 S: 5	H: 2 LOB: 1 BB: 0 P: 5	R: 0 E: 0 K: 0 S: 4	H: 1 LOB: 1 BB: 0 P: 4	R: 0 E: 0 K: 0 S: 4	H: 2 LOB: 1 BB: 0 P: 4		R: 0 E: 1 K: 1 S: 6	H: 1 LOB: 2 BB: 0 P: 6	1B: 7 2B: 2 3B: 0 HR: 0	SF: 0 SAC: 1 DP: 2 HBP: 0	WP: 0 PB: 1 SB: 0 CS: 0	PA: 35
PITCHER Geoff Zahn, L ERA: 4.13 (1, 1) Doug Corbett, R ERA: 2.29 (8, 1)	IP: 7.1 WLS: W BF: 5 H: 1 R: 0 ER: 0 SO: 1 BB: 0 IBB: 0 HBP: 0 BLK: 0 WP: 0 HR: 0 S: 7 P: 7 ERA: 0.00 WHIP: 0.600															PITCHER							

Batter	1	2	3	4	5	6	7	8	9	10	AB	R	H	RBI	BB	SO	LOB	
Rob Wilfong, L OBP: 0.303, SLG: 0.328 (1, 4)											5	0	1	0	0	0	1	
Rick Sofield, L OBP: 0.293, SLG: 0.401 (1, 8)											5	0	1	0	0	2	1	
Roy Smalley, S OBP: 0.351, SLG: 0.403 (1, 6)											5	0	0	0	0	1	3	
Mike Cabbage, L OBP: 0.331, SLG: 0.381 (1, 3)											4	0	0	0	0	0	2	
Glenn Adams, L OBP: 0.344, SLG: 0.377 Dave Edwards, R OBP: 0.260, SLG: 0.284 (9, PR)											4	1	2	0	0	0	0	
Butch Wynegar, S OBP: 0.330, SLG: 0.409 (1, 2)											3	0	1	1	1	0	1	
Hosken Powell, L OBP: 0.294, SLG: 0.315 (1, 9)											4	0	0	0	0	0	4	
John Castino, R OBP: 0.335, SLG: 0.424 (1, 5)											3	1	0	0	1	2	4	
Ron Jackson, R OBP: 0.287, SLG: 0.338 (1, 7)											4	1	1	1	0	0	1	
Inning Stats	R: 0 E: 0 K: 1 S: 5	H: 0 LOB: 0 BB: 0 P: 5	R: 1 E: 0 K: 1 S: 7	H: 2 LOB: 1 BB: 0 P: 7	R: 0 E: 0 K: 1 S: 5	H: 0 LOB: 0 BB: 0 P: 5	R: 0 E: 0 K: 0 S: 4	H: 1 LOB: 1 BB: 0 P: 4	R: 0 E: 0 K: 0 S: 3	H: 0 LOB: 0 BB: 0 P: 3	R: 2 E: 1 K: 0 S: 5	H: 1 LOB: 1 BB: 1 P: 9	R: 0 E: 0 K: 0 S: 4	H: 1 LOB: 2 BB: 0 P: 4	R: 0 E: 0 K: 0 S: 4	H: 1 LOB: 1 BB: 0 P: 4	1B: 4 2B: 2 3B: 0 HR: 0	SF: 0 SAC: 0 DP: 0 HBP: 0
PITCHER	IP WLS BF H R ER SO BB IBB HBP BLK WP HR S P ERA WHIP	IP WLS BF H R ER SO BB IBB HBP BLK WP HR S P ERA WHIP	IP WLS BF H R ER SO BB IBB HBP BLK WP HR S P ERA WHIP	IP WLS BF H R ER SO BB IBB HBP BLK WP HR S P ERA WHIP	IP WLS BF H R ER SO BB IBB HBP BLK WP HR S P ERA WHIP	IP WLS BF H R ER SO BB IBB HBP BLK WP HR S P ERA WHIP	IP WLS BF H R ER SO BB IBB HBP BLK WP HR S P ERA WHIP	IP WLS BF H R ER SO BB IBB HBP BLK WP HR S P ERA WHIP	IP WLS BF H R ER SO BB IBB HBP BLK WP HR S P ERA WHIP	IP WLS BF H R ER SO BB IBB HBP BLK WP HR S P ERA WHIP	IP WLS BF H R ER SO BB IBB HBP BLK WP HR S P ERA WHIP	IP WLS BF H R ER SO BB IBB HBP BLK WP HR S P ERA WHIP	IP WLS BF H R ER SO BB IBB HBP BLK WP HR S P ERA WHIP	IP WLS BF H R ER SO BB IBB HBP BLK WP HR S P ERA WHIP	IP WLS BF H R ER SO BB IBB HBP BLK WP HR S P ERA WHIP	IP WLS BF H R ER SO BB IBB HBP BLK WP HR S P ERA WHIP	IP WLS BF H R ER SO BB IBB HBP BLK WP HR S P ERA WHIP	
Rich Gale, R ERA: 4.14 (1, 1)	5.0	2.1	2.2	2.1	2.2	2.1	2.2	2.1	2.2	2.1	2.2	2.1	2.2	2.1	2.2	2.1	2.2	
Rawly Eastwick, R ERA: 2.61 (6, 1)	2.1	2.2	2.1	2.2	2.1	2.2	2.1	2.2	2.1	2.2	2.1	2.2	2.1	2.2	2.1	2.2	2.1	
Dan Quisenberry, R ERA: 3.26 (8, 1)	2.2	2.1	2.2	2.1	2.2	2.1	2.2	2.1	2.2	2.1	2.2	2.1	2.2	2.1	2.2	2.1	2.2	

TOP

Minnesota Twins @ Kansas City Royals
Royals Stadium, Kansas City, MO

Wed Jul 02, 1980, 8:05 PM EDT
Att: 26,225 - Unknown - 74 F

livebaseballscores.com

AB 37
R 3
H 6
RBI 2
BB 2
SO 5
LOB 17

WP: 0 PA: 39
PB: 0
SB: 1
CS: 0

Batter	1	2	3	4	5	6	7	8	9	10	AB	R	H	RBI	BB	SO	LOB	
Willie Wilson, S OBP: 0.342, SLG: 0.405 (1, 8)											5	1	2	0	0	0	2	
U.L. Washington, S OBP: 0.323, SLG: 0.372 (1, 6)											4	1	1	1	0	1	0	
John Wathan, R OBP: 0.367, SLG: 0.430 (1, 7)											5	0	4	3	0	0	0	
Darrell Porter, L OBP: 0.374, SLG: 0.386 (1, 2)											3	0	0	0	1	2	2	
Hal McRae, R OBP: 0.316, SLG: 0.422 (1, 10)											4	0	0	0	0	0	2	
Clint Hurdle, L OBP: 0.383, SLG: 0.522 (1, 9)											3	0	0	0	1	1	1	
Willie Aikens, L OBP: 0.358, SLG: 0.424 Ralph LaCock, L OBP: 0.230, SLG: 0.216 German Barranca, L OBP: 0.091, SLG: 0.091 (10, PR)											3	0	0	0	0	1	1	
Jerry Terrell, R OBP: 0.091, SLG: 0.091 (10, 3)											0	0	0	0	0	0	0	
Frank White, R OBP: 0.276, SLG: 0.333 (1, 4)											4	1	1	0	0	0	2	
Dave Chalk, R OBP: 0.319, SLG: 0.336 Rusty Torres, S OBP: 0.333, SLG: 0.161 (10, PR)											4	0	2	0	0	0	0	
Inning Stats	R: 0 E: 0 K: 0 S: 4	H: 1 LOB: 1 BB: 0 P: 4	R: 0 E: 0 K: 0 S: 3	H: 0 LOB: 1 BB: 1 P: 7	R: 0 E: 0 K: 0 S: 3	H: 0 LOB: 0 BB: 0 P: 3	R: 0 E: 0 K: 1 S: 5	H: 0 LOB: 0 BB: 0 P: 5	R: 0 E: 0 K: 0 S: 3	H: 1 LOB: 1 BB: 0 P: 3	R: 0 E: 0 K: 2 S: 7	H: 0 LOB: 0 BB: 0 P: 7	R: 0 E: 0 K: 1 S: 6	H: 1 LOB: 1 BB: 0 P: 6	R: 1 E: 0 K: 0 S: 4	H: 3 LOB: 2 BB: 0 P: 4	1B: 10 2B: 0 3B: 1 HR: 0	SF: 0 SAC: 1 DP: 1 HBP: 0
PITCHER	IP WLS BF H R ER SO BB IBB HBP BLK WP HR S P ERA WHIP	IP WLS BF H R ER SO BB IBB HBP BLK WP HR S P ERA WHIP	IP WLS BF H R ER SO BB IBB HBP BLK WP HR S P ERA WHIP	IP WLS BF H R ER SO BB IBB HBP BLK WP HR S P ERA WHIP	IP WLS BF H R ER SO BB IBB HBP BLK WP HR S P ERA WHIP	IP WLS BF H R ER SO BB IBB HBP BLK WP HR S P ERA WHIP	IP WLS BF H R ER SO BB IBB HBP BLK WP HR S P ERA WHIP	IP WLS BF H R ER SO BB IBB HBP BLK WP HR S P ERA WHIP	IP WLS BF H R ER SO BB IBB HBP BLK WP HR S P ERA WHIP	IP WLS BF H R ER SO BB IBB HBP BLK WP HR S P ERA WHIP	IP WLS BF H R ER SO BB IBB HBP BLK WP HR S P ERA WHIP	IP WLS BF H R ER SO BB IBB HBP BLK WP HR S P ERA WHIP	IP WLS BF H R ER SO BB IBB HBP BLK WP HR S P ERA WHIP	IP WLS BF H R ER SO BB IBB HBP BLK WP HR S P ERA WHIP	IP WLS BF H R ER SO BB IBB HBP BLK WP HR S P ERA WHIP	IP WLS BF H R ER SO BB IBB HBP BLK WP HR S P ERA WHIP	IP WLS BF H R ER SO BB IBB HBP BLK WP HR S P ERA WHIP	
Jerry Koosman, L ERA: 4.41 (1, 1)	9.1	0.0	0.0	0.0	0.0	0.0	0.0	0.0	0.0	0.0	0.0	0.0	0.0	0.0	0.0	0.0	0.0	
Mike Bacsik, R ERA: (10, 1)	0.0	0.0	0.0	0.0	0.0	0.0	0.0	0.0	0.0	0.0	0.0	0.0	0.0	0.0	0.0	0.0	0.0	

BOTTOM

Minnesota Twins @ Kansas City Royals
Royals Stadium, Kansas City, MO

Wed Jul 02, 1980, 8:05 PM EDT
Att: 26,225 - Unknown - 74 F

livebaseballscores.com

AB 36
R 4
H 11
RBI 4
BB 2
SO 5
LOB 10

WP: 0 PA: 40
PB: 0
SB: 1
CS: 1

Batter	1	2	3	4	5	6	7	8	9	AB	R	H	RBI	BB	SO	LOB	TOP								
Larry Milbourne, S OBP: 0.272, SLG: 0.301 (1, 4)	F9		SH1-4	F7			BB	FC6-4	FC6-4	5	1	2	0	0	0	3									
Juan Beniquez, R OBP: 0.289, SLG: 0.383 (1, 8)	G3		F8		F7		BB	SF8	SF8	4	1	1	3	1	0	1									
Bruce Bochte, L OBP: 0.356, SLG: 0.415 (1, 3)	F7		1B		F7		BB	F8	F8	5	1	1	1	1	0	3									
Tom Paciorek, R OBP: 0.366, SLG: 0.538 (1, 10)		1B	1B		5-3		F3	BB	BB	5	2	3	1	0	0	2									
Dan Meyer, L OBP: 0.348, SLG: 0.426 Joe Simpson, L OBP: 0.339, SLG: 0.364 (1, 7) (7, 7)	P1		K		E9		F7	BB	BB	4	1	1	0	0	1	5									
Jim Anderson, R OBP: 0.323, SLG: 0.372 (1, 5)	S				P4			HR		4	1	3	2	1	0	0									
Leon Roberts, R OBP: 0.307, SLG: 0.419 (1, 9)	F8		FC6-4		5-3		K			5	1	0	0	0	1	3									
Mario Mendoza, R OBP: 0.322, SLG: 0.372 (1, 6)	5-3				F9			CS	FC6-4	5	1	3	0	0	0	1									
Larry Cox, R OBP: 0.259, SLG: 0.316 (1, 2)			SH1-4		6-3		HR	BB	FC6-4	4	3	3	2	1	0	1									
Inning Stats	R: 0 E: 0 K: 0 S: 3	H: 0 LOB: 0 BB: 0 P: 3	R: 1 E: 0 K: 0 S: 5	H: 2 LOB: 1 BB: 0 P: 5	R: 1 E: 0 K: 1 S: 8	H: 3 LOB: 2 BB: 0 P: 8	R: 1 E: 0 K: 0 S: 5	H: 2 LOB: 1 BB: 0 P: 5	R: 0 E: 0 K: 0 S: 3	H: 0 LOB: 0 BB: 0 P: 3	R: 1 E: 1 K: 0 S: 4	H: 1 LOB: 0 BB: 0 P: 4	R: 1 E: 0 K: 0 S: 5	H: 2 LOB: 2 BB: 1 P: 9	R: 7 E: 0 K: 1 S: 10	H: 6 LOB: 1 BB: 3 P: 22	R: 1 E: 0 K: 0 S: 5	H: 2 LOB: 1 BB: 0 P: 5	1B: 12 2B: 3 3B: 1 HR: 2	SF: 1 SAC: 1 DP: 0 HBP: 0	WP: 0 PB: 2 CS: 1 SB: 1	PA: 48			
PITCHER	IP	WLS	BF	H	R	ER	SO	BB	IBB	HBP	BLK	WP	HR	S	P	ERA	WHIP								
Larry Gura, L ERA: 2.29 (1, 1)	7.1	L	35	12	7	6	2	1	0	0	0	0	2	38	42	7.36	1.773								
Mary Pattin, R ERA: 4.06 (8, 1)	0.1		5	3	2	2	0	1	1	0	0	0	0	3	11	54.00	12.000								
Gary Christenson, L ERA: 5.17 (8, 1)	1.1		8	3	4	2	0	1	0	0	0	0	0	7	11	13.50	3.000								

Seattle Mariners @ Kansas City Royals
Royals Stadium, Kansas City, MO
Thu Jul 03 1980, 8:05 PM EDT
Att: 21,777 - Unknown - 93 F

AB 42
R 13
H 18
RBI 10
BB 4
SO 2
LOB 19



Batter	1	2	3	4	5	6	7	8	9	AB	R	H	RBI	BB	SO	LOB	BOTTOM								
Willie Wilson, S OBP: 0.341, SLG: 0.404 (1, 8)	K		1B			G3	4-3			4	0	1	0	0	1	1									
U L Washington, S OBP: 0.322, SLG: 0.370 (1, 6)	G3		G4-6-3			4-3		K		4	0	1	0	0	1	0									
John Wathan, R OBP: 0.381, SLG: 0.423 (1, 7)	5-3		G4-6-3			E3		G3		4	1	0	0	0	0	2									
Darrell Porter, L OBP: 0.372, SLG: 0.383 (1, 2)	G3				F9	WP		5-3		4	0	1	0	0	0	0									
Willie Aikens, L OBP: 0.363, SLG: 0.424 (1, 3)		2B			4-3			G6-3		2	1	1	0	2	0	0									
Clint Hurdle, L OBP: 0.385, SLG: 0.526 (1, 9)					4-3					4	0	2	1	0	1	2									
Hal McRae, R OBP: 0.314, SLG: 0.424 (1, 10)	1-3				6-3			G6-3		4	0	1	0	0	0	3									
Jamie Quirk, L OBP: 0.258, SLG: 0.326 Dave Chalk, R OBP: 0.322, SLG: 0.333 (1, 5) (7, PH) (8, 5)	F9				G3					2	0	0	0	0	0	1									
Frank White, R OBP: 0.272, SLG: 0.329 (1, 4)			6-3		5-3					4	0	0	0	0	1	3									
Inning Stats	R: 0 E: 0 K: 1 S: 5	H: 1 LOB: 1 BB: 1 P: 5	R: 1 E: 0 K: 0 S: 4	H: 1 LOB: 1 BB: 1 P: 8	R: 0 E: 0 K: 0 S: 3	H: 0 LOB: 0 BB: 0 P: 3	R: 0 E: 0 K: 1 S: 7	H: 1 LOB: 2 BB: 1 P: 11	R: 0 E: 0 K: 2 S: 8	H: 1 LOB: 1 BB: 0 P: 8	R: 0 E: 0 K: 1 S: 5	H: 0 LOB: 0 BB: 0 P: 5	R: 0 E: 0 K: 0 S: 4	H: 2 LOB: 2 BB: 1 P: 8	1B: 5 2B: 2 3B: 0 HR: 0	SF: 0 SAC: 0 DP: 2 HBP: 0	WP: 1 PB: 0 SB: 1 CS: 0	PA: 36							
PITCHER	IP	WLS	BF	H	R	ER	SO	BB	IBB	HBP	BLK	WP	HR	S	P	ERA	WHIP								
Jim Beattie, R ERA: 5.82 (1, 1)	5.2	W	23	4	2	1	1	2	0	0	0	0	0	23	31	1.59	1.059								
Shane Rawley, L ERA: 2.95 (6, 1)	3.1	S	13	3	0	0	4	1	0	0	0	0	0	20	24	0.00	1.200								

Seattle Mariners @ Kansas City Royals
Royals Stadium, Kansas City, MO
Thu Jul 03 1980, 8:05 PM EDT
Att: 21,777 - Unknown - 93 F

AB 33
R 2
H 7
RBI 1
BB 3
SO 5
LOB 13



Batter	1	2	3	4	5	6	7	8	9	AB	R	H	RBI	BB	SO	LOB	TOP										
Larry Milbourne, S (1, 4) OBP: 0.281, SLG: 0.310	6-3		P6			FC6-4 1B											4 0 2 1 0 0 1										
Juan Beniquez, R (1, 8) OBP: 0.286, SLG: 0.387	6-3				FC6-4 2B		5-3										4 1 1 0 0 0 2										
Bruce Bochte, L (1, 10) OBP: 0.355, SLG: 0.416	F7			E6 2B				4-3									4 0 1 1 0 0 0										
Dan Meyer, L (1, 7) OBP: 0.343, SLG: 0.420		F8		G3			F7		3-1								4 0 0 0 0 0 1										
Tom Paciorek, R (1, 3) OBP: 0.359, SLG: 0.527		L6		L5			K		F8								4 0 0 0 0 1 1										
Joe Simpson, L (1, 9) OBP: 0.349, SLG: 0.377									6-3								3 1 2 0 1 0 0										
Jim Anderson, R (1, 5) OBP: 0.322, SLG: 0.370		CS 1B		5-3	F9												4 1 1 1 0 1 2										
Bob Stinson, S (1, 2) OBP: 0.269, SLG: 0.271							F7										3 0 2 0 0 0 0										
Mario Mendoza, R (1, 6) OBP: 0.315, SLG: 0.364																	3 0 0 0 0 0 2										
Leon Roberts, R (9, PH) OBP: 0.306, SLG: 0.417									FC6-4 1B								1 0 0 0 0 0 1										
Inning Stats	R: 0 E: 0 K: 0 S: 3	H: 0 LOB: 0 BB: 0 P: 3	R: 0 E: 0 K: 0 S: 3	H: 1 LOB: 0 BB: 0 P: 3	R: 0 E: 0 K: 0 S: 4	H: 1 LOB: 1 BB: 0 P: 4	R: 1 E: 1 K: 0 S: 5	H: 2 LOB: 2 BB: 1 P: 9	R: 0 E: 0 K: 0 S: 4	H: 1 LOB: 1 BB: 0 P: 4	R: 0 E: 0 K: 1 S: 5	H: 0 LOB: 0 BB: 0 P: 5	R: 2 E: 0 K: 0 S: 6	H: 3 LOB: 1 BB: 0 P: 6	R: 0 E: 0 K: 0 S: 3	H: 0 LOB: 0 BB: 0 P: 3	R: 0 E: 0 K: 1 S: 6	H: 1 LOB: 1 BB: 0 P: 6	1B: 6 2B: 3 3B: 0 HR: 0	SF: 0 SAC: 1 DP: 0 HBP: 0	WP: 0 PB: 0 SB: 0 CS: 1	PA: 37					
PITCHER	IP	WLS	BF	H	R	ER	SO	BB	IBB	HBP	BLK	WP	HR	S	P	ERA	WHIP										
Dennis Leonard, R (1, 1) ERA: 4.65	6.2		28	8	3	3	1	1	0	0	0	0	0	29	33	4.05	1.350										
Dan Quisenberry, R (7, 1) ERA: 3.13	2.1	W	8	1	0	0	1	0	0	0	0	0	0	10	10	0.00	0.429										

Seattle Mariners @ Kansas City Royals
 Royals Stadium, Kansas City, MO
 Fri Jul 04 1980, 8:05 PM EDT
 Att: 27,891 - Unknown - 98 F

AB 34
 R 3
 H 9
 RBI 3
 BB 1
 SO 2
 LOB 10



Batter	1	2	3	4	5	6	7	8	9	AB	R	H	RBI	BB	SO	LOB	BOTTOM										
Willie Wilson, S (1, 7) OBP: 0.345, SLG: 0.412			4-3							3 1 2 1 1 0 0																	
U L Washington, S (1, 6) OBP: 0.321, SLG: 0.368										4 0 1 1 0 1 4																	
John Wathan, R (1, 2) OBP: 0.379, SLG: 0.420										4 0 1 0 0 0 4																	
Darrell Porter, L (1, 10) OBP: 0.370, SLG: 0.381										4 0 1 0 0 0 3																	
Amos Otis, R (1, 8) OBP: 0.333, SLG: 0.432										4 1 1 0 0 0 3																	
Clint Hurdle, L (1, 9) OBP: 0.376, SLG: 0.515										4 1 0 0 0 1 4																	
Jamie Quirk, L (1, 5) OBP: 0.358, SLG: 0.358										3 1 1 1 0 0 0																	
Dave Chalk, R (6, PH) OBP: 0.320, SLG: 0.330										1 0 0 0 0 0 2																	
Ralph LaCock, L (1, 3) OBP: 0.232, SLG: 0.212										2 0 0 0 1 0 0																	
Rusty Torres, S (7, PR) OBP: 0.333, SLG: 0.161										0 0 0 0 0 0 0																	
Jerry Terrell, R (8, 3) OBP: 0.091, SLG: 0.091										0 0 0 0 0 0 0																	
Hal McRae, R (8, PH) OBP: 0.438, SLG: 0.438										1 0 1 2 0 0 0																	
Willie Aikens, L (9, 3) OBP: 0.363, SLG: 0.424										0 0 0 0 0 0 0																	
Frank White, R (1, 4) OBP: 0.275, SLG: 0.331										4 1 2 0 0 0 1																	
Inning Stats	R: 0 E: 0 K: 1 S: 6	H: 1 LOB: 1 BB: 0 P: 6	R: 0 E: 0 K: 1 S: 5	H: 0 LOB: 0 BB: 0 P: 5	R: 0 E: 0 K: 0 S: 3	H: 0 LOB: 0 BB: 0 P: 3	R: 0 E: 1 K: 0 S: 4	H: 0 LOB: 1 BB: 0 P: 4	R: 0 E: 0 K: 0 S: 3	H: 0 LOB: 0 BB: 0 P: 3	R: 2 E: 0 K: 0 S: 7	H: 4 LOB: 2 BB: 0 P: 7	R: 1 E: 0 K: 0 S: 4	H: 2 LOB: 2 BB: 2 P: 12	R: 2 E: 0 K: 0 S: 6	H: 3 LOB: 1 BB: 0 P: 6	1B: 7 2B: 0 3B: 2 HR: 1	SF: 0 SAC: 0 DP: 0 HBP: 0	WP: 1 PB: 0 SB: 1 CS: 1	PA: 36							
PITCHER	IP	WLS	BF	H	R	ER	SO	BB	IBB	HBP	BLK	WP	HR	S	P	ERA	WHIP										
Glenn Abbott, R (1, 1) ERA: 3.11	6.0		25	6	3	3	2	0	0	0	0	0	1	29	29	4.50	1.000										
Dave Roberts, L (7, 1) ERA: 4.96	2.0	L	11	4	2	2	0	2	0	0	0	1	0	9	17	9.00	3.000										

Seattle Mariners @ Kansas City Royals
 Royals Stadium, Kansas City, MO
 Fri Jul 04 1980, 8:05 PM EDT
 Att: 27,891 - Unknown - 98 F

AB 34
 R 5
 H 10
 RBI 5
 BB 2
 SO 2
 LOB 21



Batter	1	2	3	4	5	6	7	8	9	AB	R	H	RBI	BB	SO	LOB	TOP								
Larry Milbourne, S OBP: 0.286, SLG: 0.316	L4		F7			F2		F8		4	1	0	0	1	0	2	Seattle Mariners @ Kansas City Royals Royals Stadium, Kansas City, MO Sun Jul 06 1980, 4:33 AM EDT Att: 28,458 - Unknown - 101 F								
Juan Beniquez, R OBP: 0.281, SLG: 0.367	K		F8		F2	4-3		1B		5	0	1	0	0	1	3									
Bruce Bochte, L OBP: 0.362, SLG: 0.438	2B		4-3		2B	4-3		1B		5	2	4	1	0	0	0									
Tom Paciorek, R OBP: 0.377, SLG: 0.572	5-3			HR	4-3	2B		1B		5	1	4	2	0	0	1									
Dan Meyer, L OBP: 0.343, SLG: 0.421		1B		HR	4-3			1B		5	1	2	1	0	1	4									
Joe Simpson, L OBP: 0.346, SLG: 0.373		SF8		K	4-3			4-3		0	0	0	0	0	0	0									
Jim Anderson, R OBP: 0.314, SLG: 0.359		2B		F9	K			2-3		5	0	1	0	0	1	3									
Leon Roberts, R OBP: 0.308, SLG: 0.423	SF8		1B	1B		2B		6-3		4	0	2	1	0	0	2									
Ted Cox, R OBP: 0.286, SLG: 0.288	F3		1B	1B		6-3		FC5-4		4	0	1	0	1	0	4									
Larry Cox, R OBP: 0.249, SLG: 0.302	F9		F7		E6			5-3		5	0	0	0	0	0	5									
Inning Stats	R: 0 E: 0 K: 1 S: 6	H: 1 LOB: 1 BB: 0 P: 6	R: 1 E: 0 K: 0 S: 5	H: 2 LOB: 1 BB: 0 P: 5	R: 0 E: 0 K: 0 S: 3	H: 0 LOB: 0 BB: 0 P: 3	R: 1 E: 0 K: 1 S: 8	H: 3 LOB: 2 BB: 0 P: 8	R: 2 E: 0 K: 1 S: 7	H: 2 LOB: 1 BB: 0 P: 11	R: 0 E: 1 K: 0 S: 5	H: 1 LOB: 2 BB: 0 P: 5	R: 1 E: 0 K: 0 S: 6	H: 3 LOB: 2 BB: 0 P: 6	R: 0 E: 0 K: 0 S: 6	H: 3 LOB: 3 BB: 1 P: 6	R: 0 E: 0 K: 0 S: 3	H: 0 LOB: 1 BB: 1 P: 7	1B: 9 2B: 4 3B: 0 HR: 2	SF: 1 SAC: 0 DP: 0 HBP: 0	WP: 0 PB: 0 SB: 0 CS: 0	PA: 45			
PITCHER	IP	WLS	BF	H	R	ER	SO	BB	IBB	HBP	BLK	WP	HR	S	P	ERA	WHIP								
Paul Spittorff, L ERA: 4.15	6.0	L	30	10	5	5	3	1	0	0	0	0	2	35	39	7.50	1.833								
Rawly Eastwick, R ERA: 2.03	3.0		15	5	0	0	0	1	0	0	0	0	0	14	18	0.00	2.000								

Batter	1	2	3	4	5	6	7	8	9	AB	R	H	RBI	BB	SO	LOB	BOTTOM								
Willie Wilson, S OBP: 0.345, SLG: 0.410	K	E5		E		E6		F8		5	0	1	0	0	1	1	Seattle Mariners @ Kansas City Royals Royals Stadium, Kansas City, MO Sun Jul 06 1980, 4:33 AM EDT Att: 28,458 - Unknown - 101 F								
U L Washington, S OBP: 0.325, SLG: 0.378	1B			E		G3		G3		5	1	3	2	0	0	1									
John Wathan, R OBP: 0.372, SLG: 0.411	1B	4-3		E5		L6		6-3		5	0	1	1	0	0	4									
Amos Otis, R OBP: 0.321, SLG: 0.418	K		5-3	FC6-4		5-3		F9		5	0	0	0	0	1	4									
Hal McRae, R OBP: 0.321, SLG: 0.444	1B		6-3		5-3			2B		4	0	2	0	0	0	0									
Darrell Porter, L OBP: 0.396, SLG: 0.369	G3		G3		4-3			BB		3	0	0	0	1	0	2									
Clint Hurdle, L OBP: 0.369, SLG: 0.500		P6		K		K		K		4	0	0	0	0	3	2									
Frank White, R OBP: 0.282, SLG: 0.338		F8		1B		F2		6-3		4	1	1	0	0	0	0									
Dave Chalk, R OBP: 0.317, SLG: 0.321		E		F9		3-1		3-1		3	1	0	0	1	0	1									
Inning Stats	R: 1 E: 0 K: 2 S: 10	H: 3 LOB: 2 BB: 0 P: 10	R: 1 E: 1 K: 0 S: 5	H: 1 LOB: 2 BB: 1 P: 9	R: 0 E: 0 K: 0 S: 3	H: 0 LOB: 0 BB: 0 P: 3	R: 1 E: 1 K: 1 S: 9	H: 3 LOB: 3 BB: 0 P: 9	R: 0 E: 0 K: 1 S: 5	H: 0 LOB: 0 BB: 0 P: 5	R: 0 E: 1 K: 0 S: 4	H: 0 LOB: 1 BB: 0 P: 4	R: 0 E: 0 K: 1 S: 6	H: 1 LOB: 2 BB: 1 P: 10	R: 0 E: 0 K: 0 S: 3	H: 0 LOB: 0 BB: 0 P: 3		R: 0 E: 0 K: 0 S: 3	H: 0 LOB: 0 BB: 0 P: 3	1B: 5 2B: 2 3B: 1 HR: 0	SF: 0 SAC: 0 DP: 0 HBP: 0	WP: 0 PB: 0 SB: 0 CS: 0	PA: 40		
PITCHER	IP	WLS	BF	H	R	ER	SO	BB	IBB	HBP	BLK	WP	HR	S	P	ERA	WHIP								
Floyd Bannister, L ERA: 3.41	5.0	W	25	7	3	2	4	1	0	0	0	0	0	4	4	0.00	0.000								
Dave Heaverlo, R ERA: 3.66	1.0		4	0	0	0	0	0	0	0	0	0	0	3	3	0.00	1.500								
Byron McLoughlin, R ERA: 0.6	0.2		3	1	0	0	0	0	0	0	0	0	0	9	13	0.00	0.429								
Shane Rawley, L ERA: 2.74	2.1	S	8	0	0	0	1	1	0	0	0	0	0	9	13	0.00	0.429								

Batter	1	2	3	4	5	6	7	8	9	AB	R	H	RBI	BB	SO	LOB	TOP			
Jim Lentine, R (1, 8) OBP: 0.333, SLG: 0.326	0-3 K		0-0 1-2 1B		0-0 P3			0-0 1B		4	0	2	0	0	1	0	Detroit Tigers @ Kansas City Royals Royals Stadium, Kansas City, MO Thu Jul 10 1980, 8:05 PM EDT Att: 23,684 - Unknown - 105 F			
Alan Trammell, R (1, 6) OBP: 0.397, SLG: 0.433	0-0 F7		0-0 L5		0-0 F9			0-0 F2		4	0	0	0	0	3					
Steve Kemp, L (1, 7) OBP: 0.406, SLG: 0.438	0-3 K		0-0 F8		0-0 F8			0-0 1-2 1B		4	0	1	0	0	1	2				
Lance Parrish, R (1, 2)		0-0 1B 2B	0-3 K		0-0 F8			0-0 L4		4	1	1	0	0	1	4				
Al Cowens, R (1, 9) OBP: 0.325, SLG: 0.338		0-0 6-3		0-0 1B SF7 1B		0-0 6-3		0-0 6-3		4	1	1	0	0	3					
John Wockenfuss, R (1, 10) OBP: 0.421, SLG: 0.490		0-0 2H 1B		0-0 1-3 CS 1B		0-0 5-3			0-0 5-3	4	0	2	1	0	0					
Richie Hebner, L (1, 3) OBP: 0.361, SLG: 0.486	0-3 K		0-0 SF7		0-0 3H 0-0		0-0 F9		0-0 F7	3	0	0	1	0	1					
Tom Brookens, R (1, 5) OBP: 0.335, SLG: 0.399 Champ Summers, L (9, PH) OBP: 0.406, SLG: 0.456	0-0 F9		0-0 1-2 3B		0-0 4-3			0-0 6-3		3	0	1	0	0	0	1				
Stan Papi, R (1, 4) OBP: 0.321, SLG: 0.453			0-0 1B		0-0 F9		0-3 K			3	0	1	0	0	1					
Inning Stats	R: 0 E: 0 K: 2 S: 7	H: 0 LOB: 0 BB: 0 P: 7	R: 1 E: 0 K: 1 S: 7	H: 2 LOB: 1 BB: 0 P: 7	R: 0 E: 0 K: 1 S: 7	H: 2 LOB: 1 BB: 0 P: 7	R: 1 E: 0 K: 0 S: 5	H: 3 LOB: 1 BB: 0 P: 5	R: 0 E: 0 K: 0 S: 3	H: 0 LOB: 0 BB: 0 P: 3	R: 0 E: 0 K: 1 S: 5	H: 0 LOB: 0 BB: 0 P: 5	R: 0 E: 0 K: 0 S: 5	H: 2 LOB: 2 BB: 0 P: 5	R: 0 E: 0 K: 0 S: 3	H: 0 LOB: 0 BB: 0 P: 3		1B: 7 2B: 1 3B: 1 HR: 0	SF: 1 SAC: 0 DP: 0 HBP: 0	WP: 0 PB: 0 SB: 0 CS: 1
PITCHER	IP WLS BF H R ER SO BB IBB HBP BLK WP HR S P ERA WHIP	7.0 W 28 8 2 2 5 0 0 0 0 0 0 38 38 2.57 1.143	2.0 S 7 1 0 0 0 0 0 0 0 0 0 7 7 0.00 0.500																	

Batter	1	2	3	4	5	6	7	8	9	AB	R	H	RBI	BB	SO	LOB	BOTTOM			
Willie Wilson, S (1, 7) OBP: 0.341, SLG: 0.405	0-3 K		0-0 6-3		0-0 6-3			0-0 F7		4	0	0	0	0	1	1	Detroit Tigers @ Kansas City Royals Royals Stadium, Kansas City, MO Thu Jul 10 1980, 8:05 PM EDT Att: 23,684 - Unknown - 105 F			
Hal McRae, R (1, 10) OBP: 0.320, SLG: 0.440	0-0 PO 1B		0-0 F9		0-0 P4			0-0 F8		4	0	1	0	0	0	1				
George Brett, L (1, 5) OBP: 0.409, SLG: 0.613	0-0 F9			0-0 G3 2B		0-0 F7		0-0 BB 1B		4	0	2	0	0	0	1				
Darrell Porter, L (1, 2) OBP: 0.368, SLG: 0.369	0-0 PO	0-0 2B 1B		0-0 G3		0-0 F8		4-0 BB 1B		3	1	1	0	1	0	1				
Willie Aikens, L (1, 3) OBP: 0.366, SLG: 0.442 Ralph LaCock, L (7, 3) OBP: 0.240, SLG: 0.222		0-0 SH3 1H 6-3 2B		0-3 K		0-0 HR		0-3 K		3	2	2	2	0	1	1				
Amos Otis, R (1, 8) OBP: 0.323, SLG: 0.415		0-0 SH3		1-0 HBP		0-0 F9				1	0	0	0	0	0					
Clint Hurdle, L (1, 9) OBP: 0.364, SLG: 0.493		0-0 6-3		0-0 F7			0-0 F9			3	0	0	1	0	0	2				
Frank White, R (1, 4) OBP: 0.279, SLG: 0.334		0-0 3H F7			0-0 L8			0-0 6-3		3	0	0	0	0	0					
U L Washington, S (1, 6) OBP: 0.325, SLG: 0.377			0-0 B1		0-0 E 1B			0-0 F7		3	0	1	0	0	0					
Inning Stats	R: 0 E: 0 K: 1 S: 5	H: 1 LOB: 0 BB: 0 P: 5	R: 2 E: 0 K: 0 S: 5	H: 2 LOB: 0 BB: 0 P: 5	R: 0 E: 0 K: 1 S: 6	H: 0 LOB: 0 BB: 0 P: 3	R: 0 E: 1 K: 0 S: 4	H: 1 LOB: 1 BB: 0 P: 4	R: 1 E: 0 K: 0 S: 4	H: 1 LOB: 0 BB: 0 P: 4	R: 0 E: 0 K: 0 S: 3	H: 0 LOB: 0 BB: 0 P: 3	R: 0 E: 0 K: 1 S: 6	H: 1 LOB: 2 BB: 1 P: 10	R: 0 E: 0 K: 0 S: 6	H: 1 LOB: 2 BB: 1 P: 10		1B: 4 2B: 2 3B: 0 HR: 1	SF: 0 SAC: 1 DP: 0 HBP: 1	WP: 0 PB: 0 SB: 0 CS: 0
PITCHER	IP WLS BF H R ER SO BB IBB HBP BLK WP HR S P ERA WHIP	8.0 L 32 7 3 3 3 1 0 1 0 0 1 36 41 3.38 1.000																		

Batter	1	2	3	4	5	6	7	8	9	AB	R	H	RBI	BB	SO	LOB	TOP			
Rick Peters, S OBP: 0.368, SLG: 0.358 (1, 8)	4-0 BB G6-4-3		0-0 4-3		0-0 F6			0-0 F9		3	0	0	0	1	0	1	Detroit Tigers @ Kansas City Royals Royals Stadium, Kansas City, MO Fri Jul 11 1980, 8:05 PM EDT Att: 31,017 - Unknown			
Alan Trammell, R OBP: 0.398, SLG: 0.444 (1, 6)	0-0 G6-4-3 1-2f			0-0 HR		0-0 WP SF8 G3 1B		0-3 K		4	2	2	1	0	1	1				
Steve Kemp, L OBP: 0.400, SLG: 0.430 (1, 7)	0-0 F7			0-0 4-3		0-0 G3		0-0 4-3		4	0	0	0	0	0	1				
Champ Summers, L OBP: 0.415, SLG: 0.509 (1, 10)		0-0 HR		4-0 2B BB		0-0 SF8		0-0 FC6-4 1B		2	1	2	2	1	0	0				
Al Cowens, R OBP: 0.324, SLG: 0.341 (1, 9)	0-0 P5			0-0 2B		0-0 5-3		0-0 F8		4	0	1	0	0	0	1				
Lance Parrish, R OBP: 0.300, SLG: 0.455 (1, 2)	0-0 F9			0-0 6-3				0-0 FC6-4		4	0	0	0	0	0	2				
Tim Corcoran, L OBP: 0.277, SLG: 0.196 (1, 3)	0-0 4-3				0-0 4-3			0-0 F7		4	0	1	0	0	0	1				
Tom Brookens, R OBP: 0.330, SLG: 0.393 (1, 5)			0-0 5-3		0-0 G3			0-0 6-3		3	0	0	0	0	0	1				
Lou Whitaker, L OBP: 0.351, SLG: 0.263 (1, 4)			0-0 F8		4-0 BB			0-0 6-3		2	0	0	0	1	0	1				
Inning Stats	R: 0 E: 0 K: 0 S: 2	H: 0 LOB: 0 BB: 1 P: 6	R: 1 E: 0 K: 0 S: 4	H: 1 LOB: 0 BB: 0 P: 4	R: 0 E: 0 K: 0 S: 3	H: 0 LOB: 0 BB: 0 P: 3	R: 1 E: 0 K: 0 S: 4	H: 2 LOB: 1 BB: 1 P: 8	R: 0 E: 0 K: 0 S: 3	H: 0 LOB: 1 BB: 1 P: 7	R: 1 E: 0 K: 0 S: 4	H: 1 LOB: 1 BB: 0 P: 4	R: 0 E: 0 K: 0 S: 5	H: 0 LOB: 0 BB: 0 P: 5	R: 0 E: 0 K: 0 S: 4	H: 1 LOB: 1 BB: 0 P: 4	1B: 2 2B: 2 3B: 0 HR: 2	SF: 1 SAC: 0 DP: 1 HBP: 0	WP: 1 PB: 0 SB: 0 CS: 0	PA: 34
PITCHER Dennis Leonard, R ERA: 4.54 (1, 1)	IP: 9.0 WLS: W BF: 34 H: 6 R: 3 ER: 3 SO: 1 BB: 3 IBB: 0 HBP: 0 BLK: 0 WP: 1 HR: 2 S: 33 P: 45 ERA: 3.00 WHIP: 1.000																			

Batter	1	2	3	4	5	6	7	8	9	AB	R	H	RBI	BB	SO	LOB	BOTTOM			
Willie Wilson, S OBP: 0.345, SLG: 0.416 (1, 8)	0-0 2B 2B 1B	0-0 HR		0-0 F9	0-0 6-3			0-0 F8 S 1B		5	2	3	1	0	0	0	Detroit Tigers @ Kansas City Royals Royals Stadium, Kansas City, MO Fri Jul 11 1980, 8:05 PM EDT Att: 31,017 - Unknown			
Hal McRae, R OBP: 0.321, SLG: 0.444 (1, 10)	0-0 2B 2B	0-0 F8		0-0 2B SF7 1B		0-0 F8		0-0 F8		5	2	2	0	0	0	1				
George Brett, L OBP: 0.414, SLG: 0.629 (1, 5)	0-0 6-3 SF8 2B	0-0 2B		0-0 2B		0-0 F8		0-0 1-3		5	1	3	2	0	0	1				
Darrell Porter, L OBP: 0.366, SLG: 0.364 (1, 2)	0-0 6-3 2-3	0-3 K		4-0 IBB		0-0 F7				3	0	0	0	1	1	2				
Willie Aikens, L OBP: 0.365, SLG: 0.442 Ralph LaCock, L OBP: 0.240, SLG: 0.222 (7, PR) (8, 3)	0-0 SF8	0-0 F7		0-0 SF7				0-0 G4-6-3 1B		2	0	1	2	0	0	1				
Clint Hurdle, L OBP: 0.362, SLG: 0.493 (1, 9)	0-0 1B 2B		0-3 K	0-3 K				0-0 G4-6-3 1B		4	1	1	0	0	2	3				
John Wathan, R OBP: 0.377, SLG: 0.420 Rusty Torres, S OBP: 0.333, SLG: 0.161 (9, 7)	0-0 1B 2-3 1B		0-0 F9		0-0 5-3 6-3 2B			0-0 1B		4	1	3	0	0	0	0				
Frank White, R OBP: 0.282, SLG: 0.337 (1, 4)	0-0 1-3 1B		0-0 1B		0-0 5-3			0-0 F3		4	0	2	1	0	0	2				
U L Washington, S OBP: 0.321, SLG: 0.372 (1, 6)	0-0 F8		0-0 F8		0-0 6-3			0-0 F8		4	0	0	1	0	0	3				
Inning Stats	R: 4 E: 0 K: 0 S: 9	H: 6 LOB: 2 BB: 0 P: 9	R: 1 E: 0 K: 1 S: 7	H: 2 LOB: 1 BB: 0 P: 7	R: 0 E: 0 K: 1 S: 6	H: 1 LOB: 1 BB: 0 P: 6	R: 1 E: 0 K: 1 S: 7	H: 2 LOB: 2 BB: 1 P: 11	R: 1 E: 0 K: 0 S: 4	H: 1 LOB: 0 BB: 0 P: 4	R: 0 E: 0 K: 0 S: 3	H: 0 LOB: 0 BB: 0 P: 3	R: 0 E: 0 K: 0 S: 4	H: 2 LOB: 1 BB: 0 P: 4	R: 0 E: 0 K: 0 S: 4	H: 1 LOB: 1 BB: 0 P: 4	1B: 8 2B: 6 3B: 0 HR: 1	SF: 2 SAC: 0 DP: 1 HBP: 0	WP: 0 PB: 0 SB: 1 CS: 0	PA: 39
PITCHER Jack Morris, R ERA: 4.45 (1, 1)	IP: 0.2 WLS: L BF: 8 H: 6 R: 4 ER: 4 SO: 0 BB: 0 IBB: 0 HBP: 0 BLK: 0 WP: 0 HR: 0 S: 8 P: 8 ERA: 54.00 WHIP: 9.000																			
Dan Schatzeder, L ERA: 5.29 (1, 1)	IP: 3.1 WLS: L BF: 16 H: 5 R: 2 ER: 2 SO: 3 BB: 0 IBB: 1 HBP: 0 BLK: 0 WP: 0 HR: 1 S: 21 P: 25 ERA: 5.40 WHIP: 1.500																			
Pat Underwood, L ERA: 4.76 (5, 1)	IP: 4.0 WLS: L BF: 15 H: 4 R: 1 ER: 1 SO: 0 BB: 0 IBB: 0 HBP: 0 BLK: 0 WP: 0 HR: 0 S: 15 P: 15 ERA: 2.25 WHIP: 1.000																			


Batter	1	2	3	4	5	6	7	8	9	AB R H RBI BB SO LOB	TOP												
Willie Wilson, S (1, 7) OBP: 0.350, SLG: 0.425	1-3		F5		FC4-6 1B		4-3		1B BB	4 2 0 0 1 0 2	Kansas City Royals @ Boston Red Sox Fenway Park, Boston, MA Wed Jul 16 1980, 7:05 PM EDT Att: 27,213 - Unknown - 91 F												
Hal McRae, R (1, 10) OBP: 0.325, SLG: 0.459	K			F7	1B		5-3		1B	5 0 2 2 0 1 0													
George Brett, L (1, 5) OBP: 0.441, SLG: 0.646	2B			2B	F9		FC6-4 1B		1B	5 1 4 1 0 0 1													
Darrell Porter, L (1, 2) OBP: 0.362, SLG: 0.374	F8			F8 2B		HR	FC6-4 1-2		8-4	5 1 2 2 0 0 4													
Willie Aikens, L (1, 3) OBP: 0.362, SLG: 0.425 Ralph LaCock, L (8, 3) OBP: 0.246, SLG: 0.229	K			F8 2-3		K		F7		4 0 0 0 0 2 1 0 0 0 0 0 0 0													
Amos Otis, R (1, 8) OBP: 0.326, SLG: 0.436	K			4-0 BB		2B		F3		3 0 1 0 1 1 0													
Clint Hurdle, L (1, 9) OBP: 0.361, SLG: 0.477	K			P6		BB		F8		3 0 0 0 1 1 2													
Frank White, R (1, 4) OBP: 0.282, SLG: 0.339			F8		K	K		F8		4 0 0 0 0 2 2													
U L Washington, S (1, 6) OBP: 0.335, SLG: 0.390			CS 1B		FC4-6 1B	K		S 1B		4 1 3 0 0 1 2													
Inning Stats	R: 0 E: 0 K: 1 S: 6	H: 1 LOB: 1 BB: 0 P: 6	R: 0 E: 0 K: 3 S: 9	H: 0 LOB: 0 BB: 0 P: 9	R: 0 E: 0 K: 0 S: 3	H: 1 LOB: 0 BB: 0 P: 3	R: 1 E: 0 K: 0 S: 5	H: 2 LOB: 2 BB: 1 P: 9	R: 1 E: 0 K: 1 S: 7	H: 2 LOB: 1 BB: 0 P: 7		R: 1 E: 0 K: 3 S: 11	H: 2 LOB: 2 BB: 1 P: 15	R: 0 E: 0 K: 0 S: 4	H: 1 LOB: 1 BB: 0 P: 4	R: 0 E: 0 K: 0 S: 3	H: 0 LOB: 0 BB: 0 P: 3	R: 2 E: 0 K: 0 S: 5	H: 3 LOB: 1 BB: 1 P: 9	1B: 7 2B: 4 3B: 1 HR: 1	SF: 0 SAC: 0 DP: 1 HBP: 0	WP: 0 PB: 0 SB: 2 CS: 1	PA: 40
PITCHER	IP WLS BF H R ER SO BB IBB HBP BLK WP HR S P ERA WHIP											PITCHER	IP WLS BF H R ER SO BB IBB HBP BLK WP HR S P ERA WHIP										
Dennis Eckersley, R (1, 1) ERA: 4.75	8.1 L 37 10 5 5 8 3 0 0 0 0 0 1 50 62 5.40 1.560																						
Bill Campbell, R (9, 1) ERA: 7.71	0.2 3 2 0 0 0 0 0 0 0 0 0 0 3 3 0.00 3.000																						

Batter	1	2	3	4	5	6	7	8	9	AB R H RBI BB SO LOB	BOTTOM												
Rick Burleson, R (1, 6) OBP: 0.354, SLG: 0.408	4-3		2B		2B		2B 1B		5-3	5 1 3 0 0 0 0	Kansas City Royals @ Boston Red Sox Fenway Park, Boston, MA Wed Jul 16 1980, 7:05 PM EDT Att: 27,213 - Unknown - 91 F												
Dave Stapleton, R (1, 4) OBP: 0.295, SLG: 0.462	4-3 1B		P4		K		6-3 2B		6-3	5 0 2 0 0 1 4													
Fred Lynn, L (1, 8) OBP: 0.384, SLG: 0.502	4-3 1-2		4-3		P4		6-3 BB		4-3	4 0 0 0 1 0 5													
Tony Perez, R (1, 3) OBP: 0.320, SLG: 0.479	K			K		6-3	6-3			4 0 0 1 0 2 3													
Carlton Fisk, R (1, 2) OBP: 0.371, SLG: 0.511		F7		5-3		F2	HBP			3 0 0 0 0 0 0													
Carl Yastrzemski, L (1, 7) OBP: 0.335, SLG: 0.447	K			FC6-4 1B		1B	K			4 0 2 0 0 2 3													
Dwight Evans, R (1, 9) OBP: 0.294, SLG: 0.381	5-3			FC6-4 1-2		1B		6-3		4 0 1 0 0 0 1													
Jim Dwyer, L (1, 10) OBP: 0.382, SLG: 0.475			2B 1B		2B 1B		F9		5-3	4 0 2 0 0 0 2													
Butch Hobson, R (1, 5) OBP: 0.279, SLG: 0.373	F3				L8		L7		5-3	4 0 0 0 0 0 2													
Inning Stats	R: 0 E: 0 K: 1 S: 6	H: 1 LOB: 1 BB: 0 P: 6	R: 0 E: 0 K: 1 S: 5	H: 0 LOB: 0 BB: 0 P: 5	R: 0 E: 0 K: 0 S: 5	H: 2 LOB: 2 BB: 0 P: 5	R: 0 E: 0 K: 1 S: 6	H: 1 LOB: 1 BB: 0 P: 6	R: 0 E: 0 K: 0 S: 7	H: 2 LOB: 2 BB: 0 P: 7		R: 0 E: 0 K: 0 S: 5	H: 2 LOB: 2 BB: 0 P: 5	R: 1 E: 0 K: 1 S: 7	H: 2 LOB: 3 BB: 1 P: 12	R: 0 E: 0 K: 0 S: 3	H: 0 LOB: 0 BB: 0 P: 3	R: 0 E: 0 K: 0 S: 3	H: 0 LOB: 0 BB: 0 P: 3	1B: 7 2B: 3 3B: 0 HR: 0	SF: 0 SAC: 0 DP: 0 HBP: 1	WP: 0 PB: 0 SB: 0 CS: 0	PA: 39
PITCHER	IP WLS BF H R ER SO BB IBB HBP BLK WP HR S P ERA WHIP											PITCHER	IP WLS BF H R ER SO BB IBB HBP BLK WP HR S P ERA WHIP										
Dennis Leonard, R (1, 1) ERA: 4.35	6.0 W 26 8 0 0 4 0 0 0 0 0 0 0 34 34 0.00 1.333																						
Rawly Eastwick, R (7, 1) ERA: 2.51	0.2 6 2 1 1 0 1 0 1 0 0 0 0 4 9 13.50 4.500																						
Dan Quisenberry, R (7, 1) ERA: 2.82	2.1 S 7 0 0 0 1 0 0 0 0 0 0 0 9 9 0.00 0.000																						


Batter	1	2	3	4	5	6	7	8	9	AB	R	H	RBI	BB	SO	LOB	TOP					
Willie Wilson, S OBP: 0.391, SLG: 0.429	0-0 4-3 2B		0-0 6-3			0-0 1-2 1B	0-0 F8			4	0	2	0	0	0	1	Kansas City Royals @ Boston Red Sox Fenway Park, Boston, MA Thu Jul 17 1980, 7:05 PM EDT Att: 25,619 - Unknown - 88 F					
U L Washington, S OBP: 0.354, SLG: 0.388	0-0 6-3			0-0 4-3 1B		0-0 F9		0-0 5-3		4	0	1	0	0	0	3						
George Brett, L OBP: 0.434, SLG: 0.634	0-0 4-3 2-3			0-0 4-3 1-2		0-0 FC3-6 HR		0-0 6-3		4	1	0	0	0	0	3						
Hal McRae, R OBP: 0.328, SLG: 0.470	0-0 6-3			0-0 L9		0-0 HR		4-0 BB		3	1	1	2	1	0	2						
Amos Otis, R OBP: 0.319, SLG: 0.425		0-0 F7		0-0 4-3		0-0 5-3		0-0 F3		4	0	0	0	0	0	2						
Rusty Torres, S OBP: 0.313, SLG: 0.175										0	0	0	0	0	0	0						
John Wathan, R OBP: 0.375, SLG: 0.406		0-0 6-3								2	1	0	0	1	1	0						
Clint Hurdle, L OBP: 0.361, SLG: 0.477										0	0	0	0	0	0	0						
Darrell Porter, L OBP: 0.360, SLG: 0.369		0-0 4-3								3	0	0	0	1	1	1						
Frank White, R OBP: 0.282, SLG: 0.338			0-0 6-3							4	0	1	0	0	0	2						
Dave Chalk, R OBP: 0.315, SLG: 0.316			0-0 F9							2	1	0	1	1	0	1						
Inning Stats	R: 0 E: 0 K: 0 S: 4	H: 1 LOB: 1 BB: 0 P: 4	R: 0 E: 0 K: 0 S: 3	H: 0 LOB: 0 BB: 0 P: 3	R: 0 E: 0 K: 0 S: 3	H: 0 LOB: 0 BB: 0 P: 3	R: 0 E: 0 K: 0 S: 4	H: 1 LOB: 1 BB: 0 P: 4	R: 0 E: 0 K: 0 S: 7	H: 0 LOB: 0 BB: 0 P: 7	R: 3 E: 1 K: 0 S: 5	H: 2 LOB: 0 BB: 1 P: 9	R: 1 E: 0 K: 0 S: 3	H: 0 LOB: 1 BB: 2 P: 11	R: 0 E: 0 K: 0 S: 3	H: 0 LOB: 1 BB: 0 P: 7	R: 0 E: 0 K: 0 S: 3	H: 1 LOB: 1 BB: 0 P: 4	1B: 3 2B: 1 3B: 0 HR: 1	SF: 1 SAC: 0 DP: 1 HBP: 1	WP: 0 PB: 0 SB: 0 CS: 0	PA: 36
PITCHER John Tudor, L ERA: 2.73	IP: 9.0 WLS: W BF: 36 H: 5 R: 4 ER: 4 SO: 2 BB: 4 IBB: 0 HBP: 1 BLK: 0 WP: 0 HR: 1 S: 35 P: 52 ERA: 4.00 WHIP: 1.000															PITCHER	IP: 9.0 WLS: W BF: 36 H: 5 R: 4 ER: 4 SO: 2 BB: 4 IBB: 0 HBP: 1 BLK: 0 WP: 0 HR: 1 S: 35 P: 52 ERA: 4.00 WHIP: 1.000					

Batter	1	2	3	4	5	6	7	8	9	AB	R	H	RBI	BB	SO	LOB	BOTTOM			
Rick Burleson, R OBP: 0.355, SLG: 0.409	0-0 L8		4-0 2B	0-3 K	0-0 1B		0-0 L5			4	0	1	2	1	1	1	Kansas City Royals @ Boston Red Sox Fenway Park, Boston, MA Thu Jul 17 1980, 7:05 PM EDT Att: 25,619 - Unknown - 88 F			
Dave Stapleton, R OBP: 0.299, SLG: 0.492	0-0 L8		0-0 2B		1-3 2H 3H HR					5	1	2	2	0	0	2				
Fred Lynn, L OBP: 0.387, SLG: 0.507	0-0 P6		1-3 2H 2B		0-0 5-4-3 1B					5	2	3	1	0	0	0				
Tony Perez, R OBP: 0.324, SLG: 0.479		0-0 L6		4-0 BB	0-0 1B					4	1	2	0	1	0	2				
Carlton Fisk, R OBP: 0.369, SLG: 0.506				0-0 G5-4-3 BB	0-0 1B					4	1	1	1	0	0	2				
Dave Rader, L OBP: 0.411, SLG: 0.537		0-0 P5		0-0 G5-4-3	0-0 2B					0	0	0	0	1	0	0				
Carl Yastrzemski, L OBP: 0.338, SLG: 0.448			0-3 K		4-0 BB					2	1	1	0	1	1	0				
Gary Hancock, L OBP: 0.222, SLG: 0.222				0-0 BB	0-0 2B					2	0	1	0	0	1	0				
Dwight Evans, R OBP: 0.300, SLG: 0.385			4-0 FC4-6 BB	4-0 E 2B	0-0 FC1-5-2 2B					3	2	1	2	2	0	3				
Jim Dwyer, L OBP: 0.379, SLG: 0.469			0-0 FC4-6 2B	0-0 E1 2B	0-0 FC1-5-2 2B					4	3	1	2	0	1	3				
Glenn Hoffman, R OBP: 0.258, SLG: 0.348			0-3 K		0-3 K					1	0	0	0	0	1	1				
Butch Hobson, R OBP: 0.283, SLG: 0.377				0-0 K	0-0 2B					2	1	1	2	1	0	0				
Inning Stats	R: 0 E: 0 K: 0 S: 3	H: 0 LOB: 0 BB: 0 P: 3	R: 0 E: 0 K: 1 S: 5	H: 0 LOB: 0 BB: 0 P: 5	R: 1 E: 1 K: 1 S: 5	H: 1 LOB: 2 BB: 2 P: 13	R: 4 E: 0 K: 1 S: 7	H: 3 LOB: 1 BB: 3 P: 19	R: 7 E: 0 K: 0 S: 11	H: 8 LOB: 2 BB: 1 P: 15	R: 0 E: 0 K: 1 S: 5	H: 0 LOB: 0 BB: 0 P: 5	R: 0 E: 0 K: 1 S: 5	H: 0 LOB: 0 BB: 0 P: 5	R: 0 E: 0 K: 0 S: 5	H: 2 LOB: 3 BB: 1 P: 9	1B: 8 2B: 5 3B: 0 HR: 1	SF: 0 SAC: 0 DP: 1 HBP: 0	WP: 0 PB: 0 SB: 0 CS: 0	PA: 43
PITCHER Renie Martin, R ERA: 4.53	IP: 3.2 WLS: L BF: 17 H: 3 R: 5 ER: 5 SO: 2 BB: 5 IBB: 0 HBP: 0 BLK: 0 WP: 0 HR: 0 S: 16 P: 36 ERA: 108.00 WHIP: 15.000															PITCHER	IP: 3.2 WLS: L BF: 17 H: 3 R: 5 ER: 5 SO: 2 BB: 5 IBB: 0 HBP: 0 BLK: 0 WP: 0 HR: 0 S: 16 P: 36 ERA: 108.00 WHIP: 15.000			
Marty Pattin, R ERA: 4.84	IP: 0.1 WLS: L BF: 6 H: 5 R: 4 ER: 4 SO: 1 BB: 0 IBB: 0 HBP: 0 BLK: 0 WP: 0 HR: 1 S: 8 P: 8 ERA: 9.00 WHIP: 1.333															PITCHER	IP: 0.1 WLS: L BF: 6 H: 5 R: 4 ER: 4 SO: 1 BB: 0 IBB: 0 HBP: 0 BLK: 0 WP: 0 HR: 1 S: 8 P: 8 ERA: 9.00 WHIP: 1.333			
Jeff Twitty, L ERA: 6.75	IP: 3.0 WLS: L BF: 14 H: 4 R: 3 ER: 3 SO: 2 BB: 0 IBB: 1 HBP: 0 BLK: 0 WP: 0 HR: 0 S: 17 P: 21 ERA: 0.00 WHIP: 3.000															PITCHER	IP: 3.0 WLS: L BF: 14 H: 4 R: 3 ER: 3 SO: 2 BB: 0 IBB: 1 HBP: 0 BLK: 0 WP: 0 HR: 0 S: 17 P: 21 ERA: 0.00 WHIP: 3.000			
Rawly Eastwick, R ERA: 2.35	IP: 1.0 WLS: L BF: 6 H: 2 R: 0 ER: 0 SO: 0 BB: 0 IBB: 0 HBP: 0 BLK: 0 WP: 0 HR: 0 S: 5 P: 9 ERA: 0.00 WHIP: 3.000															PITCHER	IP: 1.0 WLS: L BF: 6 H: 2 R: 0 ER: 0 SO: 0 BB: 0 IBB: 0 HBP: 0 BLK: 0 WP: 0 HR: 0 S: 5 P: 9 ERA: 0.00 WHIP: 3.000			

AB 30
R 4
H 5
RBI 3
BB 4
SO 2
LOB 15



AB 36
R 12
H 14
RBI 12
BB 7
SO 5
LOB 14



Batter	1	2	3	4	5	6	7	8	9	AB	R	H	RBI	BB	SO	LOB	TOP					
Willie Wilson, S OBP: 0.358, SLG: 0.437 (1, 7)										6	4	5	2	0	0	1	Kansas City Royals @ New York Yankees Yankee Stadium, Bronx, NY Fri Jul 18, 1980, 7:05 PM EDT Att: 44,170 - Unknown - 83 F					
Hal McRae, R OBP: 0.328, SLG: 0.468 (1, 10)										5	1	1	4	1	1	5						
George Brett, L OBP: 0.444, SLG: 0.652 (1, 5)										5	1	4	4	1	0	2						
Amos Otis, R OBP: 0.330, SLG: 0.436 (1, 8)										5	0	4	2	0	1	2						
John Wathan, R OBP: 0.367, SLG: 0.397 (1, 9)										6	0	0	0	0	0	9						
Darrell Porter, L OBP: 0.365, SLG: 0.368 (1, 2)										3	1	1	0	2	1	1						
Willie Aikens, L OBP: 0.360, SLG: 0.423 (1, 3)										4	1	1	0	0	1	3						
Ralph LaCock, L OBP: 0.252, SLG: 0.235 (7, 3)										1	0	1	0	0	0	0						
U L Washington, S OBP: 0.335, SLG: 0.389 (1, 6)										5	2	2	1	0	0	1						
Frank White, R OBP: 0.286, SLG: 0.346 (1, 4)										4	3	2	0	1	1	2						
Inning Stats	R: 2 E: 0 K: 1 S: 9	H: 4 LOB: 2 BB: 0 P: 9	R: 0 E: 0 K: 1 S: 7	H: 1 LOB: 2 BB: 0 P: 7	R: 0 E: 0 K: 0 S: 3	H: 1 LOB: 0 BB: 0 P: 3	R: 0 E: 0 K: 1 S: 5	H: 0 LOB: 0 BB: 0 P: 5	R: 2 E: 0 K: 1 S: 7	H: 2 LOB: 1 BB: 1 P: 11	R: 4 E: 0 K: 1 S: 9	H: 5 LOB: 1 BB: 1 P: 13	R: 0 E: 0 K: 0 S: 2	H: 0 LOB: 0 BB: 1 P: 6	R: 2 E: 0 K: 0 S: 5	H: 3 LOB: 1 BB: 1 P: 9	R: 3 E: 0 K: 0 S: 8	H: 5 LOB: 3 BB: 1 P: 12	1B: 16 2B: 4 3B: 0 HR: 1	SF: 1 SAC: 0 DP: 3 HBP: 0	WP: 1 PB: 1 CS: 0	PA: 50
PITCHER	IP WLS BF H R ER SO BB IBB HBP BLK WP HR S P ERA WHIP																					
Rudy May, L ERA: 2.44 (1, 1)	5.0 L 26 10 6 6 4 1 0 0 0 0 1 1 33 37 10.80 2.200																					
Tim Lollar, L ERA: 3.86 (6, 1)	1.0 6 3 2 2 1 1 0 0 0 0 0 0 7 11 18.00 4.000																					
Ed Figueroa, R ERA: 6.43 (7, 1)	3.0 18 8 5 5 0 3 0 0 0 0 0 0 15 27 15.00 3.667																					

AB	44
R	13
H	21
RBI	13
BB	5
SO	5
LOB	26



Batter	1	2	3	4	5	6	7	8	9	AB	R	H	RBI	BB	SO	LOB	BOTTOM			
Willie Randolph, R OBP: 0.428, SLG: 0.422 (1, 4)										2	0	0	0	1	1	1	Kansas City Royals @ New York Yankees Yankee Stadium, Bronx, NY Fri Jul 18, 1980, 7:05 PM EDT Att: 44,170 - Unknown - 83 F			
Fred Stanley, R OBP: 0.292, SLG: 0.318 (7, 4)										1	1	0	0	0	0	0				
Ruppert Jones, L OBP: 0.295, SLG: 0.362 (1, 8)										4	0	0	0	0	1	2				
Bob Watson, R OBP: 0.354, SLG: 0.419 (1, 3)										3	0	1	1	0	0	0				
Reggie Jackson, L OBP: 0.375, SLG: 0.609 (1, 9)										2	0	0	0	1	2	2				
Bobby Brown, S OBP: 0.316, SLG: 0.419 (8, 9)										1	0	0	0	0	1	1				
Eric Soderholm, R OBP: 0.410, SLG: 0.524 (1, 10)										4	0	1	0	0	0	1				
Lou Piniella, R OBP: 0.317, SLG: 0.311 (1, 7)										3	0	0	0	1	0	1				
Graig Nettles, L OBP: 0.334, SLG: 0.432 (1, 5)										3	0	1	0	1	0	1				
Rick Cerone, R OBP: 0.307, SLG: 0.437 (1, 2)										4	0	0	0	0	1	4				
Bucky Dent, R OBP: 0.321, SLG: 0.360 (1, 6)										4	0	0	0	0	1	3				
Inning Stats	R: 0 E: 0 K: 1 S: 5	H: 0 LOB: 0 BB: 0 P: 5	R: 0 E: 0 K: 1 S: 5	H: 0 LOB: 0 BB: 0 P: 5	R: 0 E: 0 K: 0 S: 3	H: 0 LOB: 1 BB: 1 P: 7	R: 0 E: 0 K: 0 S: 3	H: 0 LOB: 0 BB: 1 P: 3	R: 0 E: 0 K: 0 S: 10	H: 1 LOB: 2 BB: 1 P: 14	R: 0 E: 0 K: 1 S: 5	H: 0 LOB: 1 BB: 1 P: 9	R: 1 E: 2 K: 1 S: 7	H: 0 LOB: 1 BB: 0 P: 7	R: 0 E: 0 K: 0 S: 5	H: 2 LOB: 2 BB: 0 P: 5	1B: 3 2B: 0 3B: 0 HR: 0	SF: 1 SAC: 0 DP: 0 HBP: 0	WP: 0 PB: 0 CS: 0	PA: 36
PITCHER	IP WLS BF H R ER SO BB IBB HBP BLK WP HR S P ERA WHIP																			
Larry Gura, L ERA: 2.09 (1, 1)	9.0 W 36 3 1 0 7 4 0 0 0 0 0 0 46 62 0.00 0.778																			

AB	31
R	1
H	3
RBI	1
BB	4
SO	7
LOB	16



Batter	1	2	3	4	5	6	7	8	9	AB	R	H	RBI	BB	SO	LOB	TOP			
Willie Wilson, S OBP: 0.397, SLG: 0.435 Ralph LaCock, L OBP: 0.258, SLG: 0.242 (8, 7)	0-0 4-3	0-0 CS	0-0 F9		0-0 4-3		0-0 1B	0-0 1B		4	0	1	0	0	0	0	Kansas City Royals @ New York Yankees Yankee Stadium, Bronx, NY Sat Jul 19 1980, 7:05 PM EDT Att: 53,583 - Unknown livebaseballscorecards.com			
Hal McRae, R OBP: 0.333, SLG: 0.477 (1, 10)	0-0 2B		0-0 1B		1-0 HBP		0-0 F8	0-0 1-4-3		4	2	2	0	0	0	4				
George Brett, L OBP: 0.443, SLG: 0.651 (1, 5)	0-0 1B		0-0 1B		0-0 L8		0-0 3-1		0-0 F8	5	1	2	2	0	0	3				
Darrell Porter, L OBP: 0.363, SLG: 0.366 Jame Quirk, L OBP: 0.237, SLG: 0.350 (8, 2)	0-0 F7		0-0 F7		0-0 1-3			0-0 1B	0-0 1B	4	1	1	0	0	0	3				
Willie Aikens, L OBP: 0.364, SLG: 0.426 (1, 3)	0-0 1B		0-3 K			0-0 G4-6-3		0-0 1B	0-0 P6	5	1	3	1	0	1	2				
Amos Otis, R OBP: 0.325, SLG: 0.429 Rusty Torres, S OBP: 0.320, SLG: 0.190 (8, 8)	0-0 F7			0-0 5-3		0-0 F9		0-0 FC4-6	0-0 P4	3	0	0	0	0	0	2				
Clint Hurdle, L OBP: 0.363, SLG: 0.491 (1, 9)		0-3 K		0-0 HR		0-0 G4-6-3		0-0 1B		4	1	2	3	0	1	1				
U L Washington, S OBP: 0.331, SLG: 0.384 (1, 6)		0-0 L9		0-0 L4			0-0 1-3	0-0 P5		4	0	0	0	0	0	2				
Frank White, R OBP: 0.289, SLG: 0.349 Rance Mulliniks, L OBP: 0.231, SLG: 0.100 (7, 4)		0-0 1B		0-0 L5			0-0 1B	0-0 FC4-6		3	0	2	0	0	0	0				
Inning Stats	R: 2 E: 0 K: 0 S: 6	H: 3 LOB: 1 BB: 0 P: 6	R: 0 E: 0 K: 1 S: 5	H: 1 LOB: 0 BB: 0 P: 5	R: 1 E: 0 K: 1 S: 7	H: 2 LOB: 1 BB: 0 P: 7	R: 1 E: 0 K: 0 S: 4	H: 1 LOB: 0 BB: 0 P: 4	R: 0 E: 0 K: 0 S: 3	H: 1 LOB: 0 BB: 0 P: 3	R: 0 E: 0 K: 0 S: 5	H: 2 LOB: 2 BB: 0 P: 5	R: 3 E: 0 K: 0 S: 8	H: 5 LOB: 2 BB: 0 P: 8	R: 0 E: 0 K: 0 S: 4	H: 1 LOB: 1 BB: 0 P: 4	1B: 13 2B: 1 3B: 1 HR: 1	SF: 0 SAC: 0 DP: 1 HBP: 1	WP: 0 PB: 0 SB: 0 CS: 1	PA: 43
PITCHER	IP WLS BF H R ER SO BB IBB HBP BLK WP HR S P ERA WHIP	PITCHER																		
Doug Bird, R ERA: 4.66 Ron Davis, R ERA: 3.62 (7, 1)	6.0 W 25 8 4 4 2 0 0 0 0 0 1 28 29 6.00 1.333																			

Batter	1	2	3	4	5	6	7	8	9	AB	R	H	RBI	BB	SO	LOB	BOTTOM			
Willie Randolph, R OBP: 0.427, SLG: 0.420 Fred Stanley, R OBP: 0.286, SLG: 0.311 (8, 4)	4-0 BB 1B		0-0 1B		0-0 6-3		0-0 F8		0-0 P5	4	2	1	0	1	0	4	Kansas City Royals @ New York Yankees Yankee Stadium, Bronx, NY Sat Jul 19 1980, 7:05 PM EDT Att: 53,583 - Unknown livebaseballscorecards.com			
Lou Piniella, R OBP: 0.324, SLG: 0.315 Bobby Murcer, L OBP: 0.358, SLG: 0.507 (5, 7)	4-0 1B		0-0 E	0-0 6-3	0-0 F7		0-0 F8	0-0 4-3		1	1	1	0	1	0	0				
Bob Watson, R OBP: 0.365, SLG: 0.432 (1, 3)	0-0 1B		4-0 E	0-0 HR	0-0 1B	0-0 2H	0-0 1B	0-0 2B		4	3	4	2	1	0	0				
Reggie Jackson, L OBP: 0.382, SLG: 0.624 Bobby Brown, S OBP: 0.316, SLG: 0.419 (8, 9)	0-3 K		0-0 E7	0-0 HR	0-0 1B		0-0 1B	0-0 SF7	0-0 1B	5	2	4	5	0	1	1				
Eric Soderholm, R OBP: 0.407, SLG: 0.520 Oscar Gamble, L OBP: 0.371, SLG: 0.588 (3, 10)	0-3 K		0-0 P6	0-0 1B	0-0 L7		0-0 1B	0-0 BB		1	0	0	0	0	1	1				
Graig Nettles, L OBP: 0.341, SLG: 0.434 (1, 5)		0-0 L9	4-0 PB	0-0 F7		0-0 2B	4-0 2B	0-0 1B	0-0 BB	3	1	2	1	2	0	0				
Rick Cerone, R OBP: 0.305, SLG: 0.434 Johnny Gates, L OBP: 0.194, SLG: 0.267 (8, 2)		0-0 F9	0-0 1B	0-0 F7		0-3 K	0-0 SF7			4	1	1	3	0	1	2				
Ruppert Jones, L OBP: 0.297, SLG: 0.368 (1, 8)		0-0 1B	0-0 1B	0-0 1-3		0-0 F2	0-0 F9			5	0	2	1	0	0	4				
Bucky Dent, R OBP: 0.322, SLG: 0.369 (1, 6)	0-0 F7		0-0 F9		0-0 1B		0-0 2B	0-0 4-3		5	1	2	0	0	0	2				
Inning Stats	R: 1 E: 0 K: 2 S: 7	H: 1 LOB: 2 BB: 2 P: 15	R: 0 E: 0 K: 0 S: 4	H: 1 LOB: 1 BB: 0 P: 4	R: 6 E: 1 K: 0 S: 8	H: 5 LOB: 1 BB: 2 P: 16	R: 3 E: 0 K: 0 S: 7	H: 4 LOB: 1 BB: 0 P: 7	R: 1 E: 0 K: 0 S: 6	H: 3 LOB: 2 BB: 0 P: 6	R: 0 E: 0 K: 1 S: 7	H: 2 LOB: 2 BB: 0 P: 7	R: 2 E: 0 K: 0 S: 6	H: 3 LOB: 2 BB: 1 P: 10	R: 0 E: 0 K: 0 S: 3	H: 0 LOB: 0 BB: 0 P: 3	1B: 13 2B: 5 3B: 0 HR: 1	SF: 1 SAC: 0 DP: 0 HBP: 0	WP: 0 PB: 1 SB: 0 CS: 0	PA: 47
PITCHER	IP WLS BF H R ER SO BB IBB HBP BLK WP HR S P ERA WHIP	PITCHER																		
Paul Splitterff, L ERA: 4.46 Rawly Eastwick, R ERA: 4.97 Jeff Twitty, L ERA: 7.56 Marty Pattin, R ERA: 4.73 (8, 1)	2.0 L 13 6 5 5 0 0 1 0 0 0 1 12 16 22.50 3.000																			

Batter	1	2	3	4	5	6	7	8	9	AB R H RBI BB SO LOB	TOP									
Willie Wilson, S (1, 8) OBP: 0.364, SLG: 0.440	0-0 CS 1B	0-0 1B SF8	4-0 FC6-4 BB		0-3 K		0-0 1B		0-0 2B 1B	5 2 4 1 1 1 1	Kansas City Royals @ New York Yankees Yankee Stadium, Bronx, NY Sun Jul 20 1980, 3:33 AM EDT Att: 50,328 - Unknown - 97 F livebaseballscorecards.com									
U L Washington, S (1, 6) OBP: 0.337, SLG: 0.385	4-0 1B BB	0-0 2B 3B 1B	0-0 FC6-4			0-0 G1-6-3 WP 1B	0-0 P3		4-0 2B SF8 BB	4 4 2 3 2 0 2										
George Brett, L (1, 5) OBP: 0.440, SLG: 0.648	0-0 F7	0-0 SF8	0-0 F7			4-0 G1-6-3 BB		0-0 F7	0-0 2B	4 0 1 3 1 0 2										
Hal McRae, R (1, 10) OBP: 0.333, SLG: 0.480	0-0 1B	0-0 3B 2B	0-0 F8			0-0 G1-6-3		0-0 F9	0-0 SF8	5 1 2 1 0 0 3										
John Wathan, R (1, 2) OBP: 0.370, SLG: 0.395	0-0 1B	4-0 3B IBB		0-0 5-3		4-0 WP BB		0-0 4-3	0-0 4-3	4 1 1 1 2 0 1										
Frank White, R (1, 4) OBP: 0.291, SLG: 0.355	0-3 K	0-0 3B		0-0 6-3		0-3 K			0-0 1B	5 1 2 3 0 2 3										
Willie Aikens, L (1, 3) OBP: 0.368, SLG: 0.426		0-0 1B BB		0-0 1-3					0-0 P4	2 1 1 0 2 0 0										
Ralph LaCock, L (7, PR) OBP: 0.256, SLG: 0.240										1 1 0 0 0 0 1										
Clint Hurdle, L (1, 9) OBP: 0.369, SLG: 0.493					0-0 1-3				0-0 SH5-3 1B	3 2 2 0 1 0 0										
Rusty Torres, S (1, 7) OBP: 0.327, SLG: 0.213									0-0 F7	5 1 2 1 0 0 7										
Inning Stats	R: 1 E: 0 K: 1 S: 7	H: 3 LOB: 2 BB: 1 P: 11	R: 6 E: 0 K: 0 S: 8	H: 5 LOB: 3 BB: 4 P: 24	R: 0 E: 0 K: 0 S: 3	H: 0 LOB: 1 BB: 1 P: 7	R: 0 E: 0 K: 0 S: 3	H: 0 LOB: 0 BB: 0 P: 3	R: 0 E: 0 K: 1 S: 5	H: 1 LOB: 1 BB: 0 P: 5	R: 1 E: 0 K: 0 S: 5	H: 2 LOB: 1 BB: 0 P: 5	R: 0 E: 0 K: 0 S: 3	H: 0 LOB: 0 BB: 0 P: 3	R: 5 E: 0 K: 0 S: 8	H: 5 LOB: 1 BB: 1 P: 12	1B: 14 2B: 3 3B: 1 HR: 0	SF: 2 SAC: 1 DP: 2 HBP: 0	WP: 1 PB: 0 SB: 0 CS: 2	PA: 50
PITCHER	IP WLS BF H R ER SO BB IBB HBP BLK WP HR S P ERA WHIP																			
Ron Guidry, L (1, 1) ERA: 3.88	1.2 L 15 8 7 7 1 2 2 1 0 0 0 0 0 14 26 37.80 6.000																			
Tim Lollar, L (2, 1) ERA: 3.72	5.1 23 4 2 2 2 5 0 0 0 1 0 22 42 3.38 1.688																			
Ed Figueroa, R (8, 1) ERA: 6.98	2.0 12 5 5 5 0 1 0 0 0 0 0 0 11 15 22.50 3.000																			


Batter	1	2	3	4	5	6	7	8	9	AB R H RBI BB SO LOB	BOTTOM									
Ruppert Jones, L (1, 8) OBP: 0.300, SLG: 0.370	0-3 K		0-0 3-1			0-0 FC4-6 1B		0-0 1B		4 0 2 0 0 1 0	Kansas City Royals @ New York Yankees Yankee Stadium, Bronx, NY Sun Jul 20 1980, 3:33 AM EDT Att: 50,328 - Unknown - 97 F livebaseballscorecards.com									
Bobby Murcer, L (1, 7) OBP: 0.361, SLG: 0.524	4-0 G2-6-3 BB			0-0 HR		0-0 FC4-6 G1-6-3		0-0 L9		3 1 1 1 1 0 2										
Graig Nettles, L (1, 5) OBP: 0.340, SLG: 0.435	0-0 G2-6-3			0-0 F8 4-3 2B		0-0 G1-6-3			0-0 3-1	4 1 1 0 0 0 2										
Reggie Jackson, L (1, 9) OBP: 0.383, SLG: 0.633		0-0 HR		0-0 F8		0-0 4-3			0-0 4-3 1B	4 1 2 1 0 0 1										
Oscar Gamble, L (1, 10) OBP: 0.364, SLG: 0.556		4-0 G6-4-3 BB		0-0 4-3		0-0 G3			0-0 4-3	3 0 0 1 1 0 1										
Jim Spencer, L (1, 3) OBP: 0.323, SLG: 0.426		0-0 P4		0-0 4-3		0-0 FC5-4 1B			0-0 F5	4 0 1 0 0 0 2										
Johnny Oates, L (1, 2) OBP: 0.176, SLG: 0.242		0-0 G6-4-3			0-0 G3					3 0 0 0 0 0 2										
Bucky Dent, R (1, 6) OBP: 0.319, SLG: 0.364			0-0 F8		0-0 P4			0-0 1-3		3 0 0 0 0 0 0										
Fred Stanley, R (1, 4) OBP: 0.269, SLG: 0.292			0-0 F9		0-0 1-3			0-0 5-3		3 0 0 0 0 0 0										
Inning Stats	R: 0 E: 0 K: 1 S: 4	H: 0 LOB: 0 BB: 1 P: 8	R: 1 E: 0 K: 0 S: 3	H: 1 LOB: 0 BB: 1 P: 7	R: 0 E: 0 K: 0 S: 3	H: 0 LOB: 0 BB: 0 P: 3	R: 2 E: 0 K: 0 S: 5	H: 2 LOB: 0 BB: 0 P: 5	R: 0 E: 0 K: 0 S: 3	H: 0 LOB: 0 BB: 0 P: 3		R: 0 E: 0 K: 0 S: 4	H: 1 LOB: 1 BB: 0 P: 4	R: 0 E: 0 K: 0 S: 4	H: 1 LOB: 0 BB: 0 P: 4	R: 0 E: 0 K: 0 S: 4	H: 1 LOB: 1 BB: 0 P: 4	1B: 4 2B: 1 3B: 0 HR: 2	SF: 0 SAC: 0 DP: 3 HBP: 0	WP: 0 PB: 0 SB: 0 CS: 0
PITCHER	IP WLS BF H R ER SO BB IBB HBP BLK WP HR S P ERA WHIP																			
Rich Gale, R (1, 1) ERA: 4.2	5.0 W 18 3 3 3 1 2 0 0 0 0 0 0 15 15 0.00 1.000																			
Dan Quisenberry, R (6, 1) ERA: 2.66	4.0 S 15 4 0 0 0 0 0 0 0 0 0 0 15 15 0.00 1.000																			

Batter	1	2	3	4	5	6	7	8	9	AB	R	H	RBI	BB	SO	LOB	TOP					
Bob Molinaro, L (1, 10) OBP: 0.357, SLG: 0.423	SH5-3 1B		F7			S 1B 1B		F9		4	1	2	0	0	0	1						
Jim Morrison, R (1, 4) OBP: 0.395, SLG: 0.404	SH5-3		F8			P6		E4 5-3		3	0	0	0	0	0	2						
Lamar Johnson, R (1, 3) OBP: 0.327, SLG: 0.445	L8				5-3	L8		5-3		4	0	0	0	0	0	4						
Wayne Nordhagen, R (1, 7) OBP: 0.307, SLG: 0.506	L7				K			1-4-3		4	0	1	1	0	1	3						
Chet Lemon, R (1, 8) OBP: 0.358, SLG: 0.422		K			FC6 1B			6-3		4	0	1	0	0	2	1						
Harold Baines, L (1, 9) OBP: 0.276, SLG: 0.401		K			FC6 1-2			G3		4	0	0	0	0	1	1						
Kevin Bell, R (1, 5) OBP: 0.301, SLG: 0.245 Randy Johnson, L (9, PH) OBP: 0.308, SLG: 0.182					L8			1B		2	0	0	0	1	0	0						
Ricky Seelheimer, L (1, 2) OBP: 0.259, SLG: 0.346 Mike Squires, L (9, PH) OBP: 0.350, SLG: 0.352		BB			K			F9		3	0	0	0	0	1	1						
Greg Pryor, R (1, 6) OBP: 0.277, SLG: 0.351					F7			5-3 E 1B		3	0	1	0	0	0	0						
Inning Stats	R: 0 E: 0 K: 0 S: 4	H: 1 LOB: 1 BB: 0 P: 4	R: 0 E: 0 K: 2 S: 7	H: 0 LOB: 1 BB: 1 P: 11	R: 0 E: 0 K: 0 S: 3	H: 0 LOB: 0 BB: 0 P: 3	R: 0 E: 0 K: 1 S: 6	H: 1 LOB: 1 BB: 0 P: 6	R: 0 E: 0 K: 1 S: 5	H: 0 LOB: 0 BB: 0 P: 5	R: 1 E: 0 K: 0 S: 7	H: 2 LOB: 1 BB: 0 P: 7	R: 0 E: 0 K: 0 S: 3	H: 0 LOB: 0 BB: 0 P: 3	R: 0 E: 1 K: 0 S: 5	H: 1 LOB: 2 BB: 0 P: 5	R: 0 E: 0 K: 0 S: 4	H: 1 LOB: 1 BB: 0 P: 4	1B: 6 2B: 0 3B: 0 HR: 0	SF: 0 SAC: 1 DP: 0 HBP: 0	WP: 0 PB: 0 CS: 1	PA: 35
PITCHER	IP	WLS	BF	H	R	ER	SO	BB	IBB	HBP	BLK	WP	HR	S	P	ERA	WHIP					
Dennis Leonard, R (1, 1) ERA: 4.2	7.1	W	29	5	1	1	5	1	0	0	0	0	0	38	42	1.23	0.818					
Dan Quisenberry, R (8, 1) ERA: 2.61	1.2	S	6	1	0	0	0	0	0	0	0	0	0	6	6	0.00	0.600					

Chicago White Sox @ Kansas City Royals
 Royals Stadium, Kansas City, MO
 Mon Jul 21 1980, 8:05 PM EDT
 Att: 37,054 - Unknown

livebaseballscores.com

AB	33
R	1
H	6
RBI	1
BB	1
SO	5
LOB	14



Batter	1	2	3	4	5	6	7	8	9	AB	R	H	RBI	BB	SO	LOB	BOTTOM				
U L Washington, S (1, 6) OBP: 0.336, SLG: 0.382	6-3		5-3		F3			1B BB		3	0	0	0	1	0	0					
Frank White, R (1, 4) OBP: 0.293, SLG: 0.357	K		L8			E7 1B		1B		4	0	2	1	0	1	0					
George Brett, L (1, 5) OBP: 0.445, SLG: 0.648	FC5-4 1B					1B		3-1		3	0	2	0	1	0	3					
Hal McRae, R (1, 10) OBP: 0.328, SLG: 0.472	FC5-4 1-2		F9			F8		6-3		4	0	0	0	0	0	4					
John Wathan, R (1, 7) OBP: 0.365, SLG: 0.389			5-3		F7			6-3		4	0	0	0	0	0	2					
Willie Aikens, L (1, 3) OBP: 0.384, SLG: 0.421 Ralph LaCock, L (9, 3) OBP: 0.256, SLG: 0.240			F8		6-3			6-3		4	0	0	0	0	1	0					
Darrell Porter, L (1, 2) OBP: 0.354, SLG: 0.376 Willie Wilson, S (5, 8) OBP: 0.365, SLG: 0.441					G3			BB PB 1B		2	1	1	0	0	0	0					
Clint Hurdle, L (1, 9) OBP: 0.373, SLG: 0.498						P6		1B BB		2	0	1	1	1	0	0					
Rusty Torres, S (1, 8) OBP: 0.310, SLG: 0.200			F3			F3		L7		3	0	0	0	0	0	3					
Inning Stats	R: 0 E: 0 K: 1 S: 6	H: 1 LOB: 1 BB: 0 P: 6	R: 1 E: 0 K: 0 S: 5	H: 2 LOB: 1 BB: 0 P: 5	R: 0 E: 0 K: 0 S: 3	H: 0 LOB: 0 BB: 1 P: 7	R: 0 E: 0 K: 0 S: 3	H: 0 LOB: 0 BB: 0 P: 3	R: 0 E: 1 K: 0 S: 4	H: 2 LOB: 1 BB: 0 P: 4	R: 1 E: 0 K: 0 S: 5	H: 2 LOB: 3 BB: 2 P: 13	R: 0 E: 0 K: 1 S: 5	H: 0 LOB: 0 BB: 0 P: 5	R: 0 E: 0 K: 0 S: 5	H: 0 LOB: 0 BB: 0 P: 5	1B: 5 2B: 2 3B: 1 HR: 0	SF: 0 SAC: 0 DP: 1 HBP: 0	WP: 0 PB: 1 CS: 0	PA: 33	
PITCHER	IP	WLS	BF	H	R	ER	SO	BB	IBB	HBP	BLK	WP	HR	S	P	ERA	WHIP				
Britt Burns, L (1, 1) ERA: 2.65	6.2	L	28	6	2	2	1	3	0	0	0	0	0	27	39	2.70	1.350				
Ed Farmer, R (7, 1) ERA: 3.0	1.1		5	1	0	0	1	0	0	0	0	0	0	7	7	0.00	0.750				

Chicago White Sox @ Kansas City Royals
 Royals Stadium, Kansas City, MO
 Mon Jul 21 1980, 8:05 PM EDT
 Att: 37,054 - Unknown

livebaseballscores.com

AB	30
R	2
H	7
RBI	2
BB	3
SO	2
LOB	12



Batter	1	2	3	4	5	6	7	8	9	AB	R	H	RBI	BB	SO	LOB	TOP										
Bob Molinaro, L (1, 10) OBP: 0.354, SLG: 0.415	G3		4-0 1B BB	6-3 1-2 2-3 3-H		4-3			F7	4	0	0	1	1	0	2	Chicago White Sox @ Kansas City Royals Royals Stadium, Kansas City, MO Tue Jul 22 1980, 8:05 PM EDT Att: 28,891 - Unknown - 85 F livebaseballscorecards.com										
Jim Morrison, R (1, 4) OBP: 0.398, SLG: 0.401	K		F6	5-3		F7			1B 1B	5	0	1	0	0	1	4											
Lamar Johnson, R (1, 3) OBP: 0.328, SLG: 0.444 Mike Squires, L (9, PR) OBP: 0.350, SLG: 0.352 (9, 3)	6-3		1B 1-2 2-H		4-3	K			1B 1-2 1B	5	0	2	1	0	1	0											
Wayne Nordhagen, R (1, 9) OBP: 0.309, SLG: 0.504		G6-4-3 BB 1B	L8			E 2B 1B			F9	5	1	2	0	0	0	4											
Chet Lemon, R (1, 8) OBP: 0.358, SLG: 0.420		G6-4-3 BB 1-2		BB 1B 1B		F8			F9	4	1	1	0	1	1	3											
Thad Bosley, L (1, 7) OBP: 0.295, SLG: 0.315		G6-4-3 1-2 2-3		1B BB 6-3 1B		E9 2B 1B			G3	4	2	2	0	0	0	2											
Kevin Bell, R (1, 5) OBP: 0.307, SLG: 0.257		L5		6-3 1B 1-2 2-3 BB		2B 2H 3H 1B			4-3	3	1	1	2	1	0	1											
Ricky Seilheimer, L (1, 2) OBP: 0.258, SLG: 0.333			F8	K		1B			K	4	0	1	1	0	2	3											
Greg Pryor, R (1, 6) OBP: 0.281, SLG: 0.358				1B 2B 1-2 2-3 3-H		6-3 1B			F9	4	1	2	1	0	0	1											
Inning Stats	R: 0 E: 0 K: 1 S: 5	H: 0 LOB: 0 BB: 0 P: 5	R: 0 E: 0 K: 0 S: 3	H: 1 LOB: 1 BB: 1 P: 7	R: 1 E: 0 K: 0 S: 5	H: 2 LOB: 2 BB: 1 P: 9	R: 2 E: 0 K: 1 S: 8	H: 3 LOB: 2 BB: 1 P: 12	R: 3 E: 1 K: 0 S: 7	H: 4 LOB: 1 BB: 0 P: 7	R: 0 E: 0 K: 1 S: 5	H: 0 LOB: 0 BB: 0 P: 5	R: 0 E: 0 K: 1 S: 5	H: 0 LOB: 0 BB: 0 P: 5	R: 0 E: 0 K: 0 S: 5	H: 2 LOB: 2 BB: 0 P: 5	1B: 10 2B: 2 3B: 0 HR: 0	SF: 0 SAC: 0 DP: 1 HBP: 0	WP: 0 PB: 0 SB: 0 CS: 0	PA: 41							
PITCHER	IP	WLS	BF	H	R	ER	SO	BB	IBB	HBP	BLK	WP	HR	S	P	ERA	WHIP										
Steve Busby, R (1, 1) ERA: 10.03	4.2	L	25	9	6	6	2	3	0	0	0	0	0	26	38	11.57	2.571										
Marty Pattin, R (5, 1) ERA: 4.32	4.1		16	3	0	0	3	0	0	0	0	0	0	22	22	0.00	0.692										

Batter	1	2	3	4	5	6	7	8	9	AB	R	H	RBI	BB	SO	LOB	BOTTOM										
U L Washington, S (1, 6) OBP: 0.338, SLG: 0.386	L9 E 2B	G4-6-3 1-2				G6-4-3 1B			4-3	4	1	2	0	0	0	2	Chicago White Sox @ Kansas City Royals Royals Stadium, Kansas City, MO Tue Jul 22 1980, 8:05 PM EDT Att: 28,891 - Unknown - 85 F livebaseballscorecards.com										
Frank White, R (1, 4) OBP: 0.290, SLG: 0.353	5-3		F7		G6-4-3 1-2				1-3	4	0	0	0	0	0	2											
George Brett, L (1, 5) OBP: 0.442, SLG: 0.641	L9 2-3		G3			F9			FC6-4 1B	4	0	1	0	0	0	1											
Hal McRae, R (1, 10) OBP: 0.327, SLG: 0.469	E5 1B		CS 1B			6-3			FC6-4 1-2	4	0	1	0	0	0	1											
John Wathan, R (1, 7) OBP: 0.367, SLG: 0.391	FC4-6 1-3 1B		CS 1-2		K	1B 1B			1-3	4	0	2	0	0	1	1											
Darrell Porter, L (1, 2) OBP: 0.370, SLG: 0.380	FC4-6 1-2				BB				G6-4-3 1B	3	0	2	0	1	0	2											
Willie Aikens, L (1, 3) OBP: 0.363, SLG: 0.418			1B 1B		F5	6-3			G6-4-3 1-2	4	0	1	0	0	0	4											
Clint Hurdle, L (1, 9) OBP: 0.375, SLG: 0.498		FC4-6 1-2 1B			K				1B	4	0	2	0	0	2	1											
Rusty Torres, S (1, 8) OBP: 0.290, SLG: 0.185	FC4-6 1-2 G4-6-3				K				4-3	4	0	0	0	0	1	3											
Inning Stats	R: 1 E: 1 K: 0 S: 6	H: 2 LOB: 2 BB: 0 P: 6	R: 0 E: 0 K: 0 S: 4	H: 2 LOB: 1 BB: 0 P: 4	R: 0 E: 0 K: 2 S: 3	H: 1 LOB: 0 BB: 1 P: 3	R: 0 E: 0 K: 2 S: 7	H: 0 LOB: 1 BB: 1 P: 11	R: 0 E: 0 K: 1 S: 5	H: 1 LOB: 0 BB: 0 P: 5	R: 0 E: 0 K: 0 S: 5	H: 2 LOB: 2 BB: 0 P: 5	R: 0 E: 0 K: 1 S: 5	H: 0 LOB: 0 BB: 0 P: 5	R: 0 E: 0 K: 0 S: 4	H: 1 LOB: 1 BB: 0 P: 4	R: 0 E: 0 K: 0 S: 4	H: 2 LOB: 1 BB: 0 P: 4	1B: 10 2B: 1 3B: 0 HR: 0	SF: 0 SAC: 0 DP: 3 HBP: 0	WP: 0 PB: 0 SB: 0 CS: 1	PA: 37					
PITCHER	IP	WLS	BF	H	R	ER	SO	BB	IBB	HBP	BLK	WP	HR	S	P	ERA	WHIP										
Steve Trout, L (1, 1) ERA: 3.51	7.0	W	28	8	1	0	0	1	0	0	0	0	0	35	39	0.00	1.286										
Mike Proby, R (8, 1) ERA: 2.87	2.0		8	3	0	0	0	0	0	0	0	0	0	8	8	0.00	1.500										

Batter	1	2	3	4	5	6	7	8	9	AB	R	H	RBI	BB	SO	LOB	TOP					
Thad Bosley, L (1, 7) OBP: 0.295, SLG: 0.305	4-0 CS BB			L6	K		F9		G1-6-3	4	0	0	0	1	1	4						
Jim Morrison, R (1, 4) OBP: 0.305, SLG: 0.404	0-3 K			2B		2B	F8		F8	5	1	2	0	0	1	2						
Lamar Johnson, R (1, 3) OBP: 0.330, SLG: 0.448	0-3 K			F7		1B	1B			4	0	2	1	0	1	1						
Wayne Nordhagen, R (1, 9) OBP: 0.308, SLG: 0.500		0-3 K		6-3		BB	F9			4	0	1	0	0	1	3						
Chet Lemon, R (1, 8) OBP: 0.357, SLG: 0.421		0-0 F8				F8	P4		6-3	4	1	1	0	0	0	2						
Ron Pruitt, R (1, 10) OBP: 0.294, SLG: 0.246		0-0 6-3				F8	K		3-1	3	0	0	0	0	1	3						
Randy Johnson, L (8, FH) OBP: 0.286, SLG: 0.167										1	0	0	0	0	0	0						
Kevin Bell, R (1, 5) OBP: 0.313, SLG: 0.255			0-0 L5		SF8		BB			1	0	0	1	2	0	0						
Bruce Kimm, R (1, 2) OBP: 0.315, SLG: 0.318			0-3 K		BB		F9		4-3	3	0	0	0	1	1	4						
Greg Pryor, R (1, 6) OBP: 0.289, SLG: 0.363			0-3 K				1B		HBP	3	0	2	0	0	1	0						
Inning Stats	R: 0 E: 0 K: 2 S: 6	H: 0 LOB: 0 BB: 1 P: 10	R: 0 E: 0 K: 1 S: 5	H: 0 LOB: 0 BB: 0 P: 5	R: 0 E: 0 K: 2 S: 7	H: 0 LOB: 0 BB: 0 P: 7	R: 0 E: 0 K: 0 S: 4	H: 1 LOB: 1 BB: 0 P: 4	R: 1 E: 0 K: 1 S: 7	H: 2 LOB: 2 BB: 1 P: 11	R: 1 E: 0 K: 1 S: 8	H: 3 LOB: 3 BB: 1 P: 12	R: 0 E: 0 K: 0 S: 5	H: 2 LOB: 2 BB: 0 P: 5	R: 0 E: 0 K: 0 S: 3	H: 0 LOB: 1 BB: 1 P: 7	R: 0 E: 0 K: 0 S: 2	H: 0 LOB: 0 BB: 0 P: 3	1B: 5 2B: 3 3B: 0 HR: 0	SF: 1 SAC: 0 DP: 1 HBP: 1	WP: 0 PB: 0 CS: 1	PA: 38
PITCHER	IP	WLS	BF	H	R	ER	SO	BB	IBB	HBP	BLK	WP	HR	S	P	ERA	WHIP					
Larry Gura, L (1, 1) ERA: 2.11	7.0	W	31	8	2	2	7	3	0	0	0	0	0	42	54	2.57	1.571					
Rene Martin, R (8, 1) ERA: 4.44	2.0		7	0	0	0	0	1	0	1	0	0	0	5	10	0.00	0.500					

Chicago White Sox @ Kansas City Royals
 Royals Stadium, Kansas City, MO
 Wed Jul 23 1980, 8:05 PM EDT
 Att: 25,105 - Unknown - 88 F

AB 32
 R 2
 H 8
 RBI 2
 BB 4
 SO 7
 LOB 19



Batter	1	2	3	4	5	6	7	8	9	AB	R	H	RBI	BB	SO	LOB	BOTTOM				
Willie Wilson, S (1, 8) OBP: 0.366, SLG: 0.443	0-0 P4			L9	1-3					5	0	2	0	0	0	4					
U L Washington, S (1, 6) OBP: 0.335, SLG: 0.392	0-0 HR		F3		K	P3	4-3			5	1	1	1	0	1	2					
George Brett, L (1, 5) OBP: 0.441, SLG: 0.654	0-0 F8		L6		HR	1B	2B		F5	5	2	2	1	0	0	1					
Hal McRae, R (1, 10) OBP: 0.329, SLG: 0.471	0-0 1B		G3		2B	P5			L7	5	1	2	0	0	0	2					
John Wathan, R (1, 7) OBP: 0.367, SLG: 0.394	0-0 4-3			F7	1B	2B	1B		6-3	5	2	2	2	0	0	1					
Darrell Porter, L (1, 2) OBP: 0.375, SLG: 0.383		0-0 G3		1B	BB	1B	SF9		1B	3	2	2	1	1	0	0					
Willie Aikens, L (1, 3) OBP: 0.367, SLG: 0.430				1B	BB					3	1	2	2	1	0	1					
Ralph LaCock, L (7, 3) OBP: 0.256, SLG: 0.240				1B	BB	1B	4-3			0	0	0	0	0	0	0					
Clint Hurdle, L (1, 9) OBP: 0.373, SLG: 0.496		0-0 F8			1B		SF9		F7	3	0	1	1	0	0	0					
Frank White, R (1, 4) OBP: 0.290, SLG: 0.353					SF8				F8	3	0	1	1	0	0	0					
Rance Mulliniks, L (9, 4) OBP: 0.231, SLG: 0.100										0	0	0	0	0	0	0					
Inning Stats	R: 1 E: 0 K: 0 S: 5	H: 2 LOB: 1 BB: 0 P: 5	R: 1 E: 0 K: 0 S: 4	H: 1 LOB: 0 BB: 0 P: 4	R: 0 E: 0 K: 0 S: 4	H: 1 LOB: 1 BB: 0 P: 4	R: 1 E: 0 K: 0 S: 5	H: 2 LOB: 2 BB: 1 P: 9	R: 4 E: 0 K: 1 S: 10	H: 5 LOB: 2 BB: 1 P: 14	R: 2 E: 0 K: 0 S: 6	H: 3 LOB: 1 BB: 0 P: 6	R: 0 E: 0 K: 0 S: 4	H: 1 LOB: 1 BB: 0 P: 4	R: 0 E: 0 K: 0 S: 3	H: 0 LOB: 0 BB: 0 P: 3	1B: 8 2B: 4 3B: 0 HR: 3	SF: 2 SAC: 0 DP: 0 HBP: 0	WP: 0 PB: 0 CS: 0	PA: 41	
PITCHER	IP	WLS	BF	H	R	ER	SO	BB	IBB	HBP	BLK	WP	HR	S	P	ERA	WHIP				
Ross Baumgarten, L (1, 1) ERA: 2.95	1.0	L	5	2	1	1	0	0	0	0	0	0	0	5	5	9.00	2.000				
Ken Kravec, L (2, 1) ERA: 7.07	3.1		19	7	6	6	1	2	0	0	0	0	2	19	27	16.20	2.700				
LaMarr Hoyt, R (5, 1) ERA: 4.45	1.1		8	4	2	2	0	0	0	0	0	0	0	8	8	13.50	3.000				
Guy Hoffman, L (6, 1) ERA: 3.09	2.1		9	2	0	0	0	0	0	0	0	0	0	9	9	0.00	0.857				

Chicago White Sox @ Kansas City Royals
 Royals Stadium, Kansas City, MO
 Wed Jul 23 1980, 8:05 PM EDT
 Att: 25,105 - Unknown - 88 F


AB 37
 R 9
 H 15
 RBI 9
 BB 2
 SO 1
 LOB 11



Batter	1	2	3	4	5	6	7	8	9	AB	R	H	RBI	BB	SO	LOB	TOP										
Willie Randolph, R (1.4) OBP: 0.422, SLG: 0.414	0-0 1-3		0-0 6-3		0-0 4-3		0-0 HR 1B		0-0 FC5-4	5	1	1	0	0	0	1											
Ruppert Jones, L (1.8) OBP: 0.307, SLG: 0.387	0-0 F9			0-0 F7		0-0 S 1B		0-0 1-H HR	0-0 G3	5	1	2	2	0	0	1											
Bob Watson, R (1.3) OBP: 0.367, SLG: 0.440	0-0 1B			0-0 HR		0-0 6-3 1-2		0-0 G3		4	1	2	1	0	0	1											
Reggie Jackson, L (1.9) OBP: 0.385, SLG: 0.633	0-0 F5			0-0 BB SF7 2B		4-0 FC4-6 BB		0-0 HR		3	2	2	1	1	0	1											
Oscar Gamble, L (1.7) OBP: 0.313, SLG: 0.443 Bobby Brown, S (8.7) OBP: 0.316, SLG: 0.419		0-0 G3		4-0 BB BB		0-0 F8		0-3 K		3	0	0	0	1	1	1											
Eric Soderholm, R (1.5) OBP: 0.394, SLG: 0.500 Fred Stanley, R (8.5) OBP: 0.269, SLG: 0.292		0-0 F9		4-0 FC6-4 BB		0-0 FC4-6 1-2 1-2		0-0 1-3		3	0	0	0	1	0	1											
Bobby Murcer, L (1.10) OBP: 0.353, SLG: 0.503		0-0 G3		0-0 SF7		0-0 F7		0-0 G3		3	0	0	1	0	0	1											
Rick Cerone, R (1.2) OBP: 0.307, SLG: 0.431			0-0 F9	0-0 FC6-4		0-0 F7		0-3 K		4	0	0	0	0	1	2											
Bucky Dent, R (1.6) OBP: 0.316, SLG: 0.360			0-0 F7		0-0 L6		0-3 K		0-0 FC5-4 1B	4	0	1	0	0	1	0											
Inning Stats	R: 0 E: 0 K: 0 S: 4	H: 1 LOB: 1 BB: 0 P: 4	R: 0 E: 0 K: 0 S: 3	H: 0 LOB: 0 BB: 0 P: 3	R: 0 E: 0 K: 0 S: 3	H: 0 LOB: 0 BB: 0 P: 3	R: 2 E: 0 K: 0 S: 5	H: 2 LOB: 2 BB: 2 P: 13	R: 0 E: 0 K: 0 S: 4	H: 1 LOB: 1 BB: 1 P: 4	R: 0 E: 0 K: 0 S: 3	H: 0 LOB: 1 BB: 1 P: 7	R: 2 E: 0 K: 1 S: 7	H: 2 LOB: 0 BB: 0 P: 7	R: 1 E: 0 K: 1 S: 6	H: 1 LOB: 0 BB: 0 P: 6	R: 0 E: 0 K: 1 S: 6	H: 1 LOB: 0 BB: 0 P: 6	1B: 4 2B: 1 3B: 0 HR: 3	SF: 1 SAC: 0 DP: 0 HBP: 0	WP: 0 PB: 0 SB: 1 CS: 0	PA: 38					
PITCHER	IP	WLS	BF	H	R	ER	SO	BB	IBB	HBP	BLK	WP	HR	S	P	ERA	WHIP										
Dennis Leonard, R (1.1) ERA: 4.25	6.2	L	29	6	4	4	1	3	0	0	0	0	2	28	40	5.40	1.350										
Dan Quisenberry, R (7.1) ERA: 2.64	2.1		9	2	1	1	2	0	0	0	0	0	1	13	13	3.86	0.857										

New York Yankees @ Kansas City Royals
Royals Stadium, Kansas City, MO
Sat Jul 26 1980, 8:05 PM EDT
Att: 41,860 - Unknown - 85 F

AB 34
R 5
H 8
RBI 5
BB 3
SO 3
LOB 9



Batter	1	2	3	4	5	6	7	8	9	AB	R	H	RBI	BB	SO	LOB	BOTTOM										
Willie Wilson, S (1.7) OBP: 0.366, SLG: 0.440	0-0 F9		4-0 6-3 S 1B BB		1-0 2B HBP		0-3 K		0-0 F7	3	2	0	0	1	1	0											
U L Washington, S (1.6) OBP: 0.332, SLG: 0.386	4-0 1B BB		0-3 K		0-0 F9		0-0 5-3		0-0 F9	4	0	0	0	1	1	3											
George Brett, L (1.5) OBP: 0.440, SLG: 0.653	0-3 K		0-0 6-3		0-0 1B 2B		0-0 4-3			4	0	1	2	0	1	2											
Hal McRae, R (1.10) OBP: 0.334, SLG: 0.469	0-0 1-2 1B		0-0 1B		0-0 5-3		0-3 K			4	0	2	1	0	1	1											
John Wathan, R (1.2) OBP: 0.377, SLG: 0.414	0-0 F9		0-0 F9		0-0 1B		0-0 K HR			4	1	2	1	0	0	3											
Amos Otis, R (1.8) OBP: 0.324, SLG: 0.425		0-0 6-3		0-0 G4-6-3 1B		0-3 K		0-3 K		4	0	1	0	0	2	2											
Willie Aikens, L (1.3) OBP: 0.369, SLG: 0.429 Rusty Torres, S (6. PR) OBP: 0.286, SLG: 0.182 Ralph LaCock, L (9.3) OBP: 0.256, SLG: 0.240		0-0 4-3		0-0 G4-6-3		0-0 F7		4-0 WP BB		3	0	0	0	1	0	1											
Clint Hurdle, L (1.9) OBP: 0.378, SLG: 0.508		4-0 BB		0-0 G3		0-0 L8		0-3 K		3	0	0	0	1	1	1											
Frank White, R (1.4) OBP: 0.287, SLG: 0.349 Darrell Porter, L (9. PH) OBP: 0.377, SLG: 0.378		0-3 K		0-0 HBP 2B 1B		0-0 P4		0-0 L4		3	1	1	0	0	1	1											
Inning Stats	R: 0 E: 0 K: 1 S: 6	H: 1 LOB: 2 BB: 1 P: 10	R: 0 E: 0 K: 1 S: 5	H: 0 LOB: 1 BB: 1 P: 9	R: 1 E: 0 K: 1 S: 6	H: 1 LOB: 1 BB: 1 P: 10	R: 0 E: 0 K: 0 S: 3	H: 1 LOB: 0 BB: 0 P: 3	R: 2 E: 0 K: 1 S: 8	H: 3 LOB: 2 BB: 0 P: 9	R: 0 E: 0 K: 0 S: 3	H: 0 LOB: 0 BB: 0 P: 3	R: 0 E: 0 K: 1 S: 5	H: 0 LOB: 0 BB: 0 P: 5	R: 1 E: 0 K: 3 S: 10	H: 1 LOB: 2 BB: 1 P: 14	R: 0 E: 0 K: 0 S: 3	H: 0 LOB: 0 BB: 0 P: 3	1B: 5 2B: 1 3B: 0 HR: 1	SF: 0 SAC: 0 DP: 1 HBP: 1	WP: 1 PB: 0 SB: 1 CS: 0	PA: 38					
PITCHER	IP	WLS	BF	H	R	ER	SO	BB	IBB	HBP	BLK	WP	HR	S	P	ERA	WHIP										
Tom Underwood, L (1.1) ERA: 4.5	4.1		21	5	3	3	3	3	0	1	0	0	0	23	36	6.23	1.846										
Rich Gossage, R (5.1) ERA: 2.53	4.2	W	17	2	1	1	5	1	0	0	0	1	1	26	30	1.93	0.643										

New York Yankees @ Kansas City Royals
Royals Stadium, Kansas City, MO
Sat Jul 26 1980, 8:05 PM EDT
Att: 41,860 - Unknown - 85 F

AB 33
R 4
H 7
RBI 4
BB 4
SO 8
LOB 14



Batter	1	2	3	4	5	6	7	8	9	AB	R	H	RBI	BB	SO	LOB	TOP	
Willie Randolph, R (1,4) OBP: 0.422, SLG: 0.413										3	0	1	0	0	0	2	New York Yankees @ Kansas City Royals Royals Stadium, Kansas City, MO Sun Jul 27 1980, 8:05 PM EDT Att: 40,057 - Unknown - 85 F livebaseballscorecards.com	
Brian Doyle, L (6,4) OBP: 0.265, SLG: 0.304										1	0	0	0	0	0	0		
Ruppert Jones, L (1,8) OBP: 0.310, SLG: 0.393										4	0	2	0	0	1	1		
Bob Watson, R (1,3) OBP: 0.363, SLG: 0.434										4	0	0	0	0	0	3		
Reggie Jackson, L (1,9) OBP: 0.387, SLG: 0.632										2	0	1	0	1	0	0		
Eric Soderholm, R (1,10) OBP: 0.386, SLG: 0.489										3	0	0	0	0	0	2		
Lou Piniella, R (1,7) OBP: 0.328, SLG: 0.326										3	0	1	0	0	0	2		
Rick Cerone, R (1,2) OBP: 0.305, SLG: 0.428										2	0	0	0	0	0	1		
Johnny Oates, L (6,2) OBP: 0.211, SLG: 0.324										1	0	0	0	0	0	0		
Bucky Dent, R (1,6) OBP: 0.316, SLG: 0.359										3	0	1	0	0	0	1	AB 29 R 0 H 7 RBI 0 BB 1 SO 2 LOB 12	
Fred Stanley, R (1,5) OBP: 0.273, SLG: 0.294										3	0	1	0	0	1	0		
Inning Stats	R: 0 E: 0 K: 1 S: 5	H: 1 LOB: 0 BB: 0 P: 5	R: 0 E: 0 K: 0 S: 2	H: 0 LOB: 0 BB: 1 P: 6	R: 0 E: 0 K: 0 S: 4	H: 2 LOB: 1 BB: 0 P: 4	R: 0 E: 0 K: 0 S: 3	H: 0 LOB: 0 BB: 0 P: 3	R: 0 E: 1 K: 0 S: 4	H: 1 LOB: 1 BB: 0 P: 4	R: 0 E: 0 K: 0 S: 3	H: 1 LOB: 0 BB: 0 P: 3	R: 0 E: 0 K: 1 S: 5	H: 0 LOB: 0 BB: 0 P: 5	R: 0 E: 0 K: 0 S: 3	H: 1 LOB: 0 BB: 0 P: 3	1B: 5 SF: 0 2B: 3 SAC: 0 3B: 0 DP: 5 HR: 0 HBP: 0	WP: 0 PA: 30 FB: 0 SB: 0 CS: 0
PITCHER Larry Gura, L (1,1) ERA: 2.01	IP: 9.0 WLS: W BF: 30 H: 7 R: 0 ER: 0 SO: 2 BB: 1 IBB: 0 HBP: 0 BLK: 0 WP: 0 HR: 0 S: 33 P: 37 ERA: 0.00 WHIP: 0.889															PITCHER		

Batter	1	2	3	4	5	6	7	8	9	AB	R	H	RBI	BB	SO	LOB	BOTTOM	
Willie Wilson, S (1,7) OBP: 0.367, SLG: 0.443										4	1	1	0	1	0	3	New York Yankees @ Kansas City Royals Royals Stadium, Kansas City, MO Sun Jul 27 1980, 8:05 PM EDT Att: 40,057 - Unknown - 85 F livebaseballscorecards.com	
U L Washington, S (1,6) OBP: 0.332, SLG: 0.384										4	1	1	1	0	1	3		
George Brett, L (1,5) OBP: 0.436, SLG: 0.652										5	0	1	2	0	0	1		
Hal McRae, R (1,10) OBP: 0.339, SLG: 0.475										5	0	3	1	0	2	1		
John Wathan, R (1,3) OBP: 0.381, SLG: 0.413										3	1	1	0	2	0	2		
Amos Otis, R (1,8) OBP: 0.330, SLG: 0.429										3	2	1	1	2	1	3		
Darrell Porter, L (1,2) OBP: 0.379, SLG: 0.380										4	1	2	0	0	1	2		
Clint Hurdle, L (1,9) OBP: 0.379, SLG: 0.512										2	1	1	1	0	0	2		
Rusty Torres, S (5,9) OBP: 0.232, SLG: 0.193										2	0	1	0	0	0	0		
Dave Chalk, R (1,4) OBP: 0.328, SLG: 0.347										4	1	3	2	0	0	1	AB 36 R 8 H 15 RBI 8 BB 5 SO 5 LOB 18	
Inning Stats	R: 1 E: 1 K: 0 S: 5	H: 1 LOB: 1 BB: 0 P: 5	R: 1 E: 1 K: 0 S: 4	H: 2 LOB: 1 BB: 1 P: 8	R: 0 E: 0 K: 0 S: 3	H: 1 LOB: 1 BB: 0 P: 3	R: 6 E: 0 K: 1 S: 11	H: 6 LOB: 2 BB: 2 P: 19	R: 0 E: 0 K: 1 S: 6	H: 1 LOB: 2 BB: 1 P: 10	R: 0 E: 0 K: 1 S: 6	H: 2 LOB: 1 BB: 0 P: 6	R: 0 E: 0 K: 1 S: 6	H: 1 LOB: 1 BB: 0 P: 6	R: 0 E: 0 K: 1 S: 6	H: 1 LOB: 1 BB: 0 P: 6	1B: 9 SF: 0 2B: 3 SAC: 1 3B: 3 DP: 0 HR: 0 HBP: 0	WP: 0 PA: 42 FB: 0 SB: 1 CS: 0
PITCHER Tommy John, L (1,1) ERA: 2.94	IP: 3.1 WLS: L BF: 21 H: 10 R: 8 ER: 6 SO: 0 BB: 2 IBB: 0 HBP: 0 BLK: 0 WP: 0 HR: 0 S: 19 P: 27 ERA: 16.20 WHIP: 3.600															PITCHER		
Doug Bird, R (4,1) ERA: 3.14	IP: 1.2 WLS: L BF: 8 H: 1 R: 0 ER: 0 SO: 2 BB: 2 IBB: 0 HBP: 0 BLK: 0 WP: 0 HR: 0 S: 10 P: 18 ERA: 0.00 WHIP: 1.800															PITCHER		
Tim Lollar, L (6,1) ERA: 3.22	IP: 2.0 WLS: L BF: 9 H: 3 R: 0 ER: 0 SO: 2 BB: 1 IBB: 0 HBP: 0 BLK: 0 WP: 0 HR: 0 S: 12 P: 16 ERA: 0.00 WHIP: 2.000															PITCHER		
Ron Davis, R (8,1) ERA: 3.35	IP: 1.0 WLS: L BF: 4 H: 1 R: 0 ER: 0 SO: 1 BB: 0 IBB: 0 HBP: 0 BLK: 0 WP: 0 HR: 0 S: 6 P: 6 ERA: 0.00 WHIP: 1.000															PITCHER		

Batter	1	2	3	4	5	6	7	8	9	AB	R	H	RBI	BB	SO	LOB	TOP				
Rick Burleson, R OBP: 0.345, SLG: 0.392										6	2	2	0	0	0	5					
Dave Stapleton, R OBP: 0.300, SLG: 0.469										5	1	1	1	0	0	3					
Fred Lynn, L OBP: 0.397, SLG: 0.497										4	2	4	1	1	0	0					
Tony Perez, R OBP: 0.371, SLG: 0.474										1	0	0	0	2	0	1					
Bob Ojeda, L OBP: 0.300, SLG: 0.454										0	0	0	0	0	0	0					
Dick Drago, R OBP: 0.176, SLG: 0.211										0	0	0	0	0	0	0					
Gary Hancock, L OBP: 0.176, SLG: 0.211										0	0	0	0	0	0	0					
Tom Burgmeier, L OBP: 0.111, SLG: 0.176										0	0	0	0	0	0	0					
Bob Stanley, R OBP: 0.111, SLG: 0.176										0	0	0	0	0	0	0					
Jim Rice, R OBP: 0.312, SLG: 0.471										4	0	1	3	1	0	1					
Carl Yastrzemski, L OBP: 0.342, SLG: 0.454										4	0	0	0	1	0	5					
Dwight Evans, R OBP: 0.330, SLG: 0.458										4	2	2	0	1	0	2					
Gary Allenson, R OBP: 0.455, SLG: 0.478										5	0	3	1	0	0	4					
Glenn Hoffman, R OBP: 0.257, SLG: 0.327										3	1	1	0	0	0	2					
Jim Dwyer, L OBP: 0.376, SLG: 0.462										1	0	1	1	0	0	0					
Larry Wolfe, R OBP: 0.111, SLG: 0.176										0	0	0	0	0	0	0					
Inning Stats	R: 2 E: 1 K: 0 S: 6	H: 2 LOB: 2 BB: 1 P: 10	R: 0 E: 0 K: 0 S: 3	H: 1 LOB: 0 BB: 0 P: 3	R: 2 E: 0 K: 0 S: 5	H: 3 LOB: 2 BB: 2 P: 13	R: 2 E: 1 K: 0 S: 5	H: 3 LOB: 0 BB: 0 P: 13	R: 0 E: 1 K: 0 S: 4	H: 1 LOB: 1 BB: 0 P: 4	R: 1 E: 1 K: 0 S: 6	H: 2 LOB: 2 BB: 0 P: 6	R: 0 E: 0 K: 0 S: 3	H: 0 LOB: 1 BB: 1 P: 7	R: 1 E: 1 K: 0 S: 6	H: 2 LOB: 2 BB: 0 P: 6	1B: 11 2B: 5 3B: 0 HR: 0	SF: 1 SAC: 1 DP: 2 HBP: 0	WP: 0 PB: 0 SB: 3 CS: 2	PA: 47	
PITCHER	IP	WLS	BF	H	R	ER	SO	BB	IBB	HBP	BLK	WP	HR	S	P	ERA	WHIP				
Paul Spittorf, L ERA: 4.54	2.0		14	6	4	3	0	2	0	0	0	0	0	12	20	13.50	4.000				
Rene Martin, R ERA: 4.5	4.2		21	7	3	3	0	1	2	0	0	0	0	18	30	5.79	1.714				
Dan Quisenberry, R ERA: 2.68	2.1	W	12	2	1	1	0	1	0	0	0	0	0	11	15	3.86	1.286				

Boston Red Sox @ Kansas City Royals
Royals Stadium, Kansas City, MO
Tue Jul 29 1980, 8:05 PM EDT
Att: 35,042 - Unknown - 95 F

AB 39
R 8
H 15
RBI 7
BB 6
SO 0
LOB 25



Batter	1	2	3	4	5	6	7	8	9	AB	R	H	RBI	BB	SO	LOB	BOTTOM				
Willie Wilson, S OBP: 0.369, SLG: 0.447										5	0	3	0	0	1	1					
U L Washington, S OBP: 0.327, SLG: 0.379										5	0	0	0	0	1	3					
George Brett, L OBP: 0.442, SLG: 0.675										5	4	4	1	0	0	0					
Hal McRae, R OBP: 0.350, SLG: 0.486										4	1	4	1	1	0	0					
John Wathan, R OBP: 0.376, SLG: 0.408										4	0	0	0	0	0	6					
Amos Otis, R OBP: 0.322, SLG: 0.417										5	0	0	0	0	0	4					
Darrell Porter, L OBP: 0.380, SLG: 0.379										3	1	1	0	1	1	0					
Clint Hurdle, L OBP: 0.377, SLG: 0.512										4	1	1	3	0	0	1					
Dave Chalk, R OBP: 0.341, SLG: 0.385										4	2	3	2	0	0	0					
Inning Stats	R: 1 E: 0 K: 0 S: 5	H: 3 LOB: 1 BB: 0 P: 5	R: 0 E: 0 K: 0 S: 3	H: 1 LOB: 0 BB: 0 P: 3	R: 0 E: 0 K: 1 S: 5	H: 0 LOB: 0 BB: 0 P: 5	R: 5 E: 0 K: 1 S: 10	H: 5 LOB: 1 BB: 1 P: 14	R: 0 E: 0 K: 0 S: 4	H: 1 LOB: 1 BB: 0 P: 4	R: 1 E: 0 K: 0 S: 5	H: 2 LOB: 1 BB: 0 P: 5	R: 1 E: 0 K: 1 S: 7	H: 2 LOB: 1 BB: 0 P: 7	R: 1 E: 1 K: 0 S: 3	H: 1 LOB: 1 BB: 1 P: 7	1B: 9 2B: 5 3B: 0 HR: 2	SF: 0 SAC: 1 DP: 2 HBP: 0	WP: 0 PB: 0 SB: 2 CS: 0	PA: 42	
PITCHER	IP	WLS	BF	H	R	ER	SO	BB	IBB	HBP	BLK	WP	HR	S	P	ERA	WHIP				
Bob Ojeda, L ERA: 7.56	3.2		17	7	5	5	1	1	0	0	0	0	0	18	22	12.27	2.182				
Bob Ojeda, L ERA: 7.56	3.2		17	7	5	5	1	1	0	0	0	0	0	18	22	12.27	2.182				
Dick Drago, R ERA: 4.52	3.1		16	6	2	1	1	0	0	0	0	0	1	18	18	2.70	1.800				
Tom Burgmeier, L ERA: 2.28	1.0	L	6	3	2	1	1	0	0	0	0	0	1	8	8	9.00	3.000				
Bob Stanley, R ERA: 4.15	0.2		3	0	0	0	0	0	1	0	0	0	0	2	6	0.00	0.000				

Boston Red Sox @ Kansas City Royals
Royals Stadium, Kansas City, MO
Tue Jul 29 1980, 8:05 PM EDT
Att: 35,042 - Unknown - 95 F

AB 39
R 9
H 16
RBI 7
BB 2
SO 3
LOB 15



Batter	1	2	3	4	5	6	7	8	9	AB	R	H	RBI	BB	SO	LOB	TOP								
Rick Burleson, R (1, 6) OBP: 0.347, SLG: 0.393										4	2	2	1	1	0	2	Boston Red Sox @ Kansas City Royals Royals Stadium, Kansas City, MO Wed Jul 30 1980, 8:05 PM EDT Att: 31,468 - Unknown - 106 F								
Dave Stapleton, R (1, 4) OBP: 0.314, SLG: 0.475										4	1	3	1	0	0	0									
Fred Lynn, L (1, 8) OBP: 0.397, SLG: 0.495										5	1	2	2	0	1	4									
Tony Perez, R (1, 3) OBP: 0.316, SLG: 0.470										5	0	1	0	0	1	6									
Jim Rice, R (1, 7) OBP: 0.310, SLG: 0.473										5	0	1	2	0	1	3									
Carl Yastrzemski, L (1, 10) OBP: 0.360, SLG: 0.453										5	0	1	0	0	0	1									
Dwight Evans, R (1, 9) OBP: 0.332, SLG: 0.462										4	1	2	0	0	1	1									
Dave Rader, L (1, 2) OBP: 0.390, SLG: 0.500										4	1	1	0	0	0	2									
Glenn Hoffman, R (1, 5) OBP: 0.261, SLG: 0.330										2	0	1	0	0	0	0									
Jim Dwyer, L (7, PH) OBP: 0.374, SLG: 0.460										1	0	0	0	0	0	1									
Larry Wolfe, R (7, 5) OBP: 0.111, SLG: 0.176										0	0	0	0	0	0	0									
Garry Hancock, L (9, PH) OBP: 0.200, SLG: 0.231										1	1	1	1	0	0	0									
Gary Allenson, R (9, 5) OBP: 0.455, SLG: 0.478										0	0	0	0	0	0	0									
Inning Stats	R: 0 E: 0 K: 2 S: 8	H: 2 LOB: 2 BB: 0 P: 8	R: 0 E: 0 K: 1 S: 6	H: 1 LOB: 1 BB: 0 P: 6	R: 1 E: 0 K: 0 S: 5	H: 2 LOB: 2 BB: 1 P: 9	R: 0 E: 0 K: 0 S: 3	H: 0 LOB: 0 BB: 0 P: 3	R: 0 E: 0 K: 0 S: 3	H: 1 LOB: 1 BB: 0 P: 4	R: 0 E: 0 K: 1 S: 5	H: 0 LOB: 0 BB: 0 P: 5	R: 0 E: 0 K: 0 S: 4	H: 1 LOB: 1 BB: 0 P: 4	R: 0 E: 0 K: 0 S: 4	H: 1 LOB: 1 BB: 0 P: 4	R: 6 E: 0 K: 0 S: 10	H: 7 LOB: 1 BB: 0 P: 10	1B: 12 2B: 3 3B: 1 HR: 0	SF: 0 SAC: 0 DP: 2 HBP: 1	WP: 0 PB: 0 SB: 0 CS: 1	PA: 42			
PITCHER	IP	WLS	BF	H	R	ER	SO	BB	IBB	HBP	BLK	WP	HR	S	P	ERA	WHIP								
Steve Busby, R (1, 1) ERA: 7.2	8.1	L	35	10	3	3	4	1	0	1	0	0	0	41	46	3.24	1.320								
Dan Quisenberry, R (9, 1) ERA: 3.12	0.0		4	4	2	2	0	0	0	0	0	0	0	4	4	∞	∞								
Rawly Eastwick, R (9, 1) ERA: 4.74	0.2		3	1	2	2	0	0	0	0	0	0	0	3	3	27.00	1.500								

AB 40
R 7
H 15
RBI 7
BB 1
SO 4
LOB 20



Batter	1	2	3	4	5	6	7	8	9	AB	R	H	RBI	BB	SO	LOB	BOTTOM								
Willie Wilson, S (1, 7) OBP: 0.368, SLG: 0.445										4	1	1	0	0	1	0	Boston Red Sox @ Kansas City Royals Royals Stadium, Kansas City, MO Wed Jul 30 1980, 8:05 PM EDT Att: 31,468 - Unknown - 106 F								
U L Washington, S (1, 6) OBP: 0.327, SLG: 0.377										4	0	1	0	0	0	0									
George Brett, L (1, 5) OBP: 0.447, SLG: 0.677										2	0	2	1	1	0	0									
Hal McRae, R (1, 10) OBP: 0.348, SLG: 0.482										4	0	1	0	0	2	3									
Darrell Porter, L (1, 2) OBP: 0.385, SLG: 0.380										2	0	1	0	2	0	1									
Willie Aikens, L (1, 3) OBP: 0.388, SLG: 0.429										3	0	1	0	0	1	1									
Rance Mulliniks, L (7, FR) OBP: 0.214, SLG: 0.091										0	0	0	0	0	0	0									
Ralph LaCock, L (8, 3) OBP: 0.254, SLG: 0.238										1	0	0	0	0	0	1									
Amos Otis, R (1, 8) OBP: 0.326, SLG: 0.413										2	0	0	0	2	0	3									
Clint Hurdle, L (1, 9) OBP: 0.379, SLG: 0.508										2	0	0	0	2	0	2									
Dave Chalk, R (1, 4) OBP: 0.336, SLG: 0.379										2	0	0	0	0	1	1									
Jamie Quirk, L (7, PH) OBP: 0.262, SLG: 0.353										1	0	0	0	0	0	3									
Frank White, R (8, 4) OBP: 0.286, SLG: 0.348										1	0	0	0	0	0	2									
Inning Stats	R: 0 E: 0 K: 0 S: 2	H: 0 LOB: 0 BB: 1 P: 6	R: 0 E: 0 K: 1 S: 5	H: 1 LOB: 0 BB: 0 P: 5	R: 0 E: 0 K: 1 S: 4	H: 0 LOB: 0 BB: 1 P: 8	R: 0 E: 0 K: 1 S: 6	H: 1 LOB: 1 BB: 0 P: 6	R: 0 E: 0 K: 0 S: 2	H: 0 LOB: 1 BB: 2 P: 10	R: 1 E: 0 K: 0 S: 5	H: 2 LOB: 1 BB: 0 P: 5	R: 0 E: 0 K: 0 S: 3	H: 1 LOB: 3 BB: 2 P: 11	R: 0 E: 0 K: 2 S: 8	H: 1 LOB: 1 BB: 0 P: 8	R: 0 E: 0 K: 0 S: 4	H: 1 LOB: 2 BB: 1 P: 8	1B: 7 2B: 0 3B: 0 HR: 0	SF: 1 SAC: 0 DP: 3 HBP: 0	WP: 0 PB: 0 SB: 0 CS: 2	PA: 38			
PITCHER	IP	WLS	BF	H	R	ER	SO	BB	IBB	HBP	BLK	WP	HR	S	P	ERA	WHIP								
Steve Renko, R (1, 1) ERA: 3.86	6.0		24	5	1	1	3	5	0	0	0	0	0	25	45	1.50	1.667								
Bob Stanley, R (7, 1) ERA: 4.05	3.0	W	12	2	0	0	2	1	1	0	0	0	0	14	22	0.00	1.000								

AB 28
R 1
H 7
RBI 1
BB 7
SO 5
LOB 17



Batter	1	2	3	4	5	6	7	8	9	AB	R	H	RBI	BB	SO	LOB	TOP				
Rick Burleson, R OBP: 0.345, SLG: 0.390 Jim Dwyer, L OBP: 0.371, SLG: 0.455	F8		F3			6-3		F7	G3	3	0	0	0	0	0	1	Boston Red Sox @ Kansas City Royals Royals Stadium, Kansas City, MO Thu Jul 31 1980, 8:05 PM EDT Att: 33,500 - Unknown - 99 F livebaseballscorecards.com				
Dave Stapleton, R OBP: 0.317, SLG: 0.486	6-3 1B		F9			5-3		4-3 3B		4	1	2	0	0	0	1					
Fred Lynn, L OBP: 0.395, SLG: 0.492	6-3 1-2				F7			4-3		4	0	1	1	0	0	1					
Tony Perez, R OBP: 0.313, SLG: 0.466 Larry Wolfe, R OBP: 0.105, SLG: 0.167	6-3				1-3			6-3		3	0	0	0	0	1	2					
Jim Rice, R OBP: 0.309, SLG: 0.480			K		6-3			F8		4	1	1	1	0	1	0					
Carl Yastrzemski, L OBP: 0.340, SLG: 0.452 Garry Hancock, L OBP: 0.195, SLG: 0.225	F5					L8		FC3-6 1B		3	0	1	0	0	0	0					
Dwight Evans, R OBP: 0.334, SLG: 0.468	F7					1B BB		FC3-6 FC5-1B 1-2		3	1	1	0	1	0	1					
Dave Rader, L OBP: 0.395, SLG: 0.500			1-3							4	0	2	1	0	0	0					
Glenn Hoffman, R OBP: 0.269, SLG: 0.330						G5-4-3 1B		1-2 1B		3	0	1	0	1	0	4					
Inning Stats	R: 0 E: 0 K: 0 S: 4	H: 1 LOB: 1 BB: 0 P: 4	R: 0 E: 0 K: 1 S: 5	H: 0 LOB: 0 BB: 0 P: 5	R: 0 E: 0 K: 0 S: 3	H: 0 LOB: 1 BB: 1 P: 7	R: 0 E: 0 K: 0 S: 3	H: 0 LOB: 0 BB: 0 P: 3	R: 0 E: 0 K: 0 S: 6	H: 1 LOB: 1 BB: 0 P: 6	R: 0 E: 0 K: 0 S: 5	H: 2 LOB: 2 BB: 0 P: 5	R: 1 E: 0 K: 0 S: 4	H: 1 LOB: 0 BB: 0 P: 4	R: 2 E: 0 K: 0 S: 6	H: 3 LOB: 1 BB: 0 P: 6		1B: 6 2B: 3 3B: 2 HR: 1	SF: 0 SAC: 0 DP: 1 HBP: 0	WP: 0 PB: 0 SB: 0 CS: 0	PA: 37
PITCHER	IP	WLS	BF	H	R	ER	SO	BB	IBB	HBP	BLK	WP	HR	S	P	ERA	WHIP				
Dennis Leonard, R ERA: 4.1	(1, 1)	8.0	W	31	6	1	1	2	2	0	0	0	0	33	41	1.12	1.000				
Jeff Twitty, L ERA: 6.66	(9, 1)	1.0		6	3	2	2	0	0	0	0	0	1	6	6	18.00	3.000				

Batter	1	2	3	4	5	6	7	8	9	AB	R	H	RBI	BB	SO	LOB	BOTTOM					
Willie Wilson, S OBP: 0.375, SLG: 0.450	S E 1B		2B			IHR 1B		E 1B BB		4	4	4	1	1	0	0	Boston Red Sox @ Kansas City Royals Royals Stadium, Kansas City, MO Thu Jul 31 1980, 8:05 PM EDT Att: 33,500 - Unknown - 99 F livebaseballscorecards.com					
Hal McRae, R OBP: 0.348, SLG: 0.495 Rusty Torres, S OBP: 0.292, SLG: 0.193	4-3 1-H		BB 1B		5-3			E6 1B SF7		5	1	2	4	0	0	2						
George Brett, L OBP: 0.453, SLG: 0.677	F7		BB IBB			1B 1B		1B WP BB		3	2	2	1	2	0	0						
Darrell Porter, L OBP: 0.389, SLG: 0.384 Jamie Quirk, L OBP: 0.292, SLG: 0.353	K					E FC3 1B		WP 2B 1B		3	2	2	1	1	1	0						
Willie Aikens, L OBP: 0.369, SLG: 0.431			L8			FC3 1B		G4-6-3 1B		5	0	2	2	0	1	4						
John Wathan, R OBP: 0.379, SLG: 0.412	F8					4-3 1B 2B		FC6-4 1B		4	1	2	1	1	0	1						
Clint Hurdle, L OBP: 0.376, SLG: 0.502	L6					4-3		F8		5	0	1	0	0	0	5						
Frank White, R OBP: 0.286, SLG: 0.347 Rance Mulliniks, L OBP: 0.200, SLG: 0.083			F9			FC6-4		G4-6-3 1B		4	1	1	1	0	1	3						
U L Washington, S OBP: 0.325, SLG: 0.375			4-3			4-3 S 1B 1B		K		1	0	0	0	0	0	1						
Inning Stats	R: 1 E: 0 K: 1 S: 6	H: 1 LOB: 0 BB: 0 P: 6	R: 0 E: 0 K: 1 S: 5	H: 0 LOB: 0 BB: 0 P: 5	R: 1 E: 0 K: 0 S: 5	H: 2 LOB: 3 BB: 2 P: 13	R: 2 E: 0 K: 0 S: 6	H: 3 LOB: 1 BB: 0 P: 6	R: 1 E: 1 K: 0 S: 6	H: 3 LOB: 2 BB: 0 P: 6	R: 5 E: 0 K: 1 S: 9	H: 5 LOB: 1 BB: 2 P: 17	R: 3 E: 1 K: 0 S: 6	H: 2 LOB: 1 BB: 1 P: 10	R: 0 E: 0 K: 1 S: 5	H: 1 LOB: 0 BB: 0 P: 5		1B: 13 2B: 3 3B: 0 HR: 1	SF: 1 SAC: 0 DP: 2 HBP: 0	WP: 2 PB: 0 SB: 2 CS: 0	PA: 45	
PITCHER	IP	WLS	BF	H	R	ER	SO	BB	IBB	HBP	BLK	WP	HR	S	P	ERA	WHIP					
Dennis Eckersley, R ERA: 4.74	(1, 1)	4.1	L	24	9	4	2	1	1	0	0	0	0	26	34	8.31	2.308					
Win Remmerswaal, R ERA: 5.04	(5, 1)	0.2		7	4	5	5	0	1	0	0	0	0	6	10	67.50	7.500					
Bill Campbell, R ERA: 5.84	(6, 1)	2.0		11	3	3	0	1	2	0	0	0	1	0	11	19	0.00	2.500				
Skip Lockwood, R ERA: 5.91	(8, 1)	1.0		3	1	0	0	1	0	0	0	0	0	5	5	0.00	1.000					

Batter	1	2	3	4	5	6	7	8	9	AB	R	H	RBI	BB	SO	LOB	TOP								
Willie Wilson, S (1, 7) OBP: 0.375, SLG: 0.449	0-3 K		0-0 2B	0-0 1B	0-0 1B		0-3 K		0-0 F9	5	1	2	0	0	2	2	Kansas City Royals @ Chicago White Sox Comiskey Park, Chicago, IL Fri Aug 01 1980, 8:05 PM EDT Att: 23,316 - Unknown - 88 F livebaseballscorecards.com								
U L Washington, S (1, 6) OBP: 0.331, SLG: 0.386	0-0 1B		0-0 6-3 1B	0-0 1B	0-0 1B		0-0 FC4-6 1B		0-3 K	5	2	4	2	0	1	2									
George Brett, L (1, 5) OBP: 0.450, SLG: 0.671	0-0 CS		0-0 6-3	0-0 F5			0-0 FC4-6 FC5-4			4	0	1	1	0	0	4									
Hal McRae, R (1, 10) OBP: 0.348, SLG: 0.491	0-0 F9		0-0 1B		0-0 F3		0-0 FC5-4			4	0	1	1	0	0	2									
John Wathan, R (1, 3) OBP: 0.378, SLG: 0.410	0-0 CS	0-0 P3	0-0 1B	0-0 4-3			0-0 P4			4	0	1	0	0	0	0									
Amos Otis, R (1, 8) OBP: 0.320, SLG: 0.404		0-0 F3	0-3 K	0-0 P4			0-0 F8			4	0	0	0	0	1	2									
Darrell Porter, L (1, 2) OBP: 0.387, SLG: 0.382		0-0 1B		0-0 F5		0-0 F7		0-3 K		4	0	1	0	0	1	0									
Clint Hurdle, L (1, 9) OBP: 0.374, SLG: 0.498 (9, PR)	0-3 K		0-0 F9	0-0 P4			0-0 SH2-4 1B			4	0	1	0	0	1	1									
Rusty Torres, S (9, PR) OBP: 0.292, SLG: 0.193 (9, 9)										0	0	0	0	0	0	0									
Frank White, R (1, 4) OBP: 0.286, SLG: 0.347			0-0 F3	0-0 1B		0-0 F8		0-0 SH2-4		3	1	1	0	0	0	0									
Inning Stats	R: 1 E: 0 K: 1 S: 6	H: 2 LOB: 0 BB: 0 P: 6	R: 0 E: 0 K: 1 S: 6	H: 1 LOB: 1 BB: 0 P: 6	R: 2 E: 0 K: 1 S: 9	H: 4 LOB: 2 BB: 0 P: 9	R: 1 E: 0 K: 0 S: 6	H: 3 LOB: 2 BB: 0 P: 6	R: 0 E: 0 K: 0 S: 3	H: 0 LOB: 0 BB: 0 P: 3	R: 0 E: 0 K: 0 S: 6	H: 1 LOB: 1 BB: 0 P: 6	R: 0 E: 0 K: 1 S: 5	H: 0 LOB: 0 BB: 0 P: 5	R: 0 E: 0 K: 1 S: 6	H: 1 LOB: 2 BB: 0 P: 6	1B: 10 2B: 2 3B: 0 HR: 0	SF: 0 SAC: 1 DP: 0 HBP: 0	WP: 0 PB: 0 SB: 0 CS: 1	PA: 39					
PITCHER Britt Burns, L (1, 1) ERA: 2.88	IP: 9.0 WLS: L BF: 38	H: 12 R: 4 ER: 4 SO: 6	BB: 0 IBB: 0 HBP: 0 BLK: 0	WP: 0 HR: 0 S: 50 P: 50	ERA: 4.00 WHIP: 1.333																				

Batter	1	2	3	4	5	6	7	8	9	AB	R	H	RBI	BB	SO	LOB	BOTTOM								
Mike Squires, L (1, 3) OBP: 0.350, SLG: 0.347 (8, PH)	0-3 K		0-0 F8			0-0 FC1-6 BB		0-0 2B		2	0	0	0	1	1	0	Kansas City Royals @ Chicago White Sox Comiskey Park, Chicago, IL Fri Aug 01 1980, 8:05 PM EDT Att: 23,316 - Unknown - 88 F livebaseballscorecards.com								
Kevin Bell, R (8, PH) OBP: 0.288, SLG: 0.227						0-0 FC1-6 G6-4-3		0-0 2B		4	1	3	1	0	0	1									
Thad Bosley, L (9, 7) OBP: 0.291, SLG: 0.299						0-0 G6-4-3		0-0 HBP		3	1	1	2	0	0	2									
Greg Pryor, R (1, 5) OBP: 0.295, SLG: 0.379	0-0 HR		0-0 1B			0-0 P4		0-0 L1		4	0	0	0	0	0	3									
Jim Morrison, R (1, 4) OBP: 0.317, SLG: 0.419	0-0 1B		0-0 L9			0-0 P4		0-0 5-3		4	0	0	0	0	0	0									
Lamar Johnson, R (1, 10) OBP: 0.318, SLG: 0.421	0-0 1-3			0-0 5-3		0-0 P4		0-0 F7		4	0	1	0	0	1	0									
Wayne Nordhagen, R (1, 9) OBP: 0.304, SLG: 0.504	0-0 F8			0-0 K		0-0 F7		0-0 3B		3	1	2	0	0	0	0									
Chet Lemon, R (1, 8) OBP: 0.358, SLG: 0.424		0-0 5-3				0-0 G5-4-3 1B		0-0 BB 2B		1	0	0	0	0	0	1									
Ron Pruitt, R (1, 7) OBP: 0.312, SLG: 0.329		0-0 P3				0-0 G5-4-3		0-0 F8		3	0	0	0	0	0	2									
Randy Johnson, L (9, 3) OBP: 0.300, SLG: 0.200						0-0 G5-4-3		0-0 K		1	0	0	0	0	1	1									
Bruce Kimm, R (1, 2) OBP: 0.304, SLG: 0.308 (9, PH)		0-0 5-3				0-0 F9		0-0 F7		3	0	0	0	0	0	1									
Bob Molinaro, L (9, PH) OBP: 0.351, SLG: 0.411																									
Todd Cruz, R (1, 6) OBP: 0.306, SLG: 0.343			0-0 L7			0-0 F9				3	0	0	0	0	0	1									
Inning Stats	R: 2 E: 0 K: 1 S: 7	H: 2 LOB: 0 BB: 0 P: 7	R: 0 E: 0 K: 0 S: 3	H: 0 LOB: 0 BB: 0 P: 3	R: 0 E: 0 K: 0 S: 4	H: 1 LOB: 1 BB: 0 P: 4	R: 0 E: 0 K: 1 S: 5	H: 0 LOB: 0 BB: 0 P: 5	R: 0 E: 0 K: 0 S: 3	H: 0 LOB: 0 BB: 0 P: 3	R: 0 E: 0 K: 0 S: 2	H: 0 LOB: 0 BB: 1 P: 6	R: 0 E: 0 K: 0 S: 3	H: 0 LOB: 0 BB: 0 P: 3	R: 1 E: 0 K: 0 S: 5	H: 2 LOB: 3 BB: 1 P: 10	R: 0 E: 0 K: 1 S: 6	H: 1 LOB: 1 BB: 0 P: 6	1B: 4 2B: 1 3B: 1 HR: 1	SF: 0 SAC: 0 DP: 2 HBP: 1	WP: 0 PB: 0 SB: 0 CS: 0	PA: 35			
PITCHER Larry Gura, L (1, 1) ERA: 2.07	IP: 7.2 WLS: W BF: 29	H: 6 R: 3 ER: 3 SO: 2	BB: 2 IBB: 0 HBP: 0 BLK: 0	WP: 0 HR: 1 S: 31 P: 39	ERA: 3.52 WHIP: 1.043																				
Dan Quisenberry, R (8, 1) ERA: 3.07	IP: 1.1 WLS: S BF: 6	H: 1 R: 0 ER: 0 SO: 1	BB: 0 IBB: 0 HBP: 1 BLK: 0	WP: 0 HR: 0 S: 7 P: 8	ERA: 0.00 WHIP: 0.750																				


Batter	1	2	3	4	5	6	7	8	9	AB	R	H	RBI	BB	SO	LOB	TOP										
Willie Wilson, S OBP: 0.378, SLG: 0.451 (1, 7)	F8	1B		K		E		1B		5	2	3	0	0	1	0	Kansas City Royals @ Chicago White Sox Comiskey Park, Chicago, IL Sat Aug 02 1980, 8:05 PM EDT Att: 14,905 - Unknown - 72 F										
U L Washington, S OBP: 0.325, SLG: 0.383 (1, 6)	5-3	1B		F9		K		K		5	0	1	1	0	2	2											
George Brett, L OBP: 0.449, SLG: 0.665 Dave Chalk, R OBP: 0.336, SLG: 0.379 (1, 5)	6-3	G3			1B	E6		E	1B	5	1	2	0	0	0	3											
Hal McRae, R OBP: 0.358, SLG: 0.500 (1, 10)		WP	S		1B	E8		E	1B	5	2	5	2	0	0	0											
John Wathan, R OBP: 0.378, SLG: 0.413 (1, 3)		HR		F9		FC6-4		G4-6-3		5	1	2	2	0	0	5											
Amos Otis, R OBP: 0.322, SLG: 0.404 (1, 8)		P6		F8		1B				5	0	2	0	0	0	2											
Darrell Porter, L OBP: 0.394, SLG: 0.404 Jamie Quirk, L OBP: 0.262, SLG: 0.353 (1, 2)		HR		1B		FC4-6		F9		5	1	4	3	0	0	1											
Clint Hurdle, L OBP: 0.369, SLG: 0.491 Rusty Torres, S OBP: 0.286, SLG: 0.190 (1, 9)		L9		K		FC4-6		P6		4	0	0	0	0	1	4											
Frank White, R OBP: 0.286, SLG: 0.346 Rance Mulliniks, L OBP: 0.188, SLG: 0.077 (8, 4)		1B		K		5-3		F8		4	1	1	0	0	1	1											
		1B						L8		1	0	0	0	0	0	1											
Inning Stats	R: 0 E: 0 K: 0 S: 3	H: 0 LOB: 0 BB: 0 P: 3	R: 4 E: 0 K: 0 S: 9	H: 6 LOB: 2 BB: 0 P: 9	R: 1 E: 0 K: 1 S: 7	H: 2 LOB: 1 BB: 0 P: 7	R: 0 E: 0 K: 2 S: 7	H: 0 LOB: 0 BB: 0 P: 7	R: 1 E: 0 K: 1 S: 6	H: 2 LOB: 2 BB: 0 P: 6	R: 1 E: 1 K: 1 S: 8	H: 2 LOB: 2 BB: 0 P: 8	R: 0 E: 0 K: 0 S: 4	H: 1 LOB: 1 BB: 0 P: 4	R: 1 E: 1 K: 1 S: 7	H: 3 LOB: 1 BB: 0 P: 7	R: 0 E: 0 K: 0 S: 4	H: 1 LOB: 1 BB: 0 P: 4	1B: 17 2B: 2 3B: 0 HR: 1	SF: 0 SAC: 0 DP: 1 HBP: 0	WP: 1 PB: 0 SB: 2 CS: 0	PA: 45					
PITCHER	IP	WLS	BF	H	R	ER	SO	BB	IBB	HBP	BLK	WP	HR	S	P	ERA	WHIP										
Steve Trout, L ERA: 3.7 (1, 1)	2.0	L	13	7	5	5	0	0	0	0	0	1	1	13	13	22.50	3.500										
Dewey Robinson, R ERA: 1.29 (3, 1)	2.2		11	5	1	1	3	0	0	0	0	0	0	17	17	3.38	1.875										
Guy Hoffman, L ERA: 3.24 (5, 1)	2.1		12	4	1	0	1	0	0	0	0	0	0	14	14	0.00	1.714										
Ed Farmer, R ERA: 3.14 (8, 1)	2.0		9	4	1	1	1	0	0	0	0	0	0	11	11	4.50	2.000										

Batter	1	2	3	4	5	6	7	8	9	AB	R	H	RBI	BB	SO	LOB	BOTTOM										
Mike Squires, L OBP: 0.347, SLG: 0.358 (1, 3)	6-3	F7			F9			SF7		4	1	1	0	0	0	0	Kansas City Royals @ Chicago White Sox Comiskey Park, Chicago, IL Sat Aug 02 1980, 8:05 PM EDT Att: 14,905 - Unknown - 72 F										
Jim Morrison, R OBP: 0.319, SLG: 0.419 (1, 4)	BB			FC6-4	P4			SF7		2	1	1	1	1	0	0											
Bob Molinaro, L OBP: 0.363, SLG: 0.410 (1, 7)	BB	BB		K	F9			FC6-4		3	0	1	0	1	1	1											
Lamar Johnson, R OBP: 0.318, SLG: 0.417 (1, 10)	BB	BB		L7		F2		FC6-4		3	0	0	0	1	0	2											
Chet Lemon, R OBP: 0.358, SLG: 0.421 Thad Bosley, L OBP: 0.289, SLG: 0.297 (1, 8)	BB	BB		FC6-4		F7		FC6-4		2	0	0	1	1	0	1											
Harold Baines, L OBP: 0.279, SLG: 0.406 (1, 9)	K			K		L9				4	0	0	0	0	2	3											
Greg Pryor, R OBP: 0.291, SLG: 0.373 (1, 5)	F9			P4		B1-3		5-3		4	0	0	0	0	0	3											
Ricky Seelheimer, L OBP: 0.289, SLG: 0.375 Bruce Kimm, R OBP: 0.303, SLG: 0.307 (1, 2)		K		FC5-4		F5		F9		3	0	1	0	0	1	0											
Todd Cruz, R OBP: 0.301, SLG: 0.337 (1, 6)	F3			FC5-4		P4				3	0	0	0	0	0	1											
Inning Stats	R: 1 E: 0 K: 1 S: 6	H: 1 LOB: 3 BB: 3 P: 18	R: 0 E: 0 K: 1 S: 5	H: 0 LOB: 0 BB: 0 P: 5	R: 0 E: 0 K: 1 S: 5	H: 0 LOB: 1 BB: 1 P: 9	R: 0 E: 0 K: 1 S: 6	H: 1 LOB: 1 BB: 0 P: 6	R: 0 E: 0 K: 0 S: 3	H: 0 LOB: 0 BB: 0 P: 3	R: 0 E: 0 K: 0 S: 3	H: 0 LOB: 0 BB: 0 P: 3	R: 0 E: 0 K: 0 S: 5	H: 2 LOB: 1 BB: 0 P: 5	R: 0 E: 0 K: 0 S: 3	H: 0 LOB: 0 BB: 0 P: 3	1B: 3 2B: 0 3B: 1 HR: 0	SF: 1 SAC: 0 DP: 0 HBP: 0	WP: 0 PB: 0 SB: 0 CS: 0	PA: 35							
PITCHER	IP	WLS	BF	H	R	ER	SO	BB	IBB	HBP	BLK	WP	HR	S	P	ERA	WHIP										
Rich Gale, R ERA: 3.94 (1, 1)	6.0	W	24	2	1	1	4	4	0	0	0	0	0	28	44	1.50	1.000										
Marty Pattin, R ERA: 4.09 (7, 1)	3.0	S	11	2	1	1	0	0	0	0	0	0	0	11	11	3.00	0.667										

AB	45
R	8
H	20
RBI	8
BB	0
SO	5
LOB	20



AB	30
R	2
H	4
RBI	2
BB	4
SO	4
LOB	12



Batter	1	2	3	4	5	6	7	8	9	AB	R	H	RBI	BB	SO	LOB	TOP					
Willie Wilson, S (1, 7) OBP: 0.377, SLG: 0.448	4-3		FC4-6 BB		F2		6-3			3	0	0	0	1	0	1	Kansas City Royals @ Chicago White Sox Comiskey Park, Chicago, IL Sun Aug 03 1980, 4:33 AM EDT Att: 14,329 - Unknown - 74 F					
Hal McRae, R (1, 10) OBP: 0.357, SLG: 0.507	5-3		FC4-6		HR		F9			4	1	1	2	0	0	3						
George Brett, L (1, 5) OBP: 0.447, SLG: 0.659	4-3		F7		1B			P6		4	0	1	0	0	0	2						
Darrell Porter, L (1, 2) OBP: 0.392, SLG: 0.402		G3		1B FC	3-4-3-5			K		4	1	1	0	0	1	1						
Willie Aikens, L (1, 3) OBP: 0.373, SLG: 0.435		L8		1B FC						4	0	3	0	0	0	0						
Rusty Torres, S (8, PR) OBP: 0.288, SLG: 0.190				1B						0	0	0	0	0	0	0						
Ralph LaCook, L (8, 3) OBP: 0.254, SLG: 0.238										0	0	0	0	0	0	0						
Amos Otis, R (1, 8) OBP: 0.316, SLG: 0.396	5-3			FC	L9			K		4	0	0	1	0	1	2						
Clint Hurdle, L (1, 9) OBP: 0.364, SLG: 0.483			K		P5				L9	4	0	0	0	0	1	2						
Frank White, R (1, 4) OBP: 0.289, SLG: 0.346										2	1	1	0	1	0	2						
Jamie Quirk, L (9, PH) OBP: 0.259, SLG: 0.350			BB FC4-6 1B		P3		6-3 6-3 BB		F9	1	0	0	0	0	0	0						
Rance Mulliniks, L (1, 6) OBP: 0.167, SLG: 0.067										2	0	0	0	0	0	3						
U L Washington, S (7, PH) OBP: 0.326, SLG: 0.381			FC6 FC4-6 BB		F5		6-3		K	2	0	0	0	0	1	1						
Inning Stats	R: 0 E: 0 K: 0 S: 3	H: 0 LOB: 0 BB: 0 P: 3	R: 0 E: 0 K: 0 S: 3	H: 0 LOB: 0 BB: 0 P: 3	R: 1 E: 1 K: 1 S: 7	H: 1 LOB: 2 BB: 1 P: 11	R: 1 E: 0 K: 0 S: 6	H: 2 LOB: 2 BB: 0 P: 6	R: 1 E: 0 K: 0 S: 4	H: 2 LOB: 0 BB: 0 P: 4	R: 0 E: 0 K: 0 S: 3	H: 1 LOB: 0 BB: 0 P: 3	R: 0 E: 0 K: 2 S: 8	H: 0 LOB: 1 BB: 0 P: 7	R: 0 E: 0 K: 2 S: 8	H: 1 LOB: 1 BB: 0 P: 8	R: 0 E: 0 K: 1 S: 5	H: 0 LOB: 0 BB: 0 P: 5	1B: 6 2B: 1 3B: 0 HR: 1	SF: 0 SAC: 0 DP: 1 HBP: 0	WP: 0 PB: 0 SB: 0 CS: 0	PA: 36
PITCHER Richard Dotson, R (1, 1) ERA: 4.14	IP: 9.0 WLS: W BF: 36 H: 7 R: 3 ER: 2 SO: 4 BB: 2 IBB: 0 HBP: 0 BLK: 0 WP: 0 HR: 1 S: 42 P: 50 ERA: 2.00 WHIP: 1.000															PITCHER	IP: 9.0 WLS: W BF: 36 H: 7 R: 3 ER: 2 SO: 4 BB: 2 IBB: 0 HBP: 0 BLK: 0 WP: 0 HR: 1 S: 42 P: 50 ERA: 2.00 WHIP: 1.000					

Batter	1	2	3	4	5	6	7	8	9	AB	R	H	RBI	BB	SO	LOB	BOTTOM					
Mike Squires, L (1, 3) OBP: 0.339, SLG: 0.348	P4	P6			F7		F7			4	0	0	0	0	0	2	Kansas City Royals @ Chicago White Sox Comiskey Park, Chicago, IL Sun Aug 03 1980, 4:33 AM EDT Att: 14,329 - Unknown - 74 F					
Greg Pryor, R (1, 5) OBP: 0.294, SLG: 0.375	1B SF7	1B			1-3		P6			4	1	2	1	0	0	0						
Jim Morrison, R (1, 4) OBP: 0.321, SLG: 0.418	FC5-4 1-3 1B	2H 3H 1B			L9		S BB		P5	3	0	1	0	1	0	0						
Lamar Johnson, R (1, 10) OBP: 0.314, SLG: 0.414	SF7				6-3		F9			3	0	0	1	0	1	1						
Wayne Nordhagen, R (1, 9) OBP: 0.306, SLG: 0.525	FC5-4 1-2				6-3					4	2	2	2	0	0	1						
Chet Lemon, R (1, 8) OBP: 0.382, SLG: 0.424		1B 1B			6-3		HR		HR	3	1	2	0	1	0	0						
Ron Pruitt, R (1, 7) OBP: 0.316, SLG: 0.333		1B 1B								2	1	1	0	0	0	0						
Thad Bosley, L (6, PH) OBP: 0.285, SLG: 0.293		4-3 1B 1B			F8		K		K	2	0	0	0	0	2	2						
Bruce Kimm, R (1, 2) OBP: 0.307, SLG: 0.312		4-3 1B 1B					L9			3	0	2	1	0	0	0						
Todd Cruz, R (1, 6) OBP: 0.296, SLG: 0.331		4-3			F9				F9	3	0	0	0	0	0	3						
Inning Stats	R: 1 E: 0 K: 0 S: 5	H: 2 LOB: 1 BB: 0 P: 5	R: 2 E: 0 K: 0 S: 6	H: 4 LOB: 0 BB: 0 P: 6	R: 0 E: 0 K: 0 S: 3	H: 0 LOB: 0 BB: 0 P: 3	R: 0 E: 0 K: 0 S: 4	H: 1 LOB: 1 BB: 0 P: 4	R: 0 E: 0 K: 0 S: 3	H: 0 LOB: 0 BB: 1 P: 7	R: 1 E: 0 K: 1 S: 6	H: 2 LOB: 0 BB: 0 P: 6	R: 0 E: 0 K: 0 S: 3	H: 0 LOB: 0 BB: 0 P: 3	R: 1 E: 0 K: 2 S: 8	H: 1 LOB: 1 BB: 1 P: 12	R: 0 E: 0 K: 2 S: 8	H: 1 LOB: 1 BB: 1 P: 12	1B: 8 2B: 0 3B: 0 HR: 2	SF: 1 SAC: 0 DP: 0 HBP: 0	WP: 0 PB: 0 SB: 1 CS: 1	PA: 34
PITCHER Paul Spittorff, L (1, 1) ERA: 4.66	IP: 5.0 WLS: L BF: 24 H: 9 R: 4 ER: 4 SO: 4 BB: 1 IBB: 0 HBP: 0 BLK: 0 WP: 0 HR: 1 S: 23 P: 27 ERA: 7.20 WHIP: 2.000															PITCHER	IP: 5.0 WLS: L BF: 24 H: 9 R: 4 ER: 4 SO: 4 BB: 1 IBB: 0 HBP: 0 BLK: 0 WP: 0 HR: 1 S: 23 P: 27 ERA: 7.20 WHIP: 2.000					
PITCHER Rene Martin, R (6, 1) ERA: 4.46	IP: 3.0 WLS: L BF: 10 H: 1 R: 1 ER: 1 SO: 3 BB: 1 IBB: 0 HBP: 0 BLK: 0 WP: 0 HR: 1 S: 15 P: 19 ERA: 3.00 WHIP: 0.667															PITCHER	IP: 3.0 WLS: L BF: 10 H: 1 R: 1 ER: 1 SO: 3 BB: 1 IBB: 0 HBP: 0 BLK: 0 WP: 0 HR: 1 S: 15 P: 19 ERA: 3.00 WHIP: 0.667					

Batter	1	2	3	4	5	6	7	8	9	AB	R	H	RBI	BB	SO	LOB	TOP			
Willie Wilson, S OBP: 0.375, SLG: 0.445	0-0 4-3	0-0 P6			0-0 1B		0-0 F8		0-0 F8	5	0	1	0	0	0	2	Kansas City Royals @ Detroit Tigers Tiger Stadium, Detroit, MI Mon Aug 04 1980, 7:05 PM EDT Att: 37,016 - Unknown - 79 F			
U L Washington, S OBP: 0.324, SLG: 0.377	0-0 6-3	0-3 K			0-0 F8		0-0 6-3			4	0	0	0	0	1	3				
George Brett, L OBP: 0.444, SLG: 0.664	0-0 3-1		0-0 F9		0-0 F9			0-0 HR		4	1	1	1	0	0	1				
Hal McRae, R OBP: 0.352, SLG: 0.500		0-0 F9	0-0 F5		0-0 F9			0-0 5-3		4	0	0	0	0	0	1				
John Wathan, R OBP: 0.380, SLG: 0.413		4-0 BB 1B BB	0-3 K		0-0 CS 1B			0-3 K		3	1	1	0	1	2	0				
Amos Otis, R OBP: 0.315, SLG: 0.393		0-0 BB 1-2 1B		0-0 F8		0-0 P6 1-2		0-0 F9		4	1	1	0	0	0	1				
Darrell Porter, L OBP: 0.393, SLG: 0.412		4-0 1B 1-2 2-3 SH BB		0-0 4-3		0-0 HR		0-0 P4		3	2	1	1	1	0	0				
Willie Aikens, L OBP: 0.374, SLG: 0.436		0-0 SH 1B		0-0 1B		0-0 4-3		0-0 F9		4	0	2	2	0	0	0				
Ralph LaCock, L OBP: 0.254, SLG: 0.238		1-3 2-H 3-H 1B		0-0 1B				0-0 F9		0	0	0	0	0	0	0				
Frank White, R OBP: 0.289, SLG: 0.354		0-0 SH 1-2 3-H 1B		0-0 P6			0-3 K		0-0 HR	3	1	1	2	0	1	1				
Inning Stats	R: 0 E: 0 K: 0 S: 3	H: 0 LOB: 0 BB: 0 P: 3	R: 3 E: 1 K: 1 S: 8	H: 2 LOB: 2 BB: 2 P: 16	R: 0 E: 0 K: 1 S: 5	H: 0 LOB: 0 BB: 0 P: 5	R: 0 E: 0 K: 0 S: 4	H: 1 LOB: 1 BB: 0 P: 4	R: 0 E: 0 K: 0 S: 4	H: 1 LOB: 1 BB: 0 P: 4	R: 1 E: 0 K: 0 S: 5	H: 2 LOB: 0 BB: 0 P: 5	R: 0 E: 0 K: 1 S: 5	H: 0 LOB: 0 BB: 0 P: 6	R: 1 E: 0 K: 0 S: 4	H: 1 LOB: 0 BB: 0 P: 4	1B: 5 2B: 0 3B: 0 HR: 3	SF: 0 SAC: 1 DP: 0 HBP: 0	WP: 0 PB: 0 SB: 0 CS: 1	PA: 37
PITCHER Dan Schatzeder, L ERA: 4.56	IP: 9.0 WLS: L BF: 37 H: 8 R: 6 ER: 6 SO: 4 BB: 2 IBB: 0 HBP: 0 BLK: 0 WP: 0 HR: 3 S: 43 P: 51 ERA: 6.00 WHIP: 1.111															PITCHER				

Batter	1	2	3	4	5	6	7	8	9	AB	R	H	RBI	BB	SO	LOB	BOTTOM					
Rick Peters, S OBP: 0.381, SLG: 0.399	4-0 G3 6-3 BB		0-0 3-1		0-0 WP 1B	0-0 2B 1B		0-0 SH3-4		3	1	2	1	1	0	0	Kansas City Royals @ Detroit Tigers Tiger Stadium, Detroit, MI Mon Aug 04 1980, 7:05 PM EDT Att: 37,016 - Unknown - 79 F					
Alan Trammell, R OBP: 0.386, SLG: 0.434	0-0 6-3 1-2		0-0 E5 1B		0-0 1B 1-H 3-H 1B	0-0 1B 1-3 3-H 2B		0-0 6-3		5	0	3	2	0	0	2						
Steve Kemp, L OBP: 0.386, SLG: 0.447	0-0 G3 2-3		0-0 G3		0-0 1B 1-3	0-3 K		0-0 6-3		5	0	1	0	0	1	5						
Richie Hebner, L OBP: 0.364, SLG: 0.466	4-0 BB		0-0 G3		0-3 K		0-0 F8		0-0 SH3-4 BB	4	0	1	0	1	1	2						
Dave Stegman, R OBP: 0.256, SLG: 0.276									0-0 SH3-4 BB 1B	0	0	0	0	0	0	0						
Champ Summers, L OBP: 0.398, SLG: 0.491	0-0 G3				0-0 G3		0-3 K		4-0 SH3-4 BB	2	0	0	0	0	0	2						
John Wockenfuss, R OBP: 0.396, SLG: 0.473					0-0 G3		0-0 F5		0-0 SH3-4 BB	2	0	0	0	1	1	2						
Jim Lentine, R OBP: 0.354, SLG: 0.354									1-2 SH3-4 BB	0	0	0	0	0	0	0						
Lance Parrish, R OBP: 0.325, SLG: 0.514		0-0 5-3		0-0 2B		0-0 F9		0-0 SH3-4		4	1	2	1	0	0	2						
Al Cowens, R OBP: 0.337, SLG: 0.354		4-0 CS BB		0-0 5-3		0-0 4-3		0-0 G6-4-3 IBB		3	0	1	0	2	0	1						
Tom Brookens, R OBP: 0.312, SLG: 0.377		0-0 F8 1-2			0-0 E 1B 1B	0-3 K		0-0 G6-4-3		5	1	1	0	0	1	5						
Lou Whitaker, L OBP: 0.354, SLG: 0.279			0-0 4-3		0-0 E5 1B WP 1B	4-0 1B 2B BB		4-0 SH3-4 BB		2	2	1	0	2	0	0						
Inning Stats	R: 0 E: 0 K: 0 S: 3	H: 0 LOB: 2 BB: 2 P: 11	R: 0 E: 0 K: 0 S: 2	H: 0 LOB: 0 BB: 1 P: 6	R: 0 E: 1 K: 0 S: 4	H: 1 LOB: 1 BB: 0 P: 4	R: 0 E: 0 K: 0 S: 4	H: 1 LOB: 1 BB: 0 P: 4	R: 3 E: 1 K: 1 S: 10	H: 5 LOB: 2 BB: 0 P: 10	R: 1 E: 0 K: 2 S: 9	H: 2 LOB: 2 BB: 1 P: 13	R: 1 E: 0 K: 1 S: 7	H: 2 LOB: 1 BB: 0 P: 7	R: 0 E: 0 K: 0 S: 3	H: 0 LOB: 1 BB: 1 P: 7	R: 0 E: 0 K: 0 S: 3	H: 1 LOB: 3 BB: 2 P: 11	1B: 9 2B: 2 3B: 0 HR: 1	SF: 0 SAC: 2 DP: 1 HBP: 0	WP: 2 PB: 0 SB: 0 CS: 1	PA: 44
PITCHER Steve Busby, R ERA: 7.13	IP: 4.0 WLS: 0 BF: 20 H: 6 R: 3 ER: 3 SO: 0 BB: 3 IBB: 0 HBP: 0 BLK: 0 WP: 1 HR: 0 S: 17 P: 29 ERA: 6.75 WHIP: 2.250															PITCHER						
Jeff Twitty, L ERA: 8.38	0.1	2	1	0	0	1	0	0	0	0	0	4	4	0.00	3.000							
Rawly Eastwick, R ERA: 4.98	2.2	13	4	2	2	3	1	0	0	0	1	18	22	6.75	1.875							
Dan Quisenberry, R ERA: 3.0	2.0	W	9	1	0	0	0	2	1	0	0	6	18	0.00	1.500							

Batter	1	2	3	4	5	6	7	8	9	AB	R	H	RBI	BB	SO	LOB	TOP											
Willie Wilson, S (1, 7) OBP: 0.376, SLG: 0.449	6-3			1B HR BB	F8			2B 3B		3	2	1	1	1	0	0	Kansas City Royals @ Detroit Tigers Tiger Stadium, Detroit, MI Tue Aug 05 1980, 7:05 PM EDT Att: 27,469 - Unknown - 72 F											
Hal McRae, R (1, 10) OBP: 0.354, SLG: 0.503	5-3			1B HR	F7			2B		4	2	2	1	0	0	0												
George Brett, L (1, 5) OBP: 0.443, SLG: 0.672 Dave Chalk, R (6, 5) OBP: 0.340, SLG: 0.392	F8			HR	F8			2B		3	1	1	3	0	0	0												
Darrell Porter, L (1, 2) OBP: 0.388, SLG: 0.406		F7		F7			4-3	K		4	0	0	0	0	1	1												
Willie Aikens, L (1, 3) OBP: 0.374, SLG: 0.433 Ralph LaCock, L (7, 3) OBP: 0.252, SLG: 0.236	P5			BB			G3	6-3		2	0	0	0	1	0	0												
Amos Otis, R (1, 8) OBP: 0.310, SLG: 0.386	K			F9			K			4	0	0	0	0	2	1												
Clint Hurdle, L (1, 9) OBP: 0.359, SLG: 0.476			K	K			4-3			4	0	0	0	0	2	1												
U L Washington, S (1, 6) OBP: 0.321, SLG: 0.373			5-3		4-3			F5	P3	4	0	0	0	0	0	0												
Frank White, R (1, 4) OBP: 0.290, SLG: 0.354			K		6-3			3B 1B		3	1	1	0	0	1	0												
Inning Stats	R: 0 E: 0 K: 0 S: 3	H: 0 LOB: 0 BB: 0 P: 3	R: 0 E: 0 K: 1 S: 5	H: 0 LOB: 0 BB: 0 P: 5	R: 0 E: 0 K: 2 S: 7	H: 0 LOB: 1 BB: 0 P: 7	R: 3 E: 0 K: 1 S: 7	H: 2 LOB: 1 BB: 2 P: 15	R: 0 E: 0 K: 0 S: 3	H: 0 LOB: 0 BB: 0 P: 3	R: 0 E: 0 K: 1 S: 5	H: 0 LOB: 0 BB: 0 P: 5	R: 3 E: 0 K: 1 S: 9	H: 4 LOB: 1 BB: 0 P: 9	R: 0 E: 0 K: 0 S: 3	H: 0 LOB: 0 BB: 0 P: 3		1B: 2 2B: 2 3B: 1 HR: 1	SF: 0 SAC: 0 DP: 0 HBP: 0	WP: 0 PB: 0 SB: 0 CS: 0	PA: 35							
PITCHER	IP	WLS	BF	H	R	ER	SO	BB	IBB	HBP	BLK	WP	HR	S	P	ERA		WHIP										
Milt Wilcox, R (1, 1) ERA: 3.93	7.1	L	30	6	6	6	5	2	0	0	0	0	1	38	46	7.36		1.091										
Pat Underwood, L (8, 1) ERA: 4.25	1.2	S	5	0	0	0	1	0	0	0	0	0	0	7	7	0.00	0.000											

AB	33
R	6
H	6
RBI	6
BB	2
SO	6
LOB	4



Batter	1	2	3	4	5	6	7	8	9	AB	R	H	RBI	BB	SO	LOB	BOTTOM											
Rick Peters, S (1, 8) OBP: 0.381, SLG: 0.403	G3			1B					FC3-6	5	0	2	0	0	0	2	Kansas City Royals @ Detroit Tigers Tiger Stadium, Detroit, MI Tue Aug 05 1980, 7:05 PM EDT Att: 27,469 - Unknown - 72 F											
Alan Trammell, R (1, 6) OBP: 0.382, SLG: 0.428	F7		K		5-3			F8	5-3	5	0	0	0	0	1	3												
Steve Kemp, L (1, 10) OBP: 0.390, SLG: 0.449	K			1B 5-3 1B				1B BB		3	1	2	0	1	1	0												
Richie Hebner, L (1, 3) OBP: 0.359, SLG: 0.460		F3		F5				F8	F8	4	0	0	0	0	0	3												
Champ Summers, L (1, 7) OBP: 0.403, SLG: 0.507				5-3				G5-4-3 1B		3	1	2	2	1	0	1												
Lance Parrish, R (1, 2) OBP: 0.324, SLG: 0.511			K		FC6-4 1B			G5-4-3 1B	P4	4	0	1	0	0	1	3												
Al Cowens, R (1, 9) OBP: 0.336, SLG: 0.353			K		FC6-4 1B			F9		4	1	1	0	0	1	3												
Tom Brookens, R (1, 5) OBP: 0.311, SLG: 0.375			6-3					P4		4	0	1	0	0	0	0												
Lou Whitaker, L (1, 4) OBP: 0.353, SLG: 0.279			6-3					F8		3	0	1	1	0	0	0												
Inning Stats	R: 0 E: 0 K: 1 S: 5	H: 0 LOB: 0 BB: 0 P: 5	R: 0 E: 0 K: 2 S: 7	H: 0 LOB: 1 BB: 1 P: 11	R: 0 E: 0 K: 1 S: 6	H: 1 LOB: 1 BB: 0 P: 6	R: 0 E: 0 K: 0 S: 5	H: 2 LOB: 2 BB: 0 P: 5	R: 0 E: 0 K: 0 S: 4	H: 1 LOB: 1 BB: 0 P: 4	R: 0 E: 0 K: 0 S: 3	H: 1 LOB: 1 BB: 1 P: 7	R: 0 E: 0 K: 0 S: 4	H: 1 LOB: 1 BB: 0 P: 4	R: 2 E: 0 K: 0 S: 5	H: 2 LOB: 0 BB: 0 P: 5		R: 1 E: 0 K: 0 S: 5	H: 2 LOB: 1 BB: 0 P: 5	1B: 8 2B: 1 3B: 0 HR: 1	SF: 1 SAC: 0 DP: 1 HBP: 0	WP: 0 PB: 0 SB: 0 CS: 0	PA: 38					
PITCHER	IP	WLS	BF	H	R	ER	SO	BB	IBB	HBP	BLK	WP	HR	S	P	ERA		WHIP										
Dennis Leonard, R (1, 1) ERA: 4.07	8.0	W	35	10	3	3	4	2	0	0	0	0	0	41	49	3.38		1.500										
Dan Quisenberry, R (9, 1) ERA: 2.95	1.0	S	3	0	0	0	0	0	0	0	0	0	0	3	3	0.00	0.000											

AB	35
R	3
H	10
RBI	3
BB	2
SO	4
LOB	15



Batter	1	2	3	4	5	6	7	8	9	AB	R	H	RBI	BB	SO	LOB	TOP										
Willie Wilson, S OBP: 0.377, SLG: 0.456 (1, 7)										4	1	2	0	0	1	2	Kansas City Royals @ Detroit Tigers Tiger Stadium, Detroit, MI Wed Aug 06 1980, 7:05 PM EDT Att: 29,115 - Unknown - 80 F										
Hal McRae, R OBP: 0.356, SLG: 0.503 (1, 10)										0	0	0	0	0	0	0											
Jamie Quirk, L OBP: 0.259, SLG: 0.346 (1, PR)										4	1	1	1	0	0	3											
George Brett, L OBP: 0.442, SLG: 0.669 (1.5)										4	2	2	1	0	1	0											
Darrell Porter, L OBP: 0.392, SLG: 0.410 (1, 2)										5	0	3	1	0	0	1											
Willie Aikens, L OBP: 0.375, SLG: 0.434 (1, 3)										2	0	1	1	1	0	1											
Ralph LaCock, L OBP: 0.250, SLG: 0.234 (7, PR)										1	0	0	0	0	0	2											
John Wathan, R OBP: 0.383, SLG: 0.414 (1, 9)										4	0	2	1	1	1	2											
Amos Otis, R OBP: 0.311, SLG: 0.383 (1, 8)										4	0	1	0	1	1	3											
U L Washington, S OBP: 0.321, SLG: 0.370 (1, 6)										3	0	0	0	1	1	3											
Frank White, R OBP: 0.289, SLG: 0.351 (1, 4)										3	1	0	0	1	0	2											
Inning Stats	R: 1 E: 0 K: 1 S: 7	H: 2 LOB: 2 BB: 0 P: 8	R: 0 E: 0 K: 1 S: 6	H: 1 LOB: 2 BB: 1 P: 10	R: 0 E: 0 K: 0 S: 3	H: 1 LOB: 0 BB: 0 P: 3	R: 0 E: 0 K: 0 S: 3	H: 0 LOB: 0 BB: 0 P: 3	R: 3 E: 1 K: 1 S: 9	H: 4 LOB: 3 BB: 2 P: 17	R: 0 E: 0 K: 0 S: 3	H: 0 LOB: 2 BB: 2 P: 15	R: 0 E: 0 K: 0 S: 4	H: 1 LOB: 1 BB: 0 P: 4	R: 1 E: 0 K: 0 S: 5	H: 3 LOB: 1 BB: 0 P: 5	1B: 10 2B: 1 3B: 1 HR: 0	SF: 2 SAC: 1 DP: 2 HBP: 1	WP: 0 PB: 0 SB: 0 CS: 0	PA: 43							
PITCHER	IP	WLS	BF	H	R	ER	SO	BB	IBB	HBP	BLK	WP	HR	S	P	ERA	WHIP										
Jack Morris, R ERA: 4.41 (1, 1)	4.2	L	24	8	4	4	2	2	0	1	0	0	0	25	34	7.71	2.143										
Roger Weaver, R ERA: 1.5 (5, 1)	1.1		5	0	0	0	1	1	0	0	0	0	0	6	10	0.00	0.750										
Bruce Robbins, L ERA: 5.54 (7, 1)	0.2		4	0	0	0	1	2	0	0	0	0	0	4	12	0.00	3.000										
Dave Rozema, R ERA: 4.46 (7, 1)	2.1		10	4	1	1	1	0	0	0	0	0	0	12	12	3.86	1.714										

Batter	1	2	3	4	5	6	7	8	9	AB	R	H	RBI	BB	SO	LOB	BOTTOM										
Rick Peters, S OBP: 0.375, SLG: 0.397 (1, 8)										4	0	0	0	0	1	1	Kansas City Royals @ Detroit Tigers Tiger Stadium, Detroit, MI Wed Aug 06 1980, 7:05 PM EDT Att: 29,115 - Unknown - 80 F										
Alan Trammell, R OBP: 0.385, SLG: 0.427 (1, 6)										1	1	0	0	2	0	0											
Steve Kemp, L OBP: 0.388, SLG: 0.445 (1, 10)										3	1	0	0	1	0	2											
John Wockenfuss, R OBP: 0.394, SLG: 0.483 (1, 3)										4	1	1	3	0	0	0											
Lance Parrish, R OBP: 0.328, SLG: 0.512 (1, 2)										3	1	2	0	1	0	0											
Al Cowens, R OBP: 0.336, SLG: 0.353 (1, 9)										3	0	1	0	0	0	1											
Champ Summers, L OBP: 0.402, SLG: 0.504 (9, PH)										1	0	0	0	0	0	1											
Tom Brookens, R OBP: 0.311, SLG: 0.375 (1, 5)										3	0	1	0	0	0	2											
Richie Hebner, L OBP: 0.361, SLG: 0.462 (9, PH)										1	0	1	1	0	0	0											
Dave Stegman, R OBP: 0.256, SLG: 0.276 (9, PR)										0	0	0	0	0	0	0											
Jim Lentine, R OBP: 0.353, SLG: 0.353 (1, 7)										3	0	1	0	0	0	3											
Tim Corcoran, L OBP: 0.290, SLG: 0.212 (9, PH)										1	0	1	0	0	0	0											
Mark Wagner, R OBP: 0.250, SLG: 0.192 (9, PR)										0	0	0	0	0	0	0											
Lou Whitaker, L OBP: 0.349, SLG: 0.275 (1, 4)										4	0	0	0	0	2	5											
Inning Stats	R: 3 E: 0 K: 1 S: 6	H: 1 LOB: 0 BB: 1 P: 11	R: 0 E: 0 K: 1 S: 5	H: 1 LOB: 0 BB: 0 P: 5	R: 0 E: 0 K: 0 S: 2	H: 0 LOB: 0 BB: 1 P: 6	R: 0 E: 0 K: 0 S: 3	H: 1 LOB: 0 BB: 0 P: 3	R: 0 E: 0 K: 0 S: 4	H: 1 LOB: 1 BB: 0 P: 4	R: 0 E: 0 K: 0 S: 2	H: 0 LOB: 0 BB: 1 P: 6	R: 0 E: 0 K: 1 S: 7	H: 2 LOB: 2 BB: 0 P: 7	R: 0 E: 0 K: 0 S: 3	H: 0 LOB: 0 BB: 0 P: 3	R: 1 E: 0 K: 0 S: 5	H: 2 LOB: 2 BB: 1 P: 9	1B: 7 2B: 1 3B: 0 HR: 1	SF: 0 SAC: 0 DP: 4 HBP: 1	WP: 0 PB: 0 SB: 1 CS: 0	PA: 36					
PITCHER	IP	WLS	BF	H	R	ER	SO	BB	IBB	HBP	BLK	WP	HR	S	P	ERA	WHIP										
Larry Gura, L ERA: 2.17 (1, 1)	8.1	W	32	6	4	4	3	4	0	1	0	0	0	33	50	4.32	1.200										
Dan Quisenberry, R ERA: 2.94 (9, 1)	0.2	S	4	2	0	0	0	0	0	0	0	0	0	4	4	0.00	3.000										

AB	34
R	5
H	12
RBI	5
BB	5
SO	5
LOB	19



Batter	1	2	3	4	5	6	7	8	9	AB	R	H	RBI	BB	SO	LOB	TOP				
Willie Wilson, S OBP: 0.376, SLG: 0.453 Rusty Torres, S OBP: 0.279, SLG: 0.183	4-3		G3			4-0 1B BB	4-3	F9	F3	3	1	0	0	1	0	3					
John Wathan, R OBP: 0.383, SLG: 0.413	F8		FC4-2 1B			1-2 1B BB		E3		5	1	2	1	0	0	2					
George Brett, L OBP: 0.445, SLG: 0.667	L4					1-2 1B		F8		4	1	2	2	1	0	1					
Darrell Porter, L OBP: 0.386, SLG: 0.403		P6	1-3			P4	G3	K		5	0	0	0	0	1	7					
Willie Aikens, L OBP: 0.375, SLG: 0.433 Ralph LaCock, L OBP: 0.250, SLG: 0.234	K					E9 BB 1B	6-3	F9		5	1	2	1	0	1	3					
Amos Otis, R OBP: 0.319, SLG: 0.387 Clint Hurdle, L OBP: 0.362, SLG: 0.478	4-3									3	1	2	1	1	0	0					
Jamie Quirk, L OBP: 0.291, SLG: 0.423										4	2	4	4	1	0	0					
Frank White, R OBP: 0.288, SLG: 0.348										4	0	0	0	1	0	6					
Rance Mulliniks, L OBP: 0.217, SLG: 0.150										5	2	2	0	0	2	3					
Inning Stats	R: 0 E: 0 K: 0 S: 3	H: 0 LOB: 0 BB: 0 P: 3	R: 0 E: 0 K: 1 S: 5	H: 0 LOB: 0 BB: 0 P: 5	R: 2 E: 0 K: 0 S: 6	H: 3 LOB: 2 BB: 1 P: 10	R: 1 E: 0 K: 1 S: 7	H: 3 LOB: 1 BB: 0 P: 7	R: 3 E: 1 K: 0 S: 6	H: 4 LOB: 2 BB: 2 P: 14	R: 2 E: 0 K: 1 S: 6	H: 1 LOB: 0 BB: 1 P: 10	R: 0 E: 1 K: 0 S: 6	H: 0 LOB: 1 BB: 0 P: 6	R: 0 E: 0 K: 0 S: 5	H: 2 LOB: 2 BB: 0 P: 5	1B: 13 2B: 0 3B: 0 HR: 2	SF: 0 SAC: 0 DP: 1 HBP: 0	WP: 0 PB: 0 SB: 0 CS: 0	PA: 46	
PITCHER	IP	WLS	BF	H	R	ER	SO	BB	IBB	HBP	BLK	WP	HR	S	P	ERA	WHIP				
Jim Clancy, R ERA: 3.26	4.0	L	21	8	6	6	2	2	0	0	0	0	1	23	31	13.50	2.500				
Joey McLaughlin, R ERA: 4.52	4.0		20	5	3	3	2	3	0	0	0	0	1	21	33	6.75	2.000				
Bob Bailor, R ERA:	1.0		5	2	0	0	0	0	0	0	0	0	0	5	5	0.00	2.000				

Kansas City Royals @ Toronto Blue Jays
Exhibition Stadium, Toronto, ON
Fri Aug 08 1980, 7:05 PM EDT
Unknown - 84 F

livebaseballscores.com

AB 41
R 9
H 15
RBI 9
BB 5
SO 4
LOB 27



Batter	1	2	3	4	5	6	7	8	9	AB	R	H	RBI	BB	SO	LOB	BOTTOM					
Alfredo Griffin, S OBP: 0.271, SLG: 0.346	6-3		G3						6-3	4	0	0	0	0	0	1						
Damaso Garcia, R OBP: 0.306, SLG: 0.416	F2									4	0	1	0	0	0	1						
Al Woods, L OBP: 0.362, SLG: 0.500	1-3									4	0	0	0	0	1	2						
Otto Velez, R OBP: 0.388, SLG: 0.530										3	0	0	0	1	2	1						
Roy Howell, L OBP: 0.320, SLG: 0.383										3	0	1	0	0	0	1						
John Mayberry, L OBP: 0.340, SLG: 0.429										3	0	0	0	0	0	1						
Barry Bonnell, R OBP: 0.311, SLG: 0.433										3	0	1	0	0	0	1						
Lloyd Moseby, L OBP: 0.267, SLG: 0.354										3	0	0	0	0	0	1						
Ernie Whitt, L OBP: 0.273, SLG: 0.325										3	0	1	0	0	0	0						
Inning Stats	R: 0 E: 0 K: 0 S: 3	H: 0 LOB: 0 BB: 0 P: 3	R: 0 E: 0 K: 1 S: 6	H: 1 LOB: 1 BB: 0 P: 6	R: 0 E: 0 K: 0 S: 3	H: 0 LOB: 0 BB: 0 P: 3	R: 0 E: 0 K: 1 S: 5	H: 0 LOB: 0 BB: 0 P: 5	R: 0 E: 0 K: 0 S: 4	H: 1 LOB: 1 BB: 0 P: 4	R: 0 E: 0 K: 1 S: 6	H: 1 LOB: 1 BB: 0 P: 6	R: 0 E: 0 K: 0 S: 2	H: 0 LOB: 0 BB: 1 P: 6	R: 0 E: 0 K: 0 S: 3	H: 0 LOB: 0 BB: 0 P: 3	R: 0 E: 0 K: 0 S: 4	H: 1 LOB: 1 BB: 0 P: 4	1B: 2 2B: 2 3B: 0 HR: 0	SF: 0 SAC: 0 DP: 1 HBP: 0	WP: 0 PB: 0 SB: 0 CS: 0	PA: 31
PITCHER	IP	WLS	BF	H	R	ER	SO	BB	IBB	HBP	BLK	WP	HR	S	P	ERA	WHIP					
Rich Gale, R ERA: 3.7	9.0	W	31	4	0	0	3	1	0	0	0	0	0	36	40	0.00	0.556					

Kansas City Royals @ Toronto Blue Jays
Exhibition Stadium, Toronto, ON
Fri Aug 08 1980, 7:05 PM EDT
Unknown - 84 F

livebaseballscores.com

AB 30
R 0
H 4
RBI 0
BB 1
SO 3
LOB 9

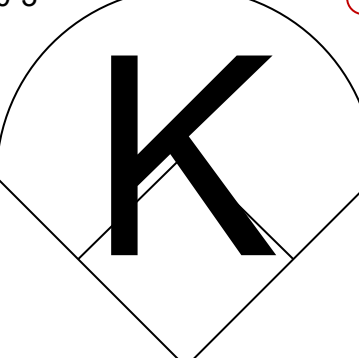
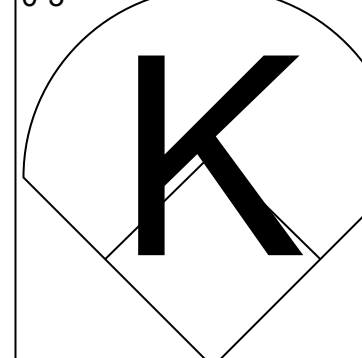
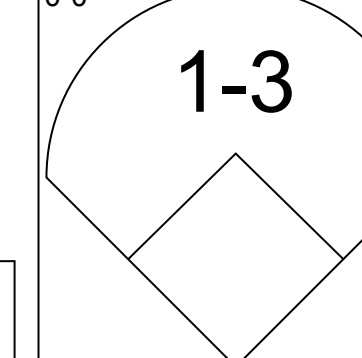
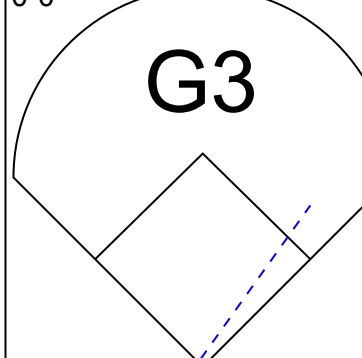
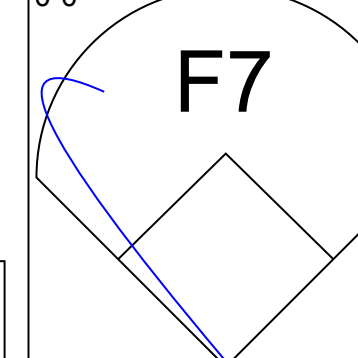
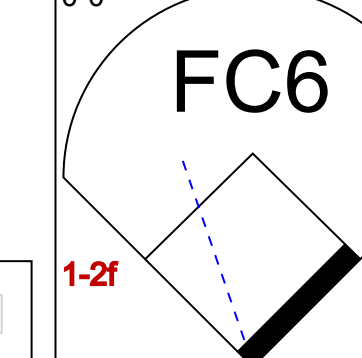
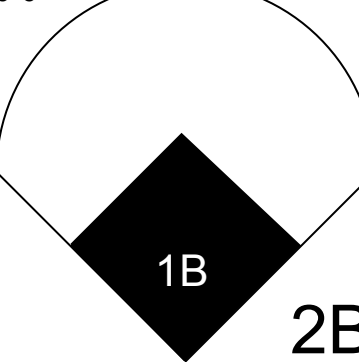
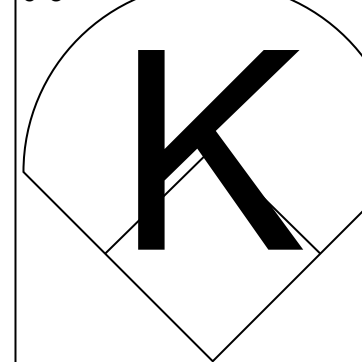
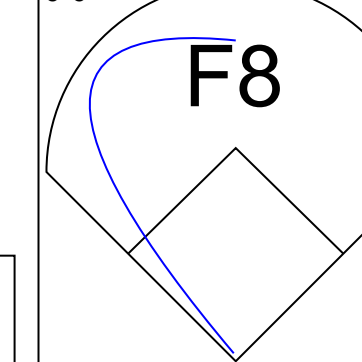
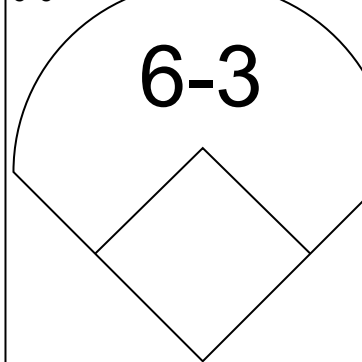
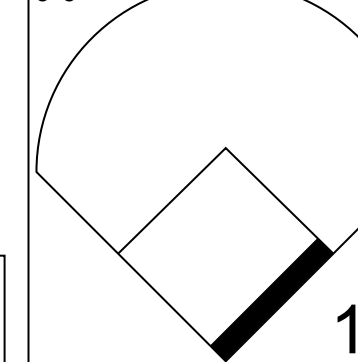

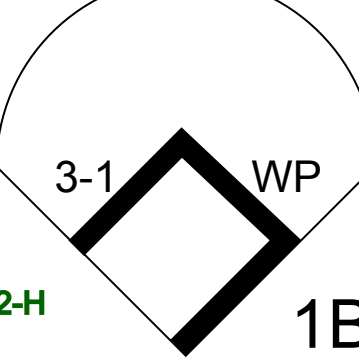
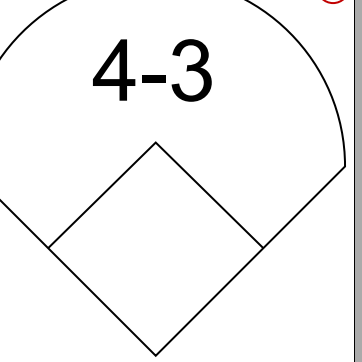
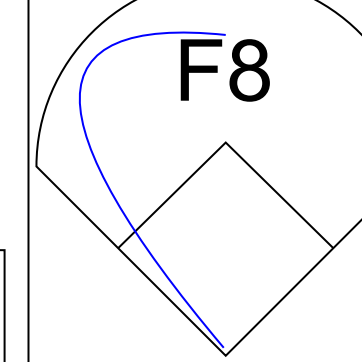
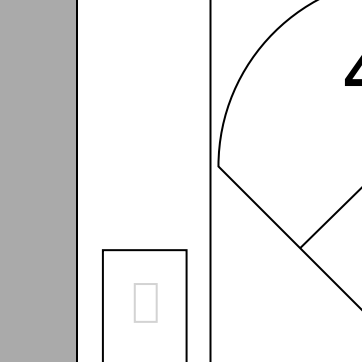

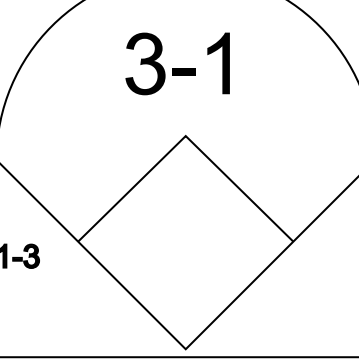

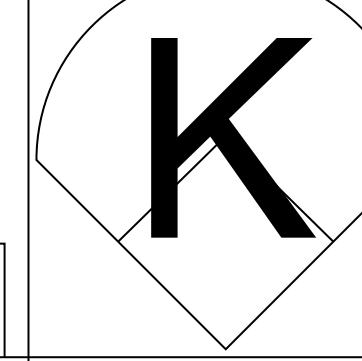
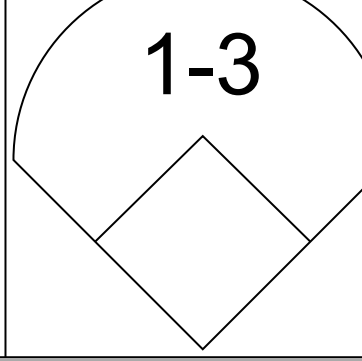
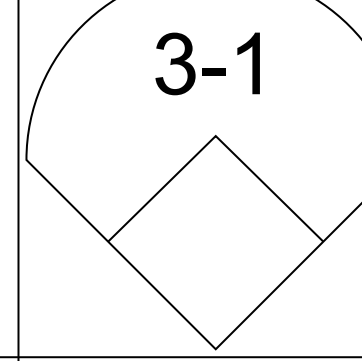
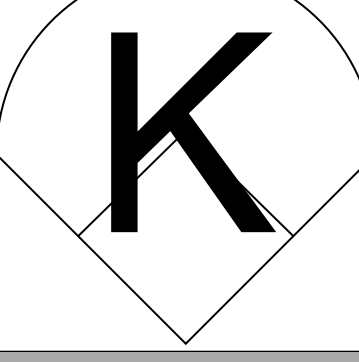
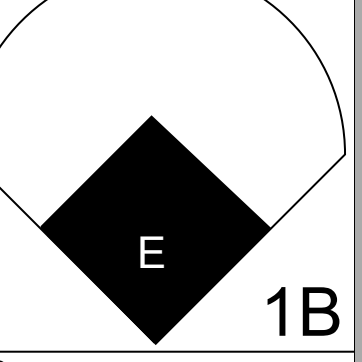
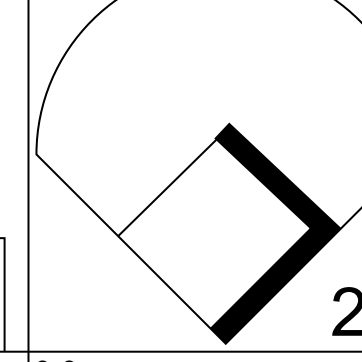
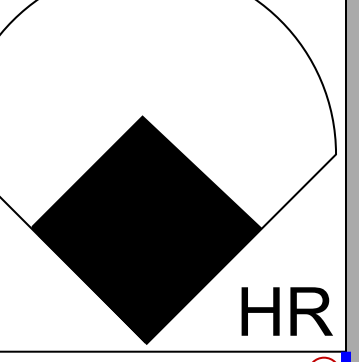
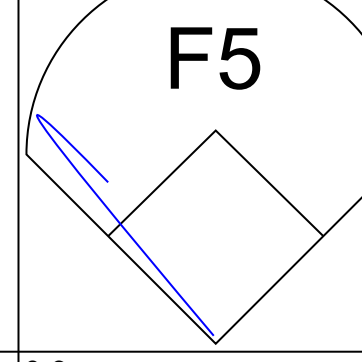
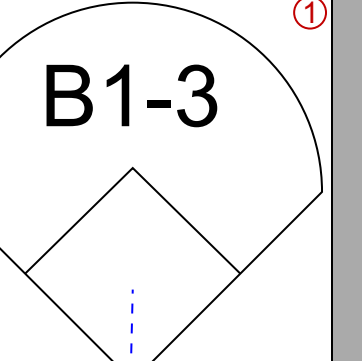
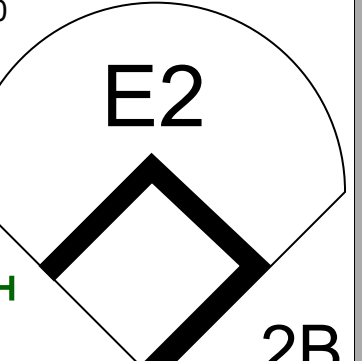
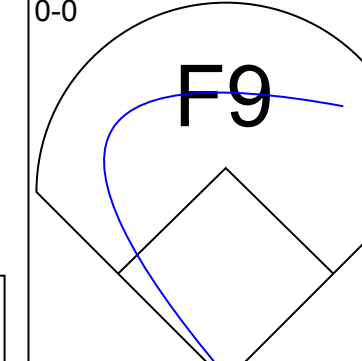
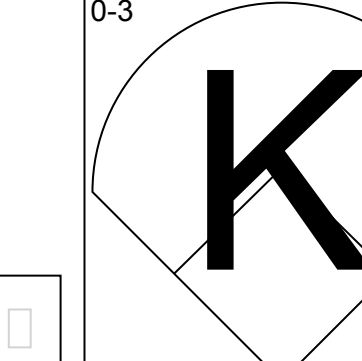
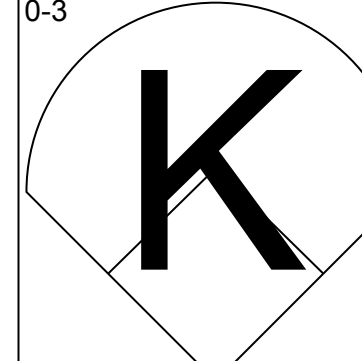
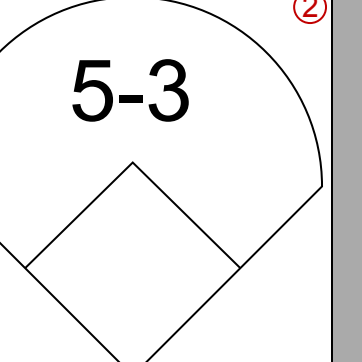

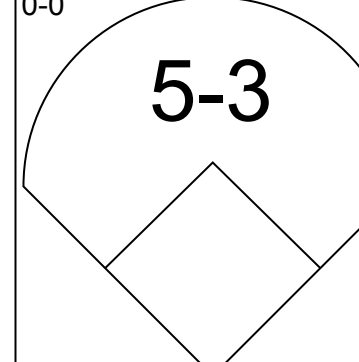
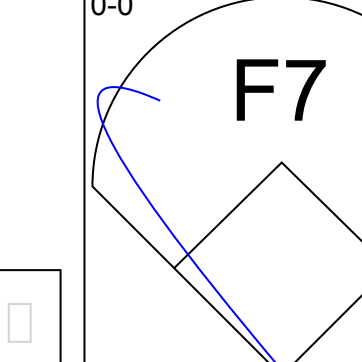
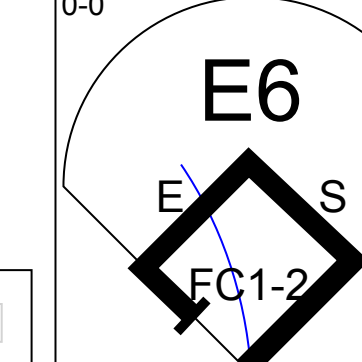

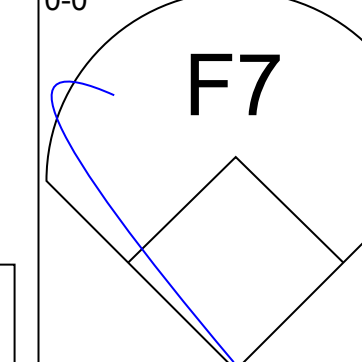
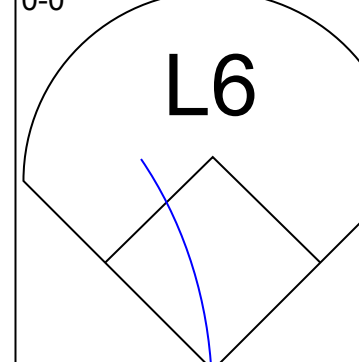
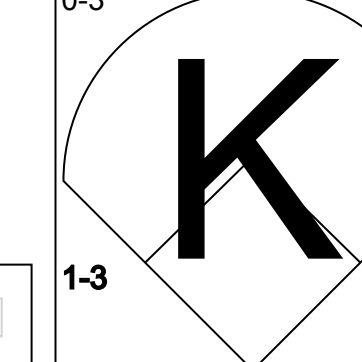
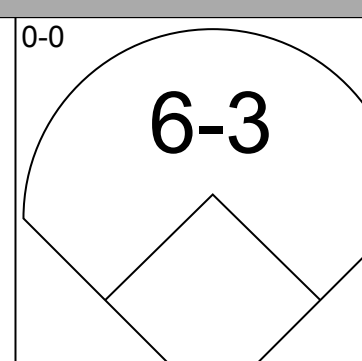
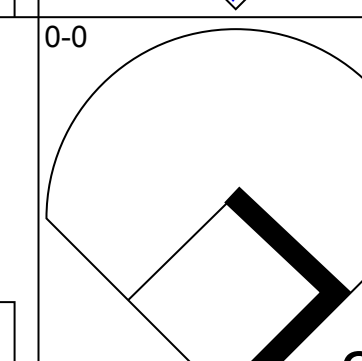
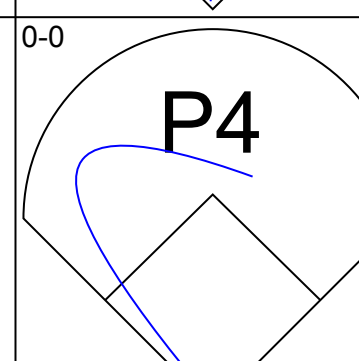
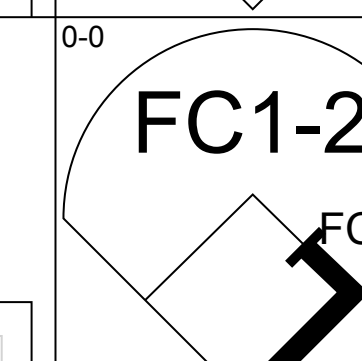


Batter	1	2	3	4	5	6	7	8	9	AB	R	H	RBI	BB	SO	LOB	TOP										
Willie Wilson, S OBP: 0.376, SLG: 0.452 (1, 7)	6-3		G3		1-3			1B		5	0	2	0	0	0	3	Kansas City Royals @ Toronto Blue Jays Exhibition Stadium, Toronto, ON Fri Aug 08 1980, 7:05 PM EDT Att: 22,146 - Unknown - 81 F livebaseballscorecards.com										
U L Washington, S OBP: 0.319, SLG: 0.368 (1, 6)	P6		F9		B1-3			P6		5	1	1	0	0	0	3											
George Brett, L OBP: 0.450, SLG: 0.670 (1, 5)			G4-3		4-3			FC4-6		3	1	2	0	2	0	1											
Darrell Porter, L OBP: 0.386, SLG: 0.411 (1, 2)	4-3		G4-3		1B			F7		4	2	1	2	1	0	4											
Willie Aikens, L OBP: 0.378, SLG: 0.434 (1, 10)					4-0			FC4-6		4	2	2	1	1	0	1											
Amos Otis, R OBP: 0.320, SLG: 0.401 (1, 8)					1-3			HR		5	1	2	3	0	1	2											
Jamie Quirk, L OBP: 0.289, SLG: 0.417 (1, 9)					1-2			HR		4	0	1	0	0	0	3											
Rusty Torres, S OBP: 0.290, SLG: 0.197 (7, 9)					3-H					1	0	1	0	0	0	0											
Ralph LaCock, L OBP: 0.255, SLG: 0.234 (1, 3)					1-2					4	0	1	0	1	1	3											
Dave Chalk, R OBP: 0.345, SLG: 0.386 (1, 4)					1-2					2	0	0	0	1	1	1											
Frank White, R OBP: 0.287, SLG: 0.347 (8, PR) (8, 4)					2-3					1	0	0	0	0	0	2											
Inning Stats	R: 0 E: 0 K: 0 S: 4	H: 1 LOB: 1 BB: 0 P: 4	R: 1 E: 1 K: 2 S: 9	H: 2 LOB: 1 BB: 0 P: 9	R: 0 E: 0 K: 0 S: 3	H: 1 LOB: 1 BB: 1 P: 7	R: 0 E: 0 K: 0 S: 3	H: 0 LOB: 3 BB: 2 P: 12	R: 2 E: 0 K: 0 S: 6	H: 0 LOB: 2 BB: 1 P: 10	R: 2 E: 0 K: 0 S: 4	H: 1 LOB: 0 BB: 1 P: 8	R: 0 E: 0 K: 1 S: 5	H: 1 LOB: 2 BB: 1 P: 9	R: 2 E: 0 K: 0 S: 7	H: 4 LOB: 2 BB: 0 P: 7	1B: 10 2B: 1 3B: 0 HR: 2	SF: 0 SAC: 0 DP: 1 HBP: 1	WP: 1 PB: 0 SB: 2 CS: 0	PA: 45							
PITCHER	IP	WLS	BF	H	R	ER	SO	BB	IBB	HBP	BLK	WP	HR	S	P	ERA	WHIP										
Jackson Todd, R ERA: 4.26 (1, 1)	6.1		31	7	4	3	2	5	0	1	0	0	0	29	50	4.26	1.895										
Jerry Garvin, L ERA: 2.24 (7, 1)	1.0	L	5	1	1	1	1	1	0	0	0	0	1	6	10	9.00	2.000										
Mike Willis, L ERA: 18.0 (8, 1)	1.0		5	3	2	2	0	0	0	0	0	1	1	5	5	18.00	3.000										
Ken Schrom, R ERA: (9, 1)	0.2		4	2	0	0	0	0	0	0	0	0	0	4	4	0.00	3.000										

Batter	1	2	3	4	5	6	7	8	9	AB	R	H	RBI	BB	SO	LOB	BOTTOM										
Bob Bailor, R OBP: 0.274, SLG: 0.251 (1, 6) (8, 5)	6-3		F7		F3			F9		5	0	1	2	0	0	3	Kansas City Royals @ Toronto Blue Jays Exhibition Stadium, Toronto, ON Fri Aug 08 1980, 7:05 PM EDT Att: 22,146 - Unknown - 81 F livebaseballscorecards.com										
Damaso Garcia, R OBP: 0.307, SLG: 0.415 (1, 4)	K		1B		1B			P6		5	0	2	0	0	1	0											
Barry Bonnell, R OBP: 0.310, SLG: 0.429 (1, 8)	K		1B		5-3			F9		5	0	1	0	0	1	2											
Otto Velez, R OBP: 0.388, SLG: 0.535 (1, 10)			P4					K		5	2	2	0	0	1	2											
Doug Ault, R OBP: 0.343, SLG: 0.421 (1, 3)			SH3					K		2	0	0	0	2	2	2											
Al Woods, L OBP: 0.363, SLG: 0.500 (1, 7)			SH3		2B			P5		4	0	2	0	0	0	2											
Garth Iorg, R OBP: 0.279, SLG: 0.370 (1, 5)			1B		CS			F8		3	1	1	0	0	2	5											
John Mayberry, L OBP: 0.339, SLG: 0.428 (7, PH)			K		2B			F7		1	0	0	0	0	0	0											
Alfredo Griffin, S OBP: 0.271, SLG: 0.346 (8, 6)			K		2B					0	0	0	0	0	0	0											
Lloyd Moseby, L OBP: 0.268, SLG: 0.359 (1, 9)			SH3		F2			F7		3	0	1	2	0	0	2											
Bob Davis, R OBP: 0.286, SLG: 0.353 (1, 2)			SH3		1-2			F7		1	1	0	0	1	0	2											
Roy Howell, L OBP: 0.322, SLG: 0.383 (5, PH)			6-3		3-H			F5		0	0	0	0	1	0	0											
Ernie Whitt, L OBP: 0.271, SLG: 0.322 (6, 2)					2B					1	0	0	0	0	0	0											
Inning Stats	R: 0 E: 0 K: 2 S: 7	H: 0 LOB: 0 BB: 0 P: 7	R: 1 E: 0 K: 1 S: 7	H: 2 LOB: 1 BB: 1 P: 11	R: 0 E: 0 K: 1 S: 7	H: 2 LOB: 2 BB: 0 P: 7	R: 2 E: 0 K: 0 S: 6	H: 4 LOB: 2 BB: 1 P: 10	R: 1 E: 0 K: 1 S: 7	H: 2 LOB: 3 BB: 2 P: 15	R: 0 E: 0 K: 1 S: 5	H: 0 LOB: 0 BB: 0 P: 5	R: 0 E: 0 K: 0 S: 5	H: 0 LOB: 0 BB: 0 P: 5	R: 0 E: 0 K: 0 S: 3	H: 0 LOB: 0 BB: 0 P: 3	R: 0 E: 0 K: 0 S: 3	H: 0 LOB: 0 BB: 0 P: 3	1B: 5 2B: 5 3B: 0 HR: 0	SF: 0 SAC: 1 DP: 0 HBP: 0	WP: 0 PB: 0 SB: 0 CS: 1	PA: 40					
PITCHER	IP	WLS	BF	H	R	ER	SO	BB	IBB	HBP	BLK	WP	HR	S	P	ERA	WHIP										
Paul Spittorff, L ERA: 4.74 (1, 1)	3.2		20	8	3	3	4	2	0	0	0	0	0	26	34	7.36	2.727										
Rene Martin, R ERA: 4.5 (4, 1)	1.0		6	2	1	1	1	1	0	0	0	0	0	7	11	9.00	3.000										
Marty Pattin, R ERA: 3.79 (5, 1)	4.1	W	14	0	0	0	2	0	1	0	0	0	0	17	21	0.00	0.000										

AB 38
R 7
H 13
RBI 6
BB 6
SO 3
LOB 23

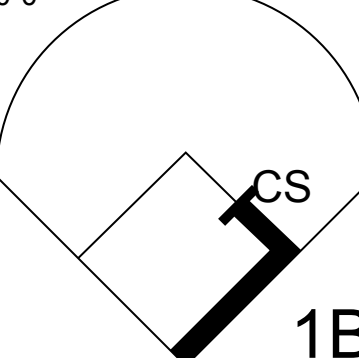
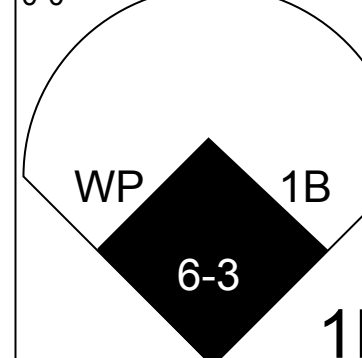
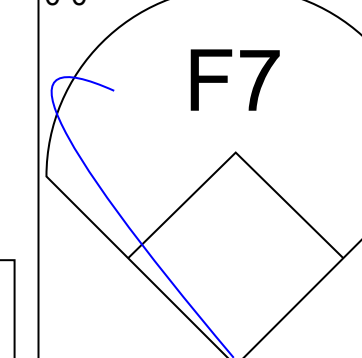
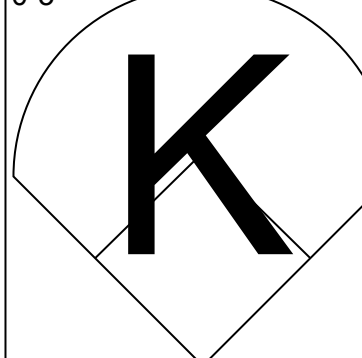
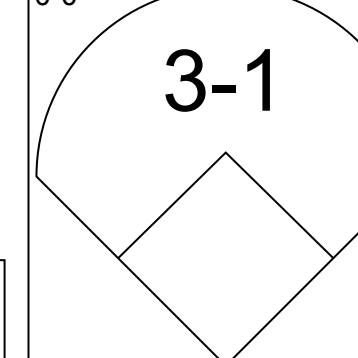
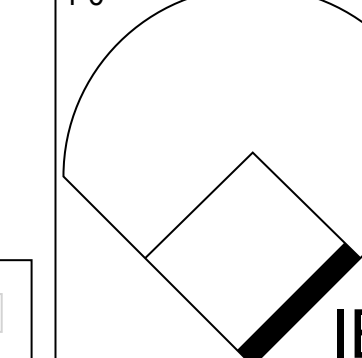
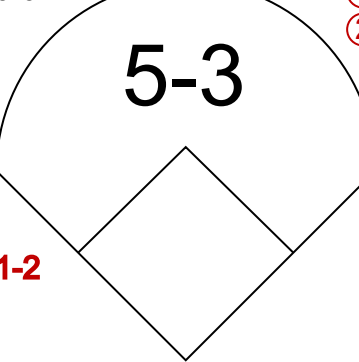
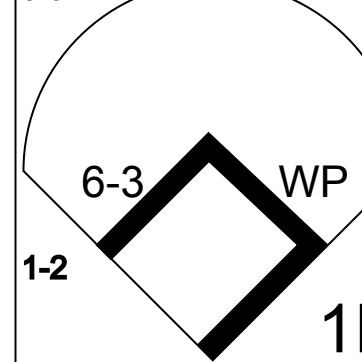
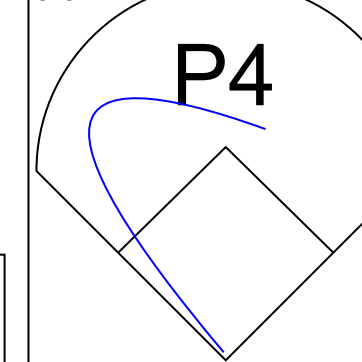
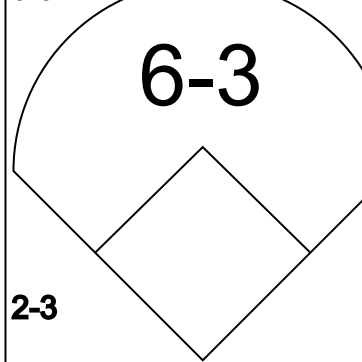
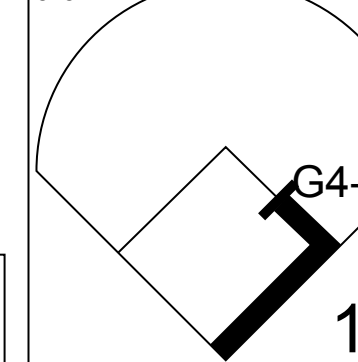
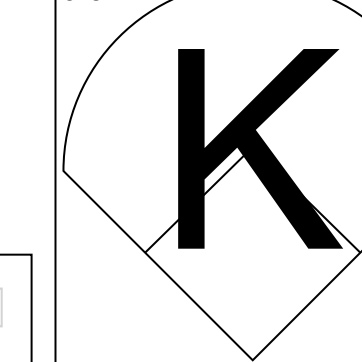

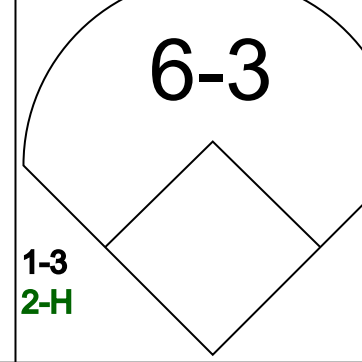
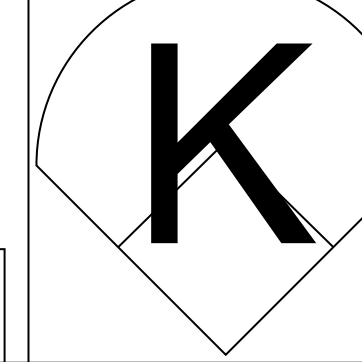
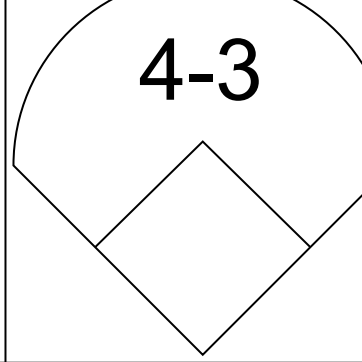
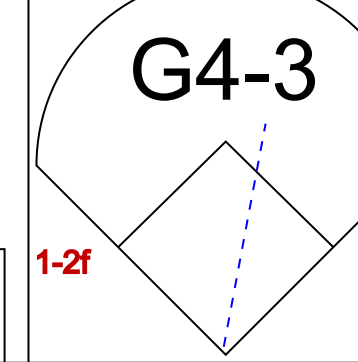
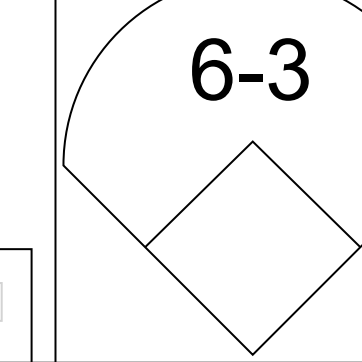
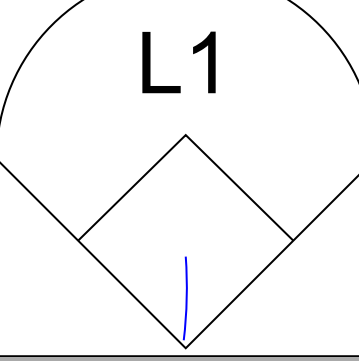
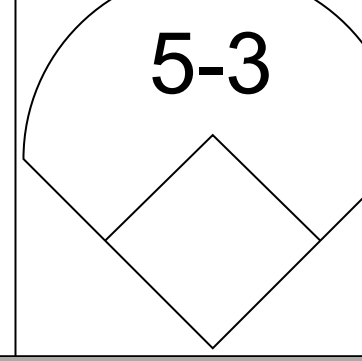
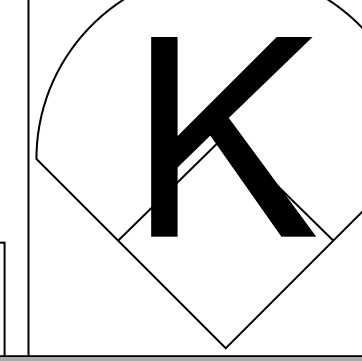

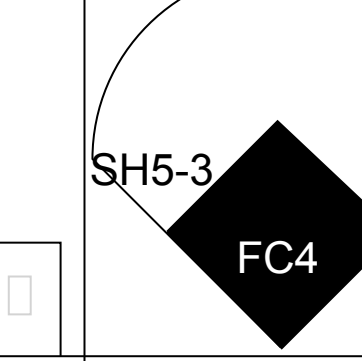
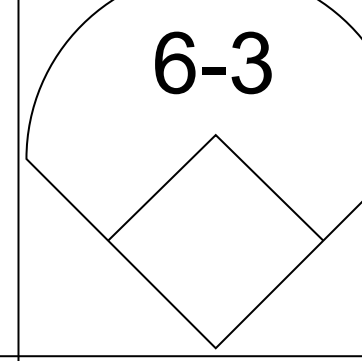
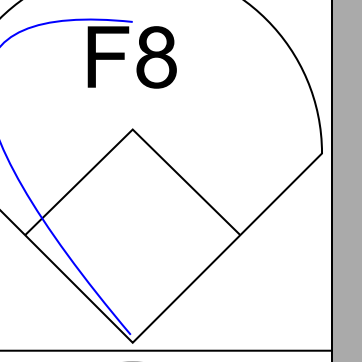
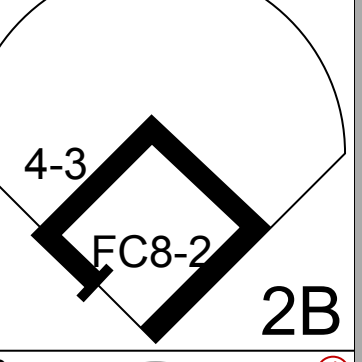
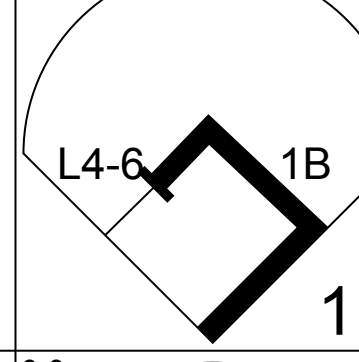
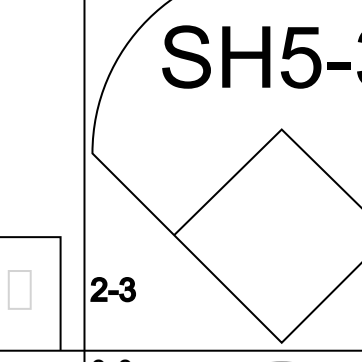
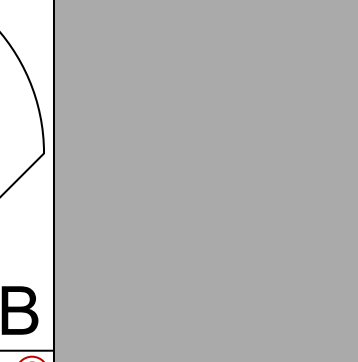

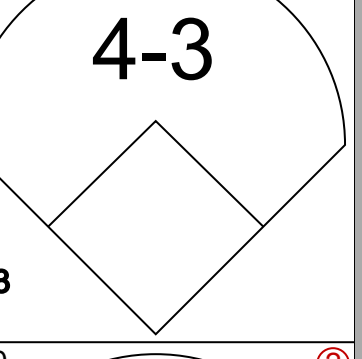
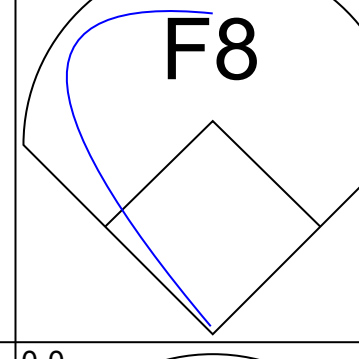
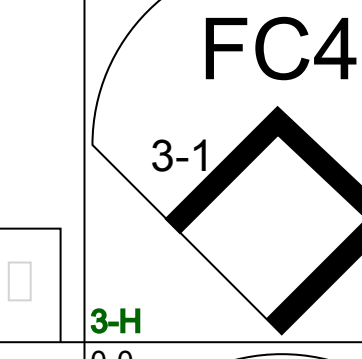
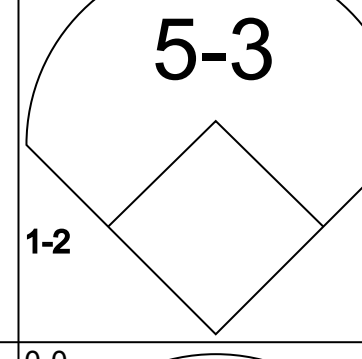


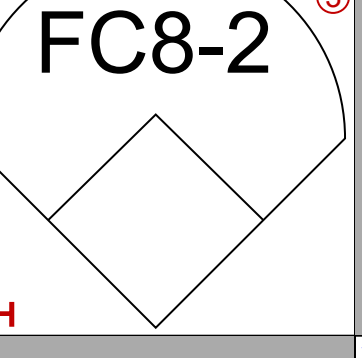
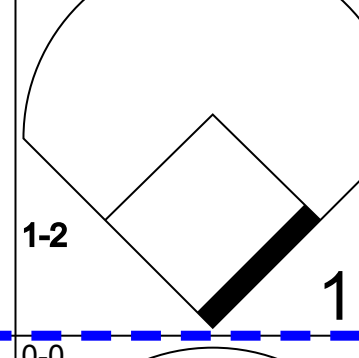
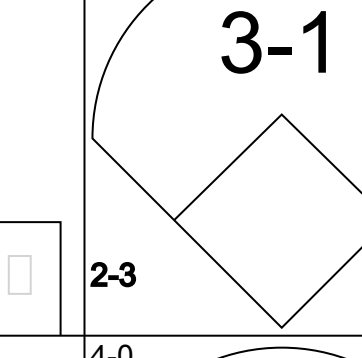
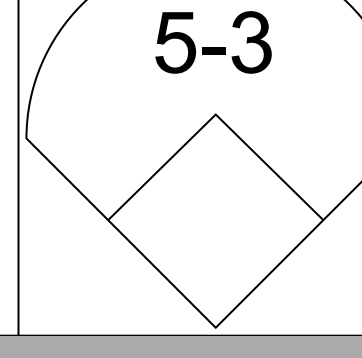


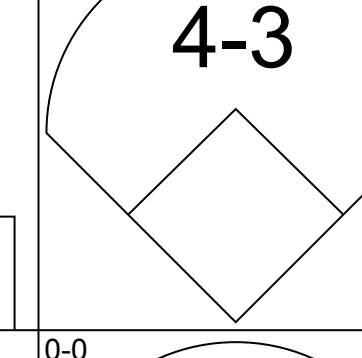
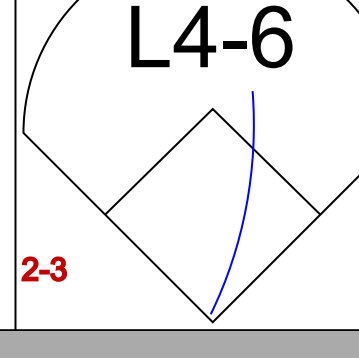
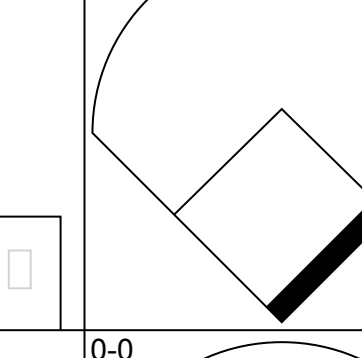
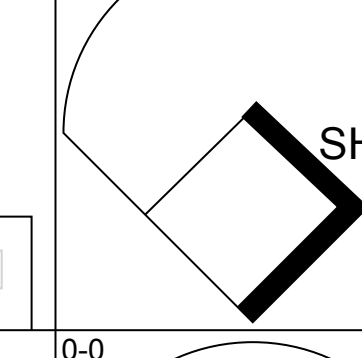
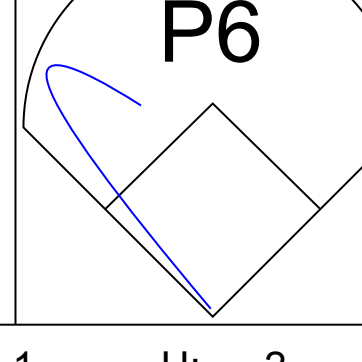
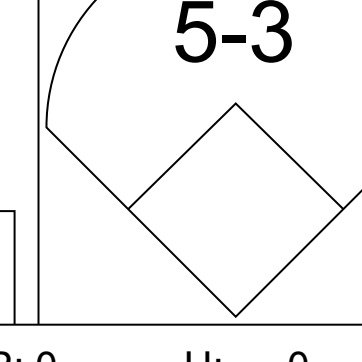
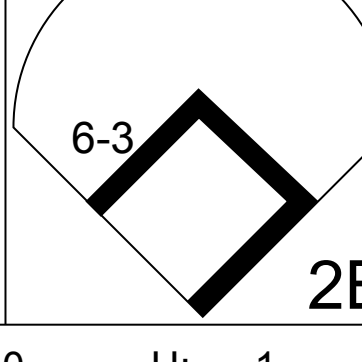
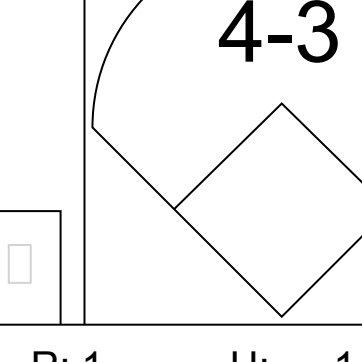
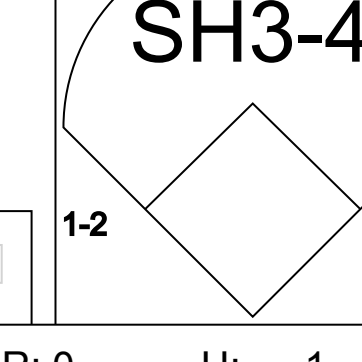


Batter	1	2	3	4	5	6	7	8	9	10	11	12	13	14	AB	R	H	RBI	BB	SO	LOB	TOP																		
Willie Wilson, S OBP: 0.372, SLG: 0.447 (1, 7) (9, 8)															6	0	0	0	0	2	2																			
U L Washington, S OBP: 0.320, SLG: 0.371 Rance Mulliniks, L OBP: 0.298, SLG: 0.143 (1, 6) (10, 6)															5	1	2	0	0	1	1																			
George Brett, L OBP: 0.448, SLG: 0.662 (1, 5)															5	0	1	1	1	0	1																			
Darrell Porter, L OBP: 0.379, SLG: 0.403 Ralph LaCock, L OBP: 0.255, SLG: 0.234 (1, 2) (13, 3)															6	0	0	0	0	2	2																			
Willie Aikens, L OBP: 0.380, SLG: 0.446 (1, 10)															6	2	3	1	0	1	1																			
Amos Otis, R OBP: 0.319, SLG: 0.403 Rusty Torres, S OBP: 0.282, SLG: 0.190 (1, 8) (9, 7)															4	0	1	1	0	1	1																			
John Wathan, R OBP: 0.377, SLG: 0.406 (1, 3) (13, 2)															6	0	0	0	0	1	1																			
Jamie Quirk, L OBP: 0.278, SLG: 0.400 (1, 9)															5	0	0	0	0	2	1																			
Frank White, R OBP: 0.286, SLG: 0.347 (1, 4)															5	0	1	0	0	0	1																			
Inning Stats	R: 1 E: 0 K: 2 S: 9	H: 2 LOB: 1 BB: 0 P: 9	R: 0 E: 0 K: 1 S: 5	H: 0 LOB: 0 BB: 0 P: 5	R: 0 E: 0 K: 2 S: 7	H: 0 LOB: 0 BB: 0 P: 7	R: 0 E: 0 K: 1 S: 4	H: 1 LOB: 1 BB: 0 P: 6	R: 0 E: 0 K: 0 S: 3	H: 0 LOB: 0 BB: 0 P: 3	R: 0 E: 0 K: 1 S: 6	H: 1 LOB: 0 BB: 0 P: 6	R: 0 E: 0 K: 1 S: 5	H: 0 LOB: 0 BB: 0 P: 5	R: 0 E: 0 K: 1 S: 5	H: 0 LOB: 0 BB: 0 P: 5	R: 0 E: 0 K: 0 S: 3	H: 0 LOB: 0 BB: 0 P: 3	R: 0 E: 0 K: 0 S: 3	H: 0 LOB: 0 BB: 0 P: 3	1B: 3 2B: 4 3B: 0 HR: 1	SF: 0 SAC: 0 DP: 0 HBP: 0	WP: 1 PB: 0 SB: 1 CS: 0	PA: 52																
PITCHER	IP 10.0	WLS 39	BF 8	H 3	R 3	ER 3	SO 9	BB 0	IBB 0	HBP 0	BLK 0	WP 0	HR 0	S 19	P 60	ERA 2.70	WHIP 0.900																							
Dave Steib, R ERA: 3.07																																								
Mike Willis, L ERA: 3.0																																								

Kansas City Royals @ Toronto Blue Jays
Exhibition Stadium, Toronto, ON
Sat-Aug 09 1980, 7:05 PM EDT
Att: 21,300 - Unknown - 73 F

AB	51
R	3
H	8
RBI	3
BB	1
SO	12
LOB	11



Batter	1	2	3	4	5	6	7	8	9	10	11	12	13	14	AB	R	H	RBI	BB	SO	LOB	BOTTOM																		
Alfredo Griffin, S OBP: 0.276, SLG: 0.348 (1, 6)															6	2	3	0	1	1	1																			
Damaso Garcia, R OBP: 0.307, SLG: 0.414 (1, 4)															6	0	2	0	0	1	4																			
Al Woods, L OBP: 0.362, SLG: 0.503 (1, 7)															6	1	1	2	1	1	6																			
Otto Velez, R OBP: 0.386, SLG: 0.534 Bob Bailor, R OBP: 0.271, SLG: 0.249 Steve Braun, L OBP: 0.182, SLG: 0.129 (1, 10) (9, PR) (14, PH)															4	0	1	0	0	1	1																			
Roy Howell, L OBP: 0.325, SLG: 0.390 (1, 5)															5	0	3	0	0	0	0																			
John Mayberry, L OBP: 0.338, SLG: 0.426 Garth Iorg, R OBP: 0.284, SLG: 0.373 (1, 3) (9, PR) (10, 3)															4	0	1	1	0	0	3																			
Barry Bonnell, R OBP: 0.310, SLG: 0.428 (1, 8)															6	0	2	0	0	0	4																			
Lloyd Moseby, L OBP: 0.274, SLG: 0.357 (1, 9)															4	0	1	0	2	0	3																			
Ernie Whit, L OBP: 0.272, SLG: 0.329 Joe Cannon, L OBP: 0.094, SLG: 0.065 Bob Davis, R OBP: 0.283, SLG: 0.349 (1, 2) (8, PR) (9, 2)															3	0	1	0	0	0	0																			
Inning Stats	R: 1 E: 0 K: 4 S: 4	H: 2 LOB: 0 BB: 0 P: 4	R: 0 E: 0 K: 0 S: 4	H: 1 LOB: 1 BB: 0 P: 4	R: 1 E: 0 K: 0 S: 5	H: 2 LOB: 1 BB: 0 P: 5	R: 0 E: 0 K: 0 S: 5	H: 1 LOB: 0 BB: 0 P: 3	R: 0 E: 0 K: 0 S: 3	H: 2 LOB: 1 BB: 0 P: 4	R: 0 E: 0 K: 1 S: 6	H: 1 LOB: 2 BB: 0 P: 6	R: 1 E: 0 K: 0 S: 5	H: 1 LOB: 3 BB: 1 P: 9	R: 0 E: 0 K: 0 S: 3	H: 1 LOB: 0 BB: 0 P: 3	R: 0 E: 0 K: 0 S: 4	H: 1 LOB: 1 BB: 0 P: 4	R: 0 E: 0 K: 1 S: 6	H: 1 LOB: 2 BB: 1 P: 10	R: 0 E: 0 K: 2 S: 9	H: 2 LOB: 3 BB: 1 P: 13	R: 1 E: 0 K: 0 S: 3	H: 2 LOB: 2 BB: 1 P: 7	1B: 13 2B: 5 3B: 0 HR: 1	SF: 0 SAC: 3 DP: 3 HBP: 0	WP: 1 PB: 0 SB: 0 CS: 1	PA: 58												
PITCHER	IP 6.1	WLS 25	BF 8	H 2	R 2	ER 2	SO 2	BB 0	IBB 0	HBP 0	BLK 0	WP 0	HR 1	S 29	P 29	ERA 2.84	WHIP 1.263																							
Steve Busby, R ERA: 6.23																																								
Jeff Twitty, L ERA: 7.15																																								
Dan Quisenberry, R ERA: 2.88																																								
Randy Eastwick, R ERA: 3.32																																								

Kansas City Royals @ Toronto Blue Jays
Exhibition Stadium, Toronto, ON
Sat-Aug 09 1980, 7:05 PM EDT
Att: 21,300 - Unknown - 73 F

AB	51
R	4
H	17
RBI	14
BB	4
SO	6
LOB	29



Batter	1	2	3	4	5	6	7	8	9	AB	R	H	RBI	BB	SO	LOB	TOP			
Al Bumby, L OBP: 0.398, SLG: 0.416 (1, 8)										4	1	1	0	0	0	0				
Rich Dauer, R OBP: 0.332, SLG: 0.322 (1, 4)										4	0	2	0	0	0	0				
Ken Singleton, S OBP: 0.399, SLG: 0.466 (1, 9)										4	0	1	1	0	0	1				
John Lowenstein, L OBP: 0.384, SLG: 0.365 (8, 7)										0	0	0	0	0	0	0				
Eddie Murray, S OBP: 0.352, SLG: 0.515 (1, 3)										4	1	1	1	0	1	3				
Benny Ayala, R OBP: 0.371, SLG: 0.583 (1, 10)										3	0	0	0	1	1	1				
Doug DeCinces, R OBP: 0.309, SLG: 0.366 (1, 5)										4	0	1	0	0	1	3				
Rick Dempsey, R OBP: 0.315, SLG: 0.414 (1, 2)										4	0	0	0	0	0	4				
Gary Roenicke, R OBP: 0.357, SLG: 0.391 (8, 9)										3	0	0	0	0	1	1				
Kiko Garcia, R OBP: 0.264, SLG: 0.248 (1, 6)										3	0	0	0	0	0	1				
Inning Stats	R: 1 E: 0 K: 2 S: 10	H: 3 LOB: 3 BB: 1 P: 14	R: 0 E: 0 K: 0 S: 3	H: 0 LOB: 0 BB: 0 P: 3	R: 0 E: 0 K: 1 S: 4	H: 1 LOB: 1 BB: 0 P: 4	R: 0 E: 0 K: 1 S: 6	H: 1 LOB: 1 BB: 0 P: 6	R: 0 E: 0 K: 0 S: 3	H: 0 LOB: 0 BB: 0 P: 3	R: 1 E: 0 K: 0 S: 4	H: 1 LOB: 0 BB: 0 P: 4	R: 0 E: 0 K: 0 S: 3	H: 0 LOB: 0 BB: 0 P: 3	R: 0 E: 0 K: 1 S: 5	H: 0 LOB: 0 BB: 0 P: 5	1B: 4 2B: 1 3B: 0 HR: 1	SF: 0 SAC: 0 DP: 0 HBP: 0	WP: 0 PB: 0 SB: 0 CS: 0	PA: 34
PITCHER Larry Gura, L ERA: 2.16 (1, 1)	IP: 9.0 WLS: L BF: 34 H: 6 R: 2 ER: 2 SO: 4 BB: 0 IBB: 1 HBP: 0 BLK: 0 WP: 0 HR: 1 S: 41 P: 45 ERA: 2.00 WHIP: 0.667																			

Baltimore Orioles @ Kansas City Royals
Royals Stadium, Kansas City, MO
Mon Aug 11 1980, 8:05 PM EDT
Att: 41,334 - Unknown

AB 33
R 2
H 6
RBI 2
BB 1
SO 4
LOB 14



Batter	1	2	3	4	5	6	7	8	9	AB	R	H	RBI	BB	SO	LOB	BOTTOM					
Willie Wilson, S OBP: 0.366, SLG: 0.441 (1, 7)										5	0	1	0	0	2	3						
John Wathan, R OBP: 0.375, SLG: 0.399 (1, 3)										3	0	0	0	2	0	1						
George Brett, L OBP: 0.448, SLG: 0.659 (1, 5)										4	0	1	0	0	0	2						
Darrell Porter, L OBP: 0.381, SLG: 0.400 (1, 2)										3	0	1	0	1	0	1						
Willie Aikens, L OBP: 0.381, SLG: 0.445 (1, 10)										4	0	1	0	0	0	3						
Amos Otis, R OBP: 0.320, SLG: 0.403 (1, 8)										3	0	1	0	0	0	2						
Clint Hurdle, L OBP: 0.367, SLG: 0.480 (1, 9)										3	1	1	0	1	0	4						
U L Washington, S OBP: 0.320, SLG: 0.370 (1, 6)										4	0	1	0	0	1	2						
Frank White, R OBP: 0.286, SLG: 0.346 (1, 4)										3	0	1	1	0	0	1						
Jamie Quirk, L OBP: 0.276, SLG: 0.397 (8, PH)										1	0	0	0	0	0	0						
Inning Stats	R: 0 E: 0 K: 1 S: 6	H: 1 LOB: 1 BB: 0 P: 6	R: 1 E: 0 K: 0 S: 5	H: 3 LOB: 2 BB: 0 P: 6	R: 0 E: 0 K: 0 S: 3	H: 0 LOB: 2 BB: 2 P: 11	R: 0 E: 0 K: 2 S: 7	H: 0 LOB: 1 BB: 1 P: 11	R: 0 E: 0 K: 0 S: 3	H: 0 LOB: 0 BB: 0 P: 3	R: 0 E: 0 K: 0 S: 4	H: 1 LOB: 1 BB: 0 P: 4	R: 0 E: 0 K: 0 S: 3	H: 0 LOB: 1 BB: 1 P: 7	R: 0 E: 0 K: 0 S: 4	H: 2 LOB: 1 BB: 0 P: 4	R: 0 E: 0 K: 0 S: 4	H: 1 LOB: 1 BB: 0 P: 4	1B: 7 2B: 1 3B: 0 HR: 0	SF: 0 SAC: 0 DP: 1 HBP: 1	WP: 0 PB: 0 SB: 3 CS: 0	PA: 38
PITCHER Dennis Martinez, R ERA: 4.29 (1, 1)	IP: 9.0 WLS: W BF: 38 H: 8 R: 1 ER: 1 SO: 3 BB: 4 IBB: 0 HBP: 1 BLK: 0 WP: 0 HR: 0 S: 39 P: 56 ERA: 1.00 WHIP: 1.333																					

Baltimore Orioles @ Kansas City Royals
Royals Stadium, Kansas City, MO
Mon Aug 11 1980, 8:05 PM EDT
Att: 41,334 - Unknown

AB 33
R 1
H 8
RBI 1
BB 4
SO 3
LOB 19




Batter	1	2	3	4	5	6	7	8	9	AB	R	H	RBI	BB	SO	LOB	TOP
Mark Belanger, R OBP: 0.246, SLG: 0.263	F8		S 1B		G5-4-3 1B			F8		4	1	2	1	0	0	0	Baltimore Orioles @ Kansas City Royals Royals Stadium, Kansas City, MO Tue Aug 12 1980, 8:05 PM EDT Att: 34,913 - Unknown - 92 F
Rich Dauer, R OBP: 0.328, SLG: 0.318	P3		E5 1B		G5-4-3 1-2			5-3		4	0	0	0	0	0	3	
Ken Singleton, S OBP: 0.397, SLG: 0.464	6-3				5-3			K		4	0	1	2	0	1	0	
Eddie Murray, S OBP: 0.351, SLG: 0.512		P4	1-3		G1-4-3 1B			F9		4	0	1	0	0	0	1	
Gary Roenicke, R OBP: 0.360, SLG: 0.393		FC6-4 1B	L7		G1-4-3 1-2			FC3-6 1B		4	0	2	0	0	0	2	
Benny Avila, R OBP: 0.383, SLG: 0.568	P4				K			FC3-6 1B		3	0	0	0	0	1	1	
Al Bumbry, L OBP: 0.399, SLG: 0.417					G3			K		1	0	1	0	0	0	0	
Lee May, R Terry Crowley, L (PH)	FC6-4 1-2				1B			F7		3	0	1	0	0	0	1	
Rick Dempsey, R Pat Kelly, L (PH)					F9			K		1	0	0	0	0	1	2	
Doug DeCinces, R OBP: 0.309, SLG: 0.366			1B 2B		F9			K		3	1	2	0	0	0	1	
Lenn Sakata, R Dan Graham, L			S 1B		F8			G6-4-3 1-2		0	0	0	0	0	0	0	


Inning Stats	R: 0	H: 0	E: 0	K: 0	S: 3	LOB: 0	BB: 0	P: 3	R: 0	H: 1	E: 0	K: 0	S: 4	LOB: 1	BB: 0	P: 4	R: 3	H: 4	E: 1	K: 0	S: 7	LOB: 1	BB: 0	P: 7	R: 0	H: 1	E: 0	K: 0	S: 4	LOB: 0	BB: 0	P: 4	R: 0	H: 1	E: 0	K: 0	S: 5	LOB: 0	BB: 0	P: 5	R: 0	H: 1	E: 0	K: 0	S: 3	LOB: 0	BB: 0	P: 3	R: 0	H: 0	E: 0	K: 1	S: 5	LOB: 0	BB: 0	P: 5	R: 0	H: 2	E: 0	K: 1	S: 7	LOB: 2	BB: 0	P: 7	R: 0	H: 2	E: 0	K: 1	S: 7	LOB: 2	BB: 0	P: 7	1B: 10	SF: 0	2B: 1	SAC: 0	3B: 0	DP: 3	HR: 0	HBP: 0	WP: 0	PA: 35
--------------	------	------	------	------	------	--------	-------	------	------	------	------	------	------	--------	-------	------	------	------	------	------	------	--------	-------	------	------	------	------	------	------	--------	-------	------	------	------	------	------	------	--------	-------	------	------	------	------	------	------	--------	-------	------	------	------	------	------	------	--------	-------	------	------	------	------	------	------	--------	-------	------	------	------	------	------	------	--------	-------	------	--------	-------	-------	--------	-------	-------	-------	--------	-------	--------

Batter	1	2	3	4	5	6	7	8	9	AB	R	H	RBI	BB	SO	LOB	BOTTOM
Willie Wilson, S OBP: 0.367, SLG: 0.440	4-3	FC6-4 2H 1B			3B 1B			5-3	F9	5	1	2	1	0	0	1	Baltimore Orioles @ Kansas City Royals Royals Stadium, Kansas City, MO Tue Aug 12 1980, 8:05 PM EDT Att: 34,913 - Unknown - 92 F
U L Washington, S OBP: 0.318, SLG: 0.368	4-3	FC6-4 1-2			F9			F2	BB IBB 1B	5	0	1	0	0	0	2	
George Brett, L OBP: 0.450, SLG: 0.663	2B 1B		F8		1H 3B			L3	BB IBB	4	1	2	1	1	0	0	
Amos Otis, R OBP: 0.325, SLG: 0.409	1H 2B		F8		K			SH1-4 1B	1-2 2-3 3H	4	0	2	2	1	1	1	
John Wathan, R OBP: 0.377, SLG: 0.400	BB				6-3			SH1-4 1-2		2	0	1	0	1	0	1	
Darrell Porter, L OBP: 0.377, SLG: 0.395	L3		1-3		6-3			1-3		4	0	0	0	0	0	4	
Willie Aikens, L OBP: 0.380, SLG: 0.443		F8			K			P6		4	0	1	0	0	1	1	
Frank White, R OBP: 0.288, SLG: 0.349		1B 2B			P6			F7	IBB 1B BB HBP	3	2	1	0	0	0	1	
Rusty Torres, S OBP: 0.270, SLG: 0.182		F9			F8			F8		3	0	0	0	0	0	2	
Dave Chalk, R (PH)					F8			F8		1	0	0	0	0	0	1	

Inning Stats	R: 1	H: 2	E: 0	K: 0	S: 5	LOB: 2	BB: 1	P: 9	R: 1	H: 2	E: 0	K: 0	S: 5	LOB: 1	BB: 0	P: 5	R: 0	H: 1	E: 0	K: 0	S: 4	LOB: 0	BB: 0	P: 4	R: 0	H: 0	E: 0	K: 1	S: 5	LOB: 0	BB: 0	P: 5	R: 1	H: 2	E: 0	K: 1	S: 7	LOB: 1	BB: 0	P: 7	R: 0	H: 1	E: 0	K: 0	S: 4	LOB: 1	BB: 0	P: 4	R: 0	H: 0	E: 0	K: 0	S: 3	LOB: 0	BB: 0	P: 3	R: 0	H: 1	E: 0	K: 0	S: 4	LOB: 1	BB: 0	P: 4	R: 1	H: 1	E: 0	K: 0	S: 3	LOB: 3	BB: 2	P: 12	1B: 7	SF: 0	2B: 2	SAC: 1	3B: 1	DP: 0	HR: 0	HBP: 1	WP: 0	PA: 40
--------------	------	------	------	------	------	--------	-------	------	------	------	------	------	------	--------	-------	------	------	------	------	------	------	--------	-------	------	------	------	------	------	------	--------	-------	------	------	------	------	------	------	--------	-------	------	------	------	------	------	------	--------	-------	------	------	------	------	------	------	--------	-------	------	------	------	------	------	------	--------	-------	------	------	------	------	------	------	--------	-------	-------	-------	-------	-------	--------	-------	-------	-------	--------	-------	--------

PITCHER	IP	WLS	BF	H	R	ER	SO	BB	IBB	HBP	BLK	WP	HR	S	P	ERA	WHIP	PITCHER	IP	WLS	BF	H	R	ER	SO	BB	IBB	HBP	BLK	WP	HR	S	P	ERA	WHIP																					
Paul Splittorf, L ERA: 4.64	8.1		33	11	3	3	2	0	0	0	0	0	0	37	37	3.24	1.320	Scott McGregor, L ERA: 3.5	10	4	2	0	0	0	1	0	1	0	0	0	0	0	45	4.15	1.269	Tim Stoddard, R ERA: 2.28	9.1	0.0	2	0	0	0	0	1	1	0	0	0	0	0	0	0	0	8	∞	∞

Batter	1	2	3	4	5	6	7	8	9	AB	R	H	RBI	BB	SO	LOB	TOP			
Al Bumbry, L OBP: 0.396, SLG: 0.414 (1, 8)	0-0 4-3		0-0 5-3		0-3 K			0-0 F7		4	0	0	0	0	1	2	Baltimore Orioles @ Kansas City Royals Royals Stadium, Kansas City, MO Wed Aug 13 1980, 8:05 PM EDT Att: 35,600 - Unknown - 96 F AB 32 R 1 H 6 RBI 1 BB 1 SO 3 LOB 14 			
Pat Kelly, L OBP: 0.368, SLG: 0.352 (1, 10)	4-0 CS BB		0-3 K		0-0 F8			0-0 4-3		3	0	0	0	1	1	2				
Ken Singleton, S OBP: 0.393, SLG: 0.459 (1, 9)	0-0 6-3		0-0 F7		0-0 6-3			0-0 F7		4	0	0	0	0	0	2				
Eddie Murray, S OBP: 0.350, SLG: 0.512 (1, 3)		0-0 2B		0-0 G3		0-0 4-3		0-0 P3		4	0	1	0	0	0	0				
John Lowenstein, L OBP: 0.373, SLG: 0.354 (1, 7)	0-0 4-3		0-0 F7		0-0 F5			0-0 F8		4	0	0	0	0	0	1				
Dan Graham, L OBP: 0.296, SLG: 0.413 (1, 2)	0-0 P6		0-0 1B		0-0 1B		0-0 FC6-4 1B	0-0 F9		4	0	2	0	0	0	1				
Doug DeCinces, R OBP: 0.309, SLG: 0.365 (1, 5)	0-0 F3		0-3 K		0-0 F7					1	0	0	0	0	0	1				
Lenn Sakata, R OBP: 0.239, SLG: 0.365 (3, 4)										2	0	0	0	0	1	2				
Rich Dauer, R OBP: 0.331, SLG: 0.321 (1, 4)			0-0 WP 2B 1B		0-0 1B			0-0 F9		3	1	2	0	0	0	1				
Kiko Garcia, R OBP: 0.265, SLG: 0.253 (1, 6)			0-0 1-H 2B		0-0 F8		0-0 FC6-4			3	0	1	1	0	0	2				
Inning Stats	R: 0 E: 0 K: 0 S: 2	H: 0 LOB: 0 BB: 1 P: 6	R: 0 E: 0 K: 0 S: 4	H: 1 LOB: 1 BB: 0 P: 4	R: 1 E: 0 K: 1 S: 7	H: 2 LOB: 1 BB: 0 P: 7	R: 0 E: 0 K: 1 S: 6	H: 1 LOB: 1 BB: 0 P: 6	R: 0 E: 0 K: 0 S: 3	H: 0 LOB: 0 BB: 0 P: 3	R: 0 E: 0 K: 0 S: 4	H: 1 LOB: 1 BB: 0 P: 4	R: 0 E: 0 K: 0 S: 3	H: 0 LOB: 0 BB: 0 P: 3	R: 0 E: 0 K: 0 S: 3	H: 0 LOB: 0 BB: 0 P: 3	1B: 4 2B: 2 3B: 0 HR: 0	SF: 0 SAC: 0 DP: 0 HBP: 0	WP: 1 PB: 0 SB: 0 CS: 1	PA: 33
PITCHER Rich Gale, R ERA: 3.55 (1, 1)	IP: 9.0 WLS: W BF: 33 H: 6 R: 1 ER: 1 SO: 3 BB: 1 IBB: 0 HBP: 0 BLK: 0 WP: 1 HR: 0 S: 38 P: 42 ERA: 1.00 WHIP: 0.778															PITCHER IP: WLS: BF: H: R: ER: SO: BB: IBB: HBP: BLK: WP: HR: S: P: ERA: WHIP:				

Batter	1	2	3	4	5	6	7	8	9	AB	R	H	RBI	BB	SO	LOB	BOTTOM			
Willie Wilson, S OBP: 0.366, SLG: 0.443 (1, 7)	0-0 1B 3B	0-0 F8		0-0 6-3		0-0 F2				4	1	1	0	0	0	5	Baltimore Orioles @ Kansas City Royals Royals Stadium, Kansas City, MO Wed Aug 13 1980, 8:05 PM EDT Att: 35,600 - Unknown - 96 F AB 30 R 6 H 9 RBI 5 BB 5 SO 1 LOB 13 			
Frank White, R OBP: 0.288, SLG: 0.346 (1, 4)	0-0 P4	0-0 5-3			0-0 6-3		4-0 1B G4-6-3 BB			3	1	0	0	1	0	1				
George Brett, L OBP: 0.451, SLG: 0.661 (1, 5)	0-0 HR 1B		0-0 3-1		0-0 F8		0-0 G4-6-3 1B			4	1	2	1	0	0	0				
Darrell Porter, L OBP: 0.375, SLG: 0.391 (1, 2)	4-0 HR BB		0-0 F7		0-0 L3		0-0 G4-6-3			3	1	0	0	1	0	1				
Willie Aikens, L OBP: 0.379, SLG: 0.449 (1, 10)	0-0 1-H 2-H HR		0-0 L6		0-0 4-3		0-0 F5			4	1	1	3	0	0	0				
Amos Otis, R OBP: 0.331, SLG: 0.417 (1, 8)	0-0 L4 2B		0-0 F8		4-0 1B E BB		0-0 G5-4-3 1B			3	1	2	0	1	0	0				
John Wathan, R OBP: 0.378, SLG: 0.399 (1, 9)	4-0 BB		0-0 F8		0-0 E 1B		0-0 G5-4-3 1B			3	0	1	0	1	0	1				
Ralph LaCock, L OBP: 0.255, SLG: 0.229 (1, 3)	0-0 L4		4-0 1B S BB		0-0 E4		0-0 F5			3	0	0	1	1	0	3				
U L Washington, S OBP: 0.321, SLG: 0.370 (1, 6)		0-0 CS 1B		0-0 1-3 1B		0-3 K				3	0	2	0	0	1	2				
Inning Stats	R: 4 E: 0 K: 0 S: 6	H: 4 LOB: 1 BB: 2 P: 14	R: 0 E: 0 K: 0 S: 3	H: 1 LOB: 0 BB: 0 P: 3	R: 0 E: 0 K: 0 S: 3	H: 0 LOB: 0 BB: 0 P: 3	R: 0 E: 0 K: 0 S: 4	H: 1 LOB: 2 BB: 1 P: 8	R: 0 E: 0 K: 0 S: 3	H: 0 LOB: 0 BB: 0 P: 3	R: 1 E: 1 K: 1 S: 7	H: 1 LOB: 2 BB: 1 P: 11	R: 1 E: 0 K: 0 S: 3	H: 1 LOB: 0 BB: 1 P: 7	R: 0 E: 0 K: 0 S: 3	H: 1 LOB: 0 BB: 0 P: 3		1B: 6 2B: 2 3B: 1 HR: 1	SF: 0 SAC: 0 DP: 3 HBP: 0	WP: 0 PB: 0 SB: 2 CS: 1
PITCHER Jim Palmer, R ERA: 3.63 (1, 1)	IP: 7.0 WLS: L BF: 32 H: 8 R: 6 ER: 6 SO: 1 BB: 5 IBB: 0 HBP: 0 BLK: 0 WP: 0 HR: 1 S: 29 P: 49 ERA: 7.71 WHIP: 1.857															PITCHER IP: WLS: BF: H: R: ER: SO: BB: IBB: HBP: BLK: WP: HR: S: P: ERA: WHIP:				
Dave Ford, R ERA: 3.66 (8, 1)	1.0 3 1 0 0 0 0 0 0 0 0 0 3 3 0.00 1.000																			

Batter	1	2	3	4	5	6	7	8	9	AB	R	H	RBI	BB	SO	LOB	TOP								
Alfredo Griffin, S OBP: 0.278, SLG: 0.349										4	0	1	0	0	0	0	Toronto Blue Jays @ Kansas City Royals Royals Stadium, Kansas City, MO Fri Aug 15 1980, 8:05 PM EDT Att: 34,861 - Unknown - 78 F								
Bob Bailor, R OBP: 0.276, SLG: 0.255										4	0	2	0	0	0	1									
Roy Howell, L OBP: 0.321, SLG: 0.389										4	1	1	0	0	1	2									
John Mayberry, L OBP: 0.346, SLG: 0.444										4	1	2	1	0	0	1									
Damaso Garcia, R OBP: 0.305, SLG: 0.409										4	1	2	0	0	1	1									
Steve Braun, L OBP: 0.250, SLG: 0.167										3	0	1	1	1	0	2									
Lloyd Moseby, L OBP: 0.273, SLG: 0.345										4	0	0	0	0	1	4									
Danny Ainge, R OBP: 0.314, SLG: 0.347										3	0	0	0	0	3	1									
Otto Velez, R OBP: 0.381, SLG: 0.517										1	0	1	1	0	0	0									
Ernie Whitt, L OBP: 0.273, SLG: 0.341										4	0	0	0	0	1	2									
Inning Stats	R: 0 E: 0 K: 0 S: 3	H: 1 LOB: 0 BB: 0 P: 3	R: 0 E: 0 K: 1 S: 5	H: 0 LOB: 1 BB: 1 P: 9	R: 0 E: 0 K: 1 S: 5	H: 0 LOB: 0 BB: 0 P: 5	R: 1 E: 0 K: 0 S: 5	H: 2 LOB: 1 BB: 0 P: 5	R: 0 E: 0 K: 2 S: 7	H: 0 LOB: 0 BB: 0 P: 7	R: 0 E: 0 K: 1 S: 6	H: 1 LOB: 1 BB: 0 P: 6	R: 0 E: 0 K: 1 S: 6	H: 1 LOB: 1 BB: 0 P: 6	R: 0 E: 0 K: 1 S: 6	H: 1 LOB: 1 BB: 0 P: 6	R: 2 E: 0 K: 0 S: 6	H: 4 LOB: 1 BB: 0 P: 6	1B: 8 2B: 2 3B: 0 HR: 0	SF: 0 SAC: 0 DP: 1 HBP: 0	WP: 0 PB: 0 SB: 1 CS: 0	PA: 36			
PITCHER	IP	WLS	BF	H	R	ER	SO	BB	IBB	HBP	BLK	WP	HR	S	P	ERA	WHIP								
Dennis Leonard, R ERA: 4.05	8.0	W	30	6	1	1	7	1	0	0	0	0	0	43	47	1.12	0.875								
Dan Quisenberry, R ERA: 3.02	1.0	S	6	4	2	2	0	0	0	0	0	0	0	6	6	18.00	4.000								

Batter	1	2	3	4	5	6	7	8	9	AB	R	H	RBI	BB	SO	LOB	BOTTOM								
Willie Wilson, S OBP: 0.366, SLG: 0.442										3	1	1	0	0	0	2	Toronto Blue Jays @ Kansas City Royals Royals Stadium, Kansas City, MO Fri Aug 15 1980, 8:05 PM EDT Att: 34,861 - Unknown - 78 F								
John Wathan, R OBP: 0.379, SLG: 0.397										2	1	0	0	1	0	0									
Rusty Torres, S OBP: 0.270, SLG: 0.182										0	0	0	0	0	0	0									
Ralph LaCock, L OBP: 0.255, SLG: 0.229										0	0	0	0	0	0	0									
George Brett, L OBP: 0.449, SLG: 0.666										4	1	1	3	0	0	2									
Darrell Porter, L OBP: 0.374, SLG: 0.389										4	0	1	1	0	0	0									
Willie Aikens, L OBP: 0.375, SLG: 0.444										4	0	0	0	0	2	2									
Amos Otis, R OBP: 0.327, SLG: 0.412										3	0	0	0	0	0	0									
Clint Hurdle, L OBP: 0.367, SLG: 0.479										3	0	1	0	0	1	0									
Frank White, R OBP: 0.288, SLG: 0.345										2	0	0	0	1	1	1									
U L Washington, S OBP: 0.323, SLG: 0.371										2	1	1	0	1	1	0									
Inning Stats	R: 3 E: 0 K: 0 S: 5	H: 2 LOB: 0 BB: 1 P: 9	R: 0 E: 0 K: 0 S: 2	H: 0 LOB: 1 BB: 2 P: 10	R: 0 E: 0 K: 0 S: 3	H: 0 LOB: 0 BB: 0 P: 3	R: 0 E: 0 K: 2 S: 7	H: 0 LOB: 0 BB: 0 P: 7	R: 0 E: 0 K: 1 S: 5	H: 0 LOB: 0 BB: 0 P: 5	R: 0 E: 0 K: 0 S: 3	H: 0 LOB: 0 BB: 0 P: 3	R: 0 E: 0 K: 2 S: 8	H: 1 LOB: 1 BB: 0 P: 8	R: 1 E: 0 K: 0 S: 5	H: 2 LOB: 2 BB: 0 P: 6	1B: 4 2B: 0 3B: 0 HR: 1	SF: 0 SAC: 1 DP: 1 HBP: 1	WP: 0 PB: 0 SB: 0 CS: 0	PA: 32					
PITCHER	IP	WLS	BF	H	R	ER	SO	BB	IBB	HBP	BLK	WP	HR	S	P	ERA	WHIP								
Jesse Jefferson, R ERA: 4.73	7.1	L	29	4	4	4	5	3	0	1	0	0	0	35	48	4.91	0.955								
Jerry Garvin, L ERA: 2.34	0.2		3	1	0	0	0	0	0	0	0	0	0	3	3	0.00	1.500								

Batter	1	2	3	4	5	6	7	8	9	AB	R	H	RBI	BB	SO	LOB	TOP								
Alfredo Griffin, S OBP: 0.277, SLG: 0.347 (1, 6)	0-0 4-3		0-0 6-3			0-0 1B 2B	0-3 K		0-0 F8	5	1	1	0	0	1	2									
Bob Bailor, R OBP: 0.285, SLG: 0.266 (1, 9)	0-0		0-0 L6			0-0 1B	0-0		0-0	4	1	3	0	0	0	0									
Mike Barlow, L Ken Schrom, R Steve Braun, L OBP: 0.288, SLG: 0.216 (9, PH)	0-0 1B					1-2 1B	1-3 1B		1-H 1B 2B	0	0	0	0	0	0	0									
John Mayberry, L OBP: 0.346, SLG: 0.446 (1, 3)	0-3 K			0-0 P6		0-0 1B 2B	0-0 4-3		0-0 WP 1B	5	1	2	3	0	1	2									
Otto Velez, R OBP: 0.378, SLG: 0.513 Lloyd Moseby, L OBP: 0.271, SLG: 0.342 (7, 9)	0-0 F5			0-0 F9		0-0 5-3		0-0 L8	0-0 F5	3	0	0	0	0	0	2									
Damaso Garcia, R OBP: 0.303, SLG: 0.405 (1, 4)		0-0 P4		0-0 F3		0-0 L3		0-0 6-3		4	0	0	0	0	0	1									
Roy Howell, L OBP: 0.323, SLG: 0.390 (1, 5)		0-0 P2			0-0 L9	0-0 1B		0-0 FC6-4 1B		4	0	2	1	0	0	0									
Garth Iorg, R OBP: 0.281, SLG: 0.363 (1, 7)		0-0 1B			0-0 6-3	0-0 1B		0-0 FC6-4		4	0	2	0	0	0	1									
Danny Ainge, R OBP: 0.327, SLG: 0.358 (1, 8)		0-0 F8			0-0 1B	0-0 B1-3		0-0 FC6-4 1B		4	0	2	0	0	0	3									
Bob Davis, R OBP: 0.283, SLG: 0.346 (1, 2)			0-0 L8		0-0 5-3		0-0 1B	0-0 FC6-4 1B		4	1	1	0	0	0	2									
Inning Stats	R: 0 E: 0 K: 1 S: 6	H: 1 LOB: 1 BB: 0 P: 6	R: 0 E: 0 K: 0 S: 4	H: 1 LOB: 1 BB: 0 P: 4	R: 0 E: 0 K: 0 S: 3	H: 0 LOB: 0 BB: 0 P: 3	R: 0 E: 0 K: 0 S: 3	H: 0 LOB: 0 BB: 0 P: 3	R: 0 E: 0 K: 0 S: 4	H: 1 LOB: 1 BB: 0 P: 4	R: 3 E: 0 K: 0 S: 8	H: 5 LOB: 2 BB: 0 P: 8	R: 0 E: 0 K: 1 S: 6	H: 2 LOB: 1 BB: 0 P: 6	R: 0 E: 0 K: 0 S: 4	H: 1 LOB: 1 BB: 0 P: 4	R: 2 E: 0 K: 0 S: 6	H: 3 LOB: 1 BB: 0 P: 6	1B: 12 2B: 2 3B: 0 HR: 0	SF: 0 SAC: 0 DP: 0 HBP: 0	WP: 1 PB: 0 SB: 1 CS: 0	PA: 40			
PITCHER	IP	WLS	BF	H	R	ER	SO	BB	IBB	HBP	BLK	WP	HR	S	P	ERA	WHIP								
Larry Gura, L ERA: 2.21 Marty Pattin, R ERA: 3.8	(1, 1)	7.0	W	30	10	3	3	2	0	0	0	0	0	34	34	3.86	1.429								
	(8, 1)	2.0		10	4	2	2	0	0	0	0	1	0	10	10	9.00	2.000								

Toronto Blue Jays @ Kansas City Royals
 Royals Stadium, Kansas City, MO
 Sat Aug 16 1980, 8:05 PM EDT
 Att: 39,631 - Unknown - 88 F

AB	40
R	5
H	14
RBI	5
BB	0
SO	2
LOB	14



Batter	1	2	3	4	5	6	7	8	9	AB	R	H	RBI	BB	SO	LOB	BOTTOM								
Willie Wilson, S OBP: 0.366, SLG: 0.444 Ralph LaCock, L OBP: 0.255, SLG: 0.229 (9, 7)	0-0 6-3 SF8 1B	0-0 F8		0-0 4-3 1B 2B	0-0 F7		0-0 FC1-6 FC3-6			5	2	2	0	0	0	4									
John Wathan, R OBP: 0.379, SLG: 0.405 Rusty Torres, S OBP: 0.263, SLG: 0.176 (6, 7)	0-0 6-3	0-0 1B HR		0-0 4-3		0-0 4-3	0-0 FC3-6			3	1	1	3	0	0	2									
George Brett, L OBP: 0.451, SLG: 0.667 (1, 5)	0-0 SF8	0-0 1B		0-0 L8 2B 1B	0-0 1B BB	0-0 1B 1B	0-0 K			4	2	3	2	0	1	1									
Darrell Porter, L OBP: 0.377, SLG: 0.391 (1, 2)	0-0 1B	0-0 P6		0-0 2B BB	0-0 1B BB	0-0 1B 1B	0-0 F7			4	1	2	0	1	0	1									
Willie Aikens, L OBP: 0.373, SLG: 0.441 (1, 3)	0-0 L8		0-0 4-3	0-0 L8	0-0 L8	0-0 1B 1B	0-0 F8			5	0	1	1	0	0	3									
Hal McRae, R OBP: 0.357, SLG: 0.505 (1, 10)		0-0 E8 1B	0-0 4-3	0-0 1B 2B	0-0 3-1	0-0 G6-4-3 1B	0-0 1-3			5	1	2	2	0	0	2									
Clint Hurdle, L OBP: 0.372, SLG: 0.486 (1, 9)	0-0 1B HR	0-0 1B 1B	0-0 1B	0-0 1B	0-0 3-1		0-0 2B 2B			4	2	3	1	0	0	1									
Frank White, R OBP: 0.289, SLG: 0.345 Rance Mulliniks, L OBP: 0.297, SLG: 0.231 (4, 4)	0-0 F5	0-0 1B	0-0 1B	0-0 1B	0-0 6-3	0-0 FC1-6 FC3-6 2B				2	0	1	0	0	0	1									
U L Washington, S OBP: 0.324, SLG: 0.370 (1, 6)	0-0 1B HR	0-0 F9		0-0 F8		0-0 FC1-6 BB				3	1	1	0	1	0	2									
Inning Stats	R: 1 E: 0 K: 0 S: 5	H: 2 LOB: 1 BB: 0 P: 5	R: 4 E: 1 K: 0 S: 8	H: 5 LOB: 1 BB: 0 P: 8	R: 0 E: 0 K: 0 S: 5	H: 2 LOB: 2 BB: 0 P: 5	R: 3 E: 0 K: 0 S: 6	H: 3 LOB: 1 BB: 1 P: 10	R: 0 E: 0 K: 0 S: 3	H: 0 LOB: 0 BB: 0 P: 3	R: 1 E: 0 K: 0 S: 5	H: 3 LOB: 1 BB: 0 P: 5	R: 2 E: 0 K: 1 S: 7	H: 2 LOB: 1 BB: 1 P: 11	R: 0 E: 0 K: 0 S: 3	H: 0 LOB: 0 BB: 0 P: 3	1B: 12 2B: 4 3B: 0 HR: 1	SF: 1 SAC: 0 DP: 1 HBP: 0	WP: 0 PB: 0 SB: 1 CS: 0	PA: 42					
PITCHER	IP	WLS	BF	H	R	ER	SO	BB	IBB	HBP	BLK	WP	HR	S	P	ERA	WHIP								
Jack Kucek, R ERA: 7.89 Jery Garvin, L ERA: 2.7 Joey McLaughlin, R ERA: 4.7 Bob Bailor, R ERA: 7.71 Mike Barlow, R ERA: 3.53	(1, 1)	1.2	L	11	6	5	5	0	0	0	0	0	0	10	11	27.00	3.600								
	(2, 1)	1.2		11	5	3	3	0	1	0	0	0	0	10	14	16.20	3.600								
	(4, 1)	2.2		11	4	1	1	0	0	0	0	0	0	11	11	3.38	1.500								
	(7, 1)	0.0		3	2	2	2	0	1	0	0	0	0	2	6	∞	∞								
	(7, 1)	1.0		3	0	0	0	1	0	0	0	0	0	5	5	0.00	0.000								

Toronto Blue Jays @ Kansas City Royals
 Royals Stadium, Kansas City, MO
 Sat Aug 16 1980, 8:05 PM EDT
 Att: 39,631 - Unknown - 88 F

AB	39
R	11
H	17
RBI	11
BB	2
SO	1
LOB	18




Batter	1	2	3	4	5	6	7	8	9	AB	R	H	RBI	BB	SO	LOB	TOP										
Alfredo Griffin, S OBP: 0.277, SLG: 0.347 Lloyd Moseby, L OBP: 0.274, SLG: 0.350	5-3		E4		F8		CS			4	0	1	1	0	0	1	Toronto Blue Jays @ Kansas City Royals Royals Stadium, Kansas City, MO Sun Aug 17 1980, 8:05 PM EDT Att: 30,693 - Unknown - 89 F										
Bob Bailor, R OBP: 0.286, SLG: 0.274	6-3		F7				CS		P4	5	1	2	0	0	0	4											
John Mayberry, L OBP: 0.345, SLG: 0.444	F2		F7		3-1					4	0	1	0	0	0	3											
Otto Velez, R OBP: 0.379, SLG: 0.511		6-3		1B SH5-3					F8	3	1	1	0	1	0	2											
Damaso Garcia, R OBP: 0.302, SLG: 0.404	6-3			1B SH5-3			G1-6-3		FC6-4	4	0	1	1	0	0	2											
Roy Howell, L OBP: 0.324, SLG: 0.391	K			K						4	0	2	0	0	2	2											
Garth Iorg, R OBP: 0.276, SLG: 0.355 Steve Braun, L OBP: 0.262, SLG: 0.211			6-3	SH5-3					6-3	2	0	0	1	0	1	1											
Danny Ainge, R OBP: 0.322, SLG: 0.368			1B E	F9					6-3	4	1	1	0	0	0	1											
Ernie Whitt, L OBP: 0.277, SLG: 0.345				3-1						4	0	2	0	0	0	0											
Inning Stats	R: 0 E: 0 K: 0 S: 3	H: 0 LOB: 0 BB: 0 P: 3	R: 0 E: 0 K: 1 S: 5	H: 0 LOB: 0 BB: 0 P: 5	R: 1 E: 0 K: 0 S: 6	H: 2 LOB: 2 BB: 0 P: 6	R: 1 E: 0 K: 1 S: 7	H: 2 LOB: 1 BB: 0 P: 7	R: 0 E: 0 K: 0 S: 4	H: 1 LOB: 1 BB: 1 P: 4	R: 0 E: 0 K: 1 S: 5	H: 1 LOB: 1 BB: 1 P: 9	R: 0 E: 0 K: 0 S: 3	H: 1 LOB: 0 BB: 0 P: 3	R: 1 E: 0 K: 0 S: 5	H: 3 LOB: 2 BB: 0 P: 5		R: 0 E: 0 K: 0 S: 5	H: 2 LOB: 2 BB: 0 P: 5	1B: 9 2B: 3 3B: 0 HR: 0	SF: 0 SAC: 1 DP: 1 HBP: 0	WP: 0 PB: 0 SB: 0 CS: 1	PA: 39				
PITCHER	IP	WLS	BF	H	R	ER	SO	BB	IBB	HBP	BLK	WP	HR	S	P	ERA	WHIP										
Paul Spittorf, L ERA: 4.6	7.0	W	30	9	3	3	3	1	0	0	0	0	0	35	39	3.86	1.429										
Dan Quisenberry, R ERA: 2.96	2.0	S	8	3	0	0	0	0	0	0	0	0	0	8	8	0.00	1.500										

Batter	1	2	3	4	5	6	7	8	9	AB	R	H	RBI	BB	SO	LOB	BOTTOM										
Willie Wilson, S OBP: 0.366, SLG: 0.443 Amos Otis, R OBP: 0.327, SLG: 0.408	BB S FC4-6 BB	K		F9			F9			1	1	0	0	1	1	1	Toronto Blue Jays @ Kansas City Royals Royals Stadium, Kansas City, MO Sun Aug 17 1980, 8:05 PM EDT Att: 30,693 - Unknown - 89 F										
John Wathan, R OBP: 0.382, SLG: 0.404	P4		1-6-3	1B			4-3			3	2	1	0	2	0	1											
George Brett, L OBP: 0.458, SLG: 0.677	FC4-6		1-6-3	1B						4	1	4	5	1	0	0											
Darrell Porter, L OBP: 0.377, SLG: 0.389	FC4-6		F8				K			4	0	1	1	1	1	4											
Willie Aikens, L OBP: 0.372, SLG: 0.439 Rusty Torres, S OBP: 0.263, SLG: 0.176	FC4-6		1-6-3				L1			4	0	1	1	0	0	4											
Hal McRae, R OBP: 0.353, SLG: 0.498	K		4-3				F9		F8	4	0	0	0	0	1	6											
Jamie Quirk, L OBP: 0.265, SLG: 0.423 Ralph LaCock, L OBP: 0.253, SLG: 0.227		G3					4-3		F9	2	1	1	1	1	0	0											
Dave Chalk, R OBP: 0.351, SLG: 0.386 Frank White, R OBP: 0.289, SLG: 0.344		G3		F9					6-3	1	0	0	0	0	0	1											
U L Washington, S OBP: 0.325, SLG: 0.370	K			6-3						3	1	1	0	0	1	1											
Inning Stats	R: 1 E: 0 K: 1 S: 5	H: 0 LOB: 2 BB: 3 P: 17	R: 0 E: 0 K: 2 S: 7	H: 0 LOB: 1 BB: 1 P: 11	R: 0 E: 0 K: 0 S: 5	H: 2 LOB: 0 BB: 0 P: 5	R: 1 E: 0 K: 0 S: 4	H: 1 LOB: 0 BB: 0 P: 4	R: 0 E: 0 K: 1 S: 5	H: 1 LOB: 0 BB: 0 P: 5	R: 0 E: 0 K: 0 S: 3	H: 0 LOB: 0 BB: 0 P: 3	R: 3 E: 0 K: 0 S: 6	H: 3 LOB: 2 BB: 2 P: 14	R: 3 E: 0 K: 0 S: 5	H: 2 LOB: 1 BB: 2 P: 13		1B: 6 2B: 2 3B: 0 HR: 1	SF: 0 SAC: 1 DP: 0 HBP: 0	WP: 0 PB: 0 SB: 2 CS: 1	PA: 40						
PITCHER	IP	WLS	BF	H	R	ER	SO	BB	IBB	HBP	BLK	WP	HR	S	P	ERA	WHIP										
Jim Clancy, R ERA: 3.28	6.2	L	30	5	5	5	4	6	0	0	0	0	0	2	2	6.75	1.650										
Mike Willis, L ERA: 3.39	0.0		2	2	0	0	0	0	0	0	0	0	0	2	2	∞	∞										
Ken Schrom, R ERA: 6.23	1.0		6	1	3	3	0	2	0	0	0	0	0	4	12	27.00	3.000										
Mike Barlow, R ERA: 3.5	0.1		2	1	0	0	0	0	0	0	0	0	0	2	2	0.00	3.000										



Batter	1	2	3	4	5	6	7	8	9	AB	R	H	RBI	BB	SO	LOB	TOP								
Willie Wilson, S OBP: 0.367, SLG: 0.441 (1, 7)	F7	F7		4-3	BB					4	0	1	0	1	0	2	Kansas City Royals @ Texas Rangers Arlington Stadium, Arlington, TX Mon Aug 18 1980, 8:05 PM EDT Att: 17,609 - Unknown AB 39 R 6 H 11 RBI 6 BB 5 SO 4 LOB 23								
Hal McRae, R OBP: 0.356, SLG: 0.502 (1, 10)	4-3		1B	F	1B		F9			4	2	2	0	1	0	2									
George Brett, L OBP: 0.460, SLG: 0.676 (1, 5)	2B	1B	HR	1B	E		F3			5	3	3	0	0	0	4									
Darrell Porter, L OBP: 0.378, SLG: 0.391 (1, 2)	1H	2B	SF8	E9	1B		PB		K	3	0	1	2	1	1	2									
Willie Aikens, L OBP: 0.373, SLG: 0.446 Ralph LaCock, L OBP: 0.253, SLG: 0.227 (1, 3) (8, 3)	6-3		3H	FC5-2	1B		F9		F9	5	1	2	4	0	0	2									
Amos Otis, R OBP: 0.325, SLG: 0.404 (1, 8)			2H	HR	1-3	2H	3H		5-3	0	0	0	0	0	0	0									
Clint Hurdle, L OBP: 0.369, SLG: 0.481 (1, 9)	BB	1B	F9	E	1B		4-3		F8	5	0	1	0	0	1	4									
Frank White, R OBP: 0.286, SLG: 0.340 (1, 4)	F9	E5					F8		F7	5	0	0	0	0	1	2									
U L Washington, S OBP: 0.325, SLG: 0.368 (1, 6)	1-2	BB	F8				4-3		P6	3	0	0	0	2	0	2									
Inning Stats	R: 1 E: 0 K: 0 S: 5	H: 2 LOB: 1 BB: 0 P: 5	R: 0 E: 0 K: 0 S: 4	H: 1 LOB: 2 BB: 1 P: 8	R: 3 E: 1 K: 0 S: 8	H: 4 LOB: 0 BB: 0 P: 8	R: 2 E: 1 K: 1 S: 9	H: 3 LOB: 2 BB: 0 P: 9	R: 0 E: 0 K: 1 S: 5	H: 0 LOB: 1 BB: 1 P: 9	R: 0 E: 0 K: 0 S: 4	H: 1 LOB: 2 BB: 1 P: 8	R: 0 E: 0 K: 1 S: 5	H: 0 LOB: 0 BB: 0 P: 5	R: 0 E: 0 K: 0 S: 3	H: 0 LOB: 0 BB: 0 P: 3	1B: 8 2B: 2 3B: 0 HR: 1	SF: 1 SAC: 0 DP: 0 HBP: 0	WP: 0 PB: 1 SB: 1 CS: 0	PA: 45					
PITCHER	IP	WLS	BF	H	R	ER	SO	BB	IBB	HBP	BLK	WP	HR	S	P	ERA	WHIP								
Ed Figueroa, R ERA: 6.78 (1, 1)	2.1	L	15	7	4	4	0	1	0	0	0	0	1	14	18	15.43	3.429								
Charlie Hough, R ERA: 5.23 (3, 1)	6.2		30	4	2	1	4	4	0	0	0	0	0	34	50	1.35	1.200								

Batter	1	2	3	4	5	6	7	8	9	AB	R	H	RBI	BB	SO	LOB	BOTTOM								
Mickey Rivers, L OBP: 0.338, SLG: 0.417 (1, 8)	G3		P4			HR				3	1	1	0	1	0	1	Kansas City Royals @ Texas Rangers Arlington Stadium, Arlington, TX Mon Aug 18 1980, 8:05 PM EDT Att: 17,609 - Unknown AB 34 R 3 H 7 RBI 3 BB 2 SO 6 LOB 17								
Bump Wills, S OBP: 0.314, SLG: 0.337 Dave Roberts, R OBP: 0.297, SLG: 0.368 (1, 4) (7, 4)	K		F7			K		FC5-4		3	0	0	0	0	2	2									
Al Oliver, L OBP: 0.350, SLG: 0.457 (1, 7)	4-3					P6		K		4	0	0	0	0	1	3									
Buddy Bell, R OBP: 0.384, SLG: 0.513 (1, 5)			5-3		F8	1H	HR	P4		4	1	2	2	0	0	2									
Richie Zisk, R OBP: 0.340, SLG: 0.474 (1, 10)	5-3				5-3	6-3		FC5-4		4	0	0	0	0	0	3									
Pat Putnam, L OBP: 0.331, SLG: 0.425 (1, 3)	5-3							L7		4	1	2	1	0	0	1									
Johnny Grubb, L OBP: 0.393, SLG: 0.397 (1, 9)	K					K		HR		4	0	0	0	0	3	2									
Jim Sundberg, R OBP: 0.341, SLG: 0.372 (1, 2)			F8		F8		5-3			3	0	0	0	1	0	1									
Pepe Frias, R OBP: 0.246, SLG: 0.276 Jim Norris, L OBP: 0.342, SLG: 0.282 (1, 6) (8, PH)					F8		F7		4-3	3	0	1	0	0	0	1									
Inning Stats	R: 0 E: 0 K: 1 S: 5	H: 0 LOB: 0 BB: 0 P: 5	R: 0 E: 0 K: 1 S: 6	H: 1 LOB: 1 BB: 0 P: 6	R: 0 E: 0 K: 0 S: 4	H: 1 LOB: 1 BB: 0 P: 4	R: 0 E: 0 K: 0 S: 3	H: 0 LOB: 0 BB: 0 P: 3	R: 0 E: 0 K: 1 S: 6	H: 1 LOB: 1 BB: 0 P: 6	R: 2 E: 0 K: 1 S: 6	H: 1 LOB: 0 BB: 1 P: 10	R: 1 E: 0 K: 0 S: 4	H: 1 LOB: 0 BB: 0 P: 4	R: 0 E: 0 K: 1 S: 7	H: 2 LOB: 2 BB: 0 P: 7	R: 0 E: 0 K: 1 S: 5	H: 0 LOB: 1 BB: 1 P: 9	1B: 5 2B: 0 3B: 0 HR: 2	SF: 0 SAC: 0 DP: 0 HBP: 0	WP: 0 PB: 0 SB: 0 CS: 0	PA: 36			
PITCHER	IP	WLS	BF	H	R	ER	SO	BB	IBB	HBP	BLK	WP	HR	S	P	ERA	WHIP								
Rich Gale, R ERA: 3.56 (1, 1)	7.0		29	7	3	3	4	1	0	0	0	0	2	36	40	3.86	1.143								
Jeff Twitty, L ERA: 5.94 (8, 1)	0.1		1	0	0	0	1	0	0	0	0	0	0	3	3	0.00	0.000								
Dan Quisenberry, R ERA: 2.91 (8, 1)	1.2	S	6	0	0	0	1	1	0	0	0	0	0	7	11	0.00	0.600								



Batter	1	2	3	4	5	6	7	8	9	AB	R	H	RBI	BB	SO	LOB	TOP																	
Willie Wilson, S OBP: 0.364, SLG: 0.438 (1, 7)	5-3		5-3		1-3			6-3		4	0	0	0	0	0	1																		
U L Washington, S OBP: 0.325, SLG: 0.366 (1, 6)	1B		3-1			6-3		E6	2B	4	2	1	0	0	0	0																		
George Brett, L OBP: 0.458, SLG: 0.670 (1, 5)	F8		4-3			CS	BB	G3		3	0	0	0	1	0	2																		
Hal McRae, R OBP: 0.358, SLG: 0.505 (1, 10)	1B			5-3		F8		1B	2B	4	1	2	1	0	0	1																		
Amos Otis, R OBP: 0.328, SLG: 0.406 (1, 8)	1B			K		F8		1B	1B	4	1	2	2	0	1	0																		
John Wathan, R OBP: 0.381, SLG: 0.403 (1, 2)	K			F2		5-3		1B	1B	4	0	1	0	0	1	2																		
Willie Aikens, L OBP: 0.374, SLG: 0.446 (9, PR)		4-3						1B		4	0	2	1	0	0	0																		
Rance Mulliniks, L OBP: 0.267, SLG: 0.231 (9, 3)								FC6-4	1B	0	0	0	0	0	0	0																		
Ralph LaCock, L OBP: 0.253, SLG: 0.227 (9, 3)								1B		0	0	0	0	0	0	0																		
Frank White, R OBP: 0.283, SLG: 0.336 (1, 4)	5-3			P4				F9	FC6-4	4	0	0	0	0	0	3																		
Rusty Torres, S OBP: 0.256, SLG: 0.171 (8, PH)				P4					1B	2	0	0	0	0	0	1																		
Dave Chalk, R OBP: 0.349, SLG: 0.383 (8, 9)	F7							K	6-3	1	0	0	0	0	1	0																		
Clint Hurdle, L OBP: 0.368, SLG: 0.480 (8, 9)										1	0	0	0	0	0	2																		
Inning Stats	R: 1 E: 0 K: 1 S: 8	H: 3 LOB: 2 BB: 0 P: 8	R: 0 E: 0 K: 0 S: 3	H: 0 LOB: 0 BB: 0 P: 3	R: 0 E: 0 K: 1 S: 5	H: 0 LOB: 0 BB: 0 P: 5	R: 0 E: 0 K: 0 S: 4	H: 1 LOB: 1 BB: 0 P: 4	R: 0 E: 0 K: 0 S: 2	H: 0 LOB: 0 BB: 1 P: 6	R: 0 E: 0 K: 0 S: 3	H: 0 LOB: 0 BB: 0 P: 3	R: 0 E: 0 K: 1 S: 5	H: 0 LOB: 0 BB: 0 P: 5	R: 3 E: 1 K: 0 S: 8	H: 4 LOB: 2 BB: 0 P: 8	1B: 7 2B: 1 3B: 0 HR: 0	SF: 0 SAC: 0 DP: 0 HBP: 0	WP: 0 PB: 0 SB: 0 CS: 1	PA: 36														
PITCHER	IP WLS BF H R ER SO BB IBB HBP BLK WP HR S P ERA WHIP																																	
Jon Matlack, L ERA: 3.43 (1, 1)	8.1	31	5	3	2	3	1	0	0	0	0	0	0	0	36	40	2.16	0.720																
Danny Darwin, R ERA: 2.48 (9, 1)	0.0	L	2	2	0	0	0	0	0	0	0	0	0	2	2	=	=																	
John Henry Johnson, L ERA: 2.55 (9, 1)	0.2	3	1	1	1	0	0	0	0	0	0	0	0	3	3	13.50	1.500																	

Kansas City Royals @ Texas Rangers
Arlington Stadium, Arlington, TX
Tue Aug 19 1980, 8:05 PM EDT
Att: 17,800 - Unknown

AB 35
R 4
H 8
RBI 4
BB 1
SO 3
LOB 12




Batter	1	2	3	4	5	6	7	8	9	AB	R	H	RBI	BB	SO	LOB	BOTTOM																
Mickey Rivers, L OBP: 0.341, SLG: 0.421 (1, 8)	2B		1-3					E6	4-3	5	0	3	2	0	0	1																	
Bump Willis, S OBP: 0.313, SLG: 0.335 (1, 4)	K				F8		L9		3-1	5	0	1	0	0	1	5																	
Al Oliver, L OBP: 0.349, SLG: 0.455 (1, 7)	K		F7		L4			SH1-3	1B	4	1	1	0	0	1	4																	
Buddy Bell, R OBP: 0.384, SLG: 0.510 (1, 5)	BB			F8		L8		SH1-3		2	0	0	0	1	0	0																	
Richie Zisk, R OBP: 0.339, SLG: 0.472 (1, 10)	F8			F9		K				4	0	1	1	0	1	2																	
Bill Sample, R OBP: 0.306, SLG: 0.265 (8, PR)								1B		0	0	0	0	0	0	0																	
Pat Putnam, L OBP: 0.327, SLG: 0.419 (1, 3)		K		P4		F8		4-3		4	0	0	0	0	1	1																	
Johnny Grubb, L OBP: 0.390, SLG: 0.394 (1, 9)		K			6-3		F9	K		4	1	1	0	0	2	1																	
Jim Sundberg, R OBP: 0.340, SLG: 0.371 (1, 2)		5-3			6-3			E6		4	0	1	0	0	0	1																	
Pepe Frias, R OBP: 0.244, SLG: 0.275 (1, 6)				P3						1	0	0	0	0	0	0																	
Jim Norris, L OBP: 0.347, SLG: 0.282 (5, PH)					1B					0	0	0	0	1	0	0																	
Dave Roberts, R OBP: 0.293, SLG: 0.363 (6, 6)					BB					1	1	0	0	0	0	1																	
Rusty Staub, L OBP: 0.401, SLG: 0.482 (9, PH)										1	0	0	0	0	1	1																	
Inning Stats	R: 0 E: 0 K: 2 S: 8	H: 1 LOB: 2 BB: 1 P: 12	R: 0 E: 0 K: 2 S: 7	H: 0 LOB: 0 BB: 0 P: 7	R: 0 E: 0 K: 0 S: 4	H: 1 LOB: 1 BB: 0 P: 4	R: 0 E: 0 K: 0 S: 3	H: 0 LOB: 0 BB: 0 P: 3	R: 1 E: 0 K: 0 S: 5	H: 2 LOB: 2 BB: 1 P: 9	R: 0 E: 0 K: 1 S: 5	H: 0 LOB: 0 BB: 0 P: 5	R: 1 E: 2 K: 0 S: 5	H: 2 LOB: 1 BB: 0 P: 5	R: 1 E: 0 K: 1 S: 7	H: 2 LOB: 1 BB: 0 P: 7	R: 0 E: 1 K: 1 S: 6	H: 0 LOB: 1 BB: 0 P: 6	1B: 7 2B: 1 3B: 0 HR: 0	SF: 0 SAC: 1 DP: 0 HBP: 0	WP: 0 PB: 0 SB: 0 CS: 0	PA: 38											
PITCHER	IP WLS BF H R ER SO BB IBB HBP BLK WP HR S P ERA WHIP																																
Dennis Leonard, R ERA: 3.99 (1, 1)	7.1	32	8	3	2	5	2	0	0	0	0	0	0	40	48	2.46	1.364																
Jeff Twitty, L ERA: 5.57 (8, 1)	0.2	W	2	0	0	0	0	0	0	0	0	0	0	4	4	0.00	0.000																
Dan Quisenberry, R ERA: 2.88 (9, 1)	1.0	S	4	0	0	0	0	0	0	0	0	0	0	6	6	0.00	0.000																

Kansas City Royals @ Texas Rangers
Arlington Stadium, Arlington, TX
Tue Aug 19 1980, 8:05 PM EDT
Att: 17,800 - Unknown

AB 35
R 3
H 8
RBI 3
BB 2
SO 7
LOB 17




Batter	1	2	3	4	5	6	7	8	9	10	11	12	AB	R	H	RBI	BB	SO	LOB	TOP									
Wille Wilson, S OBP: 0.362, SLG: 0.435 (1, 7)	0-0 4-3		0-0 G3		0-0 P6		0-0 F7		0-0 E 1B		0-0 4-3		6	0	1	0	0	0	2										
Hai McRae, R OBP: 0.360, SLG: 0.511 (1, 10)	0-0 WP 1B 2B		0-0 6-3		0-3 K		0-0 BB 1B		0-0 6-3			0-0 BB SF8 2B	6	2	3	0	0	1	2										
George Brett, L OBP: 0.467, SLG: 0.682 (1, 5)	0-0 WP BB 1B		0-0 HR		4-0 WP HBP IBB		4-0 BB 1B			0-0 1B		4-0 SF8 BB WP IBB	3	2	3	2	3	0	0										
Darrell Porter, L OBP: 0.382, SLG: 0.394 (1, 2)	4-0 WP BB 1-2		0-0 2B		1-0 WP HBP		0-0 F7			0-0 F9		4-0 WP BB 1-2 2-3	3	0	1	0	2	0	3										
Willie Aikens, L OBP: 0.369, SLG: 0.441 (1, 3)	0-3 K		0-0 P5		0-0 L8					0-0 L8		0-0 SF8	5	0	0	1	0	1	6										
Amos Otis, R OBP: 0.321, SLG: 0.396 (1, 8)	0-0 L8				0-0 F8					0-0 K		0-0 K	6	0	0	0	0	2	4										
Clint Hurdle, L OBP: 0.383, SLG: 0.473 (11, PH)		0-0 L7			0-0 4-3					0-0 F7		0-0 F3	4	0	0	0	0	0	0										
John Wathan, R OBP: 0.379, SLG: 0.401 (11, 9)						0-0 G3						0-0 F8	2	0	0	0	0	0	1										
Frank White, R OBP: 0.282, SLG: 0.334 (9, PH)		0-0 5-3			0-0 L5								3	0	0	0	0	0	0										
Jamie Quirk, L OBP: 0.292, SLG: 0.419 (9, PH)						0-0 5-3							1	0	0	0	0	0	0										
Rance Mulliniks, L OBP: 0.287, SLG: 0.231 (11, PH)										0-0 4-3			0	0	0	0	0	0	0										
Dave Chalk, R OBP: 0.353, SLG: 0.383 (11, 4)											4-0 FC4-6 BB		0	0	0	0	0	0	0										
U L Washington, S OBP: 0.323, SLG: 0.364 (1, 6)	0-3 K									0-0 F8		0-0 FC4-6	5	1	1	0	0	1	1										
Inning Stats	R: 1 E: 0 K: 1 S: 7	H: 2 LOB: 2 BB: 1 P: 11	R: 0 E: 0 K: 1 S: 5	H: 0 LOB: 0 BB: 0 P: 5	R: 1 E: 0 K: 0 S: 5	H: 2 LOB: 1 BB: 0 P: 5	R: 0 E: 0 K: 0 S: 3	H: 0 LOB: 0 BB: 0 P: 3	R: 1 E: 0 K: 1 S: 6	H: 1 LOB: 2 BB: 1 P: 11	R: 0 E: 0 K: 0 S: 3	H: 0 LOB: 0 BB: 0 P: 3	R: 0 E: 0 K: 0 S: 4	H: 1 LOB: 2 BB: 1 P: 8	R: 0 E: 0 K: 0 S: 3	H: 0 LOB: 0 BB: 0 P: 3	R: 0 E: 1 K: 0 S: 4	H: 1 LOB: 1 BB: 0 P: 4	R: 0 E: 0 K: 0 S: 6	H: 0 LOB: 1 BB: 0 P: 7	R: 2 E: 0 K: 1 S: 6	H: 1 LOB: 1 BB: 2 P: 14	1B: 5 2B: 3 3B: 0 HR: 1	SF: 1 SAC: 0 DP: 0 HBP: 1	WP: 4 PB: 0 SB: 0 CS: 1	PA: 52			
PITCHER	IP WLS BF H R ER SO BB IBB HBP BLK WP HR S P ERA WHIP	Ken Clay, R ERA: 3.0 John Henry Johnson, L ERA: 3.2 Danny Darwin, R ERA: 2.45	9.1 40 10 1 2 2 1 2 1 0 0 0 0 9 21 9.00 1.500	2.0 L 10 1 2 2 1 2 1 0 0 0 0 9 21 9.00 1.500	0.2 2 0 0 0 0 1 0 0 0 0 0 1 0 4 4 0.00 0.000		PITCHER	IP WLS BF H R ER SO BB IBB HBP BLK WP HR S P ERA WHIP																					

Kansas City Royals @ Texas Rangers
 Arlington Stadium, Arlington, TX
 Wed Aug 20 1980, 8:05 PM EDT
 Att. 16,996 - Unknown


AB	44
R	5
H	9
RBI	3
BB	6
SO	5
LOB	19

Batter	1	2	3	4	5	6	7	8	9	10	11	12	AB	R	H	RBI	BB	SO	LOB	BOTTOM									
Mickey Rivers, L OBP: 0.343, SLG: 0.424 (1, 8)	0-0 SH1-3 SF7 2B		0-0 6-3		0-0 1B 1B		0-0 CS 1B			0-0 6-3			5	1	3	0	0	0	0										
Bump Wills, S OBP: 0.314, SLG: 0.335 (1, 4)	0-0 SH1-3		4-0 BB		0-0 F7		0-0 CS		0-3 K2-3		0-0 6-3 1B		3	0	1	0	1	1	1										
Al Oliver, L OBP: 0.348, SLG: 0.453 (1, 7)	0-0 SF7		0-3 K		0-0 1B				0-0 1-3		0-0 6-3		4	0	1	1	0	1	2										
Buddy Bell, R OBP: 0.382, SLG: 0.505 (1, 5)	0-0 6-3				0-0 5-3		0-0 L6			0-0 6-3		4-0 G6-4-3 IBB	4	0	0	0	1	0	2										
Richie Zisk, R OBP: 0.335, SLG: 0.465 (1, 10)		0-0 F9			0-0 F3		0-0 F3		0-3 K		0-0 G6-4-3		5	0	0	0	0	1	2										
John Ellis, R OBP: 0.283, SLG: 0.297 (1, 3)		0-0			0-0 F8		0-0 P4		0-0 L7			0-0 4-3	4	0	1	0	0	0	0										
Pat Putnam, L OBP: 0.326, SLG: 0.418 (11, 3)													1	0	0	0	0	0	0										
Bill Sample, R OBP: 0.304, SLG: 0.284 (1, 9)		0-0 P6			0-0 HR 1B		0-0 K			0-0 G3		0-0 F8	4	1	1	0	0	1	1										
Jim Norris, L OBP: 0.344, SLG: 0.280 (12, PH)													1	0	0	0	0	0	0										
Jim Sundberg, R OBP: 0.338, SLG: 0.369 (1, 2)		0-0 K			0-0 5-3		0-0 L9			0-0 5-3		0-0	5	0	1	0	0	1	2										
Pepe Frias, R OBP: 0.243, SLG: 0.273 (5, PH)					0-0 L5		0-0 F5			0-0 6-3		0-3 K	1	0	0	0	0	0	0										
Dave Roberts, R OBP: 0.293, SLG: 0.384 (5, 6)													3	1	1	2	0	0	0										
Rusty Staub, L OBP: 0.399, SLG: 0.480 (12, PH)					2-0 HR								1	0	0	0	0	1	1										
Inning Stats	R: 1 E: 0 K: 0 S: 4	H: 1 LOB: 0 BB: 0 P: 6	R: 0 E: 0 K: 1 S: 6	H: 1 LOB: 1 BB: 0 P: 6	R: 0 E: 0 K: 1 S: 9	H: 0 LOB: 1 BB: 1 P: 9	R: 0 E: 0 K: 0 S: 3	H: 0 LOB: 0 BB: 0 P: 3	R: 2 E: 0 K: 0 S: 7	H: 4 LOB: 2 BB: 0 P: 7	R: 0 E: 0 K: 1 S: 5	H: 1 LOB: 0 BB: 0 P: 5	R: 0 E: 0 K: 0 S: 3	H: 0 LOB: 0 BB: 0 P: 3	R: 0 E: 0 K: 0 S: 5	H: 0 LOB: 0 BB: 0 P: 5	R: 0 E: 0 K: 1 S: 5	H: 0 LOB: 0 BB: 0 P: 3	R: 0 E: 0 K: 0 S: 3	H: 1 LOB: 1 BB: 0 P: 7	R: 0 E: 0 K: 1 S: 6	H: 1 LOB: 1 BB: 0 P: 6	1B: 6 2B: 2 3B: 0 HR: 1	SF: 1 SAC: 1 DP: 1 HBP: 0	WP: 0 PB: 0 SB: 0 CS: 1	PA: 46			
PITCHER	IP WLS BF H R ER SO BB IBB HBP BLK WP HR S P ERA WHIP	Larry Gura, L ERA: 2.25 Dan Quisenberry, R ERA: 2.82 Rennie Martin, R ERA: 4.48	9.0 34 7 3 3 3 5 1 0 0 0 0 1 43 3.00 0.889	2.0 W 7 1 0 0 0 0 0 0 0 0 0 6 10 0.00 0.500	1.0 S 4 1 0 0 1 0 0 0 0 0 0 6 6 0.00 1.000		PITCHER	IP WLS BF H R ER SO BB IBB HBP BLK WP HR S P ERA WHIP																					

Kansas City Royals @ Texas Rangers
 Arlington Stadium, Arlington, TX
 Wed Aug 20 1980, 8:05 PM EDT
 Att. 16,996 - Unknown


AB	41
R	3
H	9
RBI	3
BB	2
SO	6
LOB	11

Batter	1	2	3	4	5	6	7	8	9	AB	R	H	RBI	BB	SO	LOB	TOP					
Miguel Dilone, S OBP: 0.383, SLG: 0.439 (1, 7)										4	1	1	0	0	0	3						
Jorge Orta, L OBP: 0.394, SLG: 0.393 (1, 9)										4	0	0	0	0	0	3						
Mike Hargrove, L OBP: 0.310, SLG: 0.416 (1, 3)										2	1	1	0	2	0	1						
Ron Hassey, L OBP: 0.370, SLG: 0.435 Bo Diaz, R OBP: 0.296, SLG: 0.388 (7, PH) (7, 2)										3	1	1	3	0	0	1						
Toby Harrah, R OBP: 0.379, SLG: 0.381 (1, 10)										4	0	1	0	0	0	0						
Alan Bannister, R OBP: 0.314, SLG: 0.339 (9, 4)										4	1	1	0	0	1	1						
Rick Manning, L OBP: 0.339, SLG: 0.301 (1, 8)										4	0	2	1	0	0	1						
Jack Brohamer, L OBP: 0.304, SLG: 0.305 Joe Charboneau, R OBP: 0.358, SLG: 0.458 Dave Rosello, R OBP: 0.247, SLG: 0.279 (9, PH) (9, 5)										3	0	0	0	0	0	3						
Tom Verzyer, R OBP: 0.314, SLG: 0.349 (1, 6)										3	0	2	0	1	0	1						
Inning Stats	R: 3 E: 0 K: 1 S: 7	H: 2 LOB: 0 BB: 1 P: 11	R: 0 E: 0 K: 0 S: 4	H: 1 LOB: 1 BB: 0 P: 4	R: 0 E: 0 K: 0 S: 3	H: 1 LOB: 0 BB: 0 P: 3	R: 0 E: 0 K: 0 S: 4	H: 1 LOB: 1 BB: 1 P: 4	R: 0 E: 0 K: 0 S: 3	H: 0 LOB: 1 BB: 1 P: 7	R: 1 E: 0 K: 0 S: 5	H: 2 LOB: 1 BB: 0 P: 5	R: 0 E: 0 K: 0 S: 4	H: 1 LOB: 2 BB: 1 P: 8	R: 0 E: 0 K: 0 S: 3	H: 0 LOB: 0 BB: 0 P: 3	R: 0 E: 0 K: 0 S: 3	H: 1 LOB: 0 BB: 0 P: 3	1B: 4 2B: 3 3B: 1 HR: 1	SF: 0 SAC: 1 DP: 2 HBP: 0	WP: 0 PB: 1 SB: 0 CS: 0	PA: 37
PITCHER	IP WLS BF H R ER SO BB IBB HBP BLK WP HR S P ERA WHIP	IP WLS BF H R ER SO BB IBB HBP BLK WP HR S P ERA WHIP															IP WLS BF H R ER SO BB IBB HBP BLK WP HR S P ERA WHIP					
Steve Busby, R ERA: 6.19 Jeff Twitty, L ERA: 5.28 (1, 1) (7, 1)	6.0 L 26 7 4 4 1 2 0 0 0 0 1 26 34 6.00 1.500	3.0 11 2 0 0 0 1 0 0 0 0 0 10 14 0.00 1.000																				

Cleveland Indians @ Kansas City Royals
Royals Stadium, Kansas City, MO
Thu Aug 21 1980, 8:05 PM EDT
Att: 32,139 - Unknown - 84 F

AB	33
R	4
H	9
RBI	4
BB	3
SO	1
LOB	16



Batter	1	2	3	4	5	6	7	8	9	AB	R	H	RBI	BB	SO	LOB	BOTTOM					
U L Washington, S OBP: 0.325, SLG: 0.373 (1, 6)										4	1	2	2	0	1	0						
John Wathan, R OBP: 0.377, SLG: 0.399 (1, 7)										4	0	1	0	0	1	1						
George Brett, L OBP: 0.464, SLG: 0.686 (1, 5)										4	1	1	1	0	1	2						
Hal McRae, R OBP: 0.359, SLG: 0.506 (1, 10)										3	0	0	0	1	0	1						
Amos Otis, R OBP: 0.320, SLG: 0.394 (1, 8)										4	0	1	0	0	0	1						
Darrell Porter, L OBP: 0.383, SLG: 0.396 (1, 2)										3	0	1	0	1	0	0						
Willie Aikens, L OBP: 0.368, SLG: 0.438 Rance Mulliniks, L OBP: 0.267, SLG: 0.231 (9, PR) (9, PH)										3	0	0	0	1	1	3						
Rusty Torres, S OBP: 0.250, SLG: 0.167 Dave Chalk, R OBP: 0.351, SLG: 0.381 Clint Hurdle, L OBP: 0.363, SLG: 0.473 Willie Wilson, S OBP: 0.361, SLG: 0.434 (9, PH) (9, PH)										2	0	0	0	0	0	0						
Frank White, R OBP: 0.282, SLG: 0.333 Jamie Quirk, L OBP: 0.280, SLG: 0.416 (9, PH) (9, PH)										2	1	0	0	1	0	1						
Inning Stats	R: 0 E: 0 K: 2 S: 7	H: 1 LOB: 1 BB: 0 P: 7	R: 0 E: 0 K: 1 S: 6	H: 1 LOB: 0 BB: 0 P: 6	R: 0 E: 0 K: 0 S: 3	H: 0 LOB: 0 BB: 0 P: 3	R: 1 E: 0 K: 0 S: 4	H: 1 LOB: 0 BB: 0 P: 4	R: 0 E: 0 K: 0 S: 3	H: 0 LOB: 0 BB: 0 P: 3	R: 2 E: 0 K: 1 S: 6	H: 1 LOB: 1 BB: 2 P: 14	R: 0 E: 0 K: 1 S: 5	H: 0 LOB: 1 BB: 1 P: 9	R: 0 E: 0 K: 0 S: 4	H: 1 LOB: 1 BB: 0 P: 4	R: 0 E: 0 K: 2 S: 8	H: 1 LOB: 2 BB: 1 P: 12	1B: 3 2B: 2 3B: 0 HR: 2	SF: 0 SAC: 0 DP: 1 HBP: 0	WP: 0 PB: 0 SB: 0 CS: 1	PA: 36
PITCHER	IP WLS BF H R ER SO BB IBB HBP BLK WP HR S P ERA WHIP	IP WLS BF H R ER SO BB IBB HBP BLK WP HR S P ERA WHIP															IP WLS BF H R ER SO BB IBB HBP BLK WP HR S P ERA WHIP					
Rick Waits, L ERA: 4.45 Sid Monge, L ERA: 2.96 Victor Cruz, R ERA: 3.52 (1, 1) (6, 1) (9, 1)	5.0 W 19 4 3 3 3 1 0 0 0 0 2 24 28 5.40 1.000	3.2 16 2 0 0 3 3 0 0 0 0 0 19 31 0.00 1.364																				

Cleveland Indians @ Kansas City Royals
Royals Stadium, Kansas City, MO
Thu Aug 21 1980, 8:05 PM EDT
Att: 32,139 - Unknown - 84 F

AB	32
R	3
H	6
RBI	3
BB	4
SO	7
LOB	14



Batter	1	2	3	4	5	6	7	8	9	AB	R	H	RBI	BB	SO	LOB	TOP					
Miguel Dilone, S OBP: 0.379, SLG: 0.433 (1, 7)	1-3	F8		L6		F4		6-3		5	0	0	0	0	0	3						
Jorge Orta, L OBP: 0.394, SLG: 0.393 (1, 9)	1B	F8			1B		F8	4-3		5	1	2	0	0	0	2						
Mike Hargrove, L OBP: 0.314, SLG: 0.417 (1, 3)	1B		3-1		E		BB		CS	3	2	2	0	2	0	0						
Gary Alexander, R OBP: 0.270, SLG: 0.361 Ron Hassey, L OBP: 0.309, SLG: 0.434 (9, PH)	1B		K		E9		F4		F8	4	1	1	1	0	1	1						
Toby Harrah, R OBP: 0.381, SLG: 0.379 (1, 5)	K		1B		FC6-4		1B		K	2	0	0	0	3	2	3						
Alan Bannister, R OBP: 0.321, SLG: 0.346 (1, 4)	1B				FC6-4					4	0	3	2	0	0	1						
Bo Diaz, R OBP: 0.288, SLG: 0.378 (1, 2)	F7		G3		F7		K			4	0	0	0	0	1	8						
Rick Manning, L OBP: 0.336, SLG: 0.297 (1, 8)		L5		E5		G3		F7		4	0	0	0	0	0	0						
Tom Verzyer, R OBP: 0.317, SLG: 0.356 (1, 6)			6-3		6-3					4	0	2	0	0	0	1						
Inning Stats	R: 1 E: 0 K: 1 S: 9	H: 4 LOB: 3 BB: 0 P: 9	R: 0 E: 0 K: 0 S: 4	H: 1 LOB: 1 BB: 0 P: 4	R: 0 E: 0 K: 1 S: 6	H: 1 LOB: 2 BB: 1 P: 10	R: 0 E: 1 K: 0 S: 3	H: 0 LOB: 0 BB: 0 P: 3	R: 2 E: 2 K: 0 S: 5	H: 2 LOB: 1 BB: 1 P: 9	R: 0 E: 0 K: 0 S: 3	H: 0 LOB: 0 BB: 0 P: 3	R: 1 E: 0 K: 1 S: 6	H: 1 LOB: 2 BB: 2 P: 14	R: 0 E: 0 K: 0 S: 4	H: 1 LOB: 1 BB: 1 P: 4	R: 0 E: 0 K: 1 S: 4	H: 0 LOB: 1 BB: 1 P: 8	1B: 9 2B: 3 3B: 0 HR: 0	SF: 0 SAC: 0 DP: 2 HBP: 0	WP: 0 PB: 0 CS: 1	PA: 41
PITCHER	IP	WLS	BF	H	R	ER	SO	BB	IBB	HBP	BLK	WP	HR	S	P	ERA	WHIP					
Paul Spittorf, L ERA: 4.51 (1, 1)	6.2	L	33	9	4	2	2	4	0	0	0	0	0	33	49	2.70	1.950					
Rene Martin, R ERA: 4.36 (7, 1)	2.1		8	1	0	0	2	1	0	0	0	0	0	11	15	0.00	0.857					

Cleveland Indians @ Kansas City Royals
Royals Stadium, Kansas City, MO
Fri Aug 22 1980, 8:05 PM EDT
Att: 34,526 - Unknown

AB	36
R	4
H	10
RBI	3
BB	5
SO	4
LOB	20



Batter	1	2	3	4	5	6	7	8	9	AB	R	H	RBI	BB	SO	LOB	BOTTOM					
U L Washington, S OBP: 0.326, SLG: 0.378 (1, 6)	4-3				K		G3			4	0	2	0	0	1	2						
John Wathan, R OBP: 0.374, SLG: 0.395 (1, 7)	4-3		3B		6-3		6-3			4	0	0	0	0	1	4						
George Brett, L OBP: 0.462, SLG: 0.680 (1, 5)	F7		6-3			1B		F9		4	0	1	0	0	0	2						
Darrell Porter, L OBP: 0.384, SLG: 0.396 (1, 2)		BB		K		FC4		G3		3	0	1	0	1	1	0						
Willie Aikens, L OBP: 0.365, SLG: 0.433 (1, 10)	K			4-3		F9		4-3		4	0	0	0	0	1	4						
Amos Otis, R OBP: 0.319, SLG: 0.403 (1, 8)		F7			HR	K		F7		4	1	1	1	0	1	2						
Clint Hurdle, L OBP: 0.360, SLG: 0.468 Jose Cardenal, R OBP: 0.280, SLG: 0.190 (9, PH)		K		F9		FC4			BB	3	0	0	0	0	1	2						
Ralph LaCock, L OBP: 0.255, SLG: 0.224 Willie Wilson, S OBP: 0.361, SLG: 0.433 (9, PH)		4-3					6-3		F6	2	0	0	0	1	0	0						
Frank White, R OBP: 0.282, SLG: 0.332 (1, 4)			K		F8		G3		F7	4	0	1	0	0	1	2						
Inning Stats	R: 0 E: 0 K: 1 S: 6	H: 1 LOB: 2 BB: 1 P: 10	R: 0 E: 0 K: 1 S: 5	H: 0 LOB: 0 BB: 0 P: 5	R: 0 E: 0 K: 2 S: 8	H: 1 LOB: 1 BB: 0 P: 8	R: 1 E: 0 K: 1 S: 6	H: 1 LOB: 0 BB: 0 P: 6	R: 0 E: 0 K: 1 S: 5	H: 0 LOB: 1 BB: 1 P: 9	R: 0 E: 0 K: 1 S: 7	H: 2 LOB: 2 BB: 0 P: 7	R: 0 E: 0 K: 0 S: 4	H: 1 LOB: 1 BB: 0 P: 4	R: 0 E: 0 K: 0 S: 3	H: 0 LOB: 0 BB: 0 P: 3	R: 0 E: 0 K: 0 S: 3	H: 0 LOB: 1 BB: 1 P: 7	1B: 4 2B: 0 3B: 1 HR: 1	SF: 0 SAC: 0 DP: 0 HBP: 0	WP: 0 PB: 0 CS: 0	PA: 36
PITCHER	IP	WLS	BF	H	R	ER	SO	BB	IBB	HBP	BLK	WP	HR	S	P	ERA	WHIP					
Len Barker, R ERA: 3.9 (1, 1)	7.0	W	29	6	1	1	7	2	0	0	0	0	0	41	49	1.29	1.143					
Sid Monge, L ERA: 2.66 (8, 1)	2.0	S	7	0	0	0	0	1	0	0	0	0	0	6	10	0.00	0.500					

Cleveland Indians @ Kansas City Royals
Royals Stadium, Kansas City, MO
Fri Aug 22 1980, 8:05 PM EDT
Att: 34,526 - Unknown

AB	33
R	1
H	6
RBI	1
BB	3
SO	7
LOB	19



Batter	1	2	3	4	5	6	7	8	9	AB	R	H	RBI	BB	SO	LOB	TOP										
Miguel Dilone, S (1, 7) OBP: 0.379, SLG: 0.431										4	1	1	0	1	0	1	Cleveland Indians @ Kansas City Royals Royals Stadium, Kansas City, MO Sat Aug 23 1980, 8:05 PM EDT Att: 40,192 - Unknown - 86 F										
Jorge Orta, L (1, 9) OBP: 0.391, SLG: 0.389										4	0	0	0	0	0	2											
Mike Hargrove, L (1, 3) OBP: 0.314, SLG: 0.417										3	0	1	1	1	0	1											
Ron Hassey, L (1, 2) OBP: 0.370, SLG: 0.433										3	0	1	0	1	0	1											
Jerry Dydzinski, R (8, PR) OBP: 0.273, SLG: 0.293										0	0	0	0	0	0	0											
Bo Diaz, R (8, 2) OBP: 0.288, SLG: 0.378										0	0	0	0	0	0	0											
Toby Harrah, R (1, 5) OBP: 0.378, SLG: 0.376										4	0	0	0	0	0	3											
Joe Charboneau, R (1, 10) OBP: 0.357, SLG: 0.471										4	1	1	0	0	0	2											
Alan Bannister, R (1, 4) OBP: 0.327, SLG: 0.350										3	0	2	0	1	1	2											
Rick Manning, L (1, 8) OBP: 0.338, SLG: 0.299										4	0	2	1	0	0	1											
Tom Verzyer, R (1, 6) OBP: 0.312, SLG: 0.350										4	0	0	0	0	1	4											
Inning Stats	R: 1 E: 0 K: 0 S: 4	H: 2 LOB: 0 BB: 0 P: 4	R: 0 E: 0 K: 0 S: 5	H: 2 LOB: 2 BB: 0 P: 5	R: 0 E: 0 K: 0 S: 4	H: 1 LOB: 1 BB: 1 P: 8	R: 1 E: 0 K: 0 S: 4	H: 2 LOB: 1 BB: 0 P: 8	R: 0 E: 0 K: 0 S: 3	H: 0 LOB: 0 BB: 0 P: 3	R: 0 E: 0 K: 0 S: 4	H: 1 LOB: 1 BB: 0 P: 4	R: 0 E: 0 K: 0 S: 3	H: 0 LOB: 1 BB: 1 P: 7	R: 0 E: 0 K: 1 S: 5	H: 0 LOB: 2 BB: 1 P: 9	R: 0 E: 0 K: 1 S: 5	H: 0 LOB: 0 BB: 0 P: 5	1B: 7 2B: 0 3B: 1 HR: 0	SF: 0 SAC: 0 DP: 2 HBP: 0	WP: 0 PB: 0 SB: 0 CS: 2	PA: 37					
PITCHER	IP	WLS	BF	H	R	ER	SO	BB	IBB	HBP	BLK	WP	HR	S	P	ERA	WHIP										
Rich Gale, R (1, 1) ERA: 3.52	7.0	W	31	8	2	2	0	4	0	0	0	0	0	27	43	2.57	1.714										
Dan Quisenberry, R (8, 1) ERA: 2.76	2.0	S	6	0	0	0	2	0	0	0	0	0	0	10	10	0.00	0.000										

Batter	1	2	3	4	5	6	7	8	9	AB	R	H	RBI	BB	SO	LOB	BOTTOM										
Willie Wilson, S (1, 7) OBP: 0.362, SLG: 0.433										4	0	2	0	0	0	0	Cleveland Indians @ Kansas City Royals Royals Stadium, Kansas City, MO Sat Aug 23 1980, 8:05 PM EDT Att: 40,192 - Unknown - 86 F										
Hal McRae, R (1, 10) OBP: 0.355, SLG: 0.500										4	0	0	0	0	0	3											
George Brett, L (1, 5) OBP: 0.460, SLG: 0.674										3	0	0	0	1	0	1											
Willie Aikens, L (1, 3) OBP: 0.366, SLG: 0.432										3	0	1	0	1	0	2											
Rusty Torres, S (8, PR) OBP: 0.250, SLG: 0.167										0	0	0	0	0	0	0											
Ralph LaCock, L (9, 3) OBP: 0.255, SLG: 0.224										0	0	0	0	0	0	0											
Darrell Porter, L (1, 2) OBP: 0.391, SLG: 0.391										4	1	0	0	0	0	4											
Amos Otis, R (1, 8) OBP: 0.322, SLG: 0.404										2	1	1	0	1	0	1											
Clint Hurdle, L (1, 9) OBP: 0.360, SLG: 0.472										2	1	1	2	0	0	0											
Frank White, R (1, 4) OBP: 0.282, SLG: 0.332										3	0	1	1	0	1	1											
U L Washington, S (1, 6) OBP: 0.326, SLG: 0.378										3	0	1	0	0	1	1											
Inning Stats	R: 0 E: 0 K: 0 S: 3	H: 0 LOB: 0 BB: 0 P: 3	R: 1 E: 0 K: 1 S: 7	H: 2 LOB: 1 BB: 0 P: 7	R: 0 E: 0 K: 0 S: 4	H: 2 LOB: 1 BB: 0 P: 4	R: 0 E: 0 K: 0 S: 2	H: 0 LOB: 0 BB: 1 P: 6	R: 0 E: 0 K: 0 S: 3	H: 0 LOB: 0 BB: 0 P: 3	R: 0 E: 0 K: 0 S: 3	H: 0 LOB: 0 BB: 0 P: 3	R: 2 E: 0 K: 1 S: 7	H: 2 LOB: 1 BB: 1 P: 11	R: 0 E: 0 K: 0 S: 4	H: 1 LOB: 2 BB: 1 P: 8	1B: 6 2B: 1 3B: 0 HR: 0	SF: 1 SAC: 0 DP: 2 HBP: 0	WP: 0 PB: 0 SB: 3 CS: 0	PA: 32							
PITCHER	IP	WLS	BF	H	R	ER	SO	BB	IBB	HBP	BLK	WP	HR	S	P	ERA	WHIP										
Wayne Garland, R (1, 1) ERA: 4.3	6.2	L	26	6	3	3	1	2	0	0	0	0	0	26	34	4.05	1.200										
Victor Cruz, R (7, 1) ERA: 3.45	1.1		6	1	0	0	1	0	1	0	0	0	0	7	11	0.00	0.750										

Batter	1	2	3	4	5	6	7	8	9	AB	R	H	RBI	BB	SO	LOB	TOP								
Miguel Dilone, S OBP: 0.379, SLG: 0.431 (1, 7)	G3		BB 1B		F8		G3		1B 1B	5	1	2	0	0	0	1									
Jorge Orta, L OBP: 0.391, SLG: 0.396 (1, 9)	F8		F9			HR		F8	1B 1B	5	1	2	3	0	0	2									
Mike Hargrove, L OBP: 0.314, SLG: 0.415 Gary Alexander, R OBP: 0.266, SLG: 0.355 (1, 3) (6, 2)	K		BB BB BB BB	BB BB	F8		5-3		K	2	0	0	0	1	1	0									
Ron Hassey, L OBP: 0.374, SLG: 0.436 (1, 2) (6, 3)		WP 1B	G3		F9		1B		FC5-4 1B	5	0	3	1	0	0	3									
Toby Harrah, R OBP: 0.377, SLG: 0.374 Gary Gray, R OBP: 0.138, SLG: 0.214 Joe Charbonneau, R OBP: 0.356, SLG: 0.470 (1, 10) (6, PH) (9, PH)	6-3			1-3		E6		K	FC5-4 1B	2	0	0	0	0	0	1									
Alan Bannister, R OBP: 0.326, SLG: 0.348 (1, 5)	F6			G4-6-3 1B		F8			F7	4	0	1	0	0	0	2									
Rick Manning, L OBP: 0.337, SLG: 0.299 (1, 8)	K			G4-6-3 1B			4-3		1B 1B	4	1	1	0	0	1	2									
Jack Brohamer, L OBP: 0.309, SLG: 0.310 (1, 4)			F7		F5				1B 1B 1B	4	1	2	0	0	0	0									
Tom Verzyer, R OBP: 0.313, SLG: 0.351 Jerry Dybzinski, R OBP: 0.275, SLG: 0.295 (1, 6) (5, 6)			BB 1B		F9		K		1B 1B	2	0	1	0	0	0	0									
Inning Stats	R: 0 E: 0 K: 1 S: 5	H: 0 LOB: 0 BB: 0 P: 5	R: 0 E: 0 K: 1 S: 6	H: 1 LOB: 1 BB: 0 P: 6	R: 0 E: 0 K: 0 S: 5	H: 2 LOB: 3 BB: 1 P: 9	R: 0 E: 0 K: 0 S: 3	H: 1 LOB: 0 BB: 0 P: 3	R: 0 E: 0 K: 0 S: 3	H: 0 LOB: 0 BB: 0 P: 3	R: 1 E: 1 K: 0 S: 5	H: 1 LOB: 1 BB: 0 P: 5	R: 0 E: 0 K: 1 S: 6	H: 1 LOB: 1 BB: 0 P: 6	R: 0 E: 0 K: 1 S: 6	H: 1 LOB: 1 BB: 0 P: 6	R: 4 E: 0 K: 1 S: 11	H: 6 LOB: 2 BB: 0 P: 11	1B: 12 2B: 0 3B: 0 HR: 1	SF: 0 SAC: 0 DP: 1 HBP: 0	WP: 1 PB: 0 SB: 0 CS: 0	PA: 41			
PITCHER	IP	WLS	BF	H	R	ER	SO	BB	IBB	HBP	BLK	WP	HR	S	P	ERA	WHIP	PITCHER							
Dennis Leonard, R ERA: 4.05 (1, 1)	8.1	W	38	12	5	5	4	1	0	0	0	1	1	45	49	5.40	1.560								
Dan Quisenberry, R ERA: 2.74 (9, 1)	0.2	S	3	1	0	0	1	0	0	0	0	0	0	5	5	0.00	1.500								

Cleveland Indians @ Kansas City Royals
Royals Stadium, Kansas City, MO
Sun Aug 24 1980, 8:05 PM EDT
Att: 30,593 - Unknown - 90 F

AB	40
R	5
H	13
RBI	5
BB	1
SO	5
LOB	17



Batter	1	2	3	4	5	6	7	8	9	AB	R	H	RBI	BB	SO	LOB	BOTTOM								
Willie Wilson, S OBP: 0.360, SLG: 0.431 (1, 7)	F8	F9	1B S 1B		4-3		G3			5	0	1	1	0	0	1									
U L Washington, S OBP: 0.330, SLG: 0.381 Rance Mulliniks, L OBP: 0.258, SLG: 0.222 (1, 6) (8, 6)	BB BB 1B		1B 1B		G3		5-3			4	1	3	1	0	0	0									
George Brett, L OBP: 0.459, SLG: 0.670 (1, 5)	BB 1B		L8 K		1B		F8			4	0	1	0	1	1	3									
Amos Otis, R OBP: 0.324, SLG: 0.401 (1, 8)	BB BB BB		1B 1B		K		F4		6-3	4	1	1	1	1	1	1									
John Wathan, R OBP: 0.375, SLG: 0.394 (1, 2)	K		4-3 E 1B		1B BB		K			3	2	1	1	1	2	3									
Willie Aikens, L OBP: 0.383, SLG: 0.428 Ralph LaCock, L OBP: 0.255, SLG: 0.224 (1, 3) (7, 3)	F8		4-3 1-2		K		F3			4	0	0	0	0	1	5									
Jose Cardenal, R OBP: 0.296, SLG: 0.217 (1, 9)		K	E7 3B 1B		2B 1B		K			4	1	2	1	0	2	0									
Frank White, R OBP: 0.284, SLG: 0.340 (1, 4)	E6		1B 3B		1-3 2H 2B		6-3			4	1	2	2	0	0	0									
Dave Chalk, R OBP: 0.348, SLG: 0.372 (1, 10)	L9		1B 1B BB		L6		6-3			3	1	0	0	1	0	3									
Inning Stats	R: 0 E: 0 K: 1 S: 6	H: 1 LOB: 3 BB: 2 P: 14	R: 0 E: 1 K: 1 S: 6	H: 0 LOB: 1 BB: 0 P: 6	R: 6 E: 1 K: 1 S: 12	H: 7 LOB: 2 BB: 1 P: 16	R: 1 E: 0 K: 2 S: 9	H: 2 LOB: 2 BB: 1 P: 13	R: 0 E: 0 K: 0 S: 4	H: 1 LOB: 1 BB: 0 P: 4	R: 0 E: 0 K: 2 S: 7	H: 0 LOB: 0 BB: 0 P: 7	R: 0 E: 0 K: 0 S: 3	H: 0 LOB: 0 BB: 0 P: 3	R: 0 E: 0 K: 0 S: 3	H: 0 LOB: 0 BB: 0 P: 3	1B: 9 2B: 1 3B: 1 HR: 0	SF: 0 SAC: 0 DP: 0 HBP: 0	WP: 0 PB: 0 SB: 0 CS: 0	PA: 40					
PITCHER	IP	WLS	BF	H	R	ER	SO	BB	IBB	HBP	BLK	WP	HR	S	P	ERA	WHIP	PITCHER							
Ross Grimsley, L ERA: 6.03 (1, 1)	2.2	L	17	7	5	5	2	2	0	0	0	0	0	19	27	16.88	3.000								
Mike Stanton, R ERA: 5.89 (3, 1)	0.0		3	2	1	1	0	1	0	0	0	0	0	2	6										
Bob Owchinko, L ERA: 6.11 (3, 1)	4.1		17	3	1	1	5	1	0	0	0	0	0	26	30	2.08	0.923								
Sandy Whitol, R ERA: 4.73 (8, 1)	1.0		3	0	0	0	0	0	0	0	0	0	0	3	3	0.00	0.000								

Cleveland Indians @ Kansas City Royals
Royals Stadium, Kansas City, MO
Sun Aug 24 1980, 8:05 PM EDT
Att: 30,593 - Unknown - 90 F

AB	36
R	7
H	11
RBI	7
BB	4
SO	7
LOB	16



Batter	1	2	3	4	5	6	7	8	9	AB	R	H	RBI	BB	SO	LOB	TOP			
Willie Wilson, S OBP: 0.364, SLG: 0.436 (1, 7)	0-0 WP 1B	0-0 FC6-4 1B		0-0 1B 1-3 1B	0-0 1-2 1B			0-0 G3 1		5	2	4	0	0	0	0	Kansas City Royals @ Milwaukee Brewers Milwaukee County Stadium, Milwaukee, WI Tue Aug 26 1980, 8:05 PM EDT Att: 16,824 - Unknown - 78 F livebaseballscorecards.com			
U L Washington, S OBP: 0.325, SLG: 0.378 (1, 6)	0-0 1B 1-H 3B	0-0 FC6-4 1-2		0-0 P4 2	0-0 F7 3			0-0 4-3 2		5	1	1	1	0	0	5				
George Brett, L OBP: 0.468, SLG: 0.675 (1, 5)	0-0 3B 1-2 1B		0-0 1B G1-2-3	0-0 WP 1-3 1B		0-0 F9 2B		0-0 1B 3		5	2	5	1	0	0	0				
Hal McRae, R OBP: 0.361, SLG: 0.509 (1, 10)	0-0 3B 1-H 2H SF8		0-0 S 1-3 1B	0-0 2B 1-H 3H 1B		0-0 F9 2-3		0-0 5-3 3		5	1	3	4	0	0	2				
Amos Otis, R OBP: 0.323, SLG: 0.406 (1, 8)	0-0 SF8 3-H		0-3 K 1-2	0-0 2B 1-3		0-0 4-3 2		0-0 5-3 1		4	0	1	1	0	1	3				
John Wathan, R OBP: 0.373, SLG: 0.390 (1, 2)	0-0 1-3 3-H		0-0 IBB 4-0	0-0 6-3 3		0-0 F7 3		0-0 F9 2		4	0	0	0	1	0	3				
Willie Aikens, L OBP: 0.363, SLG: 0.426 Ralph LaCock, L OBP: 0.255, SLG: 0.224 (1, 3) (9, 3)	0-0 4-3 3		0-0 G1-2-3 3-H 2		0-0 FC6-4 1B		0-0 FC6 1B		0-3 K 3	5	0	2	0	0	1	3				
Jose Cardenal, R OBP: 0.293, SLG: 0.220 (1, 9)		0-0 5-3 1		0-0 1B 1B	0-0 FC6-4 1-2 1B		0-0 FC6 G5-4-3			4	1	1	0	0	0	2				
Dave Chalk, R OBP: 0.340, SLG: 0.362 (1, 4)		0-0 6-3 2		0-0 F9 1	0-0 P4 2		0-0 G5-4-3 1-2 2 3			4	0	0	0	0	0	3				
Inning Stats	R: 4 E: 0 K: 0 S: 7	H: 4 LOB: 0 BB: 0 P: 7	R: 0 E: 0 K: 0 S: 4	H: 1 LOB: 1 BB: 0 P: 4	R: 0 E: 0 K: 1 S: 6	H: 2 LOB: 2 BB: 1 P: 10	R: 3 E: 0 K: 0 S: 8	H: 5 LOB: 2 BB: 0 P: 8	R: 0 E: 0 K: 0 S: 5	H: 2 LOB: 2 BB: 0 P: 5	R: 0 E: 0 K: 0 S: 4	H: 1 LOB: 1 BB: 0 P: 4	R: 0 E: 0 K: 0 S: 3	H: 1 LOB: 0 BB: 0 P: 3	R: 0 E: 0 K: 1 S: 5	H: 0 LOB: 0 BB: 0 P: 5		1B: 14 2B: 2 3B: 1 HR: 0	SF: 1 SAC: 0 DP: 2 HBP: 0	WP: 2 PB: 0 SB: 1 CS: 0
PITCHER	IP WLS BF H R ER SO BB IBB HBP BLK WP HR S P ERA WHIP																			
Mike Caldwell, L ERA: 4.21 Bill Castro, R ERA: 3.19 (1, 1) (4, 1)	3.2 L 21 10 7 7 1 0 0 0 0 0 1 0 22 26 17.18 2.727																			

Batter	1	2	3	4	5	6	7	8	9	AB	R	H	RBI	BB	SO	LOB	BOTTOM					
Paul Moltzer, R OBP: 0.368, SLG: 0.410 (1, 4)	0-0 P4 1		0-0 5-3 2		0-0 L5 1		0-0 F8 1		0-0 G3 1B 1-2 1B	5	0	1	0	0	0	0	Kansas City Royals @ Milwaukee Brewers Milwaukee County Stadium, Milwaukee, WI Tue Aug 26 1980, 8:05 PM EDT Att: 16,824 - Unknown - 78 F livebaseballscorecards.com					
Robin Yount, R OBP: 0.312, SLG: 0.521 (1, 6)	0-0 P6 2		0-0 F7 3		0-0 L7 2		0-0 F4 2		0-0 G3 1B 1-2 2-3 1B	5	0	1	0	0	0	0						
Cecil Cooper, L OBP: 0.392, SLG: 0.528 (1, 3)	0-0 F8 3			0-0 2B 1B	0-0 P4 3			0-0 1B 3	0-0 G3 2	5	1	2	1	0	0	2						
Gorman Thomas, R OBP: 0.310, SLG: 0.490 (1, 8)		0-0 P6 1		0-0 F7 1		0-3 K 1	0-3 K 3		0-0 F8 3	5	0	0	0	0	2	4						
Ben Oglivie, L OBP: 0.364, SLG: 0.560 (1, 7)		0-0 1B 1B 1B		0-0 E 1-H SF9 2B		0-0 HR 2B		0-0 F8 1		4	2	3	1	0	0	0						
Sixto Lezcano, R OBP: 0.294, SLG: 0.410 (1, 9)		0-0 1B 1-3 1B		0-0 E7 SF9 2-3		0-0 L6 2		0-0 4-3 2		4	0	1	0	0	0	2						
Don Money, R OBP: 0.342, SLG: 0.509 (1, 10)		0-0 1B 2-3 3-H 1B		0-0 BB 4-0 BB		0-0 HR HBP		0-0 F8 3		2	1	1	0	1	0	0						
Charlie Moore, R OBP: 0.334, SLG: 0.337 (1, 2)		0-0 L7 3		0-0 SF9 2-3 3-H		0-0 HR 1-H 2H		0-0 P6 1		3	1	1	4	0	0	2						
Jim Gantner, L OBP: 0.325, SLG: 0.374 (1, 5)			0-0 3-1 1		0-0 F8 3		0-0 4-1 3		0-0 1B 1B G3 1B	4	1	1	0	0	0	2						
Inning Stats	R: 0 E: 0 K: 0 S: 3	H: 0 LOB: 0 BB: 0 P: 3	R: 0 E: 0 K: 0 S: 5	H: 3 LOB: 2 BB: 0 P: 5	R: 0 E: 0 K: 0 S: 3	H: 0 LOB: 0 BB: 0 P: 3	R: 2 E: 0 K: 0 S: 6	H: 2 LOB: 2 BB: 1 P: 10	R: 0 E: 0 K: 0 S: 3	H: 0 LOB: 0 BB: 0 P: 3	R: 3 E: 0 K: 1 S: 7	H: 2 LOB: 1 BB: 0 P: 8	R: 0 E: 0 K: 1 S: 6	H: 1 LOB: 0 BB: 0 P: 6	R: 0 E: 0 K: 0 S: 3	H: 0 LOB: 0 BB: 0 P: 3		R: 1 E: 0 K: 0 S: 6	H: 3 LOB: 2 BB: 0 P: 6	1B: 8 2B: 2 3B: 0 HR: 1	SF: 1 SAC: 0 DP: 0 HBP: 1	WP: 0 PB: 0 SB: 0 CS: 0
PITCHER	IP WLS BF H R ER SO BB IBB HBP BLK WP HR S P ERA WHIP																					
Steve Busby, R ERA: 6.17 Marty Pattin, R ERA: 3.8 Dan Quisenberry, R ERA: 2.67 (1, 1) (7, 1) (9, 1)	6.0 W 27 7 5 4 1 0 0 0 0 0 0 0 12 12 3.86 1.286																					

Batter	1	2	3	4	5	6	7	8	9	AB	R	H	RBI	BB	SO	LOB	TOP			
Willie Wilson, S OBP: 0.363, SLG: 0.436 (1, 7)										5	1	1	0	0	0	2	Kansas City Royals @ Milwaukee Brewers Milwaukee County Stadium, Milwaukee, WI Wed Aug 27 1980, 8:05 PM EDT Att: 18,815 - Unknown - 60 F livebaseballscorecards.com			
Hal McRae, R OBP: 0.357, SLG: 0.501 (1, 10)										5	0	0	0	0	0	3				
George Brett, L OBP: 0.468, SLG: 0.672 (1, 5)										3	1	1	0	0	0	0				
Willie Aikens, L OBP: 0.363, SLG: 0.428 (1, 3)										3	1	1	2	0	0	1				
Darrell Porter, L OBP: 0.380, SLG: 0.389 (1, 2)										4	1	1	1	0	1	2				
Amos Otis, R OBP: 0.323, SLG: 0.406 Jose Cardenal, R OBP: 0.288, SLG: 0.216 (6, 7)										3	0	1	1	0	2	1				
Clint Hurdle, L OBP: 0.365, SLG: 0.497 (1, 9)										4	1	2	1	0	1	1				
Frank White, R OBP: 0.281, SLG: 0.336 (1, 4)										4	0	1	0	0	0	1				
Rance Mulliniks, L OBP: 0.257, SLG: 0.226 (1, 6)										4	0	1	0	0	1	2				
Inning Stats	R: 1 E: 0 K: 1 S: 6	H: 1 LOB: 1 BB: 0 P: 7	R: 0 E: 0 K: 1 S: 6	H: 1 LOB: 1 BB: 0 P: 6	R: 3 E: 0 K: 0 S: 7	H: 4 LOB: 1 BB: 0 P: 7	R: 0 E: 0 K: 0 S: 4	H: 1 LOB: 1 BB: 0 P: 4	R: 0 E: 1 K: 1 S: 6	H: 0 LOB: 0 BB: 0 P: 6	R: 0 E: 0 K: 0 S: 3	H: 0 LOB: 0 BB: 0 P: 3	R: 0 E: 0 K: 1 S: 5	H: 0 LOB: 0 BB: 0 P: 5	R: 0 E: 0 K: 1 S: 6	H: 1 LOB: 1 BB: 0 P: 6	1B: 5 2B: 3 3B: 0 HR: 1	SF: 1 SAC: 0 DP: 0 HBP: 1	WP: 0 PB: 0 SB: 4 CS: 0	PA: 38
PITCHER	IP WLS BF H R ER SO BB IBB HBP BLK WP HR S P ERA WHIP	IP WLS BF H R ER SO BB IBB HBP BLK WP HR S P ERA WHIP																		
Paul Mitchell, R ERA: 3.08 (1, 1)	3.0 L 16 6 4 4 2 0 0 1 0 0 0 19 20 12.00 2.000																			
Fred Holdsworth, R ERA: 2.64 (4, 1)	6.0 22 3 1 1 3 0 0 0 0 0 1 28 28 1.50 0.500																			

Batter	1	2	3	4	5	6	7	8	9	AB	R	H	RBI	BB	SO	LOB	BOTTOM					
Paul Molitor, R OBP: 0.367, SLG: 0.411 (1, 4)										4	0	1	0	0	0	1	Kansas City Royals @ Milwaukee Brewers Milwaukee County Stadium, Milwaukee, WI Wed Aug 27 1980, 8:05 PM EDT Att: 18,815 - Unknown - 60 F livebaseballscorecards.com					
Robin Yount, R OBP: 0.315, SLG: 0.531 (1, 6)										4	2	3	1	0	0	1						
Cecil Cooper, L OBP: 0.389, SLG: 0.524 (1, 3)										4	0	0	0	0	0	2						
Gorman Thomas, R OBP: 0.311, SLG: 0.495 (1, 8)										3	1	1	2	1	0	0						
Ben Oglivie, L OBP: 0.361, SLG: 0.555 (1, 7)										4	0	0	0	0	1	1						
Sixto Lezcano, R OBP: 0.293, SLG: 0.408 (1, 9)										4	0	1	0	0	1	0						
Sal Bando, R OBP: 0.265, SLG: 0.321 Jim Gantner, L OBP: 0.324, SLG: 0.373 (9, PH)										3	0	0	0	0	0	1						
Dick Davis, R OBP: 0.292, SLG: 0.384 (1, 10)										4	1	2	0	0	0	1						
Buck Martinez, R OBP: 0.286, SLG: 0.322 (1, 2)										3	0	0	0	0	0	3						
Inning Stats	R: 0 E: 0 K: 0 S: 3	H: 1 LOB: 0 BB: 0 P: 3	R: 0 E: 0 K: 0 S: 3	H: 0 LOB: 0 BB: 0 P: 3	R: 0 E: 0 K: 0 S: 4	H: 1 LOB: 1 BB: 0 P: 4	R: 2 E: 0 K: 2 S: 9	H: 2 LOB: 0 BB: 0 P: 9	R: 1 E: 1 K: 0 S: 5	H: 2 LOB: 1 BB: 0 P: 5	R: 0 E: 0 K: 0 S: 3	H: 0 LOB: 0 BB: 0 P: 3	R: 0 E: 0 K: 0 S: 4	H: 1 LOB: 1 BB: 0 P: 4	R: 1 E: 0 K: 0 S: 4	H: 1 LOB: 1 BB: 1 P: 8	R: 0 E: 0 K: 0 S: 3	H: 0 LOB: 0 BB: 0 P: 3	1B: 3 2B: 3 3B: 0 HR: 2	SF: 0 SAC: 0 DP: 1 HBP: 0	WP: 0 PB: 0 SB: 0 CS: 0	PA: 35
PITCHER	IP WLS BF H R ER SO BB IBB HBP BLK WP HR S P ERA WHIP	IP WLS BF H R ER SO BB IBB HBP BLK WP HR S P ERA WHIP																				
Paul Spittorff, L ERA: 4.45 (1, 1)	8.0 W 32 8 4 3 2 1 0 0 0 0 2 35 39 3.38 1.125																					
Rene Martin, R ERA: 4.32 (9, 1)	1.0 S 3 0 0 0 0 0 0 0 0 0 3 3 0.00 0.000																					

Batter	1	2	3	4	5	6	7	8	9	AB	R	H	RBI	BB	SO	LOB	TOP							
Mickey Rivers, L OBP: 0.348, SLG: 0.440	5-3		F9	4-3		HR		L4-5 2B		5	1	2	2	0	0	2	Texas Rangers @ Kansas City Royals Royals Stadium, Kansas City, MO Thu Aug 28 1980, 8:05 PM EDT Att: 25,944 - Unknown - 87 F							
Bump Wills, S OBP: 0.325, SLG: 0.360	4-3 1B		1B 2B	2B		HR		F8		5	2	4	1	0	0	1								
Al Oliver, L OBP: 0.350, SLG: 0.464	4-3		2B 1B	F8		HR		L4-5		5	2	2	3	0	0	3								
Buddy Bell, R OBP: 0.383, SLG: 0.493	F9		1B 2B			FC1-4 1B		6-3		5	0	2	1	0	0	1								
Richie Zisk, R OBP: 0.341, SLG: 0.475			BB	1B		FC1-4 HR		F8		4	1	1	1	1	0	1								
Pat Putnam, L OBP: 0.323, SLG: 0.414	P6		F9			HR		F7		5	1	1	2	0	0	2								
Johnny Grubb, L OBP: 0.398, SLG: 0.411	F8			SH1-4 4-3 BB		FC5-4 1B		4-3		3	1	1	0	1	0	1								
Jim Sundberg, R OBP: 0.350, SLG: 0.384	K			4-3 2B 1B		FC5-4		F8		4	1	1	0	0	1	2								
Pepe Frias, R OBP: 0.250, SLG: 0.277			1B 1B	SH1-4		4-3		F2		3	1	1	0	0	0	1								
Inning Stats	R: 0 E: 0 K: 0 S: 4	H: 1 LOB: 1 BB: 0 P: 4	R: 0 E: 0 K: 1 S: 5	H: 0 LOB: 1 BB: 1 P: 9	R: 3 E: 0 K: 0 S: 7	H: 5 LOB: 1 BB: 0 P: 7	R: 2 E: 0 K: 0 S: 5	H: 2 LOB: 1 BB: 0 P: 9	R: 2 E: 0 K: 0 S: 6	H: 3 LOB: 1 BB: 0 P: 6	R: 3 E: 0 K: 0 S: 6	H: 3 LOB: 0 BB: 0 P: 6	R: 0 E: 0 K: 0 S: 3	H: 0 LOB: 0 BB: 0 P: 3	R: 0 E: 0 K: 0 S: 3	H: 0 LOB: 0 BB: 0 P: 3	1B: 9 2B: 4 3B: 0 HR: 3	SF: 0 SAC: 1 DP: 1 HBP: 0	WP: 0 PB: 0 SB: 0 CS: 0	PA: 42				
PITCHER	IP WLS BF H R ER SO BB IBB HBP BLK WP HR S P ERA WHIP	IP WLS BF H R ER SO BB IBB HBP BLK WP HR S P ERA WHIP																						
Rich Gale, R ERA: 3.7	(1, 1)	3.2	20	8	5	5	1	2	0	0	0	0	0	0	0	0	0	0	0	20	28	12.27	2.727	
Jeff Twitty, L ERA: 7.56	(4, 1)	1.1	L	10	6	5	5	0	0	0	0	0	0	0	0	0	0	0	0	3	10	10	33.75	4.500
Marty Pattin, R ERA: 3.58	(6, 1)	4.0	12	1	0	0	0	0	0	0	0	0	0	0	0	0	0	0	0	12	12	0.00	0.250	

Batter	1	2	3	4	5	6	7	8	9	AB	R	H	RBI	BB	SO	LOB	BOTTOM					
Willie Wilson, S OBP: 0.365, SLG: 0.439	F9 1B 2B	6-3		1B 1B		F9			1B	5	1	3	1	0	0	1	Texas Rangers @ Kansas City Royals Royals Stadium, Kansas City, MO Thu Aug 28 1980, 8:05 PM EDT Att: 25,944 - Unknown - 87 F					
Hal McRae, R OBP: 0.355, SLG: 0.497	F9	5-3		1B				5-3	F9	5	0	1	0	0	0	2						
George Brett, L OBP: 0.466, SLG: 0.668	2B 1B	F7		4-3		4-3		4-3		4	1	1	1	0	0	2						
Willie Aikens, L OBP: 0.362, SLG: 0.429	2B		4-3		4-3		F7			4	1	1	1	0	0	0						
Darrell Porter, L OBP: 0.378, SLG: 0.386	2B BB		4-3		G3			K		3	1	0	0	1	1	0						
Amos Otis, R OBP: 0.322, SLG: 0.407	1B 2B		K		F9			F9		4	1	1	2	0	1	0						
Clint Hurdle, L OBP: 0.366, SLG: 0.497				6-3 SH2-4 1B 1B		K		K		2	1	0	1	1	1	0						
John Wathan, R OBP: 0.372, SLG: 0.389	1B BB									1	0	0	0	0	1	0						
Frank White, R OBP: 0.281, SLG: 0.336	SH2-4 1B					F7		6-3		3	0	1	1	0	0	0						
U L Washington, S OBP: 0.327, SLG: 0.379	G4-6-3 1B			6-3		2B		5-3		4	0	1	0	0	0	3						
Inning Stats	R: 5 E: 0 K: 0 S: 7	H: 5 LOB: 2 BB: 2 P: 15	R: 0 E: 0 K: 1 S: 5	H: 0 LOB: 0 BB: 0 P: 5	R: 1 E: 0 K: 0 S: 6	H: 3 LOB: 2 BB: 0 P: 6	R: 0 E: 0 K: 0 S: 3	H: 0 LOB: 0 BB: 0 P: 3	R: 0 E: 0 K: 1 S: 6	H: 1 LOB: 1 BB: 0 P: 6	R: 0 E: 0 K: 0 S: 3	H: 0 LOB: 0 BB: 0 P: 3	R: 0 E: 0 K: 2 S: 7	H: 0 LOB: 0 BB: 0 P: 7	R: 0 E: 0 K: 0 S: 4	H: 1 LOB: 1 BB: 0 P: 4	1B: 6 2B: 4 3B: 0 HR: 0	SF: 0 SAC: 1 DP: 1 HBP: 0	WP: 0 PB: 0 SB: 0 CS: 0	PA: 38		
PITCHER	IP WLS BF H R ER SO BB IBB HBP BLK WP HR S P ERA WHIP	IP WLS BF H R ER SO BB IBB HBP BLK WP HR S P ERA WHIP																				
Fergie Jenkins, R ERA: 3.6	(1, 1)	0.1																				
Dave Rajsich, L ERA: 5.79	(1, 1)	8.2	W	30	5	1	1	4	0	0	0	0	0	0	0	0	0	0	38	38	1.04	0.577

AB 39
R 10
H 15
RBI 10
BB 2
SO 1
LOB 14



AB 35
R 6
H 10
RBI 6
BB 2
SO 4
LOB 8



Batter	1	2	3	4	5	6	7	8	9	AB	R	H	RBI	BB	SO	LOB	TOP					
Mickey Rivers, L (1, 8) OBP: 0.347, SLG: 0.438										5	0	1	1	0	0	2						
Bump Willis, S (1, 4) OBP: 0.322, SLG: 0.357										5	0	0	0	0	1	1						
Al Oliver, L (1, 7) OBP: 0.351, SLG: 0.469										3	1	1	1	1	0	0						
Buddy Bell, R (1, 5) OBP: 0.383, SLG: 0.494										3	0	1	0	0	0	1						
Dave Roberts, R (6, 5) OBP: 0.294, SLG: 0.404										1	0	1	0	0	0	0						
Rusty Staub, L (1, 10) OBP: 0.383, SLG: 0.460										4	0	1	0	0	0	3						
Pat Putnam, L (1, 3) OBP: 0.322, SLG: 0.410										3	0	0	0	1	0	2						
Johnny Grubb, L (1, 9) OBP: 0.395, SLG: 0.404										3	1	0	0	1	0	2						
Jim Sundberg, R (1, 2) OBP: 0.352, SLG: 0.386										3	1	1	1	1	0	3						
Pepe Frias, R (1, 6) OBP: 0.246, SLG: 0.273										3	0	0	0	0	0	2						
Jim Norris, L (9, PH) OBP: 0.333, SLG: 0.269										1	0	0	0	0	1	1						
Inning Stats	R: 0 E: 0 K: 1 S: 5	H: 0 LOB: 0 BB: 0 P: 5	R: 0 E: 0 K: 0 S: 4	H: 1 LOB: 2 BB: 1 P: 8	R: 0 E: 0 K: 0 S: 3	H: 0 LOB: 0 BB: 0 P: 3	R: 0 E: 0 K: 0 S: 3	H: 0 LOB: 1 BB: 1 P: 7	R: 0 E: 1 K: 0 S: 4	H: 0 LOB: 1 BB: 0 P: 4	R: 1 E: 0 K: 0 S: 5	H: 2 LOB: 1 BB: 0 P: 5	R: 0 E: 0 K: 0 S: 3	H: 0 LOB: 1 BB: 1 P: 7	R: 0 E: 0 K: 0 S: 4	H: 1 LOB: 1 BB: 0 P: 4	R: 2 E: 0 K: 1 S: 7	H: 2 LOB: 1 BB: 1 P: 11	1B: 1 2B: 4 3B: 0 HR: 1	SF: 0 SAC: 0 DP: 0 HBP: 0	WP: 0 PB: 0 SB: 0 CS: 0	PA: 38
PITCHER	IP WLS BF H R ER SO BB IBB HBP BLK WP HR S P ERA WHIP																					
Dennis Leonard, R (1, 1) ERA: 4.01	8.2 W 37 6 3 3 2 4 0 0 0 0 0 1 37 53 3.12 1.154																					
Dan Quisenberry, R (9, 1) ERA: 2.67	0.1 1 0 0 0 0 0 0 0 0 0 0 0 1 1 0.00 0.000																					

Texas Rangers @ Kansas City Royals
 Royals Stadium, Kansas City, MO
 Fri Aug 29 1980, 8:05 PM EDT
 Att: 32,781 - Unknown - 91 F

AB 34
 R 3
 H 6
 RBI 3
 BB 4
 SO 2
 LOB 17

Batter	1	2	3	4	5	6	7	8	9	AB	R	H	RBI	BB	SO	LOB	BOTTOM			
Willie Wilson, S (1, 7) OBP: 0.365, SLG: 0.439										5	1	2	0	0	0	2				
Hal McRae, R (1, 10) OBP: 0.358, SLG: 0.517										4	2	3	4	0	0	1				
George Brett, L (1, 5) OBP: 0.465, SLG: 0.675										5	1	2	1	0	0	4				
Darrell Porter, L (1, 2) OBP: 0.375, SLG: 0.381										4	0	0	0	0	0	3				
Willie Aikens, L (1, 3) OBP: 0.361, SLG: 0.427										4	0	1	0	0	1	0				
Ralph LaCock, L (9, 3) OBP: 0.255, SLG: 0.224										0	0	0	0	0	0	0				
Amos Otis, R (1, 8) OBP: 0.321, SLG: 0.405										4	1	1	0	0	0	1				
Clint Hurdle, L (1, 9) OBP: 0.369, SLG: 0.495										3	1	1	0	1	0	0				
Frank White, R (1, 4) OBP: 0.283, SLG: 0.338										4	1	2	0	0	1	3				
U L Washington, S (1, 6) OBP: 0.325, SLG: 0.380										4	0	2	1	0	0	1				
Inning Stats	R: 2 E: 0 K: 0 S: 6	H: 3 LOB: 1 BB: 0 P: 6	R: 0 E: 0 K: 0 S: 3	H: 1 LOB: 0 BB: 0 P: 3	R: 0 E: 0 K: 1 S: 5	H: 0 LOB: 1 BB: 1 P: 9	R: 0 E: 0 K: 0 S: 3	H: 0 LOB: 0 BB: 0 P: 3	R: 2 E: 1 K: 0 S: 6	H: 2 LOB: 1 BB: 0 P: 6	R: 2 E: 0 K: 1 S: 10	H: 5 LOB: 3 BB: 0 P: 10	1B: 10 2B: 1 3B: 0 HR: 3	SF: 1 SAC: 0 DP: 0 HBP: 0	WP: 0 PB: 0 SB: 2 CS: 1	PA: 39				
PITCHER	IP WLS BF H R ER SO BB IBB HBP BLK WP HR S P ERA WHIP																			
Ed Figueroa, R (1, 1) ERA: 6.55	6.1 L 28 9 5 4 1 1 0 0 0 0 0 0 29 33 5.68 1.579																			
Bob Babcock, R (7, 1) ERA: 6.08	0.1 1 0 0 0 0 0 0 0 0 0 0 0 1 1 0.00 0.000																			
Sparky Lyle, L (7, 1) ERA: 4.35	1.1 10 5 2 2 1 0 0 0 0 0 0 0 12 12 13.50 3.750																			

Texas Rangers @ Kansas City Royals
 Royals Stadium, Kansas City, MO
 Fri Aug 29 1980, 8:05 PM EDT
 Att: 32,781 - Unknown - 91 F

AB 37
 R 7
 H 14
 RBI 6
 BB 1
 SO 2
 LOB 15

Batter	1	2	3	4	5	6	7	8	9	10	11	AB	R	H	RBI	BB	SO	LOB	TOP							
Mickey Rivers, L OBP: 0.347, SLG: 0.436 (1, 8)												6	0	2	2	0	0	4								
Bill Sample, R OBP: 0.307, SLG: 0.296 Jim Norris, L OBP: 0.329, SLG: 0.265 (1, 9)												4	1	0	0	0	1	4								
Al Oliver, L OBP: 0.351, SLG: 0.470 (1, 7)												5	1	2	2	0	1	2								
Richie Zisk, R OBP: 0.342, SLG: 0.474 Doc Medich, R (10, PR)												5	0	2	0	0	1	4								
John Ellis, R OBP: 0.320, SLG: 0.329 Pat Putnam, L OBP: 0.324, SLG: 0.412 (1, 3)												4	1	2	3	0	0	0								
Dave Roberts, R OBP: 0.292, SLG: 0.397 (1, 5)												5	1	1	0	0	0	0								
Jim Sundberg, R OBP: 0.351, SLG: 0.385 (1, 2)												4	1	1	0	0	0	2								
Mike Richardt, R OBP: 0.200, SLG: 0.400 (1, 4)												5	1	1	0	0	0	3								
Pepe Frias, R OBP: 0.290, SLG: 0.276 (1, 6)												5	1	2	0	0	1	3								
Inning Stats	R: 3 E: 1 K: 1 S: 8	H: 2 LOB: 0 BB: 0 P: 8	R: 0 E: 1 K: 1 S: 6	H: 1 LOB: 1 BB: 0 P: 6	R: 0 E: 0 K: 0 S: 3	H: 1 LOB: 0 BB: 0 P: 3	R: 0 E: 0 K: 0 S: 3	H: 0 LOB: 0 BB: 0 P: 3	R: 0 E: 0 K: 0 S: 4	H: 1 LOB: 1 BB: 0 P: 4	R: 0 E: 0 K: 0 S: 7	H: 3 LOB: 2 BB: 0 P: 7	R: 2 E: 0 K: 1 S: 8	H: 3 LOB: 1 BB: 0 P: 8	R: 0 E: 0 K: 0 S: 3	H: 0 LOB: 0 BB: 0 P: 3	R: 0 E: 0 K: 0 S: 4	H: 2 LOB: 2 BB: 0 P: 4	R: 2 E: 0 K: 0 S: 6	H: 1 LOB: 1 BB: 0 P: 6	1B: 11 2B: 2 3B: 0 HR: 1	SF: 0 SAC: 1 DP: 1 HBP: 0	WP: 1 PB: 0 SB: 0 CS: 1	PA: 47		
PITCHER	IP 10.0	WLS 10	BF 41	H 13	R 5	ER 2	SO 4	BB 0	IBB 0	HBP 0	BLK 0	WP 0	HR 1	S 49	P 49	ERA 1.80	WHIP 1.300									
Larry Gura, L ERA: 2.28 Dan Quisenberry, R ERA: 2.64 (11, 1)	1.0	L	6	1	2	0	0	0	0	0	0	0	0	6	6	0.00	1.000									

Texas Rangers @ Kansas City Royals
 Royals Stadium, Kansas City, MO
 Sat Aug 30 1980, 4:33 AM EDT
 Att. 34,557 - Unknown - 86 F

livebaseballscores.com

AB 46
R 7
H 14
RBI 7
BB 0
SO 4
LOB 23

Batter	1	2	3	4	5	6	7	8	9	10	11	AB	R	H	RBI	BB	SO	LOB	BOTTOM						
Willie Wilson, S OBP: 0.361, SLG: 0.434 (1, 7)												6	0	0	0	0	2	5							
U L Washington, S OBP: 0.331, SLG: 0.385 (1, 6)												5	2	2	1	1	1	2							
George Brett, L OBP: 0.466, SLG: 0.672 (1, 5)												6	0	3	1	0	0	1							
Hal McRae, R OBP: 0.360, SLG: 0.519 (1, 10)												6	1	3	0	0	0	2							
Amos Otis, R OBP: 0.322, SLG: 0.403 (1, 8)												6	1	2	2	0	2	3							
John Wathan, R OBP: 0.376, SLG: 0.393 Darrell Porter, L OBP: 0.373, SLG: 0.379 (1, 2)												4	0	3	0	0	1	0							
Willie Aikens, L OBP: 0.360, SLG: 0.424 Rance Mulliniks, L OBP: 0.297, SLG: 0.226 (1, 3)												3	0	0	0	1	0	3							
Dave Chalk, R OBP: 0.337, SLG: 0.359 (10, 4)												1	0	0	0	0	1	1							
Jose Cardenal, R OBP: 0.323, SLG: 0.264 Clint Hurdle, L OBP: 0.370, SLG: 0.495 (1, 9)												2	1	2	0	1	0	0							
Jamie Quirk, L OBP: 0.280, SLG: 0.416 Frank White, R OBP: 0.291, SLG: 0.335 Ralph LaCock, L OBP: 0.265, SLG: 0.230 (11, 9)												0	0	0	0	0	0	0							
Inning Stats	R: 0 E: 0 K: 1 S: 5	H: 0 LOB: 0 BB: 0 P: 5	R: 0 E: 0 K: 0 S: 4	H: 1 LOB: 1 BB: 0 P: 4	R: 1 E: 0 K: 0 S: 6	H: 3 LOB: 2 BB: 0 P: 6	R: 1 E: 0 K: 1 S: 7	H: 3 LOB: 1 BB: 0 P: 7	R: 0 E: 0 K: 0 S: 5	H: 2 LOB: 2 BB: 0 P: 5	R: 0 E: 0 K: 2 S: 7	H: 1 LOB: 2 BB: 1 P: 15	R: 2 E: 0 K: 2 S: 9	H: 2 LOB: 1 BB: 1 P: 13	R: 0 E: 0 K: 2 S: 9	H: 3 LOB: 2 BB: 0 P: 9	R: 0 E: 0 K: 1 S: 5	H: 0 LOB: 0 BB: 0 P: 5	1B: 14 2B: 2 3B: 1 HR: 0	SF: 0 SAC: 0 DP: 2 HBP: 0	WP: 0 PB: 0 SB: 0 CS: 0	PA: 51			
PITCHER	IP 6.2	WLS 12	BF 31	H 12	R 3	ER 3	SO 3	BB 1	IBB 0	HBP 0	BLK 0	WP 0	HR 0	S 34	P 38	ERA 4.05	WHIP 1.950								
Jon Matlack, L ERA: 3.43 Danny Darwin, R ERA: 2.46 John Henry Johnson, L ERA: 3.04 (7, 1)	1.2	10	2	2	2	2	3	3	0	0	0	0	0	13	25	10.80	3.000								
(8, 1)	2.2	W	10	3	0	0	5	0	0	0	0	0	0	20	20	0.00	1.125								

Texas Rangers @ Kansas City Royals
 Royals Stadium, Kansas City, MO
 Sat Aug 30 1980, 4:33 AM EDT
 Att. 34,557 - Unknown - 86 F

livebaseballscores.com

AB 47
R 5
H 17
RBI 4
BB 4
SO 10
LOB 22

Batter	1	2	3	4	5	6	7	8	9	AB	R	H	RBI	BB	SO	LOB	TOP					
Mickey Rivers, L (1,8) OBP: 0.348, SLG: 0.437	0-0 4-3		0-0 1B		0-0 L7			0-0 HR	4-0 IBB	4	1	2	0	1	0	1						
Bill Sample, R (1,9) OBP: 0.312, SLG: 0.324	0-0 L8		0-0 1B		0-0 3-1			0-0 HR	0-0 4-3	4	1	2	2	0	0	1						
Johnny Grubb, L (9,PH) OBP: 0.393, SLG: 0.402			1-2 1B					1-H HR		1	0	0	0	0	0	2						
Al Oliver, L (1,7) OBP: 0.351, SLG: 0.470	0-0 2B		0-0 F7		0-0 F7			0-0 6-3		4	0	1	0	0	0	2						
Richie Zisk, R (1,10) OBP: 0.341, SLG: 0.479	0-3 K		0-0 F9		0-0 F8			0-0 HR		4	1	1	1	0	1	3						
John Ellis, R (1,3) OBP: 0.285, SLG: 0.323			0-0 F9		0-0 5-3			0-0 2B		3	0	0	0	0	0	0						
Pat Putnam, L (8,PH) OBP: 0.326, SLG: 0.417										1	0	1	0	0	0	0						
Dave Roberts, R (1,5) OBP: 0.285, SLG: 0.388			0-0 F7		0-0 F8			0-0 6-3		4	0	0	0	0	0	1						
Jim Sundberg, R (1,2) OBP: 0.350, SLG: 0.383			0-0 1B		0-0 5-3			0-0 F9		4	0	1	0	0	0	0						
Mike Richardt, R (1,4) OBP: 0.333, SLG: 0.444			0-0 4-3		0-0 SH1-3 1B			0-0 5-3		4	0	2	0	0	0	1						
Pepe Frias, R (1,6) OBP: 0.246, SLG: 0.272			0-3 K		0-0 SH1-3			0-0 1-3	0-0 5-3	3	0	0	0	0	1	1						
Inning Stats	R: 0 E: 0 K: 1 S: 6	H: 1 LOB: 1 BB: 0 P: 6	R: 0 E: 0 K: 0 S: 4	H: 1 LOB: 1 BB: 0 P: 4	R: 0 E: 0 K: 1 S: 7	H: 2 LOB: 2 BB: 0 P: 7	R: 0 E: 0 K: 0 S: 3	H: 0 LOB: 0 BB: 0 P: 3	R: 0 E: 0 K: 0 S: 4	H: 1 LOB: 1 BB: 0 P: 4	R: 0 E: 0 K: 0 S: 3	H: 0 LOB: 0 BB: 0 P: 3	R: 0 E: 0 K: 0 S: 3	H: 0 LOB: 0 BB: 0 P: 3	R: 3 E: 0 K: 0 S: 7	H: 4 LOB: 1 BB: 0 P: 7	R: 0 E: 0 K: 0 S: 4	H: 1 LOB: 2 BB: 1 P: 8	1B: 6 2B: 2 3B: 0 HR: 2	SF: 0 SAC: 1 DP: 0 HBP: 0	WP: 0 PB: 0 SB: 0 CS: 0	PA: 38
PITCHER	IP WLS BF H R ER SO BB IBB HBP BLK WP HR S P ERA WHIP	7.2 31 8 3 3 2 0 0 0 0 0 0 2 35 35 3.52 1.043	1.1 W 7 2 0 0 0 0 1 0 0 0 0 6 10 0.00 1.500	PITCHER										IP WLS BF H R ER SO BB IBB HBP BLK WP HR S P ERA WHIP								
Paul Spittorf, L (1,1) ERA: 4.4											7.2 31 8 3 3 2 0 0 0 0 0 2 35 35 3.52 1.043											
Dan Quisenberry, R (8,1) ERA: 2.61											1.1 W 7 2 0 0 0 0 1 0 0 0 6 10 0.00 1.500											

Texas Rangers @ Kansas City Royals
 Royals Stadium, Kansas City, MO
 Sun Aug 31 1980, 4:33 AM EDT
 Att: 37,390 - Unknown - 89 F

AB 36
 R 3
 H 10
 RBI 3
 BB 1
 SO 2
 LOB 12



Batter	1	2	3	4	5	6	7	8	9	AB	R	H	RBI	BB	SO	LOB	BOTTOM					
Willie Wilson, S (1,7) OBP: 0.361, SLG: 0.433	0-0 3-1		0-0 S 1B		0-0 F9			0-0 SH3-4		4	0	1	1	0	0	4						
Hal McRae, R (1,10) OBP: 0.363, SLG: 0.518	0-0 HBP BB 1B		0-0 F7		4-0 BB			4-0 IBB		3	0	1	0	2	0	1						
George Brett, L (1,5) OBP: 0.465, SLG: 0.667	4-0 HBP BB 1-2		4-0 4-3 BB		0-0 F9			0-0 F8		3	0	0	0	2	0	4						
Willie Aikens, L (1,3) OBP: 0.357, SLG: 0.420	0-0 F8		0-0 4-3		0-0 F8			0-0 P6		4	0	0	0	0	0	3						
Ralph LaCock, L (6,PR) OBP: 0.265, SLG: 0.230			0-0 4-3		0-0 F8			0-0 E4		0	0	0	0	0	0	0						
Dave Chalk, R (8,PH) OBP: 0.335, SLG: 0.357			1-2 HBP		0-0 L7			0-0 F8		1	0	0	0	0	0	2						
Darrell Porter, L (9,2) OBP: 0.373, SLG: 0.379			0-0 L7		4-0 4-3 S 1B BB			0-0 F8		0	0	0	0	0	0	0						
Amos Otis, R (1,8) OBP: 0.325, SLG: 0.402	1-0 HBP		0-0 L7		4-0 4-3 S 1B BB			0-0 F8		1	1	0	0	1	0	1						
Jose Cardenal, R (6,7) OBP: 0.313, SLG: 0.255	1-2 2-3 HBP		0-0 F7		0-0 4-3			0-0 1B 2B		2	0	0	0	0	0	1						
Clint Hurdle, L (1,9) OBP: 0.367, SLG: 0.494	0-0 P3		0-0 F7		0-0 4-3			0-0 1B 2B		5	1	1	0	0	1	5						
John Wathan, R (1,2) OBP: 0.377, SLG: 0.393			1-0 FC6-4 HBP		0-0 6-3			4-0 WP BB 1B		0	0	0	0	0	0	0						
Jamie Quirk, L (2,PR) OBP: 0.294, SLG: 0.422					0-0 6-3			0-0 CS 1B		3	0	2	1	1	0	0						
Frank White, R (1,4) OBP: 0.284, SLG: 0.335			0-0 FC6-4 S 1B		4-0 S 2B BB			4-0 WP BB		3	2	1	1	2	0	2						
Rance Mulliniks, L (1,6) OBP: 0.289, SLG: 0.273			0-0 4-3 1-2 1B		0-0 4-3 BB			4-0 1-2 BB		2	0	1	1	1	0	1						
U L Washington, S (8,PH) OBP: 0.332, SLG: 0.385			0-0 4-3		0-0 2B			4-0 SH3-4 BB		0	0	0	0	1	0	0						
Inning Stats	R: 0 E: 0 K: 0 S: 4	H: 1 LOB: 3 BB: 1 P: 9	R: 1 E: 0 K: 0 S: 4	H: 1 LOB: 2 BB: 0 P: 5	R: 0 E: 0 K: 0 S: 3	H: 0 LOB: 1 BB: 1 P: 7	R: 1 E: 0 K: 0 S: 4	H: 1 LOB: 2 BB: 2 P: 12	R: 1 E: 0 K: 0 S: 4	H: 1 LOB: 3 BB: 3 P: 16	R: 0 E: 1 K: 0 S: 4	H: 0 LOB: 1 BB: 0 P: 4	R: 0 E: 0 K: 1 S: 5	H: 1 LOB: 0 BB: 0 P: 5	R: 0 E: 0 K: 0 S: 3	H: 0 LOB: 2 BB: 2 P: 11	R: 0 E: 0 K: 0 S: 3	H: 2 LOB: 2 BB: 1 P: 7	1B: 5 2B: 2 3B: 0 HR: 0	SF: 0 SAC: 1 DP: 0 HBP: 2	WP: 1 PB: 0 SB: 4 CS: 1	PA: 44
PITCHER	IP WLS BF H R ER SO BB IBB HBP BLK WP HR S P ERA WHIP	4.2 L 16 2 1 1 1 1 2 0 0 0 0 15 27 2.46 0.818	0.0 1 1 0 0 0 0 0 0 0 0 0 0 1 1 ∞ ∞	PITCHER										IP WLS BF H R ER SO BB IBB HBP BLK WP HR S P ERA WHIP								
Ken Clay, R (1,1) ERA: 3.16											4.2 L 16 2 1 1 1 1 2 0 0 0 0 15 27 2.46 0.818											
Sparky Lyle, L (5,1) ERA: 4.25											0.0 1 1 0 0 0 0 0 0 0 0 0 0 1 1 ∞ ∞											
Danny Darwin, R (9,1) ERA: 2.46											0.0 1 1 0 0 0 0 0 0 0 0 0 0 1 1 ∞ ∞											

Texas Rangers @ Kansas City Royals
 Royals Stadium, Kansas City, MO
 Sun Aug 31 1980, 4:33 AM EDT
 Att: 37,390 - Unknown - 89 F

AB 31
 R 4
 H 7
 RBI 4
 BB 10
 SO 1
 LOB 24



Batter	1	2	3	4	5	6	7	8	9	AB	R	H	RBI	BB	SO	LOB	TOP			
Paul Moltor, R OBP: 0.360, SLG: 0.402	F8	L8	FC1-4 4-3 1B	1-3	1-3	5-3				5	1	0	0	0	0	3				
Robin Yount, R OBP: 0.316, SLG: 0.532	1B	2B	4-3	6-3	6-3				F9	5	1	2	0	0	0	1				
Cecil Cooper, L OBP: 0.396, SLG: 0.540	E 2-H 1B	L8	BB S 1B	BB S 1B	1-3	1-3			F7	5	1	2	2	0	0	2				
Gorman Thomas, R OBP: 0.316, SLG: 0.496	1B 1-3 BB	1-2 2-3 BB	BB S BB	BB BB	BB				2B	2	1	1	0	3	0	0				
Ben Oglivie, L OBP: 0.362, SLG: 0.542	FC6-2-5-1 1-3 3-H 1B	F7	BB	BB	BB				2B	3	1	1	1	2	0	3				
Don Money, R OBP: 0.341, SLG: 0.502	FC6-2-5-1 1-3 3-H 1B		E6 L3	F9	F9				2B	5	0	1	2	0	0	5				
Vic Harris, S OBP: 0.273, SLG: 0.289	P3		L3		P3				SH1-3 BB	4	0	0	0	1	0	4				
Jim Gantner, L OBP: 0.326, SLG: 0.379		1B 3B	F3		4-3				SH1-3	3	1	1	0	0	0	0				
Buck Martinez, R OBP: 0.287, SLG: 0.339		BB 1B 1B		FC1-4 BB	6-3				P6	3	0	1	1	1	0	1				
Inning Stats	R: 2 E: 0 K: 0 S: 6	H: 3 LOB: 2 BB: 1 P: 10	R: 1 E: 0 K: 0 S: 6	H: 3 LOB: 3 BB: 1 P: 10	R: 0 E: 1 K: 0 S: 3	H: 0 LOB: 0 BB: 0 P: 3	R: 1 E: 0 K: 0 S: 4	H: 1 LOB: 3 BB: 3 P: 16	R: 0 E: 0 K: 0 S: 3	H: 0 LOB: 0 BB: 0 P: 3	R: 0 E: 0 K: 0 S: 3	H: 0 LOB: 0 BB: 0 P: 3	R: 0 E: 0 K: 0 S: 3	H: 0 LOB: 1 BB: 1 P: 7	R: 2 E: 0 K: 0 S: 5	H: 2 LOB: 1 BB: 1 P: 9	1B: 5 2B: 4 3B: 1 HR: 0	SF: 0 SAC: 1 DP: 1 HBP: 0	WP: 0 PB: 0 CS: 3	PA: 43
PITCHER	IP WLS BF H R ER SO	IP WLS BF H R ER SO	IP WLS BF H R ER SO	IP WLS BF H R ER SO	IP WLS BF H R ER SO	IP WLS BF H R ER SO	IP WLS BF H R ER SO	IP WLS BF H R ER SO	IP WLS BF H R ER SO	IP WLS BF H R ER SO	IP WLS BF H R ER SO	IP WLS BF H R ER SO	IP WLS BF H R ER SO	IP WLS BF H R ER SO	IP WLS BF H R ER SO	IP WLS BF H R ER SO	ERA WHIP	ERA WHIP		
Rich Gale, R ERA: 3.82	(1, 1)	3.2	L	22	7	4	4	0	4	0	0	0	0	0	0	0	0	9.82	3.000	
Ken Brett, L ERA:	(4, 1)	4.1		15	0	0	0	0	2	0	0	0	0	0	0	0	0	0.00	0.462	
Craig Chamberlain, R ERA: 18.0	(9, 1)	1.0		6	2	2	2	0	0	1	0	0	0	0	0	0	0	18.00	2.000	

Milwaukee Brewers @ Kansas City Royals
 Royals Stadium, Kansas City, MO
 Mon Sep 01 1980, 8:05 PM EDT
 Att: 28,597 - Unknown - 79 F

AB	35
R	6
H	9
RBI	6
BB	7
SO	0
LOB	19



Batter	1	2	3	4	5	6	7	8	9	AB	R	H	RBI	BB	SO	LOB	BOTTOM			
Willie Wilson, S OBP: 0.359, SLG: 0.430	F9		FC6-4 S BB 1B		BB				4-3	4	1	0	0	1	0	4				
U L Washington, S OBP: 0.335, SLG: 0.390	3B		1B 1-2 BB		F9				BB	2	0	1	0	2	0	1				
George Brett, L OBP: 0.463, SLG: 0.662	P6		1-3 2-H 1B		F8				F9	4	0	1	1	0	0	3				
Hal McRae, R OBP: 0.359, SLG: 0.512	6-3		P4		5-3				F7	4	0	0	0	0	0	4				
John Wathan, R OBP: 0.374, SLG: 0.389			6-3		P4				L8	4	0	0	0	0	0	3				
Jose Cardenal, R OBP: 0.294, SLG: 0.237			F8		F8				P3	4	0	0	0	0	0	0				
Frank White, R OBP: 0.286, SLG: 0.337			1B		F8				1B	4	0	2	0	0	0	0				
Clint Hurdle, L OBP: 0.364, SLG: 0.489			K		P6				F7	3	0	0	0	0	1	1				
Dave Chalk, R OBP: 0.333, SLG: 0.354					P6				F7	1	0	0	0	0	0	1				
Jamie Quirk, L OBP: 0.302, SLG: 0.423					G2				1B	2	0	1	0	1	0	0				
Amos Otis, R OBP: 0.327, SLG: 0.404									1B	1	0	1	0	0	0	0				
Manny Castillo, S OBP: 0.333, SLG: 0.354									1B	0	0	0	0	0	0	0				
Inning Stats	R: 0 E: 0 K: 0 S: 4	H: 1 LOB: 1 BB: 0 P: 4	R: 0 E: 0 K: 1 S: 6	H: 1 LOB: 1 BB: 0 P: 6	R: 1 E: 0 K: 0 S: 4	H: 1 LOB: 2 BB: 2 P: 12	R: 0 E: 0 K: 0 S: 3	H: 0 LOB: 0 BB: 0 P: 3	R: 0 E: 0 K: 0 S: 3	H: 0 LOB: 0 BB: 0 P: 3	R: 0 E: 0 K: 0 S: 4	H: 1 LOB: 1 BB: 0 P: 4	R: 0 E: 0 K: 0 S: 3	H: 0 LOB: 1 BB: 1 P: 7	R: 0 E: 0 K: 0 S: 5	H: 2 LOB: 2 BB: 0 P: 5	1B: 5 2B: 0 3B: 1 HR: 0	SF: 0 SAC: 0 DP: 0 HBP: 0	WP: 0 PB: 0 CS: 0	PA: 37
PITCHER	IP WLS BF H R ER SO	IP WLS BF H R ER SO	IP WLS BF H R ER SO	IP WLS BF H R ER SO	IP WLS BF H R ER SO	IP WLS BF H R ER SO	IP WLS BF H R ER SO	IP WLS BF H R ER SO	IP WLS BF H R ER SO	IP WLS BF H R ER SO	IP WLS BF H R ER SO	IP WLS BF H R ER SO	IP WLS BF H R ER SO	IP WLS BF H R ER SO	IP WLS BF H R ER SO	IP WLS BF H R ER SO	ERA WHIP	ERA WHIP		
Bob McClure, L ERA: 3.08	(1, 1)	9.0	W	37	6	1	1	1	4	0	0	0	0	0	0	0	0	1.00	1.111	

Milwaukee Brewers @ Kansas City Royals
 Royals Stadium, Kansas City, MO
 Mon Sep 01 1980, 8:05 PM EDT
 Att: 28,597 - Unknown - 79 F

AB	33
R	1
H	6
RBI	1
BB	4
SO	1
LOB	17



Batter	1	2	3	4	5	6	7	8	9	10	AB	R	H	RBI	BB	SO	LOB	TOP	
Jim Gantner, L OBP: 0.324, SLG: 0.373 (1,4)	0-0 4-3		0-0 P4		0-0 F7		0-0 F4		0-0 F9		5	0	0	0	0	0	0		
Robin Yount, R OBP: 0.320, SLG: 0.533 (1,6)	0-0 6-3		0-0 6-3		0-0 2B		4-0 BB		0-0 SH	BB	3	1	1	0	2	0	0		
Cecil Cooper, L OBP: 0.399, SLG: 0.542 (1,3)	4-0 FC6-4 BB		0-0 FC5 2B		4-0 FC5-4 IBB		0-0 4-3		0-0 SH	BB	2	1	1	0	2	0	1		
Gorman Thomas, R OBP: 0.315, SLG: 0.499 (1,8)	0-0 FC6-4 1-2f		0-0 FC5 2-3		0-0 FC5-4 1-2f		0-0 HR		0-0 6-3	BB	5	1	1	1	0	0	5		
Ben Oglivie, L OBP: 0.324, SLG: 0.542 (1,7)		0-0 BB 1B		0-0 FC4-2 1B		0-0 4-3		0-0 P5		4-0 2B FC4-2 IBB	4	0	2	0	1	0	0		
Don Money, R OBP: 0.346, SLG: 0.506 (1,5)		4-0 BB 1-2		0-0 F9		0-0 FC4-6 1B		0-3 K		0-0 BB 2B	4	0	2	1	1	1	1		
John Poff, L OBP: 0.200, SLG: 0.200 (1,10)		0-3 BB K		0-0 FC4-2 1B		0-0 FC4-6 1-2f		0-0 L4		0-0 FC4-2 3-H	5	0	1	0	0	1	5		
Vic Harris, S OBP: 0.245, SLG: 0.256 (1,9)		0-3 BB K		0-0 FC4-2 1-2 2-H		0-0 FC4-6 1-2f		0-0 FC4-6		0-0 F8	5	0	0	0	0	1	7		
Buck Martinez, R OBP: 0.282, SLG: 0.332 (1,2)		0-0 4-3		0-0 6-3		0-0 K		0-3 K		0-0 K	4	0	0	0	0	2	2		
Inning Stats	R: 0 E: 0 K: 0 S: 3	H: 0 LOB: 1 BB: 1 P: 7	R: 0 E: 0 K: 2 S: 8	H: 1 LOB: 2 BB: 1 P: 12	R: 0 E: 0 K: 0 S: 4	H: 1 LOB: 1 BB: 0 P: 4	R: 0 E: 0 K: 0 S: 4	H: 1 LOB: 2 BB: 0 P: 4	R: 0 E: 0 K: 1 S: 5	H: 0 LOB: 1 BB: 1 P: 9	R: 1 E: 0 K: 1 S: 6	H: 1 LOB: 0 BB: 0 P: 6	R: 0 E: 0 K: 1 S: 5	H: 0 LOB: 0 BB: 0 P: 5	R: 2 E: 1 K: 0 S: 5	H: 1 LOB: 2 BB: 2 P: 13	1B: 4 2B: 4 3B: 0 HR: 1	SF: 0 SAC: 1 DP: 1 HBP: 0	WP: 0 PA: 44
PITCHER	IP 9.1	WLS L	BF 42	H 8	R 3	ER 2	SO 5	BB 4	IBB 2	HBP 0	BLK 0	WP 0	HR 1	S 46	P 70	ERA 1.93	WHIP 1.286		
Dennis Leonard, R ERA: 3.92 (1,1)																			
Dan Quisenberry, R ERA: 2.59 (10,1)	0.2	2	0	0	0	0	0	0	0	0	0	0	0	2	2	0.00	0.000		

Milwaukee Brewers @ Kansas City Royals
 Royals Stadium, Kansas City, MO
 Wed Sep 03 1980, 8:05 PM EDT
 Att: 23,037 - Unknown - 84 F

AB	37
R	3
H	8
RBI	2
BB	6
SO	5
LOB	21

WP: 0	PA: 44
PB: 0	
SB: 0	
CS: 0	

Batter	1	2	3	4	5	6	7	8	9	10	AB	R	H	RBI	BB	SO	LOB	BOTTOM			
Willie Wilson, S OBP: 0.360, SLG: 0.430 (1,8)	0-0 F9		0-0 G6-4-3 1B		0-0 G3		0-0 G3		0-0 S 1B	0-0 4-3	5	0	2	0	0	1					
Hal McRae, R OBP: 0.357, SLG: 0.508 (1,10)	0-0 G4-6-3 1B		0-0 G6-4-3 1-2f		0-0 G6-4-3		0-0 F9		0-0 P2	0-0 5-3	5	0	1	0	0	3					
George Brett, L OBP: 0.465, SLG: 0.669 (1,5)	0-0 G4-6-3 1-2f		4-0 CS BB		4-0 HR		4-0 1-2 IBB		4-0 F7		2	1	1	1	2	0	1				
Darrell Porter, L OBP: 0.369, SLG: 0.375 (1,2)		0-0 F7		0-0 F8		0-3 K		0-0 F7		0-0 F7	4	0	0	0	0	1	3				
Willie Aikens, L OBP: 0.336, SLG: 0.419 (1,3)		0-0 F8		0-0 1-2 1B		0-0 4-3		0-0 3-1		0-0 3-1	4	0	1	0	0	2					
Clint Hurdle, L OBP: 0.363, SLG: 0.486 (1,9)		0-0 1B		0-3 K		0-0 F7		0-0 L7		0-0 L7	4	0	1	0	0	1	1				
John Wathan, R OBP: 0.372, SLG: 0.390 (1,7)		0-0 F9		0-0 F9		0-0 F9		0-0 F7 2B		0-0 B1-3	4	0	1	0	0	1					
Frank White, R OBP: 0.286, SLG: 0.336 (1,4)		0-0 P4		0-0 S 1B		0-0 F7		0-0 F7		0-0 5-3	4	0	1	0	0	1					
U L Washington, S OBP: 0.333, SLG: 0.386 (1,6)		0-0 E6 1B		0-0 K		0-3 K		0-0 F9		0-0 L8	4	0	0	0	0	1	2				
Inning Stats	R: 0 E: 0 K: 0 S: 3	H: 1 LOB: 1 BB: 0 P: 3	R: 0 E: 0 K: 0 S: 4	H: 1 LOB: 1 BB: 0 P: 4	R: 0 E: 1 K: 0 S: 4	H: 1 LOB: 1 BB: 1 P: 4	R: 0 E: 0 K: 1 S: 5	H: 1 LOB: 1 BB: 0 P: 9	R: 0 E: 0 K: 1 S: 6	H: 1 LOB: 1 BB: 0 P: 6	R: 1 E: 0 K: 1 S: 6	H: 1 LOB: 0 BB: 0 P: 6	R: 0 E: 0 K: 0 S: 4	H: 1 LOB: 2 BB: 1 P: 8	R: 0 E: 0 K: 0 S: 3	H: 0 LOB: 0 BB: 0 P: 3	R: 0 E: 0 K: 0 S: 3	H: 0 LOB: 0 BB: 0 P: 3	1B: 6 2B: 1 3B: 0 HR: 1	SF: 0 SAC: 0 DP: 2 HBP: 0	WP: 0 PA: 38
PITCHER	IP 10.0	WLS W	BF 38	H 8	R 1	ER 1	SO 3	BB 1	IBB 1	HBP 0	BLK 0	WP 0	HR 1	S 42	P 50	ERA 0.90	WHIP 0.900				
Lary Sorensen, R ERA: 3.89 (1,1)																					

Milwaukee Brewers @ Kansas City Royals
 Royals Stadium, Kansas City, MO
 Wed Sep 03 1980, 8:05 PM EDT
 Att: 23,037 - Unknown - 84 F

AB	36
R	1
H	8
RBI	1
BB	2
SO	3
LOB	15

WP: 0	PA: 38
PB: 0	
SB: 2	
CS: 1	

Batter	1	2	3	4	5	6	7	8	9	AB	R	H	RBI	BB	SO	LOB	TOP										
Paul Moltitor, R OBP: 0.361, SLG: 0.408										5	1	2	0	0	0	3	Milwaukee Brewers @ Kansas City Royals Royals Stadium, Kansas City, MO Thu Sep 04 1980, 8:05 PM EDT Att: 21,898 - Unknown - 86 F livebaseballscorecards.com										
Robin Yount, R OBP: 0.323, SLG: 0.536										5	1	3	2	0	0	1											
Cecil Cooper, L OBP: 0.399, SLG: 0.541										5	1	2	1	0	1	1											
Gorman Thomas, R OBP: 0.314, SLG: 0.495										4	1	0	0	1	1	3											
Ben Oglivie, L OBP: 0.362, SLG: 0.538										5	1	1	2	0	0	2											
Don Money, R OBP: 0.350, SLG: 0.508										5	1	3	1	0	0	2											
Dick Davis, R OBP: 0.301, SLG: 0.392										4	1	3	1	1	1	1											
Sal Bando, R OBP: 0.272, SLG: 0.321										3	1	1	1	2	0	2											
Charlie Moore, R OBP: 0.335, SLG: 0.338										4	1	1	1	0	1	3											
Inning Stats	R: 1 E: 0 K: 1 S: 8	H: 3 LOB: 2 BB: 0 P: 8	R: 0 E: 0 K: 1 S: 5	H: 1 LOB: 1 BB: 1 P: 9	R: 0 E: 0 K: 0 S: 3	H: 1 LOB: 0 BB: 0 P: 3	R: 0 E: 0 K: 0 S: 3	H: 0 LOB: 2 BB: 2 P: 11	R: 0 E: 0 K: 0 S: 3	H: 1 LOB: 1 BB: 0 P: 6	R: 0 E: 0 K: 0 S: 4	H: 1 LOB: 0 BB: 0 P: 4	R: 0 E: 0 K: 1 S: 5	H: 0 LOB: 0 BB: 0 P: 5	R: 8 E: 0 K: 0 S: 11	H: 9 LOB: 1 BB: 1 P: 15	1B: 13 2B: 4 3B: 0 HR: 0	SF: 0 SAC: 0 DP: 2 HBP: 0	WP: 0 PB: 0 SB: 0 CS: 1	PA: 44							
PITCHER	IP	WLS	BF	H	R	ER	SO	BB	IBB	HBP	BLK	WP	HR	S	P	ERA	WHIP										
Larry Gura, L ERA: 2.31	(1, 1)	8.0	34	9	3	3	4	3	0	0	0	0	0	39	51	3.38	1.500										
Dan Quisenberry, R ERA: 3.08	(9, 1)	0.1	L	9	7	6	6	0	1	0	0	0	0	8	12	162.00	21.000										
Ken Brett, L ERA:	(9, 1)	0.2	1	0	0	0	0	0	0	0	0	0	0	1	1	0.00	0.000										

Batter	1	2	3	4	5	6	7	8	9	AB	R	H	RBI	BB	SO	LOB	BOTTOM										
Willie Wilson, S OBP: 0.360, SLG: 0.433										5	2	2	0	0	0	0	Milwaukee Brewers @ Kansas City Royals Royals Stadium, Kansas City, MO Thu Sep 04 1980, 8:05 PM EDT Att: 21,898 - Unknown - 86 F livebaseballscorecards.com										
U L Washington, S OBP: 0.335, SLG: 0.386										3	0	1	1	1	0	1											
George Brett, L OBP: 0.467, SLG: 0.674										3	1	1	2	2	0	1											
Hal McRae, R OBP: 0.356, SLG: 0.504										5	0	1	0	0	1	4											
Amos Otis, R OBP: 0.326, SLG: 0.402										4	0	1	0	0	0	0											
John Wathan, R OBP: 0.371, SLG: 0.391										4	1	1	0	0	0	2											
Jose Cardenal, R OBP: 0.306, SLG: 0.270										4	0	2	1	0	0	0											
Ralph LaCock, L OBP: 0.265, SLG: 0.225										3	0	0	0	0	0	1											
Frank White, R OBP: 0.285, SLG: 0.342										4	1	1	1	0	0	3											
Inning Stats	R: 0 E: 0 K: 0 S: 3	H: 0 LOB: 1 BB: 1 P: 7	R: 0 E: 0 K: 0 S: 4	H: 1 LOB: 2 BB: 0 P: 5	R: 1 E: 0 K: 0 S: 4	H: 1 LOB: 0 BB: 0 P: 4	R: 0 E: 0 K: 0 S: 3	H: 0 LOB: 0 BB: 0 P: 3	R: 1 E: 0 K: 1 S: 6	H: 1 LOB: 2 BB: 2 P: 14	R: 1 E: 0 K: 0 S: 5	H: 2 LOB: 1 BB: 0 P: 5	R: 2 E: 0 K: 0 S: 6	H: 4 LOB: 1 BB: 0 P: 6	R: 0 E: 0 K: 0 S: 3	H: 0 LOB: 0 BB: 0 P: 3	R: 0 E: 0 K: 0 S: 4	H: 1 LOB: 1 BB: 0 P: 4	1B: 5 2B: 2 3B: 1 HR: 2	SF: 1 SAC: 0 DP: 1 HBP: 1	WP: 0 PB: 0 SB: 0 CS: 0	PA: 40					
PITCHER	IP	WLS	BF	H	R	ER	SO	BB	IBB	HBP	BLK	WP	HR	S	P	ERA	WHIP										
Bill Travers, L ERA: 3.71	(1, 1)	6.1	W	10	3	0	0	0	0	0	0	0	0	10	10	0.00	1.125										
Bill Castro, R ERA: 2.95	(7, 1)	2.2	W	10	3	0	0	0	0	0	0	0	0	10	10	0.00	1.125										

Batter	1	2	3	4	5	6	7	8	9	AB	R	H	RBI	BB	SO	LOB	TOP			
Willie Wilson, S OBP: 0.359, SLG: 0.432	6-3		FC1-5					6-3		4	0	1	1	0	0	2	Kansas City Royals @ Cleveland Indians Cleveland Municipal Stadium, Cleveland, OH Fri Sep 05 1980, 7:05 PM EDT Att: 21,808 - Unknown - 81 F			
U L Washington, S OBP: 0.331, SLG: 0.383	6-3		FC6-4					F7		4	0	0	0	0	0	3				
George Brett, L OBP: 0.465, SLG: 0.673	F7							4-3		4	0	1	0	0	1	0				
Hal McRae, R OBP: 0.355, SLG: 0.501		K						F9		4	0	1	0	0	1	1				
Amos Otis, R OBP: 0.322, SLG: 0.397		6-3						6-3		4	0	0	0	0	0	2				
John Wathan, R OBP: 0.370, SLG: 0.392		F8								4	0	1	0	0	0	2				
Darrell Porter, L OBP: 0.366, SLG: 0.371										4	0	0	0	0	1	1				
Jose Cardenal, R OBP: 0.320, SLG: 0.277										2	1	1	0	1	0	0				
Frank White, R OBP: 0.288, SLG: 0.350										3	1	2	1	0	0	0				
Inning Stats	R: 0 E: 0 K: 0 S: 3	H: 0 LOB: 0 BB: 0 P: 3	R: 0 E: 0 K: 1 S: 5	H: 0 LOB: 0 BB: 0 P: 5	R: 0 E: 0 K: 0 S: 4	H: 1 LOB: 2 BB: 1 P: 8	R: 0 E: 0 K: 0 S: 4	H: 1 LOB: 1 BB: 0 P: 4	R: 2 E: 0 K: 1 S: 7	H: 3 LOB: 0 BB: 0 P: 7	R: 0 E: 0 K: 0 S: 6	H: 1 LOB: 1 BB: 0 P: 6	R: 0 E: 0 K: 0 S: 3	H: 0 LOB: 0 BB: 0 P: 3	R: 0 E: 0 K: 0 S: 3	H: 1 LOB: 1 BB: 0 P: 4	1B: 3 2B: 3 3B: 1 HR: 0	SF: 0 SAC: 0 DP: 1 HBP: 0	WP: 0 PB: 0 SB: 0 CS: 0	PA: 34
PITCHER Rick Waits, L ERA: 4.41	IP: 9.0 WLS: L BF: 34	H: 7 R: 2 ER: 2 SO: 3	BB: 1 IBB: 0 HBP: 0 BLK: 0	WP: 0 HR: 0 S: 39 P: 43	ERA: 2.00 WHIP: 0.889	PITCHER										IP: 9.0 WLS: L BF: 34	H: 7 R: 2 ER: 2 SO: 3	BB: 1 IBB: 0 HBP: 0 BLK: 0	WP: 0 HR: 0 S: 39 P: 43	ERA: 2.00 WHIP: 0.889

AB	33
R	2
H	7
RBI	2
BB	1
SO	3
LOB	11



Batter	1	2	3	4	5	6	7	8	9	AB	R	H	RBI	BB	SO	LOB	BOTTOM					
Miguel Dilone, S OBP: 0.384, SLG: 0.436	F8								F7	4	1	1	0	0	0	0	Kansas City Royals @ Cleveland Indians Cleveland Municipal Stadium, Cleveland, OH Fri Sep 05 1980, 7:05 PM EDT Att: 21,808 - Unknown - 81 F					
Jorge Orta, L OBP: 0.385, SLG: 0.405	F4								F7	4	0	1	1	0	0	0						
Mike Hargrove, L OBP: 0.311, SLG: 0.405	L8								F7	4	0	0	0	0	0	1						
Joe Charboneau, R OBP: 0.357, SLG: 0.484		2-3								3	0	0	0	0	0	0						
Toby Harrah, R OBP: 0.375, SLG: 0.373		F8								3	0	1	0	0	0	0						
Alan Bannister, R OBP: 0.343, SLG: 0.364		6-3								3	0	1	0	0	0	1						
Bo Diaz, R OBP: 0.258, SLG: 0.345										3	0	0	0	0	0	1						
Rick Manning, L OBP: 0.333, SLG: 0.301										2	0	0	0	0	1	1						
Gary Alexander, R OBP: 0.270, SLG: 0.351										0	0	0	0	1	0	0						
Jerry Dybzinski, R OBP: 0.279, SLG: 0.298										0	0	0	0	0	0	0						
Tom Verzyer, R OBP: 0.310, SLG: 0.342										3	0	0	0	0	0	1						
Inning Stats	R: 0 E: 0 K: 0 S: 3	H: 0 LOB: 0 BB: 0 P: 3	R: 0 E: 0 K: 0 S: 3	H: 0 LOB: 0 BB: 0 P: 3	R: 0 E: 0 K: 0 S: 3	H: 0 LOB: 0 BB: 0 P: 3	R: 1 E: 1 K: 0 S: 4	H: 2 LOB: 0 BB: 0 P: 4	R: 0 E: 0 K: 1 S: 6	H: 1 LOB: 1 BB: 0 P: 6	R: 0 E: 0 K: 0 S: 3	H: 0 LOB: 0 BB: 0 P: 3	R: 0 E: 0 K: 0 S: 4	H: 1 LOB: 1 BB: 0 P: 4	R: 0 E: 0 K: 0 S: 2	H: 0 LOB: 1 BB: 1 P: 6	R: 0 E: 0 K: 0 S: 3	H: 0 LOB: 0 BB: 0 P: 3	1B: 3 2B: 1 3B: 0 HR: 0	SF: 0 SAC: 0 DP: 2 HBP: 0	WP: 0 PB: 0 SB: 0 CS: 0	PA: 30
PITCHER Paul Spittorff, L ERA: 4.22	IP: 9.0 WLS: W BF: 30	H: 4 R: 1 ER: 1 SO: 1	BB: 1 IBB: 0 HBP: 0 BLK: 0	WP: 0 HR: 0 S: 31 P: 35	ERA: 1.00 WHIP: 0.556	PITCHER										IP: 9.0 WLS: W BF: 30	H: 4 R: 1 ER: 1 SO: 1	BB: 1 IBB: 0 HBP: 0 BLK: 0	WP: 0 HR: 0 S: 31 P: 35	ERA: 1.00 WHIP: 0.556		



Batter	1	2	3	4	5	6	7	8	9	AB	R	H	RBI	BB	SO	LOB	TOP																
Willie Wilson, S OBP: 0.357, SLG: 0.430 (1, 7)										5	1	1	0	0	2	4	Kansas City Royals @ California Angels Anaheim Stadium, Anaheim, CA Mon Sep 08 1980, 10:05 PM EDT Att: 23,050 - Unknown livebaseballscorecards.com																
Frank White, R OBP: 0.289, SLG: 0.352 (1, 4)										5	1	2	2	0	0	2																	
Hal McRae, R OBP: 0.352, SLG: 0.496 (1, 10)										5	0	1	0	0	2	4																	
Willie Aikens, L OBP: 0.361, SLG: 0.430 (1, 3)										4	0	1	1	0	0	1																	
Amos Otis, R OBP: 0.322, SLG: 0.404 (1, 8)										4	1	2	1	0	1	1																	
Darrell Porter, L OBP: 0.397, SLG: 0.368 (1, 2)										3	0	0	0	1	1	0																	
Clint Hurdle, L OBP: 0.354, SLG: 0.472 Jose Cardenal, R OBP: 0.309, SLG: 0.391 (8, PH) (8, 9)										3	0	0	0	0	1	0																	
Jamie Quirk, L OBP: 0.303, SLG: 0.426 John Wathan, R OBP: 0.369, SLG: 0.391 Dave Chalk, R OBP: 0.337, SLG: 0.359 (8, PH) (8, 5)										3	0	1	0	0	0	0																	
U L Washington, S OBP: 0.333, SLG: 0.387 (1, 6)										3	1	3	0	1	0	0																	
Inning Stats	R: 0 E: 0 K: 1 S: 6	H: 1 LOB: 1 BB: 0 P: 6	R: 1 E: 0 K: 0 S: 6	H: 3 LOB: 2 BB: 0 P: 6	R: 0 E: 0 K: 1 S: 3	H: 1 LOB: 0 BB: 0 P: 3	R: 0 E: 0 K: 1 S: 5	H: 0 LOB: 0 BB: 0 P: 5	R: 3 E: 0 K: 1 S: 9	H: 4 LOB: 1 BB: 0 P: 9	R: 0 E: 0 K: 1 S: 5	H: 0 LOB: 0 BB: 0 P: 5	R: 0 E: 0 K: 2 S: 8	H: 1 LOB: 1 BB: 0 P: 8	R: 0 E: 0 K: 1 S: 6	H: 1 LOB: 2 BB: 1 P: 10		R: 0 E: 0 K: 1 S: 5	H: 0 LOB: 1 BB: 1 P: 9	1B: 6 2B: 4 3B: 0 HR: 1	SF: 0 SAC: 0 DP: 1 HBP: 0	WP: 0 PB: 0 SB: 0 CS: 0	PA: 39										
PITCHER	IP WLS BF H R ER SO BB IBB HBP BLK WP HR S P ERA WHIP																																
Freddie Martinez, R ERA: 4.48 Don Kase, R ERA: 4.3 Andy Hassler, L ERA: 3.0 (1, 1) (5, 1) (8, 1)	4.2 2.2 1.2	WLS W S	BF 11 6	H 9 0	R 4 0	ER 4 0	SO 2 4	BB 0 1	IBB 0 0	HBP 0 0	BLK 0 0	WP 0 0	HR 1 0	S 26 18	P 22 0	ERA 7.71 0.00	WHIP 1.929 1.125																

Batter	1	2	3	4	5	6	7	8	9	AB	R	H	RBI	BB	SO	LOB	BOTTOM																
Dickie Thon, R OBP: 0.269, SLG: 0.314 (1, 6)										5	0	2	0	0	0	1	Kansas City Royals @ California Angels Anaheim Stadium, Anaheim, CA Mon Sep 08 1980, 10:05 PM EDT Att: 23,050 - Unknown livebaseballscorecards.com																
Rod Carew, L OBP: 0.396, SLG: 0.442 (1, 3)										4	1	2	0	1	0	1																	
Carney Lansford, R OBP: 0.314, SLG: 0.413 (1, 5)										4	3	3	3	0	0	2																	
Dan Ford, R OBP: 0.341, SLG: 0.424 (1, 9)										4	1	2	2	0	0	0																	
Brian Downing, R OBP: 0.255, SLG: 0.364 (1, 10)										3	1	1	2	0	0	0																	
Bobby Grich, R OBP: 0.383, SLG: 0.427 (1, 4)										2	0	0	0	1	0	0																	
Bobby Clark, R OBP: 0.270, SLG: 0.359 (1, 7)										4	0	2	0	0	0	2																	
Rick Miller, L OBP: 0.362, SLG: 0.355 (1, 8)										4	0	0	0	0	3	3																	
Dave Skaggs, R OBP: 0.419, SLG: 0.444 (1, 2)										3	1	0	0	1	2	1																	
Inning Stats	R: 2 E: 0 K: 0 S: 5	H: 2 LOB: 0 BB: 0 P: 5	R: 0 E: 0 K: 1 S: 6	H: 1 LOB: 1 BB: 0 P: 6	R: 1 E: 0 K: 0 S: 4	H: 2 LOB: 0 BB: 0 P: 4	R: 1 E: 0 K: 1 S: 6	H: 1 LOB: 0 BB: 0 P: 6	R: 3 E: 0 K: 0 S: 6	H: 3 LOB: 2 BB: 1 P: 11	R: 0 E: 0 K: 1 S: 6	H: 1 LOB: 2 BB: 1 P: 10	R: 0 E: 0 K: 1 S: 6	H: 1 LOB: 2 BB: 1 P: 10	R: 0 E: 0 K: 1 S: 5	H: 1 LOB: 0 BB: 0 P: 5		1B: 7 2B: 3 3B: 0 HR: 3	SF: 1 SAC: 0 DP: 1 HBP: 1	WP: 0 PB: 0 SB: 1 CS: 1	PA: 38												
PITCHER	IP WLS BF H R ER SO BB IBB HBP BLK WP HR S P ERA WHIP																																
Larry Gura, L ERA: 2.52 Marty Pattin, R ERA: 3.66 (1, 1) (5, 1)	4.1 3.2	L	21 17	H 8 4	R 7 0	ER 7 0	SO 2 3	BB 1 1	IBB 0 1	HBP 0 1	BLK 0 0	WP 0 0	HR 3 0	S 24 20	P 28 29	ERA 14.54 0.00	WHIP 2.077 1.364																

Batter	1	2	3	4	5	6	7	8	9	AB	R	H	RBI	BB	SO	LOB	TOP			
Willie Wilson, S (1, 7) OBP: 0.356, SLG: 0.427										4	0	2	0	1	1	0	Kansas City Royals @ California Angels Anaheim Stadium, Anaheim, CA Wed Sep 10 1980, 10:05 PM EDT Att: 24,762 - Unknown livebaseballscorecards.com			
U L Washington, S (1, 6) OBP: 0.351, SLG: 0.384										5	0	1	0	0	0	5				
Frank White, R (1, 4) OBP: 0.291, SLG: 0.352										4	0	1	1	1	0	2				
Hal McRae, R (1, 10) OBP: 0.349, SLG: 0.490										5	1	0	0	0	1	5				
John Wathan, R (1, 2) OBP: 0.371, SLG: 0.392										5	0	2	0	0	1	2				
Willie Aikens, L (1, 3)										4	1	2	1	1	0	1				
Amos Otis, R (1, 8) OBP: 0.323, SLG: 0.400										4	0	2	0	1	0	2				
Jose Cardenal, R (1, 9) OBP: 0.337, SLG: 0.292 (8, PH)										3	1	2	0	0	0	1				
Ralph LaCock, L (8, PH) OBP: 0.299, SLG: 0.230										0	0	0	0	0	0	0				
Onix Concepcion, R (8, PH) OBP: 1.000, SLG: 1.000										1	0	1	1	0	0	0				
Clint Hurdle, L (8, 9) OBP: 0.352, SLG: 0.469										1	0	0	0	0	0	2				
Dave Chalk, R (1, 5) OBP: 0.329, SLG: 0.349										4	0	0	0	0	1	7				
Inning Stats	R: 0 E: 0 K: 0 S: 5	H: 2 LOB: 2 BB: 0 P: 5	R: 0 E: 0 K: 0 S: 3	H: 0 LOB: 1 BB: 1 P: 7	R: 0 E: 0 K: 0 S: 3	H: 0 LOB: 0 BB: 0 P: 3	R: 0 E: 0 K: 0 S: 5	H: 2 LOB: 3 BB: 1 P: 9	R: 0 E: 0 K: 1 S: 5	H: 1 LOB: 0 BB: 0 P: 3	R: 1 E: 0 K: 1 S: 8	H: 3 LOB: 2 BB: 0 P: 8	R: 1 E: 0 K: 2 S: 10	H: 3 LOB: 3 BB: 1 P: 14	R: 1 E: 1 K: 0 S: 6	H: 2 LOB: 2 BB: 0 P: 6	1B: 12 2B: 1 3B: 0 HR: 0	SF: 0 SAC: 0 DP: 1 HBP: 0	WP: 0 PB: 0 SB: 0 CS: 0	PA: 44
PITCHER	IP WLS BF H R ER SO BB IBB HBP BLK WP HR S P ERA WHIP																			
Ralph Botting, L (1, 1) ERA: 1.46	6.1	28	7	1	1	1	1	3	0	0	0	0	0	0	0	27	39	1.42	1.579	
Don Aase, R (7, 1) ERA: 4.33	1.0	W 6	3	1	1	2	0	0	0	0	0	0	0	0	10	10	9.00	3.000		
Andy Hassler, L (8, 1) ERA: 2.94	1.2	S 10	3	1	0	1	1	0	0	0	0	0	0	0	11	15	0.00	2.400		

Batter	1	2	3	4	5	6	7	8	9	AB	R	H	RBI	BB	SO	LOB	BOTTOM	
Dickie Thon, R (1, 6) OBP: 0.272, SLG: 0.320										5	0	1	0	0	0	4	Kansas City Royals @ California Angels Anaheim Stadium, Anaheim, CA Wed Sep 10 1980, 10:05 PM EDT Att: 24,762 - Unknown livebaseballscorecards.com	
Camey Lansford, R (1, 5) OBP: 0.309, SLG: 0.407										4	0	0	0	0	2	1		
Rod Carew, L (1, 3) OBP: 0.394, SLG: 0.441										4	2	1	0	0	0	0		
Jason Thompson, L (1, 10) OBP: 0.389, SLG: 0.451										1	1	0	0	2	0	1		
Bert Campaneris, R (7, PR) OBP: 0.302, SLG: 0.332										1	2	1	0	0	0	0		
Dan Ford, R (1, 9) OBP: 0.348, SLG: 0.441										2	0	1	0	1	0	1		
Larry Harlow, L (8, 9) OBP: 0.370, SLG: 0.401										0	0	0	0	0	0	0		
Brian Downing, R (8, PH) OBP: 0.273, SLG: 0.362										0	0	0	0	1	0	0		
Gil Kubski, L (8, PR) OBP: 0.200, SLG: 0.200										0	1	0	0	0	0	0		
Bobby Grich, R (1, 4) OBP: 0.382, SLG: 0.424										4	2	1	3	0	0	3		
Bobby Clark, R (1, 7) OBP: 0.281, SLG: 0.360										3	0	1	1	1	0	0		
Rick Miller, L (1, 8) OBP: 0.358, SLG: 0.355										3	0	0	1	0	1	2		
Dave Skaggs, R (1, 2) OBP: 0.395, SLG: 0.412										4	0	2	2	0	0	0		
Inning Stats	R: 0 E: 1 K: 1 S: 5	H: 0 LOB: 0 BB: 0 P: 5	R: 1 E: 0 K: 0 S: 3	H: 1 LOB: 1 BB: 1 P: 7	R: 0 E: 0 K: 0 S: 4	H: 1 LOB: 0 BB: 0 P: 4	R: 0 E: 0 K: 0 S: 3	H: 1 LOB: 0 BB: 0 P: 3	R: 0 E: 0 K: 1 S: 5	H: 0 LOB: 0 BB: 0 P: 5	R: 3 E: 1 K: 1 S: 8	H: 2 LOB: 2 BB: 2 P: 16	R: 4 E: 2 K: 0 S: 7	H: 3 LOB: 2 BB: 2 P: 15	1B: 8 2B: 0 3B: 0 HR: 0	SF: 1 SAC: 0 DP: 1 HBP: 0	WP: 0 PB: 0 SB: 0 CS: 1	PA: 38
PITCHER	IP WLS BF H R ER SO BB IBB HBP BLK WP HR S P ERA WHIP																	
Renie Martin, R (1, 1) ERA: 4.45	6.1	L 25	4	4	2	2	2	3	0	0	0	0	0	0	26	38	2.84	1.105
Jeff Twitty, L (7, 1) ERA: 7.64	1.0	7	2	3	2	1	0	1	0	0	0	0	0	8	12	18.00	2.000	
Marty Pattin, R (8, 1) ERA: 3.74	0.2	5	2	1	0	0	1	0	0	0	0	0	0	4	8	0.00	4.500	

Batter	1	2	3	4	5	6	7	8	9	AB	R	H	RBI	BB	SO	LOB	TOP			
Willie Wilson, S (1, 7) OBP: 0.357, SLG: 0.430	4-3		4-3		F8		E 1B S 1B		E 3B	5	2	2	0	0	0	1	Kansas City Royals @ California Angels Anaheim Stadium, Anaheim, CA Thu Sep 11 1980, 10:05 PM EDT Att: 22,844 - Unknown livebaseballscorecards.com			
Frank White, R (1, 4) OBP: 0.294, SLG: 0.354	1B S 1B		1-3		B1-3		4-3 S 1-H 1B		E5 FC6-4 1B	5	0	3	1	0	0	1				
Hal McRae, R (1, 10) OBP: 0.347, SLG: 0.486	F9		E6 HR			BB SF8 BB	4-3		FC6-4 L8-4 S 1-2	4	2	0	0	1	0	3				
Willie Aikens, L (1, 3) OBP: 0.364, SLG: 0.442 Ralph LaCock, L (9, 3) OBP: 0.209, SLG: 0.230	1-3 1B		1-3 HR			BB 1B BB	4-3		L8-4	4	2	2	2	1	0	2				
Darrell Porter, L (1, 2) OBP: 0.365, SLG: 0.364	K		6-3			F7 FC5-4 BB				3	0	0	0	1	1	4				
Amos Otis, R (1, 8) OBP: 0.322, SLG: 0.396		6-3			F3	1B 1-2 2-3 BB			FC5-4	3	0	0	0	1	0	2				
Clint Hurdle, L (1, 9) OBP: 0.352, SLG: 0.470 Jose Cardenal, R (6, PH) OBP: 0.329, SLG: 0.288	5-3				G4-6-3 1B	SF8		K		2	0	1	0	0	0	0				
Jamie Quirk, L (1, 5) OBP: 0.307, SLG: 0.426	4-3				G4-6-3			G1		4	0	1	1	0	0	1				
U L Washington, S (1, 6) OBP: 0.330, SLG: 0.383			1-3 4-3 E 1B			F9		F9		4	1	1	0	0	1	2				
Inning Stats	R: 0 E: 0 K: 1 S: 7	H: 2 LOB: 2 BB: 0 P: 7	R: 0 E: 0 K: 0 S: 3	H: 0 LOB: 0 BB: 0 P: 3	R: 3 E: 1 K: 0 S: 6	H: 2 LOB: 0 BB: 0 P: 6	R: 0 E: 0 K: 0 S: 3	H: 1 LOB: 0 BB: 0 P: 3	R: 0 E: 0 K: 0 S: 4	H: 0 LOB: 2 BB: 0 P: 16	R: 1 E: 0 K: 0 S: 5	H: 2 LOB: 2 BB: 1 P: 9	R: 0 E: 0 K: 2 S: 7	H: 0 LOB: 0 BB: 0 P: 7	R: 1 E: 1 K: 0 S: 4	H: 2 LOB: 0 BB: 0 P: 4		1B: 8 2B: 1 3B: 1 HR: 1	SF: 1 SAC: 0 DP: 2 HBP: 0	WP: 0 PB: 0 SB: 4 CS: 0
PITCHER	IP WLS BF H R ER SO BB IBB HBP BLK WP HR S P ERA WHIP																			
Bob Ferris, R (1, 1) ERA: 3.86	5.1 L 24 5 5 2 1 3 0 0 0 0 0 1 23 35 3.38 1.500																			
Dave Schuler, L (6, 1) ERA: 13.5	0.2 3 1 0 0 0 0 0 0 0 0 0 0 3 3 0.00 1.500																			
Chris Knapp, R (7, 1) ERA: 6.42	0.1 3 2 1 1 0 0 0 0 0 0 0 0 3 3 27.00 6.000																			
Dave LaRoche, L (7, 1) ERA: 4.43	1.2 6 0 0 0 2 1 0 0 0 0 0 0 9 13 0.00 0.600																			
Ed Halicki, R (9, 1) ERA: 4.5	1.0 4 2 1 1 0 0 0 0 0 0 0 0 4 4 9.00 2.000																			

Batter	1	2	3	4	5	6	7	8	9	AB	R	H	RBI	BB	SO	LOB	BOTTOM					
Dickie Thon, R (1, 6) OBP: 0.271, SLG: 0.319	K		K					K		4	0	1	0	0	3	0	Kansas City Royals @ California Angels Anaheim Stadium, Anaheim, CA Thu Sep 11 1980, 10:05 PM EDT Att: 22,844 - Unknown livebaseballscorecards.com					
Camey Lansford, R (1, 5) OBP: 0.307, SLG: 0.404	F9				P4		5-3	E5		4	0	0	0	0	0	1						
Rod Carew, L (1, 3) OBP: 0.393, SLG: 0.438 Dan Whitmer, R (9, 2) OBP: 0.250, SLG: 0.244	F7				HR BB		4-3	G3		3	1	0	0	1	0	1						
Jason Thompson, L (1, 10) OBP: 0.392, SLG: 0.459		G1-6-3 BB			1-H HR		P8	G6-4-3 BB		2	1	1	2	2	0	0						
Dan Ford, R (1, 9) OBP: 0.342, SLG: 0.433	G1-6-3				K		F7	F8		4	0	0	0	0	1	2						
Bobby Grich, R (1, 4) OBP: 0.383, SLG: 0.427								K		4	0	2	0	0	1	1						
Bobby Clark, R (1, 7) OBP: 0.276, SLG: 0.354	1B				2B			K		3	0	0	0	0	0	2						
Rick Miller, L (1, 8) OBP: 0.355, SLG: 0.352	F2				6-3			6-3		3	0	0	0	0	0	2						
Dennis Leonard, R (1, 1) ERA: 3.89			G3				F7	F7		3	0	0	0	0	0	0						
Dave Skaggs, R (1, 2) OBP: 0.375, SLG: 0.389 John Harris, L (8, PH) OBP: 0.250, SLG: 0.250			P4				6-3	K		2	0	0	0	0	0	0						
Inning Stats	R: 0 E: 0 K: 1 S: 5	H: 0 LOB: 0 BB: 0 P: 5	R: 0 E: 0 K: 0 S: 3	H: 1 LOB: 1 BB: 1 P: 7	R: 0 E: 0 K: 1 S: 5	H: 0 LOB: 0 BB: 0 P: 5	R: 2 E: 0 K: 1 S: 7	H: 2 LOB: 1 BB: 1 P: 11	R: 0 E: 0 K: 0 S: 4	H: 1 LOB: 1 BB: 0 P: 4	R: 0 E: 0 K: 0 S: 3	H: 0 LOB: 0 BB: 0 P: 3	R: 0 E: 1 K: 1 S: 5	H: 0 LOB: 1 BB: 0 P: 5	R: 0 E: 0 K: 2 S: 8	H: 0 LOB: 0 BB: 0 P: 8	R: 0 E: 0 K: 0 S: 2	H: 0 LOB: 0 BB: 1 P: 6	1B: 2 2B: 1 3B: 0 HR: 1	SF: 0 SAC: 0 DP: 2 HBP: 0	WP: 0 PB: 0 SB: 0 CS: 0	PA: 33
PITCHER	IP WLS BF H R ER SO BB IBB HBP BLK WP HR S P ERA WHIP																					
Dennis Leonard, R (1, 1) ERA: 3.89	9.0 W 33 4 2 2 6 3 0 0 0 0 0 1 42 54 2.00 0.778																					


Batter	1	2	3	4	5	6	7	8	9	AB	R	H	RBI	BB	SO	LOB	TOP					
Willie Wilson, S (1, 7) OBP: 0.358, SLG: 0.431	0-3 K		0-0 E 1B		0-3 K		0-0 S 1B		0-0 SF7 1B	5	1	3	0	0	2	0	Kansas City Royals @ Oakland Athletics Oakland-Alameda County Coliseum, Oakland, CA Fri Sep 12 1980, 7:05 PM PDT Att: 17,440 - Unknown - 62 F livebaseballscorecards.com					
U L Washington, S (1, 6) OBP: 0.325, SLG: 0.381	0-0 4-3		0-0 E 1B		0-3 K		0-0 L8		0-0 F7	5	0	1	0	0	1	3						
Hal McRae, R (1, 10) OBP: 0.346, SLG: 0.482	0-0 F9		0-0 E5		0-0 G3		0-3 K		0-0 1B	5	0	1	0	0	1	2						
Willie Aikens, L (1, 3) OBP: 0.365, SLG: 0.449		0-0 HR	0-3 K		0-0 1-3		0-0 G4-6-3 1B		0-0 SF7	4	1	2	2	0	1	2						
Darrell Porter, L (1, 2) OBP: 0.366, SLG: 0.367		0-0 SH1-3 SF7 2B	0-0 L8		0-0 BB 1B		0-0 G4-6-3		0-0 F7	5	2	2	0	0	0	5						
Amos Otis, R (1, 8) OBP: 0.327, SLG: 0.398		0-0 SH1-3		0-0 S 1B		0-0 BB 1B		0-0 BB		1	0	1	0	2	0	0						
Clint Hurdle, L (1, 9) OBP: 0.354, SLG: 0.471		0-0 SF7	0-3 K		0-0 1B		0-0 1B		0-0 1B	3	0	2	2	0	1	1						
Jamie Quirk, L (1, 5) OBP: 0.299, SLG: 0.414		0-0 F8	0-0 F7		0-0 F8		0-3 K		0-0 1B	4	0	0	0	0	1	4						
Rance Mulliniks, L (1, 4) OBP: 0.293, SLG: 0.278			0-0 4-3		0-3 K				0-0 1B	3	0	1	0	0	1	1						
Ralph LaCock, L (9, PH) OBP: 0.274, SLG: 0.236									0-0 1B SF7 1B	1	1	1	0	0	0	0						
Inning Stats	R: 0 E: 0 K: 1 S: 5	H: 0 LOB: 0 BB: 0 P: 5	R: 2 E: 0 K: 0 S: 5	H: 2 LOB: 0 BB: 0 P: 5	R: 1 E: 1 K: 1 S: 8	H: 2 LOB: 2 BB: 0 P: 8	R: 0 E: 0 K: 2 S: 8	H: 1 LOB: 1 BB: 0 P: 8	R: 0 E: 0 K: 0 S: 7	H: 0 LOB: 0 BB: 0 P: 7	R: 1 E: 0 K: 0 S: 4	H: 2 LOB: 1 BB: 1 P: 8	R: 0 E: 0 K: 1 S: 6	H: 2 LOB: 0 BB: 0 P: 6	R: 0 E: 0 K: 1 S: 6	H: 2 LOB: 2 BB: 1 P: 10	R: 1 E: 0 K: 0 S: 6	H: 3 LOB: 2 BB: 0 P: 6	1B: 12 2B: 1 3B: 0 HR: 1	SF: 2 SAC: 1 DP: 1 HBP: 0	WP: 0 PB: 0 SB: 2 CS: 0	PA: 41
PITCHER Rick Langford, R (1, 1) ERA: 2.97	IP: 9.0 WLS: W BF: 41 H: 14 R: 5 ER: 4 SO: 8 BB: 2 IBB: 0 HBP: 0 BLK: 0 WP: 0 HR: 1 S: 55 P: 63 ERA: 4.00 WHIP: 1.778															PITCHER	IP: 9.0 WLS: W BF: 41 H: 14 R: 5 ER: 4 SO: 8 BB: 2 IBB: 0 HBP: 0 BLK: 0 WP: 0 HR: 1 S: 55 P: 63 ERA: 4.00 WHIP: 1.778					

Batter	1	2	3	4	5	6	7	8	9	AB	R	H	RBI	BB	SO	LOB	BOTTOM			
Rickey Henderson, R (1, 7) OBP: 0.416, SLG: 0.396	0-0 F7		4-0 PB S 1B BB	0-0 6-3		0-0 F9		4-0 1B S SF9 BB		3	2	0	0	2	0	3	Kansas City Royals @ Oakland Athletics Oakland-Alameda County Coliseum, Oakland, CA Fri Sep 12 1980, 7:05 PM PDT Att: 17,440 - Unknown - 62 F livebaseballscorecards.com			
Dwaine Murphy, L (1, 8) OBP: 0.375, SLG: 0.376	0-0 F8		0-3 K		0-0 FC6-4 1B		0-0 G3		0-0 3B 1B	5	1	2	0	0	1	3				
Mitchell Page, L (1, 10) OBP: 0.322, SLG: 0.452	0-0 HR		0-0 E 1B		0-0 F5		0-0 HR		0-0 F7	5	2	3	3	0	0	3				
Tony Armas, R (1, 9) OBP: 0.298, SLG: 0.490	0-0 G1		0-0 E5		0-0 FC6-4 PB		4-0 FC5-6 BB		0-0 SF9	3	0	0	1	1	0	2				
Wayne Gross, L (1, 5) OBP: 0.355, SLG: 0.462 (8, 3)		0-0 1B	0-0 F3		4-0 BB		0-0 FC5-6 FC6-4 IBB 2B		0-0 2B 3B	4	2	2	1	1	0	3				
Mike Davis, L (1, 3) OBP: 0.280, SLG: 0.283		0-0 1B	0-3 K		0-0 F5		4-0 FC6-4 IBB		0-0 2B	3	0	1	0	0	1	4				
Mike Heath, R (7, PH) OBP: 0.266, SLG: 0.284										0	0	0	0	1	0	0				
Mickey Klutts, R (8, 5) OBP: 0.291, SLG: 0.355		0-0 G6-4-3 1B	0-0 K		0-0 F5		1-2 FC6-4 IBB		0-0 2B	1	0	1	1	0	0	0				
Jeff Newman, R (1, 2) OBP: 0.259, SLG: 0.390	0-0 F9		0-0 E 1B		0-0 F3		0-0 FC6-4 2B		0-0 F8	5	1	1	0	0	0	5				
Dave McKay, S (1, 4) OBP: 0.279, SLG: 0.319	0-0 G6-4-3		0-0 SH5-3		0-0 1B		0-0 1B		0-0 2B	3	0	2	2	0	0	2				
Rob Piccolo, R (1, 6) OBP: 0.236, SLG: 0.308			0-0 S BB PB 1B		0-3 K		0-0 1B		0-0 3-1	4	1	2	0	0	1	2				
Inning Stats	R: 1 E: 0 K: 0 S: 4	H: 1 LOB: 0 BB: 0 P: 4	R: 0 E: 0 K: 0 S: 4	H: 2 LOB: 1 BB: 0 P: 4	R: 2 E: 1 K: 2 S: 10	H: 2 LOB: 2 BB: 1 P: 14	R: 0 E: 1 K: 1 S: 6	H: 1 LOB: 1 BB: 0 P: 6	R: 0 E: 0 K: 0 S: 4	H: 1 LOB: 2 BB: 1 P: 8	R: 0 E: 0 K: 0 S: 5	H: 2 LOB: 0 BB: 0 P: 5	R: 3 E: 0 K: 0 S: 5	H: 2 LOB: 1 BB: 2 P: 13	R: 3 E: 0 K: 0 S: 6	H: 3 LOB: 1 BB: 1 P: 10	1B: 9 2B: 2 3B: 1 HR: 2	SF: 1 SAC: 1 DP: 1 HBP: 0	WP: 0 PB: 2 SB: 3 CS: 0	PA: 43
PITCHER Rich Gale, R (1, 1) ERA: 3.93 Ken Brett, L (3, 1) ERA: Craig Chamberlain, R (6, 1) ERA: 21.8 Mike Jones, L (7, 1) ERA: 2.7 Dan Quisenberry, R (7, 1) ERA: 3.17	IP: 2.1 WLS: 11 BF: 33 H: 5 R: 3 ER: 3 SO: 1 BB: 0 IBB: 0 HBP: 0 BLK: 0 WP: 0 HR: 1 S: 12 P: 16 ERA: 11.57 WHIP: 2.143															PITCHER IP: 3.0 WLS: L BF: 16 H: 4 R: 1 ER: 2 SO: 0 BB: 0 IBB: 0 HBP: 0 BLK: 0 WP: 0 HR: 0 S: 19 P: 23 ERA: 27.00 WHIP: 3.000				

Batter	1	2	3	4	5	6	7	8	9	AB	R	H	RBI	BB	SO	LOB	TOP					
Willie Wilson, S OBP: 0.359, SLG: 0.431 (1, 7)																	5 0 2 0 0 1 1					
Frank White, R OBP: 0.294, SLG: 0.354 (1, 4)																	4 0 1 0 0 0 2					
John Wathan, R OBP: 0.370, SLG: 0.398 (1, 2)																	4 1 1 1 0 2 2					
Willie Aikens, L OBP: 0.366, SLG: 0.448 (1, 3)																	3 1 1 0 1 1 2					
Hal McRae, R OBP: 0.345, SLG: 0.479 (1, 10)																	3 0 0 0 0 1 3					
Amos Otis, R OBP: 0.326, SLG: 0.395 (1, 8)																	3 0 0 0 1 1 1					
Clint Hurdle, L OBP: 0.350, SLG: 0.466 (1, 9)																	4 0 0 0 0 0 3					
U L Washington, S OBP: 0.330, SLG: 0.382 (1, 6)																	4 0 2 1 0 0 2					
Dave Chalk, R OBP: 0.326, SLG: 0.344 Jamie Quirk, L OBP: 0.301, SLG: 0.415 (6, PH) (6, 5)																	2 0 0 0 0 2 1 2 0 1 0 0 1 2					
Inning Stats	R: 0 E: 0 K: 2 S: 9	H: 2 LOB: 2 BB: 0 P: 9	R: 0 E: 0 K: 1 S: 5	H: 1 LOB: 0 BB: 0 P: 5	R: 0 E: 0 K: 2 S: 7	H: 0 LOB: 0 BB: 0 P: 7	R: 0 E: 0 K: 0 S: 4	H: 1 LOB: 1 BB: 0 P: 4	R: 0 E: 0 K: 1 S: 7	H: 2 LOB: 2 BB: 0 P: 7	R: 2 E: 0 K: 1 S: 6	H: 1 LOB: 2 BB: 2 P: 15	R: 0 E: 0 K: 1 S: 5	H: 0 LOB: 0 BB: 0 P: 5	R: 0 E: 0 K: 1 S: 5	H: 0 LOB: 0 BB: 0 P: 5	R: 0 E: 0 K: 0 S: 4	H: 1 LOB: 1 BB: 0 P: 4	1B: 7 2B: 0 3B: 0 HR: 1	SF: 0 SAC: 0 DP: 0 HBP: 1	WP: 0 PB: 0 SB: 5 CS: 1	PA: 38
PITCHER Steve McCatty, R ERA: 3.93 (1, 1)	IP: 9.0 WLS: W BF: 37 H: 8 R: 2 ER: 2 SO: 9 BB: 2 IBB: 0 HBP: 1 BLK: 0 WP: 0 HR: 1 S: 52 P: 61 ERA: 2.00 WHIP: 1.111															PITCHER	IP: 9.0 WLS: W BF: 37 H: 8 R: 2 ER: 2 SO: 9 BB: 2 IBB: 0 HBP: 1 BLK: 0 WP: 0 HR: 1 S: 52 P: 61 ERA: 2.00 WHIP: 1.111					

Kansas City Royals @ Oakland Athletics
Oakland-Alameda County Coliseum, Oakland, CA
Sat Sep 13 1980, 3:33 AM PDT
Att: 11,253 - Unknown


AB 34
R 2
H 8
RBI 2
BB 2
SO 9
LOB 19



Batter	1	2	3	4	5	6	7	8	9	AB	R	H	RBI	BB	SO	LOB	BOTTOM			
Rickey Henderson, R OBP: 0.419, SLG: 0.398 (1, 7)										3 2 2 1 2 0 1										
Dwayne Murphy, L OBP: 0.376, SLG: 0.383 (1, 8)										4 1 2 3 0 1 3										
Mitchell Page, L OBP: 0.317, SLG: 0.444 (1, 10)										5 0 0 0 0 1 5										
Tony Armas, R OBP: 0.296, SLG: 0.486 (1, 9)										4 0 0 0 0 0 0										
Jim Essian, R OBP: 0.308, SLG: 0.329 (1, 2)										2 0 0 0 2 0 0										
Jeff Newman, R OBP: 0.284, SLG: 0.390 (1, 3)										2 0 1 0 2 0 1										
Mickey Klutts, R OBP: 0.283, SLG: 0.345 (1, 5)										4 0 0 0 0 0 4										
Dave McKay, S OBP: 0.288, SLG: 0.329 (1, 4)										3 2 2 0 0 1 2										
Rob Piccolo, R OBP: 0.243, SLG: 0.326 (1, 6)										2 1 2 2 0 0 0										
Inning Stats	R: 2 E: 0 K: 0 S: 4	H: 1 LOB: 1 BB: 2 P: 12	R: 2 E: 0 K: 0 S: 6	H: 3 LOB: 1 BB: 0 P: 6	R: 0 E: 0 K: 1 S: 5	H: 0 LOB: 2 BB: 2 P: 13	R: 0 E: 0 K: 0 S: 4	H: 2 LOB: 1 BB: 0 P: 4	R: 0 E: 0 K: 1 S: 7	H: 1 LOB: 1 BB: 0 P: 4	R: 2 E: 0 K: 1 S: 3	H: 2 LOB: 0 BB: 0 P: 7	R: 0 E: 0 K: 0 S: 5	H: 0 LOB: 1 BB: 1 P: 7	R: 0 E: 0 K: 1 S: 5	H: 0 LOB: 2 BB: 1 P: 10	1B: 6 2B: 1 3B: 0 HR: 2	SF: 0 SAC: 3 DP: 1 HBP: 1	WP: 0 PB: 0 SB: 2 CS: 0	PA: 39
PITCHER Larry Gura, L ERA: 2.85 (1, 1)	IP: 8.0 WLS: L BF: 39 H: 9 R: 6 ER: 6 SO: 3 BB: 5 IBB: 1 HBP: 1 BLK: 0 WP: 0 HR: 2 S: 38 P: 63 ERA: 6.75 WHIP: 1.750															PITCHER	IP: 8.0 WLS: L BF: 39 H: 9 R: 6 ER: 6 SO: 3 BB: 5 IBB: 1 HBP: 1 BLK: 0 WP: 0 HR: 2 S: 38 P: 63 ERA: 6.75 WHIP: 1.750			

Kansas City Royals @ Oakland Athletics
Oakland-Alameda County Coliseum, Oakland, CA
Sat Sep 13 1980, 3:33 AM PDT
Att: 11,253 - Unknown

AB 29
R 6
H 9
RBI 6
BB 6
SO 3
LOB 16



Batter	1	2	3	4	5	6	7	8	9	AB	R	H	RBI	BB	SO	LOB	TOP			
Willie Wilson, S (1, 8) OBP: 0.356, SLG: 0.427	L6		FC6-5 1B	K			K		F9	5	1	0	0	0	2	3	Kansas City Royals @ Oakland Athletics Oakland-Alameda County Coliseum, Oakland, CA Sun Sep 14 1980, 3:33 AM PDT Att: 10,756 - Unknown livebaseballscorecards.com			
Frank White, R (1, 4) OBP: 0.293, SLG: 0.354	L8		K				F8		F9	5	0	1	0	0	1	2				
John Wathan, R (1, 7) OBP: 0.370, SLG: 0.395			1B		5-3		6-3		F8	3	0	0	0	2	0	1				
Willie Aikens, L (1, 10) OBP: 0.367, SLG: 0.449 Onix Concepcion, R (8, PR) OBP: 1.000, SLG: 1.000	6-3		1B		1-3				FC3-6 1B	4	0	2	2	0	0	2				
Darrell Porter, L (1, 2) OBP: 0.363, SLG: 0.364		G3	1-3		G3				FC3-6 1B	4	0	0	0	0	0	4				
Jamie Quirk, L (1, 5) OBP: 0.294, SLG: 0.404	K				4-3		E3		L8	4	0	0	0	0	1	1				
Clint Hurdle, L (1, 9) OBP: 0.352, SLG: 0.469	F8				4-3 E		G1-6-4		1B	4	1	2	0	0	0	1				
Ralph LaCock, L (1, 3) OBP: 0.286, SLG: 0.266			FC6-5 1B		4-3		HR		FC6 BB	3	1	2	1	1	0	1				
U L Washington, S (1, 6) OBP: 0.330, SLG: 0.381			PB FC6-5 1B		E4		F8		FC6	4	1	1	0	0	0	3				
Inning Stats	R: 0 E: 0 K: 0 S: 3	H: 0 LOB: 1 BB: 1 P: 7	R: 0 E: 0 K: 1 S: 5	H: 0 LOB: 0 BB: 0 P: 5	R: 2 E: 0 K: 1 S: 8	H: 3 LOB: 2 BB: 1 P: 12	R: 1 E: 1 K: 1 S: 7	H: 1 LOB: 1 BB: 0 P: 7	R: 0 E: 0 K: 0 S: 4	H: 1 LOB: 0 BB: 0 P: 4	R: 0 E: 0 K: 1 S: 5	H: 0 LOB: 0 BB: 0 P: 5	R: 0 E: 0 K: 0 S: 5	H: 2 LOB: 3 BB: 1 P: 9	R: 0 E: 0 K: 0 S: 3	H: 0 LOB: 0 BB: 0 P: 3	1B: 5 2B: 2 3B: 0 HR: 1	SF: 0 SAC: 0 DP: 1 HBP: 0	WP: 0 PB: 1 SB: 1 CS: 0	PA: 39
PITCHER Brian Kingman, R (1, 1) ERA: 3.78	IP: 9.0 WLS: L BF: 39	H: 8 R: 4 ER: 3 SO: 4	BB: 3 IBB: 0 HBP: 0 BLK: 0	WP: 0 HR: 1 S: 44 P: 56	ERA: 3.00 WHIP: 1.222	PITCHER										IP: 9.0 WLS: L BF: 39	H: 8 R: 4 ER: 3 SO: 4	BB: 3 IBB: 0 HBP: 0 BLK: 0	WP: 0 HR: 1 S: 44 P: 56	ERA: 3.00 WHIP: 1.222

Batter	1	2	3	4	5	6	7	8	9	AB	R	H	RBI	BB	SO	LOB	BOTTOM			
Rickey Henderson, R (1, 7) OBP: 0.421, SLG: 0.400	1-3 1B	F9					CS	5-3 1B	K	5	2	3	0	0	1	2	Kansas City Royals @ Oakland Athletics Oakland-Alameda County Coliseum, Oakland, CA Sun Sep 14 1980, 3:33 AM PDT Att: 10,756 - Unknown livebaseballscorecards.com			
Dwayne Murphy, L (1, 8) OBP: 0.374, SLG: 0.380	F5		F7		CS	4-3		5-3		4	0	0	0	0	0	2				
Mike Heath, R (1, 10) OBP: 0.284, SLG: 0.280 Wayne Gross, L (8, PH) OBP: 0.356, SLG: 0.464	1-3		L5		B2-3			1B		3	0	0	0	0	0	1				
Tony Armas, R (1, 9) OBP: 0.297, SLG: 0.486			K		4-3			1B		4	0	2	1	0	1	0				
Jim Essian, R (1, 2) OBP: 0.303, SLG: 0.324	F2				P6		6-3	L8		4	0	0	0	0	0	3				
Jeff Newman, R (1, 3) OBP: 0.281, SLG: 0.386		6-3			5-3		B5-3	F9		4	0	0	0	0	0	2				
Mickey Klutts, R (1, 5) OBP: 0.288, SLG: 0.349			2B E		L5		1B		6-3	4	1	2	0	0	0	0				
Dave McKay, S (1, 4) OBP: 0.291, SLG: 0.336			E9		L1		1B		4-3	4	0	2	0	0	0	0				
Rob Picciolo, R (1, 6) OBP: 0.240, SLG: 0.322 Mike Davis, L (8, PH) OBP: 0.287, SLG: 0.290			B1		F8		F9		1B	3	0	0	0	0	0	3				
Inning Stats	R: 1 E: 0 K: 0 S: 5	H: 2 LOB: 1 BB: 0 P: 5	R: 1 E: 1 K: 0 S: 5	H: 2 LOB: 1 BB: 0 P: 5	R: 0 E: 0 K: 1 S: 5	H: 0 LOB: 0 BB: 0 P: 5	R: 0 E: 0 K: 0 S: 3	H: 0 LOB: 0 BB: 0 P: 3	R: 0 E: 0 K: 0 S: 3	H: 1 LOB: 0 BB: 0 P: 3	R: 0 E: 0 K: 0 S: 5	H: 2 LOB: 2 BB: 0 P: 5	R: 0 E: 0 K: 0 S: 6	H: 3 LOB: 0 BB: 0 P: 6	R: 0 E: 0 K: 1 S: 6	H: 1 LOB: 1 BB: 0 P: 6	1B: 10 2B: 1 3B: 0 HR: 0	SF: 0 SAC: 0 DP: 0 HBP: 0	WP: 0 PB: 0 SB: 0 CS: 1	PA: 38
PITCHER Paul Splitteroff, L (1, 1) ERA: 4.16 Dan Quisenberry, R (8, 1) ERA: 3.19	IP: 7.0 WLS: W BF: 27	H: 7 R: 2 ER: 1 SO: 1	BB: 0 IBB: 0 HBP: 0 BLK: 0	WP: 0 HR: 0 S: 29 P: 29	ERA: 1.29 WHIP: 1.000	PITCHER										IP: 2.0 WLS: S BF: 10	H: 4 R: 1 ER: 1 SO: 1	BB: 0 IBB: 0 HBP: 0 BLK: 0	WP: 0 HR: 0 S: 12 P: 12	ERA: 4.50 WHIP: 2.000

Batter	1	2	3	4	5	6	7	8	9	AB	R	H	RBI	BB	SO	LOB	TOP					
Larry Harlow, L OBP: 0.365, SLG: 0.401 (1, 9)										4	0	1	0	0	1	0	California Angels @ Kansas City Royals Royals Stadium, Kansas City, MO Wed Sep 17 1980, 8:05 PM EDT Unknown - 70 F					
Gil Kubski, L OBP: 0.348, SLG: 0.350 (1, 7)										4	0	0	0	0	1	1						
Carney Lansford, R OBP: 0.308, SLG: 0.397 (1, 5)										3	0	0	0	1	2	1						
Jason Thompson, L OBP: 0.394, SLG: 0.464 (1, 10)										4	0	1	0	0	3	1						
John Harris, L OBP: 0.450, SLG: 0.706 (1, 3)										3	0	1	0	0	0	1						
Brian Downing, R OBP: 0.290, SLG: 0.346 (1, 2)										2	0	0	0	1	1	0						
Rick Miller, L OBP: 0.352, SLG: 0.348 (1, 8)										3	0	0	0	0	0	2						
Dickie Thon, R OBP: 0.277, SLG: 0.320 (1, 4)										3	0	0	0	0	0	2						
Freddie Patek, R OBP: 0.303, SLG: 0.394 (1, 6)										3	0	0	0	0	1	0						
Inning Stats	R: 0 E: 0 K: 0 S: 3	H: 0 LOB: 0 BB: 0 P: 3	R: 0 E: 0 K: 1 S: 6	H: 1 LOB: 2 BB: 1 P: 10	R: 0 E: 0 K: 1 S: 6	H: 1 LOB: 1 BB: 0 P: 6	R: 0 E: 0 K: 0 S: 3	H: 1 LOB: 0 BB: 0 P: 3	R: 0 E: 0 K: 1 S: 5	H: 0 LOB: 0 BB: 0 P: 5	R: 0 E: 0 K: 2 S: 7	H: 0 LOB: 0 BB: 0 P: 7	R: 0 E: 0 K: 2 S: 7	H: 0 LOB: 0 BB: 0 P: 7	R: 0 E: 0 K: 0 S: 3	H: 0 LOB: 0 BB: 0 P: 3	R: 0 E: 0 K: 2 S: 7	H: 0 LOB: 1 BB: 1 P: 11	1B: 2 2B: 1 3B: 0 HR: 0	SF: 0 SAC: 0 DP: 1 HBP: 0	WP: 0 PB: 0 SB: 0 CS: 0	PA: 31
PITCHER Dennis Leonard, R ERA: 3.75 (1, 1)	IP: 9.0 WLS: W BF: 31 H: 3 R: 0 ER: 0 SO: 9 BB: 2 IBB: 0 HBP: 0 BLK: 0 WP: 0 HR: 0 S: 47 P: 55 ERA: 0.00 WHIP: 0.556															PITCHER						

Batter	1	2	3	4	5	6	7	8	9	AB	R	H	RBI	BB	SO	LOB	BOTTOM			
Willie Wilson, S OBP: 0.356, SLG: 0.427 (1, 7)										5	1	2	2	0	0	2	California Angels @ Kansas City Royals Royals Stadium, Kansas City, MO Wed Sep 17 1980, 8:05 PM EDT Unknown - 70 F			
U L Washington, S OBP: 0.332, SLG: 0.382 (1, 6)										4	0	2	0	1	1	1				
Hal McRae, R OBP: 0.343, SLG: 0.477 (1, 10)										4	0	1	1	0	0	3				
Amos Otis, R OBP: 0.327, SLG: 0.391 (1, 8)										3	0	0	0	2	0	2				
Willie Aikens, L OBP: 0.366, SLG: 0.446 Ralph LaCock, L OBP: 0.286, SLG: 0.266 (1, 3) (9, 3)										3	1	0	0	1	1	4				
John Wathan, R OBP: 0.371, SLG: 0.396 (1, 2)										4	1	2	0	0	0	2				
Frank White, R OBP: 0.297, SLG: 0.359 (1, 4)										4	1	3	1	0	0	2				
Jose Cardenal, R OBP: 0.333, SLG: 0.284 Clint Hurdle, L OBP: 0.353, SLG: 0.469 (1, 9) (6, PH) (6, 9)										1	1	0	0	1	0	2				
Dave Chalk, R OBP: 0.318, SLG: 0.335 (1, 5)										4	0	0	0	0	2	5				
Inning Stats	R: 1 E: 0 K: 0 S: 4	H: 1 LOB: 2 BB: 2 P: 12	R: 2 E: 0 K: 0 S: 5	H: 2 LOB: 1 BB: 1 P: 9	R: 0 E: 0 K: 1 S: 6	H: 1 LOB: 2 BB: 1 P: 10	R: 0 E: 0 K: 1 S: 6	H: 1 LOB: 1 BB: 0 P: 6	R: 2 E: 0 K: 1 S: 8	H: 3 LOB: 2 BB: 1 P: 12	R: 0 E: 0 K: 1 S: 6	H: 1 LOB: 1 BB: 0 P: 6	R: 0 E: 0 K: 0 S: 4	H: 1 LOB: 1 BB: 0 P: 4	R: 0 E: 0 K: 0 S: 4	H: 1 LOB: 1 BB: 0 P: 4	1B: 10 2B: 1 3B: 0 HR: 0	SF: 1 SAC: 0 DP: 0 HBP: 0	WP: 0 PB: 0 SB: 5 CS: 0	PA: 40
PITCHER Ralph Botting, L ERA: 3.07 Jim Barr, R ERA: 5.55 Dave Schuler, L ERA: 5.4 (1, 1) (3, 1) (6, 1)	IP: 2.1 WLS: L BF: 15 H: 4 R: 3 ER: 3 SO: 1 BB: 4 IBB: 3 HBP: 0 BLK: 0 WP: 0 HR: 0 S: 13 P: 29 ERA: 11.57 WHIP: 3.429															PITCHER				

AB	29
R	0
H	3
RBI	0
BB	2
SO	9
LOB	8



AB	34
R	5
H	11
RBI	5
BB	5
SO	4
LOB	24



Batter	1	2	3	4	5	6	7	8	9	AB	R	H	RBI	BB	SO	LOB	TOP								
Dickie Thon, R OBP: 0.287, SLG: 0.330 (1, 6)	F9	L8							4-3	5	0	2	0	0	0	3	California Angels @ Kansas City Royals Royals Stadium, Kansas City, MO Thu Sep 18 1980, 8:05 PM EDT Att: 19,559 - Unknown - 83 F								
Gil Kubski, L OBP: 0.357, SLG: 0.360 (1, 9)	K		K							5	0	2	1	0	3	1									
Carney Lansford, R OBP: 0.309, SLG: 0.396 (1, 5)	1B									4	1	1	0	1	0	4									
Jason Thompson, L OBP: 0.395, SLG: 0.464 (1, 10)	1B									4	0	2	1	0	0	3									
John Harris, L OBP: 0.417, SLG: 0.667 (1, 3)	F7									4	0	1	0	0	0	2									
Bobby Grich, R OBP: 0.381, SLG: 0.421 (1, 4)										4	0	1	0	0	1	1									
Larry Harlow, L OBP: 0.366, SLG: 0.399 (1, 8)	1B									2	0	0	0	2	0	2									
Bobby Clark, R OBP: 0.264, SLG: 0.341 (1, 7)	F9									3	1	0	0	1	0	3									
Tom Donohue, R OBP: 0.215, SLG: 0.243 (1, 2)										2	0	1	0	0	1	0									
Rick Miller, L OBP: 0.348, SLG: 0.343 (7, PH)										1	0	0	0	0	0	0									
Dan Whitmer, R OBP: 0.269, SLG: 0.276 (7, 2)										0	0	0	0	0	0	0									
Rod Carew, L OBP: 0.393, SLG: 0.440 (9, PH)	1B									1	0	0	0	0	0	1									
Inning Stats	R: 1 E: 0 K: 1 S: 6	H: 1 LOB: 1 BB: 1 P: 10	R: 0 E: 0 K: 1 S: 6	H: 1 LOB: 1 BB: 1 P: 10	R: 0 E: 0 K: 1 S: 5	H: 1 LOB: 0 BB: 0 P: 5	R: 0 E: 0 K: 0 S: 4	H: 1 LOB: 0 BB: 0 P: 4	R: 0 E: 0 K: 1 S: 7	H: 2 LOB: 2 BB: 0 P: 7	R: 0 E: 0 K: 0 S: 3	H: 0 LOB: 1 BB: 1 P: 7	R: 0 E: 0 K: 1 S: 6	H: 1 LOB: 1 BB: 0 P: 6	R: 0 E: 0 K: 0 S: 4	H: 2 LOB: 1 BB: 0 P: 4	R: 1 E: 0 K: 0 S: 4	H: 1 LOB: 1 BB: 1 P: 8	1B: 8 2B: 2 3B: 0 HR: 0	SF: 0 SAC: 0 DP: 2 HBP: 0	WP: 0 PB: 0 SB: 1 CS: 0	PA: 39			
PITCHER	IP	WLS	BF	H	R	ER	SO	BB	IBB	HBP	BLK	WP	HR	S	P	ERA	WHIP	PITCHER							
Renie Martin, R ERA: 4.24 (1, 1)	8.0	W	34	9	1	1	5	3	0	0	0	0	0	41	53	1.12	1.500								
Dan Quisenberry, R ERA: 3.24 (9, 1)	1.0		5	1	1	1	0	1	0	0	0	0	0	4	8	9.00	2.000								

Batter	1	2	3	4	5	6	7	8	9	AB	R	H	RBI	BB	SO	LOB	BOTTOM								
Willie Wilson, S OBP: 0.397, SLG: 0.427 (1, 7)	6-3									5	1	2	1	0	0	1	California Angels @ Kansas City Royals Royals Stadium, Kansas City, MO Thu Sep 18 1980, 8:05 PM EDT Att: 19,559 - Unknown - 83 F								
U L Washington, S OBP: 0.335, SLG: 0.380 (1, 6)	K									3	0	0	0	1	1	1									
George Brett, L OBP: 0.465, SLG: 0.664 (1, 5)	1B									3	0	2	0	1	0	2									
Willie Aikens, L OBP: 0.365, SLG: 0.443 (1, 10)	F8									3	0	0	0	0	0	4									
Amos Otis, R OBP: 0.329, SLG: 0.392 (1, 8)										2	1	1	1	1	1	0									
Clint Hurdle, L OBP: 0.356, SLG: 0.470 (1, 9)										4	1	2	0	0	0	3									
Jamie Quirk, L OBP: 0.299, SLG: 0.403 (1, 2)										3	1	1	0	1	0	0									
Ralph LaCock, L OBP: 0.279, SLG: 0.259 (1, 3)										4	0	0	1	0	0	4									
Rance Mulliniks, L OBP: 0.319, SLG: 0.317 (1, 4)										3	1	1	2	1	1	0									
Inning Stats	R: 0 E: 0 K: 1 S: 6	H: 1 LOB: 0 BB: 0 P: 6	R: 4 E: 0 K: 0 S: 7	H: 4 LOB: 2 BB: 2 P: 15	R: 0 E: 0 K: 1 S: 5	H: 1 LOB: 1 BB: 1 P: 9	R: 0 E: 0 K: 0 S: 3	H: 0 LOB: 0 BB: 0 P: 3	R: 0 E: 0 K: 0 S: 4	H: 2 LOB: 1 BB: 0 P: 4	R: 0 E: 0 K: 1 S: 5	H: 0 LOB: 0 BB: 0 P: 5	R: 1 E: 0 K: 0 S: 4	H: 1 LOB: 2 BB: 1 P: 9	R: 0 E: 0 K: 0 S: 3	H: 0 LOB: 1 BB: 1 P: 7		1B: 9 2B: 0 3B: 0 HR: 0	SF: 1 SAC: 0 DP: 2 HBP: 1	WP: 0 PB: 0 SB: 3 CS: 0	PA: 37				
PITCHER	IP	WLS	BF	H	R	ER	SO	BB	IBB	HBP	BLK	WP	HR	S	P	ERA	WHIP	PITCHER							
Freddie Martinez, R ERA: 4.44 (1, 1)	1.2	L	12	5	4	4	1	2	0	0	0	0	0	12	20	21.60	4.200								
Don Asse, R ERA: 4.25 (2, 1)	3.1		12	3	0	0	1	1	0	0	0	0	0	13	17	0.00	1.200								
Dave LaRoche, L ERA: 4.25 (6, 1)	1.1		7	1	1	1	1	1	0	1	0	0	0	7	12	6.75	1.500								
Mark Clear, R ERA: 3.17 (7, 1)	1.2		6	0	0	0	0	1	0	0	0	0	0	5	9	0.00	0.600								

Batter	1	2	3	4	5	6	7	8	9	AB	R	H	RBI	BB	SO	LOB	TOP		
Rickey Henderson, R OBP: 0.419, SLG: 0.395 Rob Piccolo, R OBP: 0.239, SLG: 0.320	G5-4-3 1B		P4		G4-3-6			6-3	K	3	0	1	0	0	0	2			
Dwayne Murphy, L OBP: 0.374, SLG: 0.381 Mike Edwards, R OBP: 0.250, SLG: 0.237	L4			F7		5-3 BB		BB HBP	FC4-6	2	0	0	0	1	0	1			
Jim Essian, R OBP: 0.304, SLG: 0.321	G5-4-3			1B		5-3		FC6-4 BB		3	0	1	0	1	0	2			
Tony Armas, R OBP: 0.298, SLG: 0.479		1-3		1B		F2		FC6-4		4	0	1	0	0	0	3			
Mickey Klutts, R OBP: 0.310, SLG: 0.382		K		F9		F8			1B 2B BB	3	1	0	0	1	1	3			
Mike Heath, R OBP: 0.283, SLG: 0.279				F9			6-3		1B 2B	4	1	2	0	0	0	2			
Jeff Newman, R OBP: 0.265, SLG: 0.383	FC4 1B				B1		3-1		1B 2B WP	4	1	1	2	0	0	1			
Dave McKay, S OBP: 0.302, SLG: 0.342			F3		1B		6-3		F2	4	0	1	0	0	0	1			
Mario Guerrero, R OBP: 0.277, SLG: 0.314			4-3			G4-3-6 1B		F3	FC4-6 1B	4	0	2	1	0	0	0			
Inning Stats	R: 0 E: 0 K: 0 S: 3	H: 1 LOB: 0 BB: 0 P: 3	R: 0 E: 0 K: 1 S: 6	H: 1 LOB: 1 BB: 0 P: 6	R: 0 E: 0 K: 0 S: 3	H: 0 LOB: 0 BB: 0 P: 3	R: 0 E: 0 K: 0 S: 5	H: 2 LOB: 2 BB: 0 P: 5	R: 0 E: 0 K: 0 S: 4	H: 2 LOB: 1 BB: 0 P: 4	R: 0 E: 0 K: 0 S: 3	H: 0 LOB: 0 BB: 0 P: 3	R: 0 E: 0 K: 0 S: 3	H: 0 LOB: 2 BB: 1 P: 8	R: 3 E: 0 K: 1 S: 8	H: 3 LOB: 1 BB: 1 P: 12	1B: 8 2B: 1 3B: 0 HR: 0	SF: 0 SAC: 0 DP: 2 HBP: 1	WP: 1 PA: 38 PB: 0 SB: 0 CS: 0
PITCHER Paul Spittorff, L ERA: 4.1	IP: 9.0 WLS: W BF: 38 H: 9 R: 3 ER: 3 SO: 2 BB: 3 IBB: 0 HBP: 1 BLK: 0 WP: 1 HR: 0 S: 38 P: 51 ERA: 3.00 WHIP: 1.333																		

Oakland Athletics @ Kansas City Royals
Royals Stadium, Kansas City, MO
Fri Sep 19 1980, 8:05 PM EDT
Att: 29,493 - Unknown - 90 F

AB 34
R 3
H 9
RBI 3
BB 3
SO 2
LOB 17



Batter	1	2	3	4	5	6	7	8	9	AB	R	H	RBI	BB	SO	LOB	BOTTOM		
Willie Wilson, S OBP: 0.356, SLG: 0.425 Jose Cardenal, R OBP: 0.348, SLG: 0.303	E6 SF8		E 3B 1B	K	F8		6-3			5	2	1	0	0	1	1			
Hal McRae, R OBP: 0.343, SLG: 0.481 Manny Castillo, S OBP: 1.000, SLG: 1.000	L7		1B 3B	P3		K				4	1	1	1	0	1	1			
George Brett, L OBP: 0.464, SLG: 0.663	SF8		S 1B			F8				4	2	2	2	0	1	1			
Willie Aikens, L OBP: 0.368, SLG: 0.445 Ralph LaCock, L OBP: 0.277, SLG: 0.257	F7		3B 1B			2B 1B			F7	4	3	3	1	0	0	0			
Amos Otis, R OBP: 0.330, SLG: 0.399		F8	1B 3B		SF8	3B 1B		F8		4	2	2	2	0	0	0			
John Wathan, R OBP: 0.376, SLG: 0.405		K				2B BB		6-3		4	2	2	3	1	1	0			
Clint Hurdle, L OBP: 0.360, SLG: 0.476			L8			1B 2B			FC6-4 1B	4	1	3	3	0	0	1			
Frank White, R OBP: 0.292, SLG: 0.353 Rance Mulliniks, L OBP: 0.319, SLG: 0.317		K	F7		F8	FC6-4				4	0	0	0	0	1	4			
Onix Concepcion, R OBP: 0.400, SLG: 0.400			P5		P5		F8			4	0	1	1	0	0	0			
Inning Stats	R: 1 E: 2 K: 0 S: 4	H: 0 LOB: 0 BB: 0 P: 4	R: 0 E: 0 K: 2 S: 8	H: 1 LOB: 1 BB: 0 P: 8	R: 5 E: 1 K: 0 S: 9	H: 6 LOB: 1 BB: 0 P: 9	R: 0 E: 0 K: 1 S: 5	H: 0 LOB: 0 BB: 0 P: 5	R: 4 E: 0 K: 0 S: 7	H: 4 LOB: 1 BB: 1 P: 11	R: 3 E: 0 K: 1 S: 9	H: 4 LOB: 1 BB: 0 P: 9	R: 0 E: 0 K: 1 S: 6	H: 1 LOB: 1 BB: 0 P: 6	R: 0 E: 0 K: 0 S: 3	H: 0 LOB: 0 BB: 0 P: 3	1B: 12 2B: 1 3B: 3 HR: 0	SF: 2 SAC: 0 DP: 0 HBP: 0	WP: 0 PA: 42 PB: 0 SB: 2 CS: 0
PITCHER Brian Kingman, R ERA: 3.97 Dave Beard, R ERA: 4.35 Jeff Jones, R ERA: 2.86 Dave Hamilton, L ERA: 11.4 Bob Lacey, L ERA: 3.39	IP: 2.1 WLS: L BF: 15 H: 7 R: 6 ER: 5 SO: 2 BB: 1 IBB: 0 HBP: 0 BLK: 0 WP: 0 HR: 0 S: 19 P: 19 ERA: 19.29 WHIP: 3.000																		

Oakland Athletics @ Kansas City Royals
Royals Stadium, Kansas City, MO
Fri Sep 19 1980, 8:05 PM EDT
Att: 29,493 - Unknown - 90 F

AB 39
R 13
H 16
RBI 13
BB 1
SO 5
LOB 8



Batter	1	2	3	4	5	6	7	8	9	AB	R	H	RBI	BB	SO	LOB	TOP																					
Rickey Henderson, R OBP: 0.422, SLG: 0.394 (1, 7)										4	2	1	0	1	1	0																						
Dwayne Murphy, L OBP: 0.379, SLG: 0.388 (1, 8)										3	2	1	1	2	0	1																						
Mitchell Page, L OBP: 0.317, SLG: 0.455 (1, 10)										5	1	2	1	0	1	3																						
Tony Armas, R OBP: 0.304, SLG: 0.496 (1, 9)										5	2	2	0	0	1	1																						
Wayne Gross, L OBP: 0.361, SLG: 0.479 Mickey Klutts, R OBP: 0.306, SLG: 0.377 (1, 5) (9, 5)										4	2	2	5	1	1	1																						
Orlando Gonzalez, L OBP: 0.309, SLG: 0.219 (1, 3)										5	0	2	0	0	0	1																						
Dave McKay, S OBP: 0.296, SLG: 0.331 (1, 4)										4	0	0	0	0	1	3																						
Jeff Newman, R OBP: 0.264, SLG: 0.379 (1, 2)										4	0	1	0	0	1	0																						
Mario Guerrero, R OBP: 0.275, SLG: 0.310 (1, 6)										4	0	0	0	0	2	1																						
Inning Stats	R: 2 E: 0 K: 2 S: 9	H: 2 LOB: 2 BB: 2 P: 17	R: 0 E: 0 K: 1 S: 6	H: 1 LOB: 2 BB: 1 P: 10	R: 0 E: 0 K: 1 S: 5	H: 0 LOB: 0 BB: 0 P: 5	R: 0 E: 0 K: 1 S: 5	H: 0 LOB: 0 BB: 0 P: 5	R: 3 E: 0 K: 2 S: 10	H: 3 LOB: 1 BB: 1 P: 14	R: 1 E: 1 K: 1 S: 6	H: 0 LOB: 0 BB: 0 P: 6	R: 2 E: 0 K: 0 S: 5	H: 2 LOB: 0 BB: 0 P: 5	R: 0 E: 0 K: 0 S: 3	H: 1 LOB: 1 BB: 0 P: 3	R: 1 E: 0 K: 0 S: 5	H: 2 LOB: 1 BB: 0 P: 5	1B: 7 2B: 0 3B: 1 HR: 3	SF: 0 SAC: 0 DP: 1 HBP: 0	WP: 2 PB: 0 SB: 5 CS: 0	PA: 42																
PITCHER	IP	WLS	BF	H	R	ER	SO	BB	IBB	HBP	BLK	WP	HR	S	P	ERA	WHIP	PITCHER				IP	WLS	BF	H	R	ER	SO	BB	IBB	HBP	BLK	WP	HR	S	P	ERA	WHIP
Dennis Leonard, R ERA: 3.89 (1, 1)	7.0	L	34	8	8	7	8	4	0	0	0	1	2	46	62	9.00	1.714																					
Marty Pattin, R ERA: 3.67 (8, 1)	2.0		8	3	1	1	0	0	0	0	0	1	1	8	8	4.50	1.500																					

Oakland Athletics @ Kansas City Royals
Royals Stadium, Kansas City, MO
Sun Sep 21 1980, 4:33 AM EDT
Att: 41,329 - Unknown - 91 F

AB	38
R	9
H	11
RBI	7
BB	4
SO	8
LOB	11



Batter	1	2	3	4	5	6	7	8	9	AB	R	H	RBI	BB	SO	LOB	BOTTOM																					
Willie Wilson, S OBP: 0.356, SLG: 0.424 (1, 7)										4	1	1	0	0	1	3																						
U L Washington, S OBP: 0.331, SLG: 0.376 (1, 6)										4	0	0	0	0	1	1																						
George Brett, L OBP: 0.458, SLG: 0.659 (1, 5)										4	1	1	2	0	0	0																						
Willie Aikens, L OBP: 0.369, SLG: 0.444 (1, 3)										3	0	1	0	1	0	0																						
Hal McRae, R OBP: 0.342, SLG: 0.477 (1, 10)										4	0	0	0	0	1	2																						
John Wathan, R OBP: 0.375, SLG: 0.411 (1, 2)										4	1	1	1	0	0	0																						
Amos Otis, R OBP: 0.326, SLG: 0.395 (1, 8)										4	0	1	0	0	0	0																						
Clint Hurdle, L OBP: 0.354, SLG: 0.467 (1, 9)										4	0	0	0	0	1	1																						
Frank White, R OBP: 0.291, SLG: 0.354 Ralph LaCock, L OBP: 0.281, SLG: 0.257 Rance Mulliniks, L OBP: 0.319, SLG: 0.317 (1, 4) (7, PH) (7, PR) (8, 4)										2	0	1	0	0	1	0																						
										0	0	0	0	1	0	0																						
										0	0	0	0	0	0	0																						
Inning Stats	R: 2 E: 0 K: 2 S: 9	H: 2 LOB: 0 BB: 0 P: 9	R: 1 E: 0 K: 2 S: 9	H: 2 LOB: 1 BB: 0 P: 9	R: 0 E: 0 K: 0 S: 3	H: 0 LOB: 0 BB: 0 P: 3	R: 0 E: 0 K: 0 S: 3	H: 0 LOB: 0 BB: 0 P: 3	R: 0 E: 0 K: 1 S: 5	H: 0 LOB: 0 BB: 0 P: 5	R: 0 E: 0 K: 0 S: 4	H: 1 LOB: 1 BB: 0 P: 4	R: 0 E: 0 K: 0 S: 4	H: 1 LOB: 2 BB: 1 P: 8	R: 0 E: 0 K: 0 S: 3	H: 0 LOB: 1 BB: 1 P: 7	R: 0 E: 0 K: 0 S: 3	H: 0 LOB: 0 BB: 0 P: 3	1B: 2 2B: 2 3B: 0 HR: 2	SF: 0 SAC: 0 DP: 0 HBP: 0	WP: 0 PB: 0 SB: 1 CS: 0	PA: 35																
PITCHER	IP	WLS	BF	H	R	ER	SO	BB	IBB	HBP	BLK	WP	HR	S	P	ERA	WHIP	PITCHER				IP	WLS	BF	H	R	ER	SO	BB	IBB	HBP	BLK	WP	HR	S	P	ERA	WHIP
Mike Norris, R ERA: 2.26 (1, 1)	9.0	W	35	6	3	3	5	2	0	0	0	0	2	43	51	3.00	0.889																					

Oakland Athletics @ Kansas City Royals
Royals Stadium, Kansas City, MO
Sun Sep 21 1980, 4:33 AM EDT
Att: 41,329 - Unknown - 91 F

AB	33
R	3
H	6
RBI	3
BB	2
SO	5
LOB	7



Batter	1	2	3	4	5	6	7	8	9	AB	R	H	RBI	BB	SO	LOB	TOP					
Willie Wilson, S OBP: 0.356, SLG: 0.423 (1, 7)										4	2	3	0	0	0	0	Kansas City Royals @ Seattle Mariners The Kingdome, Seattle, WA Tue Sep 23 1980, 10:05 PM EDT Att: 10,879 - Dome					
Hal McRae, R OBP: 0.338, SLG: 0.470 (1, 10)										4	0	1	1	0	0	2						
George Brett, L OBP: 0.456, SLG: 0.659 (1, 5)										4	0	1	1	0	0	1						
Willie Aikens, L OBP: 0.366, SLG: 0.452 (1, 3)										4	1	1	1	0	1	2						
Darrell Porter, L OBP: 0.358, SLG: 0.352 (1, 2)										3	0	0	0	1	0	0						
Amos Otis, R OBP: 0.327, SLG: 0.394 (1, 8)										3	0	1	0	1	0	1						
Clint Hurdle, L OBP: 0.352, SLG: 0.462 (1, 9)										3	0	0	0	1	0	2						
Rance Mulliniks, L OBP: 0.294, SLG: 0.289 (1, 6)										4	0	0	0	0	0	3						
Dave Chalk, R OBP: 0.317, SLG: 0.333 (1, 4)										1	0	0	0	0	0	0						
Ken Phelps, L OBP: 0.077, SLG: 0.077 (4, 4)										1	0	0	0	0	1	2						
Jerry Terrell, R OBP: 0.077, SLG: 0.077 (4, 4)										1	0	0	0	0	0	0						
Inning Stats	R: 1 E: 0 K: 0 S: 4	H: 2 LOB: 0 BB: 0 P: 4	R: 0 E: 0 K: 0 S: 3	H: 0 LOB: 1 BB: 1 P: 7	R: 1 E: 0 K: 1 S: 7	H: 2 LOB: 1 BB: 0 P: 7	R: 0 E: 0 K: 1 S: 6	H: 1 LOB: 2 BB: 1 P: 10	R: 0 E: 0 K: 0 S: 3	H: 0 LOB: 0 BB: 0 P: 3	R: 1 E: 0 K: 0 S: 3	H: 1 LOB: 1 BB: 1 P: 7	R: 0 E: 0 K: 0 S: 4	H: 1 LOB: 1 BB: 0 P: 4	R: 0 E: 0 K: 0 S: 3	H: 0 LOB: 0 BB: 0 P: 3	R: 0 E: 0 K: 0 S: 3	H: 0 LOB: 0 BB: 0 P: 3	1B: 6 2B: 0 3B: 0 HR: 1	SF: 0 SAC: 0 DP: 2 HBP: 0	WP: 0 PB: 0 SB: 3 CS: 0	PA: 35
PITCHER Jim Beattie, R ERA: 4.98 (1, 1)	IP: 9.0 WLS: W BF: 35 H: 7 R: 3 ER: 3 SO: 2 BB: 3 IBB: 0 HBP: 0 BLK: 0 WP: 0 HR: 1 S: 36 P: 48 ERA: 3.00 WHIP: 1.111																					

AB	32
R	3
H	7
RBI	3
BB	3
SO	2
LOB	13



Batter	1	2	3	4	5	6	7	8	9	AB	R	H	RBI	BB	SO	LOB	BOTTOM			
Julio Cruz, S OBP: 0.310, SLG: 0.260 (1, 4)										5	0	1	0	0	0	1	Kansas City Royals @ Seattle Mariners The Kingdome, Seattle, WA Tue Sep 23 1980, 10:05 PM EDT Att: 10,879 - Dome			
Joe Simpson, L OBP: 0.304, SLG: 0.333 (1, 9)										5	1	3	0	0	0	1				
Larry Milbourne, S OBP: 0.314, SLG: 0.345 (1, 6)										4	0	0	0	0	2	5				
Bruce Bochte, L OBP: 0.378, SLG: 0.453 (1, 3)										3	1	0	0	1	0	1				
Willie Horton, R OBP: 0.311, SLG: 0.329 (1, 10)										3	2	1	1	1	0	0				
Dan Meyer, L OBP: 0.315, SLG: 0.405 (1, 7)										4	1	2	2	0	0	0				
Jerry Narron, L OBP: 0.280, SLG: 0.321 (1, 2)										2	1	2	3	2	0	0				
Rod Craig, S OBP: 0.294, SLG: 0.360 (1, 8)										4	0	0	0	0	2	4				
Dave Edler, R OBP: 0.277, SLG: 0.345 (1, 5)										4	1	2	1	0	0	0				
Inning Stats	R: 5 E: 0 K: 2 S: 10	H: 3 LOB: 0 BB: 2 P: 18	R: 0 E: 1 K: 1 S: 6	H: 1 LOB: 0 BB: 0 P: 6	R: 1 E: 0 K: 1 S: 6	H: 1 LOB: 1 BB: 1 P: 10	R: 1 E: 0 K: 0 S: 5	H: 2 LOB: 1 BB: 0 P: 5	R: 0 E: 0 K: 0 S: 3	H: 0 LOB: 1 BB: 1 P: 7	R: 0 E: 0 K: 0 S: 4	H: 2 LOB: 1 BB: 0 P: 4	R: 0 E: 0 K: 0 S: 5	H: 2 LOB: 2 BB: 0 P: 5	R: 0 E: 0 K: 0 S: 3	H: 0 LOB: 0 BB: 0 P: 3		1B: 7 2B: 2 3B: 0 HR: 3	SF: 0 SAC: 0 DP: 1 HBP: 0	WP: 0 PB: 0 SB: 0 CS: 0
PITCHER Rene Martin, R ERA: 4.61 (1, 1)	IP: 3.1 WLS: L BF: 20 H: 7 R: 7 ER: 7 SO: 4 BB: 3 IBB: 0 HBP: 0 BLK: 0 WP: 0 HR: 3 S: 25 P: 37 ERA: 18.90 WHIP: 3.000																			
Jeff Twitty, L ERA: 6.04 (4, 1)	IP: 2.2 WLS: L BF: 10 H: 2 R: 0 ER: 0 SO: 0 BB: 1 IBB: 0 HBP: 0 BLK: 0 WP: 0 HR: 0 S: 9 P: 13 ERA: 0.00 WHIP: 1.125																			
Craig Chamberlain, R ERA: 7.56 (7, 1)	IP: 2.0 WLS: L BF: 8 H: 2 R: 0 ER: 0 SO: 0 BB: 0 IBB: 0 HBP: 0 BLK: 0 WP: 0 HR: 0 S: 8 P: 8 ERA: 0.00 WHIP: 1.000																			

AB	34
R	7
H	11
RBI	7
BB	4
SO	4
LOB	12



Batter	1	2	3	4	5	6	7	8	9	AB	R	H	RBI	BB	SO	LOB	TOP								
Willie Wilson, S (1, 7) OBP: 0.355, SLG: 0.422	0-0 4-3		0-0 FC4-6		0-3 K			0-0 1B		4	0	1	1	0	1	2	Kansas City Royals @ Seattle Mariners The Kingdome, Seattle, WA Wed Sep 24 1980, 10:05 PM EDT Att: 11,180 - Dome								
Onix Concepcion, R (1, 6) OBP: 0.222, SLG: 0.222	0-0 L6		0-0 G4-3			0-0 6-3		0-0 1B		3	0	0	0	0	0	1									
U.L. Washington, S (8, PH) OBP: 0.330, SLG: 0.375			0-0 G4-3					1-3 1B		1	0	1	0	0	0	0									
George Brett, L (1, 5) OBP: 0.454, SLG: 0.654	0-0 4-3			0-0 6-3		4-0 G6-4-3 BB		0-0 F7		3	0	0	0	1	0	2									
Hal McRae, R (1, 10) OBP: 0.335, SLG: 0.466		0-0 5-3		0-0 F9		0-0 G6-4-3		0-3 K		4	0	0	0	0	1	1									
Willie Aikens, L (1, 3) OBP: 0.366, SLG: 0.449		0-0 4-3		0-0 1-3			0-0 4-3	4-0 BB		3	0	0	0	1	0	0									
Jerry Terrell, R (9, PR) OBP: 0.077, SLG: 0.077								BB		0	0	0	0	0	0	0									
John Wathan, R (1, 2) OBP: 0.380, SLG: 0.416		4-0 BB			0-0 1-3 SF8 2B		0-0 5-3	0-3 K		3	1	1	0	1	1	1									
Amos Otis, R (1, 8) OBP: 0.324, SLG: 0.390		0-3 K			0-0 1-3		0-0 1-3	0-0 4-3		4	0	0	0	0	1	3									
Jose Cardenal, R (1, 9) OBP: 0.344, SLG: 0.305			0-0 1B FC4-6 1B		0-0 SF8		0-0 4-3			2	1	1	1	0	0	0									
Dave Chalk, R (1, 4) OBP: 0.324, SLG: 0.342			0-0 1-3 1B		0-0 1B		0-0 6-3			2	0	2	0	0	0	0									
Frank White, R (8, PH) OBP: 0.290, SLG: 0.352								0-0 1B		1	0	0	0	0	0	0									
Inning Stats	R: 0 E: 0 K: 0 S: 3	H: 0 LOB: 0 BB: 0 P: 3	R: 0 E: 0 K: 1 S: 5	H: 0 LOB: 1 BB: 1 P: 9	R: 1 E: 0 K: 0 S: 4	H: 2 LOB: 0 BB: 0 P: 4	R: 0 E: 0 K: 0 S: 3	H: 0 LOB: 0 BB: 0 P: 3	R: 1 E: 0 K: 1 S: 7	H: 2 LOB: 1 BB: 0 P: 7	R: 0 E: 0 K: 0 S: 2	H: 0 LOB: 0 BB: 1 P: 6	R: 0 E: 0 K: 0 S: 3	H: 0 LOB: 0 BB: 0 P: 3	R: 0 E: 0 K: 0 S: 5	H: 2 LOB: 2 BB: 0 P: 5	R: 0 E: 0 K: 2 S: 7	H: 0 LOB: 1 BB: 1 P: 11	1B: 5 2B: 1 3B: 0 HR: 0	SF: 1 SAC: 0 DP: 2 HBP: 0	WP: 0 PB: 0 SB: 0 CS: 0	PA: 34			
PITCHER	IP	WLS	BF	H	R	ER	SO	BB	IBB	HBP	BLK	WP	HR	S	P	ERA	WHIP								
Rick Honeycutt, L (1, 1) ERA: 3.95	8.0	W	30	6	2	2	2	2	0	0	0	0	0	32	40	2.25	1.000								
Mike Parrott, R (9, 1) ERA: 7.42	1.0	S	4	0	0	0	2	1	0	0	0	0	0	7	11	0.00	1.000								

Batter	1	2	3	4	5	6	7	8	9	AB	R	H	RBI	BB	SO	LOB	BOTTOM								
Kim Allen, R (1, 4) OBP: 0.389, SLG: 0.406	0-0 5-3		0-0 G1-4-3		0-0 F9		0-0 BB 2B			4	0	1	1	0	0	3	Kansas City Royals @ Seattle Mariners The Kingdome, Seattle, WA Wed Sep 24 1980, 10:05 PM EDT Att: 11,180 - Dome								
Julio Cruz, S (9, 4) OBP: 0.310, SLG: 0.260			0-0 G1-4-3				2H 2B			0	0	0	0	0	0	0									
Rod Craig, S (1, 8) OBP: 0.293, SLG: 0.358	0-0 F9			0-0 F9		0-0 1B SF8 1B	0-0 F7			4	1	1	0	0	0	1									
Reggie Walton, R (1, 9) OBP: 0.276, SLG: 0.370				0-0 6-3		0-0 E SH2-3 1B	4-0 BB IBB			3	1	2	0	0	0	0									
Bruce Bochte, L (7, PH) OBP: 0.379, SLG: 0.453						1-3 SH2-3 1B	BB IBB			0	0	0	0	1	0	0									
Willie Horton, R (1, 10) OBP: 0.310, SLG: 0.327	0-0 4-3			0-0 F7		0-0 SF8	4-0 BB			2	0	0	1	1	0	1									
Larry Milbourne, S (1, 6) OBP: 0.314, SLG: 0.344		0-0 4-3			0-0 FC6-4 1B	0-0 SH2-3	0-0 G3			3	0	1	1	0	0	3									
Mario Mendoza, R (9, 6) OBP: 0.290, SLG: 0.313						1-H SH2-3				0	0	0	0	0	0	0									
Tom Paciorek, R (1, 3) OBP: 0.301, SLG: 0.435		0-0 F8		0-0 FC6-4 1B	0-0 FC6-4 1B	0-0 1B		0-0 G4-6-3 1B		3	1	1	0	0	0	1									
Dan Meyer, L (8, PH) OBP: 0.316, SLG: 0.406					1-2 1B			1B		1	0	1	0	0	0	0									
Leon Roberts, R (1, 7) OBP: 0.330, SLG: 0.409		0-3 K		0-0 F9	4-0 1B BB	0-3 K		0-0 G4-6-3 1B		2	0	0	0	1	2	1									
Joe Simpson, L (8, PH) OBP: 0.303, SLG: 0.332					1-2 1B			1-2 G4-6-3 1B		1	0	0	0	0	0	1									
Dave Edler, R (1, 5) OBP: 0.290, SLG: 0.355			0-0 F9		0-0 F7		0-0 SH3 2B	0-0 CS 1B		4	1	2	0	0	0	2									
Larry Cox, R (1, 2) OBP: 0.258, SLG: 0.291			0-0 G1-4-3 1B		0-0 1-3 2H 1B		0-0 SH3	0-0 CS		2	0	2	1	0	0	0									
Inning Stats	R: 0 E: 0 K: 0 S: 4	H: 1 LOB: 1 BB: 0 P: 4	R: 0 E: 0 K: 1 S: 5	H: 0 LOB: 0 BB: 0 P: 5	R: 0 E: 0 K: 0 S: 3	H: 1 LOB: 0 BB: 0 P: 3	R: 0 E: 0 K: 0 S: 3	H: 0 LOB: 0 BB: 0 P: 3	R: 1 E: 0 K: 0 S: 5	H: 2 LOB: 2 BB: 1 P: 9	R: 2 E: 0 K: 1 S: 8	H: 3 LOB: 1 BB: 0 P: 8	R: 1 E: 0 K: 0 S: 5	H: 2 LOB: 3 BB: 2 P: 13	R: 0 E: 0 K: 0 S: 3	H: 2 LOB: 0 BB: 0 P: 3	1B: 10 2B: 1 3B: 0 HR: 0	SF: 1 SAC: 2 DP: 2 HBP: 0	WP: 0 PB: 0 SB: 3 CS: 1	PA: 36					
PITCHER	IP	WLS	BF	H	R	ER	SO	BB	IBB	HBP	BLK	WP	HR	S	P	ERA	WHIP								
Paul Spittorff, L (1, 1) ERA: 4.15	6.1	L	28	9	4	4	2	1	0	0	0	0	0	31	35	5.68	1.579								
Marty Pattin, R (7, 1) ERA: 3.59	1.2		7	2	0	0	0	1	1	0	0	0	0	5	13	0.00	1.800								

AB	30
R	2
H	6
RBI	2
BB	3
SO	4
LOB	10



Batter	1	2	3	4	5	6	7	8	9	AB	R	H	RBI	BB	SO	LOB	TOP					
Willie Wilson, S (1, 7) OBP: 0.356, SLG: 0.423										4	0	2	0	0	0	1	Kansas City Royals @ Minnesota Twins Metropolitan Stadium, Bloomington, MI Fri Sep 26 1980, 8:05 PM EDT Alt. 9,837 - Unknown - 54 F livebaseballscores.com					
U L Washington, S (1, 6) OBP: 0.325, SLG: 0.373										2	0	0	0	0	1	1						
Onix Concepcion, R (7, PH) OBP: 0.222, SLG: 0.222										1	0	0	0	0	1	0						
John Wathan, R (9, PH) OBP: 0.380, SLG: 0.415										1	0	0	0	0	0	1						
George Brett, L (1, 5) OBP: 0.453, SLG: 0.650										4	0	1	0	0	1	1						
Hal McRae, R (1, 10) OBP: 0.337, SLG: 0.465										3	0	1	0	1	0	1						
Amos Otis, R (1, 8) OBP: 0.321, SLG: 0.386										3	0	0	0	0	2	2						
Willie Aikens, L (1, 3) OBP: 0.384, SLG: 0.446										3	0	0	0	0	1	1						
Darrell Porter, L (1, 2) OBP: 0.356, SLG: 0.349										3	0	0	0	0	2	0						
Jose Cardenal, R (1, 9) OBP: 0.343, SLG: 0.306										3	0	1	0	0	0	0						
Frank White, R (1, 4) OBP: 0.290, SLG: 0.352										3	0	1	0	0	0	1						
Inning Stats	R: 0 E: 0 K: 0 S: 3	H: 1 LOB: 0 BB: 0 P: 3	R: 0 E: 0 K: 1 S: 4	H: 0 LOB: 0 BB: 1 P: 8	R: 0 E: 0 K: 1 S: 6	H: 1 LOB: 0 BB: 0 P: 6	R: 0 E: 0 K: 2 S: 7	H: 0 LOB: 0 BB: 0 P: 7	R: 0 E: 0 K: 3 S: 9	H: 0 LOB: 0 BB: 0 P: 9	R: 0 E: 0 K: 0 S: 3	H: 0 LOB: 0 BB: 0 P: 3	R: 0 E: 0 K: 1 S: 6	H: 1 LOB: 1 BB: 0 P: 6	R: 0 E: 0 K: 0 S: 4	H: 1 LOB: 1 BB: 0 P: 4	R: 0 E: 0 K: 0 S: 4	H: 2 LOB: 1 BB: 0 P: 4	1B: 6 2B: 0 3B: 0 HR: 0	SF: 0 SAC: 0 DP: 2 HBP: 0	WP: 0 PB: 0 SB: 0 CS: 1	PA: 31
PITCHER Geoff Zahn, L (1, 1) ERA: 4.41	IP: 9.0 WLS: W BF: 31 H: 6 R: 0 ER: 0 SO: 8 BB: 1 IBB: 0 HBP: 0 BLK: 0 WP: 0 HR: 0 S: 46 P: 50 ERA: 0.00 WHIP: 0.778															PITCHER	IP: 9.0 WLS: W BF: 31 H: 6 R: 0 ER: 0 SO: 8 BB: 1 IBB: 0 HBP: 0 BLK: 0 WP: 0 HR: 0 S: 46 P: 50 ERA: 0.00 WHIP: 0.778					

Batter	1	2	3	4	5	6	7	8	9	AB	R	H	RBI	BB	SO	LOB	BOTTOM					
Hosken Powell, L (1, 9) OBP: 0.310, SLG: 0.356										4	1	1	2	0	1	0	Kansas City Royals @ Minnesota Twins Metropolitan Stadium, Bloomington, MI Fri Sep 26 1980, 8:05 PM EDT Alt. 9,837 - Unknown - 54 F livebaseballscores.com					
Rob Wilfong, L (1, 4) OBP: 0.308, SLG: 0.363										4	0	1	0	0	0	0						
Ken Landreaux, L (1, 8) OBP: 0.333, SLG: 0.420										4	0	2	0	0	0	0						
Roy Smalley, S (1, 6) OBP: 0.361, SLG: 0.410										4	0	0	0	0	2	3						
Glenn Adams, L (1, 10) OBP: 0.315, SLG: 0.392										2	1	2	0	1	0	0						
Willie Norwood, R (6, PR) OBP: 0.197, SLG: 0.233										1	0	0	0	0	0	0						
Butch Wynegar, S (1, 2) OBP: 0.340, SLG: 0.330										4	0	1	1	0	0	2						
Mike Cabbage, L (1, 3) OBP: 0.302, SLG: 0.353										4	0	1	0	0	1	2						
Ron Jackson, R (6, PR) OBP: 0.306, SLG: 0.386										0	0	0	0	0	0	0						
Rick Sofield, L (1, 7) OBP: 0.286, SLG: 0.375										2	0	0	0	1	1	1						
Greg Johnston, L (7, 8) OBP: 0.286, SLG: 0.333										1	0	0	0	0	0	1						
John Castino, R (1, 5) OBP: 0.332, SLG: 0.427										3	1	1	0	0	2	2						
Inning Stats	R: 0 E: 0 K: 1 S: 5	H: 0 LOB: 0 BB: 0 P: 5	R: 1 E: 0 K: 1 S: 7	H: 2 LOB: 1 BB: 0 P: 7	R: 0 E: 0 K: 1 S: 5	H: 0 LOB: 0 BB: 0 P: 5	R: 0 E: 0 K: 0 S: 4	H: 1 LOB: 1 BB: 0 P: 4	R: 2 E: 0 K: 1 S: 9	H: 4 LOB: 2 BB: 0 P: 9	R: 0 E: 0 K: 2 S: 7	H: 0 LOB: 2 BB: 2 P: 15	R: 0 E: 0 K: 1 S: 6	H: 1 LOB: 1 BB: 0 P: 6	R: 0 E: 0 K: 0 S: 4	H: 1 LOB: 1 BB: 0 P: 4	R: 0 E: 0 K: 0 S: 4	H: 1 LOB: 1 BB: 0 P: 4	1B: 7 2B: 1 3B: 0 HR: 1	SF: 0 SAC: 0 DP: 0 HBP: 0	WP: 0 PB: 0 SB: 1 CS: 0	PA: 35
PITCHER Dennis Leonard, R (1, 1) ERA: 3.88	IP: 8.0 WLS: L BF: 35 H: 9 R: 3 ER: 3 SO: 7 BB: 1 IBB: 1 HBP: 0 BLK: 0 WP: 0 HR: 1 S: 47 P: 55 ERA: 3.38 WHIP: 1.250															PITCHER	IP: 8.0 WLS: L BF: 35 H: 9 R: 3 ER: 3 SO: 7 BB: 1 IBB: 1 HBP: 0 BLK: 0 WP: 0 HR: 1 S: 47 P: 55 ERA: 3.38 WHIP: 1.250					

Batter	1	2	3	4	5	6	7	8	9	AB	R	H	RBI	BB	SO	LOB	TOP					
Willie Wilson, S OBP: 0.357, SLG: 0.422	1-3		5-3			E6 L9 5-3 1B		HR BB		3	2	1	0	1	0	0	Kansas City Royals @ Minnesota Twins Metropolitan Stadium, Bloomington, MI Sat Sep 27 1980, 4:33 AM EDT Att: 6,848 - Unknown - 50 F					
Frank White, R OBP: 0.290, SLG: 0.357	5-3			L7		L9		HR		4	1	1	2	0	0	1						
George Brett, L Manny Castillo, S OBP: 0.449, SLG: 0.644 OBP: 0.500, SLG: 0.500	F7			F8		5-3		K		4	0	0	1	0	1	0						
Hal McRae, R OBP: 0.336, SLG: 0.462		K			BB BB	K		F9		3	0	0	0	1	2	0						
John Wathan, R OBP: 0.381, SLG: 0.413		F9			BB BB			G4-6-3 BB		2	0	0	0	2	0	0						
Willie Aikens, L OBP: 0.363, SLG: 0.444					BB		P6	G4-6-3		3	0	0	0	0	1	3						
Jose Cardenal, R OBP: 0.340, SLG: 0.303								5-3		4	0	1	0	0	0	1						
Jerry Terrell, R OBP: 0.063, SLG: 0.063			4-3			F9		L4		3	0	0	0	0	0	1						
Onix Concepcion, R OBP: 0.167, SLG: 0.167			K			F9		6-3		3	0	0	0	0	1	0						
Inning Stats	R: 0 E: 0 K: 0 S: 3	H: 0 LOB: 0 BB: 0 P: 3	R: 0 E: 0 K: 1 S: 5	H: 0 LOB: 1 BB: 0 P: 6	R: 0 E: 0 K: 1 S: 5	H: 0 LOB: 0 BB: 2 P: 5	R: 0 E: 0 K: 1 S: 5	H: 0 LOB: 2 BB: 2 P: 13	R: 0 E: 0 K: 0 S: 3	H: 0 LOB: 0 BB: 0 P: 3	R: 1 E: 1 K: 1 S: 6	H: 1 LOB: 0 BB: 0 P: 6	R: 0 E: 0 K: 0 S: 4	H: 1 LOB: 1 BB: 0 P: 4	R: 2 E: 0 K: 1 S: 6	H: 1 LOB: 0 BB: 1 P: 10	R: 0 E: 0 K: 0 S: 2	H: 0 LOB: 0 BB: 1 P: 6	1B: 2 2B: 0 3B: 0 HR: 1	SF: 0 SAC: 0 DP: 1 HBP: 1	WP: 0 PB: 0 SB: 0 CS: 0	PA: 34
PITCHER Jerry Koonsman, L ERA: 4.05	IP: 9.0 WLS: W BF: 34 H: 3 R: 3 ER: 2 SO: 5 BB: 4 IBB: 0 HBP: 1 BLK: 0 WP: 0 HR: 1 S: 39 P: 56 ERA: 2.00 WHIP: 0.778																					

Batter	1	2	3	4	5	6	7	8	9	AB	R	H	RBI	BB	SO	LOB	BOTTOM	
Gary Ward, R OBP: 0.464, SLG: 0.808	5-3		E3 SF8 1B	K		5-3		5-3		4	1	1	1	0	1	0	Kansas City Royals @ Minnesota Twins Metropolitan Stadium, Bloomington, MI Sat Sep 27 1980, 4:33 AM EDT Att: 6,848 - Unknown - 50 F	
Greg Johnston, L OBP: 0.273, SLG: 0.316										1	0	0	0	0	0	0		
John Castino, R OBP: 0.333, SLG: 0.427	5-3		E6 SF8 1B	6-3		BB 1B		1B		5	1	2	0	0	0	1		
Roy Smalley, S OBP: 0.361, SLG: 0.409	F7		E5 SF8 1B		G3	BB 1B		1B		4	1	1	0	1	0	2		
Jose Morales, R OBP: 0.360, SLG: 0.489		4-3	SF8			HR		G6-4-3 1B		3	1	1	2	0	0	2		
Glenn Adams, L OBP: 0.314, SLG: 0.391								G6-4-3		1	0	0	0	0	0	2		
Butch Wynegar, S OBP: 0.343, SLG: 0.341	P4		1B IBB			HR		2B		3	1	2	1	1	0	0		
Pete Mackanin, R OBP: 0.302, SLG: 0.368	F7		K		F3		E5 FC3-6			4	0	0	0	0	1	4		
Ron Jackson, R OBP: 0.311, SLG: 0.388			1B			BB		F7		3	1	2	2	1	0	2		
Bombo Rivera, R OBP: 0.250, SLG: 0.376			2B			K		FC3-6		4	1	1	0	0	1	5		
Dave Edwards, R OBP: 0.294, SLG: 0.335			E 3B		F9		K	4-3		4	1	1	2	0	1	2		
Inning Stats	R: 0 E: 0 K: 0 S: 3	H: 0 LOB: 0 BB: 0 P: 3	R: 0 E: 0 K: 1 S: 12	H: 0 LOB: 2 BB: 1 P: 16	R: 0 E: 0 K: 1 S: 5	H: 0 LOB: 0 BB: 0 P: 5	R: 2 E: 0 K: 1 S: 7	H: 2 LOB: 1 BB: 1 P: 11	R: 0 E: 0 K: 1 S: 6	H: 1 LOB: 2 BB: 1 P: 10	R: 0 E: 1 K: 0 S: 5	H: 1 LOB: 2 BB: 0 P: 5	R: 0 E: 0 K: 0 S: 4	H: 2 LOB: 1 BB: 0 P: 4	1B: 6 2B: 2 3B: 1 HR: 2	SF: 1 SAC: 0 DP: 1 HBP: 0	WP: 0 PB: 0 SB: 0 CS: 0	PA: 40
PITCHER Larry Gura, L ERA: 2.89 Marty Pattin, R ERA: 3.71 Ken Brett, L ERA: Dan Quisenberry, R ERA: 3.2	IP: 2.2 WLS: L BF: 16 H: 5 R: 6 ER: 3 SO: 1 BB: 0 IBB: 0 HBP: 0 BLK: 0 WP: 0 HR: 0 S: 17 P: 21 ERA: 10.12 WHIP: 1.875																	
PITCHER	IP: 2.1 WLS: L BF: 10 H: 2 R: 2 ER: 2 SO: 2 BB: 1 IBB: 0 HBP: 0 BLK: 0 WP: 2 HR: 13 S: 17 P: 17 ERA: 7.71 WHIP: 1.286																	
PITCHER	IP: 2.0 WLS: L BF: 10 H: 2 R: 0 ER: 0 SO: 1 BB: 0 IBB: 0 HBP: 0 BLK: 0 WP: 0 HR: 11 S: 15 P: 15 ERA: 0.00 WHIP: 1.500																	
PITCHER	IP: 1.0 WLS: L BF: 4 H: 2 R: 0 ER: 0 SO: 0 BB: 0 IBB: 0 HBP: 0 BLK: 0 WP: 0 HR: 4 S: 4 P: 4 ERA: 0.00 WHIP: 2.000																	

Batter	1	2	3	4	5	6	7	8	9	10	11	12	13	14	AB	R	H	RBI	BB	SO	LOB	TOP										
Julio Cruz, S OBP: 0.304, SLG: 0.255 (1.4)	4-3		F7		F7			F7		6-3		4-3		6-3	7	0	1	0	0	0	3											
Joe Simpson, L OBP: 0.303, SLG: 0.333 (1.9)	2B		E1		K			F7		F7				6-3	6	1	1	0	0	1	2											
Rod Craig, S OBP: 0.291, SLG: 0.352 (1.8)	F9		F8		F8			3-1						4-3	6	0	1	0	0	0	2											
Bruce Bochte, L OBP: 0.383, SLG: 0.461 (1.10)	2B													F7	5	2	3	2	1	0	0											
Dan Meyer, L OBP: 0.316, SLG: 0.412 (9.3)	G3				F9			F7		6-3		FC3-2-5-1			6	0	1	0	0	0	4											
Tom Paciorek, R OBP: 0.305, SLG: 0.437 (1.3)		5-3						6-3							4	1	2	0	0	0	0											
Kim Allen, R OBP: 0.380, SLG: 0.333 (9.7)					2B										0	1	0	0	2	0	0											
Jerry Narron, L OBP: 0.277, SLG: 0.337 (7.2)															2	0	1	2	1	0	0											
Jim Anderson, R OBP: 0.291, SLG: 0.325 (7.2)		L5													0	0	0	0	0	0	0											
Larry Cox, R OBP: 0.275, SLG: 0.291 (9.7)															0	0	0	0	0	0	0											
Juan Beniquez, R OBP: 0.275, SLG: 0.353 (9.7)															1	0	0	0	0	0	1											
Marc Hill, R OBP: 0.235, SLG: 0.315 (9.2)															2	0	0	0	0	0	5											
Dave Edler, R OBP: 0.267, SLG: 0.325 (1.5)					6-3			K						5-3	6	0	2	1	0	2	2											
Mario Mendoza, R OBP: 0.289, SLG: 0.315 (7.7)														4-3	2	0	0	0	0	0	1											
Larry Milbourne, S OBP: 0.315, SLG: 0.339 (7.6)					5-3			G4-6-3						4-3	3	0	0	0	0	0	3											
Inning Stats	R: 1 E: 0 K: 0 S: 5	H: 2 LOB: 1 BB: 0 P: 5	R: 0 E: 0 K: 1 S: 5	H: 0 LOB: 0 BB: 0 P: 5	R: 0 E: 1 K: 0 S: 4	H: 0 LOB: 1 BB: 0 P: 4	R: 2 E: 0 K: 0 S: 5	H: 2 LOB: 1 BB: 1 P: 9	R: 0 E: 0 K: 1 S: 5	H: 0 LOB: 0 BB: 0 P: 5	R: 0 E: 0 K: 0 S: 3	H: 0 LOB: 0 BB: 0 P: 3	R: 0 E: 0 K: 1 S: 4	H: 1 LOB: 0 BB: 0 P: 8	R: 0 E: 0 K: 0 S: 3	H: 1 LOB: 0 BB: 0 P: 3	R: 1 E: 0 K: 0 S: 4	H: 2 LOB: 1 BB: 0 P: 4	R: 0 E: 0 K: 0 S: 4	H: 1 LOB: 1 BB: 1 P: 8	R: 0 E: 0 K: 0 S: 3	H: 2 LOB: 0 BB: 0 P: 4	R: 0 E: 0 K: 0 S: 3	H: 0 LOB: 0 BB: 0 P: 3	R: 0 E: 0 K: 0 S: 3	H: 0 LOB: 0 BB: 0 P: 3	R: 1 E: 0 K: 0 S: 5	H: 2 LOB: 2 BB: 1 P: 9	1B: 8 2B: 2 3B: 1 HR: 1	SF: 0 SAC: 1 DP: 3 HBP: 0	WP: 0 PB: 0 SB: 1 CS: 0	PA: 55
PITCHER	IP	WLS	BF	H	R	ER	SO	BB	IBB	HBP	BLK	WP	HR	S	P	ERA	WHIP															
Dennis Leonard, R ERA: 3.87	(1.1)	10.0	40	10	4	4	3	0	0	0	0	0	0	13	21	2.25	0.500															
Dan Quisenberry, R ERA: 3.13	(11.1)	4.0	15	2	1	1	0	0	2	0	0	0	0	0	0	0	0															

Seattle Mariners @ Kansas City Royals
Royals Stadium, Kansas City, MO

Tue Sep 30 1980, 8:05 PM EDT
Att. 17,272 - Unknown - 73 F

livebaseballscorecards.com

AB 50
R 5
H 12
RBI 5
BB 4
SO 3
LOB 23



Batter	1	2	3	4	5	6	7	8	9	10	11	12	13	14	AB	R	H	RBI	BB	SO	LOB	BOTTOM								
Willie Wilson, S OBP: 0.357, SLG: 0.425 (1.7)	E5									4-3					7	2	3	0	0	0	0									
U L Washington, S OBP: 0.334, SLG: 0.377 (1.6)	1B									F9					5	2	4	0	1	0	0									
George Brett, L OBP: 0.452, SLG: 0.657 (1.5)	1B									F8					6	1	3	4	1	0	3									
Hal McRae, R OBP: 0.339, SLG: 0.463 (1.10)	G6-4-3														6	1	3	0	0	1	6									
Amos Otis, R OBP: 0.319, SLG: 0.387 (1.8)		1-3													6	1	2	2	0	0	2									
Willie Aikens, L OBP: 0.363, SLG: 0.443 (9.3)															4	0	1	1	0	0	2									
Ralph Lee Cook, L OBP: 0.287, SLG: 0.266 (13. PR)		F8								6-3					2	0	1	0	0	0	0									
Jerry Terrell, R OBP: 0.063, SLG: 0.063 (14.9)															0	0	0	0	0	0	0									
Darrell Porter, L OBP: 0.353, SLG: 0.345 (1.2)		4-3								F5					6	0	0	0	0	0	2									
Jose Cardenal, R OBP: 0.266, SLG: 0.330 (8. PR)															1	0	0	0	0	0	0									
Clim Hudler, R OBP: 0.166, SLG: 0.457 (8. PR)															2	0	0	0	0	0	1									
John Wathan, R OBP: 0.380, SLG: 0.411 (8. PR)															3	0	1	0	0	0	1									
Frank White, R OBP: 0.287, SLG: 0.353 (1.4)															6	0	0	0	0	0	3									
Inning Stats	R: 0 E: 1 K: 0 S: 4	H: 2 LOB: 1 BB: 0 P: 4	R: 0 E: 0 K: 0 S: 3	H: 0 LOB: 0 BB: 0 P: 3	R: 1 E: 0 K: 0 S: 5	H: 2 LOB: 2 BB: 1 P: 9	R: 0 E: 0 K: 0 S: 3	H: 0 LOB: 0 BB: 0 P: 3	R: 0 E: 0 K: 0 S: 3	H: 0 LOB: 0 BB: 0 P: 5	R: 2 E: 0 K: 1 S: 8	H: 3 LOB: 1 BB: 0 P: 8	R: 1 E: 0 K: 0 S: 6	H: 3 LOB: 2 BB: 0 P: 6	R: 0 E: 0 K: 0 S: 3	H: 0 LOB: 0 BB: 0 P: 3	R: 0 E: 0 K: 0 S: 3	H: 1 LOB: 0 BB: 0 P: 3	R: 0 E: 0 K: 0 S: 3	H: 1 LOB: 0 BB: 0 P: 3	R: 0 E: 1 K: 1 S: 6	H: 0 LOB: 2 BB: 1 P: 10	R: 0 E: 0 K: 0 S: 4	H: 1 LOB: 1 BB: 0 P: 4	R: 3 E: 0 K: 0 S: 3	H: 3 LOB: 0 BB: 0 P: 3	1B: 15 2B: 0 3B: 2 HR: 1	SF: 0 SAC: 1 DP: 2 HBP: 0	WP: 0 PB: 0 SB: 2 CS: 1	PA: 57
PITCHER	IP	WLS	BF	H	R	ER	SO	BB	IBB	HBP	BLK	WP	HR	S	P	ERA	WHIP													
Rick Honeycutt, L ERA: 3.64	(1.1)	2.2	12	4	1	1	0	1	0	0	0	0	0	11	15	3.38	1.875													
Byron McLaughlin, R ERA: 6.58	(3.1)	2.1	11	4	2	2	0	0	0	0	0	0	0	11	11	7.71	1.714													
Dave Roberts, L ERA: 4.02	(6.1)	4.0	16	4	1	1	1	0	0	0	0	0	0	18	18	2.25	1.000													
Mike Parrott, R ERA: 7.39	(10.1)	4.0	18	6	3	3	1	0	1	0	0	0	1	19	23	6.75	1.500													

Seattle Mariners @ Kansas City Royals
Royals Stadium, Kansas City, MO

Tue Sep 30 1980, 8:05 PM EDT
Att. 17,272 - Unknown - 73 F

livebaseballscorecards.com

AB 54
R 7
H 18
RBI 7
BB 2
SO 2
LOB 20



Batter	1	2	3	4	5	6	7	8	9	AB	R	H	RBI	BB	SO	LOB	TOP										
Kim Allen, R OBP: 0.365, SLG: 0.318 Ted Cox, R OBP: 0.292, SLG: 0.301	5-3		FC4			E6			5-3	2	0	0	0	0	0	1											
Joe Simpson, L OBP: 0.304, SLG: 0.334 Leon Roberts, R OBP: 0.328, SLG: 0.407	4-3		CS			K			5-3	2	0	1	0	0	0	0											
Juan Beniquez, R OBP: 0.276, SLG: 0.350 Reggie Walton, R OBP: 0.282, SLG: 0.413	K			G6-3					K	2	0	0	0	0	1	1											
Bruce Bochte, L OBP: 0.383, SLG: 0.462		FC3-6		F9					G3	3	0	1	0	0	0	0											
Dan Meyer, L OBP: 0.316, SLG: 0.410		FC3-6				6-3			P4	2	0	0	0	1	0	0											
Willie Horton, R OBP: 0.306, SLG: 0.331		FC3-6				K			5-3	3	0	0	0	0	1	2											
Jerry Naron, L OBP: 0.291, SLG: 0.330 Larry Cox, R OBP: 0.291, SLG: 0.294	F7					F8			FC6-4	2	0	0	0	0	0	2											
Jim Anderson, R OBP: 0.289, SLG: 0.323			F9			F2			FC6-4	2	0	0	0	0	0	0											
Bill Stein, R OBP: 0.326, SLG: 0.385 Larry Milbourne, S OBP: 0.315, SLG: 0.339									G5-4-3	1	0	0	0	0	0	1											
Mario Mendoza, R OBP: 0.291, SLG: 0.316 Tom Paciorek, R OBP: 0.305, SLG: 0.436 Julio Cruz, S OBP: 0.304, SLG: 0.255				FC4		F4			G5-4-3	2	0	1	0	0	0	0											
Inning Stats	R: 0 E: 0 K: 1 S: 5	H: 0 LOB: 0 BB: 0 P: 5	R: 0 E: 0 K: 0 S: 3	H: 1 LOB: 1 BB: 1 P: 7	R: 0 E: 0 K: 0 S: 3	H: 1 LOB: 0 BB: 0 P: 3	R: 0 E: 0 K: 0 S: 3	H: 1 LOB: 0 BB: 0 P: 3	R: 0 E: 0 K: 1 S: 5	H: 0 LOB: 0 BB: 0 P: 5	R: 1 E: 0 K: 0 S: 4	H: 1 LOB: 0 BB: 0 P: 4	R: 0 E: 0 K: 0 S: 3	H: 1 LOB: 1 BB: 0 P: 3	R: 0 E: 0 K: 1 S: 5	H: 0 LOB: 0 BB: 0 P: 5	1B: 3 2B: 1 3B: 0 HR: 1	SF: 0 SAC: 0 DP: 2 HBP: 0	WP: 0 PA: 31								
PITCHER	IP	WLS	BF	H	R	ER	SO	BB	IBB	HBP	BLK	WP	HR	S	P	ERA	WHIP										
Rich Gale, R ERA: 4.0	4.0		13	3	0	0	1	1	0	0	0	0	0	14	18	0.00	1.000										
Marty Pattin, R ERA: 3.64	4.0	W	14	2	1	1	2	0	0	0	0	0	1	18	18	2.25	0.500										
Ken Brett, L ERA:	1.0	S	3	0	0	0	1	0	0	0	0	0	0	5	5	0.00	0.000										

Seattle Mariners @ Kansas City Royals
Royals Stadium, Kansas City, MO
Wed Oct 01 1980, 8:05 PM EDT
Att: 15,604 - Unknown - 74 F

AB 29
R 1
H 5
RBI 1
BB 1
SO 4
LOB 9



Batter	1	2	3	4	5	6	7	8	9	AB	R	H	RBI	BB	SO	LOB	BOTTOM										
Willie Wilson, S OBP: 0.356, SLG: 0.424	6-3		F7	1-3			G3			4	1	1	0	0	0	4											
Hal McRae, R OBP: 0.337, SLG: 0.459	6-3		F9			6-3	F7			4	0	0	0	0	0	1											
George Brett, L OBP: 0.456, SLG: 0.670	4-3									3	2	3	1	1	0	0											
Willie Aikens, L OBP: 0.361, SLG: 0.439 Ralph LaCock, L OBP: 0.297, SLG: 0.266	4-3			4-3		4-3	F7			4	0	0	1	0	0	3											
Darrell Porter, L OBP: 0.352, SLG: 0.345	5-3			F7					4-3	4	0	1	1	0	0	1											
Amos Otis, R OBP: 0.318, SLG: 0.385		5-3		2B		K			6-3	4	1	1	0	0	1	1											
Clint Hurdle, L OBP: 0.348, SLG: 0.457		6-3		E			F9		F9	4	0	1	0	0	0	0											
Frank White, R OBP: 0.285, SLG: 0.351		F9		E6			5-3			3	0	0	0	0	0	1											
U.L. Washington, S OBP: 0.336, SLG: 0.378				F7			4-3			2	0	1	0	1	0	0											
Inning Stats	R: 1 E: 0 K: 0 S: 4	H: 1 LOB: 1 BB: 1 P: 8	R: 0 E: 0 K: 0 S: 3	H: 0 LOB: 0 BB: 0 P: 3	R: 0 E: 0 K: 0 S: 3	H: 1 LOB: 0 BB: 0 P: 3	R: 2 E: 1 K: 0 S: 7	H: 3 LOB: 3 BB: 1 P: 11	R: 1 E: 0 K: 1 S: 7	H: 2 LOB: 1 BB: 0 P: 7	R: 0 E: 0 K: 0 S: 3	H: 0 LOB: 0 BB: 0 P: 3	R: 0 E: 0 K: 0 S: 4	H: 1 LOB: 1 BB: 0 P: 4	R: 0 E: 0 K: 0 S: 3	H: 0 LOB: 0 BB: 0 P: 3	1B: 4 2B: 3 3B: 0 HR: 1	SF: 0 SAC: 0 DP: 0 HBP: 0	WP: 0 PA: 34								
PITCHER	IP	WLS	BF	H	R	ER	SO	BB	IBB	HBP	BLK	WP	HR	S	P	ERA	WHIP										
Rob Dressler, R ERA: 3.98	8.0	L	34	8	4	3	1	1	1	0	0	0	1	34	42	3.38	1.125										

Seattle Mariners @ Kansas City Royals
Royals Stadium, Kansas City, MO
Wed Oct 01 1980, 8:05 PM EDT
Att: 15,604 - Unknown - 74 F

AB 32
R 4
H 8
RBI 3
BB 2
SO 1
LOB 11



Batter	1	2	3	4	5	6	7	8	9	AB	R	H	RBI	BB	SO	LOB	TOP			
Gary Ward, R OBP: 0.512, SLG: 0.842										4	1	4	1	0	0	0	Minnesota Twins @ Kansas City Royals Royals Stadium, Kansas City, MO Fri Oct 03 1980, 8:05 PM EDT Att: 20,714 - Unknown - 60 F			
John Castino, R OBP: 0.336, SLG: 0.432										5	1	1	2	0	0	4				
Ken Landreaux, L OBP: 0.336, SLG: 0.422 Greg Johnston, L OBP: 0.299, SLG: 0.333										5	1	1	0	0	0	2				
Jose Morales, R OBP: 0.364, SLG: 0.494 Willie Norwood, R OBP: 0.197, SLG: 0.233										0	0	0	0	0	0	0				
Ron Jackson, R OBP: 0.319, SLG: 0.395										4	0	2	1	1	0	3				
Butch Wynegar, S OBP: 0.339, SLG: 0.335										3	0	0	1	1	0	2				
Pete Mackanin, R OBP: 0.298, SLG: 0.364										5	0	1	0	0	0	6				
Bombo Rivera, R OBP: 0.254, SLG: 0.373										4	0	0	0	0	0	1				
Rob Wilfong, L OBP: 0.310, SLG: 0.371										4	1	1	0	0	0	1				
Inning Stats	R: 1 E: 0 K: 0 S: 6	H: 3 LOB: 3 BB: 1 P: 10	R: 2 E: 0 K: 0 S: 7	H: 4 LOB: 2 BB: 0 P: 7	R: 0 E: 0 K: 0 S: 3	H: 0 LOB: 0 BB: 0 P: 3	R: 0 E: 0 K: 0 S: 4	H: 1 LOB: 1 BB: 0 P: 4	R: 0 E: 0 K: 0 S: 4	H: 1 LOB: 1 BB: 0 P: 4	R: 0 E: 0 K: 0 S: 4	H: 1 LOB: 1 BB: 0 P: 4	R: 0 E: 0 K: 0 S: 5	H: 2 LOB: 2 BB: 0 P: 5	R: 1 E: 0 K: 0 S: 4	H: 1 LOB: 2 BB: 1 P: 8	1B: 6 2B: 5 3B: 2 HR: 1	SF: 1 SAC: 1 DP: 0 HBP: 0	WP: 0 PB: 0 SB: 0 CS: 0	PA: 43
PITCHER Larry Gura, L ERA: 2.95	IP: 9.0 WLS: L BF: 43 H: 14 R: 5 ER: 5 SO: 0 BB: 1 IBB: 1 HBP: 0 BLK: 0 WP: 0 HR: 1 S: 41 P: 49 ERA: 5.00 WHIP: 1.667															PITCHER				

AB 39
R 5
H 14
RBI 5
BB 2
SO 0
LOB 19



Batter	1	2	3	4	5	6	7	8	9	AB	R	H	RBI	BB	SO	LOB	BOTTOM					
Willie Wilson, S OBP: 0.356, SLG: 0.422										4	1	1	0	0	1	2	Minnesota Twins @ Kansas City Royals Royals Stadium, Kansas City, MO Fri Oct 03 1980, 8:05 PM EDT Att: 20,714 - Unknown - 60 F					
U L Washington, S OBP: 0.337, SLG: 0.377										3	0	1	0	1	0	1						
George Brett, L OBP: 0.453, SLG: 0.665										3	0	1	1	0	0	1						
Hal McRae, R OBP: 0.337, SLG: 0.466										4	1	2	1	0	0	2						
Amos Otis, R OBP: 0.317, SLG: 0.385										4	0	0	0	0	1	3						
Willie Aikens, L OBP: 0.356, SLG: 0.435 Onix Concepcion, R OBP: 0.133, SLG: 0.133										4	0	1	0	0	1	1						
Darrell Porter, L OBP: 0.352, SLG: 0.343 John Wathan, R OBP: 0.378, SLG: 0.409										2	1	0	0	1	0	0						
Jose Cardenal, R OBP: 0.327, SLG: 0.295 Ralph LaCock, L OBP: 0.266, SLG: 0.265										3	0	0	0	0	1	1						
Frank White, R OBP: 0.289, SLG: 0.357										3	0	2	1	0	0	0						
Inning Stats	R: 0 E: 0 K: 1 S: 4	H: 0 LOB: 0 BB: 1 P: 8	R: 1 E: 0 K: 1 S: 6	H: 1 LOB: 0 BB: 0 P: 6	R: 0 E: 0 K: 0 S: 4	H: 1 LOB: 1 BB: 0 P: 4	R: 0 E: 0 K: 1 S: 6	H: 1 LOB: 1 BB: 0 P: 6	R: 0 E: 0 K: 0 S: 5	H: 0 LOB: 0 BB: 0 P: 5	R: 1 E: 0 K: 0 S: 5	H: 2 LOB: 1 BB: 0 P: 5	R: 1 E: 0 K: 0 S: 4	H: 1 LOB: 1 BB: 1 P: 8	R: 0 E: 0 K: 0 S: 4	H: 1 LOB: 1 BB: 0 P: 4	R: 0 E: 0 K: 0 S: 3	H: 1 LOB: 1 BB: 0 P: 3	1B: 5 2B: 2 3B: 0 HR: 1	SF: 1 SAC: 0 DP: 2 HBP: 0	WP: 0 PB: 0 SB: 0 CS: 0	PA: 35
PITCHER Jerry Kosman, L ERA: 4.03 Doug Corbett, R ERA: 2.0	IP: 8.0 WLS: W BF: 33 H: 8 R: 3 ER: 3 SO: 4 BB: 2 IBB: 0 HBP: 0 BLK: 0 WP: 0 HR: 1 S: 39 P: 47 ERA: 3.38 WHIP: 1.250															PITCHER						

AB 32
R 3
H 8
RBI 3
BB 2
SO 4
LOB 13



Batter	1	2	3	4	5	6	7	8	9	AB	R	H	RBI	BB	SO	LOB	TOP										
Hosken Powell, L OBP: 0.312, SLG: 0.355	0-0 CS 1B		0-0 1B			0-0 F7		0-0 4-3		4	0	2	0	0	0	1											
Rob Wilfong, L OBP: 0.308, SLG: 0.368	0-0 4-3		0-0 5-3			0-0 F8			0-0 F9	4	0	0	0	0	0	3											
Ken Landreaux, L OBP: 0.334, SLG: 0.419	0-0 G3			0-3 K		0-0 4-3			0-0 6-3	3	0	0	0	0	1	1											
Rick Sofield, L OBP: 0.288, SLG: 0.376										1	0	0	0	0	0	0											
Glenn Adams, L OBP: 0.321, SLG: 0.414		0-0 E6 1B 2B		0-0 L5				0-0 P5		4	1	2	0	0	0	0											
Willie Norwood, R OBP: 0.197, SLG: 0.233									0-0 E4 2B	0	0	0	0	0	0	0											
Mike Cabbage, L OBP: 0.303, SLG: 0.364		0-0 G4-6-3 1B		0-3 K				0-0 1B	0-0 E4 2H	4	0	2	1	0	1	1											
Greg Johnston, L OBP: 0.233, SLG: 0.296		0-0 G4-6-3 1B				0-0 P6		0-3 K		3	0	0	0	0	1	2											
Ron Jackson, R OBP: 0.318, SLG: 0.393						0-0 F7		0-0 3-1		2	0	0	0	0	1	0											
Danny Goodwin, L OBP: 0.301, SLG: 0.270										1	0	0	0	0	0	1											
Sal Butera, R OBP: 0.299, SLG: 0.289				0-0 6-3		0-0 1-3		0-0 F8		3	0	0	0	0	0	0											
Lenny Faedo, R OBP: 0.333, SLG: 0.500				0-0 6-3				0-0 2B	0-0 6-3	3	0	1	0	0	0	0											
Inning Stats	R: 0 E: 0 K: 0 S: 3	H: 1 LOB: 0 BB: 0 P: 3	R: 1 E: 1 K: 1 S: 6	H: 2 LOB: 0 BB: 0 P: 6	R: 0 E: 0 K: 0 S: 4	H: 1 LOB: 1 BB: 0 P: 4	R: 0 E: 0 K: 2 S: 7	H: 0 LOB: 0 BB: 0 P: 7	R: 0 E: 0 K: 0 S: 3	H: 0 LOB: 0 BB: 0 P: 3	R: 0 E: 0 K: 0 S: 4	H: 1 LOB: 1 BB: 0 P: 4	R: 0 E: 0 K: 1 S: 6	H: 1 LOB: 0 BB: 0 P: 6	R: 0 E: 0 K: 0 S: 3	H: 0 LOB: 2 BB: 0 P: 4	1B: 4 2B: 3 3B: 0 HR: 0	SF: 0 SAC: 0 DP: 1 HBP: 0	WP: 0 PB: 0 SB: 0 CS: 1	PA: 32							
PITCHER	IP	WLS	BF	H	R	ER	SO	BB	IBB	HBP	BLK	WP	HR	S	P	ERA	WHIP										
Dennis Leonard, R ERA: 3.79	(1, 1)	8.0	W	28	6	1	1	4	0	0	0	0	0	36	36	1.12	0.750										
Dan Quisenberry, R ERA: 3.09	(9, 1)	1.0		4	1	0	0	0	0	0	0	0	0	4	4	0.00	1.000										

Minnesota Twins @ Kansas City Royals
Royals Stadium, Kansas City, MO
Sat Oct 04 1980, 8:05 PM EDT
Att: 23,751 - Unknown - 62 F

AB 32
R 1
H 7
RBI 1
BB 0
SO 4
LOB 9





Batter	1	2	3	4	5	6	7	8	9	AB	R	H	RBI	BB	SO	LOB	BOTTOM											
Willie Wilson, S OBP: 0.357, SLG: 0.422	0-0 K			0-0 1-3	0-0 S HR 1B		0-0 1B SF7	0-0 2B 1B		6	3	3	4	0	2	2												
Hal McRae, R OBP: 0.341, SLG: 0.476	0-0 BB 1B	0-0 L9		4-0 BB	0-0 1H HR		0-0 SF9	0-0 2B 1B		4	2	3	5	1	0	0												
George Brett, L OBP: 0.454, SLG: 0.664	4-0 BB 1B	0-0 E9		0-0 F7	0-0 G3		0-0 3H 1B	0-0 P4		4	2	2	0	1	0	1												
Manny Castillo, S OBP: 0.286, SLG: 0.286	1-2 BB 1B	0-0 1B		0-0 G3			0-0 1B			1	0	0	0	0	0	1												
Willie Aikens, L OBP: 0.358, SLG: 0.435	0-0 BB 1B	0-0 1B		0-0 G3		0-0 4-3	0-0 SF7			4	1	2	3	0	0	1												
Jerry Terrell, R OBP: 0.063, SLG: 0.063	1-3 2H 1B	0-0 1B		0-0 G3			0-0 1B			0	0	0	0	0	0	0												
Amos Otis, R OBP: 0.318, SLG: 0.386	0-0 WP 2B	0-0 1B		0-0 6-3		0-0 F3	0-0 1-3			4	2	2	1	0	0	1												
Ralph LaCock, L OBP: 0.284, SLG: 0.263	1-2 3H 1B	0-0 1B		0-0 WP BB 2B	0-0 S 1B		0-0 1B			1	0	0	0	0	0	1												
Jamie Quirk, L OBP: 0.305, SLG: 0.399	4-0 2B BB	0-0 4-3		0-0 L8	0-0 L8		0-0 1B			4	2	2	0	1	0	2												
Clint Hurdle, L OBP: 0.349, SLG: 0.459	0-0 WP 2B		0-0 L5		0-0 F9	0-0 F8		0-0 1-3 1B		5	1	2	2	0	0	2												
Frank White, R OBP: 0.289, SLG: 0.357	1-4 2-3 1B	0-0 5-3		0-0 L5	0-0 BB 1B		0-0 E6 1B	0-3 K		3	1	1	1	0	0	1												
Dave Chalk, R OBP: 0.326, SLG: 0.335				0-0 L5	0-0 BB 1B		0-0 E6 1B	0-0 K		2	1	0	0	0	1	2												
Rance Mulliniks, L OBP: 0.339, SLG: 0.315	4-0 BB		0-0 5-3		4-0 1B HR BB		0-0 1B SF9	0-0 1-3		3	2	1	0	2	0	2												
Inning Stats	R: 5 E: 0 K: 2 S: 11	H: 4 LOB: 2 BB: 3 P: 23	R: 1 E: 1 K: 0 S: 5	H: 2 LOB: 1 BB: 0 P: 5	R: 0 E: 0 K: 0 S: 3	H: 0 LOB: 0 BB: 0 P: 3	R: 0 E: 0 K: 0 S: 3	H: 0 LOB: 1 BB: 1 P: 7	R: 5 E: 0 K: 0 S: 7	H: 4 LOB: 0 BB: 1 P: 11	R: 0 E: 0 K: 0 S: 4	H: 1 LOB: 1 BB: 0 P: 4	R: 3 E: 1 K: 0 S: 7	H: 3 LOB: 1 BB: 0 P: 7	R: 3 E: 0 K: 1 S: 9	H: 4 LOB: 1 BB: 0 P: 9	1B: 15 2B: 2 3B: 0 HR: 1	SF: 2 SAC: 0 DP: 0 HBP: 0	WP: 2 PB: 0 SB: 2 CS: 0	PA: 48								
PITCHER	IP	WLS	BF	H	R	ER	SO	BB	IBB	HBP	BLK	WP	HR	S	P	ERA	WHIP											
Roger Erickson, R ERA: 3.25	(1, 1)	0.1	L	7	4	5	5	1	2	0	0	0	0	0	15	135.00	18.000											
Fernando Arroyo, R ERA: 4.68	(1, 1)	4.2		23	6	6	6	1	3	0	0	0	1	1	22	34	11.57	1.929										
Mike Kinnunen, L ERA: 5.11	(6, 1)	1.1		9	4	3	1	0	0	0	0	0	0	9	9	6.75	3.000											
John Verhoeven, R ERA: 3.97	(7, 1)	1.2		9	4	3	3	1	0	0	0	0	0	11	11	16.20	2.400											

Minnesota Twins @ Kansas City Royals
Royals Stadium, Kansas City, MO
Sat Oct 04 1980, 8:05 PM EDT
Att: 23,751 - Unknown - 62 F

AB 41
R 17
H 18
RBI 16
BB 5
SO 3
LOB 16



Batter	1	2	3	4	5	6	7	8	9	AB	R	H	RBI	BB	SO	LOB	TOP											
Gary Ward, R OBP: 0.489, SLG: 0.780 (1, 7)	4-0 SH1-3 1B BB		0-0 P4			0-0 6-3		0-0 F9		3	0	0	0	1	0	1	Minnesota Twins @ Kansas City Royals Royals Stadium, Kansas City, MO Sun Oct 05 1980, 4:33 AM EDT Att: 25,603 - Unknown - 68 F AB 28 R 0 H 1 RBI 0 BB 3 SO 2 LOB 10 											
John Castino, R OBP: 0.336, SLG: 0.430 (1, 5) (8, 6)	0-0 SH1-3 1B		0-0 4-3			0-0 F8		0-0 FC6-4		4	0	1	0	0	0	1												
Ken Landreaux, L OBP: 0.334, SLG: 0.417 (1, 8)	0-0 SH1-3 1-2 2-3		0-0 F7			4-0 BB			0-0 G3	2	0	0	0	1	0	0												
Jose Morales, R OBP: 0.361, SLG: 0.490 Rick Sofield, L OBP: 0.297, SLG: 0.374 (6, PH)	0-0 5-3			0-0 F2		0-3 K			0-3 K	2	0	0	0	0	0	2												
Ron Jackson, R OBP: 0.316, SLG: 0.391 Mike Cubbage, L OBP: 0.301, SLG: 0.361 (7, PH)	0-0 4-3			0-0 5-3			0-0 F5		0-0 F8	2	0	0	0	0	0	2												
Pete Mackanin, R OBP: 0.296, SLG: 0.361 (1, 4)		0-0 F8		0-0 4-3			0-0 F8			3	0	0	0	0	0	0												
Bombo Rivera, R OBP: 0.248, SLG: 0.363 (1, 9)		0-0 E6			0-0 F7		0-0 G3			3	0	0	0	0	0	0												
Sal Butera, R OBP: 0.300, SLG: 0.282 (1, 2)		0-0 F9			0-0 1-3			4-0 FC6-4 BB		2	0	0	0	1	0	1												
Lenny Faedo, R OBP: 0.250, SLG: 0.375 Glenn Adams, L OBP: 0.320, SLG: 0.412 Jesus Vega, R OBP: 0.242, SLG: 0.167 (8, PH)	0-0 F7		0-0 F7		0-0 F7			0-0 L9		2	0	0	0	0	0	1												
Inning Stats	R: 0 E: 0 K: 0 S: 4	H: 1 LOB: 2 BB: 1 P: 8	R: 0 E: 1 K: 0 S: 4	H: 0 LOB: 1 BB: 0 P: 4	R: 0 E: 0 K: 0 S: 3	H: 0 LOB: 0 BB: 0 P: 3	R: 0 E: 0 K: 0 S: 3	H: 0 LOB: 0 BB: 0 P: 3	R: 0 E: 0 K: 0 S: 5	H: 0 LOB: 1 BB: 1 P: 9	R: 0 E: 0 K: 0 S: 3	H: 0 LOB: 0 BB: 0 P: 3	R: 0 E: 0 K: 0 S: 3	H: 0 LOB: 1 BB: 1 P: 7	R: 0 E: 0 K: 1 S: 5	H: 0 LOB: 0 BB: 0 P: 5		1B: 1 2B: 0 3B: 0 HR: 0	SF: 0 SAC: 1 DP: 0 HBP: 0	WP: 0 PB: 0 SB: 0 CS: 0	PA: 32							
PITCHER	IP	WLS	BF	H	R	ER	SO	BB	IBB	HBP	BLK	WP	HR	S	P	ERA	WHIP											
Paul Spittorf, L ERA: 4.15	(1, 1)	5.0	W	18	1	0	0	0	1	0	0	0	0	0	17	21	0.00	0.400										
Rich Gale, R ERA: 3.92	(6, 1)	4.0	S	14	0	0	0	2	2	0	0	0	0	0	16	24	0.00	0.500										

Batter	1	2	3	4	5	6	7	8	9	AB	R	H	RBI	BB	SO	LOB	BOTTOM										
Willie Wilson, S OBP: 0.397, SLG: 0.421 (1, 7) (7, 8)	0-0 L3		0-0 4-3				0-0 FC6 CS S			4	0	1	1	0	0	3	Minnesota Twins @ Kansas City Royals Royals Stadium, Kansas City, MO Sun Oct 05 1980, 4:33 AM EDT Att: 25,603 - Unknown - 68 F AB 28 R 4 H 4 RBI 4 BB 4 SO 5 LOB 14 										
U L Washington, S OBP: 0.336, SLG: 0.375 (1, 6)	0-0 5-3		4-0 HR BB		0-0 F8 1-2		0-0 F8 2-3 3-H 1-2			3	1	0	0	1	0	2											
Hal McRae, R OBP: 0.342, SLG: 0.483 (1, 10)	0-0 5-3		0-0 HR			0-0 E 1B		0-0 6-3		4	1	2	3	0	0	0											
Amos Otis, R OBP: 0.316, SLG: 0.383 Clint Hurdle, L OBP: 0.349, SLG: 0.458 (7, 9)		0-0 5-3	0-0 F8		0-3 K		0-3 K		0-3 K	3	0	0	0	0	1	1											
John Wathan, R OBP: 0.377, SLG: 0.406 (7, 7) (8, 2)		4-0 E S FC5-2 BB	0-3 K		0-0 F9		0-3 K			3	0	0	0	1	2	1											
Willie Aikens, L OBP: 0.356, SLG: 0.433 Ralph LaCock, L OBP: 0.284, SLG: 0.263 (9, 3)		0-0 FC5-2 BB 1-H		0-3 K		0-0 G3				3	0	0	0	0	1	2											
Darrell Porter, L OBP: 0.354, SLG: 0.342 Jerry Terrell, R OBP: 0.063, SLG: 0.063 Jamie Quirk, L OBP: 0.305, SLG: 0.399 (7, PR)		4-0 BB		0-0 F8			4-0 2B FC6 BB			1	0	0	0	2	0	0											
Dave Chalk, R OBP: 0.326, SLG: 0.341 (1, 4)		0-0 F7		0-0 P6			0-0 FC6 2B			3	0	1	0	0	0	2											
Manny Castillo, S OBP: 0.200, SLG: 0.200 (1, 5)			0-0 E6 4-3 HR		0-0 5-3		0-0 6-3			3	1	0	0	0	0	3											
Inning Stats	R: 0 E: 0 K: 0 S: 3	H: 0 LOB: 0 BB: 0 P: 3	R: 0 E: 0 K: 0 S: 3	H: 0 LOB: 2 BB: 2 P: 11	R: 3 E: 1 K: 1 S: 7	H: 1 LOB: 0 BB: 1 P: 11	R: 0 E: 0 K: 1 S: 5	H: 0 LOB: 0 BB: 0 P: 5	R: 0 E: 0 K: 1 S: 6	H: 1 LOB: 1 BB: 0 P: 6	R: 1 E: 0 K: 0 S: 4	H: 1 LOB: 2 BB: 1 P: 8	R: 0 E: 0 K: 2 S: 7	H: 0 LOB: 0 BB: 0 P: 7	1B: 2 2B: 1 3B: 0 HR: 1	SF: 0 SAC: 0 DP: 0 HBP: 0		WP: 0 PB: 0 SB: 2 CS: 1	PA: 32								
PITCHER	IP	WLS	BF	H	R	ER	SO	BB	IBB	HBP	BLK	WP	HR	S	P	ERA	WHIP										
Darrell Jackson, L ERA: 3.87	(1, 1)	5.0	L	20	2	2	2	1	0	0	0	0	0	10	14	4.50	1.500										
Pete Reedfern, R ERA: 4.59	(6, 1)	2.0		9	2	1	1	1	1	0	0	0	0	7	7	0.00	0.000										
Doug Corbett, R ERA: 1.98	(8, 1)	1.0		3	0	0	0	2	0	0	0	0	0	7	7	0.00	0.000										

Batter	1	2	3	4	5	6	7	8	9	AB	R	H	RBI	BB	SO	LOB	TOP			
Willie Randolph, R (1.4) OBP: 0.400, SLG: 0.600	2-1 SH1-3 2B	1-0 P6			0-3 K		3-2 F8		0-0 1B	5	0	2	0	0	1	1				
Bucky Dent, R (1.6) OBP: 0.500, SLG: 0.500	0-0 SH1-3 2-3		2-0 F8		0-2 1B		0-1 1B		3-2 F2	4	0	2	0	0	0	1				
Bob Watson, R (1.3) OBP: 0.500, SLG: 0.750	0-0 5-3		0-0 4-3 2B		2-0 F8		1-0 1B			4	0	2	0	0	0	2				
Reggie Jackson, L (1.9)	2-2 F7		1-0 4-3 2-3		3-3 K		1-2 4-3			4	0	0	0	0	1	5				
Eric Soderholm, R (1.10) OBP: 0.250, SLG: 0.250		0-1 6-3		1-1 F9		3-1 FC5-4 1B		1-1 F9		4	0	1	0	0	0	1				
Rick Cerone, R (1.2) OBP: 0.250, SLG: 1.000		2-1 HR		0-0 F9		2-1 FC5-4 FC6-4 1-2		1-2 F7		4	1	1	1	0	0	1				
Lou Piniella, R (1.7) OBP: 0.500, SLG: 1.333		2-2 HR		4-0 BB		2-3 K		1-1 6-3		3	1	1	1	1	1	1				
Aurelio Rodriguez, R (1.5) OBP: 0.250, SLG: 0.500		0-0 4-3 2B		1-1 L8		0-0 FC6-4 1-2		1-2 P5		4	0	1	0	0	0	2				
Bobby Brown, S (1.8)		3-2 4-3 2-3		3-2 F8				1-1 L9		4	0	0	0	0	1	2				
Inning Stats	R: 0 E: 0 K: 0 S: 8	H: 1 LOB: 1 BB: 0 P: 12	R: 2 E: 0 K: 0 S: 13	H: 3 LOB: 1 BB: 0 P: 21	R: 0 E: 0 K: 0 S: 5	H: 1 LOB: 1 BB: 0 P: 9	R: 0 E: 0 K: 2 S: 8	H: 0 LOB: 1 BB: 0 P: 16	R: 0 E: 0 K: 1 S: 9	H: 1 LOB: 1 BB: 0 P: 16	R: 0 E: 0 K: 0 S: 11	H: 2 LOB: 2 BB: 0 P: 17	R: 0 E: 0 K: 0 S: 7	H: 0 LOB: 0 BB: 0 P: 10	R: 0 E: 0 K: 1 S: 10	H: 1 LOB: 1 BB: 0 P: 14	1B: 5 2B: 3 3B: 0 HR: 2	SF: 0 SAC: 1 DP: 0 HBP: 0	WP: 0 PB: 0 CS: 0	PA: 38
PITCHER Larry Gura, L (1.1) ERA: 2.0	IP: 9.0 WLS: W BF: 38 H: 10 R: 2 ER: 2 SO: 4 BB: 1 IBB: 0 HBP: 0 BLK: 0 WP: 0 HR: 2 S: 81 P: 130 ERA: 2.00 WHIP: 1.222															PITCHER	IP: WLS: BF: H: R: ER: SO: BB: IBB: HBP: BLK: WP: HR: S: P: ERA: WHIP:			

New York Yankees @ Kansas City Royals
 Royals Stadium, Kansas City, MO
 Wed Oct 08 1980, 4:33 AM EDT
 Att: 42,598 - Unknown - 87 F

AB	36
R	2
H	10
RBI	2
BB	1
SO	4
LOB	16



Batter	1	2	3	4	5	6	7	8	9	AB	R	H	RBI	BB	SO	LOB	BOTTOM	
Willie Wilson, S (1.7) OBP: 0.200, SLG: 0.400	1-2 4-3	3-2 5-3		1-3 K		2-2 4-3		1-1 1-H 2-H 2B		5	0	1	2	0	1	2		
U L Washington, S (1.6) OBP: 0.400, SLG: 0.250	2-2 5-3		4-0 CS BB	2-2 G4-6-3 1B		2-3 K		1-3 K2-3		4	0	1	0	1	2	1		
George Brett, L (1.5) OBP: 0.750, SLG: 2.000	2-2 2B		4-2 1 SAFE 1 SAFE 1 SAFE 2B 1B BB	2-2 G4-6-3 1-2		1-2 HR				3	2	2	1	1	0	2		
Hal McRae, R (1.10)	0-0 F9		2-3 K		2-3 K		2-2 CS HBP			3	0	0	0	0	2	2		
Amos Otis, R (1.8) OBP: 0.500, SLG: 0.750		0-1 WP S 2B 1B	1-0 1B 2B	1-3 1B 2B		1-2 F9		1-0 4-3		4	2	2	0	0	0	1		
John Wathan, R (1.9) Clint Hurdle, L (9.9)		4-1 1 SAFE 1 SAFE 1 SAFE WP 2B BB	4-0 1B IBB			4-1 BB		2-3 K		1	1	0	0	3	1	0		
Willie Aikens, L (1.3) Ralph LaCock, L (9.3)		3-3 K	3-1 1-3 2-H 3-H 1B		1-1 1-3			2-2 1-3		4	0	1	2	0	1	3		
Darrell Porter, L (1.2)		1-2 F7	0-0 4-3			0-1 6-3		2-2 E3 1B 2B		4	1	0	0	0	0	4		
Frank White, R (1.4) OBP: 0.750, SLG: 1.000		2-1 1-H 2-H 2B		1-2 1B S 1B		1-0 P5		1-2 1-2 2B 1B		4	1	3	2	0	0	0		
Inning Stats	R: 0 E: 0 K: 0 S: 12	H: 1 LOB: 1 BB: 0 P: 17	R: 2 E: 0 K: 1 S: 18	H: 2 LOB: 1 BB: 1 P: 31	R: 2 E: 0 K: 1 S: 9	H: 2 LOB: 3 BB: 3 P: 27	R: 0 E: 0 K: 1 S: 14	H: 2 LOB: 1 BB: 0 P: 19	R: 0 E: 0 K: 0 S: 8	H: 0 LOB: 0 BB: 0 P: 11	R: 1 E: 0 K: 1 S: 11	H: 1 LOB: 0 BB: 0 P: 17	R: 2 E: 1 K: 2 S: 21	H: 2 LOB: 1 BB: 0 P: 30	1B: 5 2B: 4 3B: 0 HR: 1	SF: 0 SAC: 0 DP: 1 HBP: 1	WP: 1 PB: 0 CS: 2	PA: 38
PITCHER Ron Guidry, L (1.1) ERA: 12.0 Ron Davis, R (4.1) ERA: 2.25 Tom Underwood, L (8.1) ERA:	IP: 3.0 WLS: L BF: 17 H: 5 R: 4 ER: 4 SO: 17 BB: 3 IBB: 0 HBP: 0 BLK: 0 WP: 0 HR: 0 S: 39 P: 75 ERA: 12.00 WHIP: 2.667															PITCHER	IP: WLS: BF: H: R: ER: SO: BB: IBB: HBP: BLK: WP: HR: S: P: ERA: WHIP:	

New York Yankees @ Kansas City Royals
 Royals Stadium, Kansas City, MO
 Wed Oct 08 1980, 4:33 AM EDT
 Att: 42,598 - Unknown - 87 F

AB	32
R	7
H	10
RBI	7
BB	5
SO	7
LOB	15



Batter	1	2	3	4	5	6	7	8	9	AB	R	H	RBI	BB	SO	LOB	TOP					
Willie Randolph, R OBP: 0.444, SLG: 0.667 (1, 4)	F9		K														4 0 2 1 0 1 0					
Bobby Murcer, L (1, 10)	L3		G3														4 0 0 0 0 2 2					
Bob Watson, R OBP: 0.375, SLG: 0.625 (1, 3)	4-3																4 0 1 0 0 0 0					
Reggie Jackson, L OBP: 0.250, SLG: 0.250 (1, 9)																	4 0 2 0 0 1 0					
Oscar Gamble, L (1, 7)																	4 0 0 0 0 1 2					
Rick Cerone, R OBP: 0.375, SLG: 0.750 (1, 2)																	4 0 2 0 0 0 0					
Graig Nettles, L OBP: 0.250, SLG: 1.000 (1, 5)																	4 1 1 1 0 1 4					
Bucky Dent, R OBP: 0.286, SLG: 0.286 (1, 6)																	3 0 0 0 0 1 2					
Bobby Brown, S (1, 8)																	2 1 0 0 1 1 0					
Inning Stats	R: 0 E: 0 K: 0 S: 6	H: 0 LOB: 0 BB: 0 P: 12	R: 0 E: 0 K: 1 S: 10	H: 2 LOB: 2 BB: 0 P: 17	R: 0 E: 0 K: 1 S: 9	H: 0 LOB: 0 BB: 0 P: 11	R: 0 E: 0 K: 2 S: 10	H: 0 LOB: 0 BB: 0 P: 15	R: 2 E: 0 K: 1 S: 10	H: 2 LOB: 1 BB: 1 P: 18	R: 0 E: 0 K: 0 S: 8	H: 0 LOB: 0 BB: 0 P: 11	R: 0 E: 0 K: 1 S: 9	H: 0 LOB: 0 BB: 0 P: 12	R: 0 E: 0 K: 2 S: 11	H: 2 LOB: 2 BB: 0 P: 16	R: 0 E: 0 K: 0 S: 6	H: 2 LOB: 1 BB: 0 P: 11	1B: 5 2B: 2 3B: 0 HR: 1	SF: 0 SAC: 0 DP: 1 HBP: 0	WP: 0 PB: 0 SB: 0 CS: 0	PA: 34
PITCHER	IP	WLS	BF	H	R	ER	SO	BB	IBB	HBP	BLK	WP	HR	S	P	ERA	WHIP					
Dennis Leonard, R ERA: 2.25 (1, 1)	8.0	W	31	7	2	2	8	1	0	0	0	0	0	74	114	2.25	1.000					
Dan Quisenberry, R ERA: (9, 1)	1.0	S	3	1	0	0	0	0	0	0	0	0	0	5	9	0.00	1.000					

New York Yankees @ Kansas City Royals
 Royals Stadium, Kansas City, MO
 Thu Oct 09 1980, 8:05 PM EDT
 Att: 42,633 - Unknown - 83 F

AB 33
 R 2
 H 8
 RBI 2
 BB 1
 SO 8
 LOB 10




Batter	1	2	3	4	5	6	7	8	9	AB	R	H	RBI	BB	SO	LOB	BOTTOM					
Willie Wilson, S OBP: 0.333, SLG: 0.625 (1, 7)	L7																3 1 1 2 1 0 1					
U L Washington, S OBP: 0.444, SLG: 0.429 (1, 6)	K																3 0 1 1 1 1 1					
George Brett, L OBP: 0.375, SLG: 0.857 (1, 5)	F6																4 0 0 0 0 0 3					
Hal McRae, R (1, 10)																	3 0 0 0 1 1 1					
Amos Otis, R OBP: 0.375, SLG: 0.500 (1, 8)																	4 0 1 0 0 2 1					
John Wathan, R Clint Hurdle, L (7, 9)																	3 0 0 0 0 0 2 0 0 0 0 0 0 0					
Willie Aikens, L OBP: 0.143, SLG: 0.143 (1, 3)																	3 0 0 0 0 0 1					
Darrell Porter, L OBP: 0.143, SLG: 0.143 (1, 2)																	3 1 1 0 0 0 0					
Frank White, R OBP: 0.714, SLG: 0.857 (1, 4)																	3 1 2 0 0 0 0					
Inning Stats	R: 0 E: 0 K: 1 S: 8	H: 0 LOB: 0 BB: 0 P: 12	R: 0 E: 0 K: 1 S: 9	H: 0 LOB: 1 BB: 1 P: 19	R: 3 E: 0 K: 0 S: 12	H: 4 LOB: 1 BB: 0 P: 17	R: 0 E: 0 K: 1 S: 8	H: 0 LOB: 0 BB: 0 P: 11	R: 0 E: 0 K: 0 S: 7	H: 0 LOB: 2 BB: 2 P: 15	R: 0 E: 0 K: 1 S: 8	H: 1 LOB: 1 BB: 0 P: 14	R: 0 E: 0 K: 0 S: 11	H: 1 LOB: 1 BB: 0 P: 15	R: 0 E: 0 K: 0 S: 4	H: 0 LOB: 0 BB: 0 P: 4	R: 0 E: 0 K: 0 S: 4	H: 0 LOB: 0 BB: 0 P: 4	1B: 4 2B: 1 3B: 1 HR: 0	SF: 0 SAC: 0 DP: 0 HBP: 0	WP: 0 PB: 0 SB: 1 CS: 1	PA: 33
PITCHER	IP	WLS	BF	H	R	ER	SO	BB	IBB	HBP	BLK	WP	HR	S	P	ERA	WHIP					
Rudy May, L ERA: 3.38 (1, 1)	8.0	L	32	6	3	3	4	3	0	0	0	0	0	67	107	3.38	1.125					

New York Yankees @ Kansas City Royals
 Royals Stadium, Kansas City, MO
 Thu Oct 09 1980, 8:05 PM EDT
 Att: 42,633 - Unknown - 83 F

AB 29
 R 3
 H 6
 RBI 3
 BB 3
 SO 4
 LOB 10




Batter	1	2	3	4	5	6	7	8	9	AB	R	H	RBI	BB	SO	LOB	TOP								
Willie Wilson, S (1, 7) OBP: 0.397, SLG: 0.615	0-0 6-3		1-1 6-3		2-0 2-3 1B		1-0 1B HR 2B		2-3 K	5	1	2	0	0	1	0									
U L Washington, S (1, 6) OBP: 0.462, SLG: 0.455	2-1 FC4-6 1B		2-0 4-3		2-1 2-3 1-2		3-2 HR 1B			4	1	2	0	0	0	1									
George Brett, L (1, 5) OBP: 0.333, SLG: 0.909	0-1 FC4-6 1-2			2-2 F7	1-1 6-3		0-0 HR			4	1	1	3	0	0	2									
Hal McRae, R (1, 10) OBP: 0.333, SLG: 0.200	2-0 L9			0-1 1B 1B		1-1 6-3		3-2 HR 1B		4	0	2	0	0	0	1									
Amos Otis, R (1, 8) OBP: 0.333, SLG: 0.417		0-1 6-3		1-2 L9		1-3 K		2-0 CS 1B		4	0	1	0	0	1	1									
Willie Aikens, L (1, 3) OBP: 0.364, SLG: 0.364		2-2 BB 1B		2-0 1B		2-2 WP 1B		1-1 F7		4	0	3	0	0	0	1									
Darrell Porter, L (1, 2) OBP: 0.182, SLG: 0.100		4-2 G6-4-3 BB		3-2 F7		2-0 F7		2-0 F8		3	0	0	0	1	0	4									
Clint Hurdle, L (1, 9) John Wathan, R (7, PH)		0-0 G6-4-3			2-3 K		1-0 6-3		1-1 G3	2	0	0	0	0	1	2									
Frank White, R (1, 4) OBP: 0.545, SLG: 0.909			2-1 L5		0-0 HR		2-3 K		1-1 B5-3	4	1	1	1	0	1	0									
Inning Stats	R: 0 E: 0 K: 0 S: 6	H: 1 LOB: 1 BB: 0 P: 10	R: 0 E: 0 K: 0 S: 9	H: 1 LOB: 1 BB: 1 P: 15	R: 0 E: 0 K: 0 S: 5	H: 0 LOB: 0 BB: 0 P: 10	R: 0 E: 0 K: 0 S: 12	H: 2 LOB: 2 BB: 0 P: 20	R: 1 E: 0 K: 1 S: 9	H: 2 LOB: 1 BB: 0 P: 16	R: 0 E: 0 K: 1 S: 9	H: 1 LOB: 1 BB: 0 P: 15	R: 3 E: 0 K: 1 S: 21	H: 4 LOB: 0 BB: 0 P: 32	R: 0 E: 0 K: 0 S: 4	H: 1 LOB: 0 BB: 0 P: 9	R: 0 E: 0 K: 1 S: 7	H: 0 LOB: 0 BB: 0 P: 11	1B: 9 2B: 1 3B: 0 HR: 2	SF: 0 SAC: 0 DP: 1 HBP: 0	WP: 1 PB: 0 SB: 0 CS: 2	PA: 38			
PITCHER	IP	WLS	BF	H	R	ER	SO	BB	IBB	HBP	BLK	WP	HR	S	P	ERA	WHIP								
Tommy John, L (1, 1) ERA: 2.7	6.2		28	8	2	2	3	1	0	0	0	1	1	61	101	2.70	1.350								
Rich Gossage, R (7, 1) ERA: 54.0	0.1	L	3	3	2	2	0	0	0	0	0	0	1	10	17	54.00	9.000								
Tom Underwood, L (8, 1) ERA:	2.0		6	1	0	0	1	0	0	0	0	0	0	11	20	0.00	0.500								

Kansas City Royals @ New York Yankees
 Yankee Stadium, Bronx, NY
 Fri Oct 10 1980, 7:05 PM EDT
 Att: 56,588 - Unknown


AB	36
R	4
H	12
RBI	4
BB	1
SO	4
LOB	12

Batter	1	2	3	4	5	6	7	8	9	AB	R	H	RBI	BB	SO	LOB	BOTTOM								
Willie Randolph, R (1, 4) OBP: 0.429, SLG: 0.538	2-1 6-3		1-0 G1-4-3 1B		4-1 BB		2-1 5-3		3-3 K	4	0	1	0	1	1	0									
Bucky Dent, R (1, 6) OBP: 0.182, SLG: 0.182	3-2 4-3		0-1 G1-4-3 1-2		0-1 F8		0-1 4-3			4	0	0	0	0	0	2									
Bob Watson, R (1, 3) OBP: 0.500, SLG: 0.917	2-2 2B		1-1 BLK 1B		2-2 L4		1-2 3B			4	0	3	0	0	0	0									
Reggie Jackson, L (1, 9) OBP: 0.333, SLG: 0.364	0-3 K		0-3 K		0-2 E 2B		4-2 L6-4 BB BB			3	1	1	0	1	2	2									
Eric Soderholm, R (1, 10) OBP: 0.167, SLG: 0.167		3-2 P4		0-0 F9		1-2 E4 1B		4-0 BB		2	0	0	0	0	0	0									
Oscar Gamble, L (6, PH) OBP: 0.333, SLG: 0.200		2-3 K		2-2 L8		1-1 4-3 1B		1-2 BB		1	1	1	0	1	0	0									
Rick Cerone, R (1, 2) OBP: 0.333, SLG: 0.583		4-1 K		3-2 L8		3-2 5-3		1-1 L6-4		4	0	1	1	0	1	3									
Lou Piniella, R (1, 7) OBP: 0.429, SLG: 0.800			4-1 BB		3-2 5-3		3-2 4-3		1-0 4-3	2	0	0	0	1	0	1									
Jim Spencer, L (8, PH) Joe Lefebvre, L (9, 7)										1	0	0	0	0	0	2									
Aurelio Rodriguez, R (1, 5) OBP: 0.333, SLG: 0.500		0-2 FC6-4 1B			3-2 F4		1-1 3-1		2-1 F8	2	0	1	0	0	0	0									
Graig Nettles, L (6, PH) OBP: 0.167, SLG: 0.667										2	0	0	0	0	0	1									
Bobby Brown, S (1, 8)		1-0 FC6-4			1-0 F7		0-2 F5		0-1 F7	4	0	0	0	0	0	2									
Inning Stats	R: 0 E: 0 K: 1 S: 13	H: 1 LOB: 1 BB: 0 P: 20	R: 0 E: 0 K: 1 S: 11	H: 1 LOB: 2 BB: 1 P: 21	R: 0 E: 0 K: 1 S: 9	H: 2 LOB: 0 BB: 0 P: 11	R: 0 E: 0 K: 0 S: 10	H: 0 LOB: 0 BB: 0 P: 15	R: 0 E: 0 K: 0 S: 7	H: 0 LOB: 1 BB: 1 P: 15	R: 2 E: 1 K: 0 S: 15	H: 3 LOB: 1 BB: 0 P: 20	R: 0 E: 0 K: 0 S: 7	H: 0 LOB: 0 BB: 0 P: 9	R: 0 E: 0 K: 0 S: 8	H: 1 LOB: 2 BB: 2 P: 19	R: 0 E: 0 K: 1 S: 7	H: 0 LOB: 0 BB: 0 P: 12	1B: 5 2B: 3 3B: 1 HR: 0	SF: 0 SAC: 0 DP: 2 HBP: 0	WP: 0 PB: 0 SB: 0 CS: 0	PA: 37			
PITCHER	IP	WLS	BF	H	R	ER	SO	BB	IBB	HBP	BLK	WP	HR	S	P	ERA	WHIP								
Paul Splittorf, L (1, 1) ERA: 1.69	5.1		22	5	1	1	3	2	0	0	1	0	0	30	51	1.69	1.312								
Dan Quisenberry, R (6, 1) ERA:	3.2	W	15	3	1	0	1	2	0	0	0	0	0	30	51	0.00	1.364								

Kansas City Royals @ New York Yankees
 Yankee Stadium, Bronx, NY
 Fri Oct 10 1980, 7:05 PM EDT
 Att: 56,588 - Unknown


AB	33
R	2
H	8
RBI	1
BB	4
SO	4
LOB	13

Batter	1	2	3	4	5	6	7	8	9	AB	R	H	RBI	BB	SO	LOB	TOP							
Willie Wilson, S OBP: 0.263, SLG: 0.444	1-3 K		0-1 4-3	3-2 5-3			2-2 F7		2-3 K	5	0	0	0	0	2	1	Kansas City Royals @ Philadelphia Phillies Veterans Stadium, Philadelphia, PA Tue Oct 14 1980, 7:05 PM EDT Att: 65,791 - Unknown livebaseballscorecards.com							
Hal McRae, R OBP: 0.375, SLG: 0.231	4-2 BB		1-1 HR		0-0 F9		2-1 5-3			3	1	1	0	1	0	1								
George Brett, L OBP: 0.313, SLG: 0.800	0-0 F5		1-3 K		0-0 F8			2-2 WP HR		4	1	1	0	0	1	2								
Willie Aikens, L OBP: 0.400, SLG: 0.800	2-2 F8		1-2 HR		2-3 K			2-0 HR		4	2	2	4	0	1	1								
Darrell Porter, L OBP: 0.267, SLG: 0.083		4-2 HR	4-1 1B			3-1 F5		2-0 F7		2	1	0	0	2	0	0								
Amos Otis, R OBP: 0.436, SLG: 0.688		2-1 HR	2-2 1B			2-2 F9		3-2 G6-4-3 1B		4	1	3	2	0	0	0								
Clint Hurdle, L John Wathan, R	1-2 F7		2-1 1B			2-2 6-3		0-0 G6-4-3		3	0	1	0	0	0	0								
Frank White, R OBP: 0.467, SLG: 0.733		0-0 F9		0-1 3-1			0-1 S 1B		0-2 5-3	4	0	1	0	0	0	0								
U L Washington, S OBP: 0.353, SLG: 0.333	1-2 3-1		1-0 6-3			1-1 L7		3-3 K		4	0	0	0	0	1	1								
Inning Stats	R: 0 E: 0 K: 1 S: 11	H: 0 LOB: 1 BB: 1 P: 18	R: 2 E: 0 K: 0 S: 11	H: 1 LOB: 0 BB: 1 P: 19	R: 2 E: 0 K: 1 S: 16	H: 4 LOB: 2 BB: 1 P: 27	R: 0 E: 0 K: 0 S: 11	H: 0 LOB: 0 BB: 0 P: 15	R: 0 E: 0 K: 0 S: 8	H: 0 LOB: 0 BB: 0 P: 15	R: 0 E: 0 K: 0 S: 9	H: 1 LOB: 1 BB: 0 P: 14	R: 2 E: 0 K: 0 S: 10	H: 3 LOB: 0 BB: 0 P: 19	R: 0 E: 0 K: 2 S: 11	H: 0 LOB: 0 BB: 0 P: 16		1B: 5 2B: 1 3B: 0 HR: 3	SF: 0 SAC: 0 DP: 1 HBP: 0	WP: 1 PB: 0 SB: 1 CS: 0	PA: 37			
PITCHER	IP WLS BF H R ER SO BB IBB HBP BLK WP HR S P ERA WHIP	7.0 W 31 8 6 6 3 3 0 0 0 1 3 75 123 7.71 1.571	2.0 S 6 1 0 0 2 0 0 0 0 0 0 17 27 0.00 0.500											IP WLS BF H R ER SO BB IBB HBP BLK WP HR S P ERA WHIP										

Batter	1	2	3	4	5	6	7	8	9	AB	R	H	RBI	BB	SO	LOB	BOTTOM							
Lonnie Smith, R OBP: 0.556, SLG: 0.556	2-1 4-3		0-0 HR	0-0 F9		1-1 CS		0-1 6-3		4	0	2	0	0	0	1	Kansas City Royals @ Philadelphia Phillies Veterans Stadium, Philadelphia, PA Tue Oct 14 1980, 7:05 PM EDT Att: 65,791 - Unknown livebaseballscorecards.com							
Greg Gross, L OBP: 0.600, SLG: 0.600			2-H 1B			1-0 1B				1	0	0	0	0	0	1								
Pete Rose, S OBP: 0.483, SLG: 0.348	1-1 6-3		2-2 HR		2-0 6-3	1-0 CS	1-2 6-3			3	1	0	0	0	0	0								
Mike Schmidt, R OBP: 0.310, SLG: 0.269	1-3 K		4-1 HR		4-1 HBP	3-2 1B				2	2	1	0	2	1	0								
Bake McBride, L OBP: 0.346, SLG: 0.440		1-2 6-3	1-1 HR		2-1 HBP	1-2 1B		1-2 1B		4	1	3	3	0	0	0								
Greg Luzinski, R OBP: 0.286, SLG: 0.500		2-2 F7	0-3 K		1-0 HBP	2-3 K				3	0	0	0	0	2	2								
Garry Maddox, R OBP: 0.333, SLG: 0.348	1-2 5-3			1-3 K	3-2 SF7		0-0 F8			3	0	0	1	0	1	2								
Manny Trillo, R OBP: 0.346, SLG: 0.520			0-0 6-3	1-1 4-3	1-1 E	3-H P3		0-1 F9		4	1	1	0	0	0	2								
Larry Bowa, S OBP: 0.385, SLG: 0.304			2-2 S	2-1 4-3		0-2 F2		1-1 4-3		4	1	1	0	0	0	1								
Bob Boone, R OBP: 0.348, SLG: 0.409			2-2 1B	3-1 2B		3-2 4-3		2-2 1B		4	1	3	2	0	0	0								
Inning Stats	R: 0 E: 0 K: 1 S: 7	H: 0 LOB: 0 BB: 0 P: 11	R: 0 E: 0 K: 0 S: 10	H: 0 LOB: 0 BB: 0 P: 14	R: 5 E: 0 K: 1 S: 18	H: 4 LOB: 0 BB: 1 P: 29	R: 1 E: 1 K: 1 S: 11	H: 2 LOB: 1 BB: 0 P: 18	R: 1 E: 0 K: 0 S: 9	H: 1 LOB: 2 BB: 1 P: 23	R: 0 E: 0 K: 0 S: 8	H: 1 LOB: 0 BB: 0 P: 13	R: 0 E: 0 K: 1 S: 15	H: 2 LOB: 2 BB: 0 P: 21	R: 0 E: 0 K: 0 S: 10	H: 1 LOB: 1 BB: 0 P: 13	1B: 8 2B: 2 3B: 0 HR: 1	SF: 1 SAC: 0 DP: 0 HBP: 2	WP: 0 PB: 0 SB: 1 CS: 1	PA: 38				
PITCHER	IP WLS BF H R ER SO BB IBB HBP BLK WP HR S P ERA WHIP	3.2 L 18 5 1 1 1 1 0 1 0 0 0 41 69 2.25 1.500	0.1 1 0 0 0 0 0 0 0 0 0 0 0 2 2 0.00 0.000											IP WLS BF H R ER SO BB IBB HBP BLK WP HR S P ERA WHIP										

Batter	1	2	3	4	5	6	7	8	9	10	AB	R	H	RBI	BB	SO	LOB	TOP																	
Lonnie Smith, R OBP: 0.471, SLG: 0.438 Greg Gross, L OBP: 0.500, SLG: 0.500	1-2 BB 1B	0-1 1-3		2-1 F8		1-0 SAFE FC6-4 1B		1-2 BB		1-0 SH3	4	0	2	1	1	0	2																		
Pete Rose, S OBP: 0.333, SLG: 0.290	2-3 K	4-1 BB		0-0 4-3		0-3 K		0-0 1B		4-0 IBB	4	0	1	1	2	2	3																		
Mike Schmidt, R OBP: 0.333, SLG: 0.400	4-2 BB	1-0 F8			2-1 HR	2-2 FC6-4		1-1 F8		0-0 L4	5	1	1	1	1	0	9																		
Bake McBride, L OBP: 0.371, SLG: 0.424	0-1 F7		1-0 FC5-4 1B		1-3 K		0-0 F8		2-1 3-1 F7 1B		5	0	2	0	0	1	2																		
Keith Moreland, R OBP: 0.300, SLG: 0.300	0-0 F8		1-3 K		1-0 1B		2-2 F8		2-2 F7		5	0	1	0	0	1	4																		
Garry Maddox, R OBP: 0.343, SLG: 0.367		1-1 5-3	0-0 FC5-4 2B		1-0 1B		1-1 F9		4-0 3-1 IBB		4	0	1	0	1	0	1																		
Manny Trillo, R OBP: 0.324, SLG: 0.500		2-2 BB 1B	0-1 2B		0-0 G4-6-3 1B			0-1 F7	0-2 3-1		5	1	2	0	0	0	4																		
Larry Bowa, S OBP: 0.412, SLG: 0.355		0-0 1B	3-2 5-3			0-1 1B		1-2 S 1B	0-0 G1-3		5	1	3	0	0	0	4																		
Bob Boone, R OBP: 0.387, SLG: 0.370		4-1 BB		1-2 F8		1-0 F8		3-1 F8		1-2 L4 SH3 1B	4	0	1	0	1	0	2																		
Inning Stats	R: 0 E: 0 K: 1 S: 14	H: 1 LOB: 2 BB: 1 P: 21	R: 1 E: 0 K: 0 S: 11	H: 2 LOB: 3 BB: 2 P: 23	R: 0 E: 0 K: 1 S: 12	H: 2 LOB: 2 BB: 0 P: 17	R: 0 E: 0 K: 0 S: 6	H: 0 LOB: 0 BB: 0 P: 9	R: 1 E: 0 K: 1 S: 8	H: 3 LOB: 1 BB: 0 P: 13	R: 0 E: 0 K: 0 S: 11	H: 0 LOB: 0 BB: 0 P: 9	R: 1 E: 0 K: 0 S: 13	H: 2 LOB: 2 BB: 1 P: 22	R: 0 E: 0 K: 0 S: 9	H: 1 LOB: 2 BB: 1 P: 17	R: 0 E: 0 K: 0 S: 5	H: 1 LOB: 1 BB: 1 P: 11	1B: 12 2B: 2 3B: 0 HR: 1	SF: 0 SAC: 1 DP: 2 HBP: 0	WP: 0 PB: 0 SB: 1 CS: 0	PA: 48													
PITCHER	IP WLS BF H R ER SO BB IBB HBP BLK WP HR S P ERA WHIP	PITCHER																																	
Rich Gale, R ERA: 4.15	(1, 1) 4.1	23	7	2	2	3	3	0	0	0	0	0	1	49	80	4.15	2.308																		
Renie Martin, R ERA: 2.45	(5, 1) 3.1	15	5	1	1	1	1	0	0	0	0	0	0	30	45	2.70	1.800																		
Dan Quisenberry, R ERA: 3.86	(8, 1) 2.1	10	2	0	0	0	0	2	0	0	0	0	0	16	31	0.00	0.857																		

Philadelphia Phillies @ Kansas City Royals
 Royals Stadium, Kansas City, MO
 Fri Oct 17 1980, 8:05 PM EDT
 Att: 42,380 - Unknown

AB	41
R	3
H	14
RBI	3
BB	6
SO	4
LOB	31



Batter	1	2	3	4	5	6	7	8	9	10	AB	R	H	RBI	BB	SO	LOB	BOTTOM																	
Willie Wilson, S OBP: 0.276, SLG: 0.346	3-1 4-3		2-3 K		1-3 K			0-1 6-3		4-0 S 1B BB	4	1	0	0	1	2	0																		
Frank White, R OBP: 0.333, SLG: 0.500	2-2 5-3		0-1 5-3			1-3 K		0-3 K		1-3 K	5	0	0	0	0	3	2																		
George Brett, L OBP: 0.458, SLG: 0.952	1-1 HR			1-1 F5		0-0 F8		0-0 2B		4-1 1B IBB	4	1	2	1	1	0	0																		
Willie Aikens, L OBP: 0.417, SLG: 0.739	0-1 4-3			0-2 1B 3B		3-3 K		2-3 K		2-1 1B	5	1	2	1	0	2	1																		
Hal McRae, R OBP: 0.480, SLG: 0.381		2-2 F3		0-0 4-3 1B			0-1 5-3		1-0 G6-4-3 1B		4	0	2	1	0	0	0																		
Amos Otis, R OBP: 0.440, SLG: 0.760		2-0 FC6-4 1B		2-2 4-3			1-1 HR		1-2 G6-4-3		4	1	2	1	0	0	2																		
Clint Hurdle, L OBP: 0.333, SLG: 0.333		2-1 FC6-4		0-1 4-3			1-2 HR		0-0 1B		4	0	2	0	0	0	2																		
Onix Concepcion, R (9, PR)											0	0	0	0	0	0	0																		
Jose Cardenal, R (10, 9)											0	0	0	0	0	0	0																		
Darrell Porter, L OBP: 0.200, SLG: 0.059		1-1 FC6			1-0 4-3		3-3 K		3-1 F9		4	0	0	0	0	1	3																		
U L Washington, S OBP: 0.320, SLG: 0.304			3-2 L8			2-1 F8		3-1 F5		0-0 CS BB 1B	4	0	1	0	0	0	1																		
Inning Stats	R: 1 E: 0 K: 0 S: 9	H: 1 LOB: 0 BB: 0 P: 15	R: 0 E: 0 K: 0 S: 9	H: 1 LOB: 1 BB: 0 P: 16	R: 0 E: 0 K: 1 S: 8	H: 0 LOB: 0 BB: 0 P: 13	R: 1 E: 0 K: 0 S: 11	H: 2 LOB: 1 BB: 0 P: 14	R: 0 E: 0 K: 1 S: 7	H: 0 LOB: 0 BB: 0 P: 11	R: 0 E: 0 K: 2 S: 12	H: 0 LOB: 1 BB: 0 P: 20	R: 0 E: 0 K: 2 S: 9	H: 1 LOB: 1 BB: 0 P: 11	R: 0 E: 0 K: 0 S: 7	H: 2 LOB: 1 BB: 1 P: 12	R: 0 E: 0 K: 1 S: 10	H: 2 LOB: 2 BB: 2 P: 18	1B: 7 2B: 1 3B: 1 HR: 2	SF: 0 SAC: 0 DP: 1 HBP: 0	WP: 0 PB: 0 SB: 2 CS: 1	PA: 40													
PITCHER	IP WLS BF H R ER SO BB IBB HBP BLK WP HR S P ERA WHIP	PITCHER																																	
Dick Ruthven, R ERA: 2.5	(1, 1) 9.0	35	9	3	3	7	0	0	0	0	0	0	0	2	80	3.00	1.000																		
Tug McGraw, L ERA: 4.22	(10, 1) 0.2	5	2	1	1	1	1	1	0	0	0	0	0	10	18	13.50	4.500																		

Philadelphia Phillies @ Kansas City Royals
 Royals Stadium, Kansas City, MO
 Fri Oct 17 1980, 8:05 PM EDT
 Att: 42,380 - Unknown

AB	38
R	4
H	11
RBI	4
BB	2
SO	8
LOB	11



Batter	1	2	3	4	5	6	7	8	9	AB	R	H	RBI	BB	SO	LOB	TOP								
Pete Rose, S OBP: 0.404, SLG: 0.308 (1, 3)	G1-3			1-4-3		L1-3		4-3		4	0	0	0	0	0	2	Philadelphia Phillies @ Kansas City Royals Royals Stadium, Kansas City, MO Sun Oct 19 1980, 4:33 AM EDT Att: 42,369 - Unknown								
Bake McBride, L OBP: 0.345, SLG: 0.400 (1, 9)	F8			E3 HR		F6		4-3		4	1	0	0	0	0	1									
Mike Schmidt, R OBP: 0.340, SLG: 0.476 (1, 5)	F7			2-2 1-H HR		F9			1-0 2B 1B	4	2	2	2	0	0	0									
Greg Luzinski, R OBP: 0.292, SLG: 0.455 (7, PR) Lonnie Smith, R OBP: 0.391, SLG: 0.350 (7, 7)	K			5-3		FC6-4 1B BB		SH3 1B 2B	0-1 1-H	2	0	0	0	1	1	0									
Del Unser, L OBP: 0.455, SLG: 0.727 (9, PH)	F9			P5		FC6-4 1B		SH3	0-0	3	0	1	0	0	0	0									
Keith Moreland, R OBP: 0.308, SLG: 0.308 (1, 10)	F9					FC6-4 1B		5-3	0-0	4	0	0	0	0	1	3									
Gary Maddox, R OBP: 0.302, SLG: 0.316 (1, 8)	K			F7		FC6-4 FC4-6		5-3	0-0	4	0	0	0	0	1	3									
Manny Trillo, R OBP: 0.310, SLG: 0.475 (1, 4)	F8			F8		FC4-6		1B	0-2 3-H	4	0	1	1	0	0	2									
Larry Bowa, S OBP: 0.405, SLG: 0.359 (1, 6)				F8				4-3	3-2 SAFE 0-0	4	0	1	0	0	0	1									
Bob Boone, R OBP: 0.368, SLG: 0.364 (1, 2)				P4-3-1 1B		L1-3 1B		E5	2-2 4-3	3	0	1	0	0	0	1									
Inning Stats	R: 0 E: 0 K: 0 S: 10	H: 0 LOB: 0 BB: 0 P: 14	R: 0 E: 0 K: 2 S: 9	H: 0 LOB: 0 BB: 0 P: 12	R: 0 E: 0 K: 0 S: 3	H: 1 LOB: 0 BB: 0 P: 5	R: 2 E: 1 K: 0 S: 12	H: 1 LOB: 0 BB: 0 P: 17	R: 0 E: 0 K: 0 S: 4	H: 0 LOB: 0 BB: 0 P: 7	R: 0 E: 0 K: 0 S: 6	H: 1 LOB: 2 BB: 1 P: 7	R: 0 E: 1 K: 0 S: 10	H: 1 LOB: 2 BB: 1 P: 19	R: 0 E: 1 K: 0 S: 11	H: 0 LOB: 1 BB: 0 P: 17	R: 2 E: 0 K: 0 S: 10	H: 3 LOB: 1 BB: 0 P: 11	1B: 5 2B: 3 3B: 0 HR: 1	SF: 0 SAC: 1 DP: 2 HBP: 0	WP: 0 PB: 0 CS: 0	PA: 35			
PITCHER	IP	WLS	BF	H	R	ER	SO	BB	IBB	HBP	BLK	WP	HR	S	P	ERA	WHIP								
Larry Gura, L ERA: 2.11 (1, 1)	6.1		23	4	2	1	2	1	0	0	0	0	1	51	77	1.42	0.789								
Dan Quisenberry, R ERA: 3.95 (7, 1)	2.2	L	12	3	2	2	0	0	0	0	0	0	0	24	32	6.75	1.125								

Batter	1	2	3	4	5	6	7	8	9	AB	R	H	RBI	BB	SO	LOB	BOTTOM								
Willie Wilson, S OBP: 0.308, SLG: 0.371 (1, 7)	K		F8		4-3 SH5-4 1B	1-3 2B		1-3		5	0	2	0	0	1	2	Philadelphia Phillies @ Kansas City Royals Royals Stadium, Kansas City, MO Sun Oct 19 1980, 4:33 AM EDT Att: 42,369 - Unknown								
Frank White, R OBP: 0.273, SLG: 0.375 (1, 4)	3-1		P4		SH5-4	F5		FC6-4 BB BB	4-1	3	0	0	0	1	0	3									
George Brett, L OBP: 0.382, SLG: 0.774 (1, 5)			4-3		4-3			K	0-3	5	0	1	1	0	2	4									
Willie Aikens, L OBP: 0.485, SLG: 0.897 (9, PR) Onix Concepcion, R	K			1B		BB		K	4-0	3	0	1	0	2	2	1									
Hal McRae, R OBP: 0.441, SLG: 0.467 (1, 10)			1-4-3		F9	F9		FC6-4 BB	0-1 1-2 2-3	5	0	1	0	0	0	5									
Amos Otis, R OBP: 0.500, SLG: 0.844 (1, 8)			K		1B				4-0	3	1	2	1	2	1	0									
Clint Hurdle, L OBP: 0.436, SLG: 0.429 (7, PH) Jose Cardenal, R			6-3		K			1B SF7 1B	1-2	3	1	1	0	0	1	2									
Darrell Porter, L OBP: 0.250, SLG: 0.125 (1, 2)				1B	L3			4-3	1-3	4	0	2	0	0	0	2									
U L Washington, S OBP: 0.333, SLG: 0.333 (1, 6)				1B		SH5-4 4-3 1B		K	1-3	3	1	2	1	0	1	0									
Inning Stats	R: 0 E: 0 K: 2 S: 10	H: 1 LOB: 1 BB: 0 P: 17	R: 0 E: 0 K: 1 S: 7	H: 0 LOB: 0 BB: 0 P: 12	R: 0 E: 0 K: 0 S: 8	H: 2 LOB: 2 BB: 0 P: 13	R: 0 E: 0 K: 1 S: 12	H: 2 LOB: 2 BB: 0 P: 18	R: 1 E: 0 K: 0 S: 9	H: 2 LOB: 2 BB: 1 P: 14	R: 2 E: 0 K: 0 S: 7	H: 4 LOB: 1 BB: 0 P: 10	R: 0 E: 0 K: 1 S: 9	H: 1 LOB: 2 BB: 1 P: 16	R: 0 E: 0 K: 1 S: 6	H: 0 LOB: 0 BB: 0 P: 8	R: 0 E: 0 K: 2 S: 10	H: 0 LOB: 3 BB: 3 P: 23	1B: 9 2B: 2 3B: 0 HR: 1	SF: 1 SAC: 1 DP: 0 HBP: 0	WP: 0 PB: 0 CS: 0	PA: 43			
PITCHER	IP	WLS	BF	H	R	ER	SO	BB	IBB	HBP	BLK	WP	HR	S	P	ERA	WHIP								
Marty Bystrom, R ERA: 3.48 (1, 1)	5.0		26	10	3	3	4	0	0	0	0	0	0	3	4	0.00	1.000								
Ron Reed, R ERA: 9.0 (6, 1)	1.0		3	1	0	0	0	0	0	0	0	0	0	3	4	0.00	1.000								
Tug McGraw, L ERA: 3.29 (7, 1)	3.0	W	14	1	0	0	5	3	1	0	0	0	0	25	47	0.00	1.333								

Batter	1	2	3	4	5	6	7	8	9	AB	R	H	RBI	BB	SO	LOB	TOP					
Willie Wilson, S OBP: 0.295, SLG: 0.333 (1, 7)										4	0	0	0	1	3	3	Kansas City Royals @ Philadelphia Phillies Veterans Stadium, Philadelphia, PA Tue Oct 21 1980, 7:05 PM EDT Att: 65,838 - Unknown					
U L Washington, S OBP: 0.324, SLG: 0.333 (1, 6)										3	0	1	1	0	2	0						
George Brett, L OBP: 0.395, SLG: 0.743 (1, 5)										4	0	2	0	0	0	1						
Hal McRae, R OBP: 0.395, SLG: 0.412 (1, 10)										4	0	0	0	0	0	4						
Amos Otis, R OBP: 0.474, SLG: 0.771 (1, 8)										3	0	0	0	1	2	1						
Willie Aikens, L OBP: 0.486, SLG: 0.839 (1, 3)										2	0	0	0	2	1	1						
Onix Concepcion, R (9, FR)										0	0	0	0	0	0	0						
John Wathan, R OBP: 0.368, SLG: 0.154 (1, 2)										3	1	2	0	1	0	2						
Jose Cardenal, R OBP: 0.200, SLG: 0.200 (1, 9)										4	0	2	0	0	0	1						
Frank White, R OBP: 0.243, SLG: 0.333 (1, 4)										4	0	0	0	0	1	5						
Inning Stats	R: 0 E: 0 K: 2 S: 11	H: 0 LOB: 0 BB: 0 P: 16	R: 0 E: 0 K: 0 S: 10	H: 0 LOB: 1 BB: 2 P: 20	R: 0 E: 0 K: 2 S: 9	H: 0 LOB: 0 BB: 0 P: 11	R: 0 E: 0 K: 0 S: 7	H: 1 LOB: 0 BB: 0 P: 10	R: 0 E: 0 K: 2 S: 11	H: 1 LOB: 1 BB: 0 P: 18	R: 0 E: 0 K: 1 S: 6	H: 0 LOB: 0 BB: 0 P: 7	R: 0 E: 0 K: 0 S: 11	H: 1 LOB: 1 BB: 0 P: 15	R: 1 E: 0 K: 0 S: 20	H: 2 LOB: 3 BB: 2 P: 36	R: 0 E: 0 K: 2 S: 16	H: 2 LOB: 3 BB: 1 P: 25	1B: 7 2B: 0 3B: 0 HR: 0	SF: 1 SAC: 0 DP: 2 HBP: 0	WP: 0 PB: 0 CS: 0	PA: 37
PITCHER	IP WLS BF H R ER SO BB IBB HBP BLK WP HR S P ERA WHIP																					
Steve Carlton, L ERA: 2.3 (1, 1)	7.0 W 26 4 1 1 7 3 0 0 0 0 0 0 72 110 1.29 1.000																					
Tug McGraw, L ERA: 2.87 (8, 1)	2.0 S 11 3 0 0 2 2 0 0 0 0 0 0 29 48 0.00 2.500																					

AB	31
R	1
H	7
RBI	1
BB	5
SO	9
LOB	18



Batter	1	2	3	4	5	6	7	8	9	AB	R	H	RBI	BB	SO	LOB	BOTTOM			
Lonnie Smith, R OBP: 0.360, SLG: 0.375 (1, 7)										4	2	1	0	0	0	2	Kansas City Royals @ Philadelphia Phillies Veterans Stadium, Philadelphia, PA Tue Oct 21 1980, 7:05 PM EDT Att: 65,838 - Unknown			
Greg Gross, L OBP: 0.500, SLG: 0.500 (7, 7)										0	0	0	0	0	0	0				
Pete Rose, S OBP: 0.431, SLG: 0.349 (1, 3)										4	0	3	0	0	0	1				
Mike Schmidt, R OBP: 0.353, SLG: 0.467 (1, 5)										3	0	1	2	1	1	2				
Bake McBride, L OBP: 0.319, SLG: 0.364 (1, 9)										4	0	0	1	0	0	4				
Greg Luzinski, R OBP: 0.250, SLG: 0.385 (1, 10)										4	0	0	0	0	2	4				
Garry Maddox, R OBP: 0.319, SLG: 0.357 (1, 8)										4	0	2	0	0	0	2				
Manny Trillo, R OBP: 0.283, SLG: 0.432 (1, 4)										4	0	0	0	0	0	2				
Larry Bowa, S OBP: 0.391, SLG: 0.372 (1, 6)										4	1	1	0	0	0	1				
Bob Boone, R OBP: 0.390, SLG: 0.371 (1, 2)										2	1	1	1	1	0	0				
Inning Stats	R: 0 E: 0 K: 0 S: 9	H: 1 LOB: 1 BB: 0 P: 13	R: 0 E: 0 K: 1 S: 10	H: 1 LOB: 1 BB: 0 P: 14	R: 2 E: 1 K: 0 S: 8	H: 2 LOB: 2 BB: 1 P: 20	R: 0 E: 0 K: 0 S: 5	H: 0 LOB: 0 BB: 0 P: 9	R: 1 E: 0 K: 0 S: 12	H: 1 LOB: 1 BB: 1 P: 24	R: 1 E: 0 K: 0 S: 12	H: 3 LOB: 1 BB: 0 P: 20	R: 0 E: 1 K: 2 S: 10	H: 1 LOB: 1 BB: 0 P: 17	R: 0 E: 0 K: 0 S: 4	H: 0 LOB: 0 BB: 0 P: 6	1B: 6 2B: 3 3B: 0 HR: 0	SF: 0 SAC: 0 DP: 1 HBP: 0	WP: 0 PB: 0 CS: 1	PA: 35
PITCHER	IP WLS BF H R ER SO BB IBB HBP BLK WP HR S P ERA WHIP																			
Rich Gale, R ERA: 4.26 (1, 1)	2.0 L 12 4 2 1 1 0 1 0 0 0 0 0 15 32 3.86 0.857																			
Rene Martin, R ERA: 2.79 (3, 1)	2.1 9 1 1 1 0 1 0 0 0 0 0 0 24 40 4.50 2.500																			
Paul Splittorff, L ERA: 2.57 (5, 1)	1.2 8 4 1 1 0 0 0 0 0 0 0 0 20 33 5.40 2.400																			
Marty Pattin, R ERA: (7, 1)	1.0 3 0 0 0 0 2 0 0 0 0 0 0 7 12 0.00 0.000																			
Dan Quisenberry, R ERA: 3.6 (8, 1)	1.0 3 0 0 0 0 0 0 0 0 0 0 0 4 6 0.00 0.000																			

AB	33
R	4
H	9
RBI	4
BB	2
SO	3
LOB	18

