


**Kansas City Royals - 1981**

Batter	1	2	3	4	5	6	7	8	9	AB R H RBI BB SO LOB	TOP														
Willie Wilson, S OBP: 0.200, SLG: 0.200 (1, 8) X	0-0 1-3 1B	0-0 CS 1B		0-0 1-3			0-3 K		0-3 K	5 0 1 0 0 2 3															
Hal McRae, R OBP: 0.400, SLG: 0.400 (1, 10) X	0-0 1B 1B	0-0 CS 1-2	0-0 E5 1B 1B			0-3 K	0-0 F9		0-3 K	5 1 2 0 0 2 2															
George Brett, L OBP: 0.400, SLG: 0.250 (1, 5) X	0-0 FC5-4 1-2 1B		0-3 K			4-0 BB	0-0 L8		0-0 F8	4 0 1 0 1 1 3															
Willie Aikens, L (1, 3) X	0-0 P6		0-0 F7			0-0 F7		4-0 BB G5-4-3		3 0 0 0 1 0 4															
Amos Otis, R OBP: 0.250, SLG: 0.250 Cesar Geronimo, L (8, 7)	0-0 FC5-4 1-2f		0-0 1B			0-0 F8		0-0 G5-4-3 1-2f		4 0 1 1 0 0 4 0 0 0 0 0 0 0															
Clint Hurdle, L OBP: 0.750, SLG: 1.500 (1, 9) X		0-0 HR	0-3 K			0-0 G5-3 BB 1B		0-0 1B		4 1 3 1 0 1 1															
John Wathan, R OBP: 0.333, SLG: 1.333 Jamie Quirk, L (8, PH) (8, 2)		0-0 HR		0-0 4-3		0-0 F8		0-3 K		3 1 1 1 0 0 1 1 0 0 0 0 1 1	AB 34 R 3 H 10 RBI 3 BB 5 SO 8 LOB 21														
U L Washington, S OBP: 0.500, SLG: 0.333 (1, 6) X		0-0 F9		0-0 4-3		4-0 BB 1-2 BB		0-0 BB 1B		3 0 1 0 1 0 0															
Frank White, R Ken Phelps, L Rance Mulliniks, L (1, 4) (9, PH) (9, PR)		0-3 K		4-0 BB		0-0 G5-3 2-3f		4-0 BB 1-2 BB		2 0 0 0 1 1 2 0 0 0 0 1 0 0 0 0 0 0 0 0 0															
<b>Inning Stats</b>	R: 0 E: 0 K: 0 S: 5	H: 2 LOB: 2 BB: 0 P: 5	R: 2 E: 0 K: 1 S: 7	H: 3 LOB: 0 BB: 0 P: 7	R: 1 E: 1 K: 2 S: 9	H: 2 LOB: 1 BB: 0 P: 9	R: 0 E: 0 K: 0 S: 3	H: 0 LOB: 1 BB: 1 P: 7	R: 0 E: 0 K: 1 S: 5	H: 0 LOB: 1 BB: 1 P: 9	R: 0 E: 0 K: 1 S: 5	H: 1 LOB: 1 BB: 1 P: 7	R: 0 E: 0 K: 1 S: 5	H: 0 LOB: 0 BB: 0 P: 5	R: 0 E: 0 K: 1 S: 5	H: 1 LOB: 1 BB: 1 P: 9	R: 0 E: 0 K: 2 S: 8	H: 1 LOB: 2 BB: 1 P: 12	1B: 8 2B: 0 3B: 0 HR: 2	SF: 0 SAC: 0 DP: 2 HBP: 0	WP: 0 PB: 0 SB: 0 CS: 1	PA: 40			
<b>PITCHER</b> Steve Stone, R ERA: 3.6 Sammy Stewart, R ERA:	IP 5.0	WLS W	BF 24	H 8	R 3	ER 2	SO 4	BB 2	IBB 0	HBP 0	BLK 0	WP 0	HR 2	S 30	P 38	ERA 3.60	WHIP 2.000								
	IP 4.0	WLS S	BF 15	H 2	R 0	ER 0	SO 4	BB 3	IBB 0	HBP 0	BLK 0	WP 0	HR 0	S 20	P 32	ERA 0.00	WHIP 1.250								

**Kansas City Royals @ Baltimore Orioles**  
**Memorial Stadium, Baltimore, MD**  
 Fri Apr 10 1981, 3:33 AM EST  
 Att. 50,317 - Sunny - 65 F

[livebaseballscorecards.com](http://livebaseballscorecards.com)

Batter	1	2	3	4	5	6	7	8	9	AB	R	H	RBI	BB	SO	LOB
Al Bumbry, L OBP: 0.400, SLG: 0.250 (1, 8)	0-0 F8		0-0 F7		4-0 BB	0-0 1-2 1B		0-0 2-3		4	1	1	0	1	0	0
Rich Dauer, R (1, 4) (8, 5)	0-3 K		0-0 F4		0-0 BB BB	0-0 L8-4				4	1	0	0	0	1	3
Ken Singleton, S OBP: 0.750, SLG: 2.000 (1, 9) Jim Dwyer, L (7, PR) (8, 9)	0-0 HR		0-0 5-3		4-0 BB BB		0-0 2B			3	1	2	1	1	0	0
Eddie Murray, S (1, 3)	0-0 F9			0-0 L5	4-0 BB BB		0-0 F8			3	0	0	1	1	0	1
Doug DeCinces, R (1, 5) Lenn Sakata, R (8, 4)		0-0 5-3		0-0 F6	4-0 BB BB		0-3 K			3	0	0	1	1	1	1
Jose Morales, R (1, 10) Terry Crowley, L (5, PH)		4-0 2B SF7 BB		0-0 1B	4-0 BB		4-0 K			1	1	1	0	1	0	0
Rick Dempsey, R (1, 2) OBP: 0.500, SLG: 1.500		0-0 1-3 2B		0-0 L5			0-0 HR			4	1	2	1	0	0	3
Gary Roenicke, R (1, 7)		0-0 3-H SF7		0-0 5-3	4-0 BB BB		4-0 L8-4 1B BB		0-0 F3	2	0	0	1	1	0	0
Mark Belanger, R (1, 6)		0-0 6-3		0-0 6-3	0-0 2-3 3-H		0-3 K		0-3 K	4	0	0	0	0	2	2

Inning Stats	R: 1	H: 1	E: 0	LOB: 0	K: 1	P: 6	R: 1	H: 1	E: 0	LOB: 1	K: 0	P: 8	R: 0	H: 0	E: 0	LOB: 0	K: 0	P: 3	R: 0	H: 1	E: 0	LOB: 1	K: 0	P: 4	R: 2	H: 0	E: 1	LOB: 3	K: 0	P: 20	R: 1	H: 2	E: 0	LOB: 1	K: 1	P: 10	R: 0	H: 1	E: 0	LOB: 2	K: 1	P: 10	R: 0	H: 0	E: 0	LOB: 0	K: 1	P: 5
	6	6	6	0	1	6	8	0	0	0	0	8	0	0	0	0	0	3	4	0	0	0	0	4	20	0	0	0	3	10	1	10	0	1	10	0	1	10	0	1	10	0	0	5				

PITCHER	IP	WLS	BF	H	R	ER	SO	BB	IBB	HBP	BLK	WP	HR	S	P	ERA	WHIP
Larry Gura, L ERA: 3.86 (1, 1)	4.2	L	23	3	4	2	1	5	0	0	0	0	1	20	40	3.86	1.714
Renie Martin, R ERA: 2.7 (5, 1)	3.1		14	3	1	1	3	1	1	0	0	0	1	18	26	2.70	1.200

**BOTTOM**

**Kansas City Royals @ Baltimore Orioles**  
**Memorial Stadium, Baltimore, MD**

Fri Apr 10 1981, 3:33 AM EST  
 Att: 50,317 - Sunny - 65 F

AB	29
R	5
H	6
RBI	5
BB	7
SO	4
LOB	13

livebaseballscorecards.com



1B: 2	SF: 1	WP: 0	PA: 37
2B: 3	SAC: 0	PB: 0	
3B: 0	DP: 1	SB: 0	
HR: 2	HBP: 0	CS: 0	

Batter	1	2	3	4	5	6	7	8	9	AB R H RBI BB SO LOB	TOP											
Willie Wilson, S (1, 8) OBP: 0.222, SLG: 0.333	0-3 K			0-0 5-3		0-0 1B 2B	0-0 3-1			4 1 1 0 0 1 0												
U L Washington, S (1, 6) OBP: 0.500, SLG: 0.571	0-3 K			0-0 2B		0-0 1B 1B	0-0 L9			4 1 2 1 0 1 0												
George Brett, L (1, 5) OBP: 0.333, SLG: 0.250	0-0 F8			0-0 F7		0-0 1B 1B				4 0 1 0 0 1 1												
Hal McRae, R (1, 10) OBP: 0.333, SLG: 0.333		0-0 F4		0-0 5-3		0-0 1B		0-3 K		4 0 1 1 0 0 1												
Amos Otis, R (1, 7) OBP: 0.250, SLG: 0.143		0-0 F8			0-0 L6	4-0 1B		0-3 K		3 0 0 0 1 1 0												
Willie Aikens, L (1, 3) OBP: 0.250, SLG: 0.143		0-3 K			0-3 K	0-0 L3			0-0 G1-6-3 1B	4 0 1 0 0 2 3												
John Wathan, R (1, 2) OBP: 0.429, SLG: 0.833			0-0 G3		0-0 HR 1B	4-0 1B			0-0 G1-6-3	3 1 1 0 1 0 1	AB 33											
Clint Hurdle, L (1, 9) OBP: 0.500, SLG: 1.250			0-3 K		0-0 HR	0-0 F9			0-0 F9	4 1 1 2 0 1 3	R 4											
Frank White, R (1, 4) OBP: 0.250, SLG: 0.143			0-0 F7		0-0 F5				0-0 F3	3 0 0 0 0 0 0	H 8											
<b>Inning Stats</b>	R: 0 E: 0 K: 2 S: 7	H: 0 LOB: 0 BB: 0 P: 7	R: 0 E: 0 K: 1 S: 5	H: 0 LOB: 0 BB: 0 P: 5	R: 0 E: 0 K: 1 S: 5	H: 0 LOB: 0 BB: 0 P: 5	R: 0 E: 0 K: 0 S: 4	H: 1 LOB: 1 BB: 0 P: 4	R: 2 E: 0 K: 1 S: 7	H: 2 LOB: 0 BB: 0 P: 7	R: 2 E: 0 K: 0 S: 6	H: 4 LOB: 3 BB: 2 P: 14	R: 0 E: 0 K: 0 S: 3	H: 0 LOB: 0 BB: 0 P: 3	R: 0 E: 0 K: 2 S: 7	H: 0 LOB: 0 BB: 0 P: 7	R: 0 E: 0 K: 0 S: 3	H: 1 LOB: 0 BB: 0 P: 3	1B: 5 2B: 3 3B: 0 HR: 1	SF: 0 SAC: 0 DP: 2 HBP: 0	WP: 0 PB: 0 SB: 0 CS: 0	PA: 35
<b>PITCHER</b>	IP WLS BF H R ER SO BB IBB HBP BLK WP HR S P ERA WHIP																					
Mike Flanagan, L (1, 1) ERA: 7.2	5.0 L 21 6 4 4 5 0 0 0 0 0 0 1 31 31 7.20 1.200																					
Scott McGregor, L (6, 1) ERA:	4.0 14 2 0 0 2 0 2 0 0 0 0 0 16 24 0.00 0.500																					

**Kansas City Royals @ Baltimore Orioles**  
 Memorial Stadium, Baltimore, MD  
 Sun Apr 12 1981, 3:33 AM EST  
 Att. 18,624 - Unknown - 57 F

livebaseballscorecards.com



Batter	1	2	3	4	5	6	7	8	9	AB	R	H	RBI	BB	SO	LOB	BOTTOM			
Al Bumbry, L OBP: 0.333, SLG: 0.375 (1, 8)	0-0 4-3			0-0 4-3		0-0 F9		0-0 2B		4	0	1	0	0	0	1	<b>Kansas City Royals @ Baltimore Orioles</b> Memorial Stadium, Baltimore, MD Sun Apr 12 1981, 3:33 AM EST Att: 18,624 - Unknown - 57 F			
Rich Dauer, R OBP: 0.125, SLG: 0.250 (1, 4)	0-0 F9			0-0 G3			0-0 2B	0-0 6-3		4	0	1	0	0	0	2				
Ken Singleton, S OBP: 0.500, SLG: 1.000 (1, 9)	0-0 F6			0-3 K			0-0 1-3		0-0 BB FC1-2 1B	4	0	1	0	0	1	1				
Eddie Murray, S (1, 3)		0-0 L7			0-0 F8		0-0 E7		0-0 FC1-2 BB 1-2 BB	4	1	0	0	0	0	2				
Dan Graham, L (1, 10)		0-0 F8			0-3 K		0-3 K		4-0 BB BB BB BB 1-2 2-3 BB BB	3	1	0	0	1	2	2				
Doug DeCinces, R (1, 5)		0-0 F8			0-0 F8		0-3 K		0-0 FC1-2 SF9 BB 1-2 2-3 3-H	4	0	0	0	0	1	5				
Rick Dempsey, R OBP: 0.429, SLG: 1.000 (1, 2)			0-3 K			4-0 FC5-4 BB		0-3 K	4-0 1-2 2-3 3-H BB BB	2	0	0	0	1	2	0				
Terry Crowley, L (9, PH)										0	0	0	1	1	0	0				
Gary Roenicke, R (1, 7)			0-0 F8			0-0 FC5-4		0-0 G1	0-0 SF9	2	0	0	0	0	0	1				
Jim Dwyer, L (8, PH) (9, 7)						1-2f			1-2 2-3 3-H	1	0	0	1	0	0	0				
Mark Belanger, R (1, 6)			0-0 F4			0-0 F8		4-0 2B BB	0-0 F8	2	0	0	0	0	0	1				
John Lowenstein, L (8, PH)										0	0	0	0	1	0	0				
Lenn Sakata, R (9, 6)										0	0	0	0	0	0	0				
Wayne Krenchicki, L (9, PH)										1	0	0	0	0	0	2				
<b>Inning Stats</b>	R: 0 E: 0 K: 0 S: 3	H: 0 LOB: 0 BB: 0 P: 3	R: 0 E: 0 K: 0 S: 3	H: 0 LOB: 0 BB: 0 P: 3	R: 0 E: 0 K: 1 S: 5	H: 0 LOB: 0 BB: 0 P: 5	R: 0 E: 0 K: 1 S: 5	H: 0 LOB: 0 BB: 0 P: 5	R: 0 E: 0 K: 0 S: 3	H: 0 LOB: 1 BB: 1 P: 7	R: 0 E: 1 K: 2 S: 9	H: 1 LOB: 2 BB: 0 P: 9	R: 0 E: 0 K: 1 S: 6	H: 1 LOB: 2 BB: 1 P: 10	R: 2 E: 1 K: 0 S: 5	H: 1 LOB: 2 BB: 2 P: 13	1B: 1 2B: 2 3B: 0 HR: 0	SF: 1 SAC: 0 DP: 0 HBP: 0	WP: 0 PB: 0 SB: 0 CS: 0	PA: 36
<b>PITCHER</b>	IP WLS BF H R ER SO	WLS W 32 3 2 0 6	WLS S 4 0 0 0 0	WLS S 4 0 0 0 0	IP WLS BF H R ER SO BB IBB HBP BLK WP HR S P	IP WLS BF H R ER SO BB IBB HBP BLK WP HR S P	IP WLS BF H R ER SO BB IBB HBP BLK WP HR S P	IP WLS BF H R ER SO BB IBB HBP BLK WP HR S P	IP WLS BF H R ER SO BB IBB HBP BLK WP HR S P	ERA WHIP	ERA WHIP	ERA WHIP	ERA WHIP	ERA WHIP	ERA WHIP	ERA WHIP	ERA WHIP	ERA WHIP		
Dennis Leonard, R (1, 1)	8.0	W	32	3	2	0	6	3	0	0	0	0	0	0	0	0	0.00	0.750		
Dan Quisenberry, R (9, 1)	1.0	S	4	0	0	0	0	1	0	0	0	0	0	0	0	0	0.00	1.000		

AB	31
R	2
H	3
RBI	2
BB	4
SO	6
LOB	17



Batter	1	2	3	4	5	6	7	8	9	AB R H RBI BB SO LOB	TOP																
<b>Rick Peters, S</b> (1, 8) OBP: 0.294, SLG: 0.438	0-0 6-3		0-0 G6-4-3 1B			0-0 F4	0-0 FC5-4 1B		0-0 2-H 1B	5 1 2 1 0 0 1																	
<b>Alan Trammell, R</b> (1, 6) OBP: 0.294, SLG: 0.375	0-0 4-3		0-0 G6-4-3 1-2f			0-0 F3	0-0 1-H 1B		0-0 F5	5 0 1 1 0 0 2																	
<b>Steve Kemp, L</b> (1, 7) OBP: 0.500, SLG: 0.714	0-0 4-3			0-0 1-3		0-0 1B 1B	0-3 K			4 1 1 0 0 1 1																	
<b>Lance Parrish, R</b> (1, 2) OBP: 0.333, SLG: 0.462		0-0 L8		0-0 F4		0-0 1B 1-2 2B 1B		0-0 6-3		4 1 1 0 0 0 0																	
<b>John Wockenfuss, R</b> (1, 10) OBP: 0.500, SLG: 1.000		0-0 F8		0-0 HR		0-0 1-3 2-H 2B 1B	0-3 K	0-3 K		4 2 2 2 0 1 0																	
<b>Al Cowens, R</b> (1, 9) OBP: 0.429, SLG: 0.857		0-0 1B 1B		0-0 L4		0-0 1-H 3-H 2B		0-0 3-1		4 0 2 2 0 0 0																	
<b>Richie Hebner, L</b> (1, 3) OBP: 0.235, SLG: 0.412		0-0 1-2 1B			0-0 F5	0-0 4-3			0-0 4-3	4 0 1 0 0 0 1																	
<b>Mick Kelleher, R</b> (1, 5) OBP: 0.250, SLG: 0.333 <b>Kirk Gibson, L</b> (9, PH) OBP: 0.200, SLG: 0.111 <b>Stan Papi, R</b> (9, 5)		0-0 F8			0-0 L1-3 1B		0-3 K		0-0 F7	3 0 1 0 0 1 2 1 0 0 0 0 0 0 0 0 0 0 0 0 0																	
<b>Lou Whitaker, L</b> (1, 4) OBP: 0.400, SLG: 0.500			0-0 G3		0-0 L1-3 1-2		0-0 FC5-4 1B		0-0 1B 2B	4 1 2 0 0 0 1																	
<b>Inning Stats</b>	R: 0 E: 0 K: 0 S: 3	H: 0 LOB: 0 BB: 0 P: 3	R: 0 E: 0 K: 0 S: 5	H: 2 LOB: 2 BB: 0 P: 5	R: 0 E: 0 K: 0 S: 3	H: 1 LOB: 0 BB: 0 P: 3	R: 1 E: 0 K: 0 S: 4	H: 1 LOB: 0 BB: 0 P: 4	R: 0 E: 0 K: 0 S: 3	H: 1 LOB: 0 BB: 0 P: 3	R: 3 E: 0 K: 0 S: 7	H: 4 LOB: 1 BB: 0 P: 7	R: 1 E: 0 K: 2 S: 9	H: 2 LOB: 1 BB: 0 P: 9	R: 0 E: 0 K: 1 S: 5	H: 0 LOB: 0 BB: 0 P: 5	R: 1 E: 0 K: 0 S: 5	H: 2 LOB: 1 BB: 0 P: 5	1B: 10 2B: 3 3B: 0 HR: 1	SF: 0 SAC: 0 DP: 2 HBP: 0	WP: 0 PB: 0 SB: 1 CS: 0	PA: 38					
<b>PITCHER</b>	IP WLS BF H R ER SO BB IBB HBP BLK WP HR S P ERA WHIP																										
<b>Paul Splittorff, L</b> (1, 1) ERA: 6.35	5.2		24	9	4	4	0	0	0	0	0	0	1	24	24	6.35	1.588										
<b>Ken Brett, L</b> (6, 1) ERA: 3.86	2.1		9	2	1	1	3	0	0	0	0	0	0	15	15	3.86	0.857										
<b>Dan Quisenberry, R</b> (9, 1) ERA: 4.5	1.0	L	5	2	1	1	0	0	0	0	0	0	0	5	5	9.00	2.000										

**Detroit Tigers @ Kansas City Royals**  
 Royals Stadium, Kansas City, MO  
 Tue Apr 14 1981, 7:05 PM EST  
 Att. 40,700 - Unknown - 56 F

livebaseballscorecards.com

<b>AB</b>	<b>38</b>
<b>R</b>	<b>6</b>
<b>H</b>	<b>13</b>
<b>RBI</b>	<b>6</b>
<b>BB</b>	<b>0</b>
<b>SO</b>	<b>3</b>
<b>LOB</b>	<b>8</b>



Batter	1	2	3	4	5	6	7	8	9	AB	R	H	RBI	BB	SO	LOB
--------	---	---	---	---	---	---	---	---	---	----	---	---	-----	----	----	-----

Willie Wilson, S OBP: 0.214, SLG: 0.429 (1, 8) x	0-0 L6 ①		0-3 K ①		0-0 4-3 ②			0-0 2B 3B	0-0 F6 ①	5	1	1	0	0	1	1
Hal McRae, R OBP: 0.286, SLG: 0.357 (1, 10) x	0-0 F8 ②		0-0 E5 1-3 2B		0-0 1-3 ③			0-0 1B SF7 2B	0-0 F9 ②	5	1	1	1	0	0	1
George Brett, L OBP: 0.500, SLG: 0.455 (1, 5) x	0-0 2B		4-0 2B IBB				0-0 L8 ①	0-0 1B 1-3 1B	4-0 BB	3	1	2	0	2	0	0
Willie Aikens, L OBP: 0.308, SLG: 0.333 (1, 3) s s s	0-3 K ③		0-0 1-3 2B				0-0 1B	0-0 1-3 1-2	0-0 4-3 ③	5	0	2	1	0	1	4
Amos Otis, R OBP: 0.167, SLG: 0.100 (1, 7) x		0-0 5-3 ①	0-0 5-3 ③				0-0 F8 ②	0-0 SF7		3	0	0	1	0	0	3
Clint Hurdle, L OBP: 0.500, SLG: 1.083 Cesar Geronimo, L (8, PR) (9, 9)		0-0 6-3 ②		0-0 2B ①			0-0 4-3 ③	0-0 PB 1B 2-H 1B		4	0	2	1	0	0	1
John Wathan, R OBP: 0.455, SLG: 0.800 (1, 2) x		0-0 1B 2B		0-0 2B ②				0-0 PB 1B 1-2		4	1	2	0	0	0	0
U L Washington, S OBP: 0.583, SLG: 0.556 (1, 6) x		0-0 CS 1B 2-H		4-0 CS BB				4-0 1-2 2-3 BB		2	0	1	1	2	0	0
Frank White, R OBP: 0.222, SLG: 0.125 Ken Phelps, L (8, PH) Rance Mulliniks, L (9, 4)		0-0 CS 1-2	0-0 E 2B 1B		0-0 CS 1-2		0-0 F5 ①	0-0 F9 ③		3	1	1	0	0	0	0
										1	0	0	0	0	0	3
										0	0	0	0	0	0	0

Inning Stats	R: 0	H: 1	E: 0	LOB: 1	K: 1	BB: 0	S: 6	P: 6	R: 1	H: 2	E: 0	LOB: 0	K: 0	BB: 0	S: 4	P: 4	R: 1	H: 2	E: 1	LOB: 2	K: 1	BB: 1	S: 7	P: 11	R: 0	H: 1	E: 0	LOB: 0	K: 0	BB: 1	S: 2	P: 6	R: 0	H: 1	E: 0	LOB: 1	K: 0	BB: 0	S: 4	P: 4	R: 0	H: 0	E: 0	LOB: 0	K: 0	BB: 0	S: 3	P: 3	R: 0	H: 1	E: 0	LOB: 0	K: 0	BB: 0	S: 3	P: 3	R: 3	H: 5	E: 0	LOB: 3	K: 0	BB: 1	S: 8	P: 12	R: 0	H: 0	E: 0	LOB: 1	K: 0	BB: 1	S: 3	P: 7	1B: 6	SF: 1	2B: 5	SAC: 0	3B: 1	DP: 0	HR: 0	HBP: 0	WP: 0	PA: 42
--------------	------	------	------	--------	------	-------	------	------	------	------	------	--------	------	-------	------	------	------	------	------	--------	------	-------	------	-------	------	------	------	--------	------	-------	------	------	------	------	------	--------	------	-------	------	------	------	------	------	--------	------	-------	------	------	------	------	------	--------	------	-------	------	------	------	------	------	--------	------	-------	------	-------	------	------	------	--------	------	-------	------	------	-------	-------	-------	--------	-------	-------	-------	--------	-------	--------

PITCHER	IP	WLS	BF	H	R	ER	SO	BB	IBB	HBP	BLK	WP	HR	S	P	ERA	WHIP
Jack Morris, R ERA: 2.81 (1, 1)	7.0		29	9	4	4	2	1	1	0	0	0	0	31	39	5.14	1.429
Kevin Saucier, L ERA: 20.25 (8, 1)	0.1		2	1	0	0	0	0	0	0	0	0	0	2	2	0.00	3.000
Dave Tobik, R ERA: (8, 1)	0.1		3	2	1	1	0	0	0	0	0	0	0	3	3	27.00	6.000
Aurelio Lopez, R ERA: (8, 1)	1.1	W	6	0	0	0	0	2	0	0	0	0	0	4	12	0.00	1.500

BOTTOM

Detroit Tigers @ Kansas City Royals  
Royals Stadium, Kansas City, MO

livebaseballscores.com

AB	35
R	5
H	12
RBI	5
BB	4
SO	2
LOB	13



Tue Apr 14 1981, 7:05 PM EST  
Att: 40,700 - Unknown - 56 F

Batter	1	2	3	4	5	6	7	8	9	AB R H RBI BB SO LOB	TOP
<b>Rick Peters, S</b> (1, 8) OBP: 0.350, SLG: 0.526	0-0 SH1-3 SF7 2B	0-0 1-2 1B			0-0 1-3			0-0 SH2-3 1-2		3 1 2 0 0 0 0	
<b>Alan Trammell, R</b> (1, 6) OBP: 0.250, SLG: 0.316	0-0 SH1-3 2-3	0-0 F7			0-0 1-3			0-0 5-3		3 0 0 0 0 0 3	
<b>Steve Kemp, L</b> (1, 7) OBP: 0.450, SLG: 0.647	0-0 SF7 3-H				0-0 4-3			0-0 1-3 2-H 1B		3 0 1 2 0 0 0 0 0 0 0 0 0 0	
<b>Lynn Jones, R</b> (9, 7) OBP: 1.000, SLG: 4.000											
<b>Lance Parrish, R</b> (1, 2) OBP: 0.316, SLG: 0.412	0-0 F5				0-0 6-3			0-0 L4 1B		4 0 1 0 0 1 1 0 0 0 0 0 0 0	
<b>Duffy Dyer, R</b> (9, 2)											
<b>John Wockenfuss, R</b> (1, 10) OBP: 0.400, SLG: 0.625		BB BB BB 4-0 3B BB	0-3 K		0-0 L4 1-2			0-0 5-3		3 1 0 0 1 1 1	
<b>Al Cowens, R</b> (1, 9) OBP: 0.364, SLG: 0.818		0-0 1-H 1B 3B			0-0 1-3			0-0 L7		4 1 1 1 0 0 0	
<b>Richie Hebner, L</b> (1, 3) OBP: 0.190, SLG: 0.333		0-0 F5			0-0 L8			0-0 4-3		4 0 0 0 0 0 1	
<b>Mick Kelleher, R</b> (1, 5) OBP: 0.267, SLG: 0.333		0-0 1B 1B 3-H			0-0 6-3			0-0 F8		3 0 1 1 0 0 0	
<b>Lou Whitaker, L</b> (1, 4) OBP: 0.389, SLG: 0.471		0-0 L8			0-0 F8			0-0 SH2-3 1B 1B		3 1 1 0 0 0 1	
<b>Inning Stats</b>	R: 1 E: 0 K: 0 S: 4 H: 1 LOB: 0 BB: 0 P: 4	R: 2 E: 0 K: 0 S: 6 H: 3 LOB: 2 BB: 1 P: 10	R: 0 E: 0 K: 1 S: 5 H: 0 LOB: 0 BB: 0 P: 5	R: 0 E: 0 K: 0 S: 3 H: 0 LOB: 0 BB: 0 P: 3	R: 0 E: 0 K: 0 S: 3 H: 0 LOB: 0 BB: 0 P: 3	R: 0 E: 0 K: 0 S: 3 H: 1 LOB: 0 BB: 0 P: 3	R: 0 E: 0 K: 0 S: 3 H: 0 LOB: 0 BB: 0 P: 3	R: 0 E: 0 K: 0 S: 7 H: 2 LOB: 1 BB: 0 P: 7	R: 0 E: 0 K: 0 S: 3 H: 0 LOB: 0 BB: 0 P: 3	1B: 5 2B: 2 3B: 1 HR: 0 SF: 1 SAC: 2 DP: 1 HBP: 0	WP: 0 PB: 0 SB: 0 CS: 0 PA: 34
<b>PITCHER</b> <b>Larry Gura, L</b> (1, 1) ERA: 3.95	IP 9.0 WLS L BF 34 H 7 R 4 ER 4 SO 2 BB 1 IBB 0 HBP 0 BLK 0 WP 0 HR 0 S 37 P 41 ERA 4.00 WHIP 0.889										

**Detroit Tigers @ Kansas City Royals**  
**Royals Stadium, Kansas City, MO**  
 Wed Apr 15 1981, 7:05 PM EST  
 Att. 21,439 - Unknown - 63 F

[livebaseballscorecards.com](http://livebaseballscorecards.com)

<b>AB</b>	<b>30</b>
<b>R</b>	<b>4</b>
<b>H</b>	<b>7</b>
<b>RBI</b>	<b>4</b>
<b>BB</b>	<b>1</b>
<b>SO</b>	<b>2</b>
<b>LOB</b>	<b>7</b>






Batter	1	2	3	4	5	6	7	8	9	AB	R	H	RBI	BB	SO	LOB
Willie Wilson, S OBP: 0.278, SLG: 0.444 (1, 8)	0-0 FC6-4 1B		0-0 F2			0-0 G3 S 1B		0-0 6-3		4	0	2	0	0	0	0
U L Washington, S OBP: 0.500, SLG: 0.462 (1, 6)	0-0 FC6-4 1-2f FC6-4		0-0 F3			0-0 F7 1-2		0-0 1B		4	0	1	0	0	0	2
George Brett, L OBP: 0.389, SLG: 0.333 (1, 5)	0-0 FC6-4 1-2f				0-0 F8		0-0 G3 2-3		0-0 F7		4	0	0	0	0	3
Willie Aikens, L OBP: 0.294, SLG: 0.313 (1, 3)	0-0 4-3				0-0 FC6-4 1B		0-0 F7		0-0 6-3		4	0	1	0	0	2
Hal McRae, R OBP: 0.222, SLG: 0.278 (1, 10)		0-0 6-3			0-0 F5		0-0 4-3		0-0 4-3		4	0	0	0	0	1
Amos Otis, R OBP: 0.188, SLG: 0.143 (1, 7)		0-0 S 1B			0-0 FC6-4 1-2f		0-0 5-3		0-0 5-3		4	0	1	0	0	1
John Wathan, R OBP: 0.429, SLG: 0.692 (1, 2)		0-0 F9				0-0 4-3		0-0 1B		3	0	1	0	0	0	1
Cesar Geronimo, L (1, 9)		0-0 6-3 1-2				0-0 4-3		0-0 F7		3	0	0	0	0	0	2
Frank White, R OBP: 0.182, SLG: 0.100 (1, 4)			0-0 G3					0-0 1-3		2	0	0	0	0	1	0
Jamie Quirk, L (8, PH)					0-3 K					1	0	0	0	0	0	0
Dave Chalk, R (9, 4)										0	0	0	0	0	0	0

Inning Stats	R: 0	H: 1	E: 0	LOB: 1	K: 0	BB: 0	S: 4	P: 4	R: 0	H: 1	E: 0	LOB: 1	K: 0	BB: 0	S: 4	P: 4	R: 0	H: 0	E: 0	LOB: 0	K: 0	BB: 0	S: 3	P: 3	R: 0	H: 1	E: 0	LOB: 1	K: 1	BB: 0	S: 5	P: 5	R: 0	H: 1	E: 0	LOB: 1	K: 0	BB: 0	S: 4	P: 4	R: 0	H: 1	E: 0	LOB: 1	K: 0	BB: 0	S: 4	P: 4	R: 0	H: 1	E: 0	LOB: 1	K: 0	BB: 0	S: 4	P: 4	R: 0	H: 0	E: 0	LOB: 0	K: 0	BB: 0	S: 3	P: 3	R: 0	H: 0	E: 0	LOB: 0	K: 0	BB: 0	S: 3	P: 3
PITCHER Dave Rozema, R (1, 1) ERA:	IP	WLS	BF	H	R	ER	SO	BB	IBB	HBP	BLK	WP	HR	S	P	ERA	WHIP	IP	WLS	BF	H	R	ER	SO	BB	IBB	HBP	BLK	WP	HR	S	P	ERA	WHIP	IP	WLS	BF	H	R	ER	SO	BB	IBB	HBP	BLK	WP	HR	S	P	ERA	WHIP																					

**DETROIT TIGERS @ KANSAS CITY ROYALS**  
 Royals Stadium, Kansas City, MO  
 Wed Apr 15 1981, 7:05 PM EST  
 Att: 21,439 - Unknown - 63 F

AB	33
R	0
H	6
RBI	0
BB	0
SO	1
LOB	12



Batter	1	2	3	4	5	6	7	8	9	AB R H RBI BB SO LOB	TOP									
<b>Al Bumbry, L</b> (1, 8) OBP: 0.304, SLG: 0.318	0-0 FC5-4 1B		0-0 F8			0-0 L6-4 1B		0-0 2B SF7 1B	0-0 1B	5 1 4 0 0 0 0										
<b>Rich Dauer, R</b> (1, 4) OBP: 0.333, SLG: 0.476	0-0 FC5-4 1-2f			0-0 5-3		0-0 1-2 2-3 1B		0-0 FC4-6 2B	0-0 6-3	5 0 2 2 0 0 3										
<b>Ken Singleton, S</b> (1, 10) OBP: 0.412, SLG: 0.667	0-3 K			0-0 L6		0-0 L6-4		0-0 FC4-6 IBB		3 0 0 0 1 1 4										
<b>Eddie Murray, S</b> (1, 3) OBP: 0.150, SLG: 0.167	0-0 G3			0-0 F8			0-0 1B	0-0 SF7		3 0 1 1 0 0 1										
<b>John Lowenstein, L</b> (1, 7) OBP: 0.250, SLG: 0.182		0-3 K			0-0 F9		0-0 F7	0-0 FC4-6		4 0 0 0 0 1 3										
<b>Doug DeCinces, R</b> (1, 5) OBP: 0.125, SLG: 0.067		0-0 F7			0-0 P4		0-0 F7	0-0 6-3		4 0 0 0 0 0 3										
<b>Rick Dempsey, R</b> (1, 2) OBP: 0.368, SLG: 0.467		0-0 F9			0-3 K		0-0 F8		0-0 5-3	4 0 0 0 0 1 1										
<b>Gary Roenicke, R</b> (1, 9) OBP: 0.364, SLG: 0.250			0-0 F7			0-0 P2		0-0 1B 2B 1B	4-0 FC3-6 BB	3 1 1 0 1 0 0										
<b>Mark Belanger, R</b> (1, 6) OBP: 0.154, SLG: 0.154			0-0 6-3			0-0 1B 1B		0-0 1-2 2B 1B	0-0 FC3-6 1B	2 0 1 0 0 0 0										
<b>Terry Crowley, L</b> (8, PH) OBP: 0.625, SLG: 0.500										1 0 1 0 0 0 0										
<b>Wayne Krenchicki, L</b> (8, PR)										1 1 0 0 0 0 1										
<b>Inning Stats</b>	R: 0 E: 0 K: 1 S: 6	H: 1 LOB: 1 BB: 0 P: 6	R: 0 E: 0 K: 1 S: 5	H: 0 LOB: 0 BB: 0 P: 5	R: 0 E: 0 K: 0 S: 3	H: 0 LOB: 0 BB: 0 P: 3	R: 0 E: 0 K: 0 S: 3	H: 0 LOB: 0 BB: 0 P: 3	R: 0 E: 0 K: 1 S: 5	H: 0 LOB: 0 BB: 0 P: 5	R: 0 E: 0 K: 0 S: 4	H: 1 LOB: 1 BB: 0 P: 4	R: 3 E: 0 K: 0 S: 7	H: 4 LOB: 2 BB: 1 P: 11	R: 0 E: 0 K: 0 S: 4	H: 1 LOB: 2 BB: 1 P: 8	1B: 9 2B: 2 3B: 0 HR: 0	SF: 1 SAC: 0 DP: 1 HBP: 0	WP: 0 PB: 0 SB: 0 CS: 0	PA: 38
<b>PITCHER</b>	IP WLS BF H R ER SO BB IBB HBP BLK WP HR S P ERA WHIP																			
<b>Dennis Leonard, R</b> (1, 1) ERA: 1.8	7.0 L 28 8 3 3 3 0 0 0 0 0 0 0 34 34 3.86 1.143																			
<b>Dan Quisenberry, R</b> (8, 1) ERA: 2.25	2.0 10 2 0 0 0 1 1 0 0 0 0 8 16 0.00 1.500																			

**Baltimore Orioles @ Kansas City Royals**  
**Royals Stadium, Kansas City, MO**  
 Fri Apr 17 1981, 7:05 PM EST  
 Att. 30,367 - Unknown

livebaseballscorecards.com

AB	35
R	3
H	10
RBI	3
BB	2
SO	3
LOB	16



Batter	1	2	3	4	5	6	7	8	9	AB	R	H	RBI	BB	SO	LOB
Willie Wilson, S OBP: 0.227, SLG: 0.364 (1, 8)	0-0 4-3		0-0 F7		0-0 B1-3		0-0 F8			4	0	0	0	0	0	3
Hal McRae, R OBP: 0.227, SLG: 0.273 (1, 10)	0-0 F8		0-0 L3		0-0 L6		0-0 1B			4	0	1	1	0	0	2
George Brett, L OBP: 0.364, SLG: 0.316 (1, 5)	0-0 1B		0-0 F7		0-0 F7		0-0 F8			4	0	1	0	0	0	3
Willie Aikens, L OBP: 0.333, SLG: 0.474 (1, 3)		0-0 HR		4-0 BB		0-0 P6		0-0 6-3		3	1	1	1	1	0	0
Amos Otis, R OBP: 0.200, SLG: 0.222 (1, 7)		0-0 2B		0-0 F9		0-0 F8		0-3 K		4	0	1	0	0	1	1
Clint Hurdle, L OBP: 0.533, SLG: 1.000 (1, 9) Lee May, R (8, PH) Cesar Geronimo, L (9, 9)		0-0 2B		4-0 BB		0-0 1B		0-3 K		2	0	1	0	1	0	1
John Wathan, R OBP: 0.333, SLG: 0.529 (1, 2)		0-0 5-3		0-0 P4		0-0 F7			0-0 4-3	4	0	0	0	0	0	4
U L Washington, S OBP: 0.450, SLG: 0.412 (1, 6)		0-0 4-3		0-0 F8			0-0 1B		0-0 6-3	4	1	1	0	0	0	3
Frank White, R OBP: 0.286, SLG: 0.308 (1, 4)			0-0 2B		0-0 1B		0-0 SH1-4		0-0 6-3	3	0	2	0	0	0	0

Inning Stats	R: 0	H: 1	E: 0	K: 0	S: 3	R: 1	H: 2	E: 0	K: 0	S: 5	R: 0	H: 1	E: 0	K: 0	S: 4	R: 0	H: 0	E: 0	K: 0	S: 3	R: 0	H: 1	E: 0	K: 0	S: 4	R: 1	H: 2	E: 0	K: 2	S: 7	R: 0	H: 0	E: 0	K: 2	S: 7	R: 0	H: 0	E: 0	K: 0	S: 3	1B: 5	SF: 0	2B: 2	SAC: 1	3B: 0	DP: 0	HR: 1	HBP: 0	WP: 0	PA: 36
--------------	------	------	------	------	------	------	------	------	------	------	------	------	------	------	------	------	------	------	------	------	------	------	------	------	------	------	------	------	------	------	------	------	------	------	------	------	------	------	------	------	-------	-------	-------	--------	-------	-------	-------	--------	-------	--------

PITCHER	IP	WLS	BF	H	R	ER	SO	BB	IBB	HBP	BLK	WP	HR	S	P	ERA	WHIP
Steve Stone, R ERA: 3.09 (1, 1)	6.2		29	8	2	2	0	2	0	0	0	0	1	27	35	2.70	1.500
Tippy Martinez, L ERA: (7, 1)	2.1	W	7	0	0	0	2	0	0	0	0	0	0	11	11	0.00	0.000

**BOTTOM**

**Baltimore Orioles @ Kansas City Royals**  
**Royals Stadium, Kansas City, MO**  
 Fri Apr 17 1981, 7:05 PM EST  
 Att. 30,367 - Unknown

<b>AB</b>	<b>33</b>
<b>R</b>	<b>2</b>
<b>H</b>	<b>8</b>
<b>RBI</b>	<b>2</b>
<b>BB</b>	<b>2</b>
<b>SO</b>	<b>2</b>
<b>LOB</b>	<b>17</b>



PITCHER	IP	WLS	BF	H	R	ER	SO	BB	IBB	HBP	BLK	WP	HR	S	P	ERA	WHIP
---------	----	-----	----	---	---	----	----	----	-----	-----	-----	----	----	---	---	-----	------

Batter	1	2	3	4	5	6	7	8	9	AB R H RBI BB SO LOB	TOP									
Al Bumbry, L (1, 8) OBP: 0.296, SLG: 0.308	0-0 6-3		0-0 6-3			0-0 F8		0-0 S 1B		4 0 1 1 0 0 0										
Rich Dauer, R (1, 4) OBP: 0.280, SLG: 0.400	0-0 F9			0-0 F7		0-0 P4		0-0 3-H 0-0 1-3 1-2		4 0 0 0 0 0 1										
Ken Singleton, S (1, 9) OBP: 0.429, SLG: 0.632 Lenn Sakata, R (9, PR)	0-0 F7			0-0 1B		0-0 F8		0-0 1B		4 0 2 0 0 0 0 0 0 0 0 0 0 0										
Eddie Murray, S (1, 3) OBP: 0.125, SLG: 0.136		0-0 G3		0-0 P6		0-3 K		0-3 K		4 0 0 0 0 2 2										
Dan Graham, L (1, 2) OBP: 0.250, SLG: 0.182		0-0 4-3		0-3 K		0-0 4-3		0-0 F8		4 0 0 0 0 1 2										
Terry Crowley, L (1, 10) OBP: 0.583, SLG: 0.556		4-0 BB		0-0 P6		0-0 4-3		0-0 1B G4-6-3 2B		3 1 1 0 1 0 1										
Doug DeCinces, R (1, 5) OBP: 0.158, SLG: 0.059		0-3 K		0-0 F9		0-0 4-3		4-0 1B G4-6-3 1B BB		2 1 0 0 1 1 1										
Gary Roenicke, R (1, 7) OBP: 0.357, SLG: 0.273			0-0 6-3		0-0 F7		0-0 1B G4-6-3 1-2 2-3			3 0 1 0 0 0 0										
Mark Belanger, R (1, 6) OBP: 0.133, SLG: 0.133 John Lowenstein, L (8, PH) OBP: 0.231, SLG: 0.167 Wayne Krenchicki, L (8, 6)			0-0 4-3		0-0 P4		0-0 G4-6-3 1-2 2-3 3-H			2 0 0 0 0 0 0 1 0 0 0 0 0 2 0 0 0 0 0 0 0										
<b>Inning Stats</b>	R: 0 E: 0 K: 0 S: 3	H: 0 LOB: 0 BB: 0 P: 3	R: 0 E: 0 K: 1 S: 5	H: 0 LOB: 1 BB: 1 P: 9	R: 0 E: 0 K: 0 S: 3	H: 0 LOB: 0 BB: 0 P: 3	R: 0 E: 0 K: 1 S: 6	H: 1 LOB: 1 BB: 0 P: 6	R: 0 E: 0 K: 0 S: 3	H: 0 LOB: 0 BB: 0 P: 3	R: 0 E: 0 K: 1 S: 5	H: 0 LOB: 0 BB: 0 P: 5	R: 2 E: 0 K: 0 S: 5	H: 3 LOB: 1 BB: 1 P: 9	R: 0 E: 0 K: 1 S: 6	H: 1 LOB: 1 BB: 0 P: 6	1B: 4 2B: 1 3B: 0 HR: 0	SF: 0 SAC: 0 DP: 1 HBP: 0	WP: 0 PB: 0 SB: 1 CS: 0	PA: 33
<b>PITCHER</b>	IP WLS BF H R ER SO BB IBB HBP BLK WP HR S P ERA WHIP																			
Rich Gale, R (1, 1) ERA: 2.35	7.2 W 28 4 2 2 3 2 0 0 0 0 0 0 32 40 2.35 0.783																			
Renie Martin, R (8, 1) ERA: 1.93	1.1 S 5 1 0 0 1 0 0 0 0 0 0 0 7 7 0.00 0.750																			

Baltimore Orioles @ Kansas City Royals  
 Royals Stadium, Kansas City, MO  
 Sun Apr 19 1981, 4:33 AM EST  
 Att. 22,037 - Unknown

livebaseballscores.com

AB	31
R	2
H	5
RBI	1
BB	2
SO	4
LOB	9



Batter	1	2	3	4	5	6	7	8	9	AB	R	H	RBI	BB	SO	LOB
Willie Wilson, S OBP: 0.192, SLG: 0.308 (1, 8)	0-0 F9		0-0 FC5-4 BB	0-0 5-3			0-0 5-3			4	0	0	0	0	0	2
U L Washington, S OBP: 0.417, SLG: 0.381 (1, 6)	0-3 K2-3		0-0 F7		0-0 4-3		0-0 1B			4	0	1	0	0	1	1
Hal McRae, R OBP: 0.308, SLG: 0.320 (1, 10)	0-0 1-3		4-0 1-2 BB		0-0 1B		0-0 1-3 1B			3	0	2	0	1	0	0
George Brett, L OBP: 0.308, SLG: 0.261 (1, 5)		0-0 F8	0-3 K		0-0 F8		0-0 G4-6-3			4	0	0	0	0	1	5
Amos Otis, R OBP: 0.208, SLG: 0.190 (1, 7)		0-0 4-3		4-0 1B BB		0-0 F7		0-0 L3		3	1	0	0	1	0	1
Frank White, R OBP: 0.333, SLG: 0.412 (1, 4)		0-0 2B		0-0 1-3 CS 1B 2B		0-0 F9		0-0 F8		4	2	2	0	0	0	0
Lee May, R OBP: 0.750, SLG: 1.000 (1, 3)		0-0 2B		0-0 CS 1B		0-0 FC5-4 1B		0-0 F7		3	0	3	2	0	0	0
Willie Aikens, L OBP: 0.318, SLG: 0.450 (8, PH)		2-H 2B		1-2 3-H 1B		0-0 FC5-4 1B				1	0	0	0	0	0	0
Clint Hurdle, L OBP: 0.500, SLG: 0.933 (1, 9)		0-3 K		0-0 6-3		0-0 FC5-4				1	0	0	0	0	1	1
John Wathan, R OBP: 0.300, SLG: 0.474 (4, PH)				0-0 1-2 2-3		0-0 1-2				2	0	0	0	0	0	3
Cesar Geronimo, L (9, 9)										0	0	0	0	0	0	0
Jerry Grote, R OBP: 0.667, SLG: 1.000 (1, 2)			1-0 FC5-4 HBP		0-0 3-H 2B		0-0 1-3			2	0	1	1	0	0	1

Inning Stats	R: 0	H: 0	E: 0	K: 1	S: 5	R: 1	H: 2	E: 0	K: 1	S: 7	R: 0	H: 0	E: 0	K: 1	S: 5	R: 2	H: 3	E: 0	K: 0	S: 5	R: 0	H: 1	E: 0	K: 0	S: 4	R: 0	H: 2	E: 0	K: 0	S: 4	R: 0	H: 0	E: 0	K: 0	S: 3	
	LOB: 0	BB: 0	P: 5			LOB: 1	BB: 0				LOB: 2	BB: 1				LOB: 1	BB: 1				LOB: 1	BB: 0				LOB: 1	BB: 1			LOB: 0	BB: 0					
PITCHER	IP	WLS	BF	H	R	ER	SO	BB	IBB	HBP	BLK	WP	HR	S	P	ERA	WHIP																			
Mike Flanagan, L ERA: 5.25 (1, 1)	7.0	L	31	9	3	3	3	2	0	1	0	0	0	34	43	3.86	1.571																			
Dave Ford, R ERA: (8, 1)	1.0		3	0	0	0	0	0	0	0	0	0	0	3	3	0.00	0.000																			

**BOTTOM**

**Baltimore Orioles @ Kansas City Royals**  
**Royals Stadium, Kansas City, MO**  
 Sun Apr 19 1981, 4:33 AM EST  
 Att. 22,037 - Unknown

livebaseballscorecards.com

<b>AB</b>	<b>31</b>
<b>R</b>	<b>3</b>
<b>H</b>	<b>9</b>
<b>RBI</b>	<b>3</b>
<b>BB</b>	<b>2</b>
<b>SO</b>	<b>3</b>
<b>LOB</b>	<b>14</b>



WP: 0	PA: 34
PB: 0	
SB: 1	
CS: 2	
1B: 6	SF: 0
2B: 3	SAC: 0
3B: 0	DP: 1
HR: 0	HBP: 1

Batter	1	2	3	4	5	6	7	8	9	AB R H RBI BB SO LOB	TOP			
Miguel Dilone, S (1, 7) OBP: 0.207, SLG: 0.148 Rick Manning, L (8, 8) OBP: 0.167, SLG: 0.091	0-0 6-3		0-0 G4-6-3		0-0 F8			0-0 6-3	0-3 K	4 0 0 0 0 0 1 1 0 0 0 0 1 1				
Alan Bannister, R (1, 4) OBP: 0.192, SLG: 0.200	0-0 F8		4-0 1B BB		0-0 F8			0-3 K		3 1 0 0 1 1 0				
Mike Hargrove, L (1, 3) OBP: 0.379, SLG: 0.346	0-0 FC5 1B		0-0 1B		0-0 E4			0-0 1B		4 0 3 1 0 0 0				
Andre Thornton, R (1, 10) OBP: 0.500, SLG: 1.250	0-0 1-2 1B			0-0 HR		0-0 F4		0-3 K		4 1 2 1 0 1 2				
Joe Charboneau, R (1, 9) OBP: 0.296, SLG: 0.208	0-0 FC5			0-3 K		0-0 L6			0-0 1-3	4 0 0 0 0 1 3				
Toby Harrah, R (1, 5) OBP: 0.444, SLG: 0.478		0-0 G4-6-3 1B		0-0 6-3		0-3 K			4-0 1B E BB	3 1 1 0 1 1 1				
Bo Diaz, R (1, 2) OBP: 0.421, SLG: 0.556		0-0 G4-6-3		0-0 FC6-4 1B		0-0 F3			0-0 E PB 1B	4 1 2 0 0 0 1				
Larry Littleton, R (1, 8) OBP: 0.200, SLG: 0.217		0-0 F8		0-0 FC6-4		0-0 L9			0-0 PB E4 PB	3 0 0 0 0 0 1 1 0 0 1 0 0 1				
Tom Veryzer, R (1, 6) OBP: 0.227, SLG: 0.238 Pat Kelly, L (9, PH) Jerry Dybzinski, R (9, 6)			0-0 G4-6-3 1B		0-0 4-3		0-0 F8		0-3 K	3 0 1 0 0 0 0 1 0 0 0 0 1 1 0 0 0 0 0 0 0				
<b>Inning Stats</b>	R: 0 H: 2 E: 0 LOB: 2 K: 0 BB: 0 S: 5 P: 5	R: 0 H: 1 E: 0 LOB: 0 K: 0 BB: 0 S: 3 P: 3	R: 1 H: 2 E: 0 LOB: 1 K: 0 BB: 1 S: 3 P: 7	R: 1 H: 2 E: 0 LOB: 1 K: 1 BB: 0 S: 7 P: 7	R: 0 H: 0 E: 0 LOB: 0 K: 0 BB: 0 S: 3 P: 3	R: 0 H: 0 E: 1 LOB: 1 K: 1 BB: 0 S: 6 P: 6	R: 0 H: 0 E: 0 LOB: 0 K: 0 BB: 0 S: 3 P: 3	R: 0 H: 1 E: 0 LOB: 1 K: 2 BB: 0 S: 8 P: 8	R: 2 H: 1 E: 1 LOB: 1 K: 2 BB: 1 S: 9 P: 13	1B: 8 SF: 0 2B: 0 SAC: 0 3B: 0 DP: 2 HR: 1 HBP: 0	WP: 0 PA: 37 PB: 2 SB: 2 CS: 0			
<b>PITCHER</b>	IP WLS BF H R ER SO BB IBB HBP BLK WP HR S P ERA WHIP												<b>PITCHER</b>	IP WLS BF H R ER SO BB IBB HBP BLK WP HR S P ERA WHIP
Paul Splittorff, L (1, 1) ERA: 4.5	8.1 L 33 8 3 3 4 2 0 0 0 0 0 1 39 47 3.24 1.200													
Dan Quisenberry, R (9, 1) ERA: 2.25	0.0 1 1 0 0 0 0 0 0 0 0 0 0 1 1 ∞ ∞													
Ken Brett, L (9, 1) ERA: 3.86	0.0 1 0 0 0 0 0 0 0 0 0 0 0 1 1 ∞ ∞													
Juan Berenguer, R (9, 1) ERA:	0.2 2 0 1 0 2 0 0 0 0 0 0 0 6 6 0.00 0.000													

Cleveland Indians @ Kansas City Royals  
 Royals Stadium, Kansas City, MO  
 Mon Apr 20 1981, 7:05 PM EST  
 Att. 21,658 - Unknown - 57 F

AB	35
R	4
H	9
RBI	3
BB	2
SO	6
LOB	12



WP: 0	PA: 37
PB: 2	
SB: 2	
CS: 0	

Batter	1	2	3	4	5	6	7	8	9	AB	R	H	RBI	BB	SO	LOB
Willie Wilson, S OBP: 0.167, SLG: 0.267 (1, 8)	0-0 F6	0-0 PO	0-3 K		0-0 G3		0-0 4-3			4	0	0	0	0	1	2
Hal McRae, R OBP: 0.267, SLG: 0.276 (1, 10)	0-0 1-3		0-0 1-3			0-0 L3		0-0 4-3		4	0	0	0	0	0	0
George Brett, L OBP: 0.333, SLG: 0.333 (1, 5)	0-0 BB		0-0 4-3			0-0 G6-3		0-0 4-3		4	0	2	0	0	0	0
Willie Aikens, L OBP: 0.308, SLG: 0.391 (1, 3)	4-0 BB			0-0 1-3		0-0 G6-3		0-3 K		3	0	0	0	1	1	1
Amos Otis, R OBP: 0.250, SLG: 0.208 (1, 7)	4-0 BB			0-0 1-3			0-0 G4-6-3		0-0 F7	3	0	1	0	1	0	0
Jamie Quirk, L (1, 2)	0-0 G3			0-0 1-3			0-0 G4-6-3		0-0 1-3	4	0	0	0	0	0	4
Rance Mulliniks, L OBP: 0.500, SLG: 0.500 (1, 4)		0-3 K			0-0 FC3-6		0-0 E		0-0 F6	4	1	2	0	0	1	0
Cesar Geronimo, L (1, 9)		0-0 6-3			0-0 FC3-6		0-0 E6			3	1	0	0	0	0	2
U L Washington, S OBP: 0.444, SLG: 0.391 (1, 6)		4-0 PO			0-0 FC6		0-0 E2			2	0	1	1	1	0	1

Inning Stats	R: 0	H: 1	E: 0	K: 0	S: 4	LOB: 3	BB: 2	P: 12	R: 0	H: 0	E: 0	K: 1	S: 4	LOB: 0	BB: 1	P: 8	R: 0	H: 0	E: 0	K: 1	S: 5	LOB: 0	BB: 0	P: 5	R: 0	H: 0	E: 0	K: 0	S: 3	LOB: 0	BB: 0	P: 3	R: 0	H: 1	E: 0	K: 0	S: 3	LOB: 0	BB: 0	P: 3	R: 2	H: 3	E: 2	K: 0	S: 6	LOB: 1	BB: 0	P: 6	R: 0	H: 0	E: 0	K: 1	S: 5	LOB: 0	BB: 0	P: 5	R: 0	H: 0	E: 0	K: 0	S: 3	LOB: 0	BB: 0	P: 3	1B: 5	SF: 0	2B: 1	SAC: 0	3B: 0	DP: 2	HR: 0	HBP: 0	WP: 0	PA: 35
--------------	------	------	------	------	------	--------	-------	-------	------	------	------	------	------	--------	-------	------	------	------	------	------	------	--------	-------	------	------	------	------	------	------	--------	-------	------	------	------	------	------	------	--------	-------	------	------	------	------	------	------	--------	-------	------	------	------	------	------	------	--------	-------	------	------	------	------	------	------	--------	-------	------	-------	-------	-------	--------	-------	-------	-------	--------	-------	--------

PITCHER	IP	WLS	BF	H	R	ER	SO	BB	IBB	HBP	BLK	WP	HR	S	P	ERA	WHIP
John Denny, R ERA: 2.3 (1, 1)	8.0	W	31	6	2	0	3	3	0	0	0	0	0	34	46	0.00	1.125
Dan Spillner, R ERA: 4.5 (9, 1)	1.0	S	3	0	0	0	0	0	0	0	0	0	0	3	3	0.00	0.000


**BOTTOM**

**Cleveland Indians @ Kansas City Royals**  
 Royals Stadium, Kansas City, MO

Mon Apr 20 1981, 7:05 PM EST  
 Att: 21,658 - Unknown - 57 F

livebaseballscorecards.com

AB	31
R	2
H	6
RBI	1
BB	3
SO	3
LOB	10







Batter	1	2	3	4	5	6	7	8	9	AB	R	H	RBI	BB	SO	LOB
Willie Wilson, S OBP: 0.147, SLG: 0.235 (1, 8)	0-3 K		0-0 1-3		0-0 4-3		0-0 E6			4	0	0	0	0	1	1
U L Washington, S OBP: 0.452, SLG: 0.444 (1, 6)	0-0 F8 1B		0-0 F8		0-0 2B		0-0 1-3			4	0	2	1	0	0	1
George Brett, L OBP: 0.324, SLG: 0.323 (1, 5)	0-0 1B		0-0 4-3		0-0 1-3			0-0 4-3		4	0	1	0	0	0	1
Hal McRae, R OBP: 0.265, SLG: 0.273 (1, 10)	0-0 F8			0-0 1B		0-0 4-3		0-0 6-3		4	0	1	0	0	0	2
Amos Otis, R OBP: 0.250, SLG: 0.185 (1, 7)	4-0 BB			0-0 L9		0-0 F8		0-3 K		3	0	0	0	1	1	1
Willie Aikens, L OBP: 0.300, SLG: 0.370 (1, 3)	0-0 4-3			0-0 F7		0-0 1B			0-0 5-3	4	0	1	0	0	0	4
John Wathan, R OBP: 0.250, SLG: 0.391 (1, 9)		0-0 4-3		0-0 1-3		0-0 2-3			0-0 F7	4	0	0	0	0	0	2
Frank White, R OBP: 0.333, SLG: 0.400 (1, 4)		0-0 4-3			0-0 2B		0-0 1-3		0-0 1B	3	1	1	0	0	0	0
Rance Mulliniks, L OBP: 0.500, SLG: 0.500 (9, 4)										0	0	0	0	0	0	0
Dave Chalk, R OBP: 1.000, SLG: 1.000 (9, PH)										1	0	1	0	0	0	0
Jerry Grote, R OBP: 0.333, SLG: 0.400 (1, 2)		0-0 4-3			0-0 5-3		0-3 K		0-0 F9	3	0	0	0	0	1	1
Lee May, R OBP: 0.600, SLG: 0.800 (9, PH)					1-2					1	0	0	0	0	0	1

Inning Stats	R: 0	H: 2	R: 0	H: 0	R: 0	H: 0	R: 0	H: 1	R: 1	H: 2	R: 0	H: 1	R: 0	H: 0	R: 0	H: 1	R: 0	H: 1	R: 0	H: 0	R: 0	H: 1	1B: 6	SF: 0	WP: 0	PA: 36
	E: 0	LOB: 3	E: 0	LOB: 0	E: 0	LOB: 0	E: 0	LOB: 1	E: 0	LOB: 1	E: 0	LOB: 1	E: 1	LOB: 1	E: 0	LOB: 0	E: 0	LOB: 1	E: 0	LOB: 1	E: 0	LOB: 1	2B: 1	SAC: 0	PB: 0	
	K: 1	BB: 1	K: 0	BB: 0	K: 0	BB: 0	K: 0	BB: 0	K: 0	BB: 0	K: 1	BB: 0	K: 1	BB: 0	K: 1	BB: 0	K: 0	BB: 0	K: 0	BB: 0	K: 0	BB: 0	3B: 0	DP: 0	SB: 0	
	P: 7		P: 3		P: 3		P: 4		P: 5		P: 4		P: 6		P: 5		P: 4		P: 4		P: 4		HR: 0	HBP: 0	CS: 0	

PITCHER	IP	WLS	BF	H	R	ER	SO	BB	IBB	HBP	BLK	WP	HR	S	P	ERA	WHIP	PITCHER	IP	WLS	BF	H	R	ER	SO	BB	IBB	HBP	BLK	WP	HR	S	P	ERA	WHIP	
Rick Waits, L ERA: 1.0 (1, 1)	9.0	W	36	7	1	1	3	1	0	0	0	0	0	41	45	1.00	0.889																			

BOTTOM

Cleveland Indians @ Kansas City Royals  
Royals Stadium, Kansas City, MO

Tue Apr 21 1981, 7:05 PM EST  
Att: 19,165 - Unknown - 64 F

livebaseballscores.com

AB	35
R	1
H	7
RBI	1
BB	1
SO	3
LOB	14



Batter	1	2	3	4	5	6	7	8	9	AB R H RBI BB SO LOB	TOP											
Rick Manning, L (1, 8) OBP: 0.212, SLG: 0.133	0-3 K		0-0 FC1-6 1B		0-0 E4		0-0 F8	0-0 F7		5 0 1 0 0 1 4	<b>Cleveland Indians @ Kansas City Royals</b> Royals Stadium, Kansas City, MO Wed Apr 22 1981, 7:05 PM EST Att. 19,776 - Unknown - 65 F											
Jorge Orta, L (1, 9) OBP: 0.265, SLG: 0.313	0-0 1B		0-0 FC1-6		0-0 F4		0-0 2B 1B		0-0 F9 1B	5 1 3 1 0 0 3												
Mike Hargrove, L (1, 3) OBP: 0.308, SLG: 0.314	0-0 F4		0-0 L7		0-0 F6		0-0 1B 2B		0-0 F9 1-2	5 1 1 2 0 0 4												
Pat Kelly, L (1, 10) OBP: 0.571, SLG: 0.400	0-0 G3			0-0 4-3 S 1B		0-0 E S 1B	4-0 1B IBB		4-0 IBB	3 0 2 0 2 0 1												
Joe Charboneau, R (1, 7) OBP: 0.286, SLG: 0.250		0-0 5-3		0-0 F8		0-0 F9		0-0 K	0-3 K	4 0 1 1 0 0 2												
Larry Littleton, R (7, 7)				1-2		1-3		1-3 2-H 1B		1 0 0 0 0 1 2												
Toby Harrah, R (1, 5) OBP: 0.389, SLG: 0.367		0-0 5-3		0-0 4-3		0-0 1-3		0-0 4-3	0-0 F7	5 0 0 0 0 0 4												
Bo Diaz, R (1, 2) OBP: 0.370, SLG: 0.500		0-0 F6		0-0 5-3			0-0 6-3		0-0 1B 1B	4 0 1 0 0 0 1												
Alan Bannister, R (1, 4) OBP: 0.229, SLG: 0.265			0-0 1-3		0-0 6-3		0-0 1B 1B		0-0 F7	4 1 1 0 0 0 1												
Jerry Dybzinski, R (8, 4)							0-0 1B 1B			0 0 0 0 0 0 0												
Tom Veryzer, R (1, 6) OBP: 0.379, SLG: 0.393			0-0 FC1-6 1B		0-0 6-3		0-0 2B 1B		0-0 1B	4 1 3 0 0 0 0												
<b>Inning Stats</b>	R: 0 E: 0 K: 1 S: 6	H: 1 LOB: 1 BB: 0 P: 6	R: 0 E: 0 K: 0 S: 3	H: 0 LOB: 0 BB: 0 P: 3	R: 0 E: 0 K: 0 S: 5	H: 2 LOB: 2 BB: 0 P: 5	R: 0 E: 0 K: 0 S: 4	H: 1 LOB: 1 BB: 0 P: 4	R: 0 E: 1 K: 0 S: 4	H: 0 LOB: 1 BB: 0 P: 4	R: 0 E: 0 K: 0 S: 4	H: 1 LOB: 1 BB: 0 P: 4	R: 4 E: 0 K: 0 S: 7	H: 5 LOB: 2 BB: 1 P: 11	R: 0 E: 0 K: 0 S: 5	H: 2 LOB: 2 BB: 0 P: 5	R: 0 E: 0 K: 1 S: 6	H: 1 LOB: 2 BB: 1 P: 10	1B: 12 2B: 1 3B: 0 HR: 0	SF: 0 SAC: 0 DP: 0 HBP: 0	WP: 0 PB: 0 SB: 2 CS: 0	PA: 42
<b>PITCHER</b>	IP WLS BF H R ER SO BB IBB HBP BLK WP HR S P ERA WHIP											<b>PITCHER</b>	IP WLS BF H R ER SO BB IBB HBP BLK WP HR S P ERA WHIP									
Dennis Leonard, R (1, 1) ERA: 2.91	6.2 L 30 9 4 4 1 0 0 0 0 0 0 32 32 5.40 1.350											Jim Wright, R (7, 1) ERA:	2.1 12 4 0 0 1 0 2 0 0 0 0 12 20 0.00 1.714									

livebaseballscores.com

<b>AB</b>	40
<b>R</b>	4
<b>H</b>	13
<b>RBI</b>	4
<b>BB</b>	2
<b>SO</b>	2
<b>LOB</b>	22



Batter	1	2	3	4	5	6	7	8	9	AB	R	H	RBI	BB	SO	LOB
Willie Wilson, S (1, 8) OBP: 0.179, SLG: 0.256	0-0 1B		0-0 1B		0-0 6-3		0-3 K		0-0 4-3	5	0	2	0	0	1	3
Hal McRae, R (1, 10) OBP: 0.237, SLG: 0.243	0-0 L9		0-0 F9		0-3 K			0-0 E4 BB		4	0	0	0	0	1	2
George Brett, L (1, 5) OBP: 0.289, SLG: 0.286	0-0 L7		0-0 L7			0-3 K		0-0 F5		4	0	0	0	0	1	3
Willie Aikens, L (1, 3) OBP: 0.324, SLG: 0.367	0-0 4-3		0-0 1B			0-0 F8		4-0 1-2 BB		3	0	1	0	1	0	1
Amos Otis, R (1, 7) OBP: 0.222, SLG: 0.161		0-3 K	0-0 G3			0-3 K		0-3 K		4	0	0	0	0	3	4
John Wathan, R (1, 2) OBP: 0.296, SLG: 0.400 Ken Phelps, L (8, PH) Jerry Grote, R (9, 2) OBP: 0.333, SLG: 0.400		4-0 5-3 BB BB		0-0 CS 1B			0-0 4-3	0-3 K		2	0	1	0	1	0	0
Cesar Geronimo, L (1, 9) OBP: 0.200, SLG: 0.111		4-0 1-2 5-3 BB BB		0-0 F8 1-2			0-0 1B 1B		0-3 K	3	0	1	0	1	1	1
U L Washington, S (1, 6) OBP: 0.426, SLG: 0.419		0-0 5-3 1-2 2-3		0-0 L6			0-0 1B		0-0 F8	4	0	1	0	0	0	2
Rance Mulliniks, L (1, 4) OBP: 0.286, SLG: 0.286 Jamie Quirk, L (9, PH) OBP: 0.143, SLG: 0.143		0-0 F7			0-0 F7		0-3 K		0-0 1B	3	0	0	0	0	1	4
										1	0	1	0	0	0	0

Inning Stats	R: 0	H: 1	E: 0	K: 0	S: 4	LOB: 1	BB: 0	P: 4	R: 0	H: 0	E: 0	K: 1	S: 5	LOB: 2	BB: 2	P: 13	R: 0	H: 2	E: 0	K: 0	S: 5	LOB: 2	BB: 0	P: 5	R: 0	H: 1	E: 0	K: 0	S: 3	LOB: 0	BB: 0	P: 3	R: 0	H: 0	E: 0	K: 1	S: 5	LOB: 0	BB: 0	P: 5	R: 0	H: 0	E: 0	K: 2	S: 7	LOB: 0	BB: 0	P: 7	R: 0	H: 2	E: 0	K: 2	S: 9	LOB: 2	BB: 0	P: 9	R: 0	H: 0	E: 1	K: 2	S: 8	LOB: 2	BB: 1	P: 12	R: 0	H: 1	E: 0	K: 1	S: 6	LOB: 1	BB: 0	P: 6	1B: 7	2B: 0	3B: 0	HR: 0	SF: 0	SAC: 0	DP: 0	HBP: 0	WP: 0	PB: 0	SB: 0	CS: 1	PA: 37	ERA	WHIP
PITCHER Len Barker, R (1, 1) ERA: 2.35	IP	WLS	BF	H	R	ER	SO	BB	IBB	HBP	BLK	WP	HR	S	P	ERA	WHIP																																																																						
	9.0	W	37	7	0	0	9	3	0	0	0	0	0	52	64	0.00	1.111																																																																						

**BOTTOM**

**Cleveland Indians @ Kansas City Royals**  
 Royals Stadium, Kansas City, MO

Wed Apr 22 1981, 7:05 PM EST  
 Att: 19,776 - Unknown - 65 F

livebaseballscorecards.com

<b>AB</b>	<b>34</b>
<b>R</b>	<b>0</b>
<b>H</b>	<b>7</b>
<b>RBI</b>	<b>0</b>
<b>BB</b>	<b>3</b>
<b>SO</b>	<b>9</b>
<b>LOB</b>	<b>22</b>



Batter	1	2	3	4	5	6	7	8	9	AB R H RBI BB SO LOB	TOP											
Willie Wilson, S (1, 8) OBP: 0.209, SLG: 0.262	4-0 FC4-6 BB		0-3 K		0-0 L8		0-0 1B 1B			3 0 1 0 1 1 1	<b>Kansas City Royals @ Milwaukee Brewers</b> Milwaukee County Stadium, Milwaukee, WI Fri Apr 24 1981, 7:05 PM EST Att. 12,397 - Unknown - 44 F <a href="http://livebaseballscorecards.com">livebaseballscorecards.com</a>											
U L Washington, S (1, 6) OBP: 0.436, SLG: 0.412	0-0 FC4-6 CS 1-2f			0-0 F9		4-0 G6-4-3 BB	0-0 G4-3 1B 1-2 2-3			3 0 1 0 1 0 1												
George Brett, L (1, 5) OBP: 0.286, SLG: 0.263	4-0 1-2 BB			0-0 F7		0-0 G6-4-3 1-2f	0-0 G4-3 1-2f			3 0 0 0 1 0 4												
Willie Aikens, L (1, 3) OBP: 0.342, SLG: 0.471	0-0 F8			0-0 1B 1B		0-0 HR		0-0 4-3		4 1 2 1 0 0 1												
Hal McRae, R (1, 10) OBP: 0.286, SLG: 0.293		0-0 G4-6-3 1B		0-0 1-2 1B		0-0 1B 1B		0-0 6-3		4 0 3 0 0 0 0												
Amos Otis, R (1, 7) OBP: 0.225, SLG: 0.171		0-3 K		0-3 K		0-0 FC4-6 1B		0-3 K		4 0 1 0 0 3 3												
John Wathan, R (1, 2) OBP: 0.267, SLG: 0.357 Jamie Quirk, L (9, PH) OBP: 0.125, SLG: 0.125		0-0 G4-6-3 1-2f			0-0 1-6-3	0-0 FC4-6 1-2f		0-0 F8		3 0 0 0 0 0 3 1 0 0 0 0 0 0												
Cesar Geronimo, L (1, 9) OBP: 0.214, SLG: 0.154			0-0 G3		0-0 1B		0-0 4-3		0-3 K	4 0 1 0 0 1 0												
Rance Mulliniks, L (1, 4) OBP: 0.222, SLG: 0.222 Dave Chalk, R (7, PH) OBP: 1.000, SLG: 1.000 (7, 4) Ken Phelps, L (9, PH)			0-0 F8		0-0 L7		0-0 1B 1B 1B		0-3 K	2 0 0 0 0 0 1 1 0 1 0 0 0 0 1 0 0 0 0 1 0												
<b>Inning Stats</b>	R: 0 E: 0 K: 0 S: 2	H: 0 LOB: 1 BB: 2 P: 10	R: 0 E: 0 K: 1 S: 5	H: 1 LOB: 0 BB: 0 P: 5	R: 0 E: 0 K: 1 S: 5	H: 0 LOB: 0 BB: 0 P: 5	R: 0 E: 0 K: 1 S: 7	H: 2 LOB: 2 BB: 0 P: 7	R: 0 E: 0 K: 0 S: 4	H: 1 LOB: 1 BB: 0 P: 4		R: 1 E: 0 K: 0 S: 5	H: 3 LOB: 2 BB: 1 P: 9	R: 0 E: 0 K: 0 S: 5	H: 3 LOB: 2 BB: 0 P: 5	R: 0 E: 0 K: 1 S: 5	H: 0 LOB: 0 BB: 0 P: 5	R: 0 E: 0 K: 2 S: 7	H: 0 LOB: 0 BB: 0 P: 7	1B: 9 2B: 0 3B: 0 HR: 1	SF: 0 SAC: 0 DP: 3 HBP: 0	WP: 0 PB: 0 SB: 0 CS: 1
<b>PITCHER</b>	IP WLS BF H R ER SO BB IBB HBP BLK WP HR S P ERA WHIP																					
Jim Slaton, R (1, 1) ERA: 3.24	5.2 W 24 7 1 1 3 3 0 0 0 0 1 27 39 1.59 1.765																					
Reggie Cleveland, R (6, 1) ERA: 9.0	0.1 1 0 0 0 0 0 0 0 0 0 0 0 1 1 0.00 0.000																					
Jamie Easterly, L (7, 1) ERA: 2.16	2.0 8 3 0 0 1 0 0 0 0 0 0 0 10 10 0.00 1.500																					
Rollie Fingers, R (9, 1) ERA: 0.96	1.0 3 0 0 0 2 0 0 0 0 0 0 0 7 7 0.00 0.000																					

Batter	1	2	3	4	5	6	7	8	9
Marshall Edwards, L (1, 8) OBP: 0.286, SLG: 0.286	0-0 1B HR 1B	0-0 6-3			0-0 F9		0-0 5-3		
Robin Yount, R (1, 6) OBP: 0.244, SLG: 0.275	0-0 F8		0-0 F8		0-0 6-3			0-0 F7	
Cecil Cooper, L (1, 3) OBP: 0.286, SLG: 0.256	0-0 1-2 HR 1B		4-0 S BB		0-0 F5			0-0 HR BB 1B	
Ben Oglivie, L (1, 7) OBP: 0.405, SLG: 0.629	0-0 1-H 2-H HR		4-0 1-2 G3-6 BB		0-0 F7			4-0 1-2 HR BB	
Ted Simmons, S (1, 10) OBP: 0.268, SLG: 0.378	4-0 BB		0-0 G3-6-1 1-2f		0-0 6-3			0-0 1-H 2-H HR	
Roy Howell, L (1, 5) OBP: 0.294, SLG: 0.143	0-0 F9			4-0 4-3 BB		0-0 1B		0-0 F9	
Don Money, R (7, 5) OBP: 0.233, SLG: 0.308									
Gorman Thomas, R (1, 9) OBP: 0.342, SLG: 0.469	0-3 K			0-3 K		0-3 K		0-0 F9	
Jim Gantner, L (1, 4) OBP: 0.258, SLG: 0.310		0-0 6-3		0-0 4-3 1-2		0-0 F7			
Ned Yost, R (1, 2) OBP: 0.333, SLG: 0.800		0-3 K		0-3 K		0-3 K			


Inning Stats	R: 3	H: 3	E: 0	K: 1	S: 8	LOB: 1	P: 12	R: 0	H: 0	E: 0	K: 1	S: 5	LOB: 0	P: 5	R: 0	H: 0	E: 0	K: 2	S: 7	LOB: 1	P: 11	R: 0	H: 0	E: 0	K: 0	S: 3	LOB: 0	P: 3	R: 0	H: 1	E: 0	K: 1	S: 6	LOB: 1	P: 6	R: 0	H: 0	E: 0	K: 1	S: 5	LOB: 0	P: 5	R: 3	H: 2	E: 0	K: 0	S: 5	LOB: 0	P: 9
--------------	------	------	------	------	------	--------	-------	------	------	------	------	------	--------	------	------	------	------	------	------	--------	-------	------	------	------	------	------	--------	------	------	------	------	------	------	--------	------	------	------	------	------	------	--------	------	------	------	------	------	------	--------	------

PITCHER	IP	WLS	BF	H	R	ER	SO	BB	IBB	HBP	BLK	WP	HR	S	P	ERA	WHIP
Rich Gale, R (1, 1) ERA: 4.2	7.1	L	31	5	5	5	6	5	0	0	0	0	1	38	58	6.14	1.364
Dan Quisenberry, R (8, 1) ERA: 3.86	0.2		3	1	1	1	0	0	0	0	0	0	1	3	3	13.50	1.500

AB R H RBI BB SO LOB

4	1	1	0	0	0	0
4	0	0	0	0	0	1
3	2	2	0	1	0	0
2	2	1	3	2	0	0
3	1	1	3	1	0	2
2	0	1	0	1	0	1
1	0	0	0	0	0	0
4	0	0	0	0	3	3
3	0	0	0	0	0	1
3	0	0	0	0	3	1

AB	29
R	6
H	6
RBI	6
BB	5
SO	6
LOB	9



WP	HR	S	P	ERA	WHIP
0	0	0	34		

**Kansas City Royals @ Milwaukee Brewers**  
Milwaukee County Stadium, Milwaukee, WI

Fri Apr 24 1981, 7:05 PM EST  
Att: 12,397 - Unknown - 44 F

livebaseballscorecards.com

Batter	1	2	3	4	5	6	7	8	9	AB R H RBI BB SO LOB	TOP	
Willie Wilson, S OBP: 0.229, SLG: 0.277 (1, 8) X	0-0 5-3 1B	0-0 F9			0-0 HBP BB 1B	0-0 FC3-2-5 FC5-4 1-2 3-H			0-0 F3	5 1 2 0 0 0 4	<b>Kansas City Royals @ Milwaukee Brewers</b> <b>Milwaukee County Stadium, Milwaukee, WI</b> Sat Apr 25 1981, 4:33 AM EST Att. 18,858 - Unknown - 45 F <a href="http://livebaseballscorecards.com">livebaseballscorecards.com</a>	
U L Washington, S OBP: 0.409, SLG: 0.368 (1, 6) X	0-0 5-3 1-2	0-0 FC6-4 1-2f			4-0 HBP BB 1-2	0-0 FC5-4 1-2f		0-0 6-3	4 0 0 0 1 0 5			
Hal McRae, R OBP: 0.255, SLG: 0.261 (1, 10) X	0-0 F9		0-3 K		0-3 K		0-0 6-3	0-0 F8	5 0 0 0 0 2 3			
George Brett, L OBP: 0.304, SLG: 0.268 (1, 5) X	0-0 HR 2-H 1B		0-0 4-3		1-0 HBP 1-2 2-3		0-0 G3		3 1 1 1 0 0 0			
Willie Aikens, L OBP: 0.357, SLG: 0.553 (1, 3) X	0-0 HR 1-H		0-3 K		0-3 K		0-0 1B		4 1 2 2 0 2 3			
Amos Otis, R OBP: 0.227, SLG: 0.179 (1, 7) X	0-0 F8			0-0 CS 1B		0-0 6-3	0-0 L9		4 0 1 0 0 0 1			
John Wathan, R OBP: 0.265, SLG: 0.344 (1, 2) X		0-0 6-3		0-0 L8 1-2		0-0 1B E 1B		0-0 4-3	4 1 1 0 0 0 1			
Cesar Geronimo, L OBP: 0.278, SLG: 0.235 (1, 9) X		0-0 1B 1B		0-0 F8		0-0 E FC3-2-5 1B 1-2		0-3 K	4 0 2 0 0 1 0			
Dave Chalk, R OBP: 0.500, SLG: 0.500 (1, 4) X		0-0 FC6-4 1-3 1B			0-0 F7	0-0 E6 FC3-2-5 1-3 2-H		0-0 1-3	4 0 1 0 0 0 1			
<b>Inning Stats</b>	R: 3 E: 0 K: 0 S: 6 H: 3 LOB: 0 BB: 0 P: 6	R: 0 E: 0 K: 0 S: 5 H: 2 LOB: 2 BB: 0 P: 5	R: 0 E: 0 K: 2 S: 7 H: 0 LOB: 0 BB: 0 P: 7	R: 0 E: 0 K: 0 S: 3 H: 1 LOB: 0 BB: 0 P: 3	R: 0 E: 0 K: 2 S: 8 H: 1 LOB: 3 BB: 1 P: 13	R: 1 E: 1 K: 0 S: 6 H: 2 LOB: 2 BB: 0 P: 6	R: 0 E: 0 K: 0 S: 4 H: 1 LOB: 1 BB: 0 P: 4	R: 0 E: 0 K: 1 S: 5 H: 0 LOB: 0 BB: 0 P: 5	R: 0 E: 0 K: 0 S: 3 H: 0 LOB: 0 BB: 0 P: 3	1B: 9 2B: 0 3B: 0 HR: 1 SF: 0 SAC: 0 DP: 0 HBP: 1	WP: 0 PB: 0 SB: 0 CS: 1 PA: 39	
<b>PITCHER</b> Pete Vuckovich, R ERA: 7.47 Jerry Augustine, L ERA:	IP 6.0 WLS L BF 29 H 9 R 4 ER 3 SO 4 BB 1 IBB 0 HBP 1 BLK 0 WP 0 HR 1 S 35 P 40 ERA 4.50 WHIP 1.667	IP 3.0 WLS L BF 10 H 1 R 0 ER 0 SO 1 BB 0 IBB 0 HBP 0 BLK 0 WP 0 HR 0 S 12 P 12 ERA 0.00 WHIP 0.333	<b>PITCHER</b> IP WLS BF H R ER SO BB IBB HBP BLK WP HR S P ERA WHIP									



Batter	1	2	3	4	5	6	7	8	9	AB R H RBI BB SO LOB	TOP
Willie Wilson, S (1, 8) OBP: 0.250, SLG: 0.280	4-0 CS 4-3 BB		0-0 1-2 FC5-4 1B		0-3 K		0-0 1-2f FC6-4			3 0 1 0 1 1 1	<b>Kansas City Royals @ Milwaukee Brewers</b> <b>Milwaukee County Stadium, Milwaukee, WI</b> Sun Apr 26 1981, 4:33 AM EDT Att. 24,398 - Unknown - 50 F <a href="http://livebaseballscorecards.com">livebaseballscorecards.com</a>
U L Washington, S (1, 6) OBP: 0.375, SLG: 0.333	0-0 4-3 1-2		0-3 K		0-0 F9		0-0 F9		4 0 0 0 0 1 3		
George Brett, L (1, 5) OBP: 0.300, SLG: 0.250	0-0 G3 2-3		0-0 1-2f 2-3 FC5-4 1B		0-0 F7		4-0 BB		3 0 0 0 1 0 3		
Hal McRae, R (1, 10) OBP: 0.275, SLG: 0.265		4-0 1B BB	0-0 1-2 3-H FC4-6 1B		0-0 4-3		0-0 F8		3 0 1 1 1 0 1		
Amos Otis, R (1, 7) OBP: 0.208, SLG: 0.163		0-0 F8	0-0 1-2f FC4-6		0-0 6-3		0-0 F7		4 0 0 0 0 0 4		
Willie Aikens, L (1, 3) OBP: 0.348, SLG: 0.524		0-0 1B 1-2 1B		0-3 K		0-0 F7		0-0 4-3	4 0 1 0 0 1 0		
John Wathan, R (1, 9) OBP: 0.263, SLG: 0.333		0-0 1-3 2-H 1B		0-0 F8		0-0 5-3		0-3 K	4 0 1 0 0 1 0		
Dave Chalk, R (1, 4) OBP: 0.444, SLG: 0.444 Danny Garcia, L (9, PH)		0-0 G3		0-0 1B		0-0 6-3		0-0 4-3	3 0 1 0 0 0 2 1 0 0 0 0 0 0		
Jerry Grote, R (1, 2) OBP: 0.444, SLG: 0.429			0-0 FC5-4 1B 1B		0-0 4-3		4-0 BB FC6-4		2 1 1 0 1 0 1		
<b>Inning Stats</b>	R: 0 H: 0 E: 0 LOB: 0 K: 0 BB: 1 S: 2 P: 6	R: 0 H: 2 E: 0 LOB: 2 K: 0 BB: 1 S: 4 P: 8	R: 1 H: 3 E: 0 LOB: 2 K: 1 BB: 0 S: 8 P: 8	R: 0 H: 1 E: 0 LOB: 1 K: 1 BB: 0 S: 6 P: 6	R: 0 H: 0 E: 0 LOB: 0 K: 1 BB: 0 S: 5 P: 5	R: 0 H: 0 E: 0 LOB: 0 K: 0 BB: 0 S: 3 P: 3	R: 0 H: 0 E: 0 LOB: 1 K: 0 BB: 1 S: 3 P: 7	R: 0 H: 0 E: 0 LOB: 1 K: 0 BB: 1 S: 3 P: 7	R: 0 H: 0 E: 0 LOB: 0 K: 1 BB: 0 S: 5 P: 5	1B: 6 SF: 0 2B: 0 SAC: 0 3B: 0 DP: 0 HR: 0 HBP: 0	
<b>PITCHER</b>	IP WLS BF H R ER SO BB IBB HBP BLK WP HR S P ERA WHIP										
Randy Lerch, L (1, 1) ERA: 0.64	8.0 W 32 6 1 1 3 4 0 0 0 0 0 0 34 50 1.12 1.250										
Reggie Cleveland, R (9, 1) ERA: 6.0	1.0 3 0 0 0 1 0 0 0 0 0 0 0 5 5 0.00 0.000										



Batter	1	2	3	4	5	6	7	8	9
<b>Paul Molitor, R</b> OBP: 0.314, SLG: 0.396 (1, 8) X	0-0 6-3 ①		X 0-0 1-2 1B	0-3 K ③		X 0-0 2-H 3-H 1B		X 0-0 BB HBP SF9 1B	
<b>Robin Yount, R</b> OBP: 0.259, SLG: 0.255 (1, 6) X	0-0 5-3 ②		X 0-0 2-2 F7		X 0-0 5-3 ①		X 4-0 BB SF9 BB 1B	X 1-0 SF9 BB 1B HBP	
<b>Cecil Cooper, L</b> OBP: 0.255, SLG: 0.234 (1, 3) X	0-0 4-3 ③		X 0-0 F7		X 0-0 1-3 ②		X 0-0 BB BB 1B	X 0-0 F7	
<b>Ben Oglivie, L</b> OBP: 0.392, SLG: 0.571 (1, 7)		X 0-0 HR 2B		X 0-0 F8	X 0-0 F7		X 0-0 F7	X 4-0 FC5 1B 1-2 2-3 BB	
<b>Larry Hisle, R</b> OBP: 0.242, SLG: 0.467 (1, 10)		X 0-0 F5		X 0-0 HR 1B		X 0-0 E6 FC4-6	X 4-0 BB BB BB	X 0-0 SF9	
<b>Ted Simmons, S</b> OBP: 0.265, SLG: 0.432 (1, 2)		X 0-0 HR		X 0-3 K		X 0-0 FC4-6 1B	X 0-0 SF9	X 0-0 1B	
<b>Gorman Thomas, R</b> OBP: 0.391, SLG: 0.622 (1, 9)		X 0-3 K		X 0-0 HR		X 4-0 4-3 1B BB	X 4-0 BB BB	X 0-0 FC5	
<b>Don Money, R</b> OBP: 0.270, SLG: 0.313 (1, 5)		X 0-0 F3		X 0-0 2B 1B		X 0-0 1-2 2-H 1B	X 4-0 1-2 2-3 3-H BB		
<b>Jim Gantner, L</b> OBP: 0.270, SLG: 0.343 (1, 4)			X 0-0 F7 1B	X 0-0 1-3 2B		X 0-0 4-3	X 0-0 F8		

AB	R	H	RBI	BB	SO	LOB
5	1	3	2	0	1	2
3	2	0	0	1	0	2
5	1	1	0	0	0	3
4	1	1	0	1	0	2
3	1	1	1	1	0	1
4	2	2	4	0	1	2
3	2	1	2	2	1	2
3	1	2	2	1	0	0
4	0	2	0	0	0	5

**BOTTOM**

**Kansas City Royals @ Milwaukee Brewers**  
**Milwaukee County Stadium, Milwaukee, WI**  
 Sun Apr 26 1981, 4:33 AM EDT  
 Att: 24,398 - Unknown - 50 F

livebaseballscores.com

<b>AB</b>	<b>34</b>
<b>R</b>	<b>11</b>
<b>H</b>	<b>13</b>
<b>RBI</b>	<b>11</b>
<b>BB</b>	<b>6</b>
<b>SO</b>	<b>3</b>
<b>LOB</b>	<b>19</b>



Inning Stats	R: 0	H: 0	E: 0	K: 0	S: 3	R: 2	H: 2	E: 0	K: 1	S: 7	R: 0	H: 2	E: 0	K: 0	S: 4	R: 2	H: 4	E: 0	K: 2	S: 11	R: 0	H: 0	E: 0	K: 0	S: 3	R: 3	H: 2	E: 1	K: 0	S: 5	R: 2	H: 1	E: 0	K: 0	S: 4	R: 2	H: 2	E: 0	K: 0	S: 5	R: 2	H: 2	E: 0	K: 0	S: 5	
<b>Dennis Leonard, R</b> ERA: 3.58 (1, 1)	6.0	WLS	L	28	H	10	R	7	ER	4	SO	3	BB	1	IBB	0	HBP	0	BLK	0	WP	0	HR	2	S	33	P	37	ERA	6.00	WHIP	1.833														
<b>Ken Brett, L</b> ERA: 10.13 (7, 1)	0.1	WLS	L	3	H	1	R	2	ER	2	SO	0	BB	1	IBB	0	HBP	0	BLK	0	WP	0	HR	0	S	2	P	6	ERA	54.00	WHIP	6.000														
<b>Juan Berenguer, R</b> ERA: 12.27 (7, 1)	1.2	WLS	L	12	H	2	R	2	ER	2	SO	0	BB	4	IBB	0	HBP	1	BLK	0	WP	0	HR	0	S	7	P	24	ERA	10.80	WHIP	3.600														

WP	HR	S	P	ERA	WHIP
0	0	0	0	0	0

Batter	1	2	3	4	5	6	7	8	9	AB R H RBI BB SO LOB	TOP	
Willie Wilson, S (1, 8) OBP: 0.250, SLG: 0.278	0-0 4-3		0-0 5-3		0-0 1-3			0-0 1B		4 0 1 0 0 0 1	<b>Kansas City Royals @ Texas Rangers</b> Arlington Stadium, Arlington, TX Thu Apr 30 1981, 8:05 PM EDT Att. 19,352 - Unknown - 85 F <a href="http://livebaseballscorecards.com">livebaseballscorecards.com</a>	
U L Washington, S (1, 6) OBP: 0.346, SLG: 0.304	0-3 K		0-0 4-3			0-0 6-3		0-0 L7		4 0 0 0 0 1 1		
George Brett, L (1, 5) OBP: 0.296, SLG: 0.250	0-0 E6 1B			0-0 G5-4-3 1B		0-0 F8		0-0 4-3		4 0 1 0 0 0 1		
Hal McRae, R (1, 10) OBP: 0.273, SLG: 0.264	0-0 1-2 1B			0-0 G5-4-3 1-2f		0-0 F8			0-0 6-3	4 0 1 0 0 0 1		
Amos Otis, R (1, 9) OBP: 0.231, SLG: 0.174	0-0 4-3			0-0 1B			4-0 BB E BB		0-0 F9	3 0 1 0 1 0 2		
John Wathan, R (1, 7) OBP: 0.238, SLG: 0.300		0-0 4-3		0-0 5-3			0-0 E6 G5-4-3 1-2		0-0 6-3	4 0 0 0 0 0 2		
Willie Aikens, L (1, 3) OBP: 0.327, SLG: 0.489		0-0 4-3			0-0 1-3		0-0 F7			3 0 0 0 0 0 2		
Frank White, R (1, 4) OBP: 0.292, SLG: 0.348		0-0 5-3			0-0 B2-3		0-0 G5-4-3 1-2f			3 0 0 0 0 0 2		
Jerry Grote, R (1, 2) OBP: 0.417, SLG: 0.400			0-0 F9		0-0 1B			0-0 F8		3 0 1 0 0 0 0		
<b>Inning Stats</b>	R: 0 E: 1 K: 1 S: 7 H: 1 LOB: 2 BB: 0 P: 7	R: 0 E: 0 K: 0 S: 3 H: 0 LOB: 0 BB: 0 P: 3	R: 0 E: 0 K: 0 S: 3 H: 0 LOB: 0 BB: 0 P: 3	R: 0 E: 0 K: 0 S: 4 H: 2 LOB: 1 BB: 0 P: 4	R: 0 E: 0 K: 0 S: 4 H: 1 LOB: 1 BB: 0 P: 4	R: 0 E: 0 K: 0 S: 3 H: 0 LOB: 0 BB: 0 P: 3	R: 0 E: 1 K: 0 S: 3 H: 0 LOB: 1 BB: 1 P: 7	R: 0 E: 0 K: 0 S: 4 H: 1 LOB: 1 BB: 0 P: 4	R: 0 E: 0 K: 0 S: 3 H: 0 LOB: 0 BB: 0 P: 3	1B: 5 2B: 0 3B: 0 HR: 0 SF: 0 SAC: 0 DP: 2 HBP: 0	WP: 0 PB: 0 SB: 0 CS: 0 PA: 33	
<b>PITCHER</b> Rick Honeycutt, L (1, 1) ERA: 3.32	IP 9.0 WLS W BF 33 H 5 R 0 ER 0 SO 1 BB 1 IBB 0 HBP 0 BLK 0 WP 0 HR 0 S 34 P 38 ERA 0.00 WHIP 0.667											<b>PITCHER</b> IP WLS BF H R ER SO BB IBB HBP BLK WP HR S P ERA WHIP

Batter	1	2	3	4	5	6	7	8	9	AB	R	H	RBI	BB	SO	LOB
Bump Wills, S OBP: 0.329, SLG: 0.397 (1, 4)	0-0 6-3		0-0 B2-3 1-H 2B		0-0 FC2-6 1B 1-2f 1B	0-0 SF7 3-H		0-0 4-3		4	1	1	2	0	0	2
Mickey Rivers, L OBP: 0.368, SLG: 0.403 (1, 8)	0-0 3-1 2B		0-0 B2-3		0-0 1B 1B	0-0 6-3		0-0 F9		5	1	2	0	0	0	2
Al Oliver, L OBP: 0.316, SLG: 0.438 (1, 10)	0-0 3-1 2-3		0-0 4-3		0-0 F6		0-0 FC4-6 1B			4	0	1	0	0	0	4
Buddy Bell, R OBP: 0.373, SLG: 0.456 (1, 5)	0-0 F8			0-0 F9	4-0 1B 2B BB		0-0 FC4-6 2B BLK			3	1	0	0	1	0	2
Bill Stein, R OBP: 0.500, SLG: 0.500 (7, PR) (8, 5)										0	1	0	0	0	0	0
Johnny Grubb, L OBP: 0.403, SLG: 0.481 (1, 9)		0-0 L4		4-0 2B BB	0-0 2B 1B		0-0 BLK 2B			3	1	2	2	1	0	0
Pat Putnam, L OBP: 0.349, SLG: 0.508 (1, 3)		0-0 F8		0-0 2B	0-0 2B		0-3 K			4	0	2	2	0	1	2
Jim Sundberg, R OBP: 0.365, SLG: 0.473 (1, 2)		0-0 F4		0-0 1-3	0-0 1-3		0-0 F9			4	0	0	0	0	0	5
Bill Sample, R OBP: 0.364, SLG: 0.467 (1, 7)			0-0 2B 1B	0-0 F8		0-0 WP SF7 2B		1-0 1-3 HBP		3	2	2	0	0	0	2
Mario Mendoza, R OBP: 0.291, SLG: 0.275 (1, 6)			0-0 F8		4-0 FC2-6 BB		0-0 4-3		0-0 1-3	3	0	0	0	1	0	3

Inning Stats	R: 0	H: 1	E: 0	K: 0	S: 4	LOB: 1	BB: 0	P: 4	R: 0	H: 0	E: 0	K: 0	S: 3	LOB: 0	BB: 0	P: 3	R: 1	H: 2	E: 0	K: 0	S: 5	LOB: 1	BB: 0	P: 5	R: 0	H: 1	E: 0	K: 0	S: 4	LOB: 2	BB: 1	P: 8	R: 4	H: 3	E: 0	K: 0	S: 6	LOB: 1	BB: 2	P: 14	R: 1	H: 1	E: 0	K: 1	S: 7	LOB: 0	BB: 0	P: 4	R: 1	H: 2	E: 0	K: 1	S: 7	LOB: 2	BB: 0	P: 7	R: 0	H: 0	E: 0	K: 0	S: 3	LOB: 1	BB: 0	P: 4	1B: 4	SF: 1	3B: 0	HR: 0	2B: 6	SAC: 0	DP: 0	HBP: 1
--------------	------	------	------	------	------	--------	-------	------	------	------	------	------	------	--------	-------	------	------	------	------	------	------	--------	-------	------	------	------	------	------	------	--------	-------	------	------	------	------	------	------	--------	-------	-------	------	------	------	------	------	--------	-------	------	------	------	------	------	------	--------	-------	------	------	------	------	------	------	--------	-------	------	-------	-------	-------	-------	-------	--------	-------	--------

PITCHER	IP	WLS	BF	H	R	ER	SO	BB	IBB	HBP	BLK	WP	HR	S	P	ERA	WHIP
Rich Gale, R ERA: 5.49 (1, 1)	4.2	L	24	7	5	5	0	3	0	0	0	0	0	21	33	9.64	2.143
Renie Martin, R ERA: 3.0 (5, 1)	1.1		5	1	1	1	0	0	0	0	0	1	0	5	5	6.75	0.750
Paul Splittorff, L ERA: 4.91 (7, 1)	0.2		4	2	1	1	1	0	0	0	1	0	0	6	6	13.50	3.000
Jim Wright, R ERA: (7, 1)	1.1		5	0	0	0	0	0	0	1	0	0	0	4	5	0.00	0.000

**BOTTOM**

## Kansas City Royals @ Texas Rangers

Arlington Stadium, Arlington, TX

Thu Apr 30 1981, 8:05 PM EDT  
Att: 19,352 - Unknown - 85 F

<b>AB</b>	<b>33</b>
<b>R</b>	<b>7</b>
<b>H</b>	<b>10</b>
<b>RBI</b>	<b>6</b>
<b>BB</b>	<b>3</b>
<b>SO</b>	<b>1</b>
<b>LOB</b>	<b>22</b>



WP	HR	S	P	ERA	WHIP
1	0	4	38		

Batter	1	2	3	4	5	6	7	8	9	AB	R	H	RBI	BB	SO	LOB	TOP										
Willie Wilson, S (1, 7) OBP: 0.246, SLG: 0.273 Danny Garcia, L (1, 7)	0-0 3-1	0-0 4-3		0-0 4-3			0-0 F8	0-3 K		1	0	0	0	0	0	0											
Hal McRae, R (1, 10) OBP: 0.283, SLG: 0.293	0-0 6-3		0-0 6-3		0-0 4-3 1B 2B		0-0 2B BB 1B		0-3 K	5	2	2	0	0	1	0											
George Brett, L (1, 5) OBP: 0.339, SLG: 0.321	0-0 FC5 BB 1B		0-0 CS 1B		0-0 4-3		0-0 BB FC5-2 2B		0-0 S 1B	5	1	4	0	0	0	1											
Willie Aikens, L (1, 3) OBP: 0.370, SLG: 0.489	4-0 1-2 BB		0-0 F8		4-0 1B IBB		4-0 FC5-2 BB IBB		0-0 FC5-4 1B 1B	2	0	1	1	3	0	1											
Amos Otis, R (1, 8) OBP: 0.281, SLG: 0.204	0-0 FC5			4-0 1B SF7 BB	0-0 1-2 1B		4-0 FC5-2 BB		0-0 FC5-4 1B	3	1	2	2	2	0	2											
John Wathan, R (1, 2) OBP: 0.234, SLG: 0.289		0-0 4-3		0-0 WP S 1B	0-0 G6-4-3 1B		0-0 FC5-2 BB		0-0 FC5-4 1B	5	0	1	0	0	0	7											
Frank White, R (1, 4) OBP: 0.276, SLG: 0.333		0-0 FC4-6 1B 1B		0-0 SF7		0-0 B1-3		0-3 K	0-3 K	4	0	1	1	0	2	5											
Cesar Geronimo, L (1, 9) OBP: 0.273, SLG: 0.238		0-0 FC4-6 1B		0-0 F9		0-0 F8		0-3 K2-3		4	0	1	0	0	1	1											
U L Washington, S (1, 6) OBP: 0.339, SLG: 0.286		0-0 FC4-6		4-0 BB		0-3 K		0-0 F7		3	0	0	0	1	1	2											
<b>Inning Stats</b>	R: 0 E: 0 K: 0 S: 4	H: 1 LOB: 2 BB: 1 P: 8	R: 0 E: 0 K: 0 S: 5	H: 2 LOB: 2 BB: 0 P: 5	R: 0 E: 0 K: 0 S: 3	H: 1 LOB: 0 BB: 0 P: 3	R: 1 E: 0 K: 0 S: 4	H: 1 LOB: 2 BB: 2 P: 12	R: 1 E: 0 K: 1 S: 5	H: 2 LOB: 1 BB: 1 P: 8	R: 0 E: 0 K: 1 S: 5	H: 0 LOB: 0 BB: 0 P: 5	R: 1 E: 0 K: 1 S: 7	H: 2 LOB: 3 BB: 2 P: 15	R: 0 E: 0 K: 2 S: 7	H: 0 LOB: 0 BB: 0 P: 7	R: 1 E: 0 K: 2 S: 10	H: 3 LOB: 2 BB: 0 P: 10	1B: 10 2B: 2 3B: 0 HR: 0	SF: 1 SAC: 0 DP: 1 HBP: 0	WP: 1 PB: 0 SB: 2 CS: 1	PA: 43					
<b>PITCHER</b>	IP	WLS	BF	H	R	ER	SO	BB	IBB	HBP	BLK	WP	HR	S	P	ERA	WHIP										
Steve Comer, R (1, 1) ERA: 3.86	5.0	L	24	7	2	2	0	3	1	0	0	1	0	20	36	3.60	2.000										
Charlie Hough, R (6, 1) ERA: 6.75	3.1		16	4	2	2	5	1	1	0	0	0	0	24	32	5.40	1.500										
Dave Schmidt, R (9, 1) ERA:	0.2		3	1	0	0	1	0	0	0	0	0	0	5	5	0.00	1.500										

**Kansas City Royals @ Texas Rangers**  
 Arlington Stadium, Arlington, TX  
 Fri May 01 1981, 8:05 PM EDT  
 Att. 26,520 - Unknown - 75 F

AB	36
R	4
H	12
RBI	4
BB	6
SO	6
LOB	23



Batter	1	2	3	4	5	6	7	8	9	AB	R	H	RBI	BB	SO	LOB
<b>Bump Wills, S</b> OBP: 0.313, SLG: 0.375 (1, 4)	0-0 F9		0-0 4-3			0-0 6-3		0-0 6-3		4	0	0	0	0	0	1
<b>Mickey Rivers, L</b> OBP: 0.375, SLG: 0.408 (1, 8)	0-0 F2			0-3 K			0-0 1B		0-0 1B	4	0	2	0	0	1	0
<b>Al Oliver, L</b> OBP: 0.313, SLG: 0.429 (1, 10)	0-0 L8			0-3 K			0-0 L1-3		0-3 K	4	0	1	0	0	2	1
<b>John Ellis, R</b> OBP: 0.200, SLG: 0.200 (1, 3)		0-0 F3		0-0 5-3			0-0 L1-3		0-0 G6-4-3	4	0	1	0	0	0	2
<b>Jim Sundberg, R</b> OBP: 0.358, SLG: 0.448 (1, 2)		0-3 K			0-0 F8		4-0 BB		0-0 G6-4-3	3	0	0	0	1	1	2
<b>Leon Roberts, R</b> OBP: 0.400, SLG: 0.556 (1, 7)		0-0 2B			0-3 K		0-0 F8			3	0	1	0	0	1	2
<b>Bill Stein, R</b> OBP: 0.200, SLG: 0.200 (1, 5)		0-0 5-3			0-0 6-3			0-0 L9		3	0	0	0	0	0	1
<b>Johnny Grubb, L</b> OBP: 0.385, SLG: 0.456 (1, 9)			0-0 F8			0-0 F7		0-3 K		3	0	0	0	0	1	0
<b>Mario Mendoza, R</b> OBP: 0.293, SLG: 0.296 (1, 6)			0-0 1-3			0-0 6-3		0-0 2B		3	0	1	0	0	0	0

<b>Inning Stats</b>	R: 0 E: 0 K: 0 S: 3	H: 0 LOB: 0 BB: 0 P: 3	R: 0 E: 0 K: 1 S: 6	H: 1 LOB: 1 BB: 0 P: 6	R: 0 E: 0 K: 0 S: 3	H: 0 LOB: 0 BB: 0 P: 3	R: 0 E: 0 K: 2 S: 7	H: 0 LOB: 0 BB: 0 P: 7	R: 0 E: 0 K: 1 S: 5	H: 0 LOB: 0 BB: 0 P: 5	R: 0 E: 0 K: 0 S: 3	H: 0 LOB: 0 BB: 0 P: 3	R: 0 E: 0 K: 0 S: 4	H: 2 LOB: 2 BB: 1 P: 8	R: 0 E: 0 K: 1 S: 6	H: 1 LOB: 1 BB: 0 P: 6	R: 0 E: 0 K: 1 S: 6	H: 2 LOB: 1 BB: 0 P: 6	1B: 4 2B: 3 3B: 0 HR: 0	SF: 0 SAC: 0 DP: 2 HBP: 0	WP: 0 PB: 0 SB: 0 CS: 0	PA: 32
<b>PITCHER</b> <b>Larry Gura, L</b> ERA: 2.06 (1, 1)	IP 9.0	WLS W	BF 32	H 6	R 0	ER 0	SO 6	BB 1	IBB 0	HBP 0	BLK 0	WP 0	HR 0	S 43	P 47	ERA 0.00	WHIP 0.778					

**BOTTOM**

**Kansas City Royals @ Texas Rangers**  
Arlington Stadium, Arlington, TX

Fri May 01 1981, 8:05 PM EDT  
Att: 26,520 - Unknown - 75 F

livebaseballscorecards.com

<b>AB</b>	<b>31</b>
<b>R</b>	<b>0</b>
<b>H</b>	<b>6</b>
<b>RBI</b>	<b>0</b>
<b>BB</b>	<b>1</b>
<b>SO</b>	<b>6</b>
<b>LOB</b>	<b>9</b>



**Kansas City Royals @ Texas Rangers**  
 Arlington Stadium, Arlington, TX

Sat May 02 1981, 8:05 PM EDT  
 Att: 30,628 - Unknown

[livebaseballscorecards.com](http://livebaseballscorecards.com)

AB	35
R	7
H	10
RBI	7
BB	3
SO	6
LOB	12



WP:	0	PA:	40
PB:	0		
SB:	2		
CS:	0		

Batter	1	2	3	4	5	6	7	8	9	AB	R	H	RBI	BB	SO	LOB
Willie Wilson, S (1, 7) OBP: 0.242, SLG: 0.267	0-0 5-3		0-0 4-3		0-0 SH1-3 SF8 1B		0-0 L4	0-0 4-3		5	1	1	0	0	0	0
John Wathan, R (1, 2) OBP: 0.250, SLG: 0.320	0-3 K		0-3 K		0-0 1-2 SF8 SH1-3 1B		0-0 1B 2B		0-0 4-3	5	1	2	0	0	2	0
Hal McRae, R (1, 10) OBP: 0.266, SLG: 0.274	0-0 F4		0-0 F8		0-0 1-2 2-3 SH1-3		0-0 6-3		0-0 6-3	4	0	0	0	0	0	1
Willie Aikens, L (1, 3) OBP: 0.407, SLG: 0.540		0-0 1B 2B		0-0 1B 2B		4-0 IBB		4-0 1B 2B IBB	0-0 F7	3	3	2	0	2	0	0
Amos Otis, R (1, 8) OBP: 0.295, SLG: 0.231		0-0 F9		0-0 1B S 4-3 1B		0-0 2-3 3-H SF8		0-0 1-3 2-H 2B 1B		3	2	2	2	0	0	1
Jamie Quirk, L (1, 5) OBP: 0.167, SLG: 0.250		0-3 K		0-0 1-2 5-3 K		0-0 0-3 K		0-0 1-H 3-H 2B		4	0	1	2	0	2	5
Frank White, R (1, 4) OBP: 0.303, SLG: 0.333		4-0 1B BB		0-0 2-3 3-H 4-3 1B		0-0 L8		0-0 1-3		3	0	1	1	1	0	1
Cesar Geronimo, L (1, 9) OBP: 0.269, SLG: 0.240		0-0 1-3 2-H 1B		0-0 1-2 3-H 4-3		0-0 G3		0-3 K		4	0	1	2	0	1	1
U L Washington, S (1, 6) OBP: 0.317, SLG: 0.264		0-0 1-2 1-3		0-0 1-3		0-0 G3		0-3 K		4	0	0	0	0	1	3

Batter	1	2	3	4	5	6	7	8	9	
<b>Inning Stats</b>	R: 0 E: 0 K: 1 S: 5 H: 0 LOB: 0 BB: 0 P: 5	R: 1 E: 0 K: 1 S: 7 H: 2 LOB: 2 BB: 1 P: 11	R: 0 E: 0 K: 1 S: 5 H: 0 LOB: 0 BB: 0 P: 5	R: 2 E: 0 K: 0 S: 6 H: 3 LOB: 1 BB: 0 P: 6	R: 1 E: 0 K: 1 S: 7 H: 2 LOB: 2 BB: 1 P: 11	R: 0 E: 0 K: 0 S: 3 H: 0 LOB: 0 BB: 0 P: 3	R: 3 E: 0 K: 0 S: 6 H: 3 LOB: 1 BB: 1 P: 10	R: 0 E: 0 K: 2 S: 7 H: 0 LOB: 0 BB: 0 P: 7	R: 0 E: 0 K: 0 S: 3 H: 0 LOB: 0 BB: 0 P: 3	1B: 6 2B: 4 3B: 0 HR: 0 SF: 1 SAC: 1 DP: 0 HBP: 0

PITCHER	IP	WLS	BF	H	R	ER	SO	BB	IBB	HBP	BLK	WP	HR	S	P	ERA	WHIP
Doc Medich, R (1, 1) ERA: 3.23	6.2	L	33	10	7	7	4	1	2	0	0	0	0	38	50	9.45	1.650
Bob Babcock, R (7, 1) ERA: 1.93	1.1		4	0	0	0	2	0	0	0	0	0	0	8	8	0.00	0.000
John Henry Johnson, L (9, 1) ERA: 2.7	1.0		3	0	0	0	0	0	0	0	0	0	0	3	3	0.00	0.000

Batter	1	2	3	4	5	6	7	8	9	AB	R	H	RBI	BB	SO	LOB
<b>Bump Wills, S</b> OBP: 0.310, SLG: 0.368 (1, 4) X	0-0 BB WP 1B		0-3 K		0-3 K		0-0 L7			4	0	1	0	0	2	1
<b>Mickey Rivers, L</b> OBP: 0.357, SLG: 0.388 (1, 8) S S S	0-3 K 1-2		0-0 G3		0-0 5-3			0-0 6-3		4	0	0	0	0	1	2
<b>Al Oliver, L</b> OBP: 0.298, SLG: 0.407 (1, 10) X	0-0 F7		0-0 F5			0-3 K		0-0 L8		4	0	0	0	0	1	1
<b>Johnny Crubb, L</b> OBP: 0.391, SLG: 0.500 (1, 9) B B B	4-0 BB BB			0-0 3-1		0-0 HR		0-0 L8		3	1	1	1	1	0	0
<b>Pat Putnam, L</b> OBP: 0.358, SLG: 0.500 (1, 3) B B B	4-0 BB 1-2 2-3			0-0 4-3		0-0 1-5-3 1B		0-0 4-3		3	0	1	0	1	0	0
<b>Jim Sundberg, R</b> OBP: 0.338, SLG: 0.419 (1, 2) X	0-0 L7			0-0 F3		0-0 1-5-3 1-2		0-0 5-3		4	0	0	0	0	0	4
<b>Dan Duran, L</b> OBP: 0.333, SLG: 0.333 (1, 7) X		0-0 4-3			0-0 1B SF8 1B		0-0 4-3		0-0 F7	4	1	1	0	0	0	1
<b>Bill Stein, R</b> OBP: 0.250, SLG: 0.250 (1, 5) X		0-0 F9			0-0 1-3 1B		0-0 F8			3	0	1	0	0	0	0
<b>Mario Mendoza, R</b> OBP: 0.279, SLG: 0.286 (1, 6) X		0-0 6-3			0-0 SF8 3-H		0-0 6-3			2	0	0	1	0	0	0

**BOTTOM**

**Kansas City Royals @ Texas Rangers**  
Arlington Stadium, Arlington, TX  
Sat May 02 1981, 8:05 PM EDT  
Att. 30,628 - Unknown

AB	31
R	2
H	5
RBI	2
BB	2
SO	4
LOB	9



Inning Stats	R: 0	H: 1	E: 0	K: 1	S: 6	LOB: 3	BB: 2	P: 14	R: 0	H: 0	E: 0	K: 0	S: 3	LOB: 0	BB: 0	P: 3	R: 0	H: 0	E: 0	K: 1	S: 5	LOB: 0	BB: 0	P: 5	R: 0	H: 0	E: 0	K: 0	S: 3	LOB: 0	BB: 0	P: 3	R: 1	H: 2	E: 0	K: 1	S: 7	LOB: 1	BB: 0	P: 7	R: 0	H: 0	E: 0	K: 0	S: 3	LOB: 0	BB: 0	P: 3	R: 0	H: 0	E: 0	K: 0	S: 3	LOB: 0	BB: 0	P: 3	R: 0	H: 0	E: 0	K: 0	S: 3	LOB: 0	BB: 0	P: 3	R: 0	H: 0	E: 0	K: 0	S: 3	LOB: 0	BB: 0	P: 3	R: 0	H: 0	E: 0	K: 0	S: 3	LOB: 0	BB: 0	P: 3
<b>PITCHER</b> <b>Dennis Leonard, R</b> ERA: 3.19 (1, 1)	IP	WLS	BF	H	R	ER	SO	BB	IBB	HBP	BLK	WP	HR	S	P	ERA	WHIP																																																															
	9.0	W	34	5	2	2	4	2	0	0	0	1	1	40	48	2.00	0.778																																																															

WP: 1	PA: 34
PB: 0	
SB: 0	
CS: 0	
ERA	WHIP

Batter	1	2	3	4	5	6	7	8	9	10	AB R H RBI BB SO LOB	TOP																		
Willie Wilson, S OBP: 0.254, SLG: 0.277 (1, 7) X	0-0 F9		0-0 G3			0-0 1B			0-0 G3		5 1 2 0 0 0 1	<b>Kansas City Royals @ Texas Rangers</b> Arlington Stadium, Arlington, TX Sun May 03 1981, 8:05 PM EDT Att. 12,974 - Unknown																		
John Wathan, R OBP: 0.263, SLG: 0.327 (1, 2) X	0-0 F9		0-0 4-3			0-0 1B	0-0 F9		0-0 1B		5 1 2 0 0 0 1																			
Hal McRae, R OBP: 0.275, SLG: 0.284 (1, 10) X	0-3 K			0-0 1B		0-0 1B	0-0 L8		0-0 F7		5 1 2 1 0 1 1																			
Willie Aikens, L OBP: 0.422, SLG: 0.564 (1, 3) X		0-0 F5		0-0 1B		0-0 1B	0-0 1B		0-0 1B		5 2 3 1 0 0 1																			
Amos Otis, R OBP: 0.303, SLG: 0.246 (1, 8) X		0-0 1-3		0-0 L7		0-0 1B	0-0 1B		0-0 1B		5 1 2 3 0 0 2																			
Jamie Quirk, L OBP: 0.250, SLG: 0.375 Lee May, R OBP: 0.500, SLG: 0.667 Dave Chalk, R OBP: 0.444, SLG: 0.444 (1, 5) (10, PH) (10, 5) X		0-0 2B		0-0 1B		0-3 K	0-3 K			0-3 K	4 0 2 0 0 2 2 1 0 0 0 0 1 0 0 0 0 0 0 0 0																			
Frank White, R OBP: 0.289, SLG: 0.314 (1, 4) X		0-0 6-3		0-3 K		0-0 1B		0-0 5-3		0-0 F4	5 1 1 1 0 1 2																			
Cesar Geronimo, L OBP: 0.290, SLG: 0.367 (1, 9) X			0-0 1B		0-0 F6	0-0 HR		0-0 F8		0-3 K	5 1 2 2 0 1 1																			
U L Washington, S OBP: 0.297, SLG: 0.246 (1, 6) X			0-0 5-3		0-0 FC4-6	0-3 K		0-0 4-3			4 0 0 0 0 1 2																			
<b>Inning Stats</b>	R: 0 E: 0 K: 1 S: 5	H: 0 LOB: 0 BB: 0 P: 5	R: 0 E: 0 K: 0 S: 4	H: 1 LOB: 1 BB: 0 P: 4	R: 0 E: 0 K: 0 S: 4	H: 1 LOB: 1 BB: 0 P: 4	R: 0 E: 0 K: 0 S: 3	H: 1 LOB: 0 BB: 0 P: 3	R: 0 E: 0 K: 1 S: 6	H: 1 LOB: 1 BB: 0 P: 6	R: 7 E: 0 K: 2 S: 14		H: 8 LOB: 0 BB: 0 P: 14	R: 1 E: 0 K: 1 S: 7	H: 2 LOB: 1 BB: 0 P: 7	R: 0 E: 0 K: 0 S: 3	H: 0 LOB: 0 BB: 0 P: 3	R: 0 E: 0 K: 0 S: 5	H: 2 LOB: 2 BB: 0 P: 5	R: 0 E: 0 K: 2 S: 7	H: 0 LOB: 0 BB: 0 P: 7	R: 0 E: 0 K: 2 S: 7	H: 0 LOB: 0 BB: 0 P: 7	1B: 13 2B: 2 3B: 0 HR: 1	SF: 0 SAC: 0 DP: 1 HBP: 0	WP: 1 PB: 0 SB: 1 CS: 1	PA: 45			
<b>PITCHER</b>	IP WLS BF H R ER SO BB IBB HBP BLK WP HR S P ERA WHIP																													
Fergie Jenkins, R ERA: 6.55 (1, 1)	5.1	26	11	7	7	3	0	0	0	0	0	0	0	0	11.81	2.062														
Dave Schmidt, R ERA: 2.25 (6, 1)	3.1	13	4	1	1	2	0	0	0	0	1	0	17	17	2.70	1.200														
John Henry Johnson, L ERA: 2.25 (9, 1)	1.1	5	1	0	0	2	0	0	0	0	0	0	9	9	0.00	0.750														

livebaseballscorecards.com

AB	44
R	8
H	16
RBI	8
BB	0
SO	7
LOB	13





**Kansas City Royals @ Texas Rangers**  
 Arlington Stadium, Arlington, TX  
 Sun May 03 1981, 8:05 PM EDT  
 Att: 12,974 - Unknown

livebaseballscorecards.com

AB	35
R	9
H	12
RBI	9
BB	6
SO	2
LOB	17



WP:	0	PA:	43
PB:	0		
SB:	1		
CS:	1		

AB	R	H	RBI	BB	SO	LOB
4	1	2	2	0	0	2

3	0	0	0	0	0	1
0	0	0	0	0	0	0
2	0	0	0	0	0	3

5	1	3	2	0	0	0
---	---	---	---	---	---	---

4	0	0	0	1	1	2
---	---	---	---	---	---	---

3	1	2	2	2	0	0
---	---	---	---	---	---	---

4	1	0	0	1	1	3
---	---	---	---	---	---	---

4	2	2	2	1	0	2
---	---	---	---	---	---	---

4	2	3	1	0	0	1
---	---	---	---	---	---	---

2	1	0	0	1	0	3
---	---	---	---	---	---	---

1B:	10	SF:	1
2B:	1	SAC:	1
3B:	0	DP:	1
HR:	1	HBP:	0

Batter	1	2	3	4	5	6	7	8	9	10
<b>Bump Wills, S</b> OBP: 0.315, SLG: 0.375 (1, 4)	0-0 1B	0-0 SF8			0-0 G3		0-0 6-3	0-0 S 1B		
<b>Mickey Rivers, L</b> OBP: 0.345, SLG: 0.373 (1, 8)	0-0 F9	0-0 6-3			0-0 L7		0-0 F9	0-0 3-H F6		
<b>Dan Duran, L</b> OBP: 0.333, SLG: 0.333 (7, 7)										
<b>John Ellis, R</b> OBP: 0.167, SLG: 0.167 (7, PH)										
<b>Al Oliver, L</b> OBP: 0.315, SLG: 0.419 (1, 10)	0-0 1B BB		0-0 F9		0-0 FC5-4 1B		0-0 2-H 3-H 1B	0-0 5-3		
<b>Leon Roberts, R</b> OBP: 0.333, SLG: 0.385 (1, 7)	4-0 1B BB		0-0 5-3		0-0 FC5-4		0-0 F9	0-3 K		
<b>Johnny Grubb, L</b> OBP: 0.419, SLG: 0.508 (1, 9)	0-0 1B		0-0 1B		0-0 F9		4-0 2B BB	4-0 BB		
<b>Jim Sundberg, R</b> OBP: 0.329, SLG: 0.394 (1, 2)	4-0 IBB		0-0 G3		0-0 F9		0-0 E5 2B 1B	0-3 K		
<b>Pat Putnam, L</b> OBP: 0.375, SLG: 0.561 (1, 3)	0-0 4-3			4-0 G1-6-3 BB		0-0 1-3	0-0 1B 2B	0-0 HR		
<b>Bill Stein, R</b> OBP: 0.417, SLG: 0.417 (1, 5)		0-0 SH1-4 BLK SF8 1B		0-0 F4		0-0 6-3 BB 1B	0-0 CS 1B			
<b>Mario Mendoza, R</b> OBP: 0.281, SLG: 0.276 (1, 6)		0-0 SH1-4		0-0 G1-6-3		4-0 6-3 BB 1B	0-0 F3			

Inning Stats	R: 2	H: 3	E: 0	K: 0	S: 5	P: 13	R: 1	H: 3	E: 0	K: 0	S: 4	R: 0	H: 1	E: 0	K: 0	S: 4	R: 0	H: 0	E: 0	K: 0	S: 2	R: 0	H: 1	E: 0	K: 0	S: 4	R: 0	H: 0	E: 0	K: 0	S: 3	R: 2	H: 2	E: 1	K: 0	S: 5	R: 3	H: 3	E: 1	K: 0	S: 6	R: 0	H: 0	E: 0	K: 2	S: 7	R: 1	H: 1	E: 0	K: 0	S: 1	1B: 10	SF: 1	2B: 1	3B: 0	HR: 1
--------------	------	------	------	------	------	-------	------	------	------	------	------	------	------	------	------	------	------	------	------	------	------	------	------	------	------	------	------	------	------	------	------	------	------	------	------	------	------	------	------	------	------	------	------	------	------	------	------	------	------	------	------	--------	-------	-------	-------	-------

PITCHER	IP	WLS	BF	H	R	ER	SO	BB	IBB	HBP	BLK	WP	HR	S	P	ERA	WHIP
<b>Paul Splittorff, L</b> ERA: 5.94 (1, 1)	2.0		11	4	3	3	0	1	1	0	1	0	0	9	17	13.50	2.500
<b>Renie Martin, R</b> ERA: 3.6 (3, 1)	4.0		16	3	2	2	0	2	0	0	0	0	0	14	22	4.50	1.250
<b>Ken Brett, L</b> ERA: 7.36 (7, 1)	1.0		5	1	1	1	0	1	0	0	0	0	0	4	8	9.00	2.000
<b>Dan Quisenberry, R</b> ERA: 5.06 (8, 1)	0.2		5	3	2	0	0	0	0	0	0	0	0	5	5	0.00	4.500
<b>Juan Berenguer, R</b> ERA: 10.8 (8, 1)	1.1	L	6	1	1	1	2	1	0	0	0	0	1	9	13	6.75	1.500

Batter	1	2	3	4	5	6	7	8	9	10	11	12	AB R H RBI BB SO LOB	TOP				
Jerry Remy, L OBP: 0.375, SLG: 0.268 (1, 4)	0-0 L9 BB 1B		0-0 1-3		0-0 4-3	0-0 1-3		0-0 1B 1-3 2-H		0-0 F9		0-0 1B S 1B	7 1 3 2 0 0 2					
Dwight Evans, R OBP: 0.489, SLG: 0.614 (1, 9)	4-0 1-2 BB		4-0 1B E BB		0-0 1B 2-H		4-0 1B S BB	0-0 1-3		4-0 FC6-4 BB		0-0 1B 1-3	3 3 3 1 4 0 0					
Carl Yastrzemski, L OBP: 0.257, SLG: 0.234 (1, 10)	0-0 F4		0-0 F4		0-0 1B 1-2		0-0 F8	0-0 4-3		0-0 F7		0-0 1B 1-2	7 0 2 1 0 0 7					
Jim Rice, R OBP: 0.284, SLG: 0.378 (1, 7)	0-0 L9 2-3		0-0 E9 1B 1-H		0-0 F8		0-0 L8		0-0 1B FC6-2		0-0 F4	0-0 F7	7 0 2 0 0 0 8					
Tony Perez, R OBP: 0.259, SLG: 0.324 (1, 3)	0-0 L7		0-0 1-3		0-0 1B 1-3 2-H		0-0 1B 1-H		0-0 1B FC6-2		0-0 FC6-4 1-2f		6 0 3 2 0 0 4					
Carney Lansford, R OBP: 0.337, SLG: 0.410 (1, 5)		0-0 S 1B		0-0 F9	0-0 L7		0-0 F9		0-0 FC6-2 G4-6-3 1-2 3-H			0-0 4-3	6 0 1 0 0 0 5					
Rick Miller, L OBP: 0.353, SLG: 0.333 (1, 8)		0-0 6-3 1-2		0-0 G5-4-3 1B		0-0 3-1		0-0 BB 1B	0-0 G4-6-3 1-2f			0-0 F4	6 1 2 0 0 0 3					
Gary Allenson, R OBP: 0.321, SLG: 0.418 (1, 2)		0-3 K		0-0 G5-4-3 1-2f		4-0 BB		4-0 1B 1-2 BB	0-3 K			0-0 2B	4 1 1 0 2 2 2					
Glenn Hoffman, R OBP: 0.219, SLG: 0.200 (1, 6)		0-0 F8		0-0 F8		0-0 1B 4-3		0-3 K	0-0 5-3			0-0 1B 2-H	6 2 2 1 0 1 4					
<b>Inning Stats</b>	R: 0 H: 1 E: 0 LOB: 2 K: 0 BB: 1 S: 4 P: 8	R: 0 H: 1 E: 0 LOB: 1 K: 1 BB: 0 S: 6 P: 6	R: 1 H: 1 E: 1 LOB: 1 K: 0 BB: 1 S: 4 P: 8	R: 0 H: 1 E: 0 LOB: 0 K: 0 BB: 0 S: 3 P: 3	R: 2 H: 4 E: 0 LOB: 2 K: 0 BB: 0 S: 7 P: 7	R: 0 H: 0 E: 0 LOB: 1 K: 0 BB: 1 S: 3 P: 7	R: 1 H: 1 E: 0 LOB: 1 K: 0 BB: 1 S: 4 P: 8	R: 1 H: 3 E: 0 LOB: 2 K: 1 BB: 1 S: 7 P: 11	R: 0 H: 2 E: 0 LOB: 1 K: 0 BB: 0 S: 4 P: 4	R: 0 H: 0 E: 0 LOB: 0 K: 1 BB: 0 S: 5 P: 5	R: 0 H: 0 E: 0 LOB: 1 K: 0 BB: 1 S: 3 P: 7	R: 3 H: 5 E: 0 LOB: 2 K: 0 BB: 0 S: 8 P: 8	1B: 17 SF: 0 2B: 2 SAC: 0 3B: 0 DP: 2 HR: 0 HBP: 0	WP: 0 PA: 58 PB: 0 SB: 3 CS: 0				
<b>PITCHER</b>	IP WLS BF H R ER SO BB IBB HBP BLK WP HR S P ERA WHIP																	
Rich Gale, R ERA: 5.18 (1, 1)	4.2																	
Jim Wright, R ERA: 3.0 (5, 1)	2.1																	
Dan Quisenberry, R ERA: 5.23 (8, 1)	5.0	L	23	9	3	3	2	1	0	0	0	0	0	0	26	30	5.40	2.000

**Boston Red Sox @ Kansas City Royals**  
**Royals Stadium, Kansas City, MO**  
 Mon May 04 1981, Postponed  
 Att. 25,688 - Unknown - 67 F

AB	52
R	8
H	19
RBI	7
BB	6
SO	3
LOB	35



WP: 0	PA: 58
PB: 0	
SB: 3	
CS: 0	

livebaseballscores.com

Batter	1	2	3	4	5	6	7	8	9	10	11	12	AB	R	H	RBI	BB	SO	LOB
Willie Wilson, S OBP: 0.274, SLG: 0.310 (1, 7) X	0-0 F3		0-0 3B	0-0 F8			0-0 F9		0-0 CS		0-0 G3		6	1	3	0	0	0	2
U L Washington, S OBP: 0.343, SLG: 0.311 (1, 6) B	4-0 CS		0-0 2B			0-0 6-3	4-0 FC6-4		0-0 1B			0-0 HR	4	2	3	1	2	0	0
Hal McRae, R OBP: 0.267, SLG: 0.288 (1, 10) X	0-0 F9		0-0 SF7			0-0 F9	0-0 F9		0-0 4-3			0-0 F3	6	1	1	1	0	0	6
Amos Otis, R OBP: 0.292, SLG: 0.286 (1, 8) X		0-0 F9	0-0 F8			0-0 F8	0-0 FC6-4			0-0 1-3		0-0 HR	6	1	1	2	0	0	3
Willie Aikens, L OBP: 0.420, SLG: 0.576 George Brett, L OBP: 0.350, SLG: 0.352 (10, PR) (11, 5)		0-0 1B	0-0 SF7			0-0 4-3		0-0 6-3		0-0 G6-4-3		0-0 HR	4	1	2	1	0	0	0
Frank White, R OBP: 0.256, SLG: 0.275 Lee May, R OBP: 0.429, SLG: 0.571 (11, 3)		0-0 F9	0-0 F8			0-0 F6		0-0 5-3		0-0 G6-4-3		0-3 K	5	0	0	0	0	0	2
John Wathan, R OBP: 0.302, SLG: 0.361 (1, 2) X		0-0 1B		0-0 FC3-6		0-0 1B		0-0 1-3			0-0 FC1-6	0-0 5-3	6	0	4	1	0	0	1
Dave Chalk, R OBP: 0.417, SLG: 0.364 Ken Phelps, L OBP: 0.400, SLG: 0.750 Danny Garcia, L (9, PR) Rance Mulliniks, L OBP: 0.200, SLG: 0.200 (10, 5) (11, 4)		4-0 BB		0-0 F9		0-0 F5			0-0 SF7		0-0 FC1-6	0-0 FC4-6	2	0	0	0	1	0	2
Cesar Geronimo, L OBP: 0.250, SLG: 0.324 (1, 9) X		0-3 K		0-0 FC3-6		0-3 K			0-0 SF7		0-0 FC4-6		4	0	0	1	0	2	4

Inning Stats	R: 0	H: 0	E: 0	K: 0	S: 2	R: 1	H: 2	E: 0	K: 1	S: 7	R: 3	H: 3	E: 0	K: 0	S: 6	R: 0	H: 1	E: 0	K: 0	S: 4	R: 0	H: 1	E: 0	K: 0	S: 4	R: 0	H: 0	E: 0	K: 0	S: 3	R: 0	H: 1	E: 0	K: 1	S: 6	R: 0	H: 0	E: 0	K: 0	S: 3	R: 1	H: 3	E: 0	K: 0	S: 5	R: 0	H: 1	E: 0	K: 0	S: 3	R: 0	H: 1	E: 0	K: 0	S: 4	R: 2	H: 3	E: 0	K: 1	S: 8	R: 0	H: 3	E: 0	K: 1	S: 8	1B: 9	2B: 4	3B: 2	HR: 1	SF: 2	SAC: 0	DP: 1	HBP: 0	WP: 0	PA: 52
--------------	------	------	------	------	------	------	------	------	------	------	------	------	------	------	------	------	------	------	------	------	------	------	------	------	------	------	------	------	------	------	------	------	------	------	------	------	------	------	------	------	------	------	------	------	------	------	------	------	------	------	------	------	------	------	------	------	------	------	------	------	------	------	------	------	------	-------	-------	-------	-------	-------	--------	-------	--------	-------	--------

PITCHER	IP	WLS	BF	H	R	ER	SO	BB	IBB	HBP	BLK	WP	HR	S	P	ERA	WHIP
John Tudor, L ERA: 4.84 (1, 1)	6.1		28	8	4	4	2	2	0	0	0	0	0	30	38	5.68	1.579
Bob Stanley, R ERA: 4.63 (7, 1)	3.2		14	4	1	1	0	0	1	0	1	0	0	13	17	2.46	1.091
Tom Burgmeier, L ERA: 4.09 (11, 1)	1.1	W	8	4	2	2	0	0	0	0	0	0	1	8	8	13.50	3.000
Mark Clear, R ERA: 5.14 (12, 1)	0.2	S	2	0	0	0	1	0	0	0	0	0	0	4	4	0.00	0.000


**BOTTOM**


**Boston Red Sox @ Kansas City Royals**  
 Royals Stadium, Kansas City, MO

Mon May 04 1981, Postponed  
 Att: 25,688 - Unknown - 67 F

livebaseballscorecards.com

AB	47
R	7
H	16
RBI	7
BB	3
SO	3
LOB	22



Batter	1	2	3	4	5	6	7	8	9	AB R H RBI BB SO LOB	TOP														
Dwight Evans, R OBP: 0.468, SLG: 0.581 (1, 9) X	0-0 F3 ①		0-0 4-3 ②			0-0 F7 ①		0-0 F8 ③		4 0 0 1 0 0 1	<p><b>Boston Red Sox @ Kansas City Royals</b>  <b>Royals Stadium, Kansas City, MO</b>            Tue May 05 1981, 8:05 PM EDT            Att. 21,708 - Unknown - 65 F</p> <p>livebaseballscorecards.com</p> <table> <tr><td>AB</td><td>30</td></tr> <tr><td>R</td><td>1</td></tr> <tr><td>H</td><td>4</td></tr> <tr><td>RBI</td><td>1</td></tr> <tr><td>BB</td><td>0</td></tr> <tr><td>SO</td><td>4</td></tr> <tr><td>LOB</td><td>4</td></tr> </table> 	AB	30	R	1	H	4	RBI	1	BB	0	SO	4	LOB	4
AB	30																								
R	1																								
H	4																								
RBI	1																								
BB	0																								
SO	4																								
LOB	4																								
Dave Stapleton, R OBP: 0.288, SLG: 0.296 (1, 4) X	0-0 5-3 ②		0-0 6-3 ③			0-0 5-3 ②		0-0 5-3 ①	4 0 0 0 0 0 1																
Joe Rudi, R OBP: 0.375, SLG: 0.357 (1, 3) X	0-0 F8 ③			0-0 F8 ①		0-0 F9 ③		0-3 K ②	4 0 0 0 0 1 0																
Jim Rice, R OBP: 0.272, SLG: 0.360 (1, 7)		0-3 K ①		0-0 L8 ②		0-0 F9 ①		0-0 F6 ③	4 0 0 0 0 1 0																
Tony Perez, R OBP: 0.250, SLG: 0.312 (1, 10)		0-3 K ②		0-0 F8 ③		0-0 4-3 ②			3 0 0 0 0 1 0																
Carney Lansford, R OBP: 0.337, SLG: 0.432 (1, 5)		0-0 L1 ③			0-0 4-3 ①		0-0 3B		3 0 1 0 0 0 0																
Dave Schmidt, R OBP: 0.250, SLG: 0.250 (1, 2)			0-0 SH5-3 1B 4-3 1B		0-0 5-3 ②		0-3 K ③		3 1 1 0 0 1 1																
Reid Nichols, R OBP: 0.400, SLG: 0.400 (1, 8)			0-0 4-3 SH5-3 1-2 1B		0-0 1B		0-0 F7 ①		3 0 2 0 0 0 0																
Glenn Hoffman, R OBP: 0.213, SLG: 0.194 (1, 6)			0-0 SH5-3 ① 1-2 2-3		0-0 L9 ③		0-0 L3 ②		2 0 0 0 0 0 1																
<b>Inning Stats</b>	R: 0 H: 0 E: 0 LOB: 0 K: 0 BB: 0 S: 3 P: 3	R: 0 H: 0 E: 0 LOB: 0 K: 2 BB: 0 S: 7 P: 7	R: 1 H: 2 E: 0 LOB: 1 K: 0 BB: 0 S: 5 P: 5	R: 0 H: 0 E: 0 LOB: 0 K: 0 BB: 0 S: 3 P: 3	R: 0 H: 1 E: 0 LOB: 1 K: 0 BB: 0 S: 4 P: 4	R: 0 H: 0 E: 0 LOB: 0 K: 0 BB: 0 S: 3 P: 3	R: 0 H: 1 E: 0 LOB: 1 K: 1 BB: 0 S: 6 P: 6	R: 0 H: 0 E: 0 LOB: 0 K: 0 BB: 0 S: 3 P: 3	R: 0 H: 0 E: 0 LOB: 0 K: 1 BB: 0 S: 5 P: 5	1B: 3 SF: 0 2B: 0 SAC: 1 3B: 1 DP: 0 HR: 0 HBP: 0	WP: 0 PA: 31 PB: 0 SB: 0 CS: 0														
<b>PITCHER</b> Larry Gura, L (1, 1) ERA: 1.86	IP WLS BF H R ER SO BB IBB HBP BLK WP HR S P ERA WHIP	9.0 W 31 4 1 1 4 0 0 0 0 0 0 0 39 39 1.00 0.444																							

Batter	1	2	3	4	5	6	7	8	9	AB	R	H	RBI	BB	SO	LOB
Willie Wilson, S OBP: 0.260, SLG: 0.293 (1, 7)	0-0 L1		0-0 6-3		0-0 5-3		0-0 L4			4	0	0	0	0	0	0
U L Washington, S OBP: 0.338, SLG: 0.297 (1, 6)	0-0 F9		0-0 F9			0-0 F3		4-0 FC6-4 BB		3	0	0	0	1	0	0
George Brett, L OBP: 0.344, SLG: 0.345 (1, 5)	0-0 F8			0-0 F7		0-0 BB 1B 1B		0-0 FC6-4 BB 1-2f		4	0	1	0	0	0	1
Hal McRae, R OBP: 0.278, SLG: 0.289 (1, 10)		0-0 F7		0-0 F8		0-0 BB 1B 1-2		4-0 BB BB 1-2		3	0	1	0	1	0	0
Amos Otis, R OBP: 0.316, SLG: 0.333 (1, 8)		0-0 2B		0-0 2B		4-0 BB BB 1-2 2-3		0-0 F3 2-3		3	1	2	0	1	0	2
Willie Aikens, L OBP: 0.425, SLG: 0.581 (1, 3)		0-0 F7		0-0 2B		0-0 G4-6-3 BB 1-2f		4-0 BB 1-2		3	0	1	1	1	0	4
Danny Garcia, L (8, PR) (9, 3)		0-0 F7		2-H 2B		0-0 G4-6-3 BB 1-2f		4-0 BB 1-2		0	0	0	0	0	0	0
John Wathan, R OBP: 0.318, SLG: 0.381 (1, 9)		1-0 HBP		0-0 5-3			0-0 SH3 SF8 2B	0-3 K		2	1	1	0	0	0	1
Ken Phelps, L OBP: 0.333, SLG: 0.600 (8, PH)										1	0	0	0	0	1	3
Cesar Geronimo, L OBP: 0.250, SLG: 0.324 (9, 9)										0	0	0	0	0	0	0
Dave Chalk, R OBP: 0.357, SLG: 0.308 (1, 4)		0-0 4-3			0-0 F7		0-0 SH3 2-3			2	0	0	0	0	0	2
Jerry Grote, R OBP: 0.333, SLG: 0.333 (1, 2)			0-0 F7		0-0 F8		0-0 SF8 3-H			2	0	0	1	0	0	0

Inning Stats	R: 0	H: 0	E: 0	K: 0	S: 3	H: 0	LOB: 0	BB: 0	P: 3	R: 0	H: 1	E: 0	K: 0	S: 4	H: 0	LOB: 2	BB: 0	P: 5	R: 0	H: 0	E: 0	K: 0	S: 3	R: 1	H: 2	E: 0	K: 0	S: 5	H: 0	LOB: 1	BB: 0	P: 5	R: 0	H: 0	E: 0	K: 0	S: 3	R: 0	H: 2	E: 0	K: 0	S: 4	H: 1	LOB: 2	BB: 1	P: 8	R: 1	H: 1	E: 0	K: 0	S: 4	H: 0	LOB: 0	BB: 0	P: 4	R: 0	H: 0	E: 0	K: 1	S: 5	H: 0	LOB: 3	BB: 3	P: 17
--------------	------	------	------	------	------	------	--------	-------	------	------	------	------	------	------	------	--------	-------	------	------	------	------	------	------	------	------	------	------	------	------	--------	-------	------	------	------	------	------	------	------	------	------	------	------	------	--------	-------	------	------	------	------	------	------	------	--------	-------	------	------	------	------	------	------	------	--------	-------	-------

PITCHER	IP	WLS	BF	H	R	ER	SO	BB	IBB	HBP	BLK	WP	HR	S	P	ERA	WHIP
Frank Tanana, L ERA: 5.86 (1, 1)	7.1	L	31	6	2	2	0	3	0	1	0	0	0	27	40	2.46	1.227
Bill Campbell, R ERA: 5.4 (8, 1)	0.2		3	0	0	0	1	1	0	0	0	0	0	4	8	0.00	1.500

**BOTTOM**

**Boston Red Sox @ Kansas City Royals**  
 Royals Stadium, Kansas City, MO  
 Tue May 05 1981, 8:05 PM EDT  
 Att: 21,708 - Unknown - 65 F

livebaseballscores.com

<b>AB</b>	<b>27</b>
<b>R</b>	<b>2</b>
<b>H</b>	<b>6</b>
<b>RBI</b>	<b>2</b>
<b>BB</b>	<b>4</b>
<b>SO</b>	<b>1</b>
<b>LOB</b>	<b>13</b>



1B: 2	SF: 1	WP: 0	PA: 34
2B: 4	SAC: 1	PB: 0	
3B: 0	DP: 1	SB: 0	
HR: 0	HBP: 1	CS: 0	

PITCHER	IP	WLS	BF	H	R	ER	SO	BB	IBB	HBP	BLK	WP	HR	S	P	ERA	WHIP
---------	----	-----	----	---	---	----	----	----	-----	-----	-----	----	----	---	---	-----	------

Batter	1	2	3	4	5	6	7	8	9	AB R H RBI BB SO LOB	TOP											
<b>Jerry Remy, L</b> (1, 4) <small>OBP: 0.392, SLG: 0.279</small> <b>Dave Stapleton, R</b> (9, PH) <small>OBP: 0.283, SLG: 0.291</small> (9, 4)	0-0 F8		4-0 CS BB			0-0 SH1-3 1-2		0-0 HR 1B 2-H	0-0 F4	2 1 1 0 1 0 0 1 0 0 0 0 0 1	<b>Boston Red Sox @ Kansas City Royals</b> Royals Stadium, Kansas City, MO Wed May 06 1981, 8:05 PM EDT Att. 21,400 - Unknown - 64 F											
<b>Dwight Evans, R</b> (1, 9) <small>OBP: 0.469, SLG: 0.615</small>	0-3 K		0-0 CS 1-2	0-0 G6-4-3 1B		0-0 F8		0-0 HR 1-H		4 1 2 2 0 1 1												
<b>Carl Yastrzemski, L</b> (1, 10) <small>OBP: 0.257, SLG: 0.224</small>	0-0 G3			0-0 F4		0-3 K		4-0 FC5 1B BB		3 0 0 0 1 1 2												
<b>Jim Rice, R</b> (1, 7) <small>OBP: 0.271, SLG: 0.356</small>		0-0 6-3		0-0 G6-4-3 1-2f			0-0 F3	0-0 1B 1-2		4 0 1 0 0 0 1												
<b>Tony Perez, R</b> (1, 3) <small>OBP: 0.261, SLG: 0.321</small>		0-0 F7			0-0 1B		0-0 FC1-4 1B	0-0 FC5 2-3f		4 0 2 0 0 0 2												
<b>Carney Lansford, R</b> (1, 5) <small>OBP: 0.344, SLG: 0.447</small>		0-0 S 1B			0-0 1B		0-0 FC1-4 S 1-2f		0-0 4-3 1B 2B	4 1 2 0 0 0 2												
<b>Gary Allenson, R</b> (1, 2) <small>OBP: 0.305, SLG: 0.394</small>		0-3 K 1-2			0-3 K		0-0 F8 1-2		0-0 4-3 2-3	4 0 0 0 0 2 4												
<b>Glenn Hoffman, R</b> (1, 6) <small>OBP: 0.215, SLG: 0.197</small>			0-0 L6		0-3 K			0-0 SH3-4 1B 1B	0-3 K	4 0 1 0 0 2 2												
<b>Rick Miller, L</b> (1, 8) <small>OBP: 0.366, SLG: 0.349</small>			0-0 F7			0-0 SH1-3 1B		0-0 SH3-4 1-2	0-0 1B 3-H	3 0 2 1 0 0 0												
<b>Inning Stats</b>	R: 0 E: 0 K: 1 S: 5	H: 0 LOB: 0 BB: 0 P: 5	R: 0 E: 0 K: 1 S: 6	H: 1 LOB: 1 BB: 0 P: 6	R: 0 E: 0 K: 0 S: 2	H: 0 LOB: 0 BB: 1 P: 6	R: 0 E: 0 K: 0 S: 3	H: 1 LOB: 0 BB: 0 P: 3	R: 0 E: 0 K: 2 S: 8	H: 1 LOB: 1 BB: 0 P: 8	R: 0 E: 0 K: 1 S: 6	H: 1 LOB: 1 BB: 0 P: 6	R: 0 E: 0 K: 0 S: 4	H: 1 LOB: 1 BB: 0 P: 4	R: 2 E: 0 K: 0 S: 6	H: 4 LOB: 2 BB: 1 P: 10	R: 1 E: 0 K: 1 S: 7	H: 2 LOB: 1 BB: 0 P: 7	1B: 9 2B: 1 3B: 0 HR: 1	SF: 0 SAC: 2 DP: 1 HBP: 0	WP: 0 PB: 0 SB: 2 CS: 1	PA: 38
<b>PITCHER</b>	IP WLS BF H R ER SO BB IBB HBP BLK WP HR S P ERA WHIP																					
<b>Dennis Leonard, R</b> (1, 1) <small>ERA: 3.05</small>	7.2 L 31 9 2 2 5 2 0 0 0 0 0 1 39 47 2.35 1.435																					
<b>Dan Quisenberry, R</b> (8, 1) <small>ERA: 5.56</small>	1.0 5 2 1 1 1 0 0 0 0 0 0 7 7 9.00 2.000																					
<b>Ken Brett, L</b> (9, 1) <small>ERA: 6.75</small>	0.1 1 0 0 0 0 0 0 0 0 0 0 0 1 1 0.00 0.000																					

livebaseballscorecards.com

<b>AB</b>	33
<b>R</b>	3
<b>H</b>	11
<b>RBI</b>	3
<b>BB</b>	2
<b>SO</b>	6
<b>LOB</b>	15



Batter	1	2	3	4	5	6	7	8	9	AB	R	H	RBI	BB	SO	LOB
Willie Wilson, S OBP: 0.272, SLG: 0.304 (1, 7)	0-0 G3 1B		0-0 1B			0-0 G3			0-0 4-3	4	1	2	0	0	0	0
Rance Mulliniks, L OBP: 0.154, SLG: 0.154 (1, 6)	0-0 G3		0-0 F2			0-0 4-3			0-0 F4	3	0	0	0	0	0	2
Ken Phelps, L OBP: 0.286, SLG: 0.500 (9, PH)	1-2 G3									1	0	0	0	0	0	0
George Brett, L OBP: 0.338, SLG: 0.339 (1, 5)	0-0 S 2-H 1B		0-0 L8			0-0 G3			0-0 F7	4	0	1	1	0	0	1
Willie Aikens, L OBP: 0.421, SLG: 0.569 (1, 3)	0-3 K 1-2				0-0 L3 1B				0-0 4-3	3	0	1	0	0	1	1
Hal McRae, R OBP: 0.268, SLG: 0.278 (1, 10)	0-0 F4				0-0 F9				0-0 F9	3	0	0	0	0	0	2
Amos Otis, R OBP: 0.304, SLG: 0.319 (1, 8)		0-0 5-3			0-0 L3 1-2				0-0 1-3	3	0	0	0	0	0	1
Frank White, R OBP: 0.239, SLG: 0.256 (1, 4)		0-0 L3				0-0 F2			0-0 L5	3	0	0	0	0	0	0
Cesar Geronimo, L OBP: 0.231, SLG: 0.297 (1, 9)		0-3 K				0-0 F2			0-0 F6	3	0	0	0	0	1	0
Jerry Grote, R OBP: 0.294, SLG: 0.286 (1, 2)			0-0 4-3			0-0 F5			0-0 F8	2	0	0	0	0	0	0
Jamie Quirk, L OBP: 0.235, SLG: 0.353 (8, PH) (9, 2)										1	0	0	0	0	0	0

Inning Stats	R: 1	H: 2	E: 0	K: 1	S: 7	H: 0	LOB: 1	BB: 0	P: 7	R: 0	H: 0	E: 0	K: 1	S: 5	H: 0	LOB: 0	BB: 0	P: 5	R: 0	H: 1	E: 0	K: 0	S: 4	H: 1	LOB: 1	BB: 0	P: 4	R: 0	H: 1	E: 0	K: 0	S: 3	H: 0	LOB: 0	BB: 0	P: 3	R: 0	H: 0	E: 0	K: 0	S: 3	H: 0	LOB: 0	BB: 0	P: 3	R: 0	H: 0	E: 0	K: 0	S: 3	H: 0	LOB: 0	BB: 0	P: 3	R: 0	H: 0	E: 0	K: 0	S: 3	H: 0	LOB: 0	BB: 0	P: 3	R: 0	H: 0	E: 0	K: 0	S: 3	H: 0	LOB: 0	BB: 0	P: 3	R: 0	H: 0	E: 0	K: 0	S: 3	H: 0	LOB: 0	BB: 0	P: 3
--------------	------	------	------	------	------	------	--------	-------	------	------	------	------	------	------	------	--------	-------	------	------	------	------	------	------	------	--------	-------	------	------	------	------	------	------	------	--------	-------	------	------	------	------	------	------	------	--------	-------	------	------	------	------	------	------	------	--------	-------	------	------	------	------	------	------	------	--------	-------	------	------	------	------	------	------	------	--------	-------	------	------	------	------	------	------	------	--------	-------	------

PITCHER	IP	WLS	BF	H	R	ER	SO	BB	IBB	HBP	BLK	WP	HR	S	P	ERA	WHIP
Dennis Eckersley, R ERA: 4.89 (1, 1)	9.0	W	30	4	1	1	2	0	0	0	0	0	0	34	34	1.00	0.444

**BOTTOM**

**Boston Red Sox @ Kansas City Royals**  
Royals Stadium, Kansas City, MO

Wed May 06 1981, 8:05 PM EDT  
Att: 21,400 - Unknown - 64 F

<b>AB</b>	<b>30</b>
<b>R</b>	<b>1</b>
<b>H</b>	<b>4</b>
<b>RBI</b>	<b>1</b>
<b>BB</b>	<b>0</b>
<b>SO</b>	<b>2</b>
<b>LOB</b>	<b>7</b>



WP	PA	ERA	WHIP
0	30		

Batter	1	2	3	4	5	6	7	8	9	AB	R	H	RBI	BB	SO	LOB	TOP										
Willie Wilson, S OBP: 0.294, SLG: 0.309 (1, 7) X	0-0 5-3 2B 1B	H 1-0 CS HBP		X 0-0 F8		X 0-0 SH1-3		H 1-0 HBP		2	1	1	0	0	0	2											
Hal McRae, R OBP: 0.276, SLG: 0.301 (1, 10) X	0-0 5-3 1-2 2B	0-0 2B		X 0-0 FC4 1B		X 0-0 SF8		X 0-0 F7		4	0	2	2	0	0	3											
George Brett, L OBP: 0.329, SLG: 0.343 (1, 5) X	0-0 2B 2B	0-3 K		X 0-0 FC4 1-2f		X 0-0 4-3		X 0-0 G3		5	1	1	1	0	1	4											
Willie Aikens, L OBP: 0.420, SLG: 0.565 (1, 3) X	0-0 1B 2B		X 0-0 1-3		B B B B 4-0 FC5-4 BB		X 0-0 F7		S S S 0-3 K	4	1	1	1	1	1	0											
Amos Otis, R OBP: 0.286, SLG: 0.297 (1, 8) X	0-0 F3		X 0-0 F9		S S 0-3 K		S S 0-3 K		X 0-0 F8	5	0	0	0	0	2	2											
Frank White, R OBP: 0.240, SLG: 0.255 (1, 4) X	0-0 1B 2-3 1B		X 0-0 F8		X 0-0 FC5-4 FC6-4 1-2f		S S 0-3 K			4	0	1	0	0	1	1											
John Wathan, R OBP: 0.329, SLG: 0.388 (1, 2) X	0-0 FC4-6 1B		X 0-0 FC6-4		X 0-0 S 1B 1B 1-2f		X 0-0 5-3			4	1	2	1	0	0	1											
Danny Garcia, L OBP: 0.111, SLG: 0.111 (1, 9) X	0-0 FC4-6 1-2f		X 0-0 F7		X 0-0 E6 SH1-3 BB SF8		X 0-0 WP 1B			4	1	1	0	0	0	3											
U L Washington, S OBP: 0.346, SLG: 0.288 (1, 6) X		0-0 4-3		B B B B 4-0 1B BB		B B B B 4-0 SF8 SH1-3 BB		X 0-0 F7		2	0	0	0	2	0	1											
<b>Inning Stats</b>	R: 3 E: 0 K: 0 S: 8	H: 5 LOB: 2 BB: 0 P: 8	R: 0 E: 0 K: 1 S: 5	H: 1 LOB: 1 BB: 0 P: 6	R: 0 E: 0 K: 0 S: 3	H: 0 LOB: 0 BB: 0 P: 3	R: 1 E: 0 K: 0 S: 5	H: 2 LOB: 2 BB: 1 P: 9	R: 0 E: 0 K: 1 S: 5	H: 0 LOB: 1 BB: 1 P: 9	R: 1 E: 1 K: 0 S: 4	H: 0 LOB: 1 BB: 1 P: 8	R: 0 E: 0 K: 2 S: 7	H: 0 LOB: 0 BB: 0 P: 7	R: 0 E: 0 K: 0 S: 4	H: 1 LOB: 2 BB: 0 P: 5	R: 0 E: 0 K: 1 S: 5	H: 0 LOB: 0 BB: 0 P: 5	1B: 6 2B: 3 3B: 0 HR: 0	SF: 1 SAC: 1 DP: 0 HBP: 2	WP: 1 PB: 0 SB: 1 CS: 1	PA: 41					
<b>PITCHER</b>	IP	WLS	BF	H	R	ER	SO	BB	IBB	HBP	BLK	WP	HR	S	P	ERA	WHIP										
Francisco Barrios, R ERA: 3.71 (1, 1)	3.2		20	8	4	4	1	1	0	1	0	0	0	20	25	9.82	2.455										
Dennis Lamp, R ERA: 3.48 (4, 1)	1.1	W	7	0	1	0	1	2	0	0	0	0	0	7	15	0.00	1.500										
LaMarr Hoyt, R ERA: 2.18 (6, 1)	4.0	S	14	1	0	0	3	0	0	1	0	1	0	19	20	0.00	0.250										

**Kansas City Royals @ Chicago White Sox**  
Comiskey Park, Chicago, IL

Fri May 08 1981, 8:05 PM EDT  
Att. 42,312 - Unknown - 52 F

AB	34
R	5
H	9
RBI	5
BB	3
SO	5
LOB	17





Batter	1	2	3	4	5	6	7	8	9	AB	R	H	RBI	BB	SO	LOB
Ron LeFlore, R OBP: 0.315, SLG: 0.360 (1, 7)	0-0 1B		0-0 L7	0-0 WP 3B	0-0 4-3		0-0 5-3			5	1	2	2	0	0	1
Tony Bernazard, S OBP: 0.374, SLG: 0.474 (1, 4)	0-0 FC1 1-2		0-0 FC6-4 1B	0-0 4-3		0-3 K		0-3 K		5	0	1	0	0	2	2
Carlton Fisk, R OBP: 0.403, SLG: 0.574 (1, 2)	0-0 L8		0-0 FC6-4 1-2f	1-0 WP HBP		0-0 F7		0-0 F2		4	0	0	0	0	0	3
Greg Luzinski, R OBP: 0.424, SLG: 0.439 (1, 10)	0-0 F3					0-0 1B 2B		0-0 F7		4	2	1	0	1	0	3
Wayne Nordhagen, R OBP: 0.333, SLG: 0.442 (1, 9)	0-0 4-3			0-0 HR	0-0 L9	0-0 1B				4	1	2	3	0	0	2
Rusty Kuntz, R OBP: 0.407, SLG: 0.391 (6, PR) (7, 8)				1-0 HR	0-0 L9	0-0 1B				0	0	0	0	0	0	0
Chet Lemon, R OBP: 0.396, SLG: 0.470 (1, 8)		0-0 L6		0-0 1B 3B	0-0 3B 1B	4-0 FC6-4 IBB				3	2	2	0	0	0	0
Harold Baines, L OBP: 0.240, SLG: 0.333 (6, PH) (7, 9)				0-0 1B 3B	0-0 1B 3B	0-0 FC6-4 IBB				0	0	0	0	1	0	0
Jim Morrison, R OBP: 0.255, SLG: 0.388 (1, 5)		0-0 5-3		0-0 1B 3B	0-0 1B 3B	0-0 FC6-4				4	2	2	2	0	0	2
Mike Squires, L OBP: 0.362, SLG: 0.390 (1, 3)		0-0 F8		0-0 F5	0-0 4-3 1B		0-0 4-3			4	0	1	1	0	0	1
Bill Almon, R OBP: 0.394, SLG: 0.400 (1, 6)			0-3 K	0-0 3B 1B	0-0 4-3		0-0 F8			4	1	1	0	0	1	1

Inning Stats	R: 0	H: 1	R: 0	H: 0	R: 0	H: 1	R: 6	H: 5	R: 2	H: 3	R: 1	H: 2	R: 0	H: 0	R: 0	H: 0
	E: 0	LOB: 2	E: 0	LOB: 0	E: 0	LOB: 1	E: 0	LOB: 1	E: 0	LOB: 1	E: 0	LOB: 2	E: 0	LOB: 0	E: 0	LOB: 0
	K: 0	BB: 0	K: 0	BB: 0	K: 1	BB: 0	K: 0	BB: 1	K: 0	BB: 0	K: 1	BB: 1	K: 0	BB: 0	K: 1	BB: 0
	S: 5	P: 5	S: 3	P: 3	S: 6	P: 6	S: 8	P: 13	S: 6	P: 6	S: 7	P: 11	S: 3	P: 3	S: 5	P: 5


PITCHER	IP	WLS	BF	H	R	ER	SO	BB	IBB	HBP	BLK	WP	HR	S	P	ERA	WHIP
Paul Splittorf, L ERA: 7.2 (1, 1)	3.1	L	18	6	5	5	1	1	0	0	0	0	1	19	23	13.50	2.100
Juan Berenguer, R ERA: 12.15 (4, 1)	1.2		10	4	3	3	0	0	0	1	0	1	0	9	10	16.20	2.400
Jim Wright, R ERA: 3.0 (6, 1)	3.0		12	2	1	1	2	0	1	0	0	0	0	15	19	3.00	0.667

**BOTTOM**

**Kansas City Royals @ Chicago White Sox**  
Comiskey Park, Chicago, IL

Fri May 08 1981, 8:05 PM EDT  
Att: 42,312 - Unknown - 52 F

AB	37
R	9
H	12
RBI	8
BB	2
SO	3
LOB	15



1B	2B	3B	HR	SF	SAC	DP	HBP	WP	HR	S	P	ERA	WHIP
7	1	3	1	0	0	0	1	1	0	0	0	3.00	0.667

Batter	1	2	3	4	5	6	7	8	9	AB R H RBI BB SO LOB	TOP											
Willie Wilson, S (1, 7) OBP: 0.303, SLG: 0.318	0-3 K		0-0 4-3			0-0 1-2 1B		0-0 1-2 1B		4 0 2 0 0 1 0	<b>Kansas City Royals @ Chicago White Sox</b> Comiskey Park, Chicago, IL Sat May 09 1981, 4:33 AM EDT Att. 23,706 - Unknown - 56 F											
Hal McRae, R (1, 10) OBP: 0.264, SLG: 0.287	0-0 L5			0-0 F2		0-0 F9		0-0 G4-6-3 1-2f		4 0 0 0 0 0 4												
George Brett, L (1, 5) OBP: 0.325, SLG: 0.338	0-0 CS 1B			0-3 K		0-0 F7			0-0 4-3	4 0 1 0 0 1 2												
Willie Aikens, L (1, 3) OBP: 0.435, SLG: 0.563	0-0 CS 1-2	4-0 FC4-6 BB		0-0 1B		0-0 L7			4-0 1B BB	2 0 1 0 2 0 2												
Amos Otis, R (1, 8) OBP: 0.273, SLG: 0.282			0-3 K		0-0 F4		0-0 F3		0-3 K	4 0 0 0 0 2 3												
John Wathan, R (1, 2) OBP: 0.338, SLG: 0.386		0-0 FC4-6 1-2f WP			4-0 G1-6-3 BB		0-0 6-3		0-0 1-3 1B	3 0 1 0 1 0 1												
Frank White, R (1, 4) OBP: 0.226, SLG: 0.240			0-0 F8		0-0 G1-6-3 1-2f		0-0 F3		0-3 K	3 0 0 0 0 0 2												
Ken Phelps, L (9, PH) OBP: 0.250, SLG: 0.429										1 0 0 0 0 1 2												
Danny Garcia, L (1, 9) OBP: 0.091, SLG: 0.091			0-3 K		0-0 F9			0-3 K		2 0 0 0 0 1 0												
Jamie Quirk, L (8, PH) OBP: 0.222, SLG: 0.333										1 0 0 0 0 1 0												
Cesar Geronimo, L (8, 9) OBP: 0.231, SLG: 0.297										0 0 0 0 0 0 0												
U L Washington, S (1, 6) OBP: 0.358, SLG: 0.284			0-0 F7			4-0 1B BB		4-0 1B BB		1 0 0 0 2 0 0												
<b>Inning Stats</b>	R: 0 E: 0 K: 1 S: 5	H: 1 LOB: 0 BB: 0 P: 5	R: 0 E: 0 K: 1 S: 5	H: 0 LOB: 1 BB: 1 P: 9	R: 0 E: 0 K: 1 S: 5	H: 0 LOB: 0 BB: 0 P: 5	R: 0 E: 0 K: 1 S: 6	H: 1 LOB: 1 BB: 0 P: 6	R: 0 E: 0 K: 0 S: 2	H: 0 LOB: 0 BB: 1 P: 6	R: 0 E: 0 K: 0 S: 4	H: 1 LOB: 2 BB: 1 P: 8	R: 0 E: 0 K: 0 S: 3	H: 0 LOB: 0 BB: 0 P: 3	R: 0 E: 0 K: 1 S: 5	H: 1 LOB: 1 BB: 1 P: 9	R: 0 E: 0 K: 2 S: 8	H: 1 LOB: 2 BB: 1 P: 12	1B: 5 2B: 0 3B: 0 HR: 0	SF: 0 SAC: 0 DP: 2 HBP: 0	WP: 1 PB: 0 SB: 0 CS: 1	PA: 35
<b>PITCHER</b> Richard Dotson, R (1, 1) ERA: 3.09	IP: 9.0 WLS: W BF: 34 H: 5 R: 0 ER: 0 SO: 7 BB: 5 IBB: 0 HBP: 0 BLK: 0 WP: 1 HR: 0 S: 43 P: 63 ERA: 0.00 WHIP: 1.111																					

livebaseballscorecards.com

AB	29
R	0
H	5
RBI	0
BB	5
SO	7
LOB	16



Batter	1	2	3	4	5	6	7	8	9
Ron LeFlore, R OBP: 0.293, SLG: 0.333 (1, 8) X	0-0 L8 ①		0-0 4-3 ②		0-0 6-3 ①		0-3 K ③		
Mike Squires, L OBP: 0.373, SLG: 0.400 (1, 3) X	0-0 F7 ②		0-0 1B		0-0 1B			0-0 E4 G5-4-3 1B	
Tony Bernazard, S OBP: 0.369, SLG: 0.465 (1, 4) S S S	0-3 K ③		0-3 K ③		0-0 F8 ②			0-0 1B G5-4-3 1B	
Greg Luzinski, R OBP: 0.408, SLG: 0.419 (1, 10)		0-0 F8 ①		0-0 5-3 ①	0-0 1-3 ③			0-0 G5-4-3 ① ② 1-2 2-3	
Wayne Nordhagen, R OBP: 0.333, SLG: 0.426 (1, 7)		0-0 1-6-3 ②		4-0 3B BB		0-3 K ①		0-3 K ③	
Rusty Kuntz, R OBP: 0.393, SLG: 0.375 (7, 7)									
Harold Baines, L OBP: 0.256, SLG: 0.365 (1, 9) B B B B		4-0 E S BB		0-0 SF8 3B 1-H		0-0 B2-3 ②			
Jim Morrison, R OBP: 0.259, SLG: 0.392 (1, 5) X		0-0 E2 1B 1-H		0-0 SF8 ② 3-H		0-0 6-3 ③			
Jim Essian, R OBP: 0.250, SLG: 0.296 (1, 2) X		0-0 F9 ③		0-0 1B			0-0 6-3 ①		
Bill Almon, R OBP: 0.381, SLG: 0.386 (1, 6) X			0-0 F3 ①	0-0 F8 ③			0-0 F7 ②		

AB	R	H	RBI	BB	SO	LOB
4	0	0	0	0	1	0
4	0	2	0	0	0	0
4	0	1	0	0	2	2
4	0	0	0	0	0	3
2	1	0	0	1	1	0
1	0	0	0	0	1	1
2	2	1	1	1	0	0
2	0	1	2	0	0	0
3	0	1	0	0	0	1
3	0	0	0	0	0	1

**BOTTOM**

**Kansas City Royals @ Chicago White Sox**  
 Comiskey Park, Chicago, IL  
 Sat May 09 1981, 4:33 AM EDT  
 Att: 23,706 - Unknown - 56 F

[livebaseballscorecards.com](http://livebaseballscorecards.com)

<b>AB</b>	<b>29</b>
<b>R</b>	<b>3</b>
<b>H</b>	<b>6</b>
<b>RBI</b>	<b>3</b>
<b>BB</b>	<b>2</b>
<b>SO</b>	<b>5</b>
<b>LOB</b>	<b>8</b>



Inning Stats	R: 0	H: 0	E: 0	K: 1	S: 5	LOB: 0	BB: 0	P: 5
R: 1	H: 1	E: 1	K: 0	S: 4	LOB: 1	BB: 1	P: 8	
R: 0	H: 1	E: 0	K: 1	S: 6	LOB: 1	BB: 0	P: 6	
R: 2	H: 2	E: 0	K: 0	S: 5	LOB: 1	BB: 1	P: 9	
R: 0	H: 1	E: 0	K: 0	S: 4	LOB: 1	BB: 0	P: 4	
R: 0	H: 0	E: 0	K: 1	S: 5	LOB: 0	BB: 0	P: 5	
R: 0	H: 0	E: 0	K: 1	S: 5	LOB: 0	BB: 0	P: 5	
R: 0	H: 1	E: 1	K: 1	S: 6	LOB: 1	BB: 0	P: 6	

PITCHER	IP	WLS	BF	H	R	ER	SO	BB	IBB	HBP	BLK	WP	HR	S	P	ERA	WHIP
Rich Gale, R ERA: 4.73 (1, 1)	8.0	L	32	6	3	3	5	2	0	0	0	0	0	40	48	3.38	1.000

PITCHER	IP	WLS	BF	H	R	ER	SO	BB	IBB	HBP	BLK	WP	HR	S	P	ERA	WHIP

WP: 0	PA: 32
PB: 0	SB: 1
CS: 0	

Batter	1	2	3	4	5	6	7	8	9	AB R H RBI BB SO LOB	TOP											
<b>Bump Wills, S</b> (1, 4) OBP: 0.325, SLG: 0.409	0-0 FC4-6 1B		0-0 6-3 2-3		0-0 G3 1B	0-0 1-2 3-H 1B		0-0 1-H 2-H 2B		5 1 4 3 0 0 1												
<b>Mickey Rivers, L</b> (1, 8) OBP: 0.327, SLG: 0.352	0-0 F3		0-0 1B 2B 1B		0-0 G3	0-0 1-3		0-0 G4-6-3 2-3 1B		5 1 2 1 0 0 4												
<b>Al Oliver, L</b> (1, 10) OBP: 0.345, SLG: 0.430	0-0 FC4-6 1-2f		0-0 1-3 2B 1B		0-0 L1-3 1B		0-0 4-3	0-0 G4-6-3 1-2f		5 1 2 1 0 0 3												
<b>Buddy Bell, R</b> (1, 5) OBP: 0.361, SLG: 0.420	0-0 F7		0-0 1-H 3-H 2B		0-0 L1-3		0-0 6-3		0-0 F3	5 0 1 2 0 0 2												
<b>Bill Stein, R</b> (1, 3) OBP: 0.469, SLG: 0.548		0-0 F8	4-0 BB		0-0 1B 2B		0-0 4-3		0-0 6-3	2 1 1 0 1 0 0 2 0 0 0 0 0 0												
<b>Pat Putnam, L</b> (6, 3) OBP: 0.333, SLG: 0.465																						
<b>Leon Roberts, R</b> (1, 7) OBP: 0.395, SLG: 0.529		0-0 L8	0-0 F8		0-0 5-3			4-0 BB 1B BB	0-0 FC6-4 1B	4 1 1 0 1 0 3												
<b>Jim Sundberg, R</b> (1, 2) OBP: 0.347, SLG: 0.388		0-3 K		0-0 5-3		0-0 L7		0-0 F5	0-0 FC6-4	5 0 0 0 0 1 3												
<b>Rick Lisi, R</b> (1, 9) OBP: 0.667, SLG: 0.600			0-0 6-3 SH1-4 1B 1B	0-0 F3		0-0 1B 1B 1B		4-0 1B 2B BB		3 3 2 1 1 0 0												
<b>Mario Mendoza, R</b> (1, 6) OBP: 0.288, SLG: 0.284			0-0 SH1-4	0-0 4-3		0-0 1B 1B		0-0 1-2 2-H 2B 1B		3 1 2 1 0 0 0												
<b>Inning Stats</b>	R: 0 E: 0 K: 0 S: 4	H: 1 LOB: 1 BB: 0 P: 4	R: 0 E: 0 K: 1 S: 5	H: 0 LOB: 0 BB: 0 P: 5	R: 3 E: 0 K: 0 S: 7	H: 4 LOB: 2 BB: 1 P: 11	R: 0 E: 0 K: 0 S: 3	H: 0 LOB: 0 BB: 0 P: 3	R: 1 E: 0 K: 0 S: 4	H: 2 LOB: 0 BB: 0 P: 4	R: 2 E: 0 K: 0 S: 7	H: 4 LOB: 2 BB: 0 P: 7	R: 0 E: 0 K: 0 S: 3	H: 0 LOB: 0 BB: 0 P: 3	R: 3 E: 0 K: 0 S: 5	H: 3 LOB: 1 BB: 2 P: 13	R: 0 E: 0 K: 0 S: 4	H: 1 LOB: 1 BB: 0 P: 4	1B: 12 2B: 4 3B: 0 HR: 0	SF: 0 SAC: 1 DP: 2 HBP: 0	WP: 0 PB: 0 SB: 0 CS: 0	PA: 43
<b>PITCHER</b>	IP WLS BF H R ER SO BB IBB HBP BLK WP HR S P ERA WHIP																					
<b>Larry Gura, L</b> (1, 1) ERA: 2.67	5.2 L 27 10 6 6 1 1 0 0 0 0 0 0 28 32 9.53 1.941																					
<b>Renie Martin, R</b> (6, 1) ERA: 5.4	1.2 9 2 3 3 0 2 0 0 0 0 0 0 7 15 16.20 2.400																					
<b>Ken Brett, L</b> (8, 1) ERA: 4.76	1.2 7 3 0 0 0 0 0 0 0 0 0 0 7 7 0.00 1.800																					

**Texas Rangers @ Kansas City Royals**  
 Royals Stadium, Kansas City, MO  
 Mon May 11 1981, 8:05 PM EDT  
 Att. 28,876 - Unknown - 69 F

[livebaseballscorecards.com](http://livebaseballscorecards.com)

AB	39
R	9
H	15
RBI	9
BB	3
SO	1
LOB	16





Batter	1	2	3	4	5	6	7	8	9	AB R H RBI BB SO LOB	TOP
<b>Bump Wills, S</b> (1, 4) OBP: 0.323, SLG: 0.404	0-0 F9	0-0 1-3			0-0 4-3			0-0 1B		4 0 1 0 0 0 2	
<b>Mickey Rivers, L</b> (1, 8) OBP: 0.316, SLG: 0.339	0-3 K		0-0 5-3		0-0 4-3			0-0 F8		4 0 0 0 0 1 1	
<b>Al Oliver, L</b> (1, 10) OBP: 0.341, SLG: 0.424	0-0 4-3		0-0 WP 1B			0-0 6-3		0-0 6-3		4 0 1 0 0 0 1	
<b>Buddy Bell, R</b> (1, 5) OBP: 0.356, SLG: 0.413		0-0 F6	0-0 F7			0-0 1-3			0-0 G4-6-3 1B	4 0 1 0 0 0 1	
<b>Johnny Grubb, L</b> (1, 9) OBP: 0.381, SLG: 0.459		0-0 L8	0-0 4-3			0-0 L8			0-0 G4-6-3 1-2f	4 0 0 0 0 0 2	
<b>Pat Putnam, L</b> (1, 3) OBP: 0.340, SLG: 0.472		0-0 1B 2B		0-0 L7			0-0 6-3		4-0 2B BB	3 1 1 0 1 0 0	
<b>Leon Roberts, R</b> (1, 7) OBP: 0.429, SLG: 0.579		0-0 1B 1B		0-0 F4			0-0 L4-3 1B		0-0 1-3 2B	4 1 3 1 0 0 0	
<b>Jim Sundberg, R</b> (1, 2) OBP: 0.353, SLG: 0.386		0-0 1B 1B		0-0 F7			0-0 L4-3		4-0 1B IBB	3 0 1 0 1 0 1	
<b>Mario Mendoza, R</b> (1, 6) OBP: 0.286, SLG: 0.282		0-0 1B		0-3 K				0-3 K	0-0 4-3	4 0 1 1 0 2 3	
<b>Inning Stats</b>	R: 0 E: 0 K: 1 S: 5 H: 0 LOB: 0 BB: 0 P: 5	R: 2 E: 0 K: 0 S: 7 H: 4 LOB: 2 BB: 0 P: 7	R: 0 E: 0 K: 0 S: 4 H: 1 LOB: 1 BB: 0 P: 4	R: 0 E: 0 K: 0 S: 3 H: 0 LOB: 0 BB: 0 P: 3	R: 0 E: 0 K: 1 S: 5 H: 0 LOB: 0 BB: 0 P: 5	R: 0 E: 0 K: 0 S: 3 H: 0 LOB: 0 BB: 0 P: 3	R: 0 E: 0 K: 0 S: 3 H: 1 LOB: 0 BB: 0 P: 3	R: 0 E: 0 K: 1 S: 6 H: 1 LOB: 1 BB: 0 P: 6	R: 0 E: 0 K: 0 S: 4 H: 2 LOB: 3 BB: 2 P: 12	1B: 7 2B: 3 3B: 0 HR: 0 SF: 0 SAC: 0 DP: 2 HBP: 0	WP: 1 PB: 0 SB: 0 CS: 0 PA: 36
<b>PITCHER</b> <b>Dennis Leonard, R</b> (1, 1) ERA: 2.87	IP 9.0 WLS W BF 36 H 9 R 2 ER 2 SO 3 BB 1 IBB 1 HBP 0 BLK 0 WP 1 HR 0 S 40 P 48 ERA 2.00 WHIP 1.111	<b>PITCHER</b> IP WLS BF H R ER SO BB IBB HBP BLK WP HR S P ERA WHIP									

**Texas Rangers @ Kansas City Royals**  
**Royals Stadium, Kansas City, MO**  
 Tue May 12 1981, 8:05 PM EDT  
 Att. 19,155 - Unknown - 70 F

[livebaseballscorecards.com](http://livebaseballscorecards.com)

AB	34
R	2
H	9
RBI	2
BB	2
SO	3
LOB	11



Batter	1	2	3	4	5	6	7	8	9	AB	R	H	RBI	BB	SO	LOB
Willie Wilson, S OBP: 0.303, SLG: 0.316 (1, 7)	0-0 G3		0-0 1B		0-0 F9			0-0 L4	0-0 1B	5	0	2	1	0	0	0
U L Washington, S OBP: 0.348, SLG: 0.280 (1, 6)	0-0 5-3		0-3 K			0-0 F8		0-0 6-3		4	0	0	0	0	1	1
George Brett, L OBP: 0.341, SLG: 0.380 (1, 5)	0-0 2B		0-0 1B			0-0 SF9		0-0 2B		4	1	4	0	0	0	0
Hal McRae, R OBP: 0.263, SLG: 0.277 (1, 10)	0-3 K		0-0 F8			0-0 1B		0-0 5-3		4	0	1	0	0	1	4
Amos Otis, R OBP: 0.281, SLG: 0.306 (1, 8)		0-0 1B		0-0 5-3		0-0 SF9			0-0 1B	3	1	2	1	0	0	0
Lee May, R OBP: 0.364, SLG: 0.455 (1, 3)		0-0 G6-4-3		0-0 F3		0-0 B2-4			0-0 1B	4	0	1	0	0	0	2
Danny Garcia, L OBP: 0.091, SLG: 0.091 (9, PR)		1-2f							BB	0	1	0	0	0	0	0
John Wathan, R OBP: 0.333, SLG: 0.377 (1, 9)		0-0 1B		0-0 4-3			0-0 1-3		BB	3	0	1	0	0	0	0
Willie Aikens, L OBP: 0.422, SLG: 0.533 (9, PH)		0-0 1B			BB				BB	0	0	0	0	1	0	0
Frank White, R OBP: 0.233, SLG: 0.291 (1, 4)		0-0 F4			BB	4-0 BB		0-0 F4		2	0	0	1	1	0	1
Jerry Grote, R OBP: 0.304, SLG: 0.300 (1, 2)			0-0 6-3			0-0 BB		0-0 5-3		3	0	0	0	0	0	1
Jamie Quirk, L OBP: 0.250, SLG: 0.400 (9, PH)					1-2f				0-3 K	1	0	0	0	0	1	2

Inning Stats	R: 0	H: 1	E: 0	K: 1	S: 6	LOB: 1	BB: 0	P: 6	R: 0	H: 2	E: 0	K: 0	S: 4	LOB: 1	BB: 0	P: 4	R: 0	H: 2	E: 0	K: 1	S: 7	LOB: 2	BB: 0	P: 7	R: 0	H: 0	E: 0	K: 0	S: 3	LOB: 0	BB: 0	P: 3	R: 0	H: 0	E: 0	K: 0	S: 2	LOB: 0	BB: 1	P: 6	R: 1	H: 2	E: 0	K: 0	S: 5	LOB: 1	BB: 0	P: 5	R: 0	H: 0	E: 0	K: 0	S: 3	LOB: 0	BB: 0	P: 3	R: 0	H: 1	E: 0	K: 0	S: 4	LOB: 1	BB: 0	P: 4	R: 2	H: 3	E: 0	K: 1	S: 7	LOB: 2	BB: 1	P: 11	1B: 8	SF: 2	2B: 3	SAC: 0	3B: 0	DP: 2	HR: 0	HBP: 0
PITCHER	IP	WLS	BF	H	R	ER	SO	BB	IBB	HBP	BLK	WP	HR	S	P	ERA	WHIP																																																															
Jon Matlack, L ERA: 3.38 (1, 1)	8.0	L	33	10	3	3	2	1	0	0	0	0	0	36	40	3.38	1.375																																																															
Steve Comer, R ERA: 3.09 (9, 1)	0.1		2	0	0	0	0	1	0	0	0	0	0	1	5	0.00	3.000																																																															
John Henry Johnson, L ERA: 2.13 (9, 1)	0.1		2	1	0	0	1	0	0	0	0	0	0	4	4	0.00	3.000																																																															


**BOTTOM**

**Texas Rangers @ Kansas City Royals**  
 Royals Stadium, Kansas City, MO

Tue May 12 1981, 8:05 PM EDT  
 Att: 19,155 - Unknown - 70 F

livebaseballscores.com

AB	33
R	3
H	11
RBI	3
BB	2
SO	3
LOB	11



WP: 0	PA: 37
PB: 0	
SB: 0	
CS: 0	

Batter	1	2	3	4	5	6	7	8	9	AB R H RBI BB SO LOB	TOP											
<b>Bump Wills, S</b> (1, 4) OBP: 0.313, SLG: 0.390	0-0 L4		0-0 P4			0-0 F7		0-0 F3		4 0 0 0 0 0 0												
<b>Mickey Rivers, L</b> (1, 8) OBP: 0.322, SLG: 0.345	0-0 4-3		0-0 1B			0-0 F7			0-0 1B	4 0 2 0 0 0 0												
<b>Al Oliver, L</b> (1, 10) OBP: 0.339, SLG: 0.418	0-0 2B 1B		0-0 F7			0-0 F7			0-0 6-3 1-2	4 1 1 0 0 0 2												
<b>Buddy Bell, R</b> (1, 5) OBP: 0.362, SLG: 0.421	0-0 1B 2B		0-0 E6 G6-4-3			0-0 F7			4-0 IBB	3 1 1 1 1 0 0												
<b>Leon Roberts, R</b> (1, 7) OBP: 0.413, SLG: 0.548	0-0 CS 1B		0-0 G6-4-3 1-2f			0-0 L7			0-0 L7	4 0 1 1 0 0 3												
<b>Johnny Grubb, L</b> (1, 9) OBP: 0.366, SLG: 0.438	0-0 CS 1-2	0-0 1-3	0-0 6-3			0-0 1-3			0-0 F8	4 0 0 0 0 0 2												
<b>Jim Sundberg, R</b> (1, 2) OBP: 0.343, SLG: 0.374		0-3 K				0-0 F7			0-0 5-3	3 0 0 0 0 1 0												
<b>Pat Putnam, L</b> (1, 3) OBP: 0.340, SLG: 0.500		0-0 F8				0-0 6-3			0-0 HR	3 1 1 1 0 0 0												
<b>Mario Mendoza, R</b> (1, 6) OBP: 0.276, SLG: 0.272			0-0 G3			0-3 K			0-0 F9	3 0 0 0 0 1 0												
<b>Inning Stats</b>	R: 2 E: 0 K: 0 S: 5	H: 3 LOB: 0 BB: 0 P: 5	R: 0 E: 0 K: 1 S: 5	H: 0 LOB: 0 BB: 0 P: 5	R: 0 E: 0 K: 0 S: 4	H: 1 LOB: 1 BB: 0 P: 4	R: 0 E: 1 K: 0 S: 3	H: 0 LOB: 0 BB: 0 P: 3	R: 0 E: 0 K: 1 S: 5	H: 0 LOB: 0 BB: 0 P: 5	R: 0 E: 0 K: 0 S: 3	H: 0 LOB: 0 BB: 0 P: 3	R: 0 E: 0 K: 0 S: 3	H: 0 LOB: 0 BB: 0 P: 3	R: 1 E: 0 K: 0 S: 4	H: 1 LOB: 0 BB: 0 P: 4	R: 0 E: 0 K: 0 S: 4	H: 1 LOB: 2 BB: 1 P: 8	1B: 4 2B: 1 3B: 0 HR: 1	SF: 0 SAC: 0 DP: 1 HBP: 0	WP: 0 PB: 0 SB: 1 CS: 1	PA: 34
<b>PITCHER</b>	IP WLS BF H R ER SO BB IBB HBP BLK WP HR S P ERA WHIP																					
<b>Paul Splittorff, L</b> (1, 1) ERA: 6.04	8.1 L 30 6 3 3 2 0 0 0 0 0 0 1 34 34 3.24 0.720																					
<b>Renie Martin, R</b> (9, 1) ERA: 5.11	0.2 3 0 0 0 0 0 0 1 0 0 0 0 2 6 0.00 0.000																					

**Texas Rangers @ Kansas City Royals**  
**Royals Stadium, Kansas City, MO**  
 Thu May 14 1981, 8:05 PM EDT  
 Att. 25,892 - Unknown - 69 F

<b>AB</b>	32
<b>R</b>	3
<b>H</b>	6
<b>RBI</b>	3
<b>BB</b>	1
<b>SO</b>	2
<b>LOB</b>	7



WP: 0	PA: 34
PB: 0	
SB: 1	
CS: 1	

livebaseballscorecards.com



Batter	1	2	3	4	5	6	7	8	9	AB R H RBI BB SO LOB
Willie Wilson, S OBP: 0.291, SLG: 0.303 (1, 7)	0-0 P5		0-0 F8		0-0 P5			0-0 4-3		4 0 0 0 0 0 0
Hal McRae, R OBP: 0.262, SLG: 0.276 (1, 10)	0-0 F9			0-0 1B	0-0 6-3			0-0 F9		4 1 1 0 0 0 0
George Brett, L OBP: 0.345, SLG: 0.383 (1, 5)	0-0 F8			0-0 1B		0-0 4-3		0-0		2 1 1 0 0 0 0
Jamie Quirk, L OBP: 0.273, SLG: 0.455 (5, 5)				1-2 SF8						2 0 1 0 0 0 0
Danny Garcia, L OBP: 0.091, SLG: 0.091 (9, PR)				1B						0 0 0 0 0 0 0
Willie Aikens, L OBP: 0.426, SLG: 0.526 (1, 3)		4-0 BB		0-0 2B	0-3 K	0-3 K		0-0 6-3		3 0 1 1 1 1 1
Amos Otis, R OBP: 0.270, SLG: 0.292 (1, 8)		0-0 P4		0-3 K	0-0 4-3			0-0 P4		4 0 0 0 0 1 4
John Wathan, R OBP: 0.333, SLG: 0.380 (1, 2)		0-3 K		0-0 SF8			0-0 CS	0-3 K		2 0 1 1 0 1 1
Ken Phelps, L OBP: 0.200, SLG: 0.333 (9, PH)				3-H			1B			1 0 0 0 0 1 1
Frank White, R OBP: 0.238, SLG: 0.310 (1, 4)		0-0 F9		0-0 2B			0-0 F7			3 0 1 0 0 0 2
Cesar Geronimo, L OBP: 0.214, SLG: 0.275 (1, 9)			0-0 F7	0-0 F8			0-0 F9			3 0 0 0 0 0 2
U L Washington, S OBP: 0.337, SLG: 0.269 (1, 6)			0-0 6-3		0-3 K			0-0 F7		3 0 0 0 0 1 0

Inning Stats		R: 0	H: 0	E: 0	K: 0	S: 3	R: 0	H: 0	E: 0	K: 1	S: 5	R: 0	H: 0	E: 0	K: 0	S: 3	R: 2	H: 4	E: 0	K: 1	S: 9	R: 0	H: 0	E: 0	K: 1	S: 5	R: 0	H: 1	E: 0	K: 0	S: 3	R: 0	H: 0	E: 0	K: 0	S: 3	R: 0	H: 1	E: 0	K: 1	S: 6	1B: 4	SF: 1	2B: 2	3B: 0	HR: 0
Doc Medich, R ERA: 3.03 (1, 1)	8.0	WLS	W	30	H	6	R	2	ER	2	SO	4	BB	1	IBB	0	HBP	0	BLK	0	WP	0	HR	0	S	37	P	41	ERA	2.25	WHIP	0.875														
John Henry Johnson, L ERA: 2.08 (9, 1)	0.1			1	0	0	0	0	0	0	0	0	0	0	0	0	0	0	0	0	0	0	0	0	1	1	0.00	0.000																		
Steve Comer, R ERA: 3.0 (9, 1)	0.2	S		2	0	0	0	0	0	0	1	0	0	0	0	0	0	0	0	0	0	0	0	0	4	4	0.00	0.000																		

BOTTOM

Texas Rangers @ Kansas City Royals  
 Royals Stadium, Kansas City, MO  
 Thu May 14 1981, 8:05 PM EDT  
 Att: 25,892 - Unknown - 69 F

livebaseballscores.com

AB	31
R	2
H	6
RBI	2
BB	1
SO	5
LOB	11



WP: 0	PA: 33
PB: 0	
SB: 0	
CS: 1	

PITCHER	IP	WLS	BF	H	R	ER	SO	BB	IBB	HBP	BLK	WP	HR	S	P	ERA	WHIP
Doc Medich, R ERA: 3.03 (1, 1)	8.0	W	30	6	2	2	4	1	0	0	0	0	0	37	41	2.25	0.875
John Henry Johnson, L ERA: 2.08 (9, 1)	0.1		1	0	0	0	0	0	0	0	0	0	0	1	1	0.00	0.000
Steve Comer, R ERA: 3.0 (9, 1)	0.2	S	2	0	0	0	1	0	0	0	0	0	0	4	4	0.00	0.000

Batter	1	2	3	4	5	6	7	8	9	AB R H RBI BB SO LOB	TOP	
Willie Wilson, S OBP: 0.296, SLG: 0.308 (1, 7) X	0-0 2-3 1B	0-0 E7 1-3 1B		0-0 F7		0-0 4-3			0-0 4-3	5 0 2 0 0 0 3		
John Wathan, R OBP: 0.326, SLG: 0.369 (1, 2) X	0-0 2-3 1-2	0-0 F3			0-3 K		0-0 L7		0-0 1B	5 0 1 0 0 1 3		
Hal McRae, R OBP: 0.259, SLG: 0.265 (1, 10) X	0-0 5-3		0-0 5-3		0-0 F8		4-0 S BB		0-0 F6	4 0 0 0 1 0 2		
Willie Aikens, L OBP: 0.414, SLG: 0.542 (1, 3) X	0-0 4-3		0-0 F7		0-0 HR		0-3 K		0-0 4-3	5 1 1 1 0 1 3		
Amos Otis, R OBP: 0.269, SLG: 0.283 (1, 8) X		0-0 6-3	0-0 6-3		4-0 BB		0-3 K			3 0 0 0 1 1 1		
Jamie Quirk, L OBP: 0.308, SLG: 0.480 (1, 5) X		0-0 HR 2B		4-0 SH2-4 FC5-2 BB		0-0 L5		0-0 F6		3 1 1 0 1 0 1		
Frank White, R OBP: 0.254, SLG: 0.371 (1, 4) X		0-0 HR		0-0 FC5-2 SH2-4 1-2 1B		0-3 K		0-3 K		4 1 2 2 0 2 0		
Cesar Geronimo, L OBP: 0.244, SLG: 0.268 (1, 9) X		0-0 6-3		0-0 SH2-4 1-2 2-3		4-0 G3 S BB		4-0 BB		1 0 0 0 2 0 0		
U L Washington, S OBP: 0.333, SLG: 0.259 (1, 6) X		4-0 E BB		0-0 FC5-2 2-3 3-H		0-0 G3		0-0 F8		3 0 0 0 1 0 4		
<b>Inning Stats</b>	R: 0 E: 0 K: 0 S: 4 H: 1 LOB: 1 BB: 0 P: 4	R: 2 E: 1 K: 0 S: 6 H: 3 LOB: 2 BB: 1 P: 10	R: 0 E: 0 K: 0 S: 3 H: 0 LOB: 0 BB: 0 P: 3	R: 0 E: 0 K: 0 S: 4 H: 1 LOB: 2 BB: 1 P: 8	R: 1 E: 0 K: 1 S: 6 H: 1 LOB: 1 BB: 1 P: 10	R: 0 E: 0 K: 1 S: 5 H: 0 LOB: 1 BB: 1 P: 9	R: 0 E: 0 K: 2 S: 7 H: 0 LOB: 1 BB: 1 P: 11	R: 0 E: 0 K: 1 S: 5 H: 0 LOB: 1 BB: 1 P: 9	R: 0 E: 0 K: 0 S: 4 H: 1 LOB: 1 BB: 0 P: 4	1B: 4 2B: 1 3B: 0 HR: 2 SF: 0 SAC: 1 DP: 0 HBP: 0	WP: 0 PB: 0 SB: 2 CS: 0 PA: 40	
<b>PITCHER</b> Steve Crawford, R ERA: 4.15 Mark Clear, R ERA: 3.28	IP WLS BF H R ER SO BB IBB HBP BLK WP HR S P ERA WHIP											
	(1, 1) 5.1 26 6 3 3 2 4 0 0 0 0 2 26 42 5.06 1.875											
	(6, 1) 3.2 14 1 0 0 3 2 0 0 0 0 0 0 18 26 0.00 0.818											

**Kansas City Royals @ Boston Red Sox**  
 Fenway Park, Boston, MA  
 Fri May 15 1981, 7:05 PM EDT  
 Att. 22,943 - Unknown - 67 F

AB	33
R	3
H	7
RBI	3
BB	6
SO	5
LOB	17



WP: 0	PA: 40
PB: 0	
SB: 2	
CS: 0	

Batter	1	2	3	4	5	6	7	8	9	AB R H RBI BB SO LOB
<b>Jerry Remy, L</b> (1, 4) OBP: 0.420, SLG: 0.347	0-0 L4		0-0 E 1B		0-0 HR 1B		0-0 SH3 1B		0-0 4-3	5 1 3 0 0 0 0
<b>Dwight Evans, R</b> (1, 9) OBP: 0.468, SLG: 0.628	4-0 BB		0-3 K 1-2		0-0 HR 1-H		0-0 SH3 1-2		0-0 6-3	3 1 1 2 1 1 1
<b>Carl Yastrzemski, L</b> (1, 10) <b>Reid Nichols, R</b> (9, PR) OBP: 0.282, SLG: 0.274 OBP: 0.273, SLG: 0.300	0-0 F8		0-3 K		0-0 HR		0-0 F1		4-0 BB 1B BB 1B	4 1 1 1 1 1 3 0 1 0 0 0 0 0
<b>Jim Rice, R</b> (1, 7) OBP: 0.289, SLG: 0.394	0-0 F3		0-0 5-3		0-0 4-3		0-0 6-3		0-0 1B BB 1B	5 0 1 0 0 0 3
<b>Tony Perez, R</b> (1, 3) OBP: 0.293, SLG: 0.357		0-0 4-3		4-0 BB	0-0 F2			0-0 6-3	4-0 1B BB 1-2 2-3	3 0 0 0 2 0 0
<b>Carney Lansford, R</b> (1, 5) OBP: 0.367, SLG: 0.479		0-0 F7		0-0 F9		0-0 F4		0-0 E5	0-0 1B 1-2 2-3 3-H	5 0 1 1 0 0 1
<b>Dave Stapleton, R</b> (1, 6) OBP: 0.291, SLG: 0.333		0-0 BB 1B		0-0 F9		0-0 FC6-4 1B		4-0 IBB		3 0 2 0 1 0 1
<b>Dave Schmidt, R</b> (1, 2) OBP: 0.308, SLG: 0.391		4-0 BB 1-2 BB		0-3 K		0-3 K		0-0 F4		3 0 0 0 1 2 4
<b>Rick Miller, L</b> (1, 8) OBP: 0.350, SLG: 0.367		0-3 K			0-0 1-3	0-0 FC6-4 1-2f		0-3 K		4 0 0 0 0 2 5

**BOTTOM**

**Kansas City Royals @ Boston Red Sox**  
**Fenway Park, Boston, MA**  
 Fri May 15 1981, 7:05 PM EDT  
 Att: 22,943 - Unknown - 67 F

livebaseballscores.com

<b>AB</b>	<b>35</b>
<b>R</b>	<b>4</b>
<b>H</b>	<b>9</b>
<b>RBI</b>	<b>4</b>
<b>BB</b>	<b>6</b>
<b>SO</b>	<b>6</b>
<b>LOB</b>	<b>18</b>



Inning Stats	R: 0 E: 0 K: 3 S: 3	H: 0 LOB: 1 BB: 1 P: 7	R: 0 E: 0 K: 1 S: 6	H: 1 LOB: 2 BB: 1 P: 10	R: 0 E: 1 K: 2 S: 8	H: 1 LOB: 1 BB: 0 P: 8	R: 0 E: 0 K: 1 S: 5	H: 0 LOB: 1 BB: 1 P: 9	R: 3 E: 0 K: 0 S: 6	H: 3 LOB: 0 BB: 0 P: 6	R: 0 E: 0 K: 1 S: 6	H: 1 LOB: 1 BB: 0 P: 6	R: 0 E: 0 K: 0 S: 4	H: 1 LOB: 1 BB: 0 P: 4	R: 0 E: 1 K: 1 S: 6	H: 0 LOB: 2 BB: 1 P: 10	R: 1 E: 0 K: 0 S: 4	H: 2 LOB: 3 BB: 2 P: 12	1B: 7 2B: 0 3B: 0 HR: 2	SF: 0 SAC: 1 DP: 0 HBP: 0	WP: 0 PB: 0 SB: 0 CS: 0	PA: 42
--------------	------------------------------	---------------------------------	------------------------------	----------------------------------	------------------------------	---------------------------------	------------------------------	---------------------------------	------------------------------	---------------------------------	------------------------------	---------------------------------	------------------------------	---------------------------------	------------------------------	----------------------------------	------------------------------	----------------------------------	----------------------------------	------------------------------------	----------------------------------	--------

PITCHER	IP	WLS	BF	H	R	ER	SO	BB	IBB	HBP	BLK	WP	HR	S	P	ERA	WHIP
<b>Rich Gale, R</b> (1, 1) ERA: 4.66	6.1		29	7	3	3	5	3	0	0	0	0	2	36	48	4.26	1.579
<b>Ken Brett, L</b> (7, 1) ERA: 4.5	0.1		1	0	0	0	0	0	0	0	0	0	1	1	0.00	0.000	
<b>Renie Martin, R</b> (7, 1) ERA: 5.02	2.0	L	12	2	1	1	1	2	1	0	0	0	0	11	23	4.50	2.000

Batter	1	2	3	4	5	6	7	8	9	AB R H RBI BB SO LOB	TOP											
Willie Wilson, S OBP: 0.301, SLG: 0.321 (1, 7) X	0-0 G3 SF7 2B		0-0 G4-6-3 1-2f	0-0 S 1B		0-0 F7 1-2			0-0 5-3	5 1 2 1 0 0 2												
John Wathan, R OBP: 0.319, SLG: 0.352 (1, 2) X	0-0 G3 2-3			0-0 5-3 BB			0-0 4-3		0-0 4-3	4 0 0 0 1 0 1												
Willie Aikens, L OBP: 0.408, SLG: 0.570 (1, 3) X	0-0 SF7 3-H			0-0 HR 1-3			0-0 L9			3 1 1 2 0 0 2												
Hal McRae, R OBP: 0.259, SLG: 0.292 (1, 10) X	0-0 F8			0-0 HR	0-0 6-3		0-0 F8			4 1 1 1 0 0 0												
Amos Otis, R OBP: 0.269, SLG: 0.292 (1, 8) X		0-3 K		0-0 1B 2B	0-3 K			0-0 6-3		4 1 1 0 0 2 0												
Jamie Quirk, L OBP: 0.333, SLG: 0.483 (1, 5) X		0-0 F7		0-0 1B 2-3 1B	0-0 3-1			0-0 1B 1B		4 1 2 0 0 0 0												
Frank White, R OBP: 0.268, SLG: 0.379 (1, 4) X		0-0 F5		0-0 1B 1-3 3-H 1B		0-0 5-3		0-0 1B G4-6-3 1B		4 1 2 1 0 0 0												
Cesar Geronimo, L OBP: 0.265, SLG: 0.289 (1, 9) X			0-0 F8	0-0 1B 1-3 3-H 1B		0-0 FC6 1B		0-0 G4-6-3 1-2f		4 1 2 1 0 0 2												
U L Washington, S OBP: 0.330, SLG: 0.259 (1, 6) X			0-0 G4-6-3 1B	0-0 1-3 3-H 1B		0-0 FC6		0-0 6-3		4 0 1 1 0 0 2												
<b>Inning Stats</b>	R: 1 E: 0 K: 0 S: 4	H: 1 LOB: 0 BB: 0 P: 4	R: 0 E: 0 K: 1 S: 5	H: 0 LOB: 0 BB: 0 P: 5	R: 0 E: 0 K: 0 S: 3	H: 1 LOB: 0 BB: 0 P: 3	R: 6 E: 0 K: 0 S: 10	H: 7 LOB: 2 BB: 1 P: 14	R: 0 E: 0 K: 1 S: 5	H: 0 LOB: 0 BB: 0 P: 5	R: 0 E: 0 K: 0 S: 4	H: 1 LOB: 1 BB: 0 P: 4	R: 0 E: 0 K: 0 S: 3	H: 0 LOB: 0 BB: 0 P: 3	R: 0 E: 0 K: 0 S: 4	H: 2 LOB: 1 BB: 0 P: 4	R: 0 E: 0 K: 0 S: 3	H: 0 LOB: 0 BB: 0 P: 3	1B: 8 2B: 2 3B: 0 HR: 2	SF: 1 SAC: 0 DP: 2 HBP: 0	WP: 0 PB: 0 SB: 2 CS: 0	PA: 38
<b>PITCHER</b>	IP WLS BF H R ER SO BB IBB HBP BLK WP HR S P ERA WHIP																					
Dennis Eckersley, R ERA: 6.41 (1, 1)	3.1 L 17 8 7 7 1 0 0 0 0 0 0 2 19 19 18.90 2.400																					
Chuck Rainey, R ERA: 1.89 (4, 1)	4.0 17 4 0 0 1 1 0 0 0 0 0 0 18 22 0.00 1.250																					
Bill Campbell, R ERA: 3.48 (8, 1)	1.2 4 0 0 0 0 0 0 0 0 0 0 0 4 4 0.00 0.000																					

**Kansas City Royals @ Boston Red Sox**  
 Fenway Park, Boston, MA  
 Sat May 16 1981, 3:33 AM EDT  
 Att. 26,107 - Cloudy - 62 F

[livebaseballscorecards.com](http://livebaseballscorecards.com)

AB	36
R	7
H	12
RBI	7
BB	1
SO	2
LOB	9



Batter	1	2	3	4	5	6	7	8	9	AB	R	H	RBI	BB	SO	LOB
Dwight Evans, R OBP: 0.455, SLG: 0.607 (1, 9)	0-3 K		0-3 K		0-0 F9		0-3 K			4	0	0	0	0	3	1
Dave Stapleton, R OBP: 0.313, SLG: 0.382 (1, 6)	0-0 FC6-4 1B			0-0 2B		0-0 1B G5-4-3 2B	0-0 E7			4	2	3	0	0	0	0
Carney Lansford, R OBP: 0.371, SLG: 0.488 (1, 5)	0-3 K			0-0 F9 HR 2B		0-0 G5-4-3 BB 2B 1B	0-0 4-3			4	2	2	1	0	1	2
Jim Rice, R OBP: 0.295, SLG: 0.392 (1, 7)	0-0 FC6-4			0-0 F9		4-0 BB BB BB 1-2 G5-4-3 BB	0-0 CS 1B			3	0	1	0	1	0	2
Tony Perez, R OBP: 0.299, SLG: 0.388 (1, 3)		0-0 F9		0-0 HR		0-0 G5-4-3	0-0 G4-6-3 1B			4	1	2	2	0	0	2
Joe Rudi, R OBP: 0.290, SLG: 0.393 (1, 10)		0-0 4-3		0-0 5-3		0-0 2B	0-0 G4-6-3			4	0	1	1	0	0	2
Reid Nichols, R OBP: 0.214, SLG: 0.231 (1, 8)		0-0 F9		0-0 6-3		0-0 4-3				3	0	0	0	0	0	1
Carl Yastrzemski, L OBP: 0.279, SLG: 0.271 (9, PH)										1	0	0	0	0	0	0
Dave Schmidt, R OBP: 0.310, SLG: 0.385 (1, 2)			0-0 4-3		0-0 G1-4-3 1B		0-0 4-3			3	0	1	0	0	0	0
Rich Gedman, L (9, 2)										1	0	0	0	0	1	0
Jerry Remy, L OBP: 0.412, SLG: 0.342 (1, 4)			0-0 4-3		0-0 G1-4-3		0-0 S E 1B			4	1	1	0	0	0	1


Inning Stats	R: 0	H: 1	E: 0	K: 2	S: 8	LOB: 1	BB: 0	P: 8	R: 0	H: 0	E: 0	K: 0	S: 3	LOB: 0	BB: 0	P: 3	R: 0	H: 0	E: 0	K: 1	S: 5	LOB: 0	BB: 0	P: 5	R: 3	H: 3	E: 0	K: 0	S: 6	LOB: 0	BB: 0	P: 6	R: 0	H: 1	E: 0	K: 0	S: 3	LOB: 0	BB: 0	P: 3	R: 2	H: 3	E: 0	K: 0	S: 5	LOB: 1	BB: 1	P: 9	R: 1	H: 1	E: 1	K: 1	S: 7	LOB: 1	BB: 0	P: 7	R: 0	H: 2	E: 0	K: 0	S: 3	LOB: 0	BB: 0	P: 3	R: 0	H: 0	E: 0	K: 1	S: 5	LOB: 0	BB: 0	P: 5	R: 0	H: 0	E: 0	K: 1	S: 5	LOB: 0	BB: 0	P: 5	1B: 6	SF: 0	2B: 4	SAC: 0	3B: 0	DP: 3	HR: 1	HBP: 0	WP: 0	PA: 36
--------------	------	------	------	------	------	--------	-------	------	------	------	------	------	------	--------	-------	------	------	------	------	------	------	--------	-------	------	------	------	------	------	------	--------	-------	------	------	------	------	------	------	--------	-------	------	------	------	------	------	------	--------	-------	------	------	------	------	------	------	--------	-------	------	------	------	------	------	------	--------	-------	------	------	------	------	------	------	--------	-------	------	------	------	------	------	------	--------	-------	------	-------	-------	-------	--------	-------	-------	-------	--------	-------	--------

PITCHER	IP	WLS	BF	H	R	ER	SO	BB	IBB	HBP	BLK	WP	HR	S	P	ERA	WHIP
Larry Gura, L ERA: 3.13 (1, 1)	6.1	W	27	9	6	5	3	1	0	0	0	0	1	32	36	7.11	1.579
Dan Quisenberry, R ERA: 4.5 (7, 1)	2.2	S	9	2	0	0	2	0	0	0	0	0	0	13	13	0.00	0.750

**BOTTOM**

**Kansas City Royals @ Boston Red Sox**  
 Fenway Park, Boston, MA  
 Sat May 16 1981, 3:33 AM EDT  
 Att. 26,107 - Cloudy - 62 F

AB	35
R	6
H	11
RBI	4
BB	1
SO	5
LOB	11



Batter	1	2	3	4	5	6	7	8	9	AB R H RBI BB SO LOB
--------	---	---	---	---	---	---	---	---	---	----------------------

<b>Willie Wilson, S</b> (1, 7) <small>OBP: 0.314, SLG: 0.333</small>										5 1 3 0 0 2 1
<b>U L Washington, S</b> (1, 6) <small>OBP: 0.333, SLG: 0.258</small>										4 0 1 1 1 1 1
<b>Willie Aikens, L</b> (1, 3) <small>OBP: 0.407, SLG: 0.593</small>										5 1 2 2 0 2 2
<b>Hal McRae, R</b> (1, 10) <small>OBP: 0.265, SLG: 0.333</small>										5 1 2 1 0 0 4
<b>Amos Otis, R</b> (1, 8) <small>OBP: 0.259, SLG: 0.280</small>										4 0 0 0 0 1 3
<b>John Wathan, R</b> (1, 9) <small>OBP: 0.316, SLG: 0.348</small> (9, 2)										4 1 1 0 0 0 2
<b>Frank White, R</b> (1, 4) <small>OBP: 0.267, SLG: 0.362</small>										3 0 0 0 1 0 1
<b>Dave Chalk, R</b> (1, 5) <small>OBP: 0.333, SLG: 0.353</small>										4 0 1 1 0 0 1
<b>Jerry Grote, R</b> (1, 2) <small>OBP: 0.269, SLG: 0.261</small>										3 0 0 0 0 0 1
<b>Lee May, R</b> (9, PH) <small>OBP: 0.417, SLG: 0.500</small>										1 0 1 0 0 0 0
<b>Cesar Geronimo, L</b> (9, PR) <small>OBP: 0.265, SLG: 0.289</small> (9, 9)										0 1 0 0 0 0 0

**TOP**

**Kansas City Royals @ Boston Red Sox**  
 Fenway Park, Boston, MA  
 Sun May 17 1981, 3:33 AM EDT  
 Att. 26,723 - Sunny - 61 F

[livebaseballscorecards.com](http://livebaseballscorecards.com)

<b>AB</b>	<b>38</b>
<b>R</b>	<b>5</b>
<b>H</b>	<b>11</b>
<b>RBI</b>	<b>5</b>
<b>BB</b>	<b>2</b>
<b>SO</b>	<b>6</b>
<b>LOB</b>	<b>16</b>



Inning Stats	R: 0 E: 0 K: 2 S: 8	H: 1 LOB: 2 BB: 1 P: 12	R: 1 E: 0 K: 1 S: 7	H: 2 LOB: 1 BB: 0 P: 7	R: 0 E: 0 K: 2 S: 7	H: 0 LOB: 0 BB: 0 P: 7	R: 0 E: 0 K: 0 S: 3	H: 0 LOB: 0 BB: 0 P: 3	R: 0 E: 0 K: 0 S: 4	H: 1 LOB: 1 BB: 0 P: 4	R: 0 E: 0 K: 0 S: 4	H: 1 LOB: 1 BB: 0 P: 4	R: 0 E: 0 K: 0 S: 3	H: 0 LOB: 0 BB: 0 P: 3	R: 2 E: 1 K: 1 S: 8	H: 2 LOB: 1 BB: 0 P: 8	R: 2 E: 0 K: 0 S: 6	H: 4 LOB: 2 BB: 1 P: 10	1B: 7 2B: 2 3B: 0 HR: 2	SF: 0 SAC: 0 DP: 1 HBP: 0	WP: 1 PB: 0 SB: 1 CS: 0	PA: 40
--------------	------------------------------	----------------------------------	------------------------------	---------------------------------	------------------------------	---------------------------------	------------------------------	---------------------------------	------------------------------	---------------------------------	------------------------------	---------------------------------	------------------------------	---------------------------------	------------------------------	---------------------------------	------------------------------	----------------------------------	----------------------------------	------------------------------------	----------------------------------	--------

PITCHER	IP	WLS	BF	H	R	ER	SO	BB	IBB	HBP	BLK	WP	HR	S	P	ERA	WHIP
<b>John Tudor, L</b> (1, 1) <small>ERA: 4.14</small>	7.2		31	7	3	3	6	1	0	0	0	1	2	42	46	3.52	1.043
<b>Tom Burgmeier, L</b> (8, 1) <small>ERA: 4.12</small>	1.0	L	8	4	2	2	0	1	0	0	0	0	0	7	11	18.00	5.000
<b>Bob Stanley, R</b> (9, 1) <small>ERA: 3.63</small>	0.1		1	0	0	0	0	0	0	0	0	0	0	1	1	0.00	0.000

PITCHER	IP	WLS	BF	H	R	ER	SO	BB	IBB	HBP	BLK	WP	HR	S	P	ERA	WHIP
---------	----	-----	----	---	---	----	----	----	-----	-----	-----	----	----	---	---	-----	------

Batter	1	2	3	4	5	6	7	8	9	AB	R	H	RBI	BB	SO	LOB
Jerry Remy, L (1, 4) OBP: 0.422, SLG: 0.370	0-0 FC5-4 1B	0-0 2-3 1B		0-0 L4		0-0 F7		0-0 2B		5	0	3	0	0	0	1
Dwight Evans, R (1, 9) OBP: 0.446, SLG: 0.587	0-0 FC5-4 1B 1-2f	0-3 K			0-3 K	4-0 BB		0-0 1-3		4	1	0	0	1	2	4
Carl Yastrzemski, L (1, 3) OBP: 0.284, SLG: 0.277	0-0 1B 1-3		0-0 1B		0-0 3-1	0-0 4-3			0-0 3-1	5	0	2	0	0	0	2
Jim Rice, R (1, 7) OBP: 0.306, SLG: 0.407	0-0 1B 1-2 3-H		0-3 K		0-0 1B 1B		0-0 5-3		0-0 1B 2B	5	2	3	1	0	1	1
Tony Perez, R (1, 10) OBP: 0.295, SLG: 0.380	0-0 G6-4-3 1-2f		0-3 K		0-0 1B 1B		0-0 1-3		0-0 6-3	5	0	1	0	0	1	4
Carney Lansford, R (1, 5) OBP: 0.394, SLG: 0.508		0-0 G3-6-1 2B 1B	0-0 FC6-4 1B		0-0 1B 1B		0-0 1B		0-0 FC6-4 1B 2-H	5	1	5	2	0	0	0
Dave Stapleton, R (1, 6) OBP: 0.307, SLG: 0.370		0-0 G3-6-1 1B	0-0 FC6-4		0-0 4-3		0-0 6-3		0-0 FC6-4 1-2f	5	0	1	0	0	0	6
Rich Gedman, L (1, 2) OBP: 0.200, SLG: 0.200		0-0 G3-6-1 1-2f 2-3		0-0 F7		0-0 BB 1B		0-0 F5		4	0	1	0	0	0	2
Rick Miller, L (1, 8) OBP: 0.346, SLG: 0.372		0-0 1B 2B 3-H		0-0 F9		0-0 F2		0-0 L9		4	0	1	1	0	0	1


Inning Stats	R: 1	H: 3	E: 0	K: 0	S: 5	H: 3	LOB: 1	BB: 0	P: 5	R: 1	H: 4	E: 0	K: 1	S: 8	H: 2	LOB: 2	BB: 0	P: 8	R: 0	H: 2	E: 0	K: 2	S: 9	R: 0	H: 0	E: 0	K: 0	S: 3	R: 1	H: 3	E: 0	K: 1	S: 8	R: 0	H: 1	E: 0	K: 0	S: 4	R: 0	H: 1	E: 0	K: 0	S: 4	R: 0	H: 1	E: 0	K: 0	S: 4	R: 0	H: 1	E: 0	K: 0	S: 5	R: 1	H: 2	E: 0	K: 0	S: 5	1B: 14	2B: 3	3B: 0	HR: 0	SF: 0	SAC: 0	DP: 2	HBP: 0	WP: 0	PB: 0	SB: 1	CS: 0	PA: 43
--------------	------	------	------	------	------	------	--------	-------	------	------	------	------	------	------	------	--------	-------	------	------	------	------	------	------	------	------	------	------	------	------	------	------	------	------	------	------	------	------	------	------	------	------	------	------	------	------	------	------	------	------	------	------	------	------	------	------	------	------	------	--------	-------	-------	-------	-------	--------	-------	--------	-------	-------	-------	-------	--------

PITCHER	IP	WLS	BF	H	R	ER	SO	BB	IBB	HBP	BLK	WP	HR	S	P	ERA	WHIP
Dennis Leonard, R (1, 1) ERA: 2.93	8.0	W	38	15	3	3	4	1	0	0	0	0	0	45	49	3.38	2.000
Dan Quisenberry, R (9, 1) ERA: 4.8	1.0	S	5	2	1	1	0	0	0	0	0	0	0	5	5	9.00	2.000

**BOTTOM**

**Kansas City Royals @ Boston Red Sox**  
 Fenway Park, Boston, MA  
 Sun May 17 1981, 3:33 AM EDT  
 Att: 26,723 - Sunny - 61 F

<b>AB</b>	<b>42</b>
<b>R</b>	<b>4</b>
<b>H</b>	<b>17</b>
<b>RBI</b>	<b>4</b>
<b>BB</b>	<b>1</b>
<b>SO</b>	<b>4</b>
<b>LOB</b>	<b>21</b>



Batter	1	2	3	4	5	6	7	8	9	AB R H RBI BB SO LOB	TOP		
Willie Wilson, S (1, 7) OBP: 0.320, SLG: 0.356	0-0 G6-4-3 1B		0-0 3B		0-0 F9			0-0 6-3		4 0 2 0 0 0 0	<b>Kansas City Royals @ New York Yankees</b> Yankee Stadium, Bronx, NY Mon May 18 1981, 7:05 PM EDT Att. 21,853 - Unknown - 66 F		
U L Washington, S (1, 6) OBP: 0.321, SLG: 0.247	0-0 G6-4-3 1-2f		0-0 4-3			0-0 1-3		0-0 F8		4 0 0 0 0 0 2			
Willie Aikens, L (1, 3) OBP: 0.411, SLG: 0.585 Danny Garcia, L (8, PR) OBP: 0.091, SLG: 0.091	4-0 FC5-4 BB		0-0 4-3			0-0 G3		0-0 1B		3 0 1 0 1 0 1 0 0 0 0 0 0 0			
Hal McRae, R (1, 10) OBP: 0.273, SLG: 0.342	0-0 FC5-4 1-2f			0-0 F9 CS 2B		4-0 FC5-4 BB		0-0 5-3		3 0 1 0 1 0 2			
Amos Otis, R (1, 8) OBP: 0.259, SLG: 0.288		0-0 1B 2B		0-0 F9 2-3		0-0 FC5-4 1-2f		0-3 K		4 1 1 0 0 1 2			
John Wathan, R (1, 9) OBP: 0.314, SLG: 0.337		0-0 4-3		4-0 BB 3-H		0-0 6-3		0-0 F8		3 0 0 0 1 0 1			
Frank White, R (1, 4) OBP: 0.269, SLG: 0.361 Jamie Quirk, L (9, PH) OBP: 0.323, SLG: 0.467		0-0 CS 1B 2-H		0-0 G1		0-0 5-3		0-0 F9		3 0 1 1 0 0 1 1 0 0 0 0 0 0			
Dave Chalk, R (1, 5) OBP: 0.333, SLG: 0.400		0-0 F8 1-2			0-0 5-3		0-0 2B			3 0 1 0 0 0 1			
Jerry Grote, R (1, 2) OBP: 0.241, SLG: 0.231			0-0 F7		0-0 F8		0-0 6-3			3 0 0 0 0 0 1			
<b>Inning Stats</b>	R: 0 H: 1 E: 0 LOB: 1 K: 0 BB: 1 S: 3 P: 7	R: 1 H: 2 E: 0 LOB: 0 K: 0 BB: 0 S: 4 P: 4	R: 0 H: 1 E: 0 LOB: 1 K: 0 BB: 0 S: 4 P: 4	R: 0 H: 1 E: 0 LOB: 1 K: 0 BB: 1 S: 3 P: 7	R: 0 H: 0 E: 0 LOB: 0 K: 0 BB: 0 S: 3 P: 3	R: 0 H: 0 E: 0 LOB: 1 K: 0 BB: 1 S: 3 P: 7	R: 0 H: 1 E: 0 LOB: 1 K: 0 BB: 0 S: 4 P: 4	R: 0 H: 1 E: 0 LOB: 1 K: 1 BB: 0 S: 5 P: 5	R: 0 H: 0 E: 0 LOB: 0 K: 1 BB: 0 S: 5 P: 5	1B: 3 SF: 0 2B: 3 SAC: 0 3B: 1 DP: 1 HR: 0 HBP: 0	WP: 0 PA: 34 PB: 0 SB: 0 CS: 2		
<b>PITCHER</b>	IP WLS BF H R ER SO BB IBB HBP BLK WP HR S P ERA WHIP											<b>PITCHER</b>	IP WLS BF H R ER SO BB IBB HBP BLK WP HR S P ERA WHIP
Tommy John, L (1, 1) ERA: 2.87	7.2 W 30 7 1 1 0 3 0 0 0 0 0 0 27 39 1.17 1.304												
Rich Gossage, R (8, 1) ERA: 0.46	1.1 S 4 0 0 0 1 0 0 0 0 0 0 0 6 6 0.00 0.000												

livebaseballscores.com

**AB** 31  
**R** 1  
**H** 7  
**RBI** 1  
**BB** 3  
**SO** 1  
**LOB** 11





Batter	1	2	3	4	5	6	7	8	9	AB	R	H	RBI	BB	SO	LOB
<b>Willie Randolph, R</b> OBP: 0.315, SLG: 0.333 (1, 4)	0-0 F8		0-0 SH1-3		0-0 6-3		0-0 L7			3	0	0	0	0	0	1
<b>Bobby Murcer, L</b> OBP: 0.375, SLG: 0.581 (1, 10)	0-3 K		0-0 4-3		0-0 L7			0-0 F9		4	0	0	0	0	1	2
<b>Dave Winfield, R</b> OBP: 0.415, SLG: 0.483 (1, 8)	0-3 K		0-0 F2			0-0 SH5-3 1B SF8 1B		0-0 L6		4	1	1	0	0	1	1
<b>Reggie Jackson, L</b> OBP: 0.333, SLG: 0.446 (1, 9)		0-0 F7		0-0 4-3		0-0 SH5-3 1B 1-2		0-3 K		4	0	1	0	0	1	0
<b>Lou Piniella, R</b> OBP: 0.316, SLG: 0.320 (1, 7)		0-0 BB 1B		4-0 BB 1B		0-0 SH5-3 1B 1-2 2-3				1	0	1	0	1	0	0
<b>Graig Nettles, L</b> OBP: 0.301, SLG: 0.346 (1, 5)		4-0 BB 1B		0-3 K		0-0 SF8				1	0	0	1	1	1	1
<b>Barry Foote, R</b> OBP: 0.225, SLG: 0.342 (1, 2)		0-0 G4-6-3 1-2		0-0 F7		0-0 F7				3	0	0	0	0	0	4
<b>Bucky Dent, R</b> OBP: 0.271, SLG: 0.398 (1, 6)			0-0 2B		0-0 6-3 SH1-4 1B		0-3 K			3	1	2	0	0	1	0
<b>Dennis Werth, R</b> OBP: 0.226, SLG: 0.115 (1, 3)			0-0 SH1-3 2B		0-0 SH1-4 1-2		0-0 5-3			2	0	1	1	0	0	0

Inning Stats	R: 0	H: 0	E: 0	K: 2	S: 7	R: 0	H: 1	E: 0	K: 0	S: 3	R: 1	H: 2	E: 0	K: 0	S: 5	R: 0	H: 0	E: 0	K: 1	S: 5	R: 0	H: 1	E: 0	K: 0	S: 4	R: 1	H: 2	E: 0	K: 0	S: 5	R: 0	H: 0	E: 0	K: 1	S: 5	R: 0	H: 0	E: 0	K: 1	S: 5	1B: 4	SF: 1	2B: 2	SAC: 3	3B: 0	DP: 1	HR: 0	HBP: 0	WP: 0	PA: 31			
	0	0	0	2	7	0	1	0	0	3	1	2	0	1	5	0	0	0	1	5	0	0	0	1	0	0	1	2	0	0	5	0	0	0	0	5	0	0	0	5	4	1	2	0	3	0	1	0	0	0	0	0	31

PITCHER	IP	WLS	BF	H	R	ER	SO	BB	IBB	HBP	BLK	WP	HR	S	P	ERA	WHIP
<b>Paul Splittorf, L</b> ERA: 5.2 (1, 1)	8.0	L	31	6	2	2	5	2	0	0	0	0	0	39	47	2.25	1.000

**BOTTOM**

**Kansas City Royals @ New York Yankees**  
Yankee Stadium, Bronx, NY  
Mon May 18 1981, 7:05 PM EDT  
Att: 21,853 - Unknown - 66 F

<b>AB</b>	<b>25</b>
<b>R</b>	<b>2</b>
<b>H</b>	<b>6</b>
<b>RBI</b>	<b>2</b>
<b>BB</b>	<b>2</b>
<b>SO</b>	<b>5</b>
<b>LOB</b>	<b>9</b>



WP	HR	S	P	ERA	WHIP
0	0	5	1	2.25	1.000

Batter	1	2	3	4	5	6	7	8	9	AB R H RBI BB SO LOB
Willie Wilson, S (1, 7) OBP: 0.315, SLG: 0.350	0-0 F9	0-0 FC5-4		0-0 ES 1B		0-0 F7		0-3 K		5 0 1 0 0 1 4
U L Washington, S (1, 6) OBP: 0.316, SLG: 0.237	0-3 K		4-0 1B SF7 BB	0-3 K		0-0 4-3		0-0 F7		4 1 0 0 1 2 4
Willie Aikens, L (1, 3) OBP: 0.410, SLG: 0.571	0-3 K		0-0 1B 1B	4-0 E IBB		0-0 4-3		0-0 4-3		4 1 1 0 1 1 3
Hal McRae, R (1, 9) OBP: 0.278, SLG: 0.342		4-0 BB 2B BB	0-0 SF7	0-0 E6		0-0 G6-4-3 1B		0-3 K		3 1 1 1 1 1 2
Amos Otis, R (1, 8) OBP: 0.264, SLG: 0.287		4-0 BB 1-2 2B BB	0-0 1B 1B	0-0 P3		0-0 G6-4-3 1-2f		0-3 K		4 1 1 0 1 1 4
Lee May, R (1, 10) OBP: 0.375, SLG: 0.438		0-0 F7	0-0 F8		0-0 4-3 1B		0-0 F8		0-3 K	4 0 1 0 0 0 4 1 0 0 0 0 1 0
Ken Phelps, L (9, PH) OBP: 0.182, SLG: 0.300										
John Wathan, R (1, 2) OBP: 0.330, SLG: 0.364		0-0 1B 2B	0-0 FC6-4 1B		0-0 4-3			0-0 SH 1B 1B		4 1 3 3 0 0 1
Frank White, R (1, 4) OBP: 0.288, SLG: 0.355		0-0 F3	0-0 FC6-4		0-3 K			0-0 SH 1B		4 0 1 0 0 1 4
Dave Chalk, R (1, 5) OBP: 0.333, SLG: 0.391		0-0 FC5-4 1B		0-0 F8		0-0 L6		0-0 SH		3 0 1 1 0 0 1

Inning Stats	R: 0 E: 0 K: 2 S: 7	H: 0 LOB: 0 BB: 0 P: 7	R: 3 E: 0 K: 0 S: 5	H: 2 LOB: 1 BB: 2 P: 13	R: 2 E: 0 K: 0 S: 6	H: 3 LOB: 2 BB: 1 P: 10	R: 0 E: 1 K: 1 S: 7	H: 1 LOB: 3 BB: 1 P: 11	R: 0 E: 0 K: 1 S: 6	H: 1 LOB: 1 BB: 0 P: 6	R: 0 E: 0 K: 0 S: 3	H: 0 LOB: 0 BB: 0 P: 3	R: 0 E: 0 K: 0 S: 3	H: 1 LOB: 0 BB: 0 P: 3	R: 0 E: 0 K: 1 S: 8	H: 2 LOB: 3 BB: 0 P: 8	R: 0 E: 0 K: 3 S: 9	H: 0 LOB: 0 BB: 0 P: 9	1B: 9 2B: 1 3B: 0 HR: 0	SF: 1 SAC: 1 DP: 1 HBP: 0	WP: 0 PB: 0 SB: 1 CS: 0	PA: 42
--------------	------------------------------	---------------------------------	------------------------------	----------------------------------	------------------------------	----------------------------------	------------------------------	----------------------------------	------------------------------	---------------------------------	------------------------------	---------------------------------	------------------------------	---------------------------------	------------------------------	---------------------------------	------------------------------	---------------------------------	----------------------------------	------------------------------------	----------------------------------	--------

PITCHER	IP	WLS	BF	H	R	ER	SO	BB	IBB	HBP	BLK	WP	HR	S	P	ERA	WHIP
Rudy May, L (1, 1) ERA: 3.45	2.0		12	3	5	5	2	3	0	0	0	0	0	13	25	22.50	3.000
Doug Bird, R (3, 1) ERA: 1.69	5.0	W	22	6	0	0	2	0	1	0	0	0	0	25	29	0.00	1.200
Ron Davis, R (8, 1) ERA: 3.28	2.0	S	8	1	0	0	4	0	0	0	0	0	0	16	16	0.00	0.500

**Kansas City Royals @ New York Yankees**  
**Yankee Stadium, Bronx, NY**  
 Tue May 19 1981, 7:05 PM EDT  
 Att. 23,128 - Unknown - 58 F

AB	36
R	5
H	10
RBI	5
BB	4
SO	8
LOB	27



WP: 0	PA: 42
-------	--------

PITCHER	IP	WLS	BF	H	R	ER	SO	BB	IBB	HBP	BLK	WP	HR	S	P	ERA	WHIP
---------	----	-----	----	---	---	----	----	----	-----	-----	-----	----	----	---	---	-----	------

Batter	1	2	3	4	5	6	7	8	9	AB	R	H	RBI	BB	SO	LOB
Willie Randolph, R OBP: 0.312, SLG: 0.331 (1, 4)	0-0 4-3		0-0 1B G6-4-3	0-0 SF7	0-0 F9		0-0 FC1-2			4	1	1	1	0	0	3
Bobby Murcer, L OBP: 0.377, SLG: 0.563 (1, 10)	0-0 6-3		0-0 1B G6-4-3	0-0 BB 1B		0-0 F9	0-0 F7			5	0	2	0	0	0	2
Dave Winfield, R OBP: 0.422, SLG: 0.480 (1, 8)	0-0 FC6-4 1B		0-0 G6-4-3	4-0 BB		4-0 F7 BB		0-0 F9		3	0	1	1	2	0	1
Reggie Jackson, L OBP: 0.320, SLG: 0.425 (1, 9)	0-0 FC6-4		0-3 K	0-0 F7		0-0 F7		0-0 F8		5	0	0	0	0	1	5
Oscar Gamble, L OBP: 0.384, SLG: 0.581 Lou Piniella, R OBP: 0.322, SLG: 0.314 (1, 7) (6, PH) (7, 7)		0-0 F5		0-0 HR	0-0 4-3		4-0 IBB		0-0 F8	3	1	1	1	0	0	0
Graig Nettles, L OBP: 0.307, SLG: 0.345 (1, 5)		4-0 BB BB		0-0 P6	0-0 HR 1B		0-0 F8			3	1	1	0	1	0	2
Jim Spencer, L OBP: 0.250, SLG: 0.270 Dennis Werth, R OBP: 0.250, SLG: 0.115 (1, 3) (7, PH) (8, 3)		4-0 BB BB		0-0 BB 1B SF7 1B	0-0 HR 1B		4-0 1B SH2-4 FC1-2 BB			2	2	2	2	1	0	0
Barry Foote, R OBP: 0.228, SLG: 0.341 (1, 2)		0-3 K		0-0 1B BB 1B	0-0 6-3		0-0 SH2-4			3	1	1	0	0	1	2
Bucky Dent, R OBP: 0.288, SLG: 0.406 (1, 6)		0-0 G3		4-0 BB 1B BB	0-0 1B		0-0 FC1-2			3	0	2	0	1	0	2

Inning Stats	R: 0	H: 1	E: 0	LOB: 1	K: 0	BB: 0	S: 4	P: 4	R: 0	H: 0	E: 0	LOB: 2	K: 1	BB: 2	S: 5	P: 13	R: 1	H: 2	E: 0	LOB: 0	K: 1	BB: 0	S: 6	P: 6	R: 3	H: 4	E: 0	LOB: 3	K: 0	BB: 2	S: 7	P: 15	R: 2	H: 3	E: 0	LOB: 1	K: 0	BB: 0	S: 6	P: 6	R: 0	H: 0	E: 0	LOB: 2	K: 0	BB: 2	S: 3	P: 11	R: 0	H: 1	E: 0	LOB: 2	K: 0	BB: 1	S: 4	P: 8	R: 0	H: 0	E: 0	LOB: 0	K: 0	BB: 0	S: 3	P: 3
--------------	------	------	------	--------	------	-------	------	------	------	------	------	--------	------	-------	------	-------	------	------	------	--------	------	-------	------	------	------	------	------	--------	------	-------	------	-------	------	------	------	--------	------	-------	------	------	------	------	------	--------	------	-------	------	-------	------	------	------	--------	------	-------	------	------	------	------	------	--------	------	-------	------	------

PITCHER	IP	WLS	BF	H	R	ER	SO	BB	IBB	HBP	BLK	WP	HR	S	P	ERA	WHIP
Rich Gale, R ERA: 5.14 (1, 1)	3.1		17	6	4	4	2	2	0	0	0	0	0	19	27	10.80	2.400
Renie Martin, R ERA: 5.63 (4, 1)	1.2	L	11	4	2	2	0	2	0	0	0	0	1	9	17	10.80	3.600
Ken Brett, L ERA: 3.0 (6, 1)	3.0		13	1	0	0	0	2	1	0	0	0	0	10	22	0.00	1.000

**BOTTOM**

**Kansas City Royals @ New York Yankees**  
Yankee Stadium, Bronx, NY

Tue May 19 1981, 7:05 PM EDT  
Att: 23,128 - Unknown - 58 F

AB	32
R	6
H	11
RBI	5
BB	7
SO	2
LOB	17



WP	HR	S	P	ERA	WHIP
0	0	0	0	0	0

Batter	1	2	3	4	5	6	7	8	9	10	11	AB R H RBI BB SO LOB	TOP				
<b>Willie Wilson, S</b> OBP: 0.331, SLG: 0.359 (1, 7)	4-0 1B BB	0-0 F7		0-0 2B 1B		0-3 K			0-0 SH3-4 1B		0-0 FC4-6 1B	5 2 3 0 1 1 0	<b>Kansas City Royals @ New York Yankees</b> Yankee Stadium, Bronx, NY Wed May 20 1981, 7:05 PM EDT Att: 27,912 - Unknown - 59 F				
<b>John Wathan, R</b> OBP: 0.342, SLG: 0.379 (1, 2)	0-0 FC1-6 1B WP	0-0 1B		0-0 SF8		0-0 1B			0-0 SH3-4		0-0 F7	4 1 3 1 0 0 1					
<b>Willie Aikens, L</b> OBP: 0.415, SLG: 0.577 (1, 3)	0-0 FC1-6 1B	0-0 1B		0-0 1B 2B		0-3 K			0-0 6-3		0-0 FC4-6	6 0 3 2 0 1 3					
<b>Hal McRae, R</b> OBP: 0.275, SLG: 0.336 (1, 10)	0-0 F7	0-0 L9		0-0 FC4-6 1B		0-3 K			0-0 6-3			5 0 1 0 0 1 5					
<b>Amos Otis, R</b> OBP: 0.270, SLG: 0.292 (1, 8)	0-0 FC1-6 WP S		0-0 G3-6 1B	0-0 FC4-6		0-0 F9			0-0 1B			5 0 2 0 0 0 4					
<b>Jamie Quirk, L</b> OBP: 0.333, SLG: 0.424 (1, 5)	4-0 WP IBB		0-0 G3-6		4-0 FC5-4 BB	0-3 K			0-0 B1			3 0 0 0 2 1 2					
<b>Frank White, R</b> OBP: 0.264, SLG: 0.338 (1, 4)	4-0 BB		0-0 6-3		0-0 FC5-4 CS	0-0 G1			0-0 L7			4 0 0 0 1 0 2					
<b>Cesar Geronimo, L</b> OBP: 0.250, SLG: 0.271 <b>Lee May, R</b> OBP: 0.353, SLG: 0.412 <b>Danny Garcia, L</b> OBP: 0.083, SLG: 0.083 (1, 9) (8, PH) (8, 9)	0-0 P5		0-0 K	0-0 F7		0-3 K			0-0 4-3			3 0 0 0 0 1 4 1 0 0 0 0 1 0 1 0 0 0 0 0 1					
<b>U L Washington, S</b> OBP: 0.314, SLG: 0.230 <b>Ken Phelps, L</b> OBP: 0.167, SLG: 0.273 <b>Rance Mulliniks, L</b> OBP: 0.154, SLG: 0.154 (1, 6) (11, PH) (11, 6)		0-0 5-3		4-0 1B SF8 BB	0-0 CS	0-3 K			0-0 F7		0-0 6-3	3 1 0 0 1 1 0 1 0 0 0 0 0 0 0 0 0 0 0 0 0					
<b>Inning Stats</b>	R: 2 H: 2 E: 0 LOB: 3 K: 0 BB: 3 S: 5 P: 17	R: 0 H: 2 E: 0 LOB: 2 K: 0 BB: 0 S: 5 P: 5	R: 0 H: 1 E: 0 LOB: 0 K: 0 BB: 0 S: 3 P: 3	R: 2 H: 3 E: 0 LOB: 2 K: 1 BB: 1 S: 8 P: 12	R: 0 H: 0 E: 0 LOB: 0 K: 0 BB: 1 S: 2 P: 6	R: 0 H: 1 E: 0 LOB: 1 K: 3 BB: 0 S: 10 P: 10	R: 0 H: 0 E: 0 LOB: 0 K: 2 BB: 0 S: 7 P: 7	R: 0 H: 0 E: 0 LOB: 0 K: 1 BB: 0 S: 5 P: 5	R: 0 H: 1 E: 0 LOB: 1 K: 0 BB: 0 S: 4 P: 4	R: 0 H: 1 E: 0 LOB: 1 K: 0 BB: 0 S: 4 P: 4	R: 0 H: 1 E: 0 LOB: 1 K: 0 BB: 0 S: 4 P: 4	1B: 11 SF: 1 2B: 1 SAC: 1 3B: 0 DP: 1 HR: 0 HBP: 0		WP: 1 PA: 49 PB: 0 SB: 4 CS: 1			
<b>PITCHER</b>	IP WLS BF H R ER SO BB IBB HBP BLK WP HR S P ERA WHIP																
<b>Gene Nelson, R</b> ERA: 3.31 (1, 1)	3.2	22	8	4	4	1	3	1	0	0	0	1	0	20	36	9.82	3.000
<b>Dave LaRoche, L</b> ERA: 0.9 (4, 1)	5.0	17	2	0	0	6	1	0	0	0	0	0	0	28	32	0.00	0.600
<b>Ron Davis, R</b> ERA: 3.12 (9, 1)	1.1	5	1	0	0	0	0	0	0	0	0	0	0	5	5	0.00	0.750
<b>Bill Castro, R</b> ERA: 4.66 (11, 1)	1.0	W 4	1	0	0	0	0	0	0	0	0	0	0	4	4	0.00	1.000

AB	41
R	4
H	12
RBI	3
BB	5
SO	7
LOB	22



livebaseballscorecards.com

Batter	1	2	3	4	5	6	7	8	9	10	11	AB R H RBI BB SO LOB	BOTTOM												
<b>Willie Randolph, R</b> OBP: 0.314, SLG: 0.336 (1, 4)	4-0 1B BB	0-0 F7			0-0 2B			0-0 L7		0-0 F9		4 1 1 0 1 0 2	<b>Kansas City Royals @ New York Yankees</b> Yankee Stadium, Bronx, NY Wed May 20 1981, 7:05 PM EDT Att: 27,912 - Unknown - 59 F												
<b>Bobby Murcer, L</b> OBP: 0.362, SLG: 0.528 (1, 10)	0-0 F3	0-3 K			0-0 G6-4-3 1B			0-3 K		0-0 G3		5 0 1 0 0 2 3													
<b>Dave Winfield, R</b> OBP: 0.414, SLG: 0.469 (1, 8)	0-0 1B 1B				0-0 G6-4-3 1-2f			0-0 F8			0-0 E6 FC4-6 1B	5 2 1 0 0 0 1													
<b>Reggie Jackson, L</b> OBP: 0.315, SLG: 0.409 (1, 9)	0-3 K				0-0 F7			0-0 F8		0-0 4-3	4-0 FC4-6 IBB	4 0 0 0 1 1 2													
<b>Lou Piniella, R</b> OBP: 0.333, SLG: 0.327 <b>Oscar Gamble, L</b> OBP: 0.379, SLG: 0.573 (1, 7) (11, PH)	0-0 1B 1B				0-0 F8			0-0 G1-4-3 1B		0-0 F8	0-0 FC4-6 1B IBB 1-2f 2-3	4 1 2 1 0 0 0 1 0 0 0 0 0 2													
<b>Barry Foote, R</b> OBP: 0.240, SLG: 0.384 <b>Jerry Mumphrey, S</b> OBP: 0.366, SLG: 0.441 (1, 2) (11, PH)	0-0 1B 1B				0-0 HR			0-0 G1-4-3 1-2f		0-0 F7	4-0 1B IBB 1-2 IBB	4 1 2 2 0 0 1 0 0 0 0 1 0 0													
<b>Graig Nettles, L</b> OBP: 0.311, SLG: 0.348 (1, 5)	0-0 1B				0-0 L5			0-0 2-3		0-0 L9	0-0 1B 1-2 2-3 3-H	5 0 2 2 0 0 0													
<b>Bucky Dent, R</b> OBP: 0.287, SLG: 0.410 (1, 6)	0-0 F8				0-0 4-3			0-0 F8		0-0 F9 2B		4 0 1 0 0 0 2													
<b>Dennis Werth, R</b> OBP: 0.229, SLG: 0.103 <b>Dave Revere, L</b> OBP: 0.327, SLG: 0.333 (1, 3) (10, PH) (11, 3)		0-0 6-3			0-0 F8			0-0 6-3		4-0 IBB		3 0 0 0 0 0 0 0 0 0 0 1 0 0													
<b>Inning Stats</b>	R: 3 E: 0 K: 1 S: 9	H: 4 LOB: 2 BB: 1 P: 13	R: 0 E: 0 K: 1 S: 5	H: 0 LOB: 0 BB: 0 P: 5	R: 0 E: 0 K: 0 S: 3	H: 0 LOB: 0 BB: 0 P: 3	R: 1 E: 0 K: 0 S: 4	H: 1 LOB: 0 BB: 0 P: 4	R: 0 E: 0 K: 0 S: 3	H: 2 LOB: 0 BB: 0 P: 3	R: 0 E: 0 K: 0 S: 3	H: 1 LOB: 0 BB: 0 P: 3		R: 0 E: 0 K: 1 S: 5	H: 0 LOB: 0 BB: 0 P: 5	R: 0 E: 0 K: 0 S: 3	H: 0 LOB: 0 BB: 0 P: 3	R: 0 E: 0 K: 0 S: 4	H: 1 LOB: 2 BB: 1 P: 8	R: 0 E: 0 K: 0 S: 3	H: 1 LOB: 3 BB: 2 P: 11	1B: 7 2B: 2 3B: 0 HR: 1	SF: 0 SAC: 0 DP: 2 HBP: 0	WP: 0 PB: 0 SB: 0 CS: 0	PA: 43
<b>PITCHER</b> <b>Larry Gura, L</b> ERA: 3.23 <b>Dan Quisenberry, R</b> ERA: 4.5	IP 9.1 1.0	WLS 35 L	BF 35 8	H 9 1	R 4 1	ER 4 0	SO 3 0	BB 1 0	IBB 0 3	HBP 0 0	BLK 0 0	WP 0 0		HR 1 0	S 40 5	P 44 17	ERA 3.86 0.00	WHIP 1.071 1.000							

AB	39
R	5
H	10
RBI	5
BB	4
SO	3
LOB	13



WP: 0	PA: 43
PB: 0	
SB: 0	
CS: 0	

Batter	1	2	3	4	5	6	7	8	9	AB R H RBI BB SO LOB	TOP
Gary Ward, R (1, 7) OBP: 0.346, SLG: 0.400	0-0 L9	0-3 K			0-0 6-3		0-3 K		0-0 1-3	5 0 0 0 0 2 1	
Rob Wilfong, L (1, 4) OBP: 0.281, SLG: 0.288	0-0 2B SF8 1B	0-0 F5			0-0 F8			0-0 F8	0-0 4-3	5 1 1 0 0 0 1	
Mickey Hatcher, R (1, 8) OBP: 0.308, SLG: 0.439	0-0 SF8 2B				0-0 F7			0-0 F9		4 2 1 0 0 0 0	
Roy Smalley, S (1, 6) Pete Mackanin, R (4, 6) OBP: 0.400, SLG: 0.500 OBP: 0.254, SLG: 0.293	4-0 2B IBB				0-3 K			0-0 F2		1 0 0 0 1 1 0 2 0 0 0 0 1 1	
John Castino, R (1, 5) OBP: 0.305, SLG: 0.439	0-0 SF8				0-0 P3			0-0 HR	0-0 1B 3B 2B	3 2 2 3 0 0 0	
Butch Wynegar, S (1, 10) OBP: 0.500, SLG: 0.500	0-0 2B				0-0 6-3			0-0 4-3	4-0 1B 3B BB	3 1 1 1 1 0 0	
Danny Goodwin, L (1, 3) OBP: 0.314, SLG: 0.290	4-0 IBB				0-0 1-3			0-3 K	0-0 3B 1B	3 1 1 0 1 1 0	AB 34 R 7 H 7 RBI 7 BB 3 SO 6 LOB 7
Sal Butera, R (1, 2) OBP: 0.366, SLG: 0.354	0-0 F4				0-0 5-3			0-0 F5	0-0 3B	4 0 1 3 0 0 3	
Dave Engle, R (1, 9) OBP: 0.270, SLG: 0.339		0-0 5-3			0-0 6-3			0-0 1-3	0-3 K	4 0 0 0 0 1 1	
Inning Stats	R: 2 H: 3 E: 0 LOB: 3 K: 0 BB: 2 S: 6 P: 14	R: 0 H: 0 E: 0 LOB: 0 K: 1 BB: 0 S: 5 P: 5	R: 0 H: 0 E: 0 LOB: 0 K: 1 BB: 0 S: 5 P: 5	R: 0 H: 0 E: 0 LOB: 0 K: 0 BB: 0 S: 3 P: 3	R: 0 H: 0 E: 0 LOB: 0 K: 0 BB: 0 S: 3 P: 3	R: 2 H: 1 E: 1 LOB: 0 K: 2 BB: 0 S: 9 P: 9	R: 0 H: 0 E: 0 LOB: 0 K: 1 BB: 0 S: 5 P: 5	R: 0 H: 0 E: 0 LOB: 0 K: 0 BB: 0 S: 3 P: 3	R: 3 H: 3 E: 0 LOB: 1 K: 1 BB: 1 S: 8 P: 12	1B: 2 SF: 1 2B: 3 SAC: 0 3B: 1 DP: 0 HR: 1 HBP: 0	WP: 0 PA: 38 PB: 0 SB: 0 CS: 0
PITCHER	IP WLS BF H R ER SO BB IBB HBP BLK WP HR S P ERA WHIP										
Dennis Leonard, R (1, 1) ERA: 3.38	8.0 L 34 6 7 6 5 1 2 0 0 0 1 41 53 6.75 0.875										
Dan Quisenberry, R (9, 1) ERA: 4.24	1.0 4 1 0 0 1 0 0 0 0 0 0 6 6 0.00 1.000										

Minnesota Twins @ Kansas City Royals  
Royals Stadium, Kansas City, MO  
Fri May 22 1981, 8:05 PM EDT  
Att. 34,052 - Unknown - 82 F

livebaseballscorecards.com





Batter	1	2	3	4	5	6	7	8	9	10	11	12	13	14	15	AB R H RBI BB SO LOB	TOP							
<b>Gary Ward, R</b> OBP: 0.333, SLG: 0.382 (1, 7)	0-3 <b>K</b>		0-3 <b>K</b>		0-0 <b>F8</b>			0-0 <b>SH3-4</b> <b>1B</b>		0-0 <b>F8</b>			0-0 <b>6-3</b>		0-0 <b>6-3</b>	7 0 1 0 0 2 1								
<b>Chuck Baker, R</b> OBP: 0.083, SLG: 0.083 (1, 6)	0-0 <b>F9</b>		0-0 <b>L7</b>		0-0 <b>6-3</b>			0-0 <b>SH3-4</b> <b>1-2</b>		0-0 <b>5-3</b>			0-3 <b>K</b>			4 0 0 0 0 0 1								
<b>Rob Wilfong, L</b> OBP: 0.279, SLG: 0.286 (13, PH)																1 0 0 0 0 1 0								
<b>Mickey Hatcher, R</b> OBP: 0.316, SLG: 0.444 (1, 8)	0-0 <b>2B</b>		4-0 <b>BB</b>			0-0 <b>6-3</b>		0-0 <b>L9</b>					0-0 <b>F6</b>		0-0 <b>SH1-4</b> <b>1B</b>	5 0 2 0 1 0 1								
<b>Butch Wynegar, S</b> OBP: 0.400, SLG: 0.391 (1, 10)	0-0 <b>4-3</b>		0-0 <b>F7</b>			0-0 <b>6-3</b>			0-0 <b>L7</b>				0-0 <b>1-3</b>		0-0 <b>SH1-4</b> <b>1-2</b>	5 0 0 0 0 0 3								
<b>John Castino, R</b> OBP: 0.306, SLG: 0.432 (1, 5)		0-0 <b>F3</b>		0-3 <b>K</b>		0-0 <b>5-3</b>		0-0 <b>BB</b> <b>1B</b>					0-0 <b>4-3</b>		4-0 <b>IBB</b>	5 0 1 0 1 1 0								
<b>Pete Mackanin, R</b> OBP: 0.231, SLG: 0.266 (1, 4)		0-0 <b>4-3</b>		0-3 <b>K</b>				0-0 <b>F8</b>		0-0 <b>F8</b>			0-3 <b>K</b>		0-0 <b>F5</b>	6 0 0 0 0 2 3								
<b>Ron Jackson, R</b> OBP: 0.286, SLG: 0.369 (1, 3)		0-0 <b>2B</b>		0-0 <b>1B</b>				0-0 <b>F7</b>		4-0 <b>FC6-4</b> <b>BB</b>			0-0 <b>F9</b>		0-0 <b>1-3</b>	5 0 2 0 1 0 2								
<b>Sal Butera, R</b> OBP: 0.343, SLG: 0.329 (1, 2)		0-3 <b>K</b>		0-0 <b>L7</b>				0-0 <b>F8</b>		0-0 <b>FC6-4</b> <b>1-2</b>			0-0 <b>F7</b>			6 0 0 0 0 1 4								
<b>Dave Engle, R</b> OBP: 0.269, SLG: 0.349 (1, 9)			0-0 <b>2B</b>		0-0 <b>6-3</b>			0-0 <b>F7</b>		0-3 <b>K</b>			0-3 <b>K</b>		0-0 <b>2B</b>	4 0 1 0 0 1 0								
<b>Hosken Powell, L</b> OBP: 0.333, SLG: 0.367 (13, PH)																2 0 1 0 0 1 0								
<b>Inning Stats</b>	R: 0 E: 0 K: 1 S: 6	H: 1 LOB: 1 BB: 0 P: 6	R: 0 E: 0 K: 1 S: 6	H: 1 LOB: 1 BB: 0 P: 6	R: 0 E: 0 K: 1 S: 6	H: 1 LOB: 2 BB: 1 P: 10	R: 0 E: 0 K: 2 S: 8	H: 1 LOB: 1 BB: 0 P: 8	R: 0 E: 0 K: 0 S: 3	H: 0 LOB: 0 BB: 0 P: 3	R: 0 E: 0 K: 0 S: 3	H: 0 LOB: 0 BB: 0 P: 3	R: 0 E: 0 K: 1 S: 5	H: 0 LOB: 0 BB: 0 P: 5	R: 0 E: 0 K: 2 S: 7	H: 0 LOB: 0 BB: 0 P: 7	R: 0 E: 0 K: 0 S: 4	H: 1 LOB: 2 BB: 1 P: 8	R: 0 E: 0 K: 0 S: 3	H: 1 LOB: 0 BB: 0 P: 3	1B: 4 2B: 4 3B: 0 HR: 0	SF: 0 SAC: 2 DP: 0 HBP: 0	WP: 0 PB: 0 SB: 0 CS: 0	PA: 55
<b>PITCHER</b>	IP WLS BF H R ER SO BB IBB HBP BLK	IP WLS BF H R ER SO BB IBB HBP BLK	IP WLS BF H R ER SO BB IBB HBP BLK	IP WLS BF H R ER SO BB IBB HBP BLK	IP WLS BF H R ER SO BB IBB HBP BLK	IP WLS BF H R ER SO BB IBB HBP BLK	IP WLS BF H R ER SO BB IBB HBP BLK	IP WLS BF H R ER SO BB IBB HBP BLK	IP WLS BF H R ER SO BB IBB HBP BLK	IP WLS BF H R ER SO BB IBB HBP BLK	IP WLS BF H R ER SO BB IBB HBP BLK	IP WLS BF H R ER SO BB IBB HBP BLK	IP WLS BF H R ER SO BB IBB HBP BLK	IP WLS BF H R ER SO BB IBB HBP BLK	IP WLS BF H R ER SO BB IBB HBP BLK	ERA WHIP	ERA WHIP	ERA WHIP	ERA WHIP	ERA WHIP	ERA WHIP	ERA WHIP	ERA WHIP	
<b>Paul Spittorff, L</b> ERA: 3.99 (1, 1)	11.0															0.00	0.727							
<b>Renie Martin, R</b> ERA: 4.5 (12, 1)	4.0	W	14	2	0	0	3	0	1	0	0					0.00	0.500							

**Minnesota Twins @ Kansas City Royals**  
**Royals Stadium, Kansas City, MO**  
 Sat May 23 1981, 8:05 PM EDT  
 Att. 27,580 - Unknown - 72 F

livebaseballscores.com

AB	50
R	0
H	8
RBI	0
BB	3
SO	9
LOB	15





Batter	1	2	3	4	5	6	7	8	9	10	11	12	13	14	15	AB	R	H	RBI	BB	SO	LOB
<b>Willie Wilson, S</b> OBP: 0.313, SLG: 0.338 (1, 7)	0-0 6-3		0-0 4-3			0-0 F8			0-0 F7	0-3 K			0-3 K		0-0 1B	7	0	1	1	0	2	5
<b>Hal McRae, R</b> OBP: 0.270, SLG: 0.341 (1, 10)	0-3 K			0-0 6-3		0-0 F3			0-0 3B		0-0 5-3			0-0 E7		6	0	2	0	0	1	1
<b>Willie Aikens, L</b> OBP: 0.414, SLG: 0.554 (1, 3)	0-3 K			0-0 F6			0-0 L9		4-0 IBB		0-0 L7			4-0 IBB		4	0	0	0	2	1	0
<b>Amos Otis, R</b> OBP: 0.257, SLG: 0.276 (1, 8)		0-0 4-3 BLK 1B		0-0 F9			0-0 F8		0-3 K		0-3 K			0-3 K		6	0	1	0	0	3	4
<b>John Wathan, R</b> OBP: 0.322, SLG: 0.348 (1, 2)		0-0 5-3 1-2			0-3 K			0-3 K		0-0 5-3		0-0 6-3		0-0 G6-4-3		6	0	0	0	0	2	3
<b>Jamie Quirk, L</b> OBP: 0.350, SLG: 0.432 <b>Danny Garcia, L</b> OBP: 0.143, SLG: 0.143 (10, PR) (11, 9)		0-0 4-3 2-3			0-0 6-3			0-0 FC3-6 1B		0-0 E FC4-2 1B		0-0 G3			0-0 FC4-6 SH1-4 1B	4	0	2	0	0	0	1
<b>Frank White, R</b> OBP: 0.250, SLG: 0.315 (1, 4)		0-0 L8			0-0 5-3			0-0 FC3-6 1-2f G4-6-3		0-0 FC4-2 E 1B		0-0 L6			0-0 SH1-4	5	0	1	0	0	0	2
<b>Cesar Geronimo, L</b> OBP: 0.255, SLG: 0.275 <b>George Brett, L</b> OBP: 0.352, SLG: 0.383 <b>Dave Chalk, R</b> OBP: 0.367, SLG: 0.393 (10, PR) (11, 5)			0-3 K					0-0 SH3-4 1B		4-0 FC4-2 IBB			0-0 F7		0-0 FC4-6 1B	3	0	1	0	0	1	1
<b>U L Washington, S</b> OBP: 0.307, SLG: 0.239 (1, 6)			0-3 K					0-0 SH3-4 1-2		0-0 CS 2B			0-0 F9		0-0 FC4-6 1B	5	0	1	0	0	1	5

**Minnesota Twins @ Kansas City Royals**  
 Royals Stadium, Kansas City, MO  
 Sat May 23 1981, 8:05 PM EDT  
 Att. 27,580 - Unknown - 72 F

AB	50
R	1
H	11
RBI	1
BB	3
SO	11
LOB	22



PITCHER	IP	WLS	BF	H	R	ER	SO	BB	IBB	HBP	BLK	WP	HR	S	P	ERA	WHIP
<b>Roger Erickson, R</b> ERA: 3.75 (1, 1)	9.1		34	7	0	0	7	0	1	0	1	0	0	0	47	0.00	0.750
<b>Doug Corbett, R</b> ERA: 2.73 (10, 1)	2.2		9	0	0	0	2	0	1	0	0	0	0	12	16	0.00	0.000
<b>Don Cooper, R</b> ERA: 3.91 (13, 1)	2.2	L	12	4	1	1	2	0	1	0	0	0	0	15	19	3.38	1.500

PITCHER	IP	WLS	BF	H	R	ER	SO	BB	IBB	HBP	BLK	WP	HR	S	P	ERA	WHIP

WP: 0	PA: 55
PB: 0	
SB: 1	
CS: 1	

Batter	1	2	3	4	5	6	7	8	9	AB R H RBI BB SO LOB	TOP		
Gary Ward, R (1, 7) OBP: 0.339, SLG: 0.381	4-0 2B 1B BB		0-3 K			0-0 F8	0-0 1B			3 1 1 0 1 1 0	<b>Minnesota Twins @ Kansas City Royals</b> Royals Stadium, Kansas City, MO Sun May 24 1981, 4:33 AM EDT Att. 37,207 - Unknown - 69 F <a href="http://livebaseballscorecards.com">livebaseballscorecards.com</a>		
Rob Wilfong, L (1, 4) OBP: 0.279, SLG: 0.292	0-0 1B 2B		0-0 F6			0-0 F9	0-0 P3			4 1 1 0 0 0 2			
Mickey Hatcher, R (1, 8) OBP: 0.321, SLG: 0.446	0-0 1B		0-0 F9			0-0 1B		0-0 F9		4 0 2 2 0 0 0			
Glenn Adams, L (1, 10) OBP: 0.336, SLG: 0.362	0-3 K			0-0 4-3		0-0 4-3		0-0 F8		4 0 0 0 0 1 2			
John Castino, R (1, 5) OBP: 0.305, SLG: 0.428	0-3 K			0-0 6-3			0-0 4-3	0-0 1B		4 0 1 0 0 1 1			
Danny Goodwin, L (1, 3) OBP: 0.308, SLG: 0.286	0-0 F8			0-0 F7			0-0 HR 1B	0-0 G3		4 1 1 0 0 0 2			
Pete Mackanin, R (1, 6) OBP: 0.232, SLG: 0.309		0-3 K			0-3 K		0-0 HR		0-3 K	4 1 1 2 0 3 0			
Sal Butera, R (1, 2) OBP: 0.343, SLG: 0.330		0-0 F9			0-0 4-3		0-0 1B 1B		0-3 K	3 0 1 0 0 0 0 1 0 0 0 0 1 0			
Butch Wynegar, S (7, 2) OBP: 0.385, SLG: 0.375		0-0 F9			0-0 4-3		0-0 1B 1B		0-3 K	3 0 0 0 0 1 1 1 0 0 0 0 1 0			
Dave Engle, R (1, 9) OBP: 0.257, SLG: 0.333		0-3 K			0-0 F9		0-0 F9		0-3 K				
Hosken Powell, L (9, PH) OBP: 0.330, SLG: 0.364													
<b>Inning Stats</b>	R: 2 H: 2 E: 0 LOB: 1 K: 2 BB: 1 S: 9 P: 13	R: 0 H: 0 E: 0 LOB: 0 K: 2 BB: 0 S: 7 P: 7	R: 0 H: 0 E: 0 LOB: 0 K: 1 BB: 0 S: 5 P: 5	R: 0 H: 0 E: 0 LOB: 0 K: 0 BB: 0 S: 3 P: 3	R: 0 H: 0 E: 0 LOB: 0 K: 1 BB: 0 S: 5 P: 5	R: 0 H: 1 E: 0 LOB: 1 K: 0 BB: 0 S: 4 P: 4	R: 2 H: 4 E: 0 LOB: 2 K: 0 BB: 0 S: 7 P: 7	R: 0 H: 1 E: 0 LOB: 1 K: 0 BB: 0 S: 4 P: 4	R: 0 H: 0 E: 0 LOB: 0 K: 3 BB: 0 S: 9 P: 9	1B: 6 SF: 0 2B: 1 SAC: 0 3B: 0 DP: 0 HR: 1 HBP: 0	WP: 0 PA: 36 PB: 0 SB: 0 CS: 0		
<b>PITCHER</b>	IP WLS BF H R ER SO BB IBB HBP BLK WP HR S P ERA WHIP											<b>PITCHER</b>	IP WLS BF H R ER SO BB IBB HBP BLK WP HR S P ERA WHIP
Rich Gale, R (1, 1) ERA: 4.94	9.0 W 36 8 4 4 9 1 0 0 0 0 1 53 57 4.00 1.000												
Rich Gale, R (9, 1) ERA: 4.94	9.0 W 36 8 4 4 9 1 0 0 0 0 0 1 53 57 4.00 1.000												



Batter	1	2	3	4	5	6	7	8	9	AB R H RBI BB SO LOB	TOP											
<b>Cesar Geronimo, L</b> (1, 9) OBP: 0.286, SLG: 0.328	0-3 K		0-0 FC5-4 1B			0-0 E4 G5-4-3			0-0 F7	4 0 1 0 0 1 0												
<b>Hal McRae, R</b> (1, 7) OBP: 0.268, SLG: 0.357	0-0 6-3		0-0 FC5-4 1-2f			0-0 G5-4-3 1-2f			0-0 F9	4 0 0 0 0 0 2												
<b>George Brett, L</b> (1, 5) OBP: 0.344, SLG: 0.375	0-0 4-3					0-0 F9			0-0 1B 2B	4 1 1 0 0 0 0												
<b>Willie Aikens, L</b> (1, 3) OBP: 0.426, SLG: 0.547		4-0 FC6-4 BB				0-3 K			0-0 2B 1B	3 0 1 0 1 1 0												
<b>Amos Otis, R</b> (1, 8) OBP: 0.262, SLG: 0.289		0-0 FC6-4 CS 1-2f				0-0 1-3			0-0 1-3 2B	4 0 1 1 0 0 1												
<b>Jamie Quirk, L</b> (1, 2) OBP: 0.341, SLG: 0.415		0-0 1-2 1B				0-0 6-3			0-0 L4	4 0 1 0 0 0 2												
<b>Ken Phelps, L</b> (1, 10) OBP: 0.167, SLG: 0.235		0-3 K				0-0 1B			0-3 K	3 0 1 0 0 2 1												
<b>Frank White, R</b> (1, 4) OBP: 0.243, SLG: 0.302			0-0 5-3			0-0 L7			0-0 F7	3 0 0 0 0 0 1												
<b>Dave Chalk, R</b> (8, 4) OBP: 0.355, SLG: 0.379										0 0 0 0 0 0 0												
<b>U L Washington, S</b> (1, 6) OBP: 0.303, SLG: 0.237			0-0 F7			0-3 K			0-0 F8	3 0 0 0 0 1 1												
<b>Inning Stats</b>	R: 0 E: 0 K: 1 S: 5	H: 0 LOB: 0 BB: 0 P: 5	R: 0 E: 0 K: 1 S: 5	H: 1 LOB: 1 BB: 1 P: 9	R: 0 E: 0 K: 0 S: 4	H: 1 LOB: 1 BB: 0 P: 4	R: 0 E: 0 K: 1 S: 5	H: 0 LOB: 0 BB: 0 P: 5	R: 0 E: 0 K: 1 S: 6	H: 1 LOB: 1 BB: 0 P: 6	R: 0 E: 1 K: 0 S: 3	H: 0 LOB: 0 BB: 0 P: 3	R: 0 E: 0 K: 0 S: 3	H: 0 LOB: 0 BB: 0 P: 3	R: 0 E: 0 K: 1 S: 5	H: 0 LOB: 0 BB: 0 P: 5	R: 1 E: 0 K: 0 S: 6	H: 3 LOB: 2 BB: 0 P: 6	1B: 4 2B: 2 3B: 0 HR: 0	SF: 0 SAC: 0 DP: 1 HBP: 0	WP: 0 PB: 0 SB: 0 CS: 1	PA: 33
<b>PITCHER</b> <b>Brian Allard, R</b> (1, 1) ERA: 3.86	IP: 9.0 WLS: W BF: 33 H: 6 R: 1 ER: 1 SO: 5 BB: 1 IBB: 0 HBP: 0 BLK: 0 WP: 0 HR: 0 S: 42 P: 46 ERA: 1.00 WHIP: 0.778											<b>PITCHER</b> IP: WLS: BF: H: R: ER: SO: BB: IBB: HBP: BLK: WP: HR: S: P: ERA: WHIP:										

**Kansas City Royals @ Seattle Mariners**  
The Kingdome, Seattle, WA  
Mon May 25 1981, 10:05 PM EDT  
Dome

[livebaseballscorecards.com](http://livebaseballscorecards.com)

AB	32
R	1
H	6
RBI	1
BB	1
SO	5
LOB	8



Batter	1	2	3	4	5	6	7	8	9	AB	R	H	RBI	BB	SO	LOB
Lenny Randle, S OBP: 0.276, SLG: 0.287 (1, 5)	0-0 F8	0-0 2B	0-0 SF8		0-0 G3		0-3 K			4	0	1	1	0	1	3
Jim Anderson, R OBP: 0.296, SLG: 0.258 (1, 6)	0-0 F4	0-0 L7	0-0 4-3			0-0 1-3	0-0 F3			5	0	0	0	0	0	6
Tom Paciorek, R OBP: 0.354, SLG: 0.459 (1, 7)	0-0 1B	4-0 BB		0-0 F7		0-0 4-3		4-0 2B BB		3	0	1	0	2	0	0
Richie Zisk, R OBP: 0.340, SLG: 0.510 Dan Meyer, L OBP: 0.197, SLG: 0.234 (1, 10) (6, PH)	0-0 F9	0-0 F8		0-0 FC5-4 1B		0-0 F7		0-3 K		3	0	1	0	0	0	4
Jeff Burroughs, R OBP: 0.400, SLG: 0.512 Joe Simpson, L OBP: 0.242, SLG: 0.308 (1, 9) (8, PR) (9, 8)		4-0 HR BB	4-0 1B BB	0-3 K		4-0 HR BB	0-0 2B			2	3	1	0	3	1	1
Gary Gray, R OBP: 0.338, SLG: 0.778 (1, 3)		0-0 HR	0-0 HBP 1B SF8 1B	0-0 FC5-4		0-0 HR	4-0 IBB			4	3	3	4	1	0	1
Dave Henderson, R OBP: 0.257, SLG: 0.371 (1, 8) (9, 9)		0-0 HR	0-3 K		0-0 4-3		0-0 F8	0-3 K		5	1	1	1	0	2	5
Bud Bulling, R OBP: 0.377, SLG: 0.250 (1, 2)		4-0 2B BB	0-0 SF8 HBP 1B		0-0 1B		0-0 1B 1B	0-0 F9		4	0	3	1	1	0	3
Julio Cruz, S OBP: 0.282, SLG: 0.244 (1, 4)		0-0 F3	1-0 S HBP		0-0 F7		0-0 1B			3	0	1	0	0	0	2

Inning Stats	R: 0	H: 1	E: 0	LOB: 1	K: 0	BB: 0	S: 4	P: 4
	R: 3	H: 3	E: 0	LOB: 3	K: 0	BB: 3	S: 6	P: 18
	R: 2	H: 2	E: 0	LOB: 2	K: 1	BB: 1	S: 7	P: 12
	R: 0	H: 1	E: 0	LOB: 1	K: 1	BB: 0	S: 6	P: 6
	R: 0	H: 1	E: 0	LOB: 1	K: 0	BB: 0	S: 4	P: 4
	R: 0	H: 0	E: 0	LOB: 0	K: 0	BB: 0	S: 3	P: 3
	R: 2	H: 3	E: 0	LOB: 2	K: 1	BB: 1	S: 8	P: 12
	R: 0	H: 1	E: 0	LOB: 3	K: 2	BB: 2	S: 8	P: 16

PITCHER	IP	WLS	BF	H	R	ER	SO	BB	IBB	HBP	BLK	WP	HR	S	P	ERA	WHIP
Larry Gura, L ERA: 3.72 (1, 1)	3.0	L	20	6	5	5	1	4	0	1	0	0	2	17	34	15.00	3.333
Jim Wright, R ERA: 3.21 (4, 1)	5.0		24	6	2	2	4	2	1	0	0	0	1	29	41	3.60	1.600

**BOTTOM**

**Kansas City Royals @ Seattle Mariners**  
The Kingdom, Seattle, WA  
Mon May 25 1981, 10:05 PM EDT  
Dome

AB	35
R	7
H	12
RBI	7
BB	7
SO	5
LOB	26

[livebaseballscorecards.com](http://livebaseballscorecards.com)



WP	HR	S	P	ERA	WHIP
0	1	4	1	3.60	1.600

Batter	1	2	3	4	5	6	7	8	9	AB R H RBI BB SO LOB	TOP		
Willie Wilson, S (1, 7) x OBP: 0.305, SLG: 0.329	0-0 1B 1B		0-3 K			0-0 HBP 1B	0-0 F8		0-0 G6-3 1-2f	5 1 2 0 0 1 4			
Hal McRae, R (1, 10) x OBP: 0.275, SLG: 0.357	0-0 F3		0-0 F7			0-0 HBP 1B		4-0 WP SF9 BB		3 1 1 0 1 0 1			
George Brett, L (1, 5) x OBP: 0.340, SLG: 0.370	0-0 1B 1-2 1B			0-0 F7		0-0 F8		0-0 4-3 1-2		4 0 1 0 0 0 3			
Willie Aikens, L (1, 3) x OBP: 0.421, SLG: 0.542	0-0 G4-6-3 1-3 2-H 1B			0-0 5-3		0-0 F7		0-0 SF9 2-H		3 0 1 2 0 0 2			
Amos Otis, R (1, 8) x OBP: 0.269, SLG: 0.290	0-0 G4-6-3 1-2f			0-0 S 1B		1-0 HBP 1-2 2-3 HBP		0-0 6-3		3 0 1 0 0 0 2			
John Wathan, R (1, 9) x OBP: 0.318, SLG: 0.342		0-0 F9		0-0 4-3 1-2		0-3 K		0-0 BB 1B 1B		4 0 1 0 0 1 4			
Frank White, R (1, 4) x OBP: 0.252, SLG: 0.320		0-0 F8			0-0 L5		0-0 2B	0-0 BB 1B		4 0 2 0 0 0 0			
U L Washington, S (1, 6) x OBP: 0.296, SLG: 0.231 Ken Phelps, L (9, PH) OBP: 0.167, SLG: 0.235 Lee May, R (9, PH) OBP: 0.400, SLG: 0.450		0-0 6-3			0-3 K		0-0 F8	0-3 K		3 0 0 0 0 1 1 0 0 0 0 0 0 0 1 0 0 0 0 1 2			
Jerry Grote, R (1, 2) x OBP: 0.242, SLG: 0.233 Jamie Quirk, L (7, PH) OBP: 0.333, SLG: 0.405 (7, 2) Dave Chalk, R (9, PH) OBP: 0.375, SLG: 0.379 Cesar Geronimo, L (9, PR) OBP: 0.286, SLG: 0.328			0-0 F7		0-0 4-3		0-3 K	4-0 BB BB BB BB BB BB 1-2 2-3 BB		2 0 0 0 0 0 0 1 0 0 0 0 1 1 0 0 0 0 1 0 0 0 0 0 0 0 0 0			
<b>Inning Stats</b>	R: 1 H: 3 E: 0 LOB: 1 K: 0 BB: 0 S: 5 P: 5	R: 0 H: 0 E: 0 LOB: 0 K: 0 BB: 0 S: 3 P: 3	R: 0 H: 0 E: 0 LOB: 0 K: 1 BB: 0 S: 5 P: 5	R: 0 H: 1 E: 0 LOB: 1 K: 0 BB: 0 S: 4 P: 4	R: 0 H: 0 E: 0 LOB: 0 K: 1 BB: 0 S: 5 P: 5	R: 0 H: 2 E: 0 LOB: 3 K: 1 BB: 0 S: 7 P: 8	R: 0 H: 1 E: 0 LOB: 1 K: 1 BB: 0 S: 6 P: 6	R: 1 H: 0 E: 0 LOB: 0 K: 0 BB: 1 S: 3 P: 7	R: 0 H: 2 E: 0 LOB: 3 K: 1 BB: 1 S: 6 P: 10	1B: 8 SF: 1 2B: 1 SAC: 0 3B: 0 DP: 2 HR: 0 HBP: 1	WP: 1 PA: 37 PB: 0 SB: 1 CS: 0		
<b>PITCHER</b>	IP WLS BF H R ER SO BB IBB HBP BLK WP HR S P ERA WHIP											<b>PITCHER</b>	IP WLS BF H R ER SO BB IBB HBP BLK WP HR S P ERA WHIP
Jerry Don Gleaton, L (1, 1) ERA: 5.53	5.2 W 23 6 1 1 2 0 0 1 0 0 0 0 26 27 1.59 1.059												
Dick Drago, R (6, 1) ERA: 5.66	2.1 11 3 1 1 2 1 0 0 0 1 0 14 18 3.86 1.714												
Shane Rawley, L (9, 1) ERA: 3.6	1.0 S 3 0 0 0 1 1 0 0 0 0 0 0 4 8 0.00 1.000												

**Kansas City Royals @ Seattle Mariners**  
 The Kingdome, Seattle, WA  
 Mon May 25 1981, 10:05 PM EDT  
 Att. 11,453 - Dome

AB	33
R	2
H	9
RBI	2
BB	2
SO	5
LOB	20



WP: 1	PA: 37
PB: 0	
SB: 1	
CS: 0	

ERA	WHIP

Batter	1	2	3	4	5	6	7	8	9	AB	R	H	RBI	BB	SO	LOB
Joe Simpson, L OBP: 0.232, SLG: 0.295 (1, 8)	0-3 K		0-0 F7		0-0 F9		0-0 3-1			4	0	0	0	0	1	1
Lenny Randle, S OBP: 0.275, SLG: 0.313 (1, 4) (9, 5)	0-0 F7			0-0 HR	0-0 L4		0-0 F4			4	1	1	1	0	0	0
Bruce Bochte, L OBP: 0.308, SLG: 0.288 (1, 3)	0-3 K			4-0 1B 1B BB		0-0 4-3		0-0 4-3		3	1	0	0	1	1	0
Gary Gray, R OBP: 0.346, SLG: 0.763 (1, 10)		0-3 K		0-0 1B 1-2 SF8 1B		0-0 F7		0-0 PB 1B		4	1	2	0	0	1	0
Jeff Burroughs, R OBP: 0.413, SLG: 0.512 Dave Henderson, R OBP: 0.257, SLG: 0.371 (1, 9) (8, PR) (9, 9)		0-3 K		0-0 FC6-4 1B 1-3 2-H		4-0 BB		4-0 G4-6-3 BB		2	0	1	1	2	1	0
Dan Meyer, L OBP: 0.186, SLG: 0.224 Julio Cruz, S OBP: 0.282, SLG: 0.244 (1, 5) (9, 4)		0-0 F8		0-0 SF8 3-H		0-0 F8		0-0 G4-6-3 1-2f		3	0	0	1	0	0	3
Tom Paciorek, R OBP: 0.354, SLG: 0.453 (1, 7)			4-0 S BB	0-0 FC6-4 1-2f		0-0 F8				2	0	0	0	1	0	1
Jerry Narron, L OBP: 0.289, SLG: 0.306 (1, 2)			0-0 F5 1-2	0-0 F5		4-0 HR BB				2	1	0	0	1	0	2
Rick Auerbach, R OBP: 0.203, SLG: 0.255 (1, 6)			0-3 K		0-3 K		0-0 HR			3	1	1	2	0	2	1

Inning Stats	R: 0	H: 0	E: 0	K: 2	S: 7	LOB: 0	BB: 0	P: 7	R: 0	H: 0	E: 0	K: 2	S: 7	LOB: 0	BB: 0	P: 7	R: 0	H: 0	E: 0	K: 1	S: 5	LOB: 1	BB: 1	P: 9	R: 3	H: 3	E: 0	K: 0	S: 6	LOB: 1	BB: 1	P: 10	R: 0	H: 0	E: 0	K: 1	S: 5	LOB: 0	BB: 0	P: 5	R: 0	H: 1	E: 0	K: 0	S: 4	LOB: 0	BB: 1	P: 8	R: 0	H: 1	E: 0	K: 0	S: 3	LOB: 2	BB: 1	P: 7
1B: 3	SF: 1	2B: 0	SAC: 0	3B: 0	DP: 1	HR: 2	HBP: 0	WP: 0	PA: 33																																															

PITCHER	IP	WLS	BF	H	R	ER	SO	BB	IBB	HBP	BLK	WP	HR	S	P	ERA	WHIP
Juan Berenguer, R ERA: 8.53 (1, 1)	6.0	L	24	3	3	3	6	3	0	0	0	0	1	33	45	4.50	1.000
Ken Brett, L ERA: 4.09 (7, 1)	2.0		9	2	2	2	0	2	0	0	0	0	1	7	15	9.00	2.000

**BOTTOM**

**Kansas City Royals @ Seattle Mariners**  
The Kingdom, Seattle, WA  
Mon May 25 1981, 10:05 PM EDT  
Att. 11,453 - Dome

[livebaseballscorecards.com](http://livebaseballscorecards.com)

AB	27
R	5
H	5
RBI	5
BB	5
SO	6
LOB	8



Batter	1	2	3	4	5	6	7	8	9	AB R H RBI BB SO LOB	TOP											
Willie Wilson, S OBP: 0.296, SLG: 0.318 (1, 7) X	0-0 3-1		X 0-0 6-3		X 0-0 G3		X 0-0 4-3		X 0-0 F4	5 0 0 0 0 0 1												
Amos Otis, R OBP: 0.267, SLG: 0.309 (1, 8) S S S	0-3 K		X 0-0 6-3		X 0-0 6-3		X 0-0 F8		X 0-0 HR	5 1 1 1 0 1 1												
George Brett, L OBP: 0.362, SLG: 0.392 (1, 5) X	0-0 4-3			X 0-0 FC3-6 1B		X 0-0 1B 1B		X 0-0 WP 1B	X 0-0 WP 1B	5 2 4 0 0 0 0												
Willie Aikens, L OBP: 0.413, SLG: 0.536 (1, 3) X		X 0-0 SH SF8 2B		X 0-0 FC3-6 1B 1-2		X 0-0 F7		X 0-0 L8	X 0-0 F7	5 1 1 0 0 0 4												
Hal McRae, R OBP: 0.276, SLG: 0.356 (1, 10) X		X 0-0 SH 2-3		X 0-3 K		X 0-0 1B 1B		X 0-0 6-3		3 0 1 0 0 1 2												
Frank White, R OBP: 0.270, SLG: 0.337 (1, 4) X		X 0-0 F3		X 0-0 1B 2-3		X 0-0 1B 1-2 3-H		X 0-0 1B 1B		4 1 3 2 0 0 2												
John Wathan, R OBP: 0.316, SLG: 0.341 (1, 2) X		X 0-0 SF8 3-H		X 0-0 1-3		X 0-0 F9		X 0-0 1B 1B		3 0 1 1 0 0 4												
Cesar Geronimo, L OBP: 0.288, SLG: 0.328 (1, 9) X		X 0-0 4-3			X 0-0 CS 1B		X 0-0 F7		X 0-0 1-3 2-H 1B	3 0 1 0 0 0 3												
Lee May, R OBP: 0.429, SLG: 0.476 (8, PH) X										1 0 1 1 0 0 0												
Danny Garcia, L OBP: 0.143, SLG: 0.143 (8, 9) X										0 0 0 0 0 0 0												
U L Washington, S OBP: 0.295, SLG: 0.240 (1, 6) X			X 0-0 6-3		X 0-0 G3 1-2 2B		X 0-0 F7		X 0-0 F9	4 0 1 0 0 0 0												
<b>Inning Stats</b>	R: 0 E: 0 K: 1 S: 5	H: 0 LOB: 0 BB: 0 P: 5	R: 1 E: 1 K: 0 S: 5	H: 1 LOB: 1 BB: 0 P: 5	R: 0 E: 0 K: 0 S: 3	H: 0 LOB: 0 BB: 0 P: 3	R: 0 E: 1 K: 1 S: 7	H: 2 LOB: 2 BB: 0 P: 7	R: 0 E: 0 K: 0 S: 4	H: 2 LOB: 1 BB: 0 P: 4	R: 1 E: 0 K: 0 S: 6	H: 3 LOB: 2 BB: 0 P: 6	R: 0 E: 0 K: 0 S: 3	H: 0 LOB: 0 BB: 0 P: 3	R: 2 E: 0 K: 0 S: 6	H: 4 LOB: 2 BB: 0 P: 6	R: 1 E: 0 K: 0 S: 5	H: 2 LOB: 1 BB: 0 P: 5	1B: 11 2B: 2 3B: 0 HR: 1	SF: 1 SAC: 1 DP: 0 HBP: 0	WP: 4 PB: 0 SB: 0 CS: 1	PA: 40
<b>PITCHER</b> Glenn Abbott, R ERA: 4.84 (1, 1)	IP: 7.0 WLS: 29 BF: 8	H: 8 R: 2 ER: 1 SO: 2	BB: 0 IBB: 0 HBP: 0 BLK: 0	WP: 0 HR: 0 S: 33 P: 33	ERA: 1.29 WHIP: 1.143	<b>PITCHER</b> Shane Rawley, L ERA: 4.5 (8, 1)	IP: 2.0 WLS: 11 BF: 6	H: 6 R: 3 ER: 3 SO: 0	BB: 0 IBB: 0 HBP: 0 BLK: 0	WP: 2 HR: 1 S: 11 P: 11	ERA: 13.50 WHIP: 3.000											

**Kansas City Royals @ Seattle Mariners**  
 The Kingdom, Seattle, WA  
 Tue May 26 1981, 10:05 PM EDT  
 Att. 5,265 - Dome

AB	38
R	5
H	14
RBI	5
BB	0
SO	2
LOB	17



WP: 4	PA: 40
PB: 0	
SB: 0	
CS: 1	

livebaseballscorecards.com



Batter	1	2	3	4	5	6	7	8	9	AB R H RBI BB SO LOB
<b>Joe Simpson, L</b> OBP: 0.240, SLG: 0.286 (1, 8)	0-0 F8		0-0 G3		0-0 L5		4-0 BLK 2B BB		1-0 L8-6 1B 1-2 HBP	3 1 0 0 1 0 0
<b>Lenny Randle, S</b> OBP: 0.280, SLG: 0.310 (1, 5)	0-3 K		0-0 F8		4-0 S 2B BB		0-0 F7		0-0 1B 1B 1-2 2-H	4 1 1 1 1 1 1
<b>Bruce Bochte, L</b> OBP: 0.326, SLG: 0.320 (1, 3)	0-0 BB 1B		4-0 BB		0-0 1B 1B 1-H 2B		0-0 2B		0-0 L8-6 2-3	4 1 3 2 1 0 2
<b>Gary Gray, R</b> OBP: 0.361, SLG: 0.750 (1, 10)	4-0 1-2 BB		0-0 F9		0-0 1B 1B 2-3		0-3 K		0-0 1-2 1B	4 0 2 0 1 1 2
<b>Jeff Burroughs, R</b> OBP: 0.404, SLG: 0.495 (1, 9)	0-3 K			0-3 K	0-0 G6-4-3 1B 1-2 3-H		0-0 F9		0-0 5-3	5 0 1 1 0 2 5
<b>Tom Paciorek, R</b> OBP: 0.364, SLG: 0.461 (1, 7)		0-0 6-3 1B		0-0 2B 1B	0-0 G6-4-3 1-2f			0-0 G6-4-3 1B		4 0 3 0 0 0 2
<b>Jerry Narron, L</b> OBP: 0.277, SLG: 0.292 (1, 2)		0-0 F8		0-0 F7		0-0 L7		0-3 K		4 0 0 0 0 1 3
<b>Jim Anderson, R</b> OBP: 0.297, SLG: 0.277 (1, 6)		0-0 6-3		0-0 2B		0-0 F7		0-0 G6-4-3 1-2f		3 0 1 0 0 0 1
<b>Dan Meyer, L</b> OBP: 0.183, SLG: 0.221 (8, PH)		1-2 4-3		1-3 2B						1 0 0 0 0 0 1
<b>Rick Auerbach, R</b> OBP: 0.203, SLG: 0.255 (9, 6)		0-0 4-3		0-0 4-3		0-3 K				0 0 0 0 0 0 0
<b>Julio Cruz, S</b> OBP: 0.281, SLG: 0.244 (1, 4)									0-0 S 1B 1B	4 1 1 0 0 1 3

Inning Stats	R: 0	H: 1	E: 0	LOB: 2	K: 2	BB: 1	S: 8	R: 0	H: 1	E: 0	LOB: 1	K: 0	BB: 0	S: 4	R: 0	H: 0	E: 0	LOB: 1	K: 0	BB: 1	S: 3	R: 0	H: 2	E: 0	LOB: 2	K: 1	BB: 0	S: 7	R: 2	H: 3	E: 0	LOB: 1	K: 0	BB: 1	S: 5	R: 0	H: 0	E: 0	LOB: 0	K: 1	BB: 0	S: 5	R: 1	H: 1	E: 0	LOB: 1	K: 1	BB: 1	S: 6	R: 0	H: 1	E: 0	LOB: 0	K: 1	BB: 0	S: 5	R: 1	H: 3	E: 0	LOB: 2	K: 0	BB: 0	S: 5	R: 1	H: 0	E: 0	LOB: 2	K: 0	BB: 0	S: 5
--------------	------	------	------	--------	------	-------	------	------	------	------	--------	------	-------	------	------	------	------	--------	------	-------	------	------	------	------	--------	------	-------	------	------	------	------	--------	------	-------	------	------	------	------	--------	------	-------	------	------	------	------	--------	------	-------	------	------	------	------	--------	------	-------	------	------	------	------	--------	------	-------	------	------	------	------	--------	------	-------	------

PITCHER	IP	WLS	BF	H	R	ER	SO	BB	IBB	HBP	BLK	WP	HR	S	P	ERA	WHIP
<b>Dennis Leonard, R</b> ERA: 3.42 (1, 1)	7.0	W	33	9	3	3	5	4	0	0	1	0	0	39	55	3.86	1.857
<b>Dan Quisenberry, R</b> ERA: 4.26 (8, 1)	2.0	S	8	3	1	1	1	0	0	1	0	0	0	9	10	4.50	1.500

**BOTTOM**

**Kansas City Royals @ Seattle Mariners**  
The Kingdom, Seattle, WA  
Tue May 26 1981, 10:05 PM EDT  
Att. 5,265 - Dome

livebaseballscores.com

<b>AB</b>	<b>36</b>
<b>R</b>	<b>4</b>
<b>H</b>	<b>12</b>
<b>RBI</b>	<b>4</b>
<b>BB</b>	<b>4</b>
<b>SO</b>	<b>6</b>
<b>LOB</b>	<b>20</b>



<b>WP: 0</b>	<b>PA: 41</b>
<b>PB: 0</b>	
<b>SB: 2</b>	
<b>CS: 0</b>	

Batter	1	2	3	4	5	6	7	8	9	AB	R	H	RBI	BB	SO	LOB	TOP
<b>Willie Wilson, S</b> (1, 7) OBP: 0.305, SLG: 0.335	0-0 1B 3B	0-0 4-3		0-0 2-3 3-H 1B		0-0 FC3-6 1B		4-0 FC5-4 IBB		4	1	2	1	1	0	1	
<b>Amos Otis, R</b> (1, 8) OBP: 0.271, SLG: 0.312	4-0 1B HR BB	0-0 4-3		0-0 SF9		0-0 FC6-4 1B		0-0 SF9		2	1	1	2	1	0	0	
<b>George Brett, L</b> (1, 5) OBP: 0.355, SLG: 0.382	0-0 1-2 3-H HR 1B		0-0 4-3	0-0 F8		0-0 FC6-4		0-0 FC5-4		5	1	1	1	0	0	5	
<b>Willie Aikens, L</b> (1, 3) OBP: 0.406, SLG: 0.546	0-0 1-H 2-H HR		0-0 F7		0-0 6-3		0-0 6-3		0-0 G3	5	1	1	3	0	0	0	
<b>Hal McRae, R</b> (1, 9) OBP: 0.281, SLG: 0.360	0-0 F8		0-0		0-0	0-0 FC5-4 1B		0-0 F4		4	0	2	0	0	0	0	
<b>Cesar Geronimo, L</b> (8, 9) OBP: 0.284, SLG: 0.323									0-0 F9	1	0	0	0	0	0	0	
<b>Lee May, R</b> (1, 10) OBP: 0.346, SLG: 0.385	0-3 K		0-3 K		0-0 FC5-4		0-0 F8		0-0 5-3	5	0	0	0	0	2	2	
<b>Frank White, R</b> (1, 4) OBP: 0.270, SLG: 0.333	0-0 5-3			0-0 2B 1B 1B		0-0 F8		0-0 F7		4	1	1	0	0	0	1	
<b>John Wathan, R</b> (1, 2) OBP: 0.321, SLG: 0.346		0-0 6-3		0-0 F9		0-0 CS 1B		0-0 2B SF9 1B		4	1	2	0	0	0	1	
<b>U L Washington, S</b> (1, 6) OBP: 0.315, SLG: 0.298				0-0 1B SF9 2B		4-0 FC3-6 BB		0-0 SF9 2B		3	2	3	1	1	0	0	
<b>Inning Stats</b>	R: 4 E: 0 K: 1 S: 8 H: 3 LOB: 0 BB: 1 P: 12	R: 1 E: 0 K: 0 S: 4 H: 1 LOB: 0 BB: 0 P: 4	R: 0 E: 0 K: 1 S: 6 H: 1 LOB: 1 BB: 0 P: 6	R: 2 E: 0 K: 0 S: 6 H: 3 LOB: 1 BB: 0 P: 6	R: 0 E: 0 K: 0 S: 4 H: 1 LOB: 1 BB: 0 P: 4	R: 0 E: 0 K: 0 S: 4 H: 2 LOB: 2 BB: 1 P: 8	R: 0 E: 0 K: 0 S: 3 H: 0 LOB: 0 BB: 0 P: 3	R: 1 E: 0 K: 0 S: 5 H: 2 LOB: 2 BB: 1 P: 9	R: 0 E: 0 K: 0 S: 3 H: 0 LOB: 0 BB: 0 P: 3	1B: 8 2B: 2 3B: 1 HR: 2 SF: 2 SAC: 0 DP: 0 HBP: 0	WP: 0 PB: 0 SB: 0 CS: 1 PA: 42						
<b>PITCHER</b>	IP	WLS	BF	H	R	ER	SO	BB	IBB	HBP	BLK	WP	HR	S	P	ERA	WHIP
<b>Floyd Bannister, L</b> (1, 1) ERA: 5.4	3.1	L	19	8	7	7	2	1	0	0	0	0	2	22	26	18.90	2.700
<b>Larry Andersen, R</b> (4, 1) ERA: 2.08	3.2		14	3	0	0	0	1	0	0	0	0	0	13	17	0.00	1.091
<b>Dick Drago, R</b> (8, 1) ERA: 5.56	2.0		9	2	1	1	0	0	1	0	0	0	0	8	12	4.50	1.000

**Kansas City Royals @ Seattle Mariners**  
The Kingdome, Seattle, WA  
Wed May 27 1981, 10:05 PM EDT  
Att. 6,331 - Dome

<b>AB</b>	37
<b>R</b>	8
<b>H</b>	13
<b>RBI</b>	8
<b>BB</b>	3
<b>SO</b>	2
<b>LOB</b>	10



<b>WP</b>	0	<b>PA</b>	42
<b>PB</b>	0		
<b>SB</b>	0		
<b>CS</b>	1		

[livebaseballscorecards.com](http://livebaseballscorecards.com)

Batter	1	2	3	4	5	6	7	8	9	AB R H RBI BB SO LOB
Lenny Randle, S (1, 5) OBP: 0.269, SLG: 0.300	0-0 6-3 ①		0-3 K ①		0-0 SF9 ①		0-0 F5 ②		0-0 4-3 ③	4 0 0 1 0 1 4
Rick Auerbach, R (1, 6) OBP: 0.194, SLG: 0.246 Dan Meyer, L (7, PH) OBP: 0.181, SLG: 0.217 Jim Anderson, R (8, 6) OBP: 0.297, SLG: 0.277	0-0 6-3 ②		0-0 F8 ②		0-0 SF9 ②		0-0 F7 ③			2 0 0 1 0 0 1 1 0 0 0 0 0 1 0 0 0 0 0 0 0
Tom Paciorek, R (1, 7) OBP: 0.355, SLG: 0.449	0-3 K ③		0-0 6-3 ③		0-0 F8 ③			0-0 F9 ①		4 0 0 0 0 1 1
Gary Gray, R (1, 10) OBP: 0.356, SLG: 0.738		0-0 1B 1B 2B		0-0 F7 ①		0-3 K ①		0-0 F2 ②		4 1 1 0 0 1 0
Jeff Burroughs, R (1, 9) OBP: 0.389, SLG: 0.474		0-3 K ①		0-0 4-3 ②		0-0 6-3 ②		0-0 F8 ③		4 0 0 0 0 1 1
Bruce Bochte, L (1, 3) OBP: 0.331, SLG: 0.320		0-0 1B 2-3 1B		0-0 F8 ③		0-0 G3 ③			4-0 2B BB	3 0 1 0 1 0 0
Dave Henderson, R (1, 8) OBP: 0.276, SLG: 0.413		0-0 1-2 1B L4-3 1B			4-0 1B 1B BB				0-3 K ①	3 2 2 2 1 1 1
Bud Bulling, R (1, 2) OBP: 0.375, SLG: 0.255 Jerry Narron, L (9, PH) OBP: 0.274, SLG: 0.289		0-0 L4-3 ② ③			0-0 1B SF9 1B		0-0 F4 ①		0-3 K ②	3 1 1 0 0 0 2 1 0 0 0 0 1 1
Julio Cruz, S (1, 4) OBP: 0.293, SLG: 0.267			0-0 S 1B		0-0 SF9 S 1B		0-0 E9		0-0 1-3 2B	4 1 3 1 0 0 0

Inning Stats	R: 0 E: 0 K: 1 S: 5	H: 0 LOB: 0 BB: 0 P: 5	R: 1 E: 0 K: 1 S: 7	H: 3 LOB: 1 BB: 0 P: 7	R: 0 E: 0 K: 1 S: 6	H: 1 LOB: 1 BB: 0 P: 6	R: 0 E: 0 K: 0 S: 3	H: 0 LOB: 0 BB: 0 P: 3	R: 3 E: 0 K: 0 S: 5	H: 2 LOB: 0 BB: 1 P: 9	R: 0 E: 0 K: 1 S: 5	H: 0 LOB: 0 BB: 0 P: 5	R: 1 E: 1 K: 0 S: 5	H: 1 LOB: 1 BB: 0 P: 5	R: 0 E: 0 K: 0 S: 3	H: 0 LOB: 0 BB: 0 P: 3	R: 0 E: 0 K: 2 S: 8	H: 1 LOB: 2 BB: 1 P: 12	1B: 5 2B: 3 3B: 0 HR: 1	SF: 2 SAC: 0 DP: 1 HBP: 0	WP: 0 PB: 0 SB: 2 CS: 0	PA: 37
--------------	------------------------------	---------------------------------	------------------------------	---------------------------------	------------------------------	---------------------------------	------------------------------	---------------------------------	------------------------------	---------------------------------	------------------------------	---------------------------------	------------------------------	---------------------------------	------------------------------	---------------------------------	------------------------------	----------------------------------	----------------------------------	------------------------------------	----------------------------------	--------

PITCHER	IP	WLS	BF	H	R	ER	SO	BB	IBB	HBP	BLK	WP	HR	S	P	ERA	WHIP
Paul Splittorf, L (1, 1) ERA: 4.36	6.1	W	27	7	5	5	4	1	0	0	0	0	1	34	38	7.11	1.263
Renie Martin, R (7, 1) ERA: 4.03	2.1		9	1	0	0	2	1	0	0	0	0	0	12	16	0.00	0.857
Dan Quisenberry, R (9, 1) ERA: 4.19	0.1	S	1	0	0	0	0	0	0	0	0	0	0	1	1	0.00	0.000

**BOTTOM**

**Kansas City Royals @ Seattle Mariners**  
The Kingdom, Seattle, WA  
Wed May 27 1981, 10:05 PM EDT  
Att: 6,331 - Dome

livebaseballscorecards.com

<b>AB</b>	<b>33</b>
<b>R</b>	<b>5</b>
<b>H</b>	<b>8</b>
<b>RBI</b>	<b>5</b>
<b>BB</b>	<b>2</b>
<b>SO</b>	<b>6</b>
<b>LOB</b>	<b>12</b>



Batter	1	2	3	4	5	6	7	8	9	AB R H RBI BB SO LOB	TOP										
Willie Wilson, S (1, 7) OBP: 0.308, SLG: 0.340	0-0 G3			0-0 1B 2B		0-0 1-3		4-0 G3 SH1-4 BB	0-0 G3	4 1 1 0 1 0 2											
Amos Otis, R (1, 8) OBP: 0.270, SLG: 0.317	0-0 5-3			0-0 F9		0-0 WP 2B		0-0 SH1-4	0-0 F3	4 0 1 0 0 0 3											
George Brett, L (1, 5) OBP: 0.351, SLG: 0.371	0-0 F9			0-0 F9		0-0 G3		4-0 G3 IBB		3 0 0 0 1 0 2											
Willie Aikens, L (1, 3) OBP: 0.409, SLG: 0.541		0-0 L7		0-0 FC6-4 1B		4-0 E BB		0-0 G3		3 0 1 2 1 0 2											
Hal McRae, R (1, 10) OBP: 0.274, SLG: 0.351		0-0 F8		0-0 FC6-4		0-3 K		0-3 K		4 0 0 0 0 2 4											
Frank White, R (1, 4) OBP: 0.269, SLG: 0.357		0-0 F7			0-0 F9		0-0 E6		0-0 HR	4 1 1 1 0 0 1											
John Wathan, R (1, 2) OBP: 0.312, SLG: 0.336			0-0 4-3		0-0 1-3		0-0 F9		0-0 F9	4 0 0 0 0 0 2											
Cesar Geronimo, L (1, 9) OBP: 0.282, SLG: 0.308			0-0 4-3		0-0 5-3		0-0 F7		4-0 G3 BB BB	3 0 0 0 1 0 2											
U L Washington, S (1, 6) OBP: 0.320, SLG: 0.299			0-0 F9		0-0 4-3			0-0 SH1-4 BB G3 1B	4-0 G3 BB	3 1 1 0 1 0 0											
<b>Inning Stats</b>	R: 0 E: 0 K: 0 S: 3	H: 0 LOB: 0 BB: 0 P: 3	R: 0 E: 0 K: 0 S: 3	H: 0 LOB: 0 BB: 0 P: 3	R: 1 E: 0 K: 0 S: 5	H: 2 LOB: 1 BB: 0 P: 5	R: 0 E: 0 K: 0 S: 3	H: 0 LOB: 0 BB: 0 P: 3	R: 0 E: 0 K: 1 S: 4	H: 1 LOB: 1 BB: 0 P: 4	R: 0 E: 1 K: 1 S: 6	H: 0 LOB: 2 BB: 1 P: 10	R: 1 E: 0 K: 1 S: 6	H: 1 LOB: 2 BB: 2 P: 14	R: 1 E: 0 K: 0 S: 4	H: 1 LOB: 2 BB: 2 P: 12	1B: 2 2B: 2 3B: 0 HR: 1	SF: 0 SAC: 1 DP: 0 HBP: 0	WP: 1 PB: 0 SB: 0 CS: 0	PA: 38	
<b>PITCHER</b> Fernando Arroyo, R (1, 1) ERA: 3.96 Doug Corbett, R (8, 1) ERA: 2.72	IP 7.0	WLS L	BF 27	H 4	R 2	ER 2	SO 1	BB 1	IBB 0	HBP 0	BLK 0	WP 1	HR 0	S 28	P 32	ERA 2.57	WHIP 0.714				
<b>PITCHER</b>	IP	WLS	BF	H	R	ER	SO	BB	IBB	HBP	BLK	WP	HR	S	P	ERA	WHIP				

Kansas City Royals @ Minnesota Twins  
Metropolitan Stadium, Bloomington, MI

Fri May 29 1981, 8:05 PM EDT  
Att. 6,734 - Unknown - 70 F

livebaseballscorecards.com

AB	32
R	3
H	5
RBI	3
BB	5
SO	2
LOB	18



Batter	1	2	3	4	5	6	7	8	9	AB	R	H	RBI	BB	SO	LOB
Hosken Powell, L (1, 9) OBP: 0.314, SLG: 0.343	0-3 K		0-0 6-3			0-0 L7		0-0 F7		4	0	0	0	0	1	2
Rob Wilfong, L (1, 4) OBP: 0.284, SLG: 0.297	0-0 4-3			0-0 F6		0-0 3-1		0-0 FC4-6 1B		4	0	0	0	0	0	1
Mickey Hatcher, R (1, 8) OBP: 0.307, SLG: 0.417	0-0 6-3			0-0 4-3		0-0 F7		0-0 1B		4	0	1	0	0	0	0
Glenn Adams, L (1, 10) OBP: 0.311, SLG: 0.325		0-0 6-3		4-0 BB		0-0 3-1		0-0 1-3		3	0	0	0	1	0	2
John Castino, R (1, 5) OBP: 0.304, SLG: 0.429		0-0 6-3		0-0 F9			0-0 HR		0-0 6-3	4	1	1	1	0	0	1
Butch Wynegar, S (1, 2) OBP: 0.353, SLG: 0.344		0-0 F7			0-0 BB 1B		0-0 F7		0-0 FC1-4 1B	4	0	2	0	0	0	0
Danny Goodwin, L (1, 3) OBP: 0.389, SLG: 0.426			0-0 6-3 S 1B		4-0 BB 1B		4-0 BB		0-0 FC1-4 1B	2	0	2	0	2	0	0
Pete Mackanin, R (1, 6) OBP: 0.230, SLG: 0.294			0-0 F9		0-0 P2		0-0 4-3		0-0 FC1-4 FC6-4	4	0	0	0	0	0	6
Rick Sofield, L (1, 7) OBP: 0.190, SLG: 0.180			0-0 6-3		0-0 G6-4-3			0-0 FC4-8 1B	0-0 FC6-4	4	0	1	0	0	0	5

Inning Stats	R: 0	H: 0	E: 0	LOB: 0	K: 1	P: 5	R: 0	H: 0	E: 0	LOB: 0	K: 0	P: 5	R: 0	H: 1	E: 0	LOB: 1	K: 0	P: 3	R: 0	H: 0	E: 0	LOB: 1	K: 0	P: 7	R: 0	H: 1	E: 0	LOB: 1	K: 0	P: 7	R: 1	H: 1	E: 0	LOB: 1	K: 0	P: 8	R: 0	H: 2	E: 0	LOB: 2	K: 0	P: 5	R: 0	H: 2	E: 0	LOB: 2	K: 0	P: 5	1B: 6	SF: 0	2B: 0	SAC: 0	3B: 0	DP: 1	HR: 1	HBP: 0	WP: 0	PA: 36
	5	0	0	0	1	5	3	0	0	0	0	3	0	1	0	1	0	0	3	0	0	0	0	0	7	0	1	0	1	0	8	0	1	0	2	0	5	0	2	0	0	0	5	6	0	0	0	0	1	0	36							

PITCHER	IP	WLS	BF	H	R	ER	SO	BB	IBB	HBP	BLK	WP	HR	S	P	ERA	WHIP
Rich Gale, R (1, 1) ERA: 4.5	7.0	W	27	4	1	1	1	3	0	0	0	0	1	26	38	1.29	1.000
Dan Quisenberry, R (8, 1) ERA: 3.8	2.0	S	9	3	0	0	0	0	0	0	0	0	0	9	9	0.00	1.500

BOTTOM

Kansas City Royals @ Minnesota Twins  
Metropolitan Stadium, Bloomington, MI

Fri May 29 1981, 8:05 PM EDT  
Att. 6,734 - Unknown - 70 F

livebaseballscores.com

AB	33
R	1
H	7
RBI	1
BB	3
SO	1
LOB	17



Batter	1	2	3	4	5	6	7	8	9	AB R H RBI BB SO LOB	TOP																
Willie Wilson, S (1, 7) OBP: 0.306, SLG: 0.337	0-3 K		0-0 4-3			0-0 1B 1-2 2B 1B	0-0 4-3			4 1 1 0 0 1 0																	
Amos Otis, R (1, 8) OBP: 0.276, SLG: 0.329	0-0 2B			0-3 K		0-0 2B 1-3 2-H SF9 1B	0-3 K			4 1 2 1 0 2 0																	
George Brett, L (1, 5) OBP: 0.347, SLG: 0.376	0-3 K			0-3 K		0-0 1B 1-3 3-H 2B		0-0 F7		4 1 1 1 0 2 1																	
Willie Aikens, L (1, 3) OBP: 0.405, SLG: 0.529	0-0 4-3			0-0 4-3		4-0 1B 2B BB		0-0 4-3		3 1 0 0 1 0 1																	
Hal McRae, R (1, 10) OBP: 0.274, SLG: 0.346		4-0 BB BB BB L4-3 BB			0-0 6-3	0-0 SF9		0-0 F8		2 0 0 1 1 0 0																	
Frank White, R (1, 4) OBP: 0.268, SLG: 0.353		0-0 L4-3 1-2		0-3 K	0-0 2B 1-2 2-H 1B			0-0 1-5-3		4 0 1 1 0 1 1																	
Clint Hurdle, L (1, 9) OBP: 0.500, SLG: 1.053		0-0 4-3		0-0 4-3	0-0 2B 1-3 2-H			0-0 HR		4 1 2 2 0 0 0																	
John Wathan, R (1, 2) OBP: 0.306, SLG: 0.328			0-0 F3		0-0 6-3			0-0 6-3		3 0 0 0 0 1 2																	
Jerry Grote, R (6, 2) OBP: 0.235, SLG: 0.226						0-0 K				1 0 0 0 0 0 0																	
U L Washington, S (1, 6) OBP: 0.318, SLG: 0.298			0-3 K			0-0 1B 1B	0-0 4-3		0-0 4-3	4 1 1 0 0 1 0																	
<b>Inning Stats</b>	R: 0 E: 0 K: 2 S: 8	H: 1 LOB: 1 BB: 0 P: 8	R: 0 E: 0 K: 0 S: 2	H: 0 LOB: 0 BB: 1 P: 6	R: 0 E: 0 K: 1 S: 5	H: 0 LOB: 0 BB: 0 P: 5	R: 0 E: 0 K: 2 S: 7	H: 0 LOB: 0 BB: 0 P: 7	R: 0 E: 0 K: 1 S: 5	H: 0 LOB: 0 BB: 0 P: 5	R: 5 E: 0 K: 1 S: 11	H: 6 LOB: 2 BB: 1 P: 15	R: 0 E: 0 K: 1 S: 5	H: 0 LOB: 0 BB: 0 P: 5	R: 0 E: 0 K: 0 S: 3	H: 0 LOB: 0 BB: 0 P: 3	R: 1 E: 0 K: 0 S: 4	H: 1 LOB: 0 BB: 0 P: 4	1B: 4 2B: 4 3B: 0 HR: 1	SF: 1 SAC: 0 DP: 1 HBP: 0	WP: 0 PB: 0 SB: 0 CS: 0	PA: 36					
<b>PITCHER</b>	IP WLS BF H R ER SO BB IBB HBP BLK WP HR S P ERA WHIP																										
Albert Williams, R (1, 1) ERA: 3.57	5.1		20	4	3	3	6	1	0	0	0	0	0	31	35	5.06	0.938										
Darrell Jackson, L (6, 1) ERA: 12.46	0.0		2	1	0	0	0	1	0	0	0	0	0	1	5	∞	∞										
John Verhoeven, R (6, 1) ERA: 2.54	2.2		10	2	2	2	2	0	0	0	0	0	0	14	14	6.75	0.750										
Doug Corbett, R (9, 1) ERA: 2.89	1.0	L	4	1	1	1	0	0	0	0	0	0	1	4	4	9.00	1.000										

Kansas City Royals @ Minnesota Twins  
Metropolitan Stadium, Bloomington, MI

Sat May 30 1981, 8:05 PM EDT  
Att: 8,673 - Unknown - 66 F

livebaseballscorecards.com

AB	33
R	6
H	8
RBI	6
BB	2
SO	8
LOB	5



Batter	1	2	3	4	5	6	7	8	9	AB	R	H	RBI	BB	SO	LOB
Gary Ward, R OBP: 0.306, SLG: 0.339 (1, 7)	0-3 K	0-0 FC4-6		0-0 6-3			0-3 K			4	0	0	0	0	2	1
Dave Engle, R OBP: 0.247, SLG: 0.312 (1, 9)	0-3 K		0-0 L8		0-0 L8			0-0 F9		3	0	0	0	0	1	0
Hosken Powell, L OBP: 0.311, SLG: 0.339 (8, PH)										1	0	0	0	0	0	0
Mickey Hatcher, R OBP: 0.306, SLG: 0.413 (1, 8)	0-0 1B		0-0 6-3		0-0 1-6-3			0-0 F7		4	0	1	0	0	0	0
Butch Wynegar, S OBP: 0.316, SLG: 0.306 (1, 2)	0-0 4-3		0-0 F9		0-0 G3			0-0 1-3		4	0	0	0	0	0	1
John Castino, R OBP: 0.303, SLG: 0.425 (1, 5)		0-0 1-3		0-0 5-3		0-0 4-3			0-0 SH2-4 1B	4	0	1	0	0	0	0
Ron Jackson, R OBP: 0.308, SLG: 0.402 (1, 3)		0-0 1B 2B		0-0 1B HR 1B		0-0 5-3		0-0 SH2-4 1-2		3	2	2	0	0	0	0
Pete Mackanin, R OBP: 0.242, SLG: 0.303 (1, 4)		0-0 1B 1B		0-0 1-3 HR 1B		0-0 F8		0-0 6-3		4	2	2	1	0	0	1
Danny Goodwin, L OBP: 0.379, SLG: 0.471 (1, 10)		0-0 6-3		0-0 1-H 3-H HR		0-0 F7		0-0 3-1		4	1	1	3	0	0	2
Chuck Baker, R OBP: 0.118, SLG: 0.118 (1, 6)		0-0 2-H FC4-6 1B		0-0 6-3		0-0 3-1				2	0	1	1	0	0	0
Rob Wilfong, L OBP: 0.282, SLG: 0.295 (7, PH)										1	0	0	0	0	0	0

Inning Stats	R: 0	H: 1	E: 0	K: 2	S: 8	H: 1	LOB: 1	BB: 0	P: 8	R: 2	H: 3	E: 0	K: 0	S: 6	H: 0	LOB: 0	BB: 0	P: 3	R: 3	H: 3	E: 0	K: 0	S: 6	R: 0	H: 0	E: 0	K: 0	S: 3	R: 0	H: 0	E: 0	K: 0	S: 3	R: 0	H: 0	E: 0	K: 1	S: 5	R: 0	H: 0	E: 0	K: 0	S: 3	R: 0	H: 0	E: 0	K: 0	S: 3	R: 0	H: 1	E: 0	K: 0	S: 4	1B: 6	SF: 0	2B: 1	SAC: 1	3B: 0	DP: 0	HR: 1	HBP: 0	WP: 0	PA: 35
--------------	------	------	------	------	------	------	--------	-------	------	------	------	------	------	------	------	--------	-------	------	------	------	------	------	------	------	------	------	------	------	------	------	------	------	------	------	------	------	------	------	------	------	------	------	------	------	------	------	------	------	------	------	------	------	------	-------	-------	-------	--------	-------	-------	-------	--------	-------	--------

PITCHER	IP	WLS	BF	H	R	ER	SO	BB	IBB	HBP	BLK	WP	HR	S	P	ERA	WHIP
Larry Gura, L ERA: 4.11 (1, 1)	4.0		19	7	5	5	2	0	0	0	0	0	1	23	23	11.25	1.750
Jim Wright, R ERA: 2.5 (5, 1)	4.0	W	13	1	0	0	1	0	0	0	0	0	0	15	15	0.00	0.250
Dan Quisenberry, R ERA: 3.63 (9, 1)	1.0	S	3	0	0	0	0	0	0	0	0	0	0	3	3	0.00	0.000

**BOTTOM**


**Kansas City Royals @ Minnesota Twins**  
Metropolitan Stadium, Bloomington, MI

Sat May 30 1981, 8:05 PM EDT  
Att. 8,673 - Unknown - 66 F

livebaseballscores.com

<b>AB</b>	<b>34</b>
<b>R</b>	<b>5</b>
<b>H</b>	<b>8</b>
<b>RBI</b>	<b>5</b>
<b>BB</b>	<b>0</b>
<b>SO</b>	<b>3</b>
<b>LOB</b>	<b>5</b>



Batter	1	2	3	4	5	6	7	8	9	AB R H RBI BB SO LOB	TOP																	
Willie Wilson, S (1, 7) OBP: 0.303, SLG: 0.335	0-0 CS 1B		0-0 4-3		0-0 FC3-6 1-2f		0-0 SF9		0-0 P4	4 0 1 1 0 0 2	<b>Kansas City Royals @ Minnesota Twins</b> Metropolitan Stadium, Bloomington, MI Sun May 31 1981, 4:33 AM EDT Att. 6,718 - Sunny - 65 F  <b>livebaseballscorecards.com</b>  <b>AB 32</b> <b>R 4</b> <b>H 8</b> <b>RBI 4</b> <b>BB 5</b> <b>SO 6</b> <b>LOB 17</b>  																	
Amos Otis, R (1, 8) OBP: 0.274, SLG: 0.320	0-0 6-3 1-2		0-3 K		0-3 K		4-0 3-H 1-2 1B BB		0-0 6-3	4 0 0 0 1 2 3																		
George Brett, L (1, 5) OBP: 0.341, SLG: 0.368	0-0 L3				0-0 F8		0-0 G3		0-3 K	5 0 1 1 0 1 0																		
Willie Aikens, L (1, 3) OBP: 0.401, SLG: 0.521					0-0 F8		0-3 K		0-0 G1-6-3 1-2 2-H 1B	4 0 1 0 0 1 2																		
Hal McRae, R (1, 10) OBP: 0.279, SLG: 0.346					0-0 F9		4-0 K		0-0 6-3	3 0 1 0 1 0 0																		
Frank White, R (1, 4) OBP: 0.268, SLG: 0.345					0-3 K		0-0 F8		4-0 BB BB	3 0 0 0 1 1 3																		
Clint Hurdle, L (1, 9) OBP: 0.500, SLG: 0.955					0-0 E6 SH1-3 2B		0-0 1-3		4-0 BB 1B 1B	3 2 1 0 1 0 2																		
Jerry Grote, R (1, 2) OBP: 0.257, SLG: 0.250					0-0 SH1-3		0-0 FC6-4 1B		0-0 F5	1 0 1 0 0 0 0																		
Jamie Quirk, L (7, PH) OBP: 0.340, SLG: 0.395					2-3 SH1-3		4-0 BB 1B 1B BB		0-0 F5	1 1 0 0 1 0 2																		
U L Washington, S (1, 6) OBP: 0.323, SLG: 0.311					0-0 4-3 3-H 2B		0-0 FC6-4 1-2f FC3-6 1B		0-3 K	4 1 2 2 0 1 3																		
<b>Inning Stats</b>	R: 0 E: 0 K: 0 S: 3	H: 1 LOB: 0 BB: 0 P: 3	R: 0 E: 0 K: 1 S: 5	H: 0 LOB: 0 BB: 0 P: 5	R: 1 E: 1 K: 1 S: 7	H: 1 LOB: 1 BB: 0 P: 7	R: 0 E: 1 K: 0 S: 5	H: 2 LOB: 2 BB: 0 P: 5	R: 0 E: 0 K: 1 S: 6	H: 1 LOB: 1 BB: 0 P: 6	R: 0 E: 0 K: 1 S: 5	H: 0 LOB: 1 BB: 1 P: 9	R: 3 E: 0 K: 0 S: 5	H: 3 LOB: 1 BB: 2 P: 13	R: 0 E: 0 K: 1 S: 5	H: 0 LOB: 2 BB: 2 P: 13	R: 0 E: 0 K: 1 S: 5	H: 0 LOB: 0 BB: 0 P: 5	1B: 7 2B: 1 3B: 0 HR: 0	SF: 1 SAC: 1 DP: 1 HBP: 0	WP: 0 PB: 0 SB: 0 CS: 1	PA: 39						
<b>PITCHER</b>	IP WLS BF H R ER SO BB IBB HBP BLK WP HR S P ERA WHIP																											
Pete Redfern, R (1, 1) ERA: 4.01	6.0		26	6	3	2	4	2	0	0	0	0	0	0	32	40	3.00	1.333										
Doug Corbett, R (7, 1) ERA: 3.11	0.1		4	2	1	1	0	1	0	0	0	0	0	0	3	7	27.00	9.000										
Jack O'Connor, L (7, 1) ERA: 3.78	2.2	W	9	0	0	0	2	2	0	0	0	0	0	0	11	19	0.00	0.750										



Batter	1	2	3	4	5	6	7	8	9
Hosken Powell, L (1, 9) OBP: 0.309, SLG: 0.336 Ron Jackson, R (8, PH) OBP: 0.305, SLG: 0.398 Dave Engle, R (9, 9) OBP: 0.247, SLG: 0.312	0-0 6-3		0-0 5-3		0-0 1B		0-3 K	0-0 F7	
Rob Wilfong, L (1, 4) OBP: 0.288, SLG: 0.313	0-3 K		0-0 F8		0-0 1B		0-0 3B		
Mickey Hatcher, R (1, 8) OBP: 0.310, SLG: 0.411	0-0 1B			0-0 6-3	0-3 K		4-0 BB		
Glenn Adams, L (1, 10) OBP: 0.301, SLG: 0.315	0-0 G3			0-0 4-3	0-3 K		0-0 FC3-2-1		
Butch Wynegar, S (1, 2) OBP: 0.381, SLG: 0.359 Gary Ward, R (8, PR) OBP: 0.306, SLG: 0.339 Sal Butera, R (9, 2) OBP: 0.333, SLG: 0.330		0-0 1-5-3 1B		0-0 FC6-4 1B	4-0 FC5-4 IBB		0-0 F9 SH1-4 1B		
John Castino, R (1, 5) OBP: 0.298, SLG: 0.418		0-3 K		0-0 FC6-4	0-0 FC5-4		0-0 SH1-4		
Pete Mackanin, R (1, 6) OBP: 0.242, SLG: 0.301		0-0 1-5-3			0-0 1B 1B	0-0 5-3	0-0 F9		
Danny Goodwin, L (1, 3) OBP: 0.387, SLG: 0.473		0-3 K			0-0 E 1B 1B	0-0 L7	0-0 1B 1B		
Rick Sofield, L (1, 7) OBP: 0.209, SLG: 0.200			0-0 F7		0-0 E7 1B 1B	0-3 K	0-0 1B		

Inning Stats	R: 0	H: 1	E: 0	LOB: 1	K: 1	P: 6	R: 0	H: 1	E: 0	LOB: 1	K: 2	P: 8	R: 0	H: 0	E: 0	LOB: 0	K: 0	P: 3	R: 0	H: 1	E: 0	LOB: 1	K: 0	P: 4	R: 4	H: 5	E: 1	LOB: 2	K: 2	P: 16	R: 0	H: 0	E: 0	LOB: 0	K: 1	P: 5	R: 0	H: 1	E: 0	LOB: 1	K: 1	P: 9	R: 1	H: 3	E: 0	LOB: 2	K: 0	P: 6
	S: 6	BB: 0	S: 8	BB: 0	S: 3	BB: 0	S: 4	BB: 0	S: 12	BB: 1	S: 5	BB: 1	S: 6	BB: 0	S: 6	BB: 0	S: 6	BB: 0	S: 6	BB: 0	S: 6	BB: 0	S: 6	BB: 0	S: 5	BB: 1	S: 5	BB: 1	S: 5	BB: 1	S: 5	BB: 1	S: 5	BB: 1	S: 5	BB: 1	S: 5	BB: 1	S: 5	BB: 1	S: 6	BB: 0	S: 6	BB: 0	S: 6	BB: 0	S: 6	BB: 0

AB	R	H	RBI	BB	SO	LOB
4	1	1	2	0	1	0
1	0	0	0	0	0	2
0	0	0	0	0	0	0

4	0	2	1	0	1	0
---	---	---	---	---	---	---

3	0	1	0	1	1	1
---	---	---	---	---	---	---

4	0	0	0	0	1	4
---	---	---	---	---	---	---

3	0	3	0	1	0	0
0	1	0	0	0	0	0
0	0	0	0	0	0	0

3	0	0	0	0	1	4
---	---	---	---	---	---	---

4	1	1	0	0	0	3
---	---	---	---	---	---	---

4	1	2	1	0	1	1
---	---	---	---	---	---	---

4	1	2	1	0	1	0
---	---	---	---	---	---	---

1B: 11	SF: 0	WP: 0	PA: 37
2B: 1	SAC: 1	PB: 0	
3B: 1	DP: 1	SB: 2	
HR: 0	HBP: 0	CS: 0	

PITCHER	IP	WLS	BF	H	R	ER	SO	BB	IBB	HBP	BLK	WP	HR	S	P	ERA	WHIP
Dennis Leonard, R (1, 1) ERA: 3.64	7.2	L	36	12	5	5	7	1	1	0	0	0	0	48	56	5.87	1.696
Ken Brett, L (8, 1) ERA: 3.97	0.1		1	0	0	0	0	0	0	0	0	0	0	1	1	0.00	0.000

BOTTOM

Kansas City Royals @ Minnesota Twins  
Metropolitan Stadium, Bloomington, MI  
Sun May 31 1981, 4:33 AM EDT  
Att. 6,718 - Sunny - 65 F

livebaseballscorecards.com

AB	34
R	5
H	12
RBI	5
BB	2
SO	7
LOB	15



Batter	1	2	3	4	5	6	7	8	9	AB R H RBI BB SO LOB	TOP		
Lenny Randle, S (1, 4) OBP: 0.281, SLG: 0.333	0-0 6-3		0-0 1B FC3 2B		0-0 1-2 1B		0-0 5-3		0-0 F7	5 1 2 1 0 0 2			
Tom Paciorek, R (1, 7) OBP: 0.350, SLG: 0.429	0-0 F9		0-0 FC3 1B		0-0 7-4		4-0 IBB			3 0 1 0 1 0 2			
Bruce Bochte, L (1, 3) OBP: 0.321, SLG: 0.304	0-0 1-3		0-0 FC3 G6-4-3 1-2 3-H		0-3 K		0-0 F7			4 0 0 1 0 1 4			
Gary Gray, R (1, 10) OBP: 0.308, SLG: 0.634		0-3 K	0-0 G6-4-3 1-2f		0-0 6-3 2B		0-3 K			4 0 1 0 0 2 2			
Jeff Burroughs, R (1, 9) OBP: 0.380, SLG: 0.455	0-0 F8			0-3 K		0-0 6-3		0-0 CS 1B		4 0 1 0 0 1 1			
Joe Simpson, L (8, PR) OBP: 0.255, SLG: 0.327										0 0 0 0 0 0 0			
Dan Meyer, L (1, 5) OBP: 0.258, SLG: 0.318	1-0 HBP			0-0 3B		0-0 6-3		0-0 F7 1-2		3 0 1 0 0 0 2			
Dave Henderson, R (1, 8) OBP: 0.259, SLG: 0.373	0-0 F9			0-3 K		0-0 F7				3 0 0 0 0 1 3			
Casey Parsons, L (9, PH)										1 0 0 0 0 0 0			
Bud Bulling, R (1, 2) OBP: 0.381, SLG: 0.264			0-0 SH1-4 2B 1B		0-0 6-3		0-0 SH3-4 1B		0-3 K	4 1 2 0 0 1 1			
Rick Auerbach, R (1, 6) OBP: 0.203, SLG: 0.250			0-0 SH1-4			0-0 7-4 1B 1B		0-0 SH3-4		1 0 1 0 0 0 0			
Jerry Narron, L (9, PH) OBP: 0.295, SLG: 0.333										1 0 1 0 0 0 0			
Jim Anderson, R (9, PR) OBP: 0.275, SLG: 0.254										0 0 0 0 0 0 0			
<b>Inning Stats</b>	R: 0 H: 0 E: 0 LOB: 0 K: 0 BB: 0 S: 3 P: 3	R: 0 H: 0 E: 0 LOB: 1 K: 1 BB: 0 S: 5 P: 6	R: 2 H: 3 E: 0 LOB: 1 K: 0 BB: 0 S: 6 P: 6	R: 0 H: 1 E: 0 LOB: 1 K: 2 BB: 0 S: 8 P: 8	R: 0 H: 2 E: 0 LOB: 1 K: 1 BB: 0 S: 6 P: 6	R: 0 H: 1 E: 0 LOB: 1 K: 0 BB: 0 S: 4 P: 4	R: 0 H: 1 E: 0 LOB: 2 K: 0 BB: 1 S: 4 P: 8	R: 0 H: 1 E: 0 LOB: 1 K: 1 BB: 0 S: 5 P: 5	R: 0 H: 1 E: 0 LOB: 1 K: 1 BB: 0 S: 6 P: 6	1B: 7 SF: 0 2B: 3 SAC: 2 3B: 1 DP: 2 HR: 0 HBP: 1	WP: 0 PA: 37 PB: 0 SB: 0 CS: 1		
<b>PITCHER</b>	IP WLS BF H R ER SO BB IBB HBP BLK WP HR S P ERA WHIP											<b>PITCHER</b>	IP WLS BF H R ER SO BB IBB HBP BLK WP HR S P ERA WHIP
Paul Splittorff, L (1, 1) ERA: 4.09	8.0 W 33 9 2 2 5 0 1 1 0 0 0 41 46 2.25 1.125												
Dan Quisenberry, R (9, 1) ERA: 3.47	1.0 S 4 1 0 0 1 0 0 0 0 0 0 6 6 0.00 1.000												

Seattle Mariners @ Kansas City Royals  
Royals Stadium, Kansas City, MO  
Mon Jun 01 1981, 8:05 PM EDT  
Att. 28,419 - Unknown - 84 F

livebaseballscorecards.com

AB	33
R	2
H	10
RBI	2
BB	1
SO	6
LOB	17



Batter	1	2	3	4	5	6	7	8	9	AB	R	H	RBI	BB	SO	LOB
Willie Wilson, S OBP: 0.302, SLG: 0.333 (1, 7)	0-0 L3		0-0 F2			0-0 F8		0-0 1B 1B		4	1	1	0	0	0	0
Amos Otis, R OBP: 0.279, SLG: 0.325 (1, 8)	0-0 F4			0-0 F9		0-0 3B 1B		0-0 1B 1B		4	1	2	0	0	0	0
George Brett, L OBP: 0.346, SLG: 0.390 (1, 5)	0-0 F7			0-0 3-1		0-0 1-H 3B		0-0 1-3 2-H 1B		4	0	2	2	0	0	0
Willie Aikens, L OBP: 0.404, SLG: 0.528 (1, 3)		0-0 FC6-5 2B		0-0 1B		0-0 F5		0-0 4-3		4	0	2	0	0	0	2
Hal McRae, R OBP: 0.273, SLG: 0.337 (1, 10)		0-0 FC6-5 BB 2-3		0-0 F8			0-0 6-3	0-0 F9		4	0	0	0	0	0	3
Frank White, R OBP: 0.277, SLG: 0.347 (1, 4)		4-0 BB BB BB G4-6-3 1-2 BB			0-3 K		0-0 2B 1B			2	1	1	0	1	1	0
Clint Hurdle, L OBP: 0.481, SLG: 0.920 (1, 9)		0-0 G4-6-3 1-2f			0-0 F5		0-0 1-H 2B			3	0	1	1	0	0	2
John Wathan, R OBP: 0.299, SLG: 0.321 (1, 2)			0-0 1-3		0-0 4-3		0-0 5-3			3	0	0	0	0	0	1
U L Washington, S OBP: 0.316, SLG: 0.304 (1, 6)			0-0 F9			0-0 6-3	0-3 K			3	0	0	0	0	1	1

Inning Stats	R: 0	H: 0	E: 0	K: 0	S: 3	P: 3	R: 0	H: 1	E: 0	K: 0	S: 3	P: 7	R: 0	H: 0	E: 0	K: 0	S: 3	R: 0	H: 1	E: 0	K: 0	S: 4	P: 4	R: 0	H: 0	E: 0	K: 1	S: 5	P: 5	R: 1	H: 2	E: 0	K: 0	S: 5	R: 1	H: 2	E: 0	K: 1	S: 7	R: 1	H: 3	E: 0	K: 0	S: 5
	LOB: 0	BB: 0		LOB: 1	BB: 1		LOB: 1	BB: 0	LOB: 0	BB: 0		LOB: 0	BB: 0	LOB: 0	BB: 0		LOB: 1	BB: 1	LOB: 1	BB: 0		LOB: 1	BB: 0		LOB: 1	BB: 0		LOB: 1	BB: 0		LOB: 1	BB: 0		LOB: 1	BB: 0		LOB: 1	BB: 0		LOB: 1	BB: 0		LOB: 1	BB: 0


PITCHER	IP	WLS	BF	H	R	ER	SO	BB	IBB	HBP	BLK	WP	HR	S	P	ERA	WHIP
Glenn Abbott, R ERA: 4.59 (1, 1)	6.1		25	6	2	2	1	1	0	0	0	0	0	26	30	2.84	1.105
Larry Andersen, R ERA: 2.33 (7, 1)	0.2	L	4	2	1	1	1	0	0	0	0	0	0	6	6	13.50	3.000
Shane Rawley, L ERA: 4.62 (8, 1)	1.0		3	1	0	0	0	0	0	0	0	0	0	3	3	0.00	1.000

**BOTTOM**

**Seattle Mariners @ Kansas City Royals**  
 Royals Stadium, Kansas City, MO

Mon Jun 01 1981, 8:05 PM EDT  
 Att: 28,419 - Unknown - 84 F

AB	31
R	3
H	9
RBI	3
BB	1
SO	2
LOB	9



1B	2B	3B	HR	SF	SAC	DP	HBP	WP	PA
6	2	1	0	0	1	0	0	0	32

Batter	1	2	3	4	5	6	7	8	9	AB R H RBI BB SO LOB	TOP											
Lenny Randle, S (1, 4) OBP: 0.280, SLG: 0.326	0-0 1-3		4-0 3B BB		0-0 4-3		0-0 SH5-3		0-0 1-3	3 1 0 0 1 0 1												
Tom Paciorek, R (1, 7) OBP: 0.362, SLG: 0.450	4-0 CS BB		0-0 1-H 2-H 3B		4-0 4-3 BB		0-0 L8		0-0 2B	3 0 2 2 2 0 1												
Bruce Bochte, L (1, 3) OBP: 0.323, SLG: 0.298	0-3 K		0-0 F8		0-0 4-3		4-0 IBB		4-0 IBB	3 0 0 0 2 1 4												
Gary Gray, R (1, 10) OBP: 0.294, SLG: 0.604	0-0 CS 1-2	0-3 K		0-3 K	0-0 F8		0-0 F7		0-3 K	5 0 0 0 0 3 6												
Jeff Burroughs, R (1, 9) OBP: 0.368, SLG: 0.439		0-3 K		0-3 K		0-0 6-3		0-0 1-3		4 0 0 0 0 2 0												
Joe Simpson, L (8, 8) OBP: 0.255, SLG: 0.327										0 0 0 0 0 0 0												
Dan Meyer, L (1, 5) OBP: 0.280, SLG: 0.360		0-0 2B		0-0 F6		0-0 F9 2B		0-0 3-1 1B		4 0 3 0 0 0 0												
Jerry Narron, L (1, 2) OBP: 0.294, SLG: 0.324			0-0 F9		4-0 E FC3 1B BB	0-0 F9		0-0 3-1		3 1 0 0 1 0 2												
Dave Henderson, R (1, 8) OBP: 0.250, SLG: 0.358			0-0 F4		0-0 FC3 1B	0-3 K		0-0 F8		4 1 0 0 0 1 3												
Jim Anderson, R (1, 6) OBP: 0.298, SLG: 0.293			0-0 3B 2B		0-0 4-3 4-3 1B		0-0 SH5-3 1B		0-0 5-3	4 1 3 2 0 0 0												
<b>Inning Stats</b>	R: 0 E: 0 K: 1 S: 4	H: 0 LOB: 0 BB: 1 P: 8	R: 0 E: 0 K: 2 S: 7	H: 1 LOB: 1 BB: 0 P: 7	R: 2 E: 0 K: 0 S: 5	H: 2 LOB: 1 BB: 1 P: 9	R: 0 E: 0 K: 2 S: 7	H: 0 LOB: 0 BB: 0 P: 7	R: 2 E: 1 K: 0 S: 5	H: 1 LOB: 2 BB: 2 P: 13	R: 0 E: 0 K: 1 S: 6	H: 1 LOB: 1 BB: 0 P: 6	R: 0 E: 0 K: 0 S: 4	H: 1 LOB: 2 BB: 1 P: 8	R: 0 E: 0 K: 0 S: 4	H: 1 LOB: 1 BB: 0 P: 4	R: 0 E: 0 K: 1 S: 6	H: 1 LOB: 2 BB: 1 P: 10	1B: 3 2B: 4 3B: 1 HR: 0	SF: 0 SAC: 1 DP: 0 HBP: 0	WP: 0 PB: 0 SB: 1 CS: 1	PA: 41
<b>PITCHER</b>	IP WLS BF H R ER SO BB IBB HBP BLK WP HR S P ERA WHIP																					
Juan Berenguer, R (1, 1) ERA: 7.41	4.1 L 20 4 4 2 5 4 0 0 0 0 0 0 26 42 4.15 1.846																					
Renie Martin, R (5, 1) ERA: 3.46	3.2 15 3 0 0 1 0 1 0 0 0 0 0 16 20 0.00 0.818																					
Dan Quisenberry, R (9, 1) ERA: 3.33	1.0 5 1 0 0 1 0 1 0 0 0 0 0 6 10 0.00 1.000																					

Seattle Mariners @ Kansas City Royals  
Royals Stadium, Kansas City, MO  
Tue Jun 02 1981, 8:05 PM EDT  
Att. 25,678 - Unknown - 81 F

AB	33
R	4
H	8
RBI	4
BB	6
SO	7
LOB	17



Batter	1	2	3	4	5	6	7	8	9	AB	R	H	RBI	BB	SO	LOB
Willie Wilson, S OBP: 0.294, SLG: 0.324 (1, 7)	0-0 6-3	0-0 F9		0-0 F9			0-0 FC6-4 2B	0-0 F5		5	1	0	1	0	0	8
Amos Otis, R OBP: 0.282, SLG: 0.340 (1, 8)	0-0 2B		0-0 F4		0-0 F8		0-0 4-3 1-H 2B		0-3 K	5	0	2	1	0	1	0
George Brett, L OBP: 0.348, SLG: 0.398 (1, 5)	0-0 F7		0-0 1B		0-0 5-3		0-0 4-3 2-3		0-0 4-3 2B	5	0	2	0	0	0	2
Willie Aikens, L OBP: 0.392, SLG: 0.510 (1, 3)	0-3 K		0-0 L8		0-0 G3		0-0 G3		0-0 4-3 2-3	5	0	0	0	0	1	4
Hal McRae, R OBP: 0.265, SLG: 0.327 (1, 10)		0-0 F8	0-3 K			0-0 1-3		0-0 6-3	0-0 6-3	5	0	0	0	0	1	2
Frank White, R OBP: 0.284, SLG: 0.360 (1, 4)		0-0 F8 2B		0-3 K		0-0 6-3		0-0 E8 4-3 1B		4	1	2	0	0	1	0
Clint Hurdle, L OBP: 0.484, SLG: 0.857 (1, 9)		4-0 BB BB		0-0 FC6-4 1B		0-3 K		0-0 4-3		3	0	1	1	1	1	0
Jerry Grote, R OBP: 0.308, SLG: 0.333 (1, 2)		0-0 F8		0-0 FC6-4 1B			0-0 1B FC6-4 2B	0-0 BB 1B		4	1	3	0	0	0	2
John Wathan, R OBP: 0.299, SLG: 0.321 (8, PR) (9, 2)		2-3		1-2 1B						0	0	0	0	0	0	0
U L Washington, S OBP: 0.327, SLG: 0.307 (1, 6)		4-0 BB		0-0 FC6-4			0-0 1B FC6-4	4-0 BB		2	0	1	0	2	0	2

Inning Stats	R: 0	H: 1	E: 0	K: 1	S: 6	H: 1	LOB: 1	BB: 0	P: 6	R: 0	H: 1	E: 0	K: 1	S: 6	H: 1	LOB: 1	BB: 0	P: 6	R: 0	H: 2	E: 0	K: 1	S: 7	H: 2	LOB: 2	BB: 0	P: 7	R: 0	H: 0	E: 0	K: 0	S: 3	H: 0	LOB: 0	BB: 0	P: 3	R: 0	H: 0	E: 0	K: 1	S: 5	H: 0	LOB: 0	BB: 0	P: 5	R: 2	H: 3	E: 0	K: 0	S: 6	H: 3	LOB: 1	BB: 0	P: 6	R: 1	H: 2	E: 1	K: 0	S: 5	H: 2	LOB: 2	BB: 1	P: 9	R: 0	H: 1	E: 0	K: 1	S: 6	H: 1	LOB: 1	BB: 0	P: 6	1B: 6	2B: 5	3B: 0	HR: 0	SF: 0	SAC: 0	DP: 0	HBP: 0	WP: 0	PB: 0	SB: 0	CS: 0	PA: 41
--------------	------	------	------	------	------	------	--------	-------	------	------	------	------	------	------	------	--------	-------	------	------	------	------	------	------	------	--------	-------	------	------	------	------	------	------	------	--------	-------	------	------	------	------	------	------	------	--------	-------	------	------	------	------	------	------	------	--------	-------	------	------	------	------	------	------	------	--------	-------	------	------	------	------	------	------	------	--------	-------	------	-------	-------	-------	-------	-------	--------	-------	--------	-------	-------	-------	-------	--------

PITCHER	IP	WLS	BF	H	R	ER	SO	BB	IBB	HBP	BLK	WP	HR	S	P	ERA	WHIP
Floyd Bannister, L ERA: 5.16 (1, 1)	6.1	W	29	8	2	2	4	2	0	0	0	0	0	35	43	2.84	1.579
Shane Rawley, L ERA: 4.39 (7, 1)	1.1		7	2	1	0	0	1	0	0	0	0	0	6	10	0.00	2.250
Dick Drago, R ERA: 4.78 (8, 1)	1.1	S	5	1	0	0	1	0	0	0	0	0	0	7	7	0.00	0.750


BOTTOM

Seattle Mariners @ Kansas City Royals  
 Royals Stadium, Kansas City, MO  
 Tue Jun 02 1981, 8:05 PM EDT  
 Att: 25,678 - Unknown - 81 F

livebaseballscorecards.com

AB	38
R	3
H	11
RBI	3
BB	3
SO	5
LOB	20



Batter	1	2	3	4	5	6	7	8	9	AB R H RBI BB SO LOB	TOP	
Joe Simpson, L (1, 8) OBP: 0.263, SLG: 0.327 Lenny Randle, S (9, PH) OBP: 0.278, SLG: 0.324	0-0 4-3		4-0 HR BB		0-3 K	0-0 1B			0-0 F8	3 1 1 0 1 1 0 1 0 0 0 0 0 0		
Tom Paciorek, R (1, 7) OBP: 0.368, SLG: 0.489	0-0 F9		0-0 HR 1-H 2-H		0-0 CS 1B	0-0 L5			0-0 HR	5 2 3 4 0 0 3		
Bruce Bochte, L (1, 3) OBP: 0.331, SLG: 0.336	0-0 4-3		0-0 F9		0-0 CS 1-2	0-0 HR	0-0 G3 2B		0-0 1B	5 1 3 1 0 0 0		
Dan Meyer, L (1, 5) OBP: 0.265, SLG: 0.340		0-3 K		0-0 G3		0-0 6-3	0-0 F3		0-0 F7	5 0 0 0 0 1 2		
Jeff Burroughs, R (1, 9) OBP: 0.362, SLG: 0.429		0-0 6-3		0-0 HR 1B		0-0 F8	0-0 G3		0-0 F9	5 1 1 0 0 0 2		
Gary Gray, R (1, 10) OBP: 0.301, SLG: 0.627		0-0 F9		0-0 HR 1-H		0-0 1B 1B	0-0 F9			4 2 2 2 0 0 1		
Jerry Narron, L (1, 2) OBP: 0.295, SLG: 0.324 Bud Bulling, R (8, PH) OBP: 0.391, SLG: 0.264 (8, 2)			0-0 3-1	0-0 F9		0-0 1B 1-2 1B		4-0 FC4-6 BB		3 1 1 0 0 0 0 0 0 0 0 1 0 0	AB 39 R 9 H 14 RBI 9 BB 2 SO 3 LOB 10	
Jim Anderson, R (1, 6) OBP: 0.295, SLG: 0.291			0-0 F5	0-3 K		0-0 1B 1-3 2-H 1B		0-0 FC4-6 G6-4-3 1-2f		4 0 1 1 0 1 1		
Julio Cruz, S (1, 4) OBP: 0.311, SLG: 0.283			0-0 HR BB 1B		0-0 5-3	0-0 1B 1-2 3-H 1B		0-0 G6-4-3 1-2f		4 1 2 1 0 0 1		
Inning Stats	R: 0 E: 0 K: 0 S: 3 H: 0 LOB: 0 BB: 0 P: 3	R: 0 E: 0 K: 1 S: 5 H: 0 LOB: 0 BB: 0 P: 5	R: 3 E: 0 K: 0 S: 5 H: 2 LOB: 0 BB: 1 P: 9	R: 2 E: 0 K: 1 S: 7 H: 2 LOB: 0 BB: 0 P: 7	R: 0 E: 0 K: 1 S: 5 H: 1 LOB: 0 BB: 0 P: 5	R: 3 E: 0 K: 0 S: 9 H: 6 LOB: 3 BB: 0 P: 9	R: 0 E: 0 K: 0 S: 4 H: 1 LOB: 1 BB: 0 P: 4	R: 0 E: 0 K: 0 S: 2 H: 0 LOB: 0 BB: 1 P: 6	R: 1 E: 0 K: 0 S: 5 H: 2 LOB: 1 BB: 0 P: 5	1B: 9 2B: 1 3B: 0 HR: 4 SF: 0 SAC: 0 DP: 1 HBP: 0	WP: 0 PB: 0 SB: 0 CS: 1 PA: 42	
PITCHER	IP WLS BF H R ER SO BB IBB HBP BLK WP HR S P ERA WHIP											
Rich Gale, R (1, 1) ERA: 5.09	5.2 W 24 7 7 7 3 1 0 0 0 0 3 29 33 11.12 1.412											
Jim Wright, R (6, 1) ERA: 3.0	0.0 3 3 1 1 0 0 0 0 0 0 0 3 3 ∞ ∞											
Ken Brett, L (6, 1) ERA: 3.68	3.1 S 14 4 1 1 0 1 0 0 0 0 1 13 17 2.70 1.500											

Seattle Mariners @ Kansas City Royals  
 Royals Stadium, Kansas City, MO  
 Wed Jun 03 1981, 8:05 PM EDT  
 Att. 23,025 - Unknown - 80 F

livebaseballscorecards.com

Batter	1	2	3	4	5	6	7	8	9	AB	R	H	RBI	BB	SO	LOB
U L Washington, S OBP: 0.329, SLG: 0.313 (1, 6)	0-0 F4		0-0 2B	0-3 K	0-3 BB 1B	0-3 K				4	1	1	0	1	2	2
John Wathan, R OBP: 0.309, SLG: 0.321 Willie Wilson, S OBP: 0.294, SLG: 0.324 (1, 7) (8, 7)	0-0 S 1B		0-3 K		4-0 BB 1B	0-0 G3				3	0	1	0	2	1	2
George Brett, L OBP: 0.343, SLG: 0.391 (1, 5)	0-3 K 1-2		0-0 F5		FC3-6 BB 1B		0-3 K			5	1	1	1	0	2	3
Willie Aikens, L OBP: 0.392, SLG: 0.500 (1, 3)	0-3 K			0-0 4-3	BB 1B		0-0 F7			3	1	0	0	2	1	1
Amos Otis, R OBP: 0.286, SLG: 0.348 (1, 8)		0-3 K		0-0 3B 2B	BB 1B		0-0 6-3			5	2	2	1	0	2	3
Lee May, R OBP: 0.323, SLG: 0.355 (1, 10)		0-0 F7		0-3 K	BB 1B			0-3 K		5	1	1	1	0	2	4
Frank White, R OBP: 0.302, SLG: 0.408 (1, 4)		0-0 2B		0-0 2B 3B	HR 2B	0-0 3-1 S 1B		0-0 6-3		5	3	4	2	0	0	0
Clint Hurdle, L OBP: 0.500, SLG: 0.828 Cesar Geronimo, L OBP: 0.274, SLG: 0.299 (1, 9) (6, 9)	0-0 F9			4-0 2B BB	HR IBB	0-0 3-1		0-3 K		1	2	0	0	2	0	1
Jerry Grote, R OBP: 0.349, SLG: 0.475 (1, 2)			0-0 6-3	1-H 2-H 3-H 2B	HR	0-0 S 1B				2	0	0	0	0	0	0

Inning Stats	R: 0	H: 1	E: 0	LOB: 1	K: 2	BB: 0	S: 8	P: 8	R: 0	H: 1	E: 0	LOB: 1	K: 1	BB: 0	S: 6	P: 6	R: 0	H: 1	E: 0	LOB: 1	K: 1	BB: 0	S: 6	P: 6	R: 3	H: 3	E: 0	LOB: 1	K: 2	BB: 1	S: 10	P: 14	R: 8	H: 5	E: 0	LOB: 3	K: 1	BB: 6	S: 10	P: 34	R: 1	H: 2	E: 0	LOB: 1	K: 1	BB: 0	S: 7	P: 7	R: 0	H: 0	E: 0	LOB: 0	K: 1	BB: 0	S: 5	P: 5	R: 0	H: 0	E: 0	LOB: 0	K: 2	BB: 0	S: 7	P: 7	R: 0	H: 0	E: 0	LOB: 0	K: 2	BB: 0	S: 7	P: 7
--------------	------	------	------	--------	------	-------	------	------	------	------	------	--------	------	-------	------	------	------	------	------	--------	------	-------	------	------	------	------	------	--------	------	-------	-------	-------	------	------	------	--------	------	-------	-------	-------	------	------	------	--------	------	-------	------	------	------	------	------	--------	------	-------	------	------	------	------	------	--------	------	-------	------	------	------	------	------	--------	------	-------	------	------


PITCHER	IP	WLS	BF	H	R	ER	SO	BB	IBB	HBP	BLK	WP	HR	S	P	ERA	WHIP
Bryan Clark, L ERA: 2.96 (1, 1)	4.1	L	24	8	7	7	6	3	0	0	0	0	0	33	45	14.54	2.538
Ken Clay, R ERA: 6.05 (5, 1)	0.0		3	2	3	3	0	0	1	0	0	0	1	2	6	∞	∞
Bob Galasso, R ERA: 6.0 (5, 1)	1.2		11	3	2	2	2	3	0	0	0	0	0	12	24	10.80	3.600
Larry Andersen, R ERA: 2.17 (7, 1)	2.0		6	0	0	0	3	0	0	0	0	0	0	12	12	0.00	0.000

**BOTTOM**

**Seattle Mariners @ Kansas City Royals**  
 Royals Stadium, Kansas City, MO

Wed Jun 03 1981, 8:05 PM EDT  
 Att: 23,025 - Unknown - 80 F

AB	37
R	12
H	13
RBI	12
BB	7
SO	11
LOB	17



WP	HR	S	P	ERA	WHIP
0	0	0	0	0	0
0	0	0	0	0	0
0	0	0	0	0	0
0	0	0	0	0	0

Batter	1	2	3	4	5	6	7	8	9	AB R H RBI BB SO LOB												
Charlie Moore, R (1, 9) OBP: 0.367, SLG: 0.430 Thad Bosley, L (7, 8)	0-0 4-3		0-0 6-3		0-0 F4		0-0 F9		4-0 BB 1B BB	4 0 0 0 0 0 1 0 0 0 0 1 0 0												
Robin Yount, R (1, 6) OBP: 0.309, SLG: 0.438	0-0 F8		0-0 HR		0-0 E5			0-0 E 3B	0-0 F8	5 2 2 1 0 0 2												
Cecil Cooper, L (1, 3) OBP: 0.328, SLG: 0.397	0-3 K		0-0 1B		0-0 4-3			0-0 1-3	0-0 FC6-4 1B	5 0 2 0 0 1 3												
Gorman Thomas, R (1, 10) OBP: 0.375, SLG: 0.604		0-0 L8	0-3 K					0-0 FC5 2B	0-0 FC6-4	5 1 1 0 0 1 3												
Ted Simmons, S (1, 2) OBP: 0.268, SLG: 0.382		0-0 1B SF9		0-0 F2				0-0 FC5-4 1B	1-0 2B HBP	3 2 1 0 0 0 1												
Ben Oglivie, L (1, 8) OBP: 0.313, SLG: 0.373		0-0 1B		0-0 4-3				0-0 F4	0-0 2B HBP	4 1 2 2 0 0 1												
Don Money, R (1, 5) OBP: 0.296, SLG: 0.315		0-0 SF9		0-0 F9				0-0 FC5-4	0-0 G5-4-3 1B	3 0 1 2 0 0 1												
Mark Brouhard, R (1, 7) OBP: 0.315, SLG: 0.369		0-3 K			0-0 F8			0-0 F4	0-0 G5-4-3	4 0 0 0 0 1 2												
Jim Gantner, L (1, 4) OBP: 0.335, SLG: 0.358			0-0 G3		0-0 E 1B		0-0 G3		0-0 G3	4 0 1 0 0 0 0												
<b>Inning Stats</b>	R: 0 E: 0 K: 1 S: 5	H: 0 LOB: 0 BB: 0 P: 5	R: 1 E: 0 K: 1 S: 7	H: 2 LOB: 1 BB: 0 P: 7	R: 1 E: 0 K: 1 S: 7	H: 2 LOB: 1 BB: 0 P: 7	R: 0 E: 0 K: 0 S: 3	H: 0 LOB: 0 BB: 0 P: 3	R: 0 E: 1 K: 0 S: 5	H: 1 LOB: 2 BB: 0 P: 5	R: 0 E: 0 K: 0 S: 4	H: 1 LOB: 1 BB: 0 P: 4	R: 0 E: 0 K: 0 S: 3	H: 0 LOB: 0 BB: 0 P: 3	R: 4 E: 1 K: 0 S: 6	H: 3 LOB: 0 BB: 0 P: 7	R: 0 E: 0 K: 0 S: 4	H: 1 LOB: 2 BB: 1 P: 8	1B: 7 2B: 1 3B: 1 HR: 1	SF: 1 SAC: 0 DP: 1 HBP: 1	WP: 0 PB: 0 SB: 0 CS: 0	PA: 40

**TOP**

**Milwaukee Brewers @ Kansas City Royals**  
Royals Stadium, Kansas City, MO

Fri Jun 05 1981, 8:05 PM EDT  
Att. 31,300 - Unknown - 88 F

<b>AB</b>	<b>37</b>
<b>R</b>	<b>6</b>
<b>H</b>	<b>10</b>
<b>RBI</b>	<b>5</b>
<b>BB</b>	<b>1</b>
<b>SO</b>	<b>3</b>
<b>LOB</b>	<b>14</b>

[livebaseballscorecards.com](http://livebaseballscorecards.com)



PITCHER	IP	WLS	BF	H	R	ER	SO	BB	IBB	HBP	BLK	WP	HR	S	P	ERA	WHIP
Larry Gura, L (1, 1) ERA: 4.2	9.0	L	40	10	6	5	3	1	0	1	0	0	1	44	49	5.00	1.222





Batter	1	2	3	4	5	6	7	8	9	AB R H RBI BB SO LOB	TOP
<b>Jim Gantner, L</b> (1, 4) <small>OBP: 0.337, SLG: 0.356</small>	0-0 		0-0 		0-0 		0-0 		4-0 	4 0 1 1 1 0 3	
<b>Robin Yount, R</b> (1, 6) <small>OBP: 0.306, SLG: 0.432</small>	0-0 		0-0 		0-0 		1-0 		0-3 	2 0 0 2 0 1 1	
<b>Cecil Cooper, L</b> (1, 3) <small>OBP: 0.322, SLG: 0.388</small>	0-3 		0-0 		0-0 		0-0 			4 0 0 0 0 1 4	
<b>Ben Oglivie, L</b> (1, 7) <small>OBP: 0.317, SLG: 0.372</small>		4-0 	0-0 		0-0 		0-0 			3 1 1 0 1 0 1	
<b>Ted Simmons, S</b> (1, 2) <small>OBP: 0.268, SLG: 0.379</small>		0-0 		0-0 		0-0 		0-0 		4 0 1 0 0 0 2	
<b>Gorman Thomas, R</b> (1, 10) <small>OBP: 0.372, SLG: 0.592</small>		0-3 		0-0 		0-0 		4-0 		3 0 0 0 1 1 2	
<b>Roy Howell, L</b> (1, 5) <small>OBP: 0.348, SLG: 0.416</small>		0-0 		0-3 		0-3 		0-0 		4 0 1 1 0 2 2	
<b>Thad Bosley, L</b> (1, 8) <small>OBP: 0.833, SLG: 1.000</small>			0-0 		0-0 		0-0 		0-3 	4 2 3 0 0 1 1	
<b>Mark Brouhard, R</b> (1, 9) <small>OBP: 0.321, SLG: 0.383</small>			0-0 		0-0 		0-0 		0-0 	4 1 2 0 0 0 1	
<b>Inning Stats</b>	R: 0 H: 0 E: 0 LOB: 0 K: 1 BB: 0 S: 5 P: 5	R: 0 H: 0 E: 0 LOB: 1 K: 1 BB: 1 S: 5 P: 9	R: 2 H: 3 E: 0 LOB: 1 K: 0 BB: 0 S: 6 P: 6	R: 0 H: 0 E: 0 LOB: 0 K: 1 BB: 0 S: 5 P: 5	R: 1 H: 2 E: 0 LOB: 1 K: 0 BB: 0 S: 5 P: 5	R: 0 H: 1 E: 0 LOB: 1 K: 1 BB: 0 S: 6 P: 6	R: 0 H: 1 E: 0 LOB: 2 K: 0 BB: 0 S: 4 P: 5	R: 1 H: 2 E: 0 LOB: 1 K: 1 BB: 1 S: 6 P: 10	R: 0 H: 0 E: 0 LOB: 0 K: 1 BB: 1 S: 4 P: 8	1B: 7 SF: 2 2B: 2 SAC: 0 3B: 0 DP: 0 HR: 0 HBP: 1	WP: 1 PA: 38 PB: 0 SB: 1 CS: 1
<b>PITCHER</b> <b>Dennis Leonard, R</b> (1, 1) <small>ERA: 3.68</small>	IP 9.0 WLS L BF 38 H 9 R 4 ER 4 SO 6 BB 3 IBB 0 HBP 1 BLK 0 WP 1 HR 0 S 46 P 59 ERA 4.00 WHIP 1.333										

**Milwaukee Brewers @ Kansas City Royals**  
 Royals Stadium, Kansas City, MO  
 Sat Jun 06 1981, 8:05 PM EDT  
 Att. 37,468 - Unknown - 86 F

<b>AB</b>	32
<b>R</b>	4
<b>H</b>	9
<b>RBI</b>	4
<b>BB</b>	3
<b>SO</b>	6
<b>LOB</b>	17



BOTTOM

Milwaukee Brewers @ Kansas City Royals  
Royals Stadium, Kansas City, MO

livebaseballscorecards.com

AB 30  
R 2  
H 6  
RBI 2  
BB 4  
SO 5  
LOB 16



WP: 0 PA: 34  
PB: 0  
SB: 1  
CS: 0

ERA WHIP

Sat Jun 06 1981, 8:05 PM EDT  
Att: 37,468 - Unknown - 86 F

AB R H RBI BB SO LOB

3 0 1 0 1 1 1

4 0 0 0 0 2 3

4 0 1 0 0 0 1

2 1 0 0 2 1 2

0 0 0 0 0 0 0

4 1 1 0 0 0 3

3 0 1 0 1 0 1

1 0 0 0 0 0 0

3 0 1 2 0 0 2

3 0 0 0 0 1 3

3 0 1 0 0 0 0

1B: 6 SF: 0  
2B: 0 SAC: 0  
3B: 0 DP: 3  
HR: 0 HBP: 0

Batter	1	2	3	4	5	6	7	8	9
Willie Wilson, S OBP: 0.291, SLG: 0.316 (1, 7)	0-3 K			0-0 1B		4-0 BB		0-0 F7	
Hal McRae, R OBP: 0.254, SLG: 0.313 (1, 10)	0-0 4-3			0-3 K		0-0 G5-4-3		0-3 K	
George Brett, L OBP: 0.352, SLG: 0.400 (1, 5)	0-0 F5			0-0 1B			0-0 F9	0-0 FC4-6	
Willie Aikens, L OBP: 0.397, SLG: 0.487 (1, 3)		0-0 6-9-3		0-3 K			4-0 BB		4-0 BB
Rance Mulliniks, L OBP: 0.188, SLG: 0.188 (9, PR)				1-2			1B		
Amos Otis, R OBP: 0.289, SLG: 0.366 (1, 8)		0-0 6-3		0-0 F9			0-0 BB	0-0 F9	
Frank White, R OBP: 0.299, SLG: 0.394 (1, 4)							1-2 1B		
Clint Hurdle, L OBP: 0.436, SLG: 0.706 (1, 9)			0-0 3-1		0-0 L6		0-0 BB	0-0 F7	
Cesar Geronimo, L OBP: 0.276, SLG: 0.300 (5, 9)							1-3 2-H 3-H 1B	0-0 G3	
John Wathan, R OBP: 0.303, SLG: 0.315 (1, 2)			0-3 K		0-0 G5-4-3		0-0 G4-6-3		
U L Washington, S OBP: 0.329, SLG: 0.313 (1, 6)			0-0 4-3				0-0 F7	0-0 FC4-6	

Inning Stats	R: 0	H: 0	E: 0	K: 1	S: 5	LOB: 0	BB: 0	P: 5
	R: 0	H: 0	E: 0	K: 0	S: 3	LOB: 0	BB: 0	P: 3
	R: 0	H: 0	E: 0	K: 1	S: 5	LOB: 0	BB: 0	P: 5
	R: 0	H: 2	E: 0	K: 2	S: 9	LOB: 2	BB: 0	P: 9
	R: 0	H: 1	E: 0	K: 0	S: 3	LOB: 0	BB: 0	P: 3
	R: 0	H: 0	E: 0	K: 0	S: 2	LOB: 0	BB: 1	P: 6
	R: 2	H: 2	E: 0	K: 0	S: 4	LOB: 1	BB: 2	P: 12
	R: 0	H: 1	E: 0	K: 1	S: 6	LOB: 1	BB: 0	P: 6
	R: 0	H: 0	E: 0	K: 0	S: 3	LOB: 1	BB: 1	P: 7

PITCHER	IP	WLS	BF	H	R	ER	SO	BB	IBB	HBP	BLK	WP	HR	S	P	ERA	WHIP
Pete Vuckovich, R ERA: 3.38 (1, 1)	7.0	W	26	5	2	2	4	3	0	0	0	0	0	31	43	2.57	1.143
Rollie Fingers, R ERA: 1.41 (8, 1)	2.0	S	8	1	0	0	1	1	0	0	0	0	0	9	13	0.00	1.000

Batter	1	2	3	4	5	6	7	8	9	AB R H RBI BB SO LOB	TOP											
<b>Charlie Moore, R</b> (1, 2) <small>OBP: 0.369, SLG: 0.423</small>	0-0 6-3	0-0 1B			4-0 E S BB		0-0 E6 G5-4-3		0-0 F9	4 0 1 0 1 0 2	<b>Milwaukee Brewers @ Kansas City Royals</b> Royals Stadium, Kansas City, MO Sun Jun 07 1981, 4:33 AM EDT Att. 32,429 - Sunny - 90 F <a href="http://livebaseballscorecards.com">livebaseballscorecards.com</a>											
<b>Robin Yount, R</b> (1, 6) <small>OBP: 0.303, SLG: 0.425</small>	0-0 1B E 1B	0-0 F8			0-0 F9		0-0 F9		0-0 F9	5 1 1 0 0 0 5												
<b>Cecil Cooper, L</b> (1, 3) <small>OBP: 0.320, SLG: 0.385</small>	0-0 E 1-2 1B		0-0 4-3		0-3 K 1-3		0-0 G5-4-3 1-2f			4 0 1 0 0 1 2												
<b>Gorman Thomas, R</b> (1, 9) <small>OBP: 0.370, SLG: 0.583</small>	0-0 E9 1-3 2-H 1B		0-3 K		0-0 F9			0-3 K		4 0 1 1 0 2 1												
<b>Ted Simmons, S</b> (1, 10) <small>OBP: 0.277, SLG: 0.384</small>	4-0 1B		0-0 1B			0-0 1B 1B		0-3 K		3 0 2 0 1 1 0												
<b>Ben Oglivie, L</b> (1, 8) <small>OBP: 0.311, SLG: 0.365</small>	0-0 F2		0-0 1-3		0-0 F3			0-0 F2		4 0 0 0 0 0 5												
<b>Don Money, R</b> (1, 5) <small>OBP: 0.302, SLG: 0.322</small>	0-0 F8			0-3 K		0-0 1-2 1B			0-0 1B 1B	4 0 2 0 0 1 3												
<b>Mark Brouhard, R</b> (1, 7) <small>OBP: 0.319, SLG: 0.378</small>		0-0 G1-6-3 1B		0-0 L7		0-3 K			0-0 F8	4 0 1 0 0 1 3												
<b>Ed Romero, R</b> (1, 4) <small>OBP: 0.220, SLG: 0.263</small> <b>Roy Howell, L</b> (6, PH) <small>OBP: 0.345, SLG: 0.412</small> <b>Jim Gantner, L</b> (6, 4) <small>OBP: 0.340, SLG: 0.359</small>		0-0 G1-6-3 1-2f		0-3 K2-3		0-0 4-3			0-0 1B	2 0 0 0 0 1 1 1 0 0 0 0 0 2 1 0 1 0 0 0 0												
<b>Inning Stats</b>	R: 1 E: 1 K: 0 S: 6	H: 3 LOB: 3 BB: 1 P: 10	R: 0 E: 0 K: 0 S: 4	H: 2 LOB: 1 BB: 0 P: 4	R: 0 E: 0 K: 1 S: 6	H: 1 LOB: 1 BB: 0 P: 6	R: 0 E: 0 K: 2 S: 7	H: 0 LOB: 0 BB: 0 P: 7	R: 0 E: 0 K: 1 S: 5	H: 0 LOB: 1 BB: 1 P: 9	R: 0 E: 0 K: 1 S: 7	H: 2 LOB: 2 BB: 0 P: 7	R: 0 E: 1 K: 0 S: 3	H: 0 LOB: 0 BB: 0 P: 3	R: 0 E: 0 K: 2 S: 7	H: 0 LOB: 0 BB: 0 P: 7	R: 0 E: 0 K: 0 S: 5	H: 2 LOB: 2 BB: 0 P: 5	1B: 10 2B: 0 3B: 0 HR: 0	SF: 0 SAC: 0 DP: 2 HBP: 0	WP: 0 PB: 0 SB: 1 CS: 0	PA: 38
<b>PITCHER</b>	IP WLS BF H R ER SO BB IBB HBP BLK WP HR S P ERA WHIP																					
<b>Paul Splittorf, L</b> (1, 1) <small>ERA: 3.9</small> <b>Renie Martin, R</b> (6, 1) <small>ERA: 3.03</small>	5.1 W 25 8 1 1 4 1 1 0 0 0 0 31 39 1.69 1.688																					



Batter	1	2	3	4	5	6	7	8	9	AB	R	H	RBI	BB	SO	LOB
Willie Wilson, S OBP: 0.289, SLG: 0.309 (1, 7)	4-0 S 1B BB		0-0 4-3	0-0 FC4-6 1-2f		0-0 1-3		0-0 4-3		4	1	0	1	1	0	3
U L Washington, S OBP: 0.328, SLG: 0.307 (1, 6)	0-0 F9		0-0 4-3		4-0 FC4-6 BB		0-0 F9			3	0	0	0	1	0	1
George Brett, L OBP: 0.362, SLG: 0.410 (1, 5)	0-0 G5-4-3 1-H 1B		0-0 BB 2B 1B		0-0 FC4-6 G4-3 1-2f		0-0 1B			4	1	3	1	0	0	1
Dave Chaik, R OBP: 0.375, SLG: 0.379 (7, PR)										0	0	0	0	0	0	0
Amos Otis, R OBP: 0.294, SLG: 0.362 (1, 8)	0-0 G5-4-3 1-2f		4-0 2B BB		0-0 G4-3 1-2f		4-0 G3-6-1 BB			2	1	0	0	2	0	2
Lee May, R OBP: 0.353, SLG: 0.394 (1, 3)		0-0 F9	0-0 1-H 2-H 2B			4-0 SH1-4 1B BB		0-0 G3-6-1		2	0	1	2	1	0	0
Rance Mulliniks, L OBP: 0.176, SLG: 0.176 (6, PR)										1	1	0	0	0	0	2
Hal McRae, R OBP: 0.254, SLG: 0.311 (1, 10)		0-0 4-3	0-0 F4			0-0 5-3 SH1-4 1B		0-0 L6		4	0	1	0	0	0	1
Frank White, R OBP: 0.302, SLG: 0.396 (1, 4)		0-0 1B			0-3 K		0-0 SH1-4		4-0 3B BB	2	0	1	0	0	1	0
Willie Aikens, L OBP: 0.400, SLG: 0.487 (7, 3)							1-2 2-3			0	1	0	0	1	0	0
John Wathan, R OBP: 0.308, SLG: 0.333 (1, 2)		0-0 F3			0-0 FC6-4 1B		0-0 5-3		0-0 SF7 3B	4	1	2	2	0	0	3
Cesar Geronimo, L OBP: 0.288, SLG: 0.333 (1, 9)			0-0 4-3 3B		0-0 FC6-4 FC4-6 1-2f		2-3 3-H 4-0 IBB		0-0 SF7	2	1	1	1	1	0	1

BOTTOM																		
<b>Milwaukee Brewers @ Kansas City Royals</b> Royals Stadium, Kansas City, MO Sun Jun 07 1981, 4:33 AM EDT Att. 32,429 - Sunny - 90 F																		
											AB	28						
											R	7						
											H	9						
											RBI	7						
											BB	7						
											SO	1						
											LOB	14						
											WP: 0	PA: 37						
											PB: 0							
											SB: 2							
											CS: 0							

Inning Stats																											
R: 1		H: 1		R: 0		H: 1		R: 3		H: 3		R: 0		H: 1		R: 0		H: 1		R: 1		H: 1		R: 0		H: 1	
E: 0		LOB: 0		E: 0		LOB: 1		E: 0		LOB: 1		E: 0		LOB: 1		E: 0		LOB: 2		E: 0		LOB: 0		E: 0		LOB: 1	
K: 0		BB: 1		K: 0		BB: 0		K: 0		BB: 1		K: 1		BB: 0		K: 0		BB: 2		K: 0		BB: 1		K: 0		BB: 1	
S: 3		P: 7		S: 4		P: 4		S: 6		P: 10		S: 6		P: 6		S: 2		P: 6		S: 4		P: 12		S: 3		P: 7	
PITCHER		IP	WLS	BF	H	R	ER	SO	BB	IBB	HBP	BLK	WP	HR	S	P	ERA	WHIP									
Randy Lerch, L ERA: 4.27 (1, 1)	5.0	L	24	7	5	5	5	1	4	0	0	0	0	0	22	38	9.00	2.200									
Rickey Keeton, R ERA: 4.35 (6, 1)	2.0		8	1	0	0	0	0	1	1	0	0	0	0	6	14	0.00	1.000									
Jamie Easterly, L ERA: 3.82 (8, 1)	1.0		5	1	2	2	0	0	1	0	0	0	0	0	4	8	18.00	2.000									

Batter	1	2	3	4	5	6	7	8	9	AB R H RBI BB SO LOB
--------	---	---	---	---	---	---	---	---	---	----------------------

<b>Willie Randolph, R</b> <small>(1, 4) OBP: 0.342, SLG: 0.321</small>										5 3 2 0 1 2 1
<b>Jerry Mumphrey, S</b> <small>(1, 8) OBP: 0.384, SLG: 0.466</small>										5 1 2 2 1 0 1
<b>Oscar Gamble, L</b> <small>(1, 9) OBP: 0.380, SLG: 0.520</small> <b>Lou Piniella, R</b> <small>(7, PH) OBP: 0.330, SLG: 0.360</small>										3 2 2 0 0 0 0 2 0 1 2 0 0 2
<b>Dave Winfield, R</b> <small>(1, 7) OBP: 0.393, SLG: 0.482</small> <b>Bobby Brown, S</b> <small>(8, 7) OBP: 0.263, SLG: 0.316</small>										3 1 2 2 2 1 2 0 0 0 0 0 0 0
<b>Reggie Jackson, L</b> <small>(1, 10) OBP: 0.324, SLG: 0.386</small>										3 0 1 1 2 0 2
<b>Graig Nettles, L</b> <small>(1, 5) OBP: 0.347, SLG: 0.390</small> <b>Aurelio Rodriguez, R</b> <small>(8, 5) OBP: 0.333, SLG: 0.545</small>										3 0 0 0 2 1 6 0 0 0 0 0 0 0
<b>Dave Revering, L</b> <small>(1, 3) OBP: 0.309, SLG: 0.348</small> <b>Bob Watson, R</b> <small>(7, PH) OBP: 0.304, SLG: 0.231</small>										3 0 1 0 0 0 1 2 0 1 1 0 1 3
<b>Rick Cerone, R</b> <small>(1, 2) OBP: 0.277, SLG: 0.346</small>										5 0 0 0 0 0 5
<b>Larry Milbourne, S</b> <small>(1, 6) OBP: 0.424, SLG: 0.414</small>										5 1 2 0 0 0 1

**TOP**

**New York Yankees @ Kansas City Royals**  
 Royals Stadium, Kansas City, MO

Mon Jun 08 1981, 8:05 PM EDT  
 Att. 36,922 - Unknown - 96 F

livebaseballscorecards.com

<b>AB</b>	39
<b>R</b>	8
<b>H</b>	14
<b>RBI</b>	8
<b>BB</b>	8
<b>SO</b>	5
<b>LOB</b>	24



Inning Stats	R: 1	H: 2	R: 0	H: 0	R: 2	H: 2	R: 0	H: 1	R: 1	H: 2	R: 0	H: 0	R: 2	H: 2	R: 0	H: 1	R: 0	H: 4	R: 0	H: 1	1B: 11	SF: 0	WP: 0	PA: 47
	E: 0	LOB: 1	E: 0	LOB: 1	E: 0	LOB: 1	E: 0	LOB: 0	E: 0	LOB: 2	E: 0	LOB: 0	E: 0	LOB: 3	E: 0	LOB: 3	E: 0	LOB: 3	E: 0	LOB: 1	2B: 1	SAC: 0	PB: 0	
	K: 1	BB: 0	K: 0	BB: 1	K: 0	BB: 1	K: 0	BB: 0	K: 0	BB: 4	K: 0	BB: 0	K: 3	BB: 1	K: 1	BB: 0	K: 1	BB: 0	K: 1	BB: 0	3B: 1	DP: 2	SB: 2	
	S: 7	P: 7	S: 3	P: 7	S: 5	P: 9	S: 3	P: 3	S: 5	P: 9	S: 3	P: 3	S: 4	P: 20	S: 13	P: 17	S: 6	P: 6	S: 6	P: 6	HR: 1	HBP: 0	CS: 0	

PITCHER	IP	WLS	BF	H	R	ER	SO	BB	IBB	HBP	BLK	WP	HR	S	P	ERA	WHIP										
<b>Rich Gale, R</b> <small>(1, 1) ERA: 5.3</small>	6.0	L	29	7	6	6	1	5	0	0	0	0	1	26	46	9.00	2.000										
<b>Ken Brett, L</b> <small>(7, 1) ERA: 5.17</small>	1.0		9	5	2	2	0	1	1	0	0	0	0	7	15	18.00	6.000										
<b>Jim Wright, R</b> <small>(8, 1) ERA: 2.7</small>	2.0		9	2	0	0	4	1	0	0	0	0	0	16	20	0.00	1.500										

<b>WP: 0</b>	<b>PA: 47</b>
--------------	---------------



Batter	1	2	3	4	5	6	7	8	9	AB R H RBI BB SO LOB
Willie Randolph, R (1, 4) OBP: 0.339, SLG: 0.318	0-0 F8		0-0 6-3	0-0 FC5-2 SF9 BB		0-0 1-3 1B		0-0 5-3		5 0 1 1 0 0 2
Jerry Mumphrey, S (1, 8) OBP: 0.390, SLG: 0.464	0-3 K		4-0 1B HR BB	4-0 1-2 2-3 BB		0-0 1-3		0-0 1B 1B		3 1 1 0 2 1 1
Oscar Gamble, L (1, 9) Bobby Brown, S (9, 9) OBP: 0.381, SLG: 0.519 OBP: 0.263, SLG: 0.316	0-0 F4		0-0 1-2 HR 1B	0-0 2-3 3-H		0-0 4-3		0-0 1-2 1B		4 1 2 1 0 0 1 0 0 0 0 0 0 0
Dave Winfield, R (1, 7) OBP: 0.389, SLG: 0.490		0-3 K	0-0 1-H 2-H HR	0-0 1-2 L4			0-0 F4	0-0 6-3		5 1 1 3 0 1 4
Reggie Jackson, L (1, 10) OBP: 0.326, SLG: 0.379		0-3 K	0-3 K		0-0 3-1		4-0 1B E BB	4-0 4-3 BB		3 1 0 0 2 2 0
Graig Nettles, L (1, 5) OBP: 0.348, SLG: 0.403		4-0 1B 1B BB	0-0 HR		0-0 F8		0-0 F8	0-0 4-3 1-2		4 2 1 1 1 0 2
Dave Reevering, L (1, 3) OBP: 0.312, SLG: 0.350		0-0 1B 1B	0-0 F4		0-0 F5		0-0 E5 1-H 1B	0-3 K		5 0 2 0 0 1 1
Rick Cerone, R (1, 2) OBP: 0.295, SLG: 0.373		0-0 1-2 3-H 1B		0-0 1B FC5-2 2B		0-0 1B 4-3 1B	0-0 F8	0-3 K		5 1 3 1 0 1 2
Bucky Dent, R (1, 6) OBP: 0.286, SLG: 0.404		0-0 F7		0-0 BB FC5-2 SF9 1B		0-0 4-3		0-0 4-3		4 1 1 0 0 0 3

Inning Stats	R: 0	H: 0	E: 0	K: 1	S: 5	P: 5	R: 1	H: 2	E: 0	K: 2	S: 9	P: 13	R: 4	H: 3	E: 0	K: 1	S: 8	P: 12	R: 1	H: 2	E: 0	K: 0	S: 5	P: 9	R: 0	H: 0	E: 0	K: 0	S: 3	P: 3	R: 1	H: 2	E: 0	K: 0	S: 5	P: 5	R: 1	H: 1	E: 1	K: 0	S: 4	P: 8	R: 0	H: 2	E: 0	K: 2	S: 7	P: 11	R: 0	H: 0	E: 0	K: 2	S: 7	P: 11	1B: 9	SF: 1	2B: 1	SAC: 0	3B: 0	DP: 0	HR: 2	HBP: 0	WP: 0	PA: 44
--------------	------	------	------	------	------	------	------	------	------	------	------	-------	------	------	------	------	------	-------	------	------	------	------	------	------	------	------	------	------	------	------	------	------	------	------	------	------	------	------	------	------	------	------	------	------	------	------	------	-------	------	------	------	------	------	-------	-------	-------	-------	--------	-------	-------	-------	--------	-------	--------

PITCHER	IP	WLS	BF	H	R	ER	SO	BB	IBB	HBP	BLK	WP	HR	S	P	ERA	WHIP
Juan Berenguer, R (1, 1) ERA: 8.69	2.2		15	5	5	5	4	2	0	0	0	0	2	21	29	16.88	2.625
Renie Martin, R (3, 1) ERA: 3.18	4.1	L	20	5	3	2	0	2	0	0	0	0	0	18	26	4.15	1.615
Dan Quisenberry, R (8, 1) ERA: 3.08	2.0		9	2	0	0	2	1	0	0	0	0	0	12	16	0.00	1.500

**TOP**

**New York Yankees @ Kansas City Royals**  
**Royals Stadium, Kansas City, MO**

Tue Jun 09 1981, 8:05 PM EDT  
 Att. 36,496 - Unknown - 96 F

[livebaseballscorecards.com](http://livebaseballscorecards.com)

AB	38
R	8
H	12
RBI	7
BB	5
SO	6
LOB	16



BOTTOM

New York Yankees @ Kansas City Royals  
Royals Stadium, Kansas City, MO

Tue Jun 09 1981, 8:05 PM EDT  
Att: 36,496 - Unknown - 96 F

livebaseballscorecards.com

AB	37
R	5
H	11
RBI	5
BB	1
SO	3
LOB	15



WP:	0	PA:	40
PB:	0	SB:	1
CS:	0		

AB R H RBI BB SO LOB

4	2	3	0	0	0	1
5	1	1	1	0	0	4
4	1	1	1	1	1	3
4	0	1	2	0	1	0
4	0	1	1	0	0	1
4	0	1	0	0	1	2
2	0	0	0	0	0	2
2	0	0	0	0	0	1
2	0	0	0	0	0	0
1	0	0	0	0	0	0
1	0	1	0	0	0	0
4	1	2	0	0	0	1
1B:	6	SF:	1			
2B:	3	SAC:	0			
3B:	2	DP:	0			
HR:	0	HBP:	1			

Batter	1	2	3	4	5	6	7	8	9
Willie Wilson, S OBP: 0.299, SLG: 0.325 (1, 7)	0-0 1B 3B	1-0 2B HBP		0-0 1B FC4-6		0-0 1B FC5-4		0-0 3-1	
U L Washington, S OBP: 0.322, SLG: 0.302 (1, 6)	0-0 F5	0-0 2B SF7 1B		0-0 1-2f S FC4-6		0-0 1-2f 2-3 FC5-4		0-0 6-3	
George Brett, L OBP: 0.354, SLG: 0.401 (1, 5)	4-0 1B 2B BB	0-0 SF7 1-3 2B		0-0 1-2 F6		0-3 K		0-0 G3	
Willie Aikens, L OBP: 0.395, SLG: 0.481 (1, 3)	0-0 2B 1-3 1B	0-0 SF7 2-3 3-H			0-0 6-3		0-0 F8		0-3 K
Amos Otis, R OBP: 0.302, SLG: 0.385 (1, 8)	0-0 1-3 3-H 2B	0-0 F8			0-0 F9		0-0 1-3		
Hal McRae, R OBP: 0.259, SLG: 0.321 (1, 10)	0-0 F6		0-0 F9		0-0 1B		0-3 K		
Cesar Geronimo, L OBP: 0.274, SLG: 0.316 John Wathan, R OBP: 0.297, SLG: 0.320 (5, PH) (6, 9)	0-0 1-3		0-0 F6		0-0 F4		0-0 6-3		
Rance Mulliniks, L OBP: 0.158, SLG: 0.158 Dave Chalk, R OBP: 0.333, SLG: 0.333 (6, PH) (7, 4)		0-0 4-3	0-0 4-3			0-0 1-3		0-0 4-3 2B	
Jamie Quirk, L OBP: 0.340, SLG: 0.413 (8, PH) (9, 4)								0-0 4-3	
Jerry Grote, R OBP: 0.380, SLG: 0.522 (1, 2)		0-0 1B 3B		0-0 F4		0-0 FC5-4 1B 1B			

Inning Stats	R: 2	H: 3	E: 0	LOB: 2	K: 0	BB: 1	S: 6	P: 10	R: 3	H: 3	E: 0	LOB: 1	K: 0	BB: 0	S: 6	P: 7	R: 0	H: 0	E: 0	LOB: 0	K: 0	BB: 0	S: 3	P: 3	R: 0	H: 1	E: 0	LOB: 1	K: 0	BB: 0	S: 4	P: 4	R: 0	H: 2	E: 0	LOB: 2	K: 1	BB: 0	S: 7	P: 7	R: 0	H: 0	E: 0	LOB: 0	K: 1	BB: 0	S: 5	P: 5	R: 0	H: 1	E: 0	LOB: 1	K: 0	BB: 0	S: 4	P: 4	R: 0	H: 0	E: 0	LOB: 0	K: 1	BB: 0	S: 5	P: 5
--------------	------	------	------	--------	------	-------	------	-------	------	------	------	--------	------	-------	------	------	------	------	------	--------	------	-------	------	------	------	------	------	--------	------	-------	------	------	------	------	------	--------	------	-------	------	------	------	------	------	--------	------	-------	------	------	------	------	------	--------	------	-------	------	------	------	------	------	--------	------	-------	------	------

PITCHER	IP	WLS	BF	H	R	ER	SO	BB	IBB	HBP	BLK	WP	HR	S	P	ERA	WHIP
Gene Nelson, R ERA: 5.0 (1, 1)	1.1		12	6	5	5	0	1	0	1	0	0	0	10	15	33.75	5.250
Dave LaRoche, L ERA: 0.68 (2, 1)	3.2	W	13	2	0	0	0	0	0	0	0	0	0	13	13	0.00	0.545
Mike Griffin, R ERA: 2.08 (6, 1)	2.1		10	3	0	0	2	0	0	0	0	0	0	14	14	0.00	1.286
Rich Gossage, R ERA: 0.56 (8, 1)	1.2	S	5	0	0	0	1	0	0	0	0	0	0	7	7	0.00	0.000

Batter	1	2	3	4	5	6	7	8	9	AB R H RBI BB SO LOB	TOP
Willie Wilson, S (1, 7) OBP: 0.296, SLG: 0.322	0-3 K		0-0 G3			0-0 G3		0-0 4-3	0-0 S 1B	5 0 1 1 0 1 0	
U L Washington, S (1, 6) OBP: 0.324, SLG: 0.296	0-0 4-3			4-0 S 1B BB		0-0 F9		4-0 F8 1B BB	0-0 3-H P6 1-2	3 2 0 0 2 0 1	
George Brett, L (1, 5) OBP: 0.358, SLG: 0.424	0-0 F7			0-0 4-3 1-3		0-0 HR		0-0 2B 1B		4 2 2 1 0 0 1	
Willie Aikens, L (1, 3) OBP: 0.392, SLG: 0.472		0-0 4-3		0-0 G3		4-0 3B BB		0-0 F8 2-3		3 1 0 0 1 0 3	
Amos Otis, R (1, 8) OBP: 0.316, SLG: 0.419		0-0 1B 2B		0-0 S 1B 3-H		0-0 1-H 3B		0-0 1-H 3-H 1B 2B		4 1 4 4 0 0 0	
Hal McRae, R (1, 10) OBP: 0.263, SLG: 0.325		0-0 2-H 1B		0-0 5-3 1-2		0-3 K		0-0 2-H 1B		4 0 2 0 0 1 2	
Cesar Geronimo, L (1, 9) OBP: 0.273, SLG: 0.313		0-0 1-3			0-0 1-3		0-0 F5		0-0 SH3 S 1B 1B	4 1 1 0 0 0 0	
Dave Chalk, R (1, 4) OBP: 0.308, SLG: 0.306			0-0 F9		0-0 F8		0-0 6-3		0-0 SH3 1-3	3 0 0 0 0 0 0	
Jerry Grote, R (1, 2) OBP: 0.352, SLG: 0.480			0-0 1-3		0-0 F7		0-0 6-3		0-0 L1	4 0 0 0 0 0 1	
<b>Inning Stats</b>	R: 0 E: 0 K: 1 S: 5 H: 0 LOB: 0 BB: 0 P: 5	R: 1 E: 0 K: 0 S: 4 H: 2 LOB: 0 BB: 0 P: 4	R: 0 E: 0 K: 0 S: 3 H: 0 LOB: 0 BB: 0 P: 3	R: 1 E: 0 K: 0 S: 4 H: 1 LOB: 1 BB: 1 P: 8	R: 0 E: 0 K: 0 S: 3 H: 0 LOB: 0 BB: 0 P: 3	R: 2 E: 0 K: 1 S: 7 H: 2 LOB: 1 BB: 1 P: 11	R: 0 E: 0 K: 0 S: 3 H: 0 LOB: 0 BB: 0 P: 3	R: 2 E: 0 K: 0 S: 5 H: 3 LOB: 2 BB: 1 P: 9	R: 1 E: 0 K: 0 S: 5 H: 2 LOB: 1 BB: 0 P: 5	1B: 6 2B: 2 3B: 1 HR: 1 SF: 0 SAC: 1 DP: 0 HBP: 0	WP: 0 PB: 0 SB: 4 CS: 0 PA: 38
<b>PITCHER</b> Mark Bomback, R (1, 1) ERA: 4.11 Jerry Garvin, L (8, 1) ERA: 3.57 Joey McLaughlin, R (8, 1) ERA: 3.47	IP 7.1 WLS L BF 29 H 5 R 5 ER 5 SO 2 BB 3 IBB 0 HBP 0 BLK 0 WP 0 HR 1 S 30 P 42 ERA 6.14 WHIP 1.091	IP 0.1 WLS L BF 2 H 1 R 0 ER 0 SO 0 BB 0 IBB 0 HBP 0 BLK 0 WP 0 HR 0 S 2 P 2 ERA 0.00 WHIP 3.000	IP 1.1 WLS L BF 7 H 4 R 2 ER 2 SO 0 BB 0 IBB 0 HBP 0 BLK 0 WP 0 HR 0 S 7 P 7 ERA 13.50 WHIP 3.000	<b>PITCHER</b> IP WLS BF H R ER SO BB IBB HBP BLK WP HR S P ERA WHIP							

**Kansas City Royals @ Toronto Blue Jays**  
 Exhibition Stadium, Toronto, ON  
 Wed Jun 10 1981, 7:05 PM EDT  
 Att. 19,098 - Unknown - 62 F

AB	34
R	7
H	10
RBI	6
BB	3
SO	2
LOB	8



WP: 0	PA: 38
PB: 0	
SB: 4	
CS: 0	

ERA	WHIP
-----	------

livebaseballscorecards.com

Batter	1	2	3	4	5	6	7	8	9	AB R H RBI BB SO LOB
<b>Damaso Garcia, R</b> (1, 4) OBP: 0.254, SLG: 0.268	0-0 6-3			0-0 6-3	0-3 K		0-0 FC		0-0 F8	5 0 0 0 0 1 2
<b>Lloyd Moseby, L</b> (1, 8) OBP: 0.281, SLG: 0.378	0-3 K			0-0 F7		0-0 F9	0-3 K			4 0 0 0 0 2 2
<b>Otto Velez, R</b> (1, 10) OBP: 0.375, SLG: 0.436	0-0 6-3			0-0 2B		0-0 P4	0-3 K			4 0 1 0 0 1 2
<b>John Mayberry, L</b> (1, 3) OBP: 0.352, SLG: 0.434		0-0 F9		0-0 3-1		0-0 1B		0-0 P5		4 0 1 0 0 0 1
<b>Al Woods, L</b> (1, 7) OBP: 0.247, SLG: 0.268		0-0 4-3			0-0 HR	0-3 K		0-0 4-3		4 1 1 1 0 1 1
<b>Garth Iorg, R</b> (1, 5) OBP: 0.269, SLG: 0.303		0-0 F8			0-0 F8		0-0 1B	0-0 1B		4 1 2 0 0 0 0
<b>Barry Bonnell, R</b> (1, 9) OBP: 0.277, SLG: 0.363			0-0 P4		0-0 1B		0-0 F9	0-3 K		4 1 1 0 0 1 2
<b>Ernie Whitt, L</b> (1, 2) OBP: 0.284, SLG: 0.268			0-0 G3		0-0 1B		0-0 1B		0-0 F9	4 1 2 2 0 0 0
<b>Danny Ainge, R</b> (1, 6) OBP: 0.224, SLG: 0.218			0-3 K		0-0 F7		0-0 1B		0-0 6-3	4 0 1 0 0 1 1

Inning Stats	R: 0 E: 0 K: 1 S: 5	H: 0 LOB: 0 BB: 0 P: 5	R: 0 E: 0 K: 0 S: 3	H: 0 LOB: 0 BB: 0 P: 3	R: 0 E: 0 K: 1 S: 5	H: 0 LOB: 0 BB: 0 P: 5	R: 0 E: 0 K: 0 S: 4	H: 1 LOB: 1 BB: 0 P: 4	R: 2 E: 0 K: 1 S: 8	H: 3 LOB: 1 BB: 0 P: 8	R: 0 E: 0 K: 1 S: 6	H: 1 LOB: 1 BB: 0 P: 6	R: 2 E: 0 K: 2 S: 11	H: 3 LOB: 2 BB: 0 P: 11	R: 0 E: 0 K: 1 S: 6	H: 1 LOB: 1 BB: 0 P: 6	R: 0 E: 0 K: 0 S: 3	H: 0 LOB: 0 BB: 0 P: 3	1B: 6 2B: 2 3B: 0 HR: 1	SF: 0 SAC: 0 DP: 0 HBP: 0
--------------	------------------------------	---------------------------------	------------------------------	---------------------------------	------------------------------	---------------------------------	------------------------------	---------------------------------	------------------------------	---------------------------------	------------------------------	---------------------------------	-------------------------------	----------------------------------	------------------------------	---------------------------------	------------------------------	---------------------------------	----------------------------------	------------------------------------

PITCHER	IP	WLS	BF	H	R	ER	SO	BB	IBB	HBP	BLK	WP	HR	S	P	ERA	WHIP
<b>Dennis Leonard, R</b> (1, 1) ERA: 3.71	9.0	W	37	9	4	4	7	0	0	0	0	1	1	51	51	4.00	1.000


**BOTTOM**

**Kansas City Royals @ Toronto Blue Jays**  
Exhibition Stadium, Toronto, ON

Wed Jun 10 1981, 7:05 PM EDT  
Att: 19,098 - Unknown - 62 F

livebaseballscorecards.com

<b>AB</b>	<b>37</b>
<b>R</b>	<b>4</b>
<b>H</b>	<b>9</b>
<b>RBI</b>	<b>3</b>
<b>BB</b>	<b>0</b>
<b>SO</b>	<b>7</b>
<b>LOB</b>	<b>11</b>



<b>WP</b>	<b>1</b>	<b>PA</b>	<b>37</b>
<b>PB</b>	<b>0</b>		
<b>SB</b>	<b>1</b>		
<b>CS</b>	<b>0</b>		

Batter	1	2	3	4	5	6	7	8	9	AB R H RBI BB SO LOB	TOP	
<b>Willie Wilson, S</b> OBP: 0.303, SLG: 0.329 (1, 7)	0-0 1-3 S SF8 1B		0-3 K		0-0 1-2 1B		0-0 F7		0-0 FC6-4 1B	5 1 3 0 0 1 1		
<b>U L Washington, S</b> OBP: 0.316, SLG: 0.287 (1, 6)	0-0 1-3 1-3		0-3 K		0-0 F8		0-3 K		0-0 FC6-4 2B 1-2f 2B	5 1 0 0 0 2 5		
<b>George Brett, L</b> OBP: 0.365, SLG: 0.452 (1, 5)	0-0 SF8 3-H			0-0 F8		0-0 E S 1B 1B		0-0 FC5-2-5-1 3B	0-0 1-3 2B	4 2 3 1 0 0 0		
<b>Willie Aikens, L</b> OBP: 0.389, SLG: 0.464 <b>Rance Mulliniks, L</b> OBP: 0.200, SLG: 0.250 (1, 3) (8, PR) (8, 4)	0-0 6-3			0-0 5-3		0-0 F8 1-3		4-0 FC5-2-5-1 2B BB	0-0 2-H 3-H 2B 2B	3 0 0 0 1 0 1 1 2 1 2 0 0 0		
<b>Amos Otis, R</b> OBP: 0.313, SLG: 0.419 (1, 8)		0-0 F9		0-0 6-3		0-3 K		0-0 FC5-2-5-1 2B 1-3 3-H	0-0 2-H 2B	5 1 1 1 0 1 3		
<b>Hal McRae, R</b> OBP: 0.281, SLG: 0.351 (1, 10)		0-0 HR			0-0 1B FC6-4 1B		0-0 3-H 1B	4-0 2B IBB	4-0 BB	3 3 3 2 2 0 0		
<b>Cesar Geronimo, L</b> OBP: 0.269, SLG: 0.306 (1, 9)		0-0 F8		0-0 F8 FC6-4 1B		0-3 K		0-3 K	0-0 P4	5 0 1 0 0 2 6		
<b>Dave Chalk, R</b> OBP: 0.286, SLG: 0.282 <b>Jamie Quirk, L</b> OBP: 0.353, SLG: 0.447 <b>Ken Phelps, L</b> OBP: 0.143, SLG: 0.200 (1, 4) (8, PH) (8, 3)		0-3 K		0-0 FC6-4 CS 1-2f 3-H 1B BB		0-0 F9		0-0 1-H 2-H 3-H 2B	0-3 K	3 0 0 1 0 1 1 1 0 1 3 0 0 0 1 0 0 0 0 1 2		
<b>Jerry Grote, R</b> OBP: 0.362, SLG: 0.472 (1, 2)			0-0 5-3		4-0 1-2 1B BB		0-0 1B	0-0 P4		3 0 1 0 1 0 2		
<b>Inning Stats</b>	R: 1 E: 0 K: 0 S: 4 H: 1 LOB: 0 BB: 0 P: 4	R: 1 E: 0 K: 1 S: 6 H: 1 LOB: 0 BB: 0 P: 6	R: 0 E: 0 K: 2 S: 7 H: 0 LOB: 0 BB: 0 P: 7	R: 0 E: 0 K: 0 S: 3 H: 0 LOB: 0 BB: 0 P: 3	R: 1 E: 0 K: 0 S: 5 H: 3 LOB: 2 BB: 1 P: 9	R: 1 E: 0 K: 2 S: 9 H: 2 LOB: 1 BB: 0 P: 9	R: 0 E: 0 K: 1 S: 6 H: 1 LOB: 1 BB: 0 P: 6	R: 3 E: 0 K: 1 S: 7 H: 2 LOB: 2 BB: 2 P: 15	R: 3 E: 0 K: 1 S: 9 H: 4 LOB: 2 BB: 1 P: 13	1B: 8 2B: 4 3B: 1 HR: 1 SF: 1 SAC: 0 DP: 0 HBP: 0	WP: 0 PB: 0 SB: 2 CS: 1 PA: 44	
<b>PITCHER</b>	IP WLS BF H R ER SO BB IBB HBP BLK WP HR S P ERA WHIP											
<b>Dave Stieb, R</b> ERA: 3.31 (1, 1)	7.0 L 29 8 4 4 6 1 0 0 0 0 0 1 40 44 5.14 1.286											
<b>Mike Willis, L</b> ERA: 5.91 (8, 1)	0.0 2 1 2 2 0 1 0 0 0 0 0 1 5 ∞ ∞											
<b>Roy Lee Jackson, R</b> ERA: 3.05 (8, 1)	1.1 8 3 3 3 1 0 1 0 0 0 0 9 13 20.25 2.250											
<b>Jerry Garvin, L</b> ERA: 3.79 (9, 1)	0.0 1 1 0 0 0 0 0 0 0 0 0 1 1 ∞ ∞											
<b>Joey McLaughlin, R</b> ERA: 3.41 (9, 1)	0.2 4 1 1 1 1 1 0 0 0 0 0 5 9 13.50 3.000											

**Kansas City Royals @ Toronto Blue Jays**  
Exhibition Stadium, Toronto, ON  
Thu Jun 11 1981, 7:05 PM EDT  
Att. 16,498 - Unknown - 74 F

AB	39
R	10
H	14
RBI	10
BB	4
SO	8
LOB	21



Batter	1	2	3	4	5	6	7	8	9	AB R H RBI BB SO LOB
Damaso Garcia, R OBP: 0.257, SLG: 0.271 (1, 4)	0-0 6-3		0-0 1B 1-3	0-0 1B		0-3 K			0-0 F8	5 1 2 0 0 1 0
Garth Iorg, R OBP: 0.265, SLG: 0.296 (1, 5) (4, 6)	0-0 4-3		0-0 1-3	0-0 1B BB					0-0 G3	5 0 1 0 0 0 1
Al Woods, L OBP: 0.253, SLG: 0.264 (1, 7)	0-0 5-3		4-0 1B BB	4-0 1-2 BB					0-0 4-3	2 1 0 0 2 0 0
Otto Velez, R OBP: 0.372, SLG: 0.427 (1, 10)		0-0 L4	4-0 1B BB	0-0 F8					0-0 4-3	3 0 0 0 1 0 3
Barry Bonnell, R OBP: 0.285, SLG: 0.381 John Mayberry, L OBP: 0.353, SLG: 0.431 Alfredo Griffin, S OBP: 0.247, SLG: 0.302 (1, 8) (4, 3) (8, PR) (9, 5)		0-0 6-3 3B	0-0 1-3 2-H 3-H 1B		0-0 L6				4-0 1B G1 BB	2 1 2 2 0 0 0 1 0 0 0 1 0 0 0 0 0 0 0 0 0
Ken Macha, R OBP: 0.292, SLG: 0.246 (1, 3) (4, 5) (9, 3)		0-0 6-3	0-0 F9		0-0 F9				0-0 G1	4 0 0 1 0 0 3
Lloyd Moseby, L OBP: 0.290, SLG: 0.393 (1, 9) (9, 8)		4-0 CS BB		0-0 SF9 3B	0-0 4-3				0-0 CS 1B	3 1 2 0 1 0 0
Danny Ainge, R OBP: 0.220, SLG: 0.214 (1, 6) (4, 8)		0-0 CS	0-0 F7	0-0 L5		0-0 F9			0-0 F7	3 0 0 0 0 0 1 1 0 0 0 0 0 2
Willie Upshaw, L OBP: 0.241, SLG: 0.329 (8, PH) (9, 9)		1-2							1-2	
Buck Martinez, R OBP: 0.229, SLG: 0.357 (1, 2)			0-0 HR	0-0 SF9		0-0 F7			0-0 5-3	3 1 1 2 0 0 0

Inning Stats	R: 0 E: 0 K: 0 S: 3	H: 0 LOB: 0 BB: 0 P: 3	R: 1 E: 0 K: 0 S: 3	H: 1 LOB: 0 BB: 1 P: 7	R: 3 E: 0 K: 0 S: 6	H: 3 LOB: 2 BB: 2 P: 14	R: 1 E: 0 K: 0 S: 6	H: 3 LOB: 3 BB: 1 P: 10	R: 0 E: 0 K: 0 S: 3	H: 0 LOB: 0 BB: 0 P: 3	R: 0 E: 0 K: 1 S: 5	H: 0 LOB: 0 BB: 0 P: 5	R: 0 E: 0 K: 0 S: 3	H: 0 LOB: 0 BB: 0 P: 3	R: 0 E: 0 K: 0 S: 3	H: 1 LOB: 2 BB: 1 P: 7	R: 0 E: 0 K: 0 S: 3	H: 0 LOB: 0 BB: 0 P: 3	1B: 5 2B: 0 3B: 2 HR: 1	SF: 1 SAC: 0 DP: 0 HBP: 0	WP: 0 PB: 0 SB: 0 CS: 2	PA: 39
--------------	------------------------------	---------------------------------	------------------------------	---------------------------------	------------------------------	----------------------------------	------------------------------	----------------------------------	------------------------------	---------------------------------	------------------------------	---------------------------------	------------------------------	---------------------------------	------------------------------	---------------------------------	------------------------------	---------------------------------	----------------------------------	------------------------------------	----------------------------------	--------

PITCHER	IP	WLS	BF	H	R	ER	SO	BB	IBB	HBP	BLK	WP	HR	S	P	ERA	WHIP
Paul Splittorf, L ERA: 4.33 (1, 1)	3.2		20	7	5	5	0	3	0	0	0	0	1	17	29	12.27	2.727
Renie Martin, R ERA: 2.89 (4, 1)	3.1	W	12	0	0	0	1	2	0	0	0	0	0	12	20	0.00	0.600
Dan Quisenberry, R ERA: 2.86 (8, 1)	2.0	S	6	1	0	0	0	0	0	0	0	0	0	6	6	0.00	0.500

**BOTTOM**

**Kansas City Royals @ Toronto Blue Jays**  
Exhibition Stadium, Toronto, ON

livebaseballscores.com

<b>AB</b>	<b>32</b>
<b>R</b>	<b>5</b>
<b>H</b>	<b>8</b>
<b>RBI</b>	<b>5</b>
<b>BB</b>	<b>5</b>
<b>SO</b>	<b>1</b>
<b>LOB</b>	<b>10</b>



PITCHER	IP	WLS	BF	H	R	ER	SO	BB	IBB	HBP	BLK	WP	HR	S	P	ERA	WHIP
---------	----	-----	----	---	---	----	----	----	-----	-----	-----	----	----	---	---	-----	------

Thu Jun 11 1981, 7:05 PM EDT  
Att: 16,498 - Unknown - 74 F

Batter	1	2	3	4	5	6	7	8	9	10	11	12	AB R H RBI BB SO LOB
<b>Willie Wilson, S</b> (1, 7) OBP: 0.304, SLG: 0.329	0-0 1B		x 0-0 F8		x 0-0 F9		x 0-0 F9			x 0-0 4-3		x 0-0 1B	6 0 2 0 0 0 3
<b>Hal McRae, R</b> (1, 10) OBP: 0.287, SLG: 0.352	4-0 BB			x 0-0 1B	x 0-0 F9			x 0-0 F9		x 0-0 1B		x 0-0 F8	5 0 2 0 1 0 2
<b>George Brett, L</b> (1, 5) OBP: 0.364, SLG: 0.440	0-0 F7			x 0-0 1B		x 0-0 F8		4-0 BB		4-0 BB		x 0-3 K	4 0 0 0 2 1 5
<b>Willie Aikens, L</b> (1, 3) OBP: 0.380, SLG: 0.450	0-0 G3			x 0-0 HR		0-3 K		0-0 F7		0-0 3-1			5 1 0 0 0 1 5
<b>Amos Otis, R</b> (1, 8) OBP: 0.310, SLG: 0.429		x 0-0 F9		x 0-0 HR		0-0 5-3		0-0 F4			x 0-0 F8		5 1 1 2 0 0 1
<b>Darryl Motley, R</b> (1, 9) OBP: 0.200, SLG: 0.200		x 0-0 F6		x 0-0 1B			x 0-0 F9		x 0-0 F7		x 0-0 F7		5 0 1 0 0 0 0
<b>Frank White, R</b> (1, 4) OBP: 0.303, SLG: 0.400		x 0-0 F5		x 0-0 1B			x 0-0 5-3		x 0-0 F9		x 0-0 6-3		5 0 1 0 0 0 0
<b>John Wathan, R</b> (1, 2) OBP: 0.300, SLG: 0.323			x 0-0 1-3	x 0-0 F9			x 0-0 BB		x 0-0 F9			x 0-0 1B	5 0 2 0 0 0 2
<b>U L Washington, S</b> (1, 6) OBP: 0.318, SLG: 0.282			0-3 K			4-0 BB		4-0 BB		x 0-0 F7		x 0-0 B5	3 0 0 0 2 1 1

TOP	
<b>AB</b>	<b>43</b>
<b>R</b>	<b>2</b>
<b>H</b>	<b>9</b>
<b>RBI</b>	<b>2</b>
<b>BB</b>	<b>5</b>
<b>SO</b>	<b>3</b>
<b>LOB</b>	<b>19</b>

Inning Stats	R: 0 H: 1		R: 0 H: 0		R: 0 H: 0		R: 2 H: 4		R: 0 H: 0		R: 0 H: 0		R: 0 H: 1		R: 0 H: 0		R: 0 H: 1		R: 0 H: 0		R: 0 H: 2		R: 0 H: 0		
	E: 0	LOB: 1	E: 0	LOB: 0	E: 0	LOB: 0	E: 0	LOB: 2	E: 0	LOB: 0	E: 0	LOB: 0	E: 0	LOB: 2	E: 0	LOB: 1	E: 0	LOB: 2	E: 0	LOB: 0	E: 0	LOB: 0	E: 0	LOB: 0	
<b>K: 0</b>	<b>BB: 1</b>	<b>K: 0</b>	<b>BB: 0</b>	<b>K: 1</b>	<b>BB: 0</b>	<b>K: 0</b>	<b>BB: 0</b>	<b>K: 0</b>	<b>BB: 1</b>	<b>K: 1</b>	<b>BB: 0</b>	<b>K: 0</b>	<b>BB: 1</b>	<b>K: 0</b>	<b>BB: 0</b>	<b>K: 0</b>	<b>BB: 1</b>	<b>K: 0</b>	<b>BB: 1</b>	<b>K: 0</b>	<b>BB: 0</b>	<b>K: 1</b>	<b>BB: 0</b>	<b>K: 1</b>	<b>BB: 0</b>
<b>S: 3</b>	<b>P: 7</b>	<b>S: 3</b>	<b>P: 3</b>	<b>S: 5</b>	<b>P: 5</b>	<b>S: 7</b>	<b>P: 7</b>	<b>S: 2</b>	<b>P: 6</b>	<b>S: 5</b>	<b>P: 5</b>	<b>S: 4</b>	<b>P: 8</b>	<b>S: 3</b>	<b>P: 7</b>	<b>S: 3</b>	<b>P: 3</b>	<b>S: 4</b>	<b>P: 8</b>	<b>S: 3</b>	<b>P: 3</b>	<b>S: 7</b>	<b>P: 7</b>	<b>S: 3</b>	<b>P: 3</b>

PITCHER		IP WLS BF		H R ER SO		BB IBB HBP BLK		WP HR S P		ERA WHIP				
<b>Dennis Martinez, R</b> (1, 1) ERA: 3.35	7.0		28	6	2	2	2	3	0	0	2		2.57	1.286
<b>Sammy Stewart, R</b> (8, 1) ERA: 1.66	4.2	W	19	3	0	0	0	2	0	0	0		0.00	1.071
<b>Tippy Martinez, L</b> (12, 1) ERA: 2.17	0.1		1	0	0	0	1	0	0	0	3		0.00	0.000

**Kansas City Royals @ Baltimore Orioles**  
**Memorial Stadium, Baltimore, MD**  
 Mon Aug 10 1981, 7:05 PM EDT  
 Att. 19,850 - Unknown - 88 F



[livebaseballscorecards.com](http://livebaseballscorecards.com)

Batter	1	2	3	4	5	6	7	8	9	10	11	12	AB	R	H	RBI	BB	SO	LOB
Al Bumbry, L (1, 8) OBP: 0.354, SLG: 0.318	0-0 F7		0-0 4-3			0-0 6-3			4-0 SH2-4 BB		0-0 1-3		4	0	0	0	1	0	0
Rich Dauer, R (1, 4) OBP: 0.328, SLG: 0.348	0-0 5-3		0-0 5-3			0-0 F4			0-0 SH2-4		0-0 F8		4	0	0	0	0	0	0
Ken Singleton, S (1, 9) OBP: 0.437, SLG: 0.564 Cal Ripken Jr., R (12, PR)	0-0 HR			0-0 6-3		0-0 6-3			4-0 IBB			0-0 1B 2B	4	1	2	1	1	0	0
Eddie Murray, S (1, 3) OBP: 0.306, SLG: 0.453	0-0 HR			0-0 G3		0-0 3-1			0-0 F4			4-0 1B IBB	4	1	1	1	1	0	2
Terry Crowley, L (1, 10) OBP: 0.356, SLG: 0.364 Benny Ayala, R (7, PH) John Lowenstein, L (9, PH) OBP: 0.366, SLG: 0.342 OBP: 0.369, SLG: 0.400	0-0 6-3			0-0 F7		4-0 BB			0-0 F8			0-0 1B	2	0	0	0	0	0	0
Gary Roenicke, R (1, 7) OBP: 0.388, SLG: 0.411		0-0 4-3			0-3 K			0-0 F8				0-0 F9	4	0	0	0	0	1	1
Doug DeCinces, R (1, 5) OBP: 0.306, SLG: 0.424		0-0 F9			0-0 L7			0-0 F7				0-0 6-3	4	0	0	0	0	0	0
Rick Dempsey, R (1, 2) OBP: 0.329, SLG: 0.322		0-0 5-3			0-0 F7			0-0 F3				0-0 5-3	4	0	0	0	0	0	0
Mark Belanger, R (1, 6) OBP: 0.248, SLG: 0.269 Dan Graham, L (11, PH) Lenn Sakata, R (12, 6) OBP: 0.293, SLG: 0.295 OBP: 0.295, SLG: 0.237			0-0 5-3			0-0 6-3			0-0 F8			0-3 K	3	0	0	0	0	0	0

Inning Stats	R: 2	H: 2	E: 0	LOB: 0	K: 0	P: 5	R: 0	H: 0	E: 0	LOB: 0	K: 0	P: 3	R: 0	H: 0	E: 0	LOB: 0	K: 1	P: 3	R: 0	H: 0	E: 0	LOB: 1	K: 0	P: 7	R: 0	H: 0	E: 0	LOB: 0	K: 0	P: 3	R: 0	H: 0	E: 0	LOB: 2	K: 0	P: 11	R: 0	H: 0	E: 0	LOB: 0	K: 1	P: 5	R: 1	H: 2	E: 0	LOB: 2	K: 0	P: 6	1B: 1	SF: 0	2B: 1	SAC: 1	3B: 0	DP: 0	HR: 2	HBP: 0	WP: 0	PA: 41
--------------	------	------	------	--------	------	------	------	------	------	--------	------	------	------	------	------	--------	------	------	------	------	------	--------	------	------	------	------	------	--------	------	------	------	------	------	--------	------	-------	------	------	------	--------	------	------	------	------	------	--------	------	------	-------	-------	-------	--------	-------	-------	-------	--------	-------	--------

PITCHER	IP	WLS	BF	H	R	ER	SO	BB	IBB	HBP	BLK	WP	HR	S	P	ERA	WHIP
Dennis Leonard, R (1, 1) ERA: 3.7	5.0		17	2	2	2	1	0	0	0	0	0	2	19	19	3.60	0.400
Mike Jones, L (6, 1) ERA:	3.0		11	0	0	0	0	2	0	0	0	0	0	9	17	0.00	0.667
Dan Quisenberry, R (9, 1) ERA: 2.59	3.0		10	0	0	0	1	0	1	0	0	0	0	11	15	0.00	0.000
Renie Martin, R (12, 1) ERA: 3.13	0.0	L	3	2	1	1	0	0	1	0	0	0	0	2	6	∞	∞


**BOTTOM**

**Kansas City Royals @ Baltimore Orioles**  
**Memorial Stadium, Baltimore, MD**

Mon Aug 10 1981, 7:05 PM EDT  
 Att: 19,850 - Unknown - 88 F

[livebaseballscorecards.com](http://livebaseballscorecards.com)

AB	36
R	3
H	4
RBI	3
BB	4
SO	2
LOB	5



Batter	1	2	3	4	5	6	7	8	9	AB R H RBI BB SO LOB	TOP	
Willie Wilson, S (1, 7) OBP: 0.306, SLG: 0.330	0-0 4-3		0-0 L4			0-0 1B SF7 1B	0-0 6-3	0-0 G4-3-6 1B		5 1 2 0 0 0 3		
Hal McRae, R (1, 10) OBP: 0.294, SLG: 0.368	0-0 L9		0-0 2B			0-0 1B 1-4-3	0-0	0-0 E6		5 0 3 3 0 0 1		
George Brett, L (1, 5) OBP: 0.354, SLG: 0.427	0-0 3-1		0-0 L9			0-0 1-4-3	0-0 4-3	0-0 G4-3-6		5 0 0 0 0 0 6		
Rance Mulliniks, L (9, 4) OBP: 0.200, SLG: 0.250										0 0 0 0 0 0 0		
Willie Aikens, L (1, 3) OBP: 0.380, SLG: 0.443		0-0 3-1		0-0 L3		4-0 IBB		4-0 1B 1B HR BB	0-3 K	3 1 0 0 2 1 0		
Amos Otis, R (1, 8) OBP: 0.308, SLG: 0.425		0-0 5-3		0-0 L6		0-0 SF7		0-0 1B HR 1B	0-0 F9	4 1 1 1 0 0 0		
Cesar Geronimo, L (9, 8) OBP: 0.269, SLG: 0.306										0 0 0 0 0 0 0		
Darryl Motley, R (1, 9) OBP: 0.300, SLG: 0.300		0-0 4-3		0-0 F8		0-0 5-3		0-0 1B HR		5 1 2 0 0 0 2		
Frank White, R (1, 4) OBP: 0.308, SLG: 0.430			0-0 F7		0-0 5-3		0-0 3-1 1B 2B	0-0 1B HR	0-0 F8	4 2 2 4 0 0 0		
Dave Chalk, R (9, PH) OBP: 0.279, SLG: 0.275										1 0 0 0 0 0 1		
Jamie Quirk, L (1, 2) OBP: 0.327, SLG: 0.412		0-0 E7 2B		0-0 6-3		0-0 3-1		0-0 G3		4 1 0 0 0 0 1		
U L Washington, S (1, 6) OBP: 0.327, SLG: 0.299			0-0 2B		0-0 L6		0-0 2B 6-3 1B	0-0 1B E 1B		4 3 3 1 0 0 0		
<b>Inning Stats</b>	R: 0 H: 0 E: 0 LOB: 0 K: 0 BB: 0 S: 3 P: 3	R: 0 H: 0 E: 0 LOB: 0 K: 0 BB: 0 S: 3 P: 3	R: 2 H: 2 E: 1 LOB: 1 K: 0 BB: 0 S: 6 P: 6	R: 0 H: 0 E: 0 LOB: 0 K: 0 BB: 0 S: 3 P: 3	R: 0 H: 0 E: 0 LOB: 0 K: 0 BB: 0 S: 3 P: 3	R: 1 H: 2 E: 0 LOB: 2 K: 0 BB: 1 S: 5 P: 9	R: 2 H: 3 E: 0 LOB: 1 K: 0 BB: 0 S: 6 P: 6	R: 5 H: 5 E: 1 LOB: 1 K: 1 BB: 1 S: 8 P: 12	R: 0 H: 1 E: 0 LOB: 1 K: 1 BB: 0 S: 6 P: 6	1B: 8 SF: 1 2B: 4 SAC: 0 3B: 0 DP: 1 HR: 1 HBP: 0	WP: 0 PA: 43 PB: 0 SB: 0 CS: 0	
<b>PITCHER</b>	IP WLS BF H R ER SO BB IBB HBP BLK WP HR S P ERA WHIP											
Jim Palmer, R (1, 1) ERA: 2.83	6.0 L 24 4 3 1 0 0 0 0 0 0 0 0 23 27 1.50 0.667											
Dave Ford, R (7, 1) ERA: 5.67	0.2 5 3 2 2 0 0 0 0 0 0 0 0 5 5 27.00 4.500											
Jeff Schneider, L (7, 1) ERA: 15.43	2.1 14 6 5 4 1 1 0 0 0 0 0 1 15 19 15.43 3.000											

**Kansas City Royals @ Baltimore Orioles**  
 Memorial Stadium, Baltimore, MD  
 Wed Aug 12 1981, 7:05 PM EDT  
 Unknown - 79 F

**AB 40**  
**R 10**  
**H 13**  
**RBI 9**  
**BB 2**  
**SO 1**  
**LOB 14**



WP: 0 PA: 43  
 PB: 0  
 SB: 0  
 CS: 0

**livebaseballscorecards.com**



Batter	1	2	3	4	5	6	7	8	9	AB	R	H	RBI	BB	SO	LOB
Al Bumbry, L (1, 8) OBP: 0.348, SLG: 0.311	0-0 F6		0-0 1-3		0-0 L8			0-0 4-3		4	0	0	0	0	0	2
Rich Dauer, R (1, 4) Terry Crowley, L (8, PH) Cal Ripken Jr., R (9, 6)	0-0 6-3		0-0 F9			0-0 4-3		0-3 K		3	0	0	0	0	0	0
Ken Singleton, S (1, 9) Jim Dwyer, L (9, 9)	0-0 1B		0-0 F3			0-0 6-3		0-0 G3		3	0	1	0	0	0	0
Eddie Murray, S (1, 3)	0-3 K			0-0 F5		0-0 1B		0-0 1B		4	0	2	0	0	1	1
Jose Morales, R (1, 10)		0-0 1-3		0-0 4-3			0-0 F8		0-0 G5-4-3	4	0	0	0	0	0	1
Doug DeCinces, R (1, 5)		0-0 1B		0-0 L7			0-0 F2			3	0	1	0	0	0	0
Rick Dempsey, R (1, 2) Dan Graham, L (7, PH)		0-0 1B			0-0 F8		0-0 4-3			2	0	1	0	0	0	0
Gary Roenicke, R (1, 7) John Lowenstein, L (8, PH)		0-0 F4			0-0 F4			0-0 2B		2	0	0	0	0	0	2
Lenn Sakata, R (1, 6)		0-0 5-3			0-0 1B			0-0 5-3		3	0	1	0	0	0	3

Inning Stats	R: 0	H: 1	E: 0	LOB: 1	K: 1	BB: 0	S: 6	P: 6	R: 0	H: 2	E: 0	LOB: 2	K: 0	BB: 0	S: 5	P: 5	R: 0	H: 0	E: 0	LOB: 0	K: 0	BB: 0	S: 3	P: 3	R: 0	H: 0	E: 0	LOB: 0	K: 0	BB: 0	S: 3	P: 3	R: 0	H: 1	E: 0	LOB: 1	K: 0	BB: 0	S: 4	P: 4	R: 0	H: 1	E: 0	LOB: 1	K: 0	BB: 0	S: 3	P: 3	R: 0	H: 0	E: 0	LOB: 0	K: 0	BB: 0	S: 3	P: 3	R: 0	H: 1	E: 0	LOB: 1	K: 1	BB: 0	S: 6	P: 6	R: 0	H: 1	E: 0	LOB: 0	K: 0	BB: 0	S: 3	P: 3	R: 0	H: 1	E: 0	LOB: 0	K: 0	BB: 0	S: 3	P: 3	R: 0	H: 1	E: 0	LOB: 0	K: 0	BB: 0	S: 3	P: 3	R: 0	H: 1	E: 0	LOB: 0	K: 0	BB: 0	S: 3	P: 3
--------------	------	------	------	--------	------	-------	------	------	------	------	------	--------	------	-------	------	------	------	------	------	--------	------	-------	------	------	------	------	------	--------	------	-------	------	------	------	------	------	--------	------	-------	------	------	------	------	------	--------	------	-------	------	------	------	------	------	--------	------	-------	------	------	------	------	------	--------	------	-------	------	------	------	------	------	--------	------	-------	------	------	------	------	------	--------	------	-------	------	------	------	------	------	--------	------	-------	------	------	------	------	------	--------	------	-------	------	------

PITCHER	IP	WLS	BF	H	R	ER	SO	BB	IBB	HBP	BLK	WP	HR	S	P	ERA	WHIP
Larry Gura, L (1, 1) ERA: 3.93	6.0	W	22	5	0	0	1	0	0	0	0	0	0	24	24	0.00	0.833
Renie Martin, R (7, 1) ERA: 2.9	3.0	S	10	2	0	0	1	0	0	0	0	0	0	12	12	0.00	0.667

**BOTTOM**

**Kansas City Royals @ Baltimore Orioles**  
**Memorial Stadium, Baltimore, MD**  
 Wed Aug 12 1981, 7:05 PM EDT  
 Unknown - 79 F

<b>AB</b>	<b>32</b>
<b>R</b>	<b>0</b>
<b>H</b>	<b>7</b>
<b>RBI</b>	<b>0</b>
<b>BB</b>	<b>0</b>
<b>SO</b>	<b>2</b>
<b>LOB</b>	<b>10</b>



WP	PA	ERA	WHIP
0	32		

Batter	1	2	3	4	5	6	7	8	9	AB R H RBI BB SO LOB	TOP		
Willie Wilson, S (1, 7) OBP: 0.309, SLG: 0.347	0-0 HR		0-0 F7			0-0 6-3			0-0 F9 S 1B	4 1 2 1 0 0 0			
U L Washington, S (1, 6) OBP: 0.322, SLG: 0.294 Jamie Quirk, L (9, PH) OBP: 0.321, SLG: 0.404	0-3 K		0-0 F4			0-0 F7			0-0 L6 1-2	3 0 0 0 0 1 0 1 0 0 0 0 0 1			
George Brett, L (1, 5) OBP: 0.346, SLG: 0.417	0-0 F7		0-0 F8			0-0 F8			0-0 F9 2-3	4 0 0 0 0 0 1			
Hal McRae, R (1, 10) OBP: 0.298, SLG: 0.370	0-0 HR 1B				0-0 F8				0-0 3-1	4 1 2 0 0 0 1			
Amos Otis, R (1, 8) OBP: 0.308, SLG: 0.438	0-0 HR				0-0 6-3				0-3 K G5-4-3 1B	3 1 1 2 0 1 1			
Willie Aikens, L (1, 3) OBP: 0.375, SLG: 0.435	0-3 K				0-3 K				0-0 G5-4-3 1-2f	3 0 0 0 0 2 1			
Darryl Motley, R (1, 9) OBP: 0.231, SLG: 0.231		0-0 F7			0-0 F8				0-0 6-3	3 0 0 0 0 0 0			
John Wathan, R (1, 2) OBP: 0.285, SLG: 0.317		0-0 F9			0-0 G3				0-0 1-3	3 0 0 0 0 0 0			
Frank White, R (1, 4) OBP: 0.302, SLG: 0.421		0-3 K			0-0 6-3				0-3 K	3 0 0 0 0 2 0			
<b>Inning Stats</b>	R: 3 H: 3 E: 0 LOB: 0 K: 2 BB: 0 S: 10 P: 10	R: 0 H: 0 E: 0 LOB: 0 K: 1 BB: 0 S: 5 P: 5	R: 0 H: 0 E: 0 LOB: 0 K: 0 BB: 0 S: 3 P: 3	R: 0 H: 0 E: 0 LOB: 0 K: 1 BB: 0 S: 5 P: 5	R: 0 H: 0 E: 0 LOB: 0 K: 0 BB: 0 S: 3 P: 3	R: 0 H: 0 E: 0 LOB: 0 K: 0 BB: 0 S: 3 P: 3	R: 0 H: 1 E: 0 LOB: 0 K: 1 BB: 0 S: 5 P: 5	R: 0 H: 0 E: 0 LOB: 0 K: 1 BB: 0 S: 5 P: 5	R: 0 H: 1 E: 0 LOB: 1 K: 0 BB: 0 S: 4 P: 4	1B: 3 SF: 0 2B: 0 SAC: 0 3B: 0 DP: 1 HR: 2 HBP: 0	WP: 0 PA: 31 PB: 0 SB: 1 CS: 0		
<b>PITCHER</b>	IP WLS BF H R ER SO BB IBB HBP BLK WP HR S P ERA WHIP											<b>PITCHER</b>	IP WLS BF H R ER SO BB IBB HBP BLK WP HR S P ERA WHIP
Scott McGregor, L (1, 1) ERA: 3.25	6.0 W 21 3 3 3 4 0 0 0 0 0 2 29 29 4.50 0.500												
Tim Stoddard, R (7, 1) ERA: 3.78	3.0 S 10 2 0 0 2 0 0 0 0 0 0 0 14 14 0.00 0.667												

**Kansas City Royals @ Baltimore Orioles**  
**Memorial Stadium, Baltimore, MD**

Wed Aug 12 1981, 7:05 PM EDT  
Att: 19,352 - Unknown

<b>AB</b>	<b>31</b>
<b>R</b>	<b>3</b>
<b>H</b>	<b>5</b>
<b>RBI</b>	<b>3</b>
<b>BB</b>	<b>0</b>
<b>SO</b>	<b>6</b>
<b>LOB</b>	<b>5</b>



Batter	1	2	3	4	5	6	7	8	9	AB	R	H	RBI	BB	SO	LOB
<b>Al Bumbry, L</b> (1, 8) OBP: 0.346, SLG: 0.310	0-3 K	0-0 F6														
<b>Rich Dauer, R</b> (1, 4) OBP: 0.332, SLG: 0.353	4-0 HR BB															
<b>Ken Singleton, S</b> (1, 9) OBP: 0.436, SLG: 0.557	0-3 K															
<b>Jim Dwyer, L</b> (8, 9) OBP: 0.301, SLG: 0.326	0-3 K															
<b>Eddie Murray, S</b> (1, 3) OBP: 0.313, SLG: 0.474	0-0 HR															
<b>Gary Roenicke, R</b> (1, 7) OBP: 0.377, SLG: 0.398	0-0 F8															
<b>John Lowenstein, L</b> (6, PH) OBP: 0.377, SLG: 0.412																
<b>Jose Morales, R</b> (1, 10) OBP: 0.320, SLG: 0.333																
<b>Cal Ripken Jr., R</b> (1, 5) OBP: 0.349, SLG: 0.360																
<b>Terry Crowley, L</b> (6, PH) OBP: 0.310, SLG: 0.425																
<b>Doug DeCinces, R</b> (7, 5) OBP: 0.310, SLG: 0.425																
<b>Rick Dempsey, R</b> (1, 2) OBP: 0.336, SLG: 0.354																
<b>Mark Belanger, R</b> (1, 6) OBP: 0.248, SLG: 0.278																

Inning Stats	R: 2	H: 1	E: 0	K: 2	S: 8	LOB: 0	BB: 1	P: 12
	R: 1	H: 2	E: 0	K: 0	S: 5	LOB: 1	BB: 0	P: 5
	R: 0	H: 1	E: 0	K: 0	S: 3	LOB: 0	BB: 0	P: 3
	R: 0	H: 0	E: 0	K: 0	S: 3	LOB: 0	BB: 0	P: 3
	R: 0	H: 1	E: 0	K: 1	S: 6	LOB: 1	BB: 0	P: 6
	R: 1	H: 2	E: 0	K: 1	S: 7	LOB: 2	BB: 1	P: 11
	R: 0	H: 1	E: 0	K: 1	S: 6	LOB: 2	BB: 1	P: 10
	R: 0	H: 2	E: 0	K: 0	S: 5	LOB: 2	BB: 0	P: 5

PITCHER	IP	WLS	BF	H	R	ER	SO	BB	IBB	HBP	BLK	WP	HR	S	P	ERA	WHIP
<b>Paul Splittorf, L</b> (1, 1) ERA: 4.4	5.0		20	5	3	3	3	1	0	0	0	0	2	25	29	5.40	1.200
<b>Jim Wright, R</b> (6, 1) ERA: 2.78	2.2	L	15	5	1	1	2	0	2	0	0	0	0	17	25	3.38	1.875
<b>Dan Quisenberry, R</b> (8, 1) ERA: 2.56	0.1		1	0	0	0	0	0	0	0	0	0	0	1	1	0.00	0.000

**BOTTOM**

4	0	1	0	0	0	1	1
3	1	2	0	1	0	0	1
3	1	1	0	1	1	1	2
0	0	0	0	0	0	0	0
4	1	2	2	0	0	0	2
2	0	0	0	0	0	0	0
1	0	0	0	1	0	0	0
4	0	0	0	0	1	3	
2	0	0	0	0	0	0	0
0	0	0	1	0	0	0	0
1	0	1	0	0	0	0	0
4	1	2	1	0	0	2	
4	0	1	0	0	2	2	

<b>AB</b>	<b>32</b>
<b>R</b>	<b>4</b>
<b>H</b>	<b>10</b>
<b>RBI</b>	<b>4</b>
<b>BB</b>	<b>3</b>
<b>SO</b>	<b>5</b>
<b>LOB</b>	<b>13</b>



1B: 5	SF: 1	WP: 0	PA: 36
2B: 3	SAC: 0	PB: 0	
3B: 0	DP: 1	SB: 0	
HR: 2	HBP: 0	CS: 0	

livebaseballscores.com

**Kansas City Royals @ Baltimore Orioles**  
**Memorial Stadium, Baltimore, MD**  
 Wed Aug 12 1981, 7:05 PM EDT  
 Att. 19,352 - Unknown

Batter	1	2	3	4	5	6	7	8	9	AB R H RBI BB SO LOB	TOP											
Willie Wilson, S (1, 7) OBP: 0.304, SLG: 0.341	0-0 5-3		0-0 P6			0-0 6-3		0-0 L8		4 0 0 0 0 0 1												
U L Washington, S (1, 6) OBP: 0.325, SLG: 0.294	0-0 5-3			0-0 F7		4-0 1B BB		0-0 1-2 G4-6-3 1B		3 0 1 0 1 0 0												
George Brett, L (1, 5) OBP: 0.346, SLG: 0.415 Dave Chalk, R (7, 5) OBP: 0.279, SLG: 0.275 Jamie Quirk, L (8, PH) OBP: 0.316, SLG: 0.396	0-0 F5			0-0 6-3		0-0 1-2 FC6-4 1B		0-0 1-2f G4-6-3		3 0 1 0 0 0 0 0 0 0 0 0 0 0 1 0 0 0 0 0 2												
Hal McRae, R (1, 10) OBP: 0.301, SLG: 0.377		0-0 1B		0-0 2B		0-0 1-2f FC6-4			0-0 4-3	4 0 2 0 0 0 2												
Amos Otis, R (1, 8) OBP: 0.307, SLG: 0.432		0-0 F8		0-0 6-3			4-0 BB G5-4-3		0-0 5-3	3 0 0 0 1 0 2												
Lee May, R (1, 3) OBP: 0.341, SLG: 0.400 Willie Aikens, L (9, PH) OBP: 0.378, SLG: 0.435 Rance Mulliniks, L (9, PR) OBP: 0.200, SLG: 0.250		0-0 F3			0-0 L7		0-0 1-2f G5-4-3		4-0 1B BB	3 0 0 0 0 0 2 0 0 0 0 1 0 0 0 0 0 0 0 0 0												
Frank White, R (1, 4) OBP: 0.301, SLG: 0.417		0-3 K			0-0 5-3		0-0 F3		0-0 1-2 1B	4 0 1 0 0 1 1												
Darryl Motley, R (1, 9) OBP: 0.235, SLG: 0.294			0-3 K		0-0 6-3			0-0 1B 2B	0-3 K	4 1 1 0 0 2 2												
John Wathan, R (1, 2) OBP: 0.295, SLG: 0.317			0-0 6-3			0-0 F7		0-0 2-H 1B 1B		3 0 1 1 0 0 0												
<b>Inning Stats</b>	R: 0 E: 0 K: 0 S: 3	H: 0 LOB: 0 BB: 0 P: 3	R: 0 E: 0 K: 1 S: 6	H: 1 LOB: 1 BB: 0 P: 6	R: 0 E: 0 K: 1 S: 5	H: 0 LOB: 0 BB: 0 P: 5	R: 0 E: 0 K: 0 S: 4	H: 1 LOB: 1 BB: 0 P: 4	R: 0 E: 0 K: 0 S: 3	H: 0 LOB: 0 BB: 0 P: 3	R: 0 E: 0 K: 0 S: 4	H: 1 LOB: 2 BB: 1 P: 8	R: 0 E: 0 K: 0 S: 2	H: 0 LOB: 0 BB: 1 P: 6	R: 1 E: 0 K: 0 S: 5	H: 3 LOB: 1 BB: 0 P: 5	R: 0 E: 0 K: 1 S: 6	H: 1 LOB: 2 BB: 1 P: 10	1B: 5 2B: 2 3B: 0 HR: 0	SF: 0 SAC: 0 DP: 2 HBP: 0	WP: 0 PB: 0 SB: 0 CS: 0	PA: 35
<b>PITCHER</b>	IP WLS BF H R ER SO BB IBB HBP BLK WP HR S P ERA WHIP																					
Mike Flanagan, L (1, 1) ERA: 3.39	5.2 W 21 3 0 0 2 1 0 0 0 0 0 0 24 28 0.00 0.706																					
Tippy Martinez, L (6, 1) ERA: 2.35	1.2 8 3 1 1 0 1 0 0 0 0 0 0 7 11 5.40 2.400																					
Tim Stoddard, R (8, 1) ERA: 3.44	1.2 S 6 1 0 0 1 1 0 0 0 0 0 0 7 11 0.00 1.200																					

**Kansas City Royals @ Baltimore Orioles**  
**Memorial Stadium, Baltimore, MD**  
 Thu Aug 13 1981, 7:05 PM EDT  
 Att: 13,780 - Unknown

<b>AB</b>	32
<b>R</b>	1
<b>H</b>	7
<b>RBI</b>	1
<b>BB</b>	3
<b>SO</b>	3
<b>LOB</b>	12



Batter	1	2	3	4	5	6	7	8	9	AB	R	H	RBI	BB	SO	LOB
<b>Al Bumbry, L</b> OBP: 0.345, SLG: 0.309 (1, 8) X	0-0 F8 X	0-0 1B X			0-0 F9 X		0-3 K X			4	0	1	0	0	1	1
<b>Jim Dwyer, L</b> OBP: 0.299, SLG: 0.322 (1, 7) X	0-0 G3 1B X	0-0 F7 X			0-0 F9 X		0-3 K X			4	1	1	0	0	1	2
<b>Ken Singleton, S</b> OBP: 0.433, SLG: 0.551 (1, 9) X	0-0 G3 1B X		0-0 4-3 X		0-0 F9 X		0-0 F7 X			4	1	1	0	0	0	1
<b>Gary Roenicke, R</b> OBP: 0.377, SLG: 0.398 (8, 9)	1-2 G3 1B X									0	0	0	0	0	0	0
<b>Eddie Murray, S</b> OBP: 0.311, SLG: 0.469 (1, 3) X	0-0 G3 X		0-0 CS 1B X		0-0 6-3 X		0-0 2-3 X			4	0	1	0	0	0	2
<b>Terry Crowley, L</b> OBP: 0.361, SLG: 0.360 (1, 10) B B B B	4-0 1B BB X		4-0 FC6-4 BB X		0-0 E5 X		0-0 5-3 X			0	0	0	0	2	0	0
<b>Benny Ayala, R</b> OBP: 0.340, SLG: 0.325 (6, PH) B			1-2 BB X		0-0 FC5-4 X					2	0	0	0	0	0	0
<b>Doug DeCinces, R</b> OBP: 0.313, SLG: 0.427 (1, 5) X	0-0 1B X		0-0 FC6-4 X		0-0 FC5-4 X		0-0 1B X			4	0	2	2	0	0	2
<b>Rich Dauer, R</b> OBP: 0.335, SLG: 0.356 (1, 4) X	0-0 6-3 X				0-0 F7 X		0-0 1B X			4	0	2	0	0	0	2
<b>Rick Dempsey, R</b> OBP: 0.333, SLG: 0.346 (1, 2) S S S S		0-3 K X			4-0 G5-4-3 BB X		0-0 P4 X		0-0 FC6-4 X	3	0	0	0	1	1	4
<b>Mark Belanger, R</b> OBP: 0.250, SLG: 0.279 (1, 6) S S S S		0-3 K X			0-0 G5-4-3 X				0-0 1B X	3	0	1	0	0	1	1
<b>Inning Stats</b>	R: 2 H: 3 E: 0 K: 6 S: 6	H: 3 LOB: 2 BB: 1 P: 10	R: 0 H: 1 E: 0 K: 2 S: 8	H: 1 LOB: 1 BB: 0 P: 8	R: 0 H: 1 E: 0 K: 0 S: 3	H: 1 LOB: 0 BB: 1 P: 6	R: 0 H: 0 E: 0 K: 0 S: 3	H: 1 LOB: 2 BB: 0 P: 5	R: 0 H: 2 E: 0 K: 0 S: 5	H: 2 LOB: 2 BB: 0 P: 5	1B: 9 2B: 0 3B: 0 HR: 0	SF: 0 SAC: 0 DP: 1 HBP: 0	WP: 0 PB: 0 SB: 0 CS: 1	PA: 35		
<b>PITCHER</b>	IP WLS BF H R ER SO BB IBB HBP BLK WP HR S P ERA WHIP															
<b>Rich Gale, R</b> ERA: 5.25 (1, 1)	4.0 L 18 5 2 2 2 3 0 0 0 0 0 0 19 31 4.50 2.000															
<b>Atlee Hammaker, L</b> ERA: (5, 1)	4.0 17 4 0 0 2 0 0 0 0 0 0 0 21 21 0.00 1.000															

**BOTTOM**

**Kansas City Royals @ Baltimore Orioles**  
Memorial Stadium, Baltimore, MD

Thu Aug 13 1981, 7:05 PM EDT  
Att. 13,780 - Unknown

<b>AB</b>	<b>32</b>
<b>R</b>	<b>2</b>
<b>H</b>	<b>9</b>
<b>RBI</b>	<b>2</b>
<b>BB</b>	<b>3</b>
<b>SO</b>	<b>4</b>
<b>LOB</b>	<b>15</b>



WP: 0	PA: 35
PB: 0	
SB: 0	
CS: 1	

ERA	WHIP
-----	------

livebaseballscorecards.com

Batter	1	2	3	4	5	6	7	8	9	AB R H RBI BB SO LOB	TOP											
Willie Wilson, S OBP: 0.316, SLG: 0.352 (1, 7) X	0-0 FC 1B		0-0 G4-3 1B			0-0 BB SF9 1B	0-0 1-2 1B			4 2 4 0 0 0 0	<b>Kansas City Royals @ Cleveland Indians</b> <b>Cleveland Municipal Stadium, Cleveland, OH</b> Fri Aug 14 1981, 7:05 PM EDT Att: 7,971 - Unknown - 77 F <a href="http://livebaseballscorecards.com">livebaseballscorecards.com</a>											
U L Washington, S OBP: 0.324, SLG: 0.290 (1, 6) X	0-0 FC 1B		0-0 G4-3 1-2f			4-0 BB BB 1-2 BB	0-0 4-3			3 0 0 1 1 0 3												
Hal McRae, R OBP: 0.300, SLG: 0.389 (1, 10) X	0-0 5-3 1-2			0-3 K		0-3 K		0-0 HR		4 1 1 1 0 2 3												
Willie Aikens, L OBP: 0.385, SLG: 0.456 (1, 3) X	0-0 1B			0-0 HR		4-0 FC5-4 1-2 2-3 BB		0-0 F7		3 1 2 1 1 0 0												
Amos Otis, R OBP: 0.302, SLG: 0.426 (1, 8) X	0-0 F9			0-0 B1-3		0-0 SF9		0-0 6-3		3 0 0 1 0 0 1												
Frank White, R OBP: 0.294, SLG: 0.406 (1, 4) X		0-0 F2		0-0 1-3		0-0 FC5-4 1-2f		0-3 K		4 0 0 0 0 1 2												
Darryl Motley, R OBP: 0.236, SLG: 0.286 (1, 9) X		0-0 F8			0-0 F8		0-0 CS S 1B		0-0 5-3	4 0 1 0 0 0 0												
Jamie Quirk, L OBP: 0.328, SLG: 0.404 (1, 2) X		0-0 L8			0-0 G4-6-3 1B		0-0 F7 1-3		0-0 CS 1B	4 0 2 0 0 0 1												
Rance Mulliniks, L OBP: 0.167, SLG: 0.208 (1, 5) X			0-0 L8		0-0 G4-6-3 1-2f		0-0 E5 1B		0-3 K 1-2	4 0 0 0 0 1 2												
<b>Inning Stats</b>	R: 1 E: 0 K: 0 S: 5	H: 2 LOB: 1 BB: 0 P: 5	R: 0 E: 0 K: 0 S: 3	H: 0 LOB: 0 BB: 0 P: 3	R: 0 E: 0 K: 0 S: 3	H: 1 LOB: 0 BB: 0 P: 3	R: 1 E: 0 K: 1 S: 6	H: 1 LOB: 0 BB: 0 P: 6	R: 0 E: 0 K: 1 S: 3	H: 1 LOB: 0 BB: 0 P: 3	R: 1 E: 0 K: 1 S: 6	H: 1 LOB: 2 BB: 2 P: 14	R: 0 E: 1 K: 0 S: 5	H: 2 LOB: 2 BB: 0 P: 5	R: 1 E: 0 K: 1 S: 6	H: 1 LOB: 0 BB: 0 P: 6	R: 0 E: 0 K: 1 S: 5	H: 1 LOB: 1 BB: 0 P: 5	1B: 8 2B: 1 3B: 0 HR: 2	SF: 1 SAC: 0 DP: 3 HBP: 0	WP: 0 PB: 0 SB: 3 CS: 3	PA: 36
<b>PITCHER</b>	IP WLS BF H R ER SO BB IBB HBP BLK WP HR S P ERA WHIP																					
Bert Blyleven, R ERA: 2.82 (1, 1)	7.0 L 29 8 3 3 2 2 0 0 0 0 0 1 31 39 3.86 1.429																					
Mike Stanton, R ERA: 2.79 (8, 1)	2.0 7 2 1 1 2 0 0 0 0 0 1 11 11 4.50 1.000																					

Batter	1	2	3	4	5	6	7	8	9	AB R H RBI BB SO LOB
Miguel Dilone, S OBP: 0.346, SLG: 0.391 (1, 7)	0-0 FC6-4 1B		0-0 F9		0-0 3-1		0-0 6-3		0-0 F7	5 0 1 0 0 0 2
Alan Bannister, R OBP: 0.307, SLG: 0.340 (1, 9)	0-0 FC6-4 1B		0-0 1-3 2B		0-0 2-3		0-0 5-3			4 1 1 0 0 0 2
Mike Hargrove, L OBP: 0.375, SLG: 0.364 (1, 3)	0-0 2B 1B		0-0 L7		4-0 BB		0-0 G3			3 0 1 1 1 0 2
Andre Thornton, R OBP: 0.295, SLG: 0.329 (1, 10)	0-0 L5 2B		0-0 F9		0-0 F8			0-0 FC4-6 1B		3 0 1 0 0 0 4 1 0 1 0 0 0 0
Von Hayes, L OBP: 0.333, SLG: 0.250 (8, PH)										
Toby Harrah, R OBP: 0.338, SLG: 0.348 (1, 5)	0-0 L5			0-0 L6		0-0 1B		0-3 K		4 0 1 0 0 1 3
Ron Hassey, L OBP: 0.314, SLG: 0.261 (1, 2)		0-0 6-3		0-0 L7		0-0 FC6-4 1B		0-0 FC4-6		4 0 1 0 0 0 1
Dave Rosello, R OBP: 0.318, SLG: 0.405 (1, 4)		0-0 L4		0-0		0-0 P4		0-0 F5		3 0 1 0 0 0 2 1 0 0 0 0 0 1
Duane Kuiper, L OBP: 0.287, SLG: 0.283 (8, 4)										
Rick Manning, L OBP: 0.319, SLG: 0.339 (1, 8)		0-3 K		0-0 4-3		0-3 K			0-0 F7	4 0 0 0 0 2 3
Tom Verzyer, R OBP: 0.283, SLG: 0.258 (1, 6)			4-0 2B BB		4-0 F9 3-1 BB		0-0 FC6-4		0-0 F8	1 0 0 0 2 0 2 1 0 0 0 0 0 0
Chris Bando, S OBP: 0.258, SLG: 0.258 (9, PH)										

Inning Stats	R: 1 E: 0 K: 5 S: 5	H: 3 LOB: 1 BB: 0 P: 5	R: 0 E: 0 K: 1 S: 5	H: 0 LOB: 0 BB: 0 P: 5	R: 0 E: 0 K: 0 S: 4	H: 1 LOB: 2 BB: 1 P: 8	R: 0 E: 0 K: 0 S: 4	H: 1 LOB: 1 BB: 0 P: 4	R: 0 E: 0 K: 0 S: 3	H: 0 LOB: 2 BB: 2 P: 11	R: 0 E: 0 K: 1 S: 7	H: 2 LOB: 2 BB: 0 P: 7	R: 0 E: 0 K: 0 S: 3	H: 0 LOB: 0 BB: 0 P: 3	R: 0 E: 0 K: 1 S: 6	H: 1 LOB: 1 BB: 0 P: 6	R: 0 E: 0 K: 0 S: 3	H: 0 LOB: 0 BB: 0 P: 3	1B: 6 2B: 3 3B: 0 HR: 0	SF: 0 SAC: 0 DP: 1 HBP: 0
--------------	------------------------------	---------------------------------	------------------------------	---------------------------------	------------------------------	---------------------------------	------------------------------	---------------------------------	------------------------------	----------------------------------	------------------------------	---------------------------------	------------------------------	---------------------------------	------------------------------	---------------------------------	------------------------------	---------------------------------	----------------------------------	------------------------------------

PITCHER	IP	WLS	BF	H	R	ER	SO	BB	IBB	HBP	BLK	WP	HR	S	P	ERA	WHIP
Mike Jones, L ERA: 1.0 (1, 1)	6.0	W	27	7	1	1	2	3	0	0	0	0	0	28	40	1.50	1.667
Renie Martin, R ERA: 2.7 (7, 1)	3.0	S	10	1	0	0	1	0	0	0	0	0	0	12	12	0.00	0.333

**BOTTOM**

**Kansas City Royals @ Cleveland Indians**  
**Cleveland Municipal Stadium, Cleveland, OH**

AB	34
R	1
H	8
RBI	1
BB	3
SO	3
LOB	22



WP	HR	S	P	ERA	WHIP
0	0	0	0	0.00	0.333

Fri Aug 14 1981, 7:05 PM EDT  
 Att. 7,971 - Unknown - 77 F

livebaseballscorecards.com





BOTTOM

Kansas City Royals @ Cleveland Indians  
Cleveland Municipal Stadium, Cleveland, OH

Sat Aug 15 1981, 3:33 AM EDT  
Att. 7,582 - Cloudy - 73 F

livebaseballscorecards.com

AB	31
R	3
H	6
RBI	3
BB	4
SO	1
LOB	8



WP:	0	PA:	35
PB:	0		
SB:	0		
CS:	1		

Batter	1	2	3	4	5	6	7	8	9	AB	R	H	RBI	BB	SO	LOB
Miguel Dilone, S OBP: 0.344, SLG: 0.383 (1, 7)	4-0 CS BB		0-0 F7		0-0 F8			0-0 F7		3	0	0	0	1	0	0
Jorge Orta, L OBP: 0.302, SLG: 0.367 (1, 9)	4-0 1-2 HR BB		0-0 BB 1B		0-3 K2-3			0-0 F9		3	1	1	0	1	1	0
Mike Hargrove, L OBP: 0.377, SLG: 0.386 (1, 3)	0-0 1-H HR		0-0 F9		0-0 F5			0-0 1B 2B		4	2	2	2	0	0	1
Ron Hassey, L OBP: 0.321, SLG: 0.263 (1, 2)	0-0 F7		4-0 1-2 BB		0-0 3-1			0-0 2-H 1B		3	0	1	1	1	0	0
Toby Harrah, R OBP: 0.332, SLG: 0.341 (1, 5)	0-0 P6		0-0 F7		0-0 L7			0-0 F8		4	0	0	0	0	0	3
Von Hayes, L OBP: 0.231, SLG: 0.167 (1, 10)		0-0 F9		0-0 F7		0-0 F9		0-0 3-1		4	0	0	0	0	0	0
Rick Manning, L OBP: 0.318, SLG: 0.333 (1, 8)		0-0 3-1		4-0 BB		0-0 F7		0-0 4-3		3	0	0	0	1	0	0
Duane Kuiper, L OBP: 0.296, SLG: 0.292 (1, 4)		0-0 1B		0-0 F8		0-0 G6-4-3 1B		0-0 G1		4	0	2	0	0	0	1
Tom Verzyer, R OBP: 0.280, SLG: 0.255 (1, 6)		0-0 F7		0-0 F8		0-0 G6-4-3 1-2f				2	0	0	0	0	0	2
Pat Kelly, L OBP: 0.263, SLG: 0.152 (7, PH)										1	0	0	0	0	0	1
Jerry Dybzinski, R OBP: 0.200, SLG: 0.200 (8, 6)										0	0	0	0	0	0	0

Batter	1	2	3	4	5	6	7	8	9									
<b>Inning Stats</b>	R: 2 E: 0 K: 3	H: 1 LOB: 0 BB: 2 P: 11	R: 0 E: 0 K: 4	H: 1 LOB: 1 BB: 0 P: 4	R: 0 E: 0 K: 4	H: 0 LOB: 1 BB: 1 P: 7	R: 0 E: 0 K: 5	H: 0 LOB: 0 BB: 0 P: 5	R: 0 E: 0 K: 5	H: 1 LOB: 0 BB: 0 P: 3	R: 1 E: 0 K: 5	H: 2 LOB: 1 BB: 0 P: 5	R: 0 E: 0 K: 3	H: 0 LOB: 0 BB: 0 P: 3	1B: 4 2B: 1 3B: 0 HR: 1	SF: 0 SAC: 0 DP: 1 HBP: 0	WP: 0 PB: 0 SB: 0 CS: 1	PA: 35

PITCHER	IP	WLS	BF	H	R	ER	SO	BB	IBB	HBP	BLK	WP	HR	S	P	ERA	WHIP
Dennis Leonard, R ERA: 3.69 (1, 1)	7.2	W	31	6	3	3	1	4	0	0	0	0	1	29	45	3.52	1.304
Dan Quisenberry, R ERA: 2.45 (8, 1)	1.1	S	4	0	0	0	0	0	0	0	0	0	4	4	0.00	0.000	

Batter	1	2	3	4	5	6	7	8	9	AB R H RBI BB SO LOB	TOP									
Willie Wilson, S (1, 7) OBP: 0.315, SLG: 0.350	0-0 F2	0-0 1B			0-0 5-3		0-0 2B SF7 1B	0-3 K		5 1 2 0 0 1 1										
U L Washington, S (1, 6) OBP: 0.327, SLG: 0.298	0-0 2B	0-0 L9			0-0 6-3		0-0 F7 1B 2B	0-3 K		5 1 2 1 0 1 1										
George Brett, L (1, 5) OBP: 0.337, SLG: 0.406	0-0 1-3		0-0 3-1		0-0 G3		0-0 SF7	0-0 F4		4 0 0 1 0 0 1										
Hal McRae, R (1, 10) OBP: 0.310, SLG: 0.400	0-0 5-3		0-0 1B		0-0 F9	0-0 F7	0-0 F7	0-0 2B		5 0 2 0 0 0 2										
Amos Otis, R (1, 8) OBP: 0.311, SLG: 0.431		0-0 1B HR 1B	0-0 F8		0-0 1B 1B	0-0 E S 1B	0-0 F8	0-0 F8		5 1 3 1 0 0 2										
Lee May, R (1, 3) OBP: 0.356, SLG: 0.409		0-0 1B HR 1B	0-0 L8		0-0 1B	0-3 K				4 1 2 0 0 1 2										
Frank White, R (1, 4) OBP: 0.292, SLG: 0.417		0-0 1B HR		0-0 1-3		0-0 F8		0-0 E6		4 1 1 3 0 0 2										
Darryl Motley, R (1, 9) OBP: 0.207, SLG: 0.241		0-0 1-3		0-0 5-3		0-0 F8		0-0 F9		4 0 0 0 0 0 3										
John Wathan, R (1, 2) OBP: 0.294, SLG: 0.315		0-0 L7		0-0 F8		0-0 1B 2B 1B		0-0 F4		4 1 1 0 0 0 1										
<b>Inning Stats</b>	R: 0 E: 0 K: 0 S: 4	H: 1 LOB: 1 BB: 0 P: 4	R: 3 E: 0 K: 0 S: 7	H: 4 LOB: 1 BB: 0 P: 7	R: 0 E: 0 K: 0 S: 4	H: 1 LOB: 1 BB: 0 P: 4	R: 0 E: 0 K: 0 S: 3	H: 0 LOB: 0 BB: 0 P: 3	R: 0 E: 0 K: 0 S: 5	H: 2 LOB: 2 BB: 0 P: 5	R: 3 E: 0 K: 1 S: 9	H: 4 LOB: 1 BB: 0 P: 9	R: 0 E: 1 K: 1 S: 6	H: 0 LOB: 1 BB: 0 P: 6	R: 0 E: 0 K: 1 S: 6	H: 1 LOB: 1 BB: 0 P: 6	1B: 9 2B: 3 3B: 0 HR: 1	SF: 1 SAC: 0 DP: 0 HBP: 0	WP: 0 PB: 0 SB: 2 CS: 0	PA: 41
<b>PITCHER</b>	IP WLS BF H R ER SO BB IBB HBP BLK WP HR S P ERA WHIP																			
Rick Waits, L (1, 1) ERA: 3.43	6.1 L 30 11 6 6 0 0 0 0 0 0 0 1 30 30 8.53 1.737																			
Mike Stanton, R (7, 1) ERA: 2.67	1.1 6 1 0 0 1 0 0 0 0 0 0 0 8 8 0.00 0.750																			
Bob Lacey, L (8, 1) ERA: 6.11	1.1 5 1 0 0 2 0 0 0 0 0 0 0 9 9 0.00 0.750																			

**Kansas City Royals @ Cleveland Indians**  
 Cleveland Municipal Stadium, Cleveland, OH  
 Sun Aug 16 1981, 3:33 AM EDT  
 Cloudy - 68 F

[livebaseballscorecards.com](http://livebaseballscorecards.com)

<b>AB</b>	<b>40</b>
<b>R</b>	<b>6</b>
<b>H</b>	<b>13</b>
<b>RBI</b>	<b>6</b>
<b>BB</b>	<b>0</b>
<b>SO</b>	<b>3</b>
<b>LOB</b>	<b>15</b>



Batter	1	2	3	4	5	6	7	8	9	AB	R	H	RBI	BB	SO	LOB
Miguel Dilone, S (1, 7) OBP: 0.347, SLG: 0.386	0-0 5-3		0-0 1B		0-0 2-H 1B		0-0 F8			4	0	2	1	0	0	0
Jorge Orta, L (1, 9) OBP: 0.296, SLG: 0.359	0-0 L7		0-3 K		0-0 F8			0-0 G3		4	0	0	0	0	1	1
Mike Hargrove, L (1, 3) OBP: 0.379, SLG: 0.393	0-0 F8		0-0 F8			0-0 BB 1B		0-0 1B FC5-4 2B		4	1	2	0	0	0	1
Andre Thornton, R (1, 10) OBP: 0.294, SLG: 0.328		0-0 F4		0-0 F8		0-0 F8		0-0 FC5-4 1B		4	0	1	0	0	0	1
Toby Harrah, R (1, 5) OBP: 0.339, SLG: 0.343		0-0 1B 1B		4-0 E9 BB		4-0 1-2 BB		0-0 FC5-4 1-2f 3-H		2	0	1	1	2	0	1
Alan Bannister, R (1, 4) OBP: 0.299, SLG: 0.331		0-0 L7		0-0 E9 1-3		0-0 F8		0-0 5-3		4	0	0	0	0	0	5
Chris Bando, S (1, 2) OBP: 0.167, SLG: 0.167		0-0 1-2 1B		0-0 6-3		0-0 1-3				4	0	1	0	0	0	3
Jerry Dybzinski, R (9, PR) OBP: 0.200, SLG: 0.200									0-0 E5 G4-6-3	0	0	0	0	0	0	0
Rick Manning, L (1, 8) OBP: 0.316, SLG: 0.337		0-0 F3			0-0 1B 2B		0-0 4-3		0-0 G4-6-3 1-2f	4	1	1	0	0	0	3
Tom Verzyer, R (1, 6) OBP: 0.273, SLG: 0.248			0-0 4-3		0-0 F8		0-0 5-3		0-0 6-3	4	0	0	0	0	0	2

Inning Stats	R: 0	H: 0	E: 0	K: 0	S: 3	R: 0	H: 2	E: 0	K: 0	S: 5	R: 0	H: 1	E: 0	K: 1	S: 6	R: 0	H: 0	E: 1	K: 0	S: 3	R: 1	H: 2	E: 0	K: 0	S: 4	R: 0	H: 1	E: 0	K: 0	S: 4	R: 0	H: 0	E: 0	K: 0	S: 3	R: 1	H: 2	E: 0	K: 0	S: 5	R: 0	H: 0	E: 1	K: 0	S: 3	R: 0	H: 0	E: 1	K: 0	S: 3
	LOB: 0	BB: 0	P: 3	LOB: 2	BB: 0	P: 5	LOB: 1	BB: 0	P: 6	LOB: 1	BB: 1	P: 7	LOB: 2	BB: 1	P: 8	LOB: 0	BB: 0	P: 4	LOB: 2	BB: 1	P: 8	LOB: 0	BB: 0	P: 3	LOB: 1	BB: 0	P: 5	LOB: 1	BB: 0	P: 3	LOB: 0	BB: 0	P: 3	LOB: 1	BB: 0	P: 5	1B: 6	SF: 0	2B: 2	SAC: 0	3B: 0	DP: 1	HR: 0	HBP: 0	WP: 0	PA: 36				

PITCHER	IP	WLS	BF	H	R	ER	SO	BB	IBB	HBP	BLK	WP	HR	S	P	ERA	WHIP
Larry Gura, L (1, 1) ERA: 3.78	6.0	W	25	6	1	1	1	2	0	0	0	0	0	25	33	1.50	1.333
Ken Brett, L (7, 1) ERA: 4.82	3.0	S	11	2	1	1	0	0	0	0	0	0	0	11	11	3.00	0.667

**BOTTOM**

**Kansas City Royals @ Cleveland Indians**  
**Cleveland Municipal Stadium, Cleveland, OH**  
 Sun Aug 16 1981, 3:33 AM EDT  
 Cloudy - 68 F

livebaseballscorecards.com

<b>AB</b>	<b>34</b>
<b>R</b>	<b>2</b>
<b>H</b>	<b>8</b>
<b>RBI</b>	<b>2</b>
<b>BB</b>	<b>2</b>
<b>SO</b>	<b>1</b>
<b>LOB</b>	<b>17</b>



Batter	1	2	3	4	5	6	7	8	9	AB	R	H	RBI	BB	SO	LOB	TOP										
Willie Wilson, S OBP: 0.313, SLG: 0.351 (1, 7)	0-0 F7		0-0 4-3		0-0 4-3	0-0 CS	0-0 F4		0-0 2B	5	0	1	1	0	0	1											
U L Washington, S OBP: 0.333, SLG: 0.299 (1, 6)	0-0 1B		0-0 L7		4-0 HR		4-0 2B		0-3 K	3	2	1	0	2	1	1											
George Brett, L OBP: 0.338, SLG: 0.422 (1, 5)	0-0 F8		0-0 1B		0-0 HR		0-0 L8		0-0 F8	5	1	2	3	0	0	3											
Willie Aikens, L OBP: 0.383, SLG: 0.452 (1, 3) John Wathan, R OBP: 0.294, SLG: 0.315 (9, PR)	0-0 F8		0-0 4-3		0-0 L8		0-0 2B		4-0 BB	4	0	1	1	1	0	2											
Hal McRae, R OBP: 0.312, SLG: 0.404 (1, 10)		0-0 1B		0-0 F9		0-0 1B		0-0 6-3	0-0 5-3	5	1	2	0	0	0	3											
Frank White, R OBP: 0.291, SLG: 0.413 (1, 4)		0-0 F8		0-3 K		0-3 K		0-0 6-3		4	0	1	0	0	2	2											
Jamie Quirk, L OBP: 0.333, SLG: 0.381 (1, 2)		0-0 1B		0-0 4-3		4-0 CS		0-0 F7		3	0	1	1	1	0	1											
Darryl Motley, R OBP: 0.212, SLG: 0.242 (1, 9)		0-0 F7			0-0 1B		0-0 L7		0-0 6-3	4	1	1	0	0	0	3											
Cesar Geronimo, L OBP: 0.271, SLG: 0.307 (1, 8) Amos Otis, R OBP: 0.310, SLG: 0.429 (8, PH) (8, 8)		0-0 F7			0-0 1B		0-0 F6		0-3 K	3	1	1	0	0	0	2											
					1-3 HR					1	0	0	0	0	1	1											
<b>Inning Stats</b>	R: 0 E: 0 K: 0 S: 4	H: 1 LOB: 1 BB: 0 P: 4	R: 1 E: 0 K: 0 S: 5	H: 2 LOB: 1 BB: 0 P: 5	R: 0 E: 0 K: 1 S: 5	H: 0 LOB: 0 BB: 0 P: 5	R: 4 E: 0 K: 1 S: 9	H: 4 LOB: 1 BB: 1 P: 13	R: 0 E: 0 K: 0 S: 2	H: 0 LOB: 0 BB: 1 P: 6	R: 1 E: 0 K: 0 S: 4	H: 1 LOB: 1 BB: 1 P: 8	R: 0 E: 0 K: 1 S: 6	H: 1 LOB: 1 BB: 0 P: 6	R: 0 E: 0 K: 1 S: 6	H: 1 LOB: 2 BB: 1 P: 10	1B: 7 2B: 3 3B: 0 HR: 1	SF: 0 SAC: 0 DP: 0 HBP: 0	WP: 0 PB: 0 SB: 1 CS: 1	PA: 42							
<b>PITCHER</b>	IP	WLS	BF	H	R	ER	SO	BB	IBB	HBP	BLK	WP	HR	S	P	ERA	WHIP										
Len Barker, R ERA: 2.6 (1, 1)	6.2		31	9	6	6	2	3	0	0	0	0	1	32	44	8.10	1.800										
Mike Stanton, R ERA: 2.58 (7, 1)	1.1	W	5	1	0	0	1	0	0	0	0	0	0	7	7	0.00	0.750										
Sid Monge, L ERA: 3.73 (9, 1)	1.0	S	5	1	0	0	1	1	0	0	0	0	0	6	10	0.00	2.000										

Kansas City Royals @ Cleveland Indians  
Cleveland Municipal Stadium, Cleveland, OH

livebaseballscorecards.com

AB 37  
R 6  
H 11  
RBI 6  
BB 4  
SO 4  
LOB 19



Sun Aug 16 1981, 3:38 AM EDT  
Att. 12,790 - Cloudy - 68 F

Batter	1	2	3	4	5	6	7	8	9
Miguel Dilone, S OBP: 0.351, SLG: 0.386 Jorge Orta, L OBP: 0.300, SLG: 0.362	4-0 2B BB	0-3 K			0-0 1B 1B		0-0 2B 1B	0-0 F9	
Alan Bannister, R OBP: 0.309, SLG: 0.346	0-0 SH1-3 1-H SF8 2B	0-0 1B			0-0 1-2 1B		0-0 F9	0-0 4-3	
Mike Hargrove, L OBP: 0.379, SLG: 0.397	0-0 SH1-3 2-3	0-3 K			0-0 L3 1-2		0-0 1-H 1B 2B		
Andre Thornton, R OBP: 0.289, SLG: 0.324 Von Hayes, L OBP: 0.286, SLG: 0.231	0-0 SF8 3-H		0-0 5-3		0-0 F8		0-0 2-H 1B 1B		
Toby Harrah, R OBP: 0.346, SLG: 0.344	4-0 2B BB		0-0 F6			4-0 S SH3-4 BB	0-0 2-H 1B 1B		
Ron Hassey, L OBP: 0.330, SLG: 0.286	0-0 1-H 2B		0-0 G3			0-0 SH3-4 1-2	0-0 2-3 BB 1B		
Rick Manning, L OBP: 0.315, SLG: 0.332	0-0 F9			0-0 4-3		0-0 2-3 1-3	4-0 1-2 BB		
Duane Kuiper, L OBP: 0.294, SLG: 0.290		0-0 SH2-3 1B 1B		0-0 6-3		0-0 F7 3-H	0-0 F5		
Jerry Dyzinski, R OBP: 0.167, SLG: 0.167		0-0 SH2-3		0-0 6-3			0-0 4-3	0-0 5-3	

Inning Stats	R: 3	H: 2	E: 0	K: 5	S: 5	LOB: 1	P: 13	R: 1	H: 2	E: 0	K: 2	S: 9	LOB: 1	P: 9	R: 0	H: 0	E: 0	K: 3	S: 3	R: 0	H: 0	E: 0	K: 0	S: 3	LOB: 0	P: 3	R: 0	H: 2	E: 0	K: 4	S: 4	R: 1	H: 0	E: 0	K: 3	S: 3	R: 3	H: 5	E: 0	K: 8	S: 8	R: 0	H: 0	E: 0	K: 3	S: 3	LOB: 0	P: 3
--------------	------	------	------	------	------	--------	-------	------	------	------	------	------	--------	------	------	------	------	------	------	------	------	------	------	------	--------	------	------	------	------	------	------	------	------	------	------	------	------	------	------	------	------	------	------	------	------	------	--------	------

PITCHER	IP	WLS	BF	H	R	ER	SO	BB	IBB	HBP	BLK	WP	HR	S	P	ERA	WHIP
Paul Splittorf, L ERA: 4.75	(1, 1)		12	4	4	4	2	2	0	0	0	0	0	14	22	18.00	3.000
Atlee Hammaker, L ERA: 2.16	(3, 1)		16	3	2	2	0	1	0	0	0	0	0	15	19	4.15	0.923
Renie Martin, R ERA: 3.09	(7, 1)	L	4	3	2	2	0	0	0	0	0	0	0	4	4	54.00	9.000
Ken Brett, L ERA: 4.5	(7, 1)		6	1	0	0	0	1	0	0	0	0	0	5	9	0.00	1.500

**BOTTOM**

**Kansas City Royals @ Cleveland Indians**  
Cleveland Municipal Stadium, Cleveland, OH

Sun Aug 16 1981, 3:38 AM EDT  
Att: 12,790 - Cloudy - 68 F

AB	R	H	RBI	BB	SO	LOB
0	1	0	0	1	0	0
4	1	2	0	0	1	1
5	1	3	2	0	0	1
3	1	1	1	0	1	3
2	0	0	1	0	0	1
1	1	1	1	0	0	0
2	2	1	1	2	0	0
3	0	2	1	0	0	0
3	0	0	0	1	0	2
4	1	1	0	0	0	3
3	0	0	0	0	0	0

AB	30
R	8
H	11
RBI	7
BB	4
SO	2
LOB	11

**C**

WP	PA
0	38
PB	0
SB	3
CS	0

Batter	1	2	3	4	5	6	7	8	9	AB R H RBI BB SO LOB	TOP											
Alfredo Griffin, S (1, 6) OBP: 0.238, SLG: 0.293	0-0 5-3		0-0 F4		0-3 K			0-0 1B		4 0 1 0 0 1 1	<b>Toronto Blue Jays @ Kansas City Royals</b> Royals Stadium, Kansas City, MO Mon Aug 17 1981, 8:05 PM EDT Att. 31,958 - Unknown - 75 F <a href="http://livebaseballscorecards.com">livebaseballscorecards.com</a>											
Damaso Garcia, R (1, 4) OBP: 0.274, SLG: 0.298	0-0 4-3		0-0 F8			0-0 F2		0-0 L8		4 0 0 0 0 0 1												
Lloyd Moseby, L (1, 8) OBP: 0.294, SLG: 0.386	0-0 HR 1B			0-0 1B G4-6-3 1B		0-0 L7			0-0 E4 3-4-3	4 2 2 0 0 0 0												
John Mayberry, L (1, 10) OBP: 0.359, SLG: 0.437	0-0 HR 1-H			0-0 1-3 G4-6-3 1B		0-0 4-3			0-0 F8	4 1 2 2 0 0 1												
Greg Wells, R (1, 3) OBP: 0.316, SLG: 0.421 Willie Upshaw, L (9, PH) OBP: 0.231, SLG: 0.313	0-0 6-3			0-0 G4-6-3 1-2f 3-H			0-0 4-3		0-0 3-4-3 1-2	3 0 0 0 0 0 1 1 0 0 0 0 0 1												
Al Woods, L (1, 7) OBP: 0.261, SLG: 0.269		0-0 2-3		0-0 F7			0-0 L4		0-0 L7	4 0 0 0 0 0 1												
Barry Bonnell, R (1, 9) OBP: 0.262, SLG: 0.341		0-0 L3			0-0 F8					3 0 0 0 0 0 0												
Ernie Whitt, L (1, 2) OBP: 0.299, SLG: 0.280		0-0 F7								3 0 1 0 0 0 0												
Danny Ainge, R (1, 5) OBP: 0.241, SLG: 0.219 Garth Iorg, R (8, PH) OBP: 0.271, SLG: 0.301 (8, 5)			0-3 K		0-0 F7			0-3 K		2 0 0 0 0 1 1 1 0 0 0 0 1 0												
<b>Inning Stats</b>	R: 2 E: 0 K: 0 S: 5	H: 2 LOB: 0 BB: 0 P: 5	R: 0 E: 0 K: 0 S: 3	H: 0 LOB: 0 BB: 0 P: 3	R: 0 E: 0 K: 1 S: 5	H: 0 LOB: 0 BB: 0 P: 5	R: 1 E: 0 K: 0 S: 4	H: 2 LOB: 0 BB: 0 P: 4	R: 0 E: 0 K: 1 S: 6	H: 1 LOB: 1 BB: 0 P: 6	R: 0 E: 0 K: 0 S: 3	H: 0 LOB: 0 BB: 0 P: 3	R: 0 E: 0 K: 0 S: 3	H: 0 LOB: 0 BB: 0 P: 3	R: 0 E: 0 K: 1 S: 6	H: 1 LOB: 1 BB: 0 P: 6	R: 0 E: 1 K: 0 S: 4	H: 0 LOB: 1 BB: 0 P: 4	1B: 4 2B: 1 3B: 0 HR: 1	SF: 0 SAC: 0 DP: 1 HBP: 0	WP: 0 PB: 0 SB: 0 CS: 0	PA: 33
<b>PITCHER</b>	IP WLS BF H R ER SO BB IBB HBP BLK WP HR S P ERA WHIP												<b>PITCHER</b>	IP WLS BF H R ER SO BB IBB HBP BLK WP HR S P ERA WHIP								
Rich Gale, R (1, 1) ERA: 5.09	7.2 W 28 6 3 3 3 0 0 0 0 0 0 1 34 34 3.52 0.783																					
Dan Quisenberry, R (8, 1) ERA: 2.36	1.1 S 5 0 0 0 0 0 0 0 0 0 0 0 5 5 0.00 0.000																					

**Toronto Blue Jays @ Kansas City Royals**  
 Royals Stadium, Kansas City, MO  
 Mon Aug 17 1981, 8:05 PM EDT  
 Att. 31,958 - Unknown - 75 F

AB	33
R	3
H	6
RBI	2
BB	0
SO	3
LOB	7



Batter	1	2	3	4	5	6	7	8	9
Willie Wilson, S OBP: 0.308, SLG: 0.345 (1, 7)	0-3 K		0-0 F7	0-0 F7			0-0 E4 6-3 S		
Hal McRae, R OBP: 0.311, SLG: 0.399 (1, 10)	0-0 F8			4-0 HR BB	0-0 5-3		0-0 5-3 1-2		
George Brett, L OBP: 0.342, SLG: 0.451 (1, 5)	0-0 3B			0-0 HR 1-H	0-0 4-3		0-0 6-3 2-3		
Willie Aikens, L OBP: 0.385, SLG: 0.450 (1, 3)	0-3 K			0-0 1B 1B	4-0 BB		0-0 4-3		
Amos Otis, R OBP: 0.309, SLG: 0.426 (1, 8)		0-0 G3-6-3 1B		0-0 F2	0-0 F9		0-0 5-3		
Frank White, R OBP: 0.290, SLG: 0.406 (1, 4)		0-0 F9		0-0 E5 1B 1-2 E		4-0 FC5-4 BB	0-0 1-3		
Jamie Quirk, L OBP: 0.329, SLG: 0.373 (1, 2)		0-0 G3-6-3 1-2f		0-0 E FC6-4 1B		0-0 F9	0-0 4-3		
Darryl Motley, R OBP: 0.194, SLG: 0.222 (1, 9)			0-0 F9	0-0 E4 FC6-4		0-0 FC5-4 1-2f			
Cesar Geronimo, L OBP: 0.271, SLG: 0.307 (9, 9)				1-3 3-H					
U L Washington, S OBP: 0.329, SLG: 0.294 (1, 6)			0-3 K	0-0 FC6-4 1-2f 3-H		0-0 G3			

AB	R	H	RBI	BB	SO	LOB
4	0	0	0	0	1	1
3	1	0	0	1	0	1
4	1	2	2	0	0	1
3	1	1	0	1	1	2
4	0	1	0	0	0	2
3	1	0	0	1	0	2
4	1	1	1	0	0	2
3	0	0	1	0	0	2
0	0	0	0	0	0	0
3	0	0	1	0	1	2

BOTTOM

Toronto Blue Jays @ Kansas City Royals  
Royals Stadium, Kansas City, MO

Mon Aug 17 1981, 8:05 PM EDT  
Att: 31,958 - Unknown - 75 F

livebaseballscores.com

AB	31
R	5
H	5
RBI	5
BB	3
SO	3
LOB	15



Inning Stats		R: 0	H: 1	R: 0	H: 1	R: 0	H: 0	R: 5	H: 3	R: 0	H: 0	R: 0	H: 0	R: 0	H: 0	R: 0	H: 0
E: 0	LOB: 1	E: 0	LOB: 0	E: 0	LOB: 0	E: 2	LOB: 1	E: 0	LOB: 1	E: 1	LOB: 1	E: 0	LOB: 1	E: 0	LOB: 0	E: 0	LOB: 0
K: 2	BB: 0	K: 0	BB: 0	K: 1	BB: 0	K: 0	BB: 1	K: 0	BB: 1	K: 0	BB: 0	K: 0	BB: 1	K: 0	BB: 0	K: 0	BB: 0
S: 8	P: 8	S: 3	P: 3	S: 5	P: 5	S: 8	P: 12	S: 3	P: 7	S: 4	P: 4	S: 3	P: 7	S: 3	P: 3	S: 3	P: 3

PITCHER	IP	WLS	BF	H	R	ER	SO	BB	IBB	HBP	BLK	WP	HR	S	P	ERA	WHIP
Jim Clancy, R ERA: 5.34 (1, 1)	6.0	L	27	5	5	2	3	3	0	0	0	0	1	30	42	3.00	1.333
Mark Bomback, R ERA: 3.89 (7, 1)	2.0		7	0	0	0	0	0	0	0	0	0	0	7	7	0.00	0.000

PITCHER	IP	WLS	BF	H	R	ER	SO	BB	IBB	HBP	BLK	WP	HR	S	P	ERA	WHIP

WP	PA
0	34

Batter	1	2	3	4	5	6	7	8	9	AB R H RBI BB SO LOB	TOP											
Alfredo Griffin, S (1, 6) OBP: 0.233, SLG: 0.287	0-0 6-3		0-0 6-3		0-0 F8		0-0 F7		0-0 1-3	5 0 0 0 0 0 0												
Danny Ainge, R (1, 5) OBP: 0.255, SLG: 0.231	0-0 CS 1B		0-0 1B		4-0 S BB			0-0 1B SH1-4 1B	0-0 5-3	4 1 3 0 1 0 0												
Lloyd Moseby, L (1, 8) OBP: 0.291, SLG: 0.381	0-3 K 1-2		0-3 K		0-3 K 1-2			0-0 SH1-4 1-2		3 0 0 0 0 3 3												
Greg Wells, R (1, 3) OBP: 0.261, SLG: 0.348		0-0 E6 1B FC5-4		0-0 E5 3-1 1B		0-0 1-3		0-0 F8		4 2 0 0 0 0 1												
John Mayberry, L (1, 10) OBP: 0.366, SLG: 0.446		0-0 FC5-4 1-3 1B		0-0 3-1 1-2		0-0 1B 2B		1-0 1B 1B HBP		3 2 2 0 0 0 1												
Damaso Garcia, R (1, 4) OBP: 0.278, SLG: 0.302		0-0 FC5-4 1-2f 3-H		0-0 6-3		0-0 CS 1B 2-H		0-0 1B 1-2 2-3 1B		4 0 2 2 0 0 2												
Barry Bonnell, R (1, 7) OBP: 0.267, SLG: 0.344		0-0 F9		0-0 1B 2-H		0-0 L7 1-2		0-0 1B 1-3 2-H 3-H 1B		4 0 2 3 0 0 2												
George Bell, R (1, 9) OBP: 0.255, SLG: 0.368		0-0 F8 1-2		0-0 F4			0-0 F9	0-0 L8		4 0 0 0 0 0 4												
Buck Martinez, R (1, 2) OBP: 0.246, SLG: 0.407			0-0 F8		0-0 F9		0-0 F9		0-0 L7	4 0 0 0 0 0 0												
<b>Inning Stats</b>	R: 0 E: 0 K: 1 S: 5	H: 1 LOB: 0 BB: 0 P: 5	R: 1 E: 1 K: 0 S: 5	H: 1 LOB: 1 BB: 0 P: 5	R: 0 E: 0 K: 1 S: 6	H: 1 LOB: 1 BB: 0 P: 6	R: 1 E: 1 K: 0 S: 5	H: 1 LOB: 1 BB: 0 P: 5	R: 0 E: 0 K: 1 S: 5	H: 0 LOB: 1 BB: 1 P: 9	R: 1 E: 0 K: 0 S: 4	H: 2 LOB: 0 BB: 0 P: 4	R: 0 E: 0 K: 0 S: 3	H: 0 LOB: 0 BB: 0 P: 3	R: 2 E: 0 K: 0 S: 6	H: 3 LOB: 2 BB: 0 P: 7	R: 0 E: 0 K: 0 S: 3	H: 0 LOB: 0 BB: 0 P: 3	1B: 8 2B: 1 3B: 0 HR: 0	SF: 0 SAC: 1 DP: 0 HBP: 1	WP: 0 PB: 0 SB: 2 CS: 2	PA: 38
<b>PITCHER</b>	IP WLS BF H R ER SO BB IBB HBP BLK WP HR S P ERA WHIP												IP WLS BF H R ER SO BB IBB HBP BLK WP HR S P ERA WHIP									
Mike Jones, L (1, 1) ERA: 2.16	7.2 L 33 8 5 3 3 1 0 1 0 0 0 0 37 42 3.52 1.174																					
Renie Martin, R (8, 1) ERA: 3.0	1.1 5 1 0 0 0 0 0 0 0 0 0 0 5 5 0.00 0.750																					

Toronto Blue Jays @ Kansas City Royals  
 Royals Stadium, Kansas City, MO  
 Tue Aug 18 1981, 8:05 PM EDT  
 Att. 26,952 - Unknown - 75 F

livebaseballscores.com

AB	35
R	5
H	9
RBI	5
BB	1
SO	3
LOB	13





Batter	1	2	3	4	5	6	7	8	9	AB R H RBI BB SO LOB
<b>Willie Wilson, S</b> OBP: 0.303, SLG: 0.340 (1, 7) X	0-0 F5 ① X	0-0 1-3 ③			0-0 1-3 ① X		0-0 F7 ② X			4 0 0 0 0 0 2
<b>Hal McRae, R</b> OBP: 0.310, SLG: 0.394 (1, 10) B B B	4-0 WP 1B BB		0-0 F6 ① X		0-0 F8 ② X		0-0 4-3 ③ X			3 1 0 0 1 0 0
<b>George Brett, L</b> OBP: 0.345, SLG: 0.452 (1, 5) X	0-0 CS 1-H 1B		0-0 FC6-4 1B		0-0 F5 ③ X			0-0 F9 ① X		4 0 2 1 0 0 0
<b>Willie Aikens, L</b> OBP: 0.382, SLG: 0.443 (1, 3) H	1-0 1-2 HBP		0-0 F8 ② X		0-0 F8 ① X			0-0 L7 ② X		3 0 0 0 0 0 1
<b>Amos Otis, R</b> OBP: 0.308, SLG: 0.436 (1, 8) S S S	0-3 K ③		0-0 FC6-4 1-2f		0-0 5-3 ② X			0-0 HR ③ X		4 1 1 1 0 1 2
<b>Frank White, R</b> OBP: 0.289, SLG: 0.408 (1, 4) X		0-0 F3 ① X		0-0 F7 ① X		0-0 1B 2B		0-0 6-3 ③ X		4 1 1 0 0 0 0
<b>Jamie Quirk, L</b> OBP: 0.338, SLG: 0.380 (1, 2) X		0-0 G3 ② X		0-0 1B		0-0 FC6-4 1B		0-0 L5 ① X		4 0 2 1 0 0 0
<b>Darryl Motley, R</b> OBP: 0.175, SLG: 0.200 (1, 9) X		0-0 E6 1B		0-0 F3 ② X		0-0 FC6-4 1-2f		0-0 6-3 ② X		4 0 0 0 0 0 2
<b>U L Washington, S</b> OBP: 0.328, SLG: 0.294 (1, 6) X		0-0 1B 1-2		0-0 L8 ③ X			0-0 6-3 ① X		0-0 4-3 ③ X	4 0 1 0 0 0 1

**BOTTOM**

**Toronto Blue Jays @ Kansas City Royals**  
**Royals Stadium, Kansas City, MO**  
 Tue Aug 18 1981, 8:05 PM EDT  
 Att: 26,952 - Unknown - 75 F

[livebaseballscorecards.com](http://livebaseballscorecards.com)

<b>AB</b>	<b>34</b>
<b>R</b>	<b>3</b>
<b>H</b>	<b>7</b>
<b>RBI</b>	<b>3</b>
<b>BB</b>	<b>1</b>
<b>SO</b>	<b>1</b>
<b>LOB</b>	<b>8</b>



Inning Stats	R: 1	H: 1	E: 0	K: 1	S: 5	H: 1	LOB: 1	BB: 1	P: 10	R: 0	H: 1	E: 1	K: 0	S: 5	H: 1	LOB: 2	BB: 0	P: 5	R: 0	H: 1	E: 0	K: 0	S: 4	H: 0	LOB: 0	BB: 0	P: 3	R: 1	H: 2	E: 0	K: 0	S: 5	H: 0	LOB: 0	BB: 0	P: 3	R: 0	H: 0	E: 0	K: 0	S: 3	H: 1	LOB: 0	BB: 0	P: 4	R: 0	H: 0	E: 0	K: 0	S: 3	H: 1	LOB: 0	BB: 0	P: 3	R: 0	H: 0	E: 0	K: 0	S: 3	H: 0	LOB: 0	BB: 0	P: 3	R: 1	H: 1	E: 0	K: 0	S: 4	H: 1	LOB: 0	BB: 0	P: 4	R: 0	H: 0	E: 0	K: 0	S: 3	H: 0	LOB: 0	BB: 0	P: 3
<b>1B: 5</b>	<b>SF: 0</b>	<b>WP: 1</b>	<b>PA: 36</b>																																																																														
<b>2B: 1</b>	<b>SAC: 0</b>	<b>PB: 0</b>																																																																															
<b>3B: 0</b>	<b>DP: 0</b>	<b>SB: 0</b>																																																																															
<b>HR: 1</b>	<b>HBP: 1</b>	<b>CS: 1</b>																																																																															

PITCHER	IP	WLS	BF	H	R	ER	SO	BB	IBB	HBP	BLK	WP	HR	S	P	ERA	WHIP
<b>Luis Leal, R</b> ERA: 3.27 (1, 1)	7.2	W	32	7	3	3	3	1	1	0	0	1	1	32	37	3.52	1.043
<b>Roy Lee Jackson, R</b> ERA: 2.61 (8, 1)	1.1	S	4	0	0	0	0	0	0	0	0	0	0	4	4	0.00	0.000

Batter	1	2	3	4	5	6	7	8	9	AB R H RBI BB SO LOB	TOP											
Alfredo Griffin, S (1, 6) OBP: 0.239, SLG: 0.292	0-3 K		0-0 FC1-5 1B	0-0 F9		0-0 2B 1B	0-0 1B	0-0 4-3		6 3 3 0 0 1 3												
Danny Ainge, R (1, 5) OBP: 0.257, SLG: 0.235	0-3 K		0-0 FC1-5 FC4-6 1B	0-0 5-3		0-0 1B 2B	4-0 1B IBB		0-0 L6	5 1 1 0 1 1 3												
Lloyd Moseby, L (1, 8) OBP: 0.300, SLG: 0.386	0-0 E5		0-0 FC4-6 E 1B	0-0 S 1B		0-0 FC5 1B	0-0 1B		1-0 1B HBP	5 2 3 6 0 0 1												
John Mayberry, L (1, 10) OBP: 0.370, SLG: 0.445	0-3 K		0-0 E3 1B	4-0 1B IBB		0-0 L6	0-0 F4		0-0 1B	5 1 2 0 1 1 4												
Al Woods, L (1, 7) OBP: 0.274, SLG: 0.278		0-0 1B	0-0 E 1B	0-0 1B	0-0 1B	4-0 FC5 IBB	0-0 4-3		0-0 F2	5 0 3 3 1 0 4												
Greg Wells, R (1, 3) OBP: 0.241, SLG: 0.310		0-0 F7	0-0 FC5 E 1B	0-3 K		0-0 FC5		0-0 E6 2B	0-3 K	6 0 1 0 0 2 7												
Damaso Garcia, R (1, 4) OBP: 0.276, SLG: 0.304		0-0 F9	0-0 E5		0-0 L7	0-0 L7		0-0 2B		5 0 1 0 0 0 5												
Barry Bonnell, R (1, 9) OBP: 0.265, SLG: 0.341	0-3 K		0-0 FC5		0-0 F4		0-0 1B SH1-3 1B	0-0 F7		5 1 1 0 0 1 6												
Buck Martinez, R (1, 2) OBP: 0.261, SLG: 0.429			0-0 FC1-5 1B	0-0 F9 1B		0-0 F9	0-0 SH1-3	0-0 FC6-2-5		4 1 2 0 0 0 2												
<b>Inning Stats</b>	R: 0 E: 1 K: 3 S: 10	H: 0 LOB: 1 BB: 0 P: 10	R: 0 E: 0 K: 1 S: 6	H: 1 LOB: 1 BB: 0 P: 6	R: 3 E: 2 K: 0 S: 9	H: 5 LOB: 3 BB: 0 P: 9	R: 2 E: 0 K: 1 S: 8	H: 3 LOB: 2 BB: 1 P: 12	R: 0 E: 0 K: 0 S: 3	H: 0 LOB: 0 BB: 0 P: 3	R: 2 E: 0 K: 0 S: 6	H: 3 LOB: 2 BB: 1 P: 10	R: 2 E: 0 K: 0 S: 6	H: 3 LOB: 2 BB: 1 P: 10	R: 0 E: 1 K: 0 S: 5	H: 1 LOB: 2 BB: 0 P: 5	R: 0 E: 0 K: 1 S: 6	H: 1 LOB: 2 BB: 0 P: 7	1B: 14 2B: 3 3B: 0 HR: 0	SF: 0 SAC: 1 DP: 0 HBP: 1	WP: 0 PB: 0 SB: 1 CS: 0	PA: 51
<b>PITCHER</b>	IP WLS BF H R ER SO BB IBB HBP BLK WP HR S P ERA WHIP																					
Dennis Leonard, R (1, 1) ERA: 3.79	4.0 L 24 9 5 3 5 0 1 0 0 0 0 0 33 37 6.75 2.250																					
Jim Wright, R (5, 1) ERA: 3.28	2.0 10 3 2 2 0 0 0 1 0 0 0 0 9 13 9.00 1.500																					
Ken Brett, L (7, 1) ERA: 4.7	3.0 17 5 2 2 1 0 0 1 1 0 0 0 17 22 6.00 1.667																					

Toronto Blue Jays @ Kansas City Royals  
Royals Stadium, Kansas City, MO  
Wed Aug 19 1981, 8:05 PM EDT  
Att. 28,174 - Unknown - 77 F

livebaseballscorecards.com

AB	46
R	9
H	17
RBI	9
BB	3
SO	6
LOB	35



Batter	1	2	3	4	5	6	7	8	9	AB	R	H	RBI	BB	SO	LOB
Willie Wilson, S OBP: 0.301, SLG: 0.337 (1, 7)	0-0 BB BB E 1B	0-0 FC1-5 2-3		0-0 F8			0-0 G3	0-0 4-3		5	1	1	0	0	0	4
Hal McRae, R OBP: 0.312, SLG: 0.407 (1, 10)	0-0 F9	0-0 L9			0-0 HR		0-0 1B		0-0 6-3	5	1	2	1	0	0	2
George Brett, L OBP: 0.341, SLG: 0.443 (1, 5)	0-0 E6 BB BB SF8 1-2		4-0 S BB		0-0 F9		0-0 F7		0-0 F2	4	1	0	0	1	0	2
Willie Aikens, L OBP: 0.383, SLG: 0.439 (1, 3)	4-0 BB 1-2 2-3 BB		0-0 F7		0-3 K		0-0 F5		0-0 1B	4	0	1	0	1	1	2
Amos Otis, R OBP: 0.310, SLG: 0.430 (1, 8)	4-0 BB 1-2 2-3 3-H BB		0-0 F8		0-0 F6			4-0 FC4-6 BB 3-1 BB	0-0 F9	3	1	0	1	2	0	2
Frank White, R OBP: 0.294, SLG: 0.406 (1, 4)	0-0 SF8		0-0 F7		4-0 BB			4-0 FC4-6 BB 1-2		1	0	0	1	2	0	1
Jamie Quirk, L OBP: 0.333, SLG: 0.373 (1, 2)	0-0 F8			0-0 1B		0-0 F6		0-0 FC4-6 1B 3-1 1-2 2-3		4	0	1	0	0	0	5
Darryl Motley, R OBP: 0.182, SLG: 0.227 (1, 9)		0-0 FC1-5 2B		0-3 K		0-0 F8		0-0 3-1		4	0	1	1	0	1	3
U L Washington, S OBP: 0.326, SLG: 0.293 (1, 6)		0-0 F2		0-0 F7		0-0 4-3		0-0 1B 2-3		4	0	1	0	0	0	3

Inning Stats	R: 2	H: 1	E: 1	LOB: 2	K: 0	BB: 2	S: 5	P: 13	R: 0	H: 1	E: 0	LOB: 1	K: 0	BB: 0	S: 4	P: 4	R: 0	H: 0	E: 0	LOB: 1	K: 0	BB: 1	S: 3	P: 7	R: 0	H: 1	E: 0	LOB: 0	K: 1	BB: 0	S: 6	P: 6	R: 1	H: 1	E: 0	LOB: 0	K: 1	BB: 0	S: 6	P: 6	R: 0	H: 0	E: 0	LOB: 1	K: 0	BB: 1	S: 3	P: 7	R: 0	H: 1	E: 0	LOB: 1	K: 0	BB: 0	S: 4	P: 4	R: 1	H: 1	E: 0	LOB: 2	K: 0	BB: 2	S: 4	P: 12	R: 0	H: 1	E: 0	LOB: 1	K: 0	BB: 0	S: 4	P: 4	R: 0	H: 1	E: 0	LOB: 1	K: 0	BB: 0	S: 4	P: 4
PITCHER	IP	WLS	BF	H	R	ER	SO	BB	IBB	HBP	BLK	WP	HR	S	P	ERA	WHIP																																																															
Juan Berenguer, R ERA: 5.73 (1, 1)	7.0	W	33	5	4	2	2	6	0	0	0	0	1	31	55	2.57	1.571																																																															
Joey McLaughlin, R ERA: 3.32 (8, 1)	2.0		8	2	0	0	0	0	0	0	0	0	0	8	8	0.00	1.000																																																															

**Toronto Blue Jays @ Kansas City Royals**  
 Royals Stadium, Kansas City, MO

Wed Aug 19 1981, 8:05 PM EDT  
 Att: 28,174 - Unknown - 77 F

<b>AB</b>	<b>34</b>
<b>R</b>	<b>4</b>
<b>H</b>	<b>7</b>
<b>RBI</b>	<b>4</b>
<b>BB</b>	<b>6</b>
<b>SO</b>	<b>2</b>
<b>LOB</b>	<b>24</b>

[livebaseballscorecards.com](http://livebaseballscorecards.com)



Batter	1	2	3	4	5	6	7	8	9	AB R H RBI BB SO LOB	TOP		
Willie Wilson, S OBP: 0.300, SLG: 0.335 (1, 7) X	0-0 S 1B		0-0 5-3	0-0 CS 1-2	0-0 4-3		0-0 G6-4-3 1-2f		0-3 K CS	5 0 1 0 0 1 1	<b>Kansas City Royals @ New York Yankees</b> Yankee Stadium, Bronx, NY Fri Aug 21 1981, 7:05 PM EDT Att. 37,970 - Unknown - 75 F <a href="http://livebaseballscorecards.com">livebaseballscorecards.com</a>		
U L Washington, S OBP: 0.328, SLG: 0.297 (1, 6) X	0-0 F8		0-0 2B		0-0 L6			4-0 S E SF9 BB	0-0 4-3 1-2	4 1 1 0 1 0 2			
George Brett, L OBP: 0.335, SLG: 0.434 (1, 5) S S S	0-3 K 1-2		0-0 F7		0-3 K			0-0 F5		4 0 0 0 0 2 3			
Hal McRae, R OBP: 0.311, SLG: 0.402 (1, 10) S S S	0-3 K		0-0 F8					4-0 F8	4-0 SF9 1B BB	3 1 0 0 1 1 2			
Amos Otis, R OBP: 0.313, SLG: 0.433 (1, 8)		0-0 1-3		0-0 S 1B 1B		0-0 1B 1B		0-0 SF9	0-0 1-2 3-H	3 1 2 1 0 0 0			
Lee May, R OBP: 0.387, SLG: 0.404 (1, 3)		0-3 K		0-3 K		0-0 1B 1B		4-0 1B BB		3 0 1 0 1 2 1			
Cesar Geronimo, L OBP: 0.271, SLG: 0.307 (8, PR) (8, 9)						1-3 1B				0 0 0 0 0 0 0			
Frank White, R OBP: 0.303, SLG: 0.410 (1, 4)		4-0 1B BB		0-0 5-3 1B 1B 1-H		0-0 6-3		0-0 1B	1-2 2-H	3 1 2 2 1 0 1			
Darryl Motley, R OBP: 0.191, SLG: 0.234 (1, 9)		0-0 1B		0-0 5-3			0-0 F8	0-0 3-1		3 0 1 0 0 0 1			
Willie Aikens, L OBP: 0.381, SLG: 0.437 (8, PH) (8, 3)		1-3 1B		1-2 1B						1 0 0 0 0 0 2			
John Wathan, R OBP: 0.299, SLG: 0.316 (1, 2)		0-0 6-3		0-0 CS 1B 2-H			4-0 G6-4-3 BB		0-3 K	3 0 1 1 1 1 2			
<b>Inning Stats</b>	R: 0 E: 0 K: 2 S: 8 H: 1 LOB: 1 BB: 0 P: 8	R: 0 E: 0 K: 1 S: 6 H: 1 LOB: 2 BB: 1 P: 10	R: 0 E: 0 K: 0 S: 4 H: 1 LOB: 1 BB: 0 P: 4	R: 2 E: 0 K: 1 S: 7 H: 3 LOB: 0 BB: 0 P: 7	R: 0 E: 0 K: 1 S: 5 H: 0 LOB: 0 BB: 0 P: 5	R: 0 E: 0 K: 0 S: 4 H: 2 LOB: 1 BB: 0 P: 4	R: 0 E: 0 K: 0 S: 2 H: 0 LOB: 0 BB: 1 P: 6	R: 2 E: 1 K: 0 S: 4 H: 1 LOB: 2 BB: 3 P: 16	R: 0 E: 0 K: 2 S: 7 H: 0 LOB: 0 BB: 0 P: 7	1B: 8 2B: 1 3B: 0 HR: 0 SF: 1 SAC: 0 DP: 1 HBP: 0	WP: 1 PB: 0 SB: 3 CS: 2 PA: 39		
<b>PITCHER</b>	IP WLS BF H R ER SO BB IBB HBP BLK WP HR S P ERA WHIP											<b>PITCHER</b>	IP WLS BF H R ER SO BB IBB HBP BLK WP HR S P ERA WHIP
Dave Righetti, L ERA: 2.01 (1, 1)	7.1 L 31 8 4 4 5 4 0 0 0 0 0 0 37 53 4.91 1.636												
Dave Wehmeister, R ERA: 5.14 (8, 1)	0.1 3 1 0 0 0 1 0 0 0 0 0 0 2 6 0.00 6.000												
Rich Gossage, R ERA: 0.55 (8, 1)	0.1 1 0 0 0 0 0 0 0 0 0 0 0 1 1 0.00 0.000												
Dave LaRoche, L ERA: 1.6 (9, 1)	1.0 3 0 0 0 0 2 0 0 0 0 1 0 7 7 0.00 0.000												



Batter	1	2	3	4	5	6	7	8	9	AB R H RBI BB SO LOB	TOP											
Willie Wilson, S OBP: 0.299, SLG: 0.337 (1, 7) x	0-0 4-3 ①		x 0-0 6-3 ③			x 0-0 4-3 ②		x 0-0 2B 4-3		4 0 1 0 0 0 0	<b>Kansas City Royals @ New York Yankees</b> Yankee Stadium, Bronx, NY Sat Aug 22 1981, 3:33 AM EDT Att. 40,127 - Cloudy - 81 F <a href="http://livebaseballscorecards.com">livebaseballscorecards.com</a>											
Hal McRae, R OBP: 0.306, SLG: 0.395 (1, 10) x	0-0 4-3 ②			x 0-0 4-3 ①		SS 0-3 K ③		x 0-0 4-3 ③		4 0 0 0 0 1 1												
George Brett, L OBP: 0.329, SLG: 0.425 (1, 5) x	0-0 F7 ③			x 0-0 F7 ②			x 0-0 B1-3 ①		x 0-0 3-1 ①	4 0 0 0 0 0 0												
Willie Aikens, L OBP: 0.383, SLG: 0.438 (1, 3)		x 0-0 4-3 ①		x 0-0 FC6-4 1B ③			x 0-0 E 1B		SS 0-3 K ②	4 0 2 0 0 1 0												
Amos Otis, R OBP: 0.308, SLG: 0.426 (1, 8)		x 0-0 F9 ②		x 0-0 FC6-4 1-2f ③			x 0-0 E8 1-3		x 0-0 E5	4 0 0 0 0 0 2												
Frank White, R OBP: 0.307, SLG: 0.412 (1, 4)		x 0-0 1B ③			x 0-0 G4-3 1B ①		x 0-0 F3 ②		x 0-0 F5 ③	4 0 2 0 0 0 3												
Jamie Quirk, L OBP: 0.325, SLG: 0.364 John Wathan, R OBP: 0.297, SLG: 0.314 (7, PH) (7, 2)		x 0-0 3-1 ③			x 0-0 G4-3 1-2f ②		x 0-0 F8 ③			2 0 0 0 0 0 2 1 0 0 0 0 0 2												
Darryl Motley, R OBP: 0.200, SLG: 0.240 (1, 9)			x 0-0 F7 ①		x 0-0 CS 1B ③			x 0-0 F9 ①		3 0 1 0 0 0 0												
U L Washington, S OBP: 0.324, SLG: 0.292 (1, 6)			x 0-0 F8 ②		x 0-0 CS 1-2 ③	x 0-0 F6 ①		x 0-0 F7 ②		3 0 0 0 0 0 0												
<b>Inning Stats</b>	R: 0 E: 0 K: 0 S: 3	H: 0 LOB: 0 BB: 0 P: 3	R: 0 E: 0 K: 0 S: 4	H: 1 LOB: 1 BB: 0 P: 4	R: 0 E: 0 K: 0 S: 3	H: 0 LOB: 0 BB: 0 P: 3	R: 0 E: 0 K: 0 S: 4	H: 1 LOB: 1 BB: 0 P: 4	R: 0 E: 0 K: 0 S: 3	H: 2 LOB: 0 BB: 0 P: 3		R: 0 E: 1 K: 0 S: 5	H: 0 LOB: 2 BB: 0 P: 5	R: 0 E: 1 K: 0 S: 5	H: 1 LOB: 2 BB: 0 P: 5	R: 0 E: 0 K: 0 S: 4	H: 1 LOB: 1 BB: 0 P: 4	R: 0 E: 1 K: 0 S: 6	H: 0 LOB: 1 BB: 0 P: 6	1B: 5 2B: 1 3B: 0 HR: 0	SF: 0 SAC: 0 DP: 1 HBP: 0	WP: 0 PB: 0 SB: 0 CS: 1
<b>PITCHER</b>	IP WLS BF H R ER SO BB IBB HBP BLK WP HR S P ERA WHIP																					
Rick Reuschel, R ERA: 3.36 (1, 1)	6.0 W 20 4 0 0 1 0 0 0 0 0 0 0 22 22 0.00 0.667																					
Rudy May, L ERA: 4.63 (7, 1)	0.2 4 1 0 0 0 0 0 0 0 0 0 0 4 4 0.00 1.500																					
George Frazier, R ERA: (7, 1)	2.1 S 9 1 0 0 1 0 0 0 0 0 0 0 11 11 0.00 0.429																					

AB	33
R	0
H	6
RBI	0
BB	0
SO	2
LOB	10



Batter	1	2	3	4	5	6	7	8	9
Willie Randolph, R OBP: 0.354, SLG: 0.311 (1, 4)	0-0 1B	0-0 1B		0-0 6-3			4-0 3B	4-0 FC6-4 1-2 BB	
Jerry Mumphrey, S OBP: 0.375, SLG: 0.432 (1, 8)	0-0 F8	0-0 1-3 1B			0-0 4-3 1B		0-0 1-H SF9 3B	0-0 FC6-4 1-2f	
Dave Winfield, R OBP: 0.352, SLG: 0.428 (1, 7)	0-0 F8	0-0 F3			0-0 4-3		0-0 SF9		
Bob Watson, R OBP: 0.325, SLG: 0.394 (1, 3)	0-0 1-3 1B		0-0 6-3		0-0 F3		0-0 F2		
Reggie Jackson, L OBP: 0.329, SLG: 0.371 (1, 10)	0-3 K		0-0 F9		0-3 K		0-0 1B		
Lou Piniella, R OBP: 0.328, SLG: 0.418 (1, 9)		0-0 5-3	0-0 F4			4-0 SH1-4 BB	0-0 4-3		
Oscar Gamble, L OBP: 0.392, SLG: 0.530 (6, PH) (7, 9)									
Aurelio Rodriguez, R OBP: 0.303, SLG: 0.484 (1, 5)		0-0 HR 1B		0-0 1B 2B		0-0 SH1-4		0-3 K	
Rick Cerone, R OBP: 0.269, SLG: 0.315 (1, 2)		0-0 F9		0-0 G6-3 1B		0-0 6-3		4-0 BB BB	
Bucky Dent, R OBP: 0.295, SLG: 0.387 (1, 6)		0-0 HR		0-0 G6-3		0-0 F9		0-0 F4	

Inning Stats	R: 0	H: 2	E: 0	K: 1	S: 7	R: 2	H: 4	E: 0	K: 0	S: 7	R: 0	H: 0	E: 0	K: 0	S: 3	R: 1	H: 2	E: 0	K: 0	S: 4	R: 0	H: 1	E: 0	K: 1	S: 6	R: 0	H: 0	E: 0	K: 0	S: 3	R: 2	H: 2	E: 0	K: 0	S: 5	R: 0	H: 0	E: 0	K: 1	S: 5
	LOB: 2	BB: 0	P: 7			LOB: 2	BB: 0	P: 7			LOB: 0	BB: 0	P: 3			LOB: 0	BB: 0	P: 4			LOB: 1	BB: 0	P: 6			LOB: 1	BB: 1	P: 7			LOB: 1	BB: 1	P: 9			LOB: 2	BB: 2	P: 13		

PITCHER	IP	WLS	BF	H	R	ER	SO	BB	IBB	HBP	BLK	WP	HR	S	P	ERA	WHIP
Paul Splittorf, L ERA: 4.79 (1, 1)	5.0	L	23	9	3	3	2	0	0	0	0	0	1	27	27	5.40	1.800
Renie Martin, R ERA: 3.19 (6, 1)	3.0		15	2	2	2	1	4	0	0	0	0	0	13	29	6.00	2.000

AB R H RBI BB SO LOB

3	1	2	0	2	0	0
5	1	3	1	0	0	3
3	0	0	1	0	0	4
4	0	1	0	0	0	1
4	0	1	0	0	2	3
2	0	0	0	0	0	0
1	0	0	0	1	0	1
3	2	2	0	0	1	0
3	0	1	1	1	0	2
4	1	1	2	0	0	3

AB	32
R	5
H	11
RBI	5
BB	4
SO	3
LOB	17



WP	HR	S	P	ERA	WHIP
0	0	0	0	0	0

**Kansas City Royals @ New York Yankees**  
 Yankee Stadium, Bronx, NY  
 Sat Aug 22 1981, 3:33 AM EDT  
 Att: 40,127 - Cloudy - 81 F

livebaseballscores.com

Batter	1	2	3	4	5	6	7	8	9	AB R H RBI BB SO LOB	TOP
Willie Wilson, S OBP: 0.302, SLG: 0.339 (1, 7) X	0-0 1B 1B		0-3 K			0-3 K		0-0 1B BB 1B		4 0 2 0 0 2 0	<b>Kansas City Royals @ New York Yankees</b> Yankee Stadium, Bronx, NY Sun Aug 23 1981, 3:33 AM EDT Att. 40,258 - Sunny - 79 F <a href="http://livebaseballscorecards.com">livebaseballscorecards.com</a>
U L Washington, S OBP: 0.327, SLG: 0.293 (1, 6) X	0-0 F3		0-0 1B			0-3 K		4-0 1B 1-2 BB		3 0 1 0 1 1 1	
George Brett, L OBP: 0.327, SLG: 0.422 (1, 5) X	0-0 F6		0-0 F9			0-0 F9		0-0 1B 1-2 2-3		4 0 1 0 0 0 2	
Amos Otis, R OBP: 0.311, SLG: 0.427 (1, 8) X	0-0 1-2 1B					0-0 F4		0-0 FC5-4 1B		4 0 2 0 0 1 3	
Lee May, R OBP: 0.340, SLG: 0.373 (1, 10) S S S	0-3 K					0-0 F7		0-0 FC5-4 1B 1-2f		4 0 0 0 0 2 3	
Frank White, R OBP: 0.306, SLG: 0.408 (1, 4)						0-0 L7		0-0 G4-6-3 1B 1-2		4 0 1 0 0 1 0	
Willie Aikens, L OBP: 0.377, SLG: 0.429 (1, 3)						0-3 K		0-0 G4-6-3 1B 1-2f		4 0 0 0 0 1 2	
Darryl Motley, R OBP: 0.189, SLG: 0.226 (1, 9)						0-0 F8		0-0 4-3		3 0 0 0 0 1 0	
John Wathan, R OBP: 0.293, SLG: 0.309 (1, 2) X						0-0 F7		0-0 F6		3 0 0 0 0 0 0	
<b>Inning Stats</b>	R: 0 H: 2 E: 0 LOB: 2 K: 1 BB: 0 S: 7 P: 7	R: 0 H: 0 E: 0 LOB: 0 K: 2 BB: 0 S: 7 P: 7	R: 0 H: 1 E: 0 LOB: 1 K: 1 BB: 0 S: 6 P: 6	R: 0 H: 0 E: 0 LOB: 0 K: 0 BB: 0 S: 3 P: 3	R: 0 H: 0 E: 0 LOB: 0 K: 1 BB: 0 S: 5 P: 5	R: 0 H: 0 E: 0 LOB: 0 K: 2 BB: 0 S: 7 P: 7	R: 0 H: 2 E: 0 LOB: 1 K: 0 BB: 0 S: 4 P: 4	R: 0 H: 2 E: 0 LOB: 3 K: 1 BB: 1 S: 7 P: 11	R: 0 H: 0 E: 0 LOB: 0 K: 1 BB: 0 S: 5 P: 5	1B: 7 SF: 0 2B: 0 SAC: 0 3B: 0 DP: 1 HR: 0 HBP: 0	WP: 0 PA: 34 PB: 0 SB: 0 CS: 0
<b>PITCHER</b>	IP WLS BF H R ER SO BB IBB HBP BLK WP HR S P ERA WHIP										
Ron Guidry, L ERA: 2.92 (1, 1)	7.0 W 25 5 0 0 7 0 0 0 0 0 0 0 39 39 0.00 0.714										
Ron Davis, R ERA: 2.19 (8, 1)	1.0 6 2 0 0 1 1 0 0 0 0 0 0 7 11 0.00 3.000										
Rich Gossage, R ERA: 0.53 (9, 1)	1.0 3 0 0 0 1 0 0 0 0 0 0 0 5 5 0.00 0.000										



Batter	1	2	3	4	5	6	7	8	9	AB	R	H	RBI	BB	SO	LOB
Jerry Mumphrey, S OBP: 0.371, SLG: 0.427 (1, 8)	0-0 6-3	0-0 1B	0-0 4-3		0-0 F8			0-3 K		5	1	1	1	0	1	4
Larry Milbourne, S OBP: 0.378, SLG: 0.439 (1, 4)	0-0 IHR	0-0 1B		0-0 F8		0-0 6-3		0-0 1-3		5	1	2	2	0	0	0
Dave Winfield, R OBP: 0.354, SLG: 0.433 (1, 7)	0-0 HR	0-0 FC5-4		0-0 2B		0-3 K				4	2	2	0	0	1	1
Oscar Gamble, L OBP: 0.395, SLG: 0.547 (1, 10)	4-0 HR	0-0 HR		0-0 G3		0-3 K				3	2	1	2	1	1	1
Reggie Jackson, L OBP: 0.324, SLG: 0.364 (1, 9)	0-0 F7	0-0 L6		0-0 4-3			0-0 F9			4	0	0	0	0	0	3
Graig Nettles, L OBP: 0.310, SLG: 0.382 Aurelio Rodriguez, R OBP: 0.314, SLG: 0.485 (1, 5) (5, 5)	0-0 HR		4-0 BB		0-0 5-3		0-0 1B			1	1	1	3	1	0	0
Bob Watson, R OBP: 0.310, SLG: 0.373 (1, 3)	0-0 F9		0-0 FC6-4		0-0 F8		0-0 F8			4	0	0	0	0	0	2
Rick Cerone, R OBP: 0.275, SLG: 0.328 (1, 2)		0-0 1B	0-0 FC5		0-0 1B		0-0 F8			4	1	2	0	0	0	2
Bucky Dent, R OBP: 0.295, SLG: 0.384 (1, 6)		0-0 F9	0-0 F4		0-0 1B			0-0 6-3		4	0	1	0	0	0	3

Inning Stats	R: 4	H: 3	E: 0	LOB: 0	K: 0	S: 6	P: 10	R: 4	H: 4	E: 0	LOB: 0	K: 0	S: 7	R: 0	H: 0	E: 1	LOB: 2	K: 0	S: 4	R: 0	H: 1	E: 0	LOB: 1	K: 0	S: 4	R: 0	H: 2	E: 0	LOB: 2	K: 0	S: 5	R: 0	H: 0	E: 0	LOB: 0	K: 2	S: 7	R: 0	H: 1	E: 0	LOB: 1	K: 0	S: 4	R: 0	H: 0	E: 0	LOB: 0	K: 1	S: 5
--------------	------	------	------	--------	------	------	-------	------	------	------	--------	------	------	------	------	------	--------	------	------	------	------	------	--------	------	------	------	------	------	--------	------	------	------	------	------	--------	------	------	------	------	------	--------	------	------	------	------	------	--------	------	------

PITCHER	IP	WLS	BF	H	R	ER	SO	BB	IBB	HBP	BLK	WP	HR	S	P	ERA	WHIP
Rich Gale, R ERA: 5.83 (1, 1)	2.0	L	14	7	8	8	0	1	0	0	0	0	0	13	17	36.00	4.000
Atlee Hammaker, L ERA: 1.46 (3, 1)	4.0		17	3	0	0	2	1	0	0	0	0	0	20	24	0.00	1.000
Ken Brett, L ERA: 4.5 (7, 1)	1.0		4	1	0	0	0	0	0	0	0	0	0	4	4	0.00	1.000
Dan Quisenberry, R ERA: 2.29 (8, 1)	1.0		3	0	0	0	1	0	0	0	0	0	0	5	5	0.00	0.000

PITCHER	IP	WLS	BF	H	R	ER	SO	BB	IBB	HBP	BLK	WP	HR	S	P	ERA	WHIP
---------	----	-----	----	---	---	----	----	----	-----	-----	-----	----	----	---	---	-----	------

BOTTOM

Kansas City Royals @ New York Yankees  
 Yankee Stadium, Bronx, NY  
 Sun Aug 23 1981, 3:33 AM EDT  
 Att. 40,258 - Sunny - 79 F

livebaseballscores.com

<b>AB</b>	<b>36</b>
<b>R</b>	<b>8</b>
<b>H</b>	<b>11</b>
<b>RBI</b>	<b>8</b>
<b>BB</b>	<b>2</b>
<b>SO</b>	<b>3</b>
<b>LOB</b>	<b>16</b>



1B: 6	SF: 0	WP: 0	PA: 38
2B: 2	SAC: 0	PB: 0	
3B: 0	DP: 0	SB: 2	
HR: 3	HBP: 0	CS: 0	

Batter	1	2	3	4	5	6	7	8	9	AB R H RBI BB SO LOB	TOP
Willie Wilson, S (1, 7) OBP: 0.301, SLG: 0.336	0-3 K		0-0 5-3		0-0 F6			0-0 SH1-3	4-0 CS BB	3 0 0 0 1 1 0	
U L Washington, S (1, 6) OBP: 0.322, SLG: 0.288	0-0 F7		0-0 5-3		0-0 5-3			0-3 K	0-0 CS	4 0 0 0 0 1 1	
George Brett, L (1, 5) OBP: 0.326, SLG: 0.415	0-0 4-3		0-0 L8					4-0 BB 2B IBB		3 1 0 0 1 0 0	
Hal McRae, R (1, 10) OBP: 0.309, SLG: 0.392		0-0 F2		4-0 CS BB				4-0 2B BB		2 0 0 0 2 1 0	
Amos Otis, R (1, 8) OBP: 0.314, SLG: 0.445		0-0 HR		0-3 K 1-2				0-0 6-3		4 1 2 3 0 1 1	
Willie Aikens, L (1, 3) OBP: 0.379, SLG: 0.442		0-0 1-3		0-0 HR				0-3 K BB		3 1 1 1 1 1 0	
Frank White, R (1, 4) OBP: 0.310, SLG: 0.407		4-0 BB BB		0-0 S 1B				0-0 F5 F5		3 0 1 0 1 0 3	
John Wathan, R (1, 2) OBP: 0.292, SLG: 0.303		4-0 FC5-4 BB		0-0 F2 1-2				0-0 F7	0-0 F8	3 0 0 0 1 0 1	
Darryl Motley, R (1, 9) OBP: 0.193, SLG: 0.228 Cesar Geronimo, L (9, 9) OBP: 0.271, SLG: 0.307		0-0 FC5-4		0-3 K				0-0 BB SH1-3 2B 1B	0-0 F4	4 1 1 0 0 1 2 0 0 0 0 0 0 0	
<b>Inning Stats</b>	R: 0 E: 0 K: 1 S: 5 H: 0 LOB: 0 BB: 0 P: 5	R: 1 E: 0 K: 0 S: 4 H: 1 LOB: 2 BB: 2 P: 12	R: 0 E: 0 K: 0 S: 3 H: 0 LOB: 0 BB: 0 P: 3	R: 1 E: 0 K: 1 S: 6 H: 2 LOB: 1 BB: 1 P: 10	R: 0 E: 0 K: 1 S: 5 H: 0 LOB: 0 BB: 0 P: 5	R: 0 E: 0 K: 1 S: 5 H: 0 LOB: 0 BB: 0 P: 5	R: 0 E: 0 K: 1 S: 5 H: 0 LOB: 0 BB: 0 P: 5	R: 2 E: 0 K: 1 S: 7 H: 2 LOB: 3 BB: 3 P: 19	R: 0 E: 0 K: 0 S: 2 H: 0 LOB: 0 BB: 1 P: 6	1B: 2 2B: 2 3B: 0 HR: 2 SF: 0 SAC: 1 DP: 1 HBP: 0	WP: 0 PB: 0 SB: 1 CS: 2 PA: 38
<b>PITCHER</b>	IP WLS BF H R ER SO BB IBB HBP BLK WP HR S P ERA WHIP	IP WLS BF H R ER SO BB IBB HBP BLK WP HR S P ERA WHIP	IP WLS BF H R ER SO BB IBB HBP BLK WP HR S P ERA WHIP	IP WLS BF H R ER SO BB IBB HBP BLK WP HR S P ERA WHIP	IP WLS BF H R ER SO BB IBB HBP BLK WP HR S P ERA WHIP	IP WLS BF H R ER SO BB IBB HBP BLK WP HR S P ERA WHIP	IP WLS BF H R ER SO BB IBB HBP BLK WP HR S P ERA WHIP	IP WLS BF H R ER SO BB IBB HBP BLK WP HR S P ERA WHIP	IP WLS BF H R ER SO BB IBB HBP BLK WP HR S P ERA WHIP	IP WLS BF H R ER SO BB IBB HBP BLK WP HR S P ERA WHIP	IP WLS BF H R ER SO BB IBB HBP BLK WP HR S P ERA WHIP
Dan Schatzeder, L (1, 1) ERA: 5.63	7.1 L 28 4 3 3 5 3 0 0 0 0 2 35 47 3.68 0.955										
Kevin Saucier, L (8, 1) ERA: 1.47	0.1 5 1 1 1 1 2 1 0 0 0 0 4 16 27.00 9.000										
Dave Tobik, R (8, 1) ERA: 1.94	1.1 4 0 0 0 0 1 0 0 0 0 0 3 7 0.00 0.750										

**Kansas City Royals @ Detroit Tigers**  
 Tiger Stadium, Detroit, MI  
 Mon Aug 24 1981, 7:05 PM EDT  
 Att. 41,009 - Unknown - 72 F

[livebaseballscorecards.com](http://livebaseballscorecards.com)

<b>AB</b>	<b>29</b>
<b>R</b>	<b>4</b>
<b>H</b>	<b>5</b>
<b>RBI</b>	<b>4</b>
<b>BB</b>	<b>7</b>
<b>SO</b>	<b>6</b>
<b>LOB</b>	<b>8</b>



BOTTOM

Kansas City Royals @ Detroit Tigers  
Tiger Stadium, Detroit, MI  
Mon Aug 24 1981, 7:05 PM EDT  
Att: 41,009 - Unknown - 72 F

livebaseballscorecards.com

AB 33  
R 2  
H 7  
RBI 0  
BB 6  
SO 1  
LOB 21



WP: 1 PA: 39  
PB: 0  
SB: 3  
CS: 1

AB R H RBI BB SO LOB

5 0 1 0 0 0 3

4 0 0 0 1 0 1

4 1 3 0 1 0 0

4 0 1 0 0 0 5

3 0 1 0 0 0 3

1 0 0 0 0 1 2

2 1 0 0 1 0 0

0 0 0 0 1 0 0

2 0 0 0 1 0 0

1 0 0 0 0 0 1

4 0 1 0 0 0 4

3 0 0 0 1 0 2

1B: 4 SF: 0  
2B: 3 SAC: 0  
3B: 0 DP: 0  
HR: 0 HBP: 0

Batter	1	2	3	4	5	6	7	8	9
Al Cowens, R OBP: 0.329, SLG: 0.376 (1, 8) (9, 9)	0-0 5-3		0-0 F5	0-0 F9			0-0 FC5 1B		0-0 F7
Alan Trammell, R OBP: 0.372, SLG: 0.370 (1, 6) BB BB	4-0 BB BB		0-0 5-3		0-0 F7		0-0 L7		0-0 6-3
Kirk Gibson, L OBP: 0.340, SLG: 0.436 (1, 7) BB BB	4-0 1-2 BB			0-0 S E 2B	0-0 CS 1B		0-0 1-3 FC5 1B		0-0 3-1
Lance Parrish, R OBP: 0.298, SLG: 0.376 (1, 2) X	0-0 L7			0-0 F7	0-0 1-2 2B		0-0 1-2 FC5		
Ron Jackson, R OBP: 0.299, SLG: 0.374 Richie Hebner, L OBP: 0.302, SLG: 0.342 (7, PH) (8, 3)	0-0 F3			0-0 S FC5-2 1B	0-0 L9		0-3 3-H K		
Lynn Jones, R OBP: 0.356, SLG: 0.382 Rick Peters, S OBP: 0.331, SLG: 0.316 (8, PH) (9, 8)		0-0 F3		4-0 FC5-2 WP BB 1-3 2-H		0-0 6-3		4-0 BB FC6-4 BB	
John Wockenfuss, R OBP: 0.298, SLG: 0.326 Steve Kemp, L OBP: 0.377, SLG: 0.459 (8, PH) (1, 10)		0-0 5-3		4-0 WP FC5-2 BB 1-2		0-0 6-3		0-0 F7	
Tom Brookens, R OBP: 0.293, SLG: 0.357 (1, 5) X		0-0 5-3		0-0 FC5-2 WP 1-2 2-3 3-H		0-0 2B		0-0 1-2f FC6-4	
Lou Whitaker, L OBP: 0.339, SLG: 0.385 (1, 4) X			0-0 F8	4-0 1-2 2-3 3-H BB		0-0 F4		0-0 1-3	

Inning Stats	R: 0	H: 0	E: 0	LOB: 2	K: 0	S: 3	P: 11	R: 0	H: 0	E: 0	LOB: 0	K: 0	S: 3	P: 3	R: 0	H: 0	E: 0	LOB: 0	K: 0	S: 3	P: 3	R: 2	H: 2	E: 0	LOB: 3	K: 0	S: 5	P: 17	R: 0	H: 1	E: 0	LOB: 1	K: 0	S: 4	P: 4	R: 0	H: 2	E: 0	LOB: 2	K: 1	S: 7	P: 7	R: 0	H: 0	E: 0	LOB: 1	K: 0	S: 3	P: 7	R: 0	H: 0	E: 0	LOB: 0	K: 0	S: 3	P: 3	1B: 4	SF: 0	2B: 3	SAC: 0	3B: 0	DP: 0	HR: 0	HBP: 0	WP: 1	PA: 39
--------------	------	------	------	--------	------	------	-------	------	------	------	--------	------	------	------	------	------	------	--------	------	------	------	------	------	------	--------	------	------	-------	------	------	------	--------	------	------	------	------	------	------	--------	------	------	------	------	------	------	--------	------	------	------	------	------	------	--------	------	------	------	-------	-------	-------	--------	-------	-------	-------	--------	-------	--------

PITCHER	IP	WLS	BF	H	R	ER	SO	BB	IBB	HBP	BLK	WP	HR	S	P	ERA	WHIP
Mike Jones, L ERA: 2.35 (1, 1)	6.1		30	7	2	2	0	5	0	0	0	1	0	25	45	2.84	1.895
Renie Martin, R ERA: 3.17 (7, 1)	0.1		1	0	0	0	0	0	0	0	0	0	0	1	1	0.00	0.000
Ken Brett, L ERA: 4.44 (7, 1)	0.1	W	1	0	0	0	1	0	0	0	0	0	0	3	3	0.00	0.000
Dan Quisenberry, R ERA: 2.17 (8, 1)	2.0	S	7	0	0	0	0	1	0	0	0	0	0	6	10	0.00	0.500

# Kansas City Royals @ Detroit Tigers

## Tiger Stadium, Detroit, MI

Tue Aug 25 1981, 7:05 PM EDT  
Att. 35,189 - Unknown - 71 F

[livebaseballscorecards.com](http://livebaseballscorecards.com)



WP: 0 PA: 43  
PB: 1  
SB: 1  
CS: 0

AB 40  
R 3  
H 9  
RBI 3  
BB 2  
SO 8  
LOB 20

Batter	1	2	3	4	5	6	7	8	9	10	AB	R	H	RBI	BB	SO	LOB
Willie Wilson, S (1, 7) OBP: 0.310, SLG: 0.344											5	1	4	0	0	0	1
Frank White, R (1, 4) OBP: 0.307, SLG: 0.407											5	0	1	0	0	2	3
George Brett, L (1, 5) OBP: 0.328, SLG: 0.412											4	0	1	1	1	1	2
Willie Aikens, L (1, 3) OBP: 0.375, SLG: 0.451											5	1	1	1	0	0	5
Hal McRae, R (1, 10) OBP: 0.310, SLG: 0.387											3	0	0	0	1	0	3
Amos Otis, R (1, 8) OBP: 0.308, SLG: 0.436											5	0	0	0	0	3	4
Jamie Quirk, L (1, 2) OBP: 0.310, SLG: 0.346											4	0	0	0	0	0	0
John Wathan, R (10, PH) OBP: 0.290, SLG: 0.302										1	0	0	0	0	1	1	
Darryl Motley, R (1, 9) OBP: 0.197, SLG: 0.279											4	1	1	1	0	1	0
U L Washington, S (1, 6) OBP: 0.320, SLG: 0.291											4	0	1	0	0	0	1

Batter	1	2	3	4	5	6	7	8	9	10
Willie Wilson, S (1, 7) OBP: 0.310, SLG: 0.344										
Frank White, R (1, 4) OBP: 0.307, SLG: 0.407										
George Brett, L (1, 5) OBP: 0.328, SLG: 0.412										
Willie Aikens, L (1, 3) OBP: 0.375, SLG: 0.451										
Hal McRae, R (1, 10) OBP: 0.310, SLG: 0.387										
Amos Otis, R (1, 8) OBP: 0.308, SLG: 0.436										
Jamie Quirk, L (1, 2) OBP: 0.310, SLG: 0.346										
John Wathan, R (10, PH) OBP: 0.290, SLG: 0.302										
Darryl Motley, R (1, 9) OBP: 0.197, SLG: 0.279										
U L Washington, S (1, 6) OBP: 0.320, SLG: 0.291										

Inning Stats	R: 0	H: 2	E: 0	LOB: 3	K: 1	S: 7	P: 11	R: 0	H: 1	E: 0	LOB: 1	K: 0	S: 4	P: 4	R: 1	H: 1	E: 0	LOB: 0	K: 0	S: 4	P: 4	R: 0	H: 0	E: 1	LOB: 1	K: 0	S: 4	P: 4	R: 1	H: 2	E: 0	LOB: 1	K: 0	S: 5	P: 5	R: 1	H: 1	E: 0	LOB: 0	K: 1	S: 6	P: 6	R: 0	H: 1	E: 0	LOB: 2	K: 1	S: 6	P: 10	R: 0	H: 0	E: 0	LOB: 0	K: 1	S: 5	P: 5	R: 0	H: 1	E: 0	LOB: 1	K: 2	S: 8	P: 8	R: 0	H: 0	E: 0	LOB: 1	K: 2	S: 7	P: 8	R: 0	H: 0	E: 0	LOB: 0	K: 2	S: 7	P: 8	R: 0	H: 0	E: 0	LOB: 1	K: 2	S: 7	P: 8	1B: 5	SF: 0	2B: 2	SAC: 0	3B: 0	DP: 0	HR: 2	HBP: 1	WP: 0	PA: 43
--------------	------	------	------	--------	------	------	-------	------	------	------	--------	------	------	------	------	------	------	--------	------	------	------	------	------	------	--------	------	------	------	------	------	------	--------	------	------	------	------	------	------	--------	------	------	------	------	------	------	--------	------	------	-------	------	------	------	--------	------	------	------	------	------	------	--------	------	------	------	------	------	------	--------	------	------	------	------	------	------	--------	------	------	------	------	------	------	--------	------	------	------	-------	-------	-------	--------	-------	-------	-------	--------	-------	--------

PITCHER	IP	WLS	BF	H	R	ER	SO	BB	IBB	HBP	BLK	WP	HR	S	P	ERA	WHIP
Jack Morris, R (1, 1) ERA: 2.98	7.0		32	8	3	3	3	1	1	0	0	0	2	36	44	3.86	1.286
Dave Rozema, R (8, 1) ERA: 3.55	1.2		6	1	0	0	2	0	0	0	0	0	0	10	10	0.00	0.600
Kevin Saucier, L (9, 1) ERA: 1.42	1.1	W	5	0	0	0	3	0	0	1	0	0	0	10	11	0.00	0.000

Batter	1	2	3	4	5	6	7	8	9	10	AB R H RBI BB SO LOB
<b>Rick Peters, S</b> OBP: 0.340, SLG: 0.321 (1, 10) X	0-0 L8		0-0 SH1-4 SF7 1B	0-0 4-3			0-0 1B		4-0 G6-4-3 IBB		4 1 2 0 1 0 0
<b>Alan Trammell, R</b> OBP: 0.370, SLG: 0.366 (1, 6) B B B	4-0 FC3-6 BB 1B		0-0 SH1-4 1-2		0-0 F8		0-0 F9		0-0 G6-4-3 1-2f		3 1 0 0 1 0 3
<b>Steve Kemp, L</b> OBP: 0.381, SLG: 0.457 (1, 7) B B B	4-0 FC3-6 BB 1B		0-0 E7 1B		4-0 1B		0-0 1B			0-0 L7	3 0 1 0 2 0 1
<b>Richie Hebner, L</b> OBP: 0.304, SLG: 0.346 (1, 3) X	0-0 FC3-6 1B		0-0 SF7		0-0 1B		0-0 4-3			0-0 1B	4 0 2 1 0 0 4
<b>Mick Kelleher, R</b> OBP: 0.306, SLG: 0.308 (10, PR)	1-2f 2-3		0-0 SF7		0-0 1B		0-0 4-3			0-0 1B	0 1 0 0 0 0 0
<b>Kirk Gibson, L</b> OBP: 0.349, SLG: 0.442 (1, 8) X (9, 9)	0-0 S 1-3 1B		0-0 1B		0-0 G4-6-3 1-2f			0-0 G3		0-0 1B	5 0 3 1 0 0 2
<b>Lance Parrish, R</b> OBP: 0.296, SLG: 0.372 (1, 2) X	0-0 1-3 1-2		0-3 K			0-0 F8		0-0 5-3		0-0 1B	5 0 1 1 0 1 4
<b>Rick Leach, L</b> OBP: 0.333, SLG: 0.286 (1, 9) X		0-0 F8		0-0 F8		0-0 F7		0-0 L7			4 0 0 0 0 0 0
<b>Al Cowens, R</b> OBP: 0.329, SLG: 0.376 (9, 8)											0 0 0 0 0 0 0
<b>Tom Brookens, R</b> OBP: 0.292, SLG: 0.375 (1, 5) X		0-0 L8		0-0 HR		0-0 F9			0-0 F4		4 1 1 1 0 0 0
<b>Lou Whitaker, L</b> OBP: 0.337, SLG: 0.387 (1, 4) X		0-0 G3		0-0 4-3			0-0 F8		0-0 2B		4 0 1 0 0 0 0

Inning Stats	R: 1 E: 0 K: 0 S: 4	H: 1 LOB: 2 BB: 2 P: 12	R: 0 E: 0 K: 0 S: 3	H: 0 LOB: 0 BB: 0 P: 3	R: 1 E: 1 K: 1 S: 8	H: 2 LOB: 2 BB: 0 P: 8	R: 1 E: 0 K: 0 S: 4	H: 1 LOB: 0 BB: 0 P: 4	R: 0 E: 0 K: 0 S: 3	H: 0 LOB: 0 BB: 0 P: 3	R: 0 E: 0 K: 0 S: 5	H: 2 LOB: 2 BB: 0 P: 5	R: 0 E: 0 K: 0 S: 3	H: 0 LOB: 0 BB: 0 P: 3	R: 0 E: 0 K: 0 S: 3	H: 1 LOB: 1 BB: 1 P: 7	R: 1 E: 0 K: 0 S: 4	H: 3 LOB: 2 BB: 0 P: 4	1B: 9 2B: 1 3B: 0 HR: 1	SF: 1 SAC: 1 DP: 2 HBP: 0	WP: 0 PB: 0 SB: 1 CS: 0	PA: 42
--------------	------------------------------	----------------------------------	------------------------------	---------------------------------	------------------------------	---------------------------------	------------------------------	---------------------------------	------------------------------	---------------------------------	------------------------------	---------------------------------	------------------------------	---------------------------------	------------------------------	---------------------------------	------------------------------	---------------------------------	----------------------------------	------------------------------------	----------------------------------	--------

PITCHER	IP	WLS	BF	H	R	ER	SO	BB	IBB	HBP	BLK	WP	HR	S	P	ERA	WHIP
<b>Dennis Leonard, R</b> ERA: 3.69 (1, 1)	8.1		36	8	3	2	1	3	0	0	0	0	1	35	47	2.16	1.320
<b>Dan Quisenberry, R</b> ERA: 2.35 (9, 1)	1.0	L	6	3	1	1	0	0	1	0	0	0	0	5	9	9.00	3.000

PITCHER	IP	WLS	BF	H	R	ER	SO	BB	IBB	HBP	BLK	WP	HR	S	P	ERA	WHIP
---------	----	-----	----	---	---	----	----	----	-----	-----	-----	----	----	---	---	-----	------


**BOTTOM**

**Kansas City Royals @ Detroit Tigers**  
Tiger Stadium, Detroit, MI

Tue Aug 25 1981, 7:05 PM EDT  
Att. 35,189 - Unknown - 71 F

livebaseballscorecards.com

<b>AB</b>	36
<b>R</b>	4
<b>H</b>	11
<b>RBI</b>	4
<b>BB</b>	4
<b>SO</b>	1
<b>LOB</b>	14



Batter	1	2	3	4	5	6	7	8	9	AB R H RBI BB SO LOB	TOP											
Willie Wilson, S OBP: 0.311, SLG: 0.343 (1, 8) X	0-0 6-3	0-0 CS	0-0 L7		0-0 1B 1B	4-0 4-3 BB		0-0 F8		4 1 1 0 1 0 0	<b>Kansas City Royals @ Detroit Tigers</b> Tiger Stadium, Detroit, MI Wed Aug 26 1981, 7:05 PM EDT Att. 36,691 - Overcast - 72 F											
Frank White, R OBP: 0.305, SLG: 0.402 (1, 4) X	0-0 F9		0-0 6-3		0-0 HBP 1B 1B	0-0 F7		0-0 L3		5 1 1 0 0 0 2												
George Brett, L OBP: 0.329, SLG: 0.409 (1, 5) B B B	4-0 1B BB		0-0 F8		0-0 1B BB 1B	0-0 4-3		0-3 K		4 1 1 1 1 1 2												
Willie Aikens, L OBP: 0.376, SLG: 0.447 (1, 3) X	0-0 1-2 1B			0-0 G3	1-0 BB 1B HBP	0-0 F6		0-0 5-3		4 0 1 0 0 0 2												
Hal McRae, R OBP: 0.312, SLG: 0.385 (1, 10) X	0-0 F9			0-3 K	0-0 BB 1B		0-0 6-3	4-0 FC4 BB		4 0 1 1 1 1 2												
Jamie Quirk, L OBP: 0.303, SLG: 0.337 John Wathan, R OBP: 0.286, SLG: 0.297 (1, 2) (5, PH) (5, 2)		0-0 4-3		0-3 K	0-0 F6		0-0 6-3	0-0 FC4		2 0 0 0 0 1 0 3 0 0 0 0 0 4												
Darryl Motley, R OBP: 0.231, SLG: 0.302 (1, 9)		0-0 L8			0-0 HR BB		0-0 2B			2 1 1 1 2 0 0												
Cesar Geronimo, L OBP: 0.280, SLG: 0.348 (1, 7)		0-0 S 1B 1B			0-0 HR	0-0 F7		0-0 F7		4 2 2 2 0 0 4												
Rance Mulliniks, L OBP: 0.250, SLG: 0.258 (1, 6)		0-0 CS 1B			0-0 G3	0-0 4-3 BB 1B		0-3 K		4 0 2 1 0 1 0												
<b>Inning Stats</b>	R: 0 E: 0 K: 0 S: 4	H: 1 LOB: 2 BB: 1 P: 8	R: 1 E: 0 K: 0 S: 4	H: 2 LOB: 0 BB: 0 P: 4	R: 0 E: 0 K: 0 S: 3	H: 0 LOB: 0 BB: 0 P: 3	R: 0 E: 0 K: 2 S: 7	H: 0 LOB: 0 BB: 0 P: 7	R: 5 E: 0 K: 0 S: 8	H: 5 LOB: 3 BB: 2 P: 17	R: 0 E: 0 K: 0 S: 4	H: 1 LOB: 2 BB: 1 P: 8	R: 0 E: 0 K: 0 S: 4	H: 1 LOB: 1 BB: 0 P: 4	R: 0 E: 0 K: 1 S: 5	H: 0 LOB: 0 BB: 0 P: 5	R: 0 E: 0 K: 1 S: 5	H: 0 LOB: 1 BB: 1 P: 9	1B: 8 2B: 1 3B: 0 HR: 1	SF: 0 SAC: 0 DP: 0 HBP: 1	WP: 0 PB: 0 SB: 1 CS: 1	PA: 43
<b>PITCHER</b>	IP WLS BF H R ER SO BB IBB HBP BLK WP HR S P ERA WHIP	IP WLS BF H R ER SO BB IBB HBP BLK WP HR S P ERA WHIP																				
Aurelio Lopez, R ERA: 3.36 (1, 1)	4.1 L 20 6 5 5 2 2 0 0 0 0 1 22 30 10.38 1.846	4.2 22 4 1 1 2 3 0 1 0 0 0 0 22 35 1.93 1.500																				

<b>AB</b>	36
<b>R</b>	6
<b>H</b>	10
<b>RBI</b>	6
<b>BB</b>	5
<b>SO</b>	4
<b>LOB</b>	16



livebaseballscorecards.com

Batter	1	2	3	4	5	6	7	8	9	AB	R	H	RBI	BB	SO	LOB
Al Cowens, R OBP: 0.328, SLG: 0.378 (1, 8)	0-0 4-3 2B		0-0 F3		0-0 FC5			0-3 K		4	0	1	0	0	1	2
Alan Trammell, R OBP: 0.372, SLG: 0.363 (1, 6)	0-0 4-3 2-3			4-0 S BB		4-0 FC5-4 BB		0-0 L7		2	0	0	0	2	0	1
Steve Kemp, L OBP: 0.379, SLG: 0.452 (1, 7)	4-0 G6-4-3 BB			0-0 F7		0-0 F8		0-0 F6		3	0	0	0	1	0	2
Lance Parrish, R OBP: 0.295, SLG: 0.370 (1, 2)	0-0 G6-4-3 1-2f			0-0 F8		0-0 FC5-4 1-2f			0-0 3B 1B	4	1	1	0	0	0	4
Kirk Gibson, L OBP: 0.346, SLG: 0.437 (1, 9)		0-0 G4-3 1B		0-3 K 1-2		0-3 K		0-0 L8		4	0	1	0	0	2	3
Ron Jackson, R OBP: 0.303, SLG: 0.392 (1, 3)		0-0 F8		0-0 F7		0-0 F7		0-0 2B		4	0	2	1	0	0	1
Stan Papi, R OBP: 0.267, SLG: 0.386 (9, PR)		0-0 F8						1-H 3B		0	0	0	0	0	0	0
John Wockenfuss, R OBP: 0.297, SLG: 0.319 (1, 10)		0-0 G4-3 1-2f		0-0 F5		0-0 F5		0-0 F8 2B		3	0	0	0	1	0	2
Tom Brookens, R OBP: 0.291, SLG: 0.372 (1, 5)			0-3 K		0-0 FC5 1B 1B		0-0 6-3		0-0 G6-4-3 BB	4	0	1	0	0	1	3
Lou Whitaker, L OBP: 0.337, SLG: 0.387 (1, 4)			0-0 L9		0-0 1B		0-0 F7			3	0	1	0	0	0	1

<b>Inning Stats</b>	R: 0 E: 0 K: 0 S: 3	H: 1 LOB: 1 BB: 1 P: 7	R: 0 E: 0 K: 0 S: 3	H: 1 LOB: 0 BB: 0 P: 3	R: 0 E: 0 K: 1 S: 5	H: 0 LOB: 0 BB: 0 P: 5	R: 0 E: 0 K: 1 S: 5	H: 0 LOB: 1 BB: 1 P: 9	R: 0 E: 0 K: 0 S: 5	H: 2 LOB: 2 BB: 0 P: 5	R: 0 E: 0 K: 1 S: 5	H: 0 LOB: 1 BB: 1 P: 9	R: 0 E: 0 K: 0 S: 4	H: 1 LOB: 1 BB: 0 P: 4	R: 0 E: 0 K: 1 S: 5	H: 0 LOB: 0 BB: 0 P: 5	R: 1 E: 0 K: 0 S: 4	H: 2 LOB: 1 BB: 1 P: 8	1B: 4 2B: 2 3B: 1 HR: 0	SF: 0 SAC: 0 DP: 3 HBP: 0	WP: 0 PB: 0 SB: 1 CS: 0	PA: 35												
<b>PITCHER</b> Larry Gura, L ERA: 3.27 (1, 1)	IP 9.0	WLS W	BF 35	H 7	R 1	ER 1	SO 4	BB 4	IBB 0	HBP 0	BLK 0	WP 0	HR 0	S 39	P 55	ERA 1.00	WHIP 1.222																	
																	<b>PITCHER</b>	IP	WLS	BF	H	R	ER	SO	BB	IBB	HBP	BLK	WP	HR	S	P	ERA	WHIP

**BOTTOM**

**Kansas City Royals @ Detroit Tigers**  
**Tiger Stadium, Detroit, MI**  
 Wed Aug 26 1981, 7:05 PM EDT  
 Att. 36,691 - Overcast - 72 F

<b>AB</b>	<b>31</b>
<b>R</b>	<b>1</b>
<b>H</b>	<b>7</b>
<b>RBI</b>	<b>1</b>
<b>BB</b>	<b>4</b>
<b>SO</b>	<b>4</b>
<b>LOB</b>	<b>19</b>



WP: 0	PA: 35
PB: 0	
SB: 1	
CS: 0	

Kansas City Royals @ Toronto Blue Jays  
Exhibition Stadium, Toronto, ON

Thu Aug 27 1981, 3:33 AM EDT  
Att. 14,704 - Unknown - 66 F

AB	40
R	11
H	14
RBI	10
BB	6
SO	4
LOB	21



WP	0	PA	49
PB	0		
SB	1		
CS	0		

Batter	1	2	3	4	5	6	7	8	9	AB	R	H	RBI	BB	SO	LOB
Willie Wilson, S (1, 8) OBP: 0.308, SLG: 0.337	0-0 4-3		4-0 SF9 1B BB	0-0 G3	0-0 4-3		0-0 F8		0-0 4-3	5	1	0	0	1	0	2
Frank White, R (1, 4) OBP: 0.305, SLG: 0.397	4-0 G3 BB		0-3 K	0-0 FC4-6 1B	0-0 F8		0-0 1-3		0-3 K	5	0	1	1	1	2	2
George Brett, L (1, 5) OBP: 0.338, SLG: 0.425	0-0 G3		0-0 BB 1B	0-0 FC4-6 HR		0-0 2B		0-0 S 1B	0-0 2B	6	3	4	0	0	0	2
Willie Aikens, L (1, 3) OBP: 0.382, SLG: 0.468	0-0 F7		4-0 1-2 2-3 BB	0-0 1-H HR		0-0 2-H 2B		0-0 HBP 1-H 1B FC6-4 1B	0-0 F7	5	3	3	4	1	0	2
Hal McRae, R (1, 10) OBP: 0.314, SLG: 0.385		0-0 F8	0-0 SF9	4-0 BB		0-0 2-H 1B		0-0 F9		3	0	1	2	1	0	1
Jamie Quirk, L (1, 2) OBP: 0.298, SLG: 0.330		0-0 4-3	0-0 F8	0-3 K		0-0 F9		0-0 FC6-4 HBP 1-2 1B		5	0	1	0	0	1	4
Darryl Motley, R (1, 9) OBP: 0.246, SLG: 0.303		1-0 BB HBP		0-0 1B 2B 1B		0-0 F8		1-0 FC6-4 HBP 1-2 2-3 HBP		3	1	1	0	0	1	1
John Wathan, R (8, PH) OBP: 0.289, SLG: 0.297					0-3 K		0-0 F8			0	0	0	0	0	0	0
Cesar Geronimo, L (1, 7) OBP: 0.295, SLG: 0.347		4-0 BB		0-0 2B E 1B		4-0 2B BB		0-0 FC6-4 1-2f 2-3 3-H		3	2	1	1	2	0	3
Rance Mulliniks, L (1, 6) OBP: 0.270, SLG: 0.333		0-0 4-3		0-0 E4 G3 1B 2B		0-0 4-3 2B		0-0 F6	0-0 F7	5	1	2	2	0	0	4

Inning Stats	R: 0	H: 0	E: 0	K: 0	S: 3	P: 7	R: 0	H: 0	E: 0	K: 0	S: 3	P: 8	R: 1	H: 1	E: 0	K: 1	S: 6	R: 5	H: 5	E: 1	K: 1	S: 10	P: 14	R: 1	H: 1	E: 0	K: 1	S: 6	P: 10	R: 2	H: 3	E: 0	K: 0	S: 6	P: 6	R: 0	H: 0	E: 0	K: 0	S: 3	P: 3	R: 2	H: 3	E: 0	K: 0	S: 6	P: 7	R: 0	H: 1	E: 0	K: 1	S: 6	P: 6	1B: 8	SF: 1	2B: 5	SAC: 0	3B: 0	DP: 0	HR: 1	HBP: 2	WP: 0	PA: 49
--------------	------	------	------	------	------	------	------	------	------	------	------	------	------	------	------	------	------	------	------	------	------	-------	-------	------	------	------	------	------	-------	------	------	------	------	------	------	------	------	------	------	------	------	------	------	------	------	------	------	------	------	------	------	------	------	-------	-------	-------	--------	-------	-------	-------	--------	-------	--------

PITCHER	IP	WLS	BF	H	R	ER	SO	BB	IBB	HBP	BLK	WP	HR	S	P	ERA	WHIP
Jim Clancy, R (1, 1) ERA: 5.78	3.2	L	22	6	6	6	1	4	0	1	0	0	1	19	36	14.73	2.727
Joey McLaughlin, R (4, 1) ERA: 3.74	0.1		2	0	0	0	1	1	0	0	0	0	0	3	7	0.00	3.000
Paul Mirabella, L (5, 1) ERA: 8.59	1.0		7	3	3	3	1	1	0	0	0	0	0	8	12	27.00	4.000
Jackson Todd, R (6, 1) ERA: 4.25	2.1		12	4	2	2	0	0	0	1	0	0	0	11	12	7.71	1.714
Jerry Garvin, L (8, 1) ERA: 3.38	1.2		6	1	0	0	1	0	0	0	0	0	0	8	8	0.00	0.600



Batter	1	2	3	4	5	6	7	8	9	AB	R	H	RBI	BB	SO	LOB
Alfredo Griffin, S (1, 6) OBP: 0.237, SLG: 0.289	0-0 6-3 		0-0 1-3 2B 	0-0 4-3 			0-0 F8 		0-0 4-3 	5	0	1	0	0	0	0
Garth Iorg, R (1, 4) OBP: 0.255, SLG: 0.293	0-0 L9 		0-0 5-3 		0-0 2B 		0-0 F7 			4	0	1	0	0	0	2
Al Woods, L (1, 7) OBP: 0.274, SLG: 0.283	0-0 4-3 		0-0 L3 		0-3 K 		0-0 2B 			4	0	1	0	0	1	3
Otto Velez, R (1, 3) OBP: 0.388, SLG: 0.462		0-0 HR 		0-0 E5 1B 1B 		0-0 6-3 		0-3 K 		4	2	2	1	0	1	2
George Bell, R (1, 10) OBP: 0.279, SLG: 0.380		0-0 4-3 		0-0 1B 3B 1B 		0-0 6-3 			0-0 L7 	2	1	1	1	0	0	0
John Mayberry, L (5, PH) OBP: 0.348, SLG: 0.413										2	0	0	0	0	0	1
Lloyd Moseby, L (1, 8) OBP: 0.298, SLG: 0.388		0-0 F9 		0-0 1-3 3B 1B 				0-3 K 		4	1	2	0	0	1	0
Ken Macha, R (1, 5) OBP: 0.291, SLG: 0.239		0-0 G3 		0-3 K 			0-0 F9 		0-0 4-3 	4	0	0	0	0	1	3
Danny Ainge, R (1, 9) OBP: 0.246, SLG: 0.231			0-0 6-3 	0-0 1-H 3-H 3B 			0-0 F8 		0-0 5-3 	4	1	1	2	0	0	1
Buck Martinez, R (1, 2) OBP: 0.259, SLG: 0.425			4-0 2B BB 	0-0 3-H 6-3 			0-0 P3 		0-3 K 	2	0	0	1	1	0	1
Willie Upshaw, L (9, PH) OBP: 0.237, SLG: 0.307										1	0	0	0	0	1	0

Inning Stats	R: 0	H: 0	E: 0	K: 0	S: 3	R: 1	H: 1	E: 0	K: 0	S: 4	R: 0	H: 1	E: 0	K: 0	S: 4	R: 4	H: 4	E: 1	K: 1	S: 9	R: 0	H: 1	E: 0	K: 1	S: 6	R: 0	H: 1	E: 0	K: 0	S: 4	R: 0	H: 0	E: 0	K: 1	S: 5	R: 0	H: 0	E: 0	K: 1	S: 5	R: 0	H: 0	E: 0	K: 1	S: 5	1B: 4	2B: 3	3B: 1	SF: 0	SAC: 0	DP: 0	HBP: 0	WP: 0	PB: 0	SB: 0	CS: 0	PA: 37
--------------	------	------	------	------	------	------	------	------	------	------	------	------	------	------	------	------	------	------	------	------	------	------	------	------	------	------	------	------	------	------	------	------	------	------	------	------	------	------	------	------	------	------	------	------	------	-------	-------	-------	-------	--------	-------	--------	-------	-------	-------	-------	--------

PITCHER	IP	WLS	BF	H	R	ER	SO	BB	IBB	HBP	BLK	WP	HR	S	P	ERA	WHIP
Atlee Hammaker, L (1, 1) ERA: 4.02	3.1		17	6	5	5	1	1	0	0	0	0	1	18	22	13.50	2.100
Renie Martin, R (4, 1) ERA: 2.89	4.2	W	17	3	0	0	3	0	0	0	0	0	0	23	23	0.00	0.643
Jim Wright, R (9, 1) ERA: 3.16	1.0		3	0	0	0	1	0	0	0	0	0	0	5	5	0.00	0.000

**BOTTOM**

**Kansas City Royals @ Toronto Blue Jays**  
Exhibition Stadium, Toronto, ON

Thu Aug 27 1981, 3:33 AM EDT  
Att: 14,704 - Unknown - 66 F

livebaseballscorecards.com

AB	36
R	5
H	9
RBI	5
BB	1
SO	5
LOB	13

Batter	1	2	3	4	5	6	7	8	9	AB R H RBI BB SO LOB	TOP				
Willie Wilson, S (1, 8) OBP: 0.306, SLG: 0.332	0-0 5-3	0-0 4-3		0-0 4-3			4-0 SH1-4 BB		0-0 F8	4 0 0 0 1 0 2					
Frank White, R (1, 4) OBP: 0.304, SLG: 0.394	0-0 F8		0-0 BLK 2B 1B		0-0 P3		0-0 SH1-4		0-0 4-3	4 1 1 0 0 0 0					
George Brett, L (1, 5) OBP: 0.348, SLG: 0.435	4-0 S BB		0-0 1-H 2B		0-0 CS 1B		4-0 IBB			2 0 2 1 2 0 0					
Willie Aikens, L (1, 3) OBP: 0.380, SLG: 0.469	0-0 F8 1-2		0-0 F8		0-0 2B		0-0 F2			4 0 1 0 0 0 5					
Hal McRae, R (1, 10) OBP: 0.313, SLG: 0.380		4-0 1B 2B BB		0-0 5-3		0-0 1-3		0-0 5-3		3 1 0 0 1 0 5					
Jamie Quirk, L (1, 2) OBP: 0.296, SLG: 0.326		0-0 2B 1B WP		0-0 P5		0-3 K		0-3 K		4 1 1 0 0 2 1					
John Wathan, R (1, 9) OBP: 0.294, SLG: 0.312		0-0 WP 2B 1-3 2-H		0-0 2B		0-0 L9		0-0 F9		4 0 2 1 0 0 0					
Cesar Geronimo, L (1, 7) OBP: 0.284, SLG: 0.333		0-0 G3		0-0 F8		0-0 5-3		0-0 F7		4 0 0 0 0 0 3					
Rance Mulliniks, L (1, 6) OBP: 0.275, SLG: 0.333 U L Washington, S (7, PR) OBP: 0.319, SLG: 0.290		0-0 5-3 2-3 3-H		0-0 F7			0-0 SH1-4 BB 1B		0-0 6-3	3 0 1 0 0 0 2 1 0 0 0 0 0 0					
<b>Inning Stats</b>	R: 0 E: 0 K: 0 S: 3 H: 0 LOB: 1 BB: 1 P: 7	R: 2 E: 0 K: 0 S: 5 H: 2 LOB: 1 BB: 1 P: 9	R: 1 E: 0 K: 0 S: 5 H: 2 LOB: 1 BB: 0 P: 5	R: 0 E: 0 K: 0 S: 4 H: 1 LOB: 1 BB: 0 P: 4	R: 0 E: 0 K: 1 S: 5 H: 2 LOB: 0 BB: 0 P: 5	R: 0 E: 0 K: 0 S: 4 H: 0 LOB: 3 BB: 2 P: 12	R: 0 E: 0 K: 1 S: 5 H: 0 LOB: 0 BB: 0 P: 5	R: 0 E: 0 K: 0 S: 3 H: 0 LOB: 0 BB: 0 P: 3	1B: 4 2B: 4 3B: 0 HR: 0 SF: 0 SAC: 1 DP: 0 HBP: 0	WP: 1 PB: 0 SB: 1 CS: 1 PA: 38					
<b>PITCHER</b>	IP WLS BF H R ER SO BB IBB HBP BLK WP HR S P ERA WHIP														
Luis Leal, R (1, 1) ERA: 3.54	6.0	28	8	3	3	1	3	0	0	1	0	27	39	4.50	1.833
Jerry Garvin, L (7, 1) ERA: 3.33	0.2	3	0	0	0	0	0	1	0	0	0	2	6	0.00	0.000
Joey McLaughlin, R (7, 1) ERA: 3.55	2.1	W 7	0	0	0	1	0	0	0	0	0	9	9	0.00	0.000

**Kansas City Royals @ Toronto Blue Jays**  
 Exhibition Stadium, Toronto, ON  
 Fri Aug 28 1981, 3:33 AM EDT  
 Att. 13,230 - Unknown - 65 F

AB	33
R	3
H	8
RBI	2
BB	4
SO	2
LOB	18



Batter	1	2	3	4	5	6	7	8	9	AB	R	H	RBI	BB	SO	LOB
Alfredo Griffin, S OBP: 0.240, SLG: 0.292 (1, 6)	0-0 4-3 1B		0-0 PB HBP SF8 1B	0-0 F3			0-3 K2-3			4	2	2	0	0	1	3
Danny Ainge, R OBP: 0.250, SLG: 0.232 (1, 4) (8, 5)	0-0 4-3 1-2		1-0 SF8 PB 6-3 HBP 1B		0-0 CS 1B		0-3 K			3	1	1	0	0	1	3
Otto Velez, R OBP: 0.394, SLG: 0.471 (1, 10) George Bell, R OBP: 0.279, SLG: 0.380 (8, PR)	0-0 BB 2-H 1B		4-0 6-3 SF8 1-2 2-3 BB		0-0 L4 1-2		0-0 SH1 PB 2B			3	0	2	1	1	0	1
Lloyd Moseby, L OBP: 0.298, SLG: 0.387 (1, 8)	4-0 1-2 BB		0-0 SF8 1-2 2-3 3-H		0-0 6-3		0-0 SH1 2-3			1	0	0	1	1	0	0
John Mayberry, L OBP: 0.347, SLG: 0.411 (1, 3) Greg Wells, R OBP: 0.220, SLG: 0.268 (3, PH) (4, 3)	0-0 G4-6-3 1-2		0-0 6-3 2-3 3-H		0-0 5-3		0-0 L8 3-H			1	0	0	0	0	0	2
Al Woods, L OBP: 0.268, SLG: 0.277 (1, 7)			0-0 L7 0-3		0-0 P5		0-0 4-3			4	0	0	0	0	1	2
Willie Upshaw, L OBP: 0.230, SLG: 0.297 (1, 9)			0-0 6-3		0-0 P4		0-0 4-3			3	0	0	0	0	0	0
Ken Macha, R OBP: 0.305, SLG: 0.257 (1, 5) Garth Iorg, R OBP: 0.255, SLG: 0.293 (7, PR) (8, 4)			0-0 E S 1B		0-0 E S 1B		0-0 E6 SH1-4			3	0	2	0	0	0	0
Ernie Whitt, L OBP: 0.289, SLG: 0.270 (1, 2)			0-3 K		0-3 K 1-3		0-0 SH1-4 1-2			2	0	0	0	0	2	2

Inning Stats	R: 1	H: 2	E: 0	K: 0	S: 4	H: 1	LOB: 1	BB: 1	P: 8	R: 0	H: 1	E: 0	K: 1	S: 6	R: 0	H: 1	E: 0	K: 1	S: 6	R: 2	H: 1	E: 0	K: 1	S: 6	R: 0	H: 1	E: 0	K: 0	S: 3	R: 0	H: 0	E: 0	K: 0	S: 3	R: 0	H: 0	E: 1	K: 2	S: 8	R: 1	H: 1	E: 0	K: 0	S: 4	R: 0	H: 1	E: 0	K: 0	S: 4
--------------	------	------	------	------	------	------	--------	-------	------	------	------	------	------	------	------	------	------	------	------	------	------	------	------	------	------	------	------	------	------	------	------	------	------	------	------	------	------	------	------	------	------	------	------	------	------	------	------	------	------

PITCHER	IP	WLS	BF	H	R	ER	SO	BB	IBB	HBP	BLK	WP	HR	S	P	ERA	WHIP
Rich Gale, R ERA: 6.01 (1, 1)	2.0		12	4	3	3	1	2	0	1	0	0	0	11	20	13.50	3.000
Paul Splittorff, L ERA: 4.52 (3, 1)	5.0		17	2	0	0	4	0	0	0	0	0	0	25	25	0.00	0.400
Ken Brett, L ERA: 4.62 (8, 1)	1.0	L	4	1	1	1	0	0	0	0	0	0	0	4	4	9.00	1.000

**BOTTOM**

**Kansas City Royals @ Toronto Blue Jays**  
Exhibition Stadium, Toronto, ON

Fri Aug 28 1981, 3:33 AM EDT  
Att: 13,230 - Unknown - 65 F

livebaseballscorecards.com

AB	27
R	4
H	7
RBI	3
BB	2
SO	5
LOB	15



WP: 0	PA: 33
PB: 2	
SB: 1	
CS: 1	

Batter	1	2	3	4	5	6	7	8	9	AB R H RBI BB SO LOB	TOP									
<b>Cesar Geronimo, L</b> (1, 8) OBP: 0.274, SLG: 0.320	0-0 F9			0-0 1-3	0-0 4-3			0-0 G3		4 0 0 0 0 0 0	<b>Kansas City Royals @ Toronto Blue Jays</b> Exhibition Stadium, Toronto, ON Sat Aug 29 1981, 3:33 AM EDT Att. 19,055 - Unknown - 73 F <a href="http://livebaseballscorecards.com">livebaseballscorecards.com</a>									
<b>Frank White, R</b> (1, 4) OBP: 0.308, SLG: 0.394	0-0 F3			0-0 2B 2B		0-3 K		4-0 BB		3 1 1 0 1 1 0										
<b>George Brett, L</b> (1, 5) OBP: 0.343, SLG: 0.427	0-0 F8			0-0 F7		0-0 L9		0-0 L9		4 0 0 0 0 0 2										
<b>Willie Aikens, L</b> (1, 3) OBP: 0.382, SLG: 0.472		0-0 F7		0-0 2B 1-3		4-0 BB		0-0 1-3		3 1 1 0 1 0 0										
<b>Willie Wilson, S</b> (9, 8) OBP: 0.306, SLG: 0.332									0 0 0 0 0 0 0											
<b>Hal McRae, R</b> (1, 10) OBP: 0.312, SLG: 0.382		0-0 F9		0-0 2B 2-H 3-H		0-0 4-3		0-3 K		4 0 1 2 0 1 1										
<b>John Wathan, R</b> (1, 7) OBP: 0.302, SLG: 0.317		0-0 CS 1B		4-0 BB			0-0 1B		0-0 5-3	3 0 2 0 1 0 0										
<b>Darryl Motley, R</b> (1, 9) OBP: 0.236, SLG: 0.290		0-0 CS 1-2	0-0 F9	0-0 1-4-3			0-0 L7			3 0 0 0 0 0 2										
<b>Jerry Grote, R</b> (1, 2) OBP: 0.344, SLG: 0.446			0-0 6-3		0-0 6-3		0-0 F9			3 0 0 0 0 0 0										
<b>Rance Mulliniks, L</b> (1, 6) OBP: 0.256, SLG: 0.310			0-0 L6		0-0 3-1		0-3 K			3 0 0 0 0 1 0										
<b>Inning Stats</b>	R: 0 E: 0 K: 0 S: 3	H: 0 LOB: 0 BB: 0 P: 3	R: 0 E: 0 K: 0 S: 3	H: 1 LOB: 0 BB: 0 P: 3	R: 0 E: 0 K: 0 S: 3	H: 0 LOB: 0 BB: 0 P: 3	R: 2 E: 0 K: 0 S: 6	H: 3 LOB: 2 BB: 1 P: 10	R: 0 E: 0 K: 1 S: 5	H: 0 LOB: 1 BB: 1 P: 9	R: 0 E: 0 K: 0 S: 3	H: 1 LOB: 0 BB: 0 P: 3	R: 0 E: 0 K: 1 S: 5	H: 0 LOB: 1 BB: 1 P: 9	R: 0 E: 0 K: 1 S: 5	H: 0 LOB: 0 BB: 0 P: 5	1B: 3 2B: 2 3B: 0 HR: 0	SF: 0 SAC: 0 DP: 0 HBP: 0	WP: 0 PB: 0 SB: 0 CS: 1	PA: 34
<b>PITCHER</b>	IP WLS BF H R ER SO BB IBB HBP BLK WP HR S P ERA WHIP																			
<b>Juan Berenguer, R</b> (1, 1) ERA: 4.61	8.0 L 30 5 2 2 2 3 0 0 0 0 0 0 31 43 2.25 1.000																			
<b>Roy Lee Jackson, R</b> (9, 1) ERA: 2.78	1.0 3 0 0 0 1 0 0 0 0 0 0 0 5 5 0.00 0.000																			

**BOTTOM**

**Kansas City Royals @ Toronto Blue Jays**  
 Exhibition Stadium, Toronto, ON

Sat Aug 29 1981, 3:33 AM EDT  
 Att: 19,055 - Unknown - 73 F

livebaseballscorecards.com

<b>AB</b>	<b>32</b>
<b>R</b>	<b>0</b>
<b>H</b>	<b>7</b>
<b>RBI</b>	<b>0</b>
<b>BB</b>	<b>1</b>
<b>SO</b>	<b>2</b>
<b>LOB</b>	<b>10</b>



AB	R	H	RBI	BB	SO	LOB
4	0	1	0	0	0	1
4	0	1	0	0	0	2
4	0	2	0	0	0	0
4	0	1	0	0	1	2
2	0	0	0	1	0	2
1	0	1	0	0	0	0
4	0	0	0	0	0	2
3	0	0	0	0	0	0
2	0	0	0	0	1	0
1	0	1	0	0	0	0
0	0	0	0	0	0	0

Batter	1	2	3	4	5	6	7	8	9
<b>Alfredo Griffin, S</b> (1, 6) OBP: 0.240, SLG: 0.291	0-0 G3			0-0 P2		0-0 1B		0-0 1-3	
<b>Danny Ainge, R</b> (1, 4) OBP: 0.250, SLG: 0.237	0-0 2B			0-0 F9		0-0 L9		0-0 F9	
<b>Al Woods, L</b> (1, 7) OBP: 0.273, SLG: 0.282	0-0 P4			0-0 1B		0-0 1B		0-0 1-3	
<b>Otto Velez, R</b> (1, 10) OBP: 0.392, SLG: 0.466		0-0 5-3		0-0 1B		0-3 K		0-0 P6	
<b>Greg Wells, R</b> (1, 3) OBP: 0.227, SLG: 0.256		4-0 BB		0-0 F8		0-0 1-3		0-0 FC6-4	
<b>Willie Upshaw, L</b> (9, PH) OBP: 0.238, SLG: 0.304									
<b>George Bell, R</b> (1, 9) OBP: 0.270, SLG: 0.366		0-0 G5-4-3		0-0 F9		0-0 L6		0-0 FC6-4	
<b>Lloyd Moseby, L</b> (1, 8) OBP: 0.295, SLG: 0.383			0-0 6-3		0-0 F8		0-0 P6		
<b>Ken Macha, R</b> (1, 5) OBP: 0.298, SLG: 0.250			0-3 K		0-0 4-3			0-0 G3	
<b>Garth Iorg, R</b> (8, PH) OBP: 0.262, SLG: 0.310								0-0 2B	
<b>Buck Martinez, R</b> (1, 2) OBP: 0.253, SLG: 0.413				0-0 F8		0-0 6-3		0-0 G3	
<b>John Mayberry, L</b> (8, PH) OBP: 0.345, SLG: 0.410									
<b>Ernie Whitt, L</b> (9, 2) OBP: 0.289, SLG: 0.270									

Inning Stats	R: 0	H: 1	E: 0	K: 0	S: 3	LOB: 0	BB: 0	P: 3	R: 0	H: 0	E: 0	K: 0	S: 2	LOB: 0	BB: 1	P: 6	R: 0	H: 0	E: 0	K: 1	S: 5	LOB: 0	BB: 0	P: 5	R: 0	H: 2	E: 0	K: 0	S: 5	LOB: 2	BB: 0	P: 5	R: 0	H: 0	E: 0	K: 0	S: 3	LOB: 0	BB: 0	P: 3	R: 0	H: 2	E: 0	K: 1	S: 7	LOB: 2	BB: 0	P: 7	R: 0	H: 0	E: 0	K: 0	S: 3	LOB: 0	BB: 0	P: 3	R: 0	H: 1	E: 0	K: 0	S: 4	LOB: 1	BB: 0	P: 4	R: 0	H: 1	E: 0	K: 0	S: 4	LOB: 1	BB: 0	P: 4	R: 0	H: 1	E: 0	K: 0	S: 4	LOB: 1	BB: 1	P: 4
<b>1B: 5</b>	<b>SF: 0</b>	<b>2B: 2</b>	<b>SAC: 0</b>	<b>3B: 0</b>	<b>DP: 1</b>	<b>HR: 0</b>	<b>HBP: 0</b>	<b>WP: 0</b>	<b>PA: 33</b>	<b>PB: 0</b>	<b>SB: 0</b>	<b>CS: 0</b>																																																																				

PITCHER	IP	WLS	BF	H	R	ER	SO	BB	IBB	HBP	BLK	WP	HR	S	P	ERA	WHIP
<b>Mike Jones, L</b> (1, 1) ERA: 1.8	7.0	W	26	6	0	0	2	1	0	0	0	0	0	29	33	0.00	1.000
<b>Dan Quisenberry, R</b> (8, 1) ERA: 2.23	2.0	S	7	1	0	0	0	0	0	0	0	0	0	7	7	0.00	0.500

Batter	1	2	3	4	5	6	7	8	9	AB R H RBI BB SO LOB	TOP									
Jim Gantner, L (1, 4) OBP: 0.335, SLG: 0.341	0-0 4-3		0-0 F7			0-0 F8		0-0 1B		4 1 1 0 0 0 0	<b>Milwaukee Brewers @ Kansas City Royals</b> Royals Stadium, Kansas City, MO Mon Aug 31 1981, 8:05 PM EDT Att. 27,974 - Unknown - 82 F <a href="http://livebaseballscorecards.com">livebaseballscorecards.com</a>									
Paul Molitor, R (1, 8) OBP: 0.344, SLG: 0.363	0-0 2B		0-0 F9			0-3 K		0-3 K		4 1 1 0 0 2 1										
Cecil Cooper, L (1, 3) OBP: 0.356, SLG: 0.488	0-0 HR		0-0 3-1			0-0 6-3		0-0 1B		4 1 2 2 0 0 0										
Ben Oglvie, L (1, 7) OBP: 0.326, SLG: 0.381	0-0 HR		0-0 4-3			0-0 L4-3		0-0 F4		4 1 2 2 0 0 1										
Gorman Thomas, R (1, 9) OBP: 0.339, SLG: 0.482	0-0 F7		0-3 K			0-0 L4-3		0-0 SF7		4 1 1 0 0 1 1										
Ted Simmons, S (1, 10) OBP: 0.264, SLG: 0.390	0-0 3-1		0-0 6-3			0-0 3B		0-0 F8		4 0 1 0 0 0 1										
Roy Howell, L (1, 5) OBP: 0.324, SLG: 0.410		0-0 F9			0-3 K		4-0 BB	0-0 SF7		2 0 0 0 1 1 0										
Don Money, R (7, 5) OBP: 0.302, SLG: 0.299								1-H		0 0 0 1 0 0 0										
Robin Yount, R (1, 6) OBP: 0.297, SLG: 0.394		0-0 F8			0-3 K		0-0 F7	0-0 F7		4 0 0 0 0 1 2										
Ned Yost, R (1, 2) OBP: 0.280, SLG: 0.609		0-3 K			0-0 F3			0-3 K		3 0 0 0 0 2 0										
<b>Inning Stats</b>	R: 3 E: 0 K: 0 S: 6	H: 3 LOB: 0 BB: 0 P: 6	R: 0 E: 0 K: 1 S: 5	H: 0 LOB: 0 BB: 0 P: 5	R: 0 E: 0 K: 0 S: 3	H: 0 LOB: 0 BB: 0 P: 3	R: 0 E: 0 K: 1 S: 5	H: 0 LOB: 0 BB: 0 P: 5	R: 0 E: 0 K: 2 S: 7	H: 0 LOB: 0 BB: 0 P: 7	R: 0 E: 0 K: 1 S: 5	H: 2 LOB: 2 BB: 1 P: 8	R: 1 E: 0 K: 2 S: 9	H: 2 LOB: 1 BB: 0 P: 9	R: 1 E: 1 K: 0 S: 4	H: 1 LOB: 0 BB: 0 P: 4	1B: 4 2B: 3 3B: 1 HR: 1	SF: 1 SAC: 0 DP: 1 HBP: 0	WP: 0 PB: 0 SB: 1 CS: 0	PA: 35
<b>PITCHER</b>	IP WLS BF H R ER SO BB IBB HBP BLK WP HR S P ERA WHIP																			
Dennis Leonard, R (1, 1) ERA: 3.73	8.0 L 31 7 4 4 7 1 0 0 0 0 0 1 44 48 4.50 1.000																			
Renie Martin, R (9, 1) ERA: 2.83	1.0 4 1 1 0 0 0 0 0 0 0 0 0 4 4 0.00 1.000																			



Batter	1	2	3	4	5	6	7	8	9	AB R H RBI BB SO LOB
Willie Wilson, S OBP: 0.311, SLG: 0.337 (1, 7)	0-0 BB 1B		0-0 FC6-4 1B		0-0 F9		0-0 6-3		0-0 1B	5 0 3 0 0 0 0
Frank White, R OBP: 0.310, SLG: 0.407 (1, 4)	0-0 F7		0-0 FC6-4 1-2f		0-0 HR		0-0 2B 1B		0-0 F7	5 1 2 1 0 0 3
George Brett, L OBP: 0.341, SLG: 0.429 (1, 5)	0-0 F7		0-0 F8		0-0 G3		0-0 1-3 2B			4 0 1 0 0 0 2
Amos Otis, R OBP: 0.307, SLG: 0.431 (1, 8)	4-0 FC5-4 1-2 BB		0-0 F8		0-0 F9		0-3 K			3 0 0 0 1 1 3
Hal McRae, R OBP: 0.311, SLG: 0.380 (1, 10)	0-0 FC5-4 1-2f			0-0 F7		0-0 WP 1B		0-0 F9		4 0 1 0 0 0 2
Willie Aikens, L OBP: 0.384, SLG: 0.468 (1, 3)		4-0 F8 1B BB		4-0 2B BB		0-0 F7		0-0 4-3		2 0 0 0 2 0 1
John Wathan, R OBP: 0.306, SLG: 0.326 (1, 2)		0-0 G6-4-3 1-2 1B		0-0 1-3 2B		0-0 F4		0-0 1-4-3		4 0 2 0 0 0 1
Darryl Motley, R OBP: 0.224, SLG: 0.274 (1, 9)		0-0 F8 2-3		0-0 5-3		0-0 6-3 1-2		0-0 4-3		4 0 0 0 0 0 5
U L Washington, S OBP: 0.314, SLG: 0.285 (1, 6)		0-0 G6-4-3 1-2f		0-0 6-3			0-0 4-3		0-0 5-3	4 0 0 0 0 0 4

Inning Stats	R: 0	H: 1	E: 0	LOB: 2	K: 0	BB: 1	S: 4	P: 8	R: 0	H: 1	E: 0	LOB: 1	K: 0	BB: 1	S: 3	P: 7	R: 0	H: 1	E: 0	LOB: 1	K: 0	BB: 0	S: 4	P: 4	R: 1	H: 1	E: 0	LOB: 0	K: 0	BB: 0	S: 4	P: 4	R: 0	H: 1	E: 0	LOB: 1	K: 0	BB: 0	S: 4	P: 4	R: 0	H: 2	E: 0	LOB: 2	K: 1	BB: 0	S: 7	P: 7	R: 0	H: 0	E: 0	LOB: 0	K: 0	BB: 0	S: 3	P: 3	R: 0	H: 1	E: 0	LOB: 1	K: 0	BB: 0	S: 4	P: 4	1B: 6	SF: 0	2B: 2	SAC: 0	3B: 0	DP: 1	HR: 1	HBP: 0
--------------	------	------	------	--------	------	-------	------	------	------	------	------	--------	------	-------	------	------	------	------	------	--------	------	-------	------	------	------	------	------	--------	------	-------	------	------	------	------	------	--------	------	-------	------	------	------	------	------	--------	------	-------	------	------	------	------	------	--------	------	-------	------	------	------	------	------	--------	------	-------	------	------	-------	-------	-------	--------	-------	-------	-------	--------

PITCHER	IP	WLS	BF	H	R	ER	SO	BB	IBB	HBP	BLK	WP	HR	S	P	ERA	WHIP
Mike Caldwell, L ERA: 3.34 (1, 1)	6.0	W	26	6	1	1	0	3	0	0	0	1	1	23	35	1.50	1.500
Reggie Cleveland, R ERA: 4.13 (7, 1)	0.2		3	1	0	0	0	0	0	0	0	0	0	3	3	0.00	1.500
Jamie Easterly, L ERA: 3.61 (7, 1)	0.0		1	1	0	0	0	0	0	0	0	0	0	1	1	∞	∞
Rollie Fingers, R ERA: 1.14 (7, 1)	2.1	S	8	1	0	0	1	0	0	0	0	0	0	10	10	0.00	0.429

**BOTTOM**

**Milwaukee Brewers @ Kansas City Royals**  
**Royals Stadium, Kansas City, MO**  
 Mon Aug 31 1981, 8:05 PM EDT  
 Att: 27,974 - Unknown - 82 F

[livebaseballscorecards.com](http://livebaseballscorecards.com)

<b>AB</b>	<b>35</b>
<b>R</b>	<b>1</b>
<b>H</b>	<b>9</b>
<b>RBI</b>	<b>1</b>
<b>BB</b>	<b>3</b>
<b>SO</b>	<b>1</b>
<b>LOB</b>	<b>21</b>



WP: 1	PA: 38
PB: 0	
SB: 0	
CS: 0	

Batter	1	2	3	4	5	6	7	8	9	AB R H RBI BB SO LOB	TOP
Robin Yount, R OBP: 0.296, SLG: 0.391 (1, 6) X	0-0 F9 ①		0-0 SF9 FC5-2 1B ① 1-2 2-3		0-0 F7 ②			0-0 F6 ①		4 0 1 0 0 0 0	<b>Milwaukee Brewers @ Kansas City Royals</b> Royals Stadium, Kansas City, MO Tue Sep 01 1981, 8:05 PM EDT Att: 22,202 - Unknown <a href="http://livebaseballscorecards.com">livebaseballscorecards.com</a>
Paul Molitor, R OBP: 0.348, SLG: 0.373 (1, 8) X	0-0 L6 ②		0-0 FC5-2 ① 1-2 2-3 3-Hf		0-0 1B 2B ②			0-0 1B ①		4 0 2 0 0 0 3	
Cecil Cooper, L OBP: 0.358, SLG: 0.490 (1, 3) X	0-0 1B ①		0-0 SF9 ②		0-0 1B ③ 2-H			0-0 L6 ②		3 0 2 1 0 0 1	
Gorman Thomas, R OBP: 0.334, SLG: 0.475 (1, 9) S S S	0-3 K ③		0-0 1-3 ③		0-0 G1 ①			0-3 K ③		4 0 0 0 0 2 4	
Ben Oglivie, L OBP: 0.322, SLG: 0.376 (1, 7) X		0-0 3-1 ①		0-0 F9 ①		0-0 F9 ②		0-0 F7 ①		4 0 0 0 0 0 0	
Ted Simmons, S OBP: 0.261, SLG: 0.384 (1, 10) X		0-0 6-3 ②		0-0 6-3 ②		0-0 5-3 ③		0-0 F3 ②		4 0 0 0 0 0 0	
Don Money, R OBP: 0.306, SLG: 0.305 (1, 5) X		0-0 F6 ③		0-0 1B ③			0-0 F4 ①	0-0 1B ①		4 0 2 0 0 0 0	
Jim Gantner, L OBP: 0.335, SLG: 0.341 (1, 4) X			0-0 1B WP FC5-2 1B ①	0-0 1-3 ③			0-0 G3 ②	0-0 F9 ③		3 0 1 0 0 0 1	
Sal Bando, R OBP: 0.353, SLG: 0.552 (9, PH) X										1 0 0 0 0 0 1	
Ned Yost, R OBP: 0.286, SLG: 0.560 (1, 2) B B B X			4-0 FC5-2 1B SF9 BB ①		0-0 6-3 ①		0-0 6-3 ③			2 1 0 0 1 0 0	
<b>Inning Stats</b>	R: 0 H: 1 E: 0 LOB: 1 K: 1 BB: 0 S: 6 P: 6	R: 0 H: 0 E: 0 LOB: 0 K: 0 BB: 0 S: 3 P: 3	R: 1 H: 2 E: 0 LOB: 2 K: 0 BB: 1 S: 5 P: 9	R: 0 H: 1 E: 0 LOB: 1 K: 0 BB: 0 S: 4 P: 4	R: 0 H: 2 E: 0 LOB: 2 K: 0 BB: 0 S: 4 P: 4	R: 0 H: 0 E: 0 LOB: 0 K: 0 BB: 0 S: 3 P: 3	R: 0 H: 0 E: 0 LOB: 0 K: 0 BB: 0 S: 3 P: 3	R: 0 H: 1 E: 0 LOB: 1 K: 1 BB: 0 S: 6 P: 6	R: 0 H: 1 E: 0 LOB: 1 K: 0 BB: 0 S: 4 P: 4	1B: 7 SF: 1 2B: 1 SAC: 0 3B: 0 DP: 0 HR: 0 HBP: 0	WP: 1 PA: 35 PB: 0 SB: 0 CS: 0
<b>PITCHER</b> Larry Gura, L (1, 1) ERA: 3.1	IP 9.0 WLS W BF 35 H 8 R 1 ER 1 SO 2 BB 1 IBB 0 HBP 0 BLK 0 WP 1 HR 0 S 38 P 42 ERA 1.00 WHIP 1.000	<b>PITCHER</b>									





Batter	1	2	3	4	5	6	7	8	9
Willie Wilson, S OBP: 0.313, SLG: 0.339 (1, 7)	0-0 L8		0-0 F6		0-0 F6		0-0 FC3-2		
Frank White, R OBP: 0.309, SLG: 0.404 (1, 4)	0-0 E9		0-0 5-3			0-3 K	0-0 FC3-2		
George Brett, L OBP: 0.340, SLG: 0.430 (1, 5)	0-0 F7			0-0 3-1		0-0 G3	0-0 FC3-2		
Willie Aikens, L OBP: 0.378, SLG: 0.460 (1, 3)	0-0 6-3			0-0 F8		0-0 G3	0-0 9-2		
Amos Otis, R OBP: 0.306, SLG: 0.426 (1, 8)		0-3 K		0-0 6-3		4-0 1B		0-0 B2-3	
Hal McRae, R OBP: 0.314, SLG: 0.382 (1, 10)		0-0 6-3			0-0 L8	0-0 FC6-4		0-0 5-3	
John Wathan, R OBP: 0.300, SLG: 0.320 (1, 2)		0-0 F8			0-0 F4	0-0 FC6-4		0-0 5-3	
Darryl Motley, R OBP: 0.236, SLG: 0.286 (1, 9)			0-0 F8		0-0 BB		0-0 1B	0-0 F8	
U L Washington, S OBP: 0.318, SLG: 0.287 (1, 6)			0-0 3-1		4-0 BB		0-0 1B		

Inning Stats	R: 0	H: 0	E: 1	LOB: 1	K: 0	BB: 0	S: 4	P: 4
	R: 0	H: 0	E: 0	LOB: 0	K: 1	BB: 0	S: 5	P: 5
	R: 0	H: 1	E: 0	LOB: 1	K: 0	BB: 0	S: 4	P: 4
	R: 0	H: 0	E: 0	LOB: 0	K: 0	BB: 0	S: 3	P: 3
	R: 0	H: 1	E: 0	LOB: 2	K: 0	BB: 1	S: 4	P: 8
	R: 1	H: 2	E: 0	LOB: 2	K: 1	BB: 1	S: 7	P: 11
	R: 2	H: 4	E: 0	LOB: 1	K: 0	BB: 0	S: 6	P: 6
	R: 0	H: 1	E: 0	LOB: 1	K: 0	BB: 0	S: 4	P: 4

PITCHER	IP	WLS	BF	H	R	ER	SO	BB	IBB	HBP	BLK	WP	HR	S	P	ERA	WHIP
Moose Haas, R ERA: 4.25 (1, 1)	6.0	L	29	8	3	3	2	2	0	0	0	0	0	31	39	4.50	1.667
Jamie Easterly, L ERA: 3.53 (7, 1)	1.0		2	0	0	0	0	0	0	0	0	0	0	2	2	0.00	0.000
Reggie Cleveland, R ERA: 4.05 (8, 1)	1.0		4	1	0	0	0	0	0	0	0	0	0	4	4	0.00	1.000

AB R H RBI BB SO LOB

4	0	2	0	0	0	2
4	0	1	2	0	1	1
4	1	1	0	0	0	3
4	0	0	0	0	0	4
3	0	0	0	1	1	0
4	0	2	1	0	0	0
4	0	0	0	0	0	3
4	1	2	0	0	0	1
2	1	1	0	1	0	0

1B: 8	SF: 0	WP: 0	PA: 35
2B: 2	SAC: 0	PB: 0	
3B: 0	DP: 1	SB: 1	
HR: 0	HBP: 0	CS: 0	

AB	R	H	RBI	BB	SO	LOB
33	3	9	3	2	2	14



Milwaukee Brewers @ Kansas City Royals  
 Royals Stadium, Kansas City, MO  
 Tue Sep 01 1981, 8:05 PM EDT  
 Att. 22,202 - Unknown

livebaseballscores.com

Batter	1	2	3	4	5	6	7	8	9	AB R H RBI BB SO LOB	TOP	
Paul Molitor, R (1, 8) OBP: 0.343, SLG: 0.364	0-0 F9		0-0 F9		4-0 2B BB			0-0 F7	0-0 FC5-2	4 1 0 0 1 0 3		
Gorman Thomas, R (1, 9) OBP: 0.336, SLG: 0.481	0-0 F8		0-0 F2		0-0 2B			0-0 2B	0-0 F8	5 0 2 1 0 0 3		
Cecil Cooper, L (1, 10) OBP: 0.356, SLG: 0.490	0-0 G3			0-0 G3 1B 2B	0-0 F5			0-0 1-3		4 1 1 0 0 0 2		
Don Money, R (1, 5) Roy Howell, L (8, PH) OBP: 0.307, SLG: 0.305 OBP: 0.322, SLG: 0.408		0-0 SH5-4 1B FC6-5 1B		0-0 G3		0-3 K		0-0 4-3		3 1 1 0 0 1 1 1 0 0 0 0 0 1		
Mark Brouhard, R (1, 7) Thad Bosley, L (9, PH) Ed Romero, R (9, 5) OBP: 0.336, SLG: 0.395 OBP: 0.270, SLG: 0.241 OBP: 0.217, SLG: 0.256		0-0 FC6-5 SH5-4 1-2 1B		0-0 5-3 1B		0-0 5-3		0-0 L6		3 0 2 1 0 0 0 1 0 0 0 0 0 0 0 0 0 0 0 0 0		
Robin Yount, R (1, 6) OBP: 0.297, SLG: 0.391		0-0 SH5-4		0-0 5-3		0-0 L8		0-0 1B 1B		3 1 1 0 0 0 1		
Sal Bando, R (1, 3) Ben Oglivie, L (9, PH) OBP: 0.324, SLG: 0.500 OBP: 0.324, SLG: 0.378		0-0 FC6-5 FC5-4		0-0 F8			0-0 5-3	0-0 1B FC5-2 1-2 1B		3 0 0 1 0 0 2 1 0 1 0 0 0 0	AB 35 R 4 H 9 RBI 4 BB 2 SO 2 LOB 14	
Charlie Moore, R (1, 2) Ted Simmons, S (9, PH) OBP: 0.351, SLG: 0.366 OBP: 0.263, SLG: 0.386		0-0 FC5-4			0-0 6-3		0-0 F8	0-0 FC5-2 1-3 2-H 1B		3 0 0 0 0 0 1 1 0 1 1 0 0 0		
Jim Gantner, L (1, 4) OBP: 0.333, SLG: 0.337			0-3 K		0-0 G3		0-0 4-3	4-0 FC5-2 IBB		3 0 0 0 1 1 0		
Inning Stats	R: 0 H: 0 E: 0 LOB: 0 K: 0 BB: 0 S: 3 P: 3	R: 1 H: 2 E: 0 LOB: 1 K: 0 BB: 0 S: 5 P: 5	R: 0 H: 0 E: 0 LOB: 0 K: 1 BB: 0 S: 5 P: 5	R: 1 H: 2 E: 0 LOB: 1 K: 0 BB: 0 S: 5 P: 5	R: 1 H: 1 E: 0 LOB: 1 K: 0 BB: 1 S: 4 P: 8	R: 0 H: 0 E: 0 LOB: 0 K: 1 BB: 0 S: 5 P: 5	R: 0 H: 0 E: 0 LOB: 0 K: 0 BB: 0 S: 3 P: 3	R: 0 H: 1 E: 0 LOB: 1 K: 0 BB: 0 S: 4 P: 4	R: 1 H: 3 E: 0 LOB: 3 K: 0 BB: 1 S: 6 P: 10	1B: 6 SF: 0 2B: 3 SAC: 1 3B: 0 DP: 0 HR: 0 HBP: 0	WP: 0 PA: 38 PB: 0 SB: 1 CS: 0	
PITCHER Atlee Hammaker, L (1, 1) ERA: 3.97 Dan Quisenberry, R (8, 1) ERA: 2.34	IP WLS BF H R ER SO BB IBB HBP BLK WP HR S P ERA WHIP	7.0 0 27 5 3 3 2 1 0 0 0 0 0 30 34 3.86 0.857	2.0 W 11 4 1 1 0 0 0 1 0 0 0 0 10 14 4.50 2.000	PITCHER IP WLS BF H R ER SO BB IBB HBP BLK WP HR S P ERA WHIP								ERA WHIP

Milwaukee Brewers @ Kansas City Royals  
 Royals Stadium, Kansas City, MO  
 Wed Sep 02 1981, 8:05 PM EDT  
 Att. 19,658 - Unknown - 78 F

livebaseballscores.com



Batter	1	2	3	4	5	6	7	8	9	AB	R	H	RBI	BB	SO	LOB
Willie Wilson, S OBP: 0.316, SLG: 0.339 (1, 7)	0-0 4-3		0-0 FC5 1B		0-0 SH1-4		0-0 S 1B		4-0 FC5 FC6-2 IBB	3	0	1	0	1	0	1
Frank White, R OBP: 0.306, SLG: 0.413 (1, 4)	0-0 1-3		0-3 K		0-0 HR		0-0 F8		0-0 FC6-2 FC5	5	1	1	3	0	1	6
George Brett, L OBP: 0.337, SLG: 0.425 (1, 5)	0-0 6-3		0-0 1B		0-0 F9		0-0 F5		0-0 FC5	5	0	1	2	0	0	3
Amos Otis, R OBP: 0.306, SLG: 0.421 (1, 8)		0-0 6-3		4-0 S BB	0-0 6-3			0-0 6-3		3	0	0	0	1	0	0
Hal McRae, R OBP: 0.313, SLG: 0.378 (1, 10)		4-0 3-1 BB		0-0 F9		0-0 G3		0-0 6-3		3	0	0	0	1	0	1
Willie Aikens, L OBP: 0.373, SLG: 0.452 (1, 3)		0-0 3-1		0-0 F5		0-0 6-3		0-3 K		4	0	0	0	0	1	2
John Wathan, R OBP: 0.300, SLG: 0.318 (1, 2)		0-0 L7		0-0 6-3		0-0 1B			0-0 F3	4	0	1	0	0	0	2
Darryl Motley, R OBP: 0.262, SLG: 0.291 (1, 9)			4-0 E 1B BB		4-0 SH1-4 HR BB		0-0 F8		0-0 2B FC6-2 1B	2	2	1	0	2	0	1
U L Washington, S OBP: 0.321, SLG: 0.292 (1, 6)			0-3 K		4-0 SH1-4 HR BB		0-0 4-3		0-0 FC6-2 FC5 2B	3	2	1	0	1	1	1

Inning Stats	R: 0	H: 0	E: 0	LOB: 0	K: 0	S: 3	P: 3	R: 0	H: 0	E: 0	LOB: 1	K: 0	BB: 1	S: 3	P: 7	R: 1	H: 1	E: 1	LOB: 2	K: 2	BB: 1	S: 8	P: 12	R: 0	H: 0	E: 0	LOB: 1	K: 0	BB: 1	S: 3	P: 7	R: 3	H: 1	E: 0	LOB: 0	K: 0	BB: 2	S: 4	P: 12	R: 0	H: 1	E: 0	LOB: 1	K: 0	BB: 0	S: 4	P: 4	R: 0	H: 1	E: 0	LOB: 1	K: 0	BB: 0	S: 4	P: 4	R: 0	H: 0	E: 0	LOB: 0	K: 1	BB: 0	S: 5	P: 5	R: 1	H: 2	E: 0	LOB: 3	K: 0	BB: 1	S: 5	P: 9	1B: 4	SF: 0	2B: 1	SAC: 1	3B: 0	DP: 0	HR: 1	HBP: 0	WP: 0	PA: 39
--------------	------	------	------	--------	------	------	------	------	------	------	--------	------	-------	------	------	------	------	------	--------	------	-------	------	-------	------	------	------	--------	------	-------	------	------	------	------	------	--------	------	-------	------	-------	------	------	------	--------	------	-------	------	------	------	------	------	--------	------	-------	------	------	------	------	------	--------	------	-------	------	------	------	------	------	--------	------	-------	------	------	-------	-------	-------	--------	-------	-------	-------	--------	-------	--------

PITCHER	IP	WLS	BF	H	R	ER	SO	BB	IBB	HBP	BLK	WP	HR	S	P	ERA	WHIP
Randy Lerch, L ERA: 4.66 (1, 1)	8.0		33	4	4	3	3	5	0	0	0	0	1	34	54	3.38	1.125
Rollie Fingers, R ERA: 1.29 (9, 1)	0.2	L	6	2	1	1	0	0	1	0	0	0	0	5	9	13.50	3.000

BOTTOM

Milwaukee Brewers @ Kansas City Royals  
Royals Stadium, Kansas City, MO

Wed Sep 02 1981, 8:05 PM EDT  
Att: 19,658 - Unknown - 78 F

livebaseballscorecards.com

AB	32
R	5
H	6
RBI	5
BB	6
SO	3
LOB	17



Batter	1	2	3	4	5	6	7	8	9	AB R H RBI BB SO LOB	TOP		
Willie Randolph, R (1, 4) OBP: 0.345, SLG: 0.310	4-0 1-3 S SF8 BB		0-0 F8			0-3 K	0-0 4-3			3 1 0 0 1 1 3			
Jerry Mumphrey, S (1, 8) OBP: 0.361, SLG: 0.442	0-0 1-3		0-0 F8			0-0 F8		4-0 G1-4-3 BB		3 0 0 0 1 0 2			
Dave Winfield, R (1, 7) OBP: 0.366, SLG: 0.451	0-0 SF8			4-0 G6-4-3 BB		0-0 2B		0-0 G1-4-3 1-2f		2 0 1 1 1 0 1			
Reggie Jackson, L (1, 9) OBP: 0.338, SLG: 0.411	0-0 4-3			0-0 F4		0-0 F5		0-0 1B		4 0 1 0 0 0 2			
Bob Watson, R (1, 3) OBP: 0.313, SLG: 0.357		0-0 L8		0-0 G6-4-3 1-2f			0-0 HR		0-0 4-3 SH3-4 1B	3 1 1 1 0 0 1 1 0 1 0 0 0 0			
Dave Revering, L (8, 3) OBP: 0.325, SLG: 0.343													
Rick Cerone, R (1, 2) OBP: 0.270, SLG: 0.316					0-3 K		0-0 F9		0-0 SH3-4 1-2	3 0 0 0 0 1 0			
Aurelio Rodriguez, R (1, 5) OBP: 0.318, SLG: 0.452													
Graig Nettles, L (9, PH) OBP: 0.315, SLG: 0.373							0-0 5-3		0-0 4-3 2-3	3 0 1 0 0 0 0 1 0 0 0 0 0 1	AB 29 R 2 H 7 RBI 2 BB 5 SO 2 LOB 14		
Dennis Werth, R (1, 10) OBP: 0.275, SLG: 0.122							0-0 F8		4-0 2B BB	2 0 0 0 1 0 1 0 0 0 0 1 0 0			
Oscar Gamble, L (9, PH) OBP: 0.391, SLG: 0.526							0-0 6-3		4-0 FC6-4 BB				
Andre Robertson, R (1, 6) OBP: 0.667, SLG: 1.000							0-0 F7		0-0 FC6-4 1-2f	3 0 2 0 0 0 1 1 0 0 0 0 0 2			
Bobby Murcer, L (9, PH) OBP: 0.337, SLG: 0.464													
<b>Inning Stats</b>	R: 1 H: 0 E: 0 LOB: 0 K: 0 BB: 1 S: 3 P: 7	R: 0 H: 0 E: 0 LOB: 0 K: 0 BB: 0 S: 3 P: 3	R: 0 H: 1 E: 0 LOB: 1 K: 0 BB: 0 S: 4 P: 4	R: 0 H: 0 E: 0 LOB: 0 K: 0 BB: 1 S: 2 P: 6	R: 0 H: 1 E: 0 LOB: 1 K: 1 BB: 0 S: 6 P: 6	R: 0 H: 1 E: 0 LOB: 1 K: 1 BB: 0 S: 6 P: 6	R: 1 H: 2 E: 0 LOB: 2 K: 0 BB: 1 S: 5 P: 9	R: 0 H: 1 E: 0 LOB: 1 K: 0 BB: 1 S: 2 P: 6	R: 0 H: 1 E: 0 LOB: 2 K: 0 BB: 1 S: 4 P: 8	1B: 4 SF: 1 2B: 2 SAC: 1 3B: 0 DP: 2 HR: 1 HBP: 0	WP: 0 PA: 36 PB: 0 SB: 1 CS: 0		
<b>PITCHER</b>	IP WLS BF H R ER SO BB IBB HBP BLK WP HR S P ERA WHIP											<b>PITCHER</b>	IP WLS BF H R ER SO BB IBB HBP BLK WP HR S P ERA WHIP
Mike Jones, L (1, 1) ERA: 1.95	7.0 W 29 5 2 2 2 4 0 0 0 0 0 1 29 45 2.57 1.286												
Dan Quisenberry, R (8, 1) ERA: 2.23	2.0 S 7 2 0 0 0 1 0 0 0 0 0 0 6 10 0.00 1.500												

**New York Yankees @ Kansas City Royals**  
**Royals Stadium, Kansas City, MO**  
 Thu Sep 03 1981, 8:05 PM EDT  
 Att. 26,565 - Unknown - 82 F

livebaseballscorecards.com



Batter	1	2	3	4	5	6	7	8	9
Willie Wilson, S OBP: 0.318, SLG: 0.344 (1, 7)	0-0 2B 6-3 1B		0-0 1B 2B		0-0 5-3			0-0 1-3	
Frank White, R OBP: 0.310, SLG: 0.416 (1, 4)	0-0 6-3 1-3 1B 2B		4-0 F9 1B BB		0-3 K			0-0 L5	
George Brett, L OBP: 0.337, SLG: 0.424 (1, 5)	0-0 6-3 2-3 3-H		0-0 1-2 2-H 1B		0-0 G3				
Amos Otis, R OBP: 0.306, SLG: 0.420 (1, 8)	0-0 CS 1B		0-0 F9		0-0 1-3				
Hal McRae, R OBP: 0.310, SLG: 0.374 (1, 10)	0-0 5-3 1-2		0-3 K		0-0 F4				
Willie Aikens, L OBP: 0.369, SLG: 0.446 (1, 3)		0-0 6-3		0-3 K		0-0 4-3			
John Wathan, R OBP: 0.295, SLG: 0.314 (1, 2)		0-0 6-3		0-0 5-3		0-0 F9			
Darryl Motley, R OBP: 0.264, SLG: 0.293 (1, 9)		0-0 L3		0-0 F3		0-0 CS 1B			
U L Washington, S OBP: 0.318, SLG: 0.288 (1, 6)			0-0 5-3		0-0 5-3		0-0 CS 1-2	0-0 F8	

Inning Stats	R: 2	H: 3	E: 0	LOB: 0	K: 0	BB: 0	S: 5	P: 5
	R: 0	H: 0	E: 0	LOB: 0	K: 0	BB: 0	S: 3	P: 3
	R: 1	H: 2	E: 0	LOB: 2	K: 1	BB: 1	S: 7	P: 11
	R: 0	H: 0	E: 0	LOB: 0	K: 1	BB: 0	S: 5	P: 5
	R: 0	H: 0	E: 0	LOB: 0	K: 1	BB: 0	S: 5	P: 5
	R: 0	H: 0	E: 0	LOB: 0	K: 0	BB: 0	S: 3	P: 3
	R: 0	H: 0	E: 0	LOB: 0	K: 0	BB: 0	S: 3	P: 3
	R: 0	H: 1	E: 0	LOB: 0	K: 0	BB: 0	S: 3	P: 3
	R: 0	H: 0	E: 0	LOB: 0	K: 0	BB: 0	S: 3	P: 3


PITCHER	IP	WLS	BF	H	R	ER	SO	BB	IBB	HBP	BLK	WP	HR	S	P	ERA	WHIP
Tommy John, L ERA: 2.64 (1, 1)	8.0	L	29	6	3	3	3	1	0	0	0	0	0	34	38	3.38	0.875

AB R H RBI BB SO LOB

4	2	2	0	0	0	0
3	1	1	0	1	1	0
3	0	1	2	0	0	1
3	0	1	1	0	0	2
3	0	0	0	0	1	3
3	0	0	0	0	1	0
3	0	0	0	0	0	0
3	0	1	0	0	0	0
3	0	0	0	0	0	0

AB	28
R	3
H	6
RBI	3
BB	1
SO	3
LOB	6

WP: 0 PA: 30  
PB: 0  
SB: 1  
CS: 2



**New York Yankees @ Kansas City Royals**  
**Royals Stadium, Kansas City, MO**  
 Thu Sep 03 1981, 8:05 PM EDT  
 Att: 26,565 - Unknown - 82 F

livebaseballscorecards.com

Batter	1	2	3	4	5	6	7	8	9	AB R H RBI BB SO LOB	TOP											
Willie Randolph, R (1, 4) OBP: 0.346, SLG: 0.319	0-0 6-3		0-0 5-3			0-0 SF8 3B		0-0 1B E 1B	0-0 F7	5 2 2 0 0 0 1	<b>New York Yankees @ Kansas City Royals</b> Royals Stadium, Kansas City, MO Fri Sep 04 1981, 8:05 PM EDT Att. 34,272 - Unknown - 80 F <a href="http://livebaseballscorecards.com">livebaseballscorecards.com</a>											
Jerry Mumphrey, S (1, 8) OBP: 0.360, SLG: 0.441	0-0 F7			0-0 F7		0-0 SF8		0-0 E 1B SF9 1B		3 1 1 1 0 0 0												
Oscar Gamble, L (1, 7) OBP: 0.390, SLG: 0.522 Dave Winfield, R (8, PH) OBP: 0.368, SLG: 0.452	0-0 5-3			0-0 F9		0-0 1B 1B		0-0 SF9 E 1B		3 0 1 0 0 0 0 1 0 1 1 0 0 0												
Reggie Jackson, L (1, 9) OBP: 0.337, SLG: 0.408		0-0 4-3		0-3 K		0-0 1B		0-0 FC3		4 0 1 0 0 1 2												
Bobby Murcer, L (1, 10) OBP: 0.326, SLG: 0.448 Bob Watson, R (8, PH) OBP: 0.310, SLG: 0.354		0-0 F8			0-0 F7	0-0 L9		0-3 K		3 0 0 0 0 0 2 1 0 0 0 0 1 3												
Graig Nettles, L (1, 5) OBP: 0.310, SLG: 0.368		0-0 F7			0-0 4-3		0-0 4-3	0-0 SF9		3 0 0 1 0 0 0												
Dave Revering, L (1, 3) OBP: 0.330, SLG: 0.349 Dennis Werth, R (8, PH) OBP: 0.269, SLG: 0.119			0-0 FC3-6 1B		0-0 1B		0-0 5-3	0-3 K		3 0 2 0 0 0 0 1 0 0 0 0 1 2												
Rick Cerone, R (1, 2) OBP: 0.263, SLG: 0.308			0-3 K		0-0 6-3		0-3 K		0-0 F9	4 0 0 0 0 2 2												
Larry Milbourne, S (1, 6) OBP: 0.383, SLG: 0.437			0-0 FC3-6			0-0 F8		0-0 1B 1B 1B	0-0 6-3	4 1 1 0 0 0 1												
<b>Inning Stats</b>	R: 0 E: 0 K: 0 S: 3	H: 0 LOB: 0 BB: 0 P: 3	R: 0 E: 0 K: 0 S: 3	H: 0 LOB: 0 BB: 0 P: 3	R: 0 E: 0 K: 1 S: 6	H: 1 LOB: 1 BB: 0 P: 6	R: 0 E: 0 K: 1 S: 5	H: 0 LOB: 0 BB: 0 P: 5	R: 0 E: 0 K: 0 S: 4	H: 1 LOB: 1 BB: 0 P: 4	R: 1 E: 0 K: 0 S: 6	H: 3 LOB: 2 BB: 0 P: 6	R: 0 E: 0 K: 1 S: 5	H: 0 LOB: 0 BB: 0 P: 5	R: 3 E: 1 K: 2 S: 12	H: 4 LOB: 2 BB: 0 P: 12	R: 0 E: 0 K: 0 S: 3	H: 0 LOB: 0 BB: 0 P: 3	1B: 8 2B: 0 3B: 1 HR: 0	SF: 2 SAC: 0 DP: 0 HBP: 0	WP: 0 PB: 0 SB: 0 CS: 0	PA: 37
<b>PITCHER</b>	IP WLS BF H R ER SO BB IBB HBP BLK WP HR S P ERA WHIP																					
Dennis Leonard, R (1, 1) ERA: 3.68	7.0 L 29 8 4 2 3 0 0 0 0 0 0 0 0 35 35 2.57 1.143																					
Paul Splittorff, L (8, 1) ERA: 4.52	0.0 2 1 0 0 0 0 0 0 0 0 0 0 0 2 2 ∞ ∞																					
Renie Martin, R (8, 1) ERA: 2.82	0.1 1 0 0 0 0 1 0 0 0 0 0 0 0 3 3 0.00 0.000																					
Ken Brett, L (8, 1) ERA: 4.33	1.2 5 0 0 0 0 1 0 0 0 0 0 0 0 7 7 0.00 0.000																					

**New York Yankees @ Kansas City Royals**  
 Royals Stadium, Kansas City, MO  
 Fri Sep 04 1981, 8:05 PM EDT  
 Att. 34,272 - Unknown - 80 F

<b>AB</b>	35
<b>R</b>	4
<b>H</b>	9
<b>RBI</b>	3
<b>BB</b>	0
<b>SO</b>	5
<b>LOB</b>	13





Batter	1	2	3	4	5	6	7	8	9	AB R H RBI BB SO LOB	TOP	
Willie Randolph, R (1, 4) OBP: 0.348, SLG: 0.323	4-0 BB		0-0 P3		0-0 1-H 2B		0-0 F9			3 0 1 1 1 0 0	<b>New York Yankees @ Kansas City Royals</b> Royals Stadium, Kansas City, MO Sat Sep 05 1981, 4:33 AM EDT Att. 38,325 - Sunny - 83 F <a href="http://livebaseballscorecards.com">livebaseballscorecards.com</a>	
Jerry Mumphrey, S (1, 8) OBP: 0.355, SLG: 0.435	0-0 F8		0-0 F8		0-0 4-3			0-0 6-3		4 0 0 0 0 0 2		
Dave Winfield, R (1, 7) OBP: 0.366, SLG: 0.448	0-0 F8		0-0 L7			4-0 BB		0-3 K		3 0 0 0 1 1 1		
Reggie Jackson, L (1, 9) OBP: 0.332, SLG: 0.402	0-0 F2			0-0 F8		0-0 9-6 1-2f		0-0 F3		4 0 0 0 0 0 2		
Bob Watson, R (1, 3) OBP: 0.316, SLG: 0.359		0-0 BB 1B		0-0 6-3		0-0 1B		0-3 K		4 0 2 0 0 1 0		
Rick Cerone, R (1, 2) OBP: 0.257, SLG: 0.301		0-0 P6		0-0 F7		0-0 F7		0-0 F8		4 0 0 0 0 0 2		
Graig Nettles, L (1, 5) OBP: 0.316, SLG: 0.373		4-0 1-2 BB			4-0 2B BB		0-0 SH3-4 SF9 2B		0-0 F9	2 2 1 0 2 0 0		
Dennis Werth, R (1, 10) OBP: 0.259, SLG: 0.114		0-3 K			0-0 L7		0-0 SH3-4			2 0 0 0 0 1 3		
Larry Milbourne, S (1, 6) OBP: 0.371, SLG: 0.427		0-3 K			0-0 F7		0-0 SF9			2 0 0 1 0 1 3		
<b>Inning Stats</b>	R: 0 H: 0 E: 0 LOB: 1 K: 0 BB: 1 S: 3 P: 7	R: 0 H: 1 E: 0 LOB: 2 K: 2 BB: 1 S: 8 P: 12	R: 0 H: 0 E: 0 LOB: 0 K: 0 BB: 0 S: 3 P: 3	R: 0 H: 0 E: 0 LOB: 0 K: 0 BB: 0 S: 3 P: 3	R: 1 H: 1 E: 0 LOB: 1 K: 0 BB: 1 S: 4 P: 8	R: 0 H: 1 E: 0 LOB: 1 K: 0 BB: 1 S: 3 P: 7	R: 1 H: 1 E: 0 LOB: 0 K: 0 BB: 0 S: 4 P: 4	R: 0 H: 0 E: 0 LOB: 0 K: 1 BB: 0 S: 5 P: 5	R: 0 H: 0 E: 0 LOB: 0 K: 1 BB: 0 S: 5 P: 5	1B: 2 SF: 1 2B: 3 SAC: 1 3B: 0 DP: 1 HR: 0 HBP: 0	WP: 0 PA: 34 PB: 0 SB: 0 CS: 0	
<b>PITCHER</b> Larry Gura, L (1, 1) ERA: 3.03	IP WLS BF H R ER SO BB IBB HBP BLK WP HR S P ERA WHIP	9.0 L 34 4 2 2 4 4 0 0 0 0 0 0 38 54 2.00 0.889										

**New York Yankees @ Kansas City Royals**  
 Royals Stadium, Kansas City, MO  
 Sat Sep 05 1981, 4:33 AM EDT  
 Att. 38,325 - Sunny - 83 F

<b>AB</b>	28
<b>R</b>	2
<b>H</b>	4
<b>RBI</b>	2
<b>BB</b>	4
<b>SO</b>	4
<b>LOB</b>	13





Batter	1	2	3	4	5	6	7	8	9	AB	R	H	RBI	BB	SO	LOB	BOTTOM
--------	---	---	---	---	---	---	---	---	---	----	---	---	-----	----	----	-----	--------

Willie Wilson, S (1, 7) OBP: 0.319, SLG: 0.345	0-0 G3			0-0 L8		0-0 S BLK 1B		0-0 5-3		4	1	1	0	0	0	0	
Frank White, R (1, 4) OBP: 0.300, SLG: 0.402	0-0 5-3			0-0 6-3		0-0 F2		0-0 5-3		4	0	0	0	0	0	1	
George Brett, L (1, 5) OBP: 0.338, SLG: 0.426	0-0 1B			0-0 2B		0-0 P6		0-0 1B		4	0	3	0	0	0	1	
Amos Otis, R (1, 8) OBP: 0.302, SLG: 0.413		0-3 K		0-3 K		0-0 WP 1B		0-0 P6		4	0	1	1	0	2	2	
Hal McRae, R (1, 10) OBP: 0.306, SLG: 0.368		0-3 K			0-0 4-3	0-0 F9		0-0 F9		4	0	0	0	0	1	1	
Willie Aikens, L (1, 3) OBP: 0.364, SLG: 0.435		0-3 K			4-0 1B BB		0-3 K		0-0 6-3	3	0	0	0	1	2	0	
John Wathan, R (1, 2) OBP: 0.295, SLG: 0.310			0-0 F8		0-0 L8		0-0 1-3 1B		4-0 S BB	3	0	1	0	1	0	1	
Darryl Motley, R (1, 9) Cesar Geronimo, L (9, PH) OBP: 0.287, SLG: 0.320			0-0 4-3		0-0 1-2 1B		0-0 1-3		4-0 BB	3	0	1	0	0	0	1	
U L Washington, S (1, 6) Lee May, R (9, PH) OBP: 0.311, SLG: 0.281 OBP: 0.333, SLG: 0.365			0-0 L8		0-0 L9		0-0 F8		0-0 F5	3	0	0	0	0	0	3	

Inning Stats		R: 0	H: 1	R: 0	H: 0	R: 0	H: 0	R: 0	H: 1	R: 0	H: 1	R: 0	H: 1	R: 0	H: 1	R: 0	H: 0	1B: 6	SF: 0	WP: 1	PA: 36		
		E: 0	LOB: 1	E: 0	LOB: 0	E: 0	LOB: 0	E: 0	LOB: 1	E: 0	LOB: 1	E: 0	LOB: 1	E: 0	LOB: 1	E: 0	LOB: 2	2B: 1	SAC: 0	PB: 0			
		K: 0	BB: 0	K: 3	BB: 0	K: 1	BB: 0	K: 0	BB: 1	K: 1	BB: 0	K: 1	BB: 0	K: 0	BB: 0	K: 0	BB: 2	3B: 0	DP: 0	SB: 2			
		S: 3	P: 3	S: 9	P: 9	S: 3	P: 3	S: 6	P: 6	S: 5	P: 5	S: 6	P: 6	S: 4	P: 4	S: 3	P: 11	HR: 0	HBP: 0	CS: 0			
PITCHER	IP	WLS	BF	H	R	ER	SO	BB	IBB	HBP	BLK	WP	HR	S	P	ERA	WHIP					ERA	WHIP
Dave Righetti, L (1, 1) ERA: 1.62	8.0	W	31	7	1	1	5	1	0	0	1	1	0	40	44	1.12	1.000						
Rich Gossage, R (9, 1) ERA: 0.68	1.0	S	5	0	0	0	0	2	0	0	0	0	0	3	11	0.00	2.000						

New York Yankees @ Kansas City Royals  
 Royals Stadium, Kansas City, MO  
 Sat Sep 05 1981, 4:33 AM EDT  
 Att: 38,325 - Sunny - 83 F

livebaseballscorecards.com

AB 33  
 R 1  
 H 7  
 RBI 1  
 BB 3  
 SO 5  
 LOB 12



Batter	1	2	3	4	5	6	7	8	9	AB R H RBI BB SO LOB	TOP											
Willie Randolph, R OBP: 0.346, SLG: 0.321 (1, 4)			E5		F7			F8		5 1 1 0 0 0 4												
Larry Milbourne, S OBP: 0.373, SLG: 0.426 (1, 6)			L9			G5-4-3 1B		F9		5 1 2 0 0 0 5												
Dave Winfield, R OBP: 0.370, SLG: 0.454 (1, 7)						G5-4-3 1-2f		FC6-4 1-2f		5 1 3 1 0 0 2												
Reggie Jackson, L OBP: 0.337, SLG: 0.406 (1, 9)			P6						L9	5 1 3 1 0 0 1												
Bob Watson, R OBP: 0.320, SLG: 0.374 (1, 3)			F8		F7					4 1 1 2 1 0 4												
Graig Nettles, L OBP: 0.314, SLG: 0.370 (1, 5)			4-3		4-1			F8		5 0 1 0 0 0 4												
Rick Cerone, R OBP: 0.256, SLG: 0.298 (1, 2)					F9	F5		F9		5 1 1 1 0 0 4												
Barry Foote, R OBP: 0.243, SLG: 0.333 (1, 10)						5-3		6-3		5 0 2 0 0 0 2												
Bobby Brown, S OBP: 0.258, SLG: 0.267 (1, 8)			K		4-3					3 0 1 1 1 1 1												
<b>Inning Stats</b>	R: 6 E: 0 K: 0 S: 11	H: 8 LOB: 2 BB: 0 P: 11	R: 0 E: 0 K: 0 S: 4	H: 1 LOB: 1 BB: 0 P: 4	R: 0 E: 1 K: 1 S: 7	H: 1 LOB: 2 BB: 0 P: 7	R: 0 E: 0 K: 0 S: 5	H: 2 LOB: 2 BB: 0 P: 5	R: 0 E: 0 K: 0 S: 3	H: 0 LOB: 0 BB: 0 P: 3	R: 0 E: 0 K: 0 S: 4	H: 2 LOB: 1 BB: 0 P: 4	R: 0 E: 0 K: 0 S: 3	H: 0 LOB: 0 BB: 0 P: 3	R: 0 E: 0 K: 0 S: 3	H: 0 LOB: 1 BB: 1 P: 7	R: 0 E: 0 K: 0 S: 4	H: 1 LOB: 2 BB: 1 P: 8	1B: 13 2B: 1 3B: 1 HR: 0	SF: 0 SAC: 0 DP: 1 HBP: 0	WP: 0 PB: 0 SB: 0 CS: 0	PA: 44
<b>PITCHER</b>	IP WLS BF H R ER SO BB IBB HBP BLK WP HR S P ERA WHIP																					
Atlee Hammaker, L ERA: 5.56 (1, 1)	0.0 L 4 4 4 4 0 0 0 0 0 0 0 0 4 4 ∞ ∞																					
Rich Gale, R ERA: 5.81 (1, 1)	6.0 28 10 2 2 1 0 0 0 0 0 0 0 30 30 3.00 1.667																					
Jim Wright, R ERA: 2.83 (7, 1)	3.0 12 1 0 0 0 2 0 0 0 0 0 0 10 18 0.00 1.000																					

**New York Yankees @ Kansas City Royals**  
 Royals Stadium, Kansas City, MO  
 Sun Sep 06 1981, 4:33 AM EDT  
 Att. 40,105 - Sunny - 84 F

AB	42
R	6
H	15
RBI	6
BB	2
SO	1
LOB	27



Batter	1	2	3	4	5	6	7	8	9	AB	R	H	RBI	BB	SO	LOB	BOTTOM																		
Willie Wilson, S OBP: 0.319, SLG: 0.344 (1, 7)	0-0 F8		0-0 G6-4-3 1B			0-0 6-3		0-0 G3		4	0	1	0	0	0	1	<b>New York Yankees @ Kansas City Royals</b> <b>Royals Stadium, Kansas City, MO</b> Sun Sep 06 1981, 4:33 AM EDT Att: 40,105 - Sunny - 84 F																		
Frank White, R OBP: 0.299, SLG: 0.400 (1, 4)	0-0 1B		0-0 G6-4-3 1-2f			0-3 K		0-3 K		4	0	1	0	0	2	2																			
George Brett, L OBP: 0.337, SLG: 0.424 (1, 5)	0-0 F9		0-0 4-3			0-0 3-1			0-0 G4-6-3 1B	4	0	1	0	0	0	1																			
Willie Aikens, L OBP: 0.363, SLG: 0.433 (1, 3)	0-0 F7				0-0 F8				0-0 G4-6-3 1-2f	4	0	1	0	0	0	2																			
Amos Otis, R OBP: 0.305, SLG: 0.412 (1, 8)		4-0 BB 1B BB			0-0 1-3				0-0 G4-6-3 1-2 1B	3	1	1	0	1	0	0																			
Hal McRae, R OBP: 0.306, SLG: 0.368 (1, 10)		0-0 G4-6-3 1-2 1B			0-0 6-3				0-0 F8	3	0	1	0	0	0	2																			
John Wathan, R OBP: 0.296, SLG: 0.310 (1, 2)		0-0 G4-6-3 1-2 2-H 1B				0-0 F7			0-0 G4-6-3 1-2f	3	0	1	1	0	0	2																			
Darryl Motley, R OBP: 0.253, SLG: 0.278 (1, 9)		0-0 G4-6-3 1-2f 2-3				0-0 F8			0-0 F7	3	0	0	0	0	0	2																			
U L Washington, S OBP: 0.311, SLG: 0.279 (1, 6)		0-0 6-3				0-0 F8			4-0 BB BB BB G3 BB	2	0	0	0	1	0	1																			
<b>Inning Stats</b>	R: 0 E: 0 K: 0 S: 4	H: 1 LOB: 1 BB: 0 P: 4	R: 1 E: 0 K: 0 S: 4	H: 2 LOB: 1 BB: 1 P: 8	R: 0 E: 0 K: 0 S: 3	H: 1 LOB: 0 BB: 0 P: 3	R: 0 E: 0 K: 0 S: 3	H: 0 LOB: 0 BB: 0 P: 3	R: 0 E: 0 K: 1 S: 5	H: 2 LOB: 1 BB: 0 P: 4	R: 0 E: 0 K: 1 S: 5	H: 0 LOB: 1 BB: 1 P: 9	R: 0 E: 0 K: 0 S: 3	H: 1 LOB: 0 BB: 0 P: 3	1B: 7 2B: 0 3B: 0 HR: 0	SF: 0 SAC: 0 DP: 4 HBP: 0	WP: 0 PB: 0 SB: 0 CS: 0	PA: 32																	
<b>PITCHER</b> Rick Reuschel, R ERA: 2.97 (1, 1)	IP 9.0	WLS W	BF 32	H 7	R 1	ER 1	SO 2	BB 2	IBB 0	HBP 0	BLK 0	WP 0	HR 0	S 34	P 42	ERA 1.00	WHIP 1.000	<b>PITCHER</b>	IP 9.0	WLS W	BF 32	H 7	R 1	ER 1	SO 2	BB 2	IBB 0	HBP 0	BLK 0	WP 0	HR 0	S 34	P 42	ERA 1.00	WHIP 1.000

livebaseballscorecards.com

AB	30
R	1
H	7
RBI	1
BB	2
SO	2
LOB	13



Batter	1	2	3	4	5	6	7	8	9	AB R H RBI BB SO LOB	TOP											
Rick Burleson, R OBP: 0.375, SLG: 0.392 (1, 6) X	0-0 SH5-3 1B		0-0 BB 1-2 1B		0-0 1B 1B		4-0 1B BB		0-0 4-3	4 1 3 0 1 0 0	<p>California Angels @ Kansas City Royals</p> <p>Royals Stadium, Kansas City, MO</p> <p>Mon Sep 07 1981, 8:05 PM EDT</p> <p>Att: 25,054 - Unknown</p>											
Rod Carew, L OBP: 0.378, SLG: 0.382 (1, 3) X	0-0 SH5-3 1-2		4-0 BB 1-2 2-3		0-0 1B 1-2 1B		0-0 F8	0-0 1-3	3 0 1 0 1 0 1													
Don Baylor, R OBP: 0.306, SLG: 0.393 (1, 10) X	0-0 F9		0-3 K		0-0 F9		0-0 F2		4 0 0 0 0 1 7													
Bobby Grich, R OBP: 0.399, SLG: 0.566 (1, 4) S S	0-3 K		0-0 L6		0-0 1-2 2-H 1B		0-0 FC6-4 1B		4 0 2 1 0 1 4													
Brian Downing, R OBP: 0.358, SLG: 0.362 (1, 2) X		0-0 6-3		0-0 L7		0-3 K	0-0 FC6-4		4 0 0 0 0 1 4													
Dan Ford, R OBP: 0.333, SLG: 0.463 (1, 9) X		0-0 1-3		4-0 BB		0-0 1B	0-0 1-3		3 0 1 0 1 0 0													
Juan Beniquez, R OBP: 0.243, SLG: 0.232 (1, 8) X		0-0 F8		0-0 L9		0-0 F7	0-0 4-3		4 0 0 0 0 0 2													
Brian Harper, R OBP: 0.333, SLG: 0.333 (1, 7)			0-0 BB 1B		0-0 F8		0-0 F3	0-0 6-3	3 0 1 0 0 0 2													
Larry Harlow, L OBP: 0.349, SLG: 0.226 (8, PH) (8, 7)									1 0 0 0 0 0 0													
Butch Hobson, R OBP: 0.331, SLG: 0.356 (1, 5)			0-0 F7		0-0 5-3	0-0 F9		0-3 K	3 0 0 0 0 0 2													
Fred Lynn, L OBP: 0.332, SLG: 0.329 (9, PH)									1 0 0 0 0 1 0													
<b>Inning Stats</b>	R: 0 E: 0 K: 1 S: 6	H: 1 LOB: 1 BB: 0 P: 6	R: 0 E: 0 K: 0 S: 3	H: 0 LOB: 0 BB: 0 P: 3	R: 0 E: 0 K: 1 S: 7	H: 2 LOB: 3 BB: 1 P: 11	R: 0 E: 0 K: 0 S: 3	H: 0 LOB: 1 BB: 1 P: 7	R: 1 E: 0 K: 1 S: 8	H: 3 LOB: 2 BB: 0 P: 8	R: 0 E: 0 K: 0 S: 4	H: 1 LOB: 1 BB: 0 P: 4	R: 0 E: 0 K: 0 S: 4	H: 1 LOB: 2 BB: 1 P: 8	R: 0 E: 0 K: 0 S: 3	H: 0 LOB: 0 BB: 0 P: 3	R: 0 E: 0 K: 1 S: 5	H: 0 LOB: 0 BB: 0 P: 5	1B: 8 2B: 0 3B: 0 HR: 0	SF: 0 SAC: 1 DP: 0 HBP: 0	WP: 0 PB: 0 SB: 0 CS: 0	PA: 38
<b>PITCHER</b>	IP WLS BF H R ER SO BB IBB HBP BLK WP HR S P ERA WHIP																					
Mike Jones, L ERA: 1.84 (1, 1)	7.0 W 32 8 1 1 3 3 0 0 0 0 0 0 35 47 1.29 1.571																					
Dan Quisenberry, R ERA: 2.14 (8, 1)	2.0 6 0 0 0 1 0 0 0 0 0 0 0 8 8 0.00 0.000																					

livebaseballscores.com

AB	34
R	1
H	8
RBI	1
BB	3
SO	4
LOB	22



Batter	1	2	3	4	5	6	7	8	9
Willie Wilson, S OBP: 0.326, SLG: 0.351 (1, 7)	0-0 E S BB 1B	0-0 FC6-4 1B		0-0 1B WP SF7 1B		0-0 6-3 1B		0-0 G5-4-3 1-2f	
Frank White, R OBP: 0.297, SLG: 0.396 (1, 4)	0-0 E5 BB BB 1-3	0-0 FC6-4 1-2f		0-0 G4-6-3 1B		0-0 6-3 1-2		0-0 F7	
George Brett, L OBP: 0.336, SLG: 0.422 (1, 5)	0-0 F8		0-0 HR 1B	0-0 SF7 3-H		0-0 G3			
Willie Aikens, L OBP: 0.365, SLG: 0.443 (1, 3)	0-0 F7		0-0 HR 1-H	0-0 G4-6-3 1-2f		4-0 BB BB G4-6-3 BB			
Amos Otis, R OBP: 0.307, SLG: 0.411 (1, 8)	4-0 BB 1-2 BB		0-0 2B SF9 1B		0-0 6-3	0-0 G4-6-3 1-2f			
Hal McRae, R OBP: 0.312, SLG: 0.374 (1, 10)	4-0 1-2 2-3 3-H BB		0-0 SF9 1-3 2B		0-0 6-3 1B	0-0 6-3			
John Wathan, R OBP: 0.295, SLG: 0.313 (1, 2)	0-0 6-3		0-0 6-3		0-0 6-3 1-2		0-0 E 2B		
Darryl Motley, R OBP: 0.253, SLG: 0.280 (1, 9)		0-3 K	0-0 SF9 2-3 3-H		0-0 4-3		0-0 E6 1B 2-H		
U L Washington, S OBP: 0.310, SLG: 0.278 (1, 6)		0-0 4-3	0-0 F8			0-0 6-3	0-0 G5-4-3 1B 2-H		

Inning Stats	R: 1	H: 1	E: 1	K: 0	S: 5	LOB: 3	BB: 2	P: 13
	R: 0	H: 1	E: 0	K: 1	S: 6	LOB: 1	BB: 0	P: 6
	R: 3	H: 4	E: 0	K: 0	S: 7	LOB: 1	BB: 0	P: 7
	R: 1	H: 2	E: 0	K: 0	S: 4	LOB: 0	BB: 0	P: 4
	R: 0	H: 1	E: 0	K: 0	S: 4	LOB: 1	BB: 0	P: 4
	R: 0	H: 0	E: 0	K: 0	S: 2	LOB: 0	BB: 1	P: 6
	R: 2	H: 3	E: 1	K: 0	S: 5	LOB: 0	BB: 0	P: 5

PITCHER	IP	WLS	BF	H	R	ER	SO	BB	IBB	HBP	BLK	WP	HR	S	P	ERA	WHIP
Mike Witt, R ERA: 3.9 (1, 1)	2.0	L	15	6	4	3	1	2	0	0	0	0	1	15	23	13.50	4.000
Jesse Jefferson, R ERA: 3.72 (3, 1)	5.0		21	7	3	2	0	1	0	0	0	1	0	20	24	3.60	1.600
Angel Moreno, L ERA: 7.71 (8, 1)	1.0		2	0	0	0	0	0	0	0	0	0	0	2	2	0.00	0.000

AB R H RBI BB SO LOB

5	2	4	0	0	0	1
5	0	1	0	0	0	3
3	1	1	1	0	0	3
3	1	1	2	1	0	3
3	1	1	0	1	0	1
3	0	2	1	1	0	0
4	1	1	0	0	0	6
3	1	1	1	0	1	1
4	0	1	1	0	0	1

AB	33
R	7
H	13
RBI	6
BB	3
SO	1
LOB	19



WP	HR	S	P	ERA	WHIP
WP: 1	HR: 1	S: 6	P: 6	ERA: 7.71	WHIP: 7.71

**California Angels @ Kansas City Royals**  
**Royals Stadium, Kansas City, MO**  
 Mon Sep 07 1981, 8:05 PM EDT  
 Att. 25,054 - Unknown

livebaseballscorecards.com

Batter	1	2	3	4	5	6	7	8	9	AB R H RBI BB SO LOB	TOP	
Rod Carew, L (1, 3) OBP: 0.378, SLG: 0.382	0-0 CS 1B		0-0 F7		0-0 E3 BB		0-0 FC6-4 1B		0-0 6-3	5 0 2 0 0 0 1		
Rick Burleson, R (1, 6) OBP: 0.372, SLG: 0.387	0-0 P4 1-2			0-0 E6 FC1-4	4-0 BB	0-0 BB	0-0 FC6-4 1-2f		0-0 4-3	4 0 0 0 1 0 3		
Fred Lynn, L (1, 8) OBP: 0.330, SLG: 0.327	0-0 F6			0-0 F9	0-0 F9			0-0 HR 1B	0-0 P1	5 1 1 0 0 0 4		
Don Baylor, R (1, 10) OBP: 0.305, SLG: 0.401		0-0 F5		0-0 FC1-4 1B 1-2f		0-0 F7		0-0 HR 1B		4 1 1 2 0 0 1		
Bobby Grich, R (1, 4) OBP: 0.401, SLG: 0.565		0-0 1B		0-0 1B		0-0 F9		0-0 F3		4 0 2 0 0 0 0		
Larry Harlow, L (1, 7) OBP: 0.328, SLG: 0.211 (8, 9)		0-0 F7		0-0 F8		0-0 F9		0-0 G3		4 0 0 0 0 0 3		
Ed Ott, L (1, 2) OBP: 0.267, SLG: 0.280		0-0 6-3			0-0 BB E 1B		0-0 F9	0-0 2B 1B		4 1 2 0 0 0 1		
Juan Beniquez, R (1, 9) OBP: 0.236, SLG: 0.224 John Harris, L (8, PH) OBP: 0.242, SLG: 0.317 Freddie Patek, R (8, PR) OBP: 0.238, SLG: 0.293 (8, 5)			0-3 K		0-0 F9		0-0 4-3	0-0 1-H 2B		3 0 0 0 0 1 1 1 0 1 1 0 0 0 0 0 0 0 0 0 0		
Bert Campaneris, R (1, 5) OBP: 0.254, SLG: 0.304 Brian Downing, R (8, PH) OBP: 0.357, SLG: 0.361 (8, 7)		0-0 5-3		0-0 P4		0-0 1B		0-0 6-3		3 0 1 0 0 0 1 1 0 0 0 0 0 1		
<b>Inning Stats</b>	R: 0 H: 1 E: 0 LOB: 0 K: 0 BB: 0 S: 3 P: 3	R: 0 H: 1 E: 0 LOB: 1 K: 0 BB: 0 S: 4 P: 4	R: 0 H: 0 E: 0 LOB: 0 K: 1 BB: 0 S: 5 P: 5	R: 0 H: 1 E: 1 LOB: 2 K: 0 BB: 0 S: 5 P: 5	R: 0 H: 1 E: 1 LOB: 3 K: 0 BB: 1 S: 5 P: 9	R: 0 H: 0 E: 0 LOB: 0 K: 0 BB: 0 S: 3 P: 3	R: 0 H: 2 E: 0 LOB: 2 K: 0 BB: 0 S: 5 P: 5	R: 3 H: 4 E: 0 LOB: 1 K: 0 BB: 0 S: 7 P: 7	R: 0 H: 0 E: 0 LOB: 0 K: 0 BB: 0 S: 3 P: 3	1B: 8 SF: 0 2B: 1 SAC: 0 3B: 0 DP: 0 HR: 1 HBP: 0	WP: 0 PA: 39 PB: 0 SB: 0 CS: 1	
<b>PITCHER</b> Dennis Leonard, R (1, 1) ERA: 3.67 Dan Quisenberry, R (8, 1) ERA: 2.08	IP WLS BF H R ER SO BB IBB HBP BLK WP HR S P ERA WHIP	7.2 W 34 9 3 3 1 1 0 0 0 0 0 1 35 39 3.52 1.304	1.1 S 5 1 0 0 0 0 0 0 0 0 0 0 5 5 0.00 0.750	<b>PITCHER</b> IP WLS BF H R ER SO BB IBB HBP BLK WP HR S P ERA WHIP								

California Angels @ Kansas City Royals  
 Royals Stadium, Kansas City, MO  
 Tue Sep 08 1981, 8:05 PM EDT  
 Att. 19,768 - Unknown - 79 F

livebaseballscorecards.com

AB	38
R	3
H	10
RBI	3
BB	1
SO	1
LOB	16



Batter	1	2	3	4	5	6	7	8	9
Willie Wilson, S OBP: 0.325, SLG: 0.349 (1, 7)	0-0 L6		0-0 4-3		0-0 BLK 2B 1B		0-0 F6		
Frank White, R OBP: 0.293, SLG: 0.390 (1, 4)	0-0 6-3			0-0 L7	0-0 P5		0-0 5-3		
George Brett, L OBP: 0.338, SLG: 0.425 (1, 5)	0-0 F7			4-0 BB BB	0-0 2B		0-0 L9		
Amos Otis, R OBP: 0.310, SLG: 0.410 (1, 8)		0-0 5-3		4-0 FC6-4 BB	0-0 F9		0-0 1B		
Hal McRae, R OBP: 0.308, SLG: 0.369 (1, 10)		0-0 6-3		0-0 FC6-4		0-0 6-3	0-0 F8		
Willie Aikens, L OBP: 0.373, SLG: 0.459 (1, 3)		4-0 FC4-6 BB			0-0 SH5-4 2B 1B	0-0 HR	4-0 IBB		
John Wathan, R OBP: 0.291, SLG: 0.309 (1, 2)		0-0 FC4-6			0-0 SH 2B	0-0 5-3	0-0 G3		
Darryl Motley, R OBP: 0.248, SLG: 0.274 (1, 9)			0-0 4-3		0-0 SH5-4	0-3 K			
U L Washington, S OBP: 0.310, SLG: 0.283 (1, 6)			0-3 K		0-0 1B 2B		0-3 K		

Inning Stats	R: 0	H: 0	E: 0	K: 0	S: 3	R: 0	H: 0	E: 0	K: 0	S: 3	R: 0	H: 0	E: 0	K: 1	S: 5	R: 4	H: 4	E: 0	K: 0	S: 8	R: 1	H: 1	E: 0	K: 1	S: 6	R: 0	H: 0	E: 0	K: 1	S: 5	R: 0	H: 1	E: 0	K: 0	S: 4
	LOB: 0	BB: 0	P: 3	LOB: 1	BB: 1	P: 7	LOB: 0	BB: 0	P: 5	LOB: 1	BB: 2	P: 10	LOB: 1	BB: 0	P: 8	LOB: 0	BB: 0	P: 6	LOB: 0	BB: 0	P: 5	LOB: 2	BB: 1	P: 8	LOB: 0	SF: 0	SAC: 2	DP: 0	HBP: 0	1B: 3	2B: 2	3B: 0	HR: 1		

PITCHER	IP	WLS	BF	H	R	ER	SO	BB	IBB	HBP	BLK	WP	HR	S	P	ERA	WHIP
Geoff Zahn, L ERA: 4.33 (1, 1)	5.1	L	24	5	5	5	1	3	0	0	1	0	1	23	35	8.44	1.500
Bruce Kison, R ERA: 2.89 (6, 1)	2.2		10	1	0	0	2	0	1	0	0	0	0	13	17	0.00	0.375

AB R H RBI BB SO LOB

4	1	1	1	0	0	0
4	0	0	0	0	0	1
3	0	1	1	1	0	0
3	0	1	0	1	0	1
4	0	0	0	0	0	2
2	2	2	1	2	0	0
3	1	0	0	0	0	3
2	0	0	0	0	1	0
3	1	1	2	0	2	0

WP: 0	PA: 34
PB: 0	SB: 1
CS: 0	


**California Angels @ Kansas City Royals**  
 Royals Stadium, Kansas City, MO  
 Tue Sep 08 1981, 8:05 PM EDT  
 Att: 19,768 - Unknown - 79 F

livebaseballscorecards.com

AB	28
R	5
H	6
RBI	5
BB	4
SO	3
LOB	7



Batter	1	2	3	4	5	6	7	8	9	AB R H RBI BB SO LOB	TOP																
Rick Burleson, R (1, 6) OBP: 0.374, SLG: 0.397	0-0 WP SH5-3 1B		0-0 HR		0-0 FC1-4 CS			0-3 K		4 1 2 1 0 1 1	<b>California Angels @ Kansas City Royals</b> Royals Stadium, Kansas City, MO Wed Sep 09 1981, 8:05 PM EDT Att. 21,569 - Unknown - 79 F <a href="http://livebaseballscorecards.com">livebaseballscorecards.com</a>																
Rod Carew, L (1, 3) OBP: 0.375, SLG: 0.378	0-0 SH5-3 1-2		0-3 K		0-0 CS	0-0 4-3		0-0 4-3		3 0 0 0 0 1 0																	
Bobby Grich, R (1, 4) OBP: 0.399, SLG: 0.564	0-0 L6		0-0 F8			0-0 2B		0-0 F8		4 0 1 0 0 0 1																	
Don Baylor, R (1, 10) OBP: 0.307, SLG: 0.401	4-0 BB		0-0 F8			0-0 L9		0-0 1B SF7-4-3 1B		3 1 1 0 1 0 1																	
Brian Downing, R (1, 7) OBP: 0.352, SLG: 0.355	0-0 4-3			0-0 5-3		0-0 F4		0-0 F2		4 0 0 0 0 0 4																	
Butch Hobson, R (1, 5) OBP: 0.327, SLG: 0.351		0-0 5-3		0-0 F4		0-0 E9 4-3		0-0 1B SF7-4-3 1B		3 1 0 0 0 0 0 1 0 1 0 0 0 0 0 0 0 0 0 0 0																	
John Harris, L (9, PH) OBP: 0.254, SLG: 0.328																											
Bert Campaneris, R (9, PR) OBP: 0.254, SLG: 0.304																											
Juan Beniquez, R (1, 8) OBP: 0.241, SLG: 0.230		0-0 1B		0-0 6-3		0-0 P5		0-0 SF7-4-3 1-2 3-H		2 0 1 0 0 0 0 1 0 0 1 0 0 1																	
Fred Lynn, L (7, PH) OBP: 0.328, SLG: 0.325																											
Joe Ferguson, R (1, 9) OBP: 0.278, SLG: 0.313		0-3 K			0-0 FC1-4 2B		0-0 4-3			2 0 1 0 0 1 1 1 0 0 1 0 0 0																	
Ed Ott, L (7, PH) OBP: 0.265, SLG: 0.278																											
Bob Davis, R (1, 2) OBP: 0.324, SLG: 0.207		0-0 P6			0-0 P3		0-3 K			2 0 0 0 0 0 2 1 0 0 0 0 1 0																	
Larry Harlow, L (7, PH) OBP: 0.324, SLG: 0.207																											
<b>Inning Stats</b>	R: 0 E: 0 K: 0 S: 4	H: 1 LOB: 2 BB: 1 P: 8	R: 0 E: 0 K: 1 S: 6	H: 1 LOB: 1 BB: 0 P: 6	R: 1 E: 0 K: 1 S: 6	H: 1 LOB: 0 BB: 0 P: 6	R: 0 E: 0 K: 0 S: 3	H: 0 LOB: 0 BB: 0 P: 3	R: 0 E: 0 K: 0 S: 3	H: 1 LOB: 0 BB: 0 P: 3	R: 0 E: 0 K: 0 S: 4	H: 1 LOB: 1 BB: 0 P: 4	R: 1 E: 1 K: 1 S: 6	H: 0 LOB: 0 BB: 0 P: 6	R: 0 E: 0 K: 1 S: 5	H: 0 LOB: 0 BB: 0 P: 5	R: 1 E: 0 K: 0 S: 4	H: 2 LOB: 1 BB: 0 P: 4	1B: 4 2B: 3 3B: 0 HR: 1	SF: 1 SAC: 1 DP: 1 HBP: 0	WP: 1 PB: 0 SB: 0 CS: 1	PA: 35					
<b>PITCHER</b>	IP WLS BF H R ER SO BB IBB HBP BLK WP HR S P ERA WHIP																										
Larry Gura, L (1, 1) ERA: 2.99	4.2		19	4	1	1	2	1	0	0	0	1	1	22	26	1.93	1.071										
Renie Martin, R (5, 1) ERA: 2.79	3.2	W	14	3	2	1	2	0	0	0	0	0	0	18	18	2.46	0.818										
Dan Quisenberry, R (9, 1) ERA: 2.05	0.2		1	0	0	0	0	0	0	0	0	0	0	1	1	0.00	0.000										





Batter	1	2	3	4	5	6	7	8	9	AB	R	H	RBI	BB	SO	LOB
Willie Wilson, S OBP: 0.331, SLG: 0.360 (1, 7)	4-0 S 3B BB	0-0 S 1B		0-0 F9		0-0 G6-4-3 1B		0-0 1B 3B		4	2	3	2	1	0	2
Frank White, R OBP: 0.295, SLG: 0.388 (1, 4)	4-0 3B BB	0-0 5-3		0-0 FC5		0-0 G6-4-3 1B		0-0 1B		4	1	1	1	1	0	5
George Brett, L OBP: 0.339, SLG: 0.440 (1, 5)	0-0 FC4-2 3B		0-0 P4		0-0 1B 3B		0-3 K	0-3 K		5	1	2	2	0	2	1
Willie Aikens, L OBP: 0.374, SLG: 0.460 (1, 3)	0-0 4-3		0-0 1B		0-0 G4-6-3 1B		0-3 K			4	0	2	1	0	1	1
Amos Otis, R OBP: 0.309, SLG: 0.406 (1, 8)	0-0 FC4-2 1B		0-0 F9		0-0 F9		4-0 E S E BB			3	1	0	0	1	0	3
Hal McRae, R OBP: 0.307, SLG: 0.368 (1, 10)	0-0 1-3 1B		0-0 4-3		0-0 G4-6-3		0-0 E4 CS			4	0	1	0	0	0	2
John Wathan, R OBP: 0.295, SLG: 0.313 (1, 2)	0-0 5-3			0-0 FC1-5 E 1B		0-0 SH1-4 1B 1B		0-0 CS	0-0 5-3	4	1	2	0	0	0	2
Darryl Motley, R OBP: 0.257, SLG: 0.276 (1, 9)		0-0 G3		0-0 E3 FC5 FC1-5 1-2		0-0 1B SH1-4 1B		4-0 3B BB		3	1	1	0	1	0	1
U L Washington, S OBP: 0.307, SLG: 0.280 (1, 6)		0-3 K		0-0 FC1-5		0-0 SH1-4		0-3 K		3	0	0	0	0	2	3

Inning Stats	R: 2	H: 2	E: 0	K: 0	S: 5	LOB: 2	BB: 2	P: 13	R: 0	H: 1	E: 0	K: 1	S: 6	LOB: 1	BB: 0	P: 6	R: 0	H: 1	E: 0	K: 0	S: 4	LOB: 1	BB: 0	P: 4	R: 0	H: 1	E: 1	K: 0	S: 5	LOB: 2	BB: 0	P: 5	R: 1	H: 2	E: 0	K: 0	S: 4	LOB: 0	BB: 0	P: 4	R: 1	H: 3	E: 0	K: 0	S: 5	LOB: 1	BB: 0	P: 5	R: 1	H: 0	E: 1	K: 2	S: 7	LOB: 0	BB: 1	P: 11	R: 2	H: 2	E: 0	K: 2	S: 9	LOB: 1	BB: 1	P: 13	1B: 9	2B: 0	3B: 3	HR: 0	SF: 0	SAC: 1	DP: 2	HBP: 0	WP: 0	PB: 0	SB: 3	CS: 1	PA: 40
PITCHER	IP	WLS	BF	H	R	ER	SO	BB	IBB	HBP	BLK	WP	HR	S	P	ERA	WHIP																																																												
Dave Frost, R ERA: 4.87 (1, 1)	5.1	L	27	9	4	4	1	2	0	0	0	0	0	27	35	6.75	2.062																																																												
Andy Hassler, L ERA: 2.94 (6, 1)	2.2		12	3	3	2	4	2	0	0	0	0	0	18	26	6.75	1.875																																																												

BOTTOM

California Angels @ Kansas City Royals  
Royals Stadium, Kansas City, MO

Wed Sep 09 1981, 8:05 PM EDT  
Att: 21,569 - Unknown - 79 F

livebaseballscores.com

AB	34
R	7
H	12
RBI	6
BB	4
SO	5
LOB	20



Batter	1	2	3	4	5	6	7	8	9	AB R H RBI BB SO LOB	TOP									
Willie Wilson, S (1, 7) OBP: 0.328, SLG: 0.356	0-0 F5		0-0 4-3			0-0 4-3			0-0 FC9-6 WP	4 0 0 0 0 0 1	<b>Kansas City Royals @ Oakland Athletics</b> <b>Oakland-Alameda County Coliseum, Oakland, CA</b> Fri Sep 11 1981, 7:05 PM PDT Att. 26,098 - Unknown - 63 F <a href="http://livebaseballscorecards.com">livebaseballscorecards.com</a>									
Frank White, R (1, 4) OBP: 0.291, SLG: 0.382	0-3 K			0-0 F7		0-0 4-3		0-0 F7	4 0 0 0 0 1 1											
George Brett, L (1, 5) OBP: 0.334, SLG: 0.433	0-0 F9			0-0 F8			0-0 F6	0-0 4-3	4 0 0 0 0 0 1											
Willie Aikens, L (1, 3) OBP: 0.374, SLG: 0.470		0-0 F8		0-0 HR			0-0 F7		3 1 1 1 0 0 0											
Amos Otis, R (1, 8) OBP: 0.309, SLG: 0.405		0-0 F4		0-0 CS 1B			0-0 F8		3 0 1 0 0 0 0											
Hal McRae, R (1, 10) OBP: 0.310, SLG: 0.368		0-0 FC6-4 1B		0-0 CS 1-2	4-0 BB			0-0 F3	2 0 1 0 1 0 0											
John Wathan, R (1, 2) OBP: 0.291, SLG: 0.308		0-0 FC6-4 1-2f			0-0 F4			0-0 F7	3 0 0 0 0 0 2											
Cesar Geronimo, L (1, 9) OBP: 0.280, SLG: 0.311			0-0 F7		0-0 G1-6-3 1-2f			0-0 F8	3 0 0 0 0 0 1											
U L Washington, S (1, 6) OBP: 0.307, SLG: 0.277			0-0 1-3			0-0 B4-3		4-0 FC9-6 BB	2 0 0 0 1 0 0											
<b>Inning Stats</b>	R: 0 E: 0 K: 1 S: 5	H: 0 LOB: 0 BB: 0 P: 5	R: 0 E: 0 K: 0 S: 4	H: 1 LOB: 1 BB: 0 P: 4	R: 0 E: 0 K: 0 S: 3	H: 0 LOB: 0 BB: 0 P: 3	R: 1 E: 0 K: 0 S: 4	H: 2 LOB: 0 BB: 0 P: 4	R: 0 E: 0 K: 0 S: 2	H: 0 LOB: 0 BB: 1 P: 6	R: 0 E: 0 K: 0 S: 3	H: 0 LOB: 0 BB: 0 P: 3	R: 0 E: 0 K: 0 S: 3	H: 0 LOB: 0 BB: 0 P: 3	R: 0 E: 0 K: 0 S: 3	H: 0 LOB: 1 BB: 1 P: 7	1B: 2 2B: 0 3B: 0 HR: 1	SF: 0 SAC: 0 DP: 1 HBP: 0	WP: 1 PB: 0 SB: 0 CS: 1	PA: 31
<b>PITCHER</b> Matt Keough, R (1, 1) ERA: 3.12	IP: 9.0 WLS: W BF: 30 H: 3 R: 1 ER: 1 SO: 1 BB: 2 IBB: 0 HBP: 0 BLK: 0 WP: 1 HR: 1 S: 30 P: 38 ERA: 1.00 WHIP: 0.556											<b>PITCHER</b>	IP: WLS: BF: H: R: ER: SO: BB: IBB: HBP: BLK: WP: HR: S: P: ERA: WHIP:							

**Kansas City Royals @ Oakland Athletics**  
**Oakland-Alameda County Coliseum, Oakland, CA**  
 Fri Sep 11 1981, 7:05 PM PDT  
 Att. 26,098 - Unknown - 63 F

<b>AB</b>	28
<b>R</b>	1
<b>H</b>	3
<b>RBI</b>	1
<b>BB</b>	2
<b>SO</b>	1
<b>LOB</b>	6



Batter	1	2	3	4	5	6	7	8	9
Rickey Henderson, R OBP: 0.419, SLG: 0.470 (1, 7)	0-3 K		0-0 L1-3			0-0 HR BB 1B	0-0 E S 1B		
Dwayne Murphy, L OBP: 0.386, SLG: 0.430 (1, 8)	0-0 F7		0-0 F9			4-0 HR BB 1B	4-0 E 1B		
Cliff Johnson, R OBP: 0.332, SLG: 0.500 (1, 10)	0-0 1B			0-3 K		0-0 F8	0-0 E6		
Tony Armas, R OBP: 0.308, SLG: 0.515 (1, 9)	0-0 F7			0-0 F9		0-0 F8	0-0 F6		
Mickey Klutts, R OBP: 0.364, SLG: 0.773 Fred Stanley, R OBP: 0.281, SLG: 0.241 (1, 5) (9, 4)		0-0 5-3		0-0 F4		0-0 HR 1-H 2-H	0-0 P3		
Mike Heath, R OBP: 0.286, SLG: 0.375 (1, 2)		0-0 FC4-6 1B			0-0 2B	0-0 F7		0-0 1B	
Kelvin Moore, R OBP: 0.308, SLG: 0.143 (1, 3)		0-0 FC4-6 1-2f 1B			0-0 L6		0-0 1-3	0-3 K	
Dave McKay, S OBP: 0.265, SLG: 0.297 (1, 4) (9, 5)		0-0 F8			0-0 F7		0-0 1B 1B	0-0 L8	
Rob Picciolo, R OBP: 0.258, SLG: 0.324 (1, 6)			0-0 L1-3 1B		0-0 L8		0-0 1B E 1B	0-0 5-3	

Inning Stats	R: 0	H: 1	E: 0	K: 1	S: 6	LOB: 1	BB: 0	P: 6
	R: 0	H: 1	E: 0	K: 0	S: 4	LOB: 1	BB: 0	P: 4
	R: 0	H: 1	E: 0	K: 0	S: 3	LOB: 0	BB: 0	P: 3
	R: 0	H: 0	E: 0	K: 1	S: 5	LOB: 0	BB: 0	P: 5
	R: 0	H: 1	E: 0	K: 0	S: 4	LOB: 1	BB: 0	P: 4
	R: 3	H: 2	E: 0	K: 0	S: 5	LOB: 0	BB: 1	P: 9
	R: 3	H: 3	E: 1	K: 0	S: 7	LOB: 2	BB: 1	P: 11
	R: 0	H: 1	E: 0	K: 1	S: 6	LOB: 1	BB: 0	P: 6

PITCHER	IP	WLS	BF	H	R	ER	SO	BB	IBB	HBP	BLK	WP	HR	S	P	ERA	WHIP
Atlee Hammaker, L ERA: 5.9 (1, 1)	6.1	L	27	8	5	5	2	1	0	0	0	0	1	30	34	7.11	1.421
Renie Martin, R ERA: 2.79 (7, 1)	0.0		2	1	0	0	0	0	1	0	0	0	0	1	5	∞	∞
Rich Gale, R ERA: 5.71 (7, 1)	1.2		7	1	1	0	1	0	0	0	0	0	0	9	9	0.00	0.600

AB R H RBI BB SO LOB

4	2	2	1	0	1	1
2	1	0	0	2	0	0
4	0	1	1	0	1	3
4	0	0	0	0	0	5
4	1	1	3	0	0	2
0	0	0	0	0	0	0
4	0	3	0	0	0	0
4	0	0	0	0	1	3
4	1	1	0	0	0	3
4	1	2	0	0	0	2

WP	HR	S	P	ERA	WHIP
0	1	30	34	7.11	1.421
0	0	1	5	∞	∞
0	0	9	9	0.00	0.600

**Kansas City Royals @ Oakland Athletics**  
Oakland-Alameda County Coliseum, Oakland, CA

Fri Sep 11 1981, 7:05 PM PDT  
Att: 26,098 - Unknown - 63 F

AB	34
R	6
H	10
RBI	5
BB	2
SO	3
LOB	19



1B	2B	3B	HR	SF	SAC	DP	HBP	WP	PA
8	2	0	1	0	0	1	0	0	36

Batter	1	2	3	4	5	6	7	8	9	AB R H RBI BB SO LOB	TOP
Willie Wilson, S (1, 7) x OBP: 0.323, SLG: 0.351	0-0 ① 4-3		x 0-0 ③ L9			x 0-0 ① x F3	x 0-0 ③ 1-3		x 0-0 ③ FC4-6 1-2f	5 0 0 0 0 0 3	
Frank White, R (1, 4) x OBP: 0.290, SLG: 0.380	0-0 ② F4			x 0-0 ① F8		x 0-0 BLK 1B		x 0-0 ① 6-3		4 0 1 0 0 0 0	
George Brett, L (1, 5) x OBP: 0.337, SLG: 0.438	0-0 CS 1B		x 0-0 4-3 2B	x 0-0 ② 4-3 2B		x 0-0 ② L7 1-2		x 0-0 ② L9		4 1 2 0 0 0 1	
Willie Aikens, L (1, 3) OBP: 0.369, SLG: 0.463	0-0 ③ CS 1-2	0-3 ① K	x 0-0 ② 4-3	x 0-0 ② 4-3		x 0-0 ③ F9		x 0-0 ③ F7		4 0 0 0 0 1 2	
Amos Otis, R (1, 8) OBP: 0.318, SLG: 0.413		B B B B 4-0	x 0-0 FC5-4 BB	x 0-0 2B		x 0-0 SH5-3 WP 1B		B B B B 4-0	x 4-0 S 2B BB	2 2 2 1 2 0 0	
Hal McRae, R (1, 10) OBP: 0.313, SLG: 0.371		x 0-0 ② FC5-4 1-2f	x 0-0 ③ F8			B B B B 4-0	x 4-0 WP SH5-3 1B BB	x 0-0 1B 2B 1-H		3 1 1 1 1 0 2	
John Wathan, R (1, 2) OBP: 0.287, SLG: 0.304		x 0-0 ③ 5-3		x 0-0 ① F7		x 0-0 ① SH5-3		x 0-0 ① F3		3 0 0 0 0 0 2	
Cesar Geronimo, L (1, 9) OBP: 0.279, SLG: 0.309			x 0-0 ① F8		x 0-0 ② 3-1	x 0-0 ② 4-3		x 0-0 ② FC4-6 1B		4 0 1 0 0 0 1	
U L Washington, S (1, 6) OBP: 0.307, SLG: 0.277			x 0-0 ② F9		x 0-0 ③ 6-3	x 0-0 ③ 1B		x 0-3 ② K		4 0 1 1 0 1 2	
<b>Inning Stats</b>	R: 0 H: 1 E: 0 LOB: 0 K: 0 BB: 0 S: 3 P: 3	R: 0 H: 0 E: 0 LOB: 1 K: 1 BB: 1 S: 5 P: 9	R: 0 H: 0 E: 0 LOB: 0 K: 0 BB: 0 S: 3 P: 3	R: 1 H: 2 E: 0 LOB: 1 K: 0 BB: 0 S: 5 P: 5	R: 0 H: 0 E: 0 LOB: 0 K: 0 BB: 0 S: 3 P: 3	R: 0 H: 1 E: 0 LOB: 1 K: 0 BB: 0 S: 4 P: 4	R: 2 H: 2 E: 0 LOB: 1 K: 0 BB: 1 S: 5 P: 9	R: 0 H: 0 E: 0 LOB: 0 K: 0 BB: 0 S: 3 P: 3	R: 1 H: 2 E: 0 LOB: 2 K: 1 BB: 1 S: 7 P: 11	1B: 5 SF: 0 2B: 3 SAC: 1 3B: 0 DP: 0 HR: 0 HBP: 0	WP: 1 PA: 38 PB: 0 SB: 1 CS: 1
<b>PITCHER</b>	IP WLS BF H R ER SO BB IBB HBP BLK WP HR S P ERA WHIP										
Mike Norris, R (1, 1) ERA: 3.66	8.1 L 35 8 4 4 1 3 0 0 0 1 0 0 34 46 4.32 1.320										
Dave Beard, R (9, 1) ERA: 8.1	0.2 2 0 0 0 1 0 0 0 0 0 0 0 4 4 0.00 0.000										

Kansas City Royals @ Oakland Athletics  
Oakland-Alameda County Coliseum, Oakland, CA

AB 33  
R 4  
H 8  
RBI 3  
BB 3  
SO 2  
LOB 13



Sat Sep 12 1981, 3:33 AM PDT  
Att. 33,493 - Sunny

livebaseballscorecards.com

Batter	1	2	3	4	5	6	7	8	9	AB	R	H	RBI	BB	SO	LOB
<b>Rickey Henderson, R</b> (1, 7) OBP: 0.417, SLG: 0.467	0-0 F8			0-0 5-3		0-0 1-2 1B		0-0 5-3		4	0	1	0	0	0	0
<b>Dwayne Murphy, L</b> (1, 8) OBP: 0.385, SLG: 0.426	0-0 G3			4-0 BB		0-3 K			0-0 F7	3	0	0	0	1	1	2
<b>Cliff Johnson, R</b> (1, 10) OBP: 0.327, SLG: 0.491	0-0 F4			0-0 F9		0-3 K			0-0 F8	4	0	0	0	0	1	3
<b>Tony Armas, R</b> (1, 9) OBP: 0.305, SLG: 0.510		0-0 F9		0-3 K			0-3 K		0-0 F5	4	0	0	0	0	2	1
<b>Wayne Gross, L</b> (1, 5) OBP: 0.293, SLG: 0.342		0-0 F3			0-0 4-3			0-0 F7		3	0	0	0	0	0	0
<b>Jim Spencer, L</b> (1, 3) OBP: 0.256, SLG: 0.274		0-0 L7			0-0 3-1			0-0 1B		3	0	1	0	0	0	0
<b>Jeff Newman, R</b> (1, 2) OBP: 0.280, SLG: 0.367			0-0 F4		0-3 K			0-0 F3		3	0	0	0	0	1	1
<b>Dave McKay, S</b> (1, 4) (9, 6) OBP: 0.260, SLG: 0.291			0-0 F8			0-0 F7		0-0 F6		3	0	0	0	0	0	0
<b>Fred Stanley, R</b> (1, 6) OBP: 0.285, SLG: 0.246			0-0 5-3			0-0 1B		0-0 F9		2	0	1	0	0	0	0
<b>Jimmy Sexton, R</b> (6, PR)										0	0	0	0	0	0	0
<b>Rob Picciolo, R</b> (7, 6) OBP: 0.258, SLG: 0.324										0	0	0	0	0	0	0
<b>Keith Drumright, L</b> (8, PH) OBP: 0.323, SLG: 0.300										1	0	0	0	0	0	0
<b>Jeff Cox, R</b> (9, 4)										0	0	0	0	0	0	0

**BOTTOM**

**Kansas City Royals @ Oakland Athletics**  
**Oakland-Alameda County Coliseum, Oakland, CA**  
 Sat Sep 12 1981, 3:33 AM PDT  
 Att. 33,493 - Sunny

[livebaseballscorecards.com](http://livebaseballscorecards.com)

<b>AB</b>	30
<b>R</b>	0
<b>H</b>	3
<b>RBI</b>	0
<b>BB</b>	1
<b>SO</b>	5
<b>LOB</b>	7



<b>Inning Stats</b>	R: 0 E: 0 K: 0 S: 3	H: 0 LOB: 0 BB: 0 P: 3	R: 0 E: 0 K: 0 S: 3	H: 0 LOB: 0 BB: 0 P: 3	R: 0 E: 0 K: 0 S: 3	H: 0 LOB: 0 BB: 0 P: 3	R: 0 E: 0 K: 1 S: 5	H: 0 LOB: 1 BB: 1 P: 9	R: 0 E: 0 K: 1 S: 5	H: 0 LOB: 0 BB: 0 P: 5	R: 0 E: 0 K: 2 S: 9	H: 2 LOB: 2 BB: 0 P: 9	R: 0 E: 0 K: 1 S: 6	H: 1 LOB: 1 BB: 0 P: 6	R: 0 E: 0 K: 0 S: 3	H: 0 LOB: 0 BB: 0 P: 3	R: 0 E: 0 K: 0 S: 3	H: 0 LOB: 0 BB: 0 P: 3	1B: 3 2B: 0 3B: 0 HR: 0	SF: 0 SAC: 0 DP: 0 HBP: 0	WP: 0 PB: 0 SB: 0 CS: 0	PA: 31
---------------------	------------------------------	---------------------------------	------------------------------	---------------------------------	------------------------------	---------------------------------	------------------------------	---------------------------------	------------------------------	---------------------------------	------------------------------	---------------------------------	------------------------------	---------------------------------	------------------------------	---------------------------------	------------------------------	---------------------------------	----------------------------------	------------------------------------	----------------------------------	--------

PITCHER	IP	WLS	BF	H	R	ER	SO	BB	IBB	HBP	BLK	WP	HR	S	P	ERA	WHIP
<b>Dennis Leonard, R</b> (1, 1) ERA: 3.46	9.0	W	31	3	0	0	5	1	0	0	0	0	0	40	44	0.00	0.444

Batter	1	2	3	4	5	6	7	8	9	10	11	12	AB R H RBI BB SO LOB	TOP
--------	---	---	---	---	---	---	---	---	---	----	----	----	----------------------	-----

<b>Willie Wilson, S</b> <small>(1, 7)</small> <small>OBP: 0.322, SLG: 0.349</small>	0-0 1-3	0-0 F7		0-0 F8		0-0 F5		0-0 F8			0-0 WP S 1B	0-0	7 0 2 1 0 0 5
<b>Frank White, R</b> <small>(1, 4)</small> <small>OBP: 0.283, SLG: 0.370</small>	0-0 L5	0-0 F5			0-0 6-3		0-0 F7		0-0 F6		0-0 5-3	0-0	7 0 0 0 0 0 4
<b>George Brett, L</b> <small>(1, 5)</small> <small>OBP: 0.340, SLG: 0.437</small>	0-0 1B 1B		0-0 4-3		0-0 6-3		0-0 BB 1B		0-0 F4		4-0 WP IBB		5 1 2 0 1 0 0
<b>Willie Aikens, L</b> <small>(1, 3)</small> <small>OBP: 0.369, SLG: 0.460</small>	0-0 1B 1B		0-0 F7		0-3 K		0-0 BB 1B		0-0 F8		0-0 L9		6 0 2 0 0 1 2
<b>Amos Otis, R</b> <small>(1, 8)</small> <small>OBP: 0.324, SLG: 0.414</small>	0-0 1-3 3-H 1B		1-0 CS HBP		4-0 2B 1B BB		0-3 K			0-0 FC1-6 SH2 1B		0-3 K	4 1 2 1 1 2 4
<b>Hal McRae, R</b> <small>(1, 10)</small> <small>OBP: 0.317, SLG: 0.376</small>	0-3 K		0-0 CS 1-2	0-0 SH5-4 BB 1B		0-0 1B SF8 2B	4-0 BB BB BB BB			0-0 SH2		0-0 5-3	4 2 2 0 1 1 2
<b>Clint Hurdle, L</b> <small>(1, 9)</small> <small>OBP: 0.476, SLG: 0.722</small>		0-0 E 1B 1B		4-0 SH5-4 1B BB		0-0 SF8 1B		0-0 F7		4-0 FC1-6 IBB		0-0 1B 1B	2 1 2 1 1 0 0 2 1 1 0 1 0 3
<b>Cesar Geronimo, L</b> <small>(6, PR)</small> <small>OBP: 0.288, SLG: 0.313</small>													
<b>John Wathan, R</b> <small>(1, 2)</small> <small>OBP: 0.290, SLG: 0.306</small>		0-0 FC 1-2 1B		0-0 SH5-4 1-2 2-3		0-0 F8		0-0 F4		0-0 FC1-6 1-2 2-3		0-0 1B 1B	5 0 2 0 0 0 4
<b>U L Washington, S</b> <small>(1, 6)</small> <small>OBP: 0.309, SLG: 0.281</small>		0-0 FC 1-3 2-H		0-0 1-2 3-H 1B		0-0 SF8		0-0 CS 1B		0-3 K		0-3 K	4 0 2 2 0 1 3 1 0 0 0 0 1 2 0 0 0 0 0 0 0

Kansas City Royals @ Oakland Athletics  
Oakland-Alameda County Coliseum, Oakland, CA  
Sun Sep 13 1981, 3:33 AM PDT  
Att: 28,701 - Sunny

AB	47
R	6
H	17
RBI	5
BB	5
SO	6
LOB	29



Inning Stats	R: 1	H: 3	E: 0	LOB: 2	K: 1	S: 8	R: 1	H: 2	E: 1	LOB: 1	K: 0	S: 5	R: 0	H: 0	E: 0	LOB: 0	K: 0	S: 2	R: 1	H: 2	E: 0	LOB: 1	K: 0	S: 4	R: 0	H: 0	E: 0	LOB: 0	K: 1	S: 5	R: 2	H: 2	E: 0	LOB: 2	K: 0	S: 5	R: 0	H: 2	E: 0	LOB: 3	K: 1	S: 7	R: 0	H: 1	E: 0	LOB: 0	K: 0	S: 3	R: 0	H: 0	E: 0	LOB: 0	K: 0	S: 3	R: 0	H: 1	E: 0	LOB: 2	K: 1	S: 6	R: 0	H: 1	E: 0	LOB: 2	K: 1	S: 6	R: 1	H: 3	E: 0	LOB: 2	K: 1	S: 8	1B: 16	SF: 1	2B: 1	SAC: 3	3B: 0	DP: 0	HR: 0	HBP: 1	WP: 1	PA: 57
--------------	------	------	------	--------	------	------	------	------	------	--------	------	------	------	------	------	--------	------	------	------	------	------	--------	------	------	------	------	------	--------	------	------	------	------	------	--------	------	------	------	------	------	--------	------	------	------	------	------	--------	------	------	------	------	------	--------	------	------	------	------	------	--------	------	------	------	------	------	--------	------	------	------	------	------	--------	------	------	--------	-------	-------	--------	-------	-------	-------	--------	-------	--------

PITCHER	IP	WLS	BF	H	R	ER	SO	BB	IBB	HBP	BLK	WP	HR	S	P	ERA	WHIP
<b>Steve McCatty, R</b> <small>(1, 1)</small> <small>ERA: 2.34</small>	6.1		31	11	5	4	2	2	0	1	0	0	0	32	41	5.68	2.053
<b>Jeff Jones, R</b> <small>(7, 1)</small> <small>ERA: 3.04</small>	4.0		17	3	0	0	2	1	2	0	0	0	0	18	30	0.00	1.000
<b>Tom Underwood, L</b> <small>(11, 1)</small> <small>ERA: 4.08</small>	0.1		1	0	0	0	0	0	0	0	0	1	0	1	1	0.00	0.000
<b>Dave Beard, R</b> <small>(11, 1)</small> <small>ERA: 7.71</small>	1.1	L	7	3	1	1	2	0	0	0	0	0	0	11	11	6.75	2.250

Batter	1	2	3	4	5	6	7	8	9	10	11	12	AB	R	H	RBI	BB	SO	LOB	BOTTOM								
Rickey Henderson, R OBP: 0.416, SLG: 0.465 (1, 7) X	0-0 F9 S 1B		0-3 K		0-0 1-3		0-0 SF8		0-0 5-3		4-0 F9 IBB		4	0	1	1	1	1	1									
Dwayne Murphy, L OBP: 0.384, SLG: 0.422 (1, 8) X	0-0 F9 1-3			4-0 BB BB		0-3 K	0-0 3-H 1-2 2-H 1B		0-3 K		0-0 F9 1-2 2-3		5	0	1	1	1	2	3									
Cliff Johnson, R OBP: 0.324, SLG: 0.485 Mitchell Page, L OBP: 0.204, SLG: 0.289 (1, 10) S (9, PR)	0-3 K			0-0 L7		0-3 K	0-0 5-3		0-0 S 1B		0-0 L6		5 1	0	1	0	0	2	3									
Tony Armas, R OBP: 0.302, SLG: 0.505 Wayne Gross, L OBP: 0.296, SLG: 0.345 Jimmy Sexton, R (1, 9) (8, 5) (8, PR) (9, 5)		0-0 F2		0-3 K		0-3 K		0-0 1-3 SH1-3 1B 1B	0-3 K			0-3 K	3 1 2	0	0	0	0	2	1									
Mickey Klutts, R OBP: 0.400, SLG: 0.750 Jim Nettles, L (1, 5) (8, 9) Rick Bosetti, R OBP: 0.254, SLG: 0.238 (10, PH) (11, 9)		0-0 F4		4-0 1-2 BB		0-0 1B 1B 1B		0-0 SH1-3		0-3 K		0-0 F3	2 0 2	1	1	0	1	0	0									
Mike Heath, R OBP: 0.284, SLG: 0.371 (1, 2)		0-0 5-3		0-3 K		0-0 F9	0-0 1-3		0-0 1-3		0-3 K	0-0 1B	6	0	1	0	0	2	5									
Kevin Moore, R OBP: 0.245, SLG: 0.208 Jim Spencer, L OBP: 0.200, SLG: 0.278 Mike Davis, L (1, 3) (8, PH) (8, PR) (9, 3) Jeff Newman, R OBP: 0.277, SLG: 0.363 (10, PH) (11, 3)			0-0 F9		0-0 G6-4-3 1B 1B	0-0 1B 1B 1B		0-0 1B 1B 1B		0-0 4-3		0-0 F9	3 1 0 0 2	1	2	0	0	0	0									
Dave McKay, S OBP: 0.275, SLG: 0.302 (1, 4)			0-0 5-3		0-0 G6-4-3 1B 1B	0-0 1B 1B 1B		0-0 1B 1B 1B		0-0 FC4-6		4-0 F9 SH1-4 BB	4	1	3	0	1	0	0									
Rob Picciolo, R OBP: 0.266, SLG: 0.351 Keith Drumright, L OBP: 0.318, SLG: 0.295 Fred Stanley, R OBP: 0.285, SLG: 0.246 (1, 6) (8, PH) (9, 6)			0-0 HR		0-0 G6-4-3	0-0 1B 1B 1B		0-0 FC4-6		0-0 SH1-4		0-0 SH1-4	3 1 0	1	2	2	0	0	2									
<b>Inning Stats</b>	R: 0 E: 0 K: 1 S: 5	H: 1 LOB: 0 BB: 0 P: 5	R: 0 E: 0 K: 0 S: 3	H: 0 LOB: 0 BB: 0 P: 3	R: 1 E: 0 K: 1 S: 6	H: 1 LOB: 0 BB: 0 P: 6	R: 0 E: 0 K: 2 S: 7	H: 0 LOB: 2 BB: 2 P: 15	R: 0 E: 0 K: 0 S: 4	H: 2 LOB: 1 BB: 0 P: 4	R: 0 E: 0 K: 3 S: 9	H: 0 LOB: 0 BB: 0 P: 9	R: 3 E: 0 K: 0 S: 8	H: 5 LOB: 2 BB: 0 P: 8	R: 1 E: 0 K: 0 S: 6	H: 3 LOB: 2 BB: 0 P: 6	R: 0 E: 0 K: 2 S: 8	H: 1 LOB: 2 BB: 0 P: 8	R: 0 E: 0 K: 2 S: 7	H: 0 LOB: 0 BB: 0 P: 7	R: 0 E: 0 K: 0 S: 3	H: 0 LOB: 2 BB: 2 P: 11	R: 0 E: 0 K: 1 S: 6	H: 1 LOB: 1 BB: 0 P: 6	1B: 13 2B: 0 3B: 0 HR: 1	SF: 1 SAC: 2 DP: 1 HBP: 0	WP: 0 PB: 0 SB: 2 CS: 0	PA: 52
<b>PITCHER</b>	IP	WLS	BF	H	R	ER	SO	BB	IBB	HBP	BLK	WP	HR	S	P	ERA	WHIP											
Mike Jones, L ERA: 2.32 (1, 1)	6.1		27	8	4	4	7	2	0	0	0	0	1	39	47	5.68	1.579											
Dan Quisenberry, R ERA: 2.12 (7, 1)	2.2		13	5	1	1	2	0	0	0	0	0	0	17	17	3.38	1.875											
Paul Splittorff, L ERA: 4.37 (10, 1)	3.0	W	12	1	0	0	3	1	1	0	0	0	0	16	24	0.00	0.667											

Kansas City Royals @ Oakland Athletics  
Oakland-Alameda County Coliseum, Oakland, CA

Sun Sep 13 1981, 3:33 AM PDT  
Att: 28,701 - Sunny

livebaseballscorecards.com

AB	45
R	5
H	14
RBI	5
BB	4
SO	12
LOB	21



Batter	1	2	3	4	5	6	7	8	9	AB R H RBI BB SO LOB	TOP																
Willie Wilson, S OBP: 0.322, SLG: 0.348 (1, 7) X	0-0 4-3		0-0 P4			0-0 4-3		0-0 HR		4 1 1 1 0 0 0																	
Frank White, R OBP: 0.290, SLG: 0.386 (1, 4) X	0-0 G4-6-3 1B		0-0 5-3			0-0 G6-4-3 1B		0-0 3-H 1-H HR		4 1 3 2 0 0 0																	
George Brett, L OBP: 0.339, SLG: 0.438 (1, 5) X	0-0 G4-6-3 1-2f				0-0 1-3-5-3-6 2B	0-0 G6-4-3 1-2f		0-0 4-3		4 0 1 0 0 0 2																	
Willie Aikens, L OBP: 0.364, SLG: 0.453 (1, 3) X		0-0 P7		0-0 1-3-5-3-6 2-3f		0-0 F8		0-0 1-3		4 0 0 0 0 0 1																	
Amos Otis, R OBP: 0.323, SLG: 0.410 (1, 8) X		0-0 F9		0-3 K		0-0 1-3		0-0 4-0 1B BB		3 0 0 0 1 1 0																	
Hal McRae, R OBP: 0.316, SLG: 0.375 (1, 10) X		0-0 1B		0-0 5-3		0-0 5-3		0-0 L9		4 0 1 0 0 0 1																	
Clint Hurdle, L OBP: 0.467, SLG: 0.684 (1, 9) X		0-0 G3		4-0 FC6-4 BB		0-0 G3		0-0 FC6-4 1-2 1B		2 0 0 0 1 0 1																	
Cesar Geronimo, L OBP: 0.294, SLG: 0.319 (9, 9) X										1 0 1 0 0 0 0																	
John Wathan, R OBP: 0.285, SLG: 0.301 (1, 2) X			0-3 K		0-0 L8		0-0 6-3	0-0 FC6-4 1-2f		4 0 0 0 0 1 3																	
U L Washington, S OBP: 0.313, SLG: 0.301 (1, 6) X			0-0 HR		0-0 FC6-4 1-2f		0-0 E7 1B 2B			3 2 2 1 0 0 1																	
<b>Inning Stats</b>	R: 0 E: 0 K: 0 S: 3	H: 1 LOB: 0 BB: 0 P: 3	R: 0 E: 0 K: 0 S: 4	H: 1 LOB: 1 BB: 0 P: 4	R: 1 E: 0 K: 1 S: 6	H: 1 LOB: 0 BB: 0 P: 6	R: 0 E: 0 K: 1 S: 5	H: 1 LOB: 0 BB: 0 P: 5	R: 0 E: 0 K: 0 S: 3	H: 0 LOB: 1 BB: 1 P: 7	R: 0 E: 0 K: 0 S: 3	H: 1 LOB: 0 BB: 0 P: 3	R: 0 E: 0 K: 0 S: 3	H: 0 LOB: 0 BB: 0 P: 3	R: 3 E: 1 K: 0 S: 6	H: 3 LOB: 0 BB: 0 P: 6	R: 0 E: 0 K: 0 S: 4	H: 1 LOB: 2 BB: 1 P: 8	1B: 5 2B: 3 3B: 0 HR: 2	SF: 0 SAC: 0 DP: 3 HBP: 0	WP: 0 PB: 0 SB: 0 CS: 0	PA: 35					
<b>PITCHER</b>	IP WLS BF H R ER SO BB IBB HBP BLK WP HR S P ERA WHIP																										
Bruce Kison, R ERA: 3.62 (1, 1)	7.2		28	7	3	3	2	1	0	0	0	0	1	31	35	3.52	1.043										
Andy Hassler, L ERA: 3.03 (8, 1)	0.2	L	3	1	1	1	0	0	0	0	0	0	1	3	3	13.50	1.500										
Don Aase, R ERA: 2.43 (9, 1)	0.2		4	1	0	0	0	1	0	0	0	0	0	3	7	0.00	3.000										

**Kansas City Royals @ California Angels**  
 Anaheim Stadium, Anaheim, CA  
 Mon Sep 14 1981, 10:05 PM EDT  
 Att: 20,917 - Unknown

AB	33
R	4
H	9
RBI	4
BB	2
SO	2
LOB	9



livebaseballscorecards.com



**Kansas City Royals @ California Angels**  
**Anaheim Stadium, Anaheim, CA**

Mon Sep 14 1981, 10:05 PM EDT  
 Att. 20,917 - Unknown

<b>AB</b>	<b>33</b>
<b>R</b>	<b>3</b>
<b>H</b>	<b>8</b>
<b>RBI</b>	<b>3</b>
<b>BB</b>	<b>3</b>
<b>SO</b>	<b>6</b>
<b>LOB</b>	<b>16</b>



WP: 0	PA: 37
PB: 0	
SB: 0	
CS: 1	

AB	R	H	RBI	BB	SO	LOB
3	0	1	0	1	1	2
3	1	1	0	1	0	1
4	1	0	0	0	1	4
3	1	1	3	1	0	0
4	0	1	0	0	0	3
4	0	0	0	0	2	4
4	0	1	0	0	1	0
4	0	1	0	0	0	2
3	0	2	0	0	1	0
1	0	0	0	0	0	0

Batter	1	2	3	4	5	6	7	8	9
Larry Harlow, L OBP: 0.351, SLG: 0.246 (1, 7)	0-3 K	0-0 CS	0-0 BB BB 1B	0-0 G4-6-3			4-0 BB BB BB		
Rick Burleson, R OBP: 0.376, SLG: 0.393 (1, 6)	0-0 E FC5 HR 1B		4-0 BB 1-2 BB		0-0 6-3		0-0 F8		
Dan Ford, R OBP: 0.329, SLG: 0.450 (1, 9)	0-0 FC5 HR 1-3		0-3 K		0-0 F9		0-0 F8		
Don Baylor, R OBP: 0.311, SLG: 0.416 (1, 10)	0-0 HR 1-H 3-H		4-0 1-2 2-3 BB		0-0 P9		0-0 F7		
Bobby Grich, R OBP: 0.383, SLG: 0.546 (1, 4)	0-0 5-3		0-0 F2		0-0 E 1B 1B		0-0 P4		
Daryl Sconiers, L (1, 3)	0-3 K		0-0 F8		0-3 K		0-0 L8		
Ed Ott, L OBP: 0.271, SLG: 0.274 (1, 2)		0-0 6-3		0-0 F9		0-0 E4 G4-6-3 1-3 1B		0-3 K	
Juan Beniquez, R OBP: 0.262, SLG: 0.286 (1, 8)		0-0 6-3		0-0 1B 1B		0-0 G4-6-3 1-2f		0-0 F9	
Bert Campaneris, R OBP: 0.284, SLG: 0.349 Fred Lynn, L (9, PH) OBP: 0.324, SLG: 0.319		0-0 CS 1B		0-0 G4-6-3 1-2 1B		0-3 K		0-0 F7	

Inning Stats	R: 3	H: 2	E: 1	K: 2	S: 10	LOB: 0	BB: 0	P: 10
Inning Stats	R: 0	H: 1	E: 0	K: 0	S: 3	LOB: 0	BB: 0	P: 3
Inning Stats	R: 0	H: 1	E: 0	K: 1	S: 6	LOB: 3	BB: 2	P: 14
Inning Stats	R: 0	H: 2	E: 0	K: 0	S: 4	LOB: 1	BB: 0	P: 4
Inning Stats	R: 0	H: 0	E: 0	K: 0	S: 3	LOB: 0	BB: 0	P: 3
Inning Stats	R: 0	H: 2	E: 1	K: 1	S: 6	LOB: 1	BB: 0	P: 6
Inning Stats	R: 0	H: 0	E: 0	K: 1	S: 5	LOB: 1	BB: 1	P: 9
Inning Stats	R: 0	H: 0	E: 0	K: 0	S: 3	LOB: 0	BB: 0	P: 3
Inning Stats	R: 0	H: 0	E: 0	K: 1	S: 5	LOB: 0	BB: 0	P: 5

PITCHER	IP	WLS	BF	H	R	ER	SO	BB	IBB	HBP	BLK	WP	HR	S	P	ERA	WHIP
Jim Wright, R ERA: 3.09 (1, 1)	3.1		18	6	3	2	3	2	0	0	0	0	1	22	30	5.40	2.400
Rich Gale, R ERA: 5.38 (4, 1)	5.2	W	18	2	0	0	3	1	0	0	0	0	0	23	27	0.00	0.529

WP	PA
0	37
ERA	WHIP
0.00	0.529



Batter	1	2	3	4	5	6	7	8	9	AB	R	H	RBI	BB	SO	LOB	BOTTOM					
<b>Bert Campaneris, R</b> (1, 5) OBP: 0.310, SLG: 0.354	0-0 L7		4-0 CS BB		4-0 2-3 BB			0-0 G6-4-3 1B		2	0	1	0	2	0	0	<b>Kansas City Royals @ California Angels</b> Anaheim Stadium, Anaheim, CA Tue Sep 15 1981, 10:05 PM EDT Att. 21,610 - Unknown					
<b>Rick Burleson, R</b> (1, 6) OBP: 0.375, SLG: 0.393	0-0 S 1B		0-0 L8 1-2		0-0 3-H SF7			0-0 1-2f G6-4-3		3	0	1	1	0	0	2						
<b>Dan Ford, R</b> (1, 9) OBP: 0.330, SLG: 0.454	0-3 K				0-0 G6-4-3 1B			0-0 E 2B		4	1	2	0	0	1	2						
<b>Don Baylor, R</b> (1, 3) OBP: 0.311, SLG: 0.414	0-0 6-3 1-2				0-0 G6-4-3 1-2f			0-0 L7		4	0	1	0	0	0	2						
<b>Bobby Grich, R</b> (1, 4) OBP: 0.381, SLG: 0.540		0-0 6-3			4-0 BB 1B BB			0-0 F8		3	0	0	0	1	0	1						
<b>Brian Downing, R</b> (1, 2) OBP: 0.348, SLG: 0.346		0-3 K			4-0 1B BB			0-0 6-3		2	0	0	0	1	1	0						
<b>Fred Lynn, L</b> (9, PH) OBP: 0.323, SLG: 0.318					1-2 BB				0-0 5-3	1	0	0	0	0	0	0						
<b>Joe Ferguson, R</b> (1, 7) OBP: 0.346, SLG: 0.476		4-0 BB			0-0 1-2 2-H 1B			0-0 6-3		2	0	1	0	1	0	0						
<b>John Harris, L</b> (9, PH) OBP: 0.246, SLG: 0.317					1-2 2-H 1B				0-0 L8	1	0	0	0	0	0	0						
<b>Juan Beniquez, R</b> (1, 8) OBP: 0.264, SLG: 0.287		0-0 L4			0-0 BLK SF7 4-3 1B			0-0 F9		3	1	1	0	0	0	1						
<b>Larry Harlow, L</b> (9, PH) OBP: 0.346, SLG: 0.242					0-0 4-3			0-0 F7		1	0	0	0	0	0	0						
<b>Brian Harper, R</b> (1, 10) OBP: 0.143, SLG: 0.143					0-0 F3				0-0 1-3	3	0	0	0	0	0	1						
<b>Inning Stats</b>	R: 0 E: 0 K: 1 S: 6	H: 1 LOB: 1 BB: 0 P: 6	R: 0 E: 0 K: 1 S: 5	H: 0 LOB: 1 BB: 1 P: 9	R: 0 E: 0 K: 0 S: 2	H: 0 LOB: 0 BB: 1 P: 6	R: 0 E: 0 K: 0 S: 3	H: 2 LOB: 2 BB: 2 P: 11	R: 1 E: 0 K: 0 S: 4	H: 1 LOB: 1 BB: 1 P: 8	R: 0 E: 0 K: 0 S: 3	H: 0 LOB: 0 BB: 0 P: 3	R: 0 E: 0 K: 0 S: 3	H: 0 LOB: 0 BB: 0 P: 3	R: 1 E: 1 K: 0 S: 5	H: 3 LOB: 1 BB: 0 P: 5	R: 0 E: 0 K: 0 S: 3	H: 0 LOB: 0 BB: 0 P: 3	1B: 6 2B: 1 3B: 0 HR: 0	SF: 1 SAC: 0 DP: 2 HBP: 0	WP: 0 PB: 0 SB: 1 CS: 1	PA: 35
<b>PITCHER</b> <b>Atlee Hammaker, L</b> (1, 1) ERA: 5.0	IP 7.0	WLS W	BF 28	H 5	R 2	ER 1	SO 2	BB 5	IBB 0	HBP 0	BLK 1	WP 0	HR 0	S 27	P 47	ERA 1.29	WHIP 1.429					
<b>Dan Quisenberry, R</b> (8, 1) ERA: 2.04	2.0	S	7	2	0	0	0	0	0	0	0	0	0	7	7	0.00	1.000					

livebaseballscorecards.com

<b>AB</b>	<b>29</b>
<b>R</b>	<b>2</b>
<b>H</b>	<b>7</b>
<b>RBI</b>	<b>1</b>
<b>BB</b>	<b>5</b>
<b>SO</b>	<b>2</b>
<b>LOB</b>	<b>9</b>



Batter	1	2	3	4	5	6	7	8	9	AB R H RBI BB SO LOB	TOP									
Willie Wilson, S OBP: 0.321, SLG: 0.347 (1, 7) X	0-0 6-3	0-0 F8			0-0 4-3		0-0 FC6-4 G5-4-3		0-0 6-3	5 0 0 0 0 0 6										
Frank White, R OBP: 0.283, SLG: 0.376 (1, 4) X	0-0 F8		0-0 5-3		0-0 F3		0-0 G5-4-3		0-3 K	5 0 0 0 0 1 3										
George Brett, L OBP: 0.347, SLG: 0.449 (1, 5) X	0-0 2B		0-3 K		0-0 6-3			0-0 SH5-4 E 1B	0-0 S 1B	5 1 3 1 0 1 1										
Amos Otis, R OBP: 0.326, SLG: 0.410 (1, 8) X	0-0 4-3		0-0 2B		0-0 4-3			0-0 SH5-4 1B	4-0 FC6-4 BB	3 0 1 0 1 0 1										
Hal McRae, R OBP: 0.310, SLG: 0.366 (1, 10) X		0-0 4-3	0-0 5-3		0-0 6-3			0-0 E6 4-3 1B	0-0 FC6-4	5 0 1 0 0 0 3										
Willie Aikens, L OBP: 0.372, SLG: 0.452 (1, 3) X		0-0 1-3		4-0 FC4-6 BB		0-0 1B		0-0 4-3		3 0 1 0 1 0 1										
John Wathan, R OBP: 0.287, SLG: 0.297 (1, 2) X		0-0 BB 1B 1B		0-0 FC4-6 G6-4-3		0-0 F7		0-0 2-3		3 0 1 0 1 0 2										
Darryl Motley, R OBP: 0.282, SLG: 0.324 (1, 9) X		0-0 BB 1B		0-0 G6-4-3			0-0 HR	0-3 K		3 1 2 1 0 0 1										
Clint Hurdle, L OBP: 0.458, SLG: 0.659 (8, 9) X		1-2 BB 1B		1-2 1B						1 0 0 0 0 1 2										
Pat Sheridan, L (9, 9) X										0 0 0 0 0 0 0										
U L Washington, S OBP: 0.317, SLG: 0.304 (1, 6) X		4-0 1-2 2-3 BB		0-0 E1 4-3 1B			0-0 FC6-4 1B		0-0 6-3 1B	3 1 3 0 1 0 0										
<b>Inning Stats</b>	R: 0 E: 0 K: 0 S: 4	H: 1 LOB: 1 BB: 0 P: 4	R: 0 E: 0 K: 0 S: 5	H: 2 LOB: 3 BB: 1 P: 9	R: 0 E: 0 K: 1 S: 6	H: 1 LOB: 1 BB: 0 P: 6	R: 0 E: 0 K: 0 S: 2	H: 0 LOB: 0 BB: 1 P: 6	R: 0 E: 1 K: 0 S: 4	H: 1 LOB: 1 BB: 0 P: 4	R: 1 E: 0 K: 0 S: 4	H: 2 LOB: 0 BB: 0 P: 4	R: 1 E: 1 K: 1 S: 7	H: 2 LOB: 2 BB: 1 P: 11	R: 1 E: 0 K: 1 S: 7	H: 2 LOB: 2 BB: 1 P: 11	1B: 9 2B: 2 3B: 0 HR: 1	SF: 0 SAC: 1 DP: 2 HBP: 0	WP: 0 PB: 0 SB: 1 CS: 0	PA: 41
<b>PITCHER</b>	IP WLS BF H R ER SO BB IBB HBP BLK WP HR S P ERA WHIP																			
Geoff Zahn, L ERA: 4.08 (1, 1)	7.2 L 33 10 2 2 1 2 2 0 0 0 0 1 33 41 2.35 1.565																			
Don Aase, R ERA: 2.54 (8, 1)	1.0 5 1 1 1 2 1 0 0 0 0 0 0 8 12 9.00 2.000																			
Andy Hassler, L ERA: 3.01 (9, 1)	0.1 3 1 0 0 0 0 1 0 0 0 0 0 2 6 0.00 6.000																			

**Kansas City Royals @ California Angels**  
 Anaheim Stadium, Anaheim, CA  
 Wed Sep 16 1981, 10:05 PM EDT  
 Att: 20,582 - Unknown

AB	36
R	3
H	12
RBI	2
BB	4
SO	3
LOB	20



Batter	1	2	3	4	5	6	7	8	9	AB	R	H	RBI	BB	SO	LOB
Brian Downing, R OBP: 0.350, SLG: 0.359 (1, 7)	0-0 6-3 1B		0-0 HR			0-0 L9		0-0 F9		4	1	2	1	0	0	0
Rick Burleson, R OBP: 0.376, SLG: 0.394 (1, 6)	0-0 6-3 1-2		0-0 6-3			0-0 1B		0-0 1B		4	0	2	0	0	0	1
Bobby Grich, R OBP: 0.377, SLG: 0.533 (1, 4)	0-0 P3					0-0 L8		0-0 L6		4	0	0	0	0	0	3
Don Baylor, R OBP: 0.310, SLG: 0.412 (1, 10)	0-3 K					0-0 L8		0-0 L8		4	0	1	0	0	1	2
Ed Ott, L OBP: 0.275, SLG: 0.274 (1, 2)		1-0 FC1-6 HBP				0-0 G1-4-3 1B		0-0 F7		3	0	1	0	0	0	1
Dan Ford, R OBP: 0.330, SLG: 0.452 (1, 9)		0-0 FC1-6 G4-6-3 1-2f				0-3 K		0-0 FC4-6 1B		4	0	1	0	0	2	2
John Harris, L OBP: 0.246, SLG: 0.313 (1, 3)		0-0 G4-6-3 1-2f				0-0 1B		0-0 FC4-6 1-2f		4	0	1	0	0	0	3
Juan Beniquez, R OBP: 0.256, SLG: 0.280 (1, 8)			0-0 5-3			0-0 P6		0-0 L8		3	0	0	0	0	0	2
Bert Campaneris, R OBP: 0.297, SLG: 0.338 (1, 5)			0-0 5-3			0-3 K		0-0 4-3		3	0	0	0	0	1	1

**BOTTOM**

**Kansas City Royals @ California Angels**  
**Anaheim Stadium, Anaheim, CA**

Wed Sep 16 1981, 10:05 PM EDT  
 Att. 20,582 - Unknown

[livebaseballscorecards.com](http://livebaseballscorecards.com)

<b>AB</b>	<b>33</b>
<b>R</b>	<b>1</b>
<b>H</b>	<b>8</b>
<b>RBI</b>	<b>1</b>
<b>BB</b>	<b>0</b>
<b>SO</b>	<b>4</b>
<b>LOB</b>	<b>15</b>



Inning Stats	R: 0	H: 1	E: 0	K: 1	S: 6	LOB: 1	BB: 0	P: 6
	R: 0	H: 0	E: 0	K: 0	S: 2	LOB: 0	BB: 0	P: 3
	R: 1	H: 1	E: 0	K: 0	S: 4	LOB: 0	BB: 0	P: 4
	R: 0	H: 1	E: 0	K: 0	S: 3	LOB: 0	BB: 0	P: 3
	R: 0	H: 1	E: 0	K: 2	S: 8	LOB: 1	BB: 0	P: 8
	R: 0	H: 1	E: 0	K: 0	S: 4	LOB: 1	BB: 0	P: 4
	R: 0	H: 1	E: 0	K: 0	S: 4	LOB: 1	BB: 0	P: 4
	R: 0	H: 1	E: 0	K: 1	S: 6	LOB: 1	BB: 0	P: 6
	1B: 7	2B: 0	3B: 0	HR: 1	SF: 0	SAC: 0	DP: 2	HBP: 1

WP: 0	PA: 34
PB: 0	SB: 0
CS: 0	

<b>PITCHER</b> Dennis Leonard, R ERA: 3.33 (1, 1)	IP: 9.0	WLS: 1	BF: 34	H: 8	R: 1	ER: 1	SO: 4	BB: 0	IBB: 0	HBP: 1	BLK: 0	WP: 0	HR: 1	S: 41	P: 42	ERA: 1.00	WHIP: 0.889
---	---------	--------	--------	------	------	-------	-------	-------	--------	--------	--------	-------	-------	-------	-------	-----------	-------------

<b>PITCHER</b>	IP: 0	WLS: 0	BF: 0	H: 0	R: 0	ER: 0	SO: 0	BB: 0	IBB: 0	HBP: 0	BLK: 0	WP: 0	HR: 0	S: 0	P: 0	ERA: 0.00	WHIP: 0.000
----------------	-------	--------	-------	------	------	-------	-------	-------	--------	--------	--------	-------	-------	------	------	-----------	-------------

Batter	1	2	3	4	5	6	7	8	9	AB R H RBI BB SO LOB	TOP											
Willie Wilson, S (1, 7) OBP: 0.322, SLG: 0.348	0-0 F9		0-0 E6 PB S 2B	0-0 1B			0-0 F4 S SF9 1B	0-0 FC4-6		5 2 2 3 0 0 2	<b>Kansas City Royals @ Seattle Mariners</b> The Kingdome, Seattle, WA Fri Sep 18 1981, 10:05 PM EDT Att. 13,855 - Dome <a href="http://livebaseballscorecards.com">livebaseballscorecards.com</a>											
Frank White, R (1, 4) OBP: 0.285, SLG: 0.380	0-0 1B		0-0 2B	0-3 K			0-0 F4 1-3	0-0 F7		5 0 2 1 0 1 4												
George Brett, L (1, 5) OBP: 0.345, SLG: 0.444	0-0 F5		4-0 BB		0-0 4-3		0-0 SF9		0-0 F9	3 0 0 1 1 0 1												
Willie Aikens, L (1, 3) OBP: 0.375, SLG: 0.469	0-0 F8		0-0 4-3		0-0 HR		0-0 1B		0-0 1B 2B	5 2 3 1 0 0 3												
Amos Otis, R (1, 8) OBP: 0.330, SLG: 0.413		0-0 1-4-3		0-0 1B 1B	0-0 CS 1B		0-3 K		0-0 1B	5 1 3 1 0 1 1												
Hal McRae, R (1, 10) OBP: 0.311, SLG: 0.367	0-0 F8		0-0 1B 1B	0-0 F8				0-0 1B 1B FC4-6 1B	0-0 5-3	5 2 2 0 0 0 1												
John Wathan, R (1, 2) OBP: 0.286, SLG: 0.296	0-0 G3		0-0 F8		0-0 6-3			0-0 1B 1B		4 0 1 0 0 0 2												
Clint Hurdle, L (1, 9) OBP: 0.431, SLG: 0.614			0-0 4-3	0-0 F8		0-0 5-3		0-0 F6		3 0 0 0 0 0 2												
Cesar Geronimo, L (6, 9) OBP: 0.294, SLG: 0.319										0 0 0 0 0 0 0												
Darryl Motley, R (8, PH) (8, 9)										1 0 0 0 0 0 2												
U L Washington, S (1, 6) OBP: 0.320, SLG: 0.307			0-0 5-3	0-0 1B 1B		0-0 F8		0-0 FC4-6 1B		4 1 2 1 0 0 0												
<b>Inning Stats</b>	R: 0 E: 0 K: 0 S: 4	H: 1 LOB: 1 BB: 0 P: 4	R: 0 E: 0 K: 0 S: 3	H: 0 LOB: 0 BB: 0 P: 3	R: 1 E: 1 K: 0 S: 5	H: 1 LOB: 2 BB: 1 P: 9	R: 3 E: 0 K: 1 S: 9	H: 4 LOB: 1 BB: 0 P: 9	R: 1 E: 0 K: 0 S: 4	H: 2 LOB: 0 BB: 0 P: 4	R: 0 E: 0 K: 0 S: 3	H: 0 LOB: 0 BB: 0 P: 3	R: 1 E: 0 K: 1 S: 7	H: 2 LOB: 1 BB: 0 P: 7	R: 1 E: 0 K: 0 S: 6	H: 3 LOB: 2 BB: 0 P: 6	R: 1 E: 0 K: 0 S: 4	H: 2 LOB: 0 BB: 0 P: 4	1B: 12 2B: 2 3B: 0 HR: 1	SF: 1 SAC: 0 DP: 0 HBP: 0	WP: 0 PB: 1 SB: 2 CS: 1	PA: 42
<b>PITCHER</b>	IP WLS BF H R ER SO BB IBB HBP BLK WP HR S P ERA WHIP																					
Glenn Abbott, R (1, 1) ERA: 3.94	6.1 L 29 9 6 5 1 1 0 0 0 0 0 1 30 34 7.11 1.579																					
Bryan Clark, L (7, 1) ERA: 4.23	0.2 5 3 1 1 1 0 0 0 0 0 0 0 7 7 13.50 4.500																					
Mike Parrott, R (8, 1) ERA: 4.91	2.0 8 3 1 1 0 0 0 0 0 0 0 0 8 8 4.50 1.500																					

**Kansas City Royals @ Seattle Mariners**  
The Kingdome, Seattle, WA  
Fri Sep 18 1981, 10:05 PM EDT  
Att. 13,855 - Dome

<b>AB</b>	40
<b>R</b>	8
<b>H</b>	15
<b>RBI</b>	8
<b>BB</b>	1
<b>SO</b>	2
<b>LOB</b>	18



Batter	1	2	3	4	5	6	7	8	9	AB	R	H	RBI	BB	SO	LOB	BOTTOM	
<b>Julio Cruz, S</b> (1, 4) <small>OBP: 0.340, SLG: 0.335</small>	4-0 		0-0 		0-0 		0-0 			3	1	1	0	1	0	0	<b>Kansas City Royals @ Seattle Mariners</b> The Kingdom, Seattle, WA Fri Sep 18 1981, 10:05 PM EDT Att. 13,855 - Dome	
<b>Lenny Randle, S</b> (1, 5) <small>OBP: 0.283, SLG: 0.325</small>	0-0 		0-0 		0-0 		0-0 			4	1	2	0	0	0	3		
<b>Bruce Bochte, L</b> (1, 7) <small>OBP: 0.356, SLG: 0.368</small>	0-0 		0-0 		0-0 		0-3 			4	0	1	1	0	1	3		
<b>Richie Zisk, R</b> (1, 10) <small>OBP: 0.381, SLG: 0.515</small>	0-0 		4-0 		0-0 		0-0 			3	0	1	1	1	0	0		
<b>Jeff Burroughs, R</b> (1, 9) <small>OBP: 0.340, SLG: 0.411</small>	0-0 		0-0 		0-0 		0-0 			4	0	0	0	0	0	3		
<b>Gary Gray, R</b> (1, 3) <small>OBP: 0.253, SLG: 0.487</small>		0-0 		0-0 		0-0 		0-0 		4	0	0	0	0	0	0		
<b>Paul Serna, R</b> (1, 6) <small>OBP: 0.273, SLG: 0.405</small> <b>Dan Meyer, L</b> (9, PH) <small>OBP: 0.288, SLG: 0.311</small>		0-0 		0-0 		0-0 		0-0 		3	1	1	1	0	0	0		
<b>Dave Henderson, R</b> (1, 8) <small>OBP: 0.261, SLG: 0.339</small> <b>Joe Simpson, L</b> (9, PH) <small>OBP: 0.268, SLG: 0.317</small>		0-0 		0-0 		4-0 		0-0 		2	0	0	0	1	0	0		
<b>Bud Bulling, R</b> (1, 2) <small>OBP: 0.348, SLG: 0.284</small> <b>Casey Parsons, L</b> (7, PH) <small>OBP: 0.227, SLG: 0.400</small> <b>Dan Firova, R</b> (8, 2)			0-0 		0-0 		0-0 			2	0	0	0	0	0	0		
										1	0	0	0	0	0	1		
										0	0	0	0	0	0	0		
<b>Inning Stats</b>	R: 1 H: 1 E: 1 LOB: 1 K: 0 BB: 1 S: 4 P: 8	R: 0 H: 0 E: 0 LOB: 0 K: 0 BB: 0 S: 3 P: 3	R: 1 H: 2 E: 0 LOB: 2 K: 0 BB: 1 S: 5 P: 9	R: 0 H: 0 E: 0 LOB: 0 K: 0 BB: 0 S: 3 P: 3	R: 0 H: 1 E: 0 LOB: 1 K: 0 BB: 0 S: 4 P: 4	R: 0 H: 0 E: 0 LOB: 0 K: 0 BB: 0 S: 3 P: 3	R: 1 H: 2 E: 0 LOB: 1 K: 0 BB: 1 S: 4 P: 8	R: 0 H: 0 E: 0 LOB: 0 K: 1 BB: 0 S: 5 P: 5	R: 0 H: 0 E: 0 LOB: 0 K: 0 BB: 0 S: 3 P: 3	1B: 3 SF: 0 2B: 1 SAC: 0 3B: 1 DP: 0 HR: 1 HBP: 0	WP: 0 PA: 35 PB: 1 SB: 0 CS: 2							
<b>PITCHER</b>	IP WLS BF H R ER SO BB IBB HBP BLK WP HR S P ERA WHIP															IP WLS BF H R ER SO BB IBB HBP BLK WP HR S P ERA WHIP		
<b>Mike Jones, L</b> (1, 1) <small>ERA: 2.4</small>	6.0 W 26 5 3 2 0 3 0 0 0 0 0 1 23 35 3.00 1.333																	
<b>Dan Quisenberry, R</b> (7, 1) <small>ERA: 1.93</small>	3.0 S 9 1 0 0 1 0 0 0 0 0 0 11 11 0.00 0.333																	

livebaseballscorecards.com

AB	32
R	3
H	6
RBI	3
BB	3
SO	1
LOB	10



Batter	1	2	3	4	5	6	7	8	9	AB R H RBI BB SO LOB	TOP											
Willie Wilson, S (1, 7) OBP: 0.321, SLG: 0.347	0-0 G3		0-3 K		0-0 4-3			0-0 S 1B BLK 1B		4 1 1 0 0 1 0	<b>Kansas City Royals @ Seattle Mariners</b> The Kingdome, Seattle, WA Sat Sep 19 1981, 10:05 PM EDT Att. 12,959 - Dome											
Frank White, R (1, 4) OBP: 0.291, SLG: 0.389	0-0 WP 2B		0-0 S 1B		0-3 K			0-0 G3 1-2 BLK 1B		4 0 3 0 0 1 0												
George Brett, L (1, 5) OBP: 0.340, SLG: 0.438	0-0 1-3		0-0 F3			0-0 F8		0-0 L9		4 0 0 0 0 0 4												
Willie Aikens, L (1, 3) OBP: 0.374, SLG: 0.464	0-3 K		4-0 1-2 BB			0-0 F7		0-0 G3		3 0 0 0 1 1 2												
Amos Otis, R (1, 8) OBP: 0.327, SLG: 0.408		0-3 K	0-0 4-3			0-0 B1-3		0-3 K		4 0 0 0 0 2 3												
Hal McRae, R (1, 10) OBP: 0.313, SLG: 0.366		4-0 E BB		0-0 6-3			0-0 1-3		0-0 1B	3 0 1 0 1 0 0												
John Wathan, R (1, 2) OBP: 0.287, SLG: 0.294		0-0 E6		0-0 F4			4-0 1B BB		0-0 F8	2 0 0 0 1 0 1												
Jamie Quirk, L (9, PH) OBP: 0.296, SLG: 0.326		1-2 FC6-4		0-0 F4						0 0 0 0 0 0 0												
Lee May, R (9, PH) OBP: 0.327, SLG: 0.358		1-2 FC6-4		0-0 F4						1 0 0 0 0 0 1												
Clint Hurdle, L (1, 9) OBP: 0.426, SLG: 0.596		0-3 K		0-0 4-3			0-0 G6-4-3 1B		0-3 K	3 0 1 0 0 1 2												
Darryl Motley, R (9, PH) OBP: 0.277, SLG: 0.317		0-3 K		0-0 4-3			1-3 1B		0-3 K	1 0 0 0 0 1 1												
U L Washington, S (1, 6) OBP: 0.316, SLG: 0.302		0-0 FC6-4		0-0 4-3			0-0 G6-4-3 1-2f		0-0 F6	4 0 0 0 0 0 5												
<b>Inning Stats</b>	R: 0 E: 0 K: 1 S: 6	H: 1 LOB: 1 BB: 0 P: 6	R: 0 E: 1 K: 2 S: 8	H: 0 LOB: 2 BB: 1 P: 12	R: 0 E: 0 K: 1 S: 6	H: 1 LOB: 2 BB: 1 P: 10	R: 0 E: 0 K: 0 S: 3	H: 0 LOB: 0 BB: 0 P: 3	R: 0 E: 0 K: 1 S: 5	H: 0 LOB: 0 BB: 0 P: 5	R: 0 E: 0 K: 0 S: 3	H: 0 LOB: 0 BB: 0 P: 3	R: 0 E: 0 K: 0 S: 3	H: 1 LOB: 1 BB: 1 P: 7	R: 1 E: 0 K: 1 S: 7	H: 2 LOB: 1 BB: 0 P: 7	R: 0 E: 0 K: 1 S: 6	H: 1 LOB: 1 BB: 0 P: 6	1B: 5 2B: 1 3B: 0 HR: 0	SF: 0 SAC: 0 DP: 1 HBP: 0	WP: 1 PB: 0 SB: 2 CS: 0	PA: 36
<b>PITCHER</b>	IP WLS BF H R ER SO BB IBB HBP BLK WP HR S P ERA WHIP																					
Jim Beattie, R (1, 1) ERA: 3.13	8.0 W 33 6 1 1 6 3 0 0 1 1 0 42 54 1.12 1.125																					
Shane Rawley, L (9, 1) ERA: 4.58	1.0 S 3 0 0 0 1 0 0 0 0 0 0 5 5 0.00 0.000																					

livebaseballscorecards.com

<b>AB</b>	33
<b>R</b>	1
<b>H</b>	6
<b>RBI</b>	0
<b>BB</b>	3
<b>SO</b>	7
<b>LOB</b>	19





Batter	1	2	3	4	5	6	7	8	9
Julio Cruz, S (1, 4) OBP: 0.344, SLG: 0.338	0-0 5-3		H 1-0 BB HBP		X 0-0 1-2 1B	X 0-0 1-2 1B		X 0-0 1-2 5-3	
Joe Simpson, L (1, 8) OBP: 0.267, SLG: 0.315	0-3 K		X 0-0 L9		X 0-0 F8	X 0-0 1-2 1B		X 0-0 5-3	
Tom Paciorek, R (1, 7) OBP: 0.385, SLG: 0.507	0-3 K		B B B B 1-2 2-3 BB		X 0-0 F4	X 0-0 4-3			
Richie Zisk, R (1, 10) OBP: 0.385, SLG: 0.524 Kim Allen, R (7, PR)		B B B B 4-0 FC4-6 BB	X 0-0 6-3		X 0-0 HR	B B B B 4-0 S 1B BB			
Bruce Bochte, L (1, 3) OBP: 0.358, SLG: 0.365	0-3 K		B B B B 0-0 G6-4-3 BB		X 0-0 F5	B B B B 4-0 1B BB			
Jeff Burroughs, R (1, 9) OBP: 0.342, SLG: 0.412 Casey Parsons, L (7, PR) OBP: 0.227, SLG: 0.400	0-0 F7		X 0-0 G6-4-3		X 0-0 HR	X 0-0 G1-6-3 1B			
Dan Meyer, L (1, 5) OBP: 0.288, SLG: 0.325 Lenny Randle, S (8, 5) OBP: 0.283, SLG: 0.325	0-0 FC4-6		X 0-0 G3		X 0-0 HR	X 0-0 G1-6-3 1B			
Paul Serna, R (1, 6) OBP: 0.313, SLG: 0.500			X 0-0 BB HBP 1B		X 0-0 F8	X 0-0 HR		X 0-0 FC3-6 1B	
Jerry Narron, L (1, 2) OBP: 0.290, SLG: 0.296 Reggie Walton, R (8, PH) Dan Firova, R (9, 2)			X 0-0 L8		X 0-0 1B	S S S 0-3 K		X 0-0 FC3-6 5-3	

AB	R	H	RBI	BB	SO	LOB
4	0	2	0	0	0	1
5	0	1	0	0	1	5
3	0	0	0	1	1	4
2	1	1	1	2	0	3
0	0	0	0	0	0	0
2	0	0	0	2	1	1
4	1	2	0	0	0	2
0	0	0	0	0	0	0
4	1	1	2	0	0	3
0	0	0	0	0	0	0
4	1	3	1	0	0	0
3	0	1	0	0	1	1
1	0	0	0	0	0	1
0	0	0	0	0	0	0
1B: 8	SF: 0					
2B: 0	SAC: 0					
3B: 0	DP: 2					
HR: 3	HBP: 1					

BOTTOM

Kansas City Royals @ Seattle Mariners  
The Kingdom, Seattle, WA  
Sat Sep 19 1981, 10:05 PM EDT  
Att. 12,959 - Dome

livebaseballscorecards.com

AB	32
R	4
H	11
RBI	4
BB	5
SO	4
LOB	21



Inning	R	H	E	K	S	P	BB	IBB	HBP	BLK	WP	HR	S	P	ERA	WHIP
1	0	0	0	2	7	5	0	0	0	0	0	1	26	39	3.38	1.500
2	0	0	0	1	4	2	0	0	0	0	0	2	7	7	54.00	12.000
3	0	0	0	1	4	2	0	0	0	0	0	0	2	10	0.00	4.500
4	0	0	0	1	5	2	0	0	0	0	0	0	5	5	0.00	0.600

PITCHER	IP	WLS	BF	H	R	ER	SO	BB	IBB	HBP	BLK	WP	HR	S	P	ERA	WHIP
Jim Wright, R (1, 1) ERA: 3.13	5.1	L	24	5	2	2	3	3	0	0	0	0	1	26	39	3.38	1.500
Paul Splittorf, L (6, 1) ERA: 4.55	0.1		5	4	2	2	1	0	0	0	0	0	2	7	7	54.00	12.000
Renie Martin, R (6, 1) ERA: 2.76	0.2		4	1	0	0	0	2	0	0	0	0	0	2	10	0.00	4.500
Ken Brett, L (7, 1) ERA: 4.08	1.2		5	1	0	0	0	0	0	0	0	0	0	5	5	0.00	0.600

WP	PA	ERA	WHIP
0	38		
0			
1			
0			

Batter	1	2	3	4	5	6	7	8	9	AB R H RBI BB SO LOB	TOP
Willie Wilson, S (1, 7) OBP: 0.320, SLG: 0.345	0-0 2B 5-3 1B		0-3 K		0-0 5-3		0-0 6-3		0-0 F3	5 1 1 0 0 1 1	
Frank White, R (1, 4) OBP: 0.288, SLG: 0.383	0-3 K		0-3 K		0-0 F5		0-0 5-3			4 0 0 0 0 2 2	
George Brett, L (1, 5) OBP: 0.345, SLG: 0.446	0-0 1-3 2B		0-0 F8		0-0 1B		0-0 1B			4 0 3 0 0 0 1	
Amos Otis, R (1, 8) OBP: 0.329, SLG: 0.419	0-0 5-3			0-0 HR	0-0 1B		0-0 F4			4 1 2 2 0 0 2	
Hal McRae, R (1, 10) OBP: 0.310, SLG: 0.362	0-0 F3			0-0 F9	0-0 F8			0-0 F8		4 0 0 0 0 0 3	
Willie Aikens, L (1, 3) Tim Ireland, R (8, PR) (8, 3)		0-0 F7		0-0 4-3		0-0 F8		0-0 CS 1B		4 0 1 0 0 0 0 0 0 0 0 0 0 0	
John Wathan, R (1, 2) OBP: 0.290, SLG: 0.305		0-0 F2		0-0 2B 1B		0-0 3B		0-0 5-3 1-2		4 0 2 0 0 0 1	
Darryl Motley, R (1, 9) OBP: 0.276, SLG: 0.324		0-0 5-3		0-0 1-3 2B		0-0 F2		0-3 K		4 0 1 0 0 1 1	
U L Washington, S (1, 6) Lee May, R (9, PH) OBP: 0.316, SLG: 0.303 OBP: 0.321, SLG: 0.352			0-0 WP S 1B	0-0 6-3		0-0 6-3		0-0 4-3		3 0 1 0 0 0 3 1 0 0 0 0 0 0	
<b>Inning Stats</b>	R: 1 H: 2 E: 0 LOB: 1 K: 1 BB: 0 S: 7 P: 7	R: 0 H: 0 E: 0 LOB: 0 K: 0 BB: 0 S: 3 P: 3	R: 0 H: 1 E: 0 LOB: 1 K: 2 BB: 0 S: 8 P: 8	R: 1 H: 3 E: 0 LOB: 2 K: 0 BB: 0 S: 6 P: 6	R: 0 H: 2 E: 0 LOB: 2 K: 0 BB: 0 S: 5 P: 5	R: 0 H: 1 E: 0 LOB: 1 K: 0 BB: 0 S: 4 P: 4	R: 0 H: 1 E: 0 LOB: 1 K: 0 BB: 0 S: 4 P: 4	R: 0 H: 1 E: 0 LOB: 1 K: 0 BB: 0 S: 3 P: 3	R: 0 H: 0 E: 0 LOB: 0 K: 1 BB: 0 S: 5 P: 5	1B: 7 SF: 0 2B: 2 SAC: 0 3B: 1 DP: 0 HR: 1 HBP: 0	WP: 1 PA: 37 PB: 0 SB: 1 CS: 1
<b>PITCHER</b> Floyd Bannister, L (1, 1) ERA: 4.75	IP WLS BF H R ER SO BB IBB HBP BLK WP HR S P ERA WHIP										
	9.0 W 37 11 2 2 4 0 0 0 0 1 1 45 45 2.00 1.222										
<b>PITCHER</b>	IP WLS BF H R ER SO BB IBB HBP BLK WP HR S P ERA WHIP										

**Kansas City Royals @ Seattle Mariners**  
 The Kingdome, Seattle, WA  
 Sun Sep 20 1981, 6:33 AM EDT  
 Att. 6,117 - Dome

[livebaseballscorecards.com](http://livebaseballscorecards.com)

AB	37
R	2
H	11
RBI	2
BB	0
SO	4
LOB	14





Batter	1	2	3	4	5	6	7	8	9	AB R H RBI BB SO LOB	TOP											
Gary Ward, R (1, 7) OBP: 0.321, SLG: 0.337	0-0 6-3	0-0 2B 1-2 2-3 1B		0-0 SF7 1-H	0-0 6-3		4-0 BB BB BB BB G6-4-3 BB		3 0 1 1 1 0 2													
Dave Engle, R (1, 9) OBP: 0.286, SLG: 0.383	0-0 L5	0-0 2B 1-3 2-H 3-H		1-0 PB HBP		0-0 E5 HBP HBP	0-0 G6-4-3 1-2f		4 0 1 2 0 0 2													
Mickey Hatcher, R (1, 8) OBP: 0.298, SLG: 0.368	0-0 1B 3B 1B	4-0 G6-4-3 IBB		0-0 F9 1-2		1-0 HBP HBP		0-0 S 1B	3 1 2 0 1 0 1													
Roy Smalley, S (1, 10) OBP: 0.384, SLG: 0.464	0-0 3B 1B	0-0 G6-4-3 1-2f		0-0 4-3	0-0 F5		0-0 F7		2 1 1 0 0 0 3													
Kent Hrbek, L (5, PH) OBP: 0.256, SLG: 0.325	0-0 3B 1B			0-0 L8	4-0 BB 1B 2B BB	1-0 HBP HBP	0-0 F8 1-2		3 0 0 0 0 0 3													
John Castino, R (1, 4) OBP: 0.298, SLG: 0.390	0-0 3B			0-0 5-3	0-0 BB 2B 1B	0-3 K	0-0 5-3		2 1 1 2 2 1 0 0													
Rob Wilfong, L (6, PR) OBP: 0.309, SLG: 0.335	0-0 F9			0-0 4-3	0-0 F7	0-0 F8			1 0 0 0 0 0 1													
Gary Gaetti, R (1, 5) OBP: 0.250, SLG: 0.625				0-0 4-3	0-0 F7	0-0 F8			5 1 1 0 0 1 5													
Butch Wynegar, S (1, 2) OBP: 0.345, SLG: 0.304		0-0 1B 2B 2B		0-0 4-3	0-0 F7	0-0 F8		0-0 F9	5 1 1 0 0 0 5													
Pete Mackanin, R (1, 3) OBP: 0.252, SLG: 0.311		0-0 F4		0-0 4-3	4-0 2B 1-2 2-3 BB		0-0 F4		2 0 0 0 0 0 1													
Tim Corcoran, L (5, PH) OBP: 0.239, SLG: 0.200				0-0 4-3	0-0 F7	0-0 F8		0-0 F8	2 0 0 0 1 0 0													
Ron Washington, R (1, 6) OBP: 0.308, SLG: 0.333		4-0 1B 2B BB		0-0 E S SF7 1B	0-0 1-3 2-H 3-H 2B		0-0 BB 1B	0-3 K	4 2 3 2 1 1 0													
<b>Inning Stats</b>	R: 2 E: 0 K: 0 S: 6	H: 3 LOB: 1 BB: 0 P: 6	R: 2 E: 0 K: 0 S: 5	H: 3 LOB: 2 BB: 2 P: 13	R: 0 E: 0 K: 0 S: 3	H: 0 LOB: 0 BB: 0 P: 3	R: 1 E: 0 K: 0 S: 4	H: 1 LOB: 1 BB: 0 P: 5	R: 2 E: 0 K: 0 S: 5	H: 2 LOB: 2 BB: 2 P: 13	R: 0 E: 1 K: 1 S: 6	H: 0 LOB: 3 BB: 0 P: 8	R: 0 E: 0 K: 0 S: 3	H: 1 LOB: 1 BB: 1 P: 7	R: 0 E: 0 K: 0 S: 4	H: 1 LOB: 1 BB: 0 P: 4	R: 0 E: 0 K: 1 S: 5	H: 0 LOB: 0 BB: 0 P: 5	1B: 7 2B: 3 3B: 1 HR: 0	SF: 1 SAC: 0 DP: 2 HBP: 3	WP: 0 PB: 1 SB: 2 CS: 0	PA: 45
<b>PITCHER</b>	IP WLS BF H R ER SO BB IBB HBP BLK WP HR S P ERA WHIP																					
Atlee Hammaker, L (1, 1) ERA: 5.88	2.0 L 13 6 4 4 0 1 1 0 0 0 0 0 11 19 18.00 3.500																					
Rich Gale, R (3, 1) ERA: 5.4	3.0 15 3 3 2 0 2 0 1 0 0 0 0 12 21 6.00 1.667																					
Jeff Schattinger, R (6, 1) ERA:	3.0 14 2 0 0 1 1 0 2 0 0 0 0 13 19 0.00 1.000																					
Bill Paschall, R (9, 1) ERA:	1.0 3 0 0 0 1 0 0 0 0 0 0 0 5 5 0.00 0.000																					

Minnesota Twins @ Kansas City Royals  
Royals Stadium, Kansas City, MO  
Mon Sep 21 1981, 8:05 PM EDT  
Att. 24,869 - Unknown - 77 F

livebaseballscorecards.com

AB	36
R	7
H	11
RBI	7
BB	5
SO	2
LOB	23



Batter	1	2	3	4	5	6	7	8	9	AB R H RBI BB SO LOB
Willie Wilson, S (1, 7) OBP: 0.324, SLG: 0.346 Pat Sheridan, L (6, PR) (7, 7)	0-0 4-3 HBP	1-0 G6-4-3 HBP		4-0 BB 1-2		4-0 BB FC5 1B		0-3 K		2 0 1 1 1 0 0 1 0 0 0 0 1 1
Frank White, R (1, 4) OBP: 0.292, SLG: 0.383	0-3 K	0-0 G6-4-3 1-2f		4-0 BB 1-2 2-3		4-0 BB 1-2		0-0 FC1-6 1B		3 0 1 0 2 1 3
George Brett, L (1, 5) OBP: 0.343, SLG: 0.442	0-0 E3		0-0 F9 S 1B	0-0 G3		0-0 FC5 2-3f		0-0 FC1-6 1B 1-2f		5 0 1 0 0 0 6
Willie Aikens, L (1, 3) OBP: 0.370, SLG: 0.457	0-3 K 1-2		0-0 6-3		0-0 4-3		0-0 4-3	0-0 G5-4-3 1B 1-3		5 0 1 0 0 1 2
Amos Otis, R (1, 8) OBP: 0.324, SLG: 0.412		0-0 F9	0-0 F9 2-3		0-0 F8		0-0 F9	0-0 G5-4-3 1B 1-2f		5 0 0 0 0 0 3
Hal McRae, R (1, 10) OBP: 0.312, SLG: 0.370		0-0 1B 3B	0-0 L4		0-0 FC4 1B		0-0 F9			4 1 2 0 0 0 1
John Wathan, R (1, 2) OBP: 0.293, SLG: 0.308 Jamie Quirk, L (9, 2) OBP: 0.296, SLG: 0.326		0-0 1B BB HBP 1B 3-H		0-0 S S 1B		0-0 FC4 1-2f		0-0 5-3		4 1 2 1 0 0 1 0 0 0 0 0 0 0
Clint Hurdle, L (1, 9) OBP: 0.414, SLG: 0.560		4-0 HBP 1B 1-2 BB		0-0 F9 1B		0-0 G3		0-3 K		3 0 0 0 1 1 1
U L Washington, S (1, 6) OBP: 0.318, SLG: 0.306		0-0 HBP 1-2 2-3 1B		0-3 K		0-0 4-3		0-0 1B		4 0 2 0 0 1 1

Inning Stats	R: 0	H: 0	E: 1	LOB: 1	K: 2	BB: 0	S: 8	P: 8	R: 2	H: 3	E: 0	LOB: 2	K: 0	BB: 1	S: 5	P: 10	R: 0	H: 1	E: 0	LOB: 1	K: 0	BB: 0	S: 4	P: 4	R: 0	H: 1	E: 0	LOB: 1	K: 0	BB: 0	S: 4	P: 4	R: 0	H: 1	E: 0	LOB: 2	K: 0	BB: 1	S: 4	P: 8	R: 0	H: 0	E: 0	LOB: 0	K: 0	BB: 0	S: 3	P: 3	R: 0	H: 1	E: 0	LOB: 1	K: 2	BB: 0	S: 8	P: 8	R: 0	H: 2	E: 0	LOB: 1	K: 0	BB: 0	S: 4	P: 4	1B: 9	SF: 0	2B: 0	SAC: 0	3B: 1	DP: 2	HR: 0	HBP: 1	WP: 0	PA: 41
PITCHER Albert Williams, R (1, 1) ERA: 3.78	IP	WLS	BF	H	R	ER	SO	BB	IBB	HBP	BLK	WP	HR	S	P	ERA	WHIP	IP	WLS	BF	H	R	ER	SO	BB	IBB	HBP	BLK	WP	HR	S	P	ERA	WHIP	IP	WLS	BF	H	R	ER	SO	BB	IBB	HBP	BLK	WP	HR	S	P	ERA	WHIP																							

BOTTOM

Minnesota Twins @ Kansas City Royals  
Royals Stadium, Kansas City, MO

Mon Sep 21 1981, 8:05 PM EDT  
Att: 24,869 - Unknown - 77 F

livebaseballscorecards.com

AB	36
R	2
H	10
RBI	2
BB	4
SO	5
LOB	19



Batter	1	2	3	4	5	6	7	8	9	AB R H RBI BB SO LOB	TOP																									
Gary Ward, R (1, 7) OBP: 0.324, SLG: 0.344	0-0 CS 1B		0-0 2-H 2B			0-0 L8		0-0 1-3		4 0 2 1 0 0 0																										
Dave Engle, R (1, 9) OBP: 0.285, SLG: 0.380	0-3 1-2 K		0-0 F7			0-0 1B		0-0 F5		4 0 1 0 0 1 2																										
Mickey Hatcher, R (1, 8) OBP: 0.295, SLG: 0.364	0-0 1-3				0-0 F9		0-0 F9		0-0 F2	4 0 0 0 0 0 1																										
Roy Smalley, S (1, 10) OBP: 0.383, SLG: 0.462		0-0 F8			0-0 5-3		0-0 FC6-4 1B		0-0 F8	3 0 1 0 0 0 0																										
Rick Sofield, L (7, PR) OBP: 0.214, SLG: 0.168										0 0 0 0 0 0 0																										
Mark Funderburk, R (9, PH) OBP: 0.250, SLG: 0.300										1 0 0 0 0 0 0																										
John Castino, R (1, 4) OBP: 0.296, SLG: 0.387		0-0 1-4-3			0-0 F8		0-0 FC6-4 1-2f			3 0 0 0 0 0 1																										
Gary Gaetti, R (1, 5) OBP: 0.182, SLG: 0.455		0-0 L8			0-0 5-3		0-3 K			3 0 0 0 0 1 1																										
Butch Wynegar, S (1, 2) OBP: 0.338, SLG: 0.297			0-0 F4		0-0 F9		0-0 F8			3 0 0 0 0 0 1																										
Pete Mackanin, R (1, 3) OBP: 0.249, SLG: 0.307			0-0 F7		0-0 F7			0-0 F6		3 0 0 0 0 0 0																										
Ron Washington, R (1, 6) OBP: 0.291, SLG: 0.314			0-0 E6 2B			0-0 5-3		0-0 F9		3 1 0 0 0 0 0																										
<b>Inning Stats</b>	R: 0 E: 0 K: 1 S: 5	H: 1 LOB: 0 BB: 0 P: 5	R: 0 E: 0 K: 0 S: 3	H: 0 LOB: 0 BB: 0 P: 3	R: 1 E: 1 K: 0 S: 5	H: 1 LOB: 1 BB: 0 P: 5	R: 0 E: 0 K: 0 S: 3	H: 0 LOB: 0 BB: 0 P: 3	R: 0 E: 0 K: 0 S: 4	H: 1 LOB: 1 BB: 0 P: 4	R: 0 E: 0 K: 1 S: 6	H: 1 LOB: 1 BB: 0 P: 6	R: 0 E: 0 K: 0 S: 3	H: 0 LOB: 0 BB: 0 P: 3	R: 0 E: 0 K: 0 S: 3	H: 0 LOB: 0 BB: 0 P: 3	1B: 3 2B: 1 3B: 0 HR: 0	SF: 0 SAC: 0 DP: 0 HBP: 0	WP: 0 PB: 0 SB: 0 CS: 1	PA: 31																
<b>PITCHER</b> Larry Gura, L (1, 1) ERA: 2.81	IP: 9.0 WLS: W BF: 31 H: 4 R: 1 ER: 0 SO: 2 BB: 0 IBB: 0 HBP: 0 BLK: 0 WP: 0 HR: 0 S: 35 P: 35 ERA: 0.00 WHIP: 0.444																																			
<b>PITCHER</b>	IP	WLS	BF	H	R	ER	SO	BB	IBB	HBP	BLK	WP	HR	S	P	ERA	WHIP																			

Minnesota Twins @ Kansas City Royals  
Royals Stadium, Kansas City, MO  
Tue Sep 22 1981, 8:05 PM EDT  
Att. 19,580 - Unknown - 71 F

livebaseballscorecards.com

AB	31
R	1
H	4
RBI	1
BB	0
SO	2
LOB	6



Batter	1	2	3	4	5	6	7	8	9	AB	R	H	RBI	BB	SO	LOB
Willie Wilson, S OBP: 0.326, SLG: 0.347 (1, 7)	0-0 6-3		0-0 1-3		0-0 S 1B			0-0 S E 1B		4	0	2	1	0	0	0
Frank White, R OBP: 0.289, SLG: 0.378 (1, 4)	0-0 5-3			0-0 L7	0-0 F6			0-0 FC4 BB		4	0	0	0	0	0	2
George Brett, L OBP: 0.342, SLG: 0.442 (1, 5)	0-0 2B			0-0 F8			0-0 3-1	0-3 K		4	0	1	0	0	1	2
Willie Aikens, L OBP: 0.372, SLG: 0.454 (1, 3)	0-0 5-3			4-0 BB			0-0 F7	4-0 BB 1-2 BB		2	0	0	0	2	0	1
Amos Otis, R OBP: 0.323, SLG: 0.410 (1, 8)		0-0 G4-3 1B		0-0 L9			0-3 K	0-0 1-3		4	0	1	0	0	1	4
Hal McRae, R OBP: 0.312, SLG: 0.372 (1, 10)		0-0 G4-3 1-2f			0-0 1B 1B 2B			0-0 B2-3		3	1	1	0	0	0	1
John Wathan, R OBP: 0.297, SLG: 0.309 (1, 2)		0-3 K			0-0 G4-3-6-4 1B 1B 1B			4-0 G4-6-3 BB		2	1	1	0	1	1	0
Clint Hurdle, L OBP: 0.410, SLG: 0.547 (1, 9)			0-0 L7		0-0 S4-3-6-4 1B			0-0 G4-6-3		3	0	1	1	0	0	1
Cesar Geronimo, L OBP: 0.294, SLG: 0.319 (8, 9)					1-2 3-H			1-2f		0	0	0	0	0	0	0
U L Washington, S OBP: 0.315, SLG: 0.302 (1, 6)			0-0 4-3		0-0 G4-3-6-4 1-2f 2-3			0-0 F2		3	0	0	0	0	0	2

Inning Stats	R: 0	H: 1	E: 0	LOB: 1	K: 0	BB: 0	S: 4	P: 4	R: 0	H: 1	E: 0	LOB: 0	K: 1	BB: 0	S: 5	P: 5	R: 0	H: 0	E: 0	LOB: 1	K: 0	BB: 1	S: 3	P: 7	R: 2	H: 4	E: 0	LOB: 1	K: 0	BB: 0	S: 6	P: 6	R: 0	H: 0	E: 0	LOB: 0	K: 1	BB: 0	S: 5	P: 5	R: 0	H: 0	E: 0	LOB: 0	K: 0	BB: 1	S: 2	P: 6	R: 0	H: 1	E: 1	LOB: 3	K: 1	BB: 1	S: 7	P: 11
1B: 5	SF: 0	2B: 2	SAC: 0	3B: 0	DP: 3	HR: 0	HBP: 0	WP: 0	PA: 32	SB: 2	CS: 0																																													

PITCHER	IP	WLS	BF	H	R	ER	SO	BB	IBB	HBP	BLK	WP	HR	S	P	ERA	WHIP
Fernando Arroyo, R ERA: 3.65 (1, 1)	7.1	L	29	7	2	2	2	2	2	0	0	0	0	31	39	2.46	1.227
Jack O'Connor, L ERA: 6.23 (8, 1)	0.1		2	0	0	0	1	1	0	0	0	0	0	3	7	0.00	3.000
John Verhoeven, R ERA: 3.83 (8, 1)	0.1		1	0	0	0	0	0	0	0	0	0	0	1	1	0.00	0.000

**BOTTOM**

**Minnesota Twins @ Kansas City Royals**  
**Royals Stadium, Kansas City, MO**  
 Tue Sep 22 1981, 8:05 PM EDT  
 Att: 19,580 - Unknown - 71 F

[livebaseballscorecards.com](http://livebaseballscorecards.com)

<b>AB</b>	<b>29</b>
<b>R</b>	<b>2</b>
<b>H</b>	<b>7</b>
<b>RBI</b>	<b>2</b>
<b>BB</b>	<b>3</b>
<b>SO</b>	<b>3</b>
<b>LOB</b>	<b>13</b>



Batter	1	2	3	4	5	6	7	8	9	AB R H RBI BB SO LOB	TOP											
Gary Ward, R (1, 7) OBP: 0.329, SLG: 0.360	0-3 K		0-0 F4		0-0 SF7 1-H 3B		0-0 1B SF7 1B		0-0 2B	5 3 3 1 0 1 0												
Dave Engle, R (1, 9) OBP: 0.288, SLG: 0.397	0-0 HR		0-0 L8		0-0 SF7		0-0 1-3 1B		0-0 5-3	4 1 2 2 0 0 1												
Mickey Hatcher, R (1, 8) OBP: 0.291, SLG: 0.360	0-0 F6		0-0 4-3		0-0 5-3		0-0 SF7		0-0 5-3	4 0 0 1 0 0 1												
Roy Smalley, S (1, 10) OBP: 0.382, SLG: 0.456 Glenn Adams, L (7, PH) OBP: 0.272, SLG: 0.283	4-0 BB			0-0 F7		0-0 L7		0-0 G3	0-0 2B	2 0 0 0 1 0 0 2 0 1 1 0 0 1												
John Castino, R (1, 4) OBP: 0.299, SLG: 0.388	0-0 L9			4-0 FC6-4 BB		0-0 FC6-4 1B		0-0 E 1B SF9 1B	0-0 F9	4 1 2 0 1 0 2												
Gary Gaetti, R (1, 5) OBP: 0.200, SLG: 0.400		0-0 F9		0-0 F7		0-0 FC6-4 1B		0-0 E7 1B		4 0 1 0 0 0 2												
Butch Wynegar, S (1, 2) OBP: 0.336, SLG: 0.298		0-0 F5		0-0 FC6-4 1-2f		0-0 1B		0-0 SF9		3 0 1 1 0 0 1												
Pete Mackanin, R (1, 3) OBP: 0.250, SLG: 0.307 Tim Corcoran, L (7, 3) OBP: 0.234, SLG: 0.195		0-0 1B			0-0 L5		0-3 K		0-3 K	3 0 1 0 0 1 2 1 0 0 0 0 1 1												
Ron Washington, R (1, 6) OBP: 0.288, SLG: 0.296		0-3 K			4-0 S 3B BB		0-0 F8		0-0 1-3	3 1 0 0 1 1 2												
<b>Inning Stats</b>	R: 1 E: 0 K: 1 S: 6	H: 1 LOB: 1 BB: 1 P: 10	R: 0 E: 0 K: 1 S: 6	H: 1 LOB: 1 BB: 0 P: 6	R: 0 E: 0 K: 0 S: 3	H: 0 LOB: 0 BB: 1 P: 7	R: 0 E: 0 K: 0 S: 3	H: 0 LOB: 1 BB: 1 P: 7	R: 2 E: 0 K: 0 S: 4	H: 1 LOB: 0 BB: 1 P: 8	R: 0 E: 0 K: 1 S: 7	H: 2 LOB: 2 BB: 0 P: 7	R: 1 E: 0 K: 0 S: 5	H: 2 LOB: 1 BB: 0 P: 5	R: 1 E: 1 K: 1 S: 7	H: 2 LOB: 1 BB: 0 P: 7	R: 1 E: 0 K: 0 S: 5	H: 2 LOB: 1 BB: 0 P: 5	1B: 7 2B: 2 3B: 1 HR: 1	SF: 3 SAC: 0 DP: 0 HBP: 0	WP: 0 PB: 0 SB: 1 CS: 0	PA: 41
<b>PITCHER</b>	IP WLS BF H R ER SO BB IBB HBP BLK WP HR S P ERA WHIP																					
Mike Jones, L (1, 1) ERA: 2.73	6.1 L 28 6 4 4 3 3 0 0 0 0 0 1 31 43 5.68 1.421																					
Renie Martin, R (7, 1) ERA: 2.72	1.0 6 3 1 0 0 0 0 0 0 0 0 0 6 6 0.00 3.000																					
Ken Brett, L (8, 1) ERA: 4.15	1.2 7 2 1 1 1 0 0 0 0 0 0 0 9 9 5.40 1.200																					

Minnesota Twins @ Kansas City Royals  
Royals Stadium, Kansas City, MO  
Wed Sep 23 1981, 8:05 PM EDT  
Att. 19,457 - Unknown - 82 F

livebaseballscorecards.com

AB	35
R	6
H	11
RBI	6
BB	3
SO	4
LOB	13





Batter	1	2	3	4	5	6	7	8	9	AB	R	H	RBI	BB	SO	LOB
Willie Wilson, S OBP: 0.325, SLG: 0.346 (1, 7)	0-0 1B		0-0 L9		0-0 5-3		0-0 F9			4	0	1	0	0	0	1
Frank White, R OBP: 0.285, SLG: 0.373 (1, 4)	0-0 L8		0-0 F8		0-0 F7			0-0 5-3		4	0	0	0	0	0	1
George Brett, L OBP: 0.347, SLG: 0.444 (1, 5)	4-0 1-2 BB			0-0 HR		0-0 FC6 1B		0-0 4-3		3	1	2	0	1	0	0
Rance Mulliniks, L OBP: 0.256, SLG: 0.310 (9, 5)										0	0	0	0	0	0	0
Willie Aikens, L OBP: 0.370, SLG: 0.461 (1, 3)	0-0 F8			0-0 HR		0-0 FC6 BB		0-0 4-3		4	1	1	2	0	0	3
Amos Otis, R OBP: 0.322, SLG: 0.406 (1, 8)	0-3 K			0-0 B2		4-0 G6-4-3 BB			0-0 4-3	3	0	0	0	1	1	2
Hal McRae, R OBP: 0.314, SLG: 0.374 (1, 10)		0-0 CS 1B		0-0 F4		0-0 G6-4-3			0-0	4	0	2	0	0	0	2
John Wathan, R OBP: 0.297, SLG: 0.307 (1, 2)		0-3 K		4-0 FC5-4 BB			0-0 5-3		0-3 K	2	0	0	0	1	1	1
Jamie Quirk, L OBP: 0.293, SLG: 0.323 (9, PH)										1	0	0	0	0	1	1
Clint Hurdle, L OBP: 0.385, SLG: 0.509 (1, 9)		0-0 F8		0-0 FC5-4			0-0 F5		0-0 L9	4	0	0	0	0	0	3
U L Washington, S OBP: 0.315, SLG: 0.303 (1, 6)			0-0 5-3		0-0 1-3					3	0	1	0	0	0	0

**BOTTOM**

**Minnesota Twins @ Kansas City Royals**  
**Royals Stadium, Kansas City, MO**  
 Wed Sep 23 1981, 8:05 PM EDT  
 Att: 19,457 - Unknown - 82 F

livebaseballscorecards.com

<b>AB</b>	<b>32</b>
<b>R</b>	<b>2</b>
<b>H</b>	<b>7</b>
<b>RBI</b>	<b>2</b>
<b>BB</b>	<b>3</b>
<b>SO</b>	<b>3</b>
<b>LOB</b>	<b>14</b>



Inning Stats	R: 0	H: 1	E: 0	LOB: 2	K: 1	BB: 1	S: 6	R: 0	H: 1	E: 0	LOB: 0	K: 1	BB: 0	S: 5	R: 0	H: 0	E: 0	LOB: 0	K: 0	BB: 0	S: 3	R: 2	H: 2	E: 0	LOB: 1	K: 0	BB: 1	S: 5	R: 0	H: 0	E: 0	LOB: 0	K: 0	BB: 0	S: 3	R: 0	H: 1	E: 0	LOB: 1	K: 0	BB: 1	S: 3	R: 0	H: 1	E: 0	LOB: 1	K: 0	BB: 0	S: 4	R: 0	H: 0	E: 0	LOB: 0	K: 0	BB: 0	S: 3	R: 0	H: 1	E: 0	LOB: 1	K: 1	BB: 0	S: 6	R: 0	H: 1	E: 0	LOB: 1	K: 1	BB: 0	S: 6	1B: 6	SF: 0	2B: 0	SAC: 0	3B: 0	DP: 1	HR: 1	HBP: 0	WP: 0	PA: 35
<b>PITCHER</b>	<b>IP</b>	<b>WLS</b>	<b>BF</b>	<b>H</b>	<b>R</b>	<b>ER</b>	<b>SO</b>	<b>BB</b>	<b>IBB</b>	<b>HBP</b>	<b>BLK</b>	<b>WP</b>	<b>HR</b>	<b>S</b>	<b>P</b>	<b>ERA</b>	<b>WHIP</b>																																																															
Pete Redfern, R ERA: 4.26 (1, 1)	7.0	W	28	6	2	2	2	3	0	0	0	0	0	29	41	2.57	1.286																																																															
Doug Corbett, R ERA: 2.51 (8, 1)	2.0	S	7	1	0	0	1	0	0	0	0	0	0	9	9	0.00	0.500																																																															

Batter	1	2	3	4	5	6	7	8	9	AB R H RBI BB SO LOB	TOP											
Hosken Powell, L (1, 7) OBP: 0.287, SLG: 0.333	0-0 F7		0-0 1B		0-0 F7		0-0 G3-6-3		0-0 6-3	5 0 1 0 0 0 3	<b>Minnesota Twins @ Kansas City Royals</b> <b>Royals Stadium, Kansas City, MO</b> Thu Sep 24 1981, 8:05 PM EDT Att. 17,893 - Cloudy - 70 F											
Rob Wilfong, L (1, 4) OBP: 0.310, SLG: 0.336	0-0 4-3		0-0 F9		0-0 F9		0-0 F9		0-0 1B	5 0 2 1 0 0 1												
Dave Engle, R (1, 9) OBP: 0.286, SLG: 0.407	0-3 K			0-3 K	0-0 G5-4-3			0-0 HR	0-3 K	5 1 1 1 0 3 3												
Mickey Hatcher, R (1, 8) OBP: 0.300, SLG: 0.356		0-0 F4		0-0 F5		0-0 F9		0-3 K		4 0 0 0 0 1 0												
Glenn Adams, L (1, 10) OBP: 0.281, SLG: 0.297		0-0 1B		0-0 1B		0-0 E3		0-0 2B		4 0 3 0 0 0 0												
John Castino, R (1, 5) OBP: 0.300, SLG: 0.388		0-0 F7		0-0 1B		0-0 F2		0-0 F2		3 0 1 0 0 0 2												
Gary Gaetti, R (7, 5) OBP: 0.188, SLG: 0.375				1-2 1B						1 0 0 0 0 0 1												
Butch Wynegar, S (1, 2) OBP: 0.336, SLG: 0.293		0-0 F6		0-0 1-3		4-0 BB		1-0 HBP		2 0 0 0 1 0 3												
Tim Laudner, R (7, 2) OBP: 0.290, SLG: 0.464						1-2 BB				0 0 0 0 0 0 0												
Kent Hrbek, L (1, 3) OBP: 0.255, SLG: 0.318			0-3 K		0-0 BB		0-0 F4		0-0 1-3	4 1 1 0 0 1 4												
Ron Washington, R (1, 6) OBP: 0.283, SLG: 0.291			0-3 K		4-0 BB		0-0 G3-6-3		0-0 F9	1 0 0 0 0 1 0												
Rick Sofield, L (5, PH) OBP: 0.221, SLG: 0.168										0 0 0 0 1 0 0												
Chuck Baker, R (5, 6) OBP: 0.161, SLG: 0.194										2 0 1 0 0 0 0												
<b>Inning Stats</b>	R: 0 E: 0 K: 1 S: 5	H: 0 LOB: 0 BB: 0 P: 5	R: 0 E: 0 K: 0 S: 4	H: 1 LOB: 1 BB: 0 P: 4	R: 0 E: 0 K: 2 S: 8	H: 1 LOB: 1 BB: 0 P: 8	R: 0 E: 0 K: 1 S: 7	H: 2 LOB: 2 BB: 0 P: 7	R: 1 E: 0 K: 0 S: 4	H: 2 LOB: 1 BB: 1 P: 8	R: 0 E: 1 K: 0 S: 4	H: 0 LOB: 2 BB: 1 P: 8	R: 0 E: 0 K: 0 S: 3	H: 1 LOB: 0 BB: 0 P: 3	R: 1 E: 0 K: 1 S: 7	H: 2 LOB: 2 BB: 0 P: 8	R: 0 E: 0 K: 1 S: 6	H: 1 LOB: 1 BB: 0 P: 6	1B: 8 2B: 1 3B: 0 HR: 1	SF: 0 SAC: 0 DP: 2 HBP: 1	WP: 0 PB: 0 SB: 0 CS: 0	PA: 39
<b>PITCHER</b>	IP WLS BF H R ER SO BB IBB HBP BLK WP HR S P ERA WHIP												<b>PITCHER</b>	IP WLS BF H R ER SO BB IBB HBP BLK WP HR S P ERA WHIP								
Dennis Leonard, R (1, 1) ERA: 3.23	8.0 W 35 9 2 2 5 2 0 1 0 0 1 42 51 2.25 1.375																					
Dan Quisenberry, R (9, 1) ERA: 1.89	1.0 4 1 0 0 1 0 0 0 0 0 0 6 6 0.00 1.000																					

livebaseballscorecards.com

<b>AB</b>	36
<b>R</b>	2
<b>H</b>	10
<b>RBI</b>	2
<b>BB</b>	2
<b>SO</b>	6
<b>LOB</b>	17




Batter	1	2	3	4	5	6	7	8	9	AB	R	H	RBI	BB	SO	LOB
Willie Wilson, S OBP: 0.329, SLG: 0.353 (1, 7)	0-3 K	0-0 BB 1-3 2-H 1B		0-0 4-3		0-0 2B 3B	4-0 1-2 BB			4	1	2	2	1	1	0
Frank White, R OBP: 0.287, SLG: 0.377 (1, 4)	0-0 1B	0-0 F3		0-0 5-3		0-0 HR 2B	0-3 K			5	1	2	1	0	1	4
Hal McRae, R OBP: 0.315, SLG: 0.372 (1, 10)	0-0 1-3 1B	4-0 BB IBB		0-0 6-3		0-0 L7		0-0 F7		4	0	1	0	1	0	1
Amos Otis, R OBP: 0.323, SLG: 0.415 (1, 8)	0-0 F9	0-0 F3			0-0 4-3 S 1B	0-0 HR		0-0 5-3		5	2	2	2	0	0	5
Willie Aikens, L OBP: 0.368, SLG: 0.455 (1, 3)	0-3 K	4-0			0-0 4-3	0-0 4-3		0-0 4-3		4	0	0	1	1	1	3
Tim Ireland, R (9, 3)		1-2 2-3 3-H BB			1-3					0	0	0	0	0	0	0
John Wathan, R OBP: 0.298, SLG: 0.307 (1, 2)					0-0 5-3	0-3 K				3	1	1	0	0	0	4
Jamie Quirk, L OBP: 0.290, SLG: 0.319 (6, PH)		1B								1	0	0	0	0	1	0
(7, 2)		L9														
Darryl Motley, R OBP: 0.283, SLG: 0.330 (1, 9)		0-0 1B 1-3 1B	0-0 F7		0-0 3-H 1B		0-0 5-3			4	1	2	1	0	0	0
Dave Chalk, R OBP: 0.277, SLG: 0.273 (1, 5)		0-0 1B 1-2 3-H 1B	0-0 5-3		0-0 F8		0-0 6-3			4	1	1	1	0	0	1
U L Washington, S OBP: 0.321, SLG: 0.312 (1, 6)		0-0 1B 1-2 2-H BB 1B	0-0 F7			0-0 3B 2B	0-0 BB 1B			4	2	3	1	0	0	0

Inning Stats	R: 0	H: 2	E: 0	K: 2	S: 9	L: 0	LOB: 2	BB: 0	P: 9	R: 4	H: 5	E: 0	K: 0	S: 8	L: 0	LOB: 3	BB: 2	P: 16	R: 0	H: 0	E: 0	K: 0	S: 3	R: 1	H: 2	E: 0	K: 0	S: 5	R: 4	H: 4	E: 0	K: 1	S: 9	R: 0	H: 1	E: 0	K: 1	S: 6	R: 0	H: 0	E: 0	K: 0	S: 3	L: 0	LOB: 0	BB: 0	P: 3	1B: 10	2B: 2	3B: 1	HR: 1	SF: 0	SAC: 0	DP: 0	HBP: 0	WP: 0	PB: 0	SB: 1	CS: 0	PA: 41
--------------	------	------	------	------	------	------	--------	-------	------	------	------	------	------	------	------	--------	-------	-------	------	------	------	------	------	------	------	------	------	------	------	------	------	------	------	------	------	------	------	------	------	------	------	------	------	------	--------	-------	------	--------	-------	-------	-------	-------	--------	-------	--------	-------	-------	-------	-------	--------

PITCHER	IP	WLS	BF	H	R	ER	SO	BB	IBB	HBP	BLK	WP	HR	S	P	ERA	WHIP
Brad Havens, L ERA: 3.24 (1, 1)	1.0		10	7	4	4	2	0	0	0	0	0	0	14	14	36.00	7.000
Bob Veselic, R ERA: 3.68 (2, 1)	4.1		21	6	5	5	0	1	1	0	0	0	1	19	27	10.38	1.615
Don Cooper, R ERA: 4.44 (6, 1)	1.2		7	1	0	0	2	1	0	0	0	0	0	10	14	0.00	1.200
John Hobbs, L ERA: 3.18 (8, 1)	1.0		3	0	0	0	0	0	0	0	0	0	0	3	3	0.00	0.000

**MINNESOTA TWINS @ KANSAS CITY ROYALS**  
**ROYALS STADIUM, KANSAS CITY, MO**  
 Thu Sep 24 1981, 8:05 PM EDT  
 Att: 17,893 - Cloudy - 70 F

<b>AB</b>	<b>38</b>
<b>R</b>	<b>9</b>
<b>H</b>	<b>14</b>
<b>RBI</b>	<b>9</b>
<b>BB</b>	<b>3</b>
<b>SO</b>	<b>4</b>
<b>LOB</b>	<b>18</b>



Batter	1	2	3	4	5	6	7	8	9	AB R H RBI BB SO LOB	TOP		
Julio Cruz, S (1, 4) OBP: 0.342, SLG: 0.336	0-0 1B G6-4-3 1B		0-0 1B		0-0 F6		0-0 5-3		0-0 G3 1-3	5 1 2 0 0 0 2			
Dan Meyer, L (1, 5) Lenny Randle, S (7, 5) OBP: 0.288, SLG: 0.335 OBP: 0.285, SLG: 0.327	0-0 1-3 G6-4-3 1B		0-0 F7		0-0 CS 2-H 1B		0-0 1-3 1B		0-0 G6-4-3 3-H 1B	4 1 3 1 0 0 1 1 0 1 1 0 0 0			
Tom Paciorek, R (1, 7) OBP: 0.378, SLG: 0.501	0-0 G6-4-3 1-2f 3-H			0-0 F4 1-2	0-0 CS 1-2	0-0 HR	0-0 1-3		0-0 G6-4-3 1-2f	5 1 1 1 0 0 3			
Richie Zisk, R (1, 10) OBP: 0.378, SLG: 0.503	0-0 F9			0-0 6-3		0-0 6-3				4 0 1 1 0 0 0			
Bruce Bochte, L (1, 3) OBP: 0.356, SLG: 0.367		0-0 F7		0-3 K		0-0 HR			0-0 F7	4 1 1 1 0 1 1			
Jeff Burroughs, R (1, 9) Dave Henderson, R (8, 9) OBP: 0.342, SLG: 0.405 OBP: 0.266, SLG: 0.336		0-0 F4			0-0 1B 2B	0-0 1B 1B			0-0 F9	4 1 2 0 0 0 0 0 0 0 0 0 0 0			
Joe Simpson, L (1, 8) OBP: 0.256, SLG: 0.300		0-0 F5			0-0 F3	0-0 F8			0-0 3-1	4 0 0 0 0 0 2			
Paul Serna, R (1, 6) OBP: 0.300, SLG: 0.471			0-0 L5		0-0 2B 1B	0-0 1B 1B			0-0 F7	4 1 2 0 0 0 0			
Bud Bulling, R (1, 2) OBP: 0.362, SLG: 0.305			0-0 1-3		0-0 1B 2B	0-0 1B			0-0 G3 WP 1B	4 2 3 2 0 0 0			
<b>Inning Stats</b>	R: 1 H: 2 E: 0 LOB: 0 K: 0 BB: 0 S: 4 P: 4	R: 0 H: 0 E: 0 LOB: 0 K: 0 BB: 0 S: 3 P: 3	R: 0 H: 1 E: 0 LOB: 1 K: 0 BB: 0 S: 4 P: 4	R: 0 H: 0 E: 0 LOB: 0 K: 1 BB: 0 S: 5 P: 5	R: 3 H: 4 E: 0 LOB: 0 K: 0 BB: 0 S: 6 P: 6	R: 2 H: 5 E: 0 LOB: 3 K: 0 BB: 0 S: 7 P: 7	R: 1 H: 2 E: 0 LOB: 1 K: 0 BB: 0 S: 5 P: 5	R: 0 H: 0 E: 0 LOB: 0 K: 0 BB: 0 S: 3 P: 3	R: 1 H: 2 E: 0 LOB: 0 K: 0 BB: 0 S: 4 P: 4	1B: 12 SF: 0 2B: 2 SAC: 0 3B: 0 DP: 2 HR: 2 HBP: 0	WP: 1 PA: 40 PB: 0 SB: 0 CS: 1		
<b>PITCHER</b>	IP WLS BF H R ER SO BB IBB HBP BLK WP HR S P ERA WHIP											<b>PITCHER</b>	IP WLS BF H R ER SO BB IBB HBP BLK WP HR S P ERA WHIP
Jim Wright, R (1, 1) ERA: 3.83	5.0 L 21 8 5 5 1 0 0 0 0 0 0 1 23 23 9.00 1.600												
Paul Splittorff, L (6, 1) ERA: 4.6	3.0 14 6 2 2 0 0 0 0 0 0 0 1 14 14 6.00 2.000												
Bill Paschall, R (9, 1) ERA: 4.5	1.0 4 2 1 1 0 0 0 0 0 0 1 0 4 4 9.00 2.000												

Seattle Mariners @ Kansas City Royals  
Royals Stadium, Kansas City, MO

Fri Sep 25 1981, 8:05 PM EDT  
Att. 24,262 - Unknown - 82 F

livebaseballscorecards.com

AB	39
R	8
H	16
RBI	7
BB	0
SO	1
LOB	9



Batter	1	2	3	4	5	6	7	8	9	AB R H RBI BB SO LOB
Willie Wilson, S OBP: 0.328, SLG: 0.352 (1, 7)	0-3 K		0-0 G5-4-3 1B		0-3 K		0-3 K			4 0 1 0 0 3 2
Frank White, R OBP: 0.287, SLG: 0.384 (1, 4)	0-0 5-3		0-0 F8		0-0 F9			0-0 HR		4 1 1 1 0 0 2
Hal McRae, R OBP: 0.320, SLG: 0.377 (1, 10)	0-0 1B		0-0 G5-4-3 1-2f			0-0 4-3 2B		1-0 HBP		3 1 2 0 0 0 1
Amos Otis, R OBP: 0.323, SLG: 0.419 (1, 8)	0-0 F3			0-0 3B		0-0 4-3 2-3		0-0 F7		4 0 1 0 0 0 3
Willie Aikens, L OBP: 0.367, SLG: 0.450 (1, 3)		4-0 2B BB		0-0 F8		0-0 4-3		0-3 K		3 1 0 1 1 1 2
John Wathan, R OBP: 0.294, SLG: 0.303 (1, 2)		0-3 K		0-0 F4		0-0 6-3 3-H		0-0 F7		4 0 0 0 0 1 3
Darryl Motley, R OBP: 0.274, SLG: 0.319 (1, 9)		0-0 F7		0-0 1-3			0-0 F6		0-0 F8	4 0 0 0 0 0 2
Dave Chalk, R OBP: 0.294, SLG: 0.298 (1, 5)		0-0 2B 1-H			4-0 BB		0-0 1-3		0-0 4-3	3 0 1 1 1 0 0
U L Washington, S OBP: 0.320, SLG: 0.311 (1, 6)		0-0 6-3			0-0 F8		0-0 1B		0-0 5-3	4 0 1 0 0 0 2

Inning Stats	R: 0	H: 1	E: 0	LOB: 1	K: 1	BB: 0	S: 6	P: 6
	R: 1	H: 1	E: 0	LOB: 1	K: 1	BB: 1	S: 6	P: 10
	R: 0	H: 1	E: 0	LOB: 0	K: 0	BB: 0	S: 3	P: 3
	R: 0	H: 1	E: 0	LOB: 1	K: 0	BB: 0	S: 4	P: 4
	R: 0	H: 0	E: 0	LOB: 1	K: 1	BB: 1	S: 5	P: 9
	R: 1	H: 1	E: 0	LOB: 0	K: 0	BB: 0	S: 4	P: 4
	R: 0	H: 1	E: 0	LOB: 1	K: 1	BB: 0	S: 6	P: 6
	R: 1	H: 1	E: 0	LOB: 1	K: 1	BB: 0	S: 6	P: 7
	R: 0	H: 0	E: 0	LOB: 0	K: 0	BB: 0	S: 3	P: 3
	R: 0	H: 0	E: 0	LOB: 0	K: 0	BB: 0	S: 3	P: 3
	R: 0	H: 0	E: 0	LOB: 0	K: 0	BB: 0	S: 3	P: 3

PITCHER	IP	WLS	BF	H	R	ER	SO	BB	IBB	HBP	BLK	WP	HR	S	P	ERA	WHIP
Floyd Bannister, L ERA: 4.61 (1, 1)	9.0	W	36	7	3	3	5	2	0	1	0	0	1	43	52	3.00	1.000

**BOTTOM**

**Seattle Mariners @ Kansas City Royals**  
 Royals Stadium, Kansas City, MO

[livebaseballscorecards.com](http://livebaseballscorecards.com)

<b>AB</b>	<b>33</b>
<b>R</b>	<b>3</b>
<b>H</b>	<b>7</b>
<b>RBI</b>	<b>3</b>
<b>BB</b>	<b>2</b>
<b>SO</b>	<b>5</b>
<b>LOB</b>	<b>17</b>



WP	PA	ERA	WHIP
0	36		

Fri Sep 25 1981, 8:05 PM EDT  
 Att: 24,262 - Unknown - 82 F

Batter	1	2	3	4	5	6	7	8	9	AB R H RBI BB SO LOB	TOP
Julio Cruz, S OBP: 0.338, SLG: 0.331 (1, 4) X	0-0 E5 6-3 SH1-3 1B	0-0 F9			0-0 L7			0-0 1-3	0-0 E5	5 1 0 0 0 0 1	
Lenny Randle, S OBP: 0.281, SLG: 0.322 (1, 5) X	0-0 SH1-3 1-2	0-0 E6 2-H			0-0 L7			0-0 6-3	0-0 F7 3-H	4 0 0 0 0 0 1	
Tom Paciorek, R OBP: 0.377, SLG: 0.499 (1, 8) X (9, 7)	0-0 6-3 2-3	0-0 F6			0-0 F9			0-0 BB 1B		4 0 1 0 0 0 2	
Richie Zisk, R OBP: 0.382, SLG: 0.503 (1, 10) B Kim Allen, R (8, PR) B	4-0 1B 1B BB		0-0 G4-6-3 1B		0-0 5-3			4-0 1-2 BB		2 0 1 0 2 0 0 0 0 0 0 0 0 0	
Jeff Burroughs, R OBP: 0.341, SLG: 0.403 (1, 9) X Dave Henderson, R (9, 9) B	0-0 1B 1-2 1B		0-0 G4-6-3 1-2f		0-0 6-3			0-0 5-3		4 0 1 1 0 0 3 0 0 0 0 0 0 0	
Gary Gray, R OBP: 0.252, SLG: 0.483 (1, 3) X	0-0 1-2 2-3 1B		0-3 K		0-0 F8				0-0 F2	4 0 1 0 0 1 0	
Dan Meyer, L OBP: 0.287, SLG: 0.333 (1, 7) X Joe Simpson, L (9, 8) B	0-0 F9			0-0 6-3			0-0 F9		0-0 E9 1B 1B	4 1 1 0 0 0 3 0 0 0 0 0 0 0	AB 32 R 4 H 6 RBI 2 BB 3 SO 1 LOB 10
Paul Serna, R OBP: 0.311, SLG: 0.457 (1, 6) B		4-0 SH1-3 E BB		0-0 F7			0-0 4-3		1-0 1B E HBP	2 2 0 0 1 0 0	
Bud Bulling, R OBP: 0.361, SLG: 0.306 (1, 2) X		0-0 SH1-3 1-2		0-0 F7			0-0 1-3		0-0 1B 3-H	3 0 1 1 0 0 0	
<b>Inning Stats</b>	R: 1 H: 2 E: 1 LOB: 3 K: 0 BB: 1 S: 6 P: 10	R: 1 H: 0 E: 1 LOB: 1 K: 0 BB: 1 S: 4 P: 8	R: 0 H: 1 E: 0 LOB: 0 K: 1 BB: 0 S: 5 P: 5	R: 0 H: 0 E: 0 LOB: 0 K: 0 BB: 0 S: 3 P: 3	R: 0 H: 0 E: 0 LOB: 0 K: 0 BB: 0 S: 3 P: 3	R: 0 H: 0 E: 0 LOB: 0 K: 0 BB: 0 S: 3 P: 3	R: 0 H: 0 E: 0 LOB: 0 K: 0 BB: 0 S: 3 P: 3	R: 0 H: 1 E: 0 LOB: 2 K: 0 BB: 1 S: 4 P: 8	R: 2 H: 2 E: 2 LOB: 1 K: 0 BB: 0 S: 5 P: 6	1B: 6 SF: 0 2B: 0 SAC: 2 3B: 0 DP: 1 HR: 0 HBP: 1	WP: 0 PA: 38 PB: 0 SB: 0 CS: 0
<b>PITCHER</b> Larry Gura, L (1, 1) ERA: 2.65	IP WLS BF H R ER SO BB IBB HBP BLK WP HR S P ERA WHIP										
	9.0 L 38 6 4 0 1 3 0 1 0 0 0 0 36 49 0.00 1.000										

Seattle Mariners @ Kansas City Royals  
Royals Stadium, Kansas City, MO  
Sat Sep 26 1981, 8:05 PM EDT  
Att: 27,506 - Unknown

livebaseballscorecards.com





Batter	1	2	3	4	5	6	7	8	9	AB R H RBI BB SO LOB	TOP							
Julio Cruz, S (1, 4) OBP: 0.334, SLG: 0.328 Jim Anderson, R (7, 6) OBP: 0.278, SLG: 0.261	0-0 F4		0-0 F3		0-0 4-3		0-0 5-3			4 0 0 0 0 0 2 0 0 0 0 0 0 0								
Lenny Randle, S (1, 5) OBP: 0.280, SLG: 0.321	0-0 1B 1B		0-0 L4			0-0 6-3		0-0 6-3		4 0 1 0 0 0 0								
Tom Paciorek, R (1, 8) OBP: 0.378, SLG: 0.507 Kim Allen, R (8, 8)	0-0 1-2 1B		0-0 F3			0-0 6-3		0-0 HR		4 1 2 1 0 0 0 0 0 0 0 0 0 0								
Richie Zisk, R (1, 10) OBP: 0.381, SLG: 0.501 Jim Maler, R (8, PH) OBP: 0.500, SLG: 0.556	0-3 K			0-0 FC1-4 1B		0-0 5-3		0-0 F4		3 0 1 0 0 1 2 1 0 0 0 0 0 0								
Jeff Burroughs, R (1, 9) OBP: 0.341, SLG: 0.402 Dave Henderson, R (7, PR) OBP: 0.264, SLG: 0.333	0-0 L5			0-0 FC1-4 1-2f		0-0 BB 1B 1B		0-0 F3		3 0 1 0 0 0 3 1 1 0 0 0 0 0								
Gary Gray, R (1, 3) OBP: 0.252, SLG: 0.475		0-0 5-3		0-0 F7		4-0 BB BB BB 1B 1-2 G3 BB		0-0 F9		3 1 0 0 1 0 1								
Dan Meyer, L (1, 7) OBP: 0.288, SLG: 0.333 Reggie Walton, R (8, 7)		0-0 1-3		0-0 L9		0-0 G3 1B		0-3 K		3 0 1 1 0 0 1 1 0 0 0 0 1 0								
Paul Serna, R (1, 6) OBP: 0.308, SLG: 0.438		1-0 HBP			0-0 F4		0-0 F4		0-0 1-3	3 0 0 0 0 0 2								
Bud Bulling, R (1, 2) OBP: 0.354, SLG: 0.299 Dan Firova, R (8, 2)		0-3 K			0-0 5-3		0-0 G3			3 0 0 1 0 1 2 0 0 0 0 0 0 0								
<b>Inning Stats</b>	R: 0 E: 0 K: 1 S: 7	H: 2 LOB: 2 BB: 0 P: 7	R: 0 E: 0 K: 1 S: 5	H: 0 LOB: 1 BB: 0 P: 6	R: 0 E: 0 K: 0 S: 3	H: 1 LOB: 1 BB: 0 P: 3	R: 0 E: 0 K: 0 S: 4	H: 0 LOB: 0 BB: 0 P: 3	R: 2 E: 0 K: 0 S: 5	H: 2 LOB: 2 BB: 1 P: 9	R: 1 E: 0 K: 0 S: 4	H: 1 LOB: 0 BB: 0 P: 4	R: 0 E: 0 K: 1 S: 5	H: 0 LOB: 0 BB: 0 P: 5	1B: 5 2B: 0 3B: 0 HR: 1	SF: 0 SAC: 0 DP: 0 HBP: 1	WP: 0 PB: 0 SB: 0 CS: 0	PA: 35
<b>PITCHER</b>	IP WLS BF H R ER SO BB IBB HBP BLK WP HR S P ERA WHIP																	
Mike Jones, L (1, 1) ERA: 2.8	8.0 W 32 6 3 3 2 1 0 1 0 0 1 34 39 3.38 0.875																	
Dan Quisenberry, R (9, 1) ERA: 1.86	1.0 3 0 0 0 1 0 0 0 0 0 0 5 5 0.00 0.000																	

Seattle Mariners @ Kansas City Royals  
 Royals Stadium, Kansas City, MO  
 Sun Sep 27 1981, 4:33 AM EDT  
 Att. 30,317 - Unknown - 77 F

livebaseballscorecards.com

AB 33  
 R 3  
 H 6  
 RBI 3  
 BB 1  
 SO 3  
 LOB 13





Batter	1	2	3	4	5	6	7	8	9
Willie Wilson, S (1, 7) Darryl Motley, R (8, PR) OBP: 0.333, SLG: 0.363 OBP: 0.272, SLG: 0.316	0-0 5-3		0-0 F8		0-0 2B	0-0 1B	4-0 BB	0-0 1B	
Frank White, R (1, 4) OBP: 0.278, SLG: 0.372	0-0 6-3		0-0 6-3		0-0 B2-3	0-0 F6	0-0 F8	0-0 F9	
George Brett, L (1, 5) Dave Chalk, R (6, PR) OBP: 0.354, SLG: 0.456 OBP: 0.283, SLG: 0.286	0-0 1B			0-0 2B	4-0 2B	0-0 1B	0-0 F7		
Willie Aikens, L (1, 3) Tim Ireland, R (8, PR) OBP: 0.374, SLG: 0.456 OBP: 0.174, SLG: 0.227	0-0 5-3		0-0 2B	0-0 2B	0-3 K	0-0 1B		0-0 1B	
Amos Otis, R (1, 8) OBP: 0.324, SLG: 0.424		0-0 6-3		0-0 1B	0-0 2B	0-0 FC3-6		0-0 1B	
Hal McRae, R (1, 10) Ken Phelps, L (8, PH) OBP: 0.323, SLG: 0.388 OBP: 0.174, SLG: 0.227		0-0 2B		0-0 1B	0-0 6-3	0-0 1B		0-0 1B	
Clint Hurdle, L (1, 9) Cesar Geronimo, L (6, PH) Pat Sheridan, L (9, 9) OBP: 0.394, SLG: 0.500 OBP: 0.305, SLG: 0.330		0-0 F4		0-0 F8		0-0 1B		0-0 1B	
Jamie Quirk, L (1, 2) Greg Keatley, R (9, 2) OBP: 0.305, SLG: 0.327			1-0 G3	0-0 F8		0-0 K		0-0 1B	
U L Washington, S (1, 6) OBP: 0.315, SLG: 0.310			0-0 G3	0-0 F7		0-0 3B	0-0 6-3	0-0 G4-6-3	

AB	R	H	RBI	BB	SO	LOB
5	2	3	3	1	0	1
0	0	0	0	0	0	0
6	0	0	0	0	0	5
3	2	3	1	1	0	0
1	1	0	0	0	0	1
5	1	3	1	0	1	3
0	1	0	0	0	0	0
5	2	3	4	0	0	1
4	1	3	1	0	0	1
1	1	1	1	0	0	0
3	1	1	0	0	0	2
2	1	2	1	0	0	0
0	0	0	0	0	0	0
4	1	2	2	0	1	3
0	0	0	0	0	0	0
5	1	1	1	0	0	5

AB	R	H	RBI	BB	SO	LOB
44	15	22	15	2	2	22

Inning Stats		R	H	E	K	S	H	LOB	BB	P																																											
R: 0	H: 1	E: 0	K: 0	S: 4	H: 1	LOB: 1	BB: 0	P: 4	R: 0	H: 1	E: 0	K: 0	S: 3	H: 0	LOB: 1	BB: 0	P: 3	R: 2	H: 4	E: 0	K: 0	S: 7	H: 2	LOB: 1	BB: 1	P: 11	R: 7	H: 8	E: 0	K: 1	S: 13	H: 0	LOB: 1	BB: 0	P: 13	R: 0	H: 0	E: 0	K: 0	S: 3	H: 0	LOB: 1	BB: 1	P: 7	R: 4	H: 6	E: 0	K: 0	S: 8	H: 6	LOB: 1	BB: 0	P: 8

WP	PA	ERA	WHIP
0	47		

PITCHER	IP	WLS	BF	H	R	ER	SO	BB	IBB	HBP	BLK	WP	HR	S	P	ERA	WHIP
Ken Clay, R (1, 1) ERA: 4.69	4.2	L	23	8	4	4	1	1	0	0	0	0	0	23	28	7.71	1.929
Mike Parrott, R (5, 1) ERA: 5.33	0.1		5	4	4	4	0	0	0	0	0	0	0	5	5	108.00	12.000
Dick Drago, R (6, 1) ERA: 6.23	0.2		6	4	3	3	0	0	0	0	0	0	0	6	6	40.50	6.000
Jerry Don Gleaton, L (6, 1) ERA: 5.02	1.1		5	0	0	0	1	1	0	0	0	0	0	6	10	0.00	0.750
Larry Andersen, R (8, 1) ERA: 2.69	1.0		8	6	4	4	0	0	0	0	0	0	0	8	8	36.00	6.000



Seattle Mariners @ Kansas City Royals  
Royals Stadium, Kansas City, MO

Sun Sep 27 1981, 4:33 AM EDT  
Att: 30,317 - Unknown - 77 F

livebaseballscores.com

Batter	1	2	3	4	5	6	7	8	9	AB R H RBI BB SO LOB	TOP		
Willie Wilson, S OBP: 0.334, SLG: 0.362 (1, 7) X	0-0 6-3		0-3 K		0-0 4-3	0-0 1B 1B 1B		4-0 IBB		4 0 1 1 1 1 0			
Frank White, R OBP: 0.277, SLG: 0.369 (1, 4) S S S	0-3 K		0-0 1-3		0-0 F6	0-0 1B 1B		0-3 K		5 0 1 0 0 2 2			
George Brett, L OBP: 0.352, SLG: 0.450 (1, 5) X	0-0 F7		4-0 FC6 BB		0-0 E6		0-0 F4		0-0 6-3	4 0 0 0 1 0 0			
Amos Otis, R OBP: 0.325, SLG: 0.424 (1, 8) X		0-0 F4	0-0 FC6		0-0 E8	1-3 1B	0-0 F9		0-0 HR 1B	5 1 2 0 0 0 1			
Hal McRae, R OBP: 0.329, SLG: 0.399 (1, 10) X		0-0 HR 1B		0-0 F8	4-0 IBB		4-0 S BB		0-0 HR	3 2 2 2 2 0 0			
Willie Aikens, L OBP: 0.374, SLG: 0.465 (1, 3) X		0-0 HR		0-3 K	0-0 G3		0-0 5-3		0-0 FC5-4 1B	5 1 2 2 0 1 4			
John Wathan, R OBP: 0.301, SLG: 0.315 (1, 2) B B B B		4-0 FC1-4 BB		0-0 S 1B 1B		0-3 K		0-0 SH2-3 1B	0-0 FC5-4	4 1 2 0 1 1 1	AB 38 R 6 H 12 RBI 6 BB 5 SO 5 LOB 13		
Darryl Motley, R OBP: 0.273, SLG: 0.317 (1, 9) X		0-0 FC1-4 FC5-4		0-0 1B		0-0 F8		0-0 SH2-3	0-0 L7	3 0 1 1 0 0 1 1 0 0 0 0 0 1			
Cesar Geronimo, L OBP: 0.302, SLG: 0.328 (8, 9) X		0-0 FC5-4		0-0 F4		0-0 S 1B 1B		0-0 6-3		4 1 1 0 0 0 3			
U L Washington, S OBP: 0.315, SLG: 0.309 (1, 6) X													
Inning Stats	R: 0 H: 0 E: 0 LOB: 0 K: 1 BB: 0 S: 5 P: 5	R: 2 H: 2 E: 0 LOB: 1 K: 0 BB: 1 S: 5 P: 9	R: 0 H: 0 E: 0 LOB: 1 K: 1 BB: 1 S: 5 P: 9	R: 1 H: 2 E: 0 LOB: 1 K: 1 BB: 0 S: 7 P: 7	R: 0 H: 1 E: 2 LOB: 3 K: 0 BB: 1 S: 5 P: 9	R: 1 H: 3 E: 0 LOB: 2 K: 1 BB: 0 S: 7 P: 7	R: 0 H: 0 E: 0 LOB: 1 K: 0 BB: 1 S: 3 P: 7	R: 0 H: 1 E: 0 LOB: 2 K: 1 BB: 1 S: 6 P: 10	R: 2 H: 3 E: 0 LOB: 1 K: 0 BB: 0 S: 6 P: 6	1B: 10 SF: 0 2B: 0 SAC: 1 3B: 0 DP: 0 HR: 2 HBP: 0	WP: 0 PA: 44 PB: 0 SB: 3 CS: 0		
PITCHER	IP WLS BF H R ER SO BB IBB HBP BLK WP HR S P ERA WHIP											PITCHER	IP WLS BF H R ER SO BB IBB HBP BLK WP HR S P ERA WHIP
Brad Havens, L ERA: 3.45 (1, 1)	6.1 L 30 8 4 4 4 2 2 1 0 0 0 1 35 47 5.68 1.579												
Don Cooper, R ERA: 4.55 (7, 1)	2.2 14 4 2 2 1 1 1 0 0 0 1 14 22 6.75 1.875												

Kansas City Royals @ Minnesota Twins  
Metropolitan Stadium, Bloomington, MI

Mon Sep 28 1981, 4:33 AM EDT  
Att. 3,654 - Overcast - 57 F

livebaseballscores.com



Batter	1	2	3	4	5	6	7	8	9	AB R H RBI BB SO LOB
<b>Hosken Powell, L</b> (1, 7) OBP: 0.288, SLG: 0.329	4-0 BB CS BB		0-3 K			0-0 F5			0-0 F7	3 0 0 0 1 1 0
<b>Rob Wilfong, L</b> (1, 4) OBP: 0.308, SLG: 0.330	0-3 K 1-2			0-0 B1		0-0 3-1			0-0 1B	4 0 1 0 0 1 1
<b>Dave Engle, R</b> (1, 9) OBP: 0.292, SLG: 0.418	0-0 1B			0-0 HR			0-0 L9 1B 1B		0-3 K	4 1 3 1 0 1 1
<b>Glenn Adams, L</b> (1, 10) OBP: 0.277, SLG: 0.286	0-3 K			0-3 K			0-0 G3-6-3 1B		0-0 F5	4 0 1 0 0 2 2
<b>John Castino, R</b> (1, 5) OBP: 0.301, SLG: 0.396		0-3 K		0-0 6-3			0-0 L9			3 0 0 0 0 1 2
<b>Butch Wynegar, S</b> (1, 2) OBP: 0.329, SLG: 0.288		0-0 F8			0-0 F8		0-0 G3-6-3			3 0 0 0 0 0 2
<b>Gary Ward, R</b> (1, 8) OBP: 0.329, SLG: 0.361		0-3 K			0-0 F8			0-0 4-3		3 0 0 0 0 1 0
<b>Kent Hrbek, L</b> (1, 3) OBP: 0.233, SLG: 0.286			0-0 4-3		0-0 6-3			0-0 4-3		3 0 0 0 0 0 0
<b>Ron Washington, R</b> (1, 6) OBP: 0.271, SLG: 0.277			0-0 5-3			0-3 K		0-0 4-3		2 0 0 0 0 1 0
<b>Tim Corcoran, L</b> (8, PH) OBP: 0.224, SLG: 0.186										1 0 0 0 0 0 0
<b>Chuck Baker, R</b> (9, 6) OBP: 0.161, SLG: 0.194										0 0 0 0 0 0 0

Inning Stats	R: 0	H: 1	E: 0	LOB: 1	K: 2	S: 7	R: 0	H: 0	E: 0	LOB: 0	K: 2	S: 7	R: 0	H: 0	E: 0	LOB: 0	K: 1	S: 5	R: 1	H: 1	E: 0	LOB: 0	K: 1	S: 6	R: 0	H: 0	E: 0	LOB: 0	K: 0	S: 3	R: 0	H: 2	E: 0	LOB: 1	K: 0	S: 4	R: 0	H: 0	E: 0	LOB: 0	K: 0	S: 3	R: 0	H: 1	E: 0	LOB: 1	K: 1	S: 6	1B: 4	SF: 0	2B: 1	SAC: 0	3B: 0	DP: 2	HR: 1	HBP: 0	WP: 0	PA: 31
--------------	------	------	------	--------	------	------	------	------	------	--------	------	------	------	------	------	--------	------	------	------	------	------	--------	------	------	------	------	------	--------	------	------	------	------	------	--------	------	------	------	------	------	--------	------	------	------	------	------	--------	------	------	-------	-------	-------	--------	-------	-------	-------	--------	-------	--------

PITCHER	IP	WLS	BF	H	R	ER	SO	BB	IBB	HBP	BLK	WP	HR	S	P	ERA	WHIP	PITCHER	IP	WLS	BF	H	R	ER	SO	BB	IBB	HBP	BLK	WP	HR	S	P	ERA	WHIP														
<b>Dennis Leonard, R</b> (1, 1) ERA: 3.13	9.0	W	31	5	1	1	8	1	0	0	0	0	1	46	50	1.00	0.667																																

**BOTTOM**

**Kansas City Royals @ Minnesota Twins**  
Metropolitan Stadium, Bloomington, MI

Mon Sep 28 1981, 4:33 AM EDT  
Att. 3,654 - Overcast - 57 F

[livebaseballscorecards.com](http://livebaseballscorecards.com)

<b>AB</b>	<b>30</b>
<b>R</b>	<b>1</b>
<b>H</b>	<b>5</b>
<b>RBI</b>	<b>1</b>
<b>BB</b>	<b>1</b>
<b>SO</b>	<b>8</b>
<b>LOB</b>	<b>8</b>



Batter	1	2	3	4	5	6	7	8	9	AB R H RBI BB SO LOB	TOP											
Willie Wilson, S (1, 7) OBP: 0.335, SLG: 0.365	0-0 4-3		0-0 S 1-H 2B		0-0 L8		0-0 3B 1B		0-0 4-3	5 1 2 1 0 0 0												
Frank White, R (1, 4) OBP: 0.275, SLG: 0.367	0-0 6-3		0-3 K 2-3		0-0 F9		0-0 F8		0-0 G4-6-3 1B	5 0 1 0 0 1 2												
George Brett, L (1, 5) OBP: 0.356, SLG: 0.466	0-0 HR		4-0 CS BB		0-0 F8		0-0 1-H 3B		0-0 G4-6-3 1-2f	4 1 2 2 1 0 1												
Willie Aikens, L (1, 3) OBP: 0.375, SLG: 0.463	0-0 F8		0-0 4-3 1-2		0-0 FC6-4 1B		4-0 FC6-4 IBB			3 0 1 0 1 0 2												
Amos Otis, R (1, 8) OBP: 0.321, SLG: 0.419		0-0 5-3		0-0 6-3		0-0 FC6-4 1-2f 2B		0-0 FC6-4 1-2f		4 1 0 0 0 0 3												
Hal McRae, R (1, 10) OBP: 0.331, SLG: 0.405		0-0 F5		0-0 2B		0-0 1-H 2B		0-0 6-3		4 0 2 1 0 0 0												
Clint Hurdle, L (1, 9) OBP: 0.419, SLG: 0.508 Cesar Geronimo, L (8, PH) OBP: 0.308, SLG: 0.333 (8, 9)		0-0 FC4-6 1B		4-0 G1-6-3 IBB		4-0 IBB		0-0 1-3 S 1B		1 0 1 0 2 0 0 1 0 1 0 0 0 0												
John Wathan, R (1, 2) OBP: 0.297, SLG: 0.311		0-0 FC4-6 1-2f		0-0 G1-6-3 1-2f		0-0 G3		0-0 1-3		4 0 0 0 0 0 6												
U L Washington, S (1, 6) OBP: 0.314, SLG: 0.308			0-0 S 2B 1B		0-0 4-3		0-0 1-3		0-0 F6	4 1 1 0 0 0 1												
<b>Inning Stats</b>	R: 1 E: 0 K: 0 S: 4	H: 1 LOB: 0 BB: 0 P: 4	R: 0 E: 0 K: 0 S: 4	H: 1 LOB: 1 BB: 1 P: 4	R: 1 E: 0 K: 1 S: 6	H: 2 LOB: 1 BB: 1 P: 10	R: 0 E: 0 K: 0 S: 3	H: 1 LOB: 1 BB: 1 P: 7	R: 0 E: 0 K: 0 S: 3	H: 0 LOB: 0 BB: 0 P: 3	R: 1 E: 0 K: 0 S: 5	H: 2 LOB: 2 BB: 1 P: 9	R: 1 E: 0 K: 0 S: 5	H: 2 LOB: 2 BB: 1 P: 9	R: 0 E: 0 K: 0 S: 4	H: 1 LOB: 1 BB: 0 P: 4	R: 0 E: 0 K: 0 S: 3	H: 1 LOB: 0 BB: 0 P: 3	1B: 6 2B: 3 3B: 1 HR: 1	SF: 0 SAC: 0 DP: 2 HBP: 0	WP: 0 PB: 0 SB: 3 CS: 1	PA: 39
<b>PITCHER</b>	IP WLS BF H R ER SO BB IBB HBP BLK WP HR S P ERA WHIP																				<b>PITCHER</b>	IP WLS BF H R ER SO BB IBB HBP BLK WP HR S P ERA WHIP
Albert Williams, R (1, 1) ERA: 3.95	6.2 L 30 9 4 4 1 1 2 0 0 0 1 29 41 5.40 1.500																				Doug Corbett, R (7, 1) ERA: 2.44	2.1 9 2 0 0 0 0 0 1 0 0 0 0 8 12 0.00 0.857

Kansas City Royals @ Minnesota Twins  
Metropolitan Stadium, Bloomington, MI

Tue Sep 29 1981, 4:33 AM EDT  
Att: 3,676 - Cloudy - 64 F

livebaseballscorecards.com

AB	35
R	4
H	11
RBI	4
BB	4
SO	1
LOB	15



Batter	1	2	3	4	5	6	7	8	9	AB	R	H	RBI	BB	SO	LOB
Hosken Powell, L (1, 7) OBP: 0.291, SLG: 0.332	0-0 1B 1B		0-0 6-3		0-0 L6			0-0 FC5-4 1B		4	1	2	0	0	0	0
Rob Wilfong, L (1, 4) OBP: 0.308, SLG: 0.329	0-0 1B 1-3 1B		0-3 K		0-3 K			0-0 F7		4	0	1	0	0	2	1
Dave Engle, R (1, 9) OBP: 0.299, SLG: 0.424	0-0 1-2 3-H 1B		0-0 1B					0-0 FC5-4 1-2f 1B		4	0	3	1	0	0	1
Butch Wynegar, S (1, 2) OBP: 0.322, SLG: 0.280	0-0 F7		0-0 F6					0-0 G3-6-3 1-2f 1B		4	0	0	0	0	0	4
Glenn Adams, L (1, 10) OBP: 0.272, SLG: 0.281	0-0 F5				0-0 F9			0-3 K		4	0	0	0	0	1	2
Rick Sofield, L (9, PR) OBP: 0.219, SLG: 0.167									0-0 E3 G6-4-3	0	0	0	0	0	0	0
Gary Ward, R (1, 8) OBP: 0.325, SLG: 0.356	0-0 F9				0-0 L9				0-0 G6-4-3 1-2f	4	0	0	0	0	0	3
Kent Hrbek, L (1, 3) OBP: 0.238, SLG: 0.288		0-0 G5-4-3 1B			0-0 4-3					3	0	1	0	0	0	0
Gary Gaetti, R (1, 5) OBP: 0.190, SLG: 0.476		0-0 G5-4-3 1-2f							0-0 5-3	3	1	1	1	0	0	1
Ron Washington, R (1, 6) OBP: 0.264, SLG: 0.269		0-0 6-3							0-0 4-3	2	0	0	0	0	0	0
Tim Corcoran, L (8, PH) OBP: 0.220, SLG: 0.182										1	0	0	0	0	0	0
Chuck Baker, R (9, 6) OBP: 0.161, SLG: 0.194										0	0	0	0	0	0	0

Inning Stats	R: 1	H: 3	E: 0	K: 0	S: 6	H: 3	LOB: 2	BB: 0	P: 6	R: 0	H: 1	E: 0	K: 0	S: 3	H: 1	LOB: 0	BB: 0	P: 3	R: 0	H: 1	E: 0	K: 1	S: 6	R: 0	H: 0	E: 0	K: 0	S: 3	R: 1	H: 1	E: 0	K: 1	S: 6	R: 0	H: 1	E: 0	K: 1	S: 5	R: 0	H: 0	E: 0	K: 0	S: 3	R: 0	H: 1	E: 0	K: 0	S: 4	R: 0	H: 0	E: 1	K: 0	S: 3	1B: 7	2B: 0	3B: 0	HR: 1	SF: 0	SAC: 0	DP: 3	HBP: 0	WP: 0	PA: 33
PITCHER	IP	WLS	BF	H	R	ER	SO	BB	IBB	HBP	BLK	WP	HR	S	P	ERA	WHIP																																														
Jim Wright, R (1, 1) ERA: 3.67	6.2	W	25	7	2	2	3	0	0	0	0	0	1	31	31	2.70	1.050																																														
Dan Quisenberry, R (7, 1) ERA: 1.79	2.1	S	8	1	0	0	0	0	0	0	0	0	0	8	8	0.00	0.429																																														

BOTTOM

Kansas City Royals @ Minnesota Twins  
Metropolitan Stadium, Bloomington, MI

Tue Sep 29 1981, 4:33 AM EDT  
Att. 3,676 - Cloudy - 64 F

livebaseballscores.com

AB	33
R	2
H	8
RBI	2
BB	0
SO	3
LOB	12



Batter	1	2	3	4	5	6	7	8	9	AB	R	H	RBI	BB	SO	LOB	TOP								
Willie Wilson, S OBP: 0.338, SLG: 0.367 (1, 7)	0-0 1B	0-0 1B		0-0 1B		0-0 L9		0-0 F8		5	0	3	2	0	0	0									
Frank White, R OBP: 0.277, SLG: 0.367 (1, 4)	0-0 1B	0-0 F8		0-3 K		0-0 F9		0-0 1B		5	0	2	0	0	1	3									
George Brett, L OBP: 0.356, SLG: 0.465 (1, 5)	0-0 F5		0-0 F6	0-0 F8		0-0 WP 1B		0-0 FC6-4 1B		5	0	2	0	0	0	3									
Willie Aikens, L OBP: 0.376, SLG: 0.462 (1, 3)	0-0 G4-6-3		0-0 F7		0-0 BB 1B	0-0 WP 1B		0-0 FC6-4		5	0	2	0	0	0	4									
Amos Otis, R OBP: 0.317, SLG: 0.413 (1, 8)		0-0 F4	0-3 K		0-3 K	0-3 K		0-0 F9		5	0	0	0	0	3	3									
Hal McRae, R OBP: 0.334, SLG: 0.406 (1, 10)		0-0 1B		0-0 HR 1B	0-0 F4		0-0 5-3	4-0 BB		4	2	2	0	1	0	1									
Clint Hurdle, L OBP: 0.423, SLG: 0.545 (1, 9)		0-0 L8		0-0 HR	4-0 BB		0-0 4-3	4-0 BB		3	1	1	2	1	0	1									
Darryl Motley, R OBP: 0.279, SLG: 0.317 (9, 9)				1-2 BB				1-2 BB		0	0	0	0	1	0	0									
John Wathan, R OBP: 0.302, SLG: 0.314 (1, 2)		0-0 1B		0-0 1B	4-0 BB		0-0 6-3	0-0 L9		4	1	2	0	1	0	2									
U L Washington, S OBP: 0.315, SLG: 0.313 (1, 6)		0-0 1B		0-0 1B	0-3 K			0-0 L8		5	1	2	1	0	1	5									
<b>Inning Stats</b>	R: 0 E: 0 K: 0 S: 4	H: 2 LOB: 1 BB: 0 P: 4	R: 2 E: 0 K: 0 S: 7	H: 4 LOB: 2 BB: 0 P: 7	R: 0 E: 0 K: 1 S: 5	H: 0 LOB: 0 BB: 0 P: 5	R: 3 E: 0 K: 1 S: 9	H: 5 LOB: 1 BB: 0 P: 9	R: 0 E: 0 K: 2 S: 8	H: 1 LOB: 3 BB: 2 P: 16	R: 0 E: 0 K: 1 S: 7	H: 2 LOB: 2 BB: 0 P: 7	R: 0 E: 0 K: 0 S: 3	H: 0 LOB: 0 BB: 0 P: 3	R: 0 E: 0 K: 0 S: 5	H: 2 LOB: 2 BB: 0 P: 5	R: 0 E: 0 K: 0 S: 3	H: 0 LOB: 2 BB: 2 P: 11	1B: 14 2B: 1 3B: 0 HR: 1	SF: 0 SAC: 0 DP: 1 HBP: 0	WP: 1 PB: 0 SB: 0 CS: 0	PA: 45			
<b>PITCHER</b>	IP	WLS	BF	H	R	ER	SO	BB	IBB	HBP	BLK	WP	HR	S	P	ERA	WHIP								
Fernando Arroyo, R ERA: 3.86 (1, 1)	3.1	L	18	10	5	5	1	0	0	0	0	0	1	20	20	13.50	3.000								
Bob Veselic, R ERA: 2.84 (4, 1)	4.1		21	6	0	0	4	2	0	0	0	1	0	27	35	0.00	1.846								
Jack O'Connor, L ERA: 6.11 (8, 1)	0.2		4	0	0	0	0	2	0	0	0	0	0	2	10	0.00	3.000								
John Verhoeven, R ERA: 3.71 (9, 1)	0.2		2	0	0	0	0	0	0	0	0	0	0	2	2	0.00	0.000								

**Kansas City Royals @ Minnesota Twins**  
 Metropolitan Stadium, Bloomington, MI  
 Wed Sep 30 1981, 4:33 AM EDT  
 Att. 15,900 - Cloudy - 56 F

AB	41
R	5
H	16
RBI	5
BB	4
SO	5
LOB	22



Batter	1	2	3	4	5	6	7	8	9	AB R H RBI BB SO LOB
Gary Ward, R OBP: 0.324, SLG: 0.355 (1, 8)	0-3 K		0-0 F3			0-3 K			0-0 FC4-6 1B	4 0 1 0 0 2 0
Ron Washington, R OBP: 0.263, SLG: 0.268 (1, 6)	0-0 F7		0-0 S 1B			0-0 F8			0-0 L7	4 0 1 0 0 0 1
Dave Engle, R OBP: 0.294, SLG: 0.416 (1, 9)	0-0 L1		0-0 F7 1-2			0-0 F8			0-0 FC4-6 1-2f	4 0 0 0 0 0 2
Roy Smalley, S OBP: 0.374, SLG: 0.444 (1, 10)		0-0 5-3		0-0 F3			0-0 F9		0-0 F6	4 0 0 0 0 0 1
Mickey Hatcher, R OBP: 0.286, SLG: 0.353 (1, 3)		0-0 L5		0-0 L6			0-0 F2			3 0 0 0 0 0 0
Gary Gaetti, R OBP: 0.208, SLG: 0.458 (1, 5)		0-0 HR 1B		0-0 F7			0-0 2-3			3 1 1 0 0 0 0
Pete Mackanin, R OBP: 0.254, SLG: 0.324 (1, 4)		0-0 1-H HR			0-0 6-3			0-0 F3		3 1 1 2 0 0 0
Tim Laudner, R OBP: 0.265, SLG: 0.419 (1, 2)		0-0 F8			0-0 F2			0-0 L8		3 0 0 0 0 0 0
Mark Funderburk, R OBP: 0.200, SLG: 0.231 (1, 7)			0-0 L5		0-3 K			0-0 F7		3 0 0 0 0 1 0

Inning Stats	R: 0	H: 0	E: 0	K: 1	S: 5	R: 2	H: 2	E: 0	K: 0	S: 5	R: 0	H: 1	E: 0	K: 0	S: 4	R: 0	H: 0	E: 0	K: 0	S: 3	R: 0	H: 0	E: 0	K: 1	S: 5	R: 0	H: 0	E: 0	K: 0	S: 3	R: 0	H: 0	E: 0	K: 0	S: 3	R: 0	H: 1	E: 0	K: 0	S: 4	1B: 3	SF: 0	2B: 0	SAC: 0	3B: 0	DP: 0	HR: 1	HBP: 0	WP: 0	PA: 31
PITCHER Larry Gura, L ERA: 2.61 (1, 1)	IP	WLS	BF	H	R	ER	SO	BB	IBB	HBP	BLK	WP	HR	S	P	ERA	WHIP													IP	WLS	BF	H	R	ER	SO	BB	IBB	HBP	BLK	WP	HR	S	P	ERA	WHIP				

**BOTTOM**

**Kansas City Royals @ Minnesota Twins**  
Metropolitan Stadium, Bloomington, MI

Wed Sep 30 1981, 4:33 AM EDT  
Att: 15,900 - Cloudy - 56 F

[livebaseballscorecards.com](http://livebaseballscorecards.com)

<b>AB</b>	<b>31</b>
<b>R</b>	<b>2</b>
<b>H</b>	<b>4</b>
<b>RBI</b>	<b>2</b>
<b>BB</b>	<b>0</b>
<b>SO</b>	<b>3</b>
<b>LOB</b>	<b>4</b>



Batter	1	2	3	4	5	6	7	8	9	AB R H RBI BB SO LOB	TOP																								
Rickey Henderson, R OBP: 0.408, SLG: 0.436 (1, 7) X	0-0 6-3		0-3 K			0-0 4-3		0-0 1B 1B		4 0 1 0 0 1 1																									
Dwayne Murphy, L OBP: 0.368, SLG: 0.411 (1, 8) X	0-0 4-3			0-0 2B		0-0 F8		0-0 1-3 1B		4 0 2 0 0 0 0																									
Wayne Gross, L OBP: 0.304, SLG: 0.366 (1, 5) X	0-0 G3			0-0 4-3		0-0 2B		0-0 F5		4 0 1 0 0 0 3																									
Tony Armas, R OBP: 0.291, SLG: 0.469 (1, 9) X		0-0 G4-6-3 1B		0-0 F2		0-0 F6			0-0 1-3	4 0 1 0 0 0 2																									
Jim Spencer, L OBP: 0.247, SLG: 0.274 (1, 3) X			0-0 F9	0-3 K			0-0 4-3		0-0 F2	4 0 0 0 0 1 2																									
Keith Drumright, L OBP: 0.322, SLG: 0.329 (1, 10) X		0-0 G4-6-3 1-2f			0-0 1-3		0-0 F7		0-0 L8	4 0 0 0 0 0 1																									
Mike Heath, R OBP: 0.272, SLG: 0.350 (1, 2) X			0-0 F9		0-0 F6		0-0 L8			3 0 0 0 0 0 0																									
Dave McKay, S OBP: 0.318, SLG: 0.367 (1, 4) X			0-0 2B		0-0 1B			0-0 F9		3 0 2 0 0 0 0																									
Fred Stanley, R OBP: 0.268, SLG: 0.224 (1, 6) X			0-3 K		0-0 F8			0-0 F8		2 0 0 0 0 1 2																									
Mike Davis, L OBP: 0.143, SLG: 0.105 (8, PH)										1 0 0 0 0 0 0																									
Rob Picciolo, R OBP: 0.286, SLG: 0.394 (8, 6) X										0 0 0 0 0 0 0																									
<b>Inning Stats</b>	R: 0 E: 0 K: 0 S: 3	H: 0 LOB: 0 BB: 0 P: 3	R: 0 E: 0 K: 0 S: 3	H: 1 LOB: 0 BB: 0 P: 3	R: 0 E: 0 K: 2 S: 8	H: 1 LOB: 1 BB: 0 P: 8	R: 0 E: 0 K: 1 S: 6	H: 1 LOB: 1 BB: 0 P: 6	R: 0 E: 0 K: 0 S: 4	H: 0 LOB: 0 BB: 0 P: 4	R: 0 E: 0 K: 0 S: 3	H: 0 LOB: 0 BB: 0 P: 3	R: 0 E: 0 K: 0 S: 3	H: 0 LOB: 0 BB: 0 P: 3	R: 0 E: 0 K: 0 S: 3	H: 2 LOB: 2 BB: 0 P: 5	R: 0 E: 0 K: 0 S: 3	H: 0 LOB: 0 BB: 0 P: 3	1B: 4 2B: 3 3B: 0 HR: 0	SF: 0 SAC: 0 DP: 1 HBP: 0	WP: 0 PB: 0 SB: 0 CS: 0	PA: 33													
<b>PITCHER</b> Dennis Leonard, R ERA: 2.99 (1, 1)	IP 9.0	WLS W	BF 33	H 7	R 0	ER 0	SO 3	BB 0	IBB 0	HBP 0	BLK 0	WP 0	HR 0	S 39	P 39	ERA 0.00	WHIP 0.778	<b>PITCHER</b>	IP 9.0	WLS W	BF 33	H 7	R 0	ER 0	SO 3	BB 0	IBB 0	HBP 0	BLK 0	WP 0	HR 0	S 39	P 39	ERA 0.00	WHIP 0.778

Oakland Athletics @ Kansas City Royals  
Royals Stadium, Kansas City, MO

Fri Oct 02 1981, 8:05 PM EDT  
Att. 23,781 - Unknown - 63 F

AB	33
R	0
H	7
RBI	0
BB	0
SO	3
LOB	11



WP: 0	PA: 33
PB: 0	
SB: 0	
CS: 0	



Batter	1	2	3	4	5	6	7	8	9	AB	R	H	RBI	BB	SO	LOB	BOTTOM			
<b>Willie Wilson, S</b> (1, 7) OBP: 0.337, SLG: 0.366	0-0 4-3		0-0 F7	0-0 1B		0-0 FC4-2				4	0	1	1	0	0	2	<b>Oakland Athletics @ Kansas City Royals</b> Royals Stadium, Kansas City, MO Fri Oct 02 1981, 8:05 PM EDT Att: 23,781 - Unknown - 63 F <a href="http://livebaseballscorecards.com">livebaseballscorecards.com</a>			
<b>Frank White, R</b> (1, 4) OBP: 0.282, SLG: 0.371	0-0 BB 1B		0-0 1B E 1B	0-0 1-2 1B		0-0 FC6-4				4	1	3	0	0	0	2				
<b>George Brett, L</b> (1, 5) OBP: 0.358, SLG: 0.466	0-0 F7		0-0 1-3 E 1B	0-0 F9			0-0 1B SF9 1B			4	1	2	0	0	0	3				
<b>Willie Aikens, L</b> (1, 3) OBP: 0.377, SLG: 0.461	4-0 1-2 BB		0-0 E7		0-0 3-1		0-0 1-3 G6-4-3 1B			3	0	1	0	1	0	1				
<b>Amos Otis, R</b> (1, 8) OBP: 0.314, SLG: 0.409	0-0 F9		0-3 K		0-0 5-3		0-0 SF9			3	0	0	1	0	1	4				
<b>Hal McRae, R</b> (1, 10) OBP: 0.333, SLG: 0.403		4-0 BB BB 5-3 BB	0-0 F8		0-0 5-3		0-0 3-H G6-4-3			3	0	0	0	1	0	3				
<b>Clint Hurdle, L</b> (1, 9) OBP: 0.432, SLG: 0.544		0-0 F6		0-0 PB 1B 4-3 1B		4-0 1B SH1-4 FC4-2 BB		0-0 F8		2	1	1	0	1	0	1				
<b>Cesar Geronimo, L</b> (8, 9) OBP: 0.305, SLG: 0.331										1	0	0	0	0	0	0				
<b>John Wathan, R</b> (1, 2) OBP: 0.299, SLG: 0.310		0-0 5-3		0-0 4-3		0-0 SH1-4		0-0 F9		3	0	0	0	0	0	2				
<b>U L Washington, S</b> (1, 6) OBP: 0.314, SLG: 0.312		0-0 F5		0-0 F7		0-0 FC4-2 1B		0-0 L6		4	0	1	0	0	0	2				
<b>Inning Stats</b>	R: 0 E: 0 K: 0 S: 4	H: 1 LOB: 2 BB: 1 P: 8	R: 0 E: 0 K: 0 S: 3	H: 0 LOB: 1 BB: 1 P: 7	R: 1 E: 1 K: 1 S: 8	H: 2 LOB: 2 BB: 0 P: 8	R: 1 E: 0 K: 0 S: 6	H: 3 LOB: 2 BB: 0 P: 6	R: 0 E: 0 K: 0 S: 3	H: 0 LOB: 0 BB: 0 P: 3	R: 0 E: 0 K: 0 S: 4	H: 1 LOB: 2 BB: 1 P: 8	R: 1 E: 0 K: 0 S: 4	H: 2 LOB: 0 BB: 0 P: 4	R: 0 E: 0 K: 0 S: 3	H: 0 LOB: 0 BB: 0 P: 3	1B: 9 2B: 0 3B: 0 HR: 0	SF: 1 SAC: 1 DP: 1 HBP: 0	WP: 0 PB: 1 SB: 0 CS: 0	PA: 36
<b>PITCHER</b> <b>Steve McCatty, R</b> (1, 1) ERA: 2.33	IP: 8.0 WLS: L BF: 36	H: 9 R: 3 ER: 2 SO: 1	BB: 3 IBB: 0 HBP: 0 BLK: 0	WP: 0 HR: 0 S: 35 P: 47	ERA: 2.25 WHIP: 1.500	<b>PITCHER</b>	IP: 0 WLS: 0 BF: 0	H: 0 R: 0 ER: 0 SO: 0	BB: 0 IBB: 0 HBP: 0 BLK: 0	WP: 0 HR: 0 S: 0 P: 0	ERA: 0 WHIP: 0									

**Oakland Athletics @ Kansas City Royals**  
 Royals Stadium, Kansas City, MO  
 Fri Oct 02 1981, 8:05 PM EDT  
 Att: 23,781 - Unknown - 63 F

**AB 31**  
**R 3**  
**H 9**  
**RBI 2**  
**BB 3**  
**SO 1**  
**LOB 20**



Batter	1	2	3	4	5	6	7	8	9	AB R H RBI BB SO LOB	TOP
Rickey Henderson, R OBP: 0.406, SLG: 0.432 (1, 7) X	0-0 1-3		0-3 K		0-0 F8		4-0 1B WP BB	0-0 5-3		4 1 0 0 1 1 2	
Dwayne Murphy, L OBP: 0.369, SLG: 0.409 (1, 8) X	0-0 2B 1B		0-0 L7		0-0 G4-6-3		0-0 F7		4-0 2B FC5-2 BB	4 1 1 0 1 0 2	
Cliff Johnson, R OBP: 0.330, SLG: 0.478 (1, 10) X	0-0 L5		0-3 K			0-0 HR 2B	4-0 1B BB		0-0 FC5-2 2B	4 1 2 0 1 1 1	
Tony Armas, R OBP: 0.295, SLG: 0.479 (1, 9) X	0-0 1B 2B			0-0 F8		0-0 HR	0-0 S 1B		0-0 6-3	5 2 3 4 0 0 2	
Mickey Klutts, R OBP: 0.409, SLG: 0.738 (1, 5) X	0-0 1B		0-3 K		0-0 FC1 1B		0-3 K		4-0 FC5-2 IBB	4 1 2 1 1 2 1	
Kelvin Moore, R OBP: 0.333, SLG: 0.372 (1, 3) S S S	0-3 K		0-0 HR		0-0 FC1 1B		0-0 E S SF7 1B		0-0 FC5-2	5 2 2 1 0 1 5	
Jeff Newman, R OBP: 0.260, SLG: 0.329 (1, 2) X		0-0 6-3		0-0 1B		0-0 FC1-2 1B		0-0 4-3	0-0 1-3	5 0 2 1 0 0 4	
Dave McKay, S OBP: 0.313, SLG: 0.362 (1, 4) S S S		0-3 K		0-0 F5		0-0 FC1-2 G1-4-3		0-0 SF7		3 0 0 1 0 1 3	
Rob Picciolo, R OBP: 0.290, SLG: 0.397 (1, 6) X		0-0 L5			0-0 G4-6-3 1B		0-0 G1-4-3		0-0 1B	4 0 2 0 0 0 2	
<b>Inning Stats</b>	R: 2 H: 3 E: 0 LOB: 1 K: 1 BB: 0 S: 8 P: 8	R: 0 H: 0 E: 0 LOB: 0 K: 1 BB: 0 S: 5 P: 5	R: 0 H: 0 E: 0 LOB: 0 K: 2 BB: 0 S: 7 P: 7	R: 1 H: 2 E: 0 LOB: 1 K: 1 BB: 0 S: 7 P: 7	R: 0 H: 1 E: 0 LOB: 0 K: 0 BB: 0 S: 3 P: 3	R: 3 H: 4 E: 1 LOB: 1 K: 0 BB: 0 S: 7 P: 7	R: 1 H: 1 E: 0 LOB: 1 K: 1 BB: 2 S: 5 P: 13	R: 1 H: 2 E: 0 LOB: 1 K: 0 BB: 0 S: 5 P: 5	R: 0 H: 1 E: 0 LOB: 3 K: 0 BB: 2 S: 4 P: 12	1B: 9 SF: 1 2B: 3 SAC: 0 3B: 0 DP: 2 HR: 2 HBP: 0	WP: 1 PA: 43 PB: 0 SB: 2 CS: 0
<b>PITCHER</b>	IP WLS BF H R ER SO BB IBB HBP BLK WP HR S P ERA WHIP										
Mike Jones, L ERA: 3.21 (1, 1)	5.0 L 22 8 5 5 5 0 0 0 0 0 2 32 32 9.00 1.600										
Renie Martin, R ERA: 2.77 (6, 1)	2.0 10 3 2 1 1 2 0 0 0 1 0 10 18 4.50 2.500										
Ken Brett, L ERA: 4.18 (8, 1)	2.0 11 3 1 1 1 0 1 1 0 0 0 9 17 4.50 2.000										

Oakland Athletics @ Kansas City Royals  
Royals Stadium, Kansas City, MO  
Sat Oct 03 1981, 8:05 PM EDT  
Att: 32,039 - Unknown

AB	38
R	8
H	14
RBI	8
BB	4
SO	6
LOB	22



Batter	1	2	3	4	5	6	7	8	9	AB R H RBI BB SO LOB
Willie Wilson, S OBP: 0.340, SLG: 0.370 (1, 7)	4-0 E BB		0-3 K		0-0 4-3		0-0 1B 2B		0-0 FC6-4 1B	4 2 2 0 1 1 0
Frank White, R OBP: 0.281, SLG: 0.372 (1, 4)	0-3 K 1-3		0-0 2B		0-0 6-3		0-0 F9		0-0 FC6-4 1-2f	5 0 1 0 0 1 3
George Brett, L OBP: 0.359, SLG: 0.475 (1, 5)	0-0 E4 FC4-6 3-H		0-0 3-1			0-0 HR	0-0 2-H 1B			4 1 2 3 0 0 1
Willie Aikens, L OBP: 0.376, SLG: 0.459 (1, 3)	0-0 FC4-6 FC6-4 1-2f			0-0 4-3		0-0 F8 1B 1B	0-0 1-3			4 0 1 0 0 0 2
Amos Otis, R OBP: 0.319, SLG: 0.416 (1, 8)	0-0 FC6-4 1-2f			0-0 3B 2B		0-0 1-2 1B		0-0 G4-6-3 1B		4 1 3 0 0 0 1
Hal McRae, R OBP: 0.330, SLG: 0.399 (1, 10)		0-0 F7		0-0 L5		0-0 F8 2-3		0-0 G4-6-3 1-2f		4 0 0 0 0 0 4
Clint Hurdle, L OBP: 0.424, SLG: 0.556 (1, 9)		0-0 G3		0-0 3B 2-H		0-0 F6		0-3 K		4 0 1 1 0 1 2
John Wathan, R OBP: 0.297, SLG: 0.307 (1, 2)		0-0 3-1		0-0 6-3		0-0 5-3		0-0 F7		3 0 0 0 0 0 3
Jamie Quirk, L OBP: 0.302, SLG: 0.323 (9, 2)								0-0 L7		1 0 0 0 0 0 0
U L Washington, S OBP: 0.311, SLG: 0.308 (1, 6)			0-0 F7		0-0 6-3		0-0 6-3			4 0 0 0 0 0 0

Inning Stats	R: 1	H: 0	E: 2	K: 1	S: 6	LOB: 1	BB: 1	P: 10	R: 0	H: 0	E: 0	K: 0	S: 3	LOB: 0	BB: 0	P: 3	R: 0	H: 1	E: 0	K: 1	S: 6	LOB: 1	BB: 0	P: 6	R: 1	H: 2	E: 0	K: 0	S: 5	LOB: 0	BB: 0	P: 3	R: 0	H: 3	E: 0	K: 0	S: 6	LOB: 2	BB: 0	P: 6	R: 1	H: 2	E: 0	K: 0	S: 5	LOB: 1	BB: 0	P: 5	R: 0	H: 1	E: 0	K: 1	S: 5	LOB: 0	BB: 0	P: 5	R: 0	H: 1	E: 0	K: 0	S: 4	LOB: 1	BB: 0	P: 4	1B: 5	2B: 3	3B: 1	SF: 0	SAC: 0	DP: 1	HBP: 0	WP: 0	PB: 0	SB: 0	CS: 0	PA: 38
PITCHER Rick Langford, R ERA: 2.99 (1, 1)	IP	WLS	BF	H	R	ER	SO	BB	IBB	HBP	BLK	WP	HR	S	P	ERA	WHIP	IP	WLS	BF	H	R	ER	SO	BB	IBB	HBP	BLK	WP	HR	S	P	ERA	WHIP	IP	WLS	BF	H	R	ER	SO	BB	IBB	HBP	BLK	WP	HR	S	P	ERA	WHIP																									

BOTTOM

Oakland Athletics @ Kansas City Royals

Royals Stadium, Kansas City, MO

Sat Oct 03 1981, 8:05 PM EDT

Att. 32,039 - Unknown

livebaseballscorecards.com

AB	37
R	4
H	10
RBI	4
BB	1
SO	3
LOB	16



Batter	1	2	3	4	5	6	7	8	9	AB R H RBI BB SO LOB			
<b>Rickey Henderson, R</b> OBP: 0.408, SLG: 0.437 (1, 7)	0-0 6-3		0-0 1B SF9 1B		0-3 K		0-0 3B		4-0 FC6-2 BB	4 1 2 0 1 1 1			
<b>Dwayne Murphy, L</b> OBP: 0.369, SLG: 0.408 (1, 8)	4-0 2B BB		0-0 FC6-4 1B		0-0 F7		0-0 F7		0-0 FC6-2	4 1 1 0 1 0 5			
<b>Cliff Johnson, R</b> OBP: 0.329, SLG: 0.476 (1, 10) <b>Jimmy Sexton, R</b> (8, PR) <b>Mike Davis, L</b> OBP: 0.136, SLG: 0.100 (9, PH)	0-0 F8		0-0 SF9		0-0 FC5-4			0-0 FC5 F8 1B	0-3 K	3 0 1 1 0 0 2 0 0 0 0 0 0 0 1 0 0 0 0 1 3			
<b>Tony Armas, R</b> OBP: 0.294, SLG: 0.480 (1, 9)	0-0 1B 2B		0-0 F7			0-0 F9		0-0 F7		4 1 1 1 0 0 2			
<b>Mickey Klutts, R</b> OBP: 0.396, SLG: 0.696 (1, 5)	0-0 1B		0-0 FC6-4			0-0 5-3		0-0 F8		4 0 1 1 0 0 2			
<b>Kelvin Moore, R</b> OBP: 0.327, SLG: 0.362 (1, 3)	0-0 1-3			0-0 G4-6-3 1B		0-3 K		0-0 FC5		4 0 1 0 0 1 3			
<b>Mike Heath, R</b> OBP: 0.269, SLG: 0.346 (1, 2)		0-3 K		0-0 G4-6-3			0-0 5-3		0-0 E5	4 0 0 0 0 1 1			
<b>Dave McKay, S</b> OBP: 0.313, SLG: 0.375 (1, 4)		0-3 K		0-0 5-3					0-0 SH1-3	3 1 1 1 0 1 0			
<b>Fred Stanley, R</b> OBP: 0.269, SLG: 0.221 (1, 6) <b>Keith Drumright, L</b> OBP: 0.319, SLG: 0.326 (9, PH) <b>Rob Picciolo, R</b> OBP: 0.290, SLG: 0.397 (9, 6)		0-0 F8			4-0 FC5-4 BB		0-0 F7		0-0 FC BB	2 0 0 0 1 0 0 1 0 0 0 0 0 1 0 0 0 0 0 0 0			
<b>Inning Stats</b>	R: 2 H: 2 E: 0 LOB: 1 K: 0 BB: 1 S: 5 P: 9	R: 0 H: 0 E: 0 LOB: 0 K: 2 BB: 0 S: 7 P: 7	R: 1 H: 2 E: 0 LOB: 1 K: 0 BB: 0 S: 5 P: 5	R: 0 H: 1 E: 0 LOB: 0 K: 0 BB: 0 S: 3 P: 3	R: 0 H: 0 E: 0 LOB: 1 K: 1 BB: 1 S: 5 P: 9	R: 0 H: 0 E: 0 LOB: 0 K: 1 BB: 0 S: 5 P: 5	R: 1 H: 2 E: 0 LOB: 1 K: 0 BB: 0 S: 5 P: 5	R: 0 H: 1 E: 0 LOB: 2 K: 0 BB: 0 S: 4 P: 4	R: 0 H: 0 E: 1 LOB: 3 K: 1 BB: 1 S: 7 P: 11	1B: 5 SF: 1 2B: 1 SAC: 1 3B: 1 DP: 1 HR: 1 HBP: 0	WP: 0 PA: 39 PB: 0 SB: 0 CS: 0		
<b>PITCHER</b>	IP WLS BF H R ER SO BB IBB HBP BLK WP HR S P ERA WHIP											<b>PITCHER</b>	IP WLS BF H R ER SO BB IBB HBP BLK WP HR S P ERA WHIP
<b>Larry Gura, L</b> ERA: 2.72 (1, 1)	7.0 L 29 7 4 4 4 2 0 0 0 0 0 1 35 43 5.14 1.286												
<b>Dan Quisenberry, R</b> ERA: 1.73 (8, 1)	2.0 10 1 0 0 1 1 0 0 0 0 0 0 11 15 0.00 1.000												

**TOP**

**Oakland Athletics @ Kansas City Royals**  
 Royals Stadium, Kansas City, MO  
 Sun Oct.04 1981, 4:33 AM EDT  
 Att. 28,723 - Sunny - 78 F

livebaseballscorecards.com

AB	34
R	4
H	8
RBI	4
BB	3
SO	5
LOB	20



Batter	1	2	3	4	5	6	7	8	9	AB	R	H	RBI	BB	SO	LOB
Willie Wilson, S OBP: 0.337, SLG: 0.366 (1, 7)	0-0 F3		0-0 F8			0-0 F6	0-0 F7			4	0	0	0	0	0	0
Frank White, R OBP: 0.283, SLG: 0.373 (1, 4)	0-0 1B		0-0 F9			0-0 1B 1B		0-0 F7		4	1	2	0	0	0	0
George Brett, L OBP: 0.358, SLG: 0.471 (1, 5)	0-0 F8		0-0 F9			0-0 F8		4-0 G3 BB		3	0	0	0	1	0	2
Willie Aikens, L OBP: 0.374, SLG: 0.456 (1, 3)	0-0 F7			0-3 K		0-0 1B 1B		0-0 G3		4	1	1	0	0	1	2
Amos Otis, R OBP: 0.320, SLG: 0.417 (1, 8)		0-0 BLK 1B S		0-0 F8		0-0 1B 1B		0-3 K		4	1	2	1	0	1	1
Hal McRae, R OBP: 0.329, SLG: 0.397 (1, 10)		0-0 6-3		0-0 F9		0-0 1B		0-0 4-3		4	0	1	1	0	0	1
Clint Hurdle, L OBP: 0.427, SLG: 0.553 (1, 9)		0-0 BLK 1B			0-3 K		0-0 F7		0-0 1B	4	0	2	1	0	1	2
Darryl Motley, R OBP: 0.279, SLG: 0.317 (9, PR)		2-H 1B								0	0	0	0	0	0	0
John Wathan, R OBP: 0.294, SLG: 0.304 (1, 2)		0-0 F4			0-0 F6		0-0 F7		0-3 K	3	0	0	0	0	0	1
Jamie Quirk, L OBP: 0.299, SLG: 0.320 (9, PH)		1-2								1	0	0	0	0	1	1
U L Washington, S OBP: 0.309, SLG: 0.305 (1, 6)		0-0 6-3			0-0 F6		0-0 F7		0-0 L8	3	0	0	0	0	0	1
Lee May, R OBP: 0.328, SLG: 0.345 (9, PH)										1	0	0	0	0	0	1

BOTTOM

Oakland Athletics @ Kansas City Royals  
Royals Stadium, Kansas City, MO

Sun Oct 04 1981, 4:33 AM EDT  
Att. 28,723 - Sunny - 78 F

livebaseballscorecards.com

AB	35
R	3
H	8
RBI	3
BB	1
SO	4
LOB	12



Inning Stats	R: 0	H: 1	E: 0	K: 0	S: 4	R: 1	H: 2	E: 0	K: 0	S: 5	R: 0	H: 0	E: 0	K: 0	S: 3	R: 0	H: 0	E: 0	K: 1	S: 5	R: 0	H: 0	E: 0	K: 1	S: 5	R: 2	H: 4	E: 0	K: 0	S: 7	R: 0	H: 0	E: 0	K: 0	S: 3	R: 0	H: 0	E: 0	K: 1	S: 5	R: 0	H: 0	E: 0	K: 0	S: 6	R: 0	H: 1	E: 0	K: 1	S: 6	1B: 8	2B: 0	3B: 0	HR: 0	SF: 0	SAC: 0	DP: 0	HBP: 0	WP: 0	PB: 0	SB: 1	CS: 0	PA: 36
--------------	------	------	------	------	------	------	------	------	------	------	------	------	------	------	------	------	------	------	------	------	------	------	------	------	------	------	------	------	------	------	------	------	------	------	------	------	------	------	------	------	------	------	------	------	------	------	------	------	------	------	-------	-------	-------	-------	-------	--------	-------	--------	-------	-------	-------	-------	--------

PITCHER	IP	WLS	BF	H	R	ER	SO	BB	IBB	HBP	BLK	WP	HR	S	P	ERA	WHIP
Matt Keough, R ERA: 3.4 (1, 1)	7.1	W	29	7	3	3	2	0	0	0	2	0	0	33	33	3.68	0.955
Tom Underwood, L ERA: 3.66 (8, 1)	0.1		2	0	0	0	0	1	0	0	0	0	0	1	5	0.00	3.000
Dave Beard, R ERA: 2.77 (8, 1)	1.1	S	5	1	0	0	2	0	0	0	0	0	0	9	9	0.00	0.750

Batter	1	2	3	4	5	6	7	8	9	AB R H RBI BB SO LOB			
<b>Willie Wilson, S</b> (1, 7) <small>OBP: 0.335, SLG: 0.364</small> <b>Cesar Geronimo, L</b> (8, 9) <small>OBP: 0.305, SLG: 0.331</small>	0-3 	0-3 		0-3 		0-0 		0-0 		5 1 1 0 0 3 3			
<b>Frank White, R</b> (1, 4) <small>OBP: 0.285, SLG: 0.376</small>	0-0 		0-3 	0-0 		0-0 		0-0 		5 0 2 0 0 1 3			
<b>George Brett, L</b> (1, 5) <small>OBP: 0.361, SLG: 0.484</small>	0-0 		0-0 	0-0 			0-0 	0-0 		5 2 3 3 0 0 1			
<b>Amos Otis, R</b> (1, 8) <small>OBP: 0.321, SLG: 0.417</small>	0-0 		0-0 	0-0 			0-0 	0-0 		5 1 2 1 0 0 3			
<b>Hal McRae, R</b> (1, 10) <small>OBP: 0.330, SLG: 0.396</small>		4-0 	0-0 	0-0 		0-0 		0-0 		4 1 1 0 1 0 1			
<b>Willie Aikens, L</b> (1, 3) <small>OBP: 0.377, SLG: 0.458</small> <b>Ken Phelps, L</b> (9, 3) <small>OBP: 0.174, SLG: 0.227</small>		0-0 	0-0 	0-0 		0-0 		0-0 		5 2 3 1 0 0 0			
<b>John Wathan, R</b> (1, 2) <small>OBP: 0.298, SLG: 0.312</small> <b>Greg Keatley, R</b> (9, 2)		0-0 	0-0 	0-0 		0-0 		0-0 		0 0 0 0 0 0 0			
<b>Darryl Motley, R</b> (1, 9) <small>OBP: 0.276, SLG: 0.312</small>		0-0 	0-0 	0-0 		0-0 		0-0 		5 1 3 2 0 0 2			
<b>U L Washington, S</b> (1, 6) <small>OBP: 0.310, SLG: 0.307</small>		0-0 	0-3 			0-0 		0-0 		0 0 0 0 0 0 0			
		0-0 		0-0 		0-0 		0-0 		5 0 1 0 0 2 6			
		0-0 		0-0 		0-0 		0-0 		5 1 2 2 0 0 3			
<b>Inning Stats</b>	R: 0 H: 1 E: 0 LOB: 1 K: 1 BB: 0 S: 6 P: 6	R: 2 H: 2 E: 0 LOB: 1 K: 1 BB: 1 S: 7 P: 11	R: 2 H: 4 E: 0 LOB: 2 K: 2 BB: 0 S: 11 P: 11	R: 0 H: 3 E: 1 LOB: 2 K: 1 BB: 0 S: 7 P: 7	R: 0 H: 0 E: 0 LOB: 0 K: 0 BB: 0 S: 3 P: 3	R: 0 H: 1 E: 0 LOB: 1 K: 0 BB: 0 S: 4 P: 4	R: 0 H: 0 E: 0 LOB: 0 K: 0 BB: 0 S: 3 P: 3	R: 5 H: 6 E: 0 LOB: 1 K: 0 BB: 0 S: 9 P: 9	R: 0 H: 1 E: 0 LOB: 1 K: 1 BB: 0 S: 6 P: 6	1B: 14 SF: 0 2B: 3 SAC: 0 3B: 0 DP: 0 HR: 1 HBP: 0	WP: 0 PA: 45 PB: 0 SB: 1 CS: 1		
<b>PITCHER</b>	IP WLS BF H R ER SO BB IBB HBP BLK WP HR S P ERA WHIP											<b>PITCHER</b>	IP WLS BF H R ER SO BB IBB HBP BLK WP HR S P ERA WHIP
<b>Rick Waits, L</b> (1, 1) <small>ERA: 4.92</small> <b>Sid Monge, L</b> (8, 1) <small>ERA: 4.34</small>	7.1 L 36 14 7 7 5 1 0 0 0 0 0 0 45 49 8.59 2.045												

**Kansas City Royals @ Cleveland Indians**  
 Cleveland Municipal Stadium, Cleveland, OH

Mon Oct 05 1981, 3:33 AM EDT  
 Att: 3,006 - Unknown - 62 F

<b>AB</b>	<b>44</b>
<b>R</b>	<b>9</b>
<b>H</b>	<b>18</b>
<b>RBI</b>	<b>9</b>
<b>BB</b>	<b>1</b>
<b>SO</b>	<b>6</b>
<b>LOB</b>	<b>22</b>

Batter	1	2	3	4	5	6	7	8	9	AB	R	H	RBI	BB	SO	LOB
Miguel Dilone, S OBP: 0.334, SLG: 0.346 (1, 7)	0-0 6-3		4-0 FC6-4 BB			0-0 4-3		0-0 FC4-6 S 1-2f		3	0	0	0	1	0	1
Alan Bannister, R OBP: 0.309, SLG: 0.332 (1, 9)	4-0 4-3 S BB		0-0 FC6-4 1-2f			0-0 F8		0-0 6-3 1-2		3	0	0	0	1	0	2
Mike Hargrove, L OBP: 0.244, SLG: 0.401 (1, 3)	0-0 4-3 1-3			0-0 G4-6-3 1B				0-0 6-3		4	0	1	0	0	0	1
Andre Thornton, R OBP: 0.303, SLG: 0.372 (1, 10)	0-0 L7			0-0 F3				0-0 4-3		2	0	0	0	0	0	2
Von Hayes, L OBP: 0.346, SLG: 0.394 (7, PH)									0-0 1-3	2	0	0	0	0	0	0
Toby Harrah, R OBP: 0.382, SLG: 0.388 (1, 5)		0-0 L8		0-0 G4-6-3 1-2f				0-0 S 1B		4	0	1	0	0	0	1
Chris Bando, S OBP: 0.240, SLG: 0.277 (1, 2)		0-0 F3			0-0 F3			4-0 1-2 BB		2	0	0	0	1	0	0
Dave Rosello, R OBP: 0.297, SLG: 0.321 (1, 4)		0-0 L8			0-3 K			0-0 L8		2	0	0	0	0	1	0
Karl Pagel, L OBP: 0.421, SLG: 0.733 (7, PH)										1	0	0	0	0	0	2
Duane Kuiper, L OBP: 0.284, SLG: 0.286 (8, 4)										0	0	0	0	0	0	0
Rick Manning, L OBP: 0.318, SLG: 0.336 (1, 8)			0-0 5-3		0-0 4-3			0-3 K		3	0	0	0	0	1	0
Jerry Dybzinski, R OBP: 0.355, SLG: 0.298 (1, 6)			0-0 F9			0-3 K		0-0 FC4-6 1B		3	0	1	0	0	1	0

Inning Stats	R: 0	H: 0	E: 0	K: 0	S: 3	H: 0	LOB: 1	BB: 1	P: 7	R: 0	H: 0	E: 0	K: 0	S: 3	H: 0	LOB: 0	BB: 0	P: 3	R: 0	H: 1	E: 0	K: 0	S: 3	H: 0	LOB: 0	BB: 0	P: 5	R: 0	H: 0	E: 0	K: 1	S: 5	H: 0	LOB: 0	BB: 0	P: 5	R: 0	H: 1	E: 0	K: 0	S: 4	H: 1	LOB: 2	BB: 1	P: 8	R: 0	H: 1	E: 0	K: 1	S: 6	H: 1	LOB: 1	BB: 0	P: 6	R: 0	H: 0	E: 0	K: 0	S: 3	H: 0	LOB: 0	BB: 0	P: 3	1B: 3	SF: 0	2B: 0	SAC: 0	3B: 0	DP: 1	HR: 0	HBP: 0	WP: 0	PA: 32
--------------	------	------	------	------	------	------	--------	-------	------	------	------	------	------	------	------	--------	-------	------	------	------	------	------	------	------	--------	-------	------	------	------	------	------	------	------	--------	-------	------	------	------	------	------	------	------	--------	-------	------	------	------	------	------	------	------	--------	-------	------	------	------	------	------	------	------	--------	-------	------	-------	-------	-------	--------	-------	-------	-------	--------	-------	--------

PITCHER	IP	WLS	BF	H	R	ER	SO	BB	IBB	HBP	BLK	WP	HR	S	P	ERA	WHIP
Paul Splittorf, L ERA: 4.36 (1, 1)	5.0		17	1	0	0	1	2	0	0	0	0	0	17	25	0.00	0.600
Jim Wright, R ERA: 3.46 (6, 1)	3.0		12	2	0	0	2	1	0	0	0	0	0	15	19	0.00	1.000
Atlee Hammaker, L ERA: 5.54 (9, 1)	1.0		3	0	0	0	0	0	0	0	0	0	0	3	3	0.00	0.000

**BOTTOM**

**Kansas City Royals @ Cleveland Indians**  
Cleveland Municipal Stadium, Cleveland, OH

Mon Oct 05 1981, 3:33 AM EDT  
Att. 3,006 - Unknown - 62 F

<b>AB</b>	<b>29</b>
<b>R</b>	<b>0</b>
<b>H</b>	<b>3</b>
<b>RBI</b>	<b>0</b>
<b>BB</b>	<b>3</b>
<b>SO</b>	<b>3</b>
<b>LOB</b>	<b>9</b>



WP	PA	ERA	WHIP
0	32		

Batter	1	2	3	4	5	6	7	8	9	AB R H RBI BB SO LOB	TOP		
Rickey Henderson, R (1, 7) X	0-0 F8			X 0-0 F8	X 0-0 6-3			X 0-0 1-3		4 0 0 0 0 0 0			
Dwayne Murphy, L (1, 8) X OBP: 0.750, SLG: 1.667	0-0 G4-6-3 1B			BBB 4-0 E G3 HR BB		X 0-0 4-3		X 0-0 HR		3 2 2 1 1 0 0			
Keith Drumright, L (1, 10) X OBP: 0.250, SLG: 0.250	0-0 G4-6-3 1-2f			X 0-0 G3		X 0-0 B2-3		X 0-0 5-3 1B		4 0 1 0 0 0 2			
Tony Armas, R (1, 9) X OBP: 0.250, SLG: 0.250		0-3 K		X 0-0 E5 HR		X 0-0 1B 1B		X 0-0 5-3 1-2		4 1 1 0 0 1 2			
Wayne Gross, L (1, 5) X OBP: 0.500, SLG: 1.250		0-0 F9		X 0-0 HR		X 0-0 1B		X 0-0 L9		4 1 2 3 0 0 1			
Jim Spencer, L (1, 3) X OBP: 0.250, SLG: 0.500		0-0 P4		X 0-0 2B		X 0-0 F7		X 0-0 F9		4 0 1 0 0 0 2			
Mike Heath, R (1, 2) X			X 0-0 6-3	S 0-3 K		X 0-0 F7		X 0-0 4-3		4 0 0 0 0 1 1			
Dave McKay, S (1, 4) X OBP: 0.250, SLG: 0.250			X 0-0 G3		X 0-0 F7		X 0-0 4-3		X 0-0 1B	4 0 1 0 0 0 0			
Fred Stanley, R (1, 6) X			X 0-0 F9		X 0-0 F9		S 0-3 K		X 0-0 P4	4 0 0 0 0 1 1			
<b>Inning Stats</b>	R: 0 H: 1 E: 0 LOB: 0 K: 0 BB: 0 S: 3 P: 3	R: 0 H: 0 E: 0 LOB: 0 K: 1 BB: 0 S: 5 P: 5	R: 0 H: 0 E: 0 LOB: 0 K: 0 BB: 0 S: 3 P: 3	R: 3 H: 2 E: 1 LOB: 1 K: 1 BB: 1 S: 8 P: 12	R: 0 H: 0 E: 0 LOB: 0 K: 0 BB: 0 S: 3 P: 3	R: 0 H: 2 E: 0 LOB: 2 K: 0 BB: 0 S: 5 P: 5	R: 0 H: 0 E: 0 LOB: 0 K: 1 BB: 0 S: 5 P: 5	R: 1 H: 2 E: 0 LOB: 1 K: 0 BB: 0 S: 5 P: 5	R: 0 H: 1 E: 0 LOB: 1 K: 0 BB: 0 S: 4 P: 4	1B: 5 SF: 0 2B: 1 SAC: 0 3B: 0 DP: 1 HR: 2 HBP: 0	WP: 0 PA: 36 PB: 0 SB: 0 CS: 0		
<b>PITCHER</b>	IP WLS BF H R ER SO BB IBB HBP BLK WP HR S P ERA WHIP											<b>PITCHER</b>	IP WLS BF H R ER SO BB IBB HBP BLK WP HR S P ERA WHIP
Dennis Leonard, R (1, 1) ERA: 1.13	8.0 L 32 7 4 1 3 1 0 0 0 0 0 2 37 41 1.12 1.000												
Renie Martin, R (9, 1) ERA:	1.0 4 1 0 0 0 0 0 0 0 0 0 0 4 4 0.00 1.000												

Oakland Athletics @ Kansas City Royals  
Royals Stadium, Kansas City, MO  
Tue Oct 06 1981, 4:33 AM EDT  
Att. 40,592 - Sunny - 68 F

livebaseballscores.com

AB	35
R	4
H	8
RBI	4
BB	1
SO	3
LOB	9





Batter	1	2	3	4	5	6	7	8	9	AB	R	H	RBI	BB	SO	LOB
Willie Wilson, S OBP: 0.250, SLG: 0.250 (1, 7)	0-0 F6		0-0 FC5-2 1B		0-0 P6			0-0 F8		4	0	1	0	0	0	4
Frank White, R (1, 4)	0-0 1-3		0-0 FC5-2		0-0 L5-4			4-0 BB		3	0	0	0	1	0	6
George Brett, L (1, 5)	0-0 4-3		0-0 F8				0-0 3-1	0-0 F7		4	0	0	0	0	0	5
Willie Aikens, L (1, 3)		0-0 G5-4-3 1B		0-0 F8		0-3 K		0-0 G3		4	0	1	0	0	1	2
Amos Otis, R (1, 8)		0-0 G5-4-3		0-3 K		0-0 F8			0-0 F9	4	0	0	0	0	1	1
Hal McRae, R (1, 10)		0-0 F7		0-0 F8			0-0 F7		0-0 5-3	4	0	0	0	0	0	0
Clint Hurdle, L (1, 9)			4-0 1B FC5-2 BB		0-0 1B BB		0-0 F8		0-0 3-1	3	0	1	0	1	0	0
John Wathan, R (1, 2)			0-0 E1 FC5-2 1B		4-0 L5-4 1B BB		0-0 6-3			2	0	0	0	1	0	1
U L Washington, S (1, 6)			0-0 F8		0-0 1B			0-0 E4 BB		3	0	1	0	0	0	2

Inning Stats	R: 0	H: 0	R: 0	H: 1	R: 0	H: 0	R: 0	H: 2	R: 0	H: 0	R: 0	H: 0	R: 0	H: 0	R: 0	H: 0	R: 0	H: 0	R: 0	H: 1	R: 0	H: 0	1B: 4	SF: 0	WP: 0	PA: 34	
	E: 0	LOB: 0	E: 0	LOB: 0	E: 1	LOB: 3	E: 0	LOB: 2	E: 0	LOB: 0	E: 1	LOB: 2	E: 0	LOB: 0	E: 0	LOB: 0	E: 0	LOB: 0	E: 0	LOB: 0	E: 0	LOB: 2	E: 0	LOB: 0	PB: 0		
	K: 0	BB: 0	K: 0	BB: 0	K: 0	BB: 1	K: 1	BB: 0	K: 0	BB: 0	K: 0	BB: 0	K: 0	BB: 0	K: 0	BB: 1	K: 0	BB: 0	K: 0	BB: 0	K: 0	BB: 1	3B: 0	DP: 2	SB: 0		
	S: 3	P: 3	S: 3	P: 3	S: 5	P: 9	S: 5	P: 5	S: 4	P: 8	S: 3	P: 3	S: 4	P: 8	S: 3	P: 3	S: 3	P: 3	S: 3	P: 3	S: 3	P: 8	HR: 0	HBP: 0	CS: 0		
PITCHER Mike Norris, R (1, 1)	IP: 9.0	WLS: W	BF: 34	H: 4	R: 0	ER: 0	SO: 2	BB: 3	IBB: 0	HBP: 0	BLK: 0	WP: 0	HR: 0	S: 35	P: 47	ERA: 0.00	WHIP: 0.778										


**BOTTOM**

**Oakland Athletics @ Kansas City Royals**  
**Royals Stadium, Kansas City, MO**

Tue Oct 06 1981, 4:33 AM EDT  
 Att: 40,592 - Sunny - 68 F

livebaseballscores.com

AB	31
R	0
H	4
RBI	0
BB	3
SO	2
LOB	21



Batter	1	2	3	4	5	6	7	8	9	AB R H RBI BB SO LOB	TOP
Rickey Henderson, R (1, 7) X	0-0 6-3 ①		0-0 F8 ①		0-0 FC4-6 ②		0-0 6-3 ③		0-0 F8 ③	5 0 0 0 0 0 2	
Dwayne Murphy, L (1, 8) X	0-0 2B 2B 1B		0-0 2-3 ②		0-0 F8 ③			0-0 SH5-3 2B 1B		4 2 2 0 0 0 1	
Cliff Johnson, R (1, 10) X	0-0 2B 1-3 2B		0-0 F8 ③		0-0 6-3 ①			0-0 SH5-3 ①		3 0 1 0 0 0 0	
Tony Armas, R (1, 9) X Rick Bosetti, R (8, PR) (8, 9)	0-0 2-3 3-H 2B			0-0 SH2-4 1B		0-0 1B 1B		0-0 2-H 2B		4 0 4 2 0 0 0 0 0 0 0 0 0 0	
Mickey Klutts, R (1, 5) X	0-0 F9 ②			0-0 SH2-4 ①		0-0 1-2 1B		0-0 P4 ②		3 0 1 0 0 0 3	
Kelvin Moore, R (1, 3) S S S	0-3 K ③			0-0 L6 ②		0-0 L8 ②		0-0 4-3 ③		4 0 0 0 0 1 6	
Dave McKay, S (1, 4) X		0-0 F8 ①		0-0 L5 ③		0-0 5-3 ③			0-0 G3 SH3 1B	4 0 1 0 0 0 3	
Jeff Newman, R (1, 2) X		0-0 6-3 ②			0-0 F8 ①		0-3 K ①		0-0 SH3 ①	3 0 0 0 0 1 0	
Rob Picciolo, R (1, 6) X Wayne Gross, L (9, PH) X Fred Stanley, R (9, 6) X		0-0 P6 ③			0-0 FC4-6 1B		0-0 F3 ②		0-0 G3 ②	3 0 1 0 0 0 0 1 0 0 0 0 0 1 0 0 0 0 0 0 0	
<b>Inning Stats</b>	R: 1 H: 3 E: 0 LOB: 2 K: 1 BB: 0 S: 8 P: 8	R: 0 H: 0 E: 0 LOB: 0 K: 0 BB: 0 S: 3 P: 3	R: 0 H: 0 E: 0 LOB: 0 K: 0 BB: 0 S: 3 P: 3	R: 0 H: 1 E: 0 LOB: 1 K: 0 BB: 0 S: 4 P: 4	R: 0 H: 1 E: 0 LOB: 1 K: 0 BB: 0 S: 4 P: 4	R: 0 H: 2 E: 0 LOB: 2 K: 0 BB: 0 S: 5 P: 5	R: 0 H: 0 E: 0 LOB: 0 K: 1 BB: 0 S: 5 P: 5	R: 1 H: 2 E: 0 LOB: 1 K: 0 BB: 0 S: 5 P: 5	R: 0 H: 1 E: 0 LOB: 1 K: 0 BB: 0 S: 4 P: 4	1B: 7 SF: 0 2B: 3 SAC: 3 3B: 0 DP: 0 HR: 0 HBP: 0	WP: 0 PA: 37 PB: 0 SB: 1 CS: 0
<b>PITCHER</b> Mike Jones, L (1, 1) ERA: 2.25 Dan Quisenberry, R (9, 1) ERA:	IP WLS BF H R ER SO BB IBB HBP BLK WP HR S P ERA WHIP										
	8.0 L 33 9 2 2 2 0 0 0 0 0 0 0 0 37 37 2.25 1.125										
	1.0 4 1 0 0 0 0 0 0 0 0 0 0 0 4 4 0.00 1.000										

Oakland Athletics @ Kansas City Royals  
Royals Stadium, Kansas City, MO  
Wed Oct 07 1981, 4:33 AM EDT  
Att. 40,274 - Cloudy - 64 F

livebaseballscorecards.com

AB	34
R	2
H	10
RBI	2
BB	0
SO	2
LOB	16



Batter	1	2	3	4	5	6	7	8	9	AB R H RBI BB SO LOB
Willie Wilson, S OBP: 0.222, SLG: 0.222 (1, 7)	0-0 1-3 ①		0-0 F8 ③		0-0 E9 1B 1-3 2-H		0-0 4-3 ②		0-0 F2 ③	5 0 1 1 0 0 2
Frank White, R (1, 4)	0-0 1-3 ②			0-0 L4 ①	0-0 6-3 ③		0-0 F9 ③			4 0 0 0 0 0 3
George Brett, L OBP: 0.125, SLG: 0.125 (1, 5)	0-0 L9 ③			0-0 F9 ②		0-0 F8 ①		0-0 BB 1B		4 0 1 0 0 0 0
Willie Aikens, L OBP: 0.500, SLG: 0.200 (1, 3) Cesar Geronimo, L (8, PR) Lee May, R (9, 3)		0-0 F6 ①		4-0 FC4 BB		4-0 BB BB		4-0 1-2 BB		1 0 0 0 3 0 0 0 0 0 0 0 0 0 0 0 0 0 0 0 0
Amos Otis, R (1, 8)		0-0 1-3 ②		0-0 FC4 ③ 1-2f		0-3 K ②		0-3 K ①		4 0 0 0 0 2 4
Hal McRae, R (1, 10)		0-0 P4 ③			0-0 F9 ①	4-0 BB BB		0-0 F8 ②		3 0 0 0 1 0 2
Clint Hurdle, L OBP: 0.375, SLG: 0.286 (1, 9)			0-0 5-3 1B		0-0 F7 ②	0-0 F8 ③		0-0 F8 ③		4 0 1 0 0 0 4
John Wathan, R OBP: 0.429, SLG: 0.333 (1, 2)			0-0 5-3 ① 1-2		0-0 1B 1B		0-0 4-3 SH1-4 1B		0-0 4-3 ①	4 1 2 0 0 0 1
U L Washington, S OBP: 0.333, SLG: 0.333 (1, 6)			0-0 6-3 ②		0-0 E 1B 1B 1-2		0-0 SH1-4 ① 1-2		0-3 K ②	3 0 1 0 0 1 1

Inning Stats	R: 0	H: 0	E: 0	LOB: 0	K: 0	BB: 0	S: 3	P: 3	R: 0	H: 0	E: 0	LOB: 0	K: 0	BB: 0	S: 3	P: 3	R: 0	H: 1	E: 0	LOB: 1	K: 0	BB: 0	S: 4	P: 4	R: 0	H: 0	E: 0	LOB: 1	K: 0	BB: 1	S: 3	P: 7	R: 1	H: 3	E: 1	LOB: 2	K: 0	BB: 0	S: 6	P: 6	R: 0	H: 0	E: 0	LOB: 2	K: 1	BB: 2	S: 5	P: 13	R: 0	H: 1	E: 0	LOB: 1	K: 0	BB: 0	S: 4	P: 4	R: 0	H: 1	E: 0	LOB: 2	K: 1	BB: 1	S: 6	P: 10	R: 0	H: 0	E: 0	LOB: 0	K: 1	BB: 0	S: 5	P: 5	1B: 6	SF: 0	2B: 0	SAC: 1	3B: 0	DP: 0	HR: 0	HBP: 0	WP: 0	PA: 37
PITCHER Steve McCatty, R (1, 1) ERA: 1.0	IP	WLS	BF	H	R	ER	SO	BB	IBB	HBP	BLK	WP	HR	S	P	ERA	WHIP	IP	WLS	BF	H	R	ER	SO	BB	IBB	HBP	BLK	WP	HR	S	P	ERA	WHIP	IP	WLS	BF	H	R	ER	SO	BB	IBB	HBP	BLK	WP	HR	S	P	ERA	WHIP																															

**BOTTOM**

**Oakland Athletics @ Kansas City Royals**  
Royals Stadium, Kansas City, MO

Wed Oct 07 1981, 4:33 AM EDT  
Att. 40,274 - Cloudy - 64 F

livebaseballscorecards.com

AB	32
R	1
H	6
RBI	1
BB	4
SO	3
LOB	17



Batter	1	2	3	4	5	6	7	8	9	AB R H RBI BB SO LOB	TOP		
Willie Wilson, S (1, 7) OBP: 0.308, SLG: 0.308	0-0 L1		0-0 F9		0-0 1B			0-0 FC1-6 1B		4 0 2 0 0 0 0	<b>Kansas City Royals @ Oakland Athletics</b> Oakland-Alameda County Coliseum, Oakland, CA Fri Oct 09 1981, 7:05 PM PDT Att. 40,002 - Unknown - 60 F		
Frank White, R (1, 4) OBP: 0.250, SLG: 0.182	0-3 K			0-0 FC6-4 1B	0-0 1B		0-0 FC1-6 1B		4 1 2 0 0 1 1				
George Brett, L (1, 5) OBP: 0.167, SLG: 0.167	0-0 3-1			0-0 F6	0-0 P3		0-0 1B		4 0 1 0 0 0 4				
Willie Aikens, L (1, 3) OBP: 0.500, SLG: 0.333		0-0 L7		0-0 FC6-4 1B		0-0 G5-4-3 1B		0-3 K	4 0 2 0 0 1 2				
Amos Otis, R (1, 8)		0-3 K		0-0 FC6-4 1-2f		0-0 G5-4-3 1-2f		0-0 F8	4 0 0 1 0 1 4				
Hal McRae, R (1, 10) OBP: 0.167, SLG: 0.182		0-0 2B		0-0 6-3 3-H		0-0 4-3		0-3 K	4 0 1 0 0 1 1				
Clint Hurdle, L (1, 9) OBP: 0.333, SLG: 0.273		0-3 K			0-0 P6 1B		0-0 P6	0-0 F7	4 0 1 0 0 1 1				
John Wathan, R (1, 2) OBP: 0.364, SLG: 0.300			0-0 1-3		0-0 1B 1B		0-0 F7	0-3 K	4 0 1 0 0 1 0				
U L Washington, S (1, 6) OBP: 0.222, SLG: 0.222			0-0 6-3		0-0 P6 2-3		0-0 F7		3 0 0 0 0 0 2				
<b>Inning Stats</b>	R: 0 H: 0 E: 0 LOB: 0 K: 1 BB: 0 S: 5 P: 5	R: 0 H: 1 E: 0 LOB: 1 K: 2 BB: 0 S: 8 P: 8	R: 0 H: 0 E: 0 LOB: 0 K: 0 BB: 0 S: 3 P: 3	R: 1 H: 2 E: 0 LOB: 1 K: 0 BB: 0 S: 5 P: 5	R: 0 H: 4 E: 0 LOB: 3 K: 0 BB: 0 S: 6 P: 6	R: 0 H: 1 E: 0 LOB: 0 K: 0 BB: 0 S: 3 P: 3	R: 0 H: 0 E: 0 LOB: 0 K: 0 BB: 0 S: 3 P: 3	R: 0 H: 2 E: 0 LOB: 2 K: 1 BB: 0 S: 7 P: 7	R: 0 H: 0 E: 0 LOB: 0 K: 2 BB: 0 S: 7 P: 7	1B: 9 SF: 0 2B: 1 SAC: 0 3B: 0 DP: 1 HR: 0 HBP: 0	WP: 0 PA: 35 PB: 0 SB: 0 CS: 0		
<b>PITCHER</b>	IP WLS BF H R ER SO BB IBB HBP BLK WP HR S P ERA WHIP											<b>PITCHER</b>	IP WLS BF H R ER SO BB IBB HBP BLK WP HR S P ERA WHIP
Rick Langford, R (1, 1) ERA: 1.23	7.1 W 30 10 1 1 3 0 0 0 0 0 0 0 36 36 1.23 1.364												
Tom Underwood, L (8, 1) ERA:	0.1 1 0 0 0 1 0 0 0 0 0 0 0 3 3 0.00 0.000												
Dave Beard, R (8, 1) ERA:	1.1 S 4 0 0 0 2 0 0 0 0 0 0 0 8 8 0.00 0.000												

livebaseballscorecards.com

<b>AB</b>	35
<b>R</b>	1
<b>H</b>	10
<b>RBI</b>	1
<b>BB</b>	0
<b>SO</b>	6
<b>LOB</b>	15



Batter	1	2	3	4	5	6	7	8	9	AB	R	H	RBI	BB	SO	LOB
Rickey Henderson, R (1, 7) OBP: 0.308, SLG: 0.182	4-0 S 1B BB		0-0 CS E 1B	0-0 2B 1B		4-0 1-2 BB				2	3	2	0	2	0	0
Dwayne Murphy, L (1, 8) OBP: 0.583, SLG: 0.909	0-0 F7		0-0 E4 1B CS 1B	0-0 1B 2B		0-3 K				4	0	2	1	0	1	3
Cliff Johnson, R (1, 10) OBP: 0.286, SLG: 0.429	0-3 K		0-0 BB 1B	0-0 6-3			0-0 P3			4	0	1	0	0	1	2
Tony Armas, R (1, 9) OBP: 0.583, SLG: 0.727	0-0 1B		4-0 BB 1B		0-0 6-3		0-0 F3			3	0	1	1	1	0	0
Mickey Klutts, R (1, 5) OBP: 0.143, SLG: 0.143	0-0 F7		0-3 K		0-0 F8		0-0 5-3			4	0	0	0	0	1	4
Kelvin Moore, R (1, 3)		0-0 F8	0-3 K		0-0 5-3			0-0 6-3		4	0	0	0	0	1	3
Mike Heath, R (1, 2)		0-0 5-3	0-0 CS	0-0 F8		0-0 P6		0-0 P6		4	0	0	0	0	0	0
Dave McKay, S (1, 4) OBP: 0.333, SLG: 0.545		4-0 FC6-4 BB	0-0 3-H	0-0 HR		0-3 K		0-0 3-1		3	1	1	1	1	1	0
Fred Stanley, R (1, 6)		0-0 FC6-4		0-0 F7		4-0 BB BB				2	0	0	0	1	0	1

Inning Stats	R: 1	H: 1	E: 0	K: 1	S: 6	H: 1	LOB: 1	BB: 1	P: 10	R: 0	H: 0	E: 0	K: 0	S: 3	H: 0	LOB: 1	BB: 1	P: 7	R: 1	H: 3	E: 1	K: 2	S: 9	H: 3	LOB: 2	BB: 1	P: 13	R: 2	H: 3	E: 0	K: 0	S: 6	H: 0	LOB: 0	BB: 0	P: 3	R: 0	H: 0	E: 0	K: 2	S: 7	H: 0	LOB: 2	BB: 2	P: 15	R: 0	H: 0	E: 0	K: 0	S: 3	H: 0	LOB: 0	BB: 0	P: 3	R: 0	H: 0	E: 0	K: 0	S: 3	H: 0	LOB: 0	BB: 0	P: 3
--------------	------	------	------	------	------	------	--------	-------	-------	------	------	------	------	------	------	--------	-------	------	------	------	------	------	------	------	--------	-------	-------	------	------	------	------	------	------	--------	-------	------	------	------	------	------	------	------	--------	-------	-------	------	------	------	------	------	------	--------	-------	------	------	------	------	------	------	------	--------	-------	------

PITCHER	IP	WLS	BF	H	R	ER	SO	BB	IBB	HBP	BLK	WP	HR	S	P	ERA	WHIP
Larry Gura, L (1, 1) ERA: 7.36	3.2	L	20	7	4	3	3	3	3	0	0	0	1	23	35	7.36	2.727
Renie Martin, R (4, 1) ERA:	4.1		15	0	0	0	2	2	0	0	0	0	0	17	25	0.00	0.462

**BOTTOM**

**Kansas City Royals @ Oakland Athletics**  
Oakland-Alameda County Coliseum, Oakland, CA

Fri Oct 09 1981, 7:05 PM PDT  
Att: 40,002 - Unknown - 60 F

livebaseballscorecards.com

<b>AB</b>	<b>30</b>
<b>R</b>	<b>4</b>
<b>H</b>	<b>7</b>
<b>RBI</b>	<b>3</b>
<b>BB</b>	<b>5</b>
<b>SO</b>	<b>5</b>
<b>LOB</b>	<b>13</b>



WP: 0	PA: 36
PB: 0	
SB: 1	
CS: 2	