



Kansas City Royals - 1981

Batter	1	2	3	4	5	6	7	8	9	AB	R	H	RBI	BB	SO	LOB	TOP			
Willie Wilson, S (1, 8) OBP: 0.222, SLG: 0.333	0-3 K			0-0 5-3		0-0 1B 2B	0-0 3-1			4	1	1	0	0	1	0	Kansas City Royals @ Baltimore Orioles Memorial Stadium, Baltimore, MD Sun Apr 12 1981, 3:33 AM EST Att: 18,624 - Unknown - 57 F AB 33 R 4 H 8 RBI 4 BB 2 SO 7 LOB 9 			
U L Washington, S (1, 6) OBP: 0.500, SLG: 0.571	0-3 K			0-0 2B		0-0 1B 1B	0-0 L9			4	1	2	1	0	1	0				
George Brett, L (1, 5) OBP: 0.333, SLG: 0.250	0-0 F8			0-0 F7		0-0 1B 1-2 1B		0-3 K		4	0	1	0	0	1	1				
Hal McRae, R (1, 10) OBP: 0.333, SLG: 0.333		0-0 F4		0-0 5-3		0-0 1B 1-3 2H 1B		0-0 6-3		4	0	1	1	0	0	1				
Amos Otis, R (1, 7) OBP: 0.250, SLG: 0.143		0-0 F8			0-0 L6	0-0 L3 IBB		0-3 K		3	0	0	0	1	1	0				
Willie Aikens, L (1, 3) OBP: 0.250, SLG: 0.143		0-3 K			0-3 K	0-0 L3 1-2			0-0 G1-6-3 1B	4	0	1	0	0	2	3				
John Wathan, R (1, 2) OBP: 0.429, SLG: 0.833			0-0 G3		0-0 HR 1B	0-0 IBB			0-0 G1-6-3 1-2	3	1	1	0	1	0	1				
Clint Hurdle, L (1, 9) OBP: 0.500, SLG: 1.250			0-3 K		0-0 HR 1-2	0-0 F9			0-0 F9	4	1	1	2	0	1	3				
Frank White, R (1, 4) OBP: 0.250, SLG: 0.143			0-0 F7		0-0 F5		0-0 F3			3	0	0	0	0	0	0				
Inning Stats	R: 0 E: 0 K: 2 S: 7	H: 0 LOB: 0 BB: 0 P: 7	R: 0 E: 0 K: 1 S: 5	H: 0 LOB: 0 BB: 0 P: 5	R: 0 E: 0 K: 1 S: 5	H: 0 LOB: 0 BB: 0 P: 5	R: 0 E: 0 K: 0 S: 4	H: 1 LOB: 1 BB: 0 P: 4	R: 2 E: 0 K: 1 S: 7	H: 2 LOB: 0 BB: 0 P: 7	R: 2 E: 0 K: 0 S: 6	H: 4 LOB: 3 BB: 2 P: 14	R: 0 E: 0 K: 0 S: 3	H: 0 LOB: 0 BB: 0 P: 3	R: 0 E: 0 K: 2 S: 7	H: 1 LOB: 0 BB: 0 P: 3	1B: 5 2B: 3 3B: 0 HR: 1	SF: 0 SAC: 0 DP: 2 HBP: 0	WP: 0 PB: 0 CS: 0	PA: 35
PITCHER	IP WLS BF H R ER SO BB IBB HBP BLK WP HR S P ERA WHIP																			
Mike Flanagan, L (1, 1) ERA: 7.2	5.0 L 21 6 4 4 5 0 0 0 0 0 0 1 31 31 7.20 1.200																			
Scott McGregor, L (6, 1) ERA:	4.0 14 2 0 0 2 0 2 0 0 0 0 0 16 24 0.00 0.500																			

Batter	1	2	3	4	5	6	7	8	9	AB	R	H	RBI	BB	SO	LOB	BOTTOM			
Al Bumbry, L (1, 8) OBP: 0.333, SLG: 0.375	0-0 4-3			0-0 4-3		0-0 F9		0-0 2B		4	0	1	0	0	0	1	Kansas City Royals @ Baltimore Orioles Memorial Stadium, Baltimore, MD Sun Apr 12 1981, 3:33 AM EST Att: 18,624 - Unknown - 57 F AB 31 R 2 H 3 RBI 2 BB 4 SO 6 LOB 17 			
Rich Dauer, R (1, 4) OBP: 0.125, SLG: 0.250	0-0 F9			0-0 G3			0-0 2B	0-0 6-3		4	0	1	0	0	0	2				
Ken Singleton, S (1, 9) OBP: 0.500, SLG: 1.000	0-0 F6			0-3 K			0-0 1-3		0-0 BB FC1-2 1B	4	0	1	0	0	1	1				
Eddie Murray, S (1, 3) OBP: 0.333, SLG: 0.375		0-0 L7			0-0 F8		0-0 E7		0-0 FC1-2 BB	4	1	0	0	0	0	2				
Dan Graham, L (1, 10) OBP: 0.250, SLG: 0.143		0-0 F8			0-3 K		0-3 K		0-0 BB FC1-2	3	1	0	0	1	2	2				
Doug DeCinces, R (1, 5) OBP: 0.250, SLG: 0.143		0-0 F8			0-0 F8		0-3 K		0-0 FC1-2 SF9 BB	4	0	0	0	0	1	5				
Rick Dempsey, R (1, 2) ERA: 7.2			0-3 K			0-0 FC5-4 BB		0-3 K	0-0 SF9 BB	2	0	0	0	1	2	0				
Terry Crowley, L (9, PH) ERA:									0-0 FC5-4 BB	0	0	0	1	1	0	0				
Gary Roenicke, R (1, 7) OBP: 0.250, SLG: 0.143									0-0 FC5-4	2	0	0	0	0	0	1				
Jim Dwyer, L (8, PH) (9, 7) ERA:									0-0 G1	1	0	0	1	0	0	0				
Mark Belanger, R (1, 6) OBP: 0.250, SLG: 0.143									0-0 F8	2	0	0	0	0	0	1				
John Lowenstein, L (8, PH) (9, 6) ERA:									0-0 2B BB	0	0	0	0	0	0	0				
Wayne Krenchicki, L (9, PH) ERA:									0-0 F8	1	0	0	0	0	0	2				
Inning Stats	R: 0 E: 0 K: 0 S: 3	H: 0 LOB: 0 BB: 0 P: 3	R: 0 E: 0 K: 0 S: 3	H: 0 LOB: 0 BB: 0 P: 3	R: 0 E: 0 K: 1 S: 5	H: 0 LOB: 0 BB: 0 P: 5	R: 0 E: 0 K: 1 S: 5	H: 0 LOB: 0 BB: 0 P: 5	R: 0 E: 0 K: 0 S: 3	H: 0 LOB: 1 BB: 1 P: 7	R: 0 E: 1 K: 2 S: 9	H: 1 LOB: 2 BB: 0 P: 9	R: 0 E: 0 K: 1 S: 6	H: 1 LOB: 1 BB: 1 P: 10	R: 2 E: 1 K: 0 S: 5	H: 1 LOB: 2 BB: 2 P: 13	1B: 1 2B: 2 3B: 0 HR: 0	SF: 1 SAC: 0 DP: 0 HBP: 0	WP: 0 PB: 0 CS: 0	PA: 36
PITCHER	IP WLS BF H R ER SO BB IBB HBP BLK WP HR S P ERA WHIP																			
Dennis Leonard, R (1, 1) ERA:	8.0 W 32 3 2 0 6 3 0 0 0 0 0 0 41 53 0.00 0.750																			
Dan Quisenberry, R (9, 1) ERA:	1.0 S 4 0 0 0 0 1 0 0 0 0 0 0 3 7 0.00 1.000																			

Batter	1	2	3	4	5	6	7	8	9	AB	R	H	RBI	BB	SO	LOB	TOP								
Rick Peters, S OBP: 0.294, SLG: 0.438 (1, 8)	0-0 6-3		0-0 G6-4-3 1B			0-0 F4	0-0 FC5-4 1B		0-0 1B	5	1	2	1	0	0	1									
Alan Trammell, R OBP: 0.294, SLG: 0.375 (1, 6)	0-0 4-3		0-0 G6-4-3 1-2			0-0 F3	0-0 1B		0-0 F5	5	0	1	1	0	0	2									
Steve Kemp, L OBP: 0.500, SLG: 0.714 (1, 7)	0-0 4-3			0-0 1-3		0-0 1B 1B	0-3 K			4	1	1	0	0	1	1									
Lance Parrish, R OBP: 0.333, SLG: 0.462 (1, 2)		0-0 L8		0-0 F4		0-0 1B 2B			0-0 6-3	4	1	1	0	0	0	0									
John Wockenfuss, R OBP: 0.500, SLG: 1.000 (1, 10)		0-0 F8		0-0 HR		0-0 1-3 2-H 2B 1B			0-3 K	4	2	2	2	0	1	0									
Al Cowens, R OBP: 0.429, SLG: 0.857 (1, 9)		0-0 1B 1B		0-0 L4		0-0 1-H 3-H 2B			0-0 3-1	4	0	2	2	0	0	0									
Richie Hebner, L OBP: 0.235, SLG: 0.412 (1, 3)		0-0 1-2 1B			0-0 F5	0-0 4-3			0-0 4-3	4	0	1	0	0	0	1									
Mick Kelleher, R OBP: 0.250, SLG: 0.333 (1, 5)		0-0 F8			0-0 L1-3 1B		0-3 K		0-0 F7	3	0	1	0	0	1	2									
Kirk Gibson, L OBP: 0.200, SLG: 0.111 (9, PH)										1	0	0	0	0	0	0									
Stan Papi, R OBP: 0.429, SLG: 0.857 (9, 5)										0	0	0	0	0	0	0									
Lou Whitaker, L OBP: 0.400, SLG: 0.500 (1, 4)			0-0 G3		0-0 L1-3		0-0 FC5-4 1B		0-0 1B 2B	4	1	2	0	0	0	1									
Inning Stats	R: 0 E: 0 K: 0 S: 3	H: 0 LOB: 0 BB: 0 P: 3	R: 0 E: 0 K: 0 S: 5	H: 2 LOB: 2 BB: 0 P: 5	R: 0 E: 0 K: 0 S: 3	H: 1 LOB: 0 BB: 0 P: 3	R: 1 E: 0 K: 0 S: 4	H: 1 LOB: 0 BB: 0 P: 4	R: 0 E: 0 K: 0 S: 3	H: 1 LOB: 0 BB: 0 P: 3	R: 3 E: 0 K: 0 S: 7	H: 4 LOB: 1 BB: 0 P: 7	R: 1 E: 0 K: 2 S: 9	H: 2 LOB: 1 BB: 0 P: 9	R: 0 E: 0 K: 1 S: 5	H: 0 LOB: 0 BB: 0 P: 5	R: 1 E: 0 K: 0 S: 5	H: 2 LOB: 1 BB: 0 P: 5	1B: 10 2B: 3 HR: 1	SF: 0 SAC: 0 DP: 2	WP: 0 PB: 0 SB: 1 CS: 0	PA: 38			
PITCHER	IP	WLS	BF	H	R	ER	SO	BB	IBB	HBP	BLK	WP	HR	S	P	ERA	WHIP								
Paul Spittorf, L ERA: 6.35 (1, 1)	5.2		24	9	4	4	0	0	0	0	0	0	1	24	24	6.35	1.588								
Ken Brett, L ERA: 3.86 (6, 1)	2.1		9	2	1	1	3	0	0	0	0	0	0	15	15	3.86	0.857								
Dan Quisenberry, R ERA: 4.5 (9, 1)	1.0	L	5	2	1	1	0	0	0	0	0	0	0	5	5	9.00	2.000								

Detroit Tigers @ Kansas City Royals
Royals Stadium, Kansas City, MO
Tue Apr 14 1981, 7:05 PM EST
Att: 40,700 - Unknown - 56 F

AB 38
R 6
H 13
RBI 6
BB 0
SO 3
LOB 8



Batter	1	2	3	4	5	6	7	8	9	AB	R	H	RBI	BB	SO	LOB	BOTTOM								
Willie Wilson, S OBP: 0.214, SLG: 0.429 (1, 8)	0-0 L6		0-3 K		0-0 4-3			0-0 2B 3B	0-0 F6	5	1	1	0	0	1	1									
Hal McRae, R OBP: 0.286, SLG: 0.357 (1, 10)	0-0 F8		0-0 E5 1-3 2B		0-0 1-3			0-0 1B SF7 2B	0-0 F9	5	1	1	1	0	0	1									
George Brett, L OBP: 0.500, SLG: 0.455 (1, 5)	0-0 2B		4-0 2B IBB			0-0 L8		0-0 2-3 1B 1-3	4-0 BB	3	1	2	0	2	0	0									
Willie Aikens, L OBP: 0.308, SLG: 0.333 (1, 3)	0-3 K		0-0 1-3 2-H 3-H 2B			0-0 1B		0-0 1-3 1B	0-0 4-3	5	0	2	1	0	1	4									
Amos Otis, R OBP: 0.167, SLG: 0.100 (1, 7)		0-0 5-3	0-0 5-3			0-0 F8		0-0 SF7		3	0	0	1	0	0	3									
Clint Hurdle, L OBP: 0.500, SLG: 1.083 (1, 9)		0-0 6-3		0-0 2B		0-0 4-3		0-0 PB 1B		4	0	2	1	0	0	1									
Cesar Geronimo, L OBP: 0.222, SLG: 0.125 (8, PR)								0-0 2-H 1B		0	0	0	0	0	0	0									
John Wathan, R OBP: 0.455, SLG: 0.800 (1, 2)		0-0 1B 2B		0-0 6-3			0-0 L3	0-0 1-2 1B		4	1	2	0	0	0	0									
U L Washington, S OBP: 0.583, SLG: 0.556 (1, 6)		0-0 CS 1B		4-0 CS BB			0-0 5-3	4-0 1-2 2-3 BB		2	0	1	1	2	0	0									
Frank White, R OBP: 0.222, SLG: 0.125 (1, 4)			0-0 CS		0-0 CS		0-0 6-3	0-0 F9		3	1	1	0	0	0	0									
Ken Phelps, L OBP: 0.222, SLG: 0.125 (8, PH)										1	0	0	0	0	0	3									
Rance Mulliniks, L OBP: 0.222, SLG: 0.125 (9, 4)			0-0 E 2B 1B		0-0 CS					0	0	0	0	0	0	0									
Inning Stats	R: 0 E: 0 K: 1 S: 6	H: 1 LOB: 1 BB: 0 P: 6	R: 1 E: 0 K: 0 S: 4	H: 2 LOB: 0 BB: 0 P: 4	R: 1 E: 1 K: 1 S: 7	H: 2 LOB: 2 BB: 1 P: 11	R: 0 E: 0 K: 0 S: 2	H: 1 LOB: 0 BB: 1 P: 6	R: 0 E: 0 K: 0 S: 3	H: 0 LOB: 0 BB: 0 P: 3	R: 0 E: 0 K: 0 S: 4	H: 1 LOB: 1 BB: 0 P: 4	R: 0 E: 0 K: 0 S: 3	H: 0 LOB: 0 BB: 0 P: 3	R: 3 E: 0 K: 0 S: 8	H: 5 LOB: 3 BB: 1 P: 12	R: 0 E: 0 K: 0 S: 3	H: 0 LOB: 1 BB: 1 P: 7	1B: 6 2B: 5 HR: 0	SF: 1 SAC: 0 DP: 0	WP: 0 PB: 1 SB: 0 CS: 2	PA: 42			
PITCHER	IP	WLS	BF	H	R	ER	SO	BB	IBB	HBP	BLK	WP	HR	S	P	ERA	WHIP								
Jack Morris, R ERA: 2.81 (1, 1)	7.0		29	9	4	4	2	1	1	0	0	0	0	2	2	0.00	3.000								
Kevin Saucier, L ERA: 20.25 (8, 1)	0.1		2	1	0	0	0	0	0	0	0	0	0	2	2	0.00	3.000								
Dave Tobik, R ERA: 27.00 (8, 1)	0.1		3	2	1	1	0	0	0	0	0	0	0	3	3	27.00	6.000								
Aurelio Lopez, R ERA: 0.00 (8, 1)	1.1	W	6	0	0	0	0	2	0	0	0	0	0	4	12	0.00	1.500								

Detroit Tigers @ Kansas City Royals
Royals Stadium, Kansas City, MO
Tue Apr 14 1981, 7:05 PM EST
Att: 40,700 - Unknown - 56 F

AB 35
R 5
H 12
RBI 5
BB 4
SO 2
LOB 13



Batter	1	2	3	4	5	6	7	8	9	AB	R	H	RBI	BB	SO	LOB	TOP			
Rick Peters, S OBP: 0.350, SLG: 0.526 (1, 8)										3	1	2	0	0	0	0				
Alan Trammell, R OBP: 0.250, SLG: 0.316 (1, 6)										3	0	0	0	0	0	3				
Steve Kemp, L OBP: 0.450, SLG: 0.647 Lynn Jones, R OBP: 1.000, SLG: 4.000 (1, 7) (9, 7)										3	0	1	2	0	0	0				
Lance Parrish, R OBP: 0.316, SLG: 0.412 Duffy Dyer, R (1, 2) (9, 2)										4	0	1	0	0	1	1				
John Wockenfuss, R OBP: 0.400, SLG: 0.625 (1, 10)										3	1	0	0	1	1	1				
Al Cowens, R OBP: 0.364, SLG: 0.818 (1, 9)										4	1	1	1	0	0	0				
Richie Hebner, L OBP: 0.190, SLG: 0.333 (1, 3)										4	0	0	0	0	0	1				
Mick Kelleher, R OBP: 0.267, SLG: 0.333 (1, 5)										3	0	1	1	0	0	0				
Lou Whitaker, L OBP: 0.389, SLG: 0.471 (1, 4)										3	1	1	0	0	0	1				
Inning Stats	R: 1 E: 0 K: 0 S: 4	H: 1 LOB: 0 BB: 0 P: 4	R: 2 E: 0 K: 0 S: 6	H: 3 LOB: 2 BB: 1 P: 10	R: 0 E: 0 K: 1 S: 5	H: 0 LOB: 0 BB: 0 P: 5	R: 0 E: 0 K: 0 S: 3	H: 0 LOB: 0 BB: 0 P: 3	R: 0 E: 0 K: 0 S: 3	H: 1 LOB: 0 BB: 0 P: 3	R: 0 E: 0 K: 0 S: 3	H: 0 LOB: 0 BB: 0 P: 3	R: 1 E: 0 K: 1 S: 7	H: 2 LOB: 1 BB: 0 P: 7	R: 0 E: 0 K: 0 S: 3	H: 0 LOB: 0 BB: 0 P: 3	1B: 5 2B: 2 3B: 1 HR: 0	SF: 1 SAC: 2 DP: 1 HBP: 0	WP: 0 PB: 0 SB: 0 CS: 0	PA: 34
PITCHER Larry Gura, L ERA: 3.95 (1, 1)	IP: 9.0 WLS: L BF: 34 H: 7 R: 4 ER: 4 SO: 2 BB: 1 IBB: 0 HBP: 0 BLK: 0 WP: 0 HR: 0 S: 37 P: 41 ERA: 4.00 WHIP: 0.889																			

Detroit Tigers @ Kansas City Royals
Royals Stadium, Kansas City, MO
Wed Apr 15 1981, 7:05 PM EST
Att: 21,439 - Unknown - 63 F

AB 30
R 4
H 7
RBI 4
BB 1
SO 2
LOB 7



Batter	1	2	3	4	5	6	7	8	9	AB	R	H	RBI	BB	SO	LOB	BOTTOM	
Willie Wilson, S OBP: 0.278, SLG: 0.444 (1, 8)										4	0	2	0	0	0	0		
U L Washington, S OBP: 0.500, SLG: 0.462 (1, 6)										4	0	1	0	0	0	2		
George Brett, L OBP: 0.389, SLG: 0.333 (1, 5)										4	0	0	0	0	0	3		
Willie Aikens, L OBP: 0.294, SLG: 0.313 (1, 3)										4	0	1	0	0	0	2		
Hal McRae, R OBP: 0.222, SLG: 0.278 (1, 10)										4	0	0	0	0	0	1		
Amos Otis, R OBP: 0.186, SLG: 0.143 (1, 7)										4	0	1	0	0	0	1		
John Wathan, R OBP: 0.429, SLG: 0.692 (1, 2)										3	0	1	0	0	0	1		
Cesar Geronimo, L (1, 9)										3	0	0	0	0	0	2		
Frank White, R OBP: 0.182, SLG: 0.100 Jamie Quirk, L (8, PH) Dave Chalk, R (9, 4)										2	0	0	0	0	1	0		
Inning Stats	R: 0 E: 0 K: 0 S: 4	H: 1 LOB: 1 BB: 0 P: 4	R: 0 E: 0 K: 0 S: 4	H: 1 LOB: 1 BB: 0 P: 4	R: 0 E: 0 K: 0 S: 3	H: 0 LOB: 0 BB: 0 P: 3	R: 0 E: 0 K: 0 S: 4	H: 1 LOB: 1 BB: 0 P: 4	R: 0 E: 0 K: 0 S: 4	H: 1 LOB: 1 BB: 0 P: 4	R: 0 E: 0 K: 0 S: 4	H: 1 LOB: 1 BB: 0 P: 4	R: 0 E: 0 K: 0 S: 3	H: 0 LOB: 0 BB: 0 P: 3	1B: 6 2B: 0 3B: 0 HR: 0	SF: 0 SAC: 0 DP: 0 HBP: 0	WP: 0 PB: 0 SB: 2 CS: 0	PA: 33
PITCHER Dave Rozema, R ERA: (1, 1)	IP: 9.0 WLS: W BF: 33 H: 6 R: 0 ER: 0 SO: 1 BB: 0 IBB: 0 HBP: 0 BLK: 0 WP: 0 HR: 0 S: 35 P: 35 ERA: 0.00 WHIP: 0.667																	

Detroit Tigers @ Kansas City Royals
Royals Stadium, Kansas City, MO
Wed Apr 15 1981, 7:05 PM EST
Att: 21,439 - Unknown - 63 F

AB 33
R 0
H 6
RBI 0
BB 0
SO 1
LOB 12



Batter	1	2	3	4	5	6	7	8	9	AB	R	H	RBI	BB	SO	LOB	TOP				
Al Bumbry, L OBP: 0.304, SLG: 0.318 (1, 8)										5	1	4	0	0	0	0	Baltimore Orioles @ Kansas City Royals Royals Stadium, Kansas City, MO Fri Apr 17 1981, 7:05 PM EST Att: 30,367 - Unknown livebaseballscorecards.com				
Rich Dauer, R OBP: 0.333, SLG: 0.476 (1, 4)										5	0	2	2	0	0	3					
Ken Singleton, S OBP: 0.412, SLG: 0.667 (1, 10)										3	0	0	0	1	1	4					
Eddie Murray, S OBP: 0.150, SLG: 0.167 (1, 3)										3	0	1	1	0	0	1					
John Lowenstein, L OBP: 0.250, SLG: 0.182 (1, 7)										4	0	0	0	0	1	3					
Doug DeCinces, R OBP: 0.125, SLG: 0.067 (1, 5)										4	0	0	0	0	0	3					
Rick Dempsey, R OBP: 0.368, SLG: 0.467 (1, 2)										4	0	0	0	0	1	1					
Gary Roenicke, R OBP: 0.364, SLG: 0.250 (1, 9)										3	1	1	0	1	0	0					
Mark Belanger, R OBP: 0.154, SLG: 0.154 (1, 6)										2	0	1	0	0	0	0					
Terry Crowley, L OBP: 0.625, SLG: 0.500 (8, PH)										1	0	1	0	0	0	0					
Wayne Krenchicki, L (8, PR)										1	1	0	0	0	0	1					
Inning Stats	R: 0 E: 0 K: 1 S: 6	H: 1 LOB: 1 BB: 0 P: 6	R: 0 E: 0 K: 1 S: 5	H: 0 LOB: 0 BB: 0 P: 5	R: 0 E: 0 K: 0 S: 3	H: 0 LOB: 0 BB: 0 P: 3	R: 0 E: 0 K: 0 S: 3	H: 0 LOB: 0 BB: 0 P: 3	R: 0 E: 0 K: 1 S: 5	H: 3 LOB: 2 BB: 0 P: 5	R: 0 E: 0 K: 0 S: 4	H: 1 LOB: 1 BB: 0 P: 4	R: 3 E: 0 K: 0 S: 7	H: 4 LOB: 2 BB: 1 P: 11	R: 0 E: 0 K: 0 S: 4	H: 1 LOB: 2 BB: 1 P: 8	1B: 9 2B: 2 3B: 0 HR: 0	SF: 1 SAC: 0 DP: 1 HBP: 0	WP: 0 PB: 0 SB: 0 CS: 0	PA: 38	
PITCHER	IP	WLS	BF	H	R	ER	SO	BB	IBB	HBP	BLK	WP	HR	S	P	ERA	WHIP				
Dennis Leonard, R ERA: 1.8 (1, 1)	7.0	L	28	8	3	3	3	0	0	0	0	0	0	34	34	3.86	1.143				
Dan Quisenberry, R ERA: 2.25 (8, 1)	2.0		10	2	0	0	0	1	1	0	0	0	0	8	16	0.00	1.500				

Batter	1	2	3	4	5	6	7	8	9	AB	R	H	RBI	BB	SO	LOB	BOTTOM				
Willie Wilson, S OBP: 0.227, SLG: 0.364 (1, 8)										4	0	0	0	0	0	3	Baltimore Orioles @ Kansas City Royals Royals Stadium, Kansas City, MO Fri Apr 17 1981, 7:05 PM EST Att: 30,367 - Unknown livebaseballscorecards.com				
Hal McRae, R OBP: 0.227, SLG: 0.273 (1, 10)										4	0	1	1	0	0	2					
George Brett, L OBP: 0.364, SLG: 0.316 (1, 5)										4	0	1	0	0	0	3					
Willie Aikens, L OBP: 0.333, SLG: 0.474 (1, 3)										3	1	1	1	1	0	0					
Amos Otis, R OBP: 0.200, SLG: 0.222 (1, 7)										4	0	1	0	0	1	1					
Clint Hurdle, L OBP: 0.533, SLG: 1.000 (1, 9)										2	0	1	0	1	0	1					
Lee May, R (8, PH)										1	0	0	0	0	1	0					
Cesar Geronimo, L (9, 9)										0	0	0	0	0	0	0					
John Wathan, R OBP: 0.333, SLG: 0.529 (1, 2)										4	0	0	0	0	0	4					
U L Washington, S OBP: 0.480, SLG: 0.412 (1, 6)										4	1	1	0	0	0	3					
Frank White, R OBP: 0.286, SLG: 0.308 (1, 4)										3	0	2	0	0	0	0					
Inning Stats	R: 0 E: 0 K: 0 S: 3	H: 1 LOB: 1 BB: 0 P: 3	R: 1 E: 0 K: 0 S: 5	H: 2 LOB: 1 BB: 0 P: 5	R: 0 E: 0 K: 0 S: 4	H: 1 LOB: 1 BB: 0 P: 4	R: 0 E: 0 K: 0 S: 3	H: 0 LOB: 2 BB: 2 P: 11	R: 0 E: 0 K: 0 S: 4	H: 1 LOB: 1 BB: 0 P: 4	R: 1 E: 0 K: 0 S: 5	H: 2 LOB: 1 BB: 0 P: 5	R: 0 E: 0 K: 2 S: 7	H: 0 LOB: 0 BB: 0 P: 7	R: 0 E: 0 K: 0 S: 3	H: 0 LOB: 0 BB: 0 P: 3	1B: 5 2B: 2 3B: 0 HR: 1	SF: 0 SAC: 1 DP: 0 HBP: 0	WP: 0 PB: 0 SB: 0 CS: 0	PA: 36	
PITCHER	IP	WLS	BF	H	R	ER	SO	BB	IBB	HBP	BLK	WP	HR	S	P	ERA	WHIP				
Steve Stone, R ERA: 3.09 (1, 1)	6.2		29	8	2	2	0	0	0	0	0	0	0	27	35	2.70	1.500				
Tippy Martinez, L ERA: (7, 1)	2.1	W	7	0	0	0	2	0	0	0	0	0	0	11	11	0.00	0.000				

Batter	1	2	3	4	5	6	7	8	9	AB	R	H	RBI	BB	SO	LOB	TOP				
Al Bumbry, L OBP: 0.296, SLG: 0.308 (1, 8)	0-0 6-3		0-0 6-3			0-0 F8		0-0 S 1B		4	0	1	1	0	0	0	Baltimore Orioles @ Kansas City Royals Royals Stadium, Kansas City, MO Sun Apr 19 1981, 4:33 AM EST Att: 22,037 - Unknown livebaseballscores.com				
Rich Dauer, R OBP: 0.280, SLG: 0.400 (1, 4)	0-0 F9			0-0 F7		0-0 P4		0-0 1-3		4	0	0	0	0	0	1					
Ken Singleton, S OBP: 0.429, SLG: 0.632 (1, 9) Lenn Sakata, R (9, PR)	0-0 F7			0-0 1B		0-0 F8		0-0 1B		4	0	2	0	0	0	0					
Eddie Murray, S OBP: 0.125, SLG: 0.136 (1, 3)		0-0 G3		0-0 P6		0-3 K		0-3 K		4	0	0	0	0	2	2					
Dan Graham, L OBP: 0.250, SLG: 0.182 (1, 2)		0-0 4-3		0-3 K		0-0 4-3		0-0 F8		4	0	0	0	0	1	2					
Terry Crowley, L OBP: 0.583, SLG: 0.556 (1, 10)		4-0 BB		0-0 P6		0-0 1B G4-6-3		0-0 4-3		3	1	1	0	1	0	1					
Doug DeCinces, R OBP: 0.158, SLG: 0.059 (1, 5)		0-3 K		0-0 F9		4-0 1B G4-6-3				2	1	0	0	1	1	1					
Gary Roenicke, R OBP: 0.357, SLG: 0.273 (1, 7)			0-0 6-3		0-0 F7		0-0 1B G4-6-3			3	0	1	0	0	0	0					
Mark Belanger, R OBP: 0.133, SLG: 0.133 (1, 6) John Lowenstein, L OBP: 0.231, SLG: 0.167 (8, PH) Wayne Krenchicki, L (8, 6)			0-0 4-3		0-0 P4		0-0 G4-6-3			2	0	0	0	0	0	0					
Inning Stats	R: 0 E: 0 K: 0 S: 3	H: 0 LOB: 0 BB: 0 P: 3	R: 0 E: 0 K: 1 S: 5	H: 0 LOB: 1 BB: 1 P: 9	R: 0 E: 0 K: 0 S: 3	H: 0 LOB: 0 BB: 0 P: 3	R: 0 E: 0 K: 1 S: 6	H: 1 LOB: 1 BB: 0 P: 6	R: 0 E: 0 K: 0 S: 3	H: 0 LOB: 0 BB: 0 P: 3	R: 0 E: 0 K: 1 S: 5	H: 0 LOB: 0 BB: 0 P: 5	R: 2 E: 0 K: 0 S: 5	H: 3 LOB: 1 BB: 1 P: 9	R: 0 E: 0 K: 1 S: 6	H: 1 LOB: 1 BB: 0 P: 6	1B: 4 2B: 1 3B: 0 HR: 0	SF: 0 SAC: 0 DP: 1 HBP: 0	WP: 0 PB: 0 SB: 1 CS: 0	PA: 33	
PITCHER	IP	WLS	BF	H	R	ER	SO	BB	IBB	HBP	BLK	WP	HR	S	P	ERA	WHIP				
Rich Gale, R ERA: 2.35 (1, 1)	7.2	W	28	4	2	2	3	2	0	0	0	0	0	32	40	2.35	0.783				
Rene Martin, R ERA: 1.93 (8, 1)	1.1	S	5	1	0	0	1	0	0	0	0	0	0	7	7	0.00	0.750				

Batter	1	2	3	4	5	6	7	8	9	AB	R	H	RBI	BB	SO	LOB	BOTTOM					
Willie Wilson, S OBP: 0.192, SLG: 0.308 (1, 8)	0-0 F9		0-0 FC5-4 BB	0-0 5-3			0-0 5-3			4	0	0	0	0	0	2	Baltimore Orioles @ Kansas City Royals Royals Stadium, Kansas City, MO Sun Apr 19 1981, 4:33 AM EST Att: 22,037 - Unknown livebaseballscores.com					
U L Washington, S OBP: 0.417, SLG: 0.381 (1, 6)	0-3 K2-3		0-0 F7		0-0 4-3		0-0 1B			4	0	1	0	0	1	1						
Hal McRae, R OBP: 0.308, SLG: 0.320 (1, 10)	0-0 1-3		4-0 1-2 BB		0-0 1B		0-0 1B G4-6-3			3	0	2	0	1	0	0						
George Brett, L OBP: 0.308, SLG: 0.261 (1, 5)		0-0 F8	0-3 K		0-0 F8		0-0 G4-6-3			4	0	0	0	0	1	5						
Amos Otis, R OBP: 0.208, SLG: 0.190 (1, 7)		0-0 4-3		4-0 1B BB		0-0 F7		0-0 L3		3	1	0	0	1	0	1						
Frank White, R OBP: 0.333, SLG: 0.412 (1, 4)		0-0 2B 2B		0-0 CS 1B 2B 1B		0-0 F9		0-0 F8		4	2	2	0	0	0	0						
Lee May, R OBP: 0.750, SLG: 1.000 (1, 3) Willie Aikens, L OBP: 0.318, SLG: 0.450 (6, PH) (9, 3)		0-0 2B		0-0 CS 1B		0-0 F9		0-0 F7		3	0	3	2	0	0	0						
Clint Hurdle, L OBP: 0.500, SLG: 0.933 (1, 9) John Wathan, R OBP: 0.300, SLG: 0.474 (4, PH) (5, 9) Cesar Geronimo, L (9, 9)		0-3 2B		0-0 CS 1B		0-0 FC5-4 1B		0-0 F7		1	0	0	0	0	1	1						
Jerry Grote, R OBP: 0.667, SLG: 1.000 (1, 2)			1-0 FC5-4 HBP		0-0 2B		0-0 1-3			2	0	1	1	0	0	1						
Inning Stats	R: 0 E: 0 K: 1 S: 5	H: 2 LOB: 1 BB: 0 P: 7	R: 0 E: 0 K: 1 S: 5	H: 0 LOB: 2 BB: 1 P: 10	R: 2 E: 0 K: 0 S: 5	H: 3 LOB: 1 BB: 1 P: 9	R: 0 E: 0 K: 0 S: 4	H: 1 LOB: 1 BB: 0 P: 4	R: 0 E: 0 K: 0 S: 4	H: 2 LOB: 1 BB: 0 P: 4	R: 0 E: 0 K: 0 S: 3	H: 0 LOB: 0 BB: 0 P: 3	R: 0 E: 0 K: 0 S: 3	H: 0 LOB: 0 BB: 0 P: 3	1B: 6 2B: 3 3B: 0 HR: 0	SF: 0 SAC: 0 DP: 1 HBP: 1		WP: 0 PB: 0 SB: 1 CS: 2	PA: 34			
PITCHER	IP	WLS	BF	H	R	ER	SO	BB	IBB	HBP	BLK	WP	HR	S	P	ERA		WHIP				
Mike Flanagan, L ERA: 5.25 (1, 1)	7.0	L	31	9	3	3	3	2	0	0	0	0	0	34	43	3.86		1.571				
Dave Ford, R ERA: (8, 1)	1.0		3	0	0	0	0	0	0	0	0	0	0	3	3	0.00		0.000				

Batter	1	2	3	4	5	6	7	8	9	AB	R	H	RBI	BB	SO	LOB	TOP								
Miguel Dilone, S OBP: 0.207, SLG: 0.148 Rick Manning, L OBP: 0.167, SLG: 0.091	0-0 6-3		0-0 G4-6-3		0-0 F8		0-0 6-3	0-3 K		4	0	0	0	0	0	1									
Alan Bannister, R OBP: 0.192, SLG: 0.200	0-0 F8		4-0 1B BB		0-0 F8		0-3 K			3	1	0	0	1	1	0									
Mike Hargrove, L OBP: 0.379, SLG: 0.346	0-0 FC5 1B		0-0 1B		0-0 E4		0-0 K			4	0	3	1	0	0	0									
Andre Thornton, R OBP: 0.500, SLG: 1.250	0-0 1B			0-0 HR		0-0 F4		0-3 K		4	1	2	1	0	1	2									
Joe Charboneau, R OBP: 0.296, SLG: 0.208	0-0 FC5		0-3 K		0-0 L6		0-0 1-3			4	0	0	0	0	1	3									
Toby Harrah, R OBP: 0.444, SLG: 0.478		0-0 G4-6-3 1B		0-0 6-3		0-3 K		4-0 1B E BB		3	1	1	0	1	1	1									
Bo Diaz, R OBP: 0.421, SLG: 0.556		0-0 G4-6-3		0-0 FC6-4 1B		0-0 F3		0-0 E PB 1B		4	1	2	0	0	0	1									
Larry Littleton, R OBP: 0.200, SLG: 0.217		0-0 F8		0-0 FC6-4		0-0 L9		0-0 E4 PB PB		3	0	0	0	0	0	1									
Jorge Orta, L OBP: 0.200, SLG: 0.217				0-0 FC6-4				1-3 3-H K		1	0	0	1	0	0	1									
Tom Verzyer, R OBP: 0.227, SLG: 0.238 Pat Kelly, L OBP: 0.227, SLG: 0.238 Jerry Dybzinski, R OBP: 0.227, SLG: 0.238				0-0 G4-6-3 1B		0-0 4-3		0-3 K		3	0	1	0	0	0	0									
Inning Stats	R: 0 E: 0 K: 0 S: 5	H: 2 LOB: 2 BB: 0 P: 5	R: 0 E: 0 K: 0 S: 3	H: 1 LOB: 0 BB: 0 P: 3	R: 1 E: 0 K: 0 S: 3	H: 2 LOB: 1 BB: 1 P: 7	R: 1 E: 0 K: 1 S: 7	H: 2 LOB: 1 BB: 0 P: 7	R: 0 E: 0 K: 0 S: 3	H: 0 LOB: 0 BB: 0 P: 3	R: 0 E: 1 K: 1 S: 6	H: 0 LOB: 1 BB: 0 P: 6	R: 0 E: 0 K: 0 S: 3	H: 0 LOB: 0 BB: 0 P: 3	R: 0 E: 0 K: 2 S: 8	H: 1 LOB: 1 BB: 0 P: 8	R: 2 E: 1 K: 2 S: 9	H: 1 LOB: 1 BB: 1 P: 13	1B: 8 2B: 0 3B: 0 HR: 1	SF: 0 SAC: 0 DP: 2 HBP: 0	WP: 0 PB: 2 CS: 0	PA: 37			
PITCHER	IP WLS BF H R ER SO BB IBB HBP BLK WP HR S P ERA WHIP	8.1 L 33 8 3 3 4 2 0 0 0 0 1 39 47 3.24 1.200	0.0 1 1 0 0 0 0 0 0 0 0 0 0 1 1 ∞ ∞	0.0 1 0 0 0 0 0 0 0 0 0 0 0 1 1 ∞ ∞	0.2 2 0 1 0 2 0 0 0 0 0 0 0 6 6 0.00 0.000																				

Cleveland Indians @ Kansas City Royals
Royals Stadium, Kansas City, MO
Mon Apr 20 1981, 7:05 PM EST
Att: 21,658 - Unknown - 57 F

AB 35
R 4
H 9
RBI 3
BB 2
SO 6
LOB 12



Batter	1	2	3	4	5	6	7	8	9	AB	R	H	RBI	BB	SO	LOB	BOTTOM			
Willie Wilson, S OBP: 0.167, SLG: 0.267	0-0 F6		0-3 K		0-0 G3		0-0 4-3			4	0	0	0	0	1	2				
Hal McRae, R OBP: 0.267, SLG: 0.276	0-0 1-3		0-0 1-3			0-0 L3		0-0 4-3		4	0	0	0	0	0	0				
George Brett, L OBP: 0.333, SLG: 0.333	0-0 BB		0-0 4-3			0-0 G6-3 1B		0-0 4-3		4	0	2	0	0	0	0				
Willie Aikens, L OBP: 0.308, SLG: 0.391	4-0 BB			0-0 1-3		0-0 G6-3		0-3 K		3	0	0	0	1	1	1				
Amos Otis, R OBP: 0.250, SLG: 0.208	4-0 1-2 2-3 BB			0-0 1-3			0-0 G4-6-3 1B		0-0 F7	3	0	1	0	1	0	0				
Jamie Quirk, L OBP: 0.250, SLG: 0.208	0-0 G3			0-0 1-3			0-0 G4-6-3		0-0 1-3	4	0	0	0	0	0	4				
Rance Mulliniks, L OBP: 0.500, SLG: 0.500		0-3 K			0-0 FC3-6 1B		0-0 E 1B		0-0 F6	4	1	2	0	0	1	0				
Cesar Geronimo, L OBP: 0.444, SLG: 0.391		0-0 6-3			0-0 FC3-6 FC6		0-0 E6 1B E			3	1	0	0	0	0	2				
U L Washington, S OBP: 0.444, SLG: 0.391		4-0 PO BB			0-0 FC6		0-0 E2			2	0	1	1	1	0	1				
Inning Stats	R: 0 E: 0 K: 0 S: 4	H: 1 LOB: 3 BB: 2 P: 12	R: 0 E: 0 K: 1 S: 4	H: 0 LOB: 0 BB: 1 P: 8	R: 0 E: 0 K: 1 S: 5	H: 0 LOB: 0 BB: 0 P: 5	R: 0 E: 0 K: 0 S: 3	H: 0 LOB: 0 BB: 0 P: 3	R: 0 E: 0 K: 0 S: 3	H: 1 LOB: 1 BB: 0 P: 3	R: 2 E: 2 K: 0 S: 6	H: 3 LOB: 1 BB: 0 P: 6	R: 0 E: 0 K: 1 S: 5	H: 0 LOB: 0 BB: 0 P: 5	R: 0 E: 0 K: 0 S: 3	H: 0 LOB: 0 BB: 0 P: 3	1B: 5 2B: 1 3B: 0 HR: 0	SF: 0 SAC: 0 DP: 2 HBP: 0	WP: 0 PB: 0 CS: 0	PA: 35
PITCHER	IP WLS BF H R ER SO BB IBB HBP BLK WP HR S P ERA WHIP	8.0 W 31 6 2 0 0 3 0 0 0 0 0 3 46 0.00 1.125	1.0 S 3 0 0 0 0 0 0 0 0 0 0 3 3 0.00 0.000																	

Cleveland Indians @ Kansas City Royals
Royals Stadium, Kansas City, MO
Mon Apr 20 1981, 7:05 PM EST
Att: 21,658 - Unknown - 57 F

AB 31
R 2
H 6
RBI 1
BB 3
SO 3
LOB 10



Batter	1	2	3	4	5	6	7	8	9	AB	R	H	RBI	BB	SO	LOB	TOP								
Alan Bannister, R (1, 4) OBP: 0.226, SLG: 0.267	0-0 6-3		0-0 L7		0-0 FC5-4			0-0 SF8 SH1-3 1-2 1B	0-0 2B	5	1	2	1	0	0	3									
Jorge Orta, L (1, 9) OBP: 0.207, SLG: 0.259	0-0 6-3		0-3 K				0-0 6-3	0-0 SH1-3	0-0 2B	4	0	1	1	0	1	2									
Mike Hargrove, L (1, 3) OBP: 0.324, SLG: 0.300	0-0 3-1		0-0 F8				0-0 F7	0-0 SF8	0-0 F6	4	0	0	1	0	0	3									
Andre Thornton, R (1, 10) OBP: 0.375, SLG: 0.714		0-0 5-3		0-0 F7			0-0 5-3			3	0	0	0	1	0	0									
Joe Charboneau, R (1, 7) OBP: 0.290, SLG: 0.250 Larry Littleton, R (9, 7)		0-0 2B		0-0 5-3			0-0 F9	0-3 K		4	0	1	0	0	1	2									
Toby Harrah, R (1, 5) OBP: 0.452, SLG: 0.440		0-3 K		0-0 6-3			4-0 F7 BB		4-0 2B BB	2	1	0	0	2	1	1									
Bo Diaz, R (1, 2) OBP: 0.391, SLG: 0.545		0-0 L9		0-0 F8			0-0 F7		0-0 2B	4	0	1	1	0	0	2									
Rick Manning, L (1, 8) OBP: 0.214, SLG: 0.120			0-0 S 1B		0-0 4-3		0-3 K		4-0 6-3 S 2B BB	3	1	1	0	1	1	1									
Tom Verzyer, R (1, 6) OBP: 0.320, SLG: 0.333 Jerry Dybzinski, R (8, PR) (8, 6)			0-0 S 1B		0-0 FC5-4			0-0 SH1-3 1B	0-0 6-3	3	0	3	0	0	0	0									
			1-2 S 1B						1-3	1	1	0	0	0	0	1									
Inning Stats	R: 0 E: 0 K: 0 S: 3	H: 0 LOB: 0 BB: 0 P: 3	R: 0 E: 0 K: 1 S: 6	H: 1 LOB: 1 BB: 0 P: 6	R: 0 E: 0 K: 1 S: 7	H: 2 LOB: 2 BB: 0 P: 7	R: 0 E: 0 K: 0 S: 3	H: 0 LOB: 0 BB: 0 P: 3	R: 0 E: 0 K: 0 S: 4	H: 1 LOB: 1 BB: 0 P: 4	R: 0 E: 0 K: 0 S: 3	H: 0 LOB: 0 BB: 0 P: 3	R: 0 E: 0 K: 1 S: 5	H: 0 LOB: 1 BB: 1 P: 9	R: 1 E: 0 K: 1 S: 7	H: 2 LOB: 2 BB: 1 P: 11	R: 3 E: 0 K: 0 S: 5	H: 3 LOB: 1 BB: 2 P: 13	1B: 5 2B: 4 3B: 0 HR: 0	SF: 1 SAC: 1 DP: 0 HBP: 0	WP: 0 PB: 0 SB: 3 CS: 3	PA: 39			
PITCHER	IP	WLS	BF	H	R	ER	SO	BB	IBB	HBP	BLK	WP	HR	S	P	ERA	WHIP								
Larry Gura, L (1, 1) ERA: 2.95	7.2		31	6	1	1	3	2	0	0	0	0	0	35	43	1.17	1.043								
Juan Berenguer, R (8, 1) ERA: 13.5	1.1	L	8	3	3	3	1	2	0	0	0	0	0	8	16	20.25	3.750								

Cleveland Indians @ Kansas City Royals
 Royals Stadium, Kansas City, MO
 Tue Apr 21 1981, 7:05 PM EST
 Att: 19,165 - Unknown - 64 F

AB	33
R	4
H	9
RBI	4
BB	4
SO	4
LOB	15



Batter	1	2	3	4	5	6	7	8	9	AB	R	H	RBI	BB	SO	LOB	BOTTOM								
Willie Wilson, S (1, 8) OBP: 0.147, SLG: 0.235	0-3 K		0-0 1-3		0-0 4-3		0-0 E6			4	0	0	0	0	1	1									
U L Washington, S (1, 6) OBP: 0.452, SLG: 0.444	0-0 F8 1B		0-0 F8		0-0 2B		0-0 1-3			4	0	2	1	0	0	1									
George Brett, L (1, 5) OBP: 0.324, SLG: 0.323	0-0 1B		0-0 4-3		0-0 1-3			0-0 4-3		4	0	1	0	0	0	1									
Hal McRae, R (1, 10) OBP: 0.265, SLG: 0.273	0-0 F8			0-0 1B		0-0 4-3		0-0 6-3		4	0	1	0	0	0	2									
Amos Otis, R (1, 7) OBP: 0.250, SLG: 0.185	4-0 1B		0-0 L9		0-0 F8		0-3 K			3	0	0	0	1	1	1									
Willie Aikens, L (1, 3) OBP: 0.300, SLG: 0.370	0-0 4-3		0-0 F7		0-0 1B		0-0 1B		0-0 5-3	4	0	1	0	0	0	4									
John Wathan, R (1, 9) OBP: 0.250, SLG: 0.391		0-0 4-3		0-0 1-3		0-0 2-3			0-0 F7	4	0	0	0	0	0	2									
Frank White, R (1, 4) OBP: 0.333, SLG: 0.400 Rance Mulliniks, L (9, 4) OBP: 0.500, SLG: 0.500 Dave Chalk, R (9, PH) OBP: 1.000, SLG: 1.000		0-0 4-3		0-0 4-3		0-0 4-3		0-0 1-3		3	1	1	0	0	0	0									
Jerry Grote, R (1, 2) OBP: 0.333, SLG: 0.400 Lee May, R (9, PH) OBP: 0.600, SLG: 0.800		0-0 4-3		0-0 5-3		0-0 K		0-3 K		3	0	0	0	0	1	1									
			1-2 S 1B						1-3	1	0	0	0	0	0	1									
Inning Stats	R: 0 E: 0 K: 1 S: 7	H: 2 LOB: 3 BB: 1 P: 11	R: 0 E: 0 K: 0 S: 3	H: 0 LOB: 0 BB: 0 P: 3	R: 0 E: 0 K: 0 S: 3	H: 0 LOB: 0 BB: 0 P: 3	R: 0 E: 0 K: 0 S: 4	H: 1 LOB: 1 BB: 0 P: 4	R: 1 E: 0 K: 0 S: 5	H: 2 LOB: 1 BB: 0 P: 5	R: 0 E: 0 K: 0 S: 4	H: 1 LOB: 1 BB: 0 P: 4	R: 0 E: 0 K: 1 S: 6	H: 0 LOB: 1 BB: 0 P: 6	R: 0 E: 0 K: 1 S: 5	H: 0 LOB: 0 BB: 0 P: 5	R: 0 E: 0 K: 0 S: 4	H: 1 LOB: 1 BB: 0 P: 4	1B: 6 2B: 1 3B: 0 HR: 0	SF: 0 SAC: 0 DP: 0 HBP: 0	WP: 0 PB: 0 SB: 0 CS: 0	PA: 36			
PITCHER	IP	WLS	BF	H	R	ER	SO	BB	IBB	HBP	BLK	WP	HR	S	P	ERA	WHIP								
Rick Waits, L (1, 1) ERA: 1.0	9.0	W	36	7	1	1	3	1	0	0	0	0	0	41	45	1.00	0.889								

Cleveland Indians @ Kansas City Royals
 Royals Stadium, Kansas City, MO
 Tue Apr 21 1981, 7:05 PM EST
 Att: 19,165 - Unknown - 64 F

AB	35
R	1
H	7
RBI	1
BB	1
SO	3
LOB	14



Batter	1	2	3	4	5	6	7	8	9	AB	R	H	RBI	BB	SO	LOB	TOP										
Willie Wilson, S (1, 8) OBP: 0.209, SLG: 0.262	4-0 FC4-6 BB		0-3 K		0-0 L8		0-0 1B			3	0	1	0	1	1	1	Kansas City Royals @ Milwaukee Brewers Milwaukee County Stadium, Milwaukee, WI Fri Apr 24 1981, 7:05 PM EST Att: 12,397 - Unknown - 44 F livebaseballscorecards.com										
U L Washington, S (1, 6) OBP: 0.436, SLG: 0.412	0-0 FC4-6 CS			0-0 F9		4-0 BB	0-0 1B			3	0	1	0	1	0	1											
George Brett, L (1, 5) OBP: 0.286, SLG: 0.263	4-0 BB			0-0 F7		0-0 G6-4-3	0-0 G4-3			3	0	0	0	1	0	4											
Willie Aikens, L (1, 3) OBP: 0.342, SLG: 0.471	0-0 F8			0-0 1B		0-0 HR		0-0 4-3		4	1	2	1	0	0	1											
Hal McRae, R (1, 10) OBP: 0.286, SLG: 0.293		0-0 G4-6-3 1B		0-0 1B		0-0 1B		0-0 6-3		4	0	3	0	0	0	0											
Amos Otis, R (1, 7) OBP: 0.225, SLG: 0.171		0-3 K		0-3 K		0-0 FC4-6 1B		0-3 K		4	0	1	0	0	3	3											
John Wathan, R (1, 2) OBP: 0.267, SLG: 0.357		0-0 G4-6-3			0-0 1-6-3		0-0 FC4-6		0-0 F8	3	0	0	0	0	0	3											
Jamie Quirk, L (9, PH) OBP: 0.125, SLG: 0.125										1	0	0	0	0	0	0											
Cesar Geronimo, L (1, 9) OBP: 0.214, SLG: 0.154			0-0 G3		0-0 1B		0-0 4-3		0-3 K	4	0	1	0	0	1	0											
Rance Mulliniks, L (1, 4) OBP: 0.222, SLG: 0.222			0-0 F8		0-0 L7		0-0 1B		0-3 K	2	0	0	0	0	0	1											
Dave Chalk, R (7, PH) OBP: 1.000, SLG: 1.000										1	0	1	0	0	0	0											
Ken Phelps, L (9, PH)							1B			1	0	0	0	0	1	0											
Inning Stats	R: 0 E: 0 K: 0 S: 2	H: 0 LOB: 1 BB: 2 P: 10	R: 0 E: 0 K: 1 S: 5	H: 1 LOB: 0 BB: 0 P: 5	R: 0 E: 0 K: 1 S: 5	H: 0 LOB: 0 BB: 0 P: 5	R: 0 E: 0 K: 1 S: 7	H: 2 LOB: 2 BB: 0 P: 7	R: 0 E: 0 K: 0 S: 4	H: 1 LOB: 1 BB: 0 P: 4	R: 1 E: 0 K: 0 S: 5	H: 3 LOB: 2 BB: 1 P: 9	R: 0 E: 0 K: 0 S: 5	H: 3 LOB: 2 BB: 0 P: 5	R: 0 E: 0 K: 1 S: 5	H: 0 LOB: 0 BB: 0 P: 7	1B: 9 2B: 0 3B: 0 HR: 1	SF: 0 SAC: 0 DP: 3 HBP: 0	WP: 0 PB: 0 SB: 0 CS: 1	PA: 36							
PITCHER	IP	WLS	BF	H	R	ER	SO	BB	IBB	HBP	BLK	WP	HR	S	P	ERA	WHIP										
Jim Slaton, R (1, 1) ERA: 3.24	5.2	W	24	7	1	1	3	3	0	0	0	0	1	27	39	1.59	1.765										
Reggie Cleveland, R (6, 1) ERA: 9.0	0.1		1	0	0	0	0	0	0	0	0	0	0	1	1	0.00	0.000										
Jamie Easterly, L (7, 1) ERA: 2.16	2.0		8	3	0	0	1	0	0	0	0	0	0	10	10	0.00	1.500										
Rollie Fingers, R (9, 1) ERA: 0.96	1.0		3	0	0	0	2	0	0	0	0	0	0	7	7	0.00	0.000										

Batter	1	2	3	4	5	6	7	8	9	AB	R	H	RBI	BB	SO	LOB	BOTTOM										
Marshall Edwards, L (1, 8) OBP: 0.286, SLG: 0.286	0-0 HR	0-0 6-3			0-0 F9		0-0 5-3			4	1	1	0	0	0	0	Kansas City Royals @ Milwaukee Brewers Milwaukee County Stadium, Milwaukee, WI Fri Apr 24 1981, 7:05 PM EST Att: 12,397 - Unknown - 44 F livebaseballscorecards.com										
Robin Yount, R (1, 6) OBP: 0.244, SLG: 0.275	0-0 F8		0-0 F8		0-0 6-3		0-0 F7			4	0	0	0	0	0	1											
Cecil Cooper, L (1, 3) OBP: 0.286, SLG: 0.256	0-0 HR		4-0 S		0-0 F5		0-0 BB			3	2	2	0	1	0	0											
Ben Oglivie, L (1, 7) OBP: 0.405, SLG: 0.629	0-0 HR		4-0 G3-6-1		0-0 F7		4-0 HR			2	2	1	3	2	0	0											
Ted Simmons, S (1, 10) OBP: 0.268, SLG: 0.378	4-0 BB		0-0 G3-6-1		0-0 6-3		0-0 HR			3	1	1	3	1	0	2											
Roy Howell, L (1, 5) OBP: 0.294, SLG: 0.143	0-0 F9			4-0 4-3		0-0 1B		0-0 F9		2	0	1	0	1	0	1											
Don Money, R (7, 5) OBP: 0.233, SLG: 0.308				0-3 K		0-3 K		0-0 F9		1	0	0	0	0	0	0											
Gorman Thomas, R (1, 9) OBP: 0.342, SLG: 0.469			0-3 K		0-3 K		0-0 F9			4	0	0	0	0	3	3											
Jim Gantner, L (1, 4) OBP: 0.258, SLG: 0.310		0-0 6-3		0-0 4-3		0-0 F7				3	0	0	0	0	0	1											
Ned Yost, R (1, 2) OBP: 0.333, SLG: 0.800		0-3 K		0-3 K		0-3 K				3	0	0	0	0	3	1											
Inning Stats	R: 3 E: 0 K: 1 S: 8	H: 3 LOB: 1 BB: 1 P: 12	R: 0 E: 0 K: 1 S: 5	H: 0 LOB: 0 BB: 0 P: 5	R: 0 E: 0 K: 2 S: 7	H: 0 LOB: 1 BB: 1 P: 11	R: 0 E: 0 K: 2 S: 3	H: 0 LOB: 0 BB: 0 P: 3	R: 0 E: 0 K: 1 S: 6	H: 1 LOB: 1 BB: 0 P: 6	R: 0 E: 0 K: 1 S: 5	H: 0 LOB: 0 BB: 0 P: 5	R: 3 E: 0 K: 0 S: 5	H: 2 LOB: 0 BB: 1 P: 9	1B: 4 2B: 0 3B: 0 HR: 2	SF: 0 SAC: 0 DP: 1 HBP: 0	WP: 0 PB: 0 SB: 1 CS: 0	PA: 34									
PITCHER	IP	WLS	BF	H	R	ER	SO	BB	IBB	HBP	BLK	WP	HR	S	P	ERA	WHIP										
Rich Gale, L (1, 1) ERA: 4.2	7.1	L	31	5	5	5	6	5	0	0	0	0	1	38	58	6.14	1.364										
Dan Quisenberry, R (8, 1) ERA: 3.95	0.2		3	1	1	1	0	0	0	0	0	0	1	3	3	13.50	1.500										

Batter	1	2	3	4	5	6	7	8	9	AB	R	H	RBI	BB	SO	LOB	TOP					
Willie Wilson, S (1, 8) OBP: 0.229, SLG: 0.277										5	1	2	0	0	0	4	Kansas City Royals @ Milwaukee Brewers Milwaukee County Stadium, Milwaukee, WI Sat Apr 25 1981, 4:33 AM EST Att: 18,858 - Unknown - 45 F livebaseballscorecards.com					
U L Washington, S (1, 6) OBP: 0.405, SLG: 0.368									4	0	0	0	1	0	5							
Hal McRae, R (1, 10) OBP: 0.255, SLG: 0.261										5	0	0	0	0	2	3						
George Brett, L (1, 5) OBP: 0.304, SLG: 0.268										3	1	1	1	0	0	0						
Willie Aikens, L (1, 3) OBP: 0.357, SLG: 0.553										4	1	2	2	0	2	3						
Amos Otis, R (1, 7) OBP: 0.227, SLG: 0.179										4	0	1	0	0	0	1						
John Wathan, R (1, 2) OBP: 0.265, SLG: 0.344										4	1	1	0	0	0	1						
Cesar Geronimo, L (1, 9) OBP: 0.278, SLG: 0.235										4	0	2	0	0	1	0						
Dave Chalk, R (1, 4) OBP: 0.500, SLG: 0.500										4	0	1	0	0	0	1						
Inning Stats	R: 3 E: 0 K: 0 S: 6	H: 3 LOB: 0 BB: 0 P: 6	R: 0 E: 0 K: 0 S: 5	H: 2 LOB: 2 BB: 0 P: 5	R: 0 E: 0 K: 2 S: 7	H: 0 LOB: 0 BB: 0 P: 7	R: 0 E: 0 K: 0 S: 3	H: 1 LOB: 3 BB: 1 P: 3	R: 0 E: 0 K: 2 S: 8	H: 1 LOB: 3 BB: 1 P: 13	R: 1 E: 1 K: 0 S: 6	H: 2 LOB: 2 BB: 0 P: 6	R: 0 E: 0 K: 0 S: 4	H: 1 LOB: 1 BB: 0 P: 4	R: 0 E: 0 K: 1 S: 5	H: 0 LOB: 0 BB: 0 P: 5	R: 0 E: 0 K: 0 S: 3	H: 0 LOB: 0 BB: 0 P: 3	1B: 9 2B: 0 3B: 0 HR: 1	SF: 0 SAC: 0 DP: 0 HBP: 1	WP: 0 PB: 0 SB: 0 CS: 1	PA: 39
PITCHER	IP WLS BF H R ER SO BB IBB HBP BLK WP HR S P ERA WHIP																					
Pete Vuckovich, R (1, 1) ERA: 7.47	6.0 L 29 9 4 3 4 1 0 1 0 0 0 1 35 40 4.50 1.667																					
Jerry Augustine, L (7, 1) ERA:	3.0 10 1 0 0 1 0 0 0 0 0 0 0 12 12 0.00 0.333																					


Batter	1	2	3	4	5	6	7	8	9	AB	R	H	RBI	BB	SO	LOB	BOTTOM					
Paul Moltor, R (1, 8) OBP: 0.283, SLG: 0.372										4	1	1	0	0	0	0	Kansas City Royals @ Milwaukee Brewers Milwaukee County Stadium, Milwaukee, WI Sat Apr 25 1981, 4:33 AM EST Att: 18,858 - Unknown - 45 F livebaseballscorecards.com					
Robin Yount, R (1, 6) OBP: 0.245, SLG: 0.273										4	0	1	0	0	0	1						
Cecil Cooper, L (1, 3) OBP: 0.261, SLG: 0.238										3	0	0	1	0	0	1						
Larry Hise, R (1, 10) OBP: 0.214, SLG: 0.481										4	0	0	0	0	1	1						
Ben Oglivie, L (1, 7) OBP: 0.391, SLG: 0.579										3	0	0	0	0	2	1						
Ted Simmons, S (1, 2) OBP: 0.250, SLG: 0.350										3	0	0	0	0	0	1						
Gorman Thomas, R (1, 9) OBP: 0.366, SLG: 0.559										2	1	1	1	1	1	1						
Don Money, R (1, 5) OBP: 0.212, SLG: 0.276										3	0	0	0	0	1	3						
Jim Gantner, L (1, 4) OBP: 0.242, SLG: 0.290										2	0	0	0	0	0	1						
Charlie Moore, R (8, PH) OBP: 0.333, SLG: 1.000										1	0	0	0	0	0	0						
Ed Romero, R (9, 4)										0	0	0	0	0	0	0						
Inning Stats	R: 0 E: 0 K: 0 S: 3	H: 0 LOB: 0 BB: 0 P: 3	R: 0 E: 0 K: 1 S: 5	H: 0 LOB: 0 BB: 0 P: 5	R: 1 E: 0 K: 0 S: 4	H: 1 LOB: 0 BB: 0 P: 4	R: 0 E: 0 K: 1 S: 6	H: 1 LOB: 1 BB: 0 P: 6	R: 0 E: 0 K: 1 S: 5	H: 0 LOB: 1 BB: 0 P: 9	R: 1 E: 1 K: 0 S: 4	H: 1 LOB: 0 BB: 0 P: 4	R: 0 E: 0 K: 1 S: 5	H: 0 LOB: 1 BB: 0 P: 6	R: 0 E: 0 K: 0 S: 3	H: 0 LOB: 0 BB: 0 P: 3	R: 0 E: 0 K: 1 S: 5	H: 0 LOB: 0 BB: 0 P: 5	1B: 1 2B: 1 3B: 0 HR: 1	SF: 1 SAC: 0 DP: 0 HBP: 1	WP: 1 PB: 0 SB: 0 CS: 0	PA: 32
PITCHER	IP WLS BF H R ER SO BB IBB HBP BLK WP HR S P ERA WHIP																					
Larry Gura, L (1, 1) ERA: 2.67	9.0 W 32 3 2 2 5 1 0 1 0 1 1 40 45 2.00 0.444																					

Batter	1	2	3	4	5	6	7	8	9	AB	R	H	RBI	BB	SO	LOB	TOP				
Willie Wilson, S (1, 8) OBP: 0.250, SLG: 0.280	4-0 CS 4-3 BB		0-0 1-2 1B		0-3 K		0-0 FC6-4			3	0	1	0	1	1	1					
U L Washington, S (1, 6) OBP: 0.375, SLG: 0.333	0-0 4-3		0-3 K		0-0 F9		0-0 F9			4	0	0	0	0	1	3					
George Brett, L (1, 5) OBP: 0.300, SLG: 0.250	0-0 G3		0-0 FC5-4 1B		0-0 F7			4-0 BB		3	0	0	0	1	0	3					
Hal McRae, R (1, 10) OBP: 0.275, SLG: 0.265		4-0 1B BB	0-0 FC4-6 1B		0-0 4-3			0-0 F8		3	0	1	1	1	0	1					
Amos Otis, R (1, 7) OBP: 0.208, SLG: 0.163		0-0 F8	0-0 FC4-6 1B		0-0 6-3			0-0 F7		4	0	0	0	0	0	4					
Willie Aikens, L (1, 3) OBP: 0.348, SLG: 0.524		0-0 1B		0-3 K		0-0 F7			0-0 4-3	4	0	1	0	0	1	0					
John Wathan, R (1, 9) OBP: 0.283, SLG: 0.333		0-0 1B		0-0 F8			0-0 5-3		0-3 K	4	0	1	0	0	1	0					
Dave Chalk, R (1, 4) OBP: 0.444, SLG: 0.444		0-0 G3		0-0 1B			0-0 6-3		0-0 4-3	3	0	1	0	0	0	2					
Danny Garcia, L (9, PH)										1	0	0	0	0	0	0					
Jerry Grote, R (1, 2) OBP: 0.444, SLG: 0.429			0-0 FC5-4 1B		0-0 4-3			4-0 FC6-4 BB		2	1	1	0	1	0	1					
Inning Stats	R: 0 E: 0 K: 0 S: 2	H: 0 LOB: 0 BB: 1 P: 6	R: 0 E: 0 K: 0 S: 4	H: 2 LOB: 2 BB: 1 P: 8	R: 1 E: 0 K: 1 S: 8	H: 3 LOB: 2 BB: 0 P: 8	R: 0 E: 0 K: 1 S: 6	H: 1 LOB: 1 BB: 0 P: 6	R: 0 E: 0 K: 0 S: 5	H: 0 LOB: 0 BB: 0 P: 5	R: 0 E: 0 K: 0 S: 3	H: 0 LOB: 1 BB: 1 P: 7	R: 0 E: 0 K: 0 S: 3	H: 0 LOB: 0 BB: 1 P: 7	R: 0 E: 0 K: 1 S: 5	H: 0 LOB: 0 BB: 0 P: 5	1B: 6 2B: 0 3B: 0 HR: 0	SF: 0 SAC: 0 DP: 0 HBP: 0	WP: 0 PB: 0 SB: 0 CS: 1	PA: 35	
PITCHER	IP WLS BF H R ER SO BB IBB HBP BLK WP HR S P ERA WHIP	IP WLS BF H R ER SO BB IBB HBP BLK WP HR S P ERA WHIP	IP WLS BF H R ER SO BB IBB HBP BLK WP HR S P ERA WHIP	IP WLS BF H R ER SO BB IBB HBP BLK WP HR S P ERA WHIP	IP WLS BF H R ER SO BB IBB HBP BLK WP HR S P ERA WHIP	IP WLS BF H R ER SO BB IBB HBP BLK WP HR S P ERA WHIP	IP WLS BF H R ER SO BB IBB HBP BLK WP HR S P ERA WHIP	IP WLS BF H R ER SO BB IBB HBP BLK WP HR S P ERA WHIP	IP WLS BF H R ER SO BB IBB HBP BLK WP HR S P ERA WHIP	IP WLS BF H R ER SO BB IBB HBP BLK WP HR S P ERA WHIP	IP WLS BF H R ER SO BB IBB HBP BLK WP HR S P ERA WHIP	IP WLS BF H R ER SO BB IBB HBP BLK WP HR S P ERA WHIP	IP WLS BF H R ER SO BB IBB HBP BLK WP HR S P ERA WHIP	IP WLS BF H R ER SO BB IBB HBP BLK WP HR S P ERA WHIP	IP WLS BF H R ER SO BB IBB HBP BLK WP HR S P ERA WHIP	IP WLS BF H R ER SO BB IBB HBP BLK WP HR S P ERA WHIP	IP WLS BF H R ER SO BB IBB HBP BLK WP HR S P ERA WHIP	IP WLS BF H R ER SO BB IBB HBP BLK WP HR S P ERA WHIP	IP WLS BF H R ER SO BB IBB HBP BLK WP HR S P ERA WHIP	IP WLS BF H R ER SO BB IBB HBP BLK WP HR S P ERA WHIP	IP WLS BF H R ER SO BB IBB HBP BLK WP HR S P ERA WHIP

Kansas City Royals @ Milwaukee Brewers
 Milwaukee County Stadium, Milwaukee, WI
 Sun Apr 26 1981, 4:33 AM EDT
 Att: 24,398 - Unknown - 50 F

livebaseballscores.com

AB 31
 R 1
 H 6
 RBI 1
 BB 4
 SO 4
 LOB 15



Batter	1	2	3	4	5	6	7	8	9	AB	R	H	RBI	BB	SO	LOB	BOTTOM				
Paul Molitor, R (1, 8) OBP: 0.314, SLG: 0.396	0-0 6-3		0-0 1-2 1B		0-3 K		0-0 2H 3H 1B		0-0 BB HBP SF9 1B	5	1	3	2	0	1	2					
Robin Yount, R (1, 6) OBP: 0.259, SLG: 0.255	0-0 5-3		0-0 F7		0-0 5-3		4-0 BB 1B SF9 BB	1-0 SF9 BB HBP		3	2	0	0	1	0	2					
Cecil Cooper, L (1, 3) OBP: 0.255, SLG: 0.234	0-0 4-3		0-0 F7		0-0 1-3		0-0 BB BB 1B	0-0 F7		5	1	1	0	0	0	3					
Ben Oglivie, L (1, 7) OBP: 0.392, SLG: 0.571		0-0 HR 2B		0-0 F8		0-0 F7		4-0 FC5 1B 1-2 2-3 BB		4	1	1	0	1	0	2					
Larry Hise, R (1, 10) OBP: 0.242, SLG: 0.467		0-0 F5		0-0 HR 1B		0-0 E6 FC4-6		4-0 BB BB 1-2 2-3 BB	0-0 SF9	3	1	1	1	1	0	1					
Ted Simmons, S (1, 2) OBP: 0.285, SLG: 0.432		0-0 HR		0-3 K		0-0 FC4-6 1B		0-0 SF9	0-0 1-2 3H 1B	4	2	2	4	0	1	2					
Gorman Thomas, R (1, 9) OBP: 0.391, SLG: 0.622		0-3 K		0-0 HR		4-0 4-3 1B 1-2 2-3 BB		4-0 BB BB 1-2 2-3 BB	0-0 FC5	3	2	1	2	2	1	2					
Don Money, R (1, 5) OBP: 0.270, SLG: 0.313		0-0 F3		0-0 2B 1B		0-0 4-3 1B 1-2 2-3 BB		4-0 BB BB 1-2 2-3 BB		3	1	2	2	1	0	0					
Jim Gantner, L (1, 4) OBP: 0.270, SLG: 0.343			0-0 F7 1B		0-0 1-3 2B		0-0 4-3 1B 1-2 2-3 BB	0-0 F8		4	0	2	0	0	0	5					
Inning Stats	R: 0 E: 0 K: 0 S: 3	H: 0 LOB: 0 BB: 0 P: 3	R: 2 E: 0 K: 1 S: 7	H: 2 LOB: 0 BB: 0 P: 7	R: 0 E: 0 K: 0 S: 4	H: 2 LOB: 1 BB: 0 P: 4	R: 2 E: 0 K: 2 S: 11	H: 4 LOB: 2 BB: 0 P: 11	R: 0 E: 0 K: 0 S: 3	H: 0 LOB: 0 BB: 0 P: 3	R: 3 E: 1 K: 0 S: 5	H: 2 LOB: 1 BB: 1 P: 9	R: 2 E: 0 K: 0 S: 4	H: 1 LOB: 3 BB: 4 P: 20	R: 2 E: 0 K: 0 S: 5	H: 2 LOB: 2 BB: 1 P: 10	1B: 9 2B: 2 3B: 0 HR: 2	SF: 2 SAC: 0 DP: 0 HBP: 1	WP: 0 PB: 0 SB: 0 CS: 0	PA: 43	
PITCHER	IP WLS BF H R ER SO BB IBB HBP BLK WP HR S P ERA WHIP	IP WLS BF H R ER SO BB IBB HBP BLK WP HR S P ERA WHIP	IP WLS BF H R ER SO BB IBB HBP BLK WP HR S P ERA WHIP	IP WLS BF H R ER SO BB IBB HBP BLK WP HR S P ERA WHIP	IP WLS BF H R ER SO BB IBB HBP BLK WP HR S P ERA WHIP	IP WLS BF H R ER SO BB IBB HBP BLK WP HR S P ERA WHIP	IP WLS BF H R ER SO BB IBB HBP BLK WP HR S P ERA WHIP	IP WLS BF H R ER SO BB IBB HBP BLK WP HR S P ERA WHIP	IP WLS BF H R ER SO BB IBB HBP BLK WP HR S P ERA WHIP	IP WLS BF H R ER SO BB IBB HBP BLK WP HR S P ERA WHIP	IP WLS BF H R ER SO BB IBB HBP BLK WP HR S P ERA WHIP	IP WLS BF H R ER SO BB IBB HBP BLK WP HR S P ERA WHIP	IP WLS BF H R ER SO BB IBB HBP BLK WP HR S P ERA WHIP	IP WLS BF H R ER SO BB IBB HBP BLK WP HR S P ERA WHIP	IP WLS BF H R ER SO BB IBB HBP BLK WP HR S P ERA WHIP	IP WLS BF H R ER SO BB IBB HBP BLK WP HR S P ERA WHIP	IP WLS BF H R ER SO BB IBB HBP BLK WP HR S P ERA WHIP	IP WLS BF H R ER SO BB IBB HBP BLK WP HR S P ERA WHIP	IP WLS BF H R ER SO BB IBB HBP BLK WP HR S P ERA WHIP	IP WLS BF H R ER SO BB IBB HBP BLK WP HR S P ERA WHIP	IP WLS BF H R ER SO BB IBB HBP BLK WP HR S P ERA WHIP

Kansas City Royals @ Milwaukee Brewers
 Milwaukee County Stadium, Milwaukee, WI
 Sun Apr 26 1981, 4:33 AM EDT
 Att: 24,398 - Unknown - 50 F

livebaseballscores.com

AB 34
 R 11
 H 13
 RBI 11
 BB 6
 SO 3
 LOB 19



Batter	1	2	3	4	5	6	7	8	9	AB	R	H	RBI	BB	SO	LOB	TOP					
Willie Wilson, S OBP: 0.250, SLG: 0.278 (1,8)	4-3		5-3		1-3			1B		4	0	1	0	0	0	1	Kansas City Royals @ Texas Rangers Arlington Stadium, Arlington, TX Thu Apr 30 1981, 8:05 PM EDT Att: 19,352 - Unknown - 85 F					
U L Washington, S OBP: 0.346, SLG: 0.304 (1,6)	K		4-3			6-3		L7		4	0	0	0	0	1							
George Brett, L OBP: 0.296, SLG: 0.250 (1,5)	E6				G5-4-3	F8		4-3		4	0	1	0	0	1							
Hal McRae, R OBP: 0.273, SLG: 0.264 (1,10)	1B				G5-4-3	F8				4	0	1	0	0	1							
Amos Otis, R OBP: 0.231, SLG: 0.174 (1,9)	4-3							F9		3	0	1	0	1	0							
John Wathan, R OBP: 0.238, SLG: 0.300 (1,7)		4-3		5-3				E6		4	0	0	0	0	2							
Willie Aikens, L OBP: 0.327, SLG: 0.489 (1,3)		4-3			1-3			F7		3	0	0	0	0	2							
Frank White, R OBP: 0.292, SLG: 0.348 (1,4)		5-3			B2-3			G5-4-3		3	0	0	0	0	2							
Jerry Grote, R OBP: 0.417, SLG: 0.400 (1,2)			F9					F8		3	0	1	0	0	0							
Inning Stats	R: 0 E: 1 K: 1 S: 7	H: 1 LOB: 2 BB: 0 P: 7	R: 0 E: 0 K: 0 S: 3	H: 0 LOB: 0 BB: 0 P: 3	R: 0 E: 0 K: 0 S: 3	H: 0 LOB: 0 BB: 0 P: 3	R: 0 E: 0 K: 0 S: 4	H: 2 LOB: 1 BB: 0 P: 4	R: 0 E: 0 K: 0 S: 4	H: 1 LOB: 1 BB: 0 P: 4	R: 0 E: 0 K: 0 S: 3	H: 0 LOB: 0 BB: 0 P: 3	R: 0 E: 0 K: 0 S: 3	H: 0 LOB: 0 BB: 0 P: 3	R: 0 E: 0 K: 0 S: 3	H: 1 LOB: 1 BB: 0 P: 4	R: 0 E: 0 K: 0 S: 3	H: 0 LOB: 0 BB: 0 P: 3	1B: 5 2B: 0 3B: 0 HR: 0	SF: 0 SAC: 0 DP: 2 HBP: 0	WP: 0 PB: 0 SB: 0 CS: 0	PA: 33
PITCHER Rick Honeycutt, L ERA: 3.32 (1,1)	IP: 9.0 WLS: W BF: 33 H: 5 R: 0 ER: 0 SO: 1 BB: 1 IBB: 0 HBP: 0 BLK: 0 WP: 0 HR: 0 S: 34 P: 38 ERA: 0.00 WHIP: 0.667																					

Batter	1	2	3	4	5	6	7	8	9	AB	R	H	RBI	BB	SO	LOB	BOTTOM														
Bump Willis, S OBP: 0.326, SLG: 0.397 (1,4)	6-3		B2-3		FC2-6	SF7		4-3		4	1	1	2	0	0	2	Kansas City Royals @ Texas Rangers Arlington Stadium, Arlington, TX Thu Apr 30 1981, 8:05 PM EDT Att: 19,352 - Unknown - 85 F														
Mickey Rivers, L OBP: 0.368, SLG: 0.403 (1,8)	3-1		B2-3		S	6-3		F9		5	1	2	0	0	0																
Al Oliver, L OBP: 0.316, SLG: 0.438 (1,10)	3-1		4-3		F6			FC4-6		4	0	1	0	0	0																
Buddy Bell, R OBP: 0.373, SLG: 0.456 (1,5)	F8				F9			FC4-6		3	1	0	0	1	0																
Bill Stein, R OBP: 0.500, SLG: 0.500 (7, PR) (8, 5)					1B			2B		0	1	0	0	0	0																
Johnny Grubb, L OBP: 0.403, SLG: 0.481 (1,9)		L4		2B				BLK		3	1	2	2	1	0																
Pat Putnam, L OBP: 0.349, SLG: 0.508 (1,3)		F8						K		4	0	2	2	0	1																
Jim Sundberg, R OBP: 0.365, SLG: 0.473 (1,2)		F4		1-3	1-3			F9		4	0	0	0	0	5																
Bill Sample, R OBP: 0.364, SLG: 0.467 (1,7)					F8			1-3		3	2	2	0	0	2																
Mario Mendoza, R OBP: 0.291, SLG: 0.275 (1,6)		F8			FC2-6			1-3		3	0	0	0	1	0																
Inning Stats	R: 0 E: 0 K: 0 S: 4	H: 1 LOB: 1 BB: 0 P: 4	R: 0 E: 0 K: 0 S: 3	H: 0 LOB: 0 BB: 0 P: 3	R: 1 E: 0 K: 0 S: 5	H: 2 LOB: 1 BB: 0 P: 5	R: 0 E: 0 K: 0 S: 4	H: 1 LOB: 2 BB: 1 P: 8	R: 4 E: 0 K: 0 S: 6	H: 3 LOB: 1 BB: 2 P: 14	R: 1 E: 0 K: 0 S: 4	H: 1 LOB: 0 BB: 0 P: 4	R: 1 E: 0 K: 1 S: 7	H: 2 LOB: 2 BB: 0 P: 7	R: 0 E: 0 K: 0 S: 3	H: 0 LOB: 1 BB: 0 P: 4	R: 0 E: 0 K: 0 S: 3	H: 0 LOB: 1 BB: 0 P: 4	1B: 4 2B: 6 3B: 0 HR: 0	SF: 1 SAC: 0 DP: 0 HBP: 1	WP: 1 PB: 0 SB: 1 CS: 0	PA: 38									
PITCHER Rich Gale, R ERA: 5.49 (1,1)	IP: 4.2 WLS: L BF: 24 H: 7 R: 5 ER: 5 SO: 0 BB: 3 IBB: 0 HBP: 0 BLK: 0 WP: 1 HR: 0 S: 21 P: 33 ERA: 9.64 WHIP: 2.143																														
Rene Martin, R ERA: 3.0 (5, 1)	1.1	5	1	1	1	0	0	0	0	0	0	5	5	6.75	0.750																
Paul Splitteroff, L ERA: 4.91 (7, 1)	0.2	4	2	1	1	1	0	0	0	1	0	0	6	6	13.50	3.000															
Jim Wright, R ERA: (7, 1)	1.1	5	0	0	0	0	0	0	1	0	0	0	4	5	0.00	0.000															

Batter	1	2	3	4	5	6	7	8	9	AB	R	H	RBI	BB	SO	LOB	TOP										
Willie Wilson, S OBP: 0.246, SLG: 0.273 Danny Garcia, L	3-1	4-3		4-3			F8	K		1	0	0	0	0	0	0	4										
Hal McRae, R OBP: 0.283, SLG: 0.293	6-3		6-3		4-3	1B	2B	K		5	2	2	0	0	1	0	10										
George Brett, L OBP: 0.339, SLG: 0.321	FC5	BB		CS	1B		4-3	BB	S	5	1	4	0	0	0	1	1										
Willie Aikens, L OBP: 0.370, SLG: 0.489				F8			1B	FC5-2	BB	2	0	1	1	3	0	1	1										
Amos Otis, R OBP: 0.281, SLG: 0.204	FC5				1B	SF7	BB		FC5-2	3	1	2	2	2	0	2	2										
John Wathan, R OBP: 0.234, SLG: 0.289		4-3			1B	WP	S		FC5-2	5	0	1	0	0	0	7	7										
Frank White, R OBP: 0.276, SLG: 0.333				SF7			B1-3		K	4	0	1	1	0	2	5	5										
Cesar Geronimo, L OBP: 0.273, SLG: 0.238				F9			F8		K2-3	4	0	1	0	0	1	1	1										
U L Washington, S OBP: 0.339, SLG: 0.286				FC4-6			K		F7	3	0	0	0	1	1	2	2										
Inning Stats	R: 0 E: 0 K: 0 S: 4	H: 1 LOB: 2 BB: 1 P: 8	R: 0 E: 0 K: 0 S: 5	H: 2 LOB: 2 BB: 0 P: 5	R: 0 E: 0 K: 0 S: 3	H: 1 LOB: 0 BB: 0 P: 3	R: 1 E: 0 K: 0 S: 4	H: 1 LOB: 2 BB: 2 P: 12	R: 1 E: 0 K: 0 S: 4	H: 2 LOB: 1 BB: 1 P: 8	R: 0 E: 0 K: 1 S: 5	H: 0 LOB: 0 BB: 0 P: 5	R: 1 E: 0 K: 1 S: 7	H: 2 LOB: 2 BB: 2 P: 15	R: 0 E: 0 K: 2 S: 7	H: 0 LOB: 0 BB: 0 P: 7	R: 1 E: 0 K: 2 S: 10	H: 3 LOB: 2 BB: 0 P: 10	1B: 10 2B: 2 3B: 0 HR: 0	SF: 1 SAC: 0 DP: 1 HBP: 0	WP: 1 PB: 0 SB: 2 CS: 1	PA: 43					
PITCHER	IP	WLS	BF	H	R	ER	SO	BB	IBB	HBP	BLK	WP	HR	S	P	ERA	WHIP										
Steve Comer, R ERA: 3.86	5.0	L	24	7	2	2	0	3	1	0	0	1	0	20	36	3.60	2.000										
Charlie Hough, R ERA: 6.75	3.1		16	4	2	2	5	1	1	0	0	0	0	24	32	5.40	1.500										
Dave Schmidt, R ERA:	0.2		3	1	0	0	1	0	0	0	0	0	0	5	5	0.00	1.500										
Batter	1	2	3	4	5	6	7	8	9	AB	R	H	RBI	BB	SO	LOB	BOTTOM										
Bump Wills, S OBP: 0.313, SLG: 0.375	F9		4-3			6-3		6-3		4	0	0	0	0	0	1	1										
Mickey Rivers, L OBP: 0.375, SLG: 0.408	F2				K				1B	4	0	2	0	0	1	0	10										
Al Oliver, L OBP: 0.313, SLG: 0.429	L8				K				L1-3	4	0	1	0	0	2	1	1										
John Ellis, R OBP: 0.200, SLG: 0.200		F3			5-3				L1-3	4	0	1	0	0	0	2	2										
Jim Sundberg, R OBP: 0.358, SLG: 0.448		K				F8			G6-4-3	3	0	0	0	1	1	2	2										
Leon Roberts, R OBP: 0.400, SLG: 0.556						K			F8	3	0	1	0	0	1	2	2										
Bill Stein, R OBP: 0.200, SLG: 0.200						5-3			L9	3	0	0	0	0	0	1	1										
Johnny Grubb, L OBP: 0.385, SLG: 0.456					F8				K	3	0	0	0	0	1	0	10										
Mario Mendoza, R OBP: 0.293, SLG: 0.296					1-3				2B	3	0	1	0	0	0	0	0										
Inning Stats	R: 0 E: 0 K: 0 S: 3	H: 0 LOB: 0 BB: 0 P: 3	R: 0 E: 0 K: 1 S: 6	H: 1 LOB: 1 BB: 0 P: 6	R: 0 E: 0 K: 0 S: 3	H: 0 LOB: 0 BB: 0 P: 3	R: 0 E: 0 K: 2 S: 7	H: 0 LOB: 0 BB: 0 P: 7	R: 0 E: 0 K: 0 S: 5	H: 0 LOB: 0 BB: 0 P: 5	R: 0 E: 0 K: 0 S: 3	H: 0 LOB: 0 BB: 0 P: 3	R: 0 E: 0 K: 0 S: 4	H: 2 LOB: 2 BB: 1 P: 8	R: 0 E: 0 K: 1 S: 6	H: 1 LOB: 1 BB: 0 P: 6	R: 0 E: 0 K: 1 S: 6	H: 2 LOB: 1 BB: 0 P: 6	1B: 4 2B: 3 3B: 0 HR: 0	SF: 0 SAC: 0 DP: 2 HBP: 0	WP: 0 PB: 0 SB: 0 CS: 0	PA: 32					
PITCHER	IP	WLS	BF	H	R	ER	SO	BB	IBB	HBP	BLK	WP	HR	S	P	ERA	WHIP										
Larry Gura, L ERA: 2.06	9.0	W	32	6	0	0	6	1	0	0	0	0	0	43	47	0.00	0.778										

Kansas City Royals @ Texas Rangers
Arlington Stadium, Arlington, TX
Fri May 01 1981, 8:05 PM EDT
Att: 26,520 - Unknown - 75 F

AB 36
R 4
H 12
RBI 4
BB 6
SO 6
LOB 23



Kansas City Royals @ Texas Rangers
Arlington Stadium, Arlington, TX
Fri May 01 1981, 8:05 PM EDT
Att: 26,520 - Unknown - 75 F

AB 31
R 0
H 6
RBI 0
BB 1
SO 6
LOB 9



Batter	1	2	3	4	5	6	7	8	9	AB	R	H	RBI	BB	SO	LOB	TOP			
Dwight Evans, R OBP: 0.468, SLG: 0.581	F3		4-3			F7		F8		4	0	0	1	0	0	1				
Dave Stapleton, R OBP: 0.288, SLG: 0.296	5-3		6-3			5-3			5-3	4	0	0	0	0	0	1				
Joe Rudi, R OBP: 0.375, SLG: 0.357	F8				F8	F9			K	4	0	0	0	0	1	0				
Jim Rice, R OBP: 0.272, SLG: 0.360		K			L8			F9	F6	4	0	0	0	0	1	0				
Tony Perez, R OBP: 0.250, SLG: 0.312		K			F8			4-3		3	0	0	0	0	1	0				
Carney Lansford, R OBP: 0.337, SLG: 0.432					L1					3	0	1	0	0	0	0				
Dave Schmidt, R OBP: 0.250, SLG: 0.250						5-3				3	1	1	0	0	1	1				
Reid Nichols, R OBP: 0.400, SLG: 0.400										3	0	2	0	0	0	0				
Glenn Hoffman, R OBP: 0.213, SLG: 0.194										2	0	0	0	0	0	1				
Inning Stats	R: 0 E: 0 K: 0 S: 3	H: 0 LOB: 0 BB: 0 P: 3	R: 0 E: 0 K: 2 S: 7	H: 0 LOB: 0 BB: 0 P: 7	R: 1 E: 0 K: 0 S: 5	H: 2 LOB: 1 BB: 0 P: 5	R: 0 E: 0 K: 0 S: 3	H: 0 LOB: 0 BB: 0 P: 3	R: 0 E: 0 K: 0 S: 4	H: 1 LOB: 1 BB: 0 P: 4	R: 0 E: 0 K: 1 S: 6	H: 1 LOB: 1 BB: 0 P: 6	R: 0 E: 0 K: 0 S: 3	H: 0 LOB: 0 BB: 0 P: 3	R: 0 E: 0 K: 1 S: 5	H: 0 LOB: 0 BB: 0 P: 5	1B: 3 2B: 0 3B: 1 HR: 0	SF: 0 SAC: 1 DP: 0 HBP: 0	WP: 0 PB: 0 SB: 0 CS: 0	PA: 31
PITCHER Larry Gura, L ERA: 1.86	IP: 9.0 WLS: W BF: 31 H: 4 R: 1 ER: 1 SO: 4 BB: 0 IBB: 0 HBP: 0 BLK: 0 WP: 0 HR: 0 S: 39 P: 39 ERA: 1.00 WHIP: 0.444															PITCHER				

Boston Red Sox @ Kansas City Royals
Royals Stadium, Kansas City, MO
Tue May 05 1981, 8:05 PM EDT
Att: 21,708 - Unknown - 65 F

AB 30
R 1
H 4
RBI 1
BB 0
SO 4
LOB 4



Batter	1	2	3	4	5	6	7	8	9	AB	R	H	RBI	BB	SO	LOB	BOTTOM	
Willie Wilson, S OBP: 0.260, SLG: 0.293	L1		6-3		5-3		L4			4	0	0	0	0	0	0		
U L Washington, S OBP: 0.335, SLG: 0.297	F9		F9			F3				3	0	0	0	1	0	0		
George Brett, L OBP: 0.344, SLG: 0.345	F8				F7					4	0	1	0	0	0	1		
Hal McRae, R OBP: 0.278, SLG: 0.289		F7			F8					3	0	1	0	1	0	0		
Amos Otis, R OBP: 0.316, SLG: 0.333										3	1	2	0	1	0	2		
Willie Aikens, L OBP: 0.425, SLG: 0.581 Danny Garcia, L (8, FR)		F7								3	0	1	1	1	0	4		
John Wathan, R OBP: 0.318, SLG: 0.381 Ken Phelps, L OBP: 0.333, SLG: 0.600 Cesar Geronimo, L OBP: 0.250, SLG: 0.324					5-3					2	1	1	0	0	0	1		
Dave Chalk, R OBP: 0.357, SLG: 0.308		4-3								2	0	0	0	0	0	2		
Jerry Grote, R OBP: 0.333, SLG: 0.333			F7							2	0	0	1	0	0	0		
Inning Stats	R: 0 E: 0 K: 0 S: 3	H: 1 LOB: 2 BB: 0 P: 5	R: 0 E: 0 K: 0 S: 3	H: 0 LOB: 0 BB: 0 P: 3	R: 1 E: 0 K: 0 S: 5	H: 2 LOB: 1 BB: 0 P: 5	R: 0 E: 0 K: 0 S: 4	H: 2 LOB: 2 BB: 1 P: 8	R: 1 E: 0 K: 0 S: 4	H: 1 LOB: 0 BB: 0 P: 4	R: 0 E: 0 K: 1 S: 5	H: 0 LOB: 3 BB: 3 P: 17	R: 0 E: 0 K: 0 S: 3	H: 0 LOB: 0 BB: 0 P: 5	1B: 2 2B: 4 3B: 0 HR: 0	SF: 1 SAC: 1 DP: 1 HBP: 1	WP: 0 PB: 0 SB: 0 CS: 0	PA: 34
PITCHER Frank Tanana, L ERA: 5.86 Bill Campbell, R ERA: 5.4	IP: 7.1 WLS: L BF: 31 H: 6 R: 2 ER: 2 SO: 0 BB: 3 IBB: 0 HBP: 1 BLK: 0 WP: 0 HR: 0 S: 27 P: 40 ERA: 2.46 WHIP: 1.227															PITCHER		


Boston Red Sox @ Kansas City Royals
Royals Stadium, Kansas City, MO
Tue May 05 1981, 8:05 PM EDT
Att: 21,708 - Unknown - 65 F


AB 27
R 2
H 6
RBI 2
BB 4
SO 1
LOB 13



Batter	1	2	3	4	5	6	7	8	9	AB	R	H	RBI	BB	SO	LOB	TOP				
Jerry Remy, L (1,4) OBP: 0.392, SLG: 0.279	F8		CS			SH1-3		HR	F4	2	1	1	0	1	0	0	Boston Red Sox @ Kansas City Royals Royals Stadium, Kansas City, MO Wed May 06 1981, 8:05 PM EDT Att: 21,400 - Unknown - 64 F				
Dave Stapleton, R (9,PH) OBP: 0.283, SLG: 0.291			BB					1B		1	0	0	0	0	0	1					
Dwight Evans, R (1,9) OBP: 0.469, SLG: 0.615	K		CS		G6-4-3	F8		HR		4	1	2	2	0	1	1					
Carl Yastrzemski, L (1,10) OBP: 0.297, SLG: 0.224	G3				F4	K		FC5	1B	3	0	0	0	1	1	2					
Jim Rice, R (1,7) OBP: 0.271, SLG: 0.356		6-3			G6-4-3					4	0	1	0	0	0	1					
Tony Perez, R (1,3) OBP: 0.261, SLG: 0.321		F7						FC5	1B	4	0	2	0	0	0	2					
Carney Lansford, R (1,5) OBP: 0.344, SLG: 0.447						F9		FC1-4	1B	4	1	2	0	0	0	2					
Gary Allenson, R (1,2) OBP: 0.305, SLG: 0.394						K			2B	4	0	0	0	0	2	4					
Glenn Hoffman, R (1,6) OBP: 0.215, SLG: 0.197			L6			K		SH3-4	1B	4	0	1	0	0	2	2					
Rick Miller, L (1,8) OBP: 0.366, SLG: 0.349			F7			SH1-3		SH3-4	1B	3	0	2	1	0	0	0					
Inning Stats	R: 0 E: 0 K: 1 S: 5	H: 0 LOB: 0 BB: 0 P: 5	R: 0 E: 0 K: 1 S: 6	H: 1 LOB: 1 BB: 0 P: 6	R: 0 E: 0 K: 0 S: 2	H: 0 LOB: 0 BB: 1 P: 6	R: 0 E: 0 K: 0 S: 3	H: 1 LOB: 0 BB: 0 P: 3	R: 0 E: 0 K: 2 S: 8	H: 1 LOB: 1 BB: 0 P: 8	R: 0 E: 0 K: 0 S: 4	H: 1 LOB: 1 BB: 0 P: 4	R: 2 E: 0 K: 0 S: 6	H: 4 LOB: 2 BB: 1 P: 10	R: 1 E: 0 K: 1 S: 7	H: 2 LOB: 1 BB: 0 P: 7	1B: 9 2B: 1 3B: 0 HR: 1	SF: 0 SAC: 2 DP: 1 HBP: 0	WP: 0 PB: 0 SB: 2 CS: 1	PA: 38	
PITCHER	IP	WLS	BF	H	R	ER	SO	BB	IBB	HBP	BLK	WP	HR	S	P	ERA	WHIP				
Dennis Leonard, R (1,1) ERA: 3.05	7.2	L	31	9	2	2	5	2	0	0	0	0	1	39	47	2.35	1.435				
Dan Quisenberry, R (8,1) ERA: 5.95	1.0		5	2	1	1	1	0	0	0	0	0	0	7	7	9.00	2.000				
Ken Brett, L (9,1) ERA: 6.75	0.1		1	0	0	0	0	0	0	0	0	0	0	1	1	0.00	0.000				

Batter	1	2	3	4	5	6	7	8	9	AB	R	H	RBI	BB	SO	LOB	BOTTOM				
Willie Wilson, S (1,7) OBP: 0.272, SLG: 0.304	G3					G3			4-3	4	1	2	0	0	0	0	Boston Red Sox @ Kansas City Royals Royals Stadium, Kansas City, MO Wed May 06 1981, 8:05 PM EDT Att: 21,400 - Unknown - 64 F				
Rance Mulliniks, L (1,6) OBP: 0.154, SLG: 0.154										3	0	0	0	0	0	2					
Ken Phelps, L (9,PH) OBP: 0.286, SLG: 0.500	G3		F2			4-3			F4	1	0	0	0	0	0	0					
George Brett, L (1,5) OBP: 0.338, SLG: 0.339			L8			G3			F7	4	0	1	1	0	0	1					
Willie Aikens, L (1,3) OBP: 0.421, SLG: 0.569	K							4-3		3	0	1	0	0	1	1					
Hal McRae, R (1,10) OBP: 0.268, SLG: 0.278									F9	3	0	0	0	0	0	2					
Amos Otis, R (1,8) OBP: 0.304, SLG: 0.319			5-3			L3			1-3	3	0	0	0	0	0	1					
Frank White, R (1,4) OBP: 0.239, SLG: 0.256			L3						L5	3	0	0	0	0	0	0					
Cesar Geronimo, L (1,9) OBP: 0.231, SLG: 0.297			K						F6	3	0	0	0	0	1	0					
Jerry Grote, R (1,2) OBP: 0.294, SLG: 0.286									F8	2	0	0	0	0	0	0					
Jamie Quirk, L (8,PH) OBP: 0.235, SLG: 0.353			4-3							1	0	0	0	0	0	0					
Inning Stats	R: 1 E: 0 K: 1 S: 7	H: 2 LOB: 1 BB: 0 P: 7	R: 0 E: 0 K: 1 S: 5	H: 0 LOB: 0 BB: 0 P: 5	R: 0 E: 0 K: 0 S: 4	H: 1 LOB: 1 BB: 0 P: 4	R: 0 E: 0 K: 0 S: 3	H: 1 LOB: 0 BB: 0 P: 3	R: 0 E: 0 K: 0 S: 3	H: 0 LOB: 0 BB: 0 P: 3	R: 0 E: 0 K: 0 S: 3	H: 0 LOB: 0 BB: 0 P: 3	R: 0 E: 0 K: 0 S: 3	H: 0 LOB: 0 BB: 0 P: 3	R: 0 E: 0 K: 0 S: 3	H: 0 LOB: 0 BB: 0 P: 3	1B: 4 2B: 1 3B: 0 HR: 0	SF: 0 SAC: 0 DP: 1 HBP: 0	WP: 0 PB: 0 SB: 1 CS: 0	PA: 30	
PITCHER	IP	WLS	BF	H	R	ER	SO	BB	IBB	HBP	BLK	WP	HR	S	P	ERA	WHIP				
Dennis Eckersley, R (1,1) ERA: 4.89	9.0	W	30	4	1	1	2	0	0	0	0	0	0	34	34	1.00	0.444				

Batter	1	2	3	4	5	6	7	8	9	AB	R	H	RBI	BB	SO	LOB	TOP			
Willie Wilson, S OBP: 0.294, SLG: 0.309	0-0 5-3 2B	1-0 CS HBP		0-0 F8		0-0 SH1-3		1-0 HBP		2	1	1	0	0	0	2	Kansas City Royals @ Chicago White Sox Comiskey Park, Chicago, IL Fri May 08 1981, 8:05 PM EDT Att: 42,312 - Unknown - 52 F AB 34 R 5 H 9 RBI 5 BB 3 SO 5 LOB 17 			
Hal McRae, R OBP: 0.276, SLG: 0.301	0-0 5-3	0-0 2B		0-0 FC4 1B		0-0 SF8		0-0 F7		4	0	2	2	0	0	3				
George Brett, L OBP: 0.329, SLG: 0.343	0-0 2B	0-3 K		0-0 FC4 1B		0-0 4-3			0-0 G3	5	1	1	1	0	1	4				
Willie Aikens, L OBP: 0.420, SLG: 0.565	0-0 1B 2B		0-0 1-3		4-0 FC5-4 BB		0-0 F7		0-3 K	4	1	1	1	1	1	0				
Amos Otis, R OBP: 0.286, SLG: 0.297	0-0 F3		0-0 F9		0-3 K		0-3 K		0-0 F8	5	0	0	0	0	2	2				
Frank White, R OBP: 0.240, SLG: 0.255	0-0 1B 1B		0-0 F8		0-0 FC5-4 FC6-4 1-2		0-3 K			4	0	1	0	0	1	1				
John Wathan, R OBP: 0.329, SLG: 0.388	0-0 FC4-6 1B		0-0 1B 1B		0-0 FC6-4 1-2			0-0 5-3		4	1	2	1	0	0	1				
Danny Garcia, L OBP: 0.111, SLG: 0.111	0-0 FC4-6 1-2		0-0 F7		0-0 E6 SH1-3 BB SF8			0-0 WP 1B		4	1	1	0	0	0	3				
U L Washington, S OBP: 0.346, SLG: 0.288		0-0 4-3		0-0 1B BB		4-0 SF8 SH1-3 BB		0-0 F7		2	0	0	0	2	0	1				
Inning Stats	R: 3 E: 0 K: 0 S: 8	H: 5 LOB: 2 BB: 0 P: 8	R: 0 E: 0 K: 1 S: 5	H: 1 LOB: 1 BB: 0 P: 6	R: 0 E: 0 K: 0 S: 3	H: 0 LOB: 0 BB: 0 P: 3	R: 1 E: 0 K: 0 S: 5	H: 2 LOB: 2 BB: 1 P: 9	R: 0 E: 0 K: 1 S: 5	H: 0 LOB: 1 BB: 1 P: 9	R: 0 E: 0 K: 2 S: 7	H: 0 LOB: 0 BB: 0 P: 7	R: 0 E: 0 K: 0 S: 4	H: 1 LOB: 2 BB: 0 P: 5	R: 0 E: 0 K: 1 S: 5	H: 0 LOB: 0 BB: 0 P: 5	1B: 6 2B: 3 3B: 0 HR: 0	SF: 1 SAC: 1 DP: 0 HBP: 2	WP: 1 PB: 0 SB: 1 CS: 1	PA: 41
PITCHER	IP WLS BF H R ER SO BB IBB HBP BLK WP HR S P ERA WHIP	3.2 L 20 8 4 4 1 1 0 1 0 0 0 0 20 25 9.82 2.455	1.1 W 7 0 1 0 1 2 0 0 0 0 0 0 7 15 0.00 1.500	4.0 S 14 1 0 0 3 0 0 1 0 1 0 0 19 20 0.00 0.250	PITCHER															

Batter	1	2	3	4	5	6	7	8	9	AB	R	H	RBI	BB	SO	LOB	BOTTOM			
Ron LeFlore, R OBP: 0.315, SLG: 0.360	0-0 S 1B		0-0 L7	0-0 WP 3B	0-0 4-3		0-0 5-3			5	1	2	2	0	0	1	Kansas City Royals @ Chicago White Sox Comiskey Park, Chicago, IL Fri May 08 1981, 8:05 PM EDT Att: 42,312 - Unknown - 52 F AB 37 R 9 H 12 RBI 8 BB 2 SO 3 LOB 15 			
Tony Bemazzard, S OBP: 0.374, SLG: 0.474	0-0 FC1		0-0 FC6-4 1B	0-0 4-3		0-3 K		0-3 K		5	0	1	0	0	2	2				
Carlton Fisk, R OBP: 0.403, SLG: 0.574	0-0 L8		0-0 FC6-4 1-2	1-0 WP HBP		0-0 F7		0-0 F2		4	0	0	0	0	0	3				
Greg Luzinski, R OBP: 0.424, SLG: 0.439	0-0 F3		0-0 HR BB 5-3			0-0 1B 2B		0-0 F7		4	2	1	0	1	0	3				
Wayne Nordhagen, R OBP: 0.333, SLG: 0.442	0-0 4-3			0-0 1-H HR		0-0 L9		4-0 2-H 1B		4	1	2	3	0	0	2				
Rusty Kuntz, R OBP: 0.407, SLG: 0.391				0-0 1B 3B		0-0 L9		0-0 FC6-4 IBB		0	0	0	0	0	0	0				
Chet Lemon, R OBP: 0.396, SLG: 0.470		0-0 L6		0-0 1B 3B		0-0 L9		0-0 FC6-4 IBB		3	2	2	0	0	0	0				
Harold Baines, L OBP: 0.240, SLG: 0.333				0-0 1B 3B		0-0 L9		0-0 FC6-4 IBB		0	0	0	0	1	0	0				
Jim Morrison, R OBP: 0.295, SLG: 0.388		0-0 5-3		0-0 1B 3B		0-0 FC6-4 1-2				4	2	2	2	0	0	2				
Mike Squires, L OBP: 0.362, SLG: 0.390		0-0 F8		0-0 F5		0-0 4-3 S		0-0 4-3		4	0	1	1	0	0	1				
Bill Almon, R OBP: 0.394, SLG: 0.400			0-3 K	0-0 1-2 3B 1B		0-0 4-3		0-0 F8		4	1	1	0	0	1	1				
Inning Stats	R: 0 E: 0 K: 0 S: 5	H: 1 LOB: 2 BB: 0 P: 5	R: 0 E: 0 K: 1 S: 6	H: 1 LOB: 1 BB: 0 P: 6	R: 6 E: 0 K: 0 S: 8	H: 5 LOB: 1 BB: 1 P: 13	R: 2 E: 0 K: 0 S: 6	H: 3 LOB: 1 BB: 0 P: 6	R: 1 E: 0 K: 1 S: 7	H: 2 LOB: 2 BB: 1 P: 11	R: 0 E: 0 K: 0 S: 3	H: 0 LOB: 0 BB: 0 P: 3	R: 0 E: 0 K: 1 S: 5	H: 0 LOB: 0 BB: 0 P: 5	R: 0 E: 0 K: 0 S: 5	H: 0 LOB: 0 BB: 0 P: 5	1B: 7 2B: 1 3B: 3 HR: 1	SF: 0 SAC: 0 DP: 0 HBP: 1	WP: 1 PB: 0 SB: 2 CS: 0	PA: 40
PITCHER	IP WLS BF H R ER SO BB IBB HBP BLK WP HR S P ERA WHIP	3.1 L 18 6 5 5 1 1 0 0 0 0 0 0 19 23 13.50 2.100	4.1 L 10 4 3 3 0 0 0 1 0 0 1 0 9 10 16.20 2.400	3.0 L 12 2 1 1 2 0 1 0 0 0 0 0 15 19 3.00 0.667	PITCHER															

Batter	1	2	3	4	5	6	7	8	9	AB	R	H	RBI	BB	SO	LOB	TOP					
Willie Wilson, S OBP: 0.303, SLG: 0.318 (1, 7)										4	0	2	0	0	1	0	Kansas City Royals @ Chicago White Sox Comiskey Park, Chicago, IL Sat May 09 1981, 4:33 AM EDT Att: 23,706 - Unknown - 56 F					
Hal McRae, R OBP: 0.284, SLG: 0.287 (1, 10)										4	0	0	0	0	0	4						
George Brett, L OBP: 0.325, SLG: 0.338 (1, 5)										4	0	1	0	0	1	2						
Willie Aikens, L OBP: 0.435, SLG: 0.563 (1, 3)										2	0	1	0	2	0	2						
Amos Otis, R OBP: 0.273, SLG: 0.282 (1, 8)										4	0	0	0	0	2	3						
John Wathan, R OBP: 0.338, SLG: 0.386 (1, 2)										3	0	1	0	1	0	1						
Frank White, R OBP: 0.226, SLG: 0.240 Ken Phelps, L OBP: 0.250, SLG: 0.429 (8, PH)										3	0	0	0	0	0	2						
Danny Garcia, L OBP: 0.091, SLG: 0.091 Jamie Quirk, L OBP: 0.222, SLG: 0.333 Cesar Geronimo, L OBP: 0.231, SLG: 0.297 (8, PH)										2	0	0	0	0	1	0						
U L Washington, S OBP: 0.358, SLG: 0.284 (1, 6)										1	0	0	0	2	0	0						
Inning Stats	R: 0 E: 0 K: 1 S: 5	H: 1 LOB: 0 BB: 0 P: 5	R: 0 E: 0 K: 1 S: 5	H: 0 LOB: 1 BB: 1 P: 9	R: 0 E: 0 K: 1 S: 5	H: 0 LOB: 0 BB: 0 P: 5	R: 0 E: 0 K: 1 S: 6	H: 1 LOB: 1 BB: 0 P: 6	R: 0 E: 0 K: 0 S: 2	H: 0 LOB: 0 BB: 1 P: 6	R: 0 E: 0 K: 0 S: 4	H: 1 LOB: 2 BB: 1 P: 8	R: 0 E: 0 K: 0 S: 3	H: 0 LOB: 0 BB: 0 P: 3	R: 0 E: 0 K: 1 S: 5	H: 1 LOB: 1 BB: 1 P: 9		R: 0 E: 0 K: 2 S: 8	H: 1 LOB: 2 BB: 1 P: 12	1B: 5 2B: 0 3B: 0 HR: 0	SF: 0 SAC: 0 DP: 2 HBP: 0	WP: 1 PB: 0 CS: 1
PITCHER Richard Dotson, R ERA: 3.09 (1, 1)	IP: 9.0 WLS: W BF: 34 H: 5 R: 0 ER: 0 SO: 7 BB: 5 IBB: 0 HBP: 0 BLK: 0 WP: 1 HR: 0 S: 43 P: 63 ERA: 0.00 WHIP: 1.111																					

Batter	1	2	3	4	5	6	7	8	9	AB	R	H	RBI	BB	SO	LOB	BOTTOM			
Ron LeFlore, R OBP: 0.293, SLG: 0.333 (1, 8)										4	0	0	0	0	1	0	Kansas City Royals @ Chicago White Sox Comiskey Park, Chicago, IL Sat May 09 1981, 4:33 AM EDT Att: 23,706 - Unknown - 56 F			
Mike Squires, L OBP: 0.373, SLG: 0.400 (1, 3)										4	0	2	0	0	0	0				
Tony Bernazard, S OBP: 0.369, SLG: 0.465 (1, 4)										4	0	1	0	0	2	2				
Greg Luzinski, R OBP: 0.408, SLG: 0.419 (1, 10)										4	0	0	0	0	0	3				
Wayne Nordhagen, R OBP: 0.333, SLG: 0.426 Rusty Kuntz, R OBP: 0.393, SLG: 0.375 (7, 7)										2	1	0	0	1	1	0				
Harold Baines, L OBP: 0.256, SLG: 0.365 (1, 9)										2	2	1	1	1	0	0				
Jim Morrison, R OBP: 0.259, SLG: 0.392 (1, 5)										2	0	1	2	0	0	0				
Jim Essian, R OBP: 0.250, SLG: 0.296 (1, 2)										3	0	1	0	0	0	1				
Bill Almon, R OBP: 0.381, SLG: 0.386 (1, 6)										3	0	0	0	0	0	1				
Inning Stats	R: 0 E: 0 K: 1 S: 5	H: 0 LOB: 0 BB: 0 P: 5	R: 1 E: 1 K: 0 S: 4	H: 1 LOB: 1 BB: 1 P: 8	R: 0 E: 0 K: 1 S: 6	H: 1 LOB: 1 BB: 0 P: 6	R: 2 E: 0 K: 0 S: 5	H: 2 LOB: 1 BB: 1 P: 9	R: 0 E: 0 K: 0 S: 4	H: 1 LOB: 1 BB: 0 P: 4	R: 0 E: 0 K: 1 S: 5	H: 0 LOB: 0 BB: 0 P: 5	R: 0 E: 1 K: 1 S: 6	H: 0 LOB: 1 BB: 0 P: 6	R: 0 E: 1 K: 1 S: 6	H: 1 LOB: 1 BB: 0 P: 6		1B: 5 2B: 0 3B: 1 HR: 0	SF: 1 SAC: 0 DP: 1 HBP: 0	WP: 0 PB: 1 CS: 0
PITCHER Rich Gale, R ERA: 4.73 (1, 1)	IP: 8.0 WLS: L BF: 32 H: 6 R: 3 ER: 3 SO: 5 BB: 2 IBB: 0 HBP: 0 BLK: 0 WP: 0 HR: 0 S: 40 P: 48 ERA: 3.38 WHIP: 1.000																			



Batter	1	2	3	4	5	6	7	8	9	AB	R	H	RBI	BB	SO	LOB	TOP								
Bump Wills, S OBP: 0.325, SLG: 0.409 (1,4)										5	1	4	3	0	0	1									
Mickey Rivers, L OBP: 0.327, SLG: 0.352 (1,8)										5	1	2	1	0	0	4									
Al Oliver, L OBP: 0.345, SLG: 0.430 (1,10)										5	1	2	1	0	0	3									
Buddy Bell, R OBP: 0.361, SLG: 0.420 (1,5)										5	0	1	2	0	0	2									
Bill Stein, R OBP: 0.469, SLG: 0.548 (1,3)										2	1	1	0	1	0	0									
Pat Putnam, L OBP: 0.333, SLG: 0.465 (6,3)										2	0	0	0	0	0	0									
Leon Roberts, R OBP: 0.395, SLG: 0.529 (1,7)										4	1	1	0	1	0	3									
Jim Sundberg, R OBP: 0.347, SLG: 0.388 (1,2)										5	0	0	0	0	1	3									
Rick Lisi, R OBP: 0.667, SLG: 0.600 (1,9)										3	3	2	1	1	0	0									
Mario Mendoza, R OBP: 0.288, SLG: 0.284 (1,6)										3	1	2	1	0	0	0									
Inning Stats	R: 0 E: 0 K: 0 S: 4	H: 1 LOB: 1 BB: 0 P: 4	R: 0 E: 0 K: 1 S: 5	H: 0 LOB: 0 BB: 0 P: 5	R: 3 E: 0 K: 0 S: 7	H: 4 LOB: 2 BB: 1 P: 11	R: 0 E: 0 K: 0 S: 3	H: 0 LOB: 0 BB: 0 P: 3	R: 1 E: 0 K: 0 S: 4	H: 2 LOB: 0 BB: 0 P: 4	R: 2 E: 0 K: 0 S: 7	H: 4 LOB: 2 BB: 0 P: 7	R: 0 E: 0 K: 0 S: 3	H: 0 LOB: 0 BB: 0 P: 3	R: 3 E: 0 K: 0 S: 5	H: 3 LOB: 1 BB: 2 P: 13	R: 0 E: 0 K: 0 S: 4	H: 1 LOB: 1 BB: 0 P: 4	1B: 12 2B: 4 3B: 0 HR: 0	SF: 0 SAC: 1 DP: 2 HBP: 0	WP: 0 PB: 0 SB: 0 CS: 0	PA: 43			
PITCHER	IP	WLS	BF	H	R	ER	SO	BB	IBB	HBP	BLK	WP	HR	S	P	ERA	WHIP								
Larry Gura, L ERA: 2.67 (1,1)	5.2	L	27	10	6	6	1	1	0	0	0	0	0	28	32	9.53	1.941								
Rene Martin, R ERA: 5.4 (6,1)	1.2		9	2	3	3	0	2	0	0	0	0	0	7	15	16.20	2.400								
Ken Brett, L ERA: 4.76 (8,1)	1.2		7	3	0	0	0	0	0	0	0	0	0	7	7	0.00	1.800								

Texas Rangers @ Kansas City Royals
 Royals Stadium, Kansas City, MO
 Mon May 11 1981, 8:05 PM EDT
 Att: 28,876 - Unknown - 69 F

AB 39
 R 9
 H 15
 RBI 9
 BB 3
 SO 1
 LOB 16



Batter	1	2	3	4	5	6	7	8	9	AB	R	H	RBI	BB	SO	LOB	BOTTOM								
Willie Wilson, S OBP: 0.298, SLG: 0.311 (1,7)										5	0	1	0	0	0	4									
U L Washington, S OBP: 0.365, SLG: 0.296 (1,6)										4	0	2	0	0	0	2									
George Brett, L OBP: 0.309, SLG: 0.320 (1,5)										4	0	0	0	0	0	6									
Hal McRae, R OBP: 0.263, SLG: 0.278 (1,10)										3	0	0	0	1	0	3									
Amos Otis, R OBP: 0.272, SLG: 0.280 (1,8)										4	0	1	0	0	0	1									
John Wathan, R OBP: 0.333, SLG: 0.378 (1,9)										4	0	1	0	0	1	3									
Willie Aikens, L OBP: 0.416, SLG: 0.533 (1,3)										4	0	0	0	0	1	2									
Frank White, R OBP: 0.232, SLG: 0.302 (1,4)										3	1	1	1	0	0	0									
Jamie Quirk, L OBP: 0.265, SLG: 0.421 (9, PH)										1	0	1	0	0	0	0									
Jerry Grote, R OBP: 0.350, SLG: 0.353 (1,2)										3	0	2	0	0	0	0									
Ken Phelps, L OBP: 0.222, SLG: 0.375 (9, PH)										1	0	0	0	0	1	1									
Inning Stats	R: 0 E: 0 K: 0 S: 4	H: 1 LOB: 1 BB: 0 P: 4	R: 0 E: 0 K: 0 S: 3	H: 1 LOB: 0 BB: 0 P: 3	R: 0 E: 1 K: 0 S: 5	H: 1 LOB: 2 BB: 0 P: 5	R: 0 E: 0 K: 0 S: 4	H: 1 LOB: 1 BB: 0 P: 4	R: 0 E: 0 K: 1 S: 5	H: 0 LOB: 1 BB: 1 P: 9	R: 0 E: 0 K: 2 S: 8	H: 1 LOB: 1 BB: 0 P: 8	R: 0 E: 0 K: 0 S: 4	H: 1 LOB: 1 BB: 0 P: 4	R: 0 E: 0 K: 0 S: 3	H: 0 LOB: 0 BB: 0 P: 3	1B: 7 2B: 1 3B: 0 HR: 1	SF: 0 SAC: 0 DP: 2 HBP: 0	WP: 0 PB: 0 SB: 0 CS: 1	PA: 37					
PITCHER	IP	WLS	BF	H	R	ER	SO	BB	IBB	HBP	BLK	WP	HR	S	P	ERA	WHIP								
Rick Honeycutt, L ERA: 2.81 (1,1)	7.0	W	29	8	1	1	0	0	0	0	0	0	0	29	29	1.29	1.143								
Bob Babcock, R ERA: 1.69 (8,1)	2.0		8	1	0	0	3	1	0	0	0	0	0	13	17	0.00	1.000								

Texas Rangers @ Kansas City Royals
 Royals Stadium, Kansas City, MO
 Mon May 11 1981, 8:05 PM EDT
 Att: 28,876 - Unknown - 69 F

AB 36
 R 1
 H 9
 RBI 1
 BB 1
 SO 3
 LOB 22



Batter	1	2	3	4	5	6	7	8	9	AB	R	H	RBI	BB	SO	LOB	TOP			
Bump Willis, S OBP: 0.323, SLG: 0.404 (1, 4)										4	0	1	0	0	0	2	Texas Rangers @ Kansas City Royals Royals Stadium, Kansas City, MO Tue May 12, 1981, 8:05 PM EDT Att: 19,155 - Unknown - 70 F			
Mickey Rivers, L OBP: 0.316, SLG: 0.339 (1, 8)										4	0	0	0	0	1	1				
Al Oliver, L OBP: 0.341, SLG: 0.424 (1, 10)										4	0	1	0	0	0	1				
Buddy Bell, R OBP: 0.356, SLG: 0.413 (1, 5)										4	0	1	0	0	0	1				
Johnny Grubb, L OBP: 0.381, SLG: 0.459 (1, 9)										4	0	0	0	0	0	2				
Pat Putnam, L OBP: 0.340, SLG: 0.472 (1, 3)										3	1	1	0	1	0	0				
Leon Roberts, R OBP: 0.429, SLG: 0.579 (1, 7)										4	1	3	1	0	0	0				
Jim Sundberg, R OBP: 0.353, SLG: 0.386 (1, 2)										3	0	1	0	1	0	1				
Mario Mendoza, R OBP: 0.286, SLG: 0.282 (1, 6)										4	0	1	1	0	2	3				
Inning Stats	R: 0 E: 0 K: 1 S: 5	H: 0 LOB: 0 BB: 0 P: 5	R: 2 E: 0 K: 0 S: 7	H: 4 LOB: 2 BB: 0 P: 7	R: 0 E: 0 K: 0 S: 4	H: 1 LOB: 1 BB: 0 P: 4	R: 0 E: 0 K: 0 S: 3	H: 0 LOB: 0 BB: 0 P: 3	R: 0 E: 0 K: 1 S: 5	H: 0 LOB: 0 BB: 0 P: 3	R: 0 E: 0 K: 0 S: 3	H: 1 LOB: 0 BB: 0 P: 3	R: 0 E: 0 K: 1 S: 6	H: 1 LOB: 1 BB: 0 P: 6	R: 0 E: 0 K: 0 S: 4	H: 2 LOB: 3 BB: 2 P: 12	1B: 7 2B: 3 3B: 0 HR: 0	SF: 0 SAC: 0 DP: 2 HBP: 0	WP: 1 PB: 0 SB: 0 CS: 0	PA: 36
PITCHER Dennis Leonard, R ERA: 2.87 (1, 1)	IP: 9.0 WLS: W BF: 36 H: 9 R: 2 ER: 2 SO: 3 BB: 1 IBB: 1 HBP: 0 BLK: 0 WP: 1 HR: 0 S: 40 P: 48 ERA: 2.00 WHIP: 1.111															PITCHER				

Batter	1	2	3	4	5	6	7	8	9	AB	R	H	RBI	BB	SO	LOB	BOTTOM					
Willie Wilson, S OBP: 0.303, SLG: 0.316 (1, 7)										5	0	2	1	0	0	0	Texas Rangers @ Kansas City Royals Royals Stadium, Kansas City, MO Tue May 12, 1981, 8:05 PM EDT Att: 19,155 - Unknown - 70 F					
U L Washington, S OBP: 0.345, SLG: 0.280 (1, 6)										4	0	0	0	0	1	1						
George Brett, L OBP: 0.341, SLG: 0.380 (1, 5)										4	1	4	0	0	0	0						
Hal McRae, R OBP: 0.263, SLG: 0.277 (1, 10)										4	0	1	0	0	1	4						
Amos Otis, R OBP: 0.281, SLG: 0.306 (1, 8)										3	1	2	1	0	0	0						
Lee May, R OBP: 0.394, SLG: 0.455 (1, 3)										4	0	1	0	0	0	2						
Danny Garcia, L OBP: 0.091, SLG: 0.091 (9, FR)										0	1	0	0	0	0	0						
John Wathan, R OBP: 0.333, SLG: 0.377 (1, 9)										3	0	1	0	0	0	0						
Willie Aikens, L OBP: 0.422, SLG: 0.533 (9, PH)										0	0	0	0	1	0	0						
Frank White, R OBP: 0.233, SLG: 0.291 (1, 4)										2	0	0	1	1	0	1						
Jerry Grote, R OBP: 0.304, SLG: 0.300 (1, 2)										3	0	0	0	0	0	1						
Jamie Quirk, L OBP: 0.250, SLG: 0.400 (9, PH)										1	0	0	0	0	1	2						
Inning Stats	R: 0 E: 0 K: 1 S: 6	H: 1 LOB: 1 BB: 0 P: 6	R: 0 E: 0 K: 0 S: 4	H: 2 LOB: 1 BB: 0 P: 4	R: 0 E: 0 K: 0 S: 7	H: 2 LOB: 2 BB: 0 P: 7	R: 0 E: 0 K: 0 S: 3	H: 0 LOB: 0 BB: 0 P: 3	R: 0 E: 0 K: 0 S: 2	H: 0 LOB: 1 BB: 1 P: 6	R: 1 E: 0 K: 0 S: 5	H: 2 LOB: 1 BB: 0 P: 5	R: 0 E: 0 K: 0 S: 3	H: 0 LOB: 0 BB: 0 P: 3	R: 0 E: 0 K: 0 S: 4	H: 1 LOB: 1 BB: 0 P: 4	R: 2 E: 0 K: 1 S: 7	H: 3 LOB: 2 BB: 1 P: 11	1B: 8 2B: 3 3B: 0 HR: 0	SF: 2 SAC: 0 DP: 2 HBP: 0	WP: 0 PB: 0 SB: 0 CS: 0	PA: 37
PITCHER Jon Matlack, L ERA: 3.38 (1, 1)	IP: 8.0 WLS: L BF: 33 H: 10 R: 3 ER: 3 SO: 2 BB: 1 IBB: 0 HBP: 0 BLK: 0 WP: 0 HR: 0 S: 36 P: 40 ERA: 3.38 WHIP: 1.375															PITCHER						
Steve Comer, R ERA: 3.09 (9, 1)	0.1 WLS: 0 BF: 2 H: 0 R: 0 ER: 0 SO: 0 BB: 0 IBB: 0 HBP: 0 BLK: 0 WP: 0 HR: 0 S: 1 P: 5 ERA: 0.00 WHIP: 3.000																					
John Henry Johnson, L ERA: 2.13 (9, 1)	0.1 WLS: 0 BF: 2 H: 1 R: 0 ER: 0 SO: 1 BB: 0 IBB: 0 HBP: 0 BLK: 0 WP: 0 HR: 0 S: 4 P: 4 ERA: 0.00 WHIP: 3.000																					

AB 34
R 2
H 9
RBI 2
BB 2
SO 3
LOB 11



AB 33
R 3
H 11
RBI 3
BB 2
SO 3
LOB 11



Batter	1	2	3	4	5	6	7	8	9	AB	R	H	RBI	BB	SO	LOB	TOP					
Bump Wills, S OBP: 0.313, SLG: 0.390 (1,4)	L4		P4			F7		F3		4	0	0	0	0	0	0						
Mickey Rivers, L OBP: 0.322, SLG: 0.345 (1,8)	4-3					F7			1B	4	0	2	0	0	0	0						
Al Oliver, L OBP: 0.339, SLG: 0.418 (1,10)	2B		F7			F7			6-3	4	1	1	0	0	0	2						
Buddy Bell, R OBP: 0.362, SLG: 0.421 (1,5)	1B				E6			F7		3	1	1	1	1	0	0						
Leon Roberts, R OBP: 0.413, SLG: 0.548 (1,7)	1B		G6-4-3			L7		L7		4	0	1	1	0	0	3						
Johnny Grubb, L OBP: 0.366, SLG: 0.438 (1,9)	CS		6-3			1-3		F8		4	0	0	0	0	0	2						
Jim Sundberg, R OBP: 0.343, SLG: 0.374 (1,2)						F7		5-3		3	0	0	0	0	1	0						
Pat Putnam, L OBP: 0.340, SLG: 0.500 (1,3)						6-3		HR		3	1	1	1	0	0	0						
Mario Mendoza, R OBP: 0.276, SLG: 0.272 (1,6)			G3			K		F9		3	0	0	0	0	1	0						
Inning Stats	R: 2 E: 0 K: 0 S: 5	H: 3 LOB: 0 BB: 0 P: 5	R: 0 E: 0 K: 1 S: 5	H: 0 LOB: 0 BB: 0 P: 5	R: 0 E: 0 K: 0 S: 4	H: 1 LOB: 1 BB: 0 P: 4	R: 0 E: 1 K: 0 S: 3	H: 0 LOB: 0 BB: 0 P: 3	R: 0 E: 0 K: 1 S: 5	H: 0 LOB: 0 BB: 0 P: 5	R: 0 E: 0 K: 0 S: 3	H: 0 LOB: 0 BB: 0 P: 3	R: 0 E: 0 K: 0 S: 3	H: 0 LOB: 0 BB: 0 P: 3	R: 1 E: 0 K: 0 S: 4	H: 1 LOB: 0 BB: 0 P: 4	R: 0 E: 0 K: 0 S: 4	H: 1 LOB: 2 BB: 1 P: 8	1B: 4 2B: 1 3B: 0 HR: 1	SF: 0 SAC: 0 DP: 1 HBP: 0	WP: 0 PB: 0 SB: 1 CS: 1	PA: 34
PITCHER	IP	WLS	BF	H	R	ER	SO	BB	IBB	HBP	BLK	WP	HR	S	P	ERA	WHIP					
Paul Splittorf, L ERA: 6.04 (1,1)	8.1	L	30	6	3	3	2	0	0	0	0	0	1	34	34	3.24	0.720					
Rene Martin, R ERA: 5.11 (9,1)	0.2		3	0	0	0	0	0	1	0	0	0	0	2	6	0.00	0.000					

Texas Rangers @ Kansas City Royals
 Royals Stadium, Kansas City, MO
 Thu May 14 1981, 8:05 PM EDT
 Att: 25,892 - Unknown - 69 F

AB	32
R	3
H	6
RBI	3
BB	1
SO	2
LOB	7



Batter	1	2	3	4	5	6	7	8	9	AB	R	H	RBI	BB	SO	LOB	BOTTOM				
Willie Wilson, S OBP: 0.291, SLG: 0.303 (1,7)	P5		F8		P5			4-3		4	0	0	0	0	0	0					
Hal McRae, R OBP: 0.282, SLG: 0.276 (1,10)	F9			1B	6-3			F9		4	1	1	0	0	0	0					
George Brett, L OBP: 0.345, SLG: 0.383 (1,5)				1B						2	1	1	0	0	0	0					
Jamie Quirk, L OBP: 0.273, SLG: 0.455 (5,5)				SF8						2	0	1	0	0	0	0					
Danny Garcia, L OBP: 0.091, SLG: 0.091 (9, PR)				1B						0	0	0	0	0	0	0					
Willie Aikens, L OBP: 0.426, SLG: 0.526 (1,3)				2B						3	0	1	1	1	1	1					
Amos Otis, R OBP: 0.270, SLG: 0.292 (1,8)				K						4	0	0	0	0	1	4					
John Wathan, R OBP: 0.333, SLG: 0.380 (1,2)				K						2	0	1	1	0	1	1					
Ken Phelps, L OBP: 0.200, SLG: 0.333 (9, FH)				SF8						1	0	0	0	0	1	1					
Frank White, R OBP: 0.238, SLG: 0.310 (1,4)				CS						3	0	1	0	0	0	2					
Cesar Geronimo, L OBP: 0.214, SLG: 0.275 (1,9)				1B						3	0	0	0	0	0	2					
U L Washington, S OBP: 0.337, SLG: 0.269 (1,6)				2B						3	0	0	0	0	1	0					
Inning Stats	R: 0 E: 0 K: 0 S: 3	H: 0 LOB: 0 BB: 0 P: 3	R: 0 E: 0 K: 1 S: 5	H: 0 LOB: 1 BB: 1 P: 9	R: 0 E: 0 K: 0 S: 3	H: 0 LOB: 0 BB: 0 P: 3	R: 2 E: 0 K: 1 S: 9	H: 4 LOB: 2 BB: 0 P: 9	R: 0 E: 0 K: 1 S: 5	H: 0 LOB: 0 BB: 0 P: 5	R: 0 E: 0 K: 1 S: 3	H: 1 LOB: 0 BB: 0 P: 3	R: 0 E: 0 K: 0 S: 3	H: 0 LOB: 0 BB: 0 P: 3	R: 0 E: 0 K: 0 S: 6	H: 1 LOB: 1 BB: 0 P: 6	1B: 4 2B: 2 3B: 0 HR: 0	SF: 1 SAC: 0 DP: 0 HBP: 0	WP: 0 PB: 0 SB: 0 CS: 1	PA: 33	
PITCHER	IP	WLS	BF	H	R	ER	SO	BB	IBB	HBP	BLK	WP	HR	S	P	ERA	WHIP				
Doc Medich, R ERA: 3.03 (1,1)	8.0	W	30	6	2	2	4	1	0	0	0	0	0	37	41	2.25	0.875				
John Henry Johnson, L ERA: 2.08 (9,1)	0.1		1	0	0	0	0	0	0	0	0	0	0	1	1	0.00	0.000				
Steve Comer, R ERA: 3.0 (9,1)	0.2	S	2	0	0	0	1	0	0	0	0	0	0	4	4	0.00	0.000				

Texas Rangers @ Kansas City Royals
 Royals Stadium, Kansas City, MO
 Thu May 14 1981, 8:05 PM EDT
 Att: 25,892 - Unknown - 69 F

AB	31
R	2
H	6
RBI	2
BB	1
SO	5
LOB	11




Batter	1	2	3	4	5	6	7	8	9	AB	R	H	RBI	BB	SO	LOB	TOP								
Willie Wilson, S OBP: 0.296, SLG: 0.308 (1, 7)	0-0 2-3 1B	0-0 E7 1-3 1B		0-0 F7		0-0 4-3			0-0 4-3	5	0	2	0	0	0	3									
John Wathan, R OBP: 0.326, SLG: 0.369 (1, 2)	0-0 2-3 1-2	0-0 F3			0-3 K		0-0 L7		0-0 1B	5	0	1	0	0	1	3									
Hal McRae, R OBP: 0.259, SLG: 0.265 (1, 10)	0-0 5-3		0-0 5-3		0-0 F8		4-0 S BB		0-0 F6	4	0	0	0	1	0	2									
Willie Aikens, L OBP: 0.414, SLG: 0.542 (1, 3)	0-0 4-3		0-0 F7		0-0 HR		0-3 K		0-0 4-3	5	1	1	1	0	1	3									
Amos Otis, R OBP: 0.269, SLG: 0.283 (1, 8)		0-0 6-3	0-0 6-3		4-0 BB		0-3 K			3	0	0	0	1	1	1									
Jamie Quirk, L OBP: 0.308, SLG: 0.480 (1, 5)		0-0 HR 2B		4-0 SH2-4 FC5-2 BB	0-0 L5				0-0 F6	3	1	1	0	1	0	1									
Frank White, R OBP: 0.254, SLG: 0.371 (1, 4)		0-0 HR		0-0 FC5-2 SH2-4 1B		0-3 K		0-3 K		4	1	2	2	0	2	0									
Cesar Geronimo, L OBP: 0.244, SLG: 0.268 (1, 9)		0-0 6-3		0-0 SH2-4		4-0 G3 S BB		4-0 BB		1	0	0	0	2	0	0									
U L Washington, S OBP: 0.333, SLG: 0.259 (1, 6)		4-0 E BB		0-0 FC5-2		0-0 G3		0-0 F8		3	0	0	0	1	0	4									
Inning Stats	R: 0 E: 0 K: 0 S: 4	H: 1 LOB: 1 BB: 0 P: 4	R: 2 E: 1 K: 0 S: 6	H: 3 LOB: 2 BB: 1 P: 10	R: 0 E: 0 K: 0 S: 3	H: 0 LOB: 0 BB: 0 P: 3	R: 0 E: 0 K: 0 S: 4	H: 1 LOB: 2 BB: 1 P: 8	R: 1 E: 0 K: 1 S: 6	H: 1 LOB: 1 BB: 1 P: 10	R: 0 E: 0 K: 1 S: 5	H: 0 LOB: 1 BB: 1 P: 9	R: 0 E: 0 K: 2 S: 7	H: 0 LOB: 1 BB: 1 P: 11	R: 0 E: 0 K: 1 S: 5	H: 0 LOB: 1 BB: 1 P: 9	R: 0 E: 0 K: 0 S: 4	H: 1 LOB: 1 BB: 0 P: 4	1B: 4 2B: 1 3B: 0 HR: 2	SF: 0 SAC: 1 DP: 0 HBP: 0	WP: 0 PB: 0 SB: 2 CS: 0	PA: 40			
PITCHER	IP	WLS	BF	H	R	ER	SO	BB	IBB	HBP	BLK	WP	HR	S	P	ERA	WHIP								
Steve Crawford, R ERA: 4.15 (1, 1)	5.1		26	6	3	3	2	4	0	0	0	0	2	26	42	5.06	1.875								
Mark Clear, R ERA: 3.28 (6, 1)	3.2	W	14	1	0	0	3	2	0	0	0	0	0	18	26	0.00	0.818								

Kansas City Royals @ Boston Red Sox
Fenway Park, Boston, MA
Fri May 15 1981, 7:05 PM EDT
Att: 22,943 - Unknown - 67 F

livebaseballscorecards.com

AB 33
R 3
H 7
RBI 3
BB 6
SO 5
LOB 17




Batter	1	2	3	4	5	6	7	8	9	AB	R	H	RBI	BB	SO	LOB	BOTTOM								
Jerry Remy, L OBP: 0.420, SLG: 0.347 (1, 4)	0-0 L4		0-0 E 1B		0-0 HR 1B		0-0 SH3 1B		0-0 4-3	5	1	3	0	0	0	0									
Dwight Evans, R OBP: 0.488, SLG: 0.628 (1, 9)	4-0 BB		0-3 K		0-0 1-2 HR		0-0 SH3 1-2		0-0 6-3	3	1	1	2	1	1	1									
Carl Yastrzemski, L OBP: 0.282, SLG: 0.274 Reid Nichols, R OBP: 0.273, SLG: 0.300 (1, 10) (9, PR)	0-0 F8		0-3 K		0-0 HR		0-0 F1		4-0 BB 1B BB	4	1	1	1	1	1	3									
Jim Rice, R OBP: 0.289, SLG: 0.394 (1, 7)	0-0 F3		0-0 5-3		0-0 4-3		0-0 6-3		0-0 1B BB 1B	5	0	1	0	0	0	3									
Tony Perez, R OBP: 0.293, SLG: 0.357 (1, 3)		0-0 4-3		4-0 BB	0-0 F2		0-0 6-3		4-0 1B BB	3	0	0	0	2	0	0									
Camey Lansford, R OBP: 0.367, SLG: 0.479 (1, 5)		0-0 F7		0-0 F9		0-0 F4		0-0 E5	0-0 1B	5	0	1	1	0	0	1									
Dave Stapleton, R OBP: 0.291, SLG: 0.333 (1, 6)		0-0 BB 1B		0-0 F9		0-0 FC6-4 1B		4-0 IBB		3	0	2	0	1	0	1									
Dave Schmidt, R OBP: 0.308, SLG: 0.391 (1, 2)		4-0 BB		0-3 K		0-3 K		0-0 F4		3	0	0	0	1	2	4									
Rick Miller, L OBP: 0.350, SLG: 0.367 (1, 8)		0-3 K		0-0 1-3		0-0 FC6-4		0-3 K		4	0	0	0	0	2	5									
Inning Stats	R: 0 E: 0 K: 0 S: 3	H: 0 LOB: 1 BB: 1 P: 7	R: 0 E: 0 K: 1 S: 6	H: 1 LOB: 2 BB: 1 P: 10	R: 0 E: 1 K: 2 S: 8	H: 1 LOB: 1 BB: 0 P: 8	R: 0 E: 0 K: 1 S: 5	H: 0 LOB: 1 BB: 1 P: 9	R: 3 E: 0 K: 0 S: 6	H: 3 LOB: 0 BB: 0 P: 6	R: 0 E: 0 K: 1 S: 6	H: 1 LOB: 1 BB: 0 P: 6	R: 0 E: 0 K: 0 S: 4	H: 1 LOB: 1 BB: 0 P: 4	R: 0 E: 1 K: 1 S: 6	H: 0 LOB: 2 BB: 1 P: 10	R: 1 E: 0 K: 0 S: 4	H: 2 LOB: 3 BB: 2 P: 12	1B: 7 2B: 0 3B: 0 HR: 2	SF: 0 SAC: 1 DP: 0 HBP: 0	WP: 0 PB: 0 SB: 0 CS: 0	PA: 42			
PITCHER	IP	WLS	BF	H	R	ER	SO	BB	IBB	HBP	BLK	WP	HR	S	P	ERA	WHIP								
Rich Gale, R ERA: 4.66 (1, 1)	6.1		29	7	3	3	5	3	0	0	0	0	2	36	48	4.26	1.579								
Ken Brett, L ERA: 4.5 (7, 1)	0.1		1	0	0	0	0	0	0	0	0	0	0	1	1	0.00	0.000								
Renie Martin, R ERA: 5.02 (7, 1)	2.0	L	12	2	1	1	1	2	1	0	0	0	0	11	23	4.50	2.000								

Kansas City Royals @ Boston Red Sox
Fenway Park, Boston, MA
Fri May 15 1981, 7:05 PM EDT
Att: 22,943 - Unknown - 67 F

livebaseballscorecards.com

AB 35
R 4
H 9
RBI 4
BB 6
SO 6
LOB 18



Batter	1	2	3	4	5	6	7	8	9	AB	R	H	RBI	BB	SO	LOB	TOP			
Willie Wilson, S (1, 7) OBP: 0.301, SLG: 0.321										5	1	2	1	0	0	2				
John Wathan, R (1, 2) OBP: 0.318, SLG: 0.352										4	0	0	0	1	0	1				
Willie Aikens, L (1, 3) OBP: 0.408, SLG: 0.570										3	1	1	2	0	0	2				
Hal McRae, R (1, 10) OBP: 0.259, SLG: 0.292										4	1	1	1	0	0	0				
Amos Otis, R (1, 8) OBP: 0.269, SLG: 0.292										4	1	1	0	0	2	0				
Jamie Quirk, L (1, 5) OBP: 0.333, SLG: 0.483										4	1	2	0	0	0	0				
Frank White, R (1, 4) OBP: 0.268, SLG: 0.379										4	1	2	1	0	0	0				
Cesar Geronimo, L (1, 9) OBP: 0.265, SLG: 0.289										4	1	2	1	0	0	2				
U L Washington, S (1, 6) OBP: 0.330, SLG: 0.259										4	0	1	1	0	0	2				
Inning Stats	R: 1 E: 0 K: 0 S: 4	H: 1 LOB: 0 BB: 0 P: 4	R: 0 E: 0 K: 1 S: 5	H: 0 LOB: 0 BB: 0 P: 5	R: 0 E: 0 K: 0 S: 3	H: 1 LOB: 0 BB: 0 P: 3	R: 6 E: 0 K: 0 S: 10	H: 7 LOB: 2 BB: 1 P: 14	R: 0 E: 0 K: 1 S: 5	H: 0 LOB: 0 BB: 0 P: 5	R: 0 E: 0 K: 0 S: 3	H: 0 LOB: 1 BB: 0 P: 3	R: 0 E: 0 K: 0 S: 4	H: 2 LOB: 1 BB: 0 P: 4	R: 0 E: 0 K: 0 S: 3	H: 0 LOB: 0 BB: 0 P: 3	1B: 8 2B: 2 3B: 0 HR: 2	SF: 1 SAC: 0 DP: 2 HBP: 0	WP: 0 PB: 0 SB: 2 CS: 0	PA: 38
PITCHER	IP WLS BF H R ER SO BB IBB HBP BLK WP HR S P ERA WHIP																			
Dennis Eckersley, R (1, 1) ERA: 6.41	3.1 L 17 8 7 7 1 0 0 0 0 0 0 2 19 19 18.90 2.400																			
Chuck Rainey, R (4, 1) ERA: 1.88	4.0 17 4 0 0 1 1 0 0 0 0 0 0 18 22 0.00 1.250																			
Bill Campbell, R (8, 1) ERA: 3.48	1.2 4 0 0 0 0 0 0 0 0 0 0 0 4 4 0.00 0.000																			

Kansas City Royals @ Boston Red Sox
 Fenway Park, Boston, MA
 Sat May 16 1981, 3:33 AM EDT
 Att: 26,107 - Cloudy - 62 F

livebaseballscorecards.com

AB 36
R 7
H 12
RBI 7
BB 1
SO 2
LOB 9

Batter	1	2	3	4	5	6	7	8	9	AB	R	H	RBI	BB	SO	LOB	BOTTOM					
Dwight Evans, R (1, 9) OBP: 0.455, SLG: 0.607										4	0	0	0	0	3	1						
Dave Stapleton, R (1, 6) OBP: 0.313, SLG: 0.382										4	2	3	0	0	0	0						
Carney Lansford, R (1, 5) OBP: 0.371, SLG: 0.488										4	2	2	1	0	1	2						
Jim Rice, R (1, 7) OBP: 0.295, SLG: 0.392										3	0	1	0	1	0	2						
Tony Perez, R (1, 3) OBP: 0.299, SLG: 0.388										4	1	2	2	0	0	2						
Joe Rudi, R (1, 10) OBP: 0.290, SLG: 0.393										4	0	1	1	0	0	2						
Reid Nichols, R (1, 8) OBP: 0.274, SLG: 0.231										3	0	0	0	0	0	1						
Carl Yastrzemski, L (9, PH) OBP: 0.279, SLG: 0.271										1	0	0	0	0	0	0						
Dave Schmidt, R (1, 2) OBP: 0.310, SLG: 0.385										3	0	1	0	0	0	0						
Rich Gedman, L (9, 2)										1	0	0	0	0	1	0						
Jerry Remy, L (1, 4) OBP: 0.412, SLG: 0.342										4	1	1	0	0	0	1						
Inning Stats	R: 0 E: 0 K: 2 S: 8	H: 1 LOB: 1 BB: 0 P: 8	R: 0 E: 0 K: 0 S: 3	H: 0 LOB: 0 BB: 0 P: 3	R: 0 E: 0 K: 1 S: 5	H: 0 LOB: 0 BB: 0 P: 5	R: 3 E: 0 K: 0 S: 6	H: 3 LOB: 0 BB: 0 P: 6	R: 0 E: 0 K: 0 S: 3	H: 1 LOB: 0 BB: 0 P: 3	R: 2 E: 0 K: 0 S: 5	H: 3 LOB: 1 BB: 1 P: 9	R: 1 E: 1 K: 1 S: 7	H: 1 LOB: 1 BB: 0 P: 7	R: 0 E: 0 K: 0 S: 3	H: 2 LOB: 0 BB: 0 P: 3	R: 0 E: 0 K: 1 S: 5	H: 0 LOB: 0 BB: 0 P: 5	1B: 6 2B: 4 3B: 0 HR: 1	SF: 0 SAC: 0 DP: 3 HBP: 0	WP: 0 PB: 0 SB: 1 CS: 1	PA: 36
PITCHER	IP WLS BF H R ER SO BB IBB HBP BLK WP HR S P ERA WHIP																					
Larry Gura, L (1, 1) ERA: 3.13	6.1 W 27 9 6 5 3 1 0 0 0 0 0 0 32 36 7.11 1.579																					
Dan Quisenberry, R (7, 1) ERA: 4.5	2.2 S 9 2 0 0 2 0 0 0 0 0 0 0 13 13 0.00 0.750																					

Kansas City Royals @ Boston Red Sox
 Fenway Park, Boston, MA
 Sat May 16 1981, 3:33 AM EDT
 Att: 26,107 - Cloudy - 62 F

livebaseballscorecards.com

AB 35
R 6
H 11
RBI 4
BB 1
SO 5
LOB 11

Batter	1	2	3	4	5	6	7	8	9	AB	R	H	RBI	BB	SO	LOB	TOP										
Willie Wilson, S OBP: 0.314, SLG: 0.333 (1, 7)										5	1	3	0	0	2	1	Kansas City Royals @ Boston Red Sox Fenway Park, Boston, MA Sun May 17 1981, 3:33 AM EDT Att: 26,723 - Sunny - 61 F										
U L Washington, S OBP: 0.335, SLG: 0.258 (1, 6)										4	0	1	1	1	1	1											
Willie Aikens, L OBP: 0.407, SLG: 0.593 (1, 3)										5	1	2	2	0	2	2											
Hal McRae, R OBP: 0.265, SLG: 0.333 (1, 10)										5	1	2	1	0	0	4											
Amos Otis, R OBP: 0.259, SLG: 0.280 (1, 8)										4	0	0	0	0	1	3											
John Wathan, R OBP: 0.316, SLG: 0.348 (1, 9) (9, 2)										4	1	1	0	0	0	2											
Frank White, R OBP: 0.267, SLG: 0.362 (1, 4)										3	0	0	0	1	0	1											
Dave Chalk, R OBP: 0.333, SLG: 0.353 (1, 5)										4	0	1	1	0	0	1											
Jerry Grote, R OBP: 0.269, SLG: 0.261 (1, 2)										3	0	0	0	0	0	1											
Lee May, R OBP: 0.417, SLG: 0.500 (9, PH)										1	0	1	0	0	0	0											
Cesar Geronimo, L OBP: 0.265, SLG: 0.289 (9, 9)										0	1	0	0	0	0	0											
Inning Stats	R: 0 E: 0 K: 2 S: 8	H: 1 LOB: 2 BB: 1 P: 12	R: 1 E: 0 K: 1 S: 7	H: 2 LOB: 1 BB: 0 P: 7	R: 0 E: 0 K: 2 S: 7	H: 0 LOB: 0 BB: 0 P: 7	R: 0 E: 0 K: 0 S: 3	H: 0 LOB: 0 BB: 0 P: 3	R: 0 E: 0 K: 0 S: 4	H: 1 LOB: 1 BB: 0 P: 4	R: 0 E: 0 K: 0 S: 4	H: 0 LOB: 0 BB: 0 P: 3	R: 0 E: 0 K: 0 S: 3	R: 2 E: 1 K: 1 S: 8	H: 2 LOB: 1 BB: 1 P: 8	R: 2 E: 0 K: 0 S: 6	H: 4 LOB: 2 BB: 1 P: 10	1B: 7 2B: 2 3B: 0 HR: 2	SF: 0 SAC: 0 DP: 1 HBP: 0	WP: 1 PB: 0 SB: 1 CS: 0	PA: 40						
PITCHER	IP	WLS	BF	H	R	ER	SO	BB	IBB	HBP	BLK	WP	HR	S	P	ERA	WHIP										
John Tudor, L ERA: 4.14 (1, 1)	7.2		31	7	3	3	6	1	0	0	0	1	2	42	46	3.52	1.043										
Tom Burgmeier, L ERA: 4.12 (8, 1)	1.0	L	8	4	2	2	0	1	0	0	0	0	0	7	11	18.00	5.000										
Bob Stanley, R ERA: 3.63 (9, 1)	0.1		1	0	0	0	0	0	0	0	0	0	0	1	1	0.00	0.000										

AB	38
R	5
H	11
RBI	5
BB	2
SO	6
LOB	16



Batter	1	2	3	4	5	6	7	8	9	AB	R	H	RBI	BB	SO	LOB	BOTTOM										
Jerry Remy, L OBP: 0.422, SLG: 0.370 (1, 4)										5	0	3	0	0	0	1	Kansas City Royals @ Boston Red Sox Fenway Park, Boston, MA Sun May 17 1981, 3:33 AM EDT Att: 26,723 - Sunny - 61 F										
Dwight Evans, R OBP: 0.446, SLG: 0.587 (1, 9)										4	1	0	0	1	2	4											
Carl Yastrzemski, L OBP: 0.294, SLG: 0.277 (1, 3)										5	0	2	0	0	0	2											
Jim Rice, R OBP: 0.306, SLG: 0.407 (1, 7)										5	2	3	1	0	1	1											
Tony Perez, R OBP: 0.295, SLG: 0.380 (1, 10)										5	0	1	0	0	1	4											
Carney Lansford, R OBP: 0.394, SLG: 0.508 (1, 5)										5	1	5	2	0	0	0											
Dave Stapleton, R OBP: 0.307, SLG: 0.370 (1, 6)										5	0	1	0	0	0	6											
Rich Gedman, L OBP: 0.200, SLG: 0.200 (1, 2)										4	0	1	0	0	0	2											
Rick Miller, L OBP: 0.346, SLG: 0.372 (1, 8)										4	0	1	1	0	0	1											
Inning Stats	R: 1 E: 0 K: 0 S: 5	H: 3 LOB: 1 BB: 0 P: 5	R: 1 E: 0 K: 1 S: 8	H: 4 LOB: 2 BB: 0 P: 8	R: 0 E: 0 K: 2 S: 9	H: 2 LOB: 2 BB: 0 P: 9	R: 0 E: 0 K: 0 S: 3	H: 0 LOB: 0 BB: 0 P: 3	R: 1 E: 0 K: 1 S: 8	H: 3 LOB: 2 BB: 0 P: 8	R: 0 E: 0 K: 0 S: 4	H: 1 LOB: 1 BB: 1 P: 8	R: 0 E: 0 K: 0 S: 4	R: 0 E: 0 K: 0 S: 4	R: 0 E: 0 K: 0 S: 4	R: 1 E: 0 K: 0 S: 5		H: 2 LOB: 1 BB: 0 P: 5	1B: 14 2B: 3 3B: 0 HR: 0	SF: 0 SAC: 0 DP: 2 HBP: 0	WP: 0 PB: 0 SB: 1 CS: 0	PA: 43					
PITCHER	IP	WLS	BF	H	R	ER	SO	BB	IBB	HBP	BLK	WP	HR	S	P	ERA	WHIP										
Dennis Leonard, R ERA: 2.93 (1, 1)	8.0	W	38	15	3	3	4	1	0	0	0	0	0	45	49	3.38	2.000										
Dan Quisenberry, R ERA: 4.8 (9, 1)	1.0	S	5	2	1	1	0	0	0	0	0	0	0	5	5	9.00	2.000										

AB	42
R	4
H	17
RBI	4
BB	1
SO	4
LOB	21




Batter	1	2	3	4	5	6	7	8	9	AB	R	H	RBI	BB	SO	LOB	TOP
Willie Wilson, S (1, 7) OBP: 0.320, SLG: 0.356										4	0	2	0	0	0	0	Kansas City Royals @ New York Yankees Yankee Stadium, Bronx, NY Mon May 18 1981, 7:05 PM EDT Att: 21,853 - Unknown - 66 F
U L Washington, S (1, 6) OBP: 0.321, SLG: 0.247										4	0	0	0	0	0	2	
Willie Aikens, L (1, 3) OBP: 0.411, SLG: 0.585 Danny Garcia, L (8, PR) OBP: 0.091, SLG: 0.091 (8, 3)										3	0	1	0	1	0	1	
Hal McRae, R (1, 10) OBP: 0.273, SLG: 0.342										3	0	1	0	1	0	2	
Amos Otis, R (1, 8) OBP: 0.259, SLG: 0.288										4	1	1	0	0	1	2	
John Wathan, R (1, 9) OBP: 0.314, SLG: 0.337										3	0	0	0	1	0	1	
Frank White, R (1, 4) OBP: 0.269, SLG: 0.361 Jamie Quirk, L (8, PH) OBP: 0.323, SLG: 0.467										3	0	1	1	0	0	1	
Dave Chalk, R (1, 5) OBP: 0.333, SLG: 0.400										3	0	1	0	0	0	1	
Jerry Grote, R (1, 2) OBP: 0.241, SLG: 0.231										3	0	0	0	0	0	1	
Inning Stats	R: 0 E: 0 K: 0 S: 3	H: 1 LOB: 1 BB: 1 P: 7	R: 1 E: 0 K: 0 S: 4	H: 2 LOB: 0 BB: 0 P: 4	R: 0 E: 0 K: 0 S: 4	H: 1 LOB: 1 BB: 0 P: 4	R: 0 E: 0 K: 0 S: 3	H: 0 LOB: 0 BB: 0 P: 3	R: 0 E: 0 K: 0 S: 4	H: 1 LOB: 1 BB: 0 P: 4	R: 0 E: 0 K: 1 S: 5	H: 1 LOB: 0 BB: 0 P: 5	R: 0 E: 0 K: 1 S: 5	H: 0 LOB: 0 BB: 0 P: 5	1B: 3 2B: 3 3B: 1 HR: 0	SF: 0 SAC: 0 DP: 1 HBP: 0	
PITCHER	IP WLS BF H R ER SO BB IBB HBP BLK WP HR S P ERA WHIP																
Tommy John, L (1, 1) ERA: 2.87	7.2 W 30 7 1 1 0 3 0 0 0 0 0 0 27 39 1.17 1.304																
Rich Gossage, R (8, 1) ERA: 0.46	1.1 S 4 0 0 0 1 0 0 0 0 0 0 0 6 6 0.00 0.000																

Batter	1	2	3	4	5	6	7	8	9	AB	R	H	RBI	BB	SO	LOB	BOTTOM		
Willie Randolph, R (1, 4) OBP: 0.315, SLG: 0.333										3	0	0	0	0	0	1	Kansas City Royals @ New York Yankees Yankee Stadium, Bronx, NY Mon May 18 1981, 7:05 PM EDT Att: 21,853 - Unknown - 66 F		
Bobby Murcer, L (1, 10) OBP: 0.375, SLG: 0.581										4	0	0	0	0	1	2			
Dave Winfield, R (1, 8) OBP: 0.415, SLG: 0.483										4	1	1	0	0	1	1			
Reggie Jackson, L (1, 9) OBP: 0.333, SLG: 0.446										4	0	1	0	0	1	0			
Lou Piniella, R (1, 7) OBP: 0.316, SLG: 0.320										1	0	1	0	1	0	0			
Graig Nettles, L (1, 5) OBP: 0.301, SLG: 0.346										1	0	0	1	1	1	1			
Barry Foote, R (1, 2) OBP: 0.225, SLG: 0.342										3	0	0	0	0	0	4			
Bucky Dent, R (1, 6) OBP: 0.271, SLG: 0.398										3	1	2	0	0	1	0			
Dennis Werth, R (1, 3) OBP: 0.226, SLG: 0.115										2	0	1	1	0	0	0			
Inning Stats	R: 0 E: 0 K: 2 S: 7	H: 0 LOB: 0 BB: 0 P: 7	R: 0 E: 0 K: 0 S: 3	H: 1 LOB: 1 BB: 1 P: 7	R: 1 E: 0 K: 0 S: 5	H: 2 LOB: 1 BB: 0 P: 5	R: 0 E: 0 K: 1 S: 5	H: 0 LOB: 1 BB: 1 P: 9	R: 0 E: 0 K: 0 S: 4	H: 1 LOB: 1 BB: 0 P: 4	R: 1 E: 0 K: 0 S: 5	H: 2 LOB: 1 BB: 0 P: 5	R: 0 E: 0 K: 1 S: 5	H: 0 LOB: 0 BB: 0 P: 5	R: 0 E: 0 K: 1 S: 5	H: 0 LOB: 0 BB: 0 P: 5		1B: 4 2B: 2 3B: 0 HR: 0	SF: 1 SAC: 3 DP: 1 HBP: 0
PITCHER	IP WLS BF H R ER SO BB IBB HBP BLK WP HR S P ERA WHIP																		
Paul Splittorf, L (1, 1) ERA: 5.2	8.0 L 31 6 2 2 5 2 0 0 0 0 0 0 39 47 2.25 1.000																		

Batter	1	2	3	4	5	6	7	8	9	AB	R	H	RBI	BB	SO	LOB	TOP																					
Willie Wilson, S OBP: 0.315, SLG: 0.350 (1, 7)	F9	FC5-4		E S 1B		F7		K		5	0	1	0	0	1	4																						
U L Washington, S OBP: 0.316, SLG: 0.237 (1, 6)	K		1B SF7 BB	K		4-3		F7		4	1	0	0	1	2	4																						
Willie Aikens, L OBP: 0.410, SLG: 0.571 (1, 3)	K		1B 1B	E IBB		4-3		4-3		4	1	1	0	1	1	3																						
Hal McRae, R OBP: 0.278, SLG: 0.342 (1, 9)		BB 2B BB	SF7	E6			G6-4-3 1B	K		3	1	1	1	1	1	2																						
Amos Otis, R OBP: 0.264, SLG: 0.287 (1, 8)		BB 2B BB	3-H 1B	P3			G6-4-3 1B	K		4	1	1	0	1	1	4																						
Lee May, R OBP: 0.375, SLG: 0.438 Ken Phelps, L OBP: 0.182, SLG: 0.300 (9, PH)	F7		F8		4-3 1B		F8	K		4	0	1	0	0	0	4																						
John Wathan, R OBP: 0.330, SLG: 0.364 (1, 2)		1B 2B	FC6-4 1B	4-3				SH 1B		4	1	3	3	0	0	1																						
Frank White, R OBP: 0.268, SLG: 0.355 (1, 4)	F3		FC6-4	K				SH 1B		4	0	1	0	0	1	4																						
Dave Chalk, R OBP: 0.333, SLG: 0.391 (1, 5)		FC5-4 1B	F8	L6				SH		3	0	1	1	0	0	1																						
Inning Stats	R: 0 E: 0 K: 2 S: 7	H: 0 LOB: 0 BB: 0 P: 7	R: 3 E: 0 K: 0 S: 5	H: 2 LOB: 1 BB: 2 P: 13	R: 2 E: 0 K: 0 S: 6	H: 3 LOB: 2 BB: 1 P: 10	R: 0 E: 1 K: 1 S: 7	H: 1 LOB: 3 BB: 1 P: 11	R: 0 E: 0 K: 1 S: 6	H: 1 LOB: 1 BB: 0 P: 6	R: 0 E: 0 K: 0 S: 3	H: 0 LOB: 0 BB: 0 P: 3	R: 0 E: 0 K: 0 S: 3	H: 1 LOB: 0 BB: 0 P: 3	R: 0 E: 0 K: 3 S: 8	H: 2 LOB: 3 BB: 0 P: 8	R: 0 E: 0 K: 3 S: 9	H: 0 LOB: 0 BB: 0 P: 9	1B: 9 2B: 1 3B: 0 HR: 0	SF: 1 SAC: 1 DP: 1 HBP: 0	WP: 0 PB: 0 SB: 1 CS: 0	PA: 42																
PITCHER	IP	WLS	BF	H	R	ER	SO	BB	IBB	HBP	BLK	WP	HR	S	P	ERA	WHIP	PITCHER				IP	WLS	BF	H	R	ER	SO	BB	IBB	HBP	BLK	WP	HR	S	P	ERA	WHIP
Rudy May, L ERA: 3.45 (1, 1)	2.0		12	3	5	5	2	3	0	0	0	0	0	13	25	22.50	3.000																					
Doug Bird, R ERA: 1.69 (3, 1)	5.0	W	22	6	0	0	2	0	1	0	0	0	0	25	29	0.00	1.200																					
Ron Davis, R ERA: 3.28 (8, 1)	2.0	S	8	1	0	0	4	0	0	0	0	0	0	16	16	0.00	0.500																					

Kansas City Royals @ New York Yankees
Yankee Stadium, Bronx, NY
Tue May 19 1981, 7:05 PM EDT
Att: 23,128 - Unknown - 58 F


AB 36
R 5
H 10
RBI 5
BB 4
SO 8
LOB 27



Batter	1	2	3	4	5	6	7	8	9	AB	R	H	RBI	BB	SO	LOB	BOTTOM																					
Willie Randolph, R OBP: 0.312, SLG: 0.331 (1, 4)	4-3		1B G6-4-3	SF7	F9		FC1-2			4	1	1	1	0	0	3																						
Bobby Murcer, L OBP: 0.377, SLG: 0.563 (1, 10)	6-3		G6-4-3 1B	BB 1B		F9	F7			5	0	2	0	0	0	2																						
Dave Winfield, R OBP: 0.422, SLG: 0.480 (1, 8)		FC6-4 1B	G6-4-3	BB 1B		F7 BB		F9		3	0	1	1	2	0	1																						
Reggie Jackson, L OBP: 0.320, SLG: 0.425 (1, 9)	FC6-4		K	F7		F7		F8		5	0	0	0	0	1	5																						
Oscar Gamble, L OBP: 0.384, SLG: 0.581 (6, PH)		F5		HR	4-3			F8		3	1	1	1	0	0	0																						
Lou Piniella, R OBP: 0.322, SLG: 0.314 (7, 7)										1	0	0	0	1	0	0																						
Graig Nettles, L OBP: 0.307, SLG: 0.345 (1, 5)		BB BB		P6	HR 1B	F8				3	1	1	0	1	0	2																						
Jim Spencer, L OBP: 0.250, SLG: 0.270 Dennis Werth, R OBP: 0.250, SLG: 0.115 (7, PH)		BB BB		BB 1B SF7 1B	HR 1B		1B SH2-4 FC1-2 BB			2	2	2	2	1	0	0																						
Barry Foote, R OBP: 0.228, SLG: 0.341 (1, 2)		K		1B BB 1B	6-3		SH2-4			3	1	1	0	0	1	2																						
Bucky Dent, R OBP: 0.288, SLG: 0.406 (1, 6)		G3		BB 1B			FC1-2 1B			3	0	2	0	1	0	2																						
Inning Stats	R: 0 E: 0 K: 0 S: 4	H: 1 LOB: 1 BB: 0 P: 4	R: 0 E: 0 K: 1 S: 5	H: 0 LOB: 2 BB: 2 P: 13	R: 1 E: 0 K: 1 S: 6	H: 2 LOB: 0 BB: 0 P: 6	R: 3 E: 0 K: 0 S: 7	H: 4 LOB: 3 BB: 2 P: 15	R: 2 E: 0 K: 0 S: 6	H: 3 LOB: 1 BB: 0 P: 6	R: 0 E: 0 K: 0 S: 3	H: 0 LOB: 2 BB: 2 P: 11	R: 0 E: 0 K: 0 S: 4	H: 1 LOB: 2 BB: 1 P: 8	R: 0 E: 0 K: 0 S: 3	H: 0 LOB: 0 BB: 0 P: 3	1B: 9 2B: 0 3B: 0 HR: 2	SF: 1 SAC: 1 DP: 1 HBP: 0	WP: 0 PB: 0 SB: 0 CS: 0	PA: 41																		
PITCHER	IP	WLS	BF	H	R	ER	SO	BB	IBB	HBP	BLK	WP	HR	S	P	ERA	WHIP	PITCHER				IP	WLS	BF	H	R	ER	SO	BB	IBB	HBP	BLK	WP	HR	S	P	ERA	WHIP
Rich Gale, R ERA: 5.14 (1, 1)	3.1		17	6	4	4	2	2	0	0	0	0	0	1	19	27	10.80	2.400																				
Rene Martin, R ERA: 5.63 (4, 1)	1.2	L	11	4	2	2	0	2	0	0	0	0	1	9	17	10.80	3.600																					
Ken Brett, L ERA: 3.0 (6, 1)	3.0		13	1	0	0	0	2	1	0	0	0	0	10	22	0.00	1.000																					

Kansas City Royals @ New York Yankees
Yankee Stadium, Bronx, NY
Tue May 19 1981, 7:05 PM EDT
Att: 23,128 - Unknown - 58 F

AB 32
R 6
H 11
RBI 5
BB 7
SO 2
LOB 17



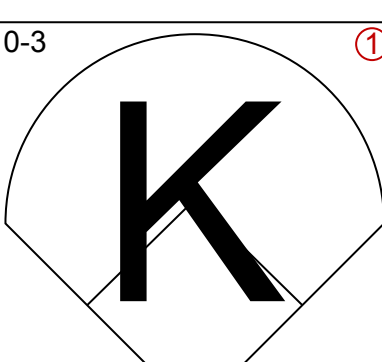
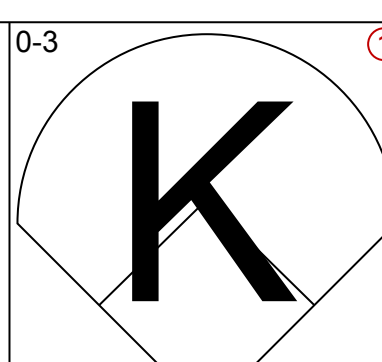
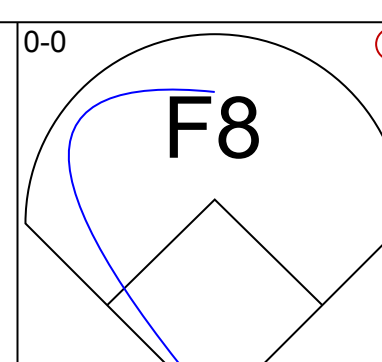
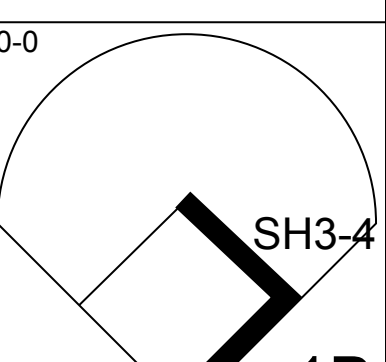
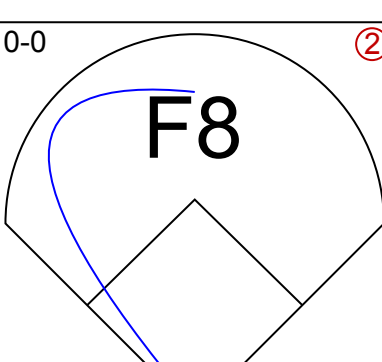
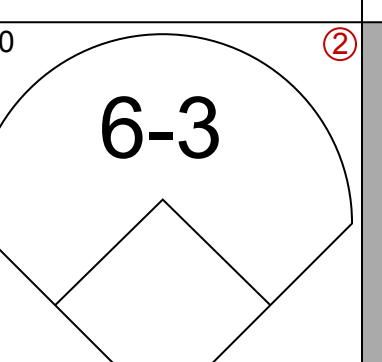
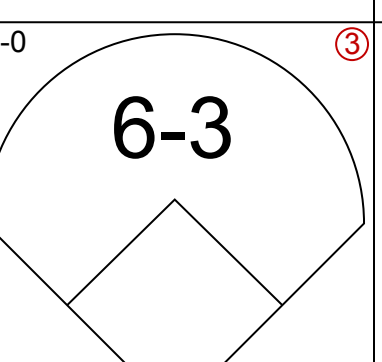
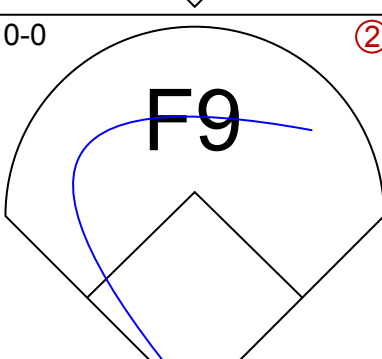
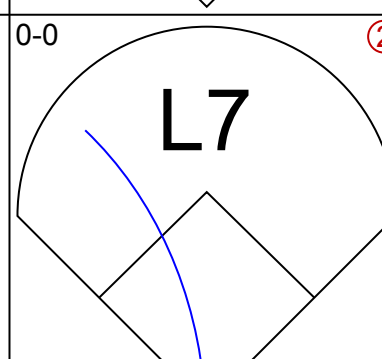
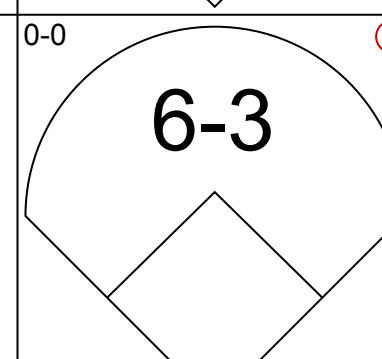
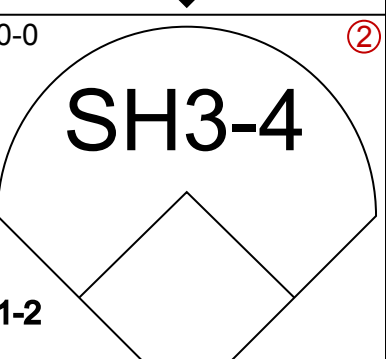
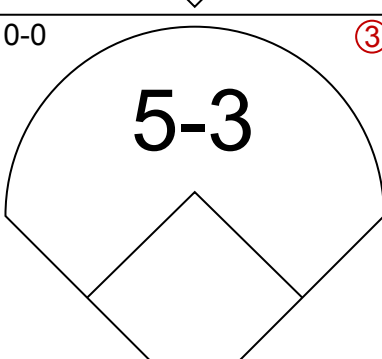
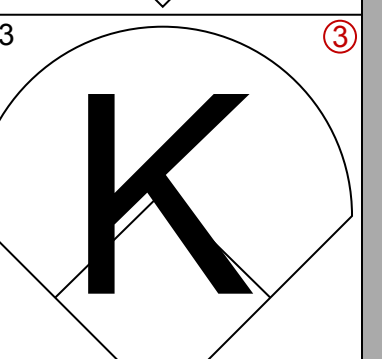
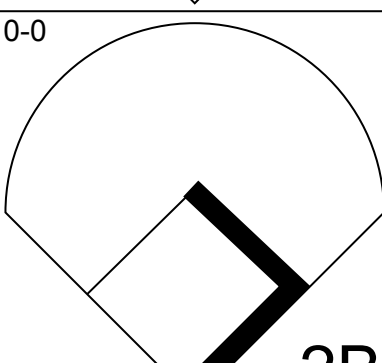
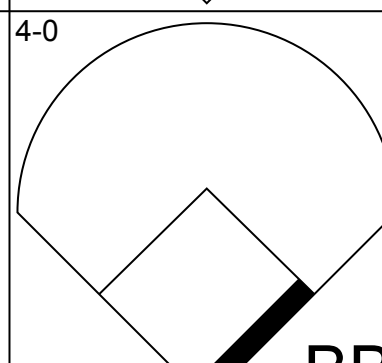
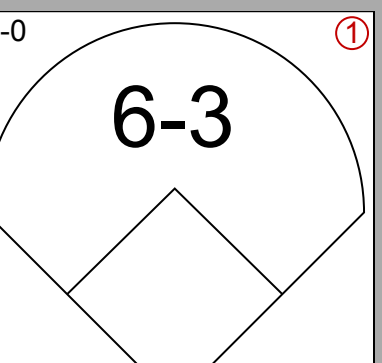
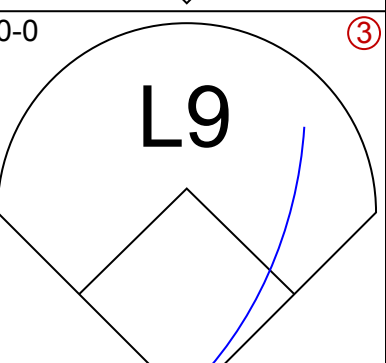
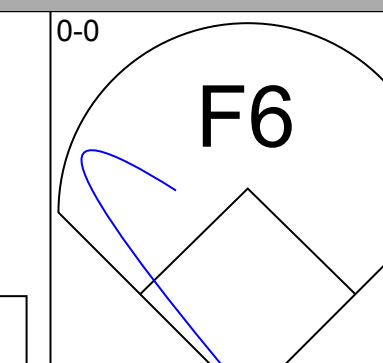
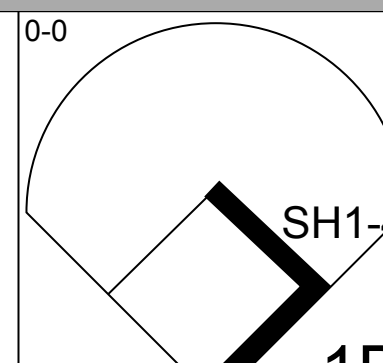
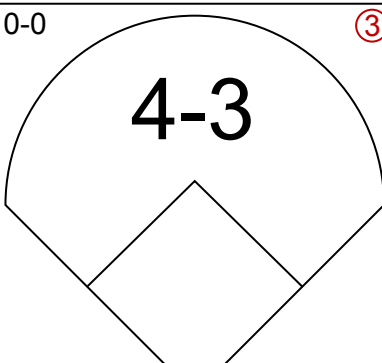
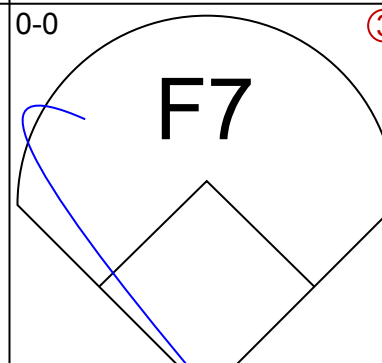
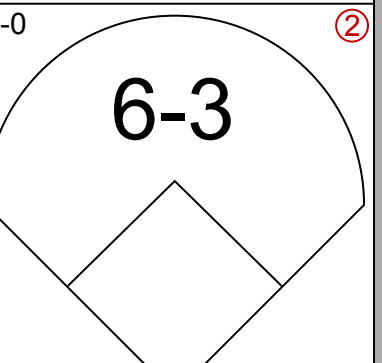
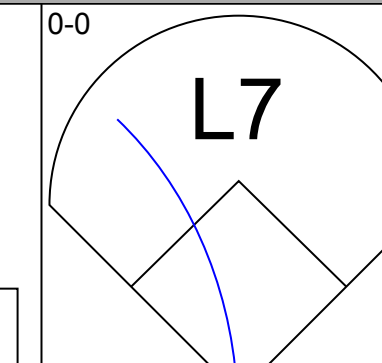
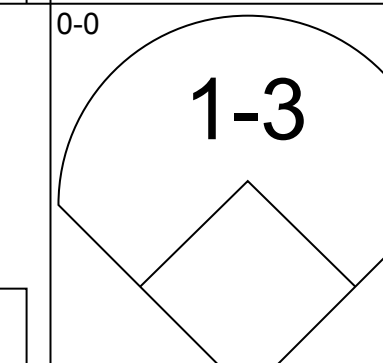
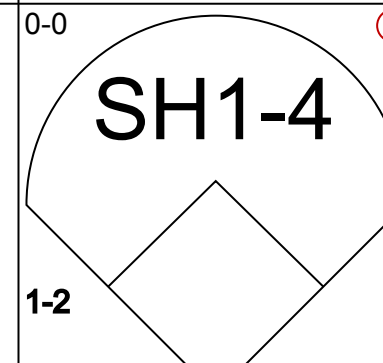
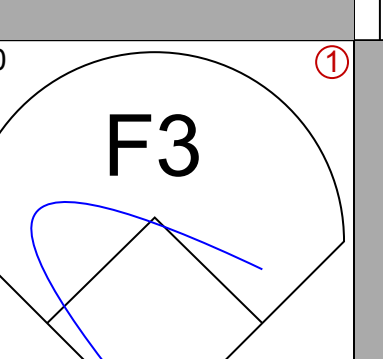

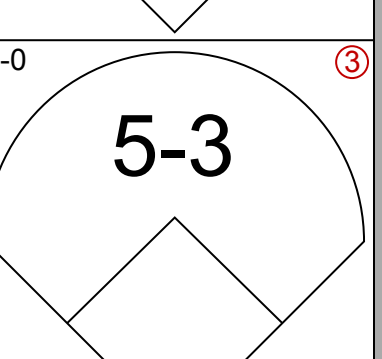
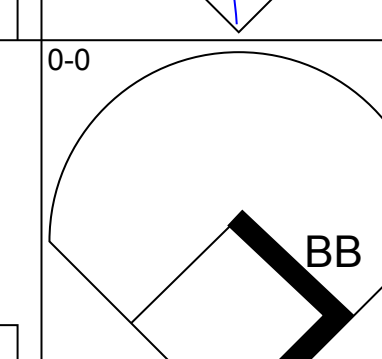
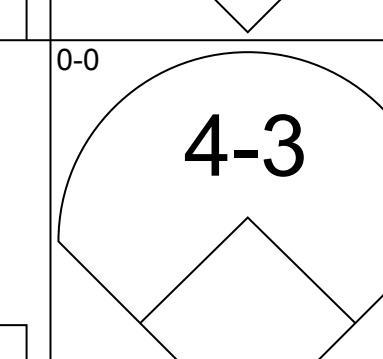
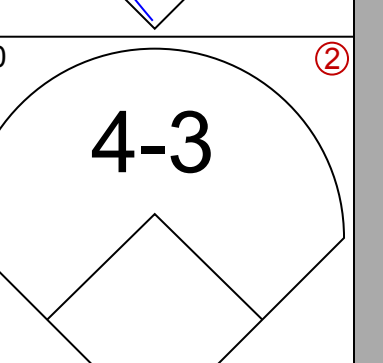
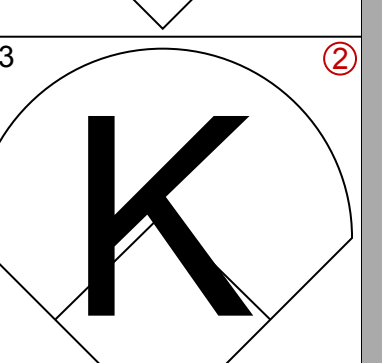
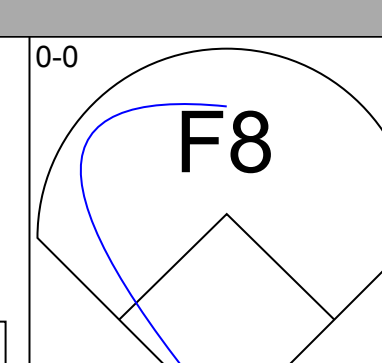
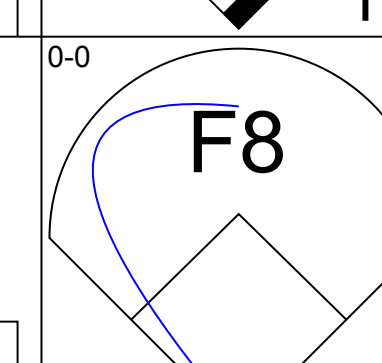
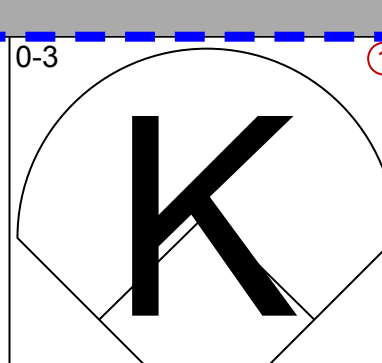

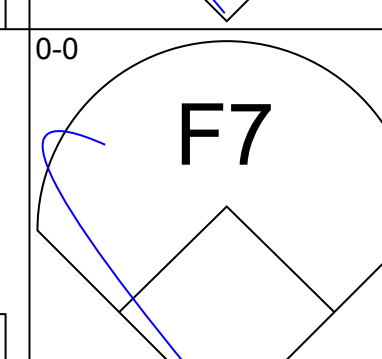
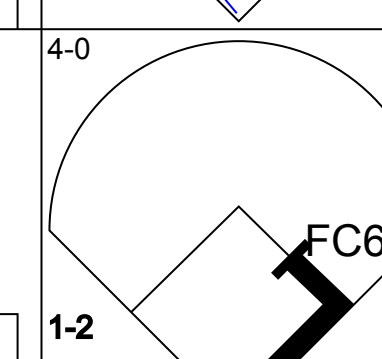
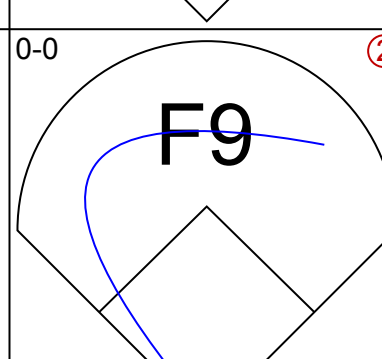
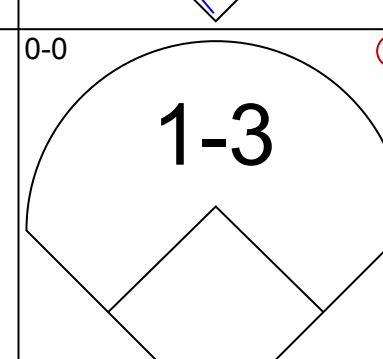

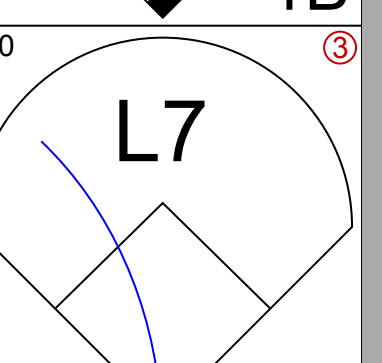
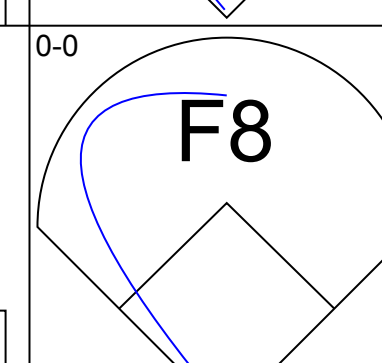
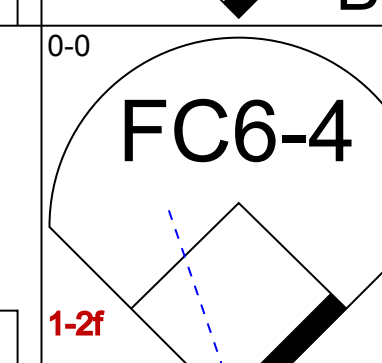
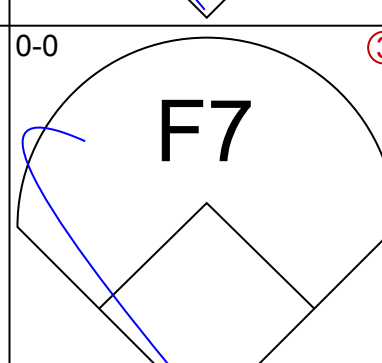
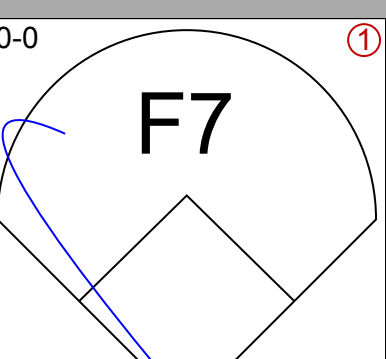
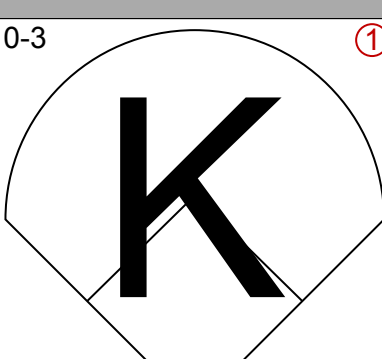
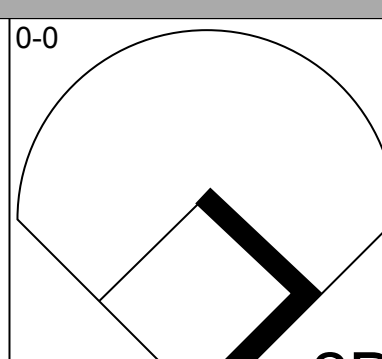
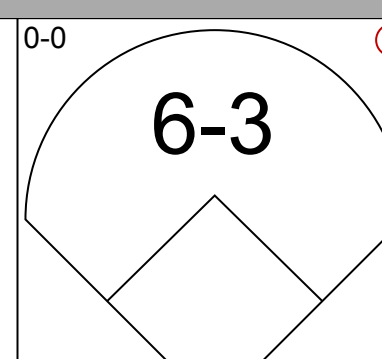
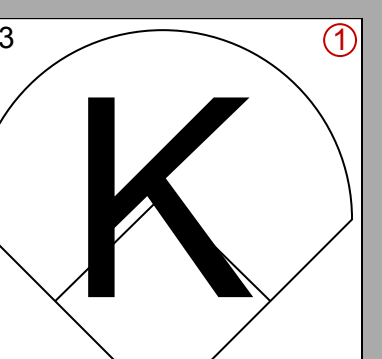
Batter	1	2	3	4	5	6	7	8	9	AB	R	H	RBI	BB	SO	LOB	TOP								
Gary Ward, R OBP: 0.346, SLG: 0.400 (1, 7)	L9	K			6-3		K		1-3	5	0	0	0	0	2	1	Minnesota Twins @ Kansas City Royals Royals Stadium, Kansas City, MO Fri May 22 1981, 8:05 PM EDT Att: 34,052 - Unknown - 82 F								
Rob Wilfong, L OBP: 0.291, SLG: 0.288 (1, 4)	2B SF8	F5			F8		F8		4-3	5	1	1	0	0	0	1									
Mickey Hatcher, R OBP: 0.308, SLG: 0.439 (1, 8)	SF8 2B		F7			E3 HR		F9		4	2	1	0	0	0	0									
Roy Smalley, S OBP: 0.400, SLG: 0.500 Pete Mackanin, R OBP: 0.254, SLG: 0.293 (4, 6)	2B IBB		K			K		F2		1	0	0	0	1	1	0									
John Castino, R OBP: 0.305, SLG: 0.439 (1, 5)	SF8		P3			HR			1B 3B 2B	3	2	2	3	0	0	0									
Butch Wynegar, S OBP: 0.500, SLG: 0.500 (1, 10)				6-3		4-3			1B 3B BB	3	1	1	1	1	0	0									
Danny Goodwin, L OBP: 0.314, SLG: 0.290 (1, 3)			1-3			K			3B 1B	3	1	1	0	1	1	0									
Sal Butera, R OBP: 0.366, SLG: 0.354 (1, 2)	F4		5-3			F5			3B	4	0	1	3	0	0	3									
Dave Engle, R OBP: 0.270, SLG: 0.339 (1, 9)		5-3			6-3		1-3		K	4	0	0	0	0	1	1									
Inning Stats	R: 2 E: 0 K: 0 S: 6	H: 3 LOB: 3 BB: 2 P: 14	R: 0 E: 0 K: 1 S: 5	H: 0 LOB: 0 BB: 0 P: 5	R: 0 E: 0 K: 1 S: 5	H: 0 LOB: 0 BB: 0 P: 5	R: 0 E: 0 K: 0 S: 3	H: 0 LOB: 0 BB: 0 P: 3	R: 0 E: 0 K: 0 S: 3	H: 0 LOB: 0 BB: 0 P: 3	R: 2 E: 1 K: 2 S: 9	H: 1 LOB: 0 BB: 0 P: 9	R: 0 E: 0 K: 1 S: 5	H: 0 LOB: 0 BB: 0 P: 5	R: 0 E: 0 K: 0 S: 3	H: 0 LOB: 0 BB: 0 P: 3		R: 3 E: 0 K: 1 S: 8	H: 3 LOB: 1 BB: 1 P: 12	1B: 2 2B: 3 3B: 1 HR: 1	SF: 1 SAC: 0 DP: 0 HBP: 0	WP: 0 PB: 0 CS: 0	PA: 38		
PITCHER	IP	WLS	BF	H	R	ER	SO	BB	IBB	HBP	BLK	WP	HR	S	P	ERA	WHIP								
Dennis Leonard, R ERA: 3.38 (1, 1)	8.0	L	34	6	7	6	5	1	2	0	0	0	1	41	53	6.75	0.875								
Dan Quisenberry, R ERA: 4.24 (9, 1)	1.0		4	1	0	0	1	0	0	0	0	0	0	6	6	0.00	1.000								

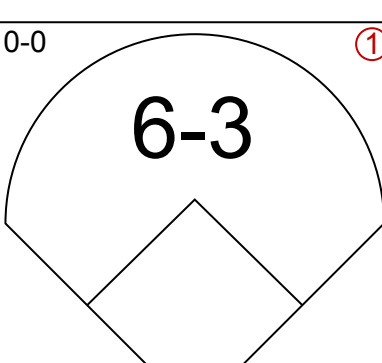
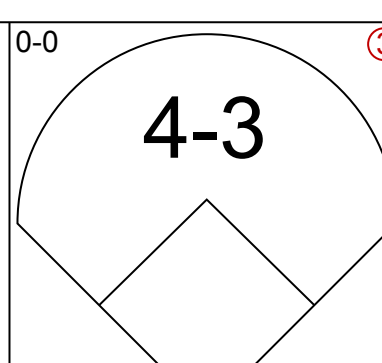
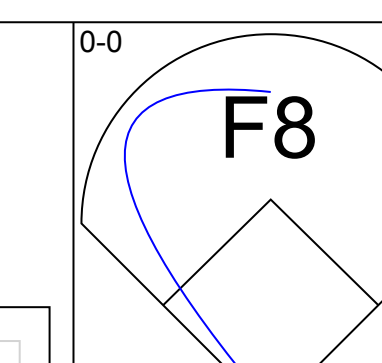
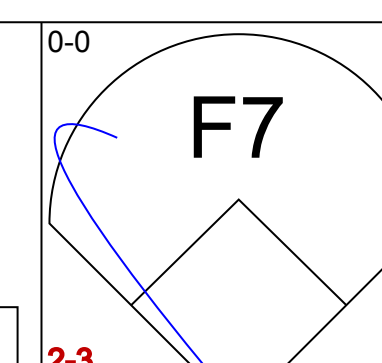
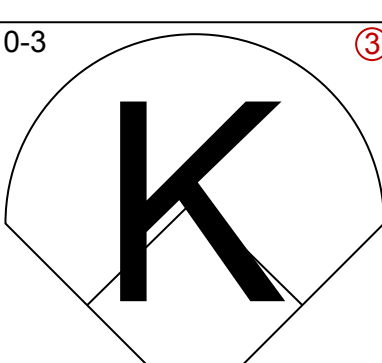
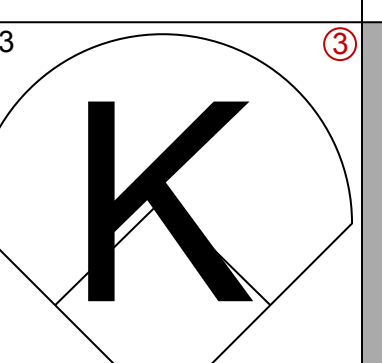
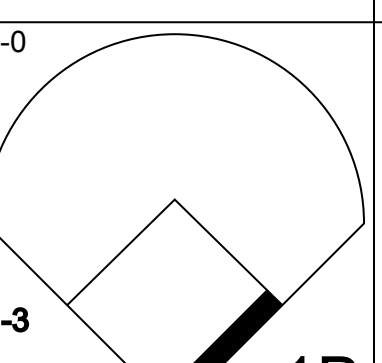
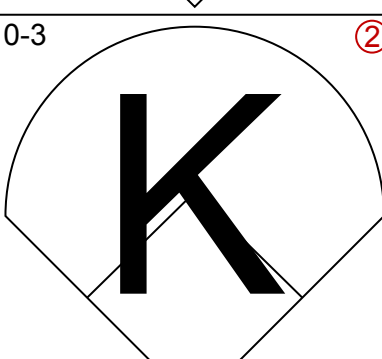
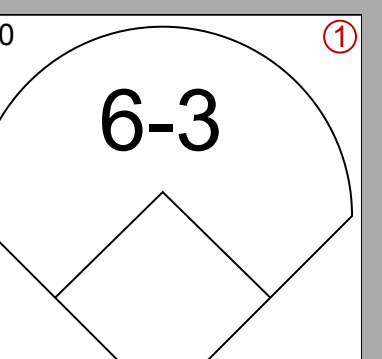
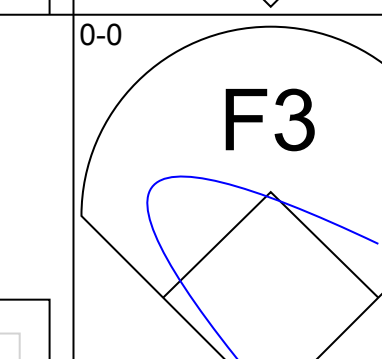
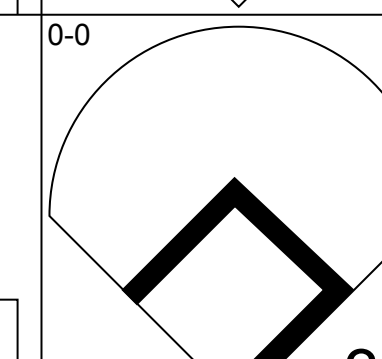
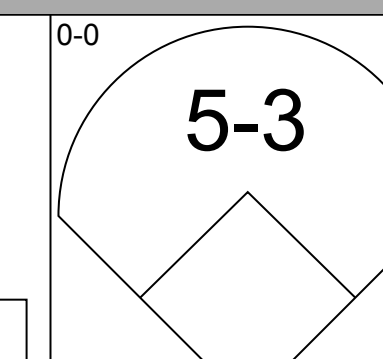
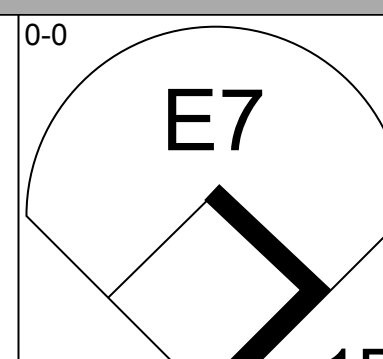
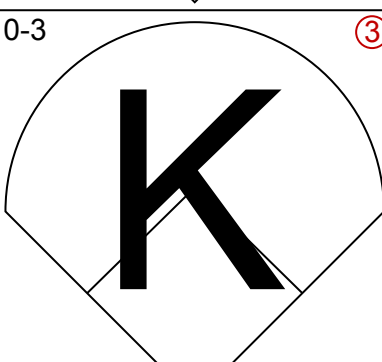
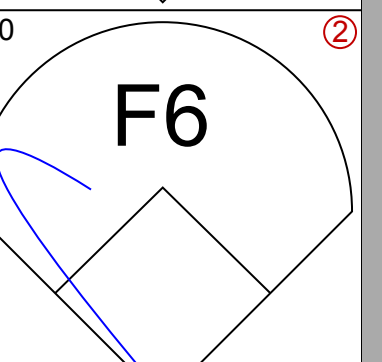
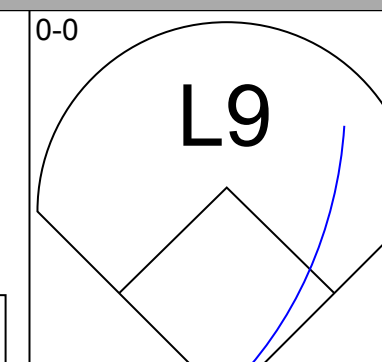
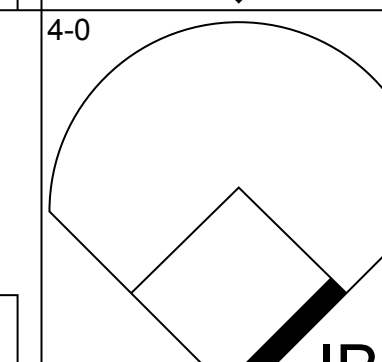
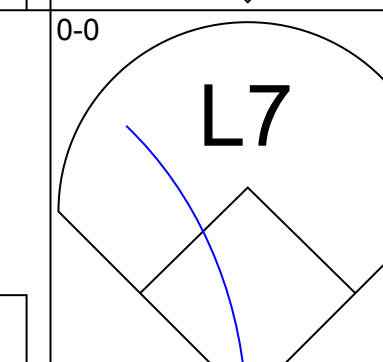
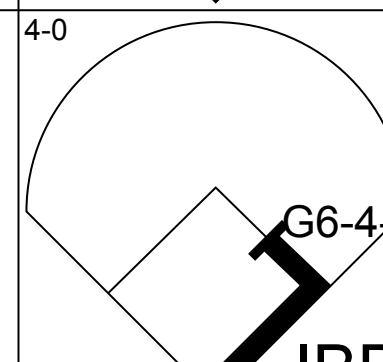
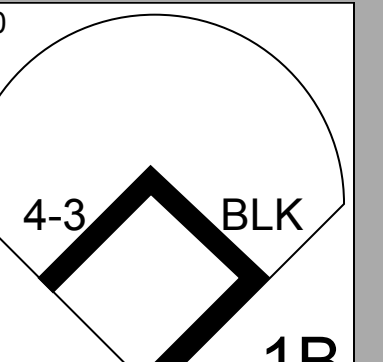
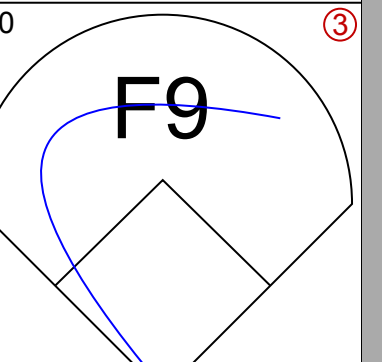
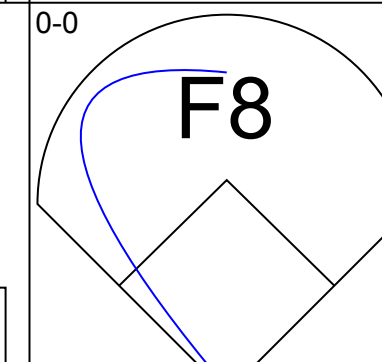
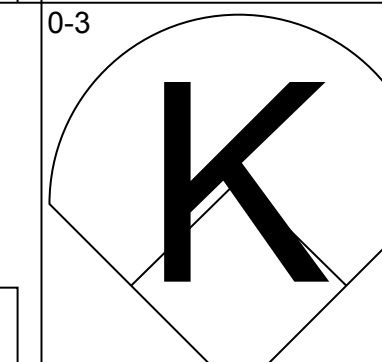
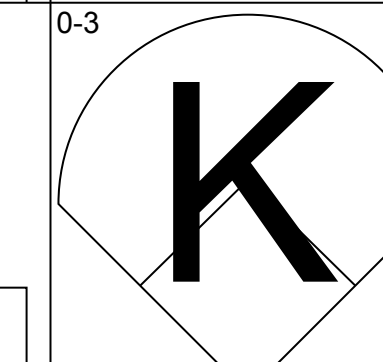
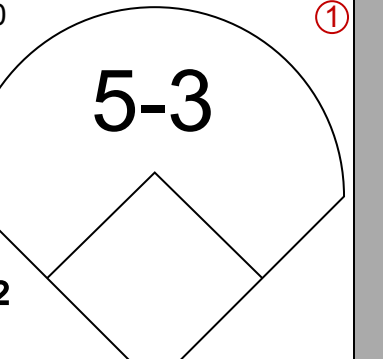

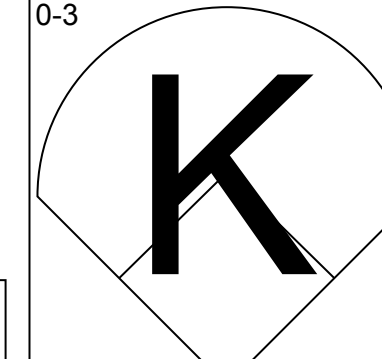
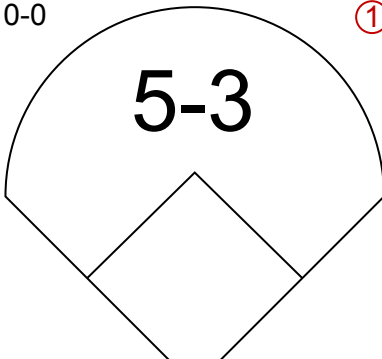
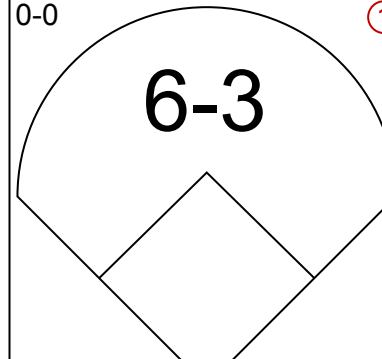
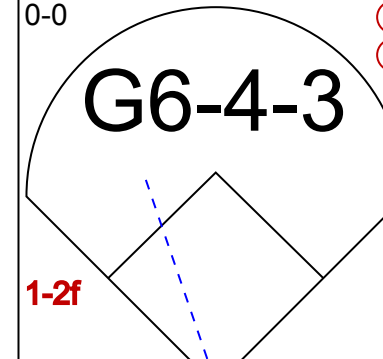


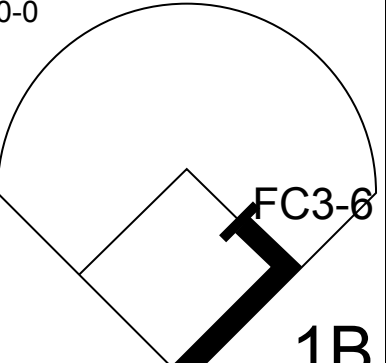
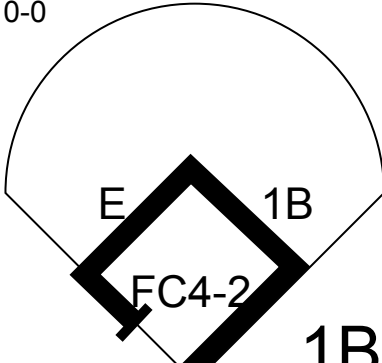
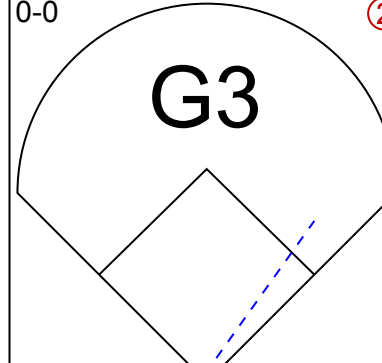

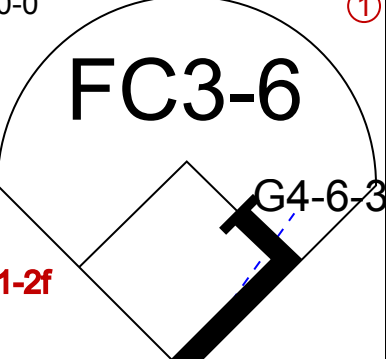
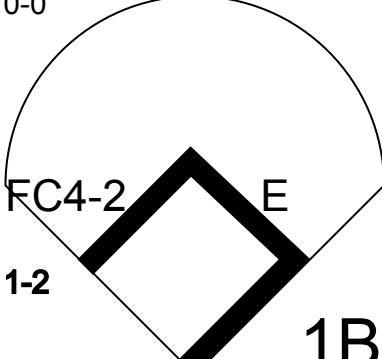
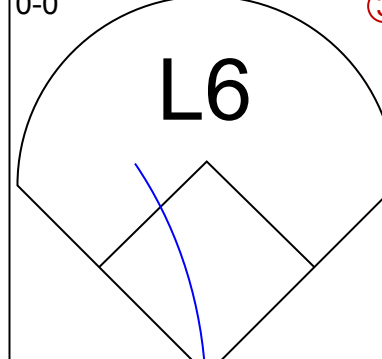


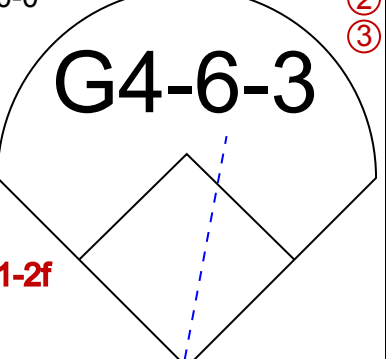
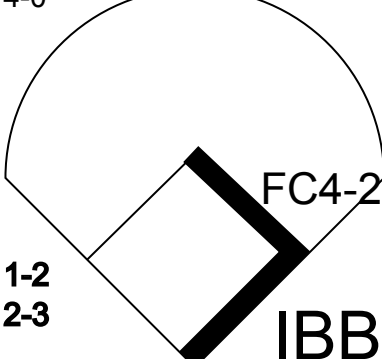

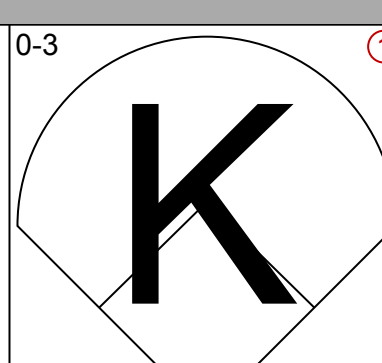
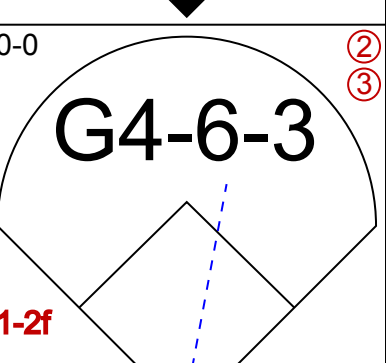

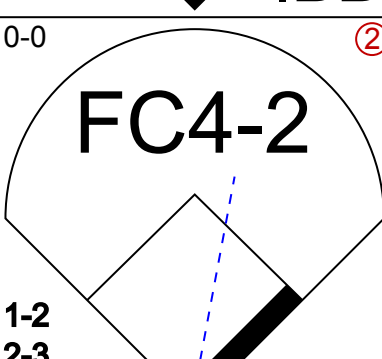
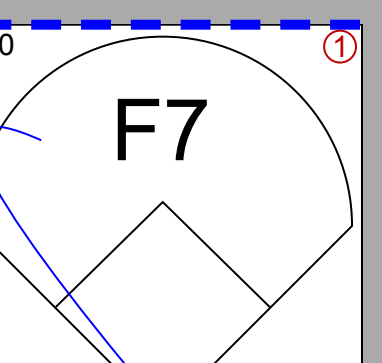
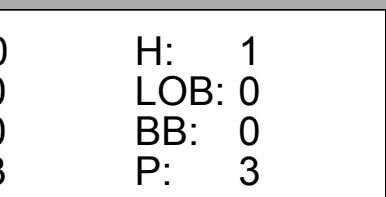
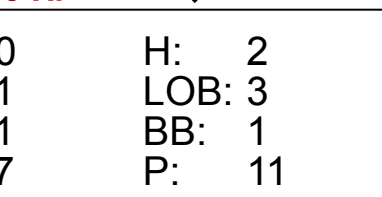
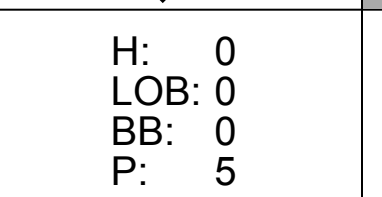
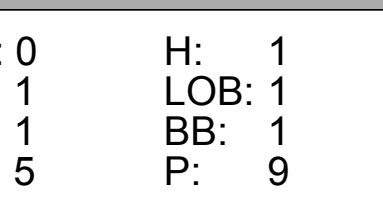




AB	34
R	7
H	7
RBI	7
BB	3
SO	6
LOB	7



Batter	1	2	3	4	5	6	7	8	9	AB	R	H	RBI	BB	SO	LOB	BOTTOM								
Willie Wilson, S OBP: 0.321, SLG: 0.348 (1, 7)	K		6-3		L9		L8			4	0	0	0	0	1	4	Minnesota Twins @ Kansas City Royals Royals Stadium, Kansas City, MO Fri May 22 1981, 8:05 PM EDT Att: 34,052 - Unknown - 82 F								
John Wathan, R OBP: 0.338, SLG: 0.368 (1, 9) (8, 2)			5-3		L8		F9			3	0	0	0	1	0	2									
Frank White, R OBP: 0.253, SLG: 0.321 (1, 4)	F9		K			4-3		F8		4	0	0	0	0	1	1									
Hal McRae, R OBP: 0.267, SLG: 0.325 (1, 10)	F8			F7		K		F4		4	0	0	0	0	1	1									
Amos Otis, R OBP: 0.262, SLG: 0.282 (1, 8)		F7		F8		F4			5-3	4	0	0	0	0	0	0									
Willie Aikens, L OBP: 0.417, SLG: 0.574 (1, 3)				4-1			4-1		FC5-4 1B	4	0	2	0	0	0	0									
U L Washington, S OBP: 0.311, SLG: 0.231 (1, 6)		FC6-4 1B			1B 1B		F9		FC5-4 1B	4	0	1	0	0	0	2									
Dave Chalk, R OBP: 0.357, SLG: 0.385 (1, 5)					F7			F8		3	0	1	0	1	0	2									
Jerry Grote, R OBP: 0.258, SLG: 0.250 Lee May, R OBP: 0.369, SLG: 0.444 Cesar Geronimo, L OBP: 0.250, SLG: 0.271 (7, PH) (7, PR) (8, 9)				6-3						2	0	1	0	0	0	2									
										1	0	1	0	0	0	0									
										0	0	0	0	0	0	0									
Inning Stats	R: 0 E: 0 K: 1 S: 5	H: 0 LOB: 1 BB: 1 P: 9	R: 0 E: 0 K: 0 S: 5	H: 2 LOB: 2 BB: 0 P: 5	R: 0 E: 0 K: 1 S: 5	H: 0 LOB: 0 BB: 0 P: 5	R: 0 E: 0 K: 0 S: 3	H: 0 LOB: 0 BB: 0 P: 3	R: 0 E: 0 K: 0 S: 5	H: 0 LOB: 2 BB: 0 P: 5	R: 0 E: 0 K: 1 S: 4	H: 1 LOB: 2 BB: 1 P: 8	R: 0 E: 0 K: 0 S: 3	H: 0 LOB: 0 BB: 0 P: 3	R: 0 E: 0 K: 0 S: 4	H: 1 LOB: 1 BB: 0 P: 4	1B: 6 2B: 0 3B: 0 HR: 0	SF: 0 SAC: 0 DP: 0 HBP: 0	WP: 0 PB: 0 CS: 0	PA: 35					
PITCHER	IP	WLS	BF	H	R	ER	SO	BB	IBB	HBP	BLK	WP	HR	S	P	ERA	WHIP								
Jerry Koosman, L ERA: 4.66 (1, 1)	9.0	W	35	6	0	0	3	2	0	0	0	0	0	39	47	0.00	0.889								




Batter	1	2	3	4	5	6	7	8	9	10	11	12	13	14	15	AB	R	H	RBI	BB	SO	LOB	TOP					
Gary Ward, R OBP: 0.333, SLG: 0.382 (1.7)																7	0	1	0	0	2	1	Minnesota Twins @ Kansas City Royals Royals Stadium, Kansas City, MO Sat May 23 1981, 8:05 PM EDT Att. 27,580 - Unknown - 72 F AB 50 R 0 H 8 RBI 0 BB 3 SO 9 LOB 15					
Chuck Baker, R OBP: 0.083, SLG: 0.083 (1.6)																4	0	0	0	0	0	1						
Rob Wilton, L OBP: 0.275, SLG: 0.286 (13.4)																1	0	0	0	0	1	0						
Mickey Hatcher, R OBP: 0.316, SLG: 0.444 (1.8)																5	0	2	0	1	0	1						
Butch Wynegar, S OBP: 0.400, SLG: 0.391 (1.10)																5	0	0	0	0	0	3						
John Castino, R OBP: 0.306, SLG: 0.432 (1.5)																5	0	1	0	1	1	0						
Pete Mackanin, R OBP: 0.231, SLG: 0.266 (13.6)																6	0	0	0	0	2	3						
Ron Jackson, R OBP: 0.286, SLG: 0.369 (1.3)																5	0	2	0	1	0	2						
Sal Buteira, R OBP: 0.343, SLG: 0.329 (1.2)																6	0	0	0	0	1	4						
Dave Engle, R OBP: 0.269, SLG: 0.349 (13.9)																4	0	1	0	0	1	0						
Hosken Powell, L OBP: 0.333, SLG: 0.367 (13.9)																2	0	1	0	0	1	0						
Inning Stats	R: 0 E: 0 K: 1 S: 6	H: 1 LOB: 1 BB: 0 P: 6	R: 0 E: 0 K: 1 S: 6	H: 1 LOB: 1 BB: 0 P: 6	R: 0 E: 0 K: 1 S: 6	H: 1 LOB: 2 BB: 1 P: 10	R: 0 E: 0 K: 2 S: 8	H: 1 LOB: 1 BB: 0 P: 8	R: 0 E: 0 K: 0 S: 3	H: 0 LOB: 0 BB: 0 P: 3	R: 0 E: 0 K: 0 S: 3	H: 0 LOB: 0 BB: 0 P: 3	R: 0 E: 0 K: 1 S: 5	H: 0 LOB: 0 BB: 0 P: 5	R: 0 E: 0 K: 2 S: 7	H: 0 LOB: 0 BB: 0 P: 7	R: 0 E: 0 K: 0 S: 4	H: 1 LOB: 2 BB: 1 P: 8	R: 0 E: 0 K: 0 S: 3	H: 1 LOB: 0 BB: 0 P: 3	1B: 4 2B: 4 3B: 0 HR: 0	SF: 0 SAC: 2 DP: 0 HBP: 0		WP: 0 PB: 0 CS: 0	PA: 55			
Paul Splittorf, L ERA: 3.99	IP: 11.0	WLS: 6	BF: 41	H: 6	R: 0	ER: 0	SO: 6	BB: 2	IBB: 0	HBP: 0	BLK: 0	WP: 0	HR: 0	S: 51	P: 59	ERA: 0.00	WHIP: 0.727	PITCHER										
Rene Martin, R ERA: 4.5	IP: 12.1	WLS: 4	BF: 14	H: 2	R: 0	ER: 0	SO: 3	BB: 0	IBB: 1	HBP: 0	BLK: 0	WP: 0	HR: 0	S: 19	P: 23	ERA: 0.00	WHIP: 0.500	PITCHER										

Batter	1	2	3	4	5	6	7	8	9	10	11	12	13	14	15	AB	R	H	RBI	BB	SO	LOB	BOTTOM				
Willie Wilson, S OBP: 0.313, SLG: 0.338 (1.7)																7	0	1	1	0	2	5					
Hal McRae, R OBP: 0.270, SLG: 0.341 (1.10)																6	0	2	0	0	1	1					
Willie Aikens, L OBP: 0.414, SLG: 0.554 (1.3)																4	0	0	0	2	1	0					
Amos Otis, R OBP: 0.257, SLG: 0.276 (1.8)																6	0	1	0	0	3	4					
John Wathan, R OBP: 0.322, SLG: 0.348 (1.2)																6	0	0	0	0	2	3					
Jamie Quirk, L OBP: 0.380, SLG: 0.432 (10. PR)																4	0	2	0	0	0	1					
Danny Garcia, L OBP: 0.143, SLG: 0.143 (11.9)																2	1	1	0	0	0	0					
Frank White, R OBP: 0.250, SLG: 0.315 (1.4)																5	0	1	0	0	0	2					
Cesar Ceronimo, L OBP: 0.255, SLG: 0.275 (1.9)																3	0	1	0	0	1	1					
George Brett, L OBP: 0.362, SLG: 0.383 (10. PR)																0	0	0	0	1	0	0					
Dave Chalk, R OBP: 0.367, SLG: 0.393 (11.5)																2	0	1	0	0	0	0					
U L Washington, S OBP: 0.307, SLG: 0.239 (1.6)																5	0	1	0	0	1	5					
Inning Stats	R: 0 E: 0 K: 2 S: 7	H: 0 LOB: 0 BB: 0 P: 7	R: 0 E: 0 K: 0 S: 4	H: 1 LOB: 1 BB: 0 P: 4	R: 0 E: 0 K: 2 S: 7	H: 0 LOB: 0 BB: 0 P: 7	R: 0 E: 0 K: 0 S: 3	H: 0 LOB: 0 BB: 0 P: 3	R: 0 E: 0 K: 1 S: 5	H: 0 LOB: 0 BB: 0 P: 5	R: 0 E: 0 K: 0 S: 3	H: 0 LOB: 0 BB: 0 P: 5	R: 0 E: 0 K: 1 S: 5	H: 0 LOB: 0 BB: 0 P: 5	R: 0 E: 0 K: 1 S: 5	H: 1 LOB: 1 BB: 1 P: 9	R: 1 E: 0 K: 0 S: 5	H: 3 LOB: 2 BB: 0 P: 5	1B: 9 2B: 1 3B: 1 HR: 0	SF: 0 SAC: 2 DP: 2 HBP: 0	WP: 0 PB: 0 CS: 1	PA: 55					
Roger Erickson, R ERA: 3.75	IP: 9.1	WLS: 7	BF: 34	H: 7	R: 0	ER: 0	SO: 7	BB: 1	IBB: 1	HBP: 0	BLK: 0	WP: 0	HR: 0	S: 47	P: 51	ERA: 0.00	WHIP: 0.750	PITCHER									
Doug Corbett, R ERA: 2.73	IP: 10.1	WLS: 2	BF: 9	H: 0	R: 0	ER: 0	SO: 2	BB: 0	IBB: 1	HBP: 0	BLK: 0	WP: 0	HR: 0	S: 12	P: 16	ERA: 0.00	WHIP: 0.000	PITCHER									
Don Cooper, R ERA: 3.91	IP: 13.1	WLS: 2	BF: 12	H: 4	R: 1	ER: 1	SO: 2	BB: 0	IBB: 1	HBP: 0	BLK: 0	WP: 0	HR: 0	S: 15	P: 19	ERA: 3.38	WHIP: 1.500	PITCHER									


Minnesota Twins @ Kansas City Royals
 Royals Stadium, Kansas City, MO
 Sat May 23 1981, 8:05 PM EDT
 Att. 27,580 - Unknown - 72 F

AB 50
R 0
H 8
RBI 0
BB 3
SO 9
LOB 15



Minnesota Twins @ Kansas City Royals
 Royals Stadium, Kansas City, MO
 Sat May 23 1981, 8:05 PM EDT
 Att. 27,580 - Unknown - 72 F

AB 50
R 1
H 11
RBI 1
BB 3
SO 11
LOB 22



Batter	1	2	3	4	5	6	7	8	9	AB	R	H	RBI	BB	SO	LOB	TOP			
Gary Ward, R OBP: 0.339, SLG: 0.381 (1, 7)	4-0 2B 1B BB		0-3 K				0-0 F8			3	1	1	0	1	1	0	Minnesota Twins @ Kansas City Royals Royals Stadium, Kansas City, MO Sun May 24 1981, 4:33 AM EDT Att: 37,207 - Unknown - 69 F livebaseballscorecards.com			
Rob Wilfong, L OBP: 0.279, SLG: 0.292 (1, 4)	0-0 1B 2B		0-0 F6				0-0 F9			4	1	1	0	0	0	2				
Mickey Hatcher, R OBP: 0.321, SLG: 0.446 (1, 8)	0-0 1B		0-0 F9				0-0 1B			4	0	2	2	0	0	0				
Glenn Adams, L OBP: 0.336, SLG: 0.362 (1, 10)	0-3 K						0-0 4-3			4	0	0	0	0	1	2				
John Castino, R OBP: 0.305, SLG: 0.428 (1, 5)	0-3 K						0-0 6-3			4	0	1	0	0	1	1				
Danny Goodwin, L OBP: 0.308, SLG: 0.286 (1, 3)	0-0 F8						0-0 F7			4	1	1	0	0	0	2				
Pete Mackanin, R OBP: 0.232, SLG: 0.309 (1, 6)							0-0 K			4	1	1	2	0	3	0				
Sal Butera, R OBP: 0.343, SLG: 0.330 Butch Wynegar, S OBP: 0.365, SLG: 0.375 (1, 2) (7, 2)	0-0 F9						0-0 4-3			3	0	1	0	0	0	0				
Dave Engle, R OBP: 0.257, SLG: 0.333 Hosken Powell, L OBP: 0.330, SLG: 0.364 (1, 9) (9, PH)	0-3 K						0-0 F9			3	0	0	0	0	1	1				
Inning Stats	R: 2 E: 0 K: 2 S: 9	H: 2 LOB: 1 BB: 1 P: 13	R: 0 E: 0 K: 2 S: 7	H: 0 LOB: 0 BB: 0 P: 7	R: 0 E: 0 K: 1 S: 5	H: 0 LOB: 0 BB: 0 P: 5	R: 0 E: 0 K: 0 S: 3	H: 0 LOB: 0 BB: 0 P: 3	R: 0 E: 0 K: 1 S: 5	H: 1 LOB: 1 BB: 0 P: 4	R: 2 E: 0 K: 0 S: 7	H: 4 LOB: 2 BB: 0 P: 7	R: 0 E: 0 K: 3 S: 4	H: 1 LOB: 1 BB: 0 P: 4	R: 0 E: 0 K: 3 S: 9	H: 0 LOB: 0 BB: 0 P: 9		1B: 6 2B: 1 3B: 0 HR: 1	SF: 0 SAC: 0 DP: 0 HBP: 0	WP: 0 PB: 0 SB: 0 CS: 0
PITCHER	IP WLS BF H R ER SO BB IBB HBP BLK WP HR S P ERA WHIP	9.0 W 36 8 4 4 9 1 0 0 0 0 1 53 57 4.00 1.000	9.0 W 36 8 4 4 9 1 0 0 0 0 1 53 57 4.00 1.000																	

Batter	1	2	3	4	5	6	7	8	9	AB	R	H	RBI	BB	SO	LOB	BOTTOM			
Willie Wilson, S OBP: 0.302, SLG: 0.326 (1, 8) (9, 7)	0-0 5-3		0-0 6-3				0-0 4-3			5	1	0	0	0	1	6	Minnesota Twins @ Kansas City Royals Royals Stadium, Kansas City, MO Sun May 24 1981, 4:33 AM EDT Att: 37,207 - Unknown - 69 F livebaseballscorecards.com			
Hal McRae, R OBP: 0.276, SLG: 0.368 Rich Gale, R OBP: 0.494 (1, 7) (9, 1)	0-0 HR						0-0 F7			4	2	2	2	0	1	0				
George Brett, L OBP: 0.348, SLG: 0.369 (1, 5)	0-0 F7						0-0 1-3			3	1	0	0	1	0	0				
Willie Aikens, L OBP: 0.423, SLG: 0.553 (1, 3)	0-0 4-3						0-0 BB			2	0	1	2	2	0	0				
Ken Phelps, L OBP: 0.133, SLG: 0.214 Amos Otis, R OBP: 0.263, SLG: 0.282 (1, 10) (7, PH) (9, 8)	0-0 F9						0-0 F7			3	0	0	0	0	0	2				
John Wathan, R OBP: 0.320, SLG: 0.345 (1, 2)	0-0 F4						0-0 F9			4	1	1	0	0	0	2				
Frank White, R OBP: 0.250, SLG: 0.312 (1, 4)	0-0 5-3						0-0 F4			4	0	1	0	0	1	0				
Cesar Geronimo, L OBP: 0.288, SLG: 0.333 (1, 9)							0-0 F9			3	1	2	0	1	0	0				
U L Washington, S OBP: 0.310, SLG: 0.243 Jame O'Connor, L OBP: 0.350, SLG: 0.432 Lee May, R OBP: 0.421, SLG: 0.474 Dave Chalk, R OBP: 0.355, SLG: 0.379 (1, 6) (7, PH) (7, PH) (7, PR) (8, 6)	0-3 K						0-0 K			2	0	1	0	0	1	0				
Inning Stats	R: 1 E: 0 K: 0 S: 4	H: 1 LOB: 0 BB: 0 P: 4	R: 0 E: 0 K: 0 S: 3	H: 0 LOB: 0 BB: 0 P: 3	R: 0 E: 0 K: 1 S: 5	H: 0 LOB: 0 BB: 0 P: 5	R: 0 E: 0 K: 1 S: 5	H: 0 LOB: 1 BB: 1 P: 9	R: 0 E: 0 K: 0 S: 3	H: 2 LOB: 2 BB: 0 P: 5	R: 5 E: 0 K: 0 S: 8	H: 6 LOB: 2 BB: 2 P: 16	R: 0 E: 0 K: 2 S: 8	H: 1 LOB: 1 BB: 0 P: 8	1B: 8 2B: 0 3B: 1 HR: 1	SF: 0 SAC: 0 DP: 0 HBP: 0		WP: 0 PB: 0 SB: 1 CS: 0	PA: 37	
PITCHER	IP WLS BF H R ER SO BB IBB HBP BLK WP HR S P ERA WHIP	6.0 L 5 3 1 1 0 1 0 0 0 0 0 4 8 13.50 6.000	0.2 L 5 3 1 1 0 0 0 0 0 0 0 2 2 27.00 3.000	1.0 L 4 1 0 0 2 0 0 0 0 0 0 8 8 0.00 1.000																

Batter	1	2	3	4	5	6	7	8	9	AB	R	H	RBI	BB	SO	LOB	TOP					
Cesar Geronimo, L (1, 9) OBP: 0.286, SLG: 0.328	0-3 K		0-0 FC5-4 1B			0-0 E4 G5-4-3			0-0 F7	4	0	1	0	0	1	0	Kansas City Royals @ Seattle Mariners The Kingdome, Seattle, WA Mon May 25 1981, 10:05 PM EDT Dome livebaseballscores.com					
Hal McRae, R (1, 7) OBP: 0.288, SLG: 0.357	0-0 6-3		0-0 FC5-4 1-2			0-0 G5-4-3 1-2			0-0 F9	4	0	0	0	0	0	2						
George Brett, L (1, 5) OBP: 0.344, SLG: 0.375	0-0 4-3			0-0 F9		0-0 F9			0-0 1B 2B	4	1	1	0	0	0	0						
Willie Aikens, L (1, 3) OBP: 0.426, SLG: 0.547		4-0 FC6-4 BB		0-3 K				0-0 4-3	0-0 2B 2-3 1B	3	0	1	0	1	1	0						
Amos Otis, R (1, 8) OBP: 0.262, SLG: 0.289		0-0 FC6-4 CS 1-2		0-0 1-3				0-0 1-3	0-0 1-3 2B	4	0	1	1	0	0	1						
Jamie Quirk, L (1, 2) OBP: 0.341, SLG: 0.415		0-0 1B			0-0 6-3			0-0 L4	0-0 4-3	4	0	1	0	0	0	2						
Ken Phelps, L (1, 10) OBP: 0.167, SLG: 0.235		0-3 K			0-0 1B			0-3 K		3	0	1	0	0	2	1						
Frank White, R (1, 4) OBP: 0.243, SLG: 0.302			0-0 5-3			0-0 L7		0-0 F7		3	0	0	0	0	0	1						
Dave Chalk, R (8, 4) OBP: 0.355, SLG: 0.379								0-0 F7		0	0	0	0	0	0	0						
U L Washington, S (1, 6) OBP: 0.303, SLG: 0.237			0-0 F7		0-3 K			0-0 F8		3	0	0	0	0	1	1						
Inning Stats	R: 0 E: 0 K: 1 S: 5	H: 0 LOB: 0 BB: 0 P: 5	R: 0 E: 0 K: 1 S: 5	H: 1 LOB: 1 BB: 1 P: 9	R: 0 E: 0 K: 0 S: 4	H: 1 LOB: 1 BB: 0 P: 4	R: 0 E: 0 K: 1 S: 5	H: 0 LOB: 0 BB: 0 P: 5	R: 0 E: 0 K: 1 S: 6	H: 1 LOB: 1 BB: 0 P: 6	R: 0 E: 0 K: 0 S: 3	H: 0 LOB: 0 BB: 0 P: 3	R: 0 E: 0 K: 0 S: 3	H: 0 LOB: 0 BB: 0 P: 3	R: 0 E: 0 K: 1 S: 5	H: 0 LOB: 0 BB: 0 P: 5	R: 1 E: 0 K: 0 S: 6	H: 3 LOB: 2 BB: 0 P: 6	1B: 4 2B: 2 HR: 0	SF: 0 SAC: 0 DP: 1 HBP: 0	WP: 0 PB: 0 SB: 0 CS: 1	PA: 33
PITCHER Brian Allard, R (1, 1) ERA: 3.86	IP: 9.0 WLS: W BF: 33 H: 6 R: 1 ER: 1 SO: 5 BB: 1 IBB: 0 HBP: 0 BLK: 0 WP: 0 HR: 0 S: 42 P: 46 ERA: 1.00 WHIP: 0.778															PITCHER						

Batter	1	2	3	4	5	6	7	8	9	AB	R	H	RBI	BB	SO	LOB	BOTTOM			
Lenny Randle, S (1, 5) OBP: 0.276, SLG: 0.287	0-0 F8		0-0 SF8			0-0 G3			0-3 K	4	0	1	1	0	1	3	Kansas City Royals @ Seattle Mariners The Kingdome, Seattle, WA Mon May 25 1981, 10:05 PM EDT Dome livebaseballscores.com			
Jim Anderson, R (1, 6) OBP: 0.296, SLG: 0.258	0-0 F4		0-0 L7			0-0 1-3			0-0 F3	5	0	0	0	0	0	6				
Tom Paciorek, R (1, 7) OBP: 0.354, SLG: 0.459	0-0 1B		4-0 BB		0-0 F7			0-0 4-3	4-0 2B BB	3	0	1	0	2	0	0				
Richie Zisk, R (1, 10) OBP: 0.340, SLG: 0.510	0-0 F9		0-0 F8		0-0 FC5-4 1B			0-0 F7	0-3 K	3	0	1	0	0	0	4				
Dan Meyer, L (6, PH) OBP: 0.197, SLG: 0.234										2	0	0	0	0	1	1				
Jeff Burroughs, R (1, 9) OBP: 0.400, SLG: 0.512		4-0 HR BB		4-0 1B BB		0-3 K		4-0 HR BB	0-0 1-3 2B	2	3	1	0	3	1	1				
Joe Simpson, L (8, PR) OBP: 0.242, SLG: 0.308										0	0	0	0	0	0	0				
Gary Gray, R (1, 3) OBP: 0.338, SLG: 0.778		0-0 HR 1-H		0-0 HBP SF8 1B		0-0 FC5-4 1-2		4-0 HR 1-H	4-0 IBB	4	3	3	4	1	0	1				
Dave Henderson, R (1, 8) OBP: 0.257, SLG: 0.371		0-0 HR		0-3 K		0-0 4-3		0-0 F8	0-3 K	5	1	1	1	0	2	5				
Bud Bulling, R (1, 2) OBP: 0.377, SLG: 0.250		4-0 2B BB		0-0 SF8 HBP 1-2 2-H 1B		0-0 1B		0-0 1B	0-0 F9	4	0	3	1	1	0	3				
Julio Cruz, S (1, 4) OBP: 0.282, SLG: 0.244		0-0 F3		1-0 S HBP		0-0 F7		0-0 1-2 1B		3	0	1	0	0	0	2				
Inning Stats	R: 0 E: 0 K: 0 S: 4	H: 1 LOB: 1 BB: 0 P: 4	R: 3 E: 0 K: 0 S: 6	H: 3 LOB: 3 BB: 3 P: 18	R: 2 E: 0 K: 1 S: 7	H: 2 LOB: 2 BB: 1 P: 12	R: 0 E: 0 K: 1 S: 6	H: 1 LOB: 1 BB: 0 P: 6	R: 0 E: 0 K: 0 S: 4	H: 1 LOB: 1 BB: 0 P: 4	R: 0 E: 0 K: 0 S: 3	H: 0 LOB: 0 BB: 0 P: 3	R: 2 E: 0 K: 1 S: 8	H: 3 LOB: 2 BB: 1 P: 12	R: 0 E: 0 K: 2 S: 8	H: 1 LOB: 3 BB: 2 P: 16	1B: 7 2B: 2 3B: 0 HR: 3	SF: 1 SAC: 0 DP: 0 HBP: 1	WP: 0 PB: 0 SB: 1 CS: 0	PA: 44
PITCHER Larry Gura, L (1, 1) ERA: 3.72	IP: 3.0 WLS: L BF: 20 H: 6 R: 5 ER: 5 SO: 4 BB: 4 IBB: 0 HBP: 1 BLK: 0 WP: 0 HR: 2 S: 17 P: 34 ERA: 15.00 WHIP: 3.333															PITCHER				
Jim Wright, R (4, 1) ERA: 3.21	IP: 5.0 WLS: L BF: 24 H: 6 R: 2 ER: 2 SO: 4 BB: 2 IBB: 1 HBP: 0 BLK: 0 WP: 0 HR: 1 S: 29 P: 41 ERA: 3.60 WHIP: 1.600															PITCHER				

Batter	1	2	3	4	5	6	7	8	9	AB	R	H	RBI	BB	SO	LOB	TOP					
Willie Wilson, S (1,7) OBP: 0.305, SLG: 0.329										5	1	2	0	0	1	4	Kansas City Royals @ Seattle Mariners The Kingdome, Seattle, WA Mon May 25 1981, 10:05 PM EDT Att: 11,453 - Dome					
Hal McRae, R (1,10) OBP: 0.275, SLG: 0.357										3	1	1	0	1	0	1						
George Brett, L (1,5) OBP: 0.340, SLG: 0.370										4	0	1	0	0	0	3						
Willie Aikens, L (1,3) OBP: 0.421, SLG: 0.542										3	0	1	2	0	0	2						
Amos Otis, R (1,8) OBP: 0.269, SLG: 0.290										3	0	1	0	0	0	2						
John Wathan, R (1,9) OBP: 0.318, SLG: 0.342										4	0	1	0	0	1	4						
Frank White, R (1,4) OBP: 0.252, SLG: 0.320										4	0	2	0	0	0	0						
U L Washington, S (1,6) OBP: 0.296, SLG: 0.231										3	0	0	0	0	1	1						
Ken Phelps, L (9, PH) OBP: 0.167, SLG: 0.235										0	0	0	0	0	0	0						
Lee May, R (9, PH) OBP: 0.400, SLG: 0.450										1	0	0	0	0	1	2						
Jerry Grote, R (1,2) OBP: 0.242, SLG: 0.233										2	0	0	0	0	0	0						
Jamie Quirk, L (7, PH) OBP: 0.333, SLG: 0.405										1	0	0	0	0	1	1						
Dave Chalk, R (9, PH) OBP: 0.375, SLG: 0.379										0	0	0	0	1	0	0						
Cesar Geronimo, L (9, PR) OBP: 0.286, SLG: 0.328										0	0	0	0	0	0	0						
Inning Stats	R: 1 E: 0 K: 0 S: 5	H: 3 LOB: 1 BB: 0 P: 5	R: 0 E: 0 K: 0 S: 3	H: 0 LOB: 0 BB: 0 P: 3	R: 0 E: 0 K: 1 S: 5	H: 0 LOB: 0 BB: 0 P: 5	R: 0 E: 0 K: 0 S: 4	H: 1 LOB: 1 BB: 0 P: 4	R: 0 E: 0 K: 1 S: 5	H: 0 LOB: 0 BB: 0 P: 5	R: 0 E: 0 K: 1 S: 7	H: 2 LOB: 3 BB: 0 P: 8	R: 0 E: 0 K: 1 S: 6	H: 1 LOB: 1 BB: 0 P: 6	R: 1 E: 0 K: 0 S: 3	H: 0 LOB: 0 BB: 1 P: 7	R: 0 E: 0 K: 1 S: 6	H: 2 LOB: 3 BB: 1 P: 10	1B: 8 2B: 1 3B: 0 HR: 0	SF: 1 SAC: 0 DP: 2 HBP: 1	WP: 1 PB: 0 SB: 1 CS: 0	PA: 37
PITCHER	IP WLS BF H R ER SO BB IBB HBP BLK WP HR S P ERA WHIP																					
Jerry Don Gleaton, L (1,1) ERA: 9.53	5.2 W 23 6 1 1 2 0 0 1 0 0 0 26 27 1.59 1.059																					
Dick Drago, R (6,1) ERA: 5.66	2.1 11 3 1 1 2 1 0 0 0 1 0 14 18 3.86 1.714																					
Shane Rawley, L (9,1) ERA: 3.6	1.0 S 3 0 0 0 1 1 0 0 0 0 0 0 4 8 0.00 1.000																					

Batter	1	2	3	4	5	6	7	8	9	AB	R	H	RBI	BB	SO	LOB	BOTTOM			
Joe Simpson, L (1,8) OBP: 0.232, SLG: 0.295										4	0	0	0	0	1	1	Kansas City Royals @ Seattle Mariners The Kingdome, Seattle, WA Mon May 25 1981, 10:05 PM EDT Att: 11,453 - Dome			
Lenny Randle, S (1,4) OBP: 0.275, SLG: 0.313										4	1	1	1	0	0	0				
Bruce Bochte, L (1,3) OBP: 0.308, SLG: 0.288										3	1	0	0	1	1	0				
Gary Gray, R (1,10) OBP: 0.346, SLG: 0.763										4	1	2	0	0	1	0				
Jeff Burroughs, R (1,9) OBP: 0.413, SLG: 0.512										2	0	1	1	2	1	0				
Dave Henderson, R (8, PR) OBP: 0.257, SLG: 0.371										0	0	0	0	0	0	0				
Dan Meyer, L (1,5) OBP: 0.186, SLG: 0.224										3	0	0	1	0	0	3				
Julio Cruz, S (9,4) OBP: 0.282, SLG: 0.244										2	0	0	0	1	0	1				
Tom Paciorek, R (1,7) OBP: 0.354, SLG: 0.453										2	0	0	0	1	0	1				
Jerry Narron, L (1,2) OBP: 0.289, SLG: 0.306										2	1	0	0	1	0	2				
Rick Auerbach, R (1,6) OBP: 0.203, SLG: 0.255										3	1	1	2	0	2	1				
Inning Stats	R: 0 E: 0 K: 2 S: 7	H: 0 LOB: 0 BB: 0 P: 7	R: 0 E: 0 K: 2 S: 7	H: 0 LOB: 0 BB: 0 P: 7	R: 0 E: 0 K: 1 S: 5	H: 0 LOB: 1 BB: 1 P: 9	R: 3 E: 0 K: 0 S: 6	H: 3 LOB: 1 BB: 1 P: 10	R: 0 E: 0 K: 1 S: 5	H: 0 LOB: 0 BB: 0 P: 5	R: 0 E: 0 K: 0 S: 3	H: 0 LOB: 1 BB: 1 P: 7	R: 2 E: 0 K: 0 S: 4	H: 1 LOB: 0 BB: 1 P: 8	R: 0 E: 0 K: 0 S: 3	H: 1 LOB: 2 BB: 1 P: 7	1B: 3 2B: 0 3B: 0 HR: 2	SF: 1 SAC: 0 DP: 1 HBP: 0	WP: 0 PB: 1 SB: 1 CS: 0	PA: 33
PITCHER	IP WLS BF H R ER SO BB IBB HBP BLK WP HR S P ERA WHIP																			
Juan Berenguer, R (1,1) ERA: 8.53	6.0 L 24 3 3 3 6 3 0 0 0 0 0 1 33 45 4.50 1.000																			
Ken Brett, L (7,1) ERA: 4.09	2.0 9 2 2 2 0 2 0 0 0 0 0 1 7 15 9.00 2.000																			

Batter	1	2	3	4	5	6	7	8	9	AB	R	H	RBI	BB	SO	LOB	TOP								
Willie Wilson, S (1, 7) OBP: 0.296, SLG: 0.318	3-1		6-3		G3		4-3		F4	5	0	0	0	0	0	1	Kansas City Royals @ Seattle Mariners The Kingdome, Seattle, WA Tue May 26 1981, 10:05 PM EDT Att.: 5,265 - Dome								
Amos Otis, R (1, 8) OBP: 0.287, SLG: 0.309	K		6-3		6-3		F8		HR	5	1	1	1	0	1										
George Brett, L (1, 5) OBP: 0.362, SLG: 0.392	4-3				FC3-6 1B				WP 1B	5	2	4	0	0	0										
Willie Aikens, L (1, 3) OBP: 0.413, SLG: 0.536		SH SF8 2B			FC3-6 1B				F7	5	1	1	0	0	0	4									
Hal McRae, R (1, 10) OBP: 0.276, SLG: 0.356		SH			K				6-3	3	0	1	0	0	1	2									
Frank White, R (1, 4) OBP: 0.270, SLG: 0.337		F3							6-3	4	1	3	2	0	0	2									
John Wathan, R (1, 2) OBP: 0.316, SLG: 0.341		SF8			1-3				1B	3	0	1	1	0	0	4									
Cesar Geronimo, L (1, 9) OBP: 0.288, SLG: 0.328 (8, PH)		4-3							1B	3	0	1	0	0	0	3									
Lee May, R (8, PH) OBP: 0.429, SLG: 0.476									1B	1	0	1	1	0	0	0									
Danny Garcia, L (8, 9) OBP: 0.143, SLG: 0.143									1B	0	0	0	0	0	0	0									
U L Washington, S (1, 6) OBP: 0.295, SLG: 0.240			6-3						F9	4	0	1	0	0	0	0									
Inning Stats	R: 0 E: 0 K: 1 S: 5	H: 0 LOB: 0 BB: 0 P: 5	R: 1 E: 1 K: 0 S: 5	H: 1 LOB: 1 BB: 0 P: 5	R: 0 E: 0 K: 0 S: 3	H: 0 LOB: 0 BB: 0 P: 3	R: 0 E: 1 K: 1 S: 7	H: 2 LOB: 2 BB: 0 P: 7	R: 0 E: 0 K: 0 S: 4	H: 2 LOB: 1 BB: 0 P: 4	R: 1 E: 0 K: 0 S: 6	H: 3 LOB: 2 BB: 0 P: 6	R: 0 E: 0 K: 0 S: 3	H: 0 LOB: 0 BB: 0 P: 3	R: 2 E: 0 K: 0 S: 6	H: 4 LOB: 2 BB: 0 P: 6	R: 1 E: 0 K: 0 S: 5	H: 2 LOB: 1 BB: 0 P: 5	1B: 11 2B: 2 3B: 0 HR: 1	SF: 1 SAC: 1 DP: 0 HBP: 0	WP: 4 PB: 0 SB: 0 CS: 1	PA: 40			
PITCHER	IP	WLS	BF	H	R	ER	SO	BB	IBB	HBP	BLK	WP	HR	S	P	ERA	WHIP								
Glenn Abbott, R (1, 1) ERA: 4.84	7.0		29	8	2	1	2	0	0	0	0	0	0	33	33	1.29	1.143								
Shane Rawley, L (8, 1) ERA: 4.5	2.0	L	11	6	3	3	0	0	0	0	0	2	1	11	11	13.50	3.000								

Batter	1	2	3	4	5	6	7	8	9	AB	R	H	RBI	BB	SO	LOB	BOTTOM								
Joe Simpson, L (1, 8) OBP: 0.240, SLG: 0.286	F8		G3		L5				L8-6 1B	3	1	0	0	1	0	0	Kansas City Royals @ Seattle Mariners The Kingdome, Seattle, WA Tue May 26 1981, 10:05 PM EDT Att.: 5,265 - Dome								
Lenny Randle, S (1, 5) OBP: 0.280, SLG: 0.310	K		F8		S 2B				HBP 1B	4	1	1	1	1	1	1									
Bruce Bochte, L (1, 3) OBP: 0.326, SLG: 0.320	BB 1B				BB 1B				L8-6 2B	4	1	3	2	1	0	2									
Gary Gray, R (1, 10) OBP: 0.361, SLG: 0.750	BB 1B		F9		BB 1B				BB 1B	4	0	2	0	1	1	2									
Jeff Burroughs, R (1, 9) OBP: 0.404, SLG: 0.495	K				G6-4-3 1B				5-3	5	0	1	1	0	2	5									
Tom Paciorek, R (1, 7) OBP: 0.364, SLG: 0.461			6-3 1B		G6-4-3 1B					4	0	3	0	0	0	2									
Jerry Narron, L (1, 2) OBP: 0.277, SLG: 0.292		F8			F7				K	4	0	0	0	0	1	3									
Jim Anderson, R (1, 6) OBP: 0.297, SLG: 0.277 (8, PH)		6-3							G6-4-3 1B	3	0	1	0	0	0	1									
Dan Meyer, L (8, PH) OBP: 0.183, SLG: 0.221										1	0	0	0	0	0	1									
Rick Auerbach, R (9, 6) OBP: 0.203, SLG: 0.255										0	0	0	0	0	0	0									
Julio Cruz, S (1, 4) OBP: 0.281, SLG: 0.244		4-3			4-3				S 1B	4	1	1	0	0	1	3									
Inning Stats	R: 0 E: 0 K: 2 S: 8	H: 1 LOB: 2 BB: 1 P: 12	R: 0 E: 0 K: 0 S: 4	H: 1 LOB: 1 BB: 0 P: 4	R: 0 E: 0 K: 0 S: 3	H: 0 LOB: 1 BB: 1 P: 7	R: 0 E: 0 K: 1 S: 7	H: 2 LOB: 2 BB: 0 P: 7	R: 2 E: 0 K: 0 S: 5	H: 3 LOB: 1 BB: 1 P: 9	R: 0 E: 0 K: 1 S: 5	H: 0 LOB: 0 BB: 0 P: 5	R: 1 E: 0 K: 1 S: 6	H: 1 LOB: 1 BB: 1 P: 10	R: 0 E: 0 K: 1 S: 5	H: 1 LOB: 0 BB: 0 P: 5	R: 1 E: 0 K: 0 S: 5	H: 3 LOB: 2 BB: 0 P: 6	1B: 9 2B: 4 3B: 0 HR: 0	SF: 0 SAC: 0 DP: 3 HBP: 1	WP: 0 PB: 0 SB: 2 CS: 0	PA: 41			
PITCHER	IP	WLS	BF	H	R	ER	SO	BB	IBB	HBP	BLK	WP	HR	S	P	ERA	WHIP								
Dennis Leonard, R (1, 1) ERA: 3.42	7.0		33	9	3	3	5	4	0	0	1	0	0	39	55	3.86	1.857								
Dan Quisenberry, R (8, 1) ERA: 4.26	2.0	S	8	3	1	1	1	0	0	1	0	0	0	9	10	4.50	1.500								

Batter	1	2	3	4	5	6	7	8	9	AB	R	H	RBI	BB	SO	LOB	TOP			
Willie Wilson, S OBP: 0.305, SLG: 0.335 (1, 7)										4	1	2	1	1	0	1	Kansas City Royals @ Seattle Mariners The Kingdome, Seattle, WA Wed May 27 1981, 10:05 PM EDT Att: 6,331 - Dome			
Amos Otis, R OBP: 0.271, SLG: 0.312 (1, 8)										2	1	1	2	1	0	0				
George Brett, L OBP: 0.355, SLG: 0.382 (1, 5)										5	1	1	1	0	0	5				
Willie Aikens, L OBP: 0.406, SLG: 0.546 (1, 3)											5	1	1	3	0	0				
Hal McRae, R OBP: 0.281, SLG: 0.360 (1, 9)										4	0	2	0	0	0	0				
Cesar Geronimo, L OBP: 0.284, SLG: 0.323 (8, 9)										1	0	0	0	0	0	0				
Lee May, R OBP: 0.346, SLG: 0.385 (1, 10)											5	0	0	0	0	2				
Frank White, R OBP: 0.270, SLG: 0.333 (1, 4)										4	1	1	0	0	0	1				
John Wathan, R OBP: 0.321, SLG: 0.346 (1, 2)										4	1	2	0	0	0	1				
U L Washington, S OBP: 0.315, SLG: 0.298 (1, 6)										3	2	3	1	1	0	0				
Inning Stats	R: 4 E: 0 K: 1 S: 8	H: 3 LOB: 0 BB: 1 P: 12	R: 1 E: 0 K: 0 S: 4	H: 1 LOB: 0 BB: 0 P: 4	R: 0 E: 0 K: 1 S: 6	H: 1 LOB: 1 BB: 0 P: 6	R: 2 E: 0 K: 0 S: 6	H: 3 LOB: 1 BB: 0 P: 6	R: 0 E: 0 K: 0 S: 4	H: 2 LOB: 2 BB: 1 P: 8	R: 0 E: 0 K: 0 S: 3	H: 0 LOB: 0 BB: 0 P: 3	R: 1 E: 0 K: 0 S: 5	H: 2 LOB: 2 BB: 1 P: 9	R: 0 E: 0 K: 0 S: 3	H: 0 LOB: 0 BB: 0 P: 3	1B: 8 2B: 2 3B: 1 HR: 2	SF: 2 SAC: 0 DP: 0 HBP: 0	WP: 0 PB: 0 SB: 0 CS: 1	PA: 42
PITCHER	IP WLS BF H R ER SO BB IBB HBP BLK WP HR S P ERA WHIP																			
Floyd Bannister, L ERA: 5.4 (1, 1)	3.1 L 19 8 7 7 2 1 0 0 0 0 2 22 26 18.90 2.700																			
Larry Andersen, R ERA: 2.08 (4, 1)	3.2 14 3 0 0 0 1 0 0 0 0 0 13 17 0.00 1.091																			
Dick Drago, R ERA: 5.56 (8, 1)	2.0 9 2 1 1 0 0 1 0 0 0 0 8 12 4.50 1.000																			

Batter	1	2	3	4	5	6	7	8	9	AB	R	H	RBI	BB	SO	LOB	BOTTOM					
Lenny Randle, S OBP: 0.269, SLG: 0.300 (1, 5)											4	0	0	1	0	1	4					
Rick Auerbach, R OBP: 0.194, SLG: 0.246 (1, 6)											2	0	0	1	0	0	1					
Dan Meyer, L OBP: 0.181, SLG: 0.217 (7, PH)											1	0	0	0	0	0	1					
Jim Anderson, R OBP: 0.297, SLG: 0.277 (8, 6)											0	0	0	0	0	0	0					
Tom Paciorek, R OBP: 0.355, SLG: 0.449 (1, 7)										4	0	0	0	0	0	1	1					
Gary Gray, R OBP: 0.356, SLG: 0.738 (1, 10)										4	1	1	0	0	1	0	1					
Jeff Burroughs, R OBP: 0.389, SLG: 0.474 (1, 9)										4	0	0	0	0	1	1	1					
Bruce Bochte, L OBP: 0.331, SLG: 0.320 (1, 3)										3	0	1	0	1	0	0	0					
Dave Henderson, R OBP: 0.276, SLG: 0.413 (1, 8)											3	2	2	2	1	1	1					
Bud Bulling, R OBP: 0.375, SLG: 0.255 (1, 2)											3	1	1	0	0	0	2					
Jerry Naron, L OBP: 0.274, SLG: 0.289 (9, PH)											1	0	0	0	0	1	1					
Julio Cruz, S OBP: 0.293, SLG: 0.267 (1, 4)											4	1	3	1	0	0	0					
Inning Stats	R: 0 E: 0 K: 1 S: 5	H: 0 LOB: 0 BB: 0 P: 5	R: 1 E: 0 K: 1 S: 7	H: 3 LOB: 1 BB: 0 P: 7	R: 0 E: 0 K: 1 S: 6	H: 1 LOB: 1 BB: 0 P: 6	R: 0 E: 0 K: 0 S: 3	H: 0 LOB: 0 BB: 0 P: 3	R: 3 E: 0 K: 0 S: 5	H: 2 LOB: 0 BB: 1 P: 9	R: 0 E: 0 K: 1 S: 5	H: 0 LOB: 0 BB: 0 P: 5	R: 1 E: 1 K: 0 S: 5	H: 1 LOB: 1 BB: 0 P: 5	R: 0 E: 0 K: 0 S: 3	H: 0 LOB: 0 BB: 0 P: 3	R: 0 E: 0 K: 2 S: 8	H: 1 LOB: 2 BB: 1 P: 12	1B: 5 2B: 3 3B: 0 HR: 1	SF: 2 SAC: 0 DP: 1 HBP: 0	WP: 0 PB: 0 SB: 2 CS: 0	PA: 37
PITCHER	IP WLS BF H R ER SO BB IBB HBP BLK WP HR S P ERA WHIP																					
Paul Spittorf, L ERA: 4.36 (1, 1)	6.1 W 27 7 5 5 4 1 0 0 0 0 1 34 38 7.11 1.263																					
Rene Martin, R ERA: 4.03 (7, 1)	2.1 9 1 0 0 2 1 0 0 0 0 0 12 16 0.00 0.857																					
Dan Quisenberry, R ERA: 4.19 (9, 1)	0.1 S 1 0 0 0 0 0 0 0 0 0 0 1 1 0.00 0.000																					



Batter	1	2	3	4	5	6	7	8	9	AB	R	H	RBI	BB	SO	LOB	TOP		
Willie Wilson, S OBP: 0.308, SLG: 0.340	G3			1B		1-3		G3 SH1-4	G3	4	1	1	0	1	0	2			
Amos Otis, R OBP: 0.270, SLG: 0.317	5-3			F9		WP		SH1-4	F3	4	0	1	0	0	0	3			
George Brett, L OBP: 0.351, SLG: 0.371	F9			F9		G3		G3		3	0	0	0	1	0	2			
Willie Aikens, L OBP: 0.409, SLG: 0.541		L7		FC6-4				G3		3	0	1	2	1	0	2			
Hal McRae, R OBP: 0.274, SLG: 0.351	F8			FC6-4		K		K		4	0	0	0	0	2	4			
Frank White, R OBP: 0.269, SLG: 0.357	F7									4	1	1	1	0	0	1			
John Wathan, R OBP: 0.312, SLG: 0.336			4-3			1-3		F9	F9	4	0	0	0	0	0	2			
Cesar Geronimo, L OBP: 0.282, SLG: 0.308			4-3			5-3		F7	G3 BB	3	0	0	0	1	0	2			
U L Washington, S OBP: 0.320, SLG: 0.299			F9			4-3		SH1-4	G3	3	1	1	0	1	0	0			
Inning Stats	R: 0 E: 0 K: 0 S: 3	H: 0 LOB: 0 BB: 0 P: 3	R: 0 E: 0 K: 0 S: 3	H: 0 LOB: 0 BB: 0 P: 3	R: 0 E: 0 K: 0 S: 3	H: 0 LOB: 0 BB: 0 P: 3	R: 1 E: 0 K: 0 S: 5	H: 2 LOB: 1 BB: 0 P: 5	R: 0 E: 0 K: 0 S: 4	H: 1 LOB: 1 BB: 0 P: 4	R: 0 E: 1 K: 1 S: 6	H: 0 LOB: 2 BB: 1 P: 10	R: 1 E: 0 K: 0 S: 6	H: 1 LOB: 2 BB: 2 P: 14	R: 1 E: 0 K: 0 S: 4	H: 1 LOB: 2 BB: 2 P: 12	1B: 2 2B: 2 3B: 0 HR: 1	SF: 0 SAC: 1 DP: 0 HBP: 0	WP: 1 PA: 38
PITCHER	IP	WLS	BF	H	R	ER	SO	BB	IBB	HBP	BLK	WP	HR	S	P	ERA	WHIP		
Fernando Arroyo, R ERA: 3.96	7.0	L	27	4	2	2	1	1	0	0	0	1	0	28	32	2.57	0.714		
Doug Corbett, R ERA: 2.72	2.0		11	1	1	1	1	3	1	0	0	0	1	9	25	4.50	2.000		

Kansas City Royals @ Minnesota Twins
 Metropolitan Stadium, Bloomington, MI
 Fri May 29 1981, 8:05 PM EDT
 Att. 6,734 - Unknown - 70 F

AB	32
R	3
H	5
RBI	3
BB	5
SO	2
LOB	18



Batter	1	2	3	4	5	6	7	8	9	AB	R	H	RBI	BB	SO	LOB	BOTTOM		
Hosken Powell, L OBP: 0.314, SLG: 0.343	K		6-3			L7		F7		4	0	0	0	0	1	2			
Rob Wilfong, L OBP: 0.294, SLG: 0.297	4-3			F6		3-1		FC4-6		4	0	0	0	0	0	1			
Mickey Hatcher, R OBP: 0.307, SLG: 0.417	6-3			4-3		F7				4	0	1	0	0	0	0			
Glenn Adams, L OBP: 0.311, SLG: 0.325		6-3				3-1		1-3		3	0	0	0	1	0	2			
John Castino, R OBP: 0.304, SLG: 0.429		6-3		F9						4	1	1	1	0	0	1			
Butch Wynegar, S OBP: 0.353, SLG: 0.344		F7				F7				4	0	2	0	0	0	0			
Danny Goodwin, L OBP: 0.389, SLG: 0.426										2	0	2	0	2	0	0			
Pete Mackanin, R OBP: 0.230, SLG: 0.294			F9			P2				4	0	0	0	0	0	6			
Rick Sofield, L OBP: 0.190, SLG: 0.180			6-3			G6-4-3				4	0	1	0	0	0	5			
Inning Stats	R: 0 E: 0 K: 1 S: 5	H: 0 LOB: 0 BB: 0 P: 5	R: 0 E: 0 K: 0 S: 3	H: 0 LOB: 0 BB: 0 P: 3	R: 0 E: 0 K: 0 S: 4	H: 1 LOB: 1 BB: 0 P: 4	R: 0 E: 0 K: 0 S: 3	H: 0 LOB: 1 BB: 1 P: 7	R: 0 E: 0 K: 0 S: 3	H: 0 LOB: 0 BB: 0 P: 3	R: 1 E: 0 K: 0 S: 4	H: 1 LOB: 1 BB: 1 P: 8	R: 0 E: 0 K: 0 S: 5	H: 2 LOB: 2 BB: 0 P: 5	R: 0 E: 0 K: 0 S: 5	H: 2 LOB: 2 BB: 0 P: 5	1B: 6 2B: 0 3B: 0 HR: 1	SF: 0 SAC: 0 DP: 1 HBP: 0	WP: 0 PA: 36
PITCHER	IP	WLS	BF	H	R	ER	SO	BB	IBB	HBP	BLK	WP	HR	S	P	ERA	WHIP		
Rich Gale, R ERA: 4.5	7.0	W	27	4	1	1	1	3	0	0	0	0	0	26	38	1.29	1.000		
Dan Quisenberry, R ERA: 3.6	2.0	S	9	3	0	0	0	0	0	0	0	0	0	9	9	0.00	1.500		

Kansas City Royals @ Minnesota Twins
 Metropolitan Stadium, Bloomington, MI
 Fri May 29 1981, 8:05 PM EDT
 Att. 6,734 - Unknown - 70 F

AB	33
R	1
H	7
RBI	1
BB	3
SO	1
LOB	17



Batter	1	2	3	4	5	6	7	8	9	AB	R	H	RBI	BB	SO	LOB	TOP
Willie Wilson, S OBP: 0.306, SLG: 0.337 (1, 7)										4	1	1	0	0	1	0	Kansas City Royals @ Minnesota Twins Metropolitan Stadium, Bloomington, MI Sat May 30 1981, 8:05 PM EDT Alt. 8,673 - Unknown - 66 F
Amos Otis, R OBP: 0.276, SLG: 0.329 (1, 8)										4	1	2	1	0	2	0	
George Brett, L OBP: 0.347, SLG: 0.376 (1, 5)										4	1	1	1	0	2	1	
Willie Aikens, L OBP: 0.405, SLG: 0.529 (1, 3)										3	1	0	0	1	0	1	
Hal McRae, R OBP: 0.274, SLG: 0.346 (1, 10)										2	0	0	1	1	0	0	
Frank White, R OBP: 0.288, SLG: 0.353 (1, 4)										4	0	1	1	0	1	1	
Clint Hurdle, L OBP: 0.500, SLG: 1.053 (1, 9)										4	1	2	2	0	0	0	
John Wathan, R OBP: 0.306, SLG: 0.328 (1, 2)										3	0	0	0	0	1	2	
Jerry Grote, R OBP: 0.235, SLG: 0.226 (6, 2)										1	0	0	0	0	0	0	
U L Washington, S OBP: 0.318, SLG: 0.298 (1, 6)										4	1	1	0	0	1	0	
Inning Stats	R: 0 E: 0 K: 2 S: 8	H: 1 LOB: 1 BB: 0 P: 8	R: 0 E: 0 K: 0 S: 2	H: 0 LOB: 0 BB: 1 P: 6	R: 0 E: 0 K: 1 S: 5	H: 0 LOB: 0 BB: 0 P: 5	R: 0 E: 0 K: 2 S: 7	H: 0 LOB: 0 BB: 0 P: 7	R: 0 E: 0 K: 1 S: 5	H: 0 LOB: 0 BB: 0 P: 5	R: 0 E: 0 K: 0 S: 3	H: 0 LOB: 0 BB: 0 P: 3	R: 1 E: 0 K: 0 S: 4	H: 1 LOB: 0 BB: 0 P: 4	1B: 4 2B: 4 3B: 0 HR: 1	SF: 1 SAC: 0 DP: 1 HBP: 0	WP: 0 PA: 36 PB: 0 SB: 0 CS: 0
PITCHER	IP WLS BF H R ER SO BB IBB HBP BLK WP HR S P ERA WHIP																
Albert Williams, R ERA: 3.57 (1, 1)	5.1	20	4	3	3	6	1	0	0	0	0	0	0	31	35	5.06	0.938
Darrell Jackson, L ERA: 12.46 (6, 1)	0.0	2	1	0	0	0	1	0	0	0	0	0	0	1	5	∞	∞
John Verhoeven, R ERA: 2.54 (6, 1)	2.2	10	2	2	2	2	0	0	0	0	0	0	14	14	6.75	0.750	
Doug Corbett, R ERA: 2.89 (9, 1)	1.0	L	4	1	1	1	0	0	0	0	0	1	4	4	9.00	1.000	

Batter	1	2	3	4	5	6	7	8	9	AB	R	H	RBI	BB	SO	LOB	BOTTOM		
Gary Ward, R OBP: 0.306, SLG: 0.339 (1, 7)										4	0	0	0	0	2	1	Kansas City Royals @ Minnesota Twins Metropolitan Stadium, Bloomington, MI Sat May 30 1981, 8:05 PM EDT Alt. 8,673 - Unknown - 66 F		
Dave Engle, R OBP: 0.247, SLG: 0.312 (1, 9)										3	0	0	0	0	1	0			
Hosken Powell, L OBP: 0.311, SLG: 0.339 (8, PH) (9, 9)										4	0	1	0	0	0	0			
Mickey Hatcher, R OBP: 0.306, SLG: 0.413 (1, 8)										4	0	1	0	0	0	0			
Butch Wynegar, S OBP: 0.316, SLG: 0.306 (1, 2)										4	0	0	0	0	0	1			
John Castino, R OBP: 0.303, SLG: 0.425 (1, 5)										4	0	1	0	0	0	0			
Ron Jackson, R OBP: 0.308, SLG: 0.402 (1, 3)										3	2	2	0	0	0	0			
Pete Mackanin, R OBP: 0.242, SLG: 0.303 (8, 6)										4	2	2	1	0	0	1			
Danny Goodwin, L OBP: 0.379, SLG: 0.471 (1, 10)										4	1	1	3	0	0	2			
Chuck Baker, R OBP: 0.118, SLG: 0.118 (7, PH) (8, 4)										2	0	1	1	0	0	0			
Inning Stats	R: 0 E: 0 K: 2 S: 8	H: 1 LOB: 1 BB: 0 P: 8	R: 2 E: 0 K: 0 S: 6	H: 3 LOB: 1 BB: 0 P: 6	R: 0 E: 0 K: 0 S: 3	H: 0 LOB: 0 BB: 0 P: 3	R: 3 E: 0 K: 0 S: 6	H: 3 LOB: 0 BB: 0 P: 6	R: 0 E: 0 K: 0 S: 3	H: 0 LOB: 0 BB: 0 P: 3	R: 0 E: 0 K: 1 S: 5	H: 0 LOB: 0 BB: 0 P: 5	R: 0 E: 0 K: 0 S: 3	H: 0 LOB: 0 BB: 0 P: 3	R: 0 E: 0 K: 0 S: 4	H: 1 LOB: 1 BB: 0 P: 4	1B: 6 2B: 1 3B: 0 HR: 1	SF: 0 SAC: 1 DP: 0 HBP: 0	WP: 0 PA: 35 PB: 0 SB: 0 CS: 0
PITCHER	IP WLS BF H R ER SO BB IBB HBP BLK WP HR S P ERA WHIP																		
Larry Gura, L ERA: 4.11 (5, 1)	4.0	W	13	1	0	0	1	0	0	0	0	0	15	15	0.00	0.250			
Jim Wright, R ERA: 2.5 (9, 1)	1.0	S	3	0	0	0	0	0	0	0	0	0	3	3	0.00	0.000			

Batter	1	2	3	4	5	6	7	8	9	AB	R	H	RBI	BB	SO	LOB	TOP			
Willie Wilson, S (1,7) OBP: 0.303, SLG: 0.335										4	0	1	1	0	0	2	Kansas City Royals @ Minnesota Twins Metropolitan Stadium, Bloomington, MI Sun May 31 1981, 4:33 AM EDT Att: 6,718 - Sunny - 65 F			
Amos Otis, R (1,8) OBP: 0.274, SLG: 0.320										4	0	0	0	1	2	3				
George Brett, L (1,5) OBP: 0.341, SLG: 0.368										5	0	1	1	0	1	0				
Willie Aikens, L (1,3) OBP: 0.401, SLG: 0.521										4	0	1	0	0	1	2				
Hal McRae, R (1,10) OBP: 0.279, SLG: 0.346										3	0	1	0	1	0	0				
Frank White, R (1,4) OBP: 0.288, SLG: 0.345										3	0	0	0	1	1	3				
Clint Hurdle, L (1,9) OBP: 0.500, SLG: 0.955										3	2	1	0	1	0	2				
Jerry Grote, R (1,2) OBP: 0.257, SLG: 0.250										1	0	1	0	0	0	0				
Jamie Quirk, L (7,PH) OBP: 0.340, SLG: 0.395										1	1	0	0	1	0	2				
U L Washington, S (1,6) OBP: 0.323, SLG: 0.311										4	1	2	2	0	1	3				
Inning Stats	R: 0 E: 0 K: 0 S: 3	H: 1 LOB: 0 BB: 0 P: 3	R: 0 E: 0 K: 1 S: 5	H: 0 LOB: 0 BB: 0 P: 5	R: 1 E: 1 K: 1 S: 7	H: 1 LOB: 0 BB: 0 P: 7	R: 0 E: 1 K: 0 S: 5	H: 2 LOB: 2 BB: 0 P: 5	R: 0 E: 0 K: 1 S: 6	H: 0 LOB: 1 BB: 1 P: 9	R: 3 E: 0 K: 0 S: 5	H: 3 LOB: 1 BB: 2 P: 13	R: 0 E: 0 K: 1 S: 5	H: 0 LOB: 2 BB: 2 P: 13	R: 0 E: 0 K: 1 S: 5	H: 0 LOB: 0 BB: 0 P: 5	1B: 7 2B: 1 3B: 0 HR: 0	SF: 1 SAC: 1 DP: 1 HBP: 0	WP: 0 PB: 0 SB: 0 CS: 1	PA: 39
PITCHER	IP WLS BF H R ER SO BB IBB HBP BLK WP HR S P ERA WHIP																			
Pete Redfern, R (1,1) ERA: 4.01	6.0	26	6	3	2	4	2	0	0	0	0	0	0	32	40	3.00	1.333			
Doug Corbett, R (7,1) ERA: 3.11	0.1	4	2	1	1	0	1	0	0	0	0	0	0	3	7	27.00	9.000			
Jack O'Connor, L (7,1) ERA: 3.78	2.2	9	0	0	0	2	2	0	0	0	0	0	0	11	19	0.00	0.750			


Batter	1	2	3	4	5	6	7	8	9	AB	R	H	RBI	BB	SO	LOB	BOTTOM			
Hosken Powell, L (1,9) OBP: 0.309, SLG: 0.336										4	1	1	2	0	1	0	Kansas City Royals @ Minnesota Twins Metropolitan Stadium, Bloomington, MI Sun May 31 1981, 4:33 AM EDT Att: 6,718 - Sunny - 65 F			
Ron Jackson, R (8,PH) OBP: 0.305, SLG: 0.398										1	0	0	0	0	0	2				
Dave Engle, R (9,9) OBP: 0.247, SLG: 0.312										0	0	0	0	0	0	0				
Rob Wilfong, L (1,4) OBP: 0.288, SLG: 0.313										4	0	2	1	0	1	0				
Mickey Hatcher, R (1,8) OBP: 0.310, SLG: 0.411										3	0	1	0	1	1	1				
Glenn Adams, L (1,10) OBP: 0.301, SLG: 0.315										4	0	0	0	0	1	4				
Butch Wynegar, S (1,2) OBP: 0.381, SLG: 0.359										3	0	3	0	1	0	0				
Gary Ward, R (8,PR) OBP: 0.306, SLG: 0.339										0	1	0	0	0	0	0				
Sal Butera, R (9,2) OBP: 0.333, SLG: 0.330										0	0	0	0	0	0	0				
John Castino, R (1,5) OBP: 0.298, SLG: 0.418										3	0	0	0	0	1	4				
Pete Mackanin, R (1,6) OBP: 0.242, SLG: 0.301										4	1	1	0	0	0	3				
Danny Goodwin, L (1,3) OBP: 0.387, SLG: 0.473										4	1	2	1	0	1	1				
Rick Sofield, L (1,7) OBP: 0.209, SLG: 0.200										4	1	2	1	0	1	0				
Inning Stats	R: 0 E: 0 K: 1 S: 6	H: 1 LOB: 1 BB: 0 P: 6	R: 0 E: 0 K: 2 S: 8	H: 1 LOB: 0 BB: 0 P: 8	R: 0 E: 0 K: 0 S: 3	H: 0 LOB: 0 BB: 0 P: 3	R: 0 E: 0 K: 0 S: 4	H: 1 LOB: 1 BB: 0 P: 4	R: 4 E: 1 K: 2 S: 12	H: 5 LOB: 2 BB: 1 P: 16	R: 0 E: 0 K: 1 S: 5	H: 0 LOB: 0 BB: 0 P: 5	R: 0 E: 0 K: 1 S: 5	H: 1 LOB: 1 BB: 1 P: 9	R: 1 E: 0 K: 0 S: 6	H: 3 LOB: 2 BB: 0 P: 6	1B: 11 2B: 1 3B: 1 HR: 0	SF: 0 SAC: 1 DP: 1 HBP: 0	WP: 0 PB: 0 SB: 2 CS: 0	PA: 37
PITCHER	IP WLS BF H R ER SO BB IBB HBP BLK WP HR S P ERA WHIP																			
Dennis Leonard, R (1,1) ERA: 3.64	7.2	36	12	5	5	7	1	0	0	0	0	0	0	48	56	5.87	1.696			
Ken Brett, L (8,1) ERA: 3.97	0.1	1	0	0	0	0	0	0	0	0	0	0	0	1	1	0.00	0.000			


AB	32
R	4
H	8
RBI	4
BB	5
SO	6
LOB	17



AB	34
R	5
H	12
RBI	5
BB	2
SO	7
LOB	15



Batter	1	2	3	4	5	6	7	8	9	AB	R	H	RBI	BB	SO	LOB	TOP										
Lenny Randle, S OBP: 0.280, SLG: 0.326 (1, 4)	0-0 1-3		4-0 3B BB		0-0 4-3		0-0 SH5-3		0-0 1-3	3	1	0	0	1	0	1	Seattle Mariners @ Kansas City Royals Royals Stadium, Kansas City, MO Tue Jun 02 1981, 8:05 PM EDT Att: 25,678 - Unknown - 81 F AB 33 R 4 H 8 RBI 4 BB 6 SO 7 LOB 17 										
Tom Paciorek, R OBP: 0.362, SLG: 0.450 (1, 7)	4-0 CS BB		0-0 1-H 2-H 3B		4-0 4-3 BB		0-0 L8		0-0 2B	3	0	2	2	2	0	1											
Bruce Bochte, L OBP: 0.323, SLG: 0.298 (1, 3)	0-3 K		0-0 F8		0-0 4-3		4-0 IBB		4-0 IBB	3	0	0	0	2	1	4											
Gary Gray, R OBP: 0.294, SLG: 0.604 (1, 10)	0-0 CS	0-3 K		0-3 K	0-0 F8		0-0 F7		0-3 K	5	0	0	0	0	3	6											
Jeff Burroughs, R OBP: 0.368, SLG: 0.439 Joe Simpson, L OBP: 0.255, SLG: 0.327 (8, 8)		0-3 K		0-3 K		0-0 6-3		0-0 1-3		4	0	0	0	0	2	0											
Dan Meyer, L OBP: 0.280, SLG: 0.360 (1, 5)		0-0 2B		0-0 F6		0-0 F9 2B		0-0 3-1 S 1B		4	0	3	0	0	0	0											
Jerry Narron, L OBP: 0.294, SLG: 0.324 (1, 2)			0-0 F9		4-0 E FC3 1B BB		0-0 F9		0-0 3-1	3	1	0	0	1	0	2											
Dave Henderson, R OBP: 0.250, SLG: 0.358 (8, 9)			0-0 F4		0-0 FC3 1B		0-3 K		0-0 F8	4	1	0	0	0	1	3											
Jim Anderson, R OBP: 0.298, SLG: 0.293 (1, 6)			0-0 3B 2B		4-3 4-3 1B		0-0 SH5-3 1B		0-0 5-3	4	1	3	2	0	0	0											
Inning Stats	R: 0 E: 0 K: 1 S: 4	H: 0 LOB: 0 BB: 1 P: 8	R: 0 E: 0 K: 2 S: 7	H: 1 LOB: 1 BB: 0 P: 7	R: 2 E: 0 K: 0 S: 5	H: 2 LOB: 1 BB: 1 P: 9	R: 0 E: 0 K: 2 S: 7	H: 0 LOB: 0 BB: 0 P: 7	R: 2 E: 1 K: 0 S: 5	H: 1 LOB: 2 BB: 2 P: 13	R: 0 E: 0 K: 1 S: 6	H: 1 LOB: 1 BB: 0 P: 6	R: 0 E: 0 K: 0 S: 4	H: 1 LOB: 2 BB: 1 P: 8	R: 0 E: 0 K: 0 S: 4	H: 1 LOB: 1 BB: 0 P: 4		R: 0 E: 0 K: 1 S: 6	H: 1 LOB: 2 BB: 1 P: 10	1B: 3 2B: 4 3B: 1 HR: 0	SF: 0 SAC: 1 DP: 0 HBP: 0	WP: 0 PB: 0 SB: 1 CS: 1	PA: 41				
PITCHER	IP	WLS	BF	H	R	ER	SO	BB	IBB	HBP	BLK	WP	HR	S	P	ERA	WHIP										
Juan Berenguer, R ERA: 7.41 (1, 1)	4.1	L	20	4	4	2	5	4	0	0	0	0	0	26	42	4.15	1.846										
Rene Martin, R ERA: 3.46 (5, 1)	3.2		15	3	0	0	1	0	1	0	0	0	0	16	20	0.00	0.818										
Dan Quisenberry, R ERA: 3.33 (9, 1)	1.0	S	5	1	0	0	1	0	1	0	0	0	0	6	10	0.00	1.000										

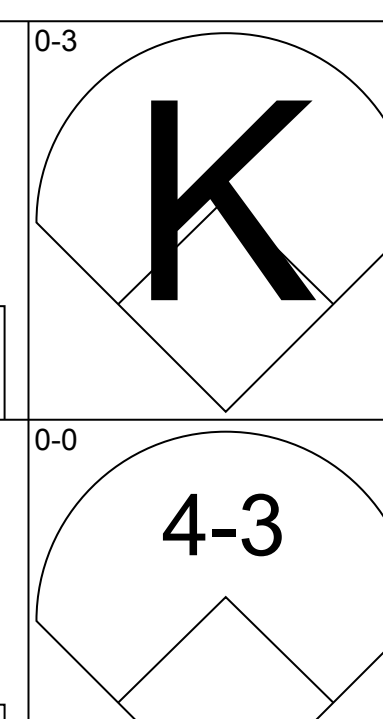
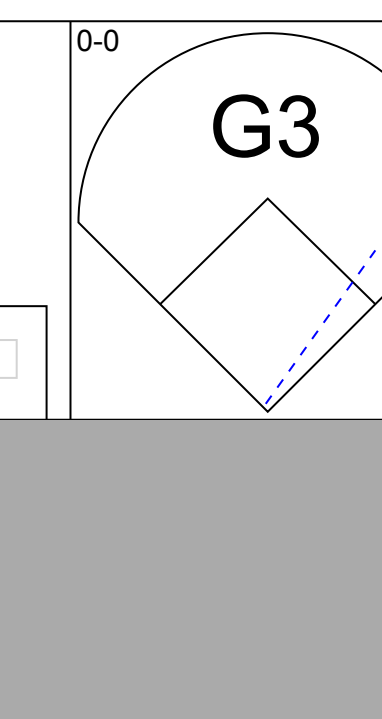
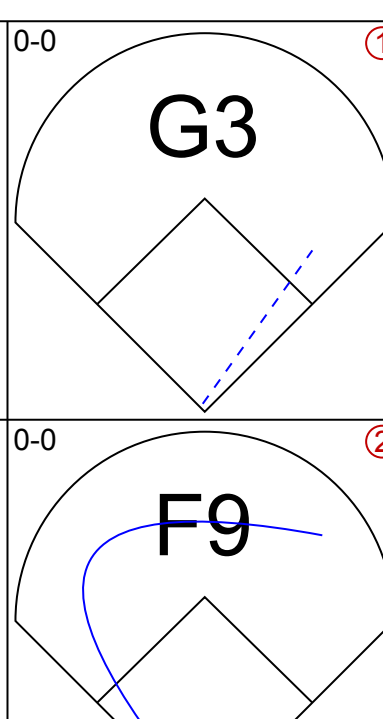
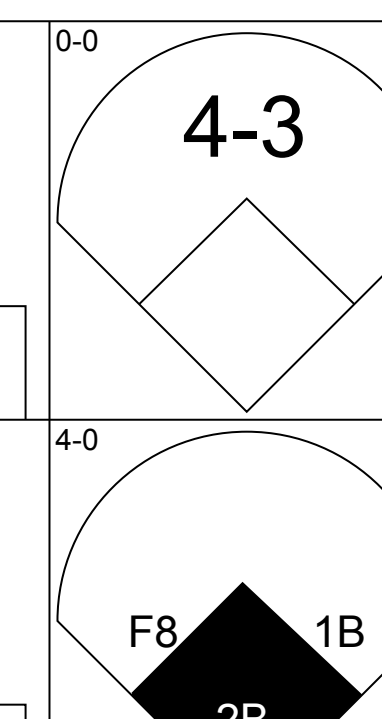
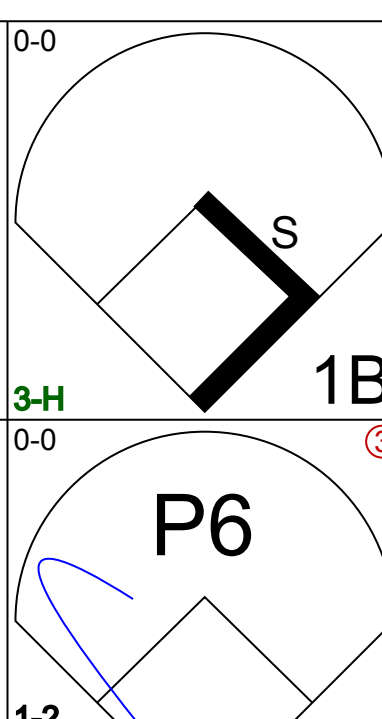
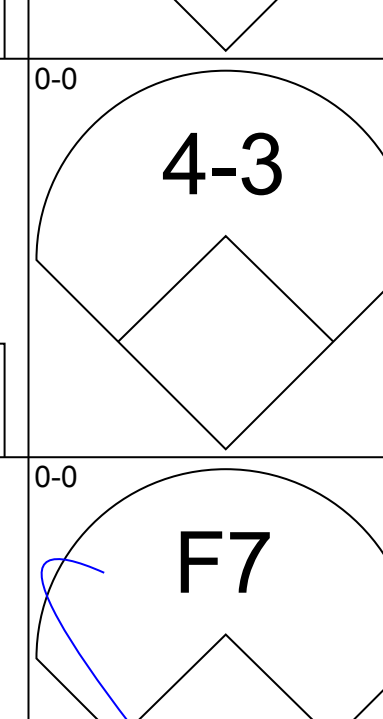
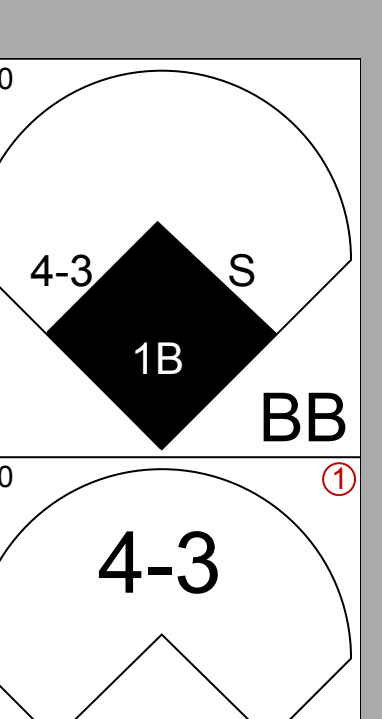
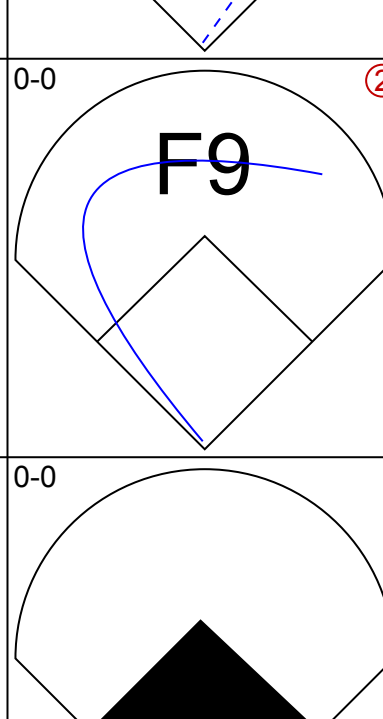
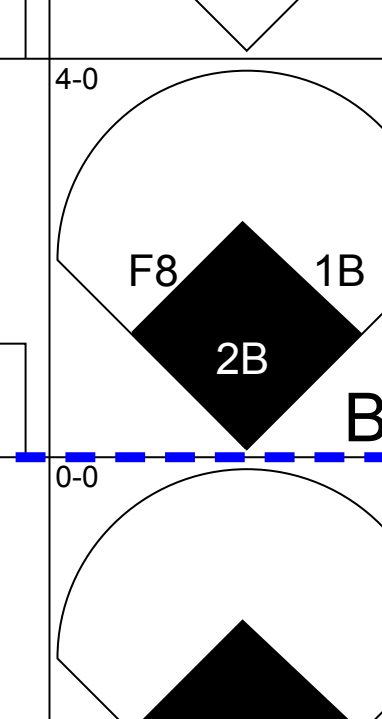
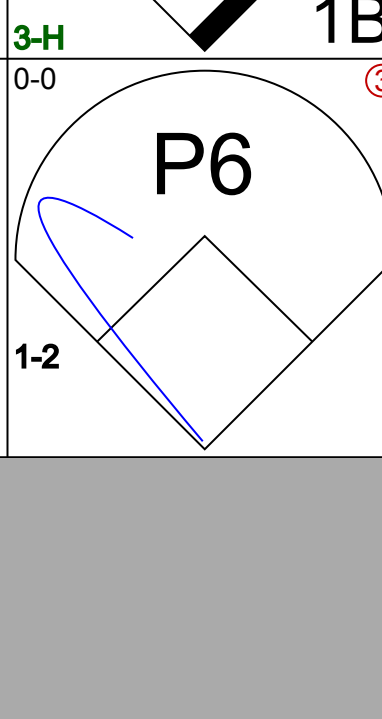
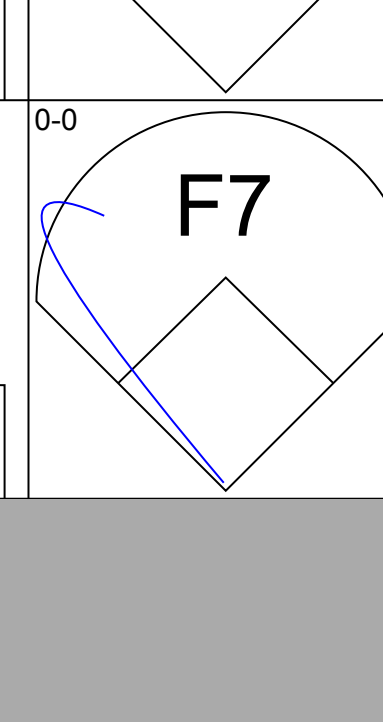
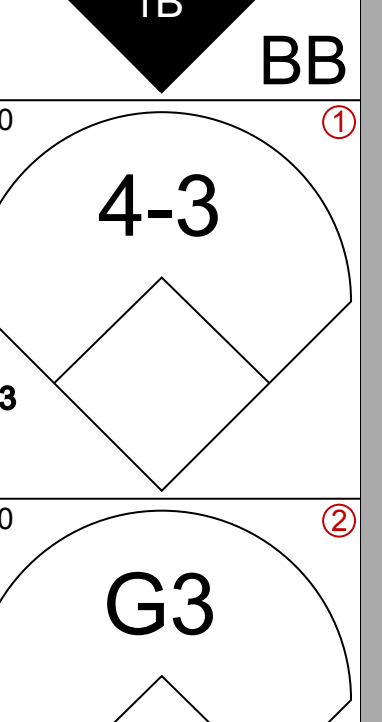
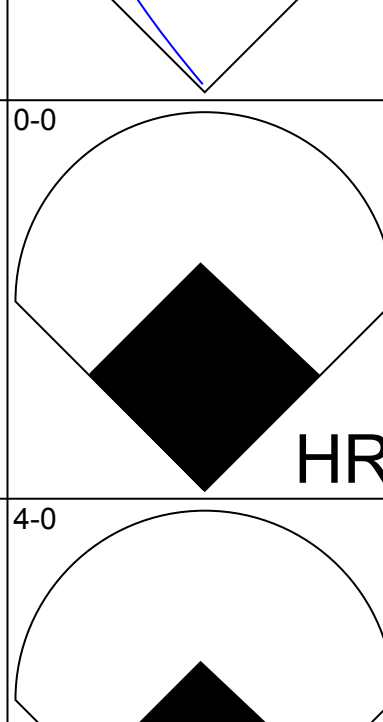
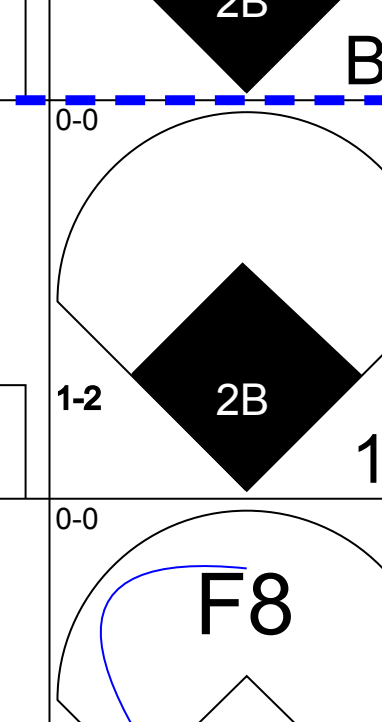
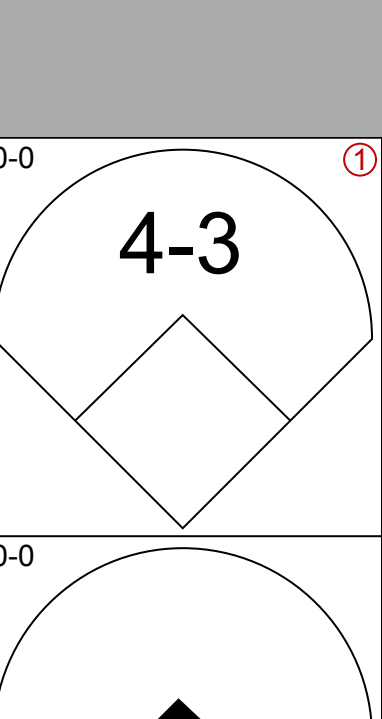
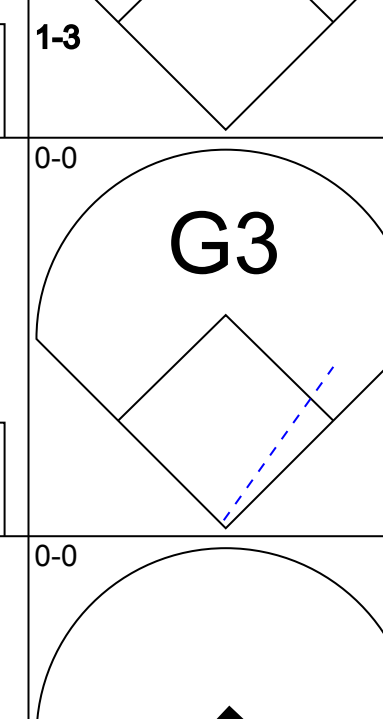
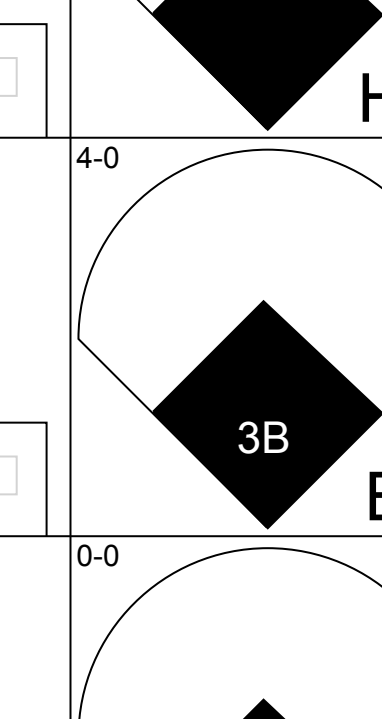
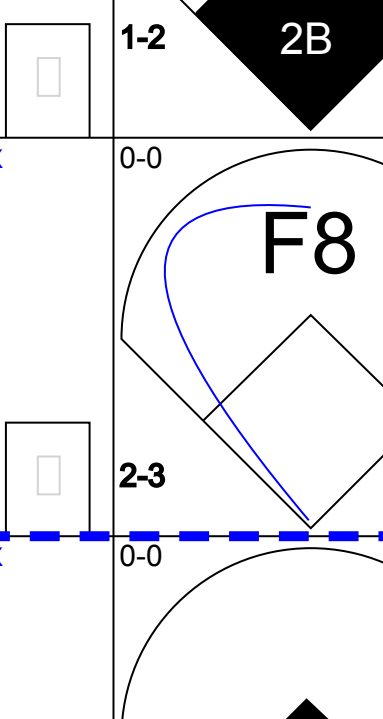
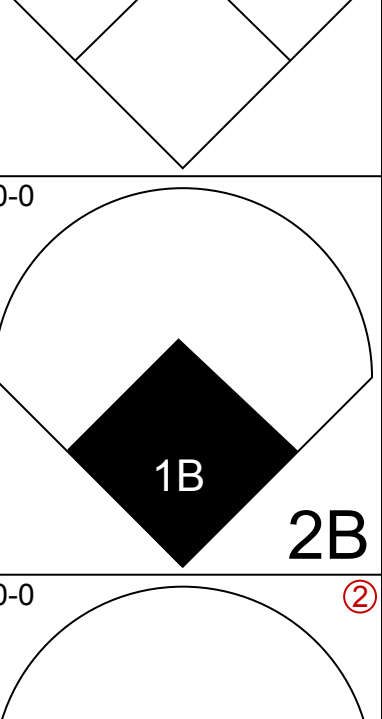
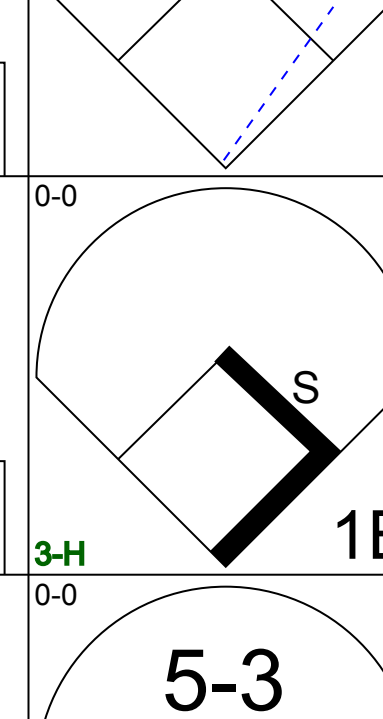
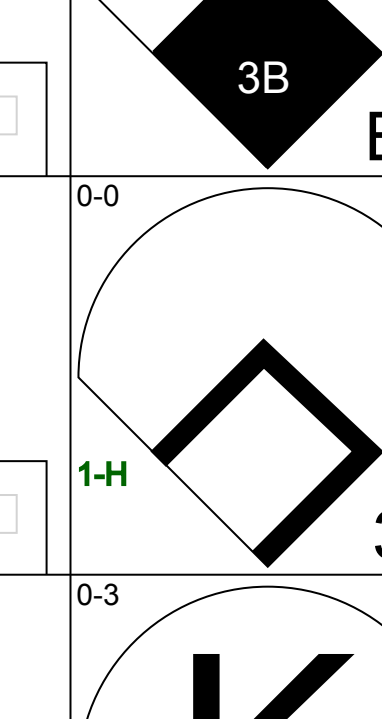
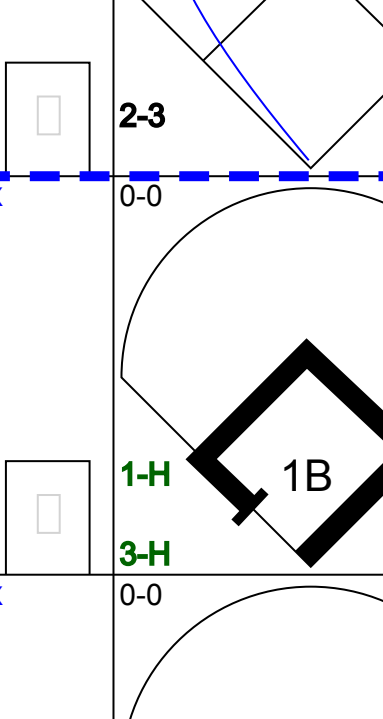
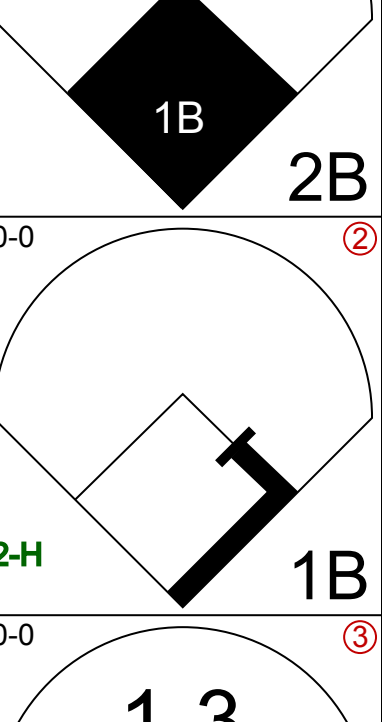
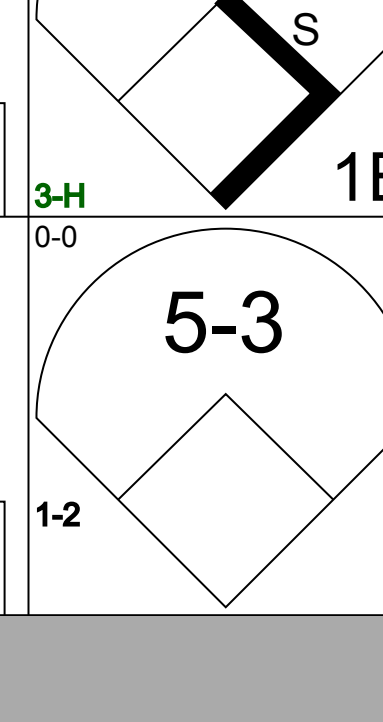
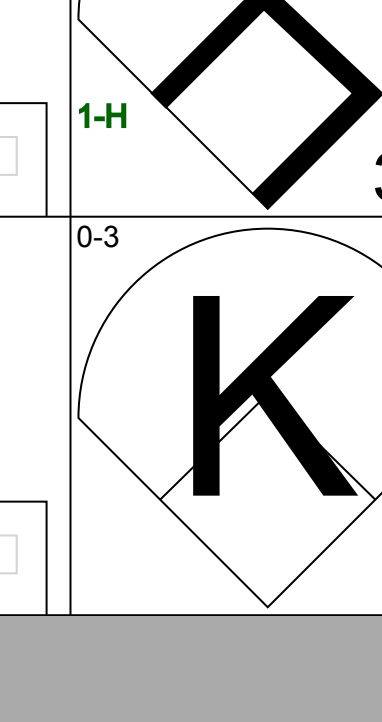
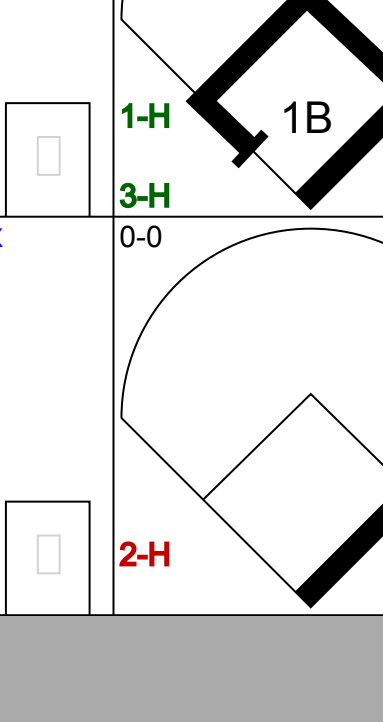
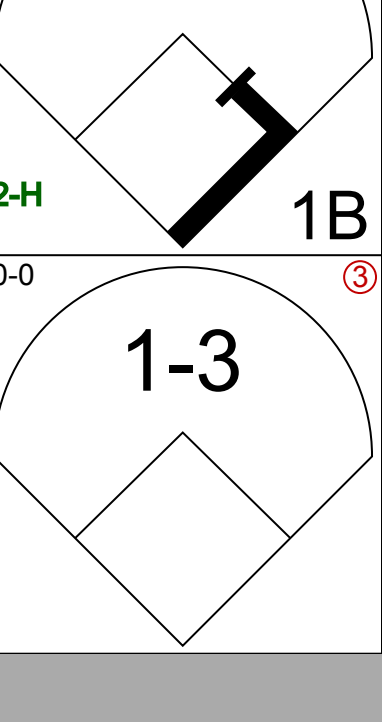
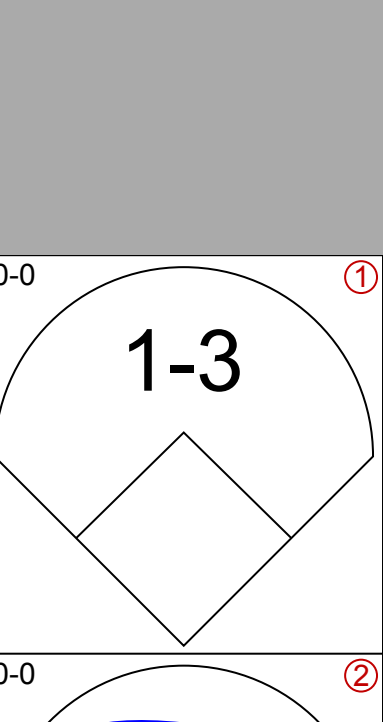
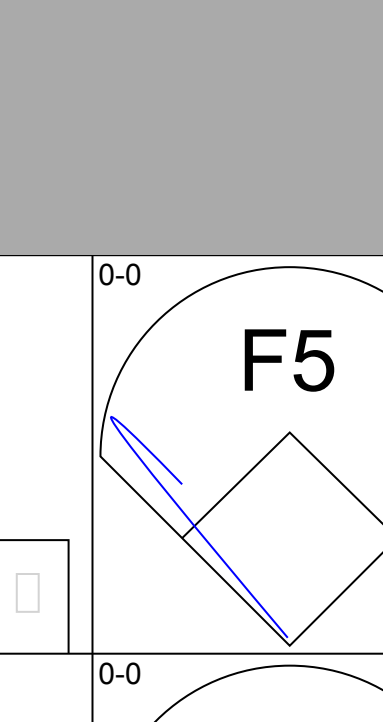
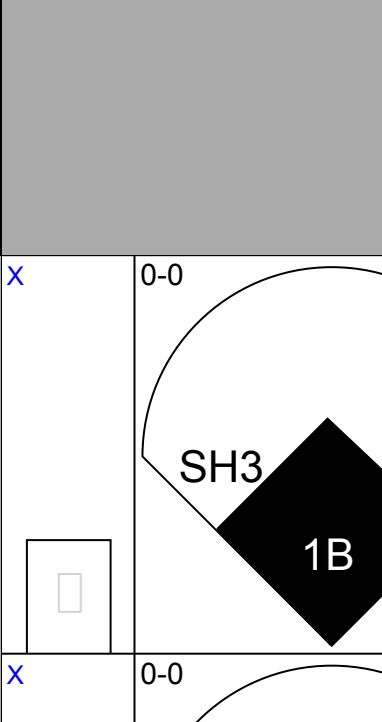
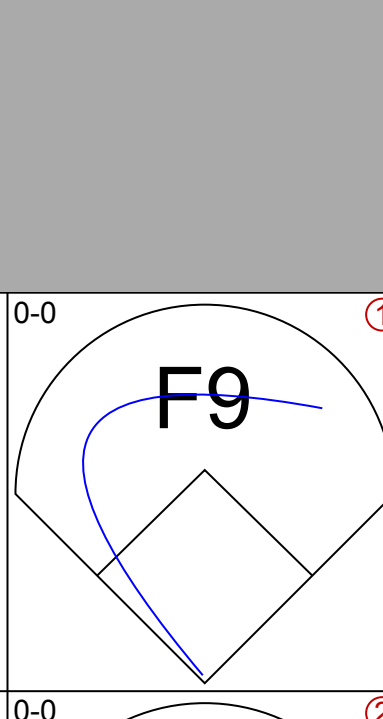
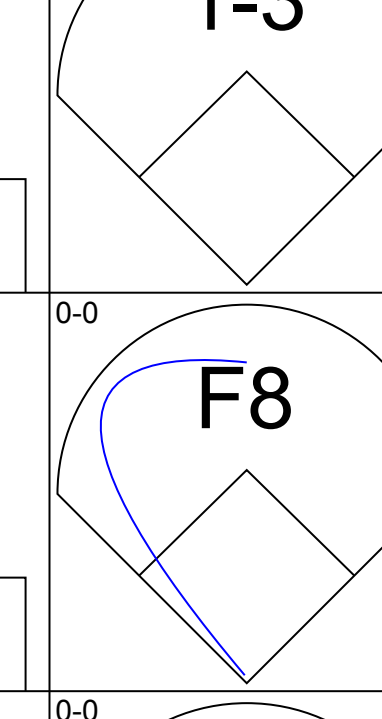
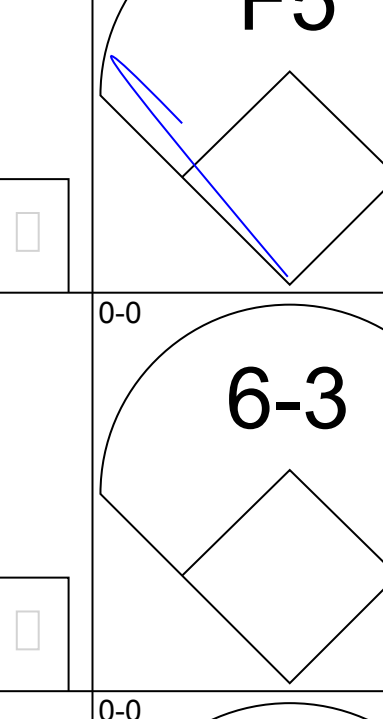
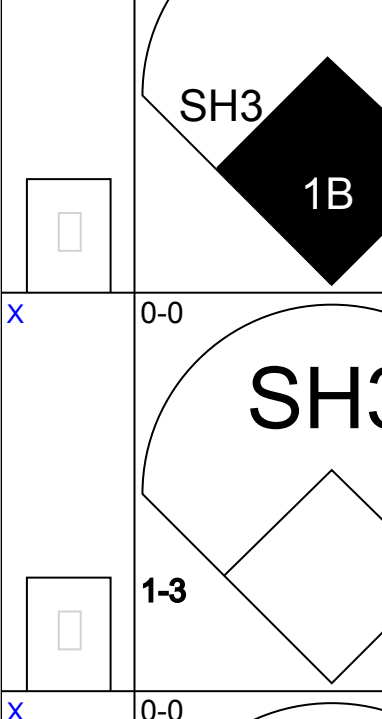
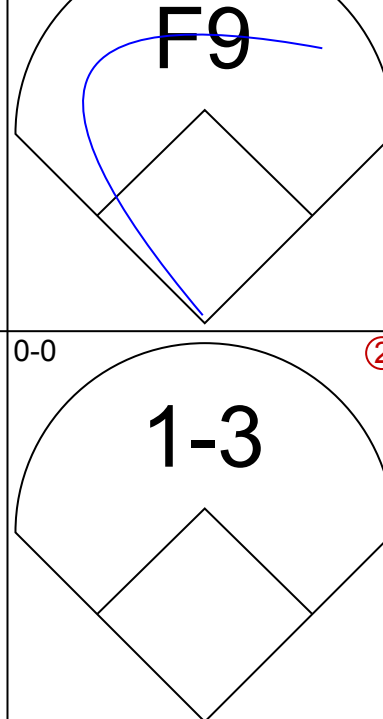
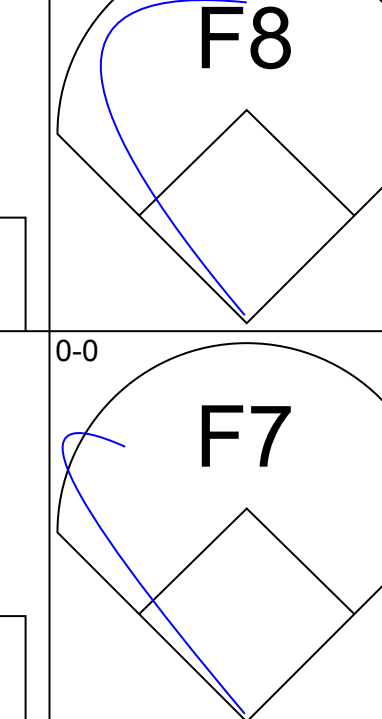
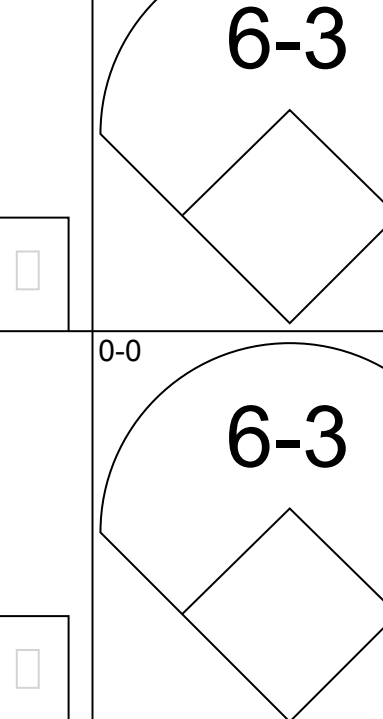
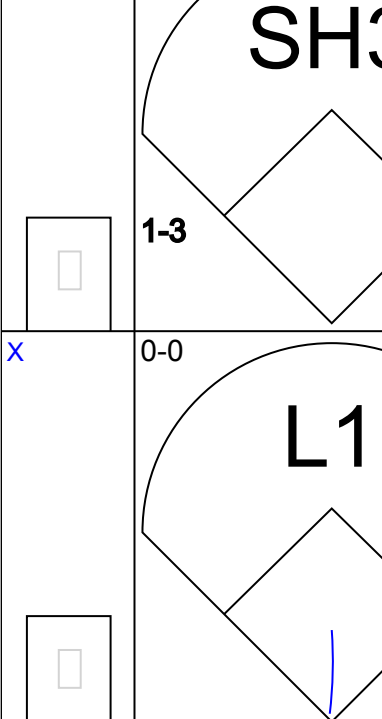
Batter	1	2	3	4	5	6	7	8	9	AB	R	H	RBI	BB	SO	LOB	BOTTOM										
Willie Wilson, S OBP: 0.294, SLG: 0.324 (1, 7)	0-0 6-3	0-0 F9		0-0 F9			0-0 FC6-4 2B	0-0 F5		5	1	0	1	0	0	8	Seattle Mariners @ Kansas City Royals Royals Stadium, Kansas City, MO Tue Jun 02 1981, 8:05 PM EDT Att: 25,678 - Unknown - 81 F AB 38 R 3 H 11 RBI 3 BB 3 SO 5 LOB 20 										
Amos Otis, R OBP: 0.282, SLG: 0.340 (1, 8)	0-0 2B		0-0 F4		0-0 F8		0-0 4-3 2B		0-3 K	5	0	2	1	0	1	0											
George Brett, L OBP: 0.348, SLG: 0.398 (1, 5)	0-0 F7		0-0 1B		0-0 5-3		0-0 4-3		0-0 4-3 2B	5	0	2	0	0	0	2											
Willie Aikens, L OBP: 0.392, SLG: 0.510 (1, 3)	0-3 K		0-0 L8		0-0 G3		0-0 G3		0-0 4-3	5	0	0	0	0	1	4											
Hal McRae, R OBP: 0.265, SLG: 0.327 (1, 10)		0-0 F8	0-3 K		0-0 1-3		0-0 6-3		0-0 6-3	5	0	0	0	0	1	2											
Frank White, R OBP: 0.284, SLG: 0.360 (1, 4)		0-0 F8 2B		0-3 K		0-0 6-3		0-0 E8 4-3 1B		4	1	2	0	0	1	0											
Clint Hurdle, L OBP: 0.484, SLG: 0.857 (1, 9)		4-0 BB BB		0-0 FC6-4 1B		0-3 K		0-0 4-3		3	0	1	1	1	1	0											
Jerry Grote, R OBP: 0.308, SLG: 0.333 John Wathan, R OBP: 0.299, SLG: 0.321 (8, PR) (9, 2)		0-0 F8		0-0 FC6-4 1B		0-0 1B FC6-4 2B		0-0 BB 1B		4	1	3	0	0	0	2											
U L Washington, S OBP: 0.327, SLG: 0.307 (1, 6)		4-0 BB		0-0 FC6-4		0-0 FC6-4 1B		4-0 BB		2	0	1	0	2	0	2											
Inning Stats	R: 0 E: 0 K: 1 S: 6	H: 1 LOB: 3 BB: 2 P: 12	R: 0 E: 0 K: 0 S: 4	H: 1 LOB: 0 BB: 0 P: 6	R: 0 E: 0 K: 1 S: 7	H: 2 LOB: 2 BB: 0 P: 7	R: 0 E: 0 K: 1 S: 5	H: 0 LOB: 0 BB: 0 P: 5	R: 2 E: 0 K: 0 S: 6	H: 3 LOB: 1 BB: 0 P: 6	R: 1 E: 1 K: 0 S: 5	H: 2 LOB: 2 BB: 1 P: 9	R: 0 E: 0 K: 1 S: 6	H: 1 LOB: 1 BB: 0 P: 6	1B: 6 2B: 5 3B: 0 HR: 0	SF: 0 SAC: 0 DP: 0 HBP: 0		WP: 0 PB: 0 SB: 0 CS: 0	PA: 41								
PITCHER	IP	WLS	BF	H	R	ER	SO	BB	IBB	HBP	BLK	WP	HR	S	P	ERA	WHIP										
Floyd Bannister, L ERA: 5.16 (1, 1)	6.1	W	29	8	2	2	4	2	0	0	0	0	0	35	43	2.84	1.579										
Shane Rawley, L ERA: 4.39 (7, 1)	1.1		7	2	1	0	0	1	0	0	0	0	0	6	10	0.00	2.250										
Dick Drago, R ERA: 4.78 (8, 1)	1.1	S	5	1	0	0	1	0	0	0	0	0	0	7	7	0.00	0.750										

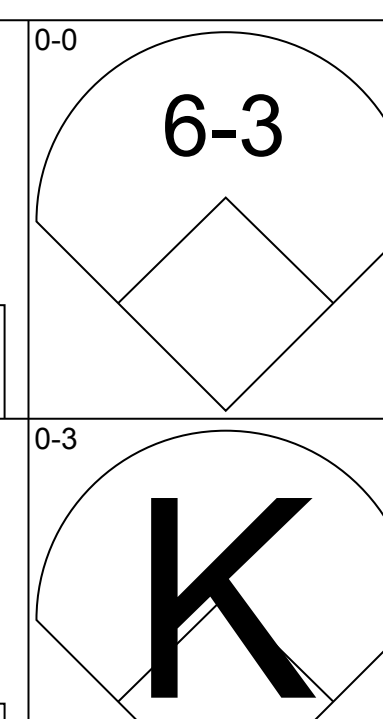
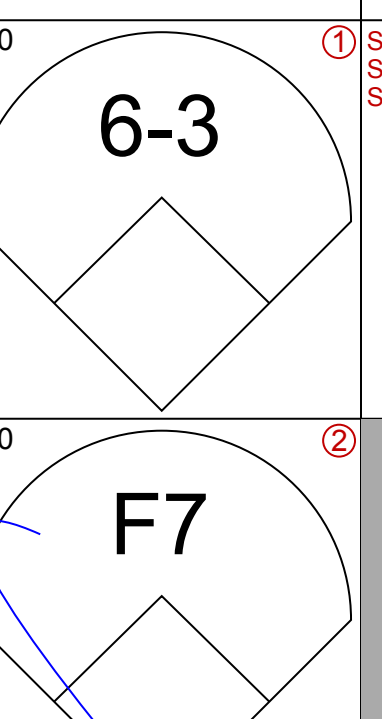
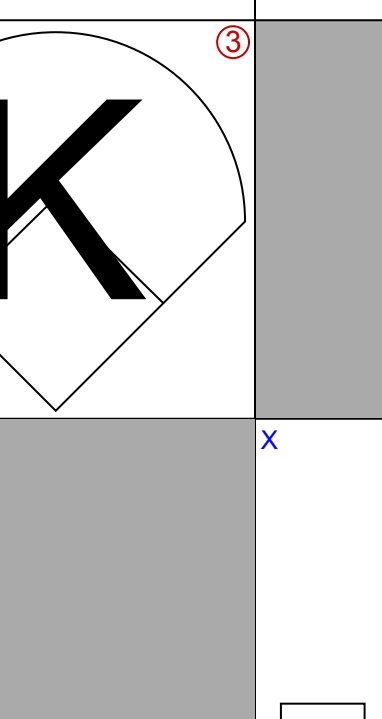

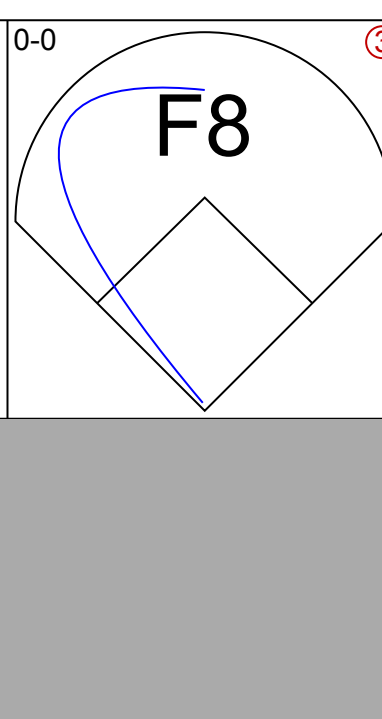
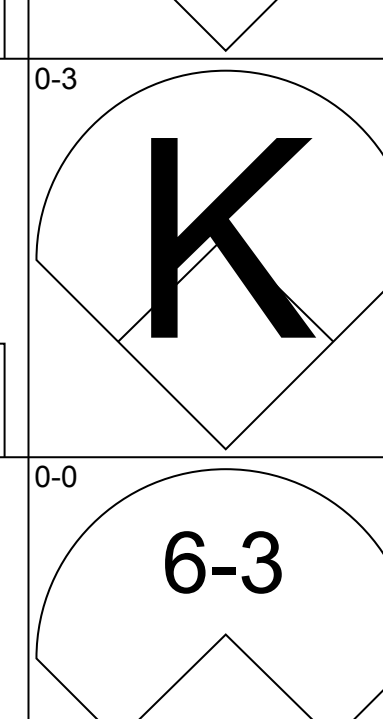
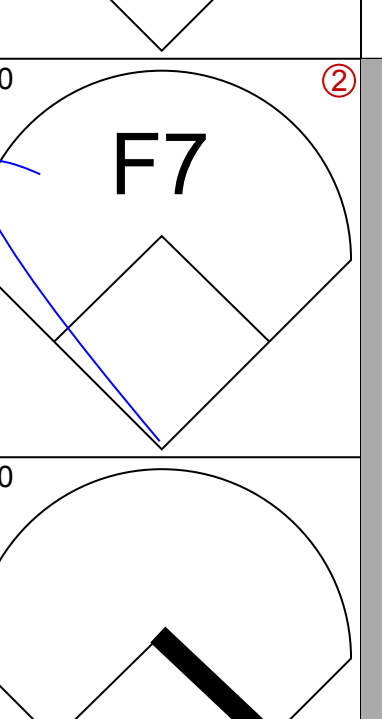
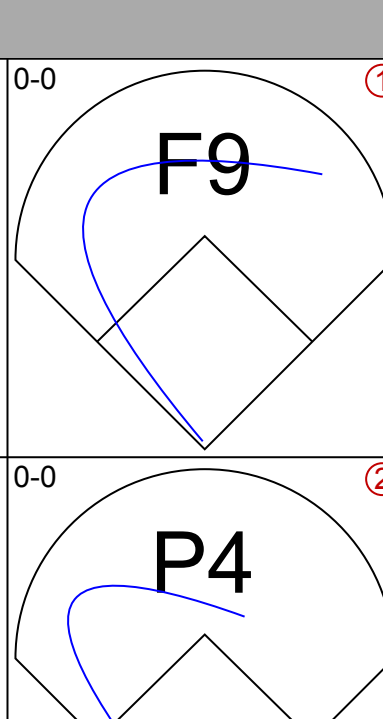

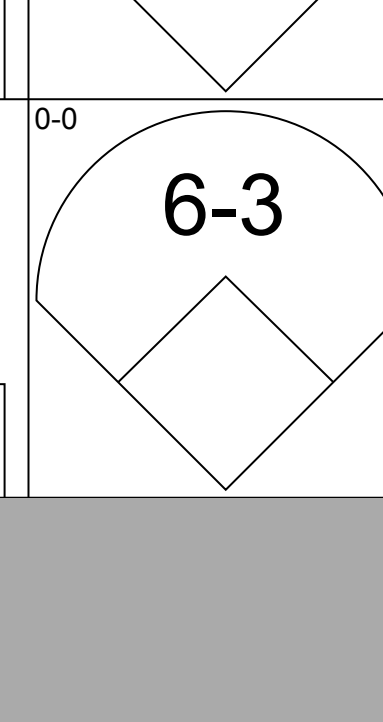
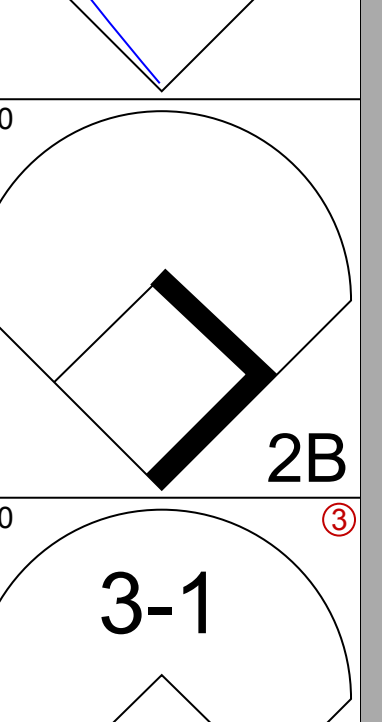
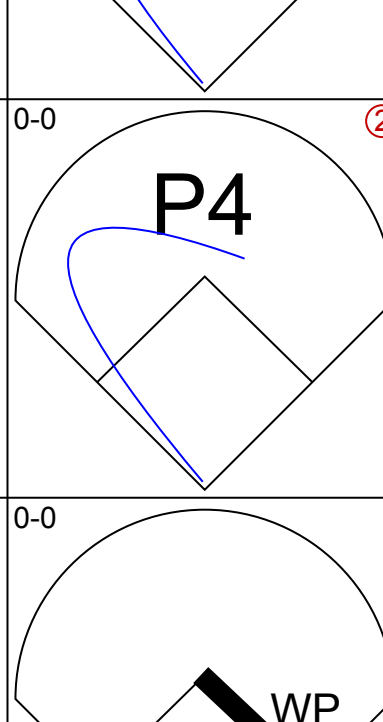
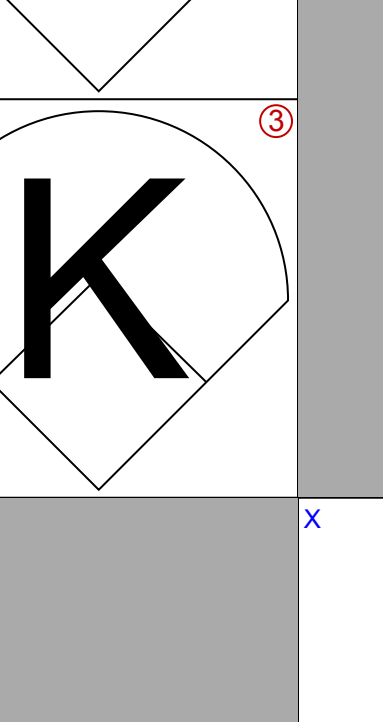
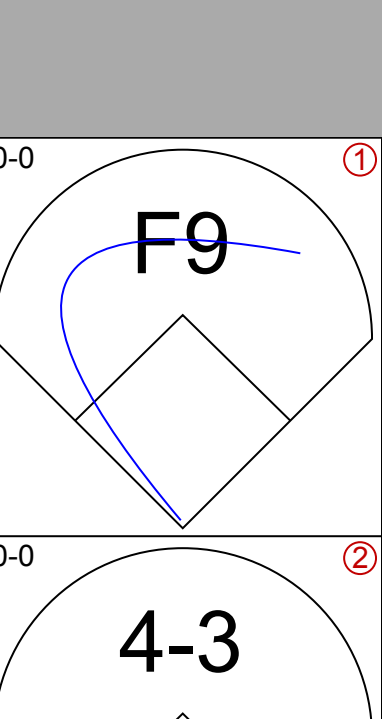
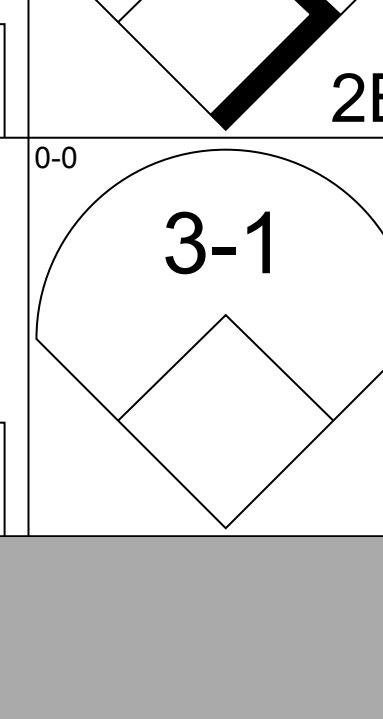
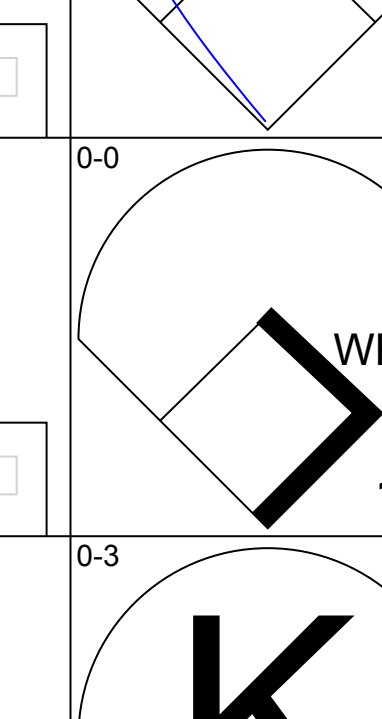
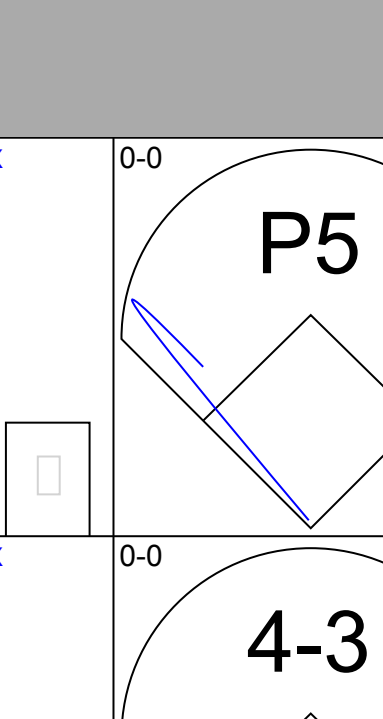
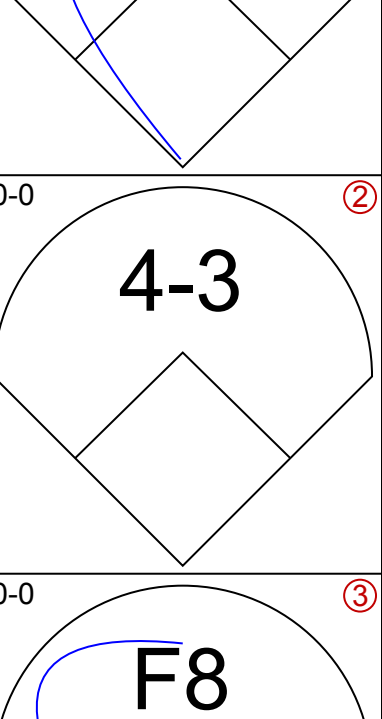
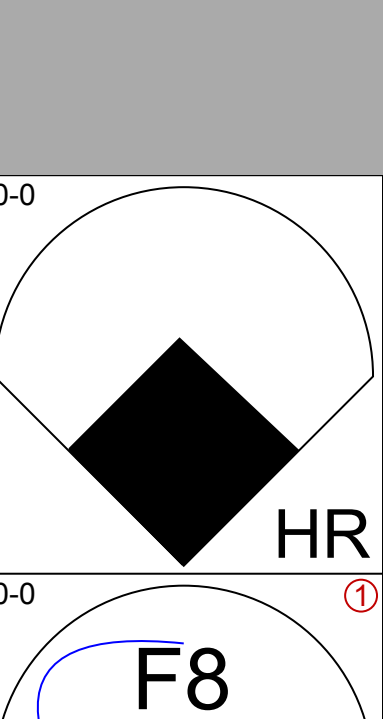
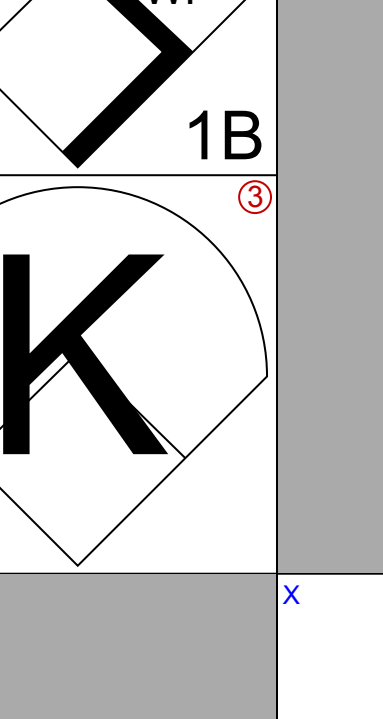
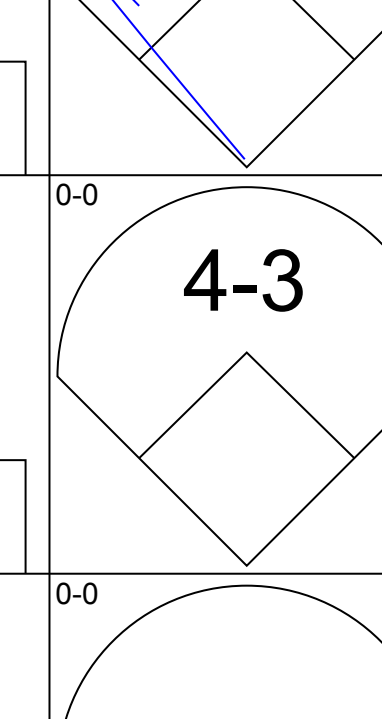
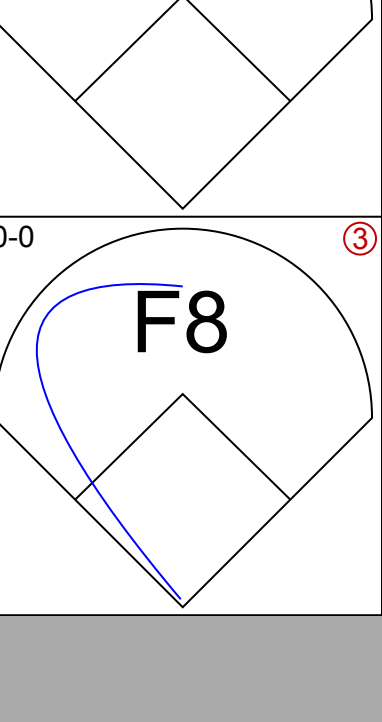
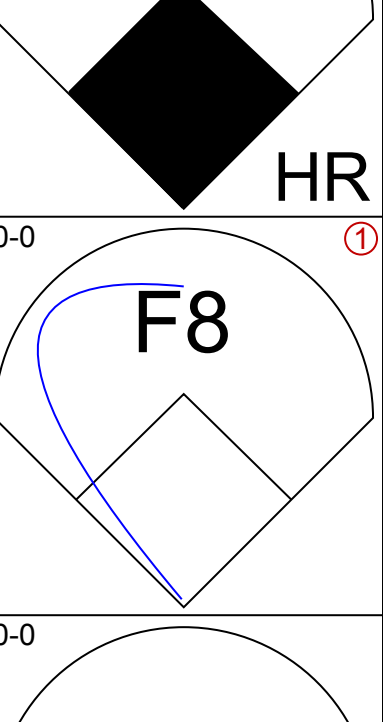
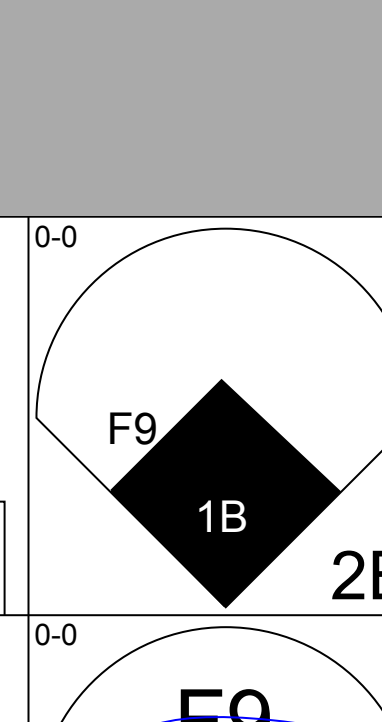
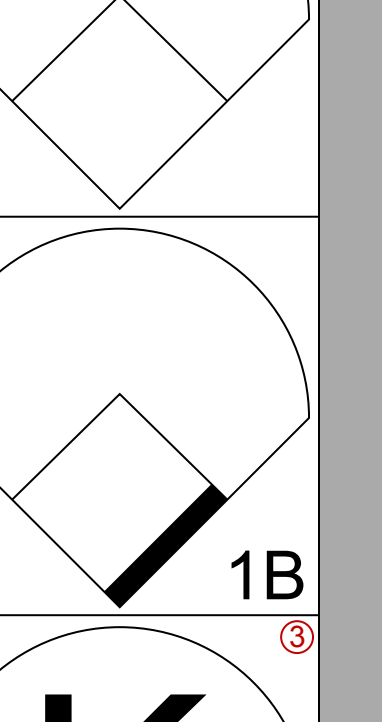
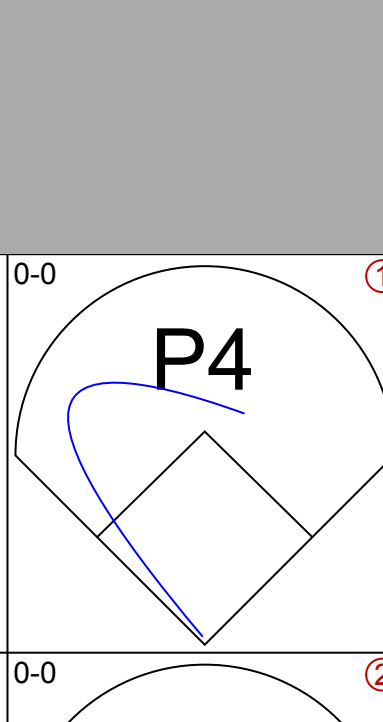
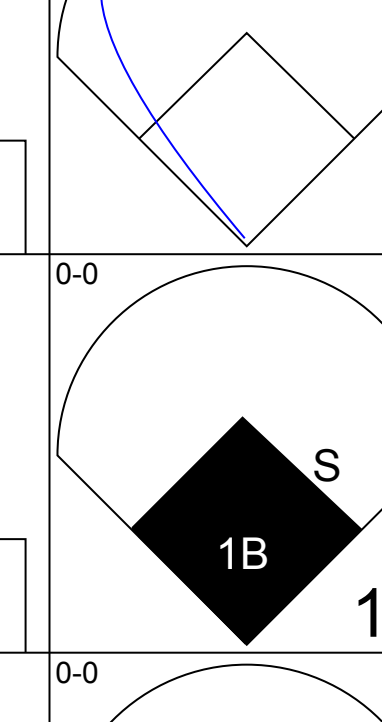
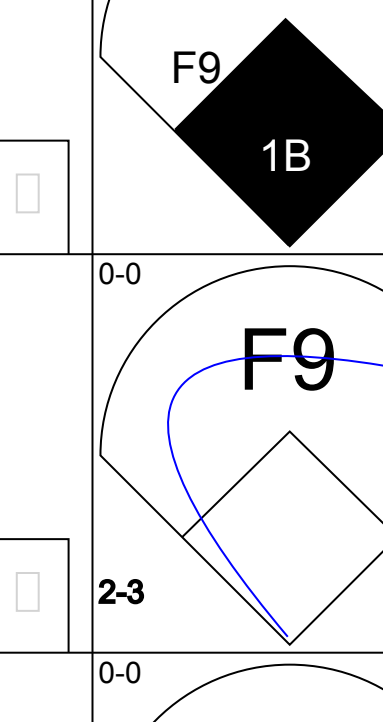
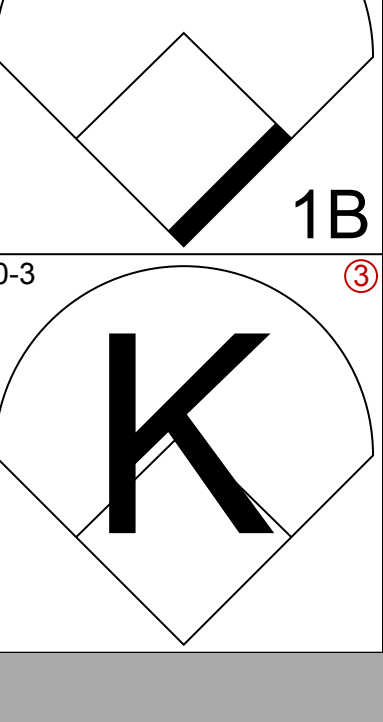
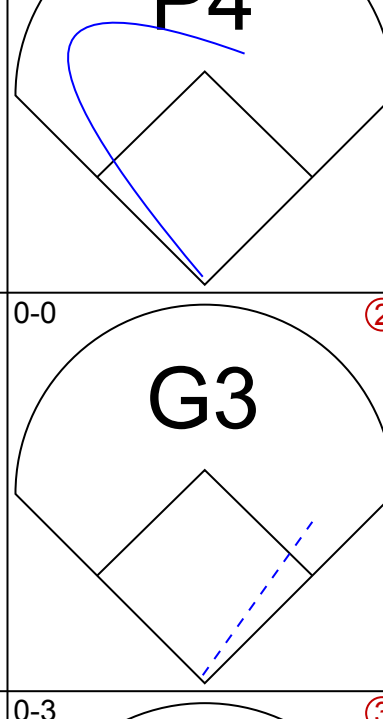
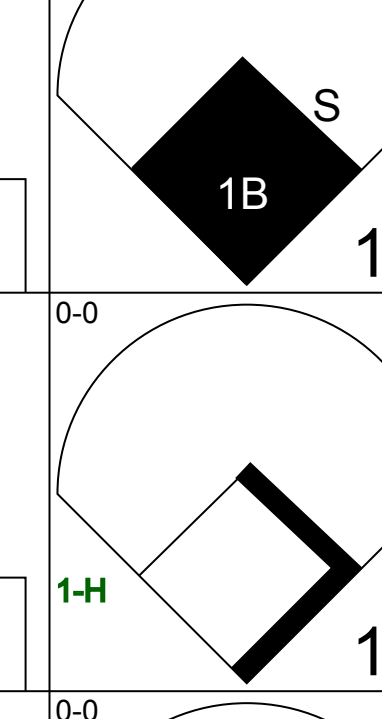
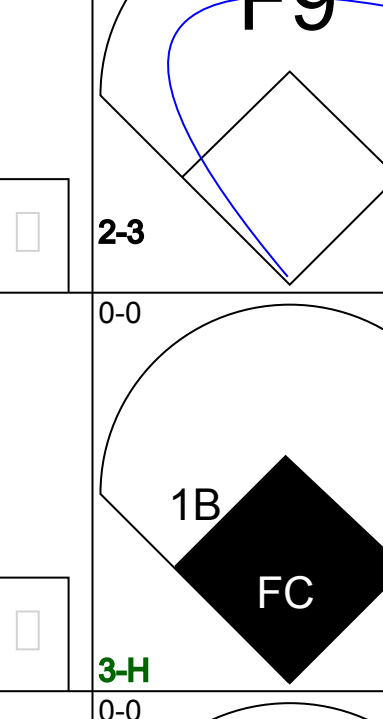
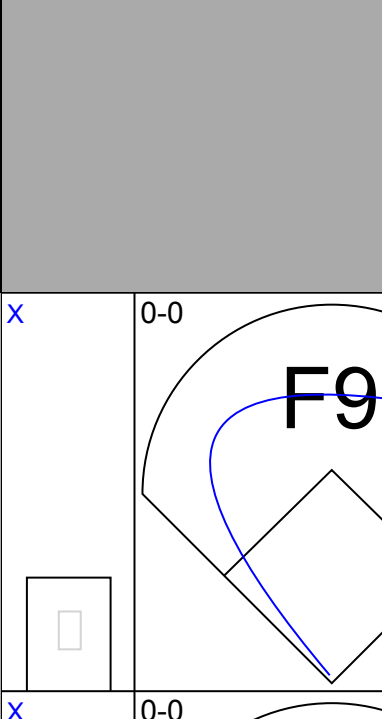
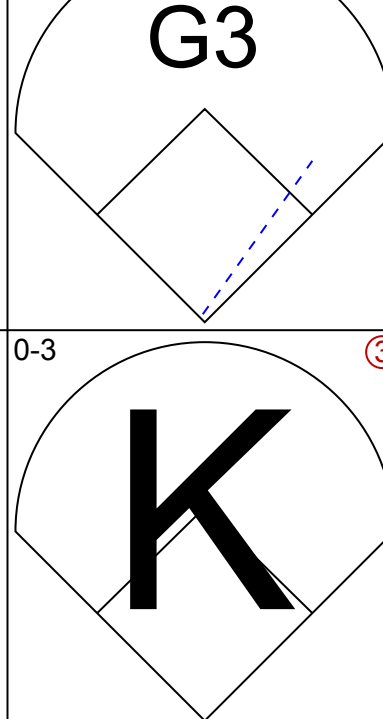
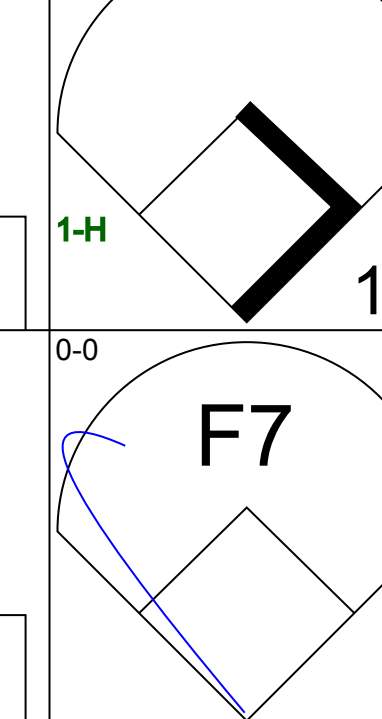
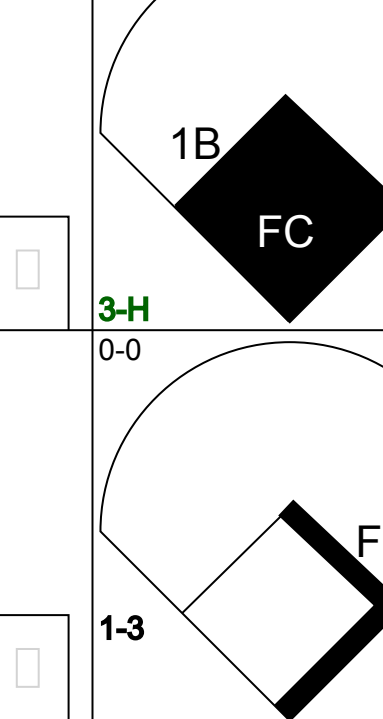
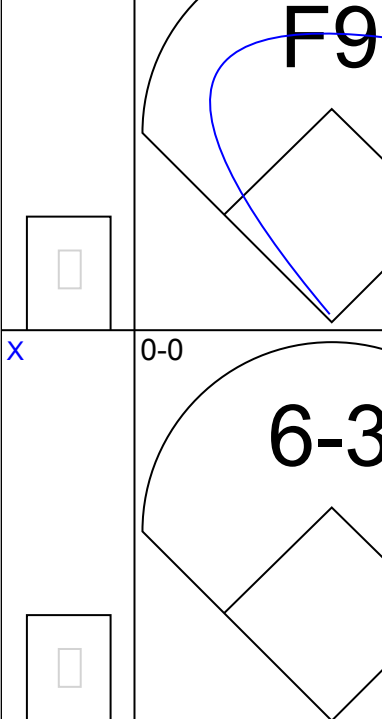
Batter	1	2	3	4	5	6	7	8	9	AB	R	H	RBI	BB	SO	LOB	TOP				
Jim Gantner, L (1, 4) OBP: 0.337, SLG: 0.356	F8		6-3 SF7 1B		1-3		1-3		CS BB	4	0	1	1	1	0	3	Milwaukee Brewers @ Kansas City Royals Royals Stadium, Kansas City, MO Sat Jun 06 1981, 8:05 PM EDT Att: 37,468 - Unknown - 86 F				
Robin Yount, R (1, 6) OBP: 0.306, SLG: 0.432	F8		SF7		SF9		HBP		1-2 K	2	0	0	2	0	1						
Cecil Cooper, L (1, 3) OBP: 0.322, SLG: 0.388	K		6-3		3-1		F8			4	0	0	0	0	1	4					
Ben Oglivie, L (1, 7) OBP: 0.317, SLG: 0.372		4-0 BB	G3				F9		WP 1B	3	1	1	0	1	0	1					
Ted Simmons, S (1, 2) OBP: 0.268, SLG: 0.379	F9				F9		1B		1-3	4	0	1	0	0	0	2					
Gorman Thomas, R (1, 10) OBP: 0.372, SLG: 0.592	K				L6		F7		1B BB	3	0	0	0	1	1	2					
Roy Howell, L (1, 5) OBP: 0.348, SLG: 0.416	L7				K		K		1-3 2-H 1B	4	0	1	1	0	2	2					
Thad Bosley, L (1, 8) OBP: 0.833, SLG: 1.000			1B 1B 2B		2B SF9 1B		S 1B		K	4	2	3	0	0	1	1					
Mark Brouhard, R (1, 9) OBP: 0.321, SLG: 0.383			1B SF7 1B		1-3 2B		L5		F8	4	1	2	0	0	0	1					
Inning Stats	R: 0 E: 0 K: 1 S: 5	H: 0 LOB: 0 BB: 0 P: 5	R: 0 E: 0 K: 1 S: 5	H: 0 LOB: 1 BB: 1 P: 9	R: 2 E: 0 K: 0 S: 6	H: 3 LOB: 1 BB: 0 P: 6	R: 0 E: 0 K: 1 S: 5	H: 0 LOB: 0 BB: 0 P: 5	R: 1 E: 0 K: 0 S: 5	H: 2 LOB: 1 BB: 0 P: 5	R: 0 E: 0 K: 1 S: 6	H: 1 LOB: 1 BB: 0 P: 6	R: 0 E: 0 K: 0 S: 4	H: 1 LOB: 2 BB: 0 P: 5	R: 1 E: 0 K: 1 S: 6	H: 2 LOB: 1 BB: 1 P: 10	R: 0 E: 0 K: 1 S: 4	H: 0 LOB: 0 BB: 1 P: 8	1B: 7 2B: 2 3B: 0 HR: 0	SF: 2 SAC: 0 DP: 0 HBP: 1	WP: 1 PA: 38 PB: 0 CS: 1
PITCHER Dennis Leonard, R (1, 1) ERA: 3.88	IP: 9.0 WLS: L BF: 38 H: 9 R: 4 ER: 4 SO: 6 BB: 3 IBB: 0 HBP: 1 BLK: 0 WP: 1 HR: 0 S: 46 P: 59 ERA: 4.00 WHIP: 1.333															PITCHER					

Batter	1	2	3	4	5	6	7	8	9	AB	R	H	RBI	BB	SO	LOB	BOTTOM				
Willie Wilson, S (1, 7) OBP: 0.291, SLG: 0.316	K			1B		G5-4-3 BB		F7		3	0	1	0	1	1	1	Milwaukee Brewers @ Kansas City Royals Royals Stadium, Kansas City, MO Sat Jun 06 1981, 8:05 PM EDT Att: 37,468 - Unknown - 86 F				
Hal McRae, R (1, 10) OBP: 0.254, SLG: 0.313	4-3			K		G5-4-3		K		4	0	0	0	0	2	3					
George Brett, L (1, 5) OBP: 0.352, SLG: 0.400	F5			S 1B		1-2		F9	FC4-6	4	0	1	0	0	0	1					
Willie Aikens, L (1, 3) OBP: 0.397, SLG: 0.487		6-9-3								2	1	0	0	2	1	2					
Rance Mulliniks, L (9, PR) OBP: 0.188, SLG: 0.188				K				BB 1B BB	BB	0	0	0	0	0	0	0					
Amos Otis, R (1, 8) OBP: 0.289, SLG: 0.366		6-3						F9		4	1	1	0	0	0	3					
Frank White, R (1, 4) OBP: 0.299, SLG: 0.394		6-3						1B 1B		3	0	1	0	1	0	1					
Clint Hurdle, L (1, 9) OBP: 0.436, SLG: 0.706						G5-4-3 1B															
Cesar Geronimo, L (5, 9) OBP: 0.276, SLG: 0.300			3-1		L6			G4-6-3 1B		1	0	0	0	0	0	0					
John Wathan, R (1, 2) OBP: 0.303, SLG: 0.315			K			G5-4-3		G4-6-3		3	0	0	0	0	1	3					
U L Washington, S (1, 6) OBP: 0.329, SLG: 0.313			4-3					F7	FC4-6 1B	3	0	1	0	0	0	0					
Inning Stats	R: 0 E: 0 K: 1 S: 5	H: 0 LOB: 0 BB: 0 P: 5	R: 0 E: 0 K: 0 S: 3	H: 0 LOB: 0 BB: 0 P: 3	R: 0 E: 0 K: 1 S: 5	H: 0 LOB: 0 BB: 0 P: 5	R: 0 E: 0 K: 2 S: 9	H: 2 LOB: 2 BB: 0 P: 9	R: 0 E: 0 K: 0 S: 3	H: 1 LOB: 0 BB: 0 P: 3	R: 0 E: 0 K: 0 S: 2	H: 0 LOB: 0 BB: 1 P: 6	R: 2 E: 0 K: 0 S: 4	H: 2 LOB: 1 BB: 2 P: 12	R: 0 E: 0 K: 1 S: 6	H: 1 LOB: 1 BB: 0 P: 6	R: 0 E: 0 K: 0 S: 3	H: 0 LOB: 1 BB: 1 P: 7	1B: 6 2B: 0 3B: 0 HR: 0	SF: 0 SAC: 0 DP: 3 HBP: 0	WP: 0 PA: 34 PB: 0 CS: 0
PITCHER Pete Vuckovich, R (1, 1) ERA: 3.38	IP: 7.0 WLS: W BF: 26 H: 5 R: 2 ER: 2 SO: 4 BB: 3 IBB: 0 HBP: 0 BLK: 0 WP: 0 HR: 0 S: 31 P: 43 ERA: 2.57 WHIP: 1.143															PITCHER					
Rolie Fingers, R (8, 1) ERA: 1.41	IP: 2.0 WLS: S BF: 8 H: 1 R: 0 ER: 0 SO: 1 BB: 1 IBB: 0 HBP: 0 BLK: 0 WP: 0 HR: 0 S: 9 P: 13 ERA: 0.00 WHIP: 1.000															PITCHER					

Batter	1	2	3	4	5	6	7	8	9	AB	R	H	RBI	BB	SO	LOB	TOP			
Charlie Moore, R OBP: 0.369, SLG: 0.423 (1, 2)	6-3 1B	1B					E6 G5-4-3		F9	4	0	1	0	1	0	2	Milwaukee Brewers @ Kansas City Royals Royals Stadium, Kansas City, MO Sun Jun 07 1981, 4:33 AM EDT Att: 32,429 - Sunny - 90 F livebaseballscorecards.com			
Robin Yount, R OBP: 0.303, SLG: 0.425 (1, 6)	1B E	F8				F9	F9		F9	5	1	1	0	0	0	5				
Cecil Cooper, L OBP: 0.320, SLG: 0.385 (1, 3)	1B E		4-3			K			G5-4-3	4	0	1	0	0	1	2				
Gorman Thomas, R OBP: 0.370, SLG: 0.583 (1, 9)	E9 1-3 2H	1B				F9			K	4	0	1	1	0	2	1				
Ted Simmons, S OBP: 0.277, SLG: 0.384 (1, 10)	IBB					1B			K	3	0	2	0	1	1	0				
Ben Oglivie, L OBP: 0.311, SLG: 0.365 (1, 8)	F2					F3			F2	4	0	0	0	0	0	5				
Don Money, R OBP: 0.302, SLG: 0.322 (1, 5)	F8					1B			1B	4	0	2	0	0	1	3				
Mark Brouhard, R OBP: 0.319, SLG: 0.378 (1, 7)						L7			F8	4	0	1	0	0	1	3				
Ed Romero, R OBP: 0.220, SLG: 0.263 (1, 4)						K2-3				2	0	0	0	0	1	1				
Roy Howell, L OBP: 0.345, SLG: 0.412 (6, PH)		G1-6-3				4-3				1	0	0	0	0	0	2				
Jim Gantner, L OBP: 0.340, SLG: 0.359 (6, 4)									1B	1	0	1	0	0	0	0				
Inning Stats	R: 1 E: 1 K: 0 S: 6	H: 3 LOB: 3 BB: 1 P: 10	R: 0 E: 0 K: 0 S: 4	H: 2 LOB: 1 BB: 0 P: 4	R: 0 E: 0 K: 1 S: 6	H: 1 LOB: 1 BB: 0 P: 6	R: 0 E: 0 K: 2 S: 7	H: 0 LOB: 0 BB: 0 P: 7	R: 0 E: 0 K: 1 S: 5	H: 0 LOB: 1 BB: 1 P: 9	R: 0 E: 0 K: 1 S: 3	H: 0 LOB: 0 BB: 0 P: 3	R: 0 E: 0 K: 2 S: 7	H: 0 LOB: 0 BB: 0 P: 7	R: 0 E: 0 K: 0 S: 5	H: 2 LOB: 2 BB: 0 P: 5	1B: 10 2B: 0 3B: 0 HR: 0	SF: 0 SAC: 0 DP: 2 HBP: 0	WP: 0 PB: 0 CS: 1	PA: 38
PITCHER	IP WLS BF H R ER SO BB IBB HBP BLK WP HR S P ERA WHIP	5.1 W 25 8 1 1 4 1 1 0 0 0 0 31 39 1.69 1.688	3.2 S 13 2 0 0 3 0 0 0 0 0 0 19 19 0.00 0.545																	

Batter	1	2	3	4	5	6	7	8	9	AB	R	H	RBI	BB	SO	LOB	BOTTOM			
Willie Wilson, S OBP: 0.289, SLG: 0.309 (1, 7)	S 1B BB		4-3	FC4-6		1-3		4-3		4	1	0	1	1	0	3	Milwaukee Brewers @ Kansas City Royals Royals Stadium, Kansas City, MO Sun Jun 07 1981, 4:33 AM EDT Att: 32,429 - Sunny - 90 F livebaseballscorecards.com			
U L Washington, S OBP: 0.325, SLG: 0.307 (1, 6)	F9		4-3			FC4-6 BB		F9		3	0	0	0	1	0	1				
George Brett, L OBP: 0.362, SLG: 0.410 (1, 5)						FC4-6				4	1	3	1	0	0	1				
Dave Chalk, R OBP: 0.375, SLG: 0.379 (7, PR) (8, 5)	G5-4-3 1H		2B			G4-3				0	0	0	0	0	0	0				
Amos Otis, R OBP: 0.294, SLG: 0.362 (1, 8)	G5-4-3		2B			G4-3				2	1	0	0	2	0	2				
Lee May, R OBP: 0.353, SLG: 0.394 (6, PR) (7, 4)		F9				G3-6-1				2	0	1	2	1	0	0				
Rance Mulliniks, L OBP: 0.176, SLG: 0.176 (7, 4)						SH1-4 5-3				1	1	0	0	0	0	2				
Hal McRae, R OBP: 0.254, SLG: 0.311 (1, 10)		4-3				SH1-4 5-3		L6		4	0	1	0	0	0	1				
Frank White, R OBP: 0.302, SLG: 0.396 (7, 3)						SH1-4 1-2				2	0	1	0	0	1	0				
Willie Aikens, L OBP: 0.400, SLG: 0.487 (7, 3)						SH1-4 1-2		3B		0	1	0	0	1	0	0				
John Wathan, R OBP: 0.308, SLG: 0.333 (1, 2)		F3				5-3				4	1	2	2	0	0	3				
Cesar Geronimo, L OBP: 0.288, SLG: 0.333 (1, 9)						IBB		SF7		2	1	1	1	1	0	1				
Inning Stats	R: 1 E: 0 K: 0 S: 3	H: 1 LOB: 0 BB: 1 P: 7	R: 0 E: 0 K: 0 S: 4	H: 1 LOB: 0 BB: 0 P: 4	R: 3 E: 0 K: 0 S: 6	H: 3 LOB: 1 BB: 1 P: 10	R: 0 E: 0 K: 1 S: 6	H: 1 LOB: 1 BB: 0 P: 6	R: 0 E: 0 K: 0 S: 2	H: 0 LOB: 0 BB: 1 P: 6	R: 1 E: 0 K: 0 S: 4	H: 1 LOB: 2 BB: 2 P: 12	R: 0 E: 0 K: 0 S: 3	H: 1 LOB: 1 BB: 1 P: 7	R: 2 E: 0 K: 0 S: 4	H: 1 LOB: 0 BB: 1 P: 8	1B: 6 2B: 1 3B: 2 HR: 0	SF: 1 SAC: 1 DP: 3 HBP: 0	WP: 0 PB: 0 CS: 0	PA: 37
PITCHER	IP WLS BF H R ER SO BB IBB HBP BLK WP HR S P ERA WHIP	5.0 L 24 7 5 5 1 4 0 0 0 0 6 14 9.00 2.200	2.0 8 1 0 0 0 1 1 0 0 0 0 0 6 14 0.00 1.000	1.0 5 1 2 2 0 1 0 0 0 0 0 4 8 18.00 2.000																

Batter	1	2	3	4	5	6	7	8	9	AB	R	H	RBI	BB	SO	LOB	TOP					
Willie Wilson, S OBP: 0.296, SLG: 0.322 (1, 7)										5	0	1	1	0	1	0	Kansas City Royals @ Toronto Blue Jays Exhibition Stadium, Toronto, ON Wed Jun 10 1981, 7:05 PM EDT Att: 19,098 - Unknown - 62 F					
U L Washington, S OBP: 0.324, SLG: 0.296 (1, 6)										3	2	0	0	2	0	1						
George Brett, L OBP: 0.358, SLG: 0.424 (1, 5)										4	2	2	1	0	0	1						
Willie Aikens, L OBP: 0.392, SLG: 0.472 (1, 3)										3	1	0	0	1	0	3						
Amos Otis, R OBP: 0.316, SLG: 0.419 (1, 8)										4	1	4	4	0	0	0						
Hal McRae, R OBP: 0.263, SLG: 0.325 (1, 10)										4	0	2	0	0	1	2						
Cesar Geronimo, L OBP: 0.273, SLG: 0.313 (1, 9)										4	1	1	0	0	0	0						
Dave Chalk, R OBP: 0.308, SLG: 0.306 (1, 4)										3	0	0	0	0	0	0						
Jerry Grote, R OBP: 0.352, SLG: 0.480 (1, 2)										4	0	0	0	0	0	1						
Inning Stats	R: 0 E: 0 K: 1 S: 5	H: 0 LOB: 0 BB: 0 P: 5	R: 1 E: 0 K: 0 S: 4	H: 2 LOB: 0 BB: 0 P: 4	R: 0 E: 0 K: 0 S: 3	H: 0 LOB: 0 BB: 0 P: 3	R: 1 E: 0 K: 0 S: 4	H: 1 LOB: 1 BB: 1 P: 8	R: 0 E: 0 K: 0 S: 3	H: 0 LOB: 0 BB: 0 P: 3	R: 2 E: 0 K: 1 S: 7	H: 2 LOB: 1 BB: 1 P: 11	R: 0 E: 0 K: 0 S: 3	H: 0 LOB: 0 BB: 0 P: 3	R: 2 E: 0 K: 0 S: 5	H: 3 LOB: 2 BB: 1 P: 9		R: 1 E: 0 K: 0 S: 5	H: 2 LOB: 1 BB: 0 P: 5	1B: 6 2B: 2 3B: 1 HR: 1	SF: 0 SAC: 1 DP: 0 HBP: 0	WP: 0 PB: 0 SB: 4 CS: 0
PITCHER	IP WLS BF H R ER SO BB IBB HBP BLK WP HR S P ERA WHIP																					
Mark Bomback, R ERA: 4.11 (1, 1)	7.1 L 29 5 5 5 2 3 0 0 0 0 0 1 30 42 6.14 1.091																					
Jerry Garvin, L ERA: 3.57 (8, 1)	0.1 2 1 0 0 0 0 0 0 0 0 0 0 2 2 0.00 3.000																					
Joey McLaughlin, R ERA: 3.47 (8, 1)	1.1 7 4 2 2 0 0 0 0 0 0 0 0 7 7 13.50 3.000																					

Batter	1	2	3	4	5	6	7	8	9	AB	R	H	RBI	BB	SO	LOB	BOTTOM					
Damaso Garcia, R OBP: 0.254, SLG: 0.268 (1, 4)										5	0	0	0	0	1	2	Kansas City Royals @ Toronto Blue Jays Exhibition Stadium, Toronto, ON Wed Jun 10 1981, 7:05 PM EDT Att: 19,098 - Unknown - 62 F					
Lloyd Moseby, L OBP: 0.281, SLG: 0.378 (1, 8)										4	0	0	0	0	2	2						
Otto Velez, R OBP: 0.375, SLG: 0.436 (1, 10)										4	0	1	0	0	1	2						
John Mayberry, L OBP: 0.352, SLG: 0.434 (1, 3)										4	0	1	0	0	0	1						
Al Woods, L OBP: 0.247, SLG: 0.268 (1, 7)										4	1	1	1	0	1	1						
Garth Iorg, R OBP: 0.269, SLG: 0.303 (1, 5)										4	1	2	0	0	0	0						
Barry Bonnell, R OBP: 0.277, SLG: 0.363 (1, 9)										4	1	1	0	0	1	2						
Ernie Whitt, L OBP: 0.284, SLG: 0.268 (1, 2)										4	1	2	2	0	0	0						
Danny Ainge, R OBP: 0.224, SLG: 0.218 (1, 6)										4	0	1	0	0	1	1						
Inning Stats	R: 0 E: 0 K: 1 S: 5	H: 0 LOB: 0 BB: 0 P: 5	R: 0 E: 0 K: 0 S: 3	H: 0 LOB: 0 BB: 0 P: 3	R: 0 E: 0 K: 1 S: 5	H: 0 LOB: 0 BB: 0 P: 5	R: 0 E: 0 K: 0 S: 4	H: 1 LOB: 1 BB: 0 P: 4	R: 2 E: 0 K: 1 S: 8	H: 3 LOB: 1 BB: 0 P: 8	R: 0 E: 0 K: 1 S: 6	H: 1 LOB: 1 BB: 0 P: 6	R: 2 E: 0 K: 2 S: 11	H: 3 LOB: 2 BB: 0 P: 11	R: 0 E: 0 K: 1 S: 6	H: 1 LOB: 1 BB: 0 P: 6		R: 0 E: 0 K: 0 S: 3	H: 0 LOB: 0 BB: 0 P: 3	1B: 6 2B: 2 3B: 0 HR: 1	SF: 0 SAC: 0 DP: 0 HBP: 0	WP: 1 PB: 0 SB: 1 CS: 0
PITCHER	IP WLS BF H R ER SO BB IBB HBP BLK WP HR S P ERA WHIP																					
Dennis Leonard, R ERA: 3.71 (1, 1)	9.0 W 37 9 4 4 7 0 0 0 0 0 1 1 51 51 4.00 1.000																					

Batter	1	2	3	4	5	6	7	8	9	AB	R	H	RBI	BB	SO	LOB	TOP																
Willie Wilson, S OBP: 0.303, SLG: 0.329 (1, 7)										5	1	3	0	0	1	1	Kansas City Royals @ Toronto Blue Jays Exhibition Stadium, Toronto, ON Thu Jun 11 1981, 7:05 PM EDT Att: 16,498 - Unknown - 74 F																
U L Washington, S OBP: 0.316, SLG: 0.287 (1, 6)										5	1	0	0	0	2	5																	
George Brett, L OBP: 0.365, SLG: 0.452 (1, 5)										4	2	3	1	0	0	0																	
Willie Aikens, L OBP: 0.389, SLG: 0.464 Rance Mulliniks, L OBP: 0.200, SLG: 0.250 (8, PR) (8, 4)										3	0	0	0	1	0	1																	
Amos Otis, R OBP: 0.313, SLG: 0.419 (1, 8)										5	1	1	1	0	1	3																	
Hal McRae, R OBP: 0.281, SLG: 0.351 (1, 10)										3	3	3	2	2	0	0																	
Cesar Geronimo, L OBP: 0.269, SLG: 0.306 (1, 9)										5	0	1	0	0	2	6																	
Dave Chalk, R OBP: 0.286, SLG: 0.282 Jamie Curk, L OBP: 0.353, SLG: 0.447 Ken Phelps, L OBP: 0.143, SLG: 0.200 (8, PH) (8, 3)										3	0	0	1	0	1	1																	
Jerry Grote, R OBP: 0.362, SLG: 0.472 (1, 2)										3	0	1	0	1	0	2																	
Inning Stats	R: 1 E: 0 K: 0 S: 4	H: 1 LOB: 0 BB: 0 P: 4	R: 0 E: 0 K: 2 S: 7	H: 0 LOB: 0 BB: 0 P: 7	R: 0 E: 0 K: 0 S: 3	H: 0 LOB: 0 BB: 0 P: 3	R: 1 E: 0 K: 0 S: 5	H: 3 LOB: 2 BB: 1 P: 9	R: 1 E: 0 K: 1 S: 9	H: 2 LOB: 1 BB: 0 P: 9	R: 0 E: 0 K: 1 S: 6	H: 1 LOB: 1 BB: 0 P: 6	R: 3 E: 0 K: 1 S: 7	H: 2 LOB: 2 BB: 2 P: 15	R: 3 E: 0 K: 1 S: 9	H: 4 LOB: 2 BB: 1 P: 13		1B: 8 2B: 4 3B: 1 HR: 1	SF: 1 SAC: 0 DP: 0 HBP: 0	WP: 0 PB: 0 CS: 2	PA: 44												
PITCHER	IP WLS BF H R ER SO BB IBB HBP BLK WP HR S P ERA WHIP	IP WLS BF H R ER SO BB IBB HBP BLK WP HR S P ERA WHIP																															
Dave Stieb, R ERA: 3.31 (1, 1)	7.0	29	8	4	4	6	1	0	0	0	0	0	1	40	44	5.14	1.286																
Mike Willis, L ERA: 5.91 (8, 1)	0.0	L	2	1	2	2	0	1	0	0	0	0	0	1	5	∞	∞																
Roy Lee Jackson, R ERA: 3.05 (8, 1)	1.1	8	3	3	3	1	0	1	0	0	0	0	0	9	13	20.25	2.250																
Jerry Garvin, L ERA: 3.79 (9, 1)	0.0	1	1	0	0	0	0	0	0	0	0	0	0	1	1	∞	∞																
Joey McLaughlin, R ERA: 3.41 (9, 1)	0.2	4	1	1	1	1	1	0	0	0	0	0	0	5	9	13.50	3.000																
Batter	1	2	3	4	5	6	7	8	9	AB	R	H	RBI	BB	SO	LOB	BOTTOM																
Damaso Garcia, R OBP: 0.257, SLG: 0.271 (1, 4)										5	1	2	0	0	1	0	Kansas City Royals @ Toronto Blue Jays Exhibition Stadium, Toronto, ON Thu Jun 11 1981, 7:05 PM EDT Att: 16,498 - Unknown - 74 F																
Garth Iorg, R OBP: 0.285, SLG: 0.296 (1, 5) (4, 6)										5	0	1	0	0	0	1																	
Al Woods, L OBP: 0.253, SLG: 0.264 (1, 7)										2	1	0	0	2	0	0																	
Otto Velez, R OBP: 0.372, SLG: 0.427 (1, 10)										3	0	0	0	1	0	3																	
Barry Bonnell, R OBP: 0.285, SLG: 0.381 John Mayberry, L OBP: 0.353, SLG: 0.431 Alfredo Griffin, S OBP: 0.247, SLG: 0.302 (8, PR) (9, 5)										2	1	2	2	0	0	0																	
Ken Macha, R OBP: 0.292, SLG: 0.246 (1, 3) (4, 5) (9, 3)										4	0	0	1	0	0	3																	
Lloyd Moseby, L OBP: 0.290, SLG: 0.393 (1, 9) (9, 8)										3	1	2	0	1	0	0																	
Danny Ainge, R OBP: 0.220, SLG: 0.214 (1, 6) (4, 8)										3	0	0	0	0	0	1																	
Willie Upshaw, L OBP: 0.241, SLG: 0.329 (8, PH) (9, 9)										1	0	0	0	0	0	2																	
Buck Martinez, R OBP: 0.229, SLG: 0.357 (1, 2)										3	1	1	2	0	0	0																	
Inning Stats	R: 0 E: 0 K: 0 S: 3	H: 0 LOB: 0 BB: 0 P: 3	R: 1 E: 0 K: 0 S: 3	H: 1 LOB: 1 BB: 1 P: 7	R: 3 E: 0 K: 0 S: 6	H: 3 LOB: 3 BB: 1 P: 10	R: 0 E: 0 K: 0 S: 3	H: 0 LOB: 0 BB: 0 P: 3	R: 0 E: 0 K: 1 S: 5	H: 0 LOB: 0 BB: 0 P: 5	R: 0 E: 0 K: 0 S: 3	H: 0 LOB: 0 BB: 0 P: 3	R: 0 E: 0 K: 0 S: 3	H: 1 LOB: 2 BB: 1 P: 7	R: 0 E: 0 K: 0 S: 3	H: 0 LOB: 0 BB: 0 P: 3	1B: 5 2B: 0 3B: 2 HR: 1	SF: 1 SAC: 0 DP: 0 HBP: 0	WP: 0 PB: 0 CS: 2	PA: 39													
PITCHER	IP WLS BF H R ER SO BB IBB HBP BLK WP HR S P ERA WHIP	IP WLS BF H R ER SO BB IBB HBP BLK WP HR S P ERA WHIP																															
Paul Spittorf, L ERA: 4.33 (1, 1)	3.2	20	7	5	5	0	3	0	0	0	0	0	1	17	29	12.27	2.727																
Rene Martin, R ERA: 2.89 (4, 1)	3.1	W	12	0	0	0	1	2	0	0	0	0	0	12	20	0.00	0.600																
Dan Quisenberry, R ERA: 2.86 (8, 1)	2.0	S	6	1	0	0	0	0	0	0	0	0	0	6	6	0.00	0.500																

Batter	1	2	3	4	5	6	7	8	9	10	11	12	AB	R	H	RBI	BB	SO	LOB	TOP		
Wille Wilson, S OBP: 0.304, SLG: 0.329	(1, 7) X 0-0 S 1B		X 0-0 F8		X 0-0 F9		X 0-0 F9			X 0-0 4-3		X 0-0 1B	6	0	2	0	0	0	3			
Hal McRae, R OBP: 0.287, SLG: 0.352	(1, 10) B 4-0 F7 BB			X 0-0 FC4-6 1B	X 0-0 F9			X 0-0 F9		X 0-0 BB 1B		X 0-0 F8	5	0	2	0	1	0	2			
George Brett, L OBP: 0.364, SLG: 0.440	(1, 5) X 0-0 F7			X 0-0 FC4-6 FC5-4 1B		X 0-0 F8		X 0-0 BB		X 0-0 BB 1B		X 0-0 K	4	0	0	0	2	1	5			
Wille Aikens, L OBP: 0.380, SLG: 0.450	(1, 3) X 0-0 G3			X 0-0 FC5-4 HR		X 0-0 K		X 0-0 F7		X 0-0 3-1			5	1	0	0	0	1	5			
Amos Otis, R OBP: 0.310, SLG: 0.429	(1, 8)	X 0-0 F9		X 0-0 HR		X 0-0 5-3		X 0-0 F4			X 0-0 F8		5	1	1	2	0	0	1			
Daryl Motley, R OBP: 0.200, SLG: 0.200	(1, 9) X 0-0 F6			X 0-0 1B		X 0-0 F9		X 0-0 F7		X 0-0 F7			5	0	1	0	0	0	0			
Frank White, R OBP: 0.303, SLG: 0.400	(1, 4) X 0-0 F5			X 0-0 1B		X 0-0 5-3		X 0-0 F9		X 0-0 6-3			5	0	1	0	0	0	0			
John Wathan, R OBP: 0.300, SLG: 0.323	(1, 2)		X 0-0 1-3	X 0-0 F9		X 0-0 BB 1B		X 0-0 F9				X 0-0 1B 1B	5	0	2	0	0	0	2			
U L Washington, S OBP: 0.316, SLG: 0.282	(1, 6)		X 0-3 K		X 4-0 CS BB		X 4-0 BB		X 0-0 F7		X 0-0 B5		3	0	0	0	2	1	1			
Inning Stats	R: 0 E: 0 K: 3	H: 1 LOB: 1 BB: 1 P: 7	R: 0 E: 0 K: 3	H: 0 LOB: 0 BB: 0 P: 3	R: 0 E: 0 K: 1	H: 0 LOB: 0 BB: 5	R: 2 E: 0 K: 0	H: 4 LOB: 2 BB: 7	R: 0 E: 0 K: 2	H: 0 LOB: 0 BB: 6	R: 0 E: 0 K: 1	H: 0 LOB: 0 BB: 1	R: 0 E: 0 K: 1	H: 0 LOB: 0 BB: 0	R: 0 E: 0 K: 1	H: 0 LOB: 0 BB: 0	R: 0 E: 0 K: 1	H: 2 LOB: 2 BB: 7	1B: 8 2B: 0 3B: 0 HR: 1	SF: 0 SAC: 0 DP: 0 HBP: 0	WP: 0 PB: 0 SB: 1 CS: 1	PA: 48
PITCHER	IP WLS BF H R ER SO BB IBB HBP BLK WP HR S P ERA WHIP	Dennis Martinez, R ERA: 3.35	Sammy Stewart, R ERA: 1.66	Tippy Martinez, L ERA: 2.17	PITCHER																	

Kansas City Royals @ Baltimore Orioles
Memorial Stadium, Baltimore, MD

Mon Aug 10 1981, 7:05 PM EDT
Att: 19,850 - Unknown - 88 F

AB	43
R	2
H	9
RBI	2
BB	5
SO	3
LOB	19



Batter	1	2	3	4	5	6	7	8	9	10	11	12	AB	R	H	RBI	BB	SO	LOB	BOTTOM				
Al Bumbry, L OBP: 0.354, SLG: 0.318	(1, 8) X 0-0 F7		X 0-0 4-3		X 0-0 6-3		X 0-0 6-3		X 4-0 SH2-4 BB		X 0-0 1-3		4	0	0	0	1	0	0					
Rich Dauer, R OBP: 0.328, SLG: 0.348	(1, 4) X 0-0 5-3		X 0-0 5-3		X 0-0 F4		X 0-0 SH2-4		X 0-0 F8				4	0	0	0	0	0	0					
Ken Singleton, S OBP: 0.437, SLG: 0.564	(1, 9) X 0-0 HR			X 0-0 6-3		X 0-0 6-3		X 4-0 IBB		X 0-0 1B 2B			4	1	2	1	1	0	0					
Cal Ripken Jr., R (12, PR)				X 0-0 G3		X 0-0 3-1		X 0-0 F4		X 0-0 1B IBB			4	1	1	1	1	0	2					
Eddie Murray, S OBP: 0.306, SLG: 0.453	(1, 3) X 0-0 HR			X 0-0 F7		X 4-0 BB		X 0-0 F8		X 0-0 F8		X 0-0 1B 2H	2	0	0	0	0	0	0					
Terry Crowley, L OBP: 0.356, SLG: 0.364	(1, 10) X 0-0 6-3			X 0-0 F7		X 0-0 F8		X 0-0 F9		X 0-0 6-3			2	0	0	0	0	0	0					
Benny Ayala, R OBP: 0.356, SLG: 0.342	(7, PH)			X 0-0 F7		X 0-0 BB		X 0-0 F7		X 0-0 6-3			0	0	0	0	1	0	0					
John Lowenstein, L OBP: 0.369, SLG: 0.400	(9, PH)			X 0-0 F7		X 0-0 BB		X 0-0 F8		X 0-0 5-3			2	0	1	1	0	0	2					
Gary Reenicke, R OBP: 0.388, SLG: 0.411	(1, 7)	X 0-0 4-3		X 0-3 K		X 0-0 F8		X 0-0 F9		X 0-0 F9			4	0	0	0	0	1	1					
Doug DeCinces, R OBP: 0.306, SLG: 0.424	(1, 5)	X 0-0 F9		X 0-0 L7		X 0-0 F7		X 0-0 F7		X 0-0 6-3			4	0	0	0	0	0	0					
Rick Dempsey, R OBP: 0.329, SLG: 0.322	(1, 2)	X 0-0 5-3		X 0-0 F7		X 0-0 F3		X 0-0 5-3		X 0-0 5-3			4	0	0	0	0	0	0					
Mark Belanger, R OBP: 0.246, SLG: 0.269	(1, 6)		X 0-0 5-3		X 0-0 6-3		X 0-0 F8		X 0-3 K				3	0	0	0	0	0	0					
Dan Graham, L OBP: 0.293, SLG: 0.295	(11, PH)												1	0	0	0	0	1	0					
Lenn Sakata, R OBP: 0.295, SLG: 0.237	(12, 6)												0	0	0	0	0	0	0					
Inning Stats	R: 2 E: 0 K: 0 S: 5	H: 2 LOB: 0 BB: 0 P: 5	R: 0 E: 0 K: 0 S: 3	H: 0 LOB: 0 BB: 0 P: 3	R: 0 E: 0 K: 0	H: 0 LOB: 0 BB: 0 P: 3	R: 0 E: 0 K: 0	H: 0 LOB: 0 BB: 0 P: 3	R: 0 E: 0 K: 0	H: 0 LOB: 0 BB: 0 P: 3	R: 0 E: 0 K: 0	H: 0 LOB: 0 BB: 0 P: 3	R: 0 E: 0 K: 0	H: 0 LOB: 0 BB: 0 P: 3	R: 0 E: 0 K: 0	H: 0 LOB: 0 BB: 0 P: 3	R: 0 E: 0 K: 0	H: 0 LOB: 0 BB: 0 P: 3	R: 1 E: 0 K: 0 S: 2	H: 2 LOB: 2 BB: 1 P: 6	1B: 1 2B: 1 3B: 0 HR: 2	SF: 0 SAC: 1 DP: 0 HBP: 0	WP: 0 PB: 0 SB: 0 CS: 0	PA: 41
PITCHER	IP WLS BF H R ER SO BB IBB HBP BLK WP HR S P ERA WHIP	Dennis Leonard, R ERA: 3.7	Mike Jones, L ERA: 6.1	Dan Cusensberry, R ERA: 2.59	Renie Martin, R ERA: 3.13	PITCHER																		

Kansas City Royals @ Baltimore Orioles
Memorial Stadium, Baltimore, MD

Mon Aug 10 1981, 7:05 PM EDT
Att: 19,850 - Unknown - 88 F

AB	36
R	3
H	4
RBI	3
BB	4
SO	2
LOB	5



Batter	1	2	3	4	5	6	7	8	9	AB	R	H	RBI	BB	SO	LOB	TOP					
Willie Wilson, S OBP: 0.306, SLG: 0.330	0-0 4-3		0-0 L4			0-0 1B SF7 1B	0-0 6-3	0-0 G4-3-6 E 1B		5	1	2	0	0	0	3						
Hal McRae, R OBP: 0.294, SLG: 0.368	0-0 L9		0-0 2B			0-0 1B 1-4-3	0-0 2B	0-0 E6		5	0	3	3	0	0	1						
George Brett, L OBP: 0.354, SLG: 0.427 Rance Mulliniks, L OBP: 0.200, SLG: 0.250	0-0 3-1		0-0 L9			0-0 1-4-3	0-0 4-3	0-0 G4-3-6		5	0	0	0	0	0	6						
Willie Aikens, L OBP: 0.380, SLG: 0.443		0-0 3-1		0-0 L3		0-0 IBB		0-0 1B HR 1B	0-3 K	3	1	0	0	2	1	0						
Amos Otis, R OBP: 0.308, SLG: 0.425 Cesar Geronimo, L OBP: 0.269, SLG: 0.306		0-0 5-3		0-0 L6		0-0 SF7		0-0 1B HR 1B	0-0 F9	4	1	1	1	0	0	0						
Darryl Motley, R OBP: 0.300, SLG: 0.300		0-0 4-3		0-0 F8		0-0 5-3		0-0 1B HR 1B		5	1	2	0	0	2							
Frank White, R OBP: 0.308, SLG: 0.430 Dave Chalk, R OBP: 0.279, SLG: 0.275			0-0 F7		0-0 5-3		0-0 3-1 1B 2B	0-0 1B HR	0-0 F8	4	2	2	4	0	0	0	AB 40 R 10 H 13 RBI 9 BB 2 SO 1 LOB 14					
Jamie Quirk, L OBP: 0.327, SLG: 0.412			0-0 E7 2B		0-0 6-3		0-0 3-1	0-0 G3		4	1	0	0	0	1							
U L Washington, S OBP: 0.327, SLG: 0.299			0-0 2B		0-0 L6		0-0 2B 1B	0-0 1B E 1B		4	3	3	1	0	0							
Inning Stats	R: 0 E: 0 K: 0 S: 3	H: 0 LOB: 0 BB: 0 P: 3	R: 0 E: 0 K: 0 S: 3	H: 0 LOB: 0 BB: 0 P: 3	R: 2 E: 1 K: 0 S: 6	H: 2 LOB: 1 BB: 0 P: 6	R: 0 E: 0 K: 0 S: 3	H: 0 LOB: 0 BB: 0 P: 3	R: 0 E: 0 K: 0 S: 3	H: 0 LOB: 0 BB: 0 P: 3	R: 1 E: 0 K: 0 S: 5	H: 2 LOB: 2 BB: 1 P: 9	R: 2 E: 0 K: 0 S: 6	H: 3 LOB: 1 BB: 0 P: 6	R: 5 E: 1 K: 0 S: 8	H: 5 LOB: 1 BB: 1 P: 12	R: 0 E: 0 K: 1 S: 6	H: 1 LOB: 1 BB: 0 P: 6	1B: 8 2B: 4 3B: 0 HR: 1	SF: 1 SAC: 0 DP: 1 HBP: 0	WP: 0 PB: 0 SB: 0 CS: 0	PA: 43
PITCHER	IP WLS BF H R ER SO BB IBB HBP BLK WP HR S P ERA WHIP																	PITCHER	IP WLS BF H R ER SO BB IBB HBP BLK WP HR S P ERA WHIP			
Jim Palmer, R ERA: 2.83	(1, 1) 6.0 L 24 4 3 1 0 0 0 1 0 0 0 0 23 27 1.50 0.667																					
Dave Ford, R ERA: 5.67	(7, 1) 0.2 5 3 2 2 0 0 0 0 0 0 0 0 5 5 27.00 4.500																					
Jeff Schneider, L ERA: 15.43	(7, 1) 2.1 14 6 5 4 1 1 0 0 0 0 0 1 15 19 15.43 3.000																					
Batter	1	2	3	4	5	6	7	8	9	AB	R	H	RBI	BB	SO	LOB	BOTTOM					
Al Bumbry, L OBP: 0.348, SLG: 0.311	0-0 F6		0-0 1-3		0-0 L8			0-0 4-3		4	0	0	0	0	0	2						
Rich Dauer, R OBP: 0.324, SLG: 0.342 Terry Crowley, L OBP: 0.352, SLG: 0.360 Cal Ripken Jr., R	0-0 6-3		0-0 F9			0-0 4-3		0-3 K		3	0	0	0	0	0	0						
Ken Singleton, S OBP: 0.331, SLG: 0.561 Jim Dwyer, L OBP: 0.301, SLG: 0.326	0-0 1B		0-0 F3			0-0 6-3		0-0 G3		3	0	1	0	0	0	0						
Eddie Murray, S OBP: 0.309, SLG: 0.454	0-3 K			0-0 F5		0-0 1B		0-0 G5-4-3 1B		4	0	2	0	0	1	1						
Jose Morales, R OBP: 0.348, SLG: 0.364		0-0 1-3		0-0 4-3			0-0 F8	0-0 G5-4-3		4	0	0	0	0	0	1						
Doug DeCinces, R OBP: 0.306, SLG: 0.422		0-0 1B		0-0 L7			0-0 F2			3	0	1	0	0	0	0						
Rick Dempsey, R OBP: 0.331, SLG: 0.325 Dan Graham, L OBP: 0.290, SLG: 0.292	0-0 1B				0-0 F8		0-0 4-3			2	0	1	0	0	0	0	AB 32 R 0 H 7 RBI 0 BB 0 SO 2 LOB 10					
Gary Roenicke, R OBP: 0.383, SLG: 0.405 John Lowenstein, L OBP: 0.375, SLG: 0.417	0-0 F4				0-0 F4			0-0 2B		2	0	0	0	0	0	2						
Lenn Sakata, R OBP: 0.298, SLG: 0.244	0-0 5-3							0-0 5-3		3	0	1	0	0	0	3						
Inning Stats	R: 0 E: 0 K: 1 S: 6	H: 1 LOB: 1 BB: 0 P: 6	R: 0 E: 0 K: 0 S: 5	H: 2 LOB: 2 BB: 0 P: 5	R: 0 E: 0 K: 0 S: 3	H: 0 LOB: 0 BB: 0 P: 3	R: 0 E: 0 K: 0 S: 3	H: 0 LOB: 0 BB: 0 P: 3	R: 0 E: 0 K: 0 S: 4	H: 1 LOB: 1 BB: 0 P: 4	R: 0 E: 0 K: 0 S: 3	H: 1 LOB: 1 BB: 0 P: 3	R: 0 E: 0 K: 1 S: 6	H: 1 LOB: 0 BB: 0 P: 6	R: 0 E: 0 K: 0 S: 3	H: 1 LOB: 0 BB: 0 P: 3	1B: 6 2B: 1 3B: 0 HR: 0	SF: 0 SAC: 0 DP: 1 HBP: 0	WP: 0 PB: 0 SB: 0 CS: 0	PA: 32		
PITCHER	IP WLS BF H R ER SO BB IBB HBP BLK WP HR S P ERA WHIP																	PITCHER	IP WLS BF H R ER SO BB IBB HBP BLK WP HR S P ERA WHIP			
Larry Gura, L ERA: 3.93	(1, 1) 6.0 W 22 5 0 0 1 0 0 0 0 0 0 0 12 12 0.00 0.833																					
Rene Martin, R ERA: 2.9	(7, 1) 3.0 S 10 2 0 0 1 0 0 0 0 0 0 0 12 12 0.00 0.667																					

Kansas City Royals @ Baltimore Orioles
Memorial Stadium, Baltimore, MD
Wed Aug 12 1981, 7:05 PM EDT
Unknown - 79 F



Kansas City Royals @ Baltimore Orioles
Memorial Stadium, Baltimore, MD
Wed Aug 12 1981, 7:05 PM EDT
Unknown - 79 F



Batter	1	2	3	4	5	6	7	8	9	AB	R	H	RBI	BB	SO	LOB	TOP			
Willie Wilson, S (1, 7) OBP: 0.309, SLG: 0.347	0-0 HR		0-0 F7			0-0 6-3			0-0 F9 1B	4	1	2	1	0	0	0	Kansas City Royals @ Baltimore Orioles Memorial Stadium, Baltimore, MD Wed Aug 12 1981, 7:05 PM EDT Att: 19,352 - Unknown livebaseballscorecards.com			
U L Washington, S (1, 6) OBP: 0.322, SLG: 0.294 Jamie Quirk, L (9, PH) OBP: 0.321, SLG: 0.404	0-3 K		0-0 F4			0-0 F7			0-0 L6 1-2	3	0	0	0	0	1	0				
George Brett, L (1, 5) OBP: 0.346, SLG: 0.417	0-0 F7		0-0 F8			0-0 F8			0-0 F9 2-3	4	0	0	0	0	0	1				
Hal McRae, R (1, 10) OBP: 0.298, SLG: 0.370	0-0 HR 1B			0-0 F8					0-0 3-1	4	1	2	0	0	0	1				
Amos Otis, R (1, 8) OBP: 0.308, SLG: 0.438	0-0 HR			0-0 6-3					0-3 K	3	1	1	2	0	1	1				
Willie Aikens, L (1, 3) OBP: 0.375, SLG: 0.435	0-3 K			0-3 K					0-0 G5-4-3 1-2	3	0	0	0	0	2	1				
Darryl Motley, R (1, 9) OBP: 0.231, SLG: 0.231			0-0 F7			0-0 F8			0-0 6-3	3	0	0	0	0	0	0				
John Wathan, R (1, 2) OBP: 0.295, SLG: 0.317			0-0 F9			0-0 G3			0-0 1-3	3	0	0	0	0	0	0				
Frank White, R (1, 4) OBP: 0.302, SLG: 0.421	0-3 K			0-0 6-3					0-3 K	3	0	0	0	0	2	0				
Inning Stats	R: 3 E: 0 K: 2 S: 10	H: 3 LOB: 0 BB: 0 P: 10	R: 0 E: 0 K: 1 S: 5	H: 0 LOB: 0 BB: 0 P: 5	R: 0 E: 0 K: 0 S: 3	H: 0 LOB: 0 BB: 0 P: 3	R: 0 E: 0 K: 1 S: 5	H: 0 LOB: 0 BB: 0 P: 5	R: 0 E: 0 K: 0 S: 3	H: 0 LOB: 0 BB: 0 P: 3	R: 0 E: 0 K: 1 S: 5	H: 1 LOB: 0 BB: 0 P: 5	R: 0 E: 0 K: 1 S: 4	H: 0 LOB: 0 BB: 0 P: 5	R: 0 E: 0 K: 0 S: 4	H: 1 LOB: 1 BB: 0 P: 4	1B: 3 2B: 0 3B: 0 HR: 2	SF: 0 SAC: 0 DP: 1 HBP: 0	WP: 0 PB: 0 SB: 1 CS: 0	PA: 31
PITCHER	IP WLS BF H R ER SO BB IBB HBP BLK WP HR S P ERA WHIP	IP WLS BF H R ER SO BB IBB HBP BLK WP HR S P ERA WHIP																		
Scott McGregor, L (1, 1) ERA: 3.25	6.0 W 21 3 3 3 4 0 0 0 0 0 2 29 29 4.50 0.500	3.0 S 10 2 0 0 2 0 0 0 0 0 0 14 14 0.00 0.667																		
Tim Stoddard, R (7, 1) ERA: 3.78																				

Batter	1	2	3	4	5	6	7	8	9	AB	R	H	RBI	BB	SO	LOB	BOTTOM			
Al Bumbry, L (1, 8) OBP: 0.346, SLG: 0.310	0-3 K		0-0 F6			0-0 1B			0-0 F7	4	0	1	0	0	1	1	Kansas City Royals @ Baltimore Orioles Memorial Stadium, Baltimore, MD Wed Aug 12 1981, 7:05 PM EDT Att: 19,352 - Unknown livebaseballscorecards.com			
Rich Dauer, R (1, 4) OBP: 0.332, SLG: 0.353	4-0 HR BB		0-0 G6-4-3 1B			0-0 F3			0-0 2B	3	1	2	0	1	0	1				
Ken Singleton, S (1, 9) OBP: 0.436, SLG: 0.557 Jim Dwyer, L (8, 9) OBP: 0.301, SLG: 0.326	0-3 K		0-0 G6-4-3 1-2			0-0 2B SF9 1B			4-0 IBB	3	1	1	0	1	1	2				
Eddie Murray, S (1, 3) OBP: 0.313, SLG: 0.474	0-0 HR		0-0 F9			0-0 SF9 2B			0-0 F5	4	1	2	2	0	0	2				
Gary Roenicke, R (1, 7) OBP: 0.377, SLG: 0.398 John Lowenstein, L (6, PH) OBP: 0.377, SLG: 0.412	0-0 F8			0-0 5-3		0-0 IBB			0-0 F9	2	0	0	0	0	0	0				
Jose Morales, R (1, 10) OBP: 0.320, SLG: 0.333			0-0 6-3			0-3 K			0-0 F4	4	0	0	0	0	1	3				
Cal Ripken Jr., R (1, 5) Terry Crowley, L (6, PH) OBP: 0.349, SLG: 0.360 Doug DeCinces, R (7, 5) OBP: 0.310, SLG: 0.425			0-0 4-3			0-0 SF9 2-3 3-H			0-0 1B 1B	2	0	0	0	0	0	0				
Rick Dempsey, R (1, 2) OBP: 0.336, SLG: 0.354			0-0 HR			0-0 5-3 F7			0-0 1B	4	1	2	1	0	0	2				
Mark Belanger, R (1, 6) OBP: 0.248, SLG: 0.278			0-0 2B			0-0 K			0-3 K2-3 4-3	4	0	1	0	0	2	2				
Inning Stats	R: 2 E: 0 K: 2 S: 8	H: 1 LOB: 0 BB: 1 P: 12	R: 1 E: 0 K: 0 S: 5	H: 2 LOB: 1 BB: 0 P: 5	R: 0 E: 0 K: 0 S: 3	H: 0 LOB: 0 BB: 0 P: 3	R: 0 E: 0 K: 1 S: 6	H: 1 LOB: 1 BB: 0 P: 6	R: 1 E: 0 K: 1 S: 7	H: 2 LOB: 2 BB: 1 P: 11	R: 0 E: 0 K: 1 S: 6	H: 1 LOB: 1 BB: 1 P: 10	R: 0 E: 0 K: 0 S: 5	H: 2 LOB: 2 BB: 0 P: 5	R: 0 E: 0 K: 0 S: 5	H: 2 LOB: 2 BB: 0 P: 5	1B: 5 2B: 3 3B: 0 HR: 2	SF: 1 SAC: 0 DP: 1 HBP: 0	WP: 0 PB: 0 SB: 0 CS: 0	PA: 36
PITCHER	IP WLS BF H R ER SO BB IBB HBP BLK WP HR S P ERA WHIP	IP WLS BF H R ER SO BB IBB HBP BLK WP HR S P ERA WHIP																		
Paul Splittorf, L (1, 1) ERA: 4.4	5.0 L 15 5 1 1 2 0 2 0 0 0 0 17 25 3.38 1.875	2.2 L 15 5 1 1 2 0 2 0 0 0 0 17 25 3.38 1.875																		
Jim Wright, R (6, 1) ERA: 2.79																				
Dan Quisenberry, R (8, 1) ERA: 2.56																				

Batter	1	2	3	4	5	6	7	8	9	AB	R	H	RBI	BB	SO	LOB	TOP								
Willie Wilson, S OBP: 0.304, SLG: 0.341	5-3		P6			6-3		L8		4	0	0	0	0	0	1	Kansas City Royals @ Baltimore Orioles Memorial Stadium, Baltimore, MD Thu Aug 13 1981, 7:05 PM EDT Att: 13,780 - Unknown								
U L Washington, S OBP: 0.325, SLG: 0.294	5-3			F7		1B BB		1B G4-6-3		3	0	1	0	1	0	0									
George Brett, L OBP: 0.346, SLG: 0.415 Dave Chalk, R OBP: 0.279, SLG: 0.275 Jamie Quirk, L OBP: 0.316, SLG: 0.396	F5			6-3		FC6-4 1B		G4-6-3 1-2		3	0	1	0	0	0	0									
Hal McRae, R OBP: 0.301, SLG: 0.377		1B				FC6-4 1-2			4-3	4	0	2	0	0	2										
Amos Otis, R OBP: 0.307, SLG: 0.432	F8			6-3					5-3	3	0	0	0	1	0	2									
Lee May, R OBP: 0.341, SLG: 0.400 Willie Aikens, L OBP: 0.378, SLG: 0.435 Rance Mulliniks, L OBP: 0.200, SLG: 0.250	F3				L7		G5-4-3 BB		5-3	3	0	0	0	0	0	2									
Frank White, R OBP: 0.301, SLG: 0.417	K			5-3					1B BB	4	0	1	0	0	1	1									
Darryl Motley, R OBP: 0.235, SLG: 0.294			K		6-3				1B 2B	4	1	1	0	0	2	2									
John Wathan, R OBP: 0.295, SLG: 0.317			6-3			F7			1B 2B	3	0	1	1	0	0	0									
Inning Stats	R: 0 E: 0 K: 0 S: 3	H: 0 LOB: 0 BB: 0 P: 3	R: 0 E: 0 K: 1 S: 6	H: 1 LOB: 1 BB: 0 P: 6	R: 0 E: 0 K: 1 S: 5	H: 0 LOB: 0 BB: 0 P: 5	R: 0 E: 0 K: 0 S: 4	H: 1 LOB: 1 BB: 0 P: 4	R: 0 E: 0 K: 0 S: 3	H: 0 LOB: 0 BB: 0 P: 3	R: 0 E: 0 K: 0 S: 4	H: 1 LOB: 2 BB: 1 P: 8	R: 0 E: 0 K: 0 S: 2	H: 0 LOB: 0 BB: 1 P: 6	R: 1 E: 0 K: 0 S: 5	H: 3 LOB: 1 BB: 0 P: 5		R: 0 E: 0 K: 1 S: 6	H: 1 LOB: 2 BB: 1 P: 10	1B: 5 2B: 2 3B: 0 HR: 0	SF: 0 SAC: 0 DP: 2 HBP: 0	WP: 0 PB: 0 SB: 0 CS: 0	PA: 35		
PITCHER	IP	WLS	BF	H	R	ER	SO	BB	IBB	HBP	BLK	WP	HR	S	P	ERA	WHIP								
Mike Flanagan, L ERA: 3.39	(1, 1)	5.2	W	21	3	0	0	2	1	0	0	0	0	24	28	0.00	0.706								
Tippy Martinez, L ERA: 2.35	(6, 1)	1.2		8	3	1	1	0	1	0	0	0	0	7	11	5.40	2.400								
Tim Stoddard, R ERA: 3.44	(8, 1)	1.2	S	6	1	0	0	1	1	0	0	0	0	7	11	0.00	1.200								

Batter	1	2	3	4	5	6	7	8	9	AB	R	H	RBI	BB	SO	LOB	BOTTOM								
Al Bumbry, L OBP: 0.345, SLG: 0.309	F8				F9			K		4	0	1	0	0	1	1	Kansas City Royals @ Baltimore Orioles Memorial Stadium, Baltimore, MD Thu Aug 13 1981, 7:05 PM EDT Att: 13,780 - Unknown								
Jim Dwyer, L OBP: 0.299, SLG: 0.322	G3 1B	1B			F9			K		4	1	1	0	0	1	2									
Ken Singleton, S OBP: 0.433, SLG: 0.551 Gary Roenicke, R OBP: 0.377, SLG: 0.398	G3 1B			4-3	F9			F7		4	1	1	0	0	0	1									
Eddie Murray, S OBP: 0.311, SLG: 0.469	G3					6-3		2-3		4	0	1	0	0	0	2									
Terry Crowley, L OBP: 0.361, SLG: 0.360 Benny Ayala, R OBP: 0.340, SLG: 0.325	1B BB					E5 FC5-4		5-3		0	0	0	0	2	0	0									
Doug DeCinces, R OBP: 0.313, SLG: 0.427				FC6-4		FC5-4 1B		1B		4	0	2	2	0	0	2									
Rich Dauer, R OBP: 0.335, SLG: 0.356	6-3				F7			1B		4	0	2	0	0	0	2									
Rick Dempsey, R OBP: 0.333, SLG: 0.346		K				P4		FC6-4		3	0	0	0	1	1	4									
Mark Belanger, R OBP: 0.250, SLG: 0.279		K			G5-4-3			1B		3	0	1	0	0	1	1									
Inning Stats	R: 2 E: 0 K: 0 S: 6	H: 3 LOB: 2 BB: 1 P: 10	R: 0 E: 0 K: 2 S: 8	H: 1 LOB: 1 BB: 0 P: 8	R: 0 E: 0 K: 0 S: 3	H: 1 LOB: 1 BB: 1 P: 7	R: 0 E: 0 K: 0 S: 2	H: 0 LOB: 0 BB: 1 P: 6	R: 0 E: 1 K: 0 S: 5	H: 1 LOB: 2 BB: 0 P: 5	R: 0 E: 0 K: 2 S: 8	H: 1 LOB: 1 BB: 0 P: 8	R: 0 E: 0 K: 0 S: 5	H: 2 LOB: 2 BB: 0 P: 5	R: 0 E: 0 K: 0 S: 5	H: 2 LOB: 2 BB: 0 P: 5		1B: 9 2B: 0 3B: 0 HR: 0	SF: 0 SAC: 0 DP: 1 HBP: 0	WP: 0 PB: 0 SB: 0 CS: 1	PA: 35				
PITCHER	IP	WLS	BF	H	R	ER	SO	BB	IBB	HBP	BLK	WP	HR	S	P	ERA	WHIP								
Rich Gale, R ERA: 5.25	(1, 1)	4.0	L	18	5	2	2	2	3	0	0	0	0	19	31	4.50	2.000								
Atlee Hammaker, L ERA:	(5, 1)	4.0		17	4	0	0	2	0	0	0	0	0	21	21	0.00	1.000								

Batter	1	2	3	4	5	6	7	8	9	AB	R	H	RBI	BB	SO	LOB	TOP			
Willie Wilson, S (1, 7) OBP: 0.316, SLG: 0.352										4	2	4	0	0	0	0	Kansas City Royals @ Cleveland Indians Cleveland Municipal Stadium, Cleveland, OH Fri Aug 14 1981, 7:05 PM EDT Alt. 7,971 - Unknown - 77 F			
U L Washington, S (1, 6) OBP: 0.324, SLG: 0.290										3	0	0	1	1	0	3				
Hal McRae, R (1, 10) OBP: 0.300, SLG: 0.389										4	1	1	1	0	2	3				
Willie Aikens, L (1, 3) OBP: 0.385, SLG: 0.456										3	1	2	1	1	0	0				
Amos Otis, R (1, 8) OBP: 0.302, SLG: 0.426										3	0	0	1	0	0	1				
Frank White, R (1, 4) OBP: 0.294, SLG: 0.406										4	0	0	0	0	1	2				
Darryl Motley, R (1, 9) OBP: 0.238, SLG: 0.286										4	0	1	0	0	0	0				
Jamie Quirk, L (1, 2) OBP: 0.328, SLG: 0.404									4	0	2	0	0	0	1					
Rance Mulliniks, L (1, 5) OBP: 0.167, SLG: 0.208										4	0	0	0	0	1	2				
Inning Stats	R: 1 E: 0 K: 0 S: 5	H: 2 LOB: 1 BB: 0 P: 5	R: 0 E: 0 K: 0 S: 3	H: 0 LOB: 0 BB: 0 P: 3	R: 0 E: 0 K: 0 S: 3	H: 1 LOB: 0 BB: 0 P: 3	R: 1 E: 0 K: 1 S: 6	H: 1 LOB: 0 BB: 0 P: 6	R: 0 E: 0 K: 0 S: 3	H: 1 LOB: 2 BB: 2 P: 3	R: 0 E: 0 K: 0 S: 6	H: 2 LOB: 2 BB: 0 P: 14	R: 0 E: 0 K: 0 S: 5	H: 1 LOB: 0 BB: 0 P: 6	R: 0 E: 0 K: 1 S: 5	H: 1 LOB: 1 BB: 0 P: 5	1B: 8 2B: 1 3B: 0 HR: 2	SF: 1 SAC: 0 DP: 3 HBP: 0	WP: 0 PB: 0 SB: 3 CS: 3	PA: 36
PITCHER	IP WLS BF H R ER SO BB IBB HBP BLK WP HR S P ERA WHIP																			
Bert Blyleven, R (1, 1) ERA: 2.82	7.0 L 29 8 3 3 2 2 0 0 0 0 0 1 31 39 3.86 1.429																			
Mike Stanton, R (8, 1) ERA: 2.79	2.0 7 2 1 1 2 0 0 0 0 0 0 1 11 11 4.50 1.000																			

Batter	1	2	3	4	5	6	7	8	9	AB	R	H	RBI	BB	SO	LOB	BOTTOM					
Miguel Dilone, S (1, 7) OBP: 0.346, SLG: 0.391										5	0	1	0	0	0	2	Kansas City Royals @ Cleveland Indians Cleveland Municipal Stadium, Cleveland, OH Fri Aug 14 1981, 7:05 PM EDT Alt. 7,971 - Unknown - 77 F					
Alan Bannister, R (1, 9) OBP: 0.307, SLG: 0.340										4	1	1	0	0	0	2						
Mike Hargrove, L (1, 3) OBP: 0.375, SLG: 0.364										3	0	1	1	1	0	2						
Andre Thornton, R (1, 10) OBP: 0.295, SLG: 0.329										3	0	1	0	0	0	4						
Von Hayes, L (8, PH) OBP: 0.333, SLG: 0.250										1	0	1	0	0	0	0						
Toby Harrah, R (1, 5) OBP: 0.338, SLG: 0.348										4	0	1	0	0	1	3						
Ron Hassey, L (1, 2) OBP: 0.314, SLG: 0.261										4	0	1	0	0	0	1						
Dave Rosello, R (1, 4) OBP: 0.318, SLG: 0.405										3	0	1	0	0	0	2						
Duane Kuiper, L (8, 4) OBP: 0.287, SLG: 0.283										1	0	0	0	0	0	1						
Rick Manning, L (1, 8) OBP: 0.319, SLG: 0.339										4	0	0	0	0	2	3						
Tom Verzyer, R (1, 6) OBP: 0.283, SLG: 0.258										1	0	0	0	2	0	2						
Chris Bando, S (9, PH)										1	0	0	0	0	0	0						
Inning Stats	R: 1 E: 0 K: 0 S: 5	H: 3 LOB: 1 BB: 0 P: 5	R: 0 E: 0 K: 1 S: 5	H: 0 LOB: 0 BB: 0 P: 5	R: 0 E: 0 K: 0 S: 4	H: 1 LOB: 1 BB: 1 P: 8	R: 0 E: 0 K: 0 S: 4	H: 1 LOB: 1 BB: 0 P: 4	R: 0 E: 0 K: 0 S: 3	H: 0 LOB: 2 BB: 2 P: 11	R: 0 E: 0 K: 1 S: 7	H: 2 LOB: 2 BB: 0 P: 7	R: 0 E: 0 K: 0 S: 3	H: 0 LOB: 0 BB: 0 P: 3	R: 0 E: 0 K: 1 S: 6	H: 1 LOB: 1 BB: 0 P: 6	R: 0 E: 0 K: 0 S: 3	H: 0 LOB: 0 BB: 0 P: 3	1B: 6 2B: 3 3B: 0 HR: 0	SF: 0 SAC: 0 DP: 1 HBP: 0	WP: 0 PB: 0 SB: 1 CS: 0	PA: 37
PITCHER	IP WLS BF H R ER SO BB IBB HBP BLK WP HR S P ERA WHIP																					
Mike Jones, L (1, 1) ERA: 1.0	6.0 W 27 7 1 1 2 3 0 0 0 0 0 0 28 40 1.50 1.667																					
Rene Martin, R (7, 1) ERA: 2.7	3.0 S 10 1 0 0 1 0 0 0 0 0 0 0 12 12 0.00 0.333																					

Batter	1	2	3	4	5	6	7	8	9	AB	R	H	RBI	BB	SO	LOB	TOP										
Willie Wilson, S OBP: 0.315, SLG: 0.350	F2	1B			5-3		2B SF7 1B	K		5	1	2	0	0	1	1	Kansas City Royals @ Cleveland Indians Cleveland Municipal Stadium, Cleveland, OH Sun Aug 16 1981, 3:33 AM EDT Cloudy - 68 F										
U L Washington, S OBP: 0.327, SLG: 0.298	2B	L9			6-3		F7 1B 2B	K		5	1	2	1	0	1	1											
George Brett, L OBP: 0.337, SLG: 0.406	1-3			3-1			SF7	F4		4	0	0	1	0	0	1											
Hal McRae, R OBP: 0.310, SLG: 0.400	5-3						F9 F7	2B		5	0	2	0	0	0	2											
Amos Otis, R OBP: 0.311, SLG: 0.431		1B HR		F8			1B 1B	F8		5	1	3	1	0	0	2											
Lee May, R OBP: 0.356, SLG: 0.409		1-2 HR		L8			1B 1B	K		4	1	2	0	0	1	2											
Frank White, R OBP: 0.292, SLG: 0.417		1-H 2-H HR		1-3			F8	E6		4	1	1	3	0	0	2											
Darryl Motley, R OBP: 0.207, SLG: 0.241		1-3		5-3			F8	F9		4	0	0	0	0	0	3											
John Wathan, R OBP: 0.294, SLG: 0.315		L7		F8			1B 2B 1B	F4		4	1	1	0	0	0	1											
Inning Stats	R: 0 E: 0 K: 0 S: 4	H: 1 LOB: 1 BB: 0 P: 4	R: 3 E: 0 K: 0 S: 7	H: 4 LOB: 1 BB: 0 P: 7	R: 0 E: 0 K: 0 S: 4	H: 1 LOB: 0 BB: 0 P: 4	R: 0 E: 0 K: 0 S: 3	H: 0 LOB: 0 BB: 0 P: 3	R: 0 E: 0 K: 0 S: 5	H: 2 LOB: 2 BB: 0 P: 5	R: 3 E: 0 K: 1 S: 9	H: 4 LOB: 1 BB: 0 P: 9	R: 0 E: 1 K: 1 S: 6	H: 0 LOB: 1 BB: 0 P: 6	R: 0 E: 0 K: 1 S: 6	H: 1 LOB: 1 BB: 0 P: 6	1B: 9 2B: 3 3B: 0 HR: 1	SF: 1 SAC: 0 DP: 0 HBP: 0	WP: 0 PB: 0 SB: 2 CS: 0	PA: 41							
PITCHER	IP	WLS	BF	H	R	ER	SO	BB	IBB	HBP	BLK	WP	HR	S	P	ERA	WHIP										
Rick Waits, L ERA: 3.43	6.1	L	30	11	6	6	0	0	0	0	0	0	1	30	30	8.53	1.737										
Mike Stanton, R ERA: 2.57	1.1		6	1	0	0	1	0	0	0	0	0	0	8	8	0.00	0.750										
Bob Lacey, L ERA: 6.11	1.1		5	1	0	0	2	0	0	0	0	0	0	9	9	0.00	0.750										

Batter	1	2	3	4	5	6	7	8	9	AB	R	H	RBI	BB	SO	LOB	BOTTOM										
Miguel Dilone, S OBP: 0.347, SLG: 0.386	5-3						F8			4	0	2	1	0	0	0	Kansas City Royals @ Cleveland Indians Cleveland Municipal Stadium, Cleveland, OH Sun Aug 16 1981, 3:33 AM EDT Cloudy - 68 F										
Jorge Orta, L OBP: 0.296, SLG: 0.359	L7		K		2-H 1B		F8			4	0	0	0	0	1	1											
Mike Hargrove, L OBP: 0.379, SLG: 0.393	F8		F8				BB 1B	1B FC5-4 2B		4	1	2	0	0	0	1											
Andre Thornton, R OBP: 0.294, SLG: 0.328		F4		F8			F8	F8		4	0	1	0	0	0	1											
Toby Harrah, R OBP: 0.339, SLG: 0.343		1B 1B		E9 BB			1-2 BB	FC5-4		2	0	1	1	2	0	1											
Alan Bannister, R OBP: 0.299, SLG: 0.331		L7		E9			F8	5-3		4	0	0	0	0	0	5											
Chris Bando, S OBP: 0.167, SLG: 0.167				6-3			1-3			4	0	1	0	0	0	3											
Jerry Dybzinski, R OBP: 0.200, SLG: 0.200		1-2 1B						E5		0	0	0	0	0	0	0											
Rick Manning, L OBP: 0.316, SLG: 0.337		F3					1B 2B	G4-6-3		4	1	1	0	0	0	3											
Tom Verzyer, R OBP: 0.273, SLG: 0.248				4-3			F8	5-3		4	0	0	0	0	0	2											
Inning Stats	R: 0 E: 0 K: 0 S: 3	H: 0 LOB: 0 BB: 0 P: 3	R: 0 E: 0 K: 0 S: 5	H: 2 LOB: 2 BB: 0 P: 5	R: 0 E: 0 K: 1 S: 6	H: 1 LOB: 1 BB: 0 P: 6	R: 0 E: 1 K: 0 S: 3	H: 0 LOB: 1 BB: 1 P: 7	R: 1 E: 0 K: 0 S: 4	H: 2 LOB: 0 BB: 0 P: 4	R: 0 E: 0 K: 0 S: 3	H: 1 LOB: 2 BB: 1 P: 8	R: 0 E: 0 K: 0 S: 5	H: 0 LOB: 0 BB: 0 P: 3	R: 1 E: 0 K: 0 S: 5	H: 2 LOB: 1 BB: 0 P: 5	R: 0 E: 1 K: 0 S: 3	H: 0 LOB: 1 BB: 0 P: 3	1B: 6 2B: 2 3B: 0 HR: 0	SF: 0 SAC: 0 DP: 1 HBP: 0	WP: 0 PB: 0 SB: 0 CS: 0	PA: 36					
PITCHER	IP	WLS	BF	H	R	ER	SO	BB	IBB	HBP	BLK	WP	HR	S	P	ERA	WHIP										
Larry Gura, L ERA: 3.78	6.0	W	25	6	1	1	1	0	0	0	0	0	0	25	33	1.50	1.333										
Ken Brett, L ERA: 4.82	3.0	S	11	2	1	1	0	0	0	0	0	0	0	11	11	3.00	0.667										

Batter	1	2	3	4	5	6	7	8	9	AB	R	H	RBI	BB	SO	LOB	TOP										
Willie Wilson, S OBP: 0.313, SLG: 0.351 (1, 7)	F7		4-3		4-3	CS	F4			5	0	1	1	0	0	1	Kansas City Royals @ Cleveland Indians Cleveland Municipal Stadium, Cleveland, OH Sun Aug 16 1981, 3:38 AM EDT Att: 12,790 - Cloudy - 68 F										
U L Washington, S OBP: 0.293, SLG: 0.299 (1, 6)	1B		L7		HR		2B		2B	3	2	1	0	2	1	1											
George Brett, L OBP: 0.338, SLG: 0.422 (1, 5)	F8		1B		HR		L8		F8	5	1	2	3	0	0	3											
Willie Aikens, L OBP: 0.383, SLG: 0.452 (1, 3) John Wathan, R OBP: 0.294, SLG: 0.315 (9, PR)	F8		4-3		L8		2B		BB	4	0	1	1	1	0	2											
Hal McRae, R OBP: 0.312, SLG: 0.404 (1, 10)		1B			F9		6-3		5-3	5	1	2	0	0	0	3											
Frank White, R OBP: 0.291, SLG: 0.413 (1, 4)	F8		K		K		1B		6-3	4	0	1	0	0	2	2											
Jamie Quirk, L OBP: 0.333, SLG: 0.381 (1, 2)	1B		4-3				F7			3	0	1	1	1	0	1											
Darryl Motley, R OBP: 0.212, SLG: 0.242 (1, 9)	F7				1B		L7		6-3	4	1	1	0	0	0	3											
Cesar Geronimo, L OBP: 0.271, SLG: 0.307 (1, 8) Amos Otis, R OBP: 0.310, SLG: 0.429 (8, PH)	F7				HR		F6		K	3	1	1	0	0	0	2											
Inning Stats	R: 0 E: 0 K: 0 S: 4	H: 1 LOB: 1 BB: 0 P: 4	R: 1 E: 0 K: 0 S: 5	H: 2 LOB: 1 BB: 0 P: 5	R: 0 E: 0 K: 0 S: 4	H: 1 LOB: 1 BB: 0 P: 4	R: 0 E: 0 K: 1 S: 5	H: 0 LOB: 0 BB: 0 P: 5	R: 4 E: 0 K: 1 S: 9	H: 4 LOB: 1 BB: 1 P: 13	R: 0 E: 0 K: 0 S: 2	H: 0 LOB: 0 BB: 1 P: 6	R: 1 E: 0 K: 0 S: 4	H: 1 LOB: 1 BB: 1 P: 8	R: 0 E: 0 K: 1 S: 6	H: 1 LOB: 1 BB: 0 P: 6		R: 0 E: 0 K: 1 S: 6	H: 1 LOB: 2 BB: 1 P: 10	1B: 7 2B: 3 3B: 0 HR: 1	SF: 0 SAC: 0 DP: 0 HBP: 0	WP: 0 PB: 0 SB: 1 CS: 1	PA: 42				
PITCHER	IP	WLS	BF	H	R	ER	SO	BB	IBB	HBP	BLK	WP	HR	S	P	ERA	WHIP										
Len Barker, R ERA: 2.6 (1, 1)	6.2		31	9	6	6	2	3	0	0	0	0	1	32	44	8.10	1.800										
Mike Stanton, R ERA: 2.56 (7, 1)	1.1	W	5	1	0	0	1	0	0	0	0	0	0	7	7	0.00	0.750										
Sid Monge, L ERA: 3.73 (9, 1)	1.0	S	5	1	0	0	1	1	0	0	0	0	0	6	10	0.00	2.000										

Batter	1	2	3	4	5	6	7	8	9	AB	R	H	RBI	BB	SO	LOB	BOTTOM										
Miguel Dilone, S OBP: 0.351, SLG: 0.386 (1, 7) Jorge Orta, L OBP: 0.300, SLG: 0.362 (2, 9)	2B		K		1B		2B		F9	0	1	0	0	1	0	0	Kansas City Royals @ Cleveland Indians Cleveland Municipal Stadium, Cleveland, OH Sun Aug 16 1981, 3:38 AM EDT Att: 12,790 - Cloudy - 68 F										
Alan Bannister, R OBP: 0.309, SLG: 0.346 (1, 9) (2, 7)	SH1-3				L3		F9		4-3	5	1	3	2	0	0	1											
Mike Hargrove, L OBP: 0.379, SLG: 0.397 (1, 3)	SH1-3		K		L3		1B		2B	3	1	1	1	0	1	3											
Andre Thornton, R OBP: 0.289, SLG: 0.324 (1, 10) Von Hayes, L OBP: 0.296, SLG: 0.231 (7, PH)	SF8		5-3		F8		1B		1B	2	0	0	1	0	0	1											
Toby Harrah, R OBP: 0.346, SLG: 0.344 (1, 5)	2B				F6		1B		1B	2	2	1	1	2	0	0											
Ron Hassey, L OBP: 0.330, SLG: 0.286 (1, 2)	2B		G3		SH3-4		BB		1B	3	0	2	1	0	0	0											
Rick Manning, L OBP: 0.315, SLG: 0.332 (1, 8)	F9				4-3		1-3		BB	3	0	0	0	1	0	2											
Duane Kuiper, L OBP: 0.294, SLG: 0.290 (1, 4)		SH2-3			6-3		F7		F5	4	1	1	0	0	0	3											
Jerry Dybzinski, R OBP: 0.167, SLG: 0.167 (1, 6)		SH2-3			6-3		4-3		5-3	3	0	0	0	0	0	0											
Inning Stats	R: 3 E: 0 K: 0 S: 5	H: 2 LOB: 1 BB: 2 P: 13	R: 1 E: 0 K: 2 S: 9	H: 2 LOB: 1 BB: 0 P: 9	R: 0 E: 0 K: 0 S: 3	H: 0 LOB: 0 BB: 0 P: 3	R: 0 E: 0 K: 0 S: 3	H: 0 LOB: 0 BB: 0 P: 3	R: 0 E: 0 K: 0 S: 4	H: 2 LOB: 1 BB: 0 P: 4	R: 1 E: 0 K: 0 S: 3	H: 0 LOB: 0 BB: 1 P: 7	R: 3 E: 0 K: 0 S: 8	H: 5 LOB: 3 BB: 1 P: 12	R: 0 E: 0 K: 0 S: 3	H: 0 LOB: 0 BB: 0 P: 3		1B: 8 2B: 4 3B: 0 HR: 0	SF: 1 SAC: 3 DP: 1 HBP: 0	WP: 0 PB: 0 SB: 3 CS: 0	PA: 38						
PITCHER	IP	WLS	BF	H	R	ER	SO	BB	IBB	HBP	BLK	WP	HR	S	P	ERA	WHIP										
Paul Splitteroff, L ERA: 4.75 (1, 1)	2.0		12	4	4	4	2	2	0	0	0	0	0	14	22	18.00	3.000										
Altee Hammaker, L ERA: 2.16 (3, 1)	4.1		16	3	2	2	0	1	0	0	0	0	0	15	19	4.15	0.923										
Renie Martin, R ERA: 3.09 (7, 1)	0.1	L	4	3	2	2	0	0	0	0	0	0	0	4	4	54.00	9.000										
Ken Brett, L ERA: 4.5 (7, 1)	1.1		6	1	0	0	0	1	0	0	0	0	0	5	9	0.00	1.500										

Batter	1	2	3	4	5	6	7	8	9	AB	R	H	RBI	BB	SO	LOB	TOP								
Alfredo Griffin, S OBP: 0.238, SLG: 0.293 (1, 6)	5-3		F4		K			1B		4	0	1	0	0	1	1	<p>Toronto Blue Jays @ Kansas City Royals Royals Stadium, Kansas City, MO Mon Aug 17 1981, 8:05 PM EDT Att: 31,958 - Unknown - 75 F</p>								
Damaso Garcia, R OBP: 0.274, SLG: 0.298 (1, 4)	4-3		F8			F2		L8		4	0	0	0	0	0	1									
Lloyd Moseby, L OBP: 0.294, SLG: 0.386 (1, 8)	HR			1B	G4-6-3	L7		E4		4	2	2	0	0	0	0									
John Mayberry, L OBP: 0.359, SLG: 0.437 (1, 10)	HR			1B	G4-6-3	4-3		F8		4	1	2	2	0	0	1									
Greg Wells, R OBP: 0.316, SLG: 0.421 Willie Upshaw, L OBP: 0.231, SLG: 0.313 (9, PH)	6-3			1B	G4-6-3			3-4-3		3	0	0	0	0	0	1									
Al Woods, L OBP: 0.261, SLG: 0.269 (1, 7)		2-3				L4		L7		1	0	0	0	0	0	1									
Barry Bonnell, R OBP: 0.262, SLG: 0.341 (1, 9)		L3				6-3				3	0	0	0	0	0	0									
Ernie Whitt, L OBP: 0.299, SLG: 0.280 (1, 2)		F7						F7		3	0	1	0	0	0	0									
Danny Ainge, R OBP: 0.241, SLG: 0.219 Garth Iorg, R OBP: 0.271, SLG: 0.301 (8, PH)				K		F7		K		2	0	0	0	0	1	1									
Inning Stats	R: 2 E: 0 K: 0 S: 5	H: 2 LOB: 0 BB: 0 P: 5	R: 0 E: 0 K: 0 S: 3	H: 0 LOB: 0 BB: 0 P: 3	R: 0 E: 0 K: 1 S: 5	H: 0 LOB: 0 BB: 0 P: 5	R: 1 E: 0 K: 0 S: 4	H: 2 LOB: 0 BB: 0 P: 4	R: 0 E: 0 K: 1 S: 6	H: 1 LOB: 1 BB: 0 P: 6	R: 0 E: 0 K: 0 S: 3	H: 0 LOB: 0 BB: 0 P: 3	R: 0 E: 0 K: 0 S: 3	H: 0 LOB: 1 BB: 0 P: 3	R: 0 E: 0 K: 1 S: 6	H: 1 LOB: 1 BB: 0 P: 6	R: 0 E: 0 K: 0 S: 4	H: 0 LOB: 1 BB: 0 P: 4	1B: 4 2B: 1 3B: 0 HR: 1	SF: 0 SAC: 0 DP: 1 HBP: 0	WP: 0 PB: 0 SB: 0 CS: 0	PA: 33			
PITCHER	IP	WLS	BF	H	R	ER	SO	BB	IBB	HBP	BLK	WP	HR	S	P	ERA	WHIP								
Rich Gale, R ERA: 5.09 (1, 1)	7.2	W	28	6	3	3	3	0	0	0	0	0	1	34	34	3.52	0.783								
Dan Quisenberry, R ERA: 2.36 (8, 1)	1.1	S	5	0	0	0	0	0	0	0	0	0	0	5	5	0.00	0.000								

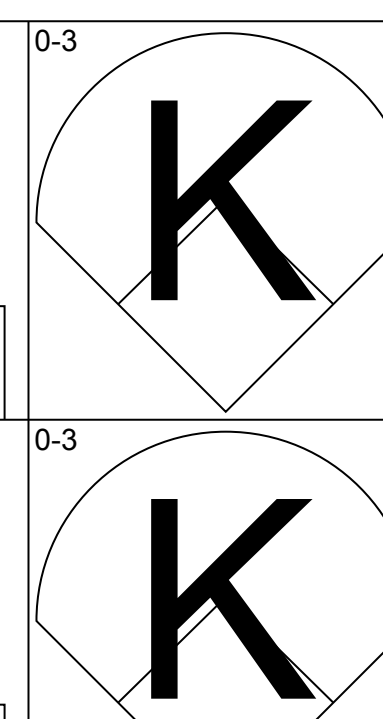
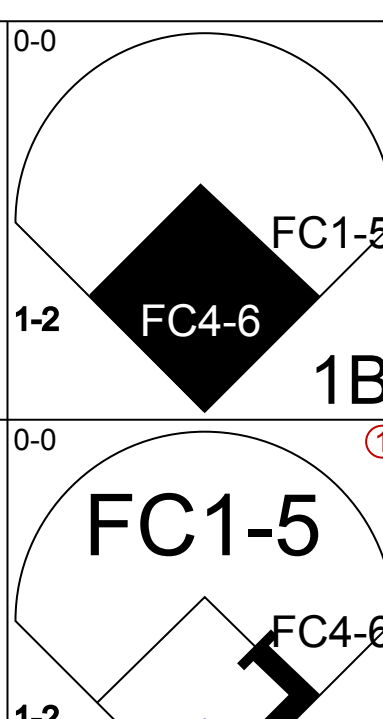
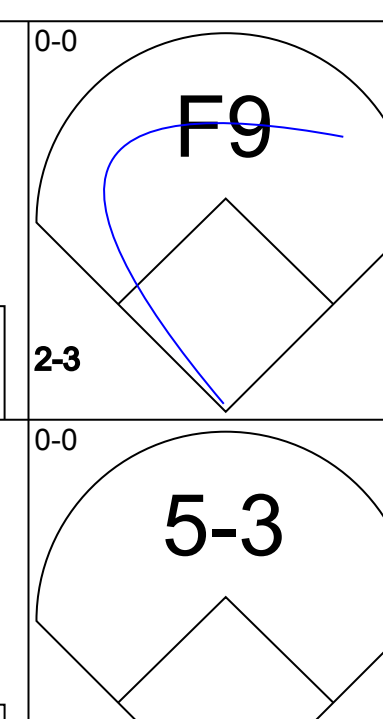
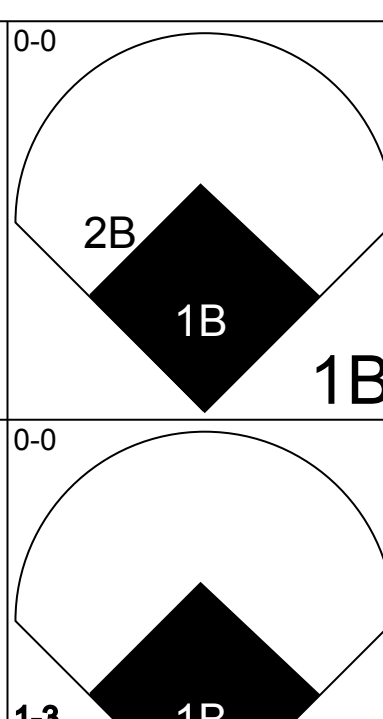
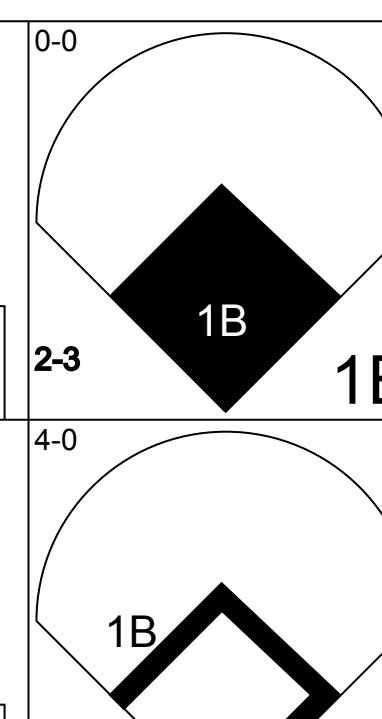
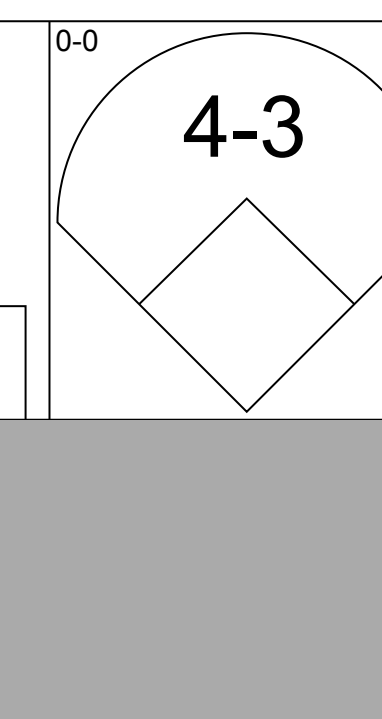
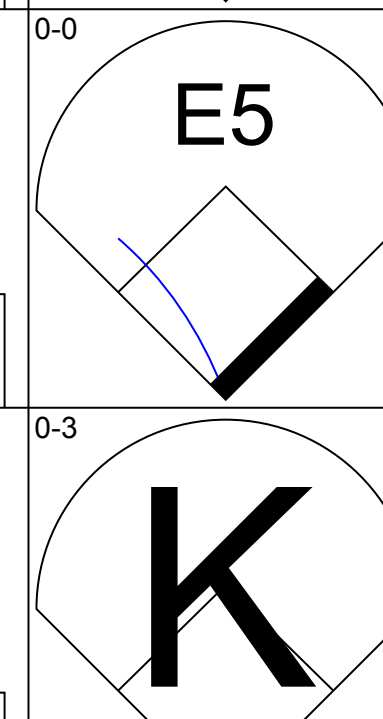
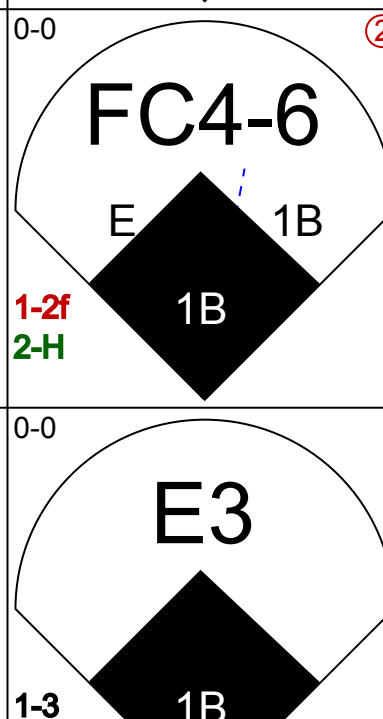
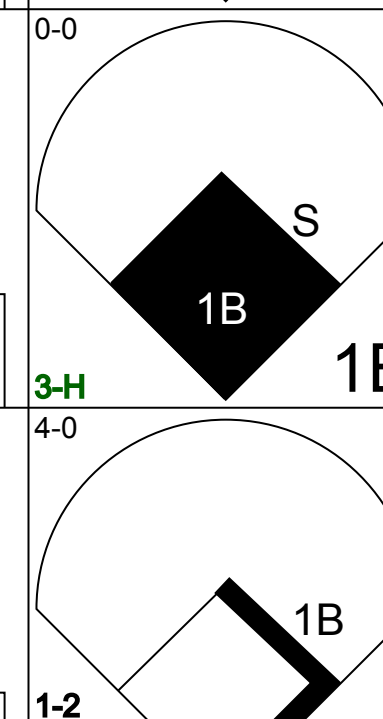
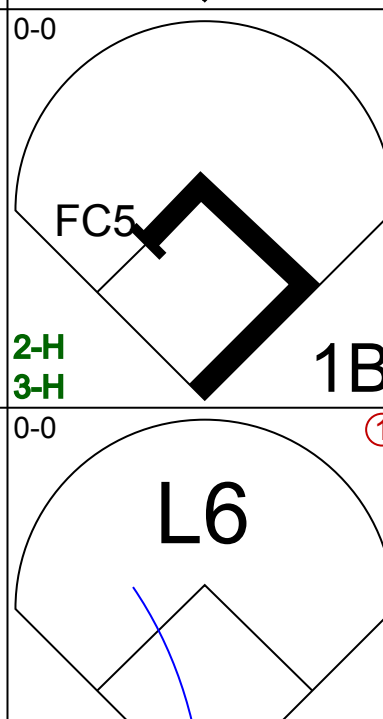
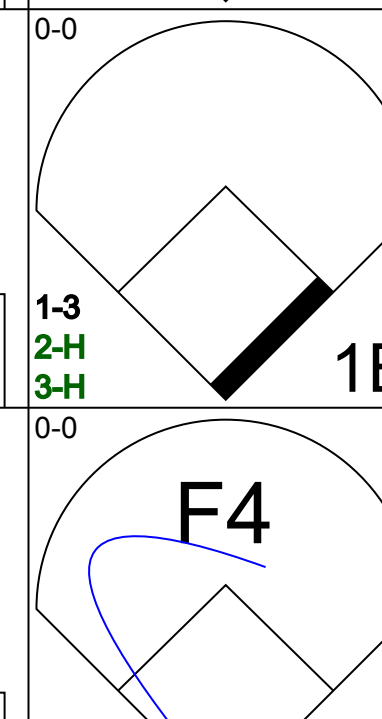
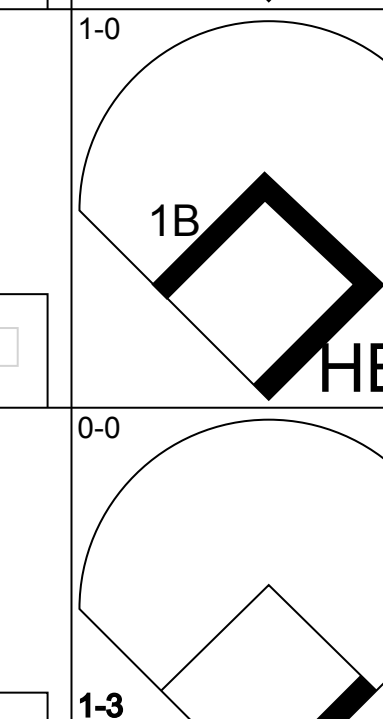

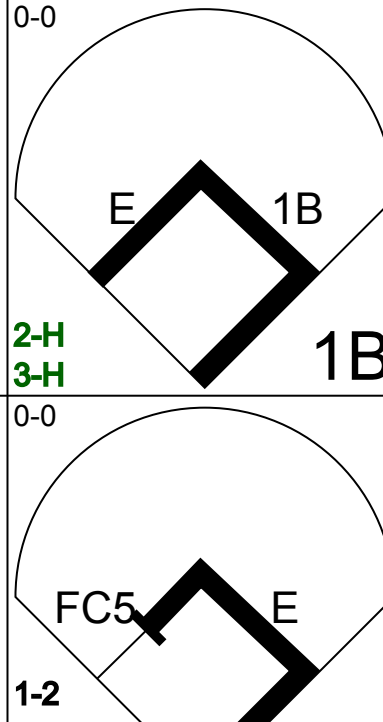
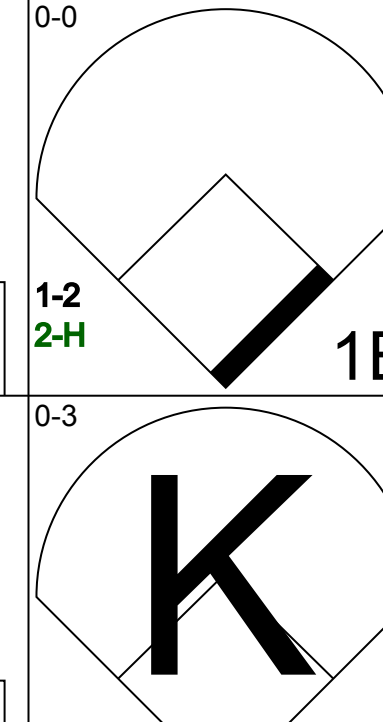
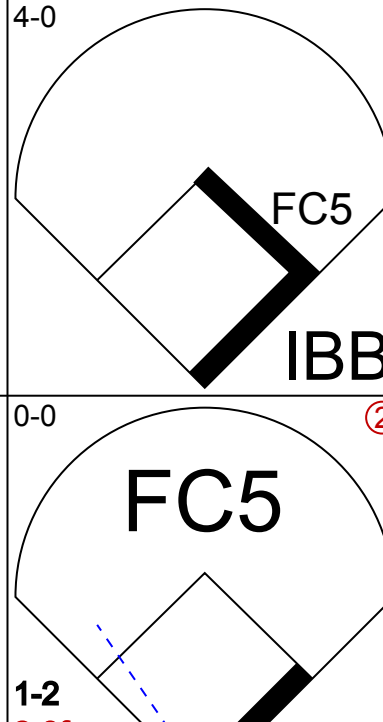
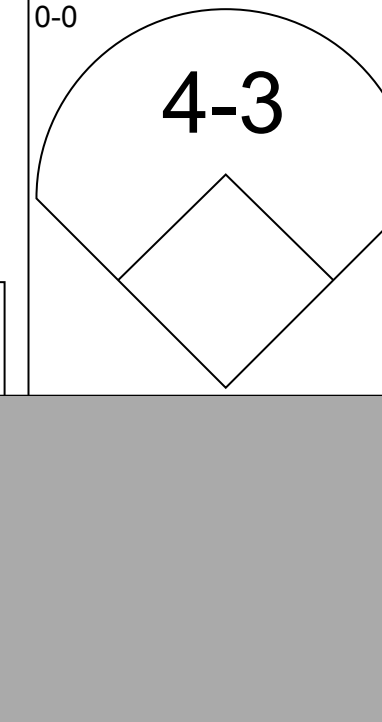
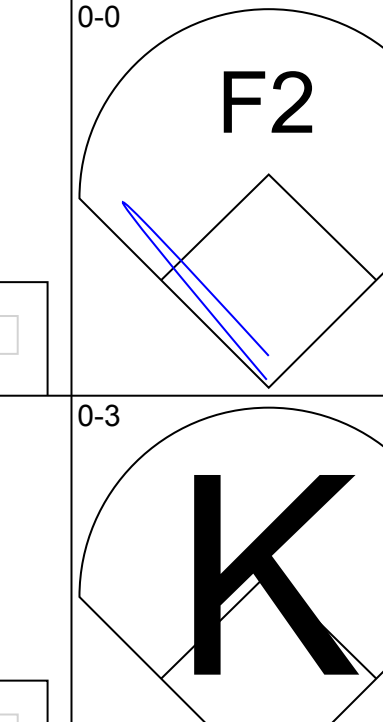

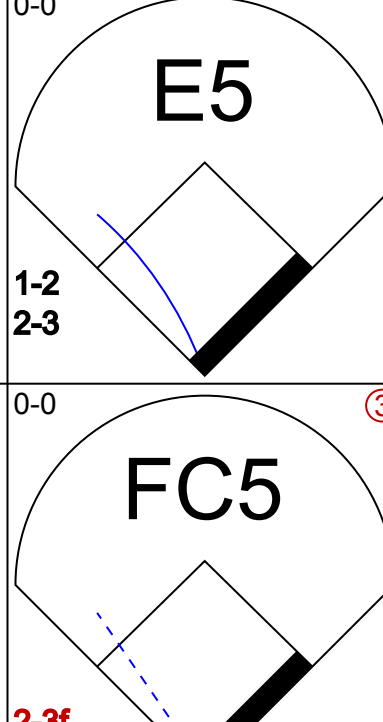

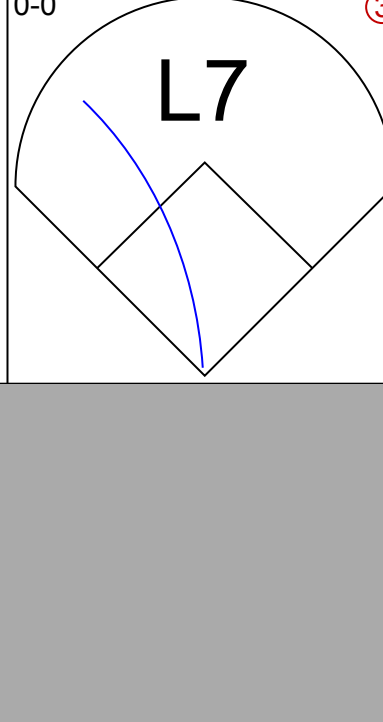
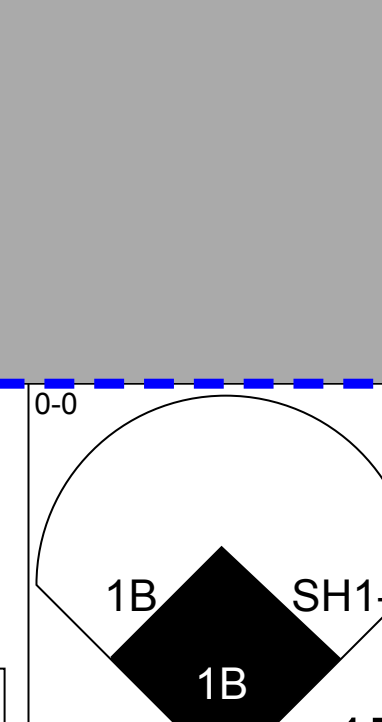

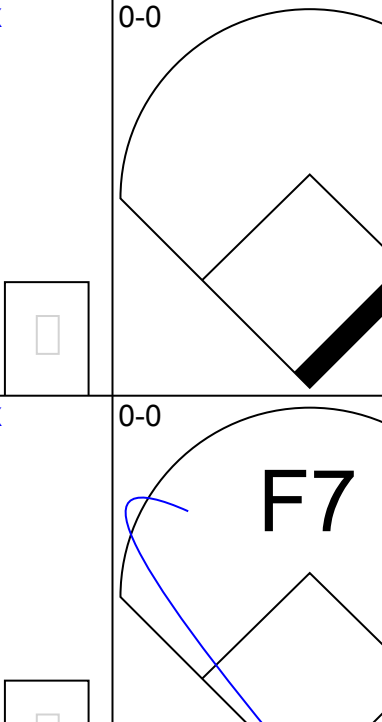
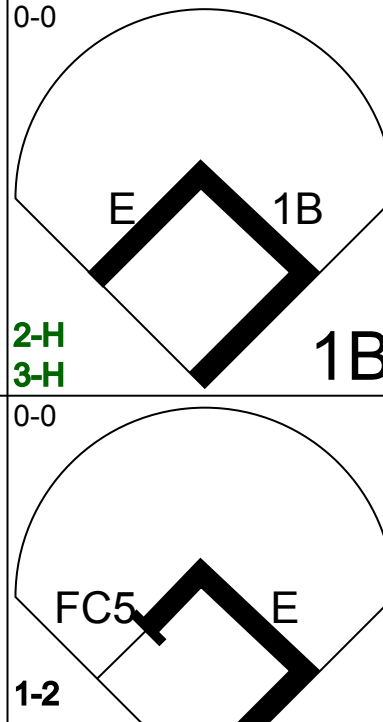
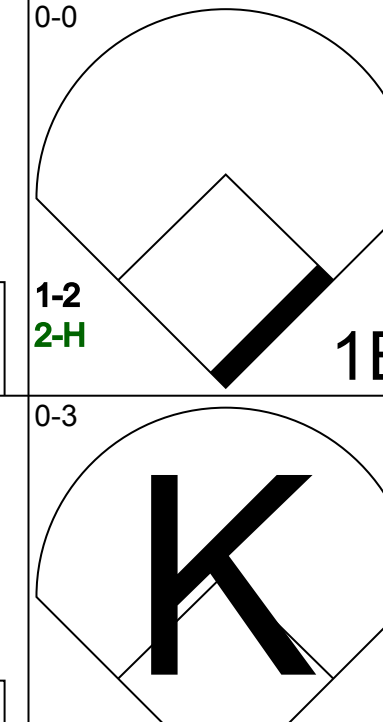
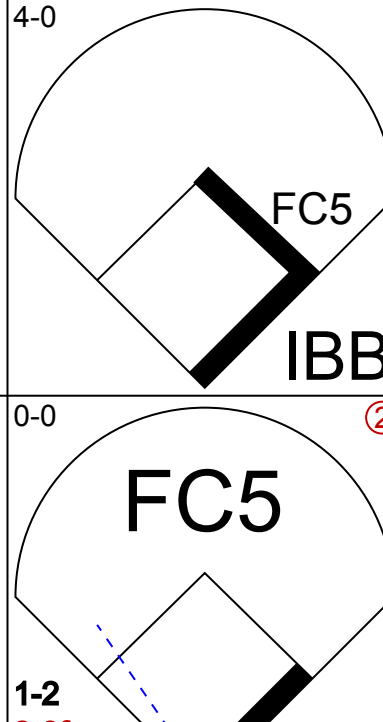
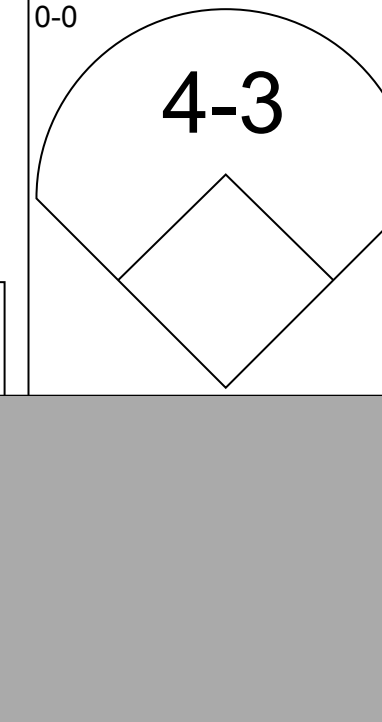
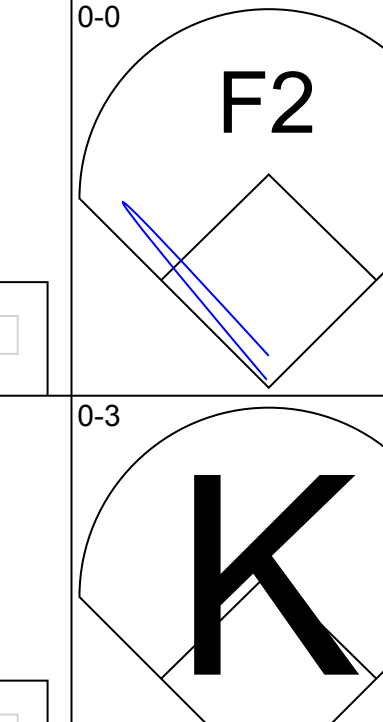

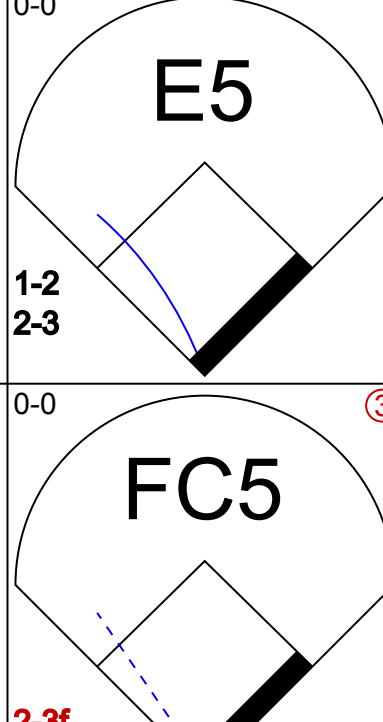

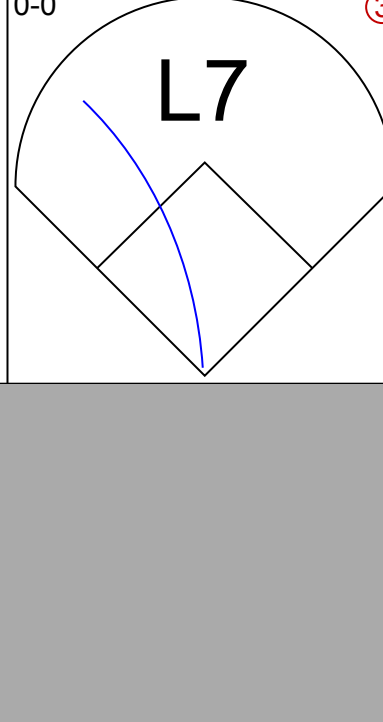
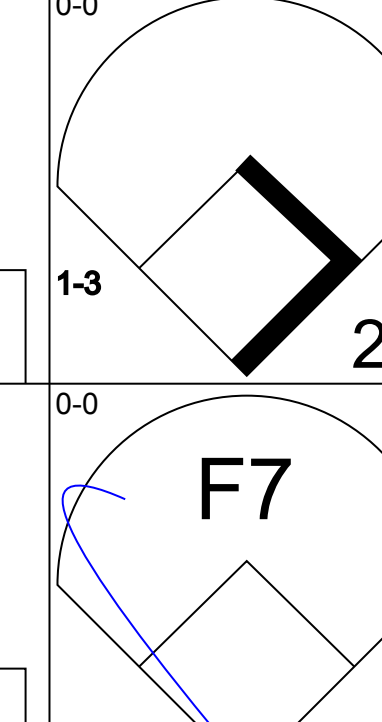


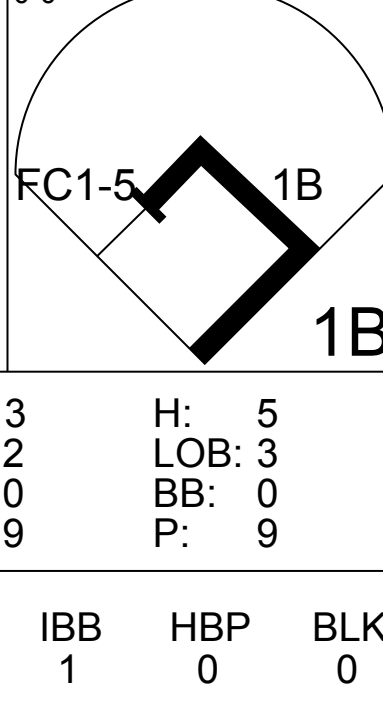
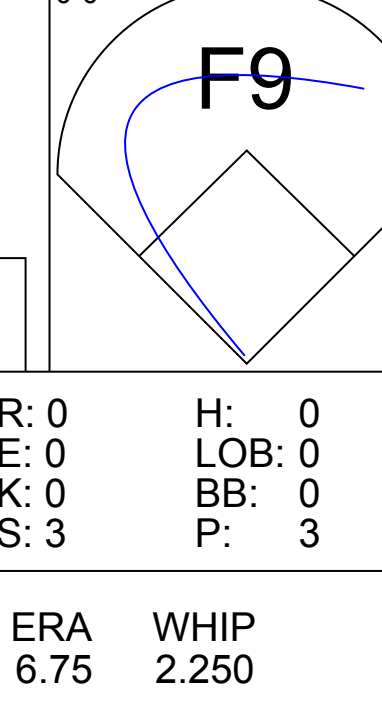
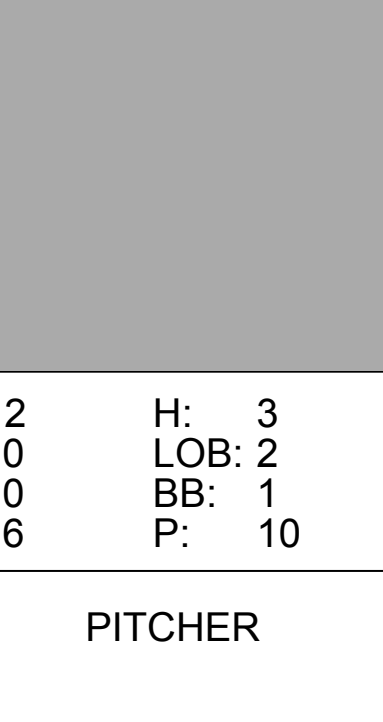
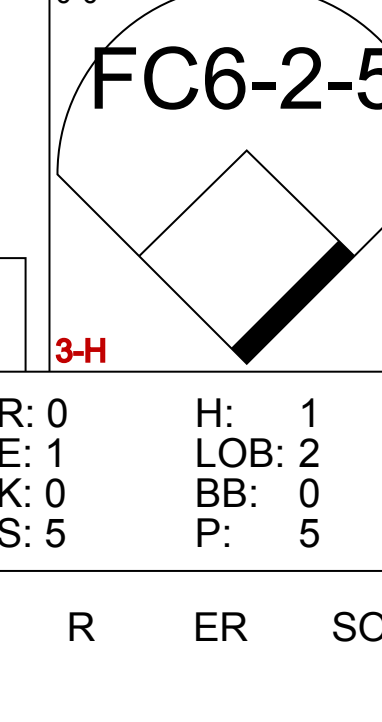
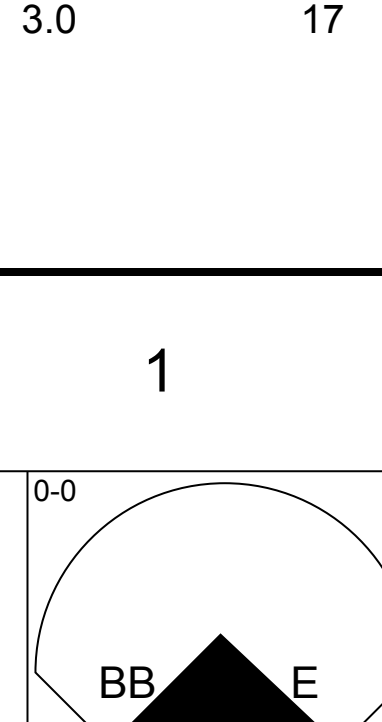
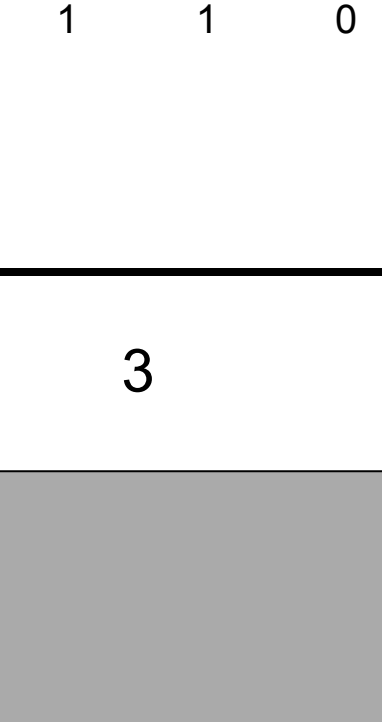
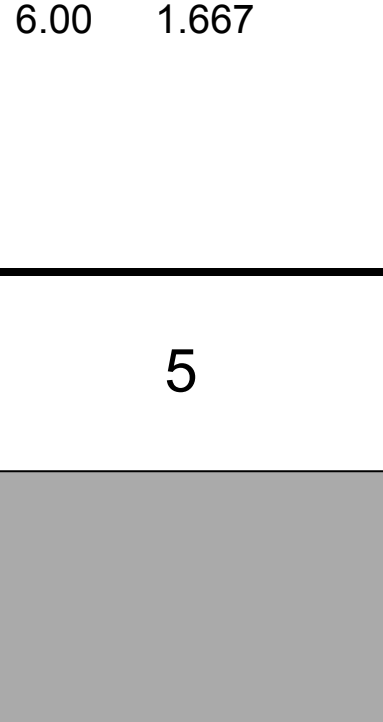
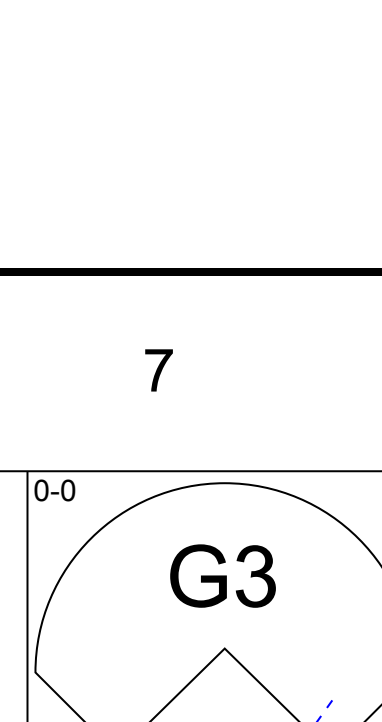
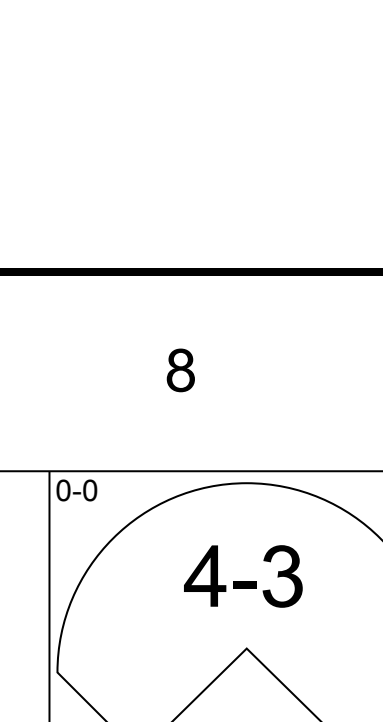
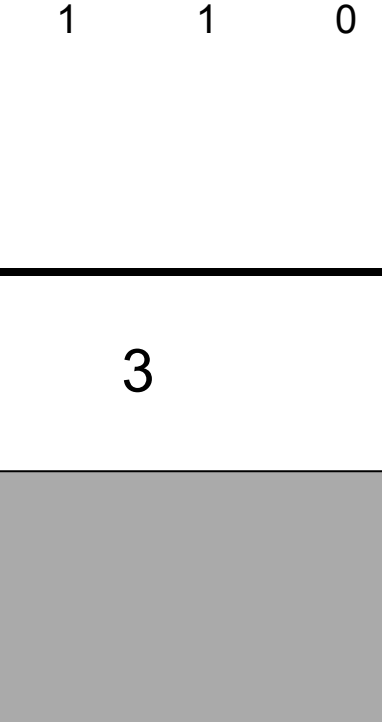
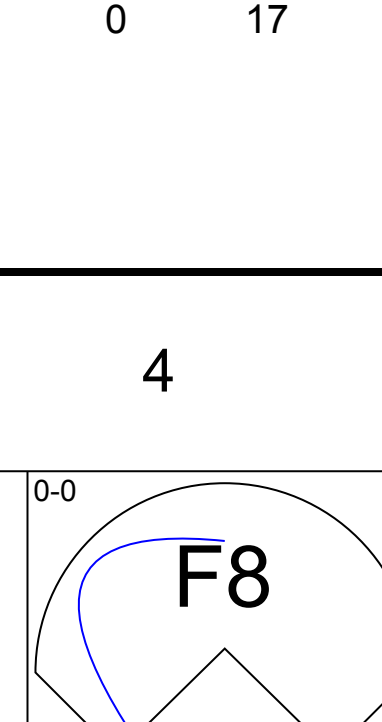
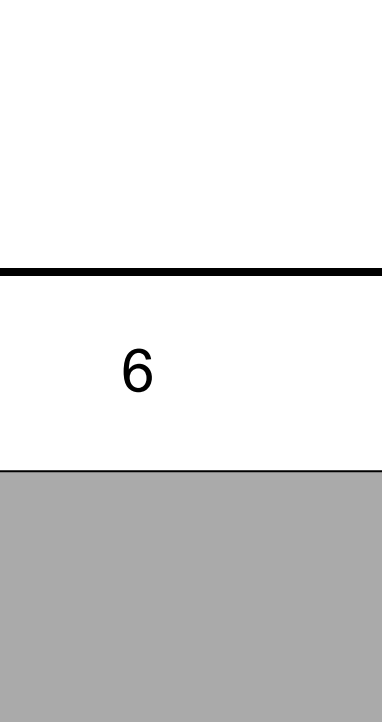
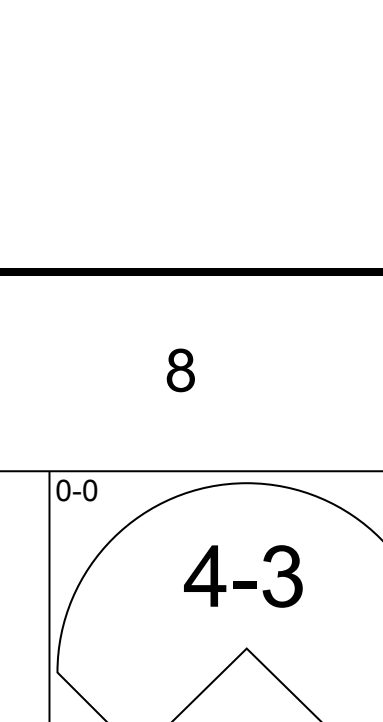
Batter	1	2	3	4	5	6	7	8	9	AB	R	H	RBI	BB	SO	LOB	BOTTOM									
Willie Wilson, S OBP: 0.308, SLG: 0.345 (1, 7)	K		F7	F7			E4			4	0	0	0	0	1	1	<p>Toronto Blue Jays @ Kansas City Royals Royals Stadium, Kansas City, MO Mon Aug 17 1981, 8:05 PM EDT Att: 31,958 - Unknown - 75 F</p>									
Hal McRae, R OBP: 0.311, SLG: 0.399 (1, 10)	F8			HR	5-3		5-3			3	1	0	0	1	0	1										
George Brett, L OBP: 0.342, SLG: 0.451 (1, 5)				HR	4-3		6-3			4	1	2	2	0	0	1										
Willie Aikens, L OBP: 0.385, SLG: 0.450 (1, 3)	K			1B	BB		4-3			3	1	1	0	1	1	2										
Amos Otis, R OBP: 0.309, SLG: 0.426 (1, 8)				F2	F9		5-3			4	0	1	0	0	0	2										
Frank White, R OBP: 0.290, SLG: 0.406 (1, 4)				E5		FC5-4	1-3			3	1	0	0	1	0	2										
Jamie Quirk, L OBP: 0.329, SLG: 0.373 (1, 2)				E	FC6-4		F9			4	1	1	1	0	0	2										
Darryl Motley, R OBP: 0.194, SLG: 0.222 Cesar Geronimo, L OBP: 0.271, SLG: 0.307 (9, 9)				F9	E4		FC5-4			3	0	0	1	0	0	2										
U.L. Washington, S OBP: 0.329, SLG: 0.294 (1, 6)				K	FC6-4		G3			3	0	0	1	0	1	2										
Inning Stats	R: 0 E: 0 K: 2 S: 8	H: 1 LOB: 1 BB: 0 P: 8	R: 0 E: 0 K: 0 S: 3	H: 1 LOB: 0 BB: 0 P: 3	R: 0 E: 0 K: 1 S: 5	H: 0 LOB: 0 BB: 0 P: 5	R: 5 E: 2 K: 0 S: 8	H: 3 LOB: 1 BB: 1 P: 12	R: 0 E: 0 K: 0 S: 3	H: 0 LOB: 1 BB: 1 P: 7	R: 0 E: 0 K: 0 S: 3	H: 0 LOB: 1 BB: 1 P: 7	R: 0 E: 1 K: 0 S: 4	H: 0 LOB: 1 BB: 0 P: 4	R: 0 E: 0 K: 0 S: 3	H: 0 LOB: 0 BB: 0 P: 3	R: 0 E: 0 K: 0 S: 3	H: 0 LOB: 0 BB: 0 P: 3	1B: 3 2B: 0 3B: 1 HR: 1	SF: 0 SAC: 0 DP: 1 HBP: 0	WP: 0 PB: 0 SB: 1 CS: 0	PA: 34				
PITCHER	IP	WLS	BF	H	R	ER	SO	BB	IBB	HBP	BLK	WP	HR	S	P	ERA	WHIP									
Jim Clancy, R ERA: 5.34 (1, 1)	6.0	L	27	5	5	2	3	3	0	0	0	0	0	1	30	42	3.00	1.333								
Mark Bomback, R ERA: 3.89 (7, 1)	2.0		7	0	0	0	0	0	0	0	0	0	0	7	7	0.00	0.000									

Batter	1	2	3	4	5	6	7	8	9	AB	R	H	RBI	BB	SO	LOB	TOP			
Alfredo Griffin, S OBP: 0.233, SLG: 0.287 (1, 6)	0-0 6-3		0-0 6-3		0-0 F8		0-0 F7		0-0 1-3	5	0	0	0	0	0	0	Toronto Blue Jays @ Kansas City Royals Royals Stadium, Kansas City, MO Tue Aug 18 1981, 8:05 PM EDT Att: 26,952 - Unknown - 75 F			
Danny Ainge, R OBP: 0.255, SLG: 0.231 (1, 5)	0-0 CS 1B		0-0 1B		4-0 S BB		0-0 1B	1B SH1-4 1B	0-0 5-3	4	1	3	0	1	0	0				
Lloyd Moseby, L OBP: 0.291, SLG: 0.381 (1, 8)	0-3 K 1-2		0-3 K		0-3 K 1-2		0-0 SH1-4			3	0	0	0	0	3	3				
Greg Wells, R OBP: 0.261, SLG: 0.348 (1, 3)		0-0 1B FC5-4		0-0 E5 1B 3-1		0-0 1-3		0-0 F8		4	2	0	0	0	0	1				
John Mayberry, L OBP: 0.366, SLG: 0.446 (1, 10)		0-0 FC5-4 1B		0-0 3-1		0-0 1B 2B		1-0 1B HBP		3	2	2	0	0	0	1				
Damaso Garcia, R OBP: 0.278, SLG: 0.302 (1, 4)		0-0 FC5-4 S 1-2 3-H		0-0 6-3		0-0 CS 1B		0-0 1B 1-2 2-3		4	0	2	2	0	0	2				
Barry Bonnell, R OBP: 0.278, SLG: 0.344 (1, 7)		0-0 F9		0-0 1B 2-H		0-0 L7 1-2		0-0 1B 1-3 2-H 3-H		4	0	2	3	0	0	2				
George Bell, R OBP: 0.255, SLG: 0.368 (1, 9)		0-0 F8 1-2		0-0 F4		0-0 F9		0-0 L8		4	0	0	0	0	0	4				
Buck Martinez, R OBP: 0.246, SLG: 0.407 (1, 2)			0-0 F8		0-0 F9		0-0 F9		0-0 L7	4	0	0	0	0	0	0				
Inning Stats	R: 0 E: 0 K: 1 S: 5	H: 1 LOB: 0 BB: 0 P: 5	R: 1 E: 1 K: 0 S: 5	H: 1 LOB: 1 BB: 0 P: 5	R: 0 E: 0 K: 1 S: 6	H: 1 LOB: 1 BB: 0 P: 6	R: 1 E: 1 K: 0 S: 5	H: 1 LOB: 1 BB: 1 P: 9	R: 0 E: 0 K: 0 S: 4	H: 2 LOB: 0 BB: 0 P: 4	R: 0 E: 0 K: 0 S: 3	H: 0 LOB: 0 BB: 0 P: 3	R: 2 E: 0 K: 0 S: 6	H: 3 LOB: 2 BB: 0 P: 7	R: 0 E: 0 K: 0 S: 3	H: 0 LOB: 0 BB: 0 P: 3	1B: 8 2B: 1 3B: 0 HR: 0	SF: 0 SAC: 1 DP: 0 HBP: 1	WP: 0 PB: 0 SB: 2 CS: 2	PA: 38
PITCHER	IP WLS BF H R ER SO BB IBB HBP BLK WP HR S P ERA WHIP	IP WLS BF H R ER SO BB IBB HBP BLK WP HR S P ERA WHIP																		
Mike Jones, L ERA: 2.16 (1, 1)	7.2	L	33	8	5	3	3	1	0	1	0	0	0	0	0	0	3.52	1.174		
Renie Martin, R ERA: 3.0 (8, 1)	1.1	S	5	1	0	0	0	0	0	0	0	0	0	0	5	5	0.00	0.750		



Batter	1	2	3	4	5	6	7	8	9	AB	R	H	RBI	BB	SO	LOB	BOTTOM			
Willie Wilson, S OBP: 0.303, SLG: 0.340 (1, 7)	0-0 F5		0-0 1-3		0-0 1-3		0-0 F7		0-0 L7	4	0	0	0	0	0	2	Toronto Blue Jays @ Kansas City Royals Royals Stadium, Kansas City, MO Tue Aug 18 1981, 8:05 PM EDT Att: 26,952 - Unknown - 75 F			
Hal McRae, R OBP: 0.310, SLG: 0.394 (1, 10)	4-0 WP 1B BB		0-0 F6		0-0 F8		0-0 4-3			3	1	0	0	1	0	0				
George Brett, L OBP: 0.345, SLG: 0.452 (1, 5)	0-0 CS 1B 1-H		0-0 FC6-4 1B		0-0 F5		0-0 F9			4	0	2	1	0	0	0				
Willie Aikens, L OBP: 0.382, SLG: 0.443 (1, 3)	1-0 HBP		0-0 F8		0-0 F8		0-0 L7			3	0	0	0	0	0	1				
Amos Otis, R OBP: 0.308, SLG: 0.436 (1, 8)	0-3 K		0-0 FC6-4 1-2		0-0 5-3		0-0 HR			4	1	1	1	0	1	2				
Frank White, R OBP: 0.289, SLG: 0.408 (1, 4)		0-0 F3		0-0 F7		0-0 1B 2B		0-0 6-3		4	1	1	0	0	0	0				
Jamie Quirk, L OBP: 0.336, SLG: 0.380 (1, 2)		0-0 G3		0-0 1B		0-0 FC6-4 1B		0-0 L5		4	0	2	1	0	0	0				
Darryl Motley, R OBP: 0.175, SLG: 0.200 (1, 9)		0-0 E6 1B		0-0 F3		0-0 FC6-4 1-2		0-0 6-3		4	0	0	0	0	0	2				
U L Washington, S OBP: 0.328, SLG: 0.294 (1, 6)		0-0 1B 1-2		0-0 L8		0-0 6-3		0-0 4-3		4	0	1	0	0	0	1				
Inning Stats	R: 1 E: 0 K: 1 S: 5	H: 1 LOB: 1 BB: 1 P: 10	R: 0 E: 1 K: 0 S: 5	H: 1 LOB: 2 BB: 0 P: 5	R: 0 E: 0 K: 0 S: 4	H: 1 LOB: 1 BB: 0 P: 4	R: 0 E: 0 K: 0 S: 4	H: 1 LOB: 1 BB: 0 P: 4	R: 0 E: 0 K: 0 S: 3	H: 2 LOB: 0 BB: 0 P: 5	R: 0 E: 0 K: 0 S: 3	H: 0 LOB: 0 BB: 0 P: 3	R: 1 E: 0 K: 0 S: 4	H: 1 LOB: 0 BB: 0 P: 4	R: 0 E: 0 K: 0 S: 3	H: 0 LOB: 0 BB: 0 P: 3	1B: 5 2B: 1 3B: 0 HR: 1	SF: 0 SAC: 0 DP: 0 HBP: 1	WP: 1 PB: 0 SB: 0 CS: 1	PA: 36
PITCHER	IP WLS BF H R ER SO BB IBB HBP BLK WP HR S P ERA WHIP	IP WLS BF H R ER SO BB IBB HBP BLK WP HR S P ERA WHIP																		
Luis Leal, R ERA: 3.27 (1, 1)	7.2	W	32	7	3	3	1	1	0	1	0	0	0	0	0	0	3.52	1.043		
Roy Lee Jackson, R ERA: 2.61 (8, 1)	1.1	S	4	0	0	0	0	0	0	0	0	0	0	0	4	4	0.00	0.000		

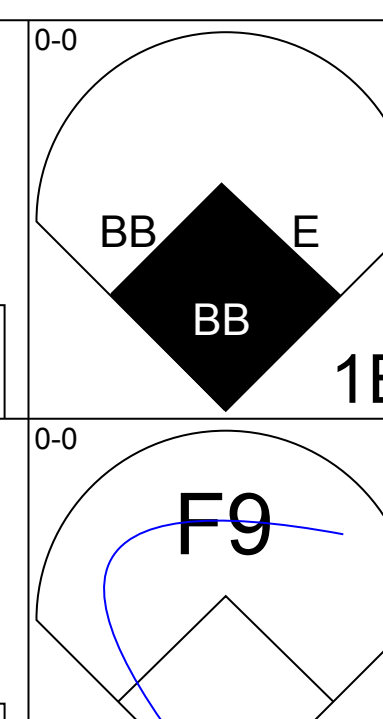
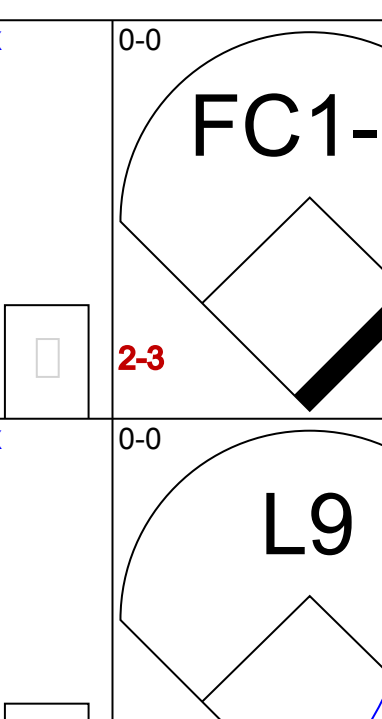
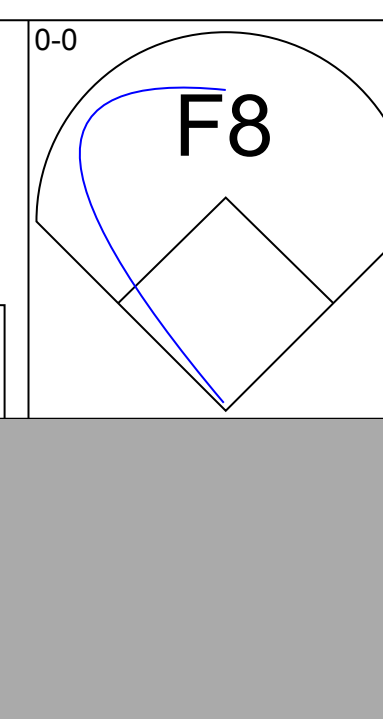
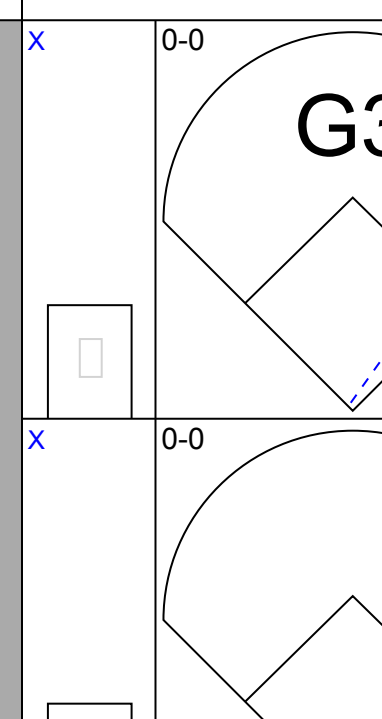
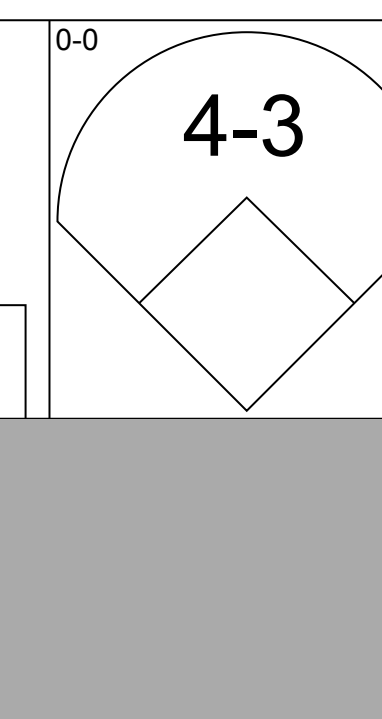
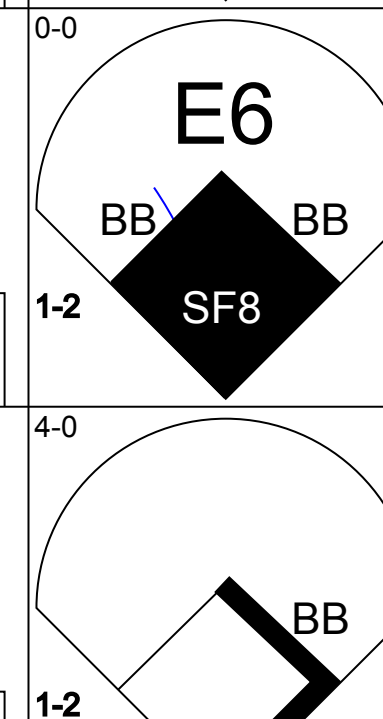

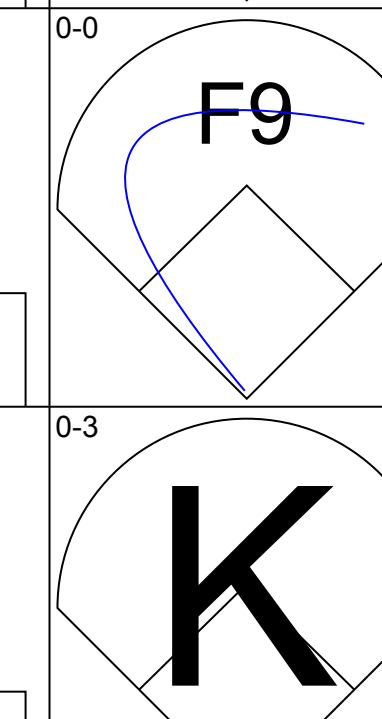
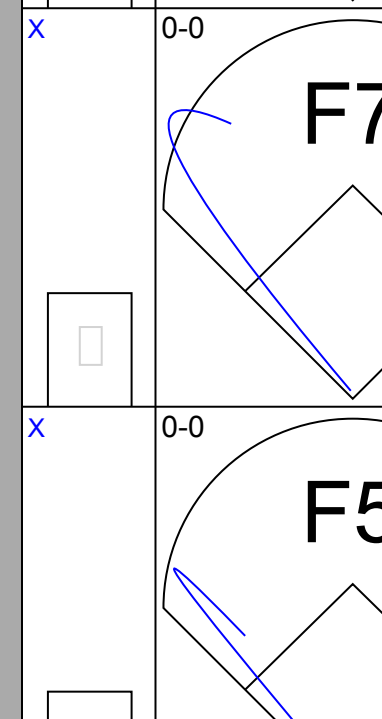
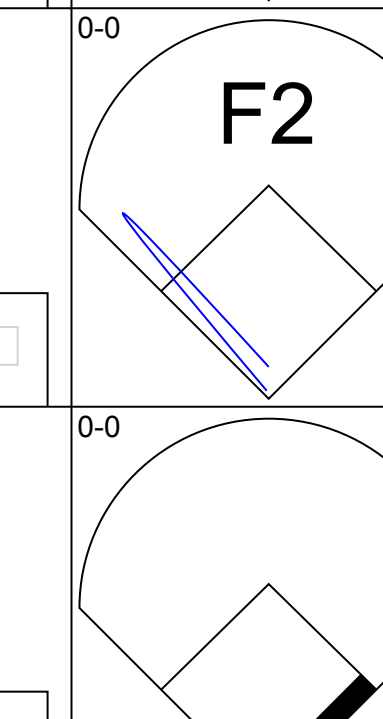
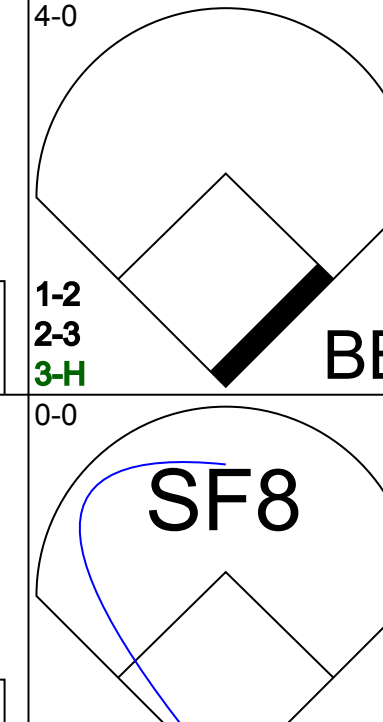
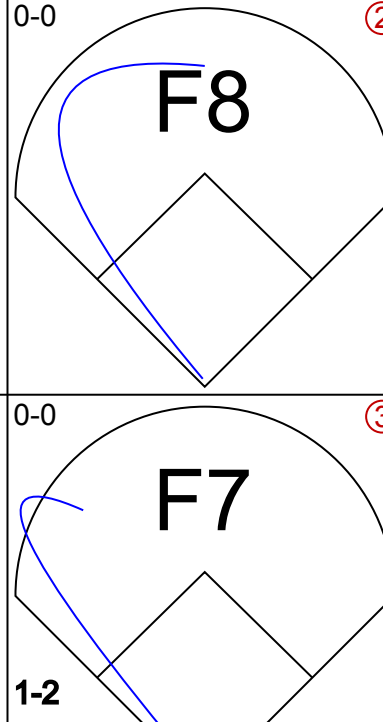

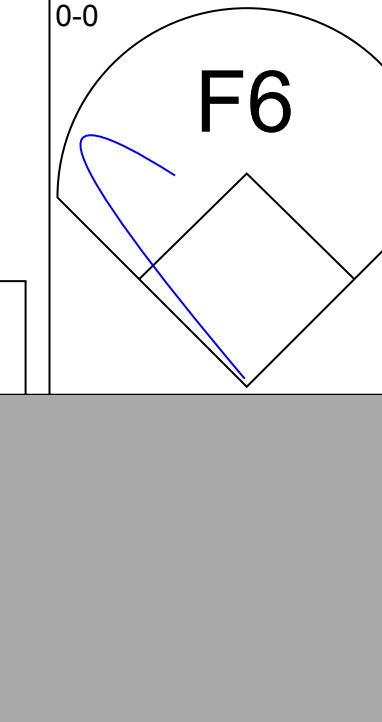

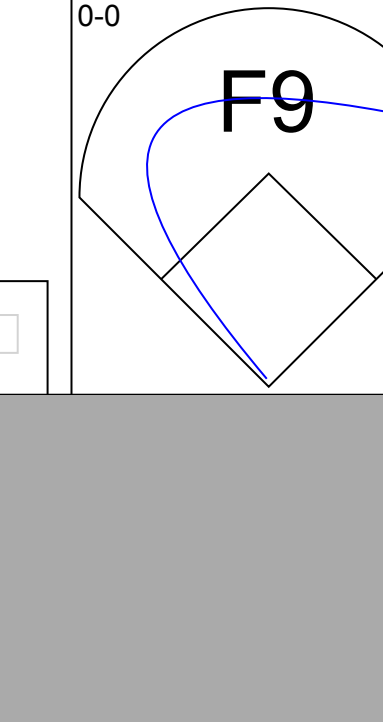
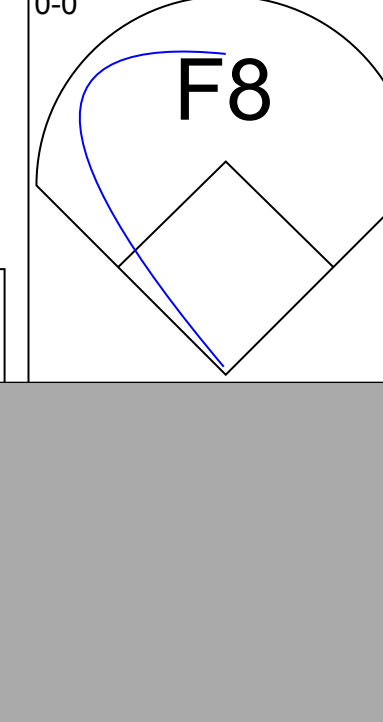

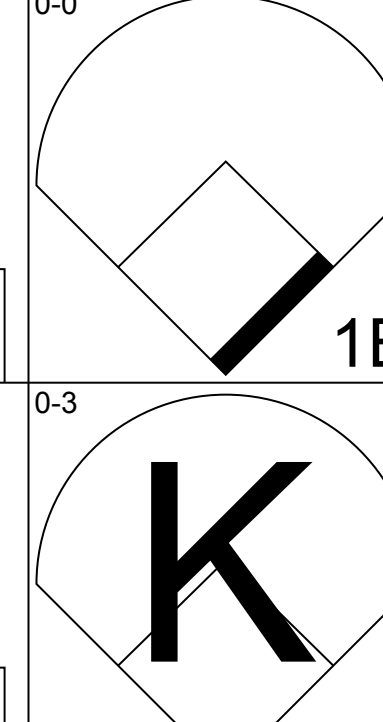



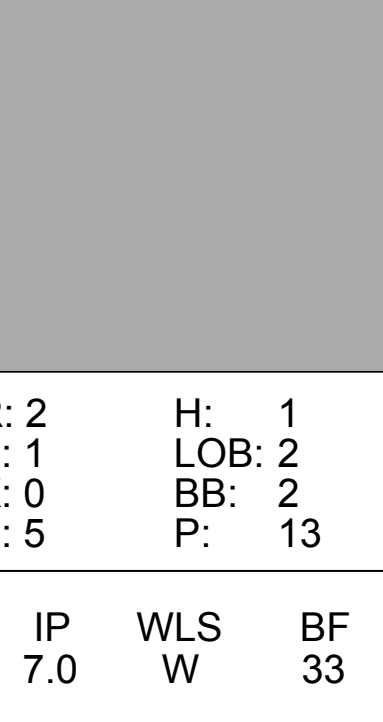

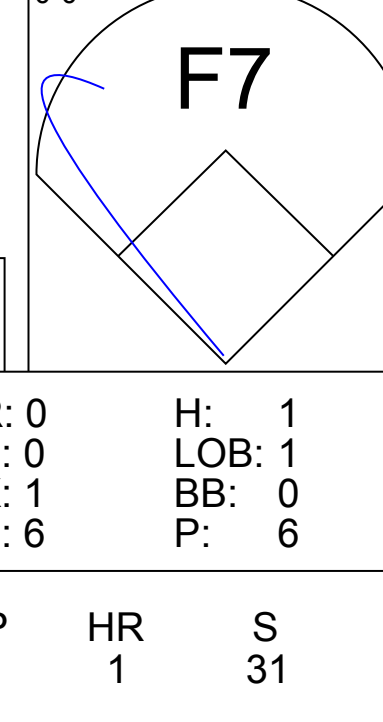

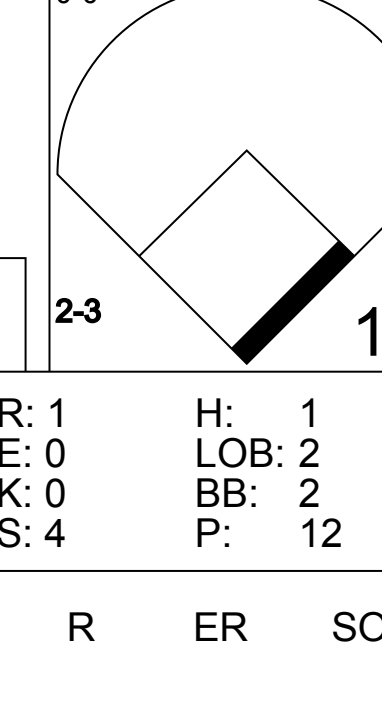
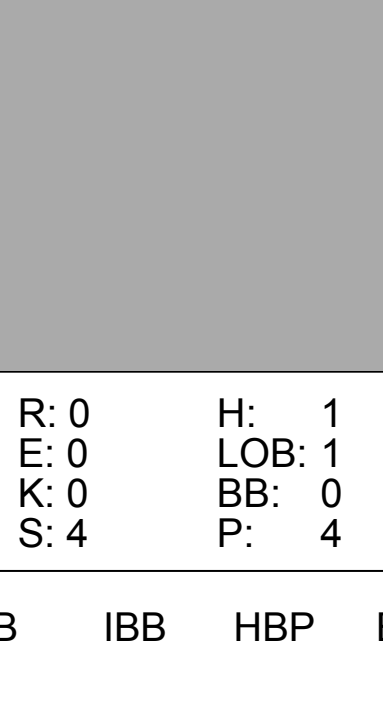







Batter	1	2	3	4	5	6	7	8	9	AB	R	H	RBI	BB	SO	LOB	TOP					
Alfredo Griffin, S OBP: 0.239, SLG: 0.292 (1, 6)										6	3	3	0	0	1	3						
Danny Ainge, R OBP: 0.257, SLG: 0.235 (1, 5)										5	1	1	0	1	1	3						
Lloyd Moseby, L OBP: 0.300, SLG: 0.386 (1, 8)										5	2	3	6	0	0	1						
John Mayberry, L OBP: 0.370, SLG: 0.445 (1, 10)										5	1	2	0	1	1	4						
Al Woods, L OBP: 0.274, SLG: 0.278 (1, 7)										5	0	3	3	1	0	4						
Greg Wells, R OBP: 0.241, SLG: 0.310 (1, 3)										6	0	1	0	0	2	7						
Damaso Garcia, R OBP: 0.276, SLG: 0.304 (1, 4)										5	0	1	0	0	0	5						
Barry Bonnell, R OBP: 0.265, SLG: 0.341 (1, 9)										5	1	1	0	0	1	6						
Buck Martinez, R OBP: 0.261, SLG: 0.429 (1, 2)										4	1	2	0	0	0	2						
Inning Stats	R: 0 E: 1 K: 3 S: 10	H: 0 LOB: 1 BB: 0 P: 10	R: 0 E: 0 K: 1 S: 6	H: 1 LOB: 1 BB: 0 P: 6	R: 3 E: 2 K: 0 S: 9	H: 5 LOB: 3 BB: 0 P: 9	R: 2 E: 0 K: 1 S: 8	H: 3 LOB: 2 BB: 1 P: 12	R: 0 E: 0 K: 0 S: 3	H: 0 LOB: 0 BB: 0 P: 3	R: 2 E: 0 K: 0 S: 6	H: 3 LOB: 2 BB: 1 P: 10	R: 2 E: 0 K: 0 S: 6	H: 3 LOB: 2 BB: 1 P: 10	R: 0 E: 1 K: 0 S: 5	H: 1 LOB: 2 BB: 0 P: 5	R: 0 E: 0 K: 1 S: 6	H: 1 LOB: 2 BB: 0 P: 7	1B: 14 2B: 3 3B: 0 HR: 0	SF: 0 SAC: 1 DP: 0 HBP: 1	WP: 0 PB: 0 SB: 1 CS: 0	PA: 51
PITCHER	IP	WLS	BF	H	R	ER	SO	BB	IBB	HBP	BLK	WP	HR	S	P	ERA	WHIP					
Dennis Leonard, R ERA: 3.79 (1, 1)	4.0	L	24	9	5	3	5	0	1	0	0	0	0	33	37	6.75	2.250					
Jim Wright, R ERA: 3.23 (5, 1)	2.0		10	3	2	2	0	0	1	0	0	0	0	9	13	9.00	1.500					
Ken Brett, L ERA: 4.7 (7, 1)	3.0		17	5	2	2	1	0	1	1	0	0	0	17	22	6.00	1.667					

Toronto Blue Jays @ Kansas City Royals
 Royals Stadium, Kansas City, MO
 Wed Aug 19 1981, 8:05 PM EDT
 Att: 28,174 - Unknown - 77 F

AB	46
R	9
H	17
RBI	9
BB	3
SO	6
LOB	35



Batter	1	2	3	4	5	6	7	8	9	AB	R	H	RBI	BB	SO	LOB	BOTTOM					
Willie Wilson, S OBP: 0.301, SLG: 0.337 (1, 7)										5	1	1	0	0	0	4						
Hal McRae, R OBP: 0.312, SLG: 0.407 (1, 10)										5	1	2	1	0	0	2						
George Brett, L OBP: 0.341, SLG: 0.443 (1, 5)										4	1	0	0	1	0	2						
Willie Aikens, L OBP: 0.383, SLG: 0.439 (1, 3)										4	0	1	0	1	1	2						
Amos Otis, R OBP: 0.310, SLG: 0.430 (1, 8)										3	1	0	1	2	0	2						
Frank White, R OBP: 0.294, SLG: 0.406 (1, 4)										1	0	0	1	2	0	1						
Jamie Quirk, L OBP: 0.333, SLG: 0.373 (1, 2)										4	0	1	0	0	0	5						
Darryl Motley, R OBP: 0.182, SLG: 0.227 (1, 9)										4	0	1	1	0	1	3						
U L Washington, S OBP: 0.326, SLG: 0.293 (1, 6)										4	0	1	0	0	0	3						
Inning Stats	R: 2 E: 1 K: 0 S: 5	H: 1 LOB: 2 BB: 2 P: 13	R: 0 E: 0 K: 0 S: 4	H: 1 LOB: 1 BB: 0 P: 4	R: 0 E: 0 K: 0 S: 3	H: 0 LOB: 1 BB: 1 P: 7	R: 0 E: 0 K: 1 S: 6	H: 1 LOB: 1 BB: 0 P: 6	R: 1 E: 0 K: 1 S: 6	H: 1 LOB: 0 BB: 0 P: 6	R: 0 E: 0 K: 0 S: 3	H: 0 LOB: 1 BB: 1 P: 7	R: 0 E: 0 K: 0 S: 4	H: 1 LOB: 1 BB: 0 P: 4	R: 1 E: 0 K: 0 S: 4	H: 1 LOB: 2 BB: 2 P: 12	R: 0 E: 0 K: 0 S: 4	H: 1 LOB: 1 BB: 0 P: 4	1B: 5 2B: 1 3B: 0 HR: 1	SF: 1 SAC: 0 DP: 0 HBP: 0	WP: 0 PB: 0 SB: 1 CS: 0	PA: 41
PITCHER	IP	WLS	BF	H	R	ER	SO	BB	IBB	HBP	BLK	WP	HR	S	P	ERA	WHIP					
Juan Berenguer, R ERA: 5.73 (1, 1)	7.0	W	33	5	4	2	2	6	0	0	0	0	0	31	55	2.57	1.571					
Joey McLaughlin, R ERA: 3.32 (8, 1)	2.0		8	2	0	0	0	0	0	0	0	0	0	8	8	0.00	1.000					

Toronto Blue Jays @ Kansas City Royals
 Royals Stadium, Kansas City, MO
 Wed Aug 19 1981, 8:05 PM EDT
 Att: 28,174 - Unknown - 77 F

AB	34
R	4
H	7
RBI	4
BB	6
SO	2
LOB	24



Batter	1	2	3	4	5	6	7	8	9	AB	R	H	RBI	BB	SO	LOB	TOP				
Willie Wilson, S (1, 7) OBP: 0.300, SLG: 0.335										5	0	1	0	0	1	1					
U L Washington, S (1, 6) OBP: 0.325, SLG: 0.297										4	1	1	0	1	0	2					
George Brett, L (1, 5) OBP: 0.335, SLG: 0.434										4	0	0	0	0	2	3					
Hal McRae, R (1, 10) OBP: 0.311, SLG: 0.402										3	1	0	0	1	1	2					
Amos Otis, R (1, 8) OBP: 0.313, SLG: 0.433										3	1	2	1	0	0	0					
Lee May, R (1, 3) OBP: 0.367, SLG: 0.404										3	0	1	0	1	2	1					
Cesar Geronimo, L (8, PR) OBP: 0.271, SLG: 0.307 (8, 9)										0	0	0	0	0	0	0					
Frank White, R (1, 4) OBP: 0.303, SLG: 0.410										3	1	2	2	1	0	1					
Darryl Motley, R (1, 9) OBP: 0.191, SLG: 0.234 (8, PH)										3	0	1	0	0	0	1					
Willie Aikens, L (8, PH) OBP: 0.351, SLG: 0.437 (8, 3)										1	0	0	0	0	0	2					
John Wathan, R (1, 2) OBP: 0.299, SLG: 0.316										3	0	1	1	1	1	2					
Inning Stats	R: 0 E: 0 K: 2 S: 8	H: 1 LOB: 1 BB: 8	R: 0 E: 0 K: 1 S: 6	H: 1 LOB: 2 BB: 1 P: 10	R: 0 E: 0 K: 0 S: 4	H: 1 LOB: 1 BB: 0 P: 4	R: 2 E: 0 K: 1 S: 7	H: 3 LOB: 0 BB: 0 P: 7	R: 0 E: 0 K: 0 S: 5	H: 0 LOB: 0 BB: 0 P: 5	R: 0 E: 0 K: 0 S: 4	H: 2 LOB: 1 BB: 0 P: 4	R: 0 E: 0 K: 0 S: 2	H: 0 LOB: 0 BB: 1 P: 6	R: 2 E: 1 K: 0 S: 4	H: 1 LOB: 2 BB: 3 P: 16	R: 0 E: 0 K: 2 S: 7	H: 0 LOB: 0 BB: 0 P: 7	1B: 8 2B: 1 3B: 0 HR: 0	SF: 1 SAC: 0 DP: 1 HBP: 0	WP: 1 PA: 39
PITCHER	IP	WLS	BF	H	R	ER	SO	BB	IBB	HBP	BLK	WP	HR	S	P	ERA	WHIP				
Dave Rightt, L (1, 1) ERA: 2.07	7.1	L	31	8	4	4	5	4	0	0	0	0	0	37	53	4.91	1.636				
Dave Wehrmeister, R (8, 1) ERA: 5.14	0.1		3	1	0	0	0	1	0	0	0	0	0	2	6	0.00	6.000				
Rich Gossage, R (8, 1) ERA: 0.55	0.1		1	0	0	0	0	0	0	0	0	0	0	1	1	0.00	0.000				
Dave LaRoche, L (9, 1) ERA: 1.6	1.0		3	0	0	0	2	0	0	0	0	1	0	7	7	0.00	0.000				

Kansas City Royals @ New York Yankees
Yankee Stadium, Bronx, NY
Fri Aug 21 1981, 7:05 PM EDT
Att: 37,970 - Unknown - 75 F

AB	32
R	4
H	9
RBI	4
BB	5
SO	7
LOB	15



Batter	1	2	3	4	5	6	7	8	9	AB	R	H	RBI	BB	SO	LOB	BOTTOM				
Willie Randolph, R (1, 4) OBP: 0.346, SLG: 0.307										4	0	0	0	0	0	0					
Jerry Mumphrey, S (1, 8) OBP: 0.370, SLG: 0.419										4	0	1	0	0	0	0					
Dave Winfield, R (1, 7) OBP: 0.356, SLG: 0.433										4	0	0	0	0	1	1					
Bob Watson, R (1, 3) OBP: 0.329, SLG: 0.403										3	0	0	0	0	0	0					
Reggie Jackson, L (1, 9) OBP: 0.330, SLG: 0.374										3	0	1	0	0	1	0					
Lou Piniella, R (1, 10) OBP: 0.333, SLG: 0.426										3	0	1	0	0	0	1					
Graig Nettles, L (1, 5) OBP: 0.305, SLG: 0.366										3	0	0	0	0	0	2					
Rick Cerone, R (1, 2) OBP: 0.262, SLG: 0.315										3	0	1	0	0	0	1					
Bucky Dent, R (1, 6) OBP: 0.296, SLG: 0.374										3	0	0	0	0	1	1					
Inning Stats	R: 0 E: 0 K: 1 S: 5	H: 0 LOB: 0 BB: 0 P: 5	R: 0 E: 0 K: 0 S: 4	H: 1 LOB: 0 BB: 0 P: 4	R: 0 E: 0 K: 0 S: 3	H: 1 LOB: 0 BB: 0 P: 3	R: 0 E: 0 K: 0 S: 3	H: 0 LOB: 0 BB: 0 P: 3	R: 0 E: 0 K: 0 S: 3	H: 0 LOB: 0 BB: 0 P: 3	R: 0 E: 0 K: 1 S: 6	H: 1 LOB: 1 BB: 0 P: 6	R: 0 E: 0 K: 1 S: 6	H: 1 LOB: 1 BB: 0 P: 6	1B: 3 2B: 1 3B: 0 HR: 0	SF: 0 SAC: 0 DP: 0 HBP: 0	WP: 0 PA: 30				
PITCHER	IP	WLS	BF	H	R	ER	SO	BB	IBB	HBP	BLK	WP	HR	S	P	ERA	WHIP				
Larry Gura, L (1, 1) ERA: 3.46	9.0	W	30	4	0	0	3	0	0	0	0	0	0	36	36	0.00	0.444				

Kansas City Royals @ New York Yankees
Yankee Stadium, Bronx, NY
Fri Aug 21 1981, 7:05 PM EDT
Att: 37,970 - Unknown - 75 F

AB	30
R	0
H	4
RBI	0
BB	0
SO	3
LOB	6



Batter	1	2	3	4	5	6	7	8	9	AB	R	H	RBI	BB	SO	LOB	TOP										
Willie Wilson, S OBP: 0.299, SLG: 0.337	0-0 4-3		0-0 6-3			0-0 4-3		0-0 2B		4	0	1	0	0	0	0	Kansas City Royals @ New York Yankees Yankee Stadium, Bronx, NY Sat Aug 22 1981, 3:33 AM EDT Att: 40,127 - Cloudy - 81 F										
Hal McRae, R OBP: 0.306, SLG: 0.395	0-0 4-3			0-0 4-3		0-3 K		0-0 4-3		4	0	0	0	0	1												
George Brett, L OBP: 0.329, SLG: 0.425	0-0 F7			0-0 F7			0-0 B1-3		0-0 3-1	4	0	0	0	0	0												
Willie Aikens, L OBP: 0.383, SLG: 0.438		0-0 4-3		0-0 FC6-4 1B			0-0 E 1B		0-3 K	4	0	2	0	0	1	0											
Amos Otis, R OBP: 0.308, SLG: 0.426		0-0 F9		0-0 FC6-4 1-2			0-0 E8 1-3		0-0 E5	4	0	0	0	0	2												
Frank White, R OBP: 0.307, SLG: 0.412		0-0 1B			0-0 G4-3 1B		0-0 F3		0-0 F5	4	0	2	0	0	3												
Jamie Quirk, L OBP: 0.325, SLG: 0.364 John Wathan, R OBP: 0.297, SLG: 0.314		0-0 3-1			0-0 G4-3 1-2		0-0 F8			2	0	0	0	0	2	AB 33 R 0 H 6 RBI 0 BB 0 SO 2 LOB 10											
Darryl Motley, R OBP: 0.200, SLG: 0.240			0-0 F7		0-0 CS 1B			0-0 F9		3	0	1	0	0	0												
U L Washington, S OBP: 0.324, SLG: 0.292			0-0 F8		0-0 CS	0-0 F6		0-0 F7		3	0	0	0	0	0												
Inning Stats	R: 0 E: 0 K: 0 S: 3	H: 0 LOB: 0 BB: 0 P: 3	R: 0 E: 0 K: 0 S: 4	H: 1 LOB: 1 BB: 0 P: 4	R: 0 E: 0 K: 0 S: 3	H: 0 LOB: 0 BB: 0 P: 3	R: 0 E: 0 K: 0 S: 4	H: 1 LOB: 1 BB: 0 P: 4	R: 0 E: 0 K: 1 S: 5	H: 2 LOB: 0 BB: 0 P: 3	R: 0 E: 0 K: 0 S: 5	H: 0 LOB: 0 BB: 0 P: 5	R: 0 E: 1 K: 0 S: 5	H: 1 LOB: 2 BB: 0 P: 5	R: 0 E: 0 K: 0 S: 4	H: 1 LOB: 1 BB: 0 P: 4	R: 0 E: 1 K: 1 S: 6	H: 0 LOB: 1 BB: 0 P: 6	1B: 5 2B: 1 3B: 0 HR: 0	SF: 0 SAC: 0 DP: 1 HBP: 0	WP: 0 PB: 0 SB: 0 CS: 1	PA: 34					
PITCHER	IP	WLS	BF	H	R	ER	SO	BB	IBB	HBP	BLK	WP	HR	S	P	ERA	WHIP										
Rick Reuschel, R ERA: 3.36	6.0	W	20	4	0	0	1	0	0	0	0	0	0	22	22	0.00	0.667										
Rudy May, L ERA: 4.53	0.2		4	1	0	0	0	0	0	0	0	0	0	4	4	0.00	1.500										
George Frazier, R ERA:	2.1	S	9	1	0	0	1	0	0	0	0	0	0	11	11	0.00	0.429										

Batter	1	2	3	4	5	6	7	8	9	AB	R	H	RBI	BB	SO	LOB	BOTTOM											
Willie Randolph, R OBP: 0.354, SLG: 0.311	0-0 1B	0-0 1B		0-0 6-3			4-0 3B BB	4-0 FC6-4 BB		3	1	2	0	2	0	0	Kansas City Royals @ New York Yankees Yankee Stadium, Bronx, NY Sat Aug 22 1981, 3:33 AM EDT Att: 40,127 - Cloudy - 81 F											
Jerry Mumphrey, S OBP: 0.375, SLG: 0.432	0-0 F8	0-0 1B			0-0 4-3 1B		0-0 SF9 3B	0-0 FC6-4 1-2		5	1	3	1	0	3													
Dave Winfield, R OBP: 0.352, SLG: 0.428	0-0 F8	0-0 F3			0-0 4-3 1-2 1B		0-0 SF9			3	0	0	1	0	4													
Bob Watson, R OBP: 0.325, SLG: 0.394	0-0 1B		0-0 6-3		0-0 F3		0-0 F2			4	0	1	0	0	1													
Reggie Jackson, L OBP: 0.329, SLG: 0.371	0-3 K		0-0 F9		0-3 K		0-0 1B			4	0	1	0	0	2	3												
Lou Piniella, R OBP: 0.328, SLG: 0.418 Oscar Gamble, L OBP: 0.392, SLG: 0.530		0-0 5-3		0-0 F4		4-0 SH1-4 BB	0-0 4-3			2	0	0	0	0	0	0												
Aurelio Rodriguez, R OBP: 0.303, SLG: 0.454		0-0 HR 1B		0-0 1B 2B		0-0 SH1-4 1-2		0-3 K		3	2	2	0	0	1	0												
Rick Cerone, R OBP: 0.269, SLG: 0.315		0-0 F9		0-0 G6-3 1B		0-0 6-3		4-0 BB BB		3	0	1	1	1	0	2												
Bucky Dent, R OBP: 0.295, SLG: 0.387		0-0 HR		0-0 G6-3 1-2		0-0 F9		0-0 F4		4	1	1	2	0	3													
Inning Stats	R: 0 E: 0 K: 1 S: 7	H: 2 LOB: 2 BB: 0 P: 7	R: 2 E: 0 K: 0 S: 7	H: 4 LOB: 2 BB: 0 P: 7	R: 0 E: 0 K: 0 S: 3	H: 0 LOB: 0 BB: 0 P: 3	R: 1 E: 0 K: 0 S: 4	H: 2 LOB: 0 BB: 0 P: 4	R: 0 E: 0 K: 0 S: 3	H: 0 LOB: 1 BB: 1 P: 7	R: 2 E: 0 K: 0 S: 5	H: 2 LOB: 1 BB: 1 P: 9	R: 0 E: 0 K: 1 S: 5	H: 0 LOB: 2 BB: 2 P: 13	R: 0 E: 0 K: 1 S: 5	H: 0 LOB: 2 BB: 2 P: 13	1B: 8 2B: 1 3B: 1 HR: 1	SF: 1 SAC: 1 DP: 1 HBP: 0	WP: 0 PB: 0 SB: 0 CS: 0	PA: 38								
PITCHER	IP	WLS	BF	H	R	ER	SO	BB	IBB	HBP	BLK	WP	HR	S	P	ERA	WHIP											
Paul Splitterf, L ERA: 4.79	5.0	L	23	9	3	3	2	0	0	0	0	0	0	1	27	27	5.40	1.800										
Rene Martin, R ERA: 3.19	3.0		15	2	2	2	1	4	0	0	0	0	0	13	29	6.00	2.000											

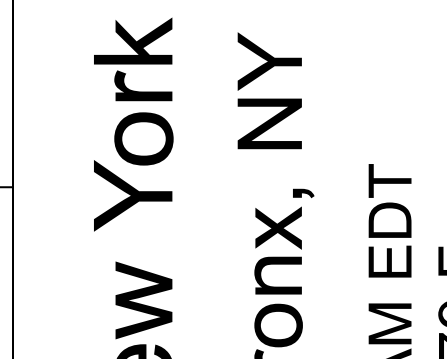
Batter	1	2	3	4	5	6	7	8	9	AB	R	H	RBI	BB	SO	LOB	TOP										
Willie Wilson, S (1, 7) OBP: 0.302, SLG: 0.339	0-0 1B		0-3 K			0-3 K		0-0 1B BB		4	0	2	0	0	2	0	Kansas City Royals @ New York Yankees Yankee Stadium, Bronx, NY Sun Aug 23 1981, 3:33 AM EDT Att: 40,258 - Sunny - 79 F										
U L Washington, S (1, 6) OBP: 0.327, SLG: 0.293	0-0 F3		0-0 1B			0-3 K		4-0 1B BB		3	0	1	0	1	1												
George Brett, L (1, 5) OBP: 0.327, SLG: 0.422	0-0 F6		0-0 F9			0-0 F9		0-0 1B		4	0	1	0	0	0	2											
Amos Otis, R (1, 8) OBP: 0.311, SLG: 0.427	0-0 1-2 1B				0-0 F4			0-3 FC5-4 1B		4	0	2	0	0	1	3											
Lee May, R (1, 10) OBP: 0.340, SLG: 0.373	0-3 K				0-0 F7			0-0 FC5-4 1B		4	0	0	0	0	2	3											
Frank White, R (1, 4) OBP: 0.306, SLG: 0.408		0-3 K			0-0 L7			0-0 G4-6-3 1B		4	0	1	0	0	1	0											
Willie Aikens, L (1, 3) OBP: 0.377, SLG: 0.429		0-0 4-3			0-3 K			0-0 G4-6-3 1B		4	0	0	0	0	1	2											
Darryl Motley, R (1, 9) OBP: 0.189, SLG: 0.226		0-3 K			0-0 F8			0-0 4-3		3	0	0	0	0	1	0											
John Wathan, R (1, 2) OBP: 0.293, SLG: 0.309			0-0 6-3		0-0 F7			0-0 F6		3	0	0	0	0	0	0											
Inning Stats	R: 0 E: 0 K: 1 S: 7	H: 2 LOB: 2 BB: 0 P: 7	R: 0 E: 0 K: 2 S: 7	H: 0 LOB: 0 BB: 0 P: 7	R: 0 E: 0 K: 1 S: 6	H: 1 LOB: 1 BB: 0 P: 6	R: 0 E: 0 K: 0 S: 3	H: 0 LOB: 0 BB: 0 P: 3	R: 0 E: 0 K: 1 S: 5	H: 0 LOB: 0 BB: 0 P: 5	R: 0 E: 0 K: 2 S: 7	H: 2 LOB: 1 BB: 0 P: 7	R: 0 E: 0 K: 0 S: 4	H: 2 LOB: 1 BB: 0 P: 4	R: 0 E: 0 K: 1 S: 7	H: 2 LOB: 3 BB: 1 P: 11	R: 0 E: 0 K: 1 S: 5	H: 0 LOB: 0 BB: 0 P: 5	1B: 7 2B: 0 3B: 0 HR: 0	SF: 0 SAC: 0 DP: 1 HBP: 0	WP: 0 PB: 0 CS: 0	PA: 34					
PITCHER	IP	WLS	BF	H	R	ER	SO	BB	IBB	HBP	BLK	WP	HR	S	P	ERA	WHIP										
Ron Guidry, L (1, 1) ERA: 2.92	7.0	W	25	5	0	0	7	0	0	0	0	0	0	39	39	0.00	0.714										
Ron Davis, R (8, 1) ERA: 2.19	1.0		6	2	0	0	1	1	0	0	0	0	0	7	11	0.00	3.000										
Rich Gossage, R (9, 1) ERA: 0.53	1.0		3	0	0	0	1	0	0	0	0	0	0	5	5	0.00	0.000										

Batter	1	2	3	4	5	6	7	8	9	AB	R	H	RBI	BB	SO	LOB	BOTTOM											
Jerry Mumphrey, S (1, 8) OBP: 0.371, SLG: 0.427	0-0 6-3	0-0 S 1B	0-0 4-3		0-0 F8			0-3 K		5	1	1	1	0	1	4	Kansas City Royals @ New York Yankees Yankee Stadium, Bronx, NY Sun Aug 23 1981, 3:33 AM EDT Att: 40,258 - Sunny - 79 F											
Larry Milbourne, S (1, 4) OBP: 0.378, SLG: 0.439	0-0 IHR	0-0 FC5-4 1B		0-0 F8		0-0 6-3		0-0 1-3		5	1	2	2	0	0	0												
Dave Winfield, R (1, 7) OBP: 0.354, SLG: 0.433	0-0 HR 1B	0-0 FC5-4 HR		0-0 2B		0-3 K				4	2	2	0	0	1	1												
Oscar Gamble, L (1, 10) OBP: 0.395, SLG: 0.547	4-0 HR BB	0-0 HR		0-0 G3		0-3 K				3	2	1	2	1	1	1												
Reggie Jackson, L (1, 9) OBP: 0.324, SLG: 0.364	0-0 F7	0-0 L6		0-0 4-3			0-0 F9			4	0	0	0	0	0	3												
Graig Nettles, L (1, 5) OBP: 0.310, SLG: 0.382	0-0 HR		4-0 FC6-4 BB		0-0 5-3		0-0 1B			1	1	1	3	1	0	0												
Aurelio Rodriguez, R (5, 5) OBP: 0.314, SLG: 0.485	0-0 HR		0-0 FC6-4 BB		0-0 F8		0-0 F8			2	0	1	0	0	0	0												
Bob Watson, R (1, 3) OBP: 0.310, SLG: 0.373	0-0 F9		0-0 FC6-4 E		0-0 F8		0-0 F8			4	0	0	0	0	0	2												
Rick Cerone, R (1, 2) OBP: 0.275, SLG: 0.328		0-0 F9 1B 2B	0-0 FC5		0-0 1B 1B		0-0 F8			4	1	2	0	0	0	2												
Bucky Dent, R (1, 6) OBP: 0.295, SLG: 0.384		0-0 F9	0-0 F4		0-0 1B			0-0 6-3		4	0	1	0	0	0	3												
Inning Stats	R: 4 E: 0 K: 0 S: 6	H: 3 LOB: 1 BB: 1 P: 10	R: 4 E: 0 K: 0 S: 7	H: 4 LOB: 0 BB: 0 P: 7	R: 0 E: 1 K: 0 S: 4	H: 0 LOB: 2 BB: 1 P: 8	R: 0 E: 0 K: 0 S: 4	H: 1 LOB: 1 BB: 0 P: 4	R: 0 E: 0 K: 2 S: 7	H: 2 LOB: 2 BB: 0 P: 5	R: 0 E: 0 K: 2 S: 7	H: 0 LOB: 0 BB: 0 P: 7	R: 0 E: 0 K: 0 S: 4	H: 1 LOB: 1 BB: 0 P: 4	R: 0 E: 0 K: 1 S: 5	H: 0 LOB: 0 BB: 0 P: 5	1B: 6 2B: 2 3B: 0 HR: 3	SF: 0 SAC: 0 DP: 0 HBP: 0	WP: 0 PB: 0 CS: 0	PA: 38								
PITCHER	IP	WLS	BF	H	R	ER	SO	BB	IBB	HBP	BLK	WP	HR	S	P	ERA	WHIP											
Rich Gale, R (1, 1) ERA: 5.83	2.0	L	14	7	8	8	0	1	0	0	0	0	0	2	13	17	36.00	4.000										
Altee Hammaker, L (3, 1) ERA: 1.45	4.0		17	3	0	0	2	1	0	0	0	0	0	20	24	0.00	1.000											
Ken Brett, L (7, 1) ERA: 4.5	1.0		4	1	0	0	0	0	0	0	0	0	0	4	4	0.00	1.000											
Dan Quisenberry, R (8, 1) ERA: 2.29	1.0		3	0	0	0	1	0	0	0	0	0	0	5	5	0.00	0.000											

AB 33
R 0
H 7
RBI 0
BB 1
SO 9
LOB 11



AB 36
R 8
H 11
RBI 8
BB 2
SO 3
LOB 16



Batter	1	2	3	4	5	6	7	8	9	AB	R	H	RBI	BB	SO	LOB	TOP								
Willie Wilson, S OBP: 0.301, SLG: 0.336 (1, 7)	0-3 K		0-0 5-3		0-0 F6			0-0 SH1-3	4-0 CS BB	3	0	0	0	1	1	0	Kansas City Royals @ Detroit Tigers Tiger Stadium, Detroit, MI Mon Aug 24 1981, 7:05 PM EDT Att: 41,009 - Unknown - 72 F								
U L Washington, S OBP: 0.322, SLG: 0.288 (1, 6)	0-0 F7		0-0 5-3		0-0 5-3			0-3 K	0-0 CS	4	0	0	0	0	1	1									
George Brett, L OBP: 0.326, SLG: 0.415 (1, 5)	0-0 4-3		0-0 L8					4-0 BB 2B		3	1	0	0	1	0	0									
Hal McRae, R OBP: 0.309, SLG: 0.392 (1, 10)		0-0 F2		4-0 CS BB				4-0 K	4-0 2B BB	2	0	0	0	2	1	0									
Amos Otis, R OBP: 0.314, SLG: 0.445 (1, 8)		0-0 HR		0-3 K				0-0 6-3	0-0 BB	4	1	2	3	0	1	1									
Willie Aikens, L OBP: 0.375, SLG: 0.442 (1, 3)		0-0 1-3		0-0 HR				0-3 K	4-0 BB	3	1	1	1	1	1	0									
Frank White, R OBP: 0.310, SLG: 0.407 (1, 4)		4-0 BB BB		0-0 S 1B				0-0 F5	0-0 F5	3	0	1	0	1	0	3									
John Wathan, R OBP: 0.292, SLG: 0.303 (1, 2)		4-0 BB BB		0-0 F2				0-0 F7	0-0 F8	3	0	0	0	1	0	1									
Darryl Motley, R OBP: 0.193, SLG: 0.228 Cesar Geronimo, L OBP: 0.271, SLG: 0.307 (9, 9)		0-0 FC5-4 1-2		0-3 K				0-0 BB SH1-3 2B	0-0 F4	4	1	1	0	0	1	2									
Inning Stats	R: 0 E: 0 K: 1 S: 5	H: 0 LOB: 0 BB: 0 P: 5	R: 1 E: 0 K: 0 S: 4	H: 1 LOB: 2 BB: 2 P: 12	R: 0 E: 0 K: 0 S: 3	H: 0 LOB: 0 BB: 0 P: 3	R: 1 E: 0 K: 1 S: 6	H: 2 LOB: 1 BB: 1 P: 10	R: 0 E: 0 K: 1 S: 5	H: 0 LOB: 0 BB: 0 P: 5	R: 0 E: 0 K: 1 S: 5	H: 0 LOB: 0 BB: 0 P: 5	R: 0 E: 0 K: 1 S: 5	H: 0 LOB: 3 BB: 1 P: 6	R: 2 E: 0 K: 1 S: 7	H: 2 LOB: 3 BB: 3 P: 19	R: 0 E: 0 K: 0 S: 2	H: 0 LOB: 0 BB: 1 P: 6	1B: 2 2B: 2 3B: 0 HR: 2	SF: 0 SAC: 1 DP: 1 HBP: 0	WP: 0 PB: 0 SB: 1 CS: 2	PA: 38			
PITCHER	IP	WLS	BF	H	R	ER	SO	BB	IBB	HBP	BLK	WP	HR	S	P	ERA	WHIP								
Dan Schatzeder, L ERA: 5.63 (1, 1)	7.1	L	28	4	3	3	5	3	0	0	0	0	2	35	47	3.68	0.955								
Kevin Saucier, L ERA: 1.47 (8, 1)	0.1		5	1	1	1	1	2	1	0	0	0	0	4	16	27.00	9.000								
Dave Tobik, R ERA: 1.94 (8, 1)	1.1		4	0	0	0	0	1	0	0	0	0	0	3	7	0.00	0.750								

Batter	1	2	3	4	5	6	7	8	9	AB	R	H	RBI	BB	SO	LOB	BOTTOM								
Al Cowens, R OBP: 0.329, SLG: 0.376 (9, 9)	0-0 5-3		0-0 F5	0-0 F9					0-0 F7	5	0	1	0	0	0	3	Kansas City Royals @ Detroit Tigers Tiger Stadium, Detroit, MI Mon Aug 24 1981, 7:05 PM EDT Att: 41,009 - Unknown - 72 F								
Alan Trammell, R OBP: 0.372, SLG: 0.370 (1, 6)	4-0 BB BB		0-0 5-3		0-0 F7				0-0 6-3	4	0	0	0	1	0	1									
Kirk Gibson, L OBP: 0.340, SLG: 0.436 (1, 7)	4-0 1-2 BB			0-0 S E 2B	0-0 CS 1B				0-0 3-1	4	1	3	0	1	0	0									
Lance Parrish, R OBP: 0.298, SLG: 0.376 (1, 2)	0-0 L7			0-0 F7	0-0 2B				0-0 FC5	4	0	1	0	0	0	5									
Ron Jackson, R OBP: 0.299, SLG: 0.374 Richie Hebner, L OBP: 0.302, SLG: 0.342 (7, PH) (8, 3)	0-0 F3			0-0 S FC5-2 1B	0-0 L9				0-3 K	3	0	1	0	0	0	3									
Lynn Jones, R OBP: 0.356, SLG: 0.382 Rick Peters, S OBP: 0.331, SLG: 0.316 (8, PH) (9, 8)		0-0 F3		4-0 FC5-2 BB WP BB					4-0 FC6-4 BB	2	1	0	0	1	0	0									
John Wockenfuss, R OBP: 0.298, SLG: 0.326 Steve Kemp, L OBP: 0.377, SLG: 0.459 (8, PH) (1, 10)		0-0 5-3		4-0 WP FC5-2 BB					0-0 F7	2	0	0	0	1	0	0									
Tom Brookens, R OBP: 0.293, SLG: 0.357 (1, 5)		0-0 5-3		0-0 FC5-2 WP					0-0 FC6-4	4	0	1	0	0	0	4									
Lou Whitaker, L OBP: 0.339, SLG: 0.385 (1, 4)			0-0 F8	4-0 1-2 2-3 3-H BB					0-0 1-3	3	0	0	0	1	0	2									
Inning Stats	R: 0 E: 0 K: 0 S: 3	H: 0 LOB: 2 BB: 2 P: 11	R: 0 E: 0 K: 0 S: 3	H: 0 LOB: 0 BB: 0 P: 3	R: 0 E: 0 K: 0 S: 3	H: 0 LOB: 0 BB: 0 P: 3	R: 2 E: 0 K: 0 S: 5	H: 2 LOB: 3 BB: 3 P: 17	R: 0 E: 0 K: 0 S: 4	H: 1 LOB: 1 BB: 0 P: 4	R: 0 E: 0 K: 1 S: 7	H: 2 LOB: 2 BB: 0 P: 7	R: 0 E: 0 K: 0 S: 3	H: 0 LOB: 1 BB: 1 P: 7	R: 0 E: 0 K: 0 S: 3	H: 0 LOB: 0 BB: 0 P: 3	1B: 4 2B: 3 3B: 0 HR: 0	SF: 0 SAC: 0 DP: 0 HBP: 0	WP: 1 PB: 0 SB: 3 CS: 1	PA: 39					
PITCHER	IP	WLS	BF	H	R	ER	SO	BB	IBB	HBP	BLK	WP	HR	S	P	ERA	WHIP								
Mike Jones, L ERA: 2.35 (1, 1)	6.1		30	7	2	2	0	5	0	0	0	0	0	25	45	2.84	1.895								
Rene Martin, R ERA: 3.17 (7, 1)	0.1		1	0	0	0	0	0	0	0	0	0	0	1	1	0.00	0.000								
Ken Brett, L ERA: 4.44 (7, 1)	0.1	W	1	0	0	0	1	0	0	0	0	0	0	3	3	0.00	0.000								
Dan Quisenberry, R ERA: 2.17 (8, 1)	2.0	S	7	0	0	0	0	1	0	0	0	0	0	6	10	0.00	0.500								

Batter	1	2	3	4	5	6	7	8	9	10	AB	R	H	RBI	BB	SO	LOB	TOP	
Willie Wilson, S OBP: 0.310, SLG: 0.344 (1, 7)	0-0 1B	0-0 G3			0-0 2B 4-3		0-0 4-3 1B		0-0 1B		5	1	4	0	0	0	1	Kansas City Royals @ Detroit Tigers Tiger Stadium, Detroit, MI Tue Aug 25 1981, 7:05 PM EDT Att: 35,189 - Unknown - 71 F	
Frank White, R OBP: 0.307, SLG: 0.407 (1, 4)	0-0 F9		0-0 F2		0-0 4-3 2B		0-3 K		0-3 K		5	0	1	0	0	2	3		
George Brett, L OBP: 0.328, SLG: 0.412 (1, 5)	0-0 1B		0-0 4-3		0-0 4-3		4-0 4-3 IBB		0-3 K		4	0	1	1	1	1	2		
Willie Aikens, L OBP: 0.375, SLG: 0.451 (1, 3)	0-0 F6		0-0 HR		0-0 5-3		0-0 4-3		0-0 F7		5	1	1	1	0	0	5		
Hal McRae, R OBP: 0.310, SLG: 0.387 (1, 10)	4-0 1B		0-0 4-3		0-0 6-3		0-0 5-3		1-0 HBP		3	0	0	0	1	0	3		
Amos Otis, R OBP: 0.308, SLG: 0.436 (1, 8)	0-3 K		0-0 5-3		0-3 K		0-0 L8		0-3 K		5	0	0	0	0	3	4		
Jamie Quirk, L OBP: 0.310, SLG: 0.346 John Wathan, R OBP: 0.290, SLG: 0.302 (10, PH) (10, 2)		0-0 4-3		0-0 F7		0-0 F9		0-0 4-3		0-3 K	4	0	0	0	0	0	0		
Darryl Motley, R OBP: 0.197, SLG: 0.279 (1, 9)	0-0 F6		0-0 E6 FC6-4		0-0 HR		0-3 K				4	1	1	1	0	1	0		
U L Washington, S OBP: 0.320, SLG: 0.291 (1, 6)	0-0 2B		0-0 FC6-4		0-0 B3-1				0-0 4-3		4	0	1	0	0	0	1		
Inning Stats	R: 0 E: 0 K: 1 S: 7	H: 2 LOB: 3 BB: 1 P: 11	R: 0 E: 0 K: 0 S: 4	H: 1 LOB: 1 BB: 0 P: 4	R: 1 E: 0 K: 0 S: 4	H: 0 LOB: 1 BB: 0 P: 4	R: 1 E: 0 K: 0 S: 5	H: 2 LOB: 1 BB: 0 P: 5	R: 1 E: 0 K: 1 S: 6	H: 1 LOB: 2 BB: 1 P: 6	R: 0 E: 0 K: 1 S: 5	H: 0 LOB: 0 BB: 0 P: 5	R: 0 E: 0 K: 2 S: 8	H: 1 LOB: 1 BB: 0 P: 8	R: 0 E: 0 K: 2 S: 7	H: 0 LOB: 1 BB: 0 P: 8	1B: 5 2B: 2 3B: 0 HR: 2		SF: 0 SAC: 0 DP: 0 HBP: 1
PITCHER	IP WLS BF H R ER SO BB IBB HBP BLK WP HR S P ERA WHIP	IP WLS BF H R ER SO BB IBB HBP BLK WP HR S P ERA WHIP	IP WLS BF H R ER SO BB IBB HBP BLK WP HR S P ERA WHIP	IP WLS BF H R ER SO BB IBB HBP BLK WP HR S P ERA WHIP	IP WLS BF H R ER SO BB IBB HBP BLK WP HR S P ERA WHIP	IP WLS BF H R ER SO BB IBB HBP BLK WP HR S P ERA WHIP	IP WLS BF H R ER SO BB IBB HBP BLK WP HR S P ERA WHIP	IP WLS BF H R ER SO BB IBB HBP BLK WP HR S P ERA WHIP	IP WLS BF H R ER SO BB IBB HBP BLK WP HR S P ERA WHIP	IP WLS BF H R ER SO BB IBB HBP BLK WP HR S P ERA WHIP	IP WLS BF H R ER SO BB IBB HBP BLK WP HR S P ERA WHIP	IP WLS BF H R ER SO BB IBB HBP BLK WP HR S P ERA WHIP	IP WLS BF H R ER SO BB IBB HBP BLK WP HR S P ERA WHIP	IP WLS BF H R ER SO BB IBB HBP BLK WP HR S P ERA WHIP	IP WLS BF H R ER SO BB IBB HBP BLK WP HR S P ERA WHIP	IP WLS BF H R ER SO BB IBB HBP BLK WP HR S P ERA WHIP	IP WLS BF H R ER SO BB IBB HBP BLK WP HR S P ERA WHIP	IP WLS BF H R ER SO BB IBB HBP BLK WP HR S P ERA WHIP	
Jack Morris, R ERA: 2.98	(1, 1)	7.0	32	8	3	3	3	3	BB: 1	IBB: 0	HBP: 0	BLK: 0	WP: 0	HR: 2	S: 36	P: 44	3.86	1.286	
Dave Rozema, R ERA: 3.55	(8, 1)	1.2	6	1	0	0	2	0	0	0	0	0	0	0	10	10	0.00	0.600	
Kevin Saucier, L ERA: 1.42	(9, 1)	1.1	5	0	0	0	3	0	0	1	0	0	0	0	10	11	0.00	0.000	

Batter	1	2	3	4	5	6	7	8	9	10	AB	R	H	RBI	BB	SO	LOB	BOTTOM	
Rick Peters, S OBP: 0.340, SLG: 0.321 (1, 10)	0-0 L8		0-0 SH1-4 SF7 1B	0-0 4-3			0-0 1B 1B		4-0 G6-4-3 IBB		4	1	2	0	1	0	0	Kansas City Royals @ Detroit Tigers Tiger Stadium, Detroit, MI Tue Aug 25 1981, 7:05 PM EDT Att: 35,189 - Unknown - 71 F	
Alan Trammell, R OBP: 0.370, SLG: 0.366 (1, 6)	4-0 FC3-6 1B BB		0-0 SH1-4		0-0 F8		0-0 F9		0-0 G6-4-3		3	1	0	0	1	0	3		
Steve Kemp, L OBP: 0.361, SLG: 0.457 (1, 7)	4-0 FC3-6 1B BB		0-0 E7 1B		4-0 1B BB		0-0 1B		0-0 L7		3	0	1	0	2	0	1		
Richie Hebner, L OBP: 0.304, SLG: 0.346 Mick Kelleher, R OBP: 0.306, SLG: 0.308 (1, 3) (10, PR)	0-0 FC3-6 1B		0-0 SF7		0-0 G4-6-3 1B		0-0 4-3		0-0 1B 1B		4	0	2	1	0	0	4		
Kirk Gibson, L OBP: 0.349, SLG: 0.442 (1, 8) (9, 9)	0-0 S 1B		0-0 1B		0-0 G4-6-3		0-0 G3		0-0 1B 1B		5	0	3	1	0	0	2		
Lance Parrish, R OBP: 0.296, SLG: 0.372 (1, 2)	0-0 1-3 1B		0-0 K		0-0 F8		0-0 5-3		0-0 1B		5	0	1	1	0	1	4		
Rick Leach, L OBP: 0.333, SLG: 0.286 Al Cowens, R OBP: 0.329, SLG: 0.376 (1, 9) (9, 8)		0-0 F8		0-0 F8		0-0 F7		0-0 L7			4	0	0	0	0	0	0		
Tom Brookens, R OBP: 0.292, SLG: 0.375 (1, 5)	0-0 L8		0-0 HR		0-0 F9		0-0 F4				4	1	1	1	0	0	0		
Lou Whitaker, L OBP: 0.337, SLG: 0.387 (1, 4)	0-0 G3		0-0 4-3		0-0 F8		0-0 2B				4	0	1	0	0	0	0		
Inning Stats	R: 1 E: 0 K: 0 S: 4	H: 1 LOB: 2 BB: 2 P: 12	R: 0 E: 0 K: 0 S: 3	H: 0 LOB: 0 BB: 0 P: 3	R: 1 E: 1 K: 1 S: 8	H: 2 LOB: 2 BB: 0 P: 8	R: 1 E: 0 K: 0 S: 4	H: 1 LOB: 0 BB: 0 P: 4	R: 0 E: 0 K: 0 S: 3	H: 0 LOB: 0 BB: 0 P: 3	R: 0 E: 0 K: 0 S: 3	H: 0 LOB: 0 BB: 0 P: 3	R: 0 E: 0 K: 0 S: 3	H: 1 LOB: 1 BB: 0 P: 7	R: 1 E: 0 K: 0 S: 4	H: 3 LOB: 2 BB: 0 P: 4	1B: 9 2B: 1 3B: 0 HR: 1		SF: 1 SAC: 1 DP: 2 HBP: 0
PITCHER	IP WLS BF H R ER SO BB IBB HBP BLK WP HR S P ERA WHIP	IP WLS BF H R ER SO BB IBB HBP BLK WP HR S P ERA WHIP	IP WLS BF H R ER SO BB IBB HBP BLK WP HR S P ERA WHIP	IP WLS BF H R ER SO BB IBB HBP BLK WP HR S P ERA WHIP	IP WLS BF H R ER SO BB IBB HBP BLK WP HR S P ERA WHIP	IP WLS BF H R ER SO BB IBB HBP BLK WP HR S P ERA WHIP	IP WLS BF H R ER SO BB IBB HBP BLK WP HR S P ERA WHIP	IP WLS BF H R ER SO BB IBB HBP BLK WP HR S P ERA WHIP	IP WLS BF H R ER SO BB IBB HBP BLK WP HR S P ERA WHIP	IP WLS BF H R ER SO BB IBB HBP BLK WP HR S P ERA WHIP	IP WLS BF H R ER SO BB IBB HBP BLK WP HR S P ERA WHIP	IP WLS BF H R ER SO BB IBB HBP BLK WP HR S P ERA WHIP	IP WLS BF H R ER SO BB IBB HBP BLK WP HR S P ERA WHIP	IP WLS BF H R ER SO BB IBB HBP BLK WP HR S P ERA WHIP	IP WLS BF H R ER SO BB IBB HBP BLK WP HR S P ERA WHIP	IP WLS BF H R ER SO BB IBB HBP BLK WP HR S P ERA WHIP	IP WLS BF H R ER SO BB IBB HBP BLK WP HR S P ERA WHIP	IP WLS BF H R ER SO BB IBB HBP BLK WP HR S P ERA WHIP	
Dennis Leonard, R ERA: 3.69	(1, 1)	8.1	36	8	3	2	1	1	BB: 3	IBB: 0	HBP: 0	BLK: 0	WP: 0	HR: 1	S: 35	P: 47	2.16	1.320	
Dan Quisenberry, R ERA: 2.35	(9, 1)	1.0	6	3	1	1	0	0	0	1	0	0	0	0	5	9	9.00	3.000	

Batter	1	2	3	4	5	6	7	8	9	AB	R	H	RBI	BB	SO	LOB	TOP			
Willie Wilson, S OBP: 0.306, SLG: 0.332 (1, 8)	0-0 5-3	0-0 4-3		0-0 4-3			0-0 SH1-4 BB		0-0 F8	4	0	0	0	1	0	2	Kansas City Royals @ Toronto Blue Jays Exhibition Stadium, Toronto, ON Fri Aug 28 1981, 3:33 AM EDT Att: 13,230 - Unknown - 65 F livebaseballscorecards.com			
Frank White, R OBP: 0.304, SLG: 0.394 (1, 4)	0-0 F8		0-0 BLK 2B 1B		0-0 P3		0-0 SH1-4		0-0 4-3	4	1	1	0	0	0	0				
George Brett, L OBP: 0.348, SLG: 0.435 (1, 5)	4-0 S BB		0-0 1-H 2B		0-0 CS 1B		4-0 IBB			2	0	2	1	2	0	0				
Willie Aikens, L OBP: 0.380, SLG: 0.469 (1, 3)	0-0 F8		0-0 F8		0-0 1-2 2B		0-0 F2			4	0	1	0	0	0	5				
Hal McRae, R OBP: 0.313, SLG: 0.380 (1, 10)		4-0 1B 2B BB		0-0 5-3			0-0 1-3		0-0 5-3	3	1	0	0	1	0	5				
Jamie Quirk, L OBP: 0.296, SLG: 0.326 (1, 2)		0-0 2B WP 1B		0-0 P5		0-3 K		0-3 K		4	1	1	0	0	2	1				
John Wathan, R OBP: 0.294, SLG: 0.312 (1, 9)		0-0 WP 1-3 2-H 2B		0-0 2B		0-0 L9		0-0 F9		4	0	2	1	0	0	0				
Cesar Geronimo, L OBP: 0.284, SLG: 0.333 (1, 7)		0-0 G3		0-0 F8		0-0 5-3		0-0 F7		4	0	0	0	0	0	3				
Rance Mulliniks, L OBP: 0.275, SLG: 0.333 U L Washington, S OBP: 0.319, SLG: 0.290 (7, PR) (7, 6)		0-0 5-3		0-0 F7			0-0 SH1-4 BB 1B		0-0 6-3	3	0	1	0	0	0	2				
		2-3 3-H								1	0	0	0	0	0	0				
Inning Stats	R: 0 E: 0 K: 0 S: 3	H: 0 LOB: 1 BB: 1 P: 7	R: 2 E: 0 K: 0 S: 5	H: 2 LOB: 1 BB: 1 P: 9	R: 1 E: 0 K: 0 S: 5	H: 2 LOB: 1 BB: 0 P: 5	R: 0 E: 0 K: 0 S: 4	H: 1 LOB: 1 BB: 0 P: 4	R: 0 E: 0 K: 1 S: 5	H: 0 LOB: 0 BB: 0 P: 5	R: 0 E: 0 K: 0 S: 4	H: 1 LOB: 3 BB: 2 P: 12	R: 0 E: 0 K: 1 S: 5	H: 0 LOB: 0 BB: 0 P: 5	R: 0 E: 0 K: 0 S: 3	H: 0 LOB: 0 BB: 0 P: 3	1B: 4 2B: 4 3B: 0 HR: 0	SF: 0 SAC: 1 DP: 0 HBP: 0	WP: 1 PB: 0 SB: 1 CS: 1	PA: 38
PITCHER	IP WLS BF H R ER SO BB IBB HBP BLK WP HR S P ERA WHIP	IP WLS BF H R ER SO BB IBB HBP BLK WP HR S P ERA WHIP	IP WLS BF H R ER SO BB IBB HBP BLK WP HR S P ERA WHIP	IP WLS BF H R ER SO BB IBB HBP BLK WP HR S P ERA WHIP	IP WLS BF H R ER SO BB IBB HBP BLK WP HR S P ERA WHIP	IP WLS BF H R ER SO BB IBB HBP BLK WP HR S P ERA WHIP	IP WLS BF H R ER SO BB IBB HBP BLK WP HR S P ERA WHIP	IP WLS BF H R ER SO BB IBB HBP BLK WP HR S P ERA WHIP	IP WLS BF H R ER SO BB IBB HBP BLK WP HR S P ERA WHIP	IP WLS BF H R ER SO BB IBB HBP BLK WP HR S P ERA WHIP	IP WLS BF H R ER SO BB IBB HBP BLK WP HR S P ERA WHIP	IP WLS BF H R ER SO BB IBB HBP BLK WP HR S P ERA WHIP	IP WLS BF H R ER SO BB IBB HBP BLK WP HR S P ERA WHIP	IP WLS BF H R ER SO BB IBB HBP BLK WP HR S P ERA WHIP	IP WLS BF H R ER SO BB IBB HBP BLK WP HR S P ERA WHIP	IP WLS BF H R ER SO BB IBB HBP BLK WP HR S P ERA WHIP	IP WLS BF H R ER SO BB IBB HBP BLK WP HR S P ERA WHIP			
Luis Leal, R ERA: 3.54 (1, 1)	6.0	28	8	3	3	1	3	0	0	1	1	0	27	39	4.50	1.833				
Jerry Garvin, L ERA: 3.33 (7, 1)	0.2	3	0	0	0	0	0	1	0	0	0	0	2	6	0.00	0.000				
Joey McLaughlin, R ERA: 3.55 (7, 1)	2.1	W	7	0	0	0	1	0	0	0	0	0	9	9	0.00	0.000				

Batter	1	2	3	4	5	6	7	8	9	AB	R	H	RBI	BB	SO	LOB	BOTTOM							
Alfredo Griffin, S OBP: 0.240, SLG: 0.292 (1, 6)	0-0 4-3 1B		0-0 PB SF8 HBP 1B		0-0 F3		0-3 K2-3			4	2	2	0	0	1	3	Kansas City Royals @ Toronto Blue Jays Exhibition Stadium, Toronto, ON Fri Aug 28 1981, 3:33 AM EDT Att: 13,230 - Unknown - 65 F livebaseballscorecards.com							
Danny Ainge, R OBP: 0.250, SLG: 0.232 (1, 4) (8, 5)	0-0 4-3		1-0 SF8 PB HBP 6-3		0-0 CS 1B		0-3 K			3	1	1	0	0	1	3								
Otto Velez, R OBP: 0.347, SLG: 0.471 George Bell, R OBP: 0.279, SLG: 0.380 (1, 10) (8, PR)	0-0 2-H 1B		4-0 6-3 SF8 BB		0-0 L4		0-0 SH1 PB 2B			3	0	2	1	1	0	1								
Lloyd Moseby, L OBP: 0.298, SLG: 0.387 (1, 8)	4-0 G4-6-3 BB		0-0 SF8		0-0 6-3		0-0 SH1			1	0	0	1	1	0	0								
John Mayberry, L OBP: 0.347, SLG: 0.411 Greg Wells, R OBP: 0.220, SLG: 0.268 (1, 3) (3, PH) (4, 3)	0-0 G4-6-3		0-0 6-3		0-0 5-3		0-0 L8			1	0	0	0	0	0	2								
Al Woods, L OBP: 0.268, SLG: 0.277 (1, 7)		0-0 L7		0-3 K		0-0 P5		0-0 4-3		4	0	0	0	0	1	2								
Willie Upshaw, L OBP: 0.230, SLG: 0.297 (1, 9)		0-0 6-3		0-0 P4		0-0 4-3				3	0	0	0	0	0	0								
Ken Macha, R OBP: 0.305, SLG: 0.257 Garth Iorg, R OBP: 0.255, SLG: 0.293 (1, 5) (7, PR) (8, 4)		0-0 1B		0-0 E S 1B		0-0 E6 SH1-4				3	0	2	0	0	0	0								
Ernie Whitt, L OBP: 0.289, SLG: 0.270 (1, 2)		0-3 K		0-3 K		0-0 SH1-4				2	0	0	0	0	2	2								
		1-2		1-3						1B: 6 2B: 1 3B: 0 HR: 0	SF: 1 SAC: 2 DP: 1 HBP: 1	WP: 0 PB: 2 SB: 1 CS: 1	PA: 33											
Inning Stats	R: 1 E: 0 K: 0 S: 4	H: 2 LOB: 1 BB: 1 P: 8	R: 0 E: 0 K: 1 S: 6	H: 1 LOB: 1 BB: 0 P: 6	R: 2 E: 0 K: 1 S: 6	H: 1 LOB: 1 BB: 1 P: 11	R: 0 E: 0 K: 1 S: 6	H: 1 LOB: 1 BB: 0 P: 6	R: 0 E: 0 K: 0 S: 3	H: 0 LOB: 0 BB: 0 P: 3	R: 0 E: 0 K: 2 S: 8	H: 0 LOB: 2 BB: 0 P: 8	R: 1 E: 0 K: 0 S: 4	H: 1 LOB: 1 BB: 0 P: 4	R: 0 E: 0 K: 0 S: 3	H: 0 LOB: 0 BB: 0 P: 3	R: 0 E: 1 K: 2 S: 8	H: 0 LOB: 2 BB: 0 P: 8	R: 1 E: 0 K: 0 S: 4	H: 1 LOB: 1 BB: 0 P: 4	1B: 6 2B: 1 3B: 0 HR: 0	SF: 1 SAC: 2 DP: 1 HBP: 1	WP: 0 PB: 2 SB: 1 CS: 1	PA: 33
PITCHER	IP WLS BF H R ER SO BB IBB HBP BLK WP HR S P ERA WHIP	IP WLS BF H R ER SO BB IBB HBP BLK WP HR S P ERA WHIP	IP WLS BF H R ER SO BB IBB HBP BLK WP HR S P ERA WHIP	IP WLS BF H R ER SO BB IBB HBP BLK WP HR S P ERA WHIP	IP WLS BF H R ER SO BB IBB HBP BLK WP HR S P ERA WHIP	IP WLS BF H R ER SO BB IBB HBP BLK WP HR S P ERA WHIP	IP WLS BF H R ER SO BB IBB HBP BLK WP HR S P ERA WHIP	IP WLS BF H R ER SO BB IBB HBP BLK WP HR S P ERA WHIP	IP WLS BF H R ER SO BB IBB HBP BLK WP HR S P ERA WHIP	IP WLS BF H R ER SO BB IBB HBP BLK WP HR S P ERA WHIP	IP WLS BF H R ER SO BB IBB HBP BLK WP HR S P ERA WHIP	IP WLS BF H R ER SO BB IBB HBP BLK WP HR S P ERA WHIP	IP WLS BF H R ER SO BB IBB HBP BLK WP HR S P ERA WHIP	IP WLS BF H R ER SO BB IBB HBP BLK WP HR S P ERA WHIP	IP WLS BF H R ER SO BB IBB HBP BLK WP HR S P ERA WHIP	IP WLS BF H R ER SO BB IBB HBP BLK WP HR S P ERA WHIP	IP WLS BF H R ER SO BB IBB HBP BLK WP HR S P ERA WHIP							
Rich Gale, R ERA: 6.01 (1, 1)	2.0	12	4	3	3	1	2	0	1	0	11	20	13.50	3.000										
Paul Splitterhoff, L ERA: 4.52 (3, 1)	5.0	17	2	0	0	4	0	0	0	0	25	25	0.00	0.400										
Ken Brett, L ERA: 4.62 (8, 1)	1.0	L	4	1	1	1	0	0	0	0	4	4	9.00	1.000										

Batter	1	2	3	4	5	6	7	8	9	AB	R	H	RBI	BB	SO	LOB	TOP										
Cesar Geronimo, L (1,8) OBP: 0.274, SLG: 0.320	F9			1-3	4-3			G3		4	0	0	0	0	0	0											
Frank White, R (1,4) OBP: 0.308, SLG: 0.394	F3			2B	1B			BB		3	1	1	0	1	1	0											
George Brett, L (1,5) OBP: 0.343, SLG: 0.427	F8			F7				L9		4	0	0	0	0	0	2											
Willie Aikens, L (1,3) OBP: 0.382, SLG: 0.472				F7						3	1	1	0	1	0	0											
Willie Wilson, S (9,8) OBP: 0.306, SLG: 0.332				2B						0	0	0	0	0	0	0											
Hal McRae, R (1,10) OBP: 0.312, SLG: 0.382	F9			2B				BB		4	0	1	2	0	1	1											
John Wathan, R (1,7) OBP: 0.302, SLG: 0.317				2B						3	0	2	0	1	0	0											
Darryl Motley, R (1,9) OBP: 0.236, SLG: 0.290	CS			BB				1B		3	0	0	0	0	0	2											
Jerry Grote, R (1,2) OBP: 0.344, SLG: 0.446				1-4-3				L7		3	0	0	0	0	0	0											
Rance Mulliniks, L (1,6) OBP: 0.256, SLG: 0.310				6-3				F9		3	0	0	0	0	0	0											
				L6				3-1		3	0	0	0	0	1	0											
								K																			
Inning Stats	R: 0 E: 0 K: 0 S: 3	H: 0 LOB: 0 BB: 0 P: 3	R: 0 E: 0 K: 0 S: 3	H: 1 LOB: 0 BB: 0 P: 3	R: 0 E: 0 K: 0 S: 3	H: 0 LOB: 0 BB: 0 P: 3	R: 2 E: 0 K: 0 S: 6	H: 3 LOB: 2 BB: 1 P: 10	R: 0 E: 0 K: 1 S: 5	H: 0 LOB: 1 BB: 1 P: 9	R: 0 E: 0 K: 0 S: 3	H: 1 LOB: 0 BB: 0 P: 3	R: 0 E: 0 K: 1 S: 5	H: 0 LOB: 1 BB: 1 P: 9	R: 0 E: 0 K: 1 S: 5	H: 0 LOB: 0 BB: 0 P: 5	R: 0 E: 0 K: 1 S: 5	H: 0 LOB: 0 BB: 0 P: 5	1B: 3 2B: 2 3B: 0 HR: 0	SF: 0 SAC: 0 DP: 0 HBP: 0	WP: 0 PB: 0 SB: 0 CS: 1	PA: 34					
PITCHER	IP	WLS	BF	H	R	ER	SO	BB	IBB	HBP	BLK	WP	HR	S	P	ERA	WHIP										
Juan Berenguer, R (1,1) ERA: 4.61	8.0	L	30	5	2	2	2	3	0	0	0	0	0	31	43	2.25	1.000										
Roy Lee Jackson, R (9,1) ERA: 2.79	1.0		3	0	0	0	1	0	0	0	0	0	0	5	5	0.00	0.000										

Kansas City Royals @ Toronto Blue Jays
 Exhibition Stadium, Toronto, ON
 Sat Aug 29 1981, 3:33 AM EDT
 Att: 19,055 - Unknown - 73 F

AB	30
R	2
H	5
RBI	2
BB	3
SO	3
LOB	5



Batter	1	2	3	4	5	6	7	8	9	AB	R	H	RBI	BB	SO	LOB	BOTTOM										
Alfredo Griffin, S (1,6) OBP: 0.240, SLG: 0.291	G3			P2				1-3		4	0	1	0	0	0	1											
Danny Ainge, R (1,4) OBP: 0.250, SLG: 0.237	2B			F9				F9		4	0	1	0	0	0	2											
Al Woods, L (1,7) OBP: 0.273, SLG: 0.282	P4			1B						4	0	2	0	0	0	0											
Otto Velez, R (1,10) OBP: 0.392, SLG: 0.466				1B						4	0	1	0	0	1	2											
Greg Wells, R (1,3) OBP: 0.227, SLG: 0.256				1B						2	0	0	0	1	0	2											
Willie Upshaw, L (9,PH) OBP: 0.238, SLG: 0.304				F8				1-3		1	0	1	0	0	0	0											
George Bell, R (1,9) OBP: 0.270, SLG: 0.366	G5-4-3			F8				1B		4	0	0	0	0	0	2											
Lloyd Moseby, L (1,8) OBP: 0.295, SLG: 0.383				F9				L6		4	0	0	0	0	0	2											
Ken Macha, R (1,5) OBP: 0.298, SLG: 0.413				6-3				P6		3	0	0	0	0	0	0											
Garth Iorg, R (9,PH) OBP: 0.252, SLG: 0.310				K				4-3		2	0	0	0	0	1	0											
Buck Martinez, R (1,2) OBP: 0.253, SLG: 0.413										2	0	0	0	0	0	0											
John Mayberry, L (8,PH) OBP: 0.345, SLG: 0.410										1	0	0	0	0	0	1											
Ernie Whitt, L (9,2) OBP: 0.289, SLG: 0.270				F8				6-3		0	0	0	0	0	0	0											
										2	0	0	0	0	0	0											
Inning Stats	R: 0 E: 0 K: 0 S: 3	H: 1 LOB: 0 BB: 0 P: 3	R: 0 E: 0 K: 0 S: 2	H: 0 LOB: 1 BB: 1 P: 6	R: 0 E: 0 K: 1 S: 5	H: 0 LOB: 0 BB: 0 P: 5	R: 0 E: 0 K: 0 S: 5	H: 2 LOB: 2 BB: 0 P: 5	R: 0 E: 0 K: 1 S: 7	H: 2 LOB: 2 BB: 0 P: 7	R: 0 E: 0 K: 0 S: 3	H: 0 LOB: 0 BB: 0 P: 3	R: 0 E: 0 K: 0 S: 4	H: 1 LOB: 1 BB: 0 P: 4	R: 0 E: 0 K: 0 S: 4	H: 1 LOB: 1 BB: 0 P: 4	R: 0 E: 0 K: 0 S: 4	H: 1 LOB: 1 BB: 0 P: 4	1B: 5 2B: 2 3B: 0 HR: 0	SF: 0 SAC: 0 DP: 1 HBP: 0	WP: 0 PB: 0 SB: 0 CS: 0	PA: 33					
PITCHER	IP	WLS	BF	H	R	ER	SO	BB	IBB	HBP	BLK	WP	HR	S	P	ERA	WHIP										
Mike Jones, L (1,1) ERA: 1.8	7.0	W	26	6	0	0	2	1	0	0	0	0	0	29	33	0.00	1.000										
Dan Quisenberry, R (8,1) ERA: 2.23	2.0	S	7	1	0	0	0	0	0	0	0	0	0	7	7	0.00	0.500										

Kansas City Royals @ Toronto Blue Jays
 Exhibition Stadium, Toronto, ON
 Sat Aug 29 1981, 3:33 AM EDT
 Att: 19,055 - Unknown - 73 F

AB	32
R	0
H	7
RBI	0
BB	1
SO	2
LOB	10



Batter	1	2	3	4	5	6	7	8	9	AB	R	H	RBI	BB	SO	LOB	TOP			
Jim Gantner, L (1,4) OBP: 0.335, SLG: 0.341	0-0 4-3		0-0 F7			0-0 F8		0-0 1B 1B		4	1	1	0	0	0	0	Milwaukee Brewers @ Kansas City Royals Royals Stadium, Kansas City, MO Mon Aug 31 1981, 8:05 PM EDT Att: 27,974 - Unknown - 82 F livebaseballscorecards.com			
Paul Molitor, R (1,8) OBP: 0.344, SLG: 0.363	0-0 2B 2B		0-0 F9			0-3 K		0-3 K		4	1	1	0	0	2	1				
Cecil Cooper, L (1,3) OBP: 0.356, SLG: 0.488	0-0 2H HR 2B		0-0 3-1			0-0 6-3		0-0 2H 1B		4	1	2	2	0	0	0				
Ben Oglivie, L (1,7) OBP: 0.326, SLG: 0.381	0-0 2H HR			0-0 4-3				0-0 L4-3 1B		4	1	2	2	0	0	1				
Gorman Thomas, R (1,9) OBP: 0.339, SLG: 0.482	0-0 F7			0-3 K				0-0 L4-3 1B		4	1	1	0	0	1	1				
Ted Simmons, S (1,10) OBP: 0.294, SLG: 0.390	0-0 3-1			0-0 6-3				0-0 3B		4	0	1	0	0	0	1				
Roy Howell, L (1,5) OBP: 0.324, SLG: 0.410		0-0 F9			0-3 K			0-0 SF7		2	0	0	0	1	1	0				
Don Money, R (7,5) OBP: 0.302, SLG: 0.299								0-0 1H SF7		0	0	0	1	0	0	0				
Robin Yount, R (1,6) OBP: 0.297, SLG: 0.394		0-0 F8			0-3 K			0-0 F7		4	0	0	0	0	1	2				
Ned Yost, R (1,2) OBP: 0.280, SLG: 0.609		0-3 K			0-0 F3			0-3 K		3	0	0	0	0	2	0				
Inning Stats	R: 3 E: 0 K: 0 S: 6	H: 3 LOB: 0 BB: 0 P: 6	R: 0 E: 0 K: 1 S: 5	H: 0 LOB: 0 BB: 0 P: 5	R: 0 E: 0 K: 1 S: 3	H: 0 LOB: 0 BB: 0 P: 3	R: 0 E: 0 K: 1 S: 5	H: 0 LOB: 0 BB: 0 P: 5	R: 0 E: 0 K: 1 S: 7	H: 0 LOB: 0 BB: 0 P: 7	R: 0 E: 0 K: 1 S: 4	H: 2 LOB: 2 BB: 1 P: 8	R: 1 E: 0 K: 2 S: 9	H: 2 LOB: 1 BB: 0 P: 9	R: 1 E: 1 K: 0 S: 4	H: 1 LOB: 0 BB: 0 P: 4	1B: 4 2B: 3 3B: 1 HR: 1	SF: 1 SAC: 0 DP: 1 HBP: 0	WP: 0 PB: 0 CS: 1	PA: 35
PITCHER	IP WLS BF H R ER SO BB IBB HBP BLK WP HR S P ERA WHIP																			
Dennis Leonard, R (1,1) ERA: 3.73	8.0 L 31 7 4 4 7 1 0 0 0 0 0 1 44 48 4.50 1.000																			
Rene Martin, R (9,1) ERA: 2.83	1.0 4 1 1 0 0 0 0 0 0 0 0 0 4 4 0.00 1.000																			

Batter	1	2	3	4	5	6	7	8	9	AB	R	H	RBI	BB	SO	LOB	BOTTOM			
Willie Wilson, S (1,7) OBP: 0.311, SLG: 0.337	0-0 BB 1B		0-0 FC6-4 1B			0-0 F9		0-0 6-3		5	0	3	0	0	0	0	Milwaukee Brewers @ Kansas City Royals Royals Stadium, Kansas City, MO Mon Aug 31 1981, 8:05 PM EDT Att: 27,974 - Unknown - 82 F livebaseballscorecards.com			
Frank White, R (1,4) OBP: 0.310, SLG: 0.407	0-0 F7		0-0 FC6-4 1-2			0-0 HR		0-0 2B 1B		5	1	2	1	0	0	3				
George Brett, L (1,5) OBP: 0.341, SLG: 0.429	0-0 F7		0-0 F8			0-0 G3		0-0 1-3 2B		4	0	1	0	0	0	2				
Amos Otis, R (1,8) OBP: 0.307, SLG: 0.431	4-0 FC5-4 1-2 BB		0-0 F8			0-0 F9		0-3 K		3	0	0	0	1	1	3				
Hal McRae, R (1,10) OBP: 0.311, SLG: 0.380	0-0 FC5-4 1-2			0-0 F7				0-0 WP 1B		4	0	1	0	0	0	2				
Willie Aikens, L (1,3) OBP: 0.384, SLG: 0.468		4-0 F8 1B BB		4-0 2B BB		0-0 F7		0-0 4-3		2	0	0	0	2	0	1				
John Wathan, R (1,2) OBP: 0.306, SLG: 0.326		0-0 G6-4-3 1-2 1B		0-0 2B		0-0 F4		0-0 1-4-3		4	0	2	0	0	0	1				
Darryl Motley, R (1,9) OBP: 0.224, SLG: 0.274		0-0 F8 2-3		0-0 5-3		0-0 6-3		0-0 4-3		4	0	0	0	0	0	5				
U L Washington, S (1,6) OBP: 0.314, SLG: 0.285		0-0 G6-4-3 1-2		0-0 6-3				0-0 4-3		4	0	0	0	0	0	4				
Inning Stats	R: 0 E: 0 K: 0 S: 4	H: 1 LOB: 2 BB: 1 P: 8	R: 0 E: 0 K: 0 S: 3	H: 1 LOB: 1 BB: 1 P: 7	R: 0 E: 0 K: 0 S: 4	H: 1 LOB: 2 BB: 1 P: 8	R: 1 E: 0 K: 0 S: 4	H: 1 LOB: 0 BB: 0 P: 4	R: 0 E: 0 K: 1 S: 7	H: 1 LOB: 2 BB: 0 P: 7	R: 0 E: 0 K: 0 S: 3	H: 0 LOB: 0 BB: 0 P: 3	R: 0 E: 0 K: 0 S: 4	H: 1 LOB: 1 BB: 0 P: 4	R: 0 E: 0 K: 0 S: 4	H: 1 LOB: 0 BB: 0 P: 4		1B: 6 2B: 2 3B: 0 HR: 1	SF: 0 SAC: 0 DP: 1 HBP: 0	WP: 1 PB: 0 CS: 0
PITCHER	IP WLS BF H R ER SO BB IBB HBP BLK WP HR S P ERA WHIP																			
Mike Caldwell, L (1,1) ERA: 3.34	6.0 W 26 6 1 1 0 0 3 0 0 0 0 0 0 23 35 1.50 1.500																			
Reggie Cleveland, R (7,1) ERA: 4.13	0.2 3 1 0 0 0 0 0 0 0 0 0 0 0 3 3 0.00 1.500																			
Jamie Easterly, L (7,1) ERA: 3.61	0.0 1 1 0 0 0 0 0 0 0 0 0 0 0 1 1 * *																			
Rollie Fingers, R (7,1) ERA: 1.14	2.1 S 8 1 0 0 1 0 0 0 0 0 0 0 0 10 10 0.00 0.429																			

Batter	1	2	3	4	5	6	7	8	9	AB	R	H	RBI	BB	SO	LOB	TOP		
Robin Yount, R OBP: 0.296, SLG: 0.391 (1, 6)										4	0	1	0	0	0	0	Milwaukee Brewers @ Kansas City Royals Royals Stadium, Kansas City, MO Tue Sep 01 1981, 8:05 PM EDT Att: 22,202 - Unknown		
Paul Molitor, R OBP: 0.348, SLG: 0.373 (1, 8)										4	0	2	0	0	0	3			
Cecil Cooper, L OBP: 0.358, SLG: 0.490 (1, 3)										3	0	2	1	0	0	1			
Gorman Thomas, R OBP: 0.334, SLG: 0.475 (1, 9)										4	0	0	0	0	2	4			
Ben Oglivie, L OBP: 0.322, SLG: 0.376 (1, 7)										4	0	0	0	0	0	0			
Ted Simmons, S OBP: 0.281, SLG: 0.384 (1, 10)										4	0	0	0	0	0	0			
Don Money, R OBP: 0.306, SLG: 0.305 (1, 5)										4	0	2	0	0	0	0			
Jim Gantner, L OBP: 0.335, SLG: 0.341 (1, 4)										3	0	1	0	0	0	1			
Sal Bando, R OBP: 0.353, SLG: 0.552 (9, PH)										1	0	0	0	0	0	1			
Ned Yost, R OBP: 0.286, SLG: 0.560 (1, 2)										2	1	0	0	1	0	0			
Inning Stats	R: 0 E: 0 K: 1 S: 6	H: 1 LOB: 1 BB: 0 P: 6	R: 0 E: 0 K: 0 S: 3	H: 0 LOB: 0 BB: 0 P: 3	R: 1 E: 0 K: 0 S: 5	H: 2 LOB: 2 BB: 1 P: 9	R: 0 E: 0 K: 0 S: 4	H: 1 LOB: 1 BB: 0 P: 4	R: 0 E: 0 K: 0 S: 4	H: 2 LOB: 2 BB: 0 P: 4	R: 0 E: 0 K: 0 S: 3	H: 0 LOB: 0 BB: 0 P: 3	R: 0 E: 0 K: 1 S: 6	H: 1 LOB: 1 BB: 0 P: 6	R: 0 E: 0 K: 0 S: 4	H: 1 LOB: 1 BB: 0 P: 4	1B: 7 2B: 1 3B: 0 HR: 0	SF: 1 SAC: 0 DP: 0 HBP: 0	WP: 1 PA: 35 PB: 0 SB: 0 CS: 0
PITCHER Larry Gura, L ERA: 3.1 (1, 1)	IP: 9.0 WLS: W BF: 35 H: 8 R: 1 ER: 1 SO: 2 BB: 1 IBB: 0 HBP: 0 BLK: 0 WP: 1 HR: 0 S: 38 P: 42 ERA: 1.00 WHIP: 1.000															PITCHER			

Batter	1	2	3	4	5	6	7	8	9	AB	R	H	RBI	BB	SO	LOB	BOTTOM		
Willie Wilson, S OBP: 0.313, SLG: 0.339 (1, 7)										4	0	2	0	0	0	2	Milwaukee Brewers @ Kansas City Royals Royals Stadium, Kansas City, MO Tue Sep 01 1981, 8:05 PM EDT Att: 22,202 - Unknown		
Frank White, R OBP: 0.309, SLG: 0.404 (1, 4)										4	0	1	2	0	1	1			
George Brett, L OBP: 0.340, SLG: 0.430 (1, 5)										4	1	1	0	0	0	3			
Willie Aikens, L OBP: 0.378, SLG: 0.460 (1, 3)										4	0	0	0	0	0	4			
Amos Otis, R OBP: 0.306, SLG: 0.426 (1, 8)										3	0	0	0	1	1	0			
Hal McRae, R OBP: 0.314, SLG: 0.382 (1, 10)										4	0	2	1	0	0	0			
John Wathan, R OBP: 0.300, SLG: 0.320 (1, 2)										4	0	0	0	0	0	3			
Darryl Motley, R OBP: 0.238, SLG: 0.286 (1, 9)										4	1	2	0	0	0	1			
U L Washington, S OBP: 0.318, SLG: 0.287 (1, 6)										2	1	1	0	1	0	0			
Inning Stats	R: 0 E: 1 K: 0 S: 4	H: 0 LOB: 1 BB: 0 P: 4	R: 0 E: 0 K: 1 S: 5	H: 0 LOB: 0 BB: 0 P: 5	R: 0 E: 0 K: 0 S: 4	H: 1 LOB: 1 BB: 0 P: 4	R: 0 E: 0 K: 0 S: 3	H: 0 LOB: 0 BB: 0 P: 3	R: 0 E: 0 K: 0 S: 4	H: 1 LOB: 2 BB: 1 P: 8	R: 1 E: 0 K: 1 S: 7	H: 2 LOB: 2 BB: 1 P: 11	R: 2 E: 0 K: 0 S: 6	H: 4 LOB: 1 BB: 0 P: 6	R: 0 E: 0 K: 0 S: 4	H: 1 LOB: 1 BB: 0 P: 4		1B: 8 2B: 2 3B: 0 HR: 0	SF: 0 SAC: 0 DP: 1 HBP: 0
PITCHER Moose Haas, R ERA: 4.25 (1, 1)	IP: 6.0 WLS: L BF: 29 H: 3 R: 3 ER: 3 SO: 2 BB: 2 IBB: 0 HBP: 0 BLK: 0 WP: 0 HR: 0 S: 31 P: 39 ERA: 4.50 WHIP: 1.667															PITCHER			
Jamie Easterly, L ERA: 3.52 (7, 1)	IP: 1.0 WLS: 0 BF: 2 H: 0 R: 0 ER: 0 SO: 0 BB: 0 IBB: 0 HBP: 0 BLK: 0 WP: 0 HR: 0 S: 2 P: 2 ERA: 0.00 WHIP: 0.000															PITCHER			
Reggie Cleveland, R ERA: 4.08 (8, 1)	IP: 1.0 WLS: 0 BF: 4 H: 1 R: 0 ER: 0 SO: 0 BB: 0 IBB: 0 HBP: 0 BLK: 0 WP: 0 HR: 0 S: 4 P: 4 ERA: 0.00 WHIP: 1.000															PITCHER			

Batter	1	2	3	4	5	6	7	8	9	AB	R	H	RBI	BB	SO	LOB	TOP									
Paul Moltitor, R OBP: 0.343, SLG: 0.364 (1, 8)										4	1	0	0	1	0	3	Milwaukee Brewers @ Kansas City Royals Royals Stadium, Kansas City, MO Wed Sep 02 1981, 8:05 PM EDT Att: 19,658 - Unknown - 78 F									
Gorman Thomas, R OBP: 0.336, SLG: 0.481 (1, 9)										5	0	2	1	0	0	3										
Cecil Cooper, L OBP: 0.356, SLG: 0.490 (1, 10)										4	1	1	0	0	0	2										
Don Money, R OBP: 0.307, SLG: 0.305 Roy Howell, L OBP: 0.322, SLG: 0.408 (8, PH) (8, 5) (9, 3)										3	1	1	0	0	0	1										
Mark Brouhard, R OBP: 0.336, SLG: 0.395 Thad Bosley, L OBP: 0.270, SLG: 0.241 Ed Romero, R OBP: 0.217, SLG: 0.256 (1, 7) (9, PH) (9, 5)										3	0	2	1	0	0	0										
Robin Yount, R OBP: 0.297, SLG: 0.391 (1, 6)										3	1	1	0	0	0	1										
Sal Bando, R OBP: 0.324, SLG: 0.500 Ben Oglivie, L OBP: 0.324, SLG: 0.378 (9, PH) (9, 7)										3	0	0	1	0	0	2										
Charlie Moore, R OBP: 0.351, SLG: 0.366 Ted Simmons, S OBP: 0.293, SLG: 0.386 (1, 2) (9, PH) (9, 2)										3	0	0	0	0	0	1										
Jim Gantner, L OBP: 0.333, SLG: 0.337 (1, 4)										3	0	0	0	1	1	0										
Inning Stats	R: 0 E: 0 K: 0 S: 3	H: 0 LOB: 0 BB: 0 P: 3	R: 1 E: 0 K: 0 S: 5	H: 2 LOB: 1 BB: 0 P: 5	R: 0 E: 0 K: 1 S: 5	H: 0 LOB: 0 BB: 0 P: 5	R: 1 E: 0 K: 0 S: 5	H: 2 LOB: 1 BB: 0 P: 5	R: 1 E: 0 K: 0 S: 4	H: 1 LOB: 1 BB: 1 P: 8	R: 0 E: 0 K: 0 S: 5	H: 0 LOB: 0 BB: 0 P: 5	R: 0 E: 0 K: 0 S: 3	H: 0 LOB: 0 BB: 0 P: 3	R: 0 E: 0 K: 0 S: 4	H: 1 LOB: 1 BB: 0 P: 4		R: 1 E: 0 K: 0 S: 6	H: 3 LOB: 3 BB: 1 P: 10	1B: 6 2B: 3 3B: 0 HR: 0	SF: 0 SAC: 1 DP: 0 HBP: 0	WP: 0 PB: 0 CS: 1	PA: 38			
PITCHER	IP	WLS	BF	H	R	ER	SO	BB	IBB	HBP	BLK	WP	HR	S	P	ERA		WHIP								
Atee Hammaker, L ERA: 3.97 Dan Quisenberry, R ERA: 2.34 (1, 1) (8, 1)	7.0		27	5	3	3	2	1	0	0	0	0	0	30	34	3.86		0.857								

Batter	1	2	3	4	5	6	7	8	9	AB	R	H	RBI	BB	SO	LOB	BOTTOM									
Willie Wilson, S OBP: 0.316, SLG: 0.339 (1, 7)										3	0	1	0	1	0	1	Milwaukee Brewers @ Kansas City Royals Royals Stadium, Kansas City, MO Wed Sep 02 1981, 8:05 PM EDT Att: 19,658 - Unknown - 78 F									
Frank White, R OBP: 0.306, SLG: 0.413 (1, 4)										5	1	1	3	0	1	6										
George Brett, L OBP: 0.337, SLG: 0.425 (1, 5)										5	0	1	2	0	0	3										
Amos Otis, R OBP: 0.306, SLG: 0.421 (1, 8)										3	0	0	0	1	0	0										
Hal McRae, R OBP: 0.313, SLG: 0.378 (1, 10)										3	0	0	0	1	0	1										
Willie Aikens, L OBP: 0.373, SLG: 0.452 (1, 3)										4	0	0	0	0	1	2										
John Wathan, R OBP: 0.300, SLG: 0.318 (1, 2)										4	0	1	0	0	0	2										
Darryl Motley, R OBP: 0.262, SLG: 0.291 (1, 9)										2	2	1	0	2	0	1										
U L Washington, S OBP: 0.321, SLG: 0.292 (1, 6)										3	2	1	0	1	1	1										
Inning Stats	R: 0 E: 0 K: 0 S: 3	H: 0 LOB: 0 BB: 0 P: 3	R: 0 E: 0 K: 0 S: 3	H: 0 LOB: 1 BB: 1 P: 7	R: 1 E: 1 K: 2 S: 8	H: 1 LOB: 2 BB: 1 P: 12	R: 0 E: 0 K: 0 S: 3	H: 0 LOB: 1 BB: 1 P: 7	R: 3 E: 0 K: 0 S: 4	H: 1 LOB: 0 BB: 2 P: 12	R: 0 E: 0 K: 0 S: 4	H: 1 LOB: 1 BB: 0 P: 4	R: 0 E: 0 K: 1 S: 5	H: 0 LOB: 0 BB: 0 P: 5	R: 0 E: 0 K: 0 S: 4	H: 1 LOB: 1 BB: 0 P: 4		R: 0 E: 0 K: 1 S: 5	H: 0 LOB: 0 BB: 0 P: 5	R: 1 E: 0 K: 0 S: 5	H: 2 LOB: 3 BB: 1 P: 9	1B: 4 2B: 1 3B: 0 HR: 1	SF: 0 SAC: 1 DP: 0 HBP: 0	WP: 0 PB: 0 CS: 0	PA: 39	
PITCHER	IP	WLS	BF	H	R	ER	SO	BB	IBB	HBP	BLK	WP	HR	S	P	ERA		WHIP								
Randy Lerch, L ERA: 4.66 Rolie Fingers, R ERA: 1.29 (1, 1) (9, 1)	8.0	L	33	4	4	3	3	4	0	0	0	0	0	5	9	13.50		3.000								

Batter	1	2	3	4	5	6	7	8	9	AB	R	H	RBI	BB	SO	LOB	TOP								
Willie Randolph, R (1, 4) OBP: 0.345, SLG: 0.310	4-0 1-3 SF8 BB		0-0 F8			0-3 K	0-0 4-3			3	1	0	0	1	1	3									
Jerry Mumphrey, S (1, 8) OBP: 0.361, SLG: 0.442	0-0 1-3		0-0 F8			0-0 F8		4-0 G1-4-3 BB		3	0	0	0	1	0	2									
Dave Winfield, R (1, 7) OBP: 0.366, SLG: 0.451	0-0 SF8			4-0 G6-4-3 BB		0-0 2B		0-0 G1-4-3 1-2		2	0	1	1	1	0	1									
Reggie Jackson, L (1, 9) OBP: 0.338, SLG: 0.411	0-0 4-3		0-0 F4			0-0 F5		0-0 1B		4	0	1	0	0	0	2									
Bob Watson, R (1, 3) OBP: 0.313, SLG: 0.357		0-0 L8		0-0 G6-4-3 1-2					0-0 4-3 SH3-4 1B	3	1	1	1	0	0	1									
Dave Revering, L (8, 3) OBP: 0.325, SLG: 0.343										1	0	1	0	0	0	0									
Rick Cerone, R (1, 2) OBP: 0.270, SLG: 0.316		0-0 F4			0-3 K			0-0 F9		3	0	0	0	0	1	0									
Aurelio Rodriguez, R (1, 5) OBP: 0.275, SLG: 0.122									0-0 4-3	3	0	1	0	0	0	0									
Graig Nettles, L (9, PH) OBP: 0.315, SLG: 0.373										1	0	0	0	0	0	1									
Dennis Werth, R (1, 10) OBP: 0.275, SLG: 0.122			0-0 6-3					4-0 2B BB	4-0 2-3 FC6-4 BB	2	0	0	0	1	0	1									
Oscar Gamble, L (9, PH) OBP: 0.391, SLG: 0.526										0	0	0	0	1	0	0									
Andre Robertson, R (1, 6) OBP: 0.667, SLG: 1.000									0-0 FC6-4	3	0	2	0	0	0	1									
Bobby Murcer, L (9, PH) OBP: 0.337, SLG: 0.464								0-0 F7	0-0 1-2 FC6-4	1	0	0	0	0	0	2									
Inning Stats	R: 1 E: 0 K: 0 S: 3	H: 0 LOB: 0 BB: 1 P: 7	R: 0 E: 0 K: 0 S: 3	H: 0 LOB: 0 BB: 0 P: 3	R: 0 E: 0 K: 0 S: 4	H: 1 LOB: 1 BB: 0 P: 4	R: 0 E: 0 K: 0 S: 2	H: 0 LOB: 0 BB: 1 P: 6	R: 0 E: 0 K: 1 S: 6	H: 1 LOB: 1 BB: 0 P: 6	R: 0 E: 0 K: 0 S: 6	H: 1 LOB: 1 BB: 0 P: 6	R: 1 E: 0 K: 0 S: 5	H: 2 LOB: 2 BB: 1 P: 9	R: 0 E: 0 K: 0 S: 2	H: 1 LOB: 1 BB: 1 P: 6	R: 0 E: 0 K: 0 S: 4	H: 1 LOB: 2 BB: 1 P: 8	1B: 4 2B: 2 3B: 0 HR: 1	SF: 1 SH: 1 FC: 2 HBP: 0	WP: 0 PB: 0 SB: 1 CS: 0	PA: 36			
PITCHER	IP	WLS	BF	H	R	ER	SO	BB	IBB	HBP	BLK	WP	HR	S	P	ERA	WHIP								
Mike Jones, L (1, 1) ERA: 1.95	7.0	W	29	5	2	2	2	4	0	0	0	0	1	29	45	2.57	1.286								
Dan Quisenberry, R (8, 1) ERA: 2.23	2.0	S	7	2	0	0	0	1	0	0	0	0	0	6	10	0.00	1.500								

New York Yankees @ Kansas City Royals
Royals Stadium, Kansas City, MO
Thu Sep 03 1981, 8:05 PM EDT
Att: 26,565 - Unknown - 82 F

AB 29
R 2
H 7
RBI 2
BB 5
SO 2
LOB 14



Batter	1	2	3	4	5	6	7	8	9	AB	R	H	RBI	BB	SO	LOB	BOTTOM								
Willie Wilson, S (1, 7) OBP: 0.318, SLG: 0.344	0-0 2B 6-3 1B		0-0 1B 2B		0-0 5-3			0-0 1-3		4	2	2	0	0	0	0									
Frank White, R (1, 4) OBP: 0.310, SLG: 0.416	0-0 6-3 1B 2B		4-0 F9 1B BB		0-3 K			0-0 L5		3	1	1	0	1	1	0									
George Brett, L (1, 5) OBP: 0.337, SLG: 0.424	0-0 6-3		0-0 1-2 2-H 1B		0-0 G3					3	0	1	2	0	0	1									
Amos Otis, R (1, 8) OBP: 0.306, SLG: 0.420	0-0 2-3 3-H CS 1B		0-0 F9		0-0 1-3					3	0	1	1	0	0	2									
Hal McRae, R (1, 10) OBP: 0.310, SLG: 0.374	0-0 5-3		0-3 K					0-0 F4		3	0	0	0	0	1	3									
Willie Aikens, L (1, 3) OBP: 0.365, SLG: 0.446		0-0 6-3		0-3 K				0-0 4-3		3	0	0	0	0	1	0									
John Wathan, R (1, 2) OBP: 0.295, SLG: 0.314		0-0 6-3		0-0 5-3				0-0 F9		3	0	0	0	0	0	0									
Darryl Motley, R (1, 9) OBP: 0.264, SLG: 0.293		0-0 L3		0-0 F3				0-0 CS 1B		3	0	1	0	0	0	0									
U L Washington, S (1, 6) OBP: 0.318, SLG: 0.288			0-0 5-3		0-0 5-3			0-0 CS 1-2 F8		3	0	0	0	0	0	0									
Inning Stats	R: 2 E: 0 K: 0 S: 5	H: 3 LOB: 0 BB: 0 P: 5	R: 0 E: 0 K: 0 S: 3	H: 0 LOB: 0 BB: 0 P: 3	R: 1 E: 0 K: 1 S: 7	H: 2 LOB: 2 BB: 1 P: 11	R: 0 E: 0 K: 1 S: 5	H: 0 LOB: 0 BB: 0 P: 5	R: 0 E: 0 K: 0 S: 3	H: 0 LOB: 0 BB: 0 P: 3	R: 0 E: 0 K: 0 S: 3	H: 0 LOB: 0 BB: 0 P: 3	R: 0 E: 0 K: 0 S: 3	H: 1 LOB: 0 BB: 0 P: 3	R: 0 E: 0 K: 0 S: 3	H: 0 LOB: 0 BB: 0 P: 3	1B: 4 2B: 2 3B: 0 HR: 0	SF: 0 SH: 0 FC: 0 HBP: 0	WP: 0 PB: 0 SB: 1 CS: 2	PA: 30					
PITCHER	IP	WLS	BF	H	R	ER	SO	BB	IBB	HBP	BLK	WP	HR	S	P	ERA	WHIP								
Tommy John, L (1, 1) ERA: 2.64	8.0	L	29	6	3	3	3	1	0	0	0	0	0	34	38	3.38	0.875								

New York Yankees @ Kansas City Royals
Royals Stadium, Kansas City, MO
Thu Sep 03 1981, 8:05 PM EDT
Att: 26,565 - Unknown - 82 F

AB 28
R 3
H 6
RBI 3
BB 1
SO 3
LOB 6



Batter	1	2	3	4	5	6	7	8	9	AB	R	H	RBI	BB	SO	LOB	TOP								
Willie Randolph, R OBP: 0.346, SLG: 0.319	6-3		5-3			SF8		1B	F7	5	2	2	0	0	0	1									
Jerry Mumphrey, S OBP: 0.360, SLG: 0.441	F7			F7		SF8		1B		3	1	1	1	0	0	0									
Oscar Gamble, L OBP: 0.390, SLG: 0.522										3	0	1	0	0	0	0									
Dave Winfield, R OBP: 0.368, SLG: 0.452	5-3			F9		1B		SF9	1B	1	0	1	1	0	0	0									
Reggie Jackson, L OBP: 0.337, SLG: 0.408		4-3		K		1B		FC3	1B	4	0	1	0	0	1	2									
Bobby Murcer, L OBP: 0.326, SLG: 0.448		F8				F7		L9	K	3	0	0	0	0	0	2									
Bob Watson, R OBP: 0.310, SLG: 0.354										1	0	0	0	0	1	3									
Graig Nettles, L OBP: 0.310, SLG: 0.368	F7					4-3		4-3	SF9	3	0	0	1	0	0	0									
Dave Revering, L OBP: 0.349, SLG: 0.349										3	0	2	0	0	0	0									
Dennis Werth, R OBP: 0.269, SLG: 0.119				FC3-6		1B		5-3	K	1	0	0	0	0	1	2									
Rick Cerone, R OBP: 0.263, SLG: 0.308				K				6-3		4	0	0	0	0	2	2									
Larry Milbourne, S OBP: 0.383, SLG: 0.437						FC3-6		F8	1B	4	1	1	0	0	0	1									
Inning Stats	R: 0 E: 0 K: 0 S: 3	H: 0 LOB: 0 BB: 0 P: 3	R: 0 E: 0 K: 0 S: 3	H: 0 LOB: 0 BB: 0 P: 3	R: 0 E: 0 K: 1 S: 6	H: 1 LOB: 1 BB: 0 P: 6	R: 0 E: 0 K: 1 S: 5	H: 0 LOB: 0 BB: 0 P: 5	R: 0 E: 0 K: 0 S: 4	H: 1 LOB: 1 BB: 0 P: 4	R: 1 E: 0 K: 0 S: 6	H: 3 LOB: 2 BB: 0 P: 6	R: 0 E: 0 K: 1 S: 5	H: 0 LOB: 0 BB: 0 P: 5	R: 3 E: 1 K: 2 S: 12	H: 4 LOB: 2 BB: 0 P: 12	R: 0 E: 0 K: 0 S: 3	H: 0 LOB: 0 BB: 0 P: 3	1B: 8 2B: 0 3B: 1 HR: 0	SF: 2 SAC: 0 DP: 0 HBP: 0	WP: 0 PB: 0 SB: 0 CS: 0	PA: 37			
PITCHER	IP	WLS	BF	H	R	ER	SO	BB	IBB	HBP	BLK	WP	HR	S	P	ERA	WHIP								
Dennis Leonard, R ERA: 3.68	7.0	L	29	8	4	2	3	0	0	0	0	0	0	35	35	2.57	1.143								
Paul Splittorff, L ERA: 4.52	0.0		2	1	0	0	0	0	0	0	0	0	0	2	2	*	*								
Renie Martin, R ERA: 2.82	0.1		1	0	0	0	1	0	0	0	0	0	0	3	3	0.00	0.000								
Ken Brett, L ERA: 4.33	1.2		5	0	0	0	1	0	0	0	0	0	0	7	7	0.00	0.000								

New York Yankees @ Kansas City Royals
Royals Stadium, Kansas City, MO
Fri Sep 04 1981, 8:05 PM EDT
Att: 34,272 - Unknown - 80 F

AB 35
R 4
H 9
RBI 3
BB 0
SO 5
LOB 13



Batter	1	2	3	4	5	6	7	8	9	AB	R	H	RBI	BB	SO	LOB	BOTTOM								
Willie Wilson, S OBP: 0.320, SLG: 0.346	G5-4-3			K			F7		G3	4	0	2	0	0	1	0									
Frank White, R OBP: 0.305, SLG: 0.409	G5-4-3			5-3			F7		F8	4	0	0	0	0	0	2									
George Brett, L OBP: 0.332, SLG: 0.417	F7			K			F8		4-3	4	0	0	0	0	1	1									
Amos Otis, R OBP: 0.303, SLG: 0.415		F8			5-3					3	0	0	0	0	1	1									
Hal McRae, R OBP: 0.310, SLG: 0.373		L6			F2					3	0	1	0	0	0	0									
Willie Aikens, L OBP: 0.366, SLG: 0.441		3-1			3-1				F8	3	0	0	0	0	0	1									
John Wathan, R OBP: 0.291, SLG: 0.309				5-3			L6		6-3	3	0	0	0	0	0	1									
Darryl Motley, R OBP: 0.298, SLG: 0.286				6-3						2	0	0	0	0	1	0									
Cesar Geronimo, L OBP: 0.291, SLG: 0.320							K			0	0	0	0	1	0	0									
U.L. Washington, S OBP: 0.314, SLG: 0.285				K			6-3		1-3	3	0	0	0	0	1	2									
Inning Stats	R: 0 E: 0 K: 0 S: 3	H: 1 LOB: 0 BB: 0 P: 3	R: 0 E: 0 K: 0 S: 3	H: 0 LOB: 0 BB: 0 P: 3	R: 0 E: 0 K: 1 S: 5	H: 0 LOB: 0 BB: 0 P: 5	R: 0 E: 0 K: 2 S: 7	H: 0 LOB: 0 BB: 0 P: 7	R: 0 E: 0 K: 0 S: 3	H: 0 LOB: 0 BB: 0 P: 3	R: 0 E: 0 K: 1 S: 5	H: 0 LOB: 0 BB: 0 P: 5	R: 0 E: 0 K: 1 S: 6	H: 1 LOB: 1 BB: 0 P: 6	R: 0 E: 0 K: 0 S: 4	H: 1 LOB: 2 BB: 1 P: 8	R: 0 E: 0 K: 0 S: 3	H: 0 LOB: 0 BB: 0 P: 3	1B: 3 2B: 0 3B: 0 HR: 0	SF: 0 SAC: 0 DP: 1 HBP: 0	WP: 0 PB: 0 SB: 1 CS: 0	PA: 30			
PITCHER	IP	WLS	BF	H	R	ER	SO	BB	IBB	HBP	BLK	WP	HR	S	P	ERA	WHIP								
Rudy May, L ERA: 4.09	6.2	W	21	2	0	0	4	1	0	0	0	0	0	10	14	0.00	0.857								
Ron Davis, R ERA: 2.43	2.1	S	9	1	0	0	1	1	0	0	0	0	0	10	14	0.00	0.857								

New York Yankees @ Kansas City Royals
Royals Stadium, Kansas City, MO
Fri Sep 04 1981, 8:05 PM EDT
Att: 34,272 - Unknown - 80 F

AB 29
R 0
H 3
RBI 0
BB 1
SO 5
LOB 8



Batter	1	2	3	4	5	6	7	8	9	AB	R	H	RBI	BB	SO	LOB	TOP							
Willie Randolph, R (1,4) OBP: 0.348, SLG: 0.323	4-0 BB		0-0 P3		0-0 1-H 2B		0-0 F9			3	0	1	1	1	0	0								
Jerryumphrey, S (1,8) OBP: 0.355, SLG: 0.435	0-0 F8		0-0 F8		0-0 4-3			0-0 6-3		4	0	0	0	0	0	2								
Dave Winfield, R (1,7) OBP: 0.366, SLG: 0.448	0-0 F8		0-0 L7			4-0 0-6 BB		0-3 K		3	0	0	0	1	1	1								
Reggie Jackson, L (1,9) OBP: 0.332, SLG: 0.402	0-0 F2			0-0 F8		0-0 9-6		0-0 F3		4	0	0	0	0	0	2								
Bob Watson, R (1,3) OBP: 0.316, SLG: 0.359		0-0 BB 1B		0-0 6-3		0-0 1B		0-3 K		4	0	2	0	0	1	0								
Rick Cerone, R (1,2) OBP: 0.257, SLG: 0.301		0-0 P6		0-0 F7		0-0 F7		0-0 F8		4	0	0	0	0	0	2								
Graig Nettles, L (1,5) OBP: 0.316, SLG: 0.373		4-0 1-2 BB			4-0 2B BB		0-0 SH3-4 SF9 2B		0-0 F9	2	2	1	0	2	0	0								
Dennis Werth, R (1,10) OBP: 0.259, SLG: 0.114		0-3 K		0-0 L7		0-0 SH3-4		0-0 SH3-4		2	0	0	0	0	1	3								
Larry Milbourne, S (1,6) OBP: 0.371, SLG: 0.427		0-3 K		0-0 F7		0-0 F7		0-0 SF9		2	0	0	1	0	1	3								
Inning Stats	R: 0 E: 0 K: 0 S: 3	H: 0 LOB: 1 BB: 1 P: 7	R: 0 E: 0 K: 2 S: 8	H: 1 LOB: 2 BB: 1 P: 12	R: 0 E: 0 K: 0 S: 3	H: 0 LOB: 0 BB: 0 P: 3	R: 0 E: 0 K: 0 S: 3	H: 0 LOB: 0 BB: 0 P: 3	R: 1 E: 0 K: 0 S: 4	H: 1 LOB: 1 BB: 1 P: 8	R: 0 E: 0 K: 0 S: 3	H: 1 LOB: 1 BB: 1 P: 7	R: 1 E: 0 K: 1 S: 4	H: 1 LOB: 0 BB: 0 P: 4	R: 0 E: 0 K: 1 S: 5	H: 0 LOB: 0 BB: 0 P: 5	R: 0 E: 0 K: 1 S: 5	H: 0 LOB: 0 BB: 0 P: 5	R: 0 E: 0 K: 1 S: 5	H: 0 LOB: 0 BB: 0 P: 5	1B: 2 2B: 3 3B: 0 HR: 0	SF: 1 SAC: 1 DP: 1 HBP: 0	WP: 0 PB: 0 CS: 0	PA: 34
PITCHER Larry Gura, L (1,1) ERA: 3.03	IP: 9.0 WLS: L BF: 34	H: 4 R: 2 ER: 2 SO: 4	BB: 4 IBB: 0 HBP: 0 BLK: 0	WP: 0 HR: 0 S: 38 P: 54	ERA: 2.00 WHIP: 0.889	PITCHER IP: WLS: BF: H: R: ER: SO: BB: IBB: HBP: BLK: WP: HR: S: P: ERA: WHIP																		

New York Yankees @ Kansas City Royals
 Royals Stadium, Kansas City, MO
 Sat Sep 05 1981, 4:33 AM EDT
 Att: 38,325 - Sunny - 83 F

AB	28
R	2
H	4
RBI	2
BB	4
SO	4
LOB	13



Batter	1	2	3	4	5	6	7	8	9	AB	R	H	RBI	BB	SO	LOB	BOTTOM			
Willie Wilson, S (1,7) OBP: 0.319, SLG: 0.345	0-0 G3			0-0 L8		0-0 S BLK 1B		0-0 5-3		4	1	1	0	0	0	0				
Frank White, R (1,4) OBP: 0.300, SLG: 0.402	0-0 5-3			0-0 6-3		0-0 F2		0-0 5-3		4	0	0	0	0	0	1				
George Brett, L (1,5) OBP: 0.338, SLG: 0.426	0-0 1B			0-0 2B		0-0 P6		0-0 1B		4	0	3	0	0	0	1				
Amos Otis, R (1,8) OBP: 0.302, SLG: 0.413		0-3 K		0-3 K		0-0 WP 1B		0-0 P6		4	0	1	1	0	2	2				
Hal McRae, R (1,10) OBP: 0.306, SLG: 0.368		0-3 K			0-0 4-3	0-0 F9		0-0 F9		4	0	0	0	0	1	1				
Willie Aikens, L (1,3) OBP: 0.364, SLG: 0.435		0-3 K			4-0 1B BB		0-3 K		0-0 6-3	3	0	0	0	1	2	0				
John Wathan, R (1,2) OBP: 0.295, SLG: 0.310			0-0 F8		0-0 L8		0-0 1-3 1B		4-0 S BB	3	0	1	0	1	0	1				
Darryl Motley, R (1,9) OBP: 0.261, SLG: 0.287 Cesar Geronimo, L (9,PH) OBP: 0.287, SLG: 0.320			0-0 4-3		0-0 1B		0-0 1-3		4-0 BB	3	0	1	0	0	0	1				
U L Washington, S (1,6) OBP: 0.311, SLG: 0.281 Lee May, R (9,PH) OBP: 0.333, SLG: 0.365			0-0 L8		0-0 L9		0-0 F8		0-0 F5	3	0	0	0	0	0	3				
Inning Stats	R: 0 E: 0 K: 0 S: 3	H: 1 LOB: 0 BB: 0 P: 3	R: 0 E: 0 K: 3 S: 9	H: 0 LOB: 0 BB: 0 P: 9	R: 0 E: 0 K: 1 S: 6	H: 1 LOB: 0 BB: 0 P: 6	R: 0 E: 0 K: 0 S: 4	H: 1 LOB: 1 BB: 0 P: 8	R: 1 E: 0 K: 0 S: 5	H: 2 LOB: 1 BB: 0 P: 5	R: 0 E: 0 K: 1 S: 6	H: 1 LOB: 1 BB: 0 P: 6	R: 0 E: 0 K: 0 S: 4	H: 1 LOB: 0 BB: 0 P: 4	R: 0 E: 0 K: 0 S: 3	H: 0 LOB: 2 BB: 2 P: 11	1B: 6 2B: 1 3B: 0 HR: 0	SF: 0 SAC: 0 DP: 0 HBP: 0	WP: 1 PB: 0 SB: 2 CS: 0	PA: 36
PITCHER Dave Righetti, L (1,1) ERA: 1.62 Rich Gossage, R (9,1) ERA: 0.65	IP: 8.0 WLS: W BF: 31	H: 7 R: 1 ER: 1 SO: 5	BB: 1 IBB: 0 HBP: 0 BLK: 0	WP: 1 HR: 0 S: 40 P: 44	ERA: 1.12 WHIP: 1.000	PITCHER IP: WLS: BF: H: R: ER: SO: BB: IBB: HBP: BLK: WP: HR: S: P: ERA: WHIP														

New York Yankees @ Kansas City Royals
 Royals Stadium, Kansas City, MO
 Sat Sep 05 1981, 4:33 AM EDT
 Att: 38,325 - Sunny - 83 F

AB	33
R	1
H	7
RBI	1
BB	3
SO	5
LOB	12



Batter	1	2	3	4	5	6	7	8	9	AB	R	H	RBI	BB	SO	LOB	TOP					
Willie Randolph, R (1, 4) OBP: 0.346, SLG: 0.321										5	1	1	0	0	0	4	New York Yankees @ Kansas City Royals Royals Stadium, Kansas City, MO Sun Sep 06 1981, 4:33 AM EDT Att: 40,105 - Sunny - 84 F					
Larry Milbourne, S (1, 6) OBP: 0.373, SLG: 0.426										5	1	2	0	0	0	5						
Dave Winfield, R (1, 7) OBP: 0.370, SLG: 0.454										5	1	3	1	0	0	2						
Reggie Jackson, L (1, 9) OBP: 0.337, SLG: 0.406										5	1	3	1	0	0	1						
Bob Watson, R (1, 3) OBP: 0.320, SLG: 0.374										4	1	1	2	1	0	4						
Graig Nettles, L (1, 5) OBP: 0.314, SLG: 0.370										5	0	1	0	0	0	4						
Rick Cerone, R (1, 2) OBP: 0.256, SLG: 0.298										5	1	1	1	0	0	4						
Barry Foote, R (1, 10) OBP: 0.243, SLG: 0.333										5	0	2	0	0	0	2						
Bobby Brown, S (1, 8) OBP: 0.258, SLG: 0.267										3	0	1	1	1	1	1						
Inning Stats	R: 6 E: 0 K: 0 S: 11	H: 8 LOB: 2 BB: 0 P: 11	R: 0 E: 0 K: 0 S: 4	H: 1 LOB: 1 BB: 0 P: 4	R: 0 E: 1 K: 1 S: 7	H: 1 LOB: 2 BB: 0 P: 7	R: 0 E: 0 K: 0 S: 5	H: 2 LOB: 2 BB: 0 P: 5	R: 0 E: 0 K: 0 S: 3	H: 0 LOB: 0 BB: 0 P: 3	R: 0 E: 0 K: 0 S: 4	H: 2 LOB: 1 BB: 0 P: 4	R: 0 E: 0 K: 0 S: 3	H: 0 LOB: 0 BB: 0 P: 3	R: 0 E: 0 K: 0 S: 3	H: 0 LOB: 1 BB: 1 P: 7	R: 0 E: 0 K: 0 S: 4	H: 1 LOB: 2 BB: 1 P: 8	1B: 13 2B: 1 3B: 1 HR: 0	SF: 0 SAC: 0 DP: 1 HBP: 0	WP: 0 PB: 0 SB: 0 CS: 0	PA: 44
PITCHER	IP WLS BF H R ER SO BB IBB HBP BLK WP HR S P ERA WHIP																					
Atee Hammaker, L (1, 1) ERA: 5.56	0.0 L 4 4 4 4 0 0 0 0 0 0 0 0 4 4 ∞ ∞																					
Rich Gale, R (1, 1) ERA: 5.81	6.0 28 10 2 2 1 0 0 0 0 0 0 0 30 30 3.00 1.667																					
Jim Wright, R (7, 1) ERA: 2.83	3.0 12 1 0 0 0 2 0 0 0 0 0 0 10 18 0.00 1.000																					
Batter	1	2	3	4	5	6	7	8	9	AB	R	H	RBI	BB	SO	LOB	BOTTOM					
Willie Wilson, S (1, 7) OBP: 0.319, SLG: 0.344										4	0	1	0	0	0	1	New York Yankees @ Kansas City Royals Royals Stadium, Kansas City, MO Sun Sep 06 1981, 4:33 AM EDT Att: 40,105 - Sunny - 84 F					
Frank White, R (1, 4) OBP: 0.299, SLG: 0.400										4	0	1	0	0	2	2						
George Brett, L (1, 5) OBP: 0.337, SLG: 0.424										4	0	1	0	0	0	1						
Willie Aikens, L (1, 3) OBP: 0.363, SLG: 0.433										4	0	1	0	0	0	2						
Amos Otis, R (1, 8) OBP: 0.305, SLG: 0.412										3	1	1	0	1	0	0						
Hal McRae, R (1, 10) OBP: 0.306, SLG: 0.368										3	0	1	0	0	0	2						
John Wathan, R (1, 2) OBP: 0.296, SLG: 0.310										3	0	1	1	0	0	2						
Darryl Motley, R (1, 9) OBP: 0.253, SLG: 0.278										3	0	0	0	0	0	2						
U.L. Washington, S (1, 6) OBP: 0.311, SLG: 0.279										2	0	0	0	1	0	1						
Inning Stats	R: 0 E: 0 K: 0 S: 4	H: 1 LOB: 1 BB: 0 P: 4	R: 1 E: 0 K: 0 S: 4	H: 2 LOB: 1 BB: 1 P: 8	R: 0 E: 0 K: 0 S: 3	H: 1 LOB: 0 BB: 0 P: 3	R: 0 E: 0 K: 0 S: 3	H: 0 LOB: 0 BB: 0 P: 3	R: 0 E: 0 K: 1 S: 5	H: 0 LOB: 0 BB: 0 P: 5	R: 0 E: 0 K: 0 S: 4	H: 2 LOB: 1 BB: 0 P: 4	R: 0 E: 0 K: 1 S: 5	H: 0 LOB: 1 BB: 1 P: 9	R: 0 E: 0 K: 0 S: 3	H: 1 LOB: 0 BB: 0 P: 3	1B: 7 2B: 0 3B: 0 HR: 0	SF: 0 SAC: 0 DP: 4 HBP: 0	WP: 0 PB: 0 SB: 0 CS: 0	PA: 32		
PITCHER	IP WLS BF H R ER SO BB IBB HBP BLK WP HR S P ERA WHIP																					
Rick Reuschel, R (1, 1) ERA: 2.97	9.0 W 32 7 1 1 2 2 0 0 0 0 0 0 34 42 1.00 1.000																					

Batter	1	2	3	4	5	6	7	8	9	AB	R	H	RBI	BB	SO	LOB	TOP										
Rick Burleson, R OBP: 0.375, SLG: 0.392 (1, 6)	0-0 SH5-3 1B		0-0 BB 1B		0-0 1B 1B		4-0 1B BB		0-0 4-3	4	1	3	0	1	0	0	California Angels @ Kansas City Royals Royals Stadium, Kansas City, MO Mon Sep 07 1981, 8:05 PM EDT Att: 25,054 - Unknown										
Rod Carew, L OBP: 0.378, SLG: 0.382 (1, 3)	0-0 SH5-3 1-2		4-0 BB 1-2 2-3		0-0 1B 1-2		0-0 F8		0-0 1-3	3	0	1	0	1	0	1											
Don Baylor, R OBP: 0.306, SLG: 0.393 (1, 10)	0-0 F9		0-3 K		0-0 F9		0-0 F2			4	0	0	0	0	1	7											
Bobby Grich, R OBP: 0.399, SLG: 0.566 (1, 4)	0-3 K		0-0 L6		0-0 1-2 2H 1B		0-0 FC6-4 1B			4	0	2	1	0	1	4											
Brian Downing, R OBP: 0.358, SLG: 0.362 (1, 2)		0-0 6-3		0-0 L7		0-3 K		0-0 FC6-4 1-2		4	0	0	0	0	1	4											
Dan Ford, R OBP: 0.333, SLG: 0.463 (1, 9)		0-0 1-3		4-0 BB		0-0 1B		0-0 1-3		3	0	1	0	1	0	0											
Juan Beniquez, R OBP: 0.243, SLG: 0.232 (1, 8)		0-0 F8		0-0 L9		0-0 F7		0-0 4-3		4	0	0	0	0	0	2											
Brian Harper, R OBP: 0.333, SLG: 0.333 (8, PH)			0-0 BB 1B		0-0 F8		0-0 F3		0-0 6-3	3	0	1	0	0	0	2											
Larry Harlow, L OBP: 0.349, SLG: 0.226 (8, 7)			0-0 BB 1B		0-0 F8		0-0 F3		0-0 6-3	1	0	0	0	0	0	0											
Butch Hobson, R OBP: 0.331, SLG: 0.356 (1, 5)			0-0 F7		0-0 5-3		0-0 F9		0-3 K	3	0	0	0	0	0	2											
Fred Lynn, L OBP: 0.332, SLG: 0.329 (9, PH)			0-0 F7		0-0 5-3		0-0 F9		0-3 K	1	0	0	0	0	1	0											
Inning Stats	R: 0 E: 0 K: 1 S: 6	H: 1 LOB: 1 BB: 0 P: 6	R: 0 E: 0 K: 0 S: 3	H: 0 LOB: 0 BB: 0 P: 3	R: 0 E: 0 K: 1 S: 7	H: 2 LOB: 3 BB: 1 P: 11	R: 0 E: 0 K: 0 S: 3	H: 0 LOB: 1 BB: 0 P: 7	R: 1 E: 0 K: 1 S: 8	H: 3 LOB: 2 BB: 0 P: 8	R: 0 E: 0 K: 0 S: 4	H: 1 LOB: 1 BB: 0 P: 4	R: 0 E: 0 K: 0 S: 4	H: 1 LOB: 2 BB: 1 P: 8	R: 0 E: 0 K: 0 S: 3	H: 0 LOB: 0 BB: 0 P: 3	R: 0 E: 0 K: 1 S: 5	H: 0 LOB: 0 BB: 0 P: 5	1B: 8 2B: 0 3B: 0 HR: 0	SF: 0 SAC: 1 DP: 0 HBP: 0	WP: 0 PB: 0 SB: 0 CS: 0	PA: 38					
PITCHER	IP	WLS	BF	H	R	ER	SO	BB	IBB	HBP	BLK	WP	HR	S	P	ERA	WHIP										
Mike Jones, L ERA: 1.84 (1, 1)	7.0	W	32	8	1	1	3	3	0	0	0	0	0	35	47	1.29	1.571										
Dan Quisenberry, R ERA: 2.14 (8, 1)	2.0		6	0	0	0	1	0	0	0	0	0	0	8	8	0.00	0.000										

Batter	1	2	3	4	5	6	7	8	9	AB	R	H	RBI	BB	SO	LOB	BOTTOM										
Willie Wilson, S OBP: 0.326, SLG: 0.351 (1, 7)	0-0 E BB 1B		0-0 FC6-4 1B		0-0 1B WP SF7 1B		0-0 6-3 1B		0-0 G5-4-3 1-2	5	2	4	0	0	0	1	California Angels @ Kansas City Royals Royals Stadium, Kansas City, MO Mon Sep 07 1981, 8:05 PM EDT Att: 25,054 - Unknown										
Frank White, R OBP: 0.297, SLG: 0.396 (1, 4)	0-0 E5 BB 1-3		0-0 FC6-4 1-2		0-0 G4-6-3 1B		0-0 6-3 1-2		0-0 F7	5	0	1	0	0	0	3											
George Brett, L OBP: 0.336, SLG: 0.422 (1, 5)	0-0 F8		0-0 HR 1B		0-0 SF7 3-H		0-0 G3			3	1	1	1	0	0	3											
Willie Aikens, L OBP: 0.365, SLG: 0.443 (1, 3)	0-0 F7		0-0 HR 1-H		0-0 G4-6-3 1-2		4-0 BB G4-6-3			3	1	1	2	1	0	3											
Amos Otis, R OBP: 0.307, SLG: 0.411 (1, 8)	4-0 BB 1-2		0-0 2B SF9 1B		0-0 6-3		0-0 G4-6-3 1-2			3	1	1	0	1	0	1											
Hal McRae, R OBP: 0.312, SLG: 0.374 (1, 10)	4-0 BB 1-2 2-3 3-H		0-0 SF9 1-3 2B		0-0 6-3 1B		0-0 6-3			3	0	2	1	1	0	0											
John Wathan, R OBP: 0.295, SLG: 0.313 (1, 2)	0-0 6-3		0-0 6-3		0-0 6-3 1-2				0-0 E 2B	4	1	1	0	0	0	6											
Darryl Motley, R OBP: 0.253, SLG: 0.280 (1, 9)		0-3 K		0-0 SF9 2-3 3-H		0-0 4-3		0-0 E6 2H 1B		3	1	1	1	0	1	1											
U L Washington, S OBP: 0.310, SLG: 0.278 (1, 6)		0-0 4-3		0-0 F8		0-0 6-3		0-0 G5-4-3 2H 1B		4	0	1	1	0	0	1											
Inning Stats	R: 1 E: 1 K: 0 S: 5	H: 1 LOB: 3 BB: 2 P: 13	R: 0 E: 0 K: 1 S: 6	H: 1 LOB: 1 BB: 0 P: 6	R: 3 E: 0 K: 0 S: 7	H: 4 LOB: 1 BB: 0 P: 7	R: 1 E: 0 K: 0 S: 4	H: 2 LOB: 0 BB: 0 P: 4	R: 0 E: 0 K: 0 S: 4	H: 1 LOB: 1 BB: 0 P: 4	R: 0 E: 0 K: 0 S: 2	H: 0 LOB: 0 BB: 1 P: 6	R: 2 E: 1 K: 0 S: 5	H: 3 LOB: 0 BB: 0 P: 5	1B: 10 2B: 2 3B: 0 HR: 1	SF: 2 SAC: 0 DP: 3 HBP: 0		WP: 1 PB: 0 SB: 1 CS: 0	PA: 38								
PITCHER	IP	WLS	BF	H	R	ER	SO	BB	IBB	HBP	BLK	WP	HR	S	P	ERA	WHIP										
Mike Witt, R ERA: 3.9 (1, 1)	2.0	L	15	6	4	3	1	2	0	0	0	0	0	15	23	13.50	4.000										
Jesse Jefferson, R ERA: 3.72 (3, 1)	5.0		21	7	3	2	0	1	0	0	0	1	0	20	24	3.60	1.600										
Angel Moreno, L ERA: 7.71 (8, 1)	1.0		2	0	0	0	0	0	0	0	0	0	0	2	2	0.00	0.000										

Batter	1	2	3	4	5	6	7	8	9	AB	R	H	RBI	BB	SO	LOB	TOP			
Rod Carew, L (1, 3) OBP: 0.378, SLG: 0.382										5	0	2	0	0	0	1				
Rick Burleson, R (1, 6) OBP: 0.372, SLG: 0.387										4	0	0	0	1	0	3				
Fred Lynn, L (1, 8) OBP: 0.330, SLG: 0.327										5	1	1	0	0	0	4				
Don Baylor, R (1, 10) OBP: 0.305, SLG: 0.401										4	1	1	2	0	0	1				
Bobby Grich, R (1, 4) OBP: 0.401, SLG: 0.565										4	0	2	0	0	0	0				
Larry Harlow, L (1, 7) OBP: 0.328, SLG: 0.211 (8, 9)										4	0	0	0	0	0	3				
Ed Ott, L (1, 2) OBP: 0.267, SLG: 0.280										4	1	2	0	0	0	1				
Juan Beniquez, R (1, 9) OBP: 0.236, SLG: 0.224 (8, PH)										3	0	0	0	0	1	1				
John Harris, L (8, PH) OBP: 0.242, SLG: 0.317 (8, PH)										1	0	1	1	0	0	0				
Freddie Patek, R (8, PH) OBP: 0.238, SLG: 0.293 (8, 5)										0	0	0	0	0	0	0				
Bert Campaneris, R (1, 5) OBP: 0.254, SLG: 0.304 (8, PH)										3	0	1	0	0	0	1				
Brian Downing, R (8, PH) OBP: 0.357, SLG: 0.361 (8, 7)										1	0	0	0	0	0	1				
Inning Stats	R: 0 E: 0 K: 0 S: 3	H: 1 LOB: 0 BB: 0 P: 3	R: 0 E: 0 K: 0 S: 4	H: 1 LOB: 1 BB: 0 P: 4	R: 0 E: 0 K: 1 S: 5	H: 0 LOB: 0 BB: 0 P: 5	R: 0 E: 1 K: 0 S: 5	H: 1 LOB: 2 BB: 0 P: 5	R: 0 E: 0 K: 0 S: 3	H: 0 LOB: 0 BB: 0 P: 3	R: 0 E: 0 K: 0 S: 5	H: 2 LOB: 2 BB: 0 P: 5	R: 3 E: 0 K: 0 S: 7	H: 4 LOB: 1 BB: 0 P: 7	R: 0 E: 0 K: 0 S: 3	H: 0 LOB: 0 BB: 0 P: 3	1B: 8 2B: 1 3B: 0 HR: 1	SF: 0 SAC: 0 DP: 0 HBP: 0	WP: 0 PB: 0 SB: 0 CS: 1	PA: 39
PITCHER	IP WLS BF H R ER SO BB IBB HBP BLK WP HR S P ERA WHIP																			
Dennis Leonard, R (1, 1) ERA: 3.67	7.2 W 34 9 3 3 1 1 0 0 0 0 1 35 39 3.52 1.304																			
Dan Quisenberry, R (8, 1) ERA: 2.09	1.1 S 5 1 0 0 0 0 0 0 0 0 0 5 5 0.00 0.750																			

California Angels @ Kansas City Royals
 Royals Stadium, Kansas City, MO
 Tue Sep 08 1981, 8:05 PM EDT
 Att: 19,768 - Unknown - 79 F

AB	38
R	3
H	10
RBI	3
BB	1
SO	1
LOB	16



Batter	1	2	3	4	5	6	7	8	9	AB	R	H	RBI	BB	SO	LOB	BOTTOM			
Willie Wilson, S (1, 7) OBP: 0.325, SLG: 0.349										4	1	1	1	0	0	0				
Frank White, R (1, 4) OBP: 0.293, SLG: 0.390										4	0	0	0	0	0	1				
George Brett, L (1, 5) OBP: 0.338, SLG: 0.425										3	0	1	1	1	0	0				
Amos Otis, R (1, 8) OBP: 0.310, SLG: 0.410										3	0	1	0	1	0	1				
Hal McRae, R (1, 10) OBP: 0.308, SLG: 0.369										4	0	0	0	0	0	2				
Willie Aikens, L (1, 3) OBP: 0.373, SLG: 0.459										2	2	2	1	2	0	0				
John Wathan, R (1, 2) OBP: 0.291, SLG: 0.309										3	1	0	0	0	0	3				
Darryl Motley, R (1, 9) OBP: 0.248, SLG: 0.274										2	0	0	0	0	1	0				
U L Washington, S (1, 6) OBP: 0.310, SLG: 0.283										3	1	1	2	0	2	0				
Inning Stats	R: 0 E: 0 K: 0 S: 3	H: 0 LOB: 0 BB: 0 P: 3	R: 0 E: 0 K: 0 S: 3	H: 0 LOB: 1 BB: 1 P: 7	R: 0 E: 0 K: 1 S: 5	H: 0 LOB: 0 BB: 0 P: 5	R: 0 E: 0 K: 0 S: 2	H: 0 LOB: 2 BB: 2 P: 10	R: 4 E: 0 K: 0 S: 8	H: 4 LOB: 1 BB: 0 P: 8	R: 1 E: 0 K: 1 S: 6	H: 1 LOB: 0 BB: 0 P: 6	R: 0 E: 0 K: 1 S: 5	H: 0 LOB: 0 BB: 0 P: 5	R: 0 E: 0 K: 0 S: 4	H: 1 LOB: 2 BB: 1 P: 8	1B: 3 2B: 2 3B: 0 HR: 1	SF: 0 SAC: 2 DP: 0 HBP: 0	WP: 0 PB: 0 SB: 1 CS: 0	PA: 34
PITCHER	IP WLS BF H R ER SO BB IBB HBP BLK WP HR S P ERA WHIP																			
Geoff Zahn, L (1, 1) ERA: 4.33	5.1 L 24 5 5 5 1 3 0 0 1 1 0 23 35 8.44 1.500																			
Bruce Kison, R (6, 1) ERA: 2.89	2.2 10 1 0 0 2 0 1 0 0 0 0 0 13 17 0.00 0.375																			

California Angels @ Kansas City Royals
 Royals Stadium, Kansas City, MO
 Tue Sep 08 1981, 8:05 PM EDT
 Att: 19,768 - Unknown - 79 F

AB	28
R	5
H	6
RBI	5
BB	4
SO	3
LOB	7



Batter	1	2	3	4	5	6	7	8	9	AB	R	H	RBI	BB	SO	LOB	TOP								
Rick Burleson, R OBP: 0.374, SLG: 0.397 (1, 6)										4	1	2	1	0	1	1	California Angels @ Kansas City Royals Royals Stadium, Kansas City, MO Wed Sep 09 1981, 8:05 PM EDT Att: 21,569 - Unknown - 79 F								
Rod Carew, L OBP: 0.375, SLG: 0.378 (1, 3)										3	0	0	0	0	1	0									
Bobby Grich, R OBP: 0.399, SLG: 0.564 (1, 4)										4	0	1	0	0	0	1									
Don Baylor, R OBP: 0.307, SLG: 0.401 (1, 10)										3	1	1	0	1	0	1									
Brian Downing, R OBP: 0.352, SLG: 0.355 (1, 7)										4	0	0	0	0	0	4									
Butch Hobson, R OBP: 0.327, SLG: 0.351 (9, PH)										3	1	0	0	0	0	0									
John Harris, L OBP: 0.254, SLG: 0.328 (9, PR)										1	0	1	0	0	0	0									
Bert Campanaris, R OBP: 0.254, SLG: 0.394 (9, PR)										0	0	0	0	0	0	0									
Juan Beniquez, R OBP: 0.241, SLG: 0.230 (7, PH)										2	0	1	0	0	0	0									
Fred Lynn, L OBP: 0.328, SLG: 0.325 (7, 8)										1	0	0	1	0	0	1									
Joe Ferguson, R OBP: 0.278, SLG: 0.313 (7, PH)										2	0	1	0	0	1	1									
Ed Ott, L OBP: 0.265, SLG: 0.278 (7, 2)										1	0	0	1	0	0	0									
Bob Davis, R OBP: 0.324, SLG: 0.207 (7, 9)										2	0	0	0	0	0	2									
Larry Harlow, L OBP: 0.324, SLG: 0.207 (7, 9)										1	0	0	0	0	1	0									
Inning Stats	R: 0 E: 0 K: 0 S: 4	H: 1 LOB: 2 BB: 1 P: 8	R: 0 E: 0 K: 1 S: 6	H: 1 LOB: 1 BB: 0 P: 6	R: 1 E: 0 K: 1 S: 6	H: 1 LOB: 0 BB: 0 P: 6	R: 0 E: 0 K: 0 S: 3	H: 0 LOB: 0 BB: 0 P: 3	R: 0 E: 0 K: 0 S: 3	H: 1 LOB: 0 BB: 0 P: 3	R: 0 E: 0 K: 0 S: 4	H: 1 LOB: 1 BB: 0 P: 4	R: 1 E: 1 K: 1 S: 6	H: 0 LOB: 0 BB: 0 P: 6	R: 0 E: 0 K: 1 S: 5	H: 0 LOB: 0 BB: 0 P: 5	R: 1 E: 0 K: 0 S: 4	H: 2 LOB: 1 BB: 0 P: 4	1B: 4 2B: 3 3B: 0 HR: 1	SF: 1 SAC: 1 DP: 1 HBP: 0	WP: 1 PB: 0 SB: 0 CS: 1	PA: 35			
PITCHER	IP	WLS	BF	H	R	ER	SO	BB	IBB	HBP	BLK	WP	HR	S	P	ERA	WHIP								
Larry Gura, L ERA: 2.99 (1, 1)	4.2		19	4	1	1	2	1	0	0	0	1	1	22	26	1.93	1.071								
Rene Martin, R ERA: 2.79 (5, 1)	3.2	W	14	3	2	1	2	0	0	0	0	0	0	18	18	2.46	0.818								
Dan Quisenberry, R ERA: 2.05 (9, 1)	0.2		1	0	0	0	0	0	0	0	0	0	0	1	1	0.00	0.000								

Batter	1	2	3	4	5	6	7	8	9	AB	R	H	RBI	BB	SO	LOB	BOTTOM								
Willie Wilson, S OBP: 0.331, SLG: 0.360 (1, 7)										4	2	3	2	1	0	2	California Angels @ Kansas City Royals Royals Stadium, Kansas City, MO Wed Sep 09 1981, 8:05 PM EDT Att: 21,569 - Unknown - 79 F								
Frank White, R OBP: 0.295, SLG: 0.388 (1, 4)										4	1	1	1	1	0	5									
George Brett, L OBP: 0.339, SLG: 0.440 (1, 5)										5	1	2	2	0	2	1									
Willie Aikens, L OBP: 0.374, SLG: 0.460 (1, 3)										4	0	2	1	0	1	1									
Amos Otis, R OBP: 0.309, SLG: 0.406 (1, 8)										3	1	0	0	1	0	3									
Hal McRae, R OBP: 0.307, SLG: 0.368 (1, 10)										4	0	1	0	0	0	2									
John Wathan, R OBP: 0.295, SLG: 0.313 (1, 2)										4	1	2	0	0	0	2									
Darryl Motley, R OBP: 0.257, SLG: 0.276 (1, 9)										3	1	1	0	1	0	1									
U L Washington, S OBP: 0.307, SLG: 0.280 (1, 6)										3	0	0	0	0	2	3									
Inning Stats	R: 2 E: 0 K: 0 S: 5	H: 2 LOB: 2 BB: 2 P: 13	R: 0 E: 0 K: 1 S: 6	H: 1 LOB: 1 BB: 0 P: 6	R: 0 E: 0 K: 0 S: 4	H: 1 LOB: 1 BB: 0 P: 4	R: 0 E: 1 K: 0 S: 5	H: 2 LOB: 2 BB: 0 P: 5	R: 1 E: 0 K: 0 S: 4	H: 3 LOB: 1 BB: 0 P: 5	R: 1 E: 1 K: 2 S: 7	H: 0 LOB: 0 BB: 1 P: 11	R: 2 E: 0 K: 2 S: 9	H: 2 LOB: 1 BB: 1 P: 13	1B: 9 2B: 0 3B: 3 HR: 0	SF: 0 SAC: 1 DP: 2 HBP: 0		WP: 0 PB: 0 SB: 3 CS: 1	PA: 40						
PITCHER	IP	WLS	BF	H	R	ER	SO	BB	IBB	HBP	BLK	WP	HR	S	P	ERA	WHIP								
Dave Frost, R ERA: 4.87 (1, 1)	5.1	L	27	9	4	4	1	2	0	0	0	0	0	18	26	6.75	2.062								
Andy Hassler, L ERA: 2.94 (6, 1)	2.2		12	3	3	2	4	2	0	0	0	0	0	18	26	6.75	1.875								

Batter	1	2	3	4	5	6	7	8	9	AB	R	H	RBI	BB	SO	LOB	TOP		
Willie Wilson, S OBP: 0.328, SLG: 0.356 (1, 7)	F5		4-3			4-3			FC9-6 WP	4	0	0	0	0	0	1			
Frank White, R OBP: 0.291, SLG: 0.382 (1, 4)	K				F7	4-3			F7	4	0	0	0	0	1	1			
George Brett, L OBP: 0.334, SLG: 0.433 (1, 5)	F9				F8				4-3	4	0	0	0	0	0	1			
Willie Aikens, L OBP: 0.374, SLG: 0.470 (1, 3)		F8			HR				F7	3	1	1	1	0	0	0			
Amos Otis, R OBP: 0.309, SLG: 0.405 (1, 8)		F4			CS 1B				F8	3	0	1	0	0	0	0			
Hal McRae, R OBP: 0.310, SLG: 0.368 (1, 10)		FC6-4 1B			CS	G1-6-3 BB			F3	2	0	1	0	1	0	0			
John Wathan, R OBP: 0.291, SLG: 0.308 (1, 2)		FC6-4			F4				F7	3	0	0	0	0	0	2			
Cesar Geronimo, L OBP: 0.280, SLG: 0.311 (1, 9)			F7		G1-6-3				F8	3	0	0	0	0	0	1			
U L Washington, S OBP: 0.307, SLG: 0.277 (1, 6)			1-3			B4-3			FC9-6 BB	2	0	0	0	1	0	0			
Inning Stats	R: 0 E: 0 K: 1 S: 5	H: 0 LOB: 0 BB: 0 P: 5	R: 0 E: 0 K: 0 S: 4	H: 1 LOB: 1 BB: 0 P: 4	R: 0 E: 0 K: 0 S: 3	H: 0 LOB: 0 BB: 0 P: 3	R: 1 E: 0 K: 0 S: 4	H: 2 LOB: 0 BB: 0 P: 4	R: 0 E: 0 K: 0 S: 2	H: 0 LOB: 0 BB: 1 P: 6	R: 0 E: 0 K: 0 S: 3	H: 0 LOB: 0 BB: 0 P: 3	R: 0 E: 0 K: 0 S: 3	H: 0 LOB: 0 BB: 0 P: 3	R: 0 E: 0 K: 0 S: 3	H: 0 LOB: 1 BB: 1 P: 7	1B: 2 2B: 0 3B: 0 HR: 1	SF: 0 SAC: 0 DP: 1 HBP: 0	WP: 1 PA: 31
PITCHER Matt Keough, R ERA: 3.12 (1, 1)	IP: 9.0 WLS: W BF: 30 H: 3 R: 1 ER: 1 SO: 1 BB: 2 IBB: 0 HBP: 0 BLK: 0 WP: 1 HR: 1 S: 30 P: 38 ERA: 1.00 WHIP: 0.556																		

Kansas City Royals @ Oakland Athletics
Oakland-Alameda County Coliseum, Oakland, CA

Fri Sep 11 1981, 7:05 PM PDT
Att: 26,098 - Unknown - 63 F

AB 28
R 1
H 3
RBI 1
BB 2
SO 1
LOB 6



Batter	1	2	3	4	5	6	7	8	9	AB	R	H	RBI	BB	SO	LOB	BOTTOM		
Rickey Henderson, R OBP: 0.419, SLG: 0.470 (1, 7)	K		L1-3			HR BB	S E			4	2	2	1	0	1	1			
Dwayne Murphy, L OBP: 0.386, SLG: 0.430 (1, 8)	F7		F9			HR BB	E IBB			2	1	0	0	2	0	0			
Cliff Johnson, R OBP: 0.332, SLG: 0.500 (1, 10)				K		F8	E6			4	0	1	1	0	1	3			
Tony Armas, R OBP: 0.308, SLG: 0.515 (1, 9)	F7			F9		F8	F6			4	0	0	0	0	0	5			
Mickey Klutts, R OBP: 0.364, SLG: 0.773 Fred Stanley, R OBP: 0.281, SLG: 0.241 (1, 5) (9, 4)		5-3		F4		HR	P3			4	1	1	3	0	0	2			
Mike Heath, R OBP: 0.286, SLG: 0.375 (1, 2)		FC4-6 1B				F7				4	0	3	0	0	0	0			
Kelvin Moore, R OBP: 0.308, SLG: 0.143 (1, 3)		FC4-6			L6		1-3	K		4	0	0	0	0	1	3			
Dave McKay, S OBP: 0.265, SLG: 0.297 (1, 4) (9, 5)		F8			F7		1B 1B	L8		4	1	1	0	0	0	3			
Rob Picciolo, R OBP: 0.258, SLG: 0.324 (1, 6)				L1-3 1B		L8	1B E 1B	5-3		4	1	2	0	0	0	2			
Inning Stats	R: 0 E: 0 K: 1 S: 6	H: 1 LOB: 1 BB: 0 P: 6	R: 0 E: 0 K: 0 S: 4	H: 1 LOB: 1 BB: 0 P: 4	R: 0 E: 0 K: 0 S: 3	H: 1 LOB: 0 BB: 0 P: 3	R: 0 E: 0 K: 1 S: 5	H: 0 LOB: 0 BB: 0 P: 5	R: 0 E: 0 K: 0 S: 4	H: 1 LOB: 1 BB: 0 P: 4	R: 3 E: 0 K: 0 S: 5	H: 2 LOB: 1 BB: 1 P: 9	R: 3 E: 1 K: 0 S: 7	H: 3 LOB: 2 BB: 1 P: 11	R: 0 E: 0 K: 1 S: 6	H: 1 LOB: 1 BB: 0 P: 6	1B: 8 2B: 2 3B: 0 HR: 1	SF: 0 SAC: 0 DP: 1 HBP: 0	WP: 0 PA: 36
PITCHER Atee Hammaker, L ERA: 5.9 Renee Martin, R ERA: 2.79 Rich Gale, R ERA: 5.71 (1, 1) (7, 1) (7, 1)	IP: 6.1 WLS: L BF: 27 H: 8 R: 5 ER: 5 SO: 2 BB: 1 IBB: 0 HBP: 0 BLK: 0 WP: 0 HR: 1 S: 30 P: 34 ERA: 7.11 WHIP: 1.421																		

Kansas City Royals @ Oakland Athletics
Oakland-Alameda County Coliseum, Oakland, CA

Fri Sep 11 1981, 7:05 PM PDT
Att: 26,098 - Unknown - 63 F

AB 34
R 6
H 10
RBI 5
BB 2
SO 3
LOB 19



Batter	1	2	3	4	5	6	7	8	9	AB	R	H	RBI	BB	SO	LOB	TOP		
Willie Wilson, S (1, 7) OBP: 0.323, SLG: 0.351	0-0 4-3		0-0 L9			0-0 F3	0-0 1-3		0-0 FC4-6	5	0	0	0	0	0	3			
Frank White, R (1, 4) OBP: 0.290, SLG: 0.380	0-0 F4			0-0 F8		0-0 BLK 1B		0-0 6-3		4	0	1	0	0	0	0			
George Brett, L (1, 5) OBP: 0.337, SLG: 0.438	0-0 CS 1B			0-0 4-3 2B 2B		0-0 L7		0-0 L9		4	1	2	0	0	0	1			
Willie Aikens, L (1, 3) OBP: 0.369, SLG: 0.463	0-0 CS 1-2	0-3 K		0-0 4-3		0-0 F9		0-0 F7		4	0	0	0	0	1	2			
Amos Otis, R (1, 8) OBP: 0.318, SLG: 0.413		4-0 FC5-4 BB		0-0 2B			0-0 SH5-3 BB 1B		4-0 S 2B BB	2	2	2	1	2	0	0			
Hal McRae, R (1, 10) OBP: 0.313, SLG: 0.371		0-0 FC5-4 1-2		0-0 3-H 2B		0-0 F8		4-0 WP 1-2 1B BB	0-0 1B 2B	3	1	1	1	1	0	2			
John Wathan, R (1, 2) OBP: 0.287, SLG: 0.304		0-0 5-3			0-0 F7		0-0 SH5-3		0-0 F3	3	0	0	0	0	0	2			
Cesar Geronimo, L (1, 9) OBP: 0.279, SLG: 0.309			0-0 F8		0-0 3-1		0-0 4-3		0-0 FC4-6 1B	4	0	1	0	0	0	1			
U L Washington, S (1, 6) OBP: 0.307, SLG: 0.277			0-0 F9		0-0 6-3		0-0 3-H 1B		0-3 2-3 K	4	0	1	1	0	1	2			
Inning Stats	R: 0 E: 0 K: 0 S: 3	H: 1 LOB: 0 BB: 0 P: 3	R: 0 E: 0 K: 1 S: 5	H: 0 LOB: 1 BB: 1 P: 9	R: 0 E: 0 K: 0 S: 3	H: 0 LOB: 0 BB: 0 P: 3	R: 1 E: 0 K: 0 S: 5	H: 2 LOB: 1 BB: 0 P: 5	R: 0 E: 0 K: 0 S: 4	H: 1 LOB: 1 BB: 0 P: 4	R: 2 E: 0 K: 0 S: 5	H: 2 LOB: 1 BB: 1 P: 9	R: 0 E: 0 K: 0 S: 3	H: 0 LOB: 0 BB: 0 P: 3	R: 1 E: 0 K: 1 S: 7	H: 2 LOB: 2 BB: 1 P: 11	1B: 5 2B: 3 3B: 0 HR: 0	SF: 0 SAC: 1 DP: 0 HBP: 0	WP: 1 PA: 38 SB: 0 CS: 1
PITCHER	IP WLS BF H R ER SO BB IBB HBP BLK WP HR S P ERA WHIP	8.1 L 35 8 4 4 1 3 0 0 0 1 0 0 4 4 4.32 1.320	(1, 1) ERA: 3.66	PITCHER	IP WLS BF H R ER SO BB IBB HBP BLK WP HR S P ERA WHIP	9.1 2 0 0 0 1 0 0 0 0 0 0 4 4 0.00 0.000	(9, 1) ERA: 8.1												

Kansas City Royals @ Oakland Athletics
Oakland-Alameda County Coliseum, Oakland, CA

AB 33
R 4
H 8
RBI 3
BB 3
SO 2
LOB 13



Sat Sep 12 1981, 3:33 AM PDT
Att: 33,493 - Sunny

Batter	1	2	3	4	5	6	7	8	9	AB	R	H	RBI	BB	SO	LOB	BOTTOM
Rickey Henderson, R (1, 7) OBP: 0.417, SLG: 0.467	0-0 F8			0-0 5-3		0-0 1-2 1B		0-0 5-3		4	0	1	0	0	0	0	
Dwayne Murphy, L (1, 8) OBP: 0.385, SLG: 0.426	0-0 G3			4-0 BB		0-3 K		0-0 F7		3	0	0	0	1	1	2	
Cliff Johnson, R (1, 10) OBP: 0.327, SLG: 0.491	0-0 F4			0-0 F9		0-3 K		0-0 F8		4	0	0	0	0	1	3	
Tony Armas, R (1, 9) OBP: 0.305, SLG: 0.510		0-0 F9		0-3 K		0-3 K		0-0 F5		4	0	0	0	0	2	1	
Wayne Gross, L (1, 5) OBP: 0.293, SLG: 0.342		0-0 F3		0-0 4-3		0-0 F7		0-0 F7		3	0	0	0	0	0	0	
Jim Spencer, L (1, 3) OBP: 0.256, SLG: 0.274		0-0 L7		0-0 3-1		0-0 1B		0-0 1B		3	0	1	0	0	0	0	
Jeff Newman, R (1, 2) OBP: 0.280, SLG: 0.367			0-0 F4		0-3 K		0-0 F3		0-0 F3	3	0	0	0	0	1	1	
Dave McKay, S (1, 4) OBP: 0.260, SLG: 0.291			0-0 F8			0-0 F7		0-0 F6		3	0	0	0	0	0	0	
Fred Stanley, R (1, 6) OBP: 0.285, SLG: 0.246 Jimmy Sexton, R (6, PR)			0-0 5-3			0-0 1B 1B		0-0 F9		2	0	1	0	0	0	0	
Rob Picciolo, R (7, 6) OBP: 0.258, SLG: 0.324 Keith Drumright, L (8, PH) Jeff Cox, R (9, 4)										0	0	0	0	0	0	0	
Inning Stats	R: 0 E: 0 K: 0 S: 3	H: 0 LOB: 0 BB: 0 P: 3	R: 0 E: 0 K: 0 S: 3	H: 0 LOB: 0 BB: 0 P: 3	R: 0 E: 0 K: 1 S: 5	H: 0 LOB: 1 BB: 1 P: 9	R: 0 E: 0 K: 2 S: 9	H: 2 LOB: 2 BB: 0 P: 9	R: 0 E: 0 K: 1 S: 6	H: 1 LOB: 1 BB: 0 P: 6	R: 0 E: 0 K: 0 S: 3	H: 0 LOB: 0 BB: 0 P: 3	R: 0 E: 0 K: 0 S: 3	H: 0 LOB: 0 BB: 0 P: 3	1B: 3 2B: 0 3B: 0 HR: 0	SF: 0 SAC: 0 DP: 0 HBP: 0	WP: 0 PA: 31 SB: 0 CS: 0
PITCHER	IP WLS BF H R ER SO BB IBB HBP BLK WP HR S P ERA WHIP	9.0 W 31 3 0 0 5 1 0 0 0 0 0 40 44 0.00 0.444	(1, 1) ERA: 3.46	PITCHER	IP WLS BF H R ER SO BB IBB HBP BLK WP HR S P ERA WHIP	9.0 W 31 3 0 0 5 1 0 0 0 0 0 40 44 0.00 0.444	(1, 1) ERA: 3.46										

Kansas City Royals @ Oakland Athletics
Oakland-Alameda County Coliseum, Oakland, CA

AB 30
R 0
H 3
RBI 0
BB 1
SO 5
LOB 7



Sat Sep 12 1981, 3:33 AM PDT
Att: 33,493 - Sunny

Batter	1	2	3	4	5	6	7	8	9	10	11	12	AB	R	H	RBI	BB	SO	LOB	
Wille Wilson, S OBP: 0.322, SLG: 0.349 (1.7)	1-3	F7		F8		F5		F8					7	0	2	1	0	0	5	
Frank White, R OBP: 0.283, SLG: 0.370 (1.4)	L5	F5			6-3		F7		F6		5-3	5-3	7	0	0	0	0	0	4	
George Brett, L OBP: 0.340, SLG: 0.437 (1.5)	1B		4-3		6-3				F4				5	1	2	0	1	0	0	
Wille Aikens, L OBP: 0.369, SLG: 0.460 (1.3)	1B		F7		K				F8		L9		6	0	2	0	0	1	2	
Amos Otis, R OBP: 0.324, SLG: 0.414 (1.8)													4	1	2	1	1	2	4	
Hal McRae, R OBP: 0.317, SLG: 0.376 (1.10)	K		CS										4	2	2	0	1	1	2	
Clint Hurdle, L OBP: 0.476, SLG: 0.722 (6. PR) Cesar Geronimo, L OBP: 0.288, SLG: 0.313 (6. PR)													2	1	2	1	1	0	0	
John Wathan, R OBP: 0.290, SLG: 0.306 (1.2)													2	1	1	0	1	0	3	
U L Washington, S OBP: 0.309, SLG: 0.281 (1.6) Ken Phelps, L OBP: 0.136, SLG: 0.190 (12. PH) Onix Concepcion, R OBP: 0.136, SLG: 0.190 (12.6)													5	0	2	0	0	0	4	
													4	0	2	2	0	1	3	
													1	0	0	0	0	1	2	
													0	0	0	0	0	0	0	
Inning Stats	R: 1 E: 0 K: 1 S: 8	H: 3 LOB: 2 BB: 0 P: 8	R: 1 E: 1 K: 0 S: 5	H: 2 LOB: 1 BB: 0 P: 5	R: 0 E: 0 K: 0 S: 2	H: 0 LOB: 0 BB: 0 P: 3	R: 1 E: 0 K: 0 S: 4	H: 2 LOB: 1 BB: 1 P: 8	R: 0 E: 0 K: 1 S: 5	H: 2 LOB: 3 BB: 1 P: 11	R: 0 E: 0 K: 0 S: 3	H: 1 LOB: 2 BB: 1 P: 10	R: 0 E: 0 K: 1 S: 6	H: 1 LOB: 2 BB: 1 P: 10	R: 1 E: 0 K: 1 S: 8	H: 3 LOB: 2 BB: 0 P: 8	1B: 16 2B: 1 3B: 0 HR: 0	SF: 1 SAC: 3 DP: 0 HBP: 1	WP: 1 PB: 0 SB: 1 CS: 2	PA: 57
PITCHER	IP WLS BF H R ER SO BB IBB HBP BLK WP HR S P ERA WHIP	IP WLS BF H R ER SO BB IBB HBP BLK WP HR S P ERA WHIP	IP WLS BF H R ER SO BB IBB HBP BLK WP HR S P ERA WHIP	IP WLS BF H R ER SO BB IBB HBP BLK WP HR S P ERA WHIP	IP WLS BF H R ER SO BB IBB HBP BLK WP HR S P ERA WHIP	IP WLS BF H R ER SO BB IBB HBP BLK WP HR S P ERA WHIP	IP WLS BF H R ER SO BB IBB HBP BLK WP HR S P ERA WHIP	IP WLS BF H R ER SO BB IBB HBP BLK WP HR S P ERA WHIP	IP WLS BF H R ER SO BB IBB HBP BLK WP HR S P ERA WHIP	IP WLS BF H R ER SO BB IBB HBP BLK WP HR S P ERA WHIP	IP WLS BF H R ER SO BB IBB HBP BLK WP HR S P ERA WHIP	IP WLS BF H R ER SO BB IBB HBP BLK WP HR S P ERA WHIP	IP WLS BF H R ER SO BB IBB HBP BLK WP HR S P ERA WHIP	IP WLS BF H R ER SO BB IBB HBP BLK WP HR S P ERA WHIP	IP WLS BF H R ER SO BB IBB HBP BLK WP HR S P ERA WHIP	IP WLS BF H R ER SO BB IBB HBP BLK WP HR S P ERA WHIP	IP WLS BF H R ER SO BB IBB HBP BLK WP HR S P ERA WHIP	IP WLS BF H R ER SO BB IBB HBP BLK WP HR S P ERA WHIP	IP WLS BF H R ER SO BB IBB HBP BLK WP HR S P ERA WHIP	IP WLS BF H R ER SO BB IBB HBP BLK WP HR S P ERA WHIP
Steve McCatty, R ERA: 2.34 (1.1)	6.1	31	11	5	4	2	2	0	0	0	0	0	0	0	18	30	0.00	1.000		
Jeff Jones, R ERA: 3.04 (7.1)	4.0	17	3	0	0	2	1	2	0	0	0	0	0	0	1	1	0.00	0.000		
Tom Underwood, L ERA: 4.98 (11.1)	0.1	1	0	0	0	0	0	0	0	0	0	0	0	0	1	1	0.00	0.000		
Dave Beard, R ERA: 7.71 (11.1)	1.1	7	3	1	1	2	0	0	0	0	0	0	0	0	11	11	6.75	2.250		


TOP

Kansas City Royals @ Oakland Athletics
Oakland-Alameda County Coliseum, Oakland, CA

Sun Sep 13 1981, 3:33 AM PDT
Att: 28,701 - Sunny

livebaseballscorecards.com

AB 47
R 6
H 17
RBI 5
BB 5
SO 6
LOB 29



Batter	1	2	3	4	5	6	7	8	9	10	11	12	AB	R	H	RBI	BB	SO	LOB									
Rickey Henderson, R OBP: 0.416, SLG: 0.465 (1.7)	F8		K		1-3		SF8		5-3				4	0	1	1	1	1	1									
Dwayne Murphy, L OBP: 0.384, SLG: 0.422 (1.8)	F9												5	0	1	1	1	2	3									
Cliff Johnson, R OBP: 0.324, SLG: 0.485 (1.10) Mitchell Page, L OBP: 0.204, SLG: 0.289 (9. PR)	K												5	0	1	0	0	2	3									
Tony Armas, R OBP: 0.302, SLG: 0.505 (1.9) Wayne Gross, L OBP: 0.286, SLG: 0.345 (8.5) Jimmy Sexton, R OBP: 0.254, SLG: 0.238 (8. PR)													3	0	0	0	0	2	1									
Mickey Klutts, R OBP: 0.400, SLG: 0.750 (1.5) Jim Nettles, L OBP: 0.254, SLG: 0.238 (8. PR)													2	1	1	0	1	0	0									
Rick Bosetti, R OBP: 0.254, SLG: 0.238 (10. PH) Mike Heath, R OBP: 0.284, SLG: 0.371 (1.2)													2	0	0	0	0	1	0									
Kevin Moore, R OBP: 0.266, SLG: 0.338 (1.3) Jim Spencer, L OBP: 0.206, SLG: 0.276 (8. PR) Mike Davis, L OBP: 0.206, SLG: 0.276 (8. PR)													3	1	2	0	0	0	0									
Jeff Newman, R OBP: 0.277, SLG: 0.363 (11.3)													1	0	0	1	0	0	0									
Dave McKay, S OBP: 0.275, SLG: 0.302 (1.4)													4	1	3	0	1	0	0									
Rob Picciolo, R OBP: 0.266, SLG: 0.351 (1.6) Keith Drumright, L OBP: 0.318, SLG: 0.295 (8. PH) Fred Stanley, R OBP: 0.285, SLG: 0.246 (9.6)													3	1	2	2	0	0	2									
													1	0	0	0	0	0	2									
													0	0	0	0	0	0	0									
Inning Stats	R: 0 E: 0 K: 1 S: 5	H: 1 LOB: 0 BB: 0 P: 0	R: 0 E: 0 K: 0 S: 3	H: 0 LOB: 0 BB: 0 P: 3	R: 1 E: 0 K: 1 S: 4	H: 1 LOB: 0 BB: 0 P: 6	R: 0 E: 0 K: 2 S: 7	H: 0 LOB: 2 BB: 2 P: 15	R: 0 E: 0 K: 0 S: 4	H: 2 LOB: 1 BB: 0 P: 4	R: 0 E: 0 K: 3 S: 9	H: 0 LOB: 0 BB: 0 P: 9	R: 3 E: 0 K: 0 S: 6	H: 5 LOB: 2 BB: 0 P: 8	R: 1 E: 0 K: 0 S: 6	H: 3 LOB: 2 BB: 2 P: 6	R: 0 E: 0 K: 2 S: 8	H: 1 LOB: 2 BB: 0 P: 8	R: 0 E: 0 K: 2 S: 7	H: 0 LOB: 0 BB: 0 P: 7	R: 0 E: 0 K: 0 S: 3	H: 0 LOB: 2 BB: 2 P: 11	R: 0 E: 0 K: 1 S: 6	H: 1 LOB: 1 BB: 0 P: 6	1B: 13 2B: 0 3B: 0 HR: 1	SF: 1 SAC: 2 DP: 1 HBP: 0	WP: 0 PB: 0 SB: 2 CS: 0	PA: 52
PITCHER	IP WLS BF H R ER SO BB IBB HBP BLK WP HR S P ERA WHIP	IP WLS BF H R ER SO BB IBB HBP BLK WP HR S P ERA WHIP	IP WLS BF H R ER SO BB IBB HBP BLK WP HR S P ERA WHIP	IP WLS BF H R ER SO BB IBB HBP BLK WP HR S P ERA WHIP	IP WLS BF H R ER SO BB IBB HBP BLK WP HR S P ERA WHIP	IP WLS BF H R ER SO BB IBB HBP BLK WP HR S P ERA WHIP	IP WLS BF H R ER SO BB IBB HBP BLK WP HR S P ERA WHIP	IP WLS BF H R ER SO BB IBB HBP BLK WP HR S P ERA WHIP	IP WLS BF H R ER SO BB IBB HBP BLK WP HR S P ERA WHIP	IP WLS BF H R ER SO BB IBB HBP BLK WP HR S P ERA WHIP	IP WLS BF H R ER SO BB IBB HBP BLK WP HR S P ERA WHIP	IP WLS BF H R ER SO BB IBB HBP BLK WP HR S P ERA WHIP	IP WLS BF H R ER SO BB IBB HBP BLK WP HR S P ERA WHIP	IP WLS BF H R ER SO BB IBB HBP BLK WP HR S P ERA WHIP	IP WLS BF H R ER SO BB IBB HBP BLK WP HR S P ERA WHIP	IP WLS BF H R ER SO BB IBB HBP BLK WP HR S P ERA WHIP	IP WLS BF H R ER SO BB IBB HBP BLK WP HR S P ERA WHIP	IP WLS BF H R ER SO BB IBB HBP BLK WP HR S P ERA WHIP	IP WLS BF H R ER SO BB IBB HBP BLK WP HR S P ERA WHIP	IP WLS BF H R ER SO BB IBB HBP BLK WP HR S P ERA WHIP								
Mike Jones, L ERA: 2.32 (1.1)	2.2	13	5	1	1	2	0	0	0	0	0	0	0	0	17	17	3.38	1.875										
Dan Quisenberry, R ERA: 2.12 (7.1)	3.0	12	1	0	0	3	1	1	0	0	0	0	0	0	16	24	0.00	0.667										
Paul Spittorff, L ERA: 4.37 (10.1)																												

BOTTOM

Kansas City Royals @ Oakland Athletics
Oakland-Alameda County Coliseum, Oakland, CA

Sun Sep 13 1981, 3:33 AM PDT
Att: 28,701 - Sunny

livebaseballscorecards.com

AB 45
R 5
H 14
RBI 5
BB 4
SO 12
LOB 21



Batter	1	2	3	4	5	6	7	8	9	AB	R	H	RBI	BB	SO	LOB	TOP								
Willie Wilson, S (1, 7) OBP: 0.325, SLG: 0.352	E9 2B 1B	0-0 1-2 1B		6-3		0-0 1B		4-3		5	1	3	0	0	0	1	Kansas City Royals @ California Angels Anaheim Stadium, Anaheim, CA Tue Sep 15 1981, 10:05 PM EDT Att: 21,610 - Unknown livebaseballscorecards.com								
Frank White, R (1, 4) OBP: 0.288, SLG: 0.383	K	0-0 1-3		4-3		0-0 1-2 1B		F9		5	0	1	0	0	1	4									
George Brett, L (1, 5) OBP: 0.343, SLG: 0.443	1B 2B		4-0 1B BB		4-3	L9		5-3 1B		4	1	2	1	1	0	2									
Amos Otis, R (1, 8) OBP: 0.324, SLG: 0.407	0-0 2-3 1B		0-0 F7		4-0 BB 4-3 1B BB	P4		L9		4	1	1	0	1	0	4									
Hal McRae, R (1, 10) OBP: 0.312, SLG: 0.369	0-3 K		0-0 F7		4-3	P3		5-3		5	0	0	0	0	1	7									
Willie Aikens, L (1, 3) OBP: 0.371, SLG: 0.454	G3		0-0 1B		4-0 1B BB IBB		1-0 FC4-6 HBP			2	0	1	1	2	0	2									
John Wathan, R (1, 2) OBP: 0.284, SLG: 0.296		0-3 K	0-0 F8		4-0 1B BB		0-0 FC4-6 CS		1-3	4	0	0	0	1	1	4									
Darryl Motley, R (1, 9) OBP: 0.271, SLG: 0.283 (5, PH)		4-0 1B BB		6-3 1-3 1B		0-0 FC6-4 1B				1	0	1	0	1	0	0									
Clint Hurdle, L (5, 9) OBP: 0.468, SLG: 0.675										2	0	1	1	0	1	1									
Cesar Geronimo, L (9, 9) OBP: 0.294, SLG: 0.319										0	0	0	0	0	0	0									
U L Washington, S (1, 6) OBP: 0.309, SLG: 0.296		0-0 L6		1-3		0-0 FC6-4		F9		4	0	0	0	0	0	5									
Inning Stats	R: 1 E: 1 K: 2 S: 10	H: 3 LOB: 2 BB: 0 P: 10	R: 0 E: 0 K: 1 S: 6	H: 1 LOB: 2 BB: 1 P: 10	R: 1 E: 0 K: 0 S: 4	H: 1 LOB: 1 BB: 1 P: 8	R: 0 E: 0 K: 0 S: 4	H: 1 LOB: 1 BB: 0 P: 4	R: 1 E: 0 K: 0 S: 4	H: 1 LOB: 2 BB: 0 P: 16	R: 0 E: 0 K: 0 S: 5	H: 2 LOB: 2 BB: 0 P: 5	R: 0 E: 0 K: 1 S: 4	H: 0 LOB: 0 BB: 0 P: 5	R: 0 E: 0 K: 0 S: 3	H: 0 LOB: 0 BB: 1 P: 3	R: 0 E: 0 K: 0 S: 4	H: 1 LOB: 2 BB: 1 P: 8	1B: 9 2B: 1 3B: 0 HR: 0	SF: 0 SAC: 0 DP: 0 HBP: 1	WP: 0 PB: 0 SB: 2 CS: 1	PA: 43			
PITCHER	IP	WLS	BF	H	R	ER	SO	BB	IBB	HBP	BLK	WP	HR	S	P	ERA	WHIP								
Angel Moreno, L (1, 1) ERA: 6.75	4.1	L	22	6	3	3	3	3	0	0	0	0	0	25	37	6.23	2.077								
Jesse Jefferson, R (5, 1) ERA: 3.65	0.2		5	1	0	0	0	1	1	0	0	0	0	3	11	0.00	3.000								
Steve Renko, R (6, 1) ERA: 3.39	4.0		16	3	0	0	1	0	1	1	0	0	0	16	21	0.00	0.750								

Batter	1	2	3	4	5	6	7	8	9	AB	R	H	RBI	BB	SO	LOB	BOTTOM								
Bert Campaneris, R (1, 5) OBP: 0.310, SLG: 0.354	L7		4-0 CS BB		4-0 FC6-4 BB			G6-4-3 1B		2	0	1	0	2	0	0	Kansas City Royals @ California Angels Anaheim Stadium, Anaheim, CA Tue Sep 15 1981, 10:05 PM EDT Att: 21,610 - Unknown livebaseballscorecards.com								
Rick Burleson, R (1, 6) OBP: 0.375, SLG: 0.393	0-0 S 1B		0-0 L8		0-0 SF7		0-0 G6-4-3			3	0	1	1	0	0	2									
Dan Ford, R (1, 9) OBP: 0.330, SLG: 0.454	0-3 K			0-0 G6-4-3 1B	0-0 FC6-4		0-0 FC6-4			4	1	2	0	0	1	2									
Don Baylor, R (1, 3) OBP: 0.311, SLG: 0.414	0-0 6-3			0-0 G6-4-3		0-0 L7		E1		4	0	1	0	0	0	2									
Bobby Grich, R (1, 4) OBP: 0.381, SLG: 0.540		0-0 6-3		4-0 BB 1B BB		0-0 F8		F9		3	0	0	0	1	0	1									
Brian Downing, R (1, 2) OBP: 0.348, SLG: 0.346 (9, PH)		0-3 K		4-0 1B BB		0-0 6-3				2	0	0	0	1	1	0									
Fred Lynn, L (9, 9) OBP: 0.323, SLG: 0.318				1-2 BB				5-3		1	0	0	0	0	0	0									
Joe Ferguson, R (1, 7) OBP: 0.264, SLG: 0.476 (9, PH)		4-0 BB		0-0 BB				L8		2	0	1	0	1	0	0									
John Harris, L (9, 9) OBP: 0.246, SLG: 0.317				1-2 2H 1B						1	0	0	0	0	0	0									
Juan Beniquez, R (1, 8) OBP: 0.264, SLG: 0.287 (9, PH)		0-0 L4			0-0 BLK SF7 1B			1-3		3	1	1	0	0	0	1									
Larry Harlow, L (9, 9) OBP: 0.346, SLG: 0.242										1	0	0	0	0	0	0									
Brian Harper, R (1, 10) OBP: 0.143, SLG: 0.143			0-0 F3		0-0 4-3			F7		3	0	0	0	0	0	1									
Inning Stats	R: 0 E: 0 K: 1 S: 6	H: 1 LOB: 1 BB: 0 P: 6	R: 0 E: 0 K: 1 S: 5	H: 0 LOB: 1 BB: 1 P: 9	R: 0 E: 0 K: 0 S: 2	H: 0 LOB: 0 BB: 1 P: 6	R: 0 E: 0 K: 0 S: 3	H: 2 LOB: 2 BB: 2 P: 11	R: 1 E: 0 K: 0 S: 4	H: 1 LOB: 1 BB: 1 P: 8	R: 0 E: 0 K: 0 S: 3	H: 0 LOB: 0 BB: 0 P: 3	R: 0 E: 0 K: 0 S: 3	H: 0 LOB: 0 BB: 0 P: 3	R: 1 E: 1 K: 0 S: 5	H: 3 LOB: 1 BB: 0 P: 5	R: 0 E: 0 K: 0 S: 3	H: 0 LOB: 0 BB: 0 P: 3	1B: 6 2B: 1 3B: 0 HR: 0	SF: 1 SAC: 0 DP: 2 HBP: 0	WP: 0 PB: 0 SB: 1 CS: 1	PA: 35			
PITCHER	IP	WLS	BF	H	R	ER	SO	BB	IBB	HBP	BLK	WP	HR	S	P	ERA	WHIP								
Ailee Hammaker, L (1, 1) ERA: 5.0	7.0	W	28	5	2	1	2	5	0	0	0	0	0	27	47	1.29	1.429								
Dan Quisenberry, R (8, 1) ERA: 2.04	2.0	S	7	2	0	0	0	0	0	0	0	0	0	7	7	0.00	1.000								



Batter	1	2	3	4	5	6	7	8	9	AB	R	H	RBI	BB	SO	LOB	TOP										
Willie Wilson, S OBP: 0.321, SLG: 0.347 (1, 7)	0-0 6-3	0-0 F8			0-0 4-3		0-0 FC6-4 G5-4-3		0-0 6-3	5	0	0	0	0	0	6											
Frank White, R OBP: 0.283, SLG: 0.376 (1, 4)	0-0 F8		0-0 5-3		0-0 F3		0-0 G5-4-3		0-3 K	5	0	0	0	0	1	3											
George Brett, L OBP: 0.347, SLG: 0.449 (1, 5)	0-0 2B		0-3 K		0-0 6-3			0-0 SH5-4 E 1B	0-0 S 1B	5	1	3	1	0	1	1											
Amos Otis, R OBP: 0.326, SLG: 0.410 (1, 8)	0-0 4-3		0-0 2B		0-0 4-3			0-0 SH5-4 1B	4-0 FC6-4 BB	3	0	1	0	1	0	1											
Hal McRae, R OBP: 0.310, SLG: 0.366 (1, 10)		0-0 4-3	0-0 5-3		0-0 6-3			0-0 E6 4-3 2H 1B	0-0 FC6-4 1-2	5	0	1	0	0	0	3											
Willie Aikens, L OBP: 0.372, SLG: 0.452 (1, 3)		0-0 1-3		4-0 FC4-6 BB		0-0 1B		0-0 4-3 2-3		3	0	1	0	1	0	1											
John Wathan, R OBP: 0.287, SLG: 0.297 (1, 2)		0-0 BB 1B		0-0 FC4-6 G6-4-3 1-2		0-0 F7		0-0 BB		3	0	1	0	1	0	2											
Darryl Motley, R OBP: 0.282, SLG: 0.324 (8, PH)		0-0 BB		0-0 G6-4-3 1-2			0-0 HR	0-3 K		3	1	2	1	0	0	1											
Clint Hurdle, L OBP: 0.456, SLG: 0.659 (8, 9)		0-0 BB 1B								1	0	0	0	0	1	2											
Pat Sheridan, L (9, 9)		1-2 BB 1B								0	0	0	0	0	0	0											
U L Washington, S OBP: 0.317, SLG: 0.304 (1, 6)		4-0 1-2 2-3 BB			0-0 E1 4-3 1B		0-0 FC6-4 1B		0-0 6-3 1B	3	1	3	0	1	0	0											
Inning Stats	R: 0 E: 0 K: 0 S: 4	H: 1 LOB: 1 BB: 0 P: 4	R: 0 E: 0 K: 0 S: 5	H: 2 LOB: 3 BB: 1 P: 9	R: 0 E: 0 K: 1 S: 6	H: 1 LOB: 0 BB: 0 P: 6	R: 0 E: 0 K: 0 S: 2	H: 0 LOB: 0 BB: 1 P: 6	R: 0 E: 1 K: 0 S: 4	H: 1 LOB: 1 BB: 0 P: 4	R: 0 E: 0 K: 0 S: 4	H: 1 LOB: 0 BB: 0 P: 4	R: 1 E: 0 K: 0 S: 4	H: 2 LOB: 0 BB: 0 P: 4	R: 1 E: 0 K: 1 S: 7	H: 2 LOB: 2 BB: 1 P: 11	R: 1 E: 0 K: 1 S: 7	H: 2 LOB: 2 BB: 1 P: 11	1B: 9 2B: 2 3B: 0 HR: 1	SF: 0 SAC: 1 DP: 2 HBP: 0	WP: 0 PB: 0 SB: 1 CS: 0	PA: 41					
PITCHER	IP	WLS	BF	H	R	ER	SO	BB	IBB	HBP	BLK	WP	HR	S	P	ERA	WHIP										
Geoff Zahn, L ERA: 4.08 (1, 1)	7.2	L	33	10	2	2	1	2	0	0	0	0	1	33	41	2.35	1.565										
Don Aase, R ERA: 2.54 (8, 1)	1.0		5	1	1	1	2	1	0	0	0	0	0	8	12	9.00	2.000										
Andy Hassler, L ERA: 3.01 (9, 1)	0.1		3	1	0	0	0	1	0	0	0	0	0	2	6	0.00	6.000										

Kansas City Royals @ California Angels
Anaheim Stadium, Anaheim, CA
Wed Sep 16 1981, 10:05 PM EDT
Att: 20,582 - Unknown

AB 36
R 3
H 12
RBI 2
BB 4
SO 3
LOB 20



Batter	1	2	3	4	5	6	7	8	9	AB	R	H	RBI	BB	SO	LOB	BOTTOM										
Brian Downing, R OBP: 0.350, SLG: 0.359 (1, 7)	0-0 6-3 1B		0-0 HR			0-0 L9		0-0 F9		4	1	2	1	0	0	0											
Rick Burleson, R OBP: 0.376, SLG: 0.394 (1, 6)	0-0 6-3 1-2		0-0 6-3			0-0 1B		0-0 1B		4	0	2	0	0	0	1											
Bobby Grich, R OBP: 0.377, SLG: 0.533 (1, 4)	0-0 P3			0-0 L8		0-0 L6		0-0 F7		4	0	0	0	0	0	3											
Don Baylor, R OBP: 0.310, SLG: 0.412 (1, 10)	0-3 K			0-0 G1-4-3 1B		0-0 L8			0-0 L8	4	0	1	0	0	1	2											
Ed Ott, L OBP: 0.275, SLG: 0.274 (1, 2)		1-0 FC1-6 HBP		0-0 G1-4-3 1-2		0-0 F7			0-0 1B	3	0	1	0	0	0	1											
Dan Ford, R OBP: 0.330, SLG: 0.452 (1, 9)		0-0 FC1-6 G4-6-3 1-2		0-3 K		0-0 FC4-6 1B		0-0 K		4	0	1	0	0	2	2											
John Harris, L OBP: 0.246, SLG: 0.313 (1, 3)		0-0 G4-6-3 1-2		0-0 1B		0-0 FC4-6 1-2		0-0 L7		4	0	1	0	0	0	3											
Juan Beniquez, R OBP: 0.258, SLG: 0.280 (1, 8)			0-0 5-3		0-0 P6		0-0 L8			3	0	0	0	0	0	2											
Bert Campaneris, R OBP: 0.297, SLG: 0.338 (1, 5)			0-0 5-3		0-3 K			0-0 4-3		3	0	0	0	0	1	1											
Inning Stats	R: 0 E: 0 K: 1 S: 6	H: 1 LOB: 1 BB: 0 P: 6	R: 0 E: 0 K: 0 S: 2	H: 0 LOB: 0 BB: 0 P: 3	R: 1 E: 0 K: 0 S: 4	H: 1 LOB: 0 BB: 0 P: 4	R: 0 E: 0 K: 0 S: 3	H: 1 LOB: 0 BB: 0 P: 3	R: 0 E: 0 K: 2 S: 8	H: 1 LOB: 1 BB: 0 P: 8	R: 0 E: 0 K: 0 S: 4	H: 1 LOB: 1 BB: 0 P: 4	R: 0 E: 0 K: 0 S: 4	H: 1 LOB: 1 BB: 0 P: 4	R: 0 E: 0 K: 1 S: 6	H: 1 LOB: 1 BB: 0 P: 6	1B: 7 2B: 0 3B: 0 HR: 1	SF: 0 SAC: 0 DP: 2 HBP: 1	WP: 0 PB: 0 SB: 0 CS: 0	PA: 34							
PITCHER	IP	WLS	BF	H	R	ER	SO	BB	IBB	HBP	BLK	WP	HR	S	P	ERA	WHIP										
Dennis Leonard, R ERA: 3.33 (1, 1)	9.0	W	34	8	1	1	4	0	0	1	0	0	1	41	42	1.00	0.889										

Kansas City Royals @ California Angels
Anaheim Stadium, Anaheim, CA
Wed Sep 16 1981, 10:05 PM EDT
Att: 20,582 - Unknown

AB 33
R 1
H 8
RBI 1
BB 0
SO 4
LOB 15



Batter	1	2	3	4	5	6	7	8	9	AB	R	H	RBI	BB	SO	LOB	TOP						
Willie Wilson, S (1.7) OBP: 0.322, SLG: 0.348	F9		E6 PB 2B				F4 SF9	FC4-6		5	2	3	0	0	2		Kansas City Royals @ Seattle Mariners The Kingdome, Seattle, WA Fri Sep 18 1981, 10:05 PM EDT Att: 13,855 - Dome						
Frank White, R (1.4) OBP: 0.285, SLG: 0.380				K			F4	F7		5	0	2	1	0	1	4							
George Brett, L (1.5) OBP: 0.345, SLG: 0.444	F5				4-3		SF9			3	0	0	1	1	0	1							
Willie Aikens, L (1.3) OBP: 0.375, SLG: 0.469	F8		4-3							5	2	3	1	0	0	3							
Amos Otis, R (1.8) OBP: 0.330, SLG: 0.413		1-4-3					K			5	1	3	1	0	1	1							
Hal McRae, R (1.10) OBP: 0.311, SLG: 0.367	F8									5	2	2	0	0	0	1							
John Wathan, R (1.2) OBP: 0.286, SLG: 0.296										4	0	1	0	0	0	2							
Clint Hurdle, L (1.9) OBP: 0.431, SLG: 0.614										3	0	0	0	0	0	2							
Cesar Geronimo, L (6.9) OBP: 0.294, SLG: 0.319			4-3							0	0	0	0	0	0	0							
Darryl Motley, R (8. PH) OBP: 0.279, SLG: 0.320										1	0	0	0	0	0	2							
U L Washington, S (1.6) OBP: 0.320, SLG: 0.307			5-3							4	1	2	1	0	0	0							
Inning Stats	R: 0 E: 0 K: 0 S: 4	H: 1 LOB: 1 BB: 0 P: 4	R: 0 E: 0 K: 0 S: 3	H: 0 LOB: 0 BB: 0 P: 3	R: 1 E: 1 K: 0 S: 5	H: 1 LOB: 2 BB: 1 P: 9	R: 3 E: 0 K: 1 S: 9	H: 4 LOB: 1 BB: 0 P: 9	R: 1 E: 0 K: 0 S: 4	H: 2 LOB: 0 BB: 0 P: 4	R: 0 E: 0 K: 0 S: 3	H: 0 LOB: 0 BB: 0 P: 3	R: 1 E: 0 K: 1 S: 7	H: 2 LOB: 1 BB: 0 P: 7	R: 1 E: 0 K: 0 S: 6	H: 3 LOB: 2 BB: 0 P: 6		R: 1 E: 0 K: 0 S: 4	H: 2 LOB: 0 BB: 0 P: 4	1B: 12 2B: 2 3B: 0 HR: 1	SF: 1 SAC: 0 DP: 0 HBP: 0	WP: 0 PB: 1 SB: 2 CS: 1	PA: 42
PITCHER	IP WLS BF H R ER SO BB IBB HBP BLK WP HR S P ERA WHIP	IP WLS BF H R ER SO BB IBB HBP BLK WP HR S P ERA WHIP																					
Glenn Abbott, R (1.1) ERA: 3.94	6.1 L 29 9 6 5 1	0.2 5 3 1 1 1	2.0 8 3 1 1 0																				
Bryan Clark, L (7.1) ERA: 4.23																							
Mike Parrott, R (8.1) ERA: 4.91																							

Batter	1	2	3	4	5	6	7	8	9	AB	R	H	RBI	BB	SO	LOB	BOTTOM			
Julio Cruz, S (1.4) OBP: 0.340, SLG: 0.335	E 3B		F9							3	1	1	0	1	0	0	Kansas City Royals @ Seattle Mariners The Kingdome, Seattle, WA Fri Sep 18 1981, 10:05 PM EDT Att: 13,855 - Dome			
Lenny Randle, S (1.5) OBP: 0.283, SLG: 0.325	E4 CS						L8			4	1	2	0	0	0	3				
Bruce Bochte, L (1.7) OBP: 0.356, SLG: 0.368	F7									4	0	1	1	0	1	3				
Richie Zisk, R (1.10) OBP: 0.381, SLG: 0.515										3	0	1	1	1	0	0				
Jeff Burroughs, R (1.9) OBP: 0.340, SLG: 0.411	L5		FC5							4	0	0	0	0	0	3				
Gary Gray, R (1.3) OBP: 0.253, SLG: 0.487										4	0	0	0	0	0	0				
Paul Serna, R (1.6) OBP: 0.273, SLG: 0.405										3	1	1	1	0	0	0				
Dan Meyer, L (9. PH) OBP: 0.288, SLG: 0.311	F8									1	0	0	0	0	0	0				
Dave Henderson, R (1.8) OBP: 0.261, SLG: 0.339										2	0	0	0	1	0	0				
Joe Simpson, L (9. PH) OBP: 0.268, SLG: 0.317	5-3									1	0	0	0	0	0	0				
Bud Bulling, R (1.2) OBP: 0.348, SLG: 0.284										2	0	0	0	0	0	0				
Casey Parsons, L (7. PH) OBP: 0.227, SLG: 0.400										1	0	0	0	0	0	1				
Dan Firova, R (8.2)										0	0	0	0	0	0	0				
Inning Stats	R: 1 E: 1 K: 0 S: 4	H: 1 LOB: 1 BB: 1 P: 8	R: 0 E: 0 K: 0 S: 3	H: 0 LOB: 0 BB: 0 P: 3	R: 1 E: 0 K: 0 S: 5	H: 2 LOB: 2 BB: 1 P: 9	R: 0 E: 0 K: 0 S: 3	H: 0 LOB: 0 BB: 0 P: 3	R: 0 E: 0 K: 0 S: 4	H: 1 LOB: 1 BB: 0 P: 4	R: 0 E: 0 K: 0 S: 3	H: 0 LOB: 0 BB: 0 P: 3	R: 1 E: 0 K: 1 S: 5	H: 2 LOB: 1 BB: 1 P: 8	R: 0 E: 0 K: 0 S: 3	H: 0 LOB: 0 BB: 0 P: 3	1B: 3 2B: 1 3B: 1 HR: 1	SF: 0 SAC: 0 DP: 0 HBP: 0	WP: 0 PB: 1 SB: 0 CS: 2	PA: 35
PITCHER	IP WLS BF H R ER SO BB IBB HBP BLK WP HR S P ERA WHIP	IP WLS BF H R ER SO BB IBB HBP BLK WP HR S P ERA WHIP																		
Mike Jones, L (1.1) ERA: 2.4	6.0 W 26 5 3 2 0	3.0 S 9 1 0 0 1																		
Dan Quisenberry, R (7.1) ERA: 1.93																				

Batter	1	2	3	4	5	6	7	8	9	AB	R	H	RBI	BB	SO	LOB	TOP					
Willie Wilson, S OBP: 0.320, SLG: 0.345 (1, 7)										5	1	1	0	0	1	1	Kansas City Royals @ Seattle Mariners The Kingdome, Seattle, WA Sun Sep 20 1981, 6:33 AM EDT Att: 6,117 - Dome					
Frank White, R OBP: 0.288, SLG: 0.383 (1, 4)										4	0	0	0	0	2	2						
George Brett, L OBP: 0.345, SLG: 0.446 (1, 5)										4	0	3	0	0	0	1						
Amos Otis, R OBP: 0.329, SLG: 0.419 (1, 8)										4	1	2	2	0	0	2						
Hal McRae, R OBP: 0.310, SLG: 0.362 (1, 10)										4	0	0	0	0	0	3						
Willie Aikens, L OBP: 0.373, SLG: 0.461 (8, PR)										4	0	1	0	0	0	0						
Tim Ireland, R (8, 3)										0	0	0	0	0	0	0						
John Wathan, R OBP: 0.290, SLG: 0.305 (1, 2)										4	0	2	0	0	0	1						
Darryl Motley, R OBP: 0.276, SLG: 0.324 (1, 9)										4	0	1	0	0	1	1						
U L Washington, S OBP: 0.316, SLG: 0.303 (9, PH)										3	0	1	0	0	0	3						
Lee May, R OBP: 0.321, SLG: 0.352 (9, PH)										1	0	0	0	0	0	0						
Inning Stats	R: 1 E: 0 K: 1 S: 7	H: 2 LOB: 1 BB: 0 P: 7	R: 0 E: 0 K: 0 S: 3	H: 0 LOB: 0 BB: 0 P: 3	R: 0 E: 0 K: 2 S: 8	H: 1 LOB: 1 BB: 0 P: 8	R: 1 E: 0 K: 0 S: 6	H: 3 LOB: 2 BB: 0 P: 6	R: 0 E: 0 K: 0 S: 5	H: 2 LOB: 2 BB: 0 P: 5	R: 0 E: 0 K: 0 S: 4	H: 1 LOB: 1 BB: 0 P: 4	R: 0 E: 0 K: 0 S: 4	H: 1 LOB: 1 BB: 0 P: 4	R: 0 E: 0 K: 1 S: 3	H: 1 LOB: 0 BB: 0 P: 3	R: 0 E: 0 K: 1 S: 5	H: 0 LOB: 0 BB: 0 P: 5	1B: 7 2B: 2 3B: 1 HR: 1	SF: 0 SAC: 0 DP: 0 HBP: 0	WP: 1 PB: 0 SB: 1 CS: 1	PA: 37
PITCHER Floyd Bannister, L ERA: 4.75 (1, 1)	IP: 9.0 WLS: W BF: 37 H: 11 R: 2 ER: 2 SO: 4 BB: 0 IBB: 0 HBP: 0 BLK: 0 WP: 1 HR: 1 S: 45 P: 45 ERA: 2.00 WHIP: 1.222															PITCHER	IP: 9.0 WLS: W BF: 37 H: 11 R: 2 ER: 2 SO: 4 BB: 0 IBB: 0 HBP: 0 BLK: 0 WP: 1 HR: 1 S: 45 P: 45 ERA: 2.00 WHIP: 1.222					

Batter	1	2	3	4	5	6	7	8	9	AB	R	H	RBI	BB	SO	LOB	BOTTOM					
Julio Cruz, S OBP: 0.345, SLG: 0.335 (1, 4)										2	1	0	0	2	1	1	Kansas City Royals @ Seattle Mariners The Kingdome, Seattle, WA Sun Sep 20 1981, 6:33 AM EDT Att: 6,117 - Dome					
Joe Simpson, L OBP: 0.297, SLG: 0.314 (1, 8)										4	0	1	1	0	0	3						
Tom Paciorek, R OBP: 0.386, SLG: 0.510 (1, 7)										4	1	2	1	0	0	2						
Richie Zisk, R OBP: 0.383, SLG: 0.521 (1, 10)										4	0	1	0	0	1	3						
Bruce Bochte, L OBP: 0.359, SLG: 0.365 (1, 3)										3	0	1	1	1	1	1						
Jeff Burroughs, R OBP: 0.344, SLG: 0.411 (1, 9)										3	0	1	0	1	0	4						
Casey Parsons, L OBP: 0.227, SLG: 0.400 (8, 9)										0	0	0	0	0	0	0						
Dan Meyer, L OBP: 0.319, SLG: 0.319 (1, 5)										4	0	0	0	0	0	3						
Lenny Randle, S OBP: 0.283, SLG: 0.325 (9, 5)										0	0	0	0	0	0	0						
Paul Serna, R OBP: 0.327, SLG: 0.500 (1, 6)										4	1	2	0	0	0	0						
Bud Bulling, R OBP: 0.341, SLG: 0.277 (1, 2)										3	0	0	0	0	1	1						
Inning Stats	R: 0 E: 0 K: 0 S: 3	H: 0 LOB: 0 BB: 0 P: 3	R: 0 E: 0 K: 1 S: 5	H: 0 LOB: 1 BB: 1 P: 9	R: 0 E: 0 K: 1 S: 6	H: 1 LOB: 2 BB: 1 P: 10	R: 0 E: 0 K: 0 S: 4	H: 2 LOB: 1 BB: 0 P: 4	R: 0 E: 1 K: 1 S: 6	H: 0 LOB: 1 BB: 0 P: 6	R: 1 E: 0 K: 1 S: 7	H: 2 LOB: 1 BB: 0 P: 7	R: 2 E: 0 K: 0 S: 6	H: 3 LOB: 3 BB: 2 P: 14	R: 0 E: 0 K: 0 S: 3	H: 0 LOB: 0 BB: 0 P: 3	R: 0 E: 0 K: 0 S: 3	H: 0 LOB: 0 BB: 0 P: 3	1B: 7 2B: 1 3B: 0 HR: 0	SF: 0 SAC: 1 DP: 0 HBP: 0	WP: 1 PB: 0 SB: 2 CS: 1	PA: 36
PITCHER Dennis Leonard, R ERA: 3.28 (1, 1)	IP: 8.0 WLS: L BF: 36 H: 8 R: 3 ER: 2 SO: 4 BB: 4 IBB: 0 HBP: 0 BLK: 0 WP: 1 HR: 0 S: 40 P: 56 ERA: 2.25 WHIP: 1.500															PITCHER	IP: 8.0 WLS: L BF: 36 H: 8 R: 3 ER: 2 SO: 4 BB: 4 IBB: 0 HBP: 0 BLK: 0 WP: 1 HR: 0 S: 40 P: 56 ERA: 2.25 WHIP: 1.500					

Batter	1	2	3	4	5	6	7	8	9	AB	R	H	RBI	BB	SO	LOB	TOP			
Gary Ward, R OBP: 0.324, SLG: 0.344 (1, 7)										4	0	2	1	0	0	0	Minnesota Twins @ Kansas City Royals Royals Stadium, Kansas City, MO Tue Sep 22 1981, 8:05 PM EDT Att: 19,580 - Unknown - 71 F livebaseballscorecards.com			
Dave Engle, R OBP: 0.285, SLG: 0.380 (1, 9)										4	0	1	0	0	1	2				
Mickey Hatcher, R OBP: 0.295, SLG: 0.364 (1, 8)										4	0	0	0	0	0	1				
Roy Smalley, S OBP: 0.383, SLG: 0.462 Rick Sofield, L OBP: 0.214, SLG: 0.168 Mark Funderburk, R OBP: 0.250, SLG: 0.300 (1, 10)										3	0	1	0	0	0	0				
John Castino, R OBP: 0.296, SLG: 0.387 (1, 4)										3	0	0	0	0	0	1				
Gary Gaetti, R OBP: 0.182, SLG: 0.455 (1, 5)										3	0	0	0	0	1	1				
Butch Wynegar, S OBP: 0.338, SLG: 0.297 (1, 2)										3	0	0	0	0	0	1				
Pete Mackanin, R OBP: 0.249, SLG: 0.307 (1, 3)										3	0	0	0	0	0	0				
Ron Washington, R OBP: 0.291, SLG: 0.314 (1, 6)										3	1	0	0	0	0	0				
Inning Stats	R: 0 E: 0 K: 1 S: 5	H: 1 LOB: 0 BB: 0 P: 5	R: 0 E: 0 K: 0 S: 3	H: 0 LOB: 0 BB: 0 P: 3	R: 1 E: 1 K: 0 S: 5	H: 1 LOB: 1 BB: 0 P: 5	R: 0 E: 0 K: 0 S: 3	H: 0 LOB: 0 BB: 0 P: 3	R: 0 E: 0 K: 0 S: 4	H: 1 LOB: 1 BB: 0 P: 4	R: 0 E: 0 K: 1 S: 6	H: 1 LOB: 1 BB: 0 P: 6	R: 0 E: 0 K: 0 S: 3	H: 0 LOB: 0 BB: 0 P: 3	R: 0 E: 0 K: 0 S: 3	H: 0 LOB: 0 BB: 0 P: 3		1B: 3 2B: 1 3B: 0 HR: 0	SF: 0 SAC: 0 DP: 0 HBP: 0	WP: 0 PB: 0 SB: 0 CS: 1
PITCHER Larry Gura, L ERA: 2.81 (1, 1)	IP: 9.0 WLS: W BF: 31 H: 4 R: 1 ER: 0 SO: 2 BB: 0 IBB: 0 HBP: 0 BLK: 0 WP: 0 HR: 0 S: 35 P: 35 ERA: 0.00 WHIP: 0.444															PITCHER				

Batter	1	2	3	4	5	6	7	8	9	AB	R	H	RBI	BB	SO	LOB	BOTTOM			
Willie Wilson, S OBP: 0.326, SLG: 0.347 (1, 7)										4	0	2	1	0	0	0	Minnesota Twins @ Kansas City Royals Royals Stadium, Kansas City, MO Tue Sep 22 1981, 8:05 PM EDT Att: 19,580 - Unknown - 71 F livebaseballscorecards.com			
Frank White, R OBP: 0.289, SLG: 0.378 (1, 4)										4	0	0	0	0	0	2				
George Brett, L OBP: 0.342, SLG: 0.442 (1, 5)										4	0	1	0	0	1	2				
Willie Aikens, L OBP: 0.372, SLG: 0.454 (1, 3)										2	0	0	0	2	0	1				
Amos Otis, R OBP: 0.323, SLG: 0.410 (1, 8)										4	0	1	0	0	1	4				
Hal McRae, R OBP: 0.312, SLG: 0.372 (1, 10)										3	1	1	0	0	0	1				
John Wathan, R OBP: 0.297, SLG: 0.309 (1, 2)										2	1	1	0	1	1	0				
Clint Hurdle, L OBP: 0.410, SLG: 0.547 Cesar Geronimo, L OBP: 0.294, SLG: 0.319 (1, 9)										3	0	1	1	0	0	1				
U L Washington, S OBP: 0.315, SLG: 0.302 (1, 6)										0	0	0	0	0	0	0				
Inning Stats	R: 0 E: 0 K: 0 S: 4	H: 1 LOB: 1 BB: 0 P: 4	R: 0 E: 0 K: 1 S: 5	H: 1 LOB: 0 BB: 0 P: 5	R: 0 E: 0 K: 0 S: 3	H: 0 LOB: 0 BB: 0 P: 3	R: 0 E: 0 K: 0 S: 3	H: 0 LOB: 1 BB: 1 P: 7	R: 2 E: 0 K: 0 S: 6	H: 4 LOB: 1 BB: 0 P: 6	R: 0 E: 0 K: 1 S: 5	H: 0 LOB: 0 BB: 0 P: 5	R: 0 E: 0 K: 0 S: 2	H: 0 LOB: 1 BB: 1 P: 6	R: 0 E: 1 K: 1 S: 7	H: 1 LOB: 3 BB: 1 P: 11		1B: 5 2B: 2 3B: 0 HR: 0	SF: 0 SAC: 0 DP: 3 HBP: 0	WP: 0 PB: 0 SB: 2 CS: 0
PITCHER Fernando Arroyo, R ERA: 3.65 Jack O'Connor, L ERA: 6.23 John Verhoeven, R ERA: 3.83 (1, 1)	IP: 7.1 WLS: L BF: 29 H: 7 R: 2 ER: 2 SO: 2 BB: 2 IBB: 2 HBP: 0 BLK: 0 WP: 0 HR: 0 S: 31 P: 39 ERA: 2.46 WHIP: 1.227															PITCHER				

Batter	1	2	3	4	5	6	7	8	9	AB	R	H	RBI	BB	SO	LOB	TOP											
Gary Ward, R OBP: 0.329, SLG: 0.360 (1, 7)										5	3	3	1	0	1	0	Minnesota Twins @ Kansas City Royals Royals Stadium, Kansas City, MO Wed Sep 23 1981, 8:05 PM EDT Att: 19,457 - Unknown - 82 F											
Dave Engle, R OBP: 0.286, SLG: 0.397 (1, 9)										4	1	2	2	0	0	1												
Mickey Hatcher, R OBP: 0.291, SLG: 0.360 (1, 8)										4	0	0	1	0	0	1												
Roy Smalley, S OBP: 0.382, SLG: 0.456 Glenn Adams, L OBP: 0.272, SLG: 0.283 (7, PH)										2	0	0	0	1	0	0												
John Castino, R OBP: 0.299, SLG: 0.388 (1, 4)										4	1	2	0	1	0	2												
Gary Gaetti, R OBP: 0.200, SLG: 0.400 (1, 5)										4	0	1	0	0	0	2												
Butch Wynegar, S OBP: 0.336, SLG: 0.298 (1, 2)										3	0	1	1	0	0	1												
Pete Mackanin, R OBP: 0.250, SLG: 0.307 Tim Corcoran, L OBP: 0.234, SLG: 0.195 (7, 3)										3	0	1	0	0	1	2												
Ron Washington, R OBP: 0.288, SLG: 0.296 (1, 6)										3	1	0	0	1	1	2												
Inning Stats	R: 1 E: 0 K: 1 S: 6	H: 1 LOB: 1 BB: 1 P: 10	R: 0 E: 0 K: 1 S: 6	H: 1 LOB: 1 BB: 0 P: 6	R: 0 E: 0 K: 0 S: 3	H: 0 LOB: 0 BB: 0 P: 3	R: 0 E: 0 K: 0 S: 3	H: 0 LOB: 1 BB: 1 P: 7	R: 2 E: 0 K: 0 S: 4	H: 1 LOB: 0 BB: 1 P: 8	R: 0 E: 0 K: 1 S: 7	H: 2 LOB: 2 BB: 0 P: 7	R: 1 E: 0 K: 0 S: 5	H: 2 LOB: 1 BB: 0 P: 5	R: 1 E: 1 K: 1 S: 7	H: 2 LOB: 1 BB: 0 P: 7		R: 1 E: 0 K: 0 S: 5	H: 2 LOB: 1 BB: 0 P: 5	1B: 7 2B: 2 3B: 1 HR: 1	SF: 3 SAC: 0 DP: 0 HBP: 0	WP: 0 PB: 0 SB: 1 CS: 1	PA: 41					
PITCHER	IP	WLS	BF	H	R	ER	SO	BB	IBB	HBP	BLK	WP	HR	S	P	ERA	WHIP											
Mike Jones, L ERA: 2.73 Renie Martin, R ERA: 2.72 Ken Brett, L ERA: 4.15	(1, 1)	6.1	L	28	6	4	4	3	3	0	0	0	0	1	31	43	5.68	1.421										

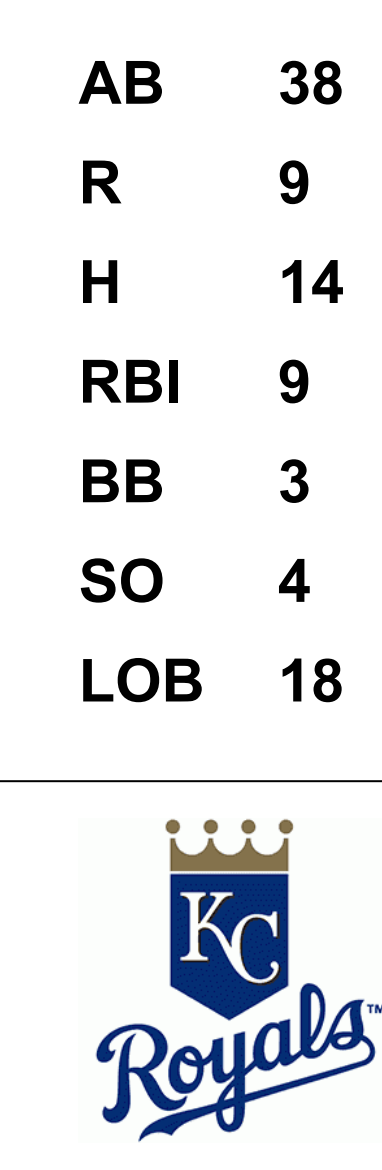
Batter	1	2	3	4	5	6	7	8	9	AB	R	H	RBI	BB	SO	LOB	BOTTOM											
Willie Wilson, S OBP: 0.325, SLG: 0.346 (1, 7)										4	0	1	0	0	0	1	Minnesota Twins @ Kansas City Royals Royals Stadium, Kansas City, MO Wed Sep 23 1981, 8:05 PM EDT Att: 19,457 - Unknown - 82 F											
Frank White, R OBP: 0.285, SLG: 0.373 (1, 4)										4	0	0	0	0	0	1												
George Brett, L OBP: 0.347, SLG: 0.444 Rance Mulliniks, L OBP: 0.256, SLG: 0.310 (9, 5)										3	1	2	0	1	0	0												
Willie Aikens, L OBP: 0.370, SLG: 0.461 (1, 3)										4	1	1	2	0	0	3												
Amos Otis, R OBP: 0.322, SLG: 0.406 (1, 8)										3	0	0	0	1	1	2												
Hal McRae, R OBP: 0.314, SLG: 0.374 (1, 10)										4	0	2	0	0	0	2												
John Wathan, R OBP: 0.297, SLG: 0.307 Jamie Quirk, L OBP: 0.293, SLG: 0.323 (9, PH)										2	0	0	0	1	1	1												
Clint Hurdle, L OBP: 0.385, SLG: 0.509 (1, 9)										4	0	0	0	0	0	3												
U.L. Washington, S OBP: 0.315, SLG: 0.303 (1, 6)										3	0	1	0	0	0	0												
Inning Stats	R: 0 E: 0 K: 1 S: 6	H: 1 LOB: 2 BB: 1 P: 10	R: 0 E: 0 K: 1 S: 5	H: 1 LOB: 0 BB: 0 P: 5	R: 0 E: 0 K: 0 S: 3	H: 0 LOB: 0 BB: 0 P: 3	R: 2 E: 0 K: 0 S: 5	H: 2 LOB: 1 BB: 1 P: 9	R: 0 E: 0 K: 0 S: 3	H: 0 LOB: 0 BB: 0 P: 3	R: 0 E: 0 K: 0 S: 3	H: 1 LOB: 1 BB: 1 P: 7	R: 0 E: 0 K: 0 S: 4	H: 1 LOB: 0 BB: 0 P: 4	R: 0 E: 0 K: 0 S: 3	R: 0 E: 0 K: 1 S: 6		H: 1 LOB: 1 BB: 0 P: 6	1B: 6 2B: 0 3B: 0 HR: 1	SF: 0 SAC: 0 DP: 1 HBP: 0	WP: 0 PB: 0 SB: 1 CS: 1	PA: 35						
PITCHER	IP	WLS	BF	H	R	ER	SO	BB	IBB	HBP	BLK	WP	HR	S	P	ERA	WHIP											
Pete Redfern, R ERA: 4.26 Doug Corbett, R ERA: 2.51	(1, 1)	7.0	W	28	6	2	2	2	3	0	0	0	0	1	29	41	2.57	1.286										

Batter	1	2	3	4	5	6	7	8	9	AB	R	H	RBI	BB	SO	LOB	TOP										
Hosken Powell, L (1,7) OBP: 0.287, SLG: 0.333	F7		1B		F7		G3-6-3		6-3	5	0	1	0	0	0	3	Minnesota Twins @ Kansas City Royals Royals Stadium, Kansas City, MO Thu Sep 24 1981, 8:05 PM EDT Att: 17,893 - Cloudy - 70 F										
Rob Wilfong, L (1,4) OBP: 0.310, SLG: 0.336	4-3		F9		F9		F9			5	0	2	1	0	0	1											
Dave Engle, R (1,9) OBP: 0.286, SLG: 0.407	K				G5-4-3				K	5	1	1	1	0	3	3											
Mickey Hatcher, R (1,8) OBP: 0.288, SLG: 0.356		F4			F5		F9		K	4	0	0	0	0	1	0											
Glenn Adams, L (1,10) OBP: 0.281, SLG: 0.297							E3			4	0	3	0	0	0	0											
John Castino, R (1,5) OBP: 0.300, SLG: 0.388 Gary Gaetti, R (7,5) OBP: 0.188, SLG: 0.375		1B			1B		F2		2B	3	0	1	0	0	0	2											
Butch Wynegar, S (1,2) Tim Laudner, R (7,2) OBP: 0.290, SLG: 0.464		F7			1B		F2		F2	1	0	0	0	0	0	1											
Butch Wynegar, S (1,2) Tim Laudner, R (7,2) OBP: 0.290, SLG: 0.464		F6			1-3					2	0	0	0	1	0	3											
Kent Hrbek, L (1,3) OBP: 0.255, SLG: 0.318										0	0	0	0	0	0	0											
Ron Washington, R (1,6) OBP: 0.283, SLG: 0.291 Rick Sofield, L (5,PH) OBP: 0.221, SLG: 0.168 Chuck Baker, R (5,6) OBP: 0.161, SLG: 0.194									F9	1	0	0	0	0	1	0											
Inning Stats	R: 0 E: 0 K: 1 S: 5	H: 0 LOB: 0 BB: 0 P: 5	R: 0 E: 0 K: 0 S: 4	H: 1 LOB: 1 BB: 0 P: 4	R: 0 E: 0 K: 2 S: 8	H: 1 LOB: 1 BB: 0 P: 8	R: 0 E: 0 K: 1 S: 7	H: 2 LOB: 2 BB: 1 P: 7	R: 1 E: 0 K: 0 S: 4	H: 2 LOB: 1 BB: 1 P: 8	R: 0 E: 1 K: 0 S: 4	H: 0 LOB: 2 BB: 1 P: 8	R: 0 E: 0 K: 0 S: 3	H: 1 LOB: 0 BB: 0 P: 3	R: 1 E: 0 K: 1 S: 7	H: 2 LOB: 2 BB: 0 P: 8	R: 0 E: 0 K: 1 S: 6	H: 1 LOB: 1 BB: 0 P: 6	1B: 8 2B: 1 3B: 0 HR: 1	SF: 0 SAC: 0 DP: 2 HBP: 1	WP: 0 PB: 0 SB: 0 CS: 0	PA: 39					
PITCHER	IP	WLS	BF	H	R	ER	SO	BB	IBB	HBP	BLK	WP	HR	S	P	ERA	WHIP										
Dennis Leonard, R (1,1) ERA: 3.23	8.0	W	35	9	2	2	5	2	0	1	0	0	1	42	51	2.25	1.375										
Dan Quisenberry, R (9,1) ERA: 1.89	1.0		4	1	0	0	1	0	0	0	0	0	0	6	6	0.00	1.000										

AB	36
R	2
H	10
RBI	2
BB	2
SO	6
LOB	17



Batter	1	2	3	4	5	6	7	8	9	AB	R	H	RBI	BB	SO	LOB	BOTTOM										
Willie Wilson, S (1,7) OBP: 0.329, SLG: 0.353	K				4-3					4	1	2	2	1	1	0	Minnesota Twins @ Kansas City Royals Royals Stadium, Kansas City, MO Thu Sep 24 1981, 8:05 PM EDT Att: 17,893 - Cloudy - 70 F										
Frank White, R (1,4) OBP: 0.287, SLG: 0.377					5-3					5	1	2	1	0	1	4											
Hal McRae, R (1,10) OBP: 0.315, SLG: 0.372					6-3					4	0	1	0	1	0	1											
Amos Otis, R (1,8) OBP: 0.323, SLG: 0.415										5	2	2	2	0	0	5											
Willie Aikens, L (1,3) OBP: 0.368, SLG: 0.455 Tim Ireland, R (9,3)										4	0	0	1	1	1	3											
John Wathan, R (1,2) OBP: 0.298, SLG: 0.307 Jamie Quirk, L (6,PH) OBP: 0.290, SLG: 0.319										3	1	1	0	0	0	4											
Darryl Motley, R (1,9) OBP: 0.283, SLG: 0.330										4	1	2	1	0	0	0											
Dave Chalk, R (1,5) OBP: 0.277, SLG: 0.273										4	1	1	1	0	0	1											
U L Washington, S (1,6) OBP: 0.321, SLG: 0.312										4	2	3	1	0	0	0											
Inning Stats	R: 0 E: 0 K: 2 S: 9	H: 2 LOB: 2 BB: 0 P: 9	R: 4 E: 0 K: 0 S: 8	H: 5 LOB: 3 BB: 2 P: 16	R: 0 E: 0 K: 0 S: 3	H: 0 LOB: 0 BB: 0 P: 3	R: 0 E: 0 K: 0 S: 3	H: 0 LOB: 0 BB: 0 P: 3	R: 1 E: 0 K: 0 S: 5	H: 2 LOB: 1 BB: 0 P: 5	R: 4 E: 0 K: 1 S: 9	H: 4 LOB: 0 BB: 0 P: 9	R: 0 E: 0 K: 1 S: 6	H: 1 LOB: 2 BB: 1 P: 10	R: 0 E: 0 K: 0 S: 3	H: 0 LOB: 0 BB: 0 P: 3		1B: 10 2B: 2 3B: 1 HR: 1	SF: 0 SAC: 0 DP: 0 HBP: 0	WP: 0 PB: 0 SB: 1 CS: 0	PA: 41						
PITCHER	IP	WLS	BF	H	R	ER	SO	BB	IBB	HBP	BLK	WP	HR	S	P	ERA	WHIP										
Brad Havens, L (1,1) ERA: 3.24	1.0	L	10	7	4	4	2	1	1	0	0	0	1	14	14	36.00	7.000										
Bob Veselic, R (2,1) ERA: 3.68	4.1		21	6	5	5	0	1	1	0	0	0	1	19	27	10.38	1.615										
Don Cooper, R (6,1) ERA: 4.44	1.2		7	1	0	0	2	1	0	0	0	0	0	10	14	0.00	1.200										
John Hobbs, L (8,1) ERA: 3.18	1.0		3	0	0	0	0	0	0	0	0	0	0	3	3	0.00	0.000										



AB	38
R	9
H	14
RBI	9
BB	3
SO	4
LOB	18

Batter	1	2	3	4	5	6	7	8	9	AB	R	H	RBI	BB	SO	LOB	TOP								
Julio Cruz, S OBP: 0.342, SLG: 0.336 (1, 4)										5	1	2	0	0	0	2									
Dan Meyer, L OBP: 0.288, SLG: 0.335 Lenny Randle, S OBP: 0.285, SLG: 0.327 (1, 5) (7, 5)										4	1	3	1	0	0	1									
Tom Paciorek, R OBP: 0.378, SLG: 0.501 (1, 7)										5	1	1	1	0	0	3									
Richie Zisk, R OBP: 0.378, SLG: 0.503 (1, 10)										4	0	1	1	0	0	0									
Bruce Bochte, L OBP: 0.356, SLG: 0.367 (1, 3)										4	1	1	1	0	1	1									
Jeff Burroughs, R OBP: 0.342, SLG: 0.405 Dave Henderson, R OBP: 0.266, SLG: 0.336 (1, 9) (8, 9)										4	1	2	0	0	0	0									
Joe Simpson, L OBP: 0.256, SLG: 0.300 (1, 8)										4	0	0	0	0	0	2									
Paul Serna, R OBP: 0.300, SLG: 0.471 (1, 6)										4	1	2	0	0	0	0									
Bud Bulling, R OBP: 0.362, SLG: 0.305 (1, 2)										4	2	3	2	0	0	0									
Inning Stats	R: 1 E: 0 K: 0 S: 4	H: 2 LOB: 0 BB: 0 P: 4	R: 0 E: 0 K: 0 S: 3	H: 0 LOB: 0 BB: 0 P: 3	R: 0 E: 0 K: 0 S: 4	H: 1 LOB: 1 BB: 0 P: 4	R: 0 E: 0 K: 1 S: 5	H: 0 LOB: 0 BB: 0 P: 5	R: 3 E: 0 K: 0 S: 6	H: 4 LOB: 0 BB: 0 P: 6	R: 2 E: 0 K: 0 S: 7	H: 5 LOB: 3 BB: 0 P: 7	R: 1 E: 0 K: 0 S: 5	H: 2 LOB: 1 BB: 0 P: 5	R: 0 E: 0 K: 0 S: 3	H: 0 LOB: 0 BB: 0 P: 3	R: 1 E: 0 K: 0 S: 4	H: 2 LOB: 0 BB: 0 P: 4	1B: 12 2B: 2 3B: 0 HR: 2	SF: 0 SAC: 0 DP: 2 HBP: 0	WP: 1 PB: 0 SB: 0 CS: 1	PA: 40			
PITCHER	IP	WLS	BF	H	R	ER	SO	BB	IBB	HBP	BLK	WP	HR	S	P	ERA	WHIP								
Jim Wright, R ERA: 3.83 (1, 1)	5.0	L	21	8	5	5	1	0	0	0	0	0	1	23	23	9.00	1.600								
Paul Spittorff, L ERA: 4.5 (6, 1)	3.0		14	6	2	2	0	0	0	0	0	0	1	14	14	6.00	2.000								
Bill Paschall, R ERA: 4.5 (9, 1)	1.0		4	2	1	1	0	0	0	0	0	1	0	4	4	9.00	2.000								

Seattle Mariners @ Kansas City Royals
Royals Stadium, Kansas City, MO
Fri Sep 25 1981, 8:05 PM EDT
Att: 24,262 - Unknown - 82 F

AB 39
R 8
H 16
RBI 7
BB 0
SO 1
LOB 9



Batter	1	2	3	4	5	6	7	8	9	AB	R	H	RBI	BB	SO	LOB	BOTTOM								
Willie Wilson, S OBP: 0.328, SLG: 0.352 (1, 7)										4	0	1	0	0	3	2									
Frank White, R OBP: 0.287, SLG: 0.384 (1, 4)										4	1	1	1	0	0	2									
Hal McRae, R OBP: 0.320, SLG: 0.377 (1, 10)										3	1	2	0	0	0	1									
Amos Otis, R OBP: 0.323, SLG: 0.419 (1, 8)										4	0	1	0	0	0	3									
Willie Aikens, L OBP: 0.367, SLG: 0.450 (1, 3)										3	1	0	1	1	1	2									
John Wathan, R OBP: 0.294, SLG: 0.303 (1, 2)										4	0	0	0	0	1	3									
Darryl Motley, R OBP: 0.274, SLG: 0.319 (1, 9)										4	0	0	0	0	0	2									
Dave Chalk, R OBP: 0.294, SLG: 0.298 (1, 5)										3	0	1	1	1	0	0									
U L Washington, S OBP: 0.320, SLG: 0.311 (1, 6)										4	0	1	0	0	0	2									
Inning Stats	R: 0 E: 0 K: 1 S: 6	H: 1 LOB: 1 BB: 0 P: 6	R: 1 E: 0 K: 1 S: 6	H: 1 LOB: 1 BB: 1 P: 10	R: 0 E: 0 K: 0 S: 3	H: 1 LOB: 0 BB: 0 P: 3	R: 0 E: 0 K: 0 S: 4	H: 1 LOB: 1 BB: 0 P: 4	R: 0 E: 0 K: 1 S: 6	H: 1 LOB: 1 BB: 0 P: 6	R: 1 E: 0 K: 1 S: 6	H: 1 LOB: 1 BB: 0 P: 7	R: 0 E: 0 K: 0 S: 3	H: 0 LOB: 0 BB: 0 P: 3	1B: 3 2B: 2 3B: 1 HR: 1	SF: 0 SAC: 0 DP: 1 HBP: 1	WP: 0 PB: 0 SB: 0 CS: 0	PA: 36							
PITCHER	IP	WLS	BF	H	R	ER	SO	BB	IBB	HBP	BLK	WP	HR	S	P	ERA	WHIP								
Floyd Bannister, L ERA: 4.61 (1, 1)	9.0	W	36	7	3	3	5	2	0	1	0	0	1	43	52	3.00	1.000								

Seattle Mariners @ Kansas City Royals
Royals Stadium, Kansas City, MO
Fri Sep 25 1981, 8:05 PM EDT
Att: 24,262 - Unknown - 82 F

AB 33
R 3
H 7
RBI 3
BB 2
SO 5
LOB 17



Batter	1	2	3	4	5	6	7	8	9	AB	R	H	RBI	BB	SO	LOB	TOP
Julio Cruz, S OBP: 0.338, SLG: 0.331 (1, 4)										5	1	0	0	0	0	1	Seattle Mariners @ Kansas City Royals Royals Stadium, Kansas City, MO Sat Sep 26 1981, 8:05 PM EDT Att: 27,506 - Unknown
Lenny Randle, S OBP: 0.281, SLG: 0.322 (1, 5)										4	0	0	0	0	0	1	
Tom Paciorek, R OBP: 0.377, SLG: 0.499 (1, 8) (9, 7)										4	0	1	0	0	0	2	
Richie Zisk, R OBP: 0.382, SLG: 0.503 Kim Allen, R (8, PR)										2	0	1	0	2	0	0	
Jeff Burroughs, R OBP: 0.341, SLG: 0.403 Dave Henderson, R OBP: 0.266, SLG: 0.336 (1, 9) (9, 9)										4	0	1	1	0	0	3	
Gary Gray, R OBP: 0.252, SLG: 0.483 (1, 3)										4	0	1	0	0	1	0	
Dan Meyer, L OBP: 0.287, SLG: 0.333 Joe Simpson, L OBP: 0.256, SLG: 0.300 (1, 7) (9, 8)										4	1	1	0	0	0	3	
Paul Serna, R OBP: 0.311, SLG: 0.457 (1, 6)										2	2	0	0	1	0	0	
Bud Bulling, R OBP: 0.361, SLG: 0.306 (1, 2)										3	0	1	1	0	0	0	
Inning Stats	R: 1 E: 1 K: 0 S: 6	H: 2 LOB: 3 BB: 1 P: 10	R: 0 E: 1 K: 0 S: 4	H: 0 LOB: 1 BB: 1 P: 8	R: 0 E: 0 K: 1 S: 5	H: 1 LOB: 0 BB: 0 P: 5	R: 0 E: 0 K: 0 S: 3	H: 0 LOB: 0 BB: 0 P: 3	R: 0 E: 0 K: 0 S: 3	H: 0 LOB: 0 BB: 0 P: 3	R: 0 E: 0 K: 0 S: 4	H: 1 LOB: 2 BB: 1 P: 8	R: 2 E: 2 K: 0 S: 5	H: 2 LOB: 1 BB: 0 P: 6	1B: 6 2B: 0 3B: 0 HR: 0	SF: 0 SAC: 2 DP: 1 HBP: 1	
PITCHER Larry Gura, L ERA: 2.65 (1, 1)	IP: 9.0 WLS: L BF: 38 H: 6 R: 4 ER: 0 SO: 1 BB: 3 IBB: 0 HBP: 1 BLK: 0 WP: 0 HR: 0 S: 36 P: 49 ERA: 0.00 WHIP: 1.000											PITCHER	IP: 9.0 WLS: L BF: 38 H: 6 R: 4 ER: 0 SO: 1 BB: 3 IBB: 0 HBP: 1 BLK: 0 WP: 0 HR: 0 S: 36 P: 49 ERA: 0.00 WHIP: 1.000				

Batter	1	2	3	4	5	6	7	8	9	AB	R	H	RBI	BB	SO	LOB	BOTTOM		
Willie Wilson, S OBP: 0.329, SLG: 0.352 (1, 7)										5	1	2	0	0	0	1	Seattle Mariners @ Kansas City Royals Royals Stadium, Kansas City, MO Sat Sep 26 1981, 8:05 PM EDT Att: 27,506 - Unknown		
Frank White, R OBP: 0.282, SLG: 0.378 (1, 4)										5	0	0	0	0	1	3			
Hal McRae, R OBP: 0.319, SLG: 0.379 (1, 10)										4	0	1	0	0	1	0			
Willie Aikens, L OBP: 0.371, SLG: 0.451 Tim Ireland, R (8, PR) (9, 3)										2	0	1	0	2	0	1			
Amos Otis, R OBP: 0.320, SLG: 0.415 (1, 8)										3	0	0	0	0	0	3			
Clint Hurdle, L OBP: 0.397, SLG: 0.508 Darryl Motley, R OBP: 0.272, SLG: 0.316 (1, 9) (9, 9)										2	1	1	0	1	0	0			
John Wathan, R OBP: 0.296, SLG: 0.313 (1, 2)										4	0	2	1	0	1	4			
Rance Mulliniks, L OBP: 0.261, SLG: 0.295 Dave Chalk, R OBP: 0.268, SLG: 0.292 (1, 5) (9, 5)										2	0	0	0	1	1	2			
U L Washington, S OBP: 0.317, SLG: 0.308 Lee May, R OBP: 0.333, SLG: 0.352 Onix Concepcion, R (9, PR)										3	0	0	0	0	1	5			
Inning Stats	R: 0 E: 0 K: 0 S: 3	H: 0 LOB: 0 BB: 0 P: 3	R: 0 E: 0 K: 0 S: 4	H: 1 LOB: 3 BB: 2 P: 12	R: 1 E: 0 K: 1 S: 7	H: 2 LOB: 1 BB: 0 P: 7	R: 1 E: 0 K: 1 S: 7	H: 2 LOB: 1 BB: 0 P: 7	R: 0 E: 0 K: 0 S: 3	H: 0 LOB: 1 BB: 1 P: 7	R: 0 E: 0 K: 1 S: 6	H: 1 LOB: 0 BB: 0 P: 6	R: 0 E: 0 K: 1 S: 5	H: 0 LOB: 2 BB: 1 P: 9	R: 0 E: 1 K: 0 S: 3	H: 1 LOB: 2 BB: 1 P: 7		1B: 5 2B: 1 3B: 1 HR: 0	SF: 0 SAC: 1 DP: 1 HBP: 0
PITCHER Bob Stoddard, R ERA: 2.6 Shane Rawley, L ERA: 4.0 (1, 1) (8, 1)	IP: 7.0 WLS: W BF: 8 H: 6 R: 2 ER: 2 SO: 4 BB: 3 IBB: 0 HBP: 0 BLK: 0 WP: 2 HR: 0 S: 35 P: 47 ERA: 2.57 WHIP: 1.286											PITCHER	IP: 2.0 WLS: W BF: 8 H: 1 R: 0 ER: 0 SO: 1 BB: 2 IBB: 0 HBP: 0 BLK: 0 WP: 0 HR: 0 S: 8 P: 16 ERA: 0.00 WHIP: 1.500						

Batter	1	2	3	4	5	6	7	8	9	AB	R	H	RBI	BB	SO	LOB	TOP				
Julio Cruz, S OBP: 0.334, SLG: 0.328 Jim Anderson, R OBP: 0.278, SLG: 0.261	(1,4) X 0-0 F4		(1,4) X 0-0 F3		(1,4) X 0-0 4-3		(1,4) X 0-0 5-3			4	0	0	0	0	0	2					
Lenny Randle, S OBP: 0.289, SLG: 0.321	(1,5) X 0-0 1B		(1,5) X 0-0 L4			(1,5) X 0-0 6-3		(1,5) X 0-0 6-3		4	0	1	0	0	0	0					
Tom Paciorek, R OBP: 0.378, SLG: 0.507 Kim Allen, R	(1,8) X 0-0 1B		(1,8) X 0-0 F3			(1,8) X 0-0 6-3		(1,8) X 0-0 HR		4	1	2	1	0	0	0					
Richie Zisk, R OBP: 0.381, SLG: 0.501 Jim Mauer, R OBP: 0.500, SLG: 0.556	(1,10) X 0-3 K			(1,10) X 0-0 FC1-4 1B		(1,10) X 0-0 5-3		(1,10) X 0-0 F4		3	0	1	0	0	1	2					
Jeff Burroughs, R OBP: 0.341, SLG: 0.402 Dave Henderson, R OBP: 0.264, SLG: 0.333	(1,9) X 0-0 L5			(1,9) X 0-0 FC1-4 1B			(1,9) X 0-0 BB 1B	(1,9) X 0-0 F3		3	0	1	0	0	0	3					
Gary Gray, R OBP: 0.282, SLG: 0.475		(1,3) X 0-0 5-3		(1,3) X 0-0 F7			(1,3) X 0-0 BB 1B	(1,3) X 0-0 F9		3	1	0	0	1	0	1					
Dan Meyer, L OBP: 0.333, SLG: 0.333 Reggie Walton, R	(1,7) X 0-0 1-3		(1,7) X 0-0 L9			(1,7) X 0-0 BB 1B		(1,7) X 0-3 K		3	0	1	1	0	0	1					
Paul Serna, R OBP: 0.308, SLG: 0.438	(1,6) X 0-0 HBP			(1,6) X 0-0 F4			(1,6) X 0-0 F4	(1,6) X 0-0 1-3		3	0	0	0	0	0	2					
Bud Bulling, R OBP: 0.354, SLG: 0.299 Dan Firova, R	(1,2) X 0-3 K			(1,2) X 0-0 5-3			(1,2) X 0-0 G3			3	0	0	1	0	1	2					
Inning Stats	R: 0 E: 0 K: 1 S: 7	H: 2 LOB: 2 BB: 0 P: 7	R: 0 E: 0 K: 1 S: 5	H: 0 LOB: 1 BB: 0 P: 6	R: 0 E: 0 K: 0 S: 3	H: 0 LOB: 1 BB: 0 P: 3	R: 0 E: 0 K: 0 S: 3	H: 0 LOB: 0 BB: 0 P: 3	R: 0 E: 0 K: 0 S: 3	H: 0 LOB: 0 BB: 0 P: 3	R: 2 E: 0 K: 0 S: 5	H: 2 LOB: 2 BB: 1 P: 9	R: 1 E: 0 K: 1 S: 4	H: 1 LOB: 0 BB: 0 P: 4	R: 0 E: 0 K: 1 S: 5	H: 0 LOB: 0 BB: 0 P: 5	1B: 5 2B: 0 3B: 0 HR: 1	SF: 0 SAC: 0 DP: 0 HBP: 1	WP: 0 PB: 0 SB: 0 CS: 0	PA: 35	
PITCHER	IP WLS BF H R ER SO BB IBB HBP BLK WP HR S P ERA WHIP	IP WLS BF H R ER SO BB IBB HBP BLK WP HR S P ERA WHIP	IP WLS BF H R ER SO BB IBB HBP BLK WP HR S P ERA WHIP	IP WLS BF H R ER SO BB IBB HBP BLK WP HR S P ERA WHIP	IP WLS BF H R ER SO BB IBB HBP BLK WP HR S P ERA WHIP	IP WLS BF H R ER SO BB IBB HBP BLK WP HR S P ERA WHIP	IP WLS BF H R ER SO BB IBB HBP BLK WP HR S P ERA WHIP	IP WLS BF H R ER SO BB IBB HBP BLK WP HR S P ERA WHIP	IP WLS BF H R ER SO BB IBB HBP BLK WP HR S P ERA WHIP	IP WLS BF H R ER SO BB IBB HBP BLK WP HR S P ERA WHIP	IP WLS BF H R ER SO BB IBB HBP BLK WP HR S P ERA WHIP	IP WLS BF H R ER SO BB IBB HBP BLK WP HR S P ERA WHIP	IP WLS BF H R ER SO BB IBB HBP BLK WP HR S P ERA WHIP	IP WLS BF H R ER SO BB IBB HBP BLK WP HR S P ERA WHIP	IP WLS BF H R ER SO BB IBB HBP BLK WP HR S P ERA WHIP	IP WLS BF H R ER SO BB IBB HBP BLK WP HR S P ERA WHIP	IP WLS BF H R ER SO BB IBB HBP BLK WP HR S P ERA WHIP	IP WLS BF H R ER SO BB IBB HBP BLK WP HR S P ERA WHIP	IP WLS BF H R ER SO BB IBB HBP BLK WP HR S P ERA WHIP	IP WLS BF H R ER SO BB IBB HBP BLK WP HR S P ERA WHIP	IP WLS BF H R ER SO BB IBB HBP BLK WP HR S P ERA WHIP

Seattle Mariners @ Kansas City Royals
Royals Stadium, Kansas City, MO
Sun Sep 27 1981, 4:33 AM EDT
Att: 30,317 - Unknown - 77 F

AB 33
R 3
H 6
RBI 3
BB 1
SO 3
LOB 13



Batter	1	2	3	4	5	6	7	8	9	AB	R	H	RBI	BB	SO	LOB	BOTTOM				
Willie Wilson, S OBP: 0.333, SLG: 0.363 Darryl Motley, R OBP: 0.272, SLG: 0.316	(1,7) X 0-0 5-3		(1,7) X 0-0 F8		(1,7) X 0-0 S 2B	(1,7) X 0-0 BB 1B	(1,7) X 0-0 BB	(1,7) X 0-0 1B		5	2	3	3	1	0	1					
Frank White, R OBP: 0.278, SLG: 0.372	(1,4) X 0-0 6-3		(1,4) X 0-0 6-3		(1,4) X 0-0 B2-3	(1,4) X 0-0 F6	(1,4) X 0-0 F8	(1,4) X 0-0 F9		6	0	0	0	0	0	5					
George Brett, L OBP: 0.354, SLG: 0.456 Dave Chalk, R OBP: 0.283, SLG: 0.286	(1,5) X 0-0 1B			(1,5) X 0-0 2B	(1,5) X 0-0 S 2B	(1,5) X 0-0 BB 1B	(1,5) X 0-0 F7			3	2	3	1	1	0	0					
Willie Aikens, L OBP: 0.374, SLG: 0.456 Tim Ireland, R	(1,3) X 0-0 5-3			(1,3) X 0-0 2B	(1,3) X 0-0 K	(1,3) X 0-0 FC3-6 1B		(1,3) X 0-0 1B		5	1	3	1	0	1	3					
Amos Otis, R OBP: 0.324, SLG: 0.424		(1,8) X 0-0 6-3		(1,8) X 0-0 1B	(1,8) X 0-0 2B	(1,8) X 0-0 FC3-6 2B		(1,8) X 0-0 1B		5	2	3	4	0	0	1					
Hal McRae, R OBP: 0.323, SLG: 0.388 Ken Phelps, L OBP: 0.174, SLG: 0.227	(1,10) X 0-0 2B			(1,10) X 0-0 1B	(1,10) X 0-0 6-3	(1,10) X 0-0 1B		(1,10) X 0-0 1B		4	1	3	1	0	0	1					
Clint Hurdle, L OBP: 0.394, SLG: 0.500 Cesar Geronimo, L OBP: 0.305, SLG: 0.330	(1,9) X 0-0 F4			(1,9) X 0-0 F8		(1,9) X 0-0 1B		(1,9) X 0-0 1B		3	1	1	0	0	0	2					
Pat Sheridan, L	(9,9)							(9,9) X 0-0 1B		0	0	0	0	0	0	0					
Jamie Quirk, L OBP: 0.305, SLG: 0.327 Greg Keatley, R	(1,2) X 0-0 HBP			(1,2) X 0-0 F8		(1,2) X 0-0 1B		(1,2) X 0-0 1B		4	1	2	2	0	1	3					
U L Washington, S OBP: 0.315, SLG: 0.310	(1,6) X 0-0 G3			(1,6) X 0-0 F7		(1,6) X 0-0 3B		(1,6) X 0-0 G4-6-3		5	1	1	1	0	0	5					
Inning Stats	R: 0 E: 0 K: 0 S: 4	H: 1 LOB: 1 BB: 0 P: 4	R: 0 E: 0 K: 0 S: 3	H: 1 LOB: 0 BB: 0 P: 3	R: 0 E: 0 K: 0 S: 3	H: 0 LOB: 1 BB: 0 P: 4	R: 2 E: 0 K: 1 S: 7	H: 4 LOB: 2 BB: 0 P: 7	R: 2 E: 0 K: 1 S: 7	H: 2 LOB: 1 BB: 1 P: 11	R: 7 E: 0 K: 1 S: 13	H: 8 LOB: 1 BB: 0 P: 13	R: 0 E: 0 K: 0 S: 3	H: 0 LOB: 1 BB: 1 P: 7	R: 4 E: 0 K: 0 S: 8	H: 6 LOB: 1 BB: 0 P: 8	1B: 13 2B: 7 3B: 2 HR: 0	SF: 0 SAC: 0 DP: 1 HBP: 1	WP: 0 PB: 0 SB: 2 CS: 0	PA: 47	
PITCHER	IP WLS BF H R ER SO BB IBB HBP BLK WP HR S P ERA WHIP	IP WLS BF H R ER SO BB IBB HBP BLK WP HR S P ERA WHIP	IP WLS BF H R ER SO BB IBB HBP BLK WP HR S P ERA WHIP	IP WLS BF H R ER SO BB IBB HBP BLK WP HR S P ERA WHIP	IP WLS BF H R ER SO BB IBB HBP BLK WP HR S P ERA WHIP	IP WLS BF H R ER SO BB IBB HBP BLK WP HR S P ERA WHIP	IP WLS BF H R ER SO BB IBB HBP BLK WP HR S P ERA WHIP	IP WLS BF H R ER SO BB IBB HBP BLK WP HR S P ERA WHIP	IP WLS BF H R ER SO BB IBB HBP BLK WP HR S P ERA WHIP	IP WLS BF H R ER SO BB IBB HBP BLK WP HR S P ERA WHIP	IP WLS BF H R ER SO BB IBB HBP BLK WP HR S P ERA WHIP	IP WLS BF H R ER SO BB IBB HBP BLK WP HR S P ERA WHIP	IP WLS BF H R ER SO BB IBB HBP BLK WP HR S P ERA WHIP	IP WLS BF H R ER SO BB IBB HBP BLK WP HR S P ERA WHIP	IP WLS BF H R ER SO BB IBB HBP BLK WP HR S P ERA WHIP	IP WLS BF H R ER SO BB IBB HBP BLK WP HR S P ERA WHIP	IP WLS BF H R ER SO BB IBB HBP BLK WP HR S P ERA WHIP	IP WLS BF H R ER SO BB IBB HBP BLK WP HR S P ERA WHIP	IP WLS BF H R ER SO BB IBB HBP BLK WP HR S P ERA WHIP	IP WLS BF H R ER SO BB IBB HBP BLK WP HR S P ERA WHIP	IP WLS BF H R ER SO BB IBB HBP BLK WP HR S P ERA WHIP

Seattle Mariners @ Kansas City Royals
Royals Stadium, Kansas City, MO
Sun Sep 27 1981, 4:33 AM EDT
Att: 30,317 - Unknown - 77 F

AB 44
R 15
H 22
RBI 15
BB 2
SO 2
LOB 22



Batter	1	2	3	4	5	6	7	8	9	AB	R	H	RBI	BB	SO	LOB	TOP					
Willie Wilson, S (1,7) OBP: 0.335, SLG: 0.365	0-0 4-3		0-0 S 1-H 2B		0-0 L8		0-0 3B 1B		0-0 4-3	5	1	2	1	0	0	0	Kansas City Royals @ Minnesota Twins Metropolitan Stadium, Bloomington, MI Tue Sep 29 1981, 4:33 AM EDT Att: 3,676 - Cloudy - 64 F livebaseballscorecards.com					
Frank White, R (1,4) OBP: 0.275, SLG: 0.367	0-0 6-3		0-3 K		0-0 F9		0-0 F8		0-0 G4-6-3 1B	5	0	1	0	0	1	2						
George Brett, L (1,5) OBP: 0.356, SLG: 0.466	0-0 HR		4-0 CS BB		0-0 4-3		0-0 1-H 3B		0-0 G4-6-3 1-2	4	1	2	2	1	0	1						
Willie Aikens, L (1,3) OBP: 0.375, SLG: 0.463	0-0 F8		0-0 4-3 1-2		0-0 FC6-4 1B		0-0 FC6-4 IBB			3	0	1	0	1	0	2						
Amos Otis, R (1,8) OBP: 0.321, SLG: 0.419		0-0 5-3		0-0 6-3		0-0 FC6-4 2B 1-2		0-0 FC6-4 1-2		4	1	0	0	0	0	3						
Hal McRae, R (1,10) OBP: 0.331, SLG: 0.405		0-0 F5		0-0 2B		0-0 1-H 2B		0-0 6-3		4	0	2	1	0	0	0						
Clint Hurdle, L (1,9) OBP: 0.419, SLG: 0.598		0-0 FC4-6 1B		4-0 G1-6-3 IBB		4-0 IBB		0-0 1-3 S 1B		1	0	1	0	2	0	0						
Cesar Geronimo, L (8, PH) OBP: 0.308, SLG: 0.333		0-0 FC4-6 1B		0-0 G1-6-3 IBB		0-0 G3		0-0 1-3		1	0	1	0	0	0	0						
John Wathan, R (1,2) OBP: 0.297, SLG: 0.311		0-0 FC4-6 1-2		0-0 G1-6-3 1-2		0-0 G3		0-0 1-3		4	0	0	0	0	0	6						
U L Washington, S (1,6) OBP: 0.314, SLG: 0.308			0-0 S 2B 1B		0-0 4-3		0-0 1-3		0-0 F6	4	1	1	0	0	0	1						
Inning Stats	R: 1 E: 0 K: 0 S: 4	H: 1 LOB: 0 BB: 0 P: 4	R: 0 E: 0 K: 0 S: 4	H: 1 LOB: 1 BB: 0 P: 4	R: 1 E: 0 K: 1 S: 6	H: 2 LOB: 1 BB: 1 P: 10	R: 0 E: 0 K: 0 S: 3	H: 1 LOB: 1 BB: 1 P: 7	R: 0 E: 0 K: 0 S: 3	H: 0 LOB: 0 BB: 0 P: 3	R: 1 E: 0 K: 0 S: 5	H: 2 LOB: 2 BB: 1 P: 9	R: 1 E: 0 K: 0 S: 5	H: 2 LOB: 2 BB: 1 P: 9	R: 0 E: 0 K: 0 S: 4	H: 1 LOB: 1 BB: 0 P: 4	R: 0 E: 0 K: 0 S: 3	H: 1 LOB: 0 BB: 0 P: 3	1B: 6 2B: 3 3B: 1 HR: 1	SF: 0 SAC: 0 DP: 2 HBP: 0	WP: 0 PB: 0 SB: 3 CS: 1	PA: 39
PITCHER	IP WLS BF H R ER SO BB IBB HBP BLK WP HR S P ERA WHIP	6.2 L 30 9 4 4 1 1 2 0 0 0 0 1 29 41 5.40 1.500	2.1 S 9 2 0 0 0 0 1 0 0 0 0 0 8 12 0.00 0.857	PITCHER																		
Albert Williams, R (1,1) ERA: 3.95																						
Doug Corbett, R (7,1) ERA: 2.44																						

Batter	1	2	3	4	5	6	7	8	9	AB	R	H	RBI	BB	SO	LOB	BOTTOM					
Hosken Powell, L (1,7) OBP: 0.291, SLG: 0.332	0-0 1B 1B		0-0 6-3		0-0 L6		0-0 FC5-4 1B		0-0 F7	4	1	2	0	0	0	0	Kansas City Royals @ Minnesota Twins Metropolitan Stadium, Bloomington, MI Tue Sep 29 1981, 4:33 AM EDT Att: 3,676 - Cloudy - 64 F livebaseballscorecards.com					
Rob Wilfong, L (1,4) OBP: 0.308, SLG: 0.329	0-0 1-3 1B		0-3 K		0-3 K		0-0 F7		0-0 FC5-4 1B	4	0	1	0	0	2	1						
Dave Engle, R (1,9) OBP: 0.299, SLG: 0.424	0-0 1-2 3-H 1B		0-0 1B		0-0 G3-6-3 1B		0-0 FC5-4 1-2			4	0	3	1	0	0	1						
Butch Wynegar, S (1,2) OBP: 0.322, SLG: 0.280	0-0 F7		0-0 F6		0-0 G3-6-3 1-2		0-0 6-3		0-0 6-3	4	0	0	0	0	0	4						
Glenn Adams, L (1,10) OBP: 0.272, SLG: 0.281	0-0 F5		0-0 F9		0-3 K		0-0 E3		0-0 G6-4-3	4	0	0	0	0	1	2						
Rick Sofield, L (9, PR) OBP: 0.219, SLG: 0.167	0-0 F5		0-0 F9		0-3 K		0-0 E3		0-0 G6-4-3	0	0	0	0	0	0	0						
Gary Ward, R (1,8) OBP: 0.325, SLG: 0.356	0-0 F9		0-0 L9		0-0 L9		0-0 F8		0-0 G6-4-3 1-2	4	0	0	0	0	0	3						
Kent Hrbek, L (1,3) OBP: 0.238, SLG: 0.288		0-0 G5-4-3 1B		0-0 4-3		0-0 L8		0-0 L8		3	0	1	0	0	0	0						
Gary Gaetti, R (1,5) OBP: 0.190, SLG: 0.476		0-0 G5-4-3 1-2		0-0 HR		0-0 5-3		0-0 5-3		3	1	1	1	0	0	1						
Ron Washington, R (1,6) OBP: 0.264, SLG: 0.269		0-0 6-3		0-0 5-3		0-0 4-3		0-0 4-3		2	0	0	0	0	0	0						
Tim Corcoran, L (8, PH) OBP: 0.220, SLG: 0.182		0-0 6-3		0-0 5-3		0-0 4-3		0-0 4-3		1	0	0	0	0	0	0						
Chuck Baker, R (9, 6) OBP: 0.161, SLG: 0.194		0-0 6-3		0-0 5-3		0-0 4-3		0-0 4-3		0	0	0	0	0	0	0						
Inning Stats	R: 1 E: 0 K: 0 S: 6	H: 3 LOB: 2 BB: 0 P: 6	R: 0 E: 0 K: 0 S: 3	H: 1 LOB: 0 BB: 0 P: 3	R: 0 E: 0 K: 1 S: 6	H: 1 LOB: 1 BB: 0 P: 6	R: 0 E: 0 K: 0 S: 3	H: 0 LOB: 0 BB: 0 P: 3	R: 1 E: 0 K: 1 S: 6	H: 1 LOB: 0 BB: 0 P: 6	R: 0 E: 0 K: 1 S: 5	H: 1 LOB: 0 BB: 0 P: 5	R: 0 E: 0 K: 0 S: 3	H: 0 LOB: 0 BB: 0 P: 3	R: 0 E: 0 K: 0 S: 4	H: 1 LOB: 1 BB: 0 P: 4	R: 0 E: 1 K: 0 S: 3	H: 0 LOB: 1 BB: 0 P: 3	1B: 7 2B: 0 3B: 0 HR: 1	SF: 0 SAC: 0 DP: 3 HBP: 0	WP: 0 PB: 0 SB: 0 CS: 0	PA: 33
PITCHER	IP WLS BF H R ER SO BB IBB HBP BLK WP HR S P ERA WHIP	6.2 W 25 7 2 2 3 0 0 0 0 0 0 1 31 31 2.70 1.050	2.1 S 8 1 0 0 0 0 0 0 0 0 0 0 8 8 0.00 0.429	PITCHER																		
Jim Wright, R (1,1) ERA: 3.67																						
Dan Quisenberry, R (7,1) ERA: 1.79																						

AB 35
R 4
H 11
RBI 4
BB 4
SO 1
LOB 15



AB 33
R 2
H 8
RBI 2
BB 0
SO 3
LOB 12



Batter	1	2	3	4	5	6	7	8	9	AB	R	H	RBI	BB	SO	LOB	TOP										
Willie Wilson, S (1,7) OBP: 0.338, SLG: 0.367										5	0	3	2	0	0	0	Kansas City Royals @ Minnesota Twins Metropolitan Stadium, Bloomington, MI Wed Sep 30 1981, 4:33 AM EDT Att: 15,900 - Cloudy - 56 F										
Frank White, R (1,4) OBP: 0.277, SLG: 0.367										5	0	2	0	0	1	3											
George Brett, L (1,5) OBP: 0.356, SLG: 0.465										5	0	2	0	0	0	3											
Willie Aikens, L (1,3) OBP: 0.376, SLG: 0.462										5	0	2	0	0	0	4											
Amos Otis, R (1,8) OBP: 0.317, SLG: 0.413										5	0	0	0	0	3	3											
Hal McRae, R (1,10) OBP: 0.334, SLG: 0.406										4	2	2	0	1	0	1											
Clint Hurdle, L (1,9) Darryl Motley, R (9,9) OBP: 0.423, SLG: 0.545 OBP: 0.279, SLG: 0.317										3	1	1	2	1	0	1											
John Wathan, R (1,2) OBP: 0.302, SLG: 0.314									4	1	2	0	1	0	2												
U L Washington, S (1,6) OBP: 0.315, SLG: 0.313										5	1	2	1	0	1	5											
Inning Stats	R: 0 E: 0 K: 0 S: 4	H: 2 LOB: 1 BB: 0 P: 4	R: 2 E: 0 K: 0 S: 7	H: 4 LOB: 2 BB: 0 P: 7	R: 0 E: 0 K: 1 S: 5	H: 0 LOB: 0 BB: 0 P: 5	R: 3 E: 0 K: 1 S: 9	H: 5 LOB: 1 BB: 0 P: 9	R: 0 E: 0 K: 2 S: 8	H: 1 LOB: 3 BB: 2 P: 16	R: 0 E: 0 K: 1 S: 7	H: 2 LOB: 2 BB: 0 P: 7	R: 0 E: 0 K: 0 S: 3	H: 0 LOB: 0 BB: 0 P: 3	R: 0 E: 0 K: 0 S: 5	H: 2 LOB: 2 BB: 0 P: 5	R: 0 E: 0 K: 0 S: 3	H: 0 LOB: 11 BB: 11 P: 11	1B: 14 2B: 1 3B: 0 HR: 1	SF: 0 SAC: 0 DP: 1 HBP: 0	WP: 1 PB: 0 SB: 0 CS: 0	PA: 45					
PITCHER	IP	WLS	BF	H	R	ER	SO	BB	IBB	HBP	BLK	WP	HR	S	P	ERA	WHIP										
Fernando Arroyo, R (1,1) ERA: 3.86	3.1	L	18	10	5	5	1	0	0	0	0	0	1	20	20	13.50	3.000										
Bob Veselic, R (4,1) ERA: 2.94	4.1		21	6	0	0	4	2	0	0	0	1	0	27	35	0.00	1.846										
Jack O'Connor, L (8,1) ERA: 6.11	0.2		4	0	0	0	0	2	0	0	0	0	0	2	10	0.00	3.000										
John Verhoeven, R (9,1) ERA: 3.71	0.2		2	0	0	0	0	0	0	0	0	0	0	2	2	0.00	0.000										

AB	41
R	5
H	16
RBI	5
BB	4
SO	5
LOB	22



Batter	1	2	3	4	5	6	7	8	9	AB	R	H	RBI	BB	SO	LOB	BOTTOM										
Gary Ward, R (1,8) OBP: 0.324, SLG: 0.355										4	0	1	0	0	2	0	Kansas City Royals @ Minnesota Twins Metropolitan Stadium, Bloomington, MI Wed Sep 30 1981, 4:33 AM EDT Att: 15,900 - Cloudy - 56 F										
Ron Washington, R (1,6) OBP: 0.283, SLG: 0.288										4	0	1	0	0	0	1											
Dave Engle, R (1,9) OBP: 0.294, SLG: 0.416										4	0	0	0	0	0	2											
Roy Smalley, S (1,10) OBP: 0.374, SLG: 0.444										4	0	0	0	0	0	1											
Mickey Hatcher, R (1,3) OBP: 0.286, SLG: 0.353										3	0	0	0	0	0	0											
Gary Gaetti, R (1,5) OBP: 0.208, SLG: 0.458										3	1	1	0	0	0	0											
Pete Mackanin, R (1,4) OBP: 0.254, SLG: 0.324										3	1	1	2	0	0	0											
Tim Laudner, R (1,2) OBP: 0.265, SLG: 0.419										3	0	0	0	0	0	0											
Mark Funderburk, R (1,7) OBP: 0.200, SLG: 0.231										3	0	0	0	0	1	0											
Inning Stats	R: 0 E: 0 K: 1 S: 5	H: 0 LOB: 0 BB: 0 P: 5	R: 2 E: 0 K: 0 S: 5	H: 2 LOB: 0 BB: 0 P: 5	R: 0 E: 0 K: 0 S: 4	H: 1 LOB: 1 BB: 0 P: 4	R: 0 E: 0 K: 0 S: 3	H: 0 LOB: 0 BB: 0 P: 3	R: 0 E: 0 K: 1 S: 5	H: 0 LOB: 0 BB: 0 P: 5	R: 0 E: 0 K: 1 S: 5	H: 0 LOB: 0 BB: 0 P: 5	R: 0 E: 0 K: 0 S: 3	H: 0 LOB: 0 BB: 0 P: 3	R: 0 E: 0 K: 0 S: 3	H: 0 LOB: 0 BB: 0 P: 3	R: 0 E: 0 K: 0 S: 4	H: 1 LOB: 1 BB: 0 P: 4	1B: 3 2B: 0 3B: 0 HR: 1	SF: 0 SAC: 0 DP: 0 HBP: 0	WP: 0 PB: 0 SB: 1 CS: 0	PA: 31					
PITCHER	IP	WLS	BF	H	R	ER	SO	BB	IBB	HBP	BLK	WP	HR	S	P	ERA	WHIP										
Larry Gura, L (1,1) ERA: 2.61	9.0	W	31	4	2	2	3	0	0	0	0	0	1	37	37	2.00	0.444										

AB	31
R	2
H	4
RBI	2
BB	0
SO	3
LOB	4



Batter	1	2	3	4	5	6	7	8	9	AB	R	H	RBI	BB	SO	LOB	TOP		
Rickey Henderson, R OBP: 0.408, SLG: 0.436 (1, 7)	0-0 6-3		0-3 K			0-0 4-3		0-0 1B		4	0	1	0	0	1	1			
Dwayne Murphy, L OBP: 0.386, SLG: 0.411 (1, 8)	0-0 4-3					0-0 F8		0-0 1B		4	0	2	0	0	0	0			
Wayne Gross, L OBP: 0.304, SLG: 0.366 (1, 5)	0-0 G3					0-0 4-3		0-0 2B		4	0	1	0	0	0	3			
Tony Armas, R OBP: 0.291, SLG: 0.469 (1, 9)		0-0 G4-6-3 1B				0-0 F2		0-0 F6		4	0	1	0	0	0	2			
Jim Spencer, L OBP: 0.247, SLG: 0.274 (1, 3)	0-0 F9		0-3 K					0-0 4-3		4	0	0	0	0	1	2			
Keith Drumright, L OBP: 0.322, SLG: 0.329 (1, 10)	0-0 G4-6-3					0-0 1-3		0-0 F7		4	0	0	0	0	0	1			
Mike Heath, R OBP: 0.272, SLG: 0.350 (1, 2)			0-0 F9			0-0 F6		0-0 L8		3	0	0	0	0	0	0			
Dave McKay, S OBP: 0.318, SLG: 0.367 (1, 4)			0-0 2B			0-0 1B		0-0 F9		3	0	2	0	0	0	0			
Fred Stanley, R OBP: 0.268, SLG: 0.224 (8, PH)			0-3 K			0-0 F8		0-0 F8		2	0	0	0	0	1	2			
Mike Davis, L OBP: 0.143, SLG: 0.105 (8, 6)										1	0	0	0	0	0	0			
Rob Picciolo, R OBP: 0.286, SLG: 0.394 (8, 6)										0	0	0	0	0	0	0			
Inning Stats	R: 0 E: 0 K: 0 S: 3	H: 0 LOB: 0 BB: 0 P: 3	R: 0 E: 0 K: 0 S: 3	H: 1 LOB: 0 BB: 0 P: 3	R: 0 E: 0 K: 2 S: 8	H: 1 LOB: 1 BB: 0 P: 8	R: 0 E: 0 K: 1 S: 6	H: 1 LOB: 1 BB: 0 P: 6	R: 0 E: 0 K: 0 S: 4	H: 1 LOB: 1 BB: 0 P: 4	R: 0 E: 0 K: 0 S: 3	H: 0 LOB: 0 BB: 0 P: 3	R: 0 E: 0 K: 0 S: 5	H: 2 LOB: 2 BB: 0 P: 5	R: 0 E: 0 K: 0 S: 3	H: 0 LOB: 0 BB: 0 P: 3	1B: 4 2B: 3 3B: 0 HR: 0	SF: 0 SAC: 0 DP: 1 HBP: 0	WP: 0 PA: 33 PB: 0 SB: 0 CS: 0
PITCHER Dennis Leonard, R ERA: 2.99 (1, 1)	IP: 9.0 WLS: W BF: 33 H: 7 R: 0 ER: 0 SO: 3 BB: 0 IBB: 0 HBP: 0 BLK: 0 WP: 0 HR: 0 S: 39 P: 39 ERA: 0.00 WHIP: 0.778															PITCHER Dennis Leonard, R ERA: 2.99 (1, 1)	IP: 9.0 WLS: W BF: 33 H: 7 R: 0 ER: 0 SO: 3 BB: 0 IBB: 0 HBP: 0 BLK: 0 WP: 0 HR: 0 S: 39 P: 39 ERA: 0.00 WHIP: 0.778		

Oakland Athletics @ Kansas City Royals
Royals Stadium, Kansas City, MO
Fri Oct 02 1981, 8:05 PM EDT
Att: 23,781 - Unknown - 63 F

AB	33
R	0
H	7
RBI	0
BB	0
SO	3
LOB	11



Batter	1	2	3	4	5	6	7	8	9	AB	R	H	RBI	BB	SO	LOB	BOTTOM		
Willie Wilson, S OBP: 0.337, SLG: 0.366 (1, 7)	0-0 4-3		0-0 F7	0-0 1B		0-0 FC4-2				4	0	1	1	0	0	2			
Frank White, R OBP: 0.282, SLG: 0.371 (1, 4)	0-0 BB		0-0 1B	0-0 1B		0-0 FC6-4				4	1	3	0	0	0	2			
George Brett, L OBP: 0.358, SLG: 0.466 (1, 5)	0-0 F7		0-0 1B	0-0 F9				0-0 1B		4	1	2	0	0	0	3			
Willie Aikens, L OBP: 0.377, SLG: 0.461 (1, 3)	4-0 BB		0-0 E7			0-0 3-1		0-0 1B		3	0	1	0	1	0	1			
Amos Otis, R OBP: 0.314, SLG: 0.409 (1, 8)	0-0 F9		0-3 K			0-0 5-3		0-0 SF9		3	0	0	1	0	1	4			
Hal McRae, R OBP: 0.333, SLG: 0.403 (1, 10)		4-0 BB	0-0 F8			0-0 5-3		0-0 G6-4-3		3	0	0	0	1	0	3			
Clint Hurdle, L OBP: 0.432, SLG: 0.544 (8, 9)		0-0 F6		0-0 PB		4-0 1B		0-0 F8		2	1	1	0	1	0	1			
Cesar Geronimo, L OBP: 0.305, SLG: 0.331 (8, 9)				0-0 1B		0-0 SH1-4				1	0	0	0	0	0	0			
John Wathan, R OBP: 0.299, SLG: 0.310 (1, 2)	0-0 5-3		0-0 4-3			0-0 SH1-4		0-0 F9		3	0	0	0	0	0	2			
U L Washington, S OBP: 0.314, SLG: 0.312 (1, 6)	0-0 F5		0-0 F7			0-0 FC4-2		0-0 L6		4	0	1	0	0	0	2			
Inning Stats	R: 0 E: 0 K: 0 S: 4	H: 1 LOB: 2 BB: 1 P: 8	R: 0 E: 0 K: 0 S: 3	H: 0 LOB: 1 BB: 1 P: 7	R: 1 E: 1 K: 1 S: 8	H: 2 LOB: 2 BB: 0 P: 8	R: 1 E: 0 K: 0 S: 6	H: 3 LOB: 2 BB: 0 P: 6	R: 0 E: 0 K: 0 S: 3	H: 0 LOB: 0 BB: 0 P: 3	R: 0 E: 0 K: 0 S: 4	H: 1 LOB: 2 BB: 1 P: 8	R: 1 E: 0 K: 0 S: 4	H: 2 LOB: 0 BB: 0 P: 4	R: 0 E: 0 K: 0 S: 3	H: 0 LOB: 0 BB: 0 P: 3	1B: 9 2B: 0 3B: 0 HR: 0	SF: 1 SAC: 1 DP: 1 HBP: 0	WP: 0 PA: 36 PB: 1 SB: 0 CS: 0
PITCHER Steve McCatty, R ERA: 2.33 (1, 1)	IP: 8.0 WLS: L BF: 36 H: 9 R: 3 ER: 2 SO: 1 BB: 3 IBB: 0 HBP: 0 BLK: 0 WP: 0 HR: 0 S: 35 P: 47 ERA: 2.25 WHIP: 1.500															PITCHER Steve McCatty, R ERA: 2.33 (1, 1)	IP: 8.0 WLS: L BF: 36 H: 9 R: 3 ER: 2 SO: 1 BB: 3 IBB: 0 HBP: 0 BLK: 0 WP: 0 HR: 0 S: 35 P: 47 ERA: 2.25 WHIP: 1.500		

Oakland Athletics @ Kansas City Royals
Royals Stadium, Kansas City, MO
Fri Oct 02 1981, 8:05 PM EDT
Att: 23,781 - Unknown - 63 F

AB	31
R	3
H	9
RBI	2
BB	3
SO	1
LOB	20



Batter	1	2	3	4	5	6	7	8	9	AB R H RBI BB SO LOB	TOP											
Rickey Henderson, R OBP: 0.406, SLG: 0.432	1-3		K		F8		WP 1B BB	5-3		4 1 0 0 1 1 2	Oakland Athletics @ Kansas City Royals Royals Stadium, Kansas City, MO Sat Oct 03 1981, 8:05 PM EDT Att: 32,039 - Unknown livebaseballscorecards.com											
Dwayne Murphy, L OBP: 0.365, SLG: 0.409	2B 1B		L7		G4-6-3		F7	2B FC5-2 BB	4 1 1 0 1 0 2													
Cliff Johnson, R OBP: 0.330, SLG: 0.478	L5		K			HR 2B	1B BB	FC5-2 1-3 2B	4 1 2 0 1 1 1													
Tony Armas, R OBP: 0.295, SLG: 0.479	1H 1B 2B				F8		S 1B	6-3	5 2 3 4 0 0 2													
Mickey Klutts, R OBP: 0.409, SLG: 0.738	2H 1B		K			HR FC1 1B	K	FC5-2 IBB	4 1 2 1 1 2 1													
Kelvin Moore, R OBP: 0.333, SLG: 0.372	K					FC1 1B FC1-2		FC5-2	5 2 2 1 0 1 5													
Jeff Newman, R OBP: 0.260, SLG: 0.329					HR			E S SF7 1B	5 0 2 1 0 0 4													
Dave McKay, S OBP: 0.313, SLG: 0.362			K		F5		FC1-2 1B	SF7	3 0 0 1 0 1 3													
Rob Picciolo, R OBP: 0.290, SLG: 0.397			L5			G4-6-3 1B			4 0 2 0 0 0 2													
Inning Stats	R: 2 E: 0 K: 1 S: 8	H: 3 LOB: 1 BB: 0 P: 8	R: 0 E: 0 K: 1 S: 5	H: 0 LOB: 0 BB: 0 P: 5	R: 0 E: 0 K: 2 S: 7	H: 0 LOB: 0 BB: 0 P: 7	R: 1 E: 0 K: 1 S: 7	H: 2 LOB: 1 BB: 0 P: 7	R: 0 E: 0 K: 0 S: 3	H: 1 LOB: 1 BB: 0 P: 3	R: 3 E: 1 K: 0 S: 7	H: 4 LOB: 1 BB: 0 P: 7	R: 1 E: 0 K: 1 S: 5	H: 1 LOB: 1 BB: 2 P: 13	R: 1 E: 0 K: 0 S: 5	H: 2 LOB: 1 BB: 0 P: 5	R: 0 E: 0 K: 0 S: 4	H: 1 LOB: 3 BB: 2 P: 12	1B: 9 2B: 3 3B: 0 HR: 2	SF: 1 SAC: 0 DP: 2 HBP: 0	WP: 1 PB: 0 SB: 2 CS: 0	PA: 43
PITCHER	IP WLS BF H R ER SO BB IBB HBP BLK WP HR S P ERA WHIP											IP WLS BF H R ER SO BB IBB HBP BLK WP HR S P ERA WHIP										
Mike Jones, L ERA: 3.21	(1, 1) 5.0 L 22 8 5 5 5 0 0 0 0 0 0 2 32 32 9.00 1.600																					
Rene Martin, R ERA: 2.77	(6, 1) 2.0 10 3 2 1 1 2 0 0 0 1 0 10 18 4.50 2.500																					
Ken Brett, L ERA: 4.18	(8, 1) 2.0 11 3 1 1 0 1 1 0 0 0 0 9 17 4.50 2.000																					

Batter	1	2	3	4	5	6	7	8	9	AB R H RBI BB SO LOB	BOTTOM											
Willie Wilson, S OBP: 0.340, SLG: 0.370	E BB		K		4-3		1B 2B		FC6-4 1B	4 2 2 0 1 1 0	Oakland Athletics @ Kansas City Royals Royals Stadium, Kansas City, MO Sat Oct 03 1981, 8:05 PM EDT Att: 32,039 - Unknown livebaseballscorecards.com											
Frank White, R OBP: 0.281, SLG: 0.372	K				6-3		F9	FC6-4	5 0 1 0 0 1 3													
George Brett, L OBP: 0.359, SLG: 0.475	E4 FC4-6		3-1			HR	2H 1B		4 1 2 3 0 0 1													
Willie Aikens, L OBP: 0.376, SLG: 0.459	FC4-6 FC6-4				4-3		F8 1B	1-3	4 0 1 0 0 0 2													
Amos Otis, R OBP: 0.319, SLG: 0.416	FC6-4							G4-6-3 1B	4 1 3 0 0 0 1													
Hal McRae, R OBP: 0.330, SLG: 0.399			F7		L5		F8	G4-6-3	4 0 0 0 0 0 4													
Clint Hurdle, L OBP: 0.424, SLG: 0.556			G3			2H	F6	K	4 0 1 1 0 1 2													
John Wathan, R OBP: 0.297, SLG: 0.307			3-1		6-3		5-3		3 0 0 0 0 0 3													
Jamie Quirk, L OBP: 0.302, SLG: 0.323								F7	1 0 0 0 0 0 0													
U.L. Washington, S OBP: 0.311, SLG: 0.308			F7		6-3		6-3	L7	4 0 0 0 0 0 0													
Inning Stats	R: 1 E: 2 K: 1 S: 6	H: 0 LOB: 1 BB: 1 P: 10	R: 0 E: 0 K: 0 S: 3	H: 0 LOB: 0 BB: 0 P: 3	R: 0 E: 0 K: 1 S: 6	H: 1 LOB: 1 BB: 0 P: 6	R: 1 E: 0 K: 0 S: 5	H: 2 LOB: 1 BB: 0 P: 5	R: 0 E: 0 K: 0 S: 3	H: 0 LOB: 0 BB: 0 P: 3	R: 1 E: 0 K: 0 S: 6	H: 3 LOB: 2 BB: 0 P: 6	R: 1 E: 0 K: 0 S: 5	H: 2 LOB: 1 BB: 0 P: 5	R: 0 E: 0 K: 1 S: 5	H: 1 LOB: 0 BB: 0 P: 5	R: 0 E: 0 K: 0 S: 4	H: 1 LOB: 1 BB: 0 P: 4	1B: 5 2B: 3 3B: 1 HR: 1	SF: 0 SAC: 0 DP: 1 HBP: 0	WP: 0 PB: 0 SB: 0 CS: 0	PA: 38
PITCHER	IP WLS BF H R ER SO BB IBB HBP BLK WP HR S P ERA WHIP											IP WLS BF H R ER SO BB IBB HBP BLK WP HR S P ERA WHIP										
Rick Langford, R ERA: 2.99	(1, 1) 9.0 W 38 10 4 3 3 1 0 0 0 0 1 43 47 3.00 1.222																					

Batter	1	2	3	4	5	6	7	8	9	AB	R	H	RBI	BB	SO	LOB	TOP					
Willie Wilson, S (1, 7) OBP: 0.335, SLG: 0.364 Cesar Geronimo, L (8, 9) OBP: 0.305, SLG: 0.331	0-3 K	0-3 K		0-3 K		0-0 FC3-6		0-0 HR		5	1	1	0	0	3	3	Kansas City Royals @ Cleveland Indians Cleveland Municipal Stadium, Cleveland, OH Mon Oct 05 1981, 3:33 AM EDT Att: 3,006 - Unknown - 62 F					
Frank White, R (1, 4) OBP: 0.285, SLG: 0.376	0-0 2B		0-3 K	0-0 F		0-0 F8		0-0 F4		5	0	2	0	0	1	3						
George Brett, L (1, 5) OBP: 0.361, SLG: 0.484	0-0 F5		0-0 1B	0-0 E9			0-0 5-3	0-0 HR		5	2	3	3	0	0	1						
Amos Otis, R (1, 8) OBP: 0.321, SLG: 0.417	0-0 L9		0-0 1B	0-0 FC6-4			0-0 F8	0-0 1B		5	1	2	1	0	0	3						
Hal McRae, R (1, 10) OBP: 0.330, SLG: 0.396		4-0 1B	0-0 1B		0-0 4-3		0-0 4-3	0-0 F9		4	1	1	0	1	0	1						
Willie Aikens, L (1, 3) OBP: 0.377, SLG: 0.458 Ken Phelps, L (9, 3) OBP: 0.174, SLG: 0.227		0-0 BB	0-0 1B		0-0 4-3			0-0 2B	0-0 F5	5	2	3	1	0	0	0						
John Wathan, R (1, 2) Greg Keatley, R (9, 2)		0-0 1B	0-0 1B		0-0 4-3			0-0 1B	0-0 F5	0	0	0	0	0	0	0						
Darryl Motley, R (1, 9) OBP: 0.276, SLG: 0.312	0-0 F9		0-3 K		0-0 G3			0-0 2B	0-0 1B	5	1	3	2	0	0	2						
U L Washington, S (1, 6) OBP: 0.310, SLG: 0.307	0-0 FC5-4			0-0 CS		0-0 F9		0-0 1B	0-0 F9	5	1	2	2	0	0	3						
Inning Stats	R: 0 E: 0 K: 1 S: 6	H: 1 LOB: 1 BB: 0 P: 6	R: 2 E: 0 K: 1 S: 7	H: 2 LOB: 1 BB: 1 P: 11	R: 2 E: 0 K: 2 S: 11	H: 4 LOB: 2 BB: 0 P: 11	R: 0 E: 1 K: 1 S: 7	H: 3 LOB: 2 BB: 0 P: 7	R: 0 E: 0 K: 0 S: 3	H: 0 LOB: 0 BB: 0 P: 3	R: 0 E: 0 K: 0 S: 4	H: 1 LOB: 1 BB: 0 P: 4	R: 0 E: 0 K: 0 S: 3	H: 0 LOB: 0 BB: 0 P: 3	R: 5 E: 0 K: 0 S: 9	H: 6 LOB: 1 BB: 0 P: 9		R: 0 E: 0 K: 1 S: 6	H: 1 LOB: 1 BB: 0 P: 6	1B: 14 2B: 3 3B: 0 HR: 1	SF: 0 SAC: 0 DP: 0 HBP: 0	WP: 0 PB: 0 SB: 1 CS: 1
PITCHER	IP WLS BF H R ER SO BB IBB HBP BLK WP HR S P ERA WHIP																					
Rick Waits, L (1, 1) ERA: 4.92	7.1 L 36 14 7 7 5 1 0 0 0 0 0 0 45 49 8.59 2.045																					
Sid Monge, L (8, 1) ERA: 4.34	1.2 9 4 2 2 1 0 0 0 0 0 0 1 11 11 10.80 2.400																					

AB	44
R	9
H	18
RBI	9
BB	1
SO	6
LOB	22



Batter	1	2	3	4	5	6	7	8	9	AB	R	H	RBI	BB	SO	LOB	BOTTOM					
Miguel Dilone, S (1, 7) OBP: 0.334, SLG: 0.346	0-0 6-3		4-0 FC6-4			0-0 4-3		0-0 FC4-6		3	0	0	0	1	0	1	Kansas City Royals @ Cleveland Indians Cleveland Municipal Stadium, Cleveland, OH Mon Oct 05 1981, 3:33 AM EDT Att: 3,006 - Unknown - 62 F					
Alan Bannister, R (1, 9) OBP: 0.309, SLG: 0.332	4-0 S		0-0 FC6-4			0-0 F8		0-0 6-3		3	0	0	0	1	0	2						
Mike Hargrove, L (1, 3) OBP: 0.324, SLG: 0.401	0-0 4-3			0-0 G4-6-3			0-0 6-3		0-0 F8	4	0	1	0	0	0	1						
Andre Thornton, R (1, 10) OBP: 0.303, SLG: 0.372 Von Hayes, L (7, PH) OBP: 0.346, SLG: 0.394	0-0 L7			0-0 F3			0-0 4-3		0-0 1-3	2	0	0	0	0	0	2						
Toby Harrah, R (1, 5) OBP: 0.382, SLG: 0.388		0-0 L8		0-0 G4-6-3			0-0 S		0-0 6-3	4	0	1	0	0	0	1						
Chris Bando, S (1, 2) OBP: 0.240, SLG: 0.277		0-0 F3			0-0 F3		0-0 BB			2	0	0	0	1	0	0						
Dave Rosello, R (1, 4) OBP: 0.297, SLG: 0.321 Karl Pagel, L (7, PH) OBP: 0.421, SLG: 0.733 Duane Kuiper, L (8, 4) OBP: 0.284, SLG: 0.286		0-0 L8			0-3 K			0-0 L8		2	0	0	0	0	1	0						
Rick Manning, L (1, 8) OBP: 0.318, SLG: 0.336			0-0 5-3		0-0 4-3			0-3 K		3	0	0	0	0	1	0						
Jerry Dybzinski, R (1, 6) OBP: 0.355, SLG: 0.298			0-0 F9			0-3 K		0-0 FC4-6		3	0	1	0	0	1	0						
Inning Stats	R: 0 E: 0 K: 0 S: 3	H: 0 LOB: 1 BB: 1 P: 7	R: 0 E: 0 K: 0 S: 3	H: 0 LOB: 0 BB: 0 P: 3	R: 0 E: 0 K: 0 S: 3	H: 0 LOB: 1 BB: 1 P: 7	R: 0 E: 0 K: 0 S: 3	H: 1 LOB: 0 BB: 0 P: 3	R: 0 E: 0 K: 1 S: 5	H: 0 LOB: 0 BB: 0 P: 5	R: 0 E: 0 K: 1 S: 5	H: 0 LOB: 0 BB: 0 P: 5	R: 0 E: 0 K: 0 S: 4	H: 1 LOB: 2 BB: 1 P: 8	R: 0 E: 0 K: 1 S: 6	H: 1 LOB: 1 BB: 0 P: 6		R: 0 E: 0 K: 0 S: 3	H: 0 LOB: 0 BB: 0 P: 3	1B: 3 2B: 0 3B: 0 HR: 0	SF: 0 SAC: 0 DP: 1 HBP: 0	WP: 0 PB: 0 SB: 3 CS: 0
PITCHER	IP WLS BF H R ER SO BB IBB HBP BLK WP HR S P ERA WHIP																					
Paul Splitter, L (1, 1) ERA: 4.36	5.0 W 17 1 0 0 1 2 0 0 0 0 0 0 17 25 0.00 0.600																					
Jim Wright, R (6, 1) ERA: 3.69	3.0 12 2 0 0 2 1 0 0 0 0 0 0 15 19 0.00 1.000																					
Atlee Hammaker, L (9, 1) ERA: 5.54	1.0 3 0 0 0 0 0 0 0 0 0 0 0 3 3 0.00 0.000																					

AB	29
R	0
H	3
RBI	0
BB	3
SO	3
LOB	9



Batter	1	2	3	4	5	6	7	8	9	AB	R	H	RBI	BB	SO	LOB	TOP					
Rickey Henderson, R (1.7)	F8			F8	6-3			1-3		4	0	0	0	0	0	0						
Dwayne Murphy, L (1.8) OBP: 0.750, SLG: 1.667	G4-6-3 1B			F G3 HR BB			4-3	HR		3	2	2	1	1	0	0						
Keith Drumright, L (1.10) OBP: 0.250, SLG: 0.250	G4-6-3 1-2			G3			B2-3	5-3 1B		4	0	1	0	0	0	2						
Tony Armas, R (1.9) OBP: 0.250, SLG: 0.250		K		E5 HR			1B 1B	5-3		4	1	1	0	0	1	2						
Wayne Gross, L (1.5) OBP: 0.500, SLG: 1.250	F9			HR			1B	L9		4	1	2	3	0	0	1						
Jim Spencer, L (1.3) OBP: 0.250, SLG: 0.500	P4			2B			F7			4	0	1	0	0	0	2						
Mike Heath, R (1.2)			6-3	K			F7			4	0	0	0	0	1	1						
Dave McKay, S (1.4) OBP: 0.250, SLG: 0.250			G3		F7		4-3			4	0	1	0	0	0	0						
Fred Stanley, R (1.6)			F9		F9		K			4	0	0	0	0	1	1						
Inning Stats	R: 0 E: 0 K: 0 S: 3	H: 1 LOB: 0 BB: 0 P: 3	R: 0 E: 0 K: 1 S: 5	H: 0 LOB: 0 BB: 0 P: 5	R: 0 E: 0 K: 0 S: 3	H: 0 LOB: 0 BB: 0 P: 3	R: 3 E: 1 K: 1 S: 8	H: 2 LOB: 1 BB: 1 P: 12	R: 0 E: 0 K: 0 S: 3	H: 0 LOB: 0 BB: 0 P: 3	R: 0 E: 0 K: 0 S: 5	H: 2 LOB: 2 BB: 0 P: 5	R: 0 E: 0 K: 1 S: 5	H: 0 LOB: 0 BB: 0 P: 5	R: 1 E: 0 K: 0 S: 5	H: 2 LOB: 1 BB: 0 P: 5	R: 0 E: 0 K: 0 S: 4	H: 1 LOB: 1 BB: 0 P: 4	1B: 5 2B: 1 3B: 0 HR: 2	SF: 0 SAC: 0 DP: 1 HBP: 0	WP: 0 PB: 0 SB: 0 CS: 0	PA: 36
PITCHER	IP	WLS	BF	H	R	ER	SO	BB	IBB	HBP	BLK	WP	HR	S	P	ERA	WHIP					
Dennis Leonard, R (1.1) ERA: 1.13	8.0	L	32	7	4	1	3	1	0	0	0	0	2	37	41	1.12	1.000					
Renee Martin, R (9.1) ERA:	1.0		4	1	0	0	0	0	0	0	0	0	0	4	4	0.00	1.000					

Oakland Athletics @ Kansas City Royals
 Royals Stadium, Kansas City, MO
 Tue Oct 06 1981, 4:33 AM EDT
 Att: 40,592 - Sunny - 68 F

AB	35
R	4
H	8
RBI	4
BB	1
SO	3
LOB	9



Batter	1	2	3	4	5	6	7	8	9	AB	R	H	RBI	BB	SO	LOB	BOTTOM					
Willie Wilson, S (1.7) OBP: 0.250, SLG: 0.250	F6				P6			F8		4	0	1	0	0	0	4						
Frank White, R (1.4)	1-3			FC5-2 1B	L5-4			BB		3	0	0	0	1	0	6						
George Brett, L (1.5)	4-3			F8			3-1	F7		4	0	0	0	0	0	5						
Willie Aikens, L (1.3) OBP: 0.250, SLG: 0.250				F8			K	G3		4	0	1	0	0	1	2						
Amos Otis, R (1.8)		G5-4-3 1B		K			F8			4	0	0	0	0	1	1						
Hal McRae, R (1.10)		F7		F8			F7			4	0	0	0	0	0	0						
Clint Hurdle, L (1.9) OBP: 0.500, SLG: 0.333				1B E FC5-2 BB	1B BB		F8			3	0	1	0	1	0	0						
John Wathan, R (1.2)				E1 FC5-2 1B	L5-4 1B		6-3			2	0	0	0	1	0	1						
U L Washington, S (1.6) OBP: 0.333, SLG: 0.333				F8				E4 BB		3	0	1	0	0	0	2						
Inning Stats	R: 0 E: 0 K: 0 S: 3	H: 0 LOB: 0 BB: 0 P: 3	R: 0 E: 0 K: 0 S: 3	H: 1 LOB: 0 BB: 0 P: 3	R: 0 E: 1 K: 0 S: 5	H: 1 LOB: 3 BB: 1 P: 9	R: 0 E: 0 K: 1 S: 5	H: 0 LOB: 0 BB: 0 P: 5	R: 0 E: 0 K: 1 S: 5	H: 0 LOB: 2 BB: 1 P: 8	R: 0 E: 0 K: 0 S: 4	H: 0 LOB: 0 BB: 1 P: 8	R: 0 E: 0 K: 0 S: 3	H: 0 LOB: 0 BB: 0 P: 3	R: 0 E: 1 K: 0 S: 4	H: 0 LOB: 2 BB: 1 P: 8	R: 0 E: 0 K: 0 S: 3	H: 0 LOB: 0 BB: 0 P: 3	1B: 4 2B: 1 3B: 0 HR: 0	SF: 0 SAC: 0 DP: 2 HBP: 0	WP: 0 PB: 0 SB: 0 CS: 0	PA: 34
PITCHER	IP	WLS	BF	H	R	ER	SO	BB	IBB	HBP	BLK	WP	HR	S	P	ERA	WHIP					
Mike Norris, R (1.1) ERA:	9.0	W	34	4	0	0	2	3	0	0	0	0	0	35	47	0.00	0.778					

Oakland Athletics @ Kansas City Royals
 Royals Stadium, Kansas City, MO
 Tue Oct 06 1981, 4:33 AM EDT
 Att: 40,592 - Sunny - 68 F

AB	31
R	0
H	4
RBI	0
BB	3
SO	2
LOB	21



Batter	1	2	3	4	5	6	7	8	9	AB	R	H	RBI	BB	SO	LOB	TOP										
Rickey Henderson, R (1,7)	6-3		F8		FC4-6		6-3		F8	5	0	0	0	0	0	2	Oakland Athletics @ Kansas City Royals Royals Stadium, Kansas City, MO Wed Oct 07 1981, 4:33 AM EDT Att: 40,274 - Cloudy - 64 F										
Dwayne Murphy, L (1,8) OBP: 0.625, SLG: 1.000	2B		2-3		F8				SH5-3	4	2	2	0	0	0	1											
Cliff Johnson, R (1,10) OBP: 0.333, SLG: 0.667	2B		F8						SH5-3	3	0	1	0	0	0	0											
Tony Armas, R (1,9) OBP: 0.625, SLG: 0.875 Rick Bosetti, R (8,9)	2B				SH2-4					4	0	4	2	0	0	0											
Mickey Klutts, R (1,5) OBP: 0.333, SLG: 0.333	2B				1B				2B	0	0	0	0	0	0	0											
Kevin Moore, R (1,3)	K				1B					3	0	1	0	0	0	3											
Dave McKay, S (1,4) OBP: 0.250, SLG: 0.250					L6					4	0	0	0	0	1	6											
Jeff Newman, R (1,2)					L5					4	0	1	0	0	0	3											
Rob Picciolo, R (1,6) OBP: 0.333, SLG: 0.333 Wayne Gross, L (9,PH) Fred Stanley, R (9,6)					L5					3	0	0	0	0	1	0											
Inning Stats	R: 1 E: 0 K: 1 S: 8	H: 3 LOB: 2 BB: 0 P: 8	R: 0 E: 0 K: 0 S: 3	H: 0 LOB: 0 BB: 0 P: 3	R: 0 E: 0 K: 0 S: 3	H: 0 LOB: 0 BB: 0 P: 3	R: 0 E: 0 K: 0 S: 4	H: 1 LOB: 1 BB: 0 P: 4	R: 0 E: 0 K: 0 S: 4	H: 1 LOB: 1 BB: 0 P: 4	R: 0 E: 0 K: 0 S: 5	H: 2 LOB: 2 BB: 0 P: 5	R: 0 E: 0 K: 1 S: 5	H: 0 LOB: 0 BB: 0 P: 5	R: 0 E: 0 K: 0 S: 5	H: 2 LOB: 1 BB: 0 P: 5		R: 0 E: 0 K: 0 S: 4	H: 1 LOB: 1 BB: 0 P: 4	1B: 7 2B: 3 3B: 0 HR: 0	SF: 0 SAC: 3 DP: 0 HBP: 0	WP: 0 PB: 0 SB: 1 CS: 0	PA: 37				
PITCHER	IP	WLS	BF	H	R	ER	SO	BB	IBB	HBP	BLK	WP	HR	S	P	ERA	WHIP										
Mike Jones, L (1,1) ERA: 2.25	8.0	L	33	9	2	2	2	0	0	0	0	0	0	37	37	2.25	1.125										
Dan Quisenberry, R (9,1) ERA:	1.0		4	1	0	0	0	0	0	0	0	0	0	4	4	0.00	1.000										

AB	34
R	2
H	10
RBI	2
BB	0
SO	2
LOB	16



Batter	1	2	3	4	5	6	7	8	9	AB	R	H	RBI	BB	SO	LOB	BOTTOM										
Willie Wilson, S (1,7) OBP: 0.222, SLG: 0.222	1-3		F8		E9		4-3		F2	5	0	1	1	0	0	2	Oakland Athletics @ Kansas City Royals Royals Stadium, Kansas City, MO Wed Oct 07 1981, 4:33 AM EDT Att: 40,274 - Cloudy - 64 F										
Frank White, R (1,4)	1-3				L4		6-3			4	0	0	0	0	0	3											
George Brett, L (1,5) OBP: 0.125, SLG: 0.125	L9				F9					4	0	1	0	0	0	0											
Willie Aikens, L (1,3) OBP: 0.500, SLG: 0.200 Cesar Geronimo, L (8,PR) Lee May, R (9,3)					F6					1	0	0	0	3	0	0											
Amos Otis, R (1,8)					FC4					0	0	0	0	0	0	0											
Hal McRae, R (1,10)					BB					0	0	0	0	0	0	0											
Amos Otis, R (1,8)					1-3					4	0	0	0	0	2	4											
Hal McRae, R (1,10)					FC4					4	0	0	0	0	2	4											
Hal McRae, R (1,10)					BB					3	0	0	0	1	0	2											
Clint Hurdle, L (1,9) OBP: 0.375, SLG: 0.286					P4					3	0	0	0	1	0	2											
Clint Hurdle, L (1,9) OBP: 0.375, SLG: 0.286					F9					4	0	1	0	0	0	4											
John Wathan, R (1,2) OBP: 0.429, SLG: 0.333					F7					4	0	1	0	0	0	4											
John Wathan, R (1,2) OBP: 0.429, SLG: 0.333					5-3					4	1	2	0	0	0	1											
U L Washington, S (1,6) OBP: 0.333, SLG: 0.333					1B					3	0	1	0	0	1	1											
Inning Stats	R: 0 E: 0 K: 0 S: 3	H: 0 LOB: 0 BB: 0 P: 3	R: 0 E: 0 K: 0 S: 3	H: 0 LOB: 0 BB: 0 P: 3	R: 0 E: 0 K: 0 S: 4	H: 1 LOB: 1 BB: 0 P: 4	R: 0 E: 0 K: 0 S: 3	H: 0 LOB: 1 BB: 1 P: 7	R: 0 E: 0 K: 0 S: 6	H: 3 LOB: 2 BB: 0 P: 6	R: 0 E: 0 K: 1 S: 5	H: 0 LOB: 2 BB: 2 P: 13	R: 0 E: 0 K: 0 S: 4	H: 1 LOB: 1 BB: 0 P: 4	R: 0 E: 0 K: 1 S: 6	H: 1 LOB: 2 BB: 1 P: 10	R: 0 E: 0 K: 1 S: 5	H: 0 LOB: 0 BB: 0 P: 5	1B: 6 2B: 0 3B: 0 HR: 0	SF: 0 SAC: 1 DP: 0 HBP: 0	WP: 0 PB: 0 SB: 0 CS: 0	PA: 37					
PITCHER	IP	WLS	BF	H	R	ER	SO	BB	IBB	HBP	BLK	WP	HR	S	P	ERA	WHIP										
Steve McCatty, R (1,1) ERA: 1.0	9.0	W	37	6	1	1	3	4	0	0	0	0	0	39	55	1.00	1.111										

AB	32
R	1
H	6
RBI	1
BB	4
SO	3
LOB	17



Batter	1	2	3	4	5	6	7	8	9	AB	R	H	RBI	BB	SO	LOB	TOP				
Willie Wilson, S OBP: 0.308, SLG: 0.308 (1, 7)	L1		F9		1B			FC1-6 1B		4	0	2	0	0	0	0	Kansas City Royals @ Oakland Athletics Oakland-Alameda County Coliseum, Oakland, CA Fri Oct 09 1981, 7:05 PM PDT Att: 40,002 - Unknown - 60 F livebaseballscorecards.com				
Frank White, R OBP: 0.250, SLG: 0.182 (1, 4)	K			1B FC6-4	1B			FC1-6 1B		4	1	2	0	0	1	1					
George Brett, L OBP: 0.167, SLG: 0.167 (1, 5)	3-1			F6	P3			1B		4	0	1	0	0	0	4					
Willie Aikens, L OBP: 0.500, SLG: 0.333 (1, 3)		L7		1B FC6-4		G5-4-3 1B		K		4	0	2	0	0	1	2					
Amos Otis, R (1, 8)	K			1B FC6-4		G5-4-3		F8		4	0	0	1	0	1	4					
Hal McRae, R OBP: 0.167, SLG: 0.182 (1, 10)				2B	6-3				K	4	0	1	0	0	1	1					
Clint Hurdle, L OBP: 0.333, SLG: 0.273 (1, 9)	K				P6 1B			F7		4	0	1	0	0	1	1					
John Wathan, R OBP: 0.364, SLG: 0.300 (1, 2)			1-3		1B 1B			K		4	0	1	0	0	1	0					
U L Washington, S OBP: 0.222, SLG: 0.222 (1, 6)			6-3		P6			F7		3	0	0	0	0	0	2					
Inning Stats	R: 0 E: 0 K: 1 S: 5	H: 0 LOB: 0 BB: 0 P: 5	R: 0 E: 0 K: 2 S: 8	H: 1 LOB: 1 BB: 0 P: 8	R: 0 E: 0 K: 0 S: 3	H: 0 LOB: 0 BB: 0 P: 3	R: 1 E: 0 K: 0 S: 5	H: 2 LOB: 1 BB: 0 P: 5	R: 0 E: 0 K: 0 S: 6	H: 4 LOB: 3 BB: 0 P: 6	R: 0 E: 0 K: 0 S: 3	H: 0 LOB: 0 BB: 0 P: 3	R: 0 E: 0 K: 1 S: 7	H: 2 LOB: 2 BB: 0 P: 7	R: 0 E: 0 K: 2 S: 7	H: 0 LOB: 0 BB: 0 P: 7	1B: 9 2B: 1 3B: 0 HR: 0	SF: 0 SAC: 0 DP: 1 HBP: 0	WP: 0 PB: 0 SB: 0 CS: 0	PA: 35	
PITCHER	IP	WLS	BF	H	R	ER	SO	BB	IBB	HBP	BLK	WP	HR	S	P	ERA	WHIP				
Rick Langford, R ERA: 1.23 (1, 1)	7.1	W	30	10	1	1	3	0	0	0	0	0	0	36	36	1.23	1.364				
Tom Underwood, L ERA (8, 1)	0.1		1	0	0	0	1	0	0	0	0	0	0	3	3	0.00	0.000				
Dave Beard, R ERA (8, 1)	1.1	S	4	0	0	0	2	0	0	0	0	0	0	8	8	0.00	0.000				

Batter	1	2	3	4	5	6	7	8	9	AB	R	H	RBI	BB	SO	LOB	BOTTOM				
Rickey Henderson, R OBP: 0.308, SLG: 0.182 (1, 7)	S 1B BB		CS E 1B	2B 1B		BB				2	3	2	0	2	0	0	Kansas City Royals @ Oakland Athletics Oakland-Alameda County Coliseum, Oakland, CA Fri Oct 09 1981, 7:05 PM PDT Att: 40,002 - Unknown - 60 F livebaseballscorecards.com				
Dwaine Murphy, L OBP: 0.583, SLG: 0.909 (1, 8)	F7		E4 1B CS	1B 2B		K				4	0	2	1	0	1	3					
Cliff Johnson, R OBP: 0.286, SLG: 0.429 (1, 10)	K		BB 1-3 1B	6-3		P3				4	0	1	0	0	1	2					
Tony Armas, R OBP: 0.583, SLG: 0.727 (1, 9)	1B		BB 1-2 BB		6-3		F3			3	0	1	1	1	0	0					
Mickey Klutts, R OBP: 0.143, SLG: 0.143 (1, 5)	F7		K		F8		5-3			4	0	0	0	0	1	4					
Kevin Moore, R (1, 3)		F8	K		5-3			6-3		4	0	0	0	0	1	3					
Mike Heath, R (1, 2)		5-3	CS		F8		P6		P6	4	0	0	0	0	0	0					
Dave McKay, S OBP: 0.333, SLG: 0.545 (1, 4)		FC6-4 BB		HR		K		3-1		3	1	1	1	1	1	0					
Fred Stanley, R (1, 6)		FC6-4		F7		BB				2	0	0	0	1	0	1					
Inning Stats	R: 1 E: 0 K: 1 S: 6	H: 1 LOB: 1 BB: 1 P: 10	R: 0 E: 0 K: 0 S: 3	H: 0 LOB: 1 BB: 1 P: 7	R: 1 E: 1 K: 2 S: 9	H: 3 LOB: 2 BB: 1 P: 13	R: 2 E: 0 K: 0 S: 6	H: 3 LOB: 1 BB: 0 P: 6	R: 0 E: 0 K: 0 S: 3	H: 0 LOB: 0 BB: 0 P: 3	R: 0 E: 0 K: 2 S: 7	H: 0 LOB: 2 BB: 2 P: 15	R: 0 E: 0 K: 0 S: 3	H: 0 LOB: 0 BB: 0 P: 3	R: 0 E: 0 K: 0 S: 3	H: 0 LOB: 0 BB: 0 P: 3	1B: 5 2B: 1 3B: 0 HR: 1	SF: 0 SAC: 0 DP: 0 HBP: 0	WP: 0 PB: 0 SB: 1 CS: 2	PA: 36	
PITCHER	IP	WLS	BF	H	R	ER	SO	BB	IBB	HBP	BLK	WP	HR	S	P	ERA	WHIP				
Larry Gura, L ERA: 7.36 (1, 1)	3.2	L	20	7	4	3	3	3	0	0	0	0	0	23	35	7.36	2.727				
Rene Martin, R ERA (4, 1)	4.1		15	0	0	0	2	2	0	0	0	0	0	17	25	0.00	0.462				