

Kansas City Royals - 1982

Batter	1	2	3	4	5	6	7	8	9	AB	R	H	RBI	BB	SO	LOB	TOP										
Willie Wilson, S (1, 7) Tom Poquette, L (4, 7) OBP: 0.500, SLG: 0.500	0-0 6-3	0-0 1-3		0-0 4-3		0-0 FC5-4 1B		0-0 G3		3	0	0	0	0	0	3											
John Wathan, R (1, 2)	0-3 K		0-0 3-1		4-0 2B BB	0-0 FC5-4		0-0 F8		4	0	0	0	1	1	1											
George Brett, L (1, 5)	0-0 4-3		0-0 1-4-3		0-0 1-3 2B		0-0 HR		4-0 BB	4	1	2	1	1	0	0											
Willie Aikens, L (1, 3)		4-0 FC5-4 BB	0-0 4-3		0-0 1-3		4-0 G6-4-3 BB		0-0 L9	3	0	0	0	2	0	3											
Amos Otis, R (1, 8)		0-0 FC5-4 1B 1-2f		0-0 1B HR 2B		0-0 F9		0-0 F9		5	2	1	0	0	0	5											
Hal McRae, R (1, 10)		0-0 F9		0-0 HR 1B		4-0 BB		0-0 G6-4-3		3	1	1	0	1	0	2											
Jerry Martin, R (1, 9)		0-0 BB 1B 1-2		0-3 K		0-3 K		0-0 4-3		4	0	1	0	0	2	5											
Frank White, R (1, 4)		0-0 BB 1B 1-2 2-H		0-0 HR 1-H 3-H		0-0 F9		0-0 F7		4	1	2	4	0	0	0											
U L Washington, S (1, 6)		4-0 BB 1-2 2-3		0-0 4-3		0-0 5-3		4-0 BB		2	0	0	0	2	0	0											
Inning Stats	R: 0 E: 0 K: 1 S: 5	H: 0 LOB: 0 BB: 0 P: 5	R: 1 E: 0 K: 0 S: 5	H: 2 LOB: 3 BB: 2 P: 13	R: 0 E: 0 K: 0 S: 3	H: 0 LOB: 0 BB: 0 P: 3	R: 3 E: 0 K: 1 S: 8	H: 3 LOB: 0 BB: 0 P: 8	R: 0 E: 0 K: 1 S: 6	H: 1 LOB: 3 BB: 2 P: 14	R: 0 E: 0 K: 0 S: 4	H: 1 LOB: 1 BB: 0 P: 4	R: 1 E: 0 K: 0 S: 3	H: 1 LOB: 0 BB: 1 P: 7	R: 0 E: 0 K: 0 S: 3	H: 0 LOB: 1 BB: 1 P: 7	R: 0 E: 0 K: 0 S: 3	H: 0 LOB: 1 BB: 1 P: 7	1B: 4 2B: 2 3B: 0 HR: 2	SF: 0 SAC: 0 DP: 1 HBP: 0	WP: 0 PB: 0 SB: 0 CS: 0	PA: 41					
PITCHER Dennis Martinez, R (1, 1) ERA: 9.0 Sammy Stewart, R (5, 1) ERA: 1.8	IP 4.0	WLS 21	BF 6	H 4	R 4	ER 4	SO 2	BB 3	IBB 0	HBP 0	BLK 0	WP 0	HR 1	S 22	P 34	ERA 9.00	WHIP 2.250										
										PITCHER	IP	WLS	BF	H	R	ER	SO	BB	IBB	HBP	BLK	WP	HR	S	P	ERA	WHIP

Kansas City Royals @ Baltimore Orioles
Memorial Stadium, Baltimore, MD
 Mon Apr 05 1982, 3:33 AM EST
 Att. 51,958 - Unknown - 46 F

livebaseballscorecards.com

AB	34
R	5
H	8
RBI	5
BB	7
SO	3
LOB	20



Batter	1	2	3	4	5	6	7	8	9	AB	R	H	RBI	BB	SO	LOB
Al Bumbry, L OBP: 0.600, SLG: 0.500 (1, 8) BB	4-0 G4-6-3 BB	0-0 L6		0-0 L3 1B		0-0 4-3	0-0 HR 1B			4	1	2	1	1	0	2
Rick Dempsey, R OBP: 0.400, SLG: 0.250 (1, 2) X	0-0 G4-6-3 1-2f		0-0 1B HR 1B	0-0 L3 1-2		4-0 BB	0-0 F8			4	1	1	0	1	0	4
Dan Ford, R OBP: 0.600, SLG: 1.200 (1, 9) X	0-0 6-3		0-0 1-3 HR 1B	0-0 BB 1B		0-0 F7	0-0 1-H 3-H HR			5	2	3	3	0	0	1
Ken Singleton, S (1, 10) BB		4-0 HR BB	0-0 E1 1-2 HR	4-0 1-2 BB		0-3 K	4-0 FC6-4 BB			2	2	0	0	3	1	3
Eddie Murray, S OBP: 0.200, SLG: 0.800 (1, 3) X		0-0 F5	0-0 1-H 2-H 3-H HR	0-0 F9			6-3 FC6-4			5	1	1	4	0	0	4
Cal Ripken Jr., R OBP: 0.600, SLG: 1.400 (1, 5) X		0-0 1-H HR	0-0 6-3		0-0 6-3		0-0 1B 2B 1B	0-0 F8 2B		5	2	3	2	0	0	0
Gary Roenicke, R OBP: 0.800, SLG: 1.400 (1, 7) X		0-0 6-3 HBP 1B	0-0 HR 1B		0-0 CS BB 1B		0-0 1-2 2B 1B	0-3 K		5	2	4	1	0	1	1
Lenn Sakata, R OBP: 0.600, SLG: 0.333 (1, 6) H		1-0 6-3 HBP	0-0 L4		4-0 CS BB		0-0 2B 1B	0-0 F8		3	1	1	0	1	0	1
Rich Dauer, R OBP: 0.200, SLG: 0.400 (1, 4) X		0-0 6-3	0-0 L1		0-0 L8		0-0 1-3 2-H 3-H HR 2B	0-0 1-3 1B		5	1	1	2	0	0	5

Inning Stats	R: 0	H: 0	E: 0	K: 0	S: 2	LOB: 0	BB: 1	P: 6	R: 2	H: 2	E: 0	K: 0	S: 5	LOB: 2	BB: 1	P: 10	R: 5	H: 4	E: 1	K: 0	S: 8	LOB: 0	BB: 0	P: 8	R: 0	H: 2	E: 0	K: 0	S: 4	LOB: 2	BB: 1	P: 8	R: 0	H: 1	E: 0	K: 0	S: 3	LOB: 1	BB: 1	P: 7	R: 0	H: 0	E: 0	K: 1	S: 5	LOB: 1	BB: 1	P: 9	R: 6	H: 6	E: 0	K: 0	S: 9	LOB: 1	BB: 1	P: 13	R: 0	H: 1	E: 0	K: 1	S: 6	LOB: 1	BB: 0	P: 6
--------------	------	------	------	------	------	--------	-------	------	------	------	------	------	------	--------	-------	-------	------	------	------	------	------	--------	-------	------	------	------	------	------	------	--------	-------	------	------	------	------	------	------	--------	-------	------	------	------	------	------	------	--------	-------	------	------	------	------	------	------	--------	-------	-------	------	------	------	------	------	--------	-------	------

PITCHER	IP	WLS	BF	H	R	ER	SO	BB	IBB	HBP	BLK	WP	HR	S	P	ERA	WHIP
Dennis Leonard, R ERA: 23.14 (1, 1)	2.1	L	16	6	7	6	0	2	0	1	0	0	0	13	22	23.14	3.429
Paul Splittorf, L ERA: 4.5 (3, 1)	4.0		18	5	2	2	1	3	0	0	0	0	0	17	29	4.50	2.000
Grant Jackson, L ERA: 54.0 (7, 1)	0.2		7	4	4	4	0	1	0	0	0	0	1	6	10	54.00	7.500
Bud Black, L ERA: (8, 1)	1.0		4	1	0	0	1	0	0	0	0	0	0	6	6	0.00	1.000

BOTTOM

Kansas City Royals @ Baltimore Orioles
Memorial Stadium, Baltimore, MD

Mon Apr 05 1982, 3:33 AM EST
Att: 51,958 - Unknown - 46 F

AB	38
R	13
H	16
RBI	13
BB	6
SO	2
LOB	21

livebaseballscores.com

Orioles

1B: 10	SF: 0	WP: 0	PA: 45
2B: 3	SAC: 0	PB: 0	
3B: 0	DP: 2	SB: 0	
HR: 4	HBP: 1	CS: 2	

Batter	1	2	3	4	5	6	7	8	9	AB R H RBI BB SO LOB	TOP	
Eddie Miller, S OBP: 0.250, SLG: 0.250 (1, 9) X	0-0 FC5-4 1B		0-0 5-3			0-0 F9		0-0 1-3		4 0 1 0 0 0 0		
Enos Cabell, R OBP: 0.250, SLG: 0.250 (1, 3) X	0-0 FC5-4 1-3 1-2f		0-0 F8			0-0 P4		0-0 1B		4 0 1 0 0 0 1		
Kirk Gibson, L (1, 8) X	0-0 1-3 2-3			0-0 L6		0-0 F8		0-0 F9		4 0 0 0 0 0 2		
Larry Herndon, R OBP: 0.500, SLG: 0.333 (1, 7) B B B B	4-0 BB			0-0 6-3			0-0 1B 1B	0-0 F3		3 1 1 0 1 0 1		
John Wockenfuss, R OBP: 0.250, SLG: 0.250 (1, 10) X	0-0 F9			0-0 5-3			0-0 1B 1-3 FC5-4 1B		0-0 5-3	4 1 1 0 0 0 2		
Tom Brookens, R (1, 5)		0-3 K			0-0 1-3		0-0 P6		0-0 6-3	4 0 0 0 0 1 2		
Lance Parrish, R OBP: 0.250, SLG: 0.250 (1, 2) X		0-0 L8			0-0 5-3		0-0 FC5-4 1-3 1B		0-0 F3	4 0 1 1 0 0 0		
Alan Trammell, R OBP: 0.333, SLG: 0.333 (1, 6) X		0-0 6-3			0-0 1B		0-0 FC5-4 1-2f 3-H			3 0 1 1 0 0 1		
Lou Whitaker, L (1, 4) X			0-0 6-3			0-0 F8		0-0 4-3		3 0 0 0 0 0 2		
Inning Stats	R: 0 H: 1 E: 1 LOB: 2 K: 0 BB: 1 S: 4 P: 8	R: 0 H: 0 E: 0 LOB: 0 K: 1 BB: 0 S: 5 P: 5	R: 0 H: 0 E: 0 LOB: 0 K: 0 BB: 0 S: 3 P: 3	R: 0 H: 0 E: 0 LOB: 0 K: 0 BB: 0 S: 3 P: 3	R: 0 H: 1 E: 0 LOB: 1 K: 0 BB: 0 S: 4 P: 4	R: 0 H: 0 E: 0 LOB: 0 K: 0 BB: 0 S: 3 P: 3	R: 2 H: 3 E: 0 LOB: 1 K: 0 BB: 0 S: 6 P: 6	R: 0 H: 1 E: 0 LOB: 1 K: 0 BB: 0 S: 4 P: 4	R: 0 H: 0 E: 0 LOB: 0 K: 0 BB: 0 S: 3 P: 3	1B: 6 SF: 0 2B: 0 SAC: 0 3B: 0 DP: 0 HR: 0 HBP: 0	WP: 0 PA: 34 PB: 0 SB: 0 CS: 0	
PITCHER Larry Gura, L (1, 1) ERA: 2.0	IP WLS BF H R ER SO BB IBB HBP BLK WP HR S P ERA WHIP	9.0 W 34 6 2 2 1 1 0 0 0 0 0 0 35 39 2.00 0.778										
PITCHER	IP WLS BF H R ER SO BB IBB HBP BLK WP HR S P ERA WHIP											

Detroit Tigers @ Kansas City Royals
 Royals Stadium, Kansas City, MO
 Fri Apr 09 1982, 7:05 PM EST
 Att. 29,069 - Unknown - 48 F

livebaseballscorecards.com

AB	33
R	2
H	6
RBI	2
BB	1
SO	1
LOB	11



Batter	1	2	3	4	5	6	7	8	9	AB R H RBI BB SO LOB	TOP		
Eddie Miller, S OBP: 0.250, SLG: 0.143 (1, 9) x	0-0 6-3			x 0-0 5-3		B B B B 4-0 1B BB		x 0-0 1-3		3 1 0 0 1 0 0			
Enos Cabell, R OBP: 0.250, SLG: 0.143 (1, 5) x (6, 3)	0-0 5-3		0-0 K		B B B B 4-0 1B BB		x 0-0 5-3		3 0 0 0 1 1 0				
Kirk Gibson, L OBP: 0.125, SLG: 0.125 (1, 8) x	0-0 L7		x 0-0 4-3		x 0-0 1B			x 0-0 4-3		4 0 1 2 0 0 0			
Richie Hebner, L (1, 3) Tom Brookens, R (6, PH) (6, 5)		x 0-0 F8		x 0-0 F8		x 0-0 F7		x 0-0 4-3		2 0 0 0 0 0 0 2 0 0 0 0 0 2			
Larry Herndon, R OBP: 0.375, SLG: 0.167 (1, 7) x		x 0-0 F9		x 0-0 4-3		B B B B 4-0 G6-4-3 BB		x 0-0 4-3		3 0 0 0 1 0 0			
Rick Leach, L (1, 10) Lynn Jones, R (7, PH)		x 0-0 1-3		x 0-0 G3		x 0-0 G6-4-3				2 0 0 0 0 0 0 1 0 0 0 0 0 1			
Lou Whitaker, L (1, 4) x			x 0-0 F7		B B B B 4-0 FC4-6 BB		4-0 BB			1 0 0 0 2 0 0			
Lance Parrish, R OBP: 0.200, SLG: 0.200 (1, 2) x Bill Fahey, L (5, 2)			x 0-0 1-3		x 0-0 FC4-6 BB		x 0-0 4-3			1 0 0 0 0 0 0 2 1 0 0 0 0 2			
Alan Trammell, R OBP: 0.167, SLG: 0.167 (1, 6) x			x 0-0 F4		x 0-0 F3		x 0-0 4-3			3 0 0 0 0 0 1			
Inning Stats	R: 0 H: 0 E: 0 LOB: 0 K: 0 BB: 0 S: 3 P: 3	R: 0 H: 0 E: 0 LOB: 0 K: 0 BB: 0 S: 3 P: 3	R: 0 H: 0 E: 0 LOB: 0 K: 0 BB: 0 S: 3 P: 3	R: 0 H: 0 E: 0 LOB: 0 K: 1 BB: 0 S: 5 P: 5	R: 0 H: 0 E: 0 LOB: 0 K: 0 BB: 0 S: 3 P: 3	R: 2 H: 1 E: 0 LOB: 2 K: 0 BB: 3 S: 4 P: 16	R: 0 H: 0 E: 0 LOB: 1 K: 0 BB: 2 S: 2 P: 10	R: 0 H: 0 E: 0 LOB: 0 K: 0 BB: 0 S: 3 P: 3	R: 0 H: 0 E: 0 LOB: 0 K: 0 BB: 0 S: 3 P: 3	1B: 1 SF: 0 2B: 0 SAC: 0 3B: 0 DP: 1 HR: 0 HBP: 0	WP: 0 PA: 32 PB: 0 SB: 0 CS: 0		
PITCHER	IP WLS BF H R ER SO BB IBB HBP BLK WP HR S P ERA WHIP											PITCHER	IP WLS BF H R ER SO BB IBB HBP BLK WP HR S P ERA WHIP
Dennis Leonard, R ERA: 9.0 (1, 1)	5.2 W 21 1 2 2 1 3 0 0 0 0 0 0 20 32 3.18 0.706												
Grant Jackson, L ERA: 18.0 (6, 1)	1.1 5 0 0 0 0 2 0 0 0 0 0 0 3 11 0.00 1.500												
Dan Quisenberry, R ERA: (8, 1)	2.0 S 6 0 0 0 0 0 0 0 0 0 0 0 6 6 0.00 0.000												

Detroit Tigers @ Kansas City Royals
 Royals Stadium, Kansas City, MO
 Sat Apr 10 1982, 7:05 PM EST
 Att. 19,508 - Unknown - 54 F

AB	27
R	2
H	1
RBI	2
BB	5
SO	1
LOB	6



livebaseballscorecards.com

Batter	1	2	3	4	5	6	7	8	9	AB R H RBI BB SO LOB	TOP											
Eddie Miller, S OBP: 0.273, SLG: 0.111 (1, 9) X	0-0 ① 1-3		0-0 ③ F3		4-0 BB			0-0 ① SH1-4 1-2		2 0 0 0 1 0 0												
Enos Cabell, R OBP: 0.250, SLG: 0.273 (1, 3) X	0-0 ② F9			0-0 E 2B	0-0 ③ F9			0-0 ② 1-3		4 1 1 0 0 0 3												
Kirk Gibson, L OBP: 0.250, SLG: 0.273 (1, 8) B B B	4-0 S BB			0-0 E9 SF8 2B		0-0 ① 4-3		0-0 ③ 6-3		3 1 1 1 1 0 1												
Larry Herndon, R OBP: 0.250, SLG: 0.111 (1, 7) X	0-0 ③ F4 1-2			0-0 ① SF8 3-H		0-0 ② F6		0-0 ① 1-3		3 0 0 1 0 0 1												
John Wockenfuss, R OBP: 0.125, SLG: 0.125 (1, 10) X		0-0 ① F7		0-0 ② F3		0-3 ③ K		0-0 ② F8		4 0 0 0 0 1 0												
Tom Brookens, R OBP: 0.100, SLG: 0.200 (1, 5) X		0-0 ② F8		0-0 ③ L4			0-0 ① F9		0-0 2B	4 0 1 0 0 0 0												
Bill Fahey, L (1, 2)		0-3 ③ K			0-0 ① F5		0-0 ② F6		0-0 ③ L9	4 0 0 0 0 1 1												
Alan Trammell, R OBP: 0.111, SLG: 0.111 (1, 6) X			0-0 ① F9		0-0 ② L5		0-0 ③ F7			3 0 0 0 0 0 0												
Lou Whitaker, L OBP: 0.444, SLG: 0.429 (1, 4) X			0-0 ② F8		0-0 2B			0-0 SH1-4 1B		3 0 2 0 0 0 0												
Inning Stats	R: 0 E: 0 K: 0 S: 3	H: 0 LOB: 1 BB: 1 P: 7	R: 0 E: 0 K: 1 S: 5	H: 0 LOB: 0 BB: 0 P: 5	R: 0 E: 0 K: 0 S: 3	H: 0 LOB: 0 BB: 0 P: 3	R: 2 E: 1 K: 0 S: 5	H: 2 LOB: 0 BB: 0 P: 5	R: 0 E: 0 K: 0 S: 4	H: 1 LOB: 2 BB: 1 P: 8	R: 0 E: 0 K: 1 S: 5	H: 0 LOB: 0 BB: 0 P: 5	R: 0 E: 0 K: 0 S: 3	H: 0 LOB: 0 BB: 0 P: 3	R: 0 E: 0 K: 0 S: 4	H: 1 LOB: 1 BB: 0 P: 4	R: 0 E: 0 K: 0 S: 4	H: 1 LOB: 1 BB: 0 P: 4	1B: 1 2B: 4 3B: 0 HR: 0	SF: 1 SAC: 1 DP: 0 HBP: 0	WP: 0 PB: 0 SB: 1 CS: 0	PA: 34
PITCHER Vida Blue, L ERA: 1.0 (1, 1)	IP 9.0 WLS L BF 34 H 5 R 2 ER 1 SO 2 BB 2 IBB 0 HBP 0 BLK 0 WP 0 HR 0 S 36 P 44 ERA 1.00 WHIP 0.778											PITCHER	IP WLS BF H R ER SO BB IBB HBP BLK WP HR S P ERA WHIP									

Detroit Tigers @ Kansas City Royals
 Royals Stadium, Kansas City, MO
 Sun Apr 11 1982, 4:33 AM EST
 Att. 22,962 - Unknown - 72 F

AB	30
R	2
H	5
RBI	2
BB	2
SO	2
LOB	6



WP: 0	PA: 34
PB: 0	
SB: 1	
CS: 0	

Batter	1	2	3	4	5	6	7	8	9	AB	R	H	RBI	BB	SO	LOB
Tom Poquette, L (1, 7) OBP: 0.357, SLG: 0.385	0-0 L8 1-2		0-0 1-3 1-2			0-0 F6 1-2		0-0 G3 1-2		4	0	0	0	0	0	1
John Wathan, R (1, 2) OBP: 0.235, SLG: 0.250	0-0 G1 1B		0-0 6-3			0-0 5-3			0-0 4-3	4	0	1	0	0	0	1
George Brett, L (1, 5) OBP: 0.235, SLG: 0.667	0-0 G1 1-2			0-0 L8 1-2		0-0 HR			0-3 K SS	4	1	1	1	0	1	1
Willie Aikens, L (1, 3) OBP: 0.294, SLG: 0.286	0-3 K SS			0-0 G3 1-2		0-0 F5 1-2			0-0 6-3	4	0	0	0	0	1	1
Amos Otis, R (1, 8) OBP: 0.313, SLG: 0.750		0-0 6-3		0-0 2B					0-0 F9	3	0	1	0	0	0	0
Hal McRae, R (1, 10) OBP: 0.214, SLG: 0.154		0-0 4-3		0-0 6-3					0-0 F7	3	0	0	0	0	0	1
Jerry Martin, R (1, 9) OBP: 0.286, SLG: 0.308		0-0 5-3				0-0 F7			0-0 5-3	3	0	0	0	0	0	0
Frank White, R (1, 4) OBP: 0.357, SLG: 0.615			0-0 6-3			0-3 K SS			0-0 F8	3	0	0	0	0	1	0
U L Washington, S (1, 6) OBP: 0.357, SLG: 0.100			0-0 1-3 1B			0-0 3-1			0-0 1-3	3	0	1	0	0	0	0

Inning Stats	R: 0	H: 1	E: 0	LOB: 1	K: 1	BB: 0	S: 6	P: 6	R: 0	H: 0	E: 0	LOB: 0	K: 0	BB: 0	S: 3	P: 3	R: 0	H: 1	E: 0	LOB: 1	K: 0	BB: 0	S: 4	P: 4	R: 0	H: 0	E: 0	LOB: 0	K: 1	BB: 0	S: 5	P: 5	R: 1	H: 1	E: 0	LOB: 0	K: 0	BB: 0	S: 4	P: 4	R: 0	H: 0	E: 0	LOB: 0	K: 0	BB: 0	S: 3	P: 3	R: 0	H: 0	E: 0	LOB: 0	K: 0	BB: 0	S: 3	P: 3	R: 0	H: 0	E: 0	LOB: 0	K: 1	BB: 0	S: 5	P: 5
PITCHER	IP	WLS	BF	H	R	ER	SO	BB	IBB	HBP	BLK	WP	HR	S	P	ERA	WHIP																																															
Dave Rozema, R (1, 1) ERA: 1.13	8.0	W	28	4	1	1	2	0	0	0	0	0	0	32	32	1.12	0.500																																															
Kevin Saucier, L (9, 1) ERA:	1.0	S	3	0	0	0	1	0	0	0	0	0	0	5	5	0.00	0.000																																															

BOTTOM

Detroit Tigers @ Kansas City Royals
 Royals Stadium, Kansas City, MO
 Sun Apr 11 1982, 4:33 AM EST
 Att: 22,962 - Unknown - 72 F

livebaseballscorecards.com

AB	31
R	1
H	4
RBI	1
BB	0
SO	3
LOB	5



WP: 0	PA: 31
PB: 0	
SB: 0	
CS: 0	
1B: 2	SF: 0
2B: 1	SAC: 0
3B: 0	DP: 0
HR: 1	HBP: 0

Batter	1	2	3	4	5	6	7	8	9
Tom Poquette, L (1, 7) OBP: 0.368, SLG: 0.353	0-0 6-3		4-0 1B BB		0-0 1-2 FC5-4 1B	0-3 K		0-0 F9	
John Wathan, R (1, 2) OBP: 0.273, SLG: 0.286	0-0 1-3		0-0 1-2 1B		0-0 1-2 2-3 FC5-4 1B SF9	0-0 1B BB 1B		0-0 4-3	
George Brett, L (1, 5) OBP: 0.227, SLG: 0.550	0-0 4-3		0-0 F5		0-0 1-2 3-H SF9 2B 1B	0-3 K		0-0 3-1	
Willie Aikens, L (1, 3) OBP: 0.333, SLG: 0.294 Dennis Werth, R (9, 3)		0-0 6-3		0-0 F7	0-0 1-2 2-3 2B 1B	4-0 PC 1B BB			
Amos Otis, R (1, 8) OBP: 0.300, SLG: 0.684		0-0 F8		0-0 6-3	0-0 2-3 3-H SF9	0-0 1-2 2-H			
Hal McRae, R (1, 10) OBP: 0.389, SLG: 0.333		4-0 BB		0-0 BB 1B	0-0 1-3 3-H 1B 2B	0-0 PO 2-3	4-0 5-3 BB		
Jerry Martin, R (1, 9) OBP: 0.333, SLG: 0.313		0-3 K		4-0 1-2 BB	0-0 2-H 3-H 1B S		0-0 5-3		
Frank White, R (1, 4) OBP: 0.333, SLG: 0.529			0-0 F7	0-3 K	0-0 1-3 FC5-4 1B		0-3 K		
U L Washington, S (1, 6) OBP: 0.333, SLG: 0.143			0-0 4-3		0-0 FC5-4 1B FC5-4		0-3 K		

Inning Stats	R: 0	H: 0	E: 0	K: 0	S: 3	LOB: 0	BB: 0	P: 3
R: 0 H: 0 E: 0 K: 0 S: 3	R: 0 H: 0 E: 0 K: 1 S: 5	R: 0 H: 1 E: 0 K: 0 S: 4	R: 0 H: 1 E: 0 K: 1 S: 6	R: 5 H: 7 E: 0 K: 0 S: 10	R: 1 H: 2 E: 0 K: 2 S: 8	R: 0 H: 0 E: 0 K: 2 S: 7	R: 0 H: 0 E: 0 K: 0 S: 3	
PITCHER Jim Palmer, R (1, 1) ERA: 9.64 Sammy Stewart, R (5, 1) ERA: 1.86	IP: 4.2 WLS: 24 BF: 7 H: 5 R: 5 ER: 5 SO: 2	IP: 3.1 WLS: 15 BF: 4 H: 1 R: 1 ER: 1 SO: 4	IP: 3.0 WLS: 0 BF: 0 H: 0 R: 0 ER: 0 SO: 0	IP: 2.0 WLS: 0 BF: 0 H: 0 R: 0 ER: 0 SO: 0	IP: 2.0 WLS: 0 BF: 0 H: 0 R: 0 ER: 0 SO: 0	IP: 2.0 WLS: 0 BF: 0 H: 0 R: 0 ER: 0 SO: 0	IP: 2.0 WLS: 0 BF: 0 H: 0 R: 0 ER: 0 SO: 0	IP: 2.0 WLS: 0 BF: 0 H: 0 R: 0 ER: 0 SO: 0


BOTTOM


Baltimore Orioles @ Kansas City Royals
Royals Stadium, Kansas City, MO
 Tue Apr 13 1982, 7:05 PM EST
 Att. 14,662 - Unknown

AB	R	H	RBI	BB	SO	LOB
4	0	1	0	1	1	0
5	2	2	0	0	0	2
5	1	1	1	0	1	3
3	1	1	0	1	0	0
0	0	0	0	0	0	0
3	0	1	2	0	0	0
2	1	2	1	2	0	0
3	0	1	2	1	1	2
4	0	1	0	0	2	3
4	1	1	0	0	1	3

AB	33
R	6
H	11
RBI	6
BB	5
SO	6
LOB	13

WP: 0 PA: 40
 PB: 0
 SB: 1
 CS: 0



Batter	1	2	3	4	5	6	7	8	9	AB R H RBI BB SO LOB	TOP																								
Al Bumbry, L (1, 8) OBP: 0.259, SLG: 0.200	0-0 4-3		0-0 G1-4-3		0-0 E7	0-0 F7			0-0 FC2-5	5 1 1 0 0 0 5	<p>Baltimore Orioles @ Kansas City Royals Royals Stadium, Kansas City, MO Wed Apr 14 1982, 7:05 PM EST Att: 20,382 - Unknown</p> <p>livebaseballscorecards.com</p> <table border="1"> <tr><td>AB</td><td>32</td></tr> <tr><td>R</td><td>3</td></tr> <tr><td>H</td><td>7</td></tr> <tr><td>RBI</td><td>3</td></tr> <tr><td>BB</td><td>5</td></tr> <tr><td>SO</td><td>4</td></tr> <tr><td>LOB</td><td>18</td></tr> </table> 	AB	32	R	3	H	7	RBI	3	BB	5	SO	4	LOB	18										
AB	32																																		
R	3																																		
H	7																																		
RBI	3																																		
BB	5																																		
SO	4																																		
LOB	18																																		
Joe Nolan, L (1, 2) OBP: 0.259, SLG: 0.200	0-0 4-3		4-0 BB		0-0 3-1			0-0 F9	0-0 G4-6-3	4 0 0 1 1 0 3																									
Ken Singleton, S (1, 10) OBP: 0.346, SLG: 0.238	0-3 K		0-0 4-3		0-0 WP			0-3 K		4 0 1 1 0 2 1																									
Eddie Murray, S (1, 3) OBP: 0.538, SLG: 0.960		0-0 G3		0-0 2B	4-0 WP			0-0 F9		3 0 1 0 1 0 0																									
Dan Ford, R (1, 9) OBP: 0.360, SLG: 0.435		0-0 6-3		0-0 F8	0-0 6-3			0-3 K		4 0 0 0 0 1 3																									
Gary Roenicke, R (1, 7) OBP: 0.474, SLG: 0.813		1-0 HBP		0-0 5-3		4-0 FC5-4		0-0 P6		2 0 0 0 1 0 1																									
Cal Ripken Jr., R (1, 5) OBP: 0.174, SLG: 0.348		0-0 F9		0-0 5-3		0-0 FC5-4		0-0 F8		4 0 0 0 0 0 3																									
Lenn Sakata, R (1, 6) OBP: 0.429, SLG: 0.500			0-0 HR		0-0 F8	0-0 1B		4-0 FC2-5	BB	3 1 2 1 1 0 0																									
Rich Dauer, R (1, 4) OBP: 0.381, SLG: 0.500			0-0 G1-4-3		0-0 E	0-3 K		4-0 FC2-5	BB	3 1 2 0 1 1 2																									
Bobby Bonner, R (9, PR) OBP: 0.500, SLG: 0.500					0-0 3-1					0 0 0 0 0 0 0																									
Inning Stats	R: 0 E: 0 K: 1 S: 5	H: 0 LOB: 0 BB: 0 P: 5	R: 0 E: 0 K: 0 S: 3	H: 0 LOB: 1 BB: 0 P: 4	R: 1 E: 0 K: 0 S: 4	H: 2 LOB: 1 BB: 1 P: 8	R: 0 E: 0 K: 0 S: 4	H: 1 LOB: 1 BB: 0 P: 4	R: 2 E: 1 K: 0 S: 6	H: 3 LOB: 2 BB: 1 P: 10	R: 0 E: 0 K: 1 S: 6	H: 1 LOB: 2 BB: 1 P: 10	R: 0 E: 0 K: 1 S: 5	H: 0 LOB: 0 BB: 0 P: 5	R: 0 E: 0 K: 1 S: 5	H: 0 LOB: 0 BB: 0 P: 5	R: 0 E: 0 K: 0 S: 2	H: 0 LOB: 2 BB: 2 P: 10	1B: 4 2B: 2 3B: 0 HR: 1	SF: 0 SAC: 0 DP: 2 HBP: 1	WP: 1 PB: 0 SB: 0 CS: 0	PA: 38													
PITCHER	IP WLS BF H R ER SO BB IBB HBP BLK WP HR S P ERA WHIP																																		
Dennis Leonard, R (1, 1) ERA: 6.6	7.0	31	7	3	3	3	2	1	1	0	1	1	33	46	3.86	1.286																			
Dave Frost, R (8, 1) ERA:	2.0	W	7	0	0	0	1	2	0	0	0	0	7	15	0.00	1.000																			

Batter	1	2	3	4	5	6	7	8	9	AB R H RBI BB SO LOB	TOP
Tom Poquette, L (1, 7) OBP: 0.348, SLG: 0.300	4-0 1B S BB		x 0-0 F6		0-3 K		x 0-0 F7			3 0 0 0 1 1 1	
John Wathan, R (1, 2) OBP: 0.290, SLG: 0.310	0-0 F4		4-0 S 2B BB		0-0 6-3			x 0-0 5-3		3 1 0 0 1 0 1	
George Brett, L (1, 5) OBP: 0.290, SLG: 0.519	0-0 FC4 1-3 1B		x 0-0 1-H 2B		0-3 K			4-0 E 1B FC6-4 BB		3 1 2 1 1 1 0	
Amos Otis, R (1, 8) OBP: 0.321, SLG: 0.593	0-3 K		x 0-0 L8		0-3 K			x 0-0 E8 FC6-4 1-3 1B		4 0 1 0 0 2 3	
Hal McRae, R (1, 10) OBP: 0.308, SLG: 0.261	0-0 FC4 1-2f			x 0-0 1B		x 0-0 4-3		x 0-0 FC6-4 1-2f 3-H		4 0 1 1 0 0 3	
Lee May, R (1, 3) OBP: 0.500, SLG: 0.333		0-3 K		0-3 K			x 0-0 3B 1B		0-3 K	4 1 1 0 0 3 2	
Dennis Werth, R (8, 3)										0 0 0 0 0 0 0	
Jerry Martin, R (1, 9) OBP: 0.385, SLG: 0.455		0-3 K		0-3 K			x 0-0 F3		x 0-0 F8	4 0 0 0 0 2 2	
Frank White, R (1, 4) OBP: 0.269, SLG: 0.440		0-3 K		x 0-0 6-3			0-3 K		x 0-0 6-3	4 0 0 0 0 2 2	
U L Washington, S (1, 6) OBP: 0.333, SLG: 0.304			x 0-0 6-3				x 0-0 1-H 3B		x 0-0 3-1	4 0 1 1 0 0 0	
Inning Stats	R: 0 H: 1 E: 0 LOB: 2 K: 1 BB: 1 S: 6 P: 10	R: 0 H: 0 E: 0 LOB: 0 K: 3 BB: 0 S: 9 P: 9	R: 1 H: 1 E: 0 LOB: 1 K: 0 BB: 1 S: 4 P: 8	R: 0 H: 1 E: 0 LOB: 1 K: 2 BB: 0 S: 8 P: 8	R: 0 H: 0 E: 0 LOB: 0 K: 1 BB: 0 S: 5 P: 5	R: 0 H: 0 E: 0 LOB: 0 K: 2 BB: 0 S: 7 P: 7	R: 1 H: 2 E: 0 LOB: 1 K: 1 BB: 0 S: 7 P: 7	R: 1 H: 1 E: 1 LOB: 1 K: 1 BB: 1 S: 6 P: 10	R: 0 H: 0 E: 0 LOB: 0 K: 0 BB: 0 S: 3 P: 3	1B: 4 SF: 0 2B: 1 SAC: 0 3B: 1 DP: 0 HR: 0 HBP: 0	WP: 0 PA: 36 PB: 0 SB: 2 CS: 0
PITCHER	IP WLS BF H R ER SO BB IBB HBP BLK WP HR S P ERA WHIP										
Len Barker, R (1, 1) ERA: 1.69	7.0 L 28 5 2 2 10 2 0 0 0 0 0 0 46 54 2.57 1.000										
Dan Spillner, R (8, 1) ERA:	2.0 8 1 1 0 1 1 0 0 0 0 0 0 9 13 0.00 1.000										

Kansas City Royals @ Cleveland Indians
Cleveland Municipal Stadium, Cleveland, OH
Fri Apr 16 1982, 6:05 PM EST
Att: 6,360 - Unknown - 69 F

AB	33
R	3
H	6
RBI	3
BB	3
SO	11
LOB	14



Kansas City Royals @ Cleveland Indians
Cleveland Municipal Stadium, Cleveland, OH

Sat Apr 17 1982, 3:33 AM EST
Att: 7,089 - Cloudy - 64 F

AB	44
R	12
H	22
RBI	11
BB	8
SO	4
LOB	34



WP:	0	PA:	54
PB:	0		
SB:	1		
CS:	0		

Batter	1	2	3	4	5	6	7	8	9	AB	R	H	RBI	BB	SO	LOB	TOP				
Tom Poquette, L (1, 7) OBP: 0.393, SLG: 0.360	0-0 F8		0-0 6-3 1B	0-0 F2	0-0 1-3 2-H 1B		0-0 FC6-4 1B	0-0 SH1-4		5	0	3	1	0	0	2					
John Wathan, R (1, 2) OBP: 0.297, SLG: 0.314	0-0 4-3		0-0 6-3	0-0 E 1B	0-3 K		0-0 FC6-4 1B SF8	0-0 FC3-6 1B		6	2	2	1	0	1	5					
George Brett, L (1, 5) OBP: 0.351, SLG: 0.563	0-0 FC5-4 1B		0-0 2B	0-0 E4 1B	4-0 IBB		0-0 BB 1B	0-0 FC3-6 2B		5	2	3	1	1	0	3					
Amos Otis, R (1, 8) OBP: 0.353, SLG: 0.656	0-0 FC5-4 1-2f		0-0 2B	0-0 S 1B	0-3 K		0-0 SF8	0-0 1-H 3-H 2B		5	0	3	5	0	1	4					
Hal McRae, R (1, 10) OBP: 0.375, SLG: 0.385		0-0 HR	4-0 BB	4-0 FC6-4 BB		0-0 F6	4-0 1-2 BB	0-3 K		3	1	1	1	3	1	2					
Lee May, R (1, 3) OBP: 0.482, SLG: 0.364		0-0 L6-4 BB 1B	0-0 F7	0-0 FC6-4		0-0 2B 1B	0-0 6-3		4-0 G5-3 BB BB	5	0	2	0	0	0	7					
Dennis Werth, R (8, 3)										0	0	0	0	1	0	0					
Jerry Martin, R (1, 9) OBP: 0.469, SLG: 0.538		4-0 L6-4 BB		0-0 F9 BLK 1B	0-0 F6	0-0 1-3 2B		0-0 2B 1B	4-0 G5-3 BB	4	2	3	0	2	0	0					
Frank White, R (1, 4) OBP: 0.313, SLG: 0.516	0-0 L6-4 1-2 2-3			0-0 BLK 1B	0-0 1B 2B	0-0 6-3		0-0 1B 2B	0-0 G5-3	6	3	3	0	0	0	6					
U L Washington, S (1, 6) OBP: 0.355, SLG: 0.308			0-0 1B 2B 1B	0-0 F9	4-0 1B BB	0-0 F8		0-0 1B 2B SH1-4	0-3 K	3	1	1	0	1	0	4					
Willie Aikens, L (8, PH) OBP: 0.364, SLG: 0.333										1	0	1	2	0	0	0					
Greg Pryor, R (8, PR) (8, 6)										1	1	0	0	0	1	1					
Inning Stats	R: 0 E: 0 K: 0 S: 4	H: 1 LOB: 1 BB: 0 P: 4	R: 1 E: 0 K: 0 S: 3	H: 2 LOB: 0 BB: 1 P: 7	R: 2 E: 0 K: 0 S: 6	H: 4 LOB: 2 BB: 1 P: 10	R: 3 E: 1 K: 0 S: 8	H: 4 LOB: 3 BB: 1 P: 12	R: 1 E: 0 K: 2 S: 9	H: 2 LOB: 3 BB: 2 P: 17	R: 0 E: 0 K: 0 S: 5	H: 2 LOB: 2 BB: 0 P: 5	R: 1 E: 0 K: 0 S: 5	H: 2 LOB: 2 BB: 1 P: 9	R: 4 E: 0 K: 1 S: 10	H: 5 LOB: 2 BB: 0 P: 10	R: 0 E: 0 K: 1 S: 4	H: 0 LOB: 1 BB: 2 P: 12	1B: 15 2B: 7 3B: 0 HR: 1	SF: 1 SAC: 1 DP: 2 HBP: 0	WP: 0 PA: 54
PITCHER	IP	WLS	BF	H	R	ER	SO	BB	IBB	HBP	BLK	WP	HR	S	P	ERA	WHIP				
Lary Sorensen, R (1, 1) ERA: 9.53	2.2		13	7	3	3	0	1	0	0	0	0	1	12	16	10.12	3.000				
Tom Brennan, R (3, 1) ERA: 10.8	1.0		9	4	3	2	0	1	0	0	1	0	0	8	12	18.00	5.000				
Rick Sutcliffe, R (4, 1) ERA: 15.43	1.2		12	4	1	1	2	2	1	0	0	0	0	13	25	5.40	3.600				
Dennis Lewallyn, R (6, 1) ERA: 4.91	1.2		10	4	3	3	0	1	0	0	0	0	0	9	13	16.20	3.000				
Rick Waits, L (8, 1) ERA: 9.0	0.1	L	2	1	0	0	0	0	0	0	0	0	0	2	2	0.00	3.000				
PITCHER	IP	WLS	BF	H	R	ER	SO	BB	IBB	HBP	BLK	WP	HR	S	P	ERA	WHIP				
Dan Spillner, R (8, 1) ERA: 1.42	1.2		8	2	2	2	2	2	0	0	0	0	0	10	18	10.80	2.400				

Batter	1	2	3	4	5	6	7	8	9	AB	R	H	RBI	BB	SO	LOB
Miguel Dilone, S (1, 7) OBP: 0.217, SLG: 0.190	0-0 5-3		0-0 F9		0-0 5-3			0-0 3-1		5	0	0	0	0	0	3
Toby Harrah, R (1, 5) OBP: 0.515, SLG: 0.750	0-0 L6		0-0 6-3 1B		0-3 K	0-0 E6 HR		0-0 6-3		5	2	1	1	0	1	0
Mike Hargrove, L (1, 3) OBP: 0.364, SLG: 0.174	0-0 4-3		0-0 6-3		1-0 BB 1B HBP	0-0 F7		0-0 6-3		4	1	0	0	0	0	2
Andre Thornton, R (1, 10) OBP: 0.394, SLG: 0.700		0-0 F9	0-0 1B		0-0 BB 2B 1B	0-0 HR		0-3 K		5	2	3	3	0	1	0
Joe Charboneau, R (1, 9) OBP: 0.300, SLG: 0.222		0-0 2B 1B	0-0 1-3		4-0 BB 2B 1B	0-0 F7		0-0 F8		2	2	1	0	1	0	1
Von Hayes, L (6, 9) OBP: 0.250, SLG: 0.250		0-0 1B 1B	0-0 1-3		1-2 2-3 BB 1B	0-0 F7		0-0 1B		2	0	0	0	0	0	0
Alan Bannister, R (1, 4) OBP: 0.529, SLG: 0.538		0-0 1B 2B		0-0 G6-4-3 1B	0-0 1-3 2-H 3-H 1B 2B	4-0 CS BB		0-0 1B		3	1	3	2	1	0	0
Bake McBride, L (9, PH) OBP: 0.556, SLG: 0.625		0-0 1B 2B		0-0 G6-4-3 1B	0-0 1-3 2-H 3-H 1B 2B	0-0 CS BB		0-0 1B		1	0	1	0	0	0	0
Jack Perconte, L (9, PR) OBP: 0.304, SLG: 0.409		0-0 CS 1B		0-0 G6-4-3 1B	0-0 1-2 1B BB	0-0 F7		0-0 4-3		0	0	0	0	0	0	0
Rick Manning, L (1, 8) OBP: 0.387, SLG: 0.345		0-0 2-3 3-H 1B		0-0 G6-4-3 1B	0-0 1-2 1B BB	0-0 F7		0-0 4-3		4	1	2	1	1	0	1
Ron Hassey, L (1, 2) OBP: 0.267, SLG: 0.286		0-3 K		0-0 G6-4-3 1B	0-0 1-2 2-H 3-H 1B	0-0 F7		0-0 F7		2	0	0	0	0	1	4
Chris Bando, S (5, PH) OBP: 0.267, SLG: 0.214		0-0 K		0-0 G6-4-3 1B	0-0 1-2 2-H 3-H 1B	0-0 F7		0-0 F7		2	0	1	2	0	0	0
Jerry Dybzinski, R (1, 6) OBP: 0.333, SLG: 0.429			0-0 E6 1B		0-0 6-3	0-0 1-3 2-H 1B		0-0 6-3		4	1	1	1	0	0	1

Inning Stats	R: 0	H: 0	E: 0	K: 0	S: 3	R: 1	H: 3	E: 0	K: 1	S: 7	R: 2	H: 2	E: 1	K: 0	S: 6	R: 0	H: 2	E: 0	K: 0	S: 4	R: 5	H: 4	E: 0	K: 1	S: 9	R: 2	H: 1	E: 1	K: 0	S: 4	R: 0	H: 0	E: 0	K: 0	S: 3	R: 0	H: 0	E: 0	K: 0	S: 3	R: 0	H: 1	E: 0	K: 1	S: 6	1B: 10	SF: 0	2B: 2	SAC: 0	3B: 0	DP: 1	HR: 1	HBP: 1	WP: 0	PA: 44
--------------	------	------	------	------	------	------	------	------	------	------	------	------	------	------	------	------	------	------	------	------	------	------	------	------	------	------	------	------	------	------	------	------	------	------	------	------	------	------	------	------	------	------	------	------	------	--------	-------	-------	--------	-------	-------	-------	--------	-------	--------

PITCHER	IP	WLS	BF	H	R	ER	SO	BB	IBB	HBP	BLK	WP	HR	S	P	ERA	WHIP
Larry Gura, L (1, 1) ERA: 6.5	4.2		26	10	8	6	2	2	0	1	0	0	0	27	36	11.57	2.571
Dave Frost, R (5, 1) ERA: 1.5	2.1	W	10	2	2	1	0	1	0	0	0	0	1	9	13	3.86	1.286
Dan Quisenberry, R (8, 1) ERA:	2.0	S	7	1	0	0	1	0	0	0	0	0	0	9	9	0.00	0.500

BOTTOM

Kansas City Royals @ Cleveland Indians
Cleveland Municipal Stadium, Cleveland, OH

Sat Apr 17 1982, 3:33 AM EST
Att. 7,089 - Cloudy - 64 F

AB	39
R	10
H	13
RBI	10
BB	3
SO	3
LOB	12



WP	HR	S	P	ERA	WHIP
0	0	0	0	0	0

livebaseballscorecards.com

Batter	1	2	3	4	5	6	7	8	9	AB R H RBI BB SO LOB	TOP
Tom Poquette, L (1, 7) OBP: 0.344, SLG: 0.310	0-0 3-1			0-0 4-3		0-0 6-3		0-0 F8		4 0 0 0 0 0 1	Kansas City Royals @ Cleveland Indians Cleveland Municipal Stadium, Cleveland, OH Sun Apr 18 1982, 3:33 AM EST Att. 11,373 - Sunny - 46 F livebaseballscorecards.com
John Wathan, R (1, 2) OBP: 0.293, SLG: 0.308	0-0 5-3			0-3 K		0-0 2B 1B		0-3 K		4 1 1 1 0 2 0	
George Brett, L (1, 5) OBP: 0.366, SLG: 0.571	0-0 4-3			4-0 BB		0-0 2B		0-0 F7		3 0 1 1 1 0 0	
Willie Aikens, L (1, 3) OBP: 0.346, SLG: 0.318		0-0 1B		0-0 6-3		0-3 K		0-3 K		4 0 1 0 0 2 2	
Amos Otis, R (1, 8) OBP: 0.316, SLG: 0.583		0-0 G5-4-3		0-0 6-3		0-0 F8		0-3 K		4 0 0 0 0 1 1	
Hal McRae, R (1, 10) OBP: 0.343, SLG: 0.345		0-3 K		0-0 6-3		0-0 5-3				3 0 0 0 0 1 0	
Jerry Martin, R (1, 9) OBP: 0.457, SLG: 0.517			0-3 K		0-3 K		0-0 FC6-4 1B			3 0 1 0 0 2 0	
Frank White, R (1, 4) OBP: 0.314, SLG: 0.529			0-0 F7		0-0 WP 1B 2B		0-0 FC6-4			3 1 1 0 0 0 1	
U L Washington, S (1, 6) OBP: 0.324, SLG: 0.276			0-3 K		0-0 F7		0-0 5-3			3 0 0 0 0 1 1	
Inning Stats	R: 0 H: 0 E: 0 LOB: 0 K: 0 BB: 0 S: 3 P: 3	R: 0 H: 1 E: 0 LOB: 0 K: 1 BB: 0 S: 5 P: 5	R: 0 H: 0 E: 0 LOB: 0 K: 2 BB: 0 S: 7 P: 7	R: 0 H: 0 E: 0 LOB: 1 K: 1 BB: 1 S: 5 P: 9	R: 0 H: 0 E: 0 LOB: 0 K: 1 BB: 0 S: 5 P: 5	R: 2 H: 3 E: 0 LOB: 1 K: 1 BB: 0 S: 8 P: 8	R: 0 H: 1 E: 0 LOB: 1 K: 0 BB: 0 S: 4 P: 4	R: 0 H: 0 E: 0 LOB: 0 K: 1 BB: 0 S: 5 P: 5	R: 0 H: 0 E: 0 LOB: 0 K: 2 BB: 0 S: 7 P: 7	1B: 3 SF: 0 2B: 2 SAC: 0 3B: 0 DP: 1 HR: 0 HBP: 0	
PITCHER	IP WLS BF H R ER SO BB IBB HBP BLK WP HR S P ERA WHIP										
John Denny, R (1, 1) ERA: 2.57	7.0 W 26 5 2 2 6 1 0 0 0 1 0 37 41 2.57 0.857										
Ed Whitson, R (8, 1) ERA: 1.5	2.0 6 0 0 0 3 0 0 0 0 0 0 0 12 12 0.00 0.000										

Batter	1	2	3	4	5	6	7	8	9	AB	R	H	RBI	BB	SO	LOB
Miguel Dilone, S OBP: 0.185, SLG: 0.160 (1, 7)	0-0 4-3	0-0 L7		0-0 G5-4-3		0-0 F8				4	0	0	0	0	0	1
Toby Harrah, R OBP: 0.541, SLG: 0.844 (1, 5)	0-0 1B 2B 1B	0-0 F7			0-0 L6-4 BB 1B		0-0 HR			4	2	3	1	0	0	0
Mike Hargrove, L OBP: 0.378, SLG: 0.259 (1, 3)	0-0 1-2 2B 1B		0-0 BLK BLK 2B		0-0 F8		0-0 L5			4	1	2	0	0	0	1
Andre Thornton, R OBP: 0.405, SLG: 0.697 (1, 10)	0-0 1-H 2-H 2B 2B		0-0 5-3		4-0 1-2 BB		0-0 L7			3	1	1	1	1	0	1
Joe Charboneau, R OBP: 0.429, SLG: 0.200 (1, 9)	4-0 2B BB		4-0 BLK BB		0-0 L6-4		4-0 BB			1	1	0	0	3	0	2
Alan Bannister, R OBP: 0.476, SLG: 0.529 (1, 4)	0-0 1-H 3-H 2B 2B		0-0 1-3		0-0 F8		0-0 F9			4	1	1	2	0	0	2
Rick Manning, L OBP: 0.400, SLG: 0.394 (1, 8)	0-0 2-H 2B		0-0 4-3		0-0 F8			0-0 L5		4	1	2	1	0	0	1
Chris Bando, S OBP: 0.263, SLG: 0.176 (1, 2)	0-0 F9		4-0 G5-4-3 BB		0-0 F7		0-3 K			3	0	0	0	1	1	2
Jerry Dybzinski, R OBP: 0.321, SLG: 0.400 (1, 6)		0-0 5-3		0-0 F8		0-0 S E 1B		0-0 F5		4	1	1	1	0	0	1

Inning Stats	R: 4	H: 5	E: 0	LOB: 1	K: 0	S: 7	P: 11	R: 0	H: 0	E: 0	LOB: 0	K: 0	S: 3	P: 3	R: 1	H: 1	E: 0	LOB: 1	K: 0	S: 4	P: 8	R: 0	H: 0	E: 0	LOB: 0	K: 0	S: 2	P: 6	R: 0	H: 1	E: 0	LOB: 1	K: 0	S: 3	P: 7	R: 2	H: 2	E: 0	LOB: 0	K: 0	S: 5	P: 5	R: 1	H: 1	E: 0	LOB: 1	K: 0	S: 4	P: 8	R: 0	H: 0	E: 0	LOB: 0	K: 1	S: 5	P: 5
--------------	------	------	------	--------	------	------	-------	------	------	------	--------	------	------	------	------	------	------	--------	------	------	------	------	------	------	--------	------	------	------	------	------	------	--------	------	------	------	------	------	------	--------	------	------	------	------	------	------	--------	------	------	------	------	------	------	--------	------	------	------

PITCHER	IP	WLS	BF	H	R	ER	SO	BB	IBB	HBP	BLK	WP	HR	S	P	ERA	WHIP
Bud Black, L ERA: 8.1 (1, 1)	5.2	L	27	9	7	6	0	4	0	0	2	0	0	23	39	9.53	2.294
Grant Jackson, L ERA: 10.38 (6, 1)	2.1		9	1	1	1	1	1	0	0	0	0	1	10	14	3.86	0.857

BOTTOM

Kansas City Royals @ Cleveland Indians
Cleveland Municipal Stadium, Cleveland, OH

Sun Apr 18 1982, 3:33 AM EST
Att: 11,373 - Sunny - 46 F

AB	31
R	8
H	10
RBI	6
BB	5
SO	1
LOB	11



WP	PA	3B	DP	HR	SF	SAC	HBP	CS
0	36	0	2	1	0	0	0	0

livebaseballscores.com

Batter	1	2	3	4	5	6	7	8	9	AB R H RBI BB SO LOB	TOP																
Willie Wilson, S (1, 7) OBP: 0.200, SLG: 0.200 Tom Poquette, L (4, 7) OBP: 0.324, SLG: 0.290	0-0 F8		0-0 1B		0-0 F2			0-0 F8		2 0 1 0 0 0 0 2 0 0 0 0 0 1	Kansas City Royals @ Detroit Tigers Tiger Stadium, Detroit, MI Mon Apr 19 1982, 6:05 PM EST Att. 10,809 - Unknown - 64 F																
John Wathan, R (1, 2) OBP: 0.267, SLG: 0.279	0-0 4-3		0-3 K		0-0 PO	0-0 6-3		0-0 6-3		4 0 0 0 0 1 1																	
George Brett, L (1, 5) OBP: 0.356, SLG: 0.538	0-0 F2				0-0 6-3					4 0 1 0 0 1 0																	
Willie Aikens, L (1, 3) OBP: 0.367, SLG: 0.320 Dennis Werth, R (9, PR)		0-0 L9			4-0 1B BB					3 0 1 0 1 0 1 0 0 0 0 0 0 0																	
Amos Otis, R (1, 8) OBP: 0.310, SLG: 0.550		0-0 L7			0-0 F9					4 0 1 0 0 0 2																	
Hal McRae, R (1, 10) OBP: 0.359, SLG: 0.424		0-0 6-3			0-0 1B					4 1 2 0 0 0 1																	
Jerry Martin, R (1, 9) OBP: 0.474, SLG: 0.625					0-0 F3					3 1 2 2 0 0 2																	
Frank White, R (1, 4) OBP: 0.316, SLG: 0.514					0-0 5-3					3 0 1 0 0 0 1																	
U L Washington, S (1, 6) OBP: 0.297, SLG: 0.250					0-0 6-3					3 0 0 0 0 0 1																	
Inning Stats	R: 0 H: 0 E: 0 LOB: 0 K: 0 BB: 0 S: 3 P: 3	R: 0 H: 0 E: 0 LOB: 0 K: 0 BB: 0 S: 3 P: 3	R: 1 H: 2 E: 0 LOB: 1 K: 1 BB: 0 S: 7 P: 7	R: 0 H: 1 E: 0 LOB: 2 K: 0 BB: 1 S: 4 P: 8	R: 0 H: 1 E: 0 LOB: 0 K: 0 BB: 0 S: 3 P: 3	R: 0 H: 1 E: 0 LOB: 0 K: 0 BB: 0 S: 3 P: 3	R: 1 H: 3 E: 0 LOB: 0 K: 0 BB: 0 S: 4 P: 4	R: 0 H: 0 E: 0 LOB: 0 K: 1 BB: 0 S: 6 P: 6	R: 0 H: 1 E: 0 LOB: 1 K: 1 BB: 0 S: 6 P: 6	1B: 7 SF: 0 2B: 0 SAC: 0 3B: 1 DP: 2 HR: 1 HBP: 0		WP: 0 PA: 34 PB: 0 SB: 0 CS: 0															
PITCHER	IP WLS BF H R ER SO BB IBB HBP BLK WP HR S P ERA WHIP											PITCHER	IP WLS BF H R ER SO BB IBB HBP BLK WP HR S P ERA WHIP														
Larry Pashnick, R (1, 1) ERA: 2.45	7.0	26	8	2	2	1	1	0	0	0	0	0	1	27	31	2.57	1.286										
Kevin Saucier, L (8, 1) ERA: 1.04	1.1	W	5	1	0	0	1	0	0	0	0	0	0	7	7	0.00	0.750										
Elias Sosa, R (9, 1) ERA: 3.18	0.2	S	2	0	0	0	0	0	0	0	0	0	0	2	2	0.00	0.000										

livebaseballscorecards.com

AB	32
R	2
H	9
RBI	2
BB	1
SO	2
LOB	10



Batter	1	2	3	4	5	6	7	8	9
Chet Lemon, R OBP: 0.381, SLG: 0.333 (1, 9)	0-0 1B		0-0 B2-3		0-0 G4-6-3 1-2f		0-0 4-3		
Enos Cabell, R OBP: 0.444, SLG: 0.682 (1, 3)	0-3 K		0-0 E7 1B			0-0 4-3 2B		0-0 HR 1B	
Kirk Gibson, L OBP: 0.171, SLG: 0.211 (1, 8)	0-3 K		4-0 BB			0-0 4-3 2-3		0-0 HR 1-H	
Larry Herndon, R OBP: 0.333, SLG: 0.300 (1, 7)	0-0 2-3		0-0 F9			0-0 L6		0-0 1-3	
John Wockenfuss, R OBP: 0.364, SLG: 0.286 (1, 2)		0-0 F4		0-0 F8		0-0 F7		0-0 4-3	
Richie Hebner, L OBP: 0.200, SLG: 0.200 (6, PH)									
Lance Parrish, R OBP: 0.167, SLG: 0.167 (7, 2)									
Tom Brookens, R OBP: 0.296, SLG: 0.250 (1, 5)		4-0 1B BB		0-0 1-3			0-3 K	0-0 FC5-4 1B	
Howard Johnson, S OBP: 0.250, SLG: 0.250 (7, PH)									
Mick Kelleher, R (8, 5)									
Mick Kelleher, R (9, 5)									
Glenn Wilson, R OBP: 0.429, SLG: 0.667 (1, 10)		0-0 CS 1B		0-0 4-3			0-0 HR	0-0 FC5-4	
Alan Trammell, R OBP: 0.263, SLG: 0.286 (1, 6)		0-0 L5			0-0 F8		0-0 6-3		
Lou Whitaker, L OBP: 0.297, SLG: 0.303 (1, 4)			0-0 F8			0-0 G4-6-3 1B			

Inning Stats	R: 0 E: 0 K: 2 S: 8	H: 1 LOB: 1 BB: 0 P: 8	R: 0 E: 0 K: 0 S: 3	H: 1 LOB: 1 BB: 1 P: 7	R: 0 E: 1 K: 0 S: 4	H: 1 LOB: 2 BB: 1 P: 8	R: 0 E: 0 K: 0 S: 3	H: 0 LOB: 0 BB: 0 P: 3	R: 0 E: 0 K: 0 S: 3	H: 1 LOB: 0 BB: 0 P: 3	R: 0 E: 0 K: 0 S: 4	H: 1 LOB: 1 BB: 0 P: 4	R: 1 E: 0 K: 1 S: 7	H: 2 LOB: 1 BB: 0 P: 7	R: 2 E: 0 K: 0 S: 6	H: 3 LOB: 1 BB: 0 P: 6
--------------	------------------------------	---------------------------------	------------------------------	---------------------------------	------------------------------	---------------------------------	------------------------------	---------------------------------	------------------------------	---------------------------------	------------------------------	---------------------------------	------------------------------	---------------------------------	------------------------------	---------------------------------

PITCHER	IP	WLS	BF	H	R	ER	SO	BB	IBB	HBP	BLK	WP	HR	S	P	ERA	WHIP
Paul Splittorf, L ERA: 2.0 (1, 1)	5.0		19	4	0	0	2	2	0	0	0	0	0	21	29	0.00	1.200
Dave Frost, R ERA: 2.45 (6, 1)	1.1		6	2	1	1	1	0	0	0	0	0	1	8	8	6.75	1.500
Dan Quisenberry, R ERA: 1.69 (7, 1)	1.2	L	9	4	2	2	0	0	0	0	0	0	1	9	9	10.80	2.400

BOTTOM

Kansas City Royals @ Detroit Tigers
Tiger Stadium, Detroit, MI
Mon Apr 19 1982, 6:05 PM EST
Att: 10,809 - Unknown - 64 F

AB	R	H	RBI	BB	SO	LOB
4	0	1	0	0	0	2
4	1	3	0	0	1	1
3	1	1	2	1	1	2
4	0	0	0	0	0	4
2	0	0	0	0	0	0
1	0	0	0	0	0	1
1	0	0	0	0	0	0
1	0	0	0	1	0	0
2	0	1	0	0	1	0
0	0	0	0	0	0	0
4	1	2	1	0	0	1
3	0	0	0	0	0	2
3	0	2	0	0	0	0

AB	32
R	3
H	10
RBI	3
BB	2
SO	3
LOB	13

WP: 0 PA: 34
PB: 0
SB: 0
CS: 1



WP	HR	S	P	ERA	WHIP
0	0	0	0	0.00	1.200
0	1	8	8	6.75	1.500
0	1	9	9	10.80	2.400

Batter	1	2	3	4	5	6	7	8	9	AB R H RBI BB SO LOB	TOP											
Tom Poquette, L (1, 7) OBP: 0.316, SLG: 0.265	4-0 BB		0-0 F2		0-0 F9			0-0 F6		3 0 0 0 1 0 1												
John Wathan, R (1, 2) OBP: 0.271, SLG: 0.267	0-3 K		4-0 BB			0-3 K		0-0 F9		2 0 0 0 1 2 1												
Jamie Quirk, L (8, PH) (8, 2)										1 0 0 0 0 0 1												
George Brett, L (1, 5) OBP: 0.327, SLG: 0.488	0-3 K		0-0 L9			0-3 K		0-0 4-3		4 0 0 0 0 2 3												
Willie Aikens, L (1, 3) OBP: 0.324, SLG: 0.276	0-0 F8		0-3 K			0-0 F8			0-0 4-3	4 0 0 0 0 1 2												
Amos Otis, R (1, 8) OBP: 0.304, SLG: 0.512		4-0 1B BB		0-0 F7			0-0 6-3		0-0 F9	3 0 0 0 1 0 0												
Hal McRae, R (1, 10) OBP: 0.349, SLG: 0.389		0-0 L9		0-0 5-3			4-0 BB		0-3 K	3 0 0 0 1 1 1												
Jerry Martin, R (1, 9) OBP: 0.463, SLG: 0.600		0-0 1-2 1B		0-0 5-3			0-3 K			3 0 1 0 0 1 1												
Frank White, R (1, 4) OBP: 0.300, SLG: 0.487		0-0 F9			0-0 P5		0-0 L8			2 0 0 0 0 0 2												
Kelly Heath, R (6, 4)										1 0 0 0 0 0 1												
U L Washington, S (1, 6) OBP: 0.300, SLG: 0.235		0-3 K			0-3 K			4-0 BB		2 0 0 0 1 2 2												
Inning Stats	R: 0 E: 0 K: 2 S: 7	H: 0 LOB: 1 BB: 1 P: 11	R: 0 E: 0 K: 1 S: 6	H: 1 LOB: 2 BB: 1 P: 10	R: 0 E: 0 K: 1 S: 5	H: 0 LOB: 1 BB: 1 P: 9	R: 0 E: 0 K: 0 S: 3	H: 0 LOB: 0 BB: 0 P: 3	R: 0 E: 0 K: 1 S: 5	H: 0 LOB: 0 BB: 0 P: 5	R: 0 E: 0 K: 2 S: 7	H: 0 LOB: 0 BB: 0 P: 7	R: 0 E: 0 K: 1 S: 5	H: 0 LOB: 1 BB: 1 P: 9	R: 0 E: 0 K: 0 S: 3	H: 0 LOB: 1 BB: 1 P: 7	R: 0 E: 0 K: 1 S: 5	H: 0 LOB: 0 BB: 0 P: 5	1B: 1 2B: 0 3B: 0 HR: 0	SF: 0 SAC: 0 DP: 0 HBP: 0	WP: 0 PB: 0 SB: 0 CS: 0	PA: 33
PITCHER Milt Wilcox, R (1, 1) ERA: 3.65	IP: 9.0 WLS: W BF: 33 H: 1 R: 0 ER: 0 SO: 9 BB: 5 IBB: 0 HBP: 0 BLK: 0 WP: 0 HR: 0 S: 46 P: 66 ERA: 0.00 WHIP: 0.667											PITCHER IP: WLS: BF: H: R: ER: SO: BB: IBB: HBP: BLK: WP: HR: S: P: ERA: WHIP										

Kansas City Royals @ Detroit Tigers

Tiger Stadium, Detroit, MI

Tue Apr 20 1982, 6:05 PM EST
Att. 10,654 - Unknown - 53 F

livebaseballscorecards.com

AB	28
R	0
H	1
RBI	0
BB	5
SO	9
LOB	15



Batter	1	2	3	4	5	6	7	8	9	AB R H RBI BB SO LOB	TOP											
U L Washington, S (1, 6) OBP: 0.273, SLG: 0.211	0-0 L6		0-0 L8		0-0 FC6-4			0-0 F8		4 0 0 0 0 0 1												
John Wathan, R (1, 2) OBP: 0.288, SLG: 0.286	0-0 ES 1B		0-0 1B			0-0 5-3		0-0 F9		4 0 2 0 0 0 0												
George Brett, L (1, 5) OBP: 0.302, SLG: 0.447	0-0 P6 1-3		0-0 4-3			0-0 F9			0-0 4-3	4 0 0 0 0 0 2												
Amos Otis, R (1, 8) OBP: 0.300, SLG: 0.511	0-0 4-3			0-0 6-3		0-0 2B			0-0 6-3	4 0 1 0 0 0 1												
Hal McRae, R (1, 10) OBP: 0.319, SLG: 0.350		0-0 5-3		0-3 K		0-0 1-3			0-0 4-3	4 0 0 0 0 1 1												
Willie Aikens, L (1, 3) OBP: 0.297, SLG: 0.250		0-0 L8		0-0 1-3			0-0 6-3			3 0 0 0 0 0 0												
Jerry Martin, R (1, 9) OBP: 0.432, SLG: 0.553		0-3 K			0-3 K		0-0 F9			3 0 0 0 0 2 0												
Greg Pryor, R (1, 4) OBP: 0.250, SLG: 1.000			0-0 HR		0-0 E5 FC6-4		0-0 6-3			3 1 1 1 0 0 0												
Tom Poquette, L (1, 7) OBP: 0.300, SLG: 0.250			0-0 P4		0-0 F9			0-0 4-3		2 0 0 0 0 0 1												
Lee May, R (8, PH) OBP: 0.429, SLG: 0.333										1 0 0 0 0 0 0												
Cesar Geronimo, L (8, 7)										0 0 0 0 0 0 0												
Inning Stats	R: 0 E: 0 K: 0 S: 4	H: 1 LOB: 1 BB: 0 P: 4	R: 0 E: 0 K: 1 S: 5	H: 0 LOB: 0 BB: 0 P: 5	R: 1 E: 0 K: 0 S: 5	H: 2 LOB: 1 BB: 0 P: 5	R: 0 E: 0 K: 1 S: 5	H: 0 LOB: 0 BB: 0 P: 5	R: 0 E: 1 K: 1 S: 6	H: 0 LOB: 1 BB: 0 P: 6	R: 0 E: 0 K: 0 S: 4	H: 1 LOB: 1 BB: 0 P: 4	R: 0 E: 0 K: 0 S: 3	H: 0 LOB: 0 BB: 0 P: 3	R: 0 E: 0 K: 0 S: 3	H: 0 LOB: 0 BB: 0 P: 3	R: 0 E: 0 K: 0 S: 3	H: 0 LOB: 0 BB: 0 P: 3	1B: 2 2B: 1 3B: 0 HR: 1	SF: 0 SAC: 0 DP: 0 HBP: 0	WP: 0 PB: 0 SB: 1 CS: 0	PA: 32
PITCHER Pat Underwood, L (1, 1) ERA: 2.87	IP: 9.0 WLS: W BF: 32 H: 4 R: 1 ER: 1 SO: 3 BB: 0 IBB: 0 HBP: 0 BLK: 0 WP: 0 HR: 1 S: 38 P: 38 ERA: 1.00 WHIP: 0.444																				PITCHER IP: WLS: BF: H: R: ER: SO: BB: IBB: HBP: BLK: WP: HR: S: P: ERA: WHIP	

Kansas City Royals @ Detroit Tigers
 Tiger Stadium, Detroit, MI
 Wed Apr 21 1982, 6:05 PM EST
 Att. 12,583 - Unknown - 49 F

livebaseballscorecards.com

AB	32
R	1
H	4
RBI	1
BB	0
SO	3
LOB	6



Batter	1	2	3	4	5	6	7	8	9	AB	R	H	RBI	BB	SO	LOB	BOTTOM			
Chet Lemon, R OBP: 0.387, SLG: 0.370 (1, 9)	4-0 HR BB	0-0 BB 1B		0-0 FC5-4 1-2 1B		0-0 F8		0-0 P1		4	1	2	0	1	0	2	Kansas City Royals @ Detroit Tigers Tiger Stadium, Detroit, MI Wed Apr 21 1982, 6:05 PM EST Att: 12,583 - Unknown - 49 F			
Enos Cabell, R OBP: 0.444, SLG: 0.654 (1, 3)	0-0 F9	4-0 BB 1B		0-0 FC5-4 1-2f 2-3			0-0 5-3-5 1B			3	0	1	0	1	0	3				
Kirk Gibson, L OBP: 0.184, SLG: 0.283 (1, 8)	0-0 1-H HR	0-3 K		0-3 K			0-0 F9			4	1	1	2	0	2	5				
Larry Herndon, R OBP: 0.308, SLG: 0.277 (1, 7)	0-0 1-3			0-0 1B 1B		0-0 P4		0-0 5-3-5 1-2f		4	0	1	0	0	0	1				
John Wockenfuss, R OBP: 0.415, SLG: 0.303 (1, 2)	4-0 1B BB			0-0 FC5-4 1-3 1B		0-3 K		0-0 5-3		3	0	1	0	1	1	0				
Tom Brookens, R OBP: 0.303, SLG: 0.267 Howard Johnson, S OBP: 0.200, SLG: 0.200 (1, 5) (6, 5)	0-0 1-2 1B			0-0 FC5-4 CS 1-2f		0-0 P4		0-3 K		3	0	1	0	0	0	2				
Glenn Wilson, R OBP: 0.500, SLG: 0.750 (1, 10)	0-0 F9			0-3 K 1-2				0-0 FC4-6 1B		4	1	2	0	0	1	4				
Alan Trammell, R OBP: 0.304, SLG: 0.357 (1, 6)				0-0 FC5-4 1B 1B		0-0 F7		0-0 2B 2B		4	1	2	0	0	0	1				
Lou Whitaker, L OBP: 0.318, SLG: 0.350 (1, 4)				0-0 F7		0-0 F8		0-0 FC4-6 2B		4	0	1	2	0	0	2				
Inning Stats	R: 2 E: 0 K: 0 S: 5	H: 2 LOB: 2 BB: 2 P: 13	R: 0 E: 0 K: 1 S: 6	H: 1 LOB: 2 BB: 1 P: 10	R: 0 E: 0 K: 1 S: 6	H: 2 LOB: 1 BB: 0 P: 6	R: 0 E: 0 K: 1 S: 7	H: 2 LOB: 2 BB: 0 P: 7	R: 0 E: 0 K: 1 S: 5	H: 0 LOB: 0 BB: 0 P: 5	R: 0 E: 0 K: 0 S: 4	H: 1 LOB: 1 BB: 0 P: 4	R: 0 E: 0 K: 0 S: 3	H: 1 LOB: 0 BB: 0 P: 3	R: 2 E: 0 K: 1 S: 8	H: 3 LOB: 1 BB: 0 P: 8	1B: 9 2B: 3 3B: 0 HR: 1	SF: 0 SAC: 0 DP: 1 HBP: 0	WP: 0 PB: 0 SB: 0 CS: 1	PA: 37
PITCHER Larry Gura, L ERA: 5.88 (1, 1)	IP 8.0	WLS L	BF 37	H 12	R 4	ER 4	SO 5	BB 3	IBB 0	HBP 0	BLK 0	WP 0	HR 1	S 44	P 56	ERA 4.50	WHIP 1.875			
PITCHER	IP	WLS	BF	H	R	ER	SO	BB	IBB	HBP	BLK	WP	HR	S	P	ERA	WHIP			

livebaseballscores.com

AB	34
R	4
H	12
RBI	4
BB	3
SO	5
LOB	20



Batter	1	2	3	4	5	6	7	8	9	AB R H RBI BB SO LOB	TOP																
Miguel Dilone, S (1, 7) OBP: 0.167, SLG: 0.147 Joe Charboneau, R (6, PH) OBP: 0.350, SLG: 0.267 (6, 7)	0-3 K	0-0 F7		0-0 4-3		0-0 F3			0-0 F8	3 0 0 0 0 1 2 2 0 0 0 0 0 1																	
Toby Harrah, R (1, 5) OBP: 0.526, SLG: 0.702	0-0 F8	0-0 F7			0-0 F7		0-0 4-3 2B		4-0 L6-4 DI BB	4 0 1 0 1 0 2																	
Mike Hargrove, L (1, 3) OBP: 0.421, SLG: 0.318	0-0 6-3		0-3 K		0-0 HR 1B		0-0 4-3		0-0 L6-4	5 1 1 0 0 1 2																	
Andre Thornton, R (1, 10) OBP: 0.446, SLG: 0.750		0-0 3B 1B	0-3 K		0-0 HR 1B		0-0 P5			4 2 2 2 0 1 1																	
Bake McBride, L (1, 9) OBP: 0.452, SLG: 0.552		0-0 1B 3B	0-0 1B		0-0 E3 L4-3		0-0 4-3			4 1 2 1 0 0 1																	
Ron Hassey, L (1, 2) OBP: 0.318, SLG: 0.381 Chris Bando, S (5, PH) OBP: 0.276, SLG: 0.160 (5, 2)		0-0 1B 1B	0-0 F7		0-0 L4-3			0-0 L6		2 1 1 1 0 0 1 2 0 0 0 0 0 1																	
Alan Bannister, R (1, 8) OBP: 0.433, SLG: 0.520		0-0 4-3		0-0 4-3 3B		0-0 F7		0-0 6-3		4 1 1 0 0 0 1																	
Jack Perconte, L (1, 4) OBP: 0.235, SLG: 0.303 Mike Fischlin, R (8, PH) OBP: 1.000, SLG: 1.000 (8, 4)		0-0 1B 1B	0-0 4-3		0-0 4-3		0-0 F7		0-0 1B	3 0 1 1 0 0 0 1 0 1 0 0 0 0																	
Jerry Dybzinski, R (1, 6) OBP: 0.349, SLG: 0.385		0-0 1B	0-0 F8		0-0 F8		0-0 1B	0-3 K		4 0 2 1 0 1 1																	
Inning Stats	R: 0 E: 0 K: 1 S: 5	H: 0 LOB: 0 BB: 0 P: 5	R: 3 E: 0 K: 0 S: 8	H: 5 LOB: 2 BB: 0 P: 8	R: 0 E: 0 K: 2 S: 8	H: 1 LOB: 1 BB: 0 P: 8	R: 1 E: 0 K: 0 S: 4	H: 1 LOB: 0 BB: 0 P: 4	R: 2 E: 1 K: 0 S: 5	H: 2 LOB: 0 BB: 0 P: 5	R: 0 E: 0 K: 0 S: 4	H: 1 LOB: 1 BB: 0 P: 4	R: 0 E: 0 K: 0 S: 4	H: 1 LOB: 1 BB: 0 P: 4	R: 0 E: 0 K: 1 S: 6	H: 1 LOB: 1 BB: 0 P: 6	R: 0 E: 0 K: 0 S: 2	H: 0 LOB: 0 BB: 1 P: 6	1B: 8 2B: 3 3B: 2 HR: 1	SF: 0 SAC: 0 DP: 2 HBP: 0	WP: 0 PB: 0 SB: 0 CS: 0	PA: 39					
PITCHER	IP WLS BF H R ER SO BB IBB HBP BLK WP HR S P ERA WHIP																										
Dennis Leonard, R (1, 1) ERA: 7.91	4.1		22	9	6	6	3	0	0	0	0	0	1	28	28	12.46	2.077										
Grant Jackson, L (5, 1) ERA: 5.0	3.2	W	14	3	0	0	1	0	0	0	0	0	0	16	16	0.00	0.818										
Dave Frost, R (9, 1) ERA: 2.16	1.0		3	0	0	0	0	1	0	0	0	0	0	2	6	0.00	1.000										

Cleveland Indians @ Kansas City Royals
 Royals Stadium, Kansas City, MO
 Fri Apr 23 1982, 7:05 PM EST
 Att. 24,332 - Unknown - 63 F

AB	38
R	6
H	12
RBI	6
BB	1
SO	4
LOB	13



WP: 0	PA: 39
PB: 0	
SB: 0	
CS: 0	

BOTTOM

Cleveland Indians @ Kansas City Royals
Royals Stadium, Kansas City, MO

Fri Apr 23 1982, 7:05 PM EST
Att: 24,332 - Unknown - 63 F

livebaseballscorecards.com

AB	39
R	11
H	16
RBI	11
BB	6
SO	5
LOB	21



WP:	1	PA:	46
PB:	0		
SB:	2		
CS:	0		

AB R H RBI BB SO LOB

6 0 0 0 0 0 6

4 2 1 0 1 0 3

4 1 1 1 1 1 1

5 3 3 2 0 0 1

5 2 3 2 0 0 1

3 1 3 2 0 0 0

1 1 0 0 0 0 1

3 1 2 1 2 1 0

1B:	11	SF:	1
2B:	3	SAC:	0
3B:	1	DP:	0
HR:	1	HBP:	0

Batter	1	2	3	4	5	6	7	8	9
Tom Poquette, L OBP: 0.261, SLG: 0.214 (1, 7)	0-0 F7 1B	0-0 4-3 1B	0-0 L7 1B		0-0 3-1 2B	0-0 F5 1B		0-0 L8 1B	
John Wathan, R OBP: 0.298, SLG: 0.283 (1, 2)	4-0 1B BB	0-0 F7 1B		0-0 3B 1B	0-0 5-3 1B	0-0 F9 1B			
George Brett, L OBP: 0.310, SLG: 0.471 (1, 5)	0-3 1-2 K	4-0 BB		0-0 1-H 2B 3B		0-0 F7 1B	0-0 F8 1B		
Amos Otis, R OBP: 0.327, SLG: 0.558 (1, 8)	0-0 1B 1B	0-0 1-3 1B		0-0 3-H SF9 2B		0-0 HR 2B	0-0 P3 1B		
Hal McRae, R OBP: 0.346, SLG: 0.444 (1, 10)	0-0 1-3 BB 1B		0-0 5-3 1B	0-0 4-3 2B		0-0 2-H HR 1B	0-0 1B		
Lee May, R OBP: 0.500, SLG: 0.467 Dennis Werth, R (6, PR) (7, 3)	0-0 1-2 BB BB 1B		0-0 FC5-4 1B 1B	0-0 SF9 1B		0-0 2B 1B	0-0 L1 1B		
Jerry Martin, R OBP: 0.469, SLG: 0.585 (1, 9)	4-0 1-2 BB BB		0-0 1-2 FC5-4 1B	0-0 K		0-0 1-H WP 1B 2B	4-0 BB BB		
Frank White, R OBP: 0.341, SLG: 0.488 Greg Pryor, R OBP: 0.200, SLG: 0.800 (8, PH) (9, 4)	4-0 1-2 BB		0-0 1-2 FC5-4 1B		0-0 3-1 S 1B	4-0 2-3 1B BB	0-3 S S S S	0-3 K	
U L Washington, S OBP: 0.286, SLG: 0.233 (1, 6)	0-3 K		0-0 1-2 1B		0-0 P3 1B	0-0 1-2 1B	0-3 S S S S	0-3 K	

Inning Stats	R	H	E	K	S	L	LOB	BB	P	R	H	E	K	S	L	LOB	BB	P
1	3	3	0	2	10	0	3	2	22	0	0	0	1	6	1	1	0	7
2	0	0	0	0	3	0	1	0	7	0	0	0	0	6	0	0	0	7
3	1	3	0	1	6	0	2	0	6	0	0	0	0	6	0	0	0	6
4	3	3	0	1	8	0	0	0	8	0	0	0	0	8	0	0	0	8
5	0	1	0	0	4	0	1	0	4	0	0	0	0	4	0	0	0	4
6	4	5	0	0	12	0	2	1	12	0	0	0	0	12	0	0	0	12
7	0	1	0	0	4	0	0	0	4	0	0	0	0	4	0	0	0	4
8	0	0	0	2	7	0	1	0	7	0	0	0	0	7	0	0	0	7
9	0	0	0	0	0	0	0	0	0	0	0	0	0	0	0	0	0	0

PITCHER	IP	WLS	BF	H	R	ER	SO	BB	IBB	HBP	BLK	WP	HR	S	P	ERA	WHIP
Lary Sorensen, R ERA: 13.5 (1, 1)	3.0		22	9	7	7	2	4	0	0	0	0	0	22	38	21.00	4.333
Dennis Lewallyn, R ERA: 5.59 (4, 1)	2.1		10	3	2	2	1	0	0	0	0	0	1	12	12	7.71	1.286
Ed Whitson, R ERA: 4.15 (6, 1)	0.2		6	3	2	2	0	1	0	0	0	1	0	5	9	27.00	6.000
Tom Brennan, R ERA: 5.0 (7, 1)	2.0		8	1	0	0	2	1	0	0	0	0	0	11	15	0.00	1.000

Batter	1	2	3	4	5	6	7	8	9	AB R H RBI BB SO LOB	TOP											
Alan Bannister, R (1, 8) OBP: 0.412, SLG: 0.483	0-0 1-3			0-0 F9		0-0 1-3 1B		0-0 6-3		4 0 1 0 0 0 0	Cleveland Indians @ Kansas City Royals Royals Stadium, Kansas City, MO Sat Apr 24 1982, 7:05 PM EST Att. 25,065 - Unknown - 65 F											
Toby Harrah, R (1, 5) OBP: 0.525, SLG: 0.680	0-0 5-3			1-0 FC5-4 HBP		0-0 1-3 1B		0-0 F9		3 0 1 0 0 0 0												
Mike Hargrove, L (1, 3) OBP: 0.410, SLG: 0.313	0-0 F8			0-0 F8		0-0 1-3			0-0 L1-3 1B	4 0 1 0 0 0 3												
Andre Thornton, R (1, 10) OBP: 0.433, SLG: 0.706		4-0 BB		0-0 FC5-4 1-2f		0-0 G3			0-0 L1-3 1B	3 0 0 0 1 0 4												
Bake McBride, L (1, 9) OBP: 0.429, SLG: 0.515		0-3 K 1-2			0-0 F9 S 6-3 1B		0-0 G3		0-0 L5	4 1 1 0 0 1 1												
Joe Charboneau, R (1, 7) OBP: 0.304, SLG: 0.222		0-0 6-3			0-0 F9		0-3 K			3 0 0 0 0 1 1												
Von Hayes, L (7, 7) OBP: 0.182, SLG: 0.190					1-3 F9					0 0 0 0 0 0 0												
Chris Bando, S (1, 2) OBP: 0.281, SLG: 0.214			0-0 F3		0-0 6-3		0-0 E 2B			3 0 1 1 0 0 0												
Jack Perconte, L (1, 4) OBP: 0.222, SLG: 0.286			0-0 F5		0-3 K		0-0 4-3			2 0 0 0 0 1 0												
Rod Craig, S (7, PH) OBP: 0.333, SLG: 0.333										1 0 0 0 0 0 1												
Mike Fischlin, R (7, 4) OBP: 1.000, SLG: 1.000										0 0 0 0 0 0 0												
Jerry Dybzinski, R (1, 6) OBP: 0.326, SLG: 0.357			0-0 6-3				0-0 F9		0-0 1-3	3 0 0 0 0 0 0												
Inning Stats	R: 0 E: 0 K: 0 S: 3	H: 0 LOB: 0 BB: 0 P: 3	R: 0 E: 0 K: 1 S: 4	H: 0 LOB: 0 BB: 1 P: 8	R: 0 E: 0 K: 0 S: 3	H: 0 LOB: 0 BB: 0 P: 3	R: 0 E: 0 K: 0 S: 3	H: 0 LOB: 1 BB: 0 P: 4	R: 1 E: 0 K: 1 S: 6	H: 1 LOB: 0 BB: 0 P: 6	R: 0 E: 0 K: 0 S: 5	H: 2 LOB: 2 BB: 0 P: 5	R: 0 E: 1 K: 1 S: 6	H: 1 LOB: 1 BB: 0 P: 6	R: 0 E: 0 K: 0 S: 3	H: 0 LOB: 0 BB: 0 P: 3	R: 0 E: 0 K: 0 S: 3	H: 1 LOB: 0 BB: 0 P: 3	1B: 4 2B: 3 3B: 0 HR: 0	SF: 0 SAC: 0 DP: 2 HBP: 1	WP: 0 PB: 0 SB: 1 CS: 1	PA: 32
PITCHER	IP WLS BF H R ER SO BB IBB HBP BLK WP HR S P ERA WHIP																					
Paul Splittorff, L (1, 1) ERA: 1.72	6.2 W 25 4 1 1 3 1 0 1 0 0 0 0 29 34 1.35 0.750																					
Dan Quisenberry, R (7, 1) ERA: 1.38	2.1 S 7 1 0 0 0 0 0 0 0 0 0 0 7 7 0.00 0.429																					

AB	30
R	1
H	5
RBI	1
BB	1
SO	3
LOB	10



WP	0
PA	32

Batter	1	2	3	4	5	6	7	8	9
Tom Poquette, L OBP: 0.260, SLG: 0.200 (1, 7)	1-0 1B HBP	0-0 F9		0-0 F8			0-0 1-3		
John Wathan, R OBP: 0.311, SLG: 0.298 (1, 2)	0-0 HBP WP 1-3 1B	0-0 2-H 1B		0-0 5-3			0-0 1-3		
George Brett, L OBP: 0.306, SLG: 0.473 (1, 5)	0-3 K	0-0 F8			0-0 4-3		0-0 2B		
Amos Otis, R OBP: 0.339, SLG: 0.564 (1, 8)	4-0 HBP IBB	0-0 F7			0-0 2B		0-3 K		
Hal McRae, R OBP: 0.357, SLG: 0.438 (1, 10)	1-0 FC6-4 1-2 2-3 3-H HBP		0-0 G6-4-3 E 1B		0-0 5-3		0-0 6-3		
Lee May, R OBP: 0.429, SLG: 0.389 (1, 3)	0-3 K		0-0 E5 G6-4-3 1-2		0-0 5-3		4-0 HR BB		
Dennis Werth, R (7, 3)									
Jerry Martin, R OBP: 0.453, SLG: 0.622 (1, 9)	0-0 FC6-4 1-2f		0-0 G6-4-3 1-2f 2-3		0-3 K		0-0 1-H HR		
Frank White, R OBP: 0.333, SLG: 0.511 (1, 4)		0-0 2B 3B	0-0 5-3		0-3 K		0-3 K		
U L Washington, S OBP: 0.283, SLG: 0.255 (1, 6)		0-0 1B 2B		0-0 1-3		0-0 6-3	0-0 F8		

Inning Stats	R: 1	H: 1	E: 0	K: 2	S: 8	LOB: 3	BB: 1	P: 14	R: 2	H: 3	E: 0	K: 0	S: 6	LOB: 1	BB: 0	P: 6	R: 0	H: 1	E: 1	K: 0	S: 4	LOB: 0	BB: 0	P: 4	R: 0	H: 0	E: 0	K: 0	S: 3	LOB: 0	BB: 0	P: 3	R: 0	H: 1	E: 0	K: 2	S: 7	LOB: 0	BB: 0	P: 7	R: 0	H: 1	E: 0	K: 1	S: 6	LOB: 1	BB: 0	P: 6	R: 2	H: 1	E: 0	K: 1	S: 6	LOB: 0	BB: 1	P: 10
--------------	------	------	------	------	------	--------	-------	-------	------	------	------	------	------	--------	-------	------	------	------	------	------	------	--------	-------	------	------	------	------	------	------	--------	-------	------	------	------	------	------	------	--------	-------	------	------	------	------	------	------	--------	-------	------	------	------	------	------	------	--------	-------	-------

PITCHER	IP	WLS	BF	H	R	ER	SO	BB	IBB	HBP	BLK	WP	HR	S	P	ERA	WHIP
John Denny, R ERA: 3.68 (1, 1)	8.0	L	36	8	5	5	6	1	1	2	0	1	1	44	54	5.62	1.125


BOTTOM

Cleveland Indians @ Kansas City Royals
Royals Stadium, Kansas City, MO

Sat Apr 24 1982, 7:05 PM EST
Att: 25,065 - Unknown - 65 F

AB	32
R	5
H	8
RBI	5
BB	2
SO	6
LOB	18

livebaseballscorecards.com



1B: 3	SF: 0	WP: 1	PA: 36
2B: 3	SAC: 0	PB: 0	
3B: 1	DP: 1	SB: 0	
HR: 1	HBP: 2	CS: 0	

Batter	1	2	3	4	5	6	7	8	9	AB R H RBI BB SO LOB	TOP									
Miguel Dilone, S OBP: 0.150, SLG: 0.132 (1, 7) X	0-0 5-3	0-0 4-3			0-0 5-3		0-0 L5			4 0 0 0 0 0 2										
Toby Harrah, R OBP: 0.523, SLG: 0.722 (1, 5) X	0-0 3B 1B		0-0 1-3		0-0 HR		0-0 FC6-4			4 2 2 1 0 0 1										
Mike Hargrove, L OBP: 0.400, SLG: 0.346 (1, 3) X	0-0 1-H 3B		0-0 3-1		0-0 F9			0-0 P4		4 0 1 1 0 0 0										
Andre Thornton, R OBP: 0.438, SLG: 0.691 (1, 10) X	0-0 P4		0-0 FC6-4 1B		0-0 F3			0-0 FC5-4 1B		4 0 2 0 0 0 1										
Joe Charboneau, R OBP: 0.259, SLG: 0.182 (1, 9) X	0-0 5-3		0-0 FC6-4			0-0 P4		0-0 P6		4 0 0 0 0 0 3										
Alan Bannister, R OBP: 0.421, SLG: 0.469 (1, 4) X		0-0 F7		4-0 BB		0-0 1B		0-0 FC5-4		3 0 1 0 1 0 1										
Rick Manning, L OBP: 0.365, SLG: 0.388 (1, 8) X		0-3 K		0-0 G4-6-3		0-0 G3		0-0 P4		4 0 0 0 0 1 2										
Ron Hassey, L OBP: 0.320, SLG: 0.348 (1, 2) X		4-0 E BB		0-0 4-3			0-0 P5		0-0 G3	2 1 0 0 1 0 0										
Chris Bando, S OBP: 0.273, SLG: 0.207 (9, PH) X									0-0 G3	1 0 0 0 0 0 0										
Jerry Dybzinski, R OBP: 0.347, SLG: 0.400 (1, 6) X		0-0 E7 2B				0-0 F7		0-0 FC6-4 1B		0-0 6-3	3 0 2 1 0 0 0									
Bake McBride, L OBP: 0.417, SLG: 0.500 (9, PH) X										1 0 0 0 0 0 0										
Inning Stats	R: 1 E: 0 K: 0 S: 5	H: 2 LOB: 1 BB: 0 P: 5	R: 1 E: 1 K: 1 S: 6	H: 1 LOB: 1 BB: 1 P: 10	R: 0 E: 0 K: 0 S: 4	H: 1 LOB: 1 BB: 0 P: 4	R: 0 E: 0 K: 0 S: 2	H: 0 LOB: 0 BB: 1 P: 6	R: 1 E: 0 K: 0 S: 4	H: 1 LOB: 0 BB: 0 P: 4	R: 0 E: 0 K: 0 S: 4	H: 1 LOB: 1 BB: 0 P: 4	R: 0 E: 0 K: 0 S: 4	H: 1 LOB: 1 BB: 0 P: 4	R: 0 E: 0 K: 0 S: 3	H: 0 LOB: 0 BB: 0 P: 3	1B: 5 2B: 1 3B: 1 HR: 1	SF: 0 SAC: 0 DP: 1 HBP: 0	WP: 0 PB: 0 SB: 0 CS: 0	PA: 36
PITCHER Larry Gura, L ERA: 5.14 (1, 1)	IP: 9.0 WLS: W BF: 36 H: 8 R: 3 ER: 3 SO: 1 BB: 2 IBB: 0 HBP: 0 BLK: 0 WP: 0 HR: 1 S: 36 P: 44 ERA: 3.00 WHIP: 1.111																			

Cleveland Indians @ Kansas City Royals
Royals Stadium, Kansas City, MO

Sun Apr 25 1982, 4:33 AM EDT
Att. 20,867 - Unknown - 57 F

AB	34
R	3
H	8
RBI	3
BB	2
SO	1
LOB	10



WP: 0	PA: 36
-------	--------

Batter	1	2	3	4	5	6	7	8	9	AB	R	H	RBI	BB	SO	LOB
Tom Poquette, L OBP: 0.241, SLG: 0.188 (1, 7)	0-0 L9	0-0 F7		0-0 SF8		0-0 5-3				3	0	0	1	0	0	1
John Wathan, R OBP: 0.308, SLG: 0.295 (1, 2)	0-0 6-3		0-0 4-3	0-3 K			0-0 CS			4	0	1	0	0	1	0
George Brett, L OBP: 0.318, SLG: 0.517 (1, 5)	4-0 S		0-0 HR		0-0 F9		0-0 F9			3	1	1	1	1	0	1
Amos Otis, R OBP: 0.349, SLG: 0.552 (1, 8)	4-0 1-2		0-0 2B		0-0 E5		0-0 6-3			3	2	1	0	1	0	1
Hal McRae, R OBP: 0.350, SLG: 0.442 (1, 10)	0-3 K		0-0 1-H		0-3 K		0-0 6-3			4	0	1	1	0	2	3
Lee May, R OBP: 0.480, SLG: 0.682 (1, 3)		0-0 2B	0-3 K		0-0 HR		0-0 2B			4	2	3	2	0	1	1
Dennis Werth, R (8, PR)										0	0	0	0	0	0	0
Jerry Martin, R OBP: 0.439, SLG: 0.612 (1, 9)		0-0 FC6-5	0-0 F9		0-0 F5		0-0 5-3			4	0	1	1	0	0	2
Frank White, R OBP: 0.308, SLG: 0.469 (1, 4)		0-0 FC6-5		0-0 E5		0-0 F8		0-0 F8		4	1	0	0	0	0	2
U L Washington, S OBP: 0.268, SLG: 0.240 (1, 6)		0-0 FC5-4	0-3 K		0-3 K					3	0	0	0	0	2	2

Inning Stats	R: 0	H: 0	E: 0	K: 1	S: 5	LOB: 2	BB: 2	P: 13	R: 1	H: 2	E: 0	K: 0	S: 5	LOB: 1	BB: 0	P: 5	R: 2	H: 3	E: 0	K: 1	S: 8	LOB: 1	BB: 0	P: 8	R: 1	H: 0	E: 1	K: 2	S: 8	LOB: 0	BB: 0	P: 8	R: 2	H: 1	E: 1	K: 1	S: 7	LOB: 0	BB: 0	P: 7	R: 0	H: 0	E: 0	K: 1	S: 5	LOB: 0	BB: 0	P: 5	R: 0	H: 1	E: 0	K: 0	S: 3	LOB: 0	BB: 0	P: 3	R: 0	H: 1	E: 0	K: 0	S: 4	LOB: 1	BB: 0	P: 4
1B: 2	SF: 1	2B: 4	SAC: 0	3B: 0	DP: 0	HR: 2	HBP: 0	WP: 0	PA: 35																																																							

PITCHER	IP	WLS	BF	H	R	ER	SO	BB	IBB	HBP	BLK	WP	HR	S	P	ERA	WHIP
Bert Blyleven, R ERA: 3.32 (1, 1)	5.0	L	25	6	6	3	5	2	0	0	0	0	2	33	41	5.40	1.600
Dan Spillner, R ERA: 0.63 (6, 1)	3.0		10	2	0	0	1	0	0	0	0	0	0	12	12	0.00	0.667

BOTTOM

Cleveland Indians @ Kansas City Royals
Royals Stadium, Kansas City, MO

Sun Apr 25 1982, 4:33 AM EDT
 Att: 20,867 - Unknown - 57 F

livebaseballscorecards.com

AB	32
R	6
H	8
RBI	6
BB	2
SO	6
LOB	13



Batter	1	2	3	4	5	6	7	8	9	AB R H RBI BB SO LOB	TOP																	
Tom Poquette, L (1, 7) OBP: 0.224, SLG: 0.173	0-0 1-3		0-0 F5	0-0 4-3			0-0 6-3			4 0 0 0 0 0 2	Kansas City Royals @ Boston Red Sox Fenway Park, Boston, MA Tue Apr 27 1982, 7:05 PM EDT Att. 12,998 - Unknown - 71 F																	
John Wathan, R (1, 2) OBP: 0.319, SLG: 0.308	0-0 4-3 E S 1B		0-3 K		0-0 G4-3 1B		0-0 B1-3			4 1 2 0 0 1 0																		
George Brett, L (1, 5) OBP: 0.329, SLG: 0.565	0-0 4-3 1-H			0-0 HR	0-0 G4-3 1B		0-0 G3			4 1 2 2 0 0 0																		
Amos Otis, R (1, 8) OBP: 0.343, SLG: 0.548	0-0 5-3			0-0 3B 2B	0-0 G4-3 1-2f 2-3		0-0 6-3			4 1 1 0 0 0 2																		
Hal McRae, R (1, 10) OBP: 0.359, SLG: 0.536		0-0 HR		0-0 FC5-2 3B	0-0 F9		0-0 6-3			4 1 2 2 0 0 1																		
Lee May, R (1, 3) OBP: 0.500, SLG: 0.667		0-0 P6		4-0 FC5-2 BB 6-3 BB		0-0 G6-4-3 1B 1B		0-0 F7		2 1 1 0 1 0 0																		
Dennis Werth, R (6, PR)										0 0 0 0 0 0 0																		
Jamie Quirk, L (8, PH)										1 0 0 0 0 0 0																		
Jerry Martin, R (1, 9) OBP: 0.443, SLG: 0.596		0-3 K		4-0 6-3 FC5-2 1-2 BB		0-0 G6-4-3 1B		0-0 4-3		3 0 1 0 1 1 0																		
Frank White, R (1, 4) OBP: 0.286, SLG: 0.434		0-0 L5		0-0 FC5-2 6-3 1-2 2-3 3-Hf		0-0 G6-4-3 1-2f 2-3		0-0 6-3		4 0 0 0 0 0 5																		
U L Washington, S (1, 6) OBP: 0.250, SLG: 0.222			0-3 K	0-0 6-3 1-2 2-3 3-H		0-0 5-3		0-0 1-3		4 0 0 1 0 1 4																		
Inning Stats	R: 1 E: 1 K: 0 S: 4	H: 1 LOB: 0 BB: 0 P: 4	R: 1 E: 0 K: 1 S: 6	H: 1 LOB: 0 BB: 0 P: 6	R: 0 E: 0 K: 2 S: 7	H: 0 LOB: 0 BB: 0 P: 7	R: 3 E: 0 K: 0 S: 6	H: 3 LOB: 2 BB: 2 P: 14	R: 0 E: 0 K: 0 S: 4	H: 2 LOB: 1 BB: 0 P: 4	R: 0 E: 0 K: 0 S: 3	H: 0 LOB: 0 BB: 0 P: 3	R: 0 E: 0 K: 0 S: 3	H: 0 LOB: 0 BB: 0 P: 3	R: 0 E: 0 K: 0 S: 3	H: 0 LOB: 0 BB: 0 P: 3	1B: 5 2B: 1 3B: 1 HR: 2	SF: 0 SAC: 0 DP: 2 HBP: 0	WP: 0 PB: 0 SB: 1 CS: 0	PA: 36								
PITCHER	IP WLS BF H R ER SO BB IBB HBP BLK WP HR S P ERA WHIP																											
Dennis Eckersley, R (1, 1) ERA: 3.49	4.0		21	7	5	4	3	2	0	0	0	0	2	25	33	9.00	2.250											
Bob Stanley, R (5, 1) ERA: 6.94	5.0	W	15	2	0	0	0	0	0	0	0	0	0	15	15	0.00	0.400											

livebaseballscorecards.com



Batter	1	2	3	4	5	6	7	8	9
Jerry Remy, L OBP: 0.328, SLG: 0.338 (1, 4) X	0-0 1B WP 1B	0-0 E 1-3 1B 1B		0-0 B3 1B		0-0 CS 1B		0-3 K 1B	
Dwight Evans, R OBP: 0.363, SLG: 0.318 (1, 9) X	0-0 4-3 WP 1-3 1B 1B	0-0 E7 1-3 1B 1B		0-0 6-3 1B		0-0 CS 1-2 1B	0-0 F9 1B		
Jim Rice, R OBP: 0.390, SLG: 0.333 (1, 7) H	1-0 4-3 1-2 HBP 3-H 1B	0-0 5-3 1B			4-0 1B G6-4-3 BB		4-0 BLK BB		
Carl Yastrzemski, L OBP: 0.414, SLG: 0.619 (1, 10) X	0-0 4-3 1-2 2-3 1B	0-0 1B			0-0 G6-4-3 1-3 1B		0-0 L8 1B		
Glenn Hoffman, R OBP: 0.378, SLG: 0.551 (1, 6) X	0-0 F5 1B	0-0 L7 1B			0-0 G6-4-3 1-2f 3-H 1B		0-0 L9 1-2 1B		
Dave Stapleton, R OBP: 0.239, SLG: 0.294 (1, 3) X	0-0 6-3 1B		0-0 F8 1B		0-0 WP 1B		0-0 1B 2B		
Wade Boggs, L OBP: 0.250, SLG: 0.182 (1, 5) B		4-0 1-3 1B BB	0-0 G4-6-3 1B		0-0 4-3 1-2 1B		0-0 B1 1B		
Rich Gedman, L OBP: 0.268, SLG: 0.308 (1, 2) X		0-0 1-3 1-2 1B	0-0 G4-6-3 1-2f 1B			0-0 L9 1B		0-0 1B	
Rick Miller, L OBP: 0.375, SLG: 0.333 (1, 8) X		0-0 1B E 2-H 1B		0-0 6-3 1B		0-0 L8 1B		0-0 F8 1B	

Inning Stats	R: 1	H: 2	E: 0	K: 0	S: 5	LOB: 2	BB: 0	P: 6
	R: 4	H: 4	E: 1	K: 0	S: 7	LOB: 1	BB: 1	P: 11
	R: 0	H: 1	E: 0	K: 0	S: 3	LOB: 0	BB: 0	P: 3
	R: 0	H: 0	E: 0	K: 0	S: 3	LOB: 0	BB: 0	P: 3
	R: 1	H: 2	E: 0	K: 0	S: 4	LOB: 1	BB: 1	P: 8
	R: 0	H: 1	E: 0	K: 0	S: 3	LOB: 0	BB: 0	P: 3
	R: 0	H: 0	E: 0	K: 0	S: 3	LOB: 1	BB: 1	P: 7
	R: 1	H: 2	E: 0	K: 1	S: 7	LOB: 1	BB: 0	P: 7

PITCHER	IP	WLS	BF	H	R	ER	SO	BB	IBB	HBP	BLK	WP	HR	S	P	ERA	WHIP
Dave Frost, R ERA: 5.4 (1, 1)	5.0	L	25	9	6	6	0	2	0	1	0	2	0	22	31	10.80	2.200
Jim Wright, R ERA: 3.12 (6, 1)	3.0		12	3	1	1	1	1	0	0	1	0	0	13	17	3.00	1.333

BOTTOM

Kansas City Royals @ Boston Red Sox
Fenway Park, Boston, MA


Tue Apr 27 1982, 7:05 PM EDT
Att: 12,998 - Unknown - 71 F

AB	R	H	RBI	BB	SO	LOB
5	2	3	0	0	1	1
4	1	2	1	0	0	0
1	1	0	0	2	0	2
4	0	2	2	0	0	3
4	0	0	0	0	0	5
4	1	2	0	0	0	2
3	1	1	0	1	0	2
4	0	1	1	0	0	2
4	1	1	1	0	0	1

AB	33
R	7
H	12
RBI	5
BB	3
SO	1
LOB	18

livebaseballscorecards.com

WP: 2 PA: 38
PB: 0
SB: 0
CS: 1



Batter	1	2	3	4	5	6	7	8	9	AB	R	H	RBI	BB	SO	LOB	TOP										
U L Washington, S OBP: 0.262, SLG: 0.237 (1, 6)			F4			G1-6-3 1B		F7		5	0	2	0	0	0	3											
John Wathan, R OBP: 0.311, SLG: 0.300 (1, 2)	L9	6-3	G5-4-3			G1-6-3 1B				5	0	1	0	0	0	3											
George Brett, L OBP: 0.333, SLG: 0.567 (1, 7)	HR	E4 2B			FC5-4 1B			F4		5	2	2	0	0	0	1											
Amos Otis, R OBP: 0.347, SLG: 0.530 (1, 8)	HR	BB	2B		1B	FC5-4 G6-3 1-2f		5-3		4	2	1	0	1	0	1											
Hal McRae, R OBP: 0.362, SLG: 0.590 (1, 10)	HR	1B	2B			G6-3 1-2f		5-3		5	2	2	5	0	0	1											
Jerry Martin, R OBP: 0.455, SLG: 0.632 (1, 9)	1B	1B	F9			SH1-3 2B		1B		5	1	3	0	0	1	1											
Frank White, R OBP: 0.322, SLG: 0.464 (1, 4)	1B	1B	1B			SH1-3 2-3		FC6-4 1B		3	1	3	1	0	0	0											
Dennis Werth, R OBP: 0.273, SLG: 0.111 (1, 3)	1B	1B	F9			6-3		FC6-4 1-2f		4	0	1	1	0	0	4											
Greg Pryor, R OBP: 0.333, SLG: 0.667 (1, 5)	1B					6-3		6-3		4	0	2	1	0	0	1											
Inning Stats	R: 5 E: 0 K: 0 S: 9	H: 7 LOB: 2 BB: 1 P: 13	R: 3 E: 1 K: 0 S: 7	H: 3 LOB: 1 BB: 0 P: 7	R: 0 E: 0 K: 0 S: 3	H: 1 LOB: 0 BB: 0 P: 3	R: 0 E: 0 K: 0 S: 3	H: 1 LOB: 0 BB: 0 P: 3	R: 0 E: 0 K: 0 S: 3	H: 1 LOB: 1 BB: 0 P: 4	R: 0 E: 0 K: 0 S: 5	H: 2 LOB: 2 BB: 0 P: 5	R: 0 E: 0 K: 0 S: 4	H: 1 LOB: 1 BB: 0 P: 4	R: 0 E: 0 K: 1 S: 5	H: 0 LOB: 0 BB: 0 P: 5	1B: 12 2B: 4 3B: 0 HR: 1	SF: 0 SAC: 1 DP: 3 HBP: 0	WP: 0 PB: 0 SB: 0 CS: 0	PA: 42							
PITCHER	IP	WLS	BF	H	R	ER	SO	BB	IBB	HBP	BLK	WP	HR	S	P	ERA	WHIP										
John Tudor, L ERA: 4.18 (1, 1)	1.2	L	16	10	8	6	0	1	0	0	0	0	1	15	19	32.40	6.600										
Tom Burgmeier, L ERA: 1.74 (2, 1)	5.1		19	6	0	0	0	0	0	0	0	0	0	19	19	0.00	1.125										
Mark Clear, R ERA: 1.62 (8, 1)	1.0		4	1	0	0	0	0	0	0	0	0	0	4	4	0.00	1.000										
Luis Aponte, R ERA: 0.84 (9, 1)	1.0		3	0	0	0	1	0	0	0	0	0	0	5	5	0.00	0.000										

Kansas City Royals @ Boston Red Sox
Fenway Park, Boston, MA
 Wed Apr 28 1982, 7:05 PM EDT
 Att. 12,368 - Unknown - 50 F

AB	40
R	8
H	17
RBI	8
BB	1
SO	1
LOB	15



Batter	1	2	3	4	5	6	7	8	9	AB R H RBI BB SO LOB
Jerry Remy, L (1, 4) OBP: 0.324, SLG: 0.324	4-0 1B 1B BB	0-0 5-3		0-0 6-3			0-0 B2			3 1 0 0 1 0 1
Dwight Evans, R (1, 9) OBP: 0.357, SLG: 0.314	0-0 1B FC4-6 1B	0-3 K			0-3 K		0-0 5-3			4 1 1 0 0 2 1
Jim Rice, R (1, 7) OBP: 0.420, SLG: 0.388	0-0 FC4-6 1B		0-0 1B SF9 1B		0-0 2B		0-0 1B G5-4-3			4 1 4 1 0 0 0
Glenn Hoffman, R (1, 6) OBP: 0.372, SLG: 0.534	0-0 FC4-6 G5-4-3		0-0 1B		0-0 5-3		0-0 G5-4-3			4 0 1 1 0 0 3
Dave Stapleton, R (1, 3) OBP: 0.227, SLG: 0.282	0-0 G5-4-3		0-0 SF9		0-0 1-3		0-0 5-3			3 0 0 1 0 0 2
Tony Perez, R (1, 10) OBP: 0.292, SLG: 0.150		0-0 WP 2B 1B	0-3 K		0-0 4-3		0-3 K			4 1 1 0 0 2 1
Wade Boggs, L (1, 5) OBP: 0.188, SLG: 0.133		0-0 P4	0-0 1-3		0-0 F7		0-0 G3			4 0 0 0 0 0 2
Rick Miller, L (1, 8) OBP: 0.368, SLG: 0.344		0-0 2B		0-0 F7		0-0 3-1	0-0 F7			4 1 1 1 0 0 0
Gary Allenson, R (1, 2) OBP: 0.355, SLG: 0.448		0-0 2B		0-3 K		0-0 1-3				3 0 1 1 0 1 0

Inning Stats	R: 2 E: 0 K: 0 S: 4	H: 2 LOB: 0 BB: 1 P: 8	R: 2 E: 0 K: 1 S: 8	H: 3 LOB: 1 BB: 0 P: 8	R: 1 E: 0 K: 1 S: 7	H: 2 LOB: 1 BB: 0 P: 7	R: 0 E: 0 K: 1 S: 5	H: 0 LOB: 0 BB: 0 P: 5	R: 0 E: 0 K: 1 S: 6	H: 1 LOB: 1 BB: 0 P: 6	R: 0 E: 0 K: 0 S: 3	H: 0 LOB: 0 BB: 0 P: 3	R: 0 E: 0 K: 0 S: 3	H: 1 LOB: 0 BB: 0 P: 3	R: 0 E: 0 K: 1 S: 5	H: 0 LOB: 0 BB: 0 P: 5	1B: 6 2B: 3 3B: 0 HR: 0	SF: 1 SAC: 0 DP: 2 HBP: 0	WP: 1 PB: 0 SB: 0 CS: 0	PA: 35
--------------	------------------------------	---------------------------------	------------------------------	---------------------------------	------------------------------	---------------------------------	------------------------------	---------------------------------	------------------------------	---------------------------------	------------------------------	---------------------------------	------------------------------	---------------------------------	------------------------------	---------------------------------	----------------------------------	------------------------------------	----------------------------------	--------

PITCHER	IP	WLS	BF	H	R	ER	SO	BB	IBB	HBP	BLK	WP	HR	S	P	ERA	WHIP	PITCHER	IP	WLS	BF	H	R	ER	SO	BB	IBB	HBP	BLK	WP	HR	S	P	ERA	WHIP		
Dennis Leonard, R (1, 1) ERA: 6.99	9.0	W	35	9	5	5	5	1	0	0	0	1	0	44	48	5.00	1.111																				

BOTTOM

Kansas City Royals @ Boston Red Sox
Fenway Park, Boston, MA
 Wed Apr 28 1982, 7:05 PM EDT
 Att: 12,368 - Unknown - 50 F

livebaseballscorecards.com

AB	33
R	5
H	9
RBI	5
BB	1
SO	5
LOB	10



Batter	1	2	3	4	5	6	7	8	9	AB R H RBI BB SO LOB	TOP
Damaso Garcia, R (1, 4) OBP: 0.395, SLG: 0.367	4-0 E S SF7 BB		x 0-0 FC4 1B		x 0-0 F9		x 0-0 BLK 1B		x 0-0 F9	4 1 2 0 1 0 1	
Garth Iorg, R (1, 5) OBP: 0.372, SLG: 0.512	0-0 SF7 1-H		x 0-0 FC4 1-2f		x 0-0 F6		x 0-0 F7 1-2		x 0-0 6-3	4 0 0 1 0 0 3	
Lloyd Moseby, L (1, 8) OBP: 0.239, SLG: 0.274	0-0 G3			x 0-0 FC6-4 1B		x 0-0 F7		x 0-0 F9	x 0-0 F7	5 0 1 0 0 0 2	
Wayne Nordhagen, R (1, 10) OBP: 0.305, SLG: 0.245	0-0 5-3			x 0-0 FC6-4 1B 1-2f HR		x 0-0 1B 1B		x 0-0 6-3		4 1 1 0 0 0 1	
Barry Bonnell, R (1, 7) OBP: 0.415, SLG: 0.500		x 0-0 F8		x 0-0 HR 1B		x 0-0 2B 1B		x 0-0 5-3		4 2 2 0 0 0 0	
Jesse Barfield, R (1, 9) OBP: 0.328, SLG: 0.419		x 0-0 6-3		x 0-0 F8		x 0-0 1B 2B		x 0-0 E5		4 1 1 1 0 0 2	
Buck Martinez, R (1, 2) OBP: 0.370, SLG: 0.538		0-0 K		x 0-0 HR		x 0-0 FC6 1B		x 0-0 F8		4 1 2 4 0 1 1	
Willie Upshaw, L (1, 3) OBP: 0.306, SLG: 0.439			x 0-0 F7		x 0-3 K		x 0-0 FC6 1B		x 0-0 1B BLK 2B	4 1 1 0 0 1 1	
Alfredo Griffin, S (1, 6) OBP: 0.299, SLG: 0.328			x 0-0 6-3		x 0-0 5-3		x 0-0 F7		x 0-0 BLK 1B	4 0 1 0 0 0 0	
Inning Stats	R: 1 H: 0 E: 0 LOB: 0 K: 0 BB: 1 S: 3 P: 7	R: 0 H: 0 E: 0 LOB: 0 K: 1 BB: 0 S: 5 P: 5	R: 0 H: 1 E: 0 LOB: 1 K: 0 BB: 0 S: 4 P: 4	R: 3 H: 3 E: 0 LOB: 0 K: 1 BB: 0 S: 8 P: 8	R: 0 H: 0 E: 0 LOB: 0 K: 0 BB: 0 S: 3 P: 3	R: 2 H: 4 E: 0 LOB: 1 K: 0 BB: 0 S: 6 P: 6	R: 0 H: 1 E: 0 LOB: 1 K: 0 BB: 0 S: 4 P: 4	R: 0 H: 0 E: 1 LOB: 1 K: 0 BB: 0 S: 4 P: 4	R: 1 H: 2 E: 0 LOB: 1 K: 0 BB: 0 S: 5 P: 5	1B: 8 SF: 1 2B: 2 SAC: 0 3B: 0 DP: 0 HR: 1 HBP: 0	WP: 0 PA: 39 PB: 0 SB: 1 CS: 0
PITCHER	IP WLS BF H R ER SO BB IBB HBP BLK WP HR S P ERA WHIP										
Paul Splittorff, L (1, 1) ERA: 3.38	5.2 L 25 8 6 5 2 1 0 0 0 0 0 1 28 32 7.94 1.588										
Bud Black, L (6, 1) ERA: 6.3	3.1 14 3 1 1 0 0 0 0 0 2 0 0 14 14 2.70 0.900										

Toronto Blue Jays @ Kansas City Royals
Royals Stadium, Kansas City, MO
 Thu Apr 29 1982, 8:05 PM EDT
 Att. 15,707 - Unknown - 59 F

livebaseballscorecards.com

AB	37
R	7
H	11
RBI	6
BB	1
SO	2
LOB	11



Batter	1	2	3	4	5	6	7	8	9	AB R H RBI BB SO LOB	TOP																
Damaso Garcia, R (1, 4) OBP: 0.385, SLG: 0.349	0-0 F9		0-0 B1-3		0-0 F9		0-0 5-3	4-0 IBB		4 0 0 0 1 0 1																	
Garth Iorg, R (1, 5) OBP: 0.356, SLG: 0.488	0-0 6-3		0-0 E6		0-0 F9		0-0 PB BB 1B	0-0 1-3		2 1 0 0 0 0 0																	
Rance Mulliniks, L (5, PH) OBP: 0.326, SLG: 0.450			2B							3 1 1 0 0 0 2																	
Lloyd Moseby, L (1, 8) OBP: 0.250, SLG: 0.288	0-3 K		0-0 2B		4-0 BB		0-0 F9		0-0 6-3	4 0 1 1 1 1 1																	
Wayne Nordhagen, R (1, 10) OBP: 0.311, SLG: 0.255		0-0 FC1-4	0-0 6-3		0-0 F8		4-0 1B PB 1-2 BB		0-0 F7	2 0 1 0 0 0 1																	
John Mayberry, L (5, PH) OBP: 0.371, SLG: 0.483		1B							0-0 1-3	1 0 0 0 0 0 1																	
Otto Velez, R (7, PH) OBP: 0.421, SLG: 0.214		1B								0 0 0 0 1 0 0																	
Al Woods, L (9, PH) OBP: 0.259, SLG: 0.167										1 0 0 0 0 0 0																	
Barry Bonnell, R (1, 7) OBP: 0.413, SLG: 0.488		0-0 FC1-4		0-0 F9		0-0 SH1-3	0-0 1B	1-3 2-H	0-0 1-3	5 2 2 1 0 0 1																	
Jesse Barfield, R (1, 9) OBP: 0.329, SLG: 0.431		1B				1B				3 1 1 0 0 1 2																	
Buck Martinez, R (1, 2) OBP: 0.419, SLG: 0.600		0-0 1B		0-0 P4		0-0 SH1-3	0-3 K																				
Tony Johnson, R (8, PR)		2B																									
Ernie Whitt, L (8, 2) OBP: 0.362, SLG: 0.561		0-0 G4-6-3		0-0 HR		0-0 5-3		0-0 SH1-3		4 1 3 2 0 0 1																	
Willie Upshaw, L (1, 3) OBP: 0.323, SLG: 0.500		1B						0-0 1B		0 0 0 0 0 0 0																	
Alfredo Griffin, S (1, 6) OBP: 0.296, SLG: 0.324		0-0 G4-6-3		0-0 HR		0-0 SH1-3	0-0 SH1-3		0-0 SH1-3	3 1 2 3 0 0 1																	
		1B						1-2																			
				0-0 1B		0-0 6-3		0-0 5-3		4 0 1 0 0 0 3																	
Inning Stats	R: 0 E: 0 K: 1 S: 5	H: 0 LOB: 0 BB: 0 P: 5	R: 2 E: 0 K: 0 S: 5	H: 3 LOB: 0 BB: 0 P: 5	R: 1 E: 1 K: 0 S: 5	H: 2 LOB: 1 BB: 0 P: 5	R: 2 E: 0 K: 0 S: 5	H: 2 LOB: 0 BB: 0 P: 5	R: 0 E: 0 K: 0 S: 3	H: 0 LOB: 1 BB: 1 P: 7	R: 1 E: 0 K: 0 S: 5	H: 2 LOB: 1 BB: 0 P: 5	R: 1 E: 0 K: 1 S: 7	H: 2 LOB: 2 BB: 1 P: 11	R: 0 E: 0 K: 0 S: 4	H: 1 LOB: 2 BB: 1 P: 8	R: 0 E: 0 K: 0 S: 3	H: 0 LOB: 0 BB: 0 P: 3	1B: 8 2B: 4 3B: 0 HR: 1	SF: 0 SAC: 2 DP: 2 HBP: 0	WP: 0 PB: 1 SB: 0 CS: 0	PA: 41					
PITCHER	IP WLS BF H R ER SO BB IBB HBP BLK WP HR S P ERA WHIP																										
Larry Gura, L (1, 1) ERA: 5.54	4.0		18	7	5	4	1	0	0	0	0	0	1	20	20	9.00	1.750										
Jim Wright, R (5, 1) ERA: 3.18	2.2		12	3	2	1	0	1	0	0	0	0	0	11	15	3.38	1.500										
Grant Jackson, L (7, 1) ERA: 4.35	1.1	W	8	2	0	0	1	1	1	0	0	0	0	8	16	0.00	2.250										
Dan Quisenberry, R (9, 1) ERA: 1.29	1.0	S	3	0	0	0	0	0	0	0	0	0	0	3	3	0.00	0.000										

Toronto Blue Jays @ Kansas City Royals
Royals Stadium, Kansas City, MO

Fri Apr 30 1982, 8:05 PM EDT
Att. 19,030 - Unknown - 64 F

livebaseballscorecards.com

AB	36
R	7
H	12
RBI	7
BB	3
SO	2
LOB	14



Batter	1	2	3	4	5	6	7	8	9
Cesar Geronimo, L (1, 7) OBP: 0.444, SLG: 0.375	0-0 P6		0-0 L3		0-3 K		0-0 4-3 1B	0-0 1-2 3-H 1B	
John Wathan, R (1, 2) OBP: 0.301, SLG: 0.282	0-0 4-3			0-0 6-3		0-0 1-3	0-0 1-2 1B	0-0 6-3	
George Brett, L (1, 5) OBP: 0.349, SLG: 0.554	0-0 G3			0-0 2B 1B		0-0 1B 2B 1B	0-0 4-3		
Amos Otis, R (1, 8) OBP: 0.363, SLG: 0.541		0-0 F9		0-0 1B SF8 2B		0-3 K	0-0 2-H 3-H 1B		
Hal McRae, R (1, 10) OBP: 0.364, SLG: 0.559		0-3 K		0-0 2-3 1B		0-0 2B 2B 1B	0-0 F3		
Jerry Martin, R (1, 9) OBP: 0.432, SLG: 0.609		0-0 5-3		0-0 SF8		0-0 1-3 2-H 2B 2B		0-3 K	
Lee May, R (1, 3) OBP: 0.516, SLG: 0.778			0-0 FC6-2 3B		0-0 F3		0-0 2-H 3-H 2B	0-0 F8	
Jamie Quirk, L (6, PR)									
Dennis Werth, R (9, 3) OBP: 0.273, SLG: 0.111									
Frank White, R (1, 4) OBP: 0.288, SLG: 0.413			0-3 K		0-0 5-3	0-0 L7		0-0 E5 1B	
Onix Concepcion, R (1, 6) OBP: 0.167, SLG: 0.167			0-0 FC6-2		0-0 F8		0-0 F3	0-0 1-3 1B	

Inning Stats	R: 0	H: 0	E: 0	K: 0	S: 3	R: 0	H: 0	E: 0	K: 1	S: 5	R: 0	H: 1	E: 0	K: 1	S: 6	R: 2	H: 3	E: 0	K: 0	S: 6	R: 0	H: 0	E: 0	K: 1	S: 5	R: 3	H: 4	E: 0	K: 1	S: 9	R: 2	H: 3	E: 0	K: 0	S: 6	R: 1	H: 2	E: 1	K: 1	S: 8
	0	0	0	0	3	0	0	0	1	5	0	1	0	0	6	0	3	0	0	6	0	0	0	0	5	0	4	0	0	9	2	3	0	0	6	1	2	0	0	8

PITCHER															PITCHER																											
IP	WLS	BF	H	R	ER	SO	BB	IBB	HBP	BLK	WP	HR	S	P	ERA	WHIP	IP	WLS	BF	H	R	ER	SO	BB	IBB	HBP	BLK	WP	HR	S	P	ERA	WHIP									
Luis Leal, R (1, 1) ERA: 3.06	5.2		24	7	5	5	4	0	0	0	0	0	32	32	7.94	1.235																										
Dale Murray, R (6, 1) ERA: 3.8	0.2		5	3	2	0	0	0	0	0	0	0	5	5	27.00	4.500																										
Jerry Garvin, L (7, 1) ERA: 10.29	0.1		1	0	0	0	0	0	0	0	0	0	1	1	0.00	0.000																										
Roy Lee Jackson, R (7, 1) ERA: 4.82	1.1	L	8	3	1	0	1	0	0	0	0	0	10	10	0.00	2.250																										

BOTTOM

Toronto Blue Jays @ Kansas City Royals
 Royals Stadium, Kansas City, MO
 Fri Apr 30 1982, 8:05 PM EDT
 Att: 19,030 - Unknown - 64 F

livebaseballscorecards.com

AB	37
R	8
H	13
RBI	8
BB	0
SO	5
LOB	11



WP: 0	PA: 38
PB: 0	
SB: 0	
CS: 0	

Batter	1	2	3	4	5	6	7	8	9	AB	R	H	RBI	BB	SO	LOB	TOP										
Damaso Garcia, R (1, 4) OBP: 0.385, SLG: 0.364	0-0 1B S 1B		0-0 2B 2B		0-0 6-3	0-0 F9		0-0 5-3		5	1	2	0	0	0	2											
Rance Mulliniks, L (1, 5) OBP: 0.340, SLG: 0.465 Garth Iorg, R (9, PH) OBP: 0.370, SLG: 0.500	0-0 L8		0-0 3-1 2-H 2B		1-0 1B HBP	0-0 4-3		0-0 1B 1B		3	1	1	1	0	0	2											
Lloyd Moseby, L (1, 8) OBP: 0.286, SLG: 0.324	0-0 FC3-6 1-3 1B		0-0 F7		0-0 FC4-6 1-2 1B		0-0 FC1-6 1B		0-0 1B 1B	5	1	4	0	0	0	1											
Willie Upshaw, L (1, 3) OBP: 0.329, SLG: 0.492	0-0 FC3-6 1-2f		0-0 3-1 2-3		0-0 FC4-6 1-2 2-H 1B		0-0 FC1-6 1-2f		0-0 1B FC4-6 1B	5	1	2	1	0	0	4											
Al Woods, L (1, 7) OBP: 0.233, SLG: 0.148 Barry Bonnell, R (7, PH) OBP: 0.417, SLG: 0.489	0-0 F7		0-0 6-3		0-0 FC4-6 1-2f 2-3		0-0 F8		0-0 FC4-6 SF8 1B	3	0	0	0	0	0	5											
John Mayberry, L (1, 10) OBP: 0.395, SLG: 0.484 Wayne Nordhagen, R (7, PH) OBP: 0.317, SLG: 0.263 Tony Johnson, R (9, PR)		4-0 BB		0-0 1B		0-0 F9		0-0 F9		2	0	1	0	1	0	2											
Hosken Powell, L (1, 9) OBP: 0.258, SLG: 0.300 Jesse Barfield, R (8, PH) OBP: 0.319, SLG: 0.418		0-0 F7		0-0 F7		0-0 1B SF9 1B		0-0 P5		3	1	1	0	0	0	2											
Ernie Whitt, L (1, 2) OBP: 0.360, SLG: 0.545 Buck Martinez, R (8, PH) OBP: 0.394, SLG: 0.581		0-0 F9		0-0 F7		0-0 1B		0-0 F7		3	0	1	0	0	0	2											
Alfredo Griffin, S (1, 6) OBP: 0.293, SLG: 0.324 Otto Velez, R (9, PH) OBP: 0.400, SLG: 0.200		0-0 P6		0-0 G3		0-0 SF9 3-H		0-0 1B		3	0	1	1	0	0	2											
Inning Stats	R: 0 E: 0 K: 0 S: 5	H: 2 LOB: 2 BB: 0 P: 5	R: 0 E: 0 K: 0 S: 3	H: 0 LOB: 1 BB: 1 P: 7	R: 1 E: 0 K: 0 S: 5	H: 2 LOB: 1 BB: 0 P: 5	R: 0 E: 0 K: 0 S: 4	H: 1 LOB: 1 BB: 0 P: 4	R: 1 E: 0 K: 0 S: 5	H: 2 LOB: 2 BB: 0 P: 6	R: 0 E: 0 K: 0 S: 4	H: 1 LOB: 1 BB: 0 P: 4	R: 0 E: 0 K: 0 S: 4	H: 1 LOB: 1 BB: 0 P: 4	R: 4 E: 0 K: 1 S: 10	H: 5 LOB: 1 BB: 0 P: 10	1B: 14 2B: 2 3B: 0 HR: 0	SF: 2 SAC: 0 DP: 0 HBP: 1	WP: 0 PB: 0 SB: 1 CS: 0	PA: 45							
PITCHER	IP	WLS	BF	H	R	ER	SO	BB	IBB	HBP	BLK	WP	HR	S	P	ERA	WHIP										
Dave Frost, R (1, 1) ERA: 5.4	5.0		26	9	3	3	0	1	0	1	0	0	0	24	29	5.40	2.000										
Grant Jackson, L (6, 1) ERA: 3.38	3.0	W	11	2	0	0	0	0	0	0	0	0	0	11	11	0.00	0.667										
Bud Black, L (9, 1) ERA: 9.0	0.0		3	3	3	3	0	0	0	0	0	0	0	3	3	∞	∞										
Dan Quisenberry, R (9, 1) ERA: 1.8	1.0	S	5	2	1	1	1	0	0	0	0	0	0	7	7	9.00	2.000										

Toronto Blue Jays @ Kansas City Royals
Royals Stadium, Kansas City, MO
 Sat May 01 1982, 8:05 PM EDT
 Att. 23,561 - Unknown - 56 F

livebaseballscorecards.com

AB	41
R	7
H	16
RBI	7
BB	1
SO	1
LOB	27



Batter	1	2	3	4	5	6	7	8	9	AB	R	H	RBI	BB	SO	LOB
Cesar Geronimo, L (1, 7) OBP: 0.500, SLG: 0.692	0-0 HR		0-0 L4 1B	0-0 L8			0-0 1B			5	2	3	1	0	0	5
John Wathan, R (1, 2) OBP: 0.341, SLG: 0.309	4-0 F8 G3 BB		0-0 1B			4-0 FC3-6 BB	0-0 WP 1B	0-0 FC4-6 1B		3	1	3	0	2	0	0
George Brett, L (1, 5) OBP: 0.341, SLG: 0.526	0-0 G3		0-0 L4			0-0 FC3-6 1B	4-0 E 1B	0-0 FC4-6		4	2	0	0	1	0	6
Amos Otis, R (1, 8) OBP: 0.376, SLG: 0.538	0-0 F8		4-0 BB			0-0 2B	0-0 E6 2B	0-0 F9		4	2	2	2	1	0	2
Hal McRae, R (1, 10) OBP: 0.366, SLG: 0.575	0-0 5-3		0-0 F7			0-0 2B	0-0 1B	0-3 K		5	1	2	4	0	1	5
Jerry Martin, R (1, 9) OBP: 0.423, SLG: 0.588		0-3 K		0-3 K		0-0 1-3	0-0 FC1-6 1B			4	0	1	0	0	2	0
Lee May, R (1, 3) OBP: 0.457, SLG: 0.677		0-3 K		0-0 E5			0-0 F7	0-0 FC1-6 2B		4	0	0	0	0	1	2
Dennis Werth, R (7, PR) OBP: 0.273, SLG: 0.111		0-3 K		0-0 FC5-4			0-3 K	0-3 K		0	0	0	0	0	0	0
Frank White, R (1, 4) OBP: 0.271, SLG: 0.388		0-3 K		0-0 FC5-4 1B			0-3 K	0-3 K		4	0	0	0	0	3	3
Onix Concepcion, R (1, 6) OBP: 0.400, SLG: 0.500			0-0 1B	0-0 1B			0-0 6-3	0-0 2B		4	0	3	1	0	0	0

Inning Stats	R: 1	H: 1	E: 0	K: 0	S: 4	LOB: 1	BB: 1	P: 8	R: 0	H: 0	E: 0	K: 3	S: 9	LOB: 0	BB: 0	P: 9	R: 0	H: 3	E: 0	K: 0	S: 5	LOB: 3	BB: 1	P: 9	R: 0	H: 1	E: 1	K: 1	S: 7	LOB: 2	BB: 0	P: 7	R: 2	H: 2	E: 0	K: 0	S: 4	LOB: 0	BB: 1	P: 8	R: 0	H: 0	E: 0	K: 1	S: 5	LOB: 0	BB: 0	P: 5	R: 5	H: 6	E: 1	K: 1	S: 11	LOB: 3	BB: 1	P: 15	R: 0	H: 1	E: 0	K: 1	S: 6	LOB: 1	BB: 0	P: 6	1B: 10	SF: 0	2B: 4	SAC: 0	3B: 0	DP: 1	HR: 1	HBP: 0	WP: 1	PA: 41
--------------	------	------	------	------	------	--------	-------	------	------	------	------	------	------	--------	-------	------	------	------	------	------	------	--------	-------	------	------	------	------	------	------	--------	-------	------	------	------	------	------	------	--------	-------	------	------	------	------	------	------	--------	-------	------	------	------	------	------	-------	--------	-------	-------	------	------	------	------	------	--------	-------	------	--------	-------	-------	--------	-------	-------	-------	--------	-------	--------

PITCHER	IP	WLS	BF	H	R	ER	SO	BB	IBB	HBP	BLK	WP	HR	S	P	ERA	WHIP
Mark Bomback, R (1, 1) ERA: 8.23	6.0	L	30	9	6	6	5	4	0	0	0	1	1	36	52	9.00	2.167
Dale Murray, R (7, 1) ERA: 4.43	1.0		7	4	2	2	1	0	0	0	0	0	0	9	9	18.00	4.000
Jim Gott, R (8, 1) ERA: 2.79	1.0		4	1	0	0	1	0	0	0	0	0	0	6	6	0.00	1.000

BOTTOM

Toronto Blue Jays @ Kansas City Royals
 Royals Stadium, Kansas City, MO
 Sat May 01 1982, 8:05 PM EDT
 Att. 23,561 - Unknown - 56 F

livebaseballscorecards.com

AB	37
R	8
H	14
RBI	8
BB	4
SO	7
LOB	23



Batter	1	2	3	4	5	6	7	8	9	AB R H RBI BB SO LOB	TOP											
Damaso Garcia, R (1, 4) OBP: 0.380, SLG: 0.359	0-0 E6 1B		0-0 5-3		0-0 2B 1B	0-0 L3		0-0 SH3		4 2 1 0 0 0 2												
Rance Mulliniks, L (1, 5) OBP: 0.353, SLG: 0.444 Garth Iorg, R (8, PH) OBP: 0.383, SLG: 0.511	0-0 F9		4-0 BB		4-0 2B BB		0-0 3-1	0-0 PB 1B		2 1 0 0 2 0 1 1 0 1 1 0 0 0												
Lloyd Moseby, L (1, 8) OBP: 0.293, SLG: 0.355	0-0 F7 1-2		0-0 P6		0-0 2B		0-0 1B 2B	0-3 K 1-2		5 1 2 2 0 1 3												
Willie Upshaw, L (1, 3) OBP: 0.333, SLG: 0.486	0-0 2B 1B			0-0 F9	0-0 3-1		0-0 1B 1B	0-0 4-3		5 1 2 2 0 0 2												
Al Woods, L (1, 7) OBP: 0.273, SLG: 0.207 Barry Bonnell, R (7, PH) OBP: 0.440, SLG: 0.532	0-0 2B			4-0 BB BB	0-0 P4		0-0 1B	0-0 E 2B		2 0 1 1 1 0 1 2 1 2 0 0 0 0												
John Mayberry, L (1, 10) OBP: 0.390, SLG: 0.455 Wayne Nordhagen, R (7, PH) OBP: 0.323, SLG: 0.259		0-0 3-1		4-0 1-2 BB		0-0 F3	4-0 IBB	0-0 E4		2 0 0 0 1 0 0 1 0 0 0 1 0 0												
Hosken Powell, L (1, 9) OBP: 0.294, SLG: 0.344 Jesse Barfield, R (7, PH) OBP: 0.311, SLG: 0.406		4-0 CS BB		0-0 L8		0-0 2B	0-3 K	0-0 F8		2 0 1 0 1 0 2 2 0 0 0 0 1 4												
Ernie Whitt, L (1, 2) OBP: 0.358, SLG: 0.522 Buck Martinez, R (7, PH) OBP: 0.371, SLG: 0.545		0-0 L8		0-0 F5		4-0 BB	0-0 P4	0-0 P4		2 0 0 0 1 0 3 2 0 0 0 0 0 4												
Alfredo Griffin, S (1, 6) OBP: 0.288, SLG: 0.316		0-0 CS 1-2	0-0 P2		0-3 K	0-0 P6		0-0 S SH3 1B 1B	0-0 P4	5 1 1 0 0 1 3												
Inning Stats	R: 2 E: 1 K: 0 S: 5	H: 2 LOB: 1 BB: 0 P: 5	R: 0 E: 0 K: 0 S: 2	H: 0 LOB: 0 BB: 1 P: 6	R: 0 E: 0 K: 0 S: 3	H: 0 LOB: 1 BB: 1 P: 7	R: 0 E: 0 K: 0 S: 3	H: 0 LOB: 2 BB: 2 P: 11	R: 2 E: 0 K: 1 S: 7	H: 2 LOB: 1 BB: 1 P: 11	R: 0 E: 0 K: 0 S: 4	H: 1 LOB: 2 BB: 1 P: 8	R: 1 E: 0 K: 1 S: 8	H: 3 LOB: 3 BB: 1 P: 12	R: 1 E: 0 K: 1 S: 7	H: 2 LOB: 1 BB: 0 P: 7	R: 1 E: 1 K: 0 S: 5	H: 1 LOB: 1 BB: 0 P: 5	1B: 6 2B: 5 3B: 0 HR: 0	SF: 0 SAC: 1 DP: 0 HBP: 0	WP: 0 PB: 1 SB: 2 CS: 1	PA: 46
PITCHER	IP WLS BF H R ER SO BB IBB HBP BLK WP HR S P ERA WHIP																					
Dennis Leonard, R (1, 1) ERA: 6.49	6.1 L 31 7 5 3 1 6 0 0 0 0 0 0 27 51 4.26 2.053																					
Bud Black, L (7, 1) ERA: 8.49	1.2 9 3 1 1 2 0 1 0 0 0 0 0 12 16 5.40 1.800																					
Jim Wright, R (9, 1) ERA: 2.92	1.0 5 1 1 0 0 0 0 0 0 0 0 0 5 5 0.00 1.000																					

Toronto Blue Jays @ Kansas City Royals
 Royals Stadium, Kansas City, MO
 Sun May 02 1982, 4:33 AM EDT
 Att. 27,044 - Unknown - 71 F

livebaseballscores.com

AB	37
R	7
H	11
RBI	6
BB	7
SO	3
LOB	25



Batter	1	2	3	4	5	6	7	8	9	AB R H RBI BB SO LOB	TOP									
Onix Concepcion, R OBP: 0.333, SLG: 0.389 (1, 6) X	0-0 F8 ①		0-0 E6 1B 1-3			0-0 5-3 ① X	0-0 L4 ③			4 0 1 0 0 0 1	Kansas City Royals @ Milwaukee Brewers Milwaukee County Stadium, Milwaukee, WI Mon May 03 1982, 8:05 PM EDT Att: 8,313 - Unknown - 61 F livebaseballscorecards.com									
John Wathan, R OBP: 0.340, SLG: 0.310 (1, 2) X	0-0 L9 ②		0-0 4-3 ③			0-0 1B 2B 1B		0-0 5-3 ①		4 1 1 0 0 0 2										
George Brett, L OBP: 0.365, SLG: 0.529 (1, 7) X	0-0 4-3 ③			0-0 1B G6-4-3		0-0 1B 2B 1B		0-0 F7 ②		4 1 2 0 0 0 0										
Hal McRae, R OBP: 0.344, SLG: 0.543 (1, 10)		0-3 K ①		0-0 1B G6-4-3 ① ②		0-0 2B 1-H 2-H		0-0 F9 ③		4 0 1 2 0 1 1										
Jerry Martin, R OBP: 0.430, SLG: 0.608 (1, 8) (7, 9)		4-0 BB G6-4-3 BB		0-3 K ③		0-0 5-3 ②		0-0 F7 ①		3 0 0 0 1 1 1										
Frank White, R OBP: 0.266, SLG: 0.368 (1, 4) X		0-0 G6-4-3 ② ③			0-0 1B CS	0-0 F8 ③		0-0 4-3 S 1B		4 0 2 0 0 0 2										
Dennis Werth, R OBP: 0.267, SLG: 0.083 (1, 3) S S S			0-3 K ①		0-0 F9 ①		0-0 F8 ①	4-0 4-3 BB		3 0 0 0 1 1 1										
Tim Ireland, R (1, 9)			0-0 F8 ②		0-0 F8 ② ③		0-0 F7 ②	0-0 4-3 ②		3 0 0 0 0 0 1										
Cesar Geronimo, L OBP: 0.450, SLG: 0.684 (7, 8)					1-2			1-2 2-3		1 0 0 0 0 0 2										
Greg Pryor, R OBP: 0.462, SLG: 0.923 (1, 5) X			0-0 1B 1B			0-0 HR	0-0 1B	0-0 6-3 ③		4 1 3 1 0 0 2										
Inning Stats	R: 0 H: 0 E: 0 K: 0 S: 3	H: 0 LOB: 0 BB: 0 P: 3	R: 0 H: 0 E: 0 K: 1 S: 4	H: 0 LOB: 0 BB: 1 P: 8	R: 0 H: 2 E: 1 K: 1 S: 7	H: 2 LOB: 2 BB: 0 P: 7	R: 0 H: 1 E: 0 K: 1 S: 5	H: 1 LOB: 0 BB: 0 P: 5	R: 0 H: 1 E: 0 K: 0 S: 3	H: 1 LOB: 0 BB: 0 P: 3	R: 3 H: 4 E: 0 K: 0 S: 7	H: 4 LOB: 1 BB: 0 P: 7	R: 0 H: 1 E: 0 K: 0 S: 4	H: 1 LOB: 1 BB: 0 P: 4	R: 0 H: 0 E: 0 K: 0 S: 3	H: 0 LOB: 0 BB: 0 P: 3	R: 0 H: 1 E: 0 K: 0 S: 4	H: 1 LOB: 2 BB: 1 P: 8	1B: 8 SF: 0 2B: 1 SAC: 0 3B: 0 DP: 2 HR: 1 HBP: 0	WP: 0 PA: 36 PB: 0 SB: 1 CS: 1
PITCHER	IP WLS BF H R ER SO BB IBB HBP BLK WP HR S P ERA WHIP																			
Mike Caldwell, L ERA: 3.18 (1, 1)	8.1 L 33 10 3 3 3 1 0 0 0 0 0 1 38 42 3.24 1.320																			
Jim Staton, R ERA: 2.25 (9, 1)	0.0 1 0 0 0 0 1 0 0 0 0 0 0 0 4 ∞ ∞																			
Jamie Easterly, L ERA: 2.08 (9, 1)	0.1 1 0 0 0 0 0 0 0 0 0 0 0 0 1 1 0.00 0.000																			
Rollie Fingers, R ERA: 2.65 (9, 1)	0.1 1 0 0 0 0 0 0 0 0 0 0 0 0 1 1 0.00 0.000																			

Batter	1	2	3	4	5	6	7	8	9	AB R H RBI BB SO LOB	TOP	
Onix Concepcion, R OBP: 0.261, SLG: 0.304 (1, 6) X	0-0 F4	0-0 F3		0-0 5-3		0-0 6-3			0-0 F3	5 0 0 0 0 0 1	Kansas City Royals @ Milwaukee Brewers Milwaukee County Stadium, Milwaukee, WI Tue May 04 1982, 8:05 PM EDT Att. 7,646 - Unknown - 70 F livebaseballscorecards.com	
John Wathan, R OBP: 0.333, SLG: 0.315 (1, 2) X	0-0 G3 1B 2B		0-0 E6 S 1B	0-0 L8		0-0 5-3		0-3 K	5 2 1 0 0 1 0			
George Brett, L OBP: 0.360, SLG: 0.517 (1, 7) X	0-0 G3 2-3		0-0 S 1B 1B		0-0 F6		0-0 F7		4 1 1 0 0 0 1			
Hal McRae, R OBP: 0.340, SLG: 0.524 (1, 10) B B B B	4-0 1B BB		0-3 K		0-0 F8		0-0 F3		3 0 0 0 1 1 2			
Jerry Martin, R OBP: 0.444, SLG: 0.654 (1, 8) (5, 9) X	0-0 1B		0-0 F8 1B 1B		0-0 HR		0-3 K		4 2 3 4 0 1 0			
Frank White, R OBP: 0.277, SLG: 0.388 (1, 4) S S S	0-3 K		0-0 F8 2-3		0-0 S 1B		0-0 2B		4 0 2 0 0 1 3			
Dennis Werth, R OBP: 0.333, SLG: 0.143 Jamie Quirk, L OBP: 0.083, SLG: 0.083 (8, PH) (8, 3)		4-0 K BB	0-0 1B		0-0 1-3 1-2		0-0 F9		2 0 1 1 1 0 1 1 0 0 0 0 0 1			
Tim Ireland, R Cesar Geronimo, L OBP: 0.409, SLG: 0.619 (1, 9) (5, 8)		0-3 K	0-0 F7		0-0 F5		0-0 4-3		2 0 0 0 0 1 2 2 0 0 0 0 0 1			
Greg Pryor, R OBP: 0.412, SLG: 0.750 (1, 5) B B B B		4-0 BB		0-3 K		0-0 F9		0-0 4-3	3 0 0 0 1 1 0			
Inning Stats	R: 1 H: 2 E: 0 LOB: 2 K: 1 BB: 1 S: 7 P: 11	R: 0 H: 0 E: 0 LOB: 1 K: 1 BB: 2 S: 4 P: 12	R: 3 H: 3 E: 1 LOB: 1 K: 1 BB: 0 S: 9 P: 9	R: 0 H: 0 E: 0 LOB: 0 K: 1 BB: 0 S: 5 P: 5	R: 1 H: 2 E: 0 LOB: 1 K: 0 BB: 0 S: 5 P: 5	R: 0 H: 0 E: 0 LOB: 0 K: 0 BB: 0 S: 3 P: 3	R: 0 H: 0 E: 0 LOB: 0 K: 0 BB: 0 S: 3 P: 3	R: 0 H: 1 E: 0 LOB: 1 K: 1 BB: 0 S: 6 P: 6	R: 0 H: 0 E: 0 LOB: 0 K: 1 BB: 0 S: 5 P: 5	1B: 5 SF: 0 2B: 2 SAC: 0 3B: 0 DP: 0 HR: 1 HBP: 0	WP: 0 PA: 38 PB: 0 SB: 3 CS: 0	
PITCHER Bob McClure, L ERA: 5.91 Jim Slaton, R ERA: 1.08 (1, 1) (5, 1)	IP WLS BF H R ER SO BB IBB HBP BLK WP HR S P ERA WHIP											PITCHER IP WLS BF H R ER SO BB IBB HBP BLK WP HR S P ERA WHIP

Batter	1	2	3	4	5	6	7	8	9	AB	R	H	RBI	BB	SO	LOB
Paul Molitor, R OBP: 0.409, SLG: 0.373 (1, 5)	0-0 1B WP 2B	0-0 1-2 2-H 1B		0-3 K		0-0 F7	0-3 K			5	1	2	1	0	2	1
Robin Yount, R OBP: 0.391, SLG: 0.474 (1, 6)	0-0 F9 WP 2-3 1B	0-0 F3		0-0 F4		4-0 BB		0-0 5-3		4	0	1	0	1	0	2
Cecil Cooper, L OBP: 0.421, SLG: 0.512 (1, 3)	4-0 G4-6-3 1-2 3-H BB		0-0 4-3		0-0 6-3	0-0 F1		0-0 1B		4	0	1	0	1	0	1
Ben Oglivie, L OBP: 0.302, SLG: 0.489 (1, 7)	0-0 F9 2-3		0-0 E9 1B 1B		0-0 HR		0-0 F4	0-0 F4		5	2	2	1	0	0	3
Ted Simmons, S OBP: 0.271, SLG: 0.364 (1, 2)	0-0 G4-6-3 1-2		0-0 1B 1B		0-0 F9		4-0 BB 1B FC4-6 BB	0-0 F8		3	0	1	0	1	0	2
Ned Yost, R OBP: 0.313, SLG: 0.333 (7, PR) (8, 2)	1-2		2-3 1B 1B		0-0 F7		0-0 BB E 1B			1	1	0	0	0	0	1
Gorman Thomas, R OBP: 0.382, SLG: 0.387 (1, 8)		0-0 6-3	0-0 1-2 3-H 1B		0-0 F9		4-0 BB FC4-6 BB			4	1	2	1	0	0	0
Larry Hisle, R OBP: 0.207, SLG: 0.346 (1, 10)		0-3 K	0-0 F9		4-0 HR BB		4-0 BB FC4-6 BB			2	1	0	0	2	1	2
Charlie Moore, R OBP: 0.333, SLG: 0.413 (1, 9)		0-0 BB 1B 1B	0-0 F3		0-0 HR		0-0 1-2 2-3 BB FC4-6 1B			4	3	2	3	0	0	3
Jim Gantner, L OBP: 0.373, SLG: 0.344 (1, 4)		4-0 1-2 BB 1B BB		0-0 F6		0-0 F8		0-0 1-2 2-H 3-H 1B		3	0	1	1	1	0	0

Inning Stats	R: 1	H: 2	E: 0	K: 0	S: 4	H: 2	LOB: 1	BB: 1	P: 8	R: 1	H: 2	E: 0	K: 1	S: 7	H: 3	LOB: 2	BB: 1	P: 11	R: 1	H: 3	E: 1	K: 0	S: 6	R: 0	H: 0	E: 0	K: 1	S: 5	H: 1	LOB: 0	BB: 0	P: 5	R: 1	H: 1	E: 0	K: 0	S: 4	R: 2	H: 1	E: 0	K: 0	S: 4	H: 1	LOB: 1	BB: 2	P: 12	R: 3	H: 2	E: 1	K: 1	S: 7	H: 2	LOB: 1	BB: 2	P: 15	R: 0	H: 1	E: 0	K: 0	S: 4	H: 1	LOB: 1	BB: 0	P: 4
1B: 9	SF: 0	2B: 1	SAC: 0	3B: 0	DP: 1	HR: 2	HBP: 0	WP: 1	PA: 41																																																							

PITCHER	IP	WLS	BF	H	R	ER	SO	BB	IBB	HBP	BLK	WP	HR	S	P	ERA	WHIP
Larry Gura, L ERA: 5.63 (1, 1)	1.0		5	2	1	1	0	1	0	0	0	1	0	4	8	9.00	3.000
Jim Wright, R ERA: 3.86 (2, 1)	4.0		19	6	3	3	2	1	0	0	0	0	1	22	26	6.75	1.750
Grant Jackson, L ERA: 4.96 (6, 1)	3.0	L	17	4	5	4	1	4	0	0	0	0	1	15	31	12.00	2.667

BOTTOM

Kansas City Royals @ Milwaukee Brewers
Milwaukee County Stadium, Milwaukee, WI

Tue May 04 1982, 8:05 PM EDT
Att. 7,646 - Unknown - 70 F

livebaseballscorecards.com

AB	35
R	9
H	12
RBI	7
BB	6
SO	3
LOB	15



Batter	1	2	3	4	5	6	7	8	9	AB R H RBI BB SO LOB	TOP															
Cesar Geronimo, L (1, 7) OBP: 0.364, SLG: 0.516	0-0 1B FC4-6 1B		0-0 4-3		0-0 WP 2B		0-0 G4-3 1-2f		0-0 F7	5 1 2 1 0 0 3																
John Wathan, R (1, 2) OBP: 0.327, SLG: 0.304	0-0 1-3 FC4-6 1B		1-0 CS HBP		0-0 F3		0-3 K		0-0 FC6 1-2f	4 0 1 0 0 1 3																
George Brett, L (1, 5) OBP: 0.376, SLG: 0.521	0-0 1-2f 3-H FC4-6 G4-3		4-0 1-2 FC6-4 BB		4-0 2-3 G5-4-3 BB			0-0 2B		2 0 1 1 2 0 1																
Amos Otis, R (1, 8) OBP: 0.348, SLG: 0.494	0-0 1-2f G4-3		0-0 1-2f FC6-4		0-0 1-2f G5-4-3			0-3 K		4 0 0 0 0 1 5																
Hal McRae, R (1, 10) OBP: 0.369, SLG: 0.571		0-0 HR		0-0 L4		0-0 FC5-4 1B		0-0 F9		4 1 2 1 0 0 1																
Jerry Martin, R (1, 9) OBP: 0.414, SLG: 0.598		0-0 4-3 WP 1B		0-0 F9		0-0 FC5-4 1-2f		0-3 K		4 0 1 0 0 1 2																
Jamie Quirk, L (1, 3) OBP: 0.286, SLG: 0.300 Dennis Werth, R (9, PR) OBP: 0.333, SLG: 0.143		0-0 1-3 4-3		0-0 L8		0-0 L8			0-0 E3 FC6-4 1B	4 0 0 0 0 0 2 0 0 0 0 0 0 0	AB 34 R 4 H 10 RBI 4 BB 3 SO 3 LOB 22															
Frank White, R (1, 4) OBP: 0.283, SLG: 0.382		0-0 5-3		0-0 E 1B		0-0 F4			0-0 FC6-4 1-2 1B	4 1 2 0 0 0 2																
Onix Concepcion, R (1, 6) OBP: 0.344, SLG: 0.400		0-0 5-3		0-0 E5 1-H 2B		4-0 G4-3 BB			0-0 FC6-4 1-2f 2-3 FC6	3 1 1 1 1 0 3																
Inning Stats	R: 1 H: 2 E: 0 LOB: 0 K: 0 BB: 0 S: 4 P: 4	R: 1 H: 2 E: 0 LOB: 1 K: 0 BB: 0 S: 5 P: 5	R: 0 H: 0 E: 0 LOB: 1 K: 0 BB: 1 S: 2 P: 7	R: 0 H: 0 E: 0 LOB: 0 K: 0 BB: 0 S: 3 P: 3	R: 2 H: 3 E: 1 LOB: 1 K: 0 BB: 1 S: 5 P: 9	R: 0 H: 1 E: 1 LOB: 1 K: 0 BB: 0 S: 4 P: 4	R: 0 H: 0 E: 0 LOB: 0 K: 1 BB: 1 S: 4 P: 8	R: 0 H: 1 E: 0 LOB: 1 K: 2 BB: 0 S: 8 P: 8	R: 0 H: 1 E: 1 LOB: 2 K: 0 BB: 0 S: 5 P: 5	1B: 6 SF: 0 2B: 3 SAC: 0 3B: 0 DP: 3 HR: 1 HBP: 1	WP: 2 PA: 38 PB: 0 SB: 0 CS: 1															
PITCHER	IP WLS BF H R ER SO BB IBB HBP BLK WP HR S P ERA WHIP											PITCHER	IP WLS BF H R ER SO BB IBB HBP BLK WP HR S P ERA WHIP													
Jim Clancy, R (1, 1) ERA: 5.64	6.0	27	8	4	3	0	3	0	1	0	2	1	23	36	4.50	1.833										
Joey McLaughlin, R (7, 1) ERA: 2.3	3.0	W	11	2	0	0	3	0	0	0	0	0	17	17	0.00	0.667										

Kansas City Royals @ Toronto Blue Jays
 Exhibition Stadium, Toronto, ON
 Fri May 07 1982, 7:05 PM EDT
 Att. 11,523 - Unknown - 69 F

livebaseballscorecards.com



Batter	1	2	3	4	5	6	7	8	9
Damaso Garcia, R (1, 4) OBP: 0.363, SLG: 0.381	0-0 F7		0-0 F5		0-0 HR		0-0 G3	0-0 2B	
Rance Mulliniks, L (1, 5) (7, 6) OBP: 0.368, SLG: 0.440	0-0 F8			4-0 G3 1B BB	0-0 4-3		0-0 1B S	0-0 5-3	
Lloyd Moseby, L (1, 8) OBP: 0.277, SLG: 0.341	0-0 S 1B			0-0 G3 1-2	0-0 F8		0-3 K 1-2		
Willie Upshaw, L (1, 3) OBP: 0.329, SLG: 0.475	0-0 F9 1-2			0-0 4-3 2B 1B 2-H		0-0 L8	0-0 S 1B 2-H		
Al Woods, L (1, 7) OBP: 0.243, SLG: 0.182		0-0 3-1		0-0 4-3 1-2		0-0 F4	4-0 IBB		
Barry Bonnell, R (7, PH) (8, 7) OBP: 0.456, SLG: 0.528									
Hosken Powell, L (1, 10) OBP: 0.308, SLG: 0.378		0-0 4-3		0-0 1B 2B 2-H		0-0 1B 1B	0-0 F5		
Wayne Nordhagen, R (7, PH) OBP: 0.342, SLG: 0.277									
Ernie Whitt, L (1, 2) OBP: 0.367, SLG: 0.558		0-0 F8		4-0 1B BB BB		0-0 BB 1B 1-3	0-0 HR		
Jesse Barfield, R (1, 9) OBP: 0.318, SLG: 0.430			0-0 6-3	0-0 1B 1-3 2-H		4-0 BB 1B 1-2	0-0 F5		
Alfredo Griffin, S (1, 6) OBP: 0.273, SLG: 0.298			0-0 3-1		0-0 F7	0-3 K	0-0 F9		
Dave Revering, L (6, PH) OBP: 0.200, SLG: 0.195									
Garth Iorg, R (7, 5) OBP: 0.345, SLG: 0.453									

Inning Stats	R: 0	H: 1	E: 0	K: 0	S: 4	LOB: 1	BB: 0	P: 4
	R: 0	H: 0	E: 0	K: 0	S: 3 <td>LOB: 0</td> <td>BB: 0</td> <td>P: 3 </td>	LOB: 0	BB: 0	P: 3
	R: 0	H: 0	E: 0	K: 0	S: 3 <td>LOB: 0</td> <td>BB: 0</td> <td>P: 3 </td>	LOB: 0	BB: 0	P: 3
	R: 3	H: 3	E: 0	K: 0	S: 5 <td>LOB: 2</td> <td>BB: 2</td> <td>P: 13 </td>	LOB: 2	BB: 2	P: 13
	R: 1	H: 1	E: 0	K: 0	S: 4 <td>LOB: 0</td> <td>BB: 0</td> <td>P: 4 </td>	LOB: 0	BB: 0	P: 4
	R: 0	H: 2	E: 0	K: 1	S: 7 <td>LOB: 3</td> <td>BB: 1</td> <td>P: 11 </td>	LOB: 3	BB: 1	P: 11
	R: 1	H: 2	E: 0	K: 1	S: 7 <td>LOB: 2</td> <td>BB: 1</td> <td>P: 11 </td>	LOB: 2	BB: 1	P: 11
	R: 1	H: 2	E: 0	K: 0	S: 5 <td>LOB: 1</td> <td>BB: 0</td> <td>P: 5 </td>	LOB: 1	BB: 0	P: 5


PITCHER	IP	WLS	BF	H	R	ER	SO	BB	IBB	HBP	BLK	WP	HR	S	P	ERA	WHIP
Dennis Leonard, R (1, 1) ERA: 6.53	6.2	L	31	9	5	5	2	3	0	0	0	0	1	32	44	6.75	1.800
Grant Jackson, L (7, 1) ERA: 5.09	1.1		7	2	1	1	0	0	1	0	0	0	1	6	10	6.75	1.500

PITCHER	IP	WLS	BF	H	R	ER	SO	BB	IBB	HBP	BLK	WP	HR	S	P	ERA	WHIP

AB	R	H	RBI	BB	SO	LOB
5	1	2	1	0	0	0
4	2	1	0	1	0	1
4	0	1	0	0	1	2
4	1	2	2	0	0	1
3	0	0	0	0	0	1
0	0	0	0	1	0	0
3	1	2	1	0	0	0
1	0	0	0	0	0	2
3	1	2	1	1	0	0
3	0	1	1	1	0	0
2	0	0	0	0	0	0
1	0	0	0	0	1	3
1	0	0	0	0	0	0

AB	34
R	6
H	11
RBI	6
BB	4
SO	2
LOB	10

WP	PA
0	38
PB: 0	
SB: 2	
CS: 0	



Kansas City Royals @ Toronto Blue Jays
Exhibition Stadium, Toronto, ON
Fri May 07 1982, 7:05 PM EDT
Att. 11,523 - Unknown - 69 F

livebaseballscorecards.com

Batter	1	2	3	4	5	6	7	8	9	AB R H RBI BB SO LOB	TOP									
Cesar Geronimo, L (1, 7) OBP: 0.342, SLG: 0.528	0-0 F9		0-0 F3			0-0 F9	0-0 4-3		0-0 3B	5 0 1 0 0 0 1	Kansas City Royals @ Toronto Blue Jays Exhibition Stadium, Toronto, ON Sat May 08 1982, 3:33 AM EDT Att. 15,102 - Unknown - 54 F livebaseballscorecards.com									
John Wathan, R (1, 2) OBP: 0.322, SLG: 0.318	0-0 3B		0-0 5-3			0-0 1-3		0-0 1-3	0-0 6-3	5 0 1 0 0 0 1										
Hal McRae, R (1, 10) OBP: 0.364, SLG: 0.558	0-3 K				0-0 F8	0-0 1B 2B 1B		0-0 F8		4 1 1 0 0 1 1										
Willie Aikens, L (1, 3) Dennis Werth, R (8, PR) OBP: 0.333, SLG: 0.143	1-0 HBP				0-0 G6-3 1B	0-0 2B 1-2 1B		0-0 BB 1B		3 0 3 0 0 0 0 0 0 0 0 0 0 0										
Amos Otis, R (1, 8) OBP: 0.354, SLG: 0.506	0-0 F9				0-0 G6-3 1-2f	0-0 1-3 2-H 2B		0-0 BB 1-2 1B		4 0 2 1 0 0 3										
Jerry Martin, R (1, 9) OBP: 0.417, SLG: 0.589		0-0 FC5-4 1B			0-3 K	0-0 F6		4-0 BB 1-2 2-3 BB		3 0 1 0 1 1 2										
Frank White, R (1, 4) OBP: 0.281, SLG: 0.387		0-0 FC5-4 G6-4-3 1-2f			0-0 2B		0-0 6-3	0-3 K		4 0 1 0 0 1 4										
Greg Pryor, R (1, 5) Jamie Quirk, L (7, PH) OBP: 0.261, SLG: 0.273		0-0 G6-4-3 1-2f			0-0 F4		0-0 F9		0-0 F6	2 0 0 0 0 0 2 2 0 0 0 0 0 0										
Onix Concepcion, R (1, 6) OBP: 0.333, SLG: 0.382			0-0 F2		0-0 6-3		0-0 1B	0-3 K		4 0 1 0 0 1 1										
Inning Stats	R: 0 E: 0 K: 1 S: 6	H: 1 LOB: 2 BB: 0 P: 7	R: 0 E: 0 K: 0 S: 3	H: 1 LOB: 0 BB: 0 P: 3	R: 0 E: 0 K: 0 S: 3	H: 1 LOB: 0 BB: 0 P: 3	R: 0 E: 0 K: 1 S: 6	H: 1 LOB: 1 BB: 0 P: 6	R: 1 E: 0 K: 0 S: 6	H: 3 LOB: 2 BB: 0 P: 6		R: 0 E: 0 K: 0 S: 4	H: 1 LOB: 1 BB: 0 P: 4	R: 0 E: 0 K: 1 S: 7	H: 2 LOB: 3 BB: 1 P: 11	R: 0 E: 0 K: 1 S: 6	H: 1 LOB: 1 BB: 0 P: 6	1B: 7 2B: 2 3B: 2 HR: 0	SF: 0 SAC: 0 DP: 2 HBP: 1	WP: 0 PB: 0 SB: 0 CS: 0
PITCHER	IP WLS BF H R ER SO BB IBB HBP BLK WP HR S P ERA WHIP																			
Mark Bomback, R (1, 1) ERA: 7.02	6.0 W 24 7 1 1 2 0 0 1 0 0 0 0 27 28 1.50 1.167																			
Roy Lee Jackson, R (7, 1) ERA: 3.95	3.0 S 14 4 0 0 2 1 0 0 0 0 0 0 17 21 0.00 1.667																			

Batter	1	2	3	4	5	6	7	8	9	AB R H RBI BB SO LOB	TOP									
Willie Wilson, S OBP: 0.222, SLG: 0.444 (1, 7) x	0-0 G3		0-0 3B		0-0 7-3 1-2f			0-3 K		4 0 1 0 0 1 1										
John Wathan, R OBP: 0.311, SLG: 0.306 (1, 2) x	0-0 4-3		0-0 4-3			0-0 6-3		0-0 5-3		4 0 0 0 0 0 1										
Hal McRae, R OBP: 0.369, SLG: 0.556 (1, 10) x	0-0 1B 1B		0-0 3-1			0-0 G4-6-3 1B		0-0 5-3		4 0 2 0 0 0 1										
Willie Aikens, L OBP: 0.378, SLG: 0.333 (1, 3) x	0-0 1-2 1B			0-0 1B		0-0 G4-6-3 1-2f			0-0 4-3	4 0 2 0 0 0 1										
Amos Otis, R OBP: 0.340, SLG: 0.484 (1, 8) x	0-0 L4			0-3 K			0-0 4-3		0-0 B1-3	4 0 0 0 0 1 3										
Jerry Martin, R OBP: 0.402, SLG: 0.564 (1, 9) x		0-0 F8		0-3 K			0-0 4-3		0-0 F5	4 0 0 0 0 1 1										
Frank White, R OBP: 0.283, SLG: 0.385 (1, 4) x		0-0 F6		0-0 G3			0-0 1B 1B			3 0 1 0 0 0 1										
Greg Pryor, R OBP: 0.333, SLG: 0.538 (1, 5) x		0-0 F1			0-0 F4		0-0 1-3 1B			3 0 1 0 0 0 0										
Onix Concepcion, R OBP: 0.333, SLG: 0.378 (1, 6) x			0-0 6-3		0-0 7-3 1B		0-0 F9			3 0 1 0 0 0 2										
Inning Stats	R: 0 E: 0 K: 0 S: 5	H: 2 LOB: 2 BB: 0 P: 5	R: 0 E: 0 K: 0 S: 3	H: 0 LOB: 0 BB: 0 P: 3	R: 0 E: 0 K: 0 S: 4	H: 1 LOB: 1 BB: 0 P: 4	R: 0 E: 0 K: 2 S: 8	H: 1 LOB: 1 BB: 0 P: 8	R: 0 E: 0 K: 0 S: 3	H: 1 LOB: 0 BB: 0 P: 3	R: 0 E: 0 K: 0 S: 5	H: 2 LOB: 2 BB: 0 P: 5	R: 0 E: 0 K: 1 S: 5	H: 0 LOB: 0 BB: 0 P: 5	R: 0 E: 0 K: 0 S: 3	H: 0 LOB: 0 BB: 0 P: 3	1B: 7 2B: 1 3B: 1 HR: 0	SF: 0 SAC: 0 DP: 2 HBP: 0	WP: 0 PB: 0 SB: 0 CS: 0	PA: 33
PITCHER Dave Stieb, R ERA: 3.24 (1, 1)	IP: 9.0 WLS: W BF: 33 H: 8 R: 0 ER: 0 SO: 3 BB: 0 IBB: 0 HBP: 0 BLK: 0 WP: 0 HR: 0 S: 39 P: 39 ERA: 0.00 WHIP: 0.889																			
PITCHER	IP	WLS	BF	H	R	ER	SO	BB	IBB	HBP	BLK	WP	HR	S	P	ERA	WHIP			

Kansas City Royals @ Toronto Blue Jays
 Exhibition Stadium, Toronto, ON
 Sun May 09 1982, 3:33 AM EDT
 Att. 17,044 - Unknown - 61 F

livebaseballscorecards.com

AB	33
R	0
H	8
RBI	0
BB	0
SO	3
LOB	11



Batter	1	2	3	4	5	6	7	8	9
Damaso Garcia, R (1, 4) OBP: 0.355, SLG: 0.381	0-0 6-3		0-0 G4-6-3			0-3 K2-3		0-0 4-3	
Garth Iorg, R (1, 5) OBP: 0.379, SLG: 0.500 Rance Mulliniks, L (8, PH) OBP: 0.371, SLG: 0.436	0-0 3-1 2B			0-0 CS 1B		0-0 1B		0-0 1B	
Barry Bonnell, R (1, 8) OBP: 0.443, SLG: 0.509	0-0 3-1			0-0 L8		0-0 1-3		0-0 1B	
Wayne Nordhagen, R (1, 7) OBP: 0.342, SLG: 0.279 Lloyd Moseby, L (8, PH) OBP: 0.273, SLG: 0.333	0-0 F4			0-0 FC6-4 1B			0-3 K	0-0 3-1	
Otto Velez, R (1, 10) OBP: 0.391, SLG: 0.176 Tony Johnson, R (7, PR)		0-3 K		0-0 FC6-4			4-0 CS BB		
Jesse Barfield, R (1, 9) OBP: 0.318, SLG: 0.463		0-0 6-3			0-0 G3		0-0 1-2 HR		
Buck Martinez, R (1, 2) OBP: 0.349, SLG: 0.475		0-0 F5			0-0 5-3		0-3 K		
Willie Upshaw, L (1, 3) OBP: 0.341, SLG: 0.500			0-0 1-3		0-3 K			0-0 4-3 SH1-3 1B	
Alfredo Griffin, S (1, 6) OBP: 0.272, SLG: 0.287			0-0 E4			0-0 4-3		0-0 SH1-3	


Inning Stats	R: 0	H: 1	E: 0	K: 0	S: 4	LOB: 1	BB: 0	P: 4
	R: 0	H: 0	E: 0	K: 1	S: 5	LOB: 0	BB: 0	P: 5
	R: 0	H: 0	E: 1	K: 0	S: 3	LOB: 0	BB: 0	P: 3
	R: 0	H: 2	E: 0	K: 0	S: 4	LOB: 1	BB: 0	P: 4
	R: 0	H: 0	E: 0	K: 1	S: 5	LOB: 0	BB: 0	P: 5
	R: 0	H: 1	E: 0	K: 1	S: 6	LOB: 1	BB: 0	P: 6
	R: 1	H: 1	E: 0	K: 2	S: 7	LOB: 1	BB: 1	P: 11
	R: 1	H: 3	E: 0	K: 0	S: 6	LOB: 2	BB: 0	P: 6

PITCHER	IP	WLS	BF	H	R	ER	SO	BB	IBB	HBP	BLK	WP	HR	S	P	ERA	WHIP
Paul Splittorf, L (1, 1) ERA: 3.09	7.1	L	27	6	2	2	5	1	0	0	0	0	1	36	40	2.46	0.955
Dan Quisenberry, R (8, 1) ERA: 1.16	0.2		4	2	0	0	0	0	0	0	0	0	0	4	4	0.00	3.000

BOTTOM

AB	R	H	RBI	BB	SO	LOB
4	0	0	0	0	1	2
3	0	3	0	0	0	0
1	0	1	1	0	0	0
4	0	1	0	0	0	3
3	0	1	0	0	1	1
1	0	0	0	0	0	2
2	0	0	0	1	1	1
0	0	0	0	0	0	0
3	1	1	1	0	0	0
3	0	0	0	0	1	1
3	1	1	0	0	1	0
2	0	0	0	0	0	0

AB 29
R 2
H 8
RBI 2
BB 1
SO 5
LOB 10



Kansas City Royals @ Toronto Blue Jays
Exhibition Stadium, Toronto, ON
Sun May 09 1982, 3:33 AM EDT
Att: 17,044 - Unknown - 61 F

WP: 0 PA: 31
PB: 0
SB: 0
CS: 2

Batter	1	2	3	4	5	6	7	8	9	AB R H RBI BB SO LOB	TOP	
Paul Molitor, R OBP: 0.391, SLG: 0.359 (1, 10) BB BB (9, 5)	4-0 2B BB		x 0-0 F2		x 0-0 F6		x 0-0 F8			3 1 0 0 1 0 2		
Robin Yount, R OBP: 0.378, SLG: 0.519 (1, 6) x	0-0 1-H 2B		x 0-0 2B		x 0-0 L7			BBB 4-0 FC1-6 BB		3 0 2 1 1 0 1		
Cecil Cooper, L OBP: 0.400, SLG: 0.500 (1, 3) SS S	0-3 K		x 0-0 F7		x 0-0 2B			x 0-0 FC1-6 1-2f		4 0 1 0 0 1 3		
Ben Oglivie, L OBP: 0.319, SLG: 0.486 (1, 7) x	0-0 L4		x 0-0 F5		x 0-0 F5			x 0-0 F8		4 0 0 0 0 0 4		
Ted Simmons, S OBP: 0.278, SLG: 0.373 (1, 2) x	0-0 5-3			x 0-0 F4		x 0-0 F5		x 0-0 F4		4 0 0 0 0 0 3		
Gorman Thomas, R OBP: 0.369, SLG: 0.415 (1, 8)		x 0-0 F3		x 0-0 F8		x 0-0 5-3			x 0-0 5-3	4 0 0 0 0 0 1		
Don Money, R OBP: 0.325, SLG: 0.514 Marshall Edwards, L (9, PR) Rollie Fingers, R (9, 1)		x 0-0 F2		SS 0-3 K		SS 0-3 K		BBB 4-0 CS BB		3 0 0 0 1 2 0 0 0 0 0 0 0 0 0 0 0 0 0 0 0		
Mark Brouhard, R OBP: 0.390, SLG: 0.556 Charlie Moore, R OBP: 0.320, SLG: 0.398 (1, 9) (5, 9)		x 0-0 HR			x 0-0 F3		x 0-0 2B		x 0-0 L7	2 1 1 1 0 0 0 2 0 1 0 0 0 1		
Jim Gantner, L OBP: 0.365, SLG: 0.400 (1, 4) x	0-0 6-3				x 0-0 1B		x 0-0 F9		BB 0-0 CS 1-2	3 0 1 0 0 0 1		
Inning Stats	R: 1 H: 1 E: 0 LOB: 1 K: 1 BB: 1 S: 6 P: 10	R: 1 H: 1 E: 0 LOB: 0 K: 0 BB: 0 S: 4 P: 4	R: 0 H: 1 E: 0 LOB: 1 K: 0 BB: 0 S: 4 P: 4	R: 0 H: 0 E: 0 LOB: 0 K: 1 BB: 0 S: 5 P: 5	R: 0 H: 1 E: 0 LOB: 1 K: 0 BB: 0 S: 4 P: 4	R: 0 H: 1 E: 0 LOB: 1 K: 0 BB: 0 S: 4 P: 4	R: 0 H: 1 E: 0 LOB: 1 K: 1 BB: 0 S: 6 P: 6	R: 0 H: 0 E: 0 LOB: 1 K: 0 BB: 1 S: 3 P: 7	R: 0 H: 0 E: 0 LOB: 1 K: 0 BB: 1 S: 2 P: 6	1B: 1 SF: 0 2B: 4 SAC: 0 3B: 0 DP: 0 HR: 1 HBP: 0	WP: 0 PA: 36 PB: 0 SB: 0 CS: 1	
PITCHER Vida Blue, L ERA: 3.34 (1, 1)	IP WLS BF H R ER SO BB IBB HBP BLK WP HR S P ERA WHIP	9.0 W 35 6 2 2 3 3 0 0 0 0 0 1 38 50 2.00 1.000										

Milwaukee Brewers @ Kansas City Royals
 Royals Stadium, Kansas City, MO
 Mon May 10 1982, 8:05 PM EDT
 Att. 26,835 - Unknown - 77 F

AB	32
R	2
H	6
RBI	2
BB	3
SO	3
LOB	16



Batter	1	2	3	4	5	6	7	8	9	AB	R	H	RBI	BB	SO	LOB
Willie Wilson, S OBP: 0.308, SLG: 0.462 (1, 7)	0-0 CS SH1-3 1B		0-0 2-3 1B		0-0 F9			0-3 K		4	0	2	0	0	1	1
John Wathan, R OBP: 0.320, SLG: 0.342 (1, 2)	0-0 SH1-3 1-2		0-0 3-H HR			0-0 4-3		0-0 1-3 1B		3	1	2	2	0	0	0
Hal McRae, R OBP: 0.374, SLG: 0.559 (1, 10)	0-0 E6 2-3		0-0 2B			0-0 F8		4-0 1-2 BB		3	0	1	0	1	0	1
Willie Aikens, L OBP: 0.347, SLG: 0.302 (1, 3)	0-0 4-3		0-0 F5			0-0 4-3		0-0 F2		4	0	0	0	0	0	5
Amos Otis, R OBP: 0.337, SLG: 0.505 (1, 8)		0-0 L3		0-0 4-3			0-0 L9		0-0 HR	4	1	1	1	0	0	0
Jerry Martin, R OBP: 0.391, SLG: 0.546 (1, 9)		0-3 K		0-0 F9			0-3 K			3	0	0	0	0	2	0
Frank White, R OBP: 0.275, SLG: 0.374 (1, 4)		0-0 4-3		0-0 L9			0-0 F9			3	0	0	0	0	0	0
Greg Pryor, R OBP: 0.333, SLG: 0.552 (1, 5)			0-0 1B HR 2B		0-0 4-3			0-0 1-3		3	1	1	0	0	0	0
Onix Concepcion, R OBP: 0.333, SLG: 0.375 (1, 6)			0-0 6-3		0-0 F9			0-0 1B 1B		3	0	1	0	0	0	1

Inning Stats	R: 0	H: 1	E: 1	K: 0	S: 4	H: 0	LOB: 0	BB: 0	P: 4	R: 0	H: 0	E: 0	K: 0	S: 5	R: 2	H: 4	E: 0	K: 0	S: 6	R: 0	H: 0	E: 0	K: 0	S: 3	R: 0	H: 0	E: 0	K: 0	S: 3	R: 0	H: 0	E: 0	K: 1	S: 5	R: 0	H: 2	E: 0	K: 1	S: 7	R: 1	H: 1	E: 0	K: 0	S: 1	1B: 4	SF: 0	2B: 2	3B: 0	HR: 2	SAC: 1	DP: 0	HBP: 0	WP: 0	PB: 0	SB: 1	CS: 1	PA: 32
--------------	------	------	------	------	------	------	--------	-------	------	------	------	------	------	------	------	------	------	------	------	------	------	------	------	------	------	------	------	------	------	------	------	------	------	------	------	------	------	------	------	------	------	------	------	------	-------	-------	-------	-------	-------	--------	-------	--------	-------	-------	-------	-------	--------

PITCHER	IP	WLS	BF	H	R	ER	SO	BB	IBB	HBP	BLK	WP	HR	S	P	ERA	WHIP
Moose Haas, R ERA: 3.43 (1, 1)	7.2		29	7	2	2	3	0	0	0	0	0	1	35	35	2.35	0.913
Rollie Fingers, R ERA: 2.95 (8, 1)	0.1	L	3	1	1	1	0	1	0	0	0	0	1	2	6	27.00	6.000
Rollie Fingers, R ERA: 2.95 (9, 1)	0.1	L	3	1	1	1	0	1	0	0	0	0	1	2	6	27.00	6.000

BOTTOM

Milwaukee Brewers @ Kansas City Royals
Royals Stadium, Kansas City, MO

Mon May 10 1982, 8:05 PM EDT
Att: 26,835 - Unknown - 77 F

livebaseballscores.com

AB	30
R	3
H	8
RBI	3
BB	1
SO	3
LOB	8



Batter	1	2	3	4	5	6	7	8	9	AB R H RBI BB SO LOB	TOP	
Paul Molitor, R (1, 5) OBP: 0.392, SLG: 0.361	0-0 F8		0-0 E BB 1B		0-0 1B		0-0 F9		0-0 5-3	5 0 2 0 0 0 0	Milwaukee Brewers @ Kansas City Royals Royals Stadium, Kansas City, MO Tue May 11 1982, 8:05 PM EDT Att. 16,240 - Unknown - 77 F livebaseballscorecards.com	
Robin Yount, R (1, 6) OBP: 0.376, SLG: 0.512 Roy Howell, L (6, 9) OBP: 0.270, SLG: 0.333	0-0 3-1 1B		0-0 F9		0-0 F8		0-0 1B 1B	0-0 4-3	3 0 1 0 0 0 2 2 0 1 0 0 0 0			
Cecil Cooper, L (1, 10) OBP: 0.400, SLG: 0.491	0-0 3-1 1-2		4-0 E BB		0-0 F7		0-0 1-2 1B	0-3 K	4 0 1 0 0 1 2			
Gorman Thomas, R (1, 8) OBP: 0.363, SLG: 0.406 Kevin Bass, S (6, PH) (6, 8)	0-3 K		0-0 E6 FC6-4		0-3 K		0-0 F7		2 0 0 0 0 1 3 2 0 0 0 0 1 2			
Ted Simmons, S (1, 2) OBP: 0.283, SLG: 0.376 Ned Yost, R (6, PH) OBP: 0.250, SLG: 0.263 (6, 2)		0-0 G3-6-3 1B	0-0 FC6-4		0-3 K		0-0 F6		2 0 1 0 0 0 3 2 0 0 0 0 1 0			
Ben Oglivie, L (1, 7) OBP: 0.314, SLG: 0.477 Marshall Edwards, L (6, PH) OBP: 1.000, SLG: 1.000 (6, 7)		0-0 G3-6-3 1-2f		0-0 6-3		0-0 HR 1B		0-0 2B 1B	2 0 0 0 0 0 1 2 2 2 0 0 0 0			
Don Money, R (1, 3) OBP: 0.364, SLG: 0.634		0-0 E5 1B		0-0 F8		0-0 HR		0-0 4-3 1-H 2B	4 1 3 3 0 0 0			
Charlie Moore, R (1, 9) OBP: 0.308, SLG: 0.381 (6, 4)		0-0 1-3		0-0 1-3		0-0 F7		0-0 4-3	4 0 0 0 0 0 2			
Ed Romero, R (1, 4) OBP: 0.217, SLG: 0.227 (6, 6)			0-0 6-3		0-0 F7		0-0 5-3	0-0 4-3	4 0 0 0 0 0 1			
Inning Stats	R: 0 H: 1 E: 0 LOB: 1 K: 1 BB: 0 S: 6 P: 6	R: 0 H: 2 E: 1 LOB: 1 K: 0 BB: 0 S: 4 P: 4	R: 0 H: 1 E: 1 LOB: 3 K: 0 BB: 1 S: 5 P: 9	R: 0 H: 0 E: 0 LOB: 0 K: 0 BB: 0 S: 3 P: 3	R: 0 H: 1 E: 0 LOB: 1 K: 0 BB: 0 S: 4 P: 4	R: 2 H: 2 E: 0 LOB: 0 K: 2 BB: 0 S: 9 P: 9	R: 0 H: 2 E: 0 LOB: 2 K: 0 BB: 0 S: 5 P: 5	R: 1 H: 2 E: 0 LOB: 1 K: 0 BB: 0 S: 5 P: 5	R: 0 H: 0 E: 0 LOB: 0 K: 1 BB: 0 S: 5 P: 5	1B: 9 SF: 0 2B: 1 SAC: 0 3B: 0 DP: 1 HR: 1 HBP: 0		WP: 0 PA: 39 PB: 0 SB: 0 CS: 0
PITCHER	IP WLS BF H R ER SO BB IBB HBP BLK WP HR S P ERA WHIP											
Larry Gura, L (1, 1) ERA: 5.0	5.0 W 21 5 0 0 1 1 0 0 0 0 0 0 22 26 0.00 1.200											
Jim Wright, R (6, 1) ERA: 4.43	4.0 18 6 3 3 3 0 0 0 0 0 0 1 24 24 6.75 1.500											

Batter	1	2	3	4	5	6	7	8	9	AB R H RBI BB SO LOB	TOP											
Paul Molitor, R (1, 5) OBP: 0.408, SLG: 0.471	0-0 HR		0-3 K		0-0 HR		0-0 G5-4-3 1B		0-0 HR	5 3 4 4 0 1 1	Milwaukee Brewers @ Kansas City Royals Royals Stadium, Kansas City, MO Wed May 12 1982, 8:05 PM EDT Att. 17,788 - Unknown - 70 F											
Robin Yount, R (1, 6) OBP: 0.357, SLG: 0.483	0-3 K		0-3 K		0-0 5-3		0-0 G5-4-3		0-3 K	5 0 0 0 0 3 2												
Cecil Cooper, L (1, 3) OBP: 0.408, SLG: 0.496	0-0 1B		0-0 1B		0-0 F8			0-0 1B E 1-3 1B	0-0 F4	5 1 3 1 0 0 0												
Ben Oglivie, L (1, 7) OBP: 0.304, SLG: 0.460	0-0 F7		0-0 4-3		0-0 F6			0-0 F9		4 0 0 0 0 0 3												
Ted Simmons, S (1, 10) OBP: 0.271, SLG: 0.360	0-0 F5			0-3 K		0-0 G3		0-0 E5 1-3 1B 1-2		4 0 0 0 0 1 2												
Gorman Thomas, R (1, 8) Kevin Bass, S (8, PR)		0-3 K		0-3 K		0-0 6-3		0-0 1-3 1B		4 0 1 0 0 2 0												
Jim Gantner, L (1, 4) OBP: 0.360, SLG: 0.393		0-3 K		0-0 1B		0-0 F8		0-0 1-3		0 0 0 0 0 0 0												
Charlie Moore, R (1, 2) OBP: 0.306, SLG: 0.376		0-0 1-3		0-0 L3			0-0 WP 1B 1B	0-3 K		4 0 1 1 0 1 2												
Marshall Edwards, L (1, 9) OBP: 0.667, SLG: 1.167			0-0 S 1B 1B		0-0 HR		0-0 F4		0-0 F8	4 1 1 0 0 1 4												
										4 2 2 1 0 0 1												
Inning Stats	R: 1 E: 0 K: 1 S: 7	H: 2 LOB: 1 BB: 0 P: 7	R: 0 E: 0 K: 2 S: 7	H: 0 LOB: 0 BB: 0 P: 7	R: 1 E: 0 K: 2 S: 9	H: 2 LOB: 1 BB: 0 P: 9	R: 0 E: 0 K: 2 S: 8	H: 1 LOB: 1 BB: 0 P: 8	R: 2 E: 0 K: 0 S: 5	H: 2 LOB: 0 BB: 0 P: 5	R: 0 E: 0 K: 0 S: 3	H: 0 LOB: 0 BB: 0 P: 3	R: 1 E: 0 K: 0 S: 4	H: 2 LOB: 0 BB: 0 P: 4	R: 1 E: 1 K: 1 S: 8	H: 2 LOB: 3 BB: 0 P: 8	R: 1 E: 0 K: 1 S: 6	H: 1 LOB: 0 BB: 0 P: 6	1B: 8 2B: 0 3B: 0 HR: 4	SF: 0 SAC: 0 DP: 1 HBP: 0	WP: 1 PB: 0 SB: 1 CS: 0	PA: 39
PITCHER	IP WLS BF H R ER SO BB IBB HBP BLK WP HR S P ERA WHIP																					
Dennis Leonard, R (1, 1) ERA: 6.61	6.1 W 28 9 5 5 7 0 0 0 0 1 3 42 42 7.11 1.421																					
Dan Quisenberry, R (7, 1) ERA: 1.38	2.2 S 11 3 2 1 2 0 0 0 0 0 1 15 15 3.38 1.125																					

livebaseballscorecards.com

AB	39
R	7
H	12
RBI	7
BB	0
SO	9
LOB	15



Batter	1	2	3	4	5	6	7	8	9	AB R H RBI BB SO LOB	TOP											
Jerry Remy, L (1, 4) OBP: 0.316, SLG: 0.309	0-0 F7		0-0 3-1			0-0 4-3		0-0 4-3		4 0 0 0 0 0 1	Boston Red Sox @ Kansas City Royals Royals Stadium, Kansas City, MO Thu May 13 1982, 8:05 PM EDT Att. 17,459 - Unknown - 68 F											
Dwight Evans, R (1, 9) OBP: 0.365, SLG: 0.367	0-3 K			0-0 F6		0-0 1B		0-0 1B		4 0 2 1 0 1 0												
Jim Rice, R (1, 7) OBP: 0.372, SLG: 0.433	0-0 F9			0-0 1-3		0-0 F3		0-0 F9		4 0 0 0 0 0 2												
Tony Perez, R (1, 10) OBP: 0.389, SLG: 0.511		0-0 F4		4-0 2B BB		0-0 1B		0-0 F4		3 1 1 0 1 0 1												
Carney Lansford, R (1, 5) OBP: 0.359, SLG: 0.389		0-0 F9		0-0 1-H 2B		0-0 F4		0-0 1B		4 0 2 1 0 0 2												
Dave Stapleton, R (1, 3) OBP: 0.279, SLG: 0.359		0-0 WP 1B		0-0 F7		0-0 F7		0-0 F7		4 0 1 0 0 0 2												
Glenn Hoffman, R (1, 6) OBP: 0.326, SLG: 0.441		0-0 F8			0-0 5-3		0-0 F5		0-3 K	4 0 0 0 0 1 2												
Rich Gedman, L (1, 2) OBP: 0.316, SLG: 0.438			0-0 L7		0-0 4-3		0-0 F7		0-3 K	4 0 0 0 0 1 1												
Rick Miller, L (1, 8) OBP: 0.349, SLG: 0.367			0-0 6-3		0-0 F7			0-0 1B		3 1 1 0 0 0 0												
Inning Stats	R: 0 E: 0 K: 1 S: 5	H: 0 LOB: 0 BB: 0 P: 5	R: 0 E: 0 K: 0 S: 4	H: 1 LOB: 1 BB: 0 P: 4	R: 0 E: 0 K: 0 S: 3	H: 0 LOB: 0 BB: 0 P: 3	R: 1 E: 0 K: 0 S: 4	H: 1 LOB: 1 BB: 1 P: 8	R: 0 E: 0 K: 0 S: 3	H: 0 LOB: 0 BB: 0 P: 3	R: 0 E: 0 K: 0 S: 5	H: 2 LOB: 2 BB: 0 P: 5	R: 0 E: 0 K: 0 S: 3	H: 0 LOB: 0 BB: 0 P: 3	R: 1 E: 0 K: 2 S: 5	H: 2 LOB: 1 BB: 0 P: 5	R: 0 E: 0 K: 2 S: 8	H: 1 LOB: 1 BB: 0 P: 8	1B: 6 2B: 1 3B: 0 HR: 0	SF: 0 SAC: 0 DP: 0 HBP: 0	WP: 1 PB: 0 SB: 0 CS: 0	PA: 35
PITCHER	IP WLS BF H R ER SO BB IBB HBP BLK WP HR S P ERA WHIP																					
Dave Frost, R (1, 1) ERA: 4.05	8.0 W 31 6 2 2 1 1 0 0 0 1 0 32 36 2.25 0.875																					
Grant Jackson, L (9, 1) ERA: 4.82	1.0 4 1 0 0 2 0 0 0 0 0 0 8 8 0.00 1.000																					

AB	34
R	2
H	7
RBI	2
BB	1
SO	3
LOB	11



Batter	1	2	3	4	5	6	7	8	9	AB R H RBI BB SO LOB	TOP												
Jerry Remy, L (1, 4) OBP: 0.312, SLG: 0.299	0-0 1-3		0-0 5-3		0-0 SH 2B	0-3 K		4-0 2B BB	0-0 F7	4 2 0 0 1 1 0													
Dwight Evans, R (1, 9) OBP: 0.390, SLG: 0.392	4-0 2B BB		4-0 2B BB		0-0 2B	4-0 BB BB		0-0 1B 2B	4-0 1B BB	2 3 2 2 4 0 0													
Jim Rice, R (1, 7) OBP: 0.384, SLG: 0.455	0-0 1B 2B		0-0 2B		0-0 5-3	4-0 BB		0-0 F4	0-0 1B	5 1 3 1 1 0 3													
Tony Perez, R (1, 10) OBP: 0.400, SLG: 0.519	0-0 1B CS		0-0 F3		0-0 2B	0-3 K		4-0 1B IBB	0-3 K2-3	5 1 2 3 1 2 6													
Carney Lansford, R (1, 5) OBP: 0.368, SLG: 0.402	0-3 K		0-0 F8		0-0 E 2B			0-0 BB BB	0-0 BB 1B	4 1 2 2 1 1 3													
Dave Stapleton, R (1, 3) OBP: 0.291, SLG: 0.381		0-0 HR		0-0 F3	4-0 IBB			0-0 F4	4-0 BB	3 1 1 1 2 0 1													
Glenn Hoffman, R (1, 6) OBP: 0.314, SLG: 0.424		0-0 F8		0-0 F4	0-3 K			0-3 K	0-0 F4	5 0 0 0 0 2 5													
Gary Allenson, R (1, 2) OBP: 0.291, SLG: 0.320		0-3 K		0-0 F7	0-0 F8			4-0 BB	0-0 L6	4 0 0 0 1 1 4													
Rick Miller, L (1, 8) OBP: 0.342, SLG: 0.359		0-0 4-3		0-0	0-0 SH 2B 1B	0-0 F7		0-3 K	0-0 4-3	5 1 1 0 0 1 2													
Inning Stats	R: 2 E: 0 K: 1 S: 6	H: 2 LOB: 1 BB: 1 P: 10	R: 1 E: 0 K: 1 S: 6	H: 1 LOB: 0 BB: 0 P: 6	R: 0 E: 0 K: 0 S: 4	H: 1 LOB: 2 BB: 1 P: 8	R: 0 E: 0 K: 0 S: 3	H: 0 LOB: 0 BB: 0 P: 3	R: 5 E: 1 K: 1 S: 10	H: 4 LOB: 1 BB: 1 P: 14	R: 0 E: 0 K: 2 S: 7	H: 0 LOB: 2 BB: 2 P: 15	R: 0 E: 0 K: 2 S: 7	H: 0 LOB: 2 BB: 2 P: 15	R: 2 E: 0 K: 0 S: 5	H: 2 LOB: 3 BB: 3 P: 17	R: 0 E: 0 K: 1 S: 6	H: 1 LOB: 2 BB: 1 P: 10	1B: 4 2B: 7 3B: 0 HR: 1	SF: 0 SAC: 1 DP: 1 HBP: 0	WP: 0 PB: 0 SB: 2 CS: 1	PA: 49	
PITCHER	IP WLS BF H R ER SO BB IBB HBP BLK WP HR S P ERA WHIP																					PITCHER	IP WLS BF H R ER SO BB IBB HBP BLK WP HR S P ERA WHIP
Vida Blue, L (1, 1) ERA: 3.78	1.0 L 5 2 2 2 1 1 0 0 0 0 0 0 6 10 18.00 3.000																						
Jim Wright, R (2, 1) ERA: 5.32	3.1 18 6 6 4 1 1 0 0 0 0 0 1 19 23 10.80 2.100																						
Bud Black, L (5, 1) ERA: 7.98	3.0 18 2 2 2 5 5 2 0 0 0 0 0 21 49 6.00 2.333																						
Grant Jackson, L (8, 1) ERA: 4.43	1.2 8 1 0 0 1 2 0 0 0 0 0 0 8 16 0.00 1.800																						

Boston Red Sox @ Kansas City Royals
 Royals Stadium, Kansas City, MO
 Sat May 15 1982, 4:33 AM EDT
 Att. 37,506 - Unknown - 75 F

AB	37
R	10
H	11
RBI	9
BB	11
SO	8
LOB	24



WP: 0	PA: 49
-------	--------

Batter	1	2	3	4	5	6	7	8	9	AB	R	H	RBI	BB	SO	LOB
Willie Wilson, S OBP: 0.394, SLG: 0.581 (1, 7)	0-3 K		0-0 FC6-4 WP		0-0 4-3		0-0 1B HR	4-0 FC4-8 BB		4	1	1	0	1	1	1
John Wathan, R OBP: 0.338, SLG: 0.362 (1, 2)	0-0 CS S 1B		0-0 F3		0-0 F6		0-0 1B HR	0-0 FC4-6		3	0	1	0	0	0	1
Jamie Quirk, L OBP: 0.296, SLG: 0.346 (7, PH) (8, 2)			1-2				1-3 3-H 1B	1-2		2	1	1	1	0	0	2
George Brett, L OBP: 0.390, SLG: 0.563 (1, 5)	4-0 CS BB		0-0 6-3			0-0 3-1 3B	0-0 1B HR		0-0 4-3	4	2	2	3	1	0	1
Willie Aikens, L OBP: 0.324, SLG: 0.311 (1, 3)	0-0 G3			0-0 F9		0-0 3-1	0-0 G3		0-0 F5	5	0	0	1	0	0	2
Amos Otis, R OBP: 0.352, SLG: 0.531 (1, 8)		0-3 K		0-3 K		4-0 6-3 BB	0-0 FC5-4 1B		0-0 F5	4	0	1	0	1	2	0
Hal McRae, R OBP: 0.388, SLG: 0.583 (1, 10)		0-0 F4		4-0 BB BB		0-0 6-3	0-0 FC5-4			3	0	0	0	1	0	2
Jerry Martin, R OBP: 0.376, SLG: 0.500 (1, 9)		0-0 FC5-4 1B		4-0 BB BB		0-3 K		0-3 K		3	0	1	0	1	2	1
Frank White, R OBP: 0.291, SLG: 0.425 (1, 4)		0-0 FC5-4		0-0 6-3			0-0 5-3	0-3 K		4	0	0	0	0	1	3
Greg Pryor, R OBP: 0.409, SLG: 0.600 (1, 6)			4-0 FC6-4 BB		0-0 F8		0-0 1B 1B	4-0 BB BB		2	1	1	0	2	0	0

Inning Stats	R: 0	H: 1	E: 0	K: 1	S: 5	LOB: 1	BB: 1	P: 9	R: 0	H: 1	E: 0	K: 1	S: 6	LOB: 1	BB: 0	P: 6	R: 0	H: 0	E: 0	K: 0	S: 3	LOB: 1	BB: 1	P: 7	R: 0	H: 0	E: 0	K: 1	S: 5	LOB: 2	BB: 2	P: 13	R: 0	H: 0	E: 0	K: 0	S: 3	LOB: 0	BB: 0	P: 3	R: 1	H: 1	E: 0	K: 1	S: 6	LOB: 1	BB: 1	P: 10	R: 4	H: 5	E: 0	K: 0	S: 8	LOB: 1	BB: 0	P: 8	R: 0	H: 0	E: 0	K: 2	S: 7	LOB: 2	BB: 2	P: 15	R: 0	H: 0	E: 0	K: 0	S: 3	LOB: 0	BB: 0	P: 3	1B: 6	2B: 0	3B: 1	HR: 1	SF: 0	SAC: 0	DP: 0	HBP: 0	WP: 1	PB: 0	SB: 1	CS: 2	PA: 41
--------------	------	------	------	------	------	--------	-------	------	------	------	------	------	------	--------	-------	------	------	------	------	------	------	--------	-------	------	------	------	------	------	------	--------	-------	-------	------	------	------	------	------	--------	-------	------	------	------	------	------	------	--------	-------	-------	------	------	------	------	------	--------	-------	------	------	------	------	------	------	--------	-------	-------	------	------	------	------	------	--------	-------	------	-------	-------	-------	-------	-------	--------	-------	--------	-------	-------	-------	-------	--------

PITCHER	IP	WLS	BF	H	R	ER	SO	BB	IBB	HBP	BLK	WP	HR	S	P	ERA	WHIP
Mike Torrez, R ERA: 4.91 (1, 1)	6.1	W	30	7	5	5	4	5	0	0	0	1	1	33	53	7.11	1.895
Mark Clear, R ERA: 1.38 (7, 1)	2.2	S	11	1	0	0	2	2	0	0	0	0	0	13	21	0.00	1.125

BOTTOM

Boston Red Sox @ Kansas City Royals
Royals Stadium, Kansas City, MO
 Sat May 15 1982, 4:33 AM EDT
 Att: 37,506 - Unknown - 75 F

livebaseballscorecards.com

AB	34
R	5
H	8
RBI	5
BB	7
SO	6
LOB	13



Batter	1	2	3	4	5	6	7	8	9	AB R H RBI BB SO LOB	TOP
Jerry Remy, L (1, 4) OBP: 0.317, SLG: 0.305	0-0 S 1B	0-0 4-3			0-0 G4-6-3 1-2f			0-0 G1-4-3 1B		4 0 2 0 0 0 4	Boston Red Sox @ Kansas City Royals Royals Stadium, Kansas City, MO Sun May 16 1982, 4:33 AM EDT Att. 34,395 - Unknown - 75 F livebaseballscorecards.com
Dwight Evans, R (1, 9) OBP: 0.380, SLG: 0.381	0-0 F9		0-0 F5			0-0 F7		0-0 G1-4-3		4 0 0 0 0 0 2	
Jim Rice, R (1, 7) OBP: 0.374, SLG: 0.441	0-0 F4 1-2		0-3 K			0-3 K			0-0 6-3	4 0 0 0 0 2 1	
Tony Perez, R (1, 10) OBP: 0.375, SLG: 0.482	0-0 4-3		0-0 F7			0-0 1-3			0-3 K	4 0 0 0 0 1 1	
Carney Lansford, R (1, 5) OBP: 0.365, SLG: 0.397		0-0 BB G3 1B			0-0 6-3		0-0 F4		0-0 4-3	4 0 1 0 0 0 0	
Dave Stapleton, R (1, 3) OBP: 0.285, SLG: 0.372		0-0 G3 1-2			0-0 F7		0-0 5-3			3 0 0 0 0 0 1	
Rich Gedman, L (1, 2) OBP: 0.329, SLG: 0.440		4-0 BB BB			0-0 6-3		0-0 1B			2 0 1 0 1 0 0	
Glenn Hoffman, R (1, 6) OBP: 0.308, SLG: 0.415		0-0 F7			0-0 F7		0-0 F8			3 0 0 0 0 0 3	
Rick Miller, L (1, 8) OBP: 0.351, SLG: 0.362		4-0 BB 1-2 2-3 BB			0-0 G4-6-3 1B			0-0 L7		2 0 1 0 1 0 0	
Inning Stats	R: 0 H: 1 E: 0 LOB: 1 K: 0 BB: 0 S: 4 P: 4	R: 0 H: 1 E: 0 LOB: 3 K: 0 BB: 2 S: 4 P: 12	R: 0 H: 0 E: 0 LOB: 0 K: 1 BB: 0 S: 5 P: 5	R: 0 H: 0 E: 0 LOB: 0 K: 0 BB: 0 S: 3 P: 3	R: 0 H: 1 E: 0 LOB: 0 K: 0 BB: 0 S: 3 P: 3	R: 0 H: 0 E: 0 LOB: 0 K: 1 BB: 0 S: 5 P: 5	R: 0 H: 1 E: 0 LOB: 1 K: 0 BB: 0 S: 4 P: 4	R: 0 H: 1 E: 0 LOB: 0 K: 0 BB: 0 S: 3 P: 3	R: 0 H: 0 E: 0 LOB: 0 K: 1 BB: 0 S: 5 P: 5	1B: 5 SF: 0 2B: 0 SAC: 0 3B: 0 DP: 2 HR: 0 HBP: 0	WP: 0 PA: 32 PB: 0 SB: 1 CS: 0
PITCHER Dennis Leonard, R (1, 1) ERA: 5.76 Dan Quisenberry, R (8, 1) ERA: 1.29	IP WLS BF H R ER SO BB IBB HBP BLK WP HR S P ERA WHIP	7.0 W 26 4 0 0 2 2 0 0 0 0 0 0 28 36 0.00 0.857	2.0 6 1 0 0 1 0 0 0 0 0 0 0 8 8 0.00 0.500								

Boston Red Sox @ Kansas City Royals
 Royals Stadium, Kansas City, MO
 Sun May 16 1982, 4:33 AM EDT
 Att. 34,395 - Unknown - 75 F

AB 30
R 0
H 5
RBI 0
BB 2
SO 3
LOB 12



Batter	1	2	3	4	5	6	7	8	9	AB	R	H	RBI	BB	SO	LOB
Willie Wilson, S OBP: 0.395, SLG: 0.543 (1, 7)	0-0 L9	0-0 4-3 2B 1B		0-0 F8		0-0 1-3		4-0 BB		4	0	1	0	1	0	1
John Wathan, R OBP: 0.347, SLG: 0.370 (1, 2)	0-0 4-3 WP 2B 1B	0-0 4-3 1B		0-0 1-H G6-3 1B			0-0 F3	0-0 F4		5	1	3	2	0	0	2
George Brett, L OBP: 0.377, SLG: 0.542 (1, 5)	0-0 4-3 1-3	0-0 4-3 1-2 2-3		0-0 G6-3 1-2f			0-0 L1			4	0	0	0	0	0	4
Amos Otis, R OBP: 0.357, SLG: 0.538 (1, 8)	0-0 3-H 2B	0-3 K			0-3 K		0-0 1B			4	0	2	1	0	2	2
Hal McRae, R OBP: 0.399, SLG: 0.585 (1, 10)	4-0 BB		0-0 4-3 1-3 1B		0-0 1B		0-3 K			3	0	2	0	1	1	1
Willie Aikens, L OBP: 0.319, SLG: 0.308 (1, 3)	0-0 F8		0-0 1-3 1-2		0-3 K		0-0 1B	0-0 1B		4	0	1	0	0	1	4
Dennis Werth, R OBP: 0.333, SLG: 0.143 (8, PR) (9, 3)										0	1	0	0	0	0	0
Jerry Martin, R OBP: 0.372, SLG: 0.491 (1, 9)		0-0 5-3	0-0 4-3 2-3		0-0 F7			0-0 1B		4	0	1	0	0	0	2
Frank White, R OBP: 0.306, SLG: 0.444 (1, 4)		0-0 E9 2B 2B	0-0 5-3				0-0 CS 1B	0-0 BB 1B		4	1	3	1	0	0	1
Greg Pryor, R OBP: 0.417, SLG: 0.614 (1, 6)		0-0 1B 1B 2B		0-0 S 1B 1B		0-0 5-3 1-2		0-0 L7		4	2	2	1	0	0	2

Inning Stats	R: 1	H: 2	E: 0	K: 0	S: 5	LOB: 2	BB: 1	P: 9	R: 2	H: 4	E: 1	K: 1	S: 9	LOB: 2	BB: 0	P: 9	R: 0	H: 1	E: 0	K: 0	S: 4	LOB: 1	BB: 0	P: 4	R: 1	H: 2	E: 0	K: 0	S: 4	LOB: 0	BB: 0	P: 4	R: 0	H: 1	E: 0	K: 2	S: 8	LOB: 1	BB: 0	P: 8	R: 0	H: 1	E: 0	K: 1	S: 6	LOB: 1	BB: 0	P: 6	R: 1	H: 3	E: 0	K: 0	S: 5	LOB: 2	BB: 1	P: 9
--------------	------	------	------	------	------	--------	-------	------	------	------	------	------	------	--------	-------	------	------	------	------	------	------	--------	-------	------	------	------	------	------	------	--------	-------	------	------	------	------	------	------	--------	-------	------	------	------	------	------	------	--------	-------	------	------	------	------	------	------	--------	-------	------

PITCHER	IP	WLS	BF	H	R	ER	SO	BB	IBB	HBP	BLK	WP	HR	S	P	ERA	WHIP
Bob Ojeda, L ERA: 5.94 (1, 1)	1.0	L	6	2	1	1	0	1	0	0	0	1	0	5	9	9.00	3.000
Bob Stanley, R ERA: 3.51 (2, 1)	5.0		22	9	3	3	3	0	0	0	0	0	0	28	28	5.40	1.800
Tom Burgmeier, L ERA: 1.23 (7, 1)	0.2		3	1	0	0	0	0	0	0	0	0	0	3	3	0.00	1.500
John Tudor, L ERA: 3.64 (7, 1)	1.1		7	3	1	1	1	1	0	0	0	0	0	8	12	6.75	3.000

BOTTOM


Boston Red Sox @ Kansas City Royals
 Royals Stadium, Kansas City, MO

Sun May 16 1982, 4:33 AM EDT
 Att: 34,395 - Unknown - 75 F

AB	R	H	RBI	BB	SO	LOB
4	0	1	0	1	0	1
5	1	3	2	0	0	2
4	0	0	0	0	0	4
4	0	2	1	0	2	2
3	0	2	0	1	1	1
4	0	1	0	0	1	4
0	1	0	0	0	0	0
4	0	1	0	0	0	2
4	1	3	1	0	0	1
4	2	2	1	0	0	2

AB	36
R	5
H	15
RBI	5
BB	2
SO	4
LOB	19

livebaseballscorecards.com



WP	PA
1	38
PB	0
SB	1
CS	1

Batter	1	2	3	4	5	6	7	8	9	AB R H RBI BB SO LOB	TOP
Willie Randolph, R (1, 4) OBP: 0.420, SLG: 0.473	0-0 F9		4-0 1B BB		0-0 1B			0-0 1B		3 0 2 0 1 0 0	New York Yankees @ Kansas City Royals Royals Stadium, Kansas City, MO Mon May 17 1982, 8:05 PM EDT Att. 38,955 - Unknown - 71 F livebaseballscorecards.com
Lou Piniella, R (1, 9) OBP: 0.410, SLG: 0.527	0-0 FC6-4 1B		0-0 FC6-4 1B		0-0 L7			0-0 1B		4 0 3 0 0 0 1	
Dave Winfield, R (1, 7) OBP: 0.346, SLG: 0.500	0-0 FC6-4 1-2f		0-0 F7			0-0 F3		0-0 F9		4 0 0 0 0 0 5	
Steve Balboni, R (1, 3) OBP: 0.240, SLG: 0.417	0-0 4-3		0-0 FC6-4 1-2f			0-0 F7		0-3 K		4 0 0 0 0 1 5	
Butch Hobson, R (1, 10) OBP: 0.316, SLG: 0.444		0-0 2B		0-0 4-3		0-0 F9		0-3 K		4 0 1 0 0 1 0	
Roy Smalley, S (1, 5) OBP: 0.339, SLG: 0.311		0-3 K		0-0 5-3		0-3 K		0-0 1B		4 0 1 0 0 2 1	
Barry Foote, R (1, 2) OBP: 0.120, SLG: 0.200		0-0 F9		0-3 K		0-0 1-3		0-0 F2		4 0 0 0 0 1 2	
Dave Collins, S (1, 8) OBP: 0.282, SLG: 0.301		0-0 F8			0-0 F7		0-0 F4	0-0 F7		4 0 0 0 0 0 2	
Bucky Dent, R (1, 6) OBP: 0.205, SLG: 0.195			0-0 F3		0-0 F9		0-0 F6			3 0 0 0 0 0 0	
Inning Stats	R: 0 E: 0 K: 0 S: 4 H: 1 LOB: 1 BB: 0 P: 4	R: 0 E: 0 K: 1 S: 6 H: 1 LOB: 1 BB: 0 P: 6	R: 0 E: 0 K: 0 S: 4 H: 1 LOB: 2 BB: 1 P: 8	R: 0 E: 0 K: 1 S: 5 H: 0 LOB: 0 BB: 0 P: 5	R: 0 E: 0 K: 0 S: 4 H: 1 LOB: 1 BB: 0 P: 4	R: 0 E: 0 K: 0 S: 3 H: 0 LOB: 0 BB: 0 P: 3	R: 0 E: 0 K: 1 S: 5 H: 0 LOB: 0 BB: 0 P: 5	R: 0 E: 0 K: 1 S: 7 H: 2 LOB: 2 BB: 0 P: 7	R: 0 E: 0 K: 1 S: 6 H: 1 LOB: 1 BB: 0 P: 6	1B: 6 2B: 1 3B: 0 HR: 0 SF: 0 SAC: 0 DP: 0 HBP: 0	WP: 0 PB: 0 SB: 0 CS: 0 PA: 35
PITCHER Larry Gura, L (1, 1) ERA: 4.17	IP 9.0 WLS W BF 35 H 7 R 0 ER 0 SO 5 BB 1 IBB 0 HBP 0 BLK 0 WP 0 HR 0 S 44 P 48 ERA 0.00 WHIP 0.889	PITCHER									

New York Yankees @ Kansas City Royals
 Royals Stadium, Kansas City, MO
 Mon May 17 1982, 8:05 PM EDT
 Att. 38,955 - Unknown - 71 F

AB	34
R	0
H	7
RBI	0
BB	1
SO	5
LOB	16



Batter	1	2	3	4	5	6	7	8	9	AB R H RBI BB SO LOB	TOP											
Willie Randolph, R (1, 4) OBP: 0.412, SLG: 0.457	0-0 6-3	0-0 F8		0-0 5-3		4-0 1B IBB		0-0 E1 G5-4-3		4 0 0 0 1 0 3												
Ken Griffey, L (1, 8) OBP: 0.312, SLG: 0.340 Lou Piniella, R (8, PH) OBP: 0.403, SLG: 0.518 (8, 7)	0-0 1B 1B	0-0 5-3			0-0 G3 1B	0-0 G6-4-3 1B		0-0 G5-4-3		4 2 3 1 0 0 1 1 0 0 0 0 0 2												
Dave Winfield, R (1, 7) OBP: 0.355, SLG: 0.508 Dave Collins, S (3, PR) OBP: 0.272, SLG: 0.289 (3, 7) (8, 8)	0-0 1B 1B		0-0 FC6-4 BB 1B		0-0 G3 1B	0-0 G6-4-3 1B		0-0 F8		2 1 2 1 0 0 0 3 0 0 0 0 0 3												
John Mayberry, L (1, 3) OBP: 0.364, SLG: 0.361	0-0 F8		4-0 FC6-4 BB 1B		0-0 1B		0-0 F9		0-0 F2	4 0 1 1 1 0 1												
Oscar Gamble, L (1, 9) OBP: 0.303, SLG: 0.309	4-0 1B BB		0-0 FC6-4 BB 1B		0-0 F8 1B		0-0 F5		0-0 6-3	4 1 0 0 1 0 3												
Bobby Murcer, L (1, 10) OBP: 0.327, SLG: 0.372	0-0 E9 2B		0-0 G4-6-3 1B		0-0 F8		4-0 S BB			3 0 1 2 1 0 3												
Graig Nettles, L (1, 5) OBP: 0.300, SLG: 0.304	0-0 4-3		0-0 G3		0-0 G3		0-0 F5		0-0 F5	4 0 1 0 0 0 2												
Roy Smalley, S (1, 6) OBP: 0.336, SLG: 0.303		4-0 BB	0-0 L7		0-0 FC6-4 2B		0-0 F4		0-0 F4	3 1 0 0 1 0 1												
Butch Wynegar, S (1, 2) OBP: 0.342, SLG: 0.360		0-0 F8	0-0 1B		0-0 1B		4-0 E BB			3 1 2 1 1 0 1												
Inning Stats	R: 3 E: 1 K: 0 S: 6	H: 3 LOB: 1 BB: 1 P: 10	R: 0 E: 0 K: 0 S: 3	H: 0 LOB: 1 BB: 1 P: 7	R: 0 E: 0 K: 0 S: 3	H: 1 LOB: 2 BB: 1 P: 7	R: 0 E: 0 K: 0 S: 4	H: 1 LOB: 1 BB: 0 P: 4	R: 1 E: 0 K: 0 S: 5	H: 2 LOB: 1 BB: 0 P: 5	R: 2 E: 0 K: 0 S: 5	H: 3 LOB: 1 BB: 1 P: 9	R: 0 E: 0 K: 0 S: 3	H: 0 LOB: 1 BB: 1 P: 7	R: 0 E: 0 K: 0 S: 3	H: 0 LOB: 0 BB: 0 P: 3	1B: 8 2B: 2 3B: 0 HR: 0	SF: 0 SAC: 0 DP: 3 HBP: 0	WP: 0 PB: 0 SB: 4 CS: 0	PA: 41		
PITCHER Dave Frost, R (1, 1) ERA: 4.89 Grant Jackson, L (6, 1) ERA: 3.75	IP 5.1	WLS L	BF 27	H 9	R 6	ER 6	SO 0	BB 3	IBB 0	HBP 0	BLK 0	WP 0	HR 0	S 24	P 36	ERA 10.12	WHIP 2.250					
PITCHER	IP	WLS	BF	H	R	ER	SO	BB	IBB	HBP	BLK	WP	HR	S	P	ERA	WHIP					

New York Yankees @ Kansas City Royals
 Royals Stadium, Kansas City, MO
 Tue May 18 1982, 8:05 PM EDT
 Att. 28,076 - Unknown - 78 F

livebaseballscorecards.com

AB 35
R 6
H 10
RBI 6
BB 6
SO 0
LOB 20



Batter	1	2	3	4	5	6	7	8	9	AB	R	H	RBI	BB	SO	LOB
Willie Wilson, S OBP: 0.396, SLG: 0.578 (1, 7)	0-0 L9		0-3 K		0-0 1B		0-0 FC6-4		0-0 4-3	5	0	1	0	0	1	4
John Wathan, R OBP: 0.353, SLG: 0.371 (1, 2)	0-3 K		0-0 G6-4-3		0-0 1B		4-0 BB			3	0	1	0	1	1	1
George Brett, L OBP: 0.382, SLG: 0.530 (1, 5)	4-0 BB			0-0 4-3	0-0 FC4-6		0-0 G3			3	0	0	0	1	0	5
Amos Otis, R OBP: 0.366, SLG: 0.525 (1, 8)	0-0 FC5-4			0-0 HR		0-0 F8		0-0 6-3		4	1	1	0	0	0	1
Hal McRae, R OBP: 0.397, SLG: 0.603 (1, 10)		0-0 F4		0-0 HR		0-0 5-3		0-3 K		4	1	1	2	0	1	0
Willie Aikens, L OBP: 0.296, SLG: 0.301 (1, 3)		0-0 2B		0-0 F9		0-0 F8		0-0 F8		4	0	1	0	0	0	0
Jerry Martin, R OBP: 0.365, SLG: 0.475 (1, 9)		0-0 FC5		0-3 K			0-0 FC6-4		0-0 G5-4-3	4	0	2	0	0	1	1
Frank White, R OBP: 0.302, SLG: 0.432 (1, 4)		0-0 FC6-4		0-3 K			0-0 L5		0-0 G5-4-3	4	0	0	0	0	1	3
Greg Pryor, R OBP: 0.429, SLG: 0.635 (1, 6)			0-0 1B		0-0 F9		0-0 FC6-4		0-0 2B	4	0	3	0	0	0	0

Inning Stats	R: 0	H: 0	E: 0	K: 1	S: 5	H: 0	LOB: 1	BB: 1	P: 9	R: 0	H: 1	E: 0	K: 0	S: 4	H: 1	LOB: 1	BB: 0	P: 4	R: 0	H: 1	E: 0	K: 1	S: 5	H: 2	LOB: 0	BB: 0	P: 7	R: 0	H: 2	E: 0	K: 1	S: 7	H: 2	LOB: 2	BB: 0	P: 7	R: 0	H: 0	E: 0	K: 0	S: 3	H: 0	LOB: 0	BB: 0	P: 3	R: 0	H: 2	E: 0	K: 0	S: 5	H: 2	LOB: 3	BB: 1	P: 9	R: 0	H: 0	E: 0	K: 1	S: 5	H: 0	LOB: 0	BB: 0	P: 5	R: 0	H: 2	E: 0	K: 0	S: 4	H: 2	LOB: 1	BB: 0	P: 4	1B: 7	SF: 0	2B: 2	SAC: 0	3B: 0	DP: 2	HR: 1	HBP: 0	WP: 0	PA: 37
PITCHER	IP	WLS	BF	H	R	ER	SO	BB	IBB	HBP	BLK	WP	HR	S	P	ERA	WHIP																																																																	
Ron Guidry, L ERA: 2.95 (1, 1)	7.0	W	30	8	2	2	4	2	0	0	0	0	1	36	44	2.57	1.429																																																																	
George Frazier, R ERA: 2.49 (8, 1)	2.0		7	2	0	0	1	0	0	0	0	0	0	9	9	0.00	1.000																																																																	

BOTTOM

New York Yankees @ Kansas City Royals
Royals Stadium, Kansas City, MO

Tue May 18 1982, 8:05 PM EDT
Att: 28,076 - Unknown - 78 F

livebaseballscorecards.com

AB	35
R	2
H	10
RBI	2
BB	2
SO	5
LOB	15



Batter	1	2	3	4	5	6	7	8	9	AB R H RBI BB SO LOB	TOP		
Willie Randolph, R (1, 4) OBP: 0.414, SLG: 0.458	0-0 5-3		0-0 F2	0-0 SH1-3		0-0 5-3 1B		0-0 1B		4 0 2 1 0 0 0			
Dave Collins, S (1, 8) OBP: 0.267, SLG: 0.284	0-0 5-3		0-0 2B 1B	0-3 K		0-0 5-3		0-0 F8		5 1 1 0 0 1 4			
Lou Piniella, R (1, 7) OBP: 0.418, SLG: 0.525	4-0 BB		0-0 1B 2B		0-0 L4	4-0 IBB		0-0 5-3		3 0 1 0 2 0 0			
John Mayberry, L (1, 3) OBP: 0.366, SLG: 0.379	0-0 F3		0-0 1B		0-0 FC5-4 2B	0-0 L8		0-0 F9		5 0 2 1 0 0 4			
Steve Balboni, R (1, 10) OBP: 0.250, SLG: 0.385 Bobby Murcer, L (7, PH) OBP: 0.333, SLG: 0.378		0-0 F8	0-3 K		4-0 FC5-4 BB		0-0 F9	0-0 1B		2 0 0 0 1 1 2 2 0 1 0 0 0 0			
Barry Foote, R (1, 2) OBP: 0.133, SLG: 0.233		0-0 1B 2B	0-0 F4		0-0 FC5-4		0-0 F5	0-3 K		5 1 1 0 0 1 5			
Graig Nettles, L (1, 5) OBP: 0.315, SLG: 0.320		0-0 1B		0-0 1B S SH1-3 1B		0-0 L7		0-3 K		4 1 2 1 0 1 2			
Roy Smalley, S (1, 6) OBP: 0.333, SLG: 0.301		0-3 K		0-0 SH1-3 1B		0-0 L7		0-3 K		4 0 1 0 0 2 1			
Oscar Gamble, L (1, 9) OBP: 0.300, SLG: 0.293		0-0 4-3		0-3 K		4-0 5-3 1B BB		0-0 F8		3 0 0 0 1 1 3			
Inning Stats	R: 0 E: 0 K: 0 S: 3 H: 0 LOB: 1 BB: 1 P: 7	R: 1 E: 0 K: 1 S: 7 H: 2 LOB: 1 BB: 0 P: 7	R: 1 E: 0 K: 1 S: 8 H: 3 LOB: 2 BB: 0 P: 8	R: 1 E: 0 K: 2 S: 9 H: 2 LOB: 1 BB: 0 P: 9	R: 0 E: 0 K: 0 S: 4 H: 1 LOB: 2 BB: 1 P: 8	R: 0 E: 0 K: 0 S: 4 H: 1 LOB: 3 BB: 2 P: 12	R: 0 E: 0 K: 1 S: 5 H: 0 LOB: 0 BB: 0 P: 5	R: 0 E: 0 K: 1 S: 6 H: 1 LOB: 1 BB: 0 P: 6	R: 0 E: 0 K: 1 S: 6 H: 1 LOB: 1 BB: 0 P: 6	1B: 8 2B: 3 3B: 0 HR: 0 SF: 0 SAC: 1 DP: 0 HBP: 0	WP: 0 PB: 0 SB: 1 CS: 0 PA: 42		
PITCHER	IP WLS BF H R ER SO BB IBB HBP BLK WP HR S P ERA WHIP											PITCHER	IP WLS BF H R ER SO BB IBB HBP BLK WP HR S P ERA WHIP
Paul Splittorff, L (1, 1) ERA: 3.29	6.0 L 31 9 3 3 4 3 1 0 0 0 0 0 35 51 4.50 2.000												
Mike Armstrong, R (7, 1) ERA:	3.0 11 2 0 0 3 0 0 0 0 0 0 0 17 17 0.00 0.667												

New York Yankees @ Kansas City Royals
 Royals Stadium, Kansas City, MO
 Wed May 19 1982, 8:05 PM EDT
 Att. 26,121 - Unknown - 76 F

AB	37
R	3
H	11
RBI	3
BB	4
SO	7
LOB	21



WP: 0	PA: 42
PB: 0	
SB: 1	
CS: 0	

Batter	1	2	3	4	5	6	7	8	9	AB R H RBI BB SO LOB	TOP									
George Wright, S (1, 8) OBP: 0.301, SLG: 0.438	0-0 F5			0-0 1B		0-0 3-1			0-0 3-1	4 0 1 0 0 0 0										
Mike Richardt, R (1, 4) OBP: 0.246, SLG: 0.313	0-0 F4			0-0 F9				L1-4-3 2B	0-0 6-3	4 0 1 0 0 0 1										
Buddy Bell, R (1, 5) OBP: 0.370, SLG: 0.431	0-0 F9			0-0 F7			L1-4-3-4 2-3			3 0 0 0 0 0 2										
Randy Bass, L (1, 10) OBP: 0.214, SLG: 0.237		0-0 4-3		0-0 6-3					0-0 F9	3 0 0 0 0 0 1										
Johnny Grubb, L (1, 7) OBP: 0.368, SLG: 0.396		0-0 3-1			0-0 4-3			G6-4-3 1B		3 0 1 0 0 0 0										
Jim Sundberg, R (1, 2) OBP: 0.407, SLG: 0.455		0-0 F7			0-0 F7			G6-4-3 1-2 1B		3 0 1 0 0 0 0										
Pat Putnam, L (1, 3) OBP: 0.289, SLG: 0.321			0-3 K		0-0 F9			G6-4-3 1-2 2-3		3 0 0 0 0 1 2										
Larry Parrish, R (1, 9) OBP: 0.226, SLG: 0.188			0-3 K			0-0 3-1			0-0 6-3	3 0 0 0 0 1 1										
Doug Flynn, R (1, 6) Lamar Johnson, R (9, PH) OBP: 0.343, SLG: 0.406			0-0 F7			0-0 F3			0-0 4-3	2 0 0 0 0 0 0 1 0 0 0 0 0 0										
Inning Stats	R: 0 E: 0 K: 0 S: 3	H: 0 LOB: 0 BB: 0 P: 3	R: 0 E: 0 K: 0 S: 3	H: 0 LOB: 0 BB: 0 P: 3	R: 0 E: 0 K: 2 S: 7	H: 0 LOB: 0 BB: 0 P: 7	R: 0 E: 0 K: 0 S: 4	H: 1 LOB: 1 BB: 0 P: 4	R: 0 E: 0 K: 0 S: 3	H: 0 LOB: 0 BB: 0 P: 3	R: 0 E: 0 K: 0 S: 3	H: 1 LOB: 0 BB: 0 P: 3	R: 0 E: 0 K: 0 S: 4	H: 2 LOB: 1 BB: 0 P: 4	R: 0 E: 0 K: 0 S: 3	H: 0 LOB: 0 BB: 0 P: 3	1B: 3 2B: 2 3B: 0 HR: 0	SF: 0 SAC: 0 DP: 2 HBP: 0	WP: 0 PB: 0 SB: 0 CS: 0	PA: 29
PITCHER	IP WLS BF H R ER SO BB IBB HBP BLK WP HR S P ERA WHIP																			
Dennis Leonard, R (1, 1) ERA: 5.14	6.2 W 21 2 0 0 2 0 0 0 0 0 0 0 0 25 25 0.00 0.300																			
Dan Quisenberry, R (7, 1) ERA: 1.19	2.1 S 8 2 0 0 0 0 0 0 0 0 0 0 0 8 8 0.00 0.857																			

Texas Rangers @ Kansas City Royals
Royals Stadium, Kansas City, MO

Fri May 21 1982, 8:05 PM EDT
Att. 31,212 - Unknown - 69 F

livebaseballscorecards.com

AB	29
R	0
H	4
RBI	0
BB	0
SO	2
LOB	7



Batter	1	2	3	4	5	6	7	8	9
Willie Wilson, S OBP: 0.375, SLG: 0.528 (1, 7)	0-0 F9	0-0 CS 2-H 1B			0-0 FC4-9-6		0-3 K		
John Wathan, R OBP: 0.348, SLG: 0.360 (1, 2)	0-0 F4	0-0 F	0-0 5-3		0-0 F8			0-0 4-3 S SF9 1B	
George Brett, L OBP: 0.374, SLG: 0.516 (1, 5)	4-0 2B BB		0-0 L4			0-0 1B 2B		0-0 4-3	
Amos Otis, R OBP: 0.359, SLG: 0.519 (1, 8)	0-0 2B		0-0 L5			0-3 K		0-0 SF9	
Hal McRae, R OBP: 0.403, SLG: 0.591 (1, 10)	4-0 IBB			0-0 F4		4-0 1B IBB		0-0 3-H 0-0 1B	
Willie Aikens, L OBP: 0.303, SLG: 0.309 (1, 3)	0-0 F9			0-3 K		0-0 1B		0-3 K	
Jerry Martin, R OBP: 0.347, SLG: 0.450 (1, 9)		0-0 F6-3		0-0 F8		0-3 K			
Frank White, R OBP: 0.316, SLG: 0.450 (1, 4)		0-0 1B 2B			0-0 5-3		0-0 5-3		
Onix Concepcion, R OBP: 0.368, SLG: 0.426 (1, 6)		0-0 F7			0-0 1B		0-0 F8		

Inning Stats	R: 1	H: 1	E: 0	K: 0	S: 4	LOB: 2	BB: 2	P: 12
	R: 1	H: 2	E: 0	K: 0	S: 4	LOB: 0	BB: 0	P: 4
	R: 0	H: 0	E: 0	K: 0	S: 3	LOB: 0	BB: 0	P: 3
	R: 0	H: 0	E: 0	K: 1	S: 5	LOB: 0	BB: 0	P: 5
	R: 0	H: 1	E: 0	K: 0	S: 4	LOB: 1	BB: 0	P: 4
	R: 0	H: 2	E: 0	K: 2	S: 8	LOB: 2	BB: 1	P: 12
	R: 0	H: 0	E: 0	K: 1	S: 5	LOB: 0	BB: 0	P: 5
	R: 1	H: 2	E: 0	K: 1	S: 7	LOB: 1	BB: 0	P: 7

PITCHER	IP	WLS	BF	H	R	ER	SO	BB	IBB	HBP	BLK	WP	HR	S	P	ERA	WHIP
Frank Tanana, L ERA: 4.44 (1, 1)	7.1	L	31	7	3	3	4	1	2	0	0	0	0	35	47	3.68	1.091
Dave Schmidt, R ERA: 4.39 (8, 1)	0.1		2	1	0	0	0	0	0	0	0	0	0	2	2	0.00	3.000
Paul Mirabella, L ERA: 3.86 (8, 1)	0.1		1	0	0	0	1	0	0	0	0	0	0	3	3	0.00	0.000

AB R H RBI BB SO LOB

4	0	1	1	0	1	1
5	1	1	0	0	0	2
3	1	1	0	1	0	1
3	0	1	2	0	1	1
2	0	1	0	2	0	0
4	0	1	0	0	2	3
3	0	0	0	0	1	2
3	1	1	0	0	0	0
3	0	1	0	0	0	1

WP: 0	PA: 34
PB: 0	
SB: 1	
CS: 1	
1B: 5	SF: 1
2B: 3	SAC: 0
3B: 0	DP: 0
HR: 0	HBP: 0
AB	30
R	3
H	8
RBI	3
BB	3
SO	5
LOB	11



Texas Rangers @ Kansas City Royals
 Royals Stadium, Kansas City, MO
 Fri May 21 1982, 8:05 PM EDT
 Att: 31,212 - Unknown - 69 F

livebaseballscorecards.com

Batter	1	2	3	4	5	6	7	8	9	10	11	12	AB	R	H	RBI	BB	SO	LOB			
Willie Wilson, S OBP: 0.377, SLG: 0.517 (1, 7)	0-0 F6-3		0-0 F6-3			0-0 G3 S 2-3 1B		0-0 5-3			0-0 S S 1B		5	0	2	0	0	0	0			
John Wathan, R OBP: 0.349, SLG: 0.357 (1, 2)	0-0 4-3 S 1B			0-0 F6-3		4-0 G3 1-2 BB			0-0 F6-3		0-0 1-3		4	0	1	0	1	0	1			
George Brett, L OBP: 0.368, SLG: 0.500 (1, 5)	0-0 4-3			0-3 K		0-0 G3			0-3 K		4-0 IBB		4	0	0	1	1	2	3			
Willie Aikens, L OBP: 0.301, SLG: 0.306 (1, 3)	0-0 1-5-3			0-0 F5		0-0 F5			0-0 1B		0-0 F8		4	0	1	0	0	0	3			
Dennis Werth, R OBP: 0.333, SLG: 0.143 (9, PR)											2-3		0	0	0	0	0	0	0			
Lee May, R OBP: 0.447, SLG: 0.706 (11, PH)													1	0	0	0	0	0	2			
Amos Otis, R OBP: 0.347, SLG: 0.500 (1, 8)		0-3 K			0-0 F7		0-3 K		0-0 F7		0-0 L8		5	0	0	0	0	2	3			
Hal McRae, R OBP: 0.390, SLG: 0.570 (1, 10)		0-0 F6-3			0-0 F6		0-0 F8			0-0 F8		0-0 5-3	5	0	0	0	0	0	0			
Jerry Martin, R OBP: 0.336, SLG: 0.433 (1, 9)		0-0 F9			0-0 F7		0-0 F9			0-0 F7		0-0 F7	5	0	0	0	0	0	0			
Frank White, R OBP: 0.319, SLG: 0.449 (1, 4)			0-0 F3			0-0 1B SH3 G3 1B		0-3 K		0-0 FC6-4 1B		0-0 F6	5	1	2	0	0	1	0			
Onix Concepcion, R OBP: 0.350, SLG: 0.404 (1, 6)			0-0 1-3			0-0 SH3		0-0 F9		0-0 FC6-4			3	0	0	0	0	0	1			
Inning Stats	R: 0 E: 0 K: 0 S: 4	H: 1 LOB: 1 BB: 0 P: 4	R: 0 E: 0 K: 1 S: 5	H: 0 LOB: 0 BB: 0 P: 5	R: 0 E: 0 K: 1 S: 5	H: 0 LOB: 0 BB: 0 P: 5	R: 0 E: 0 K: 1 S: 5	H: 0 LOB: 0 BB: 0 P: 5	R: 0 E: 0 K: 1 S: 5	H: 0 LOB: 0 BB: 0 P: 5	R: 0 E: 0 K: 1 S: 5	H: 1 LOB: 1 BB: 0 P: 6	R: 0 E: 0 K: 0 S: 4	H: 1 LOB: 1 BB: 0 P: 4	R: 0 E: 0 K: 0 S: 4	H: 1 LOB: 2 BB: 1 P: 8	R: 0 E: 0 K: 0 S: 3	H: 0 LOB: 0 BB: 0 P: 3	1B: 6 2B: 0 3B: 0 HR: 0	SF: 0 SAC: 1 DP: 0 HBP: 0	WP: 0 PB: 0 SB: 4 CS: 0	PA: 44

PITCHER	IP	WLS	BF	H	R	ER	SO	BB	IBB	HBP	BLK	WP	HR	S	P	ERA	WHIP
Charlie Hough, R ERA: 3.32 (1, 1)	12.0	W	44	6	1	1	5	1	1	0	0	0	0	52	60	0.75	0.583

TEXAS RANGERS @ KANSAS CITY ROYALS
 Royals Stadium, Kansas City, MO

Sat May 22 1982, 8:05 PM EDT
 Att: 28,839 - Unknown - 67 F

AB	41
R	1
H	6
RBI	1
BB	2
SO	5
LOB	13

Batter	1	2	3	4	5	6	7	8	9	AB	R	H	RBI	BB	SO	LOB
Willie Wilson, S OBP: 0.385, SLG: 0.516 (1, 7)	0-0 CS 1B	0-0 5-3			0-0 L8		0-0 F6-4-3 1-2 2-H 1B			4	0	2	1	0	0	1
John Wathan, R OBP: 0.341, SLG: 0.348 (1, 2)	0-0 F9 1-2		0-0 4-3		0-0 F6-3		0-0 F6-4-3 1-2			4	0	0	0	0	0	3
George Brett, L OBP: 0.372, SLG: 0.500 (1, 5)	0-0 BB 1B		0-0 FC6-4 1B		0-0 F8			0-0 F7		4	0	2	0	0	0	0
Amos Otis, R OBP: 0.351, SLG: 0.496 (1, 8)	4-0 1-2 BB		0-0 FC6-4 FC5 1B 1-2f		0-0 F9			0-0 1B 1B		3	1	1	0	1	0	1
Hal McRae, R OBP: 0.393, SLG: 0.568 (1, 10)	0-0 F9		0-0 1-2 1B		0-0 6-3			0-0 1B 2B 1B		4	1	2	0	0	0	2
Willie Aikens, L OBP: 0.289, SLG: 0.292 (1, 3)		0-0 F7	0-0 FC5 2-3f		0-3 K		0-3 K			4	0	0	0	0	2	4
Dennis Werth, R OBP: 0.333, SLG: 0.143 (9, 3)										0	0	0	0	0	0	0
Jerry Martin, R OBP: 0.333, SLG: 0.428 (1, 9)		0-0 1-3		0-3 K		0-0 6-3		0-0 1-2 2-H 2B 1B		4	1	1	1	0	1	0
Frank White, R OBP: 0.326, SLG: 0.460 (1, 4)		0-0		0-0 L3		0-0		0-0 1B E 1B		3	2	2	0	0	0	0
Cesar Geronimo, L OBP: 0.375, SLG: 0.568 (8, PH)		1B 2B						0-0 1B 1-H 2-H 2B		1	0	1	2	0	0	0
Tim Ireland, R OBP: 0.286, SLG: 0.167 (9, 4)										0	0	0	0	0	0	0
Onix Concepcion, R OBP: 0.344, SLG: 0.393 (1, 6)		0-0 2-H 1B		0-0 L3		0-0		0-0 F4 1-2 1B		4	0	1	1	0	0	2

Inning Stats		R: 0	H: 2	R: 1	H: 2	R: 0	H: 2	R: 0	H: 0	R: 0	H: 0	R: 1	H: 2	R: 3	H: 4	1B: 10	SF: 0	WP: 0	PA: 36
		E: 0	LOB: 2	E: 0	LOB: 1	E: 0	LOB: 2	E: 0	LOB: 0	E: 0	LOB: 0	E: 1	LOB: 1	E: 0	LOB: 1	2B: 2	SAC: 0	PB: 0	
		K: 0	BB: 1	K: 0	BB: 0	K: 0	BB: 0	K: 1	BB: 0	K: 0	BB: 0	K: 0	BB: 0	K: 1	BB: 0	3B: 0	DP: 1	SB: 0	
		S: 4	P: 8	S: 5	P: 5	S: 5	P: 5	S: 5	P: 3	S: 5	P: 3	S: 5	P: 5	S: 9	P: 9	HR: 0	HBP: 0	CS: 1	
PITCHER	IP	WLS	BF	H	R	ER	SO	BB	IBB	HBP	BLK	WP	HR	S	P	ERA	WHIP		
Rick Honeycutt, L ERA: 5.17 (1, 1)	7.2	L	33	10	4	3	3	1	0	0	0	0	0	38	42	3.52	1.435		
Steve Comer, R ERA: 3.52 (8, 1)	0.1		3	2	1	1	0	0	0	0	0	0	0	3	3	27.00	6.000		

BOTTOM

Texas Rangers @ Kansas City Royals
Royals Stadium, Kansas City, MO

Sun May 23 1982, 4:33 AM EDT
Att: 27,330 - Unknown - 72 F

AB	35
R	5
H	12
RBI	5
BB	1
SO	3
LOB	13



WP: 0	PA: 36
PB: 0	
SB: 0	
CS: 1	

ERA	WHIP

Batter	1	2	3	4	5	6	7	8	9	AB R H RBI BB SO LOB	TOP									
Willie Wilson, S (1, 7) OBP: 0.377, SLG: 0.500	0-3 K2-3			x 0-0 4-3		x 0-0 FC5-4 1B		x 0-0 F7		4 0 1 0 0 1 0	Kansas City Royals @ Chicago White Sox Comiskey Park, Chicago, IL Mon May 24 1982, 8:05 PM EDT Att. 12,020 - Unknown - 52 F									
John Wathan, R (1, 2) OBP: 0.333, SLG: 0.340	0-3 K		x 0-0 F7		x 0-0 FC5-4 FC3-6 1-2f		x 0-3 K		4 0 0 0 0 2 1											
George Brett, L (1, 5) OBP: 0.368, SLG: 0.493	0-0 F7		x 0-0 1B		x 0-0 FC3-6 1-2f		x 0-0 L4		4 0 1 0 0 0 1											
Willie Aikens, L (1, 3) OBP: 0.297, SLG: 0.293		B B B B	4-0 BB	x 0-0 1B		x 0-0 E5 FC4-6 1-2		x 0-0 F6	3 0 1 0 1 0 1											
Amos Otis, R (1, 8) OBP: 0.342, SLG: 0.482		x 0-0 G5-4-3 1-2f		x 0-0 F8		x 0-0 FC4-6 1-2f		x 0-0 4-3	4 0 0 0 0 0 5											
Hal McRae, R (1, 10) OBP: 0.395, SLG: 0.573		x 0-0 4-3		x 0-0 CS 1B		x 0-0 F8		x 0-0 2B	4 1 2 0 0 0 0											
Cesar Geronimo, L (1, 9) OBP: 0.386, SLG: 0.610		x 0-0 6-3		x 0-0 F8 1-2		x 0-0 2B		x 0-0 2B	4 0 2 1 0 0 1											
Onix Concepcion, R (1, 6) OBP: 0.338, SLG: 0.385		x 0-0 1-3		x 0-0 E8 1B		x 0-3 K		x 0-3 K	4 0 1 0 0 2 2											
Greg Pryor, R (1, 4) OBP: 0.410, SLG: 0.596		x 0-3 K		x 0-3 K		x 0-3 K			2 0 0 0 0 2 1											
Tom Poquette, L (7, PH) OBP: 0.210, SLG: 0.161									1 0 0 0 0 1 1											
Tim Ireland, R (7, 4) OBP: 0.286, SLG: 0.167									0 0 0 0 0 0 0											
Inning Stats	R: 0 E: 0 K: 2 S: 7	H: 0 LOB: 0 BB: 0 P: 7	R: 0 E: 0 K: 0 S: 2	H: 0 LOB: 0 BB: 1 P: 6	R: 0 E: 0 K: 1 S: 5	H: 0 LOB: 0 BB: 0 P: 5	R: 0 E: 0 K: 0 S: 5	H: 2 LOB: 2 BB: 0 P: 5	R: 0 E: 1 K: 0 S: 5	H: 1 LOB: 2 BB: 0 P: 5	R: 0 E: 0 K: 2 S: 8	H: 1 LOB: 1 BB: 0 P: 8	R: 0 E: 0 K: 1 S: 5	H: 0 LOB: 0 BB: 0 P: 5	R: 1 E: 0 K: 1 S: 7	H: 2 LOB: 1 BB: 0 P: 7	1B: 5 2B: 3 3B: 0 HR: 0	SF: 0 SAC: 0 DP: 1 HBP: 0	WP: 0 PB: 0 SB: 0 CS: 1	PA: 35
PITCHER LaMarr Hoyt, R (1, 1) ERA: 1.45	IP: 9.0 WLS: W BF: 35 H: 8 R: 1 ER: 1 SO: 8 BB: 1 IBB: 0 HBP: 0 BLK: 0 WP: 0 HR: 0 S: 50 P: 54 ERA: 1.00 WHIP: 1.000											PITCHER	IP: WLS: BF: H: R: ER: SO: BB: IBB: HBP: BLK: WP: HR: S: P: ERA: WHIP:							

livebaseballscorecards.com

AB	34
R	1
H	8
RBI	1
BB	1
SO	8
LOB	13



Batter	1	2	3	4	5	6	7	8	9
Ron LeFlore, R OBP: 0.351, SLG: 0.447 (1, 8)	0-0 4-3		0-0 4-3			0-0 F9	0-0 S 1B		
Tony Bernazard, S OBP: 0.333, SLG: 0.368 (1, 4)	0-0 FC6-4 1B		0-3 K			0-0 1B BB 2-3 1B	0-0 F5		
Steve Kemp, L OBP: 0.396, SLG: 0.379 (1, 7)	0-0 FC6-4 BB 1-2f			0-0 5-3		4-0 1B 1-2 1B BB	0-0 F8		
Greg Luzinski, R OBP: 0.361, SLG: 0.447 (1, 10)	4-0 1-2 BB		0-3 K			0-0 1B 1-2 2-3 3-H 1B	0-3 K		
Tom Paciorek, R OBP: 0.364, SLG: 0.455 (1, 3)	0-3 K		0-0 5-3			0-0 1B 1-2 2-H 3-H 1B	0-3 K		
Mike Squires, L OBP: 0.391, SLG: 0.381 (9, 3)									
Carlton Fisk, R OBP: 0.355, SLG: 0.347 (1, 2)		0-0 L6			0-0 F9	0-0 F7			
Harold Baines, L OBP: 0.327, SLG: 0.385 (1, 9)		0-0 F7			0-0 F8	0-0 F7			
Jim Morrison, R OBP: 0.305, SLG: 0.471 (1, 5)		0-0 6-3			0-0 F2		0-0 F5		
Aurelio Rodriguez, R OBP: 0.167, SLG: 0.063 (8, 5)									
Bill Almon, R OBP: 0.385, SLG: 0.472 (1, 6)			0-0 1-3			0-0 1B S 1B	0-0 F7		

AB	R	H	RBI	BB	SO	LOB
4	0	1	0	0	0	1
4	1	2	0	0	1	1
3	1	0	0	1	0	1
3	0	1	1	1	2	0
4	0	1	2	0	2	2
0	0	0	0	0	0	0
3	0	0	0	0	0	2
3	0	0	0	0	0	2
3	0	0	0	0	0	0
0	0	0	0	0	0	0
3	1	1	0	0	0	0

BOTTOM

Kansas City Royals @ Chicago White Sox
Comiskey Park, Chicago, IL
Mon May 24 1982, 8:05 PM EDT
Att: 12,020 - Unknown - 52 F

livebaseballscorecards.com

AB	30
R	3
H	6
RBI	3
BB	2
SO	5
LOB	9



1B: 6	SF: 0
2B: 0	SAC: 0
3B: 0	DP: 0
HR: 0	HBP: 0

WP: 0	PA: 32
PB: 0	
SB: 2	
CS: 0	

Inning Stats	R	H	E	K	S	H	LOB	BB	P	R	H	E	K	S	H	LOB	BB	P	ERA	WHIP
Paul Splittorf, L ERA: 3.5 (1, 1)	5	1	0	1	10	0	2	3	3	0	0	0	1	23	3	3	3	2	5.06	1.312
Mike Armstrong, R ERA: (6, 1)	2	0	0	0	0	0	0	0	0	0	0	0	0	9	0	0	0	0	0.00	0.375

PITCHER	IP	WLS	BF	H	R	ER	SO	BB	IBB	HBP	BLK	WP	HR	S	P	ERA	WHIP
Paul Splittorf, L	5.1	1	23	5	3	3	3	3	2	0	0	0	0	27	35	5.06	1.312
Mike Armstrong, R	2.2	0	9	1	0	0	2	0	0	0	0	0	0	13	13	0.00	0.375

Batter	1	2	3	4	5	6	7	8	9	AB	R	H	RBI	BB	SO	LOB
Ron LeFlore, R OBP: 0.343, SLG: 0.436 (1, 8)	0-3 K2-3		0-0 4-3		0-0 E4		0-0 1-3			4	0	0	0	0	1	1
Tony Bernazard, S OBP: 0.337, SLG: 0.367 (1, 4)	4-0 L1-5-3 BB			0-0 BB FC6-4 1B	0-0 F8		0-0 1-3			3	1	1	0	1	0	1
Steve Kemp, L OBP: 0.399, SLG: 0.373 (1, 7)	0-0 L1-5-3			4-0 FC6-4 1-2 BB		4-0 3B BB		0-0 L8		2	1	0	0	2	0	1
Greg Luzinski, R OBP: 0.364, SLG: 0.454 (1, 10)		0-0 FC1-5 2B		0-0 F4		0-0 L6		0-0 G6-4-3 1B		4	0	2	0	0	0	3
Tom Paciorek, R OBP: 0.361, SLG: 0.451 (1, 3)		0-0 FC1-5		4-0 FC6-4		0-0 F8		0-0 G6-4-3		1	0	0	0	0	0	1
Mike Squires, L OBP: 0.385, SLG: 0.348 (2, PR) (3, 3)		G4-6-3 2-3		1-2 2-3 BB				1-2f		2	0	0	0	1	0	2
Harold Baines, L OBP: 0.325, SLG: 0.395 (1, 9)		0-0 G4-6-3		0-0 FC6-4		0-0 HR 3B		0-3 K		4	1	1	2	0	1	3
Carlton Fisk, R OBP: 0.352, SLG: 0.371 (1, 2)			0-0 4-3	0-0 FC6-4		0-0 HR		0-0 6-3		4	1	1	2	0	0	2
Jim Morrison, R OBP: 0.304, SLG: 0.463 (1, 5)			0-0 1B		0-0 4-3	0-0 1-3		0-3 K		4	0	1	0	0	1	0
Bill Almon, R OBP: 0.377, SLG: 0.460 (1, 6)			0-0 F7		0-0 F9		0-0 4-3			3	0	0	0	0	0	1

Inning Stats	R: 0	H: 0	E: 0	K: 1	S: 4	LOB: 0	BB: 1	P: 8	R: 0	H: 1	E: 0	K: 0	S: 3	LOB: 1	BB: 0	P: 3	R: 0	H: 1	E: 0	K: 0	S: 4	LOB: 1	BB: 0	P: 4	R: 1	H: 1	E: 0	K: 0	S: 4	LOB: 2	BB: 2	P: 12	R: 0	H: 0	E: 1	K: 0	S: 4	LOB: 1	BB: 0	P: 4	R: 3	H: 2	E: 0	K: 0	S: 5	LOB: 0	BB: 1	P: 9	R: 0	H: 0	E: 0	K: 0	S: 3	LOB: 0	BB: 0	P: 3	R: 0	H: 1	E: 0	K: 0	S: 3	LOB: 0	BB: 0	P: 3	R: 0	H: 0	E: 0	K: 2	S: 7	LOB: 0	BB: 0	P: 7	1B: 3	SF: 0	2B: 2	SAC: 0	3B: 1	DP: 3	HR: 1	HBP: 0	WP: 0	PA: 35
--------------	------	------	------	------	------	--------	-------	------	------	------	------	------	------	--------	-------	------	------	------	------	------	------	--------	-------	------	------	------	------	------	------	--------	-------	-------	------	------	------	------	------	--------	-------	------	------	------	------	------	------	--------	-------	------	------	------	------	------	------	--------	-------	------	------	------	------	------	------	--------	-------	------	------	------	------	------	------	--------	-------	------	-------	-------	-------	--------	-------	-------	-------	--------	-------	--------

PITCHER	IP	WLS	BF	H	R	ER	SO	BB	IBB	HBP	BLK	WP	HR	S	P	ERA	WHIP
Keith Creel, R ERA: 6.35 (1, 1)	5.2	W	25	5	4	4	1	4	0	0	0	0	1	23	39	6.35	1.588
Dan Quisenberry, R ERA: 1.47 (6, 1)	3.1	S	10	1	0	0	2	0	0	0	0	0	0	14	14	0.00	0.300


BOTTOM


Kansas City Royals @ Chicago White Sox
Comiskey Park, Chicago, IL

Tue May 25 1982, 8:05 PM EDT
Att. 13,414 - Unknown

livebaseballscorecards.com

AB	31
R	4
H	6
RBI	4
BB	4
SO	3
LOB	15



Batter	1	2	3	4	5	6	7	8	9	AB R H RBI BB SO LOB	TOP		
Willie Wilson, S (1, 7) OBP: 0.367, SLG: 0.493	4-0 CS BB	0-3 K2-3		0-0 6-3 3B		0-0 1-3		0-3 K		4 1 1 0 1 2 3	Kansas City Royals @ Chicago White Sox Comiskey Park, Chicago, IL Wed May 26 1982, 8:05 PM EDT Att. 12,359 - Unknown - 61 F AB 35 R 5 H 10 RBI 5 BB 5 SO 5 LOB 15 		
John Wathan, R (1, 2) OBP: 0.332, SLG: 0.329	0-0 4-3 1-2		0-0 F6	0-0 6-3		0-0 1B		0-0 4-3		5 0 1 1 0 0 2			
George Brett, L (1, 5) OBP: 0.358, SLG: 0.469	4-0 3B BB		0-0 E9 1B	0-0 F7		0-3 K		0-0 F9		4 2 1 0 1 1 1			
Amos Otis, R (1, 8) OBP: 0.358, SLG: 0.493	0-0 1-H 3B		4-0 BB 1B BB		4-0 2B SF8 BB		0-0 F8		0-0 6-3	3 1 1 1 2 0 0			
Hal McRae, R (1, 10) OBP: 0.384, SLG: 0.547	0-0 6-3		0-0 F8		0-0 F9		0-3 K		0-0 6-3	5 0 0 0 0 1 4			
Jerry Martin, R (1, 9) OBP: 0.342, SLG: 0.448		0-0 F7	0-0 BB 1B	1-2 2-H	1-3 2B		0-0 F8			4 0 2 1 0 0 0			
Willie Aikens, L (1, 3) OBP: 0.318, SLG: 0.327		0-0 6-3	4-0 BB 1B	1-2 2-3	0-0 SF8		0-0 5-3 1B 1B			2 1 1 1 1 0 0			
Onix Concepcion, R (1, 4) OBP: 0.329, SLG: 0.397 (8, 6)		0-0 1B 1B	0-0 F8		3-H 0-0 F9		0-0 5-3		0-0 1-2 1B	4 0 1 0 0 0 5			
U L Washington, S (1, 6) OBP: 0.261, SLG: 0.238 Cesar Geronimo, L (8, PH) OBP: 0.417, SLG: 0.689 Greg Pryor, R (8, 4) OBP: 0.410, SLG: 0.596		0-0 1-3 1B		0-0 G3		0-3 K		0-0 2-H 1B		3 0 1 0 0 1 0 1 0 1 1 0 0 0 0 0 0 0 0 0 0			
Inning Stats	R: 1 E: 0 K: 0 S: 3 H: 1 LOB: 1 BB: 2 P: 11	R: 0 E: 0 K: 1 S: 7 H: 2 LOB: 2 BB: 0 P: 7	R: 1 E: 1 K: 0 S: 5 H: 2 LOB: 3 BB: 2 P: 13	R: 1 E: 0 K: 0 S: 4 H: 1 LOB: 0 BB: 0 P: 4	R: 1 E: 0 K: 0 S: 4 H: 1 LOB: 1 BB: 1 P: 8	R: 0 E: 0 K: 2 S: 8 H: 1 LOB: 1 BB: 0 P: 8	R: 0 E: 0 K: 1 S: 5 H: 0 LOB: 0 BB: 0 P: 5	R: 1 E: 0 K: 1 S: 7 H: 2 LOB: 1 BB: 0 P: 7	R: 0 E: 0 K: 0 S: 3 H: 0 LOB: 0 BB: 0 P: 3	1B: 7 2B: 1 3B: 2 HR: 0 SF: 1 SAC: 0 DP: 0 HBP: 0	WP: 0 PB: 0 SB: 0 CS: 1 PA: 41		
PITCHER	IP WLS BF H R ER SO BB IBB HBP BLK WP HR S P ERA WHIP											PITCHER	IP WLS BF H R ER SO BB IBB HBP BLK WP HR S P ERA WHIP
Britt Burns, L (1, 1) ERA: 3.19	7.0 W 34 9 5 5 4 5 0 0 0 0 0 0 37 57 6.43 2.000												
Salome Barojas, R (8, 1) ERA: 1.65	2.0 S 7 1 0 0 1 0 0 0 0 0 0 0 9 9 0.00 0.500												

Batter	1	2	3	4	5	6	7	8	9
Ron LeFlore, R OBP: 0.341, SLG: 0.428 (1, 8)	0-0 6-3		0-0 5-3		4-0 SF8 SH HR BB	0-3 K			
Tony Bernazard, S OBP: 0.337, SLG: 0.363 (1, 4)	4-0 2B SF8 BB		0-0 F4		0-0 SH HR		0-0 G3		
Steve Kemp, L OBP: 0.401, SLG: 0.386 (1, 7) Rudy Law, L OBP: 0.324, SLG: 0.438 (8, 7)	0-0 1-3 2B			0-0 HR 1B	0-0 SF8		0-0 3-1		
Greg Luzinski, R OBP: 0.367, SLG: 0.494 (1, 10)	0-0 SF8			0-0 HR 1B	0-0 HR		0-0 4-3		
Carlton Fisk, R OBP: 0.357, SLG: 0.385 (1, 2)	0-0 5-3			0-0 2B	0-0 HR		0-3 K		
Harold Baines, L OBP: 0.317, SLG: 0.384 (1, 9)		0-0 6-3		0-3 K	0-3 K		0-0 F9		
Jim Morrison, R OBP: 0.297, SLG: 0.452 (1, 5) Aurelio Rodriguez, R OBP: 0.158, SLG: 0.059 (7, 5)		0-0 F9		0-0 F5		0-0 5-3	0-0 F3		
Mike Squires, L OBP: 0.345, SLG: 0.308 (1, 3)		0-0 F6		0-0 F8		0-3 K			
Bill Almon, R OBP: 0.383, SLG: 0.469 (1, 6)			0-0 L7		0-0 SH SF8 2B	4-0 BB			

AB	R	H	RBI	BB	SO	LOB
3	1	0	0	1	1	1
2	2	0	0	1	0	0
3	1	2	1	0	0	0
0	0	0	0	0	0	0
3	2	2	6	0	0	0
4	0	2	0	0	1	1
4	0	0	0	0	2	2
3	0	0	0	0	0	1
1	0	0	0	0	0	0
3	0	0	0	0	1	1
2	1	1	0	1	0	0

BOTTOM

Kansas City Royals @ Chicago White Sox
Comiskey Park, Chicago, IL
 Wed May 26 1982, 8:05 PM EDT
 Att: 12,359 - Unknown - 61 F

livebaseballscorecards.com

AB	28
R	7
H	7
RBI	7
BB	3
SO	5
LOB	6



1B: 2	SF: 2	WP: 0	PA: 34
2B: 3	SAC: 1	PB: 0	
3B: 0	DP: 0	SB: 0	
HR: 2	HBP: 0	CS: 1	

Inning	1	2	3	4	5	6	7	8	9
R:	1	0	0	2	4	0	0	0	0
E:	0	0	0	0	0	0	0	0	0
K:	0	0	0	1	1	2	0	0	0
S:	4	3	3	8	8	7	3	5	5
H:	1	0	0	3	3	0	0	0	0
LOB:	1	0	0	1	0	1	0	0	0
BB:	1	0	0	0	1	1	1	0	0
P:	8	3	3	8	12	11	3	5	5

PITCHER	IP	WLS	BF	H	R	ER	SO	BB	IBB	HBP	BLK	WP	HR	S	P	ERA	WHIP
Larry Gura, L ERA: 4.35 (1, 1)	4.1	L	22	6	7	7	1	2	0	0	0	0	2	22	30	14.54	1.846
Mike Armstrong, R ERA: (5, 1)	2.2		9	1	0	0	3	1	0	0	0	0	0	14	18	0.00	0.750
Grant Jackson, L ERA: 3.6 (8, 1)	1.0		3	0	0	0	1	0	0	0	0	0	0	5	5	0.00	0.000

Batter	1	2	3	4	5	6	7	8	9	AB R H RBI BB SO LOB	TOP																						
Willie Wilson, S (1, 7) OBP: 0.349, SLG: 0.468	0-3 K		0-0 F6-3		0-3 K		0-0 G3			4 0 0 0 0 2 2	Kansas City Royals @ Texas Rangers Arlington Stadium, Arlington, TX Fri May 28 1982, 8:05 PM EDT Att. 11,721 - Unknown - 85 F																						
John Wathan, R (1, 2) OBP: 0.324, SLG: 0.322	0-3 K		0-0 5-3		0-0 FC1-4 FC6-4		0-0 4-3			4 0 0 0 0 1 2																							
George Brett, L (1, 5) OBP: 0.355, SLG: 0.463	0-3 K			0-0 1B F4-6-3 1B	0-0 FC6-4		0-0 G3			4 1 1 0 0 1 1																							
Amos Otis, R (1, 8) OBP: 0.355, SLG: 0.487		0-0 F4		0-0 1B F4-6-3 1B		0-0 5-3		0-0 F7		4 1 1 0 0 0 0																							
Hal McRae, R (1, 10) OBP: 0.392, SLG: 0.558		0-0 2B		0-0 1B F4-6-3 1B		0-0 1B		0-0 F5		4 0 3 0 0 0 0																							
Willie Aikens, L (1, 3) OBP: 0.307, SLG: 0.314		0-0 L4		0-0 1B F4-6-3		0-0 F8		0-0 F9		4 0 0 0 0 0 4																							
Jerry Martin, R (1, 9) OBP: 0.352, SLG: 0.452		4-0 BB		0-0 1B 3-H		0-0 1B 1-2		0-0 2-3		3 0 2 1 1 0 0																							
Frank White, R (1, 4) OBP: 0.325, SLG: 0.448	0-3 K		0-0 F3		0-0 PB 1B		0-0 F4			4 0 1 0 0 1 3																							
Onix Concepcion, R (1, 6) OBP: 0.329, SLG: 0.395			0-0 5-3		0-0 FC1-4 1B		0-0 F7			3 0 1 0 0 0 1																							
Inning Stats	R: 0 E: 0 K: 3 S: 9	H: 0 LOB: 0 BB: 0 P: 9	R: 0 E: 0 K: 1 S: 6	H: 1 LOB: 2 BB: 1 P: 10	R: 0 E: 0 K: 0 S: 3	H: 0 LOB: 0 BB: 0 P: 3	R: 2 E: 0 K: 0 S: 6	H: 4 LOB: 1 BB: 0 P: 6	R: 0 E: 0 K: 1 S: 6	H: 1 LOB: 1 BB: 0 P: 6	R: 0 E: 0 K: 0 S: 4	H: 2 LOB: 1 BB: 0 P: 4	R: 0 E: 0 K: 0 S: 4	H: 1 LOB: 1 BB: 0 P: 4	R: 0 E: 0 K: 0 S: 3	H: 0 LOB: 0 BB: 0 P: 3	R: 0 E: 0 K: 0 S: 3	H: 0 LOB: 0 BB: 0 P: 3	1B: 8 2B: 1 3B: 0 HR: 0	SF: 0 SAC: 0 DP: 1 HBP: 0	WP: 0 PB: 1 SB: 0 CS: 0	PA: 35											
PITCHER Charlie Hough, R (1, 1) ERA: 3.15	IP 9.0	WLS W	BF 35	H 9	R 2	ER 2	SO 5	BB 1	IBB 0	HBP 0	BLK 0	WP 0	HR 0	S 44	P 48	ERA 2.00	WHIP 1.111																
											PITCHER	IP	WLS	BF	H	R	ER	SO	BB	IBB	HBP	BLK	WP	HR	S	P	ERA	WHIP					

livebaseballscorecards.com

AB	34
R	2
H	9
RBI	1
BB	1
SO	5
LOB	13



Batter	1	2	3	4	5	6	7	8	9	AB	R	H	RBI	BB	SO	LOB
Bill Sample, R OBP: 0.333, SLG: 0.289 (1, 7)	0-0 WP 1B 1B	0-0 F7		0-0 5-3			0-3 K	0-0 1B		5	1	2	1	0	1	1
George Wright, S OBP: 0.303, SLG: 0.420 (1, 8)	0-0 WP 1B 1B	0-0 G3		0-3 K			1-0 1-3 HBP	0-0 5-3		4	1	1	0	0	1	2
Buddy Bell, R OBP: 0.358, SLG: 0.409 (1, 5)	0-0 F7		0-0 6-3		0-0 5-3		0-0 1-3			4	0	0	0	0	0	3
Randy Bass, L OBP: 0.222, SLG: 0.263 (1, 3)	4-0 1B 1B BB		0-3 K		0-0 F9		0-0 4-3			3	1	0	0	1	1	1
Johnny Grubb, L OBP: 0.377, SLG: 0.486 (1, 9)	0-0 1B 6-3 1B		0-0 BB 1B		0-0 HR			0-0 F3		4	2	3	3	0	0	0
Jim Sundberg, R OBP: 0.392, SLG: 0.427 (1, 2)	0-0 6-3 1B		4-0 BB 1B		0-0 6-3			4-0 BLK HR BB		2	1	1	1	2	0	0
Lamar Johnson, R OBP: 0.330, SLG: 0.414 (1, 10)	0-0 6-3		0-0 L8			0-0 G6-4-3 1B		0-0 HR		4	1	2	3	0	0	3
Mike Richardt, R OBP: 0.287, SLG: 0.314 (1, 4)	0-0 4-3			4-0 SH3-4 BB		0-0 G6-4-3		4-0 F4-3 WP 1B BB		2	1	0	0	2	0	2
Doug Flynn, R OBP: 0.225, SLG: 0.245 (1, 6)		0-0 F6-3		0-0 SH3-4		0-0 F8		0-0 F4-3		3	0	0	0	0	0	1

Inning Stats	R: 4	H: 4	LOB: 1	K: 0	S: 7	P: 11	R: 0	H: 0	LOB: 0	K: 0	S: 3	R: 0	H: 1	LOB: 2	K: 1	S: 6	R: 0	H: 0	LOB: 1	K: 1	S: 5	R: 1	H: 1	LOB: 0	K: 0	S: 4	R: 0	H: 1	LOB: 0	K: 0	S: 3	R: 0	H: 0	LOB: 1	K: 1	S: 5	R: 3	H: 2	LOB: 1	K: 0	S: 5	R: 7	H: 8	LOB: 13	SF: 0	SAC: 1	DP: 1	HBP: 1	WP: 2	PB: 0	SB: 0	CS: 0	PA: 38
--------------	------	------	--------	------	------	-------	------	------	--------	------	------	------	------	--------	------	------	------	------	--------	------	------	------	------	--------	------	------	------	------	--------	------	------	------	------	--------	------	------	------	------	--------	------	------	------	------	---------	-------	--------	-------	--------	-------	-------	-------	-------	--------

PITCHER	IP	WLS	BF	H	R	ER	SO	BB	IBB	HBP	BLK	WP	HR	S	P	ERA	WHIP
Dave Frost, R ERA: 4.82 (1, 1)	6.0	L	27	7	5	5	2	3	0	0	0	1	1	28	40	7.50	1.667
Grant Jackson, L ERA: 4.33 (7, 1)	2.0		11	2	3	3	1	2	0	1	1	1	1	10	19	13.50	2.000

BOTTOM

Kansas City Royals @ Texas Rangers
Arlington Stadium, Arlington, TX
Fri May 28 1982, 8:05 PM EDT
Att: 11,721 - Unknown - 85 F

livebaseballscores.com

AB	31
R	8
H	9
RBI	8
BB	5
SO	3
LOB	13



Kansas City Royals @ Texas Rangers
 Arlington Stadium, Arlington, TX

Sat May 29 1982, 8:05 PM EDT
 Att. 19,532 - Unknown - 92 F

AB	45
R	14
H	19
RBI	13
BB	6
SO	7
LOB	21



WP:	0	PA:	52
PB:	0		
SB:	0		
CS:	1		

AB R H RBI BB SO LOB

6	1	1	0	0	2	4
4	2	0	0	2	0	2
6	2	2	2	0	2	2
0	0	0	0	0	0	0
4	2	2	1	1	0	0
1	1	1	0	0	0	0
5	2	5	3	1	0	0
5	2	3	3	1	1	2
4	1	1	2	1	0	4
3	0	1	0	0	1	3
2	0	0	1	0	0	4
5	1	3	1	0	1	0

1B:	18	SF:	1
2B:	0	SAC:	0
3B:	1	DP:	1
HR:	0	HBP:	0

Batter	1	2	3	4	5	6	7	8	9
Willie Wilson, S (1, 7) OBP: 0.337, SLG: 0.447	0-3 K		0-0 K			0-0 4-3	0-0 4-3	0-0 5-3	
John Wathan, R (1, 2) OBP: 0.325, SLG: 0.315	0-0 F6-3		0-0 E5 1B	0-0 F7		0-0 4-3	4-0 BB	4-0 1B BB	
George Brett, L (1, 5) OBP: 0.355, SLG: 0.458	0-3 K2-3		0-0 1B	0-0 4-3		0-0 1B BB	0-0 4-3	0-3 K	
Greg Pryor, R (9, 5) OBP: 0.410, SLG: 0.596			1-3 1B			3-H 1B		0-3 K	
Amos Otis, R (1, 8) OBP: 0.362, SLG: 0.487		0-0 CS 1B	0-0 1B	0-0 L5		4-0 BB 1B		0-0 L9	0-0 1B 5-3
Cesar Geronimo, L (8, 8) OBP: 0.429, SLG: 0.696			1-2 3B 1B			1-2 BB BB		1-3 5-3	1-3 1B
Hal McRae, R (1, 10) OBP: 0.412, SLG: 0.571		4-0 1B BB	0-0 3B 1B		0-0 G4-3 1B	0-0 BB BB		0-0 E 1B	0-0 5-3 1B
Jerry Martin, R (1, 9) OBP: 0.363, SLG: 0.470		1-2 BB	1-2 3B 1B		0-0 G4-3 1B	1-2 2-H 1B		0-0 E 1B	0-0 5-3 1B
Willie Aikens, L (1, 3) OBP: 0.308, SLG: 0.311		0-0 FC6-4 1B	0-0 SF8 3B		0-0 G4-3 1B	4-0 BB BB		0-0 E 1B	0-0 5-3 1B
Frank White, R (1, 4) OBP: 0.325, SLG: 0.446		1-2 1B	3-H 1B		1-2 2-3 BB	1-2 2-3 BB		1-3 3-1 1B	1-2 5-3 1B
U L Washington, S (6, PH) OBP: 0.254, SLG: 0.231		0-0 FC6-4	0-0 1B		0-3 K	0-0 1-3		0-0 3-1	
Onix Concepcion, R (1, 6) OBP: 0.345, SLG: 0.407			0-0 K			0-0 4-3 1B	0-0 F9	0-0 1B	

Inning Stats	R: 0	H: 0	R: 0	H: 2	R: 6	H: 7	R: 0	H: 0	R: 0	H: 2	R: 3	H: 3	R: 0	H: 0	R: 3	H: 3	R: 2	H: 2
	E: 0	LOB: 0	E: 0	LOB: 2	E: 1	LOB: 2	E: 0	LOB: 0	E: 0	LOB: 1	E: 0	LOB: 3	E: 1	LOB: 1	E: 1	LOB: 1	E: 0	LOB: 1
	K: 2	BB: 0	K: 1	BB: 1	K: 2	BB: 0	K: 0	BB: 0	K: 1	BB: 0	K: 0	BB: 3	K: 0	BB: 1	K: 0	BB: 0	K: 1	BB: 1
	S: 7	P: 7	S: 6	P: 10	S: 15	P: 15	S: 3	P: 3	S: 6	P: 6	S: 6	P: 18	S: 3	P: 7	S: 7	P: 7	S: 7	P: 11

PITCHER	IP	WLS	BF	H	R	ER	SO	BB	IBB	HBP	BLK	WP	HR	S	P	ERA	WHIP
Rick Honeycutt, L (1, 1) ERA: 5.62	2.2	L	16	7	6	4	4	1	0	0	0	0	0	23	27	13.50	3.000
John Butcher, R (3, 1) ERA: 9.0	3.0		18	7	3	3	2	3	0	0	0	0	0	19	31	9.00	3.333
Steve Comer, R (6, 1) ERA: 3.86	2.1		12	3	3	1	0	1	0	0	0	0	0	11	15	3.86	1.714
Danny Darwin, R (9, 1) ERA: 2.86	1.0		6	2	2	2	1	1	0	0	0	0	0	7	11	18.00	3.000

Batter	1	2	3	4	5	6	7	8	9	AB R H RBI BB SO LOB	TOP																						
Willie Wilson, S (1, 7) OBP: 0.355, SLG: 0.483	0-0 F4-3		0-0 SH5-3 1B		0-0 WP 3B			0-0 F4-6-3 1B		4 1 3 0 0 0 0	Kansas City Royals @ Texas Rangers Arlington Stadium, Arlington, TX Sun May 30 1982, 4:33 AM EDT Att. 13,575 - Unknown																						
Onix Concepcion, R (1, 6) OBP: 0.333, SLG: 0.393	0-0 F4		0-0 SH5-3 1-2 2-3		0-0 F9			0-0 F4-6-3 1-2		3 0 0 0 0 0 1																							
George Brett, L (1, 5) OBP: 0.347, SLG: 0.446	0-0 L8		0-0 2-3		0-3 K			0-0 F7		4 0 0 0 0 1 2																							
Amos Otis, R (1, 8) OBP: 0.354, SLG: 0.475		0-0 F8	0-3 K			0-0 F4			0-0 F9	4 0 0 0 0 1 2																							
Hal McRae, R (1, 10) OBP: 0.414, SLG: 0.567		4-0 BB BB		0-0 5-3		0-0 F4-6-3 1B			0-0 F9	3 0 1 0 1 0 0																							
Willie Aikens, L (1, 3) OBP: 0.306, SLG: 0.303		4-0 BB BB		0-0 F7		0-0 F4-6-3 1-2			0-0 F7	3 0 0 0 1 0 1																							
Jerry Martin, R (1, 9) OBP: 0.363, SLG: 0.468		0-0 F6		0-0 1B			0-0 F8			3 0 1 0 0 0 2																							
Frank White, R (1, 4) OBP: 0.318, SLG: 0.437		0-0 F2		0-0 1-3			0-3 K			3 0 0 0 0 1 3																							
Jamie Quirk, L (1, 2) OBP: 0.300, SLG: 0.345			0-0 SH5-3 1B 1B				0-0 F4-3		0-0 F4-3	3 0 1 0 0 0 0																							
Inning Stats	R: 0 E: 0 K: 0 S: 3	H: 0 LOB: 0 BB: 0 P: 3	R: 0 E: 0 K: 0 S: 3	H: 0 LOB: 2 BB: 2 P: 11	R: 0 E: 0 K: 1 S: 7	H: 2 LOB: 2 BB: 0 P: 7	R: 0 E: 0 K: 0 S: 4	H: 1 LOB: 1 BB: 0 P: 4	R: 1 E: 0 K: 1 S: 6	H: 1 LOB: 0 BB: 0 P: 6	R: 0 E: 0 K: 0 S: 3	H: 1 LOB: 0 BB: 0 P: 3	R: 0 E: 0 K: 1 S: 5	H: 0 LOB: 0 BB: 0 P: 5	R: 0 E: 0 K: 0 S: 3	H: 1 LOB: 0 BB: 0 P: 3	R: 0 E: 0 K: 0 S: 3	H: 0 LOB: 0 BB: 0 P: 3	1B: 5 2B: 0 3B: 1 HR: 0	SF: 0 SAC: 1 DP: 2 HBP: 0	WP: 1 PB: 0 SB: 0 CS: 0	PA: 33											
PITCHER Doc Medich, R (1, 1) ERA: 6.44	IP 9.0	WLS W	BF 33	H 6	R 1	ER 1	SO 3	BB 2	IBB 0	HBP 0	BLK 0	WP 1	HR 0	S 37	P 45	ERA 1.00	WHIP 0.889																
											PITCHER	IP	WLS	BF	H	R	ER	SO	BB	IBB	HBP	BLK	WP	HR	S	P	ERA	WHIP					

AB	30
R	1
H	6
RBI	0
BB	2
SO	3
LOB	11



livebaseballscorecards.com

Batter	1	2	3	4	5	6	7	8	9	AB R H RBI BB SO LOB	TOP													
Ron LeFlore, R (1, 8) OBP: 0.333, SLG: 0.410	0-3 K		0-0 6-3		0-0 1B FC6-4 1B		0-0 4-3			4 1 1 0 0 1 0	Chicago White Sox @ Kansas City Royals Royals Stadium, Kansas City, MO Mon May 31 1982, 8:05 PM EDT Att. 40,640 - Unknown - 64 F													
Tony Bernazard, S (1, 4) OBP: 0.340, SLG: 0.370	0-0 FC6-4 1B		0-0 P5		0-0 1-3 FC6-4 1B		0-0 F8			4 0 2 0 0 0 0														
Steve Kemp, L (1, 7) OBP: 0.402, SLG: 0.400	0-0 FC6-4 2B E 1-2f		0-0 1B		0-0 1-2f 3-H FC6-4 CS 1B		0-0 F9			4 1 1 1 0 0 2														
Greg Luzinski, R (1, 10) OBP: 0.366, SLG: 0.484	0-0 E7 1-H 2B		0-0 F8		0-0 1-2 P2		0-3 K			4 0 1 0 0 1 2														
Tom Paciorek, R (1, 3) OBP: 0.353, SLG: 0.429	0-0 P3			H 1-0 HR HBP		0-0 FC6-4 1B		0-0 F6		2 1 1 0 0 0 1														
Mike Squires, L (8, PH) OBP: 0.294, SLG: 0.258										1 0 0 0 0 0 0														
Carlton Fisk, R (1, 2) OBP: 0.361, SLG: 0.367		0-0 FC3-6 1B		0-0 F7		0-0 F9		0-0 G3		3 0 1 0 0 0 2														
Marc Hill, R (8, 2) OBP: 0.240, SLG: 0.455										1 0 0 0 0 0 0														
Harold Baines, L (1, 9) OBP: 0.313, SLG: 0.392		0-0 FC3-6 1-2f S		0-0 1-H HR		0-3 K		0-0 WP 2B		3 1 1 2 0 1 2														
Jerry Hairston, S (8, 9) OBP: 0.130, SLG: 0.318										1 0 1 0 0 0 0														
Jim Morrison, R (1, 5) OBP: 0.294, SLG: 0.447		0-0 F9		0-0 F8		0-0 FC6-4 1-2f		0-0 6-3		4 0 0 0 0 0 3														
Bill Almon, R (1, 6) OBP: 0.359, SLG: 0.434		0-0 6-3 1-2		0-0 6-3			0-0 6-3		0-3 K	4 0 0 0 0 1 2														
Inning Stats	R: 1 E: 1 K: 1 S: 7	H: 2 LOB: 1 BB: 0 P: 7	R: 0 E: 0 K: 0 S: 4	H: 1 LOB: 1 BB: 0 P: 4	R: 0 E: 0 K: 0 S: 4	H: 1 LOB: 1 BB: 0 P: 4	R: 2 E: 0 K: 0 S: 4	H: 1 LOB: 0 BB: 0 P: 5	R: 1 E: 0 K: 0 S: 4	H: 2 LOB: 0 BB: 0 P: 4	R: 0 E: 0 K: 1 S: 6	H: 1 LOB: 1 BB: 0 P: 6	R: 0 E: 0 K: 0 S: 3	H: 0 LOB: 0 BB: 0 P: 3	R: 0 E: 0 K: 1 S: 5	H: 0 LOB: 0 BB: 0 P: 5	R: 0 E: 0 K: 1 S: 6	H: 1 LOB: 1 BB: 0 P: 6	1B: 6 2B: 2 3B: 0 HR: 1	SF: 0 SAC: 0 DP: 0 HBP: 1	WP: 1 PB: 0 SB: 1 CS: 1	PA: 36		
PITCHER	IP WLS BF H R ER SO BB IBB HBP BLK WP HR S P ERA WHIP	IP WLS BF H R ER SO BB IBB HBP BLK WP HR S P ERA WHIP	(1, 1) Larry Gura, L ERA: 4.3	(8, 1) Mike Armstrong, R ERA:	(9, 1) Dan Quisenberry, R ERA: 1.43																			

livebaseballscorecards.com

AB	35
R	4
H	9
RBI	3
BB	0
SO	4
LOB	14



Batter	1	2	3	4	5	6	7	8	9	AB	R	H	RBI	BB	SO	LOB
Willie Wilson, S OBP: 0.364, SLG: 0.505 (1, 7)	0-3 K		0-0 E	0-0 6-3	0-0 BB 1B	0-0 1B		0-0 4-3		6	1	3	1	0	1	3
John Wathan, R OBP: 0.335, SLG: 0.322 (1, 2)	0-0 1B		0-0 E6 CS		0-0 BB 1B	0-0 1B		0-0 6-3		5	1	3	1	1	0	0
George Brett, L OBP: 0.348, SLG: 0.457 (1, 5)	0-0 G4-6-3 1B		0-0 1B		0-0 BB 1B	0-0 1-3				5	1	2	1	0	0	6
Amos Otis, R OBP: 0.361, SLG: 0.476 (1, 8)		0-0 1B 1B	0-0 L8		4-0 BB BB BB BB E BB	0-0 1B BB				4	1	2	0	1	0	3
Hal McRae, R OBP: 0.418, SLG: 0.571 (1, 10)		0-0 L7		4-0 F8 BB BB	0-0 E8 1B	0-0 FC5-4 E 2B				4	2	2	1	1	0	2
U L Washington, S OBP: 0.254, SLG: 0.231 (7, PR)					0-0 1B 1B	0-0 2B				0	0	0	0	0	0	0
Jerry Martin, R OBP: 0.369, SLG: 0.468 (1, 9)		0-0 1B		4-0 BB BB BB 1B BB	0-0 E5 2B 1B	0-0 F4				4	2	2	1	1	0	2
Willie Aikens, L OBP: 0.302, SLG: 0.307 (1, 3)		0-0 F7		0-0 F8	0-0 3-1 1B 1B	0-0 1B 2B		0-0 F8		5	1	1	1	0	0	6
Frank White, R OBP: 0.315, SLG: 0.429 (1, 4)		0-3 K		0-3 K	0-0 5-3	0-0 2B 1B		0-0 L1		5	1	1	1	0	2	6
Onix Concepcion, R OBP: 0.348, SLG: 0.409 (1, 6)			0-3 K		4-0 BB BB BB 1B BB	0-0 1B 2B		0-0 4-3		4	1	2	2	1	1	0

BOTTOM

Chicago White Sox @ Kansas City Royals
Royals Stadium, Kansas City, MO

Mon May 31 1982, 8:05 PM EDT
Att: 40,640 - Unknown - 64 F

livebaseballscorecards.com

AB	42
R	11
H	18
RBI	9
BB	5
SO	4
LOB	28



Inning Stats	R: 0	H: 1	E: 0	K: 1	S: 5	LOB: 0	BB: 0	P: 5	R: 0	H: 2	E: 0	K: 1	S: 7	LOB: 2	BB: 0	P: 7	R: 1	H: 2	E: 1	K: 1	S: 7	LOB: 1	BB: 0	P: 7	R: 0	H: 0	E: 0	K: 1	S: 5	LOB: 3	BB: 3	P: 17	R: 5	H: 6	E: 1	K: 0	S: 10	LOB: 2	BB: 0	P: 10	R: 0	H: 1	E: 0	K: 0	S: 4	LOB: 1	BB: 0	P: 4	R: 0	H: 0	E: 0	K: 0	S: 3	LOB: 0	BB: 0	P: 3
1B: 13	SF: 0	2B: 3	SAC: 0	3B: 2	DP: 1	HR: 0	HBP: 0	WP: 0	PA: 47	PB: 0	SB: 0	CS: 1																																												

PITCHER	IP	WLS	BF	H	R	ER	SO	BB	IBB	HBP	BLK	WP	HR	S	P	ERA	WHIP
Britt Burns, L ERA: 3.68 (1, 1)	4.0	L	23	8	5	5	4	4	0	0	0	0	0	27	43	11.25	3.000
Chico Escarrega, R ERA: 4.6 (5, 1)	1.1		13	7	6	5	0	1	0	0	1	0	0	12	16	33.75	6.000
Kevin Hickey, L ERA: 3.2 (6, 1)	2.2		11	3	0	0	0	0	0	0	0	0	0	11	11	0.00	1.125

Batter	1	2	3	4	5	6	7	8	9	AB R H RBI BB SO LOB	TOP		
Ron LeFlore, R OBP: 0.340, SLG: 0.412 (1, 8) BB	4-0 E S 1B BB	0-3 K			0-0 1B		0-0 CS 1B		0-0 FC6-4 1-2f	4 1 2 0 1 1 1	Chicago White Sox @ Kansas City Royals Royals Stadium, Kansas City, MO Tue Jun 01 1982, 8:05 PM EDT Att. 24,868 - Unknown - 70 F AB 34 R 3 H 9 RBI 3 BB 4 SO 11 LOB 18		
Tony Bernazard, S OBP: 0.332, SLG: 0.360 (1, 4) SS	0-3 K		0-3 K		0-0 F7		0-0 6-3		0-3 K	5 0 0 0 0 3 5			
Steve Kemp, L OBP: 0.399, SLG: 0.396 (1, 7) X	0-0 BB 1B		0-3 K		0-0 F7		0-0 4-3			4 1 1 1 0 1 2			
Greg Luzinski, R OBP: 0.364, SLG: 0.478 (1, 10) SS	0-3 K		0-3 K			0-0 4-3 1B		0-0 6-3		4 0 1 0 0 2 1			
Tom Paciorek, R OBP: 0.363, SLG: 0.433 (1, 3) BB	4-0 1B BB			0-0 K 1B		0-3 K		0-0 5-3 1B		3 0 2 0 1 1 1			
Carlton Fisk, R OBP: 0.358, SLG: 0.363 (1, 2) X	0-0 FC6-4 1B		0-3 K		0-0 4-3		0-0 5-3		0-0 5-3	4 0 1 1 0 1 3			
Harold Baines, L OBP: 0.312, SLG: 0.388 (1, 9) X	0-0 FC6-4		0-0 1B		0-0 3-1		0-0 P6		0-0 P6	4 0 1 0 0 0 4			
Jim Morrison, R OBP: 0.295, SLG: 0.465 (1, 5) Rudy Law, L OBP: 0.325, SLG: 0.447 (9, PH)		0-0 6-3		0-3 K			0-0 HR		0-0 4-3	3 1 1 1 0 1 1 1 0 0 0 0 0 0			
Bill Almon, R OBP: 0.358, SLG: 0.428 (1, 6) Jerry Hairston, S OBP: 0.167, SLG: 0.318 (9, PH)		0-0 1-3			0-3 K		4-0 1B BB		4-0 FC6-4 BB	2 0 0 0 1 1 0 0 0 0 0 1 0 0			
Inning Stats	R: 2 H: 2 E: 0 LOB: 2 K: 2 BB: 2 S: 9 P: 17	R: 0 H: 0 E: 0 LOB: 0 K: 1 BB: 0 S: 5 P: 5	R: 0 H: 0 E: 0 LOB: 0 K: 3 BB: 0 S: 9 P: 9	R: 0 H: 2 E: 0 LOB: 1 K: 2 BB: 0 S: 8 P: 8	R: 0 H: 1 E: 0 LOB: 1 K: 1 BB: 0 S: 6 P: 6	R: 0 H: 1 E: 0 LOB: 1 K: 1 BB: 0 S: 6 P: 6	R: 1 H: 2 E: 0 LOB: 1 K: 0 BB: 1 S: 4 P: 8	R: 0 H: 1 E: 0 LOB: 1 K: 0 BB: 0 S: 4 P: 4	R: 0 H: 0 E: 0 LOB: 1 K: 1 BB: 1 S: 5 P: 9	1B: 8 SF: 0 2B: 0 SAC: 0 3B: 0 DP: 0 HR: 1 HBP: 0	WP: 0 PA: 38 PB: 0 SB: 2 CS: 1		
PITCHER	IP WLS BF H R ER SO BB IBB HBP BLK WP HR S P ERA WHIP											PITCHER	IP WLS BF H R ER SO BB IBB HBP BLK WP HR S P ERA WHIP
Vida Blue, L ERA: 3.76 (1, 1)	5.0 W 21 5 2 2 9 2 0 0 0 0 0 0 37 45 3.60 1.400												
Mike Armstrong, R ERA: 0.79 (6, 1)	1.0 6 2 1 1 1 1 0 0 0 0 0 1 7 11 9.00 3.000												
Dan Quisenberry, R ERA: 1.33 (7, 1)	3.0 S 11 2 0 0 1 1 0 0 0 0 0 0 12 16 0.00 1.000												

livebaseballscorecards.com



Batter	1	2	3	4	5	6	7	8	9
Willie Wilson, S OBP: 0.369, SLG: 0.505 (1, 7)	0-0 S 2B 1B		0-0 L4		0-0 1B FC6-4 1B		0-0 F4		
John Wathan, R OBP: 0.338, SLG: 0.326 (1, 2)	0-3 K 1-2		0-0 1-3		0-0 FC6-4 1-3 2-H 1B		0-0 G4-6-3 1B		
George Brett, L OBP: 0.351, SLG: 0.461 (1, 5)	0-0 2-H 1B 2B		0-0 F4		4-0 FC6-4 IBB		0-0 G4-6-3 1-2f		
Amos Otis, R OBP: 0.358, SLG: 0.470 (1, 8)	0-3 K			0-0 4-3	0-0 FC6-4 1-2f 2-3 3-H			0-0 5-3 1B	
Hal McRae, R OBP: 0.420, SLG: 0.567 (1, 10)	0-0 2-H 1B			0-0 F9	4-0 1-2 BB			0-0 5-3 1-2	
Willie Aikens, L OBP: 0.301, SLG: 0.299 (1, 3)	0-0 4-3			1-0 HBP	0-0 4-3			0-3 K	
Jerry Martin, R OBP: 0.361, SLG: 0.457 (1, 9)		0-0 5-3		0-3 K		0-0 6-3		0-0 6-3	
Frank White, R OBP: 0.315, SLG: 0.428 (1, 4)		0-0 F3			0-0 1B 1B		0-0 6-3		
Onix Concepcion, R OBP: 0.337, SLG: 0.396 (1, 6)		0-0 5-3			0-0 F9		0-0 L3		

Inning Stats	R: 2 E: 0 K: 2 S: 10	H: 3 LOB: 1 BB: 0 P: 10	R: 0 E: 0 K: 0 S: 3	H: 0 LOB: 0 BB: 0 P: 3	R: 0 E: 0 K: 0 S: 3	H: 0 LOB: 0 BB: 0 P: 3	R: 0 E: 0 K: 1 S: 5	H: 0 LOB: 1 BB: 0 P: 6	R: 2 E: 0 K: 0 S: 6	H: 3 LOB: 3 BB: 2 P: 14	R: 0 E: 0 K: 0 S: 3	H: 0 LOB: 0 BB: 0 P: 3	R: 0 E: 0 K: 0 S: 3	H: 1 LOB: 0 BB: 0 P: 3	R: 0 E: 0 K: 1 S: 6	H: 1 LOB: 1 BB: 0 P: 6
--------------	-------------------------------	----------------------------------	------------------------------	---------------------------------	------------------------------	---------------------------------	------------------------------	---------------------------------	------------------------------	----------------------------------	------------------------------	---------------------------------	------------------------------	---------------------------------	------------------------------	---------------------------------

PITCHER															PITCHER																		
IP	WLS	BF	H	R	ER	SO	BB	IBB	HBP	BLK	WP	HR	S	P	ERA	WHIP	IP	WLS	BF	H	R	ER	SO	BB	IBB	HBP	BLK	WP	HR	S	P	ERA	WHIP
Richard Dotson, R ERA: 4.47 (1, 1)	4.2	L	23	6	4	4	3	1	1	0	0	0	26	35	7.71	1.500																	
Jerry Koosman, L ERA: 4.36 (5, 1)	3.0		10	2	0	0	1	0	0	0	0	0	12	12	0.00	0.667																	
Salome Barojas, R ERA: 1.64 (8, 1)	0.1		1	0	0	0	0	0	0	0	0	0	1	1	0.00	0.000																	

AB R H RBI BB SO LOB

4	2	2	0	0	0	0
4	0	2	1	0	1	1
3	1	1	1	1	0	1
4	0	1	1	0	1	3
3	0	1	1	1	0	1
3	0	0	0	0	1	5
4	0	0	0	0	1	2
3	1	1	0	0	0	0
3	0	0	0	0	0	1


AB	31
R	4
H	8
RBI	4
BB	2
SO	4
LOB	14



1B: 7	SF: 0	WP: 0	PA: 34
2B: 1	SAC: 0	PB: 0	
3B: 0	DP: 1	SB: 2	
HR: 0	HBP: 1	CS: 0	

Chicago White Sox @ Kansas City Royals
 Royals Stadium, Kansas City, MO
 Tue Jun 01 1982, 8:05 PM EDT
 Att: 24,868 - Unknown - 70 F

livebaseballscorecards.com

Batter	1	2	3	4	5	6	7	8	9	10	11	AB R H RBI BB SO LOB	TOP																								
Ron LeFlore, R OBP: 0.343, SLG: 0.406 (1, 8)	0-3 K		0-0 1B 2B 1B	4-0 BB 1B BB		4-0 FC4-6 BB		0-0 1-3		0-0 6-3	0-0 F9	5 1 1 0 2 1 2																									
Tony Bernazard, S OBP: 0.336, SLG: 0.365 (1, 4)	0-3 K		0-0 2B SF7 1B	0-0 BB 1B		0-0 FC4-6 4-3 1B 1-2f		0-0 1-3		0-0 1B 1B		6 3 3 0 0 1 1																									
Steve Kemp, L OBP: 0.402, SLG: 0.396 (1, 7)	0-0 1B		0-0 L7	4-0 1-2 2-3 BB		0-0 4-3		0-0 4-3		0-0 1B 1B		5 0 2 0 1 0 3																									
Greg Luzinski, R OBP: 0.367, SLG: 0.484 (1, 10)	0-0 L4		0-0 2B 2B	0-3 K		0-0 WP 1B			0-0 1-3	0-0 1B	1-3 2-H	6 1 3 3 0 1 4																									
Tom Paciorek, R OBP: 0.369, SLG: 0.447 Rudy Law, L OBP: 0.325, SLG: 0.447 Mary Foley, L OBP: 0.385, SLG: 0.200 (1, 3)			0-0 SF7		0-0 2B	0-0 L7			0-0 4-3 1B	0-0 L7		4 0 3 1 0 0 1 0 1 0 0 0 0 0 1 0 0 0 0 0 2																									
Harold Baines, L OBP: 0.307, SLG: 0.386 (1, 9)		0-0 L7	0-0 2B		0-3 K		0-0 G3		0-0 4-3		0-0 3-1	6 0 1 1 0 1 3																									
Marc Hill, R OBP: 0.276, SLG: 0.417 Jerry Hairston, S OBP: 0.200, SLG: 0.348 Aurelio Rodriguez, R OBP: 0.200, SLG: 0.059 (1, 2)		4-0 BB	0-3 K		4-0 BB		0-0 6-3		0-0 FC6-4 1B	4-0 1B BB		2 0 0 0 2 1 1 1 0 1 1 0 0 0 0 0 0 0 1 0 0	AB 48 R 6 H 15 RBI 6 BB 6 SO 5 LOB 28																								
Jim Morrison, R OBP: 0.288, SLG: 0.453 Mike Squires, L OBP: 0.278, SLG: 0.242 (1, 5)		0-0 L7		0-0 F8	0-0 F9		0-0 E6		0-0 FC6-4		0-0 F9	4 0 0 0 0 0 4 2 0 0 0 0 0 2																									
Vance Law, R OBP: 0.357, SLG: 0.320 (1, 6)		0-0 6-3		0-0 5-3	0-0 F7		0-0 F9			0-0 1-3	0-0 1B	6 0 1 0 0 0 5																									
Inning Stats	R: 0 E: 0 K: 2 S: 8	H: 1 LOB: 1 BB: 0 P: 8	R: 0 E: 0 K: 0 S: 4	H: 1 LOB: 2 BB: 1 P: 8	R: 3 E: 0 K: 1 S: 9	H: 4 LOB: 1 BB: 0 P: 9	R: 0 E: 0 K: 1 S: 6	H: 1 LOB: 3 BB: 2 P: 14	R: 0 E: 0 K: 1 S: 6	H: 1 LOB: 2 BB: 1 P: 10	R: 1 E: 0 K: 0 S: 4	H: 0 LOB: 1 BB: 0 P: 8	R: 0 E: 1 K: 0 S: 3	H: 0 LOB: 0 BB: 0 P: 3	R: 1 E: 0 K: 0 S: 5	H: 2 LOB: 1 BB: 0 P: 5	R: 1 E: 0 K: 0 S: 6	H: 3 LOB: 2 BB: 0 P: 6	R: 0 E: 0 K: 0 S: 4	H: 1 LOB: 2 BB: 1 P: 8	1B: 12 2B: 3 3B: 0 HR: 0	SF: 1 SAC: 0 DP: 0 HBP: 0	WP: 1 PB: 1 SB: 0 CS: 0	PA: 55													
PITCHER	IP WLS BF H R ER SO BB IBB HBP BLK WP HR S P ERA WHIP																				PITCHER	IP WLS BF H R ER SO BB IBB HBP BLK WP HR S P ERA WHIP															
Dave Frost, R ERA: 5.04 (1, 1)	3.0	16	6	3	3	3	1	0	0	0	0	0	0	21	25	9.00	2.333																				
Keith Creel, R ERA: 5.79 (4, 1)	4.0	20	3	1	0	2	4	0	0	0	1	0	20	36	0.00	1.750																					
Dan Quisenberry, R ERA: 1.65 (8, 1)	3.0	14	5	2	2	0	0	0	0	0	0	0	14	14	6.00	1.667																					
Mike Armstrong, R ERA: 0.73 (11, 1)	1.0	W	5	1	0	0	1	0	0	0	0	0	4	8	0.00	2.000																					

Chicago White Sox @ Kansas City Royals
Royals Stadium, Kansas City, MO
Wed Jun 02 1982, 8:05 PM EDT
Att: 17,407 - Unknown - 61 F

livebaseballscorecards.com

Batter	1	2	3	4	5	6	7	8	9	AB	R	H	RBI	BB	SO	LOB
Willie Randolph, R (1, 4) OBP: 0.405, SLG: 0.434	0-0 F7		0-0 3B			0-0 4-3		0-0 1B		4	0	2	0	0	0	0
Dave Collins, S (1, 8) OBP: 0.293, SLG: 0.309	0-0 3B		0-0 6-3			0-0 6-3		0-0 E5 FC6-4		4	0	1	0	0	0	2
Dave Winfield, R (1, 7) OBP: 0.342, SLG: 0.481	0-3 K				4-0 BB	0-0 F8		0-0 FC6-4		3	0	0	0	1	1	3
Butch Hobson, R (1, 3) OBP: 0.176, SLG: 0.242	0-0 F7				0-3 K			0-0 E5 G4-6-3		4	0	0	0	0	1	2
Lou Piniella, R (1, 9) OBP: 0.400, SLG: 0.500		0-0 F9			0-0 P4			0-0 G4-6-3		4	0	0	0	0	0	2
Graig Nettles, L (1, 5) OBP: 0.318, SLG: 0.347		0-0 F8			0-0 4-3			0-0 6-3		2	0	0	0	0	0	1
Andre Robertson, R (7, PH) OBP: 0.310, SLG: 0.375										2	0	0	0	0	0	0
Bobby Murcer, L (1, 10) OBP: 0.286, SLG: 0.378		0-0 F8								3	0	0	0	0	0	0
Butch Wynegar, S (1, 2) OBP: 0.377, SLG: 0.396			0-0 P4			0-3 K		0-0 HR		3	1	1	1	0	1	0
Bucky Dent, R (1, 6) OBP: 0.206, SLG: 0.198			0-0 L8			0-0 L8		0-0 F5		3	0	0	0	0	0	0

Inning Stats	R: 0	H: 1	E: 0	K: 1	S: 6	LOB: 1	BB: 0	P: 6	R: 0	H: 0	E: 0	K: 0	S: 3	LOB: 0	BB: 0	P: 3	R: 0	H: 1	E: 0	K: 0	S: 4	LOB: 1	BB: 0	P: 4	R: 0	H: 0	E: 0	K: 1	S: 5	LOB: 1	BB: 1	P: 9	R: 0	H: 0	E: 0	K: 1	S: 5	LOB: 0	BB: 0	P: 5	R: 0	H: 0	E: 0	K: 0	S: 3	LOB: 0	BB: 0	P: 3	R: 1	H: 2	E: 1	K: 0	S: 6	LOB: 2	BB: 0	P: 6	R: 0	H: 0	E: 1	K: 0	S: 3	LOB: 0	BB: 0	P: 3	1B: 1	SF: 0	2B: 0	SAC: 0	3B: 2	DP: 1	HR: 1	HBP: 0	WP: 0	PA: 33	PB: 0	SB: 0	CS: 0
--------------	------	------	------	------	------	--------	-------	------	------	------	------	------	------	--------	-------	------	------	------	------	------	------	--------	-------	------	------	------	------	------	------	--------	-------	------	------	------	------	------	------	--------	-------	------	------	------	------	------	------	--------	-------	------	------	------	------	------	------	--------	-------	------	------	------	------	------	------	--------	-------	------	-------	-------	-------	--------	-------	-------	-------	--------	-------	--------	-------	-------	-------

PITCHER	IP	WLS	BF	H	R	ER	SO	BB	IBB	HBP	BLK	WP	HR	S	P	ERA	WHIP
Vida Blue, L (1, 1) ERA: 3.25	6.0		21	2	0	0	3	1	0	0	0	0	0	26	30	0.00	0.500
Grant Jackson, L (7, 1) ERA: 4.34	2.0		9	2	1	1	0	0	0	0	0	0	1	9	9	4.50	1.000
Don Hood, L (9, 1) ERA: 1.8	1.0		3	0	0	0	0	0	0	0	0	0	0	3	3	0.00	0.000

BOTTOM

Kansas City Royals @ New York Yankees
 Yankee Stadium, Bronx, NY
 Sun Jun 06 1982, 3:33 AM EDT
 Att: 32,068 - Unknown - 59 F

livebaseballscores.com

AB	32
R	1
H	4
RBI	1
BB	1
SO	3
LOB	10



Batter	1	2	3	4	5	6	7	8	9	10	AB R H RBI BB SO LOB	TOP				
Willie Wilson, S (1, 7) X OBP: 0.368, SLG: 0.483	0-0 3-1		X 0-0 F7 1B 1B 1B		X 0-0 F8 2B		X 0-0 1B		X 0-0 1-6-3		5 1 3 0 0 0 0	Kansas City Royals @ Minnesota Twins Hubert H. Humphrey Metrodome, Minneapolis, MN Mon Jun 07 1982, 8:05 PM EDT Att: 6,274 - Dome				
John Wathan, R (1, 2) B OBP: 0.347, SLG: 0.322	4-0 2B BB		X 0-0 F7 1B		X 0-0 L4		X 0-0 SF9		X 0-3 K		3 1 1 1 1 1 1					
George Brett, L (1, 5) X OBP: 0.354, SLG: 0.470	0-0 F8		X 0-0 F7		X 0-0 F8		X 0-0 F8		X 0-0 4-3		5 0 0 0 0 0 5					
Amos Otis, R (1, 8) X OBP: 0.364, SLG: 0.473	0-0 1-3 2B		X 0-0 F4		X 0-0 F9		X 0-0 F9		X 0-0 FC4 1B		5 0 2 0 0 0 3					
Hal McRae, R (1, 10) X OBP: 0.432, SLG: 0.585	0-0 5-3		X 0-0 1B		X 0-0 F8		X 4-0 2B 1B BB		X 0-0 FC4 1B		4 2 1 2 1 0 3					
Willie Aikens, L (1, 3) Dennis Werth, R (10, 3) OBP: 0.322, SLG: 0.349 OBP: 0.333, SLG: 0.143		X 0-0 4-3	X 0-0 G3		X 0-3 K		X 0-0 1B 1-3 2B		X 0-0 F5		5 0 1 0 0 1 2 0 0 0 0 0 0 0					
Jerry Martin, R (1, 9) X OBP: 0.364, SLG: 0.446		X 0-0 WP 1B		X 0-0 F9		X 0-3 K		X 0-0 6-3		X 0-0 E8 1B	5 0 2 0 0 1 2					
Frank White, R (1, 4) X OBP: 0.322, SLG: 0.446		X 0-0 F3		X 0-0 6-3		X 0-0 SF9 3B		X 0-0 FC6-4 1B		X 4-0 BB	4 1 2 1 1 0 1					
Onix Concepcion, R (1, 6) X OBP: 0.307, SLG: 0.355		X 0-0 F4		X 0-0 F9		X 0-0 5-3		X 0-0 FC6-4		X 0-3 K	5 0 0 0 0 1 6					
Inning Stats	R: 0 H: 1 E: 0 LOB: 2 K: 0 BB: 1 S: 4 P: 8	R: 0 H: 1 E: 0 LOB: 1 K: 0 BB: 0 S: 4 P: 4	R: 2 H: 3 E: 0 LOB: 1 K: 0 BB: 0 S: 6 P: 6	R: 0 H: 0 E: 0 LOB: 0 K: 0 BB: 0 S: 3 P: 3	R: 0 H: 1 E: 0 LOB: 1 K: 0 BB: 0 S: 4 P: 4	R: 0 H: 0 E: 0 LOB: 0 K: 2 BB: 0 S: 7 P: 7	R: 1 H: 2 E: 0 LOB: 1 K: 0 BB: 0 S: 5 P: 5	R: 1 H: 2 E: 0 LOB: 2 K: 0 BB: 1 S: 5 P: 9	R: 0 H: 0 E: 0 LOB: 0 K: 1 BB: 0 S: 5 P: 5	R: 1 H: 2 E: 1 LOB: 2 K: 1 BB: 1 S: 7 P: 11	1B: 8 SF: 1 2B: 3 SAC: 0 3B: 1 DP: 0 HR: 0 HBP: 0		WP: 1 PA: 45 PB: 0 SB: 0 CS: 0			
PITCHER	IP WLS BF H R ER SO BB IBB HBP BLK WP HR S P ERA WHIP															
Bobby Castillo, R (1, 1) ERA: 4.2	7.0	30	8	3	3	2	1	0	0	0	0	0	0	0	3.86	1.286
Pete Redfern, R (8, 1) ERA: 6.66	3.0	15	4	2	1	2	2	0	0	0	0	0	0	0	3.00	2.000

livebaseballscorecards.com



BOTTOM

Kansas City Royals @ Minnesota Twins
 Hubert H. Humphrey Metrodome, Minneapolis, MN

Mon Jun 07 1982, 8:05 PM EDT
 Att. 6,274 - Dome

livebaseballscores.com

AB	39
R	4
H	9
RBI	4
BB	1
SO	6
LOB	15



WP: 0	PA: 40
PB: 0	
SB: 1	
CS: 0	

Batter	1	2	3	4	5	6	7	8	9	10	AB	R	H	RBI	BB	SO	LOB
Jim Eisenreich, L (1, 8) OBP: 0.383, SLG: 0.432 Gary Ward, R (10, 9) OBP: 0.276, SLG: 0.375	0-0 1B		0-0 4-3			0-3 K		0-3 K	0-0 5-3 1-2		5	0	1	0	0	2	2
Ron Washington, R (1, 6) OBP: 0.323, SLG: 0.411	0-0 F9			0-0 F9		0-0 6-3 1-2		0-0 HR		0-3 K	5	1	1	1	0	1	2
Tom Brunansky, R (1, 9) OBP: 0.323, SLG: 0.529	0-0 F4			0-0 5-3		0-0 6-3		0-0 HR		0-3 K	5	1	1	1	0	1	2
Kent Hrbek, L (1, 3) OBP: 0.388, SLG: 0.621	0-0 1-3			0-0 F9			0-0 4-3	0-0 HR		0-0 F7	5	1	1	1	0	0	1
Randy Johnson, L (1, 10) OBP: 0.349, SLG: 0.516		0-0 1-3			0-0 F7		0-0 FC6-4 1B	0-0 4-3			4	0	1	0	0	0	0
Mickey Hatcher, R (1, 7) OBP: 0.286, SLG: 0.333		0-0 L6			0-0 1B		0-0 FC6-4 1B		0-0 1B 2B		4	1	3	0	0	0	0
John Castino, R (1, 4) OBP: 0.262, SLG: 0.296		0-0 6-3			0-0 F9		0-0 FC6-4 1-2 2-3		0-0 F8		4	0	0	0	0	0	4
Gary Gaetti, R (1, 5) OBP: 0.265, SLG: 0.404 Jesus Vega, R (9, PH) OBP: 0.288, SLG: 0.353 Lenny Faedo, R (10, 6) OBP: 0.236, SLG: 0.188			0-0 4-3		0-3 K		0-0 F9		0-0 S 1B 2H		3	0	0	0	0	1	3
Tim Laudner, R (1, 2) OBP: 0.310, SLG: 0.297 Larry Milbourne, S (8, PH) OBP: 0.248, SLG: 0.226 Sal Butera, R (9, 2) OBP: 0.375, SLG: 0.271			0-0 F4		4-0 BB		0-0 L8		0-3 K		1	0	0	0	1	0	0
											1	0	0	0	0	0	0
											1	0	0	0	0	1	1

Inning Stats

Inning	R	H	E	K	S	H	LOB	R	H	E	K	S	H	LOB	R	H	E	K	S	H	LOB	R	H	E	K	S	H	LOB	R	H	E	K	S	H	LOB						
1	0	1	0	0	4	0	1	0	0	0	0	3	0	0	0	0	0	0	3	0	0	0	0	0	0	0	0	0	0	0	0	0	0	0	0	0					
2	0	0	0	0	3	0	0	0	0	0	0	3	0	0	0	0	0	0	3	0	0	0	0	0	0	0	0	0	0	0	0	0	0	0	0	0	0				
3	0	0	0	0	3	0	0	0	0	0	0	3	0	0	0	0	0	0	3	0	0	0	0	0	0	0	0	0	0	0	0	0	0	0	0	0	0	0			
4	0	0	0	0	3	0	0	0	0	0	0	3	0	0	0	0	0	0	3	0	0	0	0	0	0	0	0	0	0	0	0	0	0	0	0	0	0	0			
5	0	1	0	1	6	0	1	0	0	0	1	6	0	0	0	0	0	0	6	0	0	0	0	0	0	0	0	0	0	0	0	0	0	0	0	0	0	0	0		
6	0	0	0	1	9	0	0	0	0	0	1	9	0	0	0	0	0	0	9	0	0	0	0	0	0	0	0	0	0	0	0	0	0	0	0	0	0	0	0		
7	0	2	0	0	5	0	2	0	0	0	0	5	0	0	0	0	0	0	5	0	0	0	0	0	0	0	0	0	0	0	0	0	0	0	0	0	0	0	0	0	
8	3	3	0	1	8	0	3	0	0	0	1	8	0	0	0	0	0	0	8	0	0	0	0	0	0	0	0	0	0	0	0	0	0	0	0	0	0	0	0	0	
9	1	2	0	1	7	0	2	0	0	0	1	7	0	0	0	0	0	0	7	0	0	0	0	0	0	0	0	0	0	0	0	0	0	0	0	0	0	0	0	0	0
10	0	0	0	0	7	0	0	0	0	0	0	7	0	0	0	0	0	0	7	0	0	0	0	0	0	0	0	0	0	0	0	0	0	0	0	0	0	0	0	0	0

PITCHER	IP	WLS	BF	H	R	ER	SO	BB	IBB	HBP	BLK	WP	HR	S	P	ERA	WHIP
Keith Creel, R (1, 1) ERA: 4.57	7.2		30	6	2	2	3	1	0	0	0	0	2	35	39	2.35	0.913
Dan Quisenberry, R (8, 1) ERA: 2.05	2.1	W	10	3	2	2	3	0	0	0	0	0	1	16	16	7.71	1.286

Batter	1	2	3	4	5	6	7	8	9	AB R H RBI BB SO LOB	TOP											
Willie Wilson, S (1, 7) OBP: 0.369, SLG: 0.476	0-0 2B 6-3 1B		0-0 F7		0-3 K	0-0 G3		4-0 FC4-6 1B 1-2 2-3 BB		4 1 1 0 1 1 1												
John Wathan, R (1, 2) OBP: 0.357, SLG: 0.333	0-3 K		0-0 S 1B		0-0 S 1B		0-0 HR 1B	0-0 FC4-6 1B 1-2 2-H 3-H		5 2 4 1 0 1 1												
George Brett, L (1, 5) OBP: 0.355, SLG: 0.471	0-0 E 2B		0-0 F6		4-0 E 1B 1-2 1B BB		0-3 K	0-0 FC4-6 FC6-4 1-2f 2-3		4 2 1 0 1 1 4												
Amos Otis, R (1, 8) OBP: 0.370, SLG: 0.489	0-0 6-3		4-0 1-2 BB		0-0 E3 1B		0-0 1-H HR	0-0 FC6-4 1-2f		4 2 2 4 1 0 3												
Hal McRae, R (1, 10) OBP: 0.431, SLG: 0.579	0-0 E8 2-H 1B		0-0 F8		0-0 F3		0-0 6-3	4-0 G4-6-3 BB		4 0 1 1 1 0 4												
Jerry Martin, R (1, 9) OBP: 0.360, SLG: 0.440	0-3 K		0-0 L7		0-0 1B		0-0 F9	0-0 F2		5 0 1 2 0 1 2												
Lee May, R (1, 3) OBP: 0.404, SLG: 0.585		0-0 F8		4-0 BB		0-3 K		0-0 HR	0-0 G4-6-3 1-2f	1 0 0 0 1 0 0 3 1 1 1 0 1 1												
Willie Aikens, L (6, PH) OBP: 0.322, SLG: 0.371																						
Frank White, R (1, 4) OBP: 0.321, SLG: 0.441		0-0 F4		0-3 K		0-0 6-3		0-0 BB 1B 1B		4 1 1 0 0 1 1												
Onix Concepcion, R (1, 6) OBP: 0.314, SLG: 0.360		0-3 K		0-0 L7		0-0 1B		0-0 BB 1B 1B		4 0 2 0 0 1 1												
Inning Stats	R: 2 E: 1 K: 2 S: 10	H: 3 LOB: 1 BB: 0 P: 10	R: 0 E: 0 K: 1 S: 5	H: 0 LOB: 0 BB: 0 P: 5	R: 0 E: 0 K: 0 S: 4	H: 1 LOB: 2 BB: 1 P: 8	R: 0 E: 0 K: 1 S: 5	H: 0 LOB: 1 BB: 1 P: 9	R: 3 E: 1 K: 1 S: 7	H: 3 LOB: 1 BB: 1 P: 11	R: 0 E: 0 K: 1 S: 6	H: 1 LOB: 1 BB: 0 P: 6	R: 2 E: 0 K: 1 S: 7	H: 2 LOB: 0 BB: 0 P: 7	R: 2 E: 0 K: 0 S: 6	H: 4 LOB: 2 BB: 1 P: 10	R: 0 E: 0 K: 0 S: 2	H: 0 LOB: 0 BB: 1 P: 6	1B: 11 2B: 1 3B: 0 HR: 2	SF: 0 SAC: 0 DP: 1 HBP: 0	WP: 0 PB: 0 SB: 2 CS: 0	PA: 43
PITCHER	IP WLS BF H R ER SO BB IBB HBP BLK WP HR S P ERA WHIP												PITCHER	IP WLS BF H R ER SO BB IBB HBP BLK WP HR S P ERA WHIP								
Jack O'Connor, L (1, 1) ERA: 5.14	5.0 L 24 7 5 4 5 3 0 0 0 0 0 0 31 43 7.20 2.000																					
Terry Felton, R (6, 1) ERA: 4.33	2.0 13 6 4 4 2 1 0 0 0 0 0 2 16 20 18.00 3.500																					
John Pacella, R (8, 1) ERA: 5.06	2.0 6 1 0 0 0 1 0 0 0 0 0 0 5 9 0.00 1.000																					

Kansas City Royals @ Minnesota Twins
 Hubert H. Humphrey Metrodome, Minneapolis, MN
 Tue Jun 08 1982, 8:05 PM EDT
 Att. 6,543 - Dome

livebaseballscorecards.com

AB	38
R	9
H	14
RBI	9
BB	5
SO	7
LOB	18



Batter	1	2	3	4	5	6	7	8	9	AB R H RBI BB SO LOB	TOP											
Willie Wilson, S OBP: 0.378, SLG: 0.496 (1, 7) X	0-0 FC3-6 1B		0-0 G4-6-3 1-2f	0-0 4-3			0-0 WP S 1B		0-0 2-H 3B	5 1 3 1 0 0 2	Kansas City Royals @ Minnesota Twins Hubert H. Humphrey Metrodome, Minneapolis, MN Wed Jun 09 1982, 8:05 PM EDT Att. 7,030 - Dome livebaseballscorecards.com											
John Wathan, R OBP: 0.357, SLG: 0.340 (1, 2) X	0-0 FC3-6 1-2f 2B		0-0 HR 2B		0-0 4-3		0-0 1-H 3B 1B		0-0 5-3	5 3 2 1 0 0 2												
George Brett, L OBP: 0.361, SLG: 0.487 (1, 5) X	0-0 1-H 2B		4-0 HR IBB		0-0 3-1		0-0 1-H 3B		0-0 G3	4 1 2 2 1 0 1												
Amos Otis, R OBP: 0.367, SLG: 0.500 (1, 8) X	0-0 5-3		0-0 1-H 2-H HR		0-0 L8		0-0 F9			4 1 1 3 0 0 2												
Hal McRae, R OBP: 0.424, SLG: 0.567 (1, 10) X	0-0 5-3		0-0 6-3		0-0 4-3			0-0 6-3		4 0 0 0 0 0 1												
Willie Aikens, L OBP: 0.314, SLG: 0.360 (1, 3) X		0-0 F4		0-0 1-6-3		0-0 4-3		0-0 4-3		4 0 0 0 0 0 0												
Jerry Martin, R OBP: 0.357, SLG: 0.435 (1, 9) X		0-0 6-3		0-0 2B 1B		0-3 K		0-0 5-3		4 1 1 0 0 1 0												
Frank White, R OBP: 0.325, SLG: 0.448 (1, 4) X		0-0 F4		0-0 1-H 2B		0-0 L9		0-0 3B 1B		4 1 2 1 0 0 0												
Onix Concepcion, R OBP: 0.311, SLG: 0.356 (1, 6) X			0-0 G4-6-3 1B	0-3 K2-3		0-0 6-3		0-3 1-2 K		4 0 1 0 0 2 2												
Inning Stats	R: 1 E: 0 K: 0 S: 5	H: 2 LOB: 1 BB: 0 P: 5	R: 0 E: 0 K: 0 S: 3	H: 0 LOB: 0 BB: 0 P: 3	R: 3 E: 0 K: 0 S: 5	H: 3 LOB: 0 BB: 1 P: 9	R: 1 E: 0 K: 1 S: 7	H: 2 LOB: 1 BB: 0 P: 7	R: 0 E: 0 K: 0 S: 3	H: 0 LOB: 0 BB: 0 P: 3	R: 0 E: 0 K: 1 S: 5	H: 0 LOB: 0 BB: 0 P: 5	R: 2 E: 0 K: 0 S: 6	H: 3 LOB: 1 BB: 0 P: 6	R: 0 E: 0 K: 0 S: 3	H: 0 LOB: 0 BB: 0 P: 3	R: 1 E: 0 K: 1 S: 7	H: 2 LOB: 1 BB: 0 P: 7	1B: 6 2B: 3 3B: 2 HR: 1	SF: 0 SAC: 0 DP: 1 HBP: 0	WP: 1 PB: 0 SB: 4 CS: 0	PA: 39
PITCHER	IP WLS BF H R ER SO BB IBB HBP BLK WP HR S P ERA WHIP																					
Albert Williams, R ERA: 5.2 (1, 1)	6.2 L 30 10 7 7 2 0 1 0 0 0 1 1 33 37 9.45 1.500																					
Paul Boris, R ERA: 6.39 (7, 1)	1.1 5 1 1 1 0 0 0 0 0 0 0 0 5 5 6.75 0.750																					
Ron Davis, R ERA: 4.93 (9, 1)	1.0 4 1 0 0 0 1 0 0 0 0 0 0 6 6 0.00 1.000																					

Batter	1	2	3	4	5	6	7	8	9	AB R H RBI BB SO LOB
Larry Milbourne, S (1, 4) OBP: 0.246, SLG: 0.234	0-0 1-3 ①		0-0 5-3 ①		0-0 F9 ②			0-0 1B 2B	0-0 L4 ①	5 1 1 0 0 0 1
Ron Washington, R (1, 6) OBP: 0.324, SLG: 0.407	0-0 1-3 ②		0-0 1B G5-4-3		0-0 1-3 ③			0-0 1B 1B 2-H	0-0 BB 1B	5 1 3 1 0 0 0
Tom Brunansky, R (1, 8) OBP: 0.333, SLG: 0.521	4-0 BB		0-0 G5-4-3 ② ③			0-0 F9 2B		0-0 1B SF7 1B	4-0 BB 1B 1-2 2-3	3 1 2 0 2 0 1
Kent Hrbek, L (1, 3) OBP: 0.390, SLG: 0.647	0-0 6-3 ③			0-0 HR		0-0 6-3 ①		0-0 FC3-6 1B 1-3 3-H	0-0 SF8 ②	4 1 2 3 0 0 2
Jesus Vega, R (1, 10) OBP: 0.284, SLG: 0.370		0-0 5-3 ①		0-0 F3 ①		0-0 F9 ②		0-0 SF7 ①	0-0 1-3 ③	4 0 0 1 0 0 3
Mickey Hatcher, R (1, 7) OBP: 0.292, SLG: 0.336		0-0 BB 1B		0-0 5-3 ②		0-0 F8 ③		0-0 FC3-6 1-2 1B		4 0 2 0 0 0 1
Gary Ward, R (1, 9) OBP: 0.275, SLG: 0.370		0-0 F9 ②		0-0 1B			0-0 F7 ①	0-0 FC3-6 1-2 2-3		4 0 1 0 0 0 3
John Castino, R (1, 5) OBP: 0.263, SLG: 0.289		4-0 BB		0-0 6-3 ③			0-0 6-3 ②	0-3 K ③		2 0 0 0 1 0 1
Randy Johnson, L (8, PH) OBP: 0.347, SLG: 0.512		1-2 BB								1 0 0 0 0 1 2
Gary Gaetti, R (9, 5) OBP: 0.265, SLG: 0.419										0 0 0 0 0 0 0
Sal Butera, R (1, 2) OBP: 0.360, SLG: 0.258		0-0 F9 ③			0-0 6-3 ①					3 0 0 0 0 0 2
Jim Eisenreich, L (9, PH) OBP: 0.389, SLG: 0.438									BB 1B SF8 1B	1 1 1 0 0 0 0

Inning Stats	R: 0	H: 0	E: 0	K: 0	S: 3	R: 0	H: 1	E: 0	K: 0	S: 4	R: 0	H: 1	E: 0	K: 0	S: 3	R: 1	H: 2	E: 0	K: 0	S: 5	R: 0	H: 0	E: 0	K: 0	S: 3	R: 0	H: 1	E: 0	K: 0	S: 4	R: 0	H: 5	E: 0	K: 1	S: 10	R: 1	H: 2	E: 0	K: 0	S: 5	1B: 9	SF: 2	2B: 2	SAC: 0	3B: 0	DP: 1	HR: 1	HBP: 0	WP: 0	PA: 41
	0	0	0	0	3	0	1	0	0	4	0	2	0	0	3	1	2	0	0	5	0	0	0	0	3	0	0	0	1	4	0	5	0	10	2	2	0	9	9	2	0	0	1	0	0	0	41			

PITCHER	IP	WLS	BF	H	R	ER	SO	BB	IBB	HBP	BLK	WP	HR	S	P	ERA	WHIP
Paul Splittorf, L (1, 1) ERA: 3.29	7.1	W	33	10	4	4	0	2	0	0	0	0	1	31	39	4.91	1.636
Dan Quisenberry, R (8, 1) ERA: 2.16	1.2	S	8	2	1	1	1	1	0	0	0	0	0	9	13	5.40	1.800

BOTTOM

Kansas City Royals @ Minnesota Twins
 Hubert H. Humphrey Metrodome, Minneapolis, MN
 Wed Jun 09 1982, 8:05 PM EDT
 Att: 7,030 - Dome

livebaseballscorecards.com

AB	36
R	5
H	12
RBI	5
BB	3
SO	1
LOB	16



Batter	1	2	3	4	5	6	7	8	9	AB R H RBI BB SO LOB	TOP																
Willie Wilson, S (1, 7) OBP: 0.386, SLG: 0.515	0-0 G6-4-3 1B 1B	0-0 G3			0-0 CS 1B 1B		0-0 E4		0-0 1-H 2B 3B	5 2 3 1 0 0 1																	
John Wathan, R (1, 2) OBP: 0.363, SLG: 0.343	0-0 1-2 1B		0-0 F9		0-0 1-2 1B		0-0 F6		4-0 2B 1B BB	4 1 2 0 1 0 1																	
George Brett, L (1, 5) OBP: 0.357, SLG: 0.485	0-0 G6-4-3 1-2f 2-3		0-0 4-3		0-0 F7		0-0 F7		0-0 1-3 1B 2B	5 1 1 1 0 0 5																	
Amos Otis, R (1, 8) OBP: 0.377, SLG: 0.503	0-0 E S HR 1B 3-H		4-0 BB BB		4-0 1-2 2-3 BB		0-0 1B 1B		0-0 F9	3 1 2 1 2 0 2																	
Hal McRae, R (1, 10) OBP: 0.432, SLG: 0.585	0-0 1-H HR		4-0 1-2 BB		0-0 F9		0-0 1-2 G3-6-3 1B		0-0 2-H 3-H 1B	4 1 3 4 1 0 2																	
Jerry Martin, R (1, 9) OBP: 0.349, SLG: 0.424	0-3 K		0-0 5-3		0-0 1-3		0-3 K		0-0 G3	5 0 0 0 0 2 5																	
Lee May, R (1, 3) OBP: 0.429, SLG: 0.619		0-0 SH 2B		4-0 G5-4-3 BB		0-0 2B		0-0 G3-6-3 1-2f		1 0 1 0 1 0 0																	
Willie Aikens, L (6, PH) OBP: 0.316, SLG: 0.370										2 0 1 0 0 0 2																	
Frank White, R (1, 4) OBP: 0.325, SLG: 0.446		0-0 SH CS 2-3		0-0 G5-4-3 1-2f		0-0 F8			0-0 3B 1B	3 1 1 0 0 0 1																	
Onix Concepcion, R (1, 6) OBP: 0.302, SLG: 0.344		0-0 F9 1-2		0-0 6-3			0-0 4-3		0-0 F9	4 0 0 0 0 0 3																	
Inning Stats	R: 3 E: 0 K: 1 S: 8	H: 4 LOB: 0 BB: 0 P: 8	R: 0 E: 0 K: 0 S: 4	H: 1 LOB: 1 BB: 0 P: 4	R: 0 E: 0 K: 0 S: 3	H: 0 LOB: 2 BB: 2 P: 11	R: 0 E: 0 K: 0 S: 2	H: 0 LOB: 0 BB: 1 P: 6	R: 0 E: 0 K: 0 S: 4	H: 2 LOB: 2 BB: 1 P: 8	R: 0 E: 0 K: 0 S: 3	H: 1 LOB: 0 BB: 0 P: 3	R: 0 E: 1 K: 0 S: 4	H: 0 LOB: 1 BB: 0 P: 4	R: 0 E: 0 K: 1 S: 6	H: 2 LOB: 1 BB: 0 P: 6	R: 4 E: 0 K: 0 S: 7	H: 4 LOB: 1 BB: 1 P: 11	1B: 9 2B: 3 3B: 1 HR: 1	SF: 0 SAC: 1 DP: 3 HBP: 0	WP: 0 PB: 0 SB: 1 CS: 2	PA: 42					
PITCHER	IP WLS BF H R ER SO BB IBB HBP BLK WP HR S P ERA WHIP																										
Frank Viola, L (1, 1) ERA: 6.23	4.1		21	7	3	3	1	3	0	0	0	0	1	20	32	6.23	2.308										
Pete Redfern, R (5, 1) ERA: 6.67	4.0	W	16	5	2	2	1	1	0	0	0	0	0	17	21	4.50	1.500										
Ron Davis, R (9, 1) ERA: 5.06	0.2		5	2	2	2	0	1	0	0	0	0	0	4	8	27.00	4.500										

Kansas City Royals @ Minnesota Twins
 Hubert H. Humphrey Metrodome, Minneapolis, MN
 Thu Jun 10 1982, 8:05 PM EDT
 Att. 13,667 - Dome

livebaseballscorecards.com

AB	36
R	7
H	14
RBI	7
BB	5
SO	2
LOB	22



Batter	1	2	3	4	5	6	7	8	9	10	11	12	AB R H RBI BB SO LOB	TOP																
Julio Cruz, S OBP: 0.318, SLG: 0.282 (1, 4)	0-0 4-3 3B	0-3 K		0-0 FC6-4 1-2f			0-0 L6		0-3 K			0-0 4-3	6 1 1 0 0 2 3																	
Manny Castillo, S OBP: 0.295, SLG: 0.297 (1, 5)	0-0 4-3		0-0 F7		0-0 F9 2B		0-0 5-3			0-0 1-3			5 0 1 1 0 0 0																	
Bruce Bochte, L OBP: 0.386, SLG: 0.363 (1, 7)	0-3 K		0-0 F6 1B		0-0 F9			0-0 F7		0-0 G3			5 0 1 0 0 1 1																	
Richie Zisk, R OBP: 0.349, SLG: 0.382 (1, 10)	4-0 1B BB		0-0 P3		0-0 F9 2-3			4-0 BB		0-3 K			3 0 0 0 2 1 2																	
Al Cowens, R OBP: 0.332, SLG: 0.473 (1, 9)	0-0 1-2 1B		0-0 5-3 1-2		0-0 6-3			0-0 F9		0-0 1-3			5 0 1 0 0 0 3																	
Gary Gray, R OBP: 0.368, SLG: 0.483 (1, 3)	0-0 F8			0-0 6-3		0-0 6-3		0-3 K		0-3 K			5 0 0 0 0 2 3																	
Todd Cruz, R OBP: 0.276, SLG: 0.402 (1, 6)		0-0 F9		0-0 HR		0-0 6-3			0-3 K		0-0 F7		5 1 1 1 0 1 0																	
Dave Henderson, R OBP: 0.347, SLG: 0.485 (1, 8)		0-0 3-1 2B		0-3 K		0-0 6-3			0-0 F9			0-0 F7	4 0 1 0 0 1 0 1 0 0 0 0 0 0																	
Joe Simpson, L OBP: 0.282, SLG: 0.292 (12, PH) (12, 8)		0-0 3-1 2B		4-0 FC6-4 BB			0-0 3-1		0-0 E1			0-0 6-3	3 0 0 0 1 0 1 0 0 0 0 0 0 0 1 0 0 0 0 0 0																	
Bud Bulling, R OBP: 0.278, SLG: 0.244 (1, 2)																														
Lenny Randle, S OBP: 0.224, SLG: 0.200 (9, PR)																														
Rick Sweet, S OBP: 0.465, SLG: 0.595 (9, 2)																														
Inning Stats	R: 1 E: 0 K: 1 S: 7	H: 2 LOB: 2 BB: 1 P: 11	R: 0 E: 0 K: 1 S: 6	H: 1 LOB: 1 BB: 0 P: 6	R: 0 E: 0 K: 0 S: 4	H: 1 LOB: 1 BB: 0 P: 4	R: 1 E: 0 K: 1 S: 6	H: 1 LOB: 1 BB: 1 P: 10	R: 0 E: 0 K: 0 S: 4	H: 0 LOB: 0 BB: 0 P: 3	R: 0 E: 0 K: 1 S: 5	H: 0 LOB: 1 BB: 1 P: 9	R: 0 E: 1 K: 2 S: 8	H: 0 LOB: 1 BB: 0 P: 8	R: 0 E: 0 K: 1 S: 5	H: 0 LOB: 0 BB: 0 P: 5	R: 0 E: 0 K: 1 S: 5	H: 0 LOB: 0 BB: 0 P: 5	R: 0 E: 0 K: 0 S: 3	H: 0 LOB: 0 BB: 0 P: 3	1B: 2 2B: 2 3B: 1 HR: 1	SF: 0 SAC: 0 DP: 0 HBP: 0	WP: 0 PB: 0 SB: 1 CS: 0	PA: 46						
PITCHER	IP WLS BF H R ER SO BB IBB HBP BLK WP HR S P ERA WHIP																													
Vida Blue, L ERA: 3.04 (1, 1)	9.0	37	6	2	2	6	3	0	0	0	0	0	0	0	2.00	1.000														
Dan Quisenberry, R ERA: 2.04 (10, 1)	3.0	9	0	0	0	2	0	0	0	0	0	0	0	0	0.00	0.000														

Seattle Mariners @ Kansas City Royals
 Royals Stadium, Kansas City, MO
 Fri Jun 11 1982, 8:05 PM EDT
 Att. 34,824 - Unknown

AB	43
R	2
H	6
RBI	2
BB	3
SO	8
LOB	13



WP: 0	PA: 46
PB: 0	
SB: 1	
CS: 0	

livebaseballscores.com

Batter	1	2	3	4	5	6	7	8	9	10	11	12	AB	R	H	RBI	BB	SO	LOB
Willie Wilson, S OBP: 0.386, SLG: 0.507 (1, 7)	0-0 G4-6-3 1B		0-0 1-3 1-2 2-3			0-0 F5		4-0 G4-6-3 IBB			0-0 F9		4	0	1	0	1	0	2
John Wathan, R OBP: 0.355, SLG: 0.335 (1, 2)	0-0 G4-6-3 1-2f		0-0 E6 PB 2-H 3-H			0-0 5-3		0-0 G4-6-3 1-2f			0-0 6-3		5	0	0	0	0	0	3
George Brett, L OBP: 0.354, SLG: 0.488 (1, 5)	0-0 F9		0-0 F7 1-2			0-0 3B			0-0 4-3		0-0 6-3		5	0	1	0	0	0	1
Amos Otis, R OBP: 0.373, SLG: 0.495 (1, 8)		0-0 6-3		0-0 6-3		0-0 4-3			0-3 K			0-0 1B 1B	5	1	1	0	0	1	1
Hal McRae, R OBP: 0.427, SLG: 0.576 (1, 10)		0-3 K		0-0 L5			0-0 5-3		0-0 F7			0-0 1B 1-2 1B	5	0	1	0	0	1	0
Willie Aikens, L OBP: 0.308, SLG: 0.359 (1, 3) U L Washington, S OBP: 0.250, SLG: 0.227 (12, PH)		0-0 1-4-3		0-0 G3			0-0 4-3			0-0 4-3		0-0 B2	4	0	0	0	0	0	0
Jerry Martin, R OBP: 0.346, SLG: 0.418 (1, 9)			0-3 K		0-0 F5		0-3 K			0-0 5-3		0-0 1B 1-2 2-H	5	0	1	1	0	2	0
Frank White, R OBP: 0.333, SLG: 0.458 (1, 4)			0-0 1-3 1B E 1B		0-0 5-3			0-0 SH1-4 1B		0-0 2B			4	1	3	0	0	0	0
Onix Concepcion, R OBP: 0.302, SLG: 0.344 (1, 6)			0-0 1-3 E 1B		0-0 5-3			0-0 SH1-4		0-0 1-3			3	1	1	0	0	0	1


Inning Stats	R: 0	H: 1	E: 0	LOB: 0	K: 0	P: 3	R: 0	H: 0	E: 0	LOB: 0	K: 1	P: 5	R: 2	H: 2	E: 1	LOB: 1	K: 1	P: 8	R: 0	H: 0	E: 0	LOB: 0	K: 0	P: 3	R: 0	H: 0	E: 0	LOB: 0	K: 0	P: 3	R: 0	H: 1	E: 0	LOB: 1	K: 0	P: 4	R: 0	H: 0	E: 0	LOB: 0	K: 1	P: 5	R: 0	H: 1	E: 0	LOB: 1	K: 0	P: 7	R: 0	H: 0	E: 0	LOB: 0	K: 1	P: 5	R: 0	H: 1	E: 0	LOB: 1	K: 0	P: 3	R: 0	H: 0	E: 0	LOB: 0	K: 0	P: 3	R: 1	H: 3	E: 0	LOB: 2	K: 0	P: 4	1B: 7	2B: 1	3B: 1	HR: 0	SF: 0	SAC: 1	DP: 2	HBP: 0	WP: 0	PA: 43
--------------	------	------	------	--------	------	------	------	------	------	--------	------	------	------	------	------	--------	------	------	------	------	------	--------	------	------	------	------	------	--------	------	------	------	------	------	--------	------	------	------	------	------	--------	------	------	------	------	------	--------	------	------	------	------	------	--------	------	------	------	------	------	--------	------	------	------	------	------	--------	------	------	------	------	------	--------	------	------	-------	-------	-------	-------	-------	--------	-------	--------	-------	--------

PITCHER	IP	WLS	BF	H	R	ER	SO	BB	IBB	HBP	BLK	WP	HR	S	P	ERA	WHIP
Gaylord Perry, R ERA: 3.73 (1, 1)	10.0		36	6	2	0	4	0	1	0	0	0	0	43	47	0.00	0.600
Ed Vande Berg, L ERA: 2.0 (11, 1)	1.1	L	6	2	1	1	0	0	0	0	0	0	0	6	6	6.75	1.500
Mike Stanton, R ERA: 2.32 (12, 1)	0.0		1	1	0	0	0	0	0	0	0	0	0	1	1	∞	∞

Seattle Mariners @ Kansas City Royals
Royals Stadium, Kansas City, MO
 Fri Jun 11 1982, 8:05 PM EDT
 Att: 34,824 - Unknown

livebaseballscorecards.com

AB	41
R	3
H	9
RBI	1
BB	1
SO	4
LOB	10



Batter	1	2	3	4	5	6	7	8	9	AB R H RBI BB SO LOB	TOP											
Bobby Brown, S (1, 8) OBP: 0.281, SLG: 0.287	0-0 6-3		0-0 F9	0-0 3-1			0-0 G3		4-0 CS BB	4 0 0 0 1 0 3												
Manny Castillo, S (1, 5) OBP: 0.298, SLG: 0.307	0-0 G4-6-3 1B		0-0 F9		0-3 K		0-0 BB 2B		0-0 4-3	5 0 2 0 0 1 2												
Bruce Bochte, L (1, 7) OBP: 0.387, SLG: 0.361	0-0 G4-6-3 1-2f		0-0 1B		0-3 K		4-0 BB BB		0-0 F8	4 0 1 1 1 1 1												
Richie Zisk, R (1, 10) OBP: 0.352, SLG: 0.377		4-0 BB BB BB BB BB	0-0 F9		0-3 K		4-0 1-2 2-3 FC6-4 BB			2 0 0 0 2 1 1												
Al Cowens, R (1, 9) OBP: 0.335, SLG: 0.476		0-0 G4-6-3 1-2f		4-0 CS E BB		0-0 4-3 SF9 2B		0-0 FC6-4 1-2f		3 1 1 0 1 0 4												
Gary Gray, R (1, 3) OBP: 0.347, SLG: 0.453		0-0 E6 1B		0-0 E6 BB 1B		0-0 4-3		0-3 K		4 1 0 0 0 1 2												
Rick Sweet, S (1, 2) OBP: 0.489, SLG: 0.615		0-0 1-2 1B		4-0 1B BB 1-2 2-3		0-0 SF9		0-0 1-3 1B		2 0 2 1 1 0 0												
Todd Cruz, R (1, 6) OBP: 0.271, SLG: 0.395		0-0 F8		0-0 F9		0-0 3-H F9		0-0 1-3		4 0 0 0 0 0 5												
Julio Cruz, S (1, 4) OBP: 0.321, SLG: 0.286			0-0 F9 1B	0-0 S 1B 1-3 2-H		0-3 K		0-0 4-3		4 1 2 1 0 1 1												
Inning Stats	R: 0 E: 0 K: 0 S: 3	H: 1 LOB: 0 BB: 0 P: 3	R: 0 E: 1 K: 0 S: 4	H: 1 LOB: 2 BB: 1 P: 8	R: 1 E: 0 K: 0 S: 5	H: 2 LOB: 1 BB: 0 P: 5	R: 1 E: 1 K: 0 S: 4	H: 1 LOB: 2 BB: 2 P: 12	R: 0 E: 0 K: 3 S: 9	H: 0 LOB: 0 BB: 0 P: 9	R: 1 E: 0 K: 0 S: 4	H: 1 LOB: 0 BB: 0 P: 4	R: 0 E: 0 K: 1 S: 6	H: 1 LOB: 3 BB: 2 P: 14	R: 0 E: 0 K: 1 S: 6	H: 1 LOB: 1 BB: 0 P: 6	R: 0 E: 0 K: 0 S: 2	H: 0 LOB: 0 BB: 1 P: 6	1B: 6 2B: 2 3B: 0 HR: 0	SF: 1 SAC: 0 DP: 2 HBP: 0	WP: 0 PB: 0 SB: 1 CS: 2	PA: 39
PITCHER	IP WLS BF H R ER SO BB IBB HBP BLK WP HR S P ERA WHIP																					
Keith Creel, R (1, 1) ERA: 4.23	6.0 L 26 6 3 2 3 3 0 0 0 0 0 0 29 41 3.00 1.500																					
Mike Armstrong, R (7, 1) ERA: 2.65	3.0 13 2 0 0 2 3 0 0 0 0 0 0 14 26 0.00 1.667																					

Seattle Mariners @ Kansas City Royals
 Royals Stadium, Kansas City, MO
 Sat Jun 12 1982, 8:05 PM EDT
 Att. 32,098 - Unknown

livebaseballscorecards.com

AB	32
R	3
H	8
RBI	3
BB	6
SO	5
LOB	19



Batter	1	2	3	4	5	6	7	8	9	AB	R	H	RBI	BB	SO	LOB
Willie Wilson, S OBP: 0.393, SLG: 0.507 (1, 7)	4-0 FC6-4 BB	0-0 FC4-6 1-2f			0-0 G5-4-3 1B		0-3 K		0-0 1-3 1B	4	0	2	0	1	1	4
Onix Concepcion, R OBP: 0.299, SLG: 0.338 (1, 6)	0-0 FC6-4 1-2f		0-0 FC4-6 1B		0-0 G5-4-3 1-2f		0-0 F8		0-0 F8	5	0	1	0	0	0	6
George Brett, L OBP: 0.352, SLG: 0.483 (1, 5)	0-0 FC3-6 1-2f		0-0 FC4-6 G6-4-3 1-2f			0-0 L4		0-0 SH1-4 1B		4	0	1	0	0	0	2
Amos Otis, R OBP: 0.368, SLG: 0.488 (1, 8)	0-0 1-3		0-0 G6-4-3 1-2f			0-0 F8		0-0 SH1-4 1-2		3	0	0	0	0	0	2
Hal McRae, R OBP: 0.432, SLG: 0.579 (1, 10)		0-0 F7		0-0 G4-6-3 1B		0-0 1B		0-0 2-H 1B		4	0	3	0	0	0	0
Willie Aikens, L OBP: 0.307, SLG: 0.356 (1, 3)		0-0 E SF7 1B		0-0 G4-6-3 1-2f		0-0 5-3		0-3 K		4	1	1	0	0	1	3
Jerry Martin, R OBP: 0.348, SLG: 0.420 (1, 9)		0-0 E3 1B 1-3		0-0 5-3			0-0 SH 1B		0-0 1B 1B	4	0	2	0	0	0	1
Frank White, R OBP: 0.333, SLG: 0.474 (1, 4)		0-0 SF7 3-H			0-0 HR		0-0 SH 1-2		0-0 F7	2	1	1	2	0	0	1
Jamie Quirk, L OBP: 0.303, SLG: 0.344 (1, 2)		0-0 FC4-6 1-3 1B			0-0 G2		0-3 K		0-3 K	2	0	1	0	0	0	0
John Wathan, R OBP: 0.352, SLG: 0.332 (7, PH) (8, 2)										2	0	0	0	0	2	3

BOTTOM

Seattle Mariners @ Kansas City Royals
Royals Stadium, Kansas City, MO

Sat Jun 12 1982, 8:05 PM EDT
Att. 32,098 - Unknown

livebaseballscores.com

AB	34
R	2
H	12
RBI	2
BB	1
SO	4
LOB	22



Inning	1	2	3	4	5	6	7	8	9	1B	SF	2B	SAC	3B	DP	HR	HBP
R: 0	H: 0	R: 1	H: 2	R: 0	H: 1	R: 1	H: 2	R: 0	H: 2	R: 0	H: 2	R: 0	H: 2	R: 0	H: 2	R: 0	H: 2
E: 0	LOB: 1	E: 1	LOB: 2	E: 0	LOB: 0	E: 0	LOB: 0	E: 0	LOB: 1	E: 0	LOB: 2	E: 0	LOB: 2	E: 0	LOB: 1	E: 0	LOB: 2
K: 0	BB: 1	K: 0	BB: 0	K: 0	BB: 0	K: 0	BB: 0	K: 2	BB: 0	K: 1	BB: 0	K: 1	BB: 0	K: 1	BB: 0	K: 1	BB: 0
S: 3	P: 7	S: 6	P: 6	S: 3	P: 3	S: 4	P: 4	S: 9	P: 9	S: 6	P: 6	S: 7	P: 7	S: 6	P: 6	S: 7	P: 7

WP: 0	PA: 38
PB: 0	
SB: 1	
CS: 0	

PITCHER	IP	WLS	BF	H	R	ER	SO	BB	IBB	HBP	BLK	WP	HR	S	P	ERA	WHIP
Gene Nelson, R ERA: 3.24 (1, 1)	6.0	W	26	8	2	1	0	1	0	0	0	0	1	25	29	1.50	1.500
Ed Vande Berg, L ERA: 1.98 (7, 1)	0.1		1	0	0	0	1	0	0	0	0	0	0	3	3	0.00	0.000
Bill Caudill, R ERA: 1.93 (7, 1)	2.2	S	11	4	0	0	3	0	0	0	0	0	0	17	17	0.00	1.500

Batter	1	2	3	4	5	6	7	8	9	AB R H RBI BB SO LOB	TOP																
Paul Serna, R OBP: 0.238, SLG: 0.349 (1, 4) (8, 6)	0-0 5-3	0-0 F8			0-0 F9		0-0 F9		0-0 FC5-4 1B	5 0 1 0 0 0 2																	
Manny Castillo, S OBP: 0.296, SLG: 0.310 (1, 5)	0-0 1B 2B		0-0 F9		0-3 K		0-0 F7		0-0 FC5-4 L6-3	5 1 1 0 0 1 2																	
Bruce Bochte, L OBP: 0.388, SLG: 0.364 Joe Simpson, L OBP: 0.280, SLG: 0.289 (1, 7) (8, PR) (8, 7)	0-0 1B 1B 2-H		0-0 F9		0-0 L4			0-0 BB 2B 1B	0-0 L6-3	4 1 2 1 0 0 1 1 1 0 0 0 0 1																	
Richie Zisk, R OBP: 0.360, SLG: 0.382 (1, 10)	0-0 1B 1B 1-3		0-0		0-0 F7			4-0 2B 1B BB 1-2		3 1 2 0 1 0 0																	
Al Cowens, R OBP: 0.337, SLG: 0.481 (1, 9)	0-0 FC6-4 1B 1-2 3-H		0-0 L5		0-0 F9			0-0 1B 2B 1-3 2-H		4 1 2 2 0 0 1																	
Jim Malar, R OBP: 0.291, SLG: 0.360 (1, 3)	0-3 K		0-0 F7		0-0 F9			0-0 WP 1B 2-H 3-H		4 0 1 2 0 1 2																	
Todd Cruz, R OBP: 0.270, SLG: 0.392 Julio Cruz, S OBP: 0.321, SLG: 0.286 (1, 6) (8, 4)	0-0 FC6-4 1-2f		0-0 6-3		0-0 HR 1B		0-0 K	0-3 K	0-0 1-2	4 1 1 0 0 1 3 0 0 0 0 0 0 0	AB 38 R 7 H 13 RBI 7 BB 1 SO 3 LOB 16																
Dave Henderson, R OBP: 0.342, SLG: 0.514 (1, 8)		0-0 F9		0-0 F9		0-0 HR	0-0 F8		0-0 F8	4 1 1 2 0 0 2																	
Bud Bulling, R OBP: 0.287, SLG: 0.267 (1, 2)		0-0 F4			0-0 2B		0-0 CS 1B	0-0 F4		4 0 2 0 0 0 2																	
Inning Stats	R: 2 E: 0 K: 1 S: 9	H: 4 LOB: 2 BB: 0 P: 9	R: 0 E: 0 K: 0 S: 3	H: 0 LOB: 0 BB: 0 P: 3	R: 0 E: 0 K: 0 S: 4	H: 1 LOB: 1 BB: 0 P: 4	R: 0 E: 0 K: 0 S: 3	H: 0 LOB: 0 BB: 0 P: 3	R: 0 E: 0 K: 1 S: 6	H: 1 LOB: 1 BB: 0 P: 6	R: 0 E: 0 K: 0 S: 3	H: 0 LOB: 0 BB: 0 P: 3	R: 2 E: 0 K: 0 S: 5	H: 3 LOB: 0 BB: 0 P: 5	R: 3 E: 0 K: 1 S: 8	H: 3 LOB: 2 BB: 1 P: 12	R: 0 E: 0 K: 0 S: 3	H: 1 LOB: 0 BB: 0 P: 3	1B: 9 2B: 4 3B: 0 HR: 1	SF: 0 SAC: 0 DP: 1 HBP: 0	WP: 1 PB: 0 SB: 0 CS: 1	PA: 39					
PITCHER	IP	WLS	BF	H	R	ER	SO	BB	IBB	HBP	BLK	WP	HR	S	P	ERA	WHIP										
Larry Gura, L ERA: 4.58 (1, 1)	7.0	L	31	10	6	6	2	1	0	0	0	0	1	34	38	7.71	1.571										
Mike Armstrong, R ERA: 3.0 (8, 1)	1.0		5	2	1	1	1	0	0	0	0	1	0	7	7	9.00	2.000										
Don Hood, L ERA: 1.29 (9, 1)	1.0		3	1	0	0	0	0	0	0	0	0	0	3	3	0.00	1.000										

Seattle Mariners @ Kansas City Royals
Royals Stadium, Kansas City, MO
Sun Jun 13 1982, 8:05 PM EDT
Att. 30,683 - Unknown

livebaseballscorecards.com



Batter	1	2	3	4	5	6	7	8	9	AB R H RBI BB SO LOB	TOP											
Ron Washington, R (1, 6) OBP: 0.317, SLG: 0.401	0-0 5-3	0-0 F9			0-0 FC6-4		0-3 K			4 0 0 0 0 1 5	Minnesota Twins @ Kansas City Royals Royals Stadium, Kansas City, MO Mon Jun 14 1982, 8:05 PM EDT Att. 28,448 - Unknown - 79 F											
Mickey Hatcher, R (1, 7) OBP: 0.272, SLG: 0.326	0-0 4-3		0-0 F3		0-0 F4		0-3 K			4 0 0 0 0 1 3												
Tom Brunansky, R (1, 8) OBP: 0.363, SLG: 0.561	0-0 2B		0-0 5-3		0-0 CS	0-3 K		0-0 5-3		4 0 1 0 0 1 0												
Kent Hrbek, L (1, 3) OBP: 0.394, SLG: 0.640	4-0 BB		4-0 BB			4-0 FC5-4 BB		0-0 3-1		1 0 0 0 3 0 0												
Jesus Vega, R (1, 10) OBP: 0.287, SLG: 0.375	0-3 K		0-0 L7		0-0 FC5-4		0-0 5-3			4 0 0 0 0 1 4												
Dave Engle, R (1, 9) OBP: 0.268, SLG: 0.341		0-0 1B 1B		0-0 5-3		0-0 4-3		0-0 4-3		4 0 1 0 0 0 1												
Gary Gaetti, R (1, 5) OBP: 0.254, SLG: 0.411		0-0 L8		0-3 K		0-0 E5 1B		0-0 5-3		4 0 0 0 0 1 1												
John Castino, R (1, 4) OBP: 0.255, SLG: 0.273		0-0 F9		0-0 1-3		0-0 F7		0-0 L1		4 0 0 0 0 0 2												
Sal Butera, R (1, 2) OBP: 0.385, SLG: 0.292		0-0 1B			0-0 FC6-4 1B		0-0 1B			3 0 3 0 0 0 0												
Inning Stats	R: 0 E: 0 K: 1 S: 6	H: 1 LOB: 2 BB: 1 P: 10	R: 0 E: 0 K: 0 S: 5	H: 2 LOB: 2 BB: 0 P: 5	R: 0 E: 0 K: 0 S: 3	H: 0 LOB: 1 BB: 1 P: 7	R: 0 E: 0 K: 1 S: 5	H: 0 LOB: 0 BB: 0 P: 5	R: 0 E: 0 K: 0 S: 3	H: 1 LOB: 0 BB: 0 P: 3	R: 0 E: 0 K: 1 S: 5	H: 0 LOB: 1 BB: 1 P: 9	R: 0 E: 1 K: 2 S: 9	H: 1 LOB: 2 BB: 0 P: 9	R: 0 E: 0 K: 0 S: 3	H: 0 LOB: 0 BB: 0 P: 3	R: 0 E: 0 K: 0 S: 3	H: 0 LOB: 0 BB: 0 P: 3	1B: 4 2B: 1 3B: 0 HR: 0	SF: 0 SAC: 0 DP: 0 HBP: 0	WP: 0 PB: 0 SB: 0 CS: 1	PA: 36
PITCHER	IP WLS BF H R ER SO BB IBB HBP BLK WP HR S P ERA WHIP																					
Paul Splittorff, L (1, 1) ERA: 2.95	8.0 W 32 5 0 0 5 3 0 0 0 0 0 0 39 51 0.00 1.000																					
Dan Quisenberry, R (9, 1) ERA: 2.0	1.0 S 3 0 0 0 0 0 0 0 0 0 0 0 3 3 0.00 0.000																					

AB	32
R	0
H	5
RBI	0
BB	3
SO	5
LOB	16



Batter	1	2	3	4	5	6	7	8	9
Willie Wilson, S OBP: 0.373, SLG: 0.480 Cesar Geronimo, L OBP: 0.412, SLG: 0.667	0-0 F9		0-0 4-3		0-0 4-3		0-0 4-3		
John Wathan, R OBP: 0.346, SLG: 0.323	0-0 F9		4-0 1B BB		0-3 K			0-3 K	
George Brett, L OBP: 0.366, SLG: 0.516	0-0 HR		0-0 F8			0-0 F8		0-0 G4-3 1B	
Amos Otis, R OBP: 0.360, SLG: 0.474	0-0 F3		0-0 1B			0-0 6-3		0-0 G4-3 1-2f	
Hal McRae, R OBP: 0.424, SLG: 0.566		0-0 F6	0-0 F7			0-3 K			
Jerry Martin, R OBP: 0.348, SLG: 0.417		0-0 FC5-6 1B		0-3 K			0-0 2B 1B		
Willie Aikens, L OBP: 0.307, SLG: 0.362		0-0 FC5-6 2B 1-2f		0-0 G3			0-0 1-H 2B		
Frank White, R OBP: 0.329, SLG: 0.470		0-0 2B		0-0 F8			0-3 K		
Onix Concepcion, R OBP: 0.293, SLG: 0.331		0-0 L5			0-0 F7		0-0 F8		

Inning Stats	R: 1	H: 1	E: 0	K: 0	S: 4	LOB: 0	BB: 0	P: 4
	R: 0	H: 2	E: 0	K: 0	S: 5	LOB: 2	BB: 0	P: 5
	R: 1	H: 1	E: 0	K: 0	S: 4	LOB: 1	BB: 1	P: 8
	R: 0	H: 0	E: 0	K: 1	S: 5	LOB: 0	BB: 0	P: 5
	R: 0	H: 0	E: 0	K: 1	S: 5	LOB: 0	BB: 0	P: 5
	R: 0	H: 0	E: 0	K: 1	S: 5	LOB: 0	BB: 0	P: 5
	R: 1	H: 2	E: 0	K: 1	S: 7	LOB: 1	BB: 0	P: 7
	R: 0	H: 1	E: 0	K: 1	S: 5	LOB: 0	BB: 0	P: 5

PITCHER	IP	WLS	BF	H	R	ER	SO	BB	IBB	HBP	BLK	WP	HR	S	P	ERA	WHIP
Brad Havens, L ERA: 5.09	(1, 1)	6.0	25	6	3	3	3	1	0	0	0	0	1	30	34	4.50	1.167
Ron Davis, R ERA: 4.84	(7, 1)	2.0	6	1	0	0	2	0	0	0	0	0	0	10	10	0.00	0.500

AB R H RBI BB SO LOB

4	0	0	0	0	0	0	1
0	0	0	0	0	0	0	0
3	1	0	0	1	2	0	
4	1	2	1	0	0	1	
4	0	1	1	0	0	1	
3	0	0	0	0	1	1	
3	1	2	0	0	1	0	
3	0	1	1	0	0	1	
3	0	1	0	0	1	1	
3	0	0	0	0	0	3	

AB	30
R	3
H	7
RBI	3
BB	1
SO	5
LOB	9



Minnesota Twins @ Kansas City Royals
 Royals Stadium, Kansas City, MO
 Mon Jun 14 1982, 8:05 PM EDT
 Att: 28,448 - Unknown - 79 F

livebaseballscorecards.com

WP	PA
0	31

WP	HR	S	P	ERA	WHIP
0	0	0	0	0	0

Minnesota Twins @ Kansas City Royals
 Royals Stadium, Kansas City, MO

Tue Jun 15 1982, 8:05 PM EDT
 Att. 21,633 - Unknown - 72 F

livebaseballscorecards.com

AB	33
R	4
H	8
RBI	4
BB	5
SO	2
LOB	15



WP:	0	PA:	38
PB:	0		
SB:	0		
CS:	0		

Batter	1	2	3	4	5	6	7	8	9	AB	R	H	RBI	BB	SO	LOB
Ron Washington, R OBP: 0.320, SLG: 0.401 (1, 6) (8, 4)	0-0 G5-4-3 1B		0-0 G3			0-0 F3		0-0 G6-3 1B	0-0 F7	5	0	2	0	0	0	0
Mickey Hatcher, R OBP: 0.262, SLG: 0.314 (1, 7)	0-0 L4		0-0 F7			0-0 1-3		0-0 G6-3 1-2f	0-0 F4	5	0	0	0	0	0	2
Tom Brunansky, R OBP: 0.367, SLG: 0.550 (1, 8)	0-0 G5-4-3 1-2f				0-0 5-3		4-0 BB	4-0 BB HR		2	1	0	0	2	0	1
Kent Hrbek, L OBP: 0.396, SLG: 0.641 (1, 3)		0-0 6-3		0-0 2B		0-3 K		4-0 1-2 HR		3	1	1	0	1	1	1
Jesus Vega, R OBP: 0.293, SLG: 0.400 (1, 10)		0-0 F8		0-0 F9			0-0 2B 4-3 1B	0-0 1-H 2-H HR		4	2	2	3	0	0	1
Dave Engle, R OBP: 0.277, SLG: 0.340 (1, 9)		0-0 E 1B		0-0 L8			0-0 F8	4-0 2B BB		3	0	1	0	1	0	2
Gary Gaetti, R OBP: 0.265, SLG: 0.427 (1, 5)		0-0 E6			4-0 BB		0-0 4-3 2B	0-0 1-3 2B		3	0	2	0	1	0	1
John Castino, R OBP: 0.250, SLG: 0.267 (1, 4)		0-3 K			0-0 G1-6-3 BB		0-0 4-3 2B	0-0 L8		3	0	0	1	0	1	4
Randy Johnson, L OBP: 0.353, SLG: 0.515 (8, PH)					0-0 1-2f					1	0	0	0	0	0	2
Lenny Faedo, R OBP: 0.236, SLG: 0.188 (8, 6)										0	0	0	0	0	0	0
Sal Butera, R OBP: 0.370, SLG: 0.279 (1, 2)			0-0 F7			0-0 F7				3	0	0	0	0	0	1
Larry Milbourne, S OBP: 0.242, SLG: 0.233 (9, PH)							0-0 5-3		0-0 3-1	1	0	0	0	0	0	0

Inning Stats	R: 0	H: 1	E: 0	LOB: 0	K: 0	BB: 0	S: 3	P: 3	R: 0	H: 1	E: 1	LOB: 2	K: 1	BB: 0	S: 7	P: 7	R: 0	H: 0	E: 0	LOB: 0	K: 0	BB: 0	S: 3	P: 3	R: 0	H: 1	E: 0	LOB: 1	K: 0	BB: 0	S: 4	P: 4	R: 0	H: 0	E: 0	LOB: 0	K: 0	BB: 1	S: 2	P: 6	R: 0	H: 0	E: 0	LOB: 1	K: 1	BB: 1	S: 5	P: 9	R: 1	H: 2	E: 0	LOB: 1	K: 0	BB: 0	S: 5	P: 5	R: 3	H: 3	E: 0	LOB: 2	K: 0	BB: 3	S: 5	P: 17	R: 0	H: 0	E: 0	LOB: 0	K: 0	BB: 0	S: 3	P: 3	1B: 4	SF: 0	2B: 3	SAC: 0	3B: 0	DP: 3	HR: 1	HBP: 0
--------------	------	------	------	--------	------	-------	------	------	------	------	------	--------	------	-------	------	------	------	------	------	--------	------	-------	------	------	------	------	------	--------	------	-------	------	------	------	------	------	--------	------	-------	------	------	------	------	------	--------	------	-------	------	------	------	------	------	--------	------	-------	------	------	------	------	------	--------	------	-------	------	-------	------	------	------	--------	------	-------	------	------	-------	-------	-------	--------	-------	-------	-------	--------

PITCHER	IP	WLS	BF	H	R	ER	SO	BB	IBB	HBP	BLK	WP	HR	S	P	ERA	WHIP
Bud Black, L ERA: 5.82 (1, 1)	7.0	W	27	5	1	1	2	2	0	0	0	0	0	29	37	1.29	1.000
Don Hood, L ERA: 4.7 (8, 1)	0.2		6	2	3	3	0	3	0	0	0	0	1	3	15	40.50	7.500
Dan Quisenberry, R ERA: 1.95 (8, 1)	1.1	S	5	1	0	0	0	0	0	0	0	0	0	5	5	0.00	0.750

BOTTOM

Minnesota Twins @ Kansas City Royals
Royals Stadium, Kansas City, MO

Tue Jun 15 1982, 8:05 PM EDT
Att: 21,633 - Unknown - 72 F

livebaseballscorecards.com

AB	37
R	7
H	13
RBI	7
BB	3
SO	1
LOB	15



WP:	0	PA:	40
PB:	0	SB:	1
CS:	0		

AB R H RBI BB SO LOB

5 1 1 2 0 0 1

3 3 2 0 2 0 0

5 0 2 1 0 0 4

5 1 3 3 0 0 1

0 0 0 0 0 0 0

4 0 1 1 0 0 3

3 0 0 0 1 0 2

4 0 0 0 0 0 2

1B:	10	SF:	0
2B:	3	SAC:	0
3B:	0	DP:	0
HR:	0	HBP:	0

Batter	1	2	3	4	5	6	7	8	9
Willie Wilson, S OBP: 0.368, SLG: 0.471 (1, 7)	0-0 F7	0-0 F7		0-0 BB 1B		0-0 4-3		0-0 F7	
John Wathan, R OBP: 0.355, SLG: 0.328 (1, 2)	4-0 E 1B BB	0-0 1-2 1B		4-0 1-2 1B BB		0-0 S 1B 1B		0-0 F9	
George Brett, L OBP: 0.366, SLG: 0.518 (1, 5)	0-0 F6	0-0 3-1		0-0 1-2 2-H 1B 1B		0-0 F5		0-0 2B	
Willie Aikens, L OBP: 0.316, SLG: 0.370 (1, 3)	0-0 2B 1B		0-0 F8	0-0 1-2 2-H 1B		0-0 FC5-4 1B		0-0 G3	
Dennis Werth, R OBP: 0.333, SLG: 0.143 (9, 3)									
Hal McRae, R OBP: 0.421, SLG: 0.564 (1, 10)	0-0 1-H 2B		0-0 F8	0-0 F9		0-0 FC5-4			
Cesar Geronimo, L OBP: 0.400, SLG: 0.627 (1, 8)	4-0 FC6-4 IBB		0-0 6-3	0-0 G3				0-0 F6	
Jerry Martin, R OBP: 0.342, SLG: 0.410 (1, 9)	0-0 FC6-4 1-2f			0-0 F4	0-0 F3			0-0 F7	
Frank White, R OBP: 0.336, SLG: 0.475 (1, 4)				0-0 2B 1B 1B	0-3 K			0-0 1B	
Onix Concepcion, R OBP: 0.292, SLG: 0.336 (1, 6)				0-0 1-2f 1B 2B	0-0 F5			0-0 F2	

Inning Stats	R	H	E	K	S	R	H	E	K	S	R	H	E	K	S	R	H	E	K	S	R	H	E	K	S
1	2	2	1	0	5	0	0	0	0	3	0	0	0	0	3	0	0	0	0	5	0	0	0	0	3
2	0	2	0	0	5	0	0	0	0	5	0	0	0	0	5	0	0	0	0	5	0	0	0	0	5
3	0	0	0	0	3	0	0	0	0	3	0	0	0	0	3	0	0	0	0	3	0	0	0	0	3
4	4	5	0	0	8	0	0	0	0	8	0	0	0	0	8	0	0	0	0	8	0	0	0	0	8
5	0	0	0	1	5	0	0	0	1	5	0	0	0	0	5	0	0	0	0	5	0	0	0	0	5
6	1	2	0	0	5	0	0	0	0	5	0	0	0	0	5	0	0	0	0	5	0	0	0	0	5
7	0	1	0	0	4	0	0	0	0	4	0	0	0	0	4	0	0	0	0	4	0	0	0	0	4
8	0	1	0	0	4	0	0	0	0	4	0	0	0	0	4	0	0	0	0	4	0	0	0	0	4
9	0	0	0	0	0	0	0	0	0	0	0	0	0	0	0	0	0	0	0	0	0	0	0	0	0

PITCHER	IP	WLS	BF	H	R	ER	SO	BB	IBB	HBP	BLK	WP	HR	S	P	ERA	WHIP
Albert Williams, R ERA: 5.76 (1, 1)	3.1	L	21	8	6	6	0	2	1	0	0	0	0	18	30	16.20	3.000
Terry Felton, R ERA: 4.23 (4, 1)	1.2		6	1	0	0	1	0	0	0	0	0	0	8	8	0.00	0.600
John Pacella, R ERA: 4.76 (6, 1)	2.2		12	4	1	1	0	0	0	0	0	0	0	12	12	3.38	1.500
Jack O'Connor, L ERA: 12.38 (8, 1)	0.1		1	0	0	0	0	0	0	0	0	0	0	1	1	0.00	0.000

Batter	1	2	3	4	5	6	7	8	9	AB R H RBI BB SO LOB	TOP																									
Willie Wilson, S (1, 7) OBP: 0.355, SLG: 0.453	0-0 F8		0-3 K			0-0 F9		0-0 5-3	0-0 FC4-6	5 0 0 0 0 1 1																										
John Wathan, R (1, 2) OBP: 0.348, SLG: 0.318	4-0 S BB		0-0 F3			0-0 6-3		0-3 K		3 0 0 0 1 1 0																										
George Brett, L (1, 5) OBP: 0.371, SLG: 0.516	0-3 K 1-2		0-3 K			0-0 1B			0-0 HR 1B	4 1 2 0 0 2 1																										
Amos Otis, R (1, 8) OBP: 0.357, SLG: 0.477	0-3 K			0-0 F3		0-0 F8			0-0 HR 1-H	4 1 1 2 0 1 2																										
Hal McRae, R (1, 10) OBP: 0.424, SLG: 0.578		0-0 F7		0-0 L9			4-0 1B BB		0-3 K	3 0 0 0 1 1 0																										
Jerry Martin, R (1, 9) OBP: 0.335, SLG: 0.396		0-0 F4		0-3 K			0-0 F7		4-0 HR BB	3 1 0 0 1 1 1																										
Willie Aikens, L (1, 3) OBP: 0.326, SLG: 0.394		4-0 1B BB			0-0 F4		0-0 G6-4-3 1B		0-0 HR 1-H	3 1 2 2 1 0 0																										
Frank White, R (1, 4) OBP: 0.339, SLG: 0.478		0-0 1B			0-3 K		0-0 G6-4-3		0-0 FC4-6 1B	4 0 2 0 0 1 2																										
Onix Concepcion, R (1, 6) OBP: 0.282, SLG: 0.324		0-0 F5			0-0 F7			0-0 4-3	0-3 K	2 0 0 0 0 0 2																										
Cesar Geronimo, L (8, PH) OBP: 0.386, SLG: 0.604										1 0 0 0 0 0 0																										
U L Washington, S (8, 6) OBP: 0.247, SLG: 0.224										1 0 0 0 0 1 1																										
Inning Stats	R: 0 E: 0 K: 2 S: 7	H: 0 LOB: 1 BB: 1 P: 11	R: 0 E: 0 K: 0 S: 4	H: 1 LOB: 2 BB: 1 P: 8	R: 0 E: 0 K: 2 S: 7	H: 0 LOB: 0 BB: 0 P: 7	R: 0 E: 0 K: 1 S: 5	H: 0 LOB: 0 BB: 0 P: 5	R: 0 E: 0 K: 0 S: 4	H: 1 LOB: 1 BB: 0 P: 4	R: 0 E: 0 K: 0 S: 3	H: 1 LOB: 1 BB: 1 P: 7	R: 0 E: 0 K: 1 S: 5	H: 0 LOB: 0 BB: 0 P: 5	R: 4 E: 0 K: 2 S: 11	H: 4 LOB: 1 BB: 1 P: 15	1B: 5 2B: 0 3B: 0 HR: 2	SF: 0 SAC: 0 DP: 1 HBP: 0	WP: 0 PB: 0 SB: 1 CS: 0	PA: 37																
PITCHER	IP WLS BF H R ER SO BB IBB HBP BLK WP HR S P ERA WHIP																																			
Floyd Bannister, L (1, 1) ERA: 3.06	6.1		25	3	0	0	6	3	0	0	0	0	0	34	46	0.00	0.947																			
Mike Stanton, R (7, 1) ERA: 2.27	1.2		5	1	1	1	1	0	0	0	0	0	0	7	7	5.40	0.600																			
Bill Caudill, R (9, 1) ERA: 2.45	0.1	L	4	2	3	3	1	1	0	0	0	0	2	5	9	81.00	9.000																			
Ed Vande Berg, L (9, 1) ERA: 1.86	0.2		3	1	0	0	1	0	0	0	0	0	0	5	5	0.00	1.500																			

Kansas City Royals @ Seattle Mariners
 The Kingdome, Seattle, WA
 Fri Jun 18 1982, 10:05 PM EDT
 Att. 13,057 - Dome

livebaseballscorecards.com

AB	33
R	4
H	7
RBI	4
BB	4
SO	9
LOB	10



Batter	1	2	3	4	5	6	7	8	9	AB	R	H	RBI	BB	SO	LOB
Julio Cruz, S OBP: 0.315, SLG: 0.304 (1, 4)	0-0 F3	0-0 FC6-4			0-0 SF7		0-0 F6		0-0 L7	4	0	0	1	0	0	4
Manny Castillo, S OBP: 0.288, SLG: 0.316 (1, 5)	0-0 3B		0-0 F7		0-0 F8		0-0 F4			4	0	1	0	0	0	1
Bruce Bochte, L OBP: 0.394, SLG: 0.373 (1, 7)	0-3 K		0-0 3-1		4-0 BB			0-0 6-3		3	0	0	0	1	1	1
Joe Simpson, L OBP: 0.280, SLG: 0.289 (9, 7)										0	0	0	0	0	0	0
Al Cowens, R OBP: 0.342, SLG: 0.494 (1, 9)	0-0 6-3		0-3 K		0-0 F5			4-0 BB		3	0	0	0	1	1	3
Richie Zisk, R OBP: 0.348, SLG: 0.371 (1, 10)		0-0 5-3		0-0 6-3		0-0 F9		0-0 F8		4	0	0	0	0	0	1
Gary Gray, R OBP: 0.352, SLG: 0.436 (1, 3)		0-0 F8		0-0 6-3		0-0 1B		0-0 5-3		4	0	1	0	0	0	1
Dave Henderson, R OBP: 0.351, SLG: 0.494 (1, 8)		4-0 BB BB		0-0 5-3		0-3 K			0-0 5-3	2	0	0	0	1	1	1
Bobby Brown, S OBP: 0.278, SLG: 0.284 (9, PH)										1	0	0	0	0	0	0
Bud Bulling, R OBP: 0.299, SLG: 0.260 (1, 2)		4-0 BB			0-0 SF7		0-0 4-3		0-0 1-3	2	1	1	0	1	0	1
Rick Sweet, S OBP: 0.472, SLG: 0.568 (9, PH)		1-2 BB			1B					1	0	0	0	0	0	0
Paul Serna, R OBP: 0.248, SLG: 0.320 (1, 6)		4-0 BB			4-0 BB			0-0 L5		1	0	0	0	2	0	0
Lenny Randle, S OBP: 0.240, SLG: 0.217 (9, PH)		1-2 2-3 BB			1-3 BB				0-0 1B	1	0	1	0	0	0	0

Inning Stats	R: 0	H: 1	E: 0	LOB: 1	K: 1	S: 6	R: 0	H: 0	E: 0	LOB: 3	K: 0	S: 3	R: 0	H: 0	E: 0	LOB: 0	K: 1	S: 5	R: 0	H: 0	E: 0	LOB: 0	K: 0	S: 3	R: 1	H: 1	E: 1	LOB: 2	K: 0	S: 4	R: 0	H: 1	E: 0	LOB: 1	K: 1	S: 6	R: 0	H: 0	E: 0	LOB: 0	K: 0	S: 3	R: 0	H: 0	E: 0	LOB: 1	K: 0	S: 3	R: 0	H: 1	E: 0	LOB: 1	K: 0	S: 4	R: 0	H: 1	E: 0	LOB: 1	K: 0	S: 4	1B: 3	SF: 1	2B: 0	SAC: 0	3B: 1	DP: 0	HR: 0	HBP: 0	WP: 0	PA: 37
--------------	------	------	------	--------	------	------	------	------	------	--------	------	------	------	------	------	--------	------	------	------	------	------	--------	------	------	------	------	------	--------	------	------	------	------	------	--------	------	------	------	------	------	--------	------	------	------	------	------	--------	------	------	------	------	------	--------	------	------	------	------	------	--------	------	------	-------	-------	-------	--------	-------	-------	-------	--------	-------	--------

PITCHER	IP	WLS	BF	H	R	ER	SO	BB	IBB	HBP	BLK	WP	HR	S	P	ERA	WHIP
Larry Gura, L ERA: 4.21 (1, 1)	8.0	W	33	3	1	0	3	6	0	0	0	0	0	33	57	0.00	1.125
Dan Quisenberry, R ERA: 1.92 (9, 1)	1.0	S	4	1	0	0	0	0	0	0	0	0	0	4	4	0.00	1.000

BOTTOM

Kansas City Royals @ Seattle Mariners
The Kingdom, Seattle, WA

Fri Jun 18 1982, 10:05 PM EDT
Att. 13,057 - Dome

livebaseballscorecards.com

AB	30
R	1
H	4
RBI	1
BB	6
SO	3
LOB	13



Batter	1	2	3	4	5	6	7	8	9	AB R H RBI BB SO LOB	TOP	
Willie Wilson, S (1, 7) X OBP: 0.358, SLG: 0.455 Tom Poquette, L (8, 7) OBP: 0.203, SLG: 0.155	0-0 FC4-6 1B		0-0 1B BB 1B		0-0 4-3		0-3 K			4 1 2 0 0 1 1 0 0 0 0 0 0 0		
Onix Concepcion, R (1, 6) S S S OBP: 0.275, SLG: 0.315	0-3 K		0-3 K		0-3 K			0-0 5-3		4 0 0 0 0 3 2		
George Brett, L (1, 5) X OBP: 0.369, SLG: 0.509	0-0 FC4-6 1-2f HR		4-0 1B 1-2 BB		0-0 6-3			0-3 K		3 1 0 0 1 1 1		
Amos Otis, R (1, 8) X OBP: 0.359, SLG: 0.491	0-0 1-H HR		0-0 1-3 2-H 1B			0-3 K		0-0 F9		4 1 2 3 0 1 0		
Hal McRae, R (1, 10) S S S OBP: 0.417, SLG: 0.568	0-3 K		0-0 5-3			0-0 F6			0-0 F8	4 0 0 0 0 1 2		
Willie Aikens, L (1, 3) S S S OBP: 0.320, SLG: 0.387 Dennis Werth, R (7, 3) OBP: 0.333, SLG: 0.143 Cesar Geronimo, L (9, PH) OBP: 0.379, SLG: 0.593		0-3 K		0-0 F7		0-0 F7			0-0 5-3	3 0 0 0 0 1 0 0 0 0 0 0 0 0 1 0 0 0 0 0 0		
Jerry Martin, R (1, 9) X OBP: 0.333, SLG: 0.394		0-0 6-3		0-3 K			0-0 G4-3 1B		0-3 K	4 0 1 0 0 2 0		
Frank White, R (1, 4) S S S OBP: 0.339, SLG: 0.476		0-3 K		0-0 1B			0-0 G4-3 1-2f			3 0 1 0 0 1 1		
Jamie Quirk, L (1, 2) S S S OBP: 0.297, SLG: 0.314			0-3 K		0-0 L7		4-0 BB			2 0 0 0 1 1 1		
Inning Stats	R: 2 H: 2 E: 0 LOB: 0 K: 2 BB: 0 S: 9 P: 9	R: 0 H: 0 E: 0 LOB: 0 K: 2 BB: 0 S: 7 P: 7	R: 1 H: 2 E: 0 LOB: 2 K: 2 BB: 1 S: 9 P: 13	R: 0 H: 1 E: 0 LOB: 1 K: 1 BB: 0 S: 6 P: 6	R: 0 H: 0 E: 0 LOB: 0 K: 1 BB: 0 S: 5 P: 5	R: 0 H: 0 E: 0 LOB: 0 K: 1 BB: 0 S: 5 P: 5	R: 0 H: 1 E: 0 LOB: 1 K: 1 BB: 1 S: 5 P: 9	R: 0 H: 0 E: 0 LOB: 0 K: 1 BB: 0 S: 5 P: 5	R: 0 H: 0 E: 0 LOB: 0 K: 1 BB: 0 S: 5 P: 5	R: 0 H: 0 E: 0 LOB: 0 K: 1 BB: 0 S: 5 P: 5	1B: 5 SF: 0 2B: 0 SAC: 0 3B: 0 DP: 1 HR: 1 HBP: 0	WP: 0 PA: 34 PB: 0 SB: 0 CS: 0
PITCHER	IP WLS BF H R ER SO BB IBB HBP BLK WP HR S P ERA WHIP											
Jim Beattie, R (1, 1) ERA: 2.72 Ed Vande Berg, L (8, 1) ERA: 1.8 Larry Andersen, R (9, 1) ERA: 5.54	7.0 W 28 6 3 3 10 2 0 0 0 0 0 1 46 54 3.86 1.143											

Kansas City Royals @ Seattle Mariners
 The Kingdom, Seattle, WA
 Sat Jun 19 1982, 10:05 PM EDT
 Att. 22,150 - Dome

AB	32
R	3
H	6
RBI	3
BB	2
SO	12
LOB	8



Batter	1	2	3	4	5	6	7	8	9	AB	R	H	RBI	BB	SO	LOB
Julio Cruz, S OBP: 0.321, SLG: 0.312 (1, 4)	0-0 4-3		0-0 SF8 1-3 2-H FC4-2-5 2B	0-0 1-2 3-H 1B		H 1-0 S 1B HBP	0-3 K			4	1	2	2	0	1	1
Manny Castillo, S OBP: 0.291, SLG: 0.320 (1, 5)	0-0 1B		0-0 SF8 2-3 3-H	0-0 4-3		S 0-3 K	0-0 1B			4	0	2	2	0	1	3
Bruce Bochte, L OBP: 0.394, SLG: 0.371 (1, 7)	0-3 K		0-0 FC4-2-5 1B		B 4-0 2B 1B BB	X 0-0 2B 1B	X 0-0 F7			4	2	1	1	1	1	3
Joe Simpson, L OBP: 0.280, SLG: 0.289 (8, 7)										0	0	0	0	0	0	0
Al Cowens, R OBP: 0.346, SLG: 0.504 (1, 9)	0-0 F8		0-0 1B		X 0-0 1B 2B	X 0-0 1B 2B		X 0-0 F3		5	1	3	1	0	0	1
Richie Zisk, R OBP: 0.341, SLG: 0.361 (1, 10)		0-0 L7	0-0 L9		X 0-0 6-3	X 0-0 6-3		S 0-3 K		5	0	0	0	0	1	5
Gary Gray, R OBP: 0.366, SLG: 0.446 (1, 3)		0-0 F7		X 0-0 FC6-4 1B 1B	X 0-0 2B 1B	X 0-0 2B 1B	X 0-0 E 2B 1B	X 0-0 F8		5	2	3	2	0	0	0
Rick Sweet, S OBP: 0.474, SLG: 0.543 (1, 2)		0-0 F9		B 4-0 1B BB	B 4-0 FC6-4 BB	B 4-0 BB	X 0-0 E4 2B SF8			2	1	0	0	2	0	1
Dave Henderson, R OBP: 0.356, SLG: 0.500 (1, 8)			B 4-0 2B BB	B 0-0 F6	B 0-0 F9		X 0-0 SF8 1B 2B			3	2	1	1	1	0	3
Paul Serna, R OBP: 0.248, SLG: 0.313 (1, 6)			B 4-0 2B SF8 BB	B 0-0 FC6-4 1B		S 0-3 K	X 0-0 SF8			2	1	0	1	1	1	2

Inning Stats	R: 0	H: 1	E: 0	K: 1	S: 6	LOB: 1	BB: 0	P: 6	R: 0	H: 0	E: 0	K: 0	S: 3	LOB: 0	BB: 0	P: 3	R: 2	H: 2	E: 0	K: 0	S: 5	LOB: 2	BB: 2	P: 13	R: 1	H: 2	E: 0	K: 0	S: 5	LOB: 2	BB: 1	P: 9	R: 2	H: 2	E: 0	K: 0	S: 4	LOB: 1	BB: 2	P: 12	R: 2	H: 2	E: 0	K: 2	S: 9	LOB: 1	BB: 0	P: 10	R: 3	H: 3	E: 1	K: 1	S: 9	LOB: 1	BB: 0	P: 9	R: 0	H: 0	E: 0	K: 1	S: 5	LOB: 0	BB: 0	P: 5
--------------	------	------	------	------	------	--------	-------	------	------	------	------	------	------	--------	-------	------	------	------	------	------	------	--------	-------	-------	------	------	------	------	------	--------	-------	------	------	------	------	------	------	--------	-------	-------	------	------	------	------	------	--------	-------	-------	------	------	------	------	------	--------	-------	------	------	------	------	------	------	--------	-------	------

PITCHER	IP	WLS	BF	H	R	ER	SO	BB	IBB	HBP	BLK	WP	HR	S	P	ERA	WHIP
Keith Creel, R ERA: 4.83 (1, 1)	4.0	L	21	5	4	4	1	4	0	0	0	0	0	19	35	9.00	2.250
Grant Jackson, L ERA: 5.4 (5, 1)	2.0		14	6	6	4	2	1	0	1	0	0	0	16	21	18.00	3.500
Mike Armstrong, R ERA: 2.57 (7, 1)	2.0		7	1	0	0	2	0	0	0	0	0	0	11	11	0.00	0.500

BOTTOM

Kansas City Royals @ Seattle Mariners
The Kingdom, Seattle, WA

Sat Jun 19 1982, 10:05 PM EDT
Att. 22,150 - Dome

AB	34
R	10
H	12
RBI	10
BB	5
SO	5
LOB	19



WP: 0	PA: 42
PB: 0	SB: 2
CS: 0	

PITCHER	IP	WLS	BF	H	R	ER	SO	BB	IBB	HBP	BLK	WP	HR	S	P	ERA	WHIP
---------	----	-----	----	---	---	----	----	----	-----	-----	-----	----	----	---	---	-----	------

Batter	1	2	3	4	5	6	7	8	9	AB	R	H	RBI	BB	SO	LOB				
Rickey Henderson, R OBP: 0.422, SLG: 0.394 (1, 7)	0-3 K		0-0 F4		0-3 K		4-0 CS BB			3	0	0	0	1	2	2				
Dwayne Murphy, L OBP: 0.330, SLG: 0.385 (1, 8)	0-0 HR		0-3 K		0-0 F8		0-0 CS 1-2	4-0 BB BB FCB-3-5 BB		3	2	1	1	1	1	2				
Cliff Johnson, R OBP: 0.306, SLG: 0.381 (1, 10)	0-0 F2			0-0 F6		0-0 F5		4-0 FCB-3-5 BB 1-2 BB		3	0	0	0	1	0	0				
Tony Armas, R OBP: 0.272, SLG: 0.394 (1, 9)	0-0 1B			0-0 F4		0-0 5-3		0-3 K		4	0	1	0	0	1	2				
Joe Rudi, R OBP: 0.358, SLG: 0.327 Wayne Gross, L OBP: 0.361, SLG: 0.327 (1, 3) (8, PH) (9, 3)	0-0 F7			4-0 BB		0-3 K		4-0 FCB-3-5 BB 1-2 2-3		2	0	0	0	1	1	1				
Mike Heath, R OBP: 0.300, SLG: 0.327 (1, 2)		4-0 BB BB		0-0 F9			0-0 F7	0-0 FCB-3-5 1-2 2-3f 3-H		3	0	0	1	1	0	3				
Davey Lopes, R OBP: 0.307, SLG: 0.337 (1, 4)		0-3 K 1-2			0-0 6-3		0-0 F8	0-3 K		4	0	0	0	0	2	3				
Dave McKay, S OBP: 0.227, SLG: 0.258 (1, 5)		0-0 F7			0-0 E6 1B		4-0 HR BB			2	1	0	0	1	0	0				
Fred Stanley, R OBP: 0.315, SLG: 0.203 Jeff Burroughs, R OBP: 0.359, SLG: 0.472 Tony Phillips, S OBP: 0.319, SLG: 0.256 (1, 6) (7, PH) (8, 6)			0-0 F8		0-0 1B		0-0 HR			2	0	1	0	0	0	0				
										1	1	1	2	0	0	0				
										0	0	0	0	0	0	0				
Inning Stats	R: 1 E: 0 K: 1 S: 7	H: 2 LOB: 1 BB: 0 P: 7	R: 0 E: 0 K: 1 S: 4	H: 0 LOB: 0 BB: 1 P: 8	R: 0 E: 0 K: 1 S: 5	H: 0 LOB: 0 BB: 0 P: 5	R: 0 E: 0 K: 0 S: 3	H: 0 LOB: 1 BB: 1 P: 7	R: 0 E: 1 K: 1 S: 7	H: 1 LOB: 2 BB: 0 P: 7	R: 0 E: 0 K: 1 S: 5	H: 0 LOB: 0 BB: 0 P: 5	R: 2 E: 0 K: 0 S: 3	H: 1 LOB: 0 BB: 2 P: 11	R: 1 E: 0 K: 2 S: 7	H: 0 LOB: 2 BB: 3 P: 19	1B: 2 2B: 0 3B: 0 HR: 2	SF: 0 SAC: 0 DP: 0 HBP: 0	WP: 0 PB: 0 SB: 0 CS: 1	PA: 35
PITCHER	IP WLS L	WLS L	BF L	H R	R ER	SO ER	BB IBB	HBP HBP	BLK BLK	WP HR	S S	P P	ERA ERA	WHIP WHIP						
Vida Blue, L ERA: 3.56 (1, 1)	7.0		30	4	4	5	6	0	0	0	0	0	5.14	1.429						
Mike Armstrong, R ERA: 2.45 (8, 1)	1.0		4	0	0	2	1	0	0	0	0	0	0.00	1.000						

BOTTOM

Kansas City Royals @ Oakland Athletics
Oakland-Alameda County Coliseum, Oakland, CA

Mon Jun 21 1982, 7:05 PM PDT
Att. 30,928 - Unknown

livebaseballscores.com

AB 27
R 4
H 4
RBI 4
BB 7
SO 7
LOB 13



Batter	1	2	3	4	5	6	7	8	9	AB R H RBI BB SO LOB	TOP
Willie Wilson, S (1, 7) OBP: 0.369, SLG: 0.461	0-3 K	0-0 FC6-4			0-0 SH5-3 FC6-5 2B		0-0 F7		0-0 G6-4-3 1B	5 0 2 0 0 1 2	Kansas City Royals @ Oakland Athletics Oakland-Alameda County Coliseum, Oakland, CA Tue Jun 22 1982, 7:05 PM PDT Att. 15,326 - Unknown livebaseballscorecards.com
John Wathan, R (1, 2) OBP: 0.343, SLG: 0.319	4-0 1B SF8 BB		0-0 F4		0-0 SH5-3		0-0 F7		0-0 G6-4-3 1B	3 1 0 0 1 0 2	
George Brett, L (1, 5) OBP: 0.388, SLG: 0.527	0-0 1B		4-0 FC5 1B BB		0-0 FC6-5		0-0 1B			3 0 2 0 1 0 1	
Amos Otis, R (1, 8) OBP: 0.349, SLG: 0.475	0-0 SF8		0-0 FC5 1B		0-0 F7		0-0 F9			3 0 1 1 0 0 2	
Hal McRae, R (1, 10) OBP: 0.410, SLG: 0.560	0-0 F9		0-0 FC5 1B		0-0 G4 2B 1B		0-0 F7			4 1 1 0 0 0 3	
Willie Aikens, L (1, 3) OBP: 0.311, SLG: 0.371		0-0 5-3	0-0 F7		0-0 G4 1B		0-0 G6-4-3 1B			4 0 1 0 0 0 3	
Dennis Werth, R (8, PR) OBP: 0.333, SLG: 0.143										0 0 0 0 0 0 0	
Jerry Martin, R (1, 9) OBP: 0.335, SLG: 0.397		0-0 6-3		0-0 L7		0-0 G4 2B		0-0 G6-4-3 1B		4 0 1 1 0 0 1	
Frank White, R (1, 4) OBP: 0.330, SLG: 0.464		0-0 1B 1B		0-0 5-3		0-0 5-3		0-0 F4		4 0 1 0 0 0 1	
U L Washington, S (1, 6) OBP: 0.282, SLG: 0.269		0-0 FC6-4 1B		0-0 F3		0-0 L6		0-0 1B 1B		4 0 2 0 0 0 1	
Inning Stats	R: 1 E: 0 K: 1 S: 6 H: 1 LOB: 1 BB: 1 P: 10	R: 0 E: 0 K: 0 S: 5 H: 2 LOB: 2 BB: 0 P: 5	R: 0 E: 0 K: 0 S: 4 H: 1 LOB: 2 BB: 1 P: 8	R: 0 E: 0 K: 0 S: 3 H: 0 LOB: 0 BB: 0 P: 3	R: 0 E: 0 K: 0 S: 4 H: 1 LOB: 1 BB: 0 P: 4	R: 1 E: 0 K: 0 S: 5 H: 2 LOB: 1 BB: 0 P: 5	R: 0 E: 0 K: 0 S: 4 H: 1 LOB: 1 BB: 0 P: 4	R: 0 E: 0 K: 0 S: 3 H: 1 LOB: 1 BB: 0 P: 3	R: 0 E: 0 K: 0 S: 4 H: 2 LOB: 1 BB: 0 P: 4	1B: 9 2B: 2 3B: 0 HR: 0 SF: 1 SAC: 1 DP: 2 HBP: 0	WP: 0 PB: 0 SB: 0 CS: 0 PA: 38
PITCHER Matt Keough, R (1, 1) ERA: 5.44	IP: 9.0 WLS: L BF: 38 H: 11 R: 2 ER: 2 SO: 1 BB: 2 IBB: 0 HBP: 0 BLK: 0 WP: 0 HR: 0 S: 38 P: 46 ERA: 2.00 WHIP: 1.444										

Batter	1	2	3	4	5	6	7	8	9	AB R H RBI BB SO LOB	TOP		
Willie Wilson, S OBP: 0.366, SLG: 0.456 (1, 7)	0-0 F8		0-0 4-3		0-0 FC6-4			0-0 FC6-2 1B		4 0 1 0 0 0 1			
John Wathan, R OBP: 0.343, SLG: 0.316 Jamie Quirk, L OBP: 0.289, SLG: 0.306 (8, PH) (8, 2)	4-0 F9 BB		0-0 F4			0-0 F4		0-0 FC6-2 FC6-4		2 0 0 0 1 0 0 1 0 0 0 0 0 3			
George Brett, L OBP: 0.382, SLG: 0.519 (1, 5)	0-0 F9			0-0 4-3		0-0 F8		0-0 F5		4 0 0 0 0 0 4			
Amos Otis, R OBP: 0.351, SLG: 0.473 (1, 8)		1-0 1B HBP		0-0 CS 1B		0-0 L8		0-0 FC6-4		3 0 1 0 0 0 3			
Hal McRae, R OBP: 0.415, SLG: 0.560 (1, 10)		0-0 F9		1-0 S HBP		0-0 CS 1B		4-0 FC1-5 BB		2 0 1 0 1 0 1			
Willie Aikens, L OBP: 0.315, SLG: 0.371 Dennis Werth, R OBP: 0.333, SLG: 0.143 (9, PR) (9, 3)		0-0 1B		0-0 4-3		0-0 L7		4-0 FC1-5 1B BB		3 0 1 0 1 0 2 0 1 0 0 0 0 0			
Jerry Martin, R OBP: 0.333, SLG: 0.394 (1, 9)		0-0 F3		0-0 1-2		0-0 K		0-0 FC1-5 1B		4 0 1 0 0 1 5			
Frank White, R OBP: 0.331, SLG: 0.463 Greg Pryor, R OBP: 0.406, SLG: 0.583 Cesar Geronimo, L OBP: 0.367, SLG: 0.571 Onix Concepcion, R OBP: 0.275, SLG: 0.315 (9, 4)		0-0 5-3		0-0 1-2		0-0 F2		0-0 CS	0-0 1B SH FC6-2 1B	3 0 1 0 0 0 3 0 0 0 0 0 0 0 1 0 0 0 0 1 2 0 0 0 0 0 0 0			
U L Washington, S OBP: 0.284, SLG: 0.272 (1, 6)			0-0 F7		0-0 F7			0-0 SH FC6-2 1B	0-0 1B	3 0 1 1 0 0 1			
Inning Stats	R: 0 E: 0 K: 0 S: 2 H: 0 LOB: 0 BB: 1 P: 6	R: 0 E: 0 K: 0 S: 4 H: 1 LOB: 2 BB: 0 P: 5	R: 0 E: 0 K: 0 S: 3 H: 0 LOB: 0 BB: 0 P: 3	R: 0 E: 0 K: 0 S: 3 H: 1 LOB: 1 BB: 0 P: 4	R: 0 E: 0 K: 0 S: 4 H: 1 LOB: 1 BB: 0 P: 4	R: 0 E: 0 K: 0 S: 3 H: 0 LOB: 0 BB: 0 P: 3	R: 0 E: 0 K: 1 S: 5 H: 1 LOB: 0 BB: 0 P: 5	R: 0 E: 1 K: 0 S: 6 H: 2 LOB: 3 BB: 0 P: 6	R: 1 E: 0 K: 1 S: 5 H: 1 LOB: 2 BB: 2 P: 13	1B: 7 2B: 0 3B: 0 HR: 0 SF: 0 SAC: 1 DP: 0 HBP: 2	WP: 0 PB: 0 SB: 1 CS: 2 PA: 37		
PITCHER	IP WLS BF H R ER SO BB IBB HBP BLK WP HR S P ERA WHIP											PITCHER	IP WLS BF H R ER SO BB IBB HBP BLK WP HR S P ERA WHIP
Brian Kingman, R ERA: 2.28 (1, 1)	8.0 L 32 6 1 1 1 2 0 2 0 0 0 30 40 1.12 1.000												
Bob Owchinko, L ERA: 5.65 (9, 1)	0.0 1 0 0 0 0 0 1 0 0 0 0 0 0 4 ∞ ∞												
Dave Beard, R ERA: 3.86 (9, 1)	1.0 3 1 0 0 0 1 0 0 0 0 0 0 5 5 0.00 1.000												

Kansas City Royals @ Oakland Athletics
Oakland-Alameda County Coliseum, Oakland, CA

Wed Jun 23 1982, 3:33 AM PDT
Att. 15,591 - Sunny

livebaseballscorecards.com

AB	30
R	1
H	7
RBI	1
BB	3
SO	2
LOB	25



Batter	1	2	3	4	5	6	7	8	9	AB	R	H	RBI	BB	SO	LOB
Jeff Newman, R OBP: 0.280, SLG: 0.407 (1, 5)	0-0 5-3			0-0 4-3	0-0 FC6-4			0-0 FC1-6		4	0	0	0	0	0	2
Tony Amas, R OBP: 0.272, SLG: 0.389 (1, 9)	0-3 K			0-3 K		0-0 F7		0-0 L8		4	0	0	0	0	2	1
Dwayne Murphy, L OBP: 0.331, SLG: 0.379 (1, 8)	0-0 F7			1-0 BB BB HBP		0-0 FC6-4 1B		0-3 K		3	0	1	0	0	1	1
Cliff Johnson, R OBP: 0.304, SLG: 0.370 (1, 3)		0-0 F9		4-0 BB 1-2		0-0 F7		0-3 K		3	0	0	0	1	1	1
Jeff Burroughs, R OBP: 0.362, SLG: 0.446 (1, 10)		4-0 5-3 BB		4-0 1-2 2-3 BB		0-0 FC6-4		0-0 F8		2	0	0	0	2	0	1
Davey Lopes, R OBP: 0.302, SLG: 0.330 (1, 4)		0-0 5-3		0-0 L9			0-0 CS 1B		0-0 F8		4	0	1	0	0	4
Fred Stanley, R OBP: 0.305, SLG: 0.190 (1, 6)			0-0 F8		0-0 F9		0-0 F7			3	0	0	0	0	0	1
Rickey Henderson, R OBP: 0.416, SLG: 0.388 (1, 7)			0-0 F9		0-0 F3		0-0 6-3			3	0	0	0	0	0	0
Mike Heath, R OBP: 0.309, SLG: 0.336 (1, 2)			0-0 5-3		0-0 FC6-4 1B			0-0 FC1-6 1B		3	0	2	0	0	0	0

Inning Stats	R: 0	H: 0	E: 0	K: 1	S: 5	R: 0	H: 0	E: 0	K: 0	S: 2	R: 0	H: 0	E: 0	K: 0	S: 3	R: 0	H: 0	E: 0	K: 1	S: 5	R: 0	H: 1	E: 0	K: 0	S: 4	R: 0	H: 1	E: 0	K: 0	S: 3	R: 0	H: 1	E: 0	K: 1	S: 6	R: 0	H: 0	E: 0	K: 1	S: 5	1B: 4	2B: 0	3B: 0	HR: 0	SF: 0	SAC: 0	DP: 0	HBP: 1	WP: 0	PA: 33
	0	0	0	1	5	0	0	0	0	2	0	0	0	1	3	0	1	0	0	1	5	0	1	0	4	0	1	0	1	0	3	0	1	0	6	0	0	5	4	0	0	0	1	0	0	0	1	33		

PITCHER	IP	WLS	BF	H	R	ER	SO	BB	IBB	HBP	BLK	WP	HR	S	P	ERA	WHIP	IP	WLS	BF	H	R	ER	SO	BB	IBB	HBP	BLK	WP	HR	S	P	ERA	WHIP													
Larry Gura, L ERA: 3.86 (1, 1)	9.0	W	33	4	0	0	4	3	0	1	0	0	0	37	50	0.00	0.778																														

BOTTOM

Kansas City Royals @ Oakland Athletics
Oakland-Alameda County Coliseum, Oakland, CA

Wed Jun 23 1982, 3:33 AM PDT
Att. 15,591 - Sunny

AB	29
R	0
H	4
RBI	0
BB	3
SO	4
LOB	11



WP: 0	PA: 33
PB: 0	
SB: 0	
CS: 1	

Batter	1	2	3	4	5	6	7	8	9	AB R H RBI BB SO LOB	TOP
Willie Wilson, S OBP: 0.367, SLG: 0.457 (1, 7) X	0-0 4-3	0-0 1-3 2B		X 0-0 5-3		X 0-0 F3			H 1-0 G6-4-3 HBP	4 0 1 0 0 0 2	
John Wathan, R OBP: 0.339, SLG: 0.313 (1, 2) X	0-0 5-3	0-3 K			X 0-0 6-3		X 0-0 F4		X 0-0 G6-4-3 1-2f	3 0 0 0 0 1 2 2 0 0 0 0 0 1	
George Brett, L OBP: 0.380, SLG: 0.512 (1, 5) H	1-0 BB HBP		X 0-0 4-3		X 0-0 4-3		X 0-0 4-3			3 0 0 0 0 0 0	
Amos Otis, R OBP: 0.353, SLG: 0.471 (1, 8) B B B B	4-0 1-2 FC5-4 BB		X 0-0 5-3		X 0-0 WP 1B		0-3 K			3 0 1 0 1 1 0	
Hal McRae, R OBP: 0.413, SLG: 0.553 (1, 10) X	0-0 FC5-4 1-2f		X 0-0 5-3		B B B B 4-0 1-2 BB		X 0-0 F9			3 0 0 0 1 0 2	
Jerry Martin, R OBP: 0.336, SLG: 0.396 (1, 9)		X 0-0 5-3		X 0-0 G6-4-3 BB 1B		X 0-0 5-3		X 0-0 1B		4 1 2 0 0 0 2	
Willie Aikens, L OBP: 0.318, SLG: 0.370 (1, 3)		X 0-0 1-3		B B B B 4-0 1-2 G6-4-3 BB		X 0-0 FC3-6 1B		X 0-0 F7		3 0 1 0 1 0 1	
Greg Pryor, R OBP: 0.397, SLG: 0.578 (1, 4)		X 0-0 1B 2B		X 0-0 G6-4-3 1-2f 2-3		X 0-0 F9		0-3 K		4 1 1 0 0 1 4	
U L Washington, S OBP: 0.293, SLG: 0.282 (1, 6)		X 0-0 2B 2-H 1B		X 0-0 3-H 1B		X 0-0 FC3-6 1-2f		X 0-0 G3		4 0 2 2 0 0 1	
Inning Stats	R: 0 E: 0 K: 0 S: 3 H: 0 LOB: 2 BB: 1 P: 8	R: 1 E: 0 K: 1 S: 8 H: 3 LOB: 2 BB: 0 P: 8	R: 0 E: 0 K: 0 S: 3 H: 0 LOB: 0 BB: 0 P: 3	R: 1 E: 0 K: 0 S: 4 H: 2 LOB: 1 BB: 1 P: 8	R: 0 E: 0 K: 0 S: 4 H: 1 LOB: 2 BB: 1 P: 8	R: 0 E: 0 K: 0 S: 4 H: 1 LOB: 1 BB: 0 P: 4	R: 0 E: 0 K: 1 S: 5 H: 0 LOB: 0 BB: 0 P: 5	R: 0 E: 0 K: 1 S: 6 H: 1 LOB: 1 BB: 0 P: 6	R: 0 E: 0 K: 0 S: 2 H: 0 LOB: 0 BB: 0 P: 3	1B: 6 2B: 2 3B: 0 HR: 0 SF: 0 SAC: 0 DP: 2 HBP: 2	WP: 1 PB: 0 SB: 0 CS: 0 PA: 38
PITCHER Geoff Zahn, L (1, 1) ERA: 3.13	IP 9.0 WLS W BF 38 H 8 R 2 ER 2 SO 3 BB 3 IBB 0 HBP 2 BLK 0 WP 1 HR 0 S 39 P 53 ERA 2.00 WHIP 1.222										

Kansas City Royals @ California Angels
Anaheim Stadium, Anaheim, CA

Thu Jun 24 1982, 10:05 PM EDT
 Att. 29,250 - Unknown

livebaseballscorecards.com

AB	33
R	2
H	8
RBI	2
BB	3
SO	3
LOB	15



Batter	1	2	3	4	5	6	7	8	9	10	AB	R	H	RBI	BB	SO	LOB	TOP				
Willie Wilson, S OBP: 0.368, SLG: 0.455 (1, 7)	0-0 1-3	0-0 G4-6-3 1B			0-0 F7		0-0 WP SH1-3 2-3 1B		0-0 F8		5	0	2	0	0	0	0					
U L Washington, S OBP: 0.292, SLG: 0.281 (1, 6)	0-0 1B 2B 1B	0-0 G4-6-3			0-0 F8		0-0 SH1-3 1-2 3-H		0-0 1-3		4	1	1	1	0	0	1					
George Brett, L OBP: 0.384, SLG: 0.512 (1, 5)	0-0 1-2 2B 1B				0-0 1-3		0-0 1B SF8 1B		0-0 F8		4	2	2	0	1	0	0					
Amos Otis, R OBP: 0.354, SLG: 0.470 (1, 8)	0-0 F9				0-0 F9		0-0 1-3 1B		0-0 FC6-4		5	1	2	0	0	0	4					
Cesar Geronimo, L OBP: 0.367, SLG: 0.571 (10, 8)							0-0 FC6-4 1-2f				0	0	0	0	0	0	0					
Hal McRae, R OBP: 0.412, SLG: 0.566 (1, 10)	0-0 1-H 2-H 1B 2B				0-0 G3		0-3 K		0-0 6-3		5	2	2	4	0	1	2					
Willie Aikens, L OBP: 0.325, SLG: 0.388 (1, 3)	4-0 1B IBB				0-0 F9		0-0 SF8 3-H		0-0 HR		2	1	1	2	2	0	0					
Dennis Werth, R OBP: 0.333, SLG: 0.143 (10, PR)							0-0 5-3		0-3 K		0	0	0	0	0	0	0					
Jerry Martin, R OBP: 0.341, SLG: 0.400 (1, 9)	0-0 1-2 2-H 1B				0-0 1B		0-0 K		0-0 4-3		5	0	3	1	0	1	1					
Jamie Quirk, L OBP: 0.267, SLG: 0.279 (1, 2)	0-0 5-3				0-3 K		0-0 1B SH1-3 SH2-4 1B				5	1	1	0	0	2	4					
Greg Pryor, R OBP: 0.375, SLG: 0.544 (1, 4)		0-0 6-3			0-0 F8		0-0 SH2-4		0-0 6-3		4	0	0	0	0	0	2					
Inning Stats	R: 3 E: 0 K: 0 S: 7	H: 4 LOB: 2 BB: 1 P: 11	R: 0 E: 0 K: 0 S: 3	H: 1 LOB: 0 BB: 0 P: 3	R: 0 E: 0 K: 1 S: 3	H: 0 LOB: 0 BB: 0 P: 3	R: 0 E: 0 K: 1 S: 5	H: 1 LOB: 0 BB: 0 P: 5	R: 0 E: 0 K: 0 S: 3	H: 0 LOB: 0 BB: 0 P: 3	R: 1 E: 0 K: 1 S: 7	H: 2 LOB: 1 BB: 0 P: 7	R: 1 E: 0 K: 1 S: 6	H: 1 LOB: 0 BB: 0 P: 6	R: 0 E: 0 K: 0 S: 3	H: 0 LOB: 0 BB: 0 P: 3	R: 2 E: 0 K: 1 S: 8	H: 3 LOB: 2 BB: 1 P: 12	1B: 11 2B: 1 3B: 0 HR: 2	SF: 1 SAC: 2 DP: 1 HBP: 0	WP: 1 PB: 0 SB: 0 CS: 0	PA: 45
PITCHER	IP WLS BF H R ER SO BB IBB HBP BLK WP HR S P ERA WHIP																					
Mike Witt, R ERA: 3.12 (1, 1)	6.1																					
Andy Hassler, L ERA: 1.91 (7, 1)	0.1																					
Doug Corbett, R ERA: 5.48 (7, 1)	2.1																					
Angel Moreno, L ERA: 4.74 (10, 1)	0.2	L																				
Luis Sanchez, R ERA: 3.19 (10, 1)	0.1																					

Kansas City Royals @ California Angels
 Anaheim Stadium, Anaheim, CA
 Fri Jun 25 1982, 10:05 PM EDT
 Att. 34,301 - Unknown

AB	39
R	8
H	14
RBI	8
BB	3
SO	4
LOB	14



BOTTOM

Kansas City Royals @ California Angels
Anaheim Stadium, Anaheim, CA

Fri Jun 25 1982, 10:05 PM EDT
Att: 34,301 - Unknown

livebaseballscorecards.com

AB	40
R	6
H	12
RBI	4
BB	1
SO	2
LOB	12



AB R H RBI BB SO LOB

5 0 1 0 0 0 1
3 1 1 1 0 0 1
2 1 1 1 0 0 0

5 1 2 0 0 0 0

5 1 2 0 0 0 2

4 0 0 0 1 1 3

4 0 0 0 0 0 3

2 1 1 0 0 1 0
2 0 1 1 0 0 0

4 1 1 0 0 0 2

4 0 2 1 0 0 0

1B: 7 SF: 0
2B: 3 SAC: 0
3B: 0 DP: 2
HR: 2 HBP: 0

WP: 0 PA: 41
PB: 0
SB: 0
CS: 0

Batter	1	2	3	4	5	6	7	8	9	10
Brian Downing, R (1, 7) OBP: 0.337, SLG: 0.450	0-0 5-3		0-0 G4-6-3 1B		0-0 6-3		0-0 FC4-6 1-2f		0-0 6-3	
Ron Jackson, R (1, 3) OBP: 0.314, SLG: 0.344 Rod Carew, L (8, PH) OBP: 0.411, SLG: 0.389	0-0 HR		0-0 G4-6-3 1-2f		0-0 F6			0-0 HR	0-0 F6	
Bobby Grich, R (1, 4) OBP: 0.378, SLG: 0.461	0-0 4-3 2B			0-0 1-3		0-0 E G1-6-3 2B		0-0 4-3		0-0 6-3
Don Baylor, R (1, 10) OBP: 0.300, SLG: 0.410	0-0 4-3 2-3			0-0 6-3 1B		0-0 E9 G1-6-3		0-0 FC1-6 BB 2B 1B		0-0 F8
Reggie Jackson, L (1, 9) OBP: 0.347, SLG: 0.455	0-3 K			0-0 6-3 1-2		0-0 G1-6-3 1-2f 3-H		4-0 BB BB BB BB FC1-6 BB		0-0 6-3
Doug DeCinces, R (1, 5) OBP: 0.314, SLG: 0.430		0-0 F8		0-0 6-3		0-0 F9		0-0 FC1-6 2B 1-2f 2-3		
Bobby Clark, R (1, 8) OBP: 0.238, SLG: 0.310 Fred Lynn, L (7, PH) OBP: 0.357, SLG: 0.417		0-3 K			0-0 1B E 1B		0-0 F9	0-0 1-3 3-H 2B		
Tim Foli, R (1, 6) OBP: 0.307, SLG: 0.365		0-0 5-3			0-0 E8 1B 1B		0-0 6-3	0-0 5-3		
Bob Boone, R (1, 2) OBP: 0.350, SLG: 0.355			0-0 4-3		0-0 1B 2-H		0-0 FC4-6 1B		0-0 F9	

Inning Stats	R: 1	H: 2	E: 0	K: 1	S: 7	R: 0	H: 0	E: 0	K: 1	S: 5	R: 0	H: 1	E: 0	K: 0	S: 3	R: 0	H: 1	E: 1	K: 0	S: 5	R: 1	H: 1	E: 1	K: 0	S: 4	R: 0	H: 1	E: 0	K: 0	S: 4	R: 2	H: 3	E: 0	K: 0	S: 5	R: 1	H: 1	E: 0	K: 0	S: 4	R: 0	H: 1	E: 0	K: 0	S: 4	R: 2	H: 3	E: 0	K: 0	S: 6	R: 0	H: 0	E: 0	K: 0	S: 3	R: 0	H: 0	E: 0	K: 0	S: 3	R: 0	H: 0	E: 0	K: 0	S: 3	1B: 7	2B: 3	3B: 0	HR: 2	SF: 0	SAC: 0	DP: 2	HBP: 0	WP: 0	PA: 41
--------------	------	------	------	------	------	------	------	------	------	------	------	------	------	------	------	------	------	------	------	------	------	------	------	------	------	------	------	------	------	------	------	------	------	------	------	------	------	------	------	------	------	------	------	------	------	------	------	------	------	------	------	------	------	------	------	------	------	------	------	------	------	------	------	------	------	-------	-------	-------	-------	-------	--------	-------	--------	-------	--------

PITCHER	IP	WLS	BF	H	R	ER	SO	BB	IBB	HBP	BLK	WP	HR	S	P	ERA	WHIP
Paul Splittorff, L (1, 1) ERA: 3.15	6.0		24	8	4	2	2	0	0	0	0	0	1	28	28	3.00	1.333
Dan Quisenberry, R (7, 1) ERA: 2.16	4.0	W	17	4	2	2	0	1	0	0	0	0	1	16	20	4.50	1.250

Batter	1	2	3	4	5	6	7	8	9	10	11	12	AB R H RBI BB SO LOB	TOP		
Willie Wilson, S OBP: 0.362, SLG: 0.444 (1, 7)	F7		K		FC4-6			K			HBP	K	5 0 0 1 0 3 3	Kansas City Royals @ California Angels Anaheim Stadium, Anaheim, CA Sat Jun 26 1982, 10:05 PM EDT Att. 56,794 - Unknown		
U L Washington, S OBP: 0.307, SLG: 0.290 (1, 6)	6-3			1B HR 1B	K			CS 1B			BB		4 1 2 0 1 1 1			
George Brett, L OBP: 0.388, SLG: 0.510 (1, 5)	BB			1B HR 1B		4-3		CS	K		BB	FC6-4	3 1 1 0 2 1 0			
Hal McRae, R OBP: 0.409, SLG: 0.570 (1, 10)	F9			HR		L7			6-3		FC6-4		5 1 1 3 0 0 3			
Willie Aikens, L OBP: 0.318, SLG: 0.378 (1, 3)		L8		F6		K			4-3				5 0 0 0 0 1 0			
Jerry Martin, R OBP: 0.338, SLG: 0.396 (1, 9)	F8			K		1-3			K			1B 1B	5 1 1 0 0 2 0			
Cesar Geronimo, L OBP: 0.349, SLG: 0.542 Onix Concepcion, R (10, PH) Tom Poquette, L OBP: 0.273, SLG: 0.313 OBP: 0.215, SLG: 0.169 (1, 8)	F7			F5		K			6-3			1B 1B	3 0 0 0 0 1 0			
Jamie Quirk, L OBP: 0.280, SLG: 0.313 (1, 2)		6-3				1B FC4-6 2B			L8			1B	1 0 0 0 0 0 0			
Greg Pryor, R OBP: 0.364, SLG: 0.521 (1, 4)	F8					G3			F7		F4	F9	1 0 1 0 0 0 0			
													5 0 1 0 0 0 2			
Inning Stats	R: 0 E: 0 K: 3 H: 0 LOB: 1 BB: 1 P: 7	R: 0 E: 0 K: 3 H: 0 LOB: 0 BB: 0 P: 3	R: 0 E: 0 K: 1 H: 0 LOB: 0 BB: 0 P: 5	R: 3 E: 0 K: 1 H: 3 LOB: 0 BB: 0 P: 8	R: 1 E: 0 K: 1 H: 2 LOB: 0 BB: 0 P: 6	R: 0 E: 0 K: 1 H: 0 LOB: 0 BB: 0 P: 5	R: 0 E: 0 K: 1 H: 0 LOB: 0 BB: 0 P: 5	R: 0 E: 0 K: 1 H: 1 LOB: 0 BB: 0 P: 5	R: 0 E: 0 K: 1 H: 0 LOB: 0 BB: 0 P: 5	R: 0 E: 0 K: 1 H: 0 LOB: 0 BB: 0 P: 5	R: 0 E: 0 K: 0 H: 0 LOB: 2 BB: 2 P: 11	R: 1 E: 0 K: 1 H: 3 LOB: 2 BB: 0 P: 8	1B: 7 2B: 1 3B: 0 HR: 1		SF: 0 SAC: 0 DP: 0 HBP: 1	WP: 0 PB: 0 SB: 1 CS: 3
PITCHER	IP WLS BF H R ER SO BB IBB HBP BLK WP HR S P ERA WHIP															
Steve Renko, R ERA: 2.93 (1, 1)	4.1															
Andy Hassler, L ERA: 1.56 (5, 1)	6.1		20	1	0	0	6	2	0	1	0	0	0	29	38	0.00 0.474
Ken Forsch, R ERA: 3.18 (11, 1)	1.1	W	7	3	1	1	1	0	0	0	0	0	0	9	9	6.75 2.250

AB	42
R	5
H	9
RBI	5
BB	3
SO	9
LOB	9



Batter	1	2	3	4	5	6	7	8	9	10	11	12	AB	R	H	RBI	BB	SO	LOB	
Brian Downing, R OBP: 0.333, SLG: 0.447 (1, 7)	0-0 1B 2B		0-0 5-3		0-0 F9		0-0 F9		0-0 F9		0-3 K		6	1	1	0	0	1	2	
Rod Carew, L OBP: 0.413, SLG: 0.387 (1, 3)	0-3 K		0-0 4-3		4-0 BB 1-2 BB		0-3 K		4-0 IBB		0-0 SH1-4 HR 1B		4	1	1	0	2	2	1	
Bobby Crich, R OBP: 0.382, SLG: 0.461 (1, 4)	0-0 S 2-H 1B			0-0 1B 1B	4-0 BB 1-2 2-3 BB		0-0 5-3		0-0 5-3		0-0 SH1-4 1-2		4	0	2	1	1	0	2	
Don Baylor, R OBP: 0.301, SLG: 0.419 (1, 10)	0-0 F4 1-2			0-0 1B	0-0 F9			0-3 K		0-0 6-3		0-0 HR 2-H		6	1	2	2	0	1	4
Doug DeCinces, R OBP: 0.312, SLG: 0.425 (1, 5)	0-0 F4			0-0 F8		0-0 5-3		0-3 K		0-0 1B			5	0	1	0	0	1	3	
Reggie Jackson, L OBP: 0.348, SLG: 0.452 (1, 9)		0-0 K 1B		0-3 K		4-0 HR BB		0-3 K		0-0 F4			4	1	1	0	1	2	3	
Bobby Clark, R OBP: 0.238, SLG: 0.310 (11, 9)													0	0	0	0	0	0	0	
Fred Lynn, L OBP: 0.358, SLG: 0.427 (1, 8)		0-3 K 1-2		0-0 F7		0-0 HR 1-H			4-0 SH1-4 1B BB		0-0 F6		4	2	1	2	1	1	4	
Tim Lincecum, R OBP: 0.306, SLG: 0.363 (1, 6)		0-0 F7			0-0 BB BB 1B		0-0 F9		0-0 SH1-4 1-2		0-0 L6		4	0	1	0	0	0	0	
Bob Boone, R OBP: 0.348, SLG: 0.353 (1, 2)			0-0 F7		0-0 F7		0-0 5-3		0-0 1B 2-H		0-0 L4		4	0	1	1	0	0	1	
Rob Wilfong, L OBP: 0.255, SLG: 0.215 (9, PR)													0	0	0	0	0	0	0	
Joe Ferguson, R OBP: 0.256, SLG: 0.244 (10, 2)													1	0	0	0	0	0	0	

Inning Stats	R: 1	H: 2	E: 0	LOB: 1	K: 1	S: 7	R: 0	H: 1	E: 0	LOB: 0	K: 1	S: 5	R: 0	H: 0	E: 0	LOB: 0	K: 0	S: 3	R: 0	H: 2	E: 0	LOB: 2	K: 1	S: 7	R: 0	H: 1	E: 0	LOB: 3	K: 0	S: 4	R: 2	H: 1	E: 0	LOB: 0	K: 0	S: 4	R: 0	H: 0	E: 0	LOB: 0	K: 3	S: 9	R: 1	H: 1	E: 0	LOB: 2	K: 0	S: 4	R: 0	H: 1	E: 0	LOB: 1	K: 0	S: 4	R: 0	H: 0	E: 0	LOB: 0	K: 1	S: 5	R: 0	H: 2	E: 0	LOB: 0	K: 0	S: 3	R: 2	H: 2	E: 0	LOB: 0	K: 0	S: 3	1B: 8	2B: 1	3B: 0	HR: 2	SF: 0	SAC: 2	DP: 0	HBP: 0	WP: 0	PB: 0	SB: 1	CS: 0	PA: 49
--------------	------	------	------	--------	------	------	------	------	------	--------	------	------	------	------	------	--------	------	------	------	------	------	--------	------	------	------	------	------	--------	------	------	------	------	------	--------	------	------	------	------	------	--------	------	------	------	------	------	--------	------	------	------	------	------	--------	------	------	------	------	------	--------	------	------	------	------	------	--------	------	------	------	------	------	--------	------	------	-------	-------	-------	-------	-------	--------	-------	--------	-------	-------	-------	-------	--------

PITCHER	IP	WLS	BF	H	R	ER	SO	BB	IBB	HBP	BLK	WP	HR	S	P	ERA	WHIP
Vida Blue, L ERA: 3.63 (1, 1)	6.0		27	7	3	3	3	3	0	0	0	0	1	30	42	4.50	1.667
Mike Armstrong, R ERA: 2.36 (7, 1)	3.1		14	2	1	1	4	1	1	0	0	0	0	20	28	2.70	0.900
Don Hood, L ERA: 3.27 (10, 1)	1.2		5	0	0	0	1	0	0	0	0	0	0	7	7	0.00	0.000
Dan Quisenberry, R ERA: 2.42 (12, 1)	0.1	L	3	2	2	2	0	0	0	0	0	0	1	3	3	54.00	6.000


BOTTOM

Kansas City Royals @ California Angels
Anaheim Stadium, Anaheim, CA

Sat Jun 26 1982, 10:05 PM EDT
 Att: 56,794 - Unknown

livebaseballscorecards.com

AB	42
R	6
H	11
RBI	6
BB	5
SO	8
LOB	20



Batter	1	2	3	4	5	6	7	8	9	AB R H RBI BB SO LOB	TOP		
Willie Wilson, S (1, 8) OBP: 0.360, SLG: 0.440	0-0 4-3		0-0 F7			0-0 4-3		0-0 FC4-8 1B		4 0 1 0 0 0 0	Kansas City Royals @ California Angels Anaheim Stadium, Anaheim, CA Sun Jun 27 1982, 6:33 AM EDT Att: 36,572 - Unknown livebaseballscorecards.com		
U L Washington, S (1, 6) OBP: 0.305, SLG: 0.281	0-3 K			0-0 6-3		4-0 3B BB		0-0 FC4-6 1-2f		3 1 0 0 1 1 1			
George Brett, L (1, 5) OBP: 0.393, SLG: 0.522	0-0 1B			0-0 4-3		0-0 1-H 3B		0-0 E 1B		4 0 3 1 0 0 0			
Hal McRae, R (1, 10) OBP: 0.407, SLG: 0.566	0-0 6-3			0-0 1B		0-0 F9		0-0 FC G4-6-3 1-2		4 0 1 0 0 0 3			
Willie Aikens, L (1, 3) OBP: 0.312, SLG: 0.370		0-0 6-3		0-0 4-3		0-0 F8		0-0 F7		4 0 0 0 0 0 3			
Jerry Martin, R (1, 9) OBP: 0.333, SLG: 0.390		0-3 K		0-3 K		0-3 K		0-0 G4-6-3 1-2f		4 0 0 0 0 3 2			
Jamie Quirk, L (1, 2) OBP: 0.264, SLG: 0.294		0-3 K		0-0 4-3		0-0 F7				3 0 0 0 0 1 0			
Tom Poquette, L (1, 7) OBP: 0.206, SLG: 0.161			0-0 6-3		0-0 F6		0-0 6-3			3 0 0 0 0 0 0			
Greg Pryor, R (1, 4) OBP: 0.350, SLG: 0.500			0-3 K			0-0 4-3		0-0 4-3		3 0 0 0 0 1 0			
Inning Stats	R: 0 E: 0 K: 1 S: 6 H: 1 LOB: 1 BB: 0 P: 6	R: 0 E: 0 K: 2 S: 7 H: 0 LOB: 0 BB: 0 P: 7	R: 0 E: 0 K: 1 S: 5 H: 0 LOB: 0 BB: 0 P: 5	R: 0 E: 0 K: 0 S: 4 H: 1 LOB: 1 BB: 0 P: 4	R: 0 E: 0 K: 1 S: 5 H: 0 LOB: 0 BB: 0 P: 5	R: 1 E: 0 K: 0 S: 4 H: 1 LOB: 1 BB: 1 P: 8	R: 0 E: 0 K: 1 S: 5 H: 0 LOB: 0 BB: 0 P: 5	R: 0 E: 0 K: 0 S: 4 H: 1 LOB: 1 BB: 0 P: 4	R: 0 E: 1 K: 0 S: 4 H: 1 LOB: 1 BB: 0 P: 4	1B: 4 2B: 0 3B: 1 HR: 0 SF: 0 SAC: 0 DP: 1 HBP: 0	WP: 0 PB: 0 SB: 0 CS: 0 PA: 33		
PITCHER	IP WLS BF H R ER SO BB IBB HBP BLK WP HR S P ERA WHIP											PITCHER	IP WLS BF H R ER SO BB IBB HBP BLK WP HR S P ERA WHIP
Dave Goltz, R (1, 1) ERA: 2.78	7.0 W 25 3 1 1 6 1 0 0 0 0 0 0 36 40 1.29 0.571												
Don Aase, R (8, 1) ERA: 2.62	2.0 8 2 0 0 0 0 0 0 0 0 0 0 0 8 8 0.00 1.000												

Kansas City Royals @ California Angels
 Anaheim Stadium, Anaheim, CA
 Sun Jun 27 1982, 6:33 AM EDT
 Att: 36,572 - Unknown

AB	32
R	1
H	5
RBI	1
BB	1
SO	6
LOB	9



Batter	1	2	3	4	5	6	7	8	9
Brian Downing, R (1, 7) OBP: 0.341, SLG: 0.469	0-0 E5 HR	0-0 WP SF9 2B		0-0 2B		4-0 6-3 BB		0-0 HR	
Juan Beniquez, R (1, 9) OBP: 0.337, SLG: 0.365	0-0 1-H HR	0-0 6-3		0-0 5-3		0-0 6-3		0-0 G5-4-3 1B	
Bobby Grich, R (1, 4) OBP: 0.379, SLG: 0.466	0-0 FC4-6 3B	0-0 SF9 2-H		0-0 6-3		0-0 F4		0-3 K	
Don Baylor, R (1, 10) OBP: 0.302, SLG: 0.427	4-0 FC4-6 BB	0-0 F4			0-0 HR		0-0 F7	0-0 G5-4-3 1-2f	
Doug DeCinces, R (1, 5) OBP: 0.314, SLG: 0.438	0-0 FC4-6 1B 1-2f 3-H		0-0 HR		0-0 F8		0-0 BB 1B		
Joe Ferguson, R (1, 2) OBP: 0.277, SLG: 0.250	0-0 F8 1-2		0-0 F8		0-0 1B		4-0 BB 1B BB BB		
Ron Jackson, R (1, 3) OBP: 0.308, SLG: 0.333	0-0 1B 2-H		0-0 L7		0-0 F8		0-0 F8		
Bobby Clark, R (1, 8) OBP: 0.283, SLG: 0.348	0-0 1-2 1B		0-0 L8			0-0 6-3 SH1-3 1B	0-0 1-2 2-H 1B		
Mick Kelleher, R (1, 6) OBP: 0.283, SLG: 0.348	0-0 F7			0-0 6-3		0-0 SH1-3 1B	0-0 4-3		

Inning Stats	R: 4 E: 1 K: 0 S: 8	H: 4 LOB: 2 BB: 1 P: 12	R: 1 E: 0 K: 0 S: 4	H: 1 LOB: 0 BB: 0 P: 4	R: 1 E: 0 K: 0 S: 4	H: 1 LOB: 0 BB: 0 P: 4	R: 0 E: 0 K: 0 S: 4	H: 1 LOB: 1 BB: 0 P: 4	R: 1 E: 0 K: 0 S: 4	H: 2 LOB: 0 BB: 0 P: 4	R: 0 E: 0 K: 0 S: 4	H: 1 LOB: 2 BB: 1 P: 8	R: 1 E: 0 K: 0 S: 5	H: 2 LOB: 2 BB: 1 P: 9	R: 1 E: 0 K: 1 S: 6	H: 2 LOB: 0 BB: 0 P: 6
1B: 7 2B: 2 3B: 1 HR: 4	SF: 1 SAC: 1 DP: 1 HBP: 0	WP: 1 PB: 0 SB: 0 CS: 0	PA: 40													

PITCHER	IP	WLS	BF	H	R	ER	SO	BB	IBB	HBP	BLK	WP	HR	S	P	ERA	WHIP
Bud Black, L (1, 1) ERA: 5.4	3.0	L	17	6	6	4	0	1	0	0	0	1	2	16	20	12.00	2.333
Keith Creel, R (4, 1) ERA: 5.67	3.0		13	4	1	1	0	1	0	0	0	0	1	12	16	3.00	1.667
Grant Jackson, L (7, 1) ERA: 5.6	2.0		10	4	2	2	1	1	0	0	0	0	1	11	15	9.00	2.500

BOTTOM

Kansas City Royals @ California Angels
Anaheim Stadium, Anaheim, CA
 Sun Jun 27 1982, 6:33 AM EDT
 Att. 36,572 - Unknown

livebaseballscorecards.com

AB	35
R	9
H	14
RBI	9
BB	3
SO	1
LOB	17



Batter	1	2	3	4	5	6	7	8	9	AB R H RBI BB SO LOB	TOP											
Rickey Henderson, R OBP: 0.415, SLG: 0.394 (1, 7)	0-0 F9	0-0 1B		0-0 F9		0-0 2B		0-0 6-3		5 0 2 4 0 0 3												
Dwayne Murphy, L OBP: 0.334, SLG: 0.402 (1, 8)	0-0 F7	0-0 F5		0-0 HR		0-3 K		4-0 BB		4 1 1 3 1 1 3												
Cliff Johnson, R OBP: 0.312, SLG: 0.389 (1, 10)	4-0 BB		0-0 1B	0-0 F8		0-0 5-3		0-0 F8		4 1 1 0 1 0 3												
Tony Armas, R OBP: 0.261, SLG: 0.370 (1, 9)	0-3 K		0-0 4-3		0-3 K	0-0 5-3		0-0 F7		5 0 0 0 0 2 3												
Joe Rudi, R OBP: 0.346, SLG: 0.310 (1, 3)		0-0 F8	0-0 1B		0-0 F9		0-0 F3		0-0 F9	5 0 1 1 0 0 0												
Mickey Klutts, R OBP: 0.247, SLG: 0.253 (1, 5)		0-0 1B	0-0 G5-4-3		0-0 1B		0-0 5-3		0-3 K	5 1 2 0 0 1 1												
Mike Heath, R OBP: 0.293, SLG: 0.316 (1, 2)		0-0 1B		0-0 F9	0-0 F9		0-0 F8			4 1 1 0 0 0 1												
Davey Lopes, R OBP: 0.310, SLG: 0.348 (1, 4)		4-0 BB		0-0 1B		0-0 E6		0-0 F8		3 2 2 0 1 0 0												
Fred Stanley, R OBP: 0.318, SLG: 0.226 (1, 6)		0-0 F4		0-0 HR		0-0 E7		0-0 F8		4 2 2 0 0 0 4												
Inning Stats	R: 0 E: 0 K: 1 S: 5	H: 0 LOB: 1 BB: 1 P: 9	R: 2 E: 0 K: 0 S: 6	H: 3 LOB: 2 BB: 1 P: 10	R: 1 E: 0 K: 0 S: 4	H: 2 LOB: 0 BB: 0 P: 4	R: 3 E: 0 K: 0 S: 6	H: 3 LOB: 0 BB: 0 P: 6	R: 0 E: 0 K: 1 S: 6	H: 1 LOB: 1 BB: 0 P: 6	R: 2 E: 2 K: 1 S: 8	H: 2 LOB: 1 BB: 0 P: 8	R: 0 E: 0 K: 0 S: 3	H: 0 LOB: 0 BB: 0 P: 3	R: 0 E: 0 K: 0 S: 4	H: 1 LOB: 2 BB: 1 P: 8	R: 0 E: 0 K: 1 S: 5	H: 0 LOB: 0 BB: 0 P: 5	1B: 9 2B: 2 3B: 0 HR: 1	SF: 0 SAC: 0 DP: 1 HBP: 0	WP: 1 PB: 0 SB: 0 CS: 0	PA: 42
PITCHER	IP WLS BF H R ER SO BB IBB HBP BLK WP HR S P ERA WHIP																					
Larry Gura, L ERA: 4.2 (1, 1)	4.0 L 21 8 6 6 1 2 0 0 0 0 0 1 21 29 13.50 2.500																					
Grant Jackson, L ERA: 5.17 (5, 1)	3.0 13 3 2 0 2 0 0 0 0 0 0 0 17 17 0.00 1.000																					
Keith Creel, R ERA: 5.4 (8, 1)	2.0 8 1 0 0 1 1 0 0 0 0 1 0 9 13 0.00 1.000																					

Oakland Athletics @ Kansas City Royals
Royals Stadium, Kansas City, MO
Mon Jun 28 1982, 8:05 PM EDT
Att. 40,728 - Unknown - 86 F

AB 39
R 8
H 12
RBI 8
BB 3
SO 4
LOB 18



WP: 1 PA: 42
PB: 0
SB: 0
CS: 0

ERA WHIP

livebaseballscorecards.com

Batter	1	2	3	4	5	6	7	8	9	AB	R	H	RBI	BB	SO	LOB
Willie Wilson, S OBP: 0.358, SLG: 0.446 (1, 8)	0-0 G3		0-0 F8		0-0 FC6-4			0-0 1B 3B		4	1	1	0	0	0	4
U L Washington, S OBP: 0.303, SLG: 0.280 (1, 6)	0-0 4-3			0-0 G3		0-0 F7		0-0 1B 3B 1B		4	1	1	1	0	0	0
George Brett, L OBP: 0.391, SLG: 0.517 (1, 5)	0-0 4-3			0-0 F9		0-0 F8		0-0 1B 3B 1B		4	1	1	0	0	0	0
Hal McRae, R OBP: 0.405, SLG: 0.568 (1, 10)		0-0 F3		0-0 F5		0-0 F7		0-0 1B 3B		4	0	1	2	0	0	0
Willie Aikens, L OBP: 0.315, SLG: 0.378 (1, 3)		0-0 G3			0-0 1B FC1-2 1B		0-0 1B SF7 2B	0-0 F6		4	1	2	0	0	0	1
Steve Hammond, L OBP: 0.667, SLG: 0.667 (1, 9)		0-0 4-3			0-0 1B FC1-2 1B		0-0 1B G4-6-3 1B	0-0 F9		3	0	2	0	0	0	0
Lee May, R OBP: 0.415, SLG: 0.587 (8, PH)					0-0 1B FC1-2 1B					1	0	0	0	0	0	1
Tom Poquette, L OBP: 0.206, SLG: 0.161 (9, 9)					0-0 1B FC1-2 1B					0	0	0	0	0	0	0
Jerry Martin, R OBP: 0.336, SLG: 0.393 (1, 7)			0-0 5-3 G3 1B		0-0 1B FC1-2 1B		0-0 1B SF7		0-0 F8	3	0	2	1	0	0	0
Jamie Quirk, L OBP: 0.250, SLG: 0.278 (1, 2)			0-0 G3		0-0 1B F8		0-0 1B G4-6-3		0-3 K2-3	3	0	0	0	0	0	5
Dennis Werth, R OBP: 0.316, SLG: 0.133 (9, PH)			1-2 G3		0-0 1B F8		0-0 1B G4-6-3			1	0	0	0	0	1	0
Greg Pryor, R OBP: 0.333, SLG: 0.475 (1, 4)			0-0 5-3		0-0 1B FC1-2 FC6-4		0-0 1B F9		0-0 F9	4	0	0	0	0	0	4

Inning Stats	R: 0	H: 0	E: 0	LOB: 0	K: 0	BB: 0	S: 3	P: 3	R: 0	H: 0	E: 0	LOB: 0	K: 0	BB: 0	S: 3	P: 3	R: 0	H: 1	E: 0	LOB: 1	K: 0	BB: 0	S: 4	P: 4	R: 0	H: 0	E: 0	LOB: 0	K: 0	BB: 0	S: 3	P: 3	R: 0	H: 3	E: 0	LOB: 3	K: 0	BB: 0	S: 6	P: 6	R: 1	H: 2	E: 0	LOB: 0	K: 0	BB: 0	S: 4	P: 4	R: 3	H: 4	E: 0	LOB: 1	K: 0	BB: 0	S: 7	P: 7	R: 0	H: 0	E: 0	LOB: 0	K: 1	BB: 0	S: 5	P: 5	1B: 7	SF: 1	2B: 1	SAC: 0	3B: 2	DP: 1	HR: 0	HBP: 0	WP: 0	PA: 36
--------------	------	------	------	--------	------	-------	------	------	------	------	------	--------	------	-------	------	------	------	------	------	--------	------	-------	------	------	------	------	------	--------	------	-------	------	------	------	------	------	--------	------	-------	------	------	------	------	------	--------	------	-------	------	------	------	------	------	--------	------	-------	------	------	------	------	------	--------	------	-------	------	------	-------	-------	-------	--------	-------	-------	-------	--------	-------	--------

PITCHER	IP	WLS	BF	H	R	ER	SO	BB	IBB	HBP	BLK	WP	HR	S	P	ERA	WHIP
Rick Langford, R ERA: 4.2 (1, 1)	7.1	W	31	10	4	4	0	0	0	0	0	0	0	31	31	4.91	1.364
Tom Underwood, L ERA: 3.67 (8, 1)	1.2		5	0	0	0	1	0	0	0	0	0	0	7	7	0.00	0.000

BOTTOM

Oakland Athletics @ Kansas City Royals
 Royals Stadium, Kansas City, MO
 Mon Jun 28 1982, 8:05 PM EDT
 Att: 40,728 - Unknown - 86 F

livebaseballscorecards.com

AB	35
R	4
H	10
RBI	4
BB	0
SO	1
LOB	15



Batter	1	2	3	4	5	6	7	8	9	AB R H RBI BB SO LOB	TOP											
Rickey Henderson, R OBP: 0.418, SLG: 0.399 (1, 7)	0-0 SH1-3 2B		0-0 1-2 1B		4-0 S BLK BB		0-3 K		0-3 K	4 1 2 0 1 2 2												
Dwayne Murphy, L OBP: 0.337, SLG: 0.401 (1, 8)	0-0 SH1-3 2-3		0-3 K		4-0 BLK BB		0-0 FC6-4 1B		0-0 6-3	3 0 1 1 1 1 3												
Cliff Johnson, R OBP: 0.305, SLG: 0.380 (1, 10)	0-0 F3		0-0 F7		0-0 F9		0-0 FC6-4			4 0 0 0 0 0 5												
Tony Armas, R OBP: 0.261, SLG: 0.365 (1, 9)	0-3 K			4-0 5-3 BB		0-0 6-3		0-0 F9		3 0 0 0 1 1 2												
Joe Rudi, R OBP: 0.345, SLG: 0.305 (1, 3)		0-3 K		0-0 5-3		4-0 L6-3 BB		0-0 6-3		2 0 0 0 1 1 1												
Dan Meyer, L OBP: 0.271, SLG: 0.383 (8, PH)				1-2						1 0 0 0 0 0 0												
Mickey Klutts, R OBP: 0.238, SLG: 0.244 (1, 5)		0-0 G3		0-0 F8		0-0 F7		0-0		3 0 0 0 0 0 2												
Wayne Gross, L OBP: 0.356, SLG: 0.324 (8, PH)								1B		1 0 1 0 0 0 0												
Davey Lopes, R OBP: 0.309, SLG: 0.343 (1, 4)		0-0 F4		4-0 BB		0-0 L6-3		0-3 K		3 0 0 0 1 1 2												
Jeff Newman, R OBP: 0.264, SLG: 0.379 (1, 2)			0-0 1B 1B		0-0 1-3		0-0 F3		0-3 K	4 0 1 0 0 1 2												
Fred Stanley, R OBP: 0.313, SLG: 0.221 (1, 6)			0-0 F7			0-0 6-3		0-0		2 0 0 0 0 0 1												
Danny Goodwin, L OBP: 0.324, SLG: 0.529 (7, PH)							0-0 1B 2B		0-0 3B	1 1 1 0 0 0 0												
Tony Phillips, S OBP: 0.326, SLG: 0.291 (7, 6)										1 0 1 0 0 0 0												
Inning Stats	R: 0 E: 0 K: 1 S: 6	H: 1 LOB: 1 BB: 0 P: 6	R: 0 E: 0 K: 1 S: 5	H: 0 LOB: 0 BB: 0 P: 5	R: 0 E: 0 K: 1 S: 7	H: 2 LOB: 2 BB: 0 P: 7	R: 0 E: 0 K: 0 S: 3	H: 0 LOB: 2 BB: 2 P: 11	R: 1 E: 0 K: 0 S: 3	H: 0 LOB: 1 BB: 2 P: 11	R: 0 E: 0 K: 0 S: 2	H: 0 LOB: 0 BB: 1 P: 6	R: 1 E: 0 K: 1 S: 7	H: 2 LOB: 1 BB: 0 P: 7	R: 0 E: 0 K: 1 S: 6	H: 1 LOB: 1 BB: 0 P: 6	R: 0 E: 0 K: 2 S: 8	H: 1 LOB: 1 BB: 0 P: 8	1B: 4 2B: 3 3B: 1 HR: 0	SF: 0 SAC: 1 DP: 1 HBP: 0	WP: 0 PB: 0 SB: 1 CS: 0	PA: 38
PITCHER	IP WLS BF H R ER SO BB IBB HBP BLK WP HR S P ERA WHIP																					
Don Hood, L ERA: 2.81 (1, 1)	5.0 W 22 3 1 1 3 4 0 0 0 0 0 0 24 40 1.80 1.400																					
Mike Armstrong, R ERA: 2.35 (6, 1)	4.0 S 16 4 1 1 4 1 0 0 0 0 0 0 23 27 2.25 1.250																					

Oakland Athletics @ Kansas City Royals
Royals Stadium, Kansas City, MO

Tue Jun 29 1982, 8:05 PM EDT
Att. 26,837 - Unknown - 92 F

AB	32
R	2
H	7
RBI	1
BB	5
SO	7
LOB	20



WP: 0	PA: 38
PB: 0	
SB: 1	
CS: 0	

livebaseballscorecards.com

Batter	1	2	3	4	5	6	7	8	9
Willie Wilson, S OBP: 0.359, SLG: 0.442 (1, 8)	4-0 S HR BB	0-0 F7		0-0 G4-6-3 1B		0-0 G3		0-0 FC6-4	
John Wathan, R OBP: 0.338, SLG: 0.312 (1, 2) Jamie Quirk, L OBP: 0.250, SLG: 0.278 (8, 2)	0-0 4-3		0-0 1B S 1B	0-0 G4-6-3		0-0 FC5-2-6			
George Brett, L OBP: 0.396, SLG: 0.531 (1, 5)	0-0 HR		0-0 1B 1B	4-0 FC6-4 BB		0-0 5-3			
Hal McRae, R OBP: 0.399, SLG: 0.560 (1, 10)	0-3 K		0-0 5-3	0-0 FC6-4			0-3 K		
Willie Aikens, L OBP: 0.314, SLG: 0.375 (1, 3)	0-0 F9		0-0 E BB 5-3 1B		0-0 3-1		0-3 K		
Steve Hammond, L OBP: 0.571, SLG: 0.667 (1, 9)		0-0 E FC6-4 2B	4-0 5-3 E BB		0-0 4-3		0-3 K		
Jerry Martin, R OBP: 0.335, SLG: 0.391 (1, 7)		0-3 K	0-0 E6 5-3 1B		0-0 F9		0-0 G5-4-3 1B		
Onix Concepcion, R OBP: 0.272, SLG: 0.312 (1, 4)		0-0 E3 FC6-4	0-0 5-3			0-0 E 1B		0-0 G5-4-3	
U L Washington, S OBP: 0.301, SLG: 0.279 (1, 6)		0-0 FC6-4	0-0 4-3			0-0 E5 FC5-2-6		0-0 FC6-4 1B	

Inning Stats	R: 2	H: 1	E: 0	LOB: 0	K: 1	BB: 1	S: 6	P: 10
	R: 1	H: 1	E: 1	LOB: 1	K: 1	BB: 0	S: 7	P: 7
	R: 3	H: 3	E: 1	LOB: 2	K: 0	BB: 1	S: 7	P: 11
	R: 0	H: 1	E: 0	LOB: 1	K: 0	BB: 1	S: 3	P: 7
	R: 0	H: 0	E: 0	LOB: 0	K: 0	BB: 0	S: 3	P: 3
	R: 1	H: 1	E: 1	LOB: 1	K: 0	BB: 0	S: 5	P: 5
	R: 0	H: 0	E: 0	LOB: 0	K: 3	BB: 0	S: 9	P: 9
	R: 0	H: 2	E: 0	LOB: 1	K: 0	BB: 0	S: 4	P: 4

PITCHER	IP	WLS	BF	H	R	ER	SO	BB	IBB	HBP	BLK	WP	HR	S	P	ERA	WHIP
Dave Beard, R ERA: 4.27 (1, 1)	2.1	L	13	4	5	4	2	1	0	0	0	0	1	16	20	15.43	2.143
Tom Underwood, L ERA: 3.64 (3, 1)	0.2		5	1	1	0	0	1	0	0	0	0	0	4	8	0.00	3.000
Bo McLaughlin, R ERA: 5.18 (4, 1)	1.0		4	1	0	0	0	1	0	0	0	0	0	3	7	0.00	2.000
Fernando Arroyo, R ERA: 4.15 (5, 1)	4.0		15	3	1	0	3	0	0	0	0	0	0	21	21	0.00	0.750

AB R H RBI BB SO LOB

4	1	1	0	1	0	3
4	1	1	0	0	0	3
0	0	0	0	0	0	0
3	2	2	2	1	0	1
4	0	0	0	0	2	3
4	1	1	2	0	1	0
3	1	1	0	1	1	0

4	0	1	0	0	1	3
4	1	1	1	0	0	4
4	0	1	1	0	0	3

1B: 7	SF: 0	WP: 0	PA: 37
2B: 1	SAC: 0	PB: 0	
3B: 0	DP: 2	SB: 4	
HR: 1	HBP: 0	CS: 0	

PITCHER	IP	WLS	BF	H	R	ER	SO	BB	IBB	HBP	BLK	WP	HR	S	P	ERA	WHIP

Oakland Athletics @ Kansas City Royals
Royals Stadium, Kansas City, MO
 Tue Jun 29 1982, 8:05 PM EDT
 Att: 26,837 - Unknown - 92 F

livebaseballscorecards.com



Batter	1	2	3	4	5	6	7	8	9	AB R H RBI BB SO LOB	TOP
Rickey Henderson, R OBP: 0.418, SLG: 0.399 (1, 7) X	0-0 4-3 1B S 1B	0-0 1-2 1B			0-0 4-3 1B		0-0 E5 1B SF4		0-3 K	5 2 2 0 0 1 1	
Dwayne Murphy, L OBP: 0.338, SLG: 0.398 (1, 8) X	0-0 4-3 1-3 1B	0-0 4-3 1B			0-0 4-0 1B BB		0-0 1-3 2-H 1B		0-0 4-3	4 0 1 1 1 0 3	
Joe Rudi, R OBP: 0.340, SLG: 0.303 (1, 3) X	0-0 1B 3-H 1B		0-0 F7		0-3 K		0-0 SF4		0-0 G3	4 0 1 2 0 1 1	
Cliff Johnson, R OBP: 0.304, SLG: 0.376 (1, 10) X	0-0 F6		0-0 F9		0-0 1-3 1B		0-0 F8-4-3			4 0 1 0 0 0 2	
Tony Armas, R OBP: 0.265, SLG: 0.365 (1, 9) X	0-0 1-2 1B		0-0 G3		0-0 F9			4-0 SH1 3B BB		3 1 1 0 1 0 2	
Mickey Klutts, R OBP: 0.241, SLG: 0.259 (1, 5) X	0-0 F8			0-0 2B		0-0 F9		0-0 SH1 1-2		3 0 1 0 0 0 2	
Davey Lopes, R OBP: 0.304, SLG: 0.336 (1, 4) X		0-0 F8		0-3 K		0-0 F8		0-0 6-3		4 0 0 0 0 1 2	
Mike Heath, R OBP: 0.299, SLG: 0.339 (1, 2) X		0-0 1B 1B		0-3 K		0-0 F8		0-0 3B 2-H		4 0 2 1 0 1 1	
Fred Stanley, R OBP: 0.310, SLG: 0.222 (1, 6) X		0-0 F8		0-0 F8			0-0 E 1B		0-0 6-3	4 1 1 0 0 0 3	
Inning Stats	R: 1 E: 0 K: 0 S: 6 H: 3 LOB: 2 BB: 0 P: 6	R: 0 E: 0 K: 0 S: 5 H: 2 LOB: 2 BB: 0 P: 5	R: 0 E: 0 K: 0 S: 3 H: 0 LOB: 0 BB: 0 P: 3	R: 0 E: 0 K: 2 S: 8 H: 1 LOB: 1 BB: 0 P: 8	R: 0 E: 0 K: 1 S: 6 H: 1 LOB: 2 BB: 1 P: 10	R: 0 E: 0 K: 0 S: 3 H: 0 LOB: 0 BB: 0 P: 3	R: 2 E: 1 K: 0 S: 5 H: 2 LOB: 0 BB: 0 P: 5	R: 1 E: 0 K: 0 S: 4 H: 1 LOB: 1 BB: 1 P: 8	R: 0 E: 0 K: 1 S: 5 H: 0 LOB: 0 BB: 0 P: 5	1B: 8 2B: 2 3B: 1 HR: 0 SF: 1 SAC: 1 DP: 1 HBP: 0	WP: 0 PB: 0 SB: 1 CS: 0 PA: 39
PITCHER	IP WLS BF H R ER SO BB IBB HBP BLK WP HR S P ERA WHIP										
Paul Splittorf, L ERA: 3.1 (1, 1)	7.0 L 32 9 4 2 3 2 0 0 0 0 0 0 36 44 2.57 1.571										
Dan Quisenberry, R ERA: 2.35 (8, 1)	2.0 7 1 0 0 1 0 0 0 0 0 0 0 9 9 0.00 0.500										

Oakland Athletics @ Kansas City Royals
 Royals Stadium, Kansas City, MO
 Wed Jun 30 1982, 8:05 PM EDT
 Att. 24,882 - Unknown - 82 F

livebaseballscorecards.com

AB	35
R	4
H	10
RBI	4
BB	2
SO	4
LOB	17



Batter	1	2	3	4	5	6	7	8	9	AB R H RBI BB SO LOB	TOP											
Brian Downing, R (1, 7) OBP: 0.338, SLG: 0.462	0-0 F4		0-0 5-3		0-0 G6-4-3		0-0 F9		0-0 F5	5 0 0 0 0 0 2												
Rod Carew, L (1, 3) OBP: 0.405, SLG: 0.382	0-0 1-3		0-0 F7		0-0 1B		0-0 F8		0-0 6-3	5 0 1 0 0 0 1												
Bobby Grich, R (1, 4) OBP: 0.369, SLG: 0.450	0-0 5-3		0-0 2B		0-0 F8		0-0 F8			4 0 1 0 0 0 1												
Don Baylor, R (1, 10) OBP: 0.314, SLG: 0.444		0-0 1B BB 1B	0-0 F3			0-0 HR		0-0 F8		4 1 2 1 0 0 1												
Doug DeCinces, R (1, 5) OBP: 0.321, SLG: 0.444		4-0 1B BB 1-2		4-0 BB		0-0 E 2B		0-0 F5		2 1 1 0 2 0 0												
Reggie Jackson, L (1, 9) OBP: 0.344, SLG: 0.444		0-3 K		0-3 K		0-0 E3 FC6-4 2-H		0-0 2B		4 0 1 0 0 2 3												
Fred Lynn, L (1, 8) OBP: 0.357, SLG: 0.439		0-0 1-2 2-3 1B		0-0 F9		0-3 K		0-0 F7		4 0 1 0 0 1 3												
Tim Foli, R (1, 6) OBP: 0.307, SLG: 0.359		0-0 F4		0-0 F7		0-0 FC6-4 FC6-4 1-2f			0-0 F5	4 0 0 0 0 0 5												
Bob Boone, R (1, 2) OBP: 0.350, SLG: 0.352		0-0 5-3			0-0 G6-4-3 1B		0-0 FC6-4 1-2f		0-0 1B	4 0 2 0 0 0 4												
Inning Stats	R: 0 E: 0 K: 0 S: 3	H: 0 LOB: 0 BB: 0 P: 3	R: 0 E: 0 K: 1 S: 7	H: 2 LOB: 3 BB: 1 P: 11	R: 0 E: 0 K: 0 S: 4	H: 1 LOB: 1 BB: 0 P: 4	R: 0 E: 0 K: 1 S: 5	H: 0 LOB: 1 BB: 1 P: 9	R: 0 E: 0 K: 0 S: 4	H: 2 LOB: 1 BB: 0 P: 4	R: 2 E: 1 K: 1 S: 8	H: 2 LOB: 1 BB: 0 P: 8	R: 0 E: 0 K: 0 S: 3	H: 0 LOB: 0 BB: 0 P: 3	R: 0 E: 0 K: 0 S: 4	H: 1 LOB: 1 BB: 0 P: 4	R: 0 E: 0 K: 0 S: 4	H: 1 LOB: 1 BB: 0 P: 4	1B: 5 2B: 3 3B: 0 HR: 1	SF: 0 SAC: 0 DP: 1 HBP: 0	WP: 0 PB: 0 SB: 0 CS: 0	PA: 38
PITCHER	IP WLS BF H R ER SO BB IBB HBP BLK WP HR S P ERA WHIP																					
Vida Blue, L (1, 1) ERA: 3.47	6.0 W 27 7 2 1 3 2 0 0 0 0 0 1 31 39 1.50 1.500																					
Mike Armstrong, R (7, 1) ERA: 2.14	3.0 S 11 2 0 0 0 0 0 0 0 0 0 0 11 11 0.00 0.667																					

California Angels @ Kansas City Royals
Royals Stadium, Kansas City, MO
Fri Jul 02 1982, 8:05 PM EDT
Att. 29,609 - Unknown - 89 F

livebaseballscorecards.com

AB	36
R	2
H	9
RBI	1
BB	2
SO	3
LOB	20



BOTTOM

California Angels @ Kansas City Royals
Royals Stadium, Kansas City, MO

Fri Jul 02 1982, 8:05 PM EDT
Att: 29,609 - Unknown - 89 F

AB	34
R	7
H	12
RBI	7
BB	10
SO	1
LOB	23



WP	0	PA	44
PB	0		
SB	2		
CS	1		

AB R H RBI BB SO LOB

4 1 2 0 1 1 0

3 2 1 0 2 0 1

2 1 0 0 3 0 0

5 1 3 3 0 0 2

3 1 3 2 2 0 0

4 0 0 0 1 0 9

5 0 1 1 0 0 3

5 1 1 0 0 0 5

3 0 1 1 1 0 3

1B	8	SF	0
2B	4	SAC	0
3B	0	DP	1
HR	0	HBP	0

Batter	1	2	3	4	5	6	7	8	9
Willie Wilson, S OBP: 0.367, SLG: 0.449 (1, 7)	4-0 BB S 1B BB	0-0 G3	0-0 1-H 2B		0-0 1-2 1B		0-3 K		
John Wathan, R OBP: 0.341, SLG: 0.311 (1, 2)	4-0 1-2 1B BB	0-0 2B 1B		4-0 F8 S BB	0-0 1-3		0-0 F9		
George Brett, L OBP: 0.401, SLG: 0.524 (1, 5)	4-0 1-2 2-3 1B BB	4-0 2B BB		4-0 1-2 BB BB		0-0 F7	0-0 F7		
Amos Otis, R OBP: 0.353, SLG: 0.469 (1, 8)	0-0 F9 1B 1B	0-0 1-3 2-H 2B		0-0 F8 2-3	0-0 4-3			0-0 2B 1B	
Hal McRae, R OBP: 0.404, SLG: 0.560 (1, 10)	0-0 FC6-4 1B	4-0 FC4-6 IBB		4-0 1-2 G3-6-3 BB	0-0 1B 1B			0-0 1-H 2B	
Willie Aikens, L OBP: 0.315, SLG: 0.367 (1, 3)	0-0 F7	0-0 FC4-6 1-2f		0-0 G3-6-3 1-2f	4-0 FC 1B BB			0-0 F7	
Jerry Martin, R OBP: 0.331, SLG: 0.383 (1, 9)	0-0 F9 2-3		0-0 F7		0-0 5-3	0-0 1-2 2-H FC 1B		0-0 F4	
Frank White, R OBP: 0.328, SLG: 0.461 (1, 4)	0-0 FC6-4 1-2f		0-0 G3		0-0 1B 2B	0-0 FC 1-2 2-3		0-0 6-3	
U L Washington, S OBP: 0.306, SLG: 0.279 (1, 6)		0-0 6-3	4-0 2B BB		0-0 2-H CS 1B	0-0 F7			

Inning Stats	R: 3	H: 2	E: 0	K: 0	S: 5	LOB: 2	BB: 3	P: 17	R: 1	H: 2	E: 0	K: 0	S: 5	LOB: 3	BB: 2	P: 13	R: 0	H: 1	E: 0	K: 0	S: 3	LOB: 2	BB: 1	P: 7	R: 0	H: 0	E: 0	K: 0	S: 2	LOB: 2	BB: 3	P: 14	R: 1	H: 3	E: 0	K: 0	S: 5	LOB: 1	BB: 0	P: 5	R: 0	H: 0	E: 0	K: 1	S: 5	LOB: 0	BB: 0	P: 5	R: 1	H: 2	E: 0	K: 0	S: 5	LOB: 1	BB: 0	P: 5
--------------	------	------	------	------	------	--------	-------	-------	------	------	------	------	------	--------	-------	-------	------	------	------	------	------	--------	-------	------	------	------	------	------	------	--------	-------	-------	------	------	------	------	------	--------	-------	------	------	------	------	------	------	--------	-------	------	------	------	------	------	------	--------	-------	------

PITCHER	IP	WLS	BF	H	R	ER	SO	BB	IBB	HBP	BLK	WP	HR	S	P	ERA	WHIP
Steve Renko, R ERA: 3.24 (1, 1)	0.0	L	5	2	3	3	0	3	0	0	0	0	0	2	14	∞	∞
Andy Hassler, L ERA: 1.67 (1, 1)	3.0		16	3	1	1	0	4	1	0	0	0	0	11	31	3.00	2.333
Luis Sanchez, R ERA: 3.61 (4, 1)	2.2		12	4	2	2	0	2	0	0	0	0	0	10	18	6.75	2.250
Don Aase, R ERA: 3.17 (6, 1)	2.1		11	3	1	1	1	0	0	0	0	0	0	13	13	3.86	1.286

PITCHER	IP	WLS	BF	H	R	ER	SO	BB	IBB	HBP	BLK	WP	HR	S	P	ERA	WHIP
---------	----	-----	----	---	---	----	----	----	-----	-----	-----	----	----	---	---	-----	------

Batter	1	2	3	4	5	6	7	8	9	AB R H RBI BB SO LOB	TOP											
Brian Downing, R (1, 7) OBP: 0.340, SLG: 0.466	0-0 1B		0-0 2B		0-0 F8		0-0 4-3			4 0 2 0 0 0 0												
Doug DeCinces, R (1, 5) OBP: 0.320, SLG: 0.440	0-0 F8		4-0 BB		0-0 L7			0-0 6-3		3 0 0 0 1 0 1												
Bobby Grich, R (1, 4) OBP: 0.367, SLG: 0.447	0-3 K		0-0 G6-4-3		0-0 WP HR 1B			0-0 1-3		4 1 1 0 0 1 4												
Don Baylor, R (1, 10) OBP: 0.310, SLG: 0.438	0-0 5-3		0-0 1-2f		0-0 F4		0-0 F8	0-0 1-3		4 0 0 0 0 0 2												
Fred Lynn, L (1, 8) OBP: 0.356, SLG: 0.436		0-0 F8		0-0 1B FC3-2 1B		0-0 F8		0-0 6-3		4 0 1 0 0 0 1												
Reggie Jackson, L (1, 9) OBP: 0.346, SLG: 0.457		0-0 F9		0-0 1B FC3-2 1B		0-0 HR 1-H		0-3 K		4 1 2 2 0 1 0												
Rod Carew, L (1, 3) OBP: 0.399, SLG: 0.376		0-0 1-3		0-0 1-2 3-H FC3-2		0-0 L6		0-0 4-3		4 0 0 0 0 0 2												
Tim Foli, R (1, 6) OBP: 0.304, SLG: 0.355			0-0 6-3		0-0 F7		0-0 5-3			3 0 0 0 0 0 2												
Joe Ferguson, R (1, 2) OBP: 0.259, SLG: 0.220			4-0 2B BB		0-0 1-3		0-0 1-3			2 0 0 0 1 0 0												
Inning Stats	R: 0 E: 0 K: 1 S: 6	H: 1 LOB: 1 BB: 0 P: 6	R: 0 E: 0 K: 0 S: 3	H: 0 LOB: 0 BB: 0 P: 3	R: 0 E: 0 K: 0 S: 3	H: 1 LOB: 2 BB: 2 P: 11	R: 0 E: 0 K: 0 S: 5	H: 2 LOB: 2 BB: 0 P: 5	R: 0 E: 0 K: 0 S: 3	H: 0 LOB: 0 BB: 0 P: 3	R: 2 E: 0 K: 0 S: 5	H: 2 LOB: 0 BB: 0 P: 5	R: 0 E: 0 K: 0 S: 3	H: 0 LOB: 0 BB: 0 P: 3	R: 0 E: 0 K: 1 S: 5	H: 0 LOB: 0 BB: 0 P: 5	R: 0 E: 0 K: 1 S: 5	H: 0 LOB: 0 BB: 0 P: 5	1B: 4 2B: 1 3B: 0 HR: 1	SF: 0 SAC: 0 DP: 1 HBP: 0	WP: 1 PB: 0 SB: 0 CS: 0	PA: 34
PITCHER	IP WLS BF H R ER SO BB IBB HBP BLK WP HR S P ERA WHIP																					
Larry Gura, L (1, 1) ERA: 4.14	6.0 W 25 6 2 2 1 2 0 0 0 1 1 25 33 3.00 1.333																					
Dan Quisenberry, R (7, 1) ERA: 2.25	3.0 S 9 0 0 0 1 0 0 0 0 0 0 11 11 0.00 0.000																					

California Angels @ Kansas City Royals
Royals Stadium, Kansas City, MO
Sat Jul 03 1982, 8:05 PM EDT
Att. 41,380 - Unknown - 94 F

livebaseballscorecards.com

AB	32
R	2
H	6
RBI	2
BB	2
SO	2
LOB	12



Batter	1	2	3	4	5	6	7	8	9	AB R H RBI BB SO LOB	TOP											
Brian Downing, R (1, 7) OBP: 0.339, SLG: 0.461	0-0 F4		0-0 4-3			4-0 G6-4-3 BB			0-0 F3	3 0 0 0 1 0 1	California Angels @ Kansas City Royals Royals Stadium, Kansas City, MO Sun Jul 04 1982, 4:33 AM EDT Att. 33,360 - Unknown - 94 F livebaseballscorecards.com											
Juan Beniquez, R (1, 9) OBP: 0.322, SLG: 0.346 Reggie Jackson, L (9, PH) OBP: 0.345, SLG: 0.455	0-0 G3			0-0 6-3		0-0 G6-4-3 1-2f		0-0 3-1	3 0 0 0 0 0 1 1 0 0 0 0 0 0													
Bobby Grich, R (1, 4) OBP: 0.362, SLG: 0.440	0-0 F4			0-0 F8		0-3 K		0-0 F8	4 0 0 0 0 1 0													
Don Baylor, R (1, 10) OBP: 0.310, SLG: 0.437		0-3 K		0-0 1B		0-0 F9			3 0 1 0 0 1 0													
Doug DeCinces, R (1, 5) OBP: 0.317, SLG: 0.435		0-0 F7		0-0 F8		0-0 F3			3 0 0 0 0 0 1													
Ron Jackson, R (1, 3) OBP: 0.267, SLG: 0.286		0-0 F7			0-0 F7		0-0 3-1		3 0 0 0 0 0 0													
Bobby Clark, R (1, 8) OBP: 0.289, SLG: 0.385 Fred Lynn, L (8, PH) OBP: 0.354, SLG: 0.434			0-3 K		0-0 HR			0-3 K	2 1 1 1 0 1 0 1 0 0 0 0 1 0													
Bob Boone, R (1, 2) OBP: 0.346, SLG: 0.347			0-0 F3		0-0 F3			0-0 5-3	3 0 0 0 0 0 0													
Mick Kelleher, R (1, 6) Rob Wilfong, L (8, PH) OBP: 0.248, SLG: 0.208 Tim Foli, R (8, 6) OBP: 0.304, SLG: 0.355			4-0 BB		0-3 K			0-0 F7	1 0 0 0 1 1 0 1 0 0 0 0 0 0 0 0 0 0 0 0 0													
Inning Stats	R: 0 E: 0 K: 0 S: 3	H: 0 LOB: 0 BB: 0 P: 3	R: 0 E: 0 K: 1 S: 5	H: 0 LOB: 0 BB: 0 P: 5	R: 0 E: 0 K: 1 S: 5	H: 0 LOB: 1 BB: 1 P: 9	R: 0 E: 0 K: 0 S: 4	H: 1 LOB: 1 BB: 0 P: 4	R: 1 E: 0 K: 1 S: 6	H: 1 LOB: 0 BB: 0 P: 6		R: 0 E: 0 K: 1 S: 4	H: 0 LOB: 0 BB: 1 P: 8	R: 0 E: 0 K: 0 S: 3	H: 0 LOB: 0 BB: 0 P: 3	R: 0 E: 0 K: 1 S: 5	H: 0 LOB: 0 BB: 0 P: 5	R: 0 E: 0 K: 0 S: 3	H: 0 LOB: 0 BB: 0 P: 3	1B: 1 2B: 0 3B: 0 HR: 1	SF: 0 SAC: 0 DP: 1 HBP: 0	WP: 0 PB: 0 SB: 0 CS: 0
PITCHER	IP WLS BF H R ER SO BB IBB HBP BLK WP HR S P ERA WHIP																					
Bud Black, L (1, 1) ERA: 4.62	7.0 W 24 2 1 1 4 2 0 0 0 0 0 1 30 38 1.29 0.571																					
Mike Armstrong, R (8, 1) ERA: 2.02	2.0 6 0 0 0 1 0 0 0 0 0 0 0 8 8 0.00 0.000																					

California Angels @ Kansas City Royals
 Royals Stadium, Kansas City, MO
 Sun Jul 04 1982, 4:33 AM EDT
 Att. 33,360 - Unknown - 94 F

AB	28
R	1
H	2
RBI	1
BB	2
SO	5
LOB	3



Batter	1	2	3	4	5	6	7	8	9	AB	R	H	RBI	BB	SO	LOB
Willie Wilson, S OBP: 0.378, SLG: 0.460 (1, 7)	0-0 G5-4-3 1B		0-0 1-3 1B 2B		0-0 2-H 3-H 1B		4-0 1-2 1B BB			3	1	3	2	1	0	0
John Wathan, R OBP: 0.341, SLG: 0.312 (1, 2)	0-0 G5-4-3 1-2f		0-0 CS 1B		0-0 1-2f		0-0 1-2 2-H 1B			4	0	2	2	0	0	2
George Brett, L OBP: 0.397, SLG: 0.515 (1, 5)	0-0 4-3		0-0 F7				0-0 1-3		0-0 3-1	4	0	0	0	0	0	3
Amos Otis, R OBP: 0.368, SLG: 0.502 (1, 8)		0-0 IHR	0-0 CS 1-2	0-0 G6-4-3 1B		0-0 HR		0-0 BB 1B		4	2	4	2	0	0	0
Hal McRae, R OBP: 0.400, SLG: 0.559 (1, 10)		0-0 F3		0-0 G6-4-3 1-2f		0-0 F8		0-0 F9		4	0	0	0	0	0	2
Jerry Martin, R OBP: 0.328, SLG: 0.378 (1, 9)		0-3 K		0-0 5-3		0-0 1B		0-3 K		4	0	1	0	0	2	1
Willie Aikens, L OBP: 0.313, SLG: 0.360 (1, 3)		0-0 6-3			0-0 2B 1B 1B		0-0 F9		4-0 1-2 BB	3	1	1	0	1	0	1
Dennis Werth, R OBP: 0.316, SLG: 0.133 (8, PR) (9, 3)										0	0	0	0	0	0	0
Frank White, R OBP: 0.331, SLG: 0.460 (1, 4)			0-0 2B 1B 1B		0-0 F7		0-0 F9		0-0 F8	4	1	1	0	0	0	3
U L Washington, S OBP: 0.320, SLG: 0.305 (1, 6)			0-0 F7		0-0 1-3 1B 2B		0-0 BB 1B 1B			3	1	2	0	0	0	1

Inning Stats	R: 0	H: 1	E: 0	LOB: 0	K: 0	BB: 0	S: 3	P: 3	R: 1	H: 1	E: 0	LOB: 0	K: 1	BB: 0	S: 6	P: 6	R: 2	H: 3	E: 0	LOB: 0	K: 0	BB: 0	S: 5	P: 5	R: 0	H: 1	E: 0	LOB: 0	K: 0	BB: 0	S: 3	P: 3	R: 2	H: 3	E: 0	LOB: 0	K: 0	BB: 0	S: 5	P: 5	R: 1	H: 2	E: 0	LOB: 1	K: 0	BB: 0	S: 5	P: 5	R: 0	H: 2	E: 0	LOB: 2	K: 0	BB: 1	S: 4	P: 8	R: 0	H: 1	E: 0	LOB: 2	K: 1	BB: 1	S: 6	P: 10
--------------	------	------	------	--------	------	-------	------	------	------	------	------	--------	------	-------	------	------	------	------	------	--------	------	-------	------	------	------	------	------	--------	------	-------	------	------	------	------	------	--------	------	-------	------	------	------	------	------	--------	------	-------	------	------	------	------	------	--------	------	-------	------	------	------	------	------	--------	------	-------	------	-------

PITCHER	IP	WLS	BF	H	R	ER	SO	BB	IBB	HBP	BLK	WP	HR	S	P	ERA	WHIP
Geoff Zahn, L ERA: 3.28 (1, 1)	5.0	L	20	9	5	5	1	0	0	0	0	0	0	22	22	9.00	1.800
Bruce Kison, R ERA: 3.74 (6, 1)	1.0		5	2	1	1	0	0	0	0	0	0	1	5	5	9.00	2.000
Don Aase, R ERA: 3.04 (7, 1)	2.0		10	3	0	0	1	2	0	0	0	0	0	10	18	0.00	2.500

BOTTOM

California Angels @ Kansas City Royals
Royals Stadium, Kansas City, MO
 Sun Jul 04 1982, 4:33 AM EDT
 Att: 33,360 - Unknown - 94 F

AB	33
R	6
H	14
RBI	6
BB	2
SO	2
LOB	13



WP	HR	S	P	ERA	WHIP
0	0	0	0	0	0

Batter	1	2	3	4	5	6	7	8	9	10	11	AB R H RBI BB SO LOB	TOP				
Jerry Remy, L (1.4) OBP: 0.348, SLG: 0.310	0-0 G6-4-3 1B	0-0 F7		0-0 4-3		0-0 F8			0-0 1-3 1B		4-0 SF7 WP BB	5 0 2 0 1 0 3	<p>Boston Red Sox @ Kansas City Royals Royals Stadium, Kansas City, MO Mon Jul 05 1982, 8:05 PM EDT Unknown - 92 F</p>				
Dwight Evans, R (1.9) OBP: 0.398, SLG: 0.452	0-0 F9		4-0 E BB FC6-4 BB		4-0 FC6-4 BB		0-0 F7		0-3 K		4-0 SF7 IBB	3 1 0 0 3 1 3					
Jim Rice, R (1.7) OBP: 0.377, SLG: 0.476	0-0 G6-4-3 1-2f		4-0 FC6-4 E 1-2 BB		0-0 F8		0-0 F7		0-0 L3		0-0 SF7	4 0 0 1 1 0 4					
Tony Perez, R (1.10) OBP: 0.357, SLG: 0.436		0-0 F7	0-0 E6 FC6-4 1-2 2-3		0-0 FC6-4 1-2f 1B		0-0 1B		0-0 F7		0-0 F9	6 0 1 0 0 0 8					
Dave Stapleton, R (1.3) OBP: 0.291, SLG: 0.383		0-0 5-3	0-0 FC6-4 FC6-4 1-2f 2-3 3-H		0-0 1B		0-0 F7			0-0 6-3		5 0 1 1 0 0 3					
Glenn Hoffman, R (1.6) OBP: 0.295, SLG: 0.348 Carl Yastrzemski, L (8, PH) OBP: 0.373, SLG: 0.482 Julio Valdez, S (8, 6) OBP: 0.400, SLG: 0.400		0-0 1B 1B	0-3 K		0-0 F8			0-3 K		0-0 G3		3 1 1 0 0 1 4 1 0 0 0 0 1 0 1 0 0 0 0 0 0					
Rick Miller, L (1.8) OBP: 0.333, SLG: 0.323		0-0 1B 1B	0-0 FC6-4 1-2f		0-0 4-3			0-3 K		0-3 K		5 1 1 0 0 2 2					
Gary Allenson, R (1.2) OBP: 0.278, SLG: 0.281 Reid Nichols, R (11, PR) OBP: 0.310, SLG: 0.400 Rich Gedman, L (11, 2) OBP: 0.316, SLG: 0.425		0-0 1B 1B		0-0 F8		4-0 BB		0-3 K			1-0 WP SH1-4 SF7 HBP	3 0 1 1 1 1 0 0 1 0 0 0 0 0 0 0 0 0 0 0 0					
Wade Boggs, L (1.5) OBP: 0.390, SLG: 0.440	0-0 1-2 3-H 1B		0-3 K		0-3 K				0-0 1B WP 1B		0-0 SH1-4	4 0 2 1 0 2 1					
Inning Stats	R: 0 H: 1 E: 0 LOB: 0 K: 0 BB: 0 S: 3 P: 3	R: 2 H: 4 E: 0 LOB: 2 K: 0 BB: 0 S: 7 P: 7	R: 1 H: 0 E: 1 LOB: 2 K: 1 BB: 2 S: 6 P: 14	R: 0 H: 0 E: 0 LOB: 0 K: 1 BB: 0 S: 5 P: 5	R: 0 H: 1 E: 0 LOB: 1 K: 0 BB: 1 S: 4 P: 8	R: 0 H: 0 E: 0 LOB: 1 K: 1 BB: 1 S: 5 P: 9	R: 0 H: 1 E: 0 LOB: 1 K: 0 BB: 0 S: 4 P: 4	R: 0 H: 0 E: 0 LOB: 0 K: 3 BB: 0 S: 9 P: 9	R: 0 H: 2 E: 0 LOB: 2 K: 1 BB: 0 S: 7 P: 7	R: 0 H: 0 E: 0 LOB: 0 K: 1 BB: 0 S: 5 P: 5	R: 1 H: 0 E: 0 LOB: 3 K: 0 BB: 2 S: 3 P: 12	1B: 9 SF: 1 2B: 0 SAC: 1 3B: 0 DP: 1 HR: 0 HBP: 1		WP: 2 PA: 49 PB: 0 SB: 0 CS: 0			
PITCHER	IP WLS BF H R ER SO BB IBB HBP BLK WP HR S P ERA WHIP																
Paul Splittorff, L (1, 1) ERA: 3.16	7.0	32	7	3	3	3	4	0	0	0	0	0	0	34	50	3.86	1.571
Mike Armstrong, R (8, 1) ERA: 2.08	3.1	L	14	2	1	1	5	1	0	1	0	1	0	22	27	2.70	0.900
Dan Quisenberry, R (11, 1) ERA: 2.23	0.2		3	0	0	0	0	0	1	0	0	1	0	2	6	0.00	0.000

livebaseballscorecards.com

AB	40
R	4
H	9
RBI	4
BB	6
SO	8
LOB	28



BOTTOM

Boston Red Sox @ Kansas City Royals
Royals Stadium, Kansas City, MO

Mon Jul 05 1982, 8:05 PM EDT
Unknown - 92 F

livebaseballscores.com

AB	42
R	3
H	12
RBI	3
BB	6
SO	3
LOB	24



WP:	0	PA:	49
PB:	0		
SB:	0		
CS:	2		

AB R H RBI BB SO LOB


6	1	3	0	0	0	1
2	0	0	0	1	0	2
2	0	1	0	1	0	1
6	1	1	1	0	0	5
4	0	1	0	1	1	1
5	1	2	0	0	0	3
5	0	2	1	0	2	2
2	0	1	1	2	0	2
0	0	0	0	0	0	0
0	0	0	0	1	0	0
5	0	0	0	0	0	7
5	0	1	0	0	0	0

1B:	10	SF:	0
2B:	2	SAC:	0
3B:	0	DP:	1
HR:	0	HBP:	0

Batter	1	2	3	4	5	6	7	8	9	10	11
Willie Wilson, S OBP: 0.381, SLG: 0.461 (1, 7)	0-0 5-3 1B		0-0 1B		0-0 1B		0-0 1B FC3-6		0-0 4-3		0-0 F9
John Wathan, R OBP: 0.341, SLG: 0.309 (1, 2)	4-0 BB		0-0 F9		0-0 5-3		0-0 1B FC3-6		4-0 BB		0-0 FC4-6
Jamie Quirk, L OBP: 0.271, SLG: 0.286 (7, 2)											1-2f
George Brett, L OBP: 0.393, SLG: 0.507 (1, 5)	0-0 4-3 1-2		0-0 G3			0-0 1B FC5-4 5-3	0-0 1-2f 3-H		0-0 F7		0-0 F7
Amos Otis, R OBP: 0.368, SLG: 0.498 (1, 8)		0-3 K		0-0 1B CS		4-0 1-2 BB FC5-4	0-0 1-3		0-0 E6		
Hal McRae, R OBP: 0.400, SLG: 0.556 (1, 10)		0-0 1B 2B		0-0 F9		0-0 1-2f 2-3 1B FC5-4		0-0 5-3		0-0 1B 2B FC5-2	
Jerry Martin, R OBP: 0.329, SLG: 0.386 (1, 9)		0-0 2B		0-3 K		0-0 1-2 3-H 1B 5-3		0-3 K		0-0 2B FC5-2	
Willie Aikens, L OBP: 0.320, SLG: 0.361 (1, 3)		0-0 F2		4-0 1B		0-0 2-H 1B FC6-4		4-0 BB FC5-4		4-0 IBB	
Dennis Werth, R OBP: 0.316, SLG: 0.133 (8, PR)											
Lee May, R OBP: 0.426, SLG: 0.587 (10, PH)											
Frank White, R OBP: 0.324, SLG: 0.451 (1, 4)		0-0 F8		0-0 CS		0-0 1-2f FC6-4		0-0 FC5-4		0-0 FC5-2	
U L Washington, S OBP: 0.316, SLG: 0.301 (1, 6)			0-0 6-3		0-0 F3		0-0 F7		0-0 4-3		0-0 FC4-6 1B

Inning Stats	R: 0	H: 0	E: 0	K: 0	S: 2	P: 6	R: 0	H: 2	E: 0	K: 1	S: 7	P: 7	R: 0	H: 1	E: 0	K: 0	S: 4	R: 0	H: 1	E: 0	K: 1	S: 5	P: 9	R: 0	H: 1	E: 0	K: 0	S: 4	P: 4	R: 2	H: 2	E: 0	K: 0	S: 5	R: 1	H: 2	E: 1	K: 0	S: 5	P: 5	R: 0	H: 0	E: 0	K: 1	S: 5	P: 9	R: 0	H: 0	E: 0	K: 0	S: 3	P: 7	R: 0	H: 2	E: 1	K: 0	S: 4	P: 8	R: 0	H: 1	E: 0	K: 0	S: 4	P: 4	
	0	0	0	0	2	6	0	2	0	1	7	7	0	1	0	0	4	0	1	0	1	1	9	9	0	1	0	0	4	2	2	0	0	5	4	1	2	1	0	5	5	0	0	0	1	5	9	0	0	0	0	3	7	0	2	1	0	4	8	0	1	0	0	4	4

PITCHER	IP	WLS	BF	H	R	ER	SO	BB	IBB	HBP	BLK	WP	HR	S	P	ERA	WHIP
Bruce Hurst, L ERA: 4.57 (1, 1)	5.0		22	6	2	2	2	3	0	0	0	0	0	23	35	3.60	1.800
Bob Stanley, R ERA: 3.07 (6, 1)	6.0	W	26	6	1	1	1	2	1	0	0	0	0	25	37	1.50	1.333

Batter	1	2	3	4	5	6	7	8	9	AB R H RBI BB SO LOB	TOP											
Dwight Evans, R (1, 9) OBP: 0.399, SLG: 0.452	0-0 6-3		4-0 FC5-4 BB		0-0 SF7		0-0 FC5-2 1B			2 0 1 1 1 0 0	Boston Red Sox @ Kansas City Royals Royals Stadium, Kansas City, MO Mon Jul 05 1982, 8:05 PM EDT Att: 41,024 - Unknown livebaseballscorecards.com											
Dave Stapleton, R (1, 4) OBP: 0.290, SLG: 0.381	0-0 G4-6-3 1B		0-0 FC5-4		0-0 F9		0-0 FC5-2			4 0 1 0 0 0 4												
Jim Rice, R (1, 7) OBP: 0.373, SLG: 0.469	0-0 G4-6-3 1-2f			0-3 K		0-0 6-3	0-3 K			4 0 0 0 0 2 3												
Carl Yastrzemski, L (1, 3) OBP: 0.375, SLG: 0.500		0-0 3-1		0-0 HR		0-0 1B 2B		0-0 6-3		4 2 2 1 0 0 0												
Tony Perez, R (1, 10) OBP: 0.345, SLG: 0.419		0-0 F9		0-3 K		0-0 F7		0-3 K		4 0 0 0 0 2 1												
Rich Gedman, L (1, 2) OBP: 0.320, SLG: 0.426		0-0 F4		0-0 WP 1B		0-0 2-H 1B		0-0 G1		4 0 2 1 0 0 0												
Ed Jurak, R (1, 5) OBP: 0.250, SLG: 0.182			0-0 4-3	0-0 F8		0-0 1-3		0-0 F7	2 0 0 0 0 0 1	AB 32 R 3 H 9 RBI 3 BB 1 SO 4 LOB 10												
Wade Boggs, L (6, PH) OBP: 0.381, SLG: 0.429				1-2					2 0 0 0 0 0 1													
Reid Nichols, R (1, 8) OBP: 0.315, SLG: 0.415			0-0 5-3		0-0 SH1-3 SF7 2B		0-0 1B FC5-2 1B		0-0 6-3	2 1 1 0 0 0 0												
Rick Miller, L (7, PH) OBP: 0.335, SLG: 0.324									2 0 1 0 0 0 0													
Julio Valdez, S (1, 6) OBP: 0.500, SLG: 0.500			0-0 BB 1B		0-0 SH1-3		0-0 SH1-4		0-0 1-4-3	1 0 1 0 0 0 0												
Jerry Remy, L (9, PH) OBP: 0.347, SLG: 0.308					2-3					1 0 0 0 0 0 0												
Inning Stats	R: 0 E: 0 K: 0 S: 3	H: 1 LOB: 0 BB: 0 P: 3	R: 0 E: 0 K: 0 S: 3	H: 0 LOB: 0 BB: 0 P: 3	R: 0 E: 0 K: 0 S: 4	H: 1 LOB: 2 BB: 1 P: 8	R: 1 E: 0 K: 2 S: 9	H: 2 LOB: 1 BB: 0 P: 9	R: 1 E: 0 K: 0 S: 4	H: 1 LOB: 0 BB: 0 P: 4	R: 1 E: 0 K: 0 S: 5	H: 2 LOB: 1 BB: 0 P: 5	R: 0 E: 0 K: 1 S: 7	H: 2 LOB: 2 BB: 0 P: 7	R: 0 E: 0 K: 1 S: 5	H: 0 LOB: 0 BB: 0 P: 5	R: 0 E: 0 K: 0 S: 3	H: 0 LOB: 0 BB: 0 P: 3	1B: 6 2B: 2 3B: 0 HR: 1	SF: 1 SAC: 2 DP: 1 HBP: 0	WP: 1 PB: 0 SB: 0 CS: 0	PA: 36
PITCHER	IP WLS BF H R ER SO BB IBB HBP BLK WP HR S P ERA WHIP																					
Don Hood, L (1, 1) ERA: 3.32	5.2 W 24 7 3 3 2 1 0 0 0 1 1 27 31 4.76 1.412																					
Dan Quisenberry, R (6, 1) ERA: 2.13	3.1 S 12 2 0 0 2 0 0 0 0 0 0 0 16 16 0.00 0.600																					

Batter	1	2	3	4	5	6	7	8	9
Willie Wilson, S OBP: 0.383, SLG: 0.462 (1, 7)	0-0 HR 1B		0-0 6-3		0-0 1B 1B	0-0 F9			
Frank White, R OBP: 0.327, SLG: 0.464 (1, 4)	0-0 HR 1-H		0-0 E5 FC5		0-0 1B 4-3 1-H	0-0 G3			
George Brett, L OBP: 0.388, SLG: 0.500 (1, 5)	0-0 1-3		0-0 F8		0-0 4-3 1-2		0-0 1-4-3		
Amos Otis, R OBP: 0.370, SLG: 0.494 (1, 8)	0-0 F9		4-0 BB		4-0 BB FC6-4		0-0 6-3		
Hal McRae, R OBP: 0.395, SLG: 0.548 (1, 10)	0-0 F8		0-0 FC5 2-3f		0-0 FC6-4 1-2f 2-H		0-0 6-3		
Jerry Martin, R OBP: 0.331, SLG: 0.385 (1, 9)		0-3 K		0-0 FC6-4 1B	4-0 BB BB		0-0 6-3		
Lee May, R OBP: 0.429, SLG: 0.583 (1, 3)		0-0		0-0 F6	0-0 4-3		0-0 4-3 1B		
Willie Aikens, L OBP: 0.321, SLG: 0.362 (5, PH)									
Dennis Werth, R OBP: 0.316, SLG: 0.133 (8, PR)									
Onix Concepcion, R OBP: 0.267, SLG: 0.311 (1, 6)		0-0 F4		0-0 FC6-4 1-2f		0-0 4-3		0-0 4-3 1-2	
Jamie Quirk, L OBP: 0.270, SLG: 0.283 (1, 2)		0-3 K		0-3 K		0-0 1B		0-0 F8	

Inning Stats	R: 2	H: 2	E: 0	LOB: 0	K: 0	BB: 0	S: 5	P: 5
	R: 0	H: 1	E: 0	LOB: 1	K: 2	BB: 0	S: 8	P: 8
	R: 0	H: 0	E: 1	LOB: 2	K: 0	BB: 1	S: 4	P: 8
	R: 0	H: 1	E: 0	LOB: 1	K: 1	BB: 0	S: 6	P: 6
	R: 2	H: 2	E: 1	LOB: 2	K: 0	BB: 2	S: 5	P: 13
	R: 0	H: 1	E: 0	LOB: 1	K: 0	BB: 0	S: 4	P: 4
	R: 0	H: 0	E: 0	LOB: 0	K: 0	BB: 0	S: 3	P: 3
	R: 0	H: 1	E: 0	LOB: 2	K: 0	BB: 0	S: 4	P: 4

PITCHER	IP	WLS	BF	H	R	ER	SO	BB	IBB	HBP	BLK	WP	HR	S	P	ERA	WHIP
Bob Ojeda, L ERA: 5.6 (1, 1)	4.2	L	24	6	4	3	3	3	0	0	0	0	1	27	39	5.79	1.929
Luis Aponte, R ERA: 3.62 (5, 1)	3.1		12	2	0	0	0	0	0	0	0	0	0	12	12	0.00	0.600

AB R H RBI BB SO LOB

4	2	2	0	0	0	1
4	2	2	3	0	0	1
4	0	0	0	0	0	2
2	0	0	0	2	0	0
4	0	0	0	0	0	3
3	0	1	0	1	1	0
2	0	1	0	0	0	1
2	0	1	0	0	0	2
0	0	0	0	0	0	0
4	0	0	0	0	0	3
4	0	1	0	0	2	4

1B: 7	SF: 0	WP: 0	PA: 36
2B: 0	SAC: 0	PB: 0	
3B: 0	DP: 0	SB: 0	
HR: 1	HBP: 0	CS: 0	

AB	R	H	RBI	BB	SO	LOB
33	4	8	3	3	3	17



Boston Red Sox @ Kansas City Royals
 Royals Stadium, Kansas City, MO
 Mon Jul 05 1982, 8:05 PM EDT
 Att. 41,024 - Unknown

livebaseballscorecards.com

Batter	1	2	3	4	5	6	7	8	9	AB R H RBI BB SO LOB	TOP		
Jerry Remy, L (1, 4) OBP: 0.351, SLG: 0.314	0-0 F9 BB 1B	0-0 G4-6-3 1-2f			4-0 BB		0-0 4-3 1-3 2B		0-0 FC6-4 1-2f	4 0 2 0 1 0 2			
Dwight Evans, R (1, 9) OBP: 0.398, SLG: 0.448	4-0 BB 1-2 BB		0-3 K		0-0 F2		0-0 4-3			3 0 0 1 1 1 3			
Jim Rice, R (1, 7) OBP: 0.368, SLG: 0.463	0-0 F9 2-3		0-0 5-3		0-3 K		0-0 F9			4 0 0 0 0 1 5			
Tony Perez, R (1, 10) OBP: 0.341, SLG: 0.407	4-0 BB 1-2 BB		0-3 K		0-3 K			0-0 5-3		3 0 0 0 1 2 2			
Dave Stapleton, R (1, 3) OBP: 0.287, SLG: 0.376	0-0 F4				0-0 F9		0-0 F3		0-0 5-3	4 0 0 0 0 0 3			
Rich Gedman, L (1, 2) OBP: 0.319, SLG: 0.423	0-0 3-1				0-0 1B		0-0 4-3		0-0 1-3	4 0 1 0 0 0 3			
Glenn Hoffman, R (1, 6) OBP: 0.294, SLG: 0.350		0-0 1B 2B			0-0 F7		0-0 F8		0-0 5-3	4 1 1 0 0 0 1			
Reid Nichols, R (1, 8) OBP: 0.304, SLG: 0.400		0-3 K			0-3 K		0-0 F8		0-0 4-3	3 0 0 0 0 2 2			
Carl Yastrzemski, L (9, PH) OBP: 0.374, SLG: 0.498										1 0 0 0 0 0 0			
Wade Boggs, L (1, 5) OBP: 0.409, SLG: 0.436		0-0 G4-6-3 2-H 1B			4-0 BB BB		4-0 2B 4-3 BB		4-0 FC6-4 BB	1 1 1 1 3 0 0			
Inning Stats	R: 0 H: 1 E: 0 LOB: 3 K: 0 BB: 2 S: 4 P: 12	R: 1 H: 2 E: 0 LOB: 0 K: 1 BB: 0 S: 6 P: 6	R: 0 H: 0 E: 0 LOB: 0 K: 2 BB: 0 S: 7 P: 7	R: 0 H: 1 E: 0 LOB: 1 K: 1 BB: 0 S: 6 P: 6	R: 0 H: 0 E: 0 LOB: 2 K: 2 BB: 2 S: 7 P: 15	R: 0 H: 0 E: 0 LOB: 0 K: 0 BB: 0 S: 3 P: 3	R: 1 H: 1 E: 0 LOB: 1 K: 0 BB: 1 S: 4 P: 8	R: 0 H: 0 E: 0 LOB: 0 K: 0 BB: 0 S: 3 P: 3	R: 0 H: 0 E: 0 LOB: 1 K: 0 BB: 1 S: 3 P: 7	1B: 3 SF: 0 2B: 2 SAC: 0 3B: 0 DP: 1 HR: 0 HBP: 0	WP: 0 PA: 37 PB: 0 SB: 0 CS: 0		
PITCHER	IP WLS BF H R ER SO BB IBB HBP BLK WP HR S P ERA WHIP											PITCHER	IP WLS BF H R ER SO BB IBB HBP BLK WP HR S P ERA WHIP
Vida Blue, L (1, 1) ERA: 3.4	7.0 W 30 5 2 2 6 5 0 0 0 0 0 0 37 57 2.57 1.429												
Bill Castro, R (8, 1) ERA:	2.0 S 7 0 0 0 0 1 0 0 0 0 0 0 6 10 0.00 0.500												

Boston Red Sox @ Kansas City Royals
 Royals Stadium, Kansas City, MO

Tue Jul 06 1982, 8:05 PM EDT
 Att. 22,380 - Unknown - 83 F

AB	31
R	2
H	5
RBI	2
BB	6
SO	6
LOB	21



WP: 0	PA: 37
PB: 0	
SB: 0	
CS: 0	

ERA	WHIP
-----	------

ERA	WHIP
-----	------

ERA	WHIP
-----	------

ERA	WHIP
-----	------

Batter	1	2	3	4	5	6	7	8	9	AB R H RBI BB SO LOB	TOP
Damaso Garcia, R (1, 4) OBP: 0.343, SLG: 0.409	0-0 6-3		0-0 E S 1B		0-0 F8			0-0 5-3		4 0 1 0 0 0 1	
Garth Iorg, R (1, 5) OBP: 0.309, SLG: 0.388	0-0 5-3		0-0 F4 1-3			1-0 FC6-4 HBP		0-0 F9		3 0 0 0 0 0 1	
Barry Bonnell, R (1, 7) OBP: 0.378, SLG: 0.472	0-0 F9			0-0 5-3		0-0 F9		0-0 F5		4 0 0 0 0 0 1	
Jesse Barfield, R (1, 9) OBP: 0.324, SLG: 0.420		0-0 HR		0-0 1B		0-0 F8		0-0 F4		4 1 2 1 0 0 1	
Buck Martinez, R (1, 2) OBP: 0.318, SLG: 0.386		0-0 F8		0-0 F7		0-0 FC6-4 1-2f		0-0 F8		4 0 0 0 0 0 2	
Willie Upshaw, L (1, 3) OBP: 0.348, SLG: 0.493		0-0 1-3		0-3 K			0-0 F6		0-3 K	4 0 0 0 0 2 1	
Tony Johnson, R (1, 10) OBP: 0.328, SLG: 0.365		0-0 6-3			0-0 G3		4-0 FC6-4 BB			2 0 0 0 1 0 0	
Lloyd Moseby, L (1, 8) OBP: 0.281, SLG: 0.368			0-0 F9		0-0 F8		0-0 F9			3 0 0 0 0 0 1	
Alfredo Griffin, S (1, 6) OBP: 0.246, SLG: 0.279			0-0 F9		0-0 1B		0-0 FC6-4 1-2f			3 0 1 0 0 0 1	
Inning Stats	R: 0 E: 0 K: 0 S: 3 H: 0 LOB: 0 BB: 0 P: 3	R: 1 E: 0 K: 0 S: 4 H: 1 LOB: 0 BB: 0 P: 4	R: 0 E: 0 K: 0 S: 4 H: 1 LOB: 1 BB: 0 P: 4	R: 0 E: 0 K: 1 S: 6 H: 1 LOB: 1 BB: 0 P: 6	R: 0 E: 0 K: 0 S: 4 H: 1 LOB: 1 BB: 0 P: 4	R: 0 E: 0 K: 0 S: 3 H: 0 LOB: 1 BB: 0 P: 4	R: 0 E: 0 K: 0 S: 3 H: 0 LOB: 1 BB: 1 P: 7	R: 0 E: 0 K: 0 S: 3 H: 0 LOB: 0 BB: 0 P: 3	R: 0 E: 0 K: 1 S: 5 H: 0 LOB: 0 BB: 0 P: 5	1B: 3 2B: 0 3B: 0 HR: 1 SF: 0 SAC: 0 DP: 0 HBP: 1	WP: 0 PB: 0 SB: 1 CS: 0 PA: 33
PITCHER Larry Gura, L (1, 1) ERA: 3.92	IP: 9.0 WLS: W BF: 33 H: 4 R: 1 ER: 1 SO: 2 BB: 1 IBB: 0 HBP: 1 BLK: 0 WP: 0 HR: 1 S: 35 P: 40 ERA: 1.00 WHIP: 0.556	PITCHER									

Toronto Blue Jays @ Kansas City Royals
Royals Stadium, Kansas City, MO
 Wed Jul 07 1982, 8:05 PM EDT
 Att. 22,217 - Unknown - 85 F

AB	31
R	1
H	4
RBI	1
BB	1
SO	2
LOB	9



Batter	1	2	3	4	5	6	7	8	9	AB R H RBI BB SO LOB	TOP																
Lloyd Moseby, L (1, 8) OBP: 0.284, SLG: 0.367	0-0 HBP 1B		1-0 BLK SH3-4 E HBP	0-0 CS	0-0 F8		0-0 F7		0-0 4-3	4 1 1 0 0 0 1																	
Garth Iorg, R (1, 5) OBP: 0.316, SLG: 0.391	1-0		0-0 SH3-4		0-0			0-0 2B 6-3 1B		1 0 1 0 0 0 0																	
Hosken Powell, L (8, PH) OBP: 0.292, SLG: 0.347	1-2 HBP		1-2 2-3		5-3 1B					1 1 1 0 0 0 0																	
Pedro Hernandez, R (8, 5)										0 0 0 0 0 0 0																	
Damaso Garcia, R (1, 4) OBP: 0.342, SLG: 0.410	0-0 F4		0-3 K		0-0 5-3			0-0 6-3 1B 2B		4 1 1 0 0 1 5																	
Barry Bonnell, R (1, 7) OBP: 0.376, SLG: 0.468	0-3 K		0-0 E9 1B		0-0 L9			0-0 6-3		4 0 1 2 0 1 4																	
Willie Upshaw, L (1, 3) OBP: 0.346, SLG: 0.489	0-0 3-1		0-0 G3			0-0 F8		0-0 3-H 3-H CS 1B		4 0 1 1 0 0 3																	
Jesse Barfield, R (1, 9) OBP: 0.323, SLG: 0.421		0-0 5-3		0-0 WP 1B 2B		0-0 6-3		0-0 F7		4 1 1 0 0 0 1																	
Tony Johnson, R (1, 10) OBP: 0.311, SLG: 0.345		0-3 K		0-0 5-3		0-0 6-3		0-0 CS	0-0 6-3	3 0 0 0 0 1 1																	
Dave Revere, L (8, PH) OBP: 0.297, SLG: 0.331								1-2		0 0 0 0 0 0 0																	
Otto Velez, R (8, PH) OBP: 0.358, SLG: 0.302										1 0 0 0 0 0 0																	
Buck Martinez, R (1, 2) OBP: 0.313, SLG: 0.379		0-0 F7		0-0 L7			0-0 F5		0-3 K	2 0 0 0 0 0 1																	
Ernie Whitt, L (7, PH) OBP: 0.330, SLG: 0.424										2 0 0 0 0 1 0																	
Alfredo Griffin, S (1, 6) OBP: 0.254, SLG: 0.289			0-0 SH3-4 BLK HBP 1B		0-0 CS 1B		0-0 F7		0-0 2B	4 1 3 1 0 0 0																	
Inning Stats	R: 0 E: 0 K: 1 S: 6	H: 1 LOB: 2 BB: 0 P: 7	R: 0 E: 0 K: 1 S: 5	H: 0 LOB: 0 BB: 0 P: 5	R: 2 E: 1 K: 1 S: 7	H: 2 LOB: 1 BB: 0 P: 8	R: 1 E: 0 K: 0 S: 4	H: 2 LOB: 0 BB: 0 P: 4	R: 0 E: 0 K: 0 S: 4	H: 1 LOB: 1 BB: 0 P: 4	R: 0 E: 0 K: 0 S: 3	H: 0 LOB: 0 BB: 0 P: 3	R: 0 E: 0 K: 0 S: 3	H: 0 LOB: 0 BB: 0 P: 3	R: 2 E: 0 K: 0 S: 5	H: 3 LOB: 0 BB: 0 P: 5	R: 0 E: 0 K: 1 S: 6	H: 1 LOB: 1 BB: 0 P: 6	1B: 7 2B: 3 3B: 0 HR: 0	SF: 0 SAC: 1 DP: 0 HBP: 2	WP: 1 PB: 0 SB: 0 CS: 2	PA: 39					
PITCHER	IP WLS BF H R ER SO BB IBB HBP BLK WP HR S P ERA WHIP																										
Bud Black, L (1, 1) ERA: 4.6	6.0		25	6	3	3	3	0	0	2	1	1	0	29	31	4.50	1.000										
Mike Armstrong, R (7, 1) ERA: 2.43	1.2	L	8	3	2	2	0	0	0	0	0	0	0	8	8	10.80	1.800										
Don Hood, L (8, 1) ERA: 3.13	1.1		4	1	0	0	1	0	0	0	0	0	0	6	6	0.00	0.750										

Toronto Blue Jays @ Kansas City Royals
 Royals Stadium, Kansas City, MO
 Thu Jul 08 1982, 8:05 PM EDT
 Att. 24,409 - Unknown - 86 F

livebaseballscorecards.com

AB	34
R	5
H	10
RBI	4
BB	0
SO	4
LOB	16



Batter	1	2	3	4	5	6	7	8	9	AB R H RBI BB SO LOB
Willie Wilson, S OBP: 0.370, SLG: 0.445 (1, 7)	0-0 2-3 2B 1B	0-0 FC6-5 S		0-0 G3			0-0 3-1		0-0 F4	5 1 1 0 0 0 3
Don Slaught, R OBP: 0.308, SLG: 0.308 (1, 2)	0-0 2-3 1-2	0-3 K			0-0 1B SF9 1B		0-0 F8			4 1 1 0 0 1 2
George Brett, L OBP: 0.389, SLG: 0.500 (1, 5)	0-0 2-H E 2B		0-0 F2		0-0 1-3 FC4-6 1B		0-0 F7			4 1 2 1 0 0 0
Amos Otis, R OBP: 0.365, SLG: 0.482 (1, 8)	0-3 K		4-0 BB		0-0 SF9		0-0 F9			2 0 0 1 1 1 1
Hal McRae, R OBP: 0.390, SLG: 0.545 (1, 10)	0-0 2-H E5 1B		0-3 K		0-0 3-H FC4-6 1-2f		0-0 F8			4 1 0 0 0 1 2
Willie Aikens, L OBP: 0.323, SLG: 0.376 (1, 3)	0-0 3-H FC6-4 1B		0-0 F8		0-0 L9		0-0 4-3			4 0 1 1 0 0 2
Jerry Martin, R OBP: 0.326, SLG: 0.386 (1, 9)	0-0 1-2f FC6-4		0-0 5-3		0-3 K		0-0 6-3			4 0 0 0 0 1 1
Frank White, R OBP: 0.328, SLG: 0.469 (1, 4)		0-0 FC6-5 2B		0-0 6-3		0-0 L8		4-0 4-3 BB		3 0 1 0 1 0 0
U L Washington, S OBP: 0.315, SLG: 0.301 (1, 6)		0-3 K		0-0		0-0 1-3		0-0 4-3		3 0 1 0 0 1 1
Steve Hammond, L OBP: 0.455, SLG: 0.500 (9, PH)								1-2		1 0 0 0 0 0 1

Inning Stats	R: 3	H: 3	LOB: 1	K: 1	S: 9	P: 9	R: 0	H: 1	LOB: 1	K: 2	S: 8	R: 0	H: 0	LOB: 1	K: 1	S: 5	R: 0	H: 1	LOB: 1	K: 0	S: 4	R: 1	H: 2	LOB: 1	K: 0	S: 5	R: 0	H: 0	LOB: 0	K: 1	S: 5	R: 0	H: 0	LOB: 0	K: 0	S: 3	R: 0	H: 0	LOB: 0	K: 0	S: 3	R: 0	H: 0	LOB: 1	K: 0	S: 3	1B: 5	SF: 1	2B: 2	SAC: 0	3B: 0	DP: 0	HR: 0	HBP: 0	WP: 0	PA: 37
--------------	------	------	--------	------	------	------	------	------	--------	------	------	------	------	--------	------	------	------	------	--------	------	------	------	------	--------	------	------	------	------	--------	------	------	------	------	--------	------	------	------	------	--------	------	------	------	------	--------	------	------	-------	-------	-------	--------	-------	-------	-------	--------	-------	--------

PITCHER	IP	WLS	BF	H	R	ER	SO	BB	IBB	HBP	BLK	WP	HR	S	P	ERA	WHIP
Dave Stieb, R ERA: 3.96 (1, 1)	7.1	W	31	7	4	2	5	1	0	0	0	0	0	40	44	2.46	1.091
Joey McLaughlin, R ERA: 2.98 (8, 1)	1.2	S	6	0	0	0	0	1	0	0	0	0	0	5	9	0.00	0.600

BOTTOM

Toronto Blue Jays @ Kansas City Royals
Royals Stadium, Kansas City, MO

Thu Jul 08 1982, 8:05 PM EDT
 Att: 24,409 - Unknown - 86 F

AB	34
R	4
H	7
RBI	3
BB	2
SO	5
LOB	13



WP	HR	S	P	ERA	WHIP
0	0	0	0	0	0

livebaseballscores.com

Batter	1	2	3	4	5	6	7	8	9	AB R H RBI BB SO LOB	TOP											
Willie Wilson, S (1, 7) OBP: 0.370, SLG: 0.444	0-0 5-3		0-0 1B 1-3		0-0 1-3		0-0 1-3		0-0 F7	3 1 1 0 0 0 1	Kansas City Royals @ Milwaukee Brewers Milwaukee County Stadium, Milwaukee, WI Fri Jul 09 1982, 8:05 PM EDT Att: 26,983 - Unknown livebaseballscorecards.com											
Tom Poquette, L (5, 7) OBP: 0.206, SLG: 0.161									0 0 0 0 0 0 0													
Greg Pryor, R (7, PH) OBP: 0.329, SLG: 0.469									1 0 0 0 0 0 1													
Lee May, R (9, PH) OBP: 0.421, SLG: 0.571									1 0 0 0 0 0 1													
Don Slaught, R (1, 2) OBP: 0.333, SLG: 0.556	0-0 6-3 2B		0-0 1-3		0-0 6-3		0-0 2-H HR		0-0 F9	5 1 2 2 0 0 3												
George Brett, L (1, 5) OBP: 0.389, SLG: 0.502	0-0 6-3		0-0 1B			0-0 F3 6-3 2B		0-0 6-3	0-0 F6	5 1 2 1 0 0 2												
Amos Otis, R (1, 8) OBP: 0.361, SLG: 0.475	0-0 L7		0-3 K			0-0 F3 2-3		0-0 F9		4 0 0 0 0 1 3												
Hal McRae, R (1, 10) OBP: 0.386, SLG: 0.538		0-0 F9		0-0 1-3		0-0 6-3		0-0 5-3		4 0 0 1 0 0 0												
Jerry Martin, R (1, 9) OBP: 0.325, SLG: 0.384		0-0 6-3		0-3 K		0-0 3-H 1B		0-3 K		4 0 1 0 0 2 0												
Willie Aikens, L (1, 3) OBP: 0.326, SLG: 0.379		4-0 FC5-4 BB		0-0 F8		0-0 L8		0-0 2B		3 1 1 0 1 0 1												
Frank White, R (1, 4) OBP: 0.327, SLG: 0.469		0-0 FC5-4 1-2f			0-0 F6		0-0 6-3		0-0 2B	4 1 1 1 0 0 1												
U L Washington, S (1, 6) OBP: 0.327, SLG: 0.321			0-0 B1		0-0 1B		0-0 1B HR		0-0 F9 2-H	4 1 3 1 0 0 0												
Inning Stats	R: 0 E: 0 K: 0 S: 4	H: 1 LOB: 1 BB: 0 P: 4	R: 0 E: 0 K: 0 S: 3	H: 0 LOB: 1 BB: 1 P: 7	R: 1 E: 0 K: 1 S: 7	H: 2 LOB: 1 BB: 0 P: 7	R: 0 E: 0 K: 1 S: 5	H: 0 LOB: 0 BB: 0 P: 5	R: 0 E: 0 K: 0 S: 4	H: 1 LOB: 1 BB: 0 P: 4	R: 1 E: 0 K: 0 S: 5	H: 2 LOB: 1 BB: 0 P: 5	R: 2 E: 0 K: 0 S: 5	H: 2 LOB: 0 BB: 0 P: 5	R: 0 E: 0 K: 1 S: 5	H: 0 LOB: 0 BB: 0 P: 5	R: 2 E: 0 K: 0 S: 6	H: 3 LOB: 1 BB: 0 P: 6	1B: 5 2B: 5 3B: 0 HR: 1	SF: 0 SAC: 0 DP: 0 HBP: 0	WP: 0 PB: 0 SB: 0 CS: 0	PA: 39
PITCHER	IP WLS BF H R ER SO BB IBB HBP BLK WP HR S P ERA WHIP																					
Mike Caldwell, L (1, 1) ERA: 4.77	8.0 W 36 11 6 6 3 1 0 0 0 0 0 1 41 45 6.75 1.500																					
Rollie Fingers, R (9, 1) ERA: 2.73	1.0 S 3 0 0 0 0 0 0 0 0 0 0 0 3 3 0.00 0.000																					

Batter	1	2	3	4	5	6	7	8	9	AB R H RBI BB SO LOB	TOP	
Willie Wilson, S (1, 7) OBP: 0.370, SLG: 0.447	0-0 SH1-3 1B		0-0 F9		0-0 1-3 2B		0-0 1-3		0-3 K	5 0 2 0 0 1 3	Kansas City Royals @ Milwaukee Brewers Milwaukee County Stadium, Milwaukee, WI Sat Jul 10 1982, 8:05 PM EDT Att. 33,641 - Unknown - 70 F livebaseballscorecards.com	
Don Slaught, R (1, 2) OBP: 0.286, SLG: 0.476	0-0 SH1-3 1-2		0-0 F4		0-3 K		0-3 K		3 0 0 0 0 2 4			
George Brett, L (1, 5) OBP: 0.390, SLG: 0.500	4-0 G4-6-3 BB			0-0 4-3		0-0 G5-4-3 1B		0-0 1-3	3 0 1 0 1 0 0			
Amos Otis, R (1, 8) OBP: 0.359, SLG: 0.472	0-0 G4-6-3 1-2f			0-0 F8		0-0 G5-4-3 1-2f		0-0 FC6-4 1B	4 0 1 0 0 0 3			
Hal McRae, R (1, 10) OBP: 0.387, SLG: 0.536		0-0 F8		0-0 1B		4-0 PB BB		0-3 K	3 0 1 0 1 1 1			
Jerry Martin, R (1, 9) OBP: 0.324, SLG: 0.380		0-0 L8		0-0 F7		4-0 BB		0-0 FC6-4 1-2f	3 0 0 0 1 0 2			
Willie Aikens, L (1, 3) OBP: 0.321, SLG: 0.373		0-3 K			0-0 G3	0-0 L8		0-0 F5	4 0 0 0 0 1 2			
Frank White, R (1, 4) OBP: 0.326, SLG: 0.470			0-0 5-3		0-0 F4		0-0 2B	0-3 K	4 0 1 0 0 1 0			
U L Washington, S (1, 6) OBP: 0.338, SLG: 0.340			0-0 S 2B		0-0 2B 1B		0-0 F3	0-0 1B	4 0 3 0 0 0 1			
Inning Stats	R: 0 E: 0 K: 0 S: 3 H: 1 LOB: 1 BB: 1 P: 7	R: 0 E: 0 K: 1 S: 5 H: 0 LOB: 0 BB: 0 P: 5	R: 0 E: 0 K: 0 S: 4 H: 1 LOB: 1 BB: 0 P: 4	R: 0 E: 0 K: 0 S: 4 H: 1 LOB: 1 BB: 0 P: 4	R: 0 E: 0 K: 1 S: 7 H: 2 LOB: 2 BB: 0 P: 7	R: 0 E: 0 K: 1 S: 3 H: 1 LOB: 2 BB: 2 P: 11	R: 0 E: 0 K: 1 S: 6 H: 1 LOB: 1 BB: 0 P: 6	R: 0 E: 0 K: 1 S: 6 H: 1 LOB: 1 BB: 0 P: 6	R: 0 E: 0 K: 2 S: 8 H: 1 LOB: 1 BB: 0 P: 8	1B: 6 2B: 3 3B: 0 HR: 0 SF: 0 SAC: 1 DP: 2 HBP: 0	WP: 0 PB: 1 SB: 1 CS: 0 PA: 37	
PITCHER Randy Lerch, L (1, 1) ERA: 4.83	IP WLS BF H R ER SO BB IBB HBP BLK WP HR S P ERA WHIP	9.0 W 37 9 0 0 6 3 0 0 0 0 0 0 46 58 0.00 1.333										

Batter	1	2	3	4	5	6	7	8	9
Paul Molitor, R OBP: 0.376, SLG: 0.444 (1, 5) X	0-0 CS 1B	0-3 K		0-0 1-H 3-H HR	0-3 K		0-3 K		
Robin Yount, R OBP: 0.362, SLG: 0.583 (1, 6) X	0-0 BB 1B 1-2 1B		0-0 HR	0-0 5-3	0-0 F9		0-0 SF8		
Cecil Cooper, L OBP: 0.364, SLG: 0.584 (1, 3) X	0-0 F5		0-0 1B 1B	0-3 K		0-0 2B	0-3 K		
Ted Simmons, S OBP: 0.301, SLG: 0.458 (1, 2) X	0-0 BB 1-2 1B		0-0 1B	0-0 2B		0-0 L7		0-0 HR	
Gorman Thomas, R OBP: 0.326, SLG: 0.514 (1, 8) B B B B	4-0 1-2 2-3 BB		0-3 K	0-0 5-3		0-3 K		0-0 6-3	
Ben Oglivie, L OBP: 0.341, SLG: 0.484 (1, 7) X	0-0 F8		0-3 K		4-0 1B 4-3 1B BB	0-3 K		0-0 F7	
Don Money, R OBP: 0.363, SLG: 0.546 (1, 10) X		0-0 SH5-3 1B	0-0 F7		0-0 4-3		0-0 1B 1B SF8 1B	0-0 1B	
Ed Romero, R OBP: 0.309, SLG: 0.371 (1, 4) X		0-0 SH5-3 1-2		0-0 1B HR 2B	0-0 1B		0-0 SF8 1B 1-2 1B	0-0 1-3	
Charlie Moore, R OBP: 0.296, SLG: 0.348 (1, 9) X		0-3 K		0-0 2-3 HR 1B	0-0 1-2 3-H 1B		0-0 1-2 2-3 1B		

Inning Stats	R: 0	H: 3	E: 0	K: 5	S: 9	L: 3	LOB: 1	BB: 1	P: 9	R: 0	H: 1	E: 0	K: 2	S: 8	R: 1	H: 3	E: 0	K: 2	S: 10	R: 3	H: 4	E: 0	K: 1	S: 9	R: 1	H: 2	E: 0	K: 1	S: 7	R: 0	H: 1	E: 0	K: 2	S: 8	R: 1	H: 3	E: 0	K: 2	S: 10	R: 1	H: 2	E: 0	K: 0	S: 5
	0	3	0	5	9	0	1	1	9	0	1	0	2	8	1	3	0	2	10	3	4	0	1	9	0	2	0	1	8	0	1	0	8	1	3	0	2	10	1	2	0	5		

PITCHER	IP	WLS	BF	H	R	ER	SO	BB	IBB	HBP	BLK	WP	HR	S	P	ERA	WHIP
Vida Blue, L ERA: 3.69 (1, 1)	3.0	L	19	10	4	4	4	1	0	0	0	0	2	26	30	12.00	3.667
Mike Armstrong, R ERA: 2.53 (4, 1)	2.0		10	3	1	1	2	1	0	0	0	0	0	13	17	4.50	2.000
Don Hood, L ERA: 3.12 (6, 1)	3.0		15	6	2	1	4	0	0	0	0	0	1	23	23	3.00	2.000

AB R H RBI BB SO LOB

5	1	2	3	0	3	6
4	1	2	2	0	0	2
5	0	2	0	0	2	3
5	1	4	1	0	0	1
4	0	0	0	1	2	4
4	1	0	0	1	2	6
5	1	3	0	0	0	3
4	1	3	0	0	0	1
4	1	3	1	0	1	1

1B: 13	SF: 1	WP: 0	PA: 44
2B: 3	SAC: 1	PB: 0	
3B: 0	DP: 0	SB: 0	
HR: 3	HBP: 0	CS: 1	



Kansas City Royals @ Milwaukee Brewers
 Milwaukee County Stadium, Milwaukee, WI
 Sat Jul 10 1982, 8:05 PM EDT
 Att: 33,641 - Unknown - 70 F

livebaseballscores.com

AB	40
R	7
H	19
RBI	7
BB	2
SO	10
LOB	27

Batter	1	2	3	4	5	6	7	8	9	AB R H RBI BB SO LOB	TOP											
Willie Wilson, S (1, 7) OBP: 0.375, SLG: 0.448	0-0 5-3		0-3 K		0-0 S 1B		4-0 BB BB		0-0 BB 1B	4 0 2 1 1 1 1	Kansas City Royals @ Milwaukee Brewers Milwaukee County Stadium, Milwaukee, WI Sun Jul 11 1982, 4:33 AM EDT Att. 26,357 - Unknown - 72 F livebaseballscorecards.com											
U L Washington, S (1, 6) OBP: 0.340, SLG: 0.352	0-0 3B		0-0 2-H 6-3		0-0 3-H F8		0-0 F5		4-0 1-2 BB	4 0 1 1 1 0 2												
George Brett, L (1, 5) OBP: 0.387, SLG: 0.493	0-3 K		0-3 S S S K		0-0 L8		4-0 BB FC4-6		0-0 L9	4 0 0 0 1 2 3												
Amos Otis, R (1, 8) OBP: 0.358, SLG: 0.469	0-0 F9				0-0 L7				0-0 HR 1B	4 1 1 0 0 0 2												
Hal McRae, R (1, 10) OBP: 0.385, SLG: 0.542			0-0 S S S 5-3		0-0 F7				0-0 1-H HR	4 1 1 2 0 1 1												
Willie Aikens, L (1, 3) OBP: 0.316, SLG: 0.367			0-0 S S S 4-3		0-0 F4				0-0 G6-4-3 E4	4 0 0 0 0 1 1												
Steve Hammond, L (1, 9) OBP: 0.467, SLG: 0.643			0-0 S S S FC4-6		0-0 1B 3B				0-0 1-2f G6-4-3	4 1 2 0 0 0 1												
Frank White, R (1, 4) OBP: 0.321, SLG: 0.463			0-0 1-2f FC4-6		0-0 5-3				0-0 F4	4 0 0 0 0 0 2												
Don Slaught, R (1, 2) OBP: 0.320, SLG: 0.600			0-0 WP 6-3 1B		0-0 F5				0-0 5-3	4 2 2 1 0 0 1												
Inning Stats	R: 0 E: 0 K: 1 S: 6	H: 1 LOB: 1 BB: 0 P: 6	R: 0 E: 0 K: 0 S: 4	H: 1 LOB: 1 BB: 0 P: 4	R: 1 E: 1 K: 2 S: 8	H: 1 LOB: 0 BB: 0 P: 8	R: 0 E: 0 K: 2 S: 7	H: 0 LOB: 0 BB: 0 P: 7	R: 1 E: 0 K: 0 S: 5	H: 2 LOB: 1 BB: 0 P: 5	R: 0 E: 0 K: 0 S: 3	H: 0 LOB: 1 BB: 1 P: 7	R: 1 E: 0 K: 0 S: 4	H: 1 LOB: 1 BB: 1 P: 8	R: 2 E: 1 K: 0 S: 5	H: 2 LOB: 0 BB: 0 P: 5	R: 0 E: 0 K: 0 S: 4	H: 1 LOB: 2 BB: 1 P: 8	1B: 5 2B: 0 3B: 2 HR: 2	SF: 0 SAC: 0 DP: 1 HBP: 0	WP: 1 PB: 0 SB: 1 CS: 0	PA: 39
PITCHER	IP WLS BF H R ER SO BB IBB HBP BLK WP HR S P ERA WHIP																					
Moose Haas, R (1, 1) ERA: 4.99	6.2 W 28 6 3 2 5 2 0 0 0 1 1 36 44 2.70 1.200																					
Rollie Fingers, R (7, 1) ERA: 2.93	2.1 S 11 3 2 2 0 1 0 0 0 0 0 1 10 14 7.71 1.714																					

AB	36
R	5
H	9
RBI	5
BB	3
SO	5
LOB	14



Batter	1	2	3	4	5	6	7	8	9
Paul Molitor, R OBP: 0.374, SLG: 0.450 (1, 5) X	0-0 5-3		0-0 F9		0-0 HR	0-0 F2		0-0 4-3	
Robin Yount, R OBP: 0.363, SLG: 0.585 (1, 6) X	0-0 2B		0-3 K		0-0 E6		0-0 1B		
Cecil Cooper, L OBP: 0.359, SLG: 0.576 (1, 3) X	0-0 1-3			0-0 F7	0-0 FC4-6		0-3 K		
Ted Simmons, S OBP: 0.301, SLG: 0.466 (1, 2) X	0-0 F7			0-0 F8	0-0 HR		0-3 K		
Gorman Thomas, R OBP: 0.325, SLG: 0.521 (1, 8) X		0-0 F5		0-0 HR	0-3 K		0-3 K		
Ben Oglivie, L OBP: 0.340, SLG: 0.480 (1, 7) X		0-0 L8		0-0 4-3		0-0 4-3		4-0 SH1-3	
Don Money, R OBP: 0.368, SLG: 0.548 (1, 10) X		0-3 K			0-0 2B	0-0 1B		0-0 SH1-3	
Ed Romero, R OBP: 0.319, SLG: 0.374 (1, 4) X			0-0 F9		0-0 F8	4-0 BB		0-0 FC1-6-5	
Roy Howell, L OBP: 0.324, SLG: 0.384 (8, PH) X			5-3 1B		1-2 BB			2-3 HR	
Rob Picciolo, R OBP: 0.246, SLG: 0.237 (9, 4) X									
Charlie Moore, R OBP: 0.300, SLG: 0.368 (1, 9) X			0-0 5-3		0-0 HR	0-0 L8		0-0 HR	

Inning Stats	R: 0	H: 1	E: 0	LOB: 1	K: 0	BB: 0	S: 4	P: 4
	R: 0	H: 0	E: 0	LOB: 0	K: 1	BB: 0	S: 5	P: 5
	R: 0	H: 1	E: 0	LOB: 1	K: 1	BB: 0	S: 6	P: 6
	R: 1	H: 1	E: 0	LOB: 0	K: 0	BB: 0	S: 4	P: 4
	R: 5	H: 4	E: 1	LOB: 0	K: 1	BB: 0	S: 10	P: 10
	R: 0	H: 1	E: 0	LOB: 2	K: 3	BB: 1	S: 4	P: 8
	R: 0	H: 1	E: 0	LOB: 1	K: 3	BB: 0	S: 10	P: 10
	R: 2	H: 1	E: 0	LOB: 0	K: 0	BB: 1	S: 4	P: 8

PITCHER	IP	WLS	BF	H	R	ER	SO	BB	IBB	HBP	BLK	WP	HR	S	P	ERA	WHIP
Larry Gura, L ERA: 4.03 (1, 1)	5.1	L	26	8	6	4	3	1	0	0	0	0	3	31	35	6.75	1.688
Mike Armstrong, R ERA: 2.49 (6, 1)	0.2		2	0	0	0	0	0	0	0	0	0	0	2	2	0.00	0.000
Dan Quisenberry, R ERA: 2.31 (7, 1)	2.0		9	2	2	2	3	1	0	0	0	0	1	14	18	9.00	1.500

BOTTOM


Kansas City Royals @ Milwaukee Brewers
Milwaukee County Stadium, Milwaukee, WI

Sun Jul 11 1982, 4:33 AM EDT
Att: 26,357 - Unknown - 72 F

AB	R	H	RBI	BB	SO	LOB
5	1	1	3	0	0	3
4	0	2	0	0	1	1
4	1	0	0	0	1	3
4	1	1	2	0	1	2
4	1	1	1	0	2	1
3	0	0	0	1	0	0
3	1	2	0	0	1	0
2	0	1	0	1	0	1
1	1	0	0	0	0	1
0	0	0	0	0	0	0
4	2	2	2	0	0	3

AB	34
R	8
H	10
RBI	8
BB	2
SO	6
LOB	15

WP: 0 PA: 37
PB: 0
SB: 0
CS: 0



1B	2B	3B	HR	SF	SAC	DP	HBP
4	2	0	4	0	1	0	0

Batter	1	2	3	4	5	6	7	8	9	AB R H RBI BB SO LOB	TOP													
Willie Wilson, S (1, 7) OBP: 0.379, SLG: 0.455	0-0 L7-3 1B		0-0 2B	0-0 F7			0-3 K		0-0 G6-4-3 1B	5 0 3 0 0 1 4														
U L Washington, S (1, 6) OBP: 0.329, SLG: 0.340	0-0 P4		0-0 1-3		0-0 L9		0-0 P6		0-0 G6-4-3	5 0 0 0 0 0 5														
George Brett, L (1, 5) OBP: 0.389, SLG: 0.500	0-0 L7-3 1-2			0-0 G3 1B 2B	0-0 1B 2B		0-3 K			4 2 2 0 0 1 2														
Amos Otis, R (1, 8) OBP: 0.360, SLG: 0.473		0-0 6-3		0-0 G3 2-3	0-0 1B			0-0 2B		4 0 2 1 0 0 1														
Hal McRae, R (1, 10) OBP: 0.384, SLG: 0.538		0-0 6-3		0-0 1B SF7 1B	0-0 P5			0-0 L6		4 1 1 1 0 0 1														
Willie Aikens, L (1, 3) OBP: 0.319, SLG: 0.373		0-0 2B		0-0 2B 1-3 1B		0-0 4-3		0-0 P4		4 0 2 0 0 0 1														
Jerry Martin, R (1, 9) OBP: 0.320, SLG: 0.376		0-0 5-3		0-0 SF7		0-3 K		0-0 5-3		3 0 0 1 0 1 2														
Frank White, R (1, 4) OBP: 0.324, SLG: 0.471			0-0 4-3	0-0 2B		0-0 L7			0-0 1B 2B	4 0 2 0 0 0 0														
Don Slaught, R (1, 2) OBP: 0.310, SLG: 0.536			0-0 6-3	4-0 BB			0-0 E3		0-0 5-3	3 0 0 0 1 0 1														
Inning Stats	R: 0 E: 0 K: 0 S: 3	H: 1 LOB: 0 BB: 0 P: 3	R: 0 E: 0 K: 0 S: 4	H: 1 LOB: 1 BB: 0 P: 4	R: 0 E: 0 K: 0 S: 4	H: 1 LOB: 1 BB: 0 P: 4	R: 2 E: 0 K: 0 S: 7	H: 4 LOB: 3 BB: 1 P: 11	R: 1 E: 0 K: 0 S: 4	H: 2 LOB: 0 BB: 0 P: 4	R: 0 E: 0 K: 1 S: 5	H: 0 LOB: 0 BB: 0 P: 5	R: 0 E: 1 K: 2 S: 8	H: 0 LOB: 1 BB: 0 P: 8	R: 0 E: 0 K: 0 S: 4	H: 1 LOB: 1 BB: 0 P: 4	R: 0 E: 0 K: 0 S: 4	H: 2 LOB: 1 BB: 0 P: 4	1B: 5 2B: 8 3B: 0 HR: 0	SF: 1 SAC: 0 DP: 2 HBP: 0	WP: 0 PB: 0 SB: 0 CS: 0	PA: 38		
PITCHER	IP WLS BF H R ER SO BB IBB HBP BLK WP HR S P ERA WHIP																							
Mike Torrez, R (1, 1) ERA: 6.29	3.2	18	7	2	2	0	1	0	0	0	0	0	0	17	21	4.91	2.182							
Tom Burgmeier, L (4, 1) ERA: 2.02	5.1	20	5	1	1	3	0	0	0	0	0	0	0	26	26	1.69	0.938							

Kansas City Royals @ Boston Red Sox
 Fenway Park, Boston, MA
 Thu Jul 15 1982, 7:05 PM EDT
 Att. 29,186 - Unknown - 83 F

livebaseballscorecards.com

AB	36
R	3
H	12
RBI	3
BB	1
SO	3
LOB	17



Batter	1	2	3	4	5	6	7	8	9	AB R H RBI BB SO LOB	TOP
Willie Wilson, S OBP: 0.373, SLG: 0.448 (1, 7) X	0-0 4-3		0-3 K		0-0 F7			0-0 4-3		4 0 0 0 0 1 1	Kansas City Royals @ Boston Red Sox Fenway Park, Boston, MA Fri Jul 16 1982, 7:05 PM EDT Att. 30,811 - Unknown - 82 F
U L Washington, S OBP: 0.327, SLG: 0.338 (1, 6) S S S	0-3 K			0-0 1B BB FC3-6 1B	0-0 4-3			0-0 4-3		4 1 1 0 0 1 0	
George Brett, L OBP: 0.390, SLG: 0.498 (1, 5) X	0-0 F9			4-0 1B BB 1-2 FC3-6 BB			0-0 6-3	0-0 1B		3 1 1 0 1 0 0	
Amos Otis, R OBP: 0.361, SLG: 0.473 (1, 8)		0-3 K		0-0 1B 1-2 FC3-6 2-3		0-0 1B		0-3 K		4 0 2 0 0 2 1	
Hal McRae, R OBP: 0.380, SLG: 0.532 (1, 10) X		0-0 F9		0-0 F3		0-0 F7		0-0 5-3		4 0 0 0 0 0 4	
Willie Aikens, L OBP: 0.314, SLG: 0.367 (1, 3) S S S		0-3 K		0-0 FC3-6 1B 1-2f 2-H 3-H		0-0 F9		0-0 6-3		4 1 0 1 0 1 2	
Steve Hammond, L OBP: 0.421, SLG: 0.556 (1, 9) X			0-0 F9	0-0 1B 2-H		0-0 4-3		0-3 K		4 0 1 1 0 1 0	
Frank White, R OBP: 0.321, SLG: 0.466 (1, 4) S S S			0-0 1-3	0-3 K		0-0 F8				3 0 0 0 0 1 1	
Don Slaught, R OBP: 0.313, SLG: 0.516 (1, 2) X			0-0 1B		0-0 F8		0-0 1-3			3 0 1 0 0 0 0	
Inning Stats	R: 0 H: 0 E: 0 LOB: 0 K: 1 BB: 0 S: 5 P: 5	R: 0 H: 0 E: 0 LOB: 0 K: 2 BB: 0 S: 7 P: 7	R: 0 H: 1 E: 0 LOB: 1 K: 1 BB: 0 S: 6 P: 6	R: 3 H: 3 E: 1 LOB: 1 K: 1 BB: 1 S: 8 P: 12	R: 0 H: 0 E: 0 LOB: 0 K: 0 BB: 0 S: 3 P: 3	R: 0 H: 1 E: 0 LOB: 1 K: 0 BB: 0 S: 4 P: 4	R: 0 H: 0 E: 0 LOB: 0 K: 0 BB: 0 S: 3 P: 3	R: 0 H: 1 E: 0 LOB: 1 K: 1 BB: 0 S: 5 P: 6	R: 0 H: 0 E: 0 LOB: 0 K: 1 BB: 0 S: 5 P: 5	1B: 6 SF: 0 2B: 0 SAC: 0 3B: 0 DP: 0 HR: 0 HBP: 0	WP: 0 PA: 34 PB: 0 SB: 0 CS: 0
PITCHER	IP WLS BF H R ER SO BB IBB HBP BLK WP HR S P ERA WHIP										
Dennis Eckersley, R ERA: 3.2 (1, 1)	6.0 W 24 5 3 2 5 1 0 0 0 0 0 0 33 37 3.00 1.000										
Bob Stanley, R ERA: 2.86 (7, 1)	3.0 S 10 1 0 0 2 0 0 0 0 0 0 0 14 14 0.00 0.333										


livebaseballscorecards.com

AB	33
R	3
H	6
RBI	2
BB	1
SO	7
LOB	9



Batter	1	2	3	4	5	6	7	8	9
Jerry Remy, L (1, 4) OBP: 0.347, SLG: 0.312	0-0 G3	4-0 2B 2B BB		0-3 K		0-0 6-3		0-3 K	
Dwight Evans, R (1, 9) OBP: 0.401, SLG: 0.480	0-0 L5	0-0 2B 2B		0-3 K		0-0 E5 1B			
Jim Rice, R (1, 7) OBP: 0.380, SLG: 0.472	4-0 1B 1B BB	0-0 4-3 SF7 2B		0-0 1B		0-0 1B			
Carl Yastrzemski, L (1, 10) OBP: 0.368, SLG: 0.481	0-0 1B 1B	0-0 4-3		0-0 F8		0-0 F9			
Wade Boggs, L (1, 5) OBP: 0.402, SLG: 0.413	0-0 1B	0-0 SF7			0-0 G3 6-3 1B		0-0 F7		
Dave Stapleton, R (1, 3) OBP: 0.273, SLG: 0.363	0-3 K	0-0 5-3			0-0 6-3		0-0 F9		
Glenn Hoffman, R (1, 6) OBP: 0.293, SLG: 0.356		0-0 2B 2B	0-3 K		0-0 G3		0-0 L8		
Gary Allenson, R (1, 2) OBP: 0.278, SLG: 0.291		0-0 2B 2B	0-0 6-3		0-3 K		0-0 G4-6-3 1B		
Reid Nichols, R (1, 8) OBP: 0.324, SLG: 0.429		0-0 2B 2B	0-0 4-3			0-3 K		0-0 G4-6-3	
Rick Miller, L (3, 8) OBP: 0.340, SLG: 0.335									

AB	R	H	RBI	BB	SO	LOB
4	1	0	0	1	2	0
4	2	2	1	0	1	0
3	1	3	3	1	0	0
4	0	1	0	0	0	3
3	0	2	1	0	0	0
4	0	0	0	0	1	4
4	1	1	0	0	1	1
4	1	2	1	0	1	1
1	1	1	1	0	0	0
3	0	0	0	0	1	1

BOTTOM	
Kansas City Royals @ Boston Red Sox Fenway Park, Boston, MA Fri Jul 16 1982, 7:05 PM EDT Att: 30,811 - Unknown - 82 F	
AB 34 R 7 H 12 RBI 7 BB 2 SO 7 LOB 10	

Inning Stats		R: 0	H: 2	E: 0	K: 1	S: 7	R: 6	H: 5	E: 0	K: 0	S: 8	R: 0	H: 0	E: 0	K: 1	S: 5	R: 0	H: 1	E: 0	K: 2	S: 8	R: 0	H: 1	E: 0	K: 1	S: 6	R: 1	H: 2	E: 1	K: 1	S: 7	R: 0	H: 0	E: 0	K: 0	S: 3	R: 0	H: 1	E: 0	K: 1	S: 5
IP 1.0 WLS L BF 11 H 6 R 5 ER 5 SO 1 BB 2 IBB 0 HBP 0 BLK 0 WP 0 HR 0 S 11 P 19 ERA 45.00 WHIP 8.000		IP 6.0 WLS L BF 23 H 5 R 2 ER 1 SO 5 BB 0 IBB 0 HBP 0 BLK 0 WP 0 HR 0 S 33 P 33 ERA 1.50 WHIP 0.833		IP 1.0 WLS L BF 3 H 1 R 0 ER 0 SO 1 BB 0 IBB 0 HBP 0 BLK 0 WP 0 HR 0 S 5 P 5 ERA 0.00 WHIP 1.000		IP 1.0 WLS L BF 11 H 6 R 5 ER 5 SO 1 BB 2 IBB 0 HBP 0 BLK 0 WP 0 HR 0 S 11 P 19 ERA 45.00 WHIP 8.000		IP 6.0 WLS L BF 23 H 5 R 2 ER 1 SO 5 BB 0 IBB 0 HBP 0 BLK 0 WP 0 HR 0 S 33 P 33 ERA 1.50 WHIP 0.833		IP 1.0 WLS L BF 3 H 1 R 0 ER 0 SO 1 BB 0 IBB 0 HBP 0 BLK 0 WP 0 HR 0 S 5 P 5 ERA 0.00 WHIP 1.000		IP 1.0 WLS L BF 11 H 6 R 5 ER 5 SO 1 BB 2 IBB 0 HBP 0 BLK 0 WP 0 HR 0 S 11 P 19 ERA 45.00 WHIP 8.000		IP 6.0 WLS L BF 23 H 5 R 2 ER 1 SO 5 BB 0 IBB 0 HBP 0 BLK 0 WP 0 HR 0 S 33 P 33 ERA 1.50 WHIP 0.833		IP 1.0 WLS L BF 3 H 1 R 0 ER 0 SO 1 BB 0 IBB 0 HBP 0 BLK 0 WP 0 HR 0 S 5 P 5 ERA 0.00 WHIP 1.000																									

WP	PA
0	37
0	0
0	0
0	0

Batter	1	2	3	4	5	6	7	8	9	AB R H RBI BB SO LOB	TOP																
Willie Wilson, S (1, 7) OBP: 0.372, SLG: 0.443	0-3 K		0-0 5-3			0-3 K		0-0 SH3-4	4-0 BB	3 0 0 0 1 2 0	Kansas City Royals @ Boston Red Sox Fenway Park, Boston, MA Sat Jul 17 1982, 3:33 AM EDT Att. 30,962 - Unknown - 93 F																
U L Washington, S (1, 6) OBP: 0.329, SLG: 0.342	4-0 BB		0-0 2B			0-0 L7		0-0 F8	0-0 G3	4 0 1 0 1 0 3																	
George Brett, L (1, 5) OBP: 0.391, SLG: 0.500	0-0 G4-6-3		0-3 K			0-0 2B		4-0 IBB		3 0 1 0 1 1 2																	
Amos Otis, R (1, 8) OBP: 0.357, SLG: 0.467		0-0 F9			0-0 1-6-3		0-0 L8			4 0 0 0 0 0 3																	
Hal McRae, R (1, 10) OBP: 0.381, SLG: 0.550		0-0 HR			0-0 L5		0-0 6-3			4 2 2 2 0 0 0																	
Jerry Martin, R (1, 9) OBP: 0.322, SLG: 0.388		0-0 1B			0-0 F7		0-0 HR			4 1 2 1 0 0 0																	
Lee May, R (1, 3) OBP: 0.417, SLG: 0.549		0-0 F8				4-0 BB		0-0 L7		2 0 0 0 1 0 1																	
Dennis Werth, R (7, 3) OBP: 0.316, SLG: 0.133									0-0 L4	0 0 0 0 0 0 0																	
Willie Aikens, L (9, PH) OBP: 0.313, SLG: 0.365										1 0 0 0 0 0 0																	
Frank White, R (1, 4) OBP: 0.320, SLG: 0.473		0-0 G3				0-0 FC6-4		0-0 F8		4 1 1 1 0 0 2																	
Don Slaught, R (1, 2) OBP: 0.333, SLG: 0.500			0-0 5-3			0-0 G4-6-3		0-0 SH3-4	4-0 BB	3 0 1 0 1 0 1																	
Inning Stats	R: 0 E: 0 K: 1 S: 4	H: 0 LOB: 0 BB: 1 P: 8	R: 1 E: 0 K: 0 S: 5	H: 2 LOB: 1 BB: 0 P: 5	R: 0 E: 0 K: 1 S: 6	H: 1 LOB: 1 BB: 0 P: 6	R: 0 E: 0 K: 0 S: 3	H: 0 LOB: 0 BB: 0 P: 3	R: 0 E: 0 K: 0 S: 2	H: 0 LOB: 0 BB: 1 P: 6	R: 0 E: 0 K: 1 S: 6	H: 1 LOB: 1 BB: 0 P: 6	R: 1 E: 0 K: 0 S: 4	H: 1 LOB: 0 BB: 0 P: 4	R: 0 E: 0 K: 0 S: 4	H: 1 LOB: 2 BB: 1 P: 8	R: 2 E: 0 K: 0 S: 5	H: 2 LOB: 2 BB: 2 P: 13	1B: 2 2B: 2 3B: 0 HR: 4	SF: 0 SAC: 1 DP: 2 HBP: 0	WP: 0 PB: 0 SB: 0 CS: 0	PA: 38					
PITCHER	IP WLS BF H R ER SO BB IBB HBP BLK WP HR S P ERA WHIP																										
Bruce Hurst, L (1, 1) ERA: 4.31	7.0		27	6	2	2	3	2	0	0	0	0	2	31	39	2.57	1.143										
Mark Clear, R (8, 1) ERA: 3.16	1.2	W	10	2	2	2	0	2	1	0	0	0	2	7	19	10.80	2.400										
Tom Burgmeier, L (9, 1) ERA: 2.01	0.1	S	1	0	0	0	0	0	0	0	0	0	0	1	1	0.00	0.000										

livebaseballscorecards.com

AB	32
R	4
H	8
RBI	4
BB	5
SO	3
LOB	12



Batter	1	2	3	4	5	6	7	8	9	AB	R	H	RBI	BB	SO	LOB
Jerry Remy, L (1, 4) OBP: 0.349, SLG: 0.312	0-0 L8 BB 1B	0-0 L8 2-3		4-0 BB BB BB BB			0-0 SH3-4 1-2	0-0 FC4-2 1B		3	2	1	0	1	0	4
Dwight Evans, R (1, 9) OBP: 0.401, SLG: 0.477	0-0 F2	0-0 F7		0-0 F9			0-0 2-H 1B	4-0 3-H 1B BB		4	1	1	1	1	0	4
Jim Rice, R (1, 7) OBP: 0.381, SLG: 0.469	4-0 1B 1-2 BB		0-3 K		0-3 K		0-0 F8	0-0 1-3 2-H 1B		4	1	1	1	1	2	1
Tony Perez, R (1, 10) OBP: 0.347, SLG: 0.409	0-0 L8 2-3		0-0 1B 1B		0-0 G6-4-3 1B		0-0 1-3	0-0 2B 1-2 1B		5	0	3	1	0	0	3
Wade Boggs, L (1, 5) OBP: 0.402, SLG: 0.422	0-0 1-2 3-H 1B		0-3 K		0-0 G6-4-3 1-2			F8 1-3 2-H 2B		5	0	2	2	0	1	2
Dave Stapleton, R (1, 3) OBP: 0.278, SLG: 0.365	0-3 K		0-0 1-3 1B			0-0 L7		0-0 1B 3B 1B		4	1	2	0	1	1	2
Glenn Hoffman, R (1, 6) OBP: 0.291, SLG: 0.353		0-0 F7		0-0 P1		0-0 P4		0-0 FC 3B 1B		3	0	0	0	0	0	2
Carl Yastrzemski, L (8, PH) OBP: 0.370, SLG: 0.484									0-0 FC6-4	1	0	1	0	0	0	0
Julio Valdez, S (8, PR) OBP: 0.429, SLG: 0.429									0-0 1-2 FC6-4	1	1	0	0	0	0	3
Gary Allenson, R (1, 2) OBP: 0.280, SLG: 0.286		4-0 L8 1B BB			0-0 6-3		0-0 5-3		0-0 FC 1-2 3B	2	0	0	0	1	0	0
Rich Gedman, L (8, PH) OBP: 0.311, SLG: 0.407									0-0 1-2 FC 3B	1	1	0	0	0	0	2
Rick Miller, L (1, 8) OBP: 0.346, SLG: 0.350		0-0 1-2 1B		0-0 F7				0-0 SH3-4 1B 1B	0-0 1-H 2-H 3-H FC4-2 3B	4	1	3	3	0	0	0


Inning Stats	R: 1	H: 2	E: 0	K: 1	S: 7	H: 2	LOB: 2	BB: 1	P: 11	R: 0	H: 1	E: 0	K: 0	S: 4	R: 0	H: 2	E: 0	K: 2	S: 9	R: 0	H: 1	E: 0	K: 1	S: 5	R: 0	H: 0	E: 0	K: 0	S: 3	R: 0	H: 0	E: 0	K: 0	S: 3	R: 1	H: 2	E: 0	K: 0	S: 5	R: 6	H: 6	E: 0	K: 0	S: 10	1B: 12	2B: 1	3B: 1	HR: 0	SF: 0	SAC: 1	DP: 1	HBP: 0	WP: 0	PA: 43
--------------	------	------	------	------	------	------	--------	-------	-------	------	------	------	------	------	------	------	------	------	------	------	------	------	------	------	------	------	------	------	------	------	------	------	------	------	------	------	------	------	------	------	------	------	------	-------	--------	-------	-------	-------	-------	--------	-------	--------	-------	--------

PITCHER	IP	WLS	BF	H	R	ER	SO	BB	IBB	HBP	BLK	WP	HR	S	P	ERA	WHIP
Paul Splittorf, L (1, 1) ERA: 3.53	6.0		26	6	1	1	4	3	0	0	0	0	0	31	43	1.50	1.500
Dan Quisenberry, R (7, 1) ERA: 3.05	1.2	L	14	7	7	7	0	1	0	0	0	0	0	13	17	37.80	4.800
Don Hood, L (8, 1) ERA: 2.96	0.1		3	1	0	0	0	0	1	0	0	0	0	2	6	0.00	3.000

BOTTOM

Kansas City Royals @ Boston Red Sox
 Fenway Park, Boston, MA
 Sat Jul 17 1982, 3:33 AM EDT
 Att: 30,962 - Unknown - 93 F

AB	37
R	8
H	14
RBI	8
BB	5
SO	4
LOB	23



livebaseballscores.com

Batter	1	2	3	4	5	6	7	8	9	AB R H RBI BB SO LOB	TOP																										
Willie Wilson, S (1, 7) <small>OBP: 0.371, SLG: 0.444</small> Steve Hammond, L (9, 9) <small>OBP: 0.421, SLG: 0.556</small>	0-3 K		0-0 HR 2B			0-0 F8		0-0 BB 1B	0-0 FC5-4 1-2f	6 1 2 0 0 1 4 0 0 0 0 0 0 0																											
U L Washington, S (1, 6) <small>OBP: 0.337, SLG: 0.364</small>	0-0 6-3		0-0 HR 2-H		0-0 L7	0-0 SF9 BB 1B		4-0 BB G5-4-3 1-2		4 1 2 2 1 0 0																											
George Brett, L (1, 5) <small>OBP: 0.394, SLG: 0.509</small> Greg Pryor, R (9, 5) <small>OBP: 0.329, SLG: 0.469</small>	0-0 HR		0-0 P6		0-0 G1-6-3 1B	4-0 PB BB 1-2 2-3		0-0 L4		4 1 2 1 1 0 2 0 0 0 0 0 0 0																											
Amos Otis, R (1, 8) <small>OBP: 0.355, SLG: 0.462</small>	0-0 1-3		4-0 1B 2B BB		0-0 G1-6-3 1-2f	0-0 SF9 2-3 3-H		0-0 G5-4-3 1-2f		3 1 0 1 1 0 3																											
Hal McRae, R (1, 10) <small>OBP: 0.384, SLG: 0.552</small>		0-3 K	0-0 2B 1B 1B		0-0 5-3	4-0 BB BB BB 1-2 BB		0-0 HR 2B		4 2 2 0 1 1 0																											
Jerry Martin, R (1, 9) <small>OBP: 0.324, SLG: 0.401</small>		0-0 F9	0-0 1B 2B 2-H		0-0 6-3	0-0 5-3		0-0 HR 2-H		5 2 2 3 0 0 3																											
Lee May, R (1, 3) <small>OBP: 0.426, SLG: 0.558</small> Willie Aikens, L (3, PH) <small>OBP: 0.316, SLG: 0.365</small>		0-0 BB 1B	4-0 1B IBB		0-0 1B		0-3 K	0-0 P3		1 0 1 0 0 0 0 3 0 1 0 1 1 0																											
Frank White, R (1, 4) <small>OBP: 0.324, SLG: 0.474</small> Onix Concepcion, R (9, 4) <small>OBP: 0.267, SLG: 0.311</small>		4-0 BB 1-2	0-0 S 1B 1-3 2-H 3-H		0-0 6-3		0-0 F8	0-0 FC5-4 1B		4 0 2 2 1 0 1 0 0 0 0 0 0 0																											
Don Slaught, R (1, 2) <small>OBP: 0.317, SLG: 0.462</small> Jamie Quirk, L (9, 2) <small>OBP: 0.270, SLG: 0.283</small>		0-0 5-3	0-3 K 1-2		0-0 BB 1B SF9 1B		0-3 K	0-0 F2		5 1 1 0 0 2 5 0 0 0 0 0 0 0																											
Inning Stats	R: 1 E: 0 K: 1 S: 6	H: 1 LOB: 0 BB: 0 P: 6	R: 0 E: 0 K: 1 S: 6	H: 1 LOB: 2 BB: 1 P: 10	R: 5 E: 0 K: 1 S: 10	H: 5 LOB: 2 BB: 2 P: 18	R: 0 E: 0 K: 0 S: 3	H: 1 LOB: 0 BB: 0 P: 3	R: 0 E: 0 K: 0 S: 4	H: 1 LOB: 1 BB: 0 P: 4	R: 1 E: 0 K: 0 S: 5	H: 2 LOB: 3 BB: 2 P: 13	R: 0 E: 0 K: 2 S: 7	H: 0 LOB: 0 BB: 0 P: 7	R: 0 E: 0 K: 0 S: 3	H: 1 LOB: 1 BB: 1 P: 7	R: 2 E: 0 K: 0 S: 6	H: 3 LOB: 1 BB: 0 P: 6	1B: 9 2B: 3 3B: 0 HR: 3	SF: 1 SAC: 0 DP: 2 HBP: 0	WP: 0 PB: 1 SB: 1 CS: 0	PA: 46															
PITCHER	IP WLS BF H R ER SO BB IBB HBP BLK WP HR S P ERA WHIP																																				
John Tudor, L (1, 1) <small>ERA: 4.3</small> Luis Aponte, R (3, 1) <small>ERA: 3.51</small> Bob Ojeda, L (7, 1) <small>ERA: 5.62</small>	2.1 L	15 6	6 6	6 6	2 2	2 2	2 2	2 1	0 0	0 0	0 0	0 0	2 1	17 29	25 2.46	3.429 1.909																					
	3.0	13	4	2	2	2	2	1	0	0	0	0	1	16	20	6.00	1.667																				

Kansas City Royals @ Boston Red Sox
 Fenway Park, Boston, MA
 Sun Jul 18 1982, 3:33 AM EDT
 Att. 28,072 - Unknown - 94 F

AB	39
R	9
H	15
RBI	9
BB	6
SO	5
LOB	18



Batter	1	2	3	4	5	6	7	8	9	AB R H RBI BB SO LOB
Jerry Remy, L (1, 4) OBP: 0.350, SLG: 0.313	4-0 BB 9-6			0-3 K		0-0 1B			0-0 G3	3 0 1 0 1 1 0
Dwight Evans, R (1, 9) OBP: 0.399, SLG: 0.474	0-0 9-6 1-2f			0-0 F9 1B		0-0 F7			0-3 K	4 0 1 0 0 1 2
Jim Rice, R (1, 7) OBP: 0.376, SLG: 0.463	0-0 F9			0-0 F9 1-2			0-3 K		0-0 F9	4 0 0 0 0 1 1
Carl Yastrzemski, L (1, 10) OBP: 0.366, SLG: 0.478		0-0 F7		0-0 4-3			0-0 P6			3 0 0 0 0 0 1
Wade Boggs, L (1, 5) OBP: 0.400, SLG: 0.420		0-0 6-3			0-0 F7		0-0 1B			3 0 1 0 0 0 0
Rich Gedman, L (1, 2) OBP: 0.307, SLG: 0.401		0-0 F7			0-0 4-3		0-0 F8			3 0 0 0 0 0 1
Dave Stapleton, R (1, 3) OBP: 0.275, SLG: 0.362			0-0 F8		0-3 K			0-0 F5		3 0 0 0 0 1 0
Glenn Hoffman, R (1, 6) OBP: 0.288, SLG: 0.350			0-0 6-3			0-0 P4		0-3 K		3 0 0 0 0 1 0
Julio Valdez, S (9, 6) OBP: 0.429, SLG: 0.429										0 0 0 0 0 0 0
Rick Miller, L (1, 8) OBP: 0.342, SLG: 0.346			0-0 L5			0-0 F8		0-0 G3		3 0 0 0 0 0 0

Inning Stats	R: 0	H: 0	E: 0	K: 0	S: 2	LOB: 0	BB: 1	P: 6	R: 0	H: 0	E: 0	K: 0	S: 3	LOB: 0	BB: 0	P: 3	R: 0	H: 0	E: 0	K: 0	S: 3	LOB: 0	BB: 0	P: 3	R: 0	H: 1	E: 0	K: 1	S: 6	LOB: 1	BB: 0	P: 6	R: 0	H: 0	E: 0	K: 1	S: 5	LOB: 0	BB: 0	P: 5	R: 0	H: 1	E: 0	K: 1	S: 6	LOB: 1	BB: 0	P: 6	R: 0	H: 0	E: 0	K: 1	S: 5	LOB: 0	BB: 0	P: 5	R: 0	H: 0	E: 0	K: 1	S: 5	LOB: 0	BB: 0	P: 5	R: 0	H: 0	E: 0	K: 1	S: 5	LOB: 0	BB: 0	P: 5	1B: 3	SF: 0	2B: 1	SAC: 0	3B: 0	DP: 1	HR: 0	HBP: 0	WP: 0	PA: 30
--------------	------	------	------	------	------	--------	-------	------	------	------	------	------	------	--------	-------	------	------	------	------	------	------	--------	-------	------	------	------	------	------	------	--------	-------	------	------	------	------	------	------	--------	-------	------	------	------	------	------	------	--------	-------	------	------	------	------	------	------	--------	-------	------	------	------	------	------	------	--------	-------	------	------	------	------	------	------	--------	-------	------	-------	-------	-------	--------	-------	-------	-------	--------	-------	--------


PITCHER	IP	WLS	BF	H	R	ER	SO	BB	IBB	HBP	BLK	WP	HR	S	P	ERA	WHIP
Derek Botelho, R (1, 1) ERA: 2.3	7.0	W	24	3	0	0	3	1	0	0	0	0	0	29	33	0.00	0.571
Mike Armstrong, R (8, 1) ERA: 2.3	2.0		6	0	0	0	2	0	0	0	0	0	0	10	10	0.00	0.000

BOTTOM

Kansas City Royals @ Boston Red Sox
 Fenway Park, Boston, MA
 Sun Jul 18 1982, 3:33 AM EDT
 Att: 28,072 - Unknown - 94 F

livebaseballscorecards.com

AB	29
R	0
H	3
RBI	0
BB	1
SO	5
LOB	5



Batter	1	2	3	4	5	6	7	8	9	AB R H RBI BB SO LOB	TOP
Willie Wilson, S OBP: 0.372, SLG: 0.452 (1, 7) X	0-0 G3		0-0 G4-6-3 1-2 1B			0-0 6-3		0-0 SF9 2-H 3B		4 1 2 1 0 0 0	Kansas City Royals @ Toronto Blue Jays Exhibition Stadium, Toronto, ON Mon Jul 19 1982, 3:33 AM EDT Att. 16,466 - Unknown - 77 F livebaseballscorecards.com
U L Washington, S OBP: 0.330, SLG: 0.358 (1, 6) X	0-0 4-3		0-0 F5			0-0 P6		0-0 SF9 3-H		3 0 0 1 0 0 2	
George Brett, L OBP: 0.392, SLG: 0.509 (1, 5) X	0-0 2B		0-0 G4-6-3 1-2f			0-0 G3		0-0 P6		4 0 1 0 0 0 2	
Amos Otis, R OBP: 0.354, SLG: 0.460 (1, 8) X	0-0 1-3			0-0 F3			0-0 G3-6-3 BB 1B		0-0 6-3	4 0 1 0 0 0 1	
Hal McRae, R OBP: 0.383, SLG: 0.547 (1, 10) X		0-0 5-3		0-0 F7			4-0 1-2 BB G3-6-3		0-0 4-3	3 0 0 0 1 0 0	
Willie Aikens, L OBP: 0.311, SLG: 0.359 (1, 3) X		0-3 K		0-3 K			0-0 G3-6-3 1-2f 2-3		0-0 F8	4 0 0 0 0 2 2	
Jerry Martin, R OBP: 0.324, SLG: 0.400 (1, 9) X		0-0 1B			0-0 5-3		0-3 K			3 0 1 0 0 1 1	
Frank White, R OBP: 0.324, SLG: 0.476 (1, 4) X		0-0 F7			0-3 K			0-0 3B 2B		3 1 1 0 0 1 1	
Don Slaught, R OBP: 0.318, SLG: 0.439 (1, 2) X			4-0 1B BB		0-0 F8			0-0 F7		2 0 0 0 1 0 1	
Inning Stats	R: 0 E: 0 K: 0 S: 4 H: 1 LOB: 1 BB: 0 P: 4	R: 0 E: 0 K: 1 S: 6 H: 1 LOB: 1 BB: 0 P: 6	R: 0 E: 0 K: 0 S: 3 H: 1 LOB: 1 BB: 1 P: 7	R: 0 E: 0 K: 1 S: 5 H: 0 LOB: 0 BB: 0 P: 5	R: 0 E: 0 K: 1 S: 5 H: 0 LOB: 0 BB: 0 P: 5	R: 0 E: 0 K: 0 S: 3 H: 0 LOB: 0 BB: 0 P: 3	R: 0 E: 0 K: 1 S: 5 H: 1 LOB: 1 BB: 1 P: 9	R: 2 E: 0 K: 0 S: 5 H: 2 LOB: 0 BB: 0 P: 5	R: 0 E: 0 K: 0 S: 3 H: 0 LOB: 0 BB: 0 P: 3	1B: 3 2B: 2 3B: 1 HR: 0 SF: 1 SAC: 0 DP: 2 HBP: 0	WP: 0 PB: 0 SB: 0 CS: 0 PA: 33
PITCHER Luis Leal, R ERA: 3.95 (1, 1)	IP: 9.0 WLS: W BF: 33 H: 6 R: 2 ER: 2 SO: 4 BB: 2 IBB: 0 HBP: 0 BLK: 0 WP: 0 HR: 0 S: 39 P: 47 ERA: 2.00 WHIP: 0.889										



Batter	1	2	3	4	5	6	7	8	9
Damaso Garcia, R OBP: 0.339, SLG: 0.405 (1, 4)	0-0 E 4-3 1B	0-0 1-3			0-0 F9 CS 1B			0-0 4-3	
Garth Iorg, R OBP: 0.329, SLG: 0.411 (1, 5)	0-0 4-3 1-H		0-0 F7		0-0 F9 1-3			0-0 1B	
Barry Bonnell, R OBP: 0.363, SLG: 0.475 (1, 10)	0-0 HR		0-0 F8		0-3 K 3-H			0-0 F7	
Jesse Barfield, R OBP: 0.333, SLG: 0.461 (1, 9)	0-0 L8		0-0 1-3		0-3 K			0-0 G3	
Leon Roberts, R OBP: 0.280, SLG: 0.337 (1, 7)	0-0 F7			0-0 HR				0-0 6-3	
Willie Upshaw, L OBP: 0.345, SLG: 0.487 (1, 3)		0-0 4-3		0-3 K				0-0 4-3	
Buck Martinez, R OBP: 0.308, SLG: 0.400 (1, 2)		0-0 3B 2B		0-0 F5				0-3 K	
Lloyd Moseby, L OBP: 0.295, SLG: 0.384 (1, 8)		0-0 2-H 3B		0-0 1B				0-3 K	
Alfredo Griffin, S OBP: 0.267, SLG: 0.318 (1, 6)		0-0 6-3		0-0 F9				0-0 G3	


Inning Stats	R: 2	H: 2	E: 1	LOB: 0	K: 0	BB: 0	S: 5	P: 5
	R: 1	H: 2	E: 0	LOB: 1	K: 0	BB: 0	S: 5	P: 5
	R: 0	H: 0	E: 0	LOB: 0	K: 0	BB: 0	S: 3	P: 3
	R: 1	H: 2	E: 0	LOB: 1	K: 1	BB: 0	S: 7	P: 7
	R: 0	H: 1	E: 0	LOB: 0	K: 1	BB: 0	S: 5	P: 5
	R: 0	H: 0	E: 0	LOB: 0	K: 1	BB: 0	S: 5	P: 5
	R: 0	H: 0	E: 0	LOB: 0	K: 2	BB: 0	S: 7	P: 7
	R: 0	H: 1	E: 0	LOB: 1	K: 0	BB: 0	S: 4	P: 4

PITCHER	IP	WLS	BF	H	R	ER	SO	BB	IBB	HBP	BLK	WP	HR	S	P	ERA	WHIP
Bud Black, L ERA: 4.98 (1, 1)	4.0	L	18	6	4	4	1	0	0	0	0	0	2	20	20	9.00	1.500
Bill Castro, R ERA: 1.65 (5, 1)	4.0		13	2	0	0	4	0	0	0	0	0	0	21	21	0.00	0.500

BOTTOM

AB	R	H	RBI	BB	SO	LOB
4	1	2	0	0	0	1
4	0	1	1	0	0	1
4	1	1	1	0	1	2
4	0	0	0	0	1	1
3	1	1	1	0	0	0
3	0	0	0	0	1	0
3	1	1	0	0	1	0
3	0	2	1	0	1	0
3	0	0	0	0	0	2

AB 31
R 4
H 8
RBI 4
BB 0
SO 5
LOB 7



WP	HR	S	P	ERA	WHIP
0	0	0	31	0.00	0.500

Kansas City Royals @ Toronto Blue Jays
Exhibition Stadium, Toronto, ON
Mon Jul 19 1982, 3:33 AM EDT
Att. 16,466 - Unknown - 77 F

livebaseballscorecards.com

Batter	1	2	3	4	5	6	7	8	9	AB R H RBI BB SO LOB	TOP
Willie Wilson, S OBP: 0.371, SLG: 0.449 (1, 7) X	0-0 F8 ①		0-0 4-3 ③		0-3 K ③			0-0 1B 1B		4 0 1 0 0 1 1	Kansas City Royals @ Toronto Blue Jays Exhibition Stadium, Toronto, ON Tue Jul 20 1982, 7:05 PM EDT Att. 18,552 - Unknown - 74 F livebaseballscorecards.com
U L Washington, S OBP: 0.328, SLG: 0.355 (1, 6) X	0-0 3-1 ②			0-0 4-3 ①		0-3 K ①		0-0 1B 1-2 1B		4 0 1 0 0 1 0	
George Brett, L OBP: 0.394, SLG: 0.508 (1, 5) X	0-0 G3 ③			0-0 FC6-4 1B		4-0 BB G1-6-3 BB		0-0 4-3 ③		3 0 1 0 1 0 2	
Amos Otis, R OBP: 0.352, SLG: 0.460 (1, 8)		0-0 6-3 ①		0-0 F8 ②		0-0 G1-6-3 ② ③ ④		0-0 E 2B		4 0 1 0 0 0 2	
Hal McRae, R OBP: 0.379, SLG: 0.541 (1, 10)		0-0 5-3 ②		0-0 FC6-4 ③ 1-2f			0-0 P4 ①	0-3 K ①		4 0 0 0 0 1 2	
Willie Aikens, L OBP: 0.310, SLG: 0.362 (1, 3)		0-0 F2 ③			0-0 HR 2B		0-0 P6 ②	0-0 F9 ②		4 1 1 0 0 0 1	
Steve Hammond, L OBP: 0.391, SLG: 0.636 (1, 9)			0-0 6-3 ①		0-0 HR 2B		0-3 K ③	0-0 E3 ③		4 1 1 2 0 1 1	
Frank White, R OBP: 0.320, SLG: 0.469 (1, 4)			0-0 P4 ②		0-0 F7 ①			0-0 F9 ①	0-0 5-3 ③	4 0 0 0 0 0 2	
Jamie Quirk, L OBP: 0.273, SLG: 0.286 (1, 2)			0-0 1B		0-3 K ②			0-3 K ②		3 0 1 0 0 2 0	
Inning Stats	R: 0 H: 0 E: 0 LOB: 0 K: 0 BB: 0 S: 3 P: 3	R: 0 H: 0 E: 0 LOB: 0 K: 0 BB: 0 S: 3 P: 3	R: 0 H: 1 E: 0 LOB: 1 K: 0 BB: 0 S: 4 P: 4	R: 0 H: 1 E: 0 LOB: 1 K: 0 BB: 0 S: 4 P: 4	R: 2 H: 2 E: 0 LOB: 0 K: 2 BB: 0 S: 9 P: 9	R: 0 H: 0 E: 0 LOB: 0 K: 1 BB: 1 S: 4 P: 8	R: 0 H: 0 E: 0 LOB: 0 K: 1 BB: 0 S: 5 P: 5	R: 0 H: 2 E: 0 LOB: 2 K: 1 BB: 0 S: 7 P: 7	R: 0 H: 1 E: 1 LOB: 2 K: 1 BB: 0 S: 7 P: 7	1B: 4 SF: 0 2B: 2 SAC: 0 3B: 0 DP: 1 HR: 1 HBP: 0	WP: 0 PA: 35 PB: 0 SB: 0 CS: 0
PITCHER Dave Stieb, R (1, 1) ERA: 3.68	IP WLS BF H R ER SO BB IBB HBP BLK WP HR S P ERA WHIP										
											PITCHER IP WLS BF H R ER SO BB IBB HBP BLK WP HR S P ERA WHIP

Kansas City Royals @ Toronto Blue Jays
Exhibition Stadium, Toronto, ON
Tue Jul 20 1982, 7:05 PM EDT
Att. 18,552 - Unknown - 74 F

AB	34
R	2
H	7
RBI	2
BB	1
SO	6
LOB	11



Batter	1	2	3	4	5	6	7	8	9
Damaso Garcia, R OBP: 0.343, SLG: 0.408 (1, 4)	0-0 CS 1B		0-0 FC5-4 1B	0-0 S 1B		0-0 6-3		0-0 E5 1B	
Garth Iorg, R OBP: 0.326, SLG: 0.408 Rance Mulliniks, L OBP: 0.330, SLG: 0.331 (4, PH) (5, 5)	0-3 K 1-2		0-0 FC5-4 1-2f	0-3 K 1-2			4-0 S 1B BB	0-0 1B 1B	
Barry Bonnell, R OBP: 0.364, SLG: 0.475 Dave Revere, L OBP: 0.296, SLG: 0.329 Otto Velez, R OBP: 0.349, SLG: 0.275 (1, 10) (5, PH) (8, PH)	0-0 F6			0-0 S 1B BB	0-3 K		0-3 K 1-2	0-0 1B 1B	
Jesse Barfield, R OBP: 0.335, SLG: 0.459 Hosken Powell, L OBP: 0.306, SLG: 0.370 (1, 9) (5, PH) (6, 9)		0-0 1-3		4-0 BB 1B	0-0 4-3		0-0 L9 E 1B	0-0 4-3	
Tony Johnson, R OBP: 0.319, SLG: 0.339 (8, PH) (9, 9)				1-2 1B BB			2-3		
Leon Roberts, R OBP: 0.274, SLG: 0.330 Al Woods, L OBP: 0.250, SLG: 0.292 (1, 7) (5, PH) (6, 7)		0-3 K		0-3 K	0-0 P5		0-0 L9		
Willie Upshaw, L OBP: 0.347, SLG: 0.487 (1, 3)		0-0 1B		0-0 BB 1B		0-0 F5	0-0 E4		
Buck Martinez, R OBP: 0.313, SLG: 0.398 (1, 2)		0-0 F9		4-0 1B BB		0-0 4-3 FC 1B	0-0 F8		
Lloyd Moseby, L OBP: 0.291, SLG: 0.379 (1, 8)			0-0 G3	0-0 F2		0-0 FC 4-3	0-0 L9		
Alfredo Griffin, S OBP: 0.266, SLG: 0.317 (1, 6)			0-0 L9	0-0 1B 1B		0-0 4-3	0-0 E6 1B		

AB	R	H	RBI	BB	SO	LOB
5	1	3	1	0	0	3
2	0	0	0	0	1	2
2	2	1	1	1	1	2
2	1	1	0	0	0	0
2	0	0	0	0	2	1
1	0	1	2	0	0	0
1	1	0	0	1	0	0
2	1	1	1	0	0	0
1	0	0	0	0	0	0
2	0	0	0	0	2	2
2	0	0	0	0	0	1
4	1	2	0	0	0	0
3	1	1	1	1	0	2
4	0	0	0	0	0	4
4	1	1	2	0	0	2

AB	R	H	RBI	BB	SO	LOB
37	9	11	8	3	6	19


Inning Stats	R: 0	H: 1	E: 0	LOB: 0	K: 1	BB: 0	S: 5	P: 5									
Larry Gura, L ERA: 4.32	3.2	WLS: L	BF: 19	H: 7	R: 4	ER: 4	SO: 3	BB: 2	IBB: 0	HBP: 0	BLK: 0	WP: 0	HR: 0	S: 23	P: 31	ERA: 9.82	WHIP: 2.455
Mike Armstrong, R ERA: 2.34	3.0		13	2	2	1	3	1	0	0	0	0	0	18	22	3.00	1.000
Don Hood, L ERA: 2.83	1.1		8	2	3	0	0	0	0	0	0	0	0	8	8	0.00	1.500

Kansas City Royals @ Toronto Blue Jays
Exhibition Stadium, Toronto, ON

Tue Jul 20 1982, 7:05 PM EDT
Att: 18,552 - Unknown - 74 F

livebaseballscorecards.com

AB 37
R 9
H 11
RBI 8
BB 3
SO 6
LOB 19



Batter	1	2	3	4	5	6	7	8	9	AB R H RBI BB SO LOB	TOP									
Willie Wilson, S OBP: 0.378, SLG: 0.466 (1, 8) (4, 7)	0-0 G3	0-0 1B	0-0 1B		0-0 1B			0-0 IHR		5 2 4 4 0 0 0										
U L Washington, S OBP: 0.330, SLG: 0.356 (1, 6)	0-0 1B	0-0 1B	0-0 1-3			0-0 6-3		0-3 K		5 1 2 1 0 1 2										
George Brett, L OBP: 0.391, SLG: 0.503 (1, 5)	0-3 K	0-0 L9		0-0 G4-6-3 1B		0-0 6-3		0-3 K		5 0 1 0 0 2 2										
Hal McRae, R OBP: 0.381, SLG: 0.542 (1, 10)	0-0 1B	0-0 F7		0-0 G4-6-3 1B		0-0 1B		0-0 4-3		5 1 3 1 0 0 1										
Willie Aikens, L OBP: 0.315, SLG: 0.377 (1, 3)	0-0 1B		0-0 E	0-0 G4-6-3 1B		0-0 4-3		0-0 FC1-4 2B		5 2 3 0 0 0 3										
Steve Hammond, L OBP: 0.400, SLG: 0.625 Amos Otis, R OBP: 0.349, SLG: 0.456 (1, 9) (4, PH) (4, 8)	0-0 1B		0-0 E6 FC5-4 1B	0-0 5-3		0-0 5-3		0-0 FC1-4 2B		2 1 1 2 0 0 0 3 0 0 0 0 0 2										
Jerry Martin, R OBP: 0.319, SLG: 0.394 (1, 7) (4, 9)	0-3 K		0-0 F8		0-0 L9		0-0 6-3	0-0 F3		5 0 0 0 0 1 3										
Frank White, R OBP: 0.325, SLG: 0.471 (1, 4)		0-0 1B	0-0 FC5-4 1B		0-0 5-3 1B		0-0 6-3	0-0 L7		5 1 3 0 0 0 1										
Don Slaught, R OBP: 0.313, SLG: 0.409 (1, 2)		0-0 5-3	0-0 FC5-4 1B		0-0 5-3			4-0 IHR BB		3 1 0 0 1 0 4										
Inning Stats	R: 3 E: 0 K: 2 S: 11	H: 4 LOB: 1 BB: 0 P: 11	R: 2 E: 0 K: 0 S: 6	H: 3 LOB: 1 BB: 0 P: 6	R: 2 E: 1 K: 0 S: 7	H: 3 LOB: 2 BB: 0 P: 7	R: 0 E: 0 K: 0 S: 4	H: 2 LOB: 1 BB: 0 P: 4	R: 0 E: 0 K: 0 S: 4	H: 1 LOB: 1 BB: 0 P: 4	R: 0 E: 0 K: 0 S: 3	H: 0 LOB: 0 BB: 0 P: 3	R: 2 E: 0 K: 2 S: 8	H: 1 LOB: 0 BB: 1 P: 12	R: 0 E: 0 K: 0 S: 4	H: 1 LOB: 1 BB: 0 P: 4	1B: 13 2B: 3 3B: 0 HR: 1	SF: 0 SAC: 0 DP: 1 HBP: 0	WP: 0 PB: 0 SB: 3 CS: 0	PA: 44
PITCHER	IP WLS BF H R ER SO BB IBB HBP BLK WP HR S P ERA WHIP																			
Jim Clancy, R ERA: 3.62 (1, 1)	1.1 L 11 7 5 5 2 0 0 0 0 0 0 0 0 15 15 33.75 5.250																			
Mark Bomback, R ERA: 6.03 (2, 1)	1.2 11 5 2 1 0 0 0 0 0 0 0 0 0 11 11 5.40 3.000																			
Jerry Garvin, L ERA: 6.75 (4, 1)	4.0 13 3 0 0 0 0 0 0 0 0 0 0 0 13 13 0.00 0.750																			
Dale Murray, R ERA: 3.6 (8, 1)	2.0 9 2 2 2 2 1 0 0 0 0 0 0 0 12 16 9.00 1.500																			

Kansas City Royals @ Toronto Blue Jays
 Exhibition Stadium, Toronto, ON
 Wed Jul 21 1982, 7:05 PM EDT
 Att. 19,152 - Unknown - 77 F

AB	43
R	9
H	17
RBI	8
BB	1
SO	4
LOB	18



Batter	1	2	3	4	5	6	7	8	9	AB R H RBI BB SO LOB	TOP																	
Paul Molitor, R (1, 5) OBP: 0.369, SLG: 0.432	0-0 6-3		0-0 1B			0-0 E5		0-0 F8		4 0 1 0 0 0 0	Milwaukee Brewers @ Kansas City Royals Royals Stadium, Kansas City, MO Fri Jul 23 1982, 8:05 PM EDT Att. 39,526 - Unknown - 82 F livebaseballscorecards.com																	
Robin Yount, R (1, 6) OBP: 0.371, SLG: 0.596	0-0 6-3 2B		0-0 1B			0-0 FC5-4		0-0 1B		4 0 3 0 0 0 1																		
Cecil Cooper, L (1, 3) OBP: 0.350, SLG: 0.551	0-0 6-3 2-3		0-0 F7			0-0 F8		0-0 F7		4 0 0 0 0 0 5																		
Ted Simmons, S (1, 2) OBP: 0.306, SLG: 0.459	0-0 L8			0-0 6-3		0-3 K			0-0 HR 1B	4 1 1 0 0 1 2																		
Gorman Thomas, R (1, 8) OBP: 0.332, SLG: 0.511		0-0 CS 1B		0-3 K		4-0 BB			0-0 HR 1-H	3 1 2 2 1 1 0																		
Ben Oglivie, L (1, 7) OBP: 0.336, SLG: 0.494		0-3 K		0-3 K		0-3 K			0-0 HR	4 1 1 1 0 3 2																		
Don Money, R (1, 10) OBP: 0.388, SLG: 0.594		0-3 K 1-2			4-0 BB G1-6-3		0-0 F8		0-0 G1-4-3 1B	3 0 1 0 1 1 2																		
Charlie Moore, R (1, 9) OBP: 0.301, SLG: 0.373			0-0 L8		0-3 K		0-0 F7		0-0 G1-4-3 1-2f	4 0 0 0 0 1 3																		
Jim Gantner, L (1, 4) OBP: 0.390, SLG: 0.436			0-3 K		0-0 G1-6-3 1-2f			0-0 P6	0-0 5-3	4 0 0 0 0 1 1																		
Inning Stats	R: 0 E: 0 K: 0 S: 4 H: 1 LOB: 1 BB: 0 P: 4	R: 0 E: 0 K: 2 S: 7 H: 1 LOB: 0 BB: 0 P: 7	R: 0 E: 0 K: 1 S: 7 H: 2 LOB: 2 BB: 0 P: 7	R: 0 E: 0 K: 2 S: 7 H: 0 LOB: 0 BB: 0 P: 7	R: 0 E: 0 K: 1 S: 4 H: 0 LOB: 0 BB: 1 P: 8	R: 0 E: 1 K: 1 S: 6 H: 0 LOB: 1 BB: 0 P: 6	R: 0 E: 0 K: 1 S: 5 H: 0 LOB: 1 BB: 1 P: 9	R: 0 E: 0 K: 0 S: 4 H: 1 LOB: 1 BB: 0 P: 4	R: 3 E: 0 K: 0 S: 6 H: 4 LOB: 0 BB: 0 P: 6	1B: 6 2B: 1 3B: 0 HR: 2 SF: 0 SAC: 0 DP: 2 HBP: 0	WP: 0 PB: 0 SB: 0 CS: 1 PA: 36																	
PITCHER	IP WLS BF H R ER SO BB IBB HBP BLK WP HR S P ERA WHIP											PITCHER	IP WLS BF H R ER SO BB IBB HBP BLK WP HR S P ERA WHIP															
Paul Splittorff, L (1, 1) ERA: 3.37	8.0	31	6	1	1	8	2	0	0	0	0	0	0	45	53	1.12	1.000											
Dan Quisenberry, R (9, 1) ERA: 3.33	1.0	W	5	3	2	2	0	0	0	0	0	2	5	5	18.00	3.000												



Batter	1	2	3	4	5	6	7	8	9	AB R H RBI BB SO LOB
Willie Wilson, S OBP: 0.373, SLG: 0.459 (1, 7) X	0-0 4-3		0-3 K		0-0 FC4-6			0-0 5-3		4 0 0 0 0 1 3
U L Washington, S OBP: 0.328, SLG: 0.354 (1, 6) X	0-0 P5			0-0 F8		0-0 F9		0-0 HR	1B	4 1 1 0 0 0 0
George Brett, L OBP: 0.390, SLG: 0.509 (1, 5) X	0-0 L9			0-0 G3		0-0 F7		0-0 HR	1-H	4 1 1 2 0 0 0
Amos Otis, R OBP: 0.351, SLG: 0.456 (1, 8) X		0-0 F3		0-0 WP		0-0 F8		0-0 5-3	1B	4 1 2 0 0 0 0
Hal McRae, R OBP: 0.378, SLG: 0.535 (1, 10) X		0-3 K		0-0 4-3			0-0 F8	0-0 5-3	1-2	4 0 0 0 0 1 2
Jerry Martin, R OBP: 0.318, SLG: 0.392 (1, 9) X		0-0 3-1			0-0 4-3		0-3 K	0-0 1B	2-H	4 1 1 1 0 1 0
Willie Aikens, L OBP: 0.314, SLG: 0.375 (1, 3) X			0-3 K		0-0 F7		0-0 F8	0-0 1B	1-3	4 0 1 0 0 1 0
Dennis Werth, R OBP: 0.316, SLG: 0.133 (9, PR) X								0-0 1B		0 0 0 0 0 0 0
Frank White, R OBP: 0.327, SLG: 0.475 (1, 4) X			0-0 6-3		0-0 2B			0-0 P4	1-2 3-H	4 0 2 1 0 0 0
Don Slaught, R OBP: 0.333, SLG: 0.400 (1, 2) X			4-0 BB		4-0 BB			0-0 F5		1 0 0 0 2 0 0

Inning Stats	R: 0	H: 0	E: 0	LOB: 0	K: 0	S: 3	P: 3	R: 0	H: 0	E: 0	LOB: 0	K: 1	S: 5	P: 5	R: 0	H: 0	E: 0	LOB: 1	K: 2	S: 7	P: 11	R: 0	H: 1	E: 0	LOB: 1	K: 0	S: 4	P: 4	R: 0	H: 1	E: 0	LOB: 2	K: 0	S: 4	P: 8	R: 0	H: 0	E: 0	LOB: 0	K: 0	S: 3	P: 3	R: 0	H: 0	E: 0	LOB: 0	K: 1	S: 5	P: 5	R: 0	H: 0	E: 0	LOB: 0	K: 0	S: 3	P: 3	R: 4	H: 6	E: 0	LOB: 2	K: 0	S: 7	P: 7	1B: 6	SF: 0	2B: 1	SAC: 0	3B: 0	DP: 0	HR: 1	HBP: 0
--------------	------	------	------	--------	------	------	------	------	------	------	--------	------	------	------	------	------	------	--------	------	------	-------	------	------	------	--------	------	------	------	------	------	------	--------	------	------	------	------	------	------	--------	------	------	------	------	------	------	--------	------	------	------	------	------	------	--------	------	------	------	------	------	------	--------	------	------	------	-------	-------	-------	--------	-------	-------	-------	--------

PITCHER	IP	WLS	BF	H	R	ER	SO	BB	IBB	HBP	BLK	WP	HR	S	P	ERA	WHIP
Bob McClure, L ERA: 4.59 (1, 1)	8.0		30	4	2	2	4	2	0	0	0	1	1	36	44	2.25	0.750
Rollie Fingers, R ERA: 3.02 (9, 1)	0.1	L	5	4	2	2	0	0	0	0	0	0	0	5	5	54.00	12.000

BOTTOM

Milwaukee Brewers @ Kansas City Royals
Royals Stadium, Kansas City, MO
 Fri Jul 23 1982, 8:05 PM EDT
 Att: 39,526 - Unknown - 82 F

AB	33
R	4
H	8
RBI	4
BB	2
SO	4
LOB	5



WP: 1	PA: 35
PB: 0	
SB: 0	
CS: 0	

Batter	1	2	3	4	5	6	7	8	9	AB R H RBI BB SO LOB	TOP									
Paul Molitor, R (1, 5) OBP: 0.369, SLG: 0.434	0-0 1-3	0-0 L9			0-0 4-3 1B		0-0 5-3		0-0 SF7 2B	5 1 2 1 0 0 0										
Robin Yount, R (1, 6) OBP: 0.372, SLG: 0.601	0-0 HR 3B		0-0 WP BLK 3-1 1B		0-0 P4		0-3 K		0-0 SF7	4 2 2 1 0 1 1										
Cecil Cooper, L (1, 3) OBP: 0.351, SLG: 0.557	0-0 HR		0-0 3-1		0-0 4-3		0-0 1B		0-0 4-3	5 1 2 3 0 0 1										
Ted Simmons, S (1, 2) OBP: 0.305, SLG: 0.455	0-0 F9		0-0 F8		4-0 IBB		0-0 G3			3 0 0 0 1 0 1										
Ben Oglivie, L (1, 7) OBP: 0.333, SLG: 0.489	0-0 3-1		0-0 F7		0-0 4-3			0-0 4-3		4 0 0 0 0 0 2										
Gorman Thomas, R (1, 8) OBP: 0.333, SLG: 0.509		0-0 1B WP 1B		0-0 5-3		1-0 FC1-6 HBP		0-0 F7		3 1 1 0 0 0 0										
Roy Howell, L (1, 10) OBP: 0.316, SLG: 0.388		0-0 1-3 WP SF7 1B		0-0 5-3 1B		0-0 FC1-6 FC5-4		0-0 G3		4 1 2 0 0 0 1										
Charlie Moore, R (1, 9) OBP: 0.297, SLG: 0.367		0-0 1-3 SF7 1B		0-0 5-3		0-0 FC5-4 FC4-6		0-0 5-3		4 0 0 0 0 0 3										
Jim Gantner, L (1, 4) OBP: 0.388, SLG: 0.435		0-0 3-H SF7		0-0 F9		0-0 FC4-6		0-0 2B 1B		3 1 1 1 0 0 2										
Inning Stats	R: 2 E: 0 K: 0 S: 5	H: 2 LOB: 0 BB: 0 P: 5	R: 2 E: 0 K: 0 S: 5	H: 2 LOB: 0 BB: 0 P: 5	R: 1 E: 0 K: 0 S: 4	H: 1 LOB: 1 BB: 0 P: 4	R: 0 E: 0 K: 0 S: 4	H: 1 LOB: 2 BB: 1 P: 8	R: 0 E: 0 K: 1 S: 6	H: 0 LOB: 1 BB: 0 P: 4	R: 0 E: 0 K: 1 S: 6	H: 1 LOB: 1 BB: 0 P: 6	R: 0 E: 0 K: 0 S: 3	H: 0 LOB: 0 BB: 0 P: 3	R: 2 E: 0 K: 0 S: 5	H: 2 LOB: 0 BB: 0 P: 5	1B: 7 2B: 1 3B: 1 HR: 1	SF: 2 SAC: 0 DP: 0 HBP: 1	WP: 2 PB: 0 SB: 0 CS: 0	PA: 39
PITCHER	IP WLS BF H R ER SO BB IBB HBP BLK WP HR S P ERA WHIP																			
Derek Botelho, R (1, 1) ERA: 5.0	2.0 L 11 5 5 5 0 0 0 0 0 0 1 1 11 11 22.50 2.500																			
Bud Black, L (3, 1) ERA: 4.59	4.0 16 2 0 0 0 0 0 1 1 1 1 0 14 19 0.00 0.500																			
Bill Castro, R (7, 1) ERA: 2.33	3.0 12 3 2 2 1 0 0 0 0 0 0 0 14 14 6.00 1.000																			

Milwaukee Brewers @ Kansas City Royals
 Royals Stadium, Kansas City, MO

Sat Jul 24 1982, 8:05 PM EDT
 Att. 40,232 - Unknown - 86 F

AB	35
R	7
H	10
RBI	6
BB	1
SO	1
LOB	11



Batter	1	2	3	4	5	6	7	8	9	AB R H RBI BB SO LOB	TOP		
Paul Molitor, R OBP: 0.366, SLG: 0.429 (1, 5) X	0-0 F9		0-3 K			0-0 F7		0-0 F8		4 0 0 0 0 1 0	Milwaukee Brewers @ Kansas City Royals Royals Stadium, Kansas City, MO Sun Jul 25 1982, 4:33 AM EDT Att. 38,629 - Unknown - 88 F livebaseballscorecards.com		
Robin Yount, R OBP: 0.373, SLG: 0.616 (1, 6) X	0-0 HR			0-0 HR		0-0 5-3		0-0 F9		4 2 2 2 0 0 0			
Cecil Cooper, L OBP: 0.347, SLG: 0.551 (1, 3) X	0-0 F7			0-3 K			0-0 4-3	0-0 F6		4 0 0 0 0 1 0			
Ted Simmons, S OBP: 0.304, SLG: 0.455 (1, 2) X	0-0 L8			0-3 K			0-0 BB 1B 2B	0-0 P4		4 1 1 0 0 1 0			
Gorman Thomas, R OBP: 0.335, SLG: 0.508 (1, 8)		0-0 F8		0-0 F8			4-0 BB 1B BB	0-0 1B		3 1 1 0 1 0 0			
Ben Oglivie, L OBP: 0.332, SLG: 0.485 (1, 7)		0-0 F8			0-0 F7		4-0 1B BB	0-0 P6		3 0 0 0 1 0 1			
Don Money, R OBP: 0.385, SLG: 0.587 (1, 10)		0-3 K			0-0 P6		0-0 1B	0-3 K		4 0 1 2 0 2 1			
Charlie Moore, R OBP: 0.294, SLG: 0.363 (1, 9)			0-0 1-3		0-0 G3		0-0 P5			3 0 0 0 0 0 2			
Jim Gantner, L OBP: 0.383, SLG: 0.429 (1, 4)			0-0 5-3			0-0 P6	0-0 F8			3 0 0 0 0 0 2			
Inning Stats	R: 1 E: 0 K: 0 S: 4 H: 1 LOB: 0 BB: 0 P: 4	R: 0 E: 0 K: 1 S: 5 H: 0 LOB: 0 BB: 0 P: 5	R: 0 E: 0 K: 1 S: 5 H: 0 LOB: 0 BB: 0 P: 5	R: 1 E: 0 K: 2 S: 8 H: 1 LOB: 0 BB: 0 P: 8	R: 0 E: 0 K: 0 S: 3 H: 0 LOB: 0 BB: 0 P: 3	R: 0 E: 0 K: 0 S: 3 H: 0 LOB: 0 BB: 0 P: 3	R: 2 E: 0 K: 0 S: 5 H: 2 LOB: 2 BB: 2 P: 13	R: 0 E: 0 K: 1 S: 6 H: 0 LOB: 0 BB: 0 P: 3	R: 0 E: 0 K: 1 S: 6 H: 1 LOB: 1 BB: 0 P: 6	1B: 2 2B: 1 3B: 0 HR: 2 SF: 0 SAC: 0 DP: 0 HBP: 0	WP: 0 PB: 0 SB: 0 CS: 0 PA: 34		
PITCHER	IP WLS BF H R ER SO BB IBB HBP BLK WP HR S P ERA WHIP											PITCHER	IP WLS BF H R ER SO BB IBB HBP BLK WP HR S P ERA WHIP
Larry Gura, L ERA: 4.38 (1, 1)	6.1 W 25 4 4 4 4 2 0 0 0 0 0 2 31 39 5.68 0.947												
Mike Armstrong, R ERA: 2.22 (7, 1)	2.2 S 9 1 0 0 1 0 0 0 0 0 0 0 11 11 0.00 0.375												



Batter	1	2	3	4	5	6	7	8	9
Willie Wilson, S OBP: 0.374, SLG: 0.464 (1, 8)	0-0 SF7 1B	0-0 G3		0-3 K		0-0 F5		0-0 1B	
U L Washington, S OBP: 0.333, SLG: 0.382 (1, 6)	0-0 1-3 1-2		0-0 HR		0-0 L8 2B	0-3 K		0-0 F7	
George Brett, L OBP: 0.387, SLG: 0.501 (1, 7)	4-0 1B BB		0-3 K		0-0 L8	0-0 4-3			
Hal McRae, R OBP: 0.380, SLG: 0.536 (1, 10)	0-0 SF7 1-2 2-H		0-0 6-3		0-0 1B 2B		0-3 K		
Jerry Martin, R OBP: 0.317, SLG: 0.387 (1, 9)	0-0 1B 2-H		0-3 K		0-0 1-3		4-0 BB		
Lee May, R OBP: 0.444, SLG: 0.574 (1, 3)	0-0 1-2 1B			0-0 E6 SH2-3 2B 1B	0-0 1B		0-0 G6-4-3		
Willie Aikens, L OBP: 0.315, SLG: 0.375 (5, PH) (6, 3)					2-H				
Frank White, R OBP: 0.332, SLG: 0.479 (1, 4)	0-0 P4			0-0 SH2-3	0-0 1B		4-0 BB		
Don Slaught, R OBP: 0.339, SLG: 0.415 (1, 2)		0-0 F9		0-0 1B 2B	0-0 F8		0-0 1B 1B		
Greg Pryor, R OBP: 0.337, SLG: 0.471 (1, 5)		0-0 6-3		0-0 1B		0-0 1B		0-0 F7	

Inning Stats	R: 2	H: 3	E: 0	K: 0	S: 6	LOB: 2	BB: 1	P: 10	R: 0	H: 0	E: 0	K: 0	S: 3	LOB: 0	BB: 0	P: 3	R: 1	H: 1	E: 0	K: 2	S: 8	LOB: 0	BB: 0	P: 8	R: 1	H: 3	E: 1	K: 1	S: 7	LOB: 1	BB: 0	P: 7	R: 2	H: 4	E: 0	K: 0	S: 7	LOB: 2	BB: 0	P: 7	R: 0	H: 1	E: 0	K: 1	S: 6	LOB: 1	BB: 0	P: 6	R: 0	H: 0	E: 0	K: 1	S: 4	LOB: 0	BB: 1	P: 8	R: 0	H: 2	E: 0	K: 0	S: 4	LOB: 2	BB: 1	P: 8
--------------	------	------	------	------	------	--------	-------	-------	------	------	------	------	------	--------	-------	------	------	------	------	------	------	--------	-------	------	------	------	------	------	------	--------	-------	------	------	------	------	------	------	--------	-------	------	------	------	------	------	------	--------	-------	------	------	------	------	------	------	--------	-------	------	------	------	------	------	------	--------	-------	------

PITCHER	IP	WLS	BF	H	R	ER	SO	BB	IBB	HBP	BLK	WP	HR	S	P	ERA	WHIP
Randy Lerch, L ERA: 5.02 (1, 1)	4.1	L	21	8	5	5	3	1	0	0	0	0	1	26	30	10.38	2.077
Jim Staton, R ERA: 3.14 (5, 1)	3.2		17	6	1	1	2	2	0	0	0	0	0	19	27	2.46	2.182

AB R H RBI BB SO LOB

5	1	2	0	0	1	2
5	2	2	1	0	1	4
3	1	0	0	1	1	2
3	1	1	2	0	1	0
3	0	1	1	1	1	1
2	1	2	0	0	0	0
2	0	1	1	0	0	1
2	0	1	0	1	0	2
4	0	2	1	0	0	2
4	0	2	0	0	0	1

AB	33
R	6
H	14
RBI	6
BB	3
SO	5
LOB	15



WP	PA	ERA	WHIP
0	38		

Milwaukee Brewers @ Kansas City Royals
 Royals Stadium, Kansas City, MO
 Sun Jul 25 1982, 4:33 AM EDT
 Att: 38,629 - Unknown - 88 F

livebaseballscorecards.com

Batter	1	2	3	4	5	6	7	8	9	AB R H RBI BB SO LOB	TOP																					
Willie Wilson, S (1, 8) OBP: 0.374, SLG: 0.476 Cesar Geronimo, L (9, 8) OBP: 0.349, SLG: 0.542	0-0 G3		0-0 F7		0-0 2B 3B	0-0 1-H 2-H 3B		0-0 F7		5 1 2 2 0 0 2 0 0 0 0 0 0 0	Kansas City Royals @ Cleveland Indians Cleveland Municipal Stadium, Cleveland, OH Mon Jul 26 1982, 7:05 PM EDT Att. 13,841 - Unknown - 75 F																					
U L Washington, S (1, 6) OBP: 0.335, SLG: 0.387	0-3 K		0-0 1B E 1B		0-0 2B	0-0 F7		0-0 F8		5 1 2 2 0 1 1																						
George Brett, L (1, 5) OBP: 0.387, SLG: 0.499	0-0 F8		0-0 F9		4-0 BB BB BB		0-0 HR 1B	0-0 F7		4 1 1 0 1 0 2																						
Hal McRae, R (1, 10) OBP: 0.385, SLG: 0.551		0-0 F9 2B	0-0 E9 1B		0-0 F3		0-0 HR 1B	0-0		5 1 4 3 0 0 2																						
Willie Aikens, L (1, 3) OBP: 0.310, SLG: 0.368		0-0 F9 2-3	0-3 K		0-0 F9		0-0 6-3	0-0 F7		5 0 0 0 0 1 5																						
Steve Hammond, L (1, 9) OBP: 0.333, SLG: 0.500		0-0 F7		0-0 4-3		0-0 1B 3B 1B	0-0 3-1	0-0 F8		5 1 1 0 0 0 2																						
Jerry Martin, R (1, 7) OBP: 0.315, SLG: 0.384		0-0 F3		0-0 F7		0-0 F8	0-0 1B 1B	0-3 K		5 0 1 0 0 1 3																						
Frank White, R (1, 4) OBP: 0.335, SLG: 0.481 Onix Concepcion, R (6, 4) OBP: 0.271, SLG: 0.315			0-0 1B 1B		0-0 6-3		0-0 1-2 3B 1B	0-0 FC6-4 1B		3 2 2 0 0 0 0 1 0 1 0 0 0 0																						
Jamie Quirk, L (1, 2) OBP: 0.271, SLG: 0.284			0-0 1B 1B		0-0 G3	0-0 F5	0-0 FC6-4			4 1 1 0 0 0 4																						
Inning Stats	R: 0 E: 0 K: 1 S: 5	H: 0 LOB: 0 BB: 0 P: 5	R: 0 E: 0 K: 0 S: 4	H: 1 LOB: 1 BB: 0 P: 4	R: 3 E: 1 K: 1 S: 9	H: 4 LOB: 1 BB: 0 P: 9	R: 0 E: 0 K: 0 S: 3	H: 0 LOB: 0 BB: 0 P: 3	R: 1 E: 0 K: 0 S: 5	H: 2 LOB: 2 BB: 1 P: 9		R: 2 E: 0 K: 0 S: 6	H: 3 LOB: 1 BB: 0 P: 6	R: 2 E: 0 K: 0 S: 7	H: 4 LOB: 2 BB: 0 P: 7	R: 0 E: 0 K: 0 S: 3	H: 0 LOB: 0 BB: 0 P: 3	R: 0 E: 0 K: 1 S: 6	H: 1 LOB: 1 BB: 0 P: 6	1B: 10 2B: 2 3B: 2 HR: 1	SF: 0 SAC: 0 DP: 0 HBP: 0	WP: 0 PB: 0 SB: 0 CS: 0	PA: 43									
PITCHER Tom Brennan, R (1, 1) ERA: 4.7 Bud Anderson, R (8, 1) ERA: 2.36	IP 7.0	WLS L	BF 36	H 14	R 8	ER 7	SO 2	BB 1	IBB 0	HBP 0	BLK 0	WP 0	HR 1	S 39	P 43	ERA 9.00	WHIP 2.143															
											PITCHER	IP	WLS	BF	H	R	ER	SO	BB	IBB	HBP	BLK	WP	HR	S	P	ERA	WHIP				

livebaseballscores.com

AB	42
R	8
H	15
RBI	7
BB	1
SO	3
LOB	21



Batter	1	2	3	4	5	6	7	8	9	AB R H RBI BB SO LOB	TOP	
Willie Wilson, S (1, 8) OBP: 0.372, SLG: 0.470	4-0 1B BB	0-3 K			0-0 E6 FC6-4	0-0 F4		0-0 G3		4 1 0 0 1 1 5		
U L Washington, S (1, 6) OBP: 0.332, SLG: 0.383	0-0 F8		0-0 6-3		0-0 F7		0-0 1-3	0-0 HR 1B		5 1 1 2 0 0 2		
George Brett, L (1, 7) OBP: 0.390, SLG: 0.509	0-0 1B 1-2 1B		0-0 F8		0-0 FC6-4 1-2f		0-0 E 1B	0-0 HR 1B		5 1 3 2 0 0 1		
Hal McRae, R (1, 10) OBP: 0.383, SLG: 0.546	0-0 1-3 2-H 1B		0-0 5-3		0-0 F9		0-3 K	0-0 F8		5 0 1 1 0 1 2		
Jerry Martin, R (1, 9) OBP: 0.316, SLG: 0.384	0-3 K			0-0 1B 2B 1B		0-0 HR 1B	0-0 E6 1-2	0-3 K		5 2 2 0 0 2 2		
Lee May, R (1, 3) OBP: 0.441, SLG: 0.610		0-0 SH5-3 1B		0-3 K		0-0 HR 1B	0-3 K		0-3 K	5 1 2 2 0 3 3		
Don Slaught, R (1, 2) OBP: 0.365, SLG: 0.429		0-0 SH5-3 1-2 1B		0-0 1-2 2B 1B		4-0 BB		0-0 1B SH1-4 1B	0-0 F3	3 1 2 0 1 0 0		
Greg Pryor, R (1, 5) OBP: 0.348, SLG: 0.489		0-0 1B		0-0 1-H 2-H 2B		0-0 F8		0-0 SH1-4		3 0 2 1 0 0 1		
Onix Concepcion, R (1, 4) OBP: 0.271, SLG: 0.313		0-0 F3		0-3 K		0-0 F4		0-0 1B 2-3 1B		4 1 1 0 0 1 4		
Inning Stats	R: 1 E: 0 K: 1 S: 6 H: 2 LOB: 1 BB: 1 P: 10	R: 0 E: 0 K: 1 S: 7 H: 2 LOB: 2 BB: 0 P: 7	R: 0 E: 0 K: 0 S: 3 H: 0 LOB: 0 BB: 0 P: 3	R: 1 E: 0 K: 2 S: 9 H: 3 LOB: 1 BB: 0 P: 9	R: 0 E: 1 K: 0 S: 4 H: 0 LOB: 1 BB: 0 P: 4	R: 2 E: 0 K: 0 S: 5 H: 2 LOB: 1 BB: 1 P: 9	R: 0 E: 1 K: 2 S: 9 H: 1 LOB: 2 BB: 0 P: 9	R: 4 E: 0 K: 0 S: 7 H: 4 LOB: 0 BB: 0 P: 7	R: 0 E: 0 K: 2 S: 7 H: 0 LOB: 0 BB: 0 P: 7	1B: 11 2B: 1 3B: 0 HR: 2 SF: 0 SAC: 2 DP: 0 HBP: 0	WP: 0 PB: 0 SB: 0 CS: 0 PA: 43	
PITCHER	IP WLS BF H R ER SO BB IBB HBP BLK WP HR S P ERA WHIP											
Rick Waits, L (1, 1) ERA: 5.97	6.2 L 31 10 4 4 5 2 0 0 0 0 0 1 39 47 5.40 1.800											
Dan Spillner, R (7, 1) ERA: 2.32	1.1 9 4 4 4 1 0 0 0 0 0 0 1 11 11 27.00 3.000											
Ed Glynn, L (9, 1) ERA: 2.82	1.0 3 0 0 0 0 2 0 0 0 0 0 0 7 7 0.00 0.000											

Kansas City Royals @ Cleveland Indians
Cleveland Municipal Stadium, Cleveland, OH

Tue Jul 27 1982, 7:05 PM EDT
Att: 8,908 - Unknown - 76 F

livebaseballscorecards.com

AB 39
R 8
H 14
RBI 8
BB 2
SO 8
LOB 20



Batter	1	2	3	4	5	6	7	8	9	AB	R	H	RBI	BB	SO	LOB
Miguel Dilone, S OBP: 0.272, SLG: 0.313 (1, 7)	4-0 BB E		0-0 G3		0-0 2B S SF9 1B		0-0 FC4 1B		0-0 G3	4	1	2	0	1	0	1
Toby Harrah, R OBP: 0.423, SLG: 0.547 (1, 5)	0-0 5-3 1-3		0-0 5-3		0-0 SF9 7-2 2B		0-0 FC4 1-2f			4	0	1	0	0	0	2
Mike Hargrove, L OBP: 0.378, SLG: 0.311 (1, 3)	0-0 F3		0-0 FC6-4 1B		0-0 SF9 2-3 3-H			0-0 4-3		3	0	1	1	0	0	1
Andre Thornton, R OBP: 0.412, SLG: 0.528 (1, 10)	0-3 K		0-0 FC6-4 1-2f		0-0 7-2 3-Hf			0-0 4-3		4	0	0	0	0	1	3
Von Hayes, L OBP: 0.290, SLG: 0.382 (1, 9)		0-0 4-3		0-0 F7		0-0 F8		4-0 BB BB		3	0	0	0	1	0	0
Larry Milbourne, S OBP: 0.264, SLG: 0.311 (1, 6)		0-0 F9		0-0 1B 1B		0-0 G3		0-0 1-3		4	0	1	0	0	0	1
Rick Manning, L OBP: 0.336, SLG: 0.353 (1, 8)		0-0 1B 1B		0-0 1-2 1B		0-0 L9			0-0 6-3	4	0	2	0	0	0	0
Ron Hassey, L OBP: 0.290, SLG: 0.263 (1, 2)		0-0 1-2 1B		0-3 K		0-0 F8			0-0 F2	4	0	1	0	0	1	2
Jack Perconte, L OBP: 0.291, SLG: 0.281 (1, 4)		0-0 F6		0-0 F9		0-0 F8			0-0 2B	4	0	1	0	0	0	4

Inning Stats	R: 0	H: 0	E: 1	K: 1	S: 5	LOB: 1	BB: 1	P: 9	R: 0	H: 2	E: 0	K: 0	S: 5	LOB: 2	BB: 0	P: 5	R: 0	H: 1	E: 0	K: 0	S: 4	LOB: 1	BB: 0	P: 4	R: 0	H: 2	E: 0	K: 1	S: 7	LOB: 2	BB: 0	P: 7	R: 1	H: 2	E: 0	K: 0	S: 4	LOB: 0	BB: 0	P: 4	R: 0	H: 0	E: 0	K: 0	S: 3	LOB: 0	BB: 0	P: 3	R: 0	H: 1	E: 0	K: 0	S: 4	LOB: 1	BB: 0	P: 4	R: 0	H: 0	E: 0	K: 0	S: 3	LOB: 1	BB: 1	P: 7	R: 0	H: 1	E: 0	K: 0	S: 4	LOB: 1	BB: 0	P: 4	1B: 7	2B: 3	3B: 0	HR: 0	SF: 1	SAC: 0	DP: 1	HBP: 0	WP: 0	PA: 37
--------------	------	------	------	------	------	--------	-------	------	------	------	------	------	------	--------	-------	------	------	------	------	------	------	--------	-------	------	------	------	------	------	------	--------	-------	------	------	------	------	------	------	--------	-------	------	------	------	------	------	------	--------	-------	------	------	------	------	------	------	--------	-------	------	------	------	------	------	------	--------	-------	------	------	------	------	------	------	--------	-------	------	-------	-------	-------	-------	-------	--------	-------	--------	-------	--------

PITCHER	IP	WLS	BF	H	R	ER	SO	BB	IBB	HBP	BLK	WP	HR	S	P	ERA	WHIP
Dave Frost, R ERA: 4.76 (1, 1)	5.0		22	7	1	1	2	1	0	0	0	0	0	25	29	1.80	1.600
Mike Armstrong, R ERA: 2.1 (6, 1)	3.0		11	1	0	0	0	1	0	0	0	0	0	10	14	0.00	0.667
Dan Quisenberry, R ERA: 3.22 (9, 1)	1.0		4	1	0	0	0	0	0	0	0	0	0	4	4	0.00	1.000

BOTTOM


Kansas City Royals @ Cleveland Indians
Cleveland Municipal Stadium, Cleveland, OH

Tue Jul 27 1982, 7:05 PM EDT
Att. 8,908 - Unknown - 76 F

livebaseballscorecards.com

AB	34
R	1
H	9
RBI	1
BB	2
SO	2
LOB	14



Batter	1	2	3	4	5	6	7	8	9	AB R H RBI BB SO LOB	TOP	
Willie Wilson, S (1, 8) OBP: 0.367, SLG: 0.464	0-0 1-3		0-0 F9 1-2 2-3 3-H			0-0 F8		0-0 4-3		4 0 0 0 0 0 3		
U L Washington, S (1, 6) OBP: 0.326, SLG: 0.375	0-0 G3		0-0 F6			0-3 K			0-0 F6	4 0 0 0 0 1 1		
George Brett, L (1, 5) OBP: 0.388, SLG: 0.504	0-0 F8			0-3 K			0-0 F9		4-0 DI 1B BB	3 1 0 0 1 1 0		
Hal McRae, R (1, 10) OBP: 0.379, SLG: 0.540		0-0 F6		0-0 F9			0-0 F9		0-0 F3	4 0 0 0 0 0 1		
Willie Aikens, L (1, 3) OBP: 0.312, SLG: 0.367 Bud Black, L (9, PR)		0-3 K		0-3 K			4-0 BB		0-0 WP 1-H 1B	3 0 1 1 1 2 0 0 0 0 0 0 0 0		
Steve Hammond, L (1, 9) OBP: 0.297, SLG: 0.444		0-3 K			0-3 K		0-0 F5		0-3 K 1-3	4 0 0 0 0 3 2		
Jerry Martin, R (1, 7) OBP: 0.314, SLG: 0.381			0-0 E5 BB 1B WP		0-0 F9			0-3 K2-3		3 1 0 0 0 1 0	AB 30 R 2 H 3 RBI 1 BB 3 SO 9 LOB 7	
Don Slaught, R (1, 2) OBP: 0.364, SLG: 0.424			0-0 F9 BB 1-2 1B		0-3 K			0-0 F8		3 0 1 0 0 1 0		
Onix Concepcion, R (1, 4) OBP: 0.277, SLG: 0.315		4-0 BB BB BB	4-0 WP BB 1-2 2-3			0-0 F8		0-0 1B		2 0 1 0 1 0 0		
Inning Stats	R: 0 E: 0 K: 0 S: 3 H: 0 LOB: 0 BB: 0 P: 3	R: 0 E: 0 K: 2 S: 7 H: 0 LOB: 0 BB: 0 P: 7	R: 1 E: 1 K: 0 S: 4 H: 1 LOB: 1 BB: 1 P: 8	R: 0 E: 0 K: 2 S: 7 H: 0 LOB: 0 BB: 0 P: 7	R: 0 E: 0 K: 2 S: 7 H: 0 LOB: 0 BB: 0 P: 7	R: 0 E: 0 K: 1 S: 5 H: 0 LOB: 0 BB: 0 P: 5	R: 0 E: 0 K: 0 S: 3 H: 0 LOB: 1 BB: 1 P: 7	R: 0 E: 0 K: 1 S: 6 H: 1 LOB: 1 BB: 0 P: 6	R: 1 E: 0 K: 1 S: 6 H: 1 LOB: 2 BB: 1 P: 10	1B: 3 2B: 0 3B: 0 HR: 0 SF: 0 SAC: 0 DP: 0 HBP: 0	WP: 3 PB: 0 SB: 0 CS: 0 PA: 33	
PITCHER Rick Sutcliffe, R (1, 1) ERA: 2.87 Dan Spillner, R (9, 1) ERA: 2.31	IP WLS BF H R ER SO BB IBB HBP BLK WP HR S P ERA WHIP	8.2 W 32 3 2 1 8 3 0 0 0 1 0 45 57 1.04 0.692	0.1 S 1 0 0 0 1 0 0 0 0 1 0 3 3 0.00 0.000	PITCHER IP WLS BF H R ER SO BB IBB HBP BLK WP HR S P ERA WHIP								

Kansas City Royals @ Cleveland Indians
Cleveland Municipal Stadium, Cleveland, OH

Wed Jul 28 1982, 7:05 PM EDT
Att: 9,868 - Unknown - 74 F

livebaseballscorecards.com

Batter	1	2	3	4	5	6	7	8	9	AB	R	H	RBI	BB	SO	LOB
Larry Milbourne, S OBP: 0.264, SLG: 0.315 (1, 4)	0-0 F9 SF8 2B		0-0 4-3	0-0 F7		0-3 K				4	1	1	0	0	1	3
Toby Harrah, R OBP: 0.419, SLG: 0.542 (1, 5)	0-0 F9 2-3		0-0 6-3	0-0 F7				0-0 6-3		4	0	0	0	0	0	4
Mike Hargrove, L OBP: 0.377, SLG: 0.311 (1, 3)	0-0 SF8 3-H		0-0 1B 1B		0-0 4-3			0-0 F8		3	0	1	1	0	0	0
Andre Thornton, R OBP: 0.415, SLG: 0.529 (1, 10)	0-0 1B		0-0 1B 1-2		0-0 5-3			4-0 CS BB		3	0	2	0	1	0	0
Chris Bando, S OBP: 0.318, SLG: 0.316 (1, 2)	0-0 L9		0-0 4-3		0-0 6-3			0-0 CS 1-2	0-0 1B 3B	4	1	1	0	0	0	3
Rod Craig, S OBP: 0.237, SLG: 0.222 (1, 7)		0-0 1-3		0-0 F8		0-0 G3		0-0 S 1B		4	0	1	1	0	0	0
Rick Manning, L OBP: 0.335, SLG: 0.351 (1, 8)		0-0 G3		0-0 E6 1B 1B		0-0 HR 1B		0-0 F8 1-2		4	1	1	0	0	0	1
Carmen Castillo, R OBP: 0.360, SLG: 0.458 (1, 9)		0-0 1B		0-0 1B 1-2 1B		0-0 HR 1-H		0-3 K		4	1	3	2	0	1	1
Mike Fischlin, R OBP: 0.377, SLG: 0.331 (1, 6)		0-0 5-3		0-0 1-2 2-3 1B		0-0 F9		0-0 6-3		4	0	1	0	0	0	2

Inning Stats	R: 1	H: 2	E: 0	K: 0	S: 5	H: 2	LOB: 1	BB: 0	P: 5	R: 0	H: 1	E: 0	K: 0	S: 4	H: 2	LOB: 1	BB: 0	P: 4	R: 0	H: 2	E: 0	K: 0	S: 5	H: 2	LOB: 2	BB: 0	P: 5	R: 0	H: 2	E: 1	K: 0	S: 6	H: 2	LOB: 3	BB: 0	P: 6	R: 0	H: 0	E: 0	K: 0	S: 3	H: 2	LOB: 0	BB: 0	P: 3	R: 2	H: 2	E: 0	K: 1	S: 7	H: 2	LOB: 0	BB: 0	P: 7	R: 0	H: 0	E: 0	K: 0	S: 2	H: 0	LOB: 0	BB: 1	P: 6	R: 1	H: 2	E: 0	K: 1	S: 7	H: 2	LOB: 1	BB: 0	P: 7	1B: 8	SF: 1	2B: 1	SAC: 0	3B: 1	DP: 0	HR: 1	HBP: 0	WP: 0	PB: 0	SB: 1	CS: 1	PA: 37
--------------	------	------	------	------	------	------	--------	-------	------	------	------	------	------	------	------	--------	-------	------	------	------	------	------	------	------	--------	-------	------	------	------	------	------	------	------	--------	-------	------	------	------	------	------	------	------	--------	-------	------	------	------	------	------	------	------	--------	-------	------	------	------	------	------	------	------	--------	-------	------	------	------	------	------	------	------	--------	-------	------	-------	-------	-------	--------	-------	-------	-------	--------	-------	-------	-------	-------	--------


PITCHER	IP	WLS	BF	H	R	ER	SO	BB	IBB	HBP	BLK	WP	HR	S	P	ERA	WHIP
Paul Splittorf, L ERA: 3.43 (1, 1)	0.1		2	1	1	1	0	0	0	0	0	0	0	2	2	27.00	3.000
Bill Castro, R ERA: 2.52 (1, 1)	5.2	L	26	8	2	2	1	0	0	0	0	0	1	28	28	3.18	1.412
Don Hood, L ERA: 2.93 (7, 1)	2.0		8	2	1	1	1	1	0	0	0	0	0	9	13	4.50	1.500

BOTTOM

Kansas City Royals @ Cleveland Indians
Cleveland Municipal Stadium, Cleveland, OH

Wed Jul 28 1982, 7:05 PM EDT
Att. 9,868 - Unknown - 74 F

AB	34
R	4
H	11
RBI	4
BB	1
SO	2
LOB	14



WP	HR	S	P	ERA	WHIP
0	0	0	0	3.18	1.412
0	0	0	0	4.50	1.500

Batter	1	2	3	4	5	6	7	8	9	AB R H RBI BB SO LOB	TOP											
Lenn Sakata, R (1, 4) OBP: 0.322, SLG: 0.353 Terry Crowley, L (9, PH) OBP: 0.380, SLG: 0.349	0-0 F3		0-0 1B 2B		0-0 1-3 2B		0-0 F8		0-0 3-1	4 0 2 0 0 0 1 1 0 0 0 0 0 0												
Dan Ford, R (1, 9) OBP: 0.281, SLG: 0.381	0-0 F9		0-0 G4-6-3 1B		4-0 BB		0-0 F9		0-3 K	4 0 1 0 1 1 1												
Ken Singleton, S (1, 10) OBP: 0.374, SLG: 0.387	0-3 K		0-0 G4-6-3 1-2f		0-0 4-3		4-0 BB		0-0 6-3	4 0 0 0 1 1 5												
Eddie Murray, S (1, 3) OBP: 0.379, SLG: 0.510		0-0 5-3		0-3 K		0-0 L4		0-0 F9		4 0 0 0 0 1 2												
John Lowenstein, L (1, 7) OBP: 0.411, SLG: 0.644		0-0 2B		0-3 K		4-0 BB		0-0 1B		3 1 2 0 1 1 0												
Cal Ripken Jr., R (1, 6) OBP: 0.316, SLG: 0.484		0-0 5-3		0-0 5-3		0-0 F9		0-0 FC3-4-6 1B		4 0 0 0 0 0 3												
Joe Nolan, L (1, 2) OBP: 0.282, SLG: 0.389		0-0 P6			0-3 K	0-0 E3		0-0 1B		4 0 1 0 0 1 1												
Gary Roenicke, R (1, 8) OBP: 0.389, SLG: 0.532			0-0 HR		4-0 2B BB	0-0 F2		0-0 L5		3 1 1 1 1 0 3												
Rich Dauer, R (1, 5) OBP: 0.332, SLG: 0.372			0-0 5-3		0-0 F7		0-0 2B	0-0 F9		4 0 1 0 0 0 3												
Inning Stats	R: 0 E: 0 K: 1 S: 5	H: 0 LOB: 0 BB: 0 P: 5	R: 0 E: 0 K: 0 S: 4	H: 1 LOB: 1 BB: 0 P: 4	R: 1 E: 0 K: 0 S: 5	H: 3 LOB: 1 BB: 0 P: 5	R: 0 E: 0 K: 2 S: 7	H: 0 LOB: 0 BB: 0 P: 7	R: 0 E: 0 K: 1 S: 6	H: 1 LOB: 3 BB: 2 P: 14	R: 1 E: 1 K: 0 S: 4	H: 0 LOB: 1 BB: 1 P: 8	R: 0 E: 0 K: 0 S: 4	H: 1 LOB: 2 BB: 1 P: 8	R: 0 E: 0 K: 0 S: 5	H: 2 LOB: 2 BB: 0 P: 5	R: 0 E: 0 K: 1 S: 5	H: 0 LOB: 0 BB: 0 P: 5	1B: 3 2B: 4 3B: 0 HR: 1	SF: 0 SAC: 0 DP: 1 HBP: 0	WP: 0 PB: 0 SB: 1 CS: 0	PA: 39
PITCHER	IP WLS BF H R ER SO BB IBB HBP BLK WP HR S P ERA WHIP																					
Derek Botelho, R (1, 1) ERA: 3.86	5.0 W 21 5 1 1 4 2 0 0 0 0 0 1 27 35 1.80 1.400																					
Mike Armstrong, R (6, 1) ERA: 1.99	3.0 15 3 1 0 0 2 0 0 0 0 0 0 13 21 0.00 1.667																					
Dan Quisenberry, R (9, 1) ERA: 3.18	1.0 3 0 0 0 0 1 0 0 0 0 0 0 5 5 0.00 0.000																					

Baltimore Orioles @ Kansas City Royals
Royals Stadium, Kansas City, MO
 Thu Jul 29 1982, 8:05 PM EDT
 Att. 36,217 - Unknown

livebaseballscorecards.com

AB	35
R	2
H	8
RBI	1
BB	4
SO	5
LOB	19



Batter	1	2	3	4	5	6	7	8	9	AB	R	H	RBI	BB	SO	LOB
Willie Wilson, S OBP: 0.366, SLG: 0.461 (1, 7)	0-3 K	0-0 1-2 1B			0-3 K		0-0 FC3-6 2B			4	1	1	0	0	2	1
U L Washington, S OBP: 0.324, SLG: 0.373 (1, 6)	0-0 F7	0-0 G5-3			0-0 FC4-6 1B		0-0 F7			4	0	1	0	0	0	3
George Brett, L OBP: 0.387, SLG: 0.500 (1, 5)	0-0 F7		0-0 F8		0-0 FC4-6 1B		4-0 2B IBB			3	1	0	0	1	0	1
Hal McRae, R OBP: 0.383, SLG: 0.544 (1, 10)		0-0 HR 1B	4-0 BB		0-0 FC4-6		0-0 1B 2B			3	2	2	2	1	0	1
Willie Aikens, L OBP: 0.314, SLG: 0.380 (1, 3)		0-0 HR	0-0 F7			0-0 F8		0-0 1B		4	1	2	3	0	0	1
Steve Hammond, L OBP: 0.317, SLG: 0.450 (1, 9)		0-0 3B 1B	0-0 L6			0-0 FC6-4 1B		0-0 1-3		4	1	2	0	0	0	2
Frank White, R OBP: 0.334, SLG: 0.484 (1, 4)		0-0 SF8 3B		0-3 K		0-0 F9		0-0 4-3		4	1	1	1	0	1	1
Cesar Geronimo, L OBP: 0.328, SLG: 0.516 (1, 8)		0-0 SF8		0-0 F7		0-0 FC6-4		0-0 3-1		3	0	0	1	0	0	1
Don Slaught, R OBP: 0.371, SLG: 0.429 (1, 2)		0-0 G5-3 1B		0-0 P3			0-0 FC3-6 1B		0-0 4-3	4	0	2	0	0	0	0

Inning Stats	R: 0	H: 0	E: 0	K: 1	S: 5	LOB: 0	BB: 0	P: 5	R: 4	H: 6	E: 0	K: 0	S: 8	LOB: 1	BB: 0	P: 8	R: 0	H: 0	E: 0	K: 0	S: 3	LOB: 1	BB: 1	P: 7	R: 0	H: 0	E: 0	K: 1	S: 5	LOB: 0	BB: 0	P: 5	R: 0	H: 1	E: 0	K: 1	S: 6	LOB: 1	BB: 0	P: 6	R: 0	H: 1	E: 0	K: 0	S: 4	LOB: 1	BB: 0	P: 4	R: 3	H: 3	E: 0	K: 0	S: 6	LOB: 1	BB: 1	P: 10	R: 0	H: 0	E: 0	K: 0	S: 3	LOB: 0	BB: 0	P: 3	1B: 8	SF: 1	2B: 1	SAC: 0	3B: 1	DP: 1	HR: 1	HBP: 0	WP: 0	PA: 36
--------------	------	------	------	------	------	--------	-------	------	------	------	------	------	------	--------	-------	------	------	------	------	------	------	--------	-------	------	------	------	------	------	------	--------	-------	------	------	------	------	------	------	--------	-------	------	------	------	------	------	------	--------	-------	------	------	------	------	------	------	--------	-------	-------	------	------	------	------	------	--------	-------	------	-------	-------	-------	--------	-------	-------	-------	--------	-------	--------

PITCHER	IP	WLS	BF	H	R	ER	SO	BB	IBB	HBP	BLK	WP	HR	S	P	ERA	WHIP
Dennis Martinez, R ERA: 4.28 (1, 1)	1.1	L	9	5	4	4	1	0	0	0	0	0	1	11	11	27.00	3.750
Storm Davis, R ERA: 2.96 (2, 1)	5.1		23	6	3	3	2	1	1	0	0	0	0	25	33	5.06	1.312
Tim Stoddard, R ERA: 3.5 (7, 1)	1.1		4	0	0	0	0	0	0	0	0	0	0	4	4	0.00	0.000

BOTTOM

Baltimore Orioles @ Kansas City Royals
 Royals Stadium, Kansas City, MO
 Thu Jul 29 1982, 8:05 PM EDT
 Att. 36,217 - Unknown

AB	33
R	7
H	11
RBI	7
BB	2
SO	3
LOB	11



WP	HR	S	P	ERA	WHIP
0	0	0	0	0	0

Batter	1	2	3	4	5	6	7	8	9	AB R H RBI BB SO LOB	TOP
Al Bumbry, L (1, 8) OBP: 0.319, SLG: 0.324 Benny Ayala, R (8, PH) OBP: 0.311, SLG: 0.507 Jim Dwyer, L (8, 7) OBP: 0.388, SLG: 0.458	0-0 		0-0 		0-0 			0-0 		3 0 1 0 0 0 2 1 0 0 0 0 0 1 0 0 0 0 0 0 0	Baltimore Orioles @ Kansas City Royals Royals Stadium, Kansas City, MO Fri Jul 30 1982, 8:05 PM EDT Att: 33,844 - Unknown
Rich Dauer, R (1, 5) OBP: 0.328, SLG: 0.369	0-3 		0-0 			0-0 		0-0 		3 0 0 1 0 1 1	
Dan Ford, R (1, 9) OBP: 0.278, SLG: 0.377	0-3 			0-3 		0-0 		0-0 		4 0 0 0 0 2 0	
Eddie Murray, S (1, 3) OBP: 0.375, SLG: 0.503		0-3 		0-0 		0-0 			0-0 	4 0 0 0 0 1 0	
Cal Ripken Jr., R (1, 6) OBP: 0.315, SLG: 0.480		0-0 		0-0 			0-0 		4-0 	3 1 0 0 1 0 0	
Gary Roenicke, R (1, 7) OBP: 0.389, SLG: 0.538 (8, 8) John Lowenstein, L (9, PH) OBP: 0.413, SLG: 0.646		0-0 			0-0 		0-0 	0-0 	0-0 	3 0 1 0 0 0 0 1 0 1 0 0 0 0	
Ken Singleton, S (1, 10) OBP: 0.373, SLG: 0.390		0-0 			0-0 		0-3 	0-0 	0-0 	3 0 1 1 0 1 1 1 0 0 0 0 0 1	
Lenn Sakata, R (1, 4) OBP: 0.323, SLG: 0.353 Terry Crowley, L (9, PH) OBP: 0.375, SLG: 0.344			0-0 			0-0 		0-0 	0-0 	3 1 1 0 0 0 1 1 0 0 0 0 0 1	
Rick Dempsey, R (1, 2) OBP: 0.316, SLG: 0.346			0-0 		4-0 		0-0 			2 1 1 1 1 0 0	
Inning Stats	R: 0 H: 0 E: 0 LOB: 0 K: 2 BB: 0 S: 7 P: 7	R: 0 H: 1 E: 0 LOB: 1 K: 1 BB: 0 S: 6 P: 6	R: 0 H: 1 E: 0 LOB: 1 K: 0 BB: 0 S: 4 P: 4	R: 0 H: 0 E: 0 LOB: 0 K: 1 BB: 0 S: 5 P: 5	R: 0 H: 1 E: 0 LOB: 2 K: 0 BB: 1 S: 4 P: 8	R: 0 H: 0 E: 0 LOB: 0 K: 0 BB: 0 S: 3 P: 3	R: 0 H: 0 E: 0 LOB: 0 K: 1 BB: 0 S: 5 P: 5	R: 2 H: 2 E: 0 LOB: 0 K: 0 BB: 0 S: 5 P: 5	R: 1 H: 1 E: 0 LOB: 1 K: 0 BB: 1 S: 4 P: 8	1B: 3 SF: 2 2B: 2 SAC: 0 3B: 1 DP: 0 HR: 0 HBP: 0	
PITCHER Larry Gura, L (1, 1) ERA: 4.32 Dan Quisenberry, R (9, 1) ERA: 3.16	IP WLS BF H R ER SO BB IBB HBP BLK WP HR S P ERA WHIP 8.1 W 32 5 3 3 5 2 0 0 0 0 0 0 40 48 3.24 0.840 0.2 S 3 1 0 0 0 0 0 0 0 0 0 0 3 3 0.00 1.500										

livebaseballscores.com

AB	31
R	3
H	6
RBI	3
BB	2
SO	5
LOB	7



Batter	1	2	3	4	5	6	7	8	9
Willie Wilson, S OBP: 0.367, SLG: 0.462 (1, 7)	0-0 E S 1B		0-0 1B 1B		0-0 F8		0-3 K		
U L Washington, S OBP: 0.327, SLG: 0.375 (1, 6)	0-3 K		0-0 1B 1B		0-0 F9		0-0 CS 1B		
George Brett, L OBP: 0.390, SLG: 0.506 (1, 5)	0-0 E3 1-4-3		0-0 1-2 2-H 1B		0-0 1B		0-0 CS 1-2	0-0 SH1-3 SF8 2B	
Hal McRae, R OBP: 0.380, SLG: 0.540 (1, 10)	0-0 L4-3		0-3 K		0-0 F9			0-0 SH1-3	
Willie Aikens, L OBP: 0.315, SLG: 0.377 (1, 3)		0-0 4-3	0-0 F8			4-0 FC3-6 BB		0-0 SF8	
Lee May, R OBP: 0.435, SLG: 0.610 (8, PH)									
Greg Pryor, R OBP: 0.348, SLG: 0.489 (9, 3)									
Steve Hammond, L OBP: 0.311, SLG: 0.432 (1, 9)		0-0 F7		0-0 1B SF9 1B		0-0 FC3-6		0-0 F9	
Frank White, R OBP: 0.334, SLG: 0.483 (1, 4)		0-0 F7		0-0 G3-6-1 1B		0-3 K			
Cesar Geronimo, L OBP: 0.329, SLG: 0.516 (1, 8)			0-0 FC4-6 1B		0-0 SF9		0-0 P6		
Don Slaught, R OBP: 0.356, SLG: 0.409 (1, 2)			0-0 FC4-6 1B		0-0 G3-6-1		0-0 F7		

AB	R	H	RBI	BB	SO	LOB
4	1	2	0	0	1	0
4	0	2	1	0	1	1
4	1	3	1	0	0	1
3	0	0	0	0	1	5
2	0	0	0	1	0	2
0	0	0	1	0	0	0
0	0	0	0	0	0	0
4	1	1	0	0	0	1
3	0	1	0	0	1	1
2	0	1	1	0	0	1
3	1	0	0	0	0	2


BOTTOM

Baltimore Orioles @ Kansas City Royals
Royals Stadium, Kansas City, MO

Fri Jul 30 1982, 8:05 PM EDT
 Att. 33,844 - Unknown

livebaseballscorecards.com

AB	29
R	4
H	10
RBI	4
BB	1
SO	4
LOB	14



Inning Stats	R: 0	H: 1	E: 1	LOB: 1	K: 1	S: 6	P: 6	R: 0	H: 0	E: 0	LOB: 0	K: 0	S: 3	R: 2	H: 4	E: 0	LOB: 2	K: 1	S: 9	R: 1	H: 2	E: 0	LOB: 0	K: 0	S: 4	R: 0	H: 1	E: 0	LOB: 1	K: 1	S: 5	R: 0	H: 0	E: 0	LOB: 1	K: 1	S: 5	R: 0	H: 1	E: 0	LOB: 0	K: 1	S: 5	R: 1	H: 1	E: 0	LOB: 0	K: 0	S: 4
PITCHER	IP	WLS	BF	H	R	ER	SO	BB	IBB	HBP	BLK	WP	HR	S	P	ERA	WHIP																																
Sammy Stewart, R ERA: 4.01 (1, 1)	7.1	L	31	10	4	4	4	1	0	0	0	0	0	38	42	4.91	1.500																																
Tippy Martinez, L ERA: 2.91 (8, 1)	0.2		2	0	0	0	0	0	0	0	0	0	0	2	2	0.00	0.000																																

WP	PA	ERA	WHIP
0	34		

Batter	1	2	3	4	5	6	7	8	9	AB R H RBI BB SO LOB	TOP											
Al Bumbry, L (1, 8) OBP: 0.316, SLG: 0.320	0-0 L5		0-0 F7		0-3 K			0-0 6-3		4 0 0 0 0 1 1												
Rich Dauer, R (1, 4) OBP: 0.327, SLG: 0.368	0-0 F8			0-0 F9		0-0 F8		0-0 1B 1B		4 0 1 0 0 0 0												
Cal Ripken Jr., R (1, 6) OBP: 0.312, SLG: 0.475	0-3 K			0-3 K		0-0 6-3		0-0 F9		4 0 0 0 0 2 1												
Eddie Murray, S (1, 3) OBP: 0.379, SLG: 0.507		0-3 K		0-0 1B BB		0-0 1B		0-0 1B FC5-4		4 0 3 0 0 1 0												
Gary Roenicke, R (1, 7) OBP: 0.390, SLG: 0.534		4-0 BB FC4-6 BB		4-0 BB 1-2 BB		0-0 F5		0-0 FC5-4		2 0 0 0 2 0 3												
Dan Ford, R (1, 9) OBP: 0.275, SLG: 0.372		0-0 FC4-6 1-2f		0-0 F9			0-0 5-3		0-0 6-3	4 0 0 0 0 0 3												
Ken Singleton, S (1, 10) OBP: 0.372, SLG: 0.388		0-0 F9			0-0 1B		0-0 6-3		0-0 6-3	4 0 1 0 0 0 1												
Rick Dempsey, R (1, 2) OBP: 0.323, SLG: 0.355			0-0 CS 1B		0-0 F3		4-0 BB FC6-4		0-0 2B	3 0 2 0 1 0 1												
Floyd Rayford, R (1, 5) OBP: 0.213, SLG: 0.349			0-0 F8		0-0 F8		0-0 FC6-4		0-0 F9	3 0 0 0 0 0 3												
Benny Ayala, R (9, PH) OBP: 0.307, SLG: 0.500			1-2				1-2f			1 0 0 0 0 0 1												
Inning Stats	R: 0 E: 0 K: 1 S: 5	H: 0 LOB: 0 BB: 0 P: 5	R: 0 E: 0 K: 1 S: 5	H: 0 LOB: 1 BB: 1 P: 9	R: 0 E: 0 K: 0 S: 3	H: 1 LOB: 0 BB: 0 P: 3	R: 0 E: 0 K: 1 S: 6	H: 1 LOB: 2 BB: 1 P: 10	R: 0 E: 0 K: 1 S: 6	H: 1 LOB: 1 BB: 0 P: 6	R: 0 E: 0 K: 0 S: 4	H: 1 LOB: 1 BB: 0 P: 4	R: 0 E: 0 K: 0 S: 3	H: 0 LOB: 1 BB: 1 P: 7	R: 0 E: 0 K: 0 S: 5	H: 2 LOB: 2 BB: 0 P: 5	R: 0 E: 0 K: 0 S: 4	H: 1 LOB: 1 BB: 0 P: 4	1B: 6 2B: 1 3B: 0 HR: 0	SF: 0 SAC: 0 DP: 0 HBP: 0	WP: 0 PB: 0 SB: 0 CS: 1	PA: 36
PITCHER Vida Blue, L (1, 1) ERA: 3.81	IP: 9.0 WLS: W BF: 36 H: 7 R: 0 ER: 0 SO: 4 BB: 3 IBB: 0 HBP: 0 BLK: 0 WP: 0 HR: 0 S: 41 P: 53 ERA: 0.00 WHIP: 1.111																				PITCHER IP: WLS: BF: H: R: ER: SO: BB: IBB: HBP: BLK: WP: HR: S: P: ERA: WHIP:	

Baltimore Orioles @ Kansas City Royals
Royals Stadium, Kansas City, MO
 Sat Jul 31 1982, 8:05 PM EDT
 Att: 40,771 - Unknown

livebaseballscorecards.com

AB	33
R	0
H	7
RBI	0
BB	3
SO	4
LOB	14



Batter	1	2	3	4	5	6	7	8	9
Willie Wilson, S OBP: 0.366, SLG: 0.459 (1, 7)	0-0 6-3		0-0 F3		0-0 FC4-6 1B		0-0 P4		
U L Washington, S OBP: 0.326, SLG: 0.373 (1, 6)	0-0 P6		0-0 1B 1B		0-0 FC4-6 1-2f 3-H		0-0 5-3		
George Brett, L OBP: 0.389, SLG: 0.503 (1, 5)	0-0 BB 1B		0-3 K		0-3 K		0-3 K		
Amos Otis, R OBP: 0.352, SLG: 0.454 (1, 8)	4-0 1-2 FC6-4 BB		0-0 2-H 1B		0-0 6-3		0-0 5-3		
Hal McRae, R OBP: 0.381, SLG: 0.538 (1, 10)	0-0 1-2f FC6-4		0-0 F7		0-0 1B		4-0 BB BB BB FC5-4 BB		
Lee May, R OBP: 0.411, SLG: 0.571 (1, 3)		0-0 F7		0-0 5-3		0-0 L4		0-0 FC5-4 1-2f	
Greg Pryor, R OBP: 0.348, SLG: 0.489 (9, 3)									
Jerry Martin, R OBP: 0.314, SLG: 0.380 (1, 9)		0-0 1-6-3		0-0 4-3		0-0 FC6-4 1B			
Frank White, R OBP: 0.334, SLG: 0.481 (1, 4)		0-0 1B		0-0 1-3		0-0 FC6-4 1-2f			
Don Slaught, R OBP: 0.355, SLG: 0.397 (1, 2)		0-0 F9			4-0 1B FC4-6 BB		0-0 F8		

Inning Stats	R: 0	H: 1	E: 0	LOB: 2	K: 0	BB: 1	S: 4	P: 8
	R: 0	H: 1	E: 0	LOB: 1	K: 0	BB: 0	S: 4	P: 4
	R: 1	H: 2	E: 0	LOB: 1	K: 1	BB: 0	S: 7	P: 7
	R: 0	H: 0	E: 0	LOB: 0	K: 0	BB: 0	S: 3	P: 3
	R: 1	H: 1	E: 0	LOB: 1	K: 1	BB: 1	S: 6	P: 10
	R: 0	H: 2	E: 0	LOB: 1	K: 0	BB: 0	S: 4	P: 4
	R: 0	H: 0	E: 0	LOB: 0	K: 0	BB: 0	S: 3	P: 3
	R: 0	H: 0	E: 0	LOB: 1	K: 1	BB: 1	S: 5	P: 9

PITCHER	IP	WLS	BF	H	R	ER	SO	BB	IBB	HBP	BLK	WP	HR	S	P	ERA	WHIP
Mike Flanagan, L ERA: 3.72 (1, 1)	8.0	L	33	7	2	2	3	3	0	0	0	0	0	36	48	2.25	1.250

AB R H RBI BB SO LOB

4	0	1	0	0	0	0
4	1	1	1	0	0	1
4	0	1	0	0	3	2
3	0	1	1	1	0	1
3	0	1	0	1	0	3
4	0	0	0	0	0	1
0	0	0	0	0	0	0
3	0	1	0	0	0	0
3	0	1	0	0	0	1
2	1	0	0	1	0	1

AB	R	H	RBI	BB	SO	LOB
30	2	7	2	3	3	10

WP	PA	ERA	WHIP
0	33		

Baltimore Orioles @ Kansas City Royals
 Royals Stadium, Kansas City, MO
 Sat Jul 31 1982, 8:05 PM EDT
 Att. 40,771 - Unknown

livebaseballscores.com

AB	R	H	RBI	BB	SO	LOB
30	2	7	2	3	3	10



Batter	1	2	3	4	5	6	7	8	9	AB R H RBI BB SO LOB	TOP					
Al Bumbry, L (1, 8) OBP: 0.315, SLG: 0.319	0-0 FC3-6 S 1B		0-0 B2	0-0 CS	0-0 6-3	0-0 4-3			0-0 4-3	5 0 1 0 0 0 3						
Rich Dauer, R (1, 5) OBP: 0.324, SLG: 0.364	0-0 F9 1-2		0-0 4-3	3-H	0-0 F7			0-0 5-3		4 0 0 0 0 0 2						
Ken Singleton, S (1, 10) OBP: 0.373, SLG: 0.386	4-0 FC3-6 BB		4-0 BB		0-0 E6 FC5-4			0-0 3-1		2 0 0 0 2 0 0						
Eddie Murray, S (1, 3) OBP: 0.375, SLG: 0.500	0-0 FC3-6 FC5-4 1-2f 2-3		0-0 P6		0-0 FC5-4 1-2f			0-0 4-3		4 0 0 0 0 0 5						
John Lowenstein, L (1, 7) OBP: 0.413, SLG: 0.646	0-0 FC5-4 1-2f			0-0 B1		0-0 1B FC3-2-5 1B		0-0 G6-4-3 1B		0 0 0 0 0 0 0 4 0 2 0 0 0 2						
Gary Roenicke, R (1, PH) OBP: 0.392, SLG: 0.533																
Cal Ripken Jr., R (1, 6) OBP: 0.314, SLG: 0.483		0-0 P4		0-0 HR		0-0 1B FC3-2-5 1B		0-0 G6-4-3 1-2f		4 2 2 1 0 0 1						
Jim Dwyer, L (1, 9) OBP: 0.371, SLG: 0.434		0-0 F9		0-0 L4		0-0 FC3-2-5 FC5 1B		0-0 F7		4 0 0 0 0 0 2						
Lenn Sakata, R (1, 4) OBP: 0.327, SLG: 0.357		0-0 1-3		0-0 1B CS 1B		0-0 FC5 1B										
Terry Crowley, L (9, PH) OBP: 0.370, SLG: 0.338						0-0 FC5			0-0 F7	3 0 2 1 0 0 0 1 0 0 0 0 0 0						
Rick Dempsey, R (1, 2) OBP: 0.327, SLG: 0.364			0-0 4-3 2B	0-0 1-3 1B		0-0 FC5			0-0 4-3	3 0 2 0 0 0 2 1 0 0 0 0 0 0						
Joe Nolan, L (9, PH) OBP: 0.280, SLG: 0.386						0-0 FC5 1-2 2-3f										
Inning Stats	R: 0 H: 1 E: 0 LOB: 2 K: 0 BB: 1 S: 4 P: 8	R: 0 H: 0 E: 0 LOB: 0 K: 0 BB: 0 S: 3 P: 3	R: 0 H: 1 E: 0 LOB: 2 K: 0 BB: 1 S: 4 P: 8	R: 1 H: 3 E: 0 LOB: 1 K: 0 BB: 0 S: 5 P: 5	R: 0 H: 0 E: 1 LOB: 1 K: 0 BB: 0 S: 4 P: 4	R: 1 H: 3 E: 0 LOB: 2 K: 0 BB: 0 S: 6 P: 6	R: 0 H: 0 E: 0 LOB: 0 K: 0 BB: 0 S: 3 P: 3	R: 0 H: 1 E: 0 LOB: 0 K: 0 BB: 0 S: 3 P: 3	R: 0 H: 0 E: 0 LOB: 0 K: 0 BB: 0 S: 3 P: 3	1B: 7 SF: 0 2B: 1 SAC: 0 3B: 0 DP: 1 HR: 1 HBP: 0	WP: 0 PA: 38 PB: 0 SB: 1 CS: 1					
PITCHER	IP WLS BF H R ER SO BB IBB HBP BLK WP HR S P ERA WHIP											PITCHER	IP WLS BF H R ER SO BB IBB HBP BLK WP HR S P ERA WHIP			
Dave Frost, R (1, 1) ERA: 4.71	0.2															
Don Hood, L (1, 1) ERA: 3.06	4.2	22	7	2	2	0	1	0	0	0	0	1	21	25	3.86	1.714
Bill Castro, R (6, 1) ERA: 2.28	2.2	W	8	1	0	0	0	0	0	0	0	0	8	8	0.00	0.375
Dan Quisenberry, R (9, 1) ERA: 3.12	1.0	S	3	0	0	0	0	0	0	0	0	0	3	3	0.00	0.000

Baltimore Orioles @ Kansas City Royals
Royals Stadium, Kansas City, MO
 Sun Aug 01 1982, 4:33 AM EDT
 Att: 30,280 - Unknown

livebaseballscorecards.com

AB 35
R 2
H 9
RBI 2
BB 2
SO 0
LOB 17



Batter	1	2	3	4	5	6	7	8	9
Willie Wilson, S OBP: 0.369, SLG: 0.464 (1, 7)	0-0 1B		0-0 2B		0-0 1B		0-0 1-3	0-0 F7	
U L Washington, S OBP: 0.328, SLG: 0.370 (1, 6)	0-0 P6		0-0 P6		0-0 1B		4-0 BB	0-3 K	
George Brett, L OBP: 0.385, SLG: 0.497 (1, 5)	0-0 F8		0-0 F9		0-0 F7		0-0 F2		
Amos Otis, R OBP: 0.353, SLG: 0.454 (1, 8)	0-0 4-3			0-0 1B	0-0 F9			0-0 1B	
Hal McRae, R OBP: 0.380, SLG: 0.538 (1, 10)		0-0 1-3		0-0 F8		0-0 F9		0-0 1B	
Willie Aikens, L OBP: 0.318, SLG: 0.378 (1, 3)		0-0 E4		4-0 BB		0-0 WP		0-0 1B	
Lee May, R OBP: 0.419, SLG: 0.578 (8, PH)				1-2 BB				2-3 3-H	
Greg Pryor, R OBP: 0.348, SLG: 0.489 (9, 3)									
Jerry Martin, R OBP: 0.313, SLG: 0.379 (1, 9)		0-0 F9		0-3 K		0-0 F2		0-0 1B	
Frank White, R OBP: 0.330, SLG: 0.477 (1, 4)		0-0 P4		0-0 F8		0-0 P4		0-0 SF9	
Jamie Quirk, L OBP: 0.260, SLG: 0.271 (1, 2)			0-0 4-3		0-0 1-3		0-0 4-3	0-0 1B	
Steve Hammond, L OBP: 0.326, SLG: 0.444 (8, PH)									
Don Slaught, R OBP: 0.355, SLG: 0.397 (9, 2)									

Inning Stats	R: 0	H: 1	E: 0	K: 0	S: 4	R: 0	H: 0	E: 1	K: 0	S: 4	R: 0	H: 1	E: 0	K: 0	S: 4	R: 0	H: 1	E: 0	K: 1	S: 6	R: 0	H: 2	E: 0	K: 0	S: 5	R: 0	H: 1	E: 0	K: 0	S: 4	R: 0	H: 0	E: 0	K: 0	S: 3	R: 4	H: 5	E: 0	K: 1	S: 10
	LOB: 1	BB: 0	P: 4	LOB: 1	BB: 0	P: 4	LOB: 2	BB: 1	P: 10	LOB: 2	BB: 0	P: 5	LOB: 1	BB: 0	P: 4	LOB: 1	BB: 1	P: 7	LOB: 1	BB: 0	P: 10	LOB: 1	BB: 0	P: 10	LOB: 1	BB: 0	P: 10	LOB: 1	BB: 0	P: 10	LOB: 1	BB: 0	P: 10	LOB: 1	BB: 0	P: 10	LOB: 1	BB: 0	P: 10	

PITCHER										PITCHER																													
IP	WLS	BF	H	R	ER	SO	BB	IBB	HBP	BLK	WP	HR	S	P	ERA	WHIP	IP	WLS	BF	H	R	ER	SO	BB	IBB	HBP	BLK	WP	HR	S	P	ERA	WHIP						
Jim Palmer, R ERA: 4.02 (1, 1)	7.0		32	8	2	2	1	2	0	0	1	0	32	40	2.57	1.429																							
Tippy Martinez, L ERA: 3.22 (8, 1)	0.0	L	2	2	0	0	0	0	0	0	0	0	2	2	∞	∞																							
Tim Stoddard, R ERA: 3.42 (8, 1)	1.0		4	1	2	2	1	0	0	0	0	0	6	6	18.00	1.000																							

BOTTOM

Baltimore Orioles @ Kansas City Royals
 Royals Stadium, Kansas City, MO
 Sun Aug 01 1982, 4:33 AM EDT
 Att. 30,280 - Unknown

livebaseballscores.com

AB	35
R	4
H	11
RBI	4
BB	2
SO	2
LOB	21



1B: 9	SF: 1	WP: 1	PA: 38
2B: 2	SAC: 0	PB: 0	
3B: 0	DP: 0	SB: 2	
HR: 0	HBP: 0	CS: 0	

Batter	1	2	3	4	5	6	7	8	9	10	AB R H RBI BB SO LOB	TOP												
Lou Whitaker, L (1, 4) OBP: 0.338, SLG: 0.408	0-0 4-3		0-0 6-3		0-0 1B 1-3 1B		0-0 1-2 1B		0-0 2B		5 0 3 1 0 0 0	Detroit Tigers @ Kansas City Royals Royals Stadium, Kansas City, MO Mon Aug 02 1982, 8:05 PM EDT Att: 36,725 - Unknown - 94 F												
Tom Brookens, R (1, 5) OBP: 0.319, SLG: 0.370	0-3 K		0-0 1-3		0-0 1-3 3-H 1B		0-0 4-3		0-0 3-H 4-3		5 0 1 1 0 1 3													
Larry Herndon, R (1, 7) OBP: 0.329, SLG: 0.505	0-0 1B			0-0 5-3	0-3 K			0-0 HR		0-0 4-3	5 1 2 1 0 1 1													
Lance Parrish, R (1, 2) OBP: 0.367, SLG: 0.548	0-3 K			0-0 FC5-4 2B 1B		0-0 G6-3 1B		0-0 6-3		0-0 F8	5 1 2 0 0 1 1													
John Wockenfuss, R (1, 10) OBP: 0.367, SLG: 0.383		0-0 F7		4-0 FC5-4 1-2 BB		0-3 K		0-0 4-3		0-0 F8	2 0 0 0 1 1 1 2 0 0 0 0 0 0													
Richie Hebner, L (8, PH) OBP: 0.354, SLG: 0.407																								
Enos Cabell, R (1, 3) OBP: 0.284, SLG: 0.337		0-0 P4		0-0 FC5-4 1-2 2-3 2B		0-0 G6-3 1-2		0-0 5-3			4 1 0 0 0 0 3													
Chet Lemon, R (1, 9) OBP: 0.353, SLG: 0.365		0-0 E6 1B		0-0 1-H 3-H 2B			0-0 5-3		0-0 CS BB 1B		4 0 3 2 0 0 0													
Glenn Wilson, R (1, 8) OBP: 0.333, SLG: 0.378					0-0 FC6-4 1B		0-0 1B 1B		4-0 BB BB BB 4-3 CS 2B BB		3 0 2 0 0 0 1 0 1 0 0 1 0 0 0 0 0 0 0 0 0													
Jerry Turner, L (9, PH) OBP: 0.296, SLG: 0.380																								
Lynn Jones, R (9, 9) OBP: 0.255, SLG: 0.260		0-0 6-3																						
Alan Trammell, R (1, 6) OBP: 0.296, SLG: 0.351			0-0 P4		0-0 FC6-4 1B 1B		0-0 F8		0-0 1-3 2-3		3 1 0 0 0 0 2 1 0 0 0 0 0 2													
Rick Leach, L (9, PH) OBP: 0.311, SLG: 0.361																								
Inning Stats	R: 0 E: 0 K: 2 S: 8	H: 1 LOB: 1 BB: 0 P: 8	R: 0 E: 1 K: 0 S: 4	H: 1 LOB: 1 BB: 0 P: 4	R: 0 E: 0 K: 0 S: 3	H: 0 LOB: 0 BB: 0 P: 3	R: 2 E: 0 K: 0 S: 4	H: 2 LOB: 1 BB: 1 P: 8	R: 1 E: 0 K: 1 S: 7	H: 3 LOB: 1 BB: 0 P: 7	R: 0 E: 0 K: 1 S: 5	H: 1 LOB: 0 BB: 0 P: 5	R: 0 E: 0 K: 0 S: 5	H: 2 LOB: 2 BB: 0 P: 5	R: 1 E: 0 K: 0 S: 4	H: 1 LOB: 0 BB: 0 P: 4	R: 1 E: 0 K: 0 S: 4	H: 2 LOB: 1 BB: 1 P: 8	R: 0 E: 0 K: 0 S: 3	H: 0 LOB: 0 BB: 0 P: 3	1B: 10 2B: 2 3B: 0 HR: 1	SF: 0 SAC: 0 DP: 1 HBP: 0	WP: 0 PB: 0 SB: 0 CS: 2	PA: 41
PITCHER	IP WLS BF H R ER SO BB IBB HBP BLK WP HR S P ERA WHIP																							
Bud Black, L (1, 1) ERA: 4.66	5.0																							
Bill Castro, R (6, 1) ERA: 2.35	3.0																							
Dan Quisenberry, R (9, 1) ERA: 3.15	2.0	W																						

livebaseballscores.com

AB	39
R	5
H	13
RBI	5
BB	2
SO	4
LOB	14



Batter	1	2	3	4	5	6	7	8	9	AB R H RBI BB SO LOB	TOP
Lou Whitaker, L (1, 4) OBP: 0.344, SLG: 0.415	4-0 BB		4-0 BB G6-4-3		0-0 BB 1B		0-0 1B 3B		0-3 K	3 1 2 0 2 1 0	
Enos Cabell, R (1, 5) OBP: 0.286, SLG: 0.336	0-0 P6		0-0 BB G6-4-3		4-0 BB 1B G5-4-3		0-0 1B 1B		0-0 P4	4 1 1 1 1 0 3	
Larry Herndon, R (1, 7) OBP: 0.329, SLG: 0.503	0-0 F3		0-0 1B		0-0 F8		0-3 K			4 0 1 1 0 1 4	
Lance Parrish, R (1, 2) OBP: 0.366, SLG: 0.544	0-0 P6		0-0 5-3		0-0 G5-4-3		0-0 1B			4 0 1 1 0 0 4	
Richie Hebner, L (1, 10) OBP: 0.347, SLG: 0.398		0-0 F7		0-0 4-3		0-0 F8		0-0 F8		4 0 0 0 0 0 1	
Rick Leach, L (1, 3) OBP: 0.301, SLG: 0.348		0-0 F9		0-0 F7		0-0 F7		0-0 F9		4 0 0 0 0 0 0	
Chet Lemon, R (1, 9) OBP: 0.355, SLG: 0.378		0-0 5-3		0-0 HR		0-0 1B		0-3 K		4 1 2 1 0 1 0	
Glenn Wilson, R (1, 8) OBP: 0.339, SLG: 0.402			0-0 1B G6-4-3 1B		0-0 3B		0-0 1-3		0-0 3-1	4 1 2 0 0 0 1	
Alan Trammell, R (1, 6) OBP: 0.296, SLG: 0.350			0-0 1B G6-4-3 BB 1B		0-0 F5		0-0 P6		0-0 P4	4 1 1 0 0 0 1	
Inning Stats	R: 0 H: 0 E: 0 LOB: 1 K: 0 BB: 1 S: 3 P: 7	R: 0 H: 0 E: 0 LOB: 0 K: 0 BB: 0 S: 3 P: 3	R: 2 H: 3 E: 0 LOB: 1 K: 0 BB: 1 S: 5 P: 9	R: 1 H: 2 E: 0 LOB: 1 K: 0 BB: 0 S: 5 P: 5	R: 0 H: 1 E: 0 LOB: 1 K: 0 BB: 1 S: 3 P: 7	R: 0 H: 1 E: 0 LOB: 1 K: 0 BB: 0 S: 4 P: 4	R: 2 H: 3 E: 0 LOB: 1 K: 1 BB: 0 S: 8 P: 8	R: 0 H: 0 E: 0 LOB: 0 K: 1 BB: 0 S: 5 P: 5	R: 0 H: 0 E: 0 LOB: 0 K: 1 BB: 0 S: 5 P: 5	1B: 7 SF: 0 2B: 0 SAC: 0 3B: 2 DP: 2 HR: 1 HBP: 0	WP: 0 PA: 38 PB: 0 SB: 1 CS: 0
PITCHER Derek Botelho, R (1, 1) ERA: 4.5 Mike Armstrong, R (5, 1) ERA: 2.12	IP WLS BF H R ER SO BB IBB HBP BLK WP HR S P ERA WHIP	4.0 20 6 3 3 0 3 0 0 0 0 1 17 29 6.75 2.250	5.0 18 4 2 2 3 0 0 0 0 0 0 0 24 24 3.60 0.800	PITCHER IP WLS BF H R ER SO BB IBB HBP BLK WP HR S P ERA WHIP							

Detroit Tigers @ Kansas City Royals
Royals Stadium, Kansas City, MO

Tue Aug 03 1982, 8:05 PM EDT
Att. 27,264 - Unknown - 97 F

livebaseballscorecards.com

AB	35
R	5
H	10
RBI	4
BB	3
SO	3
LOB	14



Batter	1	2	3	4	5	6	7	8	9	AB R H RBI BB SO LOB
Willie Wilson, S OBP: 0.370, SLG: 0.464 (1, 7) X	0-0 HR 1B		0-0 F8		0-0 E 1B		0-0 E8 1B		0-0 F9	5 3 2 0 0 0 1
Frank White, R OBP: 0.341, SLG: 0.500 (1, 4) X	0-0 1-H HR		0-0 2B		0-0 E3 1-H		0-0 1B		0-0 1-H 3B	5 1 4 4 0 0 0
George Brett, L OBP: 0.380, SLG: 0.487 (1, 5) X	0-0 F7		0-0 F7		0-0 G3		0-0 4-3			4 0 0 0 0 0 3
Amos Otis, R OBP: 0.353, SLG: 0.457 (1, 8) X	0-0 L4			0-0 E8 F8		0-0 6-3		0-3 K		4 0 0 0 0 1 0
Hal McRae, R OBP: 0.379, SLG: 0.547 (1, 10) X	0-0 F8			0-0 6-3		0-0 HR		0-0 4-3		4 1 1 1 0 0 1
Willie Aikens, L OBP: 0.322, SLG: 0.389 (1, 3)		0-3 K		0-0 F8 2-3		0-0 4-3		0-0 1B		4 0 1 0 0 1 1
Jerry Martin, R OBP: 0.309, SLG: 0.373 (1, 9)		0-0 F9		0-3 K		0-0 F3		0-0 F3		4 0 0 0 0 1 2
Don Slaught, R OBP: 0.341, SLG: 0.390 (1, 2)		0-0 F8			0-0 1-3		0-0 L8		0-0 P5	4 0 0 0 0 0 0
Onix Concepcion, R OBP: 0.277, SLG: 0.314 (1, 6)			0-0 5-3		0-0 6-3		0-0 5-3		0-0 3B 1B	4 1 1 0 0 0 0
Inning Stats	R: 2 H: 2 E: 0 LOB: 0 K: 0 BB: 0 S: 5 P: 5	R: 0 H: 0 E: 0 LOB: 0 K: 1 BB: 0 S: 5 P: 5	R: 0 H: 1 E: 0 LOB: 1 K: 0 BB: 0 S: 4 P: 4	R: 0 H: 0 E: 1 LOB: 1 K: 1 BB: 0 S: 6 P: 6	R: 1 H: 1 E: 1 LOB: 1 K: 0 BB: 0 S: 5 P: 5	R: 1 H: 1 E: 0 LOB: 0 K: 0 BB: 0 S: 4 P: 4	R: 1 H: 1 E: 1 LOB: 1 K: 0 BB: 0 S: 5 P: 5	R: 0 H: 1 E: 0 LOB: 1 K: 1 BB: 0 S: 6 P: 6	R: 1 H: 2 E: 0 LOB: 1 K: 0 BB: 0 S: 4 P: 4	1B: 5 SF: 0 2B: 1 SAC: 0 3B: 1 DP: 0 HR: 2 HBP: 0

BOTTOM

Detroit Tigers @ Kansas City Royals
Royals Stadium, Kansas City, MO

Tue Aug 03 1982, 8:05 PM EDT
Att: 27,264 - Unknown - 97 F

livebaseballscorecards.com

AB	38
R	6
H	9
RBI	5
BB	0
SO	3
LOB	8



PITCHER	IP	WLS	BF	H	R	ER	SO	BB	IBB	HBP	BLK	WP	HR	S	P	ERA	WHIP
Pat Underwood, L ERA: 4.91 (1, 1)	8.2	L	38	9	6	4	3	0	0	0	0	0	2	44	44	4.15	1.038

WP: 0	PA: 38
PB: 0	
SB: 0	
CS: 0	

Batter	1	2	3	4	5	6	7	8	9	AB R H RBI BB SO LOB
Willie Wilson, S (1, 7) OBP: 0.371, SLG: 0.462 Cesar Geronimo, L (3, PR) OBP: 0.319, SLG: 0.500 (4, 7)	0-0 4-3		H 1-0		S 0-3			S 0-3		1 0 0 0 0 0 0
Frank White, R (1, 4) OBP: 0.337, SLG: 0.494	0-0 5-3		X 0-0			X 0-0		S 0-3		2 0 0 0 0 2 1
George Brett, L (1, 5) OBP: 0.378, SLG: 0.492	0-0 F8			X 0-0		X 0-0		X 0-0		4 0 0 0 0 1 1
Amos Otis, R (1, 8) OBP: 0.349, SLG: 0.452		X 0-0		X 0-0		S 0-3		X 0-0		4 1 1 1 0 0 0
Hal McRae, R (1, 10) OBP: 0.380, SLG: 0.545		X 0-0		X 0-0		X 0-0		X 0-0		4 0 0 0 0 1 0
Willie Aikens, L (1, 3) OBP: 0.321, SLG: 0.387		X 0-0		X 0-0		X 0-0		B 4-0		3 0 1 0 1 0 0
Steve Hammond, L (1, 9) OBP: 0.306, SLG: 0.417		X 0-0		X 0-0		X 0-0		X 0-0		4 0 1 0 0 1 2
Don Slaught, R (1, 2) OBP: 0.330, SLG: 0.375		X 0-0		X 0-0		X 0-0		X 0-0		3 0 0 0 0 1 1
Onix Concepcion, R (1, 6) OBP: 0.278, SLG: 0.314		X 0-0		X 0-0		X 0-0		X 0-0		3 0 1 0 0 0 0

Inning Stats	R: 0	H: 0	E: 0	K: 0	S: 3	P: 3	R: 0	H: 1	E: 0	K: 0	S: 4	P: 4	R: 0	H: 0	E: 0	K: 0	S: 3	R: 0	H: 1	E: 0	K: 0	S: 4	P: 4	R: 0	H: 1	E: 0	K: 1	S: 6	P: 6	R: 0	H: 0	E: 0	K: 1	S: 5	P: 5	R: 0	H: 0	E: 0	K: 2	S: 7	P: 7	R: 0	H: 0	E: 0	K: 1	S: 5	P: 5	R: 1	H: 1	E: 0	K: 1	S: 6	P: 10	1B: 3	SF: 0	2B: 0	SAC: 0	3B: 0	DP: 0	HR: 1	HBP: 1	WP: 0	PA: 33
--------------	------	------	------	------	------	------	------	------	------	------	------	------	------	------	------	------	------	------	------	------	------	------	------	------	------	------	------	------	------	------	------	------	------	------	------	------	------	------	------	------	------	------	------	------	------	------	------	------	------	------	------	------	-------	-------	-------	-------	--------	-------	-------	-------	--------	-------	--------

PITCHER	IP	WLS	BF	H	R	ER	SO	BB	IBB	HBP	BLK	WP	HR	S	P	ERA	WHIP	PITCHER	IP	WLS	BF	H	R	ER	SO	BB	IBB	HBP	BLK	WP	HR	S	P	ERA	WHIP														
Dan Petry, R (1, 1) ERA: 3.11	9.0	W	33	4	1	1	6	1	0	1	0	0	1	43	48	1.00	0.556																																

BOTTOM

Detroit Tigers @ Kansas City Royals
 Royals Stadium, Kansas City, MO
 Wed Aug 04 1982, 8:05 PM EDT
 Att: 26,340 - Unknown - 99 F

AB	31
R	1
H	4
RBI	1
BB	1
SO	6
LOB	5



WP: 0	PA: 33
PB: 0	SB: 0
CS: 0	

livebaseballscorecards.com

Batter	1	2	3	4	5	6	7	8	9	AB R H RBI BB SO LOB	TOP
Willie Wilson, S OBP: 0.374, SLG: 0.463 (1, 7) BB	4-0 S 1B BB	0-0 F7			0-0 BB 1B 1B		0-0 6-3		0-0 FC4-6 1B	4 1 2 0 1 0 1	
U L Washington, S OBP: 0.321, SLG: 0.358 (1, 6) SS	0-3 K 1-2		0-3 K		0-0 BB 1B		0-0 S 1B		0-0 FC4-6 1-2f	5 0 2 0 0 2 2	
George Brett, L OBP: 0.381, SLG: 0.506 (1, 5) X	0-0 L8		0-0 HR		4-0 1-2 2-3 BB		0-0 1-2 1B			3 1 2 1 1 0 1	
Hal McRae, R OBP: 0.379, SLG: 0.541 (1, 10) X	0-0 2-H 1B		0-0 F7		0-3 K		0-0 L9			4 0 1 1 0 1 5	
Willie Aikens, L OBP: 0.315, SLG: 0.379 (1, 3) SS	0-3 K		0-0 6-3		0-0 F8			0-0 F8		4 0 0 0 0 1 4	
Steve Hammond, L OBP: 0.286, SLG: 0.382 (1, 9) X		0-0 1B SF8 1B		0-0 L4		0-0 F6		0-0 6-3		4 1 1 0 0 0 0	
Frank White, R OBP: 0.332, SLG: 0.485 (1, 4) X		0-0 1-3 1B		0-0 F7		0-3 K		0-0 F9		4 0 1 0 0 1 0	
Cesar Geronimo, L OBP: 0.303, SLG: 0.471 (1, 8) X		0-0 F6		0-3 K		0-0 P1			0-0 F8	4 0 0 0 0 1 2	
Jamie Quirk, L OBP: 0.247, SLG: 0.260 (1, 2) X		0-0 SF8		0-3 K			0-3 K		0-3 K	3 0 0 1 0 3 0	
Inning Stats	R: 1 E: 0 K: 2 S: 8 H: 1 LOB: 1 BB: 1 P: 12	R: 1 E: 0 K: 0 S: 5 H: 2 LOB: 1 BB: 0 P: 5	R: 1 E: 0 K: 1 S: 6 H: 1 LOB: 0 BB: 0 P: 6	R: 0 E: 0 K: 1 S: 5 H: 0 LOB: 0 BB: 0 P: 5	R: 0 E: 0 K: 2 S: 9 H: 2 LOB: 3 BB: 1 P: 13	R: 0 E: 0 K: 1 S: 5 H: 0 LOB: 0 BB: 0 P: 5	R: 0 E: 0 K: 1 S: 7 H: 2 LOB: 2 BB: 0 P: 7	R: 0 E: 0 K: 0 S: 3 H: 0 LOB: 0 BB: 0 P: 3	R: 0 E: 0 K: 1 S: 6 H: 1 LOB: 1 BB: 0 P: 6	1B: 8 2B: 0 3B: 0 HR: 1 SF: 1 SAC: 0 DP: 0 HBP: 0	WP: 0 PB: 0 SB: 2 CS: 0 PA: 38
PITCHER Storm Davis, R ERA: 3.12 (1, 1)	IP: 4.1 WLS: L BF: 20 H: 6 R: 3 ER: 3 SO: 5 BB: 1 IBB: 0 HBP: 0 BLK: 0 WP: 0 HR: 1 S: 29 P: 33 ERA: 6.23 WHIP: 1.615										
Mike Boddicker, R ERA: (5, 1)	IP: 4.2 WLS: L BF: 18 H: 3 R: 0 ER: 0 SO: 4 BB: 1 IBB: 0 HBP: 0 BLK: 0 WP: 0 HR: 0 S: 25 P: 29 ERA: 0.00 WHIP: 0.857										

Kansas City Royals @ Baltimore Orioles
 Memorial Stadium, Baltimore, MD
 Fri Aug 06 1982, 7:05 PM EDT
 Unknown

livebaseballscorecards.com

AB	35
R	3
H	9
RBI	3
BB	2
SO	9
LOB	15



Batter	1	2	3	4	5	6	7	8	9	AB R H RBI BB SO LOB	TOP
Willie Wilson, S OBP: 0.370, SLG: 0.457 (1, 7) X	0-0 F9 ①		0-0 F9 ②		0-0 F8 ②		0-0 G3 ①			4 0 0 0 0 0 0	Kansas City Royals @ Baltimore Orioles Memorial Stadium, Baltimore, MD Fri Aug 06 1982, 7:05 PM EDT Att: 25,768 - Unknown livebaseballscorecards.com
U L Washington, S OBP: 0.328, SLG: 0.391 (1, 6) X	0-0 HR		0-0 1B		0-0 HR		0-0 4-3 ②			4 2 3 2 0 0 0	
Frank White, R OBP: 0.331, SLG: 0.486 (1, 4) X	0-0 F4 ②		0-0 F7 ③		0-0 2B		0-0 6-3 ③			4 0 1 0 0 0 1	
Amos Otis, R OBP: 0.342, SLG: 0.441 (1, 8) X	0-0 E5			0-3 K ①	0-0 6-3 ③			0-0 5-3 ①		4 0 0 0 0 1 1	
Hal McRae, R OBP: 0.377, SLG: 0.545 (1, 10) X	0-0 F8 ③			0-3 K ②		0-0 HR		0-0 F8 ②		4 1 1 1 0 1 1	
Lee May, R OBP: 0.405, SLG: 0.544 (1, 3) X		0-0 F6 ①		4-0 2B BB		0-3 K ①		0-0 1-3 ③		3 1 0 0 1 1 0	
George Brett, L OBP: 0.381, SLG: 0.506 (9, 5) X										0 0 0 0 0 0 0	
Jerry Martin, R OBP: 0.309, SLG: 0.377 (1, 9) X		0-0 5-3 ②		0-0 2B 1-H		0-0 F8 ②			0-0 F4 ①	4 0 1 1 0 0 0	
Greg Pryor, R OBP: 0.344, SLG: 0.478 (1, 5) (9, 3) X		0-0 F6 ③		0-0 F6 ③		0-0 1B			0-0 L5 ②	4 0 1 0 0 0 1	
Don Slaught, R OBP: 0.316, SLG: 0.349 (1, 2) X			0-0 5-3 ①		0-0 G3 ①	0-0 F7 ③			0-0 5-3 ③	4 0 0 0 0 0 1	
Inning Stats	R: 1 H: 1 E: 1 LOB: 1 K: 0 BB: 0 S: 5 P: 5	R: 0 H: 0 E: 0 LOB: 0 K: 0 BB: 0 S: 3 P: 3	R: 0 H: 1 E: 0 LOB: 1 K: 0 BB: 0 S: 4 P: 4	R: 1 H: 1 E: 0 LOB: 1 K: 2 BB: 1 S: 8 P: 12	R: 1 H: 2 E: 0 LOB: 1 K: 0 BB: 0 S: 5 P: 5	R: 1 H: 2 E: 0 LOB: 1 K: 1 BB: 0 S: 7 P: 7	R: 0 H: 0 E: 0 LOB: 0 K: 0 BB: 0 S: 3 P: 3	R: 0 H: 0 E: 0 LOB: 0 K: 0 BB: 0 S: 3 P: 3	R: 0 H: 0 E: 0 LOB: 0 K: 0 BB: 0 S: 3 P: 3	1B: 2 SF: 0 2B: 2 SAC: 0 3B: 0 DP: 0 HR: 3 HBP: 0	WP: 0 PA: 36 PB: 0 SB: 0 CS: 0
PITCHER Scott McGregor, L ERA: 3.99 (1, 1)	IP WLS BF H R ER SO BB IBB HBP BLK WP HR S P ERA WHIP										
	9.0 L 36 7 4 4 3 1 0 0 0 0 0 3 41 45 4.00 0.889										

Batter	1	2	3	4	5	6	7	8	9	AB R H RBI BB SO LOB	TOP																
Willie Wilson, S OBP: 0.373, SLG: 0.461 (1, 7) X	0-0 HR 1B	0-0 B1		0-0 F3			0-0 F7		0-0 2B 1B	5 2 2 0 0 0 3																	
U L Washington, S OBP: 0.327, SLG: 0.397 (1, 6) X	0-0 1-H HR	0-0 FC6-4			0-3 K		0-0 F7		0-0 2B 1B	5 2 2 2 0 1 2																	
George Brett, L OBP: 0.377, SLG: 0.506 (1, 5) X	0-0 F5		0-0 F9		0-0 6-3		0-0 1B 1B		0-0 F6	5 0 1 0 0 0 2																	
Amos Otis, R OBP: 0.343, SLG: 0.441 (1, 8) S S S	0-3 K		4-0 WP BB		0-0 5-3		0-0 1-3 1B		0-0 1-H 2-H 2B	4 0 2 2 1 1 0																	
Hal McRae, R OBP: 0.381, SLG: 0.549 (1, 10) X	0-0 2B		0-0 F4 1-2			0-0 HR 1B	0-0 F7		0-0 4-3	5 1 2 0 0 0 4																	
Lee May, R OBP: 0.390, SLG: 0.521 (1, 3) X	0-0 F8		0-0 F8			0-0 F9		0-0 3-1		3 0 0 0 0 0 3																	
Willie Aikens, L OBP: 0.316, SLG: 0.382 (8, PH) (8, 3) X										1 0 0 0 0 0 0																	
Jerry Martin, R OBP: 0.305, SLG: 0.380 (1, 9) S S S		0-3 K		0-3 K		0-0 1-H HR		0-0 F8		4 1 1 2 0 2 0																	
Frank White, R OBP: 0.330, SLG: 0.479 (1, 4) X		0-0 1B 1B		0-0 6-3		0-0 6-3		0-0 5-3		4 0 1 0 0 0 0																	
Don Slaught, R OBP: 0.324, SLG: 0.355 (1, 2) X		0-0 FC6-4 1B		0-0 1B		0-3 K		0-0 F9		3 0 2 0 0 1 0																	
Steve Hammond, L OBP: 0.281, SLG: 0.375 (9, PH) X										1 0 0 0 0 0 0																	
Jamie Quirk, L OBP: 0.247, SLG: 0.260 (9, 2) X										0 0 0 0 0 0 0																	
Inning Stats	R: 2 E: 0 K: 1 S: 8	H: 3 LOB: 1 BB: 0 P: 8	R: 0 E: 0 K: 1 S: 7	H: 2 LOB: 2 BB: 0 P: 7	R: 0 E: 0 K: 0 S: 3	H: 0 LOB: 1 BB: 1 P: 7	R: 0 E: 0 K: 1 S: 6	H: 1 LOB: 1 BB: 0 P: 6	R: 0 E: 0 K: 1 S: 5	H: 0 LOB: 0 BB: 0 P: 5	R: 2 E: 0 K: 1 S: 7	H: 2 LOB: 0 BB: 0 P: 7	R: 0 E: 0 K: 0 S: 5	H: 2 LOB: 2 BB: 0 P: 5	R: 0 E: 0 K: 0 S: 3	H: 0 LOB: 0 BB: 0 P: 3	R: 2 E: 0 K: 0 S: 6	H: 3 LOB: 1 BB: 0 P: 6	1B: 9 2B: 2 3B: 0 HR: 2	SF: 0 SAC: 0 DP: 0 HBP: 0	WP: 1 PB: 0 SB: 0 CS: 0	PA: 41					
PITCHER	IP WLS BF H R ER SO BB IBB HBP BLK WP HR S P ERA WHIP																										
Mike Flanagan, L ERA: 3.74 (1, 1)	5.1		25	8	4	4	4	1	0	0	0	1	2	32	36	6.75	1.688										
Sammy Stewart, R ERA: 4.14 (6, 1)	3.0		12	3	1	1	1	0	0	0	0	0	0	14	14	3.00	1.000										
Tippy Martinez, L ERA: 3.11 (9, 1)	0.1		2	1	0	0	0	0	0	0	0	0	0	2	2	0.00	3.000										
Tim Stoddard, R ERA: 3.28 (9, 1)	0.1	W	2	1	1	1	0	0	0	0	0	0	0	2	2	27.00	3.000										

Kansas City Royals @ Baltimore Orioles
Memorial Stadium, Baltimore, MD

Sun Aug 08 1982, 3:33 AM EDT
Att: 26,099 - Unknown

AB	40
R	6
H	13
RBI	6
BB	1
SO	5
LOB	14



livebaseballscorecards.com

Batter	1	2	3	4	5	6	7	8	9	AB	R	H	RBI	BB	SO	LOB
Al Bumbry, L OBP: 0.316, SLG: 0.344 (1, 8)	0-0 HR	0-3 K		0-0 F7		0-0 L7		0-0 L7		5	1	1	1	0	1	3
Glenn Gulliver, L OBP: 0.432, SLG: 0.259 (1, 5)	0-3 K		4-0 BB HR BB	0-0 F9		0-0 F5		0-0 G3		4	1	0	0	1	1	2
Rich Dauer, R OBP: 0.315, SLG: 0.352 (9, 5)										0	0	0	0	0	0	0
Ken Singleton, S OBP: 0.363, SLG: 0.383 (1, 10)	4-0 1B E BB		0-3 K		0-0 L4		0-0 2B		0-0 F8	4	1	1	0	1	1	1
Eddie Murray, S OBP: 0.380, SLG: 0.515 (1, 3)	0-0 S 1-3 1B		4-0 HR BB		0-0 HR		0-0 4-1		0-0 E6 BLK BB HR	4	3	2	1	1	0	1
John Lowenstein, L OBP: 0.409, SLG: 0.631 (1, 7)	0-3 K		0-0 HR		0-0 1B 1B		0-0 F7		4-0 HR BB	4	2	2	3	1	1	1
Cal Ripken Jr., R OBP: 0.308, SLG: 0.459 (1, 6)	0-0 F9		0-0 F8		0-0 F9		0-0 F7		4-0 HR IBB	4	1	0	0	1	0	2
Joe Nolan, L OBP: 0.293, SLG: 0.382 (1, 2)		4-0 FC4-6 BB	0-0 4-3		0-0 BB 1B		0-0 F9		0-0 HR	3	0	1	0	1	0	0
Rick Dempsey, R OBP: 0.326, SLG: 0.352 (9, 2)					1-3 1B				1-2 2-3 HR	0	0	0	0	0	0	0
Terry Crowley, L OBP: 0.360, SLG: 0.370 (9, PH)									1-1 2-1 3-1 HR	1	1	1	4	0	0	0
Gary Roenicke, R OBP: 0.386, SLG: 0.517 (1, 9)		0-0 F7		0-0 2B		4-0 BB		0-0 F6		3	0	1	0	1	0	1
Lenn Sakata, R OBP: 0.317, SLG: 0.352 (1, 4)		0-0 FC4-6		0-0 6-3		0-0 F8		0-0 1B		4	0	1	0	0	0	5

Inning Stats	R: 2	H: 2	E: 0	K: 2	S: 9	LOB: 1	BB: 1	P: 13	R: 0	H: 0	E: 0	K: 1	S: 5	LOB: 1	BB: 1	P: 9	R: 3	H: 1	E: 0	K: 1	S: 6	LOB: 0	BB: 2	P: 14	R: 0	H: 1	E: 0	K: 0	S: 4	LOB: 1	BB: 1	P: 4	R: 1	H: 3	E: 0	K: 0	S: 6	LOB: 3	BB: 1	P: 10	R: 0	H: 1	E: 0	K: 0	S: 4	LOB: 1	BB: 0	P: 4	R: 0	H: 0	E: 0	K: 0	S: 3	LOB: 0	BB: 0	P: 3	R: 0	H: 1	E: 0	K: 0	S: 4	LOB: 1	BB: 0	P: 4	R: 4	H: 1	E: 1	K: 0	S: 3	LOB: 0	BB: 2	P: 11	1B: 4	2B: 2	3B: 0	HR: 4	SF: 0	SAC: 0	DP: 0	HBP: 0	WP: 0	PA: 43
--------------	------	------	------	------	------	--------	-------	-------	------	------	------	------	------	--------	-------	------	------	------	------	------	------	--------	-------	-------	------	------	------	------	------	--------	-------	------	------	------	------	------	------	--------	-------	-------	------	------	------	------	------	--------	-------	------	------	------	------	------	------	--------	-------	------	------	------	------	------	------	--------	-------	------	------	------	------	------	------	--------	-------	-------	-------	-------	-------	-------	-------	--------	-------	--------	-------	--------


PITCHER	IP	WLS	BF	H	R	ER	SO	BB	IBB	HBP	BLK	WP	HR	S	P	ERA	WHIP
Dennis Leonard, R ERA: 5.48 (1, 1)	4.1		23	6	6	5	4	4	4	0	0	0	3	27	43	10.38	2.308
Bill Castro, R ERA: 2.08 (5, 1)	3.2		15	3	0	0	0	1	0	0	0	0	0	14	18	0.00	1.091
Mike Armstrong, R ERA: 2.33 (9, 1)	0.1	L	5	1	4	3	0	1	1	0	1	0	1	3	11	81.00	6.000

BOTTOM

Kansas City Royals @ Baltimore Orioles
Memorial Stadium, Baltimore, MD

Sun Aug 08 1982, 3:33 AM EDT
Att. 26,099 - Unknown

AB	36
R	10
H	10
RBI	9
BB	7
SO	4
LOB	16



livebaseballscores.com

Batter	1	2	3	4	5	6	7	8	9	AB R H RBI BB SO LOB	TOP		
Miguel Dilone, S (1, 7) OBP: 0.283, SLG: 0.315	4-0 FC5-4 BB	0-0 FC5-4 1-2f		0-0 2B		0-0 P6		0-0 L5		4 0 1 0 1 0 4			
Toby Harrah, R (1, 5) OBP: 0.425, SLG: 0.567 Jack Perconte, L (5, 4) OBP: 0.302, SLG: 0.287	0-0 FC5-4 1-2f		0-0 F8	0-3 K			0-0 6-3		0-0 G3	3 0 0 0 0 1 3 2 0 0 0 0 0 0			
Mike Hargrove, L (1, 3) OBP: 0.373, SLG: 0.318 Karl Pagel, L (7, PR) OBP: 0.400, SLG: 0.167	0-0 FC4-6 1-2f		0-0 FC6-4 BB 1B		0-3 K		0-0 FC6-4 1B		0-0 F8	4 0 2 0 0 1 1 1 0 0 0 0 0 0			
Andre Thornton, R (1, 10) OBP: 0.410, SLG: 0.529	0-0 F8		4-0 FC6-4 BB		0-0 4-3		0-0 FC6-4 2B 1-2f		0-0 1B	4 0 1 0 1 0 2			
Carmen Castillo, R (1, 9) OBP: 0.340, SLG: 0.417		4-0 FC1-5 E BB	0-0 FC6-4 FC5-4 1-2f 2-3		0-0 5-3		0-0 2B		0-0 F3	4 0 1 0 1 0 3			
Larry Milbourne, S (1, 4) OBP: 0.290, SLG: 0.333		0-0 E1 BB FC1-5 1-2	0-0 FC5-4 1-2f			0-0 FC4-6 1B		0-0 6-3		4 0 1 0 0 0 6			
Rick Manning, L (1, 8) OBP: 0.332, SLG: 0.349 Rod Craig, S (7, 9) OBP: 0.269, SLG: 0.265		0-0 FC1-5 BB 1-2 2-3f		0-3 K		0-0 FC4-6 HR 1-2f		0-0 1B		3 1 0 0 0 1 3 1 0 1 0 0 0 0			
Ron Hassey, L (1, 2) OBP: 0.323, SLG: 0.304 Bill Nahorodny, R (6, PH) OBP: 0.250, SLG: 0.434		4-0 FC5-4 BB 1-2 2-3		0-0 2B 1B		0-0 HR 1-H		0-3 K		1 0 1 0 1 0 0 2 1 1 2 0 1 1			
Mike Fischlin, R (1, 6) OBP: 0.353, SLG: 0.303		0-3 K		0-0 F9		0-0 P4		0-3 K		4 0 0 0 0 2 5			
Inning Stats	R: 0 H: 0 E: 0 LOB: 1 K: 0 BB: 1 S: 3 P: 7	R: 0 H: 0 E: 1 LOB: 3 K: 1 BB: 2 S: 6 P: 14	R: 0 H: 1 E: 0 LOB: 2 K: 0 BB: 1 S: 4 P: 8	R: 0 H: 2 E: 0 LOB: 2 K: 2 BB: 0 S: 9 P: 9	R: 0 H: 0 E: 0 LOB: 0 K: 1 BB: 0 S: 5 P: 5	R: 2 H: 2 E: 0 LOB: 0 K: 0 BB: 0 S: 5 P: 5	R: 0 H: 2 E: 0 LOB: 3 K: 0 BB: 0 S: 5 P: 5	R: 0 H: 1 E: 0 LOB: 1 K: 2 BB: 0 S: 8 P: 8	R: 0 H: 1 E: 0 LOB: 1 K: 0 BB: 0 S: 4 P: 4	1B: 6 SF: 0 2B: 2 SAC: 0 3B: 0 DP: 0 HR: 1 HBP: 0	WP: 0 PA: 41 PB: 0 SB: 0 CS: 0		
PITCHER	IP WLS BF H R ER SO BB IBB HBP BLK WP HR S P ERA WHIP											PITCHER	IP WLS BF H R ER SO BB IBB HBP BLK WP HR S P ERA WHIP
Larry Gura, L (1, 1) ERA: 4.4	7.0 W 33 7 2 2 4 4 0 0 0 0 0 1 37 53 2.57 1.571												
Don Hood, L (8, 1) ERA: 2.49	2.0 8 2 0 0 2 0 0 0 0 0 0 0 12 12 0.00 1.000												

Cleveland Indians @ Kansas City Royals
 Royals Stadium, Kansas City, MO
 Mon Aug 09 1982, 8:05 PM EDT
 Att. 40,044 - Unknown - 81 F

livebaseballscorecards.com

AB	37
R	2
H	9
RBI	2
BB	4
SO	6
LOB	28



BOTTOM

Cleveland Indians @ Kansas City Royals
Royals Stadium, Kansas City, MO

Mon Aug 09 1982, 8:05 PM EDT
Att: 40,044 - Unknown - 81 F

AB	41
R	12
H	20
RBI	12
BB	2
SO	1
LOB	20



WP	1	PA	44
PB	0		
SB	2		
CS	0		

AB R H RBI BB SO LOB

5 1 2 0 0 0 3

5 1 1 0 0 0 3

5 2 4 2 0 0 0
0 0 0 0 0 0 0

5 3 3 3 0 0 2

4 3 3 1 1 0 2

4 1 3 3 1 0 1

4 0 1 2 0 0 6

3 0 0 0 0 0 2
2 0 0 0 0 1 1

4 1 3 1 0 0 0

1B: 13 SF: 1
2B: 7 SAC: 0
3B: 0 DP: 3
HR: 0 HBP: 0

Batter	1	2	3	4	5	6	7	8	9
Willie Wilson, S OBP: 0.374, SLG: 0.460 (1, 7)	0-0 1B 1B	0-0 S 1B	0-0 4-3		0-0 F7		0-0 F8		
U L Washington, S OBP: 0.325, SLG: 0.393 (1, 6)	0-0 S 1B 1-2 E 1B	0-0 6-3		0-0 F9	0-0 5-3		0-0 5-3		
George Brett, L OBP: 0.381, SLG: 0.512 (1, 5) Greg Pryor, R OBP: 0.344, SLG: 0.478 (7, PR) (8, 5)	0-0 1-3 E 1-2 2-H 1B		0-0 2B 1B	0-0 WP 1B 1B		0-0 L4	0-0 2B 2-H		
Amos Otis, R OBP: 0.347, SLG: 0.449 (1, 8)	0-0 E4 1-2 2-H 1-3		0-0 1B 2B	0-0 1B 1B		0-0 2B 2B	0-0 F8		
Hal McRae, R OBP: 0.385, SLG: 0.556 (1, 10)	0-0 1-3 1-2 2-3		4-0 1B 1B BB	0-0 1B 1B		0-0 2B 2B 2-H		0-0 4-3 SF7 2B	
Willie Aikens, L OBP: 0.323, SLG: 0.390 (1, 3)	4-0 G6-4-3 IBB		0-0 G6-4-3 1B 1-3 2-H	0-0 G3-6-1 1B 1-2 3-H		0-0 4-3 2B 2-H		0-0 4-3 2-3	
Steve Hammond, L OBP: 0.274, SLG: 0.367 (1, 9)	0-0 G6-4-3 1-2f		0-0 G6-4-3 1B 1-2 3-H	0-0 G3-6-1 1B 1-2f		0-0 4-3 2-3		0-0 SF7 3-H	
Frank White, R OBP: 0.327, SLG: 0.475 (1, 4) Onix Concepcion, R OBP: 0.275, SLG: 0.311 (6, 4)		0-0 6-3	0-0 G6-4-3 1-2f 2-3		0-0 F5	0-3 K		0-0 5-3	
Don Slaught, R OBP: 0.340, SLG: 0.381 (1, 2)		0-0 F8	0-0 1B 3-H		0-0 1B		0-0 2B 2B		

Inning Stats	R: 2	H: 3	LOB: 2	K: 0	P: 10	R: 0	H: 1	LOB: 1	K: 0	P: 4	R: 4	H: 5	LOB: 1	K: 0	P: 11	R: 2	H: 4	LOB: 1	K: 0	P: 6	R: 0	H: 1	LOB: 1	K: 0	P: 4	R: 2	H: 3	LOB: 1	K: 1	P: 8	R: 1	H: 2	LOB: 1	K: 0	P: 5	R: 1	H: 1	LOB: 0	K: 0	P: 4
--------------	------	------	--------	------	-------	------	------	--------	------	------	------	------	--------	------	-------	------	------	--------	------	------	------	------	--------	------	------	------	------	--------	------	------	------	------	--------	------	------	------	------	--------	------	------

PITCHER	IP	WLS	BF	H	R	ER	SO	BB	IBB	HBP	BLK	WP	HR	S	P	ERA	WHIP
Lary Sorensen, R ERA: 4.93 (1, 1)	3.1	L	23	12	8	8	0	1	1	0	0	1	0	21	29	21.60	3.900
Tom Brennan, R ERA: 5.0 (4, 1)	4.2		21	8	4	4	1	0	0	0	0	0	0	23	23	7.71	1.714

WP	HR	S	P	ERA	WHIP
1	0	3	3	7.71	1.714

Cleveland Indians @ Kansas City Royals
 Royals Stadium, Kansas City, MO

Tue Aug 10 1982, 8:05 PM EDT
 Att. 25,864 - Unknown - 63 F

AB	31
R	1
H	6
RBI	1
BB	3
SO	1
LOB	13



WP	1	PA	34
PB	0		
SB	0		
CS	0		

AB	R	H	RBI	BB	SO	LOB
4	0	0	0	0	0	2
3	0	1	0	1	0	0
4	0	0	0	0	0	2
3	1	0	0	1	1	1
2	0	1	1	0	0	0
2	0	0	0	0	0	0
4	0	1	0	0	0	1
4	0	2	0	0	0	1
3	0	1	0	0	0	3
1	0	0	0	1	0	2
1	0	0	0	0	0	1

Batter	1	2	3	4	5	6	7	8	9
Miguel Dilone, S OBP: 0.280, SLG: 0.311 (1, 7)	0-0 4-3		0-0 G6-4-3		0-0 6-3		0-0 F7		
Toby Harrah, R OBP: 0.426, SLG: 0.570 (1, 5)	4-0 FC3-6 BB		0-0 3B		0-0 F7		0-0 F8		
Mike Hargrove, L OBP: 0.370, SLG: 0.315 (1, 3)	0-0 FC3-6		0-0 4-3		0-0 F8		0-0 G3		
Andre Thornton, R OBP: 0.409, SLG: 0.525 (1, 10)	0-0 F7			4-0 WP 1B BB		0-3 K		0-0 6-3	
Carmen Castillo, R OBP: 0.345, SLG: 0.420 (1, 9)		0-0 L7		0-0 1B 1B		0-0 F9		0-0 F5	
Von Hayes, L OBP: 0.294, SLG: 0.387 (6, PH)				1-H					
Larry Milbourne, S OBP: 0.289, SLG: 0.332 (1, 4)		0-0 6-3		0-0 L5		0-0 F9		0-0 G6-4-3 1B	
Rick Manning, L OBP: 0.333, SLG: 0.351 (1, 8)		0-0 1B		0-0 1-2 1B		0-0 F7		0-0 G6-4-3	
Ron Hassey, L OBP: 0.323, SLG: 0.309 (1, 2)		0-0 4-3		0-0 L9		0-0 2B			
Mike Fischlin, R OBP: 0.354, SLG: 0.302 (1, 6)			4-0 G6-4-3 BB		0-0 P4		0-0 F8		
Jack Perconte, L OBP: 0.300, SLG: 0.286 (7, PH)									

Inning	R	H	E	K	S	H	LOB	ER	SO	BB	IBB	HBP	BLK	WP	HR	S	P	ERA	WHIP
1	0	0	0	0	3	1	1	1	0	3	0	0	0	1	0	14	26	2.46	1.909
2	0	1	0	0	4	1	0	0	1	0	0	0	0	0	0	19	19	0.00	0.375
3	0	0	0	0	3	0	0	0	0	0	0	0	0	0	0	19	19	0.00	0.375
4	1	2	0	0	5	2	2	0	1	0	0	0	0	0	0	19	19	0.00	0.375
5	0	0	0	0	3	0	0	0	0	3	0	0	0	0	0	19	19	0.00	0.375
6	0	0	1	0	5	0	0	0	0	1	0	0	0	0	0	19	19	0.00	0.375
7	0	1	0	0	4	1	1	0	0	0	0	0	0	0	0	19	19	0.00	0.375
8	0	0	0	0	3	0	0	0	0	0	0	0	0	0	0	19	19	0.00	0.375
9	0	1	0	0	3	1	0	0	0	0	0	0	0	0	0	19	19	0.00	0.375

PITCHER	IP	WLS	BF	H	R	ER	SO	BB	IBB	HBP	BLK	WP	HR	S	P	ERA	WHIP
Vida Blue, L ERA: 3.96 (1, 1)	3.2		17	4	1	1	0	3	0	0	0	1	0	14	26	2.46	1.909
Mike Armstrong, R ERA: 2.16 (4, 1)	5.1	W	17	2	0	0	1	0	0	0	0	0	0	19	19	0.00	0.375

Batter	1	2	3	4	5	6	7	8	9
Willie Wilson, S OBP: 0.377, SLG: 0.462 (1, 7) X	0-0 F8 X	0-0 F3 X			0-0 S 1B X		0-0 S 1B X	0-0 1B X	
U L Washington, S OBP: 0.322, SLG: 0.389 (1, 6) X	0-0 1-3 X		0-0 F9 X		0-0 F3 X		0-0 2B 1B X	0-3 K X	
George Brett, L OBP: 0.379, SLG: 0.510 (1, 5) X	0-0 1B 1B X		0-0 4-3 X		0-0 SF9 X		0-0 F7 X	0-0 4-3 X	
Amos Otis, R OBP: 0.351, SLG: 0.454 (1, 8) X	0-0 1-3 1B X		4-0 BB X		0-0 4-3 X		0-0 1-3 2B X		
Hal McRae, R OBP: 0.386, SLG: 0.555 (1, 10) X	0-0 P3 X		0-0 F8 X			0-0 E7 SF8 1B X	4-0 IBB X		
Jerry Martin, R OBP: 0.305, SLG: 0.378 (1, 9) X		0-0 F7 X		0-0 CS 1B X		0-3 K X	0-3 K X		
Willie Aikens, L OBP: 0.322, SLG: 0.388 (1, 3) X		4-0 2B 1B BB X		0-3 K X		0-0 SF8 X	0-0 4-3 X		
Frank White, R OBP: 0.329, SLG: 0.478 (1, 4) X		0-0 1-3 1B 2B X		0-0 P6 X		0-0 1B X		0-0 5-3 X	
John Wathan, R OBP: 0.346, SLG: 0.313 (1, 2) X		0-0 2-H 3-H CS 1B X			0-0 1B SF9 1B X		0-0 5-3 X	4-0 S 1B BB X	

Inning Stats	R: 0	H: 2	E: 0	LOB: 2	K: 0	BB: 0	S: 5	R: 2	H: 2	E: 0	LOB: 0	K: 0	BB: 1	S: 4	R: 0	H: 0	E: 0	LOB: 1	K: 0	BB: 1	S: 3	R: 0	H: 1	E: 0	LOB: 0	K: 1	BB: 0	S: 5	R: 1	H: 2	E: 0	LOB: 1	K: 0	BB: 0	S: 5	R: 1	H: 2	E: 1	LOB: 1	K: 1	BB: 0	S: 7	R: 1	H: 3	E: 0	LOB: 3	K: 1	BB: 1	S: 8	R: 0	H: 1	E: 0	LOB: 2	K: 1	BB: 1	S: 6	P: 10
1B: 11	SF: 2	2B: 2	SAC: 0	3B: 0	DP: 0	HR: 0	HBP: 0	WP: 0	PA: 39																																																

PITCHER	IP	WLS	BF	H	R	ER	SO	BB	IBB	HBP	BLK	WP	HR	S	P	ERA	WHIP
Rick Waits, L ERA: 5.51 (1, 1)	3.0	L	14	4	2	2	0	2	0	0	0	0	0	12	20	6.00	2.000
Bud Anderson, R ERA: 3.44 (4, 1)	3.0		15	7	3	2	2	0	0	0	0	0	0	19	19	6.00	2.333
Ed Glynn, L ERA: 3.29 (7, 1)	2.0		10	2	0	0	2	1	1	0	0	0	0	12	20	0.00	1.500

AB R H RBI BB SO LOB

5	1	3	0	0	0	1
5	0	1	1	0	1	4
4	0	1	1	0	0	3
3	0	2	0	1	0	1
3	1	1	0	1	0	3
4	0	1	0	0	2	4
2	1	0	1	1	1	4
4	1	2	0	0	0	1
3	1	2	2	1	0	1

AB	33
R	5
H	13
RBI	5
BB	4
SO	4
LOB	22



Cleveland Indians @ Kansas City Royals
 Royals Stadium, Kansas City, MO
 Tue Aug 10 1982, 8:05 PM EDT
 Att: 25,864 - Unknown - 63 F

livebaseballscorecards.com

Batter	1	2	3	4	5	6	7	8	9	AB R H RBI BB SO LOB	TOP																									
Miguel Dilone, S OBP: 0.280, SLG: 0.310 (1, 7) X	0-0 BB S 1B	0-0 F9			0-0 G6-3 1-2f			0-0 1-3		4 0 1 0 0 0 3																										
Toby Harrah, R OBP: 0.425, SLG: 0.569 (1, 5) S S S S	0-3 K 1-2		0-3 K			0-0 3-1		0-0 3-1		1 0 0 0 0 1 1 3 0 0 0 0 1 0																										
Mike Hargrove, L OBP: 0.371, SLG: 0.315 (1, 3) B B B B	4-0 BB BB		0-0 5-3			0-3 K			0-0 FC4-6 1B	3 0 1 0 1 1 0																										
Andre Thornton, R OBP: 0.408, SLG: 0.521 (1, 10) B B B B	4-0 G5-4-3 1-2 2-3 BB		0-3 K			0-3 K			0-0 L4	3 0 0 0 1 2 1																										
Carmen Castillo, R OBP: 0.345, SLG: 0.415 (1, 9) X	0-0 G5-4-3 1-2f			0-0 5-3			0-0 3-1 WP 1B		0-0 FC4-6 1B	3 0 1 0 0 0 3 1 0 1 0 0 0 0																										
Von Hayes, L OBP: 0.295, SLG: 0.389 (9, PH)									0-0 FC4-6 1B																											
Larry Milbourne, S OBP: 0.285, SLG: 0.327 (1, 4) (1, 5)		0-0 4-3		0-0 5-3		0-0 F9		0-0 FC4-6		4 0 0 0 0 0 3																										
Rick Manning, L OBP: 0.330, SLG: 0.347 (1, 8) X		0-0 F8		0-0 F8		0-0 3-1		0-0 F8		4 0 0 0 0 0 3																										
Ron Hassey, L OBP: 0.327, SLG: 0.308 (1, 2) B B B B		4-0 BB BB			4-0 G6-3 BB		0-0 6-3			1 0 0 0 2 0 1 0 0 0 0 0 0 0																										
Bill Nahorodny, R OBP: 0.250, SLG: 0.434 (7, 2)																																				
Mike Fischlin, R OBP: 0.354, SLG: 0.298 (1, 6) B B B B		4-0 BB			0-0 L7			0-0 G3		2 0 0 0 1 0 1																										
Inning Stats	R: 0 E: 0 K: 1 S: 5	H: 1 LOB: 2 BB: 2 P: 13	R: 0 E: 0 K: 0 S: 3	H: 0 LOB: 2 BB: 2 P: 11	R: 0 E: 0 K: 2 S: 7	H: 0 LOB: 0 BB: 0 P: 7	R: 0 E: 0 K: 0 S: 3	H: 0 LOB: 0 BB: 0 P: 3	R: 0 E: 0 K: 2 S: 7	H: 0 LOB: 0 BB: 0 P: 7	R: 0 E: 0 K: 0 S: 4	H: 1 LOB: 1 BB: 0 P: 4	R: 0 E: 0 K: 0 S: 3	H: 0 LOB: 0 BB: 0 P: 3	R: 0 E: 0 K: 0 S: 5	H: 2 LOB: 2 BB: 0 P: 5	1B: 4 2B: 0 3B: 0 HR: 0	SF: 0 SAC: 0 DP: 2 HBP: 0	WP: 1 PB: 0 SB: 1 CS: 0	PA: 34																
PITCHER	IP WLS BF H R ER SO BB IBB HBP BLK WP HR S P ERA WHIP																																			
Paul Splittorff, L ERA: 3.38 (1, 1)	2.0		10	1	0	0	1	4	0	0	0	0	0	8	24	0.00	2.500																			
Don Hood, L ERA: 2.23 (3, 1)	5.0	W	16	1	0	0	4	1	0	0	0	1	0	23	27	0.00	0.400																			
Dan Quisenberry, R ERA: 3.03 (8, 1)	2.0		8	2	0	0	0	0	0	0	0	0	0	8	8	0.00	1.000																			

Cleveland Indians @ Kansas City Royals
 Royals Stadium, Kansas City, MO
 Wed Aug 11 1982, 8:05 PM EDT
 Att. 27,540 - Unknown - 74 F

AB	29
R	0
H	4
RBI	0
BB	5
SO	5
LOB	16



Batter	1	2	3	4	5	6	7	8	9
Willie Wilson, S OBP: 0.377, SLG: 0.462 (1, 7)	0-0 WP 1B	0-0 FC4-6 1-2f 2B		0-0 1-3 1B		0-0 1-3		0-0 F7	
U L Washington, S OBP: 0.316, SLG: 0.383 (1, 6)	0-0 WP 1-3 1B	0-0 F7		0-0 SF7 3-H		0-0 F7		0-3 K	
George Brett, L OBP: 0.382, SLG: 0.517 (1, 5) Onix Concepcion, R OBP: 0.275, SLG: 0.311 (8, PR) (9, 4)	0-0 F5 2-3 3-H	0-0 1-H 2B		0-0 F7		0-0 1B 3B		4-0 BB	
Amos Otis, R OBP: 0.354, SLG: 0.456 (1, 8)	0-0 WP 1B 3-H	0-0 4-3			0-0 1B FC5-4 1B	0-0 1B FC6-4 1B 3-H		0-0 F8	
Hal McRae, R OBP: 0.385, SLG: 0.551 (1, 10)	0-0 F4		0-0 F9		4-0 1B BB 1-2	0-0 FC6-4 1-2f			
Willie Aikens, L OBP: 0.324, SLG: 0.389 (1, 3)	0-0 1-H 1B		0-0 L4		0-0 FC5-4 1-3 2-3 1B		0-0 6-3		
Jerry Martin, R OBP: 0.304, SLG: 0.375 (1, 9)	0-3 K		0-0 4-3		4-0 FC5-4 1-2 BB		0-0 F8		
Frank White, R OBP: 0.328, SLG: 0.478 (1, 4) Greg Pryor, R OBP: 0.344, SLG: 0.478 (9, 5)		0-0 1B 2B		0-0 G3	0-0 FC5-4 1-2f 2-3 3-H		0-0 F9		
John Wathan, R OBP: 0.351, SLG: 0.320 (1, 2)		0-0 FC4-6 2-H 1B		4-0 1B SF7 BB	0-3 K		0-0 2B		

Inning Stats	R: 3	H: 3	LOB: 1	K: 1	S: 9	P: 9	R: 2	H: 3	LOB: 1	K: 0	S: 6	R: 0	H: 0	LOB: 0	K: 0	S: 3	R: 1	H: 1	LOB: 1	K: 0	S: 4	R: 1	H: 2	LOB: 2	K: 1	S: 6	R: 1	H: 2	LOB: 1	K: 0	S: 5	R: 0	H: 0	LOB: 0	K: 0	S: 3	R: 0	H: 1	LOB: 2	K: 1	S: 6
--------------	------	------	--------	------	------	------	------	------	--------	------	------	------	------	--------	------	------	------	------	--------	------	------	------	------	--------	------	------	------	------	--------	------	------	------	------	--------	------	------	------	------	--------	------	------

PITCHER	IP	WLS	BF	H	R	ER	SO	BB	IBB	HBP	BLK	WP	HR	S	P	ERA	WHIP
Ed Whitson, R ERA: 4.09 (1, 1)	5.0	L	27	9	7	4	2	3	0	0	1	2	0	28	40	7.20	2.400
Tom Brennan, R ERA: 4.98 (6, 1)	2.0		8	2	1	1	0	0	0	0	0	0	0	8	8	4.50	1.000
Bud Anderson, R ERA: 3.35 (8, 1)	1.0		5	1	0	0	1	1	0	0	0	0	0	6	10	0.00	2.000

AB R H RBI BB SO LOB

5	2	2	0	0	0	2
4	1	0	1	0	1	3
4	1	2	1	1	0	2
0	0	0	0	0	0	0
5	2	3	2	0	0	3
3	0	0	0	1	0	2
4	0	2	1	0	0	0
3	0	0	0	1	1	1
4	1	1	1	0	0	2
0	0	0	0	0	0	0
3	1	2	1	1	1	2

AB	35
R	8
H	12
RBI	7
BB	4
SO	3
LOB	17



WP	PA	ERA	WHIP
2	40		

Cleveland Indians @ Kansas City Royals
 Royals Stadium, Kansas City, MO
 Wed Aug 11 1982, 8:05 PM EDT
 Att: 27,540 - Unknown - 74 F

livebaseballscorecards.com

Batter	1	2	3	4	5	6	7	8	9	AB R H RBI BB SO LOB	TOP											
Willie Wilson, S OBP: 0.376, SLG: 0.459 (1, 7) X	0-0 F7 1B		0-0 4-3		0-0 4-3			0-0 FC5-4 1B		4 0 1 0 0 0 0												
U L Washington, S OBP: 0.315, SLG: 0.381 (1, 6) X	0-0 E2 1B			0-0 F5		0-0 F2		0-0 FC5-4 2B		4 1 1 0 0 0 1												
George Brett, L OBP: 0.381, SLG: 0.516 (1, 5) S S S	0-3 K			4-0 1B BB		0-0 6-3		0-0 2B		1 0 0 0 0 1 1 2 0 1 1 1 0 0												
Greg Pryor, R OBP: 0.354, SLG: 0.489 (2, 5) S S	0-3 K			0-3 K		0-0 1B 1B		0-3 K		4 0 1 0 0 3 3												
Amos Otis, R OBP: 0.353, SLG: 0.453 (1, 8) S S S	0-3 K			0-0 BB 1-3 1B		0-0 1-2 1B		0-0 1-3		4 0 2 0 0 1 1												
Hal McRae, R OBP: 0.386, SLG: 0.550 (1, 10) S S S		0-3 K		0-3 K		0-3 K		0-3 K		3 0 0 0 1 3 2												
Willie Aikens, L OBP: 0.323, SLG: 0.385 (1, 3) S S S		0-3 K		4-0 1-2 BB		0-3 K																
Steve Hammond, L OBP: 0.262, SLG: 0.349 (1, 9) S S S		0-0 5-3		0-0 F7		0-0 G3		0-0 F7		3 0 0 0 0 0 3 1 0 0 0 0 0 0												
Jerry Martin, R OBP: 0.303, SLG: 0.374 (9, PH) S S S																						
Frank White, R OBP: 0.327, SLG: 0.478 (1, 4) S S S			0-0 L7		0-0 F6		0-0 5-3		0-0 2B	4 0 1 0 0 0 0												
John Wathan, R OBP: 0.347, SLG: 0.316 (1, 2) S S S			0-3 K		0-3 K		0-0 F5		0-0 P6	4 0 0 0 0 2 1												
Inning Stats	R: 0 E: 1 K: 2 S: 8	H: 1 LOB: 1 BB: 0 P: 8	R: 0 E: 0 K: 2 S: 7	H: 0 LOB: 0 BB: 0 P: 7	R: 0 E: 0 K: 1 S: 5	H: 0 LOB: 0 BB: 0 P: 5	R: 0 E: 0 K: 1 S: 6	H: 1 LOB: 3 BB: 2 P: 14	R: 0 E: 0 K: 1 S: 5	H: 0 LOB: 0 BB: 0 P: 5	R: 0 E: 0 K: 1 S: 7	H: 2 LOB: 2 BB: 0 P: 7	R: 0 E: 0 K: 0 S: 3	H: 0 LOB: 0 BB: 0 P: 3	R: 1 E: 0 K: 1 S: 7	H: 2 LOB: 1 BB: 0 P: 7	R: 0 E: 0 K: 1 S: 6	H: 1 LOB: 1 BB: 0 P: 6	1B: 5 2B: 2 3B: 0 HR: 0	SF: 0 SAC: 0 DP: 0 HBP: 0	WP: 0 PB: 0 SB: 0 CS: 0	PA: 36
PITCHER	IP WLS BF H R ER SO BB IBB HBP BLK WP HR S P ERA WHIP																					
Milt Wilcox, R ERA: 3.68 (1, 1)	5.0 W 19 2 0 0 7 2 0 0 0 0 0 0 31 39 0.00 0.800																					
Pat Underwood, L ERA: 4.87 (6, 1)	4.0 S 17 5 1 1 3 0 0 0 0 0 0 0 23 23 2.25 1.250																					

Kansas City Royals @ Detroit Tigers
 Tiger Stadium, Detroit, MI
 Fri Aug 13 1982, 7:05 PM EDT
 Att. 30,351 - Unknown - 75 F

livebaseballscorecards.com

AB	34
R	1
H	7
RBI	1
BB	2
SO	10
LOB	12



Batter	1	2	3	4	5	6	7	8	9
Lou Whitaker, L OBP: 0.362, SLG: 0.469 (1, 4)	0-0 HR	0-0 FC3-6 1-2f		0-0 HR		0-0 3-1		0-0 WP SF9 2B	
Glenn Wilson, R OBP: 0.348, SLG: 0.503 (1, 8)	0-0 F9	0-0 L8		0-0 HR		0-3 K		0-0 SF9 2-H	
Larry Herndon, R OBP: 0.333, SLG: 0.485 (1, 7)	0-0 F7		0-0 F7	0-3 K			0-0 F9	0-0 1B BB 1B	
Lance Parrish, R OBP: 0.361, SLG: 0.561 (1, 2)	0-0 BB 1B		0-0 F7	0-0 PB 2B			0-0 1B	4-0 1B BB	
Jerry Turner, L OBP: 0.299, SLG: 0.381 (1, 10)	4-0 1B BB		0-3 K	0-3 K			0-0 F8	0-0 1-2 2-3 1B	
Chet Lemon, R OBP: 0.362, SLG: 0.388 (1, 9)	0-0 1-3 2-H 1B		0-0 HR 1B	0-3 K	0-3 K		0-3 K	0-3 K	
Rick Leach, L OBP: 0.282, SLG: 0.324 (1, 3)	0-0 F7		0-0 F7	0-0 4-3			0-0 HR 1B	0-0 K	
Tom Brookens, R OBP: 0.307, SLG: 0.374 (1, 5)		0-0 1-3		0-0 1-H HR	0-0 F7		0-3 K	0-3 K	
Alan Trammell, R OBP: 0.312, SLG: 0.368 (1, 6)		4-0 FC3-6 BB		4-0 S HR BB		0-0 6-3		0-0 1-H HR	

AB	R	H	RBI	BB	SO	LOB
5	3	3	3	0	0	1
4	1	1	2	0	1	1
5	0	1	0	0	1	0
4	1	3	0	1	0	0
4	0	1	0	1	2	2
5	1	2	1	0	3	4
4	1	1	0	0	0	3
4	1	1	2	0	1	1
2	2	1	2	2	0	0

BOTTOM

Kansas City Royals @ Detroit Tigers
Tiger Stadium, Detroit, MI
Fri Aug 13 1982, 7:05 PM EDT
Att: 30,351 - Unknown - 75 F


livebaseballscorecards.com

AB	37
R	10
H	14
RBI	10
BB	4
SO	8
LOB	12



1B: 7	SF: 1	WP: 1	PA: 42
2B: 2	SAC: 0	PB: 1	
3B: 0	DP: 0	SB: 1	
HR: 5	HBP: 0	CS: 0	

Inning Stats	R	H	E	K	S	P	BB	IBB	HBP	BLK	WP	HR	S	P	ERA	WHIP	
R: 2 E: 0 K: 0 S: 6	H: 3 LOB: 2 BB: 1 P: 10	R: 0 E: 0 K: 0 S: 3	H: 0 LOB: 1 BB: 1 P: 7	R: 0 E: 0 K: 1 S: 5	H: 0 LOB: 0 BB: 0 P: 5	R: 5 E: 0 K: 2 S: 12	H: 5 LOB: 1 BB: 1 P: 16	R: 0 E: 0 K: 1 S: 5	H: 0 LOB: 0 BB: 0 P: 5	R: 0 E: 0 K: 1 S: 5	H: 1 LOB: 1 BB: 0 P: 6	R: 3 E: 0 K: 2 S: 12	H: 5 LOB: 3 BB: 1 P: 16	1B: 7 2B: 2 3B: 0 HR: 5	SF: 1 SAC: 0 DP: 0 HBP: 0	WP: 1 PB: 1 SB: 1 CS: 0	ERA WHIP
PITCHER	IP	WLS	BF	H	R	ER	SO	BB	IBB	HBP	BLK	WP	HR	S	P	ERA	WHIP
Dave Frost, R ERA: 4.96 (1, 1)	3.1	L	19	6	6	6	1	3	0	0	0	0	3	18	30	16.20	2.700
Bill Castro, R ERA: 2.75 (4, 1)	4.2		23	8	4	4	7	1	0	0	0	1	2	36	40	7.71	1.929

Batter	1	2	3	4	5	6	7	8	9	AB R H RBI BB SO LOB	TOP	
Willie Wilson, S OBP: 0.371, SLG: 0.453 (1, 7) X	0-0 G3		0-0 4-3		0-0 1-3			0-0 4-1	0-0 F8	5 0 0 0 0 0 3		
U L Washington, S OBP: 0.314, SLG: 0.379 (1, 6) X	0-0 FC5-4 1B		0-0 F7			0-0 4-3		0-0 L7		4 0 1 0 0 0 0		
Hal McRae, R OBP: 0.387, SLG: 0.549 (1, 10) X	0-0 FC5-4 1-2f		4-0 CS BB			0-0 S 1B		0-0 5-3		3 0 1 0 1 0 1		
Amos Otis, R OBP: 0.349, SLG: 0.449 (1, 8) X	0-0 4-3		0-0 CS 1-2	0-0 6-3		0-3 S 1-2 K			0-3 S K	4 0 0 0 0 2 2		
Willie Aikens, L OBP: 0.322, SLG: 0.382 (1, 3) X		0-0 5-3		0-0 4-3		4-0 IBB			0-3 S K	3 0 0 0 1 1 0		
Steve Hammond, L OBP: 0.290, SLG: 0.388 (1, 9) X		0-0 FC1-6 1B		0-0 2B		0-0 F8			0-0 BB BB BB 1B	4 1 3 0 0 0 2		
Frank White, R OBP: 0.326, SLG: 0.475 (1, 4) X		0-0 FC1-6 1-2f S		0-0 F6			0-0 5-3		4-0 BB BB 1-2 BB	3 0 0 0 1 0 2	AB 31 R 1 H 5 RBI 1 BB 6 SO 3 LOB 12	
John Wathan, R OBP: 0.349, SLG: 0.314 (1, 2) X		4-0 FC6-4 1-2 BB			0-0 B1-3		0-0 F3		4-0 BB BB 1-2 2-3 BB	2 0 0 0 2 0 0		
Greg Pryor, R OBP: 0.350, SLG: 0.474 (1, 5) X		0-0 FC6-4 1-2f			0-0 6-3		0-0 6-3		4-0 BB BB BB BB 1-2 2-3 3-H BB	3 0 0 1 1 0 2		
Inning Stats	R: 0 E: 0 K: 0 S: 4 H: 1 LOB: 1 BB: 0 P: 4	R: 0 E: 0 K: 0 S: 4 H: 1 LOB: 2 BB: 1 P: 8	R: 0 E: 0 K: 0 S: 2 H: 0 LOB: 0 BB: 1 P: 6	R: 0 E: 0 K: 0 S: 4 H: 1 LOB: 1 BB: 0 P: 4	R: 0 E: 0 K: 0 S: 3 H: 0 LOB: 0 BB: 0 P: 3	R: 0 E: 0 K: 1 S: 6 H: 1 LOB: 2 BB: 1 P: 10	R: 0 E: 0 K: 0 S: 3 H: 0 LOB: 0 BB: 0 P: 3	R: 0 E: 0 K: 0 S: 3 H: 0 LOB: 0 BB: 0 P: 3	R: 1 E: 0 K: 2 S: 8 H: 1 LOB: 3 BB: 3 P: 20	1B: 4 2B: 1 3B: 0 HR: 0 SF: 0 SAC: 0 DP: 0 HBP: 0	WP: 0 PB: 0 SB: 2 CS: 1 PA: 38	
PITCHER	IP WLS BF H R ER SO BB IBB HBP BLK WP HR S P ERA WHIP											
Dan Petry, R ERA: 3.19 (1, 1)	8.2 L 35 5 1 1 3 4 1 0 0 0 0 36 56 1.04 1.038											
Dave Tobik, R ERA: 2.84 (9, 1)	0.1 2 0 0 0 0 1 0 0 0 0 0 1 5 0.00 3.000											

Kansas City Royals @ Detroit Tigers
 Tiger Stadium, Detroit, MI
 Sat Aug 14 1982, 3:33 AM EDT
 Att. 34,346 - Sunny - 79 F

livebaseballscorecards.com

Batter	1	2	3	4	5	6	7	8	9	AB	R	H	RBI	BB	SO	LOB
Lou Whitaker, L (1, 4) OBP: 0.359, SLG: 0.464	0-0 F7		0-0 L8		0-3 K			0-3 K		4	0	0	0	0	2	3
Glenn Wilson, R (1, 8) OBP: 0.346, SLG: 0.497	0-3 K		0-0 F7			0-0 1B		0-0 6-3		4	0	1	0	0	1	2
Larry Herndon, R (1, 7) OBP: 0.333, SLG: 0.483	0-0 F7			0-0 CS 1B		0-0 L7		0-3 K		4	0	1	0	0	1	1
Lance Parrish, R (1, 2) OBP: 0.360, SLG: 0.558		0-0 F7		0-0 F3		0-0 1B		0-0 F7		4	0	1	0	0	0	1
John Wockenfuss, R (1, 10) OBP: 0.374, SLG: 0.381		0-3 K		0-0 FC4-6 1B		0-0 F5		0-0 1B		4	0	2	0	0	1	2
Howard Johnson, S (9, PR) OBP: 0.206, SLG: 0.273				1-2						0	0	0	0	0	0	0
Enos Cabell, R (1, 3) OBP: 0.288, SLG: 0.339		0-0 L7		0-0 FC4-6 1B		0-0 1-3		0-0 1B		4	0	1	0	0	0	3
Chet Lemon, R (1, 9) OBP: 0.358, SLG: 0.383			0-0 F5		0-0 6-3		0-0 G3		0-0 G1-4-3 1B	4	0	0	0	0	0	2
Tom Brookens, R (1, 5) OBP: 0.308, SLG: 0.371			4-0 L8 1B BB		0-0 G2		0-0 4-3			2	0	0	0	1	0	0
Alan Trammell, R (1, 6) OBP: 0.315, SLG: 0.369			0-0 1B		4-0 BB		0-0 F4			2	0	1	0	1	0	0

Inning Stats	R: 0	H: 0	R: 0	H: 0	R: 0	H: 1	R: 0	H: 2	R: 0	H: 0	R: 0	H: 0	R: 0	H: 0	R: 0	H: 2	R: 0	H: 0	R: 0	H: 2	R: 0	H: 0	R: 0	H: 2	R: 0	H: 2	1B: 7	SF: 0	WP: 0	PA: 34
E: 0	LOB: 0	E: 0	LOB: 0	E: 0	LOB: 2	E: 0	LOB: 1	E: 0	LOB: 2	E: 0	LOB: 0	E: 0	LOB: 0	E: 0	LOB: 0	E: 0	LOB: 2	E: 0	LOB: 2	E: 0	LOB: 0	E: 0	LOB: 0	E: 0	LOB: 2	E: 0	LOB: 2	2B: 0	SAC: 0	PB: 0
K: 1	BB: 0	K: 1	BB: 0	K: 0	BB: 1	K: 0	BB: 0	K: 1	BB: 0	K: 0	BB: 0	K: 0	BB: 0	K: 2	BB: 0	K: 0	BB: 0	K: 0	BB: 0	K: 0	BB: 0	K: 0	BB: 0	K: 0	BB: 0	K: 0	BB: 0	3B: 0	DP: 1	SB: 0
S: 5	P: 5	S: 5	P: 5	S: 4	P: 8	S: 4	P: 4	S: 5	P: 5	S: 3	P: 3	S: 7	P: 7	S: 4	P: 4	S: 4	P: 4	S: 4	P: 4	S: 4	P: 4	S: 4	P: 4	S: 4	P: 4	S: 4	P: 4	HR: 0	HBP: 0	CS: 1

PITCHER	IP	WLS	BF	H	R	ER	SO	BB	IBB	HBP	BLK	WP	HR	S	P	ERA	WHIP	PITCHER	IP	WLS	BF	H	R	ER	SO	BB	IBB	HBP	BLK	WP	HR	S	P	ERA	WHIP	
Larry Gura, L (1, 1) ERA: 4.18	9.0	W	34	7	0	0	5	2	0	0	0	0	0	42	50	0.00	1.000																			

Kansas City Royals @ Detroit Tigers
Tiger Stadium, Detroit, MI
Sat Aug 14 1982, 3:33 AM EDT
Att. 34,346 - Sunny - 79 F

AB	32
R	0
H	7
RBI	0
BB	2
SO	5
LOB	14

Batter	1	2	3	4	5	6	7	8	9	AB R H RBI BB SO LOB	TOP	
Willie Wilson, S (1, 8) OBP: 0.375, SLG: 0.458	0-0 CS PB 1B		0-0 4-3 FC 2B		4-0 S BB			0-0 6-3		3 1 2 2 1 0 0		
U L Washington, S (1, 6) OBP: 0.317, SLG: 0.384	0-3 K 1-2		0-0 4-3		0-0 G6-4-3 1B			0-0 2B		4 0 2 0 0 1 2		
Hal McRae, R (1, 10) OBP: 0.384, SLG: 0.544	0-0 L6		0-0 FC 1B		0-0 G6-4-3 1-2f			0-0 F9		4 0 0 1 0 0 4		
Willie Aikens, L (1, 3) OBP: 0.322, SLG: 0.380	0-0 CS 2-3	0-0 F8	0-0 G4-6-3 1B		0-0 L4			0-0 F8		4 0 1 0 0 0 1		
Steve Hammond, L (1, 9) OBP: 0.288, SLG: 0.394		0-0 4-3	0-0 G4-6-3 1-2f		0-3 K			0-0 HR 2B		4 1 1 0 0 1 2		
Frank White, R (1, 4) OBP: 0.323, SLG: 0.469		0-3 K		0-3 K		0-0 F6		0-0 6-3		4 0 0 0 0 2 1		
Jerry Martin, R (1, 7) OBP: 0.305, SLG: 0.386			0-0 1B 2B 2B	0-0 F3		0-0 6-3		0-0 HR		4 2 2 2 0 0 0		
John Wathan, R (1, 2) OBP: 0.347, SLG: 0.313			0-0 2B 2B 1B	0-3 K		0-0 1-6-3		0-0 F6		4 1 1 0 0 1 0		
Greg Pryor, R (1, 5) OBP: 0.346, SLG: 0.475			0-0 2B 2B		0-0 6-3		0-0 5-3	0-0 F9		4 1 1 1 0 0 0		
Inning Stats	R: 0 H: 1 E: 0 LOB: 0 K: 1 BB: 0 S: 5 P: 5	R: 0 H: 0 E: 0 LOB: 0 K: 1 BB: 0 S: 5 P: 5	R: 4 H: 5 E: 0 LOB: 1 K: 0 BB: 0 S: 8 P: 8	R: 0 H: 0 E: 0 LOB: 0 K: 2 BB: 0 S: 7 P: 7	R: 0 H: 1 E: 0 LOB: 1 K: 0 BB: 1 S: 3 P: 7	R: 0 H: 0 E: 0 LOB: 0 K: 1 BB: 0 S: 5 P: 5	R: 0 H: 0 E: 0 LOB: 0 K: 0 BB: 0 S: 3 P: 3	R: 0 H: 1 E: 0 LOB: 1 K: 0 BB: 0 S: 4 P: 4	R: 2 H: 2 E: 0 LOB: 0 K: 0 BB: 0 S: 5 P: 5	1B: 4 SF: 0 2B: 5 SAC: 0 3B: 0 DP: 2 HR: 1 HBP: 0	WP: 0 PA: 37 PB: 1 SB: 1 CS: 1	
PITCHER	IP WLS BF H R ER SO BB IBB HBP BLK WP HR S P ERA WHIP											
Jerry Ujdur, R (1, 1) ERA: 3.39	2.1 L 13 6 4 4 2 0 0 0 0 0 0 0 17 17 15.43 2.571											
Bob James, R (3, 1) ERA: 4.79	3.2 11 1 0 0 3 1 0 0 0 0 0 0 16 20 0.00 0.545											
Dave Rucker, L (7, 1) ERA: 4.57	2.0 8 2 1 1 0 0 0 0 0 0 0 0 8 8 4.50 1.000											
Dave Tobik, R (9, 1) ERA: 2.92	1.0 4 1 1 1 0 0 0 0 0 0 0 0 1 4 9.00 1.000											

Kansas City Royals @ Detroit Tigers
 Tiger Stadium, Detroit, MI
 Sun Aug 15 1982, 3:33 AM EDT
 Att. 25,930 - Unknown - 82 F

livebaseballscorecards.com

AB	35
R	6
H	10
RBI	6
BB	1
SO	5
LOB	10



Batter	1	2	3	4	5	6	7	8	9	AB R H RBI BB SO LOB	TOP											
Willie Wilson, S (1, 7) OBP: 0.371, SLG: 0.453	0-3 K		0-0 F8		0-0 G3			0-0 4-3		4 0 0 0 0 1 1	Kansas City Royals @ New York Yankees Yankee Stadium, Bronx, NY Mon Aug 16 1982, 7:05 PM EDT Unknown - 85 F											
U L Washington, S (1, 6) OBP: 0.316, SLG: 0.382	0-0 F9		0-3 K			0-0 F8		0-0 1B 1B	4 0 1 0 0 1 0													
Hal McRae, R (1, 10) OBP: 0.385, SLG: 0.542	4-0 BB		0-3 K			0-0 P4		0-0 1B 1B	3 0 1 0 1 1 0													
Amos Otis, R (1, 8) OBP: 0.348, SLG: 0.446	0-3 K			0-3 K		0-0 FC5-4 1B		0-0 F9	4 0 1 0 0 2 3													
Jerry Martin, R (1, 9) OBP: 0.305, SLG: 0.383		4-0 1B BB		0-3 K		0-0 FC5-4 1-2f		0-0 G3	3 0 0 0 1 1 1													
Frank White, R (1, 4) OBP: 0.320, SLG: 0.465		0-0 L7		0-0 F7			0-0 P6	0-3 K	4 0 0 0 0 1 1													
Willie Aikens, L (1, 3) OBP: 0.321, SLG: 0.377		0-3 K			0-0 4-3		4-0 G4-6-3 BB	0-0 L6	3 0 0 0 1 1 1													
John Wathan, R (1, 2) OBP: 0.350, SLG: 0.314		0-0 1B			4-0 S BB		0-0 G4-6-3 1-2f		2 0 1 0 1 0 1													
Greg Pryor, R (1, 5) OBP: 0.336, SLG: 0.462		0-0 F3			0-0 F8			0-3 K	3 0 0 0 0 1 3													
Inning Stats	R: 0 E: 0 K: 2 S: 7	H: 0 LOB: 1 BB: 1 P: 11	R: 0 E: 0 K: 1 S: 6	H: 1 LOB: 2 BB: 1 P: 10	R: 0 E: 0 K: 2 S: 7	H: 0 LOB: 0 BB: 0 P: 7	R: 0 E: 0 K: 2 S: 7	H: 0 LOB: 0 BB: 0 P: 7	R: 0 E: 0 K: 0 S: 3	H: 0 LOB: 1 BB: 1 P: 7	R: 0 E: 0 K: 0 S: 4	H: 1 LOB: 1 BB: 0 P: 4	R: 0 E: 0 K: 0 S: 2	H: 0 LOB: 0 BB: 1 P: 6	R: 0 E: 0 K: 1 S: 7	H: 2 LOB: 2 BB: 0 P: 7	R: 0 E: 0 K: 1 S: 5	H: 0 LOB: 0 BB: 0 P: 5	1B: 4 2B: 0 3B: 0 HR: 0	SF: 0 SAC: 0 DP: 1 HBP: 0	WP: 0 PB: 0 SB: 1 CS: 0	PA: 34
PITCHER	IP WLS BF H R ER SO BB IBB HBP BLK WP HR S P ERA WHIP																					
Dave Righetti, L (1, 1) ERA: 3.59	7.2 W 30 4 0 0 8 4 0 0 0 0 0 0 42 58 0.00 1.043																					
Rich Gossage, R (8, 1) ERA: 2.48	1.1 S 4 0 0 0 1 0 0 0 0 0 0 0 6 6 0.00 0.000																					

livebaseballscorecards.com

AB	30
R	0
H	4
RBI	0
BB	4
SO	9
LOB	11



Batter	1	2	3	4	5	6	7	8	9	AB R H RBI BB SO LOB	TOP											
Willie Wilson, S (1, 7) OBP: 0.370, SLG: 0.451	0-0 1B		0-3 K		0-0 L7			0-0 1-3		4 0 1 0 0 1 1	Kansas City Royals @ New York Yankees Yankee Stadium, Bronx, NY Mon Aug 16 1982, 7:05 PM EDT Att. 26,815 - Unknown - 82 F											
U L Washington, S (1, 6) OBP: 0.315, SLG: 0.380	0-0 F7		0-0 4-3			0-0 L8		0-0 HR 1B		4 1 1 0 0 0 1												
Hal McRae, R (1, 10) OBP: 0.384, SLG: 0.546	0-0 F8			0-0 5-3		0-0 F7		0-0 HR 1-H		4 1 1 2 0 0 1												
Amos Otis, R (1, 8) OBP: 0.345, SLG: 0.442	0-3 K			0-0 P4		0-0 F8		0-0 F8		4 0 0 0 0 1 1												
Frank White, R (1, 4) OBP: 0.319, SLG: 0.462		0-0 1B		0-0 E6		0-3 K		0-3 K		4 0 1 0 0 2 0												
Jerry Martin, R (1, 9) OBP: 0.303, SLG: 0.380		0-3 K		0-3 K		0-0 6-3		0-0 F7		3 0 0 0 0 2 2												
Steve Hammond, L (9, PH) OBP: 0.284, SLG: 0.389										1 0 0 0 0 0 0												
Lee May, R (1, 3) OBP: 0.388, SLG: 0.527		0-0 5-3			0-0 2B		0-0 1-3		0-0 F8	3 0 1 0 0 0 1												
Willie Aikens, L (9, PH) OBP: 0.320, SLG: 0.376		1-2								1 0 0 0 0 0 0												
Don Slaught, R (1, 2) OBP: 0.339, SLG: 0.410		0-0 F9			0-3 K			0-0 HR		3 1 1 1 0 1 2												
Greg Pryor, R (1, 5) OBP: 0.327, SLG: 0.449			0-0 F7		0-0 5-3			0-0 6-3		3 0 0 0 0 0 1												
Inning Stats	R: 0 E: 0 K: 1 S: 6	H: 1 LOB: 1 BB: 0 P: 6	R: 0 E: 0 K: 1 S: 6	H: 1 LOB: 1 BB: 0 P: 6	R: 0 E: 0 K: 1 S: 5	H: 0 LOB: 0 BB: 0 P: 5	R: 0 E: 1 K: 1 S: 6	H: 0 LOB: 1 BB: 0 P: 6	R: 0 E: 0 K: 1 S: 6	H: 1 LOB: 1 BB: 0 P: 6	R: 0 E: 0 K: 0 S: 3	H: 0 LOB: 0 BB: 0 P: 3	R: 0 E: 0 K: 1 S: 5	H: 0 LOB: 0 BB: 0 P: 5	R: 3 E: 0 K: 0 S: 6	H: 3 LOB: 0 BB: 0 P: 6	R: 0 E: 0 K: 1 S: 5	H: 0 LOB: 0 BB: 0 P: 5	1B: 3 2B: 1 3B: 0 HR: 2	SF: 0 SAC: 0 DP: 0 HBP: 0	WP: 0 PB: 0 SB: 1 CS: 0	PA: 34
PITCHER	IP WLS BF H R ER SO BB IBB HBP BLK WP HR S P ERA WHIP																					
Rudy May, L (1, 1) ERA: 2.82	7.2 W 29 5 2 2 6 0 0 0 0 0 0 1 41 41 2.35 0.652																					
Lynn McGlothen, R (8, 1) ERA: 4.5	0.1 2 1 1 1 0 0 0 0 0 0 0 1 2 2 27.00 3.000																					
Rich Gossage, R (9, 1) ERA: 2.45	1.0 S 3 0 0 0 1 0 0 0 0 0 0 0 5 5 0.00 0.000																					

livebaseballscores.com

AB	34
R	3
H	6
RBI	3
BB	0
SO	7
LOB	10



Batter	1	2	3	4	5	6	7	8	9	AB R H RBI BB SO LOB	TOP											
Willie Wilson, S (1, 7) OBP: 0.373, SLG: 0.455	0-0 2B	0-0 1B		0-0 6-3			0-3 K	0-0 F8 1B		5 1 3 2 0 1 0	Kansas City Royals @ New York Yankees Yankee Stadium, Bronx, NY Tue Aug 17 1982, 7:05 PM EDT Att. 24,532 - Unknown - 75 F											
U L Washington, S (1, 6) OBP: 0.317, SLG: 0.384	0-0 1-3	0-0 SF8		0-0 2B			4-0 BB	0-0 F8 1B		3 0 1 1 1 0 2												
Hal McRae, R (1, 10) OBP: 0.382, SLG: 0.545	0-0 1B 2B	0-0 F8		0-0 6-3			0-0 F8	0-0 F8		5 1 1 1 0 0 4												
Amos Otis, R (1, 8) OBP: 0.346, SLG: 0.441	0-0 4-3 1B		0-0 1B G6-4-3		0-0 L6		0-0 4-3		0-0 5-3	5 1 2 1 0 0 1												
Willie Aikens, L (1, 3) OBP: 0.324, SLG: 0.391	0-0 4-3		0-0 1B G6-4-3		0-3 K			0-0 HR	0-0 2B	5 1 3 1 0 1 1												
Steve Hammond, L (1, 9) OBP: 0.282, SLG: 0.373	4-0 BB		0-0 1B G6-4-3		0-0 1-3			0-3 K	0-3 K	3 0 0 0 1 1 1 1 0 0 0 0 1 1												
Jerry Martin, R (9, PH) OBP: 0.302, SLG: 0.379																						
Frank White, R (1, 4) OBP: 0.320, SLG: 0.462	0-0 FC6-4 1-2f		0-0 1B			0-0 5-3		0-0 2B 1B	0-0 P2	5 1 2 0 0 0 3												
John Wathan, R (1, 2) OBP: 0.349, SLG: 0.317		0-0 F9	0-0 L6			0-0 E6 G5-4-3		0-0 1B 1B 2B		4 1 1 1 0 0 1												
Greg Pryor, R (1, 5) OBP: 0.333, SLG: 0.450		0-0 1B SF8 1B		0-3 K		0-0 G5-4-3		0-0 1B 1B		4 2 2 0 0 1 1												
Inning Stats	R: 2 E: 0 K: 0 S: 6	H: 3 LOB: 2 BB: 1 P: 10	R: 1 E: 0 K: 0 S: 5	H: 2 LOB: 1 BB: 0 P: 5	R: 1 E: 0 K: 0 S: 5	H: 3 LOB: 1 BB: 0 P: 5	R: 0 E: 0 K: 1 S: 6	H: 1 LOB: 1 BB: 0 P: 6	R: 0 E: 0 K: 1 S: 5	H: 0 LOB: 0 BB: 0 P: 5	R: 0 E: 1 K: 0 S: 3	H: 0 LOB: 0 BB: 0 P: 3	R: 0 E: 0 K: 1 S: 5	H: 0 LOB: 1 BB: 1 P: 9	R: 4 E: 0 K: 1 S: 10	H: 5 LOB: 1 BB: 0 P: 10	R: 0 E: 0 K: 1 S: 6	H: 1 LOB: 1 BB: 0 P: 6	1B: 9 2B: 5 3B: 0 HR: 1	SF: 1 SAC: 0 DP: 2 HBP: 0	WP: 0 PB: 0 SB: 0 CS: 0	PA: 43
PITCHER	IP WLS BF H R ER SO BB IBB HBP BLK WP HR S P ERA WHIP																					
Mike Morgan, R (1, 1) ERA: 4.05	2.0 L 14 7 4 4 0 1 0 0 0 0 0 0 13 17 18.00 4.000																					
George Frazier, R (3, 1) ERA: 3.3	5.0 17 2 0 0 3 1 0 0 0 0 0 0 22 26 0.00 0.600																					
Dave LaRoche, L (8, 1) ERA: 2.38	2.0 12 6 4 4 2 0 0 0 0 0 0 1 16 16 18.00 3.000																					

livebaseballscorecards.com

AB	40
R	8
H	15
RBI	7
BB	2
SO	5
LOB	15



Batter	1	2	3	4	5	6	7	8	9
Willie Randolph, R OBP: 0.352, SLG: 0.331 (1, 4)	0-0 L8		0-0 6-3			0-3 K		0-0 E5	
Lee Mazzilli, S OBP: 0.360, SLG: 0.384 (1, 10)	0-0 F2			0-0 F5		0-0 F9		0-0 G4-6-3 1B	
Jerry Mumphrey, S OBP: 0.370, SLG: 0.422 (1, 8)	0-0 F9			0-3 K		0-0 HR 1B		0-3 K	
Dave Winfield, R OBP: 0.347, SLG: 0.546 (1, 7)		0-0 F7		0-0 HR		0-0 HR 1B		0-0 G4-6-3	
Roy Smalley, S OBP: 0.360, SLG: 0.388 (1, 5)		0-0 F9		0-0 F8		0-0 5-3		0-0 G3 SF8 2B	
Ken Griffey, L OBP: 0.303, SLG: 0.347 (1, 9)		0-0 3-1			0-0 F7		4-0 SH5-4 BB	0-0 G3	
Dave Collins, S OBP: 0.319, SLG: 0.329 (1, 3)			4-0 G1-6-3 E BB		0-0 4-3		0-0 SH5-4	0-0 SF8	
Rick Cerone, R OBP: 0.270, SLG: 0.287 (1, 2)			0-0 E6 G1-6-3		0-0 1B		0-0 6-3	0-0 1B	
Rodney Scott, S OBP: 0.294, SLG: 0.182 (1, 6)			0-0 G1-6-3		0-0 F9		0-0 6-3	0-0 1-3	

Inning Stats	R: 0	H: 0	E: 0	K: 0	S: 3	R: 0	H: 0	E: 0	K: 0	S: 3	R: 1	H: 1	E: 0	K: 1	S: 6	R: 0	H: 1	E: 0	K: 0	S: 4	R: 2	H: 2	E: 0	K: 1	S: 7	R: 0	H: 0	E: 0	K: 0	S: 3	R: 0	H: 1	E: 1	K: 1	S: 6	R: 1	H: 2	E: 0	K: 0	S: 5	1B: 4	SF: 1	2B: 1	3B: 0	HR: 2							
	0	0	0	0	3	0	0	0	0	3	1	1	0	1	6	0	1	0	0	4	2	0	2	0	7	0	0	0	0	7	0	0	1	1	6	0	2	1	2	5	4	1	1	0	2	0	0	5	4	1	0	2

PITCHER	IP	WLS	BF	H	R	ER	SO	BB	IBB	HBP	BLK	WP	HR	S	P	ERA	WHIP
Paul Splittorf, L ERA: 3.43 (1, 1)	6.0	W	23	4	3	3	2	1	0	0	0	0	2	26	30	4.50	0.833
Don Hood, L ERA: 2.28 (7, 1)	3.0	S	13	3	1	1	1	1	0	0	0	0	0	14	18	3.00	1.333


BOTTOM

Kansas City Royals @ New York Yankees
Yankee Stadium, Bronx, NY

Tue Aug 17 1982, 7:05 PM EDT
Att: 24,532 - Unknown - 75 F

livebaseballscorecards.com

AB	32
R	4
H	7
RBI	4
BB	2
SO	3
LOB	13



WP: 0	PA: 36
PB: 0	
SB: 0	
CS: 0	

Batter	1	2	3	4	5	6	7	8	9	AB R H RBI BB SO LOB	TOP
Willie Wilson, S (1, 7) OBP: 0.371, SLG: 0.453	0-3 K		0-0 6-3		0-0 1-2 1B			0-0 5-3		4 0 1 0 0 1 0	Kansas City Royals @ New York Yankees Yankee Stadium, Bronx, NY Wed Aug 18 1982, 7:05 PM EDT Att. 22,604 - Unknown - 76 F
U L Washington, S (1, 6) OBP: 0.319, SLG: 0.396	0-0 G3		0-0 HR		0-0 F8			0-0 2B 1B		4 2 2 1 0 0 2	
Hal McRae, R (1, 10) OBP: 0.381, SLG: 0.544	0-0 F8		0-0 F8			0-0 F7		0-0 1-H 2B		4 0 1 1 0 0 0	
Amos Otis, R (1, 8) OBP: 0.343, SLG: 0.437		0-0 6-3		0-0 6-3		0-3 K		0-0 6-3		4 0 0 0 0 1 1	
Jerry Martin, R (1, 9) OBP: 0.304, SLG: 0.379		4-0 BB E BB		0-0 G6-4-3 1B		0-3 K		0-0 F7		3 0 1 0 1 1 0	
Frank White, R (1, 4) OBP: 0.317, SLG: 0.457		0-0 E4 FC4 1-2		0-0 G6-4-3 1-2f		0-0 L8		0-0 4-3		4 0 0 0 0 0 2	
Willie Aikens, L (1, 3) OBP: 0.323, SLG: 0.389		0-3 K			0-0 F8		0-0 G1-6-3 1B		0-0 6-3	4 0 1 0 0 1 2	
John Wathan, R (1, 2) OBP: 0.349, SLG: 0.317		0-0 FC4 1-2f			0-0 1B 1B		0-0 G1-6-3 1-2f			3 0 1 0 0 0 3	
Don Slaught, R (7, 2) OBP: 0.339, SLG: 0.410										0 0 0 0 0 0 0	
Greg Pryor, R (1, 5) OBP: 0.325, SLG: 0.439			0-0 5-3		0-0 L6			0-0 5-3		3 0 0 0 0 0 1	
Inning Stats	R: 0 E: 0 K: 1 S: 5 H: 0 LOB: 0 BB: 0 P: 5	R: 0 E: 1 K: 1 S: 6 H: 0 LOB: 2 BB: 1 P: 10	R: 1 E: 0 K: 0 S: 4 H: 1 LOB: 0 BB: 0 P: 4	R: 0 E: 0 K: 0 S: 3 H: 1 LOB: 0 BB: 0 P: 3	R: 0 E: 0 K: 0 S: 5 H: 2 LOB: 2 BB: 0 P: 5	R: 0 E: 0 K: 2 S: 7 H: 0 LOB: 0 BB: 0 P: 7	R: 0 E: 0 K: 0 S: 3 H: 1 LOB: 0 BB: 0 P: 3	R: 1 E: 0 K: 0 S: 5 H: 2 LOB: 1 BB: 0 P: 5	R: 0 E: 0 K: 0 S: 3 H: 0 LOB: 0 BB: 0 P: 3	1B: 5 2B: 1 3B: 0 HR: 1 SF: 0 SAC: 0 DP: 2 HBP: 0	WP: 0 PB: 0 SB: 0 CS: 0 PA: 34
PITCHER Tommy John, L (1, 1) ERA: 3.75	IP: 9.0 WLS: W BF: 34 H: 7 R: 2 ER: 2 SO: 4 BB: 1 IBB: 0 HBP: 0 BLK: 0 WP: 0 HR: 1 S: 41 P: 45 ERA: 2.00 WHIP: 0.889	PITCHER									

livebaseballscorecards.com

AB	33
R	2
H	7
RBI	2
BB	1
SO	4
LOB	11



Batter	1	2	3	4	5	6	7	8	9
Willie Randolph, R OBP: 0.356, SLG: 0.333 (1, 4)	0-0 1B		4-0 1B BB	4-0 1B E BB	0-0 1B		0-0 FC6-4 1-2f		
Lee Mazzilli, S OBP: 0.357, SLG: 0.379 (1, 3)	0-0 F7		0-0 F5	0-0 S E 1B	0-0 G3			0-0 P3	
Jerry Mumphrey, S OBP: 0.371, SLG: 0.421 (1, 8)	0-3 K		0-0 1B 2B 1B	0-0 E3 1-H 3-H		0-0 P6		0-0 BB 1B	
Dave Winfield, R OBP: 0.345, SLG: 0.542 (1, 7)	0-0 F7		0-0 2B 1B	0-0 F7		0-0 6-3		0-0 F9	
Oscar Gamble, L OBP: 0.392, SLG: 0.542 (1, 10)		0-0 F9	0-0 1-H 2-H 2B		4-0 1B E BB	0-0 L4		4-0 1-2 BB	
Roy Smalley, S OBP: 0.355, SLG: 0.382 (1, 5)		0-0 5-3	0-0 P6		0-0 L7		0-3 K	0-0 F7	
Ken Griffey, L OBP: 0.308, SLG: 0.351 (1, 9)		0-0 F8		0-0 4-3 1B 5-3 1B	0-0 E 1B 1B		0-0 1B		
Rick Cerone, R OBP: 0.270, SLG: 0.286 (1, 2)			0-0 F7	0-0 5-3 1-2	0-0 E6 1B 1B		0-0 1B 1B		
Rodney Scott, S OBP: 0.309, SLG: 0.208 (1, 6)			0-0 BB 1B 1B	0-0 4-3 2-3	0-0 5-3		0-0 FC6-4 1-2 1B		

Inning Stats	R: 0 E: 0 K: 1 S: 6	H: 1 LOB: 1 BB: 0 P: 6	R: 0 E: 0 K: 0 S: 3	H: 0 LOB: 0 BB: 0 P: 3	R: 4 E: 0 K: 0 S: 7	H: 4 LOB: 1 BB: 1 P: 11	R: 3 E: 1 K: 0 S: 6	H: 2 LOB: 1 BB: 1 P: 10	R: 2 E: 1 K: 0 S: 6	H: 2 LOB: 2 BB: 1 P: 10	R: 0 E: 0 K: 0 S: 3	H: 0 LOB: 0 BB: 0 P: 3	R: 0 E: 0 K: 1 S: 7	H: 3 LOB: 2 BB: 0 P: 7	R: 0 E: 0 K: 0 S: 4	H: 1 LOB: 2 BB: 1 P: 8
1B: 12 2B: 1 3B: 0 HR: 0	SF: 0 SAC: 0 DP: 0 HBP: 0	WP: 0 PB: 0 SB: 1 CS: 0	PA: 42													

PITCHER	IP	WLS	BF	H	R	ER	SO	BB	IBB	HBP	BLK	WP	HR	S	P	ERA	WHIP
Dave Frost, R ERA: 5.26 (1, 1)	2.2	L	14	5	4	4	1	1	0	0	0	0	0	15	19	13.50	2.250
Bill Castro, R ERA: 2.95 (3, 1)	3.1		18	4	5	2	0	2	0	0	0	0	0	16	24	5.40	1.800
Dan Quisenberry, R ERA: 2.97 (7, 1)	1.0		5	3	0	0	1	0	0	0	0	0	0	7	7	0.00	3.000
Mike Armstrong, R ERA: 2.3 (8, 1)	1.0		5	1	0	0	0	1	0	0	0	0	0	4	8	0.00	2.000

BOTTOM

Kansas City Royals @ New York Yankees
 Yankee Stadium, Bronx, NY
 Wed Aug 18 1982, 7:05 PM EDT
 Att: 22,604 - Unknown - 76 F

livebaseballscores.com

AB	38
R	9
H	13
RBI	7
BB	4
SO	2
LOB	20



Batter	1	2	3	4	5	6	7	8	9	AB R H RBI BB SO LOB	TOP	
Rudy Law, L (1, 8) OBP: 0.359, SLG: 0.426	0-0 4-3		0-0 S 1B		0-0 4-3			0-0 6-3		4 0 1 0 0 0 1		
Tony Bernazard, S (1, 4) OBP: 0.343, SLG: 0.377	0-0 1B		4-0 1-2 BB			4-0 5-3 FC1-5-2 BB		0-0 4-3		2 0 1 0 2 0 0		
Tom Paciorek, R (1, 3) OBP: 0.368, SLG: 0.498	0-0 F8		0-0 F7			0-0 5-3 1-3			0-0 1B 1B	4 0 1 0 0 0 4		
Greg Luzinski, R (1, 10) OBP: 0.363, SLG: 0.446	0-0 F7			0-0 G4-6-3 1B		0-0 FC1-5-2 3-H			0-3 K	4 0 1 0 0 1 3		
Carlton Fisk, R (1, 2) OBP: 0.340, SLG: 0.395		0-0 6-3		0-0 L7		0-0 F9			0-0 1-3 1B	4 0 1 0 0 0 2		
Steve Kemp, L (1, 7) OBP: 0.365, SLG: 0.398		0-0 1-3		0-0 G4-6-3 1-2f			0-0 4-3		0-3 K	4 0 0 0 0 1 3		
Harold Baines, L (1, 9) OBP: 0.311, SLG: 0.441		0-0 F8			0-0 F9		0-0 F6		0-0 4-3	4 0 0 0 0 0 2		
Vance Law, R (1, 6) OBP: 0.341, SLG: 0.374 (8, 5)			0-0 G1-6-3 1B		0-0 L6		0-0 F9			3 0 1 0 0 0 0		
Aurelio Rodriguez, R (1, 5) OBP: 0.249, SLG: 0.308 Jerry Hairston, S (8, PH) OBP: 0.300, SLG: 0.507 Bill Almon, R (8, 6) OBP: 0.323, SLG: 0.374			0-0 G1-6-3 1-2f		0-0 1B			0-0 4-3		2 0 1 0 0 0 1 1 0 0 0 0 0 0 0 0 0 0 0 0 0		
Inning Stats	R: 0 H: 1 E: 0 LOB: 1 K: 0 BB: 0 S: 4 P: 4	R: 0 H: 0 E: 0 LOB: 0 K: 0 BB: 0 S: 3 P: 3	R: 0 H: 2 E: 0 LOB: 2 K: 0 BB: 1 S: 4 P: 8	R: 0 H: 1 E: 0 LOB: 0 K: 0 BB: 0 S: 3 P: 3	R: 0 H: 1 E: 0 LOB: 1 K: 0 BB: 0 S: 4 P: 4	R: 0 H: 0 E: 0 LOB: 1 K: 0 BB: 1 S: 3 P: 7	R: 0 H: 0 E: 0 LOB: 0 K: 0 BB: 0 S: 3 P: 3	R: 0 H: 0 E: 0 LOB: 0 K: 2 BB: 0 S: 9 P: 9	R: 0 H: 2 E: 0 LOB: 2 K: 2 BB: 0 S: 9 P: 9	1B: 7 SF: 0 2B: 0 SAC: 0 3B: 0 DP: 2 HR: 0 HBP: 0	WP: 0 PA: 34 PB: 0 SB: 1 CS: 0	
PITCHER Larry Gura, L (1, 1) ERA: 4.02 Dan Quisenberry, R (8, 1) ERA: 2.91	IP WLS BF H R ER SO BB IBB HBP BLK WP HR S P ERA WHIP	7.0 W 26 5 0 0 0 2 0 0 0 0 0 0 24 32 0.00 1.000	2.0 S 8 2 0 0 2 0 0 0 0 0 0 0 12 12 0.00 1.000	PITCHER IP WLS BF H R ER SO BB IBB HBP BLK WP HR S P ERA WHIP								

Chicago White Sox @ Kansas City Royals
Royals Stadium, Kansas City, MO
Thu Aug 19 1982, 8:05 PM EDT
Att. 37,093 - Unknown - 87 F

livebaseballscorecards.com

AB	32
R	0
H	7
RBI	0
BB	2
SO	2
LOB	16



Batter	1	2	3	4	5	6	7	8	9	AB R H RBI BB SO LOB	TOP																								
Rudy Law, L (1, 8) OBP: 0.364, SLG: 0.430 Ron LeFlore, R (9, PR) OBP: 0.332, SLG: 0.395	0-0 G3 1B	0-0 1-3 3-H 1B		0-0 6-3		0-0 4-3			0-0 2B SF8 1B	5 0 3 1 0 0 2 0 1 0 0 0 0 0																									
Tony Bernazard, S (1, 4) OBP: 0.343, SLG: 0.378	0-0 G3 1-2	0-0 P6			4-0 BB BB BB		0-0 G3		0-0 1-3 2B	4 0 1 0 1 0 3																									
Harold Baines, L (1, 9) OBP: 0.308, SLG: 0.438	0-3 K		0-0 F8		0-0 G4-6-3 1-2f		0-3 K		0-0 SF8 3-H	4 0 0 1 0 2 2																									
Greg Luzinski, R (1, 10) OBP: 0.361, SLG: 0.443	0-0 F8		0-0 5-3		0-0 FC6-4 1B		0-3 K		0-0 F8	5 0 1 0 0 1 3																									
Steve Kemp, L (1, 7) OBP: 0.388, SLG: 0.413		0-0 1B FC5-2-5-1 2B	0-0 HR		0-0 FC6-4 1-2f			0-0 1B 2B		4 2 3 1 0 0 1																									
Carlton Fisk, R (1, 2) OBP: 0.345, SLG: 0.399 Marc Hill, R (7, 2) OBP: 0.292, SLG: 0.348		0-0 FC5-2-5-1 1B 2-3	4-0 S BB			0-0 5-3 1B 1B		0-0 2-H G6-3 1B		2 1 2 0 1 0 0 1 0 1 1 0 0 0																									
Mike Squires, L (1, 3) OBP: 0.313, SLG: 0.339		0-0 FC5-2-5-1 1B 1-3 3-H 1B	0-0 5-3			0-0 F8		0-0 F8		4 1 0 0 0 0 5																									
Vance Law, R (1, 6) OBP: 0.344, SLG: 0.377 (6, 5)		0-0 1B 2-3 3-H 1B		0-0 6-3		0-0 5-3 1-2 1B		0-0 G6-3 1-2f		4 0 2 1 0 0 1																									
Aurelio Rodriguez, R (1, 5) OBP: 0.246, SLG: 0.304 Jerry Hairston, S (6, PH) OBP: 0.296, SLG: 0.500 Bill Almon, R (6, 6) OBP: 0.322, SLG: 0.373		0-3 K		0-3 K		0-0 5-3 1-2 2-3		0-0 F8		2 0 0 0 0 2 2 1 0 0 0 0 0 2 1 0 0 0 0 0 0																									
Inning Stats	R: 0 E: 0 K: 1 S: 6	H: 1 LOB: 1 BB: 0 P: 6	R: 2 E: 0 K: 1 S: 9	H: 4 LOB: 2 BB: 0 P: 9	R: 1 E: 0 K: 0 S: 4	H: 1 LOB: 1 BB: 1 P: 8	R: 0 E: 0 K: 1 S: 5	H: 0 LOB: 0 BB: 0 P: 5	R: 0 E: 0 K: 0 S: 3	H: 1 LOB: 1 BB: 1 P: 7	R: 0 E: 0 K: 0 S: 5	H: 2 LOB: 2 BB: 0 P: 5	R: 0 E: 0 K: 2 S: 7	H: 0 LOB: 0 BB: 0 P: 7	R: 1 E: 0 K: 0 S: 4	H: 2 LOB: 0 BB: 0 P: 4	R: 1 E: 0 K: 0 S: 5	H: 2 LOB: 2 BB: 0 P: 5	1B: 9 2B: 3 3B: 0 HR: 1	SF: 1 SAC: 0 DP: 2 HBP: 0	WP: 0 PB: 0 SB: 1 CS: 0	PA: 40													
PITCHER Dennis Leonard, R (1, 1) ERA: 5.01 Mike Armstrong, R (6, 1) ERA: 2.41	IP 5.1	WLS W	BF 26	H 9	R 3	ER 3	SO 3	BB 2	IBB 0	HBP 0	BLK 0	WP 0	HR 1	S 30	P 38	ERA 5.06	WHIP 2.062	PITCHER	IP 3.2	WLS S	BF 14	H 4	R 2	ER 2	SO 2	BB 0	IBB 0	HBP 0	BLK 0	WP 0	HR 0	S 18	P 18	ERA 4.91	WHIP 1.091

Chicago White Sox @ Kansas City Royals
Royals Stadium, Kansas City, MO
Fri Aug 20 1982, 8:05 PM EDT
Att. 36,328 - Unknown - 78 F

AB	37
R	5
H	13
RBI	5
BB	2
SO	5
LOB	21



Batter	1	2	3	4	5	6	7	8	9	AB R H RBI BB SO LOB
Rudy Law, L (1, 8) OBP: 0.365, SLG: 0.429	0-0 G3		0-0 1B		0-0 P6		0-0 6-3	0-0 1B		5 0 2 0 0 0 0
Tony Bernazard, S (1, 4) OBP: 0.342, SLG: 0.376	0-0 5-3		0-0 1B		0-0 6-3		0-0 L4	0-0 4-3		5 0 1 0 0 0 2
Tom Paciorek, R (1, 3) OBP: 0.371, SLG: 0.502	4-0 BB		0-0 G4-6-3		0-0 WP		0-0 1B		0-0 6-3	4 0 2 0 1 0 3
Mike Squires, L (9, 3) OBP: 0.313, SLG: 0.339			1-2 2-3		1-2 2-3				0-0 1-3	0 0 0 0 0 0 0
Greg Luzinski, R (1, 10) OBP: 0.362, SLG: 0.440	0-0 F8		4-0 BB		4-0 BB		0-0 L6		0-0 1-3	3 0 0 0 2 0 2
Carlton Fisk, R (1, 2) OBP: 0.346, SLG: 0.399		0-0 1B	0-0 F9		0-3 K			0-0 5-3	0-0 1B	5 0 2 0 0 1 5
Ron LeFlore, R (9, PR) OBP: 0.332, SLG: 0.395										0 0 0 0 0 0 0
Marc Hill, R (9, 2) OBP: 0.292, SLG: 0.348										0 0 0 0 0 0 0
Steve Kemp, L (1, 7) OBP: 0.388, SLG: 0.420		0-0 L9		0-0 4-3		0-0 6-3		0-0 HR	0-0 1B	5 1 2 1 0 0 1
Harold Baines, L (1, 9) OBP: 0.311, SLG: 0.453		0-0 G3		0-0 1B		0-0 HR		0-0 HR	0-0 L8	5 2 3 2 0 0 3
Vance Law, R (1, 5) OBP: 0.338, SLG: 0.370		0-0 F4		0-3 K		0-0 F9		0-0 F8		4 0 0 0 0 1 2
Bill Almon, R (1, 6) OBP: 0.325, SLG: 0.372			4-0 1B		0-0 F9		0-0 6-3	0-0 1B		3 0 1 0 1 0 1

TOP

Chicago White Sox @ Kansas City Royals
Royals Stadium, Kansas City, MO

Sat Aug 21 1982, 8:05 PM EDT
Att. 40,461 - Unknown - 83 F

AB	39
R	3
H	13
RBI	3
BB	4
SO	2
LOB	19



Inning Stats	R: 0	H: 0	E: 0	K: 0	S: 3	P: 7	R: 0	H: 1	E: 0	K: 0	S: 4	P: 4	R: 0	H: 2	E: 0	K: 0	S: 4	P: 12	R: 0	H: 1	E: 0	K: 1	S: 6	P: 6	R: 0	H: 1	E: 0	K: 1	S: 6	P: 10	R: 1	H: 1	E: 0	K: 0	S: 4	P: 4	R: 0	H: 1	E: 0	K: 0	S: 4	P: 4	R: 2	H: 4	E: 0	K: 0	S: 7	P: 7	R: 0	H: 2	E: 0	K: 0	S: 5	P: 5	1B: 9	2B: 1	3B: 0	HR: 3	SF: 0	SAC: 0	DP: 1	HBP: 0	WP: 1	PB: 0	SB: 1	CS: 0	PA: 43
--------------	------	------	------	------	------	------	------	------	------	------	------	------	------	------	------	------	------	-------	------	------	------	------	------	------	------	------	------	------	------	-------	------	------	------	------	------	------	------	------	------	------	------	------	------	------	------	------	------	------	------	------	------	------	------	------	-------	-------	-------	-------	-------	--------	-------	--------	-------	-------	-------	-------	--------

PITCHER	IP	WLS	BF	H	R	ER	SO	BB	IBB	HBP	BLK	WP	HR	S	P	ERA	WHIP
Bud Black, L (1, 1) ERA: 4.26	6.0		27	6	1	1	2	4	0	0	0	1	1	27	43	1.50	1.667
Bill Castro, R (7, 1) ERA: 3.07	1.1		6	2	1	1	0	0	0	0	0	0	1	6	6	6.75	1.500
Don Hood, L (8, 1) ERA: 2.44	0.1		4	3	1	1	0	0	0	0	0	0	1	4	4	27.00	9.000
Dan Quisenberry, R (8, 1) ERA: 2.87	1.1	W	6	2	0	0	0	0	0	0	0	0	0	6	6	0.00	1.500

Batter	1	2	3	4	5	6	7	8	9	AB	R	H	RBI	BB	SO	LOB
Willie Wilson, S OBP: 0.367, SLG: 0.446 (1, 7)	0-3 K ①		0-3 K ③			0-0 1B CS 1B		0-0 F9 ②		4	1	1	0	0	2	0
U L Washington, S OBP: 0.319, SLG: 0.389 (1, 6)	0-3 K ②			0-0 G3 ①		0-0 1B S 1B		0-0 1-3 ③		4	1	1	0	0	1	0
Hal McRae, R OBP: 0.386, SLG: 0.550 (1, 10)	0-0 F7 ③			0-0 1B		0-0 1B G6-3			0-0 F5 ①	4	0	2	2	0	0	0
Amos Otis, R OBP: 0.340, SLG: 0.430 (1, 8)		0-0 2B 1B		0-0 L8 ②		0-0 F7 ①			0-0 6-3 ②	4	0	1	0	0	0	2
Willie Aikens, L OBP: 0.326, SLG: 0.409 (1, 3)		0-0 L6-4 2B		0-0 4-3 ③		0-0 G6-3 ③			0-0 HR	4	1	2	1	0	0	2
Steve Hammond, L OBP: 0.275, SLG: 0.364 (1, 9)		0-0 L6-4 ①			0-0 F9 ①		0-3 K ①			2	0	0	0	0	0	2
Jerry Martin, R OBP: 0.304, SLG: 0.379 (7, PH) (8, 9)		0-0 2-3								1	0	0	0	0	1	0
Frank White, R OBP: 0.321, SLG: 0.470 (1, 4)		0-0 F3 ③				HR				3	1	1	1	0	0	1
John Wathan, R OBP: 0.348, SLG: 0.316 (1, 2)			0-0 5-3 ①			0-3 K ②				3	0	0	0	0	1	0
Greg Pryor, R OBP: 0.331, SLG: 0.426 (1, 5)			0-0 6-3 ②			0-3 K ③				3	0	0	0	0	2	0

Inning Stats	R: 0	H: 0	E: 0	K: 2	S: 7	LOB: 0	BB: 0	P: 7	R: 0	H: 2	E: 0	K: 0	S: 4	LOB: 1	BB: 0	P: 4	R: 0	H: 0	E: 0	K: 1	S: 5	LOB: 0	BB: 0	P: 5	R: 0	H: 1	E: 0	K: 0	S: 4	LOB: 1	BB: 0	P: 4	R: 1	H: 1	E: 0	K: 2	S: 8	LOB: 0	BB: 0	P: 8	R: 2	H: 3	E: 0	K: 0	S: 5	LOB: 0	BB: 0	P: 5	R: 0	H: 0	E: 0	K: 1	S: 5	LOB: 0	BB: 0	P: 5	R: 0	H: 0	E: 0	K: 1	S: 5	LOB: 0	BB: 0	P: 5	R: 1	H: 1	E: 0	K: 0	S: 3	LOB: 0	BB: 0	P: 3
1B: 5	SF: 0	2B: 2	SAC: 0	3B: 0	DP: 2	HR: 2	HBP: 0	WP: 0	PA: 32	SB: 1	CS: 1																																																													

PITCHER	IP	WLS	BF	H	R	ER	SO	BB	IBB	HBP	BLK	WP	HR	S	P	ERA	WHIP
Richard Dotson, R ERA: 4.26 (1, 1)	5.1		22	7	3	2	5	0	0	0	0	0	1	32	32	3.38	1.312
Kevin Hickey, L ERA: 3.47 (6, 1)	0.2		1	0	0	0	0	0	0	0	0	0	0	1	1	0.00	0.000
Salome Barojas, R ERA: 3.75 (7, 1)	2.2	L	9	1	1	1	2	0	0	0	0	0	1	13	13	3.38	0.375

BOTTOM

Chicago White Sox @ Kansas City Royals
Royals Stadium, Kansas City, MO

Sat Aug 21 1982, 8:05 PM EDT
Att: 40,461 - Unknown - 83 F

livebaseballscorecards.com

AB	32
R	4
H	8
RBI	4
BB	0
SO	7
LOB	7



Batter	1	2	3	4	5	6	7	8	9	AB R H RBI BB SO LOB
Willie Wilson, S OBP: 0.366, SLG: 0.444 (1, 7)	0-3 K			0-3 K2-3		0-0 FC6-4			0-0 2B 1B	4 1 1 0 0 2 1
John Wathan, R OBP: 0.350, SLG: 0.323 (1, 2) Don Slaught, R OBP: 0.336, SLG: 0.406 (8, 2)	0-0 5-3			0-0 G6-4-3 1B			0-0 1B FC5-4 2B		0-0 F9	3 1 2 0 0 0 0 1 0 0 0 0 0 1
Hal McRae, R OBP: 0.385, SLG: 0.549 (1, 10)	0-0 F9			0-0 G6-4-3			0-0 F8		0-0 WP SF8 2B	4 1 1 1 0 0 2
Amos Otis, R OBP: 0.340, SLG: 0.429 (1, 8) Cesar Geronimo, L OBP: 0.299, SLG: 0.465 (8, 8) Lee May, R OBP: 0.391, SLG: 0.520 (9, PH)		0-3 K			0-0 F9		0-0 FC5-4 1B		4-0 BB BB BB 2-3 1B BB	3 0 1 0 0 0 1 0 0 0 0 0 0 0 0 0 0 0 0 0 0 1 0 0
Frank White, R OBP: 0.318, SLG: 0.467 (1, 4)		0-3 K			0-0 F8		0-0 FC5-4		0-0 SF8	3 0 0 2 0 1 1
Jerry Martin, R OBP: 0.304, SLG: 0.377 (1, 9)		0-0 5-3			0-3 K		0-0 F7		0-0 1-2 1B	4 0 1 0 0 1 1
Willie Aikens, L OBP: 0.323, SLG: 0.405 (1, 3)			0-0 1-3			0-3 K		0-3 K	0-0 6-3	4 0 0 0 0 2 2
Greg Pryor, R OBP: 0.331, SLG: 0.424 (1, 5)			0-0 9-3 1B			0-0 F8		0-0 F7		3 0 1 0 0 0 0
Onix Concepcion, R OBP: 0.276, SLG: 0.307 (1, 6)			0-0 9-3			4-0 FC6-4 BB		0-0 F9		2 0 0 0 1 0 1

Inning Stats	R: 0 E: 0 K: 1 S: 5	H: 0 LOB: 0 BB: 0 P: 5	R: 0 E: 0 K: 2 S: 7	H: 0 LOB: 0 BB: 0 P: 7	R: 0 E: 0 K: 0 S: 3	H: 1 LOB: 0 BB: 0 P: 3	R: 0 E: 0 K: 1 S: 5	H: 1 LOB: 0 BB: 0 P: 5	R: 0 E: 0 K: 1 S: 5	H: 0 LOB: 0 BB: 0 P: 5	R: 0 E: 0 K: 1 S: 5	H: 0 LOB: 1 BB: 1 P: 9	R: 1 E: 0 K: 0 S: 5	H: 2 LOB: 1 BB: 0 P: 5	R: 0 E: 0 K: 1 S: 5	H: 0 LOB: 0 BB: 0 P: 5	R: 2 E: 0 K: 0 S: 6	H: 3 LOB: 2 BB: 1 P: 10	1B: 5 2B: 3 3B: 0 HR: 0	SF: 1 SAC: 0 DP: 2 HBP: 0	WP: 1 PB: 0 SB: 0 CS: 0	PA: 34
--------------	------------------------------	---------------------------------	------------------------------	---------------------------------	------------------------------	---------------------------------	------------------------------	---------------------------------	------------------------------	---------------------------------	------------------------------	---------------------------------	------------------------------	---------------------------------	------------------------------	---------------------------------	------------------------------	----------------------------------	----------------------------------	------------------------------------	----------------------------------	--------

PITCHER	IP	WLS	BF	H	R	ER	SO	BB	IBB	HBP	BLK	WP	HR	S	P	ERA	WHIP	PITCHER	IP	WLS	BF	H	R	ER	SO	BB	IBB	HBP	BLK	WP	HR	S	P	ERA	WHIP	
Jerry Koosman, L ERA: 3.65 (1, 1)	9.0	W	34	7	3	3	7	2	0	0	0	1	0	46	54	3.00	1.000																			

BOTTOM

Chicago White Sox @ Kansas City Royals
Royals Stadium, Kansas City, MO

Sun Aug 22 1982, 4:33 AM EDT
Att: 33,731 - Unknown - 91 F

AB	31
R	3
H	7
RBI	3
BB	2
SO	7
LOB	9



Batter	1	2	3	4	5	6	7	8	9	AB R H RBI BB SO LOB	TOP											
Willie Wilson, S (1, 8) OBP: 0.362, SLG: 0.439	0-0 F7		0-0 4-3			0-0 G3	0-0 FC4		0-0 G5-4-3	5 0 0 0 0 0 5												
U L Washington, S (1, 6) OBP: 0.321, SLG: 0.391	0-0 F8 1B		0-0 F7			0-0 S 1B		0-0 5-3		4 1 2 0 0 0 0												
Hal McRae, R (1, 10) OBP: 0.385, SLG: 0.549	0-0 1-2 1B		0-0 6-3			0-0 BB 1B		0-3 K		4 0 2 1 0 1 0												
Willie Aikens, L (1, 3) OBP: 0.322, SLG: 0.402	0-0 F8		0-0 F8			4-0 1-2 BB		0-0 F5		3 0 0 0 1 0 2												
Steve Hammond, L (1, 9) OBP: 0.274, SLG: 0.358	0-0 5-3		0-0 6-3			0-0 L4			0-0 2B 1B	4 1 1 0 0 0 3												
Jerry Martin, R (1, 7) OBP: 0.303, SLG: 0.379		0-0 4-3		0-3 K		0-0 F2			0-0 1B 2B	4 0 1 0 0 1 0												
Frank White, R (1, 4) OBP: 0.315, SLG: 0.462		0-3 K			0-0 F4		0-3 K		0-0 F8	4 0 0 0 0 2 2												
John Wathan, R (1, 2) OBP: 0.355, SLG: 0.328		0-0 S 1B			0-0 F6		0-0 1B 1B		0-0 BB 1B	4 0 3 1 0 0 0												
Greg Pryor, R (1, 5) OBP: 0.331, SLG: 0.422		0-0 6-3			0-0 4-3		0-0 FC4 1B		4-0 BB 1B	3 0 1 0 0 0 1												
Lee May, R (9, PH) OBP: 0.398, SLG: 0.520									1-2 BB	0 0 0 0 1 0 0												
Onix Concepcion, R (9, PR) OBP: 0.276, SLG: 0.307										0 0 0 0 0 0 0												
Inning Stats	R: 0 E: 0 K: 0 S: 5	H: 2 LOB: 2 BB: 0 P: 5	R: 0 E: 0 K: 1 S: 6	H: 1 LOB: 1 BB: 0 P: 6	R: 0 E: 0 K: 0 S: 3	H: 0 LOB: 0 BB: 0 P: 3	R: 0 E: 0 K: 1 S: 5	H: 0 LOB: 0 BB: 0 P: 5	R: 0 E: 0 K: 0 S: 3	H: 0 LOB: 0 BB: 0 P: 3	R: 1 E: 0 K: 0 S: 4	H: 2 LOB: 1 BB: 1 P: 8	R: 0 E: 0 K: 1 S: 7	H: 2 LOB: 2 BB: 0 P: 7	R: 0 E: 0 K: 1 S: 5	H: 0 LOB: 0 BB: 0 P: 5	R: 1 E: 0 K: 0 S: 5	H: 3 LOB: 3 BB: 1 P: 9	1B: 9 2B: 1 3B: 0 HR: 0	SF: 0 SAC: 0 DP: 1 HBP: 0	WP: 0 PB: 0 SB: 2 CS: 0	PA: 37
PITCHER	IP WLS BF H R ER SO BB IBB HBP BLK WP HR S P ERA WHIP																					
Dave Schmidt, R (1, 1) ERA: 2.62	8.1 W 36 10 2 2 4 2 0 0 0 0 0 0 42 50 2.16 1.440																					
Danny Darwin, R (9, 1) ERA: 3.17	0.2 S 1 0 0 0 0 0 0 0 0 0 0 0 1 1 0.00 0.000																					

Kansas City Royals @ Texas Rangers
 Arlington Stadium, Arlington, TX
 Mon Aug 23 1982, 8:05 PM EDT
 Att. 8,996 - Unknown

livebaseballscorecards.com

AB 35
R 2
H 10
RBI 2
BB 2
SO 4
LOB 13



Batter	1	2	3	4	5	6	7	8	9
George Wright, S (1, 8) OBP: 0.285, SLG: 0.354	0-0 5-3		0-0 SH1-3		0-0 6-3		0-0 SH3	0-0 E 2B 1B	
Bill Sample, R (1, 7) OBP: 0.320, SLG: 0.396	0-0 E6		0-0 F8		0-0 F8		0-3 K	0-0 E4 2B	
Buddy Bell, R (1, 5) OBP: 0.384, SLG: 0.441	0-0 F8		0-0 1B			4-0 BB 1B BB	4-0 WP IBB	0-0 1-H 2-H 2B	
Dave Hostetter, R (1, 3) OBP: 0.327, SLG: 0.526	0-0 F3		0-0 F8			0-0 1-2 1B BB	4-0 1-2 2-3 FC5-4 BB	0-0 5-3	
Larry Parrish, R (1, 9) OBP: 0.294, SLG: 0.383		0-0 F7		0-3 K		0-0 L8	0-0 FC5-4		
Lamar Johnson, R (1, 10) OBP: 0.325, SLG: 0.353		0-0 1B		0-0 1B		0-0 F7		0-3 K	
Jim Sundberg, R (1, 2) OBP: 0.319, SLG: 0.349		0-0 F8		0-0 F5		4-0 1-2 2-3 BB		0-0 HR	
Mike Richardt, R (1, 4) OBP: 0.286, SLG: 0.291		0-0 F8		0-0 F4		0-0 F7		4-0 S 1B BB	
Bucky Dent, R (1, 6) OBP: 0.198, SLG: 0.186			0-0 F8 SH1-3 1B 1B		0-0 F5		0-0 E4 WP SH3	0-0 F9	

Inning Stats	R: 0 E: 1 K: 0 S: 4	H: 0 LOB: 1 BB: 0 P: 4	R: 0 E: 0 K: 0 S: 4	H: 1 LOB: 1 BB: 0 P: 4	R: 1 E: 0 K: 0 S: 5	H: 2 LOB: 1 BB: 0 P: 5	R: 0 E: 0 K: 1 S: 6	H: 1 LOB: 1 BB: 0 P: 6	R: 0 E: 0 K: 0 S: 3	H: 0 LOB: 0 BB: 0 P: 3	R: 0 E: 0 K: 0 S: 4	H: 1 LOB: 3 BB: 2 P: 12	R: 0 E: 1 K: 1 S: 6	H: 0 LOB: 3 BB: 2 P: 14	R: 4 E: 1 K: 1 S: 9	H: 3 LOB: 1 BB: 1 P: 13
1B: 6 2B: 1 3B: 0 HR: 1	SF: 0 SAC: 2 DP: 0 HBP: 0	WP: 1 PB: 0 SB: 1 CS: 0	PA: 40													

PITCHER	IP	WLS	BF	H	R	ER	SO	BB	IBB	HBP	BLK	WP	HR	S	P	ERA	WHIP
Vida Blue, L (1, 1) ERA: 3.75	6.0		26	5	1	1	1	2	0	0	0	0	0	26	34	1.50	1.167
Mike Armstrong, R (7, 1) ERA: 2.58	1.2	L	11	2	3	2	2	2	1	0	0	1	1	12	24	10.80	2.400
Dan Quisenberry, R (8, 1) ERA: 2.86	0.1		3	1	1	0	0	0	0	0	0	0	0	3	3	0.00	3.000

BOTTOM

Kansas City Royals @ Texas Rangers
Arlington Stadium, Arlington, TX
Mon Aug 23 1982, 8:05 PM EDT
Att. 8,996 - Unknown

livebaseballscores.com

AB	33
R	5
H	8
RBI	5
BB	5
SO	3
LOB	22



Batter	1	2	3	4	5	6	7	8	9	AB R H RBI BB SO LOB
George Wright, S (1, 8) OBP: 0.287, SLG: 0.358	0-0 2B		0-0 SH2-3		0-0 6-3		0-0 1B		0-0 4-3	4 1 2 0 0 0 0
Bill Sample, R (1, 7) OBP: 0.326, SLG: 0.401	0-0 L5		0-0 4-3 1B		0-0 1B		0-0 1B			4 0 3 1 0 0 1
Buddy Bell, R (1, 5) OBP: 0.383, SLG: 0.439	0-0 F7		0-0 4-3		0-0 F8		0-0 G4-6-3 1B			4 0 1 1 0 0 3
Dave Hostetter, R (1, 3) OBP: 0.324, SLG: 0.519	0-0 L9		0-3 K		0-0 F9		0-0 G4-6-3			4 0 0 0 0 1 5
Larry Parrish, R (1, 9) OBP: 0.294, SLG: 0.382		0-0 1B		0-0 1-3		0-0 6-3		0-0 F9		4 0 1 0 0 0 0
Lamar Johnson, R (1, 10) OBP: 0.327, SLG: 0.352		0-0 L4		0-0 2B 1B		4-0 6-3 BB		0-0 4-3		3 1 1 0 1 0 1
Jim Sundberg, R (1, 2) OBP: 0.318, SLG: 0.351		0-3 K		0-0 1-H 2B		0-0 6-3		0-3 K		4 0 1 1 0 2 2
Mike Richardt, R (1, 4) OBP: 0.282, SLG: 0.287		0-0 F3		0-0 F9		0-0 5-3		0-0 6-3		4 0 0 0 0 0 3
Bucky Dent, R (1, 6) OBP: 0.200, SLG: 0.188			0-0 WP SH2-3 1B		0-0 L8		0-0 6-3		0-0 F7	3 1 1 0 0 0 1
Johnny Grubb, L (9, PH) OBP: 0.394, SLG: 0.407										1 0 0 0 0 0 0

BOTTOM

Kansas City Royals @ Texas Rangers
Arlington Stadium, Arlington, TX
Tue Aug 24 1982, 8:05 PM EDT
Att. 9,645 - Unknown

livebaseballscores.com

AB	35
R	3
H	10
RBI	3
BB	1
SO	3
LOB	16



Inning Stats	R: 0	H: 1	E: 0	K: 0	S: 4	H: 1	LOB: 1	BB: 0	P: 4	R: 0	H: 1	E: 0	K: 1	S: 6	R: 0	H: 2	E: 0	K: 1	S: 7	R: 1	H: 2	E: 0	K: 0	S: 5	R: 0	H: 1	E: 0	K: 0	S: 4	R: 0	H: 0	E: 0	K: 0	S: 3	R: 1	H: 3	E: 0	K: 0	S: 5	R: 0	H: 0	E: 0	K: 1	S: 5	R: 0	H: 0	E: 0	K: 0	S: 3	1B: 8	SF: 0	2B: 2	SAC: 1	3B: 0	DP: 1	HR: 0	HBP: 0	WP: 1	PA: 37
--------------	------	------	------	------	------	------	--------	-------	------	------	------	------	------	------	------	------	------	------	------	------	------	------	------	------	------	------	------	------	------	------	------	------	------	------	------	------	------	------	------	------	------	------	------	------	------	------	------	------	------	-------	-------	-------	--------	-------	-------	-------	--------	-------	--------

PITCHER	IP	WLS	BF	H	R	ER	SO	BB	IBB	HBP	BLK	WP	HR	S	P	ERA	WHIP
Larry Gura, L (1, 1) ERA: 3.99	6.0	W	26	7	2	2	2	1	0	0	0	1	0	29	33	3.00	1.333
Dan Quisenberry, R (7, 1) ERA: 2.87	3.0	S	11	3	1	1	1	0	0	0	0	0	0	13	13	3.00	1.000

PITCHER	IP	WLS	BF	H	R	ER	SO	BB	IBB	HBP	BLK	WP	HR	S	P	ERA	WHIP
---------	----	-----	----	---	---	----	----	----	-----	-----	-----	----	----	---	---	-----	------

Batter	1	2	3	4	5	6	7	8	9	AB R H RBI BB SO LOB	TOP
Willie Wilson, S OBP: 0.369, SLG: 0.446 (1, 7) X	0-0 F9 2B	0-0 FC6-4 1B			0-0 F9 1B			0-0 SH2-3 1B	0-0 G3	5 2 3 1 0 0 0	
U L Washington, S OBP: 0.321, SLG: 0.392 (1, 6) X	0-0 F9 2-3	0-0 FC6-4 1-2f			0-0 G1-6-3 1B			0-0 SH2-3 1-2		3 0 1 0 0 0 2	
George Brett, L OBP: 0.381, SLG: 0.514 (1, 5) X	0-0 2B		0-3 K		0-0 G1-6-3 1-2f			4-0 1B 1B		3 1 1 1 1 1 1	
Amos Otis, R OBP: 0.340, SLG: 0.425 (1, 8) B B B	4-0 BB		0-0 F8		0-0 F7			0-0 1B		3 1 1 1 1 0 0	
Hal McRae, R OBP: 0.385, SLG: 0.548 (1, 10) X	0-0 F7		0-3 K		0-0 G5-4-3 1B			4-0 1B IBB		3 0 1 0 1 1 2	
John Wathan, R OBP: 0.354, SLG: 0.340 (1, 3) (9, 2) X	0-0 5-3		0-3 K		0-0 G5-4-3 1-2f			0-0 1B		4 0 1 2 0 1 3	
Steve Hammond, L OBP: 0.272, SLG: 0.360 (1, 9) X		0-0 1B 1B		0-0 F8			0-0 L9	0-0 G3		4 1 1 0 0 0 1	
Don Slaught, R OBP: 0.333, SLG: 0.400 Frank White, R OBP: 0.314, SLG: 0.461 (1, 2) (9, 4) X		0-3 K		0-0 1B			0-0 F5		0-0 F7	4 0 1 0 0 1 1 0 0 0 0 0 0 0	
Greg Pryor, R OBP: 0.322, SLG: 0.407 (1, 4) (9, 3) X		0-0 6-3		0-0 F4			0-3 K		0-0 6-3	4 0 0 0 0 1 2	
Inning Stats	R: 1 E: 0 K: 0 S: 5 H: 2 LOB: 2 BB: 1 P: 9	R: 1 E: 0 K: 1 S: 7 H: 2 LOB: 1 BB: 0 P: 7	R: 0 E: 0 K: 2 S: 7 H: 0 LOB: 0 BB: 0 P: 7	R: 0 E: 0 K: 1 S: 6 H: 1 LOB: 1 BB: 0 P: 6	R: 0 E: 0 K: 0 S: 3 H: 1 LOB: 0 BB: 0 P: 3	R: 0 E: 0 K: 0 S: 3 H: 1 LOB: 0 BB: 0 P: 3	R: 0 E: 0 K: 1 S: 5 H: 0 LOB: 0 BB: 0 P: 5	R: 3 E: 0 K: 0 S: 5 H: 3 LOB: 1 BB: 2 P: 13	R: 0 E: 0 K: 0 S: 3 H: 0 LOB: 0 BB: 0 P: 3	1B: 8 2B: 2 3B: 0 HR: 0 SF: 0 SAC: 1 DP: 2 HBP: 0	WP: 0 PB: 0 SB: 0 CS: 0 PA: 37
PITCHER Charlie Hough, R ERA: 3.82 (1, 1)	IP 9.0 WLS L BF 37 H 10 R 5 ER 5 SO 5 BB 1 IBB 2 HBP 0 BLK 0 WP 0 HR 0 S 44 P 56 ERA 5.00 WHIP 1.222										

Kansas City Royals @ Texas Rangers
 Arlington Stadium, Arlington, TX
 Thu Aug 26 1982, 8:05 PM EDT
 Att. 9,045 - Unknown

livebaseballscorecards.com

AB 33
R 5
H 10
RBI 5
BB 3
SO 5
LOB 12



Batter	1	2	3	4	5	6	7	8	9	AB	R	H	RBI	BB	SO	LOB
George Wright, S OBP: 0.285, SLG: 0.355 (1, 8)	0-0 F7	0-0 F3			0-0 FC1-6 BLK 1B 1-2f		0-0 F7		0-0 4-3	5	1	0	0	0	0	3
Bill Sample, R OBP: 0.325, SLG: 0.399 (1, 7)	0-0 BB 1B		0-3 K		0-3 K 1-2			0-0 BB SF8 1B		4	2	2	0	0	2	1
Buddy Bell, R OBP: 0.386, SLG: 0.441 (1, 5)	0-0 F7		0-0 BB 1B		0-0 BB 1B 2-H			0-0 BB 1B 1-3		4	0	3	1	0	0	1
Larry Parrish, R OBP: 0.301, SLG: 0.386 (1, 9)	4-0 BB 1B 1-2		4-0 BB G5-4-3 BB 1-2		0-3 K 3			0-0 SF8 3-H		1	0	0	1	2	1	1
Dave Hostetler, R OBP: 0.318, SLG: 0.509 (1, 3)	0-0 BB 1B 1-2 2-H		0-0 G5-4-3 1-2f		0-0 6-3			0-0 F9 3-H		4	0	1	1	0	0	3
Lamar Johnson, R OBP: 0.323, SLG: 0.347 (1, 10)	0-0 F8			0-0 1-3		0-0 6-3		0-0 L7		4	0	0	0	0	0	3
Jim Sundberg, R OBP: 0.319, SLG: 0.352 (1, 2)		4-0 BB SH1-3 BB		0-0 3-1		0-0 F9		0-0 FC6-4 1B		3	0	1	0	1	0	0
Mike Richardt, R OBP: 0.282, SLG: 0.287 (1, 4)		0-0 SH1-3 1-2		0-0 L8		0-0 F7		0-0 FC6-4 1-2f		3	0	0	0	0	0	1
Bucky Dent, R OBP: 0.207, SLG: 0.197 (1, 6)		0-0 F8			0-0 FC1-6 1B		0-0 G3		0-0 L8	3	0	1	0	0	0	1
Johnny Grubb, L OBP: 0.387, SLG: 0.398 (9, PH)										1	0	0	0	0	0	1

Inning Stats	R: 1	H: 2	E: 0	K: 0	S: 5	R: 0	H: 0	E: 0	K: 0	S: 3	R: 0	H: 1	E: 0	K: 1	S: 5	R: 0	H: 0	E: 0	K: 0	S: 3	R: 1	H: 2	E: 0	K: 2	S: 9	R: 0	H: 0	E: 0	K: 0	S: 3	R: 0	H: 0	E: 0	K: 0	S: 3	R: 1	H: 2	E: 0	K: 0	S: 5	R: 0	H: 1	E: 0	K: 0	S: 4	R: 0	H: 0	E: 0	K: 0	S: 4	R: 0	H: 1	E: 0	K: 0	S: 4	1B: 8	2B: 0	3B: 0	HR: 0	SF: 1	SAC: 1	DP: 1	HBP: 0	WP: 0	PB: 0	SB: 0	CS: 0	PA: 37
--------------	------	------	------	------	------	------	------	------	------	------	------	------	------	------	------	------	------	------	------	------	------	------	------	------	------	------	------	------	------	------	------	------	------	------	------	------	------	------	------	------	------	------	------	------	------	------	------	------	------	------	------	------	------	------	------	-------	-------	-------	-------	-------	--------	-------	--------	-------	-------	-------	-------	--------

PITCHER	IP	WLS	BF	H	R	ER	SO	BB	IBB	HBP	BLK	WP	HR	S	P	ERA	WHIP
Bud Black, L ERA: 4.11 (1, 1)	7.0	W	28	5	2	2	3	3	0	0	1	0	0	31	43	2.57	1.143
Mike Armstrong, R ERA: 2.66 (8, 1)	1.0		5	2	1	1	0	0	0	0	0	0	0	5	5	9.00	2.000
Dan Quisenberry, R ERA: 2.79 (9, 1)	1.0	S	4	1	0	0	0	0	0	0	0	0	0	4	4	0.00	1.000

BOTTOM

Kansas City Royals @ Texas Rangers
Arlington Stadium, Arlington, TX
Thu Aug 26 1982, 8:05 PM EDT
Att. 9,045 - Unknown

livebaseballscorecards.com

AB	32
R	3
H	8
RBI	3
BB	3
SO	3
LOB	15



Batter	1	2	3	4	5	6	7	8	9	AB R H RBI BB SO LOB	TOP											
Willie Wilson, S OBP: 0.370, SLG: 0.446 (1, 7) X	0-0 6-3		X 0-0 FC6-4 1B	X 0-0 1B		X 0-3 K		X 0-0 1B	X 0-0 F7	6 1 3 0 0 1 2												
U L Washington, S OBP: 0.320, SLG: 0.387 (1, 6) X	0-0 6-3		X 0-0 FC6-4 2B 1-2f SF9	X 0-0 FC5-2 1B		X 4-0 BB		X 0-0 F7		4 2 0 0 1 0 6												
George Brett, L OBP: 0.383, SLG: 0.520 (1, 5) X	0-0 2B		X 0-0 2B	X 0-0 1B		X 0-0 F8		X 0-0 F8		5 0 3 3 0 0 3												
Amos Otis, R OBP: 0.338, SLG: 0.424 (1, 8) S S	0-3 K		X 0-0 SF9 3-H	X 0-0 F9					X 0-0 5-3	4 0 1 1 0 1 2												
Hal McRae, R OBP: 0.384, SLG: 0.544 (1, 10) X		X 0-0 F6	X 0-0 6-3		X 0-0 4-3		X 0-0 FC6-4 1-2f		X 0-0 HR 1B	5 1 1 0 0 0 2												
Lee May, R OBP: 0.402, SLG: 0.519 (1, 3) X		X 0-0 FC6-4 1B		X 0-0 1B FC5 1B		X 0-3 K		X 0-0 F8	X 0-0 HR 1-H	4 1 2 0 0 1 1 1 1 1 2 0 0 0 0 0 0 0 0 0 0												
Willie Aikens, L OBP: 0.325, SLG: 0.409 (9, PH) X																						
Greg Pryor, R OBP: 0.322, SLG: 0.407 (9, 3) X																						
Jerry Martin, R OBP: 0.304, SLG: 0.376 (1, 9) X		X 0-0 FC6-4 1-2 1B	X 0-0 FC5 1B	X 0-0 1B BB	X 4-0 BB	X 0-0 FC6-4 1-2f			X 0-0 6-3	4 0 2 0 1 0 1												
Frank White, R OBP: 0.317, SLG: 0.462 (1, 4) X		X 0-0 FC6-4 1-2f 2-3	X 0-0 1B FC5-2 1B	X 0-3 K				X 0-0 1B	X 0-0 BB 1B	5 0 3 0 0 1 3												
John Wathan, R OBP: 0.352, SLG: 0.336 (1, 2) X		X 0-0 6-3	X 0-0 FC5 1B	X 0-0 1B		X 0-0 1-3		X 0-0 F8	X 4-0 BB	4 1 0 1 1 0 5												
Inning Stats	R: 0 E: 0 K: 1 S: 6	H: 1 LOB: 1 BB: 0 P: 6	R: 0 E: 0 K: 0 S: 5	H: 2 LOB: 2 BB: 0 P: 5	R: 1 E: 0 K: 0 S: 5	H: 2 LOB: 1 BB: 0 P: 5	R: 4 E: 0 K: 0 S: 8	H: 5 LOB: 1 BB: 0 P: 8	R: 0 E: 0 K: 2 S: 7	H: 0 LOB: 1 BB: 1 P: 11	R: 0 E: 0 K: 1 S: 5	H: 0 LOB: 1 BB: 1 P: 9	R: 0 E: 0 K: 0 S: 4	H: 1 LOB: 1 BB: 0 P: 4	R: 0 E: 0 K: 0 S: 5	H: 2 LOB: 2 BB: 0 P: 5	R: 2 E: 0 K: 0 S: 6	H: 3 LOB: 2 BB: 1 P: 10	1B: 13 2B: 2 3B: 0 HR: 1	SF: 1 SAC: 0 DP: 0 HBP: 0	WP: 0 PB: 0 SB: 0 CS: 0	PA: 46
PITCHER	IP WLS BF H R ER SO BB IBB HBP BLK WP HR S P ERA WHIP																					
Jerry Koosman, L ERA: 3.9 (1, 1)	3.2 L 21 10 5 5 1 0 0 0 0 0 0 0 23 23 12.27 2.727																					
Salome Barojas, R ERA: 3.56 (4, 1)	4.0 17 3 0 0 3 2 0 0 0 0 0 0 21 29 0.00 1.250																					
Kevin Hickey, L ERA: 3.53 (8, 1)	0.1 1 0 0 0 0 0 0 0 0 0 0 0 1 1 0.00 0.000																					
Jim Kern, R ERA: 3.59 (9, 1)	1.0 7 3 2 2 0 1 0 0 0 0 0 1 6 10 18.00 4.000																					

Kansas City Royals @ Chicago White Sox
Comiskey Park, Chicago, IL
Fri Aug 27 1982, 8:05 PM EDT
Att. 42,212 - Unknown - 62 F

AB	42
R	7
H	16
RBI	7
BB	3
SO	4
LOB	25



Batter	1	2	3	4	5	6	7	8	9	AB R H RBI BB SO LOB	TOP											
Willie Wilson, S OBP: 0.370, SLG: 0.444 (1, 7)	0-3 K	1-0 1B SF9 HBP	0-0 F9		0-0 5-3		0-0 1B		0-0 F9	5 1 1 0 0 1 2	Kansas City Royals @ Chicago White Sox Comiskey Park, Chicago, IL Sat Aug 28 1982, 8:05 PM EDT Att. 24,381 - Unknown - 61 F livebaseballscorecards.com											
U L Washington, S OBP: 0.324, SLG: 0.390 (1, 6)	0-0 S 3B	0-0 SF9 1B 2B	0-0 FC1-6 1B		0-0 F6		0-0 G5-3		0-0 G5-3	5 2 3 1 0 0 4												
George Brett, L OBP: 0.387, SLG: 0.533 (1, 5)	0-0 5-3 3B	0-0 2B 2B 1B	0-0 FC1-6 1-2f			0-0 G3 3B		0-0 1B		5 3 4 2 0 0 1												
Amos Otis, R OBP: 0.335, SLG: 0.420 (1, 8)	0-0 5-3	0-0 SF9		0-0 F9		0-0 G3		0-0 F9		4 0 0 3 0 0 1												
Cesar Geronimo, L OBP: 0.299, SLG: 0.465 (8, 8)										0 0 0 0 0 0 0												
Hal McRae, R OBP: 0.384, SLG: 0.544 (1, 10)	4-0 BB	0-0 1-3 2B 3-H		0-3 K		0-0 5-3		0-3 K		4 1 1 1 1 2 1												
Frank White, R OBP: 0.318, SLG: 0.464 (1, 4)	0-0 F4	0-0 1B 2B		0-0 1B		0-0 F4		0-0 F4		5 1 2 2 0 0 2												
Willie Aikens, L OBP: 0.325, SLG: 0.409 (1, 3)		HBP BB 1B		0-3 K			0-0 F8		0-0 6-3	5 1 2 1 0 1 1												
Greg Pryor, R OBP: 0.322, SLG: 0.407 (9, 3)										0 0 0 0 0 0 0												
Jerry Martin, R OBP: 0.303, SLG: 0.374 (1, 9)		K			0-0 5-3		0-0 1B PB 1B		0-3 K	5 0 1 0 0 2 2												
John Wathan, R OBP: 0.356, SLG: 0.339 (1, 2)		BB BB BB	4-0 1B HBP 1B BB		0-0 4-3		0-0 G5-3 1B		0-0 1B	3 1 2 0 1 0 0												
Don Slaught, R OBP: 0.339, SLG: 0.406 (8, 2)										1 0 1 0 0 0 0												
Inning Stats	R: 2 E: 0 K: 1 S: 7	H: 2 LOB: 1 BB: 1 P: 11	R: 7 E: 0 K: 1 S: 11	H: 6 LOB: 1 BB: 1 P: 16	R: 0 E: 0 K: 0 S: 4	H: 1 LOB: 1 BB: 0 P: 4	R: 0 E: 0 K: 2 S: 8	H: 1 LOB: 1 BB: 0 P: 8	R: 0 E: 0 K: 0 S: 4	H: 1 LOB: 1 BB: 0 P: 4	R: 1 E: 0 K: 0 S: 4	H: 1 LOB: 0 BB: 0 P: 4	R: 0 E: 0 K: 0 S: 5	H: 3 LOB: 2 BB: 0 P: 5	R: 0 E: 0 K: 1 S: 6	H: 1 LOB: 1 BB: 0 P: 6	R: 0 E: 0 K: 1 S: 6	H: 1 LOB: 1 BB: 0 P: 6	1B: 13 2B: 2 3B: 2 HR: 0	SF: 1 SAC: 0 DP: 1 HBP: 1	WP: 0 PB: 1 SB: 1 CS: 0	PA: 46
PITCHER	IP WLS BF H R ER SO BB IBB HBP BLK WP HR S P ERA WHIP																				PITCHER	IP WLS BF H R ER SO BB IBB HBP BLK WP HR S P ERA WHIP
Britt Burns, L ERA: 3.61 (1, 1)	1.1 L 12 5 7 7 2 2 0 1 0 0 0 13 22 47.25 5.250																					
Chico Escarrega, R ERA: 3.94 (2, 1)	0.1 3 2 1 1 0 0 0 0 0 0 0 0 3 3 27.00 6.000																					
Kevin Hickey, L ERA: 3.34 (2, 1)	3.1 14 4 1 1 2 0 0 0 0 0 0 0 18 18 2.70 1.200																					
Dennis Lamp, R ERA: 4.08 (6, 1)	2.0 9 4 1 1 0 0 0 0 0 0 0 0 9 9 4.50 2.000																					
Steve Trout, L ERA: 4.26 (8, 1)	2.0 8 2 0 0 2 0 0 0 0 0 0 0 12 12 0.00 1.000																					

AB	42
R	10
H	17
RBI	10
BB	2
SO	6
LOB	14



Batter	1	2	3	4	5	6	7	8	9	AB R H RBI BB SO LOB
Ron LeFlore, R OBP: 0.331, SLG: 0.392 (1, 8) X	0-0 CS 1B		0-3 K			0-3 K			0-3 K	4 0 1 0 0 3 0
Tony Bernazard, S OBP: 0.338, SLG: 0.376 (1, 4) X	0-0 6-3		0-3 K			0-0 F7			0-0 4-3	3 0 0 0 0 1 1 1 0 0 0 0 0 0
Bill Almon, R OBP: 0.326, SLG: 0.370 (7, 6)	1-2									
Harold Baines, L OBP: 0.320, SLG: 0.457 (1, 9) X	0-0 5-3				0-0 G4-3 1B			0-0 2B	4-0 FC5-4 BB	3 0 2 0 1 0 0
Greg Luzinski, R OBP: 0.366, SLG: 0.436 (1, 10)		0-3 K		0-0 G4-3		0-0 F7		0-0 F7	0-0 FC5-4	4 0 0 0 0 1 3
Carlton Fisk, R OBP: 0.345, SLG: 0.407 (1, 2)		0-0 HR		0-0 F3		0-0 F6		0-0 F6		3 1 1 1 0 0 1 0 0 0 0 0 0 0
Marc Hill, R OBP: 0.301, SLG: 0.358 (8, 2)										
Steve Kemp, L OBP: 0.386, SLG: 0.422 (1, 7)		0-0 3-1			0-0 F8		0-0 F9		0-0 F9	3 0 0 0 0 0 1 0 0 0 0 0 0 0
Jerry Hairston, S OBP: 0.310, SLG: 0.520 (8, 7)										
Chris Nyman, R OBP: 0.167, SLG: 0.167 (1, 3)		0-0 FC6-4 1B			0-0 F9		0-0 F9		0-0 5-3	3 0 1 0 0 0 0
Vance Law, R OBP: 0.328, SLG: 0.353 (1, 6) (7, 4)		0-0 FC6-4			0-0 F8		0-0 F8		0-0 6-3	3 0 0 0 0 0 1
Aurelio Rodriguez, R OBP: 0.239, SLG: 0.293 (1, 5)			0-0 5-3			0-0 F7		0-0 6-3		3 0 0 0 0 0 0

Inning Stats	R: 0 E: 0 K: 0 S: 3	H: 1 LOB: 0 BB: 0 P: 3	R: 1 E: 0 K: 1 S: 7	H: 2 LOB: 1 BB: 0 P: 7	R: 0 E: 0 K: 2 S: 7	H: 0 LOB: 0 BB: 0 P: 7	R: 0 E: 0 K: 0 S: 3	H: 1 LOB: 0 BB: 0 P: 3	R: 0 E: 0 K: 0 S: 3	H: 0 LOB: 0 BB: 0 P: 3	R: 0 E: 0 K: 1 S: 5	H: 0 LOB: 0 BB: 0 P: 5	R: 0 E: 0 K: 0 S: 4	H: 1 LOB: 1 BB: 0 P: 4	R: 0 E: 0 K: 0 S: 3	H: 0 LOB: 0 BB: 0 P: 3	R: 0 E: 0 K: 1 S: 5	H: 0 LOB: 1 BB: 1 P: 9	1B: 3 2B: 1 3B: 0 HR: 1	SF: 0 SAC: 0 DP: 1 HBP: 0	WP: 0 PB: 0 SB: 0 CS: 1	PA: 31	
PITCHER	IP	WLS	BF	H	R	ER	SO	BB	IBB	HBP	BLK	WP	HR	S	P	ERA	WHIP						
Vida Blue, L ERA: 3.63 (1, 1)	7.0	W	24	5	1	1	4	0	0	0	0	0	0	32	32	1.29	0.714						
Bill Castro, R ERA: 2.93 (8, 1)	2.0		7	0	0	0	1	1	0	0	0	0	0	8	12	0.00	0.500						

BOTTOM

Kansas City Royals @ Chicago White Sox

Comiskey Park, Chicago, IL

Sat Aug 28 1982, 8:05 PM EDT

Att: 24,381 - Unknown - 61 F

livebaseballscorecards.com

AB	30
R	1
H	5
RBI	1
BB	1
SO	5
LOB	7



Batter	1	2	3	4	5	6	7	8	9	AB R H RBI BB SO LOB	TOP											
Willie Wilson, S OBP: 0.370, SLG: 0.448 (1, 7) X	0-0 F8	0-0 F8 S 1B		0-0 1-3		0-0 3-1			0-0 SF9 3B	5 1 2 1 0 0 1												
U L Washington, S OBP: 0.322, SLG: 0.386 (1, 6) B B B	4-0 2B BB	0-0 F8 1-3			0-0 4-3		0-0 L8		0-0 SF9	3 1 0 1 1 0 1												
George Brett, L OBP: 0.391, SLG: 0.541 (1, 5) B B B	4-0 2B BB 1-2	0-0 F6			0-0 BB 1B		0-0 HR		0-0 1B 1B	4 2 3 1 1 0 1												
Amos Otis, R OBP: 0.338, SLG: 0.423 (1, 8) X	0-0 1B 2B 1-H 2-H	0-0 F9			4-0 BB 1-2		0-0 5-3		0-0 BB 1B 1-3	4 1 2 2 1 0 1												
Hal McRae, R OBP: 0.384, SLG: 0.541 (1, 10) X	0-0 1B 1B 2-H		0-0 F5		0-0 F2		0-0 F7		4-0 BB G4-6-3 1-2	4 1 1 1 1 0 2												
Willie Aikens, L OBP: 0.324, SLG: 0.406 (1, 3) X	0-0 FC5 1B 1-3		0-0 F2		0-3 K			0-3 K	0-0 G4-6-3 1-2	5 0 1 0 0 2 5												
Jerry Martin, R OBP: 0.305, SLG: 0.374 (1, 9) X	0-0 1B 1-2 3-H		0-0 4-3			4-0 BB E		0-0 4-3		3 0 1 1 1 0 0	AB 36 R 7 H 11 RBI 7 BB 5 SO 3 LOB 17											
Frank White, R OBP: 0.316, SLG: 0.460 (1, 4) X	0-0 F5			0-3 K		0-0 F8		0-0 F3		4 0 0 0 0 1 3												
John Wathan, R OBP: 0.355, SLG: 0.338 (1, 2) X	0-0 FC5 2-3f			0-0 5-3		0-0 L4			0-0 3B 1B	4 1 1 0 0 0 3	KC Royals											
Inning Stats	R: 4 E: 0 K: 0 S: 7	H: 4 LOB: 2 BB: 2 P: 15	R: 0 E: 0 K: 0 S: 4	H: 1 LOB: 1 BB: 0 P: 4	R: 0 E: 0 K: 0 S: 3	H: 0 LOB: 0 BB: 0 P: 3	R: 0 E: 0 K: 1 S: 5	H: 0 LOB: 0 BB: 0 P: 5	R: 0 E: 0 K: 1 S: 6	H: 1 LOB: 2 BB: 1 P: 10	R: 0 E: 1 K: 0 S: 3	H: 0 LOB: 1 BB: 1 P: 7	R: 1 E: 0 K: 0 S: 4	H: 1 LOB: 0 BB: 0 P: 4	R: 0 E: 0 K: 1 S: 5	H: 0 LOB: 0 BB: 0 P: 5	R: 2 E: 0 K: 0 S: 6	H: 4 LOB: 2 BB: 1 P: 10	1B: 8 2B: 1 3B: 1 HR: 1	SF: 1 SAC: 0 DP: 1 HBP: 0	WP: 0 PB: 0 SB: 2 CS: 0	PA: 42
PITCHER	IP WLS BF H R ER SO BB IBB HBP BLK WP HR S P ERA WHIP																					
LaMarr Hoyt, R ERA: 3.48 (1, 1)	7.0 L 32 7 5 5 2 4 0 0 0 0 0 1 32 48 6.43 1.571																					
Jim Kern, R ERA: 3.55 (8, 1)	1.0 3 0 0 0 1 0 0 0 0 0 0 0 5 5 0.00 0.000																					
Sparky Lyle, L ERA: 4.89 (9, 1)	1.0 7 4 2 2 0 1 0 0 0 0 0 0 6 10 18.00 5.000																					

Kansas City Royals @ Chicago White Sox
Comiskey Park, Chicago, IL
Sun Aug 29 1982, 4:33 AM EDT
Att. 26,181 - Unknown - 69 F

livebaseballscorecards.com



Batter	1	2	3	4	5	6	7	8	9	AB	R	H	RBI	BB	SO	LOB
Jerry Hairston, S OBP: 0.303, SLG: 0.494 (1, 8) BB	4-0 FC6-4 BB		0-3 K		0-3 K			0-3 K	0-0 FC4-6 1-2f	4	0	0	0	1	3	2
Vance Law, R OBP: 0.323, SLG: 0.347 (1, 4) X	0-0 FC6-4 3-1 1-2f		0-0 F6			0-0 5-3		0-0 L5		4	0	0	0	0	0	1
Harold Baines, L OBP: 0.323, SLG: 0.461 (1, 9) X	0-0 3-1			0-0 1B FC3-6 1B		0-0 1B		0-0 1B 2B		4	2	3	0	0	0	1
Greg Luzinski, R OBP: 0.365, SLG: 0.435 (1, 10) X	0-0 F4			0-0 1-3 FC3-6 1B		0-0 F7		0-0 F3		4	0	1	0	0	0	3
Carlton Fisk, R OBP: 0.344, SLG: 0.405 (1, 2) X		0-0 F9		0-0 L6		0-3 K		0-0 1B 1B		4	1	1	1	0	1	3
Steve Kemp, L OBP: 0.386, SLG: 0.423 (1, 7) X		0-0 F5		0-0 FC3-6 1-2f 3-H		0-0 FC1-6 1B		0-0 1B 1B		4	1	2	1	0	0	1
Chris Nyman, R OBP: 0.179, SLG: 0.179 (1, 3) X		0-0 1B		0-0 L6		0-0 FC1-6 CS 1-2f		0-0 F9		4	0	1	0	0	0	4
Aurelio Rodriguez, R OBP: 0.239, SLG: 0.292 (1, 5) X		0-0 L7		0-0 F7		0-0 F9 1-2		0-0 1B 1B 1-3 2-H		4	0	1	1	0	0	2
Bill Almon, R OBP: 0.323, SLG: 0.366 (1, 6) Mike Squires, L (9, PH) OBP: 0.305, SLG: 0.328			0-0 F8		0-3 K			0-0 5-3	0-0 FC4-6 1-2 3-H	3	0	0	0	0	1	0
										1	0	1	1	0	0	0

Inning Stats	R: 0	H: 0	E: 1	K: 0	S: 3	LOB: 1	BB: 1	P: 7	R: 0	H: 1	E: 0	K: 0	S: 4	LOB: 1	BB: 0	P: 4	R: 0	H: 0	E: 0	K: 1	S: 5	LOB: 0	BB: 0	P: 5	R: 1	H: 2	E: 0	K: 0	S: 5	LOB: 1	BB: 0	P: 5	R: 0	H: 0	E: 0	K: 2	S: 7	LOB: 0	BB: 0	P: 7	R: 0	H: 1	E: 0	K: 1	S: 6	LOB: 1	BB: 0	P: 6	R: 0	H: 1	E: 0	K: 0	S: 3	LOB: 0	BB: 0	P: 3	R: 0	H: 0	E: 0	K: 1	S: 5	LOB: 0	BB: 0	P: 5	R: 3	H: 5	E: 0	K: 0	S: 8	LOB: 2	BB: 0	P: 8	1B: 9	SF: 0	2B: 1	SAC: 0	3B: 0	DP: 0	HR: 0	HBP: 0
--------------	------	------	------	------	------	--------	-------	------	------	------	------	------	------	--------	-------	------	------	------	------	------	------	--------	-------	------	------	------	------	------	------	--------	-------	------	------	------	------	------	------	--------	-------	------	------	------	------	------	------	--------	-------	------	------	------	------	------	------	--------	-------	------	------	------	------	------	------	--------	-------	------	------	------	------	------	------	--------	-------	------	-------	-------	-------	--------	-------	-------	-------	--------


PITCHER	IP	WLS	BF	H	R	ER	SO	BB	IBB	HBP	BLK	WP	HR	S	P	ERA	WHIP
Larry Gura, L ERA: 4.0 (1, 1)	8.2	W	35	9	4	4	5	1	0	0	0	0	0	44	48	4.15	1.154
Dan Quisenberry, R ERA: 2.78 (9, 1)	0.1	S	2	1	0	0	0	0	0	0	0	0	0	2	2	0.00	3.000

BOTTOM


Kansas City Royals @ Chicago White Sox
Comiskey Park, Chicago, IL

Sun Aug 29 1982, 4:33 AM EDT
Att: 26,181 - Unknown - 69 F

AB	36
R	4
H	10
RBI	4
BB	1
SO	5
LOB	17



WP	HR	S	P	ERA	WHIP
0	0	0	0	0	0

Batter	1	2	3	4	5	6	7	8	9	AB R H RBI BB SO LOB	TOP														
George Wright, S (1, 8) OBP: 0.290, SLG: 0.358	0-0 4-3 1B		0-0 G5-4-3 1B			0-0 FC4-6 FC5-4 1-2f		0-0 FC6-4 1B		4 0 2 1 0 0 1	<p>Texas Rangers @ Kansas City Royals Royals Stadium, Kansas City, MO</p> <p>Mon Aug 30 1982, 8:05 PM EDT Att. 27,290 - Unknown - 85 F</p> <p>livebaseballscorecards.com</p> <table border="1"> <tr><td>AB</td><td>36</td></tr> <tr><td>R</td><td>3</td></tr> <tr><td>H</td><td>11</td></tr> <tr><td>RBI</td><td>3</td></tr> <tr><td>BB</td><td>0</td></tr> <tr><td>SO</td><td>5</td></tr> <tr><td>LOB</td><td>16</td></tr> </table> 	AB	36	R	3	H	11	RBI	3	BB	0	SO	5	LOB	16
AB	36																								
R	3																								
H	11																								
RBI	3																								
BB	0																								
SO	5																								
LOB	16																								
Bill Sample, R (1, 7) OBP: 0.322, SLG: 0.392	0-0 F8 1B		0-0 G5-4-3 1-2f			0-0 FC5-4 HR		0-0 L7		4 1 1 0 0 0 5															
Buddy Bell, R (1, 5) OBP: 0.385, SLG: 0.445	0-0 F8 1-2					0-0 HR		0-0 FC6-4		4 1 1 2 0 0 3															
Larry Parrish, R (1, 9) OBP: 0.306, SLG: 0.391		0-0 F8				0-0 F4		0-0 L8		4 0 0 0 0 0 2															
Dave Hostetter, R (1, 3) OBP: 0.306, SLG: 0.484		0-0 F9				0-3 K		0-3 K		4 0 0 0 0 3 0															
Johnny Grubb, L (1, 10) OBP: 0.376, SLG: 0.385		0-0 6-3				0-0 G1		0-0 G3		4 0 1 0 0 0 0															
Jim Sundberg, R (1, 2) OBP: 0.316, SLG: 0.350			0-3 K			0-3 K		0-0 1B		4 0 2 0 0 2 0															
Mike Richardt, R (1, 4) OBP: 0.278, SLG: 0.286			0-0 2B 1B			0-0 F4		0-0 6-3		4 1 1 0 0 0 3															
Bucky Dent, R (1, 6) OBP: 0.213, SLG: 0.210			0-0 1B 2B			0-0 FC4-6 1B		0-0 FC6-4 1B		4 0 3 0 0 0 2															
Inning Stats	R: 0 H: 1 E: 0 LOB: 0 K: 0 BB: 0 S: 3 P: 3	R: 0 H: 0 E: 0 LOB: 0 K: 0 BB: 0 S: 3 P: 3	R: 1 H: 3 E: 0 LOB: 1 K: 1 BB: 0 S: 7 P: 7	R: 0 H: 0 E: 0 LOB: 0 K: 1 BB: 0 S: 5 P: 5	R: 0 H: 0 E: 0 LOB: 0 K: 1 BB: 0 S: 5 P: 5	R: 2 H: 2 E: 0 LOB: 0 K: 0 BB: 0 S: 5 P: 5	R: 0 H: 1 E: 0 LOB: 1 K: 1 BB: 0 S: 6 P: 6	R: 0 H: 2 E: 0 LOB: 2 K: 0 BB: 0 S: 5 P: 5	R: 0 H: 2 E: 0 LOB: 2 K: 1 BB: 0 S: 7 P: 7	1B: 8 SF: 0 2B: 2 SAC: 0 3B: 0 DP: 1 HR: 1 HBP: 0	WP: 0 PA: 36 PB: 0 SB: 0 CS: 0														
PITCHER Dennis Leonard, R (1, 1) ERA: 4.64	IP WLS BF H R ER SO BB IBB HBP BLK WP HR S P ERA WHIP	9.0 W 36 11 3 3 5 0 0 0 0 0 0 1 46 46 3.00 1.222																							

Batter	1	2	3	4	5	6	7	8	9	AB R H RBI BB SO LOB	TOP									
George Wright, S (1, 8) OBP: 0.291, SLG: 0.359	0-0 6-3	0-0 1B			0-0 F7		0-0 1B 1B	0-0 F6		5 1 2 1 0 0 3										
Bill Sample, R (1, 7) OBP: 0.320, SLG: 0.389	0-0 F8	0-0 5-3			0-0 L6		0-0 1B 1B	0-0 F3		5 1 1 0 0 0 4										
Buddy Bell, R (1, 5) OBP: 0.383, SLG: 0.442	0-3 K				0-0 F8		0-0 1B 1B		0-0 6-3	5 0 1 1 0 2 0										
Bill Stein, R (9, 5) OBP: 0.288, SLG: 0.301							1-3 2-H			0 0 0 0 0 0 0										
Larry Parrish, R (1, 9) OBP: 0.310, SLG: 0.395		0-0 1B			0-0 F2		0-0 L7		0-0 2B 1B	5 1 3 1 0 0 0										
Dave Hostetter, R (1, 3) OBP: 0.310, SLG: 0.485		4-0 1B 2B			4-0 1B CS		0-3 K		0-0 2B	3 1 1 0 2 2 2										
Lamar Johnson, R (1, 10) OBP: 0.325, SLG: 0.359		0-0 2B SF9			0-0 1B		4-0 BB		0-0 6-3	4 1 2 1 1 0 1										
Jim Sundberg, R (1, 2) OBP: 0.317, SLG: 0.352		0-0 SF9 1B			0-0 CS		0-3 K		4-0 BB 1B	3 1 1 1 1 1 1										
Mike Richardt, R (1, 4) OBP: 0.278, SLG: 0.287		0-0 SF9			0-0 F9		0-0 F8		0-0 BB 1B	3 0 1 1 0 0 0										
Bucky Dent, R (1, 6) OBP: 0.214, SLG: 0.207		0-0 F3			0-3 K		0-0 5-3		4-0 BB	3 0 0 0 1 1 1										
Inning Stats	R: 0 E: 0 K: 1 S: 5	H: 0 LOB: 0 BB: 0 P: 5	R: 4 E: 0 K: 0 S: 7	H: 4 LOB: 1 BB: 1 P: 11	R: 0 E: 0 K: 1 S: 5	H: 1 LOB: 1 BB: 1 P: 9	R: 0 E: 0 K: 1 S: 5	H: 0 LOB: 0 BB: 0 P: 5	R: 0 E: 0 K: 2 S: 7	H: 0 LOB: 1 BB: 1 P: 11	R: 2 E: 0 K: 1 S: 9	H: 4 LOB: 2 BB: 0 P: 9	R: 0 E: 0 K: 0 S: 4	H: 1 LOB: 3 BB: 2 P: 12	R: 0 E: 0 K: 0 S: 4	H: 2 LOB: 1 BB: 0 P: 4	1B: 10 2B: 2 3B: 0 HR: 0	SF: 1 SAC: 0 DP: 0 HBP: 0	WP: 0 PB: 0 SB: 0 CS: 1	PA: 43
PITCHER	IP WLS BF H R ER SO BB IBB HBP BLK WP HR S P ERA WHIP																			
Bud Black, L (1, 1) ERA: 4.46	1.2 L 10 4 4 4 1 1 0 0 0 0 0 0 11 15 21.60 3.000																			
Bill Castro, R (2, 1) ERA: 2.98	5.1 22 5 2 2 5 2 0 0 0 0 0 0 30 38 3.38 1.312																			
Don Hood, L (8, 1) ERA: 2.35	2.0 10 3 0 0 0 2 0 0 0 0 0 0 8 16 0.00 2.500																			

Texas Rangers @ Kansas City Royals
Royals Stadium, Kansas City, MO
Tue Aug 31 1982, 8:05 PM EDT
Att. 20,425 - Unknown - 82 F

livebaseballscorecards.com

AB 36
R 6
H 12
RBI 6
BB 5
SO 6
LOB 12



Batter	1	2	3	4	5	6	7	8	9	AB	R	H	RBI	BB	SO	LOB
Willie Wilson, S OBP: 0.373, SLG: 0.452 (1, 7)	0-0 6-3		0-0 F5			0-0 PB 1B		0-0 F7		4	0	1	0	0	0	1
U L Washington, S OBP: 0.325, SLG: 0.384 (1, 6)	0-0 F8			4-0 BB		4-0 CS BB		0-0 4-3		2	0	0	0	2	0	0
George Brett, L OBP: 0.388, SLG: 0.541 (1, 5)	0-0 4-3			0-0 F7		0-0 4-3			0-0 5-3	4	0	0	0	0	0	3
Amos Otis, R OBP: 0.332, SLG: 0.415 (1, 8)		0-0 5-3		0-0 L9			0-0 F7		0-0 1-3	4	0	0	0	0	0	1
Hal McRae, R OBP: 0.380, SLG: 0.537 (1, 10)		0-0 F8		0-0 1-3			0-0 2B		0-3 K	4	0	1	0	0	1	1
Willie Aikens, L OBP: 0.323, SLG: 0.407 (1, 3)		0-0 3-1			0-0 4-3		0-3 K			3	0	0	0	0	1	1
Frank White, R OBP: 0.317, SLG: 0.459 (1, 4)			4-0 G6-4-3 1B BB		0-3 K		4-0 BB			1	0	0	0	2	1	0
Jerry Martin, R OBP: 0.306, SLG: 0.375 (1, 9)			0-0 G6-4-3 1B		0-0 F7		0-3 K			3	0	1	0	0	1	2
John Wathan, R OBP: 0.354, SLG: 0.337 (1, 2)			0-0 G6-4-3			0-0 F8			0-0 F7	3	0	0	0	0	0	2
Don Slaught, R OBP: 0.339, SLG: 0.406 (9, 2)			1-2 2-3							0	0	0	0	0	0	0

Inning Stats	R: 0	H: 0	E: 0	K: 0	S: 3	R: 0	H: 0	E: 0	K: 0	S: 3	R: 0	H: 1	E: 0	K: 1	S: 5	R: 0	H: 0	E: 0	K: 0	S: 3	R: 0	H: 1	E: 0	K: 2	S: 8	R: 0	H: 0	E: 0	K: 1	S: 5	R: 0	H: 0	E: 0	K: 1	S: 5	1B: 2	SF: 0	2B: 1	SAC: 0	3B: 0	DP: 1	HR: 0	HBP: 0	WP: 0	PA: 32
--------------	------	------	------	------	------	------	------	------	------	------	------	------	------	------	------	------	------	------	------	------	------	------	------	------	------	------	------	------	------	------	------	------	------	------	------	-------	-------	-------	--------	-------	-------	-------	--------	-------	--------

PITCHER	IP	WLS	BF	H	R	ER	SO	BB	IBB	HBP	BLK	WP	HR	S	P	ERA	WHIP	PITCHER	IP	WLS	BF	H	R	ER	SO	BB	IBB	HBP	BLK	WP	HR	S	P	ERA	WHIP													
Charlie Hough, R ERA: 3.64 (1, 1)	9.0	W	32	3	0	0	4	4	0	0	0	0	0	36	52	0.00	0.778																															

BOTTOM

Texas Rangers @ Kansas City Royals
 Royals Stadium, Kansas City, MO
 Tue Aug 31 1982, 8:05 PM EDT
 Att: 20,425 - Unknown - 82 F

livebaseballscorecards.com

AB	28
R	0
H	3
RBI	0
BB	4
SO	4
LOB	11



Batter	1	2	3	4	5	6	7	8	9	AB R H RBI BB SO LOB	TOP											
George Wright, S (1, 8) OBP: 0.290, SLG: 0.364	0-0 6-3		0-0 IHR	0-0 F7		0-0 F3			0-0 F6	5 1 1 2 0 0 3												
Bill Sample, R (1, 7) OBP: 0.315, SLG: 0.383	0-0 6-3		0-0 6-3		0-0 F8		0-0 F8		0-0 FC6-4	5 0 0 0 0 0 1												
Buddy Bell, R (1, 5) OBP: 0.384, SLG: 0.448	0-0 L6			1-0 BB 2B HBP				0-0 F8		3 2 1 1 0 0 0												
Larry Parrish, R (1, 9) OBP: 0.310, SLG: 0.391		0-0 F8		4-0 2B 1-2 SF8 BB		0-0 E5		0-0 F7		3 1 0 0 1 0 0												
Dave Hosteter, R (1, 3) OBP: 0.309, SLG: 0.485		0-0 F9		0-0 SF8 1-3 2-H		0-3 K			0-0 6-3	4 1 1 1 0 1 1												
Lamar Johnson, R (1, 10) OBP: 0.324, SLG: 0.356		0-0 F7		4-0 SF8 1B BB		0-0 L5			0-3 K	3 1 0 0 1 1 1												
Jim Sundberg, R (1, 2) OBP: 0.314, SLG: 0.349			0-0 F9	0-0 SF8		0-0 F8			0-0 F4	3 0 0 1 0 0 0												
Mike Richardt, R (1, 4) OBP: 0.278, SLG: 0.287			0-0 L9	0-0 SF8		0-0 L4			0-0 FC6-4 1B	3 0 1 1 0 0 0												
Bucky Dent, R (1, 6) OBP: 0.222, SLG: 0.213			0-0 E7 IHR 1B	0-0 1B		4-0 BB			0-0 F6	3 1 2 1 1 0 1												
Inning Stats	R: 0 E: 0 K: 0 S: 3	H: 0 LOB: 0 BB: 0 P: 3	R: 0 E: 0 K: 0 S: 3	H: 0 LOB: 0 BB: 0 P: 3	R: 2 E: 1 K: 0 S: 5	H: 2 LOB: 0 BB: 0 P: 5	R: 4 E: 0 K: 0 S: 5	H: 2 LOB: 1 BB: 2 P: 14	R: 1 E: 1 K: 1 S: 7	H: 1 LOB: 1 BB: 0 P: 7	R: 0 E: 0 K: 0 S: 3	H: 0 LOB: 1 BB: 1 P: 7	R: 0 E: 0 K: 0 S: 3	H: 0 LOB: 0 BB: 0 P: 3	R: 0 E: 0 K: 1 S: 5	H: 0 LOB: 0 BB: 0 P: 5	R: 0 E: 0 K: 0 S: 4	H: 1 LOB: 1 BB: 0 P: 4	1B: 3 2B: 1 3B: 0 HR: 2	SF: 2 SAC: 0 DP: 0 HBP: 1	WP: 0 PB: 0 SB: 1 CS: 0	PA: 38
PITCHER	IP WLS BF H R ER SO BB IBB HBP BLK WP HR S P ERA WHIP																					
Paul Splittorff, L (1, 1) ERA: 3.91	3.0 L 15 3 6 6 0 2 0 0 0 0 0 0 12 21 18.00 1.667																					
Mike Armstrong, R (4, 1) ERA: 2.61	4.0 16 2 1 1 1 1 0 0 0 0 0 1 17 21 2.25 0.750																					
Dan Quisenberry, R (8, 1) ERA: 2.76	1.0 3 0 0 0 0 1 0 0 0 0 0 0 5 5 0.00 0.000																					
Don Hood, L (9, 1) ERA: 2.3	1.0 4 1 0 0 0 0 0 0 0 0 0 0 4 4 0.00 1.000																					

Texas Rangers @ Kansas City Royals
 Royals Stadium, Kansas City, MO
 Wed Sep 01 1982, 8:05 PM EDT
 Att: 18,201 - Unknown

livebaseballscorecards.com

AB	32
R	7
H	6
RBI	7
BB	3
SO	2
LOB	7



Batter	1	2	3	4	5	6	7	8	9	AB	R	H	RBI	BB	SO	LOB
Willie Wilson, S OBP: 0.370, SLG: 0.448 (1, 7)	0-0 5-3		0-0 G3		0-0 6-3			0-0 F8		4	0	0	0	0	0	1
U L Washington, S OBP: 0.327, SLG: 0.387 (1, 6)	4-0 BB		0-0 2B		0-0 6-3			0-0 5-3		3	1	1	1	1	0	0
George Brett, L OBP: 0.387, SLG: 0.540 (1, 5)	0-0 F5		0-0 2B		0-0 F8			0-0 F9		4	0	1	1	0	0	1
Amos Otis, R OBP: 0.332, SLG: 0.413 (1, 8)	0-0 1-3		1-0 HBP		0-3 K			0-0 F8		2	0	0	0	0	1	1
Cesar Geronimo, L OBP: 0.295, SLG: 0.458 (7, 8)										1	0	0	0	0	0	0
Hal McRae, R OBP: 0.379, SLG: 0.535 (1, 10)		0-0 4-3	0-0 F5		0-0 5-3			0-0 2B		4	1	1	0	0	0	2
Willie Aikens, L OBP: 0.323, SLG: 0.405 (1, 3)		0-0 L6		0-0 1B		0-0 F7		0-0 F8		4	0	1	0	0	0	1
John Wathan, R OBP: 0.354, SLG: 0.337 (1, 2)		0-0 3-1		0-0 1B						3	0	1	0	0	0	0
Don Slaught, R OBP: 0.345, SLG: 0.421 (9, 2)				0-0 G4-6-3						1	0	1	1	0	0	0
Frank White, R OBP: 0.319, SLG: 0.459 (1, 4)			1-0 G3	0-0 L8		0-3 K		0-0 5-3		0	1	0	0	0	0	0
Steve Hammond, L OBP: 0.269, SLG: 0.356 (4, PH)			0-0 2B							1	0	0	0	0	0	2
Onix Concepcion, R OBP: 0.273, SLG: 0.304 (5, 4)			0-0 HBP							2	0	0	0	0	1	1
Jerry Martin, R OBP: 0.304, SLG: 0.372 (1, 9)			0-0 F5	0-0 G4-6-3				0-0 F9		3	0	0	0	0	0	3

Inning Stats	R: 0	H: 0	E: 0	K: 0	S: 3	R: 0	H: 0	E: 0	K: 0	S: 3	R: 0	H: 2	E: 0	K: 0	S: 5	R: 0	H: 0	E: 0	K: 1	S: 5	R: 0	H: 0	E: 0	K: 1	S: 5	R: 0	H: 0	E: 0	K: 0	S: 3	R: 1	H: 2	E: 0	K: 0	S: 5	R: 0	H: 0	E: 0	K: 0	S: 3	R: 0	H: 0	E: 0	K: 0	S: 3								
	LOB: 1	BB: 1	P: 7	LOB: 0	BB: 0	P: 3	LOB: 2	BB: 0	P: 7	LOB: 1	BB: 0	LOB: 1	BB: 0	P: 4	LOB: 0	BB: 0	LOB: 0	BB: 0	P: 3	LOB: 0	BB: 0	LOB: 0	BB: 0	P: 5	LOB: 0	BB: 0	LOB: 0	BB: 0	P: 3	LOB: 1	BB: 0	P: 5	LOB: 0	BB: 0	P: 3	LOB: 0	BB: 0	P: 3	LOB: 0	BB: 0	P: 3	LOB: 0	BB: 0	P: 3									
PITCHER Mike Smithson, R ERA: 3.18 (1, 1)	IP: 9.0	WLS: W	BF: 35	H: 6	R: 3	ER: 3	SO: 2	BB: 1	IBB: 0	HBP: 2	BLK: 0	WP: 0	HR: 0	S: 36	P: 42	ERA: 3.00	WHIP: 0.778																																				
																		PITCHER	IP: 9.0	WLS: W	BF: 35	H: 6	R: 3	ER: 3	SO: 2	BB: 1	IBB: 0	HBP: 2	BLK: 0	WP: 0	HR: 0	S: 36	P: 42	ERA: 3.00	WHIP: 0.778																		


BOTTOM

Texas Rangers @ Kansas City Royals
Royals Stadium, Kansas City, MO

Wed Sep 01 1982, 8:05 PM EDT
 Att. 18,201 - Unknown

livebaseballscorecards.com

AB	32
R	3
H	6
RBI	3
BB	1
SO	2
LOB	12



WP: 0 PA: 35
 PB: 0
 SB: 1
 CS: 0

Batter	1	2	3	4	5	6	7	8	9	AB R H RBI BB SO LOB	
Willie Randolph, R (1, 4) OBP: 0.355, SLG: 0.327	4-0 PB 2B BB		0-0 F3	0-0 6-3			0-0 F9		0-0 1-3	4 1 0 0 1 0 0	
Lee Mazzilli, S (1, 3) OBP: 0.355, SLG: 0.377	0-0 P3		4-0 1B SF7 BB			0-0 F8	0-0 P4			3 1 0 0 1 0 1	
Ken Griffey, L (1, 9) OBP: 0.333, SLG: 0.412	0-0 1B 2B		0-0 2B 1B			0-0 1B	0-0 HR			4 1 4 2 0 0 0	
Dave Winfield, R (1, 7) OBP: 0.326, SLG: 0.531	0-3 K		0-0 SF7			0-0 F8	0-3 K			3 0 0 1 0 2 2	
Lou Piniella, R (1, 10) Oscar Gamble, L (8, PH) OBP: 0.370, SLG: 0.454 OBP: 0.383, SLG: 0.521	0-0 1B		0-0 2B			0-0 1B	0-0 FC4-6 1B			3 0 3 0 0 0 0 1 0 1 0 0 0 0	
Jerry Mumphrey, S (1, 8) OBP: 0.360, SLG: 0.413		0-0 1B	4-0 1B			0-0 L4	0-0 FC4-6 G6-3			3 0 1 0 1 0 3	
Graig Nettles, L (1, 5) OBP: 0.316, SLG: 0.412		4-0 1B	0-0 3-1			0-0 4-3	0-0 G6-3			3 0 0 0 1 0 4	
Roy Smalley, S (1, 6) OBP: 0.345, SLG: 0.370		0-0 G5-4-3		0-0 F7		0-0 F7		0-0 4-3		4 0 0 0 0 0 2	
Rick Cerone, R (1, 2) Bobby Murcer, L (9, PH) OBP: 0.260, SLG: 0.279 OBP: 0.286, SLG: 0.421		0-0 F8		0-0 P4		0-0 F7		0-0 6-3		3 0 0 0 0 0 1 1 0 0 0 0 0 0	
Inning Stats	R: 1 H: 2 E: 0 LOB: 2 K: 1 BB: 1 S: 6 P: 10	R: 0 H: 1 E: 0 LOB: 1 K: 0 BB: 1 S: 3 P: 7	R: 1 H: 2 E: 0 LOB: 3 K: 0 BB: 2 S: 5 P: 13	R: 0 H: 0 E: 0 LOB: 0 K: 0 BB: 0 S: 3 P: 3	R: 0 H: 2 E: 0 LOB: 2 K: 0 BB: 0 S: 5 P: 5	R: 0 H: 0 E: 0 LOB: 0 K: 0 BB: 0 S: 3 P: 3	R: 1 H: 1 E: 0 LOB: 0 K: 1 BB: 0 S: 6 P: 6	R: 0 H: 1 E: 0 LOB: 0 K: 0 BB: 0 S: 3 P: 3	R: 0 H: 0 E: 0 LOB: 0 K: 0 BB: 0 S: 3 P: 3	1B: 6 SF: 1 2B: 2 SAC: 0 3B: 0 DP: 2 HR: 1 HBP: 0	WP: 0 PA: 37 PB: 1 SB: 0 CS: 0
PITCHER	IP WLS BF H R ER SO BB IBB HBP BLK WP HR S P ERA WHIP										
Vida Blue, L (1, 1) ERA: 3.65	6.2 W 30 8 3 3 1 3 1 0 0 0 1 28 44 4.05 1.650										
Dan Quisenberry, R (7, 1) ERA: 2.7	2.1 S 7 1 0 0 1 0 0 0 0 0 0 9 9 0.00 0.429										

New York Yankees @ Kansas City Royals
Royals Stadium, Kansas City, MO
 Fri Sep 03 1982, 8:05 PM EDT
 Att. 33,613 - Unknown - 82 F

AB	32
R	3
H	9
RBI	3
BB	4
SO	2
LOB	13



WP: 0	PA: 37
PB: 1	
SB: 0	
CS: 0	

PITCHER	IP	WLS	BF	H	R	ER	SO	BB	IBB	HBP	BLK	WP	HR	S	P	ERA	WHIP
Vida Blue, L	6.2	W	30	8	3	3	1	3	1	0	0	0	1	28	44	4.05	1.650
Dan Quisenberry, R	2.1	S	7	1	0	0	1	0	0	0	0	0	0	9	9	0.00	0.429

Batter	1	2	3	4	5	6	7	8	9
Willie Wilson, S OBP: 0.371, SLG: 0.454 (1, 7)	0-3 K		0-0 IHR	0-3 K		4-0 BB			
U L Washington, S OBP: 0.323, SLG: 0.382 (1, 6)	0-3 K		0-0 5-3	0-0 F7		0-0 F2			
George Brett, L OBP: 0.388, SLG: 0.542 (1, 5)	0-0 1B			0-0 F8 1B 2B	0-0 F9		0-0 F7		
Hal McRae, R OBP: 0.379, SLG: 0.534 (1, 10)	0-0 P4			0-0 F8 2-3	0-0 2B		0-0 F7		
Willie Aikens, L OBP: 0.324, SLG: 0.409 (1, 3)		0-0 3-1		0-0 PB 1B 1B	0-0 F7		0-0 2B		
Steve Hammond, L OBP: 0.278, SLG: 0.355 (1, 9)		0-0 1-3		0-0 1B PB 1B	4-0 FC6-4 BB		0-3 K		
John Wathan, R OBP: 0.353, SLG: 0.336 (1, 2)		0-3 K		0-0 1B S 1B	0-0 FC6-4		0-0 4-3		
Frank White, R OBP: 0.318, SLG: 0.457 (1, 4)			0-3 K	0-0 S 1B 1B		0-0 F3		0-0 E3	
Cesar Geronimo, L OBP: 0.293, SLG: 0.447 (1, 8)			0-0 F7	0-0 S 1B		0-0 P6		0-0 F7	

AB	R	H	RBI	BB	SO	LOB
3	1	1	1	1	2	2
4	0	0	0	0	1	3
4	1	2	0	0	0	0
4	0	1	0	0	0	2
4	1	2	1	0	0	1
3	1	1	0	1	1	1
4	1	1	1	0	1	2
4	0	1	2	0	1	0
4	0	1	0	0	0	1


AB	R	H	RBI	BB	SO	LOB
34	5	10	5	2	6	12

Inning Stats	R: 0	H: 1	E: 0	K: 2	S: 8	LOB: 1	BB: 0	P: 8
R: 0 H: 0 E: 0 K: 1 S: 5	R: 1 H: 1 E: 0 K: 1 S: 6	R: 4 H: 6 E: 0 K: 1 S: 11	R: 0 H: 1 E: 0 K: 0 S: 4	R: 0 H: 0 E: 0 K: 0 S: 3	R: 0 H: 1 E: 0 K: 1 S: 6	R: 0 H: 0 E: 1 K: 0 S: 3	R: 0 H: 0 E: 1 K: 0 S: 3	R: 0 H: 0 E: 1 K: 0 S: 3

NEW YORK YANKEES @ KANSAS CITY ROYALS
Royals Stadium, Kansas City, MO
 Fri Sep 03 1982, 8:05 PM EDT
 Att: 33,613 - Unknown - 82 F

livebaseballscorecards.com

WP: 0 PA: 36
 PB: 1
 SB: 3
 CS: 1



PITCHER	IP	WLS	BF	H	R	ER	SO	BB	IBB	HBP	BLK	WP	HR	S	P	ERA	WHIP
Jay Howell, R ERA: 13.5 (1, 1)	3.1	L	16	6	5	5	4	0	0	0	0	0	0	24	24	13.50	1.800
Dave LaRoche, L ERA: 2.14 (4, 1)	4.2		20	4	0	0	2	2	0	0	0	0	0	22	30	0.00	1.286

Batter	1	2	3	4	5	6	7	8	9	AB R H RBI BB SO LOB	TOP							
Willie Randolph, R (1, 4) OBP: 0.354, SLG: 0.325	0-0 F9		0-0 6-3			4-0 BB BB		0-0 F2		3 0 0 0 1 0 1								
Lee Mazzilli, S (1, 3) OBP: 0.354, SLG: 0.373	0-0 F9			0-0 F8		4-0 BB BB		0-0 F8		3 0 0 0 1 0 1								
Ken Griffey, L (1, 9) OBP: 0.330, SLG: 0.408	0-0 F8			0-0 F3		0-0 F8			0-0 F3	4 0 0 0 0 0 2								
Dave Winfield, R (1, 7) OBP: 0.326, SLG: 0.535		0-0 5-3		0-0 5-3			0-0 F7		0-0 HR	4 1 1 1 0 0 0								
Lou Piniella, R (1, 10) OBP: 0.380, SLG: 0.482		0-0 HR			0-0 5-3-6-2 2B		0-0 G5-4-3 1B		0-0 FC4-6 1B	4 1 4 1 0 0 0								
Jerry Mumphrey, S (1, 8) OBP: 0.357, SLG: 0.409		0-0 1-3			0-0 F4		0-0 G5-4-3 1-2f		0-0 FC4-6 1-2f	4 0 0 0 0 0 3								
Roy Smalley, S (1, 5) OBP: 0.344, SLG: 0.371		0-0 F9			0-0 5-3-6-2 2-Hr			0-0 2B 2B	0-0 F9	4 1 1 0 0 0 2								
Rick Cerone, R (1, 2) OBP: 0.261, SLG: 0.284			0-0 F8			0-0 6-3		0-0 SH1-3 2-H 2B		3 0 1 1 0 0 0								
Andre Robertson, R (1, 6) OBP: 0.261, SLG: 0.290			0-0 F8			0-0 F8		0-0 SH1-3 2-3		2 0 0 0 0 0 0								
Inning Stats	R: 0 E: 0 K: 0 S: 3	H: 0 LOB: 0 BB: 0 P: 3	R: 1 E: 0 K: 0 S: 4	H: 1 LOB: 0 BB: 0 P: 4	R: 0 E: 0 K: 0 S: 3	H: 0 LOB: 0 BB: 0 P: 3	R: 0 E: 0 K: 0 S: 3	H: 1 LOB: 0 BB: 0 P: 3	R: 0 E: 0 K: 0 S: 3	H: 1 LOB: 0 BB: 0 P: 3	R: 1 E: 0 K: 0 S: 5	H: 2 LOB: 1 BB: 0 P: 5	R: 1 E: 0 K: 0 S: 5	H: 2 LOB: 1 BB: 0 P: 5	1B: 2 2B: 4 3B: 0 HR: 2	SF: 0 SAC: 1 DP: 2 HBP: 0	WP: 0 PB: 0 SB: 0 CS: 0	PA: 34
PITCHER Larry Gura, L (1, 1) ERA: 3.95	IP: 9.0 WLS: L BF: 34 H: 7 R: 3 ER: 3 SO: 0 BB: 2 IBB: 0 HBP: 0 BLK: 0 WP: 0 HR: 2 S: 32 P: 40 ERA: 3.00 WHIP: 1.000											PITCHER	IP: 9.0 WLS: L BF: 34 H: 7 R: 3 ER: 3 SO: 0 BB: 2 IBB: 0 HBP: 0 BLK: 0 WP: 0 HR: 2 S: 32 P: 40 ERA: 3.00 WHIP: 1.000					

New York Yankees @ Kansas City Royals
 Royals Stadium, Kansas City, MO
 Sat Sep 04 1982, 4:33 AM EDT
 Att. 37,881 - Sunny - 86 F

livebaseballscorecards.com

AB	31
R	3
H	7
RBI	3
BB	2
SO	0
LOB	9



Batter	1	2	3	4	5	6	7	8	9	AB	R	H	RBI	BB	SO	LOB
Willie Wilson, S OBP: 0.371, SLG: 0.452 (1, 8)	0-3 K		0-0 G3			0-0 6-3		0-0 SH1-4 1B		4	0	1	0	0	1	0
U L Washington, S OBP: 0.323, SLG: 0.380 (1, 6)	0-3 K			4-0 BB		0-0 P6		0-0 SH1-4		2	0	0	0	1	1	0
George Brett, L OBP: 0.385, SLG: 0.539 (1, 7)	0-0 4-3			0-0 G3-6-3 1-2f		0-0 5-3		0-0 SF8		3	0	0	1	0	0	1
Hal McRae, R OBP: 0.378, SLG: 0.531 (1, 10)		0-0 F9		4-0 FC6-4 BB		0-0 6-3		0-0 F9		3	0	0	0	1	0	1
John Wathan, R OBP: 0.352, SLG: 0.335 (1, 2)		0-0 6-3		0-0 FC6-4 1-2f		0-0 S 1B			0-0 F4	4	1	1	0	0	0	1
Frank White, R OBP: 0.318, SLG: 0.455 (1, 4)		0-0 1B			0-0 F8		0-0 F9		0-0 E1	4	0	1	0	0	0	1
Jerry Martin, R OBP: 0.306, SLG: 0.373 (1, 9)		0-3 K			0-0 E 1B		0-0 FC6-4 1B		0-3 K	4	0	2	1	0	2	2
Willie Aikens, L OBP: 0.321, SLG: 0.404 (1, 3)			0-0 6-3		0-0 E4 G6-4-3		0-0 FC6-4		0-0 F7	4	0	0	0	0	0	3
Greg Pryor, R OBP: 0.322, SLG: 0.406 (1, 5)			0-0 F7		0-0 G6-4-3			0-0 SH1-4 SF8 1B		3	1	1	0	0	0	2

Inning Stats	R: 0	H: 0	E: 0	K: 2	S: 7	LOB: 0	BB: 0	P: 7	R: 0	H: 1	E: 0	K: 1	S: 6	LOB: 1	BB: 0	P: 6	R: 0	H: 0	E: 0	K: 0	S: 3	LOB: 0	BB: 0	P: 3	R: 0	H: 0	E: 0	K: 0	S: 2	LOB: 1	BB: 2	P: 10	R: 0	H: 1	E: 1	K: 0	S: 4	LOB: 1	BB: 0	P: 4	R: 0	H: 0	E: 0	K: 0	S: 3	LOB: 0	BB: 0	P: 3	R: 1	H: 2	E: 0	K: 0	S: 5	LOB: 1	BB: 0	P: 5	R: 1	H: 2	E: 0	K: 0	S: 5	LOB: 1	BB: 0	P: 5	R: 0	H: 0	E: 1	K: 1	S: 6	LOB: 1	BB: 0	P: 6	1B: 6	2B: 0	3B: 0	HR: 0	SF: 1	SAC: 1	DP: 2	HBP: 0	WP: 0	PB: 0	SB: 1	CS: 0	PA: 35
--------------	------	------	------	------	------	--------	-------	------	------	------	------	------	------	--------	-------	------	------	------	------	------	------	--------	-------	------	------	------	------	------	------	--------	-------	-------	------	------	------	------	------	--------	-------	------	------	------	------	------	------	--------	-------	------	------	------	------	------	------	--------	-------	------	------	------	------	------	------	--------	-------	------	------	------	------	------	------	--------	-------	------	-------	-------	-------	-------	-------	--------	-------	--------	-------	-------	-------	-------	--------

PITCHER	IP	WLS	BF	H	R	ER	SO	BB	IBB	HBP	BLK	WP	HR	S	P	ERA	WHIP
Shane Rawley, L ERA: 3.72 (1, 1)	8.0	W	31	6	2	2	3	2	0	0	0	0	0	35	43	2.25	1.000
Rudy May, L ERA: 2.67 (9, 1)	1.0	S	4	0	0	0	1	0	0	0	0	0	0	6	6	0.00	0.000


BOTTOM


New York Yankees @ Kansas City Royals
Royals Stadium, Kansas City, MO

Sat Sep 04 1982, 4:33 AM EDT
 Att: 37,881 - Sunny - 86 F

livebaseballscores.com

AB	31
R	2
H	6
RBI	2
BB	2
SO	4
LOB	11



Batter	1	2	3	4	5	6	7	8	9	AB R H RBI BB SO LOB	TOP											
Willie Randolph, R (1, 4) OBP: 0.352, SLG: 0.325	0-0 5-3		0-0 L6	0-0 FC6-4	0-0 FC4-6		0-0 3-1		0-0 1B 2B	6 1 1 1 0 0 3												
Lee Mazzilli, S (1, 3) OBP: 0.354, SLG: 0.370	0-0 P4		0-0 F8	0-0 5-3		0-0 1B WP 1B	0-0 4-3		4-0 1B HR BB	5 2 1 0 1 0 1												
Jerry Mumphrey, S (1, 8) OBP: 0.356, SLG: 0.407	0-3 K		0-0 F7		0-0 1-3 2B 1B	0-0 F9	0-0 F8		0-0 1-3 2-H HR 1B	6 2 2 1 0 1 1												
Dave Winfield, R (1, 7) OBP: 0.330, SLG: 0.553		0-0 F8 HR 2B		0-0 HR	0-0 1-3	0-0 1-2 1B		0-0 F8	0-0 1-H 3-H HR	6 3 4 4 0 0 1												
Oscar Gamble, L (1, 10) OBP: 0.385, SLG: 0.521		0-0 F8 2-3		4-0 1B E BB	0-0 E 2B	4-0 1B HR BB		0-0 4-3	0-0 5-3	4 3 1 1 2 0 1												
Graig Nettles, L (1, 5) OBP: 0.324, SLG: 0.423		4-0 HR BB		0-0 E FC4-6 1B	4-0 E 1B BB	0-0 1-2 HR 1B		0-0 3B	0-0 F7	3 4 3 0 2 0 0 1 0 0 0 0 0 0												
Barry Evans, R (8, 5) OBP: 0.429, SLG: 0.364																						
Roy Smalley, S (1, 6) OBP: 0.347, SLG: 0.387		0-0 1-H 3-H HR		0-0 E3 FC4-6 FC6-4 BB	0-0 E4 1B	0-0 1-H 2-H HR		4-0 BB		4 3 2 6 1 0 2	AB 43 R 18 H 15 RBI 15 BB 8 SO 2 LOB 16											
Butch Wynegar, S (1, 2) OBP: 0.377, SLG: 0.366		0-0 F8		4-0 1-2 FC4-6 BB	0-0 1-2 3-H 1B	4-0 BB		0-0 4-3		3 0 1 1 2 0 2												
Dave Collins, S (1, 9) OBP: 0.316, SLG: 0.326		0-0 F8		0-0 1-2f 2-3 3-H FC4-6 FC6-4	0-0 1-2f FC5-4 FC4-6	0-0 P4		0-3 K		5 0 0 1 0 1 5												
Inning Stats	R: 0 E: 0 K: 1 S: 5	H: 0 LOB: 0 BB: 0 P: 5	R: 3 E: 0 K: 0 S: 5	H: 2 LOB: 0 BB: 1 P: 9	R: 0 E: 0 K: 0 S: 3	H: 0 LOB: 0 BB: 0 P: 3	R: 4 E: 1 K: 0 S: 6	H: 2 LOB: 1 BB: 2 P: 14	R: 3 E: 1 K: 0 S: 7	H: 3 LOB: 2 BB: 1 P: 11	R: 4 E: 0 K: 0 S: 6	H: 4 LOB: 1 BB: 2 P: 14	R: 0 E: 0 K: 0 S: 3	H: 0 LOB: 0 BB: 0 P: 3	R: 0 E: 0 K: 0 S: 4	H: 1 LOB: 2 BB: 1 P: 8	R: 4 E: 0 K: 1 S: 8	H: 3 LOB: 0 BB: 1 P: 12	1B: 7 2B: 3 3B: 1 HR: 4	SF: 0 SAC: 0 DP: 0 HBP: 0	WP: 1 PB: 0 SB: 0 CS: 0	PA: 51
PITCHER	IP WLS BF H R ER SO BB IBB HBP BLK WP HR S P ERA WHIP																					
Dennis Leonard, R (1, 1) ERA: 4.96	3.0 L 17 4 7 5 1 3 0 0 0 0 2 16 28 15.00 2.333																					
Don Hood, L (4, 1) ERA: 3.12	3.0 19 7 7 6 0 3 0 0 0 1 1 16 28 18.00 3.333																					
Bill Castro, R (7, 1) ERA: 2.87	2.0 8 1 0 0 0 1 0 0 0 0 0 7 11 0.00 1.000																					
Mike Armstrong, R (9, 1) ERA: 2.98	1.0 7 3 4 4 1 1 0 0 0 0 1 8 12 36.00 4.000																					

New York Yankees @ Kansas City Royals
 Royals Stadium, Kansas City, MO
 Sun Sep 05 1982, 4:33 AM EDT
 Att: 40,801 - Sunny

livebaseballscorecards.com

Batter	1	2	3	4	5	6	7	8	9	AB	R	H	RBI	BB	SO	LOB
Willie Wilson, S OBP: 0.369, SLG: 0.449 (1, 8)	0-0 6-3		0-0 F9			0-0 P4		0-0 E 1B	0-3 K	5	1	1	0	0	1	1
U L Washington, S OBP: 0.321, SLG: 0.376 (1, 6) Onix Concepcion, R OBP: 0.271, SLG: 0.302 (8, PH) (9, 6)	0-0 4-3		0-0 4-3			0-0 F3		0-0 F8		3	0	0	0	0	0	0
George Brett, L OBP: 0.382, SLG: 0.534 (1, 7)	0-0 4-3		0-0 F8			0-0 3-1		0-0 E4 2B		4	1	0	0	0	0	0
Hal McRae, R OBP: 0.378, SLG: 0.539 (1, 10)		0-0 F9		0-0 5-3			0-0 HR	0-0 2B		4	1	2	2	0	0	0
John Wathan, R OBP: 0.352, SLG: 0.336 (1, 2) Don Slaught, R OBP: 0.339, SLG: 0.413 (7, 2)		0-0 HR 1B		0-0 P3		0-0 6-3		0-3 K		2	1	1	0	0	0	0
Frank White, R OBP: 0.319, SLG: 0.464 (1, 4)		0-0 HR		0-0 P4		0-0 2B		0-0 6-3		4	1	2	2	0	0	1
Jerry Martin, R OBP: 0.304, SLG: 0.370 (1, 9)		0-3 K			0-0 F8		0-0 5-3		0-0 F9	4	0	0	0	0	1	1
Willie Aikens, L OBP: 0.323, SLG: 0.413 (1, 3)		0-0 HR			0-3 K		0-0 F8		0-0 1B	4	1	2	1	0	1	1
Greg Pryor, R OBP: 0.320, SLG: 0.397 (1, 5)		0-0 F8			0-0 P4			4-0 E 1B BB	0-0 F8	3	1	0	0	1	0	1

Inning Stats	R: 0	H: 0	E: 0	K: 0	S: 3	R: 3	H: 3	E: 0	K: 1	S: 8	R: 0	H: 0	E: 0	K: 0	S: 3	R: 0	H: 0	E: 0	K: 1	S: 5	R: 0	H: 0	E: 0	K: 0	S: 3	R: 1	H: 2	E: 0	K: 0	S: 5	R: 3	H: 2	E: 1	K: 1	S: 8	R: 0	H: 1	E: 0	K: 1	S: 6	1B: 3	SF: 0	2B: 2	SAC: 0	3B: 0	DP: 0	HR: 3	HBP: 0	WP: 0	PA: 37
--------------	------	------	------	------	------	------	------	------	------	------	------	------	------	------	------	------	------	------	------	------	------	------	------	------	------	------	------	------	------	------	------	------	------	------	------	------	------	------	------	------	-------	-------	-------	--------	-------	-------	-------	--------	-------	--------

PITCHER	IP	WLS	BF	H	R	ER	SO	BB	IBB	HBP	BLK	WP	HR	S	P	ERA	WHIP
Ron Guidry, L ERA: 3.63 (1, 1)	7.0	W	26	5	4	4	2	0	0	0	0	0	3	30	30	5.14	0.714
George Frazier, R ERA: 3.6 (8, 1)	2.0		11	3	3	2	2	1	0	0	0	0	0	14	18	9.00	2.000

BOTTOM

New York Yankees @ Kansas City Royals
Royals Stadium, Kansas City, MO

Sun Sep 05 1982, 4:33 AM EDT
 Att. 40,801 - Sunny

livebaseballscorecards.com

AB	36
R	7
H	8
RBI	5
BB	1
SO	4
LOB	8



Batter	1	2	3	4	5	6	7	8	9	AB R H RBI BB SO LOB	TOP
Willie Wilson, S (1, 8) OBP: 0.366, SLG: 0.446	0-3 K		0-3 K		0-3 K			0-3 K		4 0 0 0 0 4 0	Kansas City Royals @ Seattle Mariners The Kingdome, Seattle, WA Mon Sep 06 1982, 10:05 PM EDT Att. 10,030 - Dome
U L Washington, S (1, 6) OBP: 0.320, SLG: 0.373	4-0 HR BB		0-0 F9		0-0 F8			0-0 4-3		3 1 0 0 1 0 0	
George Brett, L (1, 7) OBP: 0.383, SLG: 0.540	0-0 HR		0-0 1B				0-0 G3		0-3 K	4 1 2 2 0 1 0	
Hal McRae, R (1, 10) OBP: 0.376, SLG: 0.534	0-3 K		0-0 L8				0-0 6-3		0-3 K	4 0 0 0 0 2 1	
John Wathan, R (1, 2) OBP: 0.351, SLG: 0.335	0-0 L8			0-0 E8 3-1 1B			0-0 F4		0-0 G3	4 0 1 0 0 0 0	
Frank White, R (1, 4) OBP: 0.317, SLG: 0.461		0-0 5-3		0-0 5-3			0-0 F2			3 0 0 0 0 0 1	
Willie Aikens, L (1, 3) OBP: 0.321, SLG: 0.410		0-0 G3		0-0 3-1 2-3			0-0 4-3			3 0 0 0 0 0 1	
Jerry Martin, R (1, 9) OBP: 0.304, SLG: 0.368		4-0 BB		0-3 K			0-0 F7			2 0 0 0 1 1 1	
Greg Pryor, R (1, 5) OBP: 0.314, SLG: 0.389	0-3 K				0-0 F6			0-0 L5		3 0 0 0 0 1 1	
Inning Stats	R: 2 H: 1 E: 0 LOB: 0 K: 2 BB: 1 S: 8 P: 12	R: 0 H: 0 E: 0 LOB: 1 K: 1 BB: 1 S: 5 P: 9	R: 0 H: 1 E: 0 LOB: 1 K: 1 BB: 0 S: 6 P: 6	R: 0 H: 1 E: 1 LOB: 1 K: 1 BB: 0 S: 6 P: 6	R: 0 H: 0 E: 0 LOB: 0 K: 1 BB: 0 S: 5 P: 5	R: 0 H: 0 E: 0 LOB: 0 K: 0 BB: 0 S: 3 P: 3	R: 0 H: 0 E: 0 LOB: 0 K: 0 BB: 0 S: 3 P: 3	R: 0 H: 0 E: 0 LOB: 0 K: 1 BB: 0 S: 5 P: 5	R: 0 H: 0 E: 0 LOB: 0 K: 2 BB: 0 S: 7 P: 7	1B: 2 SF: 0 2B: 0 SAC: 0 3B: 0 DP: 0 HR: 1 HBP: 0	WP: 0 PA: 32 PB: 0 SB: 0 CS: 0
PITCHER	IP WLS BF H R ER SO BB IBB HBP BLK WP HR S P ERA WHIP										
Floyd Bannister, L (1, 1) ERA: 3.53	8.0 W 29 3 2 2 7 2 0 0 0 0 0 1 41 49 2.25 0.625										
Ed Vande Berg, L (9, 1) ERA: 2.83	1.0 3 0 0 0 2 0 0 0 0 0 0 0 7 7 0.00 0.000										

livebaseballscorecards.com

AB	30
R	2
H	3
RBI	2
BB	2
SO	9
LOB	5



Batter	1	2	3	4	5	6	7	8	9
Julio Cruz, S OBP: 0.315, SLG: 0.316 (1, 4)	0-0 F4		0-0 S 1B E 1B	0-0 4-3		0-0 F8		0-0 FC6-5 1-H 2B	
Dave Edler, R OBP: 0.351, SLG: 0.409 (1, 5) Manny Castillo, S OBP: 0.297, SLG: 0.337 (7, 5)	0-0 6-3 3B		0-0 S SF8 1-2 1B	0-3 K		0-0 6-3		0-0 FC6-5-4 2-3 1B	
Bruce Bochte, L OBP: 0.370, SLG: 0.379 (1, 7) Joe Simpson, L OBP: 0.328, SLG: 0.368 (8, 7)	0-0 6-3		0-0 SF8 1-H 2-H		0-3 K		0-0 4-3	0-0 1-2 1B	
Richie Zisk, R OBP: 0.361, SLG: 0.475 (1, 10)	0-0 5-3		0-0 BB 1B 1B		0-0 F4		0-0 1B 1B	0-3 K	
Al Cowens, R OBP: 0.330, SLG: 0.489 (1, 9)		0-0 5-3	0-0 BB 1-2 1B		0-0 E 2B 1B		0-0 1-2 1B		
Gary Gray, R OBP: 0.333, SLG: 0.391 (1, 3)		0-3 K	4-0 1-2 2-3 BB		0-0 E5 2B		0-0 F9		
Dave Henderson, R OBP: 0.349, SLG: 0.461 (1, 8)		0-3 K	0-0 F3		0-0 1-3 2-H 2B		0-3 K		
Jim Essian, R OBP: 0.328, SLG: 0.410 (1, 2)			0-0 6-3	0-0 FC6-4 1B		0-0 F6		0-0 2B 1B	
Todd Cruz, R OBP: 0.246, SLG: 0.377 (1, 6)			0-0 HR	0-0 FC6-4 4-3 1-2f		0-3 K		0-3 K	

AB	R	H	RBI	BB	SO	LOB
5	1	2	1	0	0	1
4	2	2	0	0	1	1
1	0	0	0	0	0	1
3	0	0	2	0	1	0
1	0	1	0	0	0	0
5	0	2	0	0	1	2
4	1	3	0	0	0	0
3	0	0	0	1	1	3
4	0	1	1	0	2	5
4	1	2	0	0	0	2
4	1	1	1	0	2	2


BOTTOM

Kansas City Royals @ Seattle Mariners
The Kingdom, Seattle, WA

Mon Sep 06 1982, 10:05 PM EDT
Att. 10,030 - Dome

livebaseballscorecards.com

AB	38
R	6
H	14
RBI	5
BB	1
SO	8
LOB	17



Inning Stats		R: 1	H: 1	E: 0	K: 0	S: 4	R: 0	H: 0	E: 0	K: 2	S: 7	R: 3	H: 5	E: 0	K: 0	S: 8	R: 0	H: 1	E: 0	K: 1	S: 6	R: 1	H: 2	E: 1	K: 1	S: 8	R: 0	H: 0	E: 0	K: 1	S: 5	R: 0	H: 2	E: 0	K: 1	S: 7	R: 1	H: 3	E: 0	K: 2	S: 10
PITCHER		IP	WLS	BF	H	R	ER	SO	BB	IBB	HBP	BLK	WP	HR	S	P	ERA	WHIP	PITCHER		IP	WLS	BF	H	R	ER	SO	BB	IBB	HBP	BLK	WP	HR	S	P	ERA	WHIP				
Bud Black, L ERA: 4.75 (1, 1)	2.2	L	14	6	4	4	4	2	0	0	0	0	0	1	18	18	13.50	2.250	PITCHER		IP	WLS	BF	H	R	ER	SO	BB	IBB	HBP	BLK	WP	HR	S	P	ERA	WHIP				
Bill Castro, R ERA: 2.75 (3, 1)	2.1		12	3	1	0	2	1	0	0	0	0	0	0	15	19	0.00	1.714	PITCHER		IP	WLS	BF	H	R	ER	SO	BB	IBB	HBP	BLK	WP	HR	S	P	ERA	WHIP				
Bob Tufts, L ERA: 3.0 (6, 1)	3.0		14	5	1	1	4	0	0	0	0	0	0	0	22	22	3.00	1.667	PITCHER		IP	WLS	BF	H	R	ER	SO	BB	IBB	HBP	BLK	WP	HR	S	P	ERA	WHIP				

1B: 10	SF: 1	WP: 0	PA: 40
2B: 2	SAC: 0	PB: 0	
3B: 1	DP: 0	SB: 4	
HR: 1	HBP: 0	CS: 0	

Batter	1	2	3	4	5	6	7	8	9	AB R H RBI BB SO LOB	TOP											
Willie Wilson, S (1, 8) OBP: 0.362, SLG: 0.441	0-0 1-3		0-0 E1 1-H		0-0 4-3			0-0 4-3	0-3 K	5 0 0 0 0 1 3	Kansas City Royals @ Seattle Mariners The Kingdome, Seattle, WA Tue Sep 07 1982, 10:05 PM EDT Att. 6,191 - Dome											
U L Washington, S (1, 6) OBP: 0.319, SLG: 0.375	0-0 B5-3		0-0 F5		0-0 2B			0-0 F8		4 0 1 0 0 0 1												
George Brett, L (1, 5) OBP: 0.382, SLG: 0.544	0-3 K		0-0 F6		0-3 K			0-0 HR		4 1 1 1 0 2 2												
Hal McRae, R (1, 10) OBP: 0.373, SLG: 0.530		0-0 F8		0-0 F3				0-0 F9		4 0 0 0 0 0 0												
Willie Aikens, L (1, 3) Greg Pryor, R (9, PR) OBP: 0.322, SLG: 0.412 OBP: 0.314, SLG: 0.389			0-0 2B		0-0 4-3			0-0 4-3	4-0 1B 1B BB	3 0 1 0 1 0 0 0 0 0 0 0 0 0												
Steve Hammond, L (1, 9) Jerry Martin, R (9, PH) OBP: 0.290, SLG: 0.354 OBP: 0.305, SLG: 0.370		0-3 K		0-0 1B				0-0 L4	0-0 1B 1-2	3 0 1 0 0 1 1 1 0 1 0 0 0 0												
Mark Ryal, L (1, 7) Lee May, R (9, PH) OBP: 0.333, SLG: 0.333 OBP: 0.398, SLG: 0.513		0-3 K		0-0 1B FC5-4				0-0 6-3	0-3 K	3 0 1 0 0 1 1 1 0 0 0 0 1 2												
Frank White, R (1, 4) OBP: 0.317, SLG: 0.460			0-0 L9		0-0 FC5-4 1-2f			0-0 L7	0-0 1B 1-2 2-3	4 0 1 0 0 0 2												
John Wathan, R (1, 2) OBP: 0.350, SLG: 0.334			0-0 E 1B		0-0 F4			0-0 F6	0-3 K	4 1 1 0 0 1 3												
Inning Stats	R: 0 E: 0 K: 1 S: 5	H: 0 LOB: 0 BB: 0 P: 5	R: 0 E: 0 K: 2 S: 8	H: 1 LOB: 1 BB: 0 P: 8	R: 1 E: 1 K: 0 S: 5	H: 1 LOB: 1 BB: 0 P: 5	R: 0 E: 0 K: 0 S: 5	H: 2 LOB: 2 BB: 0 P: 5	R: 0 E: 0 K: 1 S: 6	H: 1 LOB: 1 BB: 0 P: 6		R: 0 E: 0 K: 0 S: 3	H: 0 LOB: 0 BB: 0 P: 3	R: 0 E: 0 K: 0 S: 3	H: 0 LOB: 0 BB: 0 P: 3	R: 1 E: 0 K: 0 S: 4	H: 1 LOB: 0 BB: 0 P: 4	R: 0 E: 0 K: 3 S: 11	H: 2 LOB: 3 BB: 1 P: 15	1B: 5 2B: 2 3B: 0 HR: 1	SF: 0 SAC: 0 DP: 0 HBP: 0	WP: 0 PB: 0 SB: 0 CS: 0
PITCHER	IP WLS BF H R ER SO BB IBB HBP BLK WP HR S P ERA WHIP																					
Mike Moore, R (1, 1) ERA: 5.01	8.0 W 32 6 2 1 4 1 0 0 0 0 0 1 39 43 1.12 0.875																					
Bryan Clark, L (9, 1) ERA: 3.14	0.0 1 1 0 0 0 0 0 0 0 0 0 0 1 1 ∞ ∞																					
Bill Caudill, R (9, 1) ERA: 2.21	1.0 S 4 1 0 0 3 0 0 0 0 0 0 0 10 10 0.00 1.000																					

livebaseballscores.com

AB	36
R	2
H	8
RBI	1
BB	1
SO	7
LOB	15



Batter	1	2	3	4	5	6	7	8	9	AB	R	H	RBI	BB	SO	LOB
Julio Cruz, S OBP: 0.314, SLG: 0.315 (1, 4)	0-0 HR 1B	0-0 6-3			0-0 L7	0-0 F7		0-0 5-3		5	1	1	0	0	0	3
Dave Edler, R OBP: 0.338, SLG: 0.391 (1, 5) Manny Castillo, S OBP: 0.296, SLG: 0.336 (7, 5)	0-3 K 1-2	0-0 F7			0-0 6-3		0-0 F8			3	0	0	0	0	1	2
Bruce Bochte, L OBP: 0.375, SLG: 0.392 (1, 7) Joe Simpson, L OBP: 0.328, SLG: 0.368 (7, PR) (8, 7)	0-0 HR 2-H		0-0 CS 1B		0-0 HR 1B		0-0 S 2B 1B			4	2	4	2	0	0	0
Richie Zisk, R OBP: 0.364, SLG: 0.483 (1, 10)	0-0 BB 1B		4-0 BB 1-2		0-0 HR 1-H		0-3 K 1-2			3	1	2	2	1	1	1
Al Cowens, R OBP: 0.335, SLG: 0.495 (1, 9)	4-0 BB 1-2		4-0 G4-6-3 BB 1-2		0-0 2B		0-0 2B 2-H			2	0	2	1	2	0	0
Gary Gray, R OBP: 0.330, SLG: 0.386 (1, 3) Dave Revering, L OBP: 0.292, SLG: 0.348 (7, PH) (8, 3)	0-0 F9		0-0 G4-6-3 1-2		0-0 F6		0-0 L8			3	0	0	0	0	0	5
Dave Henderson, R OBP: 0.345, SLG: 0.455 (1, 8)	0-0 F7				0-0 F8		0-0 5-3		0-0 6-3	4	0	0	0	0	0	2
Jim Essian, R OBP: 0.341, SLG: 0.419 (1, 2)		4-0 E BB			0-0 F8		4-0 BB		0-0 2B	2	0	1	0	2	0	0
Todd Cruz, R OBP: 0.244, SLG: 0.373 (1, 6)		0-0 F7 1-2			0-0 5-3		0-0 F9		0-0 4-3	4	0	0	0	0	0	3

Inning Stats	R: 2	H: 3	E: 0	K: 1	S: 8	LOB: 2	BB: 1	P: 12	R: 0	H: 0	E: 1	K: 0	S: 3	LOB: 1	BB: 1	P: 7	R: 0	H: 1	E: 0	K: 0	S: 2	LOB: 1	BB: 2	P: 10	R: 0	H: 0	E: 0	K: 0	S: 3	R: 2	H: 3	E: 0	K: 0	S: 6	R: 0	H: 0	E: 0	K: 0	S: 3	R: 1	H: 2	E: 0	K: 1	S: 7	LOB: 2	BB: 0	P: 7	R: 0	H: 1	E: 0	K: 0	S: 4	LOB: 1	BB: 0	P: 4
--------------	------	------	------	------	------	--------	-------	-------	------	------	------	------	------	--------	-------	------	------	------	------	------	------	--------	-------	-------	------	------	------	------	------	------	------	------	------	------	------	------	------	------	------	------	------	------	------	------	--------	-------	------	------	------	------	------	------	--------	-------	------

PITCHER	IP	WLS	BF	H	R	ER	SO	BB	IBB	HBP	BLK	WP	HR	S	P	ERA	WHIP
Paul Splittorf, L ERA: 4.03 (1, 1)	4.2	L	23	7	4	4	1	4	0	0	0	0	2	21	37	7.71	2.357
Mike Armstrong, R ERA: 3.0 (5, 1)	2.1		10	2	1	1	1	1	0	0	0	0	0	11	15	3.86	1.286
Dan Quisenberry, R ERA: 2.68 (8, 1)	1.0		4	1	0	0	0	0	0	0	0	0	0	4	4	0.00	1.000

BOTTOM

Kansas City Royals @ Seattle Mariners
The Kingdom, Seattle, WA

Tue Sep 07 1982, 10:05 PM EDT
Att. 6,191 - Dome

livebaseballscorecards.com

AB	32
R	5
H	10
RBI	5
BB	5
SO	2
LOB	18



WP	HR	S	P	ERA	WHIP
0	0	0	37	7.71	2.357
0	0	0	15	3.86	1.286
0	0	0	4	0.00	1.000

Batter	1	2	3	4	5	6	7	8	9	AB	R	H	RBI	BB	SO	LOB
Julio Cruz, S OBP: 0.311, SLG: 0.312 (1, 4)	0-0 5-3		0-0 F8		0-3 K			0-0 5-3		4	0	0	0	0	1	0
Dave Edler, R OBP: 0.333, SLG: 0.384 (1, 5)	0-0 1B		0-0 5-3			0-0 L8			0-0 F8	4	0	1	0	0	0	0
Bruce Bochte, L OBP: 0.376, SLG: 0.391 (1, 7)	0-0 FC5-4			0-3 K2-3		0-0 3-1			4-0 BB	3	0	1	0	1	1	0
Richie Zisk, R OBP: 0.363, SLG: 0.483 (1, 10)	0-0 F8			0-0 HR		0-0 F7			0-0 L7	4	1	1	0	0	0	3
Al Cowens, R OBP: 0.334, SLG: 0.499 (1, 9)	0-0 FC5-4			0-0 HR			0-0 F9		0-3 K	4	1	1	2	0	1	3
Gary Gray, R OBP: 0.326, SLG: 0.381 (1, 3)		0-0 1-3		0-0 1-3			0-3 K			3	0	0	0	0	1	0
Dave Henderson, R OBP: 0.342, SLG: 0.450 (1, 8)		0-0 F8		0-0 F4			0-3 K			3	0	0	0	0	1	0
Jim Essian, R OBP: 0.341, SLG: 0.417 (1, 2)			0-3 K		0-0 6-3			0-0 G6-4-3		3	0	1	0	0	1	0
Todd Cruz, R OBP: 0.242, SLG: 0.370 (1, 6)			0-0 6-3		0-0 1-3			0-0 G6-4-3		3	0	0	0	0	0	1

Inning Stats	R: 0	H: 2	E: 0	LOB: 2	K: 0	BB: 0	S: 5	P: 5	R: 0	H: 0	E: 0	LOB: 0	K: 1	BB: 0	S: 5	P: 5	R: 2	H: 2	E: 0	LOB: 0	K: 1	BB: 0	S: 7	P: 7	R: 0	H: 0	E: 0	LOB: 0	K: 1	BB: 0	S: 5	P: 5	R: 0	H: 0	E: 0	LOB: 0	K: 0	BB: 0	S: 3	P: 3	R: 0	H: 1	E: 0	LOB: 0	K: 0	BB: 0	S: 3	P: 3	R: 0	H: 0	E: 0	LOB: 1	K: 1	BB: 1	S: 5	P: 9	1B: 3	SF: 0	2B: 1	SAC: 0	3B: 0	DP: 1	HR: 1	HBP: 0	WP: 0	PA: 32
--------------	------	------	------	--------	------	-------	------	------	------	------	------	--------	------	-------	------	------	------	------	------	--------	------	-------	------	------	------	------	------	--------	------	-------	------	------	------	------	------	--------	------	-------	------	------	------	------	------	--------	------	-------	------	------	------	------	------	--------	------	-------	------	------	-------	-------	-------	--------	-------	-------	-------	--------	-------	--------

PITCHER	IP	WLS	BF	H	R	ER	SO	BB	IBB	HBP	BLK	WP	HR	S	P	ERA	WHIP
Vida Blue, L ERA: 3.55 (1, 1)	9.0	W	32	5	2	2	6	1	0	0	0	0	1	43	47	2.00	0.667

BOTTOM

Kansas City Royals @ Seattle Mariners
The Kingdom, Seattle, WA

Wed Sep 08 1982, 10:05 PM EDT
Att: 7,925 - Dome

livebaseballscorecards.com

AB	31
R	2
H	5
RBI	2
BB	1
SO	6
LOB	7



Batter	1	2	3	4	5	6	7	8	9	AB R H RBI BB SO LOB	TOP	
Bobby Mitchell, L (1, 8) OBP: 0.334, SLG: 0.298	0-3 K		0-0 4-3			0-0 1-3	0-0 1B		0-0 3-1	5 0 1 2 0 1 0		
Ron Washington, R (1, 4) OBP: 0.284, SLG: 0.366	0-0 5-3			0-0 4-3			E5 HR			4 1 0 0 0 0 2		
Tom Brunansky, R (1, 9) OBP: 0.392, SLG: 0.488	0-0 2B			0-0 F8						2 1 1 0 2 0 0		
Gary Ward, R (1, 7) OBP: 0.332, SLG: 0.531	0-3 K			0-0 F5			1-2 HR			4 1 1 3 0 2 2		
Gary Gaetti, R (1, 5) OBP: 0.277, SLG: 0.443		0-0 F4			0-0 5-3					4 1 2 0 0 0 0		
Mickey Hatcher, R (1, 10) OBP: 0.265, SLG: 0.331		0-0 6-3			0-0 5-3					4 1 1 0 0 0 2		
Greg Wells, R (1, 3) OBP: 0.158, SLG: 0.111		0-0 L6			0-0 4-3					4 0 0 0 0 0 4		
Tim Laudner, R (1, 2) OBP: 0.336, SLG: 0.389			0-3 K			0-0 5-3	4-0 1B IBB		0-3 K	3 0 0 0 1 2 0		
Lenny Faedo, R (1, 6) OBP: 0.275, SLG: 0.305			0-0 4-3			0-0 6-3	0-0 F4		0-0 F2	4 0 0 0 0 0 3		
Inning Stats	R: 0 E: 0 K: 2 S: 8 H: 1 LOB: 1 BB: 0 P: 8	R: 0 E: 0 K: 0 S: 3 H: 0 LOB: 0 BB: 0 P: 3	R: 0 E: 0 K: 1 S: 5 H: 0 LOB: 0 BB: 0 P: 5	R: 0 E: 0 K: 0 S: 3 H: 0 LOB: 0 BB: 0 P: 3	R: 0 E: 0 K: 0 S: 3 H: 0 LOB: 0 BB: 0 P: 3	R: 0 E: 0 K: 0 S: 3 H: 0 LOB: 0 BB: 0 P: 3	R: 5 E: 1 K: 0 S: 8 H: 4 LOB: 2 BB: 2 P: 16	R: 0 E: 0 K: 1 S: 6 H: 1 LOB: 2 BB: 1 P: 10	R: 0 E: 0 K: 1 S: 5 H: 0 LOB: 0 BB: 0 P: 5	1B: 3 2B: 2 3B: 0 HR: 1 SF: 0 SAC: 0 DP: 0 HBP: 0	WP: 0 PB: 0 SB: 0 CS: 0 PA: 37	
PITCHER	IP WLS BF H R ER SO BB IBB HBP BLK WP HR S P ERA WHIP											
Larry Gura, L (1, 1) ERA: 3.93	6.0 L 24 4 5 2 3 1 0 0 0 0 0 1 29 33 3.00 0.833											
Mike Armstrong, R (7, 1) ERA: 2.94	2.0 10 2 0 0 1 1 1 0 0 0 0 0 10 18 0.00 1.500											
Don Hood, L (9, 1) ERA: 3.07	1.0 3 0 0 0 0 1 0 0 0 0 0 0 5 5 0.00 0.000											

Minnesota Twins @ Kansas City Royals
 Royals Stadium, Kansas City, MO
 Fri Sep 10 1982, 8:05 PM EDT
 Att. 30,030 - Unknown - 84 F

livebaseballscorecards.com

AB	34
R	5
H	6
RBI	5
BB	3
SO	5
LOB	13



Batter	1	2	3	4	5	6	7	8	9	AB R H RBI BB SO LOB	TOP									
Bobby Mitchell, L (1, 8) OBP: 0.333, SLG: 0.297	0-0 F6		0-0 4-3		0-0 1B	0-0 1-4-3		0-0 F8	5 0 1 0 0 0 1											
Ron Washington, R (1, 4) OBP: 0.283, SLG: 0.364	0-0 F9		0-0 F9		0-0 1B		0-0 4-3	5 0 1 0 0 0 0												
Tom Brunansky, R (1, 9) OBP: 0.388, SLG: 0.482	0-3 K			0-0 5-3	0-0 L6		0-0 F4	5 0 0 0 0 1 2												
Gary Ward, R (1, 7) OBP: 0.333, SLG: 0.536		0-0 HR		0-0 6-3	4-0 BB		0-0 E5	3 1 1 1 1 0 0												
Randy Bush, L (1, 10) OBP: 0.308, SLG: 0.403		0-0 3-1		0-0 1B	0-0 L4		0-0 FC4	4 1 2 0 0 0 3												
Gary Gaetti, R (1, 5) OBP: 0.279, SLG: 0.442		0-0 1B		4-0 1B	0-3 K		0-0 FC4	3 0 1 0 1 1 2												
Greg Wells, R (1, 3) OBP: 0.174, SLG: 0.136		0-0 F4		0-0 1B	0-0 F4		0-3 K	4 0 1 1 0 1 1												
Tim Laudner, R (1, 2) OBP: 0.334, SLG: 0.391		0-0 F6		0-0 FC5-4	0-0 1B		0-0 6-3	4 1 1 0 0 0 3												
Lenny Faedo, R (1, 6) OBP: 0.275, SLG: 0.304		0-0 6-3		0-0 6-3	0-0 1B		0-0 6-3	4 0 1 1 0 0 0												
Inning Stats	R: 0 E: 0 K: 1 S: 5	H: 0 LOB: 0 BB: 0 P: 5	R: 1 E: 0 K: 0 S: 5	H: 2 LOB: 1 BB: 0 P: 5	R: 0 E: 0 K: 0 S: 3	H: 0 LOB: 0 BB: 0 P: 3	R: 1 E: 0 K: 0 S: 5	H: 2 LOB: 2 BB: 1 P: 9	R: 0 E: 0 K: 0 S: 5	H: 2 LOB: 3 BB: 1 P: 9	R: 0 E: 1 K: 0 S: 5	H: 1 LOB: 2 BB: 0 P: 5	R: 0 E: 0 K: 1 S: 5	H: 0 LOB: 0 BB: 0 P: 5	R: 0 E: 0 K: 0 S: 3	H: 0 LOB: 0 BB: 0 P: 3	1B: 7 2B: 1 3B: 0 HR: 1	SF: 0 SAC: 0 DP: 0 HBP: 0	WP: 0 PB: 0 SB: 0 CS: 0	PA: 39
PITCHER	IP WLS BF H R ER SO BB IBB HBP BLK WP HR S P ERA WHIP																			
Dennis Leonard, R (1, 1) ERA: 4.89	7.0 W 33 9 3 3 2 2 0 0 0 0 0 1 35 43 3.86 1.571																			
Dan Quisenberry, R (8, 1) ERA: 2.63	2.0 6 0 0 0 1 0 0 0 0 0 0 0 8 8 0.00 0.000																			

Minnesota Twins @ Kansas City Royals
 Royals Stadium, Kansas City, MO
 Sat Sep 11 1982, 8:05 PM EDT
 Att: 32,961 - Unknown

livebaseballscorecards.com

AB	37
R	3
H	9
RBI	3
BB	2
SO	3
LOB	12



Batter	1	2	3	4	5	6	7	8	9
Willie Wilson, S OBP: 0.364, SLG: 0.440 (1, 7)	0-0 G3	0-3 K		0-0 FC6-4 1-3 2-H 1B	0-0 F6			0-0 SF9 1-3 1B	
U L Washington, S OBP: 0.319, SLG: 0.372 (1, 6)	4-0 S 1B BB		0-0 S 6-3 2B	0-0 FC6-4 1-2f		0-0 F7		0-0 F6	
George Brett, L OBP: 0.388, SLG: 0.543 (1, 5)	0-0 L5-3 1-H 1B		0-0 F4		0-0 WP 1B 1B	4-0 BB		4-0 1-2 IBB	
Amos Otis, R OBP: 0.331, SLG: 0.412 (1, 8)	0-0 L5-3 1-2		0-0 6-3 2-H		0-0 WP 1B 1B	0-3 K		0-0 SF9 2-3 3-H	
Hal McRae, R OBP: 0.372, SLG: 0.534 (1, 10)		0-0 HR	0-0 F8		0-3 K 1-2 2-3	0-0 6-3		0-0 F8 2-3 3-H	
Frank White, R OBP: 0.315, SLG: 0.453 (1, 4)		0-0 F5		0-0 CS 1B	0-0 1B SF8 2-H 3-H 1B		0-0 F7		
Willie Aikens, L OBP: 0.325, SLG: 0.409 (1, 3)		0-0 E3 FC6 1B		0-3 K 1-2	0-0 3B 1B 2-3		0-0 6-3		
Jerry Martin, R OBP: 0.306, SLG: 0.371 (1, 9)		0-0 FC6 1-2 1B		0-0 BB 1B 1B	0-0 SF8 3-H		0-0 F8		
John Wathan, R OBP: 0.358, SLG: 0.341 (1, 2)		0-0 FC6 1-2f 2-3		4-0 1B 1-2 BB	0-0 1B 1-H 3B		4-0 1B SF9 BB		

Inning Stats	R: 1	H: 1	E: 0	K: 0	S: 3	R: 1	H: 2	E: 1	K: 1	S: 8	R: 1	H: 1	E: 0	K: 0	S: 4	R: 1	H: 3	E: 0	K: 1	S: 7	R: 4	H: 5	E: 0	K: 1	S: 10	R: 0	H: 0	E: 0	K: 1	S: 5	R: 0	H: 0	E: 0	K: 0	S: 3	R: 1	H: 1	E: 0	K: 0	S: 4
	LOB: 0	BB: 1	P: 7	LOB: 2	BB: 0	P: 8	LOB: 2	BB: 1	P: 11	LOB: 1	BB: 0	P: 10	LOB: 1	BB: 1	P: 9	LOB: 0	BB: 0	P: 3	LOB: 2	BB: 2	LOB: 2	BB: 2	LOB: 0	BB: 2	LOB: 0	BB: 1	LOB: 2	BB: 2	LOB: 0	BB: 2	LOB: 0	BB: 2	LOB: 0	BB: 2	LOB: 0	BB: 2	LOB: 0	BB: 2	LOB: 0	

PITCHER	IP	WLS	BF	H	R	ER	SO	BB	IBB	HBP	BLK	WP	HR	S	P	ERA	WHIP
Frank Viola, L ERA: 5.03 (1, 1)	4.0	L	22	9	6	6	2	2	0	0	0	0	1	24	32	13.50	2.750
Terry Felton, R ERA: 4.84 (5, 1)	2.0		10	3	2	2	2	1	0	0	0	1	0	13	17	9.00	2.000
Don Cooper, R ERA: 16.88 (7, 1)	2.0		9	1	1	1	0	1	1	0	0	0	0	7	15	4.50	1.000

AB R H RBI BB SO LOB

5	0	2	1	0	1	3
4	2	1	0	1	0	4
3	1	2	1	2	0	1
4	1	1	2	0	1	2
5	1	1	1	0	1	5
4	1	2	2	0	0	0
4	1	1	0	0	1	1
3	1	2	1	0	0	0
2	1	1	1	2	0	2

1B: 10	SF: 2	WP: 1	PA: 41
2B: 3	SAC: 0	PB: 0	
3B: 1	DP: 2	SB: 3	
HR: 1	HBP: 0	CS: 1	

ERA WHIP

Minnesota Twins @ Kansas City Royals
 Royals Stadium, Kansas City, MO
 Sat Sep 11 1982, 8:05 PM EDT
 Att. 32,961 - Unknown

livebaseballscorecards.com

AB	34
R	9
H	13
RBI	9
BB	5
SO	4
LOB	18



Batter	1	2	3	4	5	6	7	8	9	AB R H RBI BB SO LOB	TOP																									
Bobby Mitchell, L (1, 8) OBP: 0.329, SLG: 0.293	0-0 6-3	0-0 3-1		0-0 FC6-4 1B 2B	0-0 4-3			0-0 4-3		5 1 0 1 0 0 4																										
Ron Washington, R (1, 4) OBP: 0.285, SLG: 0.363	4-0 1B BB	0-0 4-3		0-0 1B 2B	0-0 6-3			0-0 F4		4 1 1 0 1 0 3																										
Tom Brunansky, R (1, 9) OBP: 0.388, SLG: 0.481	0-0 F9		0-0 S BB SF9 1B	0-0 1B SF7 1B		0-0 L7		0-3 K		5 2 2 0 0 1 1																										
Gary Ward, R (1, 7) OBP: 0.338, SLG: 0.540	0-0 1B		4-0 1B BB	0-0 SF7 HR 2B		0-0 FC5-4 1B			0-0 6-3	4 1 3 2 1 0 0																										
Gary Gaetti, R (1, 5) OBP: 0.276, SLG: 0.439	0-3 K		0-0 SF9	0-0 SF7		0-3 K			0-0 F9	3 0 0 2 0 2 3																										
Mickey Hatcher, R (1, 10) OBP: 0.265, SLG: 0.341		0-0 6-3	0-0 F9	0-0 HR		0-0 FC5-4			0-0 1-3	4 1 1 2 0 0 2																										
Randy Bush, L (9, PH) OBP: 0.304, SLG: 0.397										1 0 0 0 0 0 0																										
Greg Wells, R (1, 3) OBP: 0.222, SLG: 0.231		0-0 E 3-1 2B	0-0 FC6 1B	0-3 K		0-0 F7				4 1 2 0 0 1 0																										
Sal Butera, R (1, 2) OBP: 0.374, SLG: 0.292		1-0 3-1 E HBP	0-0 FC6		0-0 FC5-4 1B		0-0 G6-3 1B			2 0 1 0 0 0 2																										
Randy Johnson, L (7, PH) OBP: 0.326, SLG: 0.420										1 0 1 0 0 0 0																										
Ray Smith, R (7, 2)										0 0 0 0 0 0 0																										
Lenny Faedo, R (1, 6) OBP: 0.274, SLG: 0.303		0-0 E6 3-1		0-0 FC6-4 1B	0-0 FC5-4 4-3		0-0 G6-3			4 0 1 0 0 0 4																										
Inning Stats	R: 0 E: 0 K: 1 S: 6	H: 1 LOB: 2 BB: 1 P: 10	R: 1 E: 1 K: 0 S: 5	H: 1 LOB: 2 BB: 0 P: 6	R: 1 E: 0 K: 0 S: 5	H: 2 LOB: 2 BB: 1 P: 9	R: 5 E: 0 K: 1 S: 10	H: 5 LOB: 0 BB: 0 P: 10	R: 0 E: 0 K: 1 S: 4	H: 1 LOB: 1 BB: 0 P: 4	R: 0 E: 0 K: 0 S: 3	H: 1 LOB: 0 BB: 0 P: 3	R: 0 E: 0 K: 1 S: 5	H: 0 LOB: 0 BB: 0 P: 5	R: 0 E: 0 K: 0 S: 3	H: 0 LOB: 0 BB: 0 P: 3	1B: 9 2B: 2 3B: 0 HR: 1	SF: 2 SAC: 0 DP: 1 HBP: 1	WP: 0 PB: 0 SB: 1 CS: 0	PA: 42																
PITCHER	IP WLS BF H R ER SO BB IBB HBP BLK WP HR S P ERA WHIP																																			
Paul Splittorf, L (1, 1) ERA: 4.18	3.1		21	7	5	4	1	2	0	1	0	0	0	20	29	10.80	2.700																			
Mike Armstrong, R (4, 1) ERA: 3.1	0.2		4	2	2	2	1	0	0	0	0	0	1	6	6	27.00	3.000																			
Bob Tufts, L (5, 1) ERA: 1.8	2.0	W	8	2	0	0	1	0	0	0	0	0	0	10	10	0.00	1.000																			
Dan Quisenberry, R (7, 1) ERA: 2.56	3.0	S	9	1	0	0	1	0	0	0	0	0	0	11	11	0.00	0.333																			

Minnesota Twins @ Kansas City Royals
Royals Stadium, Kansas City, MO
 Sun Sep 12 1982, 4:33 AM EDT
 Att: 32,363 - Unknown

livebaseballscorecards.com

AB	37
R	7
H	12
RBI	7
BB	2
SO	4
LOB	19



Batter	1	2	3	4	5	6	7	8	9	AB R H RBI BB SO LOB	TOP										
Julio Cruz, S (1, 4) OBP: 0.307, SLG: 0.310 Gary Gray, R (8, PH) OBP: 0.325, SLG: 0.380 Manny Castillo, S (8, 4) OBP: 0.299, SLG: 0.339	0-0 F9		0-0 4-3			0-3 K		0-3 K		3 0 0 0 0 1 1 1 0 0 0 0 1 0 0 0 0 0 0 0 0											
Bobby Brown, S (1, 7) OBP: 0.279, SLG: 0.306	0-3 K			4-0 WP BB		0-0 E 1B			0-0 6-3	3 0 1 0 1 1 0											
Al Cowens, R (1, 9) OBP: 0.331, SLG: 0.491 John Moses, S (8, 9) OBP: 0.333, SLG: 0.455	0-0 F9			0-0 F7 1-2		0-0 E5 1-3			0-0 5-3	3 0 0 0 0 0 2 1 0 0 0 0 0 0											
Richie Zisk, R (1, 10) OBP: 0.361, SLG: 0.479		0-0 F9		0-0 F7		0-0 F8			0-0 5-3	4 0 0 0 0 0 3											
Dave Henderson, R (1, 8) OBP: 0.334, SLG: 0.449		0-3 K		0-0 5-3			0-0 F8			3 0 0 0 0 1 1											
Jim Essian, R (1, 2) OBP: 0.324, SLG: 0.396 Orlando Mercado, R (7, 2)		0-0 F8			0-0 5-3		0-3 K			3 0 0 0 0 1 0 0 0 0 0 0 0 0											
Jim Maler, R (1, 3) OBP: 0.282, SLG: 0.349			0-0 F3		0-0 5-3		0-0 F9			3 0 0 0 0 0 0											
Todd Cruz, R (1, 6) OBP: 0.243, SLG: 0.369 Paul Serna, R (8, PH) OBP: 0.226, SLG: 0.275 (8, 6)			0-3 K		0-0 F3			0-0 F2		2 0 0 0 0 1 0 1 0 0 0 0 0 0											
Dave Edler, R (1, 5) OBP: 0.322, SLG: 0.359			4-0 BB		0-0 F3			0-0 6-3		2 0 0 0 1 0 0											
Inning Stats	R: 0 E: 0 K: 1 S: 5	H: 0 LOB: 0 BB: 0 P: 5	R: 0 E: 0 K: 1 S: 5	H: 0 LOB: 0 BB: 0 P: 5	R: 0 E: 0 K: 1 S: 5	H: 0 LOB: 1 BB: 1 P: 9	R: 0 E: 0 K: 0 S: 3	H: 0 LOB: 1 BB: 1 P: 7	R: 0 E: 0 K: 0 S: 3	H: 0 LOB: 0 BB: 0 P: 3	R: 0 E: 1 K: 1 S: 7	H: 1 LOB: 2 BB: 0 P: 7	R: 0 E: 0 K: 1 S: 5	H: 0 LOB: 0 BB: 0 P: 5	R: 0 E: 0 K: 0 S: 3	H: 0 LOB: 0 BB: 0 P: 3	1B: 1 2B: 0 3B: 0 HR: 0	SF: 0 SAC: 0 DP: 0 HBP: 0	WP: 1 PB: 0 SB: 0 CS: 0	PA: 31	
PITCHER Vida Blue, L (1, 1) ERA: 3.36	IP 9.0	WLS W	BF 31	H 1	R 0	ER 0	SO 6	BB 2	IBB 0	HBP 0	BLK 0	WP 1	HR 0	S 41	P 49	ERA 0.00	WHIP 0.333				
											PITCHER IP WLS BF H R ER SO BB IBB HBP BLK WP HR S P ERA WHIP										

Seattle Mariners @ Kansas City Royals
 Royals Stadium, Kansas City, MO
 Mon Sep 13 1982, 8:05 PM EDT
 Att: 19,508 - Unknown

AB	29
R	0
H	1
RBI	0
BB	2
SO	6
LOB	7



BOTTOM

Seattle Mariners @ Kansas City Royals
Royals Stadium, Kansas City, MO

Mon Sep 13 1982, 8:05 PM EDT
Att. 19,508 - Unknown

livebaseballscorecards.com

AB	38
R	8
H	17
RBI	8
BB	5
SO	2
LOB	16



WP	1	PA	43
PB	0		
SB	2		
CS	0		

AB	R	H	RBI	BB	SO	LOB
4	0	3	1	1	0	2
5	0	1	1	0	0	3
4	0	0	0	1	1	1
5	1	2	0	0	0	4
4	2	4	2	1	0	0
4	1	2	0	0	0	3
1	0	0	0	0	0	1
3	3	2	0	1	1	0
1	0	0	0	0	0	0
3	0	1	2	1	0	1
4	1	2	2	0	0	1
1B: 15	SF: 0	WP: 1	PA: 43			
2B: 0	SAC: 0	PB: 0				
3B: 1	DP: 1	SB: 2				
HR: 1	HBP: 0	CS: 0				

Batter	1	2	3	4	5	6	7	8	9
Willie Wilson, S OBP: 0.372, SLG: 0.441 (1, 7)	0-0 E 1B	4-0 S BB		0-0 2-H 1B	0-0 4-3		0-0 1B WP 1-2 1B		
U L Washington, S OBP: 0.323, SLG: 0.375 (1, 6)	0-0 F5	0-0 6-3 1-2		0-0 G3		0-0 F7	0-0 1-3 2-H 1B		
George Brett, L OBP: 0.385, SLG: 0.536 (1, 5)	0-0 4-3 1-3		0-0 F9		0-3 K	0-0 F8	4-0 1B IBB		
Hal McRae, R OBP: 0.372, SLG: 0.535 (1, 10)	0-0 L1		0-0 F8		0-0 1B 3B	0-0 1B 1B	0-0 F8		
Willie Aikens, L OBP: 0.335, SLG: 0.438 (1, 3)		0-0 HR	4-0 1B BB		0-0 BB 1B 6-3 1B	0-0 1-2 1B	0-0 G5-4-3 1B		
Frank White, R OBP: 0.317, SLG: 0.461 (1, 4)		0-0 1B 1B	0-0 1B		0-0 6-3 1-2	0-0 F5	0-0 G5-4-3 1-2f		
Onix Concepcion, R OBP: 0.270, SLG: 0.301 (8, 4)		0-0 1B 1B	0-0 1B		0-0 5-3 1B 1B	4-0 1B BB	0-3 K	0-0 5-3	
John Wathan, R OBP: 0.362, SLG: 0.347 (1, 2)		0-0 S 1B 1B		0-0 5-3 1B 1B	4-0 1B BB		0-0 F4		
Don Slaught, R OBP: 0.336, SLG: 0.409 (8, 2)		0-0 1B 1B		0-0 5-3 1-2	4-0 1B BB		0-0 F9		
Jerry Martin, R OBP: 0.311, SLG: 0.377 (1, 9)		0-0 1B		0-0 F9	0-0 1B		0-0 WP 1B 1B		
Cesar Geronimo, L OBP: 0.318, SLG: 0.500 (1, 8)		0-0 6-3		0-0 F9	0-0 1B				

Inning	R	H	E	K	S	P
1	0	1	1	0	4	1
2	3	4	0	0	6	10
3	0	1	0	0	7	1
4	1	2	0	0	5	2
5	3	3	0	1	8	23
6	0	2	0	0	5	10
7	1	3	0	1	12	6
8	0	1	0	0	3	12
9	0	1	0	0	3	1

PITCHER	IP	WLS	BF	H	R	ER	SO	BB	IBB	HBP	BLK	WP	HR	S	P	ERA	WHIP
Mike Moore, R ERA: 5.26 (1, 1)	4.1	L	23	10	6	6	1	2	0	0	0	0	1	23	31	12.46	2.769
Bryan Clark, L ERA: 3.16 (5, 1)	0.1		4	1	1	1	0	2	0	0	0	0	2	10	27.00	9.000	
Ed Nunez, R ERA: 4.5 (5, 1)	1.1		6	2	0	0	0	0	0	0	0	0	6	6	0.00	1.500	
Larry Andersen, R ERA: 5.77 (7, 1)	1.0		7	3	1	1	1	0	1	0	0	1	0	8	12	9.00	3.000
Ron Musselman, R ERA: 4.22 (8, 1)	1.0		3	1	0	0	0	0	0	0	0	0	0	3	3	0.00	1.000

Batter	1	2	3	4	5	6	7	8	9
Willie Wilson, S	0-0	4-0		0-0	0-0		0-0		
U L Washington, S	0-0	0-0		0-0		0-0	0-0		
George Brett, L	0-0		0-0		0-3	0-0	4-0		
Hal McRae, R	0-0		0-0		0-0	0-0	0-0		
Willie Aikens, L		0-0	4-0		0-0	0-0	0-0		
Frank White, R		0-0	0-0		0-0	0-0	0-0		
Onix Concepcion, R		0-0	0-0		0-0	0-0	0-0		
John Wathan, R		0-0	0-0		4-0	0-0	0-3		
Don Slaught, R		0-0	0-0		0-0	4-0	0-0		
Jerry Martin, R		0-0	0-0		0-0	4-0	0-0		
Cesar Geronimo, L		0-0	0-0		0-0	0-0	0-0		

Batter	1	2	3	4	5	6	7	8	9	AB R H RBI BB SO LOB	TOP		
Joe Simpson, L (1, 7) OBP: 0.327, SLG: 0.371	0-0 FC1-6-5-4 2B	0-3 K			0-0 4-3		0-3 K			4 0 1 0 0 2 3			
Manny Castillo, S (1, 5) OBP: 0.296, SLG: 0.336	0-0 FC1-6-5-4 2-3		0-0 6-3		0-0 4-3		0-0 F8			4 0 0 0 0 0 2			
Bruce Bochte, L (1, 3) OBP: 0.378, SLG: 0.398	0-0 F8		0-0 F7			0-0 WP 6-3 2B		0-0 4-3		4 1 1 0 0 0 1			
Richie Zisk, R (1, 10) OBP: 0.358, SLG: 0.475	0-0 F6		0-0 5-3			0-0 6-3 2-H		0-0 F8		4 0 0 1 0 0 1			
Al Cowens, R (1, 9) OBP: 0.330, SLG: 0.488		0-0 F6		0-0 5-3		4-0 BB 1B BB		0-0 6-3		3 0 0 0 1 0 0			
Rick Sweet, S (1, 2) OBP: 0.300, SLG: 0.322		0-0		0-0 3-1		0-0 BB		0-0 4-3		2 1 1 0 0 0 0			
Jim Essian, R (6, PH) OBP: 0.327, SLG: 0.397		1B FC6-4 1B		1-2 BB 1B		1-2 BB 1B				2 0 1 0 0 0 0			
Dave Henderson, R (1, 8) OBP: 0.336, SLG: 0.448		0-0 FC6-4 1B		0-0 F7		4-0 BB BB BB BB 1-2 2-3 BB		0-0 5-3		3 0 1 0 1 0 0			
Todd Cruz, R (1, 6) OBP: 0.243, SLG: 0.368		0-0 FC6-4 1B		0-0 4-3		0-0 G6-4-3 BB		0-3 K2-3		4 0 1 0 0 1 3			
Julio Cruz, S (1, 4) OBP: 0.307, SLG: 0.308		0-0 FC6-4 S		4-0 S 4-3 BB		0-3 K				2 0 0 1 1 1 2			
Inning Stats	R: 0 H: 1 E: 0 LOB: 1 K: 0 BB: 0 S: 4 P: 4	R: 1 H: 3 E: 0 LOB: 2 K: 1 BB: 0 S: 8 P: 8	R: 0 H: 0 E: 0 LOB: 0 K: 0 BB: 0 S: 3 P: 3	R: 0 H: 0 E: 0 LOB: 0 K: 0 BB: 0 S: 3 P: 3	R: 0 H: 0 E: 0 LOB: 1 K: 0 BB: 1 S: 3 P: 7	R: 1 H: 2 E: 0 LOB: 2 K: 0 BB: 2 S: 4 P: 12	R: 0 H: 0 E: 0 LOB: 0 K: 2 BB: 0 S: 7 P: 7	R: 0 H: 0 E: 0 LOB: 0 K: 0 BB: 0 S: 3 P: 3	R: 0 H: 0 E: 0 LOB: 0 K: 1 BB: 0 S: 5 P: 5	1B: 4 SF: 0 2B: 2 SAC: 0 3B: 0 DP: 1 HR: 0 HBP: 0	WP: 1 PA: 35 PB: 0 SB: 2 CS: 0		
PITCHER	IP WLS BF H R ER SO BB IBB HBP BLK WP HR S P ERA WHIP											PITCHER	IP WLS BF H R ER SO BB IBB HBP BLK WP HR S P ERA WHIP
Bill Castro, R (1, 1) ERA: 2.8	5.1 W 23 5 2 2 1 2 0 0 0 1 0 23 31 3.38 1.312												
Bob Tufts, L (6, 1) ERA: 1.04	3.2 S 12 1 0 0 3 1 0 0 0 0 0 17 21 0.00 0.545												

Seattle Mariners @ Kansas City Royals
 Royals Stadium, Kansas City, MO
 Tue Sep 14 1982, 8:05 PM EDT
 Att: 16,826 - Unknown

livebaseballscorecards.com

AB 32
 R 2
 H 6
 RBI 2
 BB 3
 SO 4
 LOB 12



Batter	1	2	3	4	5	6	7	8	9
Willie Wilson, S OBP: 0.371, SLG: 0.440 (1, 7)	0-0 PB BB 3-1 1B	0-3 K2-3		0-0 F9			0-0 5-3		
U L Washington, S OBP: 0.324, SLG: 0.375 (1, 6)	4-0 3-1 PB 1-2 2B BB	0-0 E5 1B		0-0 6-3			0-0 F9		
George Brett, L OBP: 0.386, SLG: 0.536 (1, 5)	0-0 3-1	0-0 G6-4-3 1B			0-0 4-3			0-0 G4-6-3 1B	
Hal McRae, R OBP: 0.371, SLG: 0.534 (1, 10)	0-0 1B 2B	0-0 G6-4-3			0-0 F9			0-3 K	
Willie Aikens, L OBP: 0.332, SLG: 0.433 (1, 3)	0-3 K		0-3 K		0-0 G3			0-0 G4-6-3	
Frank White, R OBP: 0.317, SLG: 0.460 (1, 4)	0-0 2-H 1B		0-0 5-3			0-0 5-3			
John Wathan, R OBP: 0.362, SLG: 0.345 (1, 2)	0-0 F7		4-0 BB			0-0 4-3			
Jerry Martin, R OBP: 0.311, SLG: 0.376 (1, 9)		4-0 2B BB	0-0 6-3			0-3 K			
Cesar Geronimo, L OBP: 0.319, SLG: 0.506 (1, 8)		0-0 E 1B 2B		0-3 K			0-3 K		

Inning Stats	R: 3	H: 3	E: 0	LOB: 1	K: 1	S: 8	P: 12	R: 2	H: 3	E: 1	LOB: 1	K: 1	S: 7	P: 11	R: 0	H: 0	E: 0	LOB: 1	K: 1	S: 5	P: 9	R: 0	H: 0	E: 0	LOB: 0	K: 1	S: 5	P: 5	R: 0	H: 0	E: 0	LOB: 0	K: 0	S: 3	P: 3	R: 0	H: 0	E: 0	LOB: 0	K: 1	S: 5	P: 5	R: 0	H: 1	E: 0	LOB: 0	K: 1	S: 5	P: 5
--------------	------	------	------	--------	------	------	-------	------	------	------	--------	------	------	-------	------	------	------	--------	------	------	------	------	------	------	--------	------	------	------	------	------	------	--------	------	------	------	------	------	------	--------	------	------	------	------	------	------	--------	------	------	------

PITCHER	IP	WLS	BF	H	R	ER	SO	BB	IBB	HBP	BLK	WP	HR	S	P	ERA	WHIP
Jim Beattie, R ERA: 3.34 (1, 1)	1.1	L	12	6	5	5	2	2	0	0	0	0	0	14	22	33.75	6.000
Bryan Clark, L ERA: 2.98 (2, 1)	5.2		18	1	0	0	4	1	0	0	0	0	0	25	29	0.00	0.353
Larry Andersen, R ERA: 5.74 (8, 1)	0.1		1	0	0	0	1	0	0	0	0	0	0	3	3	0.00	0.000
Ed Vande Berg, L ERA: 2.74 (8, 1)	0.2		1	0	0	0	0	0	0	0	0	0	0	1	1	0.00	0.000

BOTTOM

Seattle Mariners @ Kansas City Royals
Royals Stadium, Kansas City, MO

Tue Sep 14 1982, 8:05 PM EDT
Att. 16,826 - Unknown

AB	R	H	RBI	BB	SO	LOB
4	1	1	0	0	1	1
3	1	1	0	1	0	0
4	0	2	2	0	0	1
4	1	1	1	0	1	3
4	0	0	0	0	2	2
3	0	1	1	0	0	0
2	0	0	0	1	0	1
2	1	0	0	1	1	1
3	1	1	1	0	2	0

AB	29
R	5
H	7
RBI	5
BB	3
SO	7
LOB	9



WP: 0	PA: 32
PB: 1	SB: 0
CS: 0	

PITCHER	IP	WLS	BF	H	R	ER	SO	BB	IBB	HBP	BLK	WP	HR	S	P	ERA	WHIP
---------	----	-----	----	---	---	----	----	----	-----	-----	-----	----	----	---	---	-----	------

Batter	1	2	3	4	5	6	7	8	9	10	11	AB R H RBI BB SO LOB	TOP	
Julio Cruz, S OBP: 0.308, SLG: 0.313 (1.4)												5 1 2 1 0 0 0	Seattle Mariners @ Kansas City Royals Royals Stadium, Kansas City, MO Wed Sep 15 1982, 8:05 PM EDT Att. 17,151 - Unknown	
Dave Edler, R OBP: 0.330, SLG: 0.366 (1.5) Manny Castillo, S OBP: 0.296, SLG: 0.336 (7.5)												4 1 2 1 0 1 1 1 0 0 0 0 0 0		
Bruce Bochte, L OBP: 0.377, SLG: 0.397 (1.7) Joe Simpson, L OBP: 0.330, SLG: 0.373 (7.7)												4 1 1 0 0 1 2 1 0 1 0 0 0 0		
Richie Zisk, R OBP: 0.356, SLG: 0.471 (1.10)												4 0 0 0 1 0 2		
Al Cowens, R OBP: 0.329, SLG: 0.486 (1.9)												5 0 1 1 0 0 1		
Dave Henderson, R OBP: 0.334, SLG: 0.442 (1.8)												4 0 0 0 1 0 2		
Gary Gray, R OBP: 0.327, SLG: 0.386 (1.3) Jim Maler, R OBP: 0.262, SLG: 0.349 (9.3)												4 1 2 0 0 0 1 0 0 0 0 0 0 0		
Jim Essian, R OBP: 0.325, SLG: 0.393 (1.2) Bobby Brown, S OBP: 0.279, SLG: 0.306 (9. PR) Rick Sweet, S OBP: 0.300, SLG: 0.322 (9.2)												4 0 1 0 0 0 3 0 0 0 0 0 0 0 0 0 0 0 0 0 0		
Todd Cruz, R OBP: 0.241, SLG: 0.365 (1.6)												4 0 0 0 0 1 3		
Inning Stats	R: 0 H: 0 E: 0 LOB: 0 K: 2 BB: 0 S: 7 P: 7	R: 0 H: 0 E: 0 LOB: 0 K: 0 BB: 0 S: 3 P: 3	R: 4 H: 5 E: 1 LOB: 2 K: 1 BB: 0 S: 11 P: 11	R: 0 H: 1 E: 0 LOB: 0 K: 0 BB: 0 S: 3 P: 3	R: 0 H: 1 E: 0 LOB: 1 K: 0 BB: 0 S: 4 P: 4	R: 0 H: 0 E: 0 LOB: 1 K: 0 BB: 1 S: 3 P: 7	R: 0 H: 1 E: 0 LOB: 1 K: 0 BB: 0 S: 4 P: 4	R: 0 H: 0 E: 0 LOB: 0 K: 0 BB: 1 S: 2 P: 6	R: 0 H: 1 E: 0 LOB: 1 K: 0 BB: 0 S: 3 P: 3	R: 0 H: 1 E: 0 LOB: 0 K: 0 BB: 0 S: 3 P: 3	R: 0 H: 0 E: 0 LOB: 0 K: 0 BB: 0 S: 3 P: 3	1B: 8 SF: 0 2B: 1 SAC: 0 3B: 1 DP: 2 HR: 0 HBP: 0		WP: 0 PA: 43 PB: 0 SB: 1 CS: 2
PITCHER Larry Gura, L ERA: 3.87 (1.1) Dan Quisenberry, R ERA: 2.5 (9.1)	IP 8.0 WLS 33 BF 8 H 4 ER 2 SO 3 BB 2 IBB 0 HBP 0 BLK 0 WP 0 HR 0 S 37 P 45 ERA 2.25 WHIP 1.250	IP 3.0 WLS 9 BF 2 H 0 ER 0 SO 0 BB 0 IBB 0 HBP 0 BLK 0 WP 0 HR 0 S 9 P 9 ERA 0.00 WHIP 0.667	PITCHER IP WLS BF H R ER SO BB IBB HBP BLK WP HR S P ERA WHIP											

AB	40
R	4
H	10
RBI	3
BB	2
SO	3
LOB	15



Batter	1	2	3	4	5	6	7	8	9	10	11	AB R H RBI BB SO LOB	BOTTOM																	
Willie Wilson, S OBP: 0.372, SLG: 0.440 (1, 7)	G3		E2 G3 1B		F8		F7				BB S 1B	5 2 2 1 1 0 0	Seattle Mariners @ Kansas City Royals Royals Stadium, Kansas City, MO Wed Sep 15 1982, 8:05 PM EDT Att. 17,151 - Unknown																	
U L Washington, S OBP: 0.329, SLG: 0.383 (1, 6)	CS 1B		G3					1B 2B	K		BB S 1B BB	5 1 3 0 1 1 2																		
George Brett, L OBP: 0.388, SLG: 0.534 (1, 5)	K				K			F7			BB S 1B BB	4 0 1 1 2 2 3																		
Hal McRae, R OBP: 0.372, SLG: 0.534 (1, 10)	CS										BB S 1B BB	4 0 2 1 0 1 0																		
Onix Concepcion, R OBP: 0.270, SLG: 0.301 (8, PR)											BB S 1B BB	0 1 0 0 0 0 0																		
Steve Hammond, L OBP: 0.273, SLG: 0.340 (9, PH)											BB S 1B BB	2 0 1 1 0 1 2																		
Willie Aikens, L OBP: 0.333, SLG: 0.434 (1, 3)											BB S 1B BB	4 0 2 0 0 0 2																		
Greg Pryor, R OBP: 0.312, SLG: 0.386 (8, PR)											BB S 1B BB	0 0 0 0 0 0 0																		
Lee May, R OBP: 0.394, SLG: 0.506 (10, PH)											BB S 1B BB	1 0 0 0 0 1 0																		
Frank White, R OBP: 0.318, SLG: 0.460 (1, 4)											BB S 1B BB	5 0 2 0 0 0 3																		
John Wathan, R OBP: 0.358, SLG: 0.341 (1, 2)											BB S 1B BB	5 0 0 0 0 0 4																		
Jerry Martin, R OBP: 0.310, SLG: 0.373 (1, 9)											BB S 1B BB	4 1 0 0 0 2 3																		
Cesar Geronimo, L OBP: 0.302, SLG: 0.478 (1, 8)											BB S 1B BB	5 0 0 0 0 0 1																		
Inning Stats	R: 0 H: 1 E: 0 K: 1 S: 5	H: 1 LOB: 0 BB: 0 P: 5	R: 0 H: 1 E: 0 K: 1 S: 6	H: 1 LOB: 1 BB: 0 P: 6	R: 2 H: 3 E: 1 K: 0 S: 6	H: 3 LOB: 2 BB: 0 P: 7	R: 0 H: 0 E: 0 K: 1 S: 5	H: 0 LOB: 0 BB: 0 P: 5	R: 0 H: 1 E: 0 K: 1 S: 6	H: 1 LOB: 1 BB: 0 P: 6	R: 0 H: 1 E: 0 K: 0 S: 4	H: 1 LOB: 1 BB: 0 P: 4	R: 0 H: 0 E: 0 K: 0 S: 3	H: 0 LOB: 0 BB: 0 P: 3	R: 2 H: 3 E: 1 K: 0 S: 7	H: 3 LOB: 2 BB: 0 P: 7	R: 0 H: 0 E: 0 K: 2 S: 8	H: 0 LOB: 2 BB: 2 P: 15	R: 0 H: 1 E: 0 K: 2 S: 8	H: 1 LOB: 1 BB: 0 P: 8	R: 1 H: 2 E: 0 K: 0 S: 3	H: 2 LOB: 3 BB: 2 P: 11	1B: 11 SF: 0 2B: 2 SAC: 0 3B: 0 DP: 0 HR: 0 HBP: 1	WP: 0 PA: 50 PB: 0 SB: 2 CS: 1						
PITCHER	IP WLS BF H R ER SO BB IBB HBP BLK WP HR S P ERA WHIP														IP WLS BF H R ER SO BB IBB HBP BLK WP HR S P ERA WHIP															
Gaylord Perry, R ERA: 4.4 (1, 1)	7.1	31	9	4	3	4	0	0	1	0	0	0	0	38	39	3.68	1.227													
Ed Vande Berg, L ERA: 2.74 (8, 1)	0.0	1	1	0	0	0	0	0	0	0	0	0	0	1	1	∞	∞													
Bill Caudill, R ERA: 2.21 (8, 1)	3.0	L	17	3	1	1	4	3	1	0	0	0	0	21	37	3.00	2.000													

AB	44
R	5
H	13
RBI	4
BB	4
SO	8
LOB	20



Batter	1	2	3	4	5	6	7	8	9	AB R H RBI BB SO LOB	TOP		
Joe Simpson, L (1, 8) OBP: 0.327, SLG: 0.377	0-0 F7		0-0 4-3		0-0 F7		0-0 F7		0-0 3B	5 0 1 2 0 0 2			
Manny Castillo, S (1, 5) OBP: 0.295, SLG: 0.334	0-0 G1		0-0 F8		0-3 K			0-0 SH 1B	0-0 F8	5 0 1 0 0 1 1			
Bruce Bochte, L (1, 3) OBP: 0.379, SLG: 0.397 John Moses, S (8, PR) OBP: 0.333, SLG: 0.455 Jim Maler, R (8, 3) OBP: 0.280, SLG: 0.347	0-3 K			0-0 1B SF7 1B		4-0 CS BB		0-0 SH 6-3 1-2	0-0 F4	2 1 1 0 1 1 0 0 0 0 0 0 0 0 1 0 0 0 0 0 1			
Richie Zisk, R (1, 10) OBP: 0.353, SLG: 0.466		0-0 SH1-3 FC 1B		0-0 F5		0-0 5-3 1-2		0-0 6-3 1-2 2-3	0-0 1-3	5 1 0 0 0 0 5			
Al Cowens, R (1, 9) OBP: 0.332, SLG: 0.487		0-0 FC SH1-3 1-2 1B		0-0 1B		0-0 5-3		4-0 IBB		3 0 2 0 1 0 0			
Rick Sweet, S (1, 2) OBP: 0.301, SLG: 0.322		0-0 SH1-3		0-0 1B			0-0 F7	0-0 F6		3 0 1 0 0 0 3			
Bobby Brown, S (1, 7) OBP: 0.279, SLG: 0.306		0-0 FC G6-4-3 2-3 3-H		0-0 SF7			0-0 1B S 1B	0-0 F8		3 0 1 2 0 0 4			
Todd Cruz, R (1, 6) OBP: 0.243, SLG: 0.364		0-0 G6-4-3		0-0 K			0-0 2B 1-3 1B		4-0 1B 3B BB	3 1 1 0 1 1 4			
Julio Cruz, S (1, 4) OBP: 0.309, SLG: 0.317			0-0 F8		0-0 1-3		0-0 2B	0-0 3B DI 1B		4 1 2 0 0 0 0			
Inning Stats	R: 0 E: 0 K: 1 S: 5 H: 0 LOB: 0 BB: 0 P: 5	R: 1 E: 1 K: 0 S: 5 H: 1 LOB: 1 BB: 0 P: 5	R: 0 E: 0 K: 0 S: 3 H: 0 LOB: 0 BB: 0 P: 3	R: 1 E: 0 K: 1 S: 8 H: 3 LOB: 2 BB: 0 P: 8	R: 0 E: 0 K: 1 S: 5 H: 0 LOB: 0 BB: 0 P: 5	R: 0 E: 0 K: 0 S: 2 H: 0 LOB: 0 BB: 1 P: 6	R: 0 E: 0 K: 0 S: 5 H: 3 LOB: 2 BB: 0 P: 5	R: 0 E: 0 K: 0 S: 5 H: 1 LOB: 3 BB: 1 P: 9	R: 2 E: 0 K: 0 S: 5 H: 2 LOB: 1 BB: 1 P: 9	1B: 8 2B: 1 3B: 1 HR: 0 SF: 1 SAC: 2 DP: 1 HBP: 0	WP: 0 PB: 0 SB: 1 CS: 1 PA: 40		
PITCHER	IP WLS BF H R ER SO BB IBB HBP BLK WP HR S P ERA WHIP											PITCHER	IP WLS BF H R ER SO BB IBB HBP BLK WP HR S P ERA WHIP
Dennis Leonard, R (1, 1) ERA: 4.78	8.0 L 37 10 4 3 3 2 1 0 0 0 0 0 40 52 3.38 1.500												
Don Hood, L (9, 1) ERA: 3.02	1.0 3 0 0 0 0 0 0 0 0 0 0 0 3 3 0.00 0.000												

Seattle Mariners @ Kansas City Royals
Royals Stadium, Kansas City, MO
Thu Sep 16 1982, 8:05 PM EDT
Att. 16,809 - Unknown

livebaseballscorecards.com

AB 34
R 4
H 10
RBI 4
BB 3
SO 3
LOB 20



Batter	1	2	3	4	5	6	7	8	9	AB	R	H	RBI	BB	SO	LOB
Willie Wilson, S OBP: 0.373, SLG: 0.439 (1, 8)	0-0 WP 1B 1B		0-0 E5 3B		4-0 BB			0-0 4-3		3	1	1	0	1	0	0
U L Washington, S OBP: 0.331, SLG: 0.388 (1, 6)	0-0 F9		0-0 SF8 1-H 3B		0-0 F8			4-0 BB		3	1	1	1	1	0	2
George Brett, L OBP: 0.387, SLG: 0.533 (1, 7)	0-0 WP 1B 1-2		0-0 SF8 3-H		0-0 3-1			0-0 F7		3	0	1	1	0	0	1
Hal McRae, R OBP: 0.369, SLG: 0.530 (1, 10)	0-3 K		0-3 K		0-0 5-3			0-0 5-3		4	0	0	0	0	2	2
Frank White, R OBP: 0.316, SLG: 0.456 (1, 4)	0-3 K 1-2 2-3			0-0 F3				0-0 5-3		4	0	0	0	0	1	2
John Wathan, R OBP: 0.357, SLG: 0.338 (1, 2)		0-0 5-3		0-0 5-3				0-0 6-3		3	0	0	0	1	0	0
Willie Aikens, L OBP: 0.333, SLG: 0.432 (1, 3)		4-0 G6-4-3 BB		0-3 K				0-0 G4-6-3 BB 1-2f		2	0	0	0	1	1	1
Jerry Martin, R OBP: 0.308, SLG: 0.370 (1, 9)		0-0 G6-4-3 1-2f		0-3 K				0-3 K		3	0	0	0	0	2	1
Greg Pryor, R OBP: 0.306, SLG: 0.378 (1, 5)			0-0 1-3		0-3 K			0-0 F9		3	0	0	0	0	1	0

Inning Stats	R: 0	H: 2	E: 0	K: 2	S: 9	LOB: 2	BB: 0	P: 9	R: 0	H: 0	E: 0	K: 0	S: 2	LOB: 0	BB: 1	P: 6	R: 2	H: 1	E: 1	K: 1	S: 7	LOB: 0	BB: 0	P: 7	R: 0	H: 0	E: 0	K: 1	S: 5	LOB: 0	BB: 0	P: 5	R: 0	H: 0	E: 0	K: 2	S: 7	LOB: 1	BB: 1	P: 11	R: 0	H: 0	E: 0	K: 0	S: 3	LOB: 0	BB: 0	P: 3	R: 0	H: 0	E: 0	K: 1	S: 4	LOB: 0	BB: 1	P: 8	R: 0	H: 0	E: 0	K: 0	S: 3	LOB: 1	BB: 1	P: 7	R: 0	H: 0	E: 0	K: 0	S: 3	LOB: 0	BB: 0	P: 3
1B: 2	SF: 1	2B: 0	SAC: 0	3B: 1	DP: 2	HR: 0	HBP: 0	WP: 1	PA: 33																																																															

PITCHER	IP	WLS	BF	H	R	ER	SO	BB	IBB	HBP	BLK	WP	HR	S	P	ERA	WHIP
Floyd Bannister, L ERA: 3.51 (1, 1)	7.0		26	3	2	0	7	3	0	0	0	1	0	37	49	0.00	0.857
Ed Vande Berg, L ERA: 2.7 (8, 1)	1.0	W	4	0	0	0	0	1	0	0	0	0	0	3	7	0.00	1.000
Mike Stanton, R ERA: 3.75 (9, 1)	1.0	S	3	0	0	0	0	0	0	0	0	0	0	3	3	0.00	0.000

BOTTOM

Seattle Mariners @ Kansas City Royals
Royals Stadium, Kansas City, MO

Thu Sep 16 1982, 8:05 PM EDT
Att. 16,809 - Unknown

livebaseballscorecards.com

AB	28
R	2
H	3
RBI	2
BB	4
SO	7
LOB	9



Batter	1	2	3	4	5	6	7	8	9	AB	R	H	RBI	BB	SO	LOB
Bobby Mitchell, L (1, 8) OBP: 0.336, SLG: 0.305	0-0 2B 1B		0-0 F7	0-0 F3			4-0 1B BB			3	0	1	0	1	0	0
John Castino, R (1, 4) OBP: 0.312, SLG: 0.346	0-3 K		0-0 HR 1B			0-0 L8	0-0 1-3 1B			4	1	2	0	0	1	1
Tom Brunansky, R (1, 9) OBP: 0.386, SLG: 0.491	0-0 1-3 2B		0-0 HR			0-0 F2	0-3 K			4	1	2	2	0	1	2
Kent Hrbek, L (1, 3) OBP: 0.370, SLG: 0.501	0-0 F6		4-0 HR BB			0-0 G3		0-0 FC SF7 2B		3	2	1	0	1	0	2
Gary Ward, R (1, 7) OBP: 0.335, SLG: 0.538	0-0 F4		0-0 HR			0-3 K		0-0 FC 2-3		4	1	1	2	0	1	3
Gary Gaetti, R (1, 5) OBP: 0.281, SLG: 0.443		0-0 5-3	0-0 1B			0-3 K		0-3 K		4	0	1	0	0	2	2
Greg Wells, R (1, 10) OBP: 0.167, SLG: 0.231		0-3 K	0-0 F9			0-0 F7		0-0 SF7		3	0	0	1	0	1	1
Sal Butera, R (1, 2) OBP: 0.363, SLG: 0.282		0-3 K		0-0 F2			0-0 F7	0-0 F9		4	0	0	0	0	1	1
Lenny Faedo, R (1, 6) OBP: 0.272, SLG: 0.302			0-0 F8	0-0 L4			0-0 F8			3	0	0	0	0	0	0

Inning Stats	R: 0	H: 2	E: 0	K: 1	S: 7	R: 0	H: 0	E: 0	K: 2	S: 7	R: 4	H: 4	E: 0	K: 0	S: 7	R: 0	H: 0	E: 0	K: 0	S: 3	R: 0	H: 0	E: 0	K: 2	S: 7	R: 0	H: 1	E: 0	K: 1	S: 6	R: 1	H: 1	E: 0	K: 1	S: 7	1B: 4	2B: 2	3B: 0	HR: 2	SF: 1	SAC: 0	DP: 0	HBP: 0	WP: 0	PB: 0	SB: 1	CS: 0	PA: 35
--------------	------	------	------	------	------	------	------	------	------	------	------	------	------	------	------	------	------	------	------	------	------	------	------	------	------	------	------	------	------	------	------	------	------	------	------	-------	-------	-------	-------	-------	--------	-------	--------	-------	-------	-------	-------	--------

PITCHER	IP	WLS	BF	H	R	ER	SO	BB	IBB	HBP	BLK	WP	HR	S	P	ERA	WHIP
Paul Splittorf, L (1, 1) ERA: 4.33	3.0	L	16	6	4	4	3	1	0	0	0	0	2	21	25	12.00	2.333
Mike Armstrong, R (4, 1) ERA: 2.98	4.0		14	1	0	0	3	1	0	0	0	0	0	19	23	0.00	0.500
Bob Tufts, L (8, 1) ERA: 1.86	1.0		5	1	1	1	1	0	0	0	0	0	0	7	7	9.00	1.000

BOTTOM

Kansas City Royals @ Minnesota Twins
Hubert H. Humphrey Metrodome, Minneapolis, MN

AB 32
R 5
H 8
RBI 5
BB 2
SO 7
LOB 12



WP: 0 **PA: 35**
PB: 0
SB: 1
CS: 0

livebaseballscorecards.com

Fri Sep 17 1982, 8:05 PM EDT
Att: 7,201 - Dome

Batter	1	2	3	4	5	6	7	8	9	AB R H RBI BB SO LOB	TOP
Willie Wilson, S (1, 7) OBP: 0.371, SLG: 0.436	0-0 F8		0-0 4-3		0-0 F7			0-0 1B SF8 1B		4 1 1 0 0 0 1	Kansas City Royals @ Minnesota Twins Hubert H. Humphrey Metrodome, Minneapolis, MN Sat Sep 18 1982, 4:33 AM EDT Att. 8,394 - Dome
U L Washington, S (1, 6) OBP: 0.327, SLG: 0.382	0-0 F8			0-0 1B HR 1B	0-0 F9			0-0 F8		4 1 1 0 0 0 2	
George Brett, L (1, 5) OBP: 0.388, SLG: 0.531	0-0 4-3			0-0 1-2 HR 1B		0-0 F7		0-0 1-3 1B		4 1 2 0 0 0 0	
Amos Otis, R (1, 8) OBP: 0.333, SLG: 0.418 Cesar Geronimo, L (6, 8) OBP: 0.296, SLG: 0.473		0-0 L6-4 1B 1B		0-0 1-H 2-H HR		0-3 K		0-0 SF8		3 1 2 3 0 1 0 0 0 0 1 0 0 0	
Hal McRae, R (1, 10) OBP: 0.368, SLG: 0.526		0-0 1-2 1B		0-0 F7		0-0 F8		0-3 K		4 0 1 0 0 1 1	
Willie Aikens, L (1, 3) OBP: 0.334, SLG: 0.438 Lee May, R (2, 3) OBP: 0.392, SLG: 0.500		0-0 L6-4 2-3		0-0 F9			0-0 F8		0-0 1B	1 0 0 0 0 0 2 3 0 1 0 0 0 0	
Frank White, R (1, 4) OBP: 0.317, SLG: 0.468 Onix Concepcion, R (7, 4) OBP: 0.268, SLG: 0.299		0-0 F8		0-0 L7			0-0 HR		0-0 F7	3 1 1 1 0 0 1 1 0 0 0 0 0 1	
John Wathan, R (1, 2) OBP: 0.353, SLG: 0.335			0-0 CS 1B		0-0 F7		0-0 F9		0-0 L5	4 0 1 0 0 0 1	
Jerry Martin, R (1, 9) OBP: 0.311, SLG: 0.378			0-0 1-2 6-3		0-0 1B		0-3 K		0-0 F8	4 0 1 0 0 1 2	
Inning Stats	R: 0 E: 0 K: 0 S: 3 H: 0 LOB: 0 BB: 0 P: 3	R: 0 E: 0 K: 0 S: 4 H: 2 LOB: 1 BB: 0 P: 4	R: 0 E: 0 K: 0 S: 3 H: 1 LOB: 0 BB: 0 P: 3	R: 3 E: 0 K: 0 S: 6 H: 3 LOB: 0 BB: 0 P: 6	R: 0 E: 0 K: 0 S: 4 H: 1 LOB: 1 BB: 0 P: 4	R: 0 E: 0 K: 1 S: 5 H: 0 LOB: 0 BB: 0 P: 5	R: 1 E: 0 K: 1 S: 6 H: 1 LOB: 0 BB: 0 P: 6	R: 1 E: 0 K: 1 S: 7 H: 2 LOB: 1 BB: 0 P: 7	R: 0 E: 0 K: 0 S: 4 H: 1 LOB: 1 BB: 0 P: 4	1B: 9 2B: 1 3B: 0 HR: 2 SF: 1 SAC: 0 DP: 1 HBP: 0	WP: 0 PB: 0 SB: 0 CS: 1 PA: 36
PITCHER Albert Williams, R (1, 1) ERA: 4.35	IP: 9.0 WLS: W BF: 36 H: 11 R: 5 ER: 5 SO: 3 BB: 0 IBB: 0 HBP: 0 BLK: 0 WP: 0 HR: 2 S: 42 P: 42 ERA: 5.00 WHIP: 1.222										

livebaseballscorecards.com

AB	35
R	5
H	11
RBI	5
BB	0
SO	3
LOB	11



Batter	1	2	3	4	5	6	7	8	9	AB R H RBI BB SO LOB	TOP	
Willie Wilson, S (1, 7) OBP: 0.370, SLG: 0.434	0-3 K		0-0 5-3			0-0 L9	0-0 1B		0-0 L9	5 0 1 0 0 1 1		
U L Washington, S (1, 6) OBP: 0.330, SLG: 0.391	4-0 CS BB		0-0 6-3			0-0 1B 1B	0-0 F9		0-0 HR	4 1 2 2 1 0 2		
George Brett, L (1, 5) OBP: 0.388, SLG: 0.530	0-0 G3			0-0 4-3		0-0 L7		0-0 2B 1B	0-0 FC4-6 1B	5 1 2 0 0 0 2		
Amos Otis, R (1, 8) OBP: 0.332, SLG: 0.416		0-0 L8		0-0 F9		0-0 1B		0-0 F9	0-0 FC4-6	5 0 1 0 0 0 2		
Hal McRae, R (1, 10) OBP: 0.369, SLG: 0.527		4-0 BB BB		0-0 F9		0-0 F8		0-0 2B		3 0 1 1 1 0 2		
Lee May, R (1, 3) OBP: 0.396, SLG: 0.488		4-0 BB BB BB		0-0 F8			4-0 WP 1B BB	0-0 5-3		2 1 0 0 2 0 1		
Frank White, R (1, 4) OBP: 0.315, SLG: 0.464		0-0 F7		0-0 F9		0-0 F9	0-0 F7	0-0 F8		4 0 0 0 0 0 4		
Jerry Martin, R (1, 9) OBP: 0.313, SLG: 0.378		0-3 K		4-0 BB BB BB		4-0 BB	0-0 FC6-4 1B		0-0 F3	3 0 1 1 1 1 2		
Don Slaught, R (1, 2) OBP: 0.333, SLG: 0.412			0-0 F8		0-0 4-3		0-0 FC6-4 1B		0-0 L9 HR 2B	4 1 1 0 0 0 2		
Inning Stats	R: 0 E: 0 K: 1 S: 4 H: 0 LOB: 0 BB: 1 P: 8	R: 0 E: 0 K: 1 S: 5 H: 0 LOB: 2 BB: 2 P: 13	R: 0 E: 0 K: 0 S: 3 H: 0 LOB: 0 BB: 0 P: 3	R: 0 E: 0 K: 0 S: 3 H: 0 LOB: 0 BB: 0 P: 3	R: 0 E: 0 K: 0 S: 3 H: 0 LOB: 1 BB: 1 P: 7	R: 0 E: 0 K: 0 S: 5 H: 2 LOB: 2 BB: 0 P: 5	R: 1 E: 0 K: 0 S: 5 H: 2 LOB: 2 BB: 1 P: 9	R: 1 E: 0 K: 0 S: 5 H: 2 LOB: 1 BB: 0 P: 5	R: 2 E: 0 K: 0 S: 6 H: 3 LOB: 1 BB: 0 P: 6	1B: 6 2B: 2 3B: 0 HR: 1 SF: 0 SAC: 0 DP: 0 HBP: 0	WP: 1 PA: 40 PB: 0 SB: 0 CS: 1	
PITCHER Jack O'Connor, L (1, 1) ERA: 3.71	IP WLS BF H R ER SO BB IBB HBP BLK WP HR S P ERA WHIP	9.0 W 40 9 4 4 2 5 0 0 0 1 1 39 59 4.00 1.556										

Kansas City Royals @ Minnesota Twins
 Hubert H. Humphrey Metrodome, Minneapolis, MN
 Sun Sep 19 1982, 4:33 AM EDT
 Att. 7,255 - Dome

AB	35
R	4
H	9
RBI	4
BB	5
SO	2
LOB	18



Batter	1	2	3	4	5	6	7	8	9
Bobby Mitchell, L OBP: 0.341, SLG: 0.324 (1, 8)	0-0 F6		0-0 1B G3 1B		0-0 1B FC5-4		0-0 FC6-4		
John Castino, R OBP: 0.317, SLG: 0.352 (1, 4)	0-0 F5		0-0 G3 1B 1B		0-0 HR 3B FC5-4			0-0 4-3	
Tom Brunansky, R OBP: 0.387, SLG: 0.486 (1, 9)	0-0 F4		0-0 FC5 G3 1B		0-3 K BB BB	4-0 BB BB		0-0 F3	
Kent Hrbek, L OBP: 0.367, SLG: 0.494 (1, 3)		0-0 L7	0-0 G3		4-0 HR WP BB	0-3 K		0-0 6-3	
Gary Ward, R OBP: 0.339, SLG: 0.539 (1, 7)		0-0 6-3	4-0 IBB		4-0 HR BB	0-0 G6-4-3			
Gary Gaetti, R OBP: 0.284, SLG: 0.455 (1, 5)		0-0 6-3	0-0 FC5		0-0 HR			0-0 F8	
Randy Bush, L OBP: 0.299, SLG: 0.375 (1, 10)			1-0 FC4-6 HBP	0-0 G3	0-0 1B 1B			0-0 6-3	
Tim Laudner, R OBP: 0.337, SLG: 0.403 (1, 2)			0-0 FC4-6 1B	0-0 F7	0-3 K			0-0 1B 1B	
Lenny Faedo, R OBP: 0.275, SLG: 0.305 (1, 6)			0-0 1B 1B	0-0 F9	0-0 1B 1B			0-0 FC6-4	

Inning Stats	R: 0	H: 0	E: 0	K: 0	S: 3	R: 0	H: 0	E: 0	K: 0	S: 3	R: 3	H: 4	E: 0	K: 0	S: 7	R: 0	H: 0	E: 0	K: 0	S: 3	R: 6	H: 6	E: 0	K: 2	S: 13	R: 0	H: 0	E: 0	K: 1	S: 4	R: 0	H: 2	E: 0	K: 0	S: 5	R: 0	H: 0	E: 0	K: 0	S: 3
	LOB: 0	BB: 0	P: 3	LOB: 0	BB: 0	P: 3	LOB: 0	BB: 0	P: 3	LOB: 0	BB: 1	P: 12	LOB: 0	BB: 0	P: 3	LOB: 0	BB: 0	P: 3	LOB: 0	BB: 0	P: 3	LOB: 2	BB: 2	P: 21	LOB: 0	BB: 1	P: 8	LOB: 2	BB: 0	P: 5	LOB: 0	BB: 0	P: 3	LOB: 0	BB: 0	P: 3	LOB: 0	BB: 0	P: 3	

AB	R	H	RBI	BB	SO	LOB
5	2	3	2	0	0	2
5	1	2	2	0	0	2
4	0	1	0	1	1	1
4	1	0	1	1	1	3
2	1	0	0	2	0	1
4	1	1	4	0	0	3
3	1	1	0	0	0	0
4	1	1	0	0	1	2
4	1	3	0	0	0	0

BOTTOM

Kansas City Royals @ Minnesota Twins
Hubert H. Humphrey Metrodome, Minneapolis, MN
 Sun Sep 19 1982, 4:33 AM EDT
 Att: 7,255 - Dome

livebaseballscorecards.com

AB	35
R	9
H	12
RBI	9
BB	4
SO	3
LOB	14



1B: 10	SF: 0	WP: 1	PA: 40
2B: 0	SAC: 0	PB: 0	
3B: 1	DP: 1	SB: 0	
HR: 1	HBP: 1	CS: 0	

PITCHER	IP	WLS	BF	H	R	ER	SO	BB	IBB	HBP	BLK	WP	HR	S	P	ERA	WHIP
Bill Castro, R ERA: 3.32 (1, 1)	4.0	L	20	6	5	5	5	0	0	0	0	0	0	18	23	11.25	1.500
Mike Armstrong, R ERA: 3.32 (5, 1)	0.2		7	3	3	3	2	2	0	0	0	1	1	9	17	40.50	7.500
Bob Tufts, L ERA: 1.8 (5, 1)	0.1		2	1	1	1	0	0	0	0	0	0	0	2	2	27.00	3.000
Bud Black, L ERA: 4.64 (6, 1)	2.0		8	2	0	0	1	1	0	0	0	0	0	9	13	0.00	1.500
Dan Quisenberry, R ERA: 2.48 (8, 1)	1.0		3	0	0	0	0	0	0	0	0	0	0	3	3	0.00	0.000

Batter	1	2	3	4	5	6	7	8	9	AB R H RBI BB SO LOB	TOP		
Willie Wilson, S (1, 7) OBP: 0.371, SLG: 0.434	0-0 1B BB 1B	0-0 4-3			0-0 1-3 1B		0-0 1-2f			4 0 2 0 0 0 2	Kansas City Royals @ California Angels Anaheim Stadium, Anaheim, CA Mon Sep 20 1982, 10:05 PM EDT Att. 42,322 - Unknown livebaseballscorecards.com		
U L Washington, S (1, 6) OBP: 0.329, SLG: 0.388	4-0 1-2 1B BB		0-0 5-3		0-0 F6			0-0 F9		3 0 0 0 1 0 1			
George Brett, L (1, 5) OBP: 0.386, SLG: 0.526	0-3 K		0-0 F5		0-0 G3			0-0 F8		4 0 0 0 0 1 3			
Amos Otis, R (1, 8) OBP: 0.331, SLG: 0.414	0-3 K		0-0 5-3		0-0 FC5-4 1B			0-0 F8		4 0 1 0 0 1 2			
Hal McRae, R (1, 10) OBP: 0.369, SLG: 0.527	0-0 1-2 2-3 1B			0-0 P4		0-0 F8		0-0 FC4-6 FC5-4 1B		4 1 2 0 0 0 1			
Frank White, R (1, 4) OBP: 0.314, SLG: 0.462	0-0 5-3			0-0 6-3		0-0 FC5-4 CS		0-0 FC4-6 1B		4 0 1 0 0 0 4			
Lee May, R (1, 3) OBP: 0.400, SLG: 0.517		4-0 G6-4-3 BB		0-0 HR		0-0 CS	0-0 5-3	0-0 FC4-6 FC5-4	3 1 1 1 1 0 2	0 0 0 0 0 0 0		AB 32 R 2 H 8 RBI 2 BB 4 SO 2 LOB 19	
Bombo Rivera, R (9, PR)													
John Wathan, R (1, 2) OBP: 0.352, SLG: 0.333		0-0 G6-4-3		0-0 F9			4-0 FC6-4 BB	0-0 FC5-4	3 0 0 1 1 0 2				
Jerry Martin, R (1, 9) OBP: 0.314, SLG: 0.380		0-0 2B			4-0 1B BB		0-0 L7	0-0 6-3	3 0 1 0 1 0 2				
Inning Stats	R: 0 H: 2 E: 0 LOB: 3 K: 2 BB: 1 S: 9 P: 13	R: 0 H: 1 E: 0 LOB: 1 K: 0 BB: 1 S: 3 P: 7	R: 0 H: 0 E: 0 LOB: 0 K: 0 BB: 0 S: 3 P: 3	R: 1 H: 1 E: 0 LOB: 0 K: 0 BB: 0 S: 4 P: 4	R: 0 H: 1 E: 0 LOB: 1 K: 0 BB: 1 S: 3 P: 7	R: 0 H: 1 E: 0 LOB: 0 K: 0 BB: 0 S: 3 P: 3	R: 0 H: 0 E: 0 LOB: 1 K: 0 BB: 1 S: 3 P: 7	R: 0 H: 0 E: 0 LOB: 0 K: 0 BB: 0 S: 3 P: 3	R: 1 H: 2 E: 0 LOB: 2 K: 0 BB: 0 S: 5 P: 5	1B: 6 SF: 0 2B: 1 SAC: 0 3B: 0 DP: 1 HR: 1 HBP: 0	WP: 0 PA: 37 PB: 0 SB: 1 CS: 1		
PITCHER	IP WLS BF H R ER SO BB IBB HBP BLK WP HR S P ERA WHIP											PITCHER	IP WLS BF H R ER SO BB IBB HBP BLK WP HR S P ERA WHIP
Geoff Zahn, L (1, 1) ERA: 3.77	8.0 W 33 8 2 2 2 4 0 0 0 0 0 1 33 49 2.25 1.500												
Luis Sanchez, R (9, 1) ERA: 3.29	1.0 S 3 0 0 0 0 0 0 0 0 0 0 0 3 3 0.00 0.000												

Kansas City Royals @ California Angels
 Anaheim Stadium, Anaheim, CA
 Mon Sep 20 1982, 10:05 PM EDT
 Att. 42,322 - Unknown

AB 32
R 2
H 8
RBI 2
BB 4
SO 2
LOB 19



Batter	1	2	3	4	5	6	7	8	9
Ron Jackson, R OBP: 0.392, SLG: 0.427 (1, 3)	0-0 G6-4-3 1B		0-0 4-3		0-0 BB 1B		0-0 1-3 2-H 2B		
Doug DeCinces, R OBP: 0.368, SLG: 0.537 (1, 5)	0-0 G6-4-3 1-2f		0-3 K		4-0 BB 1-2 BB		4-0 IBB		
Reggie Jackson, L OBP: 0.379, SLG: 0.523 (1, 9) Bobby Clark, R OBP: 0.213, SLG: 0.288 (8, 9)	0-3 K		0-0 P3		0-3 K		0-0 G1-2-3 3-Hf		
Brian Downing, R OBP: 0.366, SLG: 0.482 (1, 7)		4-0 BB FC1-6 BB		0-0 F9		0-0 B1-6-4 1B		0-0 F7	
Fred Lynn, L OBP: 0.370, SLG: 0.500 (1, 8)		0-0 FC1-6 FC5-4 1-2f		0-0 1-3		0-0 B1-6-4 1-2f		0-3 K2-3	
Don Baylor, R OBP: 0.323, SLG: 0.422 (1, 10)		0-0 FC5-4 HBP 1B 1-2f		0-0 F7		0-0 F9		0-0 6-3	
Bobby Grich, R OBP: 0.374, SLG: 0.453 (1, 4)		1-0 1B 1-2 HBP			0-0 5-3		4-0 SH1-4 2B BB		
Bob Boone, R OBP: 0.307, SLG: 0.336 (1, 2)		0-0 1-2 2-H 1B			0-0 6-3		0-0 SH1-4 1-2		
Tim Foli, R OBP: 0.271, SLG: 0.309 (1, 6)		0-0 F2			0-0 HR		0-0 E6 2B G1-2-3		


Inning Stats	R: 0 E: 0 K: 1 S: 5	H: 1 LOB: 0 BB: 0 P: 5	R: 1 E: 0 K: 0 S: 4	H: 1 LOB: 2 BB: 1 P: 9	R: 0 E: 0 K: 1 S: 5	H: 0 LOB: 0 BB: 0 P: 5	R: 0 E: 0 K: 0 S: 3	H: 0 LOB: 0 BB: 0 P: 3	R: 1 E: 0 K: 1 S: 7	H: 2 LOB: 2 BB: 1 P: 11	R: 0 E: 0 K: 0 S: 3	H: 1 LOB: 0 BB: 0 P: 3	R: 1 E: 1 K: 0 S: 4	H: 1 LOB: 2 BB: 2 P: 12	R: 0 E: 0 K: 1 S: 5	H: 0 LOB: 0 BB: 0 P: 5
1B: 4 2B: 1 3B: 0 HR: 1	SF: 0 SAC: 1 DP: 3 HBP: 1	WP: 0 PB: 0 SB: 0 CS: 0	1B: 4 2B: 1 3B: 0 HR: 1	SF: 0 SAC: 1 DP: 3 HBP: 1	WP: 0 PB: 0 SB: 0 CS: 0	1B: 4 2B: 1 3B: 0 HR: 1	SF: 0 SAC: 1 DP: 3 HBP: 1	WP: 0 PB: 0 SB: 0 CS: 0	1B: 4 2B: 1 3B: 0 HR: 1	SF: 0 SAC: 1 DP: 3 HBP: 1	WP: 0 PB: 0 SB: 0 CS: 0	1B: 4 2B: 1 3B: 0 HR: 1	SF: 0 SAC: 1 DP: 3 HBP: 1	WP: 0 PB: 0 SB: 0 CS: 0	1B: 4 2B: 1 3B: 0 HR: 1	SF: 0 SAC: 1 DP: 3 HBP: 1

PITCHER	IP	WLS	BF	H	R	ER	SO	BB	IBB	HBP	BLK	WP	HR	S	P	ERA	WHIP
Larry Gura, L ERA: 3.87 (1, 1)	7.0	L	30	6	3	3	3	3	3	1	0	0	1	31	48	3.86	1.286
Bob Tufts, L ERA: 1.64 (8, 1)	1.0		3	0	0	0	1	0	0	0	0	0	0	5	5	0.00	0.000

BOTTOM

Kansas City Royals @ California Angels
Anaheim Stadium, Anaheim, CA
 Mon Sep 20 1982, 10:05 PM EDT
 Att. 42,322 - Unknown

AB	27
R	3
H	6
RBI	3
BB	4
SO	4
LOB	12



1B: 4	SF: 0	WP: 0	PA: 33
2B: 1	SAC: 1	PB: 0	
3B: 0	DP: 3	SB: 0	
HR: 1	HBP: 1	CS: 0	

Kansas City Royals @ California Angels
 Anaheim Stadium, Anaheim, CA
 Tue Sep 21 1982, 10:05 PM EDT
 Att: 52,415 - Unknown

livebaseballscorecards.com

AB	33
R	1
H	7
RBI	1
BB	1
SO	3
LOB	14



WP:	0	PA:	34
PB:	0		
SB:	0		
CS:	0		

Batter	1	2	3	4	5	6	7	8	9	AB	R	H	RBI	BB	SO	LOB
Willie Wilson, S (1, 7) OBP: 0.370, SLG: 0.433	0-0 P3		0-0 P5			0-0 1B		0-0 E5		4	0	1	1	0	0	1
U L Washington, S (1, 6) OBP: 0.329, SLG: 0.387	0-3 K			0-0 G3-6-3 1B		0-0 4-3		0-0 P5		4	0	1	0	0	1	3
George Brett, L (1, 5) OBP: 0.383, SLG: 0.521	0-0 F8			0-0 G3-6-3 1-2f			0-0 4-3	0-0 L4		4	0	0	0	0	0	3
Amos Otis, R (1, 8) OBP: 0.331, SLG: 0.413		0-0 P3		0-0 L8			0-0 1B		0-0 P4	4	0	1	0	0	0	0
Hal McRae, R (1, 10) OBP: 0.369, SLG: 0.527		0-0 1B 2B			0-0 4-3		0-0 F9		0-0 F8	4	0	1	0	0	0	1
Frank White, R (1, 4) OBP: 0.316, SLG: 0.463		0-0 G6-4-3 1B 2-3			0-0 B1-3		0-0 L8		0-0 1B	4	0	2	0	0	0	1
John Wathan, R (1, 3) OBP: 0.352, SLG: 0.330 (8, 2)		0-0 G6-4-3 1-2f			0-0 3-1			4-0 1B E BB	0-0 F8	3	1	0	0	1	0	3
Don Slaught, R (1, 2) OBP: 0.331, SLG: 0.409			0-0 L7			0-3 K		0-0 1B E		1	0	0	0	0	0	0
Jamie Quirk, L (5, 2) OBP: 0.253, SLG: 0.267								1-3 1B		2	0	1	0	0	1	0
Onix Concepcion, R (8, PR) OBP: 0.268, SLG: 0.299										0	0	0	0	0	0	0
Ron Johnson, R (8, 3)										0	0	0	0	0	0	0
Jerry Martin, R (1, 9) OBP: 0.313, SLG: 0.377			0-0 F9			0-0 F7		0-3 K		3	0	0	0	0	1	2

Inning Stats	R: 0 E: 0 K: 1 S: 5	H: 0 LOB: 0 BB: 0 P: 5	R: 0 E: 0 K: 0 S: 4	H: 2 LOB: 1 BB: 0 P: 4	R: 0 E: 0 K: 0 S: 3	H: 0 LOB: 0 BB: 0 P: 3	R: 0 E: 0 K: 0 S: 3	H: 1 LOB: 0 BB: 0 P: 3	R: 0 E: 0 K: 0 S: 3	H: 0 LOB: 0 BB: 0 P: 3	R: 0 E: 0 K: 1 S: 6	H: 1 LOB: 1 BB: 0 P: 6	R: 0 E: 0 K: 0 S: 4	H: 1 LOB: 1 BB: 0 P: 4	R: 1 E: 1 K: 1 S: 7	H: 1 LOB: 2 BB: 1 P: 11	R: 0 E: 0 K: 0 S: 4	H: 1 LOB: 1 BB: 0 P: 4	1B: 6 2B: 1 3B: 0 HR: 0	SF: 0 SAC: 0 DP: 2 HBP: 0	WP: 0 PB: 0 SB: 0 CS: 0	PA: 34
--------------	------------------------------	---------------------------------	------------------------------	---------------------------------	------------------------------	---------------------------------	------------------------------	---------------------------------	------------------------------	---------------------------------	------------------------------	---------------------------------	------------------------------	---------------------------------	------------------------------	----------------------------------	------------------------------	---------------------------------	----------------------------------	------------------------------------	----------------------------------	--------

PITCHER Ken Forsch, R (1, 1) ERA: 3.62	IP: 9.0 WLS: W BF: 34 H: 7 R: 1 ER: 1 SO: 3 BB: 1 IBB: 0 HBP: 0 BLK: 0 WP: 0 HR: 0 S: 39 P: 43 ERA: 1.00 WHIP: 0.889
--	--

PITCHER	IP	WLS	BF	H	R	ER	SO	BB	IBB	HBP	BLK	WP	HR	S	P	ERA	WHIP
---------	----	-----	----	---	---	----	----	----	-----	-----	-----	----	----	---	---	-----	------

Batter	1	2	3	4	5	6	7	8	9	AB	R	H	RBI	BB	SO	LOB
Rod Carew, L (1, 3) OBP: 0.396, SLG: 0.397	0-0 2B		0-0 1B		0-0 1B		0-0 1B			4	0	4	1	0	0	0
Doug DeCinces, R (1, 5) OBP: 0.366, SLG: 0.533	0-0 4-3		0-3 K		0-0 FC6-2		0-0 5-3			4	0	0	0	0	1	5
Reggie Jackson, L (1, 9) OBP: 0.378, SLG: 0.520	0-3 K			0-3 K		4-0 BB		0-0 3-4		3	0	0	0	1	2	1
Brian Downing, R (1, 7) OBP: 0.366, SLG: 0.479	0-3 K			4-0 1B		0-0 G5-3		0-0 6-3		3	0	0	0	1	1	4
Fred Lynn, L (1, 8) OBP: 0.369, SLG: 0.498		0-0 4-3		0-0 1B		0-3 K		0-0 F7		4	0	1	0	0	1	0
Don Baylor, R (1, 10) OBP: 0.321, SLG: 0.419		0-0 5-3		0-0 L8		0-0 F9		0-0 5-3		4	0	0	0	0	0	2
Bobby Grich, R (1, 4) OBP: 0.373, SLG: 0.451 Gary Pettis, S (9, PR)		0-0 5-3		0-0 F9		0-0 4-3		0-0 1B		4	0	1	0	0	0	2
Bob Boone, R (1, 2) OBP: 0.308, SLG: 0.336			0-0 F7		4-0 SH		0-0 5-3		0-0 1B	3	1	1	0	1	0	0
Ricky Adams, R (1, 6) Daryl Sconiers, L (9, PH) OBP: 0.273, SLG: 0.111			0-0 F8		0-0 SH		0-0 4-3		0-0 1B	2	0	0	0	0	0	0

Inning Stats	R: 0	H: 1	E: 0	K: 2	S: 8	LOB: 1	BB: 0	P: 8	R: 0	H: 0	E: 0	K: 0	S: 3	LOB: 0	BB: 0	P: 3	R: 0	H: 1	E: 0	K: 1	S: 6	LOB: 1	BB: 0	P: 6	R: 0	H: 1	E: 0	K: 1	S: 6	LOB: 2	BB: 1	P: 10	R: 1	H: 1	E: 1	K: 0	S: 4	LOB: 2	BB: 2	P: 12	R: 0	H: 0	E: 0	K: 1	S: 5	LOB: 0	BB: 0	P: 5	R: 0	H: 1	E: 0	K: 0	S: 4	LOB: 1	BB: 0	P: 4	R: 0	H: 0	E: 0	K: 0	S: 3	LOB: 0	BB: 0	P: 3	R: 1	H: 3	E: 0	K: 0	S: 4	LOB: 2	BB: 0	P: 4	1B: 7	2B: 1	3B: 0	HR: 0	SF: 0	SAC: 1	DP: 1	HBP: 0	WP: 0	PA: 36
--------------	------	------	------	------	------	--------	-------	------	------	------	------	------	------	--------	-------	------	------	------	------	------	------	--------	-------	------	------	------	------	------	------	--------	-------	-------	------	------	------	------	------	--------	-------	-------	------	------	------	------	------	--------	-------	------	------	------	------	------	------	--------	-------	------	------	------	------	------	------	--------	-------	------	------	------	------	------	------	--------	-------	------	-------	-------	-------	-------	-------	--------	-------	--------	-------	--------

PITCHER	IP	WLS	BF	H	R	ER	SO	BB	IBB	HBP	BLK	WP	HR	S	P	ERA	WHIP
Dennis Leonard, R (1, 1) ERA: 4.58	7.0		29	5	1	1	5	3	0	0	0	0	0	36	48	1.29	1.143
Dan Quisenberry, R (8, 1) ERA: 2.53	1.1	L	7	3	1	1	0	0	0	0	0	0	0	7	7	6.75	2.250

BOTTOM

Kansas City Royals @ California Angels
Anaheim Stadium, Anaheim, CA
 Tue Sep 21 1982, 10:05 PM EDT
 Att. 52,415 - Unknown

livebaseballscores.com

AB	32
R	2
H	8
RBI	2
BB	3
SO	5
LOB	14



Batter	1	2	3	4	5	6	7	8	9	AB R H RBI BB SO LOB	TOP													
Willie Wilson, S (1, 7) OBP: 0.367, SLG: 0.430	0-0 6-3		0-0 4-3		0-0 1-3		0-3 K			4 0 0 0 0 1 0	Kansas City Royals @ California Angels Anaheim Stadium, Anaheim, CA Wed Sep 22 1982, 10:05 PM EDT Att: 51,273 - Unknown livebaseballscorecards.com													
U L Washington, S (1, 6) OBP: 0.333, SLG: 0.400	0-0 HR		0-0 FC1-6 1B		0-0 2B		0-0 L7			4 1 3 1 0 0 0														
George Brett, L (1, 5) OBP: 0.380, SLG: 0.517	0-0 G3		0-0 FC1-6 HR		0-0 4-3		0-0 G3			4 1 0 0 0 0 2														
Amos Otis, R (1, 8) OBP: 0.332, SLG: 0.420	0-0 1-3		0-0 HR		0-0 1B 1B		0-0 5-3			4 2 2 2 0 0 0														
Hal McRae, R (1, 10) OBP: 0.370, SLG: 0.528		0-0 4-3 2B	0-0 4-3		0-0 E 1-2 6-3 1B 1B		0-0 F8			4 1 2 0 0 0 0														
Frank White, R (1, 4) OBP: 0.316, SLG: 0.461		4-0 BB		0-0 E6 G6-4-3		0-0 L7		0-0 P4		2 0 0 0 1 0 2														
Onix Concepcion, R (8, PH) OBP: 0.267, SLG: 0.297										1 0 0 0 0 0 0														
John Wathan, R (1, 2) OBP: 0.351, SLG: 0.329		0-0 4-3		0-0 G6-4-3		0-0 E8 1-3 2-H 1B		0-0 4-3		4 0 1 1 0 0 3														
Jerry Martin, R (1, 9) OBP: 0.311, SLG: 0.376		0-0 L4		0-3 K		0-0 6-3		0-0 4-3		2 0 0 0 0 1 2														
Steve Hammond, L (6, PH) OBP: 0.265, SLG: 0.330										2 0 0 1 0 0 1														
Ron Johnson, R (1, 3) OBP: 0.293, SLG: 0.467		0-0 L4		0-0 4-3		0-3 K		0-0 F9		2 0 0 0 0 0 2														
Cesar Geronimo, L (6, PH) OBP: 0.306, SLG: 0.378										1 0 0 0 0 1 1														
Greg Pryor, R (6, 3) OBP: 0.306, SLG: 0.378										0 0 0 0 0 0 0														
Mark Ryal, L (9, PH) OBP: 0.100, SLG: 0.100										1 0 0 0 0 0 0														
Inning Stats	R: 1 E: 0 K: 0 S: 4	H: 1 LOB: 0 BB: 0 P: 4	R: 0 E: 0 K: 0 S: 4	H: 1 LOB: 2 BB: 1 P: 8	R: 2 E: 0 K: 1 S: 5	H: 2 LOB: 0 BB: 0 P: 5	R: 0 E: 1 K: 1 S: 5	H: 0 LOB: 0 BB: 0 P: 5	R: 0 E: 0 K: 0 S: 4	H: 1 LOB: 1 BB: 0 P: 4	R: 2 E: 1 K: 1 S: 8	H: 3 LOB: 1 BB: 0 P: 8	R: 0 E: 0 K: 1 S: 5	H: 0 LOB: 0 BB: 0 P: 5	R: 0 E: 0 K: 0 S: 3	H: 0 LOB: 0 BB: 0 P: 3	R: 0 E: 0 K: 0 S: 3	H: 0 LOB: 0 BB: 0 P: 3	R: 0 E: 0 K: 0 S: 3	H: 0 LOB: 0 BB: 0 P: 3	1B: 4 2B: 2 3B: 0 HR: 2	SF: 0 SAC: 0 DP: 1 HBP: 0	WP: 0 PB: 0 SB: 0 CS: 0	PA: 36
PITCHER	IP WLS BF H R ER SO BB IBB HBP BLK WP HR S P ERA WHIP																							
Tommy John, L (1, 1) ERA: 3.77	5.1 W 25 8 5 4 1 1 0 0 0 0 2 26 30 6.75 1.688																							
Dave Goltz, R (6, 1) ERA: 4.44	3.2 S 11 0 0 0 2 0 0 0 0 0 0 15 15 0.00 0.000																							



BOTTOM

Kansas City Royals @ California Angels
Anaheim Stadium, Anaheim, CA
Wed Sep 22 1982, 10:05 PM EDT
Att. 51,273 - Unknown

livebaseballscorecards.com

AB 34
R 8
H 14
RBI 8
BB 4
SO 4
LOB 16



WP: 0 PA: 41
PB: 0
SB: 0
CS: 0

AB R H RBI BB SO LOB

5	2	3	2	0	0	1
4	2	2	1	1	0	1
3	2	3	4	1	0	0
4	0	2	1	0	0	1
5	0	1	0	0	2	5
3	0	0	0	1	1	2
0	0	0	0	0	0	0
3	1	1	0	0	0	1
3	0	1	0	1	0	1
3	1	1	0	0	1	2
1	0	0	0	0	0	2
0	0	0	0	0	0	0

1B: 9 SF: 1
2B: 1 SAC: 1
3B: 1 DP: 1
HR: 3 HBP: 1

Batter	1	2	3	4	5	6	7	8	9
Brian Downing, R (1, 7) OBP: 0.367, SLG: 0.486	0-0 F9	0-0 3B 1B		0-0 F9		0-0 G4-6-3 1B		0-0 HR	
Rod Carew, L (1, 3) OBP: 0.398, SLG: 0.402	4-0 HR BB	0-0 1B 3B		0-0 HBP 1B		0-0 G4-6-3 1-2f		0-0 P4	
Doug DeCinces, R (1, 5) OBP: 0.369, SLG: 0.546	0-0 HR	4-0 1B BB		0-0 SF8		0-0 1B		0-0 HR	
Don Baylor, R (1, 10) OBP: 0.323, SLG: 0.419	0-0 1B	0-0 1B		1-0 1-2 HBP		0-0 5-3		0-0 F9	
Bobby Grich, R (1, 4) OBP: 0.371, SLG: 0.448	0-3 K	0-3 K		0-0 F9		0-0 FC4-6 1B		0-0 5-3	
Reggie Jackson, L (1, 9) OBP: 0.378, SLG: 0.517	0-3 K		0-0 F8		4-0 SH1-4 1B BB	0-0 FC4-6 1-2f			
Bobby Clark, R (8, 9) OBP: 0.213, SLG: 0.288									
Juan Beniquez, R (1, 8) OBP: 0.315, SLG: 0.362		0-0 1B 2B	0-0 4-3		0-0 SH1-4	0-0 FC6-4 BB 1-2f			
Bob Boone, R (1, 2) OBP: 0.310, SLG: 0.336		0-0 L8	0-0 5-3		0-0 1B	4-0 BB BB 1-2			
Ricky Adams, R (1, 6) OBP: 0.182, SLG: 0.100		0-0 5-3		0-0 1B SF8 1B	0-3 K	0-0 G3			
Ron Jackson, R (7, PH) OBP: 0.389, SLG: 0.424									
Tim Foli, R (8, 6) OBP: 0.271, SLG: 0.309									

Inning Stats	R: 2 H: 2 E: 0 K: 2 S: 9	H: 2 LOB: 1 BB: 1 P: 13	R: 3 E: 0 K: 1 S: 9	H: 4 LOB: 2 BB: 1 P: 13	R: 0 H: 0 E: 0 K: 0 S: 3	H: 0 LOB: 0 BB: 0 P: 3	R: 1 E: 0 K: 0 S: 5	H: 2 LOB: 2 BB: 0 P: 6	R: 0 H: 1 E: 0 K: 1 S: 5	H: 1 LOB: 1 BB: 1 P: 9	R: 0 H: 2 E: 0 K: 0 S: 4	H: 2 LOB: 1 BB: 0 P: 4	R: 0 H: 1 E: 0 K: 0 S: 4	H: 1 LOB: 2 BB: 1 P: 8	R: 2 E: 0 K: 0 S: 5	H: 2 LOB: 0 BB: 0 P: 5
--------------	--------------------------	-------------------------	---------------------	-------------------------	--------------------------	------------------------	---------------------	------------------------	--------------------------	------------------------	--------------------------	------------------------	--------------------------	------------------------	---------------------	------------------------

PITCHER	IP	WLS	BF	H	R	ER	SO	BB	IBB	HBP	BLK	WP	HR	S	P	ERA	WHIP
Vida Blue, L (1, 1) ERA: 3.8	1.2	L	13	6	5	5	2	2	0	0	0	0	1	15	23	27.00	4.800
Mike Armstrong, R (2, 1) ERA: 3.3	3.1		14	3	1	1	2	1	0	1	0	0	0	16	21	2.70	1.200
Bob Tufts, L (6, 1) ERA: 2.57	3.0		14	5	2	2	0	1	0	0	0	0	2	13	17	6.00	2.000

Batter	1	2	3	4	5	6	7	8	9	AB R H RBI BB SO LOB	TOP									
Willie Wilson, S OBP: 0.369, SLG: 0.430 (1, 7) X	0-0 L9	4-0 1B 1B BB		X 0-0 1B		X 0-0 4-3		X 0-0 BB S 1B		4 1 2 0 1 0 0										
U L Washington, S OBP: 0.331, SLG: 0.398 (1, 6) X	0-0 F6	0-0 1B 2B 1B		X 0-0 L8		X 0-3 K		X 0-3 K		5 1 1 1 0 2 2										
George Brett, L OBP: 0.382, SLG: 0.519 (1, 5) X	0-0 1B 2B	0-0 1-3 2B 1B		X 0-0 L8		X 0-0 G3		X 4-0 BB IBB		4 2 2 1 1 0 1										
Amos Otis, R OBP: 0.335, SLG: 0.421 Cesar Geronimo, L OBP: 0.294, SLG: 0.457 (1, 8) (2, PR) (2, 8) X	0-0 1B 1B	4-0 2B WP BB		X 0-0 4-3		X 0-3 K		X 4-0 1-2 2-3 BB		1 0 1 1 1 0 0 2 1 0 0 1 1 1										
Hal McRae, R OBP: 0.371, SLG: 0.536 (1, 10) X	0-0 1-3 1B	0-0 WP 1-3 2B		X 0-0 6-3		X 0-0 HR		X 0-3 K		5 1 3 3 0 1 3										
Lee May, R OBP: 0.393, SLG: 0.505 Ron Johnson, R (1, 3) (2, 3) X	0-0 G3	0-0 P6		X 4-0 1B BB		X 4-0 BB		X 0-3 K		2 0 0 0 0 0 4 1 0 0 0 2 1 0										
John Wathan, R OBP: 0.353, SLG: 0.331 (1, 2) X		0-0 6-3 1B 1B		X 0-0 1-2 1B		X 0-0 F3		X 0-0 F8		4 1 2 0 1 0 1										
Steve Hammond, L OBP: 0.254, SLG: 0.316 (1, 9) X		0-0 L7		X 0-3 K		X 0-0 3-1		X 0-0 F8		5 0 0 0 0 1 5										
Onix Concepcion, R OBP: 0.262, SLG: 0.291 (1, 4) X		0-0 6-3		X 0-0 F9		X 0-0 F8		X 0-0 F8		4 0 0 0 0 0 4										
Inning Stats	R: 1 E: 0 K: 0 S: 6	H: 3 LOB: 2 BB: 0 P: 6	R: 5 E: 0 K: 0 S: 7	H: 4 LOB: 2 BB: 2 P: 15	R: 0 E: 0 K: 0 S: 2	H: 0 LOB: 0 BB: 1 P: 6	R: 0 E: 0 K: 0 S: 4	H: 1 LOB: 1 BB: 0 P: 4	R: 0 E: 0 K: 1 S: 5	H: 0 LOB: 0 BB: 0 P: 5	R: 1 E: 0 K: 1 S: 6	H: 1 LOB: 1 BB: 1 P: 10	R: 0 E: 0 K: 2 S: 8	H: 1 LOB: 3 BB: 2 P: 16	R: 0 E: 0 K: 1 S: 5	H: 0 LOB: 0 BB: 0 P: 5	1B: 8 2B: 2 3B: 0 HR: 1	SF: 0 SAC: 0 DP: 1 HBP: 0	WP: 1 PB: 0 SB: 1 CS: 0	PA: 44
PITCHER	IP WLS BF H R ER SO BB IBB HBP BLK WP HR S P ERA WHIP																			
Chris Codioli, R ERA: 4.32 (1, 1)	1.2 L 12 6 5 5 0 1 0 0 0 0 0 0 11 15 27.00 4.200																			
John D'Acquisto, R ERA: 2.93 (2, 1)	2.2 13 3 1 1 0 3 0 0 0 0 1 0 10 22 3.38 2.250																			
Bob Owchinko, L ERA: 5.27 (5, 1)	2.2 10 1 1 1 3 1 0 0 0 0 0 1 15 19 3.38 0.750																			
Preston Hanna, R ERA: 4.97 (8, 1)	0.2 4 1 0 0 1 0 1 0 0 0 0 0 5 9 0.00 1.500																			
Tom Underwood, L ERA: 3.06 (8, 1)	1.1 5 0 0 0 2 1 0 0 0 0 0 0 8 12 0.00 0.750																			

Kansas City Royals @ Oakland Athletics
Oakland-Alameda County Coliseum, Oakland, CA

Fri Sep 24 1982, 7:05 PM PDT
Att: 16,611 - Unknown

livebaseballscorecards.com

AB 37
R 7
H 11
RBI 6
BB 7
SO 6
LOB 21



Batter	1	2	3	4	5	6	7	8	9	AB R H RBI BB SO LOB
Rickey Henderson, R (1, 7) OBP: 0.401, SLG: 0.385	0-3 K CS		0-0 F7			0-0 BB 1B	0-0 1-H HR		0-0 L9-6-3 1B	5 1 3 2 0 1 0
Dwayne Murphy, L (1, 8) OBP: 0.348, SLG: 0.408	0-0 6-3 1-2			0-0 1B 1B		4-0 1-2 BB	0-3 K		0-0 L9-6-3 1-2	4 0 1 0 1 1 2
Jeff Burroughs, R (1, 10) OBP: 0.378, SLG: 0.502	0-0 2B			0-0 1-2 FC6-4 1B		0-3 K		0-0 F9		4 0 2 0 0 1 2
Tony Armas, R (1, 9) OBP: 0.275, SLG: 0.438	0-3 K			0-0 F9		0-0 L7		0-0 BB 1B		4 1 1 0 0 1 5
Davey Lopes, R (1, 4) OBP: 0.303, SLG: 0.370		0-0 F7		0-0 F7		0-3 K		0-0 L5		3 0 0 0 0 1 4
Dave McKay, S (7, 4) OBP: 0.232, SLG: 0.271										1 0 0 0 0 0 1
Mike Heath, R (1, 5) OBP: 0.300, SLG: 0.358		0-0 F9		0-0 FC6-4 1-2f			0-0 HR	4-0 1-2 BB		3 1 1 1 1 0 2
Kelvin Moore, R (1, 3) OBP: 0.222, SLG: 0.333		0-0 5-3			0-0 E3 G1-6-3		0-3 K	0-0 1-2 2-H 1B		3 0 0 0 0 1 0
Jimmy Sexton, R (8, 6) OBP: 0.297, SLG: 0.326										1 0 1 1 0 0 0
Bob Kearney, R (1, 2) OBP: 0.210, SLG: 0.214		0-0 F9		0-0 P4		0-0 HR 1B		0-0 4-3		3 1 1 0 0 0 1
Wayne Gross, L (8, PH) OBP: 0.344, SLG: 0.364										1 0 0 0 0 0 2
Fred Stanley, R (1, 6) OBP: 0.278, SLG: 0.220		0-0 F8		0-0 G1-6-3 1-2f		0-0 P4			0-0 3-1	2 0 0 0 0 0 1
Joe Rudi, R (7, PH) OBP: 0.295, SLG: 0.304										1 0 0 0 0 0 1
Mike Davis, L (9, PH) OBP: 0.370, SLG: 0.463										1 0 0 0 0 0 0

Inning Stats	R: 0	H: 1	E: 0	K: 2	S: 8	R: 0	H: 0	E: 0	K: 0	S: 3	R: 0	H: 0	E: 0	K: 0	S: 3	R: 0	H: 2	E: 0	K: 0	S: 5	R: 0	H: 0	E: 1	K: 0	S: 3	R: 0	H: 1	E: 0	K: 2	S: 8	R: 3	H: 3	E: 0	K: 2	S: 10	R: 1	H: 2	E: 0	K: 0	S: 5	R: 0	H: 1	E: 0	K: 0	S: 3	1B: 7	2B: 2	3B: 0	HR: 2	SF: 0	SAC: 0	DP: 2	HBP: 0	WP: 1	PB: 0	SB: 0	CS: 1	PA: 38
--------------	------	------	------	------	------	------	------	------	------	------	------	------	------	------	------	------	------	------	------	------	------	------	------	------	------	------	------	------	------	------	------	------	------	------	-------	------	------	------	------	------	------	------	------	------	------	-------	-------	-------	-------	-------	--------	-------	--------	-------	-------	-------	-------	--------

PITCHER	IP	WLS	BF	H	R	ER	SO	BB	IBB	HBP	BLK	WP	HR	S	P	ERA	WHIP
Larry Gura, L (1, 1) ERA: 3.87	7.0	W	29	7	3	3	6	1	0	0	0	1	2	40	44	3.86	1.143
Dan Quisenberry, R (8, 1) ERA: 2.56	2.0		9	3	1	1	0	1	0	0	0	0	0	8	12	4.50	2.000

BOTTOM


Kansas City Royals @ Oakland Athletics
Oakland-Alameda County Coliseum, Oakland, CA

Fri Sep 24 1982, 7:05 PM PDT
Att. 16,611 - Unknown

livebaseballscores.com

AB	36
R	4
H	10
RBI	4
BB	2
SO	6
LOB	21



Batter	1	2	3	4	5	6	7	8	9	AB R H RBI BB SO LOB	TOP																								
Willie Wilson, S (1, 7) OBP: 0.369, SLG: 0.428	0-0 4-3	0-0 L9		0-0 FC4-6		0-0 1B			0-0 F7	5 0 1 0 0 0 3																									
U L Washington, S (1, 6) OBP: 0.331, SLG: 0.404	0-0 F5		0-0 HR	0-0 L8			0-0 6-3		0-3 K	5 1 1 1 0 1 2																									
George Brett, L (1, 5) OBP: 0.376, SLG: 0.510	0-0 F7		0-0 L9		0-0 F4		0-0 5-3		0-0 F9	5 0 0 0 0 0 0																									
Jerry Martin, R (1, 10) OBP: 0.314, SLG: 0.390		0-0 HR	0-0 1B		0-0 1B		0-0 5-3			4 1 3 1 0 0 0																									
John Wathan, R (1, 2) OBP: 0.347, SLG: 0.325		0-3 K	0-0 P4		0-0 F7			0-0 P3		4 0 0 0 0 1 2																									
Steve Hammond, L (1, 9) OBP: 0.242, SLG: 0.300		0-0 4-3	0-3 K		0-0 4-3			0-0 6-3		4 0 0 0 0 1 2																									
Ron Johnson, R (1, 3) OBP: 0.538, SLG: 0.600		0-0 2B		0-0 FC4-6 G3 1B		0-0 G3 1B		4-0 1B BB		3 1 3 0 1 0 0	AB 38 R 4 H 11 RBI 4 BB 1 SO 4 LOB 15																								
Cesar Geronimo, L (1, 8) OBP: 0.318, SLG: 0.465		0-0 1B		0-0 G3		0-0 G3		0-0 1B		4 1 2 1 0 0 2																									
Onix Concepcion, R (1, 4) OBP: 0.256, SLG: 0.284		0-0 1B		0-0 E6 FC4-6		0-0 5-3		0-3 K		4 0 1 1 0 1 4																									
Inning Stats	R: 0 E: 0 K: 0 S: 3	H: 0 LOB: 0 BB: 0 P: 3	R: 3 E: 0 K: 1 S: 9	H: 4 LOB: 1 BB: 0 P: 9	R: 1 E: 0 K: 1 S: 7	H: 2 LOB: 1 BB: 0 P: 7	R: 0 E: 1 K: 0 S: 5	H: 1 LOB: 2 BB: 0 P: 5	R: 0 E: 0 K: 0 S: 4	H: 2 LOB: 2 BB: 0 P: 4	R: 0 E: 0 K: 0 S: 3	H: 0 LOB: 0 BB: 0 P: 3	R: 0 E: 0 K: 1 S: 6	H: 1 LOB: 2 BB: 1 P: 10	R: 0 E: 0 K: 1 S: 5	H: 0 LOB: 0 BB: 0 P: 5	1B: 7 2B: 2 3B: 0 HR: 2	SF: 0 SAC: 0 DP: 0 HBP: 0	WP: 0 PB: 0 SB: 0 CS: 0	PA: 39															
PITCHER	IP WLS BF H R ER SO BB IBB HBP BLK WP HR S P ERA WHIP																																		
Matt Keough, R (1, 1) ERA: 5.75	7.2	35	11	4	4	2	1	0	0	0	0	2	38	42	4.70	1.565																			
Dave Beard, R (8, 1) ERA: 3.45	1.1	W	4	0	0	0	2	0	0	0	0	0	8	8	0.00	0.000																			

Kansas City Royals @ Oakland Athletics
Oakland-Alameda County Coliseum, Oakland, CA

Sun Sep 26 1982, 3:33 AM PDT
Att: 26,272 - Unknown

livebaseballscorecards.com

Batter	1	2	3	4	5	6	7	8	9	AB	R	H	RBI	BB	SO	LOB
Rickey Henderson, R OBP: 0.402, SLG: 0.387 (1, 7)	0-3 K		0-0 6-3		0-0 5-3		0-0 2B 1B			4	1	1	0	0	1	0
Mike Davis, L OBP: 0.381, SLG: 0.468 (1, 3)	0-0 1B S 1B		0-0 4-3		0-0 1-3		0-0 1-H 2-H 2B			4	0	2	2	0	0	0
Dwayne Murphy, L OBP: 0.349, SLG: 0.416 (1, 8)	0-0 E7 1B 1-2		0-0 HR		0-0 4-3		0-0 4-3			4	1	1	1	0	0	2
Tony Armas, R OBP: 0.276, SLG: 0.441 (1, 9)	0-0 1-2 2-3 1B		0-0 F9		0-0 HR		0-0 6-3			4	1	2	1	0	0	0
Wayne Gross, L OBP: 0.344, SLG: 0.362 (1, 5)	0-0 F5		0-0 F7		0-0 G3		0-3 K			4	0	0	0	0	1	3
Jeff Burroughs, R OBP: 0.377, SLG: 0.498 (1, 10)	0-0 5-3		0-3 K		0-3 K		0-0 1B 1B			4	1	1	0	0	2	3
Davey Lopes, R OBP: 0.306, SLG: 0.374 (1, 4)		0-0 F8		0-0 2B		0-0 L7		0-0 1B 1B		4	0	2	0	0	0	0
Mike Heath, R OBP: 0.299, SLG: 0.356 (1, 2)		0-3 K		0-3 K		0-0 5-3		0-0 1-3 2-H 1B		4	0	1	1	0	2	1
Fred Stanley, R OBP: 0.282, SLG: 0.226 (1, 6)		0-0 6-3		0-0 4-3		0-0 1B 2B 1B				3	1	1	0	0	0	0

Inning Stats	R: 0	H: 2	E: 1	K: 1	S: 8	LOB: 3	BB: 0	P: 8	R: 0	H: 0	E: 0	K: 1	S: 5	LOB: 0	BB: 0	P: 5	R: 1	H: 1	E: 0	K: 0	S: 4	LOB: 0	BB: 0	P: 4	R: 0	H: 1	E: 0	K: 2	S: 8	LOB: 1	BB: 0	P: 8	R: 0	H: 0	E: 0	K: 0	S: 3	LOB: 0	BB: 0	P: 3	R: 1	H: 1	E: 0	K: 1	S: 6	LOB: 0	BB: 0	P: 6	R: 2	H: 3	E: 0	K: 0	S: 6	LOB: 1	BB: 0	P: 6	R: 1	H: 3	E: 0	K: 1	S: 7	LOB: 2	BB: 0	P: 7
--------------	------	------	------	------	------	--------	-------	------	------	------	------	------	------	--------	-------	------	------	------	------	------	------	--------	-------	------	------	------	------	------	------	--------	-------	------	------	------	------	------	------	--------	-------	------	------	------	------	------	------	--------	-------	------	------	------	------	------	------	--------	-------	------	------	------	------	------	------	--------	-------	------

PITCHER	IP	WLS	BF	H	R	ER	SO	BB	IBB	HBP	BLK	WP	HR	S	P	ERA	WHIP
Bill Castro, R ERA: 3.21 (1, 1)	5.0		20	4	1	1	4	0	0	0	0	0	1	28	28	1.80	0.800
Bob Tufts, L ERA: 4.02 (6, 1)	1.2		9	4	3	3	1	0	0	0	0	0	1	11	11	16.20	2.400
Dan Quisenberry, R ERA: 2.6 (7, 1)	1.1	L	6	3	1	1	1	0	0	0	0	0	0	8	8	6.75	2.250

BOTTOM

Kansas City Royals @ Oakland Athletics
Oakland-Alameda County Coliseum, Oakland, CA

Sun Sep 26 1982, 3:33 AM PDT
Att. 26,272 - Unknown

livebaseballscorecards.com

AB	35
R	5
H	11
RBI	5
BB	0
SO	6
LOB	9



WP: 0	PA: 35
PB: 0	SB: 1
CS: 0	

Batter	1	2	3	4	5	6	7	8	9	AB R H RBI BB SO LOB	TOP									
Brian Downing, R (1, 7) OBP: 0.368, SLG: 0.480	0-0 F7		4-0 BB		0-0 E 1B 1B		4-0 SH1-3 1B BB	0-0 P3		3 1 1 1 2 0 2										
Rod Carew, L (1, 3) OBP: 0.394, SLG: 0.403	0-0 F8		0-0 F8		0-0 E 1B		0-0 SH1-3	0-0 4-3		4 0 1 0 0 0 3										
Doug DeCinces, R (1, 5) OBP: 0.369, SLG: 0.548	4-0 BB		0-0 F9		0-0 E5		4-0 1B IBB		0-0 5-3	3 0 0 0 2 0 3										
Don Baylor, R (1, 10) OBP: 0.329, SLG: 0.422	0-0 F3			0-0 F6	0-0 P5		0-0 BB 1B		0-0 5-3	5 0 1 1 0 0 4										
Bobby Grich, R (1, 4) OBP: 0.368, SLG: 0.440		0-0 5-3		0-0 L8	0-3 K		0-0 P4		0-0 5-3 1B	5 0 1 0 0 1 5										
Fred Lynn, L (1, 8) OBP: 0.375, SLG: 0.504		0-0 F7		0-3 K		0-0 SH1-3 2B	4-0 1-2 BB		0-0 F7	4 0 1 0 1 1 1										
Juan Beniquez, R (1, 9) OBP: 0.320, SLG: 0.384		4-0 FC6-4 BB			0-0 E 2B	0-0 SH1-3	0-3 K			1 1 1 0 1 0 0										
Reggie Jackson, L (7, PH) OBP: 0.373, SLG: 0.514										1 0 0 0 0 1 3										
Bobby Clark, R (7, 9) OBP: 0.224, SLG: 0.306										0 0 0 0 0 0 0										
Tim Foli, R (1, 6) OBP: 0.271, SLG: 0.307		0-0 FC6-4			0-0 E5	0-0 5-3		0-0 E3		4 1 0 0 0 0 2										
Bob Boone, R (1, 2) OBP: 0.313, SLG: 0.339			0-0 4-3		0-0 L9	0-0 F9		0-0 SH		3 0 0 0 0 0 2										
Inning Stats	R: 0 E: 0 K: 0 S: 3	H: 0 LOB: 1 BB: 1 P: 7	R: 0 E: 0 K: 0 S: 3	H: 0 LOB: 1 BB: 1 P: 7	R: 0 E: 0 K: 1 S: 5	H: 0 LOB: 0 BB: 0 P: 5	R: 2 E: 2 K: 1 S: 10	H: 3 LOB: 3 BB: 0 P: 10	R: 0 E: 0 K: 0 S: 4	H: 1 LOB: 1 BB: 0 P: 4	R: 1 E: 0 K: 1 S: 6	H: 1 LOB: 3 BB: 3 P: 18	R: 0 E: 1 K: 0 S: 4	H: 0 LOB: 1 BB: 0 P: 4	R: 0 E: 0 K: 0 S: 4	H: 1 LOB: 1 BB: 0 P: 4	1B: 4 2B: 2 3B: 0 HR: 0	SF: 0 SAC: 3 DP: 0 HBP: 0	WP: 0 PB: 0 SB: 0 CS: 0	PA: 42
PITCHER	IP WLS BF H R ER SO BB IBB HBP BLK WP HR S P ERA WHIP																			
Vida Blue, L (1, 1) ERA: 3.76	6.1 L 31 5 3 2 2 4 1 0 0 0 0 0 30 50 2.84 1.421																			
Dan Quisenberry, R (7, 1) ERA: 2.55	2.2 11 1 0 0 1 1 0 0 0 0 0 0 12 16 0.00 0.750																			

California Angels @ Kansas City Royals
Royals Stadium, Kansas City, MO
Mon Sep 27 1982, 8:05 PM EDT
Att. 38,278 - Unknown - 73 F

livebaseballscorecards.com

AB	33
R	3
H	6
RBI	2
BB	6
SO	3
LOB	25



Batter	1	2	3	4	5	6	7	8	9
Willie Wilson, S OBP: 0.369, SLG: 0.431 (1, 7)	0-0 FC5 1B		0-0 2B	0-0 FC6 1-2f			0-0 G3 1B 2B		
U L Washington, S OBP: 0.330, SLG: 0.407 (1, 6)	0-0 B1		0-0 F8		0-0 4-3		0-0 G3 2-3		
George Brett, L OBP: 0.376, SLG: 0.508 (1, 5)	0-0 FC5 E 1B 1-3		0-0 F7		0-0 L3		0-0 3-H 1B		
Hal McRae, R OBP: 0.371, SLG: 0.535 (1, 10)	0-0 E5 1B 2-3		0-0 F9		0-0 F9		0-0 4-3		
Willie Aikens, L OBP: 0.337, SLG: 0.439 (1, 3)	0-0 1-3 3-H 1B			4-0 HBP G4-6-3 1B BB		0-3 K		0-0 F8	
Jerry Martin, R OBP: 0.315, SLG: 0.396 (1, 9)	0-3 K			0-0 G4-6-3 1-2 1B		0-0 HR		0-3 K	
John Wathan, R OBP: 0.344, SLG: 0.320 (1, 2)		0-0 P5		1-0 HBP 1-2 2-3 1B		0-0 L6		0-0 4-3	
Cesar Geronimo, L OBP: 0.307, SLG: 0.447 (1, 8)		0-0 4-3		0-0 G4-6-3 1-2f 2-3 3-H 1B		0-0 L7			
Onix Concepcion, R OBP: 0.252, SLG: 0.280 (1, 4)		0-0 F9		0-0 FC6 1B 3-H			0-0 3-1		
Steve Hammond, L OBP: 0.248, SLG: 0.306 (4, PH)									
Greg Pryor, R OBP: 0.304, SLG: 0.376 (5, 4)									

AB	R	H	RBI	BB	SO	LOB
4	1	3	0	0	0	1
4	0	0	0	0	0	3
4	1	1	1	0	0	2
4	0	0	0	0	0	3
3	1	1	1	1	1	0
4	2	2	1	0	2	2
3	0	0	0	0	0	0
3	0	0	0	0	0	2
1	0	0	0	0	0	0
1	0	1	1	0	0	0
1	0	0	0	0	0	0


BOTTOM

California Angels @ Kansas City Royals
Royals Stadium, Kansas City, MO

Tue Sep 28 1982, 8:05 PM EDT
Att: 30,454 - Unknown - 81 F

livebaseballscorecards.com

AB	32
R	5
H	8
RBI	4
BB	1
SO	3
LOB	13



Inning Stats		R: 1	H: 2	R: 0	H: 0	R: 0	H: 1	R: 0	H: 0	R: 1	H: 1	R: 0	H: 2	R: 0	H: 0	R: 0	H: 0
		E: 1	LOB: 2	E: 0	LOB: 0	E: 0	LOB: 1	E: 0	LOB: 0	E: 0	LOB: 0	E: 0	LOB: 1	E: 0	LOB: 0	E: 0	LOB: 0
		K: 1	BB: 0	K: 0	BB: 0	K: 0	BB: 0	K: 1	BB: 0	K: 0	BB: 0	K: 0	BB: 0	K: 1	BB: 0	K: 1	BB: 0
		S: 8	P: 8	S: 3	P: 3	S: 4	P: 4	S: 3	P: 3	S: 6	P: 6	S: 5	P: 5	S: 5	P: 5	S: 5	P: 5

PITCHER		IP	WLS	BF	H	R	ER	SO	BB	IBB	HBP	BLK	WP	HR	S	P	ERA	WHIP
Mike Witt, R ERA: 3.55 (1, 1)		6.0		26	6	4	3	2	1	0	1	0	0	1	28	33	4.50	1.167
Dave Goltz, R ERA: 4.27 (7, 1)		2.0	L	8	2	1	1	1	0	0	0	0	0	0	10	10	4.50	1.000

WP	PA	ERA	WHIP
0	34		

Batter	1	2	3	4	5	6	7	8	9	AB	R	H	RBI	BB	SO	LOB
Willie Wilson, S OBP: 0.370, SLG: 0.434 (1, 7)	0-0 F8		0-0 6-3		0-0 3B		1-0 1B FC4-6 HBP			3	1	1	1	0	0	0
U L Washington, S OBP: 0.329, SLG: 0.405 (1, 6)	0-0 6-3			0-0 6-3	0-3 K		0-0 1B FC4-6			4	0	1	2	0	1	1
George Brett, L OBP: 0.376, SLG: 0.508 (1, 5)	0-0 4-3			0-0 WP FC1-2 2B		0-0 4-3	0-0 FC4-6			4	0	1	1	0	0	1
Hal McRae, R OBP: 0.369, SLG: 0.532 (1, 10)		0-0 6-3		0-0 FC1-2 WP		0-0 6-3	0-0 F8			4	0	0	0	0	0	2
Willie Aikens, L OBP: 0.339, SLG: 0.439 (1, 3)		0-0 F7		4-0 FC5-4 IBB		0-0 F7				3	0	1	0	1	0	0
Greg Pryor, R OBP: 0.304, SLG: 0.376 (8, PR) (9, 3)				1-2				0-0 FC6-4 1B		0	0	0	0	0	0	0
Frank White, R OBP: 0.315, SLG: 0.460 (1, 4)	0-0 F3			0-0 FC5-4			0-0 1B 2B	0-3 K		4	1	1	0	0	1	3
Jerry Martin, R OBP: 0.315, SLG: 0.394 (1, 9)			0-0 4-3		0-0 F2		0-0 1B 1B	0-0 F4		4	1	1	0	0	0	1
John Wathan, R OBP: 0.342, SLG: 0.317 (1, 2)			0-3 K		0-3 K		0-3 K	0-0 FC6-4		4	0	0	0	0	3	3
Cesar Geronimo, L OBP: 0.325, SLG: 0.509 (1, 8)			0-0 HR		0-0 3B		0-0 1B HBP			3	3	3	2	0	0	0

Inning Stats	R: 0	H: 0	E: 0	LOB: 0	K: 0	BB: 0	S: 3	P: 3	R: 0	H: 0	E: 0	LOB: 0	K: 0	BB: 0	S: 3	P: 3	R: 1	H: 1	E: 0	LOB: 0	K: 1	BB: 0	S: 6	P: 6	R: 0	H: 1	E: 0	LOB: 2	K: 0	BB: 1	S: 4	P: 8	R: 1	H: 2	E: 0	LOB: 1	K: 2	BB: 0	S: 9	P: 9	R: 0	H: 0	E: 0	LOB: 0	K: 0	BB: 0	S: 3	P: 3	R: 4	H: 4	E: 0	LOB: 1	K: 1	BB: 0	S: 9	P: 10	R: 0	H: 1	E: 0	LOB: 1	K: 1	BB: 0	S: 6	P: 6
1B: 4	SF: 0	2B: 2	SAC: 0	3B: 2	DP: 0	HR: 1	HBP: 1	WP: 2	PA: 35																																																							

PITCHER	IP	WLS	BF	H	R	ER	SO	BB	IBB	HBP	BLK	WP	HR	S	P	ERA	WHIP
Bruce Kison, R ERA: 3.17 (1, 1)	6.1		27	7	5	5	4	0	0	0	0	2	1	34	38	7.11	1.105
Luis Sanchez, R ERA: 3.31 (7, 1)	0.0	L	2	1	0	0	0	0	0	1	0	0	0	1	2	∞	∞
Andy Hassler, L ERA: 2.43 (7, 1)	0.2		3	1	1	1	0	0	0	0	0	0	0	3	3	13.50	1.500
Dave Goltz, R ERA: 4.22 (8, 1)	1.0		3	0	0	0	1	0	0	0	0	0	0	5	5	0.00	0.000

BOTTOM

California Angels @ Kansas City Royals
Royals Stadium, Kansas City, MO

Wed Sep 29 1982, 8:05 PM EDT
Att: 26,502 - Unknown - 82 F

livebaseballscorecards.com

AB	33
R	6
H	9
RBI	6
BB	1
SO	5
LOB	11



Batter	1	2	3	4	5	6	7	8	9	AB R H RBI BB SO LOB	TOP											
Rickey Henderson, R OBP: 0.399, SLG: 0.386 (1, 10) X	0-0 4-3		0-3 K			0-3 K		0-0 HR 1B		4 1 1 0 0 2 0												
Dwayne Murphy, L OBP: 0.349, SLG: 0.418 (1, 8) X	0-0 F8		0-0 4-3			0-0 E4		0-0 HR 1-H		4 1 1 2 0 0 0												
Davey Lopes, R OBP: 0.304, SLG: 0.369 Dave McKay, S OBP: 0.235, SLG: 0.271 (1, 4) X (8, PH) (8, 4)	0-0 L6			0-0 1-3		0-0 F8		4-0 BB	BB BB BB	3 0 0 0 0 0 1 0 0 0 0 1 0 0												
Jeff Burroughs, R OBP: 0.371, SLG: 0.495 (1, 7) X		0-0 P4		0-0 5-3		0-0 4-3		0-0 4-3		4 0 0 0 0 0 2												
Tony Armas, R OBP: 0.276, SLG: 0.433 Mike Davis, L OBP: 0.414, SLG: 0.500 (1, 9) X (8, 9)		0-0 4-3		4-0 BB		0-0 5-3			G3-6-1 1B	2 0 0 0 1 0 0 1 0 1 0 0 0 0												
Mickey Klutts, R OBP: 0.218, SLG: 0.231 Wayne Gross, L OBP: 0.342, SLG: 0.358 (1, 5) X (7, PH) (7, 5)		0-0 F3		0-0 L5		0-0 F9			G3-6-1 1-2	2 0 0 0 0 0 1 2 0 0 0 0 0 1												
Kelvin Moore, R OBP: 0.239, SLG: 0.333 (1, 3) X			0-0 HR 4-3 1B		0-0 1-3		0-3 K		0-0 F9	4 1 1 0 0 1 0												
Bob Kearney, R OBP: 0.216, SLG: 0.209 (1, 2) X			0-0 4-3		0-3 K			0-0 L5		3 0 0 0 0 1 1												
Fred Stanley, R OBP: 0.283, SLG: 0.249 (1, 6) X			0-0 HR 2-H		0-0 L8			0-0 F3		3 1 1 2 0 0 0												
Inning Stats	R: 0 E: 0 K: 0 S: 3	H: 0 LOB: 0 BB: 0 P: 3	R: 0 E: 0 K: 0 S: 3	H: 0 LOB: 0 BB: 0 P: 3	R: 2 E: 0 K: 1 S: 7	H: 2 LOB: 0 BB: 0 P: 7	R: 0 E: 0 K: 0 S: 3	H: 0 LOB: 1 BB: 1 P: 7	R: 0 E: 0 K: 1 S: 5	H: 0 LOB: 0 BB: 0 P: 5	R: 0 E: 1 K: 1 S: 6	H: 0 LOB: 1 BB: 0 P: 6	R: 0 E: 0 K: 1 S: 5	H: 0 LOB: 0 BB: 0 P: 5	R: 2 E: 0 K: 0 S: 5	H: 2 LOB: 1 BB: 1 P: 9	R: 0 E: 0 K: 0 S: 3	H: 1 LOB: 0 BB: 0 P: 3	1B: 3 2B: 0 3B: 0 HR: 2	SF: 0 SAC: 0 DP: 1 HBP: 0	WP: 0 PB: 0 SB: 0 CS: 0	PA: 34
PITCHER	IP WLS BF H R ER SO BB IBB HBP BLK WP HR S P ERA WHIP												PITCHER	IP WLS BF H R ER SO BB IBB HBP BLK WP HR S P ERA WHIP								
Paul Splittorff, L ERA: 4.28 (1, 1)	6.0 W 22 2 2 2 3 1 0 0 0 0 1 27 31 3.00 0.500																					
Mike Armstrong, R ERA: 3.25 (7, 1)	3.0 S 12 3 2 2 1 1 0 0 0 0 1 13 17 6.00 1.333																					

Oakland Athletics @ Kansas City Royals
Royals Stadium, Kansas City, MO
Thu Sep 30 1982, 8:05 PM EDT
Att. 18,676 - Unknown - 83 F

AB	32
R	4
H	5
RBI	4
BB	2
SO	4
LOB	6



WP: 0	PA: 34
PB: 0	
SB: 0	
CS: 0	

1B: 3	SF: 0
2B: 0	SAC: 0
3B: 0	DP: 1
HR: 2	HBP: 0

Batter	1	2	3	4	5	6	7	8	9	AB	R	H	RBI	BB	SO	LOB
Willie Wilson, S (1, 7) Steve Hammond, L (8, 7) OBP: 0.367, SLG: 0.431 OBP: 0.254, SLG: 0.320	0-0 L9		0-0 4-3		0-0 F9		0-0 4-3	0-0 WP SF7 2B		4	0	0	0	0	0	0
U L Washington, S (1, 6) OBP: 0.330, SLG: 0.405	0-0 F7		4-0 3-1 2B BB		0-3 K		0-0 E S HR 1B	0-0 SF7 2-H		3	2	1	1	1	1	0
George Brett, L (1, 5) Greg Pryor, R (8, PR) (9, 5) OBP: 0.377, SLG: 0.507 OBP: 0.304, SLG: 0.376	0-3 K		0-0 3-1 1-2		4-0 BB HR BB		4-0 E HR BB 1-2	0-0 1B		3	2	1	0	2	1	1
Hal McRae, R (1, 10) OBP: 0.371, SLG: 0.538		0-0 HR	0-0 2-H 2B		4-0 HR BB 1-2		0-0 E4 HR 1-2 2-3	0-3 K		4	3	2	2	1	1	3
Willie Aikens, L (1, 3) OBP: 0.341, SLG: 0.452		4-0 2B BB	0-3 K		0-0 1-H 2-H HR		0-0 1-H 2-H 3-H HR	0-0 F8		4	2	2	7	1	1	2
Frank White, R (1, 4) Onix Concepcion, R (8, 4) OBP: 0.316, SLG: 0.468 OBP: 0.252, SLG: 0.280		0-0 1-3 2B		0-3 K	0-0 P4		0-0 HR			4	1	2	1	0	1	0
Jerry Martin, R (1, 9) OBP: 0.316, SLG: 0.394		0-0 F9		4-0 5-3 BB		0-0 G1-6-3 1B	0-0 F8			3	0	1	0	1	0	2
John Wathan, R (1, 2) Jamie Quirk, L (8, 2) OBP: 0.339, SLG: 0.314 OBP: 0.253, SLG: 0.267		0-0 P6		0-0 5-3 1-2		0-0 G1-6-3 1-2	0-0 E3			4	0	0	0	0	0	4
Cesar Geronimo, L (1, 8) OBP: 0.314, SLG: 0.491		0-0 3-1		0-0 F8		0-0 F8	0-0 F8			0	0	0	0	0	0	4

Inning Stats	R: 0	H: 0	E: 0	K: 1	S: 5	L: 0	LOB: 0	BB: 0	P: 5	R: 1	H: 2	E: 0	K: 0	S: 5	R: 1	H: 1	E: 0	K: 1	S: 6	R: 0	H: 0	E: 0	K: 1	S: 5	R: 3	H: 1	E: 0	K: 1	S: 6	R: 0	H: 1	E: 0	K: 0	S: 3	R: 5	H: 3	E: 2	K: 0	S: 8	R: 1	H: 2	E: 0	K: 1	S: 7
	0	0	0	1	5	0	0	0	5	1	2	0	0	5	1	1	0	1	6	0	0	0	1	5	0	3	1	0	0	0	0	0	5	3	2	0	8	1	2	0	1	7		

PITCHER	IP	WLS	BF	H	R	ER	SO	BB	IBB	HBP	BLK	WP	HR	S	P	ERA	WHIP
Mike Norris, R (1, 1) ERA: 4.76	5.0	L	24	4	5	5	4	5	0	0	0	0	2	27	47	9.00	1.800
John D'Acquisto, R (6, 1) ERA: 3.78	1.1		7	2	3	3	0	1	0	0	0	0	0	6	10	20.25	2.250
Bob Owchinko, L (7, 1) ERA: 5.21	0.2		5	2	2	1	0	0	0	0	0	0	2	5	5	13.50	3.000
Dave Beard, R (8, 1) ERA: 3.55	1.0		5	2	1	1	1	0	0	0	0	1	0	7	7	9.00	2.000

BOTTOM

Oakland Athletics @ Kansas City Royals
Royals Stadium, Kansas City, MO

Thu Sep 30 1982, 8:05 PM EDT
 Att: 18,676 - Unknown - 83 F

livebaseballscorecards.com

AB	34
R	11
H	10
RBI	11
BB	6
SO	5
LOB	16



WP: 1	PA: 41
PB: 0	
SB: 1	
CS: 0	

Batter	1	2	3	4	5	6	7	8	9	AB R H RBI BB SO LOB	TOP											
Rickey Henderson, R OBP: 0.398, SLG: 0.385 (1, 7)	0-3 K		0-0 S 1B		0-0 G5-4-3 1-2f			0-0 5-3	0-0 FC6-4 1B 1-2f 2-3	5 0 1 0 0 1 3												
Mike Davis, L OBP: 0.413, SLG: 0.493 (1, 3)	0-0 E HR 1B		0-3 K 1-2			0-0 6-3		0-3 K	0-0 1B 1-2 3-H	5 1 2 1 0 2 1												
Dwayne Murphy, L OBP: 0.351, SLG: 0.424 (1, 8)	0-0 1-H HR		0-0 6-3			4-0 HR BB		4-0 FC5-4 BB	0-0 L4	3 2 1 2 2 0 3												
Tony Armas, R OBP: 0.274, SLG: 0.430 (1, 9)	0-0 F8		0-3 K			0-0 P6		0-0 FC5-4 1-2f		4 0 0 0 0 1 3												
Jeff Burroughs, R OBP: 0.372, SLG: 0.505 (1, 10)	0-0 F3			0-0 6-3		0-0 1-H HR			0-0 1B 1B	4 2 2 2 0 0 0												
Wayne Gross, L OBP: 0.342, SLG: 0.357 (1, 5)		0-0 4-3		0-0 F5		0-0 3-1			0-0 1B 1B 1-2	4 1 1 0 0 0 0												
Davey Lopes, R OBP: 0.302, SLG: 0.367 (1, 4)		0-0 L9		0-0 6-3			0-0 F7		0-0 F3	3 0 0 0 0 0 0 1 0 0 0 0 0 2												
Dave McKay, S OBP: 0.234, SLG: 0.269 (7, 4)																						
Mike Heath, R OBP: 0.296, SLG: 0.350 (1, 2)		0-0 E5 FC4-6			0-0 L4		0-3 K		0-0 FC6-4 1B 1-2 2-H	4 1 1 1 0 1 0												
Fred Stanley, R OBP: 0.287, SLG: 0.250 (1, 6)		0-0 FC4-6 1-2f			4-0 G5-4-3 BB		0-0 F8		0-0 FC6-4 1B 1-2 2-H	3 0 1 1 1 0 1												
Inning Stats	R: 2 E: 1 K: 1 S: 7	H: 2 LOB: 0 BB: 0 P: 7	R: 0 E: 1 K: 0 S: 4	H: 0 LOB: 1 BB: 0 P: 4	R: 0 E: 0 K: 2 S: 8	H: 1 LOB: 1 BB: 0 P: 8	R: 0 E: 0 K: 0 S: 3	H: 0 LOB: 0 BB: 0 P: 3	R: 0 E: 0 K: 0 S: 2	H: 0 LOB: 0 BB: 1 P: 6	R: 2 E: 0 K: 0 S: 4	H: 1 LOB: 0 BB: 1 P: 8	R: 0 E: 0 K: 1 S: 5	H: 0 LOB: 0 BB: 0 P: 5	R: 0 E: 0 K: 1 S: 5	H: 0 LOB: 1 BB: 1 P: 9	R: 3 E: 0 K: 0 S: 8	H: 5 LOB: 2 BB: 0 P: 8	1B: 7 2B: 0 3B: 0 HR: 2	SF: 0 SAC: 0 DP: 1 HBP: 0	WP: 0 PB: 0 SB: 1 CS: 0	PA: 39
PITCHER	IP WLS BF H R ER SO BB IBB HBP BLK WP HR S P ERA WHIP																					
Bill Castro, R ERA: 3.45 (1, 1)	5.2 W 23 4 4 4 3 2 0 0 0 0 2 27 35 6.35 1.059																					
Bob Tufts, L ERA: 4.5 (6, 1)	3.1 S 16 5 3 3 2 1 0 0 0 0 0 0 19 23 8.10 1.800																					

Oakland Athletics @ Kansas City Royals
 Royals Stadium, Kansas City, MO
 Fri Oct 01 1982, 8:05 PM EDT
 Att. 26,369 - Unknown - 79 F

livebaseballscorecards.com

AB	36
R	7
H	9
RBI	7
BB	3
SO	5
LOB	13



Batter	1	2	3	4	5	6	7	8	9	AB	R	H	RBI	BB	SO	LOB
Willie Wilson, S OBP: 0.365, SLG: 0.428 Steve Hammond, L OBP: 0.252, SLG: 0.317 (1, 7) (7, PH) (8, 7)	L8		L8	FC6-4		F5	F7			4	0	0	0	0	0	3
U L Washington, S OBP: 0.335, SLG: 0.406 (1, 6)	L8		1B BB			FC5-4 1B	BB 3B BB	FC5-4 1B		3	1	2	0	2	0	0
George Brett, L OBP: 0.379, SLG: 0.507 Greg Pryor, R OBP: 0.304, SLG: 0.376 (1, 5) (9, 5)	HR 1B		1-3 1B			F7 1-2 2-3 BB	FC5-4 HR 1-2f			4	3	2	0	1	0	2
Hal McRae, R OBP: 0.371, SLG: 0.545 (1, 10)	HR		P6			FC5-4 2B 1-2f	3B	F8		5	2	2	5	0	0	4
Willie Aikens, L OBP: 0.342, SLG: 0.457 (1, 3)	F8		F7			2B HR BB 1-2	5-3	HR		4	2	1	2	1	0	3
Frank White, R OBP: 0.317, SLG: 0.470 Onix Concepcion, R OBP: 0.251, SLG: 0.279 (1, 4) (8, PH) (9, 4)						5-3	HR 2B 1-3 2-H	F9	P6	4	1	2	1	0	0	1
Jerry Martin, R OBP: 0.319, SLG: 0.403 (1, 9)			G5-4-3 1B 1-2f			FC5 1B	HR	FC5-4 1B		4	1	3	3	0	0	1
Cesar Geronimo, L OBP: 0.312, SLG: 0.482 (1, 8)			4-3			FC5 1B 1-2	K	F7		4	0	1	0	0	1	1
Jamie Quirk, L OBP: 0.263, SLG: 0.316 John Wathan, R OBP: 0.339, SLG: 0.317 (1, 2) (4, PH) (5, 2)			HR			FC5 FC6-4 1-2 2-3f	BB 3B 2B	FC5-4		1	1	1	1	0	0	0
										3	1	1	0	0	0	3

Inning Stats	R: 2	H: 2	E: 0	K: 0	S: 5	LOB: 0	BB: 0	P: 5	R: 0	H: 1	E: 0	K: 0	S: 3	LOB: 0	BB: 0	P: 3	R: 1	H: 2	E: 0	K: 0	S: 5	LOB: 2	BB: 1	P: 9	R: 0	H: 2	E: 0	K: 0	S: 5	LOB: 2	BB: 0	P: 5	R: 4	H: 3	E: 0	K: 1	S: 8	LOB: 0	BB: 1	P: 12	R: 3	H: 2	E: 0	K: 0	S: 5	LOB: 1	BB: 2	P: 13	R: 0	H: 1	E: 0	K: 0	S: 4	LOB: 1	BB: 0	P: 4	R: 2	H: 2	E: 0	K: 0	S: 5	LOB: 0	BB: 0	P: 5
--------------	------	------	------	------	------	--------	-------	------	------	------	------	------	------	--------	-------	------	------	------	------	------	------	--------	-------	------	------	------	------	------	------	--------	-------	------	------	------	------	------	------	--------	-------	-------	------	------	------	------	------	--------	-------	-------	------	------	------	------	------	--------	-------	------	------	------	------	------	------	--------	-------	------

PITCHER	IP	WLS	BF	H	R	ER	SO	BB	IBB	HBP	BLK	WP	HR	S	P	ERA	WHIP
Brian Kingman, R ERA: 4.59 (1, 1)	3.1	L	17	7	3	3	0	1	0	0	0	0	2	16	20	8.10	2.400
Tom Underwood, L ERA: 3.26 (4, 1)	1.2		9	3	4	4	1	1	0	0	0	0	1	10	14	21.60	2.400
John D'Acquisto, R ERA: 5.29 (6, 1)	0.1		5	2	3	3	0	2	0	0	0	0	0	3	11	81.00	12.000
Steve Baker, R ERA: 4.56 (6, 1)	2.2		11	3	2	2	0	0	0	0	0	0	1	11	11	6.75	1.125


BOTTOM

Oakland Athletics @ Kansas City Royals
Royals Stadium, Kansas City, MO

Fri Oct 01 1982, 8:05 PM EDT
Att: 26,369 - Unknown - 79 F

AB	38
R	12
H	15
RBI	12
BB	4
SO	1
LOB	19

WP: 0 PA: 42
PB: 0
SB: 0
CS: 0



PITCHER	IP	WLS	BF	H	R	ER	SO	BB	IBB	HBP	BLK	WP	HR	S	P	ERA	WHIP
Brian Kingman, R ERA: 4.59 (1, 1)	3.1	L	17	7	3	3	0	1	0	0	0	0	2	16	20	8.10	2.400
Tom Underwood, L ERA: 3.26 (4, 1)	1.2		9	3	4	4	1	1	0	0	0	0	1	10	14	21.60	2.400
John D'Acquisto, R ERA: 5.29 (6, 1)	0.1		5	2	3	3	0	2	0	0	0	0	0	3	11	81.00	12.000
Steve Baker, R ERA: 4.56 (6, 1)	2.2		11	3	2	2	0	0	0	0	0	0	1	11	11	6.75	1.125

Batter	1	2	3	4	5	6	7	8	9	AB R H RBI BB SO LOB	TOP																									
Rickey Henderson, R (1, 7) OBP: 0.398, SLG: 0.382	0-3 K	4-0 S BB		4-0 S 2B BB		0-3 K		0-0 F8		3 1 0 0 2 2 1																										
Dwayne Murphy, L (1, 8) OBP: 0.351, SLG: 0.421	4-0 1B BB	4-0 1-2 BB		0-0 F7		0-3 K		0-0 G6-3 1-2f		3 0 0 0 2 1 2																										
Davey Lopes, R (1, 4) OBP: 0.305, SLG: 0.374	0-0 1-3 S 1B	0-3 K		0-0 1-H 1B 2B			0-0 HR 2B		0-0 6-3	5 2 3 1 0 1 3																										
Jeff Burroughs, R (1, 10) OBP: 0.370, SLG: 0.500	0-0 F9		0-0 F3	0-0 2-H 1B			0-3 K		0-0 6-3	5 0 1 1 0 1 3																										
Tony Armas, R (1, 9) OBP: 0.275, SLG: 0.434	4-0 1-2 IBB		0-0 4-3	0-0 L8			0-0 2-H HR		0-0 F2	4 1 1 2 1 0 1																										
Mickey Klutts, R (1, 5) OBP: 0.222, SLG: 0.229	0-3 K		4-0 BB BB		0-3 K		0-0 1B 1B			1 0 0 0 1 1 3																										
Wayne Gross, L (5, PH) OBP: 0.342, SLG: 0.358										2 0 1 0 0 1 0																										
Kelvin Moore, R (1, 3) OBP: 0.257, SLG: 0.369		0-0 3B	4-0 1-2 BB		0-3 K		0-0 1-2 G6-4-3 1B			2 0 1 0 1 1 0	AB 34																									
Mike Davis, L (7, PH) OBP: 0.421, SLG: 0.500										1 0 1 0 0 0 0	R 4																									
Jeff Newman, R (1, 2) OBP: 0.240, SLG: 0.315		0-0 P3	0-3 K		0-0 P4		0-0 G6-4-3 G6-4-3 1-2f			3 0 0 0 0 1 3	H 9																									
Mitchell Page, L (7, PH) OBP: 0.333, SLG: 0.474										1 0 0 0 0 0 2	RBI 4																									
Mike Heath, R (7, 2) OBP: 0.296, SLG: 0.350										0 0 0 0 0 0 0	BB 7																									
Jimmy Sexton, R (1, 6) OBP: 0.289, SLG: 0.317		0-3 K2-3		0-0 F8		0-0 F8		0-0 G6-3 1B		4 0 1 0 0 1 1	SO 10																									
											LOB 19																									
Inning Stats	R: 0 E: 0 K: 2 S: 8	H: 1 LOB: 3 BB: 2 P: 16	R: 0 E: 0 K: 2 S: 8	H: 1 LOB: 3 BB: 2 P: 16	R: 0 E: 0 K: 1 S: 5	H: 0 LOB: 2 BB: 2 P: 13	R: 2 E: 0 K: 0 S: 5	H: 2 LOB: 1 BB: 1 P: 9	R: 0 E: 0 K: 2 S: 7	H: 0 LOB: 0 BB: 0 P: 7	R: 2 E: 0 K: 1 S: 8	H: 4 LOB: 1 BB: 0 P: 8	R: 0 E: 0 K: 0 S: 3	H: 1 LOB: 0 BB: 0 P: 3	R: 0 E: 0 K: 0 S: 3	H: 0 LOB: 0 BB: 0 P: 3	1B: 5 2B: 2 3B: 1 HR: 1	SF: 0 SAC: 0 DP: 2 HBP: 0	WP: 0 PB: 0 SB: 4 CS: 0	PA: 41																
PITCHER	IP WLS BF H R ER SO BB IBB HBP BLK WP HR S P ERA WHIP																																			
Vida Blue, L (1, 1) ERA: 3.78	4.0		23	4	2	2	5	6	1	0	0	0	0	26	54	4.50	2.500																			
Mike Armstrong, R (5, 1) ERA: 3.2	2.0		6	0	0	0	4	0	0	0	0	0	0	14	14	0.00	0.000																			
Dan Quisenberry, R (7, 1) ERA: 2.57	3.0	W	12	5	2	2	1	0	0	0	0	0	1	14	14	6.00	1.667																			

Oakland Athletics @ Kansas City Royals
Royals Stadium, Kansas City, MO
Sat Oct 02 1982, 4:33 AM EDT
Att. 23,787 - Unknown - 76 F

AB	34
R	4
H	9
RBI	4
BB	7
SO	10
LOB	19



Batter	1	2	3	4	5	6	7	8	9	AB	R	H	RBI	BB	SO	LOB
Willie Wilson, S OBP: 0.365, SLG: 0.431 (1, 7)	0-0 2B 3B		0-0 1-3		0-0 1B	0-0 L6		0-0 L7		5	2	2	0	0	0	1
U L Washington, S OBP: 0.338, SLG: 0.412 (1, 6)	0-0 2B		0-0 F7 1B		0-0 P4 1-2		0-0 G4-6-3 1B		4	0	3	1	0	0	0	1
George Brett, L OBP: 0.378, SLG: 0.505 (1, 5)	0-0 F9		0-0 F7 1-3		0-0 WP 1B		0-0 G4-6-3 1-2f		4	0	1	1	0	0	0	3
Hal McRae, R OBP: 0.369, SLG: 0.542 (1, 10)	0-0 6-3		0-0 L8		0-3 K 1-2		0-0 F8		4	0	0	0	0	0	1	3
Willie Aikens, L OBP: 0.345, SLG: 0.457 (1, 3)	0-3 K			4-0 WP 1B BB	4-0 WP IBB		0-0 SH5-4 1B		2	1	1	0	2	1	1	
Bombo Rivera, R OBP: 0.167, SLG: 0.167 (8, PR)									0	1	0	0	0	0	0	
Greg Pryor, R OBP: 0.304, SLG: 0.376 (9, 3)									0	0	0	0	0	0	0	
Frank White, R OBP: 0.318, SLG: 0.469 (1, 4)		0-0 F7		0-0 SH1-3 1-2	4-0 SH BB		0-0 SH 1B SF8		1	1	0	0	1	0	0	
Jerry Martin, R OBP: 0.317, SLG: 0.400 (1, 9)		0-0 F8		0-3 K	0-0 L7		0-0 SH5-4 1-2 2-3		3	0	0	0	0	1	4	
John Wathan, R OBP: 0.342, SLG: 0.321 (1, 2)		0-0 1B		0-0 1B		0-0 P5		0-0 1B		4	0	3	2	0	0	0
Cesar Geronimo, L OBP: 0.302, SLG: 0.470 (1, 8)		0-0 P4		0-0 6-3		0-0 F9		0-0 SF8		3	0	0	1	0	0	2

Inning Stats	R: 1	H: 2	E: 0	K: 1	S: 7	R: 0	H: 1	E: 0	K: 0	S: 4	R: 0	H: 1	E: 0	K: 0	S: 4	R: 1	H: 1	E: 0	K: 1	S: 6	R: 1	H: 2	E: 0	K: 0	S: 3	R: 0	H: 1	E: 0	K: 0	S: 3	R: 2	H: 2	E: 1	K: 0	S: 6
	LOB: 1	BB: 0				LOB: 1	BB: 0				LOB: 1	BB: 1				LOB: 3	BB: 2				LOB: 0	BB: 0		LOB: 1	BB: 0		LOB: 0	BB: 0		LOB: 1	BB: 0				

PITCHER	IP	WLS	BF	H	R	ER	SO	BB	IBB	HBP	BLK	WP	HR	S	P	ERA	WHIP
Matt Keough, R ERA: 5.72 (1, 1)	6.0		29	8	3	3	3	2	1	0	0	2	0	32	44	4.50	1.667
Tom Underwood, L ERA: 3.29 (7, 1)	1.1	L	5	1	2	1	0	0	0	0	0	0	0	5	5	6.75	0.750
Dave Beard, R ERA: 3.53 (8, 1)	0.2		3	1	0	0	0	0	0	0	0	0	0	3	3	0.00	1.500

BOTTOM

Oakland Athletics @ Kansas City Royals
Royals Stadium, Kansas City, MO
 Sat Oct 02 1982, 4:33 AM EDT
 Att: 23,787 - Unknown - 76 F

AB	30
R	5
H	10
RBI	5
BB	3
SO	3
LOB	15



WP	PA	ERA	WHIP
2	37		

Batter	1	2	3	4	5	6	7	8	9	AB R H RBI BB SO LOB	TOP											
Kevin Bell, R (1, 5) OBP: 0.333, SLG: 0.444	0-0 PB 1B	0-0 F9			0-0 FC4-6 1B		0-0 F7		0-3 K	5 1 2 0 0 1 2												
Dwayne Murphy, L (1, 6) OBP: 0.349, SLG: 0.418	0-3 K		0-0 1-3		0-0 FC4-6 G6-4-3 1-2f			0-3 K		4 0 0 0 0 2 2												
Davey Lopes, R (1, 8) OBP: 0.304, SLG: 0.371	0-0 F8		0-0 6-3		0-0 G6-4-3 1-2f			0-0 F9		3 0 0 0 0 0 2												
Rick Langford, R (5, 8)										1 0 0 0 0 0 0												
Darrell Brown, S (8, 9) OBP: 0.368, SLG: 0.444										0 0 0 0 0 0 0												
Jeff Burroughs, R (1, 7) OBP: 0.372, SLG: 0.505	0-0 1-H 1B		0-0 F9			0-0 6-3 2B		0-3 K		3 0 2 1 0 0 0												
Mike Davis, L (6, PR) OBP: 0.416, SLG: 0.493										1 0 0 0 0 1 0												
Tony Armas, R (1, 10) OBP: 0.275, SLG: 0.433	0-0 F9			0-0 6-3		0-3 K			0-0 F9 1B 1B	4 0 1 0 0 1 2												
Mike Norris, R (9, PR)										0 1 0 0 0 0 0												
Mike Heath, R (1, 9) OBP: 0.298, SLG: 0.352		0-0 F8		0-0 HR 1B		0-0 6-3 2-3			0-0 1-2 1B 1B	4 1 2 0 0 0 1												
Joe Rudi, R (1, 3) OBP: 0.301, SLG: 0.332		0-0 HR 2B		0-0 HR 1-H		0-0 1-3			0-0 F9 2-3	2 2 2 2 0 0 0												
Kelvin Moore, R (5, 3) OBP: 0.250, SLG: 0.358										2 0 0 0 0 0 4												
Dave McKay, S (1, 4) OBP: 0.235, SLG: 0.283		0-0 2-H HR		0-0 F9		0-3 K			0-0 P6	4 1 1 2 0 1 2												
Bob Kearney, R (1, 2) OBP: 0.218, SLG: 0.211		0-0 6-3		0-3 K			0-0 4-3		0-0 1-2 3-H 1B	4 0 1 1 0 1 0												
Inning Stats	R: 1 E: 0 K: 1 S: 7	H: 2 LOB: 1 BB: 0 P: 7	R: 2 E: 0 K: 0 S: 5	H: 2 LOB: 0 BB: 0 P: 5	R: 0 E: 0 K: 0 S: 3	H: 0 LOB: 0 BB: 0 P: 3	R: 2 E: 0 K: 1 S: 7	H: 2 LOB: 0 BB: 0 P: 7	R: 0 E: 0 K: 0 S: 3	H: 1 LOB: 0 BB: 0 P: 3	R: 0 E: 0 K: 1 S: 6	H: 1 LOB: 2 BB: 0 P: 6	R: 0 E: 0 K: 1 S: 5	H: 0 LOB: 0 BB: 0 P: 5	R: 0 E: 0 K: 2 S: 7	H: 0 LOB: 0 BB: 0 P: 7	R: 1 E: 0 K: 1 S: 8	H: 3 LOB: 2 BB: 0 P: 8	1B: 7 2B: 2 3B: 0 HR: 2	SF: 0 SAC: 0 DP: 1 HBP: 0	WP: 0 PB: 1 SB: 0 CS: 0	PA: 37
PITCHER	IP WLS BF H R ER SO BB IBB HBP BLK WP HR S P ERA WHIP																					
Larry Gura, L (1, 1) ERA: 4.03	5.0 L 21 7 5 4 2 0 0 0 0 0 0 2 25 25 7.20 1.400																					
Don Hood, L (6, 1) ERA: 3.51	1.0 4 1 0 0 1 0 0 0 0 0 0 0 6 6 0.00 1.000																					
Derek Botelho, R (7, 1) ERA: 4.13	1.0 3 0 0 0 1 0 0 0 0 0 0 0 5 5 0.00 0.000																					
Bud Black, L (8, 1) ERA: 4.58	1.0 3 0 0 0 2 0 0 0 0 0 0 0 7 7 0.00 0.000																					
Dave Frost, R (9, 1) ERA: 5.51	1.0 6 3 1 1 1 0 0 0 0 0 0 0 8 8 9.00 3.000																					

Oakland Athletics @ Kansas City Royals
Royals Stadium, Kansas City, MO
Sun Oct 03 1982, 4:33 AM EDT
Att. 24,488 - Unknown - 77 F

AB	37
R	6
H	11
RBI	6
BB	0
SO	7
LOB	15



Batter	1	2	3	4	5	6	7	8	9	AB	R	H	RBI	BB	SO	LOB
Onix Concepcion, R (1, 4) OBP: 0.256, SLG: 0.288	0-0 F3		0-0 HR		0-0 PO		0-0 F8			4	1	2	0	0	0	2
Greg Pryor, R (1, 5) OBP: 0.315, SLG: 0.388	0-0 2B		4-0 HR		0-0 PO	0-0 1B		0-0 F8		3	1	2	0	1	0	0
John Wathan, R (1, 2) OBP: 0.343, SLG: 0.328 Jamie Quirk, L (6, PH) OBP: 0.256, SLG: 0.308 (7, 2)	0-0 F2		0-0 HR			0-3 K		0-0 6-3		2	1	1	3	0	0	1
Jerry Martin, R (1, 10) OBP: 0.316, SLG: 0.399 Cesar Geronimo, L (6, PH) OBP: 0.305, SLG: 0.471	0-3 K		0-3 K			0-0 L7		0-0 FC5-4		2	0	0	0	0	2	1
Bombo Rivera, R (1, 7) OBP: 0.100, SLG: 0.100		0-0 F9		0-0 F5		0-0 F8		0-0 FC5-4		4	0	0	0	0	0	2
Ron Johnson, R (1, 3) OBP: 0.444, SLG: 0.429		0-3 K		0-0 6-3			0-0 4-3		0-3 K	4	0	0	0	0	2	0
Steve Hammond, L (1, 9) OBP: 0.252, SLG: 0.310		0-0 F7		0-0 F7			4-0 BB		0-3 K	3	0	0	0	1	1	0
Mark Ryal, L (1, 8) OBP: 0.143, SLG: 0.077			4-0 BB		0-0 4-3		0-0 F8		0-0 6-3	3	0	0	0	1	0	1
Buddy Biancalana, S (1, 6) OBP: 0.667, SLG: 1.500			0-0 G5-4-3		0-0 3B		4-0 BB			2	0	1	0	1	0	1

Inning Stats	R: 0	H: 1	E: 0	K: 1	S: 6	H: 0	LOB: 1	BB: 0	P: 6	R: 0	H: 0	E: 0	K: 1	S: 6	R: 3	H: 2	E: 0	K: 1	S: 6	R: 0	H: 0	E: 0	K: 0	S: 3	R: 0	H: 2	E: 0	K: 0	S: 3	R: 0	H: 1	E: 0	K: 1	S: 6	R: 0	H: 0	E: 0	K: 0	S: 3	R: 0	H: 1	E: 0	K: 0	S: 4	R: 0	H: 0	E: 0	K: 2	S: 7	R: 0	H: 0	E: 0	K: 2	S: 7	1B: 3	2B: 2	3B: 1	SF: 0	SAC: 0	DP: 1	HBP: 0	WP: 0	PB: 0	SB: 0	CS: 0	PA: 36
--------------	------	------	------	------	------	------	--------	-------	------	------	------	------	------	------	------	------	------	------	------	------	------	------	------	------	------	------	------	------	------	------	------	------	------	------	------	------	------	------	------	------	------	------	------	------	------	------	------	------	------	------	------	------	------	------	-------	-------	-------	-------	--------	-------	--------	-------	-------	-------	-------	--------

PITCHER	IP	WLS	BF	H	R	ER	SO	BB	IBB	HBP	BLK	WP	HR	S	P	ERA	WHIP
Tim Conroy, L (1, 1) ERA: 3.55	3.0		13	3	3	3	3	2	0	0	0	0	1	17	25	9.00	1.667
Brian Kingman, R (4, 1) ERA: 4.48	3.0	W	10	3	0	0	1	0	0	0	0	0	0	12	12	0.00	1.000
Preston Hanna, R (7, 1) ERA: 4.8	0.2		4	0	0	0	0	2	0	0	0	0	0	2	10	0.00	3.000
Dave Beard, R (7, 1) ERA: 3.44	2.1	S	8	1	0	0	2	0	0	0	0	0	0	12	12	0.00	0.429

BOTTOM

Oakland Athletics @ Kansas City Royals
Royals Stadium, Kansas City, MO

Sun Oct 03 1982, 4:33 AM EDT
Att: 24,488 - Unknown - 77 F

livebaseballscorecards.com

AB	31
R	3
H	7
RBI	3
BB	4
SO	6
LOB	10

