

Kansas City Royals - 1982

Batter	1	2	3	4	5	6	7	8	9	AB	R	H	RBI	BB	SO	LOB	TOP																					
Willie Wilson, S (1, 7) Tom Poquette, L OBP: 0.500, SLG: 0.500	0-0 6-3	0-0 1-3		0-0 4-3		0-0 FC5-4 1B		0-0 G3		3	0	0	0	0	0	3																						
John Wathan, R (1, 2)	0-3 K		0-0 3-1		4-0 2B BB	0-0 FC5-4 1-2		0-0 F8		4	0	0	0	1	1	1																						
George Brett, L (1, 5)	0-0 4-3		0-0 1-4-3		0-0 1-3 2B			4-0 BB		4	1	2	1	1	0	0																						
Willie Aikens, L (1, 3)		4-0 FC5-4 BB	0-0 4-3		0-0 1-3			4-0 G6-4-3 BB	0-0 L9	3	0	0	0	2	0	3																						
Amos Otis, R (1, 8)		0-0 FC5-4 1B 1-2		0-0 1B HR 2B	0-0 F9			0-0 F9	0-0 1-3	5	2	1	0	0	0	5																						
Hal McRae, R (1, 10)		0-0 F9		0-0 HR 1B	4-0 BB			0-0 G6-4-3 1-2		3	1	1	0	1	0	2																						
Jerry Martin, R (1, 9)		0-0 BB 1B 1-2		0-3 K	0-3 K			0-0 4-3		4	0	1	0	0	2	5																						
Frank White, R (1, 4)		0-0 BB 1B 1-2 2-H		0-0 HR				0-0 F9	0-0 F7	4	1	2	4	0	0	0																						
U L Washington, S (1, 6)		4-0 1-2 2-3 BB		0-0 4-3				0-0 5-3		2	0	0	0	2	0	0																						
Inning Stats	R: 0 E: 0 K: 1 S: 5	H: 0 LOB: 0 BB: 0 P: 5	R: 1 E: 0 K: 0 S: 5	H: 2 LOB: 3 BB: 2 P: 13	R: 0 E: 0 K: 0 S: 3	H: 0 LOB: 0 BB: 0 P: 3	R: 3 E: 0 K: 1 S: 8	H: 3 LOB: 0 BB: 0 P: 8	R: 0 E: 0 K: 0 S: 4	H: 1 LOB: 3 BB: 2 P: 14	R: 1 E: 0 K: 0 S: 3	H: 1 LOB: 0 BB: 1 P: 7	R: 0 E: 0 K: 0 S: 3	H: 0 LOB: 1 BB: 1 P: 7	R: 0 E: 0 K: 0 S: 3	H: 0 LOB: 1 BB: 1 P: 7	1B: 4 2B: 2 3B: 0 HR: 2	SF: 0 SAC: 0 DP: 1 HBP: 0	WP: 0 PB: 0 SB: 0 CS: 0	PA: 41																		
PITCHER	IP	WLS	BF	H	R	ER	SO	BB	IBB	HBP	BLK	WP	HR	S	P	ERA	WHIP	PITCHER				IP	WLS	BF	H	R	ER	SO	BB	IBB	HBP	BLK	WP	HR	S	P	ERA	WHIP
Dennis Martinez, R ERA: 9.0	4.0		21	6	4	4	2	3	0	0	0	0	1	22	34	9.00	2.250																					
Sammy Stewart, R ERA: 1.8	5.0	W	20	2	1	1	1	4	0	0	0	0	1	18	34	1.80	1.200																					

Kansas City Royals @ Baltimore Orioles
Memorial Stadium, Baltimore, MD
 Mon Apr 05 1982, 3:33 AM EST
 Att: 51,958 - Unknown - 46 F

livebaseballscores.com

AB 34
R 5
H 8
RBI 5
BB 7
SO 3
LOB 20



Batter	1	2	3	4	5	6	7	8	9	AB	R	H	RBI	BB	SO	LOB	BOTTOM																						
Al Bumbry, L (1, 8) OBP: 0.600, SLG: 0.500	4-0 G4-6-3 BB	0-0 L6		0-0 L3 1B		0-0 4-3	0-0 HR 1B		4 1 2 1 1 0 2																														
Rick Dempsey, R (1, 2) OBP: 0.400, SLG: 0.250	0-0 G4-6-3 1-2		0-0 1B HR	0-0 L3 1-2		4-0 BB	0-0 F8		4 1 1 0 1 0 4																														
Dan Ford, R (1, 9) OBP: 0.600, SLG: 1.200	0-0 6-3		0-0 1-3 HR 1B	0-0 BB 1B		0-0 F7	0-0 HR		5 2 3 3 0 0 1																														
Ken Singleton, S (1, 10)		4-0 HR BB	0-0 E1 HR	4-0 BB 1B		0-3 K	4-0 FC6-4 BB		2 2 0 0 3 1 3																														
Eddie Murray, S (1, 3) OBP: 0.200, SLG: 0.800		0-0 F5	0-0 HR	0-0 F9		6-3	FC6-4		5 1 1 4 0 0 4																														
Cal Ripken Jr., R (1, 5) OBP: 0.600, SLG: 1.400		0-0 HR	0-0 6-3		0-0 6-3		0-0 1B 1B 2B	0-0 F8 2B	5 2 3 2 0 0 0																														
Gary Roenicke, R (1, 7) OBP: 0.800, SLG: 1.400		0-0 6-3 HBP 1B	0-0 HR		0-0 CS BB 1B		0-0 1-2 2B 1B	0-3 K	5 2 4 1 0 1 1																														
Lenn Sakata, R (1, 6) OBP: 0.600, SLG: 0.333		1-0 6-3 HBP	0-0 L4		4-0 CS BB		0-0 2B 1B 1B	0-0 F8	3 1 1 0 1 0 1																														
Rich Dauer, R (1, 4) OBP: 0.200, SLG: 0.400		0-0 6-3 1-2 2-3	0-0 L1		0-0 L8		0-0 1B HR 2B	0-0 1-3	5 1 1 2 0 0 5																														
Inning Stats	R: 0 E: 0 K: 0 S: 2	H: 0 LOB: 1 BB: 1 P: 6	R: 2 E: 0 K: 0 S: 5	H: 2 LOB: 2 BB: 1 P: 10	R: 5 E: 1 K: 0 S: 8	H: 4 LOB: 0 BB: 0 P: 8	R: 0 E: 0 K: 0 S: 4	H: 2 LOB: 2 BB: 1 P: 8	R: 0 E: 0 K: 1 S: 5	H: 1 LOB: 1 BB: 1 P: 7	R: 0 E: 0 K: 0 S: 9	H: 0 LOB: 1 BB: 1 P: 9	R: 6 E: 0 K: 0 S: 9	H: 6 LOB: 1 BB: 1 P: 13	R: 0 E: 0 K: 1 S: 6	H: 1 LOB: 1 BB: 0 P: 6	1B: 10 2B: 3 3B: 0 HR: 4	SF: 0 SAC: 0 DP: 2 HBP: 1	WP: 0 PB: 0 SB: 0 CS: 2	PA: 45																			
PITCHER	IP	WLS	BF	H	R	ER	SO	BB	IBB	HBP	BLK	WP	HR	S	P	ERA	WHIP	PITCHER				IP	WLS	BF	H	R	ER	SO	BB	IBB	HBP	BLK	WP	HR	S	P	ERA	WHIP	
Dennis Leonard, R ERA: 23.14	2.1	L	16	6	7	6	0	2	0	1	0	0	0	3	13	22	23.14	3.429																					
Paul Splitterff, L ERA: 4.5	4.0		18	5	2	2	1	3	0	0	0	0	0	17	29	4.50	2.000																						
Grant Jackson, L ERA: 54.0	0.2		7	4	4	4	0	1	0	0	0	0	1	6	10	54.00	7.500																						
Bud Black, L ERA:	1.0		4	1	0	0	1	0	0	0	0	0	0	6	6	0.00	1.000																						

Kansas City Royals @ Baltimore Orioles
Memorial Stadium, Baltimore, MD
 Mon Apr 05 1982, 3:33 AM EST
 Att: 51,958 - Unknown - 46 F

livebaseballscores.com


AB 38
R 13
H 16
RBI 13
BB 6
SO 2
LOB 21



Batter	1	2	3	4	5	6	7	8	9	AB	R	H	RBI	BB	SO	LOB	TOP			
Eddie Miller, S OBP: 0.250, SLG: 0.250	0-0 FC5-4 1B		0-0 5-3			0-0 F9		0-0 1-3		4	0	1	0	0	0	0				
Enos Cabell, R OBP: 0.250, SLG: 0.250	0-0 FC5-4 1-3 1-2		0-0 F8			0-0 P4		0-0 1B		4	0	1	0	0	0	1				
Kirk Gibson, L (1.8)	0-0 1-3 2-3			0-0 L6		0-0 F8		0-0 F9		4	0	0	0	0	0	2				
Larry Hemdon, R OBP: 0.500, SLG: 0.333	4-0 BB			0-0 6-3				0-0 F3		3	1	1	0	1	0	1				
John Wockenfuss, R OBP: 0.250, SLG: 0.250	0-0 F9			0-0 5-3				0-0 F3		4	1	1	0	0	0	2				
Tom Brookens, R (1.5)		0-3 K			0-0 1-3			0-0 P6		4	0	0	0	0	1	2				
Lance Parrish, R OBP: 0.250, SLG: 0.250		0-0 L8			0-0 5-3			0-0 F3		4	0	1	1	0	0	0				
Alan Trammell, R OBP: 0.333, SLG: 0.333		0-0 6-3			0-0 1B			0-0 FC5-4 1B		3	0	1	1	0	0	1				
Lou Whitaker, L (1.4)			0-0 6-3		0-0 F8			0-0 4-3		3	0	0	0	0	0	2				
Inning Stats	R: 0 E: 1 K: 0 S: 4	H: 1 LOB: 2 BB: 1 P: 8	R: 0 E: 0 K: 1 S: 5	H: 0 LOB: 0 BB: 0 P: 5	R: 0 E: 0 K: 0 S: 3	H: 0 LOB: 0 BB: 0 P: 3	R: 0 E: 0 K: 0 S: 3	H: 1 LOB: 1 BB: 0 P: 3	R: 0 E: 0 K: 0 S: 3	H: 0 LOB: 0 BB: 0 P: 3	R: 2 E: 0 K: 0 S: 6	H: 3 LOB: 1 BB: 0 P: 6	R: 0 E: 0 K: 0 S: 4	H: 1 LOB: 1 BB: 0 P: 4	R: 0 E: 0 K: 0 S: 3	H: 0 LOB: 0 BB: 0 P: 3	1B: 6 2B: 0 3B: 0 HR: 0	SF: 0 SAC: 0 DP: 0 HBP: 0	WP: 0 PB: 0 SB: 0 CS: 0	PA: 34
PITCHER Larry Gura, L ERA: 2.0	IP: 9.0 WLS: W BF: 34 H: 6 R: 2 ER: 2 SO: 1 BB: 1 IBB: 0 HBP: 0 BLK: 0 WP: 0 HR: 0 S: 35 P: 39 ERA: 2.00 WHIP: 0.778															PITCHER				

Detroit Tigers @ Kansas City Royals
Royals Stadium, Kansas City, MO
Fri Apr 09 1982, 7:05 PM EST
Att: 29,069 - Unknown - 48 F


AB 33
R 2
H 6
RBI 2
BB 1
SO 1
LOB 11



Batter	1	2	3	4	5	6	7	8	9	AB	R	H	RBI	BB	SO	LOB	BOTTOM			
Tom Poquette, L OBP: 0.500, SLG: 0.500	0-0 F8 1B HR	0-0 6-3			0-0 G6-4-3 1B		0-0 F9			4	1	2	0	0	0	1				
John Wathan, R OBP: 0.222, SLG: 0.125	0-0 F8 1B HR		0-0 5-3		0-0 G6-4-3 1-2		0-0 F2			4	1	1	0	0	0	1				
George Brett, L OBP: 0.333, SLG: 0.750	0-0 F8 1-2 2-3		0-0 P5		0-0 F7		0-0 6-3		0-0 6-3	4	0	0	0	0	0	2				
Willie Aikens, L OBP: 0.556, SLG: 0.667 Dennis Werth, R (8, PR) (9, 3)	4-0 HR IBB		0-0 2B		0-0 6-3		0-0 2B		0-0 2B	3	1	2	0	1	0	0				
Amos Otis, R OBP: 0.222, SLG: 0.667	0-0 HR		0-3 K		0-0 6-3		0-0 6-3		0-0 1-3	4	1	1	4	0	1	2				
Hal McRae, R OBP: 0.286, SLG: 0.167	0-0 L7			0-3 K		0-0 6-3				3	0	0	0	0	1	0				
Jerry Martin, R OBP: 0.286, SLG: 0.286	0-3 K			0-3 K			0-0 1B			3	0	1	0	0	2	0				
Frank White, R OBP: 0.429, SLG: 1.000		0-0 1-3		0-0 2B			0-3 K			3	0	1	0	0	1	1				
U.L. Washington, S (1.6)		0-0 F7		0-0 L8			0-0 FC1-4-6			3	0	0	0	0	0	2				
Inning Stats	R: 4 E: 0 K: 1 S: 8	H: 3 LOB: 0 BB: 1 P: 12	R: 0 E: 0 K: 0 S: 3	H: 0 LOB: 0 BB: 0 P: 3	R: 0 E: 0 K: 1 S: 6	H: 1 LOB: 1 BB: 0 P: 6	R: 0 E: 0 K: 2 S: 8	H: 1 LOB: 1 BB: 0 P: 8	R: 0 E: 0 K: 0 S: 3	H: 0 LOB: 0 BB: 0 P: 3	R: 0 E: 0 K: 1 S: 6	H: 1 LOB: 1 BB: 0 P: 6	R: 0 E: 0 K: 0 S: 4	H: 1 LOB: 1 BB: 0 P: 4	R: 0 E: 0 K: 0 S: 3	H: 0 LOB: 0 BB: 0 P: 3	1B: 4 2B: 3 3B: 0 HR: 1	SF: 0 SAC: 0 DP: 1 HBP: 0	WP: 0 PB: 0 SB: 1 CS: 0	PA: 32
PITCHER Jack Morris, R ERA: 4.5	IP: 8.0 WLS: L BF: 32 H: 8 R: 4 ER: 4 SO: 5 BB: 0 IBB: 1 HBP: 0 BLK: 0 WP: 0 HR: 1 S: 41 P: 45 ERA: 4.50 WHIP: 1.000															PITCHER				

Detroit Tigers @ Kansas City Royals
Royals Stadium, Kansas City, MO
Fri Apr 09 1982, 7:05 PM EST
Att: 29,069 - Unknown - 48 F

AB 31
R 4
H 8
RBI 4
BB 1
SO 5
LOB 9



Batter	1	2	3	4	5	6	7	8	9	AB	R	H	RBI	BB	SO	LOB	TOP								
Al Bumbry, L OBP: 0.273, SLG: 0.200 (1, 8)	0-0 4-3		0-0 1-3		0-0 2B 1B		0-0 1-3			4	1	1	0	0	0	0	Baltimore Orioles @ Kansas City Royals Royals Stadium, Kansas City, MO Tue Apr 13 1982, 7:05 PM EST Att: 14,662 - Unknown livebaseballscorecards.com								
Rich Dauer, R OBP: 0.294, SLG: 0.471 (1, 4) (8, 5)	0-0 L4		0-0 6-3		1-H 3-H 2B			0-0 6-3		4	0	1	2	0	0	0									
Ken Singleton, S OBP: 0.364, SLG: 0.176 (1, 10)	0-0 5-3			0-0 F8	0-0 K			0-0 4-3		4	0	0	0	0	1	1									
Eddie Murray, S OBP: 0.545, SLG: 1.000 (1, 3)		0-0 6-3 2B		0-0 HR	0-3 K			0-0 1B 1B		4	2	3	1	0	1	1									
Dan Ford, R OBP: 0.429, SLG: 0.526 (1, 9)		0-0 F8		0-0 F7		0-0 G4-6-3 1B		0-0 FC4-6 1B		4	0	2	0	0	0	1									
Cal Ripken Jr., R OBP: 0.211, SLG: 0.421 (8, PH) Terry Crowley, L Bobby Bonner, R OBP: 0.500, SLG: 0.500 (8, 6)		0-0 6-3		0-0 1-3		0-0 G4-6-3 1-2		0-0 FC4-6 1-2		3	0	0	0	0	0	2									
Gary Roenicke, R OBP: 0.467, SLG: 0.929 (9, PH) Jim Dwyer, L (9, PH)		0-0 2-3 2B		0-0 K	0-0 HR	0-3 K		0-0 F8		3	1	2	2	0	1	0									
Lenn Sakata, R OBP: 0.353, SLG: 0.267 (8, 4) John Lowenstein, L OBP: 0.200, SLG: 0.200 (9, PH)		0-0 3-H F7		0-0 1-3		0-0 G4-6-3 1B		0-0 4-3		3	0	1	0	0	0	1									
Rick Dempsey, R OBP: 0.375, SLG: 0.167 (9, PH) Joe Nolan, L (9, PH)			0-0 F9		0-0 1B 2B 1B		0-0 G4-6-3 1-2	0-0 4-3		3	1	1	0	0	0	1									
Inning Stats	R: 0 E: 0 K: 0 S: 3	H: 0 LOB: 0 BB: 0 P: 3	R: 1 E: 0 K: 0 S: 5	H: 2 LOB: 1 BB: 0 P: 5	R: 0 E: 0 K: 0 S: 3	H: 0 LOB: 0 BB: 0 P: 3	R: 1 E: 0 K: 0 S: 4	H: 1 LOB: 0 BB: 0 P: 4	R: 3 E: 0 K: 2 S: 11	H: 4 LOB: 1 BB: 0 P: 11	R: 0 E: 0 K: 1 S: 5	H: 1 LOB: 0 BB: 0 P: 5	R: 0 E: 0 K: 0 S: 3	H: 1 LOB: 0 BB: 0 P: 3	R: 0 E: 0 K: 0 S: 5	H: 2 LOB: 2 BB: 0 P: 5		R: 0 E: 0 K: 0 S: 3	H: 0 LOB: 0 BB: 0 P: 3	1B: 6 2B: 3 3B: 0 HR: 2	SF: 0 SAC: 0 DP: 2 HBP: 0	WP: 0 PB: 0 SB: 0 CS: 0	PA: 36		
PITCHER	IP	WLS	BF	H	R	ER	SO	BB	IBB	HBP	BLK	WP	HR	S	P	ERA	WHIP								
Larry Gura, L ERA: 4.73 (1, 1)	4.1		20	7	5	5	0	0	0	0	0	0	2	20	20	10.38	1.615								
Dave Frost, R ERA: (5, 1)	1.2	W	6	2	0	0	3	0	0	0	0	0	0	12	12	0.00	1.200								
Dan Quisenberry, R ERA: (7, 1)	3.0	S	10	2	0	0	0	0	0	0	0	0	0	10	10	0.00	0.667								

Batter	1	2	3	4	5	6	7	8	9	AB	R	H	RBI	BB	SO	LOB	BOTTOM								
Tom Poquette, L OBP: 0.368, SLG: 0.353 (1, 7)	0-0 6-3		4-0 1B BB		0-0 FC5-4 1B	0-3 K		0-0 F9		4	0	1	0	1	1	0	Baltimore Orioles @ Kansas City Royals Royals Stadium, Kansas City, MO Tue Apr 13 1982, 7:05 PM EST Att: 14,662 - Unknown livebaseballscorecards.com								
John Wathan, R OBP: 0.273, SLG: 0.286 (1, 2)	0-0 1-3		0-0 1-2 1B		0-0 FC5-4 1B 1B SF9	0-0 BB 1B		0-0 4-3		5	2	2	0	0	0	2									
George Brett, L OBP: 0.227, SLG: 0.550 (1, 5)	0-0 4-3		0-0 F5		0-0 SF9 2B 1B	0-3 K		0-0 3-1		5	1	1	1	0	1	3									
Willie Aikens, L OBP: 0.333, SLG: 0.294 (9, 3) Dennis Werth, R (9, 3)		0-0 6-3		0-0 F7	0-0 2B 1B 1B	4-0 PO 1B BB				3	1	1	0	1	0	0									
Amos Otis, R OBP: 0.300, SLG: 0.684 (1, 8)		0-0 F8		0-0 6-3	0-0 SF9	0-0 1-2 2-H 1B				3	0	1	2	0	0	0									
Hal McRae, R OBP: 0.388, SLG: 0.333 (1, 10)		4-0 BB BB		0-0 BB 1B	0-0 1-3 1B 2B	0-0 PO 2-3		4-0 5-3 BB		2	1	2	1	2	0	0									
Jerry Martin, R OBP: 0.333, SLG: 0.313 (1, 9)		0-3 K		4-0 1-2 BB	0-0 1B S 1B			0-0 5-3		3	0	1	2	1	1	2									
Frank White, R OBP: 0.333, SLG: 0.529 (1, 4)			0-0 F7		0-3 K	0-0 FC5-4 1B		0-3 K		4	0	1	0	0	2	3									
U L Washington, S OBP: 0.333, SLG: 0.143 (1, 6)			0-0 4-3		0-0 FC5-4 1B FC5-4		0-3 K			4	1	1	0	0	1	3									
Inning Stats	R: 0 E: 0 K: 0 S: 3	H: 0 LOB: 0 BB: 0 P: 3	R: 0 E: 0 K: 1 S: 5	H: 0 LOB: 1 BB: 1 P: 9	R: 0 E: 0 K: 1 S: 6	H: 1 LOB: 2 BB: 1 P: 10	R: 5 E: 0 K: 0 S: 10	H: 7 LOB: 2 BB: 0 P: 10	R: 1 E: 0 K: 2 S: 8	H: 2 LOB: 1 BB: 1 P: 12	R: 0 E: 0 K: 2 S: 7	H: 0 LOB: 1 BB: 1 P: 11	R: 0 E: 0 K: 0 S: 3	H: 0 LOB: 0 BB: 0 P: 3	1B: 10 2B: 1 3B: 0 HR: 0	SF: 1 SAC: 0 DP: 0 HBP: 0		WP: 0 PB: 0 SB: 1 CS: 0	PA: 40						
PITCHER	IP	WLS	BF	H	R	ER	SO	BB	IBB	HBP	BLK	WP	HR	S	P	ERA	WHIP								
Jim Palmer, R ERA: 9.64 (1, 1)	4.2		24	7	5	5	2	3	0	0	0	0	0	25	37	9.64	2.143								
Sammy Stewart, R ERA: 1.86 (5, 1)	3.1	L	15	4	1	1	4	2	0	0	0	0	0	21	29	2.70	1.800								

Batter	1	2	3	4	5	6	7	8	9	AB	R	H	RBI	BB	SO	LOB	TOP										
Al Bumbry, L OBP: 0.259, SLG: 0.200 (1, 8)	0-0 4-3		0-0 G1-4-3		0-0 E7 3-1 2B	0-0 F7		0-0 FC2-5 G4-6-3	5 1 1 0 0 0 5																		
Joe Nolan, L (1, 2)	0-0 4-3		4-0 BB		0-0 3-1		0-0 F9	0-0 G4-6-3	4 0 0 1 1 0 3																		
Ken Singleton, S OBP: 0.346, SLG: 0.238 (1, 10)	0-3 K		0-0 4-3		0-0 WP 2B		0-3 K		4 0 1 1 0 2 1																		
Eddie Murray, S OBP: 0.538, SLG: 0.960 (1, 3)		0-0 G3		0-0 2B	0-0 WP IBB		0-0 F9		3 0 1 0 1 0 0																		
Dan Ford, R OBP: 0.360, SLG: 0.435 (1, 9)		0-0 6-3		0-0 F8	0-0 6-3		0-3 K		4 0 0 0 0 1 3																		
Gary Roenicke, R OBP: 0.474, SLG: 0.813 (1, 7)		1-0 HBP		0-0 5-3		4-0 FC5-4 BB		0-0 P6	2 0 0 0 1 0 1																		
Cal Ripken Jr., R OBP: 0.174, SLG: 0.348 (1, 5)		0-0 F9		0-0 5-3		0-0 FC5-4 1B		0-0 F8	4 0 0 0 0 0 3																		
Lenn Sakata, R OBP: 0.429, SLG: 0.500 (9, 4)			0-0 HR		0-0 F8	0-0 1-2 1B		4-0 FC2-5 BB	3 1 2 1 1 0 0																		
Rich Dauer, R OBP: 0.381, SLG: 0.500 (1, 4)			0-0 G1-4-3 1B		0-0 E 3-1 1B		0-3 K	4-0 FC2-5 BB	3 1 2 0 1 1 2																		
Bobby Bonner, R OBP: 0.500, SLG: 0.500 (9, PR)									0 0 0 0 0 0 0																		
Inning Stats	R: 0 E: 0 K: 1 S: 5	H: 0 LOB: 0 BB: 0 P: 5	R: 0 E: 0 K: 0 S: 3	H: 0 LOB: 1 BB: 0 P: 4	R: 1 E: 0 K: 0 S: 4	H: 2 LOB: 1 BB: 1 P: 8	R: 0 E: 0 K: 0 S: 4	H: 1 LOB: 1 BB: 0 P: 4	R: 2 E: 1 K: 0 S: 6	H: 3 LOB: 2 BB: 1 P: 10	R: 0 E: 0 K: 1 S: 6	H: 1 LOB: 2 BB: 1 P: 10	R: 0 E: 0 K: 1 S: 5	H: 0 LOB: 0 BB: 0 P: 5	R: 0 E: 0 K: 1 S: 5	H: 0 LOB: 0 BB: 0 P: 5	R: 0 E: 0 K: 0 S: 2	H: 0 LOB: 0 BB: 2 P: 10	1B: 4 2B: 2 3B: 0 HR: 1	SF: 0 SAC: 0 DP: 2 HBP: 1	WP: 1 PB: 0 SB: 0 CS: 0	PA: 38					
PITCHER	IP	WLS	BF	H	R	ER	SO	BB	IBB	HBP	BLK	WP	HR	S	P	ERA	WHIP										
Dennis Leonard, R ERA: 6.6 (1, 1)	7.0		31	7	3	3	3	2	1	1	0	1	1	33	46	3.86	1.286										
Dave Frost, R ERA: (8, 1)	2.0	W	7	0	0	0	1	2	0	0	0	0	0	7	15	0.00	1.000										

Baltimore Orioles @ Kansas City Royals
Royals Stadium, Kansas City, MO
Wed Apr 14 1982, 7:05 PM EST
Att: 20,382 - Unknown

AB	32
R	3
H	7
RBI	3
BB	5
SO	4
LOB	18



Batter	1	2	3	4	5	6	7	8	9	AB	R	H	RBI	BB	SO	LOB	BOTTOM										
U L Washington, S OBP: 0.348, SLG: 0.211 (1, 6)	0-0 1-3		0-0 P6		0-0 G3		0-0 G4-3-6 1B		0-0 5-3 1B	5 1 2 0 0 0 1																	
John Wathan, R OBP: 0.296, SLG: 0.346 (1, 2)	0-0 2B		0-0 S 1B		0-0 1-3		0-0 G4-3-6		0-0 5-3	5 1 2 1 0 0 2																	
George Brett, L OBP: 0.222, SLG: 0.458 (1, 5)	0-3 K		0-0 P2		0-0 F7		0-0 F7		4-0 1B IBB	4 0 0 0 1 1 2																	
Amos Otis, R OBP: 0.333, SLG: 0.652 (1, 8)	0-0 F8		0-0 1-2 1B		0-0 F8		0-0 F8		0-0 CI BB S	4 0 2 2 0 0 1																	
Hal McRae, R OBP: 0.318, SLG: 0.263 (1, 7)		0-0 5-3		0-0 F8		0-0 F8		0-0 5-3	4 0 0 0 0 0 2																		
Lee May, R OBP: 0.750, SLG: 0.500 (1, 10)	0-3 K		0-0 G4-6-3 BB 1B		0-0 FC5 BB		4-0 FC5 BB		4-0 BB BB	2 0 1 0 2 1 0																	
Jerry Martin, R OBP: 0.455, SLG: 0.556 (1, 9)		0-0 HR		4-0 G4-6-3 BB		0-0 FC5 1B		0-0 FC5 BB	2 1 2 1 2 0 0																		
Dennis Werth, R (1, 3)		0-0 L5		0-0 G4-6-3		0-0 FC5		0-0 F9	4 0 0 0 0 0 7																		
Frank White, R OBP: 0.318, SLG: 0.524 (1, 4)			0-0 E8 1B 2B		0-0 F8		0-0 F8		0-0 6-3	4 1 1 0 0 0 1																	
Inning Stats	R: 0 E: 0 K: 1 S: 6	H: 1 LOB: 1 BB: 0 P: 6	R: 1 E: 0 K: 1 S: 6	H: 1 LOB: 0 BB: 0 P: 6	R: 2 E: 1 K: 0 S: 6	H: 3 LOB: 1 BB: 0 P: 6	R: 0 E: 0 K: 0 S: 3	H: 1 LOB: 1 BB: 1 P: 7	R: 0 E: 0 K: 0 S: 3	H: 0 LOB: 0 BB: 0 P: 3	R: 0 E: 0 K: 0 S: 4	H: 1 LOB: 2 BB: 1 P: 8	R: 0 E: 0 K: 0 S: 3	H: 1 LOB: 0 BB: 0 P: 3	R: 0 E: 1 K: 0 S: 4	H: 0 LOB: 3 BB: 2 P: 12	R: 1 E: 0 K: 0 S: 4	H: 2 LOB: 2 BB: 1 P: 8	1B: 7 2B: 2 3B: 0 HR: 1	SF: 0 SAC: 0 DP: 2 HBP: 0	WP: 0 PB: 0 SB: 2 CS: 0	PA: 40					
PITCHER	IP	WLS	BF	H	R	ER	SO	BB	IBB	HBP	BLK	WP	HR	S	P	ERA	WHIP										
Scott McGregor, L ERA: 2.7 (1, 1)	7.2		33	8	3	3	2	3	0	0	0	0	0	34	46	3.52	1.435										
Don Stanhouse, R ERA: 3.66 (8, 1)	1.0	L	7	2	1	1	0	1	1	0	0	0	0	5	13	9.00	3.000										

Baltimore Orioles @ Kansas City Royals
Royals Stadium, Kansas City, MO
Wed Apr 14 1982, 7:05 PM EST
Att: 20,382 - Unknown

AB	34
R	4
H	10
RBI	4
BB	5
SO	2
LOB	16



Batter	1	2	3	4	5	6	7	8	9	AB	R	H	RBI	BB	SO	LOB	TOP			
Tom Poquette, L (1, 7) OBP: 0.348, SLG: 0.300										3	0	0	0	1	1	1	Kansas City Royals @ Cleveland Indians Cleveland Municipal Stadium, Cleveland, OH Fri Apr 16 1982, 6:05 PM EST Alt. 6,360 - Unknown - 69 F livebaseballscorecards.com			
John Wathan, R (1, 2) OBP: 0.290, SLG: 0.310										3	1	0	0	1	0	1				
George Brett, L (1, 5) OBP: 0.290, SLG: 0.519										3	1	2	1	1	1	0				
Amos Otis, R (1, 8) OBP: 0.321, SLG: 0.593										4	0	1	0	0	2	3				
Hal McRae, R (1, 10) OBP: 0.308, SLG: 0.261										4	0	1	1	0	0	3				
Lee May, R (1, 3) OBP: 0.500, SLG: 0.333										4	1	1	0	0	3	2				
Dennis Werth, R (8, 3)										0	0	0	0	0	0	0				
Jerry Martin, R (1, 9) OBP: 0.385, SLG: 0.455										4	0	0	0	0	2	2				
Frank White, R (1, 4) OBP: 0.269, SLG: 0.440										4	0	0	0	0	2	2				
U L Washington, S (1, 6) OBP: 0.333, SLG: 0.304										4	0	1	1	0	0	0				
Inning Stats	R: 0 E: 0 K: 1 S: 6	H: 1 LOB: 2 BB: 1 P: 10	R: 0 E: 0 K: 3 S: 9	H: 0 LOB: 0 BB: 0 P: 9	R: 1 E: 0 K: 0 S: 4	H: 1 LOB: 1 BB: 1 P: 8	R: 0 E: 0 K: 2 S: 8	H: 1 LOB: 1 BB: 0 P: 8	R: 0 E: 0 K: 1 S: 5	H: 0 LOB: 0 BB: 0 P: 5	R: 1 E: 0 K: 1 S: 7	H: 2 LOB: 1 BB: 0 P: 7	R: 1 E: 1 K: 1 S: 6	H: 1 LOB: 1 BB: 1 P: 10	R: 0 E: 0 K: 0 S: 3	H: 0 LOB: 0 BB: 0 P: 3	1B: 4 2B: 1 3B: 1 HR: 0	SF: 0 SAC: 0 DP: 0 HBP: 0	WP: 0 PB: 0 SB: 2 CS: 0	PA: 36
PITCHER	IP WLS BF H R ER SO BB IBB HBP BLK WP HR S P ERA WHIP																			
Len Barker, R (1, 1) ERA: 1.69	7.0 L 28 5 2 2 10 2 0 0 0 0 0 0 46 54 2.57 1.000																			
Dan Spillner, R (8, 1) ERA:	2.0 S 8 1 1 0 1 1 0 0 0 0 0 0 9 13 0.00 1.000																			

Batter	1	2	3	4	5	6	7	8	9	AB	R	H	RBI	BB	SO	LOB	BOTTOM			
Miguel Dilone, S (1, 7) OBP: 0.278, SLG: 0.250										4	0	0	0	0	1	0	Kansas City Royals @ Cleveland Indians Cleveland Municipal Stadium, Cleveland, OH Fri Apr 16 1982, 6:05 PM EST Alt. 6,360 - Unknown - 69 F livebaseballscorecards.com			
Toby Harrah, R (1, 5) OBP: 0.571, SLG: 0.870										4	1	1	1	0	0	0				
Mike Hargrove, L (1, 3) OBP: 0.393, SLG: 0.211										4	0	1	0	0	0	0				
Rod Craig, S (9, PR)										0	0	0	0	0	0	0				
Andre Thornton, R (1, 10) OBP: 0.357, SLG: 0.600										3	0	1	0	1	0	1				
Jack Perconte, L (9, PR) OBP: 0.304, SLG: 0.409										0	0	0	0	0	0	0				
Joe Charboneau, R (1, 9) OBP: 0.143, SLG: 0.143										3	0	0	0	0	2	1				
Von Hayes, L (9, PH) OBP: 0.300, SLG: 0.300										1	0	0	0	0	0	2				
Chris Bando, S (1, 2) OBP: 0.231, SLG: 0.167										3	0	0	0	0	1					
Ron Hassey, L (9, PH) OBP: 0.308, SLG: 0.333										1	0	0	0	1	2					
Rick Manning, L (1, 8) OBP: 0.346, SLG: 0.320										3	0	1	0	0	0	0				
Alan Bannister, R (1, 4) OBP: 0.385, SLG: 0.200										3	0	0	0	0	2					
Jerry Dybzinski, R (1, 6) OBP: 0.350, SLG: 0.471										2	0	0	0	1	0					
Bake McBride, L (8, PH) OBP: 0.529, SLG: 0.600										1	0	0	0	0	0					
Mike Fischlin, R (9, 6)										0	0	0	0	0	0					
Inning Stats	R: 0 E: 0 K: 0 S: 3	H: 0 LOB: 0 BB: 0 P: 3	R: 0 E: 0 K: 1 S: 6	H: 1 LOB: 2 BB: 1 P: 10	R: 1 E: 0 K: 0 S: 4	H: 1 LOB: 0 BB: 0 P: 4	R: 0 E: 0 K: 1 S: 5	H: 0 LOB: 0 BB: 0 P: 5	R: 0 E: 0 K: 1 S: 5	H: 0 LOB: 0 BB: 0 P: 5	R: 1 E: 1 K: 1 S: 6	H: 0 LOB: 1 BB: 0 P: 6	R: 0 E: 0 K: 0 S: 3	H: 0 LOB: 0 BB: 0 P: 3	R: 0 E: 0 K: 0 S: 3	H: 2 LOB: 2 BB: 0 P: 7	1B: 3 2B: 0 3B: 0 HR: 1	SF: 0 SAC: 0 DP: 0 HBP: 0	WP: 0 PB: 0 SB: 0 CS: 0	PA: 33
PITCHER	IP WLS BF H R ER SO BB IBB HBP BLK WP HR S P ERA WHIP																			
Vida Blue, L (1, 1) ERA: 1.13	7.0 W 25 2 1 1 4 1 0 0 0 0 0 1 32 36 1.29 0.429																			
Dan Quisenberry, R (8, 1) ERA:	2.0 S 8 2 0 0 1 0 0 0 0 0 0 0 10 10 0.00 1.000																			

Batter	1	2	3	4	5	6	7	8	9	AB	R	H	RBI	BB	SO	LOB	TOP								
Willie Wilson, S (1, 7) Tom Poquette, L (4, 7) OBP: 0.200, SLG: 0.200 OBP: 0.324, SLG: 0.290	F8		1B		F2			F8		2	0	1	0	0	0	0									
John Wathan, R (1, 2) OBP: 0.297, SLG: 0.279	4-3		K		PO	6-3		6-3		4	0	0	0	0	0	1									
George Brett, L (1, 5) OBP: 0.356, SLG: 0.538	F2			6-3		G4-6-3 1B			K	4	0	1	0	0	1	0									
Willie Aikens, L (1, 3) Dennis Werth, R (9, PR) OBP: 0.367, SLG: 0.320		L9		1B BB		G4-6-3			1B	3	0	1	0	1	0	1									
Amos Otis, R (1, 8) OBP: 0.310, SLG: 0.550	L7			F9					F9	4	0	1	0	0	0	2									
Hal McRae, R (1, 10) OBP: 0.359, SLG: 0.424	6-3			1B					F8	4	1	2	0	0	0	1									
Jerry Martin, R (1, 9) OBP: 0.474, SLG: 0.625			HR	F3						3	1	2	2	0	0	2									
Frank White, R (1, 4) OBP: 0.316, SLG: 0.514			5-3		PO 1B					3	0	1	0	0	0	1									
U L Washington, S (1, 6) OBP: 0.297, SLG: 0.250			6-3		F8				2-3	3	0	0	0	0	0	1									
Inning Stats	R: 0 E: 0 K: 0 S: 3	H: 0 LOB: 0 BB: 0 P: 3	R: 0 E: 0 K: 0 S: 3	H: 0 LOB: 0 BB: 0 P: 3	R: 1 E: 0 K: 1 S: 7	H: 2 LOB: 1 BB: 0 P: 7	R: 0 E: 0 K: 0 S: 4	H: 1 LOB: 2 BB: 1 P: 8	R: 0 E: 0 K: 0 S: 3	H: 1 LOB: 0 BB: 0 P: 3	R: 0 E: 0 K: 0 S: 3	H: 1 LOB: 0 BB: 0 P: 3	R: 1 E: 0 K: 0 S: 4	H: 3 LOB: 0 BB: 0 P: 4	R: 0 E: 0 K: 0 S: 3	H: 0 LOB: 1 BB: 0 P: 6	R: 0 E: 0 K: 1 S: 6	H: 1 LOB: 1 BB: 0 P: 6	1B: 7 2B: 0 3B: 1 HR: 1	SF: 0 SAC: 0 DP: 2 HBP: 0	WP: 0 PB: 0 SB: 0 CS: 0	PA: 34			
PITCHER	IP	WLS	BF	H	R	ER	SO	BB	IBB	HBP	BLK	WP	HR	S	P	ERA	WHIP								
Larry Pashnick, R (1, 1) ERA: 2.45	7.0		26	8	2	2	1	1	0	0	0	0	1	27	31	2.57	1.286								
Kevin Saucier, L (8, 1) ERA: 1.94	1.1	W	5	1	0	0	1	0	0	0	0	0	0	7	7	0.00	0.750								
Elias Sosa, R (9, 1) ERA: 3.18	0.2	S	2	0	0	0	0	0	0	0	0	0	0	2	2	0.00	0.000								

Kansas City Royals @ Detroit Tigers
Tiger Stadium, Detroit, MI
Mon Apr 19 1982, 6:05 PM EST
Att: 10,809 - Unknown - 64 F

AB 32
R 2
H 9
RBI 2
BB 1
SO 2
LOB 10



Batter	1	2	3	4	5	6	7	8	9	AB	R	H	RBI	BB	SO	LOB	BOTTOM								
Chet Lemon, R (1, 9) OBP: 0.381, SLG: 0.333			B2-3		G4-6-3		4-3			4	0	1	0	0	0	2									
Enos Cabell, R (1, 3) OBP: 0.444, SLG: 0.682	K		E7 1B			4-3 2B		HR 1B		4	1	3	0	0	1	1									
Kirk Gibson, L (1, 8) OBP: 0.171, SLG: 0.211	K			BB		4-3		HR 1B		3	1	1	2	1	1	2									
Larry Herndon, R (1, 7) OBP: 0.333, SLG: 0.300	2-3		F9			L6		1-3		4	0	0	0	0	0	4									
John Wockenfuss, R (1, 2) OBP: 0.364, SLG: 0.286		F4			F8		F7		4-3	2	0	0	0	0	0	0									
Richie Hebner, L (6, PH) OBP: 0.200, SLG: 0.200										1	0	0	0	0	0	1									
Lance Parrish, R (7, 2) OBP: 0.167, SLG: 0.167										1	0	0	0	0	0	0									
Tom Brookens, R (1, 5) OBP: 0.296, SLG: 0.250		1B BB			1-3		K		FC5-4 1B	1	0	0	0	1	0	0									
Howard Johnson, S (7, PH) OBP: 0.250, SLG: 0.250										2	0	1	0	0	1	0									
Mick Kelleher, R (9, 5)										0	0	0	0	0	0	0									
Glenn Wilson, R (1, 10) OBP: 0.429, SLG: 0.667		CS 1B			4-3		HR		FC5-4	4	1	2	1	0	0	1									
Alan Trammell, R (1, 6) OBP: 0.263, SLG: 0.286		L5								3	0	0	0	0	0	2									
Lou Whitaker, L (1, 4) OBP: 0.297, SLG: 0.303			F8							3	0	2	0	0	0	0									
Inning Stats	R: 0 E: 0 K: 2 S: 8	H: 1 LOB: 1 BB: 0 P: 8	R: 0 E: 0 K: 0 S: 3	H: 1 LOB: 1 BB: 1 P: 7	R: 0 E: 1 K: 0 S: 4	H: 1 LOB: 2 BB: 1 P: 8	R: 0 E: 0 K: 0 S: 3	H: 0 LOB: 0 BB: 0 P: 3	R: 0 E: 0 K: 0 S: 3	H: 1 LOB: 0 BB: 0 P: 3	R: 0 E: 0 K: 0 S: 4	H: 1 LOB: 1 BB: 0 P: 4	R: 1 E: 0 K: 1 S: 7	H: 2 LOB: 1 BB: 0 P: 7	R: 2 E: 0 K: 0 S: 6	H: 3 LOB: 1 BB: 0 P: 6	R: 2 E: 0 K: 0 S: 6	H: 3 LOB: 1 BB: 0 P: 6	1B: 6 2B: 2 3B: 0 HR: 2	SF: 0 SAC: 0 DP: 1 HBP: 0	WP: 0 PB: 0 SB: 0 CS: 1	PA: 34			
PITCHER	IP	WLS	BF	H	R	ER	SO	BB	IBB	HBP	BLK	WP	HR	S	P	ERA	WHIP								
Paul Spittorff, L (1, 1) ERA: 2.0	5.0		19	4	0	0	2	2	0	0	0	0	0	21	29	0.00	1.200								
Dave Frost, R (6, 1) ERA: 2.45	1.1		6	2	1	1	1	0	0	0	0	0	1	8	8	6.75	1.500								
Dan Quisenberry, R (7, 1) ERA: 1.69	1.2	L	9	4	2	2	0	0	0	0	0	0	1	9	9	10.80	2.400								

Kansas City Royals @ Detroit Tigers
Tiger Stadium, Detroit, MI
Mon Apr 19 1982, 6:05 PM EST
Att: 10,809 - Unknown - 64 F

AB 32
R 3
H 10
RBI 3
BB 2
SO 3
LOB 13



Batter	1	2	3	4	5	6	7	8	9	AB	R	H	RBI	BB	SO	LOB	TOP			
Tom Poquette, L (1, 7) OBP: 0.316, SLG: 0.265	4-0 BB		0-0 F2		0-0 F9			0-0 F6		3	0	0	0	1	0	1	Kansas City Royals @ Detroit Tigers Tiger Stadium, Detroit, MI Tue Apr 20 1982, 6:05 PM EST Att: 10,654 - Unknown - 53 F			
John Wathan, R (1, 2) OBP: 0.271, SLG: 0.267 Jamie Quirk, L (8, PH) (8, 2)	0-3 K		4-0 BB			0-3 K		0-0 F9		2	0	0	0	1	2	1				
George Brett, L (1, 5) OBP: 0.327, SLG: 0.488	0-3 K		0-0 L9			0-3 K		0-0 4-3		4	0	0	0	0	2	3				
Willie Aikens, L (1, 3) OBP: 0.324, SLG: 0.276	0-0 F8		0-3 K			0-0 F8			0-0 4-3	4	0	0	0	0	1	2				
Amos Otis, R (1, 8) OBP: 0.304, SLG: 0.512		4-0 1B BB		0-0 F7			0-0 6-3		0-0 F9	3	0	0	0	1	0	0				
Hal McRae, R (1, 10) OBP: 0.348, SLG: 0.389		0-0 L9		0-0 5-3			4-0 BB		0-3 K	3	0	0	0	1	1	1				
Jerry Martin, R (1, 9) OBP: 0.463, SLG: 0.600		0-0 1-2 1B		0-0 5-3			0-3 K			3	0	1	0	0	1	1				
Frank White, R (1, 4) OBP: 0.300, SLG: 0.487 Kelly Heath, R (6, 4)		0-0 F9			0-0 P5		0-0 L8			2	0	0	0	0	0	2				
U L Washington, S (1, 6) OBP: 0.300, SLG: 0.235	0-3 K				0-3 K			4-0 BB		2	0	0	0	1	2	2				
Inning Stats	R: 0 E: 0 K: 2 S: 7	H: 0 LOB: 1 BB: 1 P: 11	R: 0 E: 0 K: 1 S: 6	H: 1 LOB: 2 BB: 1 P: 10	R: 0 E: 0 K: 1 S: 5	H: 0 LOB: 1 BB: 1 P: 9	R: 0 E: 0 K: 0 S: 3	H: 0 LOB: 0 BB: 0 P: 3	R: 0 E: 0 K: 1 S: 5	H: 0 LOB: 0 BB: 0 P: 5	R: 0 E: 0 K: 1 S: 5	H: 0 LOB: 1 BB: 1 P: 9	R: 0 E: 0 K: 0 S: 3	H: 0 LOB: 0 BB: 1 P: 7	R: 0 E: 0 K: 1 S: 5	H: 0 LOB: 0 BB: 0 P: 5		1B: 1 2B: 0 3B: 0 HR: 0	SF: 0 SAC: 0 DP: 0 HBP: 0	WP: 0 PB: 0 SB: 0 CS: 0
PITCHER Mitt Wilcox, R (1, 1) ERA: 3.65	IP: 9.0 WLS: W BF: 33	H: 1 R: 0 ER: 0 SO: 9	BB: 5 IBB: 0 HBP: 0 BLK: 0	WP: 0 HR: 0 S: 46 P: 66	ERA: 0.00 WHIP: 0.667	PITCHER										ERA: 0.00 WHIP: 0.667				

Batter	1	2	3	4	5	6	7	8	9	AB	R	H	RBI	BB	SO	LOB	BOTTOM	
Chet Lemon, R (1, 10) OBP: 0.346, SLG: 0.348	0-0 F7			0-0 5-3		0-0 G5-4-3		0-0 L7		5	1	1	2	0	0	2	Kansas City Royals @ Detroit Tigers Tiger Stadium, Detroit, MI Tue Apr 20 1982, 6:05 PM EST Att: 10,654 - Unknown - 53 F	
Enos Cabell, R (1, 3) OBP: 0.440, SLG: 0.673	0-0 CS		0-0 2B		0-3 K		0-0 5-3		0-0 4-3	5	0	2	1	0	1	1		
Kirk Gibson, L (1, 8) OBP: 0.178, SLG: 0.214	0-0 L3		0-0 4-3		0-0 G5-4-3 1B		0-3 K			4	0	1	0	0	1	2		
Larry Herndon, R (1, 7) OBP: 0.313, SLG: 0.279 Lynn Jones, R (7, PH) (8, 7)		0-0 P4			0-0 G5-4-3		0-0 BB		0-0 1B	3	0	0	0	0	0	2		
John Wockenfuss, R (1, 2) OBP: 0.405, SLG: 0.300		0-0 1B 2B		0-0 F9		4-0 BB		4-0 1-2 BB		2	1	1	0	2	0	0		
Tom Brookens, R (1, 5) OBP: 0.300, SLG: 0.259 Howard Johnson, S (7, PH) (8, 5)		0-0 1-2 2B		0-0 F7		0-0 F8		0-0 F5		3	1	1	0	0	0	1		
Glenn Wilson, R (1, 9) OBP: 0.500, SLG: 0.813		0-0 1-1 2H 1B		0-0 2B		0-0 2B		0-0 F9		4	2	3	2	0	0	2		
Alan Trammell, R (1, 6) OBP: 0.286, SLG: 0.316		4-0 1B 2B		0-0 P2		0-0 1B G5-4-3		0-0 E6		3	2	1	1	1	0	1		
Lou Whitaker, L (1, 4) OBP: 0.325, SLG: 0.333 Mick Kelleher, R (8, PH) (9, 4)		0-0 1-2 2H 2B		0-0 5-3		0-0 G5-4-3 1B		0-0 P5		3	1	2	1	0	0	0		
Inning Stats	R: 0 E: 0 K: 0 S: 3	H: 1 LOB: 0 BB: 0 P: 3	R: 6 E: 0 K: 0 S: 9	H: 6 LOB: 1 BB: 1 P: 13	R: 0 E: 0 K: 1 S: 5	H: 0 LOB: 0 BB: 0 P: 5	R: 0 E: 0 K: 0 S: 3	H: 0 LOB: 0 BB: 0 P: 7	R: 2 E: 0 K: 0 S: 5	H: 3 LOB: 0 BB: 0 P: 5	R: 0 E: 0 K: 1 S: 6	H: 1 LOB: 2 BB: 1 P: 10	R: 0 E: 1 K: 0 S: 4	H: 0 LOB: 1 BB: 0 P: 4	1B: 8 2B: 5 3B: 0 HR: 0	SF: 0 SAC: 0 DP: 2 HBP: 0		WP: 0 PB: 0 SB: 0 CS: 1
PITCHER Vida Blue, L (1, 1) ERA: 4.15 Jim Wright, R (2, 1) ERA: 3.19 Grant Jackson, L (8, 1) ERA: 8.44	IP: 1.1 WLS: L BF: 10	H: 6 R: 6 ER: 6 SO: 6	BB: 1 IBB: 0 HBP: 0 BLK: 0	WP: 0 HR: 0 S: 26 P: 34	ERA: 40.50 WHIP: 5.250	PITCHER										ERA: 0.00 WHIP: 0.000		

Batter	1	2	3	4	5	6	7	8	9	AB	R	H	RBI	BB	SO	LOB	TOP			
U L Washington, S (1, 6) OBP: 0.273, SLG: 0.211	L6		L8		FC6-4			F8		4	0	0	0	0	0	1				
John Wathan, R (1, 2) OBP: 0.288, SLG: 0.286	1B		1B			5-3		F9		4	0	2	0	0	0	0				
George Brett, L (1, 5) OBP: 0.302, SLG: 0.447	P6		4-3				F9		4-3	4	0	0	0	0	0	2				
Amos Otis, R (1, 8) OBP: 0.300, SLG: 0.511	4-3			6-3					6-3	4	0	1	0	0	0	1				
Hal McRae, R (1, 10) OBP: 0.319, SLG: 0.350		5-3		K					4-3	4	0	0	0	0	1	1				
Willie Aikens, L (1, 3) OBP: 0.297, SLG: 0.250		L8		1-3						3	0	0	0	0	0	0				
Jerry Martin, R (1, 9) OBP: 0.432, SLG: 0.553			K					F9		3	0	0	0	0	2	0				
Greg Pryor, R (1, 4) OBP: 0.250, SLG: 1.000				HR				6-3		3	1	1	1	0	0	0				
Tom Poquette, L (1, 7) OBP: 0.300, SLG: 0.250										2	0	0	0	0	0	1				
Lee May, R (8, PH) OBP: 0.429, SLG: 0.333										1	0	0	0	0	0	0				
Cesar Geronimo, L (8, 7)										0	0	0	0	0	0	0				
Inning Stats	R: 0 E: 0 K: 0 S: 4	H: 1 LOB: 1 BB: 0 P: 4	R: 0 E: 0 K: 1 S: 5	H: 0 LOB: 0 BB: 0 P: 5	R: 1 E: 0 K: 0 S: 5	H: 2 LOB: 1 BB: 0 P: 5	R: 0 E: 0 K: 1 S: 5	H: 0 LOB: 0 BB: 0 P: 5	R: 0 E: 1 K: 1 S: 6	H: 0 LOB: 1 BB: 0 P: 6	R: 0 E: 0 K: 0 S: 3	H: 0 LOB: 0 BB: 0 P: 3	R: 0 E: 0 K: 0 S: 3	H: 0 LOB: 0 BB: 0 P: 3	R: 0 E: 0 K: 0 S: 3	H: 0 LOB: 0 BB: 0 P: 3	1B: 2 2B: 1 3B: 0 HR: 1	SF: 0 SAC: 0 DP: 0 HBP: 0	WP: 0 PB: 0 SB: 1 CS: 0	PA: 32
PITCHER Pat Underwood, L (1, 1) ERA: 2.87	IP: 9.0 WLS: W BF: 32 H: 4 R: 1 ER: 1 SO: 3 BB: 0 IBB: 0 HBP: 0 BLK: 0 WP: 0 HR: 1 S: 38 P: 38 ERA: 1.00 WHIP: 0.444															PITCHER				

Kansas City Royals @ Detroit Tigers
Tiger Stadium, Detroit, MI
Wed Apr 21 1982, 6:05 PM EST
Att: 12,583 - Unknown - 49 F

AB	32
R	1
H	4
RBI	1
BB	0
SO	3
LOB	6



Batter	1	2	3	4	5	6	7	8	9	AB	R	H	RBI	BB	SO	LOB	BOTTOM			
Chet Lemon, R (1, 9) OBP: 0.387, SLG: 0.370	HR			FC5-4		F8		P1		4	1	2	0	1	0	2				
Enos Cabell, R (1, 3) OBP: 0.444, SLG: 0.654	F9			FC5-4						3	0	1	0	1	0	3				
Kirk Gibson, L (1, 8) OBP: 0.184, SLG: 0.283	HR			K				F9		4	1	1	2	0	2	5				
Larry Hemdon, R (1, 7) OBP: 0.308, SLG: 0.277	1-3			1B		P4		5-3-5		4	0	1	0	0	0	1				
John Wockenfuss, R (1, 2) OBP: 0.415, SLG: 0.303	1B			FC5-4		K		5-3		3	0	1	0	1	1	0				
Tom Brookens, R (1, 5) OBP: 0.303, SLG: 0.267				FC5-4						3	0	1	0	0	0	2				
Howard Johnson, S (6, 5) OBP: 0.200, SLG: 0.200	1B			FC5-4		P4		K		1	0	0	0	0	1	0				
Glenn Wilson, R (1, 10) OBP: 0.500, SLG: 0.750	F9			K						4	1	2	0	0	1	4				
Alan Trammell, R (1, 6) OBP: 0.304, SLG: 0.357		L7		FC5-4		F7		2B		4	1	2	0	0	0	1				
Lou Whitaker, L (1, 4) OBP: 0.318, SLG: 0.350		F7				FC4-6				4	0	1	2	0	0	2				
Inning Stats	R: 2 E: 0 K: 0 S: 5	H: 2 LOB: 2 BB: 2 P: 13	R: 0 E: 0 K: 1 S: 6	H: 1 LOB: 2 BB: 1 P: 10	R: 0 E: 0 K: 1 S: 6	H: 2 LOB: 1 BB: 0 P: 6	R: 0 E: 0 K: 1 S: 7	H: 2 LOB: 2 BB: 0 P: 7	R: 0 E: 0 K: 1 S: 5	H: 0 LOB: 0 BB: 0 P: 5	R: 0 E: 0 K: 0 S: 4	H: 1 LOB: 1 BB: 0 P: 4	R: 0 E: 0 K: 0 S: 3	H: 1 LOB: 0 BB: 0 P: 3	R: 2 E: 0 K: 1 S: 8	H: 3 LOB: 1 BB: 0 P: 8	1B: 9 2B: 3 3B: 0 HR: 1	SF: 0 SAC: 0 DP: 1 HBP: 0	WP: 0 PB: 0 SB: 0 CS: 1	PA: 37
PITCHER Larry Gura, L (1, 1) ERA: 5.88	IP: 8.0 WLS: L BF: 37 H: 12 R: 4 ER: 4 SO: 5 BB: 3 IBB: 0 HBP: 0 BLK: 0 WP: 0 HR: 1 S: 44 P: 56 ERA: 4.50 WHIP: 1.875															PITCHER				

Kansas City Royals @ Detroit Tigers
Tiger Stadium, Detroit, MI
Wed Apr 21 1982, 6:05 PM EST
Att: 12,583 - Unknown - 49 F

AB	34
R	4
H	12
RBI	4
BB	3
SO	5
LOB	20



Batter	1	2	3	4	5	6	7	8	9	AB	R	H	RBI	BB	SO	LOB	TOP										
Miguel Dilone, S OBP: 0.167, SLG: 0.147 Joe Charboneau, R OBP: 0.350, SLG: 0.267 (6, PH) (6, 7)										3	0	0	0	0	1	2											
Toby Harrah, R OBP: 0.526, SLG: 0.702 (1, 5)										4	0	1	0	1	0	2											
Mike Hargrove, L OBP: 0.421, SLG: 0.318 (1, 3)										5	1	1	0	0	1	2											
Andre Thornton, R OBP: 0.446, SLG: 0.750 (1, 10)										4	2	2	2	0	1	1											
Bake McBride, L OBP: 0.452, SLG: 0.552 (1, 9)										4	1	2	1	0	0	1											
Ron Hassey, L OBP: 0.318, SLG: 0.381 Chris Bando, S OBP: 0.276, SLG: 0.160 (5, PH) (5, 2)										2	1	1	1	0	0	1											
Alan Bannister, R OBP: 0.433, SLG: 0.520 (1, 8)										4	1	1	0	0	0	1											
Jack Perconte, L OBP: 0.235, SLG: 0.303 Mike Fischlin, R OBP: 1.000, SLG: 1.000 (8, PH) (8, 4)										3	0	1	1	0	0	0											
Jerry Dybzinski, R OBP: 0.349, SLG: 0.385 (1, 6)										4	0	2	1	0	1	1											
Inning Stats	R: 0 E: 0 K: 1 S: 5	H: 0 LOB: 0 BB: 0 P: 5	R: 3 E: 0 K: 0 S: 8	H: 5 LOB: 2 BB: 0 P: 8	R: 0 E: 0 K: 2 S: 8	H: 1 LOB: 1 BB: 0 P: 8	R: 1 E: 0 K: 0 S: 4	H: 1 LOB: 0 BB: 0 P: 4	R: 2 E: 1 K: 0 S: 5	H: 2 LOB: 0 BB: 0 P: 5	R: 0 E: 0 K: 0 S: 4	H: 1 LOB: 1 BB: 0 P: 4	R: 0 E: 0 K: 1 S: 6	H: 1 LOB: 1 BB: 0 P: 6	R: 0 E: 0 K: 0 S: 2	H: 0 LOB: 0 BB: 1 P: 6	1B: 8 2B: 3 3B: 2 HR: 1	SF: 0 SAC: 0 DP: 2 HBP: 0	WP: 0 PB: 0 SB: 0 CS: 0	PA: 39							
PITCHER	IP	WLS	BF	H	R	ER	SO	BB	IBB	HBP	BLK	WP	HR	S	P	ERA	WHIP										
Dennis Leonard, R ERA: 7.91 (1, 1)	4.1		22	9	6	6	3	0	0	0	0	0	1	28	28	12.46	2.077										
Grant Jackson, L ERA: 5.0 (5, 1)	3.2	W	14	3	0	0	1	0	0	0	0	0	0	16	16	0.00	0.818										
Dave Frost, R ERA: 2.16 (9, 1)	1.0		3	0	0	0	0	1	0	0	0	0	0	2	6	0.00	1.000										

Cleveland Indians @ Kansas City Royals
 Royals Stadium, Kansas City, MO
 Fri Apr 23, 1982, 7:05 PM EST
 Att: 24,332 - Unknown - 63 F

AB	38
R	6
H	12
RBI	6
BB	1
SO	4
LOB	13



Batter	1	2	3	4	5	6	7	8	9	AB	R	H	RBI	BB	SO	LOB	BOTTOM										
Tom Poquette, L OBP: 0.261, SLG: 0.214 (1, 7)										6	0	0	0	0	0	6											
John Wathan, R OBP: 0.298, SLG: 0.283 (1, 2)										4	2	1	0	1	0	3											
George Brett, L OBP: 0.310, SLG: 0.471 (1, 5)										4	1	1	1	1	1	1											
Amos Otis, R OBP: 0.327, SLG: 0.558 (1, 8)										5	3	3	2	0	0	1											
Hal McRae, R OBP: 0.346, SLG: 0.444 (1, 10)										5	2	3	2	0	0	1											
Lee May, R OBP: 0.500, SLG: 0.467 Dennis Werth, R OBP: 0.200, SLG: 0.800 (6, PR) (7, 3)										3	1	3	2	0	0	0											
Jerry Martin, R OBP: 0.469, SLG: 0.585 (1, 9)										3	1	2	1	2	1	0											
Frank White, R OBP: 0.341, SLG: 0.488 Greg Pryor, R OBP: 0.200, SLG: 0.800 (8, PH) (9, 4)										2	0	1	1	2	0	2											
U.L. Washington, S OBP: 0.286, SLG: 0.233 (1, 6)										5	0	2	2	0	2	5											
Inning Stats	R: 3 E: 0 K: 2 S: 10	H: 3 LOB: 3 BB: 3 P: 22	R: 0 E: 0 K: 0 S: 3	H: 0 LOB: 1 BB: 1 P: 7	R: 1 E: 0 K: 0 S: 6	H: 3 LOB: 2 BB: 0 P: 6	R: 3 E: 0 K: 1 S: 8	H: 3 LOB: 0 BB: 0 P: 8	R: 0 E: 0 K: 0 S: 4	H: 1 LOB: 1 BB: 0 P: 4	R: 4 E: 0 K: 0 S: 8	H: 5 LOB: 1 BB: 1 P: 12	R: 0 E: 0 K: 0 S: 4	H: 1 LOB: 1 BB: 0 P: 4	R: 0 E: 0 K: 2 S: 7	H: 0 LOB: 1 BB: 1 P: 11	1B: 11 2B: 3 3B: 1 HR: 1	SF: 1 SAC: 0 DP: 0 HBP: 0	WP: 1 PB: 0 SB: 2 CS: 0	PA: 46							
PITCHER	IP	WLS	BF	H	R	ER	SO	BB	IBB	HBP	BLK	WP	HR	S	P	ERA	WHIP										
Lary Sorensen, R ERA: 13.5 (1, 1)	3.0	L	22	9	7	7	2	4	0	0	0	0	1	22	38	21.00	4.333										
Dennis Lewallyn, R ERA: 5.59 (4, 1)	2.1		10	3	2	2	1	0	0	0	0	0	0	12	12	7.71	1.286										
Ed Whitson, R ERA: 4.15 (6, 1)	0.2		6	3	2	2	0	1	0	0	0	1	0	5	9	27.00	6.000										
Tom Brennan, R ERA: 5.0 (7, 1)	2.0		8	1	0	0	2	1	0	0	0	0	0	11	15	0.00	1.000										

Cleveland Indians @ Kansas City Royals
 Royals Stadium, Kansas City, MO
 Fri Apr 23, 1982, 7:05 PM EST
 Att: 24,332 - Unknown - 63 F

AB	39
R	11
H	16
RBI	11
BB	6
SO	5
LOB	21




Batter	1	2	3	4	5	6	7	8	9	AB	R	H	RBI	BB	SO	LOB	TOP			
Alan Bannister, R OBP: 0.412, SLG: 0.483 (1, 8)	0-0 1-3			0-0 F9		0-0 1-3 1B		0-0 6-3		4	0	1	0	0	0	0	Cleveland Indians @ Kansas City Royals Royals Stadium, Kansas City, MO Sat Apr 24 1982, 7:05 PM EST Att: 25,065 - Unknown - 65 F livebaseballscorecards.com			
Toby Harrah, R OBP: 0.525, SLG: 0.680 (1, 5)	0-0 5-3			1-0 FC5-4 HBP		0-0 1-2 1B		0-0 F9		3	0	1	0	0	0	0				
Mike Hargrove, L OBP: 0.310, SLG: 0.313 (1, 3)	0-0 F8			0-0 F8		0-0 1-3			0-0 1-2 2-3 1-3 1B	4	0	1	0	0	0	3				
Andre Thornton, R OBP: 0.433, SLG: 0.706 (1, 10)		4-0 CS BB		0-0 FC5-4 1-2		0-0 G3			0-0 L1-3 1-2	3	0	0	0	1	0	4				
Bake McBride, L OBP: 0.429, SLG: 0.515 (1, 9)		0-3 K 1-2				0-0 F9 S 6-3 1B			0-0 L5	4	1	1	0	0	1	1				
Joe Charbonneau, R OBP: 0.304, SLG: 0.222 Von Hayes, L OBP: 0.182, SLG: 0.190 (1, 7) (7, 7)		0-0 6-3				0-0 F9 1-3		0-3 K		3	0	0	0	0	1	1				
Chris Bando, S OBP: 0.281, SLG: 0.214 (1, 2)				0-0 F3		0-0 6-3		0-0 E 2B		3	0	1	1	0	0	0				
Jack Perconte, L OBP: 0.222, SLG: 0.286 Rod Craig, S OBP: 0.333, SLG: 0.333 Mike Fischlin, R OBP: 1.000, SLG: 1.000 (1, 4) (7, PH) (7, 4)				0-0 F5		0-0 K 3-H 0-3		0-0 4-3 2-3		2	0	0	0	0	1	0				
Jerry Dybzinski, R OBP: 0.326, SLG: 0.357 (1, 6)				0-0 6-3				0-0 F9		3	0	0	0	0	0	0				
Inning Stats	R: 0 E: 0 K: 0 S: 3	H: 0 LOB: 0 BB: 0 P: 3	R: 0 E: 0 K: 1 S: 4	H: 0 LOB: 0 BB: 1 P: 8	R: 0 E: 0 K: 0 S: 3	H: 0 LOB: 0 BB: 0 P: 3	R: 1 E: 0 K: 1 S: 6	H: 1 LOB: 0 BB: 0 P: 6	R: 0 E: 0 K: 1 S: 5	H: 2 LOB: 2 BB: 0 P: 5	R: 0 E: 1 K: 1 S: 6	H: 1 LOB: 1 BB: 0 P: 6	R: 0 E: 0 K: 0 S: 3	H: 0 LOB: 0 BB: 0 P: 3	R: 0 E: 0 K: 0 S: 3	H: 1 LOB: 0 BB: 0 P: 3		1B: 4 2B: 3 3B: 0 HR: 0	SF: 0 SAC: 0 DP: 2 HBP: 1	WP: 0 PB: 0 CS: 1
PITCHER	IP WLS BF H R ER SO BB IBB HBP BLK WP HR S P ERA WHIP																			
Paul Spittorf, L ERA: 1.72 Dan Quisenberry, R ERA: 1.35 (1, 1) (7, 1)	6.2 W 25 4 1 1 3 1 0 1 0 0 0 0 29 34 1.35 0.750																			
	2.1 S 7 1 0 0 0 0 0 0 0 0 0 0 7 7 0.00 0.429																			

Batter	1	2	3	4	5	6	7	8	9	AB	R	H	RBI	BB	SO	LOB	BOTTOM			
Tom Poquette, L OBP: 0.260, SLG: 0.200 (1, 7)	1-0 1B HBP	0-0 F9		0-0 F8			0-0 1-3			3	1	0	0	0	0	1	Cleveland Indians @ Kansas City Royals Royals Stadium, Kansas City, MO Sat Apr 24 1982, 7:05 PM EST Att: 25,065 - Unknown - 65 F livebaseballscorecards.com			
John Wathan, R OBP: 0.311, SLG: 0.298 (1, 2)	0-0 HBP WP 1-3 1B	0-0 2-H 1B		0-0 5-3			0-0 1-3			4	0	2	1	0	0	0				
George Brett, L OBP: 0.306, SLG: 0.473 (1, 5)	0-3 K 1-2	0-0 F8			0-0 4-3		0-0 2B			4	0	1	0	0	1	3				
Amos Otis, R OBP: 0.339, SLG: 0.564 (1, 8)	4-0 HBP IBB	0-0 F7			0-0 2B		0-3 K			3	0	1	0	1	1	2				
Hal McRae, R OBP: 0.357, SLG: 0.438 (1, 10)	1-0 FC6-4 1-2 2-3 3-H HBP		0-0 G6-4-3 E 1B		0-0 5-3		0-0 6-3			3	0	1	1	0	0	1				
Lee May, R OBP: 0.429, SLG: 0.389 Dennis Werth, R (1, 3) (7, 3)	0-3 K		0-0 E5 G6-4-3		0-0 5-3			4-0 HR BB		3	0	0	0	0	1	5				
Jerry Martin, R OBP: 0.453, SLG: 0.622 (1, 9)	0-0 FC6-4 1-2		0-0 G6-4-3 1-2 2-3			0-3 K		0-0 HR 1-H HR		4	1	1	2	0	1	5				
Frank White, R OBP: 0.333, SLG: 0.511 (1, 4)		0-0 2B 3B		0-0 5-3		0-3 K		0-3 K		4	1	1	0	0	2	1				
U L Washington, S OBP: 0.283, SLG: 0.255 (1, 6)		0-0 3-H 1B 2B		0-0 1-3		0-0 6-3		0-0 F8		4	1	1	1	0	0	0				
Inning Stats	R: 1 E: 0 K: 2 S: 8	H: 1 LOB: 3 BB: 1 P: 14	R: 2 E: 0 K: 0 S: 6	H: 3 LOB: 1 BB: 0 P: 6	R: 0 E: 1 K: 0 S: 4	H: 1 LOB: 1 BB: 0 P: 4	R: 0 E: 0 K: 0 S: 3	H: 0 LOB: 0 BB: 0 P: 3	R: 0 E: 0 K: 2 S: 7	H: 0 LOB: 0 BB: 0 P: 7	R: 0 E: 0 K: 1 S: 6	H: 1 LOB: 1 BB: 0 P: 6	R: 2 E: 0 K: 1 S: 6	H: 1 LOB: 0 BB: 1 P: 10	R: 0 E: 0 K: 0 S: 3	H: 0 LOB: 0 BB: 0 P: 3		1B: 3 2B: 3 3B: 1 HR: 1	SF: 0 SAC: 0 DP: 1 HBP: 2	WP: 1 PB: 0 CS: 0
PITCHER	IP WLS BF H R ER SO BB IBB HBP BLK WP HR S P ERA WHIP																			
John Denny, R ERA: 3.68 (1, 1)	8.0 L 36 8 5 5 6 1 1 2 0 1 1 44 54 5.62 1.125																			

Batter	1	2	3	4	5	6	7	8	9	AB	R	H	RBI	BB	SO	LOB	TOP				
Tom Poquette, L OBP: 0.224, SLG: 0.173 (1, 7)	1-3		F5	4-3			6-3			4	0	0	0	0	0	2					
John Wathan, R OBP: 0.318, SLG: 0.308 (1, 2)	4-3 1B		K		G4-3 1B		B1-3			4	1	2	0	0	1	0					
George Brett, L OBP: 0.329, SLG: 0.565 (1, 5)	4-3			HR	G4-3 1B		G3			4	1	2	2	0	0	0					
Amos Otis, R OBP: 0.343, SLG: 0.548 (1, 8)	5-3			3B	G4-3 1B		6-3			4	1	1	0	0	0	2					
Hal McRae, R OBP: 0.359, SLG: 0.536 (1, 10)		HR		2B	F9		6-3			4	1	2	2	0	0	1					
Lee May, R OBP: 0.500, SLG: 0.667 (6, PR) Dennis Werth, R (6, 3) Jamie Quirk, L (8, PH) (8, 3)	P6			BB	G6-4-3 1B		F7			2	1	1	0	1	0	0					
Jerry Martin, R OBP: 0.443, SLG: 0.596 (1, 9)	K			BB	1B		4-3			3	0	1	0	1	1	0					
Frank White, R OBP: 0.286, SLG: 0.434 (1, 4)	L5			BB	G6-4-3 1B		6-3			4	0	0	0	0	0	5					
U L Washington, S OBP: 0.250, SLG: 0.222 (1, 6)			K	6-3	5-3		1-3			4	0	0	1	0	1	4					
Inning Stats	R: 1 E: 1 K: 0 S: 4	H: 1 LOB: 0 BB: 0 P: 4	R: 1 E: 0 K: 1 S: 6	H: 1 LOB: 0 BB: 0 P: 6	R: 0 E: 0 K: 2 S: 7	H: 0 LOB: 0 BB: 0 P: 7	R: 3 E: 0 K: 0 S: 6	H: 3 LOB: 2 BB: 2 P: 14	R: 0 E: 0 K: 0 S: 4	H: 2 LOB: 1 BB: 0 P: 4	R: 0 E: 0 K: 0 S: 3	H: 0 LOB: 0 BB: 0 P: 3	R: 0 E: 0 K: 0 S: 3	H: 0 LOB: 0 BB: 0 P: 3	R: 0 E: 0 K: 0 S: 3	H: 0 LOB: 0 BB: 0 P: 3	1B: 5 2B: 1 3B: 1 HR: 2	SF: 0 SAC: 0 DP: 2 HBP: 0	WP: 0 PB: 0 SB: 1 CS: 0	PA: 36	
PITCHER	IP	WLS	BF	H	R	ER	SO	BB	IBB	HBP	BLK	WP	HR	S	P	ERA	WHIP				
Dennis Eckersley, R ERA: 3.49 Bob Stanley, R ERA: 6.94	(1, 1) (5, 1)	4.0 W	21 15	7 2	5 0	4 0	3 0	2 0	0 0	0 0	0 0	0 0	2 0	25 15	33 15	9.00 0.00	2.250 0.400				

Kansas City Royals @ Boston Red Sox
Fenway Park, Boston, MA
Tue Apr 27 1982, 7:05 PM EDT
Att: 12,998 - Unknown - 71 F


AB 34
R 5
H 9
RBI 5
BB 2
SO 3
LOB 14



Batter	1	2	3	4	5	6	7	8	9	AB	R	H	RBI	BB	SO	LOB	BOTTOM				
Jerry Remy, L OBP: 0.326, SLG: 0.338 (1, 4)	1B WP	E 1B 1B		B3		CS 1B		K		5	2	3	0	0	1	1					
Dwight Evans, R OBP: 0.383, SLG: 0.318 (1, 9)	4-3 WP 1B	E7 1B 1B		6-3		CS 1-2		F9		4	1	2	1	0	0	0					
Jim Rice, R OBP: 0.390, SLG: 0.333 (1, 7)	4-3 HBP	5-3			1B G6-4-3 BB		BLK BB			1	1	0	0	2	0	2					
Carl Yastrzemski, L OBP: 0.414, SLG: 0.619 (1, 10)	4-3				G6-4-3 1B		L8			4	0	2	2	0	0	3					
Glenn Hoffman, R OBP: 0.378, SLG: 0.551 (1, 6)	F5	L7			G6-4-3 1-2 3-H		L9			4	0	0	0	0	0	5					
Dave Stapleton, R OBP: 0.238, SLG: 0.294 (1, 3)	6-3		F8		WP 1B		1B 2B			4	1	2	0	0	0	2					
Wade Boggs, L OBP: 0.250, SLG: 0.182 (1, 5)		1-3 1B BB		G4-6-3 1B		4-3		B1		3	1	1	0	1	0	2					
Rich Gedman, L OBP: 0.268, SLG: 0.308 (1, 2)	1-3		G4-6-3		L9		1B			4	0	1	1	0	0	2					
Rick Miller, L OBP: 0.375, SLG: 0.333 (1, 8)	1B E 1B			6-3		L8		F8		4	1	1	1	0	0	1					
Inning Stats	R: 1 E: 0 K: 0 S: 5	H: 2 LOB: 2 BB: 0 P: 6	R: 4 E: 1 K: 0 S: 7	H: 4 LOB: 1 BB: 1 P: 11	R: 0 E: 0 K: 0 S: 3	H: 1 LOB: 0 BB: 0 P: 3	R: 0 E: 0 K: 0 S: 3	H: 0 LOB: 0 BB: 0 P: 3	R: 1 E: 0 K: 0 S: 4	H: 2 LOB: 1 BB: 1 P: 8	R: 0 E: 0 K: 0 S: 3	H: 1 LOB: 0 BB: 0 P: 3	R: 0 E: 0 K: 0 S: 3	H: 0 LOB: 1 BB: 1 P: 7	R: 1 E: 0 K: 1 S: 7	H: 2 LOB: 1 BB: 0 P: 7	1B: 11 2B: 1 3B: 0 HR: 0	SF: 0 SAC: 0 DP: 2 HBP: 1	WP: 2 PB: 0 SB: 0 CS: 1	PA: 38	
PITCHER	IP	WLS	BF	H	R	ER	SO	BB	IBB	HBP	BLK	WP	HR	S	P	ERA	WHIP				
Dave Frost, R ERA: 5.4 Jim Wright, R ERA: 3.12	(1, 1) (6, 1)	5.0 L	25 12	9 3	6 1	6 1	0 1	2 1	0 0	1 0	1 0	0 1	0 0	13 17	31 17	10.80 3.00	2.200 1.333				

Kansas City Royals @ Boston Red Sox
Fenway Park, Boston, MA
Tue Apr 27 1982, 7:05 PM EDT
Att: 12,998 - Unknown - 71 F

AB 33
R 7
H 12
RBI 5
BB 3
SO 1
LOB 18



Batter	1	2	3	4	5	6	7	8	9	AB	R	H	RBI	BB	SO	LOB	TOP										
U L Washington, S OBP: 0.262, SLG: 0.237										5	0	2	0	0	0	3											
John Wathan, R OBP: 0.311, SLG: 0.300										5	0	1	0	0	0	3											
George Brett, L OBP: 0.333, SLG: 0.567										5	2	2	0	0	0	1											
Amos Otis, R OBP: 0.347, SLG: 0.530										4	2	1	0	1	0	1											
Hal McRae, R OBP: 0.362, SLG: 0.590										5	2	2	5	0	0	1											
Jerry Martin, R OBP: 0.455, SLG: 0.632										5	1	3	0	0	1	1											
Frank White, R OBP: 0.322, SLG: 0.464										3	1	3	1	0	0	0											
Dennis Werth, R OBP: 0.273, SLG: 0.111										4	0	1	1	0	0	4											
Greg Pryor, R OBP: 0.333, SLG: 0.667										4	0	2	1	0	0	1											
Inning Stats	R: 5 E: 0 K: 0 S: 9	H: 7 LOB: 2 BB: 1 P: 13	R: 3 E: 1 K: 0 S: 7	H: 3 LOB: 1 BB: 0 P: 7	R: 0 E: 0 K: 0 S: 3	H: 1 LOB: 0 BB: 0 P: 3	R: 0 E: 0 K: 0 S: 3	H: 1 LOB: 0 BB: 0 P: 3	R: 0 E: 0 K: 0 S: 4	H: 1 LOB: 1 BB: 0 P: 4	R: 0 E: 0 K: 0 S: 5	H: 2 LOB: 2 BB: 0 P: 5	R: 0 E: 0 K: 0 S: 4	H: 1 LOB: 1 BB: 0 P: 4	R: 0 E: 0 K: 1 S: 5	H: 0 LOB: 0 BB: 0 P: 5	1B: 12 2B: 4 3B: 0 HR: 1	SF: 0 SAC: 1 DP: 3 HBP: 0	WP: 0 PB: 0 SB: 0 CS: 0	PA: 42							
PITCHER	IP	WLS	BF	H	R	ER	SO	BB	IBB	HBP	BLK	WP	HR	S	P	ERA	WHIP										
John Tudor, L ERA: 4.18	1.2	L	16	10	8	6	0	1	0	0	0	0	1	15	19	32.40	6.600										
Tom Burgmeier, L ERA: 1.74	5.1		19	6	0	0	0	0	0	0	0	0	0	19	19	0.00	1.125										
Mark Clear, R ERA: 1.62	1.0		4	1	0	0	0	0	0	0	0	0	0	4	4	0.00	1.000										
Luis Aponte, R ERA: 0.84	1.0		3	0	0	0	1	0	0	0	0	0	0	5	5	0.00	0.000										

Kansas City Royals @ Boston Red Sox
Fenway Park, Boston, MA
Wed Apr 28 1982, 7:05 PM EDT
Att: 12,368 - Unknown - 50 F

AB 40
R 8
H 17
RBI 8
BB 1
SO 1
LOB 15



Batter	1	2	3	4	5	6	7	8	9	AB	R	H	RBI	BB	SO	LOB	BOTTOM										
Jerry Remy, L OBP: 0.324, SLG: 0.324										3	1	0	0	1	0	1											
Dwight Evans, R OBP: 0.397, SLG: 0.314										4	1	1	0	0	2	1											
Jim Rice, R OBP: 0.420, SLG: 0.388										4	1	4	1	0	0	0											
Glenn Hoffman, R OBP: 0.372, SLG: 0.534										4	0	1	1	0	0	3											
Dave Stapleton, R OBP: 0.227, SLG: 0.282										3	0	0	1	0	0	2											
Tony Perez, R OBP: 0.292, SLG: 0.150										4	1	1	0	0	2	1											
Wade Boggs, L OBP: 0.188, SLG: 0.133										4	0	0	0	0	0	2											
Rick Miller, L OBP: 0.368, SLG: 0.344										4	1	1	1	0	0	0											
Gary Allenson, R OBP: 0.355, SLG: 0.448										3	0	1	1	0	1	0											
Inning Stats	R: 2 E: 0 K: 0 S: 4	H: 2 LOB: 0 BB: 1 P: 8	R: 2 E: 0 K: 1 S: 8	H: 3 LOB: 1 BB: 0 P: 8	R: 1 E: 0 K: 1 S: 7	H: 2 LOB: 1 BB: 0 P: 7	R: 0 E: 0 K: 1 S: 5	H: 0 LOB: 0 BB: 0 P: 5	R: 0 E: 0 K: 1 S: 6	H: 1 LOB: 1 BB: 0 P: 6	R: 0 E: 0 K: 0 S: 3	H: 0 LOB: 0 BB: 0 P: 3	R: 0 E: 0 K: 0 S: 3	H: 0 LOB: 0 BB: 0 P: 3	R: 0 E: 0 K: 0 S: 3	H: 1 LOB: 0 BB: 0 P: 3	R: 0 E: 0 K: 1 S: 5	H: 0 LOB: 0 BB: 0 P: 5	1B: 6 2B: 3 3B: 0 HR: 0	SF: 1 SAC: 0 DP: 2 HBP: 0	WP: 1 PB: 0 SB: 0 CS: 0	PA: 35					
PITCHER	IP	WLS	BF	H	R	ER	SO	BB	IBB	HBP	BLK	WP	HR	S	P	ERA	WHIP										
Dennis Leonard, R ERA: 6.99	9.0	W	35	9	5	5	5	1	0	0	0	1	0	44	48	5.00	1.111										

Kansas City Royals @ Boston Red Sox
Fenway Park, Boston, MA
Wed Apr 28 1982, 7:05 PM EDT
Att: 12,368 - Unknown - 50 F

AB 33
R 5
H 9
RBI 5
BB 1
SO 5
LOB 10



Batter	1	2	3	4	5	6	7	8	9	AB	R	H	RBI	BB	SO	LOB	TOP				
Damaso Garcia, R (1.4) OBP: 0.395, SLG: 0.367	4-0 SF7 BB		0-0 FC4 1B		0-0 F9		0-0 BLK 1B		0-0 F9	4	1	2	0	1	0	1					
Garth Iorg, R (1.5) OBP: 0.372, SLG: 0.512	0-0 SF7 1-H		0-0 FC4 1-2		0-0 F6		0-0 F7 1-2		0-0 6-3	4	0	0	1	0	0	3					
Lloyd Moseby, L (1.8) OBP: 0.239, SLG: 0.274	0-0 G3			0-0 FC6-4 1B		0-0 F7		0-0 F9		0-0 F7	5	0	1	0	0	2					
Wayne Nordhagen, R (1.10) OBP: 0.305, SLG: 0.245	0-0 5-3			0-0 FC6-4 1B HR		0-0 1B		0-0 6-3		4	1	1	0	0	0	1					
Barry Bonnell, R (1.7) OBP: 0.415, SLG: 0.500		0-0 F8		0-0 HR 1B		0-0 1B		0-0 5-3		4	2	2	0	0	0	0					
Jesse Barfield, R (1.9) OBP: 0.328, SLG: 0.419	0-0 6-3			0-0 F8		0-0 1B 2B		0-0 E5		4	1	1	1	0	0	2					
Buck Martinez, R (1.2) OBP: 0.370, SLG: 0.538	0-3 K			0-0 HR		0-0 FC6 1B		0-0 F8		4	1	2	4	0	1	1					
Willie Upshaw, L (1.3) OBP: 0.306, SLG: 0.439			0-0 F7		0-3 K		0-0 FC6 1B		0-0 1B BLK 2B	4	1	1	0	0	1	1					
Alfredo Griffin, S (1.6) OBP: 0.299, SLG: 0.328	0-0 6-3				0-0 5-3			0-0 F7		4	0	1	0	0	0	0					
Inning Stats	R: 1 E: 0 K: 0 S: 3	H: 0 LOB: 0 BB: 1 P: 7	R: 0 E: 0 K: 1 S: 5	H: 0 LOB: 0 BB: 0 P: 5	R: 0 E: 0 K: 0 S: 4	H: 1 LOB: 1 BB: 0 P: 4	R: 3 E: 0 K: 1 S: 8	H: 3 LOB: 0 BB: 0 P: 8	R: 0 E: 0 K: 0 S: 3	H: 0 LOB: 0 BB: 0 P: 3	R: 2 E: 0 K: 0 S: 6	H: 4 LOB: 1 BB: 0 P: 6	R: 0 E: 1 K: 0 S: 4	H: 1 LOB: 1 BB: 0 P: 4	R: 0 E: 0 K: 0 S: 4	H: 0 LOB: 1 BB: 0 P: 4	R: 1 E: 0 K: 0 S: 5	H: 2 LOB: 1 BB: 0 P: 5	1B: 8 2B: 2 3B: 0 HR: 1	SF: 1 SAC: 0 DP: 0 HBP: 0	WP: 0 PA: 39 SB: 0 CS: 1
PITCHER	IP WLS BF H R ER SO BB IBB HBP BLK WP HR S P ERA WHIP	5.2 L 25 8 6 5 2 1 0 0 0 0 0 1 28 32 7.94 1.588	6.1 L 14 3 1 1 0 0 0 0 2 0 0 0 14 14 2.70 0.900											PITCHER	IP WLS BF H R ER SO BB IBB HBP BLK WP HR S P ERA WHIP						

Toronto Blue Jays @ Kansas City Royals
 Royals Stadium, Kansas City, MO
 Thu Apr 29 1982, 8:05 PM EDT
 Att: 15,707 - Unknown - 59 F

AB	37
R	7
H	11
RBI	6
BB	1
SO	2
LOB	11



Batter	1	2	3	4	5	6	7	8	9	AB	R	H	RBI	BB	SO	LOB	BOTTOM		
Cesar Geronimo, L (1.7) OBP: 0.500, SLG: 0.333	0-0 3-1			0-0 1B 1B		4-0 FC5-4 BB		0-0 4-3		3	0	1	0	1	0	0			
John Wathan, R (1.2) OBP: 0.308, SLG: 0.288	4-0 G4-3 BB			0-0 F9		0-0 FC5-4 1B 1-2		0-0 4-3		3	0	0	0	1	0	2			
Dennis Werth, R (9.2) OBP: 0.273, SLG: 0.111										0	0	0	0	0	0	0			
George Brett, L (1.5) OBP: 0.342, SLG: 0.557	0-0 G4-3 1-2			0-0 F8		0-0 1B		4-0 BB		3	0	1	0	1	0	2			
Amos Otis, R (1.8) OBP: 0.355, SLG: 0.529		0-0 CS 1B		0-0 1B		0-0 F8		0-3 K		4	0	2	0	0	1	3			
Hal McRae, R (1.10) OBP: 0.356, SLG: 0.563	0-3 K			0-0 F9			4-0 1B BB		0-0 F9	3	0	0	0	1	1	3			
Jerry Martin, R (1.9) OBP: 0.443, SLG: 0.607	0-0 F8				0-0 6-3		0-0 1B		0-0 F7	4	0	1	0	0	0	1			
Jamie Quirk, L (1.3) OBP: 0.306, SLG: 0.441	0-0 CS		0-0 4-3		0-3 K		0-0 F7		0-0 F7	4	0	0	0	0	1	2			
Frank White, R (1.4) OBP: 0.306, SLG: 0.441			0-0 F9		0-3 K		0-0 P4			3	0	0	0	0	1	2			
U L Washington, S (1.6) OBP: 0.258, SLG: 0.233	0-0 F7					0-0 1-3		0-0 P6		1	0	0	0	0	0	0			
Onix Concepcion, R (6.6) OBP: 0.258, SLG: 0.233										2	0	0	0	0	0	2			
Inning Stats	R: 0 E: 0 K: 0 S: 2	H: 0 LOB: 0 BB: 1 P: 6	R: 0 E: 0 K: 1 S: 5	H: 1 LOB: 0 BB: 0 P: 5	R: 0 E: 0 K: 0 S: 3	H: 0 LOB: 0 BB: 0 P: 3	R: 0 E: 0 K: 2 S: 7	H: 2 LOB: 2 BB: 0 P: 5	R: 0 E: 0 K: 0 S: 4	H: 0 LOB: 0 BB: 0 P: 7	R: 0 E: 0 K: 0 S: 4	H: 1 LOB: 2 BB: 1 P: 8	R: 0 E: 0 K: 1 S: 5	H: 1 LOB: 1 BB: 1 P: 9	R: 0 E: 0 K: 0 S: 3	H: 0 LOB: 0 BB: 0 P: 3	1B: 5 2B: 0 3B: 0 HR: 0	SF: 0 SAC: 0 DP: 1 HBP: 0	WP: 0 PA: 35 SB: 0 CS: 1
PITCHER	IP WLS BF H R ER SO BB IBB HBP BLK WP HR S P ERA WHIP	9.0 W 34 5 0 0 4 4 0 0 0 0 0 38 54 0.00 1.000											PITCHER	IP WLS BF H R ER SO BB IBB HBP BLK WP HR S P ERA WHIP					

Toronto Blue Jays @ Kansas City Royals
 Royals Stadium, Kansas City, MO
 Thu Apr 29 1982, 8:05 PM EDT
 Att: 15,707 - Unknown - 59 F


AB	30
R	0
H	5
RBI	0
BB	4
SO	4
LOB	17



Batter	1	2	3	4	5	6	7	8	9	AB	R	H	RBI	BB	SO	LOB	TOP																				
Damaso Garcia, R OBP: 0.395, SLG: 0.364 (1, 4)										5	1	2	0	0	0	2																					
Rance Mulliniks, L OBP: 0.340, SLG: 0.465 Garth Iorg, R OBP: 0.370, SLG: 0.500 (9, PH)										3	1	1	1	0	0	2																					
Lloyd Moseby, L OBP: 0.286, SLG: 0.324 (1, 8)										5	1	4	0	0	0	1																					
Willie Upshaw, L OBP: 0.329, SLG: 0.492 (1, 3)										5	1	2	1	0	0	4																					
Al Woods, L OBP: 0.233, SLG: 0.148 Barry Bonnell, R OBP: 0.417, SLG: 0.489 (7, PH) (7, 7)										3	0	0	0	0	0	5																					
John Mayberry, L OBP: 0.395, SLG: 0.484 Wayne Nordhagen, R OBP: 0.317, SLG: 0.263 Tony Johnson, R (9, PR)										2	0	1	0	1	0	2																					
Hosken Powell, L OBP: 0.333, SLG: 0.300 Jesse Barfield, R OBP: 0.319, SLG: 0.418 (8, PH) (8, 9)										3	1	1	0	0	0	2																					
Ernie Whitt, L OBP: 0.360, SLG: 0.545 Buck Martinez, R OBP: 0.394, SLG: 0.581 (8, PH) (8, 2)										3	0	1	0	0	0	2																					
Alfredo Griffin, S OBP: 0.293, SLG: 0.324 Otto Velez, R OBP: 0.400, SLG: 0.200 (9, PH)										3	0	1	1	0	0	2																					
Inning Stats	R: 0 E: 0 K: 0 S: 5	H: 2 LOB: 2 BB: 0 P: 5	R: 0 E: 0 K: 0 S: 3	H: 0 LOB: 1 BB: 1 P: 7	R: 1 E: 0 K: 0 S: 5	H: 2 LOB: 1 BB: 0 P: 5	R: 0 E: 0 K: 0 S: 4	H: 1 LOB: 1 BB: 0 P: 4	R: 1 E: 0 K: 0 S: 5	H: 2 LOB: 2 BB: 0 P: 6	R: 0 E: 0 K: 0 S: 4	H: 1 LOB: 1 BB: 0 P: 4	R: 0 E: 0 K: 0 S: 4	H: 1 LOB: 1 BB: 0 P: 4	R: 4 E: 0 K: 1 S: 10	H: 5 LOB: 1 BB: 0 P: 10	1B: 14 2B: 2 3B: 0 HR: 0	SF: 2 SAC: 0 DP: 0 HBP: 1	WP: 0 PB: 0 SB: 1 CS: 0	PA: 45																	
PITCHER	IP WLS BF H R ER SO BB IBB HBP BLK WP HR S P ERA WHIP																																				
Dave Frost, R ERA: 5.4 (1, 1)	5.0	26	9	3	3	0	1	0	1	0	0	0	0	0	24	29	5.40	2.000																			
Grant Jackson, L ERA: 3.35 (6, 1)	3.0	W	11	2	0	0	0	0	0	0	0	0	0	0	11	11	0.00	0.667																			
Bud Black, L ERA: 9.0 (9, 1)	0.0		3	3	3	0	0	0	0	0	0	0	0	3	3																						
Dan Quisenberry, R ERA: 1.8 (9, 1)	1.0	S	5	2	1	1	1	0	0	0	0	0	0	7	7	9.00	2.000																				

Toronto Blue Jays @ Kansas City Royals
Royals Stadium, Kansas City, MO
Sat May 01 1982, 8:05 PM EDT
Att: 23,561 - Unknown - 56 F


AB 41
R 7
H 16
RBI 7
BB 1
SO 1
LOB 27



Batter	1	2	3	4	5	6	7	8	9	AB	R	H	RBI	BB	SO	LOB	BOTTOM																				
Cesar Geronimo, L OBP: 0.500, SLG: 0.692 (1, 7)										5	2	3	1	0	0	5																					
John Wathan, R OBP: 0.341, SLG: 0.309 (1, 2)										3	1	3	0	2	0	0																					
George Brett, L OBP: 0.341, SLG: 0.526 (1, 5)										4	2	0	0	1	0	6																					
Amos Otis, R OBP: 0.376, SLG: 0.538 (1, 8)										4	2	2	2	1	0	2																					
Hal McRae, R OBP: 0.366, SLG: 0.575 (1, 10)										5	1	2	4	0	1	5																					
Jerry Martin, R OBP: 0.423, SLG: 0.588 (1, 9)										4	0	1	0	0	2	0																					
Lee May, R OBP: 0.457, SLG: 0.677 Dennis Werth, R OBP: 0.273, SLG: 0.111 (7, PR) (8, 3)										4	0	0	0	0	1	2																					
Frank White, R OBP: 0.271, SLG: 0.388 (1, 4)										4	0	0	0	0	3	3																					
Onix Concepcion, R OBP: 0.400, SLG: 0.500 (1, 6)										4	0	3	1	0	0	0																					
Inning Stats	R: 1 E: 0 K: 0 S: 4	H: 1 LOB: 1 BB: 1 P: 8	R: 0 E: 0 K: 3 S: 9	H: 0 LOB: 0 BB: 0 P: 9	R: 0 E: 0 K: 0 S: 5	H: 3 LOB: 3 BB: 1 P: 9	R: 0 E: 1 K: 1 S: 7	H: 1 LOB: 2 BB: 0 P: 7	R: 2 E: 0 K: 0 S: 4	H: 2 LOB: 0 BB: 1 P: 8	R: 0 E: 0 K: 1 S: 5	H: 0 LOB: 0 BB: 0 P: 5	R: 5 E: 1 K: 1 S: 11	H: 6 LOB: 3 BB: 1 P: 15	R: 0 E: 0 K: 1 S: 6	H: 1 LOB: 1 BB: 0 P: 6	1B: 10 2B: 4 3B: 0 HR: 1	SF: 0 SAC: 0 DP: 1 HBP: 0	WP: 1 PB: 0 SB: 0 CS: 0	PA: 41																	
PITCHER	IP WLS BF H R ER SO BB IBB HBP BLK WP HR S P ERA WHIP																																				
Mark Bomback, R ERA: 8.23 (1, 1)	6.0	L	30	4	0	0	0	4	0	0	0	0	0	0	9	9	18.00	4.000																			
Dale Murray, R ERA: 4.43 (7, 1)	1.0		7	4	2	2	1	0	0	0	0	0	0	9	9																						
Jim Gott, R ERA: 2.79 (8, 1)	1.0		4	1	0	0	1	0	0	0	0	0	0	6	6	0.00	1.000																				

Toronto Blue Jays @ Kansas City Royals
Royals Stadium, Kansas City, MO
Sat May 01 1982, 8:05 PM EDT
Att: 23,561 - Unknown - 56 F

AB 37
R 8
H 14
RBI 8
BB 4
SO 7
LOB 23



Batter	1	2	3	4	5	6	7	8	9	AB	R	H	RBI	BB	SO	LOB	TOP	
Damaso Garcia, R OBP: 0.380, SLG: 0.359 (1, 4)										4	2	1	0	0	0	2	Toronto Blue Jays @ Kansas City Royals Royals Stadium, Kansas City, MO Sun May 02 1982, 4:33 AM EDT Att: 27,044 - Unknown - 71 F	
Rance Mulliniks, L OBP: 0.353, SLG: 0.444 Garth Iorg, R OBP: 0.383, SLG: 0.511 (1, 5) (8, PH) (8, 5)										2	1	0	0	2	0	1		
Lloyd Moseby, L OBP: 0.293, SLG: 0.355 (1, 8)										5	1	2	2	0	1	3		
Willie Upshaw, L OBP: 0.333, SLG: 0.486 (1, 3)										5	1	2	2	0	0	2		
Al Woods, L OBP: 0.273, SLG: 0.207 Barry Bonnell, R OBP: 0.440, SLG: 0.532 (1, 7) (7, PH) (7, 7)										2	0	1	1	1	0	1		
John Mayberry, L OBP: 0.390, SLG: 0.455 Wayne Nordhagen, R OBP: 0.323, SLG: 0.259 (1, 10) (7, PH)										2	0	0	0	1	0	0		
Hosken Powell, L OBP: 0.294, SLG: 0.344 Jesse Barfield, R OBP: 0.311, SLG: 0.406 (1, 9) (7, PH) (7, 9)										2	0	1	0	1	0	2		
Ernie Whitt, L OBP: 0.358, SLG: 0.522 Buck Martinez, R OBP: 0.371, SLG: 0.545 (1, 2) (7, PH) (7, 2)										2	0	0	0	1	0	3		
Alfredo Griffin, S OBP: 0.288, SLG: 0.316 (1, 6)										5	1	1	0	0	1	3		
Inning Stats	R: 2 E: 1 K: 0 S: 5	H: 2 LOB: 1 BB: 0 P: 5	R: 0 E: 0 K: 0 S: 2	H: 0 LOB: 0 BB: 1 P: 6	R: 0 E: 0 K: 0 S: 3	H: 0 LOB: 2 BB: 2 P: 11	R: 2 E: 0 K: 1 S: 7	H: 1 LOB: 1 BB: 1 P: 8	R: 1 E: 0 K: 1 S: 8	H: 3 LOB: 3 BB: 1 P: 12	R: 1 E: 0 K: 1 S: 7	H: 2 LOB: 1 BB: 0 P: 7	R: 1 E: 1 K: 0 S: 5	H: 1 LOB: 1 BB: 0 P: 5	1B: 6 2B: 5 3B: 0 HR: 0	SF: 0 SAC: 1 DP: 0 HBP: 0		WP: 0 PB: 1 SB: 2 CS: 1
PITCHER	IP WLS BF H R ER SO BB IBB HBP BLK WP HR S P ERA WHIP																	
Dennis Leonard, R ERA: 6.49 (1, 1)	6.1 L 31 7 5 3 1 6 0 0 0 0 0 0 27 51 4.26 2.053																	
Bud Black, L ERA: 8.49 (7, 1)	1.2 9 3 1 1 2 0 1 0 0 0 0 0 12 16 5.40 1.800																	
Jim Wright, R ERA: 2.92 (9, 1)	1.0 5 1 1 0 0 0 0 0 0 0 0 0 5 5 0.00 1.000																	

Batter	1	2	3	4	5	6	7	8	9	AB	R	H	RBI	BB	SO	LOB	BOTTOM			
Cesar Geronimo, L OBP: 0.474, SLG: 0.722 (1, 7) (9, 8)										5	0	2	2	0	1	0	Toronto Blue Jays @ Kansas City Royals Royals Stadium, Kansas City, MO Sun May 02 1982, 4:33 AM EDT Att: 27,044 - Unknown - 71 F			
Frank White, R OBP: 0.253, SLG: 0.361 (1, 4)										5	0	0	0	0	2	3				
George Brett, L OBP: 0.359, SLG: 0.531 (1, 5) B B B										3	0	2	0	1	0	2				
Amos Otis, R OBP: 0.364, SLG: 0.519 Tom Poquette, L OBP: 0.220, SLG: 0.170 (1, 8) (8, PH) (9, 7)										3	0	0	0	0	1	2				
Hal McRae, R OBP: 0.349, SLG: 0.545 (1, 10)										4	0	0	0	0	0	0				
Jerry Martin, R OBP: 0.439, SLG: 0.634 (1, 9) B B B										3	2	2	1	1	0	0				
Lee May, R OBP: 0.459, SLG: 0.727 John Wathan, R OBP: 0.344, SLG: 0.313 (1, 3) (6, 3)										2	1	1	0	0	0	1				
Jamie Quirk, L OBP: 0.091, SLG: 0.091 (1, 2)										4	1	1	1	0	0	2				
Onix Concepcion, R OBP: 0.357, SLG: 0.429 (1, 6)										4	0	1	1	0	0	2				
Inning Stats	R: 0 E: 0 K: 0 S: 3	H: 0 LOB: 1 BB: 1 P: 7	R: 0 E: 0 K: 2 S: 7	H: 0 LOB: 0 BB: 0 P: 7	R: 0 E: 0 K: 0 S: 3	H: 1 LOB: 0 BB: 0 P: 3	R: 2 E: 0 K: 0 S: 7	H: 4 LOB: 2 BB: 0 P: 7	R: 0 E: 0 K: 1 S: 5	H: 0 LOB: 0 BB: 0 P: 5	R: 0 E: 0 K: 0 S: 3	H: 0 LOB: 0 BB: 0 P: 3	R: 0 E: 0 K: 0 S: 4	H: 1 LOB: 1 BB: 0 P: 4	R: 3 E: 0 K: 1 S: 9	H: 4 LOB: 1 BB: 0 P: 9		1B: 7 2B: 0 3B: 2 HR: 1	SF: 0 SAC: 0 DP: 1 HBP: 0	WP: 0 PB: 0 SB: 0 CS: 0
PITCHER	IP WLS BF H R ER SO BB IBB HBP BLK WP HR S P ERA WHIP																			
Jim Clancy, R ERA: 5.82 (1, 1)	8.1 W 35 9 5 5 3 2 0 0 0 0 0 0 39 47 5.40 1.320																			
Roy Lee Jackson, R ERA: 4.5 (9, 1)	0.2 S 3 1 0 0 1 0 0 0 0 0 0 0 5 5 0.00 1.500																			

Batter	1	2	3	4	5	6	7	8	9	AB	R	H	RBI	BB	SO	LOB	TOP								
Onix Concepcion, R OBP: 0.333, SLG: 0.389 (1, 6)										4	0	1	0	0	0	1									
John Wathan, R OBP: 0.340, SLG: 0.310 (1, 2)										4	1	1	0	0	0	2									
George Brett, L OBP: 0.365, SLG: 0.529 (1, 7)										4	1	2	0	0	0	0									
Hal McRae, R OBP: 0.344, SLG: 0.543 (1, 10)										4	0	1	2	0	1	1									
Jerry Martin, R OBP: 0.430, SLG: 0.608 (1, 8)										3	0	0	0	1	1	1									
Frank White, R OBP: 0.286, SLG: 0.368 (1, 4)										4	0	2	0	0	0	2									
Dennis Werth, R OBP: 0.267, SLG: 0.083 (1, 3)										3	0	0	0	1	1	1									
Tim Ireland, R OBP: 0.267, SLG: 0.083 (1, 3)										3	0	0	0	0	0	1									
Cesar Geronimo, L OBP: 0.450, SLG: 0.684 (7, 8)										1	0	0	0	0	0	2									
Greg Pryor, R OBP: 0.462, SLG: 0.923 (1, 5)										4	1	3	1	0	0	2									
Inning Stats	R: 0 E: 0 K: 0 S: 3	H: 0 LOB: 0 BB: 0 P: 3	R: 0 E: 0 K: 1 S: 4	H: 0 LOB: 0 BB: 1 P: 8	R: 0 E: 1 K: 1 S: 7	H: 2 LOB: 2 BB: 0 P: 7	R: 0 E: 0 K: 1 S: 5	H: 1 LOB: 0 BB: 0 P: 5	R: 0 E: 0 K: 0 S: 3	H: 1 LOB: 0 BB: 0 P: 3	R: 3 E: 0 K: 0 S: 7	H: 4 LOB: 1 BB: 0 P: 7	R: 0 E: 0 K: 0 S: 4	H: 1 LOB: 1 BB: 0 P: 4	R: 0 E: 0 K: 0 S: 3	H: 0 LOB: 0 BB: 0 P: 3	R: 0 E: 0 K: 0 S: 4	H: 1 LOB: 2 BB: 1 P: 8	1B: 8 2B: 1 3B: 0 HR: 1	SF: 0 SAC: 0 DP: 2 HBP: 0	WP: 0 PB: 0 SB: 1 CS: 1	PA: 36			
PITCHER	IP	WLS	BF	H	R	ER	SO	BB	IBB	HBP	BLK	WP	HR	S	P	ERA	WHIP								
Mike Caldwell, L ERA: 3.18 (1, 1)	8.1	L	33	10	3	3	3	1	0	0	0	0	1	38	42	3.24	1.320								
Jim Stalon, R ERA: 2.25 (9, 1)	0.0		1	0	0	0	0	1	0	0	0	0	0	0	4	∞	∞								
Jamie Easterly, L ERA: 2.08 (9, 1)	0.1		1	0	0	0	0	0	0	0	0	0	0	1	1	0.00	0.000								
Rollie Fingers, R ERA: 2.85 (9, 1)	0.1		1	0	0	0	0	0	0	0	0	0	0	1	1	0.00	0.000								

Kansas City Royals @ Milwaukee Brewers
 Milwaukee County Stadium, Milwaukee, WI
 Mon May 03 1982, 8:05 PM EDT
 Alt: 8,313 - Unknown - 61 F

AB 34
 R 3
 H 10
 RBI 3
 BB 2
 SO 3
 LOB 13



Batter	1	2	3	4	5	6	7	8	9	AB	R	H	RBI	BB	SO	LOB	BOTTOM								
Paul Molitor, R OBP: 0.409, SLG: 0.357 (1, 5)										3	0	1	0	1	0	0									
Robin Yount, R OBP: 0.390, SLG: 0.491 (1, 6)										4	0	0	0	0	0	2									
Cecil Cooper, L OBP: 0.422, SLG: 0.524 (1, 3)										4	0	1	0	0	0	2									
Ben Oglivie, L OBP: 0.297, SLG: 0.458 (1, 7)										4	0	2	0	0	1	3									
Ted Simmons, S OBP: 0.258, SLG: 0.365 (1, 2)										4	0	1	0	0	0	4									
Gorman Thomas, R OBP: 0.376, SLG: 0.380 (1, 8)										3	0	0	0	1	0	2									
Don Money, R OBP: 0.344, SLG: 0.600 (1, 10)										4	0	0	0	0	0	2									
Charlie Moore, R OBP: 0.325, SLG: 0.366 (1, 9)										3	1	1	0	1	0	0									
Jim Gantner, L OBP: 0.366, SLG: 0.344 (1, 4)										2	0	0	0	0	0	1									
Larry Hisle, R OBP: 0.160, SLG: 0.375 (7, PH)										1	1	1	2	0	0	0									
Ed Romero, R OBP: 0.263, SLG: 0.278 (8, 4)										0	0	0	0	0	0	0									
Inning Stats	R: 0 E: 1 K: 1 S: 7	H: 1 LOB: 2 BB: 0 P: 7	R: 0 E: 1 K: 0 S: 3	H: 0 LOB: 1 BB: 1 P: 7	R: 0 E: 0 K: 0 S: 2	H: 0 LOB: 0 BB: 1 P: 6	R: 0 E: 0 K: 0 S: 3	H: 1 LOB: 1 BB: 1 P: 7	R: 0 E: 0 K: 0 S: 3	H: 0 LOB: 0 BB: 0 P: 3	R: 2 E: 0 K: 0 S: 5	H: 2 LOB: 2 BB: 0 P: 5	R: 0 E: 0 K: 0 S: 3	H: 1 LOB: 0 BB: 0 P: 3	R: 0 E: 0 K: 0 S: 3	H: 0 LOB: 0 BB: 0 P: 3	R: 0 E: 0 K: 0 S: 3	H: 0 LOB: 0 BB: 0 P: 3	1B: 6 2B: 0 3B: 0 HR: 1	SF: 0 SAC: 0 DP: 3 HBP: 0	WP: 0 PB: 0 SB: 2 CS: 1	PA: 35			
PITCHER	IP	WLS	BF	H	R	ER	SO	BB	IBB	HBP	BLK	WP	HR	S	P	ERA	WHIP								
Paul Spittorff, L ERA: 3.25 (1, 1)	6.1	W	27	6	2	2	1	3	0	0	0	0	1	26	38	2.84	1.421								
Dan Quisenberry, R ERA: 1.53 (7, 1)	2.2	S	8	1	0	0	0	0	0	0	0	0	0	8	8	0.00	0.375								

Kansas City Royals @ Milwaukee Brewers
 Milwaukee County Stadium, Milwaukee, WI
 Mon May 03 1982, 8:05 PM EDT
 Alt: 8,313 - Unknown - 61 F

AB 32
 R 2
 H 7
 RBI 2
 BB 3
 SO 1
 LOB 16



Batter	1	2	3	4	5	6	7	8	9	AB	R	H	RBI	BB	SO	LOB	TOP				
Onix Concepcion, R OBP: 0.261, SLG: 0.304 (1, 6)	F4	F3		5-3		6-3			F3	5	0	0	0	0	0	1					
John Wathan, R OBP: 0.333, SLG: 0.315 (1, 2)	G3 1B 2B		E6 1B	L8		5-3			K	5	2	1	0	0	1	0					
George Brett, L OBP: 0.360, SLG: 0.517 (1, 7)	G3				F6		F7			4	1	1	0	0	0	1					
Hal McRae, R OBP: 0.340, SLG: 0.524 (1, 10)					F8		F3			3	0	0	0	1	1	2					
Jerry Martin, R OBP: 0.444, SLG: 0.654 (1, 8) (5, 9)									K	4	2	3	4	0	1	0					
Frank White, R OBP: 0.277, SLG: 0.388 (1, 4)	K				F8					4	0	2	0	0	1	3					
Dennis Werth, R OBP: 0.333, SLG: 0.143 (6, PH) Jamie Quirk, L OBP: 0.083, SLG: 0.083 (8, 3)					1-3				F9	2	0	1	1	1	0	1					
Tim Ireland, R (1, 9) Cesar Geronimo, L OBP: 0.409, SLG: 0.619 (5, 8)										2	0	0	0	0	1	2					
Greg Pryor, R OBP: 0.412, SLG: 0.750 (1, 5)										2	0	0	0	0	0	1					
Inning Stats	R: 1 E: 0 K: 1 S: 7	H: 2 LOB: 2 BB: 1 P: 11	R: 0 E: 0 K: 1 S: 4	H: 0 LOB: 1 BB: 2 P: 12	R: 3 E: 1 K: 1 S: 9	H: 3 LOB: 1 BB: 0 P: 9	R: 0 E: 0 K: 1 S: 5	H: 0 LOB: 0 BB: 0 P: 5	R: 1 E: 0 K: 0 S: 5	H: 2 LOB: 1 BB: 0 P: 5	R: 0 E: 0 K: 0 S: 3	H: 0 LOB: 0 BB: 0 P: 3	R: 0 E: 0 K: 1 S: 6	H: 1 LOB: 1 BB: 0 P: 6	R: 0 E: 0 K: 1 S: 5	H: 0 LOB: 0 BB: 0 P: 5	1B: 5 2B: 2 3B: 0 HR: 1	SF: 0 SAC: 0 DP: 0 HBP: 0	WP: 0 PB: 0 SB: 3 CS: 0	PA: 38	
PITCHER	IP	WLS	BF	H	R	ER	SO	BB	IBB	HBP	BLK	WP	HR	S	P	ERA	WHIP				
Bob McClure, L ERA: 5.91 (1, 1)	4.2		24	7	5	3	4	3	0	0	0	0	1	29	41	5.79	2.143				
Jim Slaton, R ERA: 1.08 (5, 1)	4.1	W	14	1	0	0	2	0	0	0	0	0	0	18	18	0.00	0.231				

Kansas City Royals @ Milwaukee Brewers
Milwaukee County Stadium, Milwaukee, WI
Tue May 04 1982, 8:05 PM EDT
Att. 7,646 - Unknown - 70 F


AB 35
R 5
H 8
RBI 5
BB 3
SO 6
LOB 12



Batter	1	2	3	4	5	6	7	8	9	AB	R	H	RBI	BB	SO	LOB	BOTTOM				
Paul Molitor, R OBP: 0.409, SLG: 0.373 (1, 5)	1B WP 2B			K		F7			K	5	1	2	1	0	2	1					
Robin Yount, R OBP: 0.391, SLG: 0.474 (1, 6)	F9 WP 1B	F3		F4					5-3	4	0	1	0	1	0	2					
Cecil Cooper, L OBP: 0.421, SLG: 0.512 (1, 3)	G4-6-3 1B BB					6-3			F1	4	0	1	0	1	0	1					
Ben Oglivie, L OBP: 0.302, SLG: 0.489 (1, 7)	F9								F4	5	2	2	1	0	0	3					
Ted Simmons, S OBP: 0.271, SLG: 0.364 (1, 2) Ned Yost, R OBP: 0.313, SLG: 0.333 (7, PR) (8, 2)	G4-6-3								F8	3	0	1	0	1	0	2					
Gorman Thomas, R OBP: 0.382, SLG: 0.387 (1, 8)									F8	1	1	0	0	0	0	1					
Larry Hisle, R OBP: 0.207, SLG: 0.346 (1, 10)										4	1	2	1	0	0	0					
Charlie Moore, R OBP: 0.333, SLG: 0.413 (1, 9)										4	3	2	3	0	0	3					
Jim Gantner, L OBP: 0.373, SLG: 0.344 (1, 4)										3	0	1	1	1	0	0					
Inning Stats	R: 1 E: 0 K: 0 S: 4	H: 2 LOB: 1 BB: 1 P: 8	R: 1 E: 0 K: 1 S: 7	H: 2 LOB: 2 BB: 1 P: 11	R: 1 E: 1 K: 0 S: 6	H: 3 LOB: 2 BB: 0 P: 6	R: 0 E: 0 K: 1 S: 5	H: 0 LOB: 0 BB: 0 P: 5	R: 1 E: 0 K: 0 S: 4	H: 1 LOB: 0 BB: 0 P: 4	R: 2 E: 0 K: 0 S: 4	H: 1 LOB: 1 BB: 2 P: 12	R: 3 E: 1 K: 1 S: 7	H: 2 LOB: 1 BB: 2 P: 15	R: 0 E: 0 K: 0 S: 4	H: 1 LOB: 1 BB: 0 P: 4	1B: 9 2B: 1 3B: 0 HR: 2	SF: 0 SAC: 0 DP: 1 HBP: 0	WP: 1 PB: 0 SB: 0 CS: 0	PA: 41	
PITCHER	IP	WLS	BF	H	R	ER	SO	BB	IBB	HBP	BLK	WP	HR	S	P	ERA	WHIP				
Larry Gura, L ERA: 5.63 (1, 1)	1.0		19	6	3	3	2	1	0	0	0	0	1	22	26	6.75	1.750				
Jim Wright, R ERA: 3.99 (2, 1)	4.0		17	4	5	4	1	4	0	0	0	0	1	15	31	12.00	2.667				

Kansas City Royals @ Milwaukee Brewers
Milwaukee County Stadium, Milwaukee, WI
Tue May 04 1982, 8:05 PM EDT
Att. 7,646 - Unknown - 70 F

AB 35
R 9
H 12
RBI 7
BB 6
SO 3
LOB 15



Batter	1	2	3	4	5	6	7	8	9	10	AB	R	H	RBI	BB	SO	LOB	TOP				
Cesar Geronimo, L (1, 8) OBP: 0.364, SLG: 0.500	6-3		F8	4-3		F7			K		5	0	0	0	1	1	4	Kansas City Royals @ Milwaukee Brewers Milwaukee County Stadium, Milwaukee, WI Wed May 05 1982, 4:33 AM EDT Att: 9,833 - Unknown - 74 F				
John Wathan, R (1, 2) OBP: 0.324, SLG: 0.306	F2		S 1B			F8		5-3	6-3	6-3	6	0	1	0	0	0	2					
George Brett, L (1, 7) OBP: 0.362, SLG: 0.511	K		F7			K		2B 1B	S 1B		5	0	2	0	0	2	1					
Hal McRae, R (1, 10) OBP: 0.364, SLG: 0.540		1B 1B	L7			HBP		2B	1B		3	1	2	0	1	0	1					
Jerry Martin, R (1, 9) OBP: 0.421, SLG: 0.614	F7					F7		5-3	K		5	0	0	0	0	1	5					
Frank White, R (1, 4) OBP: 0.273, SLG: 0.376	F9			FC5-4 1B		6-3		6-3		5-3	5	1	1	0	0	0	1					
Jamie Quirk, L (1, 3) OBP: 0.353, SLG: 0.375				FC5-4 1B							4	1	4	0	1	0	0					
Dennis Werth, R (10, 3) OBP: 0.333, SLG: 0.143	1B			FC5-4 1B				FC5-4 1B		2B BB	0	0	0	0	0	0	0					
Greg Pryor, R (1, 5) OBP: 0.364, SLG: 0.619	1B			FC5-4 1B		6-3		FC5-4 1B		F9	5	0	1	1	0	0	5					
Onix Concepcion, R (1, 6) OBP: 0.321, SLG: 0.370	F4			1-2 2-3 3-H 1B				F8		2B	4	0	2	2	0	0	3					
Inning Stats	R: 0 E: 0 K: 1 S: 5	H: 0 LOB: 0 BB: 0 P: 5	R: 1 E: 0 K: 0 S: 6	H: 3 LOB: 2 BB: 0 P: 6	R: 0 E: 0 K: 0 S: 4	H: 1 LOB: 1 BB: 0 P: 4	R: 1 E: 0 K: 0 S: 6	H: 3 LOB: 2 BB: 0 P: 6	R: 0 E: 0 K: 1 S: 5	H: 0 LOB: 1 BB: 0 P: 6	R: 0 E: 0 K: 0 S: 4	H: 2 LOB: 1 BB: 0 P: 4	R: 0 E: 0 K: 0 S: 4	H: 1 LOB: 1 BB: 0 P: 4	R: 0 E: 0 K: 2 S: 8	H: 1 LOB: 2 BB: 2 P: 12	R: 1 E: 0 K: 0 S: 4	H: 1 LOB: 2 BB: 2 P: 12	1B: 10 2B: 3 3B: 0 HR: 0	SF: 0 SAC: 0 DP: 0 HBP: 2	WP: 0 PB: 0 SB: 2 CS: 0	PA: 47
PITCHER	IP 8.0	WLS 36	BF 11	H 2	R 2	ER 2	SO 2	BB 0	IBB 0	HBP 2	BLK 0	WP 0	HR 0	S 38	P 40	ERA 2.25	WHIP 1.375					
Moose Haas, R (1, 1) ERA: 3.67																						
Rollie Fingers, R (9, 1) ERA: 2.84	IP 2.0	WLS L	BF 11	H 2	R 1	ER 1	SO 2	BB 1	IBB 2	HBP 0	BLK 0	WP 0	HR 0	S 12	P 24	ERA 4.50	WHIP 1.500					

Batter	1	2	3	4	5	6	7	8	9	10	AB	R	H	RBI	BB	SO	LOB	BOTTOM				
Charlie Moore, R (1, 9) OBP: 0.326, SLG: 0.392	5-3		F8			BB		F7		G6-4-3	4	0	0	0	1	0	2	Kansas City Royals @ Milwaukee Brewers Milwaukee County Stadium, Milwaukee, WI Wed May 05 1982, 4:33 AM EDT Att: 9,833 - Unknown - 74 F				
Robin Yount, R (1, 6) OBP: 0.391, SLG: 0.484	5-3		2B			F6		G3 1B		1-3	5	0	2	0	0	0	2					
Cecil Cooper, L (1, 3) OBP: 0.404, SLG: 0.469	4-3		4-3			F8		G3			4	0	0	0	0	0	2					
Gorman Thomas, R (1, 8) OBP: 0.367, SLG: 0.377		CS BB				F7		1B BB		1-3	2	0	0	0	2	0	1					
Don Money, R (1, 5) OBP: 0.333, SLG: 0.559	F8		L8			L8		G6-4-3 1B		F2	4	0	1	0	0	0	1					
Larry Hise, R (1, 10) OBP: 0.242, SLG: 0.345		HR 1B				G6-4-3		G6-4-3		6-3	3	1	1	0	1	0	2					
Mark Brouhard, R (1, 7) OBP: 0.346, SLG: 0.435						F9				F9	2	1	1	2	0	0	1					
Ben Oglivie, L (7, PH) OBP: 0.296, SLG: 0.478		HR				F9				F9	2	0	0	0	0	0	0					
Jim Gantner, L (1, 4) OBP: 0.367, SLG: 0.338	1-3					4-3		4-3		G6-4-3 SH 1B	4	0	1	0	0	0	0					
Ned Yost, R (1, 2) OBP: 0.278, SLG: 0.294						5-3		4-3		SH	2	0	0	0	0	0	0					
Roy Howell, L (7, PH) OBP: 0.257, SLG: 0.323						3-1		4-3			1	0	0	0	0	0	0					
Kevin Bass, S (8, 9)											0	0	0	0	0	0	0					
Paul Molitor, R (10, PH) OBP: 0.459, SLG: 0.373											0	0	0	0	0	0	0					
Inning Stats	R: 0 E: 0 K: 0 S: 3	H: 0 LOB: 0 BB: 0 P: 3	R: 2 E: 0 K: 0 S: 4	H: 2 LOB: 0 BB: 1 P: 8	R: 0 E: 0 K: 0 S: 4	H: 1 LOB: 1 BB: 0 P: 4	R: 0 E: 0 K: 0 S: 3	H: 0 LOB: 1 BB: 1 P: 7	R: 0 E: 0 K: 0 S: 3	H: 1 LOB: 1 BB: 1 P: 7	R: 0 E: 0 K: 0 S: 3	H: 0 LOB: 0 BB: 0 P: 3	R: 0 E: 0 K: 0 S: 3	H: 0 LOB: 0 BB: 0 P: 3	R: 0 E: 1 K: 0 S: 4	H: 1 LOB: 1 BB: 0 P: 4	R: 0 E: 0 K: 0 S: 3	H: 0 LOB: 0 BB: 0 P: 3	1B: 4 2B: 1 3B: 0 HR: 1	SF: 0 SAC: 1 DP: 2 HBP: 0	WP: 0 PB: 0 SB: 0 CS: 1	PA: 38
PITCHER	IP 6.0	WLS 24	BF 4	H 2	R 2	ER 2	SO 0	BB 4	IBB 0	HBP 0	BLK 0	WP 0	HR 1	S 20	P 36	ERA 3.00	WHIP 1.333					
Vida Blue, L (1, 1) ERA: 3.86																						
Dan Quisenberry, R (7, 1) ERA: 1.25	IP 4.0	WLS W	BF 14	H 2	R 0	ER 0	SO 0	BB 0	IBB 0	HBP 0	BLK 0	WP 0	HR 0	S 14	P 14	ERA 0.00	WHIP 0.500					

AB	42
R	3
H	13
RBI	3
BB	3
SO	4
LOB	22



AB	33
R	2
H	6
RBI	2
BB	4
SO	0
LOB	11



Batter	1	2	3	4	5	6	7	8	9	AB	R	H	RBI	BB	SO	LOB	TOP										
Cesar Geronimo, L (1,7) OBP: 0.364, SLG: 0.516										5	1	2	1	0	0	3	Kansas City Royals @ Toronto Blue Jays Exhibition Stadium, Toronto, ON Fri May 07 1982, 7:05 PM EDT Att: 11,523 - Unknown - 69 F										
John Wathan, R (1,2) OBP: 0.327, SLG: 0.304										4	0	1	0	0	1	3											
George Brett, L (1,5) OBP: 0.376, SLG: 0.521										2	0	1	1	2	0	1											
Amos Otis, R (1,8) OBP: 0.348, SLG: 0.494										4	0	0	0	0	1	5											
Hal McRae, R (1,10) OBP: 0.369, SLG: 0.571										4	1	2	1	0	0	1											
Jerry Martin, R (1,9) OBP: 0.414, SLG: 0.598										4	0	1	0	0	1	2											
Jamie Quirk, L (1,3) Dennis Werth, R (0, PR) OBP: 0.333, SLG: 0.143										4	0	0	0	0	0	2											
Frank White, R (1,4) OBP: 0.283, SLG: 0.382										4	1	2	0	0	0	2											
Onix Conception, R (1,6) OBP: 0.344, SLG: 0.400										3	1	1	1	1	0	3											
Inning Stats	R: 1 E: 0 K: 0 S: 4	H: 2 LOB: 0 BB: 0 P: 4	R: 1 E: 0 K: 0 S: 5	H: 2 LOB: 1 BB: 0 P: 5	R: 0 E: 0 K: 0 S: 2	H: 0 LOB: 1 BB: 1 P: 7	R: 0 E: 0 K: 0 S: 3	H: 0 LOB: 0 BB: 0 P: 3	R: 2 E: 1 K: 0 S: 5	H: 3 LOB: 1 BB: 1 P: 9	R: 0 E: 0 K: 0 S: 4	H: 1 LOB: 1 BB: 0 P: 4	R: 0 E: 0 K: 1 S: 4	H: 0 LOB: 0 BB: 1 P: 8	R: 0 E: 0 K: 2 S: 8	H: 1 LOB: 1 BB: 0 P: 8		R: 0 E: 1 K: 0 S: 5	H: 1 LOB: 2 BB: 0 P: 5	1B: 6 2B: 3 3B: 0 HR: 1	SF: 0 SAC: 0 DP: 3 HBP: 1	WP: 2 PB: 0 SB: 0 CS: 1	PA: 38				
PITCHER	IP	WLS	BF	H	R	ER	SO	BB	IBB	HBP	BLK	WP	HR	S	P	ERA	WHIP										
Jim Clancy, R (1,1) ERA: 5.64	6.0		27	8	4	3	0	3	0	1	0	2	1	23	36	4.50	1.833										
Joey McLaughlin, R (7,1) ERA: 2.3	3.0	W	11	2	0	0	3	0	0	0	0	0	0	17	17	0.00	0.667										

Batter	1	2	3	4	5	6	7	8	9	AB	R	H	RBI	BB	SO	LOB	BOTTOM										
Damaso Garcia, R (1,4) OBP: 0.363, SLG: 0.381										5	1	2	1	0	0	0	Kansas City Royals @ Toronto Blue Jays Exhibition Stadium, Toronto, ON Fri May 07 1982, 7:05 PM EDT Att: 11,523 - Unknown - 69 F										
Rance Mulliniks, L (1,5) OBP: 0.368, SLG: 0.440										4	2	1	0	1	0	1											
Lloyd Moseby, L (1,8) OBP: 0.277, SLG: 0.341										4	0	1	0	0	1	2											
Willie Upshaw, L (1,3) OBP: 0.329, SLG: 0.475										4	1	2	2	0	0	1											
Al Woods, L (1,7) OBP: 0.243, SLG: 0.182										3	0	0	0	0	0	1											
Barry Bonnell, R (7, PH) OBP: 0.456, SLG: 0.528										0	0	0	0	1	0	0											
Hosken Powell, L (1,10) OBP: 0.308, SLG: 0.378										3	1	2	1	0	0	0											
Wayne Nordhagen, R (7, PH) OBP: 0.342, SLG: 0.277										1	0	0	0	0	0	2											
Ernie Whitt, L (1,2) OBP: 0.367, SLG: 0.558										3	1	2	1	1	0	0											
Jesse Barfield, R (1,9) OBP: 0.318, SLG: 0.430										3	0	1	1	1	0	0											
Alfredo Griffin, S (1,6) OBP: 0.273, SLG: 0.298										2	0	0	0	0	0	0											
Dave Revere, L (6, PH) OBP: 0.200, SLG: 0.195										1	0	0	0	0	1	3											
Garth Iorg, R (7,5) OBP: 0.345, SLG: 0.453										1	0	0	0	0	0	0											
Inning Stats	R: 0 E: 0 K: 0 S: 4	H: 1 LOB: 1 BB: 0 P: 4	R: 0 E: 0 K: 0 S: 3	H: 0 LOB: 0 BB: 0 P: 3	R: 0 E: 0 K: 0 S: 3	H: 0 LOB: 0 BB: 0 P: 3	R: 3 E: 0 K: 0 S: 5	H: 3 LOB: 2 BB: 2 P: 13	R: 1 E: 0 K: 0 S: 4	H: 1 LOB: 0 BB: 0 P: 4	R: 0 E: 0 K: 1 S: 7	H: 2 LOB: 3 BB: 1 P: 11	R: 1 E: 0 K: 1 S: 7	H: 2 LOB: 2 BB: 1 P: 11	R: 1 E: 0 K: 0 S: 5	H: 2 LOB: 1 BB: 0 P: 5	1B: 7 2B: 2 3B: 0 HR: 2	SF: 0 SAC: 0 DP: 0 HBP: 0	WP: 0 PB: 0 SB: 2 CS: 0	PA: 38							
PITCHER	IP	WLS	BF	H	R	ER	SO	BB	IBB	HBP	BLK	WP	HR	S	P	ERA	WHIP										
Dennis Leonard, R (1,1) ERA: 6.53	6.2	L	31	9	5	5	2	3	0	0	0	0	1	32	44	6.75	1.800										
Grant Jackson, L (7,1) ERA: 5.09	1.1		7	2	1	1	0	0	1	0	0	0	1	6	10	6.75	1.500										

AB	34
R	4
H	10
RBI	4
BB	3
SO	3
LOB	22



Batter	1	2	3	4	5	6	7	8	9	AB	R	H	RBI	BB	SO	LOB	TOP			
Cesar Geronimo, L (1,7) OBP: 0.342, SLG: 0.528	F9		F3			F9	4-3			5	0	1	0	0	0	1				
John Wathan, R (1,2) OBP: 0.322, SLG: 0.318	3B		5-3			1-3		1-3	6-3	5	0	1	0	0	0	1				
Hal McRae, R (1,10) OBP: 0.364, SLG: 0.558	K			F8		1B 2B 1B		F8		4	1	1	0	0	1	1				
Willie Aikens, L (1,3) OBP: 0.366, SLG: 0.314 Dennis Werth, R (8, PR) OBP: 0.333, SLG: 0.143	HBP			G6-3 1B		2B 1-2 1B		BB 1B 1B		3	0	3	0	0	0	0				
Amos Otis, R (1,8) OBP: 0.354, SLG: 0.506	F9			G6-3 1-2		1-3 2-H 2B		BB 1B		4	0	2	1	0	0	3				
Jerry Martin, R (1,9) OBP: 0.417, SLG: 0.589		FC5-4 1B			K	F6				3	0	1	0	1	1	2				
Frank White, R (1,4) OBP: 0.281, SLG: 0.387		FC5-4 1-2 G6-4-3					6-3	K		4	0	1	0	0	1	4				
Greg Pryor, R (1,5) OBP: 0.333, SLG: 0.565 Jamie Quirk, L (7, PH) OBP: 0.291, SLG: 0.273		G6-4-3 1-2			F4		F9		F6	2	0	0	0	0	0	2				
Onix Concepcion, R (1,6) OBP: 0.333, SLG: 0.382			F2		6-3				K	4	0	1	0	0	1	1				
Inning Stats	R: 0 E: 0 K: 1 S: 6	H: 1 LOB: 2 BB: 0 P: 7	R: 0 E: 0 K: 0 S: 3	H: 1 LOB: 0 BB: 0 P: 3	R: 0 E: 0 K: 0 S: 3	H: 0 LOB: 0 BB: 0 P: 3	R: 0 E: 0 K: 0 S: 3	H: 1 LOB: 0 BB: 0 P: 3	R: 0 E: 0 K: 1 S: 6	H: 3 LOB: 2 BB: 0 P: 6	R: 0 E: 0 K: 0 S: 4	H: 1 LOB: 1 BB: 0 P: 4	R: 0 E: 0 K: 1 S: 7	H: 2 LOB: 3 BB: 1 P: 11	R: 0 E: 0 K: 1 S: 6	H: 1 LOB: 1 BB: 0 P: 6	1B: 7 2B: 2 3B: 2 HR: 0	SF: 0 SAC: 0 DP: 2 HBP: 1	WP: 0 PB: 0 SB: 0 CS: 0	PA: 38
PITCHER	IP WLS BF H R ER SO BB IBB HBP BLK WP HR S P ERA WHIP																			
Mark Bomback, R (1,1) ERA: 7.02	6.0 W 24 7 1 1 2 0 0 0 1 0 0 0 27 28 1.50 1.167																			
Roy Lee Jackson, R (7,1) ERA: 3.95	3.0 S 14 4 0 0 2 1 0 0 0 0 0 0 17 21 0.00 1.667																			

Kansas City Royals @ Toronto Blue Jays
Exhibition Stadium, Toronto, ON
Sat May 08 1982, 3:33 AM EDT
Att: 15,102 - Unknown - 54 F

AB 36
R 1
H 11
RBI 1
BB 1
SO 4
LOB 15



Batter	1	2	3	4	5	6	7	8	9	AB	R	H	RBI	BB	SO	LOB	BOTTOM	
Damaso Garcia, R (1,4) OBP: 0.368, SLG: 0.394	4-3 3B 2B		F7		1B		CS	G3		4	1	2	0	0	0	0		
Rance Mulliniks, L (1,5) OBP: 0.361, SLG: 0.426	4-3 2-3		G3		1-2 1B			6-3		4	0	1	0	0	0	1		
Lloyd Moseby, L (1,8) OBP: 0.276, SLG: 0.337	K		CS 1B		1-3			3-1		4	0	1	0	0	1	3		
Willie Upshaw, L (1,3) OBP: 0.341, SLG: 0.506	3B		CS	CS 1B		G3				3	0	2	1	0	0	0		
Dave Revering, L (1,10) OBP: 0.188, SLG: 0.182	5-3			F9		F5				3	0	0	0	0	0	2		
Hosken Powell, L (1,9) OBP: 0.286, SLG: 0.350 Jesse Barfield, R (7,9) OBP: 0.318, SLG: 0.430		1-3		F8		F9				3	0	0	0	0	0	1		
Al Woods, L (1,7) OBP: 0.275, SLG: 0.200 Barry Bonnell, R (7, PR) OBP: 0.456, SLG: 0.528				CS	K			G4-6-3 BB		2	0	1	0	1	1	0		
Ernie Whitt, L (1,2) OBP: 0.365, SLG: 0.582		F6			SH4-3 3B			G4-6-3 1-2		3	1	1	0	0	0	2		
Alfredo Griffin, S (1,6) OBP: 0.278, SLG: 0.294					SH4-3			CS BB		1	0	0	1	1	0	1		
Inning Stats	R: 1 E: 0 K: 1 S: 7	H: 2 LOB: 1 BB: 0 P: 7	R: 0 E: 0 K: 0 S: 4	H: 1 LOB: 1 BB: 0 P: 4	R: 0 E: 0 K: 0 S: 3	H: 1 LOB: 0 BB: 0 P: 3	R: 0 E: 0 K: 0 S: 3	H: 1 LOB: 0 BB: 0 P: 3	R: 1 E: 0 K: 1 S: 8	H: 3 LOB: 2 BB: 0 P: 8	R: 0 E: 0 K: 0 S: 1	H: 0 LOB: 0 BB: 2 P: 9	R: 0 E: 0 K: 0 S: 3	H: 0 LOB: 0 BB: 0 P: 3	1B: 5 2B: 1 3B: 2 HR: 0	SF: 0 SAC: 1 DP: 1 HBP: 0	WP: 0 PB: 0 SB: 0 CS: 3	PA: 33
PITCHER	IP WLS BF H R ER SO BB IBB HBP BLK WP HR S P ERA WHIP																	
Dave Frost, R (1,1) ERA: 4.62	7.0 L 27 8 2 2 2 2 0 0 0 0 0 0 29 37 2.57 1.429																	
Dan Quisenberry, R (8,1) ERA: 1.19	1.0 3 0 0 0 0 0 0 0 0 0 0 0 3 3 0.00 0.000																	

Kansas City Royals @ Toronto Blue Jays
Exhibition Stadium, Toronto, ON
Sat May 08 1982, 3:33 AM EDT
Att: 15,102 - Unknown - 54 F

AB 27
R 2
H 8
RBI 2
BB 2
SO 2
LOB 10



Batter	1	2	3	4	5	6	7	8	9	AB	R	H	RBI	BB	SO	LOB	TOP			
Willie Wilson, S (1, 7) OBP: 0.222, SLG: 0.444	G3		3B		7-3			K		4	0	1	0	0	1	1	Kansas City Royals @ Toronto Blue Jays Exhibition Stadium, Toronto, ON Sun May 09 1982, 3:33 AM EDT Att: 17,044 - Unknown - 61 F livebaseballscorecards.com			
John Wathan, R (1, 2) OBP: 0.311, SLG: 0.306	4-3		4-3			6-3		5-3		4	0	0	0	0	0	1				
Hal McRae, R (1, 10) OBP: 0.369, SLG: 0.556	1B		3-1			G4-6-3	1B	5-3		4	0	2	0	0	0	1				
Willie Aikens, L (1, 3) OBP: 0.378, SLG: 0.333	1B					G4-6-3	1B		4-3	4	0	2	0	0	0	1				
Amos Otis, R (1, 8) OBP: 0.340, SLG: 0.484	L4								4-3	4	0	0	0	0	1	3				
Jerry Martin, R (1, 9) OBP: 0.402, SLG: 0.564		F8							4-3	4	0	0	0	0	1	1				
Frank White, R (1, 4) OBP: 0.283, SLG: 0.385		F6								3	0	1	0	0	0	1				
Greg Pryor, R (1, 5) OBP: 0.333, SLG: 0.538		F1								3	0	1	0	0	0	0				
Onix Concepcion, R (1, 6) OBP: 0.333, SLG: 0.378			6-3							3	0	1	0	0	0	2				
Inning Stats	R: 0 E: 0 K: 0 S: 5	H: 2 LOB: 2 BB: 0 P: 5	R: 0 E: 0 K: 0 S: 3	H: 0 LOB: 0 BB: 0 P: 3	R: 0 E: 0 K: 2 S: 4	H: 1 LOB: 1 BB: 0 P: 4	R: 0 E: 0 K: 2 S: 8	H: 1 LOB: 1 BB: 0 P: 8	R: 0 E: 0 K: 0 S: 3	H: 1 LOB: 0 BB: 0 P: 3	R: 0 E: 0 K: 0 S: 5	H: 2 LOB: 2 BB: 0 P: 5	R: 0 E: 0 K: 1 S: 5	H: 0 LOB: 0 BB: 0 P: 5	R: 0 E: 0 K: 0 S: 3	H: 0 LOB: 0 BB: 0 P: 3	1B: 7 2B: 1 3B: 1 HR: 0	SF: 0 SAC: 0 DP: 2 HBP: 0	WP: 0 PB: 0 SB: 0 CS: 0	PA: 33
PITCHER Dave Stieb, R (1, 1) ERA: 3.24	IP: 9.0 WLS: W BF: 33 H: 8 R: 0 ER: 0 SO: 3 BB: 0 IBB: 0 HBP: 0 BLK: 0 WP: 0 HR: 0 S: 39 P: 39 ERA: 0.00 WHIP: 0.889																			

Batter	1	2	3	4	5	6	7	8	9	AB	R	H	RBI	BB	SO	LOB	BOTTOM			
Damaso Garcia, R (1, 4) OBP: 0.355, SLG: 0.381	6-3		G4-6-3			K2-3		4-3		4	0	0	0	0	1	2	Kansas City Royals @ Toronto Blue Jays Exhibition Stadium, Toronto, ON Sun May 09 1982, 3:33 AM EDT Att: 17,044 - Unknown - 61 F livebaseballscorecards.com			
Garth Iorg, R (1, 5) OBP: 0.379, SLG: 0.500										3	0	3	0	0	0	0				
Rance Mulliniks, L (8, PH) OBP: 0.371, SLG: 0.436	2B									1	0	1	1	0	0	0				
Barry Bonnell, R (1, 8) OBP: 0.443, SLG: 0.509	3-1									4	0	1	0	0	0	3				
Wayne Nordhagen, R (1, 7) OBP: 0.342, SLG: 0.279										3	0	1	0	0	1	1				
Lloyd Moseby, L (8, PH) OBP: 0.273, SLG: 0.333	F4									1	0	0	0	0	0	2				
Otto Velez, R (1, 10) OBP: 0.391, SLG: 0.176										2	0	0	0	1	1	1				
Tony Johnson, R (7, PR)										0	0	0	0	0	0	0				
Jesse Barfield, R (1, 9) OBP: 0.318, SLG: 0.463	6-3									3	1	1	1	0	0	0				
Buck Martinez, R (1, 2) OBP: 0.349, SLG: 0.475	F5									3	0	0	0	0	1	1				
Willie Upshaw, L (1, 3) OBP: 0.341, SLG: 0.500										3	1	1	0	0	1	0				
Alfredo Griffin, S (1, 6) OBP: 0.272, SLG: 0.287										2	0	0	0	0	0	0				
Inning Stats	R: 0 E: 0 K: 0 S: 4	H: 1 LOB: 1 BB: 0 P: 4	R: 0 E: 0 K: 1 S: 5	H: 0 LOB: 0 BB: 0 P: 5	R: 0 E: 1 K: 0 S: 3	H: 0 LOB: 0 BB: 0 P: 3	R: 0 E: 0 K: 0 S: 4	H: 2 LOB: 1 BB: 0 P: 4	R: 0 E: 0 K: 1 S: 5	H: 0 LOB: 0 BB: 0 P: 5	R: 0 E: 0 K: 1 S: 6	H: 1 LOB: 1 BB: 0 P: 6	R: 1 E: 0 K: 2 S: 7	H: 1 LOB: 1 BB: 1 P: 11	R: 1 E: 0 K: 0 S: 6	H: 3 LOB: 2 BB: 0 P: 6	1B: 6 2B: 1 3B: 0 HR: 1	SF: 0 SAC: 1 DP: 1 HBP: 0	WP: 0 PB: 0 SB: 0 CS: 2	PA: 31
PITCHER Paul Splittorf, L (1, 1) ERA: 3.09 Dan Quisenberry, R (8, 1) ERA: 1.16	IP: 7.1 WLS: L BF: 27 H: 6 R: 2 ER: 2 SO: 5 BB: 1 IBB: 0 HBP: 0 BLK: 0 WP: 0 HR: 1 S: 36 P: 40 ERA: 2.46 WHIP: 0.955																			

Batter	1	2	3	4	5	6	7	8	9	AB	R	H	RBI	BB	SO	LOB	TOP			
Paul Moltzer, R OBP: 0.391, SLG: 0.359 (1, 10)										3	1	0	0	1	0	2				
Robin Yount, R OBP: 0.376, SLG: 0.519 (1, 6)										3	0	2	1	1	0	1				
Cecil Cooper, L OBP: 0.400, SLG: 0.500 (1, 3)										4	0	1	0	0	1	3				
Ben Oglivie, L OBP: 0.319, SLG: 0.486 (1, 7)										4	0	0	0	0	0	4				
Ted Simmons, S OBP: 0.278, SLG: 0.373 (1, 2)										4	0	0	0	0	0	3				
Gorman Thomas, R OBP: 0.395, SLG: 0.415 (1, 8)										4	0	0	0	0	0	1				
Don Money, R OBP: 0.255, SLG: 0.514 Marshall Edwards, L (9, PR)										3	0	0	0	1	2	0				
Rollie Fingers, R (9, 1)										0	0	0	0	0	0	0				
Mark Brouhard, R OBP: 0.390, SLG: 0.556 Charlie Moore, R OBP: 0.320, SLG: 0.398 (5, 9)										2	1	1	1	0	0	0				
Jim Gantner, L OBP: 0.365, SLG: 0.400 (1, 4)										2	0	1	0	0	0	1				
Inning Stats	R: 1 E: 0 K: 1 S: 6	H: 1 LOB: 1 BB: 1 P: 10	R: 1 E: 0 K: 0 S: 4	H: 1 LOB: 0 BB: 0 P: 4	R: 0 E: 0 K: 1 S: 4	H: 1 LOB: 0 BB: 0 P: 4	R: 0 E: 0 K: 1 S: 5	H: 0 LOB: 0 BB: 0 P: 5	R: 0 E: 0 K: 0 S: 4	H: 1 LOB: 1 BB: 0 P: 4	R: 0 E: 0 K: 1 S: 6	H: 1 LOB: 1 BB: 0 P: 6	R: 0 E: 0 K: 0 S: 3	H: 0 LOB: 1 BB: 1 P: 7	R: 0 E: 0 K: 0 S: 2	H: 0 LOB: 1 BB: 1 P: 6	1B: 1 2B: 4 3B: 0 HR: 1	SF: 0 SAC: 0 DP: 0 HBP: 0	WP: 0 PA: 36	
PITCHER Vida Blue, L ERA: 3.34 (1, 1)	IP: 9.0 WLS: W BF: 35 H: 6 R: 2 ER: 2 SO: 3 BB: 3 IBB: 0 HBP: 0 BLK: 0 WP: 0 HR: 1 S: 38 P: 50 ERA: 2.00 WHIP: 1.000																			

Milwaukee Brewers @ Kansas City Royals
 Royals Stadium, Kansas City, MO
 Mon May 10 1982, 8:05 PM EDT
 Att: 26,835 - Unknown - 77 F

AB	32
R	2
H	6
RBI	2
BB	3
SO	3
LOB	16



Batter	1	2	3	4	5	6	7	8	9	AB	R	H	RBI	BB	SO	LOB	BOTTOM			
Willie Wilson, S OBP: 0.308, SLG: 0.462 (1, 7)										4	0	2	0	0	1	1				
John Wathan, R OBP: 0.320, SLG: 0.342 (1, 2)										3	1	2	2	0	0	0				
Hal McRae, R OBP: 0.374, SLG: 0.559 (1, 10)										3	0	1	0	1	0	1				
Willie Aikens, L OBP: 0.347, SLG: 0.302 (1, 3)										4	0	0	0	0	0	5				
Amos Otis, R OBP: 0.337, SLG: 0.505 (1, 8)										4	1	1	1	0	0	0				
Jerry Martin, R OBP: 0.391, SLG: 0.546 (1, 9)										3	0	0	0	0	2	0				
Frank White, R OBP: 0.275, SLG: 0.374 (1, 4)										3	0	0	0	0	0	0				
Greg Pryor, R OBP: 0.333, SLG: 0.552 (1, 5)										3	1	1	0	0	0	0				
Onix Concepcion, R OBP: 0.333, SLG: 0.375 (1, 6)										3	0	1	0	0	0	1				
Inning Stats	R: 0 E: 1 K: 0 S: 4	H: 1 LOB: 1 BB: 0 P: 4	R: 0 E: 0 K: 1 S: 5	H: 0 LOB: 0 BB: 0 P: 5	R: 2 E: 0 K: 0 S: 6	H: 4 LOB: 1 BB: 0 P: 6	R: 0 E: 0 K: 0 S: 3	H: 0 LOB: 0 BB: 0 P: 3	R: 0 E: 0 K: 0 S: 3	H: 0 LOB: 0 BB: 0 P: 3	R: 0 E: 0 K: 1 S: 5	H: 0 LOB: 0 BB: 0 P: 5	R: 0 E: 0 K: 1 S: 7	H: 2 LOB: 3 BB: 1 P: 11	R: 1 E: 0 K: 0 S: 1	H: 1 LOB: 0 BB: 0 P: 1	1B: 4 2B: 2 3B: 0 HR: 2	SF: 0 SAC: 1 DP: 0 HBP: 0	WP: 0 PA: 32	
PITCHER Moose Haas, R ERA: 3.43 Rollie Fingers, R ERA: 2.95 Rollie Fingers, R ERA: 2.95	IP: 7.2 WLS: L BF: 29 H: 7 R: 2 ER: 2 SO: 3 BB: 0 IBB: 0 HBP: 0 BLK: 0 WP: 0 HR: 1 S: 35 P: 35 ERA: 2.35 WHIP: 0.913																			

Milwaukee Brewers @ Kansas City Royals
 Royals Stadium, Kansas City, MO
 Mon May 10 1982, 8:05 PM EDT
 Att: 26,835 - Unknown - 77 F

AB	30
R	3
H	8
RBI	3
BB	1
SO	3
LOB	8



Batter	1	2	3	4	5	6	7	8	9	AB	R	H	RBI	BB	SO	LOB	TOP					
Paul Moltor, R OBP: 0.392, SLG: 0.361 (1, 5)	F8		F9				F9		5-3	5	0	2	0	0	0	0	Milwaukee Brewers @ Kansas City Royals Royals Stadium, Kansas City, MO Tue May 11 1982, 8:05 PM EDT Att: 16,240 - Unknown - 77 F					
Robin Yount, R OBP: 0.376, SLG: 0.512 Roy Howell, L OBP: 0.270, SLG: 0.333 (1, 6) (6, 9)	3-1		F9				F8		4-3	3	0	1	0	0	0	2						
Cecil Cooper, L OBP: 0.400, SLG: 0.491 (1, 10)	3-1						F7		K	4	0	1	0	1	1	2						
Gorman Thomas, R OBP: 0.363, SLG: 0.406 Kevin Bass, S (6, PH) (6, 8)	K		E6				K		F7	2	0	0	0	0	1	3						
Ted Simmons, S OBP: 0.283, SLG: 0.376 Ned Yost, R OBP: 0.250, SLG: 0.263 (6, PH) (6, 2)			FC6-4				K		F6	2	0	1	0	0	0	3						
Ben Oglivie, L OBP: 0.314, SLG: 0.477 Marshall Edwards, L OBP: 1.000, SLG: 1.000 (1, 7) (6, PH) (6, 7)	G3-6-3						HR		2B	2	2	2	0	0	0	0						
Don Money, R OBP: 0.364, SLG: 0.634 (1, 3)	E5						HR		1B	4	1	3	3	0	0	0						
Charlie Moore, R OBP: 0.308, SLG: 0.381 (1, 9) (6, 4)	1-3						F7		4-3	4	0	0	0	0	0	2						
Ed Romero, R OBP: 0.217, SLG: 0.227 (1, 4) (6, 6)			6-3				F7		5-3	4	0	0	0	0	0	1						
Inning Stats	R: 0 E: 0 K: 1 S: 6	H: 1 LOB: 1 BB: 0 P: 6	R: 0 E: 1 K: 0 S: 4	H: 2 LOB: 1 BB: 0 P: 4	R: 0 E: 1 K: 0 S: 5	H: 1 LOB: 3 BB: 1 P: 9	R: 0 E: 0 K: 0 S: 3	H: 0 LOB: 0 BB: 0 P: 3	R: 0 E: 0 K: 2 S: 9	H: 1 LOB: 1 BB: 0 P: 4	R: 2 E: 0 K: 2 S: 9	H: 2 LOB: 0 BB: 0 P: 9	R: 0 E: 0 K: 0 S: 5	H: 2 LOB: 1 BB: 0 P: 5	R: 1 E: 0 K: 0 S: 5	H: 2 LOB: 1 BB: 0 P: 5		R: 0 E: 0 K: 1 S: 5	H: 0 LOB: 0 BB: 0 P: 5	1B: 9 2B: 1 3B: 0 HR: 1	SF: 0 SAC: 0 DP: 1 HBP: 0	WP: 0 PB: 0 SB: 0 CS: 0
PITCHER	IP WLS BF H R ER SO BB IBB HBP BLK WP HR S P ERA WHIP	5.0 W 21 5 0 0 1 1 0 0 0 0 0 22 26 0.00 1.200	4.0 18 6 3 3 3 0 0 0 0 0 1 24 24 6.75 1.500	PITCHER										IP WLS BF H R ER SO BB IBB HBP BLK WP HR S P ERA WHIP								
Larry Gura, L ERA: 5.0 Jim Wright, R ERA: 4.43																						

Batter	1	2	3	4	5	6	7	8	9	AB	R	H	RBI	BB	SO	LOB	BOTTOM					
Willie Wilson, S OBP: 0.333, SLG: 0.611 Dennis Werth, R OBP: 0.333, SLG: 0.143 (1, 7) (9, 2)	4-3	SH1-3	F6				G3			5	2	2	4	0	0	2	Milwaukee Brewers @ Kansas City Royals Royals Stadium, Kansas City, MO Tue May 11 1982, 8:05 PM EDT Att: 16,240 - Unknown - 77 F					
John Wathan, R OBP: 0.333, SLG: 0.364 Jamie Quirk, L OBP: 0.280, SLG: 0.333 (1, 2) (6, 2) (9, 7)	1B	HR					4-3		4-3	4	3	3	2	0	0	0						
Hal McRae, R OBP: 0.372, SLG: 0.574 (1, 10)	1B	5-3					5-3		F8	6	2	2	5	0	0	1						
Amos Otis, R OBP: 0.352, SLG: 0.545 Cesar Geronimo, L OBP: 0.359, SLG: 0.528 (1, 8) (6, 8)	2B	HR					6-3		FC6	4	2	3	2	0	0	0						
Jerry Martin, R OBP: 0.389, SLG: 0.535 Tom Poquette, L OBP: 0.213, SLG: 0.164 (1, 9) (6, 9)	2B	F7					F7		FC6	2	1	0	0	1	0	1						
Willie Aikens, L OBP: 0.370, SLG: 0.375 (1, 3)	F6		K				1B		F8	5	2	3	0	0	1	3						
Frank White, R OBP: 0.286, SLG: 0.392 Tim Ireland, R OBP: 0.286, SLG: 0.167 (1, 4) (6, 4)	2B		6-3				1B		1B	3	0	2	3	0	0	0						
Greg Pryor, R OBP: 0.314, SLG: 0.500 (1, 5)	F8						K		F8	5	0	1	0	0	1	7						
Onix Concepcion, R OBP: 0.383, SLG: 0.432 (1, 6)		SH1-3					1B		1B	4	3	3	1	1	0	2						
Inning Stats	R: 4 E: 0 K: 0 S: 7	H: 4 LOB: 1 BB: 1 P: 11	R: 3 E: 0 K: 0 S: 6	H: 3 LOB: 0 BB: 0 P: 6	R: 0 E: 0 K: 1 S: 7	H: 2 LOB: 2 BB: 0 P: 7	R: 0 E: 0 K: 0 S: 4	H: 1 LOB: 1 BB: 0 P: 4	R: 5 E: 0 K: 0 S: 7	H: 5 LOB: 0 BB: 1 P: 11	R: 0 E: 0 K: 1 S: 7	H: 2 LOB: 2 BB: 0 P: 7	R: 1 E: 0 K: 0 S: 4	H: 1 LOB: 1 BB: 1 P: 8	R: 4 E: 0 K: 0 S: 6	H: 3 LOB: 0 BB: 1 P: 10		R: 4 E: 0 K: 0 S: 6	H: 3 LOB: 0 BB: 1 P: 10	1B: 12 2B: 6 3B: 0 HR: 3	SF: 0 SAC: 1 DP: 1 HBP: 0	WP: 0 PB: 1 SB: 0 CS: 0
PITCHER	IP WLS BF H R ER SO BB IBB HBP BLK WP HR S P ERA WHIP	5.0 L 31 15 12 12 1 2 0 0 0 0 0 11 15 0.00 2.000	2.0 10 3 1 0 1 1 0 0 0 0 0 0 11 15 0.00 2.000	1.0 7 3 4 4 0 1 0 0 0 0 0 0 6 10 36.00 4.000	PITCHER										IP WLS BF H R ER SO BB IBB HBP BLK WP HR S P ERA WHIP							
Jerry Augustine, L ERA: 8.56 Jamie Easterly, L ERA: 1.42 Dwight Bernard, R ERA: 4.82																						

AB	38
R	3
H	11
RBI	3
BB	1
SO	4
LOB	16



AB	43
R	17
H	21
RBI	17
BB	4
SO	2
LOB	17



Batter	1	2	3	4	5	6	7	8	9	AB	R	H	RBI	BB	SO	LOB	TOP										
Paul Moltzer, R OBP: 0.408, SLG: 0.471 (1, 5)										5	3	4	4	0	1	1	Milwaukee Brewers @ Kansas City Royals Royals Stadium, Kansas City, MO Wed May 12 1982, 8:05 PM EDT Att: 17,788 - Unknown - 70 F										
Robin Yount, R OBP: 0.357, SLG: 0.483 (1, 6)										5	0	0	0	0	3	2											
Cecil Cooper, L OBP: 0.408, SLG: 0.496 (1, 3)										5	1	3	1	0	0	0											
Ben Oglivie, L OBP: 0.304, SLG: 0.460 (1, 7)										4	0	0	0	0	0	3											
Ted Simmons, S OBP: 0.271, SLG: 0.360 (1, 10)										4	0	0	0	0	1	2											
Gorman Thomas, R OBP: 0.395, SLG: 0.400 Kevin Bass, S (8, 8)										4	0	1	0	0	2	0											
Jim Gantner, L OBP: 0.360, SLG: 0.393 (1, 4)										0	0	0	0	0	0	0											
Charlie Moore, R OBP: 0.306, SLG: 0.376 (1, 2)										4	1	1	0	0	1	4											
Marshall Edwards, L OBP: 0.667, SLG: 1.167 (1, 9)										4	2	2	1	0	0	1											
Inning Stats	R: 1 E: 0 K: 1 S: 7	H: 2 LOB: 1 BB: 0 P: 7	R: 0 E: 0 K: 2 S: 7	H: 0 LOB: 0 BB: 0 P: 7	R: 1 E: 0 K: 2 S: 9	H: 2 LOB: 1 BB: 0 P: 9	R: 0 E: 0 K: 2 S: 8	H: 1 LOB: 0 BB: 0 P: 8	R: 2 E: 0 K: 0 S: 5	H: 2 LOB: 0 BB: 0 P: 5	R: 0 E: 0 K: 0 S: 3	H: 0 LOB: 0 BB: 0 P: 3	R: 1 E: 0 K: 0 S: 4	H: 2 LOB: 0 BB: 0 P: 4	R: 1 E: 1 K: 1 S: 8	H: 2 LOB: 2 BB: 0 P: 8	R: 1 E: 0 K: 0 S: 6	H: 1 LOB: 0 BB: 0 P: 6	1B: 8 2B: 0 3B: 0 HR: 4	SF: 0 SAC: 0 DP: 1 HBP: 0	WP: 1 PB: 0 SB: 1 CS: 0	PA: 39					
PITCHER	IP	WLS	BF	H	R	ER	SO	BB	IBB	HBP	BLK	WP	HR	S	P	ERA	WHIP										
Dennis Leonard, R ERA: 6.61 (1, 1)	6.1	W	28	9	5	5	7	0	0	0	0	1	3	42	42	7.11	1.421										
Dan Quisenberry, R ERA: 1.35 (7, 1)	2.2	S	11	3	2	1	2	0	0	0	0	0	1	15	15	3.38	1.125										

Batter	1	2	3	4	5	6	7	8	9	AB	R	H	RBI	BB	SO	LOB	BOTTOM										
Willie Wilson, S OBP: 0.304, SLG: 0.545 (1, 7)										4	0	1	2	0	0	1	Milwaukee Brewers @ Kansas City Royals Royals Stadium, Kansas City, MO Wed May 12 1982, 8:05 PM EDT Att: 17,788 - Unknown - 70 F										
John Wathan, R OBP: 0.344, SLG: 0.369 (1, 2)										4	2	2	1	1	0	1											
Hal McRae, R OBP: 0.384, SLG: 0.598 (1, 10)										4	0	3	3	0	0	1											
Amos Otis, R OBP: 0.339, SLG: 0.524 (1, 8)										4	0	0	0	0	1	3											
Jerry Martin, R OBP: 0.376, SLG: 0.515 (1, 9)										4	0	0	0	0	1	1											
Willie Aikens, L OBP: 0.382, SLG: 0.353 Dennis Werth, R OBP: 0.333, SLG: 0.143 (9, 3)										3	1	0	0	1	0	0											
Frank White, R OBP: 0.294, SLG: 0.415 (1, 4)										4	2	2	0	0	0	0											
Greg Pryor, R OBP: 0.385, SLG: 0.622 (1, 5)										3	3	3	3	1	0	0											
Onix Concepcion, R OBP: 0.360, SLG: 0.404 (1, 6)										3	1	0	0	0	0	3											
Inning Stats	R: 0 E: 0 K: 0 S: 4	H: 1 LOB: 1 BB: 0 P: 4	R: 1 E: 0 K: 0 S: 5	H: 2 LOB: 0 BB: 0 P: 5	R: 1 E: 1 K: 1 S: 7	H: 2 LOB: 1 BB: 0 P: 7	R: 3 E: 0 K: 0 S: 6	H: 3 LOB: 1 BB: 1 P: 10	R: 0 E: 0 K: 0 S: 3	H: 0 LOB: 0 BB: 0 P: 3	R: 3 E: 1 K: 0 S: 5	H: 1 LOB: 1 BB: 2 P: 13	R: 0 E: 0 K: 1 S: 5	H: 0 LOB: 0 BB: 0 P: 5	R: 1 E: 0 K: 0 S: 4	H: 2 LOB: 0 BB: 0 P: 4	1B: 6 2B: 3 3B: 2 HR: 0	SF: 1 SAC: 1 DP: 0 HBP: 0	WP: 0 PB: 0 SB: 3 CS: 1	PA: 38							
PITCHER	IP	WLS	BF	H	R	ER	SO	BB	IBB	HBP	BLK	WP	HR	S	P	ERA	WHIP										
Randy Lerch, L ERA: 5.64 (1, 1)	5.0	L	24	8	5	4	1	1	0	0	0	0	0	25	29	7.20	1.800										
Dwight Bernard, R ERA: 4.66 (6, 1)	0.2		5	0	3	0	0	2	0	0	0	0	0	3	11	0.00	3.000										
Jim Slaton, R ERA: 1.04 (6, 1)	1.1		5	1	0	0	1	0	0	0	0	0	0	7	7	0.00	0.750										
Moose Haas, R ERA: 3.56 (8, 1)	1.0		4	2	1	1	0	0	0	0	0	0	0	4	4	9.00	2.000										

Batter	1	2	3	4	5	6	7	8	9	AB	R	H	RBI	BB	SO	LOB	TOP										
Jerry Remy, L OBP: 0.316, SLG: 0.309 (1, 4)										4	0	0	0	0	0	1	Boston Red Sox @ Kansas City Royals Royals Stadium, Kansas City, MO Thu May 13 1982, 8:05 PM EDT Att: 17,459 - Unknown - 68 F										
Dwight Evans, R OBP: 0.365, SLG: 0.367 (1, 9)										4	0	2	1	0	1	0											
Jim Rice, R OBP: 0.372, SLG: 0.433 (1, 7)										4	0	0	0	0	0	2											
Tony Perez, R OBP: 0.389, SLG: 0.511 (1, 10)										3	1	1	0	1	0	1											
Carney Lansford, R OBP: 0.359, SLG: 0.389 (1, 5)										4	0	2	1	0	0	2											
Dave Stapleton, R OBP: 0.279, SLG: 0.359 (1, 3)										4	0	1	0	0	0	2											
Glenn Hoffman, R OBP: 0.326, SLG: 0.441 (1, 6)										4	0	0	0	0	1	2											
Rich Gedman, L OBP: 0.316, SLG: 0.438 (1, 2)										4	0	0	0	0	1	1											
Rick Miller, L OBP: 0.349, SLG: 0.367 (1, 8)										3	1	1	0	0	0	0											
Inning Stats	R: 0 E: 0 K: 1 S: 5	H: 0 LOB: 0 BB: 0 P: 5	R: 0 E: 0 K: 0 S: 4	H: 1 LOB: 1 BB: 0 P: 4	R: 0 E: 0 K: 0 S: 3	H: 0 LOB: 0 BB: 0 P: 3	R: 1 E: 0 K: 0 S: 4	H: 1 LOB: 1 BB: 1 P: 8	R: 0 E: 0 K: 0 S: 3	H: 0 LOB: 0 BB: 0 P: 3	R: 0 E: 0 K: 0 S: 3	H: 0 LOB: 0 BB: 0 P: 3	R: 1 E: 0 K: 2 S: 5	H: 2 LOB: 1 BB: 0 P: 5	R: 0 E: 0 K: 2 S: 8	H: 1 LOB: 1 BB: 0 P: 8	1B: 6 2B: 1 3B: 0 HR: 0	SF: 0 SAC: 0 DP: 0 HBP: 0	WP: 1 PB: 0 SB: 0 CS: 0	PA: 35							
PITCHER	IP	WLS	BF	H	R	ER	SO	BB	IBB	HBP	BLK	WP	HR	S	P	ERA	WHIP										
Dave Frost, R ERA: 4.05 (1, 1)	8.0	W	31	6	2	2	1	1	0	0	0	1	0	32	36	2.25	0.875										
Grant Jackson, L ERA: 4.82 (9, 1)	1.0		4	1	0	0	2	0	0	0	0	0	0	8	8	0.00	1.000										

Batter	1	2	3	4	5	6	7	8	9	AB	R	H	RBI	BB	SO	LOB	BOTTOM										
Willie Wilson, S OBP: 0.393, SLG: 0.630 (1, 7)										5	1	4	1	0	0	1	Boston Red Sox @ Kansas City Royals Royals Stadium, Kansas City, MO Thu May 13 1982, 8:05 PM EDT Att: 17,459 - Unknown - 68 F										
John Wathan, R OBP: 0.338, SLG: 0.362 (1, 2)										5	1	1	0	0	1	4											
Jamie Quirk, L OBP: 0.280, SLG: 0.333 (9, 2)										0	0	0	0	0	0	0											
George Brett, L OBP: 0.381, SLG: 0.515 (1, 5)										3	1	1	1	1	0	0											
Greg Pryor, R OBP: 0.375, SLG: 0.605 (6, PR) (7, 5) (8, 6)										1	0	0	0	0	1	0											
Willie Aikens, L OBP: 0.349, SLG: 0.339 (1, 3)										5	1	1	1	0	2	2											
Amos Otis, R OBP: 0.350, SLG: 0.541 (1, 8)										4	2	2	0	1	1	5											
Hal McRae, R OBP: 0.392, SLG: 0.598 (1, 10)										5	2	3	3	0	0	1											
Jerry Martin, R OBP: 0.372, SLG: 0.505 (1, 9)										4	0	1	0	0	2	3											
Frank White, R OBP: 0.301, SLG: 0.440 (1, 4)										3	2	2	2	0	1	1											
Onix Concepcion, R OBP: 0.370, SLG: 0.431 (1, 6)										4	0	2	3	0	0	2											
Tim Ireland, R OBP: 0.286, SLG: 0.167 (7, PR) (8, 5)										0	1	0	0	0	0	0											
Inning Stats	R: 6 E: 0 K: 2 S: 14	H: 7 LOB: 1 BB: 0 P: 14	R: 0 E: 0 K: 1 S: 5	H: 0 LOB: 0 BB: 0 P: 5	R: 1 E: 0 K: 1 S: 7	H: 2 LOB: 1 BB: 0 P: 7	R: 0 E: 0 K: 0 S: 3	H: 1 LOB: 0 BB: 0 P: 3	R: 2 E: 0 K: 0 S: 6	H: 3 LOB: 1 BB: 0 P: 6	R: 0 E: 0 K: 1 S: 6	H: 1 LOB: 3 BB: 1 P: 10	R: 2 E: 0 K: 1 S: 8	H: 3 LOB: 2 BB: 0 P: 8	R: 0 E: 0 K: 2 S: 7	H: 0 LOB: 1 BB: 1 P: 11	1B: 11 2B: 6 3B: 0 HR: 0	SF: 1 SAC: 0 DP: 1 HBP: 0	WP: 1 PB: 0 SB: 2 CS: 0	PA: 42							
PITCHER	IP	WLS	BF	H	R	ER	SO	BB	IBB	HBP	BLK	WP	HR	S	P	ERA	WHIP										
Chuck Rainey, R ERA: 3.62 (1, 1)	0.2	L	9	7	6	6	2	0	0	0	0	0	0	13	13	81.00	10.500										
Bruce Hurst, L ERA: 3.77 (1, 1)	6.1		29	10	5	5	4	1	0	0	0	1	0	36	40	7.11	1.737										
Luis Aponte, R ERA: 2.57 (8, 1)	1.0		4	0	0	0	2	1	0	0	0	0	0	7	11	0.00	1.000										

AB 34
R 2
H 7
RBI 2
BB 1
SO 3
LOB 11



AB 39
R 11
H 17
RBI 11
BB 2
SO 8
LOB 19



Batter	1	2	3	4	5	6	7	8	9	AB	R	H	RBI	BB	SO	LOB	TOP										
Jerry Remy, L (1,4) OBP: 0.312, SLG: 0.299	0-0 1-3		0-0 5-3		0-0 SH 2B	0-3 K		4-0 2B BB	0-0 F7	4	2	0	0	1	1	0	Boston Red Sox @ Kansas City Royals Royals Stadium, Kansas City, MO Sat May 15 1982, 4:33 AM EDT Att: 37,506 - Unknown - 75 F										
Dwight Evans, R (1,9) OBP: 0.390, SLG: 0.392	4-0 2B BB		4-0 2B BB		0-0 2B	4-0 BB BB		0-0 1B 2B	4-0 1B BB	2	3	2	2	4	0	0											
Jim Rice, R (1,7) OBP: 0.384, SLG: 0.455	0-0 1B 2B		0-0 2B		0-0 5-3	4-0 BB		0-0 F4	0-0 1B	5	1	3	1	1	0	3											
Tony Perez, R (1,10) OBP: 0.400, SLG: 0.519	0-0 CS 1B		0-0 F3		0-0 2B	0-3 K		4-0 BB 1B	0-3 K2-3	5	1	2	3	1	2	6											
Carney Lansford, R (1,5) OBP: 0.368, SLG: 0.402	0-3 K		0-0 F8		0-0 S E 2B		4-0 BB BB	0-0 BB 1B		4	1	2	2	1	1	3											
Dave Stapleton, R (1,3) OBP: 0.291, SLG: 0.381		0-0 HR		0-0 F3	4-0 S IBB		0-0 F4	4-0 1B		3	1	1	1	2	0	1											
Glenn Hoffman, R (1,6) OBP: 0.314, SLG: 0.424		0-0 F8		0-0 F4	0-3 K		0-3 K	0-0 F4		5	0	0	0	0	2	5											
Gary Allenson, R (1,2) OBP: 0.291, SLG: 0.320		0-3 K		0-0 F7	0-0 F8		4-0 BB	0-0 L6		4	0	0	0	1	1	4											
Rick Miller, L (1,8) OBP: 0.342, SLG: 0.359		0-0 4-3		0-0 SH 2B 1B	0-0 F7		0-3 K		0-0 4-3	5	1	1	0	0	1	2											
Inning Stats	R: 2 E: 0 K: 1 S: 6	H: 2 LOB: 1 BB: 1 P: 10	R: 1 E: 0 K: 1 S: 6	H: 1 LOB: 0 BB: 0 P: 6	R: 0 E: 0 K: 0 S: 4	H: 1 LOB: 2 BB: 1 P: 8	R: 0 E: 0 K: 0 S: 3	H: 0 LOB: 0 BB: 0 P: 3	R: 5 E: 1 K: 1 S: 10	H: 4 LOB: 1 BB: 1 P: 14	R: 0 E: 0 K: 2 S: 7	H: 0 LOB: 2 BB: 2 P: 15	R: 0 E: 0 K: 2 S: 7	H: 0 LOB: 1 BB: 1 P: 15	R: 2 E: 0 K: 0 S: 5	H: 2 LOB: 3 BB: 3 P: 17	R: 0 E: 0 K: 1 S: 6	H: 1 LOB: 2 BB: 1 P: 10	1B: 4 2B: 7 3B: 0 HR: 1	SF: 0 SAC: 1 DP: 1 HBP: 0	WP: 0 PB: 0 SB: 2 CS: 1	PA: 49					
PITCHER	IP	WLS	BF	H	R	ER	SO	BB	IBB	HBP	BLK	WP	HR	S	P	ERA	WHIP										
Vida Blue, L (1,1) ERA: 3.78	1.0	L	5	2	2	2	1	1	0	0	0	0	0	6	10	18.00	3.000										
Jim Wright, R (2,1) ERA: 5.32	3.1		18	6	6	4	1	1	0	0	0	0	1	19	23	10.80	2.100										
Bud Black, L (5,1) ERA: 7.98	3.0		18	2	2	2	5	5	2	0	0	0	0	21	49	6.00	2.333										
Grant Jackson, L (8,1) ERA: 4.43	1.2		8	1	0	0	1	2	0	0	0	0	0	8	16	0.00	1.800										

Batter	1	2	3	4	5	6	7	8	9	AB	R	H	RBI	BB	SO	LOB	BOTTOM										
Willie Wilson, S (1,7) OBP: 0.394, SLG: 0.581	0-3 K		0-0 FC6-4 WP		0-0 4-3		0-0 1B HR	4-0 FC4-6 BB		4	1	1	0	1	1	1	Boston Red Sox @ Kansas City Royals Royals Stadium, Kansas City, MO Sat May 15 1982, 4:33 AM EDT Att: 37,506 - Unknown - 75 F										
John Wathan, R (1,2) OBP: 0.338, SLG: 0.362	0-0 CS S 1B		0-0 F3		0-0 F6		0-0 HR	0-0 FC4-6		3	0	1	0	0	0	1											
Jamie Quirk, L (7, PH) OBP: 0.296, SLG: 0.346			0-0 F3		0-0 F6		1-3 HR	1-2 FC4-6		2	1	1	1	0	0	2											
George Brett, L (1,5) OBP: 0.390, SLG: 0.563	4-0 CS BB		0-0 6-3		0-0 3-1 3B		0-0 HR		0-0 4-3	4	2	2	3	1	0	1											
Willie Aikens, L (1,3) OBP: 0.324, SLG: 0.311	0-0 G3		0-0 F9		0-0 3-1		0-0 G3		0-0 F5	5	0	0	1	0	0	2											
Amos Otis, R (1,8) OBP: 0.352, SLG: 0.531		0-3 K		0-3 K		4-0 6-3 BB	0-0 FC5-4 1B		0-0 F5	4	0	1	0	1	2	0											
Hal McRae, R (1,10) OBP: 0.388, SLG: 0.583		0-0 F4		4-0 BB BB		0-0 6-3	0-0 FC5-4			3	0	0	0	1	0	2											
Jerry Martin, R (1,9) OBP: 0.376, SLG: 0.500		0-0 FC5-4 1B		4-0 BB BB		0-3 K		0-3 K		3	0	1	0	1	2	1											
Frank White, R (1,4) OBP: 0.291, SLG: 0.425		0-0 FC5-4		0-0 6-3			0-0 5-3	0-3 K		4	0	0	0	0	1	3											
Greg Pryor, R (1,6) OBP: 0.409, SLG: 0.600			4-0 FC6-4 BB		0-0 F8		0-0 1B 1B	4-0 BB BB		2	1	1	0	2	0	0											
Inning Stats	R: 0 E: 0 K: 1 S: 5	H: 1 LOB: 1 BB: 1 P: 9	R: 0 E: 0 K: 1 S: 6	H: 1 LOB: 0 BB: 0 P: 6	R: 0 E: 0 K: 0 S: 3	H: 0 LOB: 1 BB: 1 P: 7	R: 0 E: 0 K: 1 S: 5	H: 0 LOB: 2 BB: 2 P: 13	R: 0 E: 0 K: 0 S: 3	H: 0 LOB: 0 BB: 0 P: 3	R: 1 E: 0 K: 1 S: 6	H: 1 LOB: 1 BB: 1 P: 10	R: 4 E: 0 K: 0 S: 8	H: 5 LOB: 1 BB: 0 P: 8	R: 0 E: 0 K: 2 S: 7	H: 0 LOB: 2 BB: 2 P: 15	R: 0 E: 0 K: 0 S: 3	H: 0 LOB: 0 BB: 0 P: 3	1B: 6 2B: 0 3B: 1 HR: 1	SF: 0 SAC: 0 DP: 0 HBP: 0	WP: 1 PB: 0 SB: 1 CS: 2	PA: 41					
PITCHER	IP	WLS	BF	H	R	ER	SO	BB	IBB	HBP	BLK	WP	HR	S	P	ERA	WHIP										
Mike Torrez, R (1,1) ERA: 4.91	6.1	W	30	7	5	5	4	5	0	0	0	0	0	13	21	0.00	1.125										
Mark Clear, R (7,1) ERA: 1.38	2.2	S	11	1	0	0	2	2	0	0	0	0	0	13	21	0.00	1.125										

Batter	1	2	3	4	5	6	7	8	9	AB	R	H	RBI	BB	SO	LOB	TOP										
Jerry Remy, L OBP: 0.317, SLG: 0.305										4	0	2	0	0	0	4	Boston Red Sox @ Kansas City Royals Royals Stadium, Kansas City, MO Sun May 16 1982, 4:33 AM EDT Att: 34,395 - Unknown - 75 F										
Dwight Evans, R OBP: 0.380, SLG: 0.381										4	0	0	0	0	0	2											
Jim Rice, R OBP: 0.374, SLG: 0.441										4	0	0	0	0	2	1											
Tony Perez, R OBP: 0.375, SLG: 0.482										4	0	0	0	0	1	1											
Carney Lansford, R OBP: 0.365, SLG: 0.397										4	0	1	0	0	0	0											
Dave Stapleton, R OBP: 0.285, SLG: 0.372										3	0	0	0	0	0	1											
Rich Gedman, L OBP: 0.329, SLG: 0.440										2	0	1	0	1	0	0											
Glenn Hoffman, R OBP: 0.308, SLG: 0.415										3	0	0	0	0	0	3											
Rick Miller, L OBP: 0.351, SLG: 0.362										2	0	1	0	1	0	0											
Inning Stats	R: 0 E: 0 K: 0 S: 4	H: 1 LOB: 1 BB: 0 P: 4	R: 0 E: 0 K: 0 S: 4	H: 1 LOB: 2 BB: 2 P: 12	R: 0 E: 0 K: 1 S: 5	H: 0 LOB: 0 BB: 0 P: 5	R: 0 E: 0 K: 0 S: 3	H: 0 LOB: 0 BB: 0 P: 3	R: 0 E: 0 K: 1 S: 5	H: 1 LOB: 1 BB: 0 P: 5	R: 0 E: 0 K: 0 S: 4	H: 1 LOB: 0 BB: 0 P: 4	R: 0 E: 0 K: 0 S: 3	H: 1 LOB: 0 BB: 0 P: 3	R: 0 E: 0 K: 1 S: 5	H: 0 LOB: 0 BB: 0 P: 5	1B: 5 2B: 0 3B: 0 HR: 0	SF: 0 SAC: 0 DP: 2 HBP: 0	WP: 0 PB: 0 SB: 1 CS: 0	PA: 32							
PITCHER	IP	WLS	BF	H	R	ER	SO	BB	IBB	HBP	BLK	WP	HR	S	P	ERA	WHIP										
Dennis Leonard, R ERA: 5.76	(1, 1)	7.0	W	26	4	0	0	2	2	0	0	0	0	28	36	0.00	0.857										
Dan Quisenberry, R ERA: 1.29	(8, 1)	2.0		6	1	0	0	1	0	0	0	0	0	8	8	0.00	0.500										

Batter	1	2	3	4	5	6	7	8	9	AB	R	H	RBI	BB	SO	LOB	BOTTOM										
Willie Wilson, S OBP: 0.395, SLG: 0.543										4	0	1	0	1	0	1	Boston Red Sox @ Kansas City Royals Royals Stadium, Kansas City, MO Sun May 16 1982, 4:33 AM EDT Att: 34,395 - Unknown - 75 F										
John Wathan, R OBP: 0.347, SLG: 0.370										5	1	3	2	0	0	2											
George Brett, L OBP: 0.377, SLG: 0.542										4	0	0	0	0	0	4											
Amos Otis, R OBP: 0.357, SLG: 0.538										4	0	2	1	0	2	2											
Hal McRae, R OBP: 0.399, SLG: 0.585										3	0	2	0	1	1	1											
Willie Aikens, L OBP: 0.319, SLG: 0.308										4	0	1	0	0	1	4											
Dennis Werth, R OBP: 0.333, SLG: 0.143										0	1	0	0	0	0	0											
Jerry Martin, R OBP: 0.372, SLG: 0.491										4	0	1	0	0	0	2											
Frank White, R OBP: 0.306, SLG: 0.444										4	1	3	1	0	0	1											
Greg Pryor, R OBP: 0.417, SLG: 0.614										4	2	2	1	0	0	2											
Inning Stats	R: 1 E: 0 K: 0 S: 5	H: 2 LOB: 2 BB: 1 P: 9	R: 2 E: 1 K: 1 S: 9	H: 4 LOB: 4 BB: 0 P: 9	R: 0 E: 0 K: 0 S: 4	H: 1 LOB: 1 BB: 0 P: 4	R: 1 E: 0 K: 0 S: 4	H: 2 LOB: 2 BB: 0 P: 4	R: 0 E: 0 K: 2 S: 8	H: 1 LOB: 1 BB: 0 P: 8	R: 0 E: 0 K: 0 S: 3	H: 1 LOB: 0 BB: 0 P: 3	R: 0 E: 0 K: 1 S: 6	H: 1 LOB: 1 BB: 0 P: 6	R: 1 E: 0 K: 0 S: 5	H: 3 LOB: 2 BB: 1 P: 9	1B: 12 2B: 3 3B: 0 HR: 0	SF: 0 SAC: 0 DP: 1 HBP: 0	WP: 1 PB: 0 SB: 1 CS: 1	PA: 38							
PITCHER	IP	WLS	BF	H	R	ER	SO	BB	IBB	HBP	BLK	WP	HR	S	P	ERA	WHIP										
Bob Ojeda, L ERA: 5.94	(1, 1)	1.0	L	6	2	1	1	0	0	0	0	0	0	5	9	9.00	3.000										
Bob Stanley, R ERA: 3.51	(2, 1)	5.0		22	9	3	3	3	0	0	0	0	0	28	28	5.40	1.800										
Tom Burgmeier, L ERA: 1.23	(7, 1)	0.2		3	1	0	0	0	0	0	0	0	0	3	3	0.00	1.500										
John Tudor, L ERA: 3.84	(7, 1)	1.1		7	3	1	1	1	1	0	0	0	0	8	12	6.75	3.000										

Batter	1	2	3	4	5	6	7	8	9	AB	R	H	RBI	BB	SO	LOB	TOP					
Willie Randolph, R OBP: 0.420, SLG: 0.473	F9		1B BB					1B		3	0	2	0	1	0	0						
Lou Piniella, R OBP: 0.410, SLG: 0.527	FC6-4 1B		FC6-4 1B				L7			4	0	3	0	0	0	1						
Dave Winfield, R OBP: 0.346, SLG: 0.500	FC6-4 1-2		F7				F3			4	0	0	0	0	0	5						
Steve Balboni, R OBP: 0.240, SLG: 0.417	4-3		FC6-4 1-2				F7			4	0	0	0	0	1	5						
Butch Hobson, R OBP: 0.316, SLG: 0.444							F9			4	0	1	0	0	1	0						
Roy Smalley, S OBP: 0.335, SLG: 0.311										4	0	1	0	0	2	1						
Barry Foote, R OBP: 0.120, SLG: 0.200										4	0	0	0	0	1	2						
Dave Collins, S OBP: 0.282, SLG: 0.301										4	0	0	0	0	0	2						
Bucky Dent, R OBP: 0.205, SLG: 0.195										3	0	0	0	0	0	0						
Inning Stats	R: 0 E: 0 K: 0 S: 4	H: 1 LOB: 1 BB: 0 P: 4	R: 0 E: 0 K: 1 S: 6	H: 1 LOB: 1 BB: 0 P: 6	R: 0 E: 0 K: 0 S: 4	H: 1 LOB: 2 BB: 1 P: 8	R: 0 E: 0 K: 1 S: 5	H: 0 LOB: 0 BB: 0 P: 5	R: 0 E: 0 K: 0 S: 4	H: 1 LOB: 1 BB: 0 P: 4	R: 0 E: 0 K: 0 S: 3	H: 0 LOB: 0 BB: 0 P: 3	R: 0 E: 0 K: 1 S: 5	H: 0 LOB: 0 BB: 0 P: 5	R: 0 E: 0 K: 1 S: 7	H: 2 LOB: 2 BB: 0 P: 7	R: 0 E: 0 K: 1 S: 6	H: 1 LOB: 1 BB: 0 P: 6	1B: 6 2B: 1 3B: 0 HR: 0	SF: 0 SAC: 0 DP: 0 HBP: 0	WP: 0 PB: 0 SB: 0 CS: 0	PA: 35
PITCHER Larry Gura, L ERA: 4.17	IP: 9.0 WLS: W BF: 35 H: 7 R: 0 ER: 0 SO: 5 BB: 1 IBB: 0 HBP: 0 BLK: 0 WP: 0 HR: 0 S: 44 P: 48 ERA: 0.00 WHIP: 0.889											PITCHER	IP: 9.0 WLS: W BF: 35 H: 7 R: 0 ER: 0 SO: 5 BB: 1 IBB: 0 HBP: 0 BLK: 0 WP: 0 HR: 0 S: 44 P: 48 ERA: 0.00 WHIP: 0.889									

New York Yankees @ Kansas City Royals
 Royals Stadium, Kansas City, MO
 Mon May 17 1982, 8:05 PM EDT
 Att: 38,955 - Unknown - 71 F

AB 34
 R 0
 H 7
 RBI 0
 BB 1
 SO 5
 LOB 16





Batter	1	2	3	4	5	6	7	8	9	AB	R	H	RBI	BB	SO	LOB	BOTTOM			
Willie Wilson, S OBP: 0.419, SLG: 0.625	FC4-6 1B		6-3 3B							5	2	3	0	0	1	4				
John Wathan, R OBP: 0.348, SLG: 0.371	FC4-6 1B SF8		6-3							5	2	2	2	0	0	2				
George Brett, L OBP: 0.386, SLG: 0.545			3-H F7							5	1	3	2	0	0	1				
Willie Aikens, L OBP: 0.299, SLG: 0.290	SF8		F6							4	0	0	1	0	2	3				
Amos Otis, R OBP: 0.369, SLG: 0.534										1	1	0	0	3	0	0				
Hal McRae, R OBP: 0.401, SLG: 0.591										4	0	2	2	0	1	3				
Jerry Martin, R OBP: 0.361, SLG: 0.475										4	0	0	0	0	1	3				
Frank White, R OBP: 0.312, SLG: 0.446										4	0	2	0	0	1	1				
Greg Pryor, R OBP: 0.404, SLG: 0.604										4	1	1	0	0	2	5				
Inning Stats	R: 1 E: 0 K: 1 S: 7	H: 2 LOB: 2 BB: 1 P: 11	R: 0 E: 0 K: 1 S: 5	H: 0 LOB: 0 BB: 0 P: 5	R: 1 E: 0 K: 0 S: 4	H: 1 LOB: 0 BB: 0 P: 4	R: 0 E: 0 K: 2 S: 7	H: 0 LOB: 1 BB: 1 P: 11	R: 1 E: 0 K: 1 S: 7	H: 2 LOB: 1 BB: 0 P: 7	R: 0 E: 0 K: 0 S: 5	H: 2 LOB: 2 BB: 0 P: 5	R: 4 E: 1 K: 3 S: 15	H: 5 LOB: 3 BB: 1 P: 19	R: 0 E: 0 K: 0 S: 3	H: 1 LOB: 0 BB: 0 P: 3	1B: 9 2B: 3 3B: 1 HR: 0	SF: 1 SAC: 0 DP: 1 HBP: 0	WP: 1 PB: 0 SB: 1 CS: 0	PA: 40
PITCHER Roger Erickson, R ERA: 5.06 Shane Rawley, L ERA: 2.99 Rich Gossage, R ERA: 3.13	IP: 6.0 WLS: L BF: 29 H: 9 R: 5 ER: 5 SO: 5 BB: 2 IBB: 0 HBP: 0 BLK: 0 WP: 0 HR: 0 S: 37 P: 45 ERA: 7.50 WHIP: 1.833											PITCHER	IP: 1.0 WLS: L BF: 8 H: 3 R: 2 ER: 2 SO: 3 BB: 0 IBB: 0 HBP: 0 BLK: 0 WP: 0 HR: 0 S: 13 P: 17 ERA: 18.00 WHIP: 3.000							

New York Yankees @ Kansas City Royals
 Royals Stadium, Kansas City, MO
 Mon May 17 1982, 8:05 PM EDT
 Att: 38,955 - Unknown - 71 F

AB 36
 R 7
 H 13
 RBI 7
 BB 3
 SO 8
 LOB 22



Batter	1	2	3	4	5	6	7	8	9	AB	R	H	RBI	BB	SO	LOB	TOP			
Willie Randolph, R OBP: 0.412, SLG: 0.457 (1, 4)	6-3	F8		5-3		1B		E1		4	0	0	0	1	0	3	<p>New York Yankees @ Kansas City Royals Royals Stadium, Kansas City, MO Tue May 18, 1982, 8:05 PM EDT Att: 28,076 - Unknown - 78 F</p> <p>AB 35 R 6 H 10 RBI 6 BB 6 SO 0 LOB 20</p> 			
Ken Griffey, L OBP: 0.312, SLG: 0.340 (1, 8)										4	2	3	1	0	0	1				
Lou Piniella, R OBP: 0.403, SLG: 0.518 (8, PH) (8, 7)	1B	5-3				1B		G5-4-3		1	0	0	0	0	0	2				
Dave Winfield, R OBP: 0.355, SLG: 0.508 (3, PR) (3, 7) (8, 8)										2	1	2	1	0	0	0				
Dave Collins, S OBP: 0.272, SLG: 0.289 (3, 7) (8, 8)										3	0	0	0	0	0	3				
John Mayberry, L OBP: 0.364, SLG: 0.361 (1, 3)	F8									4	0	1	1	1	0	1				
Oscar Gamble, L OBP: 0.303, SLG: 0.309 (1, 9)										4	1	0	0	1	0	3				
Bobby Murcer, L OBP: 0.327, SLG: 0.372 (1, 10)	E9									3	0	1	2	1	0	3				
Graig Nettles, L OBP: 0.300, SLG: 0.304 (1, 5)	4-3									4	0	1	0	0	0	2				
Roy Smalley, S OBP: 0.336, SLG: 0.303 (1, 6)										3	1	0	0	1	0	1				
Butch Wynegar, S OBP: 0.342, SLG: 0.360 (1, 2)	F8									3	1	2	1	1	0	1				
Inning Stats	R: 3 E: 1 K: 0 S: 6	H: 3 LOB: 1 BB: 1 P: 10	R: 0 E: 0 K: 0 S: 3	H: 0 LOB: 1 BB: 1 P: 7	R: 0 E: 0 K: 0 S: 3	H: 1 LOB: 2 BB: 1 P: 7	R: 0 E: 0 K: 0 S: 4	H: 1 LOB: 1 BB: 0 P: 4	R: 1 E: 0 K: 0 S: 5	H: 2 LOB: 1 BB: 0 P: 5	R: 2 E: 0 K: 0 S: 5	H: 3 LOB: 1 BB: 1 P: 9	R: 0 E: 0 K: 0 S: 3	H: 0 LOB: 1 BB: 1 P: 7	R: 0 E: 0 K: 0 S: 3	H: 0 LOB: 0 BB: 0 P: 3	1B: 8 2B: 2 3B: 0 HR: 0	SF: 0 SAC: 0 DP: 3 HBP: 0	WP: 0 PB: 0 SB: 4 CS: 0	PA: 41
PITCHER	IP WLS BF H R ER SO BB IBB HBP BLK WP HR S P ERA WHIP	5.1 L 27 9 6 6 0 3 0 0 0 0 0 0 24 36 10.12 2.250	6.1 3.2 14 1 0 0 0 2 1 0 0 0 0 0 11 23 0.00 0.818																	

Batter	1	2	3	4	5	6	7	8	9	AB	R	H	RBI	BB	SO	LOB	BOTTOM			
Willie Wilson, S OBP: 0.396, SLG: 0.578 (1, 7)	L9		K							5	0	1	0	0	1	4	<p>New York Yankees @ Kansas City Royals Royals Stadium, Kansas City, MO Tue May 18, 1982, 8:05 PM EDT Att: 28,076 - Unknown - 78 F</p> <p>AB 35 R 2 H 10 RBI 2 BB 2 SO 5 LOB 15</p> 			
John Wathan, R OBP: 0.353, SLG: 0.371 (1, 2)	K		G6-4-3							3	0	1	0	1	1	1				
George Brett, L OBP: 0.382, SLG: 0.530 (1, 5)										3	0	0	0	1	0	5				
Amos Otis, R OBP: 0.366, SLG: 0.525 (1, 8)	FC5-4									4	1	1	0	0	0	1				
Hal McRae, R OBP: 0.397, SLG: 0.603 (1, 10)										4	1	1	2	0	1	0				
Willie Aikens, L OBP: 0.296, SLG: 0.301 (1, 3)										4	0	1	0	0	0	0				
Jerry Martin, R OBP: 0.365, SLG: 0.475 (1, 9)										4	0	2	0	0	1	1				
Frank White, R OBP: 0.302, SLG: 0.432 (1, 4)										4	0	0	0	0	1	3				
Greg Pryor, R OBP: 0.429, SLG: 0.635 (1, 6)										4	0	3	0	0	0	0				
Inning Stats	R: 0 E: 0 K: 1 S: 5	H: 0 LOB: 1 BB: 1 P: 9	R: 0 E: 0 K: 0 S: 4	H: 1 LOB: 0 BB: 0 P: 4	R: 0 E: 0 K: 1 S: 5	H: 1 LOB: 0 BB: 0 P: 5	R: 2 E: 0 K: 1 S: 7	H: 2 LOB: 0 BB: 0 P: 7	R: 0 E: 0 K: 0 S: 3	H: 0 LOB: 0 BB: 0 P: 3	R: 0 E: 0 K: 0 S: 5	H: 2 LOB: 3 BB: 1 P: 9	R: 0 E: 0 K: 1 S: 5	H: 0 LOB: 0 BB: 0 P: 5	R: 0 E: 0 K: 0 S: 4	H: 2 LOB: 1 BB: 0 P: 4		1B: 7 2B: 2 3B: 0 HR: 1	SF: 0 SAC: 0 DP: 2 HBP: 0	WP: 0 PB: 0 SB: 1 CS: 0
PITCHER	IP WLS BF H R ER SO BB IBB HBP BLK WP HR S P ERA WHIP	7.0 W 30 8 2 2 4 2 0 0 0 0 0 0 9 44 2.57 1.429	8.1 2.0 7 2 0 0 1 0 0 0 0 0 0 9 44 0.00 1.000																	

Batter	1	2	3	4	5	6	7	8	9	AB	R	H	RBI	BB	SO	LOB	TOP										
Willie Randolph, R (1,4) OBP: 0.414, SLG: 0.458	5-3		F2	SH1-3		5-3		1B		4	0	2	1	0	0	0	New York Yankees @ Kansas City Royals Royals Stadium, Kansas City, MO Wed May 19 1982, 8:05 PM EDT Att: 26,121 - Unknown - 76 F										
Dave Collins, S (1,8) OBP: 0.287, SLG: 0.284	5-3		2B 1B	K		5-3		F8		5	1	1	0	0	1	4											
Lou Piniella, R (1,7) OBP: 0.418, SLG: 0.525	BB		1B 1-3			L4			5-3	3	0	1	0	2	0	0											
John Mayberry, L (1,3) OBP: 0.366, SLG: 0.379	F3		2B			FC5-4 2B		L8	F9	5	0	2	1	0	0	4											
Steve Balboni, R (1,10) OBP: 0.250, SLG: 0.385 Bobby Murcer, L (7,PH) OBP: 0.333, SLG: 0.378			F8	K		FC5-4 BB		F9		2	0	0	0	1	1	2											
Barry Foote, R (1,2) OBP: 0.133, SLG: 0.233			F4			FC5-4		F5	K	5	1	1	0	0	1	5											
Graig Nettles, L (1,5) OBP: 0.315, SLG: 0.320			1B	1B S		L7		K		4	1	2	1	0	1	2											
Roy Smalley, S (1,6) OBP: 0.333, SLG: 0.301	K			SH1-3 1B		L7		K		4	0	1	0	0	2	1											
Oscar Gamble, L (1,9) OBP: 0.300, SLG: 0.293	4-3			K		5-3 1B BB		F8		3	0	0	0	1	1	3											
Inning Stats	R: 0 E: 0 K: 0 S: 3	H: 0 LOB: 1 BB: 1 P: 7	R: 1 E: 0 K: 1 S: 7	H: 2 LOB: 1 BB: 0 P: 7	R: 1 E: 0 K: 1 S: 8	H: 3 LOB: 2 BB: 0 P: 8	R: 1 E: 0 K: 2 S: 9	H: 2 LOB: 1 BB: 0 P: 9	R: 0 E: 0 K: 0 S: 4	H: 1 LOB: 2 BB: 2 P: 8	R: 0 E: 0 K: 1 S: 5	H: 0 LOB: 0 BB: 0 P: 5	R: 0 E: 0 K: 1 S: 6	H: 1 LOB: 1 BB: 0 P: 6	R: 0 E: 0 K: 1 S: 6	H: 1 LOB: 1 BB: 0 P: 6	1B: 8 2B: 3 3B: 0 HR: 0	SF: 0 SAC: 1 DP: 0 HBP: 0	WP: 0 PB: 0 SB: 1 CS: 0	PA: 42							
PITCHER	IP	WLS	BF	H	R	ER	SO	BB	IBB	HBP	BLK	WP	HR	S	P	ERA	WHIP										
Paul Splittorf, L (1,1) ERA: 3.29	6.0	L	31	9	3	3	4	3	1	0	0	0	0	35	51	4.50	2.000										
Mike Armstrong, R (7,1) ERA:	3.0		11	2	0	0	3	0	0	0	0	0	0	17	17	0.00	0.667										

Batter	1	2	3	4	5	6	7	8	9	AB	R	H	RBI	BB	SO	LOB	BOTTOM										
Willie Wilson, S (1,7) OBP: 0.385, SLG: 0.551	6-3		2H 1B			5-3		FC6-4		4	0	1	1	0	0	2	New York Yankees @ Kansas City Royals Royals Stadium, Kansas City, MO Wed May 19 1982, 8:05 PM EDT Att: 26,121 - Unknown - 76 F										
John Wathan, R (1,2) OBP: 0.350, SLG: 0.363	6-3		6-3			BB		1-3		3	0	0	0	1	0	1											
George Brett, L (1,5) OBP: 0.370, SLG: 0.513	F7					F7		L9	F6	4	0	0	0	0	0	2											
Amos Otis, R (1,8) OBP: 0.362, SLG: 0.516			1-3			6-3 1B		F8	5-3	4	1	1	0	0	0	0											
Hal McRae, R (1,10) OBP: 0.393, SLG: 0.593	5-3					6-3		G6-4-3 1B	F9	4	0	1	0	0	0	1											
Willie Aikens, L (1,3) OBP: 0.306, SLG: 0.312 Onix Concepcion, R (8,FR) OBP: 0.370, SLG: 0.431	L6					G6-4-3		G6-4-3	BB	4	0	2	1	0	0	1											
Jerry Martin, R (1,9) OBP: 0.355, SLG: 0.460			F8			2H 1B		5-3	F4	4	0	0	0	0	1	2											
Frank White, R (1,4) OBP: 0.316, SLG: 0.445			1B 2B			SH1-4 1B		F7	BB	3	1	2	0	1	0	0											
Greg Pryor, R (1,6) OBP: 0.424, SLG: 0.618			6-3			SH1-4		FC6-4 1B	K	3	0	1	0	0	1	3											
Inning Stats	R: 0 E: 0 K: 0 S: 3	H: 0 LOB: 0 BB: 0 P: 3	R: 0 E: 0 K: 0 S: 3	H: 0 LOB: 0 BB: 0 P: 3	R: 1 E: 0 K: 0 S: 5	H: 2 LOB: 1 BB: 0 P: 5	R: 1 E: 0 K: 1 S: 7	H: 2 LOB: 1 BB: 0 P: 7	R: 0 E: 0 K: 0 S: 4	H: 1 LOB: 2 BB: 1 P: 8	R: 0 E: 0 K: 0 S: 3	H: 1 LOB: 0 BB: 0 P: 3	R: 0 E: 0 K: 0 S: 3	H: 0 LOB: 0 BB: 0 P: 3	R: 0 E: 0 K: 1 S: 6	H: 1 LOB: 2 BB: 1 P: 10	1B: 7 2B: 1 3B: 0 HR: 0	SF: 0 SAC: 1 DP: 1 HBP: 0	WP: 0 PB: 0 SB: 0 CS: 0	PA: 36							
PITCHER	IP	WLS	BF	H	R	ER	SO	BB	IBB	HBP	BLK	WP	HR	S	P	ERA	WHIP										
Tommy John, L (1,1) ERA: 2.59	7.0	W	28	7	2	2	1	1	0	0	0	0	0	29	33	2.57	1.143										
Rich Gossage, R (8,1) ERA: 2.66	2.0	S	8	1	0	0	1	1	0	0	0	0	0	9	13	0.00	1.000										

Batter	1	2	3	4	5	6	7	8	9	AB	R	H	RBI	BB	SO	LOB	TOP					
George Wright, S OBP: 0.301, SLG: 0.438 (1, 8)	F5					3-1			3-1	4	0	1	0	0	0	0	Texas Rangers @ Kansas City Royals Royals Stadium, Kansas City, MO Fri May 21 1982, 8:05 PM EDT Att: 31,212 - Unknown - 69 F					
Mike Richardt, R OBP: 0.246, SLG: 0.313 (1, 4)	F4			F9					6-3	4	0	1	0	0	0	1						
Buddy Bell, R OBP: 0.370, SLG: 0.431 (1, 5)	F9			F7					L1-4-3-4	3	0	0	0	0	0	2						
Randy Bass, L OBP: 0.214, SLG: 0.237 (1, 10)		4-3		6-3					F9	3	0	0	0	0	0	1						
Johnny Grubb, L OBP: 0.368, SLG: 0.396 (1, 7)		3-1			4-3				G6-4-3 1B	3	0	1	0	0	0	0						
Jim Sundberg, R OBP: 0.407, SLG: 0.455 (1, 2)		F7			F7				G6-4-3 1B	3	0	1	0	0	0	0						
Pat Putnam, L OBP: 0.289, SLG: 0.321 (1, 3)				K					G6-4-3 1B	3	0	0	0	0	1	2						
Larry Parrish, R OBP: 0.226, SLG: 0.188 (1, 9)				K					6-3	3	0	0	0	0	1	1						
Doug Flynn, R OBP: 0.195, SLG: 0.215 (1, 6)				F7					4-3	2	0	0	0	0	0	0	AB 29 R 0 H 4 RBI 0 BB 0 SO 2 LOB 7					
Lamar Johnson, R (9, PH) OBP: 0.343, SLG: 0.406				F7					F3	1	0	0	0	0	0	0						
Inning Stats	R: 0 E: 0 K: 0 S: 3	H: 0 LOB: 0 BB: 0 P: 3	R: 0 E: 0 K: 0 S: 3	H: 0 LOB: 0 BB: 0 P: 3	R: 0 E: 0 K: 2 S: 7	H: 0 LOB: 0 BB: 0 P: 7	R: 0 E: 0 K: 0 S: 4	H: 1 LOB: 1 BB: 0 P: 4	R: 0 E: 0 K: 0 S: 3	H: 0 LOB: 0 BB: 0 P: 3	R: 0 E: 0 K: 0 S: 3	H: 1 LOB: 0 BB: 0 P: 3	R: 0 E: 0 K: 0 S: 4	H: 2 LOB: 1 BB: 0 P: 4	R: 0 E: 0 K: 0 S: 3	H: 0 LOB: 0 BB: 0 P: 3		1B: 3 2B: 2 3B: 0 HR: 0	SF: 0 SAC: 0 DP: 2 HBP: 0	WP: 0 PB: 0 SB: 0 CS: 0	PA: 29	
PITCHER	IP	WLS	BF	H	R	ER	SO	BB	IBB	HBP	BLK	WP	HR	S	P	ERA		WHIP				
Dennis Leonard, R ERA: 5.14 (1, 1)	6.2	W	21	2	0	0	2	0	0	0	0	0	0	25	25	0.00		0.300				
Dan Quisenberry, R ERA: 1.19 (7, 1)	2.1	S	8	2	0	0	0	0	0	0	0	0	0	8	8	0.00		0.857				

Batter	1	2	3	4	5	6	7	8	9	AB	R	H	RBI	BB	SO	LOB	BOTTOM					
Willie Wilson, S OBP: 0.375, SLG: 0.528 (1, 7)	F9								K	4	0	1	1	0	1	1	Texas Rangers @ Kansas City Royals Royals Stadium, Kansas City, MO Fri May 21 1982, 8:05 PM EDT Att: 31,212 - Unknown - 69 F					
John Wathan, R OBP: 0.348, SLG: 0.360 (1, 2)	F4			5-3					F8	5	1	1	0	0	0	2						
George Brett, L OBP: 0.374, SLG: 0.516 (1, 5)	2B			L4					4-3	3	1	1	0	1	0	1						
Amos Otis, R OBP: 0.359, SLG: 0.519 (1, 8)	2B			L5					SF9	3	0	1	2	0	1	1						
Hal McRae, R OBP: 0.403, SLG: 0.591 (1, 10)	IBB			F4					1B	2	0	1	0	2	0	0						
Willie Aikens, L OBP: 0.303, SLG: 0.309 (1, 3)	F9			K					K	4	0	1	0	0	2	3						
Jerry Martin, R OBP: 0.347, SLG: 0.450 (1, 9)				F6-3					F8	3	0	0	0	0	1	2						
Frank White, R OBP: 0.316, SLG: 0.450 (1, 4)				1B					5-3	3	1	1	0	0	0	0						
Onix Conception, R OBP: 0.368, SLG: 0.426 (1, 6)				F7					F8	3	0	1	0	0	0	1	AB 30 R 3 H 8 RBI 3 BB 3 SO 5 LOB 11					
Inning Stats	R: 1 E: 0 K: 0 S: 4	H: 1 LOB: 2 BB: 2 P: 12	R: 1 E: 0 K: 0 S: 4	H: 2 LOB: 0 BB: 0 P: 4	R: 0 E: 0 K: 1 S: 5	H: 0 LOB: 0 BB: 0 P: 3	R: 0 E: 0 K: 1 S: 5	H: 0 LOB: 0 BB: 0 P: 5	R: 0 E: 0 K: 2 S: 8	H: 2 LOB: 2 BB: 1 P: 12	R: 0 E: 0 K: 1 S: 5	H: 0 LOB: 0 BB: 0 P: 5	R: 1 E: 0 K: 1 S: 7	H: 2 LOB: 1 BB: 0 P: 7	1B: 5 2B: 3 3B: 0 HR: 0	SF: 1 SAC: 0 DP: 0 HBP: 0		WP: 0 PB: 0 SB: 1 CS: 1	PA: 34			
PITCHER	IP	WLS	BF	H	R	ER	SO	BB	IBB	HBP	BLK	WP	HR	S	P	ERA		WHIP				
Frank Tanana, L ERA: 4.44 (1, 1)	7.1	L	31	7	3	3	4	1	2	0	0	0	0	35	47	3.68		1.091				
Dave Schmidt, R ERA: 4.39 (8, 1)	0.1		2	1	0	0	0	0	0	0	0	0	0	2	2	0.00		3.000				
Paul Mirabella, L ERA: 3.86 (8, 1)	0.1		1	0	0	0	1	0	0	0	0	0	0	3	3	0.00		0.000				

Batter	1	2	3	4	5	6	7	8	9	10	11	12	AB	R	H	RBI	BB	SO	LOB				
George Wright, S OBP: 0.315, SLG: 0.454 (1, 8)													6	1	4	1	0	0	1				
Mike Richard, R OBP: 0.253, SLG: 0.314 (1, 4)													6	0	2	0	0	0	3				
Buddy Bell, R OBP: 0.362, SLG: 0.422 (1, 5)													5	0	1	1	0	0	3				
Lamar Johnson, R OBP: 0.333, SLG: 0.391 (1, 10)													5	0	1	0	0	1	1				
Jim Sundberg, R OBP: 0.406, SLG: 0.461 (1, 2)													5	0	2	0	0	0	2				
Leon Roberts, R OBP: 0.362, SLG: 0.316 (1, 7)													5	1	2	0	0	0	2				
Larry Parrish, R OBP: 0.216, SLG: 0.190 Mario Mendoza, R (12, PH) OBP: 0.118, SLG: 0.118 (12, 6)												4	0	0	0	0	1	1					
Bob Johnson, R OBP: 0.130, SLG: 0.190 Johnny Grubb, L (12, PH) OBP: 0.379, SLG: 0.407 (12, 9)												4	0	0	0	0	2	0					
Doug Flynn, R OBP: 0.196, SLG: 0.217 Randy Bass, L (12, PH) OBP: 0.209, SLG: 0.237 Pat Putnam, L OBP: 0.289, SLG: 0.321 (12, 3)												4	0	1	0	0	0	0					
Inning Stats	R: 0 E: 0 K: 0 S: 3	H: 1 LOB: 0 BB: 0 P: 3	R: 0 E: 0 K: 0 S: 4	H: 1 LOB: 1 BB: 0 P: 4	R: 0 E: 0 K: 1 S: 6	H: 1 LOB: 1 BB: 0 P: 6	R: 0 E: 0 K: 1 S: 3	H: 0 LOB: 0 BB: 0 P: 3	R: 1 E: 0 K: 0 S: 4	H: 2 LOB: 0 BB: 0 P: 4	R: 0 E: 0 K: 0 S: 3	H: 1 LOB: 1 BB: 0 P: 6	R: 0 E: 1 K: 0 S: 4	H: 1 LOB: 1 BB: 0 P: 4	R: 0 E: 0 K: 1 S: 5	H: 0 LOB: 0 BB: 0 P: 5	R: 0 E: 0 K: 0 S: 7	H: 2 LOB: 2 BB: 0 P: 7	1B: 11 2B: 3 3B: 0 HR: 0	SF: 2 SAC: 1 DP: 1 HBP: 0	WP: 0 PB: 0 SB: 0 CS: 3	PA: 48	
PITCHER	IP WLS BF H R ER SO BB IBB HBP BLK WP HR S P ERA WHIP	10.0 L 12 6 2 2 0 0 0 0 0 0 0 0 12 12 9.00 3.000																					


TOP

Texas Rangers @ Kansas City Royals
Royals Stadium, Kansas City, MO

Sat May 22 1982, 8:05 PM EDT
Att. 28,839 - Unknown - 67 F

livebaseballscorecards.com

AB 45
R 3
H 14
RBI 3
BB 0
SO 4
LOB 13



Batter	1	2	3	4	5	6	7	8	9	10	11	12	AB	R	H	RBI	BB	SO	LOB				
Wille Wilson, S OBP: 0.377, SLG: 0.517 (1, 7)													5	0	2	0	0	0	0				
John Wathan, R OBP: 0.349, SLG: 0.357 (1, 2)													4	0	1	0	1	0	1				
George Brett, L OBP: 0.368, SLG: 0.500 (1, 5)													4	0	0	1	1	2	3				
Wille Aikens, L OBP: 0.301, SLG: 0.306 Dennis Werth, R (9, PH) OBP: 0.333, SLG: 0.143 (10, 3)													4	0	1	0	0	0	3				
Lee May, R OBP: 0.447, SLG: 0.706 (11, PH) (12, 3)													1	0	0	0	0	0	2				
Amos Otis, R OBP: 0.347, SLG: 0.500 (1, 8)													5	0	0	0	0	2	3				
Hal McRae, R OBP: 0.390, SLG: 0.570 (1, 10)													5	0	0	0	0	0	0				
Jerry Martin, R OBP: 0.336, SLG: 0.433 (1, 9)													5	0	0	0	0	0	0				
Frank White, R OBP: 0.319, SLG: 0.449 (1, 4)													5	1	2	0	0	1	0				
Onix Concepcion, R OBP: 0.390, SLG: 0.404 (1, 6)													3	0	0	0	0	0	1				
Inning Stats	R: 0 E: 0 K: 0 S: 4	H: 1 LOB: 1 BB: 0 P: 5	R: 0 E: 0 K: 1 S: 3	H: 0 LOB: 0 BB: 0 P: 3	R: 0 E: 0 K: 1 S: 6	H: 0 LOB: 0 BB: 0 P: 6	R: 0 E: 0 K: 0 S: 3	H: 0 LOB: 0 BB: 0 P: 3	R: 0 E: 0 K: 1 S: 5	H: 0 LOB: 0 BB: 0 P: 5	R: 0 E: 0 K: 0 S: 6	H: 1 LOB: 1 BB: 0 P: 6	R: 0 E: 0 K: 0 S: 4	H: 1 LOB: 1 BB: 0 P: 4	R: 0 E: 0 K: 0 S: 4	H: 1 LOB: 2 BB: 0 P: 8	R: 0 E: 0 K: 0 S: 3	H: 0 LOB: 0 BB: 0 P: 3	1B: 6 2B: 0 3B: 0 HR: 0	SF: 0 SAC: 1 DP: 0 HBP: 0	WP: 0 PB: 0 SB: 0 CS: 0	PA: 44	
PITCHER	IP WLS BF H R ER SO BB IBB HBP BLK WP HR S P ERA WHIP	12.0 W 44 6 1 1 5 1 1 0 0 0 0 52 60 0.75 0.583																					


BOTTOM

Texas Rangers @ Kansas City Royals
Royals Stadium, Kansas City, MO

Sat May 22 1982, 8:05 PM EDT
Att. 28,839 - Unknown - 67 F

livebaseballscorecards.com

AB 41
R 1
H 6
RBI 1
BB 2
SO 5
LOB 13



Batter	1	2	3	4	5	6	7	8	9	AB	R	H	RBI	BB	SO	LOB	TOP								
George Wright, S OBP: 0.305, SLG: 0.439 (1, 8)	F5		F6		F8			F6	G3	5	0	0	0	0	0	2									
Mike Richardt, R OBP: 0.285, SLG: 0.319 (1, 4)	4-3							F9	K	2	0	1	0	0	0	0									
Mark Wagner, R OBP: 0.244, SLG: 0.263 (6, PR)										1	1	0	0	0	0	0									
Bob Johnson, R OBP: 0.125, SLG: 0.182 (9, PH)			1B							1	0	0	0	0	1	2									
Buddy Bell, R OBP: 0.350, SLG: 0.407 (1, 5)	F7		F4		F5			E6	5-3	5	1	0	0	0	0	4									
Randy Bass, L OBP: 0.255, SLG: 0.310 (1, 3)										4	1	3	0	0	0	0									
Pat Putnam, L OBP: 0.209, SLG: 0.321 (8, PR)										0	0	0	0	0	0	0									
Johnny Grubb, L OBP: 0.377, SLG: 0.400 (1, 9)										1	0	0	1	1	0	0									
Bill Stein, R OBP: 0.263, SLG: 0.244 (8, PH)										1	0	1	1	0	0	0									
Larry Parrish, R OBP: 0.216, SLG: 0.180 (8, 9)										0	0	0	0	0	0	0									
Jim Sundberg, R OBP: 0.409, SLG: 0.466 (1, 2)										3	0	1	0	1	0	3									
Lamar Johnson, R OBP: 0.329, SLG: 0.384 (1, 10)										4	0	1	1	0	1	4									
Leon Roberts, R OBP: 0.319, SLG: 0.317 (1, 7)										3	0	1	0	1	1	2									
Doug Flynn, R OBP: 0.200, SLG: 0.209 (1, 6)										3	0	0	0	1	0	1									
Inning Stats	R: 0 E: 0 K: 0 S: 3	H: 0 LOB: 0 BB: 0 P: 3	R: 1 E: 0 K: 0 S: 4	H: 2 LOB: 1 BB: 1 P: 8	R: 0 E: 0 K: 0 S: 4	H: 1 LOB: 1 BB: 0 P: 4	R: 0 E: 0 K: 0 S: 4	H: 1 LOB: 1 BB: 0 P: 4	R: 0 E: 0 K: 1 S: 5	H: 0 LOB: 0 BB: 0 P: 5	R: 1 E: 0 K: 0 S: 4	H: 1 LOB: 1 BB: 0 P: 5	R: 0 E: 0 K: 0 S: 3	H: 1 LOB: 0 BB: 0 P: 3	R: 1 E: 1 K: 1 S: 8	H: 2 LOB: 3 BB: 1 P: 12	R: 0 E: 0 K: 1 S: 5	H: 0 LOB: 2 BB: 2 P: 13	1B: 6 2B: 3 3B: 0 HR: 0	SF: 1 SAC: 0 DP: 2 HBP: 1	WP: 2 PB: 0 SB: 0 CS: 0	PA: 39			
PITCHER	IP	WLS	BF	H	R	ER	SO	BB	IBB	HBP	BLK	WP	HR	S	P	ERA	WHIP								
Dave Frost, R ERA: 4.47 (1, 1)	7.2		31	7	3	2	1	1	0	1	0	0	0	31	36	2.35	1.043								
Grant Jackson, L ERA: 3.75 (8, 1)	0.0	2	1	0	0	0	0	0	1	0	0	1	0	1	5	∞	∞								
Mike Armstrong, R ERA: (8, 1)	0.1	W	3	0	0	0	1	2	0	0	0	1	0	3	11	0.00	6.000								
Dan Quisenberry, R ERA: 1.62 (9, 1)	1.0	S	3	0	0	0	1	0	0	0	0	0	0	5	5	0.00	0.000								

Texas Rangers @ Kansas City Royals
Royals Stadium, Kansas City, MO
Sun May 23 1982, 4:33 AM EDT
Att: 27,330 - Unknown - 72 F

AB 33
R 3
H 8
RBI 3
BB 4
SO 3
LOB 18



Batter	1	2	3	4	5	6	7	8	9	AB	R	H	RBI	BB	SO	LOB	BOTTOM								
Willie Wilson, S OBP: 0.385, SLG: 0.516 (1, 7)	CS	5-3			L8					4	0	2	1	0	0	1									
John Wathan, R OBP: 0.341, SLG: 0.348 (1, 2)	F9		4-3		F6-3			F6-4-3		4	0	0	0	0	0	3									
George Brett, L OBP: 0.372, SLG: 0.500 (1, 5)					F8					4	0	2	0	0	0	0									
Amos Otis, R OBP: 0.351, SLG: 0.496 (1, 8)										3	1	1	0	1	0	1									
Hal McRae, R OBP: 0.393, SLG: 0.568 (1, 10)	F9									4	1	2	0	0	0	2									
Willie Aikens, L OBP: 0.285, SLG: 0.292 (1, 3)										4	0	0	0	0	2	4									
Dennis Werth, R OBP: 0.333, SLG: 0.143 (9, 3)										0	0	0	0	0	0	0									
Jerry Martin, R OBP: 0.333, SLG: 0.428 (1, 9)										4	1	1	1	0	1	0									
Frank White, R OBP: 0.326, SLG: 0.460 (1, 4)										3	2	2	0	0	0	0									
Cesar Geronimo, L OBP: 0.375, SLG: 0.568 (8, PH)										1	0	1	2	0	0	0									
Tim Ireland, R OBP: 0.286, SLG: 0.167 (9, 4)										0	0	0	0	0	0	0									
Onix Concepcion, R OBP: 0.344, SLG: 0.393 (1, 6)										4	0	1	1	0	0	2									
Inning Stats	R: 0 E: 0 K: 0 S: 4	H: 2 LOB: 1 BB: 1 P: 8	R: 1 E: 0 K: 0 S: 5	H: 2 LOB: 1 BB: 0 P: 5	R: 0 E: 0 K: 1 S: 5	H: 0 LOB: 0 BB: 0 P: 5	R: 0 E: 0 K: 0 S: 3	H: 0 LOB: 0 BB: 0 P: 3	R: 0 E: 0 K: 1 S: 5	H: 0 LOB: 0 BB: 0 P: 5	R: 1 E: 1 K: 0 S: 5	H: 2 LOB: 1 BB: 0 P: 5	R: 3 E: 0 K: 1 S: 9	H: 4 LOB: 1 BB: 0 P: 9	1B: 10 2B: 2 3B: 0 HR: 0	SF: 0 SAC: 0 DP: 1 HBP: 0	WP: 0 PB: 0 SB: 0 CS: 1	PA: 36							
PITCHER	IP	WLS	BF	H	R	ER	SO	BB	IBB	HBP	BLK	WP	HR	S	P	ERA	WHIP								
Rick Honeycutt, L ERA: 5.17 (1, 1)	7.2	L	33	10	4	3	3	1	0	0	0	0	0	38	42	3.52	1.435								
Steve Comer, R ERA: 3.52 (8, 1)	0.1		3	2	1	1	0	0	0	0	0	0	0	3	3	27.00	6.000								

Texas Rangers @ Kansas City Royals
Royals Stadium, Kansas City, MO
Sun May 23 1982, 4:33 AM EDT
Att: 27,330 - Unknown - 72 F

AB 35
R 5
H 12
RBI 5
BB 1
SO 3
LOB 13



Batter	1	2	3	4	5	6	7	8	9	AB	R	H	RBI	BB	SO	LOB	TOP			
Willie Wilson, S (1, 7) OBP: 0.377, SLG: 0.500	0-3 K2-3			0-0 4-3		0-0 FC5-4 1B		0-0 F7		4	0	1	0	0	1	0	Kansas City Royals @ Chicago White Sox Comiskey Park, Chicago, IL Mon May 24 1982, 8:05 PM EDT Att: 12,020 - Unknown - 52 F livebaseballscorecards.com			
John Wathan, R (1, 2) OBP: 0.333, SLG: 0.340	0-3 K			0-0 F7		0-0 FC5-4 FC3-6 1-2		0-3 K		4	0	0	0	0	2	1				
George Brett, L (1, 5) OBP: 0.368, SLG: 0.493	0-0 F7			0-0 1B		0-0 FC3-6 E 1-2		0-0 L4		4	0	1	0	0	0	1				
Willie Aikens, L (1, 3) OBP: 0.297, SLG: 0.293		4-0 G5-4-3 BB		0-0 1B		0-0 E5 FC4-6 1-2		0-0 F6		3	0	1	0	1	0	1				
Amos Otis, R (1, 8) OBP: 0.342, SLG: 0.482	0-0 G5-4-3 1-2			0-0 F8		0-0 FC4-6 1-2		0-0 4-3		4	0	0	0	0	0	5				
Hal McRae, R (1, 10) OBP: 0.395, SLG: 0.573	0-0 4-3				0-0 CS 1B		0-0 F8		0-0 2B	4	1	2	0	0	0	0				
Cesar Geronimo, L (1, 9) OBP: 0.386, SLG: 0.610			0-0 6-3		0-0 F8 1-2		0-0 2B		0-0 2B	4	0	2	1	0	0	1				
Onix Concepcion, R (1, 6) OBP: 0.338, SLG: 0.385			0-0 1-3		0-0 E8 1B		0-3 K		0-3 K	4	0	1	0	0	2	2				
Greg Pryor, R (1, 4) OBP: 0.410, SLG: 0.596			0-3 K		0-3 K		0-3 K			2	0	0	0	0	2	1				
Tom Poquette, L (7, PH) OBP: 0.210, SLG: 0.161										1	0	0	0	0	1	1				
Tim Ireland, R (7, 4) OBP: 0.286, SLG: 0.167										0	0	0	0	0	0	0				
Inning Stats	R: 0 E: 0 K: 2 S: 7	H: 0 LOB: 0 BB: 0 P: 7	R: 0 E: 0 K: 0 S: 2	H: 0 LOB: 0 BB: 1 P: 6	R: 0 E: 0 K: 1 S: 5	H: 0 LOB: 0 BB: 0 P: 5	R: 0 E: 0 K: 0 S: 5	H: 2 LOB: 2 BB: 0 P: 5	R: 0 E: 1 K: 0 S: 6	H: 2 LOB: 1 BB: 0 P: 6	R: 0 E: 0 K: 2 S: 8	H: 1 LOB: 1 BB: 0 P: 8	R: 0 E: 0 K: 1 S: 5	H: 0 LOB: 0 BB: 0 P: 5	R: 1 E: 0 K: 1 S: 7	H: 2 LOB: 1 BB: 0 P: 7	1B: 5 2B: 3 3B: 0 HR: 0	SF: 0 SAC: 0 DP: 1 HBP: 0	WP: 0 PB: 0 SB: 0 CS: 1	PA: 35
PITCHER LaMarr Hoyt, R (1, 1) ERA: 1.45	IP: 9.0 WLS: W BF: 35 H: 8 R: 1 ER: 1 SO: 8 BB: 1 IBB: 0 HBP: 0 BLK: 0 WP: 0 HR: 0 S: 50 P: 54 ERA: 1.00 WHIP: 1.000															PITCHER				

Batter	1	2	3	4	5	6	7	8	9	AB	R	H	RBI	BB	SO	LOB	BOTTOM			
Ron LeFlore, R (1, 8) OBP: 0.351, SLG: 0.447	0-0 4-3		0-0 4-3			0-0 F9 1-2	0-0 S 1B			4	0	1	0	0	0	1	Kansas City Royals @ Chicago White Sox Comiskey Park, Chicago, IL Mon May 24 1982, 8:05 PM EDT Att: 12,020 - Unknown - 52 F livebaseballscorecards.com			
Tony Bemazzard, S (1, 4) OBP: 0.333, SLG: 0.368	0-0 FC6-4 1B		0-3 K			0-0 1B 2-3 1B	0-0 F5 1-2			4	1	2	0	0	1	1				
Steve Kemp, L (1, 7) OBP: 0.396, SLG: 0.379	0-0 FC6-4 1-2 BB			0-0 5-3		4-0 1B 1-2 BB		0-0 F8		3	1	0	0	1	0	1				
Greg Luzinski, R (1, 10) OBP: 0.361, SLG: 0.447	4-0 1-2 BB			0-3 K		0-0 1B		0-3 K		3	0	1	1	1	2	0				
Tom Paciorek, R (1, 3) OBP: 0.364, SLG: 0.455	0-3 K			0-0 5-3		0-0 1B		0-3 K		4	0	1	2	0	2	2				
Mike Squires, L (9, 3) OBP: 0.391, SLG: 0.381	0-3 K					1-2 2-3 3-H 1B		0-3 K		0	0	0	0	0	0	0				
Carlton Fisk, R (1, 2) OBP: 0.385, SLG: 0.347		0-0 L6			0-0 F9	0-0 F7				3	0	0	0	0	0	2				
Harold Baines, L (1, 9) OBP: 0.327, SLG: 0.385		0-0 F7			0-0 F8	0-0 F7				3	0	0	0	0	0	2				
Jim Morrison, R (1, 5) OBP: 0.365, SLG: 0.471		0-0 6-3			0-0 F2		0-0 F5			3	0	0	0	0	0	0				
Aurelio Rodriguez, R (8, 5) OBP: 0.167, SLG: 0.063										0	0	0	0	0	0	0				
Bill Almon, R (1, 6) OBP: 0.385, SLG: 0.472			0-0 1-3			0-0 1B S 1B	0-0 F7			3	1	1	0	0	0	0				
Inning Stats	R: 0 E: 0 K: 1 S: 6	H: 1 LOB: 2 BB: 1 P: 10	R: 0 E: 0 K: 0 S: 3	H: 0 LOB: 0 BB: 0 P: 3	R: 0 E: 0 K: 1 S: 5	H: 0 LOB: 0 BB: 0 P: 5	R: 0 E: 0 K: 1 S: 5	H: 0 LOB: 0 BB: 0 P: 5	R: 0 E: 0 K: 0 S: 3	H: 0 LOB: 0 BB: 0 P: 3	R: 3 E: 0 K: 0 S: 7	H: 4 LOB: 2 BB: 1 P: 11	R: 0 E: 0 K: 0 S: 4	H: 1 LOB: 1 BB: 0 P: 4	R: 0 E: 0 K: 2 S: 7	H: 0 LOB: 0 BB: 0 P: 7	1B: 6 2B: 0 3B: 0 HR: 0	SF: 0 SAC: 0 DP: 0 HBP: 0	WP: 0 PB: 0 SB: 2 CS: 0	PA: 32
PITCHER Paul Spittorf, L (1, 1) ERA: 3.5	IP: 5.1 WLS: L BF: 23 H: 5 R: 3 ER: 3 SO: 3 BB: 2 IBB: 0 HBP: 0 BLK: 0 WP: 0 HR: 0 S: 27 P: 35 ERA: 5.06 WHIP: 1.312															PITCHER				
Mike Armstrong, R (6, 1) ERA:	IP: 2.2 WLS: L BF: 9 H: 1 R: 0 ER: 0 SO: 2 BB: 0 IBB: 0 HBP: 0 BLK: 0 WP: 0 HR: 0 S: 13 P: 13 ERA: 0.00 WHIP: 0.375															PITCHER				



Batter	1	2	3	4	5	6	7	8	9	AB	R	H	RBI	BB	SO	LOB	TOP								
Willie Wilson, S (1, 7) OBP: 0.365, SLG: 0.479	G3		K			6-3		K		5	1	1	1	0	2	0	Kansas City Royals @ Chicago White Sox Comiskey Park, Chicago, IL Tue May 25 1982, 8:05 PM EDT Att: 13,414 - Unknown livebaseballscorecards.com								
John Wathan, R (1, 2) OBP: 0.335, SLG: 0.333	4-3 S BB		F4			4-3		6-3		3	1	0	0	2	0	0									
George Brett, L (1, 5) OBP: 0.357, SLG: 0.475	4-3		K			F8		6-3		5	0	0	0	0	1	3									
Willie Aikens, L (1, 3) Dennis Werth, R (9, PR) OBP: 0.311, SLG: 0.323 OBP: 0.333, SLG: 0.143	4-3			L9						4	1	2	2	1	0	1									
Amos Otis, R (1, 8) OBP: 0.350, SLG: 0.483										0	0	0	0	0	0	0									
Hal McRae, R (1, 10) OBP: 0.395, SLG: 0.565										4	2	2	0	1	1	2									
Cesar Geronimo, L (1, 9) Jerry Martin, R (7, PH) OBP: 0.327, SLG: 0.682 OBP: 0.338, SLG: 0.439										3	1	2	2	0	0	2									
Frank White, R (1, 4) Tim Ireland, R (6, 4) OBP: 0.327, SLG: 0.454 OBP: 0.250, SLG: 0.143										2	0	0	0	1	0	2									
Onix Concepcion, R (1, 6) OBP: 0.333, SLG: 0.406										4	1	1	0	0	0	4									
Inning Stats	R: 0 E: 0 K: 0 S: 3	H: 0 LOB: 1 BB: 1 P: 7	R: 0 E: 0 K: 0 S: 2	H: 0 LOB: 2 BB: 3 P: 14	R: 0 E: 0 K: 2 S: 7	H: 0 LOB: 0 BB: 0 P: 7	R: 1 E: 0 K: 0 S: 6	H: 3 LOB: 2 BB: 0 P: 6	R: 2 E: 0 K: 0 S: 5	H: 2 LOB: 1 BB: 1 P: 9	R: 2 E: 0 K: 0 S: 5	H: 2 LOB: 1 BB: 0 P: 9	R: 2 E: 0 K: 1 S: 5	H: 2 LOB: 1 BB: 1 P: 9	R: 0 E: 0 K: 1 S: 5	H: 0 LOB: 0 BB: 0 P: 5		R: 0 E: 0 K: 1 S: 6	H: 1 LOB: 1 BB: 0 P: 6	1B: 5 2B: 3 3B: 1 HR: 1	SF: 0 SAC: 0 DP: 1 HBP: 0	WP: 0 PB: 0 SB: 2 CS: 0	PA: 42		
PITCHER	IP	WLS	BF	H	R	ER	SO	BB	IBB	HBP	BLK	WP	HR	S	P	ERA	WHIP								
Richard Dotson, R (1, 1) ERA: 4.19	5.1	L	27	7	5	5	2	5	0	0	0	0	1	26	46	8.44	2.250								
Kevin Hickey, L (6, 1) ERA: 3.74	1.1		7	2	2	2	0	1	0	0	0	0	0	6	10	13.50	2.250								
Chico Escarrega, R (7, 1) ERA: 2.03	2.1		8	1	0	0	2	0	0	0	0	0	0	12	12	0.00	0.429								


Batter	1	2	3	4	5	6	7	8	9	AB	R	H	RBI	BB	SO	LOB	BOTTOM								
Ron LeFlore, R (1, 8) OBP: 0.343, SLG: 0.436	K2-3		4-3							4	0	0	0	0	1	1	Kansas City Royals @ Chicago White Sox Comiskey Park, Chicago, IL Tue May 25 1982, 8:05 PM EDT Att: 13,414 - Unknown livebaseballscorecards.com								
Tony Bemazzard, S (1, 4) OBP: 0.347, SLG: 0.367	4-0 L1-5-3 BB									3	1	1	0	1	0	1									
Steve Kemp, L (1, 7) OBP: 0.399, SLG: 0.373	L1-5-3									2	1	0	0	2	0	1									
Greg Luzinski, R (1, 10) OBP: 0.364, SLG: 0.454										4	0	2	0	0	0	3									
Tom Paciorek, R (1, 3) Mike Squires, L (2, PR) OBP: 0.361, SLG: 0.451 OBP: 0.385, SLG: 0.348										1	0	0	0	0	0	1									
Harold Baines, L (1, 9) OBP: 0.325, SLG: 0.395										2	0	0	0	1	0	2									
Carlton Fisk, R (1, 2) OBP: 0.352, SLG: 0.371										4	1	1	2	0	1	3									
Jim Morrison, R (1, 5) OBP: 0.304, SLG: 0.463										4	1	1	2	0	2										
Bill Almon, R (1, 6) OBP: 0.377, SLG: 0.460										4	0	1	0	0	1	0									
Inning Stats	R: 0 E: 0 K: 1 S: 4	H: 0 LOB: 0 BB: 1 P: 8	R: 0 E: 0 K: 0 S: 3	H: 1 LOB: 1 BB: 0 P: 3	R: 0 E: 0 K: 0 S: 4	H: 1 LOB: 1 BB: 0 P: 4	R: 1 E: 0 K: 0 S: 4	H: 1 LOB: 2 BB: 2 P: 12	R: 0 E: 0 K: 0 S: 4	H: 0 LOB: 0 BB: 0 P: 4	R: 3 E: 0 K: 0 S: 5	H: 2 LOB: 0 BB: 1 P: 9	R: 0 E: 0 K: 0 S: 3	H: 0 LOB: 0 BB: 0 P: 3	R: 0 E: 0 K: 0 S: 3	H: 1 LOB: 0 BB: 0 P: 3		R: 0 E: 0 K: 2 S: 7	H: 0 LOB: 0 BB: 0 P: 7	1B: 3 2B: 2 3B: 1 HR: 1	SF: 0 SAC: 0 DP: 3 HBP: 0	WP: 0 PB: 0 SB: 0 CS: 0	PA: 35		
PITCHER	IP	WLS	BF	H	R	ER	SO	BB	IBB	HBP	BLK	WP	HR	S	P	ERA	WHIP								
Keith Creel, R (1, 1) ERA: 6.35	5.2	W	25	5	4	4	1	4	0	0	0	0	1	23	39	6.35	1.588								
Dan Quisenberry, R (6, 1) ERA: 1.47	3.1	S	10	1	0	0	2	0	0	0	0	0	0	14	14	0.00	0.300								

Batter	1	2	3	4	5	6	7	8	9	AB	R	H	RBI	BB	SO	LOB	TOP			
Willie Wilson, S (1, 7) OBP: 0.367, SLG: 0.493	4-0 CS BB	K2-3		0-0 6-3 3B		0-0 1-3		0-3 K		4	1	1	0	1	2	3				
John Wathan, R (1, 2) OBP: 0.332, SLG: 0.329	0-0 4-3 1-2		0-0 F6	0-0 6-3		0-0 K 1B		0-0 4-3		5	0	1	1	0	0	2				
George Brett, L (1, 5) OBP: 0.358, SLG: 0.469	4-0 3B BB		0-0 E9 1B	0-0 F7		0-3 K			0-0 F9	4	2	1	0	1	1	1				
Amos Otis, R (1, 8) OBP: 0.358, SLG: 0.493	0-0 1-H 3B		4-0 BB 1B BB		4-0 2B SF8 BB				0-0 F8	3	1	1	1	2	0	0				
Hal McRae, R (1, 10) OBP: 0.384, SLG: 0.547	0-0 6-3		0-0 F8		0-0 F9				0-3 K	5	0	0	0	0	1	4				
Jerry Martin, R (1, 9) OBP: 0.342, SLG: 0.448		0-0 F7	0-0 BB 1B		0-0 1-3 2B				0-0 F8	4	0	2	1	0	0	0				
Willie Aikens, L (1, 3) OBP: 0.318, SLG: 0.327		0-0 6-3	4-0 1-2 2-3 BB		0-0 SF8				0-0 5-3 1B	2	1	1	1	1	0	0				
Onix Concepcion, R (1, 4) OBP: 0.329, SLG: 0.397 (8, 6)		0-0 1B 1B	0-0 F8		0-0 F9				0-0 5-3	4	0	1	0	0	0	5				
U L Washington, S (1, 6) OBP: 0.261, SLG: 0.238 (8, PH)		0-0 1-3 1B		0-0 G3		0-3 K			0-0 2-H 1B	3	0	1	0	0	1	0				
Cesar Geronimo, L (8, PH) OBP: 0.417, SLG: 0.689										1	0	1	1	0	0	0				
Greg Pryor, R (8, 4) OBP: 0.410, SLG: 0.596										0	0	0	0	0	0	0				
Inning Stats	R: 1 E: 0 K: 0 S: 3	H: 1 LOB: 1 BB: 2 P: 11	R: 0 E: 0 K: 1 S: 7	H: 2 LOB: 2 BB: 0 P: 7	R: 1 E: 1 K: 0 S: 5	H: 2 LOB: 0 BB: 2 P: 13	R: 1 E: 0 K: 0 S: 4	H: 1 LOB: 1 BB: 1 P: 8	R: 0 E: 0 K: 1 S: 8	H: 1 LOB: 0 BB: 0 P: 8	R: 0 E: 0 K: 1 S: 5	H: 0 LOB: 0 BB: 0 P: 5	R: 1 E: 0 K: 1 S: 7	H: 2 LOB: 1 BB: 0 P: 7	R: 0 E: 0 K: 0 S: 3	H: 0 LOB: 0 BB: 0 P: 3	1B: 7 2B: 1 3B: 2 HR: 0	SF: 1 SAC: 0 DP: 0 HBP: 0	WP: 0 PB: 0 SB: 0 CS: 1	PA: 41
PITCHER	IP WLS BF H R ER SO BB IBB HBP BLK WP HR S P ERA WHIP	7.0 W 34 9 5 5 4 5 0 0 0 0 0 0 37 57 6.43 2.000	2.0 S 7 1 0 0 1 0 0 0 0 0 0 0 9 9 0.00 0.500																	

Kansas City Royals @ Chicago White Sox
Comiskey Park, Chicago, IL
Wed May 26 1982, 8:05 PM EDT
Att: 12,359 - Unknown - 61 F

livebaseballscorecards.com

AB 35
R 5
H 10
RBI 5
BB 5
SO 5
LOB 15




Batter	1	2	3	4	5	6	7	8	9	AB	R	H	RBI	BB	SO	LOB	BOTTOM			
Ron LeFlore, R (1, 8) OBP: 0.341, SLG: 0.428	0-0 6-3		0-0 5-3		4-0 SF8 SH HR BB	0-3 K				3	1	0	0	1	1	1				
Tony Bemazzard, S (1, 4) OBP: 0.337, SLG: 0.363	4-0 2B SF8 BB		0-0 F4		0-0 SH HR				0-0 G3	2	2	0	0	1	0	0				
Steve Kemp, L (1, 7) OBP: 0.401, SLG: 0.386	0-0 1-3 2B			0-0 HR 1B		0-0 SF8			0-0 3-1	3	1	2	1	0	0	0				
Rudy Law, L (8, 7) OBP: 0.324, SLG: 0.438				0-0 HR 1B		2-3 3-H			0-0 4-3	0	0	0	0	0	0	0				
Greg Luzinski, R (1, 10) OBP: 0.367, SLG: 0.494	0-0 SF8			0-0 HR 1B		0-0 HR			0-0 4-3	3	2	2	6	0	0	0				
Carlton Fisk, R (1, 2) OBP: 0.357, SLG: 0.385	0-0 5-3			0-0 2B		0-0 CS 1B			0-3 K	4	0	2	0	0	1	1				
Harold Baines, L (1, 9) OBP: 0.317, SLG: 0.384		0-0 6-3		0-3 K		0-3 K			0-0 F9	4	0	0	0	0	2	2				
Jim Morrison, R (1, 5) OBP: 0.297, SLG: 0.452		0-0 F9		0-0 F5		0-0 5-3			0-0 F3	3	0	0	0	0	0	1				
Aurelio Rodriguez, R (7, 5) OBP: 0.158, SLG: 0.059										1	0	0	0	0	0	0				
Mike Squires, L (1, 3) OBP: 0.345, SLG: 0.308		0-0 F6		0-0 F8		0-3 K				3	0	0	0	0	1	1				
Bill Almon, R (1, 6) OBP: 0.383, SLG: 0.469			0-0 L7		0-0 SH SF8 2B	4-0 BB				2	1	1	0	1	0	0				
Inning Stats	R: 1 E: 0 K: 0 S: 4	H: 1 LOB: 1 BB: 1 P: 8	R: 0 E: 0 K: 0 S: 3	H: 0 LOB: 0 BB: 0 P: 3	R: 0 E: 0 K: 1 S: 8	H: 0 LOB: 0 BB: 0 P: 3	R: 2 E: 0 K: 1 S: 8	H: 3 LOB: 1 BB: 0 P: 8	R: 4 E: 0 K: 1 S: 8	H: 3 LOB: 0 BB: 1 P: 12	R: 0 E: 0 K: 2 S: 7	H: 0 LOB: 1 BB: 1 P: 11	R: 0 E: 0 K: 0 S: 3	H: 0 LOB: 0 BB: 0 P: 3	R: 0 E: 0 K: 1 S: 5	H: 0 LOB: 0 BB: 0 P: 5	1B: 2 2B: 3 3B: 0 HR: 2	SF: 2 SAC: 1 DP: 0 HBP: 0	WP: 0 PB: 0 SB: 0 CS: 1	PA: 34
PITCHER	IP WLS BF H R ER SO BB IBB HBP BLK WP HR S P ERA WHIP	4.1 L 22 7 7 7 1 2 0 0 0 0 0 0 22 30 14.54 1.846	2.2 9 1 0 0 3 1 0 0 0 0 0 0 0 14 18 0.00 0.750																	

Kansas City Royals @ Chicago White Sox
Comiskey Park, Chicago, IL
Wed May 26 1982, 8:05 PM EDT
Att: 12,359 - Unknown - 61 F

livebaseballscorecards.com

AB 28
R 7
H 7
RBI 7
BB 3
SO 5
LOB 6



Batter	1	2	3	4	5	6	7	8	9	AB	R	H	RBI	BB	SO	LOB	TOP			
Willie Wilson, S (1, 7) OBP: 0.349, SLG: 0.468	0-3 K		0-0 F6-3		0-3 K		0-0 G3			4	0	0	0	0	2	2				
John Wathan, R (1, 2) OBP: 0.324, SLG: 0.322	0-3 K		0-0 5-3		0-0 FC1-4		0-0 4-3			4	0	0	0	0	1	2				
George Brett, L (1, 5) OBP: 0.355, SLG: 0.463	0-3 K			0-0 1B F4-6-3		0-0 FC6-4		0-0 G3		4	1	1	0	0	1	1				
Amos Otis, R (1, 8) OBP: 0.355, SLG: 0.487		0-0 F4		0-0 1B F4-6-3		0-0 5-3		0-0 F7		4	1	1	0	0	0	0				
Hal McRae, R (1, 10) OBP: 0.392, SLG: 0.558		0-0 2B		0-0 1B F4-6-3		0-0 1B		0-0 F5		4	0	3	0	0	0	0				
Willie Aikens, L (1, 3) OBP: 0.307, SLG: 0.314		0-0 L4		0-0 1B F4-6-3		0-0 F8		0-0 F9		4	0	0	0	0	0	4				
Jerry Martin, R (1, 9) OBP: 0.352, SLG: 0.452		4-0 BB		0-0 1B 3H		0-0 1B		0-0 2-3		3	0	2	1	1	0	0				
Frank White, R (1, 4) OBP: 0.325, SLG: 0.448	0-3 K		0-0 F3		0-0 PB 1B		0-0 F4			4	0	1	0	0	1	3				
Onix Concepcion, R (1, 6) OBP: 0.329, SLG: 0.395			0-0 5-3		0-0 FC1-4 1B		0-0 F7			3	0	1	0	0	0	1				
Inning Stats	R: 0 E: 0 K: 3 S: 9	H: 0 LOB: 0 BB: 0 P: 9	R: 0 E: 0 K: 1 S: 6	H: 1 LOB: 2 BB: 1 P: 10	R: 0 E: 0 K: 0 S: 3	H: 0 LOB: 0 BB: 0 P: 3	R: 2 E: 0 K: 0 S: 6	H: 4 LOB: 1 BB: 0 P: 6	R: 0 E: 0 K: 1 S: 4	H: 1 LOB: 1 BB: 0 P: 4	R: 0 E: 0 K: 0 S: 4	H: 1 LOB: 1 BB: 0 P: 4	R: 0 E: 0 K: 0 S: 3	H: 0 LOB: 0 BB: 0 P: 3	R: 0 E: 0 K: 0 S: 3	H: 0 LOB: 0 BB: 0 P: 3	1B: 8 2B: 1 3B: 0 HR: 0	SF: 0 SAC: 0 DP: 1 HBP: 0	WP: 0 PB: 1 SB: 0 CS: 0	PA: 35
PITCHER Charlie Hough, R (1, 1) ERA: 3.15	IP: 9.0 WLS: W BF: 35 H: 9 R: 2 ER: 2 SO: 5 BB: 1 IBB: 0 HBP: 0 BLK: 0 WP: 0 HR: 0 S: 44 P: 48 ERA: 2.00 WHIP: 1.111															PITCHER				

Kansas City Royals @ Texas Rangers
Arlington Stadium, Arlington, TX
Fri May 28 1982, 8:05 PM EDT
Att: 11,721 - Unknown - 85 F

AB 34
R 2
H 9
RBI 1
BB 1
SO 5
LOB 13

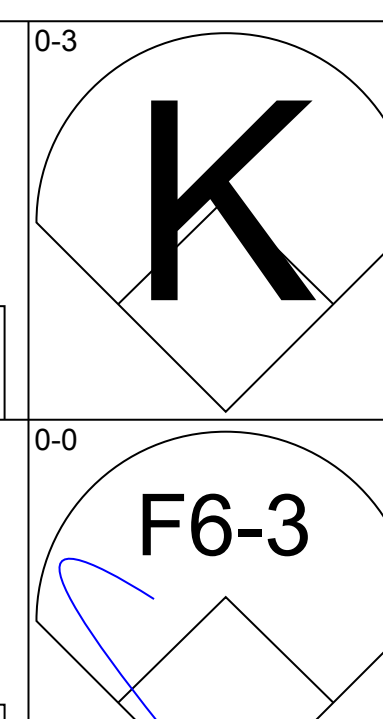
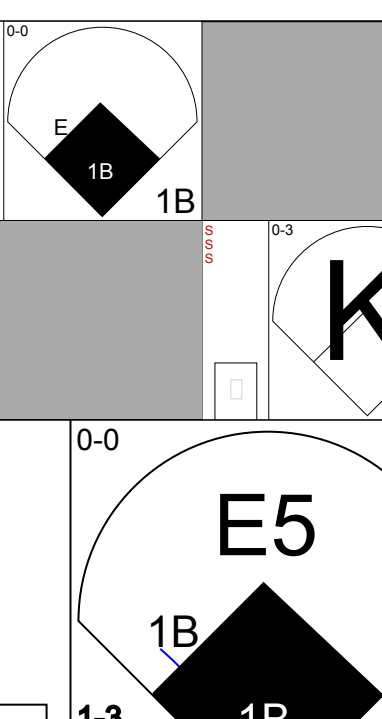
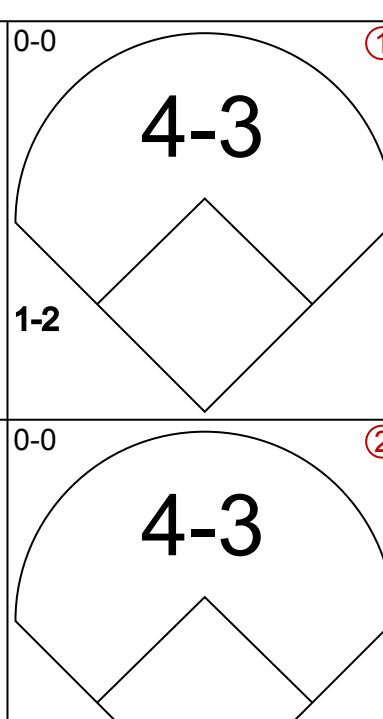
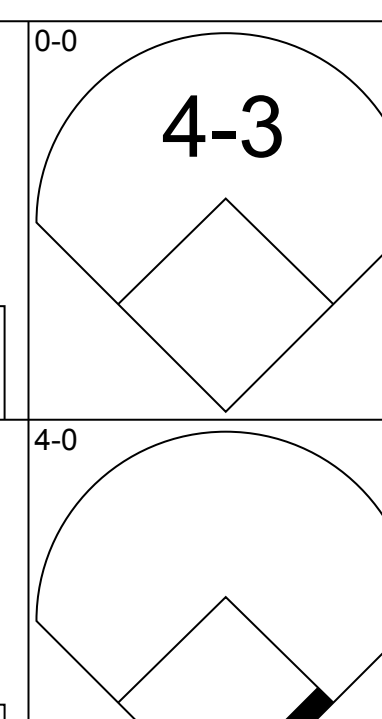
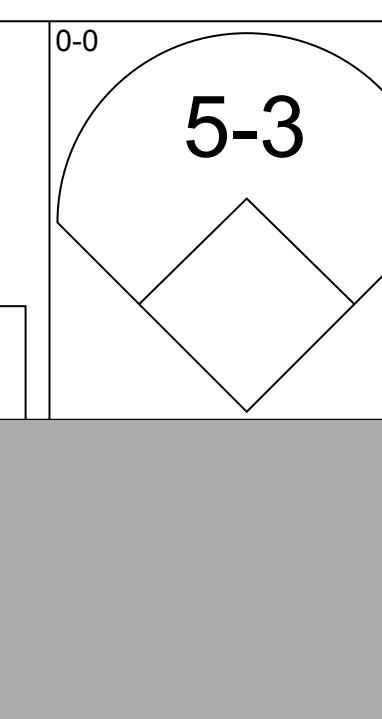
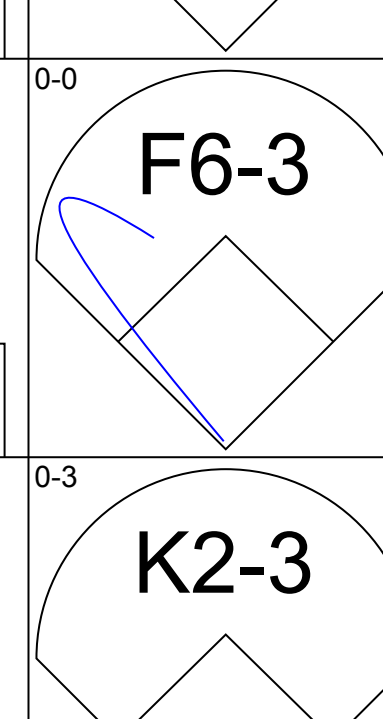
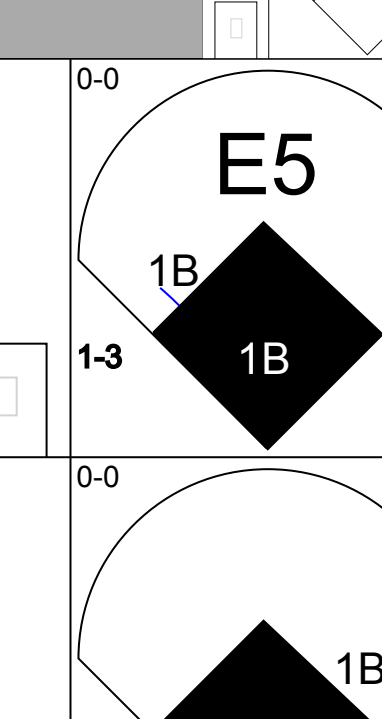
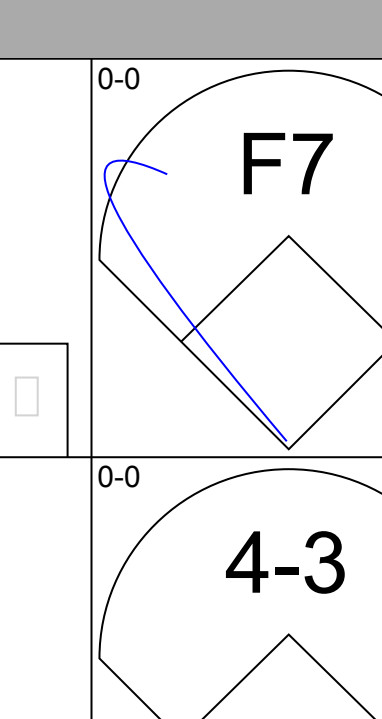
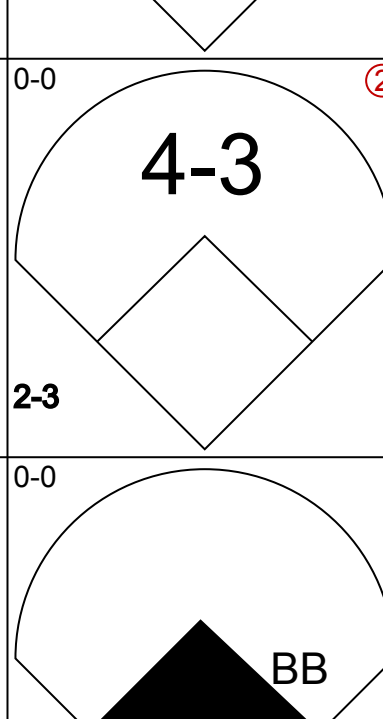
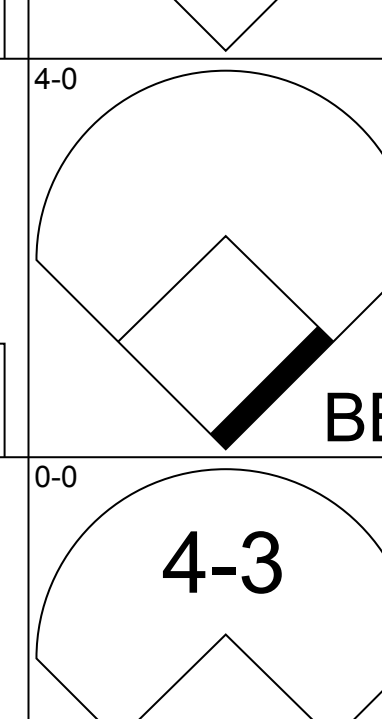
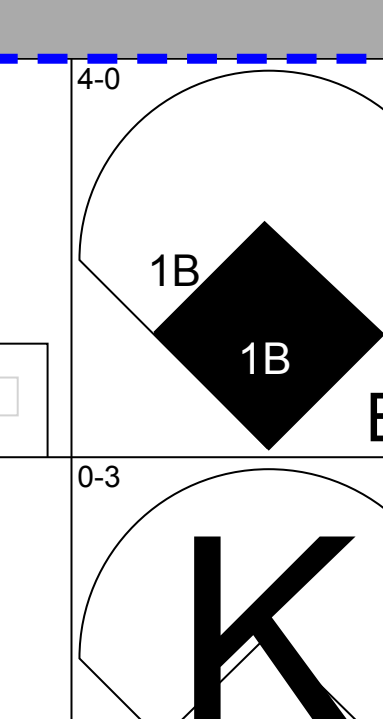
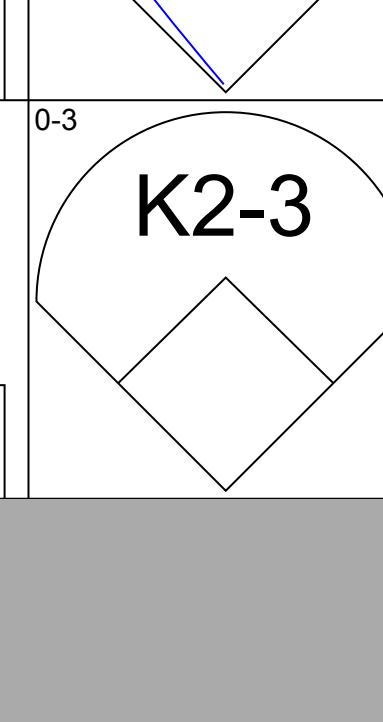
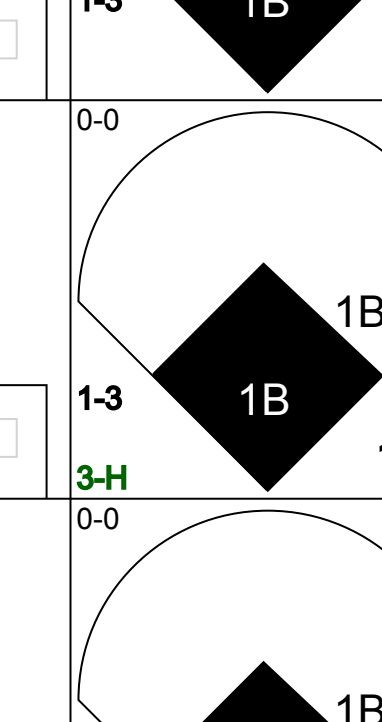
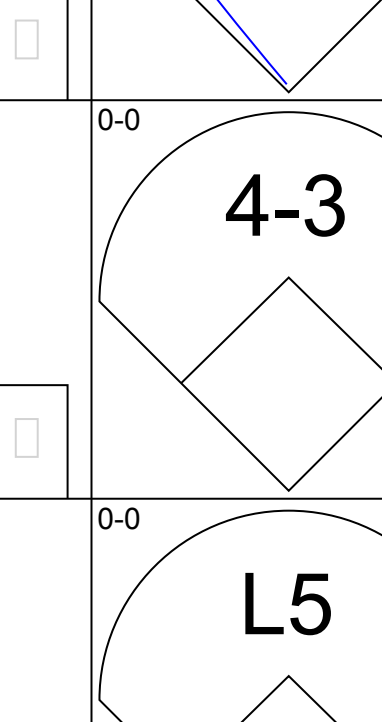
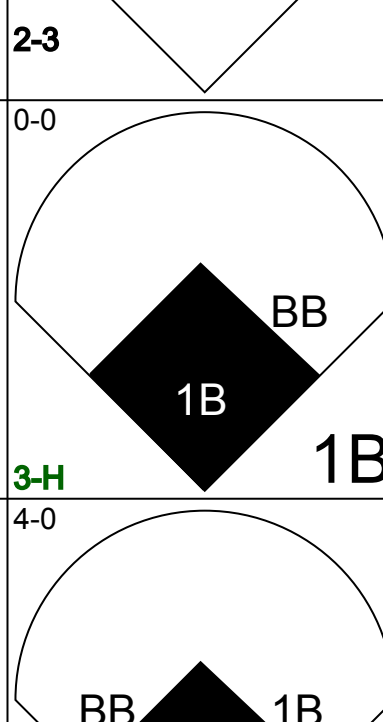
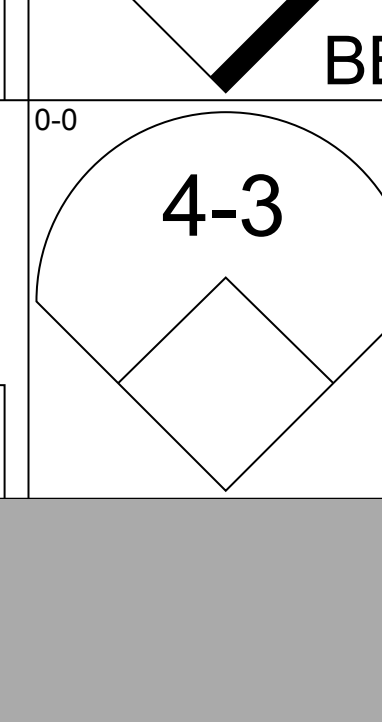
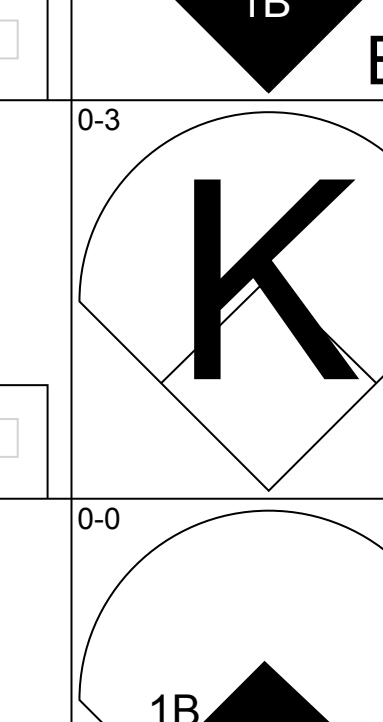
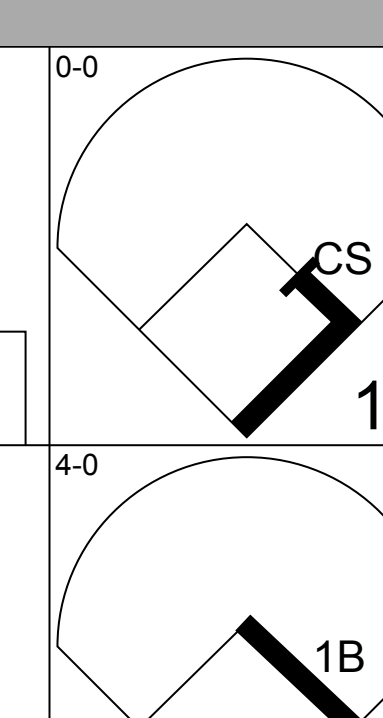
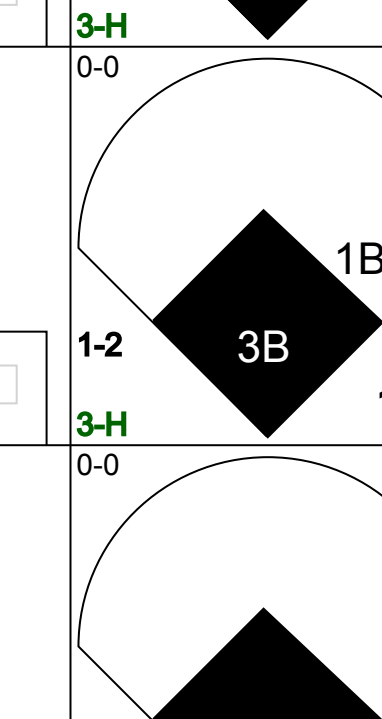
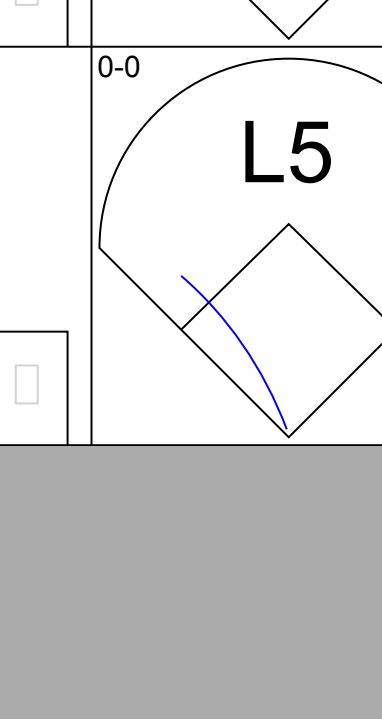
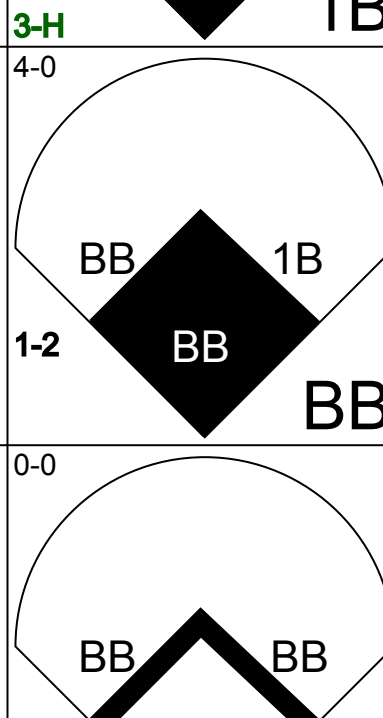

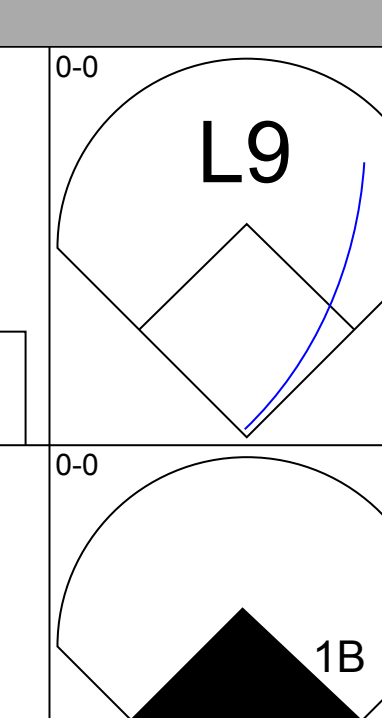
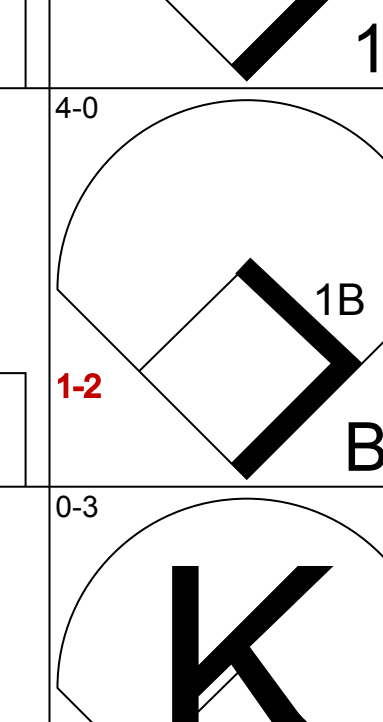
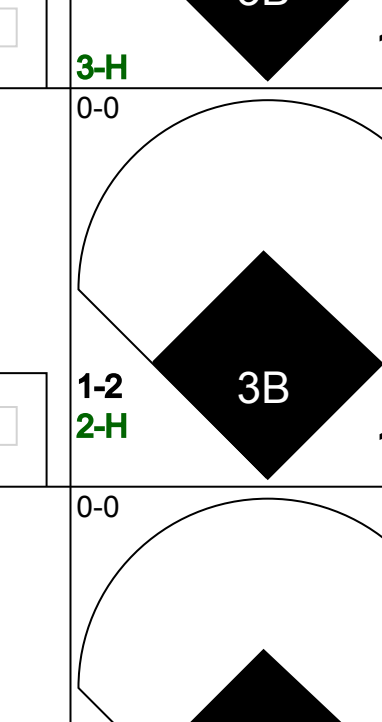

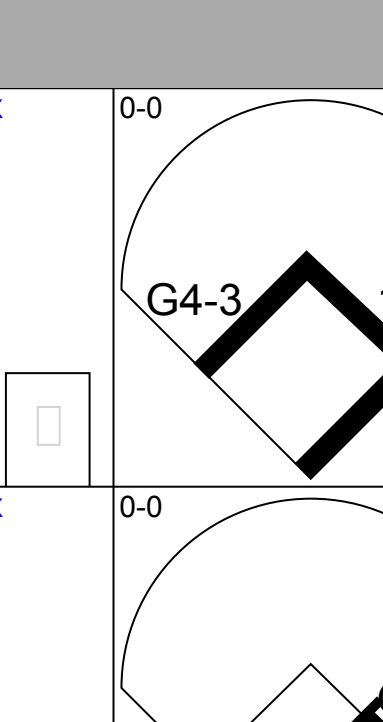
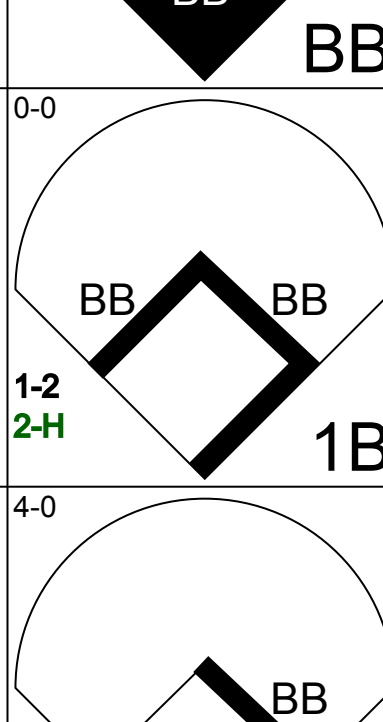

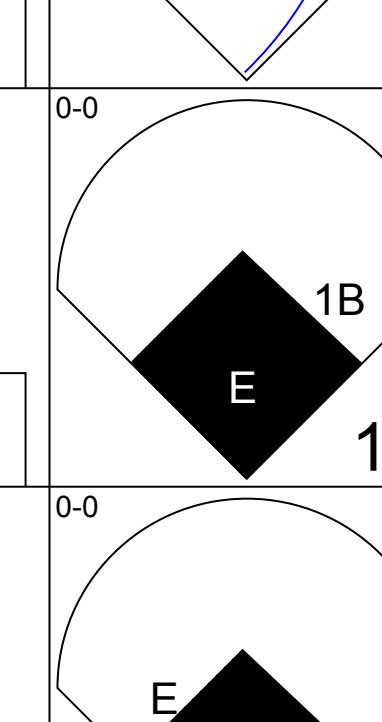
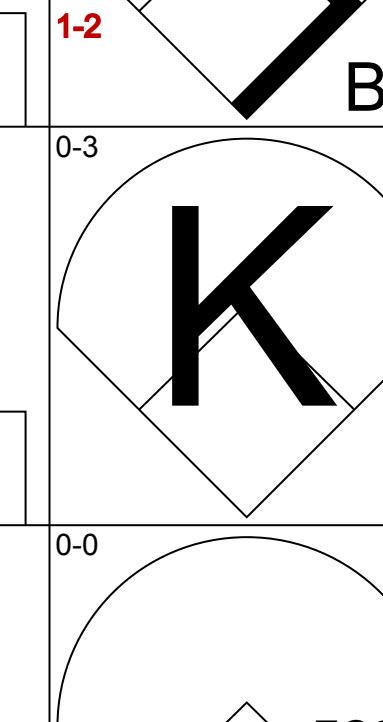
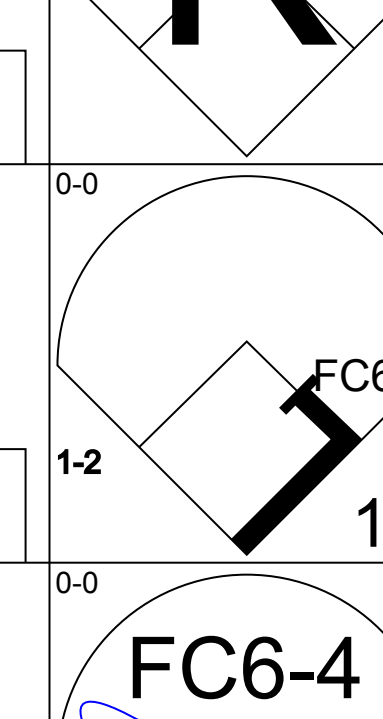
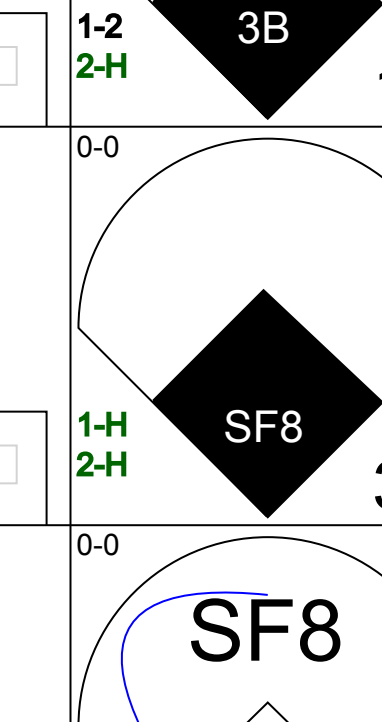
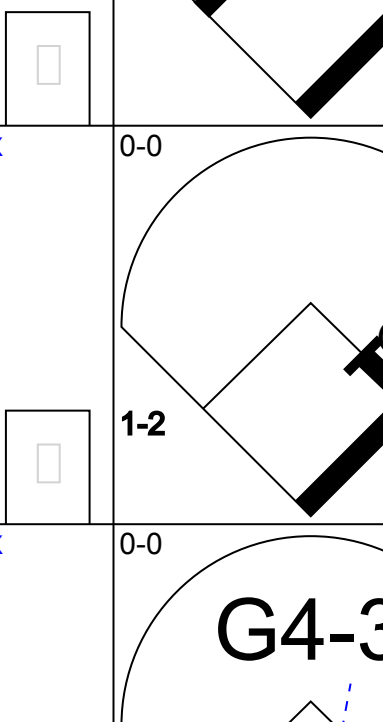
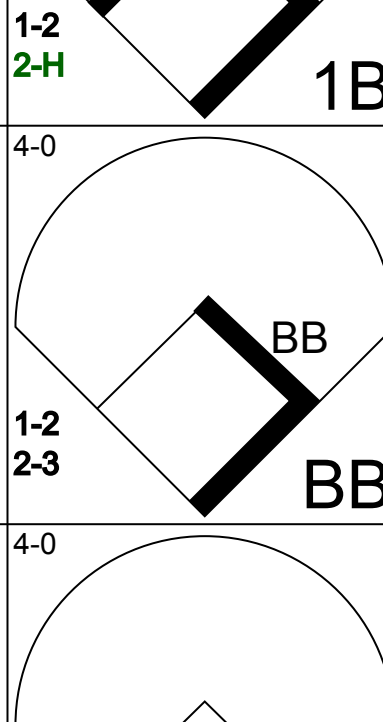

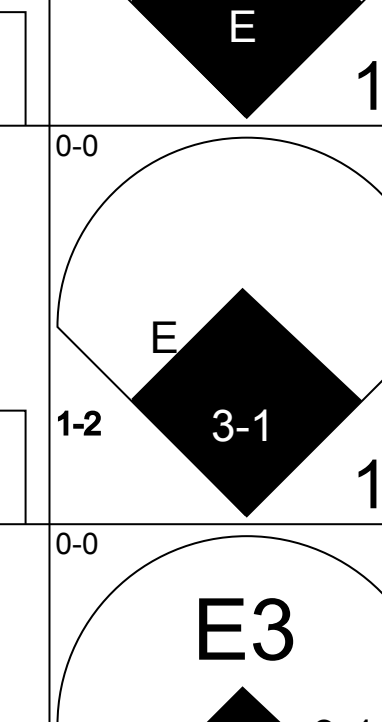
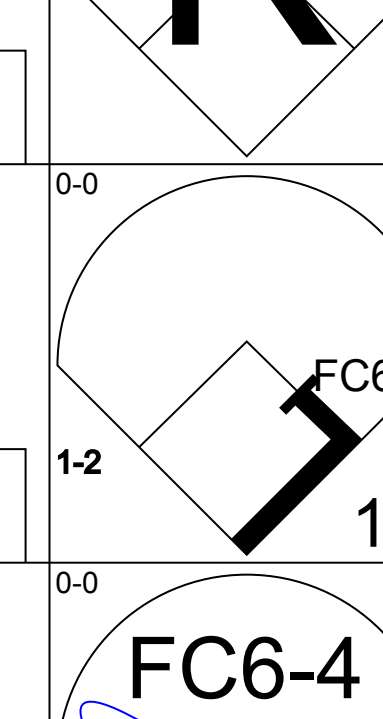
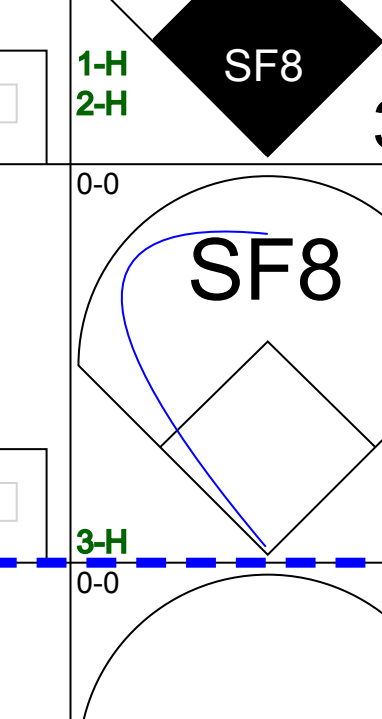
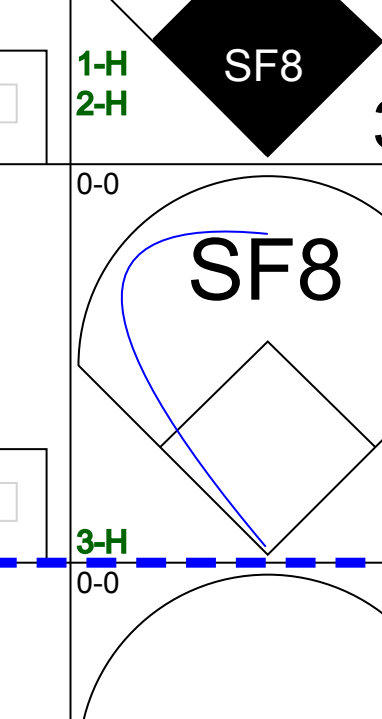
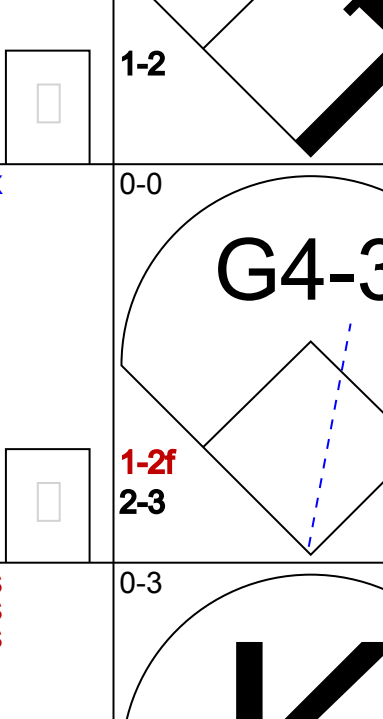
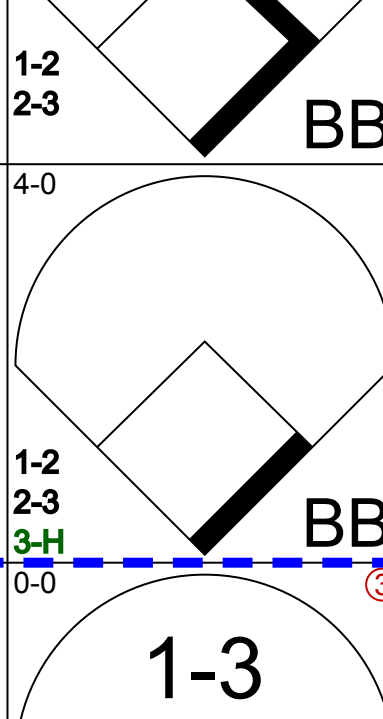

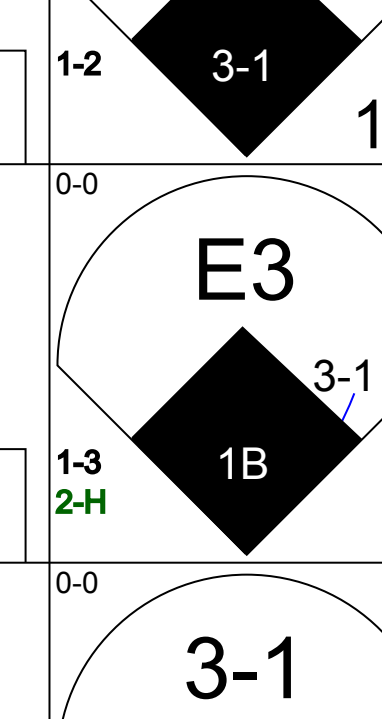
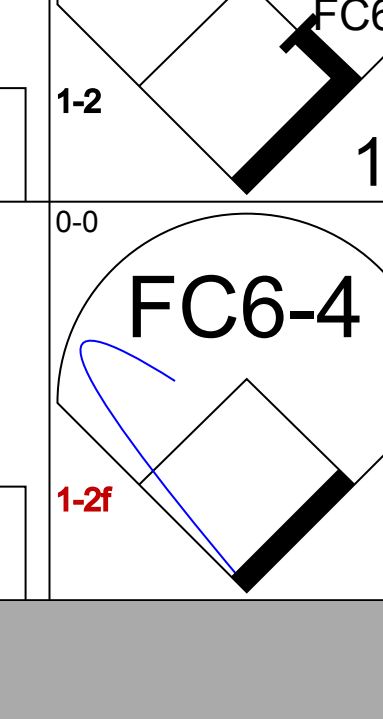
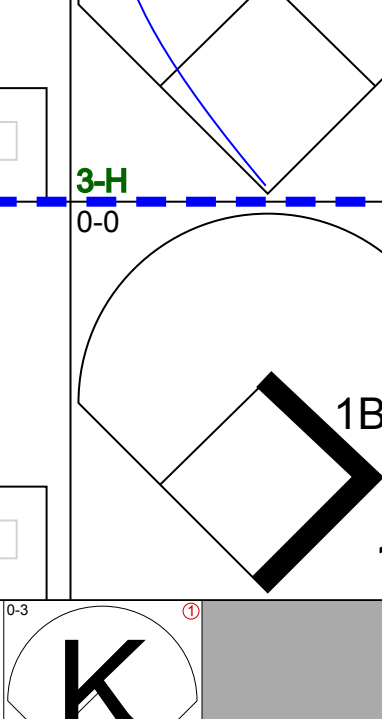

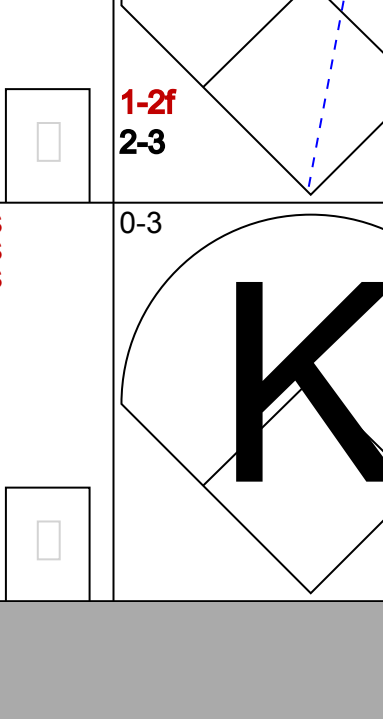
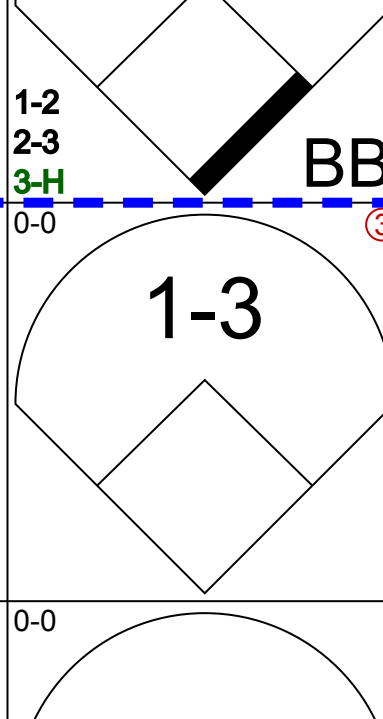
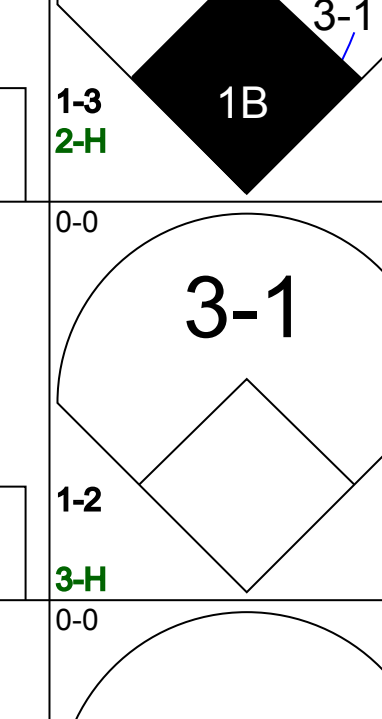
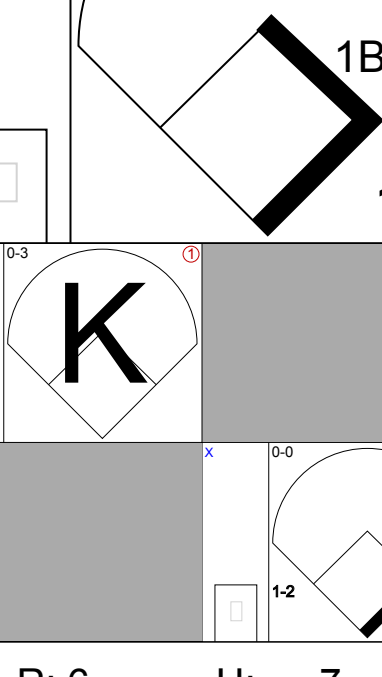
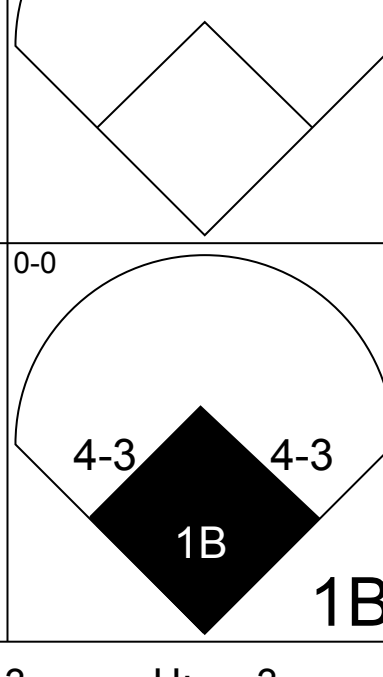
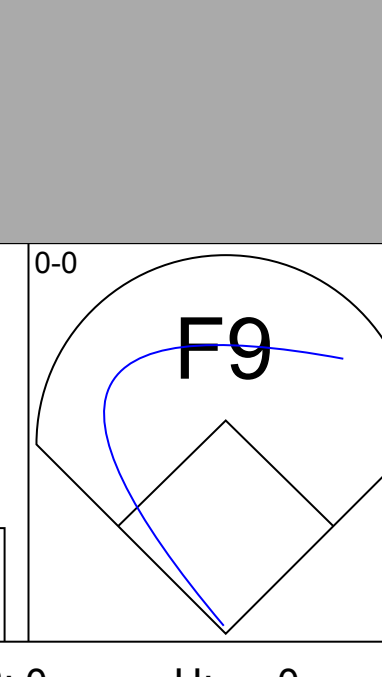
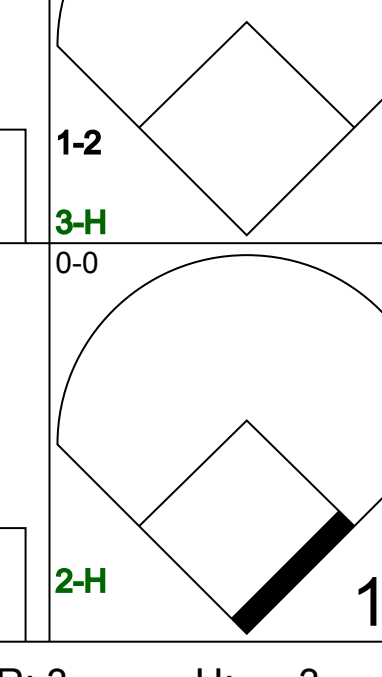


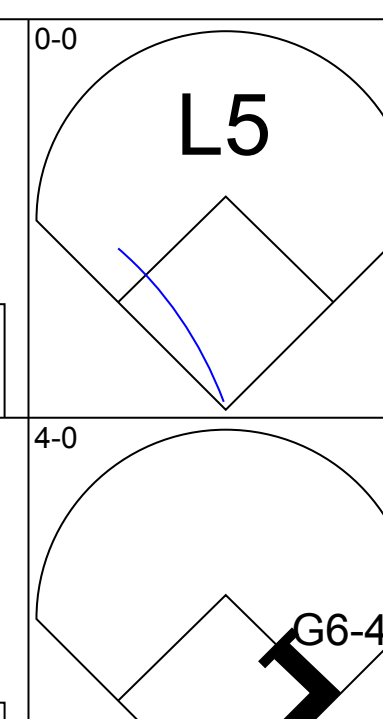
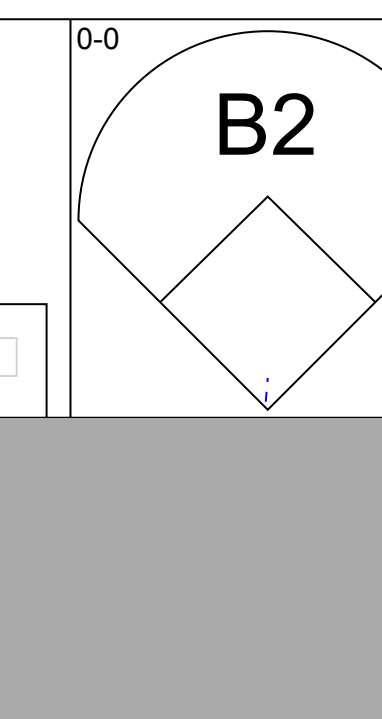
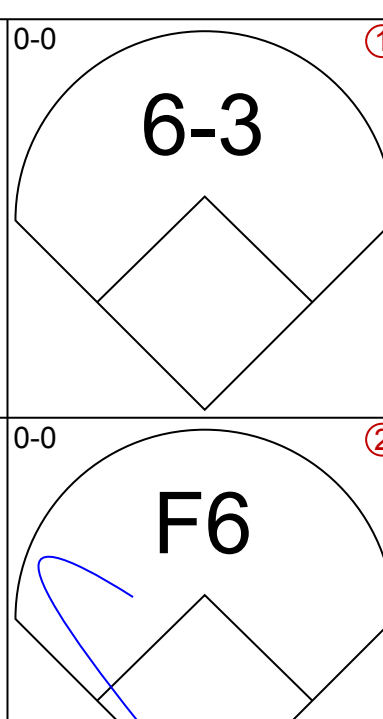
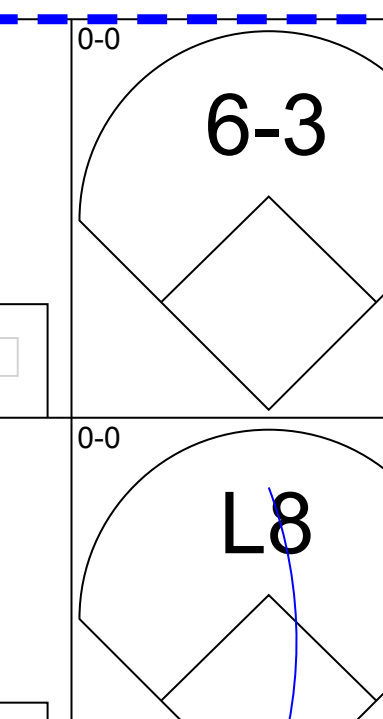

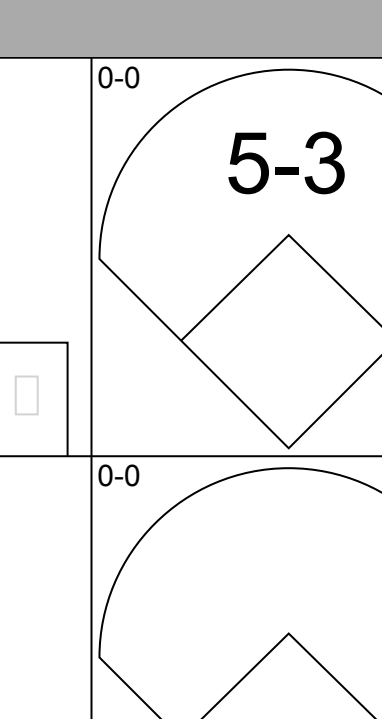
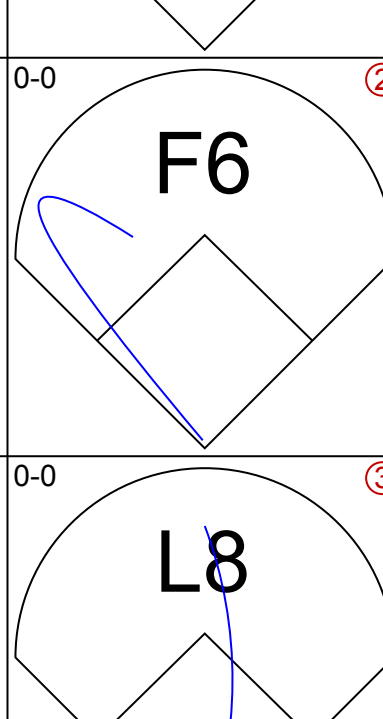
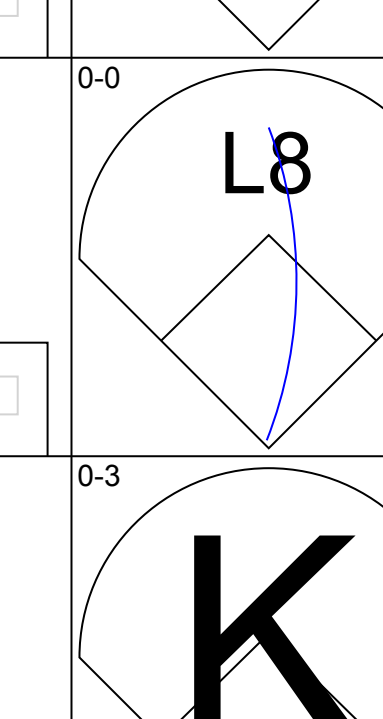
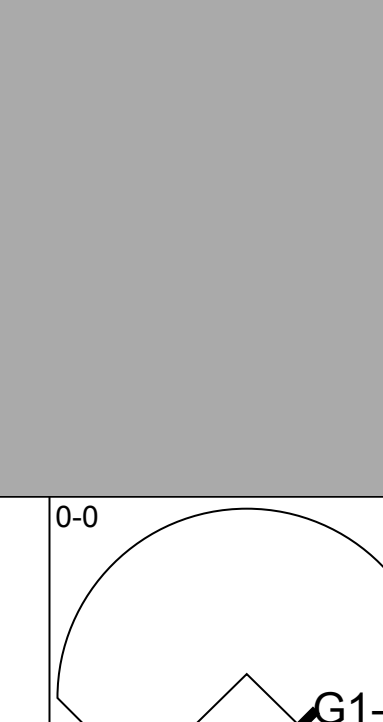
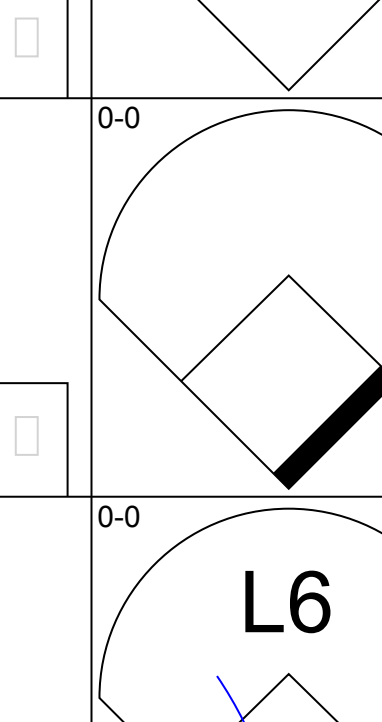
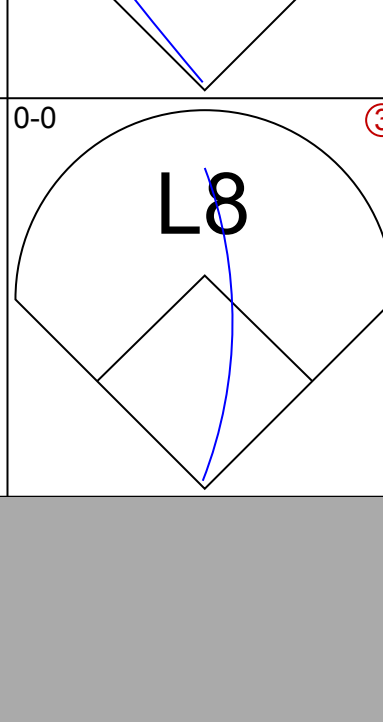
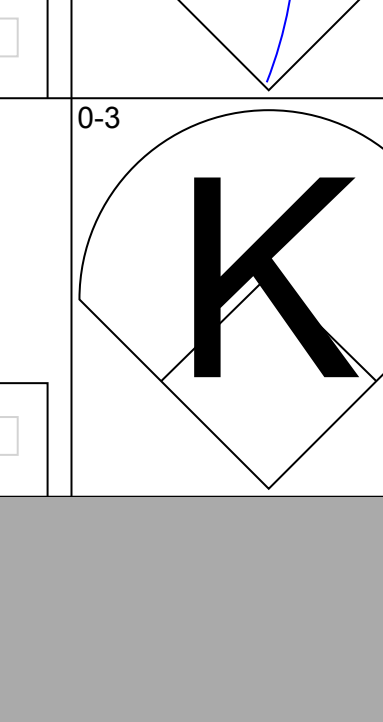
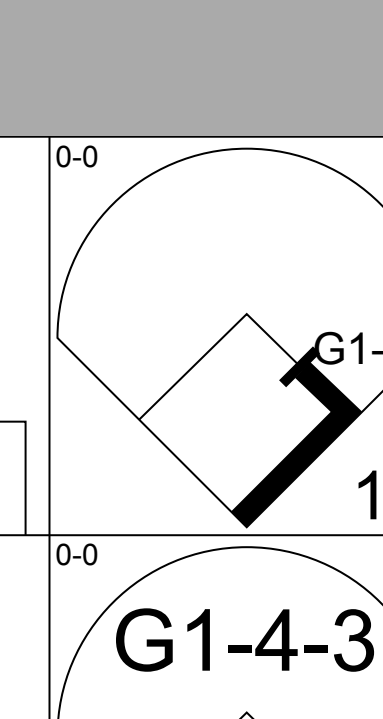

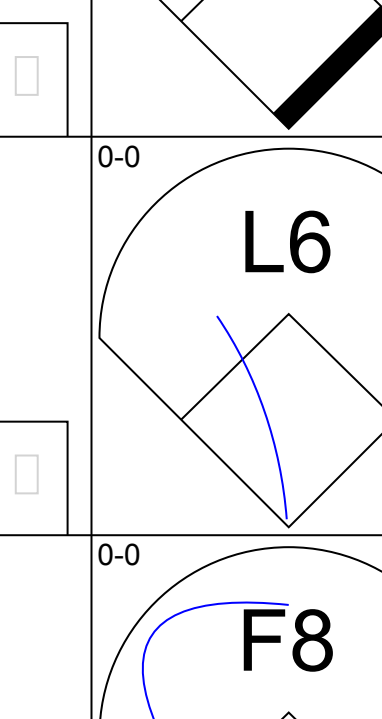
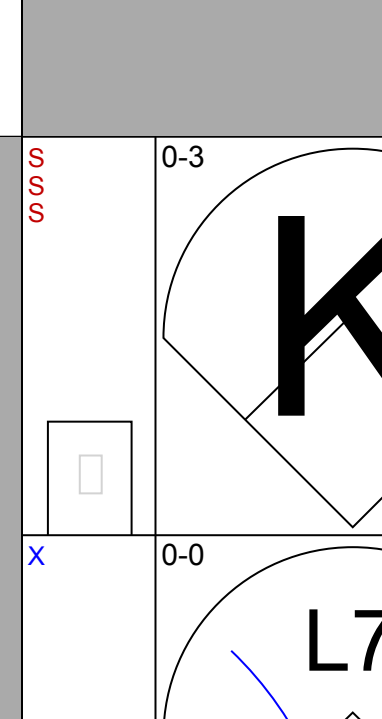
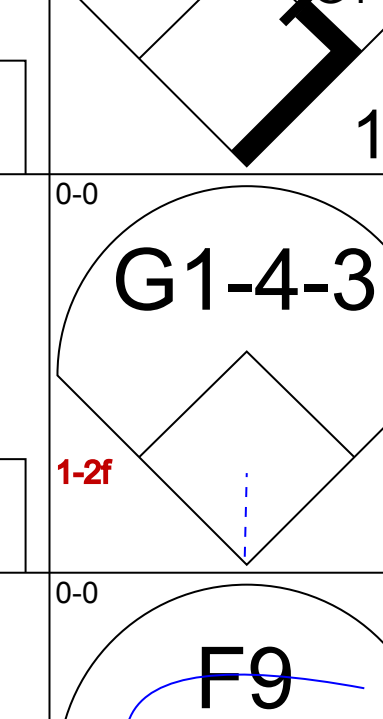
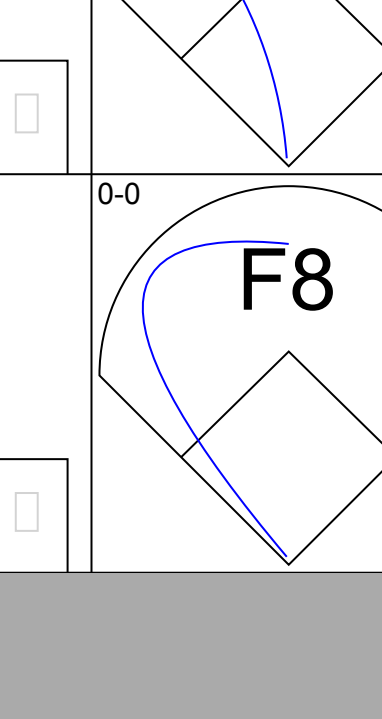
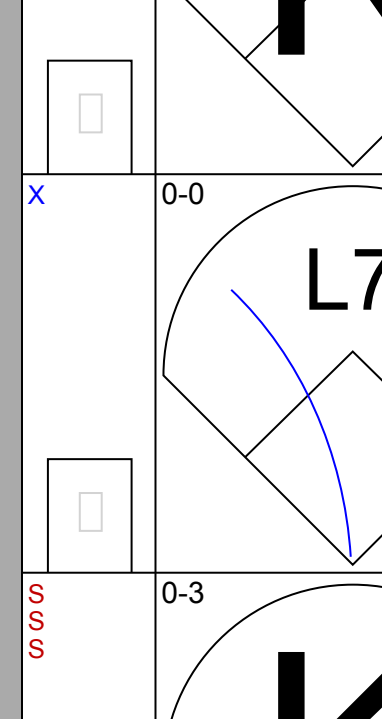
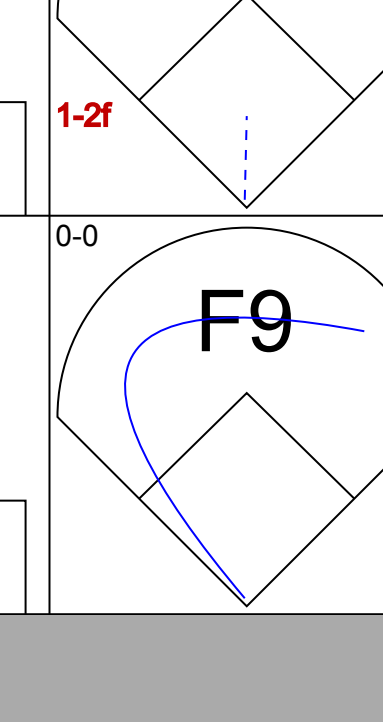
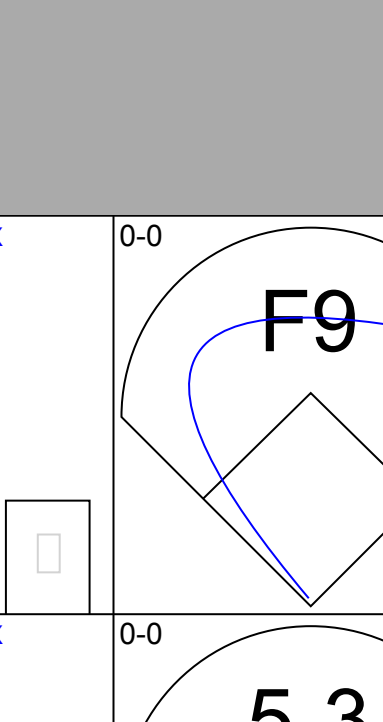
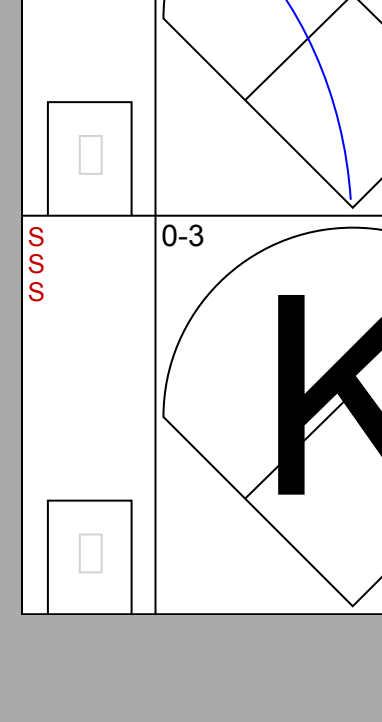
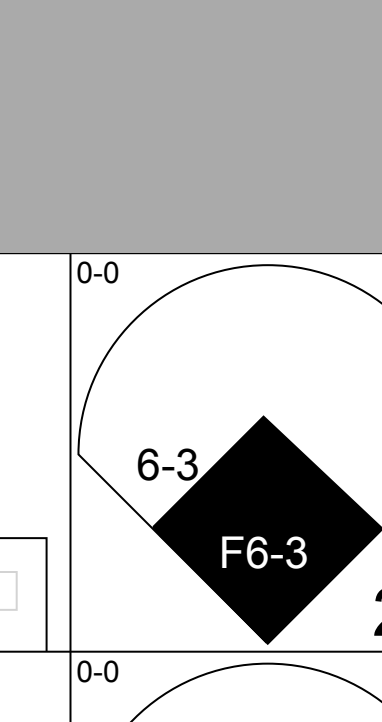
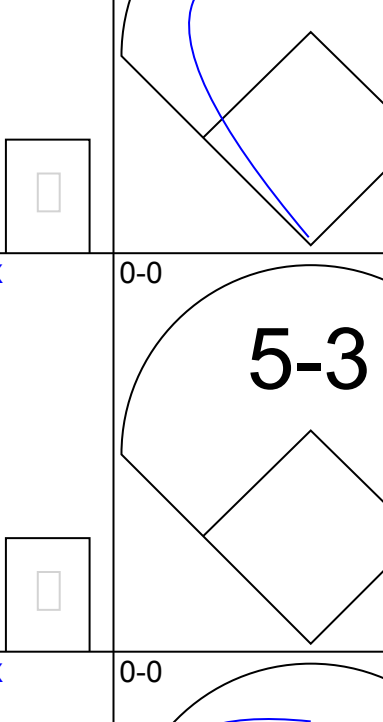
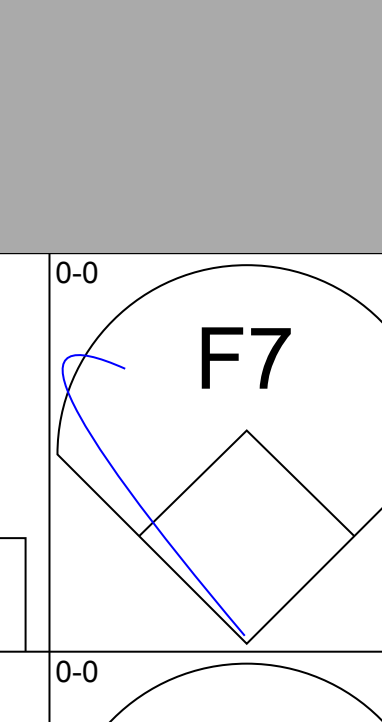
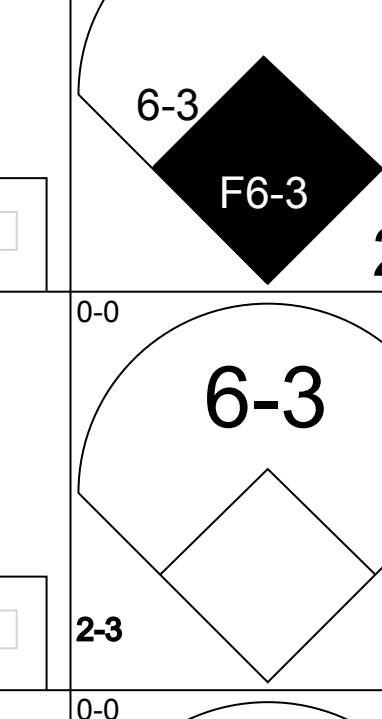
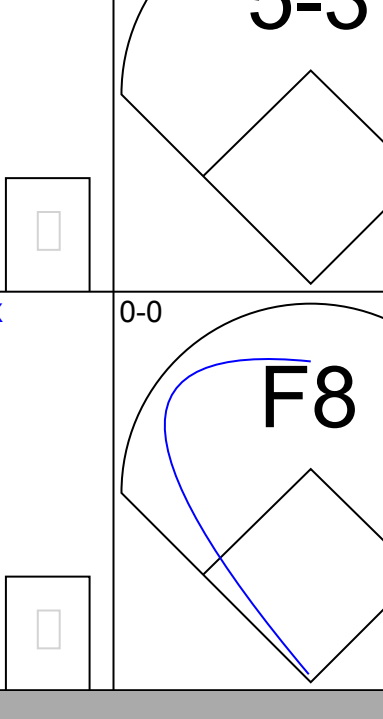
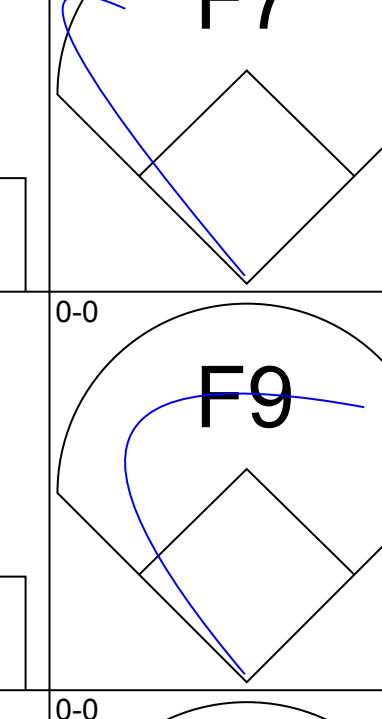
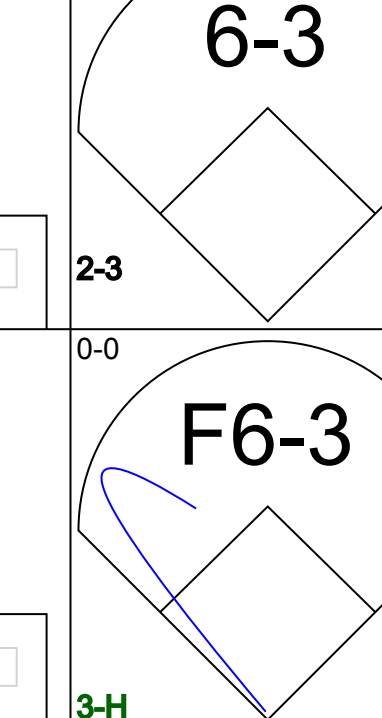
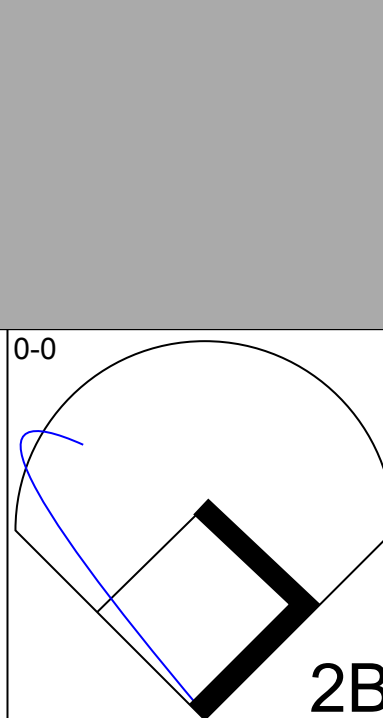
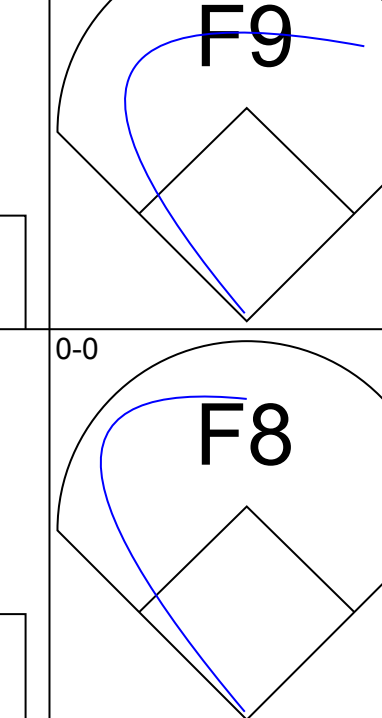
Batter	1	2	3	4	5	6	7	8	9	AB	R	H	RBI	BB	SO	LOB	BOTTOM			
Bill Sample, R (1, 7) OBP: 0.333, SLG: 0.289	0-0 WP 1B	0-0 F7		0-0 5-3			0-3 K	0-0 1B		5	1	2	1	0	1	1				
George Wright, S (1, 8) OBP: 0.305, SLG: 0.420	0-0 WP 1B	0-0 G3		0-3 K			1-0 HBP	3H 5-3		4	1	1	0	0	1	2				
Buddy Bell, R (1, 5) OBP: 0.358, SLG: 0.409	0-0 F7		0-0 6-3		0-0 5-3		0-0 1-3			4	0	0	0	0	0	3				
Randy Bass, L (1, 3) OBP: 0.222, SLG: 0.263	4-0 1B BB		0-3 K		0-0 F9		0-0 4-3			3	1	0	0	1	1	1				
Johnny Grubb, L (1, 9) OBP: 0.377, SLG: 0.486	0-0 1B 6-3		0-0 BB 1B		0-0 HR		0-0 F3			4	2	3	3	0	0	0				
Jim Sundberg, R (1, 2) OBP: 0.392, SLG: 0.427	0-0 6-3		4-0 BB 1B		0-0 6-3		0-0 BLK HR BB			2	1	1	1	2	0	0				
Lamar Johnson, R (1, 10) OBP: 0.330, SLG: 0.414	0-0 6-3		0-0 L8		0-0 G6-4-3 1B		0-0 HR BB			4	1	2	3	0	0	3				
Mike Richardt, R (1, 4) OBP: 0.287, SLG: 0.314	0-0 4-3		4-0 SH3-4 BB		0-0 G6-4-3		4-0 F4-3 WP 1B BB			2	1	0	0	2	0	2				
Doug Flynn, R (1, 6) OBP: 0.225, SLG: 0.245		0-0 F6-3		0-0 SH3-4		0-0 F8		0-0 F4-3		3	0	0	0	0	0	1				
Inning Stats	R: 4 E: 0 K: 0 S: 7	H: 4 LOB: 1 BB: 1 P: 11	R: 0 E: 0 K: 0 S: 3	H: 0 LOB: 0 BB: 0 P: 3	R: 0 E: 0 K: 1 S: 5	H: 1 LOB: 2 BB: 1 P: 10	R: 0 E: 0 K: 1 S: 5	H: 0 LOB: 1 BB: 1 P: 9	R: 1 E: 0 K: 0 S: 4	H: 1 LOB: 0 BB: 0 P: 4	R: 0 E: 0 K: 0 S: 3	H: 1 LOB: 0 BB: 0 P: 3	R: 0 E: 0 K: 1 S: 5	H: 0 LOB: 1 BB: 0 P: 6	R: 3 E: 0 K: 0 S: 5	H: 2 LOB: 1 BB: 2 P: 13	1B: 7 2B: 0 3B: 0 HR: 2	SF: 0 SAC: 1 DP: 1 HBP: 1	WP: 2 PB: 0 SB: 0 CS: 0	PA: 38
PITCHER Dave Frost, R (1, 1) ERA: 4.82 Grant Jackson, L (7, 1) ERA: 4.33	IP: 6.0 WLS: L BF: 27 H: 7 R: 5 ER: 5 SO: 2 BB: 3 IBB: 0 HBP: 0 BLK: 0 WP: 1 HR: 1 S: 28 P: 40 ERA: 7.50 WHIP: 1.667															PITCHER				

Kansas City Royals @ Texas Rangers
Arlington Stadium, Arlington, TX
Fri May 28 1982, 8:05 PM EDT
Att: 11,721 - Unknown - 85 F


AB 31
R 8
H 9
RBI 8
BB 5
SO 3
LOB 13



Batter	1	2	3	4	5	6	7	8	9	AB	R	H	RBI	BB	SO	LOB	TOP					
Willie Wilson, S OBP: 0.337, SLG: 0.447 (1, 7)										6	1	1	0	0	2	4	Kansas City Royals @ Texas Rangers Arlington Stadium, Arlington, TX Sat May 29 1982, 8:05 PM EDT Att: 19,532 - Unknown - 92 F					
John Wathan, R OBP: 0.325, SLG: 0.315 (1, 2)										4	2	0	0	2	0	2						
George Brett, L OBP: 0.355, SLG: 0.458 Greg Pryor, R OBP: 0.410, SLG: 0.596 (1, 5)										6	2	2	2	0	2	2						
Amos Otis, R OBP: 0.362, SLG: 0.487 Cesar Geronimo, L OBP: 0.429, SLG: 0.696 (1, 8)										4	2	2	1	1	0	0						
Hal McRae, R OBP: 0.412, SLG: 0.571 (1, 10)										5	2	5	3	1	0	0						
Jerry Martin, R OBP: 0.363, SLG: 0.470 (1, 9)										5	2	3	3	1	1	2						
Willie Aikens, L OBP: 0.308, SLG: 0.311 (1, 3)										4	1	1	2	1	0	4						
Frank White, R OBP: 0.325, SLG: 0.446 U L Washington, S OBP: 0.254, SLG: 0.231 (6, FH)										3	0	1	0	0	1	3						
Onix Concepcion, R OBP: 0.345, SLG: 0.407 (6, 4)										5	1	3	1	0	1	0						
Inning Stats	R: 0 E: 0 K: 2 S: 7	H: 0 LOB: 0 BB: 0 P: 7	R: 0 E: 0 K: 1 S: 6	H: 2 LOB: 2 BB: 1 P: 10	R: 6 E: 1 K: 2 S: 15	H: 7 LOB: 2 BB: 0 P: 15	R: 0 E: 0 K: 0 S: 3	H: 0 LOB: 0 BB: 0 P: 3	R: 0 E: 0 K: 1 S: 6	H: 2 LOB: 1 BB: 0 P: 6	R: 3 E: 0 K: 0 S: 6	H: 3 LOB: 3 BB: 3 P: 18	R: 0 E: 0 K: 0 S: 3	H: 0 LOB: 1 BB: 1 P: 7	R: 3 E: 1 K: 0 S: 7	H: 3 LOB: 1 BB: 0 P: 7		R: 2 E: 0 K: 1 S: 7	H: 2 LOB: 1 BB: 1 P: 11	1B: 18 2B: 0 3B: 1 HR: 0	SF: 1 SAC: 0 DP: 1 HBP: 0	WP: 0 PB: 0 SB: 0 CS: 1
PITCHER	IP	WLS	BF	H	R	ER	SO	BB	IBB	HBP	BLK	WP	HR	S	P	ERA	WHIP					
Rick Honeycutt, L ERA: 5.62 (1, 1)	2.2	L	16	7	6	4	4	1	0	0	0	0	0	23	27	13.50	3.000					
John Butcher, R ERA: 9.0 (3, 1)	3.0		18	7	3	3	2	3	0	0	0	0	0	19	31	9.00	3.333					
Steve Comer, R ERA: 3.86 (6, 1)	2.1		12	3	3	1	0	1	0	0	0	0	0	11	15	3.86	1.714					
Danny Darwin, R ERA: 2.86 (9, 1)	1.0		6	2	2	2	1	1	0	0	0	0	0	7	11	18.00	3.000					

Batter	1	2	3	4	5	6	7	8	9	AB	R	H	RBI	BB	SO	LOB	BOTTOM				
Bill Sample, R OBP: 0.309, SLG: 0.265 (1, 7)										4	0	0	0	0	0	1	Kansas City Royals @ Texas Rangers Arlington Stadium, Arlington, TX Sat May 29 1982, 8:05 PM EDT Att: 19,532 - Unknown - 92 F				
George Wright, S OBP: 0.302, SLG: 0.412 (1, 8)										3	0	0	0	1	0	1					
Buddy Bell, R OBP: 0.356, SLG: 0.405 (1, 5)										4	0	1	0	0	1	2					
Lamar Johnson, R OBP: 0.330, SLG: 0.411 (1, 10)										3	0	1	0	0	1	1					
Jim Sundberg, R OBP: 0.384, SLG: 0.418 (1, 2)										3	0	0	0	0	0	2					
Dave Hostetter, R (1, 3)										3	0	0	0	0	1	0					
Larry Parrish, R OBP: 0.220, SLG: 0.196 (1, 9)										3	1	1	0	0	0	0					
Mike Richardt, R OBP: 0.278, SLG: 0.303 (1, 4)										3	0	0	0	0	0	1					
Doug Flynn, R OBP: 0.229, SLG: 0.257 (1, 6)										3	0	1	1	0	0	0					
Inning Stats	R: 0 E: 0 K: 0 S: 2	H: 0 LOB: 0 BB: 1 P: 6	R: 0 E: 0 K: 0 S: 3	H: 1 LOB: 0 BB: 0 P: 3	R: 0 E: 0 K: 0 S: 4	H: 1 LOB: 0 BB: 0 P: 4	R: 0 E: 0 K: 0 S: 4	H: 1 LOB: 1 BB: 0 P: 4	R: 0 E: 0 K: 2 S: 7	H: 0 LOB: 0 BB: 0 P: 7	R: 0 E: 0 K: 0 S: 3	H: 0 LOB: 0 BB: 0 P: 3	R: 0 E: 0 K: 1 S: 5	H: 0 LOB: 0 BB: 0 P: 5	1B: 2 2B: 2 3B: 0 HR: 0	SF: 0 SAC: 0 DP: 2 HBP: 0		WP: 0 PB: 0 SB: 0 CS: 0	PA: 30		
PITCHER	IP	WLS	BF	H	R	ER	SO	BB	IBB	HBP	BLK	WP	HR	S	P	ERA	WHIP				
Paul Splittorf, L ERA: 3.15 (1, 1)	8.0	W	27	4	1	1	2	1	0	0	0	0	0	30	34	1.12	0.625				
Don Hood, L ERA: (9, 1)	1.0		3	0	0	0	1	0	0	0	0	0	0	5	5	0.00	0.000				

AB	45
R	14
H	19
RBI	13
BB	6
SO	7
LOB	21



Batter	1	2	3	4	5	6	7	8	9	AB	R	H	RBI	BB	SO	LOB	TOP			
Willie Wilson, S OBP: 0.395, SLG: 0.483 (1, 7)	F4-3		SH5-3 1B		WP 3B			F4-6-3 1B		4	1	3	0	0	0	0	Kansas City Royals @ Texas Rangers Arlington Stadium, Arlington, TX Sun May 30 1982, 4:33 AM EDT Att: 13,575 - Unknown			
Onix Concepcion, R OBP: 0.333, SLG: 0.393 (1, 6)	F4		SH5-3		F9			F4-6-3		3	0	0	0	0	0	1				
George Brett, L OBP: 0.347, SLG: 0.446 (1, 5)	L8		2-3		K			F7		4	0	0	0	0	1	2				
Amos Otis, R OBP: 0.354, SLG: 0.475 (1, 8)		F8	K					F4		4	0	0	0	0	1	2				
Hal McRae, R OBP: 0.414, SLG: 0.567 (1, 10)		BB BB		5-3				F4-6-3 1B		3	0	1	0	1	0	0				
Willie Aikens, L OBP: 0.306, SLG: 0.303 (1, 3)		BB BB		F7				F4-6-3		3	0	0	0	1	0	1				
Jerry Martin, R OBP: 0.363, SLG: 0.468 (1, 9)		F6						F8		3	0	1	0	0	0	2				
Frank White, R OBP: 0.318, SLG: 0.437 (1, 4)		F2		1-3				K		3	0	0	0	0	1	3				
Jamie Quirk, L OBP: 0.300, SLG: 0.345 (1, 2)			SH5-3 1B		F4-3			F4-3		3	0	1	0	0	0	0				
Inning Stats	R: 0 E: 0 K: 0 S: 3	H: 0 LOB: 0 BB: 0 P: 3	R: 0 E: 0 K: 0 S: 3	H: 0 LOB: 2 BB: 2 P: 11	R: 0 E: 0 K: 1 S: 7	H: 2 LOB: 2 BB: 0 P: 7	R: 0 E: 0 K: 0 S: 4	H: 1 LOB: 1 BB: 0 P: 4	R: 1 E: 0 K: 1 S: 6	H: 1 LOB: 0 BB: 0 P: 6	R: 0 E: 0 K: 0 S: 3	H: 1 LOB: 0 BB: 0 P: 3	R: 0 E: 0 K: 1 S: 5	H: 0 LOB: 0 BB: 0 P: 5	R: 0 E: 0 K: 0 S: 3	H: 0 LOB: 0 BB: 0 P: 3	1B: 5 2B: 0 3B: 1 HR: 0	SF: 0 SAC: 1 DP: 2 HBP: 0	WP: 1 PB: 0 SB: 0 CS: 0	PA: 33
PITCHER Doc Medich, R ERA: 6.44 (1, 1)	IP: 9.0 WLS: W BF: 33 H: 6 R: 1 ER: 1 SO: 3 BB: 2 IBB: 0 HBP: 0 BLK: 0 WP: 1 HR: 0 S: 37 P: 45 ERA: 1.00 WHIP: 0.889																			

Batter	1	2	3	4	5	6	7	8	9	AB	R	H	RBI	BB	SO	LOB	BOTTOM													
Bill Sample, R OBP: 0.333, SLG: 0.396 (1, 7)	HR	1B E BB		F3	5-3			HR		4	3	2	2	1	0	2	Kansas City Royals @ Texas Rangers Arlington Stadium, Arlington, TX Sun May 30 1982, 4:33 AM EDT Att: 13,575 - Unknown													
George Wright, S OBP: 0.294, SLG: 0.401 (1, 8)	K	F8		FC1-6		F7		5-3		5	0	0	0	0	1	2														
Buddy Bell, R OBP: 0.357, SLG: 0.411 (1, 5)	4-3 WP 2B	E9 1B		5-3		6-3		F8		5	1	2	0	0	0	1														
Randy Bass, L OBP: 0.227, SLG: 0.267 (1, 10)	4-3	K				L8				3	1	1	0	0	1	2														
Larry Parrish, R OBP: 0.218, SLG: 0.194 (6, PH)	2-3				3-1 WP 1B					1	0	0	0	0	0	0														
Johnny Grubb, L OBP: 0.370, SLG: 0.466 (1, 9)	BB 1B BB		F8		L7			F3		3	0	0	0	1	0	1														
Dave Hostetter, R OBP: 0.429, SLG: 0.833 (1, 3)	3H BB			HR		5-3				3	2	2	1	1	0	0														
Don Werner, R OBP: 0.500, SLG: 0.333 (1, 2)	1B			HR		3-1 BB				3	0	1	0	1	0	2														
Doug Flynn, R OBP: 0.239, SLG: 0.260 (1, 4)	1-2 2-3 BB			6-3		3-1		1B		3	1	1	2	1	0	4														
Mark Wagner, R OBP: 0.256, SLG: 0.274 (1, 6)	F1-6-3		CS BB		2H 3H 1B			F6-3		5	0	2	0	0	0	1														
Inning Stats	R: 2 E: 0 K: 1 S: 8	H: 3 LOB: 3 BB: 2 P: 16	R: 1 E: 1 K: 1 S: 6	H: 1 LOB: 1 BB: 1 P: 10	R: 1 E: 0 K: 0 S: 3	H: 1 LOB: 0 BB: 1 P: 7	R: 0 E: 0 K: 0 S: 4	H: 1 LOB: 1 BB: 0 P: 4	R: 3 E: 1 K: 0 S: 6	H: 3 LOB: 1 BB: 1 P: 10	R: 0 E: 0 K: 0 S: 3	H: 0 LOB: 0 BB: 0 P: 3	R: 0 E: 0 K: 0 S: 4	H: 1 LOB: 1 BB: 0 P: 4	R: 1 E: 0 K: 0 S: 4	H: 1 LOB: 0 BB: 0 P: 4	1B: 7 2B: 1 3B: 0 HR: 3	SF: 0 SAC: 0 DP: 0 HBP: 0	WP: 2 PB: 0 SB: 0 CS: 1	PA: 40										
PITCHER Keith Creel, R ERA: 8.1 (1, 1)	IP: 4.1 WLS: L BF: 25 H: 7 R: 6 ER: 5 SO: 2 BB: 5 IBB: 0 HBP: 0 BLK: 0 WP: 2 HR: 2 S: 23 P: 43 ERA: 10.38 WHIP: 2.769																													
Mike Armstrong, R ERA: (5, 1)	0.2	4	2	1	0	0	0	0	0	0	4	4	0.00	3.000																
Don Hood, L ERA: 2.25 (6, 1)	3.0	11	2	1	1	0	0	0	0	1	11	11	3.00	0.667																

Batter	1	2	3	4	5	6	7	8	9	AB	R	H	RBI	BB	SO	LOB	TOP								
Ron LeFlore, R (1, 8) OBP: 0.340, SLG: 0.412										4	1	2	0	1	1	1	Chicago White Sox @ Kansas City Royals Royals Stadium, Kansas City, MO Tue Jun 01 1982, 8:05 PM EDT Att: 24,868 - Unknown - 70 F								
Tony Bernazard, S (1, 4) OBP: 0.332, SLG: 0.360										5	0	0	0	0	3	5									
Steve Kemp, L (1, 7) OBP: 0.399, SLG: 0.396										4	1	1	1	0	1	2									
Greg Luzinski, R (1, 10) OBP: 0.364, SLG: 0.478										4	0	1	0	0	2	1									
Tom Paciorek, R (1, 3) OBP: 0.363, SLG: 0.433										3	0	2	0	1	1	1									
Carlton Fisk, R (1, 2) OBP: 0.356, SLG: 0.363										4	0	1	1	0	1	3									
Harold Baines, L (1, 9) OBP: 0.312, SLG: 0.388										4	0	1	0	0	0	4									
Jim Morrison, R (1, 5) OBP: 0.295, SLG: 0.465										3	1	1	1	0	1	1									
Rudy Law, L (9, PH) OBP: 0.325, SLG: 0.447										1	0	0	0	0	0	0									
Bill Almon, R (1, 6) OBP: 0.358, SLG: 0.428										2	0	0	0	1	1	0									
Jerry Hairston, S (9, PH) OBP: 0.167, SLG: 0.318										0	0	0	0	1	0	0									
Inning Stats	R: 2 E: 0 K: 2 S: 9	H: 2 LOB: 2 BB: 2 P: 17	R: 0 E: 0 K: 1 S: 5	H: 0 LOB: 0 BB: 0 P: 5	R: 0 E: 0 K: 3 S: 9	H: 0 LOB: 0 BB: 0 P: 9	R: 0 E: 0 K: 2 S: 8	H: 2 LOB: 1 BB: 0 P: 8	R: 0 E: 0 K: 1 S: 6	H: 1 LOB: 1 BB: 0 P: 6	R: 0 E: 0 K: 1 S: 6	H: 1 LOB: 1 BB: 0 P: 6	R: 1 E: 0 K: 0 S: 4	H: 2 LOB: 1 BB: 1 P: 8	R: 0 E: 0 K: 0 S: 4	H: 1 LOB: 1 BB: 0 P: 4	R: 0 E: 0 K: 1 S: 5	H: 0 LOB: 1 BB: 1 P: 9	1B: 8 2B: 0 3B: 0 HR: 1	SF: 0 SAC: 0 DP: 0 HBP: 0	WP: 0 PB: 0 SB: 2 CS: 1	PA: 38			
PITCHER	IP WLS BF H R ER SO BB IBB HBP BLK WP HR S P ERA WHIP	IP WLS BF H R ER SO BB IBB HBP BLK WP HR S P ERA WHIP	IP WLS BF H R ER SO BB IBB HBP BLK WP HR S P ERA WHIP	IP WLS BF H R ER SO BB IBB HBP BLK WP HR S P ERA WHIP	IP WLS BF H R ER SO BB IBB HBP BLK WP HR S P ERA WHIP	IP WLS BF H R ER SO BB IBB HBP BLK WP HR S P ERA WHIP	IP WLS BF H R ER SO BB IBB HBP BLK WP HR S P ERA WHIP	IP WLS BF H R ER SO BB IBB HBP BLK WP HR S P ERA WHIP	IP WLS BF H R ER SO BB IBB HBP BLK WP HR S P ERA WHIP	IP WLS BF H R ER SO BB IBB HBP BLK WP HR S P ERA WHIP	IP WLS BF H R ER SO BB IBB HBP BLK WP HR S P ERA WHIP	IP WLS BF H R ER SO BB IBB HBP BLK WP HR S P ERA WHIP	IP WLS BF H R ER SO BB IBB HBP BLK WP HR S P ERA WHIP	IP WLS BF H R ER SO BB IBB HBP BLK WP HR S P ERA WHIP	IP WLS BF H R ER SO BB IBB HBP BLK WP HR S P ERA WHIP	IP WLS BF H R ER SO BB IBB HBP BLK WP HR S P ERA WHIP	IP WLS BF H R ER SO BB IBB HBP BLK WP HR S P ERA WHIP	IP WLS BF H R ER SO BB IBB HBP BLK WP HR S P ERA WHIP	IP WLS BF H R ER SO BB IBB HBP BLK WP HR S P ERA WHIP	IP WLS BF H R ER SO BB IBB HBP BLK WP HR S P ERA WHIP	IP WLS BF H R ER SO BB IBB HBP BLK WP HR S P ERA WHIP	IP WLS BF H R ER SO BB IBB HBP BLK WP HR S P ERA WHIP	IP WLS BF H R ER SO BB IBB HBP BLK WP HR S P ERA WHIP	IP WLS BF H R ER SO BB IBB HBP BLK WP HR S P ERA WHIP	IP WLS BF H R ER SO BB IBB HBP BLK WP HR S P ERA WHIP



Batter	1	2	3	4	5	6	7	8	9	AB	R	H	RBI	BB	SO	LOB	BOTTOM								
Willie Wilson, S (1, 7) OBP: 0.369, SLG: 0.505										4	2	2	0	0	0	0	Chicago White Sox @ Kansas City Royals Royals Stadium, Kansas City, MO Tue Jun 01 1982, 8:05 PM EDT Att: 24,868 - Unknown - 70 F								
John Wathan, R (1, 2) OBP: 0.338, SLG: 0.326										4	0	2	1	0	1	1									
George Brett, L (1, 5) OBP: 0.351, SLG: 0.461										3	1	1	1	1	0	1									
Amos Otis, R (1, 8) OBP: 0.358, SLG: 0.470										4	0	1	1	0	1	3									
Hal McRae, R (1, 10) OBP: 0.420, SLG: 0.567										3	0	1	1	1	0	1									
Willie Aikens, L (1, 3) OBP: 0.301, SLG: 0.299										3	0	0	0	0	1	5									
Jerry Martin, R (1, 9) OBP: 0.361, SLG: 0.457										4	0	0	0	0	1	2									
Frank White, R (1, 4) OBP: 0.315, SLG: 0.428										3	1	1	0	0	0	0									
Onix Concepcion, R (1, 6) OBP: 0.337, SLG: 0.396										3	0	0	0	0	0	1									
Inning Stats	R: 2 E: 0 K: 2 S: 10	H: 3 LOB: 1 BB: 0 P: 10	R: 0 E: 0 K: 0 S: 3	H: 0 LOB: 0 BB: 0 P: 3	R: 0 E: 0 K: 1 S: 5	H: 0 LOB: 1 BB: 0 P: 6	R: 2 E: 0 K: 0 S: 6	H: 3 LOB: 3 BB: 2 P: 14	R: 0 E: 0 K: 0 S: 3	H: 0 LOB: 0 BB: 0 P: 3	R: 0 E: 0 K: 1 S: 3	H: 1 LOB: 0 BB: 0 P: 3	R: 0 E: 0 K: 1 S: 6	H: 1 LOB: 1 BB: 0 P: 6	R: 0 E: 0 K: 1 S: 3	H: 1 LOB: 1 BB: 0 P: 6		R: 0 E: 0 K: 1 S: 6	H: 1 LOB: 1 BB: 0 P: 6	1B: 7 2B: 1 3B: 0 HR: 0	SF: 0 SAC: 0 DP: 1 HBP: 1	WP: 0 PB: 0 SB: 2 CS: 0	PA: 34		
PITCHER	IP WLS BF H R ER SO BB IBB HBP BLK WP HR S P ERA WHIP	IP WLS BF H R ER SO BB IBB HBP BLK WP HR S P ERA WHIP	IP WLS BF H R ER SO BB IBB HBP BLK WP HR S P ERA WHIP	IP WLS BF H R ER SO BB IBB HBP BLK WP HR S P ERA WHIP	IP WLS BF H R ER SO BB IBB HBP BLK WP HR S P ERA WHIP	IP WLS BF H R ER SO BB IBB HBP BLK WP HR S P ERA WHIP	IP WLS BF H R ER SO BB IBB HBP BLK WP HR S P ERA WHIP	IP WLS BF H R ER SO BB IBB HBP BLK WP HR S P ERA WHIP	IP WLS BF H R ER SO BB IBB HBP BLK WP HR S P ERA WHIP	IP WLS BF H R ER SO BB IBB HBP BLK WP HR S P ERA WHIP	IP WLS BF H R ER SO BB IBB HBP BLK WP HR S P ERA WHIP	IP WLS BF H R ER SO BB IBB HBP BLK WP HR S P ERA WHIP	IP WLS BF H R ER SO BB IBB HBP BLK WP HR S P ERA WHIP	IP WLS BF H R ER SO BB IBB HBP BLK WP HR S P ERA WHIP	IP WLS BF H R ER SO BB IBB HBP BLK WP HR S P ERA WHIP	IP WLS BF H R ER SO BB IBB HBP BLK WP HR S P ERA WHIP	IP WLS BF H R ER SO BB IBB HBP BLK WP HR S P ERA WHIP	IP WLS BF H R ER SO BB IBB HBP BLK WP HR S P ERA WHIP	IP WLS BF H R ER SO BB IBB HBP BLK WP HR S P ERA WHIP	IP WLS BF H R ER SO BB IBB HBP BLK WP HR S P ERA WHIP	IP WLS BF H R ER SO BB IBB HBP BLK WP HR S P ERA WHIP	IP WLS BF H R ER SO BB IBB HBP BLK WP HR S P ERA WHIP	IP WLS BF H R ER SO BB IBB HBP BLK WP HR S P ERA WHIP	IP WLS BF H R ER SO BB IBB HBP BLK WP HR S P ERA WHIP	IP WLS BF H R ER SO BB IBB HBP BLK WP HR S P ERA WHIP



Batter	1	2	3	4	5	6	7	8	9	AB	R	H	RBI	BB	SO	LOB	TOP			
Willie Wilson, S OBP: 0.358, SLG: 0.470 (1, 7)										6	1	3	1	0	3	1	Kansas City Royals @ New York Yankees Yankee Stadium, Bronx, NY Sun Jun 06 1982, 3:33 AM EDT Att: 32,068 - Unknown - 59 F			
John Wathan, R OBP: 0.345, SLG: 0.322 Jamie Quirk, L OBP: 0.290, SLG: 0.333 (1, 2) (6, 2)										4	1	2	3	1	1	1				
George Brett, L OBP: 0.363, SLG: 0.483 (1, 5)										5	3	4	1	1	0	2				
Amos Otis, R OBP: 0.363, SLG: 0.470 Cesar Geronimo, L OBP: 0.412, SLG: 0.667 (1, 8) (6, 8)										4	2	1	1	0	0	2				
Hal McRae, R OBP: 0.433, SLG: 0.593 (1, 10)										4	3	2	3	2	0	0				
Willie Aikens, L OBP: 0.326, SLG: 0.347 (1, 3)										6	1	5	4	0	1	2				
Jerry Martin, R OBP: 0.363, SLG: 0.448 Tom Poquette, L OBP: 0.203, SLG: 0.155 (1, 9) (7, PH) (7, 9)										3	1	1	0	1	1	2				
Frank White, R OBP: 0.315, SLG: 0.433 Greg Pryor, R OBP: 0.419, SLG: 0.603 (1, 4) (7, 4)										4	1	2	1	0	0	2				
Onix Concepcion, R OBP: 0.321, SLG: 0.371 (1, 6)										5	1	1	0	0	1	6				
Inning Stats	R: 0 E: 0 K: 1 S: 6	H: 2 LOB: 1 BB: 0 P: 6	R: 0 E: 0 K: 1 S: 7	H: 2 LOB: 2 BB: 0 P: 7	R: 4 E: 0 K: 0 S: 7	H: 5 LOB: 1 BB: 1 P: 11	R: 0 E: 0 K: 2 S: 7	H: 0 LOB: 0 BB: 0 P: 7	R: 2 E: 0 K: 0 S: 5	H: 3 LOB: 1 BB: 1 P: 9	R: 8 E: 1 K: 1 S: 12	H: 6 LOB: 2 BB: 3 P: 24	R: 0 E: 0 K: 2 S: 8	H: 1 LOB: 1 BB: 0 P: 8	R: 0 E: 0 K: 2 S: 8	H: 1 LOB: 2 BB: 0 P: 9		1B: 15 2B: 5 3B: 1 HR: 1	SF: 0 SAC: 0 DP: 0 HBP: 0	WP: 1 PB: 0 SB: 0 CS: 1
PITCHER	IP WLS BF H R ER SO BB IBB HBP BLK WP HR S P ERA WHIP	IP WLS BF H R ER SO BB IBB HBP BLK WP HR S P ERA WHIP																		
Mike Morgan, R ERA: 3.59 (1, 1)	4.2 L 25 12 6 6 4 2 0 0 0 0 0 1 31 39 11.57 3.000																			
Jim Lewis, R ERA: 54.0 (5, 1)	0.2 9 3 7 5 0 3 0 0 0 1 1 0 6 18 67.50 9.000																			
Roger Erickson, R ERA: 5.43 (6, 1)	1.2 9 4 1 0 3 0 0 0 0 0 0 0 15 15 0.00 2.400																			
Dave LaRoche, L ERA: 6.0 (8, 1)	2.0 9 3 0 0 4 0 0 0 0 0 0 0 17 17 0.00 1.500																			

Batter	1	2	3	4	5	6	7	8	9	AB	R	H	RBI	BB	SO	LOB	BOTTOM			
Willie Randolph, R OBP: 0.405, SLG: 0.434 (1, 4)										4	0	2	0	0	0	0	Kansas City Royals @ New York Yankees Yankee Stadium, Bronx, NY Sun Jun 06 1982, 3:33 AM EDT Att: 32,068 - Unknown - 59 F			
Dave Collins, S OBP: 0.293, SLG: 0.309 (1, 8)										4	0	1	0	0	0	2				
Dave Winfield, R OBP: 0.342, SLG: 0.481 (1, 7)										3	0	0	0	1	1	3				
Butch Hobson, R OBP: 0.176, SLG: 0.242 (1, 3)										4	0	0	0	0	1	2				
Lou Piniella, R OBP: 0.400, SLG: 0.500 (1, 9)										4	0	0	0	0	0	2				
Graig Nettles, L OBP: 0.318, SLG: 0.347 Andre Robertson, R OBP: 0.310, SLG: 0.375 (1, 5) (7, PH) (8, 5)										2	0	0	0	0	0	1				
Bobby Murcer, L OBP: 0.286, SLG: 0.378 (1, 10)										3	0	0	0	0	0	0				
Butch Wynegar, S OBP: 0.377, SLG: 0.396 (1, 2)										3	1	1	1	0	1	0				
Bucky Dent, R OBP: 0.206, SLG: 0.198 (1, 6)										3	0	0	0	0	0	0				
Inning Stats	R: 0 E: 0 K: 1 S: 6	H: 1 LOB: 0 BB: 0 P: 6	R: 0 E: 0 K: 0 S: 3	H: 0 LOB: 0 BB: 0 P: 3	R: 0 E: 0 K: 0 S: 4	H: 1 LOB: 1 BB: 0 P: 4	R: 0 E: 0 K: 1 S: 5	H: 0 LOB: 1 BB: 1 P: 9	R: 0 E: 0 K: 1 S: 5	H: 0 LOB: 0 BB: 0 P: 5	R: 0 E: 0 K: 0 S: 3	H: 0 LOB: 0 BB: 0 P: 3	R: 0 E: 1 K: 0 S: 6	H: 2 LOB: 2 BB: 0 P: 6	R: 0 E: 1 K: 0 S: 3	H: 0 LOB: 0 BB: 0 P: 3		1B: 1 2B: 0 3B: 2 HR: 1	SF: 0 SAC: 0 DP: 1 HBP: 0	WP: 0 PB: 0 SB: 0 CS: 0
PITCHER	IP WLS BF H R ER SO BB IBB HBP BLK WP HR S P ERA WHIP	IP WLS BF H R ER SO BB IBB HBP BLK WP HR S P ERA WHIP																		
Vida Blue, L ERA: 3.25 (1, 1)	6.0 W 21 2 0 0 3 1 0 0 0 0 0 0 26 30 0.00 0.500																			
Grant Jackson, L ERA: 4.34 (7, 1)	2.0 9 2 1 1 0 0 0 0 0 0 0 1 9 9 4.50 1.000																			
Don Hood, L ERA: 1.8 (9, 1)	1.0 3 0 0 0 0 0 0 0 0 0 0 0 3 3 0.00 0.000																			

Batter	1	2	3	4	5	6	7	8	9	10	AB	R	H	RBI	BB	SO	LOB	TOP							
Willie Wilson, S OBP: 0.368, SLG: 0.483 (1, 7)	3-1		F7 1B 1B		F8 2B		1B		1-6-3		5	1	3	0	0	0	0								
John Wathan, R OBP: 0.347, SLG: 0.322 (1, 2)	2B BB		F7 1B		L4		SF9		K		3	1	1	1	1	1	1								
George Brett, L OBP: 0.354, SLG: 0.470 (1, 5)	F8		F7 1-2 2-3		F8 2-3		F8 3-H 0-0		4-3		5	0	0	0	0	0	5								
Amos Otis, R OBP: 0.364, SLG: 0.473 (1, 8)	2B		F4 1-2 2-3		F9		F9		F9		5	0	2	0	0	0	3								
Hal McRae, R OBP: 0.432, SLG: 0.585 (1, 10)	5-3		1B 2-H 3-H		F8		F8		2B 1B BB		4	2	1	2	1	0	3								
Willie Aikens, L OBP: 0.322, SLG: 0.349 Dennis Werth, R OBP: 0.333, SLG: 0.143 (10, 3)		4-3	G3		K		K		F5		5	0	1	0	0	1	2								
Jerry Martin, R OBP: 0.364, SLG: 0.446 (1, 9)		WP 1B			F9		K		6-3		5	0	2	0	0	1	2								
Frank White, R OBP: 0.322, SLG: 0.446 (1, 4)		F3			6-3				FC6-4 1B		4	1	2	1	1	0	1								
Onix Concepcion, R OBP: 0.307, SLG: 0.355 (1, 6)		F4 1-2			F9		5-3		FC6-4 1B 1-2		5	0	0	0	0	1	6								
Inning Stats	R: 0 E: 0 K: 0 S: 4	H: 1 LOB: 2 BB: 1 P: 8	R: 0 E: 0 K: 0 S: 4	H: 1 LOB: 1 BB: 0 P: 4	R: 2 E: 0 K: 0 S: 6	H: 3 LOB: 1 BB: 0 P: 6	R: 0 E: 0 K: 0 S: 3	H: 0 LOB: 0 BB: 0 P: 3	R: 0 E: 0 K: 2 S: 7	H: 0 LOB: 0 BB: 0 P: 7	R: 1 E: 0 K: 0 S: 5	H: 2 LOB: 1 BB: 0 P: 5	R: 1 E: 0 K: 1 S: 5	H: 2 LOB: 2 BB: 1 P: 9	R: 0 E: 0 K: 1 S: 5	H: 0 LOB: 0 BB: 0 P: 5	R: 1 E: 1 K: 1 S: 7	H: 2 LOB: 1 BB: 1 P: 11	1B: 8 2B: 3 3B: 1 HR: 0	SF: 1 SAC: 0 DP: 0 HBP: 0	WP: 1 PB: 0 SB: 0 CS: 0	PA: 45			
PITCHER	IP 7.0	WLS 30	BF 8	H 3	R 3	ER 3	SO 2	BB 1	IBB 0	HBP 0	BLK 0	WP 1	HR 0	S 33	P 37	ERA 3.86	WHIP 1.286								
Bobby Castillo, R ERA: 4.2 Pete Redfern, R ERA: 6.66 (8, 1)	3.0	L	15	4	2	1	2	2	0	0	0	0	0	17	25	3.00	2.000								

Kansas City Royals @ Minnesota Twins
Hubert H. Humphrey Metrodome, Minneapolis, MN
Mon Jun 07 1982, 8:05 PM EDT
Att. 6,274 - Dome

AB 41
R 5
H 12
RBI 4
BB 3
SO 4
LOB 23



Batter	1	2	3	4	5	6	7	8	9	10	AB	R	H	RBI	BB	SO	LOB	BOTTOM						
Jim Eisenreich, L OBP: 0.383, SLG: 0.432 Gary Ward, R OBP: 0.276, SLG: 0.375 (10, 9)	1B		4-3			K		K	5-3		5	0	1	0	0	2	2							
Ron Washington, R OBP: 0.323, SLG: 0.411 (10, 4)	F9				F9		6-3 1-2				5	1	1	1	0	1	2							
Tom Brunansky, R OBP: 0.323, SLG: 0.529 (10, 8)	F4				5-3		6-3		HR		5	1	1	1	0	1	2							
Kent Hrbek, L OBP: 0.368, SLG: 0.621 (1, 3)	1-3				F9				4-3		5	1	1	1	0	0	1							
Randy Johnson, L OBP: 0.349, SLG: 0.516 (1, 10)		1-3			F7		FC6-4 1B		4-3		4	0	1	0	0	0	0							
Mickey Hatcher, R OBP: 0.286, SLG: 0.333 (1, 7)	L6				1B		FC6-4 1B				4	1	3	0	0	0	0							
John Castillo, R OBP: 0.262, SLG: 0.296 (10, 5)	6-3				F9		FC6-4 1-2 2-3		F8		4	0	0	0	0	0	4							
Gary Gaetti, R OBP: 0.265, SLG: 0.404 Jesus Vega, R OBP: 0.288, SLG: 0.353 Lenny Faedo, R OBP: 0.236, SLG: 0.188 (10, 6)			4-3			K		F9			3	0	0	0	0	1	3							
Tim Laudner, R OBP: 0.310, SLG: 0.297 Larry Milbourne, S OBP: 0.248, SLG: 0.226 Sal Butera, R OBP: 0.375, SLG: 0.271 (9, 2)					F4		6-3 BB		L8		1	0	0	0	1	0	0							
Inning Stats	R: 0 E: 0 K: 0 S: 4	H: 1 LOB: 1 BB: 0 P: 4	R: 0 E: 0 K: 0 S: 3	H: 0 LOB: 0 BB: 0 P: 3	R: 0 E: 0 K: 0 S: 3	H: 0 LOB: 0 BB: 0 P: 3	R: 0 E: 0 K: 0 S: 3	H: 0 LOB: 0 BB: 0 P: 3	R: 0 E: 0 K: 1 S: 6	H: 1 LOB: 1 BB: 0 P: 6	R: 0 E: 0 K: 0 S: 5	H: 2 LOB: 2 BB: 0 P: 5	R: 3 E: 0 K: 1 S: 8	H: 3 LOB: 0 BB: 0 P: 8	R: 1 E: 0 K: 1 S: 7	H: 2 LOB: 1 BB: 0 P: 7	R: 0 E: 0 K: 2 S: 7	H: 0 LOB: 0 BB: 0 P: 7	1B: 5 2B: 1 3B: 0 HR: 3	SF: 0 SAC: 0 DP: 0 HBP: 0	WP: 0 PB: 0 SB: 1 CS: 0	PA: 40		
PITCHER	IP 7.2	WLS 30	BF 6	H 2	R 2	ER 2	SO 3	BB 1	IBB 0	HBP 0	BLK 0	WP 0	HR 2	S 35	P 39	ERA 2.35	WHIP 0.913							
Keith Creel, R ERA: 4.57 Dan Quisenberry, R ERA: 2.05 (8, 1)	2.1	W	10	3	2	2	3	0	0	0	0	0	1	16	16	7.71	1.286							

Kansas City Royals @ Minnesota Twins
Hubert H. Humphrey Metrodome, Minneapolis, MN
Mon Jun 07 1982, 8:05 PM EDT
Att. 6,274 - Dome

AB 39
R 4
H 9
RBI 4
BB 1
SO 6
LOB 15



Batter	1	2	3	4	5	6	7	8	9	AB	R	H	RBI	BB	SO	LOB	TOP								
Willie Wilson, S OBP: 0.369, SLG: 0.476 (1, 7)										4	1	1	0	1	1	1	Kansas City Royals @ Minnesota Twins Hubert H. Humphrey Metrodome, Minneapolis, MN Tue Jun 08 1982, 8:05 PM EDT Att: 6,543 - Dome livebaseballscorecards.com								
John Wathan, R OBP: 0.337, SLG: 0.333 (1, 2)										5	2	4	1	0	1	1									
George Brett, L OBP: 0.355, SLG: 0.471 (1, 5)										4	2	1	0	1	1	4									
Amos Otis, R OBP: 0.370, SLG: 0.489 (1, 8)										4	2	2	4	1	0	3									
Hal McRae, R OBP: 0.431, SLG: 0.579 (1, 10)										4	0	1	1	1	0	4									
Jerry Martin, R OBP: 0.360, SLG: 0.440 (1, 9)										5	0	1	2	0	1	2									
Lee May, R OBP: 0.404, SLG: 0.585 (6, PH)										1	0	0	0	1	0	0									
Willie Aikens, L OBP: 0.322, SLG: 0.371 (6, 3)										3	1	1	1	0	1	1									
Frank White, R OBP: 0.321, SLG: 0.441 (1, 4)										4	1	1	0	0	1	1									
Onix Conception, R OBP: 0.314, SLG: 0.360 (1, 6)										4	0	2	0	0	1	1									
Inning Stats	R: 2 E: 1 K: 2 S: 10	H: 3 LOB: 1 BB: 0 P: 10	R: 0 E: 0 K: 1 S: 5	H: 0 LOB: 0 BB: 0 P: 5	R: 0 E: 0 K: 0 S: 4	H: 1 LOB: 2 BB: 1 P: 8	R: 0 E: 0 K: 1 S: 5	H: 0 LOB: 1 BB: 1 P: 9	R: 3 E: 1 K: 1 S: 7	H: 3 LOB: 1 BB: 1 P: 11	R: 0 E: 0 K: 1 S: 6	H: 1 LOB: 1 BB: 0 P: 6	R: 2 E: 0 K: 1 S: 7	H: 2 LOB: 0 BB: 0 P: 7	R: 2 E: 0 K: 0 S: 6	H: 4 LOB: 2 BB: 1 P: 10	R: 0 E: 0 K: 0 S: 2	H: 0 LOB: 0 BB: 1 P: 6	1B: 11 2B: 1 3B: 0 HR: 2	SF: 0 SAC: 0 DP: 1 HBP: 0	WP: 0 PB: 0 SB: 2 CS: 0	PA: 43			
PITCHER	IP	WLS	BF	H	R	ER	SO	BB	IBB	HBP	BLK	WP	HR	S	P	ERA	WHIP								
Jack O'Connor, L ERA: 5.14 (1, 1)	5.0	L	24	7	5	4	5	3	0	0	0	0	0	31	43	7.20	2.000								
Terry Felton, R ERA: 4.33 (6, 1)	2.0		13	6	4	4	2	1	0	0	0	0	2	16	20	18.00	3.500								
John Pacella, R ERA: 5.06 (8, 1)	2.0		6	1	0	0	0	1	0	0	0	0	0	5	9	0.00	1.000								

Batter	1	2	3	4	5	6	7	8	9	AB	R	H	RBI	BB	SO	LOB	BOTTOM								
Ron Washington, R OBP: 0.315, SLG: 0.401 (1, 6)										4	0	0	0	0	0	3	Kansas City Royals @ Minnesota Twins Hubert H. Humphrey Metrodome, Minneapolis, MN Tue Jun 08 1982, 8:05 PM EDT Att: 6,543 - Dome livebaseballscorecards.com								
Gary Ward, R OBP: 0.276, SLG: 0.372 (1, 9)										4	0	1	0	0	1	0									
Tom Brunansky, R OBP: 0.311, SLG: 0.505 (1, 8)										4	0	0	0	0	0	1									
Kent Hrbek, L OBP: 0.390, SLG: 0.634 (1, 3)										4	2	2	1	0	2	0									
Jesus Vega, R OBP: 0.295, SLG: 0.382 (1, 10)										4	1	2	2	0	0	0									
Mickey Hatcher, R OBP: 0.284, SLG: 0.330 (1, 7)										4	0	1	0	0	1	1									
Gary Gaetti, R OBP: 0.265, SLG: 0.419 (1, 5)										4	1	1	1	0	3	2									
John Castino, R OBP: 0.262, SLG: 0.294 (1, 4)										4	0	1	0	0	1	0									
Tim Laudner, R OBP: 0.311, SLG: 0.282 (1, 2)										2	0	0	0	1	1	0									
Inning Stats	R: 0 E: 0 K: 0 S: 3	H: 0 LOB: 0 BB: 0 P: 3	R: 3 E: 0 K: 2 S: 10	H: 3 LOB: 0 BB: 0 P: 10	R: 0 E: 0 K: 0 S: 3	H: 1 LOB: 1 BB: 0 P: 3	R: 0 E: 0 K: 2 S: 8	H: 1 LOB: 1 BB: 0 P: 8	R: 0 E: 0 K: 0 S: 3	H: 0 LOB: 0 BB: 0 P: 3	R: 0 E: 0 K: 1 S: 5	H: 0 LOB: 0 BB: 0 P: 5	R: 0 E: 0 K: 1 S: 7	H: 2 LOB: 3 BB: 1 P: 11	R: 1 E: 0 K: 1 S: 6	H: 1 LOB: 0 BB: 0 P: 6	R: 0 E: 0 K: 2 S: 7	H: 0 LOB: 0 BB: 0 P: 7	1B: 5 2B: 0 3B: 0 HR: 3	SF: 0 SAC: 0 DP: 1 HBP: 0	WP: 0 PB: 0 SB: 0 CS: 0	PA: 35			
PITCHER	IP	WLS	BF	H	R	ER	SO	BB	IBB	HBP	BLK	WP	HR	S	P	ERA	WHIP								
Larry Gura, L ERA: 4.32 (1, 1)	8.0	W	32	8	4	4	7	1	0	0	0	0	3	45	49	4.50	1.125								
Mike Armstrong, R ERA: 0.69 (9, 1)	1.0		3	0	0	0	2	0	0	0	0	0	0	7	7	0.00	0.000								

Batter	1	2	3	4	5	6	7	8	9	AB	R	H	RBI	BB	SO	LOB	TOP					
Willie Wilson, S (1.7) OBP: 0.378, SLG: 0.496										5	1	3	1	0	0	2	Kansas City Royals @ Minnesota Twins Hubert H. Humphrey Metrodome, Minneapolis, MN Wed Jun 09 1982, 8:05 PM EDT Att: 7,030 - Dome livebaseballscorecards.com					
John Wathan, R (1.2) OBP: 0.357, SLG: 0.340										5	3	2	1	0	0	2						
George Brett, L (1.5) OBP: 0.361, SLG: 0.487										4	1	2	2	1	0	1						
Amos Otis, R (1.8) OBP: 0.367, SLG: 0.500										4	1	1	3	0	0	2						
Hal McRae, R (1.10) OBP: 0.424, SLG: 0.567										4	0	0	0	0	0	1						
Willie Aikens, L (1.3) OBP: 0.314, SLG: 0.360										4	0	0	0	0	0	0						
Jerry Martin, R (1.9) OBP: 0.357, SLG: 0.435										4	1	1	0	0	1	0						
Frank White, R (1.4) OBP: 0.325, SLG: 0.448										4	1	2	1	0	0	0						
Onix Concepcion, R (1.6) OBP: 0.311, SLG: 0.356										4	0	1	0	0	2	2						
Inning Stats	R: 1 E: 0 K: 0 S: 5	H: 2 LOB: 1 BB: 0 P: 5	R: 0 E: 0 K: 0 S: 3	H: 0 LOB: 0 BB: 0 P: 3	R: 3 E: 0 K: 0 S: 5	H: 3 LOB: 0 BB: 1 P: 9	R: 1 E: 0 K: 1 S: 7	H: 2 LOB: 1 BB: 0 P: 7	R: 0 E: 0 K: 0 S: 3	H: 0 LOB: 0 BB: 0 P: 3	R: 0 E: 0 K: 1 S: 5	H: 0 LOB: 0 BB: 0 P: 5	R: 2 E: 0 K: 0 S: 6	H: 3 LOB: 1 BB: 0 P: 6	R: 0 E: 0 K: 0 S: 3	H: 0 LOB: 0 BB: 0 P: 3	R: 1 E: 0 K: 1 S: 7	H: 2 LOB: 1 BB: 0 P: 7	1B: 6 2B: 3 3B: 2 HR: 1	SF: 0 SAC: 0 DP: 1 HBP: 0	WP: 1 PB: 0 SB: 4 CS: 0	PA: 39
PITCHER	IP WLS BF H R ER SO BB IBB HBP BLK WP HR S P ERA WHIP	IP WLS BF H R ER SO BB IBB HBP BLK WP HR S P ERA WHIP																				
Albert Williams, R (1.1) ERA: 5.2	6.2 L 30 10 7 7 2 0 1 0 0 1 1 33 37 9.45 1.500																					
Paul Boris, R (7.1) ERA: 6.39	1.1 5 1 1 1 0 0 0 0 0 0 0 0 5 5 6.75 0.750																					
Ron Davis, R (9.1) ERA: 4.93	1.0 4 1 0 0 1 0 0 0 0 0 0 0 6 6 0.00 1.000																					

Batter	1	2	3	4	5	6	7	8	9	AB	R	H	RBI	BB	SO	LOB	BOTTOM					
Larry Milbourne, S (1.4) OBP: 0.246, SLG: 0.234										5	1	1	0	0	0	1	Kansas City Royals @ Minnesota Twins Hubert H. Humphrey Metrodome, Minneapolis, MN Wed Jun 09 1982, 8:05 PM EDT Att: 7,030 - Dome livebaseballscorecards.com					
Ron Washington, R (1.6) OBP: 0.324, SLG: 0.407										5	1	3	1	0	0	0						
Tom Brunansky, R (1.8) OBP: 0.333, SLG: 0.521										3	1	2	0	2	0	1						
Kent Hrbek, L (1.3) OBP: 0.390, SLG: 0.647										4	1	2	3	0	0	2						
Jesus Vega, R (1.10) OBP: 0.284, SLG: 0.370										4	0	0	1	0	0	3						
Mickey Hatcher, R (1.7) OBP: 0.292, SLG: 0.336										4	0	2	0	0	0	1						
Gary Ward, R (1.9) OBP: 0.275, SLG: 0.370										4	0	1	0	0	0	3						
John Castino, R (1.5) OBP: 0.263, SLG: 0.289										2	0	0	0	1	0	1						
Randy Johnson, L (9, PH) OBP: 0.347, SLG: 0.512										1	0	0	0	0	1	2						
Gary Gaetti, R (9.5) OBP: 0.265, SLG: 0.419										0	0	0	0	0	0	0						
Sal Butera, R (1.2) OBP: 0.360, SLG: 0.258										3	0	0	0	0	0	2						
Jim Eisenreich, L (9, PH) OBP: 0.389, SLG: 0.438										1	1	1	0	0	0	0						
Inning Stats	R: 0 E: 0 K: 0 S: 3	H: 0 LOB: 1 BB: 1 P: 7	R: 0 E: 0 K: 0 S: 4	H: 1 LOB: 2 BB: 1 P: 8	R: 0 E: 0 K: 0 S: 3	H: 1 LOB: 0 BB: 0 P: 3	R: 1 E: 0 K: 0 S: 5	H: 2 LOB: 1 BB: 0 P: 5	R: 0 E: 0 K: 0 S: 3	H: 0 LOB: 0 BB: 0 P: 3	R: 0 E: 0 K: 0 S: 4	H: 1 LOB: 1 BB: 0 P: 4	R: 0 E: 0 K: 0 S: 3	H: 0 LOB: 0 BB: 0 P: 3	R: 3 E: 0 K: 1 S: 10	H: 5 LOB: 2 BB: 0 P: 10	R: 1 E: 0 K: 0 S: 5	H: 2 LOB: 2 BB: 1 P: 9	1B: 9 2B: 2 3B: 0 HR: 1	SF: 2 SAC: 0 DP: 1 HBP: 0	WP: 0 PB: 0 SB: 0 CS: 0	PA: 41
PITCHER	IP WLS BF H R ER SO BB IBB HBP BLK WP HR S P ERA WHIP	IP WLS BF H R ER SO BB IBB HBP BLK WP HR S P ERA WHIP																				
Paul Spittorf, L (1.1) ERA: 3.29	7.1 W 33 10 4 4 0 2 0 0 0 0 0 31 39 4.91 1.636																					
Dan Quisenberry, R (8.1) ERA: 2.16	1.2 S 8 2 1 1 1 1 0 0 0 0 0 9 13 5.40 1.800																					

Batter	1	2	3	4	5	6	7	8	9	AB	R	H	RBI	BB	SO	LOB	TOP																			
Willie Wilson, S OBP: 0.386, SLG: 0.515 (1, 7)										5	2	3	1	0	0	1	Kansas City Royals @ Minnesota Twins Hubert H. Humphrey Metrodome, Minneapolis, MN Thu Jun 10 1982, 8:05 PM EDT Att: 13,667 - Dome																			
John Wathan, R OBP: 0.363, SLG: 0.343 (1, 2)										4	1	2	0	1	0	1																				
George Brett, L OBP: 0.357, SLG: 0.485 (1, 5)										5	1	1	1	0	0	5																				
Amos Otis, R OBP: 0.377, SLG: 0.503 (1, 8)										3	1	2	1	2	0	2																				
Hal McRae, R OBP: 0.432, SLG: 0.585 (1, 10)										4	1	3	4	1	0	2																				
Jerry Martin, R OBP: 0.349, SLG: 0.424 (1, 9)										5	0	0	0	0	2	5																				
Lee May, R OBP: 0.429, SLG: 0.619 (6, PH)										1	0	1	0	1	0	0																				
Willie Aikens, L OBP: 0.316, SLG: 0.370 (6, 3)										2	0	1	0	0	0	2																				
Frank White, R OBP: 0.325, SLG: 0.446 (1, 4)										3	1	1	0	0	0	1																				
Onix Concepcion, R OBP: 0.302, SLG: 0.344 (1, 6)										4	0	0	0	0	0	3																				
Inning Stats	R: 3 E: 0 K: 1 S: 8	H: 4 LOB: 0 BB: 0 P: 8	R: 0 E: 0 K: 0 S: 4	H: 1 LOB: 1 BB: 0 P: 4	R: 0 E: 0 K: 0 S: 3	H: 0 LOB: 2 BB: 2 P: 11	R: 0 E: 0 K: 0 S: 2	H: 0 LOB: 0 BB: 1 P: 6	R: 0 E: 0 K: 0 S: 4	H: 2 LOB: 2 BB: 1 P: 8	R: 0 E: 0 K: 0 S: 3	H: 1 LOB: 0 BB: 0 P: 3	R: 0 E: 1 K: 0 S: 4	H: 0 LOB: 1 BB: 0 P: 4	R: 0 E: 0 K: 1 S: 6	H: 2 LOB: 1 BB: 0 P: 6	R: 4 E: 0 K: 0 S: 7	H: 4 LOB: 1 BB: 1 P: 11	1B: 9 2B: 3 3B: 1 HR: 1	SF: 0 SAC: 1 DP: 3 HBP: 0	WP: 0 PB: 0 SB: 2 CS: 1	PA: 42														
PITCHER	IP WLS BF H R ER SO BB IBB HBP BLK WP HR S P ERA WHIP	IP WLS BF H R ER SO BB IBB HBP BLK WP HR S P ERA WHIP																																		
Frank Viola, L ERA: 6.23 (1, 1)	4.1	W	21	7	3	3	1	3	0	0	0	0	0	1	20	32	6.23	2.308																		
Pete Redfern, R ERA: 6.07 (5, 1)	4.0	W	16	5	2	2	1	1	0	0	0	0	0	0	17	21	4.50	1.500																		
Ron Davis, R ERA: 5.06 (9, 1)	0.2		5	2	2	2	0	1	0	0	0	0	0	0	4	8	27.00	4.500																		
Batter	1	2	3	4	5	6	7	8	9	AB	R	H	RBI	BB	SO	LOB	BOTTOM																			
Jim Eisenreich, L OBP: 0.378, SLG: 0.424 (1, 8)										3	0	0	0	0	1	3	Kansas City Royals @ Minnesota Twins Hubert H. Humphrey Metrodome, Minneapolis, MN Thu Jun 10 1982, 8:05 PM EDT Att: 13,667 - Dome																			
Gary Ward, R OBP: 0.278, SLG: 0.371 (7, 8)										2	1	1	0	0	1	1																				
Ron Washington, R OBP: 0.322, SLG: 0.409 (1, 6)										4	0	1	0	0	1	4																				
Tom Brunansky, R OBP: 0.339, SLG: 0.526 (1, 9)										3	2	1	2	0	0	1																				
Kent Hrbek, L OBP: 0.388, SLG: 0.655 (1, 3)										4	1	1	4	0	0	2																				
Randy Johnson, L OBP: 0.353, SLG: 0.512 (1, 10)										2	1	1	0	1	0	0																				
Jesus Vega, R OBP: 0.289, SLG: 0.375 (7, PH)										1	0	1	1	0	0	0																				
Mickey Hatcher, R OBP: 0.290, SLG: 0.342 (1, 7)										4	0	1	0	0	0	2																				
Larry Milbourne, S OBP: 0.252, SLG: 0.243 (1, 4)										3	1	2	1	0	0	0																				
Gary Gaetti, R OBP: 0.264, SLG: 0.411 (1, 5)										3	1	0	0	1	1	2																				
Tim Laudner, R OBP: 0.306, SLG: 0.262 (1, 2)										3	1	0	0	1	1	2																				
Inning Stats	R: 0 E: 0 K: 1 S: 6	H: 1 LOB: 1 BB: 0 P: 6	R: 1 E: 0 K: 1 S: 6	H: 1 LOB: 1 BB: 1 P: 10	R: 0 E: 0 K: 0 S: 3	H: 0 LOB: 0 BB: 0 P: 3	R: 0 E: 0 K: 0 S: 3	H: 0 LOB: 0 BB: 0 P: 3	R: 5 E: 0 K: 0 S: 6	H: 3 LOB: 1 BB: 2 P: 15	R: 0 E: 0 K: 0 S: 3	H: 0 LOB: 0 BB: 0 P: 3	R: 2 E: 0 K: 1 S: 8	H: 3 LOB: 1 BB: 0 P: 8	R: 0 E: 0 K: 2 S: 8	H: 1 LOB: 1 BB: 0 P: 8	1B: 5 2B: 3 3B: 0 HR: 1	SF: 1 SAC: 0 DP: 0 HBP: 1	WP: 0 PB: 0 SB: 2 CS: 0	PA: 37																
PITCHER	IP WLS BF H R ER SO BB IBB HBP BLK WP HR S P ERA WHIP	IP WLS BF H R ER SO BB IBB HBP BLK WP HR S P ERA WHIP																																		
Dave Frost, R ERA: 5.01 (1, 1)	4.0	L	16	3	2	2	2	1	0	0	0	0	0	1	19	23	4.50	1.000																		
Mike Armstrong, R ERA: 3.21 (5, 1)	0.2	L	7	2	4	4	0	2	0	1	0	0	0	1	4	13	54.00	6.000																		
Grant Jackson, L ERA: 4.6 (5, 1)	2.1		10	3	2	2	1	0	0	0	0	0	0	0	12	12	7.71	1.286																		
Don Hood, L ERA: 1.5 (8, 1)	1.0		4	1	0	0	2	0	0	0	0	0	0	0	8	8	0.00	1.000																		

Batter	1	2	3	4	5	6	7	8	9	AB	R	H	RBI	BB	SO	LOB	TOP					
Bobby Brown, S OBP: 0.281, SLG: 0.287 (1, 8)	6-3		F9	3-1			G3		CS BB	4	0	0	0	1	0	3						
Manny Castillo, S OBP: 0.299, SLG: 0.307 (1, 5)	G4-6-3 1B		F9			K	BB		4-3	5	0	2	0	0	1	2						
Bruce Bochte, L OBP: 0.387, SLG: 0.361 (1, 7)	G4-6-3					K	BB		F8	4	0	1	1	1	1	1						
Richie Zisk, R OBP: 0.352, SLG: 0.377 (1, 10)			F9			K			FC6-4 BB	2	0	0	0	2	1	1						
Al Cowens, R OBP: 0.335, SLG: 0.476 (1, 9)	G4-6-3					CS E BB	4-3 SF9 2B		FC6-4	3	1	1	0	1	0	4						
Gary Gray, R OBP: 0.347, SLG: 0.453 (1, 3)	E6 1B					E6 BB 1B	4-3		K	4	1	0	0	0	1	2						
Rick Sweet, S OBP: 0.489, SLG: 0.615 (1, 2)						1B BB	SF9		1-3 1B	2	0	2	1	1	0	0						
Todd Cruz, R OBP: 0.271, SLG: 0.395 (1, 6)	F8					F9	F9		1-3	4	0	0	0	0	0	5						
Julio Cruz, S OBP: 0.321, SLG: 0.286 (1, 4)						F9 1B			4-3	4	1	2	1	0	1	1						
Inning Stats	R: 0 E: 0 K: 0 S: 3	H: 1 LOB: 0 BB: 0 P: 3	R: 0 E: 1 K: 0 S: 4	H: 1 LOB: 2 BB: 1 P: 8	R: 1 E: 0 K: 0 S: 5	H: 2 LOB: 1 BB: 0 P: 5	R: 1 E: 1 K: 0 S: 4	H: 1 LOB: 2 BB: 2 P: 12	R: 0 E: 0 K: 3 S: 9	H: 0 LOB: 0 BB: 0 P: 9	R: 1 E: 0 K: 0 S: 4	H: 1 LOB: 0 BB: 0 P: 4	R: 0 E: 0 K: 1 S: 6	H: 1 LOB: 3 BB: 2 P: 14	R: 0 E: 0 K: 1 S: 6	H: 1 LOB: 1 BB: 0 P: 6	R: 0 E: 0 K: 0 S: 2	H: 0 LOB: 0 BB: 1 P: 6	1B: 6 2B: 2 3B: 0 HR: 0	SF: 1 SAC: 0 DP: 2 HBP: 0	WP: 0 PB: 0 SB: 1 CS: 2	PA: 39
PITCHER	IP	WLS	BF	H	R	ER	SO	BB	IBB	HBP	BLK	WP	HR	S	P	ERA	WHIP					
Keith Creel, R ERA: 4.23 (1, 1)	6.0	L	26	6	3	2	3	3	0	0	0	0	0	29	41	3.00	1.500					
Mike Armstrong, R ERA: 2.65 (7, 1)	3.0		13	2	0	0	2	3	0	0	0	0	0	14	26	0.00	1.667					

Seattle Mariners @ Kansas City Royals
Royals Stadium, Kansas City, MO
Sat Jun 12 1982, 8:05 PM EDT
Att: 32,098 - Unknown

AB 32
R 3
H 8
RBI 3
BB 6
SO 5
LOB 19



Batter	1	2	3	4	5	6	7	8	9	AB	R	H	RBI	BB	SO	LOB	BOTTOM					
Willie Wilson, S OBP: 0.393, SLG: 0.507 (1, 7)	FC6-4 BB	FC4-6				G5-4-3 1B	K		S 1B	4	0	2	0	1	1	4						
Onix Concepcion, R OBP: 0.299, SLG: 0.338 (1, 6)	FC6-4 FC3-6					G5-4-3	F8		F8	5	0	1	0	0	0	6						
George Brett, L OBP: 0.352, SLG: 0.483 (1, 5)	FC3-6					L4			SH1-4 1B	4	0	1	0	0	0	2						
Amos Otis, R OBP: 0.368, SLG: 0.488 (1, 8)	1-3					F8			SH1-4	3	0	0	0	0	0	2						
Hal McRae, R OBP: 0.432, SLG: 0.579 (1, 10)										4	0	3	0	0	0	0						
Willie Aikens, L OBP: 0.307, SLG: 0.356 (1, 3)						G4-6-3 1B			2H 1B	4	1	1	0	0	1	3						
Jerry Martin, R OBP: 0.348, SLG: 0.420 (1, 9)									1B 1B	4	0	2	0	0	0	1						
Frank White, R OBP: 0.333, SLG: 0.474 (1, 4)									F7	2	1	1	2	0	0	1						
Jamie Quirk, L OBP: 0.303, SLG: 0.344 John Wathan, R OBP: 0.352, SLG: 0.332 (7, PH) (8, 2)									FC4-6 1B	2	0	1	0	0	0	0						
Inning Stats	R: 0 E: 0 K: 0 S: 3	H: 0 LOB: 1 BB: 1 P: 7	R: 1 E: 1 K: 0 S: 6	H: 2 LOB: 2 BB: 0 P: 6	R: 0 E: 0 K: 0 S: 3	H: 1 LOB: 0 BB: 0 P: 3	R: 0 E: 0 K: 0 S: 3	H: 1 LOB: 0 BB: 0 P: 3	R: 1 E: 0 K: 0 S: 4	H: 2 LOB: 0 BB: 0 P: 4	R: 0 E: 0 K: 0 S: 4	H: 1 LOB: 1 BB: 0 P: 4	R: 0 E: 0 K: 2 S: 9	H: 1 LOB: 2 BB: 0 P: 9	R: 0 E: 0 K: 1 S: 6	H: 2 LOB: 0 BB: 0 P: 6	R: 0 E: 0 K: 1 S: 7	H: 2 LOB: 2 BB: 0 P: 7	1B: 11 2B: 0 3B: 0 HR: 1	SF: 1 SAC: 2 DP: 3 HBP: 0	WP: 0 PB: 0 SB: 1 CS: 0	PA: 38
PITCHER	IP	WLS	BF	H	R	ER	SO	BB	IBB	HBP	BLK	WP	HR	S	P	ERA	WHIP					
Gene Nelson, R ERA: 3.24 (1, 1)	6.0	W	26	8	2	1	0	1	0	0	0	0	0	25	29	1.50	1.500					
Ed Yarde Berg, L ERA: 1.98 (7, 1)	0.1		1	0	0	0	1	0	0	0	0	0	0	3	3	0.00	0.000					
Bill Caudill, R ERA: 1.93 (7, 1)	2.2	S	11	4	0	0	3	0	0	0	0	0	0	17	17	0.00	1.500					

Seattle Mariners @ Kansas City Royals
Royals Stadium, Kansas City, MO
Sat Jun 12 1982, 8:05 PM EDT
Att: 32,098 - Unknown

AB 34
R 2
H 12
RBI 2
BB 1
SO 4
LOB 22



Batter	1	2	3	4	5	6	7	8	9	AB	R	H	RBI	BB	SO	LOB	TOP										
Paul Serna, R OBP: 0.238, SLG: 0.349 (1, 4)	5-3	F8			F9		F9		FC5-4 1B	5	0	1	0	0	0	2											
Manny Castillo, S OBP: 0.296, SLG: 0.310 (1, 5)	1B 2B		F9		K		F7		FC5-4 L6-3	5	1	1	0	0	1	2											
Bruce Bochte, L OBP: 0.388, SLG: 0.364 Joe Simpson, L OBP: 0.280, SLG: 0.289 (8, PR) (8, 7)	1B 2H 1B		F9		L4				L6-3	4	1	2	1	0	0	1											
Richie Zisk, R OBP: 0.360, SLG: 0.382 (1, 10)	1B						F7		2B 1B BB	3	1	2	0	1	0	0											
Al Cowens, R OBP: 0.337, SLG: 0.481 (1, 9)	1B						F9		1B BB	4	1	2	2	0	0	1											
Jim Malar, R OBP: 0.291, SLG: 0.360 (1, 3)	K				F7		F9		WP 1B	4	0	1	2	0	1	2											
Todd Cruz, R OBP: 0.270, SLG: 0.392 Julio Cruz, S OBP: 0.321, SLG: 0.286 (8, 4)	FC6-4				6-3				K 1B	4	1	1	0	0	1	3											
Dave Henderson, R OBP: 0.342, SLG: 0.514 (1, 8)			F9		F9				F8	4	1	1	2	0	0	2											
Bud Bulling, R OBP: 0.287, SLG: 0.267 (1, 2)		F4							F4	4	0	2	0	0	0	2											
Inning Stats	R: 2 E: 0 K: 1 S: 9	H: 4 LOB: 2 BB: 0 P: 9	R: 0 E: 0 K: 0 S: 3	H: 0 LOB: 0 BB: 0 P: 3	R: 0 E: 0 K: 0 S: 4	H: 1 LOB: 1 BB: 0 P: 4	R: 0 E: 0 K: 0 S: 3	H: 0 LOB: 0 BB: 0 P: 3	R: 0 E: 0 K: 1 S: 6	H: 1 LOB: 1 BB: 0 P: 6	R: 0 E: 0 K: 0 S: 3	H: 0 LOB: 0 BB: 0 P: 3	R: 2 E: 0 K: 0 S: 5	H: 3 LOB: 0 BB: 0 P: 5	R: 3 E: 0 K: 1 S: 8	H: 3 LOB: 2 BB: 1 P: 12	R: 0 E: 0 K: 0 S: 3	H: 1 LOB: 0 BB: 0 P: 3	1B: 9 2B: 4 3B: 0 HR: 1	SF: 0 SAC: 0 DP: 1 HBP: 0	WP: 1 PB: 0 SB: 0 CS: 1	PA: 39					
PITCHER	IP	WLS	BF	H	R	ER	SO	BB	IBB	HBP	BLK	WP	HR	S	P	ERA	WHIP										
Larry Gura, L ERA: 4.58 (1, 1)	7.0	L	31	10	6	6	2	1	0	0	0	0	1	34	38	7.71	1.571										
Mike Armstrong, R ERA: 3.0 (8, 1)	1.0		5	2	1	1	1	0	0	0	0	1	0	7	7	9.00	2.000										
Don Hood, L ERA: 1.29 (9, 1)	1.0		3	1	0	0	0	0	0	0	0	0	0	3	3	0.00	1.000										

Seattle Mariners @ Kansas City Royals
Royals Stadium, Kansas City, MO
Sun Jun 13 1982, 8:05 PM EDT
Att: 30,683 - Unknown

AB 38
R 7
H 13
RBI 7
BB 1
SO 3
LOB 16



Batter	1	2	3	4	5	6	7	8	9	AB	R	H	RBI	BB	SO	LOB	BOTTOM										
Willie Wilson, S OBP: 0.383, SLG: 0.493 (1, 7)	1-3		K			6-3		4-3		4	0	0	0	0	1	1											
John Wathan, R OBP: 0.348, SLG: 0.327 Jamie Quirk, L OBP: 0.294, SLG: 0.333 (1, 2) (9, 2)	F4				6-3		F8		4-3	3	0	0	0	0	0	0											
George Brett, L OBP: 0.363, SLG: 0.502 (1, 5)										2	1	2	1	2	0	0											
Amos Otis, R OBP: 0.362, SLG: 0.478 (1, 8)	F9				F9		1-3		K	4	0	0	0	0	1	3											
Hal McRae, R OBP: 0.429, SLG: 0.573 (1, 10)		F7					F7		F4	4	0	1	0	0	0	1											
Jerry Martin, R OBP: 0.344, SLG: 0.414 (1, 9)		K2-3			K		F8			3	0	0	0	0	2	1											
Lee May, R OBP: 0.423, SLG: 0.600 (1, 3)			K				K			3	0	1	0	0	2	0											
Frank White, R OBP: 0.328, SLG: 0.467 (1, 4)					6-3		G4-3-6-4		5-3	3	0	0	0	0	0	1											
Onix Concepcion, R OBP: 0.299, SLG: 0.338 (1, 6)							5-3		1-3	3	0	1	0	0	0	0											
Inning Stats	R: 0 E: 0 K: 0 S: 4	H: 1 LOB: 1 BB: 0 P: 4	R: 0 E: 0 K: 2 S: 7	H: 0 LOB: 0 BB: 0 P: 7	R: 0 E: 0 K: 1 S: 5	H: 1 LOB: 1 BB: 0 P: 5	R: 1 E: 0 K: 1 S: 7	H: 2 LOB: 1 BB: 0 P: 7	R: 0 E: 0 K: 0 S: 3	H: 0 LOB: 1 BB: 1 P: 7	R: 0 E: 0 K: 1 S: 5	H: 0 LOB: 0 BB: 0 P: 5	R: 0 E: 0 K: 0 S: 3	H: 0 LOB: 0 BB: 0 P: 3	R: 0 E: 0 K: 1 S: 5	H: 0 LOB: 1 BB: 1 P: 9	1B: 4 2B: 1 3B: 0 HR: 1	SF: 0 SAC: 0 DP: 2 HBP: 0	WP: 0 PB: 0 SB: 0 CS: 1	PA: 32							
PITCHER	IP	WLS	BF	H	R	ER	SO	BB	IBB	HBP	BLK	WP	HR	S	P	ERA	WHIP										
Floyd Bannister, L ERA: 3.24 (1, 1)	7.0	W	25	5	1	1	5	1	0	0	0	0	0	34	38	1.29	0.857										
Larry Andersen, R ERA: 5.55 (8, 1)	2.0		7	0	0	0	1	1	0	0	0	0	0	8	12	0.00	0.500										

Seattle Mariners @ Kansas City Royals
Royals Stadium, Kansas City, MO
Sun Jun 13 1982, 8:05 PM EDT
Att: 30,683 - Unknown

AB 30
R 1
H 5
RBI 1
BB 2
SO 6
LOB 7



Batter	1	2	3	4	5	6	7	8	9	AB	R	H	RBI	BB	SO	LOB	TOP					
Ron Washington, R OBP: 0.320, SLG: 0.401										5	0	2	0	0	0	0	Minnesota Twins @ Kansas City Royals Royals Stadium, Kansas City, MO Tue Jun 15 1982, 8:05 PM EDT Att: 21,633 - Unknown - 72 F					
Mickey Hatcher, R OBP: 0.282, SLG: 0.314										5	0	0	0	0	0	2						
Tom Brunansky, R OBP: 0.367, SLG: 0.550										2	1	0	0	2	0	1						
Kent Hrbek, L OBP: 0.396, SLG: 0.641										3	1	1	0	1	1	1						
Jesus Vega, R OBP: 0.293, SLG: 0.400										4	2	2	3	0	0	1						
Dave Engle, R OBP: 0.277, SLG: 0.340										3	0	1	0	1	0	2						
Gary Gaetti, R OBP: 0.265, SLG: 0.427										3	0	2	0	1	0	1						
John Castino, R OBP: 0.250, SLG: 0.267										3	0	0	1	0	1	4						
Randy Johnson, L OBP: 0.353, SLG: 0.515										1	0	0	0	0	0	2						
Lenny Faedo, R OBP: 0.236, SLG: 0.188										0	0	0	0	0	0	0						
Sal Butera, R OBP: 0.370, SLG: 0.279										3	0	0	0	0	0	1						
Larry Milbourne, S OBP: 0.242, SLG: 0.233										1	0	0	0	0	0	0						
Inning Stats	R: 0 E: 0 K: 0 S: 3	H: 1 LOB: 0 BB: 0 P: 3	R: 0 E: 1 K: 1 S: 7	H: 1 LOB: 2 BB: 0 P: 7	R: 0 E: 0 K: 0 S: 3	H: 0 LOB: 0 BB: 0 P: 3	R: 0 E: 0 K: 0 S: 4	H: 1 LOB: 1 BB: 0 P: 4	R: 0 E: 0 K: 0 S: 2	H: 0 LOB: 0 BB: 1 P: 6	R: 0 E: 0 K: 1 S: 5	H: 0 LOB: 1 BB: 1 P: 9	R: 1 E: 0 K: 0 S: 5	H: 2 LOB: 1 BB: 0 P: 5	R: 3 E: 0 K: 0 S: 5	H: 3 LOB: 2 BB: 3 P: 17	R: 0 E: 0 K: 0 S: 3	H: 0 LOB: 0 BB: 0 P: 3	1B: 4 2B: 3 3B: 0 HR: 1	SF: 0 SAC: 0 DP: 3 HBP: 0	WP: 0 PB: 0 SB: 0 CS: 0	PA: 38
PITCHER	IP WLS BF H R ER SO BB IBB HBP BLK WP HR S P ERA WHIP																					
Bud Black, L ERA: 5.82	7.0 W 27 5 1 1 2 2 0 0 0 0 0 0 29 37 1.29 1.000																					
Don Hood, L ERA: 4.7	0.2 6 2 3 3 0 3 0 0 0 0 1 3 15 40.50 7.500																					
Dan Quisenberry, R ERA: 1.95	1.1 S 5 1 0 0 0 0 0 0 0 0 0 0 5 5 0.00 0.750																					

Batter	1	2	3	4	5	6	7	8	9	AB	R	H	RBI	BB	SO	LOB	BOTTOM			
Willie Wilson, S OBP: 0.368, SLG: 0.471										5	1	1	2	0	0	1	Minnesota Twins @ Kansas City Royals Royals Stadium, Kansas City, MO Tue Jun 15 1982, 8:05 PM EDT Att: 21,633 - Unknown - 72 F			
John Wathan, R OBP: 0.355, SLG: 0.328										3	3	2	0	2	0	0				
George Brett, L OBP: 0.366, SLG: 0.518										5	0	2	1	0	0	4				
Willie Aikens, L OBP: 0.316, SLG: 0.370										5	1	3	3	0	0	1				
Dennis Werth, R OBP: 0.333, SLG: 0.143										0	0	0	0	0	0	0				
Hal McRae, R OBP: 0.421, SLG: 0.564										4	0	1	1	0	0	3				
Cesar Geronimo, L OBP: 0.400, SLG: 0.627										3	0	0	0	1	0	2				
Jerry Martin, R OBP: 0.342, SLG: 0.410										4	0	0	0	0	0	2				
Frank White, R OBP: 0.336, SLG: 0.475										4	1	3	0	0	1	0				
Onix Concepcion, R OBP: 0.292, SLG: 0.336										4	1	1	0	0	0	2				
Inning Stats	R: 2 E: 1 K: 0 S: 5	H: 2 LOB: 2 BB: 2 P: 13	R: 0 E: 0 K: 0 S: 5	H: 2 LOB: 2 BB: 0 P: 5	R: 0 E: 0 K: 0 S: 3	H: 0 LOB: 0 BB: 0 P: 3	R: 4 E: 0 K: 0 S: 8	H: 5 LOB: 2 BB: 1 P: 12	R: 0 E: 0 K: 1 S: 5	H: 0 LOB: 0 BB: 0 P: 5	R: 1 E: 0 K: 0 S: 5	H: 2 LOB: 1 BB: 0 P: 5	R: 0 E: 0 K: 0 S: 4	H: 1 LOB: 1 BB: 0 P: 4	R: 0 E: 0 K: 0 S: 4	H: 1 LOB: 1 BB: 0 P: 4	1B: 10 2B: 3 3B: 0 HR: 0	SF: 0 SAC: 0 DP: 0 HBP: 0	WP: 0 PB: 0 SB: 1 CS: 0	PA: 40
PITCHER	IP WLS BF H R ER SO BB IBB HBP BLK WP HR S P ERA WHIP																			
Albert Williams, R ERA: 5.76	3.1 L 21 8 6 6 0 1 0 0 0 0 0 0 8 8 0.00 0.600																			
Terry Felton, R ERA: 4.23	1.2 6 1 0 0 1 0 0 0 0 0 0 0 8 8 0.00 0.600																			
John Pacella, R ERA: 4.76	2.2 12 4 1 1 0 0 0 0 0 0 0 0 12 12 3.38 1.500																			
Jack O'Connor, L ERA: 12.38	0.1 1 0 0 0 0 0 0 0 0 0 0 0 1 1 0.00 0.000																			

AB	33
R	4
H	8
RBI	4
BB	5
SO	2
LOB	15



Batter	1	2	3	4	5	6	7	8	9	AB	R	H	RBI	BB	SO	LOB	TOP										
Willie Wilson, S (1, 7) OBP: 0.355, SLG: 0.453	F8		K			F9		5-3	FC4-6	5	0	0	0	0	1	1	Kansas City Royals @ Seattle Mariners The Kingdome, Seattle, WA Fri Jun 18 1982, 10:05 PM EDT Att: 13,057 - Dome										
John Wathan, R (1, 2) OBP: 0.348, SLG: 0.318	BB		F3			6-3		K		3	0	0	0	1	1	0											
George Brett, L (1, 5) OBP: 0.371, SLG: 0.516	K		K							4	1	2	0	0	2	1											
Amos Otis, R (1, 8) OBP: 0.357, SLG: 0.477	K				F3	F8			HR	4	1	1	2	0	1	2											
Hal McRae, R (1, 10) OBP: 0.424, SLG: 0.578		F7		L9			1B		K	3	0	0	0	1	1	0											
Jerry Martin, R (1, 9) OBP: 0.335, SLG: 0.396		F4			K		F7		HR	3	1	0	0	1	1	1											
Willie Aikens, L (1, 3) OBP: 0.326, SLG: 0.394		1B				F4			HR	3	1	2	2	1	0	0											
Frank White, R (1, 4) OBP: 0.339, SLG: 0.478					K					4	0	2	0	0	1	2											
Onix Concepcion, R (1, 6) OBP: 0.282, SLG: 0.324						F7				2	0	0	0	0	0	2											
Cesar Geronimo, L (8, PH) OBP: 0.386, SLG: 0.604										1	0	0	0	0	0	0											
U L Washington, S (8, 6) OBP: 0.247, SLG: 0.224										1	0	0	0	0	1	1											
Inning Stats	R: 0 E: 0 K: 2 S: 7	H: 0 LOB: 1 BB: 1 P: 11	R: 0 E: 0 K: 0 S: 4	H: 1 LOB: 2 BB: 1 P: 8	R: 0 E: 0 K: 2 S: 7	H: 0 LOB: 0 BB: 0 P: 7	R: 0 E: 0 K: 1 S: 5	H: 0 LOB: 0 BB: 0 P: 5	R: 0 E: 0 K: 1 S: 5	H: 1 LOB: 1 BB: 0 P: 4	R: 0 E: 0 K: 0 S: 3	H: 1 LOB: 1 BB: 1 P: 7	R: 0 E: 0 K: 1 S: 5	H: 0 LOB: 0 BB: 0 P: 5	R: 4 E: 0 K: 2 S: 11	H: 4 LOB: 1 BB: 1 P: 15	1B: 5 2B: 0 3B: 0 HR: 2	SF: 0 SAC: 0 DP: 1 HBP: 0	WP: 0 PB: 0 SB: 1 CS: 1	PA: 37							
PITCHER	IP	WLS	BF	H	R	ER	SO	BB	IBB	HBP	BLK	WP	HR	S	P	ERA	WHIP										
Floyd Bannister, L (1, 1) ERA: 3.06	6.1		25	3	0	0	6	3	0	0	0	0	0	34	46	0.00	0.947										
Mike Stanton, R (7, 1) ERA: 2.27	1.2		5	1	1	1	1	0	0	0	0	0	0	7	7	5.40	0.600										
Bill Caudill, R (9, 1) ERA: 2.45	0.1	L	4	2	3	3	1	1	0	0	0	0	2	5	9	81.00	9.000										
Ed Vande Berg, L (9, 1) ERA: 1.86	0.2		3	1	0	0	1	0	0	0	0	0	0	5	5	0.00	1.500										

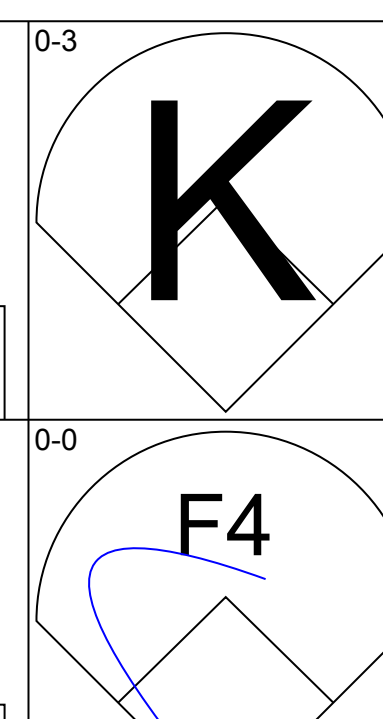
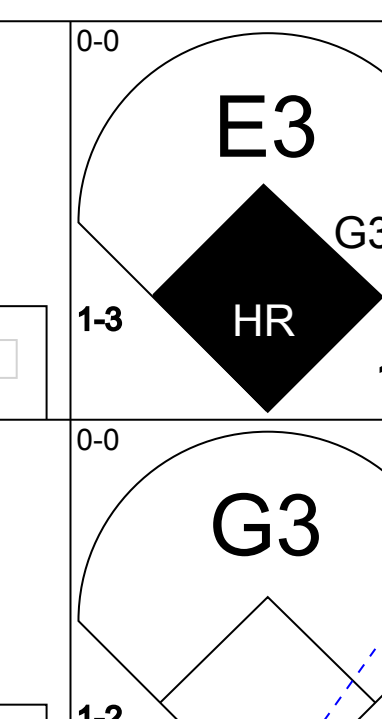
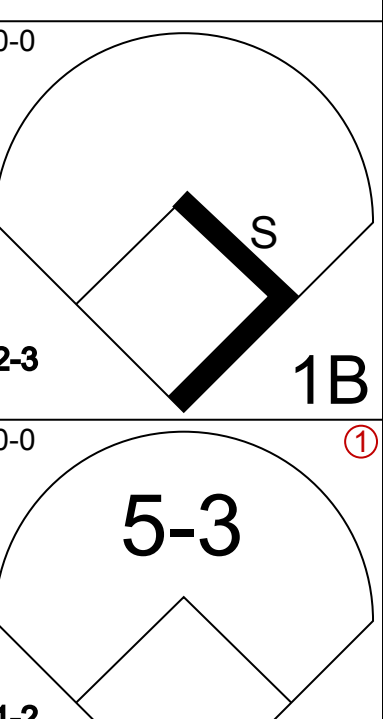
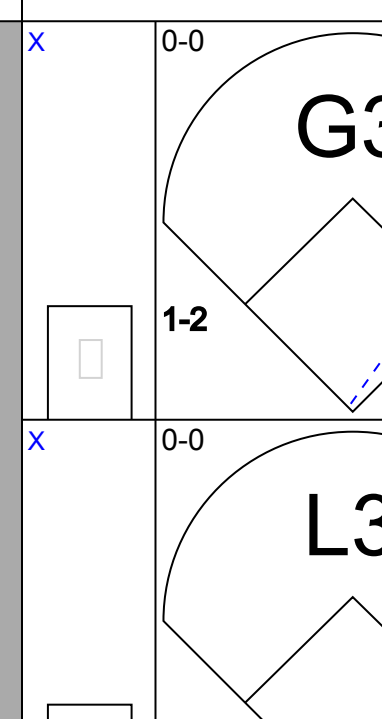
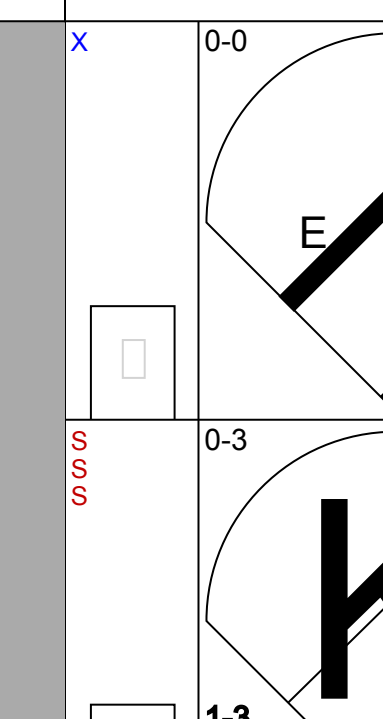
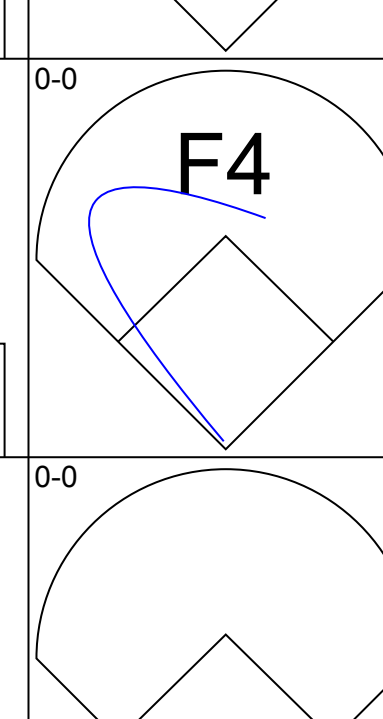
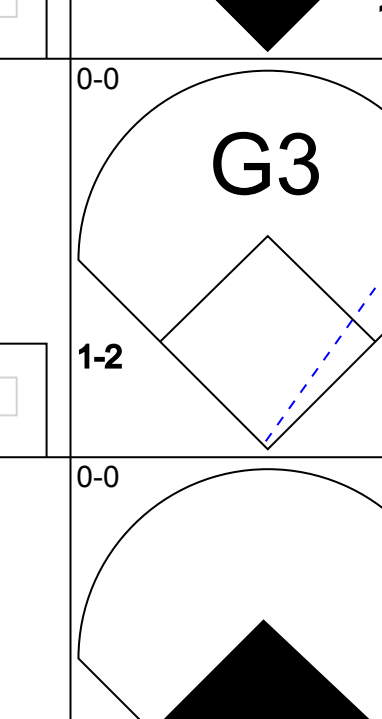
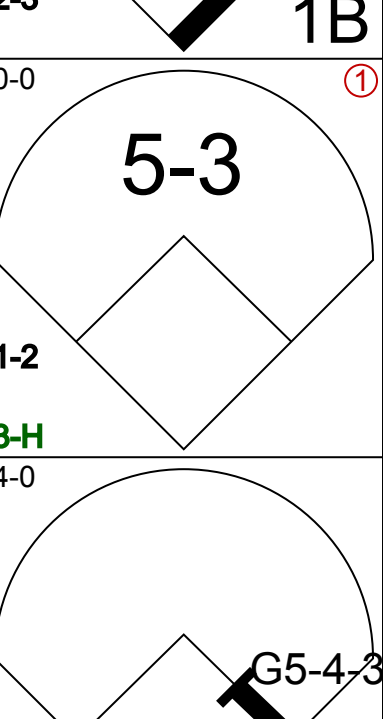
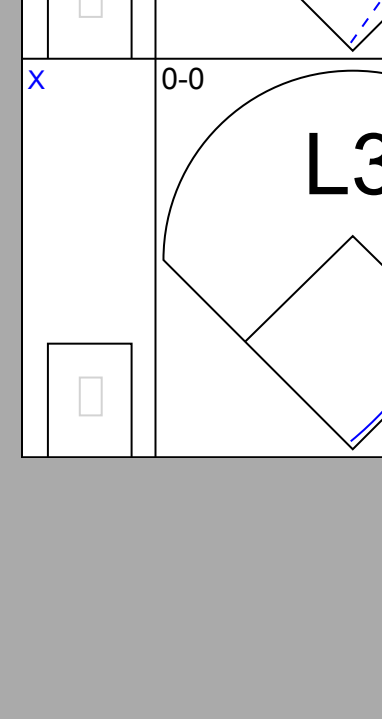
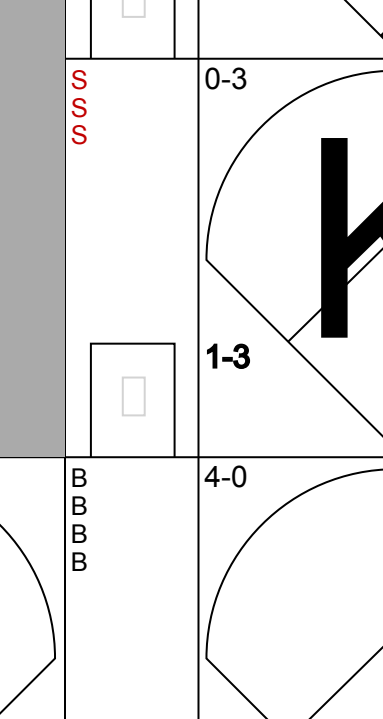
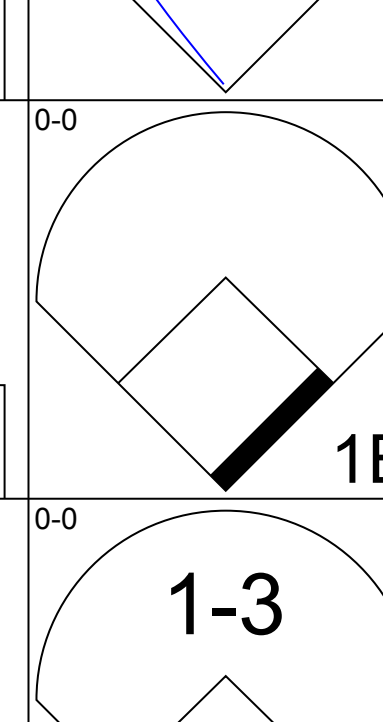
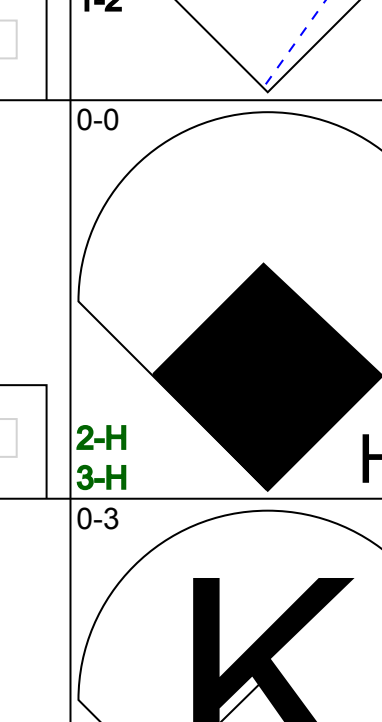
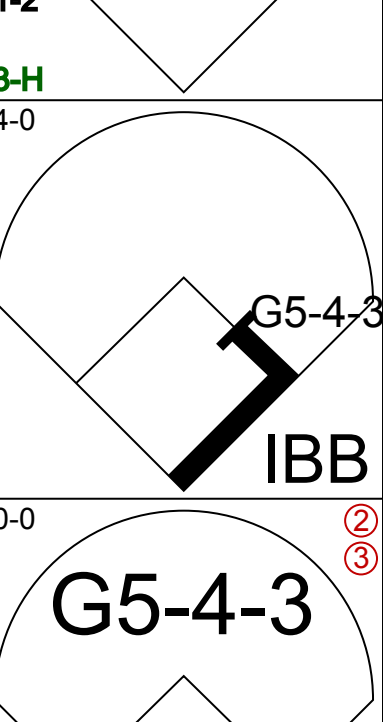
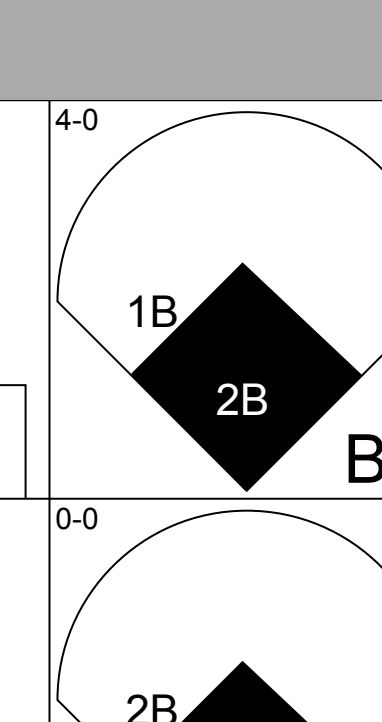
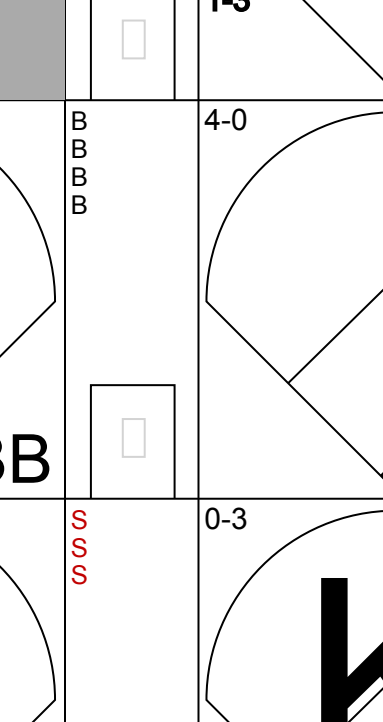
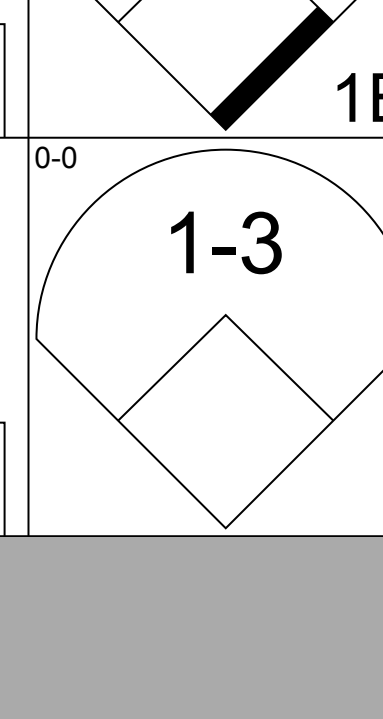
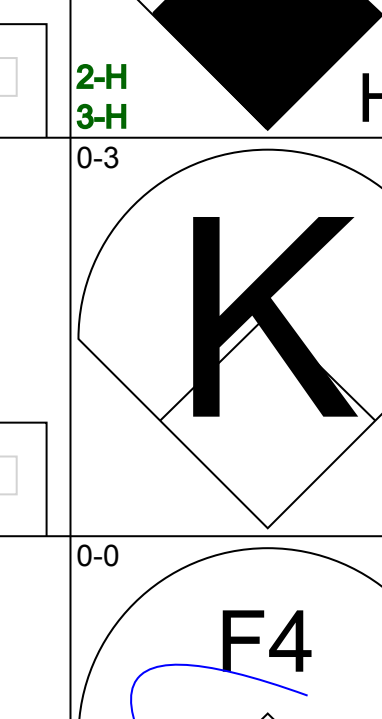
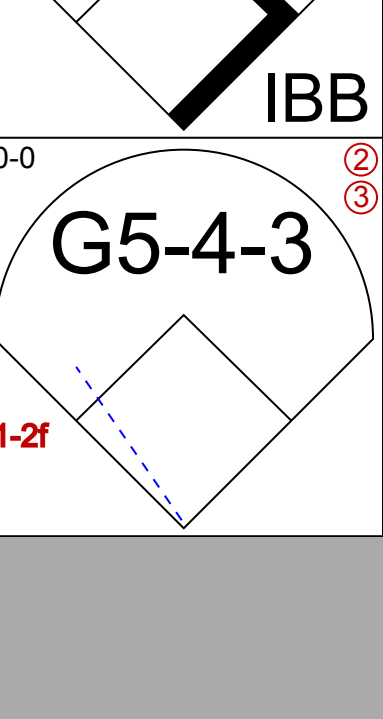
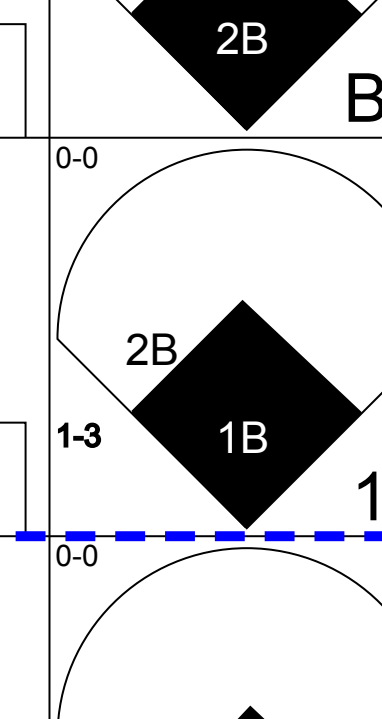
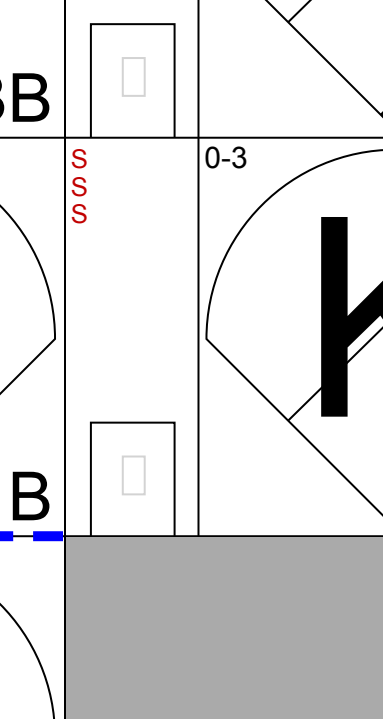
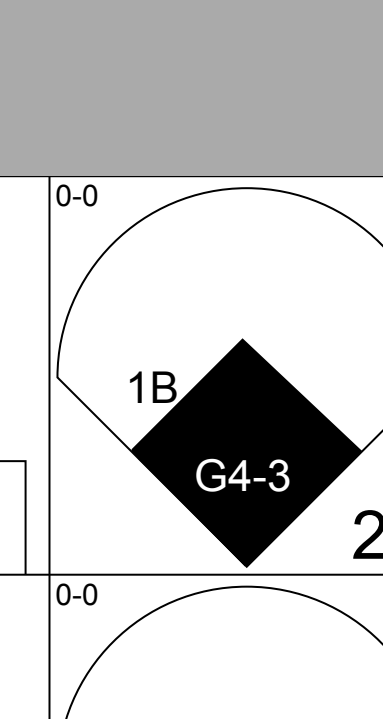
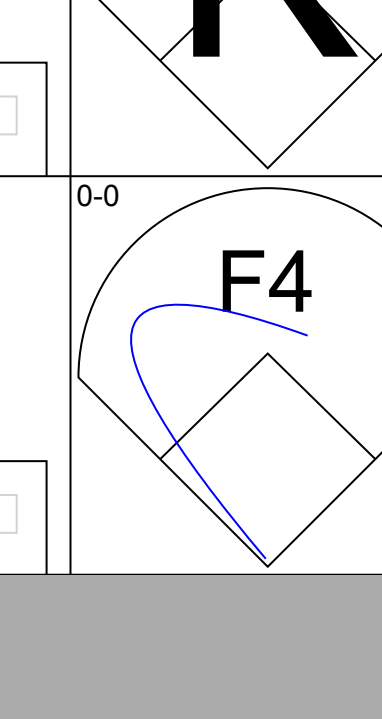
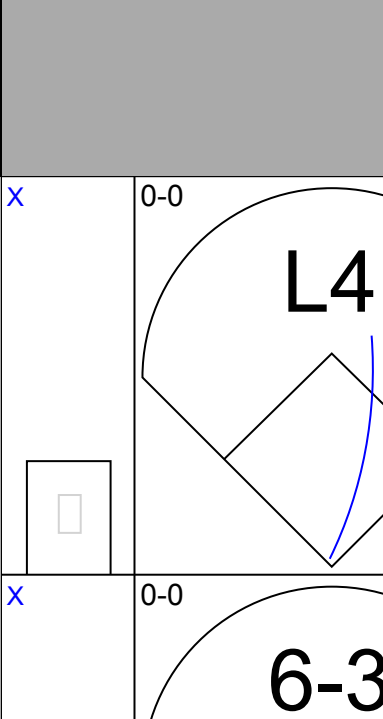
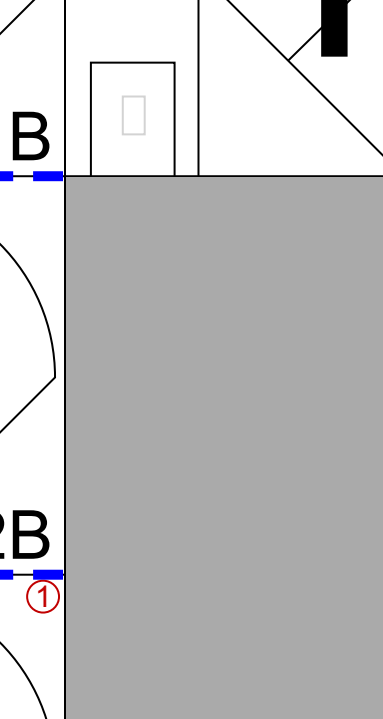
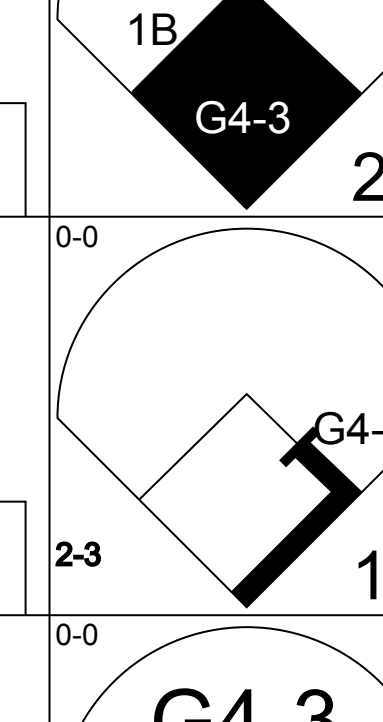
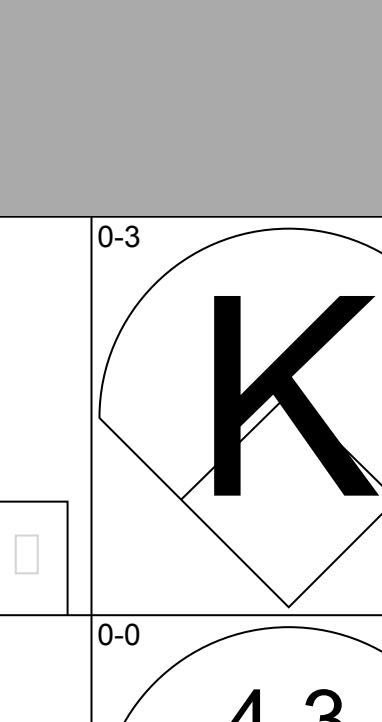
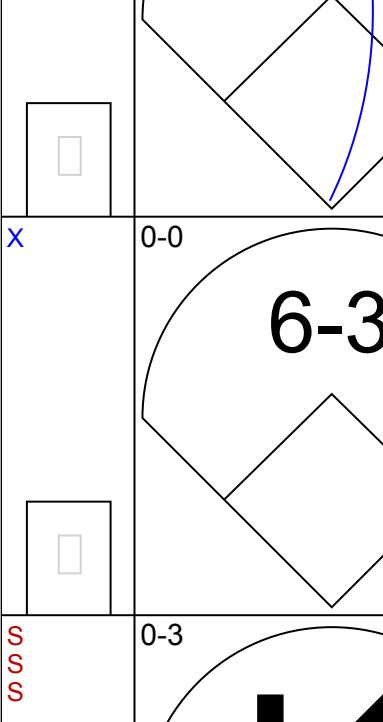
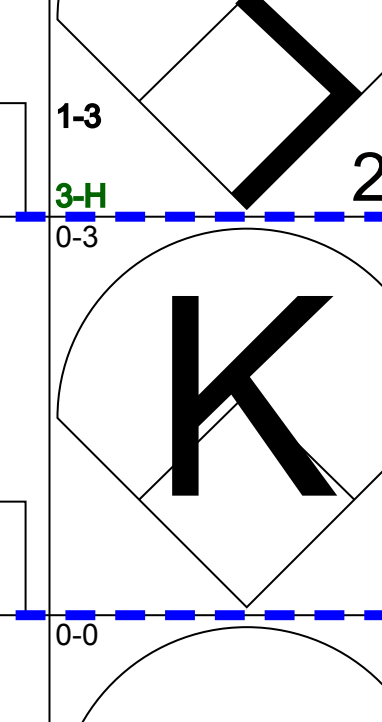
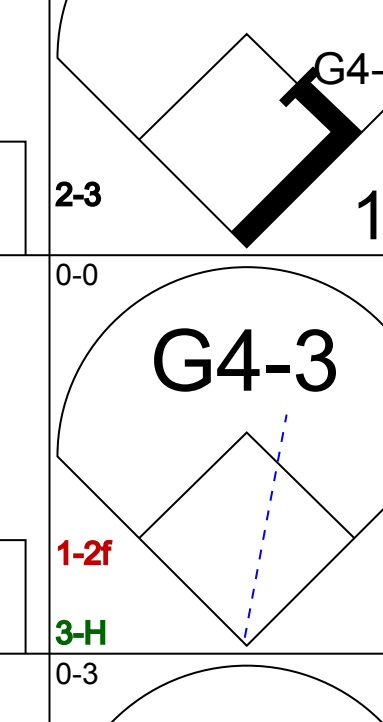
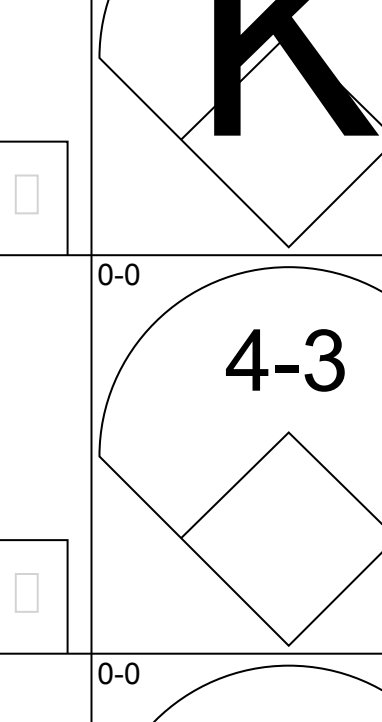
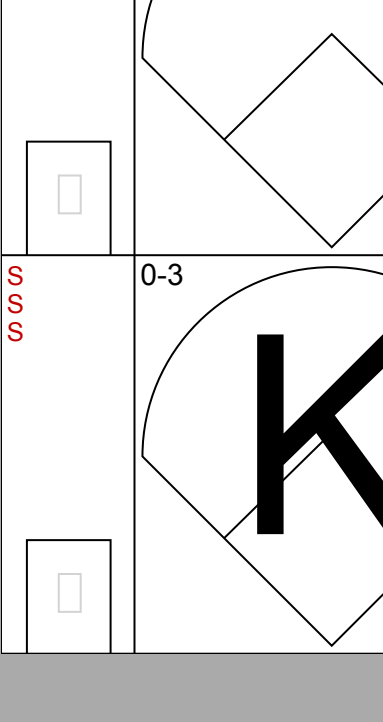
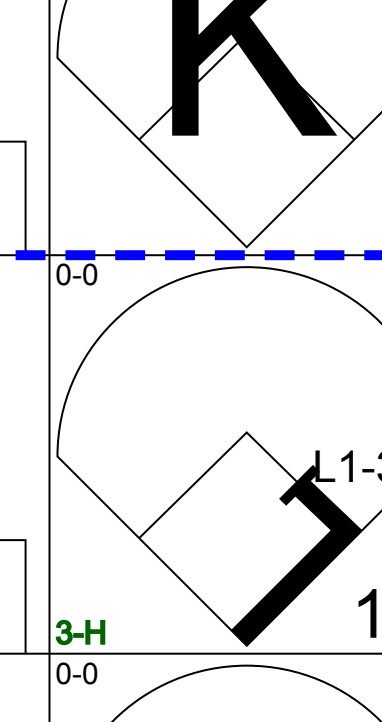

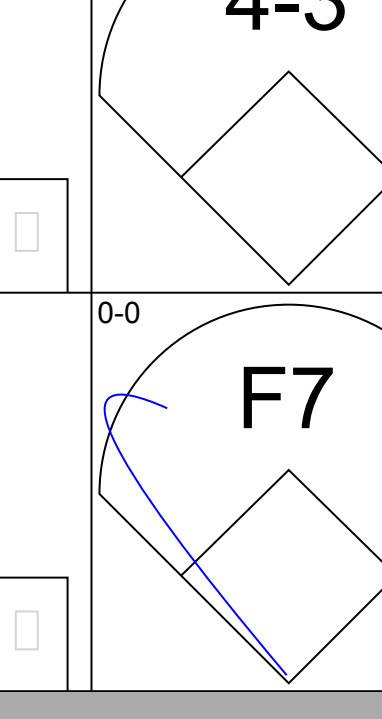
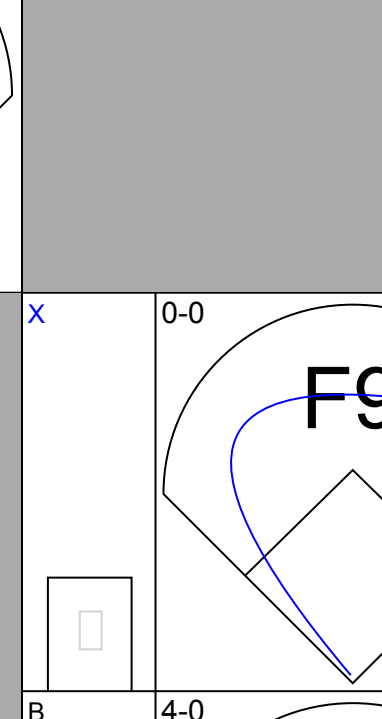
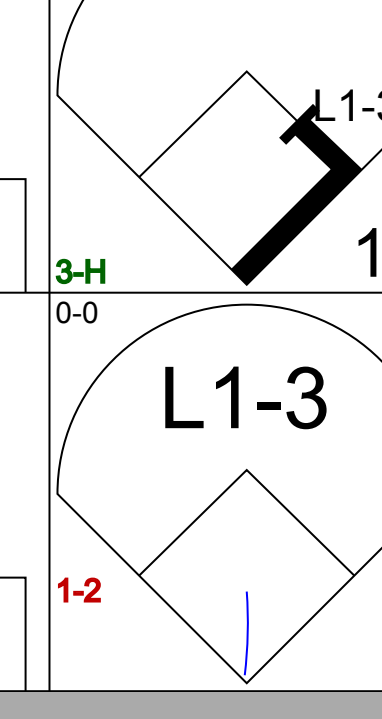
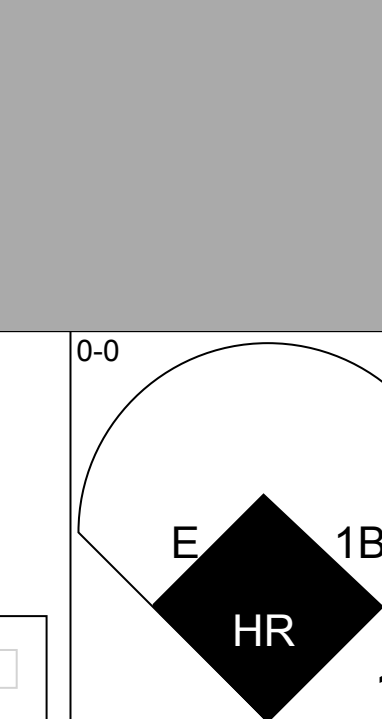
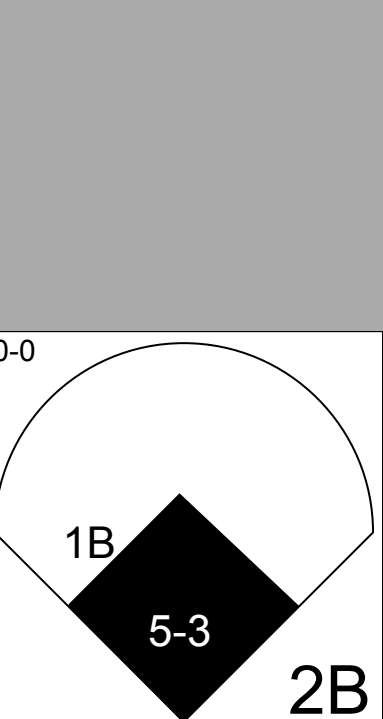
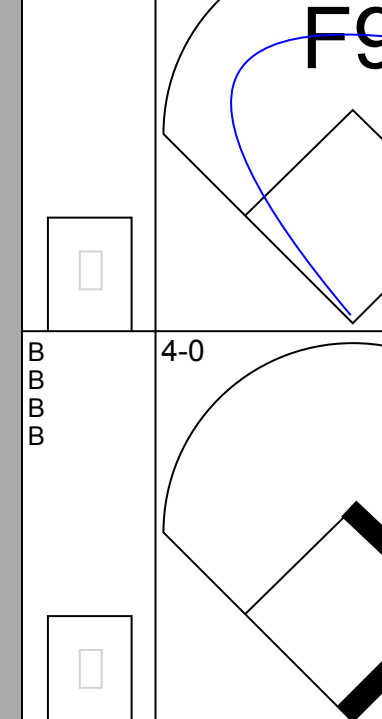
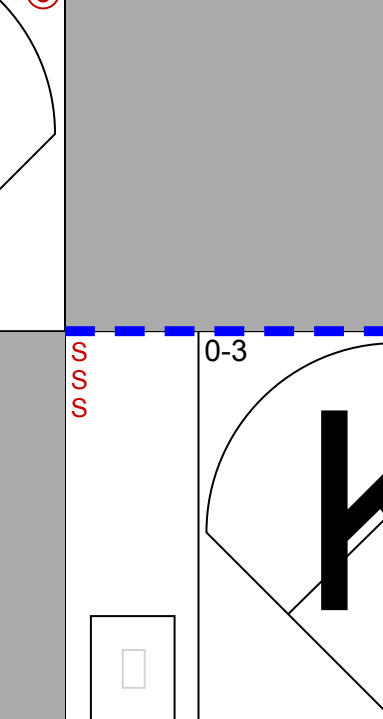
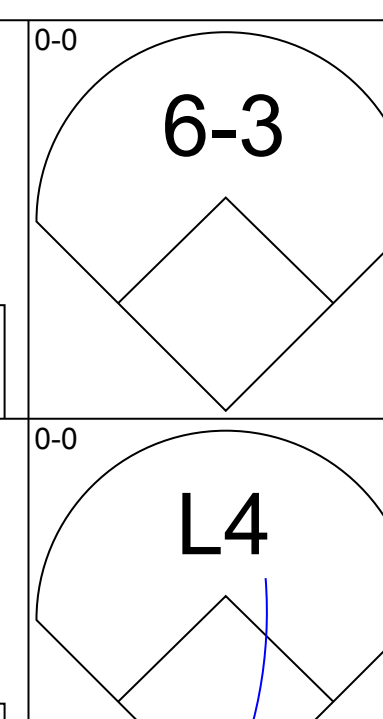
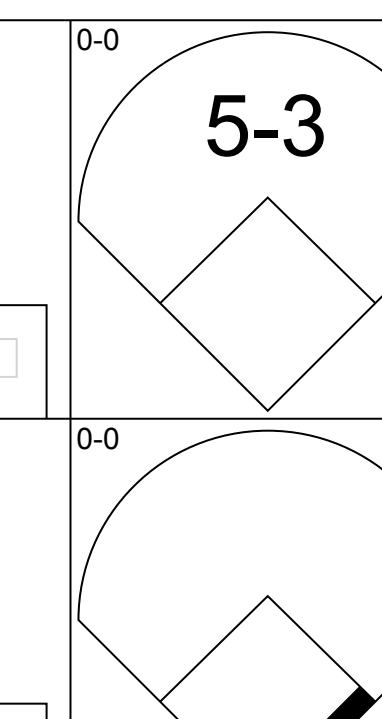
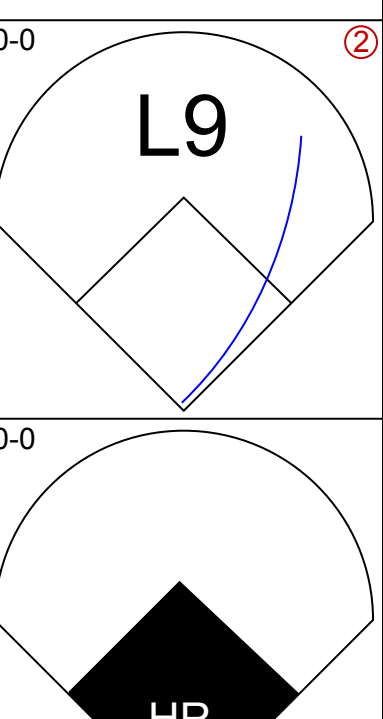
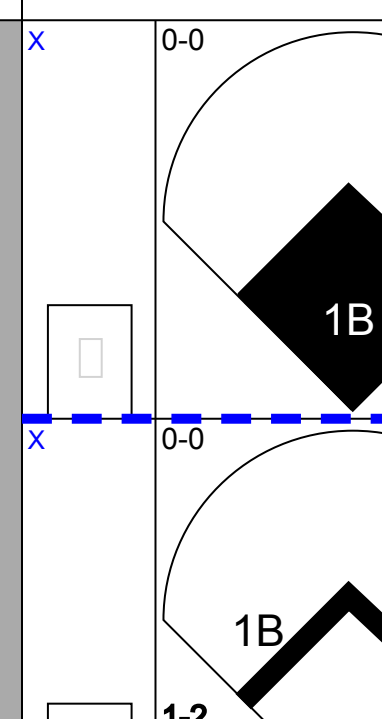
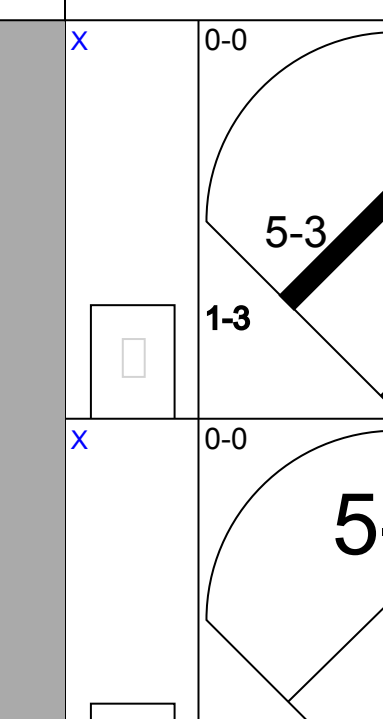
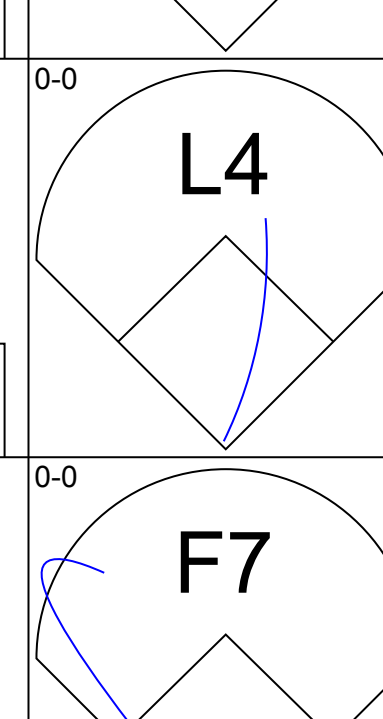
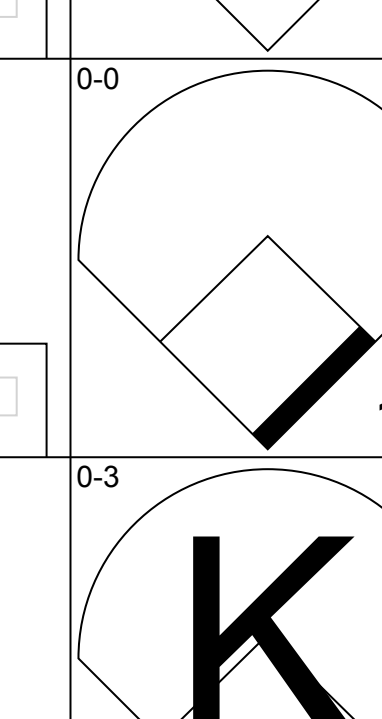
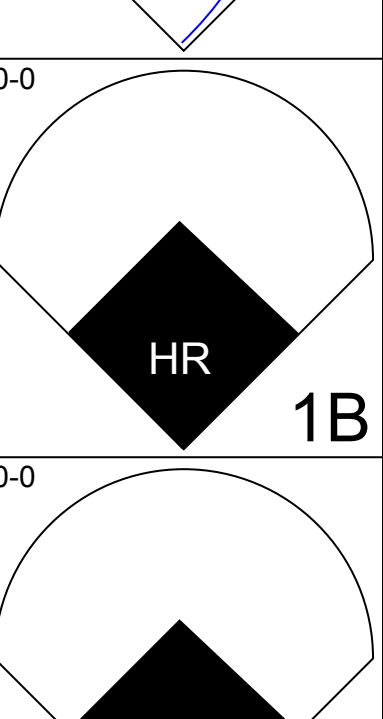
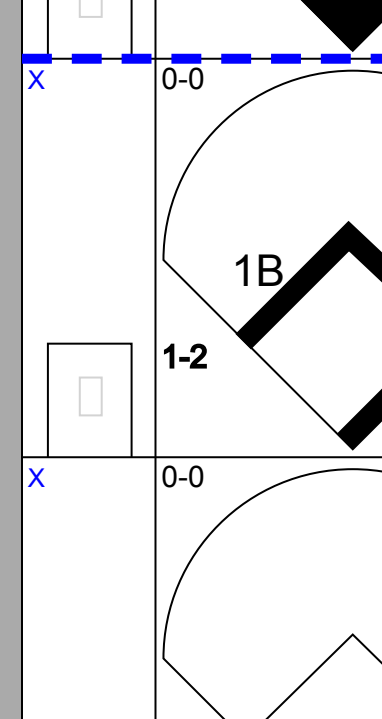
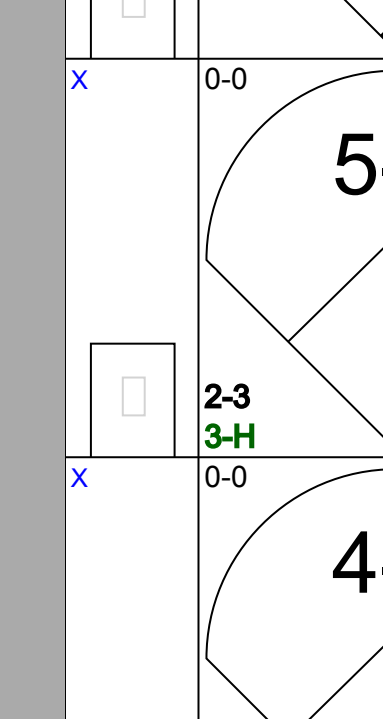
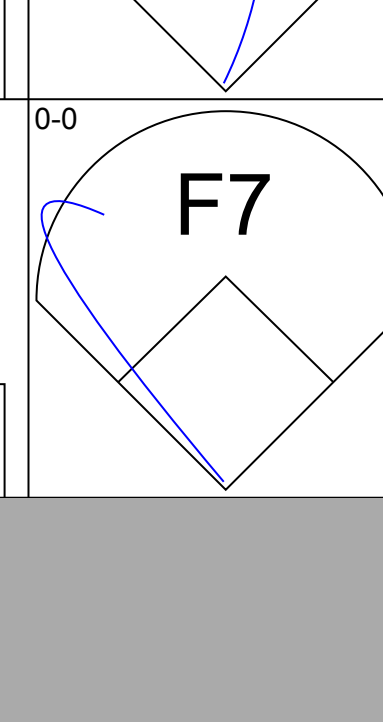
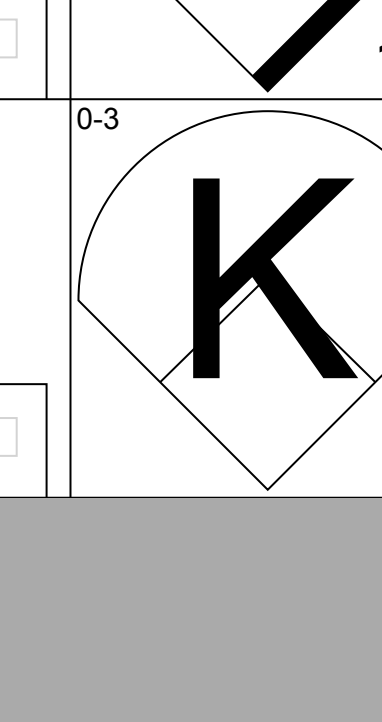
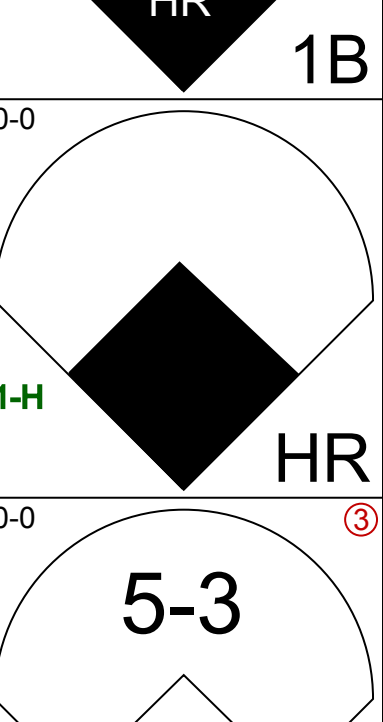
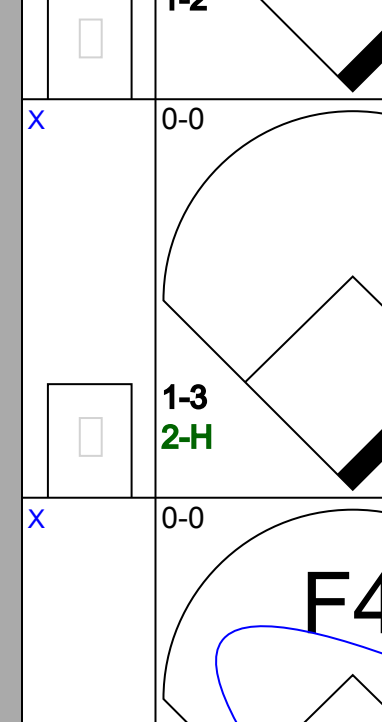
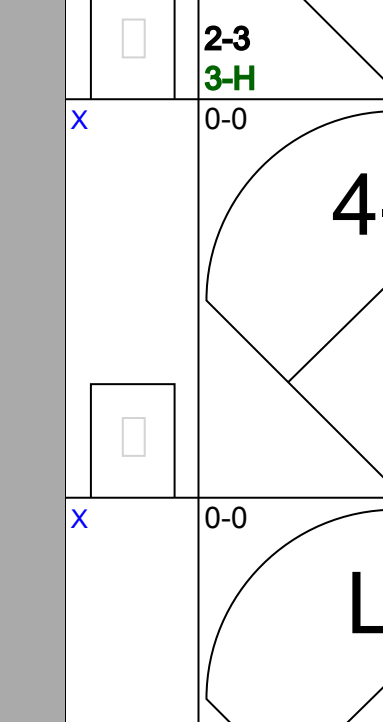
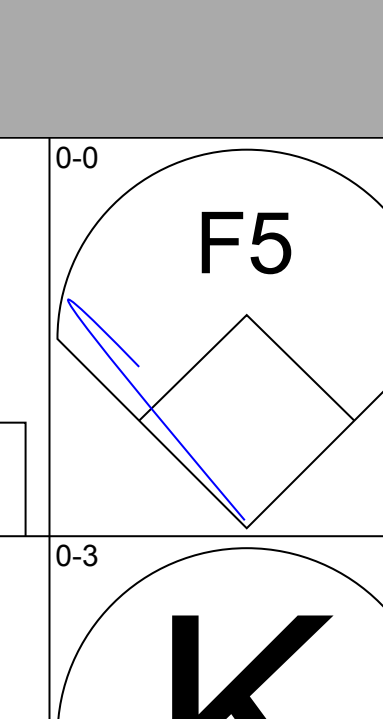
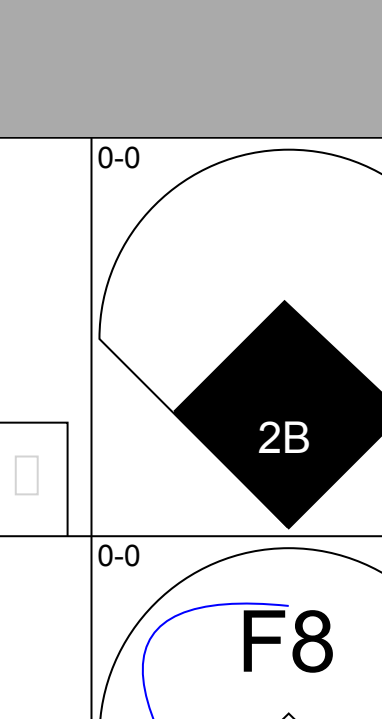
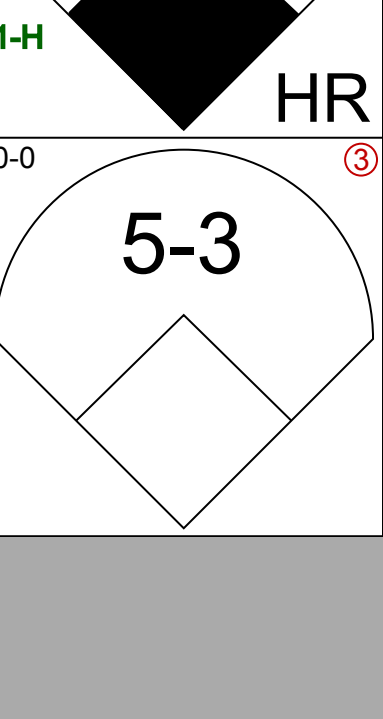
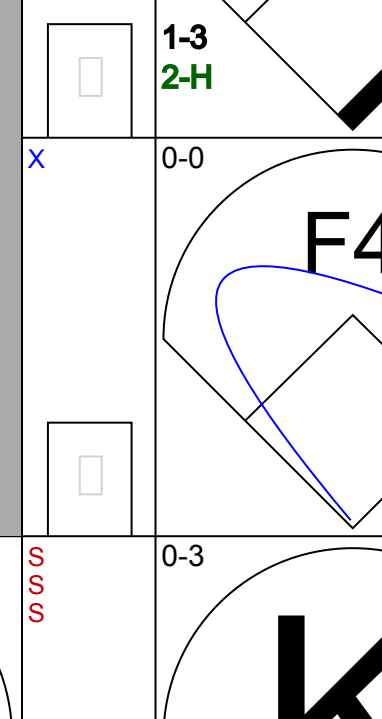
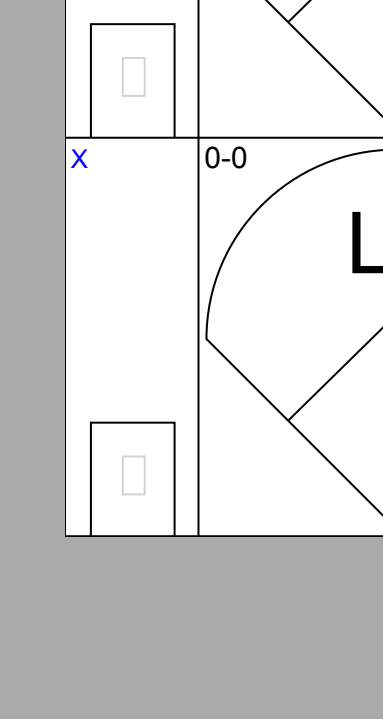
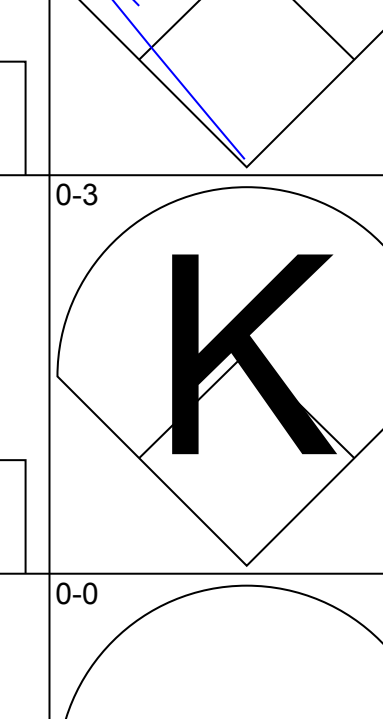
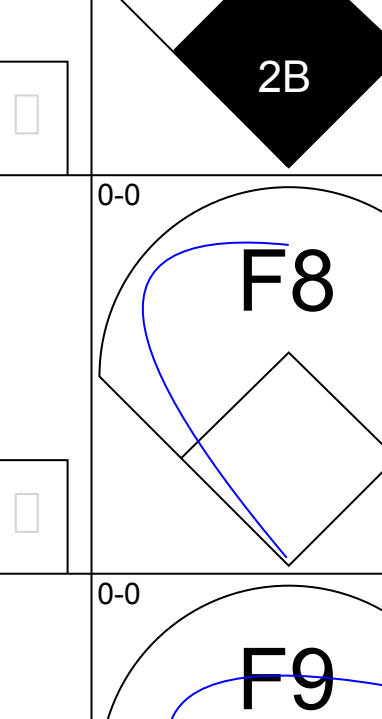
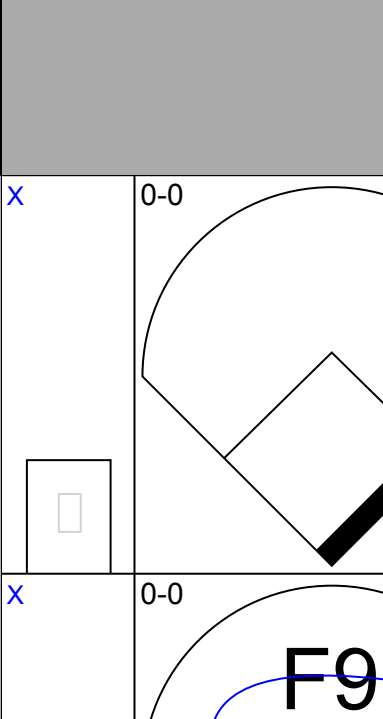
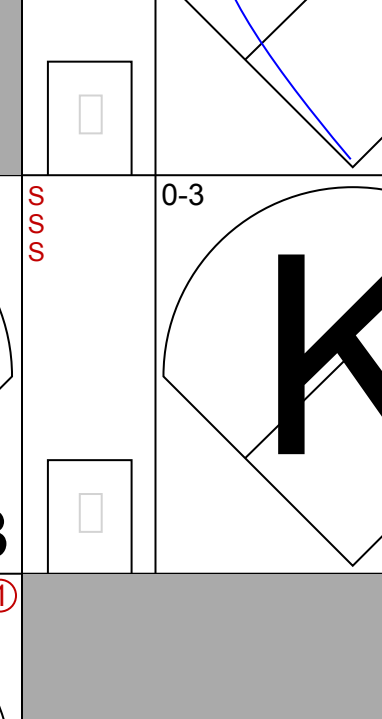
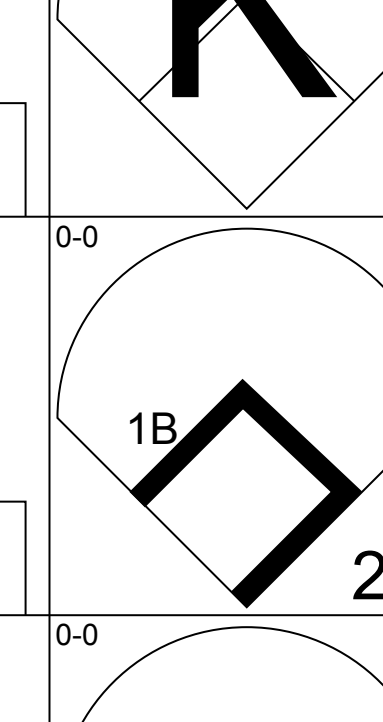
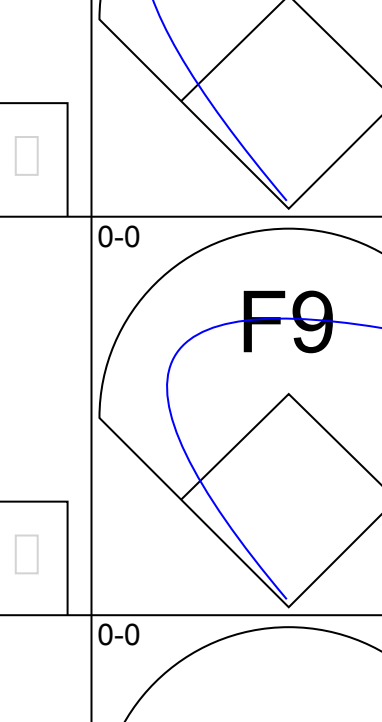
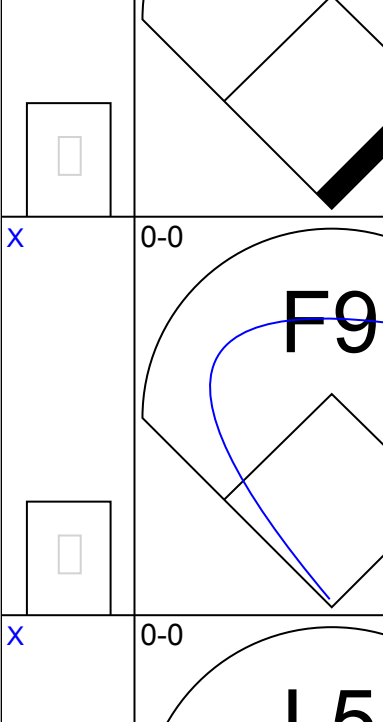
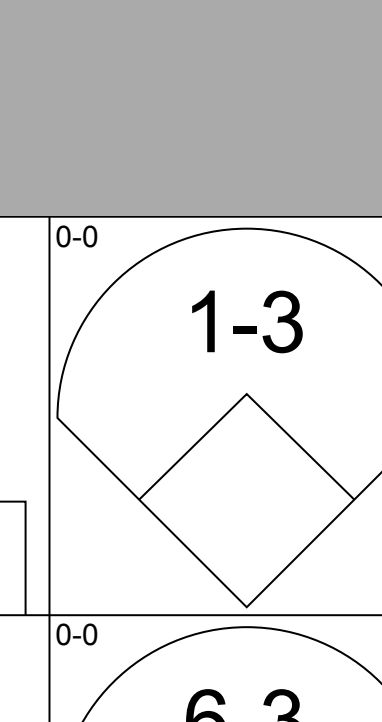
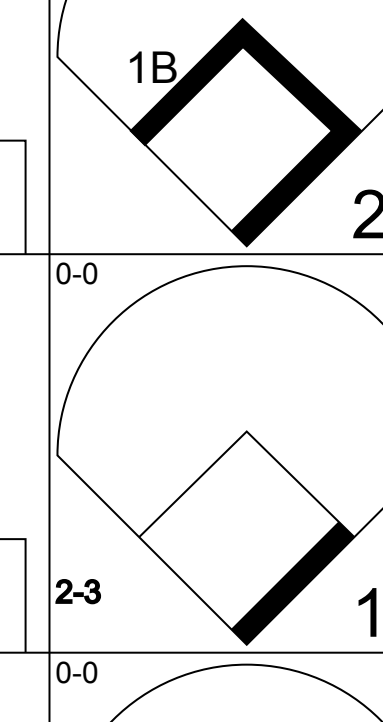
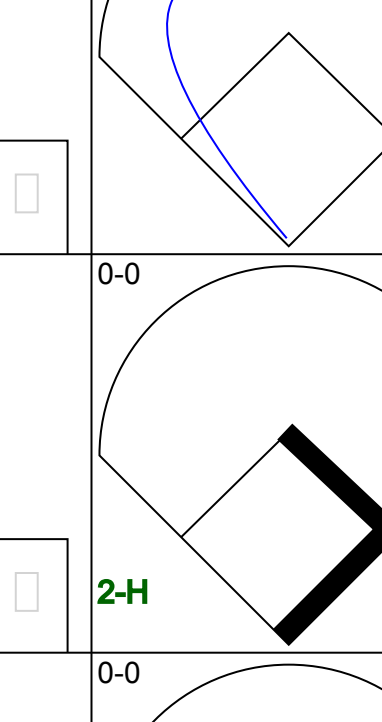
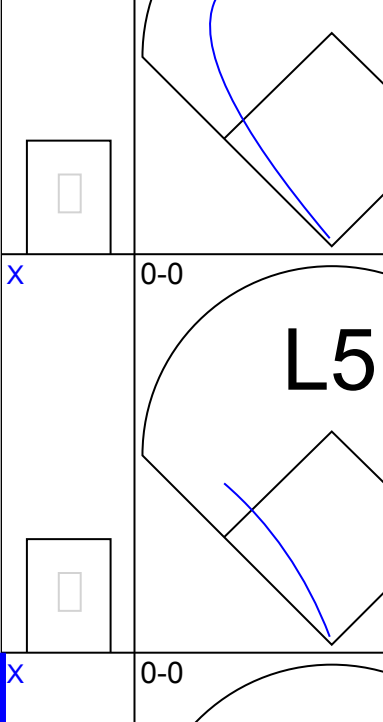
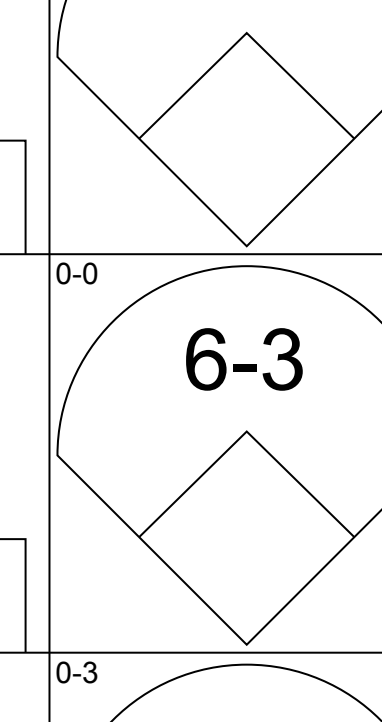

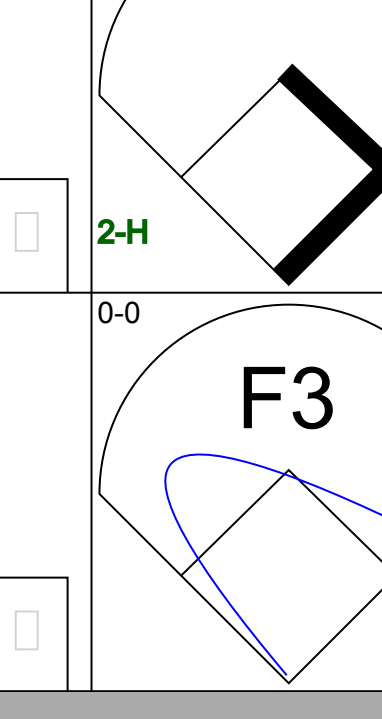
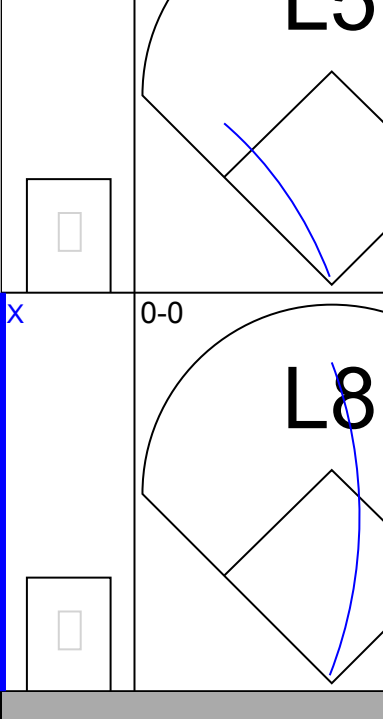
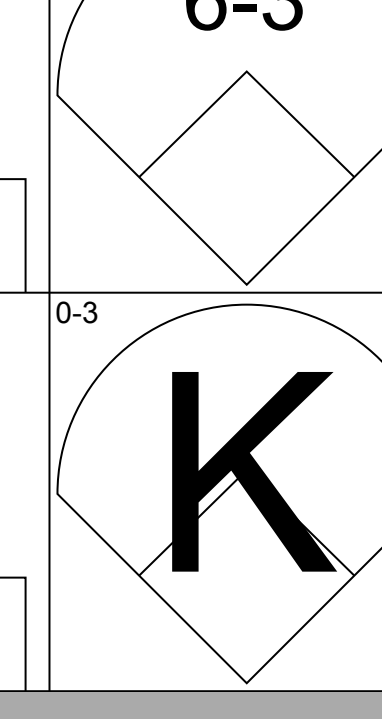
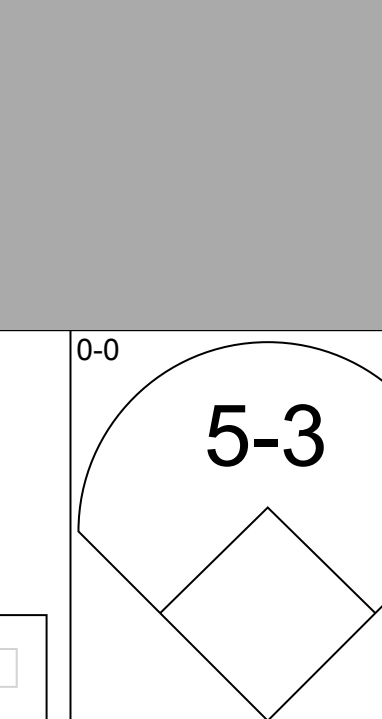
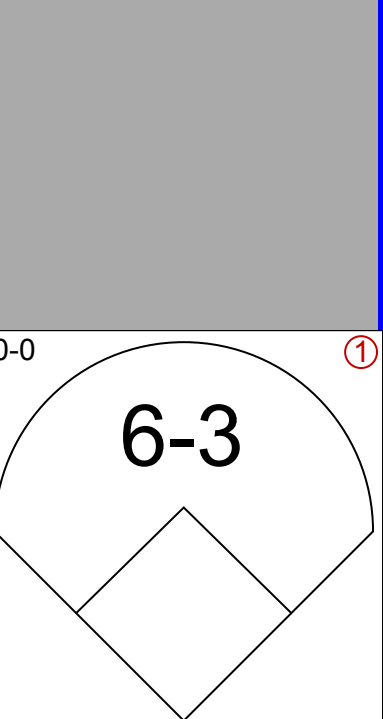
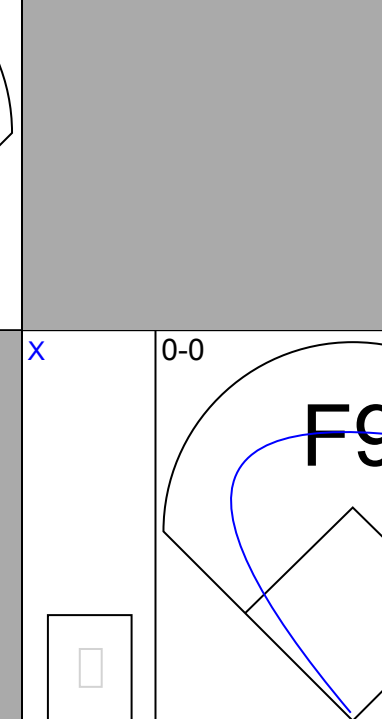
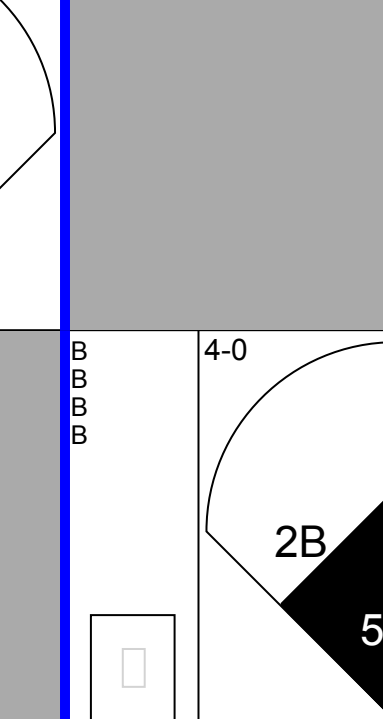
AB	33
R	4
H	7
RBI	4
BB	4
SO	9
LOB	10



Batter	1	2	3	4	5	6	7	8	9	AB	R	H	RBI	BB	SO	LOB	BOTTOM										
Julio Cruz, S (1, 4) OBP: 0.315, SLG: 0.304	F3	FC6-4			SF7		F6		L7	4	0	0	1	0	0	4	Kansas City Royals @ Seattle Mariners The Kingdome, Seattle, WA Fri Jun 18 1982, 10:05 PM EDT Att: 13,057 - Dome										
Manny Castillo, S (1, 5) OBP: 0.288, SLG: 0.316			F7		F8		F4			4	0	1	0	0	0	1											
Bruce Bochte, L (1, 7) OBP: 0.351, SLG: 0.494			3-1							3	0	0	0	1	1	1											
Joe Simpson, L (9, 7) OBP: 0.280, SLG: 0.289	K						BB			0	0	0	0	0	0	0											
Al Cowens, R (1, 9) OBP: 0.342, SLG: 0.494	6-3		K		F5					3	0	0	0	1	1	3											
Richie Zisk, R (1, 10) OBP: 0.348, SLG: 0.371		5-3			6-3		F9		F8	4	0	0	0	0	0	1											
Gary Gray, R (1, 3) OBP: 0.352, SLG: 0.436		F8			6-3				5-3	4	0	1	0	0	0	1											
Dave Henderson, R (1, 8) OBP: 0.351, SLG: 0.494					5-3					2	0	0	0	1	1	1											
Bobby Brown, S (9, PH) OBP: 0.278, SLG: 0.284		BB					K		5-3	1	0	0	0	0	0	0											
Bud Bulling, R (1, 2) OBP: 0.299, SLG: 0.260										2	1	1	0	1	0	1											
Rick Sweet, S (9, PH) OBP: 0.472, SLG: 0.568									1-3	1	0	0	0	0	0	0											
Paul Serna, R (1, 6) OBP: 0.248, SLG: 0.320										1	0	0	0	2	0	0											
Lenny Randle, S (9, PH) OBP: 0.240, SLG: 0.217										1	0	1	0	0	0	0											
Inning Stats	R: 0 E: 0 K: 1 S: 6	H: 1 LOB: 0 BB: 0 P: 6	R: 0 E: 0 K: 0 S: 3	H: 0 LOB: 3 BB: 3 P: 15	R: 0 E: 0 K: 1 S: 5	H: 0 LOB: 0 BB: 0 P: 5	R: 0 E: 0 K: 0 S: 3	H: 0 LOB: 0 BB: 0 P: 3	R: 1 E: 1 K: 0 S: 4	H: 1 LOB: 2 BB: 2 P: 12	R: 0 E: 0 K: 1 S: 6	H: 1 LOB: 1 BB: 0 P: 6	R: 0 E: 0 K: 0 S: 3	H: 0 LOB: 0 BB: 0 P: 3	R: 0 E: 0 K: 0 S: 3	H: 0 LOB: 1 BB: 1 P: 7	R: 0 E: 0 K: 0 S: 4	H: 1 LOB: 0 BB: 0 P: 4	1B: 3 2B: 0 3B: 1 HR: 0	SF: 1 SAC: 0 DP: 0 HBP: 0	WP: 0 PB: 0 SB: 1 CS: 0	PA: 37					
PITCHER	IP	WLS	BF	H	R	ER	SO	BB	IBB	HBP	BLK	WP	HR	S	P	ERA	WHIP										
Larry Gura, L (1, 1) ERA: 4.21	8.0		33	3	1	0	3	6	0	0	0	0	0	33	57	0.00	1.125										
Dan Quisenberry, R (9, 1) ERA: 1.92	1.0	S	4	1	0	0	0	0	0	0	0	0	0	4	4	0.00	1.000										

AB	30
R	1
H	4
RBI	1
BB	6
SO	3
LOB	13

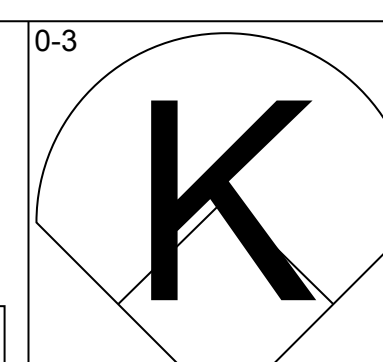
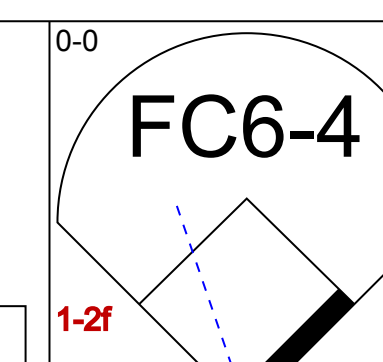
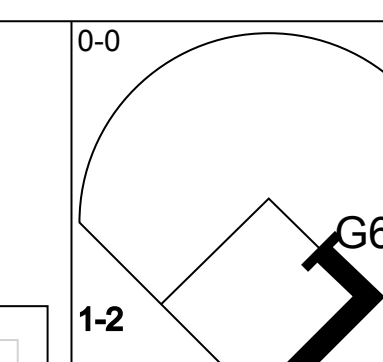
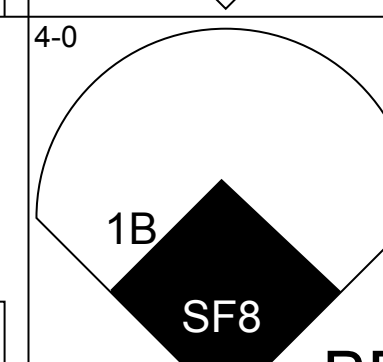
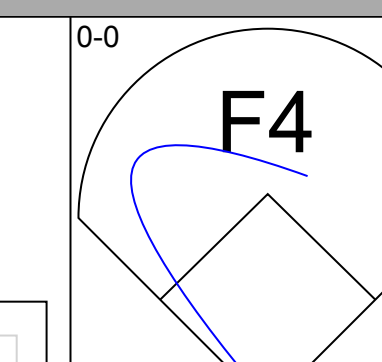
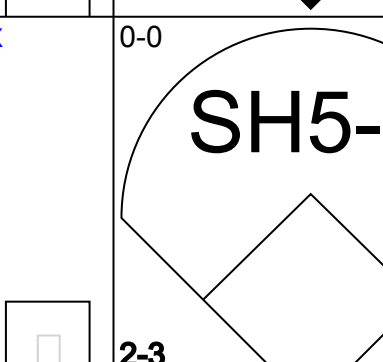
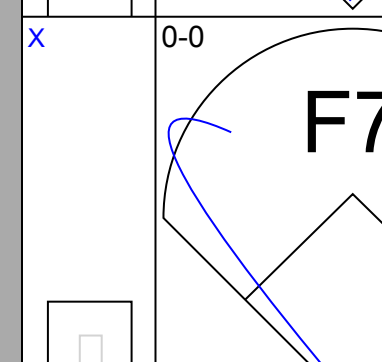
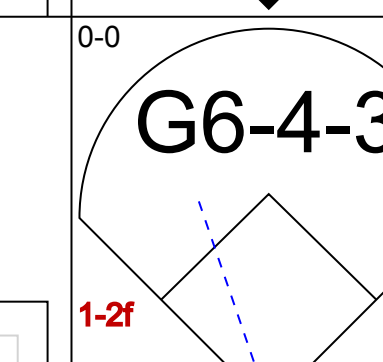
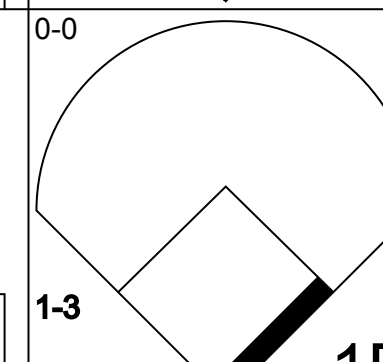
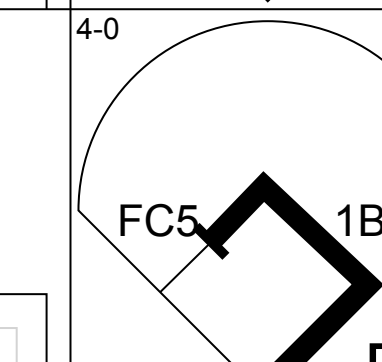
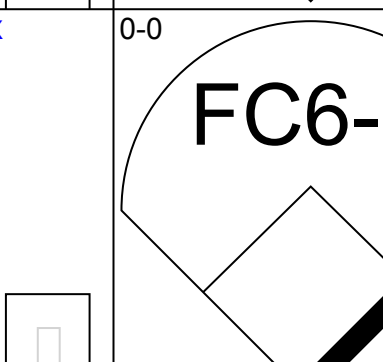
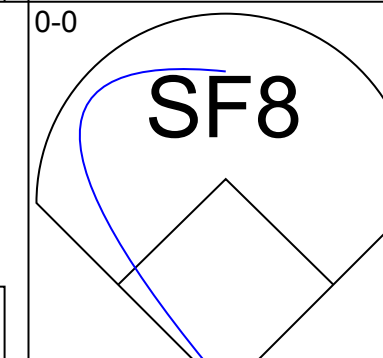
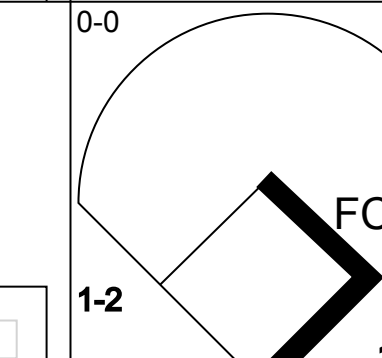
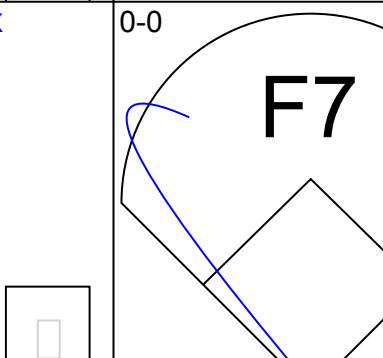
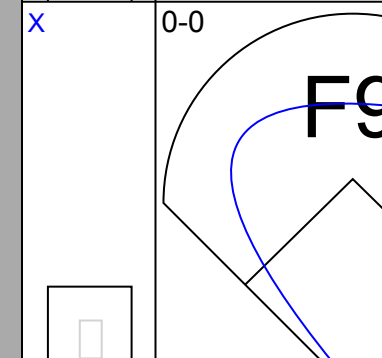
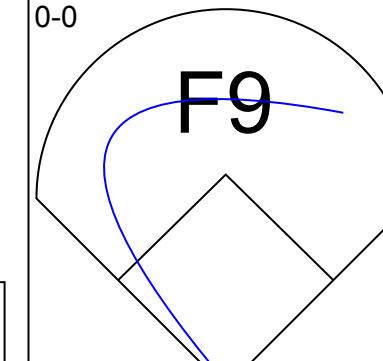
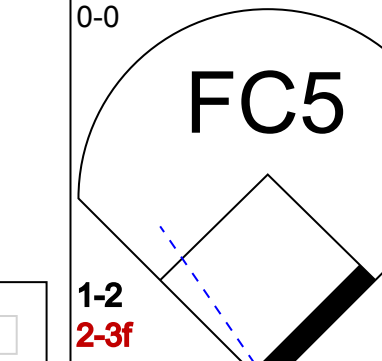
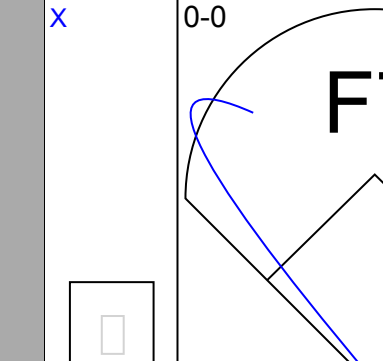
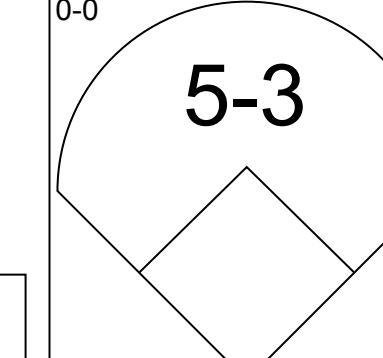
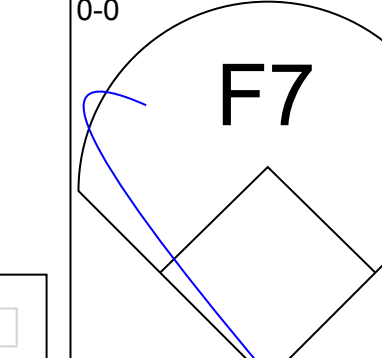
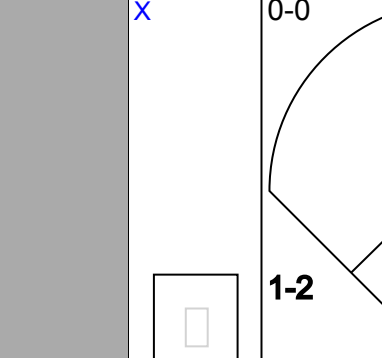
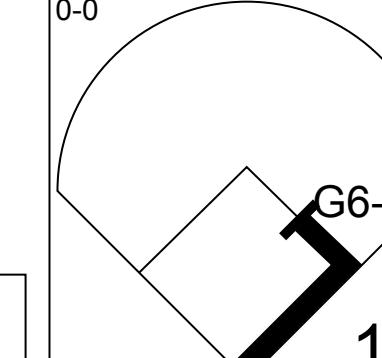
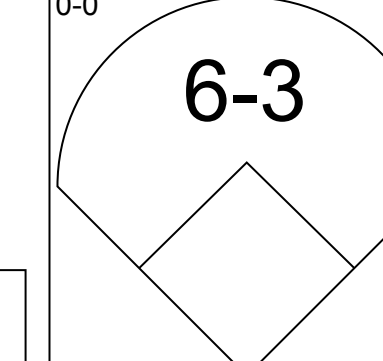
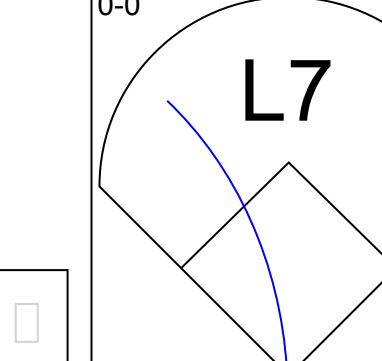
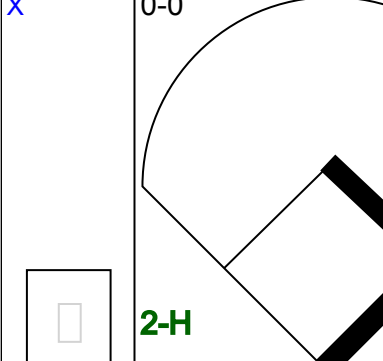
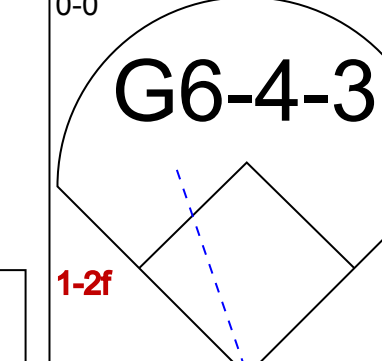
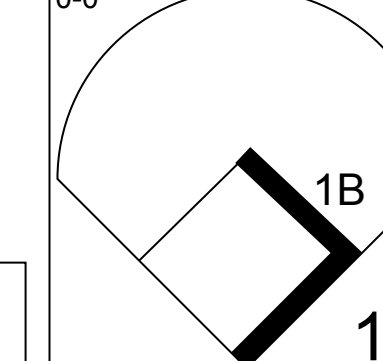
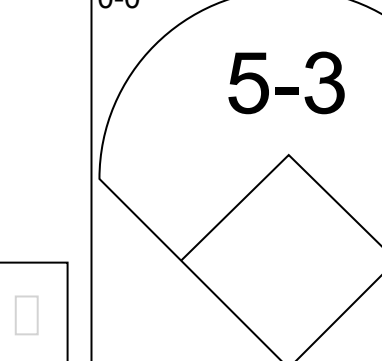
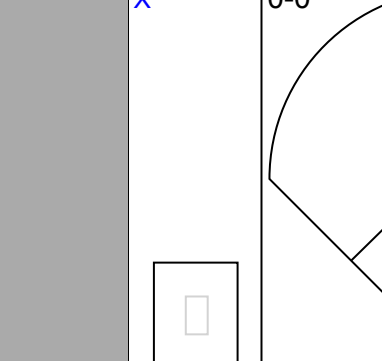
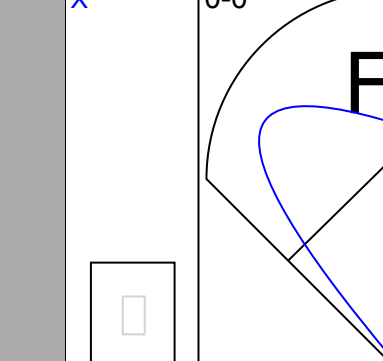
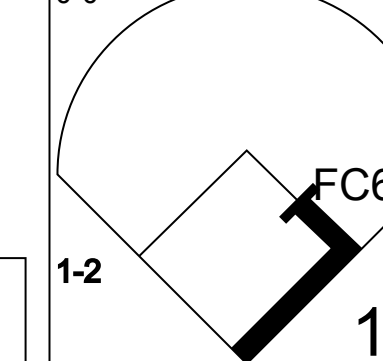
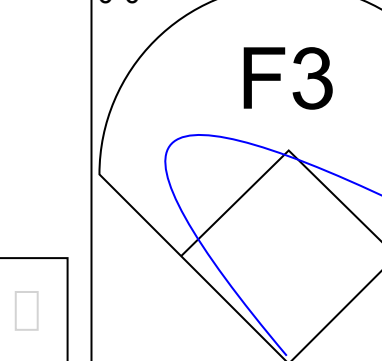
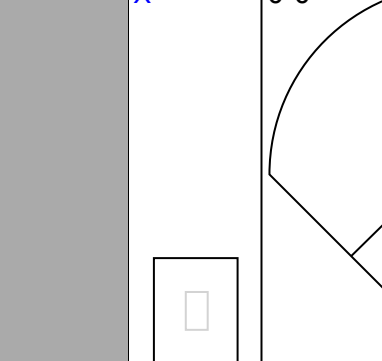
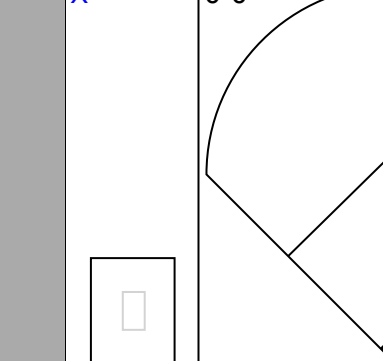


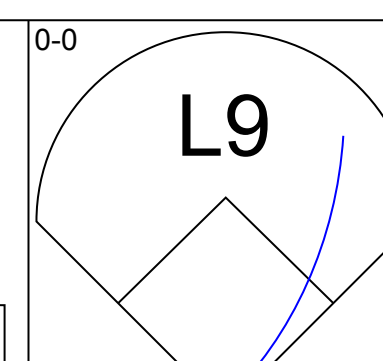
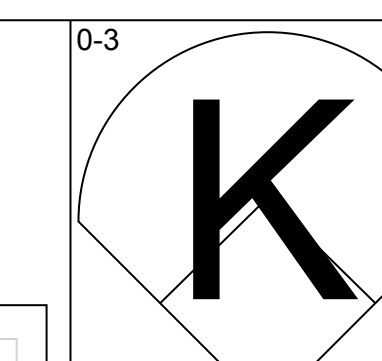
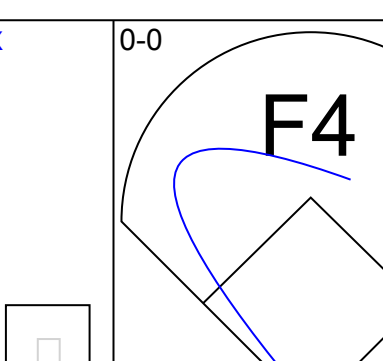
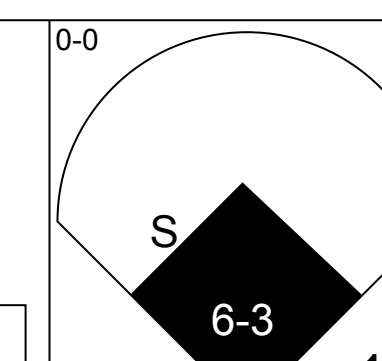
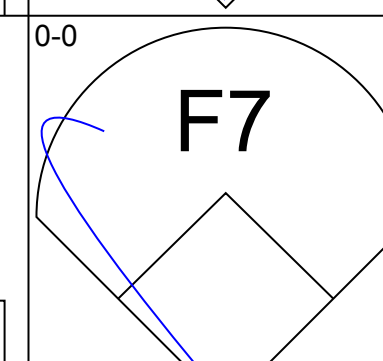
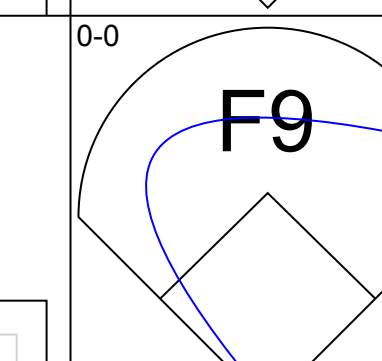
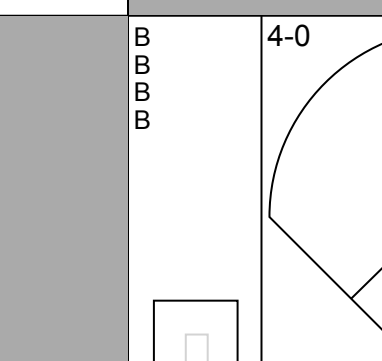
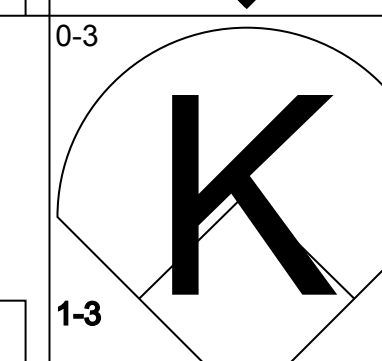
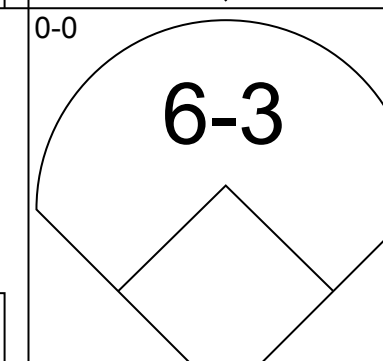
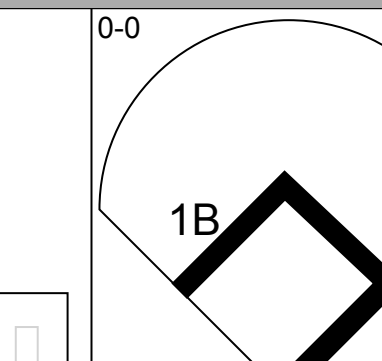
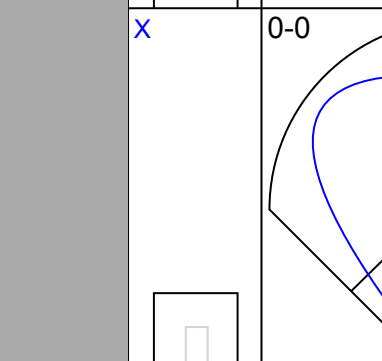
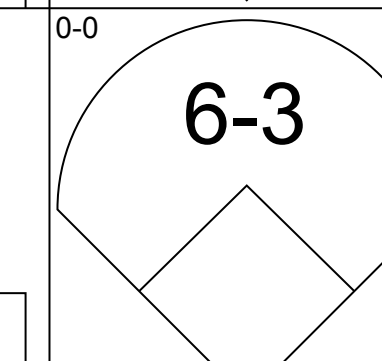
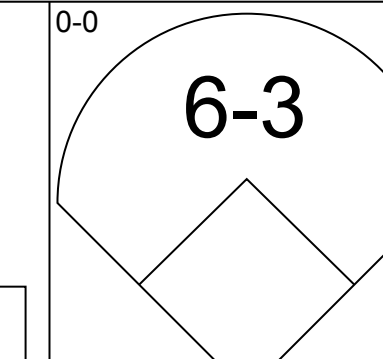
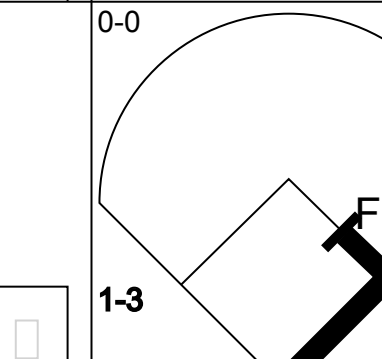
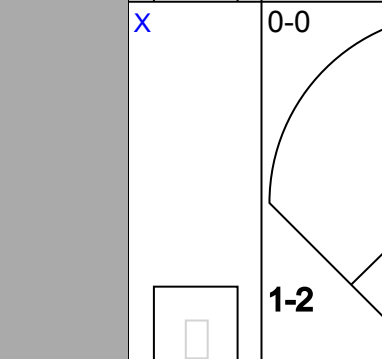
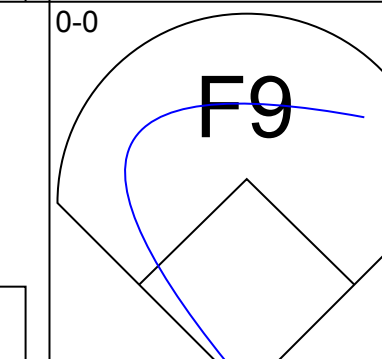



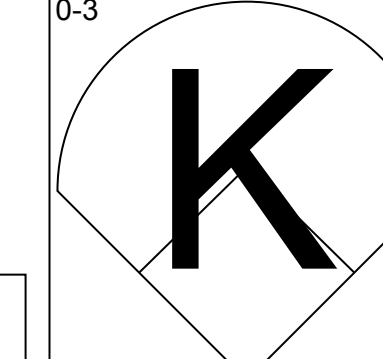
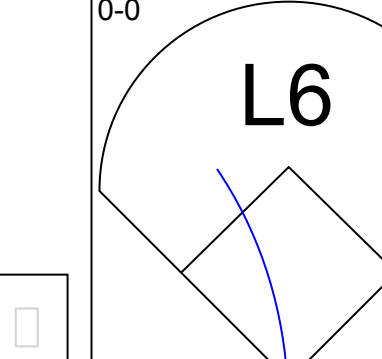
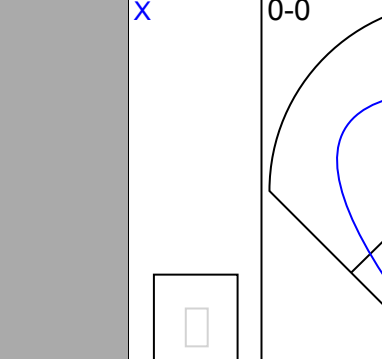

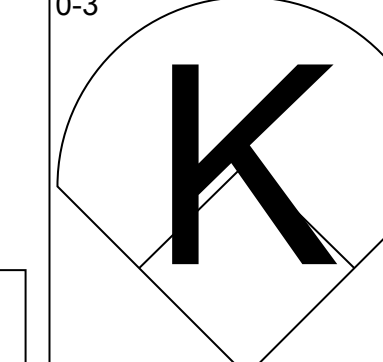
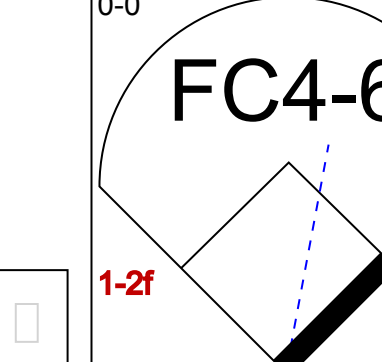




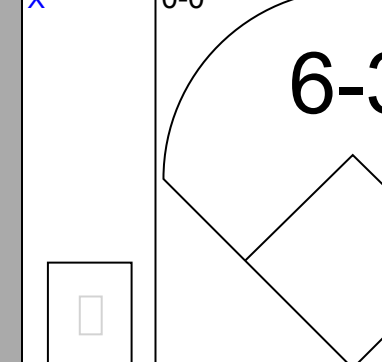
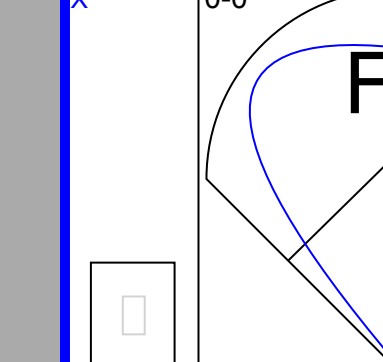
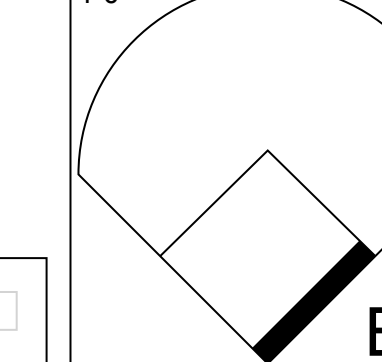
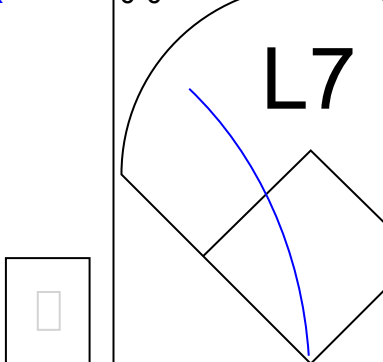
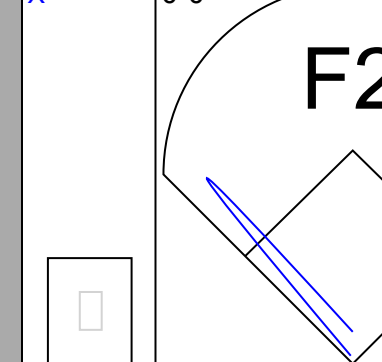

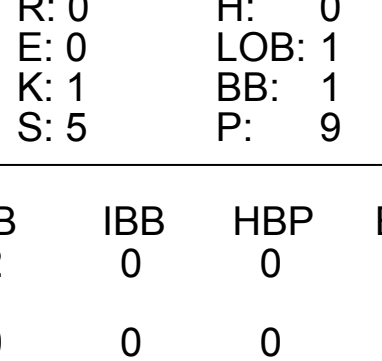
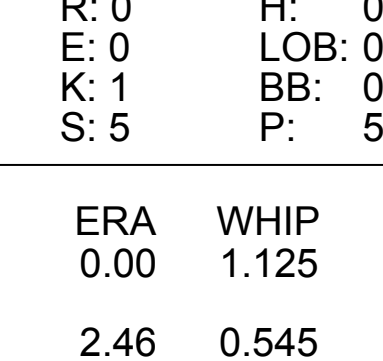
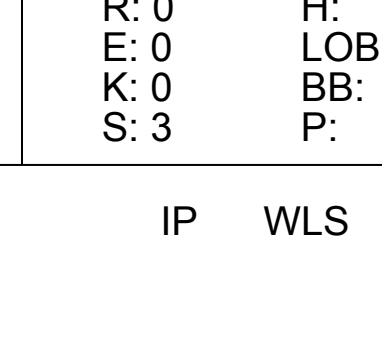
Batter	1	2	3	4	5	6	7	8	9	AB	R	H	RBI	BB	SO	LOB	TOP					
Willie Wilson, S OBP: 0.365, SLG: 0.459 (1, 7)										5	1	3	0	0	1	1	Kansas City Royals @ Seattle Mariners The Kingdome, Seattle, WA Sun Jun 20 1982, 10:05 PM EDT Att: 17,468 - Dome					
John Wathan, R OBP: 0.342, SLG: 0.311 (1, 2)										5	0	0	1	0	1	5						
George Brett, L OBP: 0.381, SLG: 0.526 (1, 5)										2	2	2	3	3	0	0						
Amos Otis, R OBP: 0.356, SLG: 0.485 (1, 8)										5	1	1	0	0	2	5						
Hal McRae, R OBP: 0.419, SLG: 0.575 (1, 10)										4	1	2	1	0	0	0						
Willie Aikens, L OBP: 0.319, SLG: 0.383 (1, 3)										4	0	1	0	0	2	2						
Jerry Martin, R OBP: 0.332, SLG: 0.391 (1, 9)										4	0	1	1	0	1	1						
Frank White, R OBP: 0.333, SLG: 0.468 (1, 4)										4	0	0	0	0	1	2						
U L Washington, S OBP: 0.273, SLG: 0.257 (1, 6)										3	2	2	0	1	1	0						
Inning Stats	R: 0 E: 0 K: 1 S: 6	H: 1 LOB: 1 BB: 0 P: 6	R: 1 E: 0 K: 1 S: 6	H: 2 LOB: 0 BB: 0 P: 6	R: 3 E: 1 K: 1 S: 8	H: 3 LOB: 0 BB: 0 P: 8	R: 0 E: 0 K: 1 S: 5	H: 0 LOB: 0 BB: 0 P: 5	R: 1 E: 0 K: 0 S: 4	H: 2 LOB: 1 BB: 1 P: 8	R: 0 E: 0 K: 1 S: 5	H: 0 LOB: 0 BB: 0 P: 5	R: 0 E: 0 K: 0 S: 3	H: 0 LOB: 1 BB: 1 P: 7	R: 2 E: 0 K: 1 S: 7	H: 3 LOB: 1 BB: 1 P: 11	R: 0 E: 0 K: 3 S: 10	H: 1 LOB: 2 BB: 1 P: 14	1B: 8 2B: 4 3B: 0 HR: 1	SF: 0 SAC: 0 DP: 3 HBP: 0	WP: 0 PB: 0 SB: 2 CS: 0	PA: 40
PITCHER	IP WLS BF H R ER SO BB IBB HBP BLK WP HR S P ERA WHIP	PITCHER																				
Gaylord Perry, R ERA: 3.97 (1, 1)	7.0 L 31 9 7 7 5 2 1 0 0 0 0 1 38 50 9.00 1.571																					
Larry Andersen, R ERA: 5.54 (8, 1)	0.0 1 1 0 0 0 0 0 0 0 0 0 0 1 1 ∞ ∞																					
Bryan Clark, L ERA: 1.48 (8, 1)	0.1 1 0 0 0 1 0 0 0 0 0 0 0 3 3 0.00 0.000																					
Mike Stanton, R ERA: 2.23 (8, 1)	0.2 2 1 0 0 0 0 0 0 0 0 0 0 2 2 0.00 1.500																					
Bill Caudill, R ERA: 2.4 (9, 1)	1.0 5 1 0 0 3 1 0 0 0 0 0 0 10 14 0.00 2.000																					
Batter	1	2	3	4	5	6	7	8	9	AB	R	H	RBI	BB	SO	LOB	BOTTOM					
Julio Cruz, S OBP: 0.322, SLG: 0.318 (1, 4) (9, 6)										5	1	2	0	0	0	0	Kansas City Royals @ Seattle Mariners The Kingdome, Seattle, WA Sun Jun 20 1982, 10:05 PM EDT Att: 17,468 - Dome					
Manny Castillo, S OBP: 0.298, SLG: 0.327 (1, 5)										5	1	3	1	0	0	1						
Bruce Bochte, L OBP: 0.394, SLG: 0.385 (1, 7)										5	1	2	3	0	1	2						
Al Cowens, R OBP: 0.344, SLG: 0.502 (1, 9)										5	1	1	0	0	0	3						
Gary Gray, R OBP: 0.361, SLG: 0.437 (1, 10)										4	0	1	0	0	2	3						
Jim Malar, R OBP: 0.289, SLG: 0.361 (1, 3)										4	0	1	0	0	0	2						
Dave Henderson, R OBP: 0.362, SLG: 0.511 (1, 8)										4	0	2	1	0	0	1						
Todd Cruz, R OBP: 0.268, SLG: 0.389 (6, PH)										2	0	0	0	0	0	3						
Paul Serna, R OBP: 0.243, SLG: 0.307 (7, 6)										2	0	0	0	0	1	1						
Lenny Randle, S OBP: 0.240, SLG: 0.217 (9, 4)										0	0	0	0	0	0	0						
Bud Bulling, R OBP: 0.291, SLG: 0.253 (9, PH)										3	0	0	0	0	0	0						
Inning Stats	R: 0 E: 0 K: 0 S: 3	H: 0 LOB: 0 BB: 0 P: 3	R: 0 E: 0 K: 1 S: 7	H: 2 LOB: 2 BB: 0 P: 7	R: 0 E: 0 K: 1 S: 6	H: 1 LOB: 1 BB: 0 P: 6	R: 1 E: 0 K: 0 S: 5	H: 2 LOB: 1 BB: 0 P: 5	R: 2 E: 0 K: 0 S: 5	H: 2 LOB: 0 BB: 0 P: 5	R: 0 E: 0 K: 0 S: 4	H: 1 LOB: 1 BB: 0 P: 4	R: 1 E: 0 K: 1 S: 8	H: 3 LOB: 2 BB: 0 P: 8	R: 0 E: 0 K: 1 S: 5	H: 0 LOB: 0 BB: 0 P: 5	R: 1 E: 0 K: 0 S: 4	H: 1 LOB: 1 BB: 1 P: 8	1B: 7 2B: 4 3B: 0 HR: 1	SF: 0 SAC: 0 DP: 0 HBP: 0	WP: 0 PB: 0 SB: 0 CS: 0	PA: 40
PITCHER	IP WLS BF H R ER SO BB IBB HBP BLK WP HR S P ERA WHIP	PITCHER																				
Paul Spittorf, L ERA: 3.16 (7, 1)	6.1 W 28 9 4 4 2 0 0 0 0 0 0 1 32 32 5.68 1.421																					
Dan Quisenberry, R ERA: 1.99 (7, 1)	2.2 S 12 3 1 1 2 1 0 0 0 0 0 0 15 19 3.38 1.500																					

Batter	1	2	3	4	5	6	7	8	9	AB	R	H	RBI	BB	SO	LOB	TOP																									
Willie Wilson, S OBP: 0.368, SLG: 0.457										3	0	1	0	1	1	1	Kansas City Royals @ Oakland Athletics Oakland-Alameda County Coliseum, Oakland, CA Mon Jun 21 1982, 7:05 PM PDT Att: 30,928 - Unknown livebaseballscorecards.com																									
John Wathan, R OBP: 0.344, SLG: 0.323										4	1	2	1	0	0	3																										
George Brett, L OBP: 0.383, SLG: 0.526										4	1	2	1	0	0	1																										
Amos Otis, R OBP: 0.350, SLG: 0.476										4	0	0	0	0	1	2																										
Hal McRae, R OBP: 0.412, SLG: 0.566										4	0	0	0	0	0	2																										
Jerry Martin, R OBP: 0.336, SLG: 0.395										3	0	2	0	0	1	0																										
Cesar Geronimo, L OBP: 0.373, SLG: 0.582										1	0	0	0	0	1	1																										
Willie Aikens, L OBP: 0.312, SLG: 0.374										4	0	0	0	0	2	2																										
Frank White, R OBP: 0.332, SLG: 0.468										4	1	1	0	0	0	0																										
U L Washington, S OBP: 0.272, SLG: 0.257										4	0	1	0	0	0	1																										
Inning Stats	R: 0 E: 0 K: 0 S: 3	H: 1 LOB: 0 BB: 0 P: 3	R: 0 E: 0 K: 1 S: 6	H: 1 LOB: 1 BB: 0 P: 6	R: 0 E: 0 K: 0 S: 3	H: 0 LOB: 0 BB: 0 P: 3	R: 2 E: 1 K: 2 S: 10	H: 3 LOB: 1 BB: 0 P: 10	R: 1 E: 0 K: 1 S: 7	H: 2 LOB: 1 BB: 0 P: 7	R: 0 E: 0 K: 1 S: 5	H: 0 LOB: 0 BB: 0 P: 5	R: 0 E: 0 K: 0 S: 4	H: 1 LOB: 2 BB: 1 P: 8	R: 0 E: 0 K: 1 S: 6	H: 1 LOB: 1 BB: 0 P: 6	R: 0 E: 0 K: 0 S: 3	H: 0 LOB: 0 BB: 0 P: 3	1B: 7 2B: 1 3B: 1 HR: 0	SF: 0 SAC: 0 DP: 1 HBP: 0	WP: 1 PB: 0 SB: 2 CS: 0	PA: 36																				
PITCHER	IP	WLS	BF	H	R	ER	SO	BB	IBB	HBP	BLK	WP	HR	S	P	ERA	WHIP	PITCHER								IP	WLS	BF	H	R	ER	SO	BB	IBB	HBP	BLK	WP	HR	S	P	ERA	WHIP
Tom Underwood, L ERA: 3.74	(1, 1)	7.1		31	9	3	2	5	1	0	0	0	1	0	40	44	2.46	1.364																								
Dave Beard, R ERA: 3.94	(8, 1)	1.2	W	5	0	0	0	1	0	0	0	0	0	0	7	7	0.00	0.000																								

Batter	1	2	3	4	5	6	7	8	9	AB	R	H	RBI	BB	SO	LOB	BOTTOM																									
Rickey Henderson, R OBP: 0.422, SLG: 0.394										3	0	0	0	1	2	2	Kansas City Royals @ Oakland Athletics Oakland-Alameda County Coliseum, Oakland, CA Mon Jun 21 1982, 7:05 PM PDT Att: 30,928 - Unknown livebaseballscorecards.com																									
Dwayne Murphy, L OBP: 0.330, SLG: 0.385										3	2	1	1	1	1	2																										
Cliff Johnson, R OBP: 0.306, SLG: 0.381										3	0	0	0	1	0	0																										
Tony Armas, R OBP: 0.272, SLG: 0.394										4	0	1	0	0	1	2																										
Joe Rudi, R OBP: 0.358, SLG: 0.327										2	0	0	0	1	1	1																										
Wayne Gross, L OBP: 0.359, SLG: 0.327										0	0	0	0	1	0	0																										
Mike Heath, R OBP: 0.300, SLG: 0.327										3	0	0	1	1	0	3																										
Davey Lopes, R OBP: 0.307, SLG: 0.337										4	0	0	0	0	2	3																										
Dave McKay, S OBP: 0.227, SLG: 0.258										2	1	0	0	1	0	0																										
Fred Stanley, R OBP: 0.315, SLG: 0.203										2	0	1	0	0	0	0																										
Jeff Burroughs, R OBP: 0.359, SLG: 0.472										1	1	1	2	0	0	0																										
Tony Phillips, S OBP: 0.319, SLG: 0.256										0	0	0	0	0	0	0																										
Inning Stats	R: 1 E: 0 K: 1 S: 7	H: 2 LOB: 1 BB: 0 P: 7	R: 0 E: 0 K: 1 S: 4	H: 0 LOB: 0 BB: 1 P: 8	R: 0 E: 0 K: 1 S: 5	H: 0 LOB: 0 BB: 0 P: 5	R: 0 E: 0 K: 0 S: 3	H: 0 LOB: 1 BB: 1 P: 7	R: 0 E: 1 K: 1 S: 7	H: 1 LOB: 2 BB: 0 P: 7	R: 0 E: 0 K: 1 S: 5	H: 0 LOB: 0 BB: 0 P: 5	R: 2 E: 0 K: 0 S: 3	H: 1 LOB: 2 BB: 2 P: 11	R: 1 E: 0 K: 2 S: 7	H: 0 LOB: 3 BB: 3 P: 19	R: 0 E: 0 K: 0 S: 3	H: 0 LOB: 0 BB: 0 P: 3	1B: 2 2B: 0 3B: 0 HR: 2	SF: 0 SAC: 0 DP: 0 HBP: 0	WP: 0 PB: 0 SB: 0 CS: 1	PA: 35																				
PITCHER	IP	WLS	BF	H	R	ER	SO	BB	IBB	HBP	BLK	WP	HR	S	P	ERA	WHIP	PITCHER								IP	WLS	BF	H	R	ER	SO	BB	IBB	HBP	BLK	WP	HR	S	P	ERA	WHIP
Vida Blue, L ERA: 3.56	(1, 1)	7.0	L	30	4	4	4	5	6	0	0	0	0	0	34	58	5.14	1.429																								
Mike Armstrong, R ERA: 2.45	(8, 1)	1.0		4	0	0	0	2	1	0	0	0	0	0	7	11	0.00	1.000																								



Batter	1	2	3	4	5	6	7	8	9	AB	R	H	RBI	BB	SO	LOB	TOP			
Willie Wilson, S OBP: 0.369, SLG: 0.461 (1, 7)										5	0	2	0	0	1	2	Kansas City Royals @ Oakland Athletics Oakland-Alameda County Coliseum, Oakland, CA Tue Jun 22 1982, 7:05 PM PDT Att: 15,326 - Unknown livebaseballscorecards.com			
John Wathan, R OBP: 0.343, SLG: 0.319 (1, 2)										3	1	0	0	1	0	2				
George Brett, L OBP: 0.388, SLG: 0.527 (1, 5)										3	0	2	0	1	0	1				
Amos Otis, R OBP: 0.349, SLG: 0.475 (1, 8)										3	0	1	1	0	0	2				
Hal McRae, R OBP: 0.410, SLG: 0.560 (1, 10)										4	1	1	0	0	0	3				
Willie Aikens, L OBP: 0.311, SLG: 0.371 Dennis Werth, R OBP: 0.333, SLG: 0.143 (8, PR) (8, 3)										4	0	1	0	0	0	3				
Jerry Martin, R OBP: 0.335, SLG: 0.397 (1, 9)										4	0	1	1	0	0	1				
Frank White, R OBP: 0.330, SLG: 0.464 (1, 4)										4	0	1	0	0	0	1				
U L Washington, S OBP: 0.282, SLG: 0.269 (1, 6)										4	0	2	0	0	0	1				
Inning Stats	R: 1 E: 0 K: 1 S: 6	H: 1 LOB: 1 BB: 1 P: 10	R: 0 E: 0 K: 0 S: 5	H: 2 LOB: 2 BB: 0 P: 5	R: 0 E: 0 K: 0 S: 4	H: 1 LOB: 2 BB: 1 P: 8	R: 0 E: 0 K: 0 S: 3	H: 0 LOB: 0 BB: 0 P: 3	R: 0 E: 0 K: 0 S: 4	H: 1 LOB: 1 BB: 0 P: 4	R: 0 E: 0 K: 0 S: 3	H: 1 LOB: 1 BB: 0 P: 3	R: 0 E: 0 K: 0 S: 4	H: 2 LOB: 1 BB: 0 P: 4	R: 0 E: 0 K: 0 S: 4	H: 2 LOB: 1 BB: 0 P: 4		1B: 9 2B: 2 3B: 0 HR: 0	SF: 1 SAC: 1 DP: 2 HBP: 0	WP: 0 PB: 0 SB: 0 CS: 0
PITCHER Matt Keough, R ERA: 5.44 (1, 1)	IP: 9.0 WLS: L BF: 38	H: 11 R: 2 ER: 2 SO: 1	BB: 2 IBB: 0 HBP: 0 BLK: 0	WP: 0 HR: 0 S: 38 P: 46	ERA: 2.00 WHIP: 1.444	PITCHER IP: WLS: BF: H: R: ER: SO: BB: IBB: HBP: BLK: WP: HR: S: P: ERA: WHIP														

Batter	1	2	3	4	5	6	7	8	9	AB	R	H	RBI	BB	SO	LOB	BOTTOM					
Rickey Henderson, R OBP: 0.419, SLG: 0.392 (1, 7)										4	1	1	0	0	1	1	Kansas City Royals @ Oakland Athletics Oakland-Alameda County Coliseum, Oakland, CA Tue Jun 22 1982, 7:05 PM PDT Att: 15,326 - Unknown livebaseballscorecards.com					
Dwayne Murphy, L OBP: 0.325, SLG: 0.380 (1, 8)										3	0	0	0	1	1	2						
Cliff Johnson, R OBP: 0.305, SLG: 0.378 (1, 10)										4	0	1	1	0	0	1						
Tony Armas, R OBP: 0.276, SLG: 0.396 (1, 9)										4	0	2	0	0	0	0						
Joe Rudi, R OBP: 0.360, SLG: 0.330 Wayne Gross, L OBP: 0.362, SLG: 0.329 (6, PH) (7, 3)										2	0	1	0	0	1	2						
Tony Phillips, S OBP: 0.319, SLG: 0.256 (9, PR)										0	0	0	0	0	0	0						
Jeff Newman, R OBP: 0.288, SLG: 0.419 (1, 2)										4	0	0	0	0	1	6						
Davey Lopes, R OBP: 0.303, SLG: 0.332 Dan Meyer, L OBP: 0.278, SLG: 0.391 (9, PH)										3	0	0	0	0	1	3						
Dave McKay, S OBP: 0.222, SLG: 0.252 Jeff Burroughs, R OBP: 0.354, SLG: 0.463 (9, PH)										3	0	0	0	0	1	0						
Fred Stanley, R OBP: 0.315, SLG: 0.197 (1, 6)										2	0	0	0	1	0	0						
Inning Stats	R: 0 E: 0 K: 0 S: 3	H: 0 LOB: 0 BB: 0 P: 3	R: 0 E: 0 K: 2 S: 8	H: 1 LOB: 1 BB: 0 P: 8	R: 0 E: 0 K: 1 S: 5	H: 0 LOB: 1 BB: 1 P: 9	R: 0 E: 0 K: 1 S: 7	H: 2 LOB: 2 BB: 0 P: 7	R: 0 E: 0 K: 1 S: 5	H: 0 LOB: 0 BB: 0 P: 5	R: 0 E: 0 K: 1 S: 6	H: 1 LOB: 2 BB: 1 P: 10	R: 0 E: 0 K: 0 S: 3	H: 0 LOB: 0 BB: 0 P: 3	R: 1 E: 0 K: 1 S: 6	H: 1 LOB: 0 BB: 0 P: 6	R: 0 E: 0 K: 0 S: 4	H: 1 LOB: 1 BB: 0 P: 4	1B: 6 2B: 0 3B: 0 HR: 0	SF: 0 SAC: 0 DP: 0 HBP: 0	WP: 0 PB: 0 SB: 2 CS: 0	PA: 35
PITCHER Bud Black, L ERA: 4.67 Dan Quisenberry, R ERA: 2.01 (6, 1)	IP: 5.1 WLS: W BF: 22	H: 4 R: 0 ER: 0 SO: 5	BB: 2 IBB: 0 HBP: 0 BLK: 0	WP: 0 HR: 0 S: 30 P: 38	ERA: 0.00 WHIP: 1.125	PITCHER IP: WLS: BF: H: R: ER: SO: BB: IBB: HBP: BLK: WP: HR: S: P: ERA: WHIP																

Batter	1	2	3	4	5	6	7	8	9	AB	R	H	RBI	BB	SO	LOB	TOP			
Willie Wilson, S OBP: 0.366, SLG: 0.456 (1, 7)	F8		4-3		FC6-4			FC6-2 1B		4	0	1	0	0	0	1	Kansas City Royals @ Oakland Athletics Oakland-Alameda County Coliseum, Oakland, CA Wed Jun 23 1982, 3:33 AM PDT Att: 15,591 - Sunny livebaseballscorecards.com			
John Wathan, R OBP: 0.343, SLG: 0.316 Jamie Quirk, L OBP: 0.289, SLG: 0.306 (8, PH) (8, 2)	F9 BB		F4				F4	FC6-2 FC6-4		2	0	0	0	1	0	0				
George Brett, L OBP: 0.382, SLG: 0.519 (1, 5)	F9			4-3			F8	F5		4	0	0	0	0	0	4				
Amos Otis, R OBP: 0.351, SLG: 0.473 (1, 8)		1B HBP			CS 1B		L8	FC6-4		3	0	1	0	0	0	3				
Hal McRae, R OBP: 0.415, SLG: 0.560 (1, 10)	F9			S HBP				FC1-5 BB		2	0	1	0	1	0	1				
Willie Aikens, L OBP: 0.315, SLG: 0.371 Dennis Werth, R OBP: 0.333, SLG: 0.143 (9, PR) (9, 3)							L7	FC1-5 1B		3	0	1	0	1	0	2				
Jerry Martin, R OBP: 0.333, SLG: 0.394 (1, 9)	F3						K	FC1-5 1B		4	0	1	0	0	1	5				
Frank White, R OBP: 0.331, SLG: 0.463 Greg Pryor, R OBP: 0.406, SLG: 0.583 Cesar Geronimo, L OBP: 0.367, SLG: 0.571 Onix Concepcion, R OBP: 0.275, SLG: 0.315 (9, PH) (9, 4)	5-3				F2		CS	1B SH FC6-2 1B		3	0	1	0	0	0	3				
U L Washington, S OBP: 0.284, SLG: 0.272 (1, 6)			F7					SH FC6-2 1B		3	0	1	1	0	0	1				
Inning Stats	R: 0 E: 0 K: 0 S: 2	H: 0 LOB: 0 BB: 1 P: 6	R: 0 E: 0 K: 0 S: 4	H: 1 LOB: 2 BB: 0 P: 5	R: 0 E: 0 K: 0 S: 3	H: 0 LOB: 0 BB: 0 P: 3	R: 0 E: 0 K: 0 S: 3	H: 1 LOB: 1 BB: 0 P: 4	R: 0 E: 0 K: 0 S: 4	H: 0 LOB: 0 BB: 0 P: 3	R: 0 E: 0 K: 1 S: 5	H: 1 LOB: 0 BB: 0 P: 5	R: 0 E: 1 K: 0 S: 6	H: 2 LOB: 2 BB: 0 P: 6	R: 1 E: 0 K: 1 S: 5	H: 1 LOB: 2 BB: 2 P: 13		1B: 7 2B: 0 3B: 0 HR: 0	SF: 0 SAC: 1 DP: 0 HBP: 2	WP: 0 PB: 0 SB: 1 CS: 2
PITCHER	IP WLS BF H R ER SO BB IBB HBP BLK WP HR S P ERA WHIP	8.0 L 32 6 1 1 1 2 0 2 0 0 0 30 40 1.12 1.000	0.0 1 0 0 0 0 1 0 0 0 0 0 0 4 ∞ ∞	1.0 3 1 0 0 1 0 0 0 0 0 0 5 5 0.00 1.000											ERA WHIP					

Batter	1	2	3	4	5	6	7	8	9	AB	R	H	RBI	BB	SO	LOB	BOTTOM			
Jeff Newman, R OBP: 0.280, SLG: 0.407 (1, 5)	5-3			4-3	FC6-4			FC1-6		4	0	0	0	0	0	2	Kansas City Royals @ Oakland Athletics Oakland-Alameda County Coliseum, Oakland, CA Wed Jun 23 1982, 3:33 AM PDT Att: 15,591 - Sunny livebaseballscorecards.com			
Tony Armas, R OBP: 0.272, SLG: 0.389 (1, 9)	K			K			F7	L8		4	0	0	0	0	2	1				
Dwayne Murphy, L OBP: 0.331, SLG: 0.379 (1, 8)	F7			BB HBP			FC6-4 1B	K		3	0	1	0	0	1	1				
Cliff Johnson, R OBP: 0.304, SLG: 0.370 (1, 3)				BB BB			F7	K		3	0	0	0	1	1	1				
Jeff Burroughs, R OBP: 0.362, SLG: 0.446 (1, 10)				BB BB			FC6-4	F8		2	0	0	0	2	0	1				
Davey Lopes, R OBP: 0.302, SLG: 0.330 (1, 4)	5-3			BB				F8		4	0	1	0	0	0	4				
Fred Stanley, R OBP: 0.305, SLG: 0.190 (1, 6)							CS 1B	F8		3	0	0	0	0	0	1				
Rickey Henderson, R OBP: 0.416, SLG: 0.388 (1, 7)								F7		3	0	0	0	0	0	0				
Mike Heath, R OBP: 0.309, SLG: 0.336 (1, 2)								6-3		3	0	2	0	0	0	0				
Inning Stats	R: 0 E: 0 K: 1 S: 5	H: 0 LOB: 0 BB: 0 P: 5	R: 0 E: 0 K: 0 S: 2	H: 0 LOB: 0 BB: 1 P: 6	R: 0 E: 0 K: 0 S: 3	H: 0 LOB: 0 BB: 0 P: 3	R: 0 E: 0 K: 1 S: 5	H: 0 LOB: 3 BB: 2 P: 14	R: 0 E: 0 K: 0 S: 4	H: 1 LOB: 1 BB: 0 P: 4	R: 0 E: 0 K: 0 S: 3	H: 1 LOB: 0 BB: 0 P: 3	R: 0 E: 0 K: 1 S: 6	H: 1 LOB: 1 BB: 0 P: 6	R: 0 E: 0 K: 1 S: 5	H: 0 LOB: 0 BB: 0 P: 5		1B: 4 2B: 0 3B: 0 HR: 0	SF: 0 SAC: 0 DP: 0 HBP: 1	WP: 0 PB: 0 SB: 0 CS: 1
PITCHER	IP WLS BF H R ER SO BB IBB HBP BLK WP HR S P ERA WHIP	9.0 W 33 4 0 0 4 3 0 1 0 0 0 37 50 0.00 0.778											ERA WHIP							



Batter	1	2	3	4	5	6	7	8	9	AB	R	H	RBI	BB	SO	LOB	TOP			
Willie Wilson, S OBP: 0.367, SLG: 0.457 (1, 7)	4-3	1-3 2B		5-3		F3			G6-4-3 HBP	4	0	1	0	0	0	2				
John Wathan, R OBP: 0.338, SLG: 0.313 Jamie Quirk, L OBP: 0.275, SLG: 0.289 (1, 2) (6, 2)	5-3	K			6-3		F4		G6-4-3 1-2	3	0	0	0	0	1	2				
George Brett, L OBP: 0.380, SLG: 0.512 (1, 5)	BB HBP		4-3		4-3		4-3			3	0	0	0	0	0	0				
Amos Otis, R OBP: 0.353, SLG: 0.471 (1, 8)	FC5-4 BB		5-3		5-3	WP 1B				3	0	1	0	1	1	0				
Hal McRae, R OBP: 0.413, SLG: 0.553 (1, 10)	FC5-4 1-2		5-3			BB		F9		3	0	0	0	1	0	2				
Jerry Martin, R OBP: 0.326, SLG: 0.396 (1, 9)		5-3		G6-4-3 BB 1B	5-3					4	1	2	0	0	0	2				
Willie Aikens, L OBP: 0.318, SLG: 0.370 (1, 3)	1-3			4-0 BB 1-2 BB		FC3-6 1B		F7		3	0	1	0	1	0	1				
Greg Pryor, R OBP: 0.397, SLG: 0.578 (1, 4)		1B 2B		G6-4-3 1-2 2-3		F9		K		4	1	1	0	0	1	4				
U L Washington, S OBP: 0.293, SLG: 0.282 (1, 6)		2B 2H 1B				FC3-6 1-2		G3		4	0	2	2	0	0	1				
Inning Stats	R: 0 E: 0 K: 0 S: 3	H: 0 LOB: 2 BB: 1 P: 8	R: 1 E: 0 K: 1 S: 8	H: 3 LOB: 2 BB: 0 P: 8	R: 0 E: 0 K: 0 S: 3	H: 0 LOB: 0 BB: 0 P: 3	R: 1 E: 0 K: 0 S: 4	H: 2 LOB: 1 BB: 1 P: 8	R: 0 E: 0 K: 0 S: 4	H: 1 LOB: 1 BB: 0 P: 4	R: 0 E: 0 K: 1 S: 5	H: 0 LOB: 0 BB: 0 P: 5	R: 0 E: 0 K: 1 S: 6	H: 1 LOB: 1 BB: 0 P: 6	R: 0 E: 0 K: 0 S: 2	H: 0 LOB: 0 BB: 0 P: 3	1B: 6 2B: 2 3B: 0 HR: 0	SF: 0 SAC: 0 DP: 2 HBP: 2	WP: 1 PB: 0 SB: 0 CS: 0	PA: 38
PITCHER Geoff Zahn, L ERA: 3.13 (1, 1)	IP: 9.0 WLS: W BF: 38 H: 8 R: 2 ER: 2 SO: 3 BB: 3 IBB: 0 HBP: 2 BLK: 0 WP: 1 HR: 0 S: 39 P: 53 ERA: 2.00 WHIP: 1.222																			

Kansas City Royals @ California Angels
Anaheim Stadium, Anaheim, CA
Thu Jun 24 1982, 10:05 PM EDT
Att: 29,250 - Unknown

AB 33
R 2
H 8
RBI 2
BB 3
SO 3
LOB 15



Batter	1	2	3	4	5	6	7	8	9	AB	R	H	RBI	BB	SO	LOB	BOTTOM			
Brian Downing, R OBP: 0.339, SLG: 0.454 Juan Beniquez, R OBP: 0.333, SLG: 0.319 (1, 7) (8, 7)	4-3		F5		BB 1B		BB 1B	6-3		4	1	2	0	0	0	0				
Rod Carew, L OBP: 0.410, SLG: 0.375 (1, 3)	4-3		6-3		1B HR BB		L7			3	1	0	0	1	0	2				
Don Baylor, R OBP: 0.298, SLG: 0.410 (1, 10)	F5			F7	HR 1B		BB			3	1	1	2	1	0	0				
Reggie Jackson, L OBP: 0.350, SLG: 0.464 Bobby Clark, R OBP: 0.225, SLG: 0.300 (1, 9) (8, 9)		F7		E2 CS	HR 1B		K			4	1	1	3	0	1	3				
Doug DeCinces, R OBP: 0.318, SLG: 0.437 (1, 5)		HR		F9	6-3		K			4	1	1	1	0	1	4				
Fred Lynn, L OBP: 0.356, SLG: 0.412 (1, 8)		F7		CS	G3 SH4-1 2B		K		F5	4	1	1	0	0	1	0				
Bobby Grich, R OBP: 0.378, SLG: 0.453 (1, 4)		BB			G3		F9		WP BB 1B	3	0	1	0	1	0	1				
Tim Foli, R OBP: 0.308, SLG: 0.367 (1, 6)		6-3			SH4-1		5-3		F7	3	0	0	1	0	0	2				
Bob Boone, R OBP: 0.347, SLG: 0.352 (1, 2)			L7		BB 1B 1B			BB 1B	WP BB	3	1	2	0	1	0	0				
Inning Stats	R: 0 E: 0 K: 0 S: 3	H: 0 LOB: 0 BB: 0 P: 3	R: 1 E: 0 K: 0 S: 4	H: 1 LOB: 1 BB: 1 P: 8	R: 0 E: 0 K: 0 S: 3	H: 0 LOB: 0 BB: 0 P: 3	R: 0 E: 1 K: 0 S: 3	H: 0 LOB: 0 BB: 0 P: 3	R: 6 E: 0 K: 0 S: 8	H: 5 LOB: 0 BB: 1 P: 12	R: 0 E: 0 K: 1 S: 5	H: 0 LOB: 0 BB: 0 P: 5	R: 0 E: 0 K: 2 S: 9	H: 2 LOB: 3 BB: 1 P: 13	R: 0 E: 0 K: 0 S: 4	H: 1 LOB: 2 BB: 1 P: 8	1B: 6 2B: 1 3B: 0 HR: 2	SF: 0 SAC: 1 DP: 0 HBP: 0	WP: 1 PB: 0 SB: 0 CS: 1	PA: 38
PITCHER Keith Creel, R ERA: 5.89 Don Hood, L ERA: 3.89 Mike Armstrong, R ERA: 2.31 (1, 1) (6, 1) (7, 1)	IP: 5.0 WLS: L BF: 23 H: 6 R: 7 ER: 7 SO: 2 BB: 1 IBB: 0 HBP: 0 BLK: 0 WP: 0 HR: 2 S: 21 P: 29 ERA: 12.60 WHIP: 1.600																			

Kansas City Royals @ California Angels
Anaheim Stadium, Anaheim, CA
Thu Jun 24 1982, 10:05 PM EDT
Att: 29,250 - Unknown


AB 32
R 7
H 9
RBI 7
BB 4
SO 3
LOB 14




Batter	1	2	3	4	5	6	7	8	9	AB	R	H	RBI	BB	SO	LOB	TOP								
Rickey Henderson, R OBP: 0.415, SLG: 0.394 (1, 7)										5	0	2	4	0	0	3	Oakland Athletics @ Kansas City Royals Royals Stadium, Kansas City, MO Mon Jun 28 1982, 8:05 PM EDT Att: 40,728 - Unknown - 86 F								
Dwayne Murphy, L OBP: 0.334, SLG: 0.402 (1, 8)										4	1	1	3	1	1	3									
Cliff Johnson, R OBP: 0.312, SLG: 0.389 (1, 10)										4	1	1	0	1	0	3									
Tony Armas, R OBP: 0.261, SLG: 0.370 (1, 9)										5	0	0	0	0	2	3									
Joe Rudi, R OBP: 0.346, SLG: 0.310 (1, 3)										5	0	1	1	0	0	0									
Mickey Klutts, R OBP: 0.247, SLG: 0.253 (1, 5)										5	1	2	0	0	1	1									
Mike Heath, R OBP: 0.293, SLG: 0.316 (1, 2)										4	1	1	0	0	0	1									
Davey Lopes, R OBP: 0.310, SLG: 0.348 (1, 4)										3	2	2	0	1	0	0									
Fred Stanley, R OBP: 0.316, SLG: 0.226 (1, 6)										4	2	2	0	0	0	4									
Inning Stats	R: 0 E: 0 K: 1 S: 5	H: 0 LOB: 1 BB: 1 P: 9	R: 2 E: 0 K: 0 S: 6	H: 3 LOB: 2 BB: 1 P: 10	R: 1 E: 0 K: 0 S: 4	H: 2 LOB: 0 BB: 0 P: 4	R: 3 E: 0 K: 0 S: 6	H: 3 LOB: 0 BB: 0 P: 6	R: 0 E: 0 K: 1 S: 6	H: 1 LOB: 1 BB: 0 P: 6	R: 2 E: 2 K: 1 S: 8	H: 2 LOB: 1 BB: 0 P: 8	R: 0 E: 0 K: 0 S: 3	H: 0 LOB: 0 BB: 0 P: 3	R: 0 E: 0 K: 0 S: 4	H: 1 LOB: 2 BB: 1 P: 8	R: 0 E: 0 K: 1 S: 5	H: 0 LOB: 0 BB: 0 P: 5	1B: 9 2B: 2 3B: 0 HR: 1	SF: 0 SAC: 0 DP: 1 HBP: 0	WP: 1 PB: 0 SB: 0 CS: 0	PA: 42			
PITCHER	IP	WLS	BF	H	R	ER	SO	BB	IBB	HBP	BLK	WP	HR	S	P	ERA	WHIP								
Larry Gura, L ERA: 4.2 (1, 1)	4.0	L	21	8	6	6	1	2	0	0	0	0	1	21	29	13.50	2.500								
Grant Jackson, L ERA: 5.17 (5, 1)	3.0		13	3	2	0	2	0	0	0	0	0	0	17	17	0.00	1.000								
Keith Creel, R ERA: 5.4 (8, 1)	2.0		8	1	0	0	1	1	0	0	0	1	0	9	13	0.00	1.000								

Batter	1	2	3	4	5	6	7	8	9	AB	R	H	RBI	BB	SO	LOB	BOTTOM								
Willie Wilson, S OBP: 0.358, SLG: 0.446 (1, 8)										4	1	1	0	0	0	4	Oakland Athletics @ Kansas City Royals Royals Stadium, Kansas City, MO Mon Jun 28 1982, 8:05 PM EDT Att: 40,728 - Unknown - 86 F								
U L Washington, S OBP: 0.303, SLG: 0.280 (1, 6)										4	1	1	1	0	0	0									
George Brett, L OBP: 0.391, SLG: 0.517 (1, 5)										4	1	1	0	0	0	0									
Hal McRae, R OBP: 0.405, SLG: 0.568 (1, 10)										4	0	1	2	0	0	0									
Willie Aikens, L OBP: 0.315, SLG: 0.378 (1, 3)										4	1	2	0	0	0	1									
Steve Hammond, L OBP: 0.687, SLG: 0.667 (1, 9)										3	0	2	0	0	0	0									
Lee May, R OBP: 0.415, SLG: 0.587 (8, PH)										1	0	0	0	0	0	1									
Tom Poquette, L OBP: 0.206, SLG: 0.161 (9, 9)										0	0	0	0	0	0	0									
Jerry Martin, R OBP: 0.336, SLG: 0.393 (1, 7)										3	0	2	1	0	0	0									
Jamie Quirk, L OBP: 0.250, SLG: 0.278 (1, 2)										3	0	0	0	0	0	5									
Dennis Werth, R OBP: 0.316, SLG: 0.133 (9, PH)										1	0	0	0	0	1	0									
Greg Pryor, R OBP: 0.333, SLG: 0.475 (1, 4)										4	0	0	0	0	0	4									
Inning Stats	R: 0 E: 0 K: 0 S: 3	H: 0 LOB: 0 BB: 0 P: 3	R: 0 E: 0 K: 0 S: 3	H: 0 LOB: 0 BB: 0 P: 3	R: 0 E: 0 K: 0 S: 4	H: 1 LOB: 1 BB: 0 P: 4	R: 0 E: 0 K: 0 S: 3	H: 0 LOB: 0 BB: 0 P: 3	R: 0 E: 0 K: 0 S: 6	H: 3 LOB: 3 BB: 0 P: 6	R: 0 E: 0 K: 0 S: 3	H: 0 LOB: 0 BB: 0 P: 3	R: 1 E: 0 K: 0 S: 4	H: 2 LOB: 0 BB: 0 P: 4	R: 3 E: 0 K: 0 S: 7	H: 4 LOB: 1 BB: 0 P: 7	R: 0 E: 0 K: 1 S: 5	H: 0 LOB: 0 BB: 0 P: 5	1B: 7 2B: 1 3B: 2 HR: 0	SF: 1 SAC: 0 DP: 1 HBP: 0	WP: 0 PB: 0 SB: 0 CS: 0	PA: 36			
PITCHER	IP	WLS	BF	H	R	ER	SO	BB	IBB	HBP	BLK	WP	HR	S	P	ERA	WHIP								
Rick Langford, R ERA: 4.2 (1, 1)	7.1	W	31	10	4	4	0	0	0	0	0	0	0	31	31	4.91	1.364								
Tom Underwood, L ERA: 3.67 (8, 1)	1.2		5	0	0	0	1	0	0	0	0	0	0	7	7	0.00	0.000								



Batter	1	2	3	4	5	6	7	8	9	AB	R	H	RBI	BB	SO	LOB	TOP										
Rickey Henderson, R OBP: 0.418, SLG: 0.399	0-0 SH1-3 2B		0-0 1-2 1B		4-0 S BLK BB		0-3 K		0-3 K	4	1	2	0	1	2	2	Oakland Athletics @ Kansas City Royals Royals Stadium, Kansas City, MO Tue Jun 29 1982, 8:05 PM EDT Att: 26,837 - Unknown - 92 F AB 32 R 2 H 7 RBI 1 BB 5 SO 7 LOB 20 										
Dwayne Murphy, L OBP: 0.337, SLG: 0.401	0-0 SH1-3 2-3		0-3 K		4-0 BLK BB		0-0 FC6-4 1B		0-0 6-3	3	0	1	1	1	1	3											
Cliff Johnson, R OBP: 0.305, SLG: 0.380	0-0 F3		0-0 F7		0-0 F9		0-0 FC6-4			4	0	0	0	0	0	5											
Tony Armas, R OBP: 0.261, SLG: 0.365	0-3 K			4-0 5-3 BB		0-0 6-3			0-0 F9	3	0	0	0	1	1	2											
Joe Rudi, R OBP: 0.345, SLG: 0.305 Dan Meyer, L OBP: 0.271, SLG: 0.383		0-3 K		0-0 5-3		4-0 L6-3 BB			0-0 6-3	2	0	0	0	1	1	1											
Mickey Klutts, R OBP: 0.238, SLG: 0.244 Wayne Gross, L OBP: 0.356, SLG: 0.324		0-0 G3		0-0 F8		0-0 F7			0-0 1B	3	0	0	0	0	0	2											
Davey Lopes, R OBP: 0.309, SLG: 0.343		0-0 F4		4-0 BB		0-0 L6-3			0-3 K	3	0	0	0	1	1	2											
Jeff Newman, R OBP: 0.264, SLG: 0.379			0-0 1B 1B		0-0 1-3				0-0 F3	4	0	1	0	0	1	2											
Fred Stanley, R OBP: 0.313, SLG: 0.221 Danny Goodwin, L OBP: 0.324, SLG: 0.529 Tony Phillips, S OBP: 0.326, SLG: 0.291			0-0 F7			0-0 6-3			0-0 1B 2B	2	0	0	0	0	0	1											
									0-0 3B	1	1	1	0	0	0	0											
										1	0	1	0	0	0	0											
Inning Stats	R: 0 E: 0 K: 1 S: 6	H: 1 LOB: 1 BB: 0 P: 6	R: 0 E: 0 K: 1 S: 5	H: 0 LOB: 0 BB: 0 P: 5	R: 0 E: 0 K: 1 S: 7	H: 2 LOB: 2 BB: 0 P: 7	R: 0 E: 0 K: 0 S: 3	H: 0 LOB: 2 BB: 2 P: 11	R: 1 E: 0 K: 0 S: 2	H: 0 LOB: 1 BB: 1 P: 6	R: 1 E: 0 K: 1 S: 7	H: 2 LOB: 1 BB: 0 P: 7	R: 0 E: 0 K: 1 S: 6	H: 1 LOB: 1 BB: 0 P: 6	R: 0 E: 0 K: 2 S: 8	H: 1 LOB: 1 BB: 0 P: 8		1B: 4 2B: 3 3B: 1 HR: 0	SF: 0 SAC: 1 DP: 1 HBP: 0	WP: 0 PB: 0 SB: 1 CS: 0	PA: 38						
PITCHER	IP	WLS	BF	H	R	ER	SO	BB	IBB	HBP	BLK	WP	HR	S	P	ERA		WHIP									
Don Hood, L ERA: 2.81	5.0	W	22	3	1	1	3	4	0	0	1	0	0	24	40	1.80	1.400										
Mike Armstrong, R ERA: 2.35	4.0	S	16	4	1	1	4	1	0	0	0	0	0	23	27	2.25	1.250										

Batter	1	2	3	4	5	6	7	8	9	AB	R	H	RBI	BB	SO	LOB	BOTTOM											
Willie Wilson, S OBP: 0.359, SLG: 0.442	4-0 4-3 HR BB		0-0 F7		0-0 G4-6-3 1B				0-0 FC6-4	4	1	1	0	1	0	3	Oakland Athletics @ Kansas City Royals Royals Stadium, Kansas City, MO Tue Jun 29 1982, 8:05 PM EDT Att: 26,837 - Unknown - 92 F AB 34 R 7 H 9 RBI 6 BB 3 SO 5 LOB 20 											
John Wathan, R OBP: 0.338, SLG: 0.312 Jamie Quirk, L OBP: 0.250, SLG: 0.278	0-0 4-3 1-3		0-0 1B S 1B		0-0 G4-6-3				0-0 FC5-2-6	4	1	1	0	0	0	3												
George Brett, L OBP: 0.396, SLG: 0.531	0-0 HR		0-0 1B 1B		4-0 FC6-4 BB				0-0 5-3	3	2	2	2	1	0	1												
Hal McRae, R OBP: 0.399, SLG: 0.560	0-3 K		0-0 5-3		0-0 FC6-4				0-3 K	4	0	0	0	0	2	3												
Willie Aikens, L OBP: 0.314, SLG: 0.375	0-0 F9		0-0 E 5-3 1B			0-0 3-1			0-3 K	4	1	1	2	0	1	0												
Steve Hammond, L OBP: 0.571, SLG: 0.667		0-0 E FC6-4 2B		4-0 5-3 E BB		0-0 4-3			0-3 K	3	1	1	0	1	1	0												
Jerry Martin, R OBP: 0.335, SLG: 0.391		0-3 K		0-0 E6 5-3 1B		0-0 F9			0-0 G5-4-3 1B	4	0	1	0	0	1	3												
Onix Concepcion, R OBP: 0.272, SLG: 0.312		0-0 E3 FC6-4		0-0 5-3					0-0 G5-4-3	4	1	1	1	0	0	4												
U L Washington, S OBP: 0.301, SLG: 0.279		0-0 FC6-4		0-0 4-3					0-0 E5	4	0	1	1	0	0	3												
									0-0 FC6-4 1B																			
Inning Stats	R: 2 E: 0 K: 1 S: 6	H: 1 LOB: 0 BB: 1 P: 10	R: 1 E: 1 K: 1 S: 7	H: 1 LOB: 1 BB: 0 P: 7	R: 3 E: 1 K: 0 S: 7	H: 3 LOB: 2 BB: 1 P: 11	R: 0 E: 0 K: 0 S: 3	H: 1 LOB: 1 BB: 1 P: 7	R: 0 E: 0 K: 0 S: 3	H: 0 LOB: 0 BB: 0 P: 3	R: 1 E: 1 K: 0 S: 5	H: 1 LOB: 1 BB: 0 P: 5	R: 0 E: 0 K: 3 S: 9	H: 0 LOB: 0 BB: 0 P: 9	R: 0 E: 0 K: 0 S: 4	H: 2 LOB: 1 BB: 0 P: 4		1B: 7 2B: 1 3B: 0 HR: 1	SF: 0 SAC: 0 DP: 2 HBP: 0	WP: 0 PB: 0 SB: 4 CS: 0	PA: 37							
PITCHER	IP	WLS	BF	H	R	ER	SO	BB	IBB	HBP	BLK	WP	HR	S	P	ERA		WHIP										
Dave Beard, R ERA: 4.27	2.1	L	13	4	5	4	2	1	0	0	0	0	0	4	8	0.00		3.000										
Tom Underwood, L ERA: 3.64	0.2		5	1	1	0	0	1	0	0	0	0	0	4	8	0.00	3.000											
Bo McLaughlin, R ERA: 5.18	1.0		4	1	0	0	0	1	0	0	0	0	0	3	7	0.00	2.000											
Fernando Arroyo, R ERA: 4.15	4.0		15	3	1	0	3	0	0	0	0	0	0	21	21	0.00	0.750											

Batter	1	2	3	4	5	6	7	8	9	AB	R	H	RBI	BB	SO	LOB	TOP			
Rickey Henderson, R OBP: 0.418, SLG: 0.399	0-0 4-3 S 1B	0-0 1-2 1B			0-0 4-3		0-0 E5 1B SF4		0-3 K	5	2	2	0	0	1	1				
Dwayne Murphy, L OBP: 0.338, SLG: 0.398	0-0 4-3	0-0 4-3			4-0 1B BB		0-0 F8-4-3 1B		0-0 4-3	4	0	1	1	1	0	3				
Joe Rudi, R OBP: 0.340, SLG: 0.303	0-0 1B 1B		0-0 F7		0-3 K		0-0 SF4		0-0 G3	4	0	1	2	0	1	1				
Cliff Johnson, R OBP: 0.304, SLG: 0.376	0-0 F6		0-0 F9		0-0 1B		0-0 F8-4-3			4	0	1	0	0	0	2				
Tony Armas, R OBP: 0.265, SLG: 0.365	0-0 1B		0-0 G3		0-0 F9			4-0 SH1 3B BB		3	1	1	0	1	0	2				
Mickey Klutts, R OBP: 0.241, SLG: 0.259	0-0 F8			0-0 2B		0-0 F9		0-0 SH1		3	0	1	0	0	0	2				
Davey Lopes, R OBP: 0.304, SLG: 0.336		0-0 F8		0-3 K		0-0 F8		0-0 6-3		4	0	0	0	0	1	2				
Mike Heath, R OBP: 0.299, SLG: 0.339		0-0 1B 1B		0-3 K		0-0 F8		0-0 3B		4	0	2	1	0	1	1				
Fred Stanley, R OBP: 0.310, SLG: 0.222		0-0 F8		0-0 F8			0-0 E 1B 1B		0-0 6-3	4	1	1	0	0	0	3				
Inning Stats	R: 1 E: 0 K: 0 S: 6	H: 3 LOB: 2 BB: 0 P: 6	R: 0 E: 0 K: 0 S: 5	H: 2 LOB: 2 BB: 0 P: 5	R: 0 E: 0 K: 2 S: 3	H: 0 LOB: 0 BB: 0 P: 3	R: 0 E: 0 K: 1 S: 8	H: 1 LOB: 1 BB: 0 P: 8	R: 0 E: 0 K: 1 S: 6	H: 0 LOB: 0 BB: 0 P: 3	R: 2 E: 1 K: 0 S: 5	H: 2 LOB: 0 BB: 0 P: 5	R: 1 E: 0 K: 0 S: 4	H: 1 LOB: 1 BB: 1 P: 8	R: 0 E: 0 K: 1 S: 5	H: 0 LOB: 0 BB: 0 P: 5	1B: 8 2B: 2 3B: 1 HR: 0	SF: 1 SAC: 1 DP: 1 HBP: 0	WP: 0 PB: 0 SB: 1 CS: 0	PA: 39
PITCHER	IP WLS BF H R ER SO BB IBB HBP BLK WP HR S P ERA WHIP	7.0 L 32 9 4 2 3 2 0 0 0 0 0 36 44 2.57 1.571	2.0 7 1 0 0 1 0 0 0 0 0 0 0 9 9 0.00 0.500																	

Oakland Athletics @ Kansas City Royals
 Royals Stadium, Kansas City, MO
 Wed Jun 30 1982, 8:05 PM EDT
 Att: 24,882 - Unknown - 82 F

AB	35
R	4
H	10
RBI	4
BB	2
SO	4
LOB	17



Batter	1	2	3	4	5	6	7	8	9	AB	R	H	RBI	BB	SO	LOB	BOTTOM			
Willie Wilson, S OBP: 0.362, SLG: 0.443	0-0 1B 1B		0-0 1-3		0-0 FC4-6 5-3 1-2		0-0 1B 1B			4	0	2	0	0	0	1				
John Wathan, R OBP: 0.337, SLG: 0.311	0-0 F7		0-0 F8		0-0 5-3		0-0 1B			4	0	1	0	0	0	2				
George Brett, L OBP: 0.397, SLG: 0.528	0-0 G6-4-3 1B		0-0 6-3		4-0 BB		0-0 4-3			3	0	1	0	1	0	2				
Amos Otis, R OBP: 0.349, SLG: 0.462	0-0 G6-4-3 1-2			0-0 4-3	0-0 F7			0-0 6-3		4	0	0	0	0	0	4				
Hal McRae, R OBP: 0.394, SLG: 0.552		0-0 4-3		0-0 4-3		0-0 F7		0-0 5-3		4	0	0	0	0	0	0				
Willie Aikens, L OBP: 0.317, SLG: 0.374		0-0 2B 1B		4-0 WP BB		0-3 K		0-0 4-3		3	0	1	0	1	1	0				
Jerry Martin, R OBP: 0.333, SLG: 0.386		0-0 F9		4-0 1-2 BB		0-0 F9			0-0 6-3	3	0	0	0	1	0	1				
Onix Concepcion, R OBP: 0.273, SLG: 0.318		0-0 1B		0-0 F7			0-0 F8		0-0 F9	3	0	1	0	0	0	2				
Steve Hammond, L OBP: 0.500, SLG: 0.571		1-3 2B			0-0 F7				0-0 F9	1	0	0	0	0	0	0				
U L Washington, S OBP: 0.299, SLG: 0.278		0-0 F8			0-0 FC4-6 1B		0-0 6-3		0-0 F7	4	0	1	0	0	0	2				
Inning Stats	R: 0 E: 0 K: 0 S: 4	H: 2 LOB: 1 BB: 0 P: 4	R: 0 E: 0 K: 0 S: 5	H: 2 LOB: 2 BB: 0 P: 5	R: 0 E: 0 K: 0 S: 3	H: 0 LOB: 0 BB: 0 P: 3	R: 0 E: 0 K: 0 S: 3	H: 0 LOB: 2 BB: 2 P: 11	R: 0 E: 0 K: 1 S: 5	H: 0 LOB: 0 BB: 0 P: 5	R: 0 E: 0 K: 0 S: 5	H: 2 LOB: 2 BB: 0 P: 5	R: 0 E: 0 K: 0 S: 3	H: 0 LOB: 0 BB: 0 P: 3	R: 0 E: 0 K: 0 S: 3	H: 0 LOB: 0 BB: 0 P: 3	1B: 6 2B: 1 3B: 0 HR: 0	SF: 0 SAC: 0 DP: 1 HBP: 0	WP: 1 PB: 0 SB: 0 CS: 0	PA: 36
PITCHER	IP WLS BF H R ER SO BB IBB HBP BLK WP HR S P ERA WHIP	9.0 W 36 7 0 0 1 3 0 0 0 1 0 35 47 0.00 1.111																		

Oakland Athletics @ Kansas City Royals
 Royals Stadium, Kansas City, MO
 Wed Jun 30 1982, 8:05 PM EDT
 Att: 24,882 - Unknown - 82 F

AB	33
R	0
H	7
RBI	0
BB	3
SO	1
LOB	14



Batter	1	2	3	4	5	6	7	8	9	AB	R	H	RBI	BB	SO	LOB	TOP																					
Brian Downing, R OBP: 0.338, SLG: 0.462 (1, 7)	F4		5-3		G6-4-3		F9		F5	5	0	0	0	0	0	2	California Angels @ Kansas City Royals Royals Stadium, Kansas City, MO Fri Jul 02 1982, 8:05 PM EDT Att: 29,609 - Unknown - 89 F livebaseballscorecards.com																					
Rod Carew, L OBP: 0.405, SLG: 0.382 (1, 3)	1-3		F7				F8		6-3	5	0	1	0	0	0	1																						
Bobby Grich, R OBP: 0.369, SLG: 0.450 (1, 4)	5-3				F8		F8			4	0	1	0	0	0	1																						
Don Baylor, R OBP: 0.314, SLG: 0.444 (1, 10)			F3						F8	4	1	2	1	0	0	1																						
Doug DeCinces, R OBP: 0.321, SLG: 0.444 (1, 5)									F5	2	1	1	0	2	0	0																						
Reggie Jackson, L OBP: 0.344, SLG: 0.444 (1, 9)			K		K		E3			4	0	1	0	0	2	3																						
Fred Lynn, L OBP: 0.357, SLG: 0.439 (1, 8)					F9		K		F7	4	0	1	0	0	1	3																						
Tim Foli, R OBP: 0.307, SLG: 0.359 (1, 6)	F4		F7		FC6-4				F5	4	0	0	0	0	0	5																						
Bob Boone, R OBP: 0.350, SLG: 0.352 (1, 2)	5-3				FC6-4					4	0	2	0	0	0	4																						
Inning Stats	R: 0 E: 0 K: 0 S: 3	H: 0 LOB: 0 BB: 0 P: 3	R: 0 E: 0 K: 1 S: 7	H: 2 LOB: 3 BB: 1 P: 11	R: 0 E: 0 K: 1 S: 4	H: 1 LOB: 1 BB: 0 P: 4	R: 0 E: 0 K: 1 S: 5	H: 0 LOB: 1 BB: 1 P: 9	R: 0 E: 0 K: 0 S: 4	H: 2 LOB: 1 BB: 0 P: 4	R: 2 E: 1 K: 1 S: 8	H: 2 LOB: 1 BB: 0 P: 8	R: 0 E: 0 K: 0 S: 3	H: 0 LOB: 0 BB: 0 P: 3	R: 0 E: 0 K: 0 S: 4	H: 1 LOB: 1 BB: 0 P: 4	R: 0 E: 0 K: 0 S: 4	H: 1 LOB: 1 BB: 0 P: 4	1B: 5 2B: 3 3B: 0 HR: 1	SF: 0 SAC: 0 DP: 1 HBP: 0	WP: 0 PB: 0 SB: 0 CS: 0	PA: 38																
PITCHER	IP	WLS	BF	H	R	ER	SO	BB	IBB	HBP	BLK	WP	HR	S	P	ERA	WHIP	PITCHER				IP	WLS	BF	H	R	ER	SO	BB	IBB	HBP	BLK	WP	HR	S	P	ERA	WHIP
Vida Blue, L ERA: 3.47 (1, 1)	6.0	W	27	7	2	1	3	2	0	0	0	0	1	31	39	1.50	1.500					6.0	W	27	7	2	1	3	2	0	0	0	0	1	31	39	1.50	1.500
Mike Armstrong, R ERA: 2.14 (7, 1)	3.0	S	11	2	0	0	0	0	0	0	0	0	0	11	11	0.00	0.667					3.0	S	11	2	0	0	0	0	0	0	0	11	11	0.00	0.667		

Batter	1	2	3	4	5	6	7	8	9	AB	R	H	RBI	BB	SO	LOB	BOTTOM																					
Willie Wilson, S OBP: 0.367, SLG: 0.449 (1, 7)	BB	G3					K			4	1	2	0	1	1	0	California Angels @ Kansas City Royals Royals Stadium, Kansas City, MO Fri Jul 02 1982, 8:05 PM EDT Att: 29,609 - Unknown - 89 F livebaseballscorecards.com																					
John Wathan, R OBP: 0.341, SLG: 0.311 (1, 2)	BB						F9			3	2	1	0	2	0	1																						
George Brett, L OBP: 0.401, SLG: 0.524 (1, 5)	BB						F7			2	1	0	0	3	0	0																						
Amos Otis, R OBP: 0.353, SLG: 0.469 (1, 8)							4-3			5	1	3	3	0	0	2																						
Hal McRae, R OBP: 0.404, SLG: 0.560 (1, 10)										3	1	3	2	2	0	0																						
Willie Aikens, L OBP: 0.315, SLG: 0.367 (1, 3)										4	0	0	0	1	0	9																						
Jerry Martin, R OBP: 0.331, SLG: 0.383 (1, 9)										5	0	1	1	0	0	3																						
Frank White, R OBP: 0.328, SLG: 0.461 (1, 4)										5	1	1	0	0	0	5																						
U L Washington, S OBP: 0.305, SLG: 0.279 (1, 6)										3	0	1	1	1	0	3																						
Inning Stats	R: 3 E: 0 K: 0 S: 5	H: 2 LOB: 2 BB: 3 P: 17	R: 1 E: 0 K: 0 S: 5	H: 2 LOB: 2 BB: 2 P: 13	R: 0 E: 0 K: 0 S: 3	H: 1 LOB: 2 BB: 1 P: 7	R: 0 E: 0 K: 0 S: 2	H: 0 LOB: 2 BB: 3 P: 14	R: 1 E: 0 K: 0 S: 5	H: 3 LOB: 1 BB: 0 P: 5	R: 1 E: 0 K: 0 S: 6	H: 2 LOB: 3 BB: 1 P: 10	R: 0 E: 0 K: 1 S: 5	H: 0 LOB: 0 BB: 0 P: 5	R: 1 E: 0 K: 0 S: 5	H: 2 LOB: 1 BB: 0 P: 5	1B: 8 2B: 4 3B: 0 HR: 0	SF: 0 SAC: 0 DP: 1 HBP: 0	WP: 0 PB: 0 SB: 2 CS: 1	PA: 44																		
PITCHER	IP	WLS	BF	H	R	ER	SO	BB	IBB	HBP	BLK	WP	HR	S	P	ERA	WHIP	PITCHER				IP	WLS	BF	H	R	ER	SO	BB	IBB	HBP	BLK	WP	HR	S	P	ERA	WHIP
Steve Renko, R ERA: 3.24 (1, 1)	0.0	L	5	2	3	3	0	3	0	0	0	0	0	11	14	∞	∞					0.0	L	5	2	3	3	0	3	0	0	0	0	11	14	∞	∞	
Andy Hassler, L ERA: 1.67 (1, 1)	3.0		16	3	1	1	0	4	1	0	0	0	0	11	31	3.00	2.333					3.0		16	3	1	1	0	4	1	0	0	0	11	31	3.00	2.333	
Luis Sanchez, R ERA: 3.61 (4, 1)	2.2		12	4	2	2	0	2	0	0	0	0	0	10	18	6.75	2.250					2.2		12	4	2	2	0	2	0	0	0	10	18	6.75	2.250		
Don Aase, R ERA: 3.17 (6, 1)	2.1		11	3	1	1	1	0	0	0	0	0	0	13	13	3.86	1.286					2.1		11	3	1	1	1	0	0	0	0	13	13	3.86	1.286		

Batter	1	2	3	4	5	6	7	8	9	AB	R	H	RBI	BB	SO	LOB	TOP										
Brian Downing, R OBP: 0.340, SLG: 0.466 (1, 7)										4	0	2	0	0	0	0	California Angels @ Kansas City Royals Royals Stadium, Kansas City, MO Sat Jul 03 1982, 8:05 PM EDT Att: 41,380 - Unknown - 94 F										
Doug DeCinces, R OBP: 0.320, SLG: 0.440 (1, 5)										3	0	0	0	1	0												
Bobby Grich, R OBP: 0.367, SLG: 0.447 (1, 4)										4	1	1	0	0	1	4											
Don Baylor, R OBP: 0.310, SLG: 0.438 (1, 10)										4	0	0	0	0	0	2											
Fred Lynn, L OBP: 0.356, SLG: 0.436 (1, 8)										4	0	1	0	0	0	1											
Reggie Jackson, L OBP: 0.346, SLG: 0.457 (1, 9)										4	1	2	2	0	1	0											
Rod Carew, L OBP: 0.399, SLG: 0.376 (1, 3)										4	0	0	0	0	0	2											
Tim Foli, R OBP: 0.304, SLG: 0.355 (1, 6)										3	0	0	0	0	0	2											
Joe Ferguson, R OBP: 0.259, SLG: 0.220 (1, 2)										2	0	0	0	1	0	0											
Inning Stats	R: 0 E: 0 K: 1 S: 6	H: 1 LOB: 1 BB: 0 P: 6	R: 0 E: 0 K: 0 S: 3	H: 0 LOB: 2 BB: 0 P: 3	R: 0 E: 0 K: 0 S: 3	H: 1 LOB: 2 BB: 2 P: 11	R: 0 E: 0 K: 0 S: 5	H: 2 LOB: 2 BB: 0 P: 5	R: 0 E: 0 K: 0 S: 3	H: 0 LOB: 0 BB: 0 P: 3	R: 0 E: 0 K: 0 S: 3	H: 0 LOB: 0 BB: 0 P: 3	R: 0 E: 0 K: 1 S: 5	H: 0 LOB: 0 BB: 0 P: 5	R: 0 E: 0 K: 1 S: 5	H: 0 LOB: 0 BB: 0 P: 5		1B: 4 2B: 1 3B: 0 HR: 1	SF: 0 SAC: 0 DP: 1 HBP: 0	WP: 1 PB: 0 SB: 0 CS: 0	PA: 34						
PITCHER	IP	WLS	BF	H	R	ER	SO	BB	IBB	HBP	BLK	WP	HR	S	P	ERA	WHIP										
Larry Gura, L ERA: 4.14 (1, 1)	6.0	W	25	6	2	2	1	2	0	0	0	1	1	25	33	3.00	1.333										
Dan Quisenberry, R ERA: 2.25 (7, 1)	3.0	S	9	0	0	0	1	0	0	0	0	0	0	11	11	0.00	0.000										

Batter	1	2	3	4	5	6	7	8	9	AB	R	H	RBI	BB	SO	LOB	BOTTOM										
Willie Wilson, S OBP: 0.368, SLG: 0.448 (1, 7)										5	1	2	1	0	0	1	California Angels @ Kansas City Royals Royals Stadium, Kansas City, MO Sat Jul 03 1982, 8:05 PM EDT Att: 41,380 - Unknown - 94 F										
John Wathan, R OBP: 0.338, SLG: 0.309 (1, 2)										5	1	1	0	0	0	3											
George Brett, L OBP: 0.402, SLG: 0.522 (1, 5)										3	1	1	1	1	0	0											
Amos Otis, R OBP: 0.359, SLG: 0.471 (1, 8)										3	1	2	1	1	0	0											
Hal McRae, R OBP: 0.405, SLG: 0.566 (1, 10)										4	1	2	2	0	1	2											
Willie Aikens, L OBP: 0.305, SLG: 0.360 (1, 3)										4	0	0	0	0	2	3											
Steve Hammond, L OBP: 0.500, SLG: 0.556 (1, 9)										2	0	1	0	0	1	0											
Jerry Martin, R OBP: 0.329, SLG: 0.380 (6, 9)										2	0	0	0	0	1	3											
Frank White, R OBP: 0.332, SLG: 0.464 (1, 4)										3	1	2	1	0	0	0											
U L Washington, S OBP: 0.312, SLG: 0.287 (1, 6)										4	0	2	0	0	0	2											
Inning Stats	R: 0 E: 0 K: 0 S: 3	H: 0 LOB: 2 BB: 2 P: 11	R: 1 E: 0 K: 2 S: 10	H: 3 LOB: 2 BB: 0 P: 10	R: 0 E: 0 K: 1 S: 5	H: 0 LOB: 0 BB: 0 P: 5	R: 0 E: 0 K: 0 S: 4	H: 1 LOB: 1 BB: 0 P: 4	R: 5 E: 0 K: 1 S: 11	H: 6 LOB: 1 BB: 0 P: 11	R: 0 E: 0 K: 0 S: 3	H: 0 LOB: 0 BB: 0 P: 3	R: 0 E: 0 K: 1 S: 6	H: 2 LOB: 2 BB: 0 P: 6	R: 0 E: 0 K: 0 S: 4	H: 1 LOB: 1 BB: 0 P: 4	1B: 12 2B: 1 3B: 1 HR: 0	SF: 0 SAC: 1 DP: 1 HBP: 0	WP: 1 PB: 0 SB: 0 CS: 1	PA: 38							
PITCHER	IP	WLS	BF	H	R	ER	SO	BB	IBB	HBP	BLK	WP	HR	S	P	ERA	WHIP										
Dave Goltz, R ERA: 4.39 (1, 1)	4.0	L	23	9	6	6	3	2	0	0	0	0	0	27	35	13.50	2.750										
Andy Hassler, L ERA: 1.66 (5, 1)	0.1		1	0	0	0	1	0	0	0	0	0	0	3	3	0.00	0.000										
Mike Witt, R ERA: 3.46 (5, 1)	2.0		9	3	0	0	0	0	0	0	0	1	0	9	9	0.00	1.500										
Doug Corbett, R ERA: 5.04 (7, 1)	1.2		5	1	0	0	1	0	0	0	0	0	0	7	7	0.00	0.600										

Batter	1	2	3	4	5	6	7	8	9	AB	R	H	RBI	BB	SO	LOB	TOP										
Brian Downing, R (1, 7) OBP: 0.339, SLG: 0.461	F4		4-3			G6-4-3 BB			F3	3	0	0	0	1	0	1	California Angels @ Kansas City Royals Royals Stadium, Kansas City, MO Sun Jul 04 1982, 4:33 AM EDT Att: 33,360 - Unknown - 94 F livebaseballscorecards.com										
Juan Beniquez, R (1, 9) OBP: 0.322, SLG: 0.346 Reggie Jackson, L (9, PH) OBP: 0.345, SLG: 0.455	G3			6-3		G6-4-3 1-2f			3-1	3	0	0	0	0	0	1											
Bobby Grich, R (1, 4) OBP: 0.362, SLG: 0.440	F4			F8		K			F8	4	0	0	0	0	1	0											
Don Baylor, R (1, 10) OBP: 0.310, SLG: 0.437		K			1B				F9	3	0	1	0	0	1	0											
Doug DeCinces, R (1, 5) OBP: 0.317, SLG: 0.435	F7			F8					F3	3	0	0	0	0	0	1											
Ron Jackson, R (1, 3) OBP: 0.297, SLG: 0.286	F7				F7				3-1	3	0	0	0	0	0	0											
Bobby Clark, R (1, 8) Fred Lynn, L (8, PH) OBP: 0.354, SLG: 0.434			K			HR			K	2	1	1	1	0	1	0											
Bob Boone, R (1, 2) OBP: 0.346, SLG: 0.347			F3			F3			5-3	3	0	0	0	0	0	0											
Mick Kelleher, R (1, 6) Rob Wilfong, L (8, PH) Tim Foli, P (8, 6) OBP: 0.304, SLG: 0.355									F7	1	0	0	0	1	1	0											
										1	0	0	0	0	0	0											
										0	0	0	0	0	0	0											
Inning Stats	R: 0 E: 0 K: 0 S: 3	H: 0 LOB: 0 BB: 0 P: 3	R: 0 E: 0 K: 1 S: 5	H: 0 LOB: 0 BB: 0 P: 5	R: 0 E: 0 K: 1 S: 5	H: 0 LOB: 1 BB: 1 P: 9	R: 0 E: 0 K: 0 S: 4	H: 1 LOB: 1 BB: 0 P: 4	R: 1 E: 0 K: 1 S: 6	H: 1 LOB: 0 BB: 0 P: 6	R: 0 E: 0 K: 0 S: 4	H: 0 LOB: 0 BB: 0 P: 8	R: 0 E: 0 K: 0 S: 3	H: 0 LOB: 0 BB: 0 P: 3	R: 0 E: 0 K: 1 S: 5	H: 0 LOB: 0 BB: 0 P: 5	1B: 1 2B: 0 3B: 0 HR: 1	SF: 0 SAC: 0 DP: 1 HBP: 0	WP: 0 PB: 0 SB: 0 CS: 0	PA: 30							
PITCHER	IP	WLS	BF	H	R	ER	SO	BB	IBB	HBP	BLK	WP	HR	S	P	ERA	WHIP										
Bud Black, L (1, 1) ERA: 4.62	7.0	W	24	2	1	1	4	2	0	0	0	0	1	30	38	1.29	0.571										
Mike Armstrong, R (8, 1) ERA: 2.02	2.0		6	0	0	0	1	0	0	0	0	0	0	8	8	0.00	0.000										


Batter	1	2	3	4	5	6	7	8	9	AB	R	H	RBI	BB	SO	LOB	BOTTOM										
Willie Wilson, S (1, 7) OBP: 0.378, SLG: 0.460	G5-4-3 1B		1-3 1B 2B			G6-4-3 2H 3H 1-2f			1-2 BB	3	1	3	2	1	0	0	California Angels @ Kansas City Royals Royals Stadium, Kansas City, MO Sun Jul 04 1982, 4:33 AM EDT Att: 33,360 - Unknown - 94 F livebaseballscorecards.com										
John Wathan, R (1, 2) OBP: 0.341, SLG: 0.312	G5-4-3 1-2f		2H 3H 1B CS		G6-4-3 1-2f			1-2 1B	4	0	2	2	0	0	2												
George Brett, L (1, 5) OBP: 0.397, SLG: 0.515	4-3		2H 3H 1B F7					1-3 1B	4	0	0	0	0	0	3												
Amos Otis, R (1, 8) OBP: 0.368, SLG: 0.502			CS		G6-4-3 1-2f 1B			HR	4	2	4	2	0	0	0												
Hal McRae, R (1, 10) OBP: 0.400, SLG: 0.559	F3			G6-4-3 1-2f		F8		F9	4	0	0	0	0	0	2												
Jerry Martin, R (1, 9) OBP: 0.328, SLG: 0.378			K		5-3			1B	4	0	1	0	0	2	1												
Willie Aikens, L (1, 3) Dennis Werth, R (8, PR) OBP: 0.316, SLG: 0.133			6-3					1B	3	1	1	0	1	0	1												
Frank White, R (1, 4) OBP: 0.331, SLG: 0.460					2B 1B 1B			F7	4	1	1	0	0	0	3												
U L Washington, S (1, 6) OBP: 0.320, SLG: 0.305			F7					1B 2B	3	1	2	0	0	0	1												
Inning Stats	R: 0 E: 0 K: 0 S: 3	H: 1 LOB: 0 BB: 0 P: 3	R: 1 E: 0 K: 1 S: 6	H: 1 LOB: 0 BB: 0 P: 6	R: 2 E: 0 K: 0 S: 5	H: 3 LOB: 0 BB: 0 P: 5	R: 0 E: 0 K: 0 S: 3	H: 1 LOB: 0 BB: 0 P: 3	R: 2 E: 0 K: 0 S: 5	H: 3 LOB: 0 BB: 0 P: 5	R: 1 E: 0 K: 0 S: 5	H: 2 LOB: 1 BB: 0 P: 5	R: 0 E: 0 K: 0 S: 4	H: 2 LOB: 2 BB: 1 P: 8	R: 0 E: 0 K: 1 S: 6	H: 1 LOB: 2 BB: 1 P: 10	1B: 10 2B: 2 3B: 0 HR: 2	SF: 0 SAC: 0 DP: 3 HBP: 0	WP: 0 PB: 0 SB: 0 CS: 1	PA: 36							
PITCHER	IP	WLS	BF	H	R	ER	SO	BB	IBB	HBP	BLK	WP	HR	S	P	ERA	WHIP										
Geoff Zahn, L (1, 1) ERA: 3.28	5.0	L	20	9	5	5	1	0	0	0	0	0	0	22	22	9.00	1.800										
Bruce Kison, R (6, 1) ERA: 3.74	1.0		5	2	1	1	0	0	0	0	0	0	1	5	5	9.00	2.000										
Don Aase, R (7, 1) ERA: 3.04	2.0		10	3	0	0	1	2	0	0	0	0	0	10	18	0.00	2.500										

Batter	1	2	3	4	5	6	7	8	9	10	11	AB	R	H	RBI	BB	SO	LOB	TOP	
Jerry Remy, L OBP: 0.348, SLG: 0.310 (1, 4)												5	0	2	0	1	0	3		
Dwight Evans, R OBP: 0.388, SLG: 0.452 (1, 9)												3	1	0	0	3	1	3		
Jim Rice, R OBP: 0.377, SLG: 0.476 (1, 7)												4	0	0	1	1	0	4		
Tony Perez, R OBP: 0.357, SLG: 0.436 (1, 10)												6	0	1	0	0	0	8		
Dave Stapleton, R OBP: 0.291, SLG: 0.383 (1, 3)												5	0	1	1	0	0	3		
Glenn Hoffman, R OBP: 0.255, SLG: 0.348 (8, PH)												3	1	1	0	0	1	4		
Carl Yastrzemski OBP: 0.373, SLG: 0.442 (8, 6)												1	0	0	0	0	1	0		
Julio Valdez, S OBP: 0.400, SLG: 0.400 (8, 6)												1	0	0	0	0	0	0		
Rick Miller, L OBP: 0.333, SLG: 0.323 (1, 8)												5	1	1	0	0	2	2		
Gary Allenson, R OBP: 0.278, SLG: 0.281 (11, PR)												3	0	1	1	1	1	0		
Reid Nichols, R OBP: 0.310, SLG: 0.400 (11, 2)												0	1	0	0	0	0	0		
Rich Gedman, L OBP: 0.316, SLG: 0.425 (11, 2)												0	0	0	0	0	0	0		
Wade Boggs, L OBP: 0.380, SLG: 0.440 (1, 5)												4	0	2	1	0	2	1		
Inning Stats	R: 0 E: 0 K: 0 S: 3	H: 1 LOB: 0 BB: 0 P: 3	R: 2 E: 0 K: 0 S: 7	H: 4 LOB: 2 BB: 0 P: 7	R: 1 E: 0 K: 1 S: 6	H: 0 LOB: 2 BB: 2 P: 14	R: 0 E: 0 K: 1 S: 5	H: 0 LOB: 0 BB: 0 P: 5	R: 0 E: 0 K: 1 S: 5	H: 1 LOB: 1 BB: 1 P: 9	R: 0 E: 0 K: 3 S: 9	H: 0 LOB: 0 BB: 0 P: 9	R: 0 E: 0 K: 1 S: 7	H: 2 LOB: 2 BB: 0 P: 7	R: 0 E: 0 K: 1 S: 5	H: 0 LOB: 3 BB: 2 P: 12	1B: 9 2B: 0 3B: 0 HR: 0	SF: 1 SAC: 1 DP: 1 HBP: 1	WP: 2 PB: 0 SB: 0 CS: 0	PA: 49
PITCHER	IP: 7.0 ERA: 3.16	WLS: L ERA: 2.08	BF: 32 ERA: 2.23	H: 7 R: 2 ER: 3 SO: 3	R: 3 R: 1 ER: 3 SO: 3	R: 3 R: 1 ER: 3 SO: 3	R: 3 R: 1 ER: 3 SO: 3	R: 3 R: 1 ER: 3 SO: 3	R: 3 R: 1 ER: 3 SO: 3	R: 3 R: 1 ER: 3 SO: 3	R: 3 R: 1 ER: 3 SO: 3	R: 3 R: 1 ER: 3 SO: 3	R: 3 R: 1 ER: 3 SO: 3	R: 3 R: 1 ER: 3 SO: 3	R: 3 R: 1 ER: 3 SO: 3	R: 3 R: 1 ER: 3 SO: 3	ERA: 3.16 WHIP: 1.571			

Boston Red Sox @ Kansas City Royals
 Royals Stadium, Kansas City, MO
 Mon Jul 05 1982, 8:05 PM EDT
 Unknown - 92 F

livebaseballscores.com

AB 40
 R 4
 H 9
 RBI 4
 BB 6
 SO 8
 LOB 28




Batter	1	2	3	4	5	6	7	8	9	10	11	AB	R	H	RBI	BB	SO	LOB	BOTTOM	
Willie Wilson, S OBP: 0.381, SLG: 0.461 (1, 7)												6	1	3	0	0	0	1		
John Wathan, R OBP: 0.341, SLG: 0.309 (7, 2)												2	0	0	0	1	0	2		
Jamie Quirk, L OBP: 0.271, SLG: 0.286 (7, 2)												2	0	1	0	1	0	1		
George Brett, L OBP: 0.393, SLG: 0.507 (1, 5)												6	1	1	1	0	0	5		
Amos Otis, R OBP: 0.368, SLG: 0.498 (1, 8)												4	0	1	0	1	1	1		
Hal McRae, R OBP: 0.400, SLG: 0.556 (1, 10)												5	1	2	0	0	0	3		
Jerry Martin, R OBP: 0.329, SLG: 0.386 (1, 9)												5	0	2	1	0	2	2		
Willie Aikens, L OBP: 0.320, SLG: 0.361 (8, PR)												2	0	1	1	2	0	2		
Dennis Werth, R OBP: 0.316, SLG: 0.133 (9, 3)												0	0	0	0	0	0	0		
Lee May, R OBP: 0.426, SLG: 0.587 (10, PH)												0	0	0	0	1	0	0		
Frank White, R OBP: 0.324, SLG: 0.451 (1, 4)												5	0	0	0	0	0	7		
U L Washington, S OBP: 0.316, SLG: 0.301 (1, 6)												5	0	1	0	0	0	0		
Inning Stats	R: 0 E: 0 K: 0 S: 2	H: 0 LOB: 0 BB: 1 P: 6	R: 0 E: 0 K: 1 S: 7	H: 2 LOB: 2 BB: 0 P: 7	R: 0 E: 0 K: 0 S: 4	H: 1 LOB: 1 BB: 1 P: 4	R: 0 E: 0 K: 1 S: 5	H: 1 LOB: 1 BB: 1 P: 9	R: 0 E: 0 K: 0 S: 4	H: 0 LOB: 1 BB: 1 P: 9	R: 0 E: 0 K: 1 S: 5	H: 2 LOB: 1 BB: 1 P: 9	R: 0 E: 0 K: 0 S: 3	H: 2 LOB: 1 BB: 1 P: 7	R: 0 E: 1 K: 0 S: 4	H: 1 LOB: 1 BB: 1 P: 8	1B: 10 2B: 2 3B: 0 HR: 0	SF: 0 SAC: 0 DP: 1 HBP: 0	WP: 0 PB: 0 SB: 0 CS: 2	PA: 49
PITCHER	IP: 5.0 ERA: 4.57	WLS: W ERA: 3.07	BF: 26	H: 6 R: 1 ER: 2 SO: 2	R: 2 R: 1 ER: 2 SO: 2	R: 2 R: 1 ER: 2 SO: 2	R: 2 R: 1 ER: 2 SO: 2	R: 2 R: 1 ER: 2 SO: 2	R: 2 R: 1 ER: 2 SO: 2	R: 2 R: 1 ER: 2 SO: 2	R: 2 R: 1 ER: 2 SO: 2	R: 2 R: 1 ER: 2 SO: 2	R: 2 R: 1 ER: 2 SO: 2	R: 2 R: 1 ER: 2 SO: 2	R: 2 R: 1 ER: 2 SO: 2	R: 2 R: 1 ER: 2 SO: 2	ERA: 4.57 WHIP: 1.800			

Boston Red Sox @ Kansas City Royals
 Royals Stadium, Kansas City, MO
 Mon Jul 05 1982, 8:05 PM EDT
 Unknown - 92 F

livebaseballscores.com

AB 42
 R 3
 H 12
 RBI 3
 BB 6
 SO 3
 LOB 24



Batter	1	2	3	4	5	6	7	8	9	AB	R	H	RBI	BB	SO	LOB	TOP			
Dwight Evans, R OBP: 0.399, SLG: 0.452	6-3		FC5-4 BB		SF7		FC5-2 1B			2	0	1	1	1	0	0	Boston Red Sox @ Kansas City Royals Royals Stadium, Kansas City, MO Mon Jul 05 1982, 8:05 PM EDT Att: 41,024 - Unknown			
Dave Stapleton, R OBP: 0.290, SLG: 0.381	G4-6-3 1B		FC5-4		F9		FC5-2			4	0	1	0	0	0	4				
Jim Rice, R OBP: 0.373, SLG: 0.469	G4-6-3			K		6-3	K			4	0	0	0	0	2	3				
Carl Yastrzemski, L OBP: 0.375, SLG: 0.500		3-1		HR		1B 2B		6-3		4	2	2	1	0	0	0				
Tony Perez, R OBP: 0.345, SLG: 0.419	F9		K		F7		K			4	0	0	0	0	2	1				
Rich Gedman, L OBP: 0.320, SLG: 0.426	F4		WP 1B			2H 1B		G1		4	0	2	1	0	0	0				
Ed Jurak, R OBP: 0.250, SLG: 0.182 Wade Boggs, L OBP: 0.381, SLG: 0.429			4-3	F8		1-3		F7		2	0	0	0	0	0	1				
Reid Nichols, R OBP: 0.315, SLG: 0.415 Rick Miller, L OBP: 0.335, SLG: 0.324			5-3		SH1-3 SF7 2B		1B FC5-2 1B		6-3	2	1	1	0	0	0	0				
Julio Valdez, S OBP: 0.500, SLG: 0.500 Jerry Remy, L OBP: 0.347, SLG: 0.308				BB 1B	SH1-3		SH1-4		1-4-3	1	0	1	0	0	0	0				
Inning Stats	R: 0 E: 0 K: 0 S: 3	H: 1 LOB: 0 BB: 0 P: 3	R: 0 E: 0 K: 0 S: 3	H: 0 LOB: 0 BB: 0 P: 3	R: 0 E: 0 K: 0 S: 4	H: 1 LOB: 2 BB: 1 P: 8	R: 1 E: 0 K: 2 S: 9	H: 2 LOB: 1 BB: 0 P: 9	R: 1 E: 0 K: 0 S: 4	H: 1 LOB: 0 BB: 0 P: 4	R: 1 E: 0 K: 0 S: 5	H: 2 LOB: 1 BB: 0 P: 5	R: 0 E: 0 K: 1 S: 5	H: 0 LOB: 0 BB: 0 P: 5	R: 0 E: 0 K: 0 S: 3	H: 0 LOB: 0 BB: 0 P: 3		1B: 6 2B: 2 3B: 0 HR: 1	SF: 1 SAC: 2 DP: 1 HBP: 0	WP: 1 PB: 0 SB: 0 CS: 0
PITCHER	IP	WLS	BF	H	R	ER	SO	BB	IBB	HBP	BLK	WP	HR	S	P	ERA	WHIP			
Don Hood, L ERA: 3.32	5.2	W	24	7	3	3	2	1	0	0	0	1	1	27	31	4.76	1.412			
Dan Quisenberry, R ERA: 2.13	3.1	S	12	2	0	0	2	0	0	0	0	0	0	16	16	0.00	0.600			

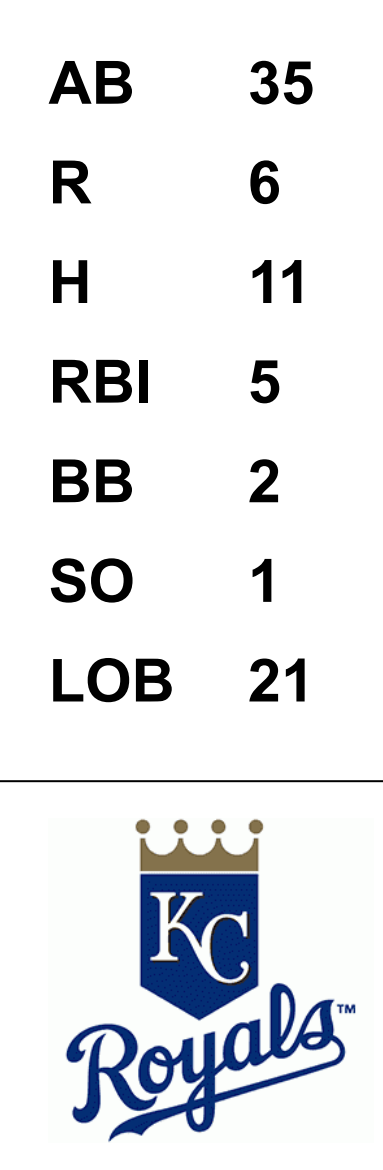
Batter	1	2	3	4	5	6	7	8	9	AB	R	H	RBI	BB	SO	LOB	BOTTOM			
Willie Wilson, S OBP: 0.383, SLG: 0.462	HR 1B		6-3		1B 1B	F9				4	2	2	0	0	0	1	Boston Red Sox @ Kansas City Royals Royals Stadium, Kansas City, MO Mon Jul 05 1982, 8:05 PM EDT Att: 41,024 - Unknown			
Frank White, R OBP: 0.327, SLG: 0.464	HR		E5 FC5		E 1B	G3				4	2	3	0	0	1					
George Brett, L OBP: 0.388, SLG: 0.500	1-3		F8		4-3		1-4-3			4	0	0	0	0	2					
Amos Otis, R OBP: 0.370, SLG: 0.494	F9		BB		FC6-4 BB		6-3			2	0	0	0	2	0					
Hal McRae, R OBP: 0.395, SLG: 0.548	F8		FC5		FC6-4		6-3			4	0	0	0	0	3					
Jerry Martin, R OBP: 0.331, SLG: 0.385		K			FC6-4 1B		BB		6-3	3	0	1	0	1	1					
Lee May, R OBP: 0.429, SLG: 0.583 Willie Aikens, L OBP: 0.321, SLG: 0.362					F6		4-3			2	0	1	0	0	0	2				
Dennis Werth, R OBP: 0.316, SLG: 0.133							4-3 1B			0	0	0	0	0	0	0				
Onix Concepcion, R OBP: 0.267, SLG: 0.311					FC6-4		4-3			4	0	0	0	0	3					
Jamie Quirk, L OBP: 0.270, SLG: 0.283					K				F8	4	0	1	0	0	2	4				
Inning Stats	R: 2 E: 0 K: 0 S: 5	H: 2 LOB: 0 BB: 0 P: 5	R: 0 E: 0 K: 2 S: 8	H: 1 LOB: 1 BB: 0 P: 8	R: 0 E: 1 K: 0 S: 4	H: 0 LOB: 2 BB: 1 P: 8	R: 0 E: 0 K: 1 S: 6	H: 1 LOB: 1 BB: 0 P: 6	R: 2 E: 0 K: 0 S: 5	H: 2 LOB: 2 BB: 2 P: 13	R: 0 E: 0 K: 0 S: 4	H: 1 LOB: 1 BB: 0 P: 4	R: 0 E: 0 K: 0 S: 3	H: 0 LOB: 0 BB: 0 P: 3	R: 0 E: 0 K: 0 S: 4	H: 1 LOB: 2 BB: 0 P: 4	1B: 7 2B: 0 3B: 0 HR: 1	SF: 0 SAC: 0 DP: 0 HBP: 0	WP: 0 PB: 0 SB: 0 CS: 0	PA: 36
PITCHER	IP	WLS	BF	H	R	ER	SO	BB	IBB	HBP	BLK	WP	HR	S	P	ERA	WHIP			
Bob Ojeda, L ERA: 5.6	4.2	L	24	4	3	3	3	3	0	0	0	0	0	0	0	5.79	1.929			
Luis Aponte, R ERA: 3.62	3.1		12	2	0	0	0	0	0	0	0	0	0	12	12	0.00	0.600			

Batter	1	2	3	4	5	6	7	8	9	AB	R	H	RBI	BB	SO	LOB	TOP			
Jerry Remy, L (1,4) OBP: 0.351, SLG: 0.314										4	0	2	0	1	0	2	Boston Red Sox @ Kansas City Royals Royals Stadium, Kansas City, MO Tue Jul 06 1982, 8:05 PM EDT Att: 22,380 - Unknown - 83 F			
Dwight Evans, R (1,9) OBP: 0.398, SLG: 0.448										3	0	0	1	1	1	3				
Jim Rice, R (1,7) OBP: 0.368, SLG: 0.463										4	0	0	0	0	1	5				
Tony Perez, R (1,10) OBP: 0.341, SLG: 0.407										3	0	0	0	1	2	2				
Dave Stapleton, R (1,3) OBP: 0.287, SLG: 0.376										4	0	0	0	0	0	3				
Rich Gedman, L (1,2) OBP: 0.318, SLG: 0.423										4	0	1	0	0	0	3				
Glenn Hoffman, R (1,6) OBP: 0.294, SLG: 0.350										4	1	1	0	0	0	1				
Reid Nichols, R (1,8) OBP: 0.304, SLG: 0.400 Carl Yastrzemski, L (9,PH) OBP: 0.374, SLG: 0.498										3	0	0	0	0	2	2				
Wade Boggs, L (1,5) OBP: 0.309, SLG: 0.436										1	1	1	1	3	0	0				
Inning Stats	R: 0 E: 0 K: 0 S: 4	H: 1 LOB: 3 BB: 2 P: 12	R: 1 E: 0 K: 1 S: 6	H: 2 LOB: 0 BB: 0 P: 6	R: 0 E: 0 K: 2 S: 7	H: 0 LOB: 0 BB: 0 P: 7	R: 0 E: 0 K: 1 S: 6	H: 1 LOB: 1 BB: 0 P: 6	R: 0 E: 0 K: 0 S: 3	H: 0 LOB: 2 BB: 2 P: 15	R: 1 E: 0 K: 0 S: 4	H: 1 LOB: 1 BB: 1 P: 8	R: 0 E: 0 K: 0 S: 3	H: 0 LOB: 0 BB: 0 P: 3	R: 0 E: 0 K: 0 S: 3	H: 0 LOB: 1 BB: 1 P: 7		1B: 3 2B: 2 3B: 0 HR: 0	SF: 0 SAC: 0 DP: 1 HBP: 0	WP: 0 PB: 0 SB: 0 CS: 0
PITCHER	IP WLS BF H R ER SO BB IBB HBP BLK WP HR S P ERA WHIP																			
Vida Blue, L (1,1) ERA: 3.4	7.0 W 30 5 2 2 6 5 0 0 0 0 0 0 0 0 0 2.57 1.429																			
Bill Castro, R ERA:	2.0 S 7 0 0 0 0 1 0 0 0 0 0 0 6 10 0.00 0.500																			

AB	31
R	2
H	5
RBI	2
BB	6
SO	6
LOB	21



Batter	1	2	3	4	5	6	7	8	9	AB	R	H	RBI	BB	SO	LOB	BOTTOM	
Willie Wilson, S (1,7) OBP: 0.379, SLG: 0.458										4	0	1	1	0	1	2	Boston Red Sox @ Kansas City Royals Royals Stadium, Kansas City, MO Tue Jul 06 1982, 8:05 PM EDT Att: 22,380 - Unknown - 83 F	
Don Slaught, R (1,2) OBP: 0.400, SLG: 0.400										5	1	2	0	0	0	6		
George Brett, L (1,5) OBP: 0.389, SLG: 0.502										3	1	1	0	1	0	2		
Amos Otis, R (1,8) OBP: 0.368, SLG: 0.489										3	1	0	0	1	0	3		
Hal McRae, R (1,10) OBP: 0.396, SLG: 0.558										4	1	2	4	0	0	0		
Jerry Martin, R (1,9) OBP: 0.327, SLG: 0.380										4	0	0	0	0	0	2		
Willie Aikens, L (1,3) OBP: 0.320, SLG: 0.360 Dennis Werth, R (6,PR) OBP: 0.316, SLG: 0.133										4	0	1	0	0	0	2		
Frank White, R (1,4) OBP: 0.330, SLG: 0.472										4	1	2	0	0	0	2		
U L Washington, S (1,6) OBP: 0.321, SLG: 0.307										4	0	2	0	0	0	2		
Inning Stats	R: 4 E: 0 K: 0 S: 6	H: 3 LOB: 0 BB: 1 P: 10	R: 1 E: 0 K: 0 S: 5	H: 2 LOB: 1 BB: 0 P: 5	R: 0 E: 0 K: 0 S: 4	H: 0 LOB: 1 BB: 0 P: 4	R: 0 E: 0 K: 1 S: 7	H: 2 LOB: 3 BB: 1 P: 11	R: 0 E: 0 K: 0 S: 4	H: 1 LOB: 1 BB: 0 P: 4	R: 0 E: 0 K: 0 S: 3	H: 0 LOB: 0 BB: 0 P: 3	R: 1 E: 1 K: 0 S: 5	H: 1 LOB: 2 BB: 0 P: 5	1B: 7 2B: 3 3B: 0 HR: 1	SF: 1 SAC: 0 DP: 1 HBP: 0		WP: 0 PB: 0 SB: 1 CS: 0
PITCHER	IP WLS BF H R ER SO BB IBB HBP BLK WP HR S P ERA WHIP																	
John Tudor, L (1,1) ERA: 3.82	8.0 L 38 11 6 5 1 2 0 0 0 0 0 1 38 46 5.62 1.625																	



Batter	1	2	3	4	5	6	7	8	9	AB	R	H	RBI	BB	SO	LOB	TOP			
Damaso Garcia, R OBP: 0.343, SLG: 0.409	0-0 6-3		0-0 E S 1B		0-0 F8			0-0 5-3		4	0	1	0	0	0	1	<p>Toronto Blue Jays @ Kansas City Royals</p> <p>Royals Stadium, Kansas City, MO</p> <p>Wed Jul 07 1982, 8:05 PM EDT</p> <p>Att: 22,217 - Unknown - 85 F</p> <p>livebaseballscores.com</p>			
Garth Iorg, R OBP: 0.309, SLG: 0.388	0-0 5-3		0-0 F4			1-0 FC6-4 HBP		0-0 F9		3	0	0	0	0	0	1				
Barry Bonnell, R OBP: 0.378, SLG: 0.472	0-0 F9			0-0 5-3				0-0 F9		4	0	0	0	0	0	1				
Jesse Barfield, R OBP: 0.324, SLG: 0.420		0-0 HR		0-0 1B				0-0 F8		4	1	2	1	0	0	1				
Buck Martinez, R OBP: 0.318, SLG: 0.386		0-0 F8		0-0 F7				0-0 FC6-4		4	0	0	0	0	0	2				
Willie Upshaw, L OBP: 0.348, SLG: 0.493		0-0 1-3		0-3 K				0-0 F6		4	0	0	0	0	2	1				
Tony Johnson, R OBP: 0.328, SLG: 0.365		0-0 6-3			0-0 G3			4-0 FC6-4 BB		2	0	0	0	1	0	0				
Lloyd Moseby, L OBP: 0.281, SLG: 0.368			0-0 F9		0-0 F8			0-0 F9		3	0	0	0	0	0	1				
Alfredo Griffin, S OBP: 0.246, SLG: 0.279			0-0 F9					0-0 FC6-4		3	0	1	0	0	0	1				
Inning Stats	R: 0 E: 0 K: 0 S: 3	H: 0 LOB: 0 BB: 0 P: 3	R: 1 E: 0 K: 0 S: 4	H: 1 LOB: 0 BB: 0 P: 4	R: 0 E: 0 K: 0 S: 4	H: 1 LOB: 1 BB: 0 P: 4	R: 0 E: 0 K: 1 S: 6	H: 1 LOB: 1 BB: 0 P: 6	R: 0 E: 0 K: 0 S: 3	H: 0 LOB: 1 BB: 0 P: 4	R: 0 E: 0 K: 0 S: 3	H: 0 LOB: 1 BB: 1 P: 7	R: 0 E: 0 K: 1 S: 5	H: 0 LOB: 0 BB: 0 P: 5	R: 0 E: 0 K: 1 S: 5	H: 0 LOB: 0 BB: 0 P: 5	1B: 3 2B: 0 3B: 0 HR: 1	SF: 0 SAC: 0 DP: 0 HBP: 1	WP: 0 PB: 0 SB: 1 CS: 0	PA: 33
PITCHER Larry Gura, L ERA: 3.92	IP: 9.0 WLS: W BF: 33 H: 4 R: 1 ER: 1 SO: 2 BB: 1 IBB: 0 HBP: 1 BLK: 0 WP: 0 HR: 1 S: 35 P: 40 ERA: 1.00 WHIP: 0.556																			

Batter	1	2	3	4	5	6	7	8	9	AB	R	H	RBI	BB	SO	LOB	BOTTOM				
Willie Wilson, S OBP: 0.374, SLG: 0.450	0-0 2-3		0-0 F8		0-3 K			0-0 1-3		4	0	0	0	0	1	2	<p>Toronto Blue Jays @ Kansas City Royals</p> <p>Royals Stadium, Kansas City, MO</p> <p>Wed Jul 07 1982, 8:05 PM EDT</p> <p>Att: 22,217 - Unknown - 85 F</p> <p>livebaseballscores.com</p>				
Don Slaught, R OBP: 0.333, SLG: 0.333	0-0 BB 1B		0-0 G3			0-0 6-3		0-0 F8		4	0	1	0	0	0	0					
George Brett, L OBP: 0.387, SLG: 0.497	4-0 1-2 BB		0-0 F8			0-0 G3		0-0 F7		3	0	0	0	1	0	0					
Amos Otis, R OBP: 0.367, SLG: 0.486	0-3 K			0-0 4-3		0-0 6-3		0-0 FC6-4 1B		4	0	1	0	0	1	2					
Hal McRae, R OBP: 0.395, SLG: 0.552	0-0 1-3			0-0 6-3			4-0 BB FC5-2 1B	0-0 FC6-4		3	0	0	0	1	0	3					
Willie Aikens, L OBP: 0.324, SLG: 0.378		0-0 HR		0-3 K			0-0 FC5-2 BB 1-2 FC4-6 1B			3	2	2	1	0	1	0					
Jerry Martin, R OBP: 0.330, SLG: 0.391		0-0 5-3			0-0 HR		4-0 FC4-6 FC5-2 BB			2	1	1	1	1	0	0					
Frank White, R OBP: 0.326, SLG: 0.467		0-0 F9			0-0 F7		0-0 FC5-2 FC4-6			3	0	0	0	0	0	3					
U.L. Washington, S OBP: 0.314, SLG: 0.300		0-3 K			0-0 L8		1-2 2-3 3-H FC4-6			3	0	0	1	0	1	2					
Inning Stats	R: 0 E: 0 K: 1 S: 6	H: 1 LOB: 2 BB: 1 P: 10	R: 1 E: 0 K: 1 S: 6	H: 1 LOB: 0 BB: 0 P: 6	R: 0 E: 0 K: 0 S: 3	H: 0 LOB: 0 BB: 0 P: 3	R: 0 E: 0 K: 1 S: 5	H: 0 LOB: 0 BB: 0 P: 5	R: 1 E: 0 K: 1 S: 6	H: 1 LOB: 0 BB: 0 P: 6	R: 0 E: 0 K: 0 S: 3	H: 0 LOB: 0 BB: 2 P: 12	R: 0 E: 0 K: 0 S: 4	H: 1 LOB: 1 BB: 0 P: 4	R: 0 E: 0 K: 0 S: 4	H: 1 LOB: 0 BB: 0 P: 4		1B: 3 2B: 0 3B: 0 HR: 2	SF: 0 SAC: 0 DP: 0 HBP: 0	WP: 0 PB: 0 SB: 0 CS: 0	PA: 32
PITCHER Jim Clancy, R ERA: 3.33	IP: 8.0 WLS: L BF: 32 H: 5 R: 3 ER: 3 SO: 4 BB: 3 IBB: 0 HBP: 0 BLK: 0 WP: 0 HR: 2 S: 37 P: 49 ERA: 3.38 WHIP: 1.000																				

Batter	1	2	3	4	5	6	7	8	9	AB	R	H	RBI	BB	SO	LOB	TOP		
Lloyd Moseby, L (1, 8) OBP: 0.284, SLG: 0.367	0-0 HBP 1B		1-0 BLK SH3-4 E HBP	0-0 CS	0-0 F8		0-0 F7		0-0 4-3	4	1	1	0	0	0	1			
Garth Iorg, R (1, 5) OBP: 0.316, SLG: 0.391	1-0		0-0 SH3-4		0-0			0-0		1	0	1	0	0	0	0			
Hosken Powell, L (8, PH) OBP: 0.292, SLG: 0.347					5-3					1	1	1	0	0	0	0			
Pedro Hernandez, R (8, 5)	1-2 HBP		1-2 2-3		1B			2B 6-3 1B		0	0	0	0	0	0	0			
Damaso Garcia, R (1, 4) OBP: 0.342, SLG: 0.410	0-0 F4		0-3 K		5-3			6-3 1B 2B		4	1	1	0	0	1	5			
Barry Bonnell, R (1, 7) OBP: 0.376, SLG: 0.468	0-3 K		0-0 E9 1B		L9			6-3		4	0	1	2	0	1	4			
Willie Upshaw, L (1, 3) OBP: 0.346, SLG: 0.489	0-0 3-1		0-0 G3				0-0 F8		0-0 CS 1B	4	0	1	1	0	0	3			
Jesse Barfield, R (1, 9) OBP: 0.323, SLG: 0.421		0-0 5-3		0-0 WP 1B 2B			0-0 6-3		0-0 F7	4	1	1	0	0	0	1			
Tony Johnson, R (1, 10) OBP: 0.311, SLG: 0.345		0-3 K		0-0 5-3			0-0 6-3		0-0 CS	3	0	0	0	0	1	1	AB 34		
Dave Revering, L (8, PH) OBP: 0.297, SLG: 0.331										0	0	0	0	0	0	0	R 5		
Otto Velez, R (8, PH) OBP: 0.358, SLG: 0.302										1	0	0	0	0	0	0	H 10		
Buck Martinez, R (1, 2) OBP: 0.313, SLG: 0.379		0-0 F7		0-0 L7			0-0 F5		0-3 K	2	0	0	0	0	0	1	RBI 4		
Ernie Whitt, L (7, PH) OBP: 0.330, SLG: 0.424										2	0	0	0	0	1	0	BB 0		
Alfredo Griffin, S (1, 6) OBP: 0.254, SLG: 0.289			0-0 SH3-4 BLK HBP 1B		0-0 CS 1B		0-0 F7		0-0 2B	4	1	3	1	0	0	0	SO 4		
	R: 0 E: 0 K: 1 S: 6	H: 1 LOB: 2 BB: 7	R: 0 E: 0 K: 1 S: 5	H: 0 LOB: 0 BB: 5	R: 2 E: 1 K: 1 S: 7	H: 2 LOB: 1 BB: 8	R: 1 E: 0 K: 0 S: 4	H: 2 LOB: 0 BB: 4	R: 0 E: 0 K: 0 S: 4	H: 0 LOB: 0 BB: 3	R: 0 E: 0 K: 0 S: 3	H: 0 LOB: 0 BB: 3	R: 2 E: 0 K: 0 S: 5	H: 3 LOB: 0 BB: 5	R: 0 E: 0 K: 1 S: 6	H: 1 LOB: 1 BB: 6	1B: 7 2B: 3 3B: 0 HR: 0	SF: 0 SAC: 1 DP: 0 HBP: 2	WP: 1 PA: 39
PITCHER	IP	WLS	BF	H	R	ER	SO	BB	IBB	HBP	BLK	WP	HR	S	P	ERA	WHIP		
Bud Black, L (1, 1) ERA: 4.6	6.0		25	6	3	3	3	0	0	2	1	1	0	29	31	4.50	1.000		
Mike Armstrong, R (7, 1) ERA: 2.43	1.2	L	8	3	2	2	0	0	0	0	0	0	0	8	8	10.80	1.800		
Don Hood, L (8, 1) ERA: 3.13	1.1		4	1	0	0	1	0	0	0	0	0	0	6	6	0.00	0.750		

Toronto Blue Jays @ Kansas City Royals
 Royals Stadium, Kansas City, MO
 Thu Jul 08 1982, 8:05 PM EDT
 Att: 24,409 - Unknown - 86 F

AB 34
 R 5
 H 10
 RBI 4
 BB 0
 SO 4
 LOB 16



Batter	1	2	3	4	5	6	7	8	9	AB	R	H	RBI	BB	SO	LOB	BOTTOM		
Willie Wilson, S (1, 7) OBP: 0.370, SLG: 0.445	0-0 2-3 2B 1B	0-0 FC6-5 S		0-0 G3			0-0 3-1		0-0 F4	5	1	1	0	0	0	3			
Don Slaught, R (1, 2) OBP: 0.308, SLG: 0.308	0-0 2-3 1-2	0-3 K			0-0 1B SF9 1B		0-0 F8			4	1	1	0	0	1	2			
George Brett, L (1, 5) OBP: 0.389, SLG: 0.500	0-0 2H E 2B		0-0 F2		0-0 FC4-6 1B		0-0 F7			4	1	2	1	0	0	0			
Amos Otis, R (1, 8) OBP: 0.365, SLG: 0.482	0-3 K		4-0 BB		0-0 SF9			0-0 F9		2	0	0	1	1	1	1			
Hal McRae, R (1, 10) OBP: 0.390, SLG: 0.545	0-0 2H E5 1B		0-3 K		0-0 FC4-6		0-0 F8		0-0 F8	4	1	0	0	0	1	2			
Willie Aikens, L (1, 3) OBP: 0.323, SLG: 0.376	0-0 3H FC6-4 1B		0-0 F8		0-0 L9			0-0 4-3		4	0	1	1	0	0	2			
Jerry Martin, R (1, 9) OBP: 0.326, SLG: 0.386	0-0 FC6-4			0-0 5-3		0-3 K			0-0 6-3	4	0	0	0	0	1	1	AB 34		
Frank White, R (1, 4) OBP: 0.328, SLG: 0.469		0-0 FC6-5 2B		0-0 6-3		0-0 L8			4-0 4-3 BB	3	0	1	0	1	0	0	R 4		
U L Washington, S (1, 6) OBP: 0.315, SLG: 0.301			0-3 K						0-0 4-3	3	0	1	0	0	1	1	RBI 3		
Steve Hammond, L (8, PH) OBP: 0.455, SLG: 0.500									1-2	1	0	0	0	0	0	1	BB 2		
	R: 3 E: 1 K: 1 S: 9	H: 3 LOB: 1 BB: 0	R: 0 E: 0 K: 2 S: 8	H: 1 LOB: 0 BB: 0	R: 0 E: 0 K: 1 S: 5	H: 0 LOB: 1 BB: 1	R: 0 E: 0 K: 0 S: 4	H: 1 LOB: 0 BB: 0	R: 1 E: 0 K: 0 S: 5	H: 2 LOB: 1 BB: 0	R: 0 E: 0 K: 1 S: 5	H: 0 LOB: 0 BB: 5	R: 0 E: 0 K: 0 S: 3	H: 0 LOB: 0 BB: 3	R: 0 E: 0 K: 0 S: 3	H: 0 LOB: 1 BB: 7	1B: 5 2B: 2 3B: 0 HR: 0	SF: 1 SAC: 0 DP: 0 HBP: 0	WP: 0 PA: 37
PITCHER	IP	WLS	BF	H	R	ER	SO	BB	IBB	HBP	BLK	WP	HR	S	P	ERA	WHIP		
Dave Stieb, R (1, 1) ERA: 3.96	7.1	W	31	7	4	2	5	1	0	0	0	0	0	40	44	2.46	1.091		
Joey McLaughlin, R (8, 1) ERA: 2.96	1.2	S	6	0	0	0	0	1	0	0	0	0	0	5	9	0.00	0.600		

Toronto Blue Jays @ Kansas City Royals
 Royals Stadium, Kansas City, MO
 Thu Jul 08 1982, 8:05 PM EDT
 Att: 24,409 - Unknown - 86 F

AB 34
 R 4
 H 7
 RBI 3
 BB 2
 SO 5
 LOB 13



Batter	1	2	3	4	5	6	7	8	9	AB	R	H	RBI	BB	SO	LOB	TOP			
Willie Wilson, S OBP: 0.370, SLG: 0.447	0-0 SH1-3 1B		0-0 F9		0-0 1-3 2B		0-0 1-3		0-3 K	5	0	2	0	0	1	3	Kansas City Royals @ Milwaukee Brewers Milwaukee County Stadium, Milwaukee, WI Sat Jul 10 1982, 8:05 PM EDT Att: 33,641 - Unknown - 70 F livebaseballscorecards.com			
Don Slaught, R OBP: 0.286, SLG: 0.476	0-0 SH1-3 1-2		0-0 F4		0-3 K		0-3 K			3	0	0	0	0	2	4				
George Brett, L OBP: 0.390, SLG: 0.500	4-0 G4-6-3 BB			0-0 4-3		0-0 G5-4-3 1B		0-0 1-3		3	0	1	0	1	0	0				
Amos Otis, R OBP: 0.359, SLG: 0.472	0-0 G4-6-3 1-2			0-0 F8		0-0 G5-4-3 1-2		0-0 FC6-4 1B		4	0	1	0	0	0	3				
Hal McRae, R OBP: 0.387, SLG: 0.536		0-0 F8		0-0 1B		4-0 PB BB		0-3 K		3	0	1	0	1	1	1				
Jerry Martin, R OBP: 0.324, SLG: 0.380		0-0 L8		0-0 F7		4-0 1-2 BB		0-0 FC6-4 1-2		3	0	0	0	1	0	2				
Willie Aikens, L OBP: 0.321, SLG: 0.373			0-3 K		0-0 G3		0-0 L8		0-0 F5	4	0	0	0	0	1	2				
Frank White, R OBP: 0.326, SLG: 0.470			0-0 5-3		0-0 F4		0-0 2B		0-3 K	4	0	1	0	0	1	0				
U L Washington, S OBP: 0.338, SLG: 0.340			0-0 S 2B		0-0 2B 1B		0-0 F3		0-0 1B	4	0	3	0	0	0	1				
Inning Stats	R: 0 E: 0 K: 0 S: 3	H: 1 LOB: 1 BB: 1 P: 7	R: 0 E: 0 K: 1 S: 5	H: 0 LOB: 0 BB: 0 P: 5	R: 0 E: 0 K: 0 S: 4	H: 1 LOB: 1 BB: 0 P: 4	R: 0 E: 0 K: 0 S: 4	H: 1 LOB: 1 BB: 0 P: 4	R: 0 E: 0 K: 1 S: 7	H: 2 LOB: 2 BB: 0 P: 7	R: 0 E: 0 K: 1 S: 6	H: 1 LOB: 1 BB: 0 P: 6	R: 0 E: 0 K: 1 S: 6	H: 1 LOB: 1 BB: 0 P: 6	R: 0 E: 0 K: 2 S: 8	H: 1 LOB: 1 BB: 0 P: 8	1B: 6 2B: 3 3B: 0 HR: 0	SF: 0 SAC: 1 DP: 2 HBP: 0	WP: 0 PB: 1 SB: 0 CS: 1	PA: 37
PITCHER Randy Lerch, L ERA: 4.83	IP: 9.0 WLS: W BF: 37	H: 9 R: 0 ER: 0 SO: 6	BB: 3 IBB: 0 HBP: 0 BLK: 0	WP: 0 HR: 0 S: 46 P: 58	ERA: 0.00 WHIP: 1.333											ERA: 0.00 WHIP: 1.333				

Batter	1	2	3	4	5	6	7	8	9	AB	R	H	RBI	BB	SO	LOB	BOTTOM			
Paul Molitor, R OBP: 0.376, SLG: 0.444	0-0 CS 1B	0-3 K		0-0 1-H 3-H HR	0-3 K		0-3 K		0-3 K	5	1	2	3	0	3	6	Kansas City Royals @ Milwaukee Brewers Milwaukee County Stadium, Milwaukee, WI Sat Jul 10 1982, 8:05 PM EDT Att: 33,641 - Unknown - 70 F livebaseballscorecards.com			
Robin Yount, R OBP: 0.362, SLG: 0.583	0-0 BB 1-2 1B		0-0 HR	0-0 5-3	0-0 F9		0-0 SF8			4	1	2	2	0	0	2				
Cecil Cooper, L OBP: 0.364, SLG: 0.584	0-0 F5		0-0 1B	0-3 K		0-0 2B		0-3 K		5	0	2	0	0	2	3				
Ted Simmons, S OBP: 0.301, SLG: 0.458	0-0 BB 1-2 1B		0-0 1B	0-0 1B	0-0 2B		0-0 L7		0-0 HR	5	1	4	1	0	0	1				
Gorman Thomas, R OBP: 0.326, SLG: 0.514	4-0 1-2 2-3 BB		0-3 K	0-0 5-3		0-3 K		0-0 6-3		4	0	0	0	1	2	4				
Ben Oglivie, L OBP: 0.341, SLG: 0.484	0-0 F8		0-3 K		4-0 1B 4-3 1B BB		0-3 K		0-0 F7	4	1	0	0	1	2	6				
Don Money, R OBP: 0.363, SLG: 0.546		0-0 SH5-3 1B	0-0 F7		0-0 4-3		0-0 1B 1B SF8 1B		0-0 1B	5	1	3	0	0	0	3				
Ed Romero, R OBP: 0.309, SLG: 0.371	0-0 SH5-3 1-2			0-0 1B HR 2B	0-0 2-3 1B		0-0 SF8 1B		0-0 1-3	4	1	3	0	0	0	1				
Charlie Moore, R OBP: 0.296, SLG: 0.348	0-3 K			0-0 2-3 HR 1B	0-0 1-2 1B		0-0 1-2 2-3 1B			4	1	3	1	0	1	1				
Inning Stats	R: 0 E: 0 K: 0 S: 5	H: 3 LOB: 3 BB: 1 P: 9	R: 0 E: 0 K: 2 S: 8	H: 1 LOB: 1 BB: 0 P: 8	R: 1 E: 0 K: 2 S: 10	H: 3 LOB: 2 BB: 0 P: 10	R: 3 E: 0 K: 1 S: 9	H: 4 LOB: 1 BB: 0 P: 9	R: 1 E: 0 K: 1 S: 7	H: 2 LOB: 2 BB: 1 P: 11	R: 0 E: 0 K: 2 S: 8	H: 1 LOB: 1 BB: 0 P: 8	R: 1 E: 0 K: 2 S: 10	H: 3 LOB: 2 BB: 0 P: 10	R: 1 E: 0 K: 0 S: 5	H: 2 LOB: 1 BB: 0 P: 5	1B: 13 2B: 3 3B: 0 HR: 3	SF: 1 SAC: 1 DP: 0 HBP: 0	WP: 0 PB: 0 SB: 0 CS: 1	PA: 44
PITCHER Vida Blue, L ERA: 3.69 Mike Armstrong, R ERA: 2.53 Don Hood, L ERA: 3.12	IP: 3.0 WLS: L BF: 19	H: 10 R: 4 ER: 4 SO: 4	BB: 1 IBB: 0 HBP: 0 BLK: 0	WP: 0 HR: 2 S: 26 P: 30	ERA: 12.00 WHIP: 3.667											ERA: 4.50 WHIP: 2.000				

Batter	1	2	3	4	5	6	7	8	9	AB	R	H	RBI	BB	SO	LOB	TOP					
Willie Wilson, S OBP: 0.375, SLG: 0.448 (1, 7)	5-3		K														4 0 2 1 1 1 1					
U L Washington, S OBP: 0.340, SLG: 0.352 (1, 6)			6-3														4 0 1 1 1 0 2					
George Brett, L OBP: 0.387, SLG: 0.493 (1, 5)			K														4 0 0 0 1 2 3					
Amos Otis, R OBP: 0.358, SLG: 0.469 (1, 8)																	4 1 1 0 0 0 2					
Hal McRae, R OBP: 0.385, SLG: 0.542 (1, 10)			5-3														4 1 1 2 0 1 1					
Willie Aikens, L OBP: 0.316, SLG: 0.367 (1, 3)			4-3														4 0 0 0 0 1 1					
Steve Hammond, L OBP: 0.467, SLG: 0.643 (1, 9)																	4 1 2 0 0 0 1					
Frank White, R OBP: 0.321, SLG: 0.463 (1, 4)																	4 0 0 0 0 0 2					
Don Slaught, R OBP: 0.320, SLG: 0.600 (1, 2)																	4 2 2 1 0 0 1					
Inning Stats	R: 0 E: 0 K: 1 S: 6	H: 1 LOB: 1 BB: 0 P: 6	R: 0 E: 0 K: 0 S: 4	H: 1 LOB: 1 BB: 0 P: 4	R: 1 E: 1 K: 2 S: 8	H: 1 LOB: 0 BB: 0 P: 8	R: 0 E: 0 K: 2 S: 7	H: 0 LOB: 0 BB: 0 P: 7	R: 1 E: 0 K: 0 S: 5	H: 2 LOB: 1 BB: 0 P: 5	R: 0 E: 0 K: 0 S: 3	H: 0 LOB: 1 BB: 1 P: 7	R: 1 E: 0 K: 0 S: 4	H: 1 LOB: 1 BB: 1 P: 8	R: 2 E: 1 K: 0 S: 5	H: 2 LOB: 0 BB: 0 P: 5	R: 0 E: 0 K: 0 S: 4	H: 1 LOB: 2 BB: 1 P: 8	1B: 5 2B: 0 3B: 2 HR: 2	SF: 0 SAC: 0 DP: 1 HBP: 0	WP: 1 PB: 0 SB: 1 CS: 0	PA: 39
PITCHER	IP WLS BF H R ER SO BB IBB HBP BLK WP HR S P ERA WHIP																					
Moose Haas, R ERA: 4.99 (1, 1)	6.2 W 28 6 3 2 5 2 0 0 0 1 1 36 44 2.70 1.200																					
Rolie Fingers, R ERA: 2.93 (7, 1)	2.1 S 11 3 2 2 0 1 0 0 0 0 0 1 10 14 7.71 1.714																					

Kansas City Royals @ Milwaukee Brewers
Milwaukee County Stadium, Milwaukee, WI
Sun Jul 11 1982, 4:33 AM EDT
Att: 26,357 - Unknown - 72 F

AB	36
R	5
H	9
RBI	5
BB	3
SO	5
LOB	14



Batter	1	2	3	4	5	6	7	8	9	AB	R	H	RBI	BB	SO	LOB	BOTTOM			
Paul Molitor, R OBP: 0.374, SLG: 0.450 (1, 5)	5-3		F9														5 1 1 3 0 0 3			
Robin Yount, R OBP: 0.363, SLG: 0.585 (1, 6)			K														4 0 2 0 0 1 1			
Cecil Cooper, L OBP: 0.359, SLG: 0.576 (1, 3)			1-3														4 1 0 0 0 1 3			
Ted Simmons, S OBP: 0.301, SLG: 0.466 (1, 2)			F7														4 1 1 2 0 1 2			
Gorman Thomas, R OBP: 0.325, SLG: 0.521 (1, 8)			F5														4 1 1 1 0 2 1			
Ben Oglivie, L OBP: 0.340, SLG: 0.480 (1, 7)			L8														3 0 0 0 1 0 0			
Don Money, R OBP: 0.368, SLG: 0.548 (1, 10)			K														3 1 2 0 0 1 0			
Ed Romero, R OBP: 0.319, SLG: 0.374 (1, 4)																	2 0 1 0 1 0 1			
Roy Howell, L OBP: 0.324, SLG: 0.384 (8, PH)																	1 1 0 0 0 0 1			
Rob Picciolo, R OBP: 0.246, SLG: 0.237 (9, 4)																	0 0 0 0 0 0 0			
Charlie Moore, R OBP: 0.300, SLG: 0.368 (1, 9)			5-3														4 2 2 2 0 0 3			
Inning Stats	R: 0 E: 0 K: 0 S: 4	H: 1 LOB: 1 BB: 0 P: 4	R: 0 E: 0 K: 1 S: 5	H: 0 LOB: 0 BB: 0 P: 5	R: 0 E: 0 K: 1 S: 6	H: 1 LOB: 1 BB: 0 P: 6	R: 1 E: 0 K: 0 S: 4	H: 1 LOB: 0 BB: 0 P: 4	R: 5 E: 1 K: 1 S: 10	H: 4 LOB: 0 BB: 0 P: 10	R: 0 E: 0 K: 0 S: 4	H: 1 LOB: 2 BB: 1 P: 8	R: 0 E: 0 K: 3 S: 10	H: 1 LOB: 1 BB: 0 P: 10	R: 2 E: 0 K: 0 S: 4	H: 1 LOB: 0 BB: 1 P: 8	1B: 4 2B: 2 3B: 0 HR: 4	SF: 0 SAC: 1 DP: 0 HBP: 0	WP: 0 PB: 0 SB: 0 CS: 0	PA: 37
PITCHER	IP WLS BF H R ER SO BB IBB HBP BLK WP HR S P ERA WHIP																			
Larry Gura, L ERA: 4.03 (1, 1)	5.1 L 26 8 6 4 3 1 0 0 0 0 0 0 3 31 35 6.75 1.688																			
Mike Armstrong, R ERA: 2.49 (6, 1)	0.2 2 0 0 0 0 0 0 0 0 0 0 0 2 2 0.00 0.000																			
Dan Quisenberry, R ERA: 2.31 (7, 1)	2.0 9 2 2 2 3 1 0 0 0 0 0 1 14 18 9.00 1.500																			

Kansas City Royals @ Milwaukee Brewers
Milwaukee County Stadium, Milwaukee, WI
Sun Jul 11 1982, 4:33 AM EDT
Att: 26,357 - Unknown - 72 F

AB	34
R	8
H	10
RBI	8
BB	2
SO	6
LOB	15



Batter	1	2	3	4	5	6	7	8	9	AB	R	H	RBI	BB	SO	LOB	TOP										
Willie Wilson, S OBP: 0.373, SLG: 0.448 (1, 7)	0-0 4-3		0-3 K		0-0 F7			0-0 4-3		4	0	0	0	0	1	1	Kansas City Royals @ Boston Red Sox Fenway Park, Boston, MA Fri Jul 16 1982, 7:05 PM EDT Att: 30,811 - Unknown - 82 F livebaseballscorecards.com										
U L Washington, S OBP: 0.327, SLG: 0.338 (1, 6)	0-3 K			0-0 1B FC3-6 1B	0-0 4-3			0-0 4-3		4	1	1	0	0	1	0											
George Brett, L OBP: 0.390, SLG: 0.498 (1, 5)	0-0 F9			4-0 1B FC3-6 BB		0-0 6-3		0-0 1B		3	1	1	0	1	0	0											
Amos Otis, R OBP: 0.361, SLG: 0.473 (1, 8)		0-3 K		0-0 FC3-6 1B		0-0 1B		0-3 K		4	0	2	0	0	2	1											
Hal McRae, R OBP: 0.380, SLG: 0.532 (1, 10)	0-0 F9			0-0 F3		0-0 F7		0-0 5-3		4	0	0	0	0	0	4											
Willie Aikens, L OBP: 0.314, SLG: 0.367 (1, 3)	0-3 K			0-0 FC3-6 1B		0-0 F9		0-0 6-3		4	1	0	1	0	1	2											
Steve Hammond, L OBP: 0.421, SLG: 0.556 (1, 9)			0-0 F9		0-0 1B		0-0 4-3		0-3 K	4	0	1	1	0	1	0											
Frank White, R OBP: 0.321, SLG: 0.466 (1, 4)			0-0 1-3	0-3 K		0-0 F8				3	0	0	0	0	1	1											
Don Slaught, R OBP: 0.313, SLG: 0.516 (1, 2)					0-0 1B		0-0 F8			3	0	1	0	0	0	0											
Inning Stats	R: 0 E: 0 K: 1 S: 5	H: 0 LOB: 0 BB: 0 P: 5	R: 0 E: 0 K: 2 S: 7	H: 0 LOB: 0 BB: 0 P: 7	R: 0 E: 0 K: 1 S: 6	H: 1 LOB: 1 BB: 0 P: 6	R: 3 E: 1 K: 1 S: 8	H: 3 LOB: 1 BB: 1 P: 12	R: 0 E: 0 K: 0 S: 3	H: 0 LOB: 0 BB: 0 P: 3	R: 0 E: 0 K: 0 S: 4	H: 1 LOB: 1 BB: 0 P: 4	R: 0 E: 0 K: 0 S: 3	H: 0 LOB: 0 BB: 0 P: 3	R: 0 E: 0 K: 1 S: 6	H: 0 LOB: 0 BB: 0 P: 5	R: 0 E: 0 K: 1 S: 5	H: 0 LOB: 0 BB: 0 P: 5	1B: 6 2B: 0 3B: 0 HR: 0	SF: 0 SAC: 0 DP: 0 HBP: 0	WP: 0 PB: 0 SB: 0 CS: 0	PA: 34					
PITCHER	IP	WLS	BF	H	R	ER	SO	BB	IBB	HBP	BLK	WP	HR	S	P	ERA	WHIP										
Dennis Eckersley, R ERA: 3.2 (1, 1)	6.0	W	24	5	3	2	5	1	0	0	0	0	0	33	37	3.00	1.000										
Bob Stanley, R ERA: 2.86 (7, 1)	3.0	S	10	1	0	0	2	0	0	0	0	0	0	14	14	0.00	0.333										

Batter	1	2	3	4	5	6	7	8	9	AB	R	H	RBI	BB	SO	LOB	BOTTOM										
Jerry Remy, L OBP: 0.347, SLG: 0.312 (1, 4)	0-0 G3	4-0 2B 2B BB		0-3 K		0-0 6-3		0-3 K		4	1	0	0	1	2	0	Kansas City Royals @ Boston Red Sox Fenway Park, Boston, MA Fri Jul 16 1982, 7:05 PM EDT Att: 30,811 - Unknown - 82 F livebaseballscorecards.com										
Dwight Evans, R OBP: 0.401, SLG: 0.480 (1, 9)	0-0 L5	0-0 2B 1-3 2H 2B		0-3 K		0-0 E5 1B				4	2	2	1	0	1	0											
Jim Rice, R OBP: 0.380, SLG: 0.472 (1, 7)	4-0 1B 1B BB	0-0 4-3 SF7 2B 2H 3H 2B		0-0 1B		0-0 1B 2H				3	1	3	3	1	0	0											
Carl Yastrzemski, L OBP: 0.368, SLG: 0.481 (1, 10)	0-0 1B	0-0 4-3		0-0 F8		0-0 F9				4	0	1	0	0	0	3											
Wade Boggs, L OBP: 0.402, SLG: 0.413 (1, 5)	0-0 1B	0-0 SF7			0-0 G3 6-3 1B		0-0 F7			3	0	2	1	0	0	0											
Dave Stapleton, R OBP: 0.273, SLG: 0.363 (1, 3)	0-3 K	0-0 5-3			0-0 6-3		0-0 F9			4	0	0	0	0	1	4											
Glenn Hoffman, R OBP: 0.293, SLG: 0.356 (1, 6)		0-0 2B 2B	0-3 K		0-0 G3		0-0 L8			4	1	1	0	0	1	1											
Gary Allenson, R OBP: 0.278, SLG: 0.291 (1, 2)		0-0 2B 2B 2H	0-0 6-3		0-3 K			0-0 G4-6-3 1B		4	1	2	1	0	1	1											
Reid Nichols, R OBP: 0.324, SLG: 0.429 Rick Miller, L OBP: 0.340, SLG: 0.335 (1, 8) (3, 8)		0-0 2B 2B 2H	0-0 4-3			0-3 K		0-0 G4-6-3 1B		1	1	1	1	0	0	0											
Inning Stats	R: 0 E: 0 K: 1 S: 7	H: 2 LOB: 3 BB: 1 P: 11	R: 6 E: 0 K: 0 S: 8	H: 5 LOB: 0 BB: 1 P: 12	R: 0 E: 0 K: 1 S: 5	H: 0 LOB: 0 BB: 0 P: 5	R: 0 E: 0 K: 2 S: 8	H: 1 LOB: 1 BB: 0 P: 8	R: 0 E: 0 K: 1 S: 6	H: 1 LOB: 1 BB: 0 P: 6	R: 1 E: 1 K: 1 S: 7	H: 2 LOB: 1 BB: 0 P: 7	R: 0 E: 0 K: 0 S: 3	H: 0 LOB: 0 BB: 0 P: 3	R: 0 E: 0 K: 1 S: 5	H: 1 LOB: 0 BB: 0 P: 5	1B: 7 2B: 5 3B: 0 HR: 0	SF: 1 SAC: 0 DP: 1 HBP: 0	WP: 0 PB: 0 SB: 0 CS: 0	PA: 37							
PITCHER	IP	WLS	BF	H	R	ER	SO	BB	IBB	HBP	BLK	WP	HR	S	P	ERA	WHIP										
Vida Blue, L ERA: 4.14 (1, 1)	1.0	L	11	6	5	5	1	2	0	0	0	0	0	33	33	1.50	0.833										
Bill Castro, R ERA: 2.19 (2, 1)	6.0		23	5	2	1	5	0	0	0	0	0	0	33	33	1.50	0.833										
Don Hood, L ERA: 3.0 (8, 1)	1.0		3	1	0	0	1	0	0	0	0	0	0	5	5	0.00	1.000										

Batter	1	2	3	4	5	6	7	8	9	AB	R	H	RBI	BB	SO	LOB	TOP										
Willie Wilson, S OBP: 0.372, SLG: 0.443 (1, 7)										3	0	0	0	1	2	0	Kansas City Royals @ Boston Red Sox Fenway Park, Boston, MA Sat Jul 17 1982, 3:33 AM EDT Att: 30,962 - Unknown - 93 F livebaseballscorecards.com										
U L Washington, S OBP: 0.325, SLG: 0.342 (1, 6)										4	0	1	0	1	0	3											
George Brett, L OBP: 0.391, SLG: 0.500 (1, 5)										3	0	1	0	1	1	2											
Amos Otis, R OBP: 0.357, SLG: 0.467 (1, 8)										4	0	0	0	0	0	3											
Hal McRae, R OBP: 0.381, SLG: 0.550 (1, 10)										4	2	2	2	0	0	0											
Jerry Martin, R OBP: 0.322, SLG: 0.388 (1, 9)										4	1	2	1	0	0	0											
Lee May, R OBP: 0.417, SLG: 0.549 Dennis Werth, R OBP: 0.316, SLG: 0.133 Willie Aikens, L OBP: 0.313, SLG: 0.365 (9, PH)										2	0	0	0	1	0	1		AB 32 R 4 H 8 RBI 4 BB 5 SO 3 LOB 12									
Frank White, R OBP: 0.320, SLG: 0.473 (1, 4)										4	1	1	1	0	0	2											
Don Slaught, R OBP: 0.333, SLG: 0.500 (1, 2)										3	0	1	0	1	0	1											
Inning Stats	R: 0 E: 0 K: 1 S: 4	H: 0 LOB: 0 BB: 1 P: 8	R: 1 E: 0 K: 0 S: 5	H: 2 LOB: 1 BB: 0 P: 5	R: 0 E: 0 K: 1 S: 6	H: 1 LOB: 1 BB: 0 P: 6	R: 0 E: 0 K: 0 S: 3	H: 0 LOB: 0 BB: 0 P: 3	R: 0 E: 0 K: 0 S: 2	H: 0 LOB: 0 BB: 1 P: 6	R: 0 E: 0 K: 1 S: 6	H: 1 LOB: 1 BB: 0 P: 6	R: 1 E: 0 K: 0 S: 4	H: 1 LOB: 0 BB: 0 P: 4	R: 0 E: 0 K: 0 S: 4	H: 1 LOB: 2 BB: 1 P: 8		R: 2 E: 0 K: 0 S: 5	H: 2 LOB: 2 BB: 2 P: 13	1B: 2 2B: 2 3B: 0 HR: 4	SF: 0 SAC: 1 DP: 2 HBP: 0	WP: 0 PB: 0 SB: 0 CS: 0	PA: 38				
PITCHER	IP	WLS	BF	H	R	ER	SO	BB	IBB	HBP	BLK	WP	HR	S	P	ERA	WHIP										
Bruce Hurst, L ERA: 4.31 (1, 1)	7.0		27	6	2	2	3	2	0	0	0	0	2	31	39	2.57	1.143										
Mark Clear, R ERA: 3.15 (8, 1)	1.2	W	10	2	2	2	0	2	1	0	0	0	2	7	19	10.80	2.400										
Tom Burgmeier, L ERA: 2.01 (9, 1)	0.1	S	1	0	0	0	0	0	0	0	0	0	0	1	1	0.00	0.000										

Batter	1	2	3	4	5	6	7	8	9	AB	R	H	RBI	BB	SO	LOB	BOTTOM										
Jerry Remy, L OBP: 0.346, SLG: 0.312 (1, 4)										3	2	1	0	1	0	4	Kansas City Royals @ Boston Red Sox Fenway Park, Boston, MA Sat Jul 17 1982, 3:33 AM EDT Att: 30,962 - Unknown - 93 F livebaseballscorecards.com										
Dwight Evans, R OBP: 0.401, SLG: 0.477 (1, 9)										4	1	1	1	1	0	4											
Jim Rice, R OBP: 0.381, SLG: 0.469 (1, 7)										4	1	1	1	1	2	1											
Tony Perez, R OBP: 0.347, SLG: 0.409 (1, 10)										5	0	3	1	0	0	3											
Wade Boggs, L OBP: 0.402, SLG: 0.422 (1, 5)										5	0	2	2	0	1	2											
Dave Stapleton, R OBP: 0.278, SLG: 0.365 (1, 3)										4	1	2	0	1	1	2											
Glenn Hoffman, R OBP: 0.291, SLG: 0.353 Carl Yastrzemski, L OBP: 0.370, SLG: 0.484 Julio Valdez, S OBP: 0.429, SLG: 0.429 (8, PH)										3	0	0	0	0	0	2		AB 37 R 8 H 14 RBI 8 BB 5 SO 4 LOB 23									
Gary Allenson, R OBP: 0.280, SLG: 0.286 Rich Gedman, L OBP: 0.311, SLG: 0.407 (8, PH)										2	0	0	0	1	0	0											
Rick Miller, L OBP: 0.346, SLG: 0.350 (1, 8)										4	1	3	3	0	0	0											
Inning Stats	R: 1 E: 0 K: 1 S: 7	H: 2 LOB: 2 BB: 1 P: 11	R: 0 E: 0 K: 0 S: 4	H: 1 LOB: 2 BB: 1 P: 8	R: 0 E: 0 K: 2 S: 9	H: 2 LOB: 2 BB: 0 P: 9	R: 0 E: 0 K: 0 S: 3	H: 0 LOB: 1 BB: 1 P: 7	R: 0 E: 0 K: 1 S: 5	H: 1 LOB: 0 BB: 0 P: 5	R: 0 E: 0 K: 0 S: 3	H: 0 LOB: 0 BB: 0 P: 3	R: 1 E: 0 K: 0 S: 5	H: 2 LOB: 1 BB: 0 P: 5	R: 6 E: 0 K: 0 S: 10	H: 6 LOB: 3 BB: 2 P: 18		1B: 12 2B: 1 3B: 1 HR: 0	SF: 0 SAC: 1 DP: 1 HBP: 0	WP: 0 PB: 0 SB: 1 CS: 0	PA: 43						
PITCHER	IP	WLS	BF	H	R	ER	SO	BB	IBB	HBP	BLK	WP	HR	S	P	ERA	WHIP										
Paul Spittorf, L ERA: 3.53 (1, 1)	6.0		26	6	1	1	4	3	0	0	0	0	0	31	43	1.50	1.500										
Dan Quisenberry, R ERA: 3.05 (7, 1)	1.2	L	14	7	7	7	0	1	0	0	0	0	0	13	17	37.80	4.800										
Don Hood, L ERA: 2.96 (8, 1)	0.1		3	1	0	0	0	0	1	0	0	0	0	2	6	0.00	3.000										

Batter	1	2	3	4	5	6	7	8	9	AB	R	H	RBI	BB	SO	LOB	TOP				
Willie Wilson, S OBP: 0.372, SLG: 0.452 (1, 7)	G3		G4-6-3 1B			6-3		SF9 3B		4	1	2	1	0	0	0	Kansas City Royals @ Toronto Blue Jays Exhibition Stadium, Toronto, ON Mon Jul 19 1982, 3:33 AM EDT Att: 16,466 - Unknown - 77 F livebaseballscorecards.com				
U L Washington, S OBP: 0.330, SLG: 0.358 (1, 6)	4-3		F5			P6		SF9		3	0	0	1	0	0	2					
George Brett, L OBP: 0.392, SLG: 0.509 (1, 5)			G4-6-3 1-2			G3		P6		4	0	1	0	0	0	2					
Amos Otis, R OBP: 0.354, SLG: 0.460 (1, 8)	1-3			F3			G3-6-3 1B			4	0	1	0	0	0	1					
Hal McRae, R OBP: 0.383, SLG: 0.547 (1, 10)		5-3		F7			G3-6-3 1-2 BB			3	0	0	0	1	0	0					
Willie Aikens, L OBP: 0.311, SLG: 0.359 (1, 3)		K		K			G3-6-3 1-2 2-3			4	0	0	0	0	2	2					
Jerry Martin, R OBP: 0.324, SLG: 0.400 (1, 9)					5-3			K		3	0	1	0	0	1	1					
Frank White, R OBP: 0.324, SLG: 0.476 (1, 4)						K				3	1	1	0	0	1	1					
Don Slaught, R OBP: 0.318, SLG: 0.439 (1, 2)								F7		2	0	0	0	1	0	1					
Inning Stats	R: 0 E: 0 K: 0 S: 4	H: 1 LOB: 1 BB: 0 P: 4	R: 0 E: 0 K: 1 S: 6	H: 1 LOB: 1 BB: 0 P: 6	R: 0 E: 0 K: 0 S: 3	H: 1 LOB: 1 BB: 1 P: 7	R: 0 E: 0 K: 1 S: 5	H: 0 LOB: 0 BB: 0 P: 5	R: 0 E: 0 K: 1 S: 5	H: 0 LOB: 0 BB: 0 P: 5	R: 0 E: 0 K: 1 S: 5	H: 1 LOB: 1 BB: 1 P: 9	R: 2 E: 0 K: 0 S: 5	H: 2 LOB: 0 BB: 0 P: 5	R: 0 E: 0 K: 0 S: 3	H: 0 LOB: 0 BB: 0 P: 3	1B: 3 2B: 2 3B: 1 HR: 0	SF: 1 SAC: 0 DP: 2 HBP: 0	WP: 0 PB: 0 SB: 0 CS: 0	PA: 33	
PITCHER Luis Leal, R ERA: 3.95 (1, 1)	IP: 9.0 WLS: W BF: 33	H: 6 R: 2 ER: 2 SO: 4	BB: 2 IBB: 0 HBP: 0 BLK: 0	WP: 0 HR: 0 S: 39 P: 47	ERA: 2.00 WHIP: 0.889	PITCHER											IP: 9.0 WLS: W BF: 33	H: 6 R: 2 ER: 2 SO: 4	BB: 2 IBB: 0 HBP: 0 BLK: 0	WP: 0 HR: 0 S: 39 P: 47	ERA: 2.00 WHIP: 0.889

Batter	1	2	3	4	5	6	7	8	9	AB	R	H	RBI	BB	SO	LOB	BOTTOM				
Damaso Garcia, R OBP: 0.339, SLG: 0.405 (1, 4)	E 4-3 1B	1-3			F9 CS 1B			4-3		4	1	2	0	0	0	1	Kansas City Royals @ Toronto Blue Jays Exhibition Stadium, Toronto, ON Mon Jul 19 1982, 3:33 AM EDT Att: 16,466 - Unknown - 77 F livebaseballscorecards.com				
Garth Iorg, R OBP: 0.325, SLG: 0.411 (1, 5)	4-3 1-H		F7		F9					4	0	1	1	0	0	1					
Barry Bonnell, R OBP: 0.363, SLG: 0.475 (1, 10)			F8		K			F7		4	1	1	1	0	1	2					
Jesse Barfield, R OBP: 0.333, SLG: 0.461 (1, 9)	L8		1-3			K		G3		4	0	0	0	0	1	1					
Leon Roberts, R OBP: 0.280, SLG: 0.337 (1, 7)	F7				HR			6-3		3	1	1	1	0	0	0					
Willie Upshaw, L OBP: 0.345, SLG: 0.487 (1, 3)		4-3		K				4-3		3	0	0	0	0	1	0					
Buck Martinez, R OBP: 0.308, SLG: 0.400 (1, 2)					F5			K		3	1	1	0	0	1	0					
Lloyd Moseby, L OBP: 0.295, SLG: 0.384 (1, 8)								K		3	0	2	1	0	1	0					
Alfredo Griffin, S OBP: 0.267, SLG: 0.318 (1, 6)					F9			G3		3	0	0	0	0	0	2					
Inning Stats	R: 2 E: 1 K: 0 S: 5	H: 2 LOB: 0 BB: 0 P: 5	R: 1 E: 0 K: 0 S: 5	H: 2 LOB: 1 BB: 0 P: 5	R: 0 E: 0 K: 0 S: 3	H: 0 LOB: 0 BB: 0 P: 3	R: 1 E: 0 K: 1 S: 7	H: 2 LOB: 1 BB: 0 P: 7	R: 0 E: 0 K: 1 S: 5	H: 1 LOB: 0 BB: 0 P: 5	R: 0 E: 0 K: 2 S: 7	H: 0 LOB: 0 BB: 0 P: 7	R: 0 E: 0 K: 0 S: 4	H: 1 LOB: 1 BB: 0 P: 4	R: 0 E: 0 K: 0 S: 3	H: 0 LOB: 0 BB: 0 P: 3	1B: 4 2B: 1 3B: 1 HR: 2	SF: 0 SAC: 0 DP: 0 HBP: 0	WP: 0 PB: 0 SB: 1 CS: 1	PA: 31	
PITCHER Bud Black, L ERA: 4.98 Bill Castro, R ERA: 1.65 (1, 1) (5, 1)	IP: 4.0 WLS: L BF: 18	H: 6 R: 4 ER: 4 SO: 1	BB: 0 IBB: 0 HBP: 0 BLK: 0	WP: 0 HR: 2 S: 20 P: 20	ERA: 9.00 WHIP: 1.500	PITCHER											IP: 4.0 WLS: L BF: 13	H: 2 R: 0 ER: 0 SO: 4	BB: 0 IBB: 0 HBP: 0 BLK: 0	WP: 0 HR: 0 S: 21 P: 21	ERA: 0.00 WHIP: 0.500

Batter	1	2	3	4	5	6	7	8	9	AB	R	H	RBI	BB	SO	LOB	TOP			
Willie Wilson, S OBP: 0.371, SLG: 0.449	F8		4-3		K			1B		4	0	1	0	0	1	1	Kansas City Royals @ Toronto Blue Jays Exhibition Stadium, Toronto, ON Tue Jul 20 1982, 7:05 PM EDT Att: 18,552 - Unknown - 74 F			
U L Washington, S OBP: 0.326, SLG: 0.355	3-1		4-3		K			1B		4	0	1	0	0	1	0				
George Brett, L OBP: 0.394, SLG: 0.508	G3			FC6-4	1B		G1-6-3	BB		3	0	1	0	1	0	2				
Amos Otis, R OBP: 0.352, SLG: 0.460		6-3		F8		G1-6-3	1-2	2B		4	0	1	0	0	0	2				
Hal McRae, R OBP: 0.379, SLG: 0.541		5-3		FC6-4	1-2			P4		4	0	0	0	0	1	2				
Willie Aikens, L OBP: 0.310, SLG: 0.362		F2			HR			P6		4	1	1	0	0	0	1				
Steve Hammond, L OBP: 0.391, SLG: 0.636			6-3			HR		K		4	1	1	2	0	1	1				
Frank White, R OBP: 0.320, SLG: 0.469			P4		F7			F9		4	0	0	0	0	0	2				
Jamie Quirk, L OBP: 0.273, SLG: 0.286						K		K		3	0	1	0	0	2	0				
Inning Stats	R: 0 E: 0 K: 0 S: 3	H: 0 LOB: 0 BB: 0 P: 3	R: 0 E: 0 K: 0 S: 3	H: 0 LOB: 0 BB: 0 P: 3	R: 0 E: 0 K: 0 S: 4	H: 1 LOB: 1 BB: 0 P: 4	R: 0 E: 0 K: 0 S: 4	H: 1 LOB: 1 BB: 0 P: 4	R: 2 E: 0 K: 1 S: 9	H: 2 LOB: 0 BB: 1 P: 9	R: 0 E: 0 K: 1 S: 5	H: 0 LOB: 0 BB: 0 P: 5	R: 0 E: 0 K: 1 S: 7	H: 2 LOB: 2 BB: 0 P: 7	R: 0 E: 1 K: 1 S: 7	H: 1 LOB: 2 BB: 0 P: 7	1B: 4 2B: 2 3B: 0 HR: 1	SF: 0 SAC: 0 DP: 1 HBP: 0	WP: 0 PB: 0 SB: 0 CS: 0	PA: 35
PITCHER Dave Stieb, R ERA: 3.68	IP: 9.0 WLS: W BF: 35 H: 7 R: 2 ER: 2 SO: 6 BB: 1 IBB: 0 HBP: 0 BLK: 0 WP: 0 HR: 1 S: 46 P: 50 ERA: 2.00 WHIP: 0.889																			

Batter	1	2	3	4	5	6	7	8	9	AB	R	H	RBI	BB	SO	LOB	BOTTOM			
Damaso Garcia, R OBP: 0.343, SLG: 0.408	CS		FC5-4	S		6-3		E5		5	1	3	1	0	0	3	Kansas City Royals @ Toronto Blue Jays Exhibition Stadium, Toronto, ON Tue Jul 20 1982, 7:05 PM EDT Att: 18,552 - Unknown - 74 F			
Garth Iorg, R OBP: 0.326, SLG: 0.408	1B		FC5-4	1-3 2-H	1B			1B		2	0	0	0	0	1	2				
Rance Mulliniks, L OBP: 0.330, SLG: 0.331	K		FC5-4	K			S	1B		2	2	1	1	1	1	2				
Barry Bonnell, R OBP: 0.349, SLG: 0.275	F6			1B	S		BB	1B		2	1	1	0	0	0	0				
Jesse Barfield, R OBP: 0.335, SLG: 0.459		1-3		BB	1B			1B		2	0	0	0	0	2	1				
Hosken Powell, L OBP: 0.306, SLG: 0.370				BB	1B			1B		1	0	0	0	0	0	0				
Tony Johnson, R OBP: 0.319, SLG: 0.339				1-2	BB			1B		1	0	0	0	0	0	0				
Leon Roberts, R OBP: 0.274, SLG: 0.330								1B		2	0	0	0	0	2	2				
Al Woods, L OBP: 0.250, SLG: 0.292				K				L9		2	0	0	0	0	0	1				
Willie Upshaw, L OBP: 0.347, SLG: 0.487					BB			F5		4	1	2	0	0	0	0				
Buck Martinez, R OBP: 0.313, SLG: 0.398				1-2 2-3	1B			E4		3	1	1	1	1	0	2				
Lloyd Moseby, L OBP: 0.291, SLG: 0.379				1-2 2-3 3-H	1B			F8		4	0	0	0	0	0	4				
Alfredo Griffin, S OBP: 0.266, SLG: 0.317					F2			L9		4	1	1	2	0	0	2				
Inning Stats	R: 0 E: 0 K: 1 S: 5	H: 1 LOB: 0 BB: 0 P: 5	R: 0 E: 0 K: 1 S: 6	H: 1 LOB: 0 BB: 0 P: 6	R: 0 E: 0 K: 0 S: 4	H: 1 LOB: 1 BB: 0 P: 4	R: 4 E: 0 K: 2 S: 11	H: 4 LOB: 2 BB: 2 P: 19	R: 0 E: 0 K: 1 S: 5	H: 0 LOB: 0 BB: 0 P: 5	R: 0 E: 0 K: 0 S: 5	H: 1 LOB: 2 BB: 0 P: 5	R: 2 E: 1 K: 1 S: 7	H: 1 LOB: 1 BB: 1 P: 11	R: 3 E: 2 K: 0 S: 6	H: 2 LOB: 0 BB: 0 P: 6	1B: 11 2B: 0 3B: 0 HR: 0	SF: 0 SAC: 0 DP: 0 HBP: 0	WP: 0 PB: 0 SB: 3 CS: 1	PA: 40
PITCHER Larry Gura, L ERA: 4.32 Mike Armstrong, R ERA: 2.34 Don Hood, L ERA: 2.83	IP: 3.2 WLS: L BF: 19 H: 7 R: 4 ER: 4 SO: 3 BB: 2 IBB: 0 HBP: 0 BLK: 0 WP: 0 HR: 0 S: 23 P: 31 ERA: 9.82 WHIP: 2.455																			



Batter	1	2	3	4	5	6	7	8	9	AB	R	H	RBI	BB	SO	LOB	TOP										
Willie Wilson, S OBP: 0.378, SLG: 0.466 (1, 8)	G3	1B	1B					IHR		5	2	4	4	0	0	0	Kansas City Royals @ Toronto Blue Jays Exhibition Stadium, Toronto, ON Wed Jul 21 1982, 7:05 PM EDT Att: 19,152 - Unknown - 77 F										
U L Washington, S OBP: 0.330, SLG: 0.356 (1, 6)	1B	1B	1-3			6-3		K		5	1	2	1	0	1	2											
George Brett, L OBP: 0.391, SLG: 0.503 (1, 5)	K	L9				6-3		K		5	0	1	0	0	2	2											
Hal McRae, R OBP: 0.381, SLG: 0.542 (1, 10)	2B	F7						4-3		5	1	3	1	0	0	1											
Willie Aikens, L OBP: 0.315, SLG: 0.377 (1, 3)	1B					4-3		FC1-4		5	2	3	0	0	0	3											
Steve Hammond, L OBP: 0.400, SLG: 0.625 Amos Otis, R OBP: 0.349, SLG: 0.456 (1, 9) (4, 8)	1B							5-3	FC1-4	2	1	1	2	0	0	0											
Jerry Martin, R OBP: 0.319, SLG: 0.394 (1, 7) (4, 9)	K							6-3	F3	5	0	0	0	0	1	3											
Frank White, R OBP: 0.325, SLG: 0.471 (1, 4)								6-3	L7	5	1	3	0	0	0	1											
Don Slaught, R OBP: 0.313, SLG: 0.409 (1, 2)									IHR	3	1	0	0	1	0	4											
Inning Stats	R: 3 E: 0 K: 2 S: 11	H: 4 LOB: 1 BB: 0 P: 11	R: 2 E: 0 K: 0 S: 6	H: 3 LOB: 1 BB: 0 P: 6	R: 2 E: 1 K: 0 S: 7	H: 3 LOB: 2 BB: 0 P: 7	R: 0 E: 0 K: 0 S: 4	H: 2 LOB: 1 BB: 0 P: 4	R: 0 E: 0 K: 0 S: 4	H: 1 LOB: 1 BB: 0 P: 4	R: 0 E: 0 K: 0 S: 3	H: 0 LOB: 0 BB: 0 P: 3	R: 2 E: 0 K: 2 S: 8	H: 1 LOB: 0 BB: 1 P: 12	R: 0 E: 0 K: 0 S: 4	H: 1 LOB: 1 BB: 0 P: 4		1B: 13 2B: 3 3B: 0 HR: 1	SF: 0 SAC: 0 DP: 1 HBP: 0	WP: 0 PA: 44 PB: 0 CS: 3 SB: 0							
PITCHER	IP	WLS	BF	H	R	ER	SO	BB	IBB	HBP	BLK	WP	HR	S	P	ERA	WHIP										
Jim Clancy, R ERA: 3.62 (1, 1)	1.1	L	11	7	5	5	2	0	0	0	0	0	0	15	15	33.75	5.250										
Mark Bomback, R ERA: 6.03 (2, 1)	1.2		11	5	2	1	0	0	0	0	0	0	0	11	11	5.40	3.000										
Jerry Garvin, L ERA: 6.75 (4, 1)	4.0		13	3	0	0	0	0	0	0	0	0	0	13	13	0.00	0.750										
Dale Murray, R ERA: 3.6 (8, 1)	2.0		9	2	2	2	2	1	0	0	0	0	0	12	16	9.00	1.500										

Batter	1	2	3	4	5	6	7	8	9	AB	R	H	RBI	BB	SO	LOB	BOTTOM										
Damaso Garcia, R OBP: 0.342, SLG: 0.406 (1, 4)	5-3								4-3	4	1	1	0	0	0	1	Kansas City Royals @ Toronto Blue Jays Exhibition Stadium, Toronto, ON Wed Jul 21 1982, 7:05 PM EDT Att: 19,152 - Unknown - 77 F										
Garth Iorg, R OBP: 0.326, SLG: 0.407 Rance Mulliniks, L OBP: 0.332, SLG: 0.333 (1, 5) (7, PH) (8, 5)	5-3									3	0	1	0	0	0	0											
Barry Bonnell, R OBP: 0.360, SLG: 0.470 Dave Revering, L OBP: 0.293, SLG: 0.325 (1, 10) (7, PH)	P4									3	0	0	1	0	1	1											
Jesse Barfield, R OBP: 0.339, SLG: 0.462 Hosken Powell, L OBP: 0.303, SLG: 0.367 (1, 9) (8, PH) (9, 9)	2B	1B								3	1	2	0	0	0	1											
Leon Roberts, R OBP: 0.265, SLG: 0.319 Al Woods, L OBP: 0.248, SLG: 0.289 (1, 7) (8, PH) (9, 7)	F8									3	0	0	0	0	1	3											
Willie Upshaw, L OBP: 0.348, SLG: 0.491 (1, 3)	1B									4	2	2	0	0	1	0											
Buck Martinez, R OBP: 0.314, SLG: 0.419 Ernie Whitt, L OBP: 0.332, SLG: 0.459 (1, 2) (9, PH)	K									3	1	1	2	0	2	2											
Lloyd Moseby, L OBP: 0.297, SLG: 0.384 (1, 8)										1	1	1	1	0	0	0											
Alfredo Griffin, S OBP: 0.266, SLG: 0.316 (1, 6)	4-3									4	1	1	0	0	0	2											
Inning Stats	R: 0 E: 0 K: 0 S: 3	H: 0 LOB: 0 BB: 0 P: 3	R: 2 E: 0 K: 1 S: 8	H: 3 LOB: 1 BB: 0 P: 8	R: 1 E: 0 K: 1 S: 7	H: 2 LOB: 1 BB: 0 P: 7	R: 0 E: 0 K: 2 S: 7	H: 0 LOB: 0 BB: 0 P: 7	R: 0 E: 0 K: 1 S: 5	H: 1 LOB: 0 BB: 0 P: 5	R: 2 E: 0 K: 0 S: 7	H: 4 LOB: 2 BB: 0 P: 7	R: 0 E: 0 K: 2 S: 7	H: 0 LOB: 0 BB: 0 P: 7	R: 2 E: 0 K: 0 S: 6	H: 3 LOB: 1 BB: 0 P: 6		1B: 10 2B: 1 3B: 0 HR: 2	SF: 0 SAC: 1 DP: 1 HBP: 0	WP: 0 PA: 39 PB: 1 SB: 0 CS: 0							
PITCHER	IP	WLS	BF	H	R	ER	SO	BB	IBB	HBP	BLK	WP	HR	S	P	ERA	WHIP										
Vida Blue, L ERA: 4.35 (1, 1)	6.0	W	26	9	5	5	5	0	0	0	0	0	1	36	36	7.50	1.500										
Dan Quisenberry, R ERA: 3.16 (7, 1)	3.0	S	13	4	2	2	2	0	0	0	0	0	1	17	17	6.00	1.333										

Batter	1	2	3	4	5	6	7	8	9	AB	R	H	RBI	BB	SO	LOB	TOP										
Paul Moltzer, R OBP: 0.369, SLG: 0.434 (1, 5)	1-3	L9			4-3 1B		5-3		SF7 2B	5	1	2	1	0	0	0	Milwaukee Brewers @ Kansas City Royals Royals Stadium, Kansas City, MO Sat Jul 24 1982, 8:05 PM EDT Att: 40,232 - Unknown - 86 F livebaseballscorecards.com										
Robin Yount, R OBP: 0.372, SLG: 0.601 (1, 6)	HR		WP BLK 3-1 1B		P4		K		SF7	4	2	2	1	0	1	1											
Cecil Cooper, L OBP: 0.351, SLG: 0.557 (1, 3)	HR		1-H	3-1	4-3				4-3	5	1	2	3	0	0	1											
Ted Simmons, S OBP: 0.305, SLG: 0.455 (1, 2)	F9		F8		4-0		G3			3	0	0	0	1	0	1											
Ben Oglivie, L OBP: 0.333, SLG: 0.489 (1, 7)	3-1		F7		4-3				4-3	4	0	0	0	0	0	2											
Gorman Thomas, R OBP: 0.333, SLG: 0.509 (1, 8)		1B WP		5-3		FC1-6 HBP		F7		3	1	1	0	0	0	0											
Roy Howell, L OBP: 0.318, SLG: 0.388 (1, 10)		1-3 WP SF7 1B		5-3		FC1-6 FC5-4		G3		4	1	2	0	0	0	1											
Charlie Moore, R OBP: 0.297, SLG: 0.367 (1, 9)	1-3			5-3		FC5-4 FC4-6		5-3		4	0	0	0	0	0	3											
Jim Gantner, L OBP: 0.388, SLG: 0.435 (1, 4)	SF7			F9		FC4-6			2B 1B	3	1	1	1	0	0	2											
Inning Stats	R: 2 E: 0 K: 0 S: 5	H: 2 LOB: 0 BB: 0 P: 5	R: 2 E: 0 K: 0 S: 5	H: 2 LOB: 0 BB: 0 P: 5	R: 1 E: 0 K: 0 S: 4	H: 1 LOB: 0 BB: 0 P: 4	R: 0 E: 0 K: 0 S: 4	H: 1 LOB: 1 BB: 0 P: 4	R: 0 E: 0 K: 1 S: 6	H: 1 LOB: 1 BB: 0 P: 6	R: 0 E: 0 K: 0 S: 3	H: 0 LOB: 1 BB: 0 P: 4	R: 0 E: 0 K: 0 S: 6	H: 1 LOB: 1 BB: 0 P: 6	R: 0 E: 0 K: 0 S: 3	H: 0 LOB: 0 BB: 0 P: 3		R: 2 E: 0 K: 0 S: 5	H: 2 LOB: 0 BB: 0 P: 5	1B: 7 2B: 1 3B: 1 HR: 1	SF: 2 SAC: 0 DP: 0 HBP: 1	WP: 2 PA: 39 SB: 0 CS: 0					
PITCHER	IP	WLS	BF	H	R	ER	SO	BB	IBB	HBP	BLK	WP	HR	S	P	ERA	WHIP										
Derek Botelho, R ERA: 5.0 (1, 1)	2.0	L	11	5	5	5	0	0	0	0	0	1	1	11	11	22.50	2.500										
Bud Black, L ERA: 4.59 (3, 1)	4.0		16	2	0	0	0	0	1	1	1	1	0	14	19	0.00	0.500										
Bill Castro, R ERA: 2.33 (7, 1)	3.0		12	3	2	2	1	0	0	0	0	0	0	14	14	6.00	1.000										

Batter	1	2	3	4	5	6	7	8	9	AB	R	H	RBI	BB	SO	LOB	BOTTOM										
Willie Wilson, S OBP: 0.373, SLG: 0.465 (1, 7) (3, 8)	SF8	1B S 1B		G3			1-3		4-3	5	1	2	0	0	0	2	Milwaukee Brewers @ Kansas City Royals Royals Stadium, Kansas City, MO Sat Jul 24 1982, 8:05 PM EDT Att: 40,232 - Unknown - 86 F livebaseballscorecards.com										
U L Washington, S OBP: 0.332, SLG: 0.359 (1, 6)	SF8	1-3 1B			F7 S FC3-2 1B			B5-3		3	0	2	2	0	0	0											
George Brett, L OBP: 0.388, SLG: 0.506 (1, 5)	4-3	L6			F7			4-3 1B		4	0	1	0	0	0	3											
Amos Otis, R OBP: 0.350, SLG: 0.455 (1, 8)	K				F9			4-3		1	0	0	0	0	1	0											
Steve Hammond, L OBP: 0.337, SLG: 0.556 (3, 9)	K				FC3-2 CS			4-3		3	0	0	0	0	0	2											
Hal McRae, R OBP: 0.381, SLG: 0.535 (1, 10)		1B S BB		6-3		CS		4-3 BB		2	1	1	0	2	0	0											
Willie Aikens, L OBP: 0.314, SLG: 0.374 (1, 3)		FC5 1B		F8		G6-3		P3		4	0	1	1	0	0	3											
Jerry Martin, R OBP: 0.315, SLG: 0.387 (1, 9) (3, 7)		K			K		6-3		F9	4	0	0	0	0	2	1											
Frank White, R OBP: 0.329, SLG: 0.479 (1, 4)		E 1B						F8		4	1	2	0	0	0	0											
Don Slaught, R OBP: 0.327, SLG: 0.388 (1, 2)		FC5 1B			P4			F8		4	1	1	0	0	0	2											
Inning Stats	R: 1 E: 0 K: 1 S: 6	H: 1 LOB: 0 BB: 0 P: 6	R: 3 E: 1 K: 1 S: 9	H: 4 LOB: 2 BB: 1 P: 13	R: 0 E: 0 K: 0 S: 3	H: 0 LOB: 0 BB: 0 P: 3	R: 0 E: 0 K: 1 S: 6	H: 1 LOB: 1 BB: 0 P: 6	R: 0 E: 0 K: 0 S: 3	H: 1 LOB: 0 BB: 0 P: 3	R: 0 E: 0 K: 0 S: 3	H: 0 LOB: 0 BB: 0 P: 3	R: 0 E: 0 K: 0 S: 4	H: 1 LOB: 2 BB: 1 P: 8	R: 0 E: 0 K: 0 S: 4	H: 1 LOB: 1 BB: 0 P: 4	1B: 8 2B: 1 3B: 1 HR: 0	SF: 1 SAC: 0 DP: 1 HBP: 0	WP: 0 PA: 38 SB: 0 CS: 1								
PITCHER	IP	WLS	BF	H	R	ER	SO	BB	IBB	HBP	BLK	WP	HR	S	P	ERA	WHIP										
Pete Vuckovich, R ERA: 3.12 (1, 1)	9.0	W	37	10	4	3	3	2	0	0	0	0	0	41	49	3.00	1.333										

Batter	1	2	3	4	5	6	7	8	9	AB	R	H	RBI	BB	SO	LOB	TOP				
Paul Moltzer, R OBP: 0.366, SLG: 0.429 (1, 5)	F9		K			F7		F8		4	0	0	0	0	1	0					
Robin Yount, R OBP: 0.373, SLG: 0.616 (1, 6)	HR			HR		5-3		F9		4	2	2	2	0	0	0					
Cecil Cooper, L OBP: 0.347, SLG: 0.551 (1, 3)	F7			K			4-3	F6		4	0	0	0	0	1	0					
Ted Simmons, S OBP: 0.304, SLG: 0.455 (1, 2)	L8			K				BB 1B 2B		4	1	1	0	0	1	0					
Gorman Thomas, R OBP: 0.335, SLG: 0.508 (1, 8)		F8		F8				BB 1B BB		3	1	1	0	1	0	0					
Ben Oglivie, L OBP: 0.332, SLG: 0.485 (1, 7)		F8			F7			BB 1B BB		3	0	0	0	1	0	1					
Don Money, R OBP: 0.365, SLG: 0.587 (1, 10)			K		P6			BB 1B		4	0	1	2	0	2	1					
Charlie Moore, R OBP: 0.294, SLG: 0.363 (1, 9)			1-3		G3			P5		3	0	0	0	0	0	2					
Jim Gantner, L OBP: 0.383, SLG: 0.429 (1, 4)			5-3			P6		F8		3	0	0	0	0	0	2					
Inning Stats	R: 1 E: 0 K: 0 S: 4	H: 1 LOB: 0 BB: 4 P: 4	R: 0 E: 0 K: 1 S: 5	H: 0 LOB: 0 BB: 0 P: 5	R: 0 E: 0 K: 1 S: 5	H: 0 LOB: 0 BB: 0 P: 5	R: 1 E: 0 K: 2 S: 8	H: 1 LOB: 0 BB: 0 P: 8	R: 0 E: 0 K: 0 S: 3	H: 0 LOB: 0 BB: 0 P: 3	R: 2 E: 0 K: 0 S: 5	H: 2 LOB: 2 BB: 2 P: 13	R: 0 E: 0 K: 1 S: 6	H: 0 LOB: 1 BB: 0 P: 6	R: 0 E: 0 K: 1 S: 6	H: 1 LOB: 1 BB: 0 P: 6	1B: 2 2B: 1 3B: 0 HR: 2	SF: 0 SAC: 0 DP: 0 HBP: 0	WP: 0 PB: 0 SB: 0 CS: 0	PA: 34	
PITCHER	IP	WLS	BF	H	R	ER	SO	BB	IBB	HBP	BLK	WP	HR	S	P	ERA	WHIP				
Larry Gura, L ERA: 4.38 (1, 1)	6.1	W	25	4	4	4	4	2	0	0	0	0	2	31	39	5.68	0.947				
Mike Armstrong, R ERA: 2.22 (7, 1)	2.2	S	9	1	0	0	1	0	0	0	0	0	0	11	11	0.00	0.375				

Milwaukee Brewers @ Kansas City Royals
 Royals Stadium, Kansas City, MO
 Sun Jul 25 1982, 4:33 AM EDT
 Att: 38,629 - Unknown - 88 F

AB	32
R	4
H	5
RBI	4
BB	2
SO	5
LOB	6



Batter	1	2	3	4	5	6	7	8	9	AB	R	H	RBI	BB	SO	LOB	BOTTOM				
Willie Wilson, S OBP: 0.374, SLG: 0.464 (1, 8)	S SF7 1B	G3		K		F5		1-2 1B		5	1	2	0	0	1	2					
U L Washington, S OBP: 0.335, SLG: 0.382 (1, 6)	1-3			HR		L8 2B		F7		5	2	2	1	0	1	4					
George Brett, L OBP: 0.387, SLG: 0.501 (1, 7)	BB 1B			K		L8		4-3		3	1	0	0	1	1	2					
Hal McRae, R OBP: 0.380, SLG: 0.536 (1, 10)	SF7		6-3			BB 1B 2B		K		3	1	1	2	0	1	0					
Jerry Martin, R OBP: 0.317, SLG: 0.387 (1, 9)	1B 1B		K		1-3			G6-4-3 BB		3	0	1	1	1	1	1					
Lee May, R OBP: 0.444, SLG: 0.574 Willie Aikens, L OBP: 0.315, SLG: 0.375 (5, FH) (6, 3)	1-2 1B			E6 SH2-3 2B 1B		1B 1B		G6-4-3		2	1	2	0	0	0	0					
Frank White, R OBP: 0.332, SLG: 0.479 (1, 4)	P4			SH2-3		1B		BB 1B		2	0	1	0	1	0	2					
Don Slaught, R OBP: 0.339, SLG: 0.415 (1, 2)		F9				F8		BB 1B		4	0	2	1	0	0	2					
Greg Pryor, R OBP: 0.337, SLG: 0.471 (1, 5)		6-3				1B		F7		4	0	2	0	0	0	1					
Inning Stats	R: 2 E: 0 K: 0 S: 6	H: 3 LOB: 1 BB: 1 P: 10	R: 0 E: 0 K: 0 S: 3	H: 0 LOB: 0 BB: 0 P: 3	R: 1 E: 1 K: 2 S: 8	H: 1 LOB: 1 BB: 0 P: 8	R: 1 E: 1 K: 1 S: 7	H: 3 LOB: 1 BB: 0 P: 7	R: 2 E: 0 K: 0 S: 7	H: 4 LOB: 2 BB: 0 P: 7	R: 0 E: 0 K: 1 S: 6	H: 1 LOB: 1 BB: 0 P: 6	R: 0 E: 0 K: 1 S: 4	H: 0 LOB: 0 BB: 1 P: 8	R: 0 E: 0 K: 0 S: 4	H: 2 LOB: 2 BB: 1 P: 8	1B: 10 2B: 3 3B: 0 HR: 1	SF: 1 SAC: 1 DP: 1 HBP: 0	WP: 0 PB: 0 SB: 3 CS: 1	PA: 38	
PITCHER	IP	WLS	BF	H	R	ER	SO	BB	IBB	HBP	BLK	WP	HR	S	P	ERA	WHIP				
Randy Lerch, L ERA: 5.02 Jim Slaton, R ERA: 3.14 (5, 1)	4.1	L	21	6	1	1	2	2	0	0	0	0	0	19	27	2.46	2.182				

Milwaukee Brewers @ Kansas City Royals
 Royals Stadium, Kansas City, MO
 Sun Jul 25 1982, 4:33 AM EDT
 Att: 38,629 - Unknown - 88 F

AB	33
R	6
H	14
RBI	6
BB	3
SO	5
LOB	15



Batter	1	2	3	4	5	6	7	8	9	AB	R	H	RBI	BB	SO	LOB	TOP																					
Willie Wilson, S (1, 8) OBP: 0.374, SLG: 0.476 Cesar Geronimo, L (9, 8) OBP: 0.349, SLG: 0.542	G3		F7			2B 3B		F7		5	1	2	2	0	0	2																						
U L Washington, S (1, 6) OBP: 0.335, SLG: 0.387	K		1B E 1B			1-H 2-H		F8		5	1	2	2	0	1	1																						
George Brett, L (1, 5) OBP: 0.387, SLG: 0.499	F8		F9			3-H 4-0		F7		4	1	1	0	1	0	2																						
Hal McRae, R (1, 10) OBP: 0.385, SLG: 0.551		F9 2B	E9 1B			F3		HR		5	1	4	3	0	0	2																						
Willie Aikens, L (1, 3) OBP: 0.310, SLG: 0.368	F9		K			F9		6-3		5	0	0	0	0	1	5																						
Steve Hammond, L (1, 9) OBP: 0.333, SLG: 0.500	F7					4-3		3-1		5	1	1	0	0	0	2																						
Jerry Martin, R (1, 7) OBP: 0.315, SLG: 0.384	F3					F7		F8		5	0	1	0	0	1	3																						
Frank White, R (1, 4) OBP: 0.335, SLG: 0.481 Onix Concepcion, R (6, 4) OBP: 0.271, SLG: 0.315			1B 1B			6-3		1B 1B		3	2	2	0	0	0	0																						
Jamie Quirk, L (1, 2) OBP: 0.271, SLG: 0.284			1B 1B			G3		F5		4	1	1	0	0	0	4																						
Inning Stats	R: 0 E: 0 K: 1 S: 5	H: 0 LOB: 0 BB: 0 P: 5	R: 0 E: 0 K: 0 S: 4	H: 1 LOB: 1 BB: 0 P: 4	R: 3 E: 1 K: 1 S: 9	H: 4 LOB: 1 BB: 0 P: 9	R: 0 E: 0 K: 0 S: 3	H: 0 LOB: 0 BB: 0 P: 3	R: 1 E: 0 K: 0 S: 5	H: 2 LOB: 2 BB: 1 P: 9	R: 2 E: 0 K: 0 S: 6	H: 3 LOB: 1 BB: 0 P: 6	R: 2 E: 0 K: 0 S: 7	H: 4 LOB: 2 BB: 0 P: 7	R: 0 E: 0 K: 1 S: 3	H: 0 LOB: 0 BB: 0 P: 3	R: 0 E: 0 K: 1 S: 6	H: 1 LOB: 1 BB: 0 P: 6	1B: 10 2B: 2 3B: 2 HR: 1	SF: 0 SAC: 0 DP: 0 HBP: 0	WP: 0 PB: 0 SB: 0 CS: 0	PA: 43																
PITCHER	IP	WLS	BF	H	R	ER	SO	BB	IBB	HBP	BLK	WP	HR	S	P	ERA	WHIP	PITCHER				IP	WLS	BF	H	R	ER	SO	BB	IBB	HBP	BLK	WP	HR	S	P	ERA	WHIP
Tom Brennan, R (1, 1) ERA: 4.7	7.0	L	36	14	8	7	2	1	0	0	0	0	1	39	43	9.00	2.143																					
Bud Anderson, R (8, 1) ERA: 2.36	2.0		7	1	0	0	1	0	0	0	0	0	0	9	9	0.00	0.500																					

Kansas City Royals @ Cleveland Indians
Cleveland Municipal Stadium, Cleveland, OH

AB 42
R 8
H 15
RBI 7
BB 1
SO 3
LOB 21



Mon Jul 26 1982, 7:05 PM EDT
Att: 13,841 - Unknown - 75 F

livebaseballscores.com

Batter	1	2	3	4	5	6	7	8	9	AB	R	H	RBI	BB	SO	LOB	BOTTOM																					
Larry Milbourne, S (1, 4) OBP: 0.264, SLG: 0.313	6-3		1B			BB 1B			G4-6-3	5	1	3	0	0	0	2																						
Toby Harrah, R (1, 5) OBP: 0.425, SLG: 0.548 Jack Perconte, L (7, PH) OBP: 0.292, SLG: 0.275	K		L5			1B BB				3	0	1	0	0	1	1																						
Mike Hargrove, L (1, 3) OBP: 0.379, SLG: 0.311	F9					1B BB		F6		3	0	0	0	1	0	2																						
Andre Thornton, R (1, 10) OBP: 0.416, SLG: 0.534	F6					G6-4-3 BB		F9		3	0	1	1	1	0	0																						
Chris Bando, S (1, 2) OBP: 0.320, SLG: 0.300						G6-4-3 BB		4-3		3	0	0	0	1	1	4																						
Von Hayes, L (1, 9) OBP: 0.290, SLG: 0.386	F9					E4 FC3-6		6-3		4	0	0	0	0	0	4																						
Rick Manning, L (1, 8) OBP: 0.334, SLG: 0.351 Rod Craig, S (8, 7) OBP: 0.235, SLG: 0.219	4-3					FC3-6 FC5-4		F8		3	0	0	0	0	0	5																						
Carmen Castillo, R (1, 7) OBP: 0.286, SLG: 0.250			L3			FC5-4		K		4	0	1	0	0	1	1																						
Mike Fischlin, R (1, 6) OBP: 0.380, SLG: 0.333 Karl Pagel, L (9, PH) OBP: 0.474, SLG: 0.231	L6					K		F9		3	0	0	0	0	1	1																						
Inning Stats	R: 0 E: 0 K: 1 S: 5	H: 0 LOB: 0 BB: 0 P: 5	R: 0 E: 0 K: 0 S: 3	H: 0 LOB: 1 BB: 1 P: 7	R: 0 E: 0 K: 0 S: 4	H: 1 LOB: 1 BB: 0 P: 4	R: 0 E: 0 K: 0 S: 2	H: 0 LOB: 0 BB: 1 P: 6	R: 0 E: 0 K: 1 S: 6	H: 0 LOB: 1 BB: 0 P: 6	R: 1 E: 0 K: 0 S: 8	H: 3 LOB: 3 BB: 1 P: 12	R: 0 E: 0 K: 1 S: 6	H: 1 LOB: 2 BB: 1 P: 10	R: 0 E: 0 K: 0 S: 3	H: 0 LOB: 0 BB: 0 P: 3	R: 0 E: 0 K: 1 S: 6	H: 2 LOB: 1 BB: 0 P: 6	1B: 6 2B: 1 3B: 0 HR: 0	SF: 0 SAC: 0 DP: 2 HBP: 0	WP: 0 PB: 0 SB: 0 CS: 0	PA: 37																
PITCHER	IP	WLS	BF	H	R	ER	SO	BB	IBB	HBP	BLK	WP	HR	S	P	ERA	WHIP	PITCHER				IP	WLS	BF	H	R	ER	SO	BB	IBB	HBP	BLK	WP	HR	S	P	ERA	WHIP
Vida Blue, L (1, 1) ERA: 4.14	7.0	W	30	5	1	1	4	4	0	0	0	0	0	34	50	1.29	1.286																					
Dan Quisenberry, R (8, 1) ERA: 3.26	2.0		7	2	0	0	1	0	0	0	0	0	0	9	9	0.00	1.000																					

Kansas City Royals @ Cleveland Indians
Cleveland Municipal Stadium, Cleveland, OH

AB 33
R 1
H 7
RBI 1
BB 4
SO 5
LOB 22



Mon Jul 26 1982, 7:05 PM EDT
Att: 13,841 - Unknown - 75 F

livebaseballscores.com

Batter	1	2	3	4	5	6	7	8	9	AB	R	H	RBI	BB	SO	LOB	TOP								
Lenn Sakata, R (1, 4) OBP: 0.322, SLG: 0.353 Terry Crowley, L (9, PH) OBP: 0.380, SLG: 0.349	F3		1B 2B		1-3 2B		F8		3-1	4	0	2	0	0	0	1	Baltimore Orioles @ Kansas City Royals Royals Stadium, Kansas City, MO Thu Jul 29 1982, 8:05 PM EDT Att: 36,217 - Unknown								
Dan Ford, R (1, 9) OBP: 0.281, SLG: 0.381	F9		G4-6-3 1B		BB		F9		K	4	0	1	0	1	1										
Ken Singleton, S (1, 10) OBP: 0.374, SLG: 0.387	K		G4-6-3 1-2		4-3		BB		6-3	4	0	0	0	1	5										
Eddie Murray, S (1, 3) OBP: 0.379, SLG: 0.510		5-3				L4		F9		4	0	0	0	0	2										
John Lowenstein, L (1, 7) OBP: 0.411, SLG: 0.644		2B				S BB		1B		3	1	2	0	1	0										
Cal Ripken Jr., R (1, 6) OBP: 0.316, SLG: 0.484	5-3					F9		FC3-4-6 1B 1-2		4	0	0	0	0	3										
Joe Nolan, L (1, 2) OBP: 0.282, SLG: 0.389	P6					K		E3		4	0	1	0	0	1										
Gary Roenicke, R (1, 8) OBP: 0.389, SLG: 0.532					2B BB	F2		L5		3	1	1	1	1	0										
Rich Dauer, R (1, 5) OBP: 0.332, SLG: 0.372			5-3			F7			F9	4	0	1	0	0	3										
Inning Stats	R: 0 E: 0 K: 1 S: 5	H: 0 LOB: 0 BB: 0 P: 5	R: 0 E: 0 K: 0 S: 4	H: 1 LOB: 1 BB: 0 P: 4	R: 1 E: 0 K: 0 S: 5	H: 3 LOB: 1 BB: 0 P: 5	R: 0 E: 0 K: 2 S: 7	H: 0 LOB: 0 BB: 0 P: 7	R: 0 E: 0 K: 1 S: 6	H: 1 LOB: 3 BB: 2 P: 14	R: 1 E: 1 K: 0 S: 4	H: 0 LOB: 1 BB: 1 P: 8	R: 0 E: 0 K: 0 S: 4	H: 1 LOB: 2 BB: 0 P: 8	R: 0 E: 0 K: 1 S: 5	H: 2 LOB: 2 BB: 0 P: 5	R: 0 E: 0 K: 1 S: 5	H: 0 LOB: 0 BB: 0 P: 5	1B: 3 2B: 4 3B: 0 HR: 1	SF: 0 SAC: 0 DP: 1 HBP: 0	WP: 0 PB: 0 SB: 1 CS: 0	PA: 39			
PITCHER	IP	WLS	BF	H	R	ER	SO	BB	IBB	HBP	BLK	WP	HR	S	P	ERA	WHIP								
Derek Botelho, R (1, 1) ERA: 3.86	5.0	W	21	5	1	1	4	2	0	0	0	0	1	27	35	1.80	1.400								
Mike Armstrong, R (6, 1) ERA: 1.99	3.0		15	3	1	0	0	2	0	0	0	0	0	13	21	0.00	1.667								
Dan Quisenberry, R (9, 1) ERA: 3.18	1.0		3	0	0	0	1	0	0	0	0	0	0	5	5	0.00	0.000								

Batter	1	2	3	4	5	6	7	8	9	AB	R	H	RBI	BB	SO	LOB	BOTTOM								
Willie Wilson, S (1, 7) OBP: 0.366, SLG: 0.461	K						FC3-6 S 2B			4	1	1	0	0	2	1	Baltimore Orioles @ Kansas City Royals Royals Stadium, Kansas City, MO Thu Jul 29 1982, 8:05 PM EDT Att: 36,217 - Unknown								
U L Washington, S (1, 6) OBP: 0.324, SLG: 0.373	F7					FC4-6 1B	F7			4	0	1	0	0	0	3									
George Brett, L (1, 5) OBP: 0.387, SLG: 0.500	F7					FC4-6 FC4-6 1-2	FC4-6 FC4-6			3	1	0	0	1	0	1									
Hal McRae, R (1, 10) OBP: 0.383, SLG: 0.544						FC4-6 1-2				3	2	2	2	1	0	1									
Willie Aikens, L (1, 3) OBP: 0.314, SLG: 0.380										4	1	2	3	0	0	1									
Steve Hammond, L (1, 9) OBP: 0.317, SLG: 0.450										4	1	2	0	0	0	2									
Frank White, R (1, 4) OBP: 0.334, SLG: 0.484										4	1	1	1	0	1	1									
Cesar Geronimo, L (1, 8) OBP: 0.328, SLG: 0.516										3	0	0	1	0	0	1									
Don Slaught, R (1, 2) OBP: 0.371, SLG: 0.429										4	0	2	0	0	0	0									
Inning Stats	R: 0 E: 0 K: 1 S: 5	H: 0 LOB: 0 BB: 0 P: 5	R: 4 E: 0 K: 0 S: 8	H: 6 LOB: 1 BB: 0 P: 8	R: 0 E: 0 K: 0 S: 3	H: 0 LOB: 1 BB: 1 P: 7	R: 0 E: 0 K: 1 S: 5	H: 0 LOB: 0 BB: 0 P: 5	R: 0 E: 0 K: 1 S: 6	H: 1 LOB: 1 BB: 0 P: 6	R: 0 E: 0 K: 0 S: 4	H: 1 LOB: 1 BB: 0 P: 4	R: 3 E: 0 K: 0 S: 6	H: 3 LOB: 1 BB: 1 P: 10	R: 0 E: 0 K: 0 S: 3	H: 0 LOB: 0 BB: 0 P: 3	R: 0 E: 0 K: 0 S: 3	H: 0 LOB: 0 BB: 0 P: 3	1B: 8 2B: 1 3B: 1 HR: 1	SF: 1 SAC: 0 DP: 1 HBP: 0	WP: 0 PB: 0 SB: 1 CS: 0	PA: 36			
PITCHER	IP	WLS	BF	H	R	ER	SO	BB	IBB	HBP	BLK	WP	HR	S	P	ERA	WHIP								
Dennis Martinez, R (1, 1) ERA: 4.28	1.1	L	9	5	4	4	4	0	0	0	0	0	0	11	11	27.00	3.750								
Storm Davis, R (2, 1) ERA: 2.96	5.1		23	6	3	3	2	1	1	0	0	0	0	25	33	5.06	1.312								
Tim Stoddard, R (7, 1) ERA: 3.5	1.1		4	0	0	0	0	0	0	0	0	0	0	4	4	0.00	0.000								

AB	35
R	2
H	8
RBI	1
BB	4
SO	5
LOB	19





AB	33
R	7
H	11
RBI	7
BB	2
SO	3
LOB	11



Batter	1	2	3	4	5	6	7	8	9	AB	R	H	RBI	BB	SO	LOB	TOP				
Al Bumbry, L OBP: 0.319, SLG: 0.324 (1, 8)										3	0	1	0	0	0	2	Baltimore Orioles @ Kansas City Royals Royals Stadium, Kansas City, MO Fri Jul 30 1982, 8:05 PM EDT Att: 33,844 - Unknown				
Benny Ayala, R OBP: 0.311, SLG: 0.507 (8, PH)										1	0	0	0	0	0	1					
Jim Dwyer, L OBP: 0.388, SLG: 0.458 (8, 7)										0	0	0	0	0	0	0					
Rich Dauer, R OBP: 0.328, SLG: 0.369 (1, 5)										3	0	0	1	0	1	1					
Dan Ford, R OBP: 0.278, SLG: 0.377 (1, 9)										4	0	0	0	0	2	0					
Eddie Murray, S OBP: 0.375, SLG: 0.503 (1, 3)										4	0	0	0	0	1	0					
Cal Ripken Jr., R OBP: 0.315, SLG: 0.480 (1, 6)										3	1	0	0	1	0	0					
Gary Roenicke, R OBP: 0.389, SLG: 0.538 (8, 8)										3	0	1	0	0	0	0					
John Lowenstein, L OBP: 0.413, SLG: 0.646 (9, PH)										1	0	1	0	0	0	0					
Ken Singleton, S OBP: 0.373, SLG: 0.390 (1, 10)										3	0	1	1	0	1	1					
Lenn Sakata, R OBP: 0.323, SLG: 0.353 (1, 4)										3	1	1	0	0	0	1					
Terry Crowley, L OBP: 0.375, SLG: 0.344 (9, PH)										1	0	0	0	0	0	1					
Rick Dempsey, R OBP: 0.316, SLG: 0.346 (1, 2)										2	1	1	1	1	0	0					
Inning Stats	R: 0 E: 0 K: 2 S: 7	H: 0 LOB: 0 BB: 0 P: 7	R: 0 E: 0 K: 1 S: 6	H: 1 LOB: 1 BB: 0 P: 6	R: 0 E: 0 K: 0 S: 4	H: 1 LOB: 1 BB: 0 P: 4	R: 0 E: 0 K: 1 S: 5	H: 0 LOB: 0 BB: 0 P: 5	R: 0 E: 0 K: 0 S: 3	H: 0 LOB: 0 BB: 0 P: 3	R: 0 E: 0 K: 1 S: 5	H: 0 LOB: 0 BB: 0 P: 5	R: 2 E: 0 K: 0 S: 5	H: 2 LOB: 0 BB: 0 P: 5	R: 1 E: 0 K: 0 S: 4	H: 1 LOB: 1 BB: 1 P: 8	1B: 3 2B: 2 3B: 1 HR: 0	SF: 2 SAC: 0 DP: 0 HBP: 0	WP: 0 PB: 0 SB: 0 CS: 0	PA: 35	
PITCHER	IP	WLS	BF	H	R	ER	SO	BB	IBB	HBP	BLK	WP	HR	S	P	ERA	WHIP				
Larry Gura, L ERA: 4.32	8.1	W	32	5	3	3	5	2	0	0	0	0	0	40	48	3.24	0.840				
Dan Quisenberry, R ERA: 3.16	0.2	S	3	1	0	0	0	0	0	0	0	0	0	3	3	0.00	1.500				

Batter	1	2	3	4	5	6	7	8	9	AB	R	H	RBI	BB	SO	LOB	BOTTOM				
Willie Wilson, S OBP: 0.367, SLG: 0.462 (1, 7)										4	1	2	0	0	1	0	Baltimore Orioles @ Kansas City Royals Royals Stadium, Kansas City, MO Fri Jul 30 1982, 8:05 PM EDT Att: 33,844 - Unknown				
U L Washington, S OBP: 0.327, SLG: 0.375 (1, 6)										4	0	2	1	0	1	1					
George Brett, L OBP: 0.390, SLG: 0.506 (1, 5)										4	1	3	1	0	0	1					
Hal McRae, R OBP: 0.380, SLG: 0.540 (1, 10)										3	0	0	0	0	1	5					
Willie Aikens, L OBP: 0.315, SLG: 0.377 (1, 3)										2	0	0	0	1	0	2					
Lee May, R OBP: 0.435, SLG: 0.610 (8, PH)										0	0	0	1	0	0	0					
Greg Pryor, R OBP: 0.348, SLG: 0.489 (9, 3)										0	0	0	0	0	0	0					
Steve Hammond, L OBP: 0.311, SLG: 0.432 (1, 9)										4	1	1	0	0	0	1					
Frank White, R OBP: 0.334, SLG: 0.483 (1, 4)										3	0	1	0	0	1	1					
Cesar Geronimo, L OBP: 0.329, SLG: 0.516 (1, 8)										2	0	1	1	0	0	1					
Don Slaught, R OBP: 0.356, SLG: 0.409 (1, 2)										3	1	0	0	0	0	2					
Inning Stats	R: 0 E: 1 K: 1 S: 6	H: 1 LOB: 1 BB: 0 P: 6	R: 0 E: 0 K: 0 S: 3	H: 0 LOB: 0 BB: 0 P: 3	R: 2 E: 0 K: 1 S: 9	H: 4 LOB: 2 BB: 0 P: 9	R: 1 E: 0 K: 0 S: 4	H: 2 LOB: 0 BB: 0 P: 4	R: 0 E: 0 K: 0 S: 4	H: 1 LOB: 1 BB: 0 P: 4	R: 0 E: 0 K: 1 S: 5	H: 0 LOB: 0 BB: 1 P: 9	R: 0 E: 0 K: 1 S: 5	H: 1 LOB: 0 BB: 0 P: 5	R: 1 E: 0 K: 0 S: 4	H: 1 LOB: 0 BB: 0 P: 4	1B: 9 2B: 2 3B: 0 HR: 0	SF: 2 SAC: 1 DP: 2 HBP: 0	WP: 0 PB: 0 SB: 1 CS: 1	PA: 34	
PITCHER	IP	WLS	BF	H	R	ER	SO	BB	IBB	HBP	BLK	WP	HR	S	P	ERA	WHIP				
Sammy Stewart, R ERA: 4.01	7.1	L	31	10	4	4	4	1	0	0	0	0	0	38	42	4.91	1.500				
Tippy Martinez, L ERA: 2.91	0.2		2	0	0	0	0	0	0	0	0	0	0	2	2	0.00	0.000				

Batter	1	2	3	4	5	6	7	8	9	AB	R	H	RBI	BB	SO	LOB	TOP			
Al Bumbry, L OBP: 0.316, SLG: 0.320 (1, 8)	L5		F7		K			6-3		4	0	0	0	0	1	1	Baltimore Orioles @ Kansas City Royals Royals Stadium, Kansas City, MO Sat Jul 31 1982, 8:05 PM EDT Att: 40,771 - Unknown AB 33 R 0 H 7 RBI 0 BB 3 SO 4 LOB 14 			
Rich Dauer, R OBP: 0.327, SLG: 0.368 (1, 4)	F8			F9		F8		1B		4	0	1	0	0	0	0				
Cal Ripken Jr., R OBP: 0.312, SLG: 0.475 (1, 6)	K			K		6-3		F9		4	0	0	0	0	2	1				
Eddie Murray, S OBP: 0.379, SLG: 0.507 (1, 3)		K			BB			FC5-4		4	0	3	0	0	1	0				
Gary Roenicke, R OBP: 0.390, SLG: 0.534 (1, 7)		FC4-6			BB			1B		2	0	0	0	2	0	3				
Dan Ford, R OBP: 0.275, SLG: 0.372 (1, 9)		FC4-6			F9					4	0	0	0	0	0	3				
Ken Singleton, S OBP: 0.372, SLG: 0.388 (1, 10)			F9					1B		4	0	1	0	0	0	1				
Rick Dempsey, R OBP: 0.323, SLG: 0.355 (1, 2)				CS		F3		FC6-4		3	0	2	0	1	0	1				
Floyd Rayford, R OBP: 0.213, SLG: 0.349 (1, 5)						F8				3	0	0	0	0	0	3				
Benny Ayala, R OBP: 0.307, SLG: 0.500 (9, PH)						F8		FC6-4		1	0	0	0	0	0	1				
Inning Stats	R: 0 E: 0 K: 1 S: 5	H: 0 LOB: 0 BB: 0 P: 5	R: 0 E: 0 K: 1 S: 5	H: 0 LOB: 1 BB: 1 P: 9	R: 0 E: 0 K: 0 S: 3	H: 1 LOB: 0 BB: 0 P: 3	R: 0 E: 0 K: 1 S: 6	H: 1 LOB: 2 BB: 1 P: 10	R: 0 E: 0 K: 1 S: 6	H: 1 LOB: 1 BB: 0 P: 6	R: 0 E: 0 K: 0 S: 4	H: 0 LOB: 1 BB: 1 P: 7	R: 0 E: 0 K: 0 S: 5	H: 2 LOB: 2 BB: 0 P: 5	R: 0 E: 0 K: 0 S: 4	H: 1 LOB: 1 BB: 0 P: 4	1B: 6 2B: 1 3B: 0 HR: 0	SF: 0 SAC: 0 DP: 0 HBP: 0	WP: 0 PB: 0 SB: 0 CS: 1	PA: 36
PITCHER Vida Blue, L ERA: 3.81 (1, 1)	IP: 9.0 WLS: W BF: 36 H: 7 R: 0 ER: 0 SO: 4 BB: 3 IBB: 0 HBP: 0 BLK: 0 WP: 0 HR: 0 S: 41 P: 53 ERA: 0.00 WHIP: 1.111															PITCHER				

Batter	1	2	3	4	5	6	7	8	9	AB	R	H	RBI	BB	SO	LOB	BOTTOM				
Willie Wilson, S OBP: 0.366, SLG: 0.459 (1, 7)	6-3		F3		FC4-6		P4			4	0	1	0	0	0	0	Baltimore Orioles @ Kansas City Royals Royals Stadium, Kansas City, MO Sat Jul 31 1982, 8:05 PM EDT Att: 40,771 - Unknown AB 30 R 2 H 7 RBI 2 BB 3 SO 3 LOB 10 				
U L Washington, S OBP: 0.326, SLG: 0.373 (1, 6)	P6		S		FC4-6		5-3			4	1	1	1	0	0	1					
George Brett, L OBP: 0.389, SLG: 0.503 (1, 5)	BB		K		K			K		4	0	1	0	0	3	2					
Amos Otis, R OBP: 0.352, SLG: 0.454 (1, 8)	FC6-4				6-3			5-3		3	0	1	1	1	0	1					
Hal McRae, R OBP: 0.381, SLG: 0.538 (1, 10)	FC6-4		F7					FC5-4		3	0	1	0	1	0	3					
Lee May, R OBP: 0.411, SLG: 0.571 (1, 3)		F7			5-3		L4			4	0	0	0	0	0	1					
Greg Pryor, R OBP: 0.348, SLG: 0.489 (9, 3)								FC5-4		0	0	0	0	0	0	0					
Jerry Martin, R OBP: 0.314, SLG: 0.380 (1, 9)		1-6-3			4-3			FC6-4		3	0	1	0	0	0	0					
Frank White, R OBP: 0.334, SLG: 0.481 (1, 4)					1-3			FC6-4		3	0	1	0	0	0	1					
Don Slaught, R OBP: 0.355, SLG: 0.397 (1, 2)		F9						F8		2	1	0	0	1	0	1					
Inning Stats	R: 0 E: 0 K: 0 S: 4	H: 1 LOB: 2 BB: 1 P: 8	R: 0 E: 0 K: 0 S: 4	H: 1 LOB: 0 BB: 0 P: 4	R: 1 E: 0 K: 1 S: 7	H: 2 LOB: 1 BB: 0 P: 7	R: 0 E: 0 K: 0 S: 3	H: 0 LOB: 0 BB: 0 P: 3	R: 1 E: 0 K: 1 S: 6	H: 1 LOB: 1 BB: 1 P: 10	R: 0 E: 0 K: 0 S: 4	H: 2 LOB: 1 BB: 0 P: 4	R: 0 E: 0 K: 0 S: 3	H: 0 LOB: 0 BB: 0 P: 3	R: 0 E: 0 K: 1 S: 5	H: 0 LOB: 1 BB: 1 P: 9		1B: 7 2B: 0 3B: 0 HR: 0	SF: 0 SAC: 0 DP: 0 HBP: 0	WP: 0 PB: 0 SB: 1 CS: 0	PA: 33
PITCHER Mike Flanagan, L ERA: 3.72 (1, 1)	IP: 8.0 WLS: L BF: 33 H: 7 R: 2 ER: 2 SO: 3 BB: 3 IBB: 0 HBP: 0 BLK: 0 WP: 0 HR: 0 S: 36 P: 48 ERA: 2.25 WHIP: 1.250															PITCHER					

Batter	1	2	3	4	5	6	7	8	9	AB	R	H	RBI	BB	SO	LOB	TOP									
Al Bumbry, L OBP: 0.315, SLG: 0.319 (1, 8)										5	0	1	0	0	0	3	Baltimore Orioles @ Kansas City Royals Royals Stadium, Kansas City, MO Sun Aug 01 1982, 4:33 AM EDT Att: 30,280 - Unknown livebaseballscorecards.com									
Rich Dauer, R OBP: 0.324, SLG: 0.364 (1, 5)										4	0	0	0	0	0	2										
Ken Singleton, S OBP: 0.373, SLG: 0.386 (1, 10)										2	0	0	0	2	0	0										
Eddie Murray, S OBP: 0.375, SLG: 0.500 (1, 3)										4	0	0	0	0	0	5										
John Lowenstein, L OBP: 0.413, SLG: 0.646 (1, 7)										0	0	0	0	0	0	0										
Gary Roenicke, R OBP: 0.392, SLG: 0.533 (1, PH) (1, 9)										4	0	2	0	0	0	2										
Cal Ripken Jr., R OBP: 0.314, SLG: 0.483 (1, 6)										4	2	2	1	0	0	1										
Jim Dwyer, L OBP: 0.371, SLG: 0.434 (1, 9) (1, 7)										4	0	0	0	0	0	2										
Lenn Sakata, R OBP: 0.327, SLG: 0.357 (1, 4)										3	0	2	1	0	0	0										
Terry Crowley, L OBP: 0.370, SLG: 0.338 (9, PH) (1, 9)										1	0	0	0	0	0	0										
Rick Dempsey, R OBP: 0.327, SLG: 0.364 (1, 2)										3	0	2	0	0	0	2										
Joe Nolan, L OBP: 0.280, SLG: 0.386 (9, PH) (1, 9)										1	0	0	0	0	0	0										
Inning Stats	R: 0 E: 0 K: 0 S: 4	H: 1 LOB: 2 BB: 1 P: 8	R: 0 E: 0 K: 0 S: 3	H: 0 LOB: 0 BB: 0 P: 3	R: 0 E: 0 K: 0 S: 4	H: 1 LOB: 2 BB: 1 P: 8	R: 1 E: 0 K: 0 S: 5	H: 3 LOB: 1 BB: 0 P: 5	R: 0 E: 0 K: 0 S: 4	H: 0 LOB: 0 BB: 0 P: 4	R: 1 E: 0 K: 0 S: 6	H: 3 LOB: 2 BB: 0 P: 6	R: 0 E: 0 K: 0 S: 3	H: 0 LOB: 0 BB: 0 P: 3	R: 0 E: 0 K: 0 S: 3	H: 1 LOB: 0 BB: 0 P: 3	R: 0 E: 0 K: 0 S: 3	H: 0 LOB: 0 BB: 0 P: 3	1B: 7 2B: 1 3B: 0 HR: 1	SF: 0 SAC: 0 DP: 1 HBP: 0	WP: 0 PB: 0 SB: 1 CS: 1	PA: 38				
PITCHER	IP WLS BF H R ER SO BB IBB HBP BLK WP HR S P ERA WHIP																									
Dave Frost, R ERA: 4.71 (1, 1)	0.2	4	1	0	0	0	1	0	0	0	0	0	0	0	3	25	0.00	3.000								
Don Hood, L ERA: 3.95 (1, 1)	4.2	22	7	2	2	0	1	0	0	0	0	1	21	25	3.86	1.714										
Bill Castro, R ERA: 2.28 (6, 1)	2.2	W	8	1	0	0	0	0	0	0	0	0	8	8	0.00	0.375										
Dan Quisenberry, R ERA: 3.12 (9, 1)	1.0	S	3	0	0	0	0	0	0	0	0	0	3	3	0.00	0.000										

Batter	1	2	3	4	5	6	7	8	9	AB	R	H	RBI	BB	SO	LOB	BOTTOM							
Willie Wilson, S OBP: 0.369, SLG: 0.464 (1, 7)										5	0	3	0	0	0	1	Baltimore Orioles @ Kansas City Royals Royals Stadium, Kansas City, MO Sun Aug 01 1982, 4:33 AM EDT Att: 30,280 - Unknown livebaseballscorecards.com							
U L Washington, S OBP: 0.325, SLG: 0.370 (1, 6)										4	0	1	0	1	1	3								
George Brett, L OBP: 0.385, SLG: 0.497 (1, 5)										4	0	0	0	0	0	5								
Amos Otis, R OBP: 0.353, SLG: 0.454 (1, 8)										4	1	2	0	0	0	3								
Hal McRae, R OBP: 0.380, SLG: 0.538 (1, 10)										4	1	1	0	0	0	1								
Willie Aikens, L OBP: 0.316, SLG: 0.378 (1, 3)										2	0	1	0	1	0	0								
Lee May, R OBP: 0.419, SLG: 0.578 (8, PH)										1	0	1	1	0	0	0								
Greg Pryor, R OBP: 0.346, SLG: 0.489 (8, PR) (9, 3)										0	1	0	0	0	0	0								
Jerry Martin, R OBP: 0.313, SLG: 0.379 (1, 9)										4	1	1	1	0	1	4								
Frank White, R OBP: 0.330, SLG: 0.477 (1, 4)										3	0	0	1	0	0	4								
Jamie Quirk, L OBP: 0.260, SLG: 0.271 (1, 2)										3	0	0	0	0	0	0								
Steve Hammond, L OBP: 0.326, SLG: 0.444 (8, PH)										1	0	1	1	0	0	0								
Don Slaught, R OBP: 0.355, SLG: 0.397 (9, 2)										0	0	0	0	0	0	0								
Inning Stats	R: 0 E: 0 K: 0 S: 4	H: 1 LOB: 1 BB: 0 P: 4	R: 0 E: 1 K: 0 S: 4	H: 0 LOB: 1 BB: 0 P: 4	R: 0 E: 0 K: 1 S: 6	H: 1 LOB: 2 BB: 1 P: 10	R: 0 E: 0 K: 0 S: 5	H: 2 LOB: 0 BB: 0 P: 5	R: 0 E: 0 K: 0 S: 4	H: 1 LOB: 1 BB: 0 P: 4	R: 0 E: 0 K: 0 S: 3	H: 0 LOB: 1 BB: 1 P: 7	R: 4 E: 0 K: 1 S: 10	H: 5 LOB: 1 BB: 0 P: 10	R: 0 E: 0 K: 0 S: 3	H: 0 LOB: 0 BB: 0 P: 3	R: 0 E: 0 K: 0 S: 3	H: 0 LOB: 0 BB: 0 P: 3	1B: 9 2B: 2 3B: 0 HR: 0	SF: 1 SAC: 0 DP: 1 HBP: 0	WP: 1 PB: 0 SB: 2 CS: 0	PA: 38		
PITCHER	IP WLS BF H R ER SO BB IBB HBP BLK WP HR S P ERA WHIP																							
Jim Palmer, R ERA: 4.02 (1, 1)	7.0	32	8	2	2	1	2	0	0	0	0	0	32	40	2.57	1.429								
Tippy Martinez, L ERA: 3.22 (8, 1)	0.0	L	2	2	0	0	0	0	0	0	0	0	2	2	∞	∞								
Tim Stoddard, R ERA: 3.42 (8, 1)	1.0	4	1	2	2	1	0	0	0	0	0	0	6	6	18.00	1.000								

AB 35
R 2
H 9
RBI 2
BB 2
SO 0
LOB 17



AB 35
R 4
H 11
RBI 4
BB 2
SO 2
LOB 21



Batter	1	2	3	4	5	6	7	8	9	10	AB	R	H	RBI	BB	SO	LOB	TOP									
Lou Whitaker, L OBP: 0.338, SLG: 0.408 (1, 4)	0-0 4-3		0-0 6-3		0-0 1B		0-0 1B		0-0 2B		5	0	3	1	0	0	0	Detroit Tigers @ Kansas City Royals Royals Stadium, Kansas City, MO Mon Aug 02 1982, 8:05 PM EDT Att: 36,725 - Unknown - 94 F									
Tom Brookens, R OBP: 0.319, SLG: 0.370 (9, 6)	0-3 K		0-0 1-3		0-0 1B		0-0 4-3		0-0 4-3		5	0	1	1	0	1	3										
Larry Hemdon, R OBP: 0.329, SLG: 0.505 (1, 7)	0-0 1B			0-0 5-3		0-0 K		0-0 HR		0-0 4-3		5	1	2	1	0	1										
Lance Parrish, R OBP: 0.367, SLG: 0.548 (1, 2)	0-3 K			0-0 FC5-4 2B		0-0 1B		0-0 6-3		0-0 F8		5	1	2	0	0	1										
John Wockenfuss, R OBP: 0.337, SLG: 0.383 Richie Hebner, L OBP: 0.354, SLG: 0.407 (8, PH)		0-0 F7		4-0 FC5-4 BB		0-3 K		0-0 4-3		0-0 F8		2	0	0	0	1	1										
Enos Cabell, R OBP: 0.284, SLG: 0.337 (9, 5)		0-0 P4		0-0 FC5-4 2B		0-0 G6-3		0-0 5-3				4	1	0	0	0	3										
Chet Lemon, R OBP: 0.353, SLG: 0.365 (9, 8)		0-0 E6 1B		0-0 2B		0-0 5-3		0-0 CS BB 1B				4	0	3	2	0	0										
Glenn Wilson, R OBP: 0.333, SLG: 0.378 Jerry Turner, L OBP: 0.296, SLG: 0.380 Lynn Jones, R OBP: 0.255, SLG: 0.260 (9, 9)		0-0 6-3			0-0 FC6-4 1B		0-0 1B		4-0 4-3 CS 2B BB		3	0	2	0	0	0	1										
Alan Trammell, R OBP: 0.296, SLG: 0.351 Rick Leach, L OBP: 0.311, SLG: 0.361 (9, 3)			0-0 P4		0-0 FC6-4 1B		0-0 F8		0-0 4-3		0	1	0	0	0	0	2										
Inning Stats	R: 0 E: 0 K: 2 S: 8	H: 1 LOB: 1 BB: 0 P: 8	R: 0 E: 1 K: 0 S: 4	H: 1 LOB: 1 BB: 0 P: 4	R: 0 E: 0 K: 0 S: 3	H: 0 LOB: 0 BB: 0 P: 3	R: 2 E: 0 K: 0 S: 4	H: 2 LOB: 1 BB: 1 P: 8	R: 1 E: 0 K: 1 S: 7	H: 3 LOB: 1 BB: 0 P: 7	R: 0 E: 0 K: 1 S: 5	H: 1 LOB: 2 BB: 0 P: 5	R: 0 E: 0 K: 0 S: 5	H: 2 LOB: 2 BB: 0 P: 5	R: 1 E: 0 K: 0 S: 4	H: 1 LOB: 0 BB: 0 P: 4	R: 1 E: 0 K: 0 S: 4		H: 2 LOB: 1 BB: 1 P: 8	R: 0 E: 0 K: 0 S: 3	H: 0 LOB: 0 BB: 0 P: 3	1B: 10 2B: 2 3B: 0 HR: 1	SF: 0 SAC: 0 DP: 1 HBP: 0	WP: 0 PB: 0 SB: 0 CS: 2	PA: 41		
PITCHER	IP 5.0	WLS 22	BF 8	H 3	R 3	ER 3	SO 3	BB 1	IBB 0	HBP 0	BLK 0	WP 0	HR 0	S 27	P 31	ERA 5.40	WHIP 1.800										
Bud Black, L ERA: 4.68 Bill Castro, R ERA: 2.93 Dan Quisenberry, R ERA: 3.15	(1, 1) (6, 1) (9, 1)	3.0	11	3	1	1	1	0	0	0	0	0	0	1	13	3.00	1.000										
PITCHER	IP 2.0	WLS 8	BF 2	H 1	R 1	ER 0	SO 0	BB 1	IBB 0	HBP 0	BLK 0	WP 0	HR 0	S 7	P 11	ERA 4.50	WHIP 1.500										

Batter	1	2	3	4	5	6	7	8	9	10	AB	R	H	RBI	BB	SO	LOB	BOTTOM									
Willie Wilson, S OBP: 0.370, SLG: 0.464 (1, 7)	0-0 4-3 2B		0-3 K			0-0 HBP K		0-3 K			4	1	1	0	0	3	5	Detroit Tigers @ Kansas City Royals Royals Stadium, Kansas City, MO Mon Aug 02 1982, 8:05 PM EDT Att: 36,725 - Unknown - 94 F									
U L Washington, S OBP: 0.325, SLG: 0.364 (1, 6)	0-0 4-3		4-0 G3-6 BB			0-0 F7		0-0 4-3		0-0 4-3		4	0	0	0	1	0		2								
George Brett, L OBP: 0.363, SLG: 0.492 (1, 5)	0-0 L3		0-0 G3-6			4-0 1B E BB		0-0 F5		0-0 F5		4	1	0	0	1	0		2								
Amos Otis, R OBP: 0.357, SLG: 0.462 (1, 8)	0-0 6-3			0-3 K		0-0 E5 WP HR 1B		0-0 FC6-4 1B		0-0 3B		5	1	3	1	0	1										
Hal McRae, R OBP: 0.380, SLG: 0.542 (1, 10)		0-0 3-1		0-0 6-3		0-0 HR 1B		0-0 FC6-4		4-0 IBB		4	1	1	2	1	0		1								
Willie Aikens, L OBP: 0.323, SLG: 0.391 Greg Pryor, R OBP: 0.348, SLG: 0.489 (9, 3) (9, 3)		0-0 HR		0-0 F8		4-0 BB 1B BB		0-0 1B SH1-4 1B		0-0 F5		3	1	2	1	1	0		0								
Lee May, R OBP: 0.413, SLG: 0.569 (10, 3)												1	0	0	0	0	2										
Jerry Martin, R OBP: 0.313, SLG: 0.377 (1, 9)		0-0 6-3			0-0 5-3		0-0 BB 1B		0-0 SH1-4		0-3 K	4	0	1	0	0	1		0								
Frank White, R OBP: 0.334, SLG: 0.477 (1, 4)		0-0 1B			0-0 F6		4-0 BB 1B		0-0 F7		0-0 2B 1B	4	1	2	0	1	0		2								
Don Slaught, R OBP: 0.358, SLG: 0.411 (1, 2)		0-0 P6			0-0 F8		0-0 F7		0-0 1B		0-0 2B	5	0	2	1	0	0		4								
Inning Stats	R: 0 E: 0 K: 0 S: 4	H: 1 LOB: 1 BB: 0 P: 4	R: 1 E: 0 K: 0 S: 5	H: 2 LOB: 1 BB: 0 P: 5	R: 0 E: 0 K: 1 S: 4	H: 0 LOB: 0 BB: 0 P: 8	R: 0 E: 0 K: 1 S: 5	H: 0 LOB: 0 BB: 0 P: 5	R: 0 E: 0 K: 0 S: 4	H: 1 LOB: 1 BB: 0 P: 4	R: 0 E: 0 K: 1 S: 7	H: 2 LOB: 2 BB: 0 P: 7	R: 0 E: 0 K: 0 S: 4	H: 1 LOB: 2 BB: 1 P: 8	R: 1 E: 0 K: 1 S: 5	H: 2 LOB: 1 BB: 0 P: 5	1B: 7 2B: 2 3B: 1 HR: 2	SF: 0 SAC: 1 DP: 1 HBP: 1	WP: 1 PB: 0 SB: 0 CS: 0	PA: 45							
PITCHER	IP 5.1	WLS 22	BF 4	H 4	R 4	ER 2	SO 2	BB 2	IBB 0	HBP 1	BLK 0	WP 0	HR 1	S 23	P 32	ERA 6.75	WHIP 1.125										
Larry Pashnick, R ERA: 3.89 Bob James, R ERA: 6.94 Eliseo Sosa, R ERA: 3.86 Dave Tobik, R ERA: 2.74	(1, 1) (6, 1) (6, 1) (9, 1)	0.0	3	2	1	1	0	1	0	0	0	0	0	0	16	0.00	1.333										
PITCHER	IP 1.0	WLS 7	BF 3	H 1	R 1	ER 1	SO 1	BB 0	IBB 0	HBP 0	BLK 0	WP 0	HR 0	S 8	P 12	ERA 9.00	WHIP 3.000										

Batter	1	2	3	4	5	6	7	8	9	AB R H RBI BB SO LOB	TOP																	
Lou Whitaker, L (1.4) OBP: 0.344, SLG: 0.415	4-0 BB		4-0 BB				0-0 BB		0-3 K	3 1 2 0 2 1 0	Detroit Tigers @ Kansas City Royals Royals Stadium, Kansas City, MO Tue Aug 03 1982, 8:05 PM EDT Att: 27,264 - Unknown - 97 F																	
Enos Cabell, R (1.5) OBP: 0.286, SLG: 0.336	0-0 P6		0-0 G6-4-3				0-0 BB		0-0 P4	4 1 1 1 1 0 3																		
Larry Hemdon, R (1.7) OBP: 0.329, SLG: 0.503	0-0 F3		0-0 BB				0-0 BB			4 0 1 1 0 1 4																		
Lance Parrish, R (1.2) OBP: 0.366, SLG: 0.544	0-0 P6		0-0 5-3				0-0 BB			4 0 1 1 0 0 4																		
Richie Hebner, L (1.10) OBP: 0.347, SLG: 0.398		0-0 F7					0-0 F8			4 0 0 0 0 0 1																		
Rick Leach, L (1.3) OBP: 0.301, SLG: 0.348		0-0 F9					0-0 F7			4 0 0 0 0 0 0																		
Chet Lemon, R (1.9) OBP: 0.355, SLG: 0.378		0-0 5-3					0-0 1B		0-3 K	4 1 2 1 0 1 0																		
Glenn Wilson, R (1.8) OBP: 0.339, SLG: 0.402			0-0 1B				0-0 1-3		0-0 3-1	4 1 2 0 0 0 1																		
Alan Trammell, R (1.6) OBP: 0.296, SLG: 0.350			0-0 1B				0-0 F5		0-0 P6	4 1 1 0 0 0 1																		
			0-0 1B						0-0 P4	4 1 1 0 0 0 1																		
Inning Stats	R: 0 E: 0 K: 0 S: 3	H: 0 LOB: 1 BB: 1 P: 7	R: 0 E: 0 K: 0 S: 3	H: 0 LOB: 0 BB: 0 P: 3	R: 2 E: 0 K: 0 S: 5	H: 3 LOB: 1 BB: 1 P: 9	R: 1 E: 0 K: 0 S: 5	H: 2 LOB: 1 BB: 0 P: 5	R: 0 E: 0 K: 0 S: 3	H: 1 LOB: 1 BB: 1 P: 7	R: 0 E: 0 K: 0 S: 4	H: 1 LOB: 1 BB: 0 P: 4	R: 2 E: 0 K: 1 S: 8	H: 3 LOB: 1 BB: 0 P: 8	R: 0 E: 0 K: 1 S: 5	H: 0 LOB: 0 BB: 0 P: 5	R: 0 E: 0 K: 1 S: 5	H: 0 LOB: 0 BB: 0 P: 5	R: 0 E: 0 K: 1 S: 5	H: 0 LOB: 0 BB: 0 P: 5	1B: 7 2B: 0 3B: 2 HR: 1	SF: 0 SAC: 0 DP: 2 HBP: 0	WP: 0 PB: 0 SB: 1 CS: 0	PA: 38				
PITCHER	IP WLS BF H R ER SO BB IBB HBP BLK WP HR S P ERA WHIP											PITCHER	IP WLS BF H R ER SO BB IBB HBP BLK WP HR S P ERA WHIP															
Derek Botelho, R (1.1) ERA: 4.5	4.0	W	20	6	3	3	0	3	0	0	0	0	0	1	17	29	6.75	2.250										
Mike Armstrong, R (5.1) ERA: 2.12	5.0	W	18	4	2	2	3	0	0	0	0	0	0	0	24	24	3.60	0.800										

Batter	1	2	3	4	5	6	7	8	9	AB R H RBI BB SO LOB	BOTTOM																	
Willie Wilson, S (1.7) OBP: 0.370, SLG: 0.464	0-0 HR		0-0 F8				0-0 E8		0-0 F9	5 3 2 0 0 0 1	Detroit Tigers @ Kansas City Royals Royals Stadium, Kansas City, MO Tue Aug 03 1982, 8:05 PM EDT Att: 27,264 - Unknown - 97 F																	
Frank White, R (1.4) OBP: 0.341, SLG: 0.500	0-0 HR		0-0 2B				0-0 E3		0-0 3B	5 1 4 4 0 0 0																		
George Brett, L (1.5) OBP: 0.380, SLG: 0.487	0-0 F7		0-0 F7				0-0 G3			4 0 0 0 0 0 3																		
Amos Otis, R (1.8) OBP: 0.353, SLG: 0.457	0-0 L4						0-0 E8		0-3 K	4 0 0 0 0 1 0																		
Hal McRae, R (1.10) OBP: 0.379, SLG: 0.547	0-0 F8						0-0 6-3		0-0 4-3	4 1 1 1 0 0 1																		
Willie Aikens, L (1.3) OBP: 0.322, SLG: 0.389		0-3 K					0-0 F8		0-0 1B	4 0 1 0 0 1 1																		
Jerry Martin, R (1.9) OBP: 0.309, SLG: 0.373		0-0 F9					0-0 K		0-0 F3	4 0 0 0 0 1 2																		
Don Slaught, R (1.2) OBP: 0.341, SLG: 0.390		0-0 F8					0-0 1-3		0-0 L8	4 0 0 0 0 0 0																		
Onix Concepcion, R (1.6) OBP: 0.277, SLG: 0.314			0-0 5-3				0-0 6-3		0-0 3B	4 1 1 0 0 0 0																		
									0-0 1B	4 1 1 0 0 0 0																		
Inning Stats	R: 2 E: 0 K: 0 S: 5	H: 2 LOB: 0 BB: 0 P: 5	R: 0 E: 0 K: 1 S: 5	H: 0 LOB: 0 BB: 0 P: 5	R: 0 E: 0 K: 1 S: 4	H: 1 LOB: 1 BB: 0 P: 4	R: 0 E: 1 K: 1 S: 6	H: 0 LOB: 1 BB: 0 P: 6	R: 1 E: 1 K: 0 S: 5	H: 1 LOB: 1 BB: 0 P: 5	R: 1 E: 0 K: 0 S: 4	H: 1 LOB: 0 BB: 0 P: 4	R: 1 E: 1 K: 0 S: 5	H: 1 LOB: 1 BB: 0 P: 5	R: 0 E: 0 K: 1 S: 6	H: 1 LOB: 1 BB: 0 P: 6	R: 1 E: 0 K: 0 S: 4	H: 2 LOB: 1 BB: 0 P: 4	R: 1 E: 0 K: 0 S: 4	H: 2 LOB: 1 BB: 0 P: 4	1B: 5 2B: 1 3B: 1 HR: 2	SF: 0 SAC: 0 DP: 0 HBP: 0	WP: 0 PB: 0 SB: 0 CS: 0	PA: 38				
PITCHER	IP WLS BF H R ER SO BB IBB HBP BLK WP HR S P ERA WHIP											PITCHER	IP WLS BF H R ER SO BB IBB HBP BLK WP HR S P ERA WHIP															
Pat Underwood, L (1.1) ERA: 4.91	8.2	L	38	9	6	4	3	0	0	0	0	0	0	2	44	44	4.15	1.038										

AB	35
R	5
H	10
RBI	4
BB	3
SO	3
LOB	14



AB	38
R	6
H	9
RBI	5
BB	0
SO	3
LOB	8



Batter	1	2	3	4	5	6	7	8	9	AB	R	H	RBI	BB	SO	LOB	TOP				
Lou Whitaker, L (1,4) OBP: 0.347, SLG: 0.419										4	0	2	2	0	0	0					
Enos Cabell, R (1,5) OBP: 0.293, SLG: 0.343										5	1	4	0	0	0	0					
Larry Hemdon, R (1,7) OBP: 0.329, SLG: 0.501										5	1	2	0	0	1	6					
Lance Parrish, R (1,2) OBP: 0.360, SLG: 0.535										5	0	0	0	0	1	5					
Mike Ivie, R (1,10) OBP: 0.292, SLG: 0.444										4	1	0	0	1	0	2					
John Wockenfuss, R (1,3) OBP: 0.377, SLG: 0.390										3	2	2	0	1	0	0					
Tom Brookens, R (7,5) OBP: 0.318, SLG: 0.370										3	2	1	3	2	0	1					
Chet Lemon, R (1,9) OBP: 0.359, SLG: 0.388										5	0	2	1	0	0	2					
Glenn Wilson, R (1,8) OBP: 0.342, SLG: 0.402										5	0	2	1	0	0	2					
Alan Trammell, R (1,6) OBP: 0.291, SLG: 0.344										5	0	0	0	0	0	5					
Inning Stats	R: 0 E: 0 K: 0 S: 5	H: 2 LOB: 2 BB: 0 P: 5	R: 2 E: 0 K: 1 S: 8	H: 3 LOB: 2 BB: 1 P: 12	R: 0 E: 0 K: 0 S: 4	H: 1 LOB: 1 BB: 0 P: 4	R: 0 E: 0 K: 0 S: 4	H: 1 LOB: 2 BB: 0 P: 5	R: 1 E: 0 K: 0 S: 4	H: 1 LOB: 2 BB: 2 P: 12	R: 0 E: 0 K: 0 S: 4	H: 0 LOB: 0 BB: 0 P: 3	R: 0 E: 0 K: 0 S: 3	H: 0 LOB: 0 BB: 0 P: 3	R: 4 E: 0 K: 1 S: 9	H: 4 LOB: 1 BB: 1 P: 13	1B: 11 2B: 1 3B: 0 HR: 1	SF: 1 SAC: 0 DP: 0 HBP: 1	WP: 1 PB: 0 SB: 2 CS: 0	PA: 45	
PITCHER	IP WLS BF H R ER SO BB IBB HBP BLK WP HR S P ERA WHIP	8.2 L 43 12 7 7 2 3 1 1 0 0 1 1 42 59 7.27 1.731	0.1 2 1 0 0 0 0 0 0 0 0 0 0 2 2 0.00 3.000																		

Detroit Tigers @ Kansas City Royals
 Royals Stadium, Kansas City, MO
 Wed Aug 04 1982, 8:05 PM EDT
 Att: 26,340 - Unknown - 99 F

AB	39
R	7
H	13
RBI	7
BB	4
SO	2
LOB	21

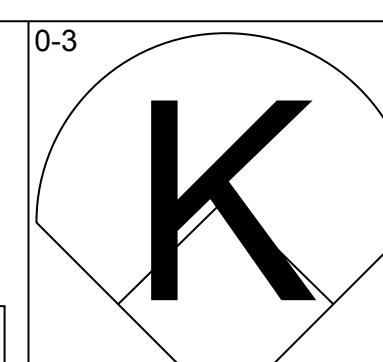
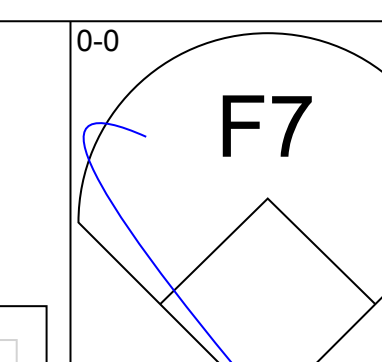
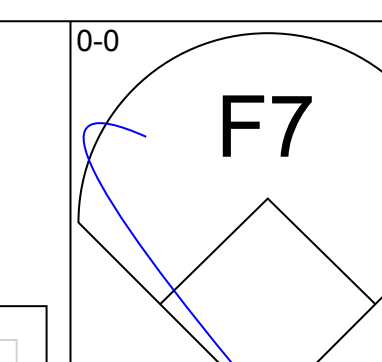
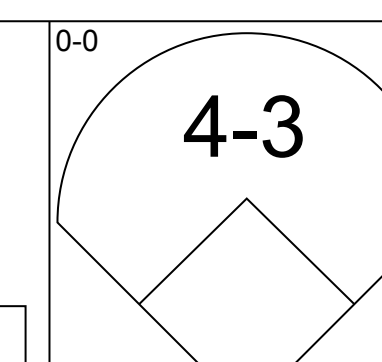
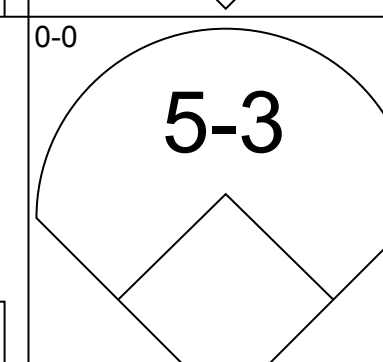
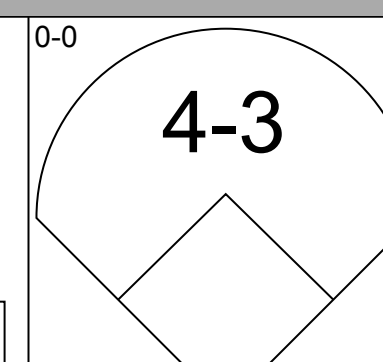
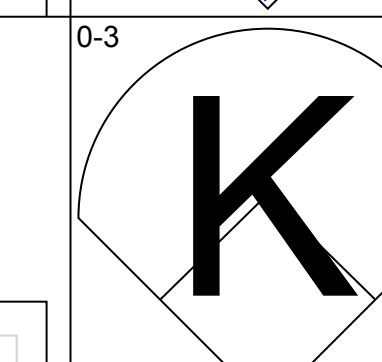
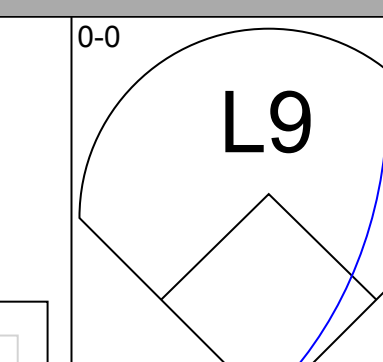
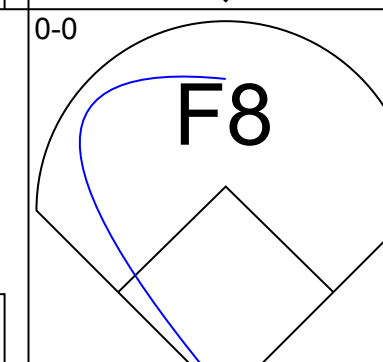
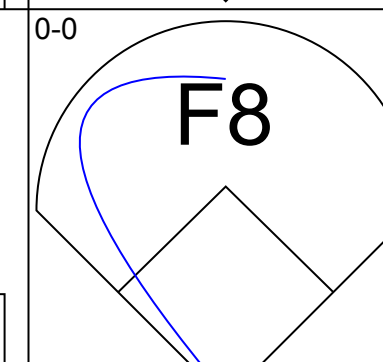
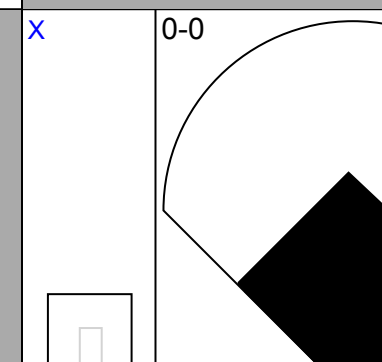
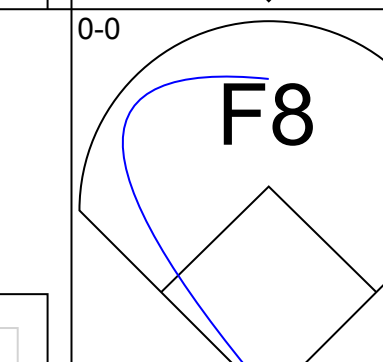
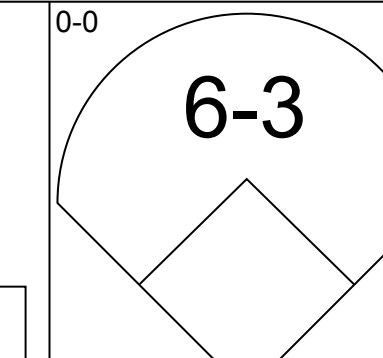
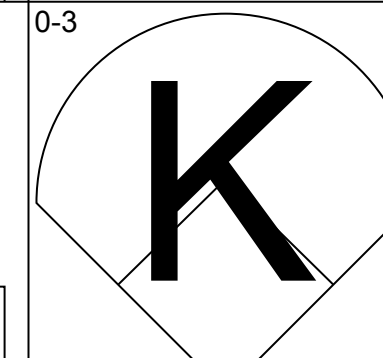
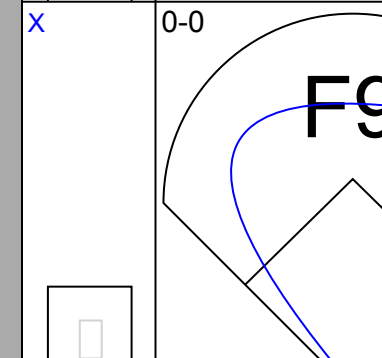
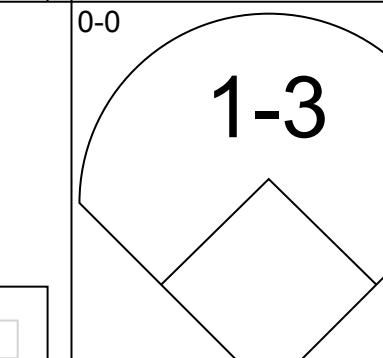
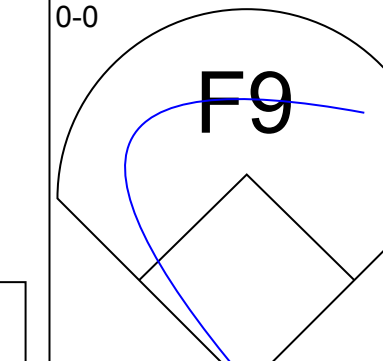
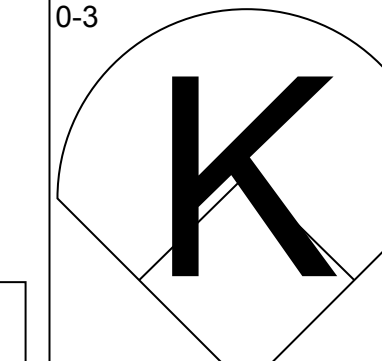
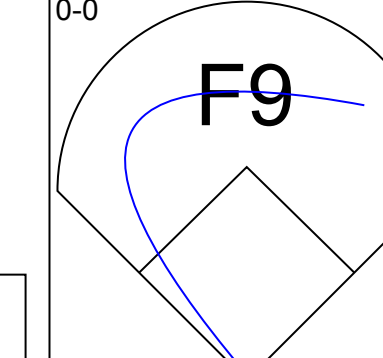
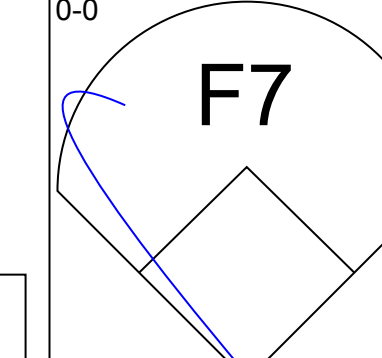
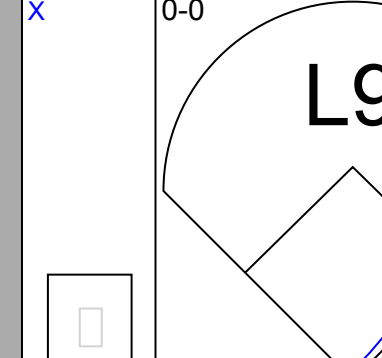
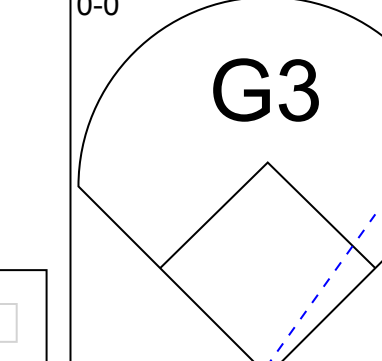
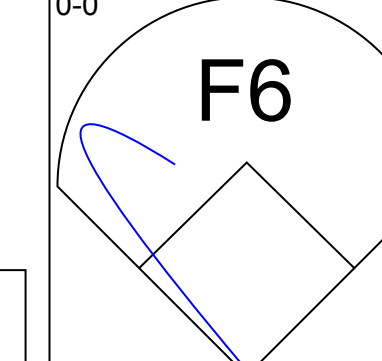
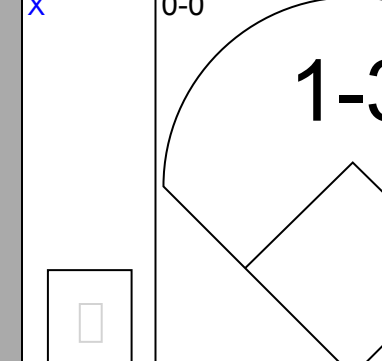
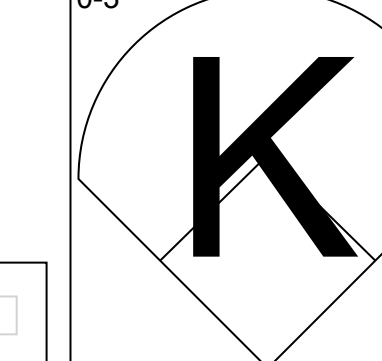
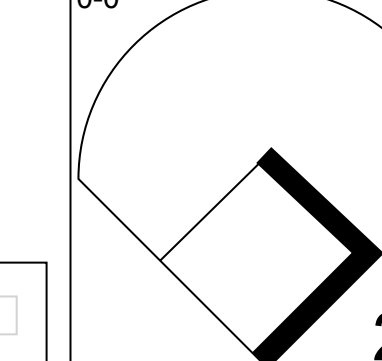
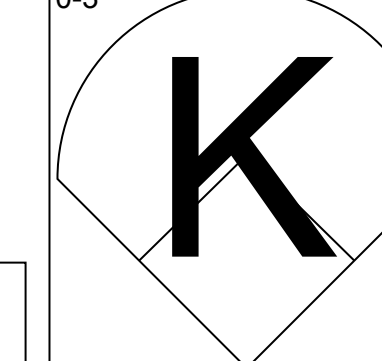
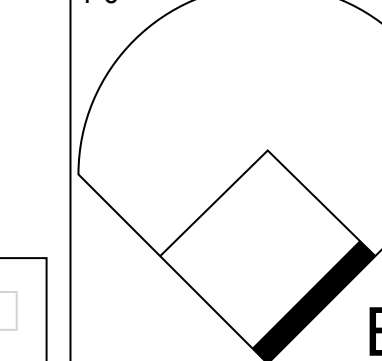
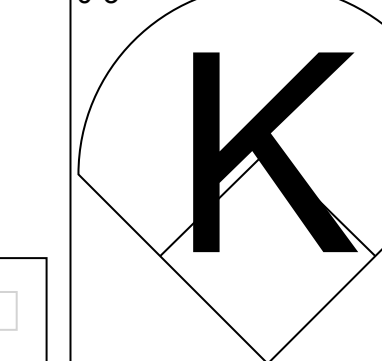
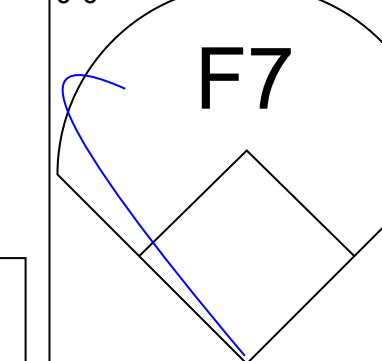


Batter	1	2	3	4	5	6	7	8	9	AB	R	H	RBI	BB	SO	LOB	BOTTOM					
Willie Wilson, S (1,7) OBP: 0.371, SLG: 0.462										1	0	0	0	0	0	0						
Cesar Geronimo, L (3,FR) OBP: 0.319, SLG: 0.500										2	0	0	0	0	2	1						
Frank White, R (1,4) OBP: 0.337, SLG: 0.494										4	0	0	0	0	1	1						
George Brett, L (1,5) OBP: 0.378, SLG: 0.492										4	1	1	1	0	0	0						
Amos Otis, R (1,8) OBP: 0.349, SLG: 0.452										4	0	0	0	0	1	0						
Hal McRae, R (1,10) OBP: 0.380, SLG: 0.545										3	0	1	0	1	0	0						
Willie Aikens, L (1,3) OBP: 0.321, SLG: 0.387										4	0	1	0	0	1	2						
Steve Hammond, L (1,9) OBP: 0.306, SLG: 0.417										3	0	0	0	0	1	1						
Don Slaught, R (1,2) OBP: 0.330, SLG: 0.375										3	0	0	0	0	0	0						
Onix Concepcion, R (1,6) OBP: 0.278, SLG: 0.314										3	0	1	0	0	0	0						
Inning Stats	R: 0 E: 0 K: 0 S: 3	H: 0 LOB: 0 BB: 0 P: 3	R: 0 E: 0 K: 0 S: 4	H: 1 LOB: 1 BB: 0 P: 4	R: 0 E: 0 K: 0 S: 3	H: 0 LOB: 1 BB: 0 P: 4	R: 0 E: 0 K: 0 S: 4	H: 1 LOB: 1 BB: 0 P: 4	R: 0 E: 0 K: 1 S: 6	H: 1 LOB: 1 BB: 0 P: 6	R: 0 E: 0 K: 1 S: 5	H: 0 LOB: 0 BB: 0 P: 5	R: 0 E: 0 K: 2 S: 7	H: 0 LOB: 0 BB: 0 P: 7	R: 0 E: 0 K: 1 S: 5	H: 0 LOB: 0 BB: 0 P: 5	R: 1 E: 0 K: 1 S: 6	H: 1 LOB: 1 BB: 1 P: 10	1B: 3 2B: 0 3B: 0 HR: 1	SF: 0 SAC: 0 DP: 0 HBP: 1	WP: 0 PB: 0 SB: 0 CS: 0	PA: 33
PITCHER	IP WLS BF H R ER SO BB IBB HBP BLK WP HR S P ERA WHIP	9.0 W 33 4 1 1 6 1 0 1 0 0 1 1 43 48 1.00 0.556																				

Detroit Tigers @ Kansas City Royals
 Royals Stadium, Kansas City, MO
 Wed Aug 04 1982, 8:05 PM EDT
 Att: 26,340 - Unknown - 99 F

AB	31
R	1
H	4
RBI	1
BB	1
SO	6
LOB	5

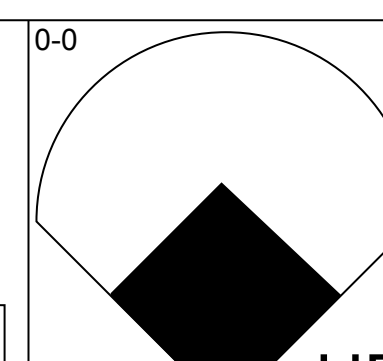
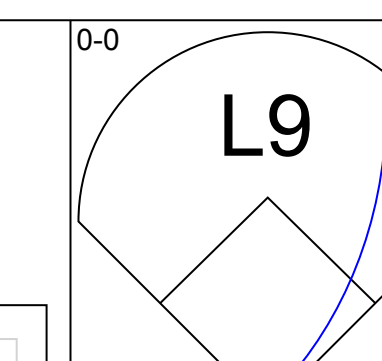
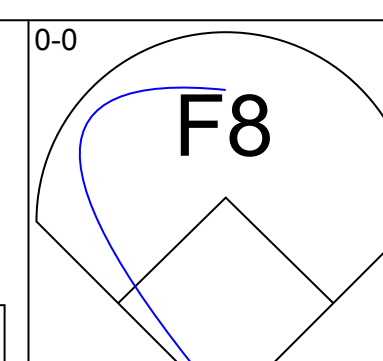
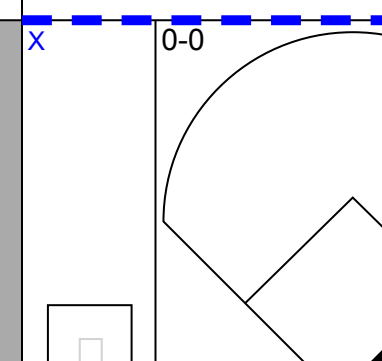
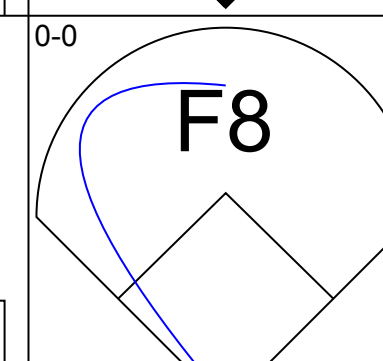
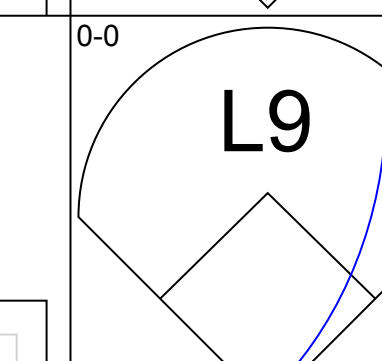
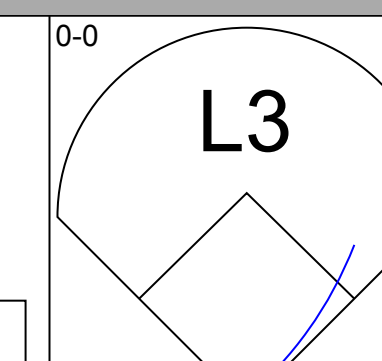
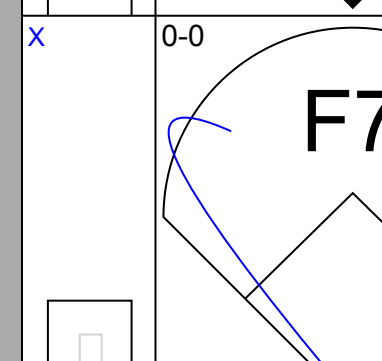
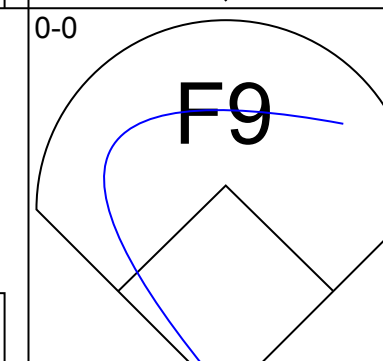
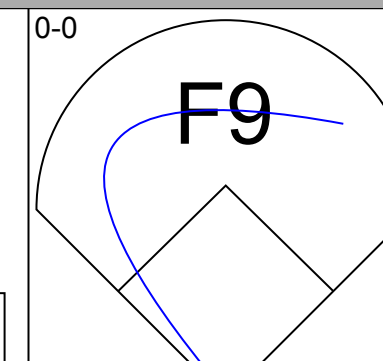
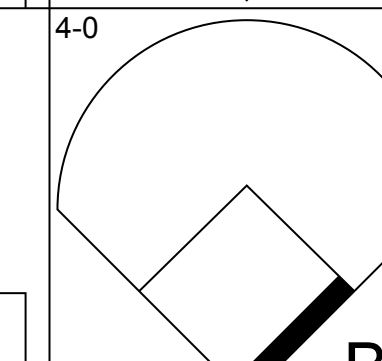
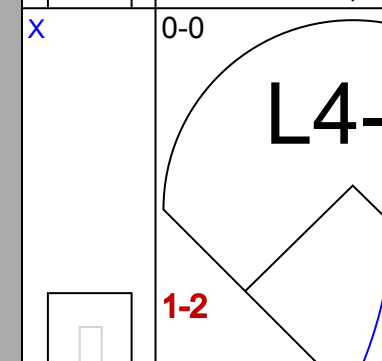
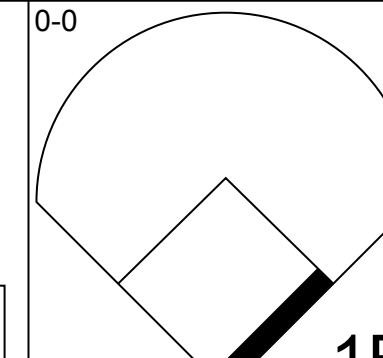
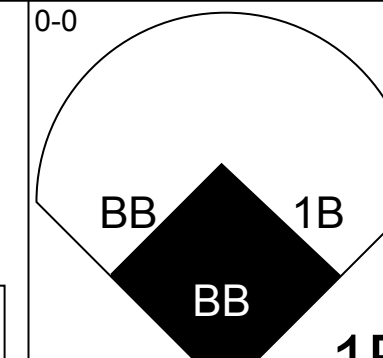
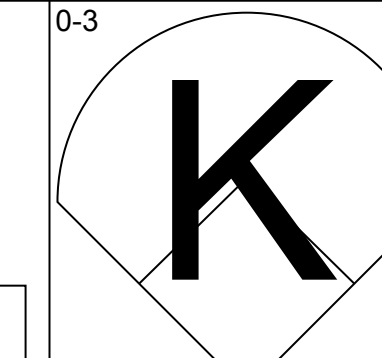
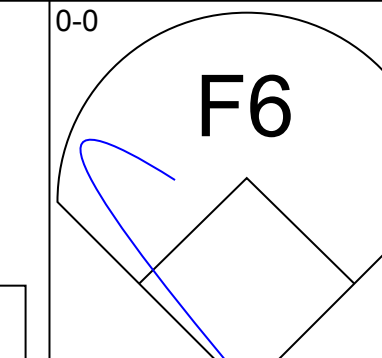
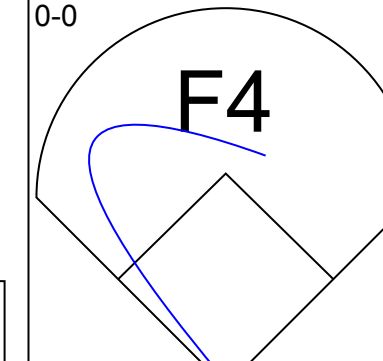
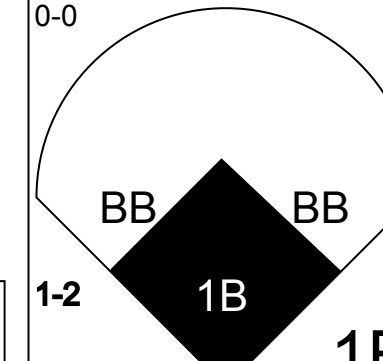
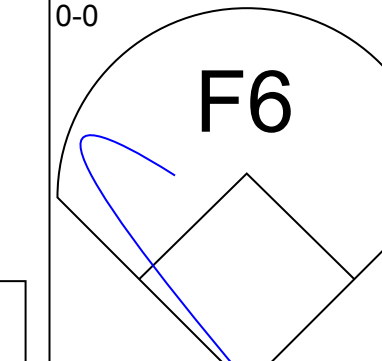
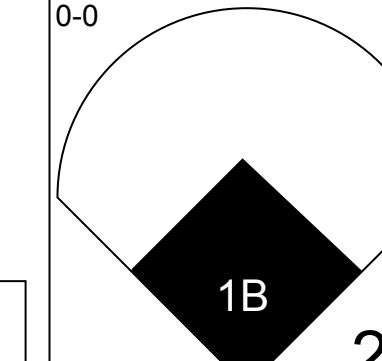
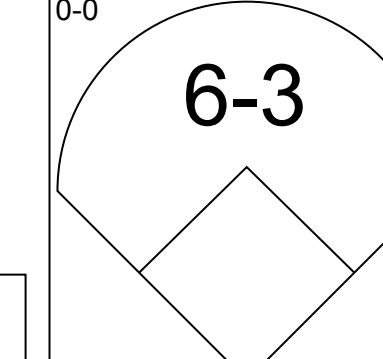
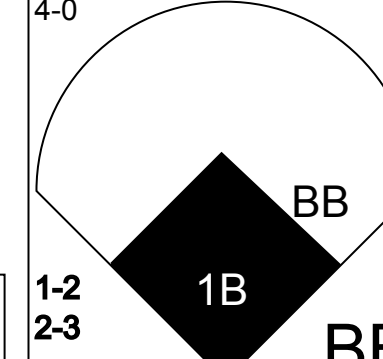
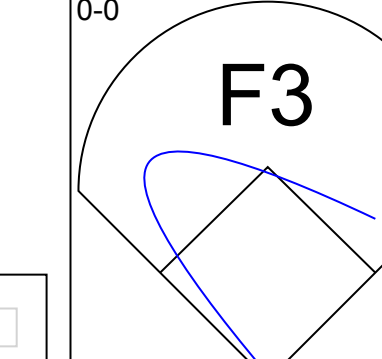
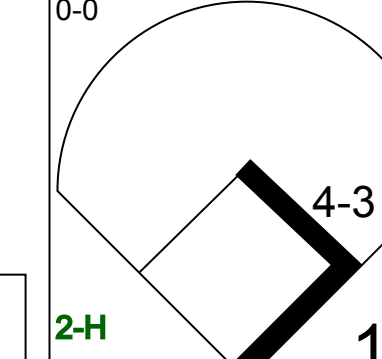

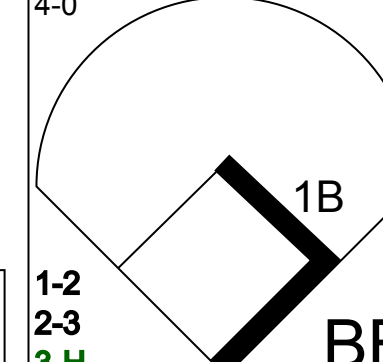
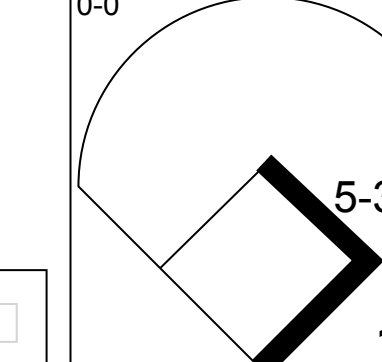


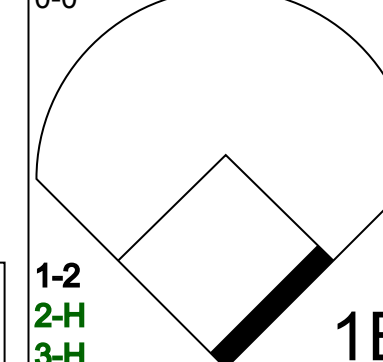
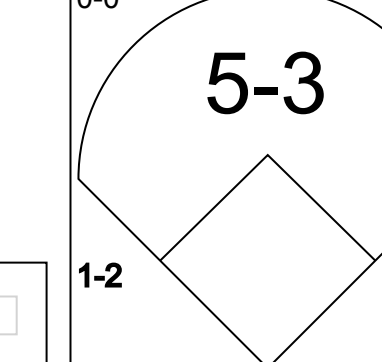
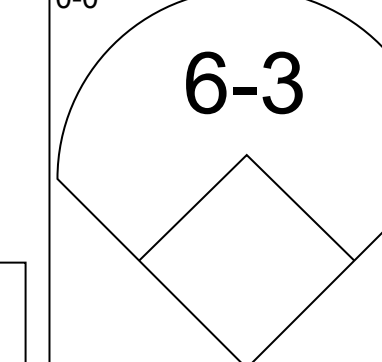
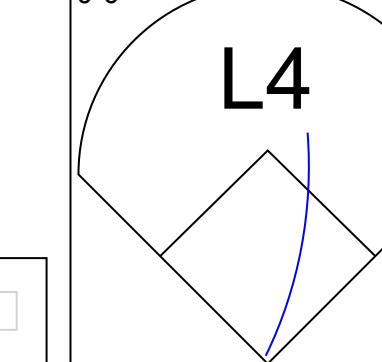
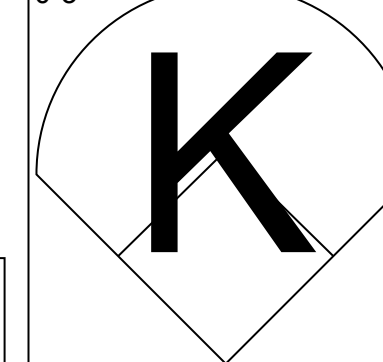
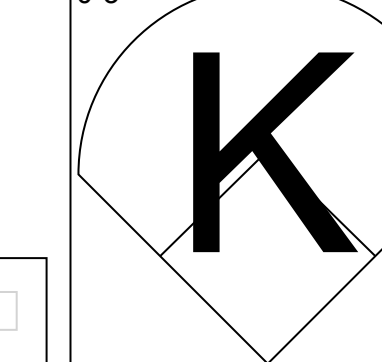


Batter	1	2	3	4	5	6	7	8	9	AB	R	H	RBI	BB	SO	LOB	TOP			
U L Washington, S OBP: 0.320, SLG: 0.357										4	0	0	0	0	1	2				
Frank White, R OBP: 0.333, SLG: 0.488										4	0	0	0	0	1	1				
George Brett, L OBP: 0.377, SLG: 0.497										4	1	1	1	0	0	0				
Amos Otis, R OBP: 0.346, SLG: 0.446										4	0	0	0	0	1	0				
Hal McRae, R OBP: 0.380, SLG: 0.544										3	0	1	0	0	1	0				
Willie Aikens, L OBP: 0.319, SLG: 0.384										3	0	0	0	0	0	1				
Steve Hammond, L OBP: 0.288, SLG: 0.392										3	0	0	0	0	0	1				
Jerry Martin, R OBP: 0.309, SLG: 0.376										3	0	1	0	0	2	0				
Don Slaught, R OBP: 0.330, SLG: 0.366										2	0	0	0	1	1	1				
Inning Stats	R: 0 E: 0 K: 1 S: 5	H: 0 LOB: 0 BB: 0 P: 5	R: 0 E: 0 K: 0 S: 3	H: 0 LOB: 0 BB: 0 P: 3	R: 0 E: 0 K: 1 S: 5	H: 0 LOB: 1 BB: 1 P: 9	R: 0 E: 0 K: 1 S: 5	H: 0 LOB: 0 BB: 0 P: 5	R: 0 E: 0 K: 2 S: 8	H: 1 LOB: 1 BB: 0 P: 8	R: 1 E: 0 K: 0 S: 5	H: 2 LOB: 1 BB: 0 P: 5	R: 0 E: 0 K: 1 S: 5	H: 0 LOB: 0 BB: 0 P: 5	R: 0 E: 0 K: 0 S: 3	H: 0 LOB: 0 BB: 0 P: 3	1B: 1 2B: 1 3B: 0 HR: 1	SF: 0 SAC: 0 DP: 0 HBP: 0	WP: 0 PB: 0 SB: 0 CS: 0	PA: 31
PITCHER Jim Palmer, R ERA: 3.81	IP: 9.0 WLS: W BF: 31 H: 3 R: 1 ER: 1 SO: 7 BB: 1 IBB: 0 HBP: 0 BLK: 0 WP: 0 HR: 1 S: 44 P: 48 ERA: 1.00 WHIP: 0.444															PITCHER				

Kansas City Royals @ Baltimore Orioles
Memorial Stadium, Baltimore, MD
Thu Aug 05 1982, 7:05 PM EDT
Att: 20,943 - Unknown

AB 30
R 1
H 3
RBI 1
BB 1
SO 7
LOB 6



Batter	1	2	3	4	5	6	7	8	9	AB	R	H	RBI	BB	SO	LOB	BOTTOM			
Al Bumby, L OBP: 0.319, SLG: 0.342										4	1	2	1	0	0	2				
Ken Singleton, S OBP: 0.365, SLG: 0.379										4	0	0	0	0	0	1				
Cal Ripken Jr., R OBP: 0.311, SLG: 0.471										3	0	0	0	1	0	1				
Eddie Murray, S OBP: 0.379, SLG: 0.515										4	1	2	0	0	1	1				
Gary Roenicke, R OBP: 0.390, SLG: 0.526										4	2	2	0	0	0	2				
Dan Ford, R OBP: 0.277, SLG: 0.370										3	1	1	1	1	0	0				
Rick Dempsey, R OBP: 0.328, SLG: 0.358										3	0	1	1	1	0	1				
Rich Dauer, R OBP: 0.317, SLG: 0.354										4	0	1	2	0	0	2				
Lenn Sakata, R OBP: 0.322, SLG: 0.363										3	0	0	0	0	2	3				
Inning Stats	R: 1 E: 0 K: 0 S: 5	H: 2 LOB: 1 BB: 0 P: 5	R: 0 E: 0 K: 0 S: 3	H: 0 LOB: 0 BB: 0 P: 3	R: 0 E: 0 K: 1 S: 3	H: 0 LOB: 0 BB: 0 P: 3	R: 3 E: 0 K: 1 S: 8	H: 3 LOB: 2 BB: 2 P: 16	R: 0 E: 0 K: 1 S: 5	H: 0 LOB: 1 BB: 1 P: 9	R: 0 E: 0 K: 1 S: 6	H: 1 LOB: 0 BB: 0 P: 6	R: 0 E: 0 K: 0 S: 3	H: 1 LOB: 0 BB: 0 P: 3	R: 1 E: 0 K: 0 S: 5	H: 2 LOB: 1 BB: 0 P: 5	1B: 7 2B: 2 3B: 0 HR: 1	SF: 0 SAC: 0 DP: 1 HBP: 0	WP: 0 PB: 0 SB: 0 CS: 0	PA: 35
PITCHER Vida Blue, L ERA: 4.01 Mike Armstrong, R ERA: 2.04 Derek Botelho, R ERA: 4.5	IP: 3.1 WLS: L BF: 17 H: 5 R: 4 ER: 4 SO: 4 BB: 2 IBB: 0 HBP: 0 BLK: 0 WP: 0 HR: 1 S: 15 P: 23 ERA: 10.80 WHIP: 2.100															PITCHER				

Kansas City Royals @ Baltimore Orioles
Memorial Stadium, Baltimore, MD
Thu Aug 05 1982, 7:05 PM EDT
Att: 20,943 - Unknown

AB 32
R 5
H 9
RBI 5
BB 3
SO 3
LOB 13



Batter	1	2	3	4	5	6	7	8	9	AB	R	H	RBI	BB	SO	LOB	TOP			
Willie Wilson, S (1, 7) OBP: 0.374, SLG: 0.463										4	1	2	0	1	0	1	Kansas City Royals @ Baltimore Orioles Memorial Stadium, Baltimore, MD Fri Aug 06 1982, 7:05 PM EDT Unknown			
U L Washington, S (1, 6) OBP: 0.321, SLG: 0.358										5	0	2	0	0	2	2				
George Brett, L (1, 5) OBP: 0.381, SLG: 0.506										3	1	2	1	1	0	1				
Hal McRae, R (1, 10) OBP: 0.379, SLG: 0.541										4	0	1	1	0	1	5				
Willie Aikens, L (1, 3) OBP: 0.315, SLG: 0.379										4	0	0	0	0	1	4				
Steve Hammond, L (1, 9) OBP: 0.286, SLG: 0.382										4	1	1	0	0	0	0				
Frank White, R (1, 4) OBP: 0.332, SLG: 0.485										4	0	1	0	0	1	0				
Cesar Geronimo, L (1, 8) OBP: 0.303, SLG: 0.471										4	0	0	0	0	1	2				
Jamie Quirk, L (1, 2) OBP: 0.247, SLG: 0.260										3	0	0	1	0	3	0				
Inning Stats	R: 1 E: 0 K: 2 S: 8	H: 1 LOB: 1 BB: 1 P: 12	R: 1 E: 0 K: 0 S: 5	H: 2 LOB: 1 BB: 0 P: 5	R: 1 E: 0 K: 1 S: 6	H: 1 LOB: 0 BB: 0 P: 6	R: 0 E: 0 K: 1 S: 5	H: 0 LOB: 0 BB: 0 P: 5	R: 0 E: 0 K: 1 S: 9	H: 2 LOB: 3 BB: 1 P: 13	R: 0 E: 0 K: 1 S: 7	H: 2 LOB: 2 BB: 0 P: 7	R: 0 E: 0 K: 0 S: 3	H: 0 LOB: 0 BB: 0 P: 3	R: 0 E: 0 K: 1 S: 6	H: 1 LOB: 1 BB: 0 P: 6	1B: 8 2B: 0 3B: 0 HR: 1	SF: 1 SAC: 0 DP: 0 HBP: 0	WP: 0 PB: 0 SB: 2 CS: 0	PA: 38
PITCHER	IP WLS BF H R ER SO BB IBB HBP BLK WP HR S P ERA WHIP	4.1 L 20 6 3 3 5 1 0 0 0 0 1 29 33 6.23 1.615	5.1 S 18 3 0 0 4 1 0 0 0 0 0 0 25 29 0.00 0.857																	

Batter	1	2	3	4	5	6	7	8	9	AB	R	H	RBI	BB	SO	LOB	BOTTOM					
Ai Bumby, L (1, 8) OBP: 0.320, SLG: 0.342										3	0	1	0	1	0	0	Kansas City Royals @ Baltimore Orioles Memorial Stadium, Baltimore, MD Fri Aug 06 1982, 7:05 PM EDT Unknown					
Jim Dwyer, L (1, 9) OBP: 0.386, SLG: 0.512										3	0	1	0	1	0	1						
Ken Singleton, S (1, 10) OBP: 0.364, SLG: 0.376										3	1	0	0	1	1	3						
Eddie Murray, S (1, 3) OBP: 0.375, SLG: 0.509										4	0	0	0	0	2	2						
John Lowenstein, L (1, 7) OBP: 0.408, SLG: 0.621										4	0	1	0	0	0	0						
Cal Ripken Jr., R (1, 6) OBP: 0.310, SLG: 0.469										4	0	1	0	0	1	2						
Joe Nolan, L (1, 2) OBP: 0.283, SLG: 0.379										3	0	1	1	1	0	1						
Rich Dauer, R (1, 5) OBP: 0.315, SLG: 0.352										3	0	0	0	0	0	3						
Lenn Sakata, R (1, 4) OBP: 0.318, SLG: 0.358										3	0	0	0	0	0	1						
Inning Stats	R: 0 E: 0 K: 1 S: 4	H: 0 LOB: 1 BB: 2 P: 12	R: 0 E: 0 K: 0 S: 3	H: 0 LOB: 0 BB: 0 P: 3	R: 0 E: 0 K: 0 S: 4	H: 1 LOB: 1 BB: 0 P: 4	R: 1 E: 0 K: 1 S: 7	H: 2 LOB: 2 BB: 1 P: 11	R: 0 E: 0 K: 1 S: 6	H: 1 LOB: 1 BB: 0 P: 6	R: 0 E: 0 K: 1 S: 5	H: 0 LOB: 0 BB: 0 P: 5	R: 0 E: 0 K: 0 S: 2	H: 0 LOB: 1 BB: 1 P: 6	R: 0 E: 0 K: 0 S: 3	H: 0 LOB: 0 BB: 0 P: 3	R: 0 E: 0 K: 0 S: 4	H: 1 LOB: 1 BB: 0 P: 4	1B: 4 2B: 0 3B: 1 HR: 0	SF: 0 SAC: 0 DP: 2 HBP: 0	WP: 0 PB: 0 SB: 0 CS: 0	PA: 34
PITCHER	IP WLS BF H R ER SO BB IBB HBP BLK WP HR S P ERA WHIP	6.0 W 25 4 1 1 4 4 0 0 0 0 0 0 9 9 1.50 1.333	7.1 S 9 1 0 0 0 0 0 0 0 0 0 0 9 9 0.00 0.333																			

Batter	1	2	3	4	5	6	7	8	9	AB	R	H	RBI	BB	SO	LOB	TOP					
Willie Wilson, S OBP: 0.370, SLG: 0.457	F9		F9		F8		G3			4	0	0	0	0	0	0	Kansas City Royals @ Baltimore Orioles Memorial Stadium, Baltimore, MD Fri Aug 06 1982, 7:05 PM EDT Att: 25,768 - Unknown					
U L Washington, S OBP: 0.326, SLG: 0.391	HR		1B		HR		4-3			4	2	3	2	0	0							
Frank White, R OBP: 0.331, SLG: 0.486	F4		F7		2B		6-3			4	0	1	0	0	0	1						
Amos Otis, R OBP: 0.342, SLG: 0.441	E5			K	6-3			5-3		4	0	0	0	0	1	1						
Hal McRae, R OBP: 0.377, SLG: 0.545	F8			K		HR		F8		4	1	1	1	0	1	1						
Lee May, R OBP: 0.405, SLG: 0.544		F6		2B	BB			1-3		3	1	0	0	1	1	0						
George Brett, L OBP: 0.381, SLG: 0.506										0	0	0	0	0	0	0						
Jerry Martin, R OBP: 0.309, SLG: 0.377		5-3		2B		F8		F4		4	0	1	1	0	0	0						
Greg Pryor, R OBP: 0.344, SLG: 0.478		F6		F6				L5		4	0	1	0	0	0	1						
Don Slaught, R OBP: 0.316, SLG: 0.349			5-3		G3	F7		5-3		4	0	0	0	0	0	1						
Inning Stats	R: 1 E: 1 K: 0 S: 5	H: 1 LOB: 1 BB: 0 P: 5	R: 0 E: 0 K: 0 S: 3	H: 0 LOB: 0 BB: 0 P: 3	R: 0 E: 0 K: 0 S: 4	H: 1 LOB: 1 BB: 0 P: 4	R: 1 E: 0 K: 2 S: 8	H: 1 LOB: 1 BB: 1 P: 12	R: 1 E: 0 K: 0 S: 5	H: 2 LOB: 1 BB: 0 P: 5	R: 1 E: 0 K: 1 S: 7	H: 2 LOB: 1 BB: 0 P: 7	R: 0 E: 0 K: 0 S: 3	H: 0 LOB: 0 BB: 0 P: 3	R: 0 E: 0 K: 0 S: 3	H: 0 LOB: 0 BB: 0 P: 3	R: 0 E: 0 K: 0 S: 3	H: 0 LOB: 0 BB: 0 P: 3	1B: 2 2B: 2 3B: 0 HR: 3	SF: 0 SAC: 0 DP: 0 HBP: 0	WP: 0 PB: 0 SB: 0 CS: 0	PA: 36
PITCHER Scott McGregor, L ERA: 3.99	IP: 9.0 WLS: L BF: 36 H: 7 R: 4 ER: 4 SO: 3 BB: 1 IBB: 0 HBP: 0 BLK: 0 WP: 0 HR: 3 S: 41 P: 45 ERA: 4.00 WHIP: 0.889															PITCHER	IP: 9.0 WLS: L BF: 36 H: 7 R: 4 ER: 4 SO: 3 BB: 1 IBB: 0 HBP: 0 BLK: 0 WP: 0 HR: 3 S: 41 P: 45 ERA: 4.00 WHIP: 0.889					

Batter	1	2	3	4	5	6	7	8	9	AB	R	H	RBI	BB	SO	LOB	BOTTOM			
Al Bumbry, L OBP: 0.317, SLG: 0.339	1-3		F7			E6		G6-4-3		4	0	0	0	0	0	2	Kansas City Royals @ Baltimore Orioles Memorial Stadium, Baltimore, MD Fri Aug 06 1982, 7:05 PM EDT Att: 25,768 - Unknown			
Lenn Sakata, R OBP: 0.319, SLG: 0.355			5-3			5-3			FC6-4 1B	2	0	0	0	1	0	2				
Terry Crowley, L OBP: 0.356, SLG: 0.324									FC6-4 1B	1	0	1	0	0	0	0				
Cal Ripken Jr., R OBP: 0.312, SLG: 0.468	F9			G5-4-3 1B					FC6-4 3-1 1B	3	0	1	0	0	0	2				
Eddie Murray, S OBP: 0.373, SLG: 0.506	FC6-4			F9		K			FC6-4 3-1 1B	4	0	1	0	0	1	4				
Benny Ayala, R OBP: 0.313, SLG: 0.494		5-3		G5-4-3			L5		3-1 1B	2	0	0	0	0	0	1				
Ken Singleton, S OBP: 0.363, SLG: 0.374									3-1 2-3 1B	2	0	0	0	0	0	2				
Gary Roenicke, R OBP: 0.386, SLG: 0.520		F3			F6		1-3		4-3	3	0	0	0	0	0	0				
John Lowenstein, L OBP: 0.406, SLG: 0.618										1	0	0	0	0	0	2				
Dan Ford, R OBP: 0.278, SLG: 0.370			F7		G4-6-3 1B		5-3			3	0	1	0	0	0	0				
Rick Dempsey, R OBP: 0.326, SLG: 0.355										2	0	0	0	0	1	1				
Joe Nolan, L OBP: 0.286, SLG: 0.383			K		G4-6-3			G6-4-3 1B		1	0	1	0	0	0	0				
Floyd Rayford, R OBP: 0.204, SLG: 0.320						F7		K		3	0	1	0	0	1	1				
Inning Stats	R: 0 E: 0 K: 0 S: 3	H: 0 LOB: 1 BB: 1 P: 7	R: 0 E: 0 K: 0 S: 3	H: 0 LOB: 0 BB: 0 P: 3	R: 0 E: 0 K: 1 S: 6	H: 1 LOB: 1 BB: 0 P: 6	R: 0 E: 0 K: 0 S: 3	H: 1 LOB: 0 BB: 0 P: 3	R: 0 E: 1 K: 1 S: 6	H: 0 LOB: 2 BB: 0 P: 7	R: 0 E: 0 K: 0 S: 3	H: 0 LOB: 0 BB: 0 P: 3	R: 0 E: 0 K: 1 S: 5	H: 1 LOB: 0 BB: 0 P: 5	R: 0 E: 0 K: 0 S: 5	H: 2 LOB: 2 BB: 0 P: 5	1B: 6 2B: 0 3B: 0 HR: 0	SF: 0 SAC: 0 DP: 3 HBP: 1	WP: 0 PB: 0 SB: 0 CS: 0	PA: 33
PITCHER Don Hood, L ERA: 2.61	IP: 6.0 WLS: W BF: 22 H: 3 R: 0 ER: 0 SO: 2 BB: 1 IBB: 0 HBP: 1 BLK: 0 WP: 0 HR: 0 S: 24 P: 29 ERA: 0.00 WHIP: 0.667															PITCHER Dan Quisenberry, R ERA: 3.05	IP: 3.0 WLS: S BF: 11 H: 3 R: 0 ER: 0 SO: 1 BB: 0 IBB: 0 HBP: 0 BLK: 0 WP: 0 HR: 0 S: 13 P: 13 ERA: 0.00 WHIP: 1.000			

Batter	1	2	3	4	5	6	7	8	9	AB	R	H	RBI	BB	SO	LOB	TOP																
Willie Wilson, S OBP: 0.373, SLG: 0.462 (1, 7)										5	1	3	0	0	0	0	Kansas City Royals @ Baltimore Orioles Memorial Stadium, Baltimore, MD Sat Aug 07 1982, 7:05 PM EDT Att: 39,649 - Unknown livebaseballscorecards.com																
U L Washington, S OBP: 0.325, SLG: 0.384 (1, 6)										4	0	0	0	1	1	4																	
George Brett, L OBP: 0.379, SLG: 0.510 (1, 5)										5	1	1	1	0	1	4																	
Amos Otis, R OBP: 0.340, SLG: 0.438 (1, 8)										5	2	1	1	0	1	3																	
Hal McRae, R OBP: 0.381, SLG: 0.549 (1, 10)										3	1	2	0	0	0	0																	
Willie Aikens, L OBP: 0.317, SLG: 0.383 (1, 3)										4	0	2	3	0	1	1																	
Jerry Martin, R OBP: 0.306, SLG: 0.373 (1, 9)										4	0	0	0	0	2	4																	
Frank White, R OBP: 0.331, SLG: 0.481 (1, 4)										3	0	0	0	1	0	1																	
Don Slaught, R OBP: 0.313, SLG: 0.344 (1, 2)										4	0	1	0	0	1	2																	
Inning Stats	R: 3 E: 0 K: 1 S: 8	H: 3 LOB: 1 BB: 0 P: 9	R: 0 E: 0 K: 0 S: 3	H: 0 LOB: 0 BB: 0 P: 3	R: 0 E: 0 K: 1 S: 5	H: 0 LOB: 0 BB: 0 P: 5	R: 0 E: 0 K: 1 S: 5	H: 0 LOB: 0 BB: 0 P: 5	R: 0 E: 0 K: 1 S: 6	H: 1 LOB: 1 BB: 0 P: 6	R: 2 E: 1 K: 0 S: 6	H: 3 LOB: 1 BB: 0 P: 6	R: 0 E: 0 K: 1 S: 7	H: 2 LOB: 2 BB: 0 P: 7	R: 0 E: 0 K: 1 S: 6	H: 1 LOB: 2 BB: 1 P: 10	R: 0 E: 0 K: 1 S: 5	H: 0 LOB: 1 BB: 1 P: 9	1B: 6 2B: 3 3B: 0 HR: 1	SF: 0 SAC: 0 DP: 1 HBP: 1	WP: 0 PB: 0 SB: 0 CS: 0	PA: 40											
PITCHER	IP WLS BF H R ER SO BB IBB HBP BLK WP HR S P ERA WHIP																																
Dennis Martinez, R ERA: 4.25 (1, 1)	5.0	24	7	5	4	4	0	0	1	0	0	1	31	32	7.20	1.400																	
Ross Grimsley, L ERA: 4.99 (6, 1)	2.0	7	2	0	0	1	0	0	0	0	0	0	9	9	0.00	1.000																	
Tippy Martinez, L ERA: 2.98 (8, 1)	2.0	W	9	1	0	0	2	1	1	0	0	0	0	11	19	0.00	1.000																

Batter	1	2	3	4	5	6	7	8	9	AB	R	H	RBI	BB	SO	LOB	BOTTOM																
Lenn Sakata, R OBP: 0.318, SLG: 0.354 (1, 4)										4	1	1	0	0	0	0	Kansas City Royals @ Baltimore Orioles Memorial Stadium, Baltimore, MD Sat Aug 07 1982, 7:05 PM EDT Att: 39,649 - Unknown livebaseballscorecards.com																
Dan Ford, R OBP: 0.278, SLG: 0.378 (1, 9)										3	1	1	1	0	0	0																	
Al Bumbry, L OBP: 0.317, SLG: 0.339 (8, PH)										0	1	0	0	0	0	0																	
Cal Ripken Jr., R OBP: 0.309, SLG: 0.464 (1, 6)										3	0	0	1	0	0	0																	
Eddie Murray, S OBP: 0.377, SLG: 0.506 (1, 3)										2	0	1	0	2	0	0																	
Benny Ayala, R OBP: 0.313, SLG: 0.488 (8, PH)										3	1	1	0	0	0	1																	
John Lowenstein, L OBP: 0.404, SLG: 0.618 (9, 9)										0	0	0	1	0	0	0																	
Gary Roenicke, R OBP: 0.384, SLG: 0.515 (9, 7)										4	1	1	0	0	0	3																	
Ken Singleton, S OBP: 0.363, SLG: 0.382 (1, 10)										3	1	1	3	0	0	0																	
Rick Dempsey, R OBP: 0.326, SLG: 0.352 (1, 2)										2	0	0	0	1	0	0																	
Floyd Rayford, R OBP: 0.196, SLG: 0.308 (7, PH)										2	0	0	0	0	0	0																	
Terry Crowley, L OBP: 0.352, SLG: 0.319 (7, PH)										1	0	0	0	0	0	1																	
Rich Dauer, R OBP: 0.315, SLG: 0.352 (8, 5)										0	0	0	0	0	0	0																	
Inning Stats	R: 0 E: 0 K: 0 S: 3	H: 0 LOB: 0 BB: 0 P: 3	R: 0 E: 0 K: 0 S: 3	H: 0 LOB: 0 BB: 0 P: 3	R: 0 E: 0 K: 0 S: 6	H: 3 LOB: 2 BB: 0 P: 6	R: 0 E: 0 K: 0 S: 3	H: 0 LOB: 0 BB: 0 P: 3	R: 0 E: 0 K: 0 S: 3	H: 0 LOB: 0 BB: 0 P: 3	R: 3 E: 0 K: 0 S: 4	H: 2 LOB: 0 BB: 2 P: 12	R: 2 E: 1 K: 0 S: 5	H: 1 LOB: 1 BB: 1 P: 9	R: 0 E: 0 K: 0 S: 5	H: 0 LOB: 1 BB: 1 P: 9	1B: 4 2B: 0 3B: 0 HR: 2	SF: 2 SAC: 1 DP: 1 HBP: 0	WP: 0 PB: 0 SB: 0 CS: 0	PA: 33													
PITCHER	IP WLS BF H R ER SO BB IBB HBP BLK WP HR S P ERA WHIP																																
Bud Black, L ERA: 4.62 (1, 1)	6.1	24	4	3	3	0	1	0	0	0	0	1	23	27	4.26	0.789																	
Dan Quisenberry, R ERA: 3.09 (7, 1)	1.2	L	9	2	3	1	0	1	1	0	0	0	1	7	15	5.40	1.800																

Batter	1	2	3	4	5	6	7	8	9	AB	R	H	RBI	BB	SO	LOB	TOP								
Willie Wilson, S OBP: 0.373, SLG: 0.461 (1, 7)										5	2	2	0	0	0	3	Kansas City Royals @ Baltimore Orioles Memorial Stadium, Baltimore, MD Sun Aug 08 1982, 3:33 AM EDT Att: 26,099 - Unknown livebaseballscorecards.com								
U L Washington, S OBP: 0.327, SLG: 0.397 (1, 6)										5	2	2	2	0	1	2									
George Brett, L OBP: 0.377, SLG: 0.506 (1, 5)										5	0	1	0	0	0	2									
Amos Otis, R OBP: 0.343, SLG: 0.441 (1, 8)										4	0	2	2	1	1	0									
Hal McRae, R OBP: 0.381, SLG: 0.549 (1, 10)										5	1	2	0	0	0	4									
Lee May, R OBP: 0.390, SLG: 0.521 Willie Aikens, L OBP: 0.316, SLG: 0.382 (8, PH) (8, 3)										3	0	0	0	0	0	3									
Jerry Martin, R OBP: 0.305, SLG: 0.380 (1, 9)										4	1	1	2	0	2	0									
Frank White, R OBP: 0.330, SLG: 0.479 (1, 4)										4	0	1	0	0	0	0									
Don Slaught, R OBP: 0.324, SLG: 0.355 Steve Hammond, L OBP: 0.281, SLG: 0.375 Jamie Quirk, L OBP: 0.247, SLG: 0.260 (9, PH) (9, 2)										3	0	2	0	0	1	0									
Inning Stats	R: 2 E: 0 K: 1 S: 8	H: 3 LOB: 1 BB: 0 P: 8	R: 0 E: 0 K: 1 S: 7	H: 2 LOB: 2 BB: 0 P: 7	R: 0 E: 0 K: 0 S: 3	H: 0 LOB: 1 BB: 1 P: 7	R: 0 E: 0 K: 1 S: 6	H: 1 LOB: 0 BB: 0 P: 6	R: 0 E: 0 K: 1 S: 5	H: 0 LOB: 0 BB: 0 P: 5	R: 2 E: 0 K: 1 S: 7	H: 2 LOB: 2 BB: 0 P: 7	R: 0 E: 0 K: 0 S: 5	H: 2 LOB: 2 BB: 0 P: 5	R: 0 E: 0 K: 0 S: 3	H: 0 LOB: 0 BB: 0 P: 3	R: 2 E: 0 K: 0 S: 6	H: 3 LOB: 1 BB: 0 P: 6	1B: 9 2B: 2 3B: 0 HR: 2	SF: 0 SAC: 0 DP: 0 HBP: 0	WP: 1 PB: 0 SB: 0 CS: 0	PA: 41			
PITCHER	IP	WLS	BF	H	R	ER	SO	BB	IBB	HBP	BLK	WP	HR	S	P	ERA	WHIP								
Mike Flanagan, L ERA: 3.74 (1, 1)	5.1		25	8	4	4	4	1	0	0	0	1	2	32	36	6.75	1.688								
Sammy Stewart, R ERA: 4.14 (6, 1)	3.0		12	3	1	1	1	0	0	0	0	0	0	14	14	3.00	1.000								
Tippy Martinez, L ERA: 3.11 (9, 1)	0.1	W	2	1	1	1	0	0	0	0	0	0	0	2	2	0.00	3.000								
Tim Stoddard, R ERA: 3.28 (9, 1)	0.1		2	1	1	1	0	0	0	0	0	0	0	2	2	27.00	3.000								

Batter	1	2	3	4	5	6	7	8	9	AB	R	H	RBI	BB	SO	LOB	BOTTOM								
Al Bumbry, L OBP: 0.316, SLG: 0.344 (1, 8)										5	1	1	1	0	1	3	Kansas City Royals @ Baltimore Orioles Memorial Stadium, Baltimore, MD Sun Aug 08 1982, 3:33 AM EDT Att: 26,099 - Unknown livebaseballscorecards.com								
Glenn Gulliver, L OBP: 0.432, SLG: 0.259 Rich Dauer, R OBP: 0.315, SLG: 0.352 (1, 5) (9, 5)										4	1	0	0	1	1	2									
Ken Singleton, S OBP: 0.363, SLG: 0.383 (1, 10)										4	1	1	0	1	1	1									
Eddie Murray, S OBP: 0.380, SLG: 0.515 (1, 3)										4	3	2	1	1	0	1									
John Lowenstein, L OBP: 0.409, SLG: 0.631 (1, 7)										4	2	2	3	1	1	1									
Cal Ripken Jr., R OBP: 0.308, SLG: 0.459 (1, 6)										4	1	0	0	1	0	2									
Joe Nolan, L OBP: 0.293, SLG: 0.382 Rick Dempsey, R OBP: 0.326, SLG: 0.352 Terry Crowley, L OBP: 0.360, SLG: 0.370 (1, 2) (9, 2) (9, PH)										3	0	1	0	1	0	0									
Gary Roenicke, R OBP: 0.386, SLG: 0.517 (1, 9)										3	0	1	0	1	0	1									
Lenn Sakata, R OBP: 0.317, SLG: 0.352 (1, 4)										4	0	1	0	0	0	5									
Inning Stats	R: 2 E: 0 K: 2 S: 9	H: 2 LOB: 1 BB: 1 P: 13	R: 0 E: 0 K: 1 S: 5	H: 0 LOB: 1 BB: 1 P: 9	R: 3 E: 0 K: 1 S: 6	H: 1 LOB: 0 BB: 2 P: 14	R: 0 E: 0 K: 0 S: 4	H: 1 LOB: 1 BB: 0 P: 4	R: 1 E: 0 K: 0 S: 6	H: 3 LOB: 3 BB: 1 P: 10	R: 0 E: 0 K: 0 S: 4	H: 1 LOB: 1 BB: 0 P: 4	R: 0 E: 0 K: 0 S: 3	H: 0 LOB: 0 BB: 0 P: 3	R: 0 E: 0 K: 0 S: 4	H: 1 LOB: 1 BB: 0 P: 4	R: 4 E: 1 K: 0 S: 3	H: 1 LOB: 0 BB: 2 P: 11	1B: 4 2B: 2 3B: 0 HR: 4	SF: 0 SAC: 0 DP: 0 HBP: 0	WP: 0 PB: 0 SB: 3 CS: 0	PA: 43			
PITCHER	IP	WLS	BF	H	R	ER	SO	BB	IBB	HBP	BLK	WP	HR	S	P	ERA	WHIP								
Dennis Leonard, R ERA: 5.48 (1, 1)	4.1		23	6	6	5	4	4	0	0	0	0	3	27	43	10.38	2.308								
Bill Castro, R ERA: 2.09 (5, 1)	3.2		15	3	0	0	0	1	0	0	0	0	0	14	18	0.00	1.091								
Mike Armstrong, R ERA: 2.33 (9, 1)	0.1	L	5	1	4	3	0	1	1	0	1	0	1	3	11	81.00	6.000								

Batter	1	2	3	4	5	6	7	8	9	AB	R	H	RBI	BB	SO	LOB	TOP					
Miguel Dilone, S OBP: 0.283, SLG: 0.315	4-0 FC5-4 BB	0-0 FC5-4		0-0 2B		0-0 P6		0-0 L5		4	0	1	0	1	0	4						
Toby Harrah, R OBP: 0.425, SLG: 0.567	0-0 FC5-4		0-0 F8	0-3 K			0-0 6-3		0-0 G3	3	0	0	0	0	1	3						
Jack Perconte, L OBP: 0.302, SLG: 0.287	0-0 FC5-4									2	0	0	0	0	0	0						
Mike Hargrove, L OBP: 0.373, SLG: 0.318	0-0 FC4-6		0-0 FC6-4 BB		0-3 K		0-0 FC6-4 1B		0-0 F8	4	0	2	0	0	1	1						
Karl Pagel, L OBP: 0.400, SLG: 0.167	0-0 FC4-6		0-0 FC6-4 BB				0-0 FC6-4 1B			1	0	0	0	0	0	0						
Andre Thornton, R OBP: 0.410, SLG: 0.529	0-0 F8		4-0 FC6-4 BB		0-0 4-3		0-0 FC6-4 2B		0-0 1B	4	0	1	0	1	0	2						
Carmen Castillo, R OBP: 0.340, SLG: 0.417		4-0 FC1-5 BB	0-0 FC6-4 FC5-4		0-0 5-3		0-0 2B		0-0 F3	4	0	1	0	1	0	3						
Larry Milbourne, S OBP: 0.290, SLG: 0.333	0-0 E1 BB	0-0 FC5-4				0-0 FC4-6 1B				4	0	1	0	0	0	6						
Rick Manning, L OBP: 0.332, SLG: 0.349	0-0 FC1-5 BB			0-3 K		0-0 FC4-6 HR		0-0 1B		3	1	0	0	0	1	3						
Rod Craig, S OBP: 0.269, SLG: 0.265	0-0 FC1-5 BB					0-0 HR				1	0	1	0	0	0	0						
Ron Hassey, L OBP: 0.323, SLG: 0.304	4-0 FC5-4 BB			0-0 2B		0-0 HR		0-3 K		1	0	1	0	1	0	0						
Bill Nahorodny, R OBP: 0.250, SLG: 0.434	0-0 FC5-4 BB			0-0 1B		0-0 HR		0-3 K		2	1	1	2	0	1	1						
Mike Fischlin, R OBP: 0.353, SLG: 0.303	0-3 K			0-0 F9		0-0 P4		0-3 K		4	0	0	0	0	2	5						
Inning Stats	R: 0 E: 0 K: 0 S: 3	H: 0 LOB: 1 BB: 1 P: 7	R: 0 E: 1 K: 1 S: 6	H: 0 LOB: 3 BB: 2 P: 14	R: 0 E: 0 K: 0 S: 4	H: 1 LOB: 2 BB: 1 P: 8	R: 0 E: 0 K: 2 S: 9	H: 2 LOB: 0 BB: 0 P: 9	R: 0 E: 0 K: 1 S: 5	H: 0 LOB: 0 BB: 0 P: 5	R: 2 E: 0 K: 0 S: 5	H: 2 LOB: 0 BB: 0 P: 5	R: 0 E: 0 K: 0 S: 5	H: 2 LOB: 3 BB: 0 P: 5	R: 0 E: 0 K: 2 S: 8	H: 1 LOB: 1 BB: 0 P: 8	R: 0 E: 0 K: 0 S: 4	H: 1 LOB: 1 BB: 0 P: 4	1B: 6 2B: 2 3B: 0 HR: 1	SF: 0 SAC: 0 DP: 0 HBP: 0	WP: 0 PB: 0 CS: 0	PA: 41
PITCHER	IP WLS BF H R ER SO BB IBB HBP BLK WP HR S P ERA WHIP	IP WLS BF H R ER SO BB IBB HBP BLK WP HR S P ERA WHIP																				
Larry Gura, L ERA: 4.4	(1, 1) 7.0 W 33 7 2 2 4 4 0 0 0 0 1 37 53 2.57 1.571	(8, 1) 2.0 8 2 0 0 2 0 0 0 0 0 0 0 0 12 12 0.00 1.000																				

Cleveland Indians @ Kansas City Royals
 Royals Stadium, Kansas City, MO
 Mon Aug 09 1982, 8:05 PM EDT
 Att: 40,044 - Unknown - 81 F

AB	37
R	2
H	9
RBI	2
BB	4
SO	6
LOB	28



Batter	1	2	3	4	5	6	7	8	9	AB	R	H	RBI	BB	SO	LOB	BOTTOM			
Willie Wilson, S OBP: 0.374, SLG: 0.460	0-0 1B	0-0 S	0-0 4-3		0-0 F7		0-0 F8			5	1	2	0	0	0	3				
U L Washington, S OBP: 0.325, SLG: 0.393	0-0 S	0-0 6-3		0-0 F9	0-0 5-3		0-0 5-3			5	1	1	0	0	0	3				
George Brett, L OBP: 0.381, SLG: 0.512	0-0 1-3 E		0-0 2B		0-0 WP		0-0 L4		0-0 2B	5	2	4	2	0	0	0				
Greg Pryor, R OBP: 0.344, SLG: 0.478	0-0 1-2 2-H		0-0 1B		0-0 1B		0-0 2B		0-0 2B	0	0	0	0	0	0	0				
Amos Otis, R OBP: 0.347, SLG: 0.449	0-0 E4		0-0 1B		0-0 1B		0-0 F8			5	3	3	3	0	0	2				
Hal McRae, R OBP: 0.385, SLG: 0.556	0-0 1-3		4-0 1B		0-0 1B		0-0 2B		0-0 4-3 SF7	4	3	3	1	1	0	2				
Willie Aikens, L OBP: 0.323, SLG: 0.390	4-0 G6-4-3 IBB		0-0 1B		0-0 1B		0-0 4-3		0-0 4-3	4	1	3	3	1	0	1				
Steve Hammond, L OBP: 0.274, SLG: 0.367	0-0 G6-4-3		0-0 1B		0-0 G3-6-1		0-0 4-3		0-0 SF7	4	0	1	2	0	0	6				
Frank White, R OBP: 0.327, SLG: 0.475		0-0 6-3		0-0 G6-4-3		0-0 F5		0-3 K		3	0	0	0	0	0	2				
Onix Concepcion, R OBP: 0.275, SLG: 0.311			0-0 6-3					0-0 5-3		2	0	0	0	0	1	1				
Don Slaught, R OBP: 0.340, SLG: 0.381		0-0 F8		0-0 1B		0-0 1B				4	1	3	1	0	0	0				
Inning Stats	R: 2 E: 1 K: 0 S: 6	H: 3 LOB: 2 BB: 1 P: 10	R: 0 E: 0 K: 0 S: 4	H: 1 LOB: 1 BB: 0 P: 4	R: 4 E: 0 K: 0 S: 7	H: 5 LOB: 1 BB: 1 P: 11	R: 2 E: 0 K: 0 S: 6	H: 4 LOB: 1 BB: 0 P: 6	R: 0 E: 0 K: 0 S: 4	H: 1 LOB: 1 BB: 0 P: 4	R: 2 E: 0 K: 1 S: 8	H: 3 LOB: 1 BB: 0 P: 8	R: 1 E: 0 K: 0 S: 5	H: 2 LOB: 1 BB: 0 P: 5	R: 1 E: 0 K: 0 S: 4	H: 1 LOB: 0 BB: 0 P: 4	1B: 13 2B: 7 3B: 0 HR: 0	SF: 1 SAC: 0 DP: 3 HBP: 0	WP: 1 PB: 0 CS: 0	PA: 44
PITCHER	IP WLS BF H R ER SO BB IBB HBP BLK WP HR S P ERA WHIP	IP WLS BF H R ER SO BB IBB HBP BLK WP HR S P ERA WHIP																		
Larry Sorensen, R ERA: 4.93	(1, 1) 3.1 L 23 12 8 8 0 1 1 0 0 0 0 0 21 29 21.60 3.900	(4, 1) 4.2 21 8 4 4 1 0 0 0 0 0 0 0 23 23 7.71 1.714																		

Cleveland Indians @ Kansas City Royals
 Royals Stadium, Kansas City, MO
 Mon Aug 09 1982, 8:05 PM EDT
 Att: 40,044 - Unknown - 81 F

AB	41
R	12
H	20
RBI	12
BB	2
SO	1
LOB	20



Batter	1	2	3	4	5	6	7	8	9	AB	R	H	RBI	BB	SO	LOB	TOP			
Miguel Dilone, S OBP: 0.280, SLG: 0.310 (1, 7)										4	0	1	0	0	0	3	Cleveland Indians @ Kansas City Royals Royals Stadium, Kansas City, MO Wed Aug 11 1982, 8:05 PM EDT Att: 27,540 - Unknown - 74 F			
Toby Harrah, R OBP: 0.425, SLG: 0.569 Jack Perconte, L OBP: 0.296, SLG: 0.281 (1, 5) (1, 4)										1	0	0	0	0	1	1				
Mike Hargrove, L OBP: 0.371, SLG: 0.315 (1, 3)										3	0	1	0	1	1	0				
Andre Thornton, R OBP: 0.408, SLG: 0.521 (1, 10)										3	0	0	0	1	2	1				
Carmen Castillo, R OBP: 0.345, SLG: 0.415 Von Hayes, L OBP: 0.295, SLG: 0.389 (1, 9) (9, PH)										3	0	1	0	0	0	3				
Larry Milbourne, S OBP: 0.285, SLG: 0.327 (1, 4) (1, 5)										4	0	0	0	0	0	3				
Rick Manning, L OBP: 0.330, SLG: 0.347 (1, 8)										4	0	0	0	0	0	3				
Ron Hassey, L OBP: 0.327, SLG: 0.308 Bill Nahorodny, R OBP: 0.250, SLG: 0.434 (1, 2) (7, 2)										1	0	0	0	2	0	1				
Mike Fischlin, R OBP: 0.354, SLG: 0.298 (1, 6)										2	0	0	0	1	0	1				
Inning Stats	R: 0 E: 0 K: 1 S: 5	H: 1 LOB: 2 BB: 2 P: 13	R: 0 E: 0 K: 0 S: 3	H: 0 LOB: 0 BB: 2 P: 11	R: 0 E: 0 K: 2 S: 7	H: 0 LOB: 0 BB: 0 P: 7	R: 0 E: 0 K: 0 S: 3	H: 0 LOB: 0 BB: 1 P: 3	R: 0 E: 0 K: 0 S: 2	H: 0 LOB: 0 BB: 0 P: 6	R: 0 E: 0 K: 2 S: 7	H: 0 LOB: 1 BB: 0 P: 7	R: 0 E: 0 K: 0 S: 4	H: 1 LOB: 1 BB: 0 P: 4	R: 0 E: 0 K: 0 S: 3	H: 0 LOB: 2 BB: 0 P: 5		1B: 4 2B: 0 3B: 0 HR: 0	SF: 0 SAC: 0 DP: 2 HBP: 0	WP: 1 PB: 0 SB: 1 CS: 0
PITCHER	IP WLS BF H R ER SO BB IBB HBP BLK WP HR S P ERA WHIP	2.0 L 10 1 0 0 1 4 0 0 0 0 0 8 24 0.00 2.500	5.0 W 16 1 0 0 4 1 0 0 0 1 0 23 27 0.00 0.400	2.0 8 2 0 0 0 0 0 0 0 0 0 0 8 8 0.00 1.000											IP WLS BF H R ER SO BB IBB HBP BLK WP HR S P ERA WHIP	2.0 L 10 1 0 0 1 4 0 0 0 0 0 8 24 0.00 2.500	5.0 W 16 1 0 0 4 1 0 0 0 1 0 23 27 0.00 0.400	2.0 8 2 0 0 0 0 0 0 0 0 0 0 8 8 0.00 1.000		

Batter	1	2	3	4	5	6	7	8	9	AB	R	H	RBI	BB	SO	LOB	BOTTOM			
Willie Wilson, S OBP: 0.377, SLG: 0.462 (1, 7)										5	2	2	0	0	0	2	Cleveland Indians @ Kansas City Royals Royals Stadium, Kansas City, MO Wed Aug 11 1982, 8:05 PM EDT Att: 27,540 - Unknown - 74 F			
U L Washington, S OBP: 0.316, SLG: 0.383 (1, 6)										4	1	0	1	0	1	3				
George Brett, L OBP: 0.382, SLG: 0.517 Onix Concepcion, R OBP: 0.275, SLG: 0.311 (1, 5) (6, PR) (9, 4)										4	1	2	1	1	0	2				
Amos Otis, R OBP: 0.354, SLG: 0.456 (1, 8)										5	2	3	2	0	0	3				
Hal McRae, R OBP: 0.385, SLG: 0.551 (1, 10)										3	0	0	0	1	0	2				
Willie Aikens, L OBP: 0.324, SLG: 0.389 (1, 3)									4	0	2	1	0	0	0					
Jerry Martin, R OBP: 0.304, SLG: 0.375 (1, 9)									3	0	0	0	1	1	1					
Frank White, R OBP: 0.328, SLG: 0.478 Greg Pryor, R OBP: 0.344, SLG: 0.478 (1, 4) (9, 5)									4	1	1	1	0	0	2					
John Wathan, R OBP: 0.351, SLG: 0.320 (1, 2)									3	1	2	1	1	1	2					
Inning Stats	R: 3 E: 1 K: 1 S: 9	H: 3 LOB: 1 BB: 0 P: 9	R: 2 E: 0 K: 0 S: 6	H: 3 LOB: 1 BB: 0 P: 6	R: 0 E: 0 K: 0 S: 3	H: 0 LOB: 0 BB: 0 P: 3	R: 1 E: 0 K: 0 S: 4	H: 1 LOB: 1 BB: 1 P: 8	R: 1 E: 0 K: 1 S: 6	H: 2 LOB: 2 BB: 2 P: 14	R: 1 E: 0 K: 0 S: 5	H: 2 LOB: 1 BB: 0 P: 5	R: 0 E: 0 K: 0 S: 3	H: 0 LOB: 0 BB: 0 P: 3	R: 0 E: 0 K: 1 S: 6	H: 1 LOB: 2 BB: 1 P: 10		1B: 8 2B: 3 3B: 1 HR: 0	SF: 1 SAC: 0 DP: 0 HBP: 0	WP: 2 PB: 0 SB: 1 CS: 0
PITCHER	IP WLS BF H R ER SO BB IBB HBP BLK WP HR S P ERA WHIP	5.0 L 27 9 7 4 2 3 0 0 0 0 0 8 8 4.50 1.000	2.0 8 2 1 1 0 0 0 0 0 0 0 0 8 8 0.00 2.000	1.0 5 1 0 0 1 1 0 0 0 0 0 0 6 10 0.00 2.000											IP WLS BF H R ER SO BB IBB HBP BLK WP HR S P ERA WHIP	5.0 L 27 9 7 4 2 3 0 0 0 0 0 8 8 4.50 1.000	2.0 8 2 1 1 0 0 0 0 0 0 0 0 8 8 0.00 2.000	1.0 5 1 0 0 1 1 0 0 0 0 0 0 6 10 0.00 2.000		

Batter	1	2	3	4	5	6	7	8	9	AB	R	H	RBI	BB	SO	LOB	TOP				
Willie Wilson, S OBP: 0.376, SLG: 0.459	F7		4-3		4-3			FC5-4 1B		4	0	1	0	0	0	0	Kansas City Royals @ Detroit Tigers Tiger Stadium, Detroit, MI Fri Aug 13 1982, 7:05 PM EDT Att: 30,351 - Unknown - 75 F				
U L Washington, S OBP: 0.315, SLG: 0.381	E2 1B			F5		F2		FC5-4 2B		4	1	1	0	0	0	1					
George Brett, L OBP: 0.516, SLG: 0.516 Greg Pryor, R OBP: 0.354, SLG: 0.489	K			1B BB		6-3		2B		1	0	0	0	0	1	1					
Amos Otis, R OBP: 0.353, SLG: 0.453	K			K		1B		K		4	0	1	0	0	3	3					
Hal McRae, R OBP: 0.386, SLG: 0.550		K		BB 1B		1B		1-3		4	0	2	0	0	1	1					
Willie Aikens, L OBP: 0.323, SLG: 0.385	K			1-2 BB		K				3	0	0	0	1	3	2					
Steve Hammond, L OBP: 0.262, SLG: 0.349 Jerry Martin, R OBP: 0.303, SLG: 0.374	5-3			F7			G3		F7	3	0	0	0	0	0	3					
Frank White, R OBP: 0.327, SLG: 0.478			L7		F6		5-3			4	0	1	0	0	0	0					
John Wathan, R OBP: 0.347, SLG: 0.316			K		K		F5		P6	4	0	0	0	0	2	1					
Inning Stats	R: 0 E: 1 K: 2 S: 8	H: 1 LOB: 1 BB: 0 P: 8	R: 0 E: 0 K: 2 S: 7	H: 0 LOB: 0 BB: 0 P: 7	R: 0 E: 0 K: 1 S: 5	H: 0 LOB: 0 BB: 0 P: 5	R: 0 E: 0 K: 1 S: 6	H: 1 LOB: 2 BB: 2 P: 14	R: 0 E: 0 K: 1 S: 5	H: 0 LOB: 0 BB: 0 P: 5	R: 0 E: 0 K: 1 S: 3	H: 0 LOB: 0 BB: 0 P: 3	R: 1 E: 0 K: 1 S: 7	H: 2 LOB: 1 BB: 0 P: 7	R: 0 E: 0 K: 1 S: 6	H: 1 LOB: 1 BB: 0 P: 6		1B: 5 2B: 2 3B: 0 HR: 0	SF: 0 SAC: 0 DP: 0 HBP: 0	WP: 0 PB: 0 SB: 0 CS: 0	PA: 36
PITCHER	IP	WLS	BF	H	R	ER	SO	BB	IBB	HBP	BLK	WP	HR	S	P	ERA	WHIP				
Milt Wilcox, R ERA: 3.68	(1, 1)	5.0	W	19	2	0	7	2	0	0	0	0	0	31	39	0.00	0.800				
Pat Underwood, L ERA: 4.87	(6, 1)	4.0	S	17	5	1	3	0	0	0	0	0	0	23	23	2.25	1.250				

Batter	1	2	3	4	5	6	7	8	9	AB	R	H	RBI	BB	SO	LOB	BOTTOM				
Lou Whitaker, L OBP: 0.362, SLG: 0.469	HR	FC3-6 1-2		HR		3-1		WP SF9 2B		5	3	3	3	0	0	1	Kansas City Royals @ Detroit Tigers Tiger Stadium, Detroit, MI Fri Aug 13 1982, 7:05 PM EDT Att: 30,351 - Unknown - 75 F				
Glenn Wilson, R OBP: 0.348, SLG: 0.503	F9	L8		HR		K		SF9 2H		4	1	1	2	0	1	1					
Larry Hemdon, R OBP: 0.333, SLG: 0.485	F7		F7	K		F9		1B BB 1B		5	0	1	0	0	1	0					
Lance Parrish, R OBP: 0.361, SLG: 0.561	BB 1B		F7	PB 2B				1B 1-2 BB		4	1	3	0	1	0	0					
Jerry Turner, L OBP: 0.299, SLG: 0.381	1B BB		K	K		F8		1-2 2-3 1B		4	0	1	0	1	2	2					
Chet Lemon, R OBP: 0.362, SLG: 0.388				HR 1B		K		K		5	1	2	1	0	3	4					
Rick Leach, L OBP: 0.282, SLG: 0.324	F7			F7		4-3		HR 1B		4	1	1	0	0	0	3					
Tom Brookens, R OBP: 0.307, SLG: 0.374		1-3		HR		F7		K		4	1	1	2	0	1	1					
Alan Trammell, R OBP: 0.312, SLG: 0.368		FC3-6 BB		HR BB		6-3		HR		2	2	1	2	2	0	0					
Inning Stats	R: 2 E: 0 K: 0 S: 6	H: 3 LOB: 2 BB: 1 P: 10	R: 0 E: 0 K: 0 S: 3	H: 0 LOB: 1 BB: 1 P: 7	R: 0 E: 0 K: 1 S: 5	H: 0 LOB: 0 BB: 0 P: 5	R: 5 E: 0 K: 2 S: 12	H: 5 LOB: 1 BB: 1 P: 16	R: 0 E: 0 K: 1 S: 5	H: 0 LOB: 0 BB: 0 P: 5	R: 0 E: 0 K: 1 S: 6	H: 1 LOB: 1 BB: 0 P: 6	R: 3 E: 0 K: 2 S: 12	H: 5 LOB: 3 BB: 1 P: 16	1B: 7 2B: 2 3B: 0 HR: 5	SF: 1 SAC: 0 DP: 0 HBP: 0		WP: 1 PB: 1 SB: 1 CS: 0	PA: 42		
PITCHER	IP	WLS	BF	H	R	ER	SO	BB	IBB	HBP	BLK	WP	HR	S	P	ERA	WHIP				
Dave Frost, R ERA: 4.96	(1, 1)	3.1	L	19	6	6	6	3	0	0	0	1	2	18	30	16.20	2.700				
Bill Castro, R ERA: 2.75	(4, 1)	4.2		23	8	4	7	1	0	0	0	0	2	36	40	7.71	1.929				

Batter	1	2	3	4	5	6	7	8	9	AB	R	H	RBI	BB	SO	LOB	TOP										
Willie Wilson, S (1, 8) OBP: 0.375, SLG: 0.458	CS PB 1B		4-3 FC 2B		4-0 S BB			6-3		3	1	2	2	1	0	0	Kansas City Royals @ Detroit Tigers Tiger Stadium, Detroit, MI Sun Aug 15 1982, 3:33 AM EDT Att: 25,930 - Unknown - 82 F										
U L Washington, S (1, 6) OBP: 0.317, SLG: 0.384	K		4-3		G6-4-3 1B			2B		4	0	2	0	0	1	2											
Hal McRae, R (1, 10) OBP: 0.384, SLG: 0.544	L6		FC 1B		G6-4-3 1-2			F9		4	0	0	1	0	0	4											
Willie Aikens, L (1, 3) OBP: 0.322, SLG: 0.380	CS	F8	G4-6-3 1B		L4			F8		4	0	1	0	0	0	1											
Steve Hammond, L (1, 9) OBP: 0.288, SLG: 0.394		4-3	G4-6-3 1-2		K			HR 2B		4	1	1	0	0	1	2											
Frank White, R (1, 4) OBP: 0.323, SLG: 0.469	K			K		F6		6-3		4	0	0	0	0	2	1											
Jerry Martin, R (1, 7) OBP: 0.305, SLG: 0.386			1B 2B	F3		6-3		HR		4	2	2	2	0	0	0											
John Wathan, R (1, 2) OBP: 0.347, SLG: 0.313			2B 2B 1B	K		1-6-3		F6		4	1	1	0	0	1	0											
Greg Pryor, R (1, 5) OBP: 0.346, SLG: 0.475			1-3 2B 2B		6-3		5-3	F9		4	1	1	1	0	0	0											
Inning Stats	R: 0 E: 0 K: 1 S: 5	H: 1 LOB: 0 BB: 0 P: 5	R: 0 E: 0 K: 1 S: 5	H: 0 LOB: 0 BB: 0 P: 5	R: 4 E: 0 K: 0 S: 8	H: 5 LOB: 1 BB: 0 P: 8	R: 0 E: 0 K: 2 S: 7	H: 0 LOB: 0 BB: 0 P: 7	R: 0 E: 0 K: 0 S: 3	H: 1 LOB: 1 BB: 1 P: 7	R: 0 E: 0 K: 0 S: 5	H: 0 LOB: 0 BB: 0 P: 5	R: 0 E: 0 K: 0 S: 3	H: 0 LOB: 0 BB: 0 P: 3	R: 0 E: 0 K: 0 S: 4	H: 1 LOB: 1 BB: 0 P: 4	R: 2 E: 0 K: 0 S: 5	H: 2 LOB: 0 BB: 0 P: 5	1B: 4 2B: 5 3B: 0 HR: 1	SF: 0 SAC: 0 DP: 2 HBP: 0	WP: 0 PB: 1 SB: 1 CS: 1	PA: 37					
PITCHER	IP	WLS	BF	H	R	ER	SO	BB	IBB	HBP	BLK	WP	HR	S	P	ERA	WHIP										
Jerry Udjur, R (1, 1) ERA: 3.39	2.1	L	13	6	4	4	2	0	0	0	0	0	0	17	17	15.43	2.571										
Bob James, R (3, 1) ERA: 4.79	3.2		11	1	0	0	3	1	0	0	0	0	0	16	20	0.00	0.545										
Dave Rucker, L (7, 1) ERA: 4.57	2.0		8	2	1	1	0	0	0	0	0	0	0	8	8	4.50	1.000										
Dave Tobik, R (9, 1) ERA: 2.92	1.0		4	1	1	1	0	0	0	0	0	0	1	4	4	9.00	1.000										

Batter	1	2	3	4	5	6	7	8	9	AB	R	H	RBI	BB	SO	LOB	BOTTOM										
Lou Whitaker, L (1, 4) OBP: 0.358, SLG: 0.462	L4		G3			1B		F8		4	0	1	0	0	0	0	Kansas City Royals @ Detroit Tigers Tiger Stadium, Detroit, MI Sun Aug 15 1982, 3:33 AM EDT Att: 25,930 - Unknown - 82 F										
Howard Johnson, S (1, 9) OBP: 0.211, SLG: 0.270	E1 S		K			F5		1B		4	0	1	0	0	1	1											
Larry Hemdon, R (1, 7) OBP: 0.330, SLG: 0.479	K			L7		F9		F9		4	0	0	0	0	1	3											
Lance Parrish, R (1, 2) OBP: 0.356, SLG: 0.551	1-3			K		K		K		4	0	0	0	0	3	1											
Jerry Turner, L (1, 10) OBP: 0.304, SLG: 0.380				F5		4-3		1B		3	0	1	0	1	0	0											
Glenn Wilson, R (1, 8) OBP: 0.344, SLG: 0.510		5-3			F9	HR		F8		4	1	1	1	0	0	2											
Rick Leach, L (1, 3) OBP: 0.281, SLG: 0.321		F7			3-1	FC5-4 1B		3-1		4	0	1	0	0	0	2											
Tom Brookens, R (1, 5) OBP: 0.305, SLG: 0.367		L9			1-6-3	FC5-4 1-2				3	0	0	0	0	0	2											
Alan Trammell, R (1, 6) OBP: 0.312, SLG: 0.366			F4			F7		F7		3	0	0	0	0	0	0											
Inning Stats	R: 0 E: 1 K: 1 S: 6	H: 0 LOB: 1 BB: 0 P: 6	R: 0 E: 0 K: 0 S: 3	H: 0 LOB: 1 BB: 1 P: 7	R: 0 E: 0 K: 1 S: 5	H: 0 LOB: 0 BB: 0 P: 5	R: 0 E: 0 K: 1 S: 5	H: 0 LOB: 0 BB: 0 P: 5	R: 0 E: 0 K: 0 S: 4	H: 1 LOB: 1 BB: 0 P: 4	R: 1 E: 0 K: 1 S: 7	H: 2 LOB: 1 BB: 0 P: 7	R: 0 E: 0 K: 0 S: 4	H: 1 LOB: 1 BB: 0 P: 4	R: 0 E: 0 K: 1 S: 6	H: 1 LOB: 1 BB: 0 P: 6	1B: 4 2B: 0 3B: 0 HR: 1	SF: 0 SAC: 0 DP: 0 HBP: 0	WP: 0 PB: 0 SB: 2 CS: 0	PA: 34							
PITCHER	IP	WLS	BF	H	R	ER	SO	BB	IBB	HBP	BLK	WP	HR	S	P	ERA	WHIP										
Dennis Leonard, R (1, 1) ERA: 5.01	8.0	W	30	4	1	1	4	1	0	0	0	0	0	37	41	1.12	0.625										
Dan Quisenberry, R (9, 1) ERA: 3.0	1.0		4	1	0	0	1	0	0	0	0	0	0	6	6	0.00	1.000										

Batter	1	2	3	4	5	6	7	8	9	AB	R	H	RBI	BB	SO	LOB	TOP										
Willie Wilson, S (1, 7) OBP: 0.371, SLG: 0.453	0-3 K		0-0 F8		0-0 G3			0-0 4-3		4	0	0	0	0	1	1	Kansas City Royals @ New York Yankees Yankee Stadium, Bronx, NY Mon Aug 16 1982, 7:05 PM EDT Unknown - 85 F										
U L Washington, S (1, 6) OBP: 0.316, SLG: 0.382	0-0 F9		0-3 K			0-0 F8		0-0 1B		4	0	1	0	0	1	0											
Hal McRae, R (1, 10) OBP: 0.385, SLG: 0.542	4-0 BB		0-3 K			0-0 P4		0-0 1B		3	0	1	0	1	1	0											
Amos Otis, R (1, 8) OBP: 0.348, SLG: 0.446	0-3 K			0-3 K		0-0 FC5-4		0-0 F9		4	0	1	0	0	2	3											
Jerry Martin, R (1, 9) OBP: 0.305, SLG: 0.383		4-0 1B BB		0-3 K		0-0 FC5-4		0-0 G3		3	0	0	0	1	1	1											
Frank White, R (1, 4) OBP: 0.320, SLG: 0.465	0-0 L7		0-0 F7			0-0 P6		0-3 K		4	0	0	0	0	1	1											
Willie Aikens, L (1, 3) OBP: 0.321, SLG: 0.377	0-3 K				0-0 4-3		4-0 G4-6-3 BB	0-0 L6		3	0	0	0	1	1	1											
John Wathan, R (1, 2) OBP: 0.350, SLG: 0.314	0-0 1B				4-0 S BB		0-0 G4-6-3			2	0	1	0	1	0	1											
Greg Pryor, R (1, 5) OBP: 0.336, SLG: 0.462	0-0 F3				0-0 F8			0-3 K		3	0	0	0	0	1	3											
Inning Stats	R: 0 E: 0 K: 2 S: 7	H: 0 LOB: 1 BB: 1 P: 11	R: 0 E: 0 K: 1 S: 6	H: 1 LOB: 2 BB: 1 P: 10	R: 0 E: 0 K: 2 S: 7	H: 0 LOB: 0 BB: 0 P: 7	R: 0 E: 0 K: 0 S: 3	H: 0 LOB: 1 BB: 1 P: 7	R: 0 E: 0 K: 0 S: 4	H: 1 LOB: 1 BB: 0 P: 4	R: 0 E: 0 K: 0 S: 2	H: 0 LOB: 0 BB: 1 P: 6	R: 0 E: 0 K: 1 S: 7	H: 2 LOB: 2 BB: 0 P: 7	R: 0 E: 0 K: 1 S: 5	H: 0 LOB: 0 BB: 0 P: 5	1B: 4 2B: 0 3B: 0 HR: 0	SF: 0 SAC: 0 DP: 1 HBP: 0	WP: 0 PB: 0 CS: 1	PA: 34							
PITCHER	IP	WLS	BF	H	R	ER	SO	BB	IBB	HBP	BLK	WP	HR	S	P	ERA	WHIP										
Dave Righetti, L (1, 1) ERA: 3.59	7.2	W	30	4	0	0	8	4	0	0	0	0	0	42	58	0.00	1.043										
Rich Gossage, R (8, 1) ERA: 2.45	1.1	S	4	0	0	0	1	0	0	0	0	0	0	6	6	0.00	0.000										

AB	30
R	0
H	4
RBI	0
BB	4
SO	9
LOB	11



Batter	1	2	3	4	5	6	7	8	9	AB	R	H	RBI	BB	SO	LOB	BOTTOM										
Willie Randolph, R (1, 4) OBP: 0.354, SLG: 0.335	0-3 K2-3		0-0 BB			0-0 HR		0-0 6-3		4	1	2	0	0	1	0	Kansas City Royals @ New York Yankees Yankee Stadium, Bronx, NY Mon Aug 16 1982, 7:05 PM EDT Unknown - 85 F										
Lee Mazzilli, S (1, 10) OBP: 0.367, SLG: 0.393	4-0 WP BB		4-0 1-2 BB			0-0 2H HR		0-0 F9		2	1	1	2	2	0	0											
Jerry Mumphrey, S (1, 8) OBP: 0.372, SLG: 0.424	0-3 K		0-3 K			0-0 6-3		0-0 L7		4	0	0	0	0	2	3											
Dave Winfield, R (1, 7) OBP: 0.344, SLG: 0.518	0-3 K			0-0 L6		0-0 6-3		0-0 6-3		3	0	0	0	0	1	1											
Lou Piniella, R (1, 9) OBP: 0.360, SLG: 0.426		0-0 6-3		0-0 F8		0-0 F7				3	0	0	0	0	0	0											
Graig Nettles, L (1, 5) OBP: 0.314, SLG: 0.382		0-0 F9		0-0 F9			0-0 4-3			3	0	0	0	0	0	0											
Roy Smalley, S (1, 6) OBP: 0.359, SLG: 0.387		0-0 F7			0-0 6-3		0-0 1B			3	0	1	0	0	0	0											
Dave Collins, S (1, 3) OBP: 0.319, SLG: 0.332			0-0 F9		0-0 F7		0-0 F7			3	0	0	0	0	0	1											
Rick Cerone, R (1, 2) OBP: 0.266, SLG: 0.282			0-0 F7		0-0 3-1		0-3 K			3	0	0	0	0	1	1											
Inning Stats	R: 0 E: 0 K: 3 S: 9	H: 0 LOB: 1 BB: 1 P: 13	R: 0 E: 0 K: 0 S: 3	H: 0 LOB: 0 BB: 0 P: 3	R: 0 E: 0 K: 1 S: 6	H: 1 LOB: 2 BB: 1 P: 10	R: 0 E: 0 K: 0 S: 3	H: 0 LOB: 0 BB: 0 P: 3	R: 2 E: 0 K: 0 S: 5	H: 2 LOB: 0 BB: 0 P: 5	R: 0 E: 0 K: 1 S: 6	H: 1 LOB: 1 BB: 0 P: 6	R: 0 E: 0 K: 0 S: 3	H: 0 LOB: 0 BB: 0 P: 3	1B: 2 2B: 1 3B: 0 HR: 1	SF: 0 SAC: 0 DP: 0 HBP: 0	WP: 1 PB: 0 CS: 0	PA: 30									
PITCHER	IP	WLS	BF	H	R	ER	SO	BB	IBB	HBP	BLK	WP	HR	S	P	ERA	WHIP										
Vida Blue, L (1, 1) ERA: 3.86	8.0	L	30	4	2	2	5	2	0	0	0	1	1	38	46	2.25	0.750										

AB	28
R	2
H	4
RBI	2
BB	2
SO	5
LOB	6



Batter	1	2	3	4	5	6	7	8	9	AB	R	H	RBI	BB	SO	LOB	TOP										
Willie Wilson, S OBP: 0.370, SLG: 0.451 (1, 7)																	4 0 1 0 0 1 1										
U L Washington, S OBP: 0.315, SLG: 0.380 (1, 6)																	4 1 1 0 0 0 1										
Hal McRae, R OBP: 0.384, SLG: 0.546 (1, 10)																	4 1 1 2 0 0 1										
Amos Otis, R OBP: 0.345, SLG: 0.442 (1, 8)																	4 0 0 0 0 1 1										
Frank White, R OBP: 0.319, SLG: 0.462 (1, 4)																	4 0 1 0 0 2 0										
Jerry Martin, R OBP: 0.303, SLG: 0.380 Steve Hammond, L (9, PH) OBP: 0.284, SLG: 0.389 (1, 9)																	3 0 0 0 0 2 2 1 0 0 0 0 0 0										
Lee May, R OBP: 0.368, SLG: 0.527 Willie Aikens, L (9, PH) OBP: 0.320, SLG: 0.376 (1, 3)																	3 0 1 0 0 0 1 1 0 0 0 0 0 0										
Don Slaught, R OBP: 0.339, SLG: 0.410 (1, 2)																	3 1 1 1 0 1 2										
Greg Pryor, R OBP: 0.327, SLG: 0.449 (1, 5)																	3 0 0 0 0 0 1										
Inning Stats	R: 0 E: 0 K: 1 S: 6	H: 1 LOB: 1 BB: 0 P: 6	R: 0 E: 0 K: 1 S: 6	H: 1 LOB: 1 BB: 0 P: 6	R: 0 E: 0 K: 1 S: 5	H: 0 LOB: 0 BB: 0 P: 5	R: 0 E: 1 K: 1 S: 6	H: 0 LOB: 1 BB: 0 P: 6	R: 0 E: 0 K: 1 S: 3	H: 0 LOB: 0 BB: 0 P: 3	R: 0 E: 0 K: 1 S: 5	H: 0 LOB: 0 BB: 0 P: 5	R: 0 E: 0 K: 1 S: 6	H: 0 LOB: 0 BB: 0 P: 5	R: 3 E: 0 K: 0 S: 6	H: 3 LOB: 0 BB: 0 P: 6	R: 0 E: 0 K: 1 S: 5	H: 0 LOB: 0 BB: 0 P: 5	1B: 3 2B: 1 3B: 0 HR: 2	SF: 0 SAC: 0 DP: 0 HBP: 0	WP: 0 PB: 0 SB: 1 CS: 0	PA: 34					
PITCHER	IP	WLS	BF	H	R	ER	SO	BB	IBB	HBP	BLK	WP	HR	S	P	ERA	WHIP										
Rudy May, L ERA: 2.82 (1, 1)	7.2	W	29	5	2	2	6	0	0	0	0	0	1	41	41	2.35	0.652										
Lynn McClouthen, R ERA: 4.5 (8, 1)	0.1		2	1	1	1	0	0	0	0	0	0	1	2	2	27.00	3.000										
Rich Gossage, R ERA: 2.45 (9, 1)	1.0	S	3	0	0	0	1	0	0	0	0	0	0	5	5	0.00	0.000										

Kansas City Royals @ New York Yankees
 Yankee Stadium, Bronx, NY
 Mon Aug 16 1982, 7:05 PM EDT
 Att: 26,815 - Unknown - 82 F

AB	34
R	3
H	6
RBI	3
BB	0
SO	7
LOB	10



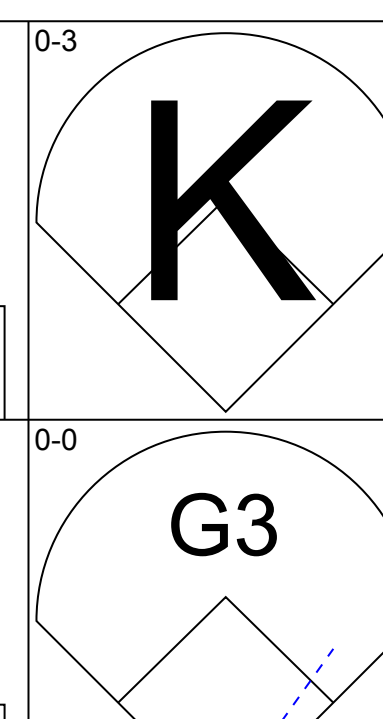
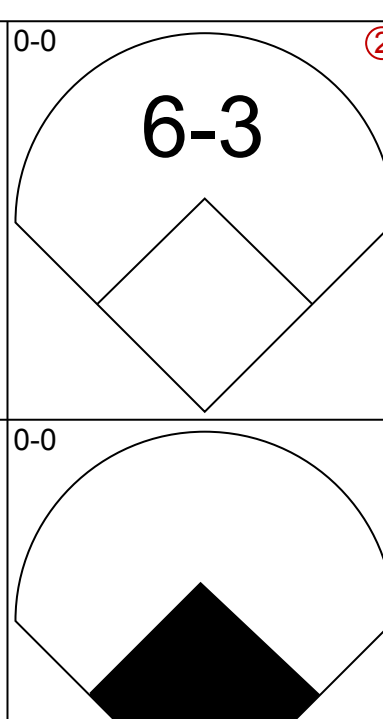
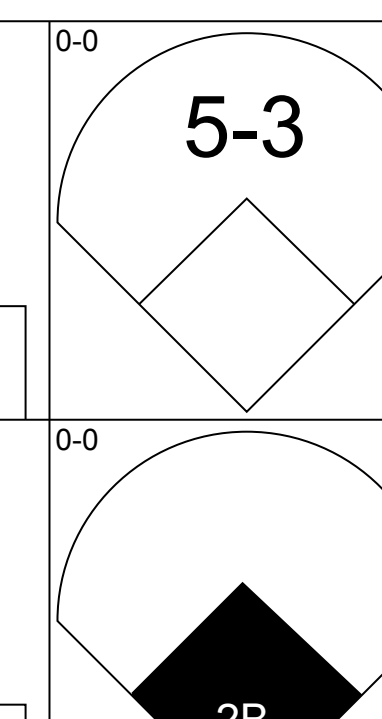
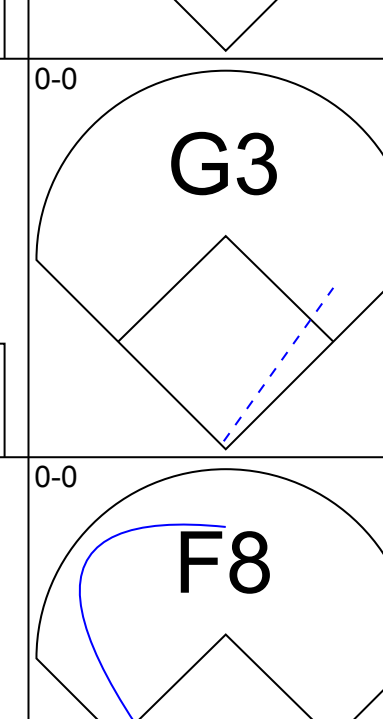
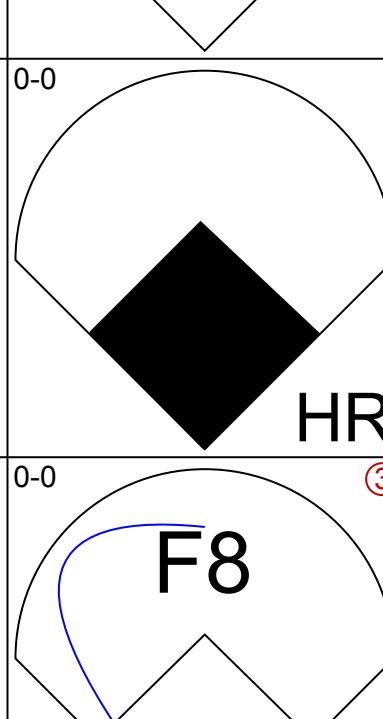
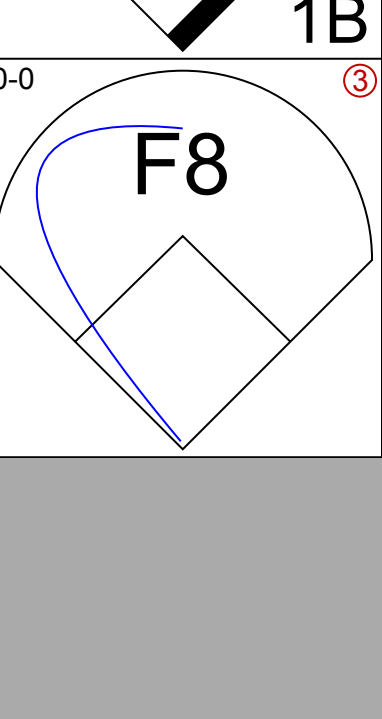
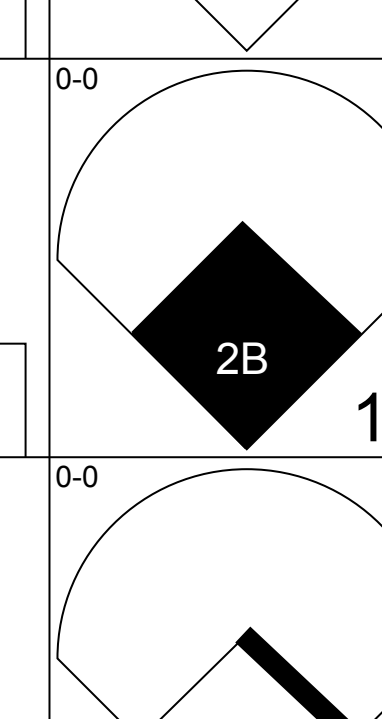
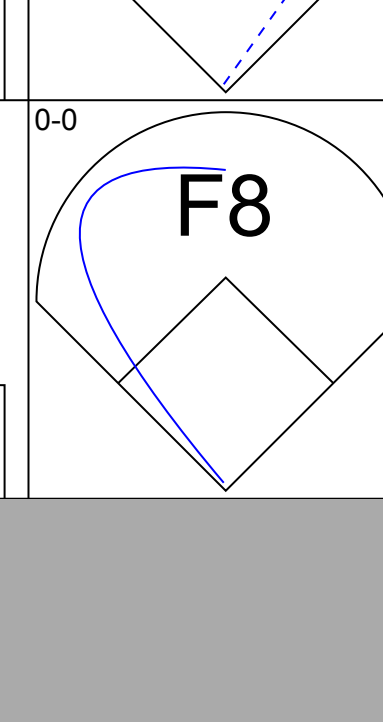
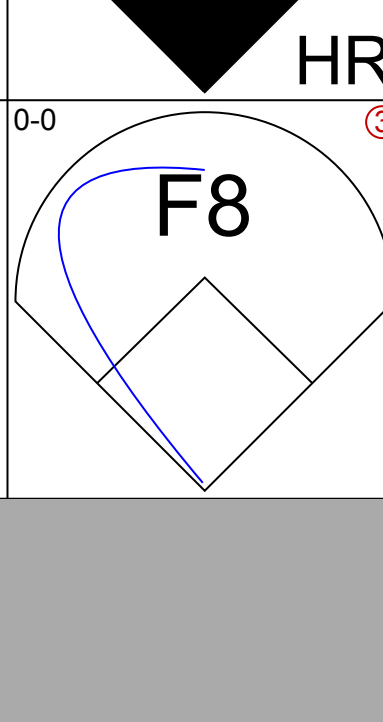
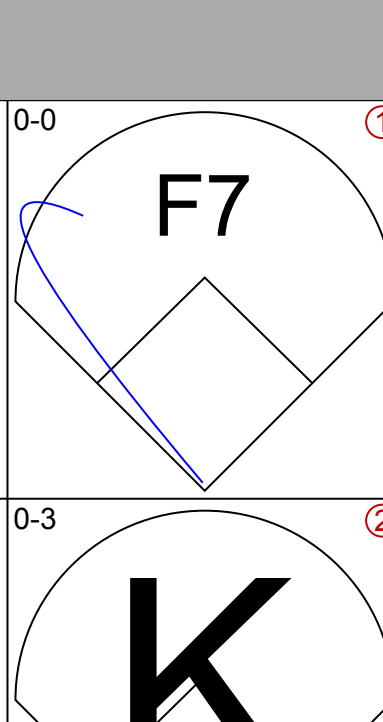
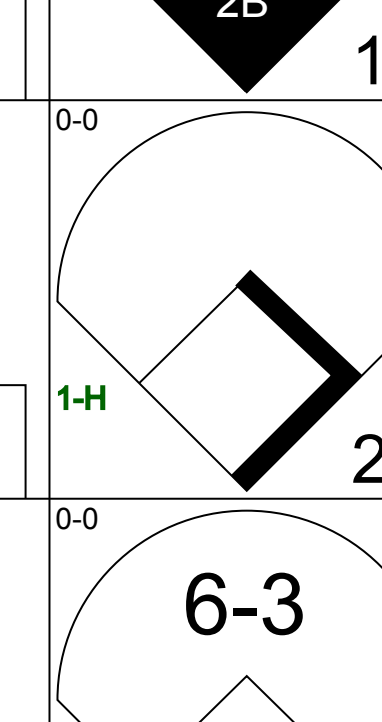
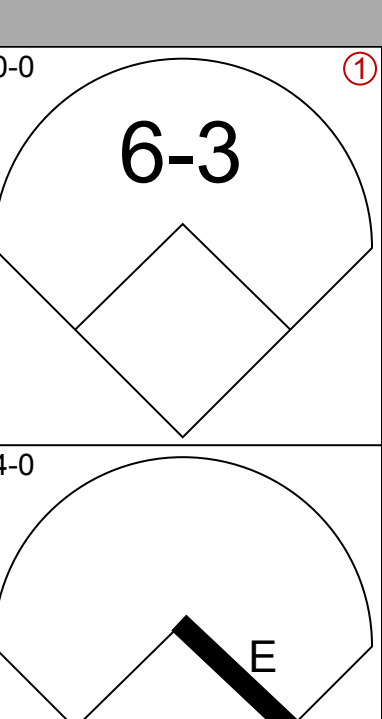
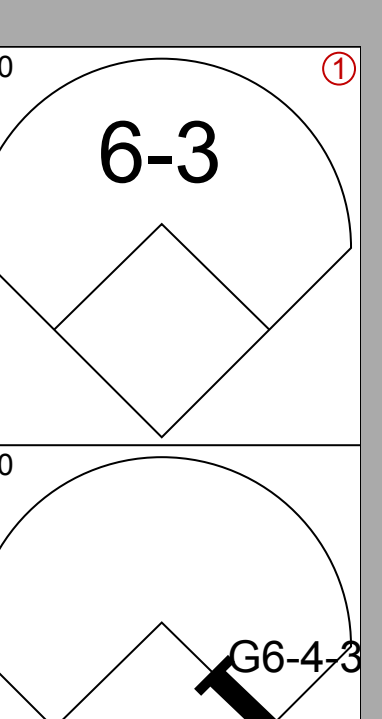
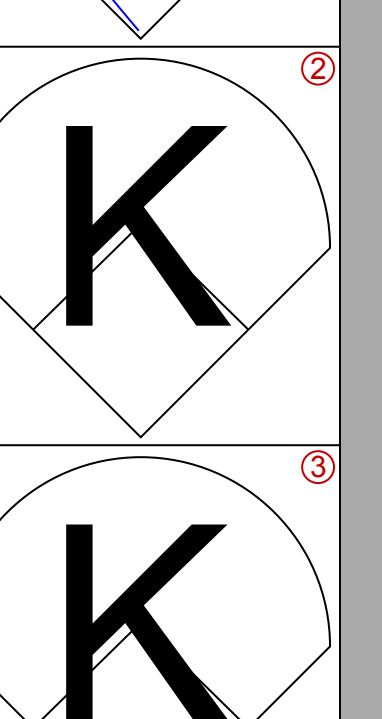
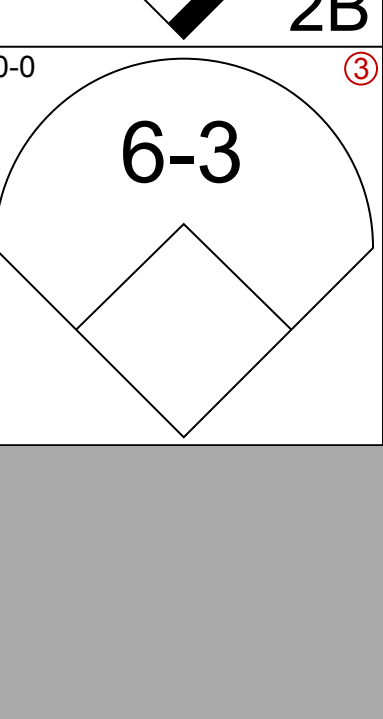
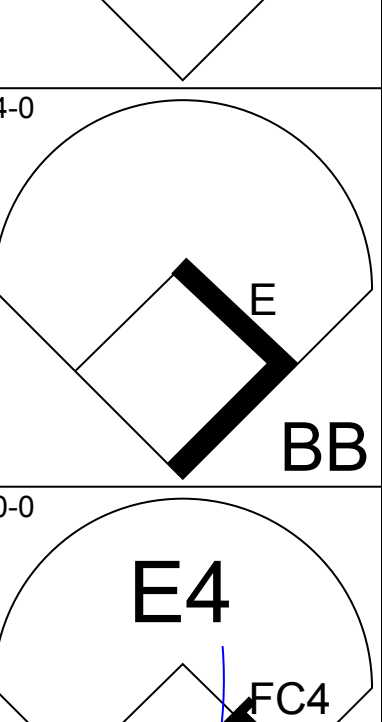
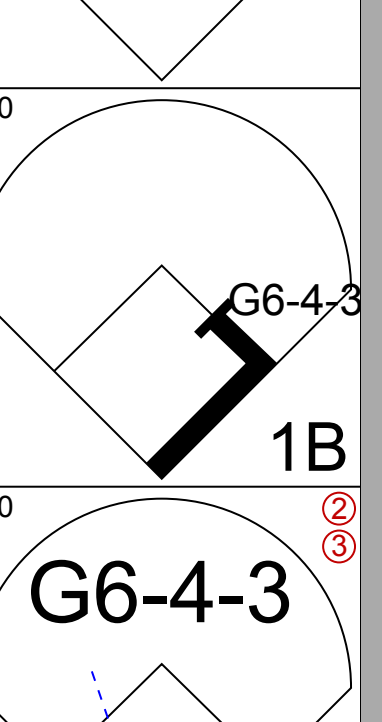
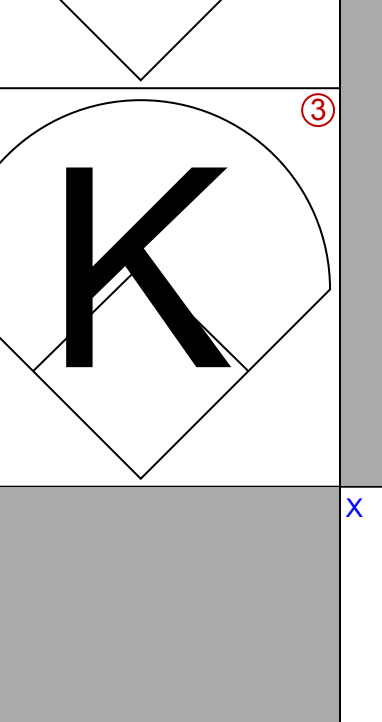
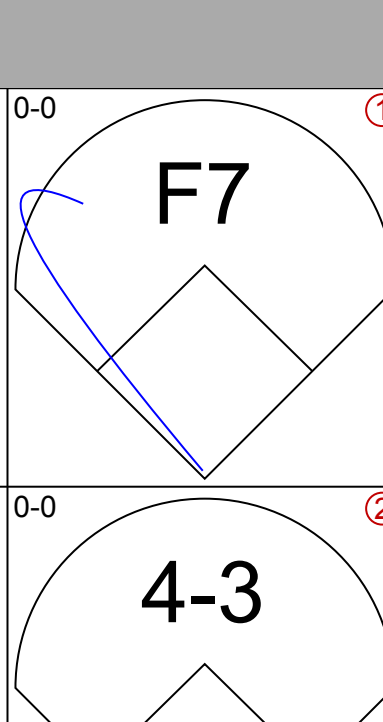
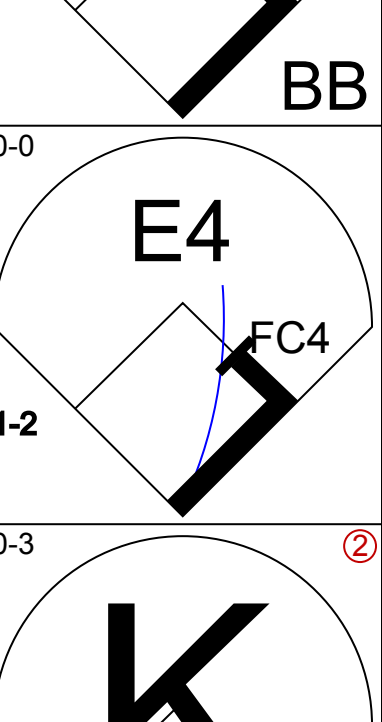
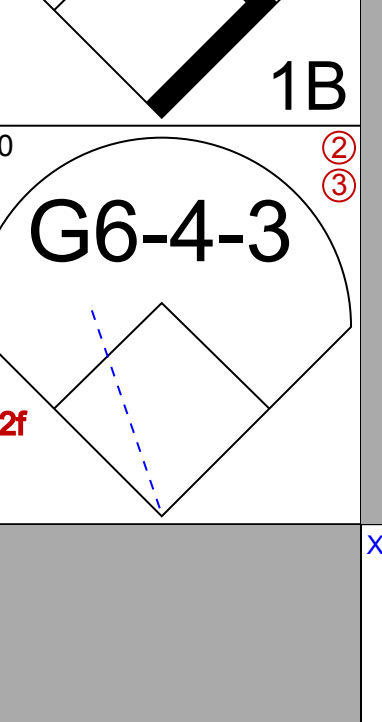
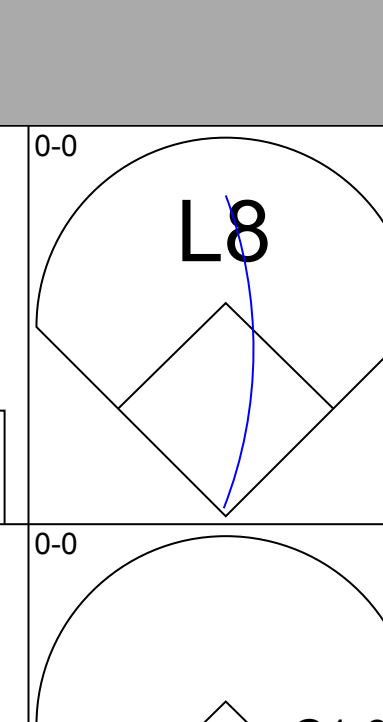
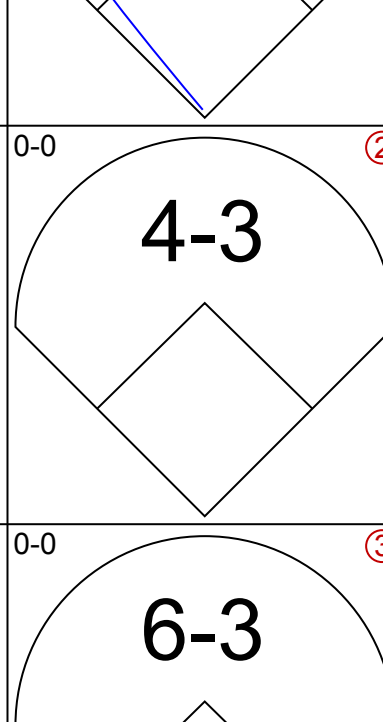
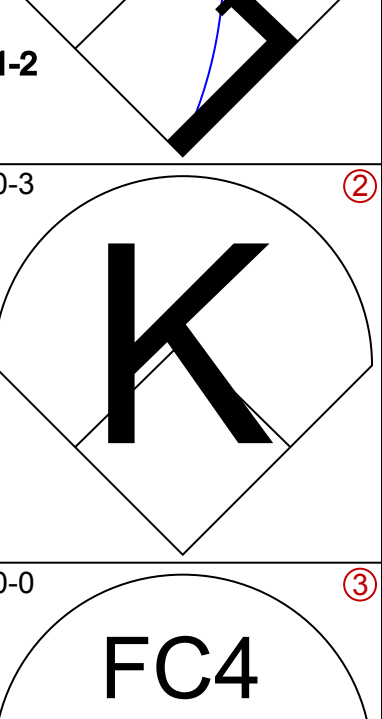
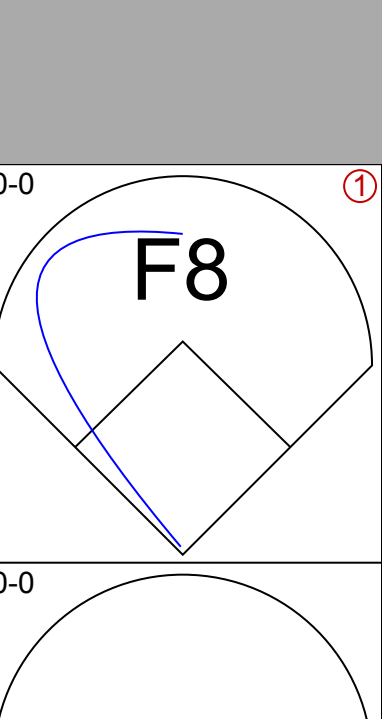
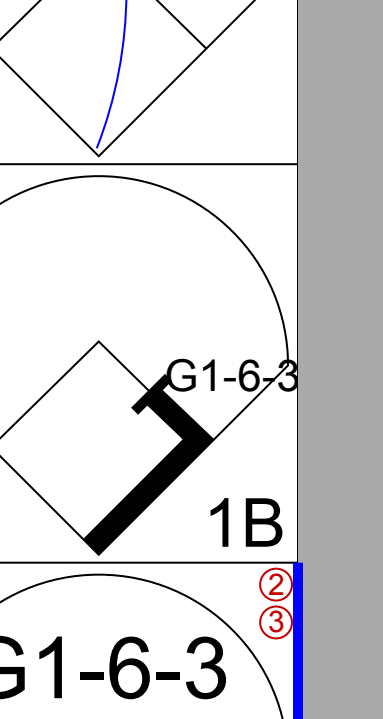
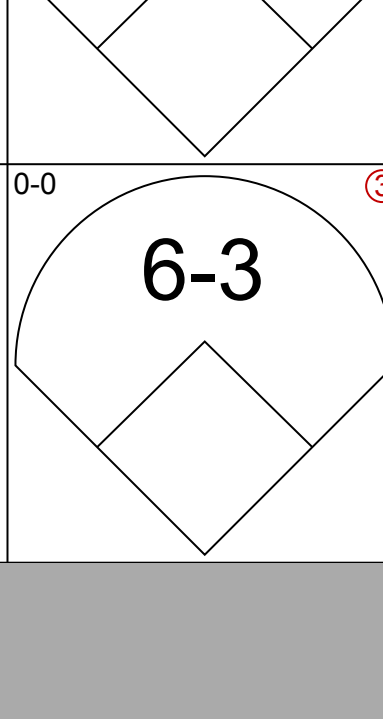
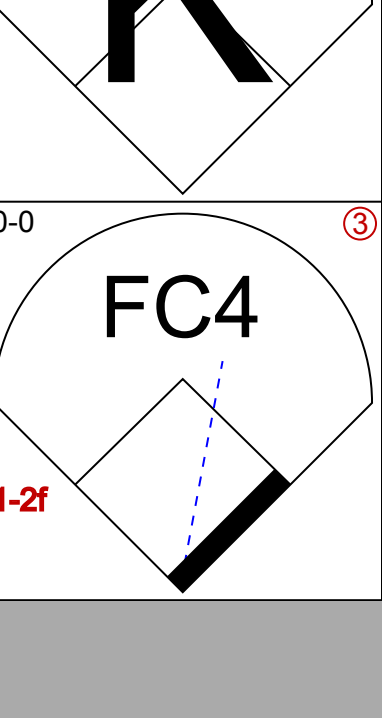
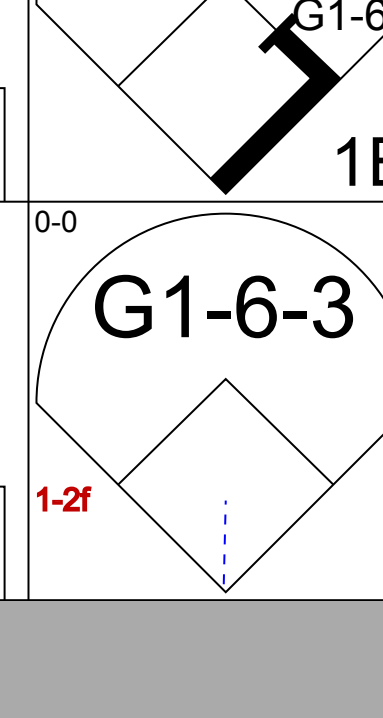
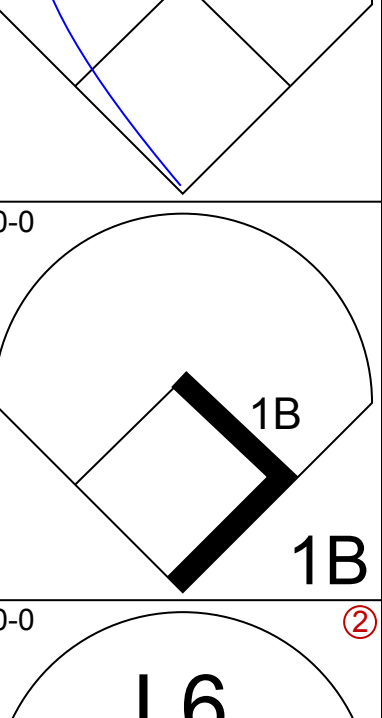
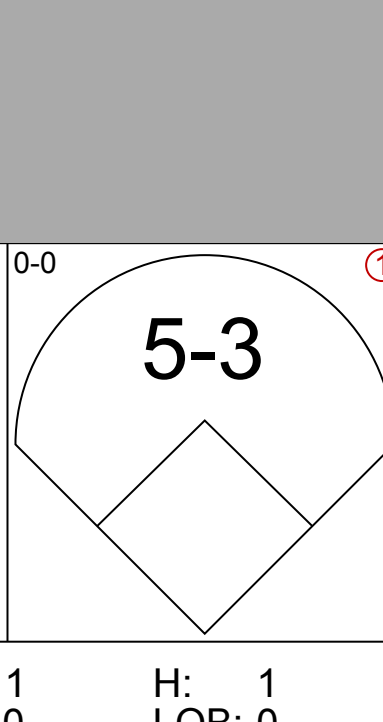
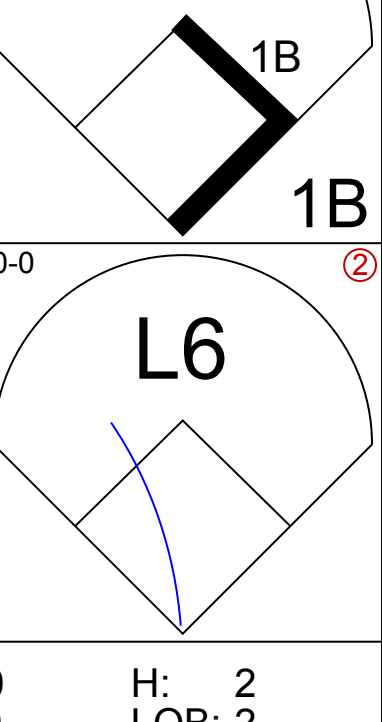
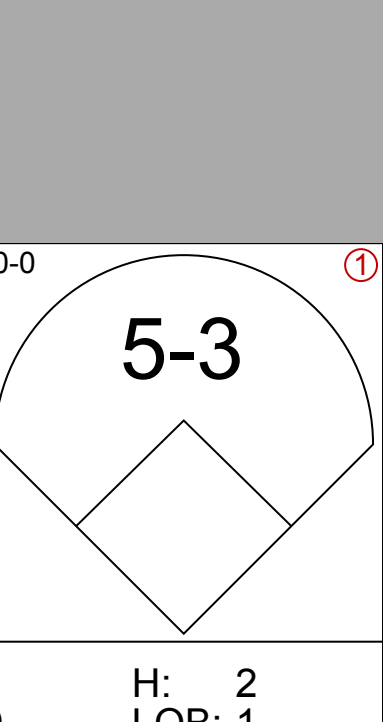
Batter	1	2	3	4	5	6	7	8	9	AB	R	H	RBI	BB	SO	LOB	BOTTOM										
Willie Randolph, R OBP: 0.355, SLG: 0.334 (1, 4)																	4 0 1 0 1 0 1										
Ken Griffey, L OBP: 0.304, SLG: 0.350 (1, 8) (8, 9)																	4 1 1 0 0 0 3										
Lee Mazzilli, S OBP: 0.361, SLG: 0.386 Jerry Mumphy, S OBP: 0.372, SLG: 0.424 (1, 3) (8, 8)																	4 0 0 0 0 1 1 0 0 0 0 0 0 0										
Dave Winfield, R OBP: 0.345, SLG: 0.531 (1, 7)																	4 2 2 2 0 0 0										
Lou Piniella, R OBP: 0.367, SLG: 0.449 (1, 10)																	3 1 2 1 1 0 0										
Graig Nettles, L OBP: 0.317, SLG: 0.383 (1, 5)																	4 0 2 1 0 1 1										
Roy Smalley, S OBP: 0.361, SLG: 0.387 (1, 6)																	3 0 1 0 1 0 3										
Dave Collins, S OBP: 0.319, SLG: 0.330 (1, 9) (8, 3)																	2 0 0 0 1 1 0										
Bobby Ramos, R (1, 2)																	4 0 0 0 0 1 5										
Inning Stats	R: 0 E: 0 K: 1 S: 5	H: 0 LOB: 0 BB: 0 P: 5	R: 0 E: 0 K: 0 S: 4	H: 1 LOB: 1 BB: 0 P: 4	R: 0 E: 1 K: 1 S: 6	H: 0 LOB: 1 BB: 0 P: 6	R: 1 E: 0 K: 0 S: 4	H: 1 LOB: 0 BB: 0 P: 4	R: 0 E: 0 K: 0 S: 4	H: 1 LOB: 2 BB: 1 P: 8	R: 1 E: 0 K: 1 S: 7	H: 2 LOB: 3 BB: 2 P: 15	R: 2 E: 0 K: 0 S: 6	H: 4 LOB: 2 BB: 1 P: 10	R: 0 E: 0 K: 1 S: 5	H: 0 LOB: 0 BB: 0 P: 5	1B: 5 2B: 1 3B: 1 HR: 2	SF: 0 SAC: 1 DP: 0 HBP: 0	WP: 0 PB: 0 SB: 2 CS: 0	PA: 37							
PITCHER	IP	WLS	BF	H	R	ER	SO	BB	IBB	HBP	BLK	WP	HR	S	P	ERA	WHIP										
Bud Black, L ERA: 4.5 (1, 1)	5.2	L	26	5	2	2	3	1	0	0	0	0	0	12	16	7.71	2.143										
Mike Armstrong, R ERA: 2.33 (6, 1)	2.1		11	4	2	2	1	1	0	0	0	0	0	12	16	7.71	2.143										

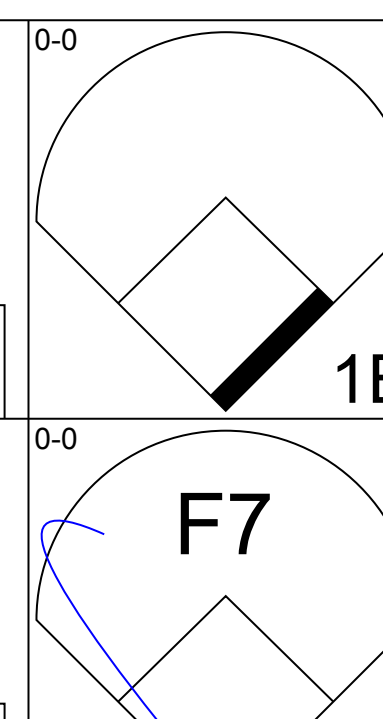
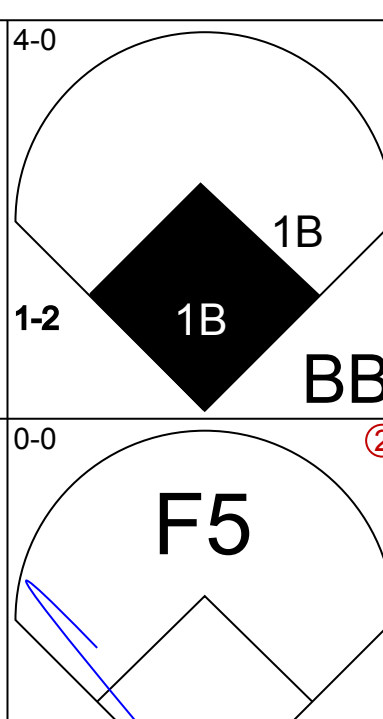
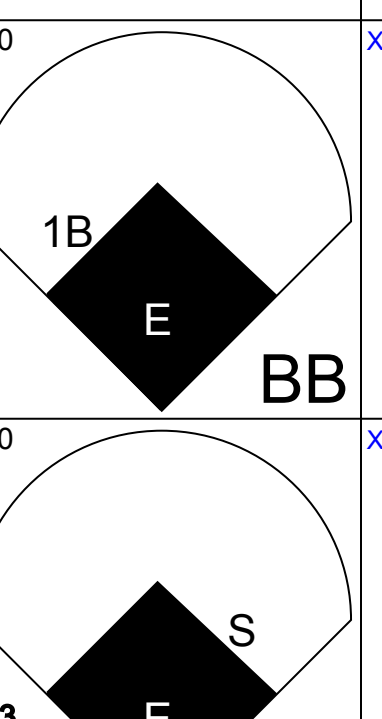
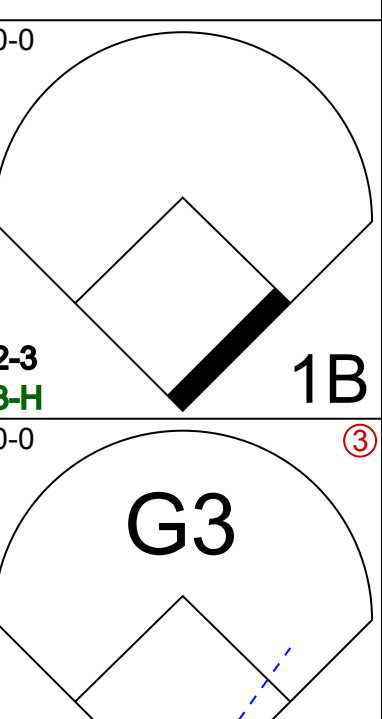
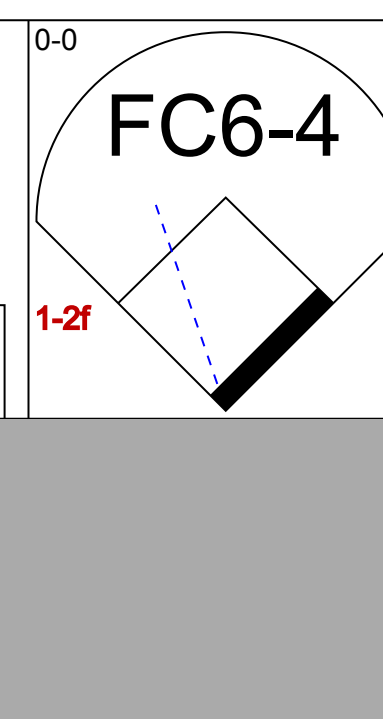
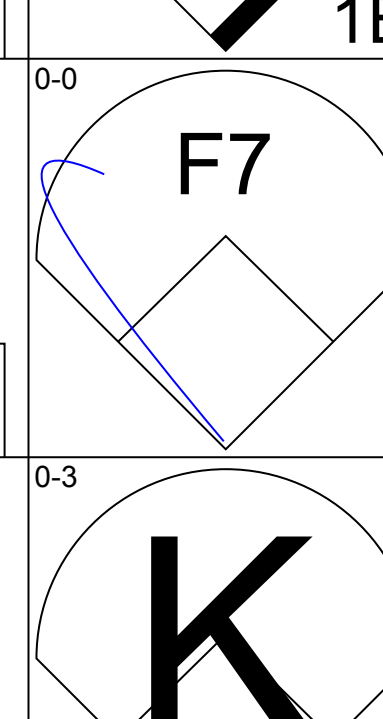
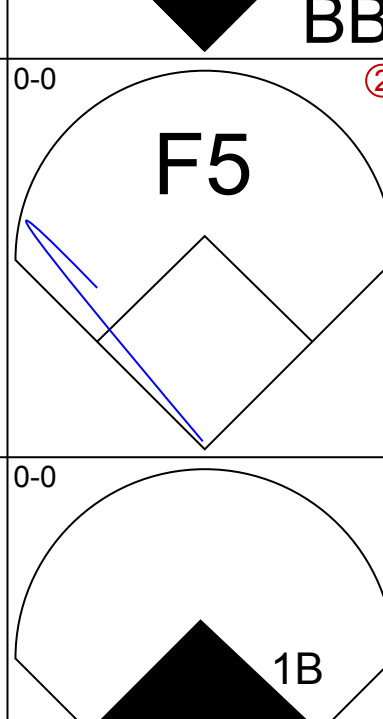
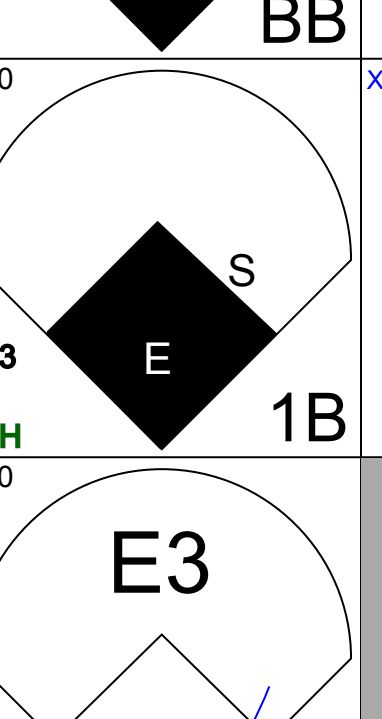
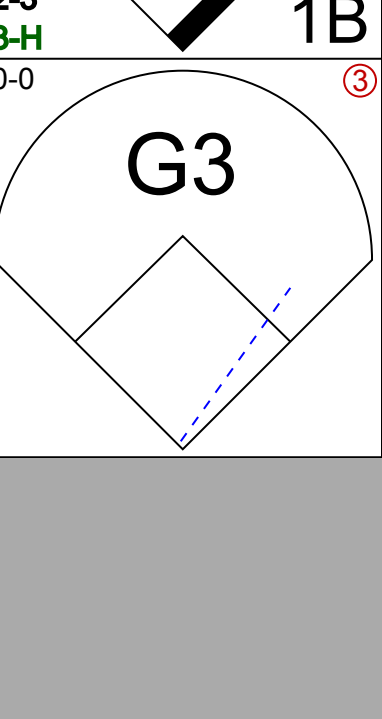
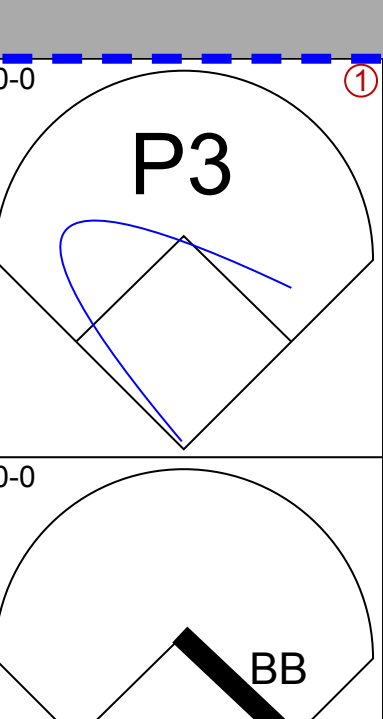
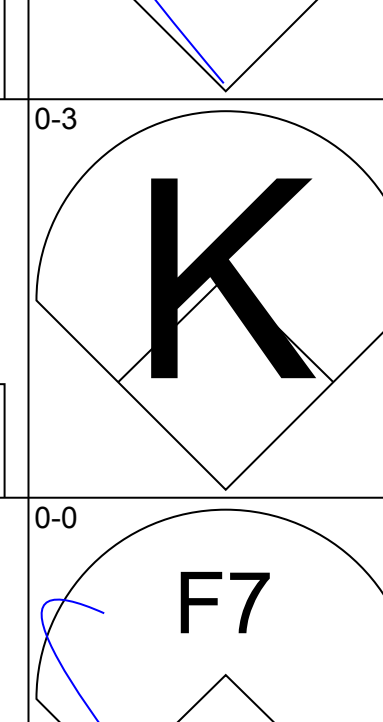
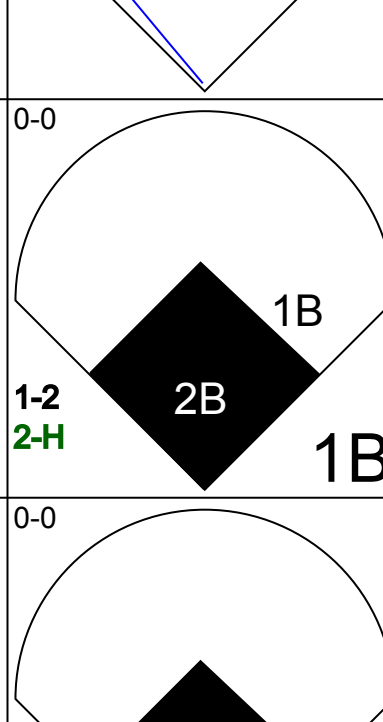
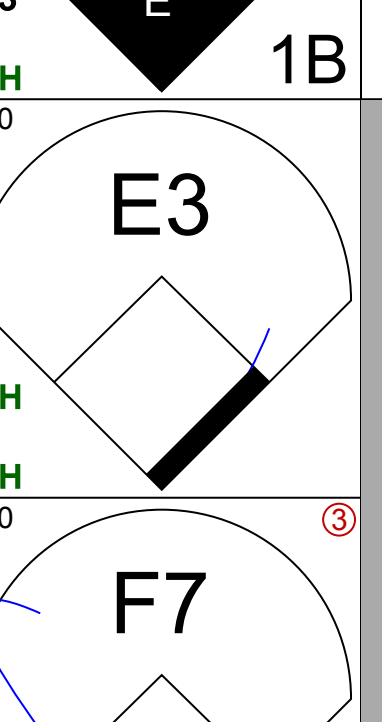
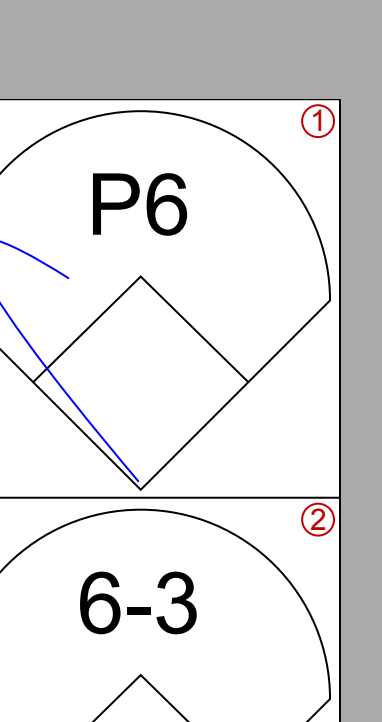
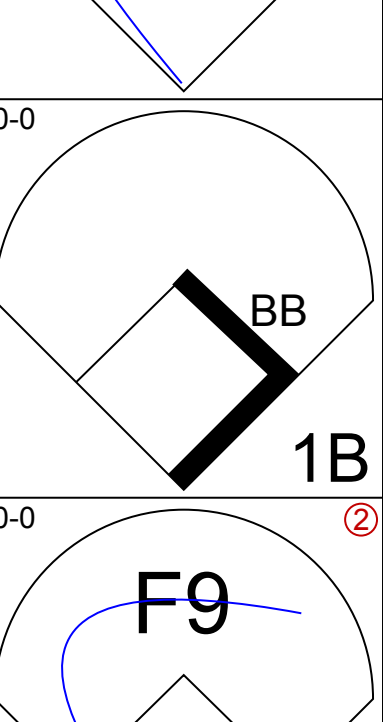
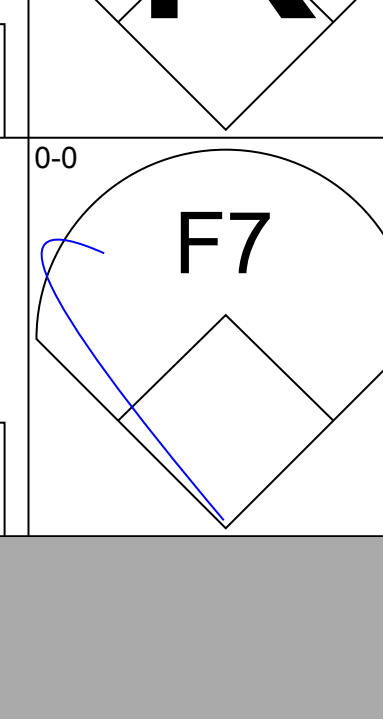
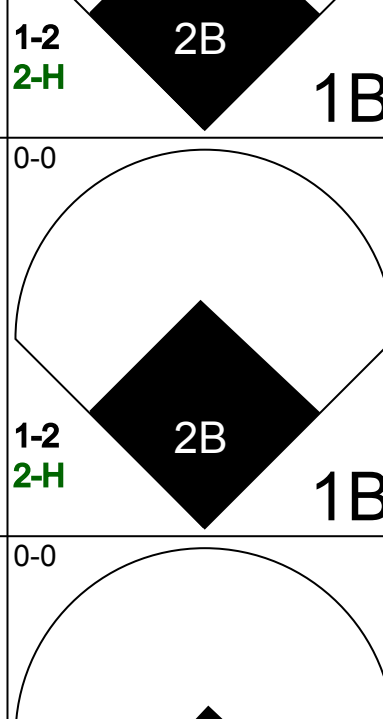
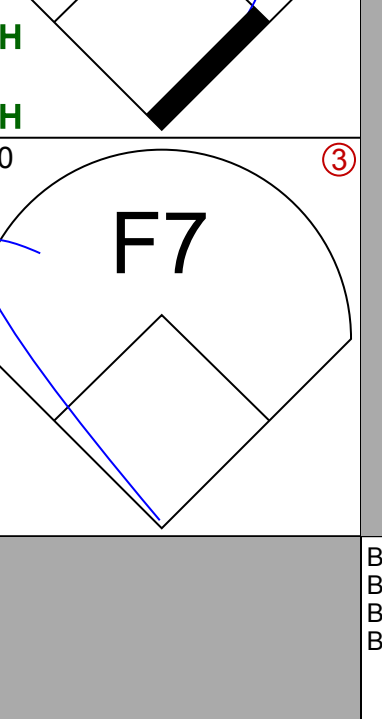
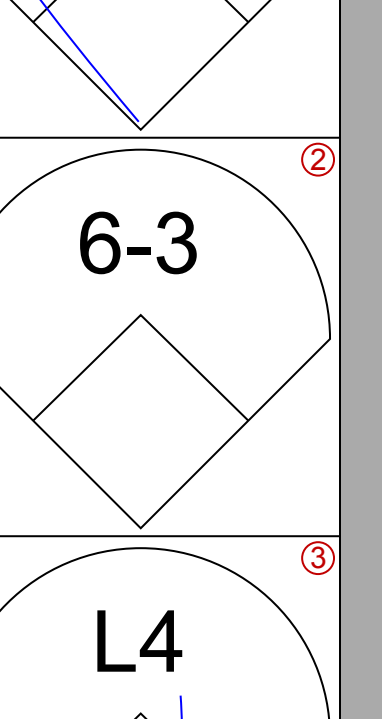
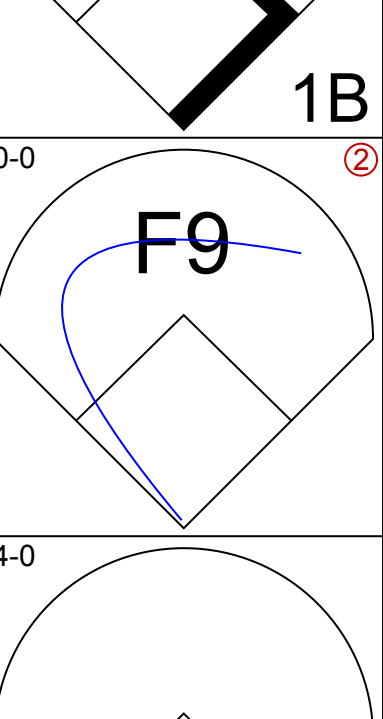
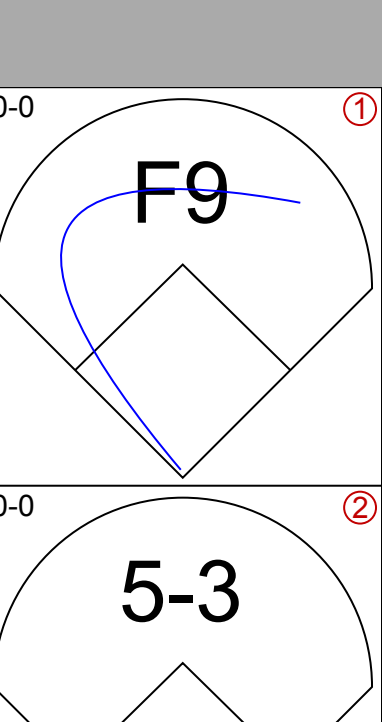
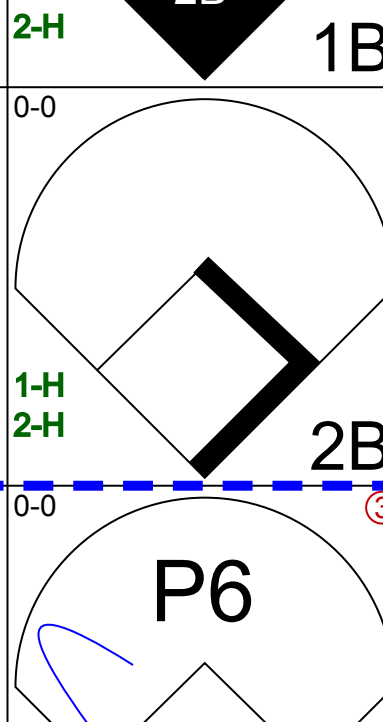
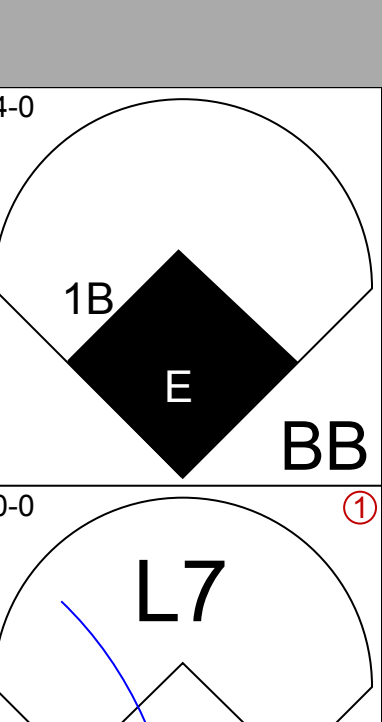
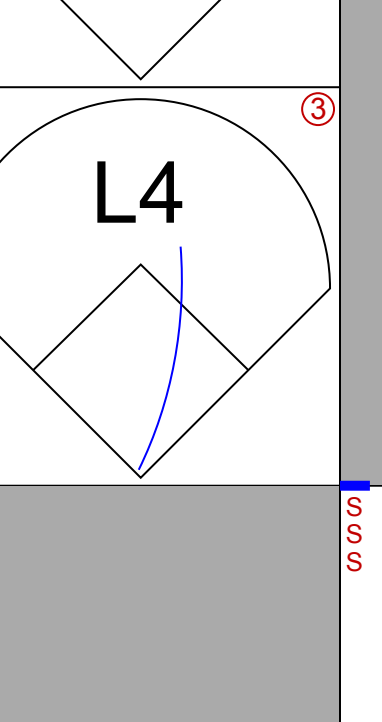
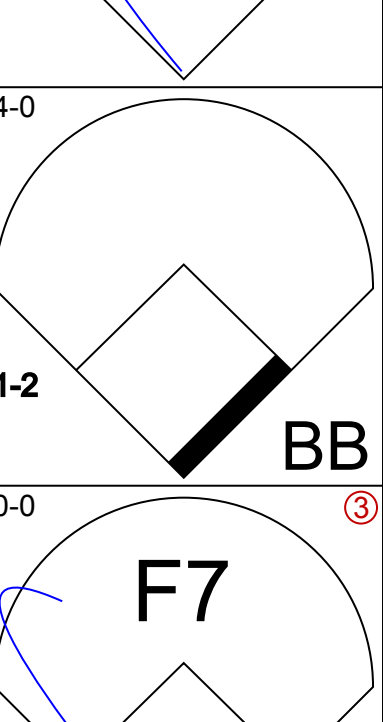
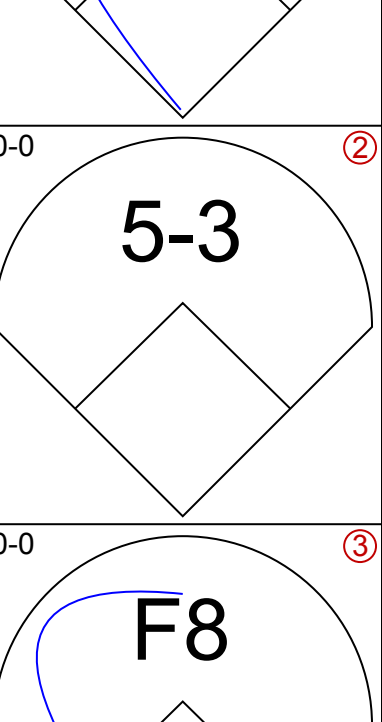
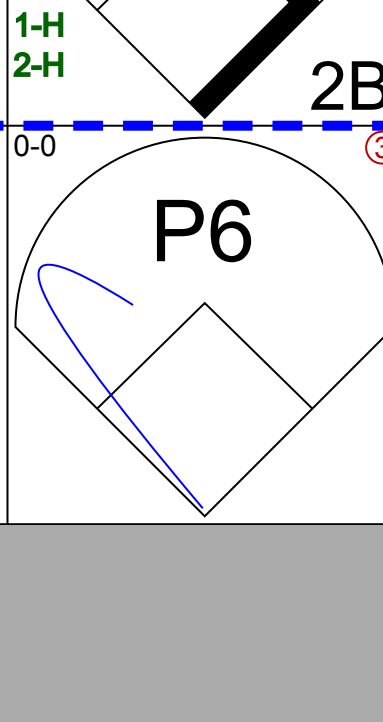
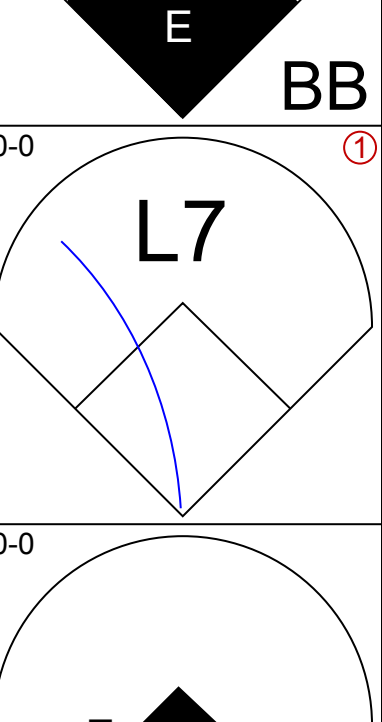
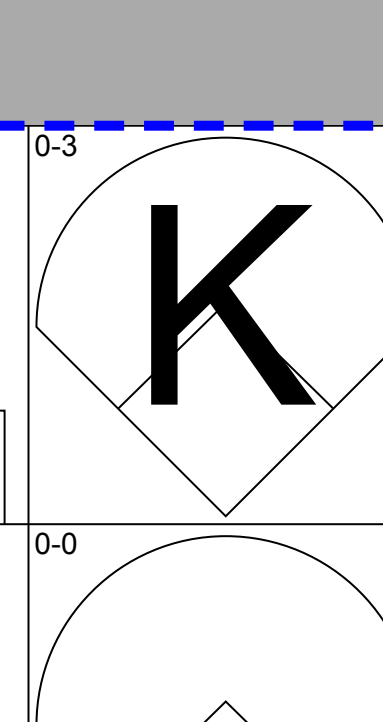
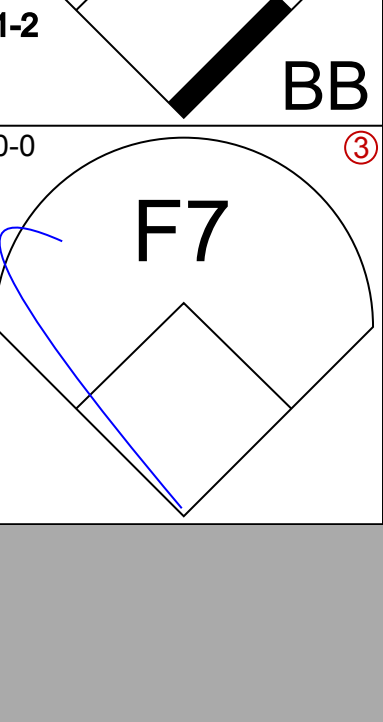
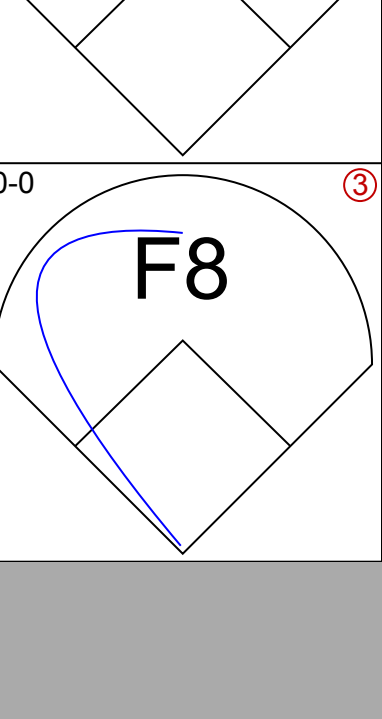
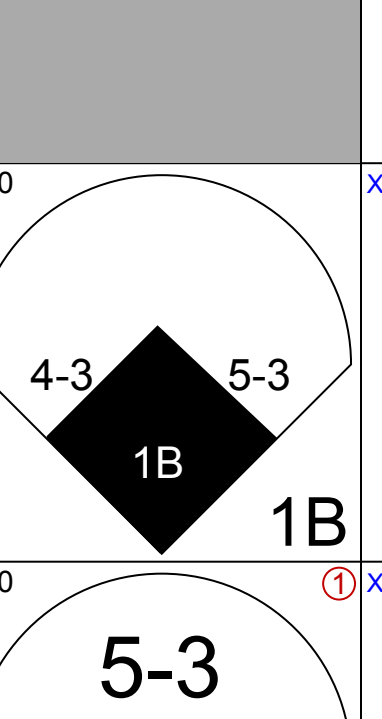
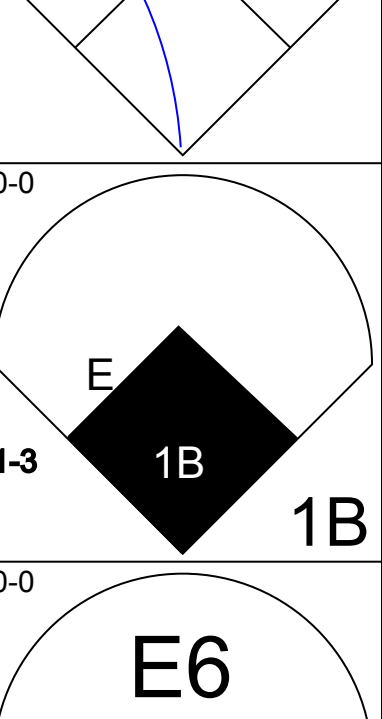
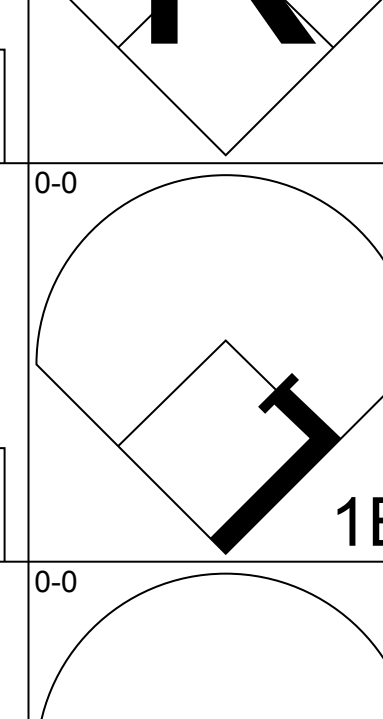
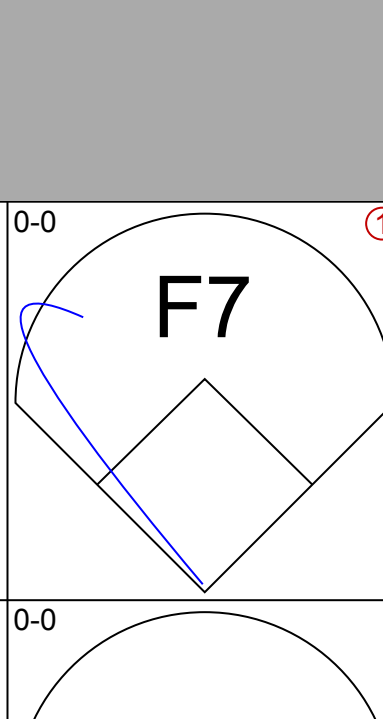
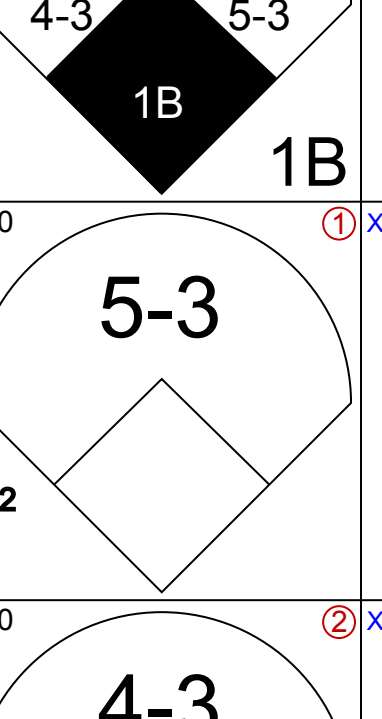
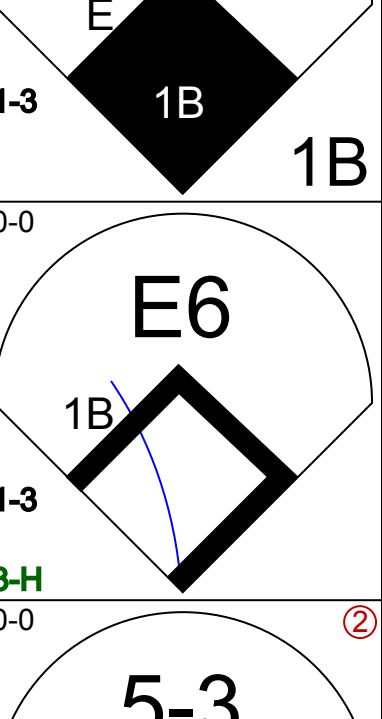
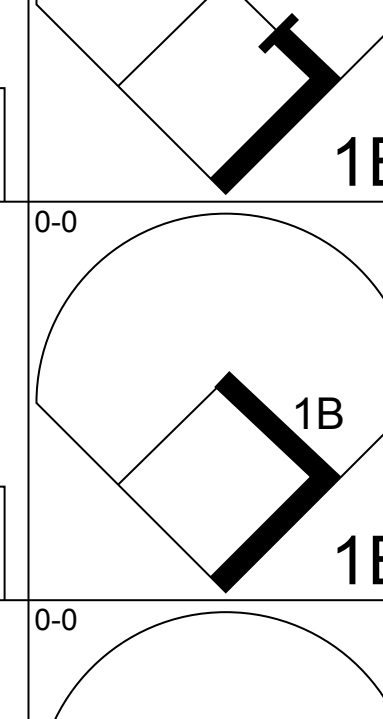

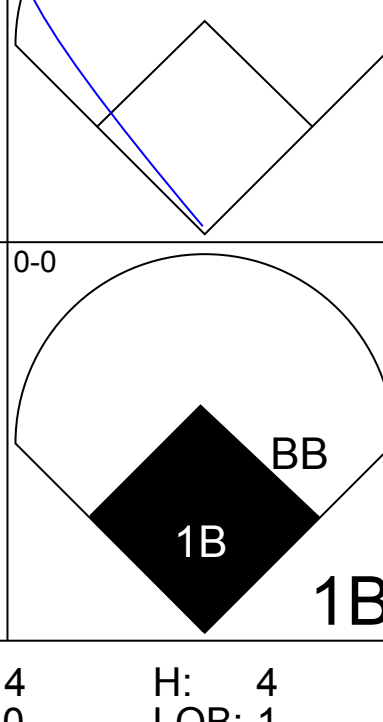
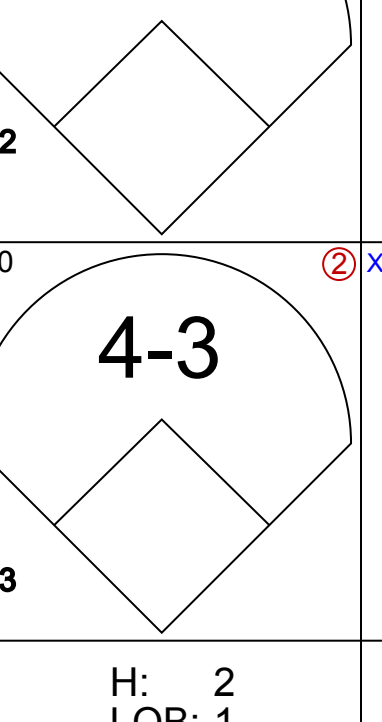
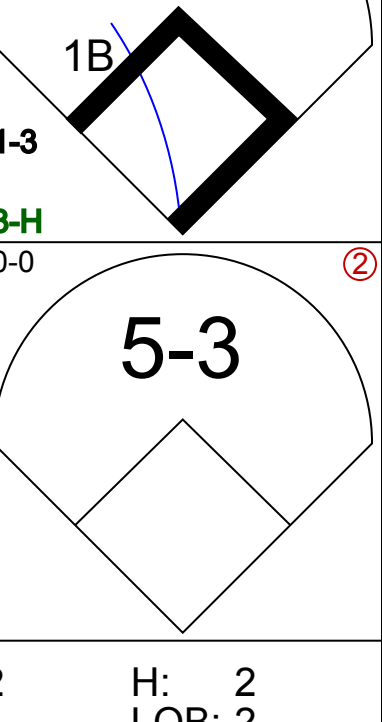
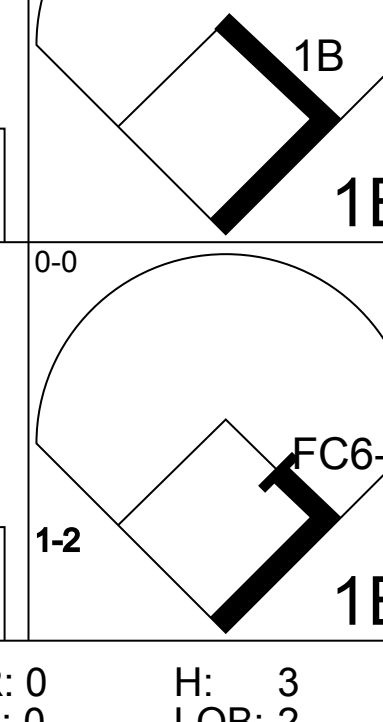
Kansas City Royals @ New York Yankees
 Yankee Stadium, Bronx, NY
 Mon Aug 16 1982, 7:05 PM EDT
 Att: 26,815 - Unknown - 82 F

AB	32
R	4
H	9
RBI	4
BB	4
SO	4
LOB	14



Batter	1	2	3	4	5	6	7	8	9	AB	R	H	RBI	BB	SO	LOB	TOP										
Willie Wilson, S (1, 7) OBP: 0.373, SLG: 0.455										5	1	3	2	0	1	0	Kansas City Royals @ New York Yankees Yankee Stadium, Bronx, NY Tue Aug 17 1982, 7:05 PM EDT Att: 24,532 - Unknown - 75 F										
U L Washington, S (1, 6) OBP: 0.317, SLG: 0.384										3	0	1	1	1	0	2											
Hal McRae, R (1, 10) OBP: 0.382, SLG: 0.545										5	1	1	1	0	0	4											
Amos Otis, R (1, 8) OBP: 0.346, SLG: 0.441										5	1	2	1	0	0	1											
Willie Aikens, L (1, 3) OBP: 0.324, SLG: 0.391										5	1	3	1	0	1	1											
Steve Hammond, L (1, 9) OBP: 0.282, SLG: 0.373										3	0	0	0	1	1	1											
Jerry Martin, R (9, PH) OBP: 0.302, SLG: 0.379										1	0	0	0	0	1	1											
Frank White, R (1, 4) OBP: 0.320, SLG: 0.462										5	1	2	0	0	0	3											
John Wathan, R (1, 2) OBP: 0.349, SLG: 0.317										4	1	1	1	0	0	1											
Greg Pryor, R (1, 5) OBP: 0.333, SLG: 0.450										4	2	2	0	0	1	1											
Inning Stats	R: 2 E: 0 K: 0 S: 6	H: 3 LOB: 2 BB: 1 P: 10	R: 1 E: 0 K: 0 S: 5	H: 2 LOB: 1 BB: 0 P: 5	R: 1 E: 0 K: 0 S: 5	H: 3 LOB: 1 BB: 0 P: 5	R: 0 E: 0 K: 1 S: 6	H: 1 LOB: 1 BB: 0 P: 6	R: 0 E: 0 K: 1 S: 5	H: 0 LOB: 0 BB: 0 P: 5	R: 0 E: 1 K: 0 S: 3	H: 0 LOB: 0 BB: 0 P: 3	R: 0 E: 0 K: 1 S: 5	H: 0 LOB: 1 BB: 1 P: 9	R: 4 E: 0 K: 1 S: 10	H: 5 LOB: 1 BB: 0 P: 10	R: 0 E: 0 K: 1 S: 6	H: 1 LOB: 1 BB: 0 P: 6	1B: 9 2B: 5 3B: 0 HR: 1	SF: 1 SAC: 0 DP: 2 HBP: 0	WP: 0 PB: 0 SB: 0 CS: 0	PA: 43					
PITCHER	IP	WLS	BF	H	R	ER	SO	BB	IBB	HBP	BLK	WP	HR	S	P	ERA	WHIP										
Mike Morgan, R (1, 1) ERA: 4.05	2.0	L	14	7	4	4	0	1	0	0	0	0	0	13	17	18.00	4.000										
George Frazier, R (3, 1) ERA: 3.3	5.0		17	2	0	0	3	1	0	0	0	0	0	22	26	0.00	0.600										
Dave LaRoche, L (8, 1) ERA: 2.38	2.0		12	6	4	4	2	0	0	0	0	0	1	16	16	18.00	3.000										
Batter	1	2	3	4	5	6	7	8	9	AB	R	H	RBI	BB	SO	LOB	BOTTOM										
Willie Randolph, R (1, 4) OBP: 0.352, SLG: 0.331										4	0	0	0	0	1	1	Kansas City Royals @ New York Yankees Yankee Stadium, Bronx, NY Tue Aug 17 1982, 7:05 PM EDT Att: 24,532 - Unknown - 75 F										
Lee Mazzilli, S (1, 10) OBP: 0.360, SLG: 0.384										4	0	1	0	0	0	0											
Jerry Mumphrey, S (1, 8) OBP: 0.370, SLG: 0.422										4	1	1	0	0	2	2											
Dave Winfield, R (1, 7) OBP: 0.347, SLG: 0.546										4	2	2	3	0	0	2											
Roy Smalley, S (1, 5) OBP: 0.360, SLG: 0.388										4	1	1	0	0	0	0											
Ken Griffey, L (1, 9) OBP: 0.303, SLG: 0.347										3	0	0	0	1	0	1											
Dave Collins, S (1, 3) OBP: 0.319, SLG: 0.329										1	0	0	1	1	0	0											
Rick Cerone, R (1, 2) OBP: 0.270, SLG: 0.287										4	0	2	0	0	0	2											
Rodney Scott, S (1, 6) OBP: 0.294, SLG: 0.182										4	0	0	0	0	0	5											
Inning Stats	R: 0 E: 0 K: 0 S: 3	H: 0 LOB: 0 BB: 0 P: 3	R: 0 E: 0 K: 0 S: 3	H: 0 LOB: 0 BB: 0 P: 3	R: 0 E: 1 K: 0 S: 3	H: 0 LOB: 1 BB: 1 P: 7	R: 1 E: 0 K: 1 S: 6	H: 1 LOB: 0 BB: 0 P: 6	R: 0 E: 0 K: 0 S: 4	H: 1 LOB: 1 BB: 0 P: 4	R: 2 E: 0 K: 1 S: 7	H: 2 LOB: 0 BB: 0 P: 7	R: 0 E: 0 K: 1 S: 3	H: 0 LOB: 1 BB: 1 P: 7	R: 0 E: 1 K: 1 S: 6	H: 1 LOB: 1 BB: 0 P: 6	R: 1 E: 0 K: 0 S: 5	H: 2 LOB: 1 BB: 0 P: 5	1B: 4 2B: 1 3B: 0 HR: 2	SF: 1 SAC: 1 DP: 2 HBP: 0	WP: 0 PB: 0 SB: 0 CS: 0	PA: 36					
PITCHER	IP	WLS	BF	H	R	ER	SO	BB	IBB	HBP	BLK	WP	HR	S	P	ERA	WHIP										
Paul Splitteroff, L (1, 1) ERA: 3.43	6.0	W	23	4	3	3	2	1	0	0	0	0	0	26	30	4.50	0.833										
Don Hood, L (7, 1) ERA: 2.29	3.0	S	13	3	1	1	1	1	0	0	0	0	0	14	18	3.00	1.333										

Batter	1	2	3	4	5	6	7	8	9	AB	R	H	RBI	BB	SO	LOB	TOP			
Willie Wilson, S OBP: 0.371, SLG: 0.453										4	0	1	0	0	1	0	Kansas City Royals @ New York Yankees Yankee Stadium, Bronx, NY Wed Aug 18 1982, 7:05 PM EDT Att: 22,604 - Unknown - 76 F			
U L Washington, S OBP: 0.319, SLG: 0.396										4	2	2	1	0	0	2				
Hal McRae, R OBP: 0.381, SLG: 0.544										4	0	1	1	0	0	0				
Amos Otis, R OBP: 0.343, SLG: 0.437										4	0	0	0	0	1	1				
Jerry Martin, R OBP: 0.304, SLG: 0.379										3	0	1	0	1	1	0				
Frank White, R OBP: 0.317, SLG: 0.457										4	0	0	0	0	0	2				
Willie Aikens, L OBP: 0.323, SLG: 0.389										4	0	1	0	0	1	2				
John Wathan, R OBP: 0.349, SLG: 0.317										3	0	1	0	0	0	3				
Don Staight, R OBP: 0.339, SLG: 0.410										0	0	0	0	0	0	0				
Greg Pryor, R OBP: 0.325, SLG: 0.439										3	0	0	0	0	0	1				
Inning Stats	R: 0 E: 0 K: 1 S: 5	H: 0 LOB: 0 BB: 0 P: 5	R: 0 E: 1 K: 1 S: 6	H: 0 LOB: 2 BB: 1 P: 10	R: 1 E: 0 K: 0 S: 4	H: 1 LOB: 0 BB: 0 P: 4	R: 0 E: 0 K: 0 S: 3	H: 1 LOB: 0 BB: 0 P: 3	R: 0 E: 0 K: 2 S: 7	H: 2 LOB: 2 BB: 0 P: 5	R: 0 E: 0 K: 0 S: 3	H: 1 LOB: 0 BB: 0 P: 3	R: 1 E: 0 K: 0 S: 5	H: 2 LOB: 1 BB: 0 P: 5	R: 0 E: 0 K: 0 S: 3	H: 0 LOB: 0 BB: 0 P: 3	1B: 5 2B: 1 3B: 0 HR: 1	SF: 0 SAC: 0 DP: 2 HBP: 0	WP: 0 PB: 0 SB: 0 CS: 0	PA: 34
PITCHER Tommy John, L ERA: 3.75	IP: 9.0 WLS: W BF: 34 H: 7 R: 2 ER: 2 SO: 4 BB: 1 IBB: 0 HBP: 0 BLK: 0 WP: 0 HR: 1 S: 41 P: 45 ERA: 2.00 WHIP: 0.889																			

Batter	1	2	3	4	5	6	7	8	9	AB	R	H	RBI	BB	SO	LOB	BOTTOM			
Willie Randolph, R OBP: 0.356, SLG: 0.333										3	2	2	1	2	0	2	Kansas City Royals @ New York Yankees Yankee Stadium, Bronx, NY Wed Aug 18 1982, 7:05 PM EDT Att: 22,604 - Unknown - 76 F			
Lee Mazzilli, S OBP: 0.357, SLG: 0.379										5	1	1	1	0	0	5				
Jerry Mumphrey, S OBP: 0.371, SLG: 0.421										5	1	2	1	0	1	1				
Dave Winfield, R OBP: 0.345, SLG: 0.542										5	1	1	1	0	0	3				
Oscar Gamble, L OBP: 0.392, SLG: 0.542										3	1	1	2	2	0	0				
Roy Smalley, S OBP: 0.355, SLG: 0.382										5	0	0	0	0	1	4				
Ken Griffey, L OBP: 0.308, SLG: 0.351										4	2	3	0	0	0	0				
Rick Cerone, R OBP: 0.270, SLG: 0.286										4	0	1	1	0	0	2				
Rodney Scott, S OBP: 0.309, SLG: 0.208										4	1	2	0	0	0	3				
Inning Stats	R: 0 E: 0 K: 1 S: 6	H: 1 LOB: 1 BB: 0 P: 6	R: 0 E: 0 K: 0 S: 3	H: 0 LOB: 0 BB: 0 P: 3	R: 4 E: 0 K: 0 S: 7	H: 4 LOB: 1 BB: 1 P: 11	R: 3 E: 1 K: 0 S: 6	H: 2 LOB: 1 BB: 1 P: 10	R: 2 E: 0 K: 0 S: 6	H: 2 LOB: 2 BB: 1 P: 10	R: 0 E: 0 K: 1 S: 7	H: 3 LOB: 0 BB: 0 P: 7	R: 0 E: 0 K: 0 S: 4	H: 1 LOB: 2 BB: 1 P: 8	R: 0 E: 0 K: 0 S: 3	H: 0 LOB: 0 BB: 0 P: 3	1B: 12 2B: 1 3B: 0 HR: 0	SF: 0 SAC: 0 DP: 0 HBP: 0	WP: 0 PB: 0 SB: 1 CS: 0	PA: 42
PITCHER Dave Frost, R ERA: 5.26 Bill Castro, R ERA: 2.95 Dan Quisenberry, R ERA: 2.97 Mike Armstrong, R ERA: 2.3	IP: 2.2 WLS: L BF: 14 H: 4 R: 5 ER: 4 SO: 1 BB: 1 IBB: 0 HBP: 0 BLK: 0 WP: 0 HR: 0 S: 15 P: 19 ERA: 13.50 WHIP: 2.250																			

Batter	1	2	3	4	5	6	7	8	9	AB	R	H	RBI	BB	SO	LOB	TOP				
Rudy Law, L OBP: 0.364, SLG: 0.430 Ron LeFlore, R OBP: 0.332, SLG: 0.395	G3 1B	G3 1-3 3-H 1B		6-3		4-3			2B SF8 1B	5	0	3	1	0	0	2					
Tony Bernazzard, S OBP: 0.343, SLG: 0.378	G3	P6				G4-6-3 BB		G3	1-3 2B	4	0	1	0	1	0	3					
Harold Baines, L OBP: 0.308, SLG: 0.438	K			F8		G4-6-3 1-2		K	SF8	4	0	0	1	0	2	2					
Greg Luzinski, R OBP: 0.361, SLG: 0.443	F8			5-3		FC6-4 1B		K	F8	5	0	1	0	0	1	3					
Steve Kemp, L OBP: 0.388, SLG: 0.413		1B FC5-2-5-1 2B				FC6-4 1-2			1B 2B	4	2	3	1	0	0	1					
Carlton Fisk, R OBP: 0.345, SLG: 0.399 Marc Hill, R OBP: 0.292, SLG: 0.348		1B		S BB		5-3 1B			G6-3 1B	2	1	2	0	1	0	0					
Mike Squires, L OBP: 0.313, SLG: 0.339		1B FC5-2-5-1 1B		5-3				F8	F8	4	1	0	0	0	0	5					
Vance Law, R OBP: 0.344, SLG: 0.377		1B		6-3					G6-3	4	0	2	1	0	0	1					
Aurelio Rodriguez, R OBP: 0.246, SLG: 0.304 Jerry Hairston, S OBP: 0.259, SLG: 0.500 Bill Almon, R OBP: 0.322, SLG: 0.373		K		K		5-3			F8	2	0	0	0	0	2	2					
Inning Stats	R: 0 E: 0 K: 1 S: 6	H: 1 LOB: 1 BB: 0 P: 6	R: 2 E: 0 K: 1 S: 9	H: 4 LOB: 2 BB: 0 P: 9	R: 1 E: 0 K: 0 S: 4	H: 1 LOB: 1 BB: 1 P: 8	R: 0 E: 0 K: 1 S: 5	H: 0 LOB: 0 BB: 0 P: 5	R: 0 E: 0 K: 0 S: 3	H: 2 LOB: 2 BB: 0 P: 7	R: 0 E: 0 K: 0 S: 7	H: 0 LOB: 0 BB: 0 P: 7	R: 1 E: 0 K: 0 S: 4	H: 2 LOB: 2 BB: 0 P: 4	R: 1 E: 0 K: 0 S: 5	H: 2 LOB: 2 BB: 0 P: 5	1B: 9 2B: 3 3B: 0 HR: 1	SF: 1 SAC: 0 DP: 2 HBP: 0	WP: 0 PB: 0 SB: 1 CS: 1	PA: 40	
PITCHER	IP	WLS	BF	H	R	ER	SO	BB	IBB	HBP	BLK	WP	HR	S	P	ERA	WHIP				
Dennis Leonard, R ERA: 5.01 Mike Armstrong, R ERA: 2.41	5.1	W	26	9	3	3	3	2	0	0	0	0	1	30	38	5.06	2.062				
	3.2	S	14	4	2	2	2	0	0	0	0	0	0	18	18	4.91	1.091				

Chicago White Sox @ Kansas City Royals
 Royals Stadium, Kansas City, MO
 Fri Aug 20 1982, 8:05 PM EDT
 Att: 36,328 - Unknown - 78 F

AB	37
R	5
H	13
RBI	5
BB	2
SO	5
LOB	21



Batter	1	2	3	4	5	6	7	8	9	AB	R	H	RBI	BB	SO	LOB	BOTTOM				
Willie Wilson, S OBP: 0.368, SLG: 0.448 Steve Hammond, L OBP: 0.282, SLG: 0.373	F9		G3			P5	1-3			5	1	1	1	0	0	2					
U L Washington, S OBP: 0.319, SLG: 0.391	3-1		G3			SF8			4-3	3	1	0	1	1	0	0					
Hal McRae, R OBP: 0.365, SLG: 0.550 Lee May, R OBP: 0.384, SLG: 0.520	F4					E5 FC6-4 1B			K	4	2	3	3	0	0	0					
Amos Otis, R OBP: 0.341, SLG: 0.432 Cesar Geronimo, L OBP: 0.299, SLG: 0.465		2B 1B		FC6-4 1B		E 1B			F7	3	3	1	0	1	0	1					
Willie Aikens, L OBP: 0.324, SLG: 0.397		F8		6-3 1B		FC6 FC6-4			1B 3B	4	1	2	1	0	0	3					
Jerry Martin, R OBP: 0.305, SLG: 0.380		K		6-3		FC6-4			1B G6-4-3 1B	4	1	1	2	0	1	3					
Frank White, R OBP: 0.321, SLG: 0.464 Onix Concepcion, R OBP: 0.275, SLG: 0.311		1B 2B		F7		F7			G6-4-3 1B	4	1	2	1	0	0	2					
John Wathan, R OBP: 0.351, SLG: 0.319 Don Staught, R OBP: 0.339, SLG: 0.410		1B				1B 1B			K G6-4-3	4	1	2	1	0	1	1					
Greg Pryor, R OBP: 0.339, SLG: 0.437				4-3		1B SF8 1B			BB HR BB	2	2	1	0	2	0	0					
Inning Stats	R: 0 E: 0 K: 0 S: 3	H: 0 LOB: 0 BB: 0 P: 3	R: 2 E: 0 K: 1 S: 7	H: 3 LOB: 1 BB: 0 P: 7	R: 0 E: 0 K: 0 S: 3	H: 0 LOB: 0 BB: 0 P: 3	R: 1 E: 0 K: 0 S: 5	H: 2 LOB: 1 BB: 0 P: 5	R: 5 E: 3 K: 0 S: 8	H: 4 LOB: 1 BB: 1 P: 12	R: 3 E: 0 K: 1 S: 6	H: 1 LOB: 2 BB: 2 P: 14	R: 2 E: 0 K: 0 S: 5	H: 3 LOB: 1 BB: 1 P: 9	R: 0 E: 0 K: 1 S: 5	H: 0 LOB: 0 BB: 0 P: 5	1B: 10 2B: 1 3B: 1 HR: 1	SF: 1 SAC: 0 DP: 1 HBP: 0	WP: 0 PB: 0 SB: 1 CS: 0	PA: 40	
PITCHER	IP	WLS	BF	H	R	ER	SO	BB	IBB	HBP	BLK	WP	HR	S	P	ERA	WHIP				
Chico Escarrega, R ERA: 3.56 Kevin Hickey, L ERA: 3.51 Dennis Lamp, R ERA: 3.99 Jim Siwy, R ERA: 22.5 Rich Barnes, L ERA: 4.78	4.0	L	17	6	4	4	1	0	0	0	0	0	0	5	9	9.00	1.500				
	0.1		6	3	2	2	0	0	1	0	0	0	0	5	9	54.00	9.000				
	0.2		2	0	2	0	0	0	0	0	0	0	0	2	2	0.00	0.000				
	2.0		12	4	5	5	1	3	0	0	0	0	1	11	23	22.50	3.500				
	1.0		3	0	0	0	1	0	0	0	0	0	0	5	5	0.00	0.000				

Chicago White Sox @ Kansas City Royals
 Royals Stadium, Kansas City, MO
 Fri Aug 20 1982, 8:05 PM EDT
 Att: 36,328 - Unknown - 78 F

AB	35
R	13
H	13
RBI	10
BB	4
SO	3
LOB	12



Batter	1	2	3	4	5	6	7	8	9	AB	R	H	RBI	BB	SO	LOB	TOP					
Rudy Law, L OBP: 0.363, SLG: 0.426 (1, 8)										4	0	1	1	0	1	3	Chicago White Sox @ Kansas City Royals Royals Stadium, Kansas City, MO Sun Aug 22 1982, 4:33 AM EDT Att: 33,731 - Unknown - 91 F					
Tony Bernazard, S OBP: 0.339, SLG: 0.373 (1, 4)										4	0	0	2	0	1	5						
Tom Paciorek, R OBP: 0.368, SLG: 0.497 (1, 3)										5	0	1	1	0	0	1						
Mike Squires, L OBP: 0.313, SLG: 0.339 (8, 3)										0	0	0	0	0	0	0						
Greg Luzinski, R OBP: 0.364, SLG: 0.443 (1, 10)										4	1	2	0	1	1	2						
Carlton Fisk, R OBP: 0.348, SLG: 0.406 (1, 2)										4	2	2	1	0	0	2						
Jerry Hairston, S OBP: 0.305, SLG: 0.507 (9, PH)										1	1	1	0	0	0	0						
Steve Kemp, L OBP: 0.388, SLG: 0.429 (1, 7)										5	1	2	2	0	1	3						
Marc Hill, R OBP: 0.292, SLG: 0.348 (9, 2)										0	0	0	0	0	0	0						
Harold Baines, L OBP: 0.312, SLG: 0.454 (1, 9)										5	2	2	1	0	0	2						
Vance Law, R OBP: 0.343, SLG: 0.372 (1, 5)										4	3	2	0	1	0	0						
Bill Almon, R OBP: 0.332, SLG: 0.378 (1, 6)										4	2	3	2	1	0	0						
Inning Stats	R: 0 E: 0 K: 2 S: 7	H: 0 LOB: 0 BB: 0 P: 7	R: 3 E: 1 K: 0 S: 8	H: 6 LOB: 2 BB: 0 P: 8	R: 0 E: 0 K: 1 S: 2	H: 0 LOB: 0 BB: 1 P: 6	R: 0 E: 0 K: 1 S: 5	H: 0 LOB: 0 BB: 0 P: 5	R: 1 E: 0 K: 0 S: 3	H: 0 LOB: 0 BB: 1 P: 7	R: 5 E: 1 K: 0 S: 8	H: 4 LOB: 1 BB: 1 P: 12	R: 0 E: 1 K: 0 S: 4	H: 1 LOB: 0 BB: 0 P: 4	R: 1 E: 0 K: 1 S: 8	H: 3 LOB: 2 BB: 0 P: 8	R: 2 E: 0 K: 0 S: 5	H: 2 LOB: 0 BB: 0 P: 5	1B: 11 2B: 3 3B: 1 HR: 1	SF: 1 SAC: 1 DP: 2 HBP: 0	WP: 1 PB: 0 SB: 1 CS: 0	PA: 45
PITCHER	IP WLS BF H R ER SO BB IBB HBP BLK WP HR S P ERA WHIP																					
Paul Spittorf, L ERA: 3.76 (1, 1)	5.1 L 25 9 7 7 3 2 0 0 0 0 1 0 29 37 11.81 2.062																					
Dave Frost, R ERA: 5.47 (6, 1)	3.2 20 7 5 4 1 1 0 0 0 0 0 1 21 25 9.82 2.182																					

Batter	1	2	3	4	5	6	7	8	9	AB	R	H	RBI	BB	SO	LOB	BOTTOM			
Willie Wilson, S OBP: 0.366, SLG: 0.444 (1, 7)										4	1	1	0	0	2	1	Chicago White Sox @ Kansas City Royals Royals Stadium, Kansas City, MO Sun Aug 22 1982, 4:33 AM EDT Att: 33,731 - Unknown - 91 F			
John Wathan, R OBP: 0.350, SLG: 0.323 (1, 2)										3	1	2	0	0	0	0				
Don Slaught, R OBP: 0.336, SLG: 0.406 (8, 2)										1	0	0	0	0	0	1				
Hal McRae, R OBP: 0.385, SLG: 0.549 (1, 10)										4	1	1	1	1	0	2				
Amos Otis, R OBP: 0.340, SLG: 0.429 (1, 8)										3	0	1	0	0	1	0				
Cesar Geronimo, L OBP: 0.299, SLG: 0.465 (8, 8)										0	0	0	0	0	0	0				
Lee May, R OBP: 0.391, SLG: 0.520 (9, PH)										0	0	0	0	1	0	0				
Frank White, R OBP: 0.318, SLG: 0.467 (1, 4)										3	0	0	2	0	1	1				
Jerry Martin, R OBP: 0.304, SLG: 0.377 (1, 9)										4	0	1	0	0	1	1				
Willie Aikens, L OBP: 0.323, SLG: 0.405 (1, 3)										4	0	0	0	0	2	2				
Greg Pryor, R OBP: 0.331, SLG: 0.424 (1, 5)										3	0	1	0	0	0	0				
Onix Concepcion, R OBP: 0.276, SLG: 0.307 (1, 6)										2	0	0	0	1	0	1				
Inning Stats	R: 0 E: 0 K: 1 S: 5	H: 0 LOB: 0 BB: 0 P: 5	R: 0 E: 0 K: 2 S: 7	H: 0 LOB: 0 BB: 0 P: 7	R: 0 E: 0 K: 0 S: 3	H: 1 LOB: 0 BB: 0 P: 3	R: 0 E: 0 K: 1 S: 5	H: 1 LOB: 0 BB: 0 P: 5	R: 0 E: 0 K: 1 S: 5	H: 0 LOB: 1 BB: 1 P: 9	R: 1 E: 0 K: 0 S: 5	H: 2 LOB: 1 BB: 0 P: 5	R: 0 E: 0 K: 1 S: 5	H: 0 LOB: 0 BB: 0 P: 5	R: 2 E: 0 K: 0 S: 6	H: 3 LOB: 2 BB: 1 P: 10	1B: 5 2B: 3 3B: 0 HR: 0	SF: 1 SAC: 0 DP: 2 HBP: 0	WP: 1 PB: 0 SB: 0 CS: 0	PA: 34
PITCHER	IP WLS BF H R ER SO BB IBB HBP BLK WP HR S P ERA WHIP																			
Jerry Koosman, L ERA: 3.85 (1, 1)	9.0 W 34 7 3 3 7 2 0 0 0 0 1 0 46 54 3.00 1.000																			

Batter	1	2	3	4	5	6	7	8	9	AB	R	H	RBI	BB	SO	LOB	TOP		
Willie Wilson, S (1, 8) OBP: 0.362, SLG: 0.439	F7		4-3			G3	FC4		G5-4-3	5	0	0	0	0	0	5			
U L Washington, S (1, 6) OBP: 0.321, SLG: 0.391	F8 1B		F7			S 1B		5-3		4	1	2	0	0	0	0			
Hal McRae, R (1, 10) OBP: 0.385, SLG: 0.549	1B		6-3			1B	BB	K		4	0	2	1	0	1	0			
Willie Aikens, L (1, 3) OBP: 0.322, SLG: 0.402	F8					1B	BB	F5		3	0	0	0	1	0	2			
Steve Hammond, L (1, 9) OBP: 0.274, SLG: 0.358	5-3					BB	L4		2B 1B	4	1	1	0	0	0	3			
Jerry Martin, R (1, 7) OBP: 0.303, SLG: 0.379		4-3							1B	4	0	1	0	0	1	0			
Frank White, R (1, 4) OBP: 0.315, SLG: 0.462		K				F4		F8		4	0	0	0	0	2	2	AB 35		
John Wathan, R (1, 2) OBP: 0.355, SLG: 0.328		S 1B				F6	1B	BB		4	0	3	1	0	0	0	R 2		
Greg Pryor, R (1, 5) OBP: 0.331, SLG: 0.422									2B 3B	3	0	1	0	0	0	1	H 10		
Lee May, R (9, PH) OBP: 0.398, SLG: 0.520	6-3					4-3				0	0	0	0	1	0	0	RBI 2		
Onix Concepcion, R (9, PR) OBP: 0.276, SLG: 0.307	1-2						FC4 1B			0	0	0	0	0	0	0	BB 2		
Inning Stats	R: 0 E: 0 K: 0 S: 5	H: 2 LOB: 2 BB: 0 P: 5	R: 0 E: 0 K: 1 S: 6	H: 1 LOB: 1 BB: 0 P: 6	R: 0 E: 0 K: 1 S: 3	H: 0 LOB: 0 BB: 0 P: 3	R: 0 E: 0 K: 1 S: 5	H: 0 LOB: 0 BB: 0 P: 5	R: 0 E: 0 K: 0 S: 4	H: 2 LOB: 1 BB: 1 P: 8	R: 0 E: 0 K: 1 S: 7	H: 2 LOB: 2 BB: 0 P: 7	R: 0 E: 0 K: 1 S: 5	H: 0 LOB: 0 BB: 1 P: 5	R: 1 E: 0 K: 0 S: 5	H: 3 LOB: 3 BB: 1 P: 9	1B: 9 2B: 1 3B: 0 HR: 0	SF: 0 SAC: 0 DP: 1 HBP: 0	WP: 0 PA: 37 PB: 0 SB: 2 CS: 0
PITCHER	IP WLS BF H R ER SO BB IBB HBP BLK WP HR S P ERA WHIP																		
Dave Schmidt, R (1, 1) ERA: 2.62	8.1 W 36 10 2 2 4 2 0 0 0 0 0 0 42 50 2.16 1.440																		
Danny Darwin, R (9, 1) ERA: 3.17	0.2 S 1 0 0 0 0 0 0 0 0 0 0 0 0 1 1 0.00 0.000																		

Kansas City Royals @ Texas Rangers
Arlington Stadium, Arlington, TX
Mon Aug 23 1982, 8:05 PM EDT
Att: 8,996 - Unknown

AB 35
R 2
H 10
RBI 2
BB 2
SO 4
LOB 13



Batter	1	2	3	4	5	6	7	8	9	AB	R	H	RBI	BB	SO	LOB	BOTTOM		
George Wright, S (1, 8) OBP: 0.285, SLG: 0.354	5-3		SH1-3			6-3		SH3		3	1	1	1	0	0	0			
Bill Sample, R (1, 7) OBP: 0.320, SLG: 0.396	E6		F8			F8		K	E4 2B	5	1	0	0	0	1	3			
Buddy Bell, R (1, 5) OBP: 0.384, SLG: 0.441	F8					BB 1B	WP			3	0	2	3	2	0	1			
Dave Hostetter, R (1, 3) OBP: 0.327, SLG: 0.526	F3		F8			BB	FC5-4	5-3		4	0	1	0	1	0	3			
Larry Parrish, R (1, 9) OBP: 0.294, SLG: 0.383		F7				L8	FC5-4			4	0	0	0	0	1	5			
Lamar Johnson, R (1, 10) OBP: 0.325, SLG: 0.353						F7		K		4	0	2	0	0	1	2			
Jim Sundberg, R (1, 2) OBP: 0.319, SLG: 0.349		F8				F5				3	1	1	1	1	0	2	AB 33		
Mike Richardt, R (1, 4) OBP: 0.286, SLG: 0.291		F8				F4				3	1	0	0	1	0	5	R 5		
Bucky Dent, R (1, 6) OBP: 0.198, SLG: 0.186			F8 SH1-3 1B			F5		E4	F9	4	1	1	0	0	0	1	H 8		
Inning Stats	R: 0 E: 1 K: 0 S: 4	H: 0 LOB: 1 BB: 0 P: 4	R: 0 E: 0 K: 0 S: 4	H: 1 LOB: 1 BB: 0 P: 4	R: 1 E: 0 K: 0 S: 5	H: 2 LOB: 1 BB: 0 P: 5	R: 0 E: 0 K: 1 S: 6	H: 1 LOB: 1 BB: 0 P: 6	R: 0 E: 0 K: 0 S: 3	H: 0 LOB: 0 BB: 0 P: 3	R: 0 E: 0 K: 0 S: 4	H: 1 LOB: 3 BB: 2 P: 12	R: 0 E: 1 K: 1 S: 6	H: 0 LOB: 2 BB: 2 P: 14	R: 4 E: 1 K: 1 S: 9	H: 3 LOB: 1 BB: 1 P: 13	1B: 6 2B: 1 3B: 0 HR: 1	SF: 0 SAC: 2 DP: 0 HBP: 0	WP: 1 PA: 40 PB: 0 SB: 1 CS: 0
PITCHER	IP WLS BF H R ER SO BB IBB HBP BLK WP HR S P ERA WHIP																		
Vida Blue, L (1, 1) ERA: 3.75	6.0 L 26 5 1 1 1 1 2 0 0 0 0 0 26 34 1.50 1.167																		
Mike Armstrong, R (7, 1) ERA: 2.59	1.2 L 11 2 3 2 2 2 1 0 0 0 1 1 12 24 10.80 2.400																		
Dan Quisenberry, R (8, 1) ERA: 2.86	0.1 3 1 1 0 0 0 0 0 0 0 0 0 0 3 3 0.00 3.000																		

Kansas City Royals @ Texas Rangers
Arlington Stadium, Arlington, TX
Mon Aug 23 1982, 8:05 PM EDT
Att: 8,996 - Unknown

AB 33
R 5
H 8
RBI 5
BB 5
SO 3
LOB 22



Batter	1	2	3	4	5	6	7	8	9	AB	R	H	RBI	BB	SO	LOB	TOP								
Willie Wilson, S OBP: 0.365, SLG: 0.441 (1, 7)	6-3		FC5-4 1B		1B 2B 1B		L8		FC4-6 1B	5	1	3	0	0	0	1	Kansas City Royals @ Texas Rangers Arlington Stadium, Arlington, TX Tue Aug 24 1982, 8:05 PM EDT Att: 9,645 - Unknown livebaseballscorecards.com								
U L Washington, S OBP: 0.322, SLG: 0.391 (1, 6)	F7		FC5-4 1-2		1-3 2-H 2B 1B		S 1B 1B		FC4-6 FC5-4 1-2	5	2	2	2	0	0	2									
Hal McRae, R OBP: 0.388, SLG: 0.554 (1, 10)	2B		K		1-H 3-H 2B 2B		1B 1B		FC5-4 1-2	5	0	3	3	0	1	2									
Amos Otis, R OBP: 0.339, SLG: 0.428 (1, 8)	6-3			K	K		1B			4	0	1	0	0	2	2									
Frank White, R OBP: 0.313, SLG: 0.458 (1, 4)		6-3		F7		E6 L3		F8		4	0	0	0	0	0	2									
Jerry Martin, R OBP: 0.301, SLG: 0.375 (1, 9)		K		K		K		5-3		4	0	0	0	0	3	1									
Willie Aikens, L OBP: 0.324, SLG: 0.401 (1, 3)						F7 L3			G6-4-3 1B	3	0	1	0	0	0	1									
John Wathan, R OBP: 0.354, SLG: 0.327 (1, 2)		1-3				5-3		S SH1-4 1B 1B	G6-4-3 1-2	4	1	1	0	0	0	2									
Greg Pryor, R OBP: 0.331, SLG: 0.420 (1, 5)			L7			1B 1B		SH1-4	6-3	3	1	1	0	0	0	0									
Inning Stats	R: 0 E: 0 K: 0 S: 4	H: 1 LOB: 1 BB: 0 P: 4	R: 0 E: 0 K: 1 S: 5	H: 0 LOB: 1 BB: 0 P: 6	R: 0 E: 0 K: 1 S: 6	H: 1 LOB: 1 BB: 0 P: 6	R: 0 E: 0 K: 2 S: 7	H: 0 LOB: 0 BB: 0 P: 7	R: 3 E: 0 K: 1 S: 9	H: 4 LOB: 1 BB: 0 P: 9	R: 0 E: 1 K: 1 S: 5	H: 0 LOB: 0 BB: 0 P: 5	R: 2 E: 0 K: 0 S: 7	H: 4 LOB: 2 BB: 0 P: 7	R: 0 E: 0 K: 0 S: 3	H: 1 LOB: 0 BB: 0 P: 3	R: 0 E: 0 K: 0 S: 4	H: 1 LOB: 1 BB: 0 P: 4	1B: 10 2B: 3 3B: 0 HR: 0	SF: 0 SAC: 1 DP: 2 HBP: 1	WP: 0 PB: 0 SB: 2 CS: 0	PA: 39			
PITCHER	IP	WLS	BF	H	R	ER	SO	BB	IBB	HBP	BLK	WP	HR	S	P	ERA	WHIP								
Frank Tanana, L ERA: 4.02 (1, 1)	6.2	L	29	8	5	5	6	0	0	1	0	0	0	40	41	6.75	1.200								
Danny Darwin, R ERA: 3.14 (7, 1)	0.2		4	2	0	0	0	0	0	0	0	0	0	4	4	0.00	3.000								
Rick Honeycutt, L ERA: 5.16 (8, 1)	1.2		6	2	0	0	0	0	0	0	0	0	0	6	6	0.00	1.200								

Batter	1	2	3	4	5	6	7	8	9	AB	R	H	RBI	BB	SO	LOB	BOTTOM								
George Wright, S OBP: 0.287, SLG: 0.358 (1, 8)	2B		SH2-3 1-2		6-3		1B 1B		4-3	4	1	2	0	0	0	0	Kansas City Royals @ Texas Rangers Arlington Stadium, Arlington, TX Tue Aug 24 1982, 8:05 PM EDT Att: 9,645 - Unknown livebaseballscorecards.com								
Bill Sample, R OBP: 0.326, SLG: 0.401 (1, 7)	L5		4-3 2-H 1B		1B		1B 1B			4	0	3	1	0	0	1									
Buddy Bell, R OBP: 0.383, SLG: 0.439 (1, 5)	F7		4-3 1-2		F8		G4-6-3 1-3 2-H 1B		G4-6-3 1-2	4	0	1	1	0	0	3									
Dave Hostetter, R OBP: 0.324, SLG: 0.519 (1, 3)	L9		K		F9		G4-6-3 1-2			4	0	0	0	0	1	5									
Larry Parrish, R OBP: 0.294, SLG: 0.382 (1, 9)				1-3		6-3		F9		4	0	1	0	0	0	0									
Lamar Johnson, R OBP: 0.327, SLG: 0.352 (1, 10)	L4			2B 1B		6-3 BB		4-3		3	1	1	0	1	0	1									
Jim Sundberg, R OBP: 0.318, SLG: 0.351 (1, 2)	K			1-H 2B		6-3 1-2		K		4	0	1	1	0	2	2									
Mike Richardt, R OBP: 0.282, SLG: 0.287 (1, 4)	F3			F9		5-3		6-3		4	0	0	0	0	0	3									
Bucky Dent, R OBP: 0.200, SLG: 0.188 Johnny Grubb, L OBP: 0.394, SLG: 0.407 (8, PH)			WP SH2-3 1B 1B		L8		6-3		F7	3	1	1	0	0	0	1									
Inning Stats	R: 0 E: 0 K: 0 S: 4	H: 1 LOB: 1 BB: 0 P: 4	R: 0 E: 0 K: 1 S: 6	H: 1 LOB: 1 BB: 0 P: 6	R: 1 E: 0 K: 1 S: 7	H: 2 LOB: 1 BB: 0 P: 7	R: 1 E: 0 K: 0 S: 5	H: 2 LOB: 1 BB: 0 P: 5	R: 0 E: 0 K: 0 S: 4	H: 1 LOB: 1 BB: 0 P: 4	R: 0 E: 0 K: 0 S: 3	H: 0 LOB: 1 BB: 1 P: 7	R: 1 E: 0 K: 0 S: 5	H: 3 LOB: 1 BB: 0 P: 5	R: 0 E: 0 K: 1 S: 5	H: 0 LOB: 0 BB: 0 P: 5	R: 0 E: 0 K: 0 S: 3	H: 0 LOB: 0 BB: 0 P: 3	1B: 8 2B: 2 3B: 0 HR: 0	SF: 0 SAC: 1 DP: 1 HBP: 0	WP: 1 PB: 0 SB: 0 CS: 0	PA: 37			
PITCHER	IP	WLS	BF	H	R	ER	SO	BB	IBB	HBP	BLK	WP	HR	S	P	ERA	WHIP								
Larry Gura, L ERA: 3.99 (1, 1)	6.0	W	26	7	2	2	2	1	0	0	0	0	0	29	33	3.00	1.333								
Dan Quisenberry, R ERA: 2.87 (7, 1)	3.0	S	11	3	1	1	1	0	0	0	0	0	0	13	13	3.00	1.000								



Batter	1	2	3	4	5	6	7	8	9	AB	R	H	RBI	BB	SO	LOB	TOP					
Willie Wilson, S OBP: 0.366, SLG: 0.442	FC4-6 1B		5-3		G3			1B 1B		4	1	2	0	0	0	1	Kansas City Royals @ Texas Rangers Arlington Stadium, Arlington, TX Wed Aug 25 1982, 8:05 PM EDT Att: 8,952 - Unknown					
U L Washington, S OBP: 0.321, SLG: 0.392	FC4-6 CS				6-3			K		4	0	1	1	0	1	2						
George Brett, L OBP: 0.380, SLG: 0.513	4-3		L9		L3			1B 1-3		4	0	1	0	0	0	2						
Amos Otis, R OBP: 0.338, SLG: 0.426		6-3	6-3		5-3			1-3 G5-4-3 1B		4	0	1	1	0	0	1						
Hal McRae, R OBP: 0.385, SLG: 0.549		5-3		F4	L9			G5-4-3 1-3 3-H 1B		4	0	0	0	0	0	2						
Willie Aikens, L OBP: 0.323, SLG: 0.399									F7	4	0	1	0	0	0	1						
Greg Pryor, R OBP: 0.331, SLG: 0.420	2B 1B				K		3-1			0	0	0	0	0	0	0						
Steve Hammond, L OBP: 0.273, SLG: 0.365										4	0	1	0	0	0	0						
Frank White, R OBP: 0.314, SLG: 0.461										4	1	2	0	0	2	2						
John Wathan, R OBP: 0.355, SLG: 0.341										4	2	2	2	0	0	1						
Inning Stats	R: 0 E: 0 K: 0 S: 3	H: 1 LOB: 0 BB: 0 P: 3	R: 0 E: 0 K: 1 S: 7	H: 2 LOB: 2 BB: 0 P: 7	R: 1 E: 0 K: 0 S: 5	H: 2 LOB: 1 BB: 0 P: 5	R: 0 E: 0 K: 1 S: 5	H: 0 LOB: 0 BB: 0 P: 5	R: 2 E: 0 K: 0 S: 5	H: 2 LOB: 0 BB: 0 P: 5	R: 0 E: 0 K: 0 S: 3	H: 0 LOB: 0 BB: 0 P: 3	R: 0 E: 0 K: 1 S: 5	H: 0 LOB: 0 BB: 0 P: 5	R: 1 E: 0 K: 1 S: 7	H: 3 LOB: 1 BB: 0 P: 7	R: 0 E: 0 K: 0 S: 4	H: 1 LOB: 1 BB: 0 P: 4	1B: 6 2B: 4 3B: 0 HR: 1	SF: 0 SAC: 0 DP: 1 HBP: 0	WP: 0 PB: 0 SB: 0 CS: 1	PA: 36
PITCHER John Butcher, R ERA: 4.74	IP: 9.0 WLS: L BF: 36	H: 11 R: 4 ER: 4 SO: 4	BB: 0 IBB: 0 HBP: 0 BLK: 0	WP: 0 HR: 1 S: 44 P: 44	ERA: 4.00 WHIP: 1.222											PITCHER	IP: 9.0 WLS: L BF: 36	H: 11 R: 4 ER: 4 SO: 4	BB: 0 IBB: 0 HBP: 0 BLK: 0	WP: 0 HR: 1 S: 44 P: 44	ERA: 4.00 WHIP: 1.222	

Batter	1	2	3	4	5	6	7	8	9	AB	R	H	RBI	BB	SO	LOB	BOTTOM					
George Wright, S OBP: 0.289, SLG: 0.359	4-3 SH1-3 1B		SH1-3		L6			1B SH1-4 SF8 1B		4	1	2	0	0	0	3	Kansas City Royals @ Texas Rangers Arlington Stadium, Arlington, TX Wed Aug 25 1982, 8:05 PM EDT Att: 8,952 - Unknown					
Bill Sample, R OBP: 0.322, SLG: 0.397	SH1-3		E4		F4				6-3	3	0	0	0	0	0	2						
Buddy Bell, R OBP: 0.383, SLG: 0.438	4-3		F7							4	0	1	0	1	0	2						
Dave Hostetter, R OBP: 0.319, SLG: 0.513	F4		6-3		FC6-4					4	0	0	1	0	0	5						
Larry Parrish, R OBP: 0.299, SLG: 0.388										3	1	2	0	1	0	0						
Johnny Grubb, L OBP: 0.389, SLG: 0.400										4	0	0	0	0	0	4						
Jim Sundberg, R OBP: 0.317, SLG: 0.352										4	0	1	1	0	1	1						
Mike Richardt, R OBP: 0.285, SLG: 0.290										4	0	2	0	0	0	2						
Bucky Dent, R OBP: 0.205, SLG: 0.195										3	1	1	0	1	0	2						
Inning Stats	R: 0 E: 0 K: 0 S: 4	H: 1 LOB: 1 BB: 0 P: 4	R: 0 E: 0 K: 0 S: 4	H: 1 LOB: 1 BB: 0 P: 4	R: 1 E: 1 K: 0 S: 4	H: 0 LOB: 1 BB: 1 P: 8	R: 0 E: 0 K: 0 S: 3	H: 0 LOB: 0 BB: 0 P: 3	R: 0 E: 0 K: 0 S: 5	H: 2 LOB: 3 BB: 1 P: 9	R: 1 E: 0 K: 0 S: 5	H: 2 LOB: 1 BB: 0 P: 5	R: 1 E: 0 K: 0 S: 5	H: 2 LOB: 2 BB: 1 P: 9	R: 0 E: 0 K: 1 S: 6	H: 1 LOB: 1 BB: 0 P: 6		R: 0 E: 0 K: 0 S: 3	H: 0 LOB: 0 BB: 0 P: 3	1B: 6 2B: 3 3B: 0 HR: 0	SF: 1 SAC: 3 DP: 0 HBP: 0	WP: 0 PB: 0 SB: 0 CS: 0
PITCHER Dennis Leonard, R ERA: 4.81	IP: 7.0 WLS: W BF: 33	H: 8 R: 3 ER: 2 SO: 0	BB: 3 IBB: 0 HBP: 0 BLK: 0	WP: 0 HR: 0 S: 30 P: 42	ERA: 2.57 WHIP: 1.571											PITCHER Dan Quisenberry, R ERA: 2.82	IP: 2.0 WLS: S BF: 7	H: 1 R: 0 ER: 0 SO: 1	BB: 0 IBB: 0 HBP: 0 BLK: 0	WP: 0 HR: 0 S: 9 P: 9	ERA: 0.00 WHIP: 0.500	

Batter	1	2	3	4	5	6	7	8	9	AB	R	H	RBI	BB	SO	LOB	TOP			
Willie Wilson, S OBP: 0.369, SLG: 0.446 (1, 7)										5	2	3	1	0	0	0	Kansas City Royals @ Texas Rangers Arlington Stadium, Arlington, TX Thu Aug 26 1982, 8:05 PM EDT Att: 9,045 - Unknown			
U L Washington, S OBP: 0.321, SLG: 0.392 (1, 6)										3	0	1	0	0	0	2				
George Brett, L OBP: 0.381, SLG: 0.514 (1, 5)										3	1	1	1	1	1	1				
Amos Otis, R OBP: 0.340, SLG: 0.425 (1, 8)										3	1	1	1	1	0	0				
Hal McRae, R OBP: 0.385, SLG: 0.548 (1, 10)										3	0	1	0	1	1	2				
John Wathan, R OBP: 0.354, SLG: 0.340 (1, 3) (9, 2)										4	0	1	2	0	1	3				
Steve Hammond, L OBP: 0.272, SLG: 0.360 (1, 9)										4	1	1	0	0	0	1				
Don Slaught, R OBP: 0.333, SLG: 0.400 Frank White, R OBP: 0.314, SLG: 0.461 (1, 2) (9, 4)										4	0	1	0	0	1	1				
Greg Pryor, R OBP: 0.322, SLG: 0.407 (1, 4) (9, 3)										0	0	0	0	0	0	0				
Inning Stats	R: 1 E: 0 K: 0 S: 5	H: 2 LOB: 2 BB: 1 P: 9	R: 1 E: 0 K: 1 S: 7	H: 2 LOB: 1 BB: 0 P: 7	R: 0 E: 0 K: 2 S: 7	H: 0 LOB: 0 BB: 0 P: 7	R: 0 E: 0 K: 1 S: 6	H: 1 LOB: 1 BB: 0 P: 6	R: 0 E: 0 K: 0 S: 3	H: 1 LOB: 0 BB: 0 P: 3	R: 0 E: 0 K: 0 S: 5	H: 0 LOB: 0 BB: 0 P: 5	R: 3 E: 0 K: 0 S: 5	H: 3 LOB: 1 BB: 2 P: 13	R: 0 E: 0 K: 0 S: 3	H: 0 LOB: 0 BB: 0 P: 3		1B: 8 2B: 2 3B: 0 HR: 0	SF: 0 SAC: 1 DP: 2 HBP: 0	WP: 0 PB: 0 SB: 0 CS: 0
PITCHER Charlie Hough, R ERA: 3.82 (1, 1)	IP: 9.0 WLS: L BF: 37 H: 10 R: 5 ER: 5 SO: 5 BB: 1 IBB: 2 HBP: 0 BLK: 0 WP: 0 HR: 0 S: 44 P: 56 ERA: 5.00 WHIP: 1.222															PITCHER				

Batter	1	2	3	4	5	6	7	8	9	AB	R	H	RBI	BB	SO	LOB	BOTTOM			
George Wright, S OBP: 0.285, SLG: 0.355 (1, 8)										5	1	0	0	0	0	3	Kansas City Royals @ Texas Rangers Arlington Stadium, Arlington, TX Thu Aug 26 1982, 8:05 PM EDT Att: 9,045 - Unknown			
Bill Sample, R OBP: 0.325, SLG: 0.399 (1, 7)										4	2	2	0	0	2	1				
Buddy Bell, R OBP: 0.386, SLG: 0.441 (1, 5)										4	0	3	1	0	0	1				
Larry Parrish, R OBP: 0.301, SLG: 0.386 (1, 9)										1	0	0	1	2	1	1				
Dave Hostetler, R OBP: 0.318, SLG: 0.509 (1, 3)										4	0	1	1	0	0	3				
Lamar Johnson, R OBP: 0.323, SLG: 0.347 (1, 10)										4	0	0	0	0	0	3				
Jim Sundberg, R OBP: 0.319, SLG: 0.352 (1, 2)										3	0	1	0	1	0	0				
Mike Richardt, R OBP: 0.282, SLG: 0.287 (1, 4)										3	0	0	0	0	0	1				
Bucky Dent, R OBP: 0.207, SLG: 0.197 Johnny Grubb, L OBP: 0.387, SLG: 0.398 (1, 6) (9, PH)										3	0	1	0	0	0	1				
Inning Stats	R: 1 E: 0 K: 0 S: 5	H: 2 LOB: 2 BB: 1 P: 9	R: 0 E: 0 K: 0 S: 3	H: 0 LOB: 1 BB: 1 P: 7	R: 0 E: 0 K: 1 S: 5	H: 1 LOB: 1 BB: 1 P: 9	R: 0 E: 0 K: 0 S: 3	H: 0 LOB: 0 BB: 0 P: 3	R: 1 E: 0 K: 0 S: 5	H: 2 LOB: 1 BB: 0 P: 5	R: 0 E: 0 K: 0 S: 4	H: 1 LOB: 1 BB: 0 P: 4	1B: 8 2B: 0 3B: 0 HR: 0	SF: 1 SAC: 1 DP: 1 HBP: 0	WP: 0 PB: 0 SB: 0 CS: 0	PA: 37				
PITCHER Bud Black, L ERA: 4.11 Mike Armstrong, R ERA: 2.66 Dan Quisenberry, R ERA: 2.79	IP: 7.0 WLS: W BF: 28 H: 5 R: 2 ER: 2 SO: 3 BB: 3 IBB: 0 HBP: 0 BLK: 1 WP: 0 HR: 0 S: 31 P: 43 ERA: 2.57 WHIP: 1.143	(8, 1)	1.0 S: 5 2 1 1 0	(9, 1)	1.0 S: 4 1 0 0 0															PITCHER

Batter	1	2	3	4	5	6	7	8	9	AB	R	H	RBI	BB	SO	LOB	TOP										
Willie Wilson, S OBP: 0.370, SLG: 0.444 (1, 7)										5	1	1	0	0	1	2											
U L Washington, S OBP: 0.324, SLG: 0.390 (1, 6)										5	2	3	1	0	0	4											
George Brett, L OBP: 0.387, SLG: 0.533 (1, 5)										5	3	4	2	0	0	1											
Amos Otis, R OBP: 0.335, SLG: 0.420 Cesar Geronimo, L OBP: 0.299, SLG: 0.465 (8, 8)										4	0	0	3	0	0	1											
Hal McRae, R OBP: 0.384, SLG: 0.544 (1, 10)										4	1	1	1	1	2	1											
Frank White, R OBP: 0.318, SLG: 0.464 (1, 4)										5	1	2	2	0	0	2											
Willie Aikens, L OBP: 0.325, SLG: 0.409 Greg Pryor, R OBP: 0.322, SLG: 0.407 (9, 3)										5	1	2	1	0	1	1											
Jerry Martin, R OBP: 0.303, SLG: 0.374 (1, 9)										5	0	1	0	0	2	2											
John Wathan, R OBP: 0.356, SLG: 0.339 Don Slaught, R OBP: 0.339, SLG: 0.406 (8, 2)										3	1	2	0	1	0	0											
Inning Stats	R: 2 E: 0 K: 1 S: 7	H: 2 LOB: 1 BB: 1 P: 11	R: 7 E: 0 K: 1 S: 11	H: 6 LOB: 1 BB: 1 P: 16	R: 0 E: 0 K: 0 S: 4	H: 1 LOB: 1 BB: 0 P: 4	R: 0 E: 0 K: 2 S: 8	H: 1 LOB: 1 BB: 0 P: 8	R: 0 E: 0 K: 0 S: 4	H: 1 LOB: 0 BB: 0 P: 4	R: 1 E: 0 K: 0 S: 4	H: 1 LOB: 0 BB: 0 P: 4	R: 0 E: 0 K: 0 S: 5	H: 3 LOB: 2 BB: 0 P: 5	R: 0 E: 0 K: 1 S: 6	H: 1 LOB: 1 BB: 0 P: 6	R: 0 E: 0 K: 1 S: 6	H: 1 LOB: 1 BB: 0 P: 6	R: 0 E: 0 K: 1 S: 6	H: 1 LOB: 1 BB: 0 P: 6	1B: 13 2B: 2 3B: 2 HR: 0	SF: 1 SAC: 0 DP: 1 HBP: 1	WP: 0 PB: 1 SB: 1 CS: 0	PA: 46			
PITCHER	IP	WLS	BF	H	R	ER	SO	BB	IBB	HBP	BLK	WP	HR	S	P	ERA	WHIP										
Britt Burns, L ERA: 3.61 (1, 1)	1.1	L	12	5	7	7	2	2	0	1	0	0	0	13	22	47.25	5.250										
Chico Escarrega, R ERA: 3.94 (2, 1)	0.1		3	2	1	1	0	0	0	0	0	0	0	3	3	27.00	6.000										
Kevin Hickey, L ERA: 3.34 (2, 1)	3.1		14	4	1	1	2	0	0	0	0	0	0	18	18	2.70	1.200										
Dennis Lamp, R ERA: 4.08 (6, 1)	2.0		9	4	1	1	0	0	0	0	0	0	0	9	9	4.50	2.000										
Steve Trout, L ERA: 4.29 (8, 1)	2.0		8	2	0	0	2	0	0	0	0	0	0	12	12	0.00	1.000										

Kansas City Royals @ Chicago White Sox
Comiskey Park, Chicago, IL
Sat Aug 28 1982, 8:05 PM EDT
Att: 24,381 - Unknown - 61 F

AB 42
R 10
H 17
RBI 10
BB 2
SO 6
LOB 14

Batter	1	2	3	4	5	6	7	8	9	AB	R	H	RBI	BB	SO	LOB	BOTTOM										
Ron LeFlore, R OBP: 0.331, SLG: 0.392 (1, 8)										4	0	1	0	0	3	0											
Tony Bemazzard, S OBP: 0.338, SLG: 0.376 Bill Almon, R OBP: 0.326, SLG: 0.370 (7, 6)										3	0	0	0	0	1	1											
Harold Baines, L OBP: 0.320, SLG: 0.457 (1, 9)										3	0	2	0	1	0	0											
Greg Luzinski, R OBP: 0.366, SLG: 0.436 (1, 10)										4	0	0	0	0	1	3											
Carlton Fisk, R OBP: 0.345, SLG: 0.407 Marc Hill, R OBP: 0.301, SLG: 0.358 (8, 2)										3	1	1	1	0	0	1											
Steve Kemp, L OBP: 0.386, SLG: 0.422 Jerry Hairston, S OBP: 0.310, SLG: 0.520 (8, 7)										3	0	0	0	0	0	1											
Chris Nyman, R OBP: 0.167, SLG: 0.167 (1, 3)										3	0	1	0	0	0	0											
Vance Law, R OBP: 0.328, SLG: 0.353 (7, 4)										3	0	0	0	0	0	1											
Aurelio Rodriguez, R OBP: 0.239, SLG: 0.293 (1, 5)										3	0	0	0	0	0	0											
Inning Stats	R: 0 E: 0 K: 0 S: 3	H: 1 LOB: 0 BB: 0 P: 3	R: 1 E: 0 K: 1 S: 7	H: 2 LOB: 1 BB: 0 P: 7	R: 0 E: 0 K: 2 S: 7	H: 0 LOB: 0 BB: 0 P: 7	R: 0 E: 0 K: 0 S: 3	H: 1 LOB: 0 BB: 0 P: 3	R: 0 E: 0 K: 1 S: 5	H: 0 LOB: 0 BB: 0 P: 5	R: 0 E: 0 K: 0 S: 4	H: 1 LOB: 1 BB: 0 P: 4	R: 0 E: 0 K: 0 S: 3	H: 0 LOB: 0 BB: 0 P: 3	R: 0 E: 0 K: 1 S: 5	H: 0 LOB: 1 BB: 1 P: 9	R: 0 E: 0 K: 1 S: 5	H: 0 LOB: 1 BB: 1 P: 9	1B: 3 2B: 1 3B: 0 HR: 1	SF: 0 SAC: 0 DP: 1 HBP: 0	WP: 0 PB: 0 SB: 0 CS: 1	PA: 31					
PITCHER	IP	WLS	BF	H	R	ER	SO	BB	IBB	HBP	BLK	WP	HR	S	P	ERA	WHIP										
Vida Blue, L ERA: 3.63 (1, 1)	7.0	W	24	5	1	1	4	1	0	0	0	0	0	8	12	0.00	0.500										
Bill Castro, R ERA: 2.93 (8, 1)	2.0		7	0	0	0	1	1	0	0	0	0	0	8	12	0.00	0.500										

Kansas City Royals @ Chicago White Sox
Comiskey Park, Chicago, IL
Sat Aug 28 1982, 8:05 PM EDT
Att: 24,381 - Unknown - 61 F

AB 30
R 1
H 5
RBI 1
BB 1
SO 5
LOB 7

Batter	1	2	3	4	5	6	7	8	9	AB	R	H	RBI	BB	SO	LOB	TOP				
Willie Wilson, S OBP: 0.370, SLG: 0.448 (1, 7)	F8	F8 S 1B		1-3		3-1			SF9 3B	5	1	2	1	0	0	1					
U L Washington, S OBP: 0.322, SLG: 0.386 (1, 6)	2B BB	F8			4-3		L8		SF9 3B	3	1	0	1	1	0	1					
George Brett, L OBP: 0.391, SLG: 0.541 (1, 5)	2B BB	F6			BB 1B				1B 1B	4	2	3	1	1	0	1					
Amos Otis, R OBP: 0.338, SLG: 0.423 (1, 8)	1B 2B	F9			1B BB		5-3		BB 1B	4	1	2	2	1	0	1					
Hal McRae, R OBP: 0.384, SLG: 0.541 (1, 10)	1B 1B		F5		F2		F7		G4-6-3 BB	4	1	1	1	1	0	2					
Willie Aikens, L OBP: 0.324, SLG: 0.406 (1, 3)	FC5 1B		F2		K			K	G4-6-3 1-2f	5	0	1	0	0	2	5					
Jerry Martin, R OBP: 0.305, SLG: 0.374 (1, 9)	1B		4-3			E BB		4-3		3	0	1	1	1	0	0					
Frank White, R OBP: 0.316, SLG: 0.460 (1, 4)	F5			K		F8		F3		4	0	0	0	0	1	3					
John Wathan, R OBP: 0.355, SLG: 0.338 (1, 2)	FC5 2-3f		5-3			L4			3B 1B	4	1	1	0	0	0	3					
Inning Stats	R: 4 E: 0 K: 0 S: 7	H: 4 LOB: 2 BB: 2 P: 15	R: 0 E: 0 K: 0 S: 4	H: 1 LOB: 1 BB: 0 P: 4	R: 0 E: 0 K: 1 S: 3	H: 0 LOB: 0 BB: 0 P: 3	R: 0 E: 0 K: 1 S: 5	H: 0 LOB: 0 BB: 0 P: 5	R: 0 E: 0 K: 1 S: 6	H: 1 LOB: 2 BB: 1 P: 10	R: 1 E: 0 K: 0 S: 4	H: 1 LOB: 0 BB: 0 P: 4	R: 0 E: 0 K: 1 S: 5	H: 0 LOB: 0 BB: 0 P: 5	R: 2 E: 0 K: 0 S: 6	H: 4 LOB: 2 BB: 1 P: 10	1B: 8 2B: 1 3B: 1 HR: 1	SF: 1 SAC: 0 DP: 1 HBP: 0	WP: 0 PB: 0 SB: 2 CS: 0	PA: 42	
PITCHER	IP	WLS	BF	H	R	ER	SO	BB	IBB	HBP	BLK	WP	HR	S	P	ERA	WHIP				
LaMarr Hoyt, R ERA: 3.48 (1, 1)	7.0	L	32	7	5	5	2	4	0	0	0	0	1	32	48	6.43	1.571				
Jim Kern, R ERA: 3.55 (8, 1)	1.0		3	0	0	0	1	0	0	0	0	0	0	5	5	0.00	0.000				
Sparky Lyle, L ERA: 4.89 (9, 1)	1.0		7	4	2	2	0	1	0	0	0	0	0	6	10	18.00	5.000				

Kansas City Royals @ Chicago White Sox
 Sun Aug 29 1982, 4:33 AM EDT
 Att: 26,181 - Unknown - 69 F
 Comiskey Park, Chicago, IL
 livebaseballscores.com

AB 36
 R 7
 H 11
 RBI 7
 BB 5
 SO 3
 LOB 17



Batter	1	2	3	4	5	6	7	8	9	AB	R	H	RBI	BB	SO	LOB	BOTTOM					
Jerry Hairston, S OBP: 0.303, SLG: 0.494 (1, 8)	FC6-4 BB		K		K			K	FC4-6 1-2f	4	0	0	0	1	3	2						
Vance Law, R OBP: 0.323, SLG: 0.347 (1, 4)	FC6-4 1-2f		F6			5-3		L5		4	0	0	0	0	0	1						
Harold Baines, L OBP: 0.323, SLG: 0.461 (1, 9)	3-1			1B FC3-6 1B					1B 2B	4	2	3	0	0	0	1						
Greg Luzinski, R OBP: 0.365, SLG: 0.435 (1, 10)	F4			FC3-6 1B		F7		F3		4	0	1	0	0	0	3						
Carlton Fisk, R OBP: 0.344, SLG: 0.405 (1, 2)			F9		L6		K		1B 1B	4	1	1	1	0	1	3						
Steve Kemp, L OBP: 0.386, SLG: 0.423 (1, 7)		F5		FC3-6 1-2f		FC1-6 1B			1B 1B	4	1	2	1	0	0	1						
Chris Nyman, R OBP: 0.179, SLG: 0.179 (1, 3)				L6		FC1-6 CS		F9		4	0	1	0	0	0	4						
Aurelio Rodriguez, R OBP: 0.239, SLG: 0.292 (1, 5)		L7			F7		F9		1B 1B	4	0	1	1	0	0	2						
Bill Almon, R OBP: 0.323, SLG: 0.366 Mike Squires, L OBP: 0.305, SLG: 0.328 (9, PH)			F8		K			5-3	FC4-6 1-2f	3	0	0	0	0	1	0						
Inning Stats	R: 0 E: 1 K: 0 S: 3	H: 0 LOB: 1 BB: 1 P: 7	R: 0 E: 0 K: 0 S: 4	H: 1 LOB: 0 BB: 0 P: 4	R: 0 E: 0 K: 1 S: 5	H: 0 LOB: 0 BB: 0 P: 5	R: 1 E: 0 K: 0 S: 5	H: 2 LOB: 1 BB: 0 P: 5	R: 0 E: 0 K: 2 S: 7	H: 0 LOB: 0 BB: 0 P: 7	R: 0 E: 0 K: 1 S: 6	H: 1 LOB: 1 BB: 0 P: 6	R: 0 E: 0 K: 0 S: 3	H: 1 LOB: 0 BB: 0 P: 3	R: 0 E: 0 K: 1 S: 5	H: 0 LOB: 0 BB: 0 P: 5	R: 3 E: 0 K: 0 S: 8	H: 5 LOB: 2 BB: 0 P: 8	1B: 9 2B: 1 3B: 0 HR: 0	SF: 0 SAC: 0 DP: 0 HBP: 0	WP: 0 PB: 0 SB: 0 CS: 1	PA: 37
PITCHER	IP	WLS	BF	H	R	ER	SO	BB	IBB	HBP	BLK	WP	HR	S	P	ERA	WHIP					
Larry Gura, L ERA: 4.0 (1, 1)	8.2		35	9	4	4	5	1	0	0	0	0	0	44	48	4.15	1.154					
Dan Quisenberry, R ERA: 2.75 (9, 1)	0.1	S	2	1	0	0	0	0	0	0	0	0	0	2	2	0.00	3.000					

Kansas City Royals @ Chicago White Sox
 Sun Aug 29 1982, 4:33 AM EDT
 Att: 26,181 - Unknown - 69 F
 Comiskey Park, Chicago, IL
 livebaseballscores.com

AB 36
 R 4
 H 10
 RBI 4
 BB 1
 SO 5
 LOB 17



Batter	1	2	3	4	5	6	7	8	9	AB	R	H	RBI	BB	SO	LOB	TOP					
George Wright, S OBP: 0.290, SLG: 0.358 (1, 8)	0-0 4-3		0-0 G5-4-3 1B			0-0 FC4-6 FC5-4 1-2		0-0 FC6-4 1B		4	0	2	1	0	0	1						
Bill Sample, R OBP: 0.322, SLG: 0.392 (1, 7)	0-0 F8 1B		0-0 G5-4-3			0-0 FC5-4 HR		0-0 L7		4	1	1	0	0	0	5						
Buddy Bell, R OBP: 0.385, SLG: 0.445 (1, 5)	0-0 F8 1-2			0-0 F8		0-0 HR		0-0 FC6-4 1-2 2-3		4	1	1	2	0	0	3						
Larry Parrish, R OBP: 0.306, SLG: 0.391 (1, 9)		0-0 F8		0-0 5-3		0-0 F4		0-0 L8		4	0	0	0	0	0	2						
Dave Hostetler, R OBP: 0.306, SLG: 0.484 (1, 3)		0-0 F9		0-3 K			0-3 K		0-3 K	4	0	0	0	0	3	0						
Johnny Grubb, L OBP: 0.376, SLG: 0.385 (1, 10)	0-0 6-3				0-0 G1		0-0 G3		0-0 2B 1B	4	0	1	0	0	0	0						
Jim Sundberg, R OBP: 0.316, SLG: 0.350 (1, 2)			0-3 K		0-3 K		0-0 1B		0-0 1-3 2B	4	0	2	0	0	2	0						
Mike Richardt, R OBP: 0.278, SLG: 0.286 (1, 4)			0-0 2B 1B 1B		0-0 F4		0-0 6-3		0-0 F9	4	1	1	0	0	0	3						
Bucky Dent, R OBP: 0.213, SLG: 0.210 (1, 6)			0-0 1B 2B			0-0 FC4-6 1B		0-0 FC6-4 1B	0-0 5-3	4	0	3	0	0	0	2						
Inning Stats	R: 0 E: 0 K: 0 S: 3	H: 1 LOB: 0 BB: 0 P: 3	R: 0 E: 0 K: 0 S: 3	H: 0 LOB: 0 BB: 0 P: 3	R: 1 E: 0 K: 1 S: 7	H: 3 LOB: 1 BB: 0 P: 7	R: 0 E: 0 K: 1 S: 5	H: 0 LOB: 0 BB: 0 P: 5	R: 0 E: 0 K: 1 S: 5	H: 0 LOB: 0 BB: 0 P: 5	R: 2 E: 0 K: 0 S: 5	H: 2 LOB: 1 BB: 0 P: 5	R: 0 E: 0 K: 1 S: 6	H: 1 LOB: 1 BB: 0 P: 6	R: 0 E: 0 K: 0 S: 5	H: 2 LOB: 2 BB: 0 P: 5	R: 0 E: 0 K: 1 S: 7	H: 2 LOB: 2 BB: 0 P: 7	1B: 8 2B: 2 3B: 0 HR: 1	SF: 0 SAC: 0 DP: 1 HBP: 0	WP: 0 PB: 0 SB: 0 CS: 0	PA: 36
PITCHER Dennis Leonard, R ERA: 4.64 (1, 1)	IP: 9.0 WLS: W BF: 36 H: 11 R: 3 ER: 3 SO: 5 BB: 0 IBB: 0 HBP: 0 BLK: 0 WP: 0 HR: 1 S: 46 P: 46 ERA: 3.00 WHIP: 1.222															PITCHER	IP: 9.0 WLS: W BF: 36 H: 11 R: 3 ER: 3 SO: 5 BB: 0 IBB: 0 HBP: 0 BLK: 0 WP: 0 HR: 1 S: 46 P: 46 ERA: 3.00 WHIP: 1.222					

Texas Rangers @ Kansas City Royals
 Royals Stadium, Kansas City, MO
 Mon Aug 30 1982, 8:05 PM EDT
 Att: 27,290 - Unknown - 85 F

AB	36
R	3
H	11
RBI	3
BB	0
SO	5
LOB	16



Batter	1	2	3	4	5	6	7	8	9	AB	R	H	RBI	BB	SO	LOB	BOTTOM					
Willie Wilson, S OBP: 0.374, SLG: 0.454 (1, 7)	0-0 E6 1B 1B		0-0 S E 1B	0-0 FC1-5-2 1-3 1B		0-0 F7 1-1 2-H 2B		0-0 6-3		5	2	4	2	0	0	0						
U L Washington, S OBP: 0.325, SLG: 0.387 (1, 6)	0-0 4-3 2-H G3 1B		0-0 E3 1-H HR	0-0 FC1-5-2 1-3 1B		0-0 F6		0-0 1B		5	2	2	1	0	0	3						
George Brett, L OBP: 0.392, SLG: 0.546 (1, 5)	0-0 4-3 1-3		0-0 2-H HR	0-0 FC5-4 BB		0-0 F7		0-0 F8		4	1	1	2	1	0	3						
Amos Otis, R OBP: 0.335, SLG: 0.419 (1, 8)	0-0 G3		0-3 K	0-0 FC5-4		0-0 F8				4	0	0	1	0	1	4						
Hal McRae, R OBP: 0.381, SLG: 0.537 (1, 10)	0-0 L9		0-0 F8		0-0 F4		0-0 L7			4	0	0	0	0	0	0						
Willie Aikens, L OBP: 0.326, SLG: 0.410 (1, 3)		0-0 F7	0-0 FC6-4 1B		0-0 F7		0-0 2B			4	0	2	0	0	0	0						
Frank White, R OBP: 0.315, SLG: 0.460 (1, 4)		0-0 E9	0-0 FC6-4 1B 2B		0-0 5-3		0-3 K			4	1	1	0	0	1	2						
Onix Concepcion, R OBP: 0.276, SLG: 0.307 (9, 4)			0-0 1B 2B							0	0	0	0	0	0	0						
Jerry Martin, R OBP: 0.306, SLG: 0.375 (1, 9)		0-0 G6-4-3 1B		0-0 5-3		0-0 1B 2B 1B		0-0 F4		4	1	2	1	0	0	1						
John Wathan, R OBP: 0.357, SLG: 0.340 (1, 2)		0-0 3-H G6-4-3 1B		0-0 1B FC1-5-2 1B		0-0 1-2 2B 1B		0-0 L9		4	1	2	0	0	0	1						
Inning Stats	R: 2 E: 1 K: 0 S: 5	H: 2 LOB: 0 BB: 0 P: 5	R: 1 E: 1 K: 0 S: 4	H: 2 LOB: 0 BB: 0 P: 4	R: 3 E: 1 K: 1 S: 9	H: 3 LOB: 1 BB: 0 P: 9	R: 0 E: 0 K: 0 S: 5	H: 2 LOB: 3 BB: 1 P: 9	R: 0 E: 0 K: 0 S: 3	H: 0 LOB: 0 BB: 0 P: 3	R: 2 E: 0 K: 0 S: 6	H: 3 LOB: 1 BB: 0 P: 6	R: 0 E: 0 K: 1 S: 6	H: 1 LOB: 1 BB: 0 P: 6	R: 0 E: 0 K: 0 S: 4	H: 1 LOB: 1 BB: 0 P: 4	R: 0 E: 0 K: 1 S: 7	H: 2 LOB: 2 BB: 0 P: 7	1B: 10 2B: 3 3B: 0 HR: 1	SF: 0 SAC: 0 DP: 1 HBP: 0	WP: 0 PB: 0 SB: 2 CS: 0	PA: 39
PITCHER John Butcher, R ERA: 5.05 (1, 1)	IP: 3.0 WLS: L BF: 16 H: 7 R: 6 ER: 4 SO: 1 BB: 0 IBB: 0 HBP: 0 BLK: 0 WP: 0 HR: 1 S: 18 P: 18 ERA: 12.00 WHIP: 2.333															PITCHER	IP: 3.0 WLS: L BF: 16 H: 7 R: 6 ER: 4 SO: 1 BB: 0 IBB: 0 HBP: 0 BLK: 0 WP: 0 HR: 1 S: 18 P: 18 ERA: 12.00 WHIP: 2.333					
Jon Matlack, L ERA: 3.75 (4, 1)	3.0	15	5	2	2	0	1	0	0	0	0	14	18	6.00	2.000							
Dan Botano, R ERA: 5.54 (7, 1)	2.0	8	2	0	0	1	0	0	0	0	0	10	10	0.00	1.000							

Texas Rangers @ Kansas City Royals
 Royals Stadium, Kansas City, MO
 Mon Aug 30 1982, 8:05 PM EDT
 Att: 27,290 - Unknown - 85 F

AB	38
R	8
H	14
RBI	7
BB	1
SO	2
LOB	14



Batter	1	2	3	4	5	6	7	8	9	AB	R	H	RBI	BB	SO	LOB	TOP			
George Wright, S OBP: 0.291, SLG: 0.359 (1, 8)	6-3						F7										5 1 2 1 0 0 3			
Bill Sample, R OBP: 0.320, SLG: 0.389 (1, 7)	F8	5-3					L6										5 1 1 0 0 0 4			
Buddy Bell, R OBP: 0.363, SLG: 0.442 Bill Stein, R OBP: 0.288, SLG: 0.301 (1, 5) (9, 5)	K						F8										5 0 1 1 0 2 0 0 0 0 0 0 0 0			
Larry Parrish, R OBP: 0.310, SLG: 0.395 (1, 9)							L7										5 1 3 1 0 0 0			
Dave Hostetler, R OBP: 0.310, SLG: 0.485 (1, 3)							K										3 1 1 0 2 2 2			
Lamar Johnson, R OBP: 0.325, SLG: 0.359 (1, 10)																	4 1 2 1 1 0 1			
Jim Sundberg, R OBP: 0.317, SLG: 0.352 (1, 2)							K										3 1 1 1 1 1 1			
Mike Richardt, R OBP: 0.278, SLG: 0.287 (1, 4)																	3 0 1 1 0 0 0			
Bucky Dent, R OBP: 0.214, SLG: 0.207 (1, 6)																	3 0 0 0 1 1 1			
Inning Stats	R: 0 E: 0 K: 1 S: 5	H: 0 LOB: 0 BB: 0 P: 5	R: 4 E: 0 K: 0 S: 7	H: 4 LOB: 1 BB: 1 P: 11	R: 0 E: 0 K: 1 S: 5	H: 1 LOB: 1 BB: 1 P: 9	R: 0 E: 0 K: 1 S: 5	H: 0 LOB: 0 BB: 0 P: 5	R: 0 E: 0 K: 2 S: 7	H: 1 LOB: 1 BB: 1 P: 11	R: 2 E: 0 K: 1 S: 9	H: 4 LOB: 2 BB: 0 P: 9	R: 0 E: 0 K: 0 S: 4	H: 1 LOB: 3 BB: 2 P: 12	R: 0 E: 0 K: 0 S: 4	H: 2 LOB: 1 BB: 0 P: 4	1B: 10 2B: 2 3B: 0 HR: 0	SF: 1 SAC: 0 DP: 0 HBP: 0	WP: 0 PB: 0 SB: 0 CS: 1	PA: 43
PITCHER	IP WLS BF H R ER SO BB IBB HBP BLK WP HR S P ERA WHIP	1.2 L 10 4 4 4 1 1 0 0 0 0 0 11 15 21.60 3.000	5.1 22 5 2 2 5 2 0 0 0 0 0 30 38 3.38 1.312	2.0 10 3 0 0 0 2 0 0 0 0 0 8 16 0.00 2.500																

Texas Rangers @ Kansas City Royals
 Royals Stadium, Kansas City, MO
 Tue Aug 31 1982, 8:05 PM EDT
 Att: 20,425 - Unknown - 82 F

AB 36
 R 6
 H 12
 RBI 6
 BB 5
 SO 6
 LOB 12



Batter	1	2	3	4	5	6	7	8	9	AB	R	H	RBI	BB	SO	LOB	BOTTOM					
Willie Wilson, S OBP: 0.373, SLG: 0.452 (1, 7)	6-3																4 0 1 0 0 0 1					
U L Washington, S OBP: 0.325, SLG: 0.384 (1, 6)	F8																2 0 0 0 2 0 0					
George Brett, L OBP: 0.388, SLG: 0.541 (1, 5)	4-3																4 0 0 0 0 0 3					
Amos Otis, R OBP: 0.332, SLG: 0.415 (1, 8)																	4 0 0 0 0 0 1					
Hal McRae, R OBP: 0.380, SLG: 0.537 (1, 10)																	4 0 1 0 0 1 1					
Willie Aikens, L OBP: 0.323, SLG: 0.407 (1, 3)																	3 0 0 0 0 1 1					
Frank White, R OBP: 0.317, SLG: 0.459 (1, 4)																	1 0 0 0 2 1 0					
Jerry Martin, R OBP: 0.306, SLG: 0.375 (1, 9)																	3 0 1 0 0 1 2					
John Wathan, R OBP: 0.354, SLG: 0.337 Don Slaught, R OBP: 0.339, SLG: 0.406 (1, 2) (9, 2)																	3 0 0 0 0 0 2 0 0 0 0 0 0 0					
Inning Stats	R: 0 E: 0 K: 0 S: 3	H: 0 LOB: 0 BB: 0 P: 3	R: 0 E: 0 K: 0 S: 3	H: 0 LOB: 0 BB: 0 P: 3	R: 0 E: 0 K: 0 S: 3	H: 1 LOB: 1 BB: 1 P: 7	R: 0 E: 0 K: 0 S: 3	H: 0 LOB: 1 BB: 1 P: 7	R: 0 E: 0 K: 1 S: 5	H: 0 LOB: 0 BB: 0 P: 5	R: 0 E: 0 K: 0 S: 3	H: 1 LOB: 1 BB: 1 P: 7	R: 0 E: 0 K: 2 S: 8	H: 1 LOB: 2 BB: 1 P: 12	R: 0 E: 0 K: 0 S: 3	H: 0 LOB: 0 BB: 0 P: 3	R: 0 E: 0 K: 1 S: 5	H: 0 LOB: 0 BB: 0 P: 5	1B: 2 2B: 1 3B: 0 HR: 0	SF: 0 SAC: 0 DP: 1 HBP: 0	WP: 0 PB: 2 SB: 0 CS: 1	PA: 32
PITCHER	IP WLS BF H R ER SO BB IBB HBP BLK WP HR S P ERA WHIP	9.0 W 32 3 0 0 4 4 0 0 0 0 0 36 52 0.00 0.778																				

Texas Rangers @ Kansas City Royals
 Royals Stadium, Kansas City, MO
 Tue Aug 31 1982, 8:05 PM EDT
 Att: 20,425 - Unknown - 82 F

AB 28
 R 0
 H 3
 RBI 0
 BB 4
 SO 4
 LOB 11



Batter	1	2	3	4	5	6	7	8	9	AB	R	H	RBI	BB	SO	LOB	TOP				
George Wright, S OBP: 0.290, SLG: 0.364 (1, 8)	6-3		IHR	F7		F3			F6	5	1	1	2	0	0	3					
Bill Sample, R OBP: 0.315, SLG: 0.383 (1, 7)	6-3		6-3		F8		F8		FC6-4	5	0	0	0	0	0	1					
Buddy Bell, R OBP: 0.384, SLG: 0.448 (1, 5)	L6			BB 2B	HR		F8			3	2	1	1	0	0	0					
Larry Parrish, R OBP: 0.310, SLG: 0.391 (1, 9)		F8		2B SF8	BB	E5	F7			3	1	0	0	1	0	0					
Dave Hostetler, R OBP: 0.309, SLG: 0.485 (1, 3)	F9		SF8	BB	K			6-3		4	1	1	1	0	1	1					
Lamar Johnson, R OBP: 0.324, SLG: 0.356 (1, 10)	F7		SF8	BB	L5			K		3	1	0	0	1	1	1					
Jim Sundberg, R OBP: 0.314, SLG: 0.349 (1, 2)			F9	SF8		F8		F4		3	0	0	1	0	0	0					
Mike Richardt, R OBP: 0.278, SLG: 0.287 (1, 4)			L9	SF8		L4			FC6-4 1B	3	0	1	1	0	0	0					
Bucky Dent, R OBP: 0.222, SLG: 0.213 (1, 6)			E7 IHR	1B				F6		3	1	2	1	1	0	1					
Inning Stats	R: 0 E: 0 K: 0 S: 3	H: 0 LOB: 0 BB: 0 P: 3	R: 0 E: 0 K: 0 S: 3	H: 0 LOB: 0 BB: 0 P: 3	R: 2 E: 1 K: 0 S: 5	H: 2 LOB: 0 BB: 0 P: 5	R: 4 E: 0 K: 0 S: 5	H: 2 LOB: 1 BB: 2 P: 14	R: 1 E: 1 K: 1 S: 7	H: 1 LOB: 1 BB: 0 P: 7	R: 0 E: 0 K: 0 S: 3	H: 0 LOB: 0 BB: 0 P: 3	R: 0 E: 0 K: 1 S: 5	H: 0 LOB: 0 BB: 0 P: 5	R: 0 E: 0 K: 0 S: 4	H: 1 LOB: 1 BB: 0 P: 4	1B: 3 2B: 1 3B: 0 HR: 2	SF: 2 SAC: 0 DP: 0 HBP: 1	WP: 0 PB: 0 SB: 1 CS: 0	PA: 38	
PITCHER	IP	WLS	BF	H	R	ER	SO	BB	IBB	HBP	BLK	WP	HR	S	P	ERA	WHIP				
Paul Splittorf, L ERA: 3.91 (1, 1)	3.0	L	15	3	6	6	0	2	0	1	0	0	0	12	21	18.00	1.667				
Mike Armstrong, R ERA: 2.51 (4, 1)	4.0		16	2	1	1	1	1	0	0	0	0	1	17	21	2.25	0.750				
Dan Quisenberry, R ERA: 2.76 (8, 1)	1.0		3	0	0	0	1	0	0	0	0	0	0	5	5	0.00	0.000				
Don Hood, L ERA: 2.3 (9, 1)	1.0		4	1	0	0	0	0	0	0	0	0	0	4	4	0.00	1.000				

Texas Rangers @ Kansas City Royals
Royals Stadium, Kansas City, MO
Wed Sep 01 1982, 8:05 PM EDT
Att: 18,201 - Unknown

AB	32
R	7
H	6
RBI	7
BB	3
SO	2
LOB	7





Batter	1	2	3	4	5	6	7	8	9	AB	R	H	RBI	BB	SO	LOB	BOTTOM				
Willie Wilson, S OBP: 0.370, SLG: 0.448 (1, 7)	5-3		G3		6-3			F8		4	0	0	0	0	0	1					
U L Washington, S OBP: 0.327, SLG: 0.387 (1, 6)			2B		6-3			5-3		3	1	1	1	1	0	0					
George Brett, L OBP: 0.387, SLG: 0.540 (1, 5)	F5		2B		F8			F9		4	0	1	1	0	0	1					
Amos Otis, R OBP: 0.332, SLG: 0.413 (1, 8)	1-3					K		F8		2	0	0	0	0	1	1					
Cesar Geronimo, L OBP: 0.295, SLG: 0.458 (7, 8)				HBP					F8	1	0	0	0	0	0	0					
Hal McRae, R OBP: 0.379, SLG: 0.535 (1, 10)		4-3	F5		5-3			2B 1B		4	1	1	0	0	0	2					
Willie Aikens, L OBP: 0.323, SLG: 0.405 (1, 3)		L6			F7			F8		4	0	1	0	0	0	1					
John Wathan, R OBP: 0.334, SLG: 0.337 (1, 2)										3	0	1	0	0	0	0					
Don Slaught, R OBP: 0.345, SLG: 0.421 (9, 2)		3-1			G4-6-3 1B					1	0	1	1	0	0	0					
Frank White, R OBP: 0.319, SLG: 0.459 (1, 4)					L8					0	1	0	0	0	0	0					
Steve Hammond, L OBP: 0.269, SLG: 0.356 (4, PH)										1	0	0	0	0	0	2					
Onix Concepcion, R OBP: 0.273, SLG: 0.304 (5, 4)			G3 2B	HBP						2	0	0	0	0	1	1					
Jerry Martin, R OBP: 0.304, SLG: 0.372 (1, 9)			F5		G4-6-3					3	0	0	0	0	0	3					
Inning Stats	R: 0 E: 0 K: 0 S: 3	H: 0 LOB: 1 BB: 1 P: 7	R: 0 E: 0 K: 0 S: 3	H: 0 LOB: 0 BB: 0 P: 3	R: 2 E: 0 K: 0 S: 5	H: 2 LOB: 2 BB: 0 P: 7	R: 0 E: 0 K: 0 S: 4	H: 2 LOB: 1 BB: 0 P: 4	R: 0 E: 0 K: 1 S: 5	H: 0 LOB: 0 BB: 0 P: 5	R: 0 E: 0 K: 1 S: 5	H: 0 LOB: 0 BB: 0 P: 5	R: 0 E: 0 K: 0 S: 3	H: 0 LOB: 0 BB: 0 P: 3	R: 1 E: 0 K: 0 S: 5	H: 2 LOB: 1 BB: 0 P: 5	1B: 3 2B: 3 3B: 0 HR: 0	SF: 0 SAC: 0 DP: 1 HBP: 2	WP: 0 PB: 0 SB: 1 CS: 0	PA: 35	
PITCHER	IP	WLS	BF	H	R	ER	SO	BB	IBB	HBP	BLK	WP	HR	S	P	ERA	WHIP				
Mike Smithson, R ERA: 3.18 (1, 1)	9.0	W	35	6	3	3	2	1	0	2	0	0	0	36	42	3.00	0.778				

Texas Rangers @ Kansas City Royals
Royals Stadium, Kansas City, MO
Wed Sep 01 1982, 8:05 PM EDT
Att: 18,201 - Unknown

AB	32
R	3
H	6
RBI	3
BB	1
SO	2
LOB	12



Batter	1	2	3	4	5	6	7	8	9	AB	R	H	RBI	BB	SO	LOB	TOP			
Willie Randolph, R (1,4) OBP: 0.354, SLG: 0.325	F9		6-3					F2		3	0	0	0	1	0	1	<p>New York Yankees @ Kansas City Royals Royals Stadium, Kansas City, MO Sat Sep 04 1982, 4:33 AM EDT Att: 37,881 - Sunny - 86 F</p> <p>AB 31 R 3 H 7 RBI 3 BB 2 SO 0 LOB 9</p> 			
Lee Mazzilli, S (1,3) OBP: 0.354, SLG: 0.373	F9				F8			F8		3	0	0	0	1	0	1				
Ken Griffey, L (1,9) OBP: 0.330, SLG: 0.408	F8				F3			F8		4	0	0	0	0	0	2				
Dave Winfield, R (1,7) OBP: 0.326, SLG: 0.535		5-3			5-3			F7		4	1	1	1	0	0	0				
Lou Piniella, R (1,10) OBP: 0.380, SLG: 0.482		HR						FC4-6		4	1	4	1	0	0	0				
Jerry Mumphrey, S (1,8) OBP: 0.357, SLG: 0.409	1-3				F4			FC4-6		4	0	0	0	0	0	3				
Roy Smalley, S (1,5) OBP: 0.344, SLG: 0.371	F9				5-3-6-2			F9		4	1	1	0	0	0	2				
Rick Cerone, R (1,2) OBP: 0.261, SLG: 0.284					F8			SH1-3		3	0	1	1	0	0	0				
Andre Robertson, R (1,6) OBP: 0.261, SLG: 0.290					F8			SH1-3		2	0	0	0	0	0	0				
Inning Stats	R: 0 E: 0 K: 0 S: 3	H: 0 LOB: 0 BB: 0 P: 3	R: 1 E: 0 K: 0 S: 4	H: 1 LOB: 0 BB: 0 P: 4	R: 0 E: 0 K: 0 S: 3	H: 0 LOB: 0 BB: 0 P: 3	R: 0 E: 0 K: 0 S: 3	H: 0 LOB: 0 BB: 0 P: 3	R: 0 E: 0 K: 0 S: 3	H: 0 LOB: 2 BB: 2 P: 11	R: 0 E: 0 K: 0 S: 3	H: 1 LOB: 0 BB: 0 P: 3	R: 1 E: 0 K: 0 S: 5	H: 2 LOB: 1 BB: 0 P: 5	R: 1 E: 0 K: 0 S: 5	H: 2 LOB: 1 BB: 0 P: 5	1B: 2 2B: 4 3B: 0 HR: 2	SF: 0 SAC: 1 DP: 2 HBP: 0	WP: 0 PB: 0 SB: 0 CS: 0	PA: 34
PITCHER Larry Gura, L (1,1) ERA: 3.95	IP: 9.0 WLS: L BF: 34 H: 7 R: 3 ER: 3 SO: 0 BB: 2 IBB: 0 HBP: 0 BLK: 0 WP: 0 HR: 2 S: 32 P: 40 ERA: 3.00 WHIP: 1.000																			

Batter	1	2	3	4	5	6	7	8	9	AB	R	H	RBI	BB	SO	LOB	BOTTOM			
Willie Wilson, S (1,8) OBP: 0.371, SLG: 0.452	K		G3					SH1-4		4	0	1	0	0	1	0	<p>New York Yankees @ Kansas City Royals Royals Stadium, Kansas City, MO Sat Sep 04 1982, 4:33 AM EDT Att: 37,881 - Sunny - 86 F</p> <p>AB 31 R 2 H 6 RBI 2 BB 2 SO 4 LOB 11</p> 			
U L Washington, S (1,6) OBP: 0.325, SLG: 0.380	K							SH1-4		2	0	0	0	1	1	0				
George Brett, L (1,7) OBP: 0.385, SLG: 0.539	4-3				G3-6-3			SF8		3	0	0	1	0	0	1				
Hal McRae, R (1,10) OBP: 0.378, SLG: 0.531		F9			FC6-4			F9		3	0	0	0	1	0	1				
John Wathan, R (1,2) OBP: 0.352, SLG: 0.335		6-3			FC6-4			F4		4	1	1	0	0	0	1				
Frank White, R (1,4) OBP: 0.318, SLG: 0.455								E1		4	0	1	0	0	0	1				
Jerry Martin, R (1,9) OBP: 0.306, SLG: 0.373								K		4	0	2	1	0	2	2				
Willie Aikens, L (1,3) OBP: 0.321, SLG: 0.404								F7		4	0	0	0	0	0	3				
Greg Pryor, R (1,5) OBP: 0.322, SLG: 0.406								SH1-4		3	1	1	0	0	0	2				
Inning Stats	R: 0 E: 0 K: 2 S: 7	H: 0 LOB: 0 BB: 0 P: 7	R: 0 E: 0 K: 1 S: 6	H: 1 LOB: 1 BB: 0 P: 6	R: 0 E: 0 K: 0 S: 3	H: 0 LOB: 0 BB: 0 P: 3	R: 0 E: 0 K: 0 S: 2	H: 0 LOB: 2 BB: 2 P: 10	R: 0 E: 1 K: 0 S: 4	H: 1 LOB: 1 BB: 0 P: 4	R: 0 E: 0 K: 0 S: 3	H: 0 LOB: 0 BB: 0 P: 3	R: 1 E: 0 K: 0 S: 5	H: 2 LOB: 1 BB: 0 P: 5	R: 1 E: 0 K: 0 S: 5	H: 2 LOB: 1 BB: 0 P: 5	1B: 6 2B: 0 3B: 0 HR: 0	SF: 1 SAC: 1 DP: 2 HBP: 0	WP: 0 PB: 0 SB: 1 CS: 0	PA: 35
PITCHER Shane Rawley, L (1,1) ERA: 3.72 Rudy May, L (9,1) ERA: 2.67	IP: 8.0 WLS: W BF: 31 H: 6 R: 2 ER: 2 SO: 3 BB: 2 IBB: 0 HBP: 0 BLK: 0 WP: 0 HR: 0 S: 35 P: 43 ERA: 2.25 WHIP: 1.000																			

Batter	1	2	3	4	5	6	7	8	9	AB	R	H	RBI	BB	SO	LOB	TOP					
Willie Randolph, R OBP: 0.352, SLG: 0.325	5-3		L6	FC6-4	FC4-6		3-1		1B 2B	6	1	1	1	0	0	3	New York Yankees @ Kansas City Royals Royals Stadium, Kansas City, MO Sun Sep 05 1982, 4:33 AM EDT Att: 40,801 - Sunny					
Lee Mazzilli, S OBP: 0.354, SLG: 0.370	P4		F8	5-3		1B WP	4-3		1B HR BB	5	2	1	0	1	0	1						
Jerry Mumphrey, S OBP: 0.356, SLG: 0.407	K		F7			1-3 2B	F9		HR	6	2	2	1	0	1	1						
Dave Winfield, R OBP: 0.330, SLG: 0.553									1B	6	3	4	4	0	0	1						
Oscar Gamble, L OBP: 0.385, SLG: 0.521	F8			1B					HR	4	3	1	1	2	0	1						
Graig Nettles, L OBP: 0.324, SLG: 0.423				BB						3	4	3	0	2	0	0						
Barry Evans, R OBP: 0.429, SLG: 0.364	HR			1B						1	0	0	0	0	0	0						
Roy Smalley, S OBP: 0.347, SLG: 0.387				FC6-4						4	3	2	6	1	0	2						
Butch Wynegar, S OBP: 0.377, SLG: 0.366	F8			BB						3	0	1	1	2	0	2						
Dave Collins, S OBP: 0.316, SLG: 0.326	F8			FC4-6	FC5-4		P4		K	5	0	0	1	0	1	5						
Inning Stats	R: 0 E: 0 K: 1 S: 5	H: 0 LOB: 0 BB: 0 P: 5	R: 3 E: 0 K: 0 S: 5	H: 2 LOB: 0 BB: 1 P: 9	R: 0 E: 0 K: 0 S: 3	H: 0 LOB: 0 BB: 0 P: 3	R: 4 E: 1 K: 0 S: 6	H: 2 LOB: 1 BB: 2 P: 14	R: 3 E: 1 K: 0 S: 7	H: 3 LOB: 2 BB: 1 P: 11	R: 4 E: 0 K: 0 S: 6	H: 4 LOB: 1 BB: 2 P: 14	R: 0 E: 0 K: 0 S: 3	H: 0 LOB: 0 BB: 0 P: 3	R: 0 E: 0 K: 0 S: 4	H: 1 LOB: 2 BB: 1 P: 8	R: 4 E: 0 K: 1 S: 8	H: 3 LOB: 0 BB: 1 P: 12	1B: 7 2B: 3 3B: 1 HR: 4	SF: 0 SAC: 0 DP: 0 HBP: 0	WP: 1 PB: 0 CS: 0	PA: 51
PITCHER	IP	WLS	BF	H	R	ER	SO	BB	IBB	HBP	BLK	WP	HR	S	P	ERA	WHIP					
Dennis Leonard, R ERA: 4.96	3.0	L	17	4	7	5	1	3	0	0	0	0	2	16	28	15.00	2.3333					
Don Hood, L ERA: 3.12	3.0		19	7	7	6	0	3	0	0	0	1	1	16	28	18.00	3.3333					
Bill Castro, R ERA: 2.87	2.0		8	1	0	0	0	1	0	0	0	0	0	7	11	0.00	1.0000					
Mike Armstrong, R ERA: 2.98	1.0		7	3	4	4	1	1	0	0	0	0	1	8	12	36.00	4.0000					

Batter	1	2	3	4	5	6	7	8	9	AB	R	H	RBI	BB	SO	LOB	BOTTOM				
Willie Wilson, S OBP: 0.369, SLG: 0.449	6-3		F9			P4		1-2 E	K	5	1	1	0	0	1	1	New York Yankees @ Kansas City Royals Royals Stadium, Kansas City, MO Sun Sep 05 1982, 4:33 AM EDT Att: 40,801 - Sunny				
U L Washington, S OBP: 0.327, SLG: 0.376	4-3		4-3			F3		F8		3	0	0	0	0	0	0					
Onix Concepcion, R OBP: 0.271, SLG: 0.302										1	0	0	0	0	0	2					
George Brett, L OBP: 0.382, SLG: 0.534	4-3		F8			3-1		E4		4	1	0	0	0	0	0					
Hal McRae, R OBP: 0.378, SLG: 0.539			F9			5-3				4	1	2	2	0	0	0					
John Wathan, R OBP: 0.352, SLG: 0.336						P3				2	1	1	0	0	0	0					
Don Slaught, R OBP: 0.339, SLG: 0.413			HR			6-3		K		2	0	0	0	0	1	1					
Frank White, R OBP: 0.318, SLG: 0.464						P4		6-3		4	1	2	2	0	0	1					
Jerry Martin, R OBP: 0.304, SLG: 0.370			K							4	0	0	0	0	1	1					
Willie Aikens, L OBP: 0.323, SLG: 0.413										4	1	2	1	0	1	1					
Greg Pryor, R OBP: 0.320, SLG: 0.397			F8			P4		1B E	F8	3	1	0	0	1	0	1					
Inning Stats	R: 0 E: 0 K: 0 S: 3	H: 3 LOB: 0 BB: 0 P: 8	R: 3 E: 0 K: 1 S: 8	H: 3 LOB: 0 BB: 0 P: 8	R: 0 E: 0 K: 0 S: 3	H: 0 LOB: 0 BB: 0 P: 3	R: 0 E: 0 K: 0 S: 3	H: 0 LOB: 0 BB: 0 P: 3	R: 0 E: 0 K: 0 S: 3	H: 0 LOB: 0 BB: 0 P: 3	R: 1 E: 0 K: 0 S: 5	H: 2 LOB: 1 BB: 0 P: 5	R: 3 E: 1 K: 1 S: 8	H: 2 LOB: 1 BB: 1 P: 12	R: 0 E: 0 K: 1 S: 6	H: 1 LOB: 1 BB: 0 P: 6	1B: 3 2B: 2 3B: 0 HR: 3	SF: 0 SAC: 0 DP: 0 HBP: 0	WP: 0 PB: 0 CS: 0	PA: 37	
PITCHER	IP	WLS	BF	H	R	ER	SO	BB	IBB	HBP	BLK	WP	HR	S	P	ERA	WHIP				
Ron Guidry, L ERA: 3.63	7.0	W	26	5	4	4	2	0	0	0	0	0	3	30	30	5.14	0.714				
George Frazier, R ERA: 3.6	2.0		11	3	3	2	2	1	0	0	0	0	0	14	18	9.00	2.000				

Batter	1	2	3	4	5	6	7	8	9	AB	R	H	RBI	BB	SO	LOB	TOP											
Willie Wilson, S (1, 8) OBP: 0.366, SLG: 0.446	0-3 K		0-3 K		0-3 K			0-3 K		4	0	0	0	0	4	0	Kansas City Royals @ Seattle Mariners The Kingdome, Seattle, WA Mon Sep 06 1982, 10:05 PM EDT Att: 10,030 - Dome											
U L Washington, S (1, 6) OBP: 0.320, SLG: 0.373	4-0 HR BB		0-0 F9		0-0 F8			0-0 4-3		3	1	0	0	1	0	0												
George Brett, L (1, 7) OBP: 0.383, SLG: 0.540	0-0 1-H HR		0-0 1B			0-0 G3			0-3 K	4	1	2	2	0	1	0												
Hal McRae, R (1, 10) OBP: 0.376, SLG: 0.534	0-3 K		0-0 L8			0-0 6-3			0-3 K	4	0	0	0	0	2	1												
John Wathan, R (1, 2) OBP: 0.351, SLG: 0.335	0-0 L8			0-0 E8 3-1 1B		0-0 F4			0-0 G3	4	0	1	0	0	0	0												
Frank White, R (1, 4) OBP: 0.317, SLG: 0.461		0-0 5-3		0-0 5-3			0-0 F2			3	0	0	0	0	0	1												
Willie Aikens, L (1, 3) OBP: 0.321, SLG: 0.410		0-0 G3		0-0 3-1			0-0 4-3			3	0	0	0	0	0	1												
Jerry Martin, R (1, 9) OBP: 0.304, SLG: 0.368		4-0 BB		0-3 K			0-0 F7			2	0	0	0	1	1	1												
Greg Pryor, R (1, 5) OBP: 0.314, SLG: 0.389	0-3 K				0-0 F6			0-0 L5		3	0	0	0	0	1	1												
Inning Stats	R: 2 E: 0 K: 2 S: 8	H: 1 LOB: 0 BB: 1 P: 12	R: 0 E: 0 K: 1 S: 5	H: 0 LOB: 1 BB: 1 P: 9	R: 0 E: 0 K: 1 S: 6	H: 1 LOB: 1 BB: 0 P: 6	R: 0 E: 1 K: 1 S: 6	H: 1 LOB: 1 BB: 0 P: 6	R: 0 E: 0 K: 1 S: 5	H: 0 LOB: 0 BB: 0 P: 5	R: 0 E: 0 K: 0 S: 3	H: 0 LOB: 0 BB: 0 P: 3	R: 0 E: 0 K: 1 S: 5	H: 0 LOB: 0 BB: 0 P: 5	R: 0 E: 0 K: 2 S: 7	H: 0 LOB: 0 BB: 0 P: 7	1B: 2 2B: 0 3B: 0 HR: 1	SF: 0 SAC: 0 DP: 0 HBP: 0	WP: 0 PB: 0 SB: 0 CS: 0	PA: 32								
PITCHER	IP	WLS	BF	H	R	ER	SO	BB	IBB	HBP	BLK	WP	HR	S	P	ERA	WHIP											
Floyd Bannister, L (1, 1) ERA: 3.53	8.0	W	29	3	2	2	7	2	0	0	0	0	0	1	41	49	2.25	0.625										
Ed Vande Berg, L (9, 1) ERA: 2.83	1.0		3	0	0	0	2	0	0	0	0	0	0	0	7	7	0.00	0.000										

Batter	1	2	3	4	5	6	7	8	9	AB	R	H	RBI	BB	SO	LOB	BOTTOM											
Julio Cruz, S (1, 4) OBP: 0.315, SLG: 0.316	0-0 F4		0-0 S 1B E 1B	0-0 4-3		0-0 F8		0-0 FC6-5 2B		5	1	2	1	0	0	1	Kansas City Royals @ Seattle Mariners The Kingdome, Seattle, WA Mon Sep 06 1982, 10:05 PM EDT Att: 10,030 - Dome											
Dave Edler, R (1, 5) OBP: 0.351, SLG: 0.409	0-0		0-0 S 1B SF8 1B	0-3 K		0-0 6-3		0-0 FC6-5-4 1B		4	2	2	0	0	1	1												
Manny Castillo, S (7, 5) OBP: 0.297, SLG: 0.337	6-3 3B		1-2 SF8 1B					2-3 1B		1	0	0	0	0	0	1												
Bruce Bochte, L (1, 7) OBP: 0.370, SLG: 0.379	0-0 6-3		0-0 SF8		0-3 K		0-0 4-3		0-0	3	0	0	2	0	1	0												
Joe Simpson, L (8, 7) OBP: 0.328, SLG: 0.368	0-0 3-H		1-H 2-H			0-0 F4		1-2 1B		1	0	1	0	0	0	0												
Richie Zisk, R (1, 10) OBP: 0.361, SLG: 0.475	0-0 5-3		0-0 BB 1B		0-0 F4		0-0 1B	0-3 K		5	0	2	0	0	1	2												
Al Cowens, R (1, 9) OBP: 0.330, SLG: 0.489		0-0 5-3	0-0 BB 1B		0-0 E 2B 1B		0-0 1-2 1B			4	1	3	0	0	0	0												
Gary Gray, R (1, 3) OBP: 0.333, SLG: 0.391	0-3 K		0-0 1-2 2-3 BB		0-0 E5 2B		0-0 F9			3	0	0	0	1	1	3												
Dave Henderson, R (1, 8) OBP: 0.349, SLG: 0.461	0-3 K		0-0 F3		0-0 1-3 2-H 2B		0-3 K			4	0	1	1	0	2	5												
Jim Essian, R (1, 2) OBP: 0.328, SLG: 0.410			0-0 6-3		0-0 FC6-4 1B		0-0 F6			4	1	2	0	0	0	2												
Todd Cruz, R (1, 6) OBP: 0.246, SLG: 0.377			0-0 FC6-4 HR		0-0 1-2 K		0-3 K		0-3 K	4	1	1	1	0	2	2												
Inning Stats	R: 1 E: 0 K: 0 S: 4	H: 1 LOB: 0 BB: 0 P: 4	R: 0 E: 0 K: 2 S: 7	H: 0 LOB: 0 BB: 0 P: 7	R: 3 E: 0 K: 0 S: 8	H: 5 LOB: 3 BB: 1 P: 12	R: 0 E: 0 K: 1 S: 6	H: 1 LOB: 1 BB: 0 P: 6	R: 1 E: 1 K: 1 S: 8	H: 2 LOB: 2 BB: 0 P: 8	R: 0 E: 0 K: 1 S: 5	H: 0 LOB: 0 BB: 0 P: 5	R: 0 E: 0 K: 1 S: 7	H: 2 LOB: 2 BB: 0 P: 7	R: 1 E: 0 K: 2 S: 10	H: 3 LOB: 2 BB: 0 P: 10	1B: 10 2B: 2 3B: 1 HR: 1	SF: 1 SAC: 0 DP: 0 HBP: 0	WP: 0 PB: 0 SB: 4 CS: 0	PA: 40								
PITCHER	IP	WLS	BF	H	R	ER	SO	BB	IBB	HBP	BLK	WP	HR	S	P	ERA	WHIP											
Bud Black, L (1, 1) ERA: 4.75	2.2	L	14	6	4	4	2	0	0	0	0	0	0	1	18	18	13.50	2.250										
Bill Castro, R (3, 1) ERA: 2.75	2.1		12	3	1	0	2	1	0	0	0	0	0	15	19	0.00	1.714											
Bob Tufts, L (6, 1) ERA: 3.0	3.0		14	5	1	1	4	0	0	0	0	0	0	22	22	3.00	1.667											

AB 30
R 2
H 3
RBI 2
BB 2
SO 9
LOB 5



WP: 0 PA: 32
PB: 0
SB: 0
CS: 0

AB 38
R 6
H 14
RBI 5
BB 1
SO 8
LOB 17



WP: 0 PA: 40
PB: 0
SB: 4
CS: 0

Batter	1	2	3	4	5	6	7	8	9	AB	R	H	RBI	BB	SO	LOB	TOP								
Willie Wilson, S OBP: 0.362, SLG: 0.441	1-3		E1		4-3			4-3	K	5	0	0	0	0	1	3	Kansas City Royals @ Seattle Mariners The Kingdome, Seattle, WA Tue Sep 07 1982, 10:05 PM EDT Att: 6,191 - Dome								
U L Washington, S OBP: 0.319, SLG: 0.375	B5-3		F5					F8		4	0	1	0	0	0	1									
George Brett, L OBP: 0.382, SLG: 0.544	K		F6						HR	4	1	1	1	0	2	2									
Hal McRae, R OBP: 0.373, SLG: 0.530			F8		F3			F9		4	0	0	0	0	0	0									
Willie Aikens, L OBP: 0.322, SLG: 0.412 Greg Pryor, R OBP: 0.314, SLG: 0.389					4-3			4-3		3	0	1	0	1	0	0									
Steve Hammond, L OBP: 0.280, SLG: 0.354 Jerry Martin, R OBP: 0.305, SLG: 0.370										3	0	1	0	0	1	1									
Mark Ryal, L OBP: 0.333, SLG: 0.333 Lee May, R OBP: 0.398, SLG: 0.513										3	0	1	0	0	1	1									
Frank White, R OBP: 0.317, SLG: 0.460										4	0	1	0	0	0	2									
John Wathan, R OBP: 0.350, SLG: 0.334										4	1	1	0	0	1	3									
Inning Stats	R: 0 E: 0 K: 1 S: 5	H: 0 LOB: 0 BB: 0 P: 5	R: 0 E: 0 K: 2 S: 8	H: 1 LOB: 1 BB: 0 P: 8	R: 1 E: 1 K: 0 S: 5	H: 1 LOB: 1 BB: 0 P: 5	R: 0 E: 0 K: 0 S: 5	H: 2 LOB: 2 BB: 0 P: 5	R: 0 E: 0 K: 1 S: 6	H: 1 LOB: 1 BB: 0 P: 6	R: 0 E: 0 K: 0 S: 3	H: 0 LOB: 0 BB: 0 P: 3	R: 0 E: 0 K: 0 S: 3	H: 0 LOB: 0 BB: 0 P: 3	R: 1 E: 0 K: 0 S: 4	H: 1 LOB: 0 BB: 0 P: 4		R: 0 E: 0 K: 3 S: 11	H: 2 LOB: 3 BB: 1 P: 15	1B: 5 2B: 2 3B: 0 HR: 1	SF: 0 SAC: 0 DP: 0 HBP: 0	WP: 0 PB: 0 SB: 0 CS: 0	PA: 37		
PITCHER	IP	WLS	BF	H	R	ER	SO	BB	IBB	HBP	BLK	WP	HR	S	P	ERA	WHIP								
Mike Moore, R ERA: 5.01	8.0	W	32	6	2	1	4	1	0	0	0	0	1	39	43	1.12	0.875								
Bryan Clark, L ERA: 3.14	0.0		1	1	0	0	0	0	0	0	0	0	0	1	1	∞	∞								
Bill Caudill, R ERA: 2.21	1.0	S	4	1	0	0	3	0	0	0	0	0	0	10	10	0.00	1.000								

Batter	1	2	3	4	5	6	7	8	9	AB	R	H	RBI	BB	SO	LOB	BOTTOM								
Julio Cruz, S OBP: 0.314, SLG: 0.315	HR	6-3			L7	F7		5-3		5	1	1	0	0	0	3	Kansas City Royals @ Seattle Mariners The Kingdome, Seattle, WA Tue Sep 07 1982, 10:05 PM EDT Att: 6,191 - Dome								
Dave Edler, R OBP: 0.338, SLG: 0.391 Manny Castillo, S OBP: 0.296, SLG: 0.336	K	F7			6-3			F8		3	0	0	0	0	1	2									
Bruce Bochte, L OBP: 0.375, SLG: 0.392 Joe Simpson, L OBP: 0.328, SLG: 0.368	HR									4	2	4	2	0	0	0									
Richie Zisk, R OBP: 0.364, SLG: 0.483	BB									3	1	2	2	1	1	1									
Al Cowens, R OBP: 0.335, SLG: 0.495	BB									2	0	2	1	2	0	0									
Gary Gray, R OBP: 0.330, SLG: 0.386 Dave Revering, L OBP: 0.292, SLG: 0.348	F9				G4-6-3					3	0	0	0	0	0	5									
Dave Henderson, R OBP: 0.345, SLG: 0.455	F7									4	0	0	0	0	0	2									
Jim Essian, R OBP: 0.341, SLG: 0.419										2	0	1	0	2	0	0									
Todd Cruz, R OBP: 0.244, SLG: 0.373	F7									4	0	0	0	0	0	3									
Inning Stats	R: 2 E: 0 K: 1 S: 8	H: 3 LOB: 2 BB: 1 P: 12	R: 0 E: 1 K: 0 S: 3	H: 0 LOB: 1 BB: 1 P: 7	R: 0 E: 0 K: 0 S: 2	H: 1 LOB: 2 BB: 2 P: 10	R: 0 E: 0 K: 0 S: 3	H: 0 LOB: 0 BB: 0 P: 3	R: 2 E: 0 K: 0 S: 6	H: 3 LOB: 1 BB: 0 P: 6	R: 0 E: 0 K: 0 S: 3	H: 0 LOB: 1 BB: 1 P: 7	R: 1 E: 0 K: 1 S: 7	H: 2 LOB: 2 BB: 0 P: 7	R: 0 E: 0 K: 0 S: 4	H: 1 LOB: 1 BB: 0 P: 4		1B: 5 2B: 3 3B: 0 HR: 2	SF: 0 SAC: 0 DP: 1 HBP: 0	WP: 0 PB: 0 SB: 2 CS: 1	PA: 37				
PITCHER	IP	WLS	BF	H	R	ER	SO	BB	IBB	HBP	BLK	WP	HR	S	P	ERA	WHIP								
Paul Spittorf, L ERA: 4.03	4.2	L	23	7	4	4	1	4	0	0	0	0	2	21	37	7.71	2.357								
Mike Armstrong, R ERA: 3.0	2.1		10	2	1	1	1	1	0	0	0	0	0	11	15	3.86	1.286								
Dan Quisenberry, R ERA: 2.68	1.0		4	1	0	0	0	0	0	0	0	0	0	4	4	0.00	1.000								

Batter	1	2	3	4	5	6	7	8	9	AB	R	H	RBI	BB	SO	LOB	TOP								
Willie Wilson, S OBP: 0.363, SLG: 0.440 (1, 8)										4	2	1	0	1	2	2	Kansas City Royals @ Seattle Mariners The Kingdome, Seattle, WA Wed Sep 08 1982, 10:05 PM EDT Att: 7,925 - Dome								
U L Washington, S OBP: 0.320, SLG: 0.373 (1, 6)										4	2	1	0	1	1	0									
George Brett, L OBP: 0.381, SLG: 0.544 (1, 5)										4	1	1	0	0	2	2									
Hal McRae, R OBP: 0.376, SLG: 0.536 (1, 10)										4	1	3	2	0	0	0									
Willie Aikens, L OBP: 0.322, SLG: 0.410 (1, 3)										4	0	1	1	0	2	2									
Steve Hammond, L OBP: 0.279, SLG: 0.350 (1, 9)										4	0	1	0	0	0	1									
Mark Ryal, L OBP: 0.167, SLG: 0.167 (8, PH) Jerry Martin, R OBP: 0.305, SLG: 0.369 (8, 7)										3	0	0	0	0	2	0									
Frank White, R OBP: 0.316, SLG: 0.457 (1, 4)										3	0	0	0	0	2	2									
John Wathan, R OBP: 0.352, SLG: 0.334 (1, 2)										3	0	1	0	1	0	1									
										3	0	1	0	1	0	1									
Inning Stats	R: 3 E: 1 K: 1 S: 7	H: 2 LOB: 0 BB: 1 P: 11	R: 0 E: 0 K: 3 S: 9	H: 0 LOB: 1 BB: 1 P: 13	R: 0 E: 0 K: 2 S: 8	H: 1 LOB: 1 BB: 0 P: 8	R: 0 E: 0 K: 0 S: 3	H: 0 LOB: 1 BB: 1 P: 7	R: 1 E: 1 K: 0 S: 3	H: 1 LOB: 0 BB: 1 P: 7	R: 0 E: 0 K: 1 S: 5	H: 0 LOB: 0 BB: 0 P: 5	R: 0 E: 0 K: 2 S: 7	H: 0 LOB: 0 BB: 0 P: 7	R: 2 E: 1 K: 1 S: 9	H: 4 LOB: 2 BB: 0 P: 9	R: 0 E: 0 K: 1 S: 5	H: 1 LOB: 0 BB: 0 P: 5	1B: 7 2B: 2 3B: 1 HR: 0	SF: 0 SAC: 0 DP: 3 HBP: 0	WP: 0 PB: 0 SB: 2 CS: 0	PA: 38			
PITCHER	IP	WLS	BF	H	R	ER	SO	BB	IBB	HBP	BLK	WP	HR	S	P	ERA	WHIP								
Jim Beattie, R ERA: 3.11 (1, 1)	6.0	L	25	4	4	3	7	4	0	0	0	0	0	35	51	4.50	1.333								
Mike Stanton, R ERA: 3.8 (7, 1)	1.0		6	3	2	2	2	0	0	0	0	0	0	10	10	18.00	3.000								
Bryan Clark, L ERA: 3.07 (8, 1)	2.0		7	2	0	0	2	0	0	0	0	0	0	11	11	0.00	1.000								


AB 34
R 6
H 9
RBI 3
BB 4
SO 11
LOB 12




Batter	1	2	3	4	5	6	7	8	9	AB	R	H	RBI	BB	SO	LOB	BOTTOM								
Julio Cruz, S OBP: 0.311, SLG: 0.312 (1, 4)										4	0	0	0	0	1	0	Kansas City Royals @ Seattle Mariners The Kingdome, Seattle, WA Wed Sep 08 1982, 10:05 PM EDT Att: 7,925 - Dome								
Dave Edler, R OBP: 0.333, SLG: 0.384 (1, 5)										4	0	1	0	0	0	0									
Bruce Bochte, L OBP: 0.376, SLG: 0.391 (1, 7)										3	0	1	0	1	1	0									
Richie Zisk, R OBP: 0.363, SLG: 0.483 (1, 10)										4	1	1	0	0	0	3									
Al Cowens, R OBP: 0.334, SLG: 0.499 (1, 9)										4	1	1	2	0	1	3									
Gary Gray, R OBP: 0.326, SLG: 0.381 (1, 3)										3	0	0	0	0	1	0									
Dave Henderson, R OBP: 0.342, SLG: 0.450 (1, 8)										3	0	0	0	0	1	0									
Jim Essian, R OBP: 0.341, SLG: 0.417 (1, 2)										3	0	1	0	0	1	0									
Todd Cruz, R OBP: 0.242, SLG: 0.370 (1, 6)										3	0	0	0	0	0	1									
Inning Stats	R: 0 E: 0 K: 0 S: 5	H: 2 LOB: 2 BB: 0 P: 5	R: 0 E: 0 K: 1 S: 5	H: 0 LOB: 0 BB: 0 P: 5	R: 0 E: 0 K: 0 S: 3	H: 0 LOB: 0 BB: 0 P: 3	R: 2 E: 0 K: 1 S: 7	H: 2 LOB: 0 BB: 0 P: 7	R: 0 E: 0 K: 1 S: 5	H: 0 LOB: 0 BB: 0 P: 5	R: 0 E: 0 K: 0 S: 3	H: 0 LOB: 0 BB: 0 P: 3	R: 0 E: 0 K: 2 S: 7	H: 0 LOB: 0 BB: 0 P: 7	R: 0 E: 0 K: 0 S: 3	H: 1 LOB: 0 BB: 0 P: 3	R: 0 E: 0 K: 1 S: 5	H: 0 LOB: 1 BB: 1 P: 9	1B: 3 2B: 1 3B: 0 HR: 1	SF: 0 SAC: 0 DP: 1 HBP: 0	WP: 0 PB: 0 SB: 0 CS: 0	PA: 32			
PITCHER	IP	WLS	BF	H	R	ER	SO	BB	IBB	HBP	BLK	WP	HR	S	P	ERA	WHIP								
Vida Blue, L ERA: 3.55 (1, 1)	9.0	W	32	5	2	2	6	1	0	0	0	0	1	43	47	2.00	0.667								

AB 31
R 2
H 5
RBI 2
BB 1
SO 6
LOB 7



Batter	1	2	3	4	5	6	7	8	9	AB	R	H	RBI	BB	SO	LOB	TOP										
Bobby Mitchell, L OBP: 0.334, SLG: 0.298 (1, 8)	0-3 K		0-0 4-3			0-0 1-3	0-0 1B		0-0 3-1	5	0	1	2	0	1	0	Minnesota Twins @ Kansas City Royals Royals Stadium, Kansas City, MO Fri Sep 10 1982, 8:05 PM EDT Att: 30,030 - Unknown - 84 F AB 34 R 5 H 6 RBI 5 BB 3 SO 5 LOB 13 										
Ron Washington, R OBP: 0.284, SLG: 0.366 (1, 4)	0-0 5-3			0-0 4-3			E5 F4			4	1	0	0	0	0	2											
Tom Brunansky, R OBP: 0.392, SLG: 0.488 (1, 9)	0-0 2B			0-0 F8			4-0 1-2 HR BB	4-0 1B BB		2	1	1	0	2	0	0											
Gary Ward, R OBP: 0.332, SLG: 0.531 (1, 7)	0-3 K			0-0 F5			0-0 1-2 HR	0-3 K		4	1	1	3	0	2	2											
Gary Gaetti, R OBP: 0.277, SLG: 0.443 (1, 5)		0-0 F4			0-0 5-3		0-0 2B 1B	0-0 1B		4	1	2	0	0	0	0											
Mickey Hatcher, R OBP: 0.265, SLG: 0.331 (1, 10)		0-0 6-3			0-0 5-3		0-0 1-3 1B	0-0 F8		4	1	1	0	0	0	2											
Greg Wells, R OBP: 0.158, SLG: 0.111 (1, 3)		0-0 L6			0-0 4-3		0-0 F2	0-0 F9		4	0	0	0	0	0	4											
Tim Laudner, R OBP: 0.336, SLG: 0.389 (1, 2)			0-3 K			0-0 5-3	4-0 1B IBB	0-3 K		3	0	0	0	1	2	0											
Lenny Faedo, R OBP: 0.275, SLG: 0.305 (1, 6)			0-0 4-3			0-0 6-3	0-0 F4	0-0 F2		4	0	0	0	0	0	3											
Inning Stats	R: 0 E: 0 K: 2 S: 8	H: 1 LOB: 1 BB: 0 P: 8	R: 0 E: 0 K: 0 S: 3	H: 0 LOB: 0 BB: 0 P: 3	R: 0 E: 0 K: 1 S: 5	H: 0 LOB: 0 BB: 0 P: 5	R: 0 E: 0 K: 0 S: 3	H: 0 LOB: 0 BB: 0 P: 3	R: 0 E: 0 K: 0 S: 3	H: 0 LOB: 0 BB: 0 P: 3	R: 5 E: 1 K: 0 S: 8	H: 4 LOB: 2 BB: 2 P: 16	R: 0 E: 0 K: 1 S: 6	H: 1 LOB: 2 BB: 1 P: 10	R: 0 E: 0 K: 1 S: 5	H: 0 LOB: 0 BB: 0 P: 5	1B: 3 2B: 2 3B: 0 HR: 1	SF: 0 SAC: 0 DP: 0 HBP: 0	WP: 0 PB: 0 SB: 0 CS: 0	PA: 37							
PITCHER	IP	WLS	BF	H	R	ER	SO	BB	IBB	HBP	BLK	WP	HR	S	P	ERA	WHIP										
Larry Gura, L ERA: 3.93 (1, 1)	6.0	L	24	4	5	2	3	1	0	0	0	0	1	29	33	3.00	0.833										
Mike Armstrong, R ERA: 2.94 (7, 1)	2.0		10	2	0	0	1	1	1	0	0	0	0	10	18	0.00	1.500										
Don Hood, L ERA: 3.07 (9, 1)	1.0		3	0	0	0	1	0	0	0	0	0	0	5	5	0.00	0.000										

Batter	1	2	3	4	5	6	7	8	9	AB	R	H	RBI	BB	SO	LOB	BOTTOM										
Willie Wilson, S OBP: 0.364, SLG: 0.440 (1, 8)	0-0 G3		0-0 4-3			0-0 F8 SH5-3 1B		0-0 FC4-6 1B		4	0	2	0	0	0	0	Minnesota Twins @ Kansas City Royals Royals Stadium, Kansas City, MO Fri Sep 10 1982, 8:05 PM EDT Att: 30,030 - Unknown - 84 F AB 27 R 0 H 4 RBI 0 BB 6 SO 2 LOB 15 										
U L Washington, S OBP: 0.316, SLG: 0.370 (1, 6)	0-0 F7			0-0 3-1		0-0 SH5-3		0-0 FC4-6		3	0	0	0	0	0	1											
George Brett, L OBP: 0.384, SLG: 0.543 (1, 5)	4-0 BB			4-0 S BB		4-0 BB		0-0 F7		1	0	0	0	3	0	1											
Hal McRae, R OBP: 0.373, SLG: 0.532 (1, 10)	0-0 F9			0-3 K		0-0 F8		0-3 K		4	0	0	0	0	2	4											
Willie Aikens, L OBP: 0.325, SLG: 0.411 (1, 3)		4-0 BB		4-0 BB		0-0 L7		0-0 1B		2	0	1	0	2	0	2											
Steve Hammond, L OBP: 0.269, SLG: 0.337 (1, 9)		0-0 G6-3		0-0 4-3		0-0 4-3		0-0 F8		4	0	0	0	0	0	4											
Frank White, R OBP: 0.313, SLG: 0.453 (1, 4)		0-0 F7			0-0 5-3		0-0 F9		0-0 F8	4	0	0	0	0	0	1											
John Wathan, R OBP: 0.354, SLG: 0.335 (1, 2)			4-0 CS BB		0-0 F2 1B		0-0 5-3			2	0	1	0	1	0	0											
Mark Ryal, L OBP: 0.111, SLG: 0.111 (1, 7)			0-0 F9		0-0 F2		0-0 F8			3	0	0	0	0	0	2											
Inning Stats	R: 0 E: 0 K: 0 S: 3	H: 0 LOB: 1 BB: 1 P: 7	R: 0 E: 0 K: 0 S: 2	H: 0 LOB: 0 BB: 1 P: 6	R: 0 E: 0 K: 1 S: 5	H: 0 LOB: 0 BB: 2 P: 13	R: 0 E: 0 K: 0 S: 4	H: 1 LOB: 2 BB: 1 P: 8	R: 0 E: 0 K: 0 S: 3	H: 0 LOB: 0 BB: 0 P: 3	R: 0 E: 0 K: 0 S: 4	H: 1 LOB: 1 BB: 0 P: 4	R: 0 E: 0 K: 1 S: 6	H: 1 LOB: 1 BB: 0 P: 6	1B: 4 2B: 0 3B: 0 HR: 0	SF: 0 SAC: 1 DP: 1 HBP: 0	WP: 0 PB: 0 SB: 1 CS: 1	PA: 34									
PITCHER	IP	WLS	BF	H	R	ER	SO	BB	IBB	HBP	BLK	WP	HR	S	P	ERA	WHIP										
Bobby Castillo, R ERA: 4.04 (1, 1)	9.0	W	34	4	0	0	2	6	0	0	0	0	0	32	56	0.00	1.111										

Batter	1	2	3	4	5	6	7	8	9	AB	R	H	RBI	BB	SO	LOB	TOP										
Bobby Mitchell, L OBP: 0.333, SLG: 0.297 (1, 8)	F6		4-3		1B	1-4-3			F8	5	0	1	0	0	0	1											
Ron Washington, R OBP: 0.283, SLG: 0.364 (1, 4)	F9		F9		BB				4-3	5	0	1	0	0	0	0											
Tom Brunansky, R OBP: 0.388, SLG: 0.482 (1, 9)	K			5-3	L6				F4	5	0	0	0	0	1	2											
Gary Ward, R OBP: 0.333, SLG: 0.536 (1, 7)		HR		6-3	1-2				E5	3	1	1	1	1	0	0											
Randy Bush, L OBP: 0.308, SLG: 0.403 (1, 10)	3-1			BB	L4				FC4	4	1	2	0	0	0	3											
Gary Gaetti, R OBP: 0.279, SLG: 0.442 (1, 5)				1B	BB				FC4	3	0	1	0	1	1	2											
Greg Wells, R OBP: 0.174, SLG: 0.136 (1, 3)	F4			FC5-4	1B				K	4	0	1	1	0	1	1											
Tim Laudner, R OBP: 0.334, SLG: 0.391 (1, 2)	F6			FC5-4	1B				6-3	4	1	1	0	0	0	3											
Lenny Faedo, R OBP: 0.275, SLG: 0.304 (1, 6)			6-3						6-3	4	0	1	1	0	0	0											
Inning Stats	R: 0 E: 0 K: 1 S: 5	H: 0 LOB: 0 BB: 0 P: 5	R: 1 E: 0 K: 0 S: 5	H: 2 LOB: 1 BB: 0 P: 5	R: 0 E: 0 K: 0 S: 3	H: 0 LOB: 0 BB: 0 P: 3	R: 1 E: 0 K: 0 S: 5	H: 2 LOB: 2 BB: 1 P: 9	R: 0 E: 0 K: 1 S: 7	H: 2 LOB: 3 BB: 1 P: 9	R: 0 E: 1 K: 0 S: 5	H: 1 LOB: 2 BB: 0 P: 5	R: 0 E: 0 K: 1 S: 5	H: 0 LOB: 0 BB: 0 P: 5	R: 0 E: 0 K: 0 S: 3	H: 0 LOB: 0 BB: 0 P: 3	1B: 7 2B: 1 3B: 0 HR: 1	SF: 0 SAC: 0 DP: 0 HBP: 0	WP: 0 PB: 0 SB: 0 CS: 0	PA: 39							
PITCHER	IP	WLS	BF	H	R	ER	SO	BB	IBB	HBP	BLK	WP	HR	S	P	ERA	WHIP										
Dennis Leonard, R ERA: 4.89 (1, 1)	7.0	W	33	9	3	3	2	2	0	0	0	0	1	35	43	3.86	1.571										
Dan Quisenberry, R ERA: 2.63 (8, 1)	2.0		6	0	0	0	1	0	0	0	0	0	0	8	8	0.00	0.000										

Minnesota Twins @ Kansas City Royals
 Royals Stadium, Kansas City, MO
 Sat Sep 11 1982, 8:05 PM EDT
 Att: 32,961 - Unknown

AB 37
 R 3
 H 9
 RBI 3
 BB 2
 SO 3
 LOB 12



Batter	1	2	3	4	5	6	7	8	9	AB	R	H	RBI	BB	SO	LOB	BOTTOM										
Willie Wilson, S OBP: 0.364, SLG: 0.440 (1, 7)	G3	K		FC6-4	F6			SF9		5	0	2	1	0	1	3											
U L Washington, S OBP: 0.319, SLG: 0.372 (1, 6)	S		S	FC6-4		F7		F6		4	2	1	0	1	0	4											
George Brett, L OBP: 0.388, SLG: 0.543 (1, 5)	L5-3		F4		WP					3	1	2	1	2	0	1											
Amos Otis, R OBP: 0.331, SLG: 0.412 (1, 8)	L5-3		6-3		WP			SF9		4	1	1	2	0	1	2											
Hal McRae, R OBP: 0.372, SLG: 0.534 (1, 10)		HR	F8		K			F8		5	1	1	1	0	1	5											
Frank White, R OBP: 0.315, SLG: 0.453 (1, 4)	F5			CS	1B			F7		4	1	2	2	0	0	0											
Willie Aikens, L OBP: 0.325, SLG: 0.409 (1, 3)	E3		K		K			6-3		4	1	1	0	0	1	1											
Jerry Martin, R OBP: 0.306, SLG: 0.371 (1, 9)				BB	SF8			F8		3	1	2	1	0	0	0											
John Wathan, R OBP: 0.358, SLG: 0.341 (1, 2)	FC6			1B				1B		2	1	1	1	2	0	2											
Inning Stats	R: 1 E: 0 K: 0 S: 3	H: 1 LOB: 1 BB: 1 P: 7	R: 1 E: 1 K: 1 S: 8	H: 2 LOB: 2 BB: 0 P: 8	R: 1 E: 0 K: 0 S: 4	H: 1 LOB: 0 BB: 0 P: 4	R: 1 E: 0 K: 1 S: 7	H: 3 LOB: 2 BB: 1 P: 11	R: 4 E: 0 K: 1 S: 10	H: 5 LOB: 1 BB: 0 P: 10	R: 0 E: 0 K: 1 S: 5	H: 0 LOB: 1 BB: 1 P: 9	R: 0 E: 0 K: 0 S: 3	H: 0 LOB: 0 BB: 0 P: 3	R: 1 E: 0 K: 0 S: 4	H: 1 LOB: 2 BB: 2 P: 12	1B: 10 2B: 3 3B: 1 HR: 1	SF: 2 SAC: 0 DP: 2 HBP: 0	WP: 1 PB: 0 SB: 3 CS: 1	PA: 41							
PITCHER	IP	WLS	BF	H	R	ER	SO	BB	IBB	HBP	BLK	WP	HR	S	P	ERA	WHIP										
Frank Viola, L ERA: 5.03 (1, 1)	4.0	L	22	9	6	6	2	2	0	0	0	0	1	24	32	13.50	2.750										
Terry Felton, R ERA: 4.84 (5, 1)	2.0		10	3	2	2	2	1	0	0	0	1	0	13	17	9.00	2.000										
Don Cooper, R ERA: 16.88 (7, 1)	2.0		9	1	1	1	0	1	1	0	0	0	0	7	15	4.50	1.000										

Minnesota Twins @ Kansas City Royals
 Royals Stadium, Kansas City, MO
 Sat Sep 11 1982, 8:05 PM EDT
 Att: 32,961 - Unknown

AB 34
 R 9
 H 13
 RBI 9
 BB 5
 SO 4
 LOB 18



Batter	1	2	3	4	5	6	7	8	9	AB	R	H	RBI	BB	SO	LOB	TOP																	
Bobby Mitchell, L (1, 8) OBP: 0.329, SLG: 0.293	0-0 6-3	0-0 3-1		0-0 FC6-4 1B 2B	0-0 4-3			0-0 4-3		5	1	0	1	0	0	4	Minnesota Twins @ Kansas City Royals Royals Stadium, Kansas City, MO Sun Sep 12 1982, 4:33 AM EDT Att: 32,363 - Unknown																	
Ron Washington, R (1, 4) OBP: 0.285, SLG: 0.363	4-0 1B BB	0-0 4-3		0-0 1B 2B	0-0 6-3			0-0 F4		4	1	1	0	1	0	3																		
Tom Brunansky, R (1, 9) OBP: 0.388, SLG: 0.481	0-0 F9		0-0 S BB SF9	0-0 2B SF7 1B		0-0 L7		0-3 K		5	2	2	0	0	1	1																		
Gary Ward, R (1, 7) OBP: 0.338, SLG: 0.540	0-0 1-3 1B		4-0 1B BB	0-0 SF7 HR 2B		0-0 FC5-4 1B			0-0 6-3	4	1	3	2	1	0	0																		
Gary Gaetti, R (1, 5) OBP: 0.276, SLG: 0.439	0-3 K		0-0 SF9	0-0 SF7		0-3 K			0-0 F9	3	0	0	2	0	2	3																		
Mickey Hatcher, R (1, 10) OBP: 0.285, SLG: 0.341		0-0 6-3		0-0 F9		0-0 FC5-4			0-0 1-3	4	1	1	2	0	0	2																		
Randy Bush, L (9, PH) OBP: 0.304, SLG: 0.397										1	0	0	0	0	0	0																		
Greg Wells, R (1, 3) OBP: 0.222, SLG: 0.231		0-0 E 3-1 2B		0-0 FC6 1B					0-0 F7	4	1	2	0	0	1	0																		
Sal Butera, R (1, 2) OBP: 0.374, SLG: 0.292		1-0 3-1 E HBP		0-0 FC6 1B					0-0 G6-3	2	0	1	0	0	0	2																		
Randy Johnson, L (7, PH) OBP: 0.326, SLG: 0.420										1	0	1	0	0	0	0																		
Ray Smith, R (7, 2)										0	0	0	0	0	0	0																		
Lenny Faedo, R (1, 6) OBP: 0.274, SLG: 0.303		0-0 E6 3-1		0-0 FC6-4 1B	0-0 FC5-4			0-0 G6-3		4	0	1	0	0	0	4																		
Inning Stats	R: 0 E: 0 K: 1 S: 6	H: 1 LOB: 2 BB: 1 P: 10	R: 1 E: 1 K: 0 S: 5	H: 1 LOB: 2 BB: 0 P: 6	R: 1 E: 0 K: 0 S: 5	H: 2 LOB: 2 BB: 1 P: 9	R: 5 E: 0 K: 1 S: 10	H: 5 LOB: 0 BB: 0 P: 10	R: 0 E: 0 K: 0 S: 4	H: 1 LOB: 1 BB: 0 P: 4	R: 0 E: 0 K: 1 S: 6	H: 1 LOB: 1 BB: 0 P: 6	R: 0 E: 0 K: 0 S: 3	H: 1 LOB: 0 BB: 0 P: 3	R: 0 E: 0 K: 0 S: 5	H: 0 LOB: 0 BB: 0 P: 5	R: 0 E: 0 K: 0 S: 3	H: 0 LOB: 0 BB: 0 P: 3	1B: 9 2B: 2 3B: 0 HR: 1	SF: 2 SAC: 0 DP: 1 HBP: 1	WP: 0 PB: 0 SB: 1 CS: 0	PA: 42												
PITCHER	IP WLS BF H R ER SO BB IBB HBP BLK WP HR S P ERA WHIP																																	
Paul Spittorf, L (1, 1) ERA: 4.18	3.1	21	7	5	4	1	2	0	0	1	0	0	0	0	20	29	10.80	2.700																
Mike Armstrong, R (4, 1) ERA: 3.1	0.2	4	2	2	2	1	0	0	0	0	0	0	1	6	6	27.00	3.000																	
Bob Tufts, L (5, 1) ERA: 1.8	2.0	W	8	2	0	0	1	0	0	0	0	0	0	10	10	0.00	1.000																	
Dan Quisenberry, R (7, 1) ERA: 2.96	3.0	S	9	1	0	0	1	0	0	0	0	0	0	11	11	0.00	0.333																	

Batter	1	2	3	4	5	6	7	8	9	AB	R	H	RBI	BB	SO	LOB	BOTTOM																
Willie Wilson, S (1, 7) OBP: 0.368, SLG: 0.439	0-3 K		0-3 K	0-0 1-3 1B		4-0 WP S 1B BB	4-0 1B BB	4-0 2B SF8 BB		3	3	1	0	3	2	0	Minnesota Twins @ Kansas City Royals Royals Stadium, Kansas City, MO Sun Sep 12 1982, 4:33 AM EDT Att: 32,363 - Unknown																
Mark Ryal, L (9, 7) OBP: 0.111, SLG: 0.111										0	0	0	0	0	0	0																	
U L Washington, S (1, 6) OBP: 0.304, SLG: 0.377	0-0 E S 1B		0-3 K	0-3 K		4-0 WP 1B BB	0-0 1B BB	0-0 SF8 2B		5	3	3	2	1	2	2																	
Buddy Biancalana, S (9, 6)										0	0	0	0	0	0	0																	
George Brett, L (1, 5) OBP: 0.387, SLG: 0.541	0-0 F5		0-0 F9		0-0 G3	4-0 1B SF9 IBB	0-0 1B	0-0 SF8		4	1	1	2	1	0	1																	
Onix Conception, R (9, 4) OBP: 0.271, SLG: 0.302										0	0	0	0	0	0	0																	
Amos Otis, R (1, 8) OBP: 0.334, SLG: 0.413	0-0 6-3			0-0 F8 4-3 1B	4-0 2B BB	0-0 S 1B	0-0 1B	0-0 FC6-4		3	2	2	2	1	0	1																	
Cesar Geronimo, L (6, PR) OBP: 0.310, SLG: 0.500										2	1	2	2	0	0	0																	
Hal McRae, R (1, 10) OBP: 0.371, SLG: 0.532		0-3 K		0-0 4-3 2B 1B	0-0 F9	0-0 SF9	0-0 FC6-4	4-0 BB BB		4	1	1	1	1	1	3																	
Frank White, R (1, 4) OBP: 0.316, SLG: 0.461										5	2	2	2	0	1	3																	
Greg Pryor, R (8, PH) OBP: 0.312, SLG: 0.386										1	0	0	0	0	0	1																	
Willie Aikens, L (1, 3) OBP: 0.328, SLG: 0.425		0-0 HR		0-0 4-3	0-0 2B	0-0 F8	0-0 F8	0-0 HR		5	2	3	4	0	0	1																	
Ron Johnson, R (9, 3)										0	0	0	0	0	0	0																	
Jerry Martin, R (1, 9) OBP: 0.309, SLG: 0.378		0-0 2B		0-0 1B	0-0 2B	0-0 F3	0-0 F4	0-0 BB 2B		5	2	3	1	0	0	1																	
John Wathan, R (1, 2) OBP: 0.358, SLG: 0.345		0-3 K2-3		0-0 1B	0-0 2B	0-0 F9	0-0 1B	0-0 F4		5	1	2	1	0	1	2																	
Don Slaught, R (9, 2) OBP: 0.339, SLG: 0.413										0	0	0	0	0	0	0																	
Inning Stats	R: 0 E: 0 K: 1 S: 6	H: 1 LOB: 1 BB: 0 P: 6	R: 1 E: 0 K: 3 S: 11	H: 2 LOB: 0 BB: 0 P: 11	R: 0 E: 0 K: 2 S: 7	H: 0 LOB: 0 BB: 0 P: 7	R: 3 E: 0 K: 1 S: 10	H: 5 LOB: 2 BB: 0 P: 10	R: 2 E: 0 K: 0 S: 5	H: 2 LOB: 1 BB: 1 P: 9	R: 3 E: 0 K: 0 S: 4	H: 1 LOB: 2 BB: 3 P: 16	R: 3 E: 0 K: 0 S: 7	H: 4 LOB: 1 BB: 1 P: 11	R: 6 E: 0 K: 0 S: 8	H: 5 LOB: 1 BB: 2 P: 16	1B: 11 2B: 5 3B: 0 HR: 4	SF: 2 SAC: 0 DP: 0 HBP: 0	WP: 2 PB: 0 SB: 3 CS: 0	PA: 51													
PITCHER	IP WLS BF H R ER SO BB IBB HBP BLK WP HR S P ERA WHIP																																
Brad Havens, L (1, 1) ERA: 4.58	3.2	18	7	4	4	1	3	0	0	0	0	0	0	10	22	21.60	3.600																
Terry Felton, R (4, 1) ERA: 5.09	1.2	L	11	3	4	4	1	3	0	0	0	0	0	10	22	21.60	3.600																
Jeff Little, L (6, 1) ERA: 4.41	0.0	1	0	0	0	0	0	0	1	0	0	4	∞	∞	∞	∞																	
Ron Davis, R (6, 1) ERA: 4.74	1.2	11	5	4	4	0	1	0	0	0	0	0	0	10	14	21.60	3.600																
John Pacella, R (8, 1) ERA: 6.94	1.0	10	5	6	6	0	2	0	0	0	0	1	3	8	16	54.00	7.000																

AB	37
R	7
H	12
RBI	7
BB	2
SO	4
LOB	19



AB	42
R	18
H	20
RBI	17
BB	7
SO	7
LOB	15

Batter	1	2	3	4	5	6	7	8	9	AB	R	H	RBI	BB	SO	LOB	TOP				
Julio Cruz, S OBP: 0.307, SLG: 0.310 Gary Gray, R OBP: 0.325, SLG: 0.380 Manny Castillo, S OBP: 0.299, SLG: 0.339	F9		4-3			K		K		3	0	0	0	0	1	1	Seattle Mariners @ Kansas City Royals Royals Stadium, Kansas City, MO Mon Sep 13 1982, 8:05 PM EDT Att: 19,508 - Unknown				
Bobby Brown, S OBP: 0.276, SLG: 0.306	K			WP BB		F		6-3	3	0	1	0	1	1	0						
Al Cowens, R OBP: 0.331, SLG: 0.491 John Moses, S OBP: 0.333, SLG: 0.455	F9			F7		E5		5-3	3	0	0	0	0	0	2						
Richie Zisk, R OBP: 0.361, SLG: 0.479	F9			F7		F8		5-3	4	0	0	0	0	0	3						
Dave Henderson, R OBP: 0.334, SLG: 0.449	K			5-3		F8			3	0	0	0	0	1	1						
Jim Essian, R OBP: 0.324, SLG: 0.396 Orlando Mercado, R (7.2)	F8				5-3		K		3	0	0	0	0	1	0						
Jim Maler, R OBP: 0.282, SLG: 0.349			F3		5-3		F9		3	0	0	0	0	0	0						
Todd Cruz, R OBP: 0.243, SLG: 0.369 Paul Serna, R OBP: 0.226, SLG: 0.275			K		F3		F2		2	0	0	0	0	1	0						
Dave Edler, R OBP: 0.322, SLG: 0.359						F3		6-3	2	0	0	0	1	0	0						
Inning Stats	R: 0 E: 0 K: 1 S: 5	H: 0 LOB: 0 BB: 0 P: 5	R: 0 E: 0 K: 1 S: 5	H: 0 LOB: 0 BB: 1 P: 5	R: 0 E: 0 K: 1 S: 5	H: 0 LOB: 1 BB: 1 P: 9	R: 0 E: 0 K: 0 S: 3	H: 0 LOB: 1 BB: 1 P: 7	R: 0 E: 0 K: 0 S: 3	H: 0 LOB: 0 BB: 0 P: 3	R: 0 E: 1 K: 1 S: 7	H: 1 LOB: 2 BB: 0 P: 7	R: 0 E: 0 K: 1 S: 5	H: 0 LOB: 0 BB: 0 P: 5	R: 0 E: 0 K: 0 S: 3	H: 0 LOB: 0 BB: 0 P: 3		1B: 1 2B: 0 3B: 0 HR: 0	SF: 0 SAC: 0 DP: 0 HBP: 0	WP: 1 PB: 0 SB: 0 CS: 0	PA: 31
PITCHER Vida Blue, L ERA: 3.36	IP: 9.0 WLS: W BF: 31 H: 1 R: 0 ER: 0 SO: 6 BB: 2 IBB: 0 HBP: 0 BLK: 0 WP: 1 HR: 0 S: 41 P: 49 ERA: 0.00 WHIP: 0.333															PITCHER					

Batter	1	2	3	4	5	6	7	8	9	AB	R	H	RBI	BB	SO	LOB	BOTTOM				
Willie Wilson, S OBP: 0.372, SLG: 0.441	E 1B	S BB			4-3		1B WP 1B			4	0	3	1	1	0	2	Seattle Mariners @ Kansas City Royals Royals Stadium, Kansas City, MO Mon Sep 13 1982, 8:05 PM EDT Att: 19,508 - Unknown				
U L Washington, S OBP: 0.323, SLG: 0.375	F5	6-3		G3		F7	1B		5	0	1	1	0	0	3						
George Brett, L OBP: 0.385, SLG: 0.536	4-3		F9		K	F8	IBB		4	0	0	0	1	1	1						
Hal McRae, R OBP: 0.372, SLG: 0.535	L1		F8		1B 3B	1B	F8		5	1	2	0	0	0	4						
Willie Aikens, L OBP: 0.335, SLG: 0.438		HR	1B BB		BB 1B 1B	1B	G5-4-3 1B		4	2	4	2	1	0	0						
Frank White, R OBP: 0.317, SLG: 0.461 Onix Concepcion, R OBP: 0.270, SLG: 0.301		1B 1B	1B		6-3	F5	G5-4-3 1-2		4	1	2	0	0	0	3						
John Wathan, R OBP: 0.317, SLG: 0.347 Don Slaught, R OBP: 0.336, SLG: 0.409		S 1B 1B		5-3 1B 1B	BB 1B BB	K	5-3		3	3	2	0	1	1	0						
Jerry Martin, R OBP: 0.311, SLG: 0.377		S 1B 1B		5-3 1B 1B	BB 1B BB	F4			3	0	1	2	1	0	1						
Cesar Geronimo, L OBP: 0.318, SLG: 0.500	6-3		F9		1-3 2-H 3-H	1B	WP 1B 1B		4	1	2	2	0	0	1						
Inning Stats	R: 0 E: 1 K: 0 S: 4	H: 1 LOB: 1 BB: 0 P: 4	R: 3 E: 0 K: 0 S: 6	H: 4 LOB: 1 BB: 1 P: 10	R: 0 E: 0 K: 0 S: 3	H: 1 LOB: 2 BB: 1 P: 7	R: 1 E: 0 K: 0 S: 5	H: 2 LOB: 1 BB: 0 P: 5	R: 3 E: 0 K: 1 S: 8	H: 3 LOB: 2 BB: 2 P: 16	R: 0 E: 0 K: 0 S: 5	H: 2 LOB: 2 BB: 0 P: 5	R: 1 E: 0 K: 1 S: 8	H: 3 LOB: 3 BB: 1 P: 12	R: 0 E: 0 K: 0 S: 3	H: 1 LOB: 0 BB: 0 P: 3		1B: 15 2B: 0 3B: 1 HR: 1	SF: 0 SAC: 0 DP: 1 HBP: 0	WP: 1 PB: 0 SB: 2 CS: 0	PA: 43
PITCHER Mike Moore, R ERA: 5.26 Bryan Clark, L ERA: 3.16 Ed Nunez, R ERA: 4.5 Larry Andersen, R ERA: 5.77 Ron Musselman, R ERA: 4.22	IP: 12.0 WLS: L BF: 23 H: 10 R: 6 ER: 6 SO: 1 BB: 2 IBB: 0 HBP: 0 BLK: 0 WP: 0 HR: 1 S: 23 P: 31 ERA: 12.46 WHIP: 2.769															PITCHER					

AB	29
R	0
H	1
RBI	0
BB	2
SO	6
LOB	7



Batter	1	2	3	4	5	6	7	8	9	AB	R	H	RBI	BB	SO	LOB	TOP			
Joe Simpson, L OBP: 0.327, SLG: 0.371 (1, 7)										4	0	1	0	0	2	3	Seattle Mariners @ Kansas City Royals Royals Stadium, Kansas City, MO Tue Sep 14 1982, 8:05 PM EDT Att: 16,826 - Unknown			
Manny Castillo, S OBP: 0.296, SLG: 0.336 (1, 5)										4	0	0	0	0	0	2				
Bruce Bochte, L OBP: 0.378, SLG: 0.398 (1, 3)										4	1	1	0	0	0	1				
Richie Zisk, R OBP: 0.358, SLG: 0.475 (1, 10)										4	0	0	1	0	0	1				
Al Cowens, R OBP: 0.330, SLG: 0.488 (1, 9)										3	0	0	0	1	0	0				
Rick Sweet, S OBP: 0.300, SLG: 0.322 (1, 2)										2	1	1	0	0	0	0				
Jim Essian, R OBP: 0.327, SLG: 0.397 (6, 2)										2	0	1	0	0	0	0				
Dave Henderson, R OBP: 0.336, SLG: 0.448 (1, 8)										3	0	1	0	1	0	0				
Todd Cruz, R OBP: 0.243, SLG: 0.368 (1, 6)										4	0	1	0	0	1	3				
Julio Cruz, S OBP: 0.307, SLG: 0.308 (1, 4)										2	0	0	1	1	1	2				
Inning Stats	R: 0 E: 0 K: 0 S: 4	H: 1 LOB: 1 BB: 0 P: 4	R: 1 E: 0 K: 1 S: 8	H: 3 LOB: 2 BB: 0 P: 8	R: 0 E: 0 K: 0 S: 3	H: 0 LOB: 0 BB: 0 P: 3	R: 0 E: 0 K: 0 S: 3	H: 0 LOB: 1 BB: 1 P: 7	R: 1 E: 0 K: 0 S: 4	H: 2 LOB: 2 BB: 2 P: 12	R: 0 E: 0 K: 0 S: 7	H: 0 LOB: 0 BB: 0 P: 7	R: 0 E: 0 K: 1 S: 5	H: 0 LOB: 0 BB: 0 P: 5	R: 0 E: 0 K: 1 S: 5	H: 0 LOB: 0 BB: 0 P: 5	1B: 4 2B: 2 3B: 0 HR: 0	SF: 0 SAC: 0 DP: 1 HBP: 0	WP: 1 PB: 0 SB: 2 CS: 0	PA: 35
PITCHER	IP WLS BF H R ER SO BB IBB HBP BLK WP HR S P ERA WHIP																			
Bill Castro, R ERA: 2.8 (1, 1)	5.1 W 23 5 2 2 1 2 2 0 0 0 1 0 23 31 3.38 1.312																			
Bob Tufts, L ERA: 1.04 (6, 1)	3.2 S 12 1 0 0 3 1 0 0 0 0 0 0 17 21 0.00 0.545																			

Batter	1	2	3	4	5	6	7	8	9	AB	R	H	RBI	BB	SO	LOB	BOTTOM			
Willie Wilson, S OBP: 0.371, SLG: 0.440 (1, 7)										4	1	1	0	0	1	1	Seattle Mariners @ Kansas City Royals Royals Stadium, Kansas City, MO Tue Sep 14 1982, 8:05 PM EDT Att: 16,826 - Unknown			
U L Washington, S OBP: 0.324, SLG: 0.375 (1, 6)										3	1	1	0	1	0	0				
George Brett, L OBP: 0.386, SLG: 0.536 (1, 5)										4	0	2	2	0	0	1				
Hal McRae, R OBP: 0.371, SLG: 0.534 (1, 10)										4	1	1	1	0	1	3				
Willie Aikens, L OBP: 0.332, SLG: 0.433 (1, 3)										4	0	0	0	0	2	2				
Frank White, R OBP: 0.317, SLG: 0.460 (1, 4)										3	0	1	1	0	0	0				
John Wathan, R OBP: 0.362, SLG: 0.345 (1, 2)										2	0	0	0	1	0	1				
Jerry Martin, R OBP: 0.311, SLG: 0.376 (1, 9)										2	1	0	0	1	1	1				
Cesar Geronimo, L OBP: 0.319, SLG: 0.506 (1, 8)										3	1	1	1	0	2	0				
Inning Stats	R: 3 E: 0 K: 1 S: 8	H: 3 LOB: 1 BB: 1 P: 12	R: 2 E: 1 K: 1 S: 7	H: 3 LOB: 1 BB: 1 P: 11	R: 0 E: 0 K: 1 S: 5	H: 0 LOB: 0 BB: 1 P: 9	R: 0 E: 0 K: 1 S: 5	H: 0 LOB: 0 BB: 0 P: 5	R: 0 E: 0 K: 1 S: 5	H: 0 LOB: 0 BB: 0 P: 5	R: 0 E: 0 K: 1 S: 5	H: 0 LOB: 0 BB: 0 P: 5	R: 0 E: 0 K: 1 S: 5	H: 1 LOB: 0 BB: 0 P: 5	R: 0 E: 0 K: 1 S: 5	H: 0 LOB: 0 BB: 0 P: 5		1B: 5 2B: 2 3B: 0 HR: 0	SF: 0 SAC: 0 DP: 2 HBP: 0	WP: 0 PB: 1 SB: 0 CS: 0
PITCHER	IP WLS BF H R ER SO BB IBB HBP BLK WP HR S P ERA WHIP																			
Jim Beattie, R ERA: 3.34 (1, 1)	1.1 L 12 6 5 0 0 0 2 0 0 0 0 0 14 22 33.75 6.000																			
Bryan Clark, L ERA: 2.99 (2, 1)	5.2 18 1 0 0 4 1 0 0 0 0 0 0 25 29 0.00 0.353																			
Larry Andersen, R ERA: 5.74 (8, 1)	0.1 1 0 0 0 1 0 0 0 0 0 0 0 3 3 0.00 0.000																			
Ed Vande Berg, L ERA: 2.74 (8, 1)	0.2 1 0 0 0 0 0 0 0 0 0 0 0 1 1 0.00 0.000																			

Batter	1	2	3	4	5	6	7	8	9	10	11	AB	R	H	RBI	BB	SO	LOB	TOP				
Julio Cruz, S OBP: 0.308, SLG: 0.313 (1, 4)	F9		1B		F7					4-3		5	1	2	1	0	0	0					
Dave Adler, R OBP: 0.330, SLG: 0.366 Manny Castillo, S OBP: 0.296, SLG: 0.336 (7, 5)	K		1B							6-3		4	1	2	1	0	1	1					
Bruce Bochte, L OBP: 0.377, SLG: 0.397 Joe Simpson, L OBP: 0.330, SLG: 0.373 (7, 7)	K		1B		F8							4	1	1	0	0	1	2					
Richie Zisk, R OBP: 0.356, SLG: 0.471 (1, 10)		6-3	E7		F9					CS		4	0	0	0	1	0	2					
Al Cowens, R OBP: 0.329, SLG: 0.486 (1, 9)		6-3										5	0	1	1	0	0	1					
Dave Henderson, R OBP: 0.334, SLG: 0.442 (1, 8)		4-3	F6							F7		4	0	0	0	1	0	2					
Gary Gray, R OBP: 0.327, SLG: 0.386 Jim Maler, R OBP: 0.282, SLG: 0.349 (9, 3)			3B							F8		4	1	2	0	0	0	1					
Jim Essian, R OBP: 0.325, SLG: 0.393 Bobby Brown, S OBP: 0.279, SLG: 0.306 Rick Sweet, S OBP: 0.300, SLG: 0.322 (9, PR)			2B		F7							0	0	0	0	0	0	0					
Todd Cruz, R OBP: 0.241, SLG: 0.365 (1, 6)			K		G6-4-3					6-3		4	0	0	0	0	1	3					
Inning Stats	R: 0 E: 0 K: 2 S: 7	H: 0 LOB: 0 BB: 0 P: 7	R: 0 E: 0 K: 0 S: 3	H: 0 LOB: 0 BB: 0 P: 3	R: 4 E: 1 K: 1 S: 11	H: 5 LOB: 2 BB: 0 P: 11	R: 0 E: 0 K: 0 S: 3	H: 1 LOB: 0 BB: 0 P: 3	R: 0 E: 0 K: 0 S: 4	H: 0 LOB: 1 BB: 0 P: 7	R: 0 E: 0 K: 0 S: 3	H: 1 LOB: 1 BB: 0 P: 4	R: 0 E: 0 K: 0 S: 2	H: 0 LOB: 0 BB: 1 P: 6	R: 0 E: 0 K: 0 S: 3	H: 1 LOB: 0 BB: 0 P: 3	R: 0 E: 0 K: 0 S: 3	H: 0 LOB: 0 BB: 0 P: 3	1B: 8 2B: 1 3B: 1 HR: 0	SF: 0 SAC: 0 DP: 2 HBP: 0	WP: 0 PB: 0 SB: 1 CS: 2	PA: 43	
PITCHER	IP WLS BF H R ER SO BB IBB HBP BLK WP HR S P ERA WHIP																						
Larry Gura, L ERA: 3.87 Dan Quisenberry, R ERA: 2.5 (1, 1) (9, 1)	8.0 3.0 W 9 2 0 0 0 0 0 0 0 0 9 9 0.00 0.667																						

Seattle Mariners @ Kansas City Royals
Royals Stadium, Kansas City, MO
Wed Sep 15 1992, 8:05 PM EDT
Att: 17,151 - Unknown

AB 40
R 4
H 10
RBI 3
BB 2
SO 3
LOB 15



Batter	1	2	3	4	5	6	7	8	9	10	11	AB	R	H	RBI	BB	SO	LOB	BOTTOM					
Willie Wilson, S OBP: 0.372, SLG: 0.440 (1, 7)	G3		E2		F8							5	2	2	1	1	0	0						
U L Washington, S OBP: 0.329, SLG: 0.383 (1, 6)			G3									5	1	3	0	1	1	2						
George Brett, L OBP: 0.388, SLG: 0.534 (1, 5)			K									4	0	1	1	2	2	3						
Hal McRae, R OBP: 0.372, SLG: 0.534 Onix Conception, R OBP: 0.270, SLG: 0.301 Steve Hammond, L OBP: 0.273, SLG: 0.340 (1, 10) (8, PR) (9, PH)			1B									4	0	2	1	0	1	0						
Willie Aikens, L OBP: 0.333, SLG: 0.434 Greg Pryor, R OBP: 0.312, SLG: 0.386 (9, 3)			K									4	0	2	0	0	0	2						
Lee May, R OBP: 0.394, SLG: 0.506 (10, PH) (11, 3)			1B									1	0	0	0	0	1	0						
Frank White, R OBP: 0.318, SLG: 0.460 (1, 4)			F7									5	0	2	0	0	0	3						
John Wathan, R OBP: 0.388, SLG: 0.341 (1, 2)			FC6-4									5	0	0	0	0	0	4						
Jerry Martin, R OBP: 0.310, SLG: 0.373 (1, 9)												4	1	0	0	0	2	3						
Cesar Geronimo, L OBP: 0.302, SLG: 0.476 (1, 8)			4-3									5	0	0	0	0	0	1						
Inning Stats	R: 0 E: 0 K: 1 S: 5	H: 1 LOB: 0 BB: 0 P: 5	R: 0 E: 0 K: 1 S: 6	H: 1 LOB: 1 BB: 0 P: 6	R: 2 E: 1 K: 0 S: 6	H: 3 LOB: 2 BB: 0 P: 7	R: 0 E: 0 K: 1 S: 5	H: 0 LOB: 0 BB: 0 P: 5	R: 0 E: 0 K: 0 S: 4	H: 1 LOB: 1 BB: 0 P: 4	R: 0 E: 0 K: 0 S: 3	H: 0 LOB: 0 BB: 0 P: 3	R: 2 E: 1 K: 0 S: 7	H: 3 LOB: 2 BB: 0 P: 7	R: 0 E: 0 K: 2 S: 7	H: 0 LOB: 2 BB: 2 P: 15	R: 0 E: 0 K: 2 S: 8	H: 1 LOB: 1 BB: 0 P: 8	R: 1 E: 0 K: 0 S: 3	H: 2 LOB: 3 BB: 2 P: 11	1B: 11 2B: 2 3B: 0 HR: 0	SF: 0 SAC: 0 DP: 0 HBP: 1	WP: 0 PB: 0 SB: 2 CS: 1	PA: 50
PITCHER	IP WLS BF H R ER SO BB IBB HBP BLK WP HR S P ERA WHIP																							
Gaylord Perry, R ERA: 4.4 Ed Vande Berg, L ERA: 2.74 Bill Caudill, R ERA: 2.21 (1, 1) (8, 1) (8, 1)	7.1 0.0 3.0 L 17 3 1 1 4 3 1 0 0 0 0 21 37 3.00 2.000																							

Seattle Mariners @ Kansas City Royals
Royals Stadium, Kansas City, MO
Wed Sep 15 1992, 8:05 PM EDT
Att: 17,151 - Unknown

AB 44
R 5
H 13
RBI 4
BB 4
SO 8
LOB 20

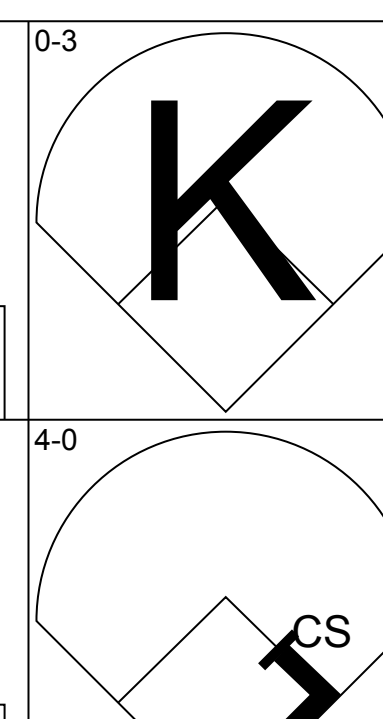
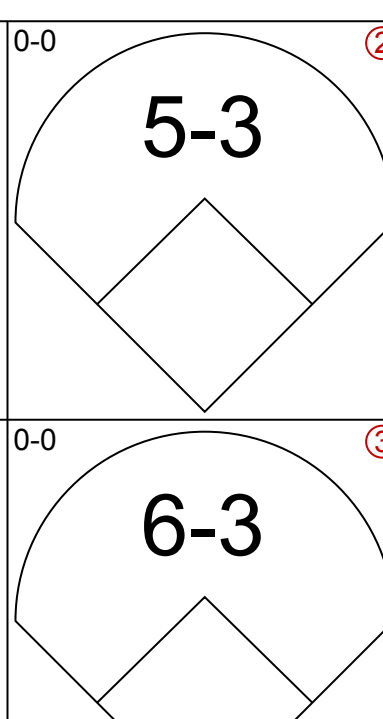
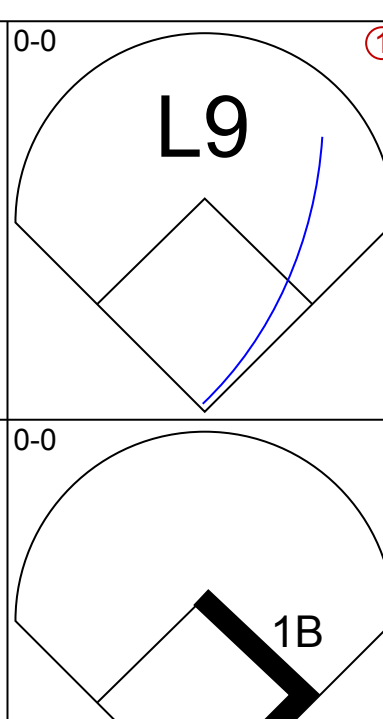
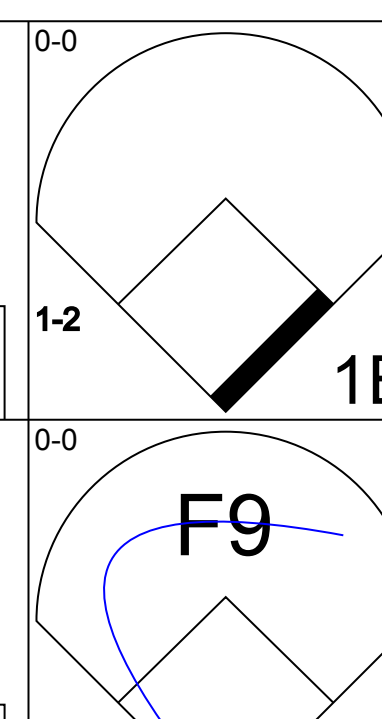
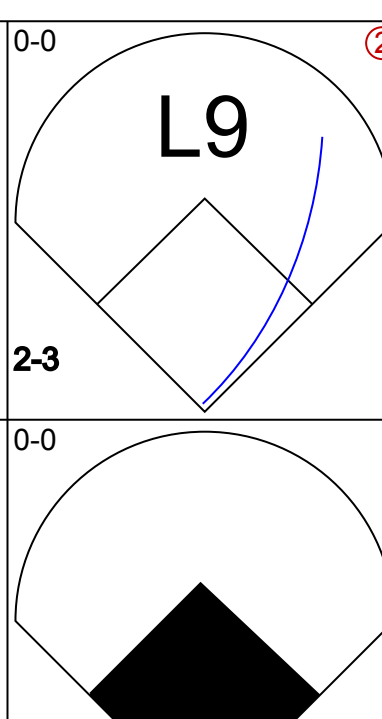
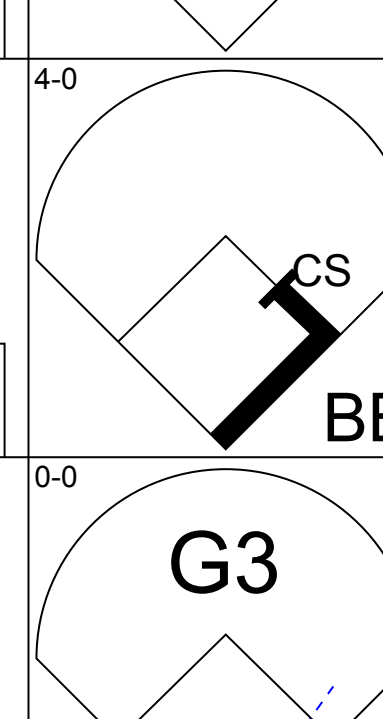
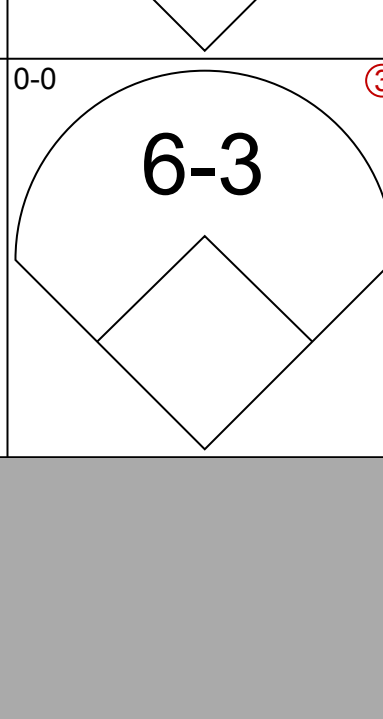
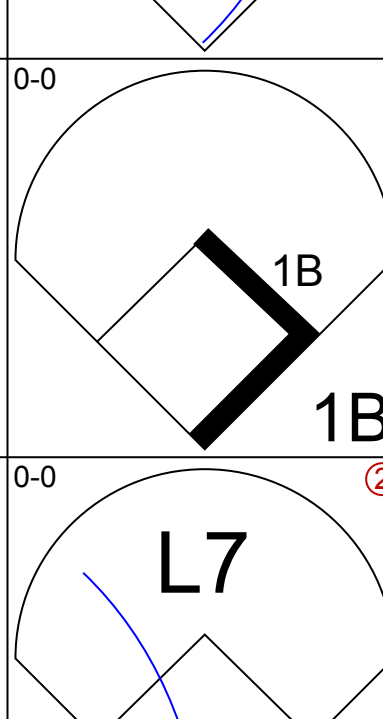
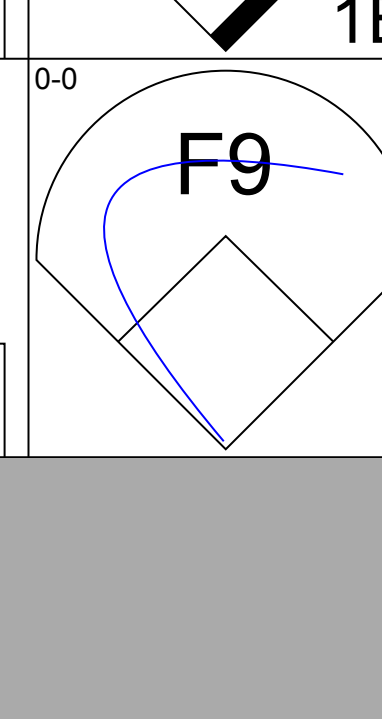
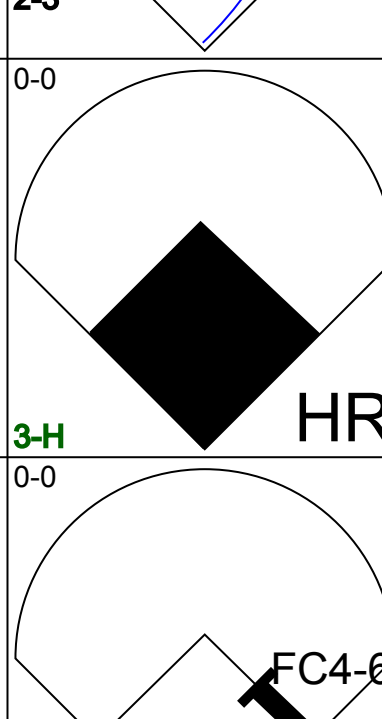
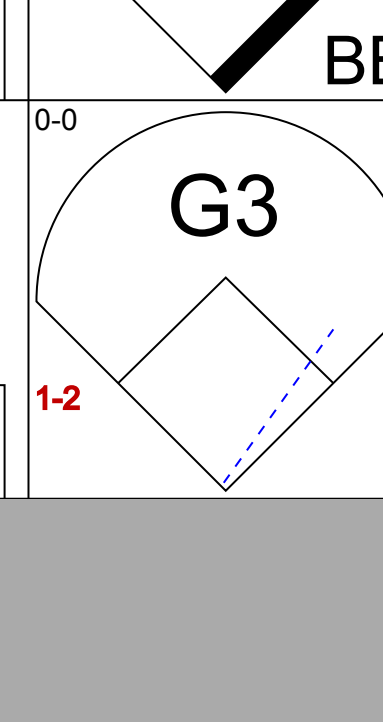
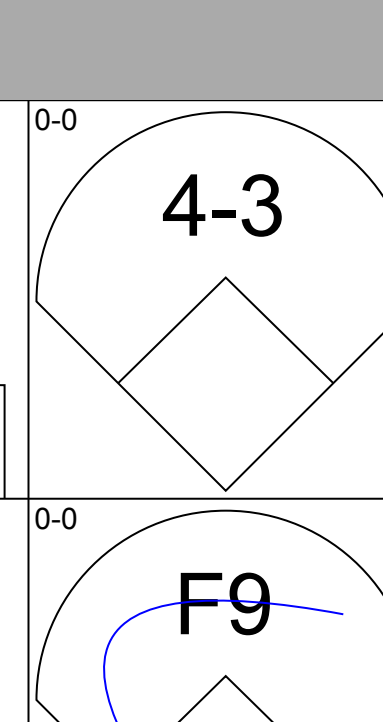
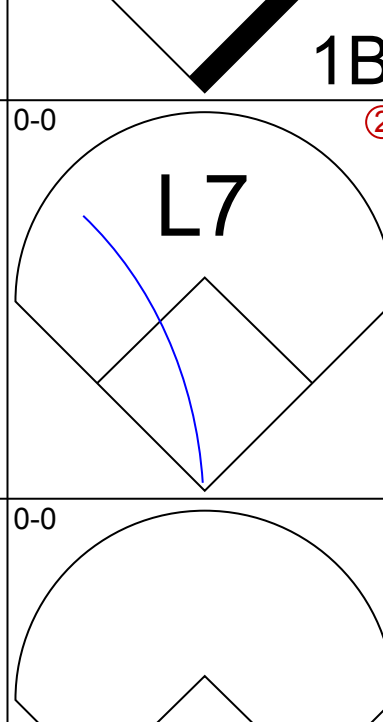
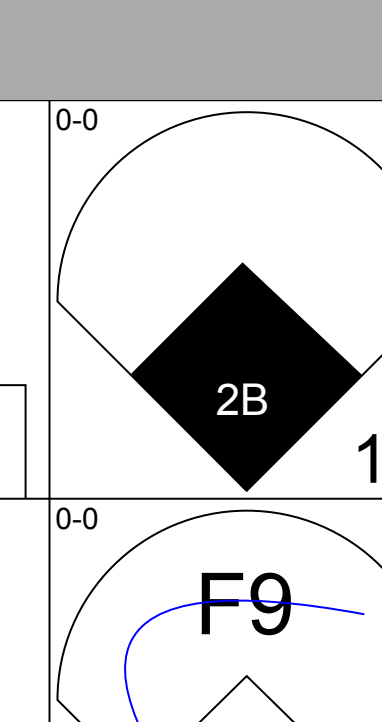
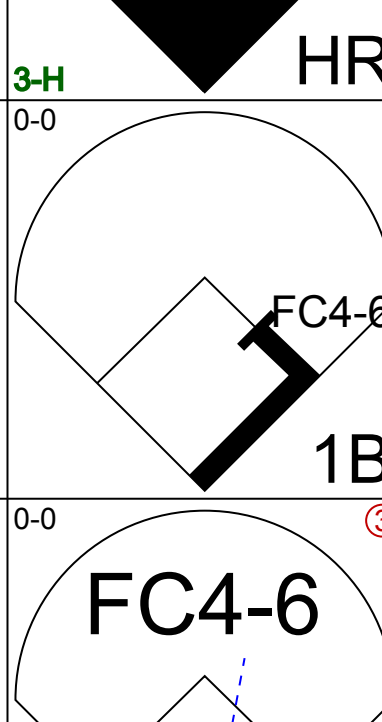
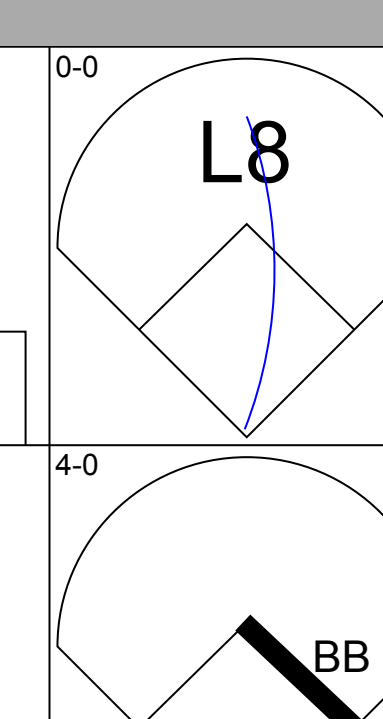
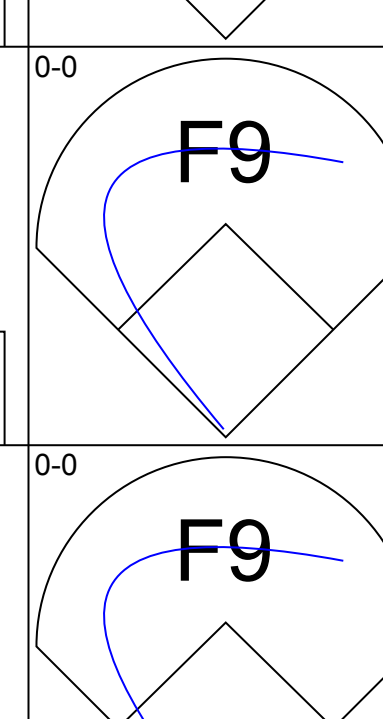
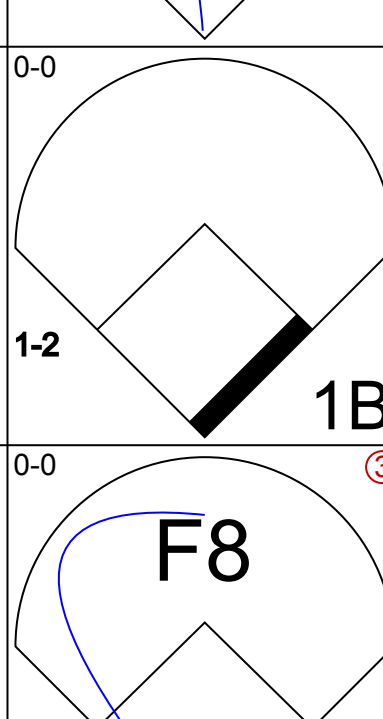
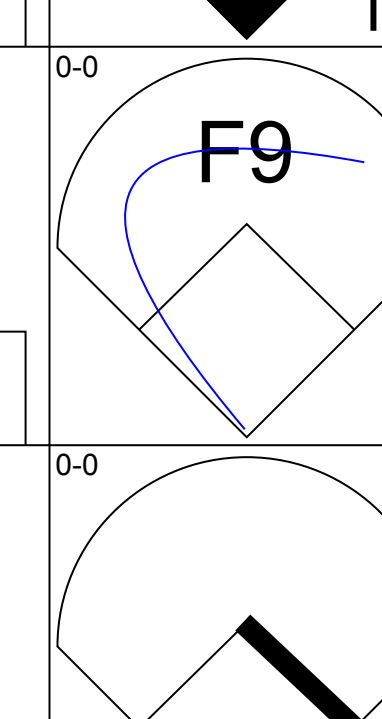
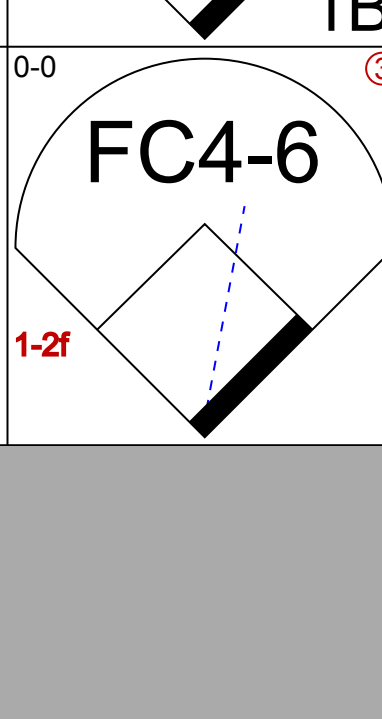
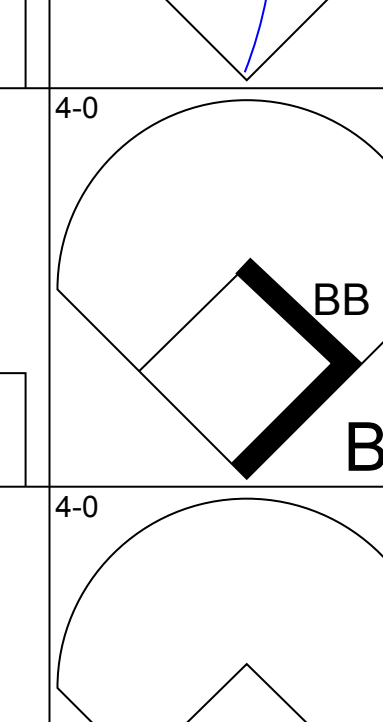
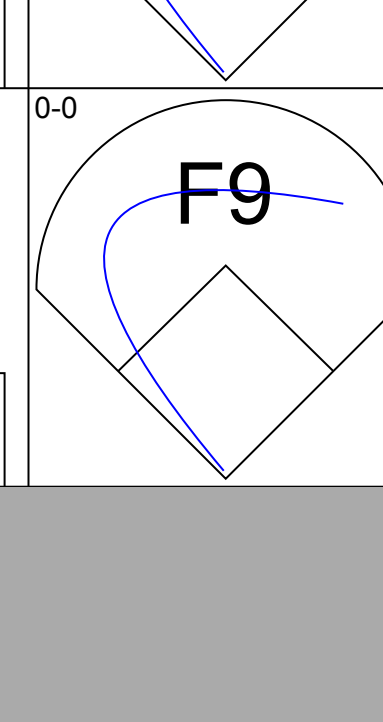
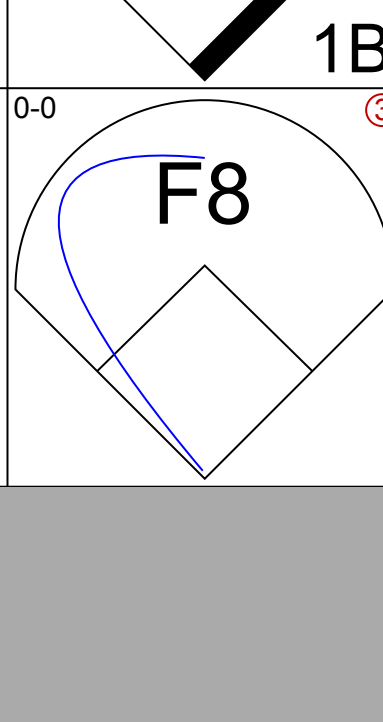
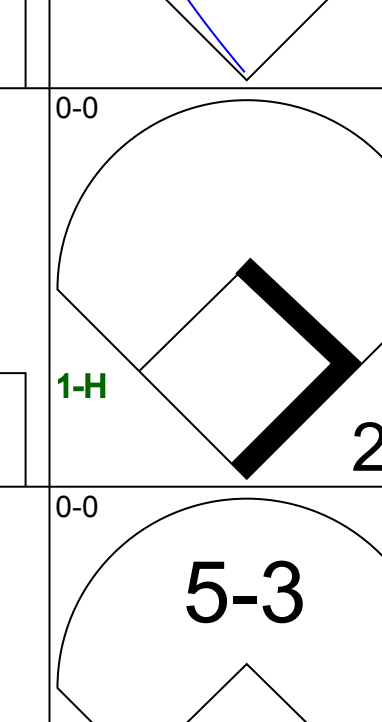
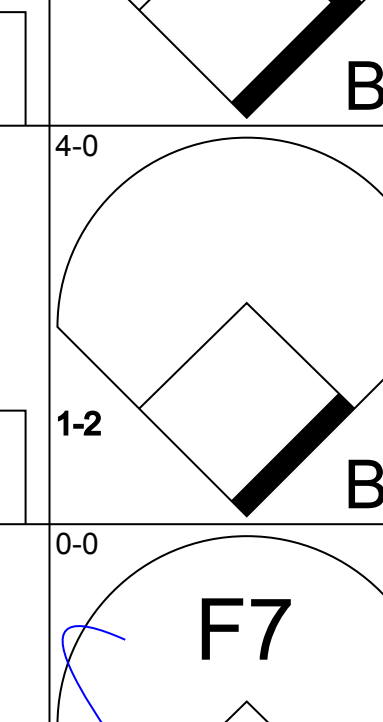
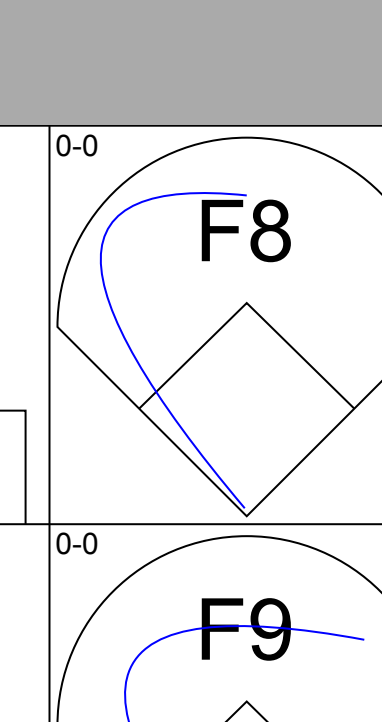
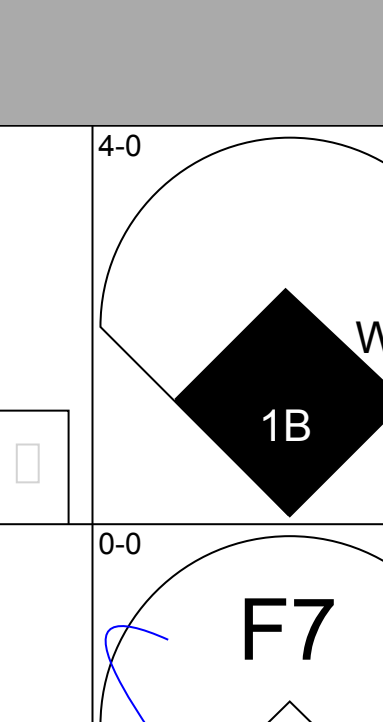
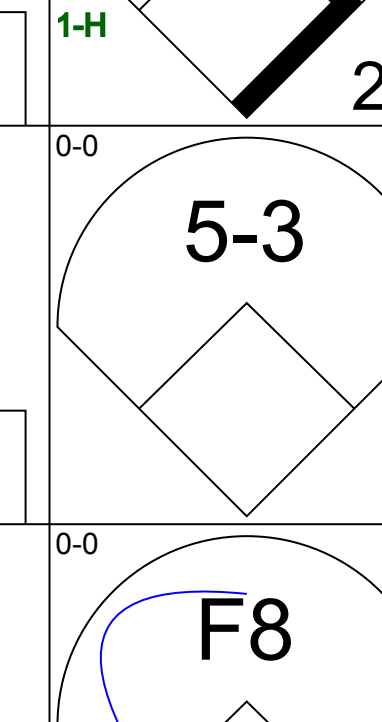
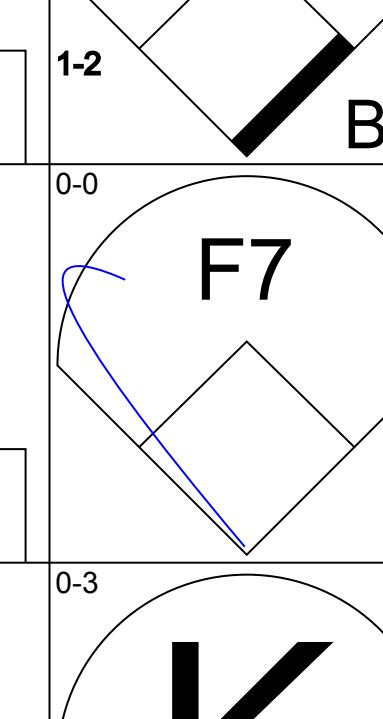
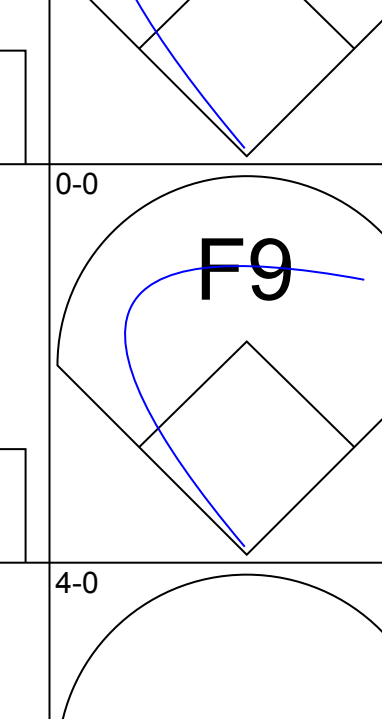
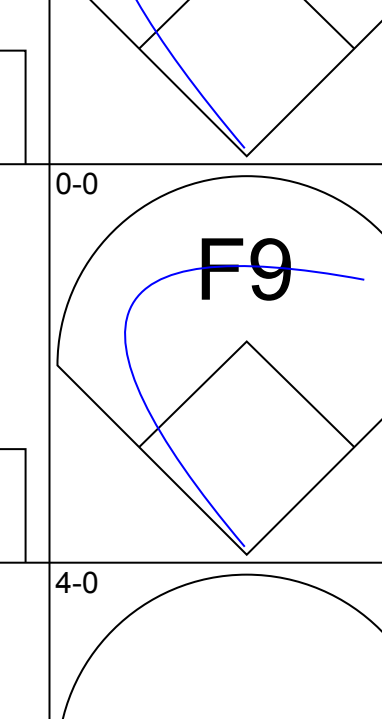
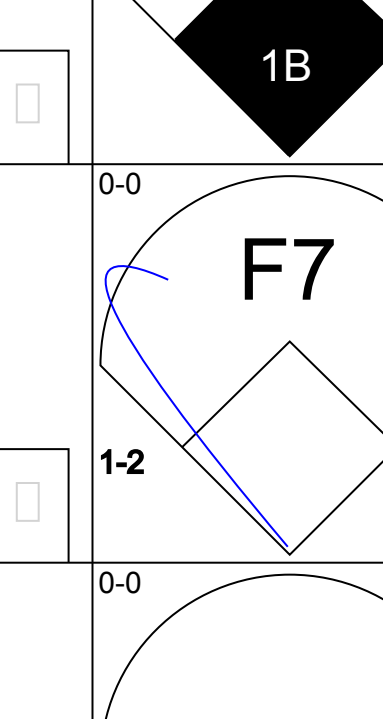
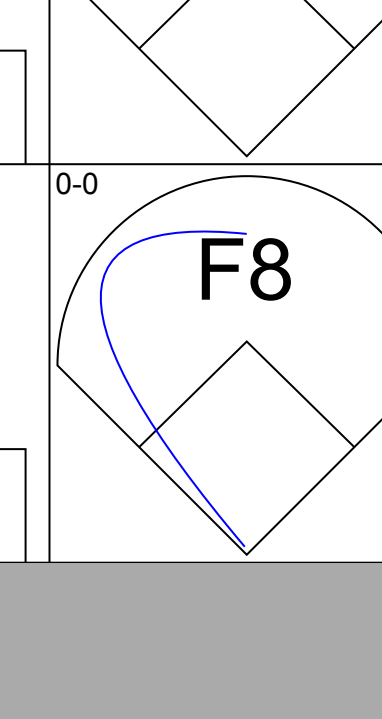

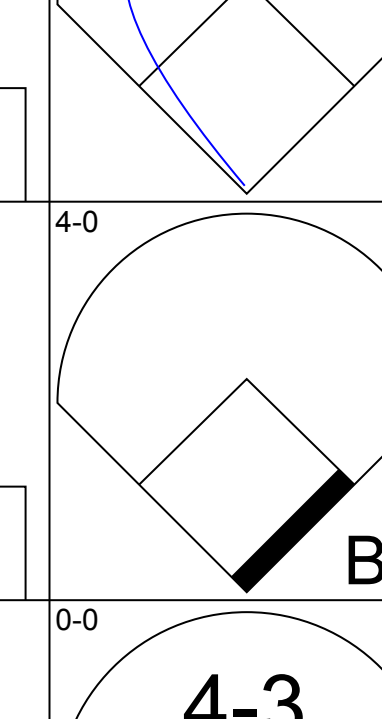
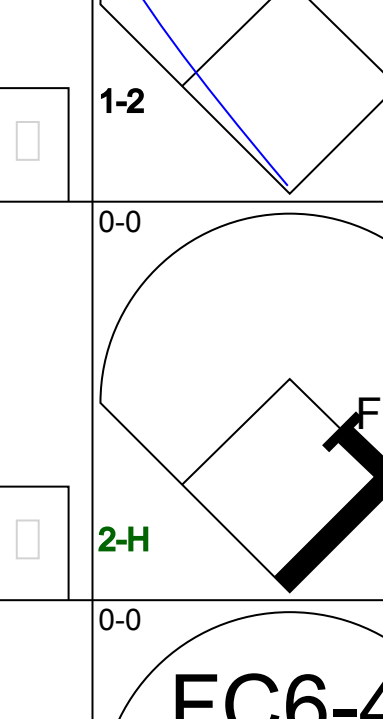
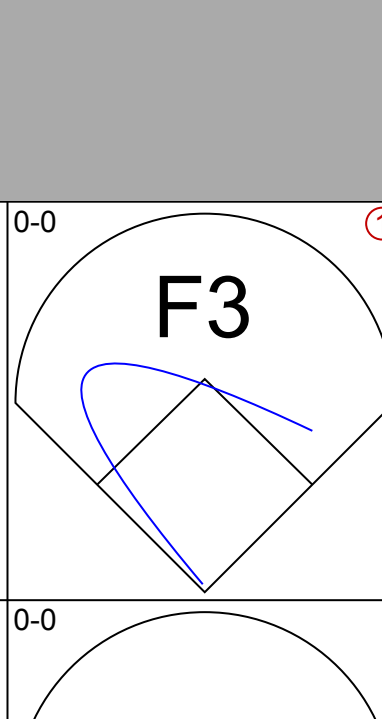

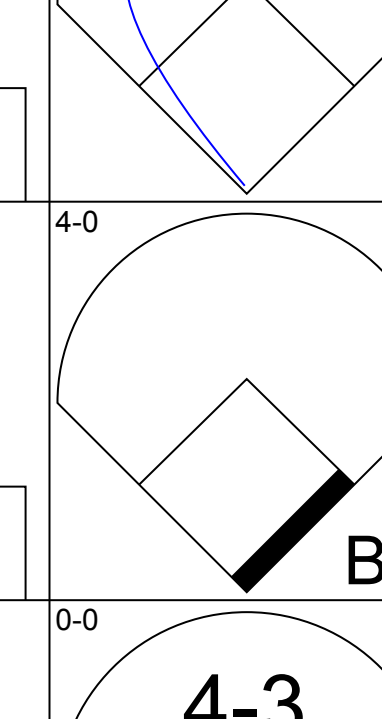
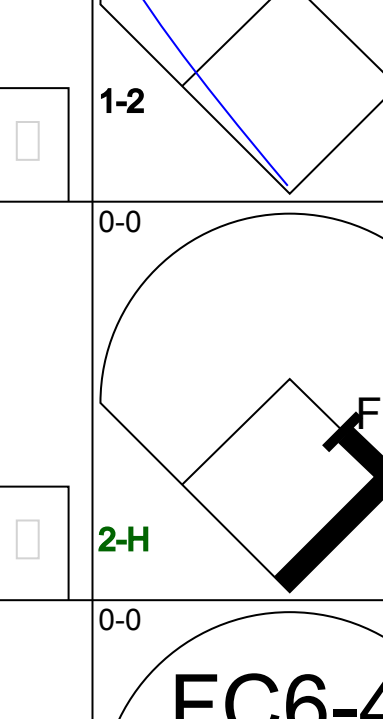
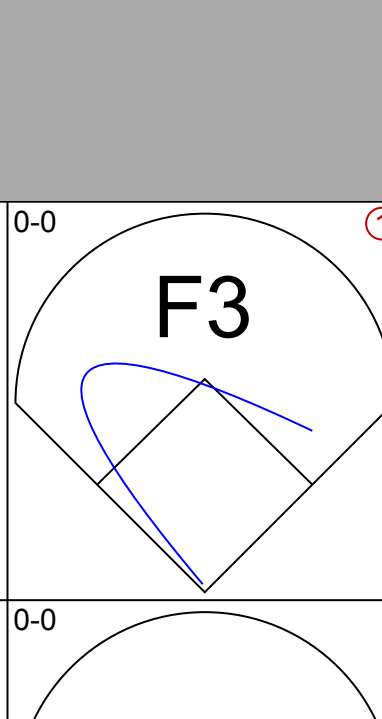


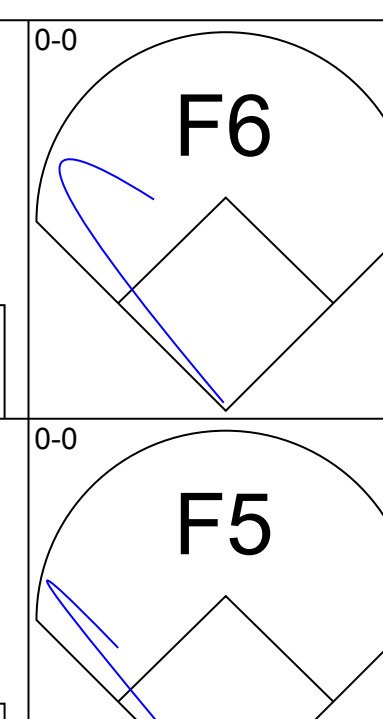
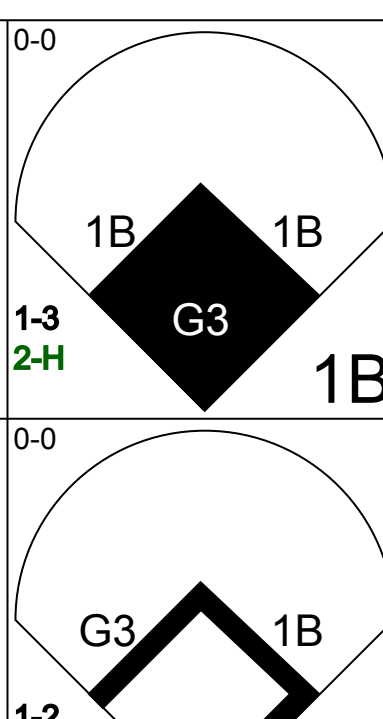
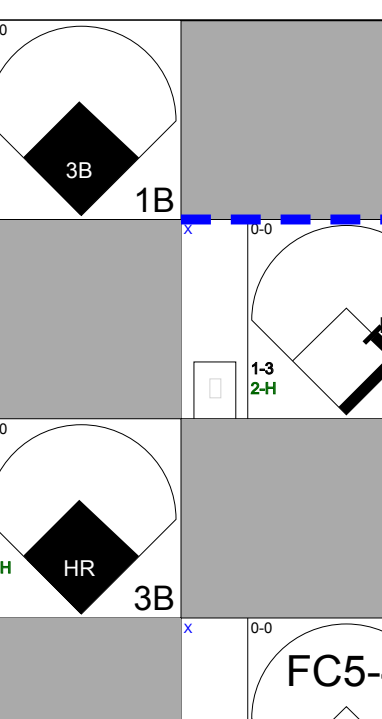
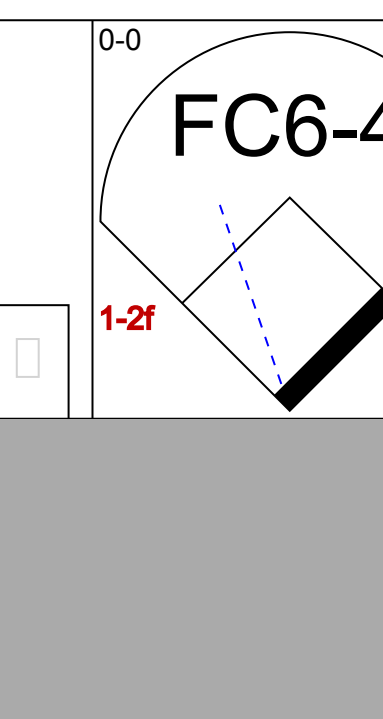
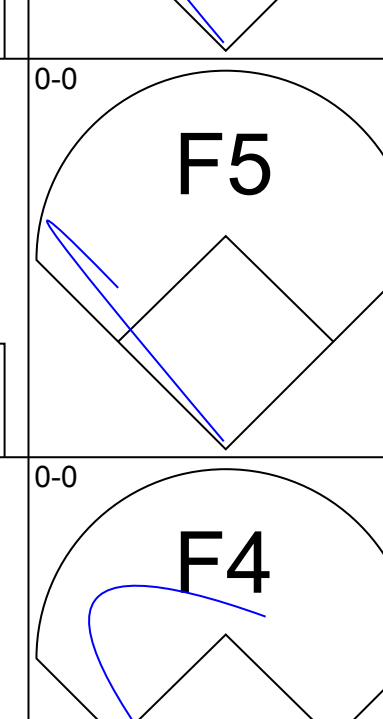
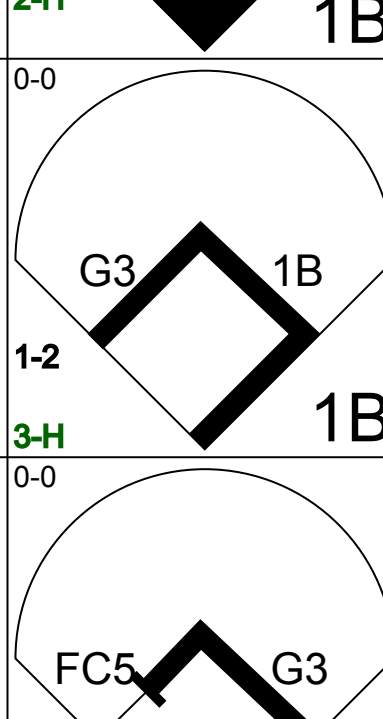
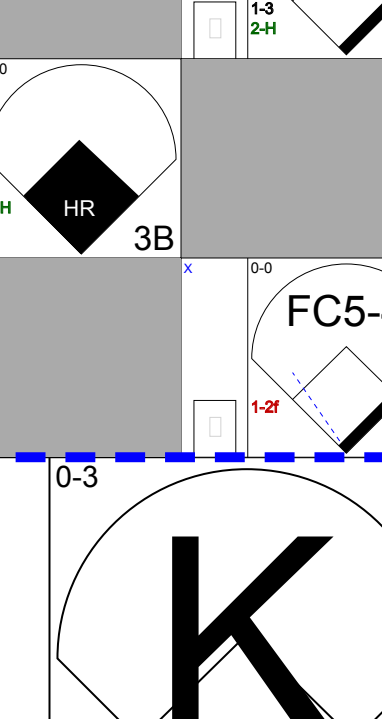
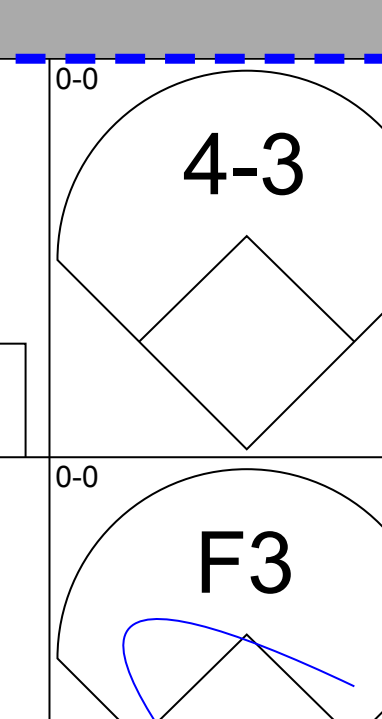
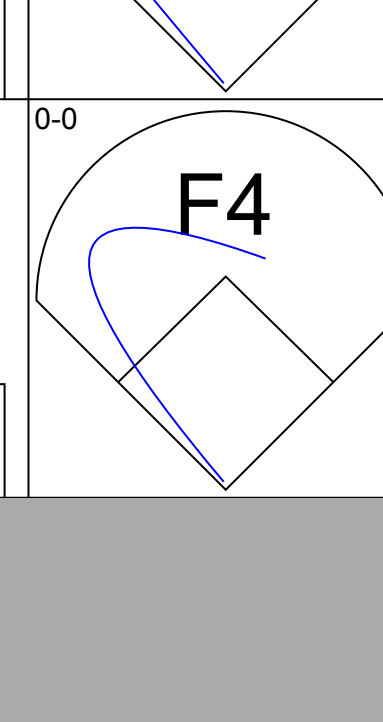
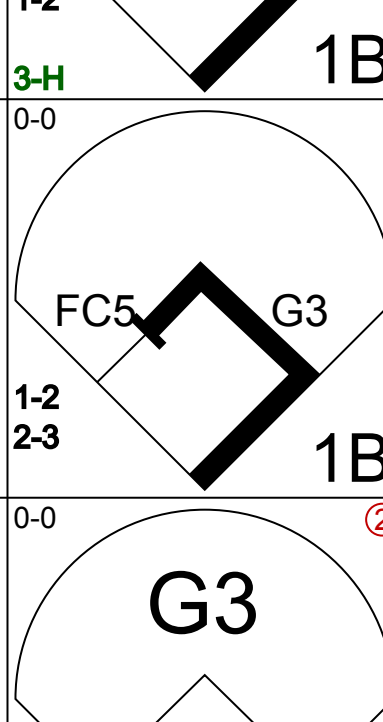
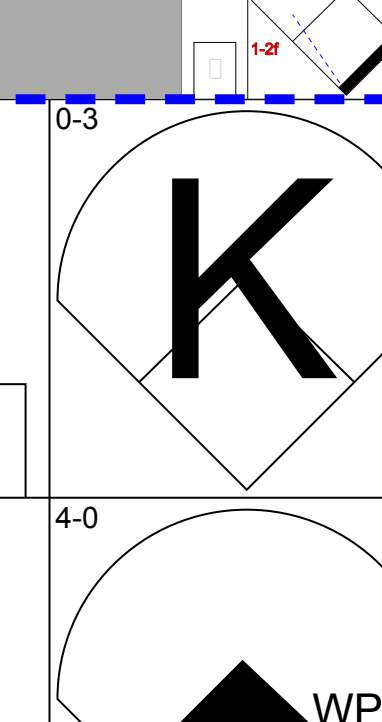
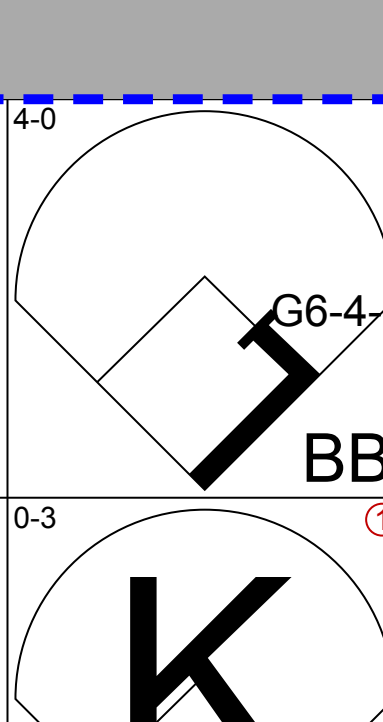
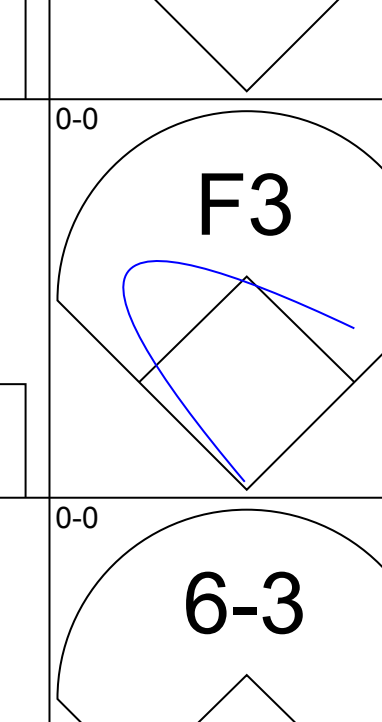
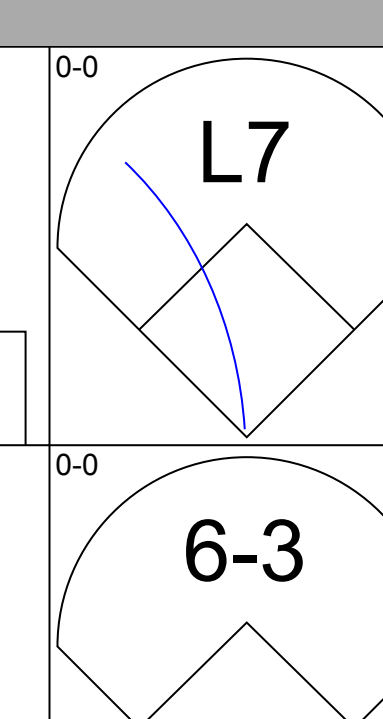
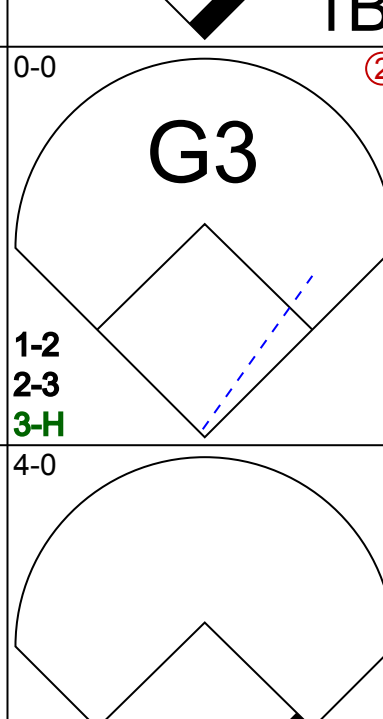
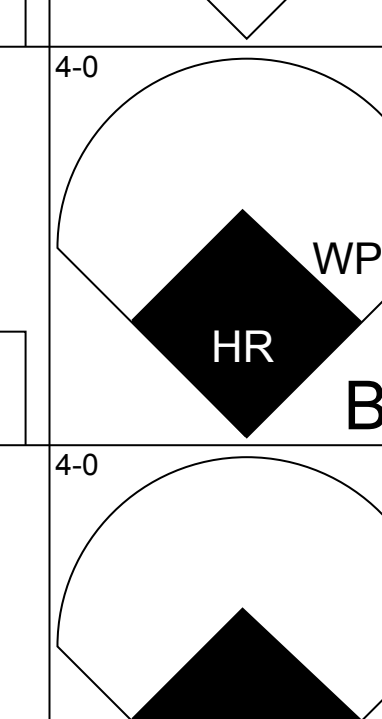
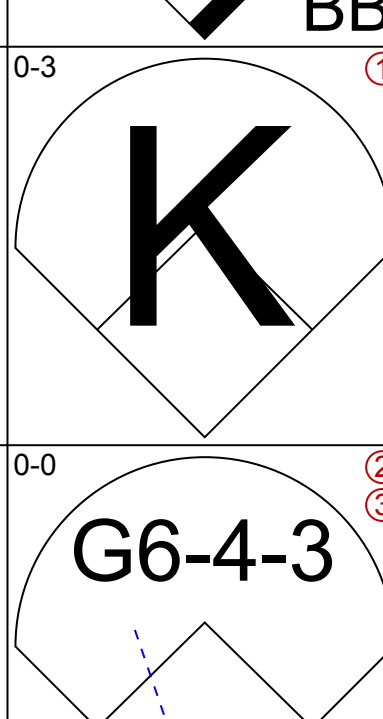
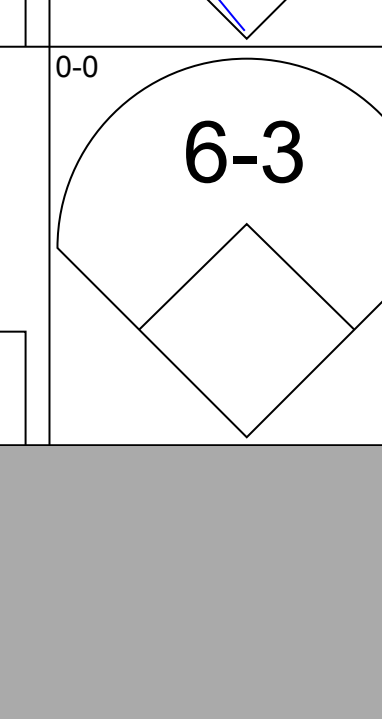
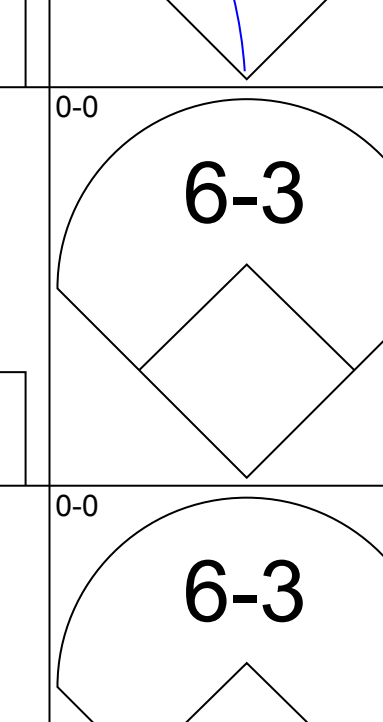
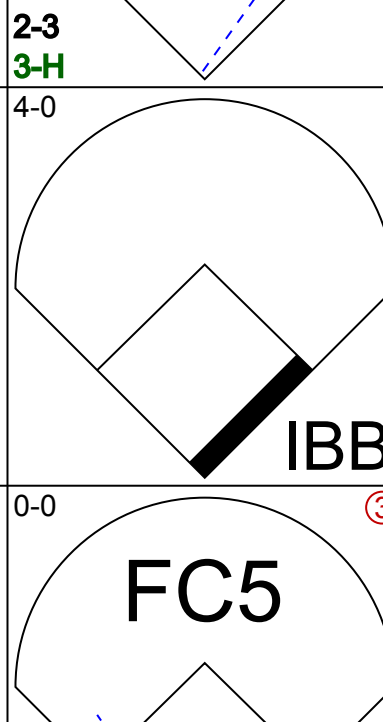
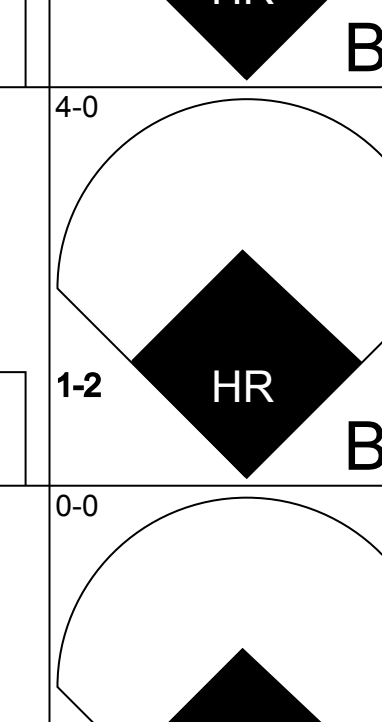
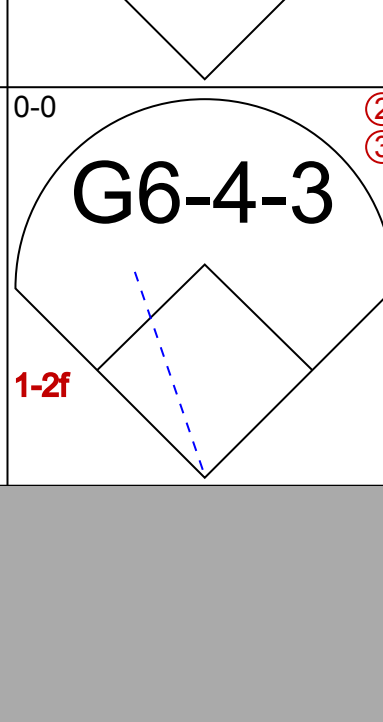
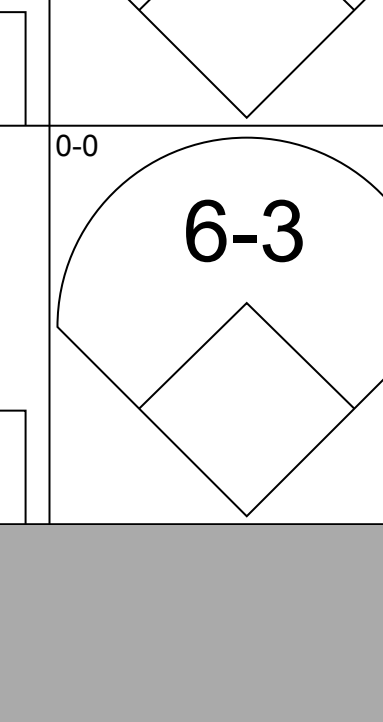
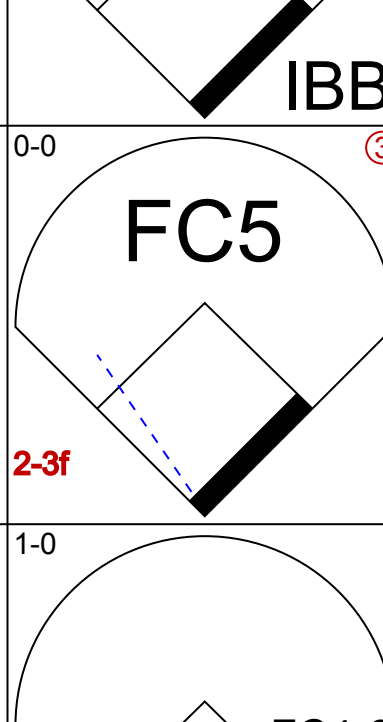
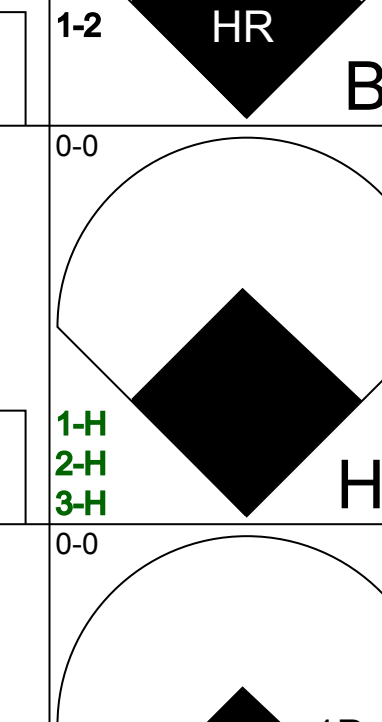
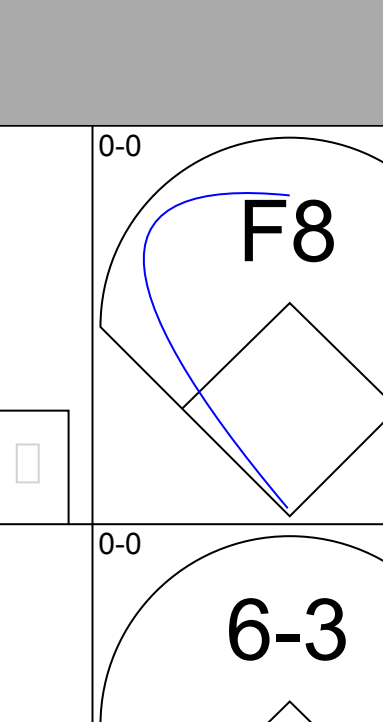
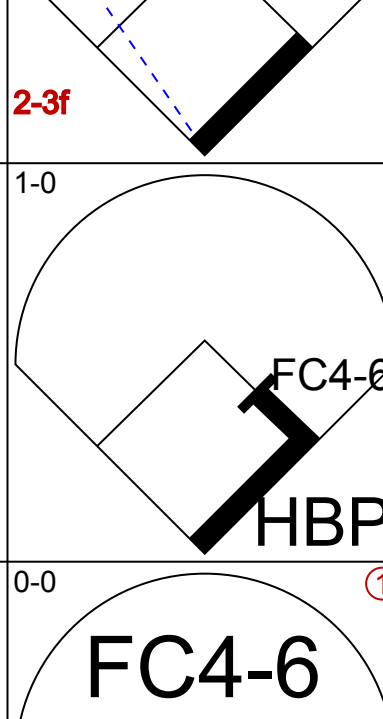
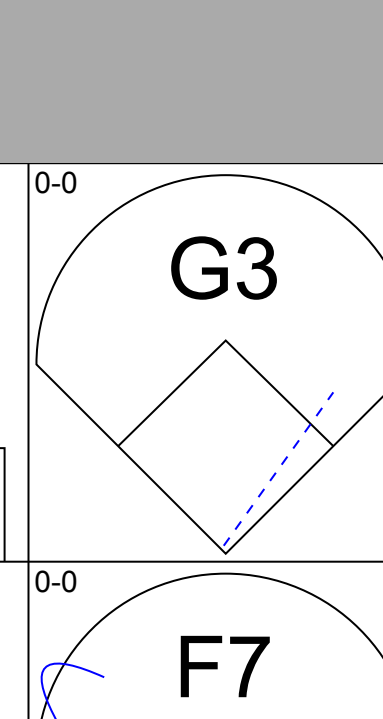
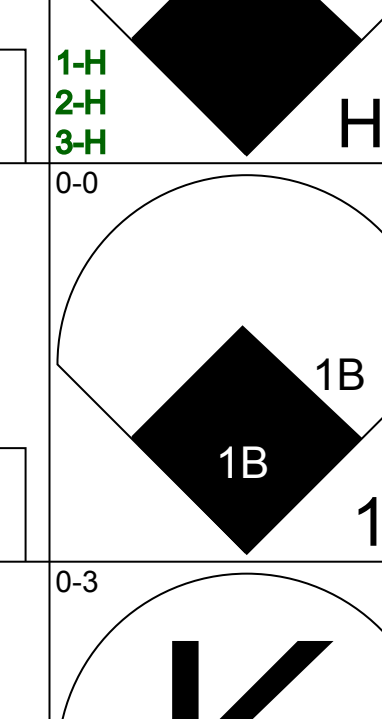
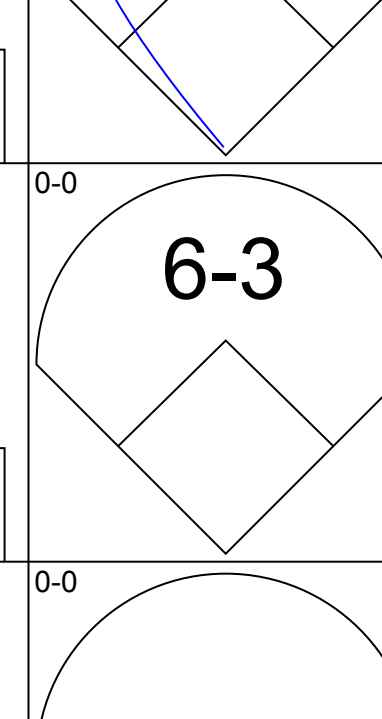
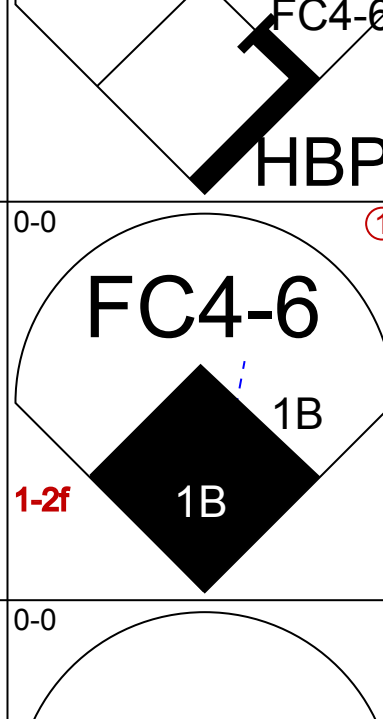
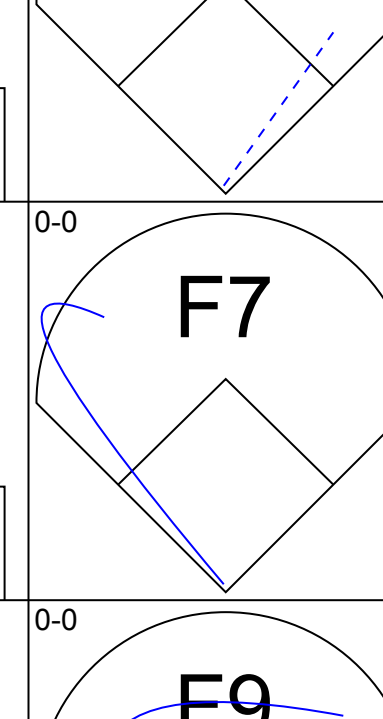
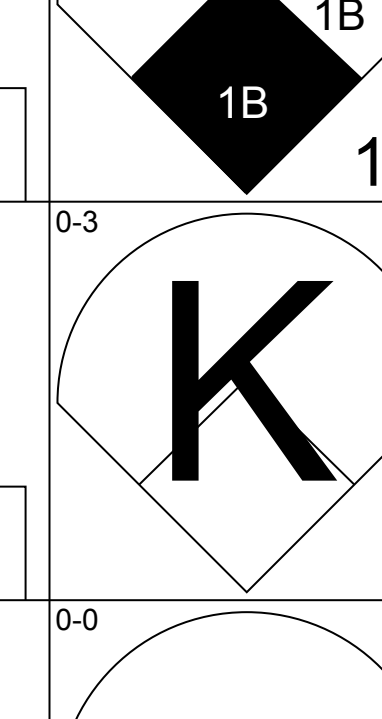
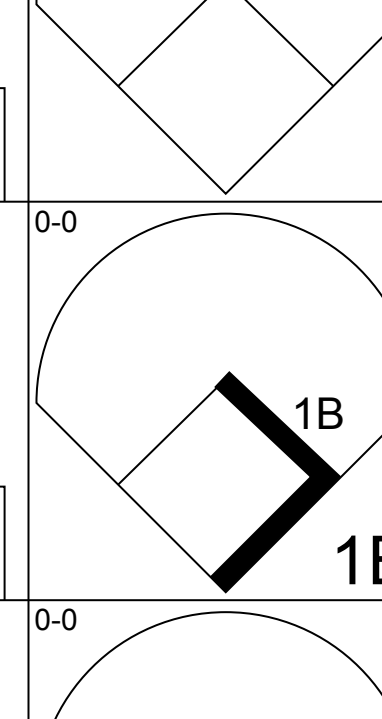
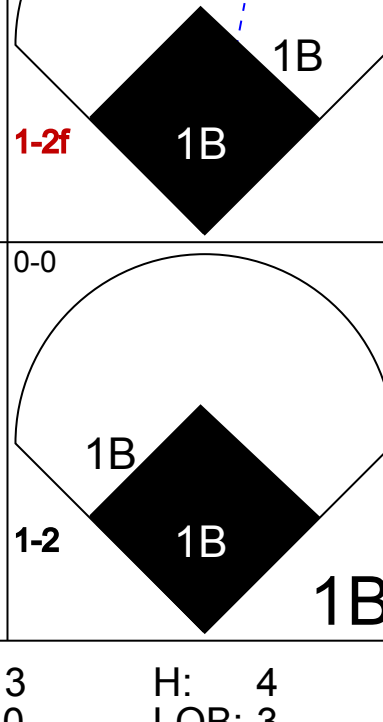
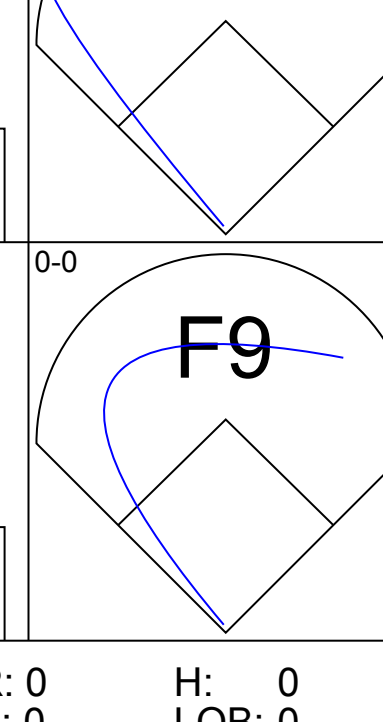
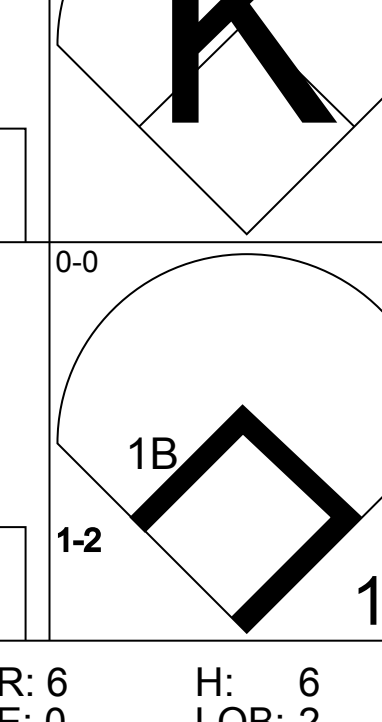
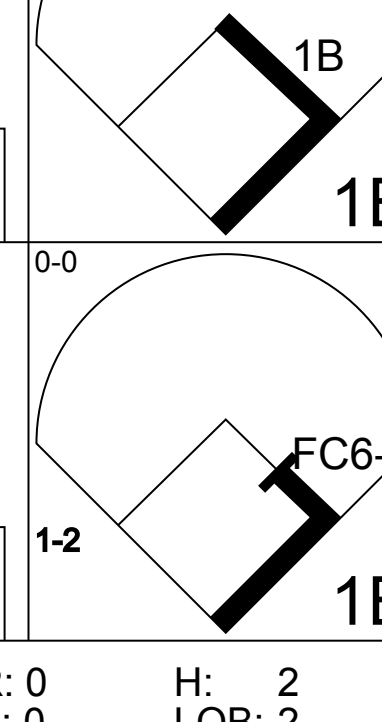
Batter	1	2	3	4	5	6	7	8	9	AB	R	H	RBI	BB	SO	LOB	TOP					
Joe Simpson, L (1, 8) OBP: 0.327, SLG: 0.377	F7		4-3		F7		F7			5	0	1	2	0	0	2	Seattle Mariners @ Kansas City Royals Royals Stadium, Kansas City, MO Thu Sep 16 1982, 8:05 PM EDT Att: 16,809 - Unknown					
Manny Castillo, S (1, 5) OBP: 0.295, SLG: 0.334	G1		F8		K				F8	5	0	1	0	0	1	1						
Bruce Bochte, L (1, 3) John Moses, S (8, PR) Jim Maler, R (8, 3) OBP: 0.379, SLG: 0.397 OBP: 0.333, SLG: 0.455 OBP: 0.280, SLG: 0.347	K				1B				F4	2	1	1	0	1	1	0						
Richie Zisk, R (1, 10) OBP: 0.353, SLG: 0.466		E6			F5				1-3	5	1	0	0	0	5	0						
Al Cowens, R (1, 9) OBP: 0.332, SLG: 0.487		FC			1B					3	0	2	0	1	0	0						
Rick Sweet, S (1, 2) OBP: 0.301, SLG: 0.322		SH1-3			1B					3	0	1	0	0	3	0						
Bobby Brown, S (1, 7) OBP: 0.279, SLG: 0.306		FC			SF7				F8	3	0	1	2	0	4	0						
Todd Cruz, R (1, 6) OBP: 0.243, SLG: 0.364		G6-4-3			K					3	1	1	0	1	1	4						
Julio Cruz, S (1, 4) OBP: 0.309, SLG: 0.317					F8				1-3	4	1	2	0	0	0	0						
Inning Stats	R: 0 E: 0 K: 1 S: 5	H: 0 LOB: 0 BB: 0 P: 5	R: 1 E: 1 K: 0 S: 5	H: 1 LOB: 1 BB: 0 P: 5	R: 0 E: 0 K: 0 S: 3	H: 0 LOB: 0 BB: 0 P: 3	R: 1 E: 0 K: 1 S: 8	H: 3 LOB: 2 BB: 0 P: 8	R: 0 E: 0 K: 0 S: 5	H: 0 LOB: 0 BB: 1 P: 5	R: 0 E: 0 K: 0 S: 2	H: 0 LOB: 0 BB: 1 P: 6	R: 0 E: 0 K: 0 S: 5	H: 3 LOB: 2 BB: 0 P: 5	R: 0 E: 0 K: 0 S: 5	H: 1 LOB: 3 BB: 1 P: 9		R: 2 E: 0 K: 0 S: 5	H: 2 LOB: 1 BB: 1 P: 9	1B: 8 2B: 1 3B: 1 HR: 0	SF: 1 SAC: 2 DP: 1 HBP: 0	WP: 0 PB: 0 SB: 1 CS: 1
PITCHER	IP	WLS	BF	H	R	ER	SO	BB	IBB	HBP	BLK	WP	HR	S	P	ERA	WHIP					
Dennis Leonard, R (1, 1) ERA: 4.78	8.0	L	37	10	4	3	3	2	1	0	0	0	0	40	52	3.38	1.500					
Don Hood, L (9, 1) ERA: 3.02	1.0		3	0	0	0	0	0	0	0	0	0	0	3	3	0.00	0.000					

Batter	1	2	3	4	5	6	7	8	9	AB	R	H	RBI	BB	SO	LOB	BOTTOM					
Willie Wilson, S (1, 8) OBP: 0.373, SLG: 0.439	WP		E5					4-3		3	1	1	0	1	0	0	Seattle Mariners @ Kansas City Royals Royals Stadium, Kansas City, MO Thu Sep 16 1982, 8:05 PM EDT Att: 16,809 - Unknown					
U L Washington, S (1, 6) OBP: 0.331, SLG: 0.388	F9		SF8		F8					3	1	1	1	1	0	2						
George Brett, L (1, 7) OBP: 0.387, SLG: 0.533	WP		SF8							3	0	1	1	0	0	1						
Hal McRae, R (1, 10) OBP: 0.369, SLG: 0.530	K		K							4	0	0	0	0	2	2						
Frank White, R (1, 4) OBP: 0.316, SLG: 0.456	K				F3					4	0	0	0	0	1	2						
John Wathan, R (1, 2) OBP: 0.357, SLG: 0.338					5-3					3	0	0	0	1	0	0						
Willie Aikens, L (1, 3) OBP: 0.333, SLG: 0.432					K					2	0	0	0	1	1	1						
Jerry Martin, R (1, 9) OBP: 0.308, SLG: 0.370					K					3	0	0	0	0	2	1						
Greg Pryor, R (1, 5) OBP: 0.306, SLG: 0.378					K					3	0	0	0	0	1	0						
Inning Stats	R: 0 E: 0 K: 2 S: 9	H: 2 LOB: 2 BB: 0 P: 9	R: 0 E: 0 K: 0 S: 2	H: 0 LOB: 0 BB: 1 P: 6	R: 2 E: 1 K: 1 S: 7	H: 1 LOB: 0 BB: 0 P: 7	R: 0 E: 0 K: 1 S: 5	H: 0 LOB: 0 BB: 0 P: 5	R: 0 E: 0 K: 2 S: 7	H: 0 LOB: 1 BB: 1 P: 11	R: 0 E: 0 K: 0 S: 3	H: 0 LOB: 0 BB: 0 P: 3	R: 0 E: 0 K: 1 S: 4	H: 0 LOB: 0 BB: 1 P: 8	R: 0 E: 0 K: 0 S: 3	H: 0 LOB: 1 BB: 1 P: 7		R: 0 E: 0 K: 0 S: 3	H: 0 LOB: 0 BB: 0 P: 3	1B: 2 2B: 0 3B: 1 HR: 0	SF: 1 SAC: 0 DP: 2 HBP: 0	WP: 1 PB: 0 SB: 0 CS: 0
PITCHER	IP	WLS	BF	H	R	ER	SO	BB	IBB	HBP	BLK	WP	HR	S	P	ERA	WHIP					
Floyd Bannister, L (1, 1) ERA: 3.51	7.0		26	3	2	0	0	3	0	0	0	0	0	37	49	0.00	0.857					
Ed Yande Berg, L (8, 1) ERA: 2.3	1.0	W	4	0	0	0	0	1	0	0	0	0	0	3	7	0.00	1.000					
Mike Stanton, R (9, 1) ERA: 3.75	1.0	S	3	0	0	0	0	0	0	0	0	0	0	3	3	0.00	0.000					

Batter	1	2	3	4	5	6	7	8	9	AB	R	H	RBI	BB	SO	LOB	TOP			
Willie Wilson, S OBP: 0.371, SLG: 0.436 (1, 7)	F8		4-3		F7			1B SF8 1B		4	1	1	0	0	0	1	Kansas City Royals @ Minnesota Twins Hubert H. Humphrey Metrodome, Minneapolis, MN Sat Sep 18 1982, 4:33 AM EDT Att: 8,394 - Dome livebaseballscores.com			
U L Washington, S OBP: 0.327, SLG: 0.382 (1, 6)	F8			1B HR 1B	F9		F8		4	1	1	0	0	0	2					
George Brett, L OBP: 0.388, SLG: 0.531 (1, 5)	4-3			1B HR 1B		F7		1B	4	1	2	0	0	0	0					
Amos Otis, R OBP: 0.333, SLG: 0.418 Cesar Geronimo, L OBP: 0.296, SLG: 0.473 (6, 8)		L6-4 1B 1B		1B HR		K		SF8	3	1	2	3	0	1	0					
Hal McRae, R OBP: 0.368, SLG: 0.526 (1, 10)		1B		1B HR		F8		K	4	0	1	0	0	1	1					
Willie Aikens, L OBP: 0.334, SLG: 0.438 Lee May, R OBP: 0.392, SLG: 0.500 (2, 3)		L6-4 1B		F9			F8	1B	1	0	0	0	0	0	2					
Frank White, R OBP: 0.317, SLG: 0.468 Onix Concepcion, R OBP: 0.268, SLG: 0.299 (7, 4)		F8		L7			HR		3	1	1	1	0	0	1					
John Wathan, R OBP: 0.353, SLG: 0.335 (1, 2)			CS 1B		F7		F9	L5	4	0	1	0	0	0	1					
Jerry Martin, R OBP: 0.311, SLG: 0.378 (1, 9)			6-3 1-2				K	F8	4	0	1	0	0	1	2					
Inning Stats	R: 0 E: 0 K: 0 S: 3	H: 0 LOB: 0 BB: 0 P: 3	R: 0 E: 0 K: 0 S: 4	H: 2 LOB: 1 BB: 0 P: 4	R: 0 E: 0 K: 0 S: 3	H: 1 LOB: 0 BB: 0 P: 3	R: 3 E: 0 K: 0 S: 6	H: 3 LOB: 0 BB: 0 P: 6	R: 0 E: 0 K: 1 S: 5	H: 1 LOB: 0 BB: 0 P: 5	R: 1 E: 0 K: 1 S: 6	H: 1 LOB: 0 BB: 0 P: 6	R: 1 E: 0 K: 1 S: 7	H: 2 LOB: 1 BB: 0 P: 7	R: 0 E: 0 K: 0 S: 4	H: 1 LOB: 1 BB: 0 P: 4		1B: 9 2B: 1 3B: 0 HR: 2	SF: 1 SAC: 0 DP: 1 HBP: 0	WP: 0 PB: 0 SB: 0 CS: 1
PITCHER Albert Williams, R ERA: 4.35 (1, 1)	IP: 9.0 WLS: W BF: 36 H: 11 R: 5 ER: 5 SO: 3 BB: 0 IBB: 0 HBP: 0 BLK: 0 WP: 0 HR: 2 S: 42 P: 42 ERA: 5.00 WHIP: 1.222																			

Batter	1	2	3	4	5	6	7	8	9	AB	R	H	RBI	BB	SO	LOB	BOTTOM			
Bobby Mitchell, L OBP: 0.338, SLG: 0.321 (1, 8)	1B BB E 1B		4-3		L8		HR			5	2	3	1	0	0	0	Kansas City Royals @ Minnesota Twins Hubert H. Humphrey Metrodome, Minneapolis, MN Sat Sep 18 1982, 4:33 AM EDT Att: 8,394 - Dome livebaseballscores.com			
John Castino, R OBP: 0.316, SLG: 0.346 (1, 4)	K			FC6-4 2B 1B	3-1		CS BB		3	1	1	0	2	1	1					
Tom Brunansky, R OBP: 0.386, SLG: 0.488 (1, 9)	E 1-2 6-3 BB			FC6-4 BB		K	F8		3	1	0	0	2	2	3					
Kent Hrbek, L OBP: 0.369, SLG: 0.498 (1, 3)	E1 1-3 2H 1B		F7	FC6-4 2B		L8	K		5	1	1	0	0	1	3					
Gary Ward, R OBP: 0.338, SLG: 0.541 (1, 7)	6-3		K	F9 1B 2B		1B 1B		1B	5	3	3	3	0	1	1					
Gary Gaetti, R OBP: 0.285, SLG: 0.450 (1, 5)	3H BB		HR	F9		BB 1B	F7		4	1	2	2	1	0	2					
Mickey Hatcher, R OBP: 0.275, SLG: 0.351 (1, 10)	L8		HR	BB 1B		BB 1B	K		4	1	2	2	1	1	3					
Tim Laudner, R OBP: 0.338, SLG: 0.405 (1, 2)		CS 1B	HR	F9		FC6-4 BB	K		4	1	2	2	1	1	2					
Lenny Faedo, R OBP: 0.267, SLG: 0.297 (1, 6)	4-3		K		F6	FC6-4			4	0	0	0	0	1	4					
Inning Stats	R: 2 E: 1 K: 1 S: 7	H: 2 LOB: 2 BB: 2 P: 15	R: 0 E: 0 K: 1 S: 6	H: 2 LOB: 1 BB: 1 P: 10	R: 4 E: 0 K: 2 S: 10	H: 2 LOB: 0 BB: 1 P: 14	R: 3 E: 0 K: 0 S: 6	H: 3 LOB: 1 BB: 1 P: 10	R: 0 E: 0 K: 0 S: 3	H: 0 LOB: 0 BB: 0 P: 3	R: 1 E: 0 K: 1 S: 8	H: 3 LOB: 3 BB: 1 P: 12	R: 1 E: 0 K: 1 S: 5	H: 1 LOB: 1 BB: 1 P: 9	R: 0 E: 0 K: 2 S: 8	H: 1 LOB: 1 BB: 0 P: 8		1B: 9 2B: 2 3B: 1 HR: 3	SF: 0 SAC: 0 DP: 1 HBP: 0	WP: 1 PB: 0 SB: 0 CS: 2
PITCHER Vida Blue, L ERA: 3.57 Don Hood, L ERA: 3.45 Derek Botelho, R ERA: 4.5 (7, 1)	IP: 3.0 WLS: L BF: 17 H: 6 R: 4 ER: 4 SO: 1 BB: 2 IBB: 0 HBP: 0 BLK: 0 WP: 0 HR: 0 S: 17 P: 25 ERA: 12.00 WHIP: 2.667																			


Batter	1	2	3	4	5	6	7	8	9	AB	R	H	RBI	BB	SO	LOB	TOP		
Willie Wilson, S OBP: 0.370, SLG: 0.434 (1, 7)										5	0	1	0	0	1	1	Kansas City Royals @ Minnesota Twins Hubert H. Humphrey Metrodome, Minneapolis, MN Sun Sep 19 1982, 4:33 AM EDT Att: 7,255 - Dome		
U L Washington, S OBP: 0.330, SLG: 0.391 (1, 6)										4	1	2	2	1	0	2			
George Brett, L OBP: 0.388, SLG: 0.530 (1, 5)										5	1	2	0	0	0	2			
Amos Otis, R OBP: 0.332, SLG: 0.416 (1, 8)										5	0	1	0	0	0	2			
Hal McRae, R OBP: 0.369, SLG: 0.527 (1, 10)										3	0	1	1	1	0	2			
Lee May, R OBP: 0.396, SLG: 0.488 (1, 3)										2	1	0	0	2	0	1			
Frank White, R OBP: 0.315, SLG: 0.464 (1, 4)										4	0	0	0	0	0	4			
Jerry Martin, R OBP: 0.313, SLG: 0.378 (1, 9)										3	0	1	1	1	1	2			
Don Slaught, R OBP: 0.333, SLG: 0.412 (1, 2)										4	1	1	0	0	0	2			
Inning Stats	R: 0 E: 0 K: 1 S: 4	H: 0 LOB: 0 BB: 1 P: 8	R: 0 E: 0 K: 1 S: 5	H: 0 LOB: 2 BB: 2 P: 13	R: 0 E: 0 K: 0 S: 3	H: 0 LOB: 0 BB: 0 P: 3	R: 0 E: 0 K: 0 S: 3	H: 0 LOB: 1 BB: 1 P: 7	R: 0 E: 0 K: 0 S: 5	H: 2 LOB: 2 BB: 0 P: 5	R: 1 E: 0 K: 0 S: 5	H: 2 LOB: 2 BB: 1 P: 9	R: 1 E: 0 K: 0 S: 5	H: 2 LOB: 1 BB: 0 P: 5	R: 2 E: 0 K: 0 S: 6	H: 3 LOB: 1 BB: 0 P: 6	1B: 6 2B: 2 3B: 0 HR: 1	SF: 0 SAC: 0 DP: 0 HBP: 0	WP: 1 PA: 40 SB: 0 CS: 1
PITCHER Jack O'Connor, L ERA: 3.71 (1, 1)	IP: 9.0 WLS: W BF: 40 H: 9 R: 4 ER: 4 SO: 2 BB: 5 IBB: 0 HBP: 0 BLK: 0 WP: 1 HR: 1 S: 39 P: 59 ERA: 4.00 WHIP: 1.556															PITCHER			

Batter	1	2	3	4	5	6	7	8	9	AB	R	H	RBI	BB	SO	LOB	BOTTOM
Bobby Mitchell, L OBP: 0.341, SLG: 0.324 (1, 8)										5	2	3	2	0	0	2	Kansas City Royals @ Minnesota Twins Hubert H. Humphrey Metrodome, Minneapolis, MN Sun Sep 19 1982, 4:33 AM EDT Att: 7,255 - Dome
John Castino, R OBP: 0.317, SLG: 0.352 (1, 4)										5	1	2	2	0	0	2	
Tom Brunansky, R OBP: 0.387, SLG: 0.486 (1, 9)										4	0	1	0	1	1	1	
Kent Hrbek, L OBP: 0.367, SLG: 0.494 (1, 3)										4	1	0	1	1	1	3	
Gary Ward, R OBP: 0.339, SLG: 0.539 (1, 7)										2	1	0	0	2	0	1	
Gary Gaetti, R OBP: 0.284, SLG: 0.455 (1, 5)										4	1	1	4	0	0	3	
Randy Bush, L OBP: 0.299, SLG: 0.375 (1, 10)										3	1	1	0	0	0	0	
Tim Laudner, R OBP: 0.337, SLG: 0.403 (1, 2)										4	1	1	0	0	1	2	
Lenny Faedo, R OBP: 0.275, SLG: 0.305 (1, 6)										4	1	3	0	0	0	0	
Inning Stats	R: 0 E: 0 K: 0 S: 3	H: 0 LOB: 0 BB: 0 P: 3	R: 3 E: 0 K: 0 S: 7	H: 4 LOB: 3 BB: 1 P: 12	R: 0 E: 0 K: 0 S: 3	H: 0 LOB: 0 BB: 0 P: 3	R: 6 E: 0 K: 2 S: 13	H: 6 LOB: 2 BB: 2 P: 21	R: 0 E: 0 K: 1 S: 4	H: 0 LOB: 1 BB: 1 P: 8	R: 0 E: 0 K: 0 S: 5	H: 2 LOB: 2 BB: 0 P: 5	R: 0 E: 0 K: 0 S: 3	H: 0 LOB: 0 BB: 0 P: 3	1B: 10 2B: 0 3B: 1 HR: 1	SF: 0 SAC: 0 DP: 1 HBP: 1	WP: 1 PA: 40 SB: 0 CS: 0
PITCHER Bill Castro, R ERA: 3.32 (1, 1)	IP: 4.0 WLS: L BF: 20 H: 6 R: 5 ER: 5 SO: 0 BB: 0 IBB: 0 HBP: 1 BLK: 0 WP: 0 HR: 0 S: 18 P: 23 ERA: 11.25 WHIP: 1.500															PITCHER	
Mike Armstrong, R ERA: 3.32 (5, 1)	0.2	7	3	3	3	2	2	0	0	0	0	1	1	9	17	40.50	7.500
Bob Tufts, L ERA: 1.8 (5, 1)	0.1	2	1	1	1	0	0	0	0	0	0	0	0	2	2	27.00	3.000
Bud Black, L ERA: 4.64 (6, 1)	2.0	8	2	0	0	1	1	0	0	0	0	0	0	9	13	0.00	1.500
Dan Quisenberry, R ERA: 2.48 (8, 1)	1.0	3	0	0	0	0	0	0	0	0	0	0	0	3	3	0.00	0.000

Batter	1	2	3	4	5	6	7	8	9	AB	R	H	RBI	BB	SO	LOB	TOP				
Willie Wilson, S OBP: 0.371, SLG: 0.434 (1, 7)										4	0	2	0	0	0	2					
U L Washington, S OBP: 0.325, SLG: 0.388 (1, 6)										3	0	0	0	1	0	1					
George Brett, L OBP: 0.386, SLG: 0.526 (1, 5)										4	0	0	0	0	1	3					
Amos Otis, R OBP: 0.331, SLG: 0.414 (1, 8)										4	0	1	0	0	1	2					
Hal McRae, R OBP: 0.369, SLG: 0.527 (1, 10)										4	1	2	0	0	0	1					
Frank White, R OBP: 0.314, SLG: 0.462 (1, 4)										4	0	1	0	0	0	4					
Lee May, R OBP: 0.400, SLG: 0.517 (1, 3)										3	1	1	1	1	0	2	AB 32				
Bombo Rivera, R (9, PR)										0	0	0	0	0	0	0	R 2				
John Wathan, R OBP: 0.352, SLG: 0.333 (1, 2)										3	0	0	1	1	0	2	H 8				
Jerry Martin, R OBP: 0.314, SLG: 0.380 (1, 9)										3	0	1	0	1	0	2	RBI 2				
																	BB 4				
																	SO 2				
																	LOB 19				
Inning Stats	R: 0 E: 0 K: 2 S: 9	H: 2 LOB: 3 BB: 1 P: 13	R: 0 E: 0 K: 0 S: 3	H: 1 LOB: 1 BB: 1 P: 7	R: 0 E: 0 K: 0 S: 3	H: 0 LOB: 0 BB: 0 P: 3	R: 1 E: 0 K: 0 S: 4	H: 1 LOB: 0 BB: 0 P: 4	R: 0 E: 0 K: 0 S: 3	H: 1 LOB: 1 BB: 1 P: 7	R: 0 E: 0 K: 0 S: 3	H: 0 LOB: 0 BB: 0 P: 3	R: 0 E: 0 K: 0 S: 3	H: 0 LOB: 0 BB: 0 P: 3	R: 1 E: 0 K: 0 S: 5	H: 2 LOB: 2 BB: 0 P: 5	1B: 6 2B: 1 3B: 0 HR: 1	SF: 0 SAC: 0 DP: 1 HBP: 0	WP: 0 PB: 0 SB: 1 CS: 1	PA: 37	
PITCHER	IP WLS BF H R ER SO BB IBB HBP BLK WP HR S P ERA WHIP	8.0 W 33 8 2 2 2 4 0 0 0 0 1 33 49 2.25 1.500	1.0 S 3 0 0 0 0 0 0 0 0 0 0 0 3 3 0.00 0.000																		

Kansas City Royals @ California Angels
Anaheim Stadium, Anaheim, CA
Mon Sep 20 1982, 10:05 PM EDT
Att: 42,322 - Unknown


AB 32
R 2
H 8
RBI 2
BB 4
SO 2
LOB 19



Batter	1	2	3	4	5	6	7	8	9	AB	R	H	RBI	BB	SO	LOB	BOTTOM			
Ron Jackson, R OBP: 0.392, SLG: 0.427 (1, 3)										4	0	3	1	0	0	0				
Doug DeCinces, R OBP: 0.368, SLG: 0.537 (1, 5)										2	0	0	0	2	1	1				
Reggie Jackson, L OBP: 0.379, SLG: 0.523 (1, 9)										4	0	0	0	0	2	5				
Bobby Clark, R OBP: 0.213, SLG: 0.288 (8, 9)										0	0	0	0	0	0	0				
Brian Downing, R OBP: 0.366, SLG: 0.482 (1, 7)										3	0	1	0	1	0	0				
Fred Lynn, L OBP: 0.370, SLG: 0.500 (1, 8)										4	0	0	0	0	1	2				
Don Baylor, R OBP: 0.323, SLG: 0.422 (1, 10)										4	1	0	0	0	0	1				
Bobby Grich, R OBP: 0.374, SLG: 0.453 (1, 4)										1	1	0	0	1	0	0	AB 27			
Bob Boone, R OBP: 0.307, SLG: 0.336 (1, 2)										2	0	1	1	0	0	0	R 3			
Tim Foli, R OBP: 0.271, SLG: 0.309 (1, 6)										3	1	1	1	0	0	3	H 6			
																	RBI 3			
																	BB 4			
																	SO 4			
																	LOB 12			
Inning Stats	R: 0 E: 0 K: 1 S: 5	H: 1 LOB: 0 BB: 0 P: 5	R: 1 E: 0 K: 0 S: 4	H: 1 LOB: 2 BB: 1 P: 9	R: 0 E: 0 K: 1 S: 5	H: 0 LOB: 0 BB: 0 P: 5	R: 0 E: 0 K: 0 S: 3	H: 0 LOB: 0 BB: 0 P: 3	R: 1 E: 0 K: 1 S: 7	H: 2 LOB: 2 BB: 1 P: 11	R: 0 E: 0 K: 0 S: 3	H: 1 LOB: 0 BB: 0 P: 3	R: 1 E: 1 K: 0 S: 4	H: 1 LOB: 2 BB: 2 P: 12	R: 0 E: 0 K: 1 S: 5	H: 0 LOB: 0 BB: 0 P: 5	1B: 4 2B: 1 3B: 0 HR: 1	SF: 0 SAC: 1 DP: 3 HBP: 1	WP: 0 PB: 0 SB: 0 CS: 0	PA: 33
PITCHER	IP WLS BF H R ER SO BB IBB HBP BLK WP HR S P ERA WHIP	7.0 L 30 6 3 3 3 3 0 0 0 0 0 0 5 5 3.86 1.286	1.0 3 0 0 0 1 0 0 0 0 0 0 5 5 0.00 0.000																	

Kansas City Royals @ California Angels
Anaheim Stadium, Anaheim, CA
Mon Sep 20 1982, 10:05 PM EDT
Att: 42,322 - Unknown

AB 27
R 3
H 6
RBI 3
BB 4
SO 4
LOB 12



Batter	1	2	3	4	5	6	7	8	9	AB	R	H	RBI	BB	SO	LOB	TOP			
Willie Wilson, S OBP: 0.370, SLG: 0.433 (1, 7)										4	0	1	1	0	0	1	Kansas City Royals @ California Angels Anaheim Stadium, Anaheim, CA Tue Sep 21 1982, 10:05 PM EDT Att: 52,415 - Unknown			
U L Washington, S OBP: 0.325, SLG: 0.387 (1, 6)										4	0	1	0	0	1	3				
George Brett, L OBP: 0.383, SLG: 0.521 (1, 5)										4	0	0	0	0	0	3				
Amos Otis, R OBP: 0.331, SLG: 0.413 (1, 8)										4	0	1	0	0	0	0				
Hal McRae, R OBP: 0.369, SLG: 0.527 (1, 10)										4	0	1	0	0	0	1				
Frank White, R OBP: 0.316, SLG: 0.463 (1, 4)										4	0	2	0	0	0	1				
John Wathan, R OBP: 0.352, SLG: 0.330 (1, 3) (8, 2)										3	1	0	0	1	0	3				
Don Slaught, R OBP: 0.331, SLG: 0.409 (1, 2)										1	0	0	0	0	0	0				
Jamie Quirk, L OBP: 0.253, SLG: 0.267 (5, 2)										2	0	1	0	0	1	0				
Onix Concepcion, R OBP: 0.268, SLG: 0.299 (8, FR)										0	0	0	0	0	0	0				
Ron Johnson, R (8, 3)										0	0	0	0	0	0	0				
Jerry Martin, R OBP: 0.313, SLG: 0.377 (1, 9)										3	0	0	0	0	1	2				
Inning Stats	R: 0 E: 0 K: 1 S: 5	H: 0 LOB: 0 BB: 0 P: 5	R: 0 E: 0 K: 0 S: 4	H: 2 LOB: 1 BB: 0 P: 4	R: 0 E: 0 K: 0 S: 3	H: 0 LOB: 0 BB: 0 P: 3	R: 0 E: 0 K: 0 S: 3	H: 1 LOB: 0 BB: 0 P: 3	R: 0 E: 0 K: 1 S: 6	H: 1 LOB: 1 BB: 0 P: 6	R: 0 E: 0 K: 0 S: 4	H: 1 LOB: 1 BB: 0 P: 4	R: 1 E: 1 K: 1 S: 7	H: 1 LOB: 2 BB: 1 P: 11	R: 0 E: 0 K: 0 S: 4	H: 1 LOB: 1 BB: 0 P: 4	1B: 6 2B: 1 3B: 0 HR: 0	SF: 0 SAC: 0 DP: 2 HBP: 0	WP: 0 PB: 0 SB: 0 CS: 0	PA: 34
PITCHER Ken Forsch, R ERA: 3.62 (1, 1)	IP: 9.0 WLS: W BF: 34 H: 7 R: 1 ER: 1 SO: 3 BB: 1 IBB: 0 HBP: 0 BLK: 0 WP: 0 HR: 0 S: 39 P: 43 ERA: 1.00 WHIP: 0.889																			

Batter	1	2	3	4	5	6	7	8	9	AB	R	H	RBI	BB	SO	LOB	BOTTOM					
Rod Carew, L OBP: 0.396, SLG: 0.397 (1, 3)										4	0	4	1	0	0	0	Kansas City Royals @ California Angels Anaheim Stadium, Anaheim, CA Tue Sep 21 1982, 10:05 PM EDT Att: 52,415 - Unknown					
Doug DeCinces, R OBP: 0.366, SLG: 0.533 (1, 5)										4	0	0	0	0	1	5						
Reggie Jackson, L OBP: 0.378, SLG: 0.520 (1, 9)										3	0	0	0	1	2	1						
Brian Downing, R OBP: 0.366, SLG: 0.479 (1, 7)										3	0	0	0	1	1	4						
Fred Lynn, L OBP: 0.369, SLG: 0.498 (1, 8)										4	0	1	0	0	1	0						
Don Baylor, R OBP: 0.321, SLG: 0.419 (1, 10)										4	0	0	0	0	0	2						
Bobby Grich, R OBP: 0.373, SLG: 0.451 (1, 4)										4	0	1	0	0	0	2						
Gary Pettis, S (9, PR)										0	1	0	0	0	0	0						
Bob Boone, R OBP: 0.308, SLG: 0.336 (1, 2)										3	1	1	0	1	0	0						
Ricky Adams, R (1, 6)										2	0	0	0	0	0	0						
Daryl Sconiers, L OBP: 0.273, SLG: 0.111 (9, PH)										1	0	1	1	0	0	0						
Inning Stats	R: 0 E: 0 K: 2 S: 8	H: 1 LOB: 1 BB: 0 P: 8	R: 0 E: 0 K: 0 S: 3	H: 0 LOB: 0 BB: 0 P: 3	R: 0 E: 0 K: 1 S: 6	H: 1 LOB: 1 BB: 0 P: 6	R: 0 E: 0 K: 1 S: 6	H: 1 LOB: 2 BB: 1 P: 10	R: 1 E: 1 K: 0 S: 4	H: 1 LOB: 2 BB: 2 P: 12	R: 0 E: 0 K: 0 S: 5	H: 0 LOB: 0 BB: 0 P: 5	R: 0 E: 0 K: 0 S: 4	H: 1 LOB: 1 BB: 0 P: 4	R: 0 E: 0 K: 0 S: 3	H: 0 LOB: 0 BB: 0 P: 3	R: 1 E: 0 K: 0 S: 4	H: 3 LOB: 2 BB: 0 P: 4	1B: 7 2B: 1 3B: 0 HR: 0	SF: 0 SAC: 1 DP: 1 HBP: 0	WP: 0 PB: 0 SB: 0 CS: 0	PA: 36
PITCHER Dennis Leonard, R ERA: 4.58 (1, 1)	IP: 7.0 WLS: L BF: 29 H: 5 R: 1 ER: 1 SO: 5 BB: 3 IBB: 0 HBP: 0 BLK: 0 WP: 0 HR: 0 S: 36 P: 48 ERA: 1.29 WHIP: 1.143																					
PITCHER Dan Quisenberry, R ERA: 2.53 (8, 1)	IP: 1.1 WLS: L BF: 7 H: 3 R: 1 ER: 1 SO: 0 BB: 0 IBB: 0 HBP: 0 BLK: 0 WP: 0 HR: 0 S: 7 P: 7 ERA: 6.75 WHIP: 2.250																					

Batter	1	2	3	4	5	6	7	8	9	AB	R	H	RBI	BB	SO	LOB	TOP										
Willie Wilson, S OBP: 0.369, SLG: 0.430 (1, 7)	L9	1B				4-3		BB		4	1	2	0	1	0	0	Kansas City Royals @ Oakland Athletics Oakland-Alameda County Coliseum, Oakland, CA Fri Sep 24 1982, 7:05 PM PDT Att: 16,611 - Unknown										
U L Washington, S OBP: 0.351, SLG: 0.398 (1, 6)	F6	1B				K		K		5	1	1	1	0	2	2											
George Brett, L OBP: 0.382, SLG: 0.519 (1, 5)	1B	BB				L8		G3		4	2	2	1	1	0	1											
Amos Otis, R OBP: 0.335, SLG: 0.421 Cesar Geronimo, L OBP: 0.294, SLG: 0.457 (2, PR) (2, 8)	1B	2B				4-3		BB		1	0	1	1	1	0	0											
Hal McRae, R OBP: 0.371, SLG: 0.536 (1, 10)	1B	WP				6-3		HR		5	1	3	3	0	1	3											
Lee May, R OBP: 0.393, SLG: 0.505 Ron Johnson, R (2, 3)	G3	P6				1B		BB		2	0	0	0	0	0	4											
John Wathan, R OBP: 0.353, SLG: 0.331 (1, 2)		1B				BB		F3		4	1	2	0	1	0	1											
Steve Hammond, L OBP: 0.254, SLG: 0.316 (1, 9)	L7	F8				K		3-1		5	0	0	0	0	1	5											
Onix Concepcion, R OBP: 0.262, SLG: 0.291 (1, 4)	6-3	G6-4-3				F9		F8		4	0	0	0	0	0	4											
Inning Stats	R: 1 E: 0 K: 0 S: 6	H: 3 LOB: 2 BB: 0 P: 6	R: 5 E: 0 K: 0 S: 7	H: 4 LOB: 2 BB: 2 P: 15	R: 0 E: 0 K: 0 S: 2	H: 0 LOB: 0 BB: 1 P: 6	R: 0 E: 0 K: 0 S: 4	H: 1 LOB: 1 BB: 0 P: 4	R: 0 E: 0 K: 1 S: 5	H: 0 LOB: 0 BB: 0 P: 5	R: 1 E: 0 K: 1 S: 6	H: 1 LOB: 1 BB: 1 P: 10	R: 0 E: 0 K: 2 S: 8	H: 1 LOB: 3 BB: 2 P: 16	R: 0 E: 0 K: 1 S: 5	H: 0 LOB: 0 BB: 0 P: 5	1B: 8 2B: 2 3B: 0 HR: 1	SF: 0 SAC: 0 DP: 1 HBP: 0	WP: 1 PB: 0 SB: 1 CS: 0	PA: 44							
PITCHER	IP	WLS	BF	H	R	ER	SO	BB	IBB	HBP	BLK	WP	HR	S	P	ERA	WHIP										
Chris Codiroli, R ERA: 4.32 (1, 1)	1.2	L	12	6	5	5	0	1	0	0	0	0	0	11	15	27.00	4.200										
John D'Acquisto, R ERA: 2.93 (2, 1)	2.2		13	3	1	1	0	3	0	0	0	1	0	10	22	3.38	2.250										
Bob Owchinko, L ERA: 5.27 (5, 1)	2.2		10	1	1	1	3	1	0	0	0	0	1	15	19	3.38	0.750										
Preston Hanna, R ERA: 4.97 (8, 1)	0.2		4	1	0	0	1	0	1	0	0	0	0	5	9	0.00	1.500										
Tom Underwood, L ERA: 3.09 (8, 1)	1.1		5	0	0	0	2	1	0	0	0	0	0	8	12	0.00	0.750										
Batter	1	2	3	4	5	6	7	8	9	AB	R	H	RBI	BB	SO	LOB	BOTTOM										
Rickey Henderson, R OBP: 0.401, SLG: 0.385 (1, 7)	K		F7			BB				5	1	3	2	0	1	0	Kansas City Royals @ Oakland Athletics Oakland-Alameda County Coliseum, Oakland, CA Fri Sep 24 1982, 7:05 PM PDT Att: 16,611 - Unknown										
Dwayne Murphy, L OBP: 0.348, SLG: 0.408 (1, 8)	6-3					1B		HR		4	0	1	0	1	1	2											
Jeff Burroughs, R OBP: 0.378, SLG: 0.502 (1, 10)	2B					FC6-4		F9		4	0	2	0	0	1	2											
Tony Armas, R OBP: 0.275, SLG: 0.438 (1, 9)	K					F9		L7		4	1	1	0	0	1	5											
Davey Lopes, R OBP: 0.303, SLG: 0.370 Dave McKay, S OBP: 0.232, SLG: 0.271 (1, 4) (7, 4)	F7					F7		K		3	0	0	0	0	1	4											
Mike Heath, R OBP: 0.300, SLG: 0.358 (1, 5) (9, 2)	F9					FC6-4		HR		3	1	1	1	1	0	2											
Kelvin Moore, R OBP: 0.333 Jimmy Sexton, R OBP: 0.297, SLG: 0.326 (1, 3) (8, 6)	5-3					E3		K		3	0	0	0	0	1	0											
Bob Kearney, R OBP: 0.210, SLG: 0.214 Wayne Gross, L OBP: 0.344, SLG: 0.364 (1, 2) (8, PH) (9, 5)	F9					P4		HR		3	1	1	0	0	0	1											
Fred Stanley, R OBP: 0.278, SLG: 0.220 Joe Rudi, R OBP: 0.295, SLG: 0.304 (1, 6) (7, PH) (8, 3)	F8					G1-6-3		P4		2	0	0	0	0	0	1											
Mike Davis, L OBP: 0.370, SLG: 0.463 (8, PH)						1-2		3-1		1	0	0	0	0	0	0											
Inning Stats	R: 0 E: 0 K: 2 S: 8	H: 1 LOB: 1 BB: 0 P: 8	R: 0 E: 0 K: 0 S: 3	H: 0 LOB: 0 BB: 0 P: 3	R: 0 E: 0 K: 0 S: 3	H: 0 LOB: 0 BB: 0 P: 3	R: 0 E: 0 K: 0 S: 5	H: 2 LOB: 2 BB: 0 P: 5	R: 0 E: 1 K: 0 S: 3	H: 0 LOB: 0 BB: 0 P: 3	R: 3 E: 0 K: 2 S: 10	H: 3 LOB: 0 BB: 0 P: 10	R: 1 E: 0 K: 0 S: 5	H: 2 LOB: 2 BB: 1 P: 9	R: 0 E: 0 K: 0 S: 3	H: 1 LOB: 0 BB: 0 P: 3	1B: 7 2B: 2 3B: 0 HR: 2	SF: 0 SAC: 0 DP: 2 HBP: 0	WP: 1 PB: 0 SB: 0 CS: 1	PA: 38							
PITCHER	IP	WLS	BF	H	R	ER	SO	BB	IBB	HBP	BLK	WP	HR	S	P	ERA	WHIP										
Larry Gura, L ERA: 3.87 (1, 1)	7.0	W	29	7	3	3	6	1	0	0	0	0	0	40	44	3.86	1.143										
Dan Quisenberry, R ERA: 2.96 (8, 1)	2.0		9	3	1	1	0	1	0	0	0	0	0	8	12	4.50	2.000										

Batter	1	2	3	4	5	6	7	8	9	AB	R	H	RBI	BB	SO	LOB	TOP				
Willie Wilson, S OBP: 0.370, SLG: 0.430										3	1	1	0	1	0	1	Kansas City Royals @ Oakland Athletics Oakland-Alameda County Coliseum, Oakland, CA Sat Sep 25 1982, 3:33 AM PDT Att: 16,913 - Unknown livebaseballscorecards.com				
U L Washington, S OBP: 0.333, SLG: 0.399 Buddy Biancalana, S										4	0	2	1	0	0	2					
George Brett, L OBP: 0.380, SLG: 0.515										4	0	0	1	0	0	4					
Jerry Martin, R OBP: 0.311, SLG: 0.381										4	1	1	1	0	1	1					
John Wathan, R OBP: 0.350, SLG: 0.328										4	0	0	0	0	1	1					
Steve Hammond, L OBP: 0.250, SLG: 0.310 Bombo Rivera, R										2	0	0	0	0	2	0					
Ron Johnson, R OBP: 0.333, SLG: 0.286										4	1	1	0	0	0	0					
Cesar Geronimo, L OBP: 0.311, SLG: 0.453										1	0	0	0	3	0	0					
Onix Concepcion, R OBP: 0.256, SLG: 0.285										4	0	0	0	0	0	4					
Inning Stats	R: 2 E: 0 K: 1 S: 7	H: 2 LOB: 0 BB: 0 P: 7	R: 0 E: 0 K: 1 S: 5	H: 0 LOB: 0 BB: 0 P: 5	R: 0 E: 1 K: 0 S: 4	H: 0 LOB: 1 BB: 0 P: 4	R: 0 E: 0 K: 2 S: 7	H: 0 LOB: 0 BB: 0 P: 7	R: 1 E: 0 K: 0 S: 4	H: 2 LOB: 2 BB: 0 P: 12	R: 0 E: 0 K: 0 S: 3	H: 0 LOB: 0 BB: 0 P: 3	R: 0 E: 0 K: 0 S: 3	H: 0 LOB: 1 BB: 1 P: 7	R: 0 E: 0 K: 0 S: 4	H: 0 LOB: 1 BB: 1 P: 7		1B: 3 2B: 1 3B: 0 HR: 1	SF: 0 SAC: 0 DP: 1 HBP: 0	WP: 0 PB: 0 SB: 1 CS: 0	PA: 36
PITCHER	IP	WLS	BF	H	R	ER	SO	BB	IBB	HBP	BLK	WP	HR	S	P	ERA	WHIP				
Brian Kingman, R ERA: 4.49	(1, 1)	2.1	10	2	2	2	2	0	0	0	0	0	1	14	14	7.71	0.857				
Tom Underwood, L ERA: 3.02	(3, 1)	4.2	18	2	1	1	2	3	0	0	0	0	0	19	31	1.93	1.071				
Bob Owchinko, L ERA: 5.16	(8, 1)	2.0	8	1	0	0	0	1	0	0	0	0	0	7	11	0.00	1.000				

Batter	1	2	3	4	5	6	7	8	9	AB	R	H	RBI	BB	SO	LOB	BOTTOM				
Rickey Henderson, R OBP: 0.403, SLG: 0.388										4	1	2	1	1	0	2	Kansas City Royals @ Oakland Athletics Oakland-Alameda County Coliseum, Oakland, CA Sat Sep 25 1982, 3:33 AM PDT Att: 16,913 - Unknown livebaseballscorecards.com				
Mike Davis, L OBP: 0.373, SLG: 0.448										4	1	1	1	1	2	2					
Dwayne Murphy, L OBP: 0.350, SLG: 0.411										3	0	2	3	1	1	1					
Tony Armas, R OBP: 0.275, SLG: 0.435										4	0	0	0	1	0	5					
Jeff Burroughs, R OBP: 0.375, SLG: 0.502										4	1	2	1	0	2	3					
Wayne Gross, L OBP: 0.347, SLG: 0.366										4	2	2	0	1	0	3					
Davey Lopes, R OBP: 0.304, SLG: 0.370										5	1	2	1	0	0	3					
Bob Kearney, R OBP: 0.212, SLG: 0.203										3	2	0	0	0	0	3					
Fred Stanley, R OBP: 0.282, SLG: 0.225										4	2	2	3	0	0	0					
Inning Stats	R: 0 E: 0 K: 1 S: 6	H: 1 LOB: 2 BB: 1 P: 10	R: 5 E: 0 K: 0 S: 8	H: 5 LOB: 2 BB: 2 P: 16	R: 0 E: 0 K: 0 S: 3	H: 0 LOB: 0 BB: 0 P: 3	R: 0 E: 0 K: 2 S: 7	H: 0 LOB: 1 BB: 1 P: 11	R: 0 E: 0 K: 0 S: 8	H: 5 LOB: 1 BB: 0 P: 9	R: 0 E: 1 K: 0 S: 4	H: 1 LOB: 0 BB: 0 P: 4	R: 0 E: 0 K: 1 S: 5	H: 0 LOB: 0 BB: 0 P: 5	R: 0 E: 0 K: 1 S: 6	H: 1 LOB: 2 BB: 1 P: 10		1B: 11 2B: 2 3B: 0 HR: 0	SF: 2 SAC: 0 DP: 0 HBP: 1	WP: 0 PB: 1 SB: 1 CS: 0	PA: 43
PITCHER	IP	WLS	BF	H	R	ER	SO	BB	IBB	HBP	BLK	WP	HR	S	P	ERA	WHIP				
Dennis Leonard, R ERA: 5.01	(1, 1)	4.0	25	9	8	8	3	3	1	0	0	0	0	27	43	18.00	3.000				
Don Hood, L ERA: 3.56	(5, 1)	3.0	13	3	2	2	1	0	0	1	0	0	0	14	15	6.00	1.000				
Derek Botelho, R ERA: 4.3	(8, 1)	1.0	5	1	0	0	1	1	0	0	0	0	0	6	10	0.00	2.000				

Batter	1	2	3	4	5	6	7	8	9	AB	R	H	RBI	BB	SO	LOB	TOP										
Willie Wilson, S OBP: 0.369, SLG: 0.428 (1, 7)	0-0 4-3	0-0 L9		0-0 FC4-6		0-0 2H 1B			0-0 F7	5	0	1	0	0	0	3											
U L Washington, S OBP: 0.331, SLG: 0.404 (1, 6)	0-0 F5		0-0 HR	0-0 L8			0-0 6-3	0-0 S	0-3 K	5	1	1	1	0	1	2											
George Brett, L OBP: 0.376, SLG: 0.510 (1, 5)	0-0 F7		0-0 L9		0-0 F4		0-0 5-3		0-0 F9	5	0	0	0	0	0	0											
Jerry Martin, R OBP: 0.314, SLG: 0.390 (1, 10)		0-0 HR	0-0 1B		0-0 1B				0-0 5-3	4	1	3	1	0	0	0											
John Wathan, R OBP: 0.347, SLG: 0.325 (1, 2)	0-3 K	0-0 P4		0-0 F7					0-0 P3	4	0	0	0	0	1	2											
Steve Hammond, L OBP: 0.242, SLG: 0.300 (1, 9)	0-0 4-3	0-3 K		0-0 4-3					0-0 6-3	4	0	0	0	0	1	2											
Ron Johnson, R OBP: 0.538, SLG: 0.600 (1, 3)	0-0 2B		0-0 FC4-6 G3 1B		0-0 G3 1B			0-0 BB 1B	4-0 BB	3	1	3	0	1	0	0											
Cesar Geronimo, L OBP: 0.318, SLG: 0.465 (1, 8)	0-0 2H 1B 2B		0-0 G3 1-2		0-0 G3 1-2			0-0 1-2 1B	0-0 1-2 1B	4	1	2	1	0	0	2											
Onix Concepcion, R OBP: 0.256, SLG: 0.284 (1, 4)	0-0 2H 1B		0-0 E6 FC4-6		0-0 5-3			0-3 K	0-3 K	4	0	1	1	0	1	4											
Inning Stats	R: 0 E: 0 K: 0 S: 3	H: 0 LOB: 0 BB: 0 P: 3	R: 3 E: 0 K: 1 S: 9	H: 4 LOB: 1 BB: 0 P: 9	R: 1 E: 0 K: 1 S: 7	H: 2 LOB: 1 BB: 0 P: 7	R: 0 E: 1 K: 0 S: 5	H: 1 LOB: 2 BB: 0 P: 5	R: 0 E: 0 K: 0 S: 4	H: 1 LOB: 1 BB: 0 P: 4	R: 0 E: 0 K: 0 S: 3	H: 0 LOB: 0 BB: 0 P: 3	R: 0 E: 0 K: 1 S: 6	H: 1 LOB: 2 BB: 1 P: 10	R: 0 E: 0 K: 1 S: 5	H: 0 LOB: 0 BB: 0 P: 5	1B: 7 2B: 2 3B: 0 HR: 2	SF: 0 SAC: 0 DP: 0 HBP: 0	WP: 0 PB: 0 SB: 0 CS: 0	PA: 39							
PITCHER	IP	WLS	BF	H	R	ER	SO	BB	IBB	HBP	BLK	WP	HR	S	P	ERA	WHIP										
Matt Keough, R ERA: 5.75 (1, 1)	7.2		35	11	4	4	2	1	0	0	0	0	2	38	42	4.70	1.565										
Dave Beard, R ERA: 3.45 (8, 1)	1.1	W	4	0	0	0	2	0	0	0	0	0	0	8	8	0.00	0.000										

Kansas City Royals @ Oakland Athletics
Oakland-Alameda County Coliseum, Oakland, CA
Sun Sep 26 1982, 3:33 AM PDT
Att: 26,272 - Unknown

AB	38
R	4
H	11
RBI	4
BB	1
SO	4
LOB	15



Batter	1	2	3	4	5	6	7	8	9	AB	R	H	RBI	BB	SO	LOB	BOTTOM										
Rickey Henderson, R OBP: 0.402, SLG: 0.387 (1, 7)	0-3 K		0-0 6-3		0-0 5-3		0-0 2B 1B			4	1	1	0	0	1	0											
Mike Davis, L OBP: 0.381, SLG: 0.468 (1, 3)	0-0 1B S 1B		0-0 4-3		0-0 1-3		0-0 1-2 2H 2B			4	0	2	2	0	0	0											
Dwayne Murphy, L OBP: 0.349, SLG: 0.416 (1, 8)	0-0 E7 1-2 1B		0-0 HR		0-0 4-3		0-0 4-3			4	1	1	1	0	0	2											
Tony Armas, R OBP: 0.276, SLG: 0.441 (1, 9)	0-0 1-2 2-3 1B		0-0 F9		0-0 HR		0-0 6-3			4	1	2	1	0	0	0											
Wayne Gross, L OBP: 0.344, SLG: 0.362 (1, 5)	0-0 F5		0-0 F7		0-0 G3		0-3 K			4	0	0	0	0	1	3											
Jeff Burroughs, R OBP: 0.377, SLG: 0.498 (1, 10)	0-0 5-3		0-3 K		0-3 K		0-0 1B 1B			4	1	1	0	0	2	3											
Davey Lopes, R OBP: 0.306, SLG: 0.374 (1, 4)		0-0 F8		0-0 2B		0-0 L7		0-0 1-2 1B		4	0	2	0	0	0	0											
Mike Heath, R OBP: 0.299, SLG: 0.356 (1, 2)	0-3 K		0-3 K		0-0 5-3		0-0 1-3 2H 1B			4	0	1	1	0	2	1											
Fred Stanley, R OBP: 0.282, SLG: 0.226 (1, 6)	0-0 6-3				0-0 4-3		0-0 1B 2B 1B			3	1	1	0	0	0	0											
Inning Stats	R: 0 E: 1 K: 1 S: 8	H: 2 LOB: 3 BB: 0 P: 8	R: 0 E: 0 K: 1 S: 5	H: 0 LOB: 0 BB: 0 P: 5	R: 1 E: 0 K: 0 S: 4	H: 1 LOB: 0 BB: 0 P: 4	R: 0 E: 0 K: 2 S: 8	H: 1 LOB: 1 BB: 0 P: 8	R: 0 E: 0 K: 0 S: 3	H: 0 LOB: 0 BB: 0 P: 3	R: 1 E: 0 K: 1 S: 6	H: 1 LOB: 0 BB: 0 P: 6	R: 2 E: 0 K: 0 S: 6	H: 3 LOB: 1 BB: 0 P: 6	R: 1 E: 0 K: 1 S: 7	H: 3 LOB: 2 BB: 0 P: 7	1B: 7 2B: 2 3B: 0 HR: 2	SF: 0 SAC: 0 DP: 0 HBP: 0	WP: 0 PB: 0 SB: 1 CS: 0	PA: 35							
PITCHER	IP	WLS	BF	H	R	ER	SO	BB	IBB	HBP	BLK	WP	HR	S	P	ERA	WHIP										
Bill Castro, R ERA: 3.21 (1, 1)	5.0		20	4	1	1	4	0	0	0	0	0	1	28	28	1.80	0.800										
Bob Tufts, L ERA: 4.02 (6, 1)	1.2		9	4	3	3	1	0	0	0	0	0	1	11	11	16.20	2.400										
Dan Quisenberry, R ERA: 2.6 (7, 1)	1.1	L	6	3	1	1	1	0	0	0	0	0	0	8	8	6.75	2.250										

Kansas City Royals @ Oakland Athletics
Oakland-Alameda County Coliseum, Oakland, CA
Sun Sep 26 1982, 3:33 AM PDT
Att: 26,272 - Unknown

AB	35
R	5
H	11
RBI	5
BB	0
SO	6
LOB	9



Batter	1	2	3	4	5	6	7	8	9	AB	R	H	RBI	BB	SO	LOB	TOP	
Brian Downing, R OBP: 0.368, SLG: 0.480 (1, 7)	F7							P3		3	1	1	1	2	0	2	California Angels @ Kansas City Royals Royals Stadium, Kansas City, MO Mon Sep 27 1982, 8:05 PM EDT Att: 38,278 - Unknown - 73 F	
Rod Carew, L OBP: 0.394, SLG: 0.403 (1, 3)	F8		F8				SH1-3	4-3		4	0	1	0	0	0	3		
Doug DeCinces, R OBP: 0.369, SLG: 0.548 (1, 5)			F9							3	0	0	0	2	0	3		
Don Baylor, R OBP: 0.329, SLG: 0.422 (1, 10)	F3			F6	P5					5	0	1	1	0	0	4		
Bobby Grich, R OBP: 0.368, SLG: 0.440 (1, 4)		5-3		L8	K					5	0	1	0	0	1	5		
Fred Lynn, L OBP: 0.375, SLG: 0.504 (1, 8)	F7			K						4	0	1	0	1	1	1		
Juan Beniquez, R OBP: 0.320, SLG: 0.384 (7, PH)										1	1	1	0	1	0	0		
Reggie Jackson, L OBP: 0.373, SLG: 0.514 (7, PH)										1	0	0	0	0	1	3		
Bobby Clark, R OBP: 0.224, SLG: 0.306 (7, 9)										0	0	0	0	0	0	0		
Tim Foli, R OBP: 0.271, SLG: 0.307 (1, 6)										4	1	0	0	0	0	2		
Bob Boone, R OBP: 0.313, SLG: 0.339 (1, 2)			4-3							3	0	0	0	0	0	2		
Inning Stats	R: 0 E: 0 K: 0 S: 3	H: 0 LOB: 1 BB: 1 P: 7	R: 0 E: 0 K: 0 S: 3	H: 0 LOB: 1 BB: 1 P: 7	R: 0 E: 0 K: 1 S: 5	H: 0 LOB: 0 BB: 1 P: 5	R: 0 E: 0 K: 1 S: 10	H: 1 LOB: 1 BB: 0 P: 4	R: 1 E: 0 K: 1 S: 6	H: 1 LOB: 3 BB: 3 P: 18	R: 0 E: 1 K: 0 S: 4	H: 0 LOB: 1 BB: 0 P: 4	R: 0 E: 0 K: 0 S: 4	H: 1 LOB: 1 BB: 0 P: 4	1B: 4 2B: 2 3B: 0 HR: 0	SF: 0 SAC: 3 DP: 0 HBP: 0	WP: 0 PB: 0 SB: 0 CS: 0	PA: 42
PITCHER	IP WLS BF H R ER SO BB IBB HBP BLK WP HR S P ERA WHIP																	
Vida Blue, L ERA: 3.76 (1, 1)	6.1 L 31 5 3 2 2 4 1 0 0 0 0 0 30 50 2.84 1.421																	
Dan Quisenberry, R ERA: 2.55 (7, 1)	2.2 11 1 0 0 1 1 0 0 0 0 0 0 12 16 0.00 0.750																	

Batter	1	2	3	4	5	6	7	8	9	AB	R	H	RBI	BB	SO	LOB	BOTTOM			
Willie Wilson, S OBP: 0.366, SLG: 0.425 (1, 8)	1-3									4	0	0	0	0	1	2	California Angels @ Kansas City Royals Royals Stadium, Kansas City, MO Mon Sep 27 1982, 8:05 PM EDT Att: 38,278 - Unknown - 73 F			
U L Washington, S OBP: 0.335, SLG: 0.411 (1, 6)			FC6							3	1	1	1	1	0	1				
George Brett, L OBP: 0.377, SLG: 0.510 (1, 5)										4	0	2	0	0	0	1				
Hal McRae, R OBP: 0.374, SLG: 0.539 (1, 10)										4	1	3	0	0	0	1				
Jerry Martin, R OBP: 0.314, SLG: 0.389 (1, 9)										4	0	1	0	0	2	3				
Bombo Rivera, R OBP: 0.167, SLG: 0.167 (1, 7)										4	0	1	0	0	2	2				
Willie Aikens, L OBP: 0.336, SLG: 0.440 (1, 3)										3	0	2	1	0	0	0				
Dennis Werth, R OBP: 0.316, SLG: 0.133 (7, PR)										0	0	0	0	0	0	0				
Ron Johnson, R OBP: 0.571, SLG: 0.660 (9, PH)										0	0	0	0	1	0	0				
John Wathan, R OBP: 0.345, SLG: 0.322 (1, 2)										3	0	0	0	0	1	3				
Onix Concepcion, R OBP: 0.254, SLG: 0.281 (1, 4)										2	0	0	0	0	0	0				
Frank White, R OBP: 0.315, SLG: 0.460 (7, PH)										1	0	0	0	0	0	2				
Greg Pryor, R OBP: 0.306, SLG: 0.378 (8, 4)										0	0	0	0	0	0	0				
Cesar Geronimo, L OBP: 0.315, SLG: 0.460 (9, PH)										1	0	0	0	0	0	1				
Inning Stats	R: 1 E: 0 K: 0 S: 4	H: 2 LOB: 1 BB: 0 P: 4	R: 0 E: 0 K: 1 S: 5	H: 0 LOB: 0 BB: 0 P: 5	R: 0 E: 1 K: 1 S: 6	H: 0 LOB: 1 BB: 0 P: 6	R: 1 E: 0 K: 1 S: 8	H: 4 LOB: 2 BB: 0 P: 8	R: 0 E: 0 K: 2 S: 7	H: 1 LOB: 0 BB: 0 P: 7	R: 0 E: 0 K: 0 S: 4	H: 1 LOB: 1 BB: 0 P: 4	R: 0 E: 0 K: 0 S: 5	H: 2 LOB: 2 BB: 0 P: 5	R: 0 E: 0 K: 1 S: 4	H: 0 LOB: 0 BB: 1 P: 8	1B: 8 2B: 3 3B: 0 HR: 1	SF: 0 SAC: 1 DP: 3 HBP: 0	WP: 0 PB: 0 SB: 0 CS: 3	PA: 36
PITCHER	IP WLS BF H R ER SO BB IBB HBP BLK WP HR S P ERA WHIP																			
Tommy John, L ERA: 3.71 (1, 1)	8.0 W 34 10 2 2 5 2 0 0 0 0 0 0 42 50 2.25 1.500																			
Luis Sanchez, R ERA: 3.21 (9, 1)	1.0 S 2 0 0 0 1 0 0 0 0 0 0 0 4 4 0.00 0.000																			

Batter	1	2	3	4	5	6	7	8	9	AB	R	H	RBI	BB	SO	LOB	TOP										
Ron Jackson, R (1, 3) OBP: 0.380, SLG: 0.413 Rod Carew, L (7, PH) OBP: 0.393, SLG: 0.401 (7, 3)	1-3		F5	FC6-4			4-3		L6	3	0	0	0	0	0	1											
Juan Beniquez, R (1, 9) OBP: 0.319, SLG: 0.381	F9		F8		F8		1B			4	0	1	0	0	0	0											
Doug DeCinces, R (1, 5) OBP: 0.369, SLG: 0.549				1B	F7		F7			3	1	1	0	1	0	1											
Brian Downing, R (1, 7) OBP: 0.367, SLG: 0.479	4-3			1B	F9				4-3	4	1	1	0	0	0	1											
Bobby Grich, R (1, 4) OBP: 0.372, SLG: 0.443 Gary Pettis, S (8, PR)				1B						3	1	3	0	1	0	0											
Rob Wilfong, L (8, 4) OBP: 0.268, SLG: 0.268				1B						0	0	0	0	0	0	0											
Don Baylor, R (1, 10) OBP: 0.328, SLG: 0.420	L8			1B	F9		G6-4-3		G6-4-3	4	1	1	2	0	0	3											
Bobby Clark, R (1, 8) Fred Lynn, L (6, PH) OBP: 0.373, SLG: 0.502 (6, 8)	K			1B					4-3	1	0	0	1	0	1	1											
Tim Foli, R (1, 6) Daryl Sconiers, L (9, PH) OBP: 0.271, SLG: 0.307 (9, PH)	F9			1B			L5		F8	3	0	1	1	0	0	2											
Bob Boone, R (1, 2) Reggie Jackson, L (9, PH) OBP: 0.311, SLG: 0.337 (9, PH)			F3	P4			F9			3	0	0	0	0	0	1											
Inning Stats	R: 0 E: 0 K: 0 S: 3	H: 0 LOB: 1 BB: 1 P: 7	R: 0 E: 0 K: 1 S: 6	H: 1 LOB: 1 BB: 0 P: 6	R: 0 E: 0 K: 0 S: 3	H: 0 LOB: 0 BB: 0 P: 3	R: 4 E: 0 K: 0 S: 7	H: 4 LOB: 1 BB: 1 P: 11	R: 0 E: 0 K: 1 S: 6	H: 1 LOB: 1 BB: 0 P: 6	R: 0 E: 0 K: 0 S: 4	H: 1 LOB: 0 BB: 0 P: 4	R: 0 E: 0 K: 0 S: 3	H: 1 LOB: 1 BB: 0 P: 3	R: 0 E: 0 K: 0 S: 4	H: 1 LOB: 1 BB: 0 P: 4	R: 0 E: 0 K: 0 S: 4	H: 1 LOB: 1 BB: 0 P: 4	1B: 8 2B: 1 3B: 0 HR: 0	SF: 1 SAC: 0 DP: 1 HBP: 0	WP: 0 PB: 0 SB: 0 CS: 0	PA: 37					
PITCHER	IP	WLS	BF	H	R	ER	SO	BB	IBB	HBP	BLK	WP	HR	S	P	ERA	WHIP										
Larry Gura, L (1, 1) ERA: 3.96	3.1		17	5	4	4	1	2	0	0	0	0	0	17	25	10.80	2.100										
Mike Armstrong, R (4, 1) ERA: 3.18	4.0	W	15	3	0	0	1	0	0	0	0	0	0	17	17	0.00	0.750										
Dan Quisenberry, R (8, 1) ERA: 2.52	1.2	S	5	1	0	0	0	0	0	0	0	0	0	5	5	0.00	0.600										

California Angels @ Kansas City Royals
Royals Stadium, Kansas City, MO
Tue Sep 28 1982, 8:05 PM EDT
Att: 30,454 - Unknown - 81 F

AB 34
R 4
H 9
RBI 4
BB 2
SO 2
LOB 12

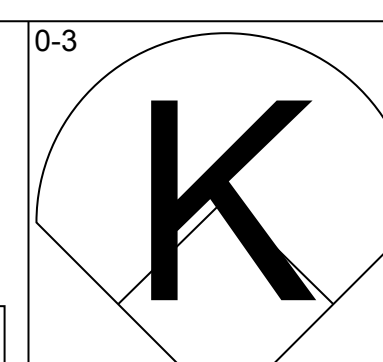
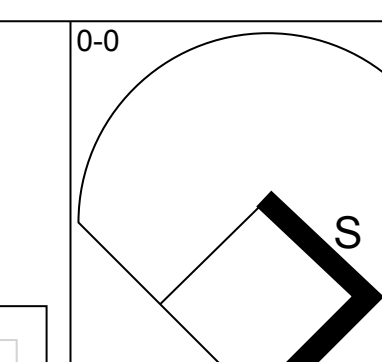
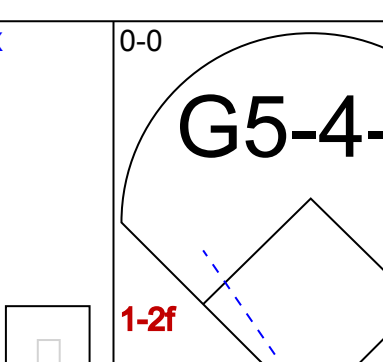
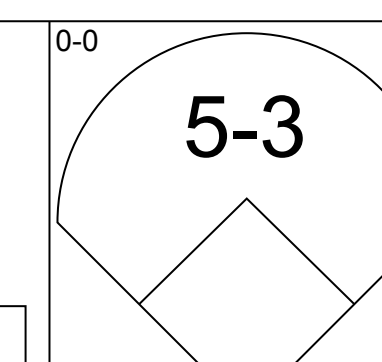
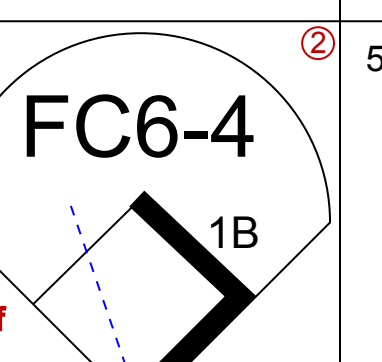
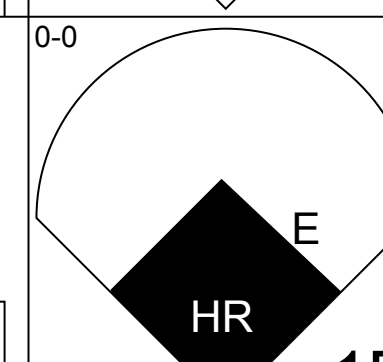
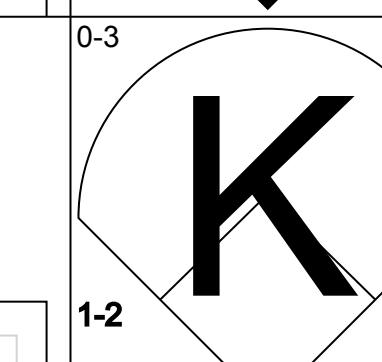
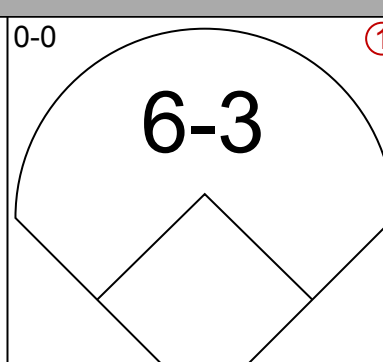
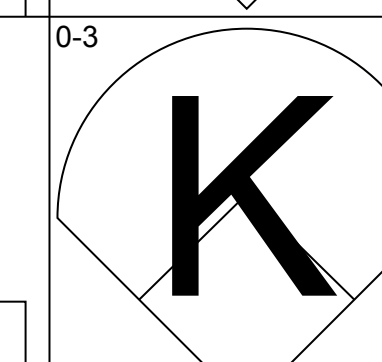
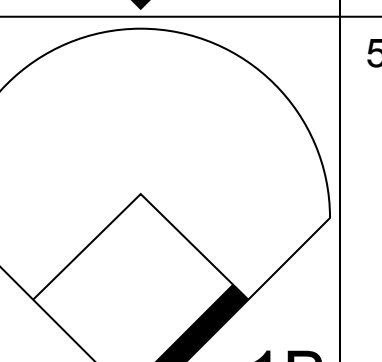
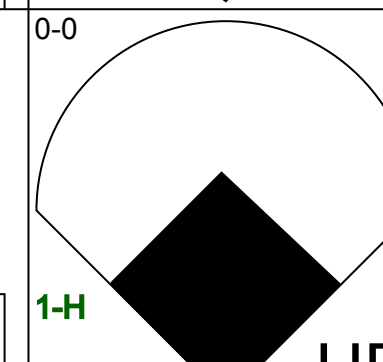
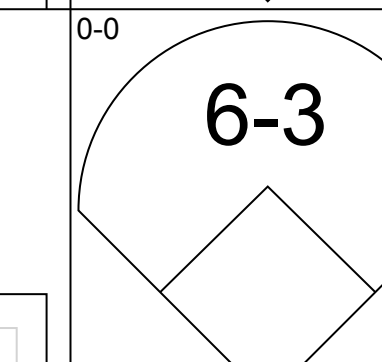
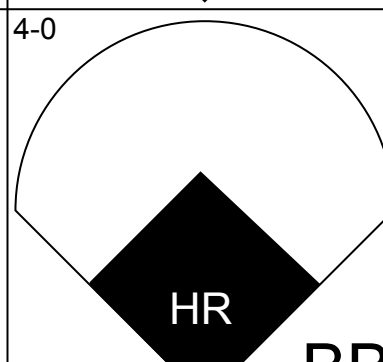
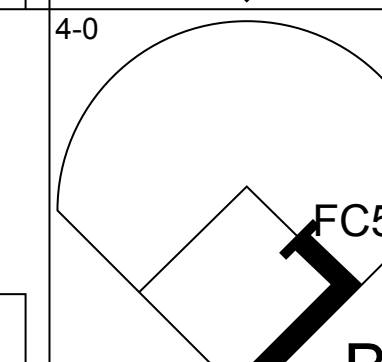
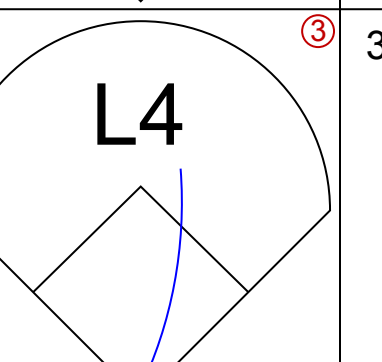
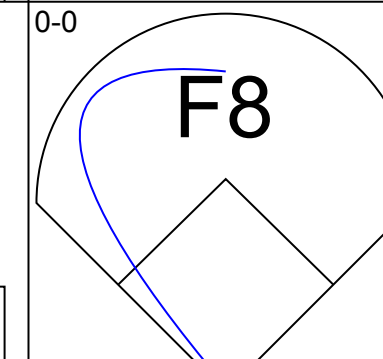
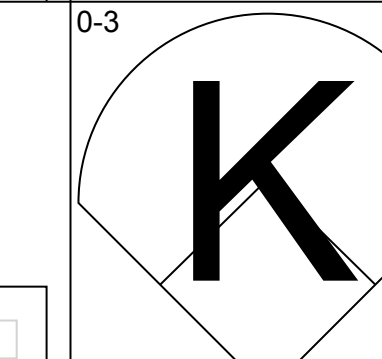
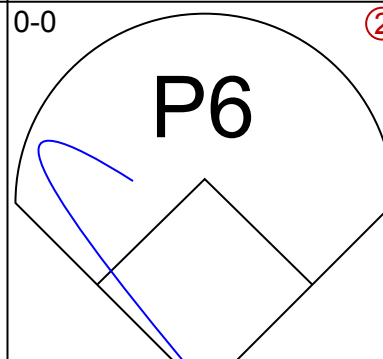
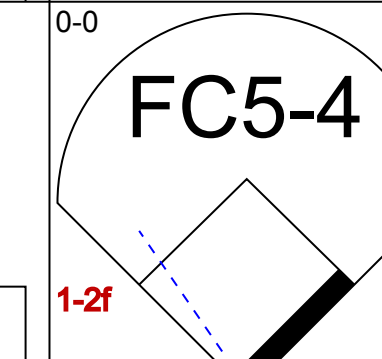
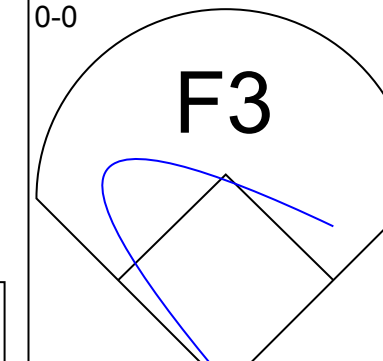
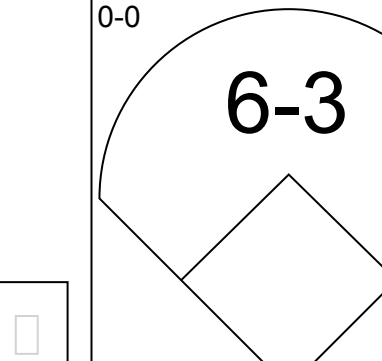
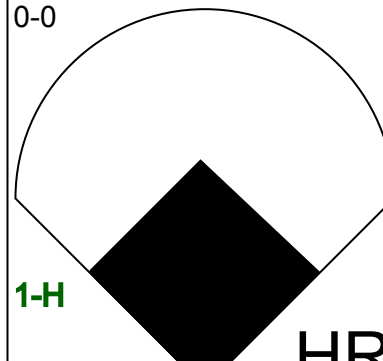
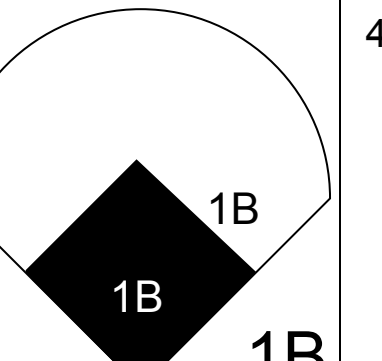
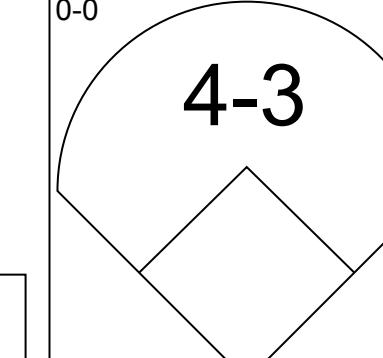
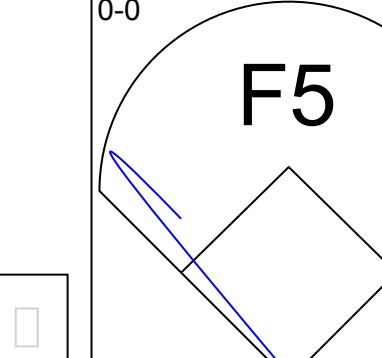
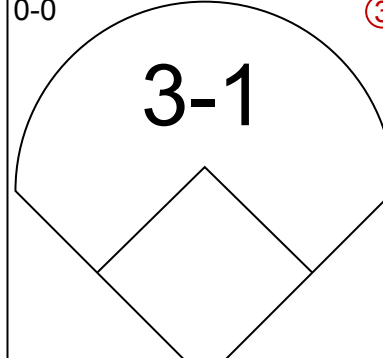
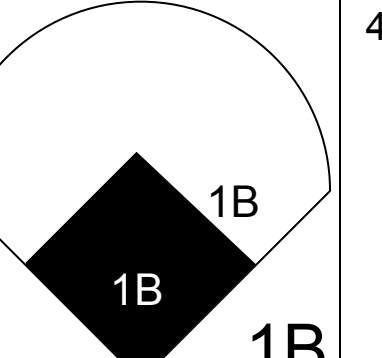
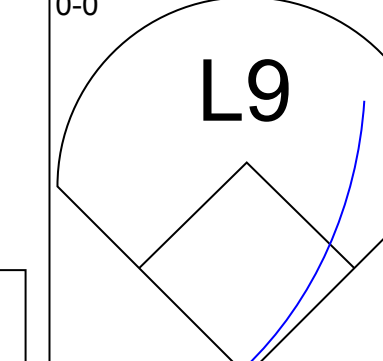
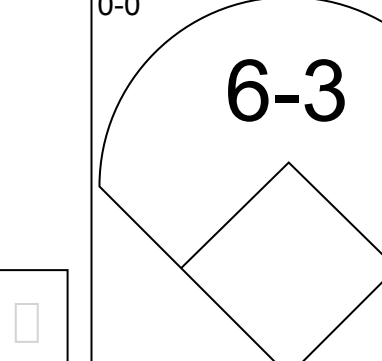
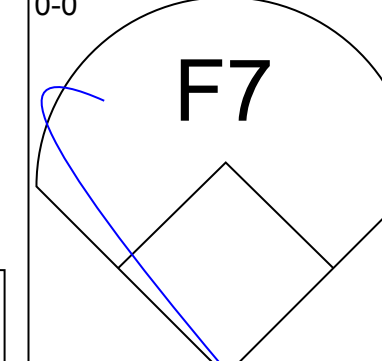
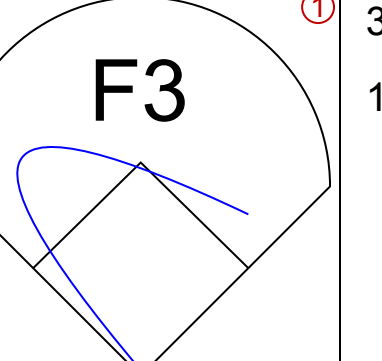
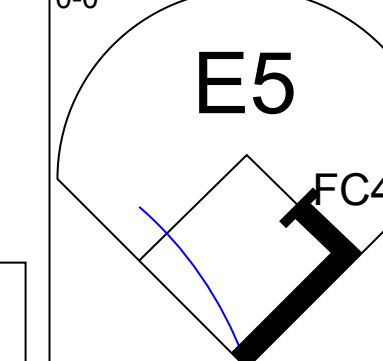
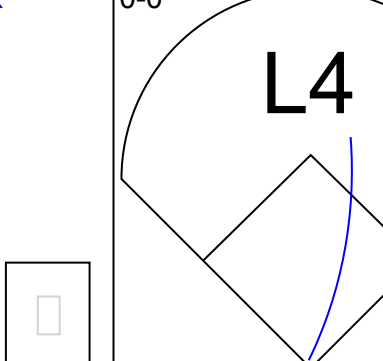
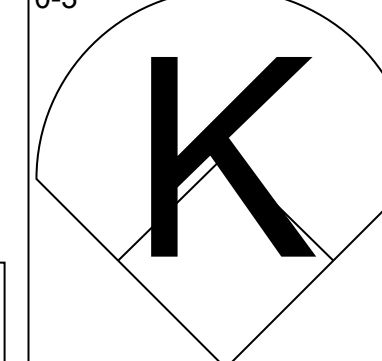
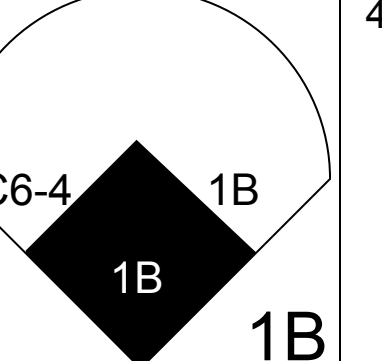
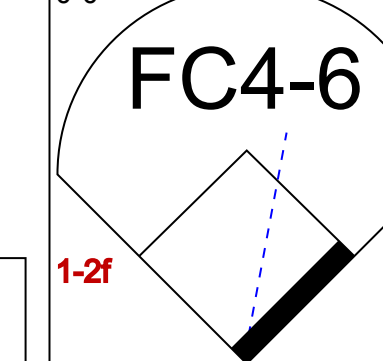
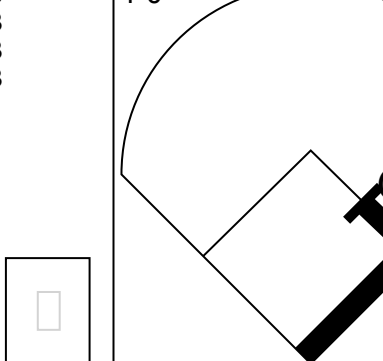
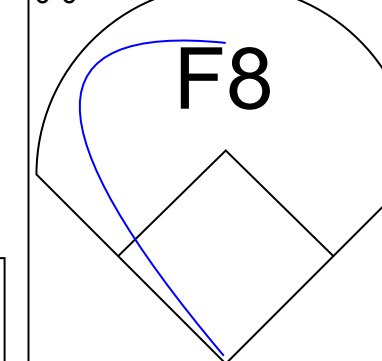
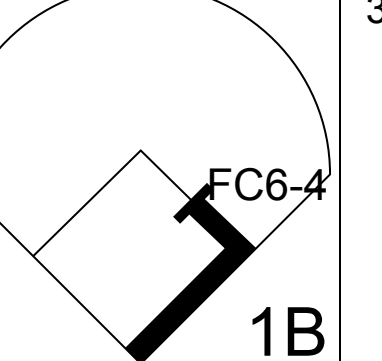


Batter	1	2	3	4	5	6	7	8	9	AB	R	H	RBI	BB	SO	LOB	BOTTOM										
Willie Wilson, S (1, 7) OBP: 0.369, SLG: 0.431	FC5			FC6			G3			4	1	3	0	0	0	1											
U L Washington, S (1, 6) OBP: 0.330, SLG: 0.407	B1		F8		4-3		G3			4	0	0	0	0	0	3											
George Brett, L (1, 5) OBP: 0.376, SLG: 0.508	FC5		F7		L3					4	1	1	1	0	0	2											
Hal McRae, R (1, 10) OBP: 0.371, SLG: 0.535	E5		F9		F9		4-3			4	0	0	0	0	0	3											
Willie Aikens, L (1, 3) OBP: 0.337, SLG: 0.439				HBP			K		F8	3	1	1	1	1	1	0											
Jerry Martin, R (1, 9) OBP: 0.315, SLG: 0.396	K			G4-6-3					K	4	2	2	1	0	2	2											
John Wathan, R (1, 2) OBP: 0.344, SLG: 0.320			P5				L6		4-3	3	0	0	0	0	0	0											
Cesar Geronimo, L (1, 8) OBP: 0.307, SLG: 0.447	4-3			G4-6-3			L7			3	0	0	0	0	0	2											
Onix Concepcion, R (1, 4) OBP: 0.252, SLG: 0.280 Steve Hammond, L (4, PH) OBP: 0.248, SLG: 0.306 Greg Pryor, R (5, 4) OBP: 0.304, SLG: 0.376	F9						3-1			1	0	0	0	0	0	0											
Inning Stats	R: 1 E: 1 K: 1 S: 8	H: 2 LOB: 2 BB: 0 P: 8	R: 0 E: 0 K: 0 S: 3	H: 0 LOB: 0 BB: 0 P: 3	R: 0 E: 0 K: 0 S: 4	H: 1 LOB: 1 BB: 0 P: 4	R: 2 E: 0 K: 0 S: 4	H: 2 LOB: 1 BB: 1 P: 9	R: 0 E: 0 K: 0 S: 3	H: 0 LOB: 0 BB: 0 P: 3	R: 1 E: 0 K: 1 S: 6	H: 1 LOB: 0 BB: 0 P: 6	R: 1 E: 0 K: 0 S: 5	H: 2 LOB: 1 BB: 0 P: 5	R: 0 E: 0 K: 1 S: 5	H: 0 LOB: 0 BB: 0 P: 5	1B: 5 2B: 2 3B: 0 HR: 1	SF: 0 SAC: 0 DP: 1 HBP: 1	WP: 0 PB: 0 SB: 0 CS: 0	PA: 34							
PITCHER	IP	WLS	BF	H	R	ER	SO	BB	IBB	HBP	BLK	WP	HR	S	P	ERA	WHIP										
Mike Witt, R (1, 1) ERA: 3.55	6.0		26	6	4	3	2	1	0	0	0	0	0	10	10	4.50	1.167										
Dave Goltz, R (7, 1) ERA: 4.27	2.0	L	8	2	1	1	1	0	0	0	0	0	0	10	10	4.50	1.000										

California Angels @ Kansas City Royals
Royals Stadium, Kansas City, MO
Tue Sep 28 1982, 8:05 PM EDT
Att: 30,454 - Unknown - 81 F

AB 32
R 5
H 8
RBI 4
BB 1
SO 3
LOB 13

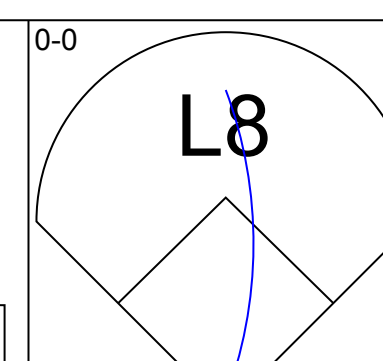
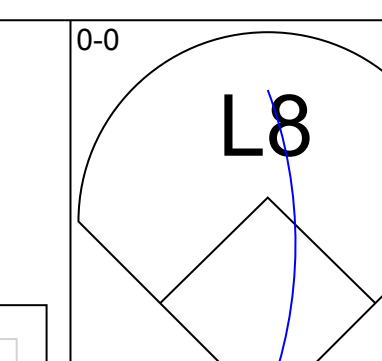
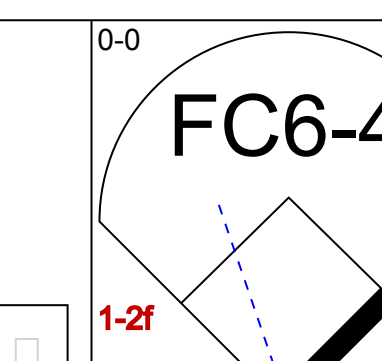
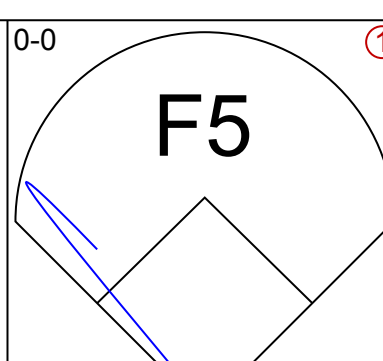
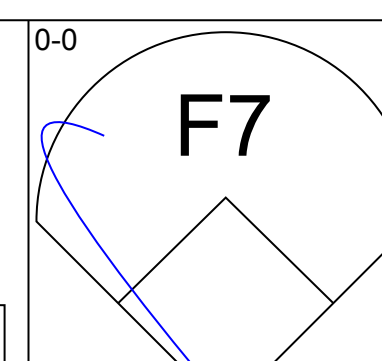
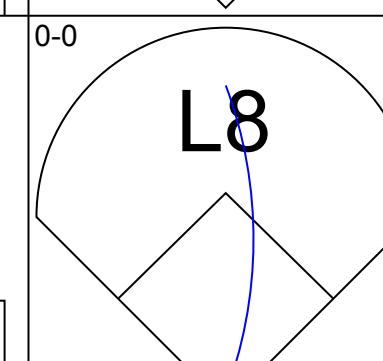
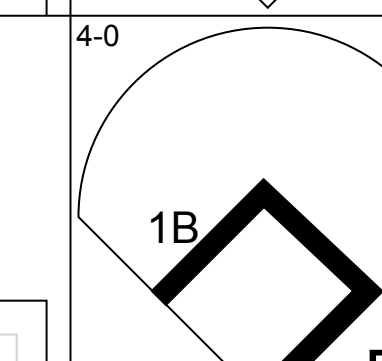
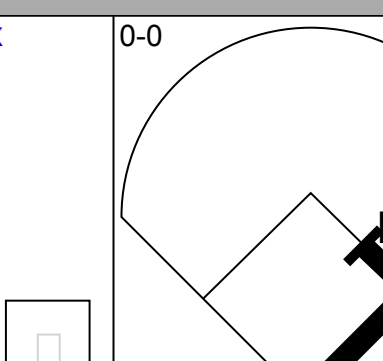
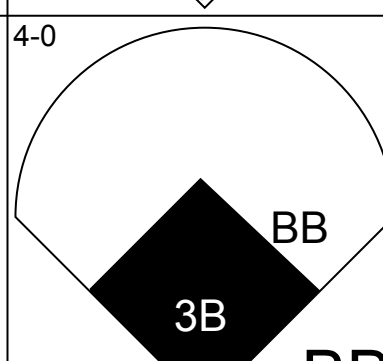
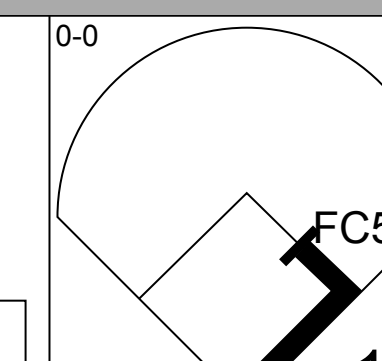
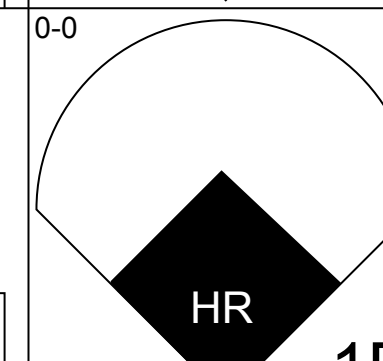
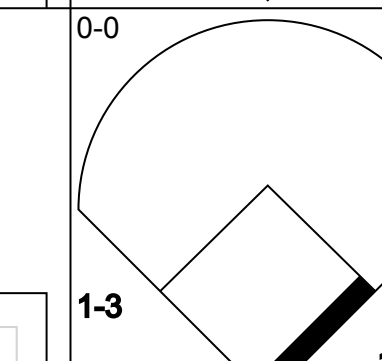
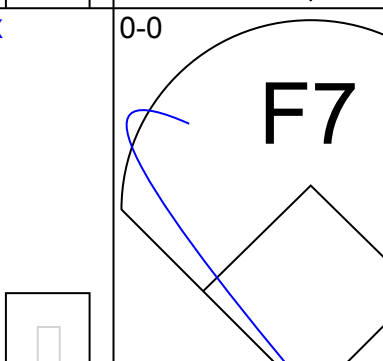
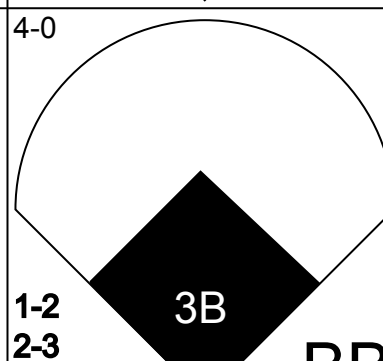
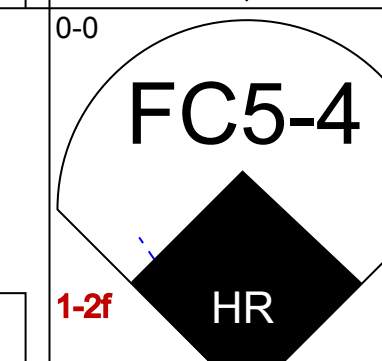
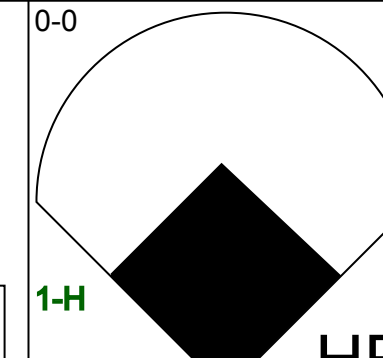
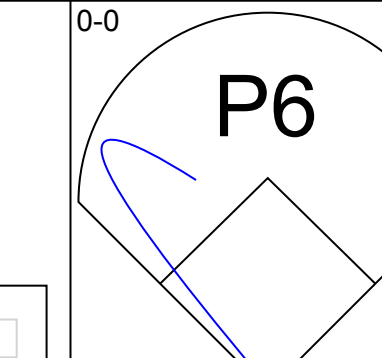
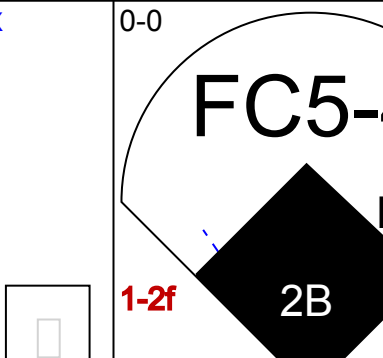
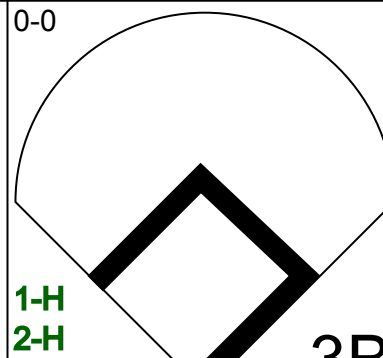
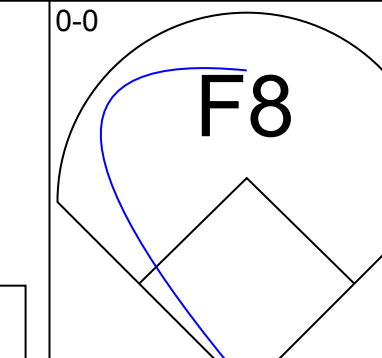
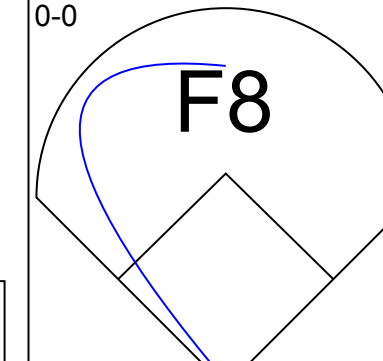
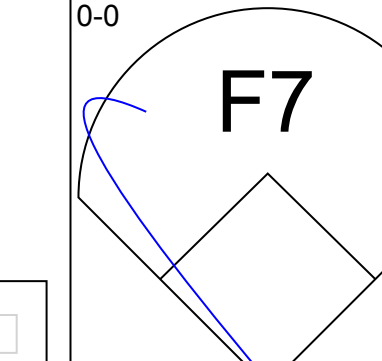
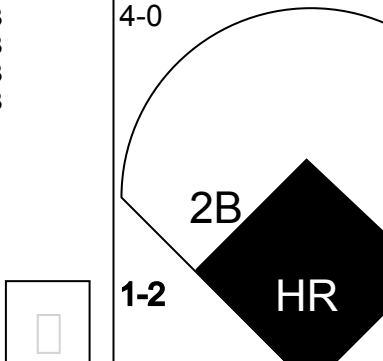
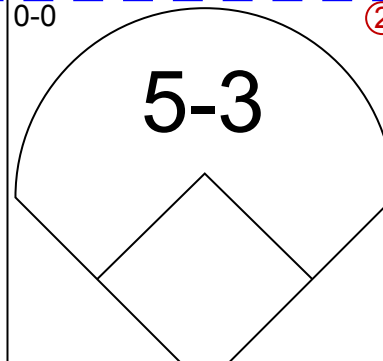
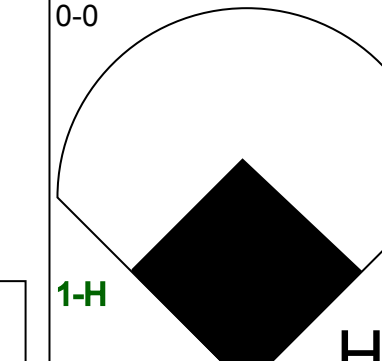
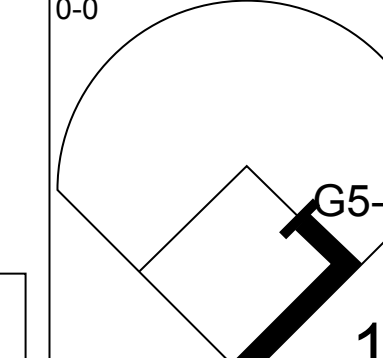
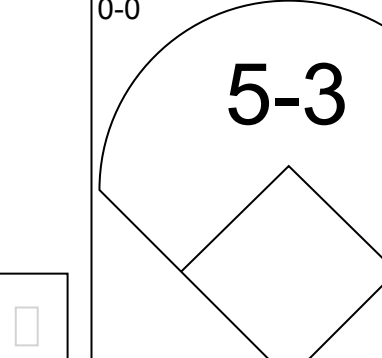
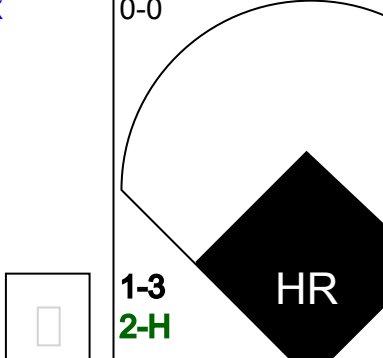

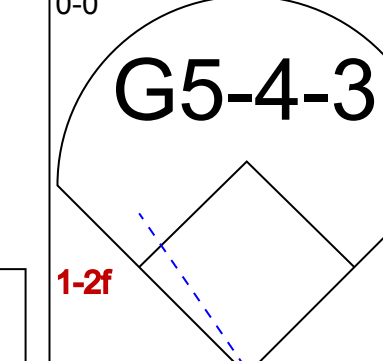

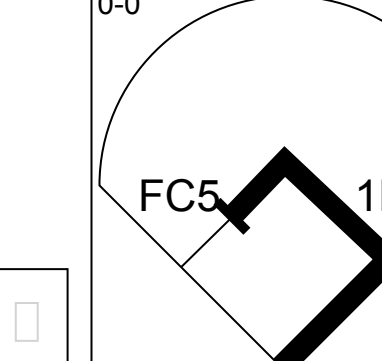
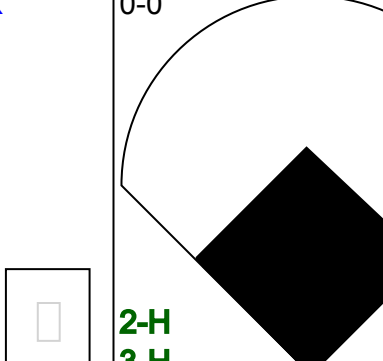
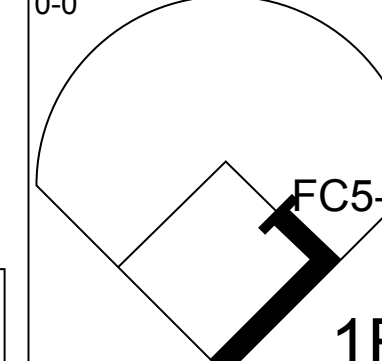
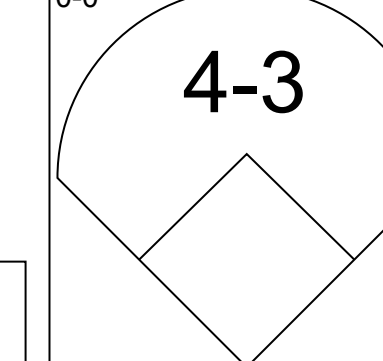
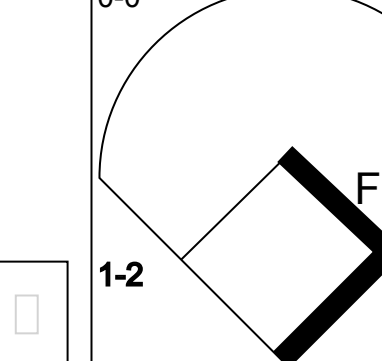
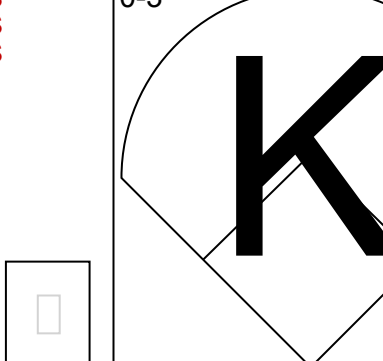
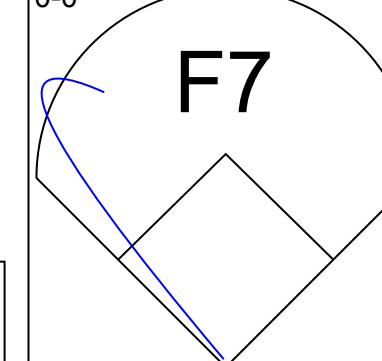
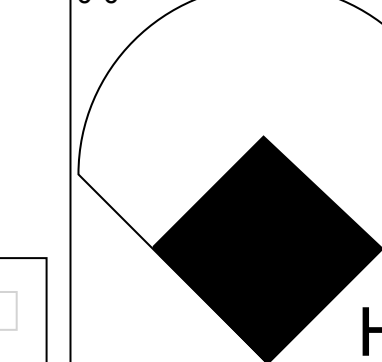
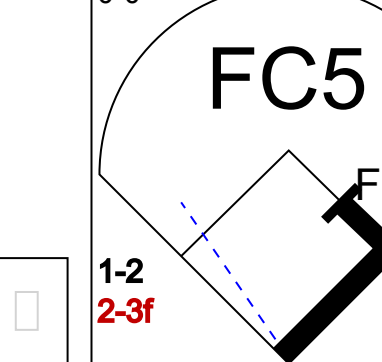

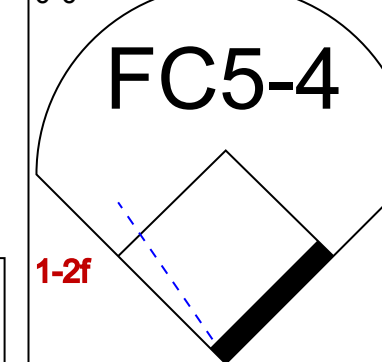


Batter	1	2	3	4	5	6	7	8	9	AB	R	H	RBI	BB	SO	LOB	TOP																
Rickey Henderson, R OBP: 0.398, SLG: 0.385 (1, 7)										5	0	1	0	0	1	3																	
Mike Davis, L OBP: 0.413, SLG: 0.493 (1, 3)										5	1	2	1	0	2	1																	
Dwayne Murphy, L OBP: 0.351, SLG: 0.424 (1, 8)										3	2	1	2	2	0	3																	
Tony Armas, R OBP: 0.274, SLG: 0.430 (1, 9)										4	0	0	0	0	1	3																	
Jeff Burroughs, R OBP: 0.372, SLG: 0.505 (1, 10)										4	2	2	2	0	0	0																	
Wayne Gross, L OBP: 0.342, SLG: 0.357 (1, 5)										4	1	1	0	0	0	0																	
Davey Lopes, R OBP: 0.302, SLG: 0.367 Dave McKay, S OBP: 0.234, SLG: 0.269 (1, 4) (7, 4)										3	0	0	0	0	0	0																	
Mike Heath, R OBP: 0.296, SLG: 0.350 (1, 2)										4	1	1	1	0	1	0																	
Fred Stanley, R OBP: 0.287, SLG: 0.250 (1, 6)										3	0	1	1	1	0	1																	
Inning Stats	R: 2 E: 1 K: 1 S: 7	H: 2 LOB: 0 BB: 0 P: 7	R: 0 E: 1 K: 0 S: 4	H: 0 LOB: 1 BB: 0 P: 4	R: 0 E: 0 K: 2 S: 8	H: 1 LOB: 1 BB: 0 P: 8	R: 0 E: 0 K: 0 S: 3	H: 0 LOB: 0 BB: 0 P: 3	R: 0 E: 0 K: 0 S: 2	H: 0 LOB: 0 BB: 1 P: 6	R: 2 E: 0 K: 0 S: 4	H: 1 LOB: 0 BB: 1 P: 8	R: 0 E: 0 K: 1 S: 5	H: 0 LOB: 0 BB: 0 P: 5	R: 0 E: 0 K: 1 S: 5	H: 0 LOB: 1 BB: 1 P: 9	R: 3 E: 0 K: 0 S: 8	H: 5 LOB: 2 BB: 0 P: 8	1B: 7 2B: 0 3B: 0 HR: 2	SF: 0 SAC: 0 DP: 1 HBP: 0	WP: 0 PB: 0 SB: 1 CS: 0	PA: 39											
PITCHER	IP WLS BF H R ER SO BB IBB HBP BLK WP HR S P ERA WHIP																																
Bill Castro, R ERA: 3.45 Bob Tufts, L ERA: 4.5	(1, 1) (6, 1)	5.2 S	W 23	4 5	4 3	4 3	3 2	2 1	0 0	0 0	0 0	0 0	2 19	27 23	35 23	6.35 8.10	1.059 1.800																

Oakland Athletics @ Kansas City Royals
Royals Stadium, Kansas City, MO
Fri Oct 01 1982, 8:05 PM EDT
Att: 26,369 - Unknown - 79 F

AB 36
R 7
H 9
RBI 7
BB 3
SO 5
LOB 13



Batter	1	2	3	4	5	6	7	8	9	AB	R	H	RBI	BB	SO	LOB	BOTTOM																
Willie Wilson, S OBP: 0.365, SLG: 0.428 Steve Hammond, L OBP: 0.252, SLG: 0.317 (1, 7) (8, 7)										4	0	0	0	0	0	3																	
U L Washington, S OBP: 0.335, SLG: 0.406 (1, 6)										3	1	2	0	2	0	0																	
George Brett, L OBP: 0.379, SLG: 0.507 Greg Pryor, R OBP: 0.304, SLG: 0.376 (1, 5) (9, 5)										4	3	2	0	1	0	2																	
Hal McRae, R OBP: 0.371, SLG: 0.545 (1, 10)										5	2	2	5	0	0	4																	
Willie Aikens, L OBP: 0.342, SLG: 0.457 (1, 3)										4	2	1	2	1	0	3																	
Frank White, R OBP: 0.317, SLG: 0.470 Onix Concepcion, R OBP: 0.251, SLG: 0.279 (1, 4) (8, 4)										4	1	2	1	0	0	1																	
Jerry Martin, R OBP: 0.319, SLG: 0.403 (1, 9)										4	1	3	3	0	0	1																	
Cesar Geronimo, L OBP: 0.312, SLG: 0.482 (1, 8)										4	0	1	0	0	1	1																	
Jamie Quirk, L OBP: 0.263, SLG: 0.316 John Wathan, R OBP: 0.339, SLG: 0.317 (1, 2) (5, 2)										1	1	1	1	0	0	0																	
Inning Stats	R: 2 E: 0 K: 0 S: 5	H: 2 LOB: 0 BB: 0 P: 5	R: 0 E: 0 K: 0 S: 3	H: 1 LOB: 0 BB: 0 P: 3	R: 1 E: 0 K: 0 S: 5	H: 2 LOB: 2 BB: 1 P: 9	R: 0 E: 0 K: 0 S: 5	H: 2 LOB: 2 BB: 0 P: 5	R: 4 E: 0 K: 1 S: 8	H: 3 LOB: 0 BB: 1 P: 12	R: 3 E: 0 K: 0 S: 5	H: 2 LOB: 1 BB: 2 P: 13	R: 0 E: 0 K: 0 S: 4	H: 1 LOB: 1 BB: 0 P: 4	R: 2 E: 0 K: 0 S: 5	H: 2 LOB: 0 BB: 0 P: 5	1B: 8 2B: 2 3B: 1 HR: 4	SF: 0 SAC: 0 DP: 1 HBP: 0	WP: 0 PB: 0 SB: 0 CS: 0	PA: 42													
PITCHER	IP WLS BF H R ER SO BB IBB HBP BLK WP HR S P ERA WHIP																																
Brian Kingman, R ERA: 4.59 Tom Underwood, L ERA: 3.25 John D'Acquisto, R ERA: 5.29 Steve Baker, R ERA: 4.56	(1, 1) (4, 1) (6, 1) (6, 1)	3.1 L	9 3	3 4	4 4	1 1	0 0	0 0	0 0	0 0	0 0	0 0	1 3	10 11	14 11	21.60 6.75	2.400 1.125																

Oakland Athletics @ Kansas City Royals
Royals Stadium, Kansas City, MO
Fri Oct 01 1982, 8:05 PM EDT
Att: 26,369 - Unknown - 79 F

AB 38
R 12
H 15
RBI 12
BB 4
SO 1
LOB 19



Batter	1	2	3	4	5	6	7	8	9	AB	R	H	RBI	BB	SO	LOB	TOP										
Kevin Bell, R OBP: 0.333, SLG: 0.444 (1, 5)										5	1	2	0	0	1	2											
Dwayne Murphy, L OBP: 0.345, SLG: 0.418 (1, 6)										4	0	0	0	0	2	2											
Davey Lopes, R OBP: 0.304, SLG: 0.371 Rick Langford, R (5, 8) (6, 7) (8, 9)										3	0	0	0	0	0	2											
Darrell Brown, S OBP: 0.368, SLG: 0.444 (6, 8)										3	0	2	1	0	0	0											
Jeff Burroughs, R OBP: 0.372, SLG: 0.505 Mike Davis, L OBP: 0.416, SLG: 0.493 (6, PR) (6, 8)										3	0	2	1	0	0	0											
Tony Armas, R OBP: 0.275, SLG: 0.433 Mike Norris, R (1, 10) (9, PR)										4	0	1	0	0	1	2											
Mike Heath, R OBP: 0.298, SLG: 0.352 (8, 7)										4	1	2	0	0	0	1											
Joe Rudi, R OBP: 0.332, SLG: 0.332 Kelvin Moore, R OBP: 0.250, SLG: 0.358 (1, 3) (5, 3)										2	2	2	2	0	0	0											
Dave McKay, S OBP: 0.235, SLG: 0.283 (1, 4)										4	1	1	2	0	1	2											
Bob Kearney, R OBP: 0.218, SLG: 0.211 (1, 2)										4	0	1	1	0	1	0											
Inning Stats	R: 1 E: 0 K: 1 S: 7	H: 2 LOB: 1 BB: 0 P: 7	R: 2 E: 0 K: 0 S: 5	H: 2 LOB: 0 BB: 0 P: 5	R: 0 E: 0 K: 0 S: 3	H: 0 LOB: 0 BB: 0 P: 3	R: 2 E: 0 K: 1 S: 7	H: 2 LOB: 0 BB: 0 P: 7	R: 0 E: 0 K: 0 S: 3	H: 1 LOB: 0 BB: 0 P: 3	R: 0 E: 0 K: 1 S: 6	H: 1 LOB: 0 BB: 0 P: 6	R: 0 E: 0 K: 1 S: 5	H: 0 LOB: 0 BB: 0 P: 5	R: 0 E: 0 K: 2 S: 7	H: 0 LOB: 0 BB: 0 P: 7	R: 0 E: 0 K: 1 S: 8	H: 0 LOB: 0 BB: 0 P: 8	R: 1 E: 0 K: 1 S: 8	H: 3 LOB: 2 BB: 0 P: 8	1B: 7 2B: 2 3B: 0 HR: 2	SF: 0 SAC: 0 DP: 1 HBP: 0	WP: 0 PB: 1 SB: 0 CS: 0	PA: 37			
PITCHER	IP	WLS	BF	H	R	ER	SO	BB	IBB	HBP	BLK	WP	HR	S	P	ERA	WHIP										
Larry Gura, L ERA: 4.03 (1, 1)	5.0	L	21	7	5	4	2	0	0	0	0	0	2	25	25	7.20	1.400										
Don Hood, L ERA: 3.51 (6, 1)	1.0		4	1	0	0	1	0	0	0	0	0	0	6	6	0.00	1.000										
Derek Botelho, R ERA: 4.13 (7, 1)	1.0		3	0	0	0	1	0	0	0	0	0	0	5	5	0.00	0.000										
Bud Black, L ERA: 4.58 (8, 1)	1.0		3	0	0	0	2	0	0	0	0	0	0	7	7	0.00	0.000										
Dave Frost, R ERA: 5.51 (9, 1)	1.0		6	3	1	1	1	0	0	0	0	0	0	8	8	9.00	3.000										
Batter	1	2	3	4	5	6	7	8	9	AB	R	H	RBI	BB	SO	LOB	BOTTOM										
Onix Concepcion, R OBP: 0.256, SLG: 0.288 (1, 4)										4	1	2	0	0	0	2											
Greg Pryor, R OBP: 0.315, SLG: 0.388 (1, 5)										3	1	2	0	1	0	0											
John Wathan, R OBP: 0.343, SLG: 0.328 Jamie Quirk, L OBP: 0.256, SLG: 0.308 (1, 2) (6, PH) (7, 2)										2	1	1	3	0	0	1											
Jerry Martin, R OBP: 0.316, SLG: 0.399 Cesar Geronimo, L OBP: 0.305, SLG: 0.471 (1, 10) (6, PH)										2	0	0	0	0	1	1											
Bombo Rivera, R OBP: 0.100, SLG: 0.100 (1, 7)										4	0	0	0	0	0	2											
Ron Johnson, R OBP: 0.444, SLG: 0.429 (1, 3)										4	0	0	0	0	2	0											
Steve Hammond, L OBP: 0.252, SLG: 0.310 (1, 9)										3	0	0	0	1	1	0											
Mark Ryal, L OBP: 0.143, SLG: 0.077 (1, 8)										3	0	0	0	1	0	1											
Buddy Biancalana, S OBP: 0.667, SLG: 1.500 (1, 6)										2	0	1	0	1	0	1											
Inning Stats	R: 0 E: 0 K: 1 S: 6	H: 1 LOB: 1 BB: 0 P: 6	R: 0 E: 0 K: 1 S: 5	H: 0 LOB: 0 BB: 0 P: 5	R: 3 E: 0 K: 1 S: 6	H: 2 LOB: 0 BB: 2 P: 14	R: 0 E: 0 K: 0 S: 3	H: 0 LOB: 0 BB: 0 P: 3	R: 0 E: 0 K: 0 S: 3	H: 2 LOB: 0 BB: 0 P: 3	R: 0 E: 0 K: 1 S: 6	H: 1 LOB: 1 BB: 0 P: 6	R: 0 E: 0 K: 0 S: 3	H: 0 LOB: 2 BB: 2 P: 11	R: 0 E: 0 K: 0 S: 4	H: 1 LOB: 1 BB: 0 P: 4	R: 0 E: 0 K: 2 S: 7	H: 0 LOB: 0 BB: 0 P: 7	R: 1 E: 0 K: 1 S: 8	H: 0 LOB: 0 BB: 0 P: 8	1B: 3 2B: 2 3B: 1 HR: 1	SF: 0 SAC: 0 DP: 1 HBP: 0	WP: 0 PB: 0 SB: 0 CS: 0	PA: 36			
PITCHER	IP	WLS	BF	H	R	ER	SO	BB	IBB	HBP	BLK	WP	HR	S	P	ERA	WHIP										
Tim Conroy, L ERA: 3.55 (1, 1)	3.0		13	3	3	3	3	2	0	0	0	0	1	17	25	9.00	1.667										
Brian Kingman, R ERA: 4.45 (4, 1)	3.0	W	10	3	0	0	1	0	0	0	0	0	0	12	12	0.00	1.000										
Preston Hanna, R ERA: 4.8 (7, 1)	0.2		4	0	0	0	0	2	0	0	0	0	0	2	10	0.00	3.000										
Dave Beard, R ERA: 3.44 (7, 1)	2.1	S	8	1	0	0	2	0	0	0	0	0	0	12	12	0.00	0.429										

Oakland Athletics @ Kansas City Royals
 Royals Stadium, Kansas City, MO
 Sun Oct 03 1982, 4:33 AM EDT
 Att: 24,488 - Unknown - 77 F

AB 37
 R 6
 H 11
 RBI 6
 BB 0
 SO 7
 LOB 15



livebaseballscores.com

Oakland Athletics @ Kansas City Royals
 Royals Stadium, Kansas City, MO
 Sun Oct 03 1982, 4:33 AM EDT
 Att: 24,488 - Unknown - 77 F

AB 31
 R 3
 H 7
 RBI 3
 BB 4
 SO 6
 LOB 10



livebaseballscores.com