

Kansas City Royals - 1983

Batter	1	2	3	4	5	6	7	8	9	AB R H RBI BB SO LOB	TOP
Willie Wilson, S (1, 7) OBP: 0.600, SLG: 0.600	0-0 F6	0-3 K			0-0 CS 1B		0-0 E 1B	0-0 S 1B		5 1 3 0 0 1 1	
U L Washington, S (1, 6)	0-0 F6		4-0 S HR BB		0-0 1-3		0-0 F7	0-3 K		4 1 0 0 1 1 3	
George Brett, L (1, 5) OBP: 0.600, SLG: 1.500	0-0 E 2B		0-0 1-H HR		0-0 F8		0-0 E6 1B 2B	4-0 IBB		4 3 2 2 1 0 1	
Amos Otis, R (1, 8) OBP: 0.200, SLG: 0.200	0-0 E9 2-H		0-0 F4			0-3 K	0-0 2B 1B	0-0 F8		5 0 1 1 0 1 2	
Hal McRae, R (1, 10) OBP: 0.400, SLG: 0.500	4-0 BB BB BB		0-0 5-3			0-3 K	0-0 1-3 2-H 2B		0-0 4-1	4 0 1 1 1 1 0	
Willie Aikens, L (1, 3) Joe Simpson, L (9, 3)	0-0 G3		0-0 6-3			0-0 HR	4-0 FC5-4 IBB		0-3 K	4 1 1 1 1 1 2 0 0 0 0 0 0 0	
Frank White, R (1, 4) OBP: 0.200, SLG: 0.400		0-3 K		0-0 6-3		0-0 2B	0-0 FC5-4		0-0 6-3	5 0 1 0 0 1 3	
Jerry Martin, R (1, 9) OBP: 0.250, SLG: 1.000		0-3 K		0-0 L1		0-3 K		0-0 HR		4 1 1 1 0 2 1	
John Wathan, R (1, 2) OBP: 0.250, SLG: 0.250		0-0 1B		0-0 1-3			0-0 6-3	0-0 F8		4 0 1 0 0 0 0	
Inning Stats	R: 1 E: 1 K: 0 S: 5 H: 1 LOB: 2 BB: 1 P: 9	R: 0 E: 0 K: 3 S: 10 H: 1 LOB: 1 BB: 0 P: 10	R: 2 E: 0 K: 0 S: 4 H: 1 LOB: 0 BB: 1 P: 8	R: 0 E: 0 K: 0 S: 3 H: 0 LOB: 0 BB: 0 P: 3	R: 0 E: 0 K: 0 S: 3 H: 1 LOB: 0 BB: 0 P: 3	R: 1 E: 0 K: 3 S: 11 H: 2 LOB: 1 BB: 0 P: 11	R: 2 E: 1 K: 0 S: 7 H: 3 LOB: 3 BB: 1 P: 11	R: 1 E: 0 K: 1 S: 7 H: 2 LOB: 2 BB: 1 P: 11	R: 0 E: 0 K: 1 S: 5 H: 0 LOB: 0 BB: 0 P: 5	1B: 5 2B: 3 3B: 0 HR: 3 SF: 0 SAC: 0 DP: 0 HBP: 0	WP: 0 PB: 0 SB: 2 CS: 1 PA: 43
PITCHER	IP WLS BF H R ER SO BB IBB HBP BLK WP HR S P ERA WHIP										
Dennis Martinez, R (1, 1) ERA: 4.5	6.0 L 26 6 4 3 6 2 0 0 0 0 0 2 36 44 4.50 1.333										
Storm Davis, R (7, 1) ERA: 4.5	2.0 14 5 3 1 1 0 2 0 0 0 0 1 14 22 4.50 2.500										
Tippy Martinez, L (9, 1) ERA:	1.0 3 0 0 0 1 0 0 0 0 0 0 0 5 5 0.00 0.000										

Kansas City Royals @ Baltimore Orioles
 Memorial Stadium, Baltimore, MD
 Mon Apr 04 1983, 3:33 AM EST
 Att: 51,889 - Unknown

AB	39
R	7
H	11
RBI	6
BB	4
SO	8
LOB	13



WP: 0	PA: 43
-------	--------

Batter	1	2	3	4	5	6	7	8	9	AB	R	H	RBI	BB	SO	LOB
John Shelby, S (1, 8) X	0-0 1-3 ①		0-0 6-3 ①		0-0 F3 ③			0-0 6-3 ①		4	0	0	0	0	0	0
Dan Ford, R (1, 9) X OBP: 0.500, SLG: 0.750	0-0 2B 2B		0-0 1-3 ②			0-0 E6 1B BB		0-0 1B		4	2	2	0	0	0	0
Cal Ripken Jr., R (1, 6) X OBP: 0.500, SLG: 0.667	0-0 2B 2B		0-0 5-3 ③			4-0 G4-6-3 1B BB		0-0 E3 1B		3	0	1	1	1	0	1
Eddie Murray, S (1, 3) B B B B	4-0 BB			0-3 K ①		0-0 G4-6-3 1B		0-3 K ②		3	0	1	1	1	2	2
Ken Singleton, S (1, 10) S S S S	0-3 K ②			0-0 FC6-4 1B		0-0 G4-6-3 ① ②		0-0 4-3 ③		4	0	1	0	0	1	6
Gary Roenicke, R (1, 7) X	0-0 F4 ③			0-0 L8 ②		0-0 5-3 ③				3	0	0	0	0	0	4
John Lowenstein, L (9, PH) X									0-0 G1-6-3 1B	1	0	1	0	0	0	0
Rich Dauer, R (1, 4) X		0-0 4-3 ①		0-0 FC6-4 1B ③					0-0 G1-6-3 ① ②	4	0	1	0	0	0	2
Leo Hernandez, R (1, 5) X			0-0 1-3 ②		0-0 F2 ①				0-0 G5-4-3 ① ②	4	0	0	0	0	0	1
Rick Dempsey, R (1, 2) X			0-0 3-1 ③		0-3 K ②				0-0 F9 ③	3	0	0	0	0	1	0

Inning Stats	R: 1 E: 0 K: 1 S: 7	H: 2 LOB: 2 BB: 1 P: 11	R: 0 E: 0 K: 0 S: 3	H: 0 LOB: 0 BB: 0 P: 3	R: 0 E: 0 K: 0 S: 3	H: 0 LOB: 0 BB: 0 P: 3	R: 0 E: 0 K: 1 S: 6	H: 1 LOB: 1 BB: 0 P: 6	R: 0 E: 0 K: 1 S: 5	H: 0 LOB: 0 BB: 0 P: 5	R: 1 E: 1 K: 0 S: 4	H: 1 LOB: 1 BB: 1 P: 8	R: 0 E: 0 K: 0 S: 3	H: 1 LOB: 0 BB: 0 P: 3	R: 0 E: 1 K: 1 S: 7	H: 1 LOB: 2 BB: 0 P: 7	R: 0 E: 0 K: 0 S: 3	H: 1 LOB: 0 BB: 0 P: 3	1B: 5 2B: 2 3B: 0 HR: 0	SF: 0 SAC: 0 DP: 3 HBP: 0	WP: 0 PB: 0 SB: 0 CS: 0	PA: 35
---------------------	------------------------------	----------------------------------	------------------------------	---------------------------------	------------------------------	---------------------------------	------------------------------	---------------------------------	------------------------------	---------------------------------	------------------------------	---------------------------------	------------------------------	---------------------------------	------------------------------	---------------------------------	------------------------------	---------------------------------	----------------------------------	------------------------------------	----------------------------------	--------

PITCHER	IP	WLS	BF	H	R	ER	SO	BB	IBB	HBP	BLK	WP	HR	S	P	ERA	WHIP
Larry Gura, L (1, 1) ERA: 1.29	7.0	W	27	5	2	1	3	2	0	0	0	0	0	31	39	1.29	1.000
Dan Quisenberry, R (8, 1) ERA:	2.0		8	2	0	0	1	0	0	0	0	0	0	10	10	0.00	1.000

BOTTOM

Kansas City Royals @ Baltimore Orioles
Memorial Stadium, Baltimore, MD

Mon Apr 04 1983, 3:33 AM EST
 Att. 51,889 - Unknown

livebaseballscorecards.com

AB	33
R	2
H	7
RBI	2
BB	2
SO	4
LOB	16



Batter	1	2	3	4	5	6	7	8	9	AB R H RBI BB SO LOB	TOP		
Willie Wilson, S (1, 7) OBP: 0.444, SLG: 0.556	0-0 1-3		0-0 F4		0-0 5-3			0-0 F9 2B		4 0 1 0 0 0 1			
U L Washington, S (1, 6)	0-0 G3		0-0 6-3		0-3 K			0-0 F9 2-3		4 0 0 0 0 1 1			
George Brett, L (1, 5)	0-0 1B		0-0 G3		0-0 5-3			0-0 F6		4 0 1 0 0 0 1			
Amos Otis, R (1, 8)	0-0 F8			0-0 5-3		0-0 F9			0-3 K	4 0 0 0 0 1 1			
Hal McRae, R (1, 10) OBP: 0.333, SLG: 0.750		0-0 HR		0-0 F9		0-3 K			0-0 6-3	4 1 1 1 0 1 0			
Frank White, R (1, 4) OBP: 0.333, SLG: 0.444		0-0 G3-6 1B		0-0 F7		0-0 F7			0-0 1B	4 0 2 0 0 0 0			
Willie Aikens, L (1, 3) OBP: 0.333, SLG: 0.625		0-0 G3-6 1-2f			0-3 K		0-0 FC5-4 1B		0-0 4-3	4 0 1 0 0 1 2			
Jerry Martin, R (1, 9) OBP: 0.286, SLG: 0.857		0-0 2B			0-0 F8		0-0 FC5-4 1-2f			3 0 1 0 0 0 1			
John Wathan, R (1, 2) OBP: 0.286, SLG: 0.286		0-0 6-3			0-0 1B			0-0 F3		3 0 1 0 0 0 1			
Inning Stats	R: 0 E: 0 K: 0 S: 4 H: 1 LOB: 1 BB: 0 P: 4	R: 1 E: 0 K: 0 S: 5 H: 3 LOB: 1 BB: 0 P: 5	R: 0 E: 0 K: 0 S: 3 H: 0 LOB: 0 BB: 0 P: 3	R: 0 E: 0 K: 0 S: 3 H: 0 LOB: 0 BB: 0 P: 3	R: 0 E: 0 K: 1 S: 6 H: 1 LOB: 1 BB: 0 P: 6	R: 0 E: 0 K: 1 S: 5 H: 0 LOB: 0 BB: 0 P: 5	R: 0 E: 0 K: 1 S: 6 H: 1 LOB: 1 BB: 0 P: 6	R: 0 E: 0 K: 0 S: 4 H: 1 LOB: 1 BB: 0 P: 4	R: 0 E: 0 K: 1 S: 6 H: 1 LOB: 1 BB: 0 P: 6	1B: 5 2B: 2 3B: 0 HR: 1 SF: 0 SAC: 0 DP: 1 HBP: 0	WP: 0 PB: 0 SB: 0 CS: 0 PA: 34		
PITCHER	IP WLS BF H R ER SO BB IBB HBP BLK WP HR S P ERA WHIP											PITCHER	IP WLS BF H R ER SO BB IBB HBP BLK WP HR S P ERA WHIP
Mike Flanagan, L (1, 1) ERA: 1.13	8.0 W 30 7 1 1 3 0 0 0 0 0 0 1 36 36 1.12 0.875												
Tim Stoddard, R (9, 1) ERA:	1.0 4 1 0 0 1 0 0 0 0 0 0 0 6 6 0.00 1.000												

Kansas City Royals @ Baltimore Orioles
 Memorial Stadium, Baltimore, MD
 Wed Apr 06 1983, 6:05 PM EST
 Att: 7,904 - Unknown - 53 F

AB	34
R	1
H	8
RBI	1
BB	0
SO	4
LOB	8



Batter	1	2	3	4	5	6	7	8	9	AB R H RBI BB SO LOB	TOP								
Paul Molitor, R (1, 5) OBP: 0.421, SLG: 0.412	0-0 S 3B 1B	0-0 F9			4-0 S BB		0-0 1-2 1B		0-3 K	4 1 2 0 1 1 0									
Robin Yount, R (1, 6) OBP: 0.444, SLG: 0.643	0-0 1-H 4-3 3B		0-0 5-3		4-0 1-2 4-3 BB		0-0 F4			3 1 1 1 1 0 2									
Cecil Cooper, L (1, 3) OBP: 0.222, SLG: 0.294	0-0 4-3		0-0 F8		0-0 1-2 2-3 4-3		0-0 6-3			4 0 0 1 0 0 4									
Ted Simmons, S (1, 2) OBP: 0.188, SLG: 0.375	0-0 3-H 1-3		0-0 6-3		0-0 F9			0-0 5-3		4 0 0 0 0 0 2									
Gorman Thomas, R (1, 8) OBP: 0.313, SLG: 0.385	4-0 HBP BB			0-0 6-3		0-0 F7		0-0 1B		3 0 1 0 1 0 0									
Ben Oglivie, L (1, 7) OBP: 0.375, SLG: 0.273	1-0 1-2 FC6 HBP		4-0 FC6-4 BB		0-0 8-2 3B		0-3 K			2 0 1 0 1 1 1									
Don Money, R (1, 10) OBP: 0.143, SLG: 0.143	0-0 1-2f FC6		0-0 L8		0-0 8-2		0-0 F7			4 0 0 0 0 0 5									
Charlie Moore, R (1, 9) OBP: 0.200, SLG: 0.143		0-0 F9		0-0 FC6-4		0-0 1-3		0-0 F7		4 0 0 0 0 0 1									
Jim Gantner, L (1, 4) OBP: 0.267, SLG: 0.267		0-0 G3			0-0 F9		0-0 1B 1B		0-0 L8	4 0 1 0 0 0 0									
Inning Stats	R: 2 E: 0 K: 0 S: 5	H: 2 LOB: 2 BB: 1 P: 10	R: 0 E: 0 K: 0 S: 3	H: 0 LOB: 0 BB: 0 P: 3	R: 0 E: 0 K: 0 S: 3	H: 0 LOB: 1 BB: 1 P: 7	R: 0 E: 0 K: 0 S: 3	H: 1 LOB: 0 BB: 0 P: 3	R: 0 E: 0 K: 0 S: 5	H: 2 LOB: 2 BB: 0 P: 5	R: 0 E: 0 K: 1 S: 6	H: 1 LOB: 1 BB: 0 P: 6	R: 0 E: 0 K: 1 S: 5	H: 0 LOB: 0 BB: 0 P: 5	1B: 4 2B: 1 3B: 2 HR: 0	SF: 0 SAC: 0 DP: 1 HBP: 1	WP: 0 PB: 0 SB: 2 CS: 0	PA: 37	
PITCHER Larry Gura, L (1, 1) ERA: 1.8 Dan Quisenberry, R (9, 1) ERA:	IP 8.0 1.0	WLS W S	BF 34 3	H 6 0	R 2 0	ER 2 0	SO 1 1	BB 4 0	IBB 0 0	HBP 1 0	BLK 0 0	WP 0 0	HR 0 0	S 31 5	P 48 5	ERA 2.25 0.00	WHIP 1.250 0.000		

Milwaukee Brewers @ Kansas City Royals
Royals Stadium, Kansas City, MO

Sat Apr 09 1983, 4:33 AM EST
Att. 17,078 - Unknown - 42 F

AB	32
R	2
H	6
RBI	2
BB	4
SO	2
LOB	15



Batter	1	2	3	4	5	6	7	8	9	AB	R	H	RBI	BB	SO	LOB
Willie Wilson, S OBP: 0.357, SLG: 0.500 (1, 7)	0-0 4-3	0-0 4-3		0-0 F3		0-0 FC1-5 2B		0-3 K		5	0	1	1	0	1	0
U L Washington, S OBP: 0.214, SLG: 0.083 (1, 6)	0-0 2B	4-0 1B BB		0-0 5-3		0-0 FC1-5 2H		0-0 4-3		4	1	1	0	1	0	1
George Brett, L OBP: 0.500, SLG: 0.833 (1, 5)	0-0 F9 1-H 2B	0-0 1-2 1B		4-0 BB		0-0 P6		0-0 4-3		4	1	2	1	1	0	1
Amos Otis, R OBP: 0.154, SLG: 0.083 (1, 8)	4-0 2B BB	0-0 L8		0-0 L6			0-0 F3			3	0	0	0	1	0	3
Hal McRae, R OBP: 0.385, SLG: 0.636 (1, 10)	0-0 F9 2-3		0-0 1B 1B		0-3 K		4-0 BB 1B BB			3	1	1	0	1	1	2
Frank White, R OBP: 0.308, SLG: 0.462 (1, 4)	0-0 1-3 3-H 2B		0-3 K		0-0 P6		0-3 K			4	0	1	1	0	2	2
Willie Aikens, L OBP: 0.308, SLG: 0.455 (1, 3)	0-0 1-3		0-3 K		0-3 K		4-0 1B 1-2 BB			3	0	0	0	1	2	3
Joe Simpson, L (7, PR) (8, 3)										0	0	0	0	0	0	0
Jerry Martin, R OBP: 0.455, SLG: 1.091 (1, 9)		0-0 IHR	0-0 1-3 1B		0-0 1-3		0-0 1-3 2-H 1B			4	1	3	2	0	0	0
John Wathan, R OBP: 0.273, SLG: 0.273 (1, 2)		0-0 5-3	0-0 P4			0-0 2B 1B		0-0 F9		4	1	1	0	0	0	4

Inning Stats	R: 2	H: 3	E: 0	LOB: 2	K: 0	BB: 1	S: 6	P: 10	R: 1	H: 2	E: 0	LOB: 2	K: 0	BB: 1	S: 5	P: 9	R: 0	H: 2	E: 0	LOB: 2	K: 2	BB: 0	S: 9	R: 0	H: 0	E: 0	LOB: 0	K: 2	BB: 0	S: 7	P: 7	R: 1	H: 2	E: 0	LOB: 1	K: 0	BB: 0	S: 5	R: 0	H: 2	E: 0	LOB: 2	K: 1	BB: 2	S: 6	R: 0	H: 0	E: 0	LOB: 0	K: 1	BB: 0	S: 5	R: 0	H: 0	E: 0	LOB: 0	K: 1	BB: 0	S: 5
--------------	------	------	------	--------	------	-------	------	-------	------	------	------	--------	------	-------	------	------	------	------	------	--------	------	-------	------	------	------	------	--------	------	-------	------	------	------	------	------	--------	------	-------	------	------	------	------	--------	------	-------	------	------	------	------	--------	------	-------	------	------	------	------	--------	------	-------	------

PITCHER	IP	WLS	BF	H	R	ER	SO	BB	IBB	HBP	BLK	WP	HR	S	P	ERA	WHIP
Bob McClure, L ERA: 6.0 (1, 1)	6.0	L	30	9	4	4	4	3	0	0	0	0	0	35	47	6.00	2.000
Jim Staton, R ERA: 4.5 (7, 1)	2.0		9	1	1	1	2	2	0	0	0	0	0	11	19	4.50	1.500

BOTTOM


Milwaukee Brewers @ Kansas City Royals
Royals Stadium, Kansas City, MO


Sat Apr 09 1983, 4:33 AM EST
Att: 17,078 - Unknown - 42 F

livebaseballscorecards.com

AB	34
R	5
H	10
RBI	5
BB	5
SO	6
LOB	16

WP: 0 PA: 39
PB: 0
SB: 1
CS: 0



Batter	1	2	3	4	5	6	7	8	9	AB R H RBI BB SO LOB	TOP
Wade Boggs, L (1, 5) OBP: 0.464, SLG: 0.478	0-0 6-3	0-0 4-3			4-0 BB BB BB BB		0-0 FC4-6			3 0 0 0 1 0 2	
Dwight Evans, R (1, 9) OBP: 0.429, SLG: 0.654	0-0 SF8 3B		0-3 K		0-0 G5-4-3 BB			0-0 1B		4 1 2 0 0 1 2	
Jim Rice, R (1, 7) OBP: 0.259, SLG: 0.182	0-0 SF8		0-3 K		0-0 F3			0-0 G4-6-3 1B		3 0 0 1 0 1 2	
Tony Armas, R (1, 8) OBP: 0.222, SLG: 0.160	4-0 3-H 1B BB		0-3 K			0-3 K		0-0 6-3		3 0 0 0 1 2 0	
Carl Yastrzemski, L (1, 10) OBP: 0.286, SLG: 0.263	0-0 FC6-4 1B			0-3 K		0-0 F8			0-0 4-3	4 0 1 0 0 1 0	
Dave Stapleton, R (1, 3) OBP: 0.429, SLG: 0.789	0-0 FC6-4			0-0 F7		0-0 6-3			0-0 1-3	4 0 0 0 0 0 2	
Rich Gedman, L (1, 2) OBP: 0.429, SLG: 0.600		0-0 FC4-6 1B		0-0 HR			0-0 FC6-4 1B		0-0 4-3	4 1 3 1 0 0 0	AB 31 R 2 H 7 RBI 2 BB 2 SO 6 LOB 12
Glenn Hoffman, R (1, 6) OBP: 0.391, SLG: 0.350		0-0 FC4-6		0-3 K			0-0 FC6-4 FC4-6			3 0 0 0 0 1 2	
Julio Valdez, S (1, 4) OBP: 0.167, SLG: 0.118 Rick Miller, L (7, PH) Marty Barrett, R (7, 4)		0-0 F7			0-0 G5-4-3 BB 1B		0-0 F9			2 0 1 0 0 0 1 1 0 0 0 0 0 1 0 0 0 0 0 0 0	
Inning Stats	R: 1 E: 0 K: 0 S: 5 H: 2 LOB: 2 BB: 1 P: 9	R: 0 E: 0 K: 0 S: 4 H: 1 LOB: 1 BB: 0 P: 4	R: 0 E: 0 K: 3 S: 9 H: 0 LOB: 0 BB: 0 P: 9	R: 1 E: 0 K: 2 S: 8 H: 1 LOB: 0 BB: 0 P: 8	R: 0 E: 0 K: 0 S: 3 H: 1 LOB: 1 BB: 1 P: 7	R: 0 E: 0 K: 1 S: 5 H: 0 LOB: 0 BB: 0 P: 5	R: 0 E: 0 K: 0 S: 4 H: 1 LOB: 1 BB: 0 P: 4	R: 0 E: 0 K: 0 S: 3 H: 1 LOB: 0 BB: 0 P: 3	R: 0 E: 0 K: 0 S: 3 H: 0 LOB: 0 BB: 0 P: 3	1B: 5 2B: 0 3B: 1 HR: 1 SF: 1 SAC: 0 DP: 2 HBP: 0	WP: 0 PB: 0 SB: 0 CS: 0 PA: 34
PITCHER Dennis Leonard, R (1, 1) ERA: 5.4 Dan Quisenberry, R (8, 1) ERA:	IP WLS BF H R ER SO BB IBB HBP BLK WP HR S P ERA WHIP	7.0 W 28 6 2 2 6 2 0 0 0 0 0 1 38 46 2.57 1.143	2.0 S 6 1 0 0 0 0 0 0 0 0 0 0 6 6 0.00 0.500								

Boston Red Sox @ Kansas City Royals
 Royals Stadium, Kansas City, MO
 Mon Apr 11 1983, 7:05 PM EST
 Att: 18,857 - Unknown

livebaseballscorecards.com

Batter	1	2	3	4	5	6	7	8	9
Willie Wilson, S OBP: 0.375, SLG: 0.542 (1, 7)	0-0 3-1		0-0 F9		0-0 2B		0-0 1B	0-0 2B	
U L Washington, S OBP: 0.348, SLG: 0.333 (1, 6)	4-0 CS 1B BB			0-0 FC6-4 1B	0-0 IHR		0-3 K 1-2	4-0 BB	
George Brett, L OBP: 0.565, SLG: 0.778 (1, 5)	0-0 1-2 1B			0-0 FC6-4 1B	0-0 P6		4-0 1B BB	0-0 F8	
Amos Otis, R OBP: 0.238, SLG: 0.250 (1, 8)	0-0 F7			0-0 1-2 1B		0-0 1B 2B	0-0 L5		
Hal McRae, R OBP: 0.381, SLG: 0.526 (1, 10)	0-0 CS 2-3	0-0 6-3		0-0 1-2 2-H 1B		0-0 2B FC5-2 1B	0-0 1-3 2-H 1B		
Frank White, R OBP: 0.286, SLG: 0.476 (1, 4)		0-0 F7		0-0 P4		0-0 1-3 3-H 2B	0-3 K		
Willie Aikens, L OBP: 0.333, SLG: 0.579 (1, 3)		0-0 4-3		0-0 L3		0-3 K		0-0 HR	
Jerry Martin, R OBP: 0.421, SLG: 0.778 (1, 9)			0-0 G1-6-3 1B		0-3 K	0-0 FC5-2		0-0 5-3	
John Wathan, R OBP: 0.263, SLG: 0.263 (1, 2)			0-0 G1-6-3		0-0 2B 1B	0-0 L7		0-0 5-3	

Inning Stats	R: 0	H: 1	E: 0	K: 0	S: 3	LOB: 1	BB: 1	P: 7
	R: 0	H: 0	E: 0	K: 0	S: 3	LOB: 0	BB: 0	P: 3
	R: 0	H: 1	E: 0	K: 0	S: 3	LOB: 0	BB: 0	P: 3
	R: 1	H: 3	E: 0	K: 0	S: 6	LOB: 2	BB: 0	P: 6
	R: 2	H: 3	E: 0	K: 1	S: 7	LOB: 0	BB: 0	P: 7
	R: 1	H: 3	E: 0	K: 1	S: 8	LOB: 2	BB: 0	P: 8
	R: 1	H: 2	E: 0	K: 2	S: 9	LOB: 2	BB: 1	P: 13
	R: 1	H: 2	E: 0	K: 0	S: 5	LOB: 2	BB: 1	P: 9

PITCHER	IP	WLS	BF	H	R	ER	SO	BB	IBB	HBP	BLK	WP	HR	S	P	ERA	WHIP
Bruce Hurst, L ERA: 3.86 (1, 1)	5.1	L	25	11	4	4	2	1	0	0	0	0	0	28	32	6.75	2.250
Mark Clear, R ERA: 10.38 (6, 1)	2.2		14	4	2	2	2	2	0	0	0	0	1	16	24	6.75	2.250

BOTTOM

AB	R	H	RBI	BB	SO	LOB
5	1	3	1	0	0	0
3	1	2	1	2	1	1
4	1	1	0	1	0	3
4	1	2	0	0	0	4
4	0	3	2	0	0	0
4	0	1	1	0	1	4
4	1	1	1	0	1	4
4	0	1	0	0	1	2
4	1	1	0	0	0	3

AB 36
R 6
H 15
RBI 6
BB 3
SO 4
LOB 21

WP: 0 PA: 40
PB: 0
SB: 1
CS: 1

livebaseballscorecards.com



Boston Red Sox @ Kansas City Royals
Royals Stadium, Kansas City, MO
Mon Apr 11 1983, 7:05 PM EST
Att. 18,857 - Unknown

Batter	1	2	3	4	5	6	7	8	9	AB R H RBI BB SO LOB	TOP																									
Wade Boggs, L (1, 5) OBP: 0.485, SLG: 0.500	0-0 G5-4-3 1B		0-0 6-3		0-0 FC4-6 1B		0-0 BB 1B		0-0 1-3	5 0 3 0 0 0 0	Boston Red Sox @ Kansas City Royals Royals Stadium, Kansas City, MO Tue Apr 12 1983, 7:05 PM EST Att. 15,770 - Unknown - 68 F																									
Dwight Evans, R (1, 9) OBP: 0.375, SLG: 0.567	0-0 G5-4-3 1-2f		0-0 E6		0-0 FC4-6 BB 1-2f 2-3		0-0 F8			4 0 0 0 0 0 4																										
Jim Rice, R (1, 7) OBP: 0.323, SLG: 0.174	4-0 BB BB BB 1B BB		0-0 L7		4-0 BB BB BB BB G5-4-3 1-2 BB		4-0 BB BB BB BB G5-4-3 1-2 BB			1 1 0 0 3 0 1																										
Tony Armas, R (1, 8) OBP: 0.226, SLG: 0.172	0-0 1-2 1B 1B				0-0 F8		0-0 G5-4-3		0-0 G5-4-3 1-2f	4 0 1 0 0 0 5																										
Carl Yastrzemski, L (1, 10) OBP: 0.320, SLG: 0.304	0-0 1-H 2-H 1B				0-0 FC4-6 1B		0-0 3-1		0-0 F8	4 0 2 1 0 0 0																										
Dave Stapleton, R (1, 3) OBP: 0.360, SLG: 0.652		0-0 F2		0-0 FC4-6 1B 1-2f		0-0 F3		0-0 P6		4 0 0 0 0 0 1																										
Rich Gedman, L (1, 2) OBP: 0.440, SLG: 0.565		0-3 K		0-0 1-2 1B		4-0 BB BB BB 1B BB		0-0 1-3		3 0 1 0 1 1 0																										
Glenn Hoffman, R (1, 6) OBP: 0.370, SLG: 0.333		0-0 1-3		0-0 P4		0-0 1-3 1B			0-0 F8	4 0 1 0 0 0 2																										
Julio Valdez, S (1, 4) OBP: 0.200, SLG: 0.111			0-0 F8		4-0 FC4-6 1B BB BB BB BB BB		0-0 4-3		0-0 6-3	1 0 0 0 1 0 0																										
Rick Miller, L (6, PH)										1 0 0 0 0 0 2																										
Marty Barrett, R (6, 4)										0 0 0 0 0 0 0																										
Reid Nichols, R (9, PH) OBP: 0.375, SLG: 0.286										1 0 0 0 0 0 0																										
Inning Stats	R: 1 E: 0 K: 0 S: 4	H: 3 LOB: 2 BB: 1 P: 8	R: 0 E: 0 K: 1 S: 5	H: 0 LOB: 0 BB: 0 P: 5	R: 0 E: 1 K: 0 S: 4	H: 0 LOB: 1 BB: 0 P: 4	R: 0 E: 0 K: 0 S: 5	H: 2 LOB: 2 BB: 0 P: 5	R: 0 E: 0 K: 0 S: 3	H: 1 LOB: 2 BB: 2 P: 11	R: 0 E: 0 K: 0 S: 4	H: 1 LOB: 2 BB: 1 P: 8	R: 0 E: 0 K: 0 S: 3	H: 1 LOB: 1 BB: 1 P: 7	R: 0 E: 0 K: 0 S: 3	H: 0 LOB: 0 BB: 0 P: 3	R: 0 E: 0 K: 0 S: 3	H: 0 LOB: 0 BB: 0 P: 3	1B: 8 2B: 0 3B: 0 HR: 0	SF: 0 SAC: 0 DP: 3 HBP: 0	WP: 0 PB: 0 SB: 0 CS: 0	PA: 37														
PITCHER	IP WLS BF H R ER SO BB IBB HBP BLK WP HR S P ERA WHIP																				PITCHER	IP WLS BF H R ER SO BB IBB HBP BLK WP HR S P ERA WHIP														
Steve Renko, R (1, 1) ERA: 1.5	6.0	27	7	1	1	1	4	0	0	0	0	0	0	25	41	1.50	1.833																			
Mike Armstrong, R (7, 1) ERA: 2.45	2.0	W	7	1	0	0	1	0	0	0	0	0	0	6	10	0.00	1.000																			
Dan Quisenberry, R (9, 1) ERA:	1.0		3	0	0	0	0	0	0	0	0	0	0	3	3	0.00	0.000																			

livebaseballscorecards.com

AB	32
R	1
H	8
RBI	1
BB	5
SO	1
LOB	15



BOTTOM

Boston Red Sox @ Kansas City Royals
Royals Stadium, Kansas City, MO

Tue Apr 12 1983, 7:05 PM EST
Att: 15,770 - Unknown - 68 F

livebaseballscorecards.com

AB	33
R	5
H	10
RBI	4
BB	4
SO	6
LOB	16



WP:	1	PA:	38
PB:	0		
SB:	1		
CS:	0		

AB R H RBI BB SO LOB

4 0 1 1 1 1 1

4 0 0 0 1 1 5

4 1 2 0 0 1 2

4 1 1 0 0 1 2

3 1 1 0 1 0 1

4 1 2 1 0 0 2

3 0 0 0 0 2 3

0 0 0 0 1 0 0

0 1 0 0 0 0 0

4 0 2 2 0 0 0

3 0 1 0 0 0 0

1B: 9 SF: 0

2B: 1 SAC: 1

3B: 0 DP: 1

HR: 0 HBP: 0

Batter	1	2	3	4	5	6	7	8	9
Willie Wilson, S OBP: 0.379, SLG: 0.500 (1, 7)	0-3 K		0-0 4-3		0-0 E4		0-0 S 1B	4-0 BB	
U L Washington, S OBP: 0.321, SLG: 0.273 (1, 6)	0-0 F9		4-0 BB		0-0 L9		0-0 5-3	0-3 K	
George Brett, L OBP: 0.556, SLG: 0.773 (1, 5)	0-0 F9		0-3 K			0-0 1B 1B		0-0 1B 2B	0-0 2-1
Amos Otis, R OBP: 0.240, SLG: 0.250 (1, 8)		0-3 K		0-0 G6-4-3 WP 1B 1B		0-0 P4		0-0 P3	
Hal McRae, R OBP: 0.400, SLG: 0.500 (1, 10)		0-0 L8		0-0 G6-4-3 1-2 1B		0-0 F9		4-0 BB 1B 1B IBB	
Frank White, R OBP: 0.320, SLG: 0.480 (1, 4)		0-0 E6		0-0 G6-4-3 1-2f 2-3		0-0 1B		0-0 BB 1B	
Willie Aikens, L OBP: 0.292, SLG: 0.500 (1, 3)		0-3 K		0-3 K		0-0 P4		4-0 BB 1B 1B BB	
Don Slaught, R (8, PH)									
Joe Simpson, L (8, PR)									
Joe Simpson, L (9, 3)									
Jerry Martin, R OBP: 0.435, SLG: 0.727 (1, 9)			0-0 4-3 SH3 1B		0-0 F7		0-0 6-3	0-0 BB 1B 1B	
John Wathan, R OBP: 0.273, SLG: 0.273 (1, 2)			0-0 SH3		0-0 P3		0-0 F7	0-0 BB 1B	

Inning Stats	R: 0	H: 0	R: 0	H: 0	R: 0	H: 1	R: 1	H: 2	R: 0	H: 0	R: 0	H: 2	R: 0	H: 1	R: 4	H: 4
	E: 0	LOB: 0	E: 1	LOB: 1	E: 0	LOB: 2	E: 0	LOB: 0	E: 1	LOB: 1	E: 0	LOB: 2	E: 0	LOB: 1	E: 0	LOB: 3
	K: 1	BB: 0	K: 2	BB: 0	K: 1	BB: 1	K: 1	BB: 0	K: 0	BB: 0	K: 0	BB: 0	K: 0	BB: 0	K: 1	BB: 3
	S: 5	P: 5	S: 8	P: 8	S: 6	P: 10	S: 6	P: 6	S: 4	P: 4	S: 5	P: 5	S: 4	P: 4	S: 8	P: 20

PITCHER	IP	WLS	BF	H	R	ER	SO	BB	IBB	HBP	BLK	WP	HR	S	P	ERA	WHIP
John Tudor, L ERA: 6.35 (1, 1)	7.1	L	34	8	5	5	5	2	1	0	0	1	0	41	53	6.14	1.364
Luis Aponte, R ERA: (8, 1)	0.2		5	2	0	0	1	1	0	0	0	0	0	5	9	0.00	4.500

PITCHER	IP	WLS	BF	H	R	ER	SO	BB	IBB	HBP	BLK	WP	HR	S	P	ERA	WHIP
John Tudor, L ERA: 6.35 (1, 1)	7.1	L	34	8	5	5	5	2	1	0	0	1	0	41	53	6.14	1.364
Luis Aponte, R ERA: (8, 1)	0.2		5	2	0	0	1	1	0	0	0	0	0	5	9	0.00	4.500

Batter	1	2	3	4	5	6	7	8	9	AB R H RBI BB SO LOB	TOP											
Wade Boggs, L (1, 5) OBP: 0.500, SLG: 0.529	4-0 E S 3B BB		0-3 K	0-0 L7	0-0 1B 2B		0-0 3-1 1B 1B	0-0 P6	0-0 1B	6 3 3 3 1 1 2												
Dwight Evans, R (1, 10) OBP: 0.385, SLG: 0.556	0-3 K		0-0 E 2B	0-0 E6 1B BB	0-0 HR 1B		0-0 3-1	4-0 BB	0-0 L8	6 3 2 1 1 1 5												
Jim Rice, R (1, 7) OBP: 0.378, SLG: 0.407	0-0 WP 3B		0-0 F8	4-0 1B BB	0-0 HR		1-0 1B 1B HBP	0-0 F3		4 3 2 3 1 0 2												
Tony Armas, R (1, 8) OBP: 0.273, SLG: 0.200 Rick Miller, L (4, PH) OBP: 0.429, SLG: 0.333	4-0 G5-4-3 BB		0-0 E7 1B	0-0 HBP 1B	0-0 4-3		0-0 E 1B 1B		1-0 1B BB E HBP	1 0 1 1 1 0 0 3 2 2 3 0 0 0												
Reid Nichols, R (1, 9) OBP: 0.500, SLG: 0.364	0-0 G5-4-3		0-3 K	1-0 HBP			0-0 G4-6-3 1B	0-0 E6 E 1B 1B	4-0 E 1B FC1-2 BB	4 1 2 1 1 1 2												
Dave Stapleton, R (1, 3) OBP: 0.355, SLG: 0.571		4-0 G6-4-3 1B BB		4-3 L8			0-0 G4-6-3 1B	0-0 E5 1B	0-0 FC1-2 E 1B 1B	5 1 1 0 1 0 5												
Glenn Hoffman, R (1, 6) OBP: 0.455, SLG: 0.467		0-0 G6-4-3 1B		0-0 2B 1B	0-0 4-3 2B 2B		0-0 FC6-4 1B	0-0 1-2 3-H 1B	0-3 K	6 2 5 1 0 1 3												
Jeff Newman, R (1, 2) OBP: 0.167, SLG: 0.333		0-0 G6-4-3		0-0 1B E 2B	0-0 4-3		0-0 FC6-4	0-3 K	0-0 E6 FC1-2 1B	6 2 1 2 0 1 8												
Julio Valdez, S (1, 4) OBP: 0.192, SLG: 0.125		0-0 F7		0-0 E 1B	0-0 F5		0-0 4-3	0-3 K	0-0 FC1-2 1B	6 1 1 0 0 1 5												
Inning Stats	R: 2 E: 0 K: 1 S: 5	H: 1 LOB: 0 BB: 2 P: 13	R: 0 E: 0 K: 0 S: 3	H: 1 LOB: 1 BB: 1 P: 7	R: 1 E: 1 K: 2 S: 9	H: 2 LOB: 1 BB: 0 P: 9	R: 4 E: 1 K: 0 S: 8	H: 4 LOB: 3 BB: 1 P: 13	R: 4 E: 0 K: 0 S: 7	H: 4 LOB: 0 BB: 0 P: 7	R: 0 E: 0 K: 0 S: 4	H: 2 LOB: 1 BB: 0 P: 4	R: 4 E: 2 K: 1 S: 10	H: 4 LOB: 2 BB: 0 P: 11	R: 0 E: 0 K: 1 S: 5	H: 0 LOB: 1 BB: 1 P: 9	R: 3 E: 1 K: 1 S: 8	H: 2 LOB: 2 BB: 1 P: 13	1B: 14 2B: 4 3B: 1 HR: 1	SF: 0 SAC: 0 DP: 3 HBP: 3	WP: 1 PB: 0 SB: 1 CS: 0	PA: 56
PITCHER	IP WLS BF H R ER SO BB IBB HBP BLK WP HR S P ERA WHIP																					
Paul Splittorff, L (1, 1) ERA: 9.82	3.2 L 20 7 7 4 3 3 0 0 0 0 1 0 23 35 9.82 2.727																					
Bill Castro, R (4, 1) ERA: 13.5	3.1 24 11 8 6 1 1 0 2 0 0 1 23 29 16.20 3.600																					
Bob Tufts, L (8, 1) ERA: 5.79	2.0 12 2 3 1 2 2 0 1 0 0 0 0 13 22 4.50 2.000																					

Boston Red Sox @ Kansas City Royals
Royals Stadium, Kansas City, MO

AB 47
R 18
H 20
RBI 15
BB 6
SO 6
LOB 32



Wed Apr 13 1983, 7:05 PM EST
 Att. 13,275 - Unknown - 39 F

livebaseballscorecards.com

Batter	1	2	3	4	5	6	7	8	9	AB R H RBI BB SO LOB	TOP
Willie Wilson, S OBP: 0.410, SLG: 0.472 (1, 7) X	0-0 6-3		0-0 F8		0-0 5-3	0-3 K			0-3 K	5 0 0 0 0 2 3	Kansas City Royals @ Milwaukee Brewers Milwaukee County Stadium, Milwaukee, WI Fri Apr 15 1983, 4:33 AM EST Att. 54,049 - Unknown - 37 F livebaseballscorecards.com
U L Washington, S OBP: 0.316, SLG: 0.281 (1, 6) X	0-0 1-3			0-0 FC1-4 1B	0-0 F3		0-0 CS 1B	0-0 F7	5 0 2 0 0 0 1		
George Brett, L OBP: 0.486, SLG: 0.667 (1, 5) X	0-0 FC6-4 1B			0-0 FC1-4 BB 4-3 1B	0-3 K		0-0 F7		4 1 1 0 0 1 3		
Amos Otis, R OBP: 0.219, SLG: 0.226 (1, 8) X	0-0 FC6-4			0-0 4-3		0-0 5-3	0-0 5-3		4 0 0 0 0 0 3		
Hal McRae, R OBP: 0.424, SLG: 0.517 (1, 10) X		0-0 5-3		4-0 BB 1B BB		0-0 3B 1B		0-0 1B	3 2 2 0 1 0 0		
Frank White, R OBP: 0.333, SLG: 0.516 (1, 4) X		0-0 F6		4-0 1B BB		0-0 SF8 3B		0-0 F7	3 1 1 1 1 0 1		
Jerry Martin, R OBP: 0.387, SLG: 0.621 (1, 9) X		0-0 5-3		0-0 1B		0-0 SF8		0-0 F7	3 0 1 3 0 0 1		
Don Slaught, R OBP: 0.333, SLG: 0.375 (1, 2) X			0-3 K	0-0 F9		0-0 2B		0-0 P4	4 0 1 0 0 1 3		
John Wathan, R OBP: 0.308, SLG: 0.280 (1, 3) X			0-0 5-3		0-0 S BLK 1B	4-0 BB		0-3 K	3 0 1 0 1 1 0		
Inning Stats	R: 0 H: 1 E: 0 LOB: 1 K: 0 BB: 0 S: 4 P: 4	R: 0 H: 0 E: 0 LOB: 0 K: 0 BB: 0 S: 3 P: 3	R: 0 H: 0 E: 0 LOB: 0 K: 1 BB: 0 S: 5 P: 5	R: 2 H: 2 E: 0 LOB: 2 K: 0 BB: 2 S: 5 P: 13	R: 0 H: 1 E: 0 LOB: 1 K: 1 BB: 0 S: 6 P: 6	R: 2 H: 3 E: 0 LOB: 2 K: 1 BB: 1 S: 8 P: 12	R: 0 H: 1 E: 0 LOB: 0 K: 0 BB: 0 S: 3 P: 3	R: 0 H: 1 E: 0 LOB: 1 K: 0 BB: 0 S: 4 P: 4	R: 0 H: 0 E: 0 LOB: 0 K: 2 BB: 0 S: 7 P: 7	1B: 7 SF: 1 2B: 1 SAC: 0 3B: 1 DP: 0 HR: 0 HBP: 0	WP: 0 PA: 38 PB: 0 SB: 1 CS: 1
PITCHER Bob McClure, L ERA: 6.17 (1, 1)	IP WLS BF H R ER SO BB IBB HBP BLK WP HR S P ERA WHIP										
Tom Tellmann, R ERA: 1.13 (6, 1)	3.1 11 2 0 0 3 0 0 0 0 0 0 0 17 17 0.00 0.600										

Batter	1	2	3	4	5	6	7	8	9	AB R H RBI BB SO LOB
Paul Molitor, R (1, 5) OBP: 0.357, SLG: 0.395	0-3 K ①		0-0 SF9 ②		0-0 P6 ①		0-3 K ②		0-3 K ③	4 0 0 1 0 3 2
Robin Yount, R (1, 6) OBP: 0.436, SLG: 0.697	0-0 1-3 ②		0-0 5-3 ③		0-0 F8 ②		4-0 BB 1-2			3 0 0 0 1 0 1
Cecil Cooper, L (1, 3) OBP: 0.256, SLG: 0.500	0-0 F7 ③			0-0 SF9 2B 4-3	0-0 FC5-4 1B 1-3		0-0 1-3 ③			4 1 2 0 0 0 2
Ted Simmons, S (1, 2) OBP: 0.243, SLG: 0.333		0-0 6-3 ①		0-0 4-3 ①	0-0 FC5-4 ③			0-0 3-1 ①		4 0 0 0 0 0 3
Gorman Thomas, R (1, 8) OBP: 0.297, SLG: 0.333		0-3 K ②		4-0 1B BB		0-0 6-3 ①		0-0 1B 1B		3 0 1 0 1 1 0
Ben Oglivie, L (1, 7) OBP: 0.444, SLG: 0.333		0-0 F9 ③		0-0 SF9 ②		0-0 F3 ②		0-0 G4-6-3 1B 1-3		3 0 1 1 0 0 0
Don Money, R (1, 10) OBP: 0.250, SLG: 0.182			0-0 E5 2B 6-3	0-0 1-2 1B		0-0 5-3 ③		0-0 G4-6-3 ② ③		3 1 1 0 0 0 0
Bob Skube, L (8, PH) OBP: 0.286, SLG: 0.167										1 0 0 0 0 0 2
Charlie Moore, R (1, 9) OBP: 0.167, SLG: 0.172			0-0 6-3 SF9 2B 2-3	0-0 P3 ③			0-0 BB 1B		0-0 1-3 ①	3 1 2 0 0 0 2
Marshall Edwards, L (9, PH)									0-0 6-3 ②	1 0 0 0 0 0 0
Jim Gantner, L (1, 4) OBP: 0.333, SLG: 0.545			0-0 6-3 ①		0-0 E3 1B		0-0 B2 ①		0-0 6-3 ②	4 0 0 1 0 0 2

Inning Stats	R: 0	H: 0	E: 0	K: 1	S: 5	LOB: 0	BB: 0	P: 5	R: 0	H: 0	E: 0	K: 1	S: 5	LOB: 0	BB: 0	P: 5	R: 2	H: 1	E: 1	K: 0	S: 5	LOB: 0	BB: 0	P: 5	R: 1	H: 2	E: 0	K: 0	S: 5	LOB: 2	BB: 1	P: 9	R: 0	H: 1	E: 1	K: 0	S: 5	LOB: 2	BB: 0	P: 5	R: 0	H: 0	E: 0	K: 1	S: 6	LOB: 2	BB: 1	P: 10	R: 0	H: 2	E: 0	K: 0	S: 4	LOB: 1	BB: 0	P: 4	R: 0	H: 0	E: 0	K: 1	S: 5	LOB: 0	BB: 0	P: 5	1B: 5	SF: 2	2B: 2	3B: 0	HR: 0	SAC: 0	DP: 1	HBP: 0	WP: 0	PA: 37
PITCHER	IP	WLS	BF	H	R	ER	SO	BB	IBB	HBP	BLK	WP	HR	S	P	ERA	WHIP																																																									
Larry Gura, L (1, 1) ERA: 1.64	7.0	W	30	5	3	1	3	2	0	0	0	0	0	34	42	1.29	1.000																																																									
Dan Quisenberry, R (8, 1) ERA:	2.0	S	7	2	0	0	1	0	0	0	0	0	0	9	9	0.00	1.000																																																									

BOTTOM

Kansas City Royals @ Milwaukee Brewers
Milwaukee County Stadium, Milwaukee, WI

Fri Apr 15 1983, 4:33 AM EST
Att: 54,049 - Unknown - 37 F

livebaseballscorecards.com

AB	33
R	3
H	7
RBI	3
BB	2
SO	4
LOB	14



Batter	1	2	3	4	5	6	7	8	9	AB R H RBI BB SO LOB	TOP											
Willie Wilson, S (1, 7) OBP: 0.364, SLG: 0.415	0-3 K		0-0 E1		0-0 5-3		0-0 FC6-4		0-0 FC6-4	5 0 0 0 0 1 5	Kansas City Royals @ Milwaukee Brewers Milwaukee County Stadium, Milwaukee, WI Sun Apr 17 1983, 4:33 AM EST Att. 22,128 - Unknown - 36 F livebaseballscorecards.com											
U L Washington, S (1, 6) OBP: 0.326, SLG: 0.297	0-0 CS 1B		0-0 6-3		0-0 P4		0-0 4-3		0-0 1-2 1B	5 0 2 0 0 0 4												
George Brett, L (1, 5) OBP: 0.500, SLG: 0.743	0-0 F9			0-0 1B 1B 2B		0-0 2B		0-0 F8 SF8 2B	5 2 3 0 0 1 4													
Amos Otis, R (1, 8) OBP: 0.216, SLG: 0.222	0-0 CS 1-2	0-0 F8		0-0 1B 1B		0-0 L7		0-0 F8 2-3	5 0 1 0 0 1 5													
Hal McRae, R (1, 10) OBP: 0.405, SLG: 0.500		0-0 F8		0-0 1-2 1B		0-0 L7		0-0 SF8	3 0 1 2 0 0 1													
Frank White, R (1, 4) OBP: 0.297, SLG: 0.457		0-0 5-3		0-0 3-H F2		0-0 4-3		0-0 4-3	4 0 0 0 0 0 3													
Jerry Martin, R (1, 9) OBP: 0.371, SLG: 0.576			0-0 F8	0-0 F8		0-0 5-3		0-0 1B 1B	4 1 1 0 0 0 2													
Don Slaught, R (1, 2) OBP: 0.385, SLG: 0.417			0-3 K	0-0 F8		0-0 FC6-4 1B		0-0 FC6-4 1B	4 0 2 0 0 1 2													
John Wathan, R (1, 3) OBP: 0.345, SLG: 0.321			0-0 E 1B		0-0 5-3		0-0 FC6-4 1B	0-0 FC6-4 1B	3 0 2 0 0 0 0													
Willie Aikens, L (9, PH) OBP: 0.276, SLG: 0.444								1-2 3-H 1B	1 0 1 1 0 0 0													
Joe Simpson, L (9, PR) OBP: 1.000, SLG: 1.000									0 0 0 0 0 0 0													
Inning Stats	R: 0 E: 0 K: 1 S: 5	H: 1 LOB: 0 BB: 0 P: 5	R: 0 E: 0 K: 0 S: 3	H: 0 LOB: 0 BB: 0 P: 3	R: 0 E: 1 K: 1 S: 7	H: 1 LOB: 2 BB: 0 P: 7	R: 1 E: 0 K: 0 S: 6	H: 3 LOB: 2 BB: 0 P: 6	R: 0 E: 0 K: 0 S: 3	H: 0 LOB: 0 BB: 0 P: 3	R: 0 E: 0 K: 0 S: 4	H: 1 LOB: 1 BB: 0 P: 4	R: 0 E: 0 K: 0 S: 5	H: 2 LOB: 2 BB: 0 P: 5	R: 1 E: 0 K: 0 S: 4	H: 1 LOB: 0 BB: 0 P: 4	R: 1 E: 0 K: 2 S: 11	H: 4 LOB: 3 BB: 0 P: 11	1B: 10 2B: 3 3B: 0 HR: 0	SF: 1 SAC: 0 DP: 0 HBP: 0	WP: 0 PB: 0 SB: 0 CS: 1	PA: 41
PITCHER	IP WLS BF H R ER SO BB IBB HBP BLK WP HR S P ERA WHIP																					
Mike Caldwell, L (1, 1) ERA: 5.4	7.0 W 29 8 1 1 2 0 0 0 0 0 0 0 33 33 1.29 1.143																					
Jim Slaton, R (8, 1) ERA: 5.14	1.1 9 5 2 2 0 0 0 0 0 0 0 0 9 9 13.50 3.750																					
Jamie Easterly, L (9, 1) ERA:	0.1 1 0 0 0 1 0 0 0 0 0 0 0 3 3 0.00 0.000																					
Pete Ladd, R (9, 1) ERA:	0.1 S 1 0 0 0 1 0 0 0 0 0 0 0 3 3 0.00 0.000																					

Kansas City Royals @ Milwaukee Brewers
Milwaukee County Stadium, Milwaukee, WI

Sun Apr 17 1983, 4:33 AM EST
 Att. 22,128 - Unknown - 36 F

AB	39
R	3
H	13
RBI	3
BB	0
SO	4
LOB	26



Batter	1	2	3	4	5	6	7	8	9
Paul Molitor, R OBP: 0.362, SLG: 0.381 (1, 5) X	0-0 4-3 ① X	0-0 F2 ③		0-0 6-3 ②		4-0 BB		0-0 FC5-2 1B 1-3 3-H	
Robin Yount, R OBP: 0.432, SLG: 0.658 (1, 6) X	0-0 6-3 ②		0-0 SH4-3 S 2B 1B	0-0 1B		0-0 F9 ②		0-0 FC5-2 1B 1-2 3-H	
Cecil Cooper, L OBP: 0.256, SLG: 0.476 (1, 3) X	0-0 2B 1B		0-0 SH4-3 ① X	0-0 F9 ③		0-0 F8 ③		0-0 FC5 ③ 2-3f	
Ted Simmons, S OBP: 0.244, SLG: 0.350 (1, 10) X	0-0 1-3 2B		0-0 F8 ②		0-0 F8 ①		0-3 K ①		
Ben Oglivie, L OBP: 0.425, SLG: 0.357 (1, 7) X	0-0 P6 ③		0-0 3-H 2B		0-0 3-1 ②		0-3 K ②		
Gorman Thomas, R OBP: 0.317, SLG: 0.382 (1, 8) X		0-0 SH1-3 1B SF8 1B	0-0 6-3 ③		0-0 2B 2B		0-3 K ③		
Charlie Moore, R OBP: 0.235, SLG: 0.273 (1, 9) X		0-0 SF8 SH1-3 1B 1-2		0-0 L8 ① X	0-0 WP 2B 2-H		0-0 FC6-5 S 1B		
Ned Yost, R OBP: 0.200, SLG: 0.111 (1, 2) X		0-0 SH1-3 ①		4-0 HR BB BBB	0-0 6-3 ③		0-0 FC6-5 1B 1-3		
Jim Gantner, L OBP: 0.351, SLG: 0.639 (1, 4) X		0-0 SF8 ②		0-0 1-H HR		0-0 F9 ①		0-0 1B FC5-2 1B 1-3	

Inning Stats	R: 0	H: 2	E: 0	LOB: 2	K: 0	BB: 0	S: 5	P: 5	R: 1	H: 2	E: 0	LOB: 1	K: 0	BB: 0	S: 5	P: 5	R: 1	H: 2	E: 0	LOB: 1	K: 0	BB: 1	S: 5	P: 9	R: 1	H: 0	E: 0	LOB: 1	K: 0	BB: 1	S: 3	P: 7	R: 0	H: 0	E: 0	LOB: 0	K: 3	BB: 0	S: 9	P: 9	R: 1	H: 3	E: 0	LOB: 2	K: 0	BB: 0	S: 6	P: 6
--------------	------	------	------	--------	------	-------	------	------	------	------	------	--------	------	-------	------	------	------	------	------	--------	------	-------	------	------	------	------	------	--------	------	-------	------	------	------	------	------	--------	------	-------	------	------	------	------	------	--------	------	-------	------	------

PITCHER														PITCHER																																						
IP	WLS	BF	H	R	ER	SO	BB	IBB	HBP	BLK	WP	HR	S	P	ERA	WHIP	IP	WLS	BF	H	R	ER	SO	BB	IBB	HBP	BLK	WP	HR	S	P	ERA	WHIP																			
Steve Renko, R (1, 1)	5.0	L	26	10	5	5	0	1	0	0	0	1	25	29	9.00	2.200																																				
Mike Armstrong, R (6, 1)	2.0		7	0	0	3	1	0	0	0	0	0	12	16	0.00	0.500																																				
Bob Tufts, L (8, 1)	0.1		4	3	1	1	0	0	0	0	0	0	4	4	27.00	9.000																																				
Bill Castro, R (8, 1)	0.2		2	0	0	0	0	0	0	0	0	0	2	2	0.00	0.000																																				

AB R H RBI BB SO LOB


4	0	1	1	1	0	1
5	1	2	0	0	0	3
4	0	1	0	0	0	4
4	0	1	0	0	1	1
4	0	1	1	0	1	2
4	2	2	0	0	1	1
4	0	3	1	0	0	0
2	2	0	0	1	0	2
3	1	2	3	0	0	0

1B: 8	SF: 1	WP: 1	PA: 39
2B: 4	SAC: 2	PB: 0	
3B: 0	DP: 0	SB: 2	
HR: 1	HBP: 0	CS: 0	

Kansas City Royals @ Milwaukee Brewers
 Milwaukee County Stadium, Milwaukee, WI
 Sun Apr 17 1983, 4:33 AM EST
 Att: 22,128 - Unknown - 36 F

livebaseballscores.com

AB	34
R	6
H	13
RBI	6
BB	2
SO	3
LOB	14



Batter	1	2	3	4	5	6	7	8	9	AB R H RBI BB SO LOB
Willie Wilson, S OBP: 0.388, SLG: 0.422 (1, 7) X	0-0 F7		0-0 SH1 1B		0-0 4-3		4-0 HR 1B BB		0-0 HR 1B	4 3 2 0 1 0 0
U L Washington, S OBP: 0.340, SLG: 0.317 (1, 6) X	0-0 F7		0-0 SH1 1-3		0-0 1B		0-0 HR 1B		0-3 K	4 1 2 0 0 1 1
George Brett, L OBP: 0.533, SLG: 0.975 (1, 5) X	0-0 HR		0-0 1B		0-3 K		0-0 HR 1-H 2-H		0-0 HR 1-H	5 3 4 7 0 1 1
Amos Otis, R OBP: 0.238, SLG: 0.250 (1, 8) X	0-0 L3		0-0 4-3				0-0 G3 SF9 2B		0-0 5-3	4 1 1 0 1 0 0
Willie Aikens, L OBP: 0.265, SLG: 0.406 (1, 10) X		0-0 E7 FC4-5 1B		0-3 K		0-0 G3 2-3	0-3 K		0-0 L9	5 0 1 0 0 2 2
Jerry Martin, R OBP: 0.333, SLG: 0.528 (1, 9) X		0-0 FC4-5 1B 2-3		0-0 F5		0-0 SF9 3-H	0-3 K 1-2			3 0 0 1 0 1 2
Frank White, R OBP: 0.341, SLG: 0.474 (1, 4) X		0-0 FC6-4 1B 1-2		4-0 BB		0-0 1B		0-3 K		3 0 2 0 1 1 0
Don Slaught, R OBP: 0.294, SLG: 0.313 (1, 2) X		0-3 K		0-0 F8		0-0 F9		0-0 F4		4 0 0 0 0 1 4
John Wathan, R OBP: 0.303, SLG: 0.281 (1, 3) X		0-0 FC6-4 1-2f		0-0 4-3		0-3 K	0-0 4-3			4 0 0 0 0 1 2

TOP	
AB	36
R	8
H	12
RBI	8
BB	3
SO	8
LOB	12
WP: 0 PA: 41	
PB: 0	
SB: 2	
CS: 0	

Kansas City Royals @ Detroit Tigers
 Tiger Stadium, Detroit, MI
 Wed Apr 20 1983, 6:05 PM EST
 Att. 7,973 - Unknown - 45 F

Inning Stats		R	H	E	K	S	R	H	E	K	S	R	H	E	K	S	R	H	E	K	S	R	H	E	K	S	R	H	E	K	S	R	H	E	K	S																											
R: 1 H: 1 E: 0 K: 0 S: 4		1	1	0	0	4	R: 0 H: 2 E: 1 K: 1 S: 7		0	2	0	1	2	0	1	7	R: 1 H: 2 E: 0 K: 1 S: 4		0	0	0	1	2	0	1	9	R: 0 H: 1 E: 0 K: 1 S: 6		0	1	0	0	6	R: 1 H: 2 E: 0 K: 0 S: 5		0	2	0	0	5	R: 3 H: 2 E: 0 K: 3 S: 11		0	2	0	2	19	R: 0 H: 0 E: 0 K: 1 S: 5		0	0	0	0	5	R: 2 H: 2 E: 0 K: 1 S: 7		0	2	0	0	7	1B: 8 SF: 1 2B: 1 SAC: 1 3B: 0 DP: 0 HR: 3 HBP: 0	

PITCHER																	IP	WLS	BF	H	R	ER	SO	BB	IBB	HBP	BLK	WP	HR	S	P	ERA	WHIP
Jack Morris, R (1, 1) ERA: 7.56																	6.1		30	10	6	6	4	2	0	0	0	0	2	36	44	8.53	1.895
Aurelio Lopez, R (7, 1) ERA: 2.25																	2.0		8	1	1	1	4	1	0	0	0	0	0	15	19	4.50	1.000
Howard Bailey, L (9, 1) ERA: 6.75																	0.2	L	3	1	1	1	0	0	0	0	0	0	1	3	3	13.50	1.500

Batter	1	2	3	4	5	6	7	8	9	AB	R	H	RBI	BB	SO	LOB
Lou Whitaker, L (1, 4) OBP: 0.322, SLG: 0.291	0-0 F5		0-0 L8			4-0 FC6-4 BB	0-0 SF 4-3 1B	0-0 5-3		4	1	1	1	1	0	2
Alan Trammell, R (1, 6) OBP: 0.388, SLG: 0.366 Kirk Gibson, L (7, PH) OBP: 0.389, SLG: 0.533 Howard Johnson, S (8, 5) OBP: 0.182, SLG: 0.143	0-0 F7		4-0 FC4 BB			0-0 F4	0-0 SF 2B	0-0 F8		2	0	0	0	1	0	1
Larry Herndon, R (1, 7) OBP: 0.273, SLG: 0.509	0-0 6-3		0-0 FC4			0-0 FC6-4 BB 1B	0-0 4-3			0	1	0	1	0	1	4
Lance Parrish, R (1, 2) OBP: 0.340, SLG: 0.317		0-0 F7		0-0 F4		4-0 BB 1B	0-0 BB 1B 2B		0-0 L8	4	1	1	1	1	0	0
John Wockenfuss, R (1, 10) OBP: 0.320, SLG: 0.318		0-3 K		0-0 G1-4-3 1B		0-0 BB 1B	0-0 FC5-4 1B		0-0 F9	5	0	3	2	0	1	0
Mike Ivie, R (1, 3) OBP: 0.310, SLG: 0.423 Enos Cabell, R (8, 3) OBP: 0.500, SLG: 0.500		0-0 2B		0-0 G1-4-3		0-0 F6	0-0 F7			4	0	1	0	0	0	4
Chet Lemon, R (1, 8) OBP: 0.380, SLG: 0.386		0-0 F5								0	0	0	0	0	0	0
Glenn Wilson, R (1, 9) OBP: 0.357, SLG: 0.579			0-0 5-3		0-0 1-3		0-0 1B 1B	0-0 SH1-3 1B		4	1	2	0	0	0	0
Tom Brookens, R (1, 5) OBP: 0.412, SLG: 0.586			0-0 E6 BB		0-0 F8		0-0 SF 1B	0-0 SH1-3		3	1	1	1	0	0	0

Inning Stats	R: 0	H: 0	E: 0	K: 0	S: 3	R: 0	H: 1	E: 0	K: 1	S: 6	R: 0	H: 0	E: 1	K: 0	S: 4	R: 0	H: 1	E: 0	K: 0	S: 3	R: 0	H: 0	E: 0	K: 0	S: 3	R: 1	H: 1	E: 0	K: 0	S: 4	R: 6	H: 5	E: 1	K: 0	S: 9	R: 0	H: 1	E: 0	K: 0	S: 4	R: 0	H: 0	E: 0	K: 1	S: 5	1B: 7	SF: 1	2B: 2	SAC: 1	3B: 0	DP: 1	HR: 0	HBP: 0	WP: 0	PA: 41
PITCHER	IP	WLS	BF	H	R	ER	SO	BB	IBB	HBP	BLK	WP	HR	S	P	ERA	WHIP																																						
Larry Gura, L (1, 1) ERA: 2.89	6.0		28	6	5	5	1	4	0	0	0	0	0	26	42	7.50	1.667																																						
Dan Quisenberry, R (7, 1) ERA: 0.82	3.0	W	13	3	2	1	1	0	0	0	0	0	0	15	15	3.00	1.000																																						

BOTTOM

Kansas City Royals @ Detroit Tigers
Tiger Stadium, Detroit, MI


Wed Apr 20 1983, 6:05 PM EST
Att. 7,973 - Unknown - 45 F

AB	35
R	7
H	9
RBI	7
BB	4
SO	2
LOB	14



WP	HR	S	P	ERA	WHIP
0	0	0	0	0	0

livebaseballscorecards.com

Batter	1	2	3	4	5	6	7	8	9	AB R H RBI BB SO LOB	TOP		
Dave Collins, S (1, 7) OBP: 0.291, SLG: 0.235 Barry Bonnell, R (7, PH) OBP: 0.280, SLG: 0.182 (7, 7)	0-0 F7 1B			0-0 E3 2B 1B	0-0 BB 1B 1B		0-0 4-3			3 2 2 0 0 0 0 1 0 0 0 0 0 0			
Damaso Garcia, R (1, 4) OBP: 0.321, SLG: 0.353	0-0 F7 1-2			0-0 1B 1-3 6-3 2B	0-0 1-2 1B 1B		0-3 K			4 2 2 0 0 1 1			
Willie Upshaw, L (1, 3) OBP: 0.333, SLG: 0.512	0-0 4-3			0-0 6-3 1B	4-0 1-2 2-3 1B E BB		0-0 CS 1B			3 1 2 1 1 0 0			
Cliff Johnson, R (1, 10) OBP: 0.358, SLG: 0.543		0-3 K		0-0 6-3 1-2 3-H	0-0 E9 1-H 2-H 3-H 1B		0-0 CS 1-2	0-3 K		4 0 1 3 0 2 1			
Ernie Whitt, L (1, 2) OBP: 0.355, SLG: 0.429	0-0 F7			0-0 F3	0-0 1-3			0-0 F8		4 0 0 0 0 0 2			
Lloyd Moseby, L (1, 8) OBP: 0.467, SLG: 0.630	0-0 4-3			4-0 BB		0-0 E3 4-3 S		0-0 CS 1B		3 0 1 0 1 0 0			
Rance Mulliniks, L (1, 5) OBP: 0.375, SLG: 0.522			0-0 G4-3 1B	0-0 1-3		0-0 4-3		0-0 CS 1-2	0-0 4-3	4 0 1 0 0 0 3	AB 34 R 5 H 9 RBI 4 BB 2 SO 5 LOB 11		
Hosken Powell, L (1, 9) OBP: 0.133, SLG: 0.333	0-0 F7				0-3 K	0-0 F2			0-3 K	4 0 0 0 0 2 2			
Alfredo Griffin, S (1, 6) OBP: 0.279, SLG: 0.325 Jorge Orta, L (9, PH)	0-0 G4-3 1-2				0-0 F7	0-0 F8			0-0 2-1	3 0 0 0 0 0 2 1 0 0 0 0 0 0			
Inning Stats	R: 0 H: 1 E: 0 LOB: 0 K: 0 BB: 0 S: 3 P: 3	R: 0 H: 0 E: 0 LOB: 0 K: 1 BB: 0 S: 5 P: 5	R: 0 H: 1 E: 0 LOB: 0 K: 0 BB: 0 S: 3 P: 3	R: 2 H: 2 E: 1 LOB: 2 K: 0 BB: 1 S: 6 P: 10	R: 3 H: 3 E: 1 LOB: 1 K: 1 BB: 1 S: 8 P: 12	R: 0 H: 0 E: 1 LOB: 1 K: 0 BB: 0 S: 4 P: 4	R: 0 H: 1 E: 0 LOB: 0 K: 1 BB: 0 S: 5 P: 5	R: 0 H: 1 E: 0 LOB: 0 K: 1 BB: 0 S: 5 P: 5	R: 0 H: 0 E: 0 LOB: 0 K: 1 BB: 0 S: 5 P: 5	1B: 8 SF: 0 2B: 1 SAC: 0 3B: 0 DP: 1 HR: 0 HBP: 0	WP: 0 PA: 38 PB: 0 SB: 1 CS: 2		
PITCHER	IP WLS BF H R ER SO BB IBB HBP BLK WP HR S P ERA WHIP											PITCHER	IP WLS BF H R ER SO BB IBB HBP BLK WP HR S P ERA WHIP
Dennis Leonard, R (1, 1) ERA: 4.58	8.0 W 33 9 5 3 4 2 0 0 0 0 0 0 39 47 3.38 1.375												
Dan Quisenberry, R (9, 1) ERA: 0.75	1.0 S 3 0 0 0 1 0 0 0 0 0 0 0 5 5 0.00 0.000												

Toronto Blue Jays @ Kansas City Royals
 Royals Stadium, Kansas City, MO
 Fri Apr 22 1983, 7:05 PM EST
 Att. 16,172 - Unknown - 59 F

livebaseballscorecards.com

Batter	1	2	3	4	5	6	7	8	9	AB	R	H	RBI	BB	SO	LOB
Willie Wilson, S OBP: 0.370, SLG: 0.400 (1, 7)	0-3 K	0-0 FC1		0-0 L5		0-0 G3		0-0 1B		5	1	1	0	0	1	1
U L Washington, S OBP: 0.346, SLG: 0.311 (1, 6)	0-0 1B	4-0 2B BB		0-0 4-3		0-0 F8		0-3 K		4	1	1	0	1	1	3
George Brett, L OBP: 0.510, SLG: 0.932 (1, 5)	0-0 F9	0-0 2B				0-0 L8		0-0 F8		4	0	1	1	0	0	1
Amos Otis, R OBP: 0.217, SLG: 0.227 (1, 8)	0-0 5-3	0-0 5-3				0-0 4-3		0-0 G3		4	0	0	0	0	0	2
Hal McRae, R OBP: 0.439, SLG: 0.528 (1, 10)		0-0 2B 1B		0-0 G3-6-1 1B		0-0 BB BB 1B		0-0 F9		4	1	3	0	0	0	0
Willie Aikens, L OBP: 0.316, SLG: 0.457 (1, 3)		0-0 1B 2B		0-0 G3-6-1		4-0 BB BB		0-0 SH1-4 1B		3	1	2	1	1	0	1
Joe Simpson, L OBP: 1.000, SLG: 1.000 (8, PR) (9, 3)		1-H 2B		1-2		1-2 BB BB		0-0 1B		0	1	0	0	0	0	0
Frank White, R OBP: 0.364, SLG: 0.475 (1, 4)		0-0 2B 1B		0-3 K		4-0 1-2 2-3 BB		0-0 SH1-4		2	1	1	0	1	1	0
Jerry Martin, R OBP: 0.349, SLG: 0.550 (1, 9)		0-0 5-3 FC1 2B		0-0 S 1B		0-0 F7		0-3 K		4	0	2	2	0	1	5
John Wathan, R OBP: 0.297, SLG: 0.278 (1, 2)		0-0 5-3		0-3 K		0-0 4-3		0-0 1B		4	0	1	1	0	1	2

Inning Stats	R: 0	H: 1	E: 0	K: 1	S: 6	LOB: 1	BB: 0	P: 6	R: 5	H: 5	E: 1	K: 0	S: 8	LOB: 1	BB: 1	P: 12	R: 0	H: 1	E: 0	K: 1	S: 5	LOB: 0	BB: 0	P: 5	R: 0	H: 1	E: 0	K: 0	S: 6	LOB: 1	BB: 0	P: 6	R: 0	H: 0	E: 0	K: 0	S: 3	LOB: 0	BB: 0	P: 3	R: 0	H: 0	E: 0	K: 0	S: 3	LOB: 0	BB: 0	P: 3	R: 1	H: 3	E: 0	K: 2	S: 10	LOB: 2	BB: 0	P: 10
PITCHER	IP	WLS	BF	H	R	ER	SO	BB	IBB	HBP	BLK	WP	HR	S	P	ERA	WHIP																																							
Mike Morgan, R ERA: 5.91 (1, 1)	1.2		12	6	5	5	1	1	0	0	0	0	0	13	17	27.00	4.200																																							
Jim Acker, R ERA: (2, 1)	3.0		13	3	0	0	2	2	0	0	0	0	0	15	23	0.00	1.667																																							
Roy Lee Jackson, R ERA: 2.63 (5, 1)	3.1	L	13	3	1	1	2	0	0	0	0	0	0	17	17	2.70	0.900																																							

BOTTOM

Toronto Blue Jays @ Kansas City Royals
 Royals Stadium, Kansas City, MO

Fri Apr 22 1983, 7:05 PM EST
 Att: 16,172 - Unknown - 59 F

AB	34
R	6
H	12
RBI	5
BB	3
SO	5
LOB	15

livebaseballscorecards.com

1B:	9	SF:	0	WP:	0	PA:	38
2B:	3	SAC:	1	PB:	0		
3B:	0	DP:	1	SB:	2		
HR:	0	HBP:	0	CS:	0		



Batter	1	2	3	4	5	6	7	8	9	AB	R	H	RBI	BB	SO	LOB	TOP
--------	---	---	---	---	---	---	---	---	---	----	---	---	-----	----	----	-----	-----

Damaso Garcia, R (1, 4) <small>OBP: 0.311, SLG: 0.339</small>	0-0 G5-4-3 1B		0-3 K CS			0-0 4-3		0-0 4-3 1-2 2-3	0-0 F5	5	0	1	0	0	1	3	Toronto Blue Jays @ Kansas City Royals Royals Stadium, Kansas City, MO Sat Apr 23 1983, 7:05 PM EST Att. 19,906 - Unknown - 63 F						
	0-0 G5-4-3 1-2f		0-0 CS 1-2	0-0 L7		0-0 G3		0-0 BB 1B 1B 2-3 3-H	0-0 1-3	5	1	1	1	0	0	1							
Garth Iorg, R (1, 5) <small>OBP: 0.355, SLG: 0.452</small>	0-0 F9			0-0 L9		0-0 WP 1B		0-3 K 1B		3	0	1	0	0	0	0	Toronto Blue Jays @ Kansas City Royals Royals Stadium, Kansas City, MO Sat Apr 23 1983, 7:05 PM EST Att. 19,906 - Unknown - 63 F						
	0-0 F9			0-0 L9		0-0 WP 1B		0-3 K 1B		1	0	0	0	0	1	2							
Barry Bonnell, R (1, 7) <small>OBP: 0.286, SLG: 0.200</small> Rance Mulliniks, L (8, PH) <small>OBP: 0.360, SLG: 0.500</small> Jorge Orta, L (8, 7)	0-0 F9			0-0 L9		0-0 WP 1B		0-3 K 1B		0	0	0	0	0	0	0	Toronto Blue Jays @ Kansas City Royals Royals Stadium, Kansas City, MO Sat Apr 23 1983, 7:05 PM EST Att. 19,906 - Unknown - 63 F						
	0-0 F9			0-0 L9		0-0 WP 1B		0-3 K 1B		0	0	0	0	0	0	0							
Cliff Johnson, R (1, 10) <small>OBP: 0.368, SLG: 0.540</small>		0-0 E5 G5-4-3		0-0 1B		0-0 F2 1-2		0-0 1B BB E 1B 1-2 3-H		4	1	2	1	0	0	1	Toronto Blue Jays @ Kansas City Royals Royals Stadium, Kansas City, MO Sat Apr 23 1983, 7:05 PM EST Att. 19,906 - Unknown - 63 F						
		0-0 E5 G5-4-3		0-0 1B		0-0 F2 1-2		0-0 1B BB E 1B 1-2 3-H		3	0	0	0	0	2	2							
Jesse Barfield, R (1, 9) <small>OBP: 0.238, SLG: 0.488</small> Ernie Whitt, L (8, PH) <small>OBP: 0.375, SLG: 0.429</small> (8, 2)		0-3 K		0-3 K		0-0 F6 1-2 2-3		4-0 E 1B BB 1-2 2-3		3	0	0	0	0	2	2	Toronto Blue Jays @ Kansas City Royals Royals Stadium, Kansas City, MO Sat Apr 23 1983, 7:05 PM EST Att. 19,906 - Unknown - 63 F						
		0-3 K		0-3 K		0-0 F6 1-2 2-3		4-0 E 1B BB 1-2 2-3		0	1	0	0	1	0	0							
Buck Martinez, R (1, 2) <small>OBP: 0.348, SLG: 0.409</small> Hosken Powell, L (8, PH) <small>OBP: 0.188, SLG: 0.375</small> (8, 9)		0-0 G5-4-3 1-2f		4-0 FC4-6 BB		0-0 5-3		0-0 E1 1B 1B 1-3 2-H 3-H		2	0	0	0	1	0	1	Toronto Blue Jays @ Kansas City Royals Royals Stadium, Kansas City, MO Sat Apr 23 1983, 7:05 PM EST Att. 19,906 - Unknown - 63 F						
		0-0 G5-4-3 1-2f		4-0 FC4-6 BB		0-0 5-3		0-0 E1 1B 1B 1-3 2-H 3-H		1	0	1	1	0	0	0							
Willie Upshaw, L (1, 3) <small>OBP: 0.346, SLG: 0.532</small>			0-0 4-3 2B		0-0 FC4-6 FC4-6 1-2f		0-0 F7 1-2 3-H		0-0 E4 4-3 E 1B 1-3		4	0	2	1	0	0	1	Toronto Blue Jays @ Kansas City Royals Royals Stadium, Kansas City, MO Sat Apr 23 1983, 7:05 PM EST Att. 19,906 - Unknown - 63 F					
			0-0 4-3 2B		0-0 FC4-6 FC4-6 1-2f		0-0 F7 1-2 3-H		0-0 E4 4-3 E 1B 1-3		4	0	2	1	0	0	1						
Lloyd Moseby, L (1, 8) <small>OBP: 0.412, SLG: 0.548</small>			0-0 1-3		0-0 F8			0-0 E4 4-3 E 1B 1-3		4	1	0	0	0	0	4	Toronto Blue Jays @ Kansas City Royals Royals Stadium, Kansas City, MO Sat Apr 23 1983, 7:05 PM EST Att. 19,906 - Unknown - 63 F						
			0-0 1-3		0-0 F8			0-0 E4 4-3 E 1B 1-3		4	1	0	0	0	0	4							
Alfredo Griffin, S (1, 6) <small>OBP: 0.255, SLG: 0.295</small>			0-0 4-3		0-0 FC4-6 1-2f			0-0 E5 1B 4-3 1B 1-2	0-0 4-3	4	1	0	0	0	0	3	Toronto Blue Jays @ Kansas City Royals Royals Stadium, Kansas City, MO Sat Apr 23 1983, 7:05 PM EST Att. 19,906 - Unknown - 63 F						
			0-0 4-3		0-0 FC4-6 1-2f			0-0 E5 1B 4-3 1B 1-2	0-0 4-3	4	1	0	0	0	0	3							
Inning Stats	R: 0 E: 0 K: 0 S: 3	H: 1 LOB: 0 BB: 0 P: 3	R: 0 E: 1 K: 1 S: 5	H: 0 LOB: 0 BB: 0 P: 5	R: 0 E: 0 K: 1 S: 6	H: 1 LOB: 1 BB: 0 P: 6	R: 0 E: 0 K: 1 S: 6	H: 1 LOB: 1 BB: 1 P: 6	R: 0 E: 0 K: 0 S: 3	H: 0 LOB: 1 BB: 1 P: 7	R: 0 E: 0 K: 0 S: 4	H: 1 LOB: 1 BB: 0 P: 4	R: 0 E: 0 K: 0 S: 3	H: 0 LOB: 0 BB: 0 P: 3	R: 5 E: 3 K: 1 S: 11	H: 4 LOB: 2 BB: 1 P: 15	R: 0 E: 0 K: 0 S: 3	H: 0 LOB: 0 BB: 0 P: 3	1B: 7 2B: 1 3B: 0 HR: 0	SF: 0 SAC: 0 DP: 2 HBP: 0	WP: 2 PB: 0 SB: 0 CS: 1	PA: 39	
PITCHER	IP WLS BF H R ER SO BB IBB HBP BLK WP HR S P ERA WHIP	IP WLS BF H R ER SO BB IBB HBP BLK WP HR S P ERA WHIP	IP WLS BF H R ER SO BB IBB HBP BLK WP HR S P ERA WHIP	IP WLS BF H R ER SO BB IBB HBP BLK WP HR S P ERA WHIP	IP WLS BF H R ER SO BB IBB HBP BLK WP HR S P ERA WHIP	IP WLS BF H R ER SO BB IBB HBP BLK WP HR S P ERA WHIP	IP WLS BF H R ER SO BB IBB HBP BLK WP HR S P ERA WHIP	IP WLS BF H R ER SO BB IBB HBP BLK WP HR S P ERA WHIP	IP WLS BF H R ER SO BB IBB HBP BLK WP HR S P ERA WHIP	IP WLS BF H R ER SO BB IBB HBP BLK WP HR S P ERA WHIP	IP WLS BF H R ER SO BB IBB HBP BLK WP HR S P ERA WHIP	IP WLS BF H R ER SO BB IBB HBP BLK WP HR S P ERA WHIP	IP WLS BF H R ER SO BB IBB HBP BLK WP HR S P ERA WHIP	IP WLS BF H R ER SO BB IBB HBP BLK WP HR S P ERA WHIP	IP WLS BF H R ER SO BB IBB HBP BLK WP HR S P ERA WHIP	IP WLS BF H R ER SO BB IBB HBP BLK WP HR S P ERA WHIP	IP WLS BF H R ER SO BB IBB HBP BLK WP HR S P ERA WHIP	IP WLS BF H R ER SO BB IBB HBP BLK WP HR S P ERA WHIP	IP WLS BF H R ER SO BB IBB HBP BLK WP HR S P ERA WHIP	IP WLS BF H R ER SO BB IBB HBP BLK WP HR S P ERA WHIP	IP WLS BF H R ER SO BB IBB HBP BLK WP HR S P ERA WHIP	IP WLS BF H R ER SO BB IBB HBP BLK WP HR S P ERA WHIP	IP WLS BF H R ER SO BB IBB HBP BLK WP HR S P ERA WHIP



Batter	1	2	3	4	5	6	7	8	9	AB	R	H	RBI	BB	SO	LOB
Willie Wilson, S OBP: 0.345, SLG: 0.370 (1, 7)	0-0 G3		0-0 F9		0-3 K			0-0 F9		4	0	0	0	0	1	0
U L Washington, S OBP: 0.357, SLG: 0.313 (1, 6)	0-0 4-3		0-0 G4-6-3 1B			4-0 2B BB		0-3 K		3	1	1	0	1	1	0
George Brett, L OBP: 0.509, SLG: 0.958 (1, 5)	0-0 3B		0-0 G4-6-3 1-2f			0-0 SF8 2B		0-3 K		4	1	2	1	0	1	1
Amos Otis, R OBP: 0.220, SLG: 0.250 (1, 8)	0-3 K			0-0 FC1-5 2B		0-0 F9 2-3		0-0 F9		4	0	1	0	0	1	2
Hal McRae, R OBP: 0.400, SLG: 0.487 (1, 10)		0-0 5-3		0-0 FC1-5 2-3		0-0 SF8		0-0 5-3		3	0	0	1	0	0	1
Willie Aikens, L OBP: 0.310, SLG: 0.421 (1, 3)		4-0 E BB		0-3 K		0-0 F7		0-0 L9		3	1	0	0	1	1	1
Frank White, R OBP: 0.340, SLG: 0.442 (1, 4)		0-0 E3 SF8		0-0 F8			0-0 1-3			3	1	0	0	0	0	2
Jerry Martin, R OBP: 0.326, SLG: 0.524 (1, 9)		0-0 SF8			0-0 F9		0-0 F4			2	0	0	1	0	0	0
John Wathan, R OBP: 0.275, SLG: 0.256 (1, 2)		0-3 K			0-0 F4		0-0 5-3			3	0	0	0	0	1	0

BOTTOM

Toronto Blue Jays @ Kansas City Royals
 Royals Stadium, Kansas City, MO

Sat Apr 23 1983, 7:05 PM EST
 Att: 19,906 - Unknown - 63 F

livebaseballscorecards.com

AB	29
R	4
H	4
RBI	3
BB	2
SO	6
LOB	7



Inning Stats	R: 0	H: 1	E: 0	LOB: 1	K: 1	S: 6	P: 6	R: 2	H: 0	E: 1	LOB: 0	K: 1	S: 6	P: 10	R: 0	H: 1	E: 0	LOB: 0	K: 0	S: 3	R: 0	H: 1	E: 0	LOB: 1	K: 1	S: 6	R: 0	H: 0	E: 0	LOB: 0	K: 1	S: 5	R: 2	H: 1	E: 0	LOB: 0	K: 0	S: 4	R: 0	H: 0	E: 0	LOB: 0	K: 0	S: 3	R: 0	H: 0	E: 0	LOB: 0	K: 2	S: 7	R: 0	H: 0	E: 0	LOB: 0	K: 0	S: 3	R: 0	H: 0	E: 0	LOB: 0	K: 0	S: 3	1B: 1	2B: 2	3B: 1	HR: 0	SF: 2	SAC: 0	DP: 1	HBP: 0	WP: 0	PB: 0	SB: 2	CS: 0	PA: 33
--------------	------	------	------	--------	------	------	------	------	------	------	--------	------	------	-------	------	------	------	--------	------	------	------	------	------	--------	------	------	------	------	------	--------	------	------	------	------	------	--------	------	------	------	------	------	--------	------	------	------	------	------	--------	------	------	------	------	------	--------	------	------	------	------	------	--------	------	------	-------	-------	-------	-------	-------	--------	-------	--------	-------	-------	-------	-------	--------

PITCHER	IP	WLS	BF	H	R	ER	SO	BB	IBB	HBP	BLK	WP	HR	S	P	ERA	WHIP
Luis Leal, R ERA: 6.16 (1, 1)	6.0		24	4	4	2	4	2	0	0	0	0	0	30	38	3.00	1.000
Randy Moffitt, R ERA: (7, 1)	1.0	W	3	0	0	0	0	0	0	0	0	0	0	3	3	0.00	0.000
Dave Geisel, L ERA: 3.86 (8, 1)	1.0		3	0	0	0	2	0	0	0	0	0	0	7	7	0.00	0.000
Joey McLaughlin, R ERA: 1.42 (9, 1)	1.0	S	3	0	0	0	0	0	0	0	0	0	0	3	3	0.00	0.000

Batter	1	2	3	4	5	6	7	8	9	AB R H RBI BB SO LOB	TOP											
Damaso Garcia, R (1, 4) OBP: 0.323, SLG: 0.350	0-0 F9		0-0 G6-3		0-0 S 1B		0-0 1B 1B			4 0 2 0 0 0 1	Toronto Blue Jays @ Kansas City Royals Royals Stadium, Kansas City, MO Sun Apr 24 1983, 4:33 AM EDT Att. 18,522 - Unknown - 61 F livebaseballscorecards.com											
Rance Mulliniks, L (1, 5) (7, 6) OBP: 0.345, SLG: 0.464	0-0 3-1			0-0 G3	0-0 L8		0-0 1B 2-3			4 0 1 0 0 0 2												
Willie Upshaw, L (1, 3) OBP: 0.339, SLG: 0.510	0-0 F5			0-0 1B 1B		0-0 F6	0-0 F8			4 0 1 0 0 0 3												
Cliff Johnson, R (1, 10) OBP: 0.361, SLG: 0.519		0-0 6-3		0-0 1B 1-3		0-0 F7	0-3 K			4 0 1 0 0 1 0												
Ernie Whitt, L (1, 2) OBP: 0.333, SLG: 0.375		0-0 F5		0-0 F5		0-0 F7	0-0 F7			4 0 0 0 0 0 2												
Lloyd Moseby, L (1, 8) OBP: 0.395, SLG: 0.514		0-0 1B		0-0 L8		0-3 K	0-0 L3			4 0 1 0 0 1 2												
Hosken Powell, L (1, 7) OBP: 0.200, SLG: 0.350		0-0 4-3			0-0 1B S 1B	0-0 4-3		0-0 L6		4 0 1 0 0 0 1												
Jesse Barfield, R (1, 9) OBP: 0.239, SLG: 0.533			0-0 G3		0-3 K		0-0 HR	0-0 F8		4 1 1 1 0 1 1												
Alfredo Griffin, S (1, 6) OBP: 0.265, SLG: 0.289			4-0 G6-3 BB		0-0 F9		0-0 1B 1B 1B	0-0 F8		1 0 0 0 1 0 1												
Mickey Klutts, R (7, PH) (7, 5) OBP: 0.400, SLG: 0.400										2 0 1 0 0 0 0												
Inning Stats	R: 0 E: 0 K: 0 S: 3	H: 0 LOB: 0 BB: 0 P: 3	R: 0 E: 0 K: 0 S: 4	H: 1 LOB: 1 BB: 0 P: 4	R: 0 E: 0 K: 0 S: 2	H: 0 LOB: 0 BB: 1 P: 6	R: 0 E: 0 K: 0 S: 5	H: 2 LOB: 2 BB: 0 P: 5	R: 0 E: 0 K: 1 S: 7	H: 2 LOB: 2 BB: 0 P: 7	R: 0 E: 0 K: 0 S: 3	H: 0 LOB: 0 BB: 0 P: 3	R: 1 E: 0 K: 1 S: 9	H: 4 LOB: 3 BB: 0 P: 9	R: 0 E: 0 K: 1 S: 5	H: 0 LOB: 0 BB: 0 P: 5	R: 0 E: 0 K: 0 S: 3	H: 0 LOB: 0 BB: 0 P: 3	1B: 8 2B: 0 3B: 0 HR: 1	SF: 0 SAC: 0 DP: 1 HBP: 0	WP: 0 PB: 0 SB: 2 CS: 0	PA: 36
PITCHER	IP WLS BF H R ER SO BB IBB HBP BLK WP HR S P ERA WHIP																					
Steve Renko, R (1, 1) ERA: 3.5	7.0 W 30 9 1 1 2 1 0 0 0 0 0 1 33 37 1.29 1.429																					
Mike Armstrong, R (8, 1) ERA: 1.17	2.0 6 0 0 0 0 1 0 0 0 0 0 0 8 8 0.00 0.000																					

Toronto Blue Jays @ Kansas City Royals
 Royals Stadium, Kansas City, MO
 Sun Apr 24 1983, 4:33 AM EDT
 Att. 18,522 - Unknown - 61 F

AB	35
R	1
H	9
RBI	1
BB	1
SO	3
LOB	13



Batter	1	2	3	4	5	6	7	8	9	AB	R	H	RBI	BB	SO	LOB
Willie Wilson, S (1, 7) OBP: 0.365, SLG: 0.379	0-0 6-3		0-0 BB S FC6-4 1B				0-0 CS 1B			4	2	2	0	1	1	3
U L Washington, S (1, 6) OBP: 0.361, SLG: 0.294	0-3 K		4-0 FC6-4 BB 1-2 BB				0-0 CS 1-2	0-0 4-3		3	1	0	0	2	1	3
George Brett, L (1, 5) OBP: 0.534, SLG: 0.961	0-0		4-0 FC6-4 1-2 BB 2-3			0-0 L8		4-0 BB		3	1	2	1	2	0	0
Hal McRae, R (1, 10) OBP: 0.420, SLG: 0.488	4-0 BB		0-0 FC6-4 1-2 BB 2-3			0-0 BB 1B	0-0 S 3B 1B	0-3 K		4	2	2	2	1	1	3
Willie Aikens, L (1, 3) OBP: 0.298, SLG: 0.381 Greg Pryor, R (9, 3)	0-3 K		0-3 K			4-0 BB 1B IBB	0-3 K	0-0 G3		4	1	0	0	1	3	6
Frank White, R (1, 4) OBP: 0.353, SLG: 0.478						4-0 BB 1B BB	0-0 2-H 3B			3	0	1	2	1	0	0
Jerry Martin, R (1, 9) OBP: 0.313, SLG: 0.500 Cesar Geronimo, L (5, PH) OBP: 0.500, SLG: 0.500						0-0 BB 1B BB	0-0 2-H 3B			2	0	0	0	0	1	0
Joe Simpson, L (1, 8) OBP: 0.600, SLG: 0.500						1-2 BB 2-3 1B 3-H				2	0	1	1	0	0	1
John Wathan, R (1, 2) OBP: 0.250, SLG: 0.233						1-2 BB 2-3 1B 3-H				3	0	1	1	1	0	0

Inning Stats	R: 0	H: 1	E: 0	K: 2	S: 8	LOB: 2	BB: 1	P: 12	R: 0	H: 0	E: 0	K: 1	S: 5	LOB: 0	BB: 0	P: 5	R: 1	H: 1	E: 0	K: 1	S: 6	LOB: 2	BB: 2	P: 14	R: 0	H: 1	E: 0	K: 0	S: 4	LOB: 1	BB: 0	P: 4	R: 5	H: 3	E: 0	K: 1	S: 8	LOB: 3	BB: 5	P: 28	R: 1	H: 2	E: 0	K: 1	S: 7	LOB: 1	BB: 0	P: 7	R: 0	H: 1	E: 0	K: 0	S: 3	LOB: 0	BB: 0	P: 3	R: 0	H: 0	E: 0	K: 1	S: 5	LOB: 1	BB: 1	P: 9
PITCHER	IP	WLS	BF	H	R	ER	SO	BB	IBB	HBP	BLK	WP	HR	S	P	ERA	WHIP																																															
Jim Gott, R (1, 1) ERA: 6.86	4.0	L	23	5	6	6	4	5	1	0	0	0	0	25	49	13.50	2.500																																															
Jim Acker, R (5, 1) ERA:	0.0		3	1	0	0	0	2	0	0	0	0	0	1	9	∞	∞																																															
Mike Morgan, R (5, 1) ERA: 5.27	3.0		11	3	1	1	2	0	0	0	0	0	0	15	15	3.00	1.000																																															
Randy Moffitt, R (8, 1) ERA:	1.0		4	0	0	0	1	1	0	0	0	0	0	5	9	0.00	1.000																																															

BOTTOM

Toronto Blue Jays @ Kansas City Royals
Royals Stadium, Kansas City, MO

Sun Apr 24 1983, 4:33 AM EDT
Att: 18,522 - Unknown - 61 F

livebaseballscorecards.com

AB	32
R	7
H	9
RBI	7
BB	9
SO	7
LOB	20



WP: 0	PA: 42
PB: 0	
SB: 2	
CS: 1	

Batter	1	2	3	4	5	6	7	8	9	AB R H RBI BB SO LOB
--------	---	---	---	---	---	---	---	---	---	----------------------

Willie Wilson, S (1, 8) X OBP: 0.362, SLG: 0.365	0-0 4-3		0-0 FC6-4	4-0 S BB			0-0 SH1-3 S 2B 1B	0-0 E1 BB 1B	0-0 FC6-4	5 2 1 0 1 0 3
U L Washington, S (1, 6) X OBP: 0.369, SLG: 0.296	0-0 4-3			1B			0-0 SH1-3	4-0 1B BB		3 1 1 0 1 0 2
George Brett, L (1, 7) X OBP: 0.556, SLG: 1.000	0-0 L8			0-0 HR	4-0 G6-4-3 BB		4-0 2B IBB	0-0 1B		3 2 2 3 2 0 0
Hal McRae, R (1, 10) X OBP: 0.400, SLG: 0.479		0-0 F9		0-0 4-3	0-0 G6-4-3		0-0 2B	0-0 F8		5 1 1 1 0 0 3
Frank White, R (1, 4) X OBP: 0.393, SLG: 0.529		0-0 G6-3 1B		0-0 1B 1B	0-0 2B		0-3 K		0-0 1B 1B	5 2 4 0 0 1 2
Leon Roberts, R (1, 9) X OBP: 0.400, SLG: 0.600		0-0 G6-3		0-0 1B 1B	0-0 5-3		0-0 2B		0-0 F7	5 1 2 2 0 0 3
Don Slaught, R (1, 2) X OBP: 0.273, SLG: 0.286			0-0 L3	0-3 K		0-0 1-3	0-3 K		0-0 1B 1B	5 0 1 0 0 2 3
John Wathan, R (1, 3) X OBP: 0.286, SLG: 0.271			0-3 K	0-0 1-2 2B 1B		0-0 L6		0-0 4-3 1B	0-0 FC6-4 1B	5 1 3 2 0 1 0
Greg Pryor, R (1, 5) X OBP: 0.400, SLG: 0.600			0-0 FC6-4 1B	0-0 1-H 2-H 2B		0-3 K		0-0 4-3 1-2f	0-0 F9	5 0 2 2 0 1 3

TOP

Kansas City Royals @ New York Yankees
Yankee Stadium, Bronx, NY

Tue Apr 26 1983, 7:05 PM EDT
Att. 11,363 - Unknown - 65 F

AB	41
R	10
H	17
RBI	10
BB	4
SO	5
LOB	19



Inning Stats	R: 0 H: 0 E: 0 LOB: 0 K: 0 BB: 0 S: 3 P: 3	R: 0 H: 1 E: 0 LOB: 0 K: 0 BB: 0 S: 3 P: 3	R: 0 H: 1 E: 0 LOB: 1 K: 1 BB: 0 S: 6 P: 6	R: 5 H: 6 E: 0 LOB: 2 K: 1 BB: 1 S: 11 P: 15	R: 0 H: 1 E: 0 LOB: 1 K: 0 BB: 1 S: 3 P: 7	R: 0 H: 0 E: 0 LOB: 0 K: 1 BB: 0 S: 5 P: 5	R: 3 H: 3 E: 0 LOB: 1 K: 2 BB: 1 S: 10 P: 14	R: 1 H: 2 E: 1 LOB: 2 K: 0 BB: 1 S: 5 P: 9	R: 1 H: 3 E: 0 LOB: 2 K: 0 BB: 0 S: 6 P: 6	1B: 12 SF: 0 2B: 5 SAC: 1 3B: 0 DP: 3 HR: 1 HBP: 0	WP: 0 PA: 46 PB: 0 SB: 2 CS: 0
--------------	---	---	---	---	---	---	---	---	---	---	---

PITCHER	IP	WLS	BF	H	R	ER	SO	BB	IBB	HBP	BLK	WP	HR	S	P	ERA	WHIP
Dave Righetti, L (1, 1) ERA: 3.75	3.2	L	18	8	5	5	2	0	0	0	0	0	1	22	22	12.27	2.182
George Frazier, R (4, 1) ERA: 5.27	2.2		13	3	3	3	1	2	1	0	0	0	0	12	24	10.12	1.875
Rich Gossage, R (7, 1) ERA: 9.0	1.2		9	3	1	0	2	1	0	0	0	0	0	12	16	0.00	2.400
Jay Howell, R (9, 1) ERA: 7.71	0.1		4	3	1	1	0	0	0	0	0	0	0	4	4	27.00	9.000
Dale Murray, R (9, 1) ERA: 7.71	0.2		2	0	0	0	0	0	0	0	0	0	0	2	2	0.00	0.000

PITCHER	IP	WLS	BF	H	R	ER	SO	BB	IBB	HBP	BLK	WP	HR	S	P	ERA	WHIP
---------	----	-----	----	---	---	----	----	----	-----	-----	-----	----	----	---	---	-----	------

Batter	1	2	3	4	5	6	7	8	9	AB R H RBI BB SO LOB	TOP									
Willie Wilson, S (1, 8) OBP: 0.356, SLG: 0.358	0-0 5-3		0-0 6-3		0-0 1B		0-0 CS	0-0 F9		4 0 1 0 0 0 0	Kansas City Royals @ New York Yankees Yankee Stadium, Bronx, NY Wed Apr 27 1983, 7:05 PM EDT Att. 16,639 - Unknown - 78 F									
U L Washington, S (1, 6) OBP: 0.348, SLG: 0.276	0-0 F9		0-0 6-3		0-0 G4			0-0 F2		4 0 0 0 0 0 1										
George Brett, L (1, 7) OBP: 0.537, SLG: 0.948	0-0 1B		0-0 L6			0-0 3-1		0-0 F8		4 0 1 0 0 0 0										
Hal McRae, R (1, 10) OBP: 0.390, SLG: 0.462	0-0 1B			0-0 F7		0-0 F8		0-0 F8		4 0 1 0 0 0 0										
Frank White, R (1, 4) OBP: 0.400, SLG: 0.545	0-0 F7			0-0 F8		0-0 FC4-6		0-3 K	SS	4 0 2 0 0 1 2										
Leon Roberts, R (1, 9) OBP: 0.333, SLG: 0.444		0-0 G6-4-3		0-0 F8		0-0 FC4-6		0-0 4-3		4 0 1 0 0 0 2										
Don Slaught, R (1, 2) OBP: 0.240, SLG: 0.250		0-0 G6-4-3		0-0 F7			0-0 F8			3 0 0 0 0 0 2										
John Wathan, R (1, 3) OBP: 0.308, SLG: 0.294		0-0 1B			0-0 1-3		0-0 CS			3 0 2 0 0 0 0										
Greg Pryor, R (1, 5) OBP: 0.250, SLG: 0.375		0-0 4-3			0-0 F8		0-0 F8			3 0 0 0 0 0 2										
Inning Stats	R: 0 E: 0 K: 0 S: 5	H: 2 LOB: 2 BB: 0 P: 5	R: 0 E: 0 K: 0 S: 4	H: 2 LOB: 1 BB: 0 P: 4	R: 0 E: 0 K: 0 S: 3	H: 0 LOB: 0 BB: 0 P: 3	R: 0 E: 0 K: 0 S: 4	H: 1 LOB: 1 BB: 0 P: 4	R: 0 E: 0 K: 0 S: 4	H: 1 LOB: 1 BB: 0 P: 4	R: 0 E: 0 K: 0 S: 3	H: 1 LOB: 0 BB: 0 P: 3	R: 0 E: 0 K: 1 S: 5	H: 0 LOB: 0 BB: 0 P: 5	R: 0 E: 0 K: 1 S: 5	H: 0 LOB: 0 BB: 0 P: 5	1B: 7 2B: 1 3B: 0 HR: 0	SF: 0 SAC: 0 DP: 1 HBP: 0	WP: 0 PB: 0 SB: 0 CS: 1	PA: 34
PITCHER Bob Shirley, L (1, 1) ERA: 4.26	IP: 9.0 WLS: W BF: 33 H: 8 R: 0 ER: 0 SO: 1 BB: 0 IBB: 0 HBP: 0 BLK: 0 WP: 0 HR: 0 S: 35 P: 35 ERA: 0.00 WHIP: 0.889																			

AB	33
R	0
H	8
RBI	0
BB	0
SO	1
LOB	9



WP: 0	PA: 34
PB: 0	
SB: 0	
CS: 1	

Batter	1	2	3	4	5	6	7	8	9
Jerry Mumphy, S (1, 8) OBP: 0.267, SLG: 0.372	0-0 F9		0-0 1B	0-0 1B			0-0 6-3	0-0 1B	
Willie Randolph, R (1, 4) OBP: 0.329, SLG: 0.320	4-0 S BB		0-0 1B	0-0 4-3			0-0 2B	0-0 1B	
Dave Winfield, R (1, 7) OBP: 0.351, SLG: 0.507	4-0 G1-6-3 BB		0-3 K				0-3 K	0-0 F8	
Steve Kemp, L (1, 9) OBP: 0.292, SLG: 0.439	0-0 G1-6-3		0-0 E 1B					0-0 6-3	
Don Baylor, R (1, 10) OBP: 0.403, SLG: 0.443		0-0 L8	0-0 F4			0-0 F7		0-0 1B HR	
Ken Griffey, L (1, 3) OBP: 0.354, SLG: 0.443		0-0 G3	0-0 E2			0-0 6-3		0-0 1B HR	
Roy Smalley, S (1, 6) OBP: 0.320, SLG: 0.426		0-0 S 1B	0-0 F8			0-3 K		0-0 1B HR	
Andre Robertson, R (9, 6) OBP: 0.333, SLG: 0.478								1-H 3-H	
Graig Nettles, L (1, 5) OBP: 0.354, SLG: 0.302	4-0 BB			0-0 F7		0-0 G3		0-0 1B 1B	
Butch Wynegar, S (1, 2) OBP: 0.412, SLG: 0.581		0-0 3-1		0-0 4-3			0-0 2B 1B	0-0 F7	

Inning Stats	R: 0	H: 0	E: 0	K: 0	S: 2	R: 0	H: 1	E: 0	K: 0	S: 4	R: 2	H: 3	E: 1	K: 1	S: 9	R: 0	H: 1	E: 0	K: 0	S: 4	R: 0	H: 0	E: 0	K: 1	S: 5	R: 0	H: 0	E: 0	K: 1	S: 5	R: 0	H: 2	E: 0	K: 1	S: 6	R: 4	H: 6	E: 0	K: 0	S: 9
	LOB: 1	BB: 2	P: 10	LOB: 2	BB: 1	P: 8	LOB: 2	BB: 0	P: 9	LOB: 1	BB: 1	P: 4	LOB: 0	BB: 0	P: 5	LOB: 1	BB: 0	P: 6	LOB: 2	BB: 0	P: 9	LOB: 0	BB: 0	P: 5	LOB: 0	BB: 0	P: 5	LOB: 1	BB: 0	P: 6	LOB: 2	BB: 0	P: 9	LOB: 0	BB: 0	P: 9	LOB: 0	BB: 0	P: 9	

PITCHER															PITCHER																										
IP	WLS	BF	H	R	ER	SO	BB	IBB	HBP	BLK	WP	HR	S	P	ERA	WHIP	IP	WLS	BF	H	R	ER	SO	BB	IBB	HBP	BLK	WP	HR	S	P	ERA	WHIP								
Dennis Leonard, R (1, 1) ERA: 5.0	7.1	L	34	10	5	5	4	3	0	0	0	1	39	51	6.14	1.773																									
Bob Tufts, L (8, 1) ERA: 8.44	0.1		3	2	0	0	0	0	0	0	0	0	3	3	0.00	6.000																									
Mike Armstrong, R (8, 1) ERA: 1.13	0.1		2	1	1	0	0	0	0	0	0	0	2	2	27.00	3.000																									

AB R H RBI BB SO LOB

5	1	3	0	0	0	1
4	1	3	1	1	0	1
4	0	0	0	1	2	5
4	0	1	2	0	1	2
4	1	1	0	0	0	1
4	1	1	0	0	0	1
4	1	2	3	0	1	2
0	0	0	0	0	0	0
3	1	1	0	1	0	0
4	0	1	0	0	0	3

1B: 11	SF: 0	WP: 0	PA: 39
2B: 1	SAC: 0	PB: 0	
3B: 0	DP: 1	SB: 3	
HR: 1	HBP: 0	CS: 0	

Kansas City Royals @ New York Yankees
 Yankee Stadium, Bronx, NY
 Wed Apr 27 1983, 7:05 PM EDT
 Att: 16,639 - Unknown - 78 F

livebaseballscores.com

AB	36
R	6
H	13
RBI	6
BB	3
SO	4
LOB	16



Batter	1	2	3	4	5	6	7	8	9	10	11	AB R H RBI BB SO LOB	TOP																		
Alan Bannister, R (1, 7) OBP: 0.383, SLG: 0.400	4-0 BB BB 3B BB	0-0 F9		4-0 BB			0-0 SH1-4 1B	0-0 F4		0-0 6-3		4 1 1 0 2 0 4																			
Mike Fischlin, R (1, 4) OBP: 0.385, SLG: 0.273	4-0 BB BB 3B BB	0-0 F8		0-0 F9			0-0 SH1-4 1B	0-0 5-3			0-3 K	5 1 1 0 1 1 5																			
Mike Hargrove, L (1, 3) OBP: 0.387, SLG: 0.276	0-3 K	0-0 L4					0-0 SH1-4		0-0 4-3		0-0 3-1	5 0 1 0 0 1 3																			
Andre Thornton, R (1, 10) OBP: 0.482, SLG: 0.569	4-0 BB BB 3B BB		4-0 BB	4-0 BB			0-0 F8	4-0 1B		0-0 HR	0-3 K	3 2 1 1 3 1 1																			
Pat Tabler, R (1, 5) OBP: 0.410, SLG: 0.571	0-0 WP 3B		0-0 F8	0-0 F9			0-0 F9	0-0 1B		0-0 6-3		5 1 2 3 0 0 2																			
Wil Culmer, R (1, 9) OBP: 0.125, SLG: 0.133	0-0 6-3		0-0 G6-4-3	0-0 F9			0-0 4-3		0-3 K			3 0 0 0 0 0 3																			
Broderick Perkins, L (7, PH) OBP: 0.333, SLG: 0.354												1 0 0 0 0 0 3																			
George Vukovich, L (7, 9) OBP: 0.175, SLG: 0.250												1 0 0 0 0 0 1 0																			
Rick Manning, L (1, 8) OBP: 0.315, SLG: 0.294	4-0 E BB			0-0 4-3			0-0 L4	0-0 SH 1B		0-0 F8 2B		4 0 2 0 1 0 0	AB 40																		
Chris Bando, S (1, 2) OBP: 0.345, SLG: 0.308	0-3 K			0-0 2B			0-0 L9	0-0 SH		0-0 5-3		4 0 1 0 0 1 2	R 5																		
Julio Franco, R (1, 6) OBP: 0.227, SLG: 0.278		0-3 K		0-0 F3			0-0 5-3	0-0 F7		0-0 F8		5 0 0 0 0 1 4	H 9																		
Inning Stats	R: 4 E: 0 K: 2 S: 8	H: 1 LOB: 1 BB: 4 P: 24	R: 0 E: 1 K: 1 S: 6	H: 0 LOB: 1 BB: 0 P: 6	R: 0 E: 0 K: 0 S: 2	H: 0 LOB: 0 BB: 1 P: 6	R: 0 E: 0 K: 0 S: 4	H: 1 LOB: 2 BB: 1 P: 8	R: 0 E: 0 K: 0 S: 4	H: 1 LOB: 1 BB: 0 P: 4	R: 0 E: 0 K: 0 S: 3	H: 0 LOB: 0 BB: 0 P: 3	R: 0 E: 0 K: 0 S: 5	H: 3 LOB: 3 BB: 1 P: 9	R: 0 E: 1 K: 0 S: 5	H: 1 LOB: 2 BB: 0 P: 5	R: 1 E: 0 K: 1 S: 6	H: 1 LOB: 0 BB: 0 P: 6	R: 0 E: 0 K: 0 S: 4	H: 1 LOB: 1 BB: 0 P: 4	R: 0 E: 0 K: 2 S: 7	H: 0 LOB: 0 BB: 0 P: 7	1B: 5 2B: 2 3B: 1 HR: 1	SF: 0 SAC: 2 DP: 1 HBP: 0	WP: 1 PB: 0 SB: 1 CS: 0	PA: 49					
PITCHER	IP WLS BF H R ER SO BB IBB HBP BLK WP HR S P ERA WHIP																														
Vida Blue, L (1, 1) ERA: 3.12	6.0	28	4	4	4	3	6	0	0	0	0	1	0	28	52	6.00	1.667														
Dan Quisenberry, R (7, 1) ERA: 2.04	4.0	18	5	1	1	1	0	1	0	0	0	0	1	19	23	2.25	1.250														
Mike Armstrong, R (11, 1) ERA: 1.0	1.0	3	0	0	0	2	0	0	0	0	0	0	0	7	7	0.00	0.000														

Cleveland Indians @ Kansas City Royals
Royals Stadium, Kansas City, MO
 Fri Apr 29 1983, 8:05 PM EDT
 Att: 15,787 - Unknown - 61 F

livebaseballscorecards.com

AB 40
R 5
H 9
RBI 4
BB 7
SO 6
LOB 27



Batter	1	2	3	4	5	6	7	8	9	10	11	AB R H RBI BB SO LOB	BOTTOM																							
Willie Wilson, S OBP: 0.367, SLG: 0.352 (1, 7) (11, 8)	0-0 4-3		4-0 1-2 BB			0-0 2-3 1B 1B	0-0 F8		0-0 4-3		4-0 1-2 1B IBB	4 1 1 0 2 0 0	Cleveland Indians @ Kansas City Royals Royals Stadium, Kansas City, MO Fri Apr 29 1983, 8:05 PM EDT Att: 15,787 - Unknown - 61 F																							
U L Washington, S OBP: 0.360, SLG: 0.328 (1, 6) (11, 8)	0-3 K		0-0 4-3			0-0 1-2 3-H 1B 1B	0-0 3B		0-3 K		0-0 1-2 2-3 3-H 1B	6 1 3 2 0 2 2																								
George Brett, L OBP: 0.528, SLG: 0.921 Onix Concepcion, R (10, PR) (11, 5)	0-0 G3			0-0 3-1		0-0 1-3 2-H 1B 1B	0-0 F3		0-0 2B			5 1 2 1 0 0 1 0 0 0 0 0 0 0																								
Hal McRae, R OBP: 0.391, SLG: 0.446 (1, 10)		0-0 6-3		0-0 F8		0-0 1-3 3-H 1B 1B	0-0 F4		4-0 IBB			4 1 1 1 1 0 1																								
Willie Aikens, L OBP: 0.314, SLG: 0.391 Greg Pryor, R OBP: 0.250, SLG: 0.375 Leon Roberts, R (10, PH) OBP: 0.300, SLG: 0.400 (11, 7)		0-0 G3-6-3 1B		0-0 F8		0-0 1-3 3-H 1B 1B		0-0 4-3	0-0 L7			4 0 2 1 0 0 0 0 0 0 0 0 0 0 1 0 0 0 0 0 2																								
Frank White, R OBP: 0.400, SLG: 0.533 (1, 4)		0-0 G3-6-3 1-2r			0-0 G6-4-3 1B	0-0 1-2 3-H 1B		0-0 1-3 2	0-0 F8			5 0 2 1 0 0 3																								
Cesar Geronimo, L OBP: 0.429, SLG: 0.200 (1, 9)			4-0 FC4-6 BB		0-0 F7	0-3 K		4-0 CS BB		0-0 G3		3 0 0 0 2 1 3																								
Joe Simpson, L OBP: 0.400, SLG: 0.250 (1, 8) (11, 3)			0-0 FC4-6 BB 1-2r		0-0 G6-4-3 1-2r	0-0 L7		0-0 CS 1-2	0-0 F8		4-0 1B 1B BB	4 1 0 0 1 0 4																								
John Wathan, R OBP: 0.316, SLG: 0.321 (1, 2)			0-0 F6			0-0 1B 2B 6-3			0-0 F8		0-0 1B IBB 1-3 1B	5 1 2 0 0 0 3																								
Inning Stats	R: 0 E: 0 K: 1 S: 5	H: 0 LOB: 0 BB: 0 P: 5	R: 0 E: 0 K: 0 S: 3	H: 1 LOB: 0 BB: 0 P: 3	R: 0 E: 0 K: 0 S: 3	H: 0 LOB: 2 BB: 2 P: 11	R: 0 E: 0 K: 0 S: 3	H: 0 LOB: 0 BB: 0 P: 3	R: 5 E: 0 K: 1 S: 12	H: 7 LOB: 2 BB: 0 P: 12	R: 0 E: 0 K: 0 S: 4	H: 1 LOB: 1 BB: 0 P: 4		R: 0 E: 0 K: 0 S: 2	H: 0 LOB: 0 BB: 1 P: 6	R: 0 E: 0 K: 0 S: 3	H: 0 LOB: 0 BB: 0 P: 3	R: 0 E: 0 K: 1 S: 6	H: 1 LOB: 2 BB: 1 P: 10	R: 1 E: 0 K: 0 S: 3	H: 2 LOB: 3 BB: 2 P: 11	1B: 10 2B: 2 3B: 1 HR: 0	SF: 0 SAC: 0 DP: 2 HBP: 0	WP: 0 PB: 0 SB: 0 CS: 1	PA: 48											
PITCHER	IP WLS BF H R ER SO BB IBB HBP BLK WP HR S P ERA WHIP																																			
Len Barker, R ERA: 4.01 (1, 1)	5.0	21	6	4	4	1	2	0	0	0	0	0	0	21	29	7.20	1.600																			
Juan Eichelberger, R ERA: 3.6 (6, 1)	4.2	20	5	1	1	2	1	1	0	0	0	0	0	22	30	1.93	1.286																			
Dan Spillner, R ERA: 5.93 (10, 1)	0.2	L 6	2	1	1	0	1	1	0	0	0	0	0	4	12	13.50	4.500																			

livebaseballscores.com



Batter	1	2	3	4	5	6	7	8	9	AB R H RBI BB SO LOB	TOP	
Miguel Dilone, S OBP: 0.381, SLG: 0.353 Alan Bannister, R OBP: 0.396, SLG: 0.439	0-0 L9	0-0 S 1B		0-0 4-3			0-0 F7		0-0 F8 1-H 2B	4 0 1 1 0 0 0 1 0 1 1 0 0 0		
Rick Manning, L OBP: 0.295, SLG: 0.274	0-0 F7	0-0 F2 1-2		0-0 F7			0-0 1-3		0-0 F8 2-3	5 0 0 0 0 0 3		
Mike Hargrove, L OBP: 0.388, SLG: 0.274	0-0 F6			0-0 1B 1B			0-0 F8		0-0 3-1 BB 1B	4 0 1 0 1 0 1		
Andre Thornton, R OBP: 0.494, SLG: 0.574		4-0 BB SF7 1B BB		0-0 F8 G6-4-3 1B			0-0 FC6-4 1B			3 1 2 0 1 0 1		
Pat Tabler, R OBP: 0.395, SLG: 0.538		0-0 F3		0-0 1B 1-2			0-0 G6-4-3 1-2f		0-0 L9	4 0 1 0 0 0 4		
Ron Hassey, L OBP: 0.419, SLG: 0.385		0-0 BB E 1B 1-2		0-0 F8			0-0 6-3		0-0 F8	4 1 1 0 0 0 4		
George Vukovich, L OBP: 0.180, SLG: 0.236		4-0 E 1B BB 1-2 2-3		0-0 4-3			0-0 3-1		0-0 FC6-4 1-2f	3 1 0 0 1 0 4		
Mike Fischlin, R OBP: 0.294, SLG: 0.214		0-0 SF7		0-3 K			0-0 1-3		0-0 6-3	3 0 0 1 0 1 0		
Julio Franco, R OBP: 0.253, SLG: 0.342		0-0 E2 1B 1B 1-3 2-H		0-0 IHR			0-3 K		0-0 S 2B 1B	4 2 3 2 0 1 0		
Inning Stats	R: 0 E: 0 K: 0 S: 3 H: 0 LOB: 0 BB: 0 P: 3	R: 3 E: 1 K: 0 S: 6 H: 3 LOB: 2 BB: 2 P: 14	R: 0 E: 0 K: 0 S: 5 H: 2 LOB: 2 BB: 0 P: 5	R: 1 E: 0 K: 1 S: 6 H: 1 LOB: 0 BB: 0 P: 6	R: 0 E: 0 K: 0 S: 3 H: 1 LOB: 0 BB: 0 P: 3	R: 0 E: 0 K: 0 S: 3 H: 0 LOB: 0 BB: 0 P: 3	R: 0 E: 0 K: 1 S: 5 H: 0 LOB: 0 BB: 0 P: 5	R: 0 E: 0 K: 0 S: 4 H: 1 LOB: 2 BB: 1 P: 8	R: 1 E: 0 K: 0 S: 5 H: 2 LOB: 1 BB: 0 P: 5	1B: 8 2B: 1 3B: 0 HR: 1 SF: 1 SAC: 0 DP: 1 HBP: 0	WP: 0 PB: 0 SB: 2 CS: 0 PA: 39	
PITCHER Steve Renko, R ERA: 4.09 Bill Castro, R ERA: 8.31	IP WLS BF H R ER SO BB IBB HBP BLK WP HR S P ERA WHIP											PITCHER IP WLS BF H R ER SO BB IBB HBP BLK WP HR S P ERA WHIP
	(1, 1) 4.0 L 20 6 4 3 1 2 0 0 0 0 0 0 20 28 6.75 2.000											
	(5, 1) 5.0 19 4 1 1 1 1 0 0 0 0 0 0 20 24 1.80 1.000											

Cleveland Indians @ Kansas City Royals
Royals Stadium, Kansas City, MO
Sat Apr 30 1983, 8:05 PM EDT
Att. 20,873 - Unknown - 66 F

livebaseballscorecards.com

AB	35
R	5
H	10
RBI	5
BB	3
SO	2
LOB	17



Batter	1	2	3	4	5	6	7	8	9	AB R H RBI BB SO LOB
Willie Wilson, S OBP: 0.369, SLG: 0.368 (1, 7) (9, 8)	0-0 SH2-3 S 1B	0-0 3-1			0-0 F7		0-0 2B		0-0 4-3	5 1 2 0 0 0 1
U L Washington, S OBP: 0.363, SLG: 0.324 (1, 6) BBB	4-0 SH2-3 1-2 BB		0-0 3-1		0-0 WP 1-3 1B		0-3 K		0-0 5-3	4 0 1 0 1 1 1
Frank White, R OBP: 0.397, SLG: 0.540 (1, 4) X	0-0 SH2-3 1-2 2-3		0-0 F6		0-0 1-3		0-0 2B			3 0 1 1 0 0 1
Hal McRae, R OBP: 0.382, SLG: 0.433 (1, 10) SSS	0-3 K		0-0 PO 1B		0-0 6-3		0-0 6-3			4 0 1 0 0 1 4
Willie Aikens, L OBP: 0.315, SLG: 0.375 Don Slaught, R OBP: 0.289, SLG: 0.280 (1, 3) (8, PH) (9, 2)	4-0 IBB		0-0 PO 1-2	0-0 F8		0-0 3-1		0-0 G6-4-3 1B		2 0 0 0 1 0 0 1 0 1 0 0 0 0
Cesar Geronimo, L OBP: 0.400, SLG: 0.250 Leon Roberts, R OBP: 0.273, SLG: 0.364 (1, 9) (8, PH) (9, 7)	0-0 L8		0-0 6-3		0-0 6-3		0-0 1B	0-0 G6-4-3 1-2f		3 0 1 0 0 0 3 1 0 0 0 0 0 1
Joe Simpson, L OBP: 0.385, SLG: 0.273 Onix Concepcion, R OBP: 1.000, SLG: 1.000 (1, 8) (8, PH) (9, 5)		0-0 F7		0-0 1B 1B		0-3 K		0-0 1B		3 0 1 0 0 1 1 1 0 1 0 0 0 0
Greg Pryor, R OBP: 0.250, SLG: 0.333 (1, 5) (9, 3)		0-0 5-3		0-0 1-3 1B		0-0 F4		0-0 4-3		4 0 1 0 0 0 2
John Wathan, R OBP: 0.311, SLG: 0.333 (1, 2) (9, 9)		0-0 2B		0-0 6-3			0-0 F2		0-0 F4	4 0 1 0 0 0 2

Inning Stats	R: 0 E: 0 K: 1 S: 6	H: 1 LOB: 3 BB: 2 P: 14	R: 0 E: 0 K: 0 S: 4	H: 1 LOB: 1 BB: 0 P: 4	R: 0 E: 0 K: 0 S: 3	H: 1 LOB: 0 BB: 0 P: 3	R: 0 E: 0 K: 0 S: 5	H: 2 LOB: 2 BB: 0 P: 5	R: 0 E: 0 K: 0 S: 4	H: 1 LOB: 1 BB: 0 P: 4	R: 1 E: 0 K: 1 S: 7	H: 2 LOB: 1 BB: 0 P: 7	R: 0 E: 0 K: 0 S: 4	H: 2 LOB: 1 BB: 0 P: 4	R: 0 E: 0 K: 0 S: 3	H: 0 LOB: 0 BB: 0 P: 3	1B: 8 2B: 3 3B: 0 HR: 0	SF: 0 SAC: 1 DP: 1 HBP: 0
--------------	------------------------------	----------------------------------	------------------------------	---------------------------------	------------------------------	---------------------------------	------------------------------	---------------------------------	------------------------------	---------------------------------	------------------------------	---------------------------------	------------------------------	---------------------------------	------------------------------	---------------------------------	----------------------------------	------------------------------------

PITCHER	IP	WLS	BF	H	R	ER	SO	BB	IBB	HBP	BLK	WP	HR	S	P	ERA	WHIP
Rick Sutcliffe, R ERA: 4.11 (1, 1)	7.0	W	31	9	1	1	3	1	1	0	0	1	0	35	43	1.29	1.429
Neal Heaton, L ERA: 2.31 (8, 1)	2.0	S	7	2	0	0	0	0	0	0	0	0	0	7	7	0.00	1.000

BOTTOM

Cleveland Indians @ Kansas City Royals
Royals Stadium, Kansas City, MO
 Sat Apr 30 1983, 8:05 PM EDT
 Att: 20,873 - Unknown - 66 F

livebaseballscorecards.com

AB	35
R	1
H	11
RBI	1
BB	2
SO	3
LOB	16



WP: 1	PA: 39
PB: 0	
SB: 1	
CS: 0	

Batter	1	2	3	4	5	6	7	8	9	AB R H RBI BB SO LOB	TOP													
Alan Bannister, R (1, 7) OBP: 0.373, SLG: 0.409	0-0 6-3		0-0 F9			0-0 F8		0-0 SH1-4		3 0 0 0 0 0 1	Cleveland Indians @ Kansas City Royals Royals Stadium, Kansas City, MO Sun May 01 1983, 4:33 AM EDT Att. 18,199 - Unknown - 67 F													
Mike Fischlin, R (1, 4) OBP: 0.286, SLG: 0.278	0-0 L3		0-3 K			0-0 G3		0-0 3-1 1B		4 1 1 1 0 1 1														
Mike Hargrove, L (1, 3) OBP: 0.381, SLG: 0.273	0-3 K				0-0 F8		0-0 1B	0-0 3-1		4 0 1 0 0 1 2														
Andre Thornton, R (1, 10) OBP: 0.505, SLG: 0.571		4-0 G3 BB			0-0 S 1B	0-0 5-3		4-0 1B IBB		2 0 1 0 2 0 1														
Pat Tabler, R (1, 5) OBP: 0.383, SLG: 0.512		0-0 L7			0-3 K		0-0 5-3	0-0 1-2 1B		4 0 1 1 0 1 2														
Julio Franco, R (1, 6) OBP: 0.253, SLG: 0.338		0-0 G3			0-0 6-3		0-0 FC4-6 1B	0-0 1-3		4 0 1 0 0 0 4														
Rick Manning, L (1, 8) OBP: 0.280, SLG: 0.260		0-0 F7			0-0 L9		0-0 FC4-6 1-2f		0-0 6-3	4 0 0 0 0 0 2														
Wil Culmer, R (1, 9) OBP: 0.100, SLG: 0.105			0-0 F8		0-0 F9		0-0 F3		0-0 F4	4 0 0 0 0 0 1														
George Vukovich, L (9, 9) OBP: 0.180, SLG: 0.236										0 0 0 0 0 0 0														
Chris Bando, S (1, 2) OBP: 0.375, SLG: 0.321			0-0 1B		0-0 L7			4-0 SH1-4 2B BB	0-0 F7	2 0 1 0 1 0 0														
Miguel Dilone, S (8, PR) OBP: 0.381, SLG: 0.353										0 1 0 0 0 0 0														
Ron Hassey, L (8, 2) OBP: 0.409, SLG: 0.375										1 0 0 0 0 0 0														
Inning Stats	R: 0 E: 0 K: 1 S: 5	H: 0 LOB: 0 BB: 0 P: 5	R: 0 E: 0 K: 0 S: 3	H: 0 LOB: 1 BB: 1 P: 7	R: 0 E: 0 K: 1 S: 6	H: 1 LOB: 1 BB: 0 P: 6	R: 0 E: 0 K: 1 S: 6	H: 1 LOB: 1 BB: 0 P: 6	R: 0 E: 0 K: 0 S: 3	H: 0 LOB: 0 BB: 0 P: 3	R: 0 E: 0 K: 0 S: 4	H: 1 LOB: 1 BB: 0 P: 4	R: 0 E: 0 K: 0 S: 4	H: 1 LOB: 1 BB: 0 P: 4	R: 2 E: 0 K: 0 S: 5	H: 2 LOB: 2 BB: 2 P: 13	R: 0 E: 0 K: 0 S: 3	H: 0 LOB: 0 BB: 0 P: 3	1B: 5 2B: 1 3B: 0 HR: 0	SF: 0 SAC: 1 DP: 0 HBP: 0	WP: 0 PB: 0 SB: 1 CS: 0	PA: 36		
PITCHER Larry Gura, L (1, 1) ERA: 2.93	IP 9.0	WLS L	BF 36	H 6	R 2	ER 2	SO 3	BB 2	IBB 1	HBP 0	BLK 0	WP 0	HR 0	S 39	P 51	ERA 2.00	WHIP 0.889						ERA 2.00	WHIP 0.889

livebaseballscorecards.com

AB	32
R	2
H	6
RBI	2
BB	3
SO	3
LOB	14



Batter	1	2	3	4	5	6	7	8	9	AB R H RBI BB SO LOB	TOP											
Jerry Mumphrey, S (1, 8) OBP: 0.270, SLG: 0.417	0-0 F7		0-0 4-3		0-0 L8		0-0 F8		4-0 BB	4 0 0 0 1 0 3												
Ken Griffey, L (1, 3) OBP: 0.373, SLG: 0.440	0-0 F7			0-3 K		4-0 BB		0-0 G3	0-0 F7	4 0 0 0 1 1 3												
Dave Winfield, R (1, 7) OBP: 0.330, SLG: 0.494	0-0 5-3			0-0 5-3		0-0 F5		0-0 5-3		4 0 0 0 0 0 1												
Steve Kemp, L (1, 9) OBP: 0.295, SLG: 0.427		0-0 4-3		0-0 2B 1B		0-0 4-3		0-0 FC1-6 1B		4 0 2 0 0 0 1												
Don Baylor, R (1, 10) OBP: 0.393, SLG: 0.474		0-3 K		0-0 2B		0-0 F4		0-0 FC1-6		4 0 1 0 0 1 2												
Butch Wynegar, S (1, 2) OBP: 0.404, SLG: 0.558		0-0 1-3		0-0 4-3			0-0 1B 2B		0-0 4-3	4 1 1 0 0 0 2												
Roy Smalley, S (1, 6) OBP: 0.344, SLG: 0.422			0-0 4-3		0-0 1B		0-0 4-3 1B		0-3 K	4 0 2 1 0 1 0												
Graig Nettles, L (1, 5) OBP: 0.383, SLG: 0.333			4-0 BB		0-0 F7		0-0 4-3		0-0 1B 2B	3 0 1 0 1 0 2												
Andre Robertson, R (1, 4) OBP: 0.243, SLG: 0.333			0-0 F4		0-0 F9		0-0 L9		0-0 BB	3 0 0 0 0 0 3												
Oscar Gamble, L (9, PH) OBP: 0.375, SLG: 0.286									2-3 1B	1 0 1 0 0 0 0												
Inning Stats	R: 0 E: 0 K: 0 S: 3	H: 0 LOB: 0 BB: 0 P: 3	R: 0 E: 0 K: 1 S: 5	H: 0 LOB: 0 BB: 0 P: 5	R: 0 E: 0 K: 0 S: 3	H: 0 LOB: 1 BB: 1 P: 7	R: 0 E: 0 K: 1 S: 7	H: 2 LOB: 2 BB: 0 P: 7	R: 0 E: 0 K: 0 S: 4	H: 1 LOB: 1 BB: 0 P: 4	R: 0 E: 0 K: 0 S: 3	H: 0 LOB: 1 BB: 1 P: 7	R: 1 E: 0 K: 0 S: 5	H: 2 LOB: 1 BB: 0 P: 5	R: 0 E: 0 K: 0 S: 4	H: 1 LOB: 1 BB: 0 P: 4	R: 0 E: 0 K: 1 S: 7	H: 2 LOB: 3 BB: 1 P: 11	1B: 5 2B: 3 3B: 0 HR: 0	SF: 0 SAC: 0 DP: 0 HBP: 0	WP: 0 PB: 0 SB: 1 CS: 0	PA: 38
PITCHER	IP WLS BF H R ER SO BB IBB HBP BLK WP HR S P ERA WHIP																					
Dennis Leonard, R (1, 1) ERA: 4.24	7.0 W 28 5 1 1 2 2 0 0 0 0 0 0 30 38 1.29 1.000																					
Dan Quisenberry, R (8, 1) ERA: 1.83	2.0 S 10 3 0 0 1 1 0 0 0 0 0 0 11 15 0.00 2.000																					

New York Yankees @ Kansas City Royals
Royals Stadium, Kansas City, MO
 Mon May 02 1983, 8:05 PM EDT
 Att. 32,434 - Unknown - 52 F

AB	35
R	1
H	8
RBI	1
BB	3
SO	3
LOB	17



Batter	1	2	3	4	5	6	7	8	9
Willie Wilson, S OBP: 0.380, SLG: 0.381 (1, 7)	0-0 4-3			0-0 1-3	0-0 1B			0-0 FC4-8 1B	
U L Washington, S OBP: 0.341, SLG: 0.303 (1, 6)	0-0 G3			0-0 F8	0-0 L7			0-0 FC4-6 S 1-2f 2-3	
Frank White, R OBP: 0.395, SLG: 0.507 (1, 4)	0-0 5-3			0-0 HR 1B		0-0 5-3		4-0 1-2 IBB	
Amos Otis, R OBP: 0.226, SLG: 0.314 (1, 8)		0-3 K		0-0 HR		0-0 5-3		0-0 F2	
Joe Simpson, L OBP: 0.353, SLG: 0.267 (7, 8)				1-H HR					
Ornix Concepcion, R OBP: 0.500, SLG: 0.500 (8, PH)									
Cesar Geronimo, L OBP: 0.357, SLG: 0.250 (9, 8)									
Hal McRae, R OBP: 0.395, SLG: 0.456 (1, 10)		0-0 L4		0-0 HR 2B		0-0 6-3		0-0 F8	
Leon Roberts, R OBP: 0.333, SLG: 0.571 (1, 9)		0-0 3-1		0-0 HR			4-0 G6-4-3 BB		
Don Slaught, R OBP: 0.241, SLG: 0.250 (1, 2)			0-0 4-3	0-3 K			0-0 G6-4-3 1-2f		
John Wathan, R OBP: 0.294, SLG: 0.313 (1, 3)			0-0 F5		0-0 L9		0-0 5-3		
Greg Pryor, R OBP: 0.222, SLG: 0.278 (1, 5)			0-0 1-3		0-0 4-3			0-0 FC4-6 1B 1B	

Inning Stats	R: 0 E: 0 K: 0 S: 3	H: 0 LOB: 0 BB: 0 P: 3	R: 0 E: 0 K: 1 S: 5	H: 0 LOB: 0 BB: 0 P: 5	R: 0 E: 0 K: 0 S: 3	H: 0 LOB: 0 BB: 0 P: 3	R: 4 E: 0 K: 1 S: 9	H: 4 LOB: 0 BB: 0 P: 9	R: 0 E: 0 K: 0 S: 4	H: 1 LOB: 1 BB: 0 P: 4	R: 0 E: 0 K: 0 S: 3	H: 0 LOB: 0 BB: 0 P: 3	R: 0 E: 0 K: 0 S: 2	H: 0 LOB: 0 BB: 1 P: 6	R: 0 E: 0 K: 0 S: 5	H: 2 LOB: 3 BB: 1 P: 9
--------------	------------------------------	---------------------------------	------------------------------	---------------------------------	------------------------------	---------------------------------	------------------------------	---------------------------------	------------------------------	---------------------------------	------------------------------	---------------------------------	------------------------------	---------------------------------	------------------------------	---------------------------------

PITCHER	IP	WLS	BF	H	R	ER	SO	BB	IBB	HBP	BLK	WP	HR	S	P	ERA	WHIP
Bob Shirley, L ERA: 4.58 (1, 1)	7.0	L	28	7	4	4	2	1	0	0	0	0	2	31	35	5.14	1.143
George Frazier, R ERA: 3.93 (8, 1)	0.1		2	0	0	0	0	0	1	0	0	0	0	1	5	0.00	0.000
Rudy May, L ERA: 1.42 (8, 1)	0.1		1	0	0	0	0	0	0	0	0	0	0	1	1	0.00	0.000
Rich Gossage, R ERA: 8.64 (8, 1)	0.1		1	0	0	0	0	0	0	0	0	0	0	1	1	0.00	0.000

AB R H RBI BB SO LOB

BOTTOM

4	0	2	0	0	0	0
4	0	0	0	0	0	3
3	1	1	0	1	0	0
3	1	1	2	0	1	0
0	0	0	0	0	0	0
1	0	0	0	0	0	3
0	0	0	0	0	0	0
4	1	1	0	0	0	3
2	1	1	2	1	0	0
3	0	0	0	0	0	0
3	0	0	0	0	0	0
3	0	1	0	0	0	0


AB	30
R	4
H	7
RBI	4
BB	2
SO	2
LOB	10



1B: 4	SF: 0	WP: 0	PA: 32
2B: 1	SAC: 0	PB: 0	
3B: 0	DP: 1	SB: 1	
HR: 2	HBP: 0	CS: 0	

New York Yankees @ Kansas City Royals
Royals Stadium, Kansas City, MO
 Mon May 02 1983, 8:05 PM EDT
 Att: 32,434 - Unknown - 52 F

livebaseballscorecards.com

Batter	1	2	3	4	5	6	7	8	9	AB R H RBI BB SO LOB	TOP														
Jerry Mumphrey, S (1, 8) OBP: 0.250, SLG: 0.385	0-0 6-3	0-3 K		0-0 F9		0-0 1-3			0-0 FC4-6	5 0 0 0 0 1 4	<p>New York Yankees @ Kansas City Royals Royals Stadium, Kansas City, MO Tue May 03 1983, 8:05 PM EDT Att. 18,929 - Unknown - 65 F</p> <p>livebaseballscorecards.com</p> <table border="1"> <tr><td>AB</td><td>38</td></tr> <tr><td>R</td><td>2</td></tr> <tr><td>H</td><td>10</td></tr> <tr><td>RBI</td><td>2</td></tr> <tr><td>BB</td><td>1</td></tr> <tr><td>SO</td><td>3</td></tr> <tr><td>LOB</td><td>21</td></tr> </table> 	AB	38	R	2	H	10	RBI	2	BB	1	SO	3	LOB	21
AB	38																								
R	2																								
H	10																								
RBI	2																								
BB	1																								
SO	3																								
LOB	21																								
Roy Smalley, S (1, 6) OBP: 0.337, SLG: 0.409	0-0 E5 1B		0-0 3-1 1B 1B		0-0 L8		0-0 3-1	0-3 K	5 1 1 0 0 1 2																
Dave Winfield, R (1, 7) OBP: 0.313, SLG: 0.466	0-0 F9		0-0 F5		0-0 F7		0-0 L9	0-0 F9	5 0 0 0 0 0 4																
Don Baylor, R (1, 3) OBP: 0.398, SLG: 0.475	0-0 1-3 1B		0-0 3-1		0-0 S 1B 1B		0-0 F3		4 0 2 0 0 0 1																
Steve Kemp, L (1, 9) OBP: 0.304, SLG: 0.430	0-0 F7		0-0 2B 1B		0-0 S 1B		0-0 4-3		4 1 2 1 0 0 2																
Lou Piniella, R (1, 10) OBP: 0.438, SLG: 0.467		0-0 1B 1B		0-0 1-H E6 2B		0-0 1-2 2-3 BB		0-0 L8	2 0 2 1 1 0 0																
Oscar Gamble, L (8, PH) OBP: 0.333, SLG: 0.250									1 0 0 0 0 0 0																
Rick Cerone, R (1, 2) OBP: 0.275, SLG: 0.243		0-0 1-3 1B		0-0 E6 2-H		0-0 F8		0-0 F6	4 0 1 0 0 0 4																
Graig Nettles, L (1, 5) OBP: 0.376, SLG: 0.329		0-0 F5		0-0 6-3		0-0 G3		0-0 FC4-6 1B 1B	4 0 1 0 0 0 2																
Andre Robertson, R (1, 4) OBP: 0.225, SLG: 0.308		0-0 F4		0-3 K		0-0 F8		0-0 FC4-6 1B	3 0 0 0 0 1 2																
Ken Griffey, L (9, PH) OBP: 0.381, SLG: 0.447								1-2 1B	1 0 1 0 0 0 0																
Inning Stats	R: 0 E: 1 K: 0 S: 5	H: 1 LOB: 2 BB: 0 P: 5	R: 0 E: 0 K: 1 S: 7	H: 2 LOB: 2 BB: 0 P: 7	R: 2 E: 1 K: 0 S: 6	H: 3 LOB: 2 BB: 0 P: 6	R: 0 E: 0 K: 1 S: 5	H: 0 LOB: 0 BB: 0 P: 5	R: 0 E: 0 K: 0 S: 3	H: 0 LOB: 0 BB: 0 P: 3	R: 0 E: 0 K: 0 S: 3	H: 0 LOB: 0 BB: 0 P: 3	R: 0 E: 0 K: 1 S: 7	H: 2 LOB: 2 BB: 0 P: 7	1B: 9 2B: 1 3B: 0 HR: 0	SF: 0 SAC: 0 DP: 0 HBP: 0	WP: 0 PB: 0 SB: 2 CS: 0	PA: 39							
PITCHER	IP WLS BF H R ER SO BB IBB HBP BLK WP HR S P ERA WHIP																								
Paul Splittorff, L (1, 1) ERA: 5.59	6.0 W 28 8 2 2 2 1 0 0 0 0 0 0 31 35 3.00 1.500																								
Mike Armstrong, R (7, 1) ERA: 0.82	2.0 6 0 0 0 0 0 0 0 0 0 0 0 6 6 0.00 0.000																								
Dan Quisenberry, R (9, 1) ERA: 1.74	1.0 S 5 2 0 0 1 0 0 0 0 0 0 0 7 7 0.00 2.000																								

Batter	1	2	3	4	5	6	7	8	9
Willie Wilson, S OBP: 0.361, SLG: 0.360 (1, 7)	0-0 4-3	0-0 4-3		0-0 1-3		0-0 3-1		0-3 K2-3	
U L Washington, S OBP: 0.323, SLG: 0.284 (1, 6)	0-3 K		0-0 6-3	0-0 E6		0-0 5-3		0-0 G3	
Frank White, R OBP: 0.388, SLG: 0.534 (1, 4)	0-0 L9		0-0 HR	0-3 K		0-0 5-3			
Amos Otis, R OBP: 0.246, SLG: 0.315 (1, 8)		0-0 FC5 1B	4-0 FC1-6 1B		0-0 4-3		0-0 5-3		
Cesar Geronimo, L OBP: 0.357, SLG: 0.250 (8, 9)									
Hal McRae, R OBP: 0.425, SLG: 0.479 (1, 10)		4-0 FC5 1B	0-0 FC1-6 1B		0-0 2B 1B		0-0 FC6-4 1B		
Willie Aikens, L OBP: 0.323, SLG: 0.393 (1, 3)		0-0 FC5 1B	0-0 FC1-6 E		0-0 2B		0-0 FC6-4 1B		
John Wathan, R OBP: 0.306, SLG: 0.324 (1, 2)		0-0 FC5-4 1B	0-0 E3		0-0 3-1		0-0 FC6-4		
Joe Simpson, L OBP: 0.381, SLG: 0.235 (1, 9)		4-0 FC5-4 1B	0-0 F8		4-0 IBB		0-0 F8		
Greg Pryor, R OBP: 0.182, SLG: 0.227 (1, 5)		0-0 FC5-4		0-0 4-3		0-0 5-3		0-0 1-3	

AB	R	H	RBI	BB	SO	LOB
5	0	0	0	0	1	2
5	0	0	0	0	1	0
4	1	1	1	0	1	1
3	1	1	0	1	0	0
0	0	0	0	0	0	0
3	2	3	0	1	0	0
4	1	2	1	0	0	4
4	0	2	1	0	0	3
2	0	0	0	2	0	4
4	0	0	1	0	0	4


BOTTOM

New York Yankees @ Kansas City Royals
Royals Stadium, Kansas City, MO

Tue May 03 1983, 8:05 PM EDT
Att: 18,929 - Unknown - 65 F

AB	34
R	5
H	9
RBI	4
BB	4
SO	3
LOB	18

livebaseballscorecards.com



WP: 0	PA: 38
PB: 0	SB: 0
CS: 0	

Inning Stats	R: 0	H: 0	E: 0	K: 1	S: 5	H: 0	LOB: 0	BB: 0	P: 5	R: 2	H: 2	E: 0	K: 0	S: 5	R: 2	H: 3	E: 1	K: 0	S: 6	R: 0	H: 0	E: 1	K: 1	S: 6	R: 1	H: 2	E: 0	K: 0	S: 5	R: 0	H: 0	E: 0	K: 0	S: 3	R: 0	H: 2	E: 0	K: 0	S: 5	R: 0	H: 0	E: 0	K: 1	S: 5
PITCHER	IP	WLS	BF	H	R	ER	SO	BB	IBB	HBP	BLK	WP	HR	S	P	ERA	WHIP																											
Doyle Alexander, R ERA: 7.58 (1, 1)	2.1	L	13	3	4	3	1	3	0	0	0	0	0	12	24	11.57	2.571																											
Dale Murray, R ERA: 5.29 (3, 1)	2.2		14	4	1	1	1	0	1	0	0	0	0	15	19	3.38	1.500																											
George Frazier, R ERA: 3.38 (6, 1)	3.0		11	2	0	0	1	0	0	0	0	0	0	13	13	0.00	0.667																											

WP	PA	ERA	WHIP
0	38		

Batter	1	2	3	4	5	6	7	8	9	AB R H RBI BB SO LOB	TOP			
Roy Smalley, S (1, 6) B OBP: 0.340, SLG: 0.413 (9, 5) B	4-0 HBP 2B BB	0-0 FC5-4 1-2f			0-0 4-3 E 2B		0-3 K		0-0 5-3	4 2 1 1 1 1 1				
Graig Nettles, L (1, 5) H OBP: 0.367, SLG: 0.311 Bert Campaneris, R (9, 4)	1-0 2B 1-2 HBP		0-0 L9		0-0 4-3		0-0 4-3		0-0 F9	4 0 0 0 0 0 1 0 0 0 0 0 0 0				
Dave Winfield, R (1, 8) X OBP: 0.317, SLG: 0.495 (8, 9)	0-0 F4		0-0 6-3		0-0 E6 1B			0-0 BB HBP FC5-2 1B	0-0 HR	5 1 2 1 0 0 2				
Don Baylor, R (1, 10) X OBP: 0.408, SLG: 0.512	0-0 F2		0-0 L7		0-0 1-2 1B			1-0 BB HBP E HBP	0-0 HR	4 2 2 1 0 0 2				
Steve Kemp, L (1, 9) X OBP: 0.323, SLG: 0.443 Jerry Mumphrey, S (8, PR) OBP: 0.246, SLG: 0.379 (8, 8)	0-0 1-3 2-H 2B			1-0 G6-4-3 HBP	0-3 K			4-0 BB HBP E BB	0-0 5-3	2 0 1 1 1 1 2 1 1 0 0 0 0 0				
Lou Piniella, R (1, 7) X OBP: 0.350, SLG: 0.368	0-0 F8		0-0 G6-4-3 1-2f			0-3 K		0-0 FC5-2 1-H 2-H 3-Hf		4 1 0 0 0 1 3				
Rick Cerone, R (1, 2) X OBP: 0.273, SLG: 0.268		0-0 L9		0-0 1-3		0-3 K		0-0 2B		4 0 1 0 0 1 0				
Ken Griffey, L (1, 3) X OBP: 0.375, SLG: 0.438		0-0 3-1			0-0 SH5-3 2B 1B		0-0 4-3		0-0 F7	4 1 1 0 0 0 2				
Andre Robertson, R (1, 4) B OBP: 0.233, SLG: 0.293 (9, 6) B		4-0 FC5-4 BB			0-0 SH5-3 1-2			0-0 6-3	0-0 5-3	2 0 0 0 1 0 2				
Inning Stats	R: 1 H: 1 E: 0 LOB: 2 K: 0 BB: 1 S: 4 P: 9	R: 0 H: 0 E: 0 LOB: 1 K: 0 BB: 1 S: 3 P: 7	R: 0 H: 0 E: 0 LOB: 0 K: 0 BB: 0 S: 3 P: 3	R: 0 H: 0 E: 0 LOB: 0 K: 0 BB: 0 S: 2 P: 3	R: 2 H: 3 E: 1 LOB: 2 K: 1 BB: 0 S: 9 P: 9	R: 0 H: 0 E: 0 LOB: 0 K: 2 BB: 0 S: 7 P: 7	R: 0 H: 0 E: 0 LOB: 0 K: 1 BB: 0 S: 5 P: 5	R: 3 H: 2 E: 1 LOB: 2 K: 0 BB: 1 S: 5 P: 10	R: 2 H: 2 E: 0 LOB: 0 K: 0 BB: 0 S: 5 P: 5	1B: 3 SF: 0 2B: 3 SAC: 1 3B: 0 DP: 1 HR: 2 HBP: 3	WP: 0 PA: 41 PB: 0 SB: 0 CS: 0			
PITCHER	IP WLS BF H R ER SO BB IBB HBP BLK WP HR S P ERA WHIP												PITCHER	IP WLS BF H R ER SO BB IBB HBP BLK WP HR S P ERA WHIP
Vida Blue, L (1, 1) ERA: 3.22	5.0 L 23 4 3 2 1 2 0 2 0 0 0 0 21 31 3.60 1.200													
Bill Castro, R (6, 1) ERA: 8.8	2.1 11 2 3 3 3 1 0 1 0 0 0 0 15 20 11.57 1.286													
Don Hood, L (8, 1) ERA: 10.8	1.2 7 2 2 2 0 0 0 0 0 0 0 0 2 7 7 10.80 1.200													

New York Yankees @ Kansas City Royals
 Royals Stadium, Kansas City, MO
 Wed May 04 1983, 8:05 PM EDT
 Att. 22,913 - Unknown - 70 F

AB	34
R	8
H	8
RBI	4
BB	3
SO	4
LOB	15



Batter	1	2	3	4	5	6	7	8	9	AB	R	H	RBI	BB	SO	LOB
Willie Wilson, S OBP: 0.366, SLG: 0.387 (1, 7)	0-3 K		0-0 G6-4-3			0-0 FC5-4 1B		0-0 WP 3B		4	1	2	0	0	1	2
U L Washington, S OBP: 0.320, SLG: 0.282 (1, 6)	0-0 6-3		0-3 K			0-0 FC5-4 1B		0-0 FC6-4 1B		4	0	1	0	0	1	2
Frank White, R OBP: 0.369, SLG: 0.506 (1, 4)	0-0 6-3			0-0 F3		0-0 F9		0-3 K		4	0	0	0	0	1	2
Amos Otis, R OBP: 0.262, SLG: 0.328 (1, 8)		0-0 FC5-4 1B		0-3 K		0-0 1B		0-0 FC6-4		4	0	2	0	0	1	1
Hal McRae, R OBP: 0.405, SLG: 0.453 (1, 10)		0-0 F4		0-3 K		0-0 F8			0-0 F2	4	0	0	0	0	1	3
Leon Roberts, R OBP: 0.263, SLG: 0.444 (1, 9)		0-0 FC5-4			0-0 F9		0-3 K		0-0 6-3	4	0	0	0	0	1	1
Don Slaught, R OBP: 0.273, SLG: 0.281 (1, 2)		0-0 F9			0-0 1B		0-0 5-3		0-0 1B	4	0	2	0	0	0	1
John Wathan, R OBP: 0.303, SLG: 0.320 (1, 3)			0-0 G6-4-3 1B		0-3 K		0-0 F7		0-0 F9	4	0	1	0	0	1	2
Greg Pryor, R OBP: 0.200, SLG: 0.240 (1, 5)			0-0 G6-4-3 1B		0-0 4-3			0-3 K		3	0	1	0	0	1	1

Inning Stats	R: 0 E: 0 K: 1 S: 5	H: 0 LOB: 0 BB: 0 P: 5	R: 0 E: 0 K: 0 S: 4	H: 1 LOB: 1 BB: 0 P: 4	R: 0 E: 0 K: 1 S: 6	H: 2 LOB: 1 BB: 0 P: 6	R: 0 E: 0 K: 2 S: 7	H: 0 LOB: 0 BB: 0 P: 7	R: 0 E: 0 K: 1 S: 6	H: 1 LOB: 1 BB: 0 P: 6	R: 0 E: 0 K: 0 S: 5	H: 2 LOB: 2 BB: 0 P: 5	R: 0 E: 0 K: 1 S: 5	H: 0 LOB: 0 BB: 0 P: 5	R: 1 E: 0 K: 2 S: 9	H: 2 LOB: 1 BB: 0 P: 9	R: 0 E: 0 K: 0 S: 4	H: 1 LOB: 1 BB: 0 P: 4	1B: 8 2B: 0 3B: 1 HR: 0	SF: 0 SAC: 0 DP: 1 HBP: 0
---------------------	------------------------------	---------------------------------	------------------------------	---------------------------------	------------------------------	---------------------------------	------------------------------	---------------------------------	------------------------------	---------------------------------	------------------------------	---------------------------------	------------------------------	---------------------------------	------------------------------	---------------------------------	------------------------------	---------------------------------	----------------------------------	------------------------------------

PITCHER Shane Rawley, L ERA: 3.76 (1, 1)	IP 9.0	WLS W	BF 35	H 9	R 1	ER 1	SO 8	BB 0	IBB 0	HBP 0	BLK 0	WP 1	HR 0	S 51	P 51	ERA 1.00	WHIP 1.000	PITCHER	IP 9.0	WLS W	BF 35	H 9	R 1	ER 1	SO 8	BB 0	IBB 0	HBP 0	BLK 0	WP 1	HR 0	S 51	P 51	ERA 1.00	WHIP 1.000
---	-----------	----------	----------	--------	--------	---------	---------	---------	----------	----------	----------	---------	---------	---------	---------	-------------	---------------	----------------	-----------	----------	----------	--------	--------	---------	---------	---------	----------	----------	----------	---------	---------	---------	---------	-------------	---------------

BOTTOM

New York Yankees @ Kansas City Royals
Royals Stadium, Kansas City, MO
Wed May 04 1983, 8:05 PM EDT
Att: 22,913 - Unknown - 70 F

AB	35
R	1
H	9
RBI	0
BB	0
SO	8
LOB	15



WP: 1	PA: 35
PB: 0	
SB: 0	
CS: 0	

Batter	1	2	3	4	5	6	7	8	9	AB R H RBI BB SO LOB	TOP		
Willie Wilson, S (1, 7) OBP: 0.358, SLG: 0.378	0-0 E3 E S	0-0 L8		0-0 F8			0-3 K		0-0 1B 1-2	5 0 1 0 0 1 3			
U L Washington, S (1, 6) OBP: 0.304, SLG: 0.267	0-3 K 1-2		0-3 K		0-0 F7		0-0 G3		0-0 F7	5 0 0 0 0 2 3			
George Brett, L (1, 5) OBP: 0.519, SLG: 0.882	0-3 K 2-3		0-0 1B 1B		0-0 1-3		0-0 F7		0-0 1B 1-2 2-H	5 1 2 0 0 1 1			
Hal McRae, R (1, 10) OBP: 0.398, SLG: 0.456	0-0 4-3		0-3 K		0-0 2B			0-0 5-3		4 0 1 0 0 1 2			
Willie Aikens, L (1, 3) OBP: 0.364, SLG: 0.414		0-0 BB 1B 1B	0-0 1B 1-3		4-0 BB			4-0 BB		2 0 2 0 2 0 0			
Amos Otis, R (1, 8) OBP: 0.262, SLG: 0.323		0-3 K	0-0 1B 1-2 3-H		0-0 1-3			0-3 K		4 0 1 1 0 2 4			
Frank White, R (1, 4) OBP: 0.352, SLG: 0.481		0-0 F6	0-3 K			0-0 5-3		0-3 K		4 0 0 0 0 2 4			
Joe Simpson, L (1, 9) OBP: 0.400, SLG: 0.250		0-0 BB 1B 1-2		0-0 F7		1-0 L4-3 HBP			0-3 K	3 0 1 0 0 1 0			
John Wathan, R (1, 2) OBP: 0.313, SLG: 0.321		4-0 BB 1-2 2-3	0-0 1-3		0-0 L4-3			0-0 1B 1B		3 0 1 0 1 0 1			
Inning Stats	R: 0 E: 2 K: 2 S: 8 H: 0 LOB: 1 BB: 0 P: 8	R: 0 E: 0 K: 1 S: 7 H: 2 LOB: 3 BB: 1 P: 11	R: 1 E: 0 K: 3 S: 12 H: 3 LOB: 2 BB: 0 P: 12	R: 0 E: 0 K: 0 S: 3 H: 0 LOB: 0 BB: 0 P: 3	R: 0 E: 0 K: 0 S: 4 H: 1 LOB: 2 BB: 1 P: 8	R: 0 E: 0 K: 0 S: 2 H: 0 LOB: 0 BB: 0 P: 3	R: 0 E: 0 K: 1 S: 5 H: 0 LOB: 0 BB: 0 P: 5	R: 0 E: 0 K: 2 S: 7 H: 0 LOB: 1 BB: 1 P: 11	R: 0 E: 0 K: 1 S: 7 H: 3 LOB: 2 BB: 0 P: 7	1B: 8 2B: 2 3B: 0 HR: 0 SF: 0 SAC: 0 DP: 1 HBP: 1	WP: 0 PB: 0 SB: 1 CS: 0 PA: 39		
PITCHER	IP WLS BF H R ER SO BB IBB HBP BLK WP HR S P ERA WHIP											PITCHER	IP WLS BF H R ER SO BB IBB HBP BLK WP HR S P ERA WHIP
Dave Stieb, R (1, 1) ERA: 1.26	8.1 W 37 8 1 1 10 3 0 1 0 0 0 53 66 1.08 1.320												
Dave Geisel, L (9, 1) ERA: 2.57	0.2 2 1 0 0 0 0 0 0 0 0 0 2 2 0.00 1.500												

Kansas City Royals @ Toronto Blue Jays
 Exhibition Stadium, Toronto, ON
 Fri May 06 1983, 7:05 PM EDT
 Att. 12,699 - Unknown - 46 F

AB	35
R	1
H	9
RBI	1
BB	3
SO	10
LOB	18



Batter	1	2	3	4	5	6	7	8	9	AB	R	H	RBI	BB	SO	LOB
Dave Collins, S (1, 7) OBP: 0.277, SLG: 0.200	0-0 6-3		0-0 6-3		0-0 F4		4-0 1B 2B BB	4-0 G6-4-3 1B BB		3	1	0	0	2	0	2
Damaso Garcia, R (1, 4) OBP: 0.293, SLG: 0.301	0-0 F8			0-0 1B S 1B	0-0 FC6-4		0-0 1-3 2B 1B	0-0 G6-4-3 1-2 2-H 1B		5	2	3	1	0	0	2
Barry Bonnell, R (1, 8) OBP: 0.333, SLG: 0.381	0-0 1B			0-0 F4		0-0 S 2B 1B	0-0 WP 1B 2B	0-0 G6-4-3 1-2 2-3		5	2	3	2	0	0	3
Cliff Johnson, R (1, 10) OBP: 0.368, SLG: 0.423	0-0 F7			4-0 1B 4-3-2 BB		0-3 S S S 1-2 K	0-0 6-3 2-3	0-3 K		4	0	0	0	1	2	4
Jesse Barfield, R (1, 9) OBP: 0.288, SLG: 0.557		0-0 L3 1B		0-0 1-3 2-H 1B		0-0 2-H 2B	0-0 3-H BB S 1B			4	0	4	3	0	0	0
Garth Iorg, R (1, 5) OBP: 0.360, SLG: 0.417		0-0 L3 1-2		0-0 4-3-2 3-H		4-0 IBB	4-0 1-2 BB BB			2	0	0	0	2	0	3
Buck Martinez, R (1, 2) OBP: 0.378, SLG: 0.412		0-3 K				0-0 E5 1B	0-0 F7	4-0 1-2 2-3 BB		2	0	0	0	0	1	0
Lloyd Moseby, L (5, PR) OBP: 0.350, SLG: 0.518										0	0	0	0	0	0	0
Ernie Whitt, L (6, 2) OBP: 0.389, SLG: 0.356										1	0	0	0	1	0	2
Willie Upshaw, L (1, 3) OBP: 0.357, SLG: 0.579			0-0 F9		0-0 FC6-4 1B	0-0 G3	0-0 F4			4	0	1	0	0	0	5
Alfredo Griffin, S (1, 6) OBP: 0.320, SLG: 0.408			0-0 F7		0-3 K		0-0 1-3	0-0 1B 2B		4	1	1	0	0	1	2

Inning Stats	R: 0	H: 1	E: 0	K: 0	S: 4	R: 0	H: 1	E: 0	K: 1	S: 5	R: 0	H: 0	E: 0	K: 0	S: 3	R: 1	H: 2	E: 0	K: 0	S: 4	R: 0	H: 1	E: 1	K: 1	S: 7	R: 1	H: 2	E: 0	K: 1	S: 7	R: 3	H: 3	E: 0	K: 0	S: 6	R: 1	H: 2	E: 0	K: 1	S: 6	
	0	1	0	0	4	0	1	0	1	5	0	0	0	0	3	0	2	0	0	4	0	0	0	1	0	7	0	2	0	1	7	0	3	0	0	6	1	2	0	1	6

PITCHER	IP	WLS	BF	H	R	ER	SO	BB	IBB	HBP	BLK	WP	HR	S	P	ERA	WHIP
Larry Gura, L (1, 1) ERA: 3.27	6.1	L	29	8	4	4	3	2	1	0	0	0	0	32	44	5.68	1.579
Mike Armstrong, R (7, 1) ERA: 1.59	0.1		4	2	1	1	0	1	0	0	0	1	0	3	7	27.00	9.000
Bob Tufts, L (7, 1) ERA: 8.1	1.1		7	2	1	1	1	2	0	0	0	0	0	7	15	6.75	3.000

BOTTOM

Kansas City Royals @ Toronto Blue Jays
Exhibition Stadium, Toronto, ON

Fri May 06 1983, 7:05 PM EDT
Att: 12,699 - Unknown - 46 F

AB	34
R	6
H	12
RBI	6
BB	6
SO	4
LOB	23

livebaseballscores.com



1B	9	SF	0	WP	1	PA	40
2B	5	SAC	0	PB	0		
3B	0	DP	3	SB	4		
HR	0	HBP	0	CS	0		

Kansas City Royals @ Toronto Blue Jays
 Exhibition Stadium, Toronto, ON

Sat May 07 1983, 3:33 AM EDT
 Att. 15,527 - Unknown - 71 F

AB	39
R	4
H	12
RBI	4
BB	4
SO	4
LOB	22



WP:	0	PA:	43
PB:	0		
SB:	1		
CS:	0		

AB R H RBI BB SO LOB

5	1	3	0	0	0	1
3	1	0	0	1	1	2
1	0	0	0	0	0	2
0	0	0	0	0	0	0
5	2	3	4	0	0	3
5	0	2	0	0	0	1
3	0	1	0	1	0	2
0	0	0	0	1	0	0
4	0	0	0	1	0	4
5	0	0	0	0	2	5
4	0	1	0	0	1	1
4	0	2	0	0	0	1

1B:	7	SF:	0
2B:	2	SAC:	0
3B:	1	DP:	1
HR:	2	HBP:	0

WP HR S P ERA WHIP

IP	WLS	BF	H	R	ER	SO	BB	IBB	HBP	BLK	WP	HR	S	P	ERA	WHIP
4.0		19	7	4	4	2	0	0	0	0	0	2	23	23	9.00	1.750
0.1		2	1	0	0	1	0	0	0	0	0	0	4	4	0.00	3.000
2.1	W	11	2	0	0	1	2	0	0	0	0	0	11	19	0.00	1.714
2.1	S	11	2	0	0	0	2	0	0	0	0	0	9	17	0.00	1.714

Batter	1	2	3	4	5	6	7	8	9
Willie Wilson, S (1, 7) OBP: 0.369, SLG: 0.408	0-0 6-3		0-0 FC6-4 1B		0-0 1B 3B	0-0 F8 1-2		0-0 1B	
U L Washington, S (1, 6) OBP: 0.302, SLG: 0.258 Cesar Geronimo, L (8, PH) OBP: 0.333, SLG: 0.231 Onix Concepcion, R (8, 6) OBP: 0.500, SLG: 0.500	0-0 F8		0-0 FC6-4 HR 1-2f		0-3 K		4-0 G6-4-3 BB	0-0 F8	
George Brett, L (1, 5) OBP: 0.524, SLG: 0.945	0-0 HR		0-0 HR 1-H		0-0 BB 1B 3-H		0-0 G6-4-3 1-2f	0-0 3-1	
Hal McRae, R (1, 10) OBP: 0.398, SLG: 0.464	0-0 F8		0-0 2B		0-0 F8		0-0 BB E 1B	0-0 6-3	
Willie Aikens, L (1, 3) OBP: 0.371, SLG: 0.426 Leon Roberts, R (7, PR) OBP: 0.300, SLG: 0.444		0-0 2B	0-0 L9		4-0 BB 1-2		0-0 E5 BB 1-2	4-0 FC6-4 BB	
Amos Otis, R (1, 8) OBP: 0.257, SLG: 0.303		0-0 6-3		0-0 6-3	0-0 F9		4-0 BB 1-2 2-3	0-0 FC6-4 1-2f	
Frank White, R (1, 4) OBP: 0.333, SLG: 0.453		0-0 L7		0-3 K		0-3 K	0-0 F2	0-0 L5	
Joe Simpson, L (1, 9) OBP: 0.379, SLG: 0.250		0-3 K		0-0 FC6-4 1B		0-0 3-1		0-0 F7	
John Wathan, R (1, 2) OBP: 0.321, SLG: 0.329			0-0 6-3	0-0 FC6-4 1-2f		0-0 S 1B		0-0 1B	

Inning Stats	R: 1	H: 1	E: 0	K: 0	S: 4	P: 4	R: 0	H: 1	E: 0	K: 1	S: 6	P: 6	R: 2	H: 3	E: 0	K: 0	S: 6	P: 6	R: 0	H: 1	E: 0	K: 1	S: 6	P: 6	R: 1	H: 2	E: 0	K: 1	S: 7	P: 11	R: 0	H: 1	E: 0	K: 1	S: 6	P: 6	R: 0	H: 1	E: 1	K: 0	S: 4	P: 12	R: 0	H: 2	E: 0	K: 0	S: 5	P: 5	R: 0	H: 0	E: 0	K: 0	S: 3	P: 7
--------------	------	------	------	------	------	------	------	------	------	------	------	------	------	------	------	------	------	------	------	------	------	------	------	------	------	------	------	------	------	-------	------	------	------	------	------	------	------	------	------	------	------	-------	------	------	------	------	------	------	------	------	------	------	------	------

PITCHER IP WLS BF H R ER SO BB IBB HBP BLK WP HR S P ERA WHIP

Jim Clancy, R (1, 1) ERA: 4.82	4.0		19	7	4	4	2	0	0	0	0	0	0	2	23	23	9.00	1.750
Dave Geisel, L (5, 1) ERA: 2.45	0.1		2	1	0	0	1	0	0	0	0	0	0	0	4	4	0.00	3.000
Roy Lee Jackson, R (5, 1) ERA: 4.42	2.1	W	11	2	0	0	1	2	0	0	0	0	0	11	19	0.00	1.714	
Randy Moffitt, R (7, 1) ERA:	2.1	S	11	2	0	0	0	2	0	0	0	0	0	9	17	0.00	1.714	

Batter	1	2	3	4	5	6	7	8	9
Dave Collins, S (1, 7) OBP: 0.287, SLG: 0.215 Barry Bonnell, R (8, 7) OBP: 0.333, SLG: 0.381	0-0 1-3	0-0 HR 1B		0-0 5-3			0-0 SF7 1B		
Damaso Garcia, R (1, 4) OBP: 0.291, SLG: 0.299	0-0 1B	0-0 L8		0-0 6-3			0-0 E1 CS		
Willie Upshaw, L (1, 3) OBP: 0.364, SLG: 0.620	0-0 G6-4-3 1B	0-0 HR		0-0 5-3			0-0 SF7		
Jorge Orta, L (1, 10) OBP: 0.154, SLG: 0.167 Cliff Johnson, R (5, PH) OBP: 0.360, SLG: 0.411	0-0 G6-4-3	0-0 F7			0-0 F9		0-3 K		
Lloyd Moseby, L (1, 8) OBP: 0.328, SLG: 0.483		0-0 4-3	0-0 5-3		0-0 6-3		0-0 F9		
Ernie Whitt, L (1, 2) OBP: 0.379, SLG: 0.347		0-0 1B 2B 1B	0-0 F9		0-3 K		0-0 4-3		
Rance Mulliniks, L (1, 5) OBP: 0.348, SLG: 0.477 Garth Iorg, R (6, PH) OBP: 0.365, SLG: 0.420		0-0 2B 1B 1B	4-0 HBP BB		0-0 4-3		0-0 FC5-4 1B		
Jesse Barfield, R (1, 9) OBP: 0.299, SLG: 0.562		0-0 1B 1B 2B	1-0 HBP		0-3 K		0-0 FC5-4		
Alfredo Griffin, S (1, 6) OBP: 0.321, SLG: 0.405		0-0 1B HR 1B	0-0 G3			0-0 1-3			

AB	R	H	RBI	BB	SO	LOB
4	2	2	1	0	0	0
0	0	0	0	0	0	0
4	0	1	0	0	0	3
3	1	2	4	0	0	0
2	0	0	0	0	0	2
2	0	0	0	0	1	1
4	0	0	0	0	0	0
4	1	1	0	0	1	0
1	1	1	0	1	0	0
2	0	1	0	0	0	0
3	1	1	1	0	1	1
3	1	1	1	0	0	2
1B: 8	SF: 1	WP: 0	PA: 35			
2B: 1	SAC: 0	PB: 0				
3B: 0	DP: 1	SB: 0				
HR: 1	HBP: 1	CS: 1				

BOTTOM

Kansas City Royals @ Toronto Blue Jays
Exhibition Stadium, Toronto, ON
Sat May 07 1983, 3:33 AM EDT
Att: 15,527 - Unknown - 71 F

livebaseballscores.com

AB	32
R	7
H	10
RBI	7
BB	1
SO	3
LOB	9



Inning Stats	R	H	E	K	S	IP	WLS	BF	H	R	ER	SO	BB	IBB	HBP	BLK	WP	HR	S	P	ERA	WHIP
Dennis Leonard, R (1, 1) ERA: 5.55	0	2	0	0	4	1.2	L	12	8	6	6	0	0	0	0	0	0	1	12	12	32.40	4.800
Don Hood, L (2, 1) ERA: 2.25	6	10	0	1	9	6.1		23	2	1	0	3	1	0	1	0	0	0	27	32	0.00	0.474

Batter	1	2	3	4	5	6	7	8	9	AB R H RBI BB SO LOB	TOP											
Willie Wilson, S (1, 7) OBP: 0.353, SLG: 0.389	0-3 K	0-0 G3			0-0 3-1	0-0 F7		0-0 4-3		5 0 0 0 0 1 3												
Joe Simpson, L (1, 9) OBP: 0.353, SLG: 0.214	0-3 K		0-3 K		4-0 HR	0-0 E6		0-0 4-3		4 1 0 0 1 2 1												
George Brett, L (1, 5) OBP: 0.506, SLG: 0.936	0-0 6-3		0-0 G3		0-0 HR	0-0 F6		0-0 F7		5 1 1 2 0 0 2												
Hal McRae, R (1, 10) OBP: 0.398, SLG: 0.472		0-0 2B 1B	0-0 E6 1B		0-0 4-3 1B	0-0 F3		0-0 F4		5 3 2 0 0 0 1												
Willie Aikens, L (1, 3) OBP: 0.387, SLG: 0.446		0-0 1B	0-0 1B		0-0 4-3		0-0 L8		1-0 HBP	4 1 2 1 0 0 1												
Greg Pryor, R (9, PR) OBP: 0.200, SLG: 0.240		1-3 1B	2-H 1B		2-3					0 0 0 0 0 0 0												
Amos Otis, R (1, 8) OBP: 0.284, SLG: 0.309		4-0 FC6-5 1B		4-0 BB	0-0 BB 1B		0-0 1-3		0-0 L3	2 0 1 1 2 0 0												
Cesar Geronimo, L (7, 9) OBP: 0.313, SLG: 0.214		BB		BB	3-H 1B			1-2 1B		1 0 0 0 0 0 1												
Frank White, R (1, 4) OBP: 0.340, SLG: 0.467	0-0 F7		0-0 L7		0-0 BB 1B		0-0 2B			4 0 2 0 0 0 4												
John Wathan, R (1, 2) OBP: 0.330, SLG: 0.329	0-0 FC6-5 1B		0-0 F7		4-0 FC4-6 BB		0-0 1-3			3 0 1 2 1 0 2												
U L Washington, S (1, 6) OBP: 0.300, SLG: 0.258	0-0 FC6-5		0-0 F6		0-0 FC4-6		0-0 1B			4 0 1 0 0 0 6												
Inning Stats	R: 0 E: 0 K: 2 S: 7	H: 0 LOB: 0 BB: 0 P: 7	R: 2 E: 0 K: 0 S: 6	H: 3 LOB: 2 BB: 1 P: 10	R: 1 E: 1 K: 1 S: 6	H: 1 LOB: 1 BB: 0 P: 6	R: 0 E: 0 K: 0 S: 3	H: 0 LOB: 1 BB: 1 P: 7	R: 3 E: 0 K: 0 S: 7	H: 4 LOB: 3 BB: 2 P: 15	R: 0 E: 1 K: 0 S: 4	H: 0 LOB: 1 BB: 0 P: 4	R: 0 E: 0 K: 0 S: 4	H: 1 LOB: 1 BB: 0 P: 4	R: 0 E: 0 K: 0 S: 4	H: 1 LOB: 1 BB: 0 P: 4	R: 0 E: 0 K: 0 S: 2	H: 0 LOB: 1 BB: 0 P: 3	1B: 6 2B: 4 3B: 0 HR: 1	SF: 0 SAC: 0 DP: 1 HBP: 1	WP: 0 PB: 0 SB: 0 CS: 0	PA: 42
PITCHER	IP WLS BF H R ER SO BB IBB HBP BLK WP HR S P ERA WHIP																				IP WLS BF H R ER SO BB IBB HBP BLK WP HR S P ERA WHIP	
Jim Gott, R (1, 1) ERA: 7.76	4.1 L 22 6 6 5 3 3 0 0 0 0 1 25 37 10.38 2.077																					
Mike Morgan, R (5, 1) ERA: 3.93	2.2 13 3 0 0 0 0 1 0 0 0 0 0 12 16 0.00 1.500																					
Jim Acker, R (8, 1) ERA:	2.0 7 1 0 0 0 0 0 0 1 0 0 0 6 7 0.00 0.500																					

Kansas City Royals @ Toronto Blue Jays
 Exhibition Stadium, Toronto, ON
 Sun May 08 1983, 3:33 AM EDT
 Att. 25,753 - Unknown - 39 F

AB	37
R	6
H	10
RBI	6
BB	4
SO	3
LOB	21



livebaseballscorecards.com

Batter	1	2	3	4	5	6	7	8	9	AB	R	H	RBI	BB	SO	LOB
Dave Collins, S (1, 7) OBP: 0.283, SLG: 0.214	0-0 G3			0-0 G6-3 1B	0-0 4-3			0-0 F4	0-0 4-3	5	0	1	0	0	0	4
Damaso Garcia, R (1, 4) OBP: 0.299, SLG: 0.317	0-0 F5			0-0 G6-3 1B		0-0 6-3		0-0 BB		4	0	2	0	0	0	0
Willie Upshaw, L (1, 3) OBP: 0.370, SLG: 0.610	0-0 L4			0-0 G6-3		0-0		4-0 BB		3	0	1	0	1	0	2
Jorge Orta, L (1, 10) OBP: 0.176, SLG: 0.133		0-0 F9		0-3 K		0-0 F3		4-0 FC6-4		3	0	0	0	1	1	2
Lloyd Moseby, L (1, 8) OBP: 0.309, SLG: 0.453		0-3 K			0-0 6-3	0-3 K		0-0 FC6-4		4	0	0	0	0	2	4
Ernie Whitt, L (1, 2) OBP: 0.371, SLG: 0.396		0-0 4-3			0-0 HR		0-0 L3		0-0 E4	4	1	1	1	0	0	0
Rance Mulliniks, L (1, 5) OBP: 0.360, SLG: 0.500			0-0 F9		0-0 2B		0-0 6-3		0-0 1B	4	0	2	0	0	0	0
Jesse Barfield, R (1, 9) OBP: 0.284, SLG: 0.532			0-0 6-3		0-0 E6		0-3 K		0-3 K	4	0	0	0	0	2	3
Alfredo Griffin, S (1, 6) OBP: 0.305, SLG: 0.385			0-0 F9		0-0 F9			0-0 4-3	0-0 F9	4	0	0	0	0	0	4

Inning Stats	R: 0	H: 0	E: 0	K: 0	S: 3	LOB: 0	BB: 0	P: 3	R: 0	H: 0	E: 0	K: 1	S: 5	LOB: 0	BB: 0	P: 5	R: 0	H: 2	E: 0	K: 1	S: 6	LOB: 1	BB: 0	P: 6	R: 1	H: 2	E: 1	K: 0	S: 6	LOB: 2	BB: 0	P: 6	R: 0	H: 1	E: 0	K: 1	S: 6	LOB: 1	BB: 0	P: 6	R: 0	H: 0	E: 0	K: 1	S: 5	LOB: 0	BB: 0	P: 5	R: 0	H: 1	E: 0	K: 0	S: 4	LOB: 3	BB: 2	P: 12	R: 0	H: 1	E: 1	K: 1	S: 7	LOB: 2	BB: 0	P: 7	1B: 4	SF: 0	2B: 2	SAC: 0	3B: 0	DP: 1	HR: 1	HBP: 0	WP: 0	PA: 37
--------------	------	------	------	------	------	--------	-------	------	------	------	------	------	------	--------	-------	------	------	------	------	------	------	--------	-------	------	------	------	------	------	------	--------	-------	------	------	------	------	------	------	--------	-------	------	------	------	------	------	------	--------	-------	------	------	------	------	------	------	--------	-------	-------	------	------	------	------	------	--------	-------	------	-------	-------	-------	--------	-------	-------	-------	--------	-------	--------

PITCHER	IP	WLS	BF	H	R	ER	SO	BB	IBB	HBP	BLK	WP	HR	S	P	ERA	WHIP
Steve Renko, R (1, 1) ERA: 3.34	7.2	W	31	6	1	1	4	2	0	0	0	0	1	37	45	1.17	1.043
Dan Quisenberry, R (8, 1) ERA: 1.64	1.1	S	6	1	0	0	1	0	0	0	0	0	0	8	8	0.00	0.750


BOTTOM

Kansas City Royals @ Toronto Blue Jays
Exhibition Stadium, Toronto, ON

Sun May 08 1983, 3:33 AM EDT
Att: 25,753 - Unknown - 39 F

livebaseballscorecards.com

AB	35
R	1
H	7
RBI	1
BB	2
SO	5
LOB	19



Batter	1	2	3	4	5	6	7	8	9	AB R H RBI BB SO LOB	TOP											
Willie Wilson, S (1, 7) OBP: 0.350, SLG: 0.384	0-0 F6		0-0 G1-6-3 1B			0-0 B1-3			0-0 F9	4 0 1 0 0 0 0	Kansas City Royals @ Cleveland Indians Cleveland Municipal Stadium, Cleveland, OH Tue May 10 1983, 7:05 PM EDT Att. 6,195 - Unknown - 55 F livebaseballscorecards.com											
Cesar Geronimo, L (1, 9) Leon Roberts, R (9, PH) OBP: 0.263, SLG: 0.176 OBP: 0.333, SLG: 0.474	0-0 F8		0-0 G1-6-3 1-2f			0-3 K			0-0 FC3-6 1B	3 0 0 0 0 1 1 1 0 1 0 0 0 0												
George Brett, L (1, 5) OBP: 0.484, SLG: 0.890	0-0 L9								0-0 FC3-6 1-2f	4 0 0 0 0 0 1												
Hal McRae, R (1, 10) OBP: 0.402, SLG: 0.467		4-0 2B BB				0-0 G4-6-3 1B			0-0 F4	3 1 1 0 1 0 1												
Willie Aikens, L (1, 3) OBP: 0.397, SLG: 0.471		0-0 1-H 2B				0-0 G4-6-3 1-2f			0-0 G3	3 0 2 1 0 0 1												
Frank White, R (1, 4) OBP: 0.330, SLG: 0.452		0-0 1-3							0-0 1B	3 0 0 0 0 1 2												
John Wathan, R (1, 2) OBP: 0.319, SLG: 0.318		0-0 5-3							0-3 K	3 0 0 0 0 1 1												
Joe Simpson, L (1, 8) OBP: 0.324, SLG: 0.194		0-3 K							0-0 L5	3 0 0 0 0 1 1												
U L Washington, S (1, 6) OBP: 0.292, SLG: 0.250			0-0 5-3						0-0 F9	3 0 0 0 0 0 0												
Inning Stats	R: 0 E: 0 K: 0 S: 3	H: 0 LOB: 0 BB: 0 P: 3	R: 1 E: 0 K: 1 S: 6	H: 1 LOB: 1 BB: 1 P: 10	R: 0 E: 0 K: 0 S: 3	H: 1 LOB: 0 BB: 0 P: 3	R: 0 E: 0 K: 0 S: 3	H: 1 LOB: 0 BB: 0 P: 3	R: 0 E: 0 K: 1 S: 5	H: 0 LOB: 0 BB: 0 P: 5	R: 0 E: 0 K: 1 S: 5	H: 0 LOB: 0 BB: 0 P: 5	R: 0 E: 0 K: 1 S: 6	H: 1 LOB: 1 BB: 0 P: 6	R: 0 E: 0 K: 0 S: 3	H: 0 LOB: 0 BB: 0 P: 3	R: 0 E: 0 K: 0 S: 4	H: 1 LOB: 1 BB: 0 P: 4	1B: 4 2B: 1 3B: 0 HR: 0	SF: 0 SAC: 0 DP: 2 HBP: 0	WP: 0 PB: 0 SB: 0 CS: 0	PA: 31
PITCHER	IP WLS BF H R ER SO BB IBB HBP BLK WP HR S P ERA WHIP																					
Len Barker, R (1, 1) ERA: 3.91	8.0 W 27 4 1 1 4 1 0 0 0 0 0 0 34 38 1.12 0.625																					
Neal Heaton, L (9, 1) ERA: 1.62	1.0 S 4 1 0 0 0 0 0 0 0 0 0 0 4 4 0.00 1.000																					

Kansas City Royals @ Cleveland Indians
Cleveland Municipal Stadium, Cleveland, OH

AB	30
R	1
H	5
RBI	1
BB	1
SO	4
LOB	8



Batter	1	2	3	4	5	6	7	8	9	AB	R	H	RBI	BB	SO	LOB
Alan Bannister, R (1, 7) OBP: 0.325, SLG: 0.352	0-3 K		0-0 F7	0-0 5-3		0-0 F7		0-0 2-H 1B		5	0	1	1	0	1	1
Manny Trillo, R (1, 4) OBP: 0.412, SLG: 0.361	4-0 WP BB		0-3 K			0-0 F8		0-0 1B		4	0	1	0	1	1	1
Bake McBride, L (1, 9) George Vukovich, L (7, 9) OBP: 0.387, SLG: 0.368 OBP: 0.187, SLG: 0.224	0-0 F8		0-0 BB 1B			0-0 1B 2B 1B		0-0 4-3		4	1	2	0	0	0	2
Andre Thornton, R (1, 10) OBP: 0.504, SLG: 0.587	4-0 1-2 WP BB		4-0 1-2 BB BB			0-0 F8		0-0 5-3		2	0	0	0	2	0	1
Pat Tabler, R (1, 5) OBP: 0.436, SLG: 0.576	0-0 F9 1-2 2-3		4-0 FC6-4 BB			4-0 1-2 2B BB		0-0 F9		2	1	0	0	2	0	2
Broderick Perkins, L (1, 3) OBP: 0.304, SLG: 0.318			0-0 4-3 FC6-4			0-0 1-2 2-3 2B 1B		0-0 F9		4	1	1	0	0	0	3
Julio Franco, R (1, 6) OBP: 0.283, SLG: 0.370			0-0 E S 1B			0-0 S S 1B		4-0 1-H 2-H 3-H 1B BB		3	1	3	3	1	0	0
Rick Manning, L (1, 8) OBP: 0.292, SLG: 0.279			0-0 F6			0-3 1-2 K		0-0 F7		3	0	0	0	0	1	3
Jim Essian, R (1, 2) OBP: 0.167, SLG: 0.071			0-0 F8 1-3			0-3 2-3 K		0-0 F9		4	0	0	0	0	1	3

Inning Stats	R: 0	H: 0	E: 0	K: 1	S: 5	R: 0	H: 1	E: 0	K: 0	S: 4	R: 0	H: 1	E: 0	K: 1	S: 6	R: 0	H: 1	E: 0	K: 2	S: 8	R: 3	H: 3	E: 0	K: 0	S: 6	R: 0	H: 1	E: 0	K: 0	S: 4	R: 0	H: 0	E: 0	K: 0	S: 3	R: 1	H: 1	E: 0	K: 0	S: 4
	LOB: 2	BB: 2	P: 13	LOB: 1	BB: 0	P: 4	LOB: 3	BB: 2	P: 14	LOB: 1	BB: 0	P: 8	LOB: 1	BB: 1	P: 10	LOB: 0	BB: 0	P: 3	LOB: 1	BB: 0	P: 4	LOB: 0	BB: 0	P: 3	LOB: 1	BB: 1	P: 8	LOB: 0	BB: 0	P: 3	LOB: 1	BB: 1	P: 8	SF: 0	SAC: 1	DP: 0	HBP: 0			

PITCHER	IP	WLS	BF	H	R	ER	SO	BB	IBB	HBP	BLK	WP	HR	S	P	ERA	WHIP	PITCHER	IP	WLS	BF	H	R	ER	SO	BB	IBB	HBP	BLK	WP	HR	S	P	ERA	WHIP				
Vida Blue, L (1, 1) ERA: 3.56	8.0	L	38	8	4	4	4	6	0	0	0	2	0	40	64	4.50	1.750																						

BOTTOM

Kansas City Royals @ Cleveland Indians
Cleveland Municipal Stadium, Cleveland, OH

livebaseballscorecards.com

AB	31
R	4
H	8
RBI	4
BB	6
SO	4
LOB	16



WP: 2	PA: 38
PB: 0	
SB: 3	
CS: 0	

Tue May 10 1983, 7:05 PM EDT
Att. 6,195 - Unknown - 55 F

Batter	1	2	3	4	5	6	7	8	9	AB R H RBI BB SO LOB	TOP													
Willie Wilson, S (1, 7) OBP: 0.347, SLG: 0.374	0-0 L6			0-0 F7		4-0 CS BB			0-0 F7	3 0 0 0 1 0 1	Kansas City Royals @ Cleveland Indians Cleveland Municipal Stadium, Cleveland, OH Wed May 11 1983, 7:05 PM EDT Att: 7,748 - Unknown - 65 F													
U L Washington, S (1, 6) OBP: 0.291, SLG: 0.243	0-3 K			4-0 CS BB		0-0 6-3			0-0 F7	3 0 0 0 1 1 2														
George Brett, L (1, 5) OBP: 0.474, SLG: 0.859	0-0 4-3			4-0 BB BB		0-0 F8			0-3 K	3 0 0 0 1 1 1														
Hal McRae, R (1, 10) OBP: 0.410, SLG: 0.468		0-0 L6-3 1B		4-0 BB		0-0 1-3				2 0 1 0 1 0 0														
Willie Aikens, L (1, 3) OBP: 0.383, SLG: 0.451		0-0 L6-3		0-0 G3		0-0 L3				3 0 0 0 0 0 3														
Frank White, R (1, 4) OBP: 0.330, SLG: 0.442		0-0 F8		0-0 F7		4-0 BB				2 0 0 0 1 0 0														
John Wathan, R (1, 2) OBP: 0.309, SLG: 0.308			0-0 5-3	0-3 K		0-0 G4-6-3				3 0 0 0 0 1 1														
Cesar Geronimo, L (1, 9) OBP: 0.227, SLG: 0.150			0-0 4-3	0-0 F8		0-3 K				3 0 0 0 0 1 0														
Joe Simpson, L (1, 8) OBP: 0.325, SLG: 0.206			0-0 G3	0-0 F8		0-0 F8			0-0 S 1B	3 0 1 0 0 0 0														
Inning Stats	R: 0 E: 0 K: 1 S: 5	H: 0 LOB: 0 BB: 0 P: 5	R: 0 E: 0 K: 0 S: 3	H: 1 LOB: 0 BB: 0 P: 3	R: 0 E: 0 K: 0 S: 3	H: 0 LOB: 0 BB: 0 P: 3	R: 0 E: 0 K: 0 S: 2	H: 0 LOB: 2 BB: 3 P: 14	R: 0 E: 0 K: 1 S: 5	H: 0 LOB: 0 BB: 0 P: 5	R: 0 E: 0 K: 0 S: 2	H: 0 LOB: 0 BB: 1 P: 6	R: 0 E: 0 K: 0 S: 3	H: 0 LOB: 0 BB: 0 P: 3	R: 0 E: 0 K: 1 S: 4	H: 0 LOB: 0 BB: 1 P: 8	R: 0 E: 0 K: 1 S: 6	H: 1 LOB: 1 BB: 0 P: 6	1B: 2 2B: 1 3B: 0 HR: 0	SF: 0 SAC: 0 DP: 2 HBP: 0	WP: 0 PB: 0 SB: 1 CS: 2	PA: 30		
PITCHER Rick Sutcliffe, R (1, 1) ERA: 3.74	IP: 9.0 WLS: W BF: 30 H: 2 R: 0 ER: 0 SO: 4 BB: 5 IBB: 0 HBP: 0 BLK: 0 WP: 0 HR: 0 S: 33 P: 53 ERA: 0.00 WHIP: 0.778																							

AB	25
R	0
H	2
RBI	0
BB	5
SO	4
LOB	8



Batter	1	2	3	4	5	6	7	8	9	AB	R	H	RBI	BB	SO	LOB	TOP																		
Lou Whitaker, L (1, 4) OBP: 0.298, SLG: 0.333	0-0 BB 1B	0-0 F7		0-0 G1 1-2 2-3		0-0 4-3		0-0 1B		5	0	2	0	0	0	3																			
Howard Johnson, S (1, 5) OBP: 0.276, SLG: 0.294	0-0 F8		0-0 F7	4-0 BB BB		0-0 E1 2B 1B		0-0 F2		4	1	1	0	1	0	2																			
Kirk Gibson, L (1, 10) OBP: 0.278, SLG: 0.230	0-0 F9		0-0 F7	4-0 BB 1-2 2-3 3-H		0-0 2B			0-0 G3	4	0	1	2	1	0	1																			
Lance Parrish, R (1, 2) OBP: 0.369, SLG: 0.486	0-0 BB 1-2 1B		0-0 BB 1B	0-0 L7		0-0 F7			0-0 F3	5	0	2	0	0	0	4																			
Larry Herndon, R (1, 7) OBP: 0.314, SLG: 0.482	4-0 1-2 2-3 BB		4-0 1-2 BB		0-0 F8				0-0 1-3	3	0	0	0	2	0	0																			
Glenn Wilson, R (1, 9) OBP: 0.327, SLG: 0.511	0-0 F8		0-0 1-3		0-0 2B					4	0	2	0	0	0	5																			
Chet Lemon, R (1, 8) OBP: 0.337, SLG: 0.341		0-0 G5-4-3 1B		0-0 5-3		0-0 5-3			0-0 G1-4-3 1B	4	0	1	0	0	0	2																			
Enos Cabell, R (1, 3) OBP: 0.375, SLG: 0.421		0-0 G5-4-3		0-0 G1 BB E 1B		0-0 F4			0-3 K	4	1	1	0	0	1	2																			
Alan Trammell, R (1, 6) OBP: 0.316, SLG: 0.341		0-0 1B		0-0 E6 BB G1					0-0 G3	3	0	1	0	0	0	1																			
Rick Leach, L (8, PH) OBP: 0.300, SLG: 0.296										1	0	0	0	0	0	0																			
Tom Brookens, R (8, 6) OBP: 0.338, SLG: 0.390										0	0	0	0	0	0	0																			
Inning Stats	R: 0 E: 0 K: 0 S: 5	H: 2 LOB: 3 BB: 1 P: 9	R: 0 E: 0 K: 0 S: 4	H: 2 LOB: 1 BB: 0 P: 4	R: 0 E: 0 K: 0 S: 4	H: 1 LOB: 2 BB: 1 P: 8	R: 1 E: 1 K: 0 S: 5	H: 1 LOB: 3 BB: 2 P: 13	R: 0 E: 0 K: 0 S: 4	H: 1 LOB: 1 BB: 0 P: 4	R: 1 E: 1 K: 0 S: 5	H: 2 LOB: 1 BB: 0 P: 5	R: 0 E: 0 K: 0 S: 3	H: 1 LOB: 0 BB: 0 P: 3	R: 0 E: 0 K: 0 S: 3	H: 0 LOB: 0 BB: 0 P: 3	1B: 9 2B: 2 3B: 0 HR: 0	SF: 0 SAC: 0 DP: 2 HBP: 0	WP: 0 PB: 0 SB: 0 CS: 0	PA: 41															
PITCHER Dennis Leonard, R (1, 1) ERA: 4.78 Dan Quisenberry, R (8, 1) ERA: 1.54	IP 7.2	WLS W	BF 37	H 11	R 2	ER 1	SO 1	BB 4	IBB 0	HBP 0	BLK 0	WP 0	HR 0	S 35	P 51	ERA 1.17	WHIP 1.957																		

Detroit Tigers @ Kansas City Royals
Royals Stadium, Kansas City, MO

Fri May 13 1983, 8:05 PM EDT
Att. 22,990 - Unknown - 75 F

AB	37
R	2
H	11
RBI	2
BB	4
SO	1
LOB	20



livebaseballscorecards.com

Batter	1	2	3	4	5	6	7	8	9	AB	R	H	RBI	BB	SO	LOB				
Willie Wilson, S OBP: 0.336, SLG: 0.361 (1, 7)	0-0 F8	0-0 G3		0-3 K		0-0 4-3				4	0	0	0	0	1	3				
John Wathan, R OBP: 0.306, SLG: 0.305 (1, 2)	0-0 1B	0-0 F7		0-0 F9		0-0 4-3				4	1	1	0	0	0	3				
George Brett, L OBP: 0.495, SLG: 0.862 (1, 5)	0-0 1B	0-0 1B		4-0 IBB			4-0 G6-4-3			2	2	2	1	2	0	0				
Hal McRae, R OBP: 0.413, SLG: 0.469 (1, 10)	0-0 1B	0-0 E7		0-0 4-3			0-0 G6-4-3			4	1	2	1	0	0	3				
Willie Aikens, L OBP: 0.390, SLG: 0.472 (1, 3)	0-0 1B	0-0 3-1		0-0 G3			0-0 6-3			1	0	1	2	0	0	0				
Cesar Geronimo, L OBP: 0.200, SLG: 0.130 (1, PR)	0-0 2B									3	0	0	0	0	0	1				
Amos Otis, R OBP: 0.269, SLG: 0.292 (1, 8)	0-3 K		0-0 5-3		0-0 F3			0-0 1-3		4	0	0	0	0	1	1				
Frank White, R OBP: 0.318, SLG: 0.424 (1, 4)	0-0 E5		0-0 6-3		0-3 K			0-0 6-3		4	0	0	0	0	1	1				
Joe Simpson, L OBP: 0.318, SLG: 0.211 (1, 9)	0-0 G3		0-0 G3			0-0 FC2-6		0-0 6-3		4	0	1	0	0	0	2				
U L Washington, S OBP: 0.300, SLG: 0.248 (1, 6)		4-0 1B		0-0 1B		0-0 FC2-6				2	1	1	0	1	0	1				
Inning Stats	R: 3 E: 1 K: 1 S: 10	H: 4 LOB: 2 BB: 0 P: 10	R: 2 E: 1 K: 0 S: 5	H: 2 LOB: 1 BB: 1 P: 9	R: 0 E: 0 K: 0 S: 3	H: 0 LOB: 0 BB: 0 P: 3	R: 0 E: 0 K: 1 S: 6	H: 1 LOB: 2 BB: 1 P: 10	R: 0 E: 0 K: 1 S: 5	H: 0 LOB: 0 BB: 0 P: 5	R: 0 E: 0 K: 0 S: 4	H: 1 LOB: 1 BB: 0 P: 4	R: 0 E: 0 K: 0 S: 2	H: 0 LOB: 0 BB: 1 P: 6	R: 0 E: 0 K: 0 S: 3	H: 0 LOB: 0 BB: 0 P: 3	1B: 7 2B: 1 3B: 0 HR: 0	SF: 0 SAC: 0 DP: 1 HBP: 0	WP: 0 PB: 0 SB: 1 CS: 0	PA: 35
PITCHER Jack Morris, R ERA: 5.32 (1, 1)	IP: 8.0 WLS: L BF: 35 H: 8 R: 5 ER: 4 SO: 3 BB: 2 IBB: 1 HBP: 0 BLK: 0 WP: 0 HR: 0 S: 38 P: 50 ERA: 4.50 WHIP: 1.250																			

BOTTOM

Detroit Tigers @ Kansas City Royals
Royals Stadium, Kansas City, MO

Fri May 13 1983, 8:05 PM EDT
Att: 22,990 - Unknown - 75 F

livebaseballscorecards.com

AB	32
R	5
H	8
RBI	4
BB	3
SO	3
LOB	15



Batter	1	2	3	4	5	6	7	8	9	AB R H RBI BB SO LOB	TOP					
Lou Whitaker, L (1, 4) OBP: 0.307, SLG: 0.344	0-0 G6-4-3 1B		0-0 FC5-4 1B 1-3 2-H	0-0 E1 S 5-3 1B 2-H	0-0 SF8 1B 2-3 3-H	0-0 5-3 1B			0-0 L1-3 1B 1-2	5 0 3 2 0 0 3						
Enos Cabell, R (1, 3) OBP: 0.370, SLG: 0.409	0-0 G6-4-3 1B 1-2f		0-0 FC5-4 1B 1-2f 3-H	0-0 5-3 1B 1-2	0-0 F3 1B			0-0 CS 1B	0-0 1B 1B	6 1 2 1 0 0 5						
Larry Herndon, R (1, 7) OBP: 0.331, SLG: 0.492	0-0 6-3 1B		0-0 3B 1B 1-3	0-0 4-3 1B 2-3		0-0 E 1B 1B		0-0 1B 1B 1-2	0-0 1B 1B	6 2 4 0 0 0 1						
Lance Parrish, R (1, 2) OBP: 0.352, SLG: 0.464		0-0 6-3 1B	0-0 SF9 1B 3-H	0-3 K 1B S S S		0-0 F5 1B		0-0 F8 1B	0-0 F8 1B	5 0 0 1 0 1 5						
Glenn Wilson, R (1, 9) OBP: 0.330, SLG: 0.536		0-0 2B	0-0 E 3B 1-H		0-0 5-3 1B	0-0 E5 HBP FC3-2 1B		0-0 F7 1B		5 1 2 1 0 0 2						
John Wockenfuss, R (1, 10) OBP: 0.319, SLG: 0.372		0-3 K	0-0 E5 1B 3-H		0-0 BB HBP BB 1B	0-0 FC3-2 HBP 1B 1B		0-0 5-3 1B		5 2 2 1 0 1 1						
Chet Lemon, R (1, 8) OBP: 0.349, SLG: 0.340		0-0 1-3 1B	0-0 1B 1-2		1-0 BB BB SF8 HBP 1B	1-0 FC3-2 HBP 1B HBP		0-0 4-3 1B		3 2 1 0 0 0 1						
Tom Brookens, R (1, 5) OBP: 0.342, SLG: 0.397			0-0 3-1 1B 2B		4-0 SF8 BB BB 1B 1-2 2-3	0-0 FC3-2 1B 1B		0-0 F6 1B		4 1 1 0 1 0 5						
Alan Trammell, R (1, 6) OBP: 0.350, SLG: 0.374			4-0 1B FC5-4 BB	0-0 E 2B	4-0 BB BB BB 1B 1-2 2-3 3-H	0-0 BB BB BB 1B 1-3 2-H 3-H		0-0 1B 1B		3 2 3 3 2 0 0						
Inning Stats	R: 0 H: 1 E: 0 LOB: 0 K: 0 BB: 0 S: 3 P: 3	R: 0 H: 1 E: 0 LOB: 1 K: 1 BB: 0 S: 6 P: 6	R: 5 H: 5 E: 1 LOB: 2 K: 0 BB: 1 S: 9 P: 13	R: 1 H: 2 E: 1 LOB: 1 K: 1 BB: 0 S: 7 P: 7	R: 2 H: 1 E: 0 LOB: 2 K: 0 BB: 2 S: 4 P: 13	R: 3 H: 3 E: 1 LOB: 2 K: 0 BB: 0 S: 7 P: 8	R: 0 H: 2 E: 0 LOB: 1 K: 0 BB: 0 S: 4 P: 4	R: 0 H: 0 E: 0 LOB: 0 K: 0 BB: 0 S: 3 P: 3	R: 0 H: 3 E: 0 LOB: 2 K: 0 BB: 0 S: 5 P: 5	1B: 14 SF: 2 2B: 4 SAC: 0 3B: 1 DP: 2 HR: 0 HBP: 2	WP: 0 PA: 49 PB: 0 SB: 1 CS: 1					
PITCHER	IP WLS BF H R ER SO BB IBB HBP BLK WP HR S P ERA WHIP															
Paul Splittorff, L (1, 1) ERA: 7.3	2.2	14	6	5	4	1	1	0	0	0	0	0	15	19	13.50	2.625
Bill Castro, R (3, 1) ERA: 9.53	1.2	13	4	3	3	1	2	0	1	0	0	0	12	21	16.20	3.600
Don Hood, L (5, 1) ERA: 1.42	4.2	L	22	8	3	0	0	0	1	0	0	0	21	22	0.00	1.714

Detroit Tigers @ Kansas City Royals
Royals Stadium, Kansas City, MO

Sat May 14 1983, 8:05 PM EDT
Att. 20,278 - Unknown - 51 F

livebaseballscorecards.com

AB	42
R	11
H	18
RBI	9
BB	3
SO	2
LOB	23



Batter	1	2	3	4	5	6	7	8	9	AB	R	H	RBI	BB	SO	LOB
Willie Wilson, S OBP: 0.338, SLG: 0.382 (1, 7)	0-0 IHR	4-0 FC3-6 BB	0-3 K		0-0 G3			0-3 K		4	1	1	1	1	2	2
John Wathan, R OBP: 0.301, SLG: 0.293 (1, 3) (6, 2)	0-3 K	0-0 FC3-6 1B		4-0 HR BB		0-0 6-3		0-0 F3		4	2	0	0	1	1	1
George Brett, L OBP: 0.500, SLG: 0.879 (1, 5) (7, 9)	0-0 2B 1B	4-0 1B HR BB		0-3 K		0-0 HR		0-3 K		4	3	2	1	1	2	1
Hal McRae, R OBP: 0.412, SLG: 0.476 (1, 10)	0-0 1-3 2B	0-0 HR 1B		0-0 F4		0-0 L8		0-3 K		5	1	2	2	0	1	1
Frank White, R OBP: 0.321, SLG: 0.481 (1, 4)	0-0 1-3 2-3	0-0 HR		0-0 HR		0-0 F4		0-0 5-3		5	2	2	5	0	0	1
Amos Otis, R OBP: 0.277, SLG: 0.289 (1, 8)	4-0 BB	0-3 K		0-0 F9		0-0 FC3-6 1B		0-0 6-3		4	0	1	0	1	1	0
Leon Roberts, R OBP: 0.292, SLG: 0.409 (1, 9)	0-3 K		0-0 F8		0-0 5-3		0-0 FC3-6 FC5-4 1-2f		3	0	0	0	0	1	2	
Onix Concepcion, R OBP: 0.333, SLG: 0.333 (7, 5)									1	0	0	0	0	0	1	
Don Slaught, R OBP: 0.306, SLG: 0.294 (1, 2)		4-0 BB E BB	0-0 F7		0-0 SH5-3 1B		0-0 F9		2	1	1	0	1	0	0	
Joe Simpson, L OBP: 0.311, SLG: 0.205 (6, 3)									1	0	0	0	0	0	1	
U L Washington, S OBP: 0.301, SLG: 0.243 (1, 6)		0-3 K	4-0 S BB		0-0 SH5-3		0-0 FC5-4 1-2f		2	0	0	0	1	1	2	

Inning Stats	R: 2	H: 3	E: 0	K: 2	S: 10	H: 3	LOB: 2	BB: 1	P: 14	R: 5	H: 2	E: 1	K: 2	S: 9	H: 2	LOB: 0	BB: 3	P: 21	R: 0	H: 0	E: 0	K: 1	S: 5	H: 0	LOB: 1	BB: 1	P: 9	R: 2	H: 1	E: 0	K: 1	S: 6	H: 1	LOB: 0	BB: 1	P: 10	R: 0	H: 1	E: 0	K: 0	S: 4	H: 1	LOB: 1	BB: 0	P: 4	R: 1	H: 1	E: 0	K: 0	S: 4	H: 1	LOB: 0	BB: 0	P: 4	R: 0	H: 1	E: 0	K: 0	S: 4	H: 0	LOB: 0	BB: 0	P: 7	R: 0	H: 0	E: 0	K: 2	S: 7	H: 0	LOB: 0	BB: 0	P: 7	R: 0	H: 0	E: 0	K: 1	S: 5	H: 0	LOB: 0	BB: 0	P: 5	1B: 4	2B: 1	3B: 0	HR: 4	SF: 0	SAC: 1	DP: 0	HBP: 0	WP: 0	PB: 0	SB: 2	CS: 0	PA: 42
--------------	------	------	------	------	-------	------	--------	-------	-------	------	------	------	------	------	------	--------	-------	-------	------	------	------	------	------	------	--------	-------	------	------	------	------	------	------	------	--------	-------	-------	------	------	------	------	------	------	--------	-------	------	------	------	------	------	------	------	--------	-------	------	------	------	------	------	------	------	--------	-------	------	------	------	------	------	------	------	--------	-------	------	------	------	------	------	------	------	--------	-------	------	-------	-------	-------	-------	-------	--------	-------	--------	-------	-------	-------	-------	--------

PITCHER	IP	WLS	BF	H	R	ER	SO	BB	IBB	HBP	BLK	WP	HR	S	P	ERA	WHIP
Dave Rucker, L ERA: 10.57 (1, 1)	1.2		13	4	6	6	3	4	0	0	0	0	0	15	31	32.40	4.800
Juan Berenguer, R ERA: 5.4 (2, 1)	2.0		10	2	3	3	3	2	0	0	0	0	2	14	22	13.50	2.000
Dave Rozema, R ERA: 1.69 (4, 1)	2.1	W	9	2	1	1	0	0	0	0	0	0	1	9	9	3.86	0.857
Aurelio Lopez, R ERA: 1.4 (7, 1)	3.0	S	10	1	0	0	3	0	0	0	0	0	0	16	16	0.00	0.333

BOTTOM

Detroit Tigers @ Kansas City Royals
Royals Stadium, Kansas City, MO

Sat May 14 1983, 8:05 PM EDT
Att: 20,278 - Unknown - 51 F

AB	35
R	10
H	9
RBI	9
BB	6
SO	9
LOB	12



WP	PB	SB	CS	PA
0	0	2	0	42

livebaseballscorecards.com

Batter	1	2	3	4	5	6	7	8	9	10	11	AB R H RBI BB SO LOB	TOP												
Lou Whitaker, L OBP: 0.308, SLG: 0.351 (1, 4)	0-0 4-3		0-0 SH3-4 1B		0-0 F8			0-0 G3		0-0 1B 2B	0-0 G1-4-3	6 1 2 0 0 0 2													
Alan Trammell, R OBP: 0.364, SLG: 0.387 (1, 6)	4-0 BLK 4-3 S BB		0-0 SH3-4			0-0 F9		0-0 2B		4-0 1B BB		2 1 1 0 2 0 0													
Larry Herndon, R OBP: 0.326, SLG: 0.484 (1, 7)	0-0 4-3		0-0 SF9			0-0 F9		0-0 F3		0-0 1B		4 0 1 3 0 0 1													
Lance Parrish, R OBP: 0.338, SLG: 0.444 (1, 10) (10, 2)	0-3 K		0-3 K			0-0 F9		0-0 5-3		0-0 F3		5 0 0 0 0 2 4													
Glenn Wilson, R OBP: 0.333, SLG: 0.549 (1, 9)		0-0 6-3		0-0 F9			0-0 1B 2B		0-0 L7		0-0 SH1-4 1B 2B	5 2 2 0 0 0 0													
John Wockenfuss, R OBP: 0.320, SLG: 0.370 (1, 3)		0-0 F7		0-0 F9			0-0 4-3 2-H 1B		0-0 F3		0-0 SH1-4	3 0 1 1 0 0 0													
Enos Cabell, R OBP: 0.362, SLG: 0.400 (7, PR) (7, 3) (10, 5)											2-3	1 0 0 0 0 0 0													
Chet Lemon, R OBP: 0.351, SLG: 0.330 (1, 8)		4-0 BB		0-0 F8			0-0 5-3		0-3 K		4-0 1B SH BB	3 1 0 0 2 1 1	AB 38 R 6 H 9 RBI 6 BB 4 SO 3 LOB 12												
Tom Brookens, R OBP: 0.329, SLG: 0.379 (1, 5)		0-0 F8		0-0 F8			0-0 4-3			0-0 F8	0-0 SH	3 0 0 0 0 0 2													
Kirk Gibson, L OBP: 0.274, SLG: 0.226 (10, PH)							2-3				1-3 SH 1B	1 0 0 0 0 0 0													
Rick Leach, L OBP: 0.323, SLG: 0.321 (10, 3)											1-3 SH 1B	1 0 1 1 0 0 0													
Sal Butera, R OBP: 0.250, SLG: 0.250 (10, PH)			0-0 SH3-4 1B		0-0 F3					0-0 F4	0-0 SH G1-4-3	3 1 1 0 0 0 2													
Howard Johnson, S OBP: 0.271, SLG: 0.288 (10, 1)											1-2 SH 1B	1 0 0 0 0 0 0													
Aurelio Lopez, R OBP: 0.364, SLG: 0.429 (11, PH)											3-H	0 0 0 0 1 0 0 0													
Johnny Grubb, L OBP: 0.250, SLG: 0.250 (11, PH)												0 0 0 0 0 0 0 0													
Lynn Jones, R OBP: 0.250, SLG: 0.250 (11, 1)												0 0 0 0 0 0 0 0													
Dave Rozema, R (11, 1)												0 0 0 0 0 0 0 0													
Inning Stats	R: 1 E: 0 K: 1 S: 5	H: 0 LOB: 0 BB: 1 P: 9	R: 0 E: 0 K: 0 S: 3	H: 0 LOB: 1 BB: 1 P: 7	R: 1 E: 0 K: 1 S: 7	H: 2 LOB: 1 BB: 0 P: 7	R: 0 E: 0 K: 0 S: 3	H: 0 LOB: 0 BB: 0 P: 3	R: 0 E: 0 K: 0 S: 3	H: 0 LOB: 0 BB: 0 P: 3	R: 1 E: 0 K: 0 S: 5	H: 2 LOB: 2 BB: 0 P: 5	R: 0 E: 0 K: 1 S: 4	H: 1 LOB: 1 BB: 0 P: 4	R: 0 E: 0 K: 1 S: 5	H: 0 LOB: 0 BB: 0 P: 5	R: 1 E: 0 K: 0 S: 5	H: 2 LOB: 1 BB: 1 P: 9	R: 2 E: 1 K: 0 S: 5	H: 2 LOB: 1 BB: 1 P: 9	1B: 5 2B: 4 3B: 0 HR: 0	SF: 1 SAC: 3 DP: 1 HBP: 0	WP: 0 PB: 0 SB: 1 CS: 0	PA: 46	
PITCHER	IP WLS BF H R ER SO BB IBB HBP BLK WP HR S P ERA WHIP																								
Vida Blue, L ERA: 3.72 (1, 1)	6.0		24	4	3	3	2	2	0	0	1	0	0	26	34	4.50	1.000								
Dan Quisenberry, R ERA: 1.65 (7, 1)	4.0		16	3	1	1	1	1	0	0	0	0	0	17	21	2.25	1.000								
Steve Renko, R ERA: 3.9 (11, 1)	0.1	L	4	2	2	2	0	1	0	0	0	0	0	3	7	54.00	9.000								
Don Hood, L ERA: 1.35 (11, 1)	0.2		2	0	0	0	0	0	0	0	0	0	0	2	2	0.00	0.000								

Detroit Tigers @ Kansas City Royals
 Royals Stadium, Kansas City, MO
 Sun May 15 1983, 4:33 AM EDT
 Att: 24,259 - Unknown - 62 F

livebaseballscorecards.com



Batter	1	2	3	4	5	6	7	8	9	10	11	AB R H RBI BB SO LOB	BOTTOM																	
Willie Wilson, S OBP: 0.348, SLG: 0.422 (1, 7)	0-3 K		0-0 G3			0-0 BB 1-3 1B 2B		0-0 1B FC1-2 2B		0-0 1B 3B		5 2 3 0 0 1 0	Detroit Tigers @ Kansas City Royals Royals Stadium, Kansas City, MO Sun May 15 1983, 4:33 AM EDT Att: 24,259 - Unknown - 62 F livebaseballscorecards.com																	
John Wathan, R OBP: 0.306, SLG: 0.298 (1, 2)	0-0 E S 1B			0-0 1-3		0-0 5-3		0-0 1-6-3 FC1-2 1B		0-0 L3		5 0 2 0 0 0 3																		
George Brett, L OBP: 0.495, SLG: 0.853 (1, 5)	0-3 K		0-3 K			4-0 BB 1B IBB		0-0 FC1-2 1-6-3		0-0		4 0 1 1 1 2 3																		
Hal McRae, R OBP: 0.403, SLG: 0.458 (1, 10)	0-0 F8			0-0 1-3		4-0 BB 1B		0-0 1-6-3		0-0 F7		4 0 0 1 1 0 4																		
Frank White, R OBP: 0.316, SLG: 0.468 (1, 4)		0-0 5-3				0-0 1-2 2-3 3-H 1B		0-0 5-3		0-0 F3		5 0 1 1 0 0 3																		
Amos Otis, R OBP: 0.261, SLG: 0.272 (1, 8)		0-0 1-3				0-0 F8			0-0 F6		0-0 F7	5 0 0 0 0 0 2																		
Pat Sheridan, L OBP: 0.400, SLG: 1.000 (1, 9)		0-0 F8			4-0 WP BB		0-0 6-3		0-0 HR		0-0 4-3	4 1 1 1 1 0 0																		
Joe Simpson, L OBP: 0.280, SLG: 0.182 (1, 3)			0-0 F8			0-0 L6		0-0 L3		0-0 F8		0-0 3-1		5 0 0 0 0 0 1																
U L Washington, S OBP: 0.299, SLG: 0.236 (1, 6)			0-0 F7			4-0 BB 2B BB		0-0 F7		0-0 F6		0-0		3 1 0 0 1 0 0																
Inning Stats	R: 0 E: 0 K: 2 S: 8	H: 1 LOB: 1 BB: 0 P: 8	R: 0 E: 0 K: 0 S: 3	H: 0 LOB: 0 BB: 0 P: 3	R: 0 E: 0 K: 0 S: 3	H: 0 LOB: 0 BB: 0 P: 3	R: 0 E: 0 K: 1 S: 5	H: 0 LOB: 0 BB: 0 P: 5	R: 0 E: 0 K: 0 S: 3	H: 0 LOB: 1 BB: 1 P: 7	R: 2 E: 0 K: 0 S: 4	H: 2 LOB: 2 BB: 3 P: 16		R: 0 E: 0 K: 0 S: 3	H: 0 LOB: 0 BB: 0 P: 3	R: 0 E: 0 K: 0 S: 5	H: 2 LOB: 2 BB: 0 P: 5	R: 1 E: 0 K: 0 S: 4	H: 1 LOB: 0 BB: 0 P: 4	R: 1 E: 0 K: 0 S: 5	H: 2 LOB: 1 BB: 0 P: 5	R: 0 E: 0 K: 0 S: 3	H: 0 LOB: 0 BB: 0 P: 3	1B: 4 2B: 2 3B: 1 HR: 1	SF: 0 SAC: 0 DP: 0 HBP: 0	WP: 1 PB: 0 SB: 1 CS: 0	PA: 44			
PITCHER	IP WLS BF H R ER SO BB IBB HBP BLK WP HR S P ERA WHIP															IP WLS BF H R ER SO BB IBB HBP BLK WP HR S P ERA WHIP														
Milt Wilcox, R ERA: 3.19 (1, 1)	9.0	36	6	3	3	3	3	1	0	0	1	1	38	54	3.00	1.000														
Aurelio Lopez, R ERA: 1.69 (10, 1)	1.0	5	2	1	1	0	0	0	0	0	0	0	5	5	9.00	2.000														
Dave Rozema, R ERA: 1.54 (11, 1)	1.0	3	0	0	0	0	0	0	0	0	0	0	3	3	0.00	0.000														

Detroit Tigers @ Kansas City Royals
 Royals Stadium, Kansas City, MO

Sun May 15 1983, 4:33 AM EDT
 Att: 24,259 - Unknown - 62 F

AB 40
R 4
H 8
RBI 4
BB 4
SO 3
LOB 16



Batter	1	2	3	4	5	6	7	8	9	AB R H RBI BB SO LOB	TOP										
Willie Wilson, S OBP: 0.338, SLG: 0.409 (1, 7) X	0-0 6-3		0-3 K			0-0 1-3		0-3 K		4 0 0 0 0 2 0	Kansas City Royals @ Boston Red Sox Fenway Park, Boston, MA Tue May 17 1983, 7:05 PM EDT Att. 17,063 - Unknown - 55 F										
John Wathan, R OBP: 0.295, SLG: 0.287 (1, 2) X	0-0 F9			0-0 F9		0-0 F7		0-3 K		4 0 0 0 0 1 0											
George Brett, L OBP: 0.478, SLG: 0.818 (1, 3) X (7, 5)	0-0 L7			0-0 6-3		0-0 G3		0-0 G3		4 0 0 0 0 0 0											
Hal McRae, R OBP: 0.407, SLG: 0.482 (1, 10)		0-3 K		4-0 FC5-4 BB		0-0 HR		0-0 6-3		3 1 1 1 1 1 0											
Frank White, R OBP: 0.314, SLG: 0.460 (1, 4)		0-3 K		0-0 FC5-4 1-2f		0-0 G5-4-3 1B		0-0 5-3		4 0 1 0 0 1 1											
Amos Otis, R OBP: 0.272, SLG: 0.286 (1, 8)		0-0 2B			4-0 BB	0-0 G5-4-3 1-2f		0-0 4-3		3 0 1 0 1 0 1											
Leon Roberts, R OBP: 0.296, SLG: 0.375 Joe Simpson, L OBP: 0.280, SLG: 0.182 (1, 9) (7, 3)		0-3 K		0-3 K		4-0 BB BB				2 0 0 0 1 2 2 0 0 0 0 0 0 0											
Onix Concepcion, R OBP: 0.333, SLG: 0.200 (1, 5) (7, 6)			0-0 F4		0-0 L9	4-0 BB BB		4-0 BB		2 0 0 0 1 0 1											
U L Washington, S OBP: 0.295, SLG: 0.232 Pat Sheridan, L OBP: 0.333, SLG: 0.800 (1, 6) (7, PH) (7, 9)			0-0 F9		0-0 F4	0-3 K				2 0 0 0 0 0 1 1 0 0 0 0 1 2											
Inning Stats	R: 0 E: 0 K: 0 S: 3	H: 0 LOB: 0 BB: 0 P: 3	R: 0 E: 0 K: 3 S: 10	H: 1 LOB: 1 BB: 0 P: 10	R: 0 E: 0 K: 1 S: 5	H: 0 LOB: 0 BB: 0 P: 5	R: 0 E: 0 K: 1 S: 3	H: 0 LOB: 1 BB: 1 P: 7	R: 0 E: 0 K: 0 S: 5	H: 0 LOB: 1 BB: 1 P: 9	R: 1 E: 0 K: 1 S: 6	H: 2 LOB: 2 BB: 2 P: 14	R: 0 E: 0 K: 2 S: 7	H: 0 LOB: 0 BB: 0 P: 7	R: 0 E: 0 K: 0 S: 3	H: 0 LOB: 0 BB: 0 P: 3	1B: 1 2B: 1 3B: 0 HR: 1	SF: 0 SAC: 0 DP: 1 HBP: 0	WP: 0 PB: 0 SB: 0 CS: 0	PA: 33	
PITCHER	IP WLS BF H R ER SO BB IBB HBP BLK WP HR S P ERA WHIP																				
John Tudor, L ERA: 2.9 Bob Stanley, R ERA: 1.38	(1, 1) (7, 1)	6.2 W 26 3 1 1 5 4 0 0 0 0 1 32 48 1.35 1.050																			

livebaseballscorecards.com

AB	29
R	1
H	3
RBI	1
BB	4
SO	8
LOB	8



Batter	1	2	3	4	5	6	7	8	9	AB	R	H	RBI	BB	SO	LOB
Jerry Remy, L OBP: 0.276, SLG: 0.288 (1, 4)	0-0 4-3	0-0 G3			0-0 L7		0-0 F8			4	0	0	0	0	0	2
Dwight Evans, R OBP: 0.331, SLG: 0.421 (1, 9)	0-3 K		0-0 4-3		4-0 BB			0-0 F9		3	0	0	0	1	1	0
Jim Rice, R OBP: 0.359, SLG: 0.520 (1, 7)	0-0 5-3		0-3 K		0-0 F9			0-0 1B FC3-6 2B		4	1	1	0	0	1	1
Tony Armas, R OBP: 0.229, SLG: 0.382 (1, 10)		0-0 BB 2B 1B	0-0 L5		0-0 F8			0-0 FC3-6 1B		4	1	2	0	0	0	0
Wade Boggs, L OBP: 0.423, SLG: 0.407 (1, 5)		0-0 F6		0-0 6-3		0-0 4-3		0-0 FC3-6		4	0	0	1	0	0	2
Reid Nichols, R OBP: 0.338, SLG: 0.433 (1, 8)		4-0 2B 1-2 2B BB		0-0 1B		0-0 F8		0-0 F9		3	1	1	0	1	0	1
Dave Stapleton, R OBP: 0.281, SLG: 0.327 (1, 3)		0-0 1-3 2-H 2B 2B		0-0 F8		0-0 F6				3	1	1	1	0	0	1
Gary Allenson, R OBP: 0.231, SLG: 0.273 (1, 2)		0-0 2-H 3-H 2B		0-0 1-3		0-0 1B				3	0	2	2	0	0	1
Glenn Hoffman, R OBP: 0.350, SLG: 0.321 (1, 6)		0-0 5-3		0-0 1-3		0-0 K				3	0	0	0	0	1	2


Inning Stats	R: 0	H: 0	E: 0	K: 1	S: 5	R: 3	H: 3	E: 0	K: 0	S: 6	R: 0	H: 0	E: 0	K: 1	S: 5	R: 0	H: 1	E: 0	K: 0	S: 4	R: 0	H: 0	E: 0	K: 0	S: 3	R: 0	H: 0	E: 0	K: 1	S: 6	R: 1	H: 2	E: 0	K: 0	S: 5
	LOB: 0	BB: 0	P: 5	LOB: 1	BB: 1	P: 10	LOB: 0	BB: 0	P: 5	LOB: 1	BB: 0	P: 4	LOB: 1	BB: 1	P: 7	LOB: 0	BB: 0	P: 3	LOB: 1	BB: 0	P: 6	LOB: 1	BB: 0	P: 5	LOB: 0	BB: 0	P: 5	LOB: 0	BB: 0	P: 5	SF: 0	SAC: 0	DP: 0	HBP: 0	

PITCHER	IP	WLS	BF	H	R	ER	SO	BB	IBB	HBP	BLK	WP	HR	S	P	ERA	WHIP
Larry Gura, L ERA: 3.29 (1, 1)	8.0	L	33	7	4	4	3	2	0	0	0	0	0	37	45	4.50	1.125

BOTTOM

Kansas City Royals @ Boston Red Sox
 Fenway Park, Boston, MA
 Tue May 17 1983, 7:05 PM EDT
 Att: 17,063 - Unknown - 55 F

AB	31
R	4
H	7
RBI	4
BB	2
SO	3
LOB	10



1B	4	SF	0	WP	0	PA	33
2B	3	SAC	0	PB	0		
3B	0	DP	0	SB	0		
HR	0	HBP	0	CS	0		

Batter	1	2	3	4	5	6	7	8	9	AB R H RBI BB SO LOB	TOP											
Willie Wilson, S OBP: 0.347, SLG: 0.412 (1, 7) X	0-0 F7 BBB	4-0 BLK BB			0-0 1-3 1B		0-0 2-3 1B		0-0 F9	4 0 2 0 1 0 0	Kansas City Royals @ Boston Red Sox Fenway Park, Boston, MA Wed May 18 1983, 7:05 PM EDT Att. 17,374 - Unknown - 58 F											
Pat Sheridan, L OBP: 0.273, SLG: 0.500 (1, 9) X	0-0 2B 1B	0-0 F9 1-2 3-H			0-0 1-3 1-2		0-0 F7		0-0 4-3	5 1 1 0 0 0 4												
George Brett, L OBP: 0.470, SLG: 0.806 (1, 5) X	0-0 1B 1-H 2B				0-0 F7 L9				0-0 F9	4 0 1 1 0 0 3												
Hal McRae, R OBP: 0.402, SLG: 0.474 (1, 10) SSS	0-3 K				0-0 F7				0-0 F9 G5-4-3 1B	4 0 1 0 0 1 1												
Frank White, R OBP: 0.320, SLG: 0.462 (1, 4) X	0-0 S 2-3 1B				0-0 6-3				0-0 G5-4-3 1-2f 1B	4 0 2 0 0 0 1												
Amos Otis, R OBP: 0.271, SLG: 0.284 (1, 8) SSS	0-3 K 1-2				0-0 5-3				0-0 1B 1B	4 0 1 0 0 1 3												
John Wathan, R OBP: 0.310, SLG: 0.297 (1, 2) BBBB		4-0 G3 S BLK BB			0-0 F7 1B				0-0 1-3 S 1B	3 1 2 0 1 0 1												
Joe Simpson, L OBP: 0.259, SLG: 0.167 (1, 3) SSS		0-3 K 1-2			0-0 F7 1-2				0-0 F9 1-2	4 0 0 0 0 1 4												
U L Washington, S OBP: 0.293, SLG: 0.241 (1, 6) X		0-0 G3 2-3			0-0 4-3				0-0 L5	4 0 1 0 0 0 1												
Inning Stats	R: 1 E: 0 K: 2 S: 10	H: 3 LOB: 2 BB: 0 P: 10	R: 1 E: 0 K: 1 S: 5	H: 0 LOB: 1 BB: 2 P: 13	R: 0 E: 0 K: 0 S: 3	H: 0 LOB: 0 BB: 0 P: 3	R: 0 E: 0 K: 0 S: 3	H: 1 LOB: 0 BB: 0 P: 3	R: 0 E: 0 K: 0 S: 4	H: 1 LOB: 1 BB: 0 P: 4	R: 0 E: 0 K: 0 S: 4	H: 1 LOB: 1 BB: 0 P: 4	R: 0 E: 0 K: 0 S: 5	H: 2 LOB: 2 BB: 0 P: 5	R: 0 E: 0 K: 0 S: 5	H: 3 LOB: 2 BB: 0 P: 5	R: 0 E: 0 K: 0 S: 3	H: 0 LOB: 0 BB: 0 P: 3	1B: 9 2B: 2 3B: 0 HR: 0	SF: 0 SAC: 0 DP: 1 HBP: 0	WP: 0 PB: 0 SB: 3 CS: 0	PA: 38
PITCHER Mike Brown, R ERA: 3.86 (1, 1)	IP 9.0 WLS L BF 38 H 11 R 2 ER 2 SO 3 BB 2 IBB 0 HBP 0 BLK 1 WP 0 HR 0 S 42 P 50 ERA 2.00 WHIP 1.444											PITCHER	IP WLS BF H R ER SO BB IBB HBP BLK WP HR S P ERA WHIP									

AB	36
R	2
H	11
RBI	1
BB	2
SO	3
LOB	18



Batter	1	2	3	4	5	6	7	8	9	AB R H RBI BB SO LOB	TOP											
Tony Bernazard, S (1, 4) OBP: 0.303, SLG: 0.403	0-0 F3 SF7 2B		0-0 6-3	0-3 K		0-0 F9		0-0 F4		5 1 1 0 0 1 3												
Carlton Fisk, R (1, 2) OBP: 0.247, SLG: 0.302	0-0 F3 2-3		0-0 1-3		0-0 F3	0-0 2B		0-0 1B FC1-2-5 1B		5 0 2 1 0 0 1												
Harold Baines, L (1, 9) OBP: 0.319, SLG: 0.333	0-0 SF7 3-H		0-0 F6		0-0 HR 1B	0-0 F8		0-0 1B FC1-2-5 1B		4 1 2 1 0 0 1												
Greg Luzinski, R (1, 10) OBP: 0.307, SLG: 0.317	0-3 K		0-0 6-3	0-0 HR 1-H		0-0 F4		0-3 K		5 1 1 2 0 2 2												
Tom Paciorek, R (1, 3) OBP: 0.324, SLG: 0.500		0-0 HR	0-3 K	0-0 F8		0-0 F7		0-0 FC1-2-5 1-2		4 1 1 1 0 1 0												
Mike Squires, L (7, 3) OBP: 0.273, SLG: 0.203										1 0 0 0 0 0 2												
Ron Kittle, R (1, 7) OBP: 0.296, SLG: 0.492		0-3 K	4-0 1B 1B BB	0-0 HR		0-0 F7		0-0 1-3		4 2 1 1 1 1 2												
Lorenzo Gray, R (1, 5) OBP: 0.262, SLG: 0.263		0-3 K	0-0 1B 1B	0-0 F9				0-0 G3 SF8 2B		4 2 2 0 0 1 0												
Rusty Kuntz, R (1, 8) OBP: 0.381, SLG: 0.306		0-0 2B	0-0 1B 1B			0-0 F8		0-0 G3		2 0 2 0 0 0 0												
Rudy Law, L (6, PH) OBP: 0.297, SLG: 0.272			1-2 2-3 1B 1B					2-3		2 0 0 0 0 0 1												
Jerry Dybzinski, R (1, 6) OBP: 0.333, SLG: 0.350		0-3 K	0-0 S 1B			0-0 2B 2B		0-0 SF8 3-H		3 1 2 2 0 1 1												
Greg Walker, L (8, PH) OBP: 0.279, SLG: 0.462										0 0 0 1 0 0 0												
Scott Fletcher, R (8, 6) OBP: 0.352, SLG: 0.333										0 0 0 0 0 0 0												
Inning Stats	R: 1 E: 0 K: 1 S: 6	H: 1 LOB: 0 BB: 0 P: 6	R: 1 E: 0 K: 3 S: 11	H: 2 LOB: 1 BB: 0 P: 11	R: 0 E: 0 K: 0 S: 3	H: 0 LOB: 0 BB: 0 P: 3	R: 2 E: 0 K: 2 S: 10	H: 3 LOB: 2 BB: 1 P: 14	R: 3 E: 0 K: 0 S: 6	H: 3 LOB: 0 BB: 0 P: 6	R: 1 E: 0 K: 0 S: 5	H: 2 LOB: 1 BB: 0 P: 5	R: 0 E: 0 K: 0 S: 3	H: 0 LOB: 0 BB: 0 P: 3	R: 1 E: 0 K: 0 S: 4	H: 1 LOB: 0 BB: 0 P: 4	R: 0 E: 0 K: 1 S: 7	H: 2 LOB: 2 BB: 0 P: 7	1B: 6 2B: 5 3B: 0 HR: 3	SF: 2 SAC: 0 DP: 0 HBP: 0	WP: 0 PB: 0 SB: 1 CS: 0	PA: 42
PITCHER	IP WLS BF H R ER SO BB IBB HBP BLK WP HR S P ERA WHIP																					
Vida Blue, L (1, 1) ERA: 4.65	4.1 L 22 8 6 6 6 1 0 0 0 0 0 2 33 37 12.46 2.077																					
Mike Armstrong, R (5, 1) ERA: 2.57	2.2 11 3 2 2 0 0 0 0 0 0 0 1 11 11 6.75 1.125																					
Bill Castro, R (8, 1) ERA: 9.5	1.0 4 1 1 1 0 0 0 0 0 0 0 0 4 4 9.00 1.000																					
Dan Quisenberry, R (9, 1) ERA: 1.59	1.0 5 2 0 0 1 0 0 0 0 0 0 0 7 7 0.00 2.000																					

Chicago White Sox @ Kansas City Royals
Royals Stadium, Kansas City, MO
Fri May 20 1983, 8:05 PM EDT
Att. 20,027 - Overcast - 68 F

AB	39
R	9
H	14
RBI	9
BB	1
SO	7
LOB	13



Batter	1	2	3	4	5	6	7	8	9	AB R H RBI BB SO LOB
Willie Wilson, S OBP: 0.349, SLG: 0.407 (1, 7)	0-0 F9		4-0 BB		0-0 HR 1B		0-0 F9		0-0 5-3	4 1 1 0 1 0 1
John Wathan, R OBP: 0.300, SLG: 0.287 (1, 2)	0-0 5-3		0-0 F4		0-0 5-3			0-3 K		4 0 0 0 0 1 2
George Brett, L OBP: 0.479, SLG: 0.830 (1, 3)	0-0 F7			0-0 3B 1B	0-0 HR			4-0 PB 6-3 BB		3 2 2 2 1 0 0
Hal McRae, R OBP: 0.397, SLG: 0.483 (1, 10)		0-3 K		0-0 1B 3B	0-0 F9			0-0 6-3		4 1 1 1 0 1 1
Frank White, R OBP: 0.326, SLG: 0.479 (1, 4)		0-0 5-3 3B		0-0 S 1B		0-0 5-3		0-0 F8		4 1 2 1 0 0 1
Amos Otis, R OBP: 0.260, SLG: 0.272 (1, 8)		0-0 5-3		0-3 K 1B		0-0 3-1			0-0 G3	4 0 0 1 0 1 1
Leon Roberts, R OBP: 0.276, SLG: 0.346 (1, 9)		0-0 F8		0-0 F4		0-0 4-3			0-0 4-3 1B	2 0 0 0 0 0 1
Pat Sheridan, L OBP: 0.308, SLG: 0.500 (6, PH) (7, 9)										2 1 1 0 0 0 0
Onix Concepcion, R OBP: 0.222, SLG: 0.125 (1, 5)			0-0 L9		0-0 F7				0-0 4-3	3 0 0 0 0 0 1
Joe Simpson, L OBP: 0.255, SLG: 0.163 (9, PH)									1-2	1 0 0 0 0 0 1
U L Washington, S OBP: 0.292, SLG: 0.242 (1, 6)			0-3 K		0-3 K				0-0 1B	4 0 1 1 0 2 0

Inning Stats	R: 0	H: 0	E: 0	K: 0	S: 3	R: 1	H: 1	E: 0	K: 1	S: 6	R: 0	H: 0	E: 0	K: 1	S: 5	R: 2	H: 3	E: 0	K: 1	S: 8	R: 2	H: 2	E: 0	K: 1	S: 7	R: 0	H: 0	E: 0	K: 0	S: 3	R: 0	H: 0	E: 0	K: 1	S: 5	R: 1	H: 2	E: 0	K: 0	S: 5	1B: 5	2B: 0	3B: 2	HR: 1	SF: 0	SAC: 0	DP: 0	HBP: 0	WP: 0	PA: 37
--------------	------	------	------	------	------	------	------	------	------	------	------	------	------	------	------	------	------	------	------	------	------	------	------	------	------	------	------	------	------	------	------	------	------	------	------	------	------	------	------	------	-------	-------	-------	-------	-------	--------	-------	--------	-------	--------

PITCHER	IP	WLS	BF	H	R	ER	SO	BB	IBB	HBP	BLK	WP	HR	S	P	ERA	WHIP
Britt Burns, L ERA: 5.51 (1, 1)	5.0	W	22	6	5	5	4	1	0	0	0	0	1	29	33	9.00	1.400
Salome Barojas, R ERA: 2.95 (6, 1)	4.0	S	15	2	1	1	1	1	0	0	0	0	0	16	20	2.25	0.750

BOTTOM

Chicago White Sox @ Kansas City Royals
 Royals Stadium, Kansas City, MO
 Fri May 20 1983, 8:05 PM EDT
 Att. 20,027 - Overcast - 68 F

livebaseballscores.com

AB	35
R	6
H	8
RBI	6
BB	2
SO	5
LOB	9



Batter	1	2	3	4	5	6	7	8	9	AB R H RBI BB SO LOB	TOP		
Rudy Law, L (1, 8) OBP: 0.302, SLG: 0.278	0-0 F9		0-0 S 1B		0-0 S 1B			0-0 F8	0-0 L6	5 0 2 0 0 0 3	Chicago White Sox @ Kansas City Royals Royals Stadium, Kansas City, MO Sat May 21 1983, 4:33 AM EDT Att. 28,792 - Overcast - 71 F		
Tony Bernazard, S (1, 4) OBP: 0.301, SLG: 0.399	0-0 F6		0-0 F9 1-2		0-0 F6 1-2			0-0 1B 6-3 1B		4 1 1 0 0 0 2			
Harold Baines, L (1, 9) OBP: 0.324, SLG: 0.338	0-0 HR 1B		0-0 F5			0-3 K		0-0 1-3 3-H 1B		4 1 2 1 0 1 1			
Greg Luzinski, R (1, 10) OBP: 0.305, SLG: 0.343	0-0 1-H HR		0-3 K			0-0 6-3		0-0 6-3 1-2 3-H		4 1 1 3 0 1 2			
Tom Paciorek, R (1, 3) OBP: 0.307, SLG: 0.471	0-0 G3			0-0 G3		0-0 F7		0-0 5-3		4 0 0 0 0 0 1			
Ron Kittle, R (1, 7) OBP: 0.287, SLG: 0.476		0-3 K		0-0 6-3			0-3 K		0-3 K	4 0 0 0 0 3 0			
Carlton Fisk, R (1, 2) OBP: 0.237, SLG: 0.289			0-0 L8		0-0 F7		0-0 6-3		0-0 L4	4 0 0 0 0 0 0			
Lorenzo Gray, R (1, 5) OBP: 0.266, SLG: 0.254 Greg Walker, L (9, PH) OBP: 0.295, SLG: 0.475		4-0 BB BB			0-0 B1-3		0-0 F7		0-0 2B 1B	2 0 0 0 1 0 0 1 0 1 0 0 0 0			
Jerry Dybzinski, R (1, 6) OBP: 0.319, SLG: 0.333 Jerry Hairston, S (8, PH) OBP: 0.429, SLG: 0.455 Scott Fletcher, R (8, 6) OBP: 0.352, SLG: 0.333 Mike Squires, L (9, PH) OBP: 0.282, SLG: 0.229		0-0 F9			0-0 F4			0-0 1B 1B 2B	0-0 1-3 2B	2 0 0 0 0 0 1 1 1 1 0 0 0 0 0 0 0 0 0 0 0 1 0 1 0 0 0 0			
Inning Stats	R: 2 E: 0 K: 0 S: 5 H: 2 LOB: 0 BB: 0 P: 5	R: 0 E: 0 K: 1 S: 5 H: 0 LOB: 1 BB: 1 P: 9	R: 0 E: 0 K: 1 S: 6 H: 1 LOB: 1 BB: 0 P: 6	R: 0 E: 0 K: 0 S: 3 H: 0 LOB: 0 BB: 0 P: 3	R: 0 E: 0 K: 0 S: 4 H: 1 LOB: 1 BB: 0 P: 4	R: 0 E: 0 K: 1 S: 5 H: 0 LOB: 0 BB: 0 P: 5	R: 0 E: 0 K: 1 S: 5 H: 0 LOB: 0 BB: 0 P: 5	R: 2 E: 0 K: 0 S: 6 H: 3 LOB: 1 BB: 0 P: 6	R: 0 E: 0 K: 1 S: 7 H: 2 LOB: 2 BB: 0 P: 7	1B: 6 2B: 2 3B: 0 HR: 1 SF: 0 SAC: 0 DP: 0 HBP: 0		WP: 0 PB: 0 SB: 2 CS: 0 PA: 37	
PITCHER	IP WLS BF H R ER SO BB IBB HBP BLK WP HR S P ERA WHIP											PITCHER	IP WLS BF H R ER SO BB IBB HBP BLK WP HR S P ERA WHIP
Steve Renko, R (1, 1) ERA: 4.1	7.1 W 30 7 4 4 4 1 0 0 0 0 0 1 37 41 4.91 1.091												
Dan Quisenberry, R (8, 1) ERA: 1.5	1.2 7 2 0 0 1 0 0 0 0 0 0 0 9 9 0.00 1.200												

livebaseballscorecards.com

AB	36
R	4
H	9
RBI	4
BB	1
SO	5
LOB	10



Batter	1	2	3	4	5	6	7	8	9
Willie Wilson, S OBP: 0.357, SLG: 0.414 (1, 7)	0-3 K		0-0 S 2B 1B	0-0 FC4-6 2-H 1B	0-0 L7			0-0 E9 1B	
U L Washington, S OBP: 0.289, SLG: 0.248 (1, 6)	0-0 6-3		0-0 F8 1-2	0-0 F3		0-0 F8 2B		0-0 L1	
George Brett, L OBP: 0.476, SLG: 0.807 (1, 3)	0-3 K		4-0 2B BB	0-0 FC4-6 1-2f		0-0 F7		4-0 IBB	
Hal McRae, R OBP: 0.397, SLG: 0.496 (1, 10)		0-0 6-3	0-0 1B 2B 1-H 2-H		0-0 E6 2B 2B	0-0 F8 2-3		0-0 F8	
Frank White, R OBP: 0.331, SLG: 0.484 (1, 4)		0-3 K	4-0 1B BB		0-0 2B 2B 3-H	0-0 F4			
Amos Otis, R OBP: 0.279, SLG: 0.292 (1, 8)		0-0 2B 1B	0-0 1B 1-3 2-H		0-0 F8		0-0 L1-3 1B		
Leon Roberts, R OBP: 0.290, SLG: 0.393 (1, 9)		0-0 2B	0-0 5-3		0-0 1B 2B 2-H		0-0 F5		
Pat Sheridan, L OBP: 0.333, SLG: 0.571 (5, PH)		0-0 2B							
Onix Concepcion, R OBP: 0.154, SLG: 0.083 (1, 5)		0-0 4-3		0-3 K	0-0 5-3		0-0 L1-3		
John Wathan, R OBP: 0.306, SLG: 0.294 (1, 2)			0-0 F8	0-0 E4 1B 1B	0-0 S		0-0 L6		

Inning Stats	R: 0	H: 0	E: 0	K: 2	S: 7	R: 1	H: 2	E: 0	K: 1	S: 7	R: 3	H: 3	E: 0	K: 0	S: 6	R: 1	H: 2	E: 1	K: 1	S: 7	R: 3	H: 4	E: 1	K: 0	S: 7	R: 0	H: 1	E: 0	K: 0	S: 4	R: 0	H: 1	E: 0	K: 0	S: 3	R: 0	H: 1	E: 1	K: 0	S: 4
	LOB: 0	BB: 0	P: 7	LOB: 1	BB: 0	P: 7	LOB: 2	BB: 2	P: 14	LOB: 1	BB: 0	P: 7	LOB: 1	BB: 0	P: 7	LOB: 1	BB: 0	P: 7	LOB: 1	BB: 0	P: 7	LOB: 1	BB: 0	P: 7	LOB: 1	BB: 0	P: 4	LOB: 0	BB: 0	P: 3	LOB: 2	BB: 1	P: 8	LOB: 0	SAC: 0	DP: 1	HBP: 0			

PITCHER	IP	WLS	BF	H	R	ER	SO	BB	IBB	HBP	BLK	WP	HR	S	P	ERA	WHIP
Floyd Bannister, L ERA: 5.31 (1, 1)	4.0	L	22	8	6	5	4	2	0	0	0	0	0	28	36	11.25	2.500
Dennis Lamp, R ERA: 4.73 (5, 1)	4.0		18	6	2	2	0	0	1	0	0	0	0	17	21	4.50	1.500

BOTTOM

AB	R	H	RBI	BB	SO	LOB
5	1	3	1	0	1	1
5	0	1	0	0	0	3
3	1	0	0	2	1	2
5	2	2	2	0	0	3
3	1	1	1	1	1	1
4	1	3	1	0	0	1
2	0	1	1	0	0	2
2	1	1	1	0	0	1
4	0	0	0	0	1	3
4	1	2	1	0	0	0

AB	37
R	8
H	14
RBI	8
BB	3
SO	4
LOB	17



WP	PA	ERA	WHIP
0	40		

Chicago White Sox @ Kansas City Royals
Royals Stadium, Kansas City, MO
 Sat May 21 1983, 4:33 AM EDT
 Att. 28,792 - Overcast - 71 F

livebaseballscorecards.com

Batter	1	2	3	4	5	6	7	8	9	AB R H RBI BB SO LOB
Willie Wilson, S OBP: 0.354, SLG: 0.416 (1, 7)	0-0 1-3		0-0 F7		0-0 2B		0-0 1-3			4 1 1 0 0 0 0
Pat Sheridan, L OBP: 0.316, SLG: 0.556 (1, 9)	0-0 1-3		0-0 L8		0-0 2B			0-0 F5		4 0 1 2 0 0 0
George Brett, L OBP: 0.469, SLG: 0.788 (1, 5)	0-0 E4		0-0 F5		0-0 2B			0-0 1B		4 0 1 0 0 0 1
Hal McRae, R OBP: 0.393, SLG: 0.496 (1, 10)	0-0 2B			0-0 F9	0-0 1-3			0-0 G6-4-3		4 0 1 0 0 0 2
Frank White, R OBP: 0.324, SLG: 0.472 Onix Concepcion, R OBP: 0.143, SLG: 0.077 (1, 4) (9, 4)	0-0 F8			0-0 5-3			0-0 5-3		0-0 F7	3 0 0 0 0 0 2 1 0 0 0 0 0 0
Amos Otis, R OBP: 0.278, SLG: 0.290 (1, 8)		0-0 1B		0-0 5-3			0-0 F9		0-3 K	4 0 1 0 0 1 0
John Wathan, R OBP: 0.305, SLG: 0.301 (1, 2)		0-0 F8			0-0 2B		0-0 4-3		0-3 K	4 1 1 0 0 1 1
Joe Simpson, L OBP: 0.241, SLG: 0.154 (1, 3)		0-0 FC4-6			0-0 2B		0-3 K			3 0 0 0 0 1 2
U L Washington, S OBP: 0.290, SLG: 0.250 (1, 6)		0-0 4-3			0-0 1B		0-3 K			3 1 1 1 0 1 1

Inning Stats	R: 0 E: 1 K: 0 S: 5	H: 1 LOB: 2 BB: 0 P: 5	R: 0 E: 0 K: 0 S: 4	H: 1 LOB: 1 BB: 0 P: 4	R: 0 E: 0 K: 0 S: 3	H: 0 LOB: 0 BB: 0 P: 3	R: 0 E: 0 K: 0 S: 3	H: 0 LOB: 0 BB: 0 P: 3	R: 3 E: 0 K: 0 S: 7	H: 4 LOB: 1 BB: 0 P: 7	R: 0 E: 0 K: 0 S: 3	H: 0 LOB: 0 BB: 0 P: 3	R: 0 E: 0 K: 2 S: 7	H: 0 LOB: 0 BB: 0 P: 7	R: 0 E: 0 K: 0 S: 3	H: 1 LOB: 0 BB: 0 P: 3	R: 0 E: 0 K: 2 S: 7	H: 0 LOB: 0 BB: 0 P: 7	1B: 3 2B: 4 3B: 0 HR: 0	SF: 0 SAC: 0 DP: 1 HBP: 0	WP: 0 PB: 0 SB: 0 CS: 0	PA: 34
PITCHER LaMarr Hoyt, R ERA: 4.8 (1, 1)	IP 9.0	WLS W	BF 34	H 7	R 3	ER 3	SO 4	BB 0	IBB 0	HBP 0	BLK 0	WP 0	HR 0	S 42	P 42	ERA 3.00	WHIP 0.778					

BOTTOM

Chicago White Sox @ Kansas City Royals
Royals Stadium, Kansas City, MO

Sun May 22 1983, 4:33 AM EDT
Att. 31,210 - Sunny - 64 F

AB	34
R	3
H	7
RBI	3
BB	0
SO	4
LOB	9



Batter	1	2	3	4	5	6	7	8	9	AB R H RBI BB SO LOB	TOP		
Bill Sample, R (1, 7) OBP: 0.324, SLG: 0.392	4-0 1B SF8 BB	0-0 F4			0-0 F8			0-0 FC1-6 1B		3 1 1 0 1 0 1			
Pete O'Brien, L (1, 9) OBP: 0.257, SLG: 0.279	0-0 1-3 WP 1B		0-0 6-3		0-0 F8			0-0 FC1-6 G4-3		4 1 1 0 0 0 2			
Larry Parrish, R (1, 10) OBP: 0.329, SLG: 0.500	0-0 SF8		0-0 F7					0-0 G4-3		3 0 0 1 0 0 1			
Larry Bittner, L (1, 3) OBP: 0.333, SLG: 0.388	0-0 3-H 1-H 2B 1B		0-0 F7					0-0 F8		4 0 1 1 0 0 0			
Buddy Bell, R (1, 5) OBP: 0.257, SLG: 0.323	0-0 F8				0-0 F9			0-0 6-3		4 0 0 0 0 0 1			
George Wright, S (1, 8) OBP: 0.303, SLG: 0.315	0-0 1-3 2B				0-0 6-3		4-0 1-3 BB	0-0 2B		3 0 2 0 1 0 0			
Jim Sundberg, R (1, 2) OBP: 0.262, SLG: 0.282	0-3 K				0-0 F8		0-0 F3	0-0 1-3		4 0 0 0 0 1 4			
Bucky Dent, R (1, 6) OBP: 0.339, SLG: 0.392		0-0 F7					0-0 1-3			3 0 1 0 0 0 1			
Wayne Tolleson, S (1, 4) OBP: 0.333, SLG: 0.358		0-0 F7			0-0 5-3		0-3 K			3 0 0 0 0 1 2			
Inning Stats	R: 2 H: 3 E: 0 LOB: 2 K: 1 BB: 1 S: 8 P: 12	R: 0 H: 0 E: 0 LOB: 0 K: 0 BB: 0 S: 3 P: 3	R: 0 H: 0 E: 0 LOB: 0 K: 0 BB: 0 S: 3 P: 3	R: 0 H: 0 E: 0 LOB: 0 K: 0 BB: 0 S: 3 P: 3	R: 0 H: 1 E: 0 LOB: 1 K: 0 BB: 0 S: 4 P: 4	R: 0 H: 0 E: 0 LOB: 0 K: 0 BB: 0 S: 3 P: 3	R: 0 H: 0 E: 0 LOB: 1 K: 1 BB: 1 S: 5 P: 9	R: 0 H: 1 E: 0 LOB: 0 K: 0 BB: 0 S: 3 P: 3	R: 0 H: 1 E: 0 LOB: 1 K: 0 BB: 0 S: 4 P: 4	1B: 3 SF: 1 2B: 3 SAC: 0 3B: 0 DP: 1 HR: 0 HBP: 0	WP: 1 PA: 34 PB: 0 SB: 0 CS: 0		
PITCHER	IP WLS BF H R ER SO BB IBB HBP BLK WP HR S P ERA WHIP											PITCHER	IP WLS BF H R ER SO BB IBB HBP BLK WP HR S P ERA WHIP
Dennis Leonard, R (1, 1) ERA: 3.92	7.1 W 29 5 2 2 2 2 2 0 0 0 1 0 31 39 2.46 0.955												
Dan Quisenberry, R (8, 1) ERA: 1.42	1.2 S 5 1 0 0 0 0 0 0 0 0 0 0 5 5 0.00 0.600												

Texas Rangers @ Kansas City Royals
Royals Stadium, Kansas City, MO
Mon May 23 1983, 8:05 PM EDT
Att: 23,938 - Unknown

livebaseballscorecards.com

AB 31
R 2
H 6
RBI 2
BB 2
SO 2
LOB 12




Batter	1	2	3	4	5	6	7	8	9
Willie Wilson, S OBP: 0.358, SLG: 0.414 (1, 7)	0-0 4-3		0-0 4-3			0-0 WP BB WP 1B	4-0 S BB		
Pat Sheridan, L OBP: 0.261, SLG: 0.455 (1, 9)	0-3 K			0-0 F7		0-3 K2-3	0-3 K		
George Brett, L OBP: 0.470, SLG: 0.774 (1, 5)	4-0 BB			0-0 F7		4-0 BB WP 1B	0-0 5-3		
Hal McRae, R OBP: 0.396, SLG: 0.515 (1, 10)	0-0 4-3			0-0 HR		4-0 BB 1B	0-0 F9		
Frank White, R OBP: 0.321, SLG: 0.462 (1, 4)		0-0 F9		0-3 K		4-0 BB 1B	0-0 6-3		
Amos Otis, R OBP: 0.277, SLG: 0.288 (1, 8)		0-0 F3			0-0 F7	0-0 BB 1B	0-0 G3		
Joe Simpson, L OBP: 0.230, SLG: 0.145 (1, 3)		0-0 L8			0-0 L1	0-0 3-1			
John Wathan, R OBP: 0.305, SLG: 0.325 (1, 2)			0-0 6-3		0-0 F7		0-0 HR		
U L Washington, S OBP: 0.284, SLG: 0.244 (1, 6)			0-0 L3			0-0 F3	0-0 F6		

Inning Stats		R: 0	H: 0	E: 0	LOB: 1	K: 1	BB: 1	S: 5	P: 9	R: 0	H: 0	E: 0	LOB: 0	K: 0	BB: 0	S: 3	P: 3	R: 0	H: 0	E: 0	LOB: 0	K: 0	BB: 0	S: 3	P: 3	R: 1	H: 1	E: 0	LOB: 0	K: 1	BB: 0	S: 6	P: 6	R: 0	H: 0	E: 0	LOB: 0	K: 0	BB: 0	S: 3	P: 3	R: 3	H: 2	E: 0	LOB: 2	K: 1	BB: 3	S: 7	P: 19	R: 1	H: 1	E: 0	LOB: 1	K: 1	BB: 1	S: 6	P: 10	R: 0	H: 0	E: 0	LOB: 0	K: 0	BB: 0	S: 3	P: 3
AB	28	R	5	H	4	RBI	5	BB	5	SO	4	LOB	6	1B:	2	SF:	0	2B:	0	SAC:	0	3B:	0	DP:	0	HR:	2	WP:	2	PA:	33	PB:	0	SB:	1	CS:	0	ERA	6.43	WHIP	1.286	ERA	0.00	WHIP	0.000	ERA	0.00	WHIP	0.000	ERA	0.00	WHIP	0.000												

BOTTOM

Texas Rangers @ Kansas City Royals
Royals Stadium, Kansas City, MO
 Mon May 23 1983, 8:05 PM EDT
 Att. 23,938 - Unknown

livebaseballscorecards.com



Batter	1	2	3	4	5	6	7	8	9	AB R H RBI BB SO LOB
--------	---	---	---	---	---	---	---	---	---	----------------------

Willie Wilson, S <small>OBP: 0.351, SLG: 0.406</small> (1, 7)	0-3 	0-0 		0-3 						3 0 0 0 0 2 2
Pat Sheridan, L <small>OBP: 0.231, SLG: 0.400</small> (1, 9)	0-3 		0-0 		0-0 					3 0 0 0 0 1 0
George Brett, L <small>OBP: 0.482, SLG: 0.778</small> (1, 5)	4-0 		0-0 		0-0 					2 1 2 0 1 0 0
Hal McRae, R <small>OBP: 0.401, SLG: 0.530</small> (1, 10)	1-0 		0-3 		0-0 					2 0 1 1 0 1 1
Frank White, R <small>OBP: 0.322, SLG: 0.459</small> (1, 4)	0-0 		0-0 		0-0 					3 0 1 0 0 0 2
Amos Otis, R <small>OBP: 0.287, SLG: 0.311</small> (1, 8)	0-0 			0-0 	4-0 					2 1 1 0 1 0 3
Joe Simpson, L <small>OBP: 0.219, SLG: 0.140</small> (1, 3)		0-0 		0-0 	0-0 					2 0 0 1 0 0 2
John Wathan, R <small>OBP: 0.308, SLG: 0.328</small> (1, 2)		0-0 		0-0 						2 0 1 0 0 0 0
U L Washington, S <small>OBP: 0.287, SLG: 0.248</small> (1, 6)		0-0 		0-0 						2 0 1 0 0 0 1

Inning Stats	R: 0	H: 1	E: 0	LOB: 3	K: 2	S: 8	P: 13	R: 0	H: 1	E: 1	LOB: 1	K: 0	S: 4	P: 4	R: 0	H: 1	E: 0	LOB: 1	K: 1	S: 6	P: 6	R: 1	H: 2	E: 0	LOB: 1	K: 1	S: 7	P: 7	R: 1	H: 2	E: 0	LOB: 2	K: 0	S: 5	P: 9
--------------	------	------	------	--------	------	------	-------	------	------	------	--------	------	------	------	------	------	------	--------	------	------	------	------	------	------	--------	------	------	------	------	------	------	--------	------	------	------

PITCHER	IP	WLS	BF	H	R	ER	SO	BB	IBB	HBP	BLK	WP	HR	S	P	ERA	WHIP
Mike Smithson, R <small>ERA: 3.84</small> (1, 1)	5.0		25	7	2	2	4	2	0	1	0	0	0	30	39	3.60	1.800

BOTTOM

Texas Rangers @ Kansas City Royals
 Royals Stadium, Kansas City, MO
 Tue May 24 1983, 8:05 PM EDT
 Att: 17,583 - Unknown - 80 F

livebaseballscorecards.com

AB	21
R	2
H	7
RBI	2
BB	2
SO	4
LOB	11



1B: 5	SF: 1	WP: 0	PA: 25
2B: 0	SAC: 0	PB: 0	
3B: 2	DP: 0	SB: 1	
HR: 0	HBP: 1	CS: 0	

PITCHER	IP	WLS	BF	H	R	ER	SO	BB	IBB	HBP	BLK	WP	HR	S	P	ERA	WHIP
---------	----	-----	----	---	---	----	----	----	-----	-----	-----	----	----	---	---	-----	------

Batter	1	2	3	4	5	6	7	8	9	AB R H RBI BB SO LOB	TOP											
Bill Sample, R (1, 7) OBP: 0.321, SLG: 0.382	0-0 6-3		0-0 S 1B			0-0 F4		0-0 F3	0-0 1-3	5 0 1 0 0 0 3												
Buddy Bell, R (1, 5) OBP: 0.269, SLG: 0.351	0-0 F3		0-0 3-1			0-0 1B		0-0 1-3 1B 2B		4 1 2 0 0 0 1												
Larry Parrish, R (1, 9) OBP: 0.333, SLG: 0.516	0-0 L7			0-0 5-3		0-3 K		0-0 1B 1B		4 0 1 2 0 1 1												
Dave Hostetter, R (1, 10) OBP: 0.238, SLG: 0.336		4-0 BB BB BB BB		0-0 5-3		0-3 K		0-0 1-2 1B		3 0 1 0 1 1 0												
Bob Johnson, R (1, 3) OBP: 0.246, SLG: 0.368				0-0 1-3		0-0 F3		0-0 G3		3 0 0 0 0 0 1												
Larry Bittner, L (8, PH) OBP: 0.327, SLG: 0.380										1 0 0 0 0 0 2												
Jim Sundberg, R (1, 2) OBP: 0.258, SLG: 0.276					0-0 F9					3 0 1 0 0 1 1												
Pete O'Brien, L (9, PH) OBP: 0.262, SLG: 0.285										1 0 1 0 0 0 0												
George Wright, S (1, 8) OBP: 0.304, SLG: 0.316										4 0 2 0 0 0 2												
Bucky Dent, R (1, 6) OBP: 0.331, SLG: 0.381										4 0 0 0 0 0 3												
Wayne Tolleson, S (1, 4) OBP: 0.333, SLG: 0.350										3 1 0 0 1 0 2												
Inning Stats	R: 0 E: 0 K: 0 S: 3	H: 0 LOB: 0 BB: 0 P: 3	R: 0 E: 0 K: 1 S: 5	H: 0 LOB: 1 BB: 1 P: 9	R: 0 E: 0 K: 0 S: 4	H: 1 LOB: 1 BB: 0 P: 4	R: 0 E: 0 K: 0 S: 3	H: 0 LOB: 0 BB: 0 P: 3	R: 0 E: 0 K: 1 S: 3	H: 1 LOB: 0 BB: 0 P: 3	R: 0 E: 0 K: 1 S: 6	H: 1 LOB: 1 BB: 0 P: 6	R: 0 E: 0 K: 1 S: 6	H: 1 LOB: 1 BB: 0 P: 6	R: 2 E: 0 K: 0 S: 6	H: 3 LOB: 2 BB: 1 P: 10	R: 0 E: 0 K: 0 S: 5	H: 2 LOB: 2 BB: 0 P: 5	1B: 8 2B: 2 3B: 0 HR: 0	SF: 0 SAC: 0 DP: 1 HBP: 0	WP: 0 PB: 0 SB: 1 CS: 0	PA: 37
PITCHER	IP WLS BF H R ER SO BB IBB HBP BLK WP HR S P ERA WHIP																					
Bud Black, L (1, 1) ERA: 2.35	7.2 W 30 6 2 2 3 2 0 0 0 0 0 0 34 42 2.35 1.043																					
Dan Quisenberry, R (8, 1) ERA: 1.36	1.1 S 7 3 0 0 0 0 0 0 0 0 0 0 7 7 0.00 2.250																					

Texas Rangers @ Kansas City Royals
 Royals Stadium, Kansas City, MO
 Wed May 25 1983, 8:05 PM EDT
 Att: 22,604 - Unknown

livebaseballscorecards.com

AB 35
 R 2
 H 9
 RBI 2
 BB 2
 SO 3
 LOB 16



Batter	1	2	3	4	5	6	7	8	9	AB	R	H	RBI	BB	SO	LOB
Willie Wilson, S OBP: 0.355, SLG: 0.415 (1, 7)	0-3 K		0-0 WP 2B			0-0 1-3 S 1B	0-0 F7			4	1	2	0	0	1	0
Pat Sheridan, L OBP: 0.200, SLG: 0.345 (1, 9)	0-0 F8		0-0 4-3			0-0 F5 1-2		0-0 F9		4	0	0	0	0	0	2
George Brett, L OBP: 0.475, SLG: 0.785 (1, 5)	0-0 HR		0-0 F9 3-H			0-0 1-3 2-3		0-0 F8		4	1	1	1	0	0	1
Hal McRae, R OBP: 0.404, SLG: 0.537 (1, 10)	0-0 2B			0-0 6-3		0-0 5-3		0-0 1B		4	0	2	0	0	0	1
Amos Otis, R OBP: 0.286, SLG: 0.309 (1, 8)	0-3 K			0-0 5-3			0-0 S 1B	0-0 F4		4	1	1	0	0	1	2
Frank White, R OBP: 0.315, SLG: 0.449 (1, 4)		0-0 5-3		0-0 F3			0-0 F9			3	0	0	0	0	0	1
John Wathan, R OBP: 0.309, SLG: 0.323 (1, 2)		0-0 5-3			0-0 5-3		4-0 BB BB BB 1-2 E BB			2	1	0	0	1	0	0
Joe Simpson, L OBP: 0.224, SLG: 0.183 (1, 3)		0-0 6-3			0-0 4-3		0-0 E9 1-H 2-H 3B			3	1	1	2	0	0	0
U L Washington, S OBP: 0.281, SLG: 0.243 (1, 6)			0-0 F8		0-0 L8		0-0 F7			3	0	0	0	0	0	0

Inning Stats	R: 1	H: 2	E: 0	K: 2	S: 9	LOB: 1	BB: 0	P: 9	R: 0	H: 0	E: 0	K: 0	S: 3	LOB: 0	BB: 0	P: 3	R: 0	H: 0	E: 0	K: 0	S: 3	LOB: 0	BB: 0	P: 3	R: 0	H: 1	E: 0	K: 0	S: 4	LOB: 1	BB: 0	P: 4	R: 3	H: 2	E: 1	K: 0	S: 5	LOB: 0	BB: 1	P: 9	R: 0	H: 1	E: 0	K: 0	S: 4	LOB: 1	BB: 0	P: 4		
1B: 3	SF: 0	2B: 2	SAC: 0	3B: 1	DP: 0	HR: 1	HBP: 0	WP: 1	PA: 32	PB: 0	SB: 2	CS: 0																																						

PITCHER	IP	WLS	BF	H	R	ER	SO	BB	IBB	HBP	BLK	WP	HR	S	P	ERA	WHIP	PITCHER	IP	WLS	BF	H	R	ER	SO	BB	IBB	HBP	BLK	WP	HR	S	P	ERA	WHIP														
Danny Darwin, R ERA: 3.05 (1, 1)	8.0	L	32	7	5	4	2	1	0	0	0	1	1	35	39	4.50	1.000																																

BOTTOM

Texas Rangers @ Kansas City Royals
 Royals Stadium, Kansas City, MO
 Wed May 25 1983, 8:05 PM EDT
 Att. 22,604 - Unknown

livebaseballscorecards.com

AB	31
R	5
H	7
RBI	3
BB	1
SO	2
LOB	7



Batter	1	2	3	4	5	6	7	8	9	AB R H RBI BB SO LOB	TOP											
John Shelby, S (1, 8) OBP: 0.330, SLG: 0.432	0-0 F9 1B	0-0 F5			0-0 FC4-6		0-0 1-3			4 1 1 0 0 0 1												
Dan Ford, R (1, 9) OBP: 0.371, SLG: 0.512	0-0 F9 1-3		0-0 F9		0-0 F9			0-0 F9		4 0 0 0 0 0 2												
Cal Ripken Jr., R (1, 6) OBP: 0.378, SLG: 0.462	0-0 BB 1B		0-0 5-3			0-0 L4		0-0 F3		4 1 1 1 0 0 0												
Eddie Murray, S (1, 3) OBP: 0.382, SLG: 0.370	4-0 F8 1-2 BB		0-0 F9		0-0 4-1			0-0 F8		3 0 0 0 1 0 0												
John Lowenstein, L (1, 7) OBP: 0.380, SLG: 0.490	0-0 F8 1-2 2-H 1B			0-0 F8		0-0 1B 1B			0-0 F9	4 0 2 1 0 0 0												
Ken Singleton, S (1, 10) OBP: 0.374, SLG: 0.484	0-0 F8 1-2 2-3		0-0 F7		0-0 1B				0-0 1B	4 0 2 0 0 0 2												
Rich Dauer, R (1, 4) OBP: 0.275, SLG: 0.279	0-0 F8		0-0 F9		0-0 F8				0-0 F9	2 0 0 0 0 0 2												
Jim Dwyer, L (6, PH) OBP: 0.347, SLG: 0.419									0-0 F9	1 0 0 0 0 0 2												
Lenn Sakata, R (6, 4) OBP: 0.292, SLG: 0.348									0-0 F9	1 0 0 0 0 0 1												
Leo Hernandez, R (1, 5) OBP: 0.283, SLG: 0.359		0-0 5-3			0-0 F8		0-0 5-3		0-0 F7	4 0 0 0 0 0 1												
Rick Dempsey, R (1, 2) OBP: 0.312, SLG: 0.323		0-0 K			0-0 FC4-6 1B		0-0 3-1			3 0 1 0 0 1 0												
Inning Stats	R: 2 E: 0 K: 0 S: 6	H: 3 LOB: 2 BB: 1 P: 10	R: 0 E: 0 K: 1 S: 5	H: 0 LOB: 0 BB: 0 P: 5	R: 0 E: 0 K: 0 S: 3	H: 0 LOB: 0 BB: 0 P: 3	R: 0 E: 0 K: 0 S: 3	H: 0 LOB: 0 BB: 0 P: 3	R: 0 E: 0 K: 0 S: 4	H: 1 LOB: 1 BB: 0 P: 4	R: 0 E: 0 K: 0 S: 5	H: 2 LOB: 2 BB: 0 P: 5	R: 0 E: 0 K: 0 S: 3	H: 0 LOB: 0 BB: 0 P: 3	R: 0 E: 0 K: 0 S: 3	H: 0 LOB: 0 BB: 0 P: 3	R: 0 E: 0 K: 0 S: 4	H: 1 LOB: 1 BB: 0 P: 4	1B: 7 2B: 0 3B: 0 HR: 0	SF: 0 SAC: 0 DP: 0 HBP: 0	WP: 0 PB: 0 SB: 1 CS: 0	PA: 35
PITCHER	IP WLS BF H R ER SO BB IBB HBP BLK WP HR S P ERA WHIP																					
Steve Renko, R (1, 1) ERA: 3.86	7.0 W 28 6 2 2 1 1 0 0 0 0 0 0 29 33 2.57 1.000																					
Mike Armstrong, R (8, 1) ERA: 2.5	2.0 7 1 0 0 0 0 0 0 0 0 0 0 7 7 0.00 0.500																					

Baltimore Orioles @ Kansas City Royals
Royals Stadium, Kansas City, MO
 Thu May 26 1983, 8:05 PM EDT
 Att: 26,131 - Unknown

AB	34
R	2
H	7
RBI	2
BB	1
SO	1
LOB	11



Batter	1	2	3	4	5	6	7	8	9	AB	R	H	RBI	BB	SO	LOB
Willie Wilson, S (1, 7) OBP: 0.350, SLG: 0.409	0-0 1B		0-0 F2	0-3 K			0-0 6-3	0-3 K		5	0	1	0	0	2	5
Pat Sheridan, L (1, 9) OBP: 0.229, SLG: 0.382	0-3 K		0-0 1B	0-0 2B			0-0 L3-6 1B	0-0 G3		5	1	2	0	0	1	5
George Brett, L (1, 5) OBP: 0.469, SLG: 0.768	0-0 F8		0-0 L3				0-0 1-2 1B			4	0	1	1	0	0	2
Hal McRae, R (1, 10) OBP: 0.406, SLG: 0.529	0-0 4-3		4-0 1B HR BB				0-0 L3-6			2	1	0	0	1	0	3
Amos Otis, R (1, 8) OBP: 0.293, SLG: 0.325		0-0 F8	0-0 1-2 2-H HR 1B				0-0 K	0-0 WP 1B 2B		4	2	2	1	0	1	1
Cesar Geronimo, L (9, 8) OBP: 0.200, SLG: 0.130							0-3 K			0	0	0	0	0	0	0
Frank White, R (1, 4) OBP: 0.320, SLG: 0.468		0-3 K	0-0 1-1 2-H HR				0-0 6-3	4-0 BB 1B BB		3	1	1	3	1	1	0
Onix Concepcion, R (8, PR) OBP: 0.143, SLG: 0.077								2-3 BB		0	0	0	0	0	0	0
John Wathan, R (1, 2) OBP: 0.307, SLG: 0.316		4-0 2B BB	0-0 6-3				0-3 K2-3	0-0 F9		3	1	0	0	1	1	2
Joe Simpson, L (1, 3) OBP: 0.239, SLG: 0.190		4-0 2B BB					0-0 F8	0-0 BB		3	1	1	1	1	0	0
U L Washington, S (1, 6) OBP: 0.299, SLG: 0.273		0-0 1-1 2-H 2B					0-0 F9	1-2 3-H 1B		3	1	3	2	1	0	0
								0-0 1B 2B								
								1-2 BB								

Inning Stats	R: 0	H: 1	E: 0	K: 1	S: 6	H: 1	LOB: 1	BB: 0	P: 6	R: 2	H: 1	E: 0	K: 1	S: 5	H: 1	LOB: 1	BB: 1	P: 13	R: 4	H: 3	E: 0	K: 0	S: 6	H: 1	LOB: 0	BB: 1	P: 10	R: 0	H: 1	E: 0	K: 1	S: 6	R: 0	H: 0	E: 0	K: 1	S: 4	R: 0	H: 0	E: 0	K: 1	S: 5	R: 1	H: 3	E: 0	K: 0	S: 5	R: 1	H: 2	E: 0	K: 1	S: 7	H: 2	LOB: 3	BB: 2	P: 15	1B: 6	2B: 5	3B: 0	HR: 1	SF: 0	SAC: 0	DP: 1	HBP: 1
--------------	------	------	------	------	------	------	--------	-------	------	------	------	------	------	------	------	--------	-------	-------	------	------	------	------	------	------	--------	-------	-------	------	------	------	------	------	------	------	------	------	------	------	------	------	------	------	------	------	------	------	------	------	------	------	------	------	------	--------	-------	-------	-------	-------	-------	-------	-------	--------	-------	--------


PITCHER	IP	WLS	BF	H	R	ER	SO	BB	IBB	HBP	BLK	WP	HR	S	P	ERA	WHIP
Mike Boddicker, R (1, 1) ERA: 3.98	2.2	L	15	5	6	6	2	3	0	0	0	0	1	16	28	20.25	3.000
Sammy Stewart, R (3, 1) ERA: 4.21	4.1		16	4	1	1	3	0	0	1	0	0	0	21	22	2.08	0.923
Tim Stoddard, R (8, 1) ERA: 3.72	1.0		7	2	1	1	1	2	0	0	0	1	0	7	15	9.00	4.000

BOTTOM

Baltimore Orioles @ Kansas City Royals
Royals Stadium, Kansas City, MO
 Thu May 26 1983, 8:05 PM EDT
 Att. 26,131 - Unknown

AB	32
R	8
H	11
RBI	8
BB	5
SO	6
LOB	18

WP: 1 PA: 38
 PB: 0
 SB: 3
 CS: 1



PITCHER	IP	WLS	BF	H	R	ER	SO	BB	IBB	HBP	BLK	WP	HR	S	P	ERA	WHIP
---------	----	-----	----	---	---	----	----	----	-----	-----	-----	----	----	---	---	-----	------

Batter	1	2	3	4	5	6	7	8	9	AB R H RBI BB SO LOB	TOP	
John Shelby, S (1, 8) OBP: 0.344, SLG: 0.457	0-0 SF8 3B		0-0 HR 1B		0-0 5-3		0-0 L6		4-0 3B BB	4 3 2 0 1 0 0		
Dan Ford, R (1, 9) OBP: 0.366, SLG: 0.518	0-0 SF8		0-0 F8		0-3 K		0-0 F9		0-0 3B 1-H	4 0 1 2 0 1 1		
Cal Ripken Jr., R (1, 6) OBP: 0.373, SLG: 0.451	0-0 3-1		0-0 P4		4-0 2B BB		0-3 K		0-0 6-3	4 1 0 0 1 1 2		
Eddie Murray, S (1, 3) OBP: 0.384, SLG: 0.398	0-0 F3		0-0 1-H HR		0-0 1-H 2B			0-0 F7		4 1 2 3 0 0 0		
Gary Roenicke, R (1, 7) OBP: 0.357, SLG: 0.532		0-0 HR	4-0 FC6-4 BB		0-0 4-3			0-0 F8		3 1 1 1 1 0 1		
Benny Ayala, R (1, 10) OBP: 0.421, SLG: 0.625		0-0 P3	0-0 FC6-4 1-2f			0-0 1B 2B		4-0 BB		3 1 1 0 1 0 1		
Rich Dauer, R (1, 4) OBP: 0.275, SLG: 0.279		0-0 1B		0-0 5-3		0-0 6-3		0-0 F8		4 0 1 0 0 0 2		
Leo Hernandez, R (1, 5) OBP: 0.276, SLG: 0.349		0-0 F8		0-0 P5		0-0 5-3			0-0 P6	4 0 0 0 0 0 2		
Rick Dempsey, R (1, 2) OBP: 0.310, SLG: 0.320		0-0 F9		0-0 L4		0-0 2-H 1B			0-3 K	4 0 1 1 0 1 1		
Inning Stats	R: 1 E: 0 K: 0 S: 4 H: 1 LOB: 0 BB: 0 P: 4	R: 1 E: 0 K: 0 S: 5 H: 2 LOB: 1 BB: 0 P: 5	R: 2 E: 0 K: 0 S: 5 H: 2 LOB: 1 BB: 1 P: 9	R: 0 E: 0 K: 0 S: 3 H: 0 LOB: 0 BB: 0 P: 3	R: 1 E: 0 K: 1 S: 6 H: 1 LOB: 1 BB: 1 P: 10	R: 1 E: 0 K: 0 S: 4 H: 2 LOB: 1 BB: 0 P: 4	R: 0 E: 0 K: 1 S: 5 H: 0 LOB: 0 BB: 0 P: 5	R: 0 E: 0 K: 0 S: 3 H: 0 LOB: 1 BB: 1 P: 7	R: 1 E: 0 K: 1 S: 6 H: 1 LOB: 1 BB: 1 P: 10	1B: 3 2B: 2 3B: 2 HR: 2 SF: 1 SAC: 0 DP: 0 HBP: 0	WP: 0 PB: 0 SB: 0 CS: 0 PA: 39	
PITCHER	IP WLS BF H R ER SO BB IBB HBP BLK WP HR S P ERA WHIP											
Larry Gura, L (1, 1) ERA: 4.01	2.2 L 14 5 4 4 0 1 0 0 0 0 2 13 17 13.50 2.250											
Bill Castro, R (3, 1) ERA: 8.88	3.1 13 3 2 2 1 1 0 0 0 0 0 14 18 5.40 1.200											
Vida Blue, L (7, 1) ERA: 4.53	3.0 12 1 1 1 2 2 0 0 0 0 0 14 22 3.00 1.000											

Baltimore Orioles @ Kansas City Royals
 Royals Stadium, Kansas City, MO
 Fri May 27 1983, 8:05 PM EDT
 Att. 23,675 - Unknown

AB	34
R	7
H	9
RBI	7
BB	4
SO	3
LOB	10



livebaseballscorecards.com

Batter	1	2	3	4	5	6	7	8	9	AB	R	H	RBI	BB	SO	LOB
Willie Wilson, S (1, 7) OBP: 0.341, SLG: 0.396	0-0 P1		0-0 4-3		0-0 F8		0-3 K		0-0 6-3	5	0	0	0	0	1	3
Pat Sheridan, L (1, 9) OBP: 0.237, SLG: 0.378 Leon Roberts, R (7, PH) OBP: 0.281, SLG: 0.379	0-3 K			0-0 1B 1B	0-0 L6		0-0 P4			3	1	1	0	0	1	1
George Brett, L (1, 5) OBP: 0.463, SLG: 0.752	0-0 4-3			0-0 1B 2B 1B	0-3 K		0-0 G3			1	0	0	0	0	0	2
Hal McRae, R (1, 10) OBP: 0.415, SLG: 0.542		0-0 F9 2B		0-0 1B 2B 1B		0-0 1B		0-0 F8		4	1	3	1	0	0	0
Amos Otis, R (1, 8) OBP: 0.291, SLG: 0.347		0-0 5-3		0-3 3-H K 1-2	0-3 K		0-3 K		0-0 HR	4	1	1	1	0	2	4
Frank White, R (1, 4) OBP: 0.312, SLG: 0.455		0-0 F9 2-3		0-0 5-3	0-0 P6		0-0 P6		0-0 5-3	4	0	0	0	0	0	4
John Wathan, R (1, 2) OBP: 0.306, SLG: 0.321		0-0 P3		0-0 2B	0-0 F8		0-0 F8		0-3 K	4	0	1	2	0	1	2
Joe Simpson, L (1, 3) OBP: 0.243, SLG: 0.185 Onix Concepcion, R (9, PH) OBP: 0.133, SLG: 0.071		0-0 F7	0-0 4-3	0-0 4-3		0-0 1B BB	0-0 1B BB		0-0 1-3	2	0	0	0	1	0	1
U L Washington, S (1, 6) OBP: 0.304, SLG: 0.275		0-3 K		0-0 BB BB BB	4-0 BB		0-0 1-2 1B		0-0 F7	3	0	1	0	1	1	0

Inning Stats	R: 0	H: 0	E: 0	K: 1	S: 5	R: 0	H: 1	E: 0	K: 0	S: 4	R: 0	H: 0	E: 0	K: 1	S: 5	R: 3	H: 4	E: 0	K: 1	S: 9	R: 0	H: 0	E: 0	K: 1	S: 5	R: 0	H: 1	E: 0	K: 1	S: 6	R: 0	H: 1	E: 0	K: 1	S: 6	R: 0	H: 1	E: 0	K: 1	S: 6	R: 1	H: 1	E: 0	K: 1	S: 6	R: 0	H: 0	E: 0	K: 0	S: 3	1B: 5	2B: 2	3B: 0	HR: 1	SF: 0	SAC: 0	DP: 0	HBP: 0	WP: 0	PB: 1	SB: 0	CS: 0	PA: 37
Storm Davis, R (1, 1) ERA: 2.62	IP	WLS	BF	H	R	ER	SO	BB	IBB	HBP	BLK	WP	HR	S	P	ERA	WHIP																																														
Tippy Martinez, L (7, 1) ERA: 4.78	6.0	W	27	7	3	3	5	2	0	0	0	0	0	35	43	4.50	1.500																																														

Baltimore Orioles @ Kansas City Royals
Royals Stadium, Kansas City, MO
Fri May 27 1983, 8:05 PM EDT
Att. 23,675 - Unknown

AB	35
R	4
H	8
RBI	4
BB	2
SO	7
LOB	20



Batter	1	2	3	4	5	6	7	8	9	AB R H RBI BB SO LOB	TOP																		
John Shelby, S (1, 8) OBP: 0.330, SLG: 0.438	0-0 L6		0-3 K			0-0 6-3			0-0 F8	4 0 0 0 0 1 0	Baltimore Orioles @ Kansas City Royals Royals Stadium, Kansas City, MO Sat May 28 1983, 8:05 PM EDT Att: 29,616 - Unknown livebaseballscorecards.com																		
Dan Ford, R (1, 9) OBP: 0.358, SLG: 0.506	0-3 K			0-0 6-3		0-0 5-3		0-0 F7	4 0 0 0 0 1 0																				
Cal Ripken Jr., R (1, 6) OBP: 0.371, SLG: 0.447	0-3 K			0-0 F7			0-0 6-3	0-0 1B	4 0 1 0 0 1 0																				
Eddie Murray, S (1, 3) OBP: 0.381, SLG: 0.412		0-0 4-3		0-0 F7			0-0 HR	0-0 F9	4 1 1 1 0 0 1																				
John Lowenstein, L (1, 7) OBP: 0.387, SLG: 0.500		4-0 FC6-4 BB			0-0 2B		0-0 F8		2 0 1 0 1 0 0																				
Ken Singleton, S (1, 10) OBP: 0.373, SLG: 0.476		0-3 K		4-0 L4 BB		0-3 K			2 0 0 0 1 2 1																				
Rich Dauer, R (1, 4) OBP: 0.269, SLG: 0.273		0-0 FC6-4 1-2		0-0 P5			0-0 G3		3 0 0 0 0 0 3																				
Leo Hernandez, R (1, 5) OBP: 0.270, SLG: 0.342			0-0 5-3		0-0 L4 1-2		0-3 K		3 0 0 0 0 1 2																				
Rick Dempsey, R (1, 2) OBP: 0.302, SLG: 0.310			0-0 P5		0-0 F3		0-0 L4		3 0 0 0 0 0 0																				
Inning Stats	R: 0 E: 0 K: 2 S: 7	H: 0 LOB: 0 BB: 0 P: 7	R: 0 E: 0 K: 1 S: 5	H: 0 LOB: 1 BB: 1 P: 9	R: 0 E: 0 K: 1 S: 5	H: 0 LOB: 0 BB: 0 P: 5	R: 0 E: 0 K: 0 S: 3	H: 1 LOB: 1 BB: 1 P: 7	R: 0 E: 0 K: 0 S: 3	H: 0 LOB: 0 BB: 0 P: 3	R: 1 E: 0 K: 1 S: 6	H: 1 LOB: 0 BB: 0 P: 6	R: 0 E: 0 K: 1 S: 5	H: 0 LOB: 0 BB: 0 P: 5	R: 0 E: 0 K: 0 S: 4	H: 1 LOB: 1 BB: 0 P: 4	1B: 1 2B: 2 3B: 0 HR: 1	SF: 0 SAC: 0 DP: 1 HBP: 0	WP: 0 PB: 0 SB: 0 CS: 0	PA: 31									
PITCHER	IP WLS BF H R ER SO BB IBB HBP BLK WP HR S P ERA WHIP																												
Dennis Leonard, R (1, 1) ERA: 3.71	3.1		11	0	0	0	4	1	0	0	0	0	0	0	18	22	0.00	0.300											
Mike Armstrong, R (4, 1) ERA: 2.38	4.2	L	16	2	1	1	2	1	0	0	0	0	1	19	23	1.93	0.643												
Dan Quisenberry, R (9, 1) ERA: 1.32	1.0		4	1	0	0	0	0	0	0	0	0	0	4	4	0.00	1.000												



Batter	1	2	3	4	5	6	7	8	9	AB	R	H	RBI	BB	SO	LOB
Willie Wilson, S OBP: 0.333, SLG: 0.387 (1, 7)	0-0 6-3			0-0 1-3		0-0 6-3		0-0 L8-2		4	0	0	0	0	0	2
John Wathan, R OBP: 0.304, SLG: 0.319 (1, 2)	0-0 5-3			0-0 S 1B		0-3 K			0-0 F7	4	0	1	0	0	1	0
George Brett, L OBP: 0.451, SLG: 0.729 (1, 3)	0-0 F8			0-0 F8			0-0 F8		0-0 F3	4	0	0	0	0	0	1
Hal McRae, R OBP: 0.411, SLG: 0.531 (1, 10)		0-0 F7		0-0 F9			0-0 F8		4-0 BB	3	0	0	0	1	0	1
Amos Otis, R OBP: 0.290, SLG: 0.339 (1, 8)		4-0 CS BB			0-0 6-3		0-0 E6		0-0 F7	3	0	0	0	1	0	1
Frank White, R OBP: 0.306, SLG: 0.445 (1, 4)		0-0 F7		0-0 3-1			0-0 F3			3	0	0	0	0	0	2
Leon Roberts, R OBP: 0.286, SLG: 0.355 (1, 9)			0-0 F5		4-0 BB			0-0 F9		2	0	0	0	1	0	0
U L Washington, S OBP: 0.305, SLG: 0.271 (1, 6)			0-0 F7		0-0 F7			4-0 1B L8-2 BB		2	0	0	0	1	0	1
Onix Concepcion, R OBP: 0.167, SLG: 0.118 (1, 5)			0-0 F9			0-0 6-3		0-0 1-3 1B		3	0	1	0	0	0	0

BOTTOM

Baltimore Orioles @ Kansas City Royals
Royals Stadium, Kansas City, MO
 Sat May 28 1983, 8:05 PM EDT
 Att. 29,616 - Unknown

livebaseballscorecards.com

AB	28
R	0
H	2
RBI	0
BB	4
SO	1
LOB	8



Inning Stats	R: 0	H: 0	E: 0	LOB: 0	K: 0	BB: 0	S: 3	P: 3	R: 0	H: 0	E: 0	LOB: 0	K: 0	BB: 0	S: 3	P: 3	R: 0	H: 1	E: 0	LOB: 1	K: 0	BB: 0	S: 4	P: 4	R: 0	H: 0	E: 0	LOB: 0	K: 1	BB: 0	S: 5	P: 5	R: 0	H: 0	E: 1	LOB: 1	K: 0	BB: 0	S: 4	P: 4	R: 0	H: 1	E: 0	LOB: 1	K: 0	BB: 1	S: 3	P: 7	R: 0	H: 0	E: 0	LOB: 1	K: 0	BB: 1	S: 3	P: 7	1B: 2	SF: 0	2B: 1	SAC: 0	3B: 0	DP: 1	HR: 0	HBP: 0	WP: 0	PA: 32	PB: 0	SB: 1	CS: 1	ERA	WHIP
PITCHER Scott McGregor, L ERA: 4.23 (1, 1)	IP	WLS	BF	H	R	ER	SO	BB	IBB	HBP	BLK	WP	HR	S	P	ERA	WHIP	IP	WLS	BF	H	R	ER	SO	BB	IBB	HBP	BLK	WP	HR	S	P	ERA	WHIP	IP	WLS	BF	H	R	ER	SO	BB	IBB	HBP	BLK	WP	HR	S	P	ERA	WHIP																				

Batter	1	2	3	4	5	6	7	8	9	AB R H RBI BB SO LOB	TOP											
John Shelby, S (1, 8) OBP: 0.327, SLG: 0.430	0-0 G1-4-3 1B		0-3 K			0-0 6-3		0-0 P6		4 0 1 0 0 1 0												
Dan Ford, R (1, 9) OBP: 0.356, SLG: 0.500	0-0 G1-4-3 1B			0-0 5-3		0-0 6-3		0-0 F8		4 0 1 0 0 0 0												
Cal Ripken Jr., R (1, 6) OBP: 0.368, SLG: 0.440	0-0 G1-4-3 1-2f 2-3			0-0 F9		4-0 BB BB		0-0 5-3		3 0 0 0 1 0 2												
Eddie Murray, S (1, 3) OBP: 0.384, SLG: 0.410	0-0 5-3			0-0 BB 1B		4-0 1-2 BB		0-0 F8		3 0 1 0 1 0 1												
Gary Roenicke, R (1, 7) OBP: 0.356, SLG: 0.516		0-0 4-3		4-0 1-2 BB		0-0 4-3		0-0 6-3		2 0 0 0 1 0 2												
Jim Dwyer, L (9, PH) OBP: 0.340, SLG: 0.409										1 0 0 0 0 0 0												
Benny Ayala, R (1, 10) OBP: 0.364, SLG: 0.526		0-0 P4		0-3 K			0-0 F8		0-0 1B 1B	3 0 0 0 0 1 2												
Ken Singleton, S (9, PH) OBP: 0.377, SLG: 0.480										1 0 1 0 0 0 0												
Rich Dauer, R (1, 4) OBP: 0.270, SLG: 0.269		0-0 6-3			4-0 BB BB		0-0 3-1		0-0 1-2 1B	2 0 0 0 1 0 0												
John Lowenstein, L (9, PH) OBP: 0.392, SLG: 0.505										1 0 1 0 0 0 0												
Leo Hernandez, R (1, 5) OBP: 0.278, SLG: 0.349			0-0 G4-6-3 1B		0-0 G5-4-3 1-2f		0-0 1B		0-0 F8	3 0 2 0 0 0 1												
Al Bumbry, L (9, PH) OBP: 0.306, SLG: 0.321										1 0 0 0 0 0 2												
Rick Dempsey, R (1, 2) OBP: 0.294, SLG: 0.301			0-0 G4-6-3		0-3 K		0-0 F7			3 0 0 0 0 1 2												
Inning Stats	R: 0 E: 0 K: 0 S: 4	H: 2 LOB: 1 BB: 0 P: 4	R: 0 E: 0 K: 0 S: 3	H: 0 LOB: 0 BB: 0 P: 3	R: 0 E: 0 K: 1 S: 5	H: 1 LOB: 0 BB: 0 P: 5	R: 0 E: 0 K: 1 S: 6	H: 1 LOB: 2 BB: 1 P: 10	R: 0 E: 0 K: 1 S: 4	H: 0 LOB: 0 BB: 1 P: 8	R: 0 E: 0 K: 0 S: 3	H: 0 LOB: 2 BB: 2 P: 11	R: 0 E: 0 K: 0 S: 4	H: 1 LOB: 1 BB: 0 P: 4	R: 0 E: 0 K: 0 S: 3	H: 0 LOB: 0 BB: 0 P: 3	R: 0 E: 0 K: 0 S: 5	H: 2 LOB: 2 BB: 0 P: 5	1B: 7 2B: 0 3B: 0 HR: 0	SF: 0 SAC: 0 DP: 3 HBP: 0	WP: 0 PB: 0 SB: 0 CS: 0	PA: 35
PITCHER	IP WLS BF H R ER SO BB IBB HBP BLK WP HR S P ERA WHIP																					
Paul Splittorff, L (1, 1) ERA: 4.44	7.0 W 27 5 0 0 3 4 0 0 0 0 0 0 29 45 0.00 1.286																					
Dan Quisenberry, R (8, 1) ERA: 1.25	2.0 S 8 2 0 0 0 0 0 0 0 0 0 0 8 8 0.00 1.000																					

Baltimore Orioles @ Kansas City Royals
Royals Stadium, Kansas City, MO
 Sun May 29 1983, 4:33 AM EDT
 Att: 29,035 - Unknown

AB	31
R	0
H	7
RBI	0
BB	4
SO	3
LOB	12



WP: 0	PA: 35
PB: 0	
SB: 0	
CS: 0	

Batter	1	2	3	4	5	6	7	8	9
Willie Wilson, S OBP: 0.330, SLG: 0.379 (1, 7) X	0-0 4-3 ①		4-0 1B BB		0-0 1-3 ① S S	0-3 K ③		0-0 4-1 ③	
Pat Sheridan, L OBP: 0.262, SLG: 0.450 (1, 9) X	0-0 HR		4-0 1B BB		0-0 5-3 ②		0-0 F2 ①		
George Brett, L OBP: 0.452, SLG: 0.723 (1, 5) X	0-0 G6-4-3 1B		0-0 F7 ②		0-0 E 1B		0-0 3-1 ②		
Hal McRae, R OBP: 0.413, SLG: 0.530 (1, 10) X	0-0 G6-4-3 1-2f		0-0 1-3 2-H 1B		0-0 E8 1B 1-H		0-0 1B		
Amos Otis, R OBP: 0.289, SLG: 0.336 (1, 8) X		0-0 6-3 ① S S	0-3 K ③		0-0 1-2 1B		0-0 F7 ③		
Willie Aikens, L OBP: 0.388, SLG: 0.493 (1, 3) X		0-0 1-3 ②		0-0 3B		0-0 3-1 ③		0-0 4-3 ①	
Joe Simpson, L OBP: 0.240, SLG: 0.182 (8, 3) X									
Frank White, R OBP: 0.304, SLG: 0.440 (1, 4) X		0-0 S 1B		0-0 6-3 ①		0-0 5-3 ①		0-0 F8 ②	
John Wathan, R OBP: 0.309, SLG: 0.326 (1, 2) X		0-0 1-2 6-3 ③		0-0 F3 ②		0-0 2B		4-0 S 2B BB	
U L Washington, S OBP: 0.304, SLG: 0.277 (1, 6) X			0-0 F8 ①	0-0 4-3 ③		0-3 K ② S S		0-0 1-H 2B	

Inning Stats	R: 1	H: 2	E: 0	K: 0	S: 4	LOB: 0	BB: 0	P: 4
	R: 0	H: 1	E: 0	K: 0	S: 4	LOB: 1	BB: 0	P: 4
	R: 1	H: 1	E: 0	K: 1	S: 6	LOB: 2	BB: 2	P: 14
	R: 0	H: 1	E: 0	K: 0	S: 4	LOB: 1	BB: 0	P: 4
	R: 1	H: 2	E: 1	K: 0	S: 6	LOB: 2	BB: 0	P: 6
	R: 0	H: 1	E: 0	K: 2	S: 8	LOB: 1	BB: 0	P: 8
	R: 0	H: 1	E: 0	K: 0	S: 4	LOB: 1	BB: 0	P: 4
	R: 1	H: 1	E: 0	K: 0	S: 4	LOB: 1	BB: 1	P: 8

PITCHER	IP	WLS	BF	H	R	ER	SO	BB	IBB	HBP	BLK	WP	HR	S	P	ERA	WHIP
Dennis Martinez, R ERA: 4.95 (1, 1)	8.0	L	37	10	4	3	3	3	0	0	0	0	1	40	52	3.38	1.625

PITCHER	IP	WLS	BF	H	R	ER	SO	BB	IBB	HBP	BLK	WP	HR	S	P	ERA	WHIP

BOTTOM

Baltimore Orioles @ Kansas City Royals
Royals Stadium, Kansas City, MO
 Sun May 29 1983, 4:33 AM EDT
 Att. 29,035 - Unknown

livebaseballscorecards.com

AB	34
R	4
H	10
RBI	3
BB	3
SO	3
LOB	15



1B: 6	SF: 0	WP: 0	PA: 37
2B: 2	SAC: 0	PB: 0	
3B: 1	DP: 1	SB: 3	
HR: 1	HBP: 0	CS: 0	

Batter	1	2	3	4	5	6	7	8	9	AB R H RBI BB SO LOB	TOP											
Willie Wilson, S (1, 7) OBP: 0.327, SLG: 0.379	0-3 K	0-0 6-3		0-0 E1 IBB 2B		0-3 K			0-0 BB 2B	5 1 1 0 0 2 3	Kansas City Royals @ Texas Rangers Arlington Stadium, Arlington, TX Tue May 31 1983, 8:05 PM EDT Att. 10,448 - Unknown livebaseballscorecards.com											
Pat Sheridan, L (1, 9) OBP: 0.234, SLG: 0.400	0-0 4-3		0-0 F7	0-3 K		0-0 F9			0-3 K	5 0 0 0 0 2 3												
George Brett, L (1, 5) OBP: 0.457, SLG: 0.714	0-0 F7		0-0 HBP 1B	4-0 2B IBB		0-0 L7			4-0 BB IBB	3 1 1 0 2 0 1												
Hal McRae, R (1, 10) OBP: 0.424, SLG: 0.536		4-0 1B BB FC5-4 BB	1-0 FC6-4 HBP	0-0 2B		0-0 4-3			4-0 1B 2-3 BB	2 1 1 2 2 0 0												
Willie Aikens, L (1, 3) OBP: 0.393, SLG: 0.487		4-0 FC5-4 1B BB	0-0 L8	0-0 L3		0-0 CS 1B			0-3 K	3 1 1 0 1 0 3												
Joe Simpson, L (7, PR) OBP: 0.237, SLG: 0.179		1-2 1B BB								1 0 0 0 0 1 3												
Amos Otis, R (1, 8) OBP: 0.286, SLG: 0.331		0-0 FC5-4 1B	0-0 FC6-4		0-3 K		0-0 L7		0-0 F9	5 0 1 0 0 1 6												
Frank White, R (1, 4) OBP: 0.303, SLG: 0.435		0-0 FC5-4 1B S		0-0 SH5-3 1B E 1B	0-0 P4				0-0 5-3	4 1 1 1 0 0 2												
John Wathan, R (1, 2) OBP: 0.314, SLG: 0.331		0-0 S 1B		0-0 SH5-3 E 1B	0-3 K				0-0 F8	4 1 2 1 0 1 0												
U L Washington, S (1, 6) OBP: 0.304, SLG: 0.278		0-3 K		0-0 SH5-3		0-0 1B			0-3 K	3 0 1 0 0 2 2												
Inning Stats	R: 0 E: 0 K: 1 S: 5	H: 0 LOB: 0 BB: 0 P: 5	R: 2 E: 0 K: 1 S: 7	H: 2 LOB: 2 BB: 2 P: 15	R: 0 E: 0 K: 0 S: 4	H: 1 LOB: 2 BB: 0 P: 5	R: 4 E: 1 K: 1 S: 9	H: 3 LOB: 1 BB: 1 P: 13	R: 0 E: 0 K: 2 S: 7	H: 0 LOB: 0 BB: 0 P: 7	R: 0 E: 0 K: 1 S: 6	H: 1 LOB: 1 BB: 0 P: 6	R: 0 E: 0 K: 0 S: 3	H: 1 LOB: 1 BB: 0 P: 3	R: 0 E: 0 K: 1 S: 5	H: 0 LOB: 0 BB: 0 P: 5	R: 0 E: 0 K: 2 S: 8	H: 1 LOB: 3 BB: 2 P: 16	1B: 7 2B: 2 3B: 0 HR: 0	SF: 0 SAC: 1 DP: 0 HBP: 1	WP: 0 PB: 0 SB: 2 CS: 1	PA: 42
PITCHER	IP WLS BF H R ER SO BB IBB HBP BLK WP HR S P ERA WHIP																					
Danny Darwin, R (1, 1) ERA: 2.95	8.0 L 37 9 6 2 7 2 1 1 0 0 0 0 47 60 2.25 1.375																					
Frank Tanana, L (9, 1) ERA: 1.57	0.1 2 0 0 0 1 0 1 0 0 0 0 3 7 0.00 0.000																					
Odell Jones, R (9, 1) ERA: 2.88	0.2 3 0 0 0 1 1 0 0 0 0 0 4 8 0.00 1.500																					

Kansas City Royals @ Texas Rangers
Arlington Stadium, Arlington, TX
Tue May 31 1983, 8:05 PM EDT
Att. 10,448 - Unknown

AB 35
R 6
H 9
RBI 4
BB 5
SO 9
LOB 23



Batter	1	2	3	4	5	6	7	8	9	AB	R	H	RBI	BB	SO	LOB
Wayne Tolleson, S (1, 4) OBP: 0.333, SLG: 0.347	0-0 F9		0-0 6-3			0-0 1B E 1B		0-0 6-3		4	1	1	0	0	0	1
Bill Sample, R (1, 7) OBP: 0.320, SLG: 0.390	0-0 5-3		0-0 6-3			0-0 F4		0-0 HR 2B		4	1	1	0	0	0	2
Buddy Bell, R (1, 5) OBP: 0.266, SLG: 0.354	0-0 6-3				0-0 6-3	0-0 E9 WP SF8 1B 1-H		0-0 HR 2-H		4	2	2	2	0	0	0
Dave Hostetter, R (1, 10) OBP: 0.318, SLG: 0.315		0-0 4-3			0-0 1B	0-0 SF8 2-H		0-3 K		3	0	1	1	0	1	0
Larry Parrish, R (1, 9) OBP: 0.333, SLG: 0.497		0-0 6-3			0-0 F8	0-0 F9			0-0 L9	4	0	0	0	0	0	1
Pete O'Brien, L (1, 3) OBP: 0.270, SLG: 0.289		0-0 1-3			0-0 L8		0-0 P6		0-0 G3	4	0	0	0	0	0	1
Bucky Dent, R (1, 6) OBP: 0.313, SLG: 0.353			0-0 FC6-4 1B			0-0 F9		0-0 F8	0-0 F9	3	0	1	0	0	0	0
Larry Bittner, L (9, PH) OBP: 0.306, SLG: 0.345										1	0	0	0	0	0	0
George Wright, S (1, 8) OBP: 0.293, SLG: 0.298			0-0 FC6-4 2B 1-2f			0-0 P4		0-3 K		3	1	0	0	0	1	1
Jim Sundberg, R (1, 2) OBP: 0.259, SLG: 0.278			0-0 2B 1-H			0-0 L6			0-0 P2	3	0	1	1	0	0	0

Inning Stats	R: 0	H: 0	E: 0	K: 0	S: 3	LOB: 0	BB: 0	P: 3	R: 0	H: 0	E: 0	K: 0	S: 3	LOB: 0	BB: 0	P: 3	R: 1	H: 2	E: 0	K: 0	S: 5	LOB: 1	BB: 0	P: 5	R: 0	H: 1	E: 0	K: 0	S: 4	LOB: 1	BB: 0	P: 4	R: 0	H: 0	E: 0	K: 0	S: 3	LOB: 0	BB: 0	P: 3	R: 2	H: 2	E: 1	K: 0	S: 5	LOB: 0	BB: 0	P: 5	R: 0	H: 0	E: 0	K: 1	S: 5	LOB: 0	BB: 0	P: 5	R: 2	H: 2	E: 0	K: 1	S: 7	LOB: 0	BB: 0	P: 7	R: 0	H: 0	E: 0	K: 0	S: 3	LOB: 0	BB: 0	P: 3	R: 0	H: 0	E: 0	K: 0	S: 3	LOB: 0	BB: 0	P: 3	1B: 4	SF: 1	2B: 2	SAC: 0	3B: 0	DP: 0	HR: 1	HBP: 0	WP: 1	PA: 34
--------------	------	------	------	------	------	--------	-------	------	------	------	------	------	------	--------	-------	------	------	------	------	------	------	--------	-------	------	------	------	------	------	------	--------	-------	------	------	------	------	------	------	--------	-------	------	------	------	------	------	------	--------	-------	------	------	------	------	------	------	--------	-------	------	------	------	------	------	------	--------	-------	------	------	------	------	------	------	--------	-------	------	------	------	------	------	------	--------	-------	------	-------	-------	-------	--------	-------	-------	-------	--------	-------	--------

PITCHER	IP	WLS	BF	H	R	ER	SO	BB	IBB	HBP	BLK	WP	HR	S	P	ERA	WHIP
Bud Black, L (1, 1) ERA: 2.63	6.0	W	23	5	3	2	0	0	0	0	0	1	0	23	23	3.00	0.833
Mike Armstrong, R (7, 1) ERA: 2.96	1.2		7	2	2	2	1	0	0	0	0	0	1	9	9	10.80	1.200
Dan Quisenberry, R (8, 1) ERA: 1.21	1.1	S	4	0	0	0	1	0	0	0	0	0	0	6	6	0.00	0.000

BOTTOM

Kansas City Royals @ Texas Rangers
Arlington Stadium, Arlington, TX
Tue May 31 1983, 8:05 PM EDT
Att. 10,448 - Unknown

livebaseballscorecards.com

AB	33
R	5
H	7
RBI	4
BB	0
SO	2
LOB	6



Batter	1	2	3	4	5	6	7	8	9	AB R H RBI BB SO LOB	TOP
--------	---	---	---	---	---	---	---	---	---	----------------------	-----

Willie Wilson, S (1, 7) <small>OBP: 0.328, SLG: 0.385</small>	0-0 6-3		0-0 F3			0-0 FC5-4 1B		0-0 1-H 2-H 2B	0-3 K	5 0 2 2 0 1 2
John Wathan, R (1, 3) <small>OBP: 0.313, SLG: 0.329</small>	0-0 6-3			0-0 S 1B		0-0 FC5-4 CS 1-2f		0-0 6-3		4 0 1 0 0 0 2
George Brett, L (1, 5) <small>OBP: 0.452, SLG: 0.699</small>	0-0 5-3			0-0 F7 1-2		0-0 F7 1-2		4-0 FC6-4 BB		3 0 0 0 1 0 2
Hal McRae, R (1, 10) <small>OBP: 0.415, SLG: 0.523</small>		0-0 5-3		0-3 K		0-0 4-3		0-0 FC6-4 1-2f		4 0 0 0 0 1 3
Amos Otis, R (1, 8) <small>OBP: 0.292, SLG: 0.336</small>		0-0 5-3		0-0 5-3		0-0 G4-3-6-3-4 1B		0-0 G3 1B 3B		4 1 2 0 0 0 1
Frank White, R (1, 4) <small>OBP: 0.302, SLG: 0.430</small>		0-0 5-3		0-0 F8		0-0 G4-3-6-3-4 1-2f		0-0 G3 1B 3B		4 1 1 0 0 0 1
Leon Roberts, R (1, 9) <small>OBP: 0.289, SLG: 0.353</small> Pat Sheridan, L (9, PH) <small>OBP: 0.229, SLG: 0.391</small>			0-0 4-3		0-0 FC5-4 1B		0-0 E6 1B 2B	0-0 F9		3 1 1 0 0 0 0 1 0 0 0 0 0 2
Don Slaught, R (1, 2) <small>OBP: 0.282, SLG: 0.270</small> Willie Aikens, L (9, PH) <small>OBP: 0.389, SLG: 0.481</small>			0-0 6-3		0-0 F7		0-0 F7	0-0 G3		3 0 0 0 0 0 2 1 0 0 0 0 0 2
U L Washington, S (1, 6) <small>OBP: 0.314, SLG: 0.310</small>			0-0 2B		0-0 FC5-4 1-2f		0-0 2B 1B	0-0 2-H 3-H 3B		4 1 3 2 0 0 1

Kansas City Royals @ Texas Rangers
 Arlington Stadium, Arlington, TX
 Wed Jun 01 1983, 8:05 PM EDT
 Att: 11,729 - Unknown

livebaseballscorecards.com

AB	36
R	4
H	10
RBI	4
BB	1
SO	2
LOB	18



Inning Stats	R: 0 E: 0 K: 0 S: 3	H: 0 LOB: 0 BB: 0 P: 3	R: 0 E: 0 K: 0 S: 3	H: 0 LOB: 0 BB: 0 P: 3	R: 0 E: 0 K: 0 S: 4	H: 1 LOB: 1 BB: 0 P: 4	R: 0 E: 0 K: 1 S: 6	H: 1 LOB: 1 BB: 0 P: 6	R: 0 E: 0 K: 0 S: 4	H: 1 LOB: 1 BB: 0 P: 4	R: 0 E: 0 K: 0 S: 3	H: 1 LOB: 0 BB: 0 P: 3	R: 0 E: 0 K: 0 S: 3	H: 1 LOB: 0 BB: 0 P: 3	R: 2 E: 1 K: 0 S: 6	H: 2 LOB: 2 BB: 1 P: 10	R: 2 E: 0 K: 1 S: 8	H: 3 LOB: 1 BB: 0 P: 8	1B: 7 2B: 2 3B: 1 HR: 0	SF: 0 SAC: 0 DP: 1 HBP: 0	WP: 0 PB: 0 SB: 1 CS: 1	PA: 37
--------------	------------------------------	---------------------------------	------------------------------	---------------------------------	------------------------------	---------------------------------	------------------------------	---------------------------------	------------------------------	---------------------------------	------------------------------	---------------------------------	------------------------------	---------------------------------	------------------------------	----------------------------------	------------------------------	---------------------------------	----------------------------------	------------------------------------	----------------------------------	--------

PITCHER	IP	WLS	BF	H	R	ER	SO	BB	IBB	HBP	BLK	WP	HR	S	P	ERA	WHIP
Rick Honeycutt, L (1, 1) <small>ERA: 1.84</small>	8.0	W	33	9	4	3	1	1	0	0	0	0	0	34	38	3.38	1.250
Odell Jones, R (9, 1) <small>ERA: 2.77</small>	1.0		4	1	0	0	1	0	0	0	0	0	0	6	6	0.00	1.000

Batter	1	2	3	4	5	6	7	8	9
Wayne Tolleson, S (1, 4) OBP: 0.331, SLG: 0.344	0-3 K		0-0 1B S 1-3 1B		0-0 4-3		0-3 K		
Bill Sample, R (1, 7) OBP: 0.329, SLG: 0.414	0-0 S 1B		0-0 1B 1-3 G3-6-3 1B		0-0 F9		0-0 HR		
Larry Parrish, R (1, 9) OBP: 0.331, SLG: 0.490	0-0 F5		0-0 G3-6-3 1-3 3-H 1B		0-0 F7		0-3 K		
Dave Hostetter, R (1, 10) OBP: 0.310, SLG: 0.306	0-3 K 1-2		0-3 K		0-0 F5		0-0 F3		
Pete O'Brien, L (1, 3) OBP: 0.275, SLG: 0.301		0-3 K	0-0 G3-6-3 1-2f 3-H		0-0 BB 1B		0-0 1B 2B		
Bill Stein, R (1, 5) OBP: 0.300, SLG: 0.278		0-3 K		0-0 F7		4-0 BB 1-2 1B BB	0-0 2-H 1B		
Bucky Dent, R (1, 6) OBP: 0.318, SLG: 0.357		0-0 1B		0-3 K		0-0 1B 1-2 2-H 1B	0-0 P6		
George Wright, S (1, 8) OBP: 0.297, SLG: 0.303		0-0 G3		0-0 CS 1B		0-0 1-3 2-H FC6-4 1B	0-0 P6		
Jim Sundberg, R (1, 2) OBP: 0.259, SLG: 0.277			0-0 1B 1B	0-0 CS 1-2	0-3 K	0-0 1-2f FC6-4	0-0 P6		

Inning Stats	R: 0	H: 1	E: 0	LOB: 1	K: 2	BB: 0	S: 8	P: 8
	R: 0	H: 1	E: 0	LOB: 1	K: 2	BB: 0	S: 8	P: 8
	R: 3	H: 4	E: 0	LOB: 0	K: 1	BB: 0	S: 8	P: 8
	R: 0	H: 1	E: 0	LOB: 0	K: 1	BB: 0	S: 5	P: 5
	R: 0	H: 0	E: 0	LOB: 0	K: 1	BB: 0	S: 5	P: 5
	R: 2	H: 3	E: 0	LOB: 2	K: 0	BB: 1	S: 6	P: 10
	R: 1	H: 1	E: 0	LOB: 0	K: 2	BB: 0	S: 8	P: 8
	R: 1	H: 2	E: 0	LOB: 1	K: 0	BB: 0	S: 5	P: 5

PITCHER	IP	WLS	BF	H	R	ER	SO	BB	IBB	HBP	BLK	WP	HR	S	P	ERA	WHIP
Steve Renko, R (1, 1) ERA: 4.32	5.2	L	26	10	5	5	7	1	0	0	0	0	0	39	43	7.94	1.941
Vida Blue, L (6, 1) ERA: 4.7	2.1		10	3	2	2	2	0	0	0	0	0	1	14	14	7.71	1.286

BOTTOM


Kansas City Royals @ Texas Rangers
Arlington Stadium, Arlington, TX

Wed Jun 01 1983, 8:05 PM EDT
Att. 11,729 - Unknown

AB	R	H	RBI	BB	SO	LOB
4	1	1	0	0	2	0
4	2	3	2	0	0	0
4	0	1	1	0	1	1
4	0	0	0	0	2	3
4	2	2	0	0	1	1
3	1	1	1	1	1	0
4	0	2	1	0	1	1
4	0	2	1	0	0	2
4	1	1	0	0	1	3

AB	35
R	7
H	13
RBI	6
BB	1
SO	9
LOB	11

livebaseballscorecards.com



1B: 11	SF: 0	WP: 0	PA: 37
2B: 1	SAC: 0	PB: 0	
3B: 0	DP: 1	SB: 2	
HR: 1	HBP: 0	CS: 1	

Batter	1	2	3	4	5	6	7	8	9	AB R H RBI BB SO LOB	TOP
Willie Wilson, S OBP: 0.325, SLG: 0.380 (1, 7) X	0-0 4-3		0-0 WP 1B		0-0 F8	0-0 6-3			0-0 G6-3 1-2f	5 1 1 0 0 0 3	Kansas City Royals @ Chicago White Sox Comiskey Park, Chicago, IL Thu Jun 02 1983, 8:05 PM EDT Att. 17,710 - Cloudy - 65 F
Pat Sheridan, L OBP: 0.231, SLG: 0.367 (1, 9) SSS	0-3 K		0-3 K		0-3 K			4-0 G4-6-3 BB	3 0 0 0 1 3 1		
George Brett, L OBP: 0.459, SLG: 0.703 (1, 5) X	0-0 2B		4-0 1B BB		4-0 BB			0-0 G4-6-3 1-2f	2 0 1 0 2 0 1		
Hal McRae, R OBP: 0.411, SLG: 0.516 (1, 10) X	0-0 5-3		0-0 G4-6-3 1-2 3-H 1B		0-3 K			0-3 K	4 0 1 1 0 2 2		
Willie Aikens, L OBP: 0.376, SLG: 0.463 (1, 3) Don Slaught, R OBP: 0.275, SLG: 0.263 (8, PH) (8, 2)		0-3 K	0-0 G4-6-3 1-2f		0-0 F7			0-0 E6	3 0 0 0 0 1 2 1 0 0 0 0 0 0		
Amos Otis, R OBP: 0.291, SLG: 0.333 (1, 8) SSS		0-3 K		0-0 G5-4-3 1B		0-0 6-3		0-3 K 1-2	4 0 1 0 0 2 1		
Frank White, R OBP: 0.306, SLG: 0.444 (1, 4) X		0-0 1B 2B		0-0 G5-4-3 1-2f		0-0 2B 2B		0-0 F4	4 2 2 0 0 0 1		
John Wathan, R OBP: 0.329, SLG: 0.338 (1, 2) (8, 3) X		0-0 2-H 1B		4-0 BB		4-0 2B BB		0-0 G6-3 1B	2 0 2 1 2 0 0		
U L Washington, S OBP: 0.313, SLG: 0.314 (1, 6) X	0-0 4-3		0-0 F7		0-0 F7			0-0 F7	4 0 1 1 0 0 3		
Inning Stats	R: 0 H: 1 E: 0 LOB: 1 K: 1 BB: 0 S: 6 P: 6	R: 1 H: 2 E: 0 LOB: 1 K: 2 BB: 0 S: 9 P: 9	R: 1 H: 2 E: 0 LOB: 1 K: 1 BB: 1 S: 6 P: 10	R: 0 H: 1 E: 0 LOB: 1 K: 0 BB: 1 S: 3 P: 7	R: 0 H: 0 E: 0 LOB: 1 K: 2 BB: 1 S: 7 P: 11	R: 1 H: 2 E: 0 LOB: 2 K: 0 BB: 1 S: 5 P: 9	R: 0 H: 0 E: 0 LOB: 0 K: 1 BB: 1 S: 4 P: 8	R: 0 H: 0 E: 1 LOB: 0 K: 1 BB: 0 S: 5 P: 5	R: 0 H: 1 E: 0 LOB: 0 K: 0 BB: 0 S: 3 P: 3	1B: 5 SF: 0 2B: 4 SAC: 0 3B: 0 DP: 4 HR: 0 HBP: 0	
PITCHER Richard Dotson, R ERA: 4.11 (1, 1) Juan Agosto, L ERA: (6, 1)	IP WLS BF H R ER SO BB IBB HBP BLK WP HR S P ERA WHIP	5.2 27 8 3 3 6 4 0 0 0 1 0 35 51 4.76 2.118	3.1 10 1 0 0 2 1 0 0 0 0 0 0 13 17 0.00 0.600	PITCHER IP WLS BF H R ER SO BB IBB HBP BLK WP HR S P ERA WHIP							

livebaseballscorecards.com

AB	32
R	3
H	9
RBI	3
BB	5
SO	8
LOB	14



Batter	1	2	3	4	5	6	7	8	9
Tony Bernazard, S OBP: 0.288, SLG: 0.377 (1, 4)	0-0 6-3 ①		0-0 6-3 ③			0-0 F9 ①		0-0 FC1-8 1B	
Carlton Fisk, R OBP: 0.297, SLG: 0.378 (1, 2)	0-0 6-3 ②			0-0 6-3 ①		0-0 FC4-6 FC4-6 1-2f 3-H		0-0 FC1-6 HR 1-2f	
Harold Baines, L OBP: 0.327, SLG: 0.407 (1, 8)	0-0 2B			0-0 L1		0-0 FC4-6 1-2f		0-0 HR 1-H	
Greg Luzinski, R OBP: 0.299, SLG: 0.377 (1, 10)		0-0 F9 ①		0-0 F3 ③			0-0 F8 ①	0-0 F8 ②	
Tom Paciorek, R OBP: 0.317, SLG: 0.443 (1, 9)		0-0 F7 ②			0-0 F8 ①		0-0 F8 ②	0-0 F8 ③	
Ron Kittle, R OBP: 0.299, SLG: 0.521 (1, 7)		0-0 F6 ③			0-0 L5 ②		0-0 HR 1B		
Chris Nyman, R OBP: 0.333, SLG: 0.462 (1, 3)			0-0 F8 ①		0-0 5-3 ③		0-0 HR 1-H		
Vance Law, R OBP: 0.271, SLG: 0.400 (1, 5)			0-0 PB 1B			0-0 F9 FC4-6 1B	0-0 1B	0-0 1B 2B	
Jerry Dybzinski, R OBP: 0.354, SLG: 0.373 (1, 6)			0-0 F2 1-2			0-0 FC4-6 1B	0-0 1B 2-H		

Inning Stats	R: 0	H: 1	E: 0	LOB: 1	K: 0	BB: 0	S: 3	P: 3	R: 0	H: 0	E: 0	LOB: 0	K: 0	BB: 0	S: 3	P: 3	R: 0	H: 0	E: 0	LOB: 0	K: 0	BB: 0	S: 3	P: 3	R: 1	H: 2	E: 0	LOB: 1	K: 0	BB: 0	S: 5	P: 5	R: 3	H: 4	E: 0	LOB: 1	K: 0	BB: 0	S: 6	P: 6	R: 2	H: 2	E: 0	LOB: 0	K: 0	BB: 0	S: 5	P: 5
	0	1	0	1	0	0	3	3	0	0	0	0	0	0	3	3	0	0	0	0	0	0	0	3	3	1	2	0	1	0	5	5	3	4	0	1	0	0	6	2	0	0	5	5				

PITCHER														PITCHER																																		
IP	WLS	BF	H	R	ER	SO	BB	IBB	HBP	BLK	WP	HR	S	P	ERA	WHIP	IP	WLS	BF	H	R	ER	SO	BB	IBB	HBP	BLK	WP	HR	S	P	ERA	WHIP															
Larry Gura, L ERA: 4.11 (1, 1)	7.0	L	27	8	4	4	0	0	0	0	0	1	27	27	5.14	1.143																																
Mike Armstrong, R ERA: 3.55 (8, 1)	1.0		5	2	2	0	0	0	0	0	0	1	5	5	18.00	2.000																																


BOTTOM

AB	R	H	RBI	BB	SO	LOB
4	0	1	0	0	0	3
4	1	0	1	0	0	2
4	1	2	2	0	0	1
4	0	0	0	0	0	0
4	0	0	0	0	0	0
3	1	1	0	0	0	0
3	1	1	2	0	0	0
3	2	3	0	0	0	0
3	0	2	1	0	0	1

Kansas City Royals @ Chicago White Sox
Comiskey Park, Chicago, IL

Thu Jun 02 1983, 8:05 PM EDT
Att: 17,710 - Cloudy - 65 F

AB	32
R	6
H	10
RBI	6
BB	0
SO	0
LOB	7



WP	HR	S	P	ERA	WHIP
0	1	5	5	18.00	2.000

Batter	1	2	3	4	5	6	7	8	9	AB R H RBI BB SO LOB	TOP																			
Willie Wilson, S OBP: 0.319, SLG: 0.372 (1, 7) X	0-0 4-3 ①		X 0-0 F8 ③			X 0-0 F2 ①		X 0-0 5-3 ③		4 0 0 0 0 0 1	Kansas City Royals @ Chicago White Sox Comiskey Park, Chicago, IL Fri Jun 03 1983, 8:05 PM EDT Att. 19,533 - Overcast - 60 F livebaseballscorecards.com																			
U L Washington, S OBP: 0.306, SLG: 0.307 (1, 6) X	0-0 4-3 ②			X 0-0 F2 ①		X 0-0 6-3 ②		X 0-0 F8 ①	4 0 0 0 0 0 0																					
George Brett, L OBP: 0.460, SLG: 0.698 (1, 5) X	0-0 1B			X 0-0 6-3 HBP 1B		X 0-0 4-3 ③		X 0-0 F8 ②	4 0 2 0 0 0 0																					
Hal McRae, R OBP: 0.408, SLG: 0.506 (1, 10) X	0-0 1-3 ③		H 1-0 6-3 HBP 1-2			X 0-0 F3 ①		X 0-0 1-3 ③	3 0 0 0 0 0 1																					
Amos Otis, R OBP: 0.285, SLG: 0.326 (1, 8) X		X 0-0 L3 ①		X 0-0 6-3 ②		S 0-3 K ②			3 0 0 0 0 1 2																					
Frank White, R OBP: 0.301, SLG: 0.436 (1, 4) X		X 0-0 F9 ②		X 0-0 F3 ③		X 0-0 5-3 ③			3 0 0 0 0 0 2																					
Leon Roberts, R OBP: 0.268, SLG: 0.324 (1, 9) S		S 0-3 K ③		S 0-3 K ①				X 0-0 F4 ①	3 0 0 0 0 2 0																					
John Wathan, R OBP: 0.323, SLG: 0.331 (1, 3) X			X 0-0 F9 ①		X 0-0 F4 ②		X 0-0 F9 ②		3 0 0 0 0 0 0																					
Don Slaught, R OBP: 0.279, SLG: 0.268 (1, 2) X			X 0-0 F9 ②		X 0-0 1-3 ③		X 0-0 1B		3 0 1 0 0 0 0																					
Inning Stats	R: 0 E: 0 K: 0 S: 4	H: 1 LOB: 1 BB: 0 P: 4	R: 0 E: 0 K: 1 S: 5	H: 0 LOB: 0 BB: 0 P: 5	R: 0 E: 0 K: 0 S: 3	H: 0 LOB: 0 BB: 0 P: 3	R: 0 E: 0 K: 1 S: 5	H: 1 LOB: 2 BB: 0 P: 5	R: 0 E: 0 K: 1 S: 5	H: 0 LOB: 0 BB: 0 P: 5	R: 0 E: 0 K: 1 S: 5	H: 0 LOB: 0 BB: 0 P: 5	R: 0 E: 0 K: 1 S: 4	H: 1 LOB: 1 BB: 0 P: 4	R: 0 E: 0 K: 0 S: 3	H: 0 LOB: 0 BB: 0 P: 3	1B: 3 2B: 0 3B: 0 HR: 0	SF: 0 SAC: 0 DP: 0 HBP: 1	WP: 0 PB: 0 SB: 0 CS: 0	PA: 31										
PITCHER Jerry Koosman, L ERA: 3.8 (1, 1)	IP 9.0	WLS W	BF 31	H 3	R 0	ER 0	SO 3	BB 0	IBB 0	HBP 1	BLK 0	WP 0	HR 0	S 36	P 37	ERA 0.00	WHIP 0.333													
											PITCHER	IP	WLS	BF	H	R	ER	SO	BB	IBB	HBP	BLK	WP	HR	S	P	ERA	WHIP		

AB	30
R	0
H	3
RBI	0
BB	0
SO	3
LOB	6



Batter	1	2	3	4	5	6	7	8	9	AB	R	H	RBI	BB	SO	LOB	BOTTOM
--------	---	---	---	---	---	---	---	---	---	----	---	---	-----	----	----	-----	--------

Rudy Law, L OBP: 0.328, SLG: 0.306 (1, 8)	0-0 L4		0-0 F6			0-0 F9		0-0 F8		4	0	0	0	0	0	0	Kansas City Royals @ Chicago White Sox Comiskey Park, Chicago, IL Fri Jun 03 1983, 8:05 PM EDT Att: 19,533 - Overcast - 60 F
Carlton Fisk, R OBP: 0.297, SLG: 0.377 (1, 2)	0-0 BB 1B		0-0 6-3			0-0 5-3				3	1	1	0	0	0	0	
Harold Baines, L OBP: 0.332, SLG: 0.408 (1, 9)	4-0 BB 1B				0-0 G3		0-0 1B			2	0	1	0	1	0	0	
Greg Luzinski, R OBP: 0.299, SLG: 0.376 (1, 10)	0-0 G6-4-3 1B				0-0 6-3		0-0 G3			3	0	1	1	0	0	1	
Tom Paciorek, R OBP: 0.310, SLG: 0.432 (1, 3)	0-0 G6-4-3				0-0 F8		0-0 F6			3	0	0	0	0	0	2	
Mike Squires, L OBP: 0.271, SLG: 0.211 (8, 3)	1-2r						0-3 K			0	0	0	0	0	0	0	
Ron Kittle, R OBP: 0.299, SLG: 0.535 (1, 7)		0-0 F9			0-0 HR		0-0 F7			3	1	1	1	0	1	0	
Tony Bernazard, S OBP: 0.284, SLG: 0.371 (1, 4)		0-0 F6			0-3 K		0-0 F9			3	0	0	0	0	1	0	
Vance Law, R OBP: 0.261, SLG: 0.386 (1, 5)		0-0 F8			0-0 1-4-3		0-0 F9			3	0	0	0	0	0	0	
Jerry Dybzinski, R OBP: 0.341, SLG: 0.359 (1, 6)			0-3 K		0-0 F4		0-3 K			3	0	0	0	0	2	0	

Inning Stats	R: 1 E: 0 K: 0 S: 4	H: 2 LOB: 1 BB: 1 P: 8	R: 0 E: 0 K: 0 S: 3	H: 0 LOB: 0 BB: 0 P: 3	R: 0 E: 0 K: 1 S: 5	H: 0 LOB: 0 BB: 0 P: 5	R: 0 E: 0 K: 0 S: 3	H: 0 LOB: 0 BB: 0 P: 3	R: 1 E: 0 K: 1 S: 6	H: 1 LOB: 0 BB: 0 P: 6	R: 0 E: 0 K: 0 S: 4	H: 1 LOB: 1 BB: 0 P: 4	R: 0 E: 0 K: 1 S: 5	H: 0 LOB: 0 BB: 0 P: 5	R: 0 E: 0 K: 1 S: 5	H: 0 LOB: 0 BB: 0 P: 5	1B: 3 2B: 0 3B: 0 HR: 1	SF: 0 SAC: 0 DP: 1 HBP: 0	WP: 0 PB: 0 SB: 0 CS: 0	PA: 28
---------------------	------------------------------	---------------------------------	------------------------------	---------------------------------	------------------------------	---------------------------------	------------------------------	---------------------------------	------------------------------	---------------------------------	------------------------------	---------------------------------	------------------------------	---------------------------------	------------------------------	---------------------------------	----------------------------------	------------------------------------	----------------------------------	--------

PITCHER	IP	WLS	BF	H	R	ER	SO	BB	IBB	HBP	BLK	WP	HR	S	P	ERA	WHIP	PITCHER	IP	WLS	BF	H	R	ER	SO	BB	IBB	HBP	BLK	WP	HR	S	P	ERA	WHIP		
Keith Creel, R ERA: 2.25 (1, 1)	8.0	L	28	4	2	2	4	1	0	0	0	0	1	35	39	2.25	0.625																				

livebaseballscorecards.com

AB	27
R	2
H	4
RBI	2
BB	1
SO	4
LOB	3



Batter	1	2	3	4	5	6	7	8	9	AB R H RBI BB SO LOB	TOP
Willie Wilson, S (1, 7) OBP: 0.315, SLG: 0.367 Joe Simpson, L (6, 7) OBP: 0.231, SLG: 0.174	0-3 K		0-3 K	0-0 4-3			0-0 F7		0-0 6-3	3 0 0 0 0 2 1 2 0 0 0 0 0 0	
U L Washington, S (1, 6) OBP: 0.309, SLG: 0.317	4-0 HR BB		0-0 F9		0-0 F7		0-0 2B 3B		0-0 F8	4 2 1 0 1 0 0	
George Brett, L (1, 5) OBP: 0.461, SLG: 0.719	0-0 HR		0-0 4-3		0-0 4-3		0-0 2B			4 1 2 3 0 0 0	
Hal McRae, R (1, 10) OBP: 0.404, SLG: 0.506	0-0 5-3			0-0 3B 2B	0-0 1-3		0-0 F4			4 1 1 0 0 0 1	
Amos Otis, R (1, 8) OBP: 0.297, SLG: 0.333	0-0 1B			4-0 3B BB		0-0 4-3 1B 1B		0-3 K		3 2 2 0 1 1 0	
Frank White, R (1, 4) OBP: 0.300, SLG: 0.444	0-0 4-3			0-0 WP 3B		0-0 4-3		0-0 F8		4 1 1 2 0 0 2	
John Wathan, R (1, 3) OBP: 0.322, SLG: 0.342		0-0 F3		0-0 4-3		0-0 5-3		0-0 3B		4 0 1 0 0 0 1	
Leon Roberts, R (1, 9) OBP: 0.267, SLG: 0.317		0-0 6-3		0-0 F4		0-0 PO 1B		0-0 5-3		4 0 1 1 0 0 1	
Don Slaught, R (1, 2) OBP: 0.277, SLG: 0.267		0-0 L6		0-0 1B		0-0 PO		0-0 5-3	0-0 5-3	4 0 1 0 0 0 0	
Inning Stats	R: 2 H: 2 E: 0 LOB: 1 K: 1 BB: 1 S: 7 P: 11	R: 0 H: 0 E: 0 LOB: 0 K: 0 BB: 0 S: 3 P: 3	R: 0 H: 0 E: 0 LOB: 0 K: 1 BB: 0 S: 5 P: 5	R: 3 H: 3 E: 0 LOB: 1 K: 0 BB: 1 S: 6 P: 10	R: 0 H: 0 E: 0 LOB: 0 K: 0 BB: 0 S: 3 P: 3	R: 1 H: 2 E: 0 LOB: 0 K: 0 BB: 0 S: 4 P: 4	R: 1 H: 2 E: 0 LOB: 1 K: 0 BB: 0 S: 5 P: 5	R: 0 H: 1 E: 0 LOB: 1 K: 1 BB: 0 S: 6 P: 6	R: 0 H: 0 E: 0 LOB: 0 K: 0 BB: 0 S: 3 P: 3	1B: 4 SF: 0 2B: 2 SAC: 0 3B: 3 DP: 0 HR: 1 HBP: 0	WP: 1 PA: 39 PB: 0 SB: 0 CS: 0
PITCHER Britt Burns, L (1, 1) ERA: 4.72 Dennis Lamp, R (4, 1) ERA: 4.75	IP WLS BF H R ER SO BB IBB HBP BLK WP HR S P ERA WHIP										
	3.2 L 18 5 5 5 2 2 0 0 0 0 1 1 20 28 12.27 1.909										
	5.1 20 5 2 2 1 0 0 0 0 0 0 0 22 22 3.38 0.938										

Kansas City Royals @ Chicago White Sox
Comiskey Park, Chicago, IL
Sat Jun 04 1983, 8:05 PM EDT
Att. 34,260 - Unknown - 62 F

AB	36
R	7
H	10
RBI	6
BB	2
SO	3
LOB	6



Batter	1	2	3	4	5	6	7	8	9	AB R H RBI BB SO LOB	TOP																	
Willie Wilson, S (1, 7) OBP: 0.317, SLG: 0.365	0-3 K			0-0 F6			0-0 FC3-6 1B	4-0 HR BB	0-3 K	4 2 1 0 1 2 1	Kansas City Royals @ Chicago White Sox Comiskey Park, Chicago, IL Sun Jun 05 1983, 4:33 AM EDT Sunny - 54 F																	
U L Washington, S (1, 6) OBP: 0.313, SLG: 0.339	0-0 6-3			0-0 1-3			0-0 FC3-6 1B	0-0 HR		4 1 2 3 0 0 0																		
George Brett, L (1, 5) OBP: 0.451, SLG: 0.701	0-0 6-3			0-0 G3			0-0 FC3-6 2B	0-0 F8		4 1 0 1 0 0 2																		
Hal McRae, R (1, 10) OBP: 0.406, SLG: 0.512				0-0 F4			0-0 1-H 2B	0-0 1B		4 0 2 1 0 0 0																		
Amos Otis, R (1, 8) OBP: 0.289, SLG: 0.324				0-3 K			0-0 F4	0-3 K		4 0 0 0 0 2 2																		
Frank White, R (1, 4) OBP: 0.293, SLG: 0.434				0-0 F8			0-0 F9			4 0 0 0 0 0 1																		
John Wathan, R (1, 3) OBP: 0.326, SLG: 0.354				0-0 F8			0-0 G3			3 2 1 0 1 0 0																		
Leon Roberts, R (1, 9) OBP: 0.255, SLG: 0.302				0-0 F7			0-0 F8			2 0 0 0 0 0 0																		
Pat Sheridan, L (8, PH) OBP: 0.241, SLG: 0.373								0-0 6-3		2 0 1 1 0 0 1																		
Don Slaught, R (1, 2) OBP: 0.265, SLG: 0.255				0-0 4-3			0-0 F8			2 0 0 0 0 0 0																		
Willie Aikens, L (8, PH) OBP: 0.383, SLG: 0.470								0-0 HR BB		1 0 1 1 0 0 0																		
Joe Simpson, L (8, PR) OBP: 0.241, SLG: 0.200								0-0 1B		1 1 1 0 0 0 0																		
Inning Stats	R: 0 E: 0 K: 1 S: 5	H: 0 LOB: 0 BB: 0 P: 5	R: 0 E: 0 K: 1 S: 5	H: 0 LOB: 0 BB: 0 P: 5	R: 0 E: 0 K: 0 S: 3	H: 0 LOB: 0 BB: 0 P: 3	R: 0 E: 0 K: 0 S: 3	H: 0 LOB: 0 BB: 0 P: 3	R: 2 E: 0 K: 0 S: 6	H: 3 LOB: 1 BB: 0 P: 6	R: 4 E: 0 K: 1 S: 9	H: 4 LOB: 1 BB: 1 P: 13	R: 1 E: 0 K: 1 S: 6	H: 2 LOB: 1 BB: 1 P: 10	1B: 5 2B: 2 3B: 1 HR: 1	SF: 0 SAC: 0 DP: 0 HBP: 0	WP: 0 PB: 0 SB: 1 CS: 1	PA: 37										
PITCHER	IP WLS BF H R ER SO BB IBB HBP BLK WP HR S P ERA WHIP																											
Floyd Bannister, L (1, 1) ERA: 4.45	7.0		24	3	2	2	2	0	0	0	0	0	0	28	28	2.57	0.429											
Salome Barojas, R (8, 1) ERA: 3.75	0.1		2	1	1	1	0	0	0	0	0	0	0	2	2	27.00	3.000											
Kevin Hickey, L (8, 1) ERA: 3.48	0.1	L	5	3	3	3	0	1	0	0	0	0	1	4	8	81.00	12.000											
Dick Tidrow, R (8, 1) ERA: 3.27	0.2		4	1	1	1	1	1	0	0	0	0	0	5	9	13.50	3.000											
Juan Agosto, L (9, 1) ERA:	0.2		2	1	0	0	1	0	0	0	0	0	0	4	4	0.00	1.500											

AB	35
R	7
H	9
RBI	7
BB	2
SO	4
LOB	7



livebaseballscorecards.com

Batter	1	2	3	4	5	6	7	8	9	AB R H RBI BB SO LOB
Tony Bernazard, S (1, 4) OBP: 0.294, SLG: 0.374	0-0 F3		0-0 F9			0-0 G1-6-3 1B	0-0 1-3		0-0 FC4 1B	5 0 2 0 0 0 2
Tom Paciorek, R (1, 9) OBP: 0.296, SLG: 0.409	0-0 E5 1B		0-0 F8			0-0 F8		0-0 E5 1B	0-0 FC4 1B	5 1 0 0 0 0 3
Harold Baines, L (1, 8) OBP: 0.333, SLG: 0.403	0-0 1B		0-0 F5			0-0 G1-6-3 1-2f		0-0 1B 1B		4 1 2 0 0 0 2
Greg Luzinski, R (1, 10) OBP: 0.315, SLG: 0.379	0-3 K			4-0 CS BB			4-0 6-3 BB	0-0 1B		1 0 0 0 2 1 2
Mike Squires, L (7, PR) OBP: 0.279, SLG: 0.221								0-0 1B		1 1 1 1 0 0 0
Ron Kittle, R (1, 7) OBP: 0.297, SLG: 0.517	0-0 F3		0-0 F8			4-0 6-3 BB	0-0 K	0-3 K		3 1 0 0 1 1 5
Marc Hill, R (1, 2) OBP: 0.354, SLG: 0.400		0-0 G1-6-3 1B		0-3 K		0-0 6-3		0-0 1B		3 0 1 0 0 1 3
Carlton Fisk, R (8, PH) OBP: 0.305, SLG: 0.373						1-2 2-3		1-2 G1-6-3 1B		1 0 1 1 0 0 0
Chris Nyman, R (1, 3) OBP: 0.250, SLG: 0.333		0-0 F5			0-3 K	0-0 F4		0-0 G1-6-3 1-2f		2 0 0 0 0 1 1
Jerry Hairston, S (7, PH) OBP: 0.390, SLG: 0.500										1 0 0 0 0 0 3
Scott Fletcher, R (8, 5) OBP: 0.351, SLG: 0.319										1 0 0 0 0 0 2
Vance Law, R (1, 5) OBP: 0.258, SLG: 0.368		0-0 G1-6-3 1-2f				0-0 6-3			0-0 G3	2 0 0 0 0 0 1
Greg Walker, L (7, PH) OBP: 0.288, SLG: 0.426										1 1 0 0 0 0 1
Salome Barojas, R (8, 1)										0 0 0 0 0 0 0
Kevin Hickey, L (8, 1)										0 0 0 0 0 0 0
Dick Tidrow, R (8, 1)										0 0 0 0 0 0 0
Juan Agosto, L (9, 1)										0 0 0 0 0 0 0
Rudy Law, L (9, PH) OBP: 0.326, SLG: 0.303										1 0 0 0 0 0 0
Jerry Dybzinski, R (1, 6) OBP: 0.366, SLG: 0.388			4-0 S BB			0-0 F2			0-3 K	3 0 1 1 1 1 0

Inning Stats	R: 0	H: 1	E: 1	LOB: 2	K: 1	BB: 0	S: 7	P: 7	R: 0	H: 1	E: 0	LOB: 0	K: 0	BB: 0	S: 3	P: 3	R: 0	H: 0	E: 0	LOB: 1	K: 0	BB: 1	S: 3	P: 7	R: 0	H: 0	E: 0	LOB: 0	K: 1	BB: 0	S: 5	P: 5	R: 0	H: 1	E: 0	LOB: 0	K: 0	BB: 0	S: 3	P: 3	R: 3	H: 1	E: 1	LOB: 1	K: 0	BB: 2	S: 5	P: 13	R: 2	H: 3	E: 1	LOB: 1	K: 1	BB: 0	S: 8	P: 8	R: 0	H: 1	E: 0	LOB: 1	K: 1	BB: 0	S: 6	P: 6	1B: 8	SF: 0	2B: 1	SAC: 0	3B: 0	DP: 4	HR: 0	HBP: 0	WP: 0	PA: 38
--------------	------	------	------	--------	------	-------	------	------	------	------	------	--------	------	-------	------	------	------	------	------	--------	------	-------	------	------	------	------	------	--------	------	-------	------	------	------	------	------	--------	------	-------	------	------	------	------	------	--------	------	-------	------	-------	------	------	------	--------	------	-------	------	------	------	------	------	--------	------	-------	------	------	-------	-------	-------	--------	-------	-------	-------	--------	-------	--------

PITCHER	IP	WLS	BF	H	R	ER	SO	BB	IBB	HBP	BLK	WP	HR	S	P	ERA	WHIP
Bud Black, L (1, 1) ERA: 1.83	6.0		23	3	2	0	3	4	0	0	0	0	0	25	41	0.00	1.167
Dan Quisenberry, R (7, 1) ERA: 1.34	3.0	W	15	5	3	1	2	0	0	0	0	0	0	19	19	3.00	1.667

BOTTOM

Kansas City Royals @ Chicago White Sox
Comiskey Park, Chicago, IL
Sun Jun 05 1983, 4:33 AM EDT
Sunny - 54 F

livebaseballscorecards.com

AB	34
R	5
H	8
RBI	3
BB	4
SO	5
LOB	25



Batter	1	2	3	4	5	6	7	8	9	AB R H RBI BB SO LOB	TOP		
Willie Wilson, S (1, 7) OBP: 0.315, SLG: 0.362	0-0 F7		0-0 S 1B		0-0 E6		0-0 F6			4 0 1 0 0 0 1	Kansas City Royals @ Chicago White Sox Comiskey Park, Chicago, IL Sun Jun 05 1983, 4:38 AM EDT Att. 31,377 - Overcast - 53 F		
U L Washington, S (1, 6) OBP: 0.311, SLG: 0.333	0-0 1-3		4-0 FC6-4 1-2 BB		0-0 5-3			0-0 1-3	3 0 0 0 1 0 1				
John Wathan, R (1, 2) OBP: 0.324, SLG: 0.351	0-0 5-3		0-0 FC6-4 1-2f		0-0 1-4-3			0-0 1B	4 0 1 0 0 0 2				
Hal McRae, R (1, 10) OBP: 0.403, SLG: 0.506		0-0 F7		0-0 FC3-6 1B		0-0 F4		0-3 K	4 0 1 0 0 1 1				
Willie Aikens, L (1, 3) OBP: 0.367, SLG: 0.448 Leon Roberts, R (8, 9) OBP: 0.255, SLG: 0.302		0-0 4-3		0-0 FC3-6 G1-6-3 1-2f		0-0 4-3		0-0 G3	4 0 0 0 0 0 2 0 0 0 0 0 0 0				
Frank White, R (1, 4) OBP: 0.303, SLG: 0.446		0-0 1B		0-0 G1-6-3 1-2f			0-0 2B 2B	0-0 G6-4-3 1B	4 1 3 0 0 0 1				
Pat Sheridan, L (1, 8) OBP: 0.246, SLG: 0.389 Amos Otis, R (9, PH) OBP: 0.294, SLG: 0.329		0-3 K			0-0 SH1-3 SH1-3 2B		0-0 F8	0-0 G6-4-3 1-2 1B	3 1 1 0 0 1 2 1 0 1 0 0 0 0				
Joe Simpson, L (1, 9) OBP: 0.235, SLG: 0.194 Don Slaught, R (9, PH) OBP: 0.260, SLG: 0.250			0-0 G3		0-0 SH1-3 2-3		0-0 5-3	0-0 G6-4-3 1-2f 2-3	2 0 0 0 0 0 1 1 0 0 0 0 0 2				
Greg Pryor, R (1, 5) OBP: 0.214, SLG: 0.286			0-0 F7		0-0 SH1-3 3-H		0-0 2B	0-0 5-3	3 0 1 2 0 0 1				
Inning Stats	R: 0 H: 0 E: 0 LOB: 0 K: 0 BB: 0 S: 3 P: 3	R: 0 H: 1 E: 0 LOB: 1 K: 1 BB: 0 S: 6 P: 6	R: 0 H: 1 E: 0 LOB: 2 K: 0 BB: 1 S: 4 P: 8	R: 0 H: 1 E: 0 LOB: 0 K: 0 BB: 0 S: 3 P: 3	R: 1 H: 1 E: 1 LOB: 1 K: 0 BB: 0 S: 5 P: 5	R: 0 H: 0 E: 0 LOB: 0 K: 0 BB: 0 S: 3 P: 3	R: 1 H: 2 E: 0 LOB: 1 K: 0 BB: 0 S: 5 P: 5	R: 0 H: 1 E: 0 LOB: 1 K: 1 BB: 0 S: 6 P: 6	R: 0 H: 2 E: 0 LOB: 1 K: 0 BB: 0 S: 4 P: 4	1B: 6 SF: 0 2B: 3 SAC: 2 3B: 0 DP: 2 HR: 0 HBP: 0		WP: 0 PA: 36 PB: 0 SB: 1 CS: 0	
PITCHER	IP WLS BF H R ER SO BB IBB HBP BLK WP HR S P ERA WHIP											PITCHER	IP WLS BF H R ER SO BB IBB HBP BLK WP HR S P ERA WHIP
LaMarr Hoyt, R (1, 1) ERA: 4.21	8.0 W 33 8 2 2 2 1 0 0 0 0 0 0 36 40 2.25 1.125												
Juan Agosto, L (9, 1) ERA:	1.0 S 3 1 0 0 0 0 0 0 0 0 0 0 3 3 0.00 1.000												

livebaseballscorecards.com

AB	33
R	2
H	9
RBI	2
BB	1
SO	2
LOB	14



Batter	1	2	3	4	5	6	7	8	9
Rudy Law, L OBP: 0.333, SLG: 0.312 (1, 8)	0-0 K2-3 S 1B		0-0 G6-4-3 1-2f			0-0 SH5-3 1-3		0-0 BB S 2B 1B 2-H	
Tony Bernazard, S OBP: 0.293, SLG: 0.371 (1, 4)	0-0 F3 1-2			0-0 F9		0-0 SF7 3-H		4-0 BB BB BB BB 2B BB	
Harold Baines, L OBP: 0.327, SLG: 0.395 (1, 9)	0-3 K2-3 2-3			0-0 F8		0-0 4-3		0-0 F8	
Greg Luzinski, R OBP: 0.316, SLG: 0.378 (1, 10) Chris Nyman, R OBP: 0.250, SLG: 0.333 (7, PR) Greg Walker, L OBP: 0.302, SLG: 0.426 (8, PH)	0-0 3-1			0-0 F7			0-0 CS 1B	4-0 2B BB 1-2 2-3	
Tom Paciorek, R OBP: 0.309, SLG: 0.427 (1, 3) Mike Squires, L OBP: 0.279, SLG: 0.221 (9, 3)		0-0 G6-4-3 1B			0-0 WP 1B		0-0 F8 1-2	0-0 1-H 2-H 3-H 2B	
Ron Kittle, R OBP: 0.296, SLG: 0.508 (1, 7)		0-0 G6-4-3 1-2f			0-0 F8 1-2		4-0 BB	0-0 F4	
Carlton Fisk, R OBP: 0.299, SLG: 0.365 (1, 2)		0-3 K			0-0 F8		0-0 F8		
Vance Law, R OBP: 0.263, SLG: 0.371 (1, 5) Jerry Hairston, S OBP: 0.405, SLG: 0.514 (8, PH) Scott Fletcher, R OBP: 0.351, SLG: 0.319 (8, PR) (9, 5)			0-0 G6-4-3 1B		0-3 K			0-0 WP SH1-4 1B 1B	
Jerry Dybzinski, R OBP: 0.368, SLG: 0.384 (1, 6)			0-0 F2			4-0 SH5-3 SF7 BB		0-0 SH1-4 1-2	

AB	R	H	RBI	BB	SO	LOB
3	1	2	1	0	0	1
2	1	0	1	1	0	1
4	0	0	0	0	1	3
3	0	1	0	0	0	1
0	0	0	0	0	0	0
0	1	0	0	1	0	0
4	0	3	3	0	0	1
0	0	0	0	0	0	0
3	0	0	0	1	0	4
3	0	0	0	0	1	2
2	0	1	0	0	1	1
1	0	1	0	0	0	0
0	1	0	0	0	0	0
1	1	0	0	1	0	1

BOTTOM

Kansas City Royals @ Chicago White Sox
Comiskey Park, Chicago, IL

Sun Jun 05 1983, 4:38 AM EDT
Att. 31,377 - Overcast - 53 F

AB	26
R	5
H	8
RBI	5
BB	4
SO	3
LOB	15



Inning Stats	R: 0	H: 1	E: 0	LOB: 1	K: 1	BB: 0	S: 6	P: 6
Vida Blue, L ERA: 4.33 (1, 1)	IP: 6.0	WLS: 21	BF: 4	H: 4	R: 1	ER: 1	SO: 3	BB: 1
Mike Armstrong, R ERA: 4.3 (7, 1)	IP: 2.0	WLS: 12	BF: 4	H: 4	R: 4	ER: 4	SO: 0	BB: 3

PITCHER	IP	WLS	BF	H	R	ER	SO	BB	IBB	HBP	BLK	WP	HR	S	P	ERA	WHIP
Vida Blue, L	6.0	21	4	4	1	1	3	1	0	0	0	1	0	26	30	1.50	0.833
Mike Armstrong, R	2.0	12	4	4	4	4	0	3	0	0	0	1	0	9	21	18.00	3.500

Batter	1	2	3	4	5	6	7	8	9	AB R H RBI BB SO LOB	TOP							
Mickey Hatcher, R OBP: 0.379, SLG: 0.487 (1, 9) X	0-0 E3 G4-6-3		0-0 HR		0-0 1B SF7	0-0 F8			0-0 1B G6-4-3	5 2 3 1 0 0 1								
John Castino, R OBP: 0.387, SLG: 0.511 (1, 4) X	0-0 G4-6-3 1-2f		0-0 F9		0-0 1B SF7 BB		0-0 1B G6-4-3		0-0 1B G6-4-3 1-2f	5 0 2 0 0 0 2								
Dave Engle, R OBP: 0.359, SLG: 0.486 (1, 10) X	0-0 HR 1B		0-0 F9		4-0 BB 1-2		0-0 1B G6-4-3 1-2f		0-0 1B	4 1 2 0 1 0 1								
Kent Hrbek, L OBP: 0.377, SLG: 0.517 (1, 3) X	0-0 HR		0-0 4-3		0-0 SF7		4-0 BB FC6-4		0-0 1-3	3 1 1 3 1 0 1								
Gary Ward, R OBP: 0.294, SLG: 0.436 (1, 7) X	0-0 F7			0-0 4-3	0-3 K		0-0 BB FC6-4 1-2f			4 0 0 0 0 1 3								
Gary Gaetti, R OBP: 0.316, SLG: 0.411 (1, 5) X		0-0 F8		4-0 BB 1B	0-3 K			0-0 1-4-3		3 0 0 0 1 1 2								
Tom Brunansky, R OBP: 0.277, SLG: 0.347 (1, 8) X		0-0 F7		0-0 F8		0-0 F8		0-0 1B		4 0 1 0 0 0 1								
Tim Laudner, R OBP: 0.295, SLG: 0.286 (1, 2) X		0-0 1B		0-0 1B 1-2		0-0 2B		0-0 F7		4 0 3 0 0 0 1								
Greg Gagne, R OBP: 0.143, SLG: 0.286 (1, 6) X		0-0 5-3		0-0 F3		0-0 5-3		0-0 F9		3 0 0 0 0 0 4								
Randy Bush, L OBP: 0.369, SLG: 0.477 (8, PH)										1 0 0 0 0 0 1								
Ron Washington, R OBP: 0.304, SLG: 0.321 (8, 6) X										0 0 0 0 0 0 0								
Inning Stats	R: 2 E: 1 K: 0 S: 5	H: 2 LOB: 0 BB: 0 P: 5	R: 0 E: 0 K: 0 S: 4	H: 1 LOB: 1 BB: 0 P: 4	R: 1 E: 0 K: 0 S: 4	H: 1 LOB: 2 BB: 1 P: 8	R: 0 E: 0 K: 0 S: 4	H: 1 LOB: 1 BB: 0 P: 4	R: 0 E: 0 K: 0 S: 3	H: 1 LOB: 1 BB: 1 P: 7	R: 0 E: 0 K: 0 S: 4	H: 1 LOB: 1 BB: 0 P: 4	R: 0 E: 0 K: 0 S: 4	H: 2 LOB: 1 BB: 0 P: 4	1B: 9 2B: 1 3B: 0 HR: 2	SF: 1 SAC: 0 DP: 3 HBP: 0	WP: 0 PB: 0 SB: 0 CS: 0	PA: 40
PITCHER	IP WLS BF H R ER SO BB IBB HBP BLK WP HR S P ERA WHIP																	
Larry Gura, L ERA: 4.24 (1, 1)	6.0 W 28 8 4 4 2 2 0 0 0 0 2 30 38 6.00 1.667																	
Dan Quisenberry, R ERA: 1.25 (7, 1)	3.0 S 12 4 0 0 0 1 0 0 0 0 0 0 11 15 0.00 1.667																	

Minnesota Twins @ Kansas City Royals
 Royals Stadium, Kansas City, MO
 Tue Jun 07 1983, 8:05 PM EDT
 Att. 21,173 - Unknown - 77 F

livebaseballscorecards.com

AB	36
R	4
H	12
RBI	4
BB	3
SO	2
LOB	17



Batter	1	2	3	4	5	6	7	8	9	AB	R	H	RBI	BB	SO	LOB
Willie Wilson, S OBP: 0.317, SLG: 0.360 (1, 7)	1-0 FC6-5 S HBP	0-0 BB 2B 1B	0-3 K		0-0 F9			0-0 FC4-6 WP 1-2f WP		4	2	1	0	0	1	2
U L Washington, S OBP: 0.308, SLG: 0.326 (1, 6)	0-0 FC6-5 S 2B 1-3	4-0 BB 2B BB		0-3 K		0-0 5-3		0-3 K		4	2	0	0	1	2	2
George Brett, L OBP: 0.457, SLG: 0.706 (1, 5)	0-0	4-0 2B 1B BB		0-0 1B 1B WP 1B		0-0 3-1		4-0 WP 2B BB 1-3		3	3	2	1	1	0	0
Greg Pryor, R OBP: 0.241, SLG: 0.286 (8, 5)	1-H 1B 2B	1-2 2-3		1B 1B		3-1		1-3 2B BB		0	1	0	0	1	0	0
Hal McRae, R OBP: 0.408, SLG: 0.520 (1, 10)	0-0 1B 1B 2-H	0-0 1B 2B 1-3 2-H 3-H		0-0 F3		0-3 K		0-0 2B 1-H 3-H		5	1	3	4	0	1	1
Willie Aikens, L OBP: 0.373, SLG: 0.451 (1, 3)	0-0 1B 1B 1-2	4-3		0-0 WP 1B 1B 1-2		0-0 4-3		0-0 6-3		4	0	2	0	0	0	2
Joe Simpson, L OBP: 0.232, SLG: 0.192 (8, 3)	1-2 1B	0-0		1-2 1B		4-3		0-0		1	0	0	0	0	0	1
Amos Otis, R OBP: 0.305, SLG: 0.340 (1, 8)	0-0 1B 1-2 2-H	0-0 1B 2-H 3-H		0-0 WP 1B 1-2 2-3		0-0 5-3		0-0		4	0	3	2	0	0	0
Frank White, R OBP: 0.307, SLG: 0.453 (1, 4)	0-0 F7		0-0 4-3 2B		0-0 F3 1-2 2-3 3-H		0-0 1B		0-0	4	0	2	0	0	0	4
John Wathan, R OBP: 0.319, SLG: 0.345 (1, 2)	0-0 F8		0-0 5-3		0-0 6-3		0-0 F7		0-0	3	0	0	0	0	0	3
Don Slaught, R OBP: 0.255, SLG: 0.245 (7, 2)	0-0		0-0		0-0 6-3		0-0 F7		0-0	1	0	0	0	0	0	1
Pat Sheridan, L OBP: 0.230, SLG: 0.362 (1, 9)		0-0 2-3	0-0 4-3		0-3 K			0-0 E4 FC4-8		4	0	0	0	0	1	1

Inning Stats	R: 3	H: 4	LOB: 2	K: 0	S: 7	P: 8	R: 3	H: 3	LOB: 2	K: 0	S: 5	P: 13	R: 0	H: 1	LOB: 1	K: 1	S: 6	R: 1	H: 3	LOB: 2	K: 1	S: 8	R: 0	H: 0	LOB: 0	K: 1	S: 5	R: 0	H: 1	LOB: 1	K: 0	S: 4	R: 2	H: 1	LOB: 1	K: 1	S: 7	P: 11
--------------	------	------	--------	------	------	------	------	------	--------	------	------	-------	------	------	--------	------	------	------	------	--------	------	------	------	------	--------	------	------	------	------	--------	------	------	------	------	--------	------	------	-------


PITCHER	IP	WLS	BF	H	R	ER	SO	BB	IBB	HBP	BLK	WP	HR	S	P	ERA	WHIP
Ken Schrom, R ERA: 4.63 (1, 1)	1.1	L	13	6	6	6	0	2	0	1	0	0	0	10	19	40.50	6.000
Jack O'Connor, L ERA: 5.8 (2, 1)	6.1		25	6	2	1	5	0	0	0	0	1	0	35	35	1.42	0.947
Rick Lysander, R ERA: 3.35 (8, 1)	0.1		3	1	1	0	0	1	0	0	0	2	0	2	6	0.00	6.000

BOTTOM

Minnesota Twins @ Kansas City Royals
Royals Stadium, Kansas City, MO

Tue Jun 07 1983, 8:05 PM EDT
Att: 21,173 - Unknown - 77 F

AB	37
R	9
H	13
RBI	7
BB	3
SO	5
LOB	17



WP	PA	1B	SF	2B	SAC	3B	DP	HR	HBP	CS
3	41	9	0	4	0	0	0	0	1	0

Batter	1	2	3	4	5	6	7	8	9	AB R H RBI BB SO LOB	TOP											
Mickey Hatcher, R (1, 9) OBP: 0.375, SLG: 0.487	0-0 F7		0-0 F8			0-0 1B 2B	0-0 5-3			4 1 1 1 0 0 2	Minnesota Twins @ Kansas City Royals Royals Stadium, Kansas City, MO Wed Jun 08 1983, 8:05 PM EDT Att. 20,103 - Unknown - 78 F livebaseballscorecards.com											
John Castino, R (1, 4) OBP: 0.381, SLG: 0.502	0-0 6-3			0-0 5-3		0-0 F8		0-0 E6		4 0 0 0 0 0 1												
Dave Engle, R (1, 2) OBP: 0.356, SLG: 0.475	0-3 K			4-0 G4-6-3 BB		0-0 F9		0-0 6-3		3 0 0 0 1 1 2												
Kent Hrbek, L (1, 3) OBP: 0.378, SLG: 0.522 Scott Ulger, R (4, 3) OBP: 0.091, SLG: 0.048		0-0 F9 2B		0-0 G4-6-3 1-2f		0-0 2H 1B		0-0 F8		2 0 1 0 0 0 1 2 0 1 1 0 0 1												
Gary Ward, R (1, 7) OBP: 0.293, SLG: 0.437		0-0 F8			0-0 2B	0-0 F4		0-0 1-3		4 0 1 0 0 0 3												
Randy Bush, L (1, 10) OBP: 0.359, SLG: 0.462		0-0 F9 2-3			0-0 F3		0-0 4-3	0-0 L8		4 0 0 0 0 0 2												
Gary Gaetti, R (1, 5) OBP: 0.315, SLG: 0.408		0-0 F7			0-0 F8		0-0 G3 BB 1B	0-3 K		4 0 1 0 0 1 2												
Tom Brunansky, R (1, 8) OBP: 0.276, SLG: 0.342			0-0 5-3		0-0 F8		4-0 BB BB BB BB G3 BB	0-0 F9		3 0 0 0 1 0 1												
Greg Gagne, R (1, 6) OBP: 0.100, SLG: 0.200			0-0 5-3			0-0 E6 2B	0-0 G3 1-2 2-3			3 1 0 0 0 0 2												
Inning Stats	R: 0 E: 0 K: 1 S: 5	H: 0 LOB: 0 BB: 0 P: 5	R: 0 E: 0 K: 0 S: 4	H: 1 LOB: 1 BB: 0 P: 4	R: 0 E: 0 K: 0 S: 3	H: 0 LOB: 0 BB: 0 P: 3	R: 0 E: 0 K: 0 S: 2	H: 0 LOB: 0 BB: 1 P: 6	R: 0 E: 0 K: 0 S: 4	H: 1 LOB: 1 BB: 0 P: 4	R: 2 E: 1 K: 0 S: 6	H: 2 LOB: 1 BB: 0 P: 6	R: 0 E: 0 K: 0 S: 4	H: 1 LOB: 2 BB: 1 P: 8	R: 0 E: 1 K: 0 S: 4	H: 0 LOB: 1 BB: 0 P: 4	R: 0 E: 0 K: 1 S: 5	H: 0 LOB: 0 BB: 0 P: 5	1B: 2 2B: 3 3B: 0 HR: 0	SF: 0 SAC: 0 DP: 1 HBP: 0	WP: 0 PB: 0 SB: 0 CS: 0	PA: 35
PITCHER	IP WLS BF H R ER SO BB IBB HBP BLK WP HR S P ERA WHIP																					
Steve Renko, R (1, 1) ERA: 3.79	7.0 W 28 5 2 0 1 2 0 0 0 0 0 0 28 36 0.00 1.000																					
Dan Quisenberry, R (8, 1) ERA: 1.19	2.0 S 7 0 0 0 1 0 0 0 0 0 0 0 9 9 0.00 0.000																					

Minnesota Twins @ Kansas City Royals
 Royals Stadium, Kansas City, MO
 Wed Jun 08 1983, 8:05 PM EDT
 Att. 20,103 - Unknown - 78 F

AB	33
R	2
H	5
RBI	2
BB	2
SO	2
LOB	17



Batter	1	2	3	4	5	6	7	8	9
Willie Wilson, S OBP: 0.328, SLG: 0.367 (1, 7)	0-0 4-3		4-0 CS BB	0-0 S 1B			0-0 E3 PB 1B	0-0 1-2 3B 1B	
Onix Concepcion, R OBP: 0.174, SLG: 0.227 (1, 6)	0-0 5-3		0-0 F7 1-2	0-0 F9 1-2			0-3 K 3-H	0-0 1-H 2-H 3B	
Frank White, R OBP: 0.315, SLG: 0.454 (1, 4)	0-0 1B		0-0 6-3		0-0 F7		0-0 1B	4-0 BB	
Hal McRae, R OBP: 0.403, SLG: 0.511 (1, 10)	0-0 F9			0-0 1B 1B	0-0 F9		0-0 F9	0-0 4-3	
Amos Otis, R OBP: 0.315, SLG: 0.353 (1, 8)		4-0 1B 2-3 1B BB		0-0 1B E 1B	0-0 F8			0-0 1B 2B	
Willie Aikens, L OBP: 0.387, SLG: 0.463 (1, 3)		0-0 2-3		0-0 1B E 1B		0-0 1B		0-0 1B SF8 1B	
Joe Simpson, L OBP: 0.232, SLG: 0.192 (8, PR) (9, 3)		1-2		1-2 2-H 1B 1B		0-3 K 1B		0-0 2-H 1B	
Leon Roberts, R OBP: 0.286, SLG: 0.333 (1, 9)		0-0 1B		0-0 E7 1B 1B		0-3 K 1B		0-0 1B 3B 1B	
Pat Sheridan, L OBP: 0.238, SLG: 0.367 (6, PH) (7, 9)		2-3 1B		1-2 2-H 1B 1B		0-3 K 1B		0-0 1B 1B	
Don Slaught, R OBP: 0.255, SLG: 0.245 (1, 2)		0-0 1B		0-0 F7 1B		0-3 K 1B		0-0 F7 1B	
Greg Pryor, R OBP: 0.212, SLG: 0.258 (1, 5)		0-0 G5-4-3 1B		0-0 F7 1B		0-3 K 1B		0-0 SF8 1B	
		0-0 G5-4-3 1-2		0-0 L7		0-0 F7		0-0 SF8 3-H	

AB	R	H	RBI	BB	SO	LOB
4	2	3	1	1	0	0
5	0	1	2	0	1	3
4	0	2	0	1	0	0
5	1	1	0	0	0	3
3	3	2	0	1	0	0
4	1	3	2	0	0	1
0	1	0	0	0	0	0
2	0	2	0	0	0	0
2	1	1	0	0	1	1
4	0	1	1	0	1	5
3	0	0	1	0	0	5

BOTTOM	
AB	36
R	9
H	16
RBI	7
BB	3
SO	3
LOB	18

1B	2B	3B	HR	SF	SAC	DP	HBP
14	1	1	0	1	0	1	0

Inning Stats		R	H	E	K	S	Pitcher	
0	1	0	1	0	4	2	IP	WLS
0	1	0	1	0	4	2	WLS	BF
0	0	0	0	0	4	2	H	R
4	4	0	0	0	4	2	ER	SO
4	4	0	0	0	4	2	BB	IBB
4	4	0	0	0	4	2	HBP	BLK
4	4	0	0	0	4	2	WP	HR
4	4	0	0	0	4	2	S	P
4	4	0	0	0	4	2	ERA	WHIP

Minnesota Twins @ Kansas City Royals
 Royals Stadium, Kansas City, MO
 Wed Jun 08 1983, 8:05 PM EDT
 Att: 20,103 - Unknown - 78 F

livebaseballscorecards.com



Batter	1	2	3	4	5	6	7	8	9	AB R H RBI BB SO LOB	TOP																	
Mickey Hatcher, R OBP: 0.368, SLG: 0.476 (1, 9) X	0-0 5-3		0-0 F9 1B	0-0 F7			0-0 6-3		0-0 L9	5 0 1 0 0 0 1																		
John Castino, R OBP: 0.375, SLG: 0.494 (1, 4) X	0-0 L7		0-0 F7	0-3 K			0-3 K			4 0 0 0 0 2 2																		
Kent Hrbek, L OBP: 0.385, SLG: 0.527 (1, 3) X	0-0 HR 1B		0-0 1-2 1B				0-0 1-3 1B			4 1 3 0 0 0 0																		
Randy Bush, L OBP: 0.362, SLG: 0.485 (1, 10) X Darrell Brown, S OBP: 0.313, SLG: 0.315 (8, PR)	0-0 1-H HR		0-0 F9 2-3				0-0 1-3 1-2		G5-4-3 1B	4 1 2 2 0 0 3 0 0 0 0 0 0 0																		
Gary Ward, R OBP: 0.296, SLG: 0.450 (1, 7) X	0-0 HR		0-0 F8				0-0 5-3		G5-4-3 1B	4 1 2 1 0 0 3																		
Gary Gaetti, R OBP: 0.314, SLG: 0.403 (1, 5) X	0-0 F8			4-0 1B BB			0-0 F7		G5-4-3 1-2 2-3	3 1 0 0 1 0 3																		
Tom Brunansky, R OBP: 0.276, SLG: 0.337 (1, 8) X		0-0 F8		4-0 1B 1-2 SF7 BB			0-0 F8		1-3	3 1 0 0 1 0 2																		
Tim Laudner, R OBP: 0.296, SLG: 0.288 (1, 2) X Dave Engle, R OBP: 0.353, SLG: 0.472 (9, PH)		0-0 5-3		0-0 1-3 2-H 1B			0-0 F6		1-3	3 0 1 1 0 0 0 1 0 0 0 0 0 0																		
Greg Gagne, R OBP: 0.077, SLG: 0.167 (1, 6) X Bobby Mitchell, L OBP: 0.370, SLG: 0.340 (9, PH)		0-0 L8		0-0 3-H SF7			0-0 F8		5-3	2 0 0 1 0 0 0 1 0 0 0 0 0 0																		
Inning Stats	R: 3 E: 0 K: 0 S: 6	H: 3 LOB: 0 BB: 0 P: 6	R: 0 E: 0 K: 0 S: 3	H: 0 LOB: 0 BB: 0 P: 3	R: 0 E: 0 K: 0 S: 5	H: 2 LOB: 2 BB: 0 P: 5	R: 2 E: 0 K: 1 S: 6	H: 1 LOB: 1 BB: 2 P: 14	R: 0 E: 0 K: 0 S: 4	H: 1 LOB: 1 BB: 0 P: 4	R: 0 E: 0 K: 0 S: 3	H: 0 LOB: 0 BB: 0 P: 3	R: 0 E: 0 K: 1 S: 5	H: 0 LOB: 0 BB: 0 P: 5	R: 0 E: 0 K: 0 S: 4	H: 2 LOB: 2 BB: 0 P: 4	R: 0 E: 0 K: 0 S: 3	H: 0 LOB: 0 BB: 0 P: 3	1B: 7 2B: 0 3B: 0 HR: 2	SF: 1 SAC: 0 DP: 1 HBP: 0	WP: 0 PB: 0 SB: 0 CS: 0	PA: 37						
PITCHER	IP WLS BF H R ER SO BB IBB HBP BLK WP HR S P ERA WHIP																											
Keith Creel, R ERA: 5.73 (1, 1)	3.0		6	5	5	0	2	0	0	0	0	0	2	15	23	15.00	2.667											
Bill Castro, R ERA: 7.12 (4, 1)	5.0	W	17	3	0	0	2	0	0	0	0	0	0	21	21	0.00	0.600											
Dan Quisenberry, R ERA: 1.17 (9, 1)	1.0	S	3	0	0	0	0	0	0	0	0	0	0	3	3	0.00	0.000											

Minnesota Twins @ Kansas City Royals
Royals Stadium, Kansas City, MO
Thu Jun 09 1983, 8:05 PM EDT
Att. 26,869 - Unknown - 82 F

livebaseballscorecards.com

AB	34
R	5
H	9
RBI	5
BB	2
SO	2
LOB	14



Kansas City Royals @ Seattle Mariners
 The Kingdome, Seattle, WA
 Fri Jun 10 1983, 10:05 PM EDT
 Att. 8,721 - Dome

livebaseballscorecards.com

AB	34
R	2
H	9
RBI	2
BB	1
SO	6
LOB	17



WP: 0	PA: 35
PB: 0	
SB: 0	
CS: 0	

AB	R	H	RBI	BB	SO	LOB
4	1	2	0	0	0	0
4	0	1	0	0	0	1
4	0	1	1	0	1	2
4	0	0	0	0	0	3
3	1	3	1	1	0	0
0	0	0	0	0	0	0
4	0	1	0	0	1	4
4	0	1	0	0	1	2
4	0	0	0	0	3	5
3	0	0	0	0	0	0

Batter	1	2	3	4	5	6	7	8	9				
Willie Wilson, S (1, 7) OBP: 0.329, SLG: 0.369	0-0 4-3 6-3 2B		0-0 2B 1B		0-0 G3			0-0 6-3					
U L Washington, S (1, 6) OBP: 0.301, SLG: 0.323	0-0 4-3 2-3		0-0 1-3 2B		0-0 F6			0-0 4-3					
Frank White, R (1, 4) OBP: 0.312, SLG: 0.446	0-0 6-3 3-H		0-3 K		0-0 FC1-6 1B			0-0 6-3					
Hal McRae, R (1, 10) OBP: 0.407, SLG: 0.513	0-0 4-3		0-0 1-3		0-0 FC1-6 2B			0-0 L5					
Willie Aikens, L (1, 3) OBP: 0.412, SLG: 0.535		0-0 1B 2B		4-0 E BB		0-0 FC6-4-2-4 2B		0-0 HR					
Joe Simpson, L (9, 3) OBP: 0.232, SLG: 0.192													
Amos Otis, R (1, 8) OBP: 0.318, SLG: 0.366		0-0 6-3		0-3 K		0-0 FC6-4-2-4 2-3 3-H		0-0 1B					
Pat Sheridan, L (1, 9) OBP: 0.229, SLG: 0.343		0-0 K 1B		0-0 E4 G6-4-3		0-3 K		0-0 F8					
Don Slaught, R (1, 2) OBP: 0.222, SLG: 0.217		0-3 K		0-0 G6-4-3		0-3 K		0-3 K					
Greg Pryor, R (1, 5) OBP: 0.256, SLG: 0.324			0-0 F9		0-0 F8		0-0 5-3						
Inning Stats	R: 1 E: 0 K: 0 S: 4 H: 1 LOB: 0 BB: 0 P: 4	R: 0 E: 0 K: 1 S: 6 H: 2 LOB: 1 BB: 0 P: 6	R: 0 E: 0 K: 1 S: 7 H: 2 LOB: 2 BB: 0 P: 7	R: 0 E: 1 K: 1 S: 5 H: 0 LOB: 1 BB: 1 P: 9	R: 0 E: 0 K: 0 S: 3 H: 0 LOB: 0 BB: 0 P: 3	R: 0 E: 0 K: 2 S: 7 H: 2 LOB: 1 BB: 0 P: 4	R: 0 E: 0 K: 2 S: 7 H: 0 LOB: 0 BB: 0 P: 7	R: 0 E: 0 K: 0 S: 3 H: 0 LOB: 0 BB: 0 P: 3	R: 1 E: 0 K: 1 S: 7 H: 2 LOB: 1 BB: 0 P: 7	1B: 4 2B: 5 3B: 0 HR: 1 SF: 0 SAC: 0 DP: 2 HBP: 0			
PITCHER	IP WLS BF H R ER SO BB IBB HBP BLK WP HR S P ERA WHIP											PITCHER	IP WLS BF H R ER SO BB IBB HBP BLK WP HR S P ERA WHIP
Bob Stoddard, R (1, 1) ERA: 4.7	8.1 L 33 9 2 2 5 1 0 0 0 0 1 42 46 2.16 1.200												
Ed Vande Berg, L (9, 1) ERA: 4.64	0.2 2 0 0 0 1 0 0 0 0 0 0 0 4 4 0.00 0.000												

Batter	1	2	3	4	5	6	7	8	9	AB	R	H	RBI	BB	SO	LOB
Steve Henderson, R (1, 7) OBP: 0.384, SLG: 0.418	0-3 K		0-0 F9		0-0 F9			0-0 6-3		4	0	0	0	0	1	2
Jamie Allen, R (1, 5) Manny Castillo, S (8, PH) OBP: 0.325, SLG: 0.323 OBP: 0.267, SLG: 0.326	0-0 4-3		0-0 BB 1B		0-0 6-3			0-0 F8		3	0	1	0	0	0	0
Dave Henderson, R (1, 8) OBP: 0.308, SLG: 0.402	0-0 BB 1B		4-0 BB					4-0 BB		2	0	1	0	2	0	0
Richie Zisk, R (1, 10) OBP: 0.289, SLG: 0.366	4-0 FC6-4 BB		0-3 K					0-0 E6		3	0	0	0	1	1	3
Jim Maler, R (1, 3) Pat Putnam, L (9, PH) OBP: 0.222, SLG: 0.125 OBP: 0.289, SLG: 0.371	0-0 FC6-4				0-0 F5			0-0 F6		3	0	0	0	0	0	3
Ricky Nelson, L (1, 9) OBP: 0.290, SLG: 0.448		0-0 5-3		4-0 E S BB				0-3 K		3	0	0	0	1	1	2
Orlando Mercado, R (1, 2) Rick Sweet, S (9, PH) OBP: 0.223, SLG: 0.330 OBP: 0.274, SLG: 0.269		0-0 F4		0-0 F3				0-0 F3		3	0	0	0	0	0	1
Todd Cruz, R (1, 6) OBP: 0.234, SLG: 0.348		0-0 4-3		0-0 1-3				0-0 F6		3	0	0	0	0	0	1
Julio Cruz, S (1, 4) OBP: 0.339, SLG: 0.367			0-0 CS 1B		4-0 BB			0-0 5-3		2	0	1	0	1	0	0

Inning Stats	R: 0	H: 1	E: 0	K: 1	S: 6	LOB: 2	BB: 1	P: 10	R: 0	H: 0	E: 0	K: 0	S: 3	LOB: 0	BB: 0	P: 3	R: 0	H: 2	E: 0	K: 1	S: 6	LOB: 2	BB: 1	P: 10	R: 0	H: 0	E: 0	K: 0	S: 3	LOB: 1	BB: 1	P: 7	R: 0	H: 0	E: 1	K: 1	S: 6	LOB: 1	BB: 0	P: 6	R: 0	H: 0	E: 0	K: 0	S: 3	LOB: 0	BB: 0	P: 3	R: 0	H: 0	E: 0	K: 0	S: 3	LOB: 1	BB: 1	P: 7	R: 0	H: 0	E: 0	K: 0	S: 2	LOB: 0	BB: 1	P: 6	1B: 3	2B: 0	3B: 0	HR: 0	SF: 0	SAC: 0	DP: 1	HBP: 0	WP: 0	PB: 0	SB: 1	CS: 1	PA: 34
PITCHER	IP	WLS	BF	H	R	ER	SO	BB	IBB	HBP	BLK	WP	HR	S	P	ERA	WHIP																																																												
Paul Splittorf, L (1, 1) ERA: 3.13	7.0	W	27	3	0	0	3	4	0	0	0	0	0	29	45	0.00	1.000																																																												
Mike Armstrong, R (8, 1) ERA: 4.02	2.0	S	7	0	0	0	0	2	0	0	0	0	0	5	13	0.00	1.000																																																												


BOTTOM

Kansas City Royals @ Seattle Mariners
The Kingdome, Seattle, WA

Fri Jun 10 1983, 10:05 PM EDT
Att: 8,721 - Dome

livebaseballscorecards.com

AB	28
R	0
H	3
RBI	0
BB	6
SO	3
LOB	13



Batter	1	2	3	4	5	6	7	8	9	AB R H RBI BB SO LOB	TOP
Willie Wilson, S OBP: 0.322, SLG: 0.361 (1, 7) X	0-0 F8		0-0 4-3	0-0 3-1			0-0 F8		0-0 F9	5 0 0 0 0 0 3	
U L Washington, S OBP: 0.313, SLG: 0.340 (1, 6) X	0-0 1B			0-0 1B	0-0 1B		0-0 1B		0-3 K	5 2 4 0 0 1 0	
Frank White, R OBP: 0.314, SLG: 0.442 (1, 4) X	0-0 F6			4-0 1B 1B	0-0 F2		0-0 1B		0-0 6-3	4 1 1 1 1 0 2	
Hal McRae, R OBP: 0.408, SLG: 0.510 (1, 10) X	0-0 F8			0-0 1B 1B	0-3 K		4-0 1B			3 1 1 1 1 1 2	
Willie Aikens, L OBP: 0.415, SLG: 0.529 (1, 3)		4-0 FC5-4		0-0 BB 1B	0-0 6-3		0-3 K			3 0 1 0 1 1 3	
Cesar Geronimo, L OBP: 0.200, SLG: 0.130 (9, 9)		BB		1-2 2-3 BB 1B			0-3 K			0 0 0 0 0 0 0	
Amos Otis, R OBP: 0.311, SLG: 0.357 (1, 8)		0-0 FC5-4		0-3 K		0-0 6-3	0-3 K			4 0 0 0 0 2 6	
Joe Simpson, L OBP: 0.233, SLG: 0.221 (1, 9) (9, 3) X		0-0 F5		0-0 F6		0-0 3B		0-0 F9		4 0 1 0 0 0 4	
Don Slaught, R OBP: 0.224, SLG: 0.219 (1, 2)			0-0 5-3	0-0 BB 1B		0-0 2-3		0-0 G3		4 0 1 1 0 0 1	
Greg Pryor, R OBP: 0.256, SLG: 0.300 (1, 5) X			0-0 F9	4-0 BB		0-0 F7		0-0 6-3		3 0 0 1 1 0 1	
Inning Stats	R: 0 H: 1 E: 0 LOB: 1 K: 0 BB: 0 S: 4 P: 4	R: 0 H: 0 E: 0 LOB: 0 K: 0 BB: 1 S: 2 P: 6	R: 0 H: 0 E: 0 LOB: 0 K: 0 BB: 0 S: 3 P: 3	R: 3 H: 4 E: 0 LOB: 3 K: 1 BB: 2 S: 9 P: 17	R: 0 H: 1 E: 0 LOB: 1 K: 1 BB: 0 S: 6 P: 6	R: 0 H: 1 E: 0 LOB: 1 K: 0 BB: 0 S: 4 P: 4	R: 1 H: 2 E: 0 LOB: 2 K: 2 BB: 1 S: 9 P: 13	R: 0 H: 0 E: 0 LOB: 0 K: 0 BB: 0 S: 3 P: 3	R: 0 H: 0 E: 0 LOB: 0 K: 1 BB: 0 S: 5 P: 5	1B: 7 SF: 0 2B: 1 SAC: 0 3B: 1 DP: 0 HR: 0 HBP: 0	WP: 0 PA: 39 PB: 0 SB: 3 CS: 1
PITCHER	IP WLS BF H R ER SO BB IBB HBP BLK WP HR S P ERA WHIP										
Gaylord Perry, R ERA: 4.91 (1, 1)	6.1 L 30 9 4 4 2 3 0 0 0 0 0 0 31 43 5.68 1.895										
Roy Thomas, R ERA: 4.09 (7, 1)	0.0 1 0 0 0 0 1 0 0 0 0 0 0 0 4 ∞ ∞										
Ed Vande Berg, L ERA: 4.13 (7, 1)	2.2 8 0 0 0 0 3 0 0 0 0 0 0 14 14 0.00 0.000										

Kansas City Royals @ Seattle Mariners
 The Kingdom, Seattle, WA
 Sat Jun 11 1983, 10:05 PM EDT
 Att. 16,661 - Dome

AB	35
R	4
H	9
RBI	4
BB	4
SO	5
LOB	22



1B:	7	SF:	0
2B:	1	SAC:	0
3B:	1	DP:	0
HR:	0	HBP:	0

Batter	1	2	3	4	5	6	7	8	9	AB R H RBI BB SO LOB	TOP									
Willie Wilson, S (1, 7) OBP: 0.321, SLG: 0.359	0-0 5-3 2B 1B		0-0 G3		0-0 E8 1-2 1-3		0-0 6-3			4 1 1 0 0 0 1										
Onix Concepcion, R (1, 6) OBP: 0.148, SLG: 0.192	0-0 5-3 1-2		0-0 F3		0-0 1-3 1-2 2-3		0-0 F8			4 0 0 0 0 0 3										
Frank White, R (1, 4) OBP: 0.313, SLG: 0.443	0-0 2-H 2B		0-0 F2		0-3 K		0-0 6-3			4 0 1 1 0 1 2										
Hal McRae, R (1, 10) OBP: 0.401, SLG: 0.500	0-0 F3			0-0 6-3		0-0 F9		0-0 F9		4 0 0 0 0 0 1										
Willie Aikens, L (1, 3) OBP: 0.402, SLG: 0.509	0-0 4-3			0-0 4-6-3		0-3 K			0-0 4-3	4 0 0 0 0 1 1										
Cesar Geronimo, L (1, 9) OBP: 0.241, SLG: 0.259		0-0 F2		0-0 2B		0-0 2B		0-0 F8		4 0 2 0 0 0 0										
Joe Simpson, L (1, 8) OBP: 0.233, SLG: 0.222		0-0 1B		0-0 5-3		0-0 G3		0-3 K		4 0 1 0 0 1 2										
Don Slaught, R (1, 2) OBP: 0.214, SLG: 0.209		0-0 F9			0-0 F8		0-0 F8			3 0 0 0 0 0 1										
Greg Pryor, R (1, 5) OBP: 0.261, SLG: 0.286		0-0 F8			4-0 1-3 E BB		0-0 6-3			2 0 0 0 1 0 1										
Inning Stats	R: 1 E: 0 K: 0 S: 5	H: 2 LOB: 1 BB: 0 P: 5	R: 0 E: 0 K: 0 S: 4	H: 1 LOB: 1 BB: 0 P: 4	R: 0 E: 0 K: 0 S: 3	H: 0 LOB: 0 BB: 0 P: 3	R: 0 E: 0 K: 0 S: 4	H: 1 LOB: 1 BB: 0 P: 4	R: 0 E: 1 K: 1 S: 6	H: 0 LOB: 2 BB: 1 P: 10	R: 0 E: 0 K: 0 S: 3	H: 0 LOB: 0 BB: 0 P: 3	R: 0 E: 0 K: 0 S: 3	H: 0 LOB: 0 BB: 0 P: 3	R: 0 E: 0 K: 1 S: 5	H: 0 LOB: 0 BB: 0 P: 5	1B: 2 2B: 3 3B: 0 HR: 0	SF: 0 SAC: 0 DP: 0 HBP: 0	WP: 0 PB: 0 SB: 0 CS: 0	PA: 34
PITCHER Glenn Abbott, R (1, 1) ERA: 1.0	IP: 9.0 WLS: W BF: 34 H: 5 R: 1 ER: 1 SO: 3 BB: 1 IBB: 0 HBP: 0 BLK: 0 WP: 0 HR: 0 S: 39 P: 43 ERA: 1.00 WHIP: 0.667																			

Kansas City Royals @ Seattle Mariners
 The Kingdom, Seattle, WA
 Sun Jun 12 1983, 6:33 AM EDT
 Att. 11,833 - Dome

livebaseballscorecards.com

AB 33
R 1
H 5
RBI 1
BB 1
SO 3
LOB 12



Batter	1	2	3	4	5	6	7	8	9	AB	R	H	RBI	BB	SO	LOB	BOTTOM				
Steve Henderson, R OBP: 0.387, SLG: 0.421 (1, 10) X	0-0 3-1 ①	0-0 CS ③ 1-2	4-0 CS BB		X 0-0 F9 ① X	0-0 1B ③ 1-H 2-H 3-H		X 0-0 HR 2B		4	1	2	2	1	0	0					
Jamie Allen, R OBP: 0.328, SLG: 0.364 (1, 5) X	0-0 4-3 1B 2B		X 0-0 G1-6-3 1B ① 1-2		X 0-0 6-3 ②		X 0-0 6-3 ① X	0-0 HR		5	2	3	2	0	0	0					
Ricky Nelson, L OBP: 0.295, SLG: 0.434 (1, 7) X	0-0 4-3 ② 2-3		X 0-0 G1-6-3 ② ③ 1-2f		X 0-0 3-1 ③		X 0-0 1B 1B	0-0 1B		5	1	2	0	0	0	2					
Dave Henderson, R OBP: 0.315, SLG: 0.404 (1, 8) X	0-0 1B 3-H			H 1-0 1B 2B HBP		X 0-0 2B SF8 1B	X 0-0 F8 ② X	0-0 F5 ③		4	2	2	1	0	0	2					
Al Cowens, R OBP: 0.235, SLG: 0.277 (1, 9) X	0-0 F4 ③			X 0-0 2B F7 1B 1-3		X 0-0 BB 1B 2B	X 0-0 1B 1B			4	1	3	0	0	0	1					
Jim Maler, R OBP: 0.280, SLG: 0.143 (1, 3)		X 0-0 F7 ①		X 0-0 F7 ① 1-2		H 1-0 BB 1B HBP	X 0-0 1-2 2-H 1B			3	1	1	1	0	0	2					
Orlando Mercado, R OBP: 0.228, SLG: 0.347 (1, 2)		X 0-0 5-3 ②		X 0-0 2B 2-3 3-H		X 0-0 L5 ① 1-2 2-H 3-H	X 0-3 K ③			4	0	1	1	0	1	5					
Todd Cruz, R OBP: 0.236, SLG: 0.358 (1, 6)		X 0-0 1B 1B		X 0-3 K ② 1-2 2-3 3-H		X 0-0 SF8 ② 3-H	X 0-0 5-3 ①			3	0	1	1	0	1	2					
Julio Cruz, S OBP: 0.337, SLG: 0.360 (1, 4)		X 0-0 CS 1B 1-3		X 0-0 L9 ③ 1-2 2-3		B 4-0 1B BB BB BB	X 0-0 6-3 ②			3	0	1	0	1	0	2					
Inning Stats	R: 1 E: 0 K: 0 S: 5	H: 2 LOB: 1 BB: 0 P: 5	R: 0 E: 0 K: 0 S: 4	H: 2 LOB: 1 BB: 0 P: 4	R: 0 E: 0 K: 0 S: 2	H: 1 LOB: 0 BB: 1 P: 6	R: 1 E: 0 K: 1 S: 7	H: 2 LOB: 2 BB: 0 P: 8	R: 0 E: 0 K: 0 S: 3	H: 0 LOB: 0 BB: 0 P: 3	R: 3 E: 0 K: 1 S: 5	H: 3 LOB: 2 BB: 1 P: 10	R: 1 E: 0 K: 1 S: 8	H: 3 LOB: 2 BB: 0 P: 8	R: 2 E: 0 K: 0 S: 6	H: 3 LOB: 1 BB: 0 P: 6	1B: 11 2B: 4 3B: 0 HR: 1	SF: 1 SAC: 0 DP: 1 HBP: 2	WP: 0 PB: 0 SB: 0 CS: 2	PA: 41	
PITCHER	IP	WLS	BF	H	R	ER	SO	BB	IBB	HBP	BLK	WP	HR	S	P	ERA	WHIP				
Larry Gura, L ERA: 4.47 (1, 1)	5.2	L	27	9	5	5	1	2	0	2	0	0	0	25	35	7.94	1.941				
Vida Blue, L ERA: 4.64 (6, 1)	2.1		13	7	3	3	1	0	0	0	0	0	1	15	15	11.57	3.000				

Kansas City Royals @ Seattle Mariners
 The Kingdom, Seattle, WA
 Sun Jun 12 1983, 6:33 AM EDT
 Att. 11,833 - Dome

AB	35
R	8
H	16
RBI	8
BB	2
SO	2
LOB	16



WP: 0	PA: 41
PB: 0	SB: 0
CS: 2	

ERA	WHIP
-----	------

Batter	1	2	3	4	5	6	7	8	9	AB R H RBI BB SO LOB	TOP									
Willie Wilson, S (1, 7) OBP: 0.320, SLG: 0.357	0-0 E S 1B		0-0 FC5-4 2B		0-0 F8			0-3 K		4 1 1 0 0 1 1										
U L Washington, S (1, 6) OBP: 0.307, SLG: 0.333	0-0 F7		0-3 K		0-0 F2			0-0 4-3		4 0 0 0 0 1 2										
Frank White, R (1, 4) OBP: 0.312, SLG: 0.444	0-0 F9		0-0 2B		0-0 L5			0-0 F5		4 0 1 1 0 0 1										
Hal McRae, R (1, 10) OBP: 0.398, SLG: 0.500	0-0 F8		0-0 L6			0-0 6-3			0-0 2B	4 1 1 0 0 0 2										
Willie Aikens, L (1, 3) OBP: 0.413, SLG: 0.532		4-0 BB G6-4-3		0-0 1B G3 2B		0-0 F5			0-0 2B	3 2 2 1 1 0 0										
Amos Otis, R (1, 8) OBP: 0.315, SLG: 0.366		0-0 G6-4-3		0-0 2-3 1B		0-0 1-4-3			0-0 PB 2B	4 0 2 1 0 0 1										
Cesar Geronimo, L (1, 9) OBP: 0.242, SLG: 0.290		0-0 1B 2B		0-0 F7			0-0 F9		0-3 K	4 0 1 0 0 1 3										
Don Slaught, R (1, 2) OBP: 0.216, SLG: 0.211		0-0 2-H 1B		0-0 G3			0-0 F8		0-0 F8	4 0 1 1 0 0 2										
Greg Pryor, R (1, 5) OBP: 0.265, SLG: 0.273			4-0 BB FC5-4		0-0 F7			0-0 F8	0-3 K	2 0 0 0 1 0 1										
Leon Roberts, R (9, PH) OBP: 0.280, SLG: 0.326									2-3	1 0 0 0 0 1 1										
Inning Stats	R: 0 E: 0 K: 0 S: 4	H: 1 LOB: 1 BB: 0 P: 4	R: 0 E: 0 K: 0 S: 3	H: 2 LOB: 2 BB: 1 P: 7	R: 1 E: 0 K: 1 S: 6	H: 1 LOB: 1 BB: 1 P: 10	R: 1 E: 0 K: 0 S: 5	H: 2 LOB: 1 BB: 0 P: 5	R: 0 E: 0 K: 0 S: 3	H: 0 LOB: 0 BB: 0 P: 3	R: 0 E: 0 K: 0 S: 3	H: 0 LOB: 0 BB: 0 P: 3	R: 0 E: 0 K: 0 S: 5	H: 0 LOB: 0 BB: 0 P: 5	R: 0 E: 0 K: 1 S: 10	H: 3 LOB: 1 BB: 0 P: 10	1B: 3 2B: 6 3B: 0 HR: 0	SF: 0 SAC: 0 DP: 1 HBP: 0	WP: 0 PB: 1 SB: 2 CS: 0	PA: 36
PITCHER	IP WLS BF H R ER SO BB IBB HBP BLK WP HR S P ERA WHIP																			
Bobby Castillo, R (1, 1) ERA: 4.28	8.0 W 33 9 4 4 2 2 0 0 0 0 0 0 35 43 4.50 1.375																			
Ron Davis, R (9, 1) ERA: 3.15	1.0 3 0 0 0 2 0 0 0 0 0 0 0 7 7 0.00 0.000																			

Kansas City Royals @ Minnesota Twins
 Hubert H. Humphrey Metrodome, Minneapolis, MN
 Mon Jun 13 1983, 8:05 PM EDT
 Att. 10,897 - Unknown - 73 F

AB	34
R	4
H	9
RBI	4
BB	2
SO	4
LOB	14



Batter	1	2	3	4	5	6	7	8	9	AB	R	H	RBI	BB	SO	LOB
--------	---	---	---	---	---	---	---	---	---	----	---	---	-----	----	----	-----

Houston Jimenez, R OBP: 0.200, SLG: 0.400 (1, 6)	F6		3B 2B	F8		K	4-3			5	1	1	0	0	1	3
John Castino, R OBP: 0.379, SLG: 0.496 (1, 4)	FC1-4 1B		F9	4-3		WP 1B 1B		1B 1B		5	2	3	0	0	0	2
Gary Ward, R OBP: 0.302, SLG: 0.454 (1, 7)	FC1-4 E S 2B 1-2f		3B	1B		1B WP 1B		F3		5	1	3	2	0	0	2
Randy Bush, L OBP: 0.365, SLG: 0.493 (1, 10)	2B 1-H		F4	F8		1B		1B FC1-2 1B		5	0	3	2	0	0	2
Mickey Hatcher, R OBP: 0.358, SLG: 0.451 (1, 3)	F4		L5		K	L6		FC1-2 1B		5	0	1	1	0	1	4
Gary Gaetti, R OBP: 0.312, SLG: 0.391 (1, 5)		BB BB	S BB	1B 1B	E 1B	L9		FC1-2		4	2	2	0	1	0	4
Bobby Mitchell, L OBP: 0.372, SLG: 0.349 (1, 8)			F7	1B 1B	F7		6-3 2B	F7		5	1	2	0	0	0	4
Tom Brunansky, R OBP: 0.273, SLG: 0.335 (1, 9)			K	F8 WP 1B	E7 2B		F9			4	1	2	2	0	1	2
Ray Smith, R OBP: 0.324, SLG: 0.207 (1, 2)			K	4-3 WP 1B 1B	6-3		6-3			4	1	1	1	0	1	3

Inning Stats	R: 1	H: 2	E: 0	LOB: 1	K: 0	BB: 0	S: 5	R: 0	H: 0	E: 0	LOB: 1	K: 2	BB: 1	S: 7	R: 1	H: 2	E: 0	LOB: 1	K: 0	BB: 0	S: 5	R: 4	H: 5	E: 0	LOB: 1	K: 0	BB: 0	S: 8	R: 1	H: 2	E: 1	LOB: 1	K: 1	BB: 0	S: 7	R: 1	H: 3	E: 0	LOB: 2	K: 1	BB: 0	S: 8	R: 0	H: 1	E: 0	LOB: 1	K: 0	BB: 0	S: 4	R: 1	H: 3	E: 0	LOB: 2	K: 0	BB: 0	S: 6
--------------	------	------	------	--------	------	-------	------	------	------	------	--------	------	-------	------	------	------	------	--------	------	-------	------	------	------	------	--------	------	-------	------	------	------	------	--------	------	-------	------	------	------	------	--------	------	-------	------	------	------	------	--------	------	-------	------	------	------	------	--------	------	-------	------

1B: 13	SF: 0
2B: 4	SAC: 0
3B: 1	DP: 0
HR: 0	HBP: 0

BOTTOM

Kansas City Royals @ Minnesota Twins
 Hubert H. Humphrey Metrodome, Minneapolis, MN

livebaseballscores.com

AB	42
R	9
H	18
RBI	8
BB	1
SO	4
LOB	26



WP: 2	PA: 43
PB: 0	
SB: 3	
CS: 0	

PITCHER	IP	WLS	BF	H	R	ER	SO	BB	IBB	HBP	BLK	WP	HR	S	P	ERA	WHIP
Steve Renko, R ERA: 4.5	(1, 1)	3.0	18	8	6	6	2	1	0	0	0	0	0	21	25	18.00	3.000
Mike Armstrong, R ERA: 4.05	(4, 1)	2.0	9	3	1	1	1	0	0	0	0	1	0	11	11	4.50	1.500
Don Hood, L ERA: 2.35	(6, 1)	1.0	6	3	1	1	1	0	0	0	0	1	0	8	8	9.00	3.000
Bill Castro, R ERA: 6.96	(7, 1)	2.0	10	4	1	1	0	0	0	0	0	0	0	10	10	4.50	2.000

Mon Jun 13 1983, 8:05 PM EDT
 Att: 10,897 - Unknown - 73 F

Batter	1	2	3	4	5	6	7	8	9	AB R H RBI BB SO LOB	TOP
Willie Wilson, S OBP: 0.323, SLG: 0.364 (1, 7) X	0-0 E6 1B S	0-0 FC4-6 1-2f			0-0 1-3 2B		0-0 1B S			4 1 2 0 0 0 1	Kansas City Royals @ Minnesota Twins Hubert H. Humphrey Metrodome, Minneapolis, MN Tue Jun 14 1983, 8:05 PM EDT Att: 7,303 - Unknown - 73 F livebaseballscorecards.com
U L Washington, S OBP: 0.302, SLG: 0.327 (1, 6) X	0-0 1-3 1-2		0-0 5-3 1		0-0 F5 2		0-0 F7 1-2 3			4 0 0 0 0 0 4	
Frank White, R OBP: 0.311, SLG: 0.440 (1, 4) X	0-0 1B 2-H 1B		0-0 6-3 2		0-0 6-3 3			0-0 6-3 1		4 0 1 1 0 0 2	
Hal McRae, R OBP: 0.396, SLG: 0.495 (1, 10) X	0-0 1-3 FC6-4 1B		0-0 6-3 3		0-3 S S K 1			0-0 F9 2		4 0 1 0 0 1 0	
Willie Aikens, L OBP: 0.400, SLG: 0.513 (1, 3) S S	0-3 K 2			0-0 5-3 1		0-0 4-3 2		0-0 3-1 3		4 0 0 0 0 1 2	
Amos Otis, R OBP: 0.314, SLG: 0.364 (1, 8) X	0-0 FC6-4 1-2f			0-0 F9 2		0-0 FC6-4 1B		0-3 S S S K 1		4 0 1 0 0 1 2	
Cliff Pastornicky, R (1, 5) X		0-0 6-3 1		0-0 6-3 3		0-0 FC6-4 1-2f		0-0 6-3 2		4 0 0 0 0 0 1	
Cesar Geronimo, L OBP: 0.243, SLG: 0.286 (1, 9) X		0-0 FC4-6 1B			0-3 S S S S K 1		0-0 F5 1		0-0 F6 3	4 0 1 0 0 1 0	
John Wathan, R OBP: 0.319, SLG: 0.341 (1, 2) X		0-3 K 2			4-0 B B B B 2B BB		0-0 6-3 2			2 0 0 0 1 1 1	
Inning Stats	R: 1 H: 2 E: 1 LOB: 2 K: 1 BB: 0 S: 8 P: 8	R: 0 H: 1 E: 0 LOB: 1 K: 1 BB: 0 S: 6 P: 6	R: 0 H: 0 E: 0 LOB: 0 K: 0 BB: 0 S: 3 P: 3	R: 0 H: 0 E: 0 LOB: 0 K: 0 BB: 0 S: 3 P: 3	R: 0 H: 1 E: 0 LOB: 2 K: 1 BB: 1 S: 6 P: 10	R: 0 H: 1 E: 0 LOB: 1 K: 1 BB: 0 S: 6 P: 6	R: 0 H: 1 E: 0 LOB: 1 K: 0 BB: 0 S: 4 P: 4	R: 0 H: 0 E: 0 LOB: 0 K: 0 BB: 0 S: 3 P: 3	R: 0 H: 0 E: 0 LOB: 0 K: 1 BB: 0 S: 5 P: 5	1B: 5 SF: 0 2B: 1 SAC: 0 3B: 0 DP: 0 HR: 0 HBP: 0	WP: 0 PA: 35 PB: 0 SB: 2 CS: 0
PITCHER Albert Williams, R (1, 1) ERA: 5.25	IP WLS BF H R ER SO BB IBB HBP BLK WP HR S P ERA WHIP										
	9.0 W 35 6 1 0 5 1 0 0 0 0 0 0 44 48 0.00 0.778										

Batter	1	2	3	4	5	6	7	8	9
Houston Jimenez, R OBP: 0.222, SLG: 0.333 (1, 6)	0-0 4-3		0-0 F9	0-0 2B 1B		0-0 L6			
John Castino, R OBP: 0.378, SLG: 0.496 (1, 4)	0-0 5-3		0-0 F9	0-0 2B		0-0 F9			
Gary Ward, R OBP: 0.305, SLG: 0.464 (1, 7)	0-0 6-3		4-0 2B BB	0-3 K		0-0 HR			
Randy Bush, L OBP: 0.368, SLG: 0.497 (1, 10)		4-0 BB BB G4-6-3 BB	0-0 2B	0-3 K		0-0 F8			
Mickey Hatcher, R OBP: 0.361, SLG: 0.462 (1, 3)		4-0 BB BB G4-6-3 BB		0-0 1B 3B	0-3 K	0-3 K			
Gary Gaetti, R OBP: 0.315, SLG: 0.390 (1, 5)		4-0 BB BB G4-6-3 BB		0-0 WP FC SF8 1B	0-0 6-3	0-0 G3			
Bobby Mitchell, L OBP: 0.368, SLG: 0.345 (1, 8)		0-0 G4-6-3		0-0 FC SF8 WP 1B	0-0 1B		0-3 K		
Tom Brunansky, R OBP: 0.277, SLG: 0.332 (1, 9)		4-0 BB BB		4-0 1B 1-2 2-3 2B BB	0-0 F8		0-3 K		
Ray Smith, R OBP: 0.289, SLG: 0.188 (1, 2)		0-0 F7		0-0 SF8		0-0 F8		0-0 F7	

Inning Stats	R: 0	H: 0	E: 0	K: 0	S: 3	LOB: 0	BB: 0	P: 3
	R: 1	H: 0	E: 0	K: 0	S: 2	LOB: 2	BB: 4	P: 18
	R: 1	H: 1	E: 0	K: 0	S: 3	LOB: 1	BB: 1	P: 7
	R: 5	H: 4	E: 0	K: 2	S: 12	LOB: 1	BB: 1	P: 16
	R: 0	H: 1	E: 0	K: 1	S: 6	LOB: 1	BB: 0	P: 6
	R: 0	H: 0	E: 0	K: 0	S: 3	LOB: 0	BB: 0	P: 3
	R: 1	H: 1	E: 0	K: 1	S: 6	LOB: 0	BB: 0	P: 6
	R: 0	H: 0	E: 0	K: 2	S: 7	LOB: 0	BB: 0	P: 7

PITCHER	IP	WLS	BF	H	R	ER	SO	BB	IBB	HBP	BLK	WP	HR	S	P	ERA	WHIP
Keith Creel, R ERA: 8.79 (1, 1)	3.1	L	19	4	7	7	0	6	0	0	0	1	0	13	37	18.90	3.000
Vida Blue, L ERA: 4.42 (4, 1)	4.2		17	3	1	1	6	0	0	0	0	0	1	29	29	1.93	0.643


BOTTOM

Kansas City Royals @ Minnesota Twins
 Hubert H. Humphrey Metrodome, Minneapolis, MN

Tue Jun 14 1983, 8:05 PM EDT
 Att. 7,303 - Unknown - 73 F

AB	29
R	8
H	7
RBI	7
BB	6
SO	6
LOB	8

livebaseballscorecards.com



1B: 3	SF: 1	WP: 1	PA: 36
2B: 2	SAC: 0	PB: 0	
3B: 1	DP: 1	SB: 0	
HR: 1	HBP: 0	CS: 0	

Batter	1	2	3	4	5	6	7	8	9	AB R H RBI BB SO LOB	TOP									
Willie Wilson, S (1, 7) OBP: 0.326, SLG: 0.366	0-0 4-3		0-0 1B		0-0 1B		0-0 G3			4 0 2 0 0 0 0	Kansas City Royals @ Minnesota Twins Hubert H. Humphrey Metrodome, Minneapolis, MN Wed Jun 15 1983, 8:05 PM EDT Att: 7,136 - Unknown - 72 F livebaseballscorecards.com									
U L Washington, S (1, 6) OBP: 0.296, SLG: 0.320	0-0 F7		0-3 K		0-0 L6-4		0-3 K		4 0 0 0 0 2 3											
Frank White, R (1, 4) OBP: 0.310, SLG: 0.451	0-0 5-3		0-3 K			0-0 HR	0-0 F8		4 1 1 1 0 1 1											
Hal McRae, R (1, 10) OBP: 0.397, SLG: 0.495		0-0 1B 1B	0-0 6-3			0-0 1B	0-3 K		4 1 2 0 0 1 1											
Amos Otis, R (1, 8) OBP: 0.313, SLG: 0.361		0-0 1B 1B		0-0 F7		0-0 F3		0-0 5-3	4 0 1 0 0 0 1											
Willie Aikens, L (1, 3) OBP: 0.388, SLG: 0.496		0-0 3-1		0-0 G3		0-0 F9		0-3 K	4 0 0 0 0 1 3											
Leon Roberts, R (1, 9) OBP: 0.296, SLG: 0.340		0-0 1B		0-0 6-3		0-0 F6		0-0 1B	4 0 2 1 0 0 1											
Cliff Pastomicky, R (1, 5) OBP: 0.319, SLG: 0.337		0-3 K			0-0 F8		0-0 5-3	0-0 6-3	4 0 0 0 0 1 3											
John Wathan, R (1, 2) OBP: 0.319, SLG: 0.337		0-0 F7			4-0 1B BB		0-3 K		2 0 0 0 1 1 2											
Inning Stats	R: 0 E: 0 K: 0 S: 3	H: 0 LOB: 0 BB: 0 P: 3	R: 1 E: 0 K: 1 S: 8	H: 3 LOB: 2 BB: 0 P: 8	R: 0 E: 0 K: 2 S: 8	H: 1 LOB: 1 BB: 0 P: 8	R: 0 E: 0 K: 0 S: 3	H: 0 LOB: 0 BB: 0 P: 3	R: 0 E: 0 K: 0 S: 5	H: 2 LOB: 1 BB: 0 P: 5	R: 0 E: 0 K: 1 S: 5	H: 0 LOB: 0 BB: 0 P: 5	R: 0 E: 0 K: 2 S: 7	H: 0 LOB: 0 BB: 0 P: 7	R: 0 E: 0 K: 1 S: 6	H: 1 LOB: 1 BB: 0 P: 6	1B: 7 2B: 1 3B: 0 HR: 1	SF: 0 SAC: 0 DP: 1 HBP: 0	WP: 0 PB: 0 SB: 0 CS: 0	PA: 35
PITCHER Frank Viola, L (1, 1) ERA: 5.21	IP: 9.0 WLS: W BF: 35 H: 8 R: 2 ER: 2 SO: 7 BB: 1 IBB: 0 HBP: 0 BLK: 0 WP: 0 HR: 1 S: 48 P: 52 ERA: 2.00 WHIP: 1.000																			

Kansas City Royals @ Minnesota Twins
 Hubert H. Humphrey Metrodome, Minneapolis, MN
 Wed Jun 15 1983, 8:05 PM EDT
 Att: 7,136 - Unknown - 72 F

AB	34
R	2
H	8
RBI	2
BB	1
SO	7
LOB	15



Batter	1	2	3	4	5	6	7	8	9	AB	R	H	RBI	BB	SO	LOB
Houston Jimenez, R OBP: 0.143, SLG: 0.231 (1, 6)	0-0 E5 FC6-4	0-0 FC6-4 1-2f		0-0 SF7 3-H	0-0 F9			0-0 1-3		4	0	0	1	0	0	4
John Castino, R OBP: 0.371, SLG: 0.487 (1, 4)	0-0 L9		0-0 F5	0-0 L7	0-0 4-3			0-0 6-3		5	0	0	0	0	0	3
Gary Ward, R OBP: 0.307, SLG: 0.463 (1, 7)	0-3 K		0-0 FC5-4 1B		0-0 3B 1B			0-0 F8		5	1	2	0	0	1	1
Dave Engle, R OBP: 0.353, SLG: 0.490 (1, 10)	0-0 FC6-4 1-2f		0-0 FC5-4 1B		0-0 E 3B			0-0 FC7-4 1B		4	1	2	1	0	0	2
Mickey Hatcher, R OBP: 0.367, SLG: 0.466 Bobby Mitchell, L OBP: 0.366, SLG: 0.342 (1, 9) (6, PH) (7, 8)		0-0 1B 1B	0-0 1-2 1B		0-3 K			0-0 FC7-4 1-2f		3	0	2	0	0	1	1
Gary Gaetti, R OBP: 0.314, SLG: 0.388 (1, 5)		0-0 1-2 1B	0-0 F3		0-0 E4 2B			0-3 K		4	1	1	0	0	1	3
Tom Brunansky, R OBP: 0.277, SLG: 0.335 (1, 8) (7, 9)		0-0 F8		0-0 5-3	0-0 1-H 2B 2B			0-0 6-3		4	1	1	1	0	0	2
Scott Ullger, R OBP: 0.235, SLG: 0.250 (1, 3)		0-0 FC6-4 1-2 2-3 1B		0-0 1B SF7 2B	0-0 2-H 1B 2B			0-3 K		4	2	3	1	0	1	0
Ray Smith, R OBP: 0.310, SLG: 0.222 (1, 2)		0-0 F5		0-0 2-3 1B	0-0 2-H 1B			0-0 4-3		4	0	2	1	0	0	3

Inning Stats	R: 0	H: 0	E: 1	K: 1	S: 6	LOB: 1	BB: 0	P: 6
	R: 0	H: 3	E: 0	K: 0	S: 6	LOB: 3	BB: 0	P: 6
	R: 0	H: 2	E: 0	K: 0	S: 5	LOB: 2	BB: 0	P: 5
	R: 1	H: 2	E: 0	K: 0	S: 5	LOB: 1	BB: 0	P: 5
	R: 5	H: 5	E: 1	K: 1	S: 11	LOB: 1	BB: 0	P: 11
	R: 0	H: 1	E: 0	K: 1	S: 6	LOB: 1	BB: 0	P: 6
	R: 0	H: 0	E: 0	K: 1	S: 5	LOB: 0	BB: 0	P: 5
	R: 0	H: 0	E: 0	K: 0	S: 3	LOB: 0	BB: 0	P: 3

PITCHER	IP	WLS	BF	H	R	ER	SO	BB	IBB	HBP	BLK	WP	HR	S	P	ERA	WHIP
Paul Splittorf, L ERA: 3.89 (1, 1)	4.1	L	27	12	6	5	2	0	0	0	0	0	0	31	31	10.38	2.769
Bill Castro, R ERA: 6.43 (5, 1)	2.2		9	1	0	0	2	0	0	0	0	0	0	13	13	0.00	0.375
Dan Quisenberry, R ERA: 1.09 (8, 1)	1.0		3	0	0	0	0	0	0	0	0	0	0	3	3	0.00	0.000


BOTTOM

Kansas City Royals @ Minnesota Twins
 Hubert H. Humphrey Metrodome, Minneapolis, MN

Wed Jun 15 1983, 8:05 PM EDT
 Att. 7,136 - Unknown - 72 F

livebaseballscorecards.com

AB	38
R	6
H	13
RBI	5
BB	0
SO	4
LOB	20



WP	HR	S	P	ERA	WHIP
0	0	0	0	0	0
0	0	0	0	0	0
0	0	0	0	0	0
0	0	0	0	0	0

Batter	1	2	3	4	5	6	7	8	9	AB	R	H	RBI	BB	SO	LOB	TOP										
Tony Bernazard, S (1, 4) OBP: 0.305, SLG: 0.369	0-0 F8		4-0 1B BB			0-0 F7	0-3 K			3	0	0	0	1	1	1											
Jamie Allen, R (1, 5) OBP: 0.344, SLG: 0.381	0-0 G6-4-3 1B		0-0 G1-4-3 1B			0-0 2B 1B			0-0 1-3	4	0	3	0	0	0	0											
Steve Henderson, R (1, 7) OBP: 0.387, SLG: 0.423	0-0 G6-4-3 1-2f		0-0 G1-4-3 1-2f			0-0 2B			0-0 4-3	4	0	1	0	0	0	3											
Richie Zisk, R (1, 10) John Moses, S (8, PR) OBP: 0.297, SLG: 0.385 OBP: 0.226, SLG: 0.077		0-0 HR		0-0 G3-6-3 1B		4-0 IBB			0-0 2B	3	1	3	1	1	0	0											
Al Cowens, R (1, 9) OBP: 0.244, SLG: 0.282		0-0 1B		0-0 G3-6-3 1-2f		0-0 L5			0-0 F9	4	0	1	0	0	0	5											
Dave Henderson, R (1, 8) OBP: 0.301, SLG: 0.379		0-0 FC5-4 1B		0-0 F2		0-0 F9			0-0 4-3	4	0	1	0	0	0	3											
Jim Malar, R (1, 3) Pat Putnam, L (9, PH) OBP: 0.300, SLG: 0.160 OBP: 0.298, SLG: 0.366		0-0 FC5-4 1-2f		0-3 K		0-0 6-3			0-0 4-3	3	0	0	0	0	1	1	AB 32										
Orlando Mercado, R (1, 2) Ricky Nelson, L (9, PH) OBP: 0.238, SLG: 0.347 OBP: 0.277, SLG: 0.407		0-0 F9		0-0 G1-4-3 1B		4-0 BB			0-0 4-3	1	0	0	0	0	0	0	R 1										
Todd Cruz, R (1, 6) OBP: 0.235, SLG: 0.345		0-0 CS 1B		0-0 G1-4-3 1-2f		0-0 F7				2	0	1	0	1	0	1	H 11										
										1	0	0	0	0	0	0	RBI 1										
										3	0	1	0	0	0	2	BB 3										
																	SO 2										
																	LOB 16										
Inning Stats	R: 0 E: 0 K: 0 S: 3	H: 1 LOB: 0 BB: 0 P: 3	R: 1 E: 0 K: 0 S: 5	H: 3 LOB: 1 BB: 0 P: 5	R: 0 E: 0 K: 0 S: 3	H: 2 LOB: 1 BB: 1 P: 7	R: 0 E: 0 K: 0 S: 3	H: 1 LOB: 0 BB: 0 P: 3	R: 0 E: 0 K: 1 S: 5	H: 1 LOB: 0 BB: 0 P: 5	R: 0 E: 0 K: 0 S: 5	H: 2 LOB: 3 BB: 1 P: 9	R: 0 E: 0 K: 1 S: 5	H: 0 LOB: 1 BB: 1 P: 9	R: 0 E: 0 K: 0 S: 4	H: 1 LOB: 1 BB: 0 P: 4	R: 0 E: 0 K: 0 S: 3	H: 0 LOB: 0 BB: 0 P: 3	1B: 8 2B: 2 3B: 0 HR: 1	SF: 0 SAC: 0 DP: 4 HBP: 0	WP: 0 PB: 0 SB: 0 CS: 1	PA: 35					
PITCHER	IP	WLS	BF	H	R	ER	SO	BB	IBB	HBP	BLK	WP	HR	S	P	ERA	WHIP										
Larry Gura, L (1, 1) ERA: 4.27	6.1	W	26	10	1	1	1	2	1	0	0	0	1	25	37	1.42	1.895										
Dan Quisenberry, R (7, 1) ERA: 1.04	2.2	S	9	1	0	0	1	0	0	0	0	0	0	11	11	0.00	0.375										

Seattle Mariners @ Kansas City Royals
Royals Stadium, Kansas City, MO
Fri Jun 17 1983, 8:05 PM EDT
Att: 26,130 - Unknown

livebaseballscorecards.com



Batter	1	2	3	4	5	6	7	8	9
Willie Wilson, S OBP: 0.321, SLG: 0.360 (1, 7) x	0-0 4-3 ①			x 0-0 L8 ①		x 0-0 FC3-6 ① 1B 1-2f SF9		x 0-0 L1 ②	
U L Washington, S OBP: 0.300, SLG: 0.324 (1, 6) x	0-0 F8 ②			x 0-0 SH5-3 ② 1B		x 0-0 1-3 ② 1B		x 0-0 6-3 ③	
Frank White, R OBP: 0.307, SLG: 0.449 (1, 4) x	0-0 F6 ③			x 0-0 SH5-3 ② 1-2		x 0-0 SF9 ② 3-H			
Hal McRae, R OBP: 0.397, SLG: 0.493 (1, 10)		x 0-0 6-3 ①		x 0-0 2-H ③ 1B		x 0-0 6-3 ③			
Willie Aikens, L OBP: 0.387, SLG: 0.516 (1, 3)		x 0-0 G3 ②		x 0-0 4-3 ③			x 0-0 HR		
Joe Simpson, L OBP: 0.233, SLG: 0.222 (8, 3)									
Amos Otis, R OBP: 0.313, SLG: 0.361 (1, 8)		0-0 K ③		0-0 K ①			x 0-0 G3-6 ② 1B		
John Wathan, R OBP: 0.314, SLG: 0.331 (1, 2)			x 0-0 F6 ①		x 0-0 F9 ②		x 0-0 G3-6 ② 1-2f		
Cesar Geronimo, L OBP: 0.225, SLG: 0.263 (1, 9)			x 0-0 F8 ②		x 0-0 F7 ③		x 0-0 4-3 ③		
Greg Pryor, R OBP: 0.269, SLG: 0.277 (1, 5)			x 0-0 F4 ③			x 0-0 FC3-6 ① 1B		x 0-0 6-3 ①	

Inning Stats	R: 0	H: 0	E: 0	LOB: 0	K: 0	BB: 0	S: 3	P: 3
	R: 0	H: 0	E: 0	LOB: 0	K: 1	BB: 0	S: 5	P: 5
	R: 0	H: 0	E: 0	LOB: 0	K: 0	BB: 0	S: 3	P: 3
	R: 1	H: 2	E: 0	LOB: 1	K: 0	BB: 0	S: 5	P: 5
	R: 0	H: 0	E: 0	LOB: 0	K: 1	BB: 0	S: 5	P: 5
	R: 1	H: 2	E: 0	LOB: 1	K: 0	BB: 0	S: 5	P: 5
	R: 1	H: 2	E: 0	LOB: 0	K: 0	BB: 0	S: 4	P: 4
	R: 0	H: 0	E: 0	LOB: 0	K: 0	BB: 0	S: 3	P: 3

PITCHER	IP	WLS	BF	H	R	ER	SO	BB	IBB	HBP	BLK	WP	HR	S	P	ERA	WHIP
Gaylord Perry, R ERA: 4.78 (1, 1)	8.0	L	29	6	3	3	2	0	0	0	0	0	1	33	33	3.38	0.750

BOTTOM

AB	R	H	RBI	BB	SO	LOB
4	1	0	0	0	0	1
4	1	2	0	0	0	0
1	0	0	1	0	0	0
3	0	1	1	0	0	1
3	1	1	1	0	0	1
0	0	0	0	0	0	0
3	0	1	0	0	2	0
3	0	0	0	0	0	1
3	0	0	0	0	0	0
3	0	1	0	0	0	0

AB	27
R	3
H	6
RBI	3
BB	0
SO	2
LOB	4



WP	PA
0	29

Seattle Mariners @ Kansas City Royals
Royals Stadium, Kansas City, MO
 Fri Jun 17 1983, 8:05 PM EDT
 Att. 26,130 - Unknown

livebaseballscorecards.com

Batter	1	2	3	4	5	6	7	8	9	AB R H RBI BB SO LOB	TOP	
Tony Bernazard, S (1, 4) OBP: 0.303, SLG: 0.365	0-0 F7		0-0 1-3		0-0 F9			0-0 F9 5-3 1B	0-0 F8	5 0 1 0 0 0 1		
Jamie Allen, R (1, 5) OBP: 0.353, SLG: 0.388	0-0 1-3 1B 2B		0-0 4-3		4-0 BB			0-0 5-3 1-2	4-0 FC6-4 BB	3 1 1 0 2 0 1		
Steve Henderson, R (1, 7) OBP: 0.379, SLG: 0.414	0-0 1-3		0-0 5-3		0-0 F9			0-0 F9	0-0 FC6-4	5 0 0 0 0 0 5 0 0 0 0 0 0 0		
Rick Sweet, S (9, 2) OBP: 0.279, SLG: 0.283	2-3							2-3	1-2f			
Richie Zisk, R (1, 10) OBP: 0.296, SLG: 0.382	0-0 FC6-4 1B			0-3 K		0-3 K		0-0 G3		4 0 1 1 0 2 1		
Al Cowens, R (1, 9) OBP: 0.249, SLG: 0.283	0-0 FC6-4 1-2f			4-0 5-3 1B BB		0-0 6-3			0-0 3B 1B	3 2 1 0 1 0 1		
Dave Henderson, R (1, 8) OBP: 0.300, SLG: 0.386				0-0 5-3		0-0 F7			0-0 HR 3B	4 1 1 1 0 0 1		
Orlando Mercado, R (1, 2) OBP: 0.241, SLG: 0.346				0-0 1-2					0-0 HR	3 0 1 1 0 1 0		
Pat Putnam, L (9, PH) OBP: 0.301, SLG: 0.385				0-0 FC6-4 1B		0-0 1-3			0-0 HR	1 1 1 2 0 0 0		
Jim Maler, R (1, 3) OBP: 0.273, SLG: 0.143				0-0 2-H					0-0 HR	3 0 0 0 0 0 1		
Ricky Nelson, L (9, PH) OBP: 0.286, SLG: 0.415				0-0 FC6-4		0-0 6-3			0-0 E SH1-4 1B	1 0 1 0 0 0 0		
Todd Cruz, R (1, 6) OBP: 0.231, SLG: 0.340				0-0 1-2f		0-0 F5			0-0 SH1-4	3 0 0 0 0 0 1		
Inning Stats	R: 1 H: 2 E: 0 LOB: 1 K: 0 BB: 0 S: 5 P: 5	R: 0 H: 0 E: 1 LOB: 1 K: 1 BB: 0 S: 6 P: 6	R: 0 H: 0 E: 0 LOB: 0 K: 0 BB: 0 S: 3 P: 3	R: 1 H: 1 E: 0 LOB: 1 K: 1 BB: 1 S: 6 P: 10	R: 0 H: 0 E: 0 LOB: 1 K: 0 BB: 1 S: 3 P: 7	R: 0 H: 0 E: 0 LOB: 0 K: 1 BB: 0 S: 5 P: 5	R: 0 H: 0 E: 0 LOB: 0 K: 0 BB: 0 S: 3 P: 3	R: 0 H: 1 E: 0 LOB: 1 K: 0 BB: 0 S: 4 P: 4	R: 3 H: 4 E: 1 LOB: 2 K: 0 BB: 1 S: 7 P: 11	1B: 5 SF: 0 2B: 1 SAC: 1 3B: 1 DP: 0 HR: 1 HBP: 0	WP: 0 PA: 39 PB: 0 SB: 0 CS: 0	
PITCHER Bud Black, L (1, 1) ERA: 1.87 Dan Quisenberry, R (8, 1) ERA: 1.5	IP WLS BF H R ER SO BB IBB HBP BLK WP HR S P ERA WHIP											PITCHER IP WLS BF H R ER SO BB IBB HBP BLK WP HR S P ERA WHIP
	7.0 0 28 4 2 2 3 2 0 0 0 0 0 0 32 40 2.57 0.857											

Seattle Mariners @ Kansas City Royals
 Royals Stadium, Kansas City, MO
 Sat Jun 18 1983, 8:05 PM EDT
 Att. 24,254 - Unknown

AB	35
R	5
H	8
RBI	5
BB	3
SO	3
LOB	12



Batter	1	2	3	4	5	6	7	8	9	AB	R	H	RBI	BB	SO	LOB
Willie Wilson, S OBP: 0.322, SLG: 0.361 (1, 7)	0-0 E4 6-3 SF7 1B	0-0 F2		0-0 1B E 1-2 1B		0-0 F7		0-0 F7		5	1	2	0	0	0	4
U L Washington, S OBP: 0.298, SLG: 0.321 (1, 6)	0-0 6-3 2-3	0-0 F7		0-0 1B		0-0 G3		0-0 F8		5	0	1	1	0	0	5
Frank White, R OBP: 0.300, SLG: 0.440 (1, 4)	0-0 SF7 3-H		0-0 5-3	0-0 F8		0-0 F8		0-0 F8		4	0	0	1	0	0	3
Hal McRae, R OBP: 0.401, SLG: 0.514 (1, 10)	0-0 2B		0-0 2B BB 1B	0-0 F8			0-0 HR		0-3 K	5	3	3	1	0	1	1
Willie Aikens, L OBP: 0.397, SLG: 0.528 (1, 3)	0-0 2B		4-0 2B BB 1-2		0-0 4-3		0-0 G6-4-3 1B		0-0 1B 2B	3	0	2	1	1	0	0
Leon Roberts, R OBP: 0.309, SLG: 0.373 (9, 9)	0-0 2B									1	1	1	0	0	0	0
Cliff Pastornicky, R OBP: 0.283, SLG: 0.277 (1, 5)	0-0 F7		0-0 F9		0-0 6-3		0-0 G6-4-3 1-2f		4-0 1B BB	4	0	0	0	0	0	4
Greg Pryor, R OBP: 0.283, SLG: 0.277 (8, 5)										0	0	0	0	0	1	0
John Wathan, R OBP: 0.316, SLG: 0.335 (1, 2)		0-3 K	0-0 1B 2B	0-0 1B BB	4-0 1B BB	0-0 K			0-3 K	4	0	1	1	1	3	2
Cesar Geronimo, L OBP: 0.289, SLG: 0.326 (1, 9)		0-0 E 1B	0-0 G3		0-0 G3				0-0 BB 1B	5	0	4	1	0	0	2
Joe Simpson, L OBP: 0.245, SLG: 0.217 (1, 8)		0-0 E6 1-2		1-0 E 1B 1B HBP		0-0 F8		4-0 BB 1B	0-0 1B	2	1	0	0	1	0	3

Inning Stats	R: 2	H: 3	E: 1	K: 0	S: 6	LOB: 1	BB: 0	P: 6	R: 0	H: 1	E: 1	K: 1	S: 7	LOB: 2	BB: 0	P: 7	R: 1	H: 2	E: 0	K: 0	S: 5	LOB: 2	BB: 1	P: 9	R: 1	H: 2	E: 1	K: 0	S: 4	LOB: 0	BB: 0	P: 3	R: 1	H: 2	E: 0	K: 1	S: 6	LOB: 0	BB: 0	P: 6	R: 0	H: 1	E: 0	K: 0	S: 4	LOB: 2	BB: 1	P: 8	R: 0	H: 0	E: 0	K: 0	S: 3	LOB: 0	BB: 0	P: 3	R: 1	H: 2	E: 0	K: 1	S: 6	LOB: 0	BB: 0	P: 6	R: 0	H: 1	E: 0	K: 0	S: 4	LOB: 2	BB: 1	P: 8	R: 1	H: 2	E: 0	K: 2	S: 8	LOB: 2	BB: 1	P: 12	1B: 9	SF: 1	2B: 4	SAC: 0	3B: 0	DP: 1	HR: 1	HBP: 1	WP: 0	PA: 44
PITCHER	IP	WLS	BF	H	R	ER	SO	BB	IBB	HBP	BLK	WP	HR	S	P	ERA	WHIP																																																																									
Glenn Abbott, R ERA: 3.0 (1, 1)	6.0		32	11	5	4	1	2	0	1	0	0	0	31	40	6.00	2.167																																																																									
Bill Caudill, R ERA: 4.38 (7, 1)	2.2	L	12	3	1	1	3	2	0	0	0	0	0	16	24	3.38	1.875																																																																									

BOTTOM

Seattle Mariners @ Kansas City Royals
Royals Stadium, Kansas City, MO

Sat Jun 18 1983, 8:05 PM EDT
Att. 24,254 - Unknown

livebaseballscorecards.com

AB	38
R	6
H	14
RBI	6
BB	4
SO	4
LOB	24



Batter	1	2	3	4	5	6	7	8	9	AB R H RBI BB SO LOB	TOP																
Steve Henderson, R (1, 10) OBP: 0.377, SLG: 0.424	0-0 6-3		0-0 F9		0-0 G3			0-0 5-3		4 1 1 1 0 0 0																	
Tony Bernazard, S (1, 4) OBP: 0.302, SLG: 0.363	0-0 1B		0-0 F9			0-0 HR		0-0 4-3		4 0 1 0 0 1 0																	
Ricky Nelson, L (1, 7) OBP: 0.284, SLG: 0.407	0-3 K			0-0 F4		0-0 F6			0-3 K	4 0 1 0 0 1 1																	
Pat Putnam, L (1, 3) OBP: 0.302, SLG: 0.400 Richie Zisk, R (9, PH) OBP: 0.300, SLG: 0.386 John Moses, S (9, PR) OBP: 0.226, SLG: 0.077	0-3 K			0-0 F5		0-0 6-3		0-0 1B	0-0 1B	3 1 1 1 0 2 1 1 0 1 0 0 0 0 0 0 0 0 0 0 0																	
Al Cowens, R (1, 9) OBP: 0.245, SLG: 0.278		0-0 6-3		0-0 HR		0-3 K		0-0 1B	0-0 1B	4 0 0 0 0 1 2 4 0 1 0 0 1 2																	
Dave Henderson, R (1, 8) OBP: 0.299, SLG: 0.383		0-0 1B		0-0 F3		0-3 K		0-0 F3		4 0 1 0 0 1 2																	
Jamie Allen, R (1, 5) OBP: 0.353, SLG: 0.387		0-0 F9			0-3 K		0-0 F8		0-0 F4	3 0 1 0 0 0 1																	
Rick Sweet, S (1, 2) OBP: 0.272, SLG: 0.276		0-0 S			0-0 6-4-3 1B		0-0 4-3			4 0 0 0 0 0 2																	
Domingo Ramos, R (1, 6) OBP: 0.365, SLG: 0.449			0-0 3-1		0-0 6-4-3 1-2			0-0 4-3		3 0 0 0 0 0 1																	
Inning Stats	R: 0 E: 0 K: 2 S: 8	H: 1 LOB: 1 BB: 0 P: 8	R: 0 E: 0 K: 0 S: 3	H: 1 LOB: 1 BB: 0 P: 3	R: 0 E: 0 K: 0 S: 3	H: 0 LOB: 0 BB: 0 P: 3	R: 1 E: 0 K: 0 S: 4	H: 1 LOB: 0 BB: 0 P: 4	R: 0 E: 0 K: 1 S: 6	H: 1 LOB: 1 BB: 0 P: 6	R: 1 E: 0 K: 1 S: 6	H: 1 LOB: 0 BB: 0 P: 6	R: 0 E: 0 K: 1 S: 5	H: 0 LOB: 0 BB: 0 P: 5	R: 0 E: 0 K: 0 S: 3	H: 0 LOB: 0 BB: 0 P: 3	R: 0 E: 0 K: 1 S: 7	H: 2 LOB: 2 BB: 0 P: 7	1B: 5 2B: 0 3B: 0 HR: 2	SF: 0 SAC: 0 DP: 0 HBP: 0	WP: 0 PB: 0 SB: 2 CS: 0	PA: 34					
PITCHER	IP WLS BF H R ER SO BB IBB HBP BLK WP HR S P ERA WHIP																										
Keith Creel, R (1, 1) ERA: 7.08	6.0		23	5	2	2	4	0	0	0	0	0	2	30	30	3.00	0.833										
Bill Castro, R (7, 1) ERA: 6.03	2.1	W	8	1	0	0	2	0	0	0	0	0	0	12	12	0.00	0.429										
Don Hood, L (9, 1) ERA: 2.35	0.0		1	1	0	0	0	0	0	0	0	0	0	1	1	∞	∞										
Mike Armstrong, R (9, 1) ERA: 3.97	0.2	S	2	0	0	0	0	0	0	0	0	0	0	2	2	0.00	0.000										

Seattle Mariners @ Kansas City Royals
Royals Stadium, Kansas City, MO
Sun Jun 19 1983, 4:33 AM EDT
Att. 27,174 - Unknown

livebaseballscorecards.com

AB	34
R	2
H	7
RBI	2
BB	0
SO	6
LOB	10



Batter	1	2	3	4	5	6	7	8	9
Willie Wilson, S (1, 7) OBP: 0.321, SLG: 0.359	0-0 CS 1B		0-0 6-3			0-0 6-3	0-0 F9		
U L Washington, S (1, 6) OBP: 0.301, SLG: 0.324	0-3 K			0-0 5-3		0-0 E S 1B	0-0 S 1B		
Amos Otis, R (1, 8) OBP: 0.312, SLG: 0.358	0-0 4-3 1-2			0-0 BB BB 1B		0-3 K	0-3 K		
Hal McRae, R (1, 10) OBP: 0.407, SLG: 0.520		0-0 2B		4-0 1-2 BB BB		0-0 1B		0-3 K	
Leon Roberts, R (1, 9) OBP: 0.305, SLG: 0.352		0-0 6-3		4-0 1-2 2-3 BB BB		0-0 1-3		0-0 F7	
Willie Aikens, L (1, 3) OBP: 0.389, SLG: 0.516		0-3 K		0-0 G6-3 1-2f			0-0 E6 1B HR	0-3 K	
Joe Simpson, L (7, PR) OBP: 0.242, SLG: 0.214 (8, 3)									
Don Slaught, R (1, 2) OBP: 0.234, SLG: 0.230		0-0 F8			0-0 G6-4-3 1B		0-0 1-3 HR 1B		
Cliff Pastornicky, R (1, 5) OBP: 0.067, SLG: 0.267			0-0 5-3		0-0 G6-4-3 1-2f		0-0 1-H 3-H HR		
Greg Pryor, R (8, 5) OBP: 0.263, SLG: 0.277									
Onix Concepcion, R (1, 4) OBP: 0.133, SLG: 0.172			0-0 F8		0-0 L6		0-0 4-3		

Inning Stats	R: 0	H: 1	E: 0	LOB: 0	K: 1	S: 5	P: 5	R: 0	H: 1	E: 0	LOB: 1	K: 1	S: 6	P: 6	R: 0	H: 0	E: 0	LOB: 0	K: 0	S: 3	R: 0	H: 1	E: 0	LOB: 2	K: 0	S: 3	P: 11	R: 0	H: 1	E: 0	LOB: 0	K: 0	S: 3	R: 1	H: 2	E: 0	LOB: 1	K: 1	S: 7	P: 7	R: 3	H: 3	E: 1	LOB: 2	K: 1	S: 9	P: 9	R: 0	H: 0	E: 0	LOB: 0	K: 2	S: 7	P: 7
--------------	------	------	------	--------	------	------	------	------	------	------	--------	------	------	------	------	------	------	--------	------	------	------	------	------	--------	------	------	-------	------	------	------	--------	------	------	------	------	------	--------	------	------	------	------	------	------	--------	------	------	------	------	------	------	--------	------	------	------

PITCHER	IP	WLS	BF	H	R	ER	SO	BB	IBB	HBP	BLK	WP	HR	S	P	ERA	WHIP
Matt Young, L (1, 1) ERA: 2.54	6.0	L	26	8	4	3	3	2	0	0	0	0	1	30	38	4.50	1.667
Mike Stanton, R (7, 1) ERA: 3.0	1.0		4	1	0	0	1	0	0	0	0	0	0	6	6	0.00	1.000
Ed Vande Berg, L (8, 1) ERA: 3.49	1.0		3	0	0	0	2	0	0	0	0	0	0	7	7	0.00	0.000

BOTTOM

AB R H RBI BB SO LOB

4 0 1 0 0 0 1

4 1 2 0 0 1 1

4 0 1 0 0 2 3

3 0 2 1 1 1 0

3 0 0 0 1 0 2

3 0 0 0 0 1 4

1 1 0 0 0 1 0

3 1 2 0 0 0 1

3 1 1 3 0 0 1

0 0 0 0 0 0 0

3 0 0 0 0 0 1

AB 31

R 4

H 9

RBI 4

BB 2

SO 6

LOB 14

WP: 0 PA: 33

PB: 0

SB: 3

CS: 1

1B: 7 SF: 0

2B: 1 SAC: 0

3B: 0 DP: 2

HR: 1 HBP: 0


ERA WHIP

Seattle Mariners @ Kansas City Royals

Royals Stadium, Kansas City, MO

Sun Jun 19 1983, 4:33 AM EDT

Att. 27,174 - Unknown



livebaseballscores.com

Batter	1	2	3	4	5	6	7	8	9	AB R H RBI BB SO LOB	TOP		
Rickey Henderson, R OBP: 0.396, SLG: 0.395 (1, 7)	0-0 S FC 1B	0-0 4-3		0-0 S 1B	0-0 G6-4-3 1-2f			0-0 E 2B		5 2 3 0 0 0 1			
Mike Davis, L OBP: 0.316, SLG: 0.352 (1, 9)	0-0 FC S E 1B		0-0 G3 S 1B	0-0 S 1B		0-0 3-1		0-0 E6 2-3		5 3 3 1 0 0 1			
Carney Lansford, R OBP: 0.282, SLG: 0.271 (1, 5)	0-3 K 1-2 2-3		0-0 G3 1-3	0-0 PB HR 1B		0-0 F9		0-0 F9		5 1 1 1 0 1 5			
Jeff Burroughs, R OBP: 0.340, SLG: 0.405 (1, 10)	4-0 E BB		0-0 1B 1B 3-H	0-0 1B HR 1-H		0-0 5-3		0-0 6-3		4 1 2 3 1 0 0			
Dwayne Murphy, L OBP: 0.331, SLG: 0.326 (1, 8)	0-0 FC 1-2 2-H 3-H		0-0 1B 1B	4-0 FC6-4 CS BB		0-0 F8		0-0 F4		4 0 1 1 1 0 1			
Bill Almon, R OBP: 0.360, SLG: 0.403 (1, 6)	0-0 F9		0-0 1B	0-0 FC6-4 1B		0-0 5-3		0-0 1B 1B		4 0 2 0 0 0 2 1 0 1 0 0 0 0			
Tony Phillips, S OBP: 0.301, SLG: 0.262 (7, 6)			0-0 1B	0-0 1B		0-0 5-3							
Davey Lopes, R OBP: 0.336, SLG: 0.436 (1, 4)	0-3 K		0-0 F6	0-0 FC6-4 1-2f 2-3		0-0 5-3		0-0 1B		5 0 1 0 0 1 7			
Wayne Gross, L OBP: 0.372, SLG: 0.494 (1, 3)		0-0 F9	0-0 4-3	0-0 CS	0-3 K			0-0 4-3	0-0 F8	2 0 0 0 0 0 3 3 0 0 0 0 1 2			
Dan Meyer, L OBP: 0.211, SLG: 0.183 (5, PH) (5, 3)				0-0 K	0-0 G6-4-3 1B								
Mike Heath, R OBP: 0.333, SLG: 0.420 (1, 2)		0-0 F9		0-3 K				0-0 6-3		4 0 1 0 0 1 0			
Inning Stats	R: 2 H: 2 E: 1 LOB: 2 K: 2 BB: 1 S: 10 P: 14	R: 0 H: 0 E: 0 LOB: 0 K: 0 BB: 0 S: 3 P: 3	R: 1 H: 4 E: 0 LOB: 3 K: 0 BB: 0 S: 7 P: 7	R: 4 H: 5 E: 0 LOB: 1 K: 1 BB: 1 S: 9 P: 13	R: 0 H: 1 E: 0 LOB: 0 K: 1 BB: 0 S: 5 P: 5	R: 0 H: 0 E: 0 LOB: 0 K: 0 BB: 0 S: 3 P: 3	R: 0 H: 0 E: 0 LOB: 0 K: 0 BB: 0 S: 3 P: 3	R: 0 H: 1 E: 1 LOB: 2 K: 0 BB: 0 S: 5 P: 5	R: 0 H: 2 E: 0 LOB: 2 K: 0 BB: 0 S: 5 P: 5	1B: 13 SF: 0 2B: 1 SAC: 0 3B: 0 DP: 1 HR: 1 HBP: 0	WP: 0 PA: 45 PB: 1 SB: 5 CS: 1		
PITCHER	IP WLS BF H R ER SO BB IBB HBP BLK WP HR S P ERA WHIP											PITCHER	IP WLS BF H R ER SO BB IBB HBP BLK WP HR S P ERA WHIP
Vida Blue, L ERA: 4.7 (1, 1)	2.1 L 15 6 3 3 2 1 0 0 0 0 0 0 18 22 11.57 3.000												
Steve Renko, R ERA: 4.99 (3, 1)	1.1 10 5 4 4 1 1 0 0 0 0 0 1 11 15 27.00 4.500												
Don Hood, L ERA: 1.83 (4, 1)	4.1 14 2 0 0 1 0 0 0 0 0 0 0 16 16 0.00 0.462												
Bill Castro, R ERA: 5.87 (9, 1)	1.0 5 2 0 0 0 0 0 0 0 0 0 0 5 5 0.00 2.000												

Oakland Athletics @ Kansas City Royals
Royals Stadium, Kansas City, MO
Mon Jun 20 1983, 8:05 PM EDT
Att. 30,748 - Unknown - 87 F

AB	42
R	7
H	15
RBI	6
BB	2
SO	4
LOB	22



Batter	1	2	3	4	5	6	7	8	9	AB	R	H	RBI	BB	SO	LOB
Willie Wilson, S OBP: 0.324, SLG: 0.369 (1, 7)	0-0 6-3 4-3 1B		0-0 SF8 3B		0-0 F3			0-0 5-3		4	1	2	1	0	0	0
U L Washington, S OBP: 0.305, SLG: 0.329 (1, 6)	0-0 4-3 1-2		0-0 F8		4-0 BB			0-0 2B		3	0	1	0	1	0	2
Frank White, R OBP: 0.295, SLG: 0.434 (1, 4)	0-0 6-3 2-3		0-0 SF8		0-0 F7			0-0 F7		3	0	0	1	0	0	3
Hal McRae, R OBP: 0.408, SLG: 0.516 (1, 10)	4-0 BB		0-0 6-3		0-0 F6			4-0 BB		2	0	0	0	2	0	0
Amos Otis, R OBP: 0.310, SLG: 0.353 (1, 8)	0-0 F9			0-0 F9		4-0 G5-4-3 BB		0-0 5-3		3	0	0	0	1	0	4
Leon Roberts, R OBP: 0.286, SLG: 0.328 (1, 9)		0-0 F4		0-3 K		0-0 G5-4-3 1-2f		0-0 F7		4	0	0	0	0	1	1
Willie Aikens, L OBP: 0.392, SLG: 0.511 (1, 3)		0-0 4-3		4-0 FC5-4 BB		0-0 F8		0-0 FC5-4 1B		3	0	1	0	1	0	0
Cliff Pastornicky, R OBP: 0.105, SLG: 0.263 (1, 5)		0-0 5-3		0-0 FC5-4 1-2f		0-0 G5-4-3 1B		0-0 FC5-4 1-2f		4	0	1	0	0	0	2
John Wathan, R OBP: 0.315, SLG: 0.344 (1, 2)			0-0 3B		0-0 F6		0-0 G5-4-3 1-2f		0-0 F6		4	1	1	0	0	2

Inning Stats	R: 0	H: 1	E: 0	K: 0	S: 4	LOB: 2	BB: 1	P: 8	R: 0	H: 0	E: 0	K: 0	S: 3	LOB: 0	BB: 0	P: 3	R: 2	H: 2	E: 0	K: 0	S: 5	LOB: 0	BB: 0	P: 5	R: 0	H: 0	E: 0	K: 1	S: 5	LOB: 1	BB: 1	P: 9	R: 0	H: 0	E: 0	K: 0	S: 3	LOB: 0	BB: 1	P: 7	R: 0	H: 0	E: 0	K: 0	S: 2	LOB: 0	BB: 1	P: 6	R: 0	H: 1	E: 0	K: 0	S: 3	LOB: 0	BB: 0	P: 3	R: 0	H: 1	E: 0	K: 0	S: 4	LOB: 2	BB: 1	P: 8	R: 0	H: 1	E: 0	K: 0	S: 4	LOB: 1	BB: 0	P: 4	1B: 3	SF: 1	2B: 1	SAC: 0	3B: 2	DP: 2	HR: 0	HBP: 0	WP: 0	PA: 36	PB: 0	SB: 0	CS: 0	ERA	WHIP
PITCHER Bill Krueger, L ERA: 3.06 (1, 1)	IP	WLS	BF	H	R	ER	SO	BB	IBB	HBP	BLK	WP	HR	S	P	ERA	WHIP	IP	WLS	BF	H	R	ER	SO	BB	IBB	HBP	BLK	WP	HR	S	P	ERA	WHIP																																																					

BOTTOM

Oakland Athletics @ Kansas City Royals
Royals Stadium, Kansas City, MO

Mon Jun 20 1983, 8:05 PM EDT
 Att: 30,748 - Unknown - 87 F

livebaseballscorecards.com

AB	30
R	2
H	6
RBI	2
BB	5
SO	1
LOB	14



Batter	1	2	3	4	5	6	7	8	9	AB R H RBI BB SO LOB	TOP											
Rickey Henderson, R OBP: 0.394, SLG: 0.393 (1, 7)	0-0 1-3		0-0 4-3		0-0 1B			0-0 FC6-5 S 1B		4 1 1 0 0 0 2												
Mike Davis, L OBP: 0.315, SLG: 0.358 (1, 9)	0-0 6-3			0-0 SF9 3B	0-0 F7			0-0 F8		4 1 1 0 0 0 3												
Bill Almon, R OBP: 0.358, SLG: 0.400 Tony Phillips, S OBP: 0.301, SLG: 0.262 (1, 6) (8, PR) (8, 6)	0-3 K			0-0 6-3		0-0 F9		0-0 FC6-4 1B		4 0 1 1 0 1 1 0 0 0 0 0 0 0												
Davey Lopes, R OBP: 0.330, SLG: 0.430 (1, 4)		0-0 5-3		0-0 SF9		0-0 5-3		0-0 FC6-4		3 0 0 1 0 0 2												
Dwayne Murphy, L OBP: 0.330, SLG: 0.324 (1, 8)		0-0 6-3		0-0 1B 1B		0-0 4-3			0-0 1-3	4 0 1 0 0 0 0												
Carney Lansford, R OBP: 0.280, SLG: 0.270 (1, 5)		0-0 5-3		0-0 1-2 1B		0-0 F9			0-0 4-3	4 0 1 0 0 0 0												
Mike Heath, R OBP: 0.315, SLG: 0.396 Garry Hancock, L OBP: 0.351, SLG: 0.436 (1, 10) (9, PH)			0-0 4-3	0-3 K		0-0 F9			0-0 1B	3 0 0 0 0 1 2 1 0 1 0 0 0 0												
Wayne Gross, L OBP: 0.365, SLG: 0.482 (1, 3)		0-3 K			0-0 F4		0-0 4-3		0-0 4-3	4 0 0 0 0 1 1												
Bob Kearney, R OBP: 0.328, SLG: 0.417 Mitchell Page, L OBP: 0.302, SLG: 0.222 Darryl Cias, R OBP: 0.368, SLG: 0.353 (1, 2) (8, PR) (8, 2)			0-0 1B		0-3 K			0-0 FC6-5 2B		3 0 2 0 0 1 0 0 0 0 0 0 0 0 0 0 0 0 0 0 0												
Inning Stats	R: 0 E: 0 K: 1 S: 5	H: 0 LOB: 0 BB: 0 P: 5	R: 0 E: 0 K: 0 S: 3	H: 0 LOB: 0 BB: 0 P: 3	R: 0 E: 0 K: 1 S: 6	H: 1 LOB: 1 BB: 0 P: 6	R: 1 E: 0 K: 1 S: 8	H: 3 LOB: 2 BB: 0 P: 8	R: 0 E: 0 K: 1 S: 6	H: 1 LOB: 1 BB: 0 P: 6	R: 0 E: 0 K: 0 S: 3	H: 0 LOB: 0 BB: 0 P: 3	R: 0 E: 0 K: 0 S: 3	H: 0 LOB: 0 BB: 0 P: 3	R: 1 E: 0 K: 0 S: 5	H: 2 LOB: 2 BB: 0 P: 5	R: 0 E: 0 K: 0 S: 4	H: 1 LOB: 1 BB: 0 P: 4	1B: 6 2B: 1 3B: 1 HR: 0	SF: 1 SAC: 0 DP: 0 HBP: 0	WP: 0 PB: 0 SB: 2 CS: 0	PA: 35
PITCHER	IP WLS BF H R ER SO BB IBB HBP BLK WP HR S P ERA WHIP																				PITCHER	IP WLS BF H R ER SO BB IBB HBP BLK WP HR S P ERA WHIP
Paul Splittorff, L ERA: 3.7 (1, 1)	7.0 W 27 6 2 2 4 0 0 0 0 0 0 35 35 2.57 0.857																				Dan Quisenberry, R ERA: 1.45 (8, 1)	2.0 S 8 2 0 0 0 0 0 0 0 0 0 8 8 0.00 1.000

Oakland Athletics @ Kansas City Royals
Royals Stadium, Kansas City, MO
Tue Jun 21 1983, 8:05 PM EDT
Att. 17,848 - Unknown - 85 F

livebaseballscorecards.com

AB	34
R	2
H	8
RBI	2
BB	0
SO	4
LOB	11



BOTTOM

Oakland Athletics @ Kansas City Royals
Royals Stadium, Kansas City, MO

livebaseballscorecards.com

AB 33
R 4
H 8
RBI 4
BB 1
SO 1
LOB 18



WP: 0 PA: 35
PB: 0
SB: 3
CS: 0

Tue Jun 21 1983, 8:05 PM EDT
Att: 17,848 - Unknown - 85 F

AB R H RBI BB SO LOB

4 0 1 0 0 0 1

4 1 0 0 0 0 1

4 0 2 1 0 0 1

4 1 2 0 0 0 1

4 0 0 0 0 0 3
0 0 0 0 0 0 0

3 1 1 0 1 0 1

3 0 1 1 0 0 4

3 1 1 2 0 1 2
1 0 0 0 0 0 3

3 0 0 0 0 0 1

1B: 7 SF: 0
2B: 0 SAC: 0
3B: 0 DP: 0
HR: 1 HBP: 1

Batter	1	2	3	4	5	6	7	8	9
Willie Wilson, S (1, 7) OBP: 0.323, SLG: 0.367	0-0 F8 ①		0-0 4-3 ①		0-0 F9 S 1B		0-0 F8 ③		
U L Washington, S (1, 6) OBP: 0.300, SLG: 0.323	0-0 G3 ②		0-0 F5 ②		0-0 F9 ②			0-0 E3 S 1B	
Frank White, R (1, 4) OBP: 0.299, SLG: 0.436	0-0 1B		0-0 6-3 ③		0-0 1-3			0-0 1B S FC3-2 1B	
Hal McRae, R (1, 10) OBP: 0.409, SLG: 0.515	0-0 F8 ③			0-0 G3 1B 1B		0-0 F9 ①		0-0 FC3-2 G3 1B	
Willie Aikens, L (1, 3) OBP: 0.382, SLG: 0.496		0-0 F3 ①		0-0 G3 ①		0-0 F7 ②		0-0 G3 ①	
Joe Simpson, L (9, 3) OBP: 0.242, SLG: 0.214									
Amos Otis, R (1, 8) OBP: 0.314, SLG: 0.352		0-0 HR 1B		0-0 F8 ②		0-0 F3 ③		4-0 FC3-2 IBB	
Cesar Geronimo, L (1, 9) OBP: 0.306, SLG: 0.326		0-0 F9 ②		0-0 1B			1-0 HBP	0-0 FC3-2 ②	
Cliff Pastornicky, R (1, 5) OBP: 0.136, SLG: 0.409		0-0 HR ①		0-3 K ③			0-0 F3 ①	0-0 F8 ③	
Greg Pryor, R (8, 5) OBP: 0.278, SLG: 0.271									
Don Slaught, R (1, 2) OBP: 0.225, SLG: 0.221		0-0 6-3 ③			0-0 F9 ①		0-0 F8 ②		

Inning Stats	R: 0	H: 1	E: 0	LOB: 1	K: 0	BB: 0	S: 4	P: 4
	R: 2	H: 2	E: 0	LOB: 0	K: 0	BB: 0	S: 5	P: 5
	R: 0	H: 0	E: 0	LOB: 0	K: 0	BB: 0	S: 3	P: 3
	R: 1	H: 2	E: 0	LOB: 1	K: 1	BB: 0	S: 7	P: 7
	R: 0	H: 1	E: 0	LOB: 1	K: 0	BB: 0	S: 4	P: 4
	R: 0	H: 0	E: 0	LOB: 0	K: 0	BB: 0	S: 3	P: 3
	R: 0	H: 0	E: 1	LOB: 3	K: 0	BB: 1	S: 6	P: 10

PITCHER	IP	WLS	BF	H	R	ER	SO	BB	IBB	HBP	BLK	WP	HR	S	P	ERA	WHIP
Steve McCatty, R (1, 1) ERA: 3.5	7.0	L	29	6	4	3	1	0	0	0	0	0	1	30	31	3.86	0.857
Steve Baker, R (8, 1) ERA: 2.72	0.0		2	2	0	0	0	0	0	0	0	0	0	2	2	∞	∞
Tom Burgmeier, L (8, 1) ERA: 2.9	1.0		4	0	0	0	0	0	1	0	0	0	0	3	7	0.00	0.000

Batter	1	2	3	4	5	6	7	8	9	10	11	12	AB	R	H	RBI	BB	SO	LOB								
Rickey Henderson, R OBP: 0.397, SLG: 0.391 Dan Meyer, L OBP: 0.204, SLG: 0.176 (8, PH)	0-0 F8		4-0 CS 1-3 BB			1-0 E S SF8 HBP		0-0 FC6-4 3B		0-0 F3		0-0 F6	1 1 0 0 1 0 0 3 1 0 0 0 0 2														
Tony Phillips, S OBP: 0.303, SLG: 0.277	0-0 HR 1B		0-0 1-3			0-0 SF8		0-0 3B		0-0 4-3			4 2 2 2 0 0 1														
Mike Davis, L OBP: 0.313, SLG: 0.367 (2, 8)	0-0 HR		0-3 K			0-0 F9		0-3 K			0-0 F9		5 1 1 2 0 2 2														
Davey Lopes, R OBP: 0.328, SLG: 0.434	0-0 5-3				0-0 6-3		0-0 5-3		0-0 3B		0-0 F8		5 0 1 1 0 0 0														
Dwayne Murphy, L OBP: 0.328, SLG: 0.323 Garry Hancock, L OBP: 0.328, SLG: 0.407	0-3 K				0-0 4-3		0-0 3-1		0-0 F7		0-0 E5		1 0 0 0 0 1 0 4 0 0 0 0 0 1														
Carney Lansford, R OBP: 0.276, SLG: 0.304		0-0 HR			0-0 6-3		0-0 F9		0-0 F8		0-0 F9		5 1 1 1 0 0 1														
Mike Heath, R OBP: 0.322, SLG: 0.414		0-0 F9			0-0 F8		0-0 2B		0-0 G6-4-3 1B		0-0 F2		5 0 2 0 0 0 0														
Wayne Gross, L OBP: 0.360, SLG: 0.480		0-0 F8			0-0 F9		0-0 4-3		0-0 G6-4-3 1-2f		0-0 F9 2B		5 0 1 0 0 0 2														
Bob Kearney, R OBP: 0.325, SLG: 0.412 Mitchell Page, L OBP: 0.304, SLG: 0.231 (8, PH)	0-0 F3				0-0 F8			0-0 FC6-4 1B		0-0 F7		0-0 F9 2-3	2 0 0 0 0 0 0 3 0 1 0 0 0 1														
Inning Stats	R: 2 E: 0 K: 1 S: 7	H: 2 LOB: 0 BB: 0 P: 7	R: 1 E: 0 K: 0 S: 4	H: 1 LOB: 0 BB: 0 P: 4	R: 0 E: 0 K: 1 S: 4	H: 0 LOB: 0 BB: 1 P: 8	R: 0 E: 0 K: 0 S: 3	H: 0 LOB: 0 BB: 0 P: 3	R: 0 E: 0 K: 0 S: 3	H: 1 LOB: 1 BB: 0 P: 4	R: 2 E: 0 K: 1 S: 8	H: 3 LOB: 1 BB: 0 P: 8	R: 0 E: 0 K: 0 S: 3	H: 1 LOB: 0 BB: 0 P: 3	R: 0 E: 1 K: 0 S: 4	H: 0 LOB: 1 BB: 0 P: 4	R: 0 E: 0 K: 0 S: 4	H: 1 LOB: 1 BB: 0 P: 4	R: 0 E: 0 K: 0 S: 4	H: 1 LOB: 1 BB: 0 P: 4	1B: 3 2B: 2 3B: 2 HR: 2	SF: 1 SAC: 0 DP: 1 HBP: 1	WP: 0 PB: 0 SB: 1 CS: 1	PA: 46			
PITCHER	IP WLS BF H R ER SO BB IBB HBP BLK WP HR S P ERA WHIP																										
Larry Gura, L ERA: 4.25 Dan Quisenberry, R ERA: 1.65 Mike Armstrong, R ERA: 3.86	(1, 1) 7.0 (8, 1) 4.0 (12, 1) 1.0	26 16 4	4 2 1	4 2 0	3 2 0	2 1 0	2 1 0	0 0 0	0 0 0	0 0 0	0 0 0	0 0 0	0 0 0	0 0 0	0 0 0	0 0 0	0 0 0	0 0 0	0 0 0	0 0 0	0 0 0	0 0 0	0 0 0	0 0 0	0 0 0	3.86 4.50 0.00	0.714 1.000 1.000

Oakland Athletics @ Kansas City Royals
Royals Stadium, Kansas City, MO

Wed Jun 22 1983, 8:05 PM EDT
Att. 25,601 - Unknown - 90 F

AB	43
R	6
H	9
RBI	6
BB	1
SO	3
LOB	10

Batter	1	2	3	4	5	6	7	8	9	10	11	12	AB	R	H	RBI	BB	SO	LOB	
Willie Wilson, S OBP: 0.323, SLG: 0.364 (1, 7) X	0-0 F7		0-0 F9			0-0 S E 1B	4-0 FC5-4 1-2 BB	0-3 K			0-0 F3			5	1	1	0	1	1	2
U L Washington, S OBP: 0.296, SLG: 0.319 (1, 6) X	0-0 4-3		0-0 1B			0-0 4-3 1-3	0-0 FC5-4 1-2 2-3 2B			0-0 1-3	0-0 F8			6	1	1	0	0	0	3
Frank White, R OBP: 0.300, SLG: 0.437 (1, 4) X	0-0 6-3		0-0 F9			0-0 E5 5-3 HR	0-0 1-H 2-3 2B			0-0 F6				6	2	2	3	0	0	1
Hal McRae, R OBP: 0.408, SLG: 0.506 (1, 10) X		0-0 5-3		0-0 6-3		0-0 5-3 1-2	0-0 3-H 4-0 IBB			0-0 BB				4	0	0	0	2	0	2
Willie Aikens, L OBP: 0.385, SLG: 0.525 (1, 3) X		0-0 2B		0-0 F7		0-0 HR				0-0 F8				4	2	2	2	0	0	2
Joe Simpson, L OBP: 0.242, SLG: 0.214 (8, 3) X		2B				2-H HR								0	0	0	0	0	0	0
John Wathan, R OBP: 0.317, SLG: 0.346 (9, PH) X														2	0	1	0	0	0	1
Amos Otis, R OBP: 0.324, SLG: 0.364 (1, 8) X		0-0 1B 2B		0-0 F9		0-0 S 1B				0-0 F3				5	0	3	1	1	0	0
Cesar Geronimo, L OBP: 0.314, SLG: 0.333 (1, 9) X		0-0 2B				0-0 1B				0-0 F3				2	0	1	0	0	0	0
Leon Roberts, R OBP: 0.277, SLG: 0.317 (6, PH) X		0-0 1B				0-0 1B				0-0 5-3				2	0	0	0	0	0	1
Pat Sheridan, L OBP: 0.239, SLG: 0.353 (12, PH) X		0-0 1B				0-0 1B				0-0 5-3				1	0	1	1	0	0	0
Cliff Pastornicky, R OBP: 0.160, SLG: 0.400 (1, 5) X		0-0 2B				0-0 1B				0-0 F3				3	1	1	0	0	0	2
Greg Pryor, R OBP: 0.268, SLG: 0.260 (8, 5) X		0-0 2B				0-0 1B				0-0 F9				2	0	0	0	0	0	1
Don Slaughter, R OBP: 0.224, SLG: 0.210 (1, 2) X			0-0 F9			0-0 F1				0-0 F8				4	0	0	0	1	1	1

Inning Stats	R: 0	H: 0	E: 0	K: 0	S: 3	R: 1	H: 3	E: 0	K: 0	S: 5	R: 0	H: 1	E: 0	K: 0	S: 4	R: 0	H: 0	E: 0	K: 0	S: 3	R: 3	H: 3	E: 1	K: 0	S: 7	R: 2	H: 2	E: 0	K: 1	S: 7	R: 0	H: 1	E: 0	K: 1	S: 6	R: 0	H: 0	E: 0	K: 0	S: 3	R: 0	H: 0	E: 0	K: 0	S: 3	R: 0	H: 0	E: 0	K: 0	S: 3	R: 1	H: 3	E: 0	K: 0	S: 4	1B: 9	2B: 3	3B: 0	HR: 1	SF: 0	SAC: 1	DP: 1	HBP: 0	WP: 0	PA: 52
--------------	------	------	------	------	------	------	------	------	------	------	------	------	------	------	------	------	------	------	------	------	------	------	------	------	------	------	------	------	------	------	------	------	------	------	------	------	------	------	------	------	------	------	------	------	------	------	------	------	------	------	------	------	------	------	------	-------	-------	-------	-------	-------	--------	-------	--------	-------	--------

PITCHER	IP	WLS	BF	H	R	ER	SO	BB	IBB	HBP	BLK	WP	HR	S	P	ERA	WHIP
Chris Codiroli, R ERA: 4.29 (1, 1)	5.2		24	7	4	2	0	0	0	0	0	0	1	24	24	3.18	1.235
Tim Conroy, L ERA: 3.5 (6, 1)	1.0		5	1	2	2	1	1	0	0	0	0	0	6	10	18.00	2.000
Steve Baker, R ERA: 2.72 (7, 1)	0.0		1	1	0	0	0	0	0	0	0	0	0	1	1	∞	∞
Tom Burgmeier, L ERA: 2.72 (7, 1)	3.1		14	1	0	0	1	2	1	0	0	0	0	13	25	0.00	0.900
Ben Callahan, R ERA: 6.75 (11, 1)	1.1	L	7	2	1	1	0	0	1	0	0	0	0	6	10	6.75	1.500


BOTTOM

Oakland Athletics @ Kansas City Royals
 Royals Stadium, Kansas City, MO

Wed Jun 22 1983, 8:05 PM EDT
 Att: 25,601 - Unknown - 90 F

livebaseballscorecards.com

AB	46
R	7
H	13
RBI	7
BB	5
SO	2
LOB	16



Batter	1	2	3	4	5	6	7	8	9	AB R H RBI BB SO LOB	TOP											
Brian Downing, R (1, 10) OBP: 0.395, SLG: 0.382	0-0 F9 1-6-3 2B		0-0 FC4-6 E 1B 1-2f	4-0 BB		0-0 HR		0-0 F9		4 3 2 2 1 0 2												
Tim Foli, R (1, 6) OBP: 0.284, SLG: 0.330	0-0 F9 2-3		0-0 E 1B 1-2	0-0 F7		0-0 F9		0-3 K		5 1 1 0 0 1 3												
Ron Jackson, R (1, 3) OBP: 0.346, SLG: 0.388	0-0 1-6-3		0-0 E5 5-3 1B 1-2 2-3		0-0 F9	0-0 6-3		0-0 FC6-4 1B		5 0 1 1 0 0 2												
Doug DeCinces, R (1, 5) OBP: 0.360, SLG: 0.586 Ricky Adams, R (7, 5) OBP: 0.234, SLG: 0.250	4-0 BB		0-0 5-3 1B 1-2 2-3 3-H		0-0 1B 2B	0-0 6-3		0-0 F9		3 1 2 2 1 0 0 1 0 0 0 0 0 1												
Bobby Grich, R (1, 4) OBP: 0.413, SLG: 0.402	0-0 F4		0-0 5-3 1-2 2-3		4-0 1B BB	4-0 G1-4-3 BB		0-0 FC6-4 1-2f		3 0 0 0 2 0 4												
Fred Lynn, L (1, 8) OBP: 0.357, SLG: 0.483		0-0 F8	0-0 F4		0-3 K	0-0 F7		0-0 F9		5 0 0 0 0 1 6												
Bobby Clark, R (1, 7) OBP: 0.268, SLG: 0.348		0-0 4-3		0-0 1-3		0-0 G1-4-3 1-2 2-H 1B				4 0 1 1 0 0 1												
Ellis Valentine, R (1, 9) OBP: 0.267, SLG: 0.447		0-0 5-3		0-0 HR		0-0 F7				4 1 2 1 0 0 2												
Bob Boone, R (1, 2) OBP: 0.283, SLG: 0.329			0-0 FC4-6 1B	0-0 5-3		0-0 HR 1B		0-0 F7		4 1 2 0 0 0 1												
Inning Stats	R: 1 E: 0 K: 0 S: 4	H: 1 LOB: 1 BB: 1 P: 8	R: 0 E: 0 K: 0 S: 3	H: 0 LOB: 0 BB: 0 P: 3	R: 2 E: 1 K: 0 S: 7	H: 3 LOB: 2 BB: 0 P: 7	R: 1 E: 0 K: 0 S: 4	H: 1 LOB: 1 BB: 1 P: 8	R: 1 E: 0 K: 1 S: 7	H: 2 LOB: 2 BB: 1 P: 11	R: 2 E: 0 K: 0 S: 5	H: 2 LOB: 0 BB: 0 P: 5	R: 0 E: 0 K: 0 S: 2	H: 0 LOB: 0 BB: 1 P: 6	R: 0 E: 0 K: 1 S: 6	H: 1 LOB: 1 BB: 0 P: 6	R: 0 E: 0 K: 0 S: 4	H: 1 LOB: 1 BB: 0 P: 4	1B: 6 2B: 3 3B: 0 HR: 2	SF: 0 SAC: 0 DP: 1 HBP: 0	WP: 0 PB: 0 SB: 0 CS: 0	PA: 42
PITCHER	IP WLS BF H R ER SO BB IBB HBP BLK WP HR S P ERA WHIP																					
Bud Black, L (1, 1) ERA: 2.82	4.2 L 25 7 5 5 1 3 0 0 0 0 0 1 24 36 9.64 2.143																					
Bill Castro, R (5, 1) ERA: 6.13	1.1 6 2 2 2 0 0 0 0 0 0 0 1 6 6 13.50 1.500																					
Steve Renko, R (7, 1) ERA: 4.83	2.0 7 1 0 0 1 1 0 0 0 0 0 0 8 12 0.00 1.000																					
Don Hood, L (9, 1) ERA: 1.74	1.0 4 1 0 0 0 0 0 0 0 0 0 0 4 4 0.00 1.000																					

California Angels @ Kansas City Royals
Royals Stadium, Kansas City, MO

Thu Jun 23 1983, 8:05 PM EDT
Att. 38,823 - Unknown - 90 F

livebaseballscorecards.com

AB	38
R	7
H	11
RBI	7
BB	4
SO	2
LOB	22



Batter	1	2	3	4	5	6	7	8	9	AB	R	H	RBI	BB	SO	LOB
Willie Wilson, S OBP: 0.318, SLG: 0.359 (1, 7)	0-0 5-3		0-0 G3			0-0 G3		0-0 4-3		4	0	0	0	0	0	1
U L Washington, S OBP: 0.292, SLG: 0.313 (1, 6)	0-0 1-3			0-3 K			0-0 F4		0-0 4-3	4	0	0	0	0	1	0
Frank White, R OBP: 0.299, SLG: 0.438 (1, 4)	0-0 4-3			0-0 F3			0-0 5-3		0-0 2B	4	1	1	0	0	0	0
Hal McRae, R OBP: 0.409, SLG: 0.511 (1, 10)		0-3 K		0-0 F6			0-0 2B	1B	0-0 5-3	4	1	2	1	0	1	0
Willie Aikens, L OBP: 0.381, SLG: 0.524 (1, 3)		0-3 K			0-0 G3		0-0 2B	1-H	0-0 5-3	4	0	1	1	0	1	1
Amos Otis, R OBP: 0.327, SLG: 0.364 (1, 8)		4-0 1B			0-0 3-1		0-3 K		0-0 F7	0	0	0	0	1	0	0
Joe Simpson, L OBP: 0.237, SLG: 0.209 (5, 8)		BB								2	0	0	0	0	1	1
Pat Sheridan, L OBP: 0.236, SLG: 0.348 (9, PH)		BB								1	0	0	0	0	0	1
Cesar Geronimo, L OBP: 0.333, SLG: 0.353 (1, 9)		0-0 1B			0-0 1-6-3				0-0 G6-4-3	3	0	2	0	0	0	0
Cliff Pastornicky, R OBP: 0.143, SLG: 0.357 (1, 5)			0-0 F9			0-3 K		0-0 G6-4-3		3	0	0	0	0	1	1
John Wathan, R OBP: 0.317, SLG: 0.342 (1, 2)			0-0 6-3			0-3 K		4-0 BB		2	0	0	0	1	1	0

Inning Stats	R: 0	H: 0	E: 0	K: 0	S: 3	R: 0	H: 1	E: 0	K: 2	S: 7	R: 0	H: 0	E: 0	K: 0	S: 3	R: 0	H: 0	E: 0	K: 1	S: 5	R: 0	H: 0	E: 0	K: 0	S: 3	R: 1	H: 2	E: 0	K: 1	S: 7	R: 0	H: 1	E: 0	K: 0	S: 3	R: 1	H: 2	E: 0	K: 0	S: 5
	0	0	0	0	3	0	1	0	2	7	0	0	0	0	3	0	0	0	0	1	5	0	0	0	0	3	1	2	0	1	7	0	1	0	3	0	2	0	1	5

PITCHER	IP	WLS	BF	H	R	ER	SO	BB	IBB	HBP	BLK	WP	HR	S	P	ERA	WHIP
Ken Forsch, R ERA: 3.33 (1, 1)	9.0	W	33	6	2	2	6	2	0	0	0	0	0	43	51	2.00	0.889

BOTTOM

California Angels @ Kansas City Royals
Royals Stadium, Kansas City, MO
 Thu Jun 23 1983, 8:05 PM EDT
 Att: 38,823 - Unknown - 90 F

AB	31
R	2
H	6
RBI	2
BB	2
SO	6
LOB	5



WP	PA	3B	SF	SAC	DP	HBP
0	33	0	0	0	1	0

BOTTOM

California Angels @ Kansas City Royals
Royals Stadium, Kansas City, MO

Fri Jun 24 1983, 8:05 PM EDT
Att. 29,370 - Unknown

livebaseballscorecards.com

AB	36
R	11
H	15
RBI	11
BB	2
SO	1
LOB	15



WP:	0	PA:	38
PB:	0	SB:	0
CS:	0		

AB R H RBI BB SO LOB

5	2	3	2	0	0	1	
0	0	0	0	0	0	0	
4	1	0	0	1	0	3	
4	1	1	3	0	0	2	
0	0	0	0	0	0	0	
4	0	1	1	0	1	1	
4	1	1	0	0	0	2	
3	3	3	0	1	0	0	
3	0	1	1	0	0	2	
1	2	1	0	0	0	0	
4	1	3	4	0	0	1	
4	0	1	0	0	0	3	
1B:	11	SF:	0	WP:	0	PA:	38
2B:	3	SAC:	0	PB:	0	SB:	0
3B:	0	DP:	3	CS:	0		
HR:	1	HBP:	0				

Batter	1	2	3	4	5	6	7	8	9										
Willie Wilson, S OBP: 0.323, SLG: 0.363 Cesar Geronimo, L OBP: 0.333, SLG: 0.353 (1, 8) (8, PR) (9, 8)	0-0 G1-4-3 BB 1B		0-0 5-3		0-0 F7		0-0 FC5 HR 1B	0-0 1B											
U L Washington, S OBP: 0.290, SLG: 0.308 (1, 6)	4-0 G1-4-3 1-2 BB		0-0 6-3			0-0 F9	0-0 FC5 HR 1B	0-0 4-3											
Frank White, R OBP: 0.298, SLG: 0.448 Onix Concepcion, R OBP: 0.133, SLG: 0.172 (1, 4) (9, 4)	0-0 G1-4-3 1-2f 2-3			0-0 F4		0-0 6-3	0-0 HR												
Hal McRae, R OBP: 0.407, SLG: 0.506 (1, 10)	0-0 FC5-4 1B			0-0 F8		0-3 K	0-0 F9												
John Wathan, R OBP: 0.316, SLG: 0.340 (1, 9) (8, 3)	0-0 FC5-4 1-2f			0-0 4-3			1B 2B 1B 1-3												
Leon Roberts, R OBP: 0.319, SLG: 0.349 (1, 7)		0-0 G6-3 1B			0-0 2B 1B		0-0 2B 1B	4-0 1B BB											
Willie Aikens, L OBP: 0.380, SLG: 0.527 Joe Simpson, L OBP: 0.245, SLG: 0.218 (1, 3) (7, PR) (8, 9)		0-0 F7			0-0 F7		0-0 2B 2B	0-0 G5-4-3 1B 1B											
Don Slaught, R OBP: 0.247, SLG: 0.259 (1, 2)		0-0 G6-3 1-2f			0-0 2B		0-0 1B 2B	0-0 G5-4-3 1B											
Greg Pryor, R OBP: 0.267, SLG: 0.259 (1, 5)			0-0 6-3		0-0 6-3		0-0 FC5 1B 1B	0-0 G5-4-3 1-2f 2-3											
Inning Stats	R: 1 H: 2 E: 0 LOB: 1 K: 0 BB: 1 S: 4 P: 8	R: 0 H: 1 E: 0 LOB: 0 K: 0 BB: 0 S: 3 P: 3	R: 0 H: 0 E: 0 LOB: 0 K: 0 BB: 0 S: 3 P: 3	R: 0 H: 0 E: 0 LOB: 0 K: 0 BB: 0 S: 3 P: 3	R: 1 H: 2 E: 0 LOB: 1 K: 0 BB: 0 S: 5 P: 5	R: 0 H: 0 E: 0 LOB: 0 K: 1 BB: 0 S: 5 P: 5	R: 7 H: 7 E: 0 LOB: 1 K: 0 BB: 0 S: 10 P: 10	R: 2 H: 3 E: 0 LOB: 1 K: 0 BB: 1 S: 5 P: 9	1B: 11 SF: 0 2B: 3 SAC: 0 3B: 0 DP: 3 HR: 1 HBP: 0										
PITCHER	IP WLS BF H R ER SO BB IBB HBP BLK WP HR S P ERA WHIP																		
Tommy John, L ERA: 4.32 (1, 1)	6.0 L 26 9 6 6 1 1 0 0 0 0 0 0 27 31 9.00 1.667																		
Luis Sanchez, R ERA: 3.64 (7, 1)	0.1 4 3 3 3 0 0 0 0 0 0 0 1 4 4 81.00 9.000																		
Curt Brown, R ERA: 7.15 (7, 1)	1.2 8 3 2 2 0 1 0 0 0 0 0 0 7 11 10.80 2.400																		

Batter	1	2	3	4	5	6	7	8	9	AB R H RBI BB SO LOB	TOP		
Rod Carew, L (1, 10) OBP: 0.461, SLG: 0.511	0-0 4-3 5-3 HR 1B	0-0 G6-4-3 1-2f		0-0 1-3 1B	0-0 1-3			0-0 1-2 G6-4-3 1B	0-0 4-3	6 1 3 0 0 0 4			
Ellis Valentine, R (1, 9) OBP: 0.253, SLG: 0.413	0-0 5-3 1-2		0-3 K	0-0 4-3			0-0 F4	0-0 G6-4-3 1-2f 2-3		5 0 0 0 0 1 5			
Daryl Sconiers, L (1, 3) OBP: 0.284, SLG: 0.473	0-0 4-3 2-3		0-3 K		0-0 2B BB 1B		0-0 1B	0-0 1B 2B 3-H		5 2 3 1 0 1 1			
Brian Downing, R (1, 7) OBP: 0.410, SLG: 0.413	0-0 HR 3-H		4-0 BB	0-0 2B BB 1B	0-3 K		0-0 1B	0-0 1B 2-H		3 2 2 3 2 1 1			
Fred Lynn, L (1, 8) OBP: 0.368, SLG: 0.498	4-0 BB		0-0 F9	0-0 3B 2B 1-H 2-H	0-0 4-3		0-0 1B 1-2 FC5-4			4 1 2 2 1 0 2			
Ron Jackson, R (1, 5) OBP: 0.338, SLG: 0.388	0-0 F4		0-0 F3	0-0 3B 2-H	0-0 F7		0-0 FC5-4 1-2f			5 0 1 1 0 0 3			
Bobby Grich, R (1, 4) OBP: 0.410, SLG: 0.429		0-0 HR		0-0 HR	0-0 5-3		0-3 K	0-3 K		5 2 2 2 0 2 1			
Ricky Adams, R (1, 6) OBP: 0.268, SLG: 0.276		0-0 FC1-6 1B		0-0 1B 1B HBP	1-0 HBP		0-0 6-3	0-0 1B		4 0 3 0 0 0 0			
Mike O'Berry, R (1, 2) OBP: 0.250, SLG: 0.375		0-0 FC1-6 G6-4-3 1-2f		0-0 F4	0-3 K			0-0 G6-4-3 1B 2B 1B	0-0 F7	5 1 1 0 0 1 5			
Inning Stats	R: 2 H: 2 E: 0 LOB: 1 K: 0 BB: 1 S: 5 P: 9	R: 1 H: 2 E: 0 LOB: 0 K: 0 BB: 0 S: 4 P: 4	R: 0 H: 0 E: 0 LOB: 1 K: 2 BB: 1 S: 7 P: 11	R: 1 H: 3 E: 0 LOB: 2 K: 0 BB: 0 S: 6 P: 6	R: 3 H: 3 E: 0 LOB: 2 K: 1 BB: 1 S: 8 P: 13	R: 0 H: 1 E: 0 LOB: 1 K: 1 BB: 0 S: 6 P: 6	R: 0 H: 0 E: 0 LOB: 0 K: 1 BB: 0 S: 5 P: 5	R: 2 H: 5 E: 0 LOB: 2 K: 0 BB: 0 S: 7 P: 7	R: 0 H: 1 E: 0 LOB: 1 K: 1 BB: 0 S: 6 P: 6	1B: 11 SF: 0 2B: 2 SAC: 0 3B: 1 DP: 2 HR: 3 HBP: 1	WP: 0 PA: 46 PB: 0 SB: 0 CS: 0		
PITCHER	IP WLS BF H R ER SO BB IBB HBP BLK WP HR S P ERA WHIP											PITCHER	IP WLS BF H R ER SO BB IBB HBP BLK WP HR S P ERA WHIP
Keith Creel, R (1, 1) ERA: 7.5	3.2 L 19 7 4 4 2 2 0 0 0 0 0 3 21 29 9.82 2.455												
Bill Castro, R (4, 1) ERA: 6.64	1.0 8 3 3 3 1 1 0 1 0 0 0 0 8 13 27.00 4.000												
Don Hood, L (5, 1) ERA: 2.16	4.1 19 7 2 2 3 0 0 0 0 0 0 0 25 25 4.15 1.615												

California Angels @ Kansas City Royals
Royals Stadium, Kansas City, MO
Sat Jun 25 1983, 8:05 PM EDT
Att: 40,125 - Unknown

livebaseballscorecards.com

AB 42
R 9
H 17
RBI 9
BB 3
SO 6
LOB 22



Batter	1	2	3	4	5	6	7	8	9	AB R H RBI BB SO LOB
Willie Wilson, S OBP: 0.318, SLG: 0.357 (1, 8)	0-3 K		0-0 FC4-6 1B 2B		0-3 K		0-0 F8		0-0 F9	5 1 0 0 0 2 2
U L Washington, S OBP: 0.293, SLG: 0.308 (1, 6)	0-0 G5-4-3 1B		0-3 K		4-0 BB		0-0 E4			3 0 1 0 1 1 2
Frank White, R OBP: 0.297, SLG: 0.444 (1, 4)	0-0 G5-4-3		0-0 2B 1B		0-0 F4		0-0 5-3			4 0 1 1 0 0 3
Hal McRae, R OBP: 0.404, SLG: 0.506 (1, 10)		0-0 F8	0-0 2B		0-0 F9		0-0 4-3			4 0 1 1 0 0 0
Willie Aikens, L OBP: 0.383, SLG: 0.533 (1, 3)		0-0 4-3 2B	0-0 4-3		0-0 BB 1B		0-0 G3			4 0 2 0 0 0 2
Cesar Geronimo, L OBP: 0.316, SLG: 0.333 (1, 9)		0-0 4-3		0-0 1-3		0-3 K		4-0 BB		3 0 0 0 0 1 2
Leon Roberts, R OBP: 0.329, SLG: 0.349 (8, PH) (9, 7)		0-0 2-3		0-0 1-3		0-3 K		0-0 BB		0 0 0 0 1 0 0
Pat Sheridan, L OBP: 0.240, SLG: 0.338 (1, 7)		0-3 K		0-3 K		4-0 FC5-4 BB		0-0 F8		2 0 0 0 1 2 1
John Wathan, R OBP: 0.314, SLG: 0.338 (8, PH) (9, 9)										1 0 0 0 0 0 1
Cliff Pastornicky, R OBP: 0.125, SLG: 0.313 (1, 5)			0-0 E6 FC4-6 1B		0-0 5-3		0-0 FC5-4		0-0 F7	4 1 0 0 0 0 2
Don Slaught, R OBP: 0.247, SLG: 0.258 (1, 2)			0-0 FC4-6 1B		0-0 F7		0-0 6-3		0-0 5-3	4 0 1 0 0 0 0

Inning Stats	R: 0 E: 0 K: 1 S: 5	H: 1 LOB: 0 BB: 0 P: 5	R: 0 E: 0 K: 1 S: 6	H: 1 LOB: 1 BB: 0 P: 6	R: 2 E: 1 K: 1 S: 9	H: 3 LOB: 2 BB: 0 P: 9	R: 0 E: 0 K: 1 S: 5	H: 0 LOB: 0 BB: 0 P: 5	R: 0 E: 0 K: 1 S: 5	H: 1 LOB: 2 BB: 1 P: 10	R: 0 E: 1 K: 0 S: 4	H: 0 LOB: 1 BB: 0 P: 4	R: 0 E: 0 K: 0 S: 3	H: 0 LOB: 1 BB: 1 P: 7	R: 0 E: 0 K: 0 S: 3	H: 0 LOB: 0 BB: 0 P: 3	1B: 4 2B: 2 3B: 0 HR: 0	SF: 0 SAC: 0 DP: 1 HBP: 0
--------------	------------------------------	---------------------------------	------------------------------	---------------------------------	------------------------------	---------------------------------	------------------------------	---------------------------------	------------------------------	----------------------------------	------------------------------	---------------------------------	------------------------------	---------------------------------	------------------------------	---------------------------------	----------------------------------	------------------------------------

PITCHER	IP	WLS	BF	H	R	ER	SO	BB	IBB	HBP	BLK	WP	HR	S	P	ERA	WHIP
Mike Witt, R ERA: 4.73 (1, 1)	7.0	W	30	6	2	0	6	2	0	0	0	0	0	40	48	0.00	1.143
John Curtis, L ERA: 2.55 (8, 1)	2.0		7	0	0	0	0	1	0	0	0	0	6	10	0.00	0.500	

BOTTOM

California Angels @ Kansas City Royals
Royals Stadium, Kansas City, MO

Sat Jun 25 1983, 8:05 PM EDT
Att. 40,125 - Unknown

livebaseballscorecards.com

AB	34
R	2
H	6
RBI	2
BB	3
SO	6
LOB	15



WP: 0	PA: 37
PB: 0	
SB: 1	
CS: 0	

Batter	1	2	3	4	5	6	7	8	9	AB R H RBI BB SO LOB	TOP		
Willie Wilson, S (1, 7) OBP: 0.320, SLG: 0.359	0-0 SH3 S 1B		0-0 F8			0-0 F3		0-0 S 1B		4 0 2 0 0 0 0	Kansas City Royals @ Oakland Athletics Oakland-Alameda County Coliseum, Oakland, CA Mon Jun 27 1983, 7:05 PM PDT Att. 21,841 - Unknown livebaseballscorecards.com		
U L Washington, S (1, 6) OBP: 0.294, SLG: 0.306	0-0 SH3 1-3			0-0 F8		0-0 F8		4-0 BB 1-2 BB		2 0 0 0 1 0 0			
Amos Otis, R (1, 8) OBP: 0.321, SLG: 0.356	0-3 K			0-0 F9		0-0 F9		0-0 F8		4 0 0 0 0 1 3			
Hal McRae, R (1, 10) OBP: 0.406, SLG: 0.504	0-0 F8			0-0 BB 1B		4-0 BB 2B 1B BB		0-0 1-3		3 1 1 0 1 0 3			
Willie Aikens, L (1, 3) OBP: 0.386, SLG: 0.536		0-0 F7		4-0 BB 1-2 BB		0-0 1B 1-3 2B		0-0 F4		3 0 1 0 1 0 0			
Cesar Geronimo, L (1, 9) OBP: 0.295, SLG: 0.310		0-0 4-3		0-0 4-3		0-0 F4		0-0 4-3		4 0 0 0 0 0 4			
Don Slaught, R (1, 2) OBP: 0.247, SLG: 0.258		0-0 6-3			0-0 5-3		0-0 G4-6-3 2-3 3-H 1B		0-0 F9			4 0 1 1 0 0 0	
Onix Concepcion, R (1, 4) OBP: 0.121, SLG: 0.156			0-0 F6		0-0 1-3		0-0 G4-6-3 1-2					3 0 0 0 0 0 2	
Greg Pryor, R (1, 5) OBP: 0.258, SLG: 0.250			0-0 F3		0-0 1-3			0-0 F8		2 0 0 0 0 0 0			
Pat Sheridan, L (8, PH) OBP: 0.237, SLG: 0.333										1 0 0 0 0 0 0			
Cliff Pastomicky, R (8, 5) OBP: 0.125, SLG: 0.313										0 0 0 0 0 0 0			
Inning Stats	R: 0 E: 0 K: 1 S: 6 H: 1 LOB: 1 BB: 0 P: 6	R: 0 E: 0 K: 0 S: 3 H: 0 LOB: 0 BB: 0 P: 3	R: 0 E: 0 K: 0 S: 3 H: 0 LOB: 0 BB: 0 P: 3	R: 0 E: 0 K: 0 S: 4 H: 1 LOB: 2 BB: 1 P: 8	R: 0 E: 0 K: 0 S: 3 H: 0 LOB: 0 BB: 0 P: 3	R: 0 E: 0 K: 0 S: 3 H: 0 LOB: 0 BB: 0 P: 3	R: 1 E: 0 K: 0 S: 4 H: 2 LOB: 1 BB: 1 P: 8	R: 0 E: 0 K: 0 S: 4 H: 1 LOB: 2 BB: 1 P: 8	R: 0 E: 0 K: 0 S: 3 H: 0 LOB: 0 BB: 0 P: 3	1B: 4 2B: 1 3B: 0 HR: 0 SF: 0 SAC: 1 DP: 1 HBP: 0	WP: 0 PB: 0 SB: 2 CS: 0 PA: 34		
PITCHER	IP WLS BF H R ER SO BB IBB HBP BLK WP HR S P ERA WHIP											PITCHER	IP WLS BF H R ER SO BB IBB HBP BLK WP HR S P ERA WHIP
Ben Callahan, R (1, 1) ERA: 2.45	6.0 W 23 3 1 1 1 2 0 0 0 0 0 0 23 31 1.50 0.833												
Chris Codiroli, R (7, 1) ERA: 4.15	3.0 S 11 2 0 0 0 1 0 0 0 0 0 0 10 14 0.00 1.000												

Kansas City Royals @ Oakland Athletics
Oakland-Alameda County Coliseum, Oakland, CA
 Mon Jun 27 1983, 7:05 PM PDT
 Att. 21,841 - Unknown

AB	30
R	1
H	5
RBI	1
BB	3
SO	1
LOB	12



Batter	1	2	3	4	5	6	7	8	9	AB R H RBI BB SO LOB
Rick Peters, S (1, 8) OBP: 0.429, SLG: 0.385	0-0 CS 1B		0-0 6-3		0-0 F5			0-0 SH BB SH1-3 2B		3 1 1 0 0 0 2
Bill Almon, R (1, 7) OBP: 0.352, SLG: 0.408	0-0 5-3 1-2			0-0 HR		0-0 6-3		0-0 SH1-3 1-2 2-3		3 1 1 1 0 0 1
Davey Lopes, R (1, 4) OBP: 0.331, SLG: 0.441	0-0 F2			0-0 F8		0-0 6-3		4-0 BB 2B IBB		3 1 0 0 1 0 0
Jeff Burroughs, R (1, 10) OBP: 0.348, SLG: 0.403		0-0 5-3		0-0 F5		0-0		4-0 BB BB BB		3 0 1 1 1 0 0
Mitchell Page, L (8, PR) OBP: 0.304, SLG: 0.231								1-2 2-3 3-H BB		0 1 0 0 0 0 0
Carney Lansford, R (1, 5) OBP: 0.283, SLG: 0.357		0-0 HR		0-0 F4		0-3 K		0-0 SF7 1-H 2-H 3-H 2B		4 2 2 4 0 1 1
Mike Heath, R (1, 9) OBP: 0.300, SLG: 0.368		0-3 K			0-0 4-3		0-0 F9	0-0 SF7 3-H		3 0 0 0 0 1 0
Garry Hancock, L (8, 9) OBP: 0.300, SLG: 0.373										0 0 0 1 0 0 0
Wayne Gross, L (1, 3) OBP: 0.343, SLG: 0.458		0-3 K			0-0 F7		0-0 F4	0-0 4-3		4 0 0 0 0 1 1
Bob Kearney, R (1, 2) OBP: 0.317, SLG: 0.404			0-0 F1		0-0 E 1B		0-0 6-3			3 0 1 0 0 0 0
Tony Phillips, S (1, 6) OBP: 0.298, SLG: 0.269			0-3 K		0-0 E5 1-2			0-0 SH1-3 BB SH 1B		3 1 1 0 0 1 1

Inning Stats	R: 0 E: 0 K: 0 S: 3	H: 1 LOB: 0 BB: 0 P: 3	R: 1 E: 0 K: 2 S: 8	H: 1 LOB: 0 BB: 0 P: 8	R: 0 E: 0 K: 1 S: 5	H: 0 LOB: 0 BB: 0 P: 5	R: 1 E: 0 K: 0 S: 4	H: 1 LOB: 0 BB: 0 P: 4	R: 0 E: 1 K: 0 S: 5	H: 1 LOB: 2 BB: 0 P: 5	R: 0 E: 0 K: 1 S: 6	H: 0 LOB: 0 BB: 0 P: 3	R: 5 E: 0 K: 0 S: 6	H: 2 LOB: 1 BB: 2 P: 14	1B: 4 2B: 1 3B: 0 HR: 2	SF: 1 SAC: 2 DP: 0 HBP: 0	WP: 0 PB: 0 SB: 0 CS: 1	PA: 34
--------------	------------------------------	---------------------------------	------------------------------	---------------------------------	------------------------------	---------------------------------	------------------------------	---------------------------------	------------------------------	---------------------------------	------------------------------	---------------------------------	------------------------------	----------------------------------	----------------------------------	------------------------------------	----------------------------------	--------

PITCHER	IP	WLS	BF	H	R	ER	SO	BB	IBB	HBP	BLK	WP	HR	S	P	ERA	WHIP
Larry Gura, L (1, 1) ERA: 4.45	7.1	L	31	6	6	6	4	1	1	0	0	0	2	37	45	7.36	0.955
Dan Quisenberry, R (8, 1) ERA: 1.78	0.2		3	1	1	1	0	0	0	0	0	0	0	3	3	13.50	1.500

BOTTOM

Kansas City Royals @ Oakland Athletics
Oakland-Alameda County Coliseum, Oakland, CA

Mon Jun 27 1983, 7:05 PM PDT
Att. 21,841 - Unknown

livebaseballscorecards.com

AB 29
R 7
H 7
RBI 7
BB 2
SO 4
LOB 6



Batter	1	2	3	4	5	6	7	8	9	AB R H RBI BB SO LOB	TOP	
U L Washington, S OBP: 0.296, SLG: 0.316 (1, 6)	0-0 SF9 3B		0-0 FC6-4 S 1-2f 2-3		0-0 F7		0-0 FC6 1B 1-2f 2-3		0-0 6-3 1B 2-3 3-H	5 1 2 1 0 0 4		
John Wathan, R OBP: 0.316, SLG: 0.342 (1, 9) (5, 2)	0-0 SF9		0-0 F9 1-2		0-0 1B		0-0 1B 1-3 3-H		0-0 6-3 2-3 3-H	4 0 2 2 0 0 4		
Frank White, R OBP: 0.292, SLG: 0.435 (1, 4)	0-3 K		0-0 1-3		0-0 F8		0-3 K 1-2		0-0 F6	5 0 0 0 0 2 6		
Hal McRae, R OBP: 0.404, SLG: 0.500 (1, 10)	0-0 5-3				0-0 1B 1B 1B		0-0 F8			4 0 1 0 0 0 3		
Amos Otis, R OBP: 0.317, SLG: 0.351 Cesar Geronimo, L OBP: 0.290, SLG: 0.305 (1, 8) (8, PH) (8, 9)			0-0 F8		0-0 F9		0-0 F9		0-0 G3	3 0 0 0 0 0 1 1 0 0 0 0 0 0		
Leon Roberts, R OBP: 0.329, SLG: 0.348 (1, 7) (5, 9)			0-0 F8		0-0 FC5 1B 1-2		0-0 F8		0-0 4-3	3 0 1 0 0 0 0 1 0 0 0 0 0 0		
Pat Sheridan, L OBP: 0.234, SLG: 0.329 (8, PH) (8, 7)												
Willie Aikens, L OBP: 0.383, SLG: 0.529 (1, 3)			0-0 F5		0-0 1B 1-2 2-3		0-0 F8		0-0 3-1	4 0 1 0 0 0 0		
Don Slaught, R OBP: 0.242, SLG: 0.253 Willie Wilson, S OBP: 0.325, SLG: 0.363 (1, 2) (5, 7) (8, 8)			0-0 E6 FC6-4 1B		0-3 K		0-0 FC6 BB 1B		0-0 E S 1B	2 0 0 0 0 1 3 2 2 2 0 0 0 0		
Onix Concepcion, R OBP: 0.162, SLG: 0.171 (1, 5)			0-0 FC6-4 1B 1-2		0-0 FC5 2-3f		4-0 FC6 BB 1-2		0-0 E6 1B CS 1-3	3 0 1 0 1 0 4		
Inning Stats	R: 1 E: 0 K: 1 S: 6 H: 1 LOB: 0 BB: 0 P: 6	R: 0 E: 0 K: 0 S: 3 H: 0 LOB: 0 BB: 0 P: 3	R: 0 E: 1 K: 0 S: 5 H: 1 LOB: 2 BB: 0 P: 5	R: 0 E: 0 K: 1 S: 8 H: 3 LOB: 3 BB: 0 P: 8	R: 0 E: 0 K: 0 S: 4 H: 1 LOB: 1 BB: 0 P: 4	R: 0 E: 0 K: 0 S: 3 H: 0 LOB: 0 BB: 0 P: 3	R: 1 E: 0 K: 1 S: 7 H: 2 LOB: 2 BB: 1 P: 11	R: 0 E: 0 K: 0 S: 3 H: 0 LOB: 0 BB: 0 P: 3	R: 1 E: 1 K: 0 S: 5 H: 2 LOB: 1 BB: 0 P: 5	1B: 9 2B: 0 3B: 1 HR: 0 SF: 1 SAC: 0 DP: 0 HBP: 0	WP: 0 PB: 0 SB: 3 CS: 1 PA: 39	
PITCHER Tom Underwood, L ERA: 5.02 Steve Baker, R ERA: 3.42 (1, 1) (7, 1)	IP WLS BF H R ER SO BB IBB HBP BLK WP HR S P ERA WHIP	6.0 W 27 7 2 2 2 1 0 0 0 0 0 0 30 34 3.00 1.333	3.0 S 12 3 1 1 1 0 0 0 0 0 0 0 14 14 3.00 1.000	PITCHER IP WLS BF H R ER SO BB IBB HBP BLK WP HR S P ERA WHIP								

Kansas City Royals @ Oakland Athletics
Oakland-Alameda County Coliseum, Oakland, CA

Tue Jun 28 1983, 7:05 PM PDT
Att. 10,135 - Unknown

livebaseballscorecards.com

AB	37
R	3
H	10
RBI	3
BB	1
SO	3
LOB	25



Batter	1	2	3	4	5	6	7	8	9	AB	R	H	RBI	BB	SO	LOB
Rick Peters, S (1, 8) OBP: 0.444, SLG: 0.375	0-0 G6-4-3 1B	0-0 6-3			0-0 F7		4-0 BB 1-2			3	0	1	0	1	0	1
Bill Almon, R (1, 7) OBP: 0.346, SLG: 0.400 Garry Hancock, L (8, 7) OBP: 0.300, SLG: 0.373	0-0 G6-4-3 1-2f		0-0 6-3		0-0 5-3		0-0 6-3			4	0	0	0	0	0	2
Davey Lopes, R (1, 4) OBP: 0.329, SLG: 0.450	0-3 K		0-0 F1			0-0 HR		0-0 6-3		4	1	1	1	0	1	0
Jeff Burroughs, R (1, 10) OBP: 0.346, SLG: 0.400		0-0 1B E	0-0 F9		0-0 5-3		0-0 F7			4	1	1	0	0	0	0
Carney Lansford, R (1, 5) OBP: 0.300, SLG: 0.366		0-0 E 1-2 1B		0-0 F8		4-0 FC6-4 BB		0-0 CS 1B		3	1	2	0	1	0	0
Mike Heath, R (1, 9) OBP: 0.301, SLG: 0.366		0-3 K		0-0 1B		0-0 F8		0-0 CS		3	0	1	0	0	1	3
Marshall Brant, R (1, 3) OBP: 0.333, SLG: 0.333 Wayne Gross, L (8, 3) OBP: 0.343, SLG: 0.458		0-0 E7 E 1-3 2-H 5-3 1B		0-0 F7		0-0 FC6-4 1-2f				3	1	1	1	0	0	2
Bob Kearney, R (1, 2) OBP: 0.313, SLG: 0.398		0-0 E6 5-3 2-3 3-H		0-0 F8		0-3 K				3	0	0	1	0	1	2
Tony Phillips, S (1, 6) OBP: 0.298, SLG: 0.267		0-0 5-3 1-2 3-H		0-0 F8		4-0 BB CS BB				2	0	0	1	1	0	1

Inning Stats	R: 0	H: 1	E: 0	LOB: 0	K: 1	P: 5	R: 3	H: 3	E: 2	LOB: 1	K: 1	P: 9	R: 0	H: 0	E: 0	LOB: 0	K: 0	P: 3	R: 0	H: 1	E: 0	LOB: 1	K: 0	P: 4	R: 0	H: 0	E: 0	LOB: 0	K: 0	P: 3	R: 1	H: 1	E: 0	LOB: 1	K: 0	P: 8	R: 0	H: 0	E: 0	LOB: 1	K: 1	P: 12	R: 0	H: 1	E: 0	LOB: 0	K: 0	P: 3
	0	1	0	0	1	5	3	3	2	1	1	9	0	0	0	3	0	0	3	0	1	0	1	0	4	0	0	0	0	0	3	1	1	0	1	0	8	0	0	1	1	0	3	0	1	0	3	

PITCHER	IP	WLS	BF	H	R	ER	SO	BB	IBB	HBP	BLK	WP	HR	S	P	ERA	WHIP
Bud Black, L (1, 1) ERA: 3.05	6.0	L	25	6	4	3	2	1	0	0	0	0	1	28	32	4.50	1.167
Mike Armstrong, R (7, 1) ERA: 3.32	2.0		7	1	0	0	1	2	0	0	0	0	0	7	15	0.00	1.500

BOTTOM

Kansas City Royals @ Oakland Athletics
Oakland-Alameda County Coliseum, Oakland, CA

livebaseballscores.com

AB	29
R	4
H	7
RBI	4
BB	3
SO	3
LOB	11



WP	PA	3B	HR	S	P	ERA	WHIP
0	33	0	1	1	3	0.00	1.500

Tue Jun 28 1983, 7:05 PM PDT
Att. 10,135 - Unknown

Batter	1	2	3	4	5	6	7	8	9	AB R H RBI BB SO LOB	TOP																
Willie Wilson, S OBP: 0.326, SLG: 0.364 (1, 8) X	0-0 2B E 1B	0-0 1B	0-0 1-3			0-0 G6-4-3 1-2f		0-0 F9		5 1 2 0 0 0 3																	
U L Washington, S OBP: 0.297, SLG: 0.319 (1, 6) X	0-0 1-3 1B 2B	0-0 5-3			0-0 E3 6-3	4-0 BB		0-0 L5		4 1 1 0 1 0 1																	
George Brett, L OBP: 0.450, SLG: 0.691 (1, 9) X	0-0 E6 1B		0-0 1B 2B 1B		0-0 6-3	0-0 F8		0-0 F4		5 1 1 1 0 0 3																	
Hal McRae, R OBP: 0.400, SLG: 0.494 (1, 10) X	0-0 3-H 1-3 2-H 1B		0-0 F8		0-3 K		0-0 5-3	0-0 F8		5 0 1 1 0 1 2																	
Frank White, R OBP: 0.294, SLG: 0.435 (1, 4) X	0-0 F9		0-0 1-2 2B 1B		0-0 F8		0-0 1B 1B	0-0 F9		5 1 2 0 0 0 2																	
John Wathan, R OBP: 0.315, SLG: 0.345 (1, 2) X	0-0 F8		0-0 1-H 2-H 1B 2B		0-0 F9		0-3 K	0-0 F9		4 1 1 2 0 1 2																	
Willie Aikens, L OBP: 0.385, SLG: 0.528 (1, 3) X		0-0 F8	0-0 2-H 1B 1B		0-0 G3		0-0 1-3 1B	0-0 F8		4 0 2 1 0 0 0																	
Leon Roberts, R OBP: 0.338, SLG: 0.400 (1, 7) X		0-0 HR	0-0 1-2 1B		0-0 F8		0-0 F7	0-0 F9		4 1 2 1 0 0 2																	
Onix Concepcion, R OBP: 0.171, SLG: 0.179 (1, 5) X		0-0 F9	0-3 K		0-0 G6-4-3 1B		0-0 6-3			4 0 1 0 0 1 2																	
Inning Stats	R: 2 E: 1 K: 0 S: 6	H: 3 LOB: 1 BB: 0 P: 6	R: 1 E: 0 K: 0 S: 5	H: 2 LOB: 1 BB: 0 P: 5	R: 3 E: 0 K: 1 S: 10	H: 5 LOB: 2 BB: 0 P: 10	R: 0 E: 1 K: 1 S: 6	H: 0 LOB: 1 BB: 0 P: 6	R: 0 E: 0 K: 0 S: 3	H: 0 LOB: 0 BB: 0 P: 3	R: 0 E: 0 K: 1 S: 7	H: 1 LOB: 1 BB: 1 P: 7	R: 0 E: 0 K: 1 S: 7	H: 2 LOB: 2 BB: 0 P: 7	R: 0 E: 0 K: 0 S: 3	H: 0 LOB: 0 BB: 0 P: 3	R: 0 E: 0 K: 0 S: 3	H: 0 LOB: 0 BB: 0 P: 3	1B: 10 2B: 2 3B: 0 HR: 1	SF: 0 SAC: 0 DP: 1 HBP: 0	WP: 0 PB: 0 SB: 0 CS: 0	PA: 41					
PITCHER	IP WLS BF H R ER SO BB IBB HBP BLK WP HR S P ERA WHIP																										
Curt Young, L ERA: 14.85 (1, 1)	2.1		15	8	6	6	0	0	0	0	0	0	1	15	15	23.14	3.429										
Jeff Jones, R ERA: 3.27 (3, 1)	4.2	W	20	5	0	0	3	1	0	0	0	0	0	25	29	0.00	1.286										
Tom Burgmeier, L ERA: 2.44 (8, 1)	2.0		6	0	0	0	0	0	0	0	0	0	0	6	6	0.00	0.000										

Kansas City Royals @ Oakland Athletics
Oakland-Alameda County Coliseum, Oakland, CA

Wed Jun 29 1983, 7:05 PM PDT
Att: 11,453 - Unknown

livebaseballscorecards.com

AB	40
R	6
H	13
RBI	6
BB	1
SO	3
LOB	17



Batter	1	2	3	4	5	6	7	8	9	AB	R	H	RBI	BB	SO	LOB
Rickey Henderson, R OBP: 0.387, SLG: 0.379 (1, 7)	0-0 1B 1B	0-0 1-6-3 1-2		0-3 K	0-0 2-H 1B			0-3 K		5	1	2	1	0	2	2
Rick Peters, S OBP: 0.478, SLG: 0.476 (1, 8)	0-0 1B 1B HR	0-0 CS 1B		0-0 1-H 2B	0-0 F7			0-0 6-3		5	1	3	1	0	0	1
Davey Lopes, R OBP: 0.328, SLG: 0.447 (1, 4)	0-0 1-3 2-H HR 1B	0-0 F8 1-2 3-H		0-0 F9				0-0 5-3		4	1	1	1	0	0	2
Jeff Burroughs, R OBP: 0.352, SLG: 0.401 (1, 10)	4-0 1-2 HR BB		4-0 CS BB		0-0 2B 1B			0-3 K		2	2	1	0	2	1	0
Carney Lansford, R OBP: 0.307, SLG: 0.400 (1, 5)	0-0 1-H 2-H 3-H HR		0-3 1-2 K		0-0 2B 1B			0-0 F9		4	2	2	4	0	1	1
Bill Almon, R OBP: 0.349, SLG: 0.407 (1, 9)	0-0 G3		0-0 FC5-4 1B		0-0 1B WP 2B			0-0 1-3 2-H		4	1	2	1	0	0	0
Marshall Brant, R OBP: 0.286, SLG: 0.286 Wayne Gross, L OBP: 0.343, SLG: 0.458 (1, 3) (8, 3)	0-0 6-3		0-0 FC5-4 1-2f		0-0 2-3 3-H 1B 1B			0-0 5-3		4	1	1	1	0	0	1
Bob Kearney, R OBP: 0.307, SLG: 0.390 (1, 2)	0-0 F9				0-0 F8 1-2 3-H			0-3 K		4	0	0	0	0	1	1
Tony Phillips, S OBP: 0.302, SLG: 0.271 (1, 6)		0-0 1B CS 1B 1-6-3			0-0 2B 1B			0-0 F9		4	2	2	0	0	1	1

Inning Stats	R: 5	H: 4	E: 0	K: 0	S: 7	L: 0	LOB: 0	BB: 1	P: 11	R: 1	H: 2	E: 0	K: 0	S: 4	L: 0	LOB: 0	BB: 0	P: 4	R: 0	H: 1	E: 0	K: 1	S: 5	L: 0	LOB: 1	BB: 1	P: 9	R: 1	H: 2	E: 0	K: 1	S: 7	L: 0	LOB: 1	BB: 0	P: 7	R: 4	H: 5	E: 0	K: 1	S: 10	L: 0	LOB: 1	BB: 0	P: 10	R: 0	H: 0	E: 0	K: 1	S: 5	L: 0	LOB: 0	BB: 0	P: 5	R: 0	H: 0	E: 0	K: 1	S: 5	L: 0	LOB: 0	BB: 0	P: 5	R: 0	H: 0	E: 0	K: 1	S: 5	L: 0	LOB: 0	BB: 0	P: 5	R: 0	H: 0	E: 0	K: 1	S: 5	L: 0	LOB: 0	BB: 0	P: 5
--------------	------	------	------	------	------	------	--------	-------	-------	------	------	------	------	------	------	--------	-------	------	------	------	------	------	------	------	--------	-------	------	------	------	------	------	------	------	--------	-------	------	------	------	------	------	-------	------	--------	-------	-------	------	------	------	------	------	------	--------	-------	------	------	------	------	------	------	------	--------	-------	------	------	------	------	------	------	------	--------	-------	------	------	------	------	------	------	------	--------	-------	------

PITCHER	IP	WLS	BF	H	R	ER	SO	BB	IBB	HBP	BLK	WP	HR	S	P	ERA	WHIP
Paul Splittorf, L ERA: 4.62	2.0		12	6	6	6	0	1	0	0	0	1	1	11	15	27.00	3.500
Steve Renko, R ERA: 5.21	4.0	L	20	8	5	5	4	1	0	0	0	1	0	27	31	11.25	2.250
Don Hood, L ERA: 2.0	2.0		6	0	0	0	2	0	0	0	0	0	0	10	10	0.00	0.000

BOTTOM

Kansas City Royals @ Oakland Athletics
Oakland-Alameda County Coliseum, Oakland, CA

Wed Jun 29 1983, 7:05 PM PDT
Att. 11,453 - Unknown

livebaseballscorecards.com

AB	36
R	11
H	14
RBI	9
BB	2
SO	6
LOB	9



1B:	11	SF:	0	WP:	2	PA:	38
2B:	3	SAC:	0	PB:	0		
3B:	0	DP:	1	SB:	0		
HR:	1	HBP:	0	CS:	3		

Batter	1	2	3	4	5	6	7	8	9	AB R H RBI BB SO LOB	TOP																
Willie Wilson, S (1, 8) OBP: 0.330, SLG: 0.368	0-0 F6		0-0 2B 1B			0-0 BB 1B S	0-0 3B 1B	0-0 4-3		5 3 3 0 0 0 1	Kansas City Royals @ Oakland Athletics Oakland-Alameda County Coliseum, Oakland, CA Thu Jun 30 1983, 3:33 AM PDT Att. 16,048 - Sunny																
U L Washington, S (1, 6) OBP: 0.305, SLG: 0.336	0-0 F7		0-0 1-H 2B			0-0 1-2 F2	0-0 1-H 2-3 3-H SF7 3B	0-0 2-H 1B		5 1 3 4 0 0 1																	
George Brett, L (1, 9) OBP: 0.449, SLG: 0.685 Pat Sheridan, L (9, 9) OBP: 0.234, SLG: 0.329	0-0 FC6-4 1B		0-0 1-3			4-0 1B BB BB	0-0 3-H SF7		0-0 6-3	3 0 1 1 1 0 1 0 0 0 0 0 0 0																	
Hal McRae, R (1, 10) OBP: 0.397, SLG: 0.486	0-0 FC6-4 1-2f			0-0 B4		4-0 1-2 2-3 1B BB	0-0 2 F2		0-0 2 F8	4 0 0 0 1 0 1																	
Willie Aikens, L (1, 3) OBP: 0.388, SLG: 0.527 Joe Simpson, L (7, PR) OBP: 0.253, SLG: 0.227		0-0 F8		0-0 G3		0-0 1-2 2-3 3-H FC5 1B	0-0 1B		0-0 1B	4 0 2 1 0 0 0 1 0 1 0 0 0 0																	
Leon Roberts, R (1, 7) OBP: 0.329, SLG: 0.387		0-0 6-3		0-0 F2		0-0 2 F3	0-0 3 F3		0-0 1-3 FC6-4 1B	5 0 1 0 0 0 4																	
Frank White, R (1, 4) OBP: 0.292, SLG: 0.430		0-0 F2			0-0 7-3 1B	0-0 FC5 1-2f		0-3 K	0-0 FC6-4 1-2f	5 0 1 0 0 1 5																	
John Wathan, R (1, 2) OBP: 0.318, SLG: 0.345			0-0 F8		0-0 7-3 1-2f		H 1-0 1B BB 3B HBP	0-0 1B E 1B		3 2 1 0 0 0 1																	
Onix Concepcion, R (1, 5) OBP: 0.200, SLG: 0.190			0-0 4-3		0-0 5-3		BB BB BB BB 4-0 1-2 3B BB 1B	0-0 1-H 4-3 1B		3 1 1 1 1 0 0																	
Inning Stats	R: 0 E: 0 K: 0 S: 4	H: 1 LOB: 1 BB: 0 P: 4	R: 0 E: 0 K: 0 S: 3	H: 0 LOB: 0 BB: 0 P: 3	R: 1 E: 0 K: 0 S: 5	H: 2 LOB: 1 BB: 0 P: 5	R: 0 E: 0 K: 0 S: 3	H: 0 LOB: 0 BB: 0 P: 3	R: 0 E: 0 K: 0 S: 3	H: 1 LOB: 0 BB: 0 P: 3		R: 1 E: 0 K: 0 S: 5	H: 2 LOB: 3 BB: 2 P: 13	R: 4 E: 0 K: 0 S: 6	H: 3 LOB: 1 BB: 1 P: 11	R: 1 E: 1 K: 1 S: 7	H: 3 LOB: 2 BB: 0 P: 7	R: 0 E: 0 K: 0 S: 5	H: 2 LOB: 2 BB: 0 P: 5	1B: 12 2B: 2 3B: 1 HR: 0	SF: 1 SAC: 0 DP: 1 HBP: 1	WP: 0 PB: 0 SB: 1 CS: 0	PA: 43				
PITCHER	IP WLS BF H R ER SO BB IBB HBP BLK WP HR S P ERA WHIP											PITCHER	IP WLS BF H R ER SO BB IBB HBP BLK WP HR S P ERA WHIP														
Steve McCatty, R (1, 1) ERA: 3.61	5.1												5.1														
Steve Baker, R (6, 1) ERA: 3.73	0.2	5	1	2	2	0	1	0	1	0	0	0	0	3	8	27.00	3.000										
Tom Burgmeier, L (7, 1) ERA: 2.73	0.1	L	3	2	2	2	0	0	0	0	0	0	0	3	3	54.00	6.000										
Chris Codiroli, R (7, 1) ERA: 4.13	2.2	13	6	1	1	1	1	0	0	0	0	0	0	15	15	3.38	2.250										

livebaseballscores.com

AB	38
R	7
H	14
RBI	7
BB	3
SO	1
LOB	14



Batter	1	2	3	4	5	6	7	8	9	AB	R	H	RBI	BB	SO	LOB
Rickey Henderson, R (1, 7) OBP: 0.388, SLG: 0.382	0-0 F8 G3 2B	0-3 K			4-0 CS BB		0-3 K			3	1	1	0	1	2	1
Rick Peters, S (1, 8) OBP: 0.444, SLG: 0.440	0-0 F8 2-3	0-0 F7			0-0 G4-6-3 1B 1-2			0-0 4-3		4	0	1	0	0	0	1
Mike Davis, L (1, 9) Garry Hancock, L (4, 9) OBP: 0.309, SLG: 0.368 OBP: 0.292, SLG: 0.362	0-0 G3 3-H	0-0 F8			0-0 G4-6-3 1-2f			0-0 4-3		2	0	0	1	0	0	0
Jeff Burroughs, R (1, 10) OBP: 0.351, SLG: 0.398	0-0 BB 1B				0-0 F6			0-0 6-3		4	1	1	0	0	0	0
Carney Lansford, R (1, 5) OBP: 0.322, SLG: 0.407	4-0 1B 1-2 BB				0-0 1B			0-0 F4		3	1	2	0	1	0	0
Bill Almon, R (1, 6) OBP: 0.347, SLG: 0.404	0-0 S 1B 1-H 2-H				0-0 F4			0-0 6-3		4	1	1	2	0	0	1
Wayne Gross, L (1, 3) OBP: 0.345, SLG: 0.453	4-0 1B 1-2 BB				4-0 FC1-4 BB			0-0 4-3		2	0	0	0	2	0	1
Mike Heath, R (1, 2) Mitchell Page, L (9, PH) OBP: 0.303, SLG: 0.365 OBP: 0.298, SLG: 0.225	0-0 1B 1-3 2-H				0-0 FC1-4 CS 1-2f			0-3 K		3	0	1	1	0	1	1
Tony Phillips, S (1, 4) OBP: 0.302, SLG: 0.269	0-0 4-3				0-0 5-3 1-2			4-0 BB		1	0	0	0	0	1	1

Inning Stats	R: 4	H: 4	E: 0	LOB: 2	K: 0	S: 7	R: 0	H: 0	E: 0	LOB: 0	K: 1	S: 5	R: 0	H: 1	E: 0	LOB: 0	K: 0	S: 3	R: 0	H: 0	E: 0	LOB: 0	K: 0	S: 2	R: 0	H: 1	E: 0	LOB: 0	K: 0	S: 3	R: 0	H: 0	E: 0	LOB: 0	K: 2	S: 7	R: 0	H: 0	E: 0	LOB: 0	K: 0	S: 3	R: 0	H: 1	E: 0	LOB: 1	K: 1	S: 6	1B: 6	SF: 0	2B: 1	SAC: 0	3B: 0	DP: 1	HR: 0	HBP: 0	WP: 0	PA: 35
--------------	------	------	------	--------	------	------	------	------	------	--------	------	------	------	------	------	--------	------	------	------	------	------	--------	------	------	------	------	------	--------	------	------	------	------	------	--------	------	------	------	------	------	--------	------	------	------	------	------	--------	------	------	-------	-------	-------	--------	-------	-------	-------	--------	-------	--------

PITCHER	IP	WLS	BF	H	R	ER	SO	BB	IBB	HBP	BLK	WP	HR	S	P	ERA	WHIP
Keith Creel, R (1, 1) ERA: 8.76	0.2		8	4	4	4	0	2	0	0	0	0	0	6	14	54.00	9.000
Mike Armstrong, R (1, 1) ERA: 3.14	2.1		7	1	0	0	1	0	0	0	0	0	0	9	9	0.00	0.429
Don Hood, L (4, 1) ERA: 1.8	3.0	W	9	1	0	0	0	2	0	0	0	0	0	7	15	0.00	1.000
Dan Quisenberry, R (7, 1) ERA: 1.7	3.0	S	11	1	0	0	3	1	0	0	0	0	0	16	20	0.00	0.667

BOTTOM

Kansas City Royals @ Oakland Athletics
Oakland-Alameda County Coliseum, Oakland, CA

Thu Jun 30 1983, 3:33 AM PDT
Att. 16,048 - Sunny

livebaseballscores.com

AB	30
R	4
H	7
RBI	4
BB	5
SO	4
LOB	10



Batter	1	2	3	4	5	6	7	8	9
Rick Burleson, R OBP: 0.600, SLG: 0.556 (1, 6)	0-0 1B	0-0 L6		0-0 2-H 3B 1B		0-0 L1-3 1B		4-0 CS BB	
Tim Foli, R OBP: 0.282, SLG: 0.321 (1, 5)	0-0 F3		0-0 F4	0-0 1-2 3B 1B		0-0 L1-3 1-2		0-0 CS 1-2	
Ellis Valentine, R OBP: 0.283, SLG: 0.459 (1, 9)	0-3 K		0-0 1B	0-0 1-H 2-H 1B 3B		0-0 6-3			
Brian Downing, R OBP: 0.385, SLG: 0.391 (1, 10)	0-3 K		0-0 F9	0-0 F4			0-0 L4		
Fred Lynn, L OBP: 0.381, SLG: 0.516 (1, 8)		0-3 K	0-0 1-3 1B	0-0 3-H 1B			4-0 FC5-4 BB		
Ron Jackson, R OBP: 0.317, SLG: 0.353 (1, 3)		0-3 K	0-0 F9	0-3 K			0-0 L6		
Bobby Grich, R OBP: 0.402, SLG: 0.406 (1, 4)		4-0 2B 1B BB		0-0 1B SF9 1B	0-3 K		0-0 FC5-4 1-2		
Bobby Clark, R OBP: 0.281, SLG: 0.352 (1, 7)		0-0 1B 2B		0-0 1B SF9 1B	0-3 K		0-0 F4		
Bob Boone, R OBP: 0.285, SLG: 0.339 (1, 2)		0-0 2-H 3-H 1B		0-0 1-2 3-H SF9	0-0 5-3		0-0 6-3		

Inning Stats	R: 0	H: 1	E: 0	K: 2	S: 8	R: 2	H: 2	E: 0	K: 2	S: 9	R: 0	H: 2	E: 0	K: 0	S: 5	R: 5	H: 6	E: 0	K: 1	S: 11	R: 0	H: 0	E: 0	K: 2	S: 7	R: 0	H: 1	E: 0	K: 0	S: 3	R: 0	H: 0	E: 0	K: 0	S: 3	R: 0	H: 0	E: 0	K: 0	S: 2	R: 0	H: 0	E: 0	K: 0	S: 6		
	LOB: 1	BB: 0	P: 8	LOB: 1	BB: 1	P: 13	LOB: 2	BB: 0	P: 5		LOB: 1	BB: 0	P: 11	LOB: 0	BB: 0	P: 7	LOB: 0	BB: 0	P: 3		LOB: 1	BB: 1	P: 6																								

PITCHER	IP	WLS	BF	H	R	ER	SO	BB	IBB	HBP	BLK	WP	HR	S	P	ERA	WHIP
Vida Blue, L ERA: 5.27 (1, 1)	3.1	L	20	9	6	6	4	1	0	0	0	0	0	27	31	16.20	3.000
Mike Armstrong, R ERA: 3.15 (4, 1)	2.2		10	3	1	1	3	0	0	0	0	0	0	16	16	3.38	1.125
Keith Creel, R ERA: 8.1 (7, 1)	2.0		7	0	0	0	0	2	0	0	0	0	0	5	13	0.00	1.000


BOTTOM

Kansas City Royals @ California Angels
Anaheim Stadium, Anaheim, CA

Fri Jul 01 1983, 10:05 PM EDT
Att. 34,428 - Unknown

AB	R	H	RBI	BB	SO	LOB
4	1	3	1	1	0	1
4	1	1	0	0	0	2
4	1	2	2	0	1	1
4	0	0	0	0	1	3
3	0	2	1	1	1	0
4	0	0	0	0	2	4
3	2	1	0	1	1	1
4	2	2	0	0	1	0
3	0	1	3	0	0	0

AB	33
R	7
H	12
RBI	7
BB	3
SO	7
LOB	12



WP: 0	PA: 38
PB: 0	SB: 0
CS: 1	

WP	HR	S	P	ERA	WHIP
0	0	0	0	0.00	1.000

Batter	1	2	3	4	5	6	7	8	9	AB R H RBI BB SO LOB
Willie Wilson, S (1, 8) OBP: 0.332, SLG: 0.372	0-0 4-3		0-0 HR 2B	0-0 6-3		0-0 1B			0-0 F9	5 1 2 1 0 0 1
U L Washington, S (1, 6) OBP: 0.299, SLG: 0.331	0-3 K		0-0 6-3		0-0 2B 1B	0-0 F9			0-0 5-3	5 1 1 1 0 1 2
George Brett, L (1, 7) OBP: 0.451, SLG: 0.718	0-0 1B		0-0 HR		0-0 L5-4 2B				0-3 K	5 1 3 3 0 2 0
Hal McRae, R (1, 10) OBP: 0.391, SLG: 0.478	0-0 F7		0-0 FC6-5 1B		0-0 F9				0-0 4-3	4 0 1 0 0 0 2
Willie Aikens, L (1, 3) Joe Simpson, L (7, 3) OBP: 0.387, SLG: 0.523 OBP: 0.253, SLG: 0.227		0-3 K	0-0 E3 1-2		4-0 IBB				0-3 K	3 0 0 0 1 2 1 0 0 0 0 0 0 0
Frank White, R (1, 4) OBP: 0.287, SLG: 0.421		0-0 6-3	0-0 FC6-5 2-3f		0-0 L5-4 2-3				0-0 F9	4 0 0 0 0 0 4
John Wathan, R (1, 2) OBP: 0.325, SLG: 0.349		0-0 F7		0-0 5-3		4-0 S 1B BB			0-0 5-3	3 1 0 0 1 0 0
Pat Sheridan, L (1, 9) OBP: 0.250, SLG: 0.329			0-0 2B 6-3 1B		0-0 G3				4-0 F9 BB	3 1 1 0 1 0 1
Onix Concepcion, R (1, 5) OBP: 0.192, SLG: 0.204			0-3 K		0-0 2B				0-0 F8	4 0 1 0 0 1 3

Inning Stats	R: 0 E: 0 K: 1 S: 6	H: 1 LOB: 1 BB: 0 P: 6	R: 0 E: 0 K: 1 S: 5	H: 0 LOB: 0 BB: 0 P: 5	R: 3 E: 1 K: 1 S: 10	H: 4 LOB: 2 BB: 0 P: 10	R: 0 E: 0 K: 0 S: 4	H: 1 LOB: 1 BB: 0 P: 4	R: 1 E: 0 K: 0 S: 4	H: 2 LOB: 1 BB: 1 P: 8	R: 1 E: 0 K: 0 S: 4	H: 1 LOB: 1 BB: 1 P: 8	R: 0 E: 0 K: 2 S: 7	H: 0 LOB: 0 BB: 0 P: 7	R: 0 E: 0 K: 0 S: 3	H: 0 LOB: 1 BB: 1 P: 7	R: 0 E: 0 K: 1 S: 5	H: 0 LOB: 0 BB: 0 P: 5	1B: 5 2B: 4 3B: 0 HR: 1	SF: 0 SAC: 0 DP: 1 HBP: 0	WP: 0 PB: 0 SB: 1 CS: 0	PA: 39
--------------	------------------------------	---------------------------------	------------------------------	---------------------------------	-------------------------------	----------------------------------	------------------------------	---------------------------------	------------------------------	---------------------------------	------------------------------	---------------------------------	------------------------------	---------------------------------	------------------------------	---------------------------------	------------------------------	---------------------------------	----------------------------------	------------------------------------	----------------------------------	--------

PITCHER	IP	WLS	BF	H	R	ER	SO	BB	IBB	HBP	BLK	WP	HR	S	P	ERA	WHIP
Bruce Kison, R (1, 1) ERA: 3.28	5.2	L	28	9	5	5	3	1	1	0	0	0	1	32	40	7.94	1.765
Bill Travers, L (6, 1) ERA: 5.25	3.1		11	0	0	0	3	1	0	0	0	0	0	16	20	0.00	0.300

TOP

Kansas City Royals @ California Angels
Anaheim Stadium, Anaheim, CA

Sat Jul 02 1983, 10:05 PM EDT
Att: 39,382 - Unknown

AB	36
R	5
H	9
RBI	5
BB	3
SO	6
LOB	14

livebaseballscorecards.com

BOTTOM

Kansas City Royals @ California Angels
Anaheim Stadium, Anaheim, CA

livebaseballscores.com

AB 30
R 3
H 6
RBI 3
BB 4
SO 3
LOB 11



WP: 0 PA: 34
PB: 0
SB: 0
CS: 0

Sat Jul 02 1983, 10:05 PM EDT
Att. 39,382 - Unknown

AB	R	H	RBI	BB	SO	LOB
3	1	0	0	1	1	0
1	0	0	0	0	0	0
3	0	0	0	0	1	1
2	2	2	3	2	0	0
4	0	1	0	0	0	1
4	0	0	0	0	1	2
3	0	1	0	1	0	2
4	0	1	0	0	0	2
3	0	1	0	0	0	0
2	0	0	0	0	0	1
1	0	0	0	0	0	2
0	0	0	0	0	0	0

Batter	1	2	3	4	5	6	7	8	9
Daryl Sconiers, L (1, 3) OBP: 0.277, SLG: 0.442	0-0 1-3		0-0 F8			4-0 HR BB		0-3 K	
Tim Foli, R (1, 6) OBP: 0.280, SLG: 0.318 Rob Wilfong, L (4, PH) OBP: 0.205, SLG: 0.359	0-0 F6			0-3 K		0-0 F7		0-0 F6	
Ellis Valentine, R (1, 9) OBP: 0.306, SLG: 0.522	4-0 BB			4-0 1B BB		0-0 HR		0-0 HR	
Brian Downing, R (1, 10) OBP: 0.382, SLG: 0.386	0-0 4-3			0-0 1-2 1B		0-0 6-3		0-0 5-3	
Fred Lynn, L (1, 8) OBP: 0.375, SLG: 0.507		0-0 G3		0-0 F8		0-3 K		0-0 6-3	
Bobby Grich, R (1, 4) OBP: 0.404, SLG: 0.405		4-0 G4-6-3 BB		0-0 F9		0-0 F3		0-0 G6-4-3 1B	
Ron Jackson, R (1, 5) OBP: 0.316, SLG: 0.351		0-0 G4-6-3 1-2f			0-0 L5		0-0 1B 1B	0-0 G6-4-3 1-2f	
Bobby Clark, R (1, 7) OBP: 0.282, SLG: 0.351			0-0 E6 G4-6-3		0-0 F3		0-0 G5-4-3 1-2 1B		
Mike O'Berry, R (1, 2) OBP: 0.143, SLG: 0.214 Rod Carew, L (7, PH) OBP: 0.457, SLG: 0.498 Bob Boone, R (8, 2) OBP: 0.285, SLG: 0.339			0-0 G4-6-3 1-2f		0-0 F9		0-0 G5-4-3 1-2f		

Inning	R	H	E	K	S	H	LOB	BB	P
1	0	0	0	0	7	0	1	7	3
2	0	0	0	0	6	0	0	6	3
3	0	0	1	0	3	0	0	3	3
4	0	1	0	1	10	2	1	10	3
5	0	0	0	0	3	0	0	3	3
6	2	1	0	1	10	1	0	10	3
7	0	0	0	0	4	1	0	4	3
8	1	1	0	1	6	0	0	6	3
9	0	1	0	0	3	0	0	3	3

PITCHER	IP	WLS	BF	H	R	ER	SO	BB	IBB	HBP	BLK	WP	HR	S	P	ERA	WHIP
Larry Gura, L (1, 1) ERA: 4.4	5.1	W	21	2	2	2	1	4	0	0	0	0	1	19	35	3.38	1.125
Don Hood, L (6, 1) ERA: 1.74	1.0		5	2	0	0	1	0	0	0	0	0	0	7	7	0.00	2.000
Dan Quisenberry, R (7, 1) ERA: 1.76	2.2	S	8	2	1	1	1	0	0	0	0	0	1	10	10	3.38	0.750

Batter	1	2	3	4	5	6	7	8	9	AB R H RBI BB SO LOB	TOP
Willie Wilson, S OBP: 0.331, SLG: 0.371 (1, 8)	0-3 K		0-0 1B		0-0 F9		0-0 6-3			4 0 1 0 0 1 0	
U L Washington, S OBP: 0.299, SLG: 0.330 (1, 6)	0-0 FC6-4 1B		0-0 F8		0-0 5-3			0-0 4-3		4 0 1 0 0 0 1	
George Brett, L OBP: 0.448, SLG: 0.713 (1, 5)	0-0 FC6-4 1-2f		0-0 L4			0-0 F8 WP 2B		0-0 F9		4 1 1 0 0 0 2	
Hal McRae, R OBP: 0.386, SLG: 0.471 (1, 10)	0-0 5-3			0-0 6-3		0-0 F8 2-3		0-0 F8		4 0 0 0 0 0 2	
Willie Aikens, L OBP: 0.395, SLG: 0.551 (1, 3)		0-0 1B FC5-4-2 2B		0-0 HR		0-0 1B 3-H		0-0 4-3		4 1 3 1 0 0 0	
Frank White, R OBP: 0.287, SLG: 0.419 (1, 4)		0-0 FC5-4-2 2-3 1B		0-0 6-3		0-0 F7		0-0 F3		4 0 1 0 0 0 1	
John Wathan, R OBP: 0.323, SLG: 0.347 (1, 2)		0-0 FC5-4-2 1-2 3-H 1B		0-0 1B		0-0 4-3		0-0 F4		4 0 1 0 0 0 3	
Pat Sheridan, L OBP: 0.241, SLG: 0.317 (1, 9)		0-0 3-1		0-0 F7			0-0 4-3			3 0 0 0 0 0 2	
Cesar Geronimo, L OBP: 0.273, SLG: 0.286 (1, 7)			0-0 F6		0-0 4-3		0-0 4-3			3 0 0 0 0 0 0	
Inning Stats	R: 0 E: 0 K: 1 S: 6 H: 1 LOB: 1 BB: 0 P: 6	R: 0 E: 0 K: 0 S: 4 H: 2 LOB: 1 BB: 0 P: 4	R: 0 E: 0 K: 0 S: 4 H: 1 LOB: 1 BB: 0 P: 4	R: 1 E: 0 K: 0 S: 5 H: 2 LOB: 1 BB: 0 P: 5	R: 0 E: 0 K: 0 S: 3 H: 0 LOB: 0 BB: 0 P: 3	R: 1 E: 0 K: 0 S: 5 H: 2 LOB: 1 BB: 0 P: 5	R: 0 E: 0 K: 0 S: 3 H: 0 LOB: 0 BB: 0 P: 3	R: 0 E: 0 K: 0 S: 3 H: 0 LOB: 0 BB: 0 P: 3	R: 0 E: 0 K: 0 S: 3 H: 0 LOB: 0 BB: 0 P: 3	1B: 5 2B: 3 3B: 0 HR: 1 SF: 0 SAC: 0 DP: 1 HBP: 0	WP: 1 PB: 0 SB: 0 CS: 0 PA: 34
PITCHER Ken Forsch, R ERA: 3.33 (1, 1)	IP: 9.0 WLS: W BF: 34 H: 8 R: 2 ER: 2 SO: 1 BB: 0 IBB: 0 HBP: 0 BLK: 0 WP: 1 HR: 1 S: 36 P: 36 ERA: 2.00 WHIP: 0.889										

Kansas City Royals @ California Angels
Anaheim Stadium, Anaheim, CA

Sun Jul 03 1983, 6:33 AM EDT
 Att: 36,405 - Unknown

livebaseballscorecards.com

AB	34
R	2
H	8
RBI	1
BB	0
SO	1
LOB	11



Batter	1	2	3	4	5	6	7	8	9	AB	R	H	RBI	BB	SO	LOB
Rick Burleson, R OBP: 0.571, SLG: 0.538 (1, 6) X	0-0 WP 1B HBP 1B	0-0 F4		0-0 6-3			0-0 CS 1B			4	1	2	0	0	0	0
Tim Foli, R OBP: 0.276, SLG: 0.313 (1, 5) X	0-0 F7	0-0 F8			0-3 K		0-0 5-3			4	0	0	0	0	1	2
Ellis Valentine, R OBP: 0.305, SLG: 0.513 (1, 9) X	0-0 HBP BB 1B		0-0 F7		0-0 6-3			0-0 F7		4	1	1	0	0	0	0
Brian Downing, R OBP: 0.379, SLG: 0.378 (1, 10) B B B B	4-0 HBP 1B BB		0-0 5-3		0-0 F8			0-0 F9		3	1	0	0	1	0	0
Fred Lynn, L OBP: 0.373, SLG: 0.500 (1, 8) H	1-0 1B HBP		0-3 K		0-0 L4			0-0 F9		3	0	0	1	0	1	0
Bobby Grich, R OBP: 0.410, SLG: 0.411 (1, 4) X	0-0 1B			0-0 HR 1B		4-0 FC6-4 BB				2	1	2	2	1	0	0
Ron Jackson, R OBP: 0.316, SLG: 0.369 (1, 3) X	0-0 F4			0-0 HR		0-0 F5				3	1	1	2	0	0	3
Bobby Clark, R OBP: 0.277, SLG: 0.344 (1, 7) X	0-0 F9			0-3 K		0-0 FC6-4				3	0	0	0	0	1	3
Bob Boone, R OBP: 0.282, SLG: 0.335 (1, 2) X		0-0 F3		0-0 F8		0-3 K				3	0	0	0	0	1	0

Inning Stats	R: 3	H: 3	LOB: 2	K: 0	S: 6	P: 11	R: 0	H: 0	LOB: 0	K: 0	S: 3	R: 0	H: 0	LOB: 0	K: 1	S: 5	R: 2	H: 2	LOB: 0	K: 1	S: 7	R: 0	H: 0	LOB: 0	K: 1	S: 5	R: 0	H: 0	LOB: 1	K: 0	S: 3	R: 0	H: 1	LOB: 0	K: 1	S: 5	R: 0	H: 0	LOB: 0	K: 0	S: 3
Bud Black, L ERA: 3.72 (1, 1)	IP	WLS	BF	H	R	ER	SO	BB	IBB	HBP	BLK	WP	HR	S	P	ERA	WHIP																								
Steve Renko, R ERA: 4.92 (5, 1)	4.0	L	19	5	5	5	2	1	0	1	0	1	1	21	26	11.25	1.500																								
	4.0		13	1	0	0	2	1	0	0	0	0	0	16	20	0.00	0.500																								


BOTTOM

Kansas City Royals @ California Angels
Anaheim Stadium, Anaheim, CA

Sun Jul 03 1983, 6:33 AM EDT
Att. 36,405 - Unknown

livebaseballscorecards.com

AB	29
R	5
H	6
RBI	5
BB	2
SO	4
LOB	8



WP: 1	PA: 32
PB: 0	CS: 1
SB: 0	
HR: 1	
SF: 0	
SAC: 0	
DP: 0	
HBP: 1	

Batter	1	2	3	4	5	6	7	8	9	AB R H RBI BB SO LOB	TOP			
Bert Campaneris, R (1, 5) OBP: 0.387, SLG: 0.414	0-0 5-3	0-0 CS 1B			0-0 1B SF8 1B	0-0 F4		0-0 F8		5 1 2 1 0 0 0				
Roy Smalley, S (1, 6) OBP: 0.364, SLG: 0.440	0-0 6-3 1B	0-0 CS 1-2	0-0 L5		0-0 1-2 5-3	0-0 3-1		0-0 F7		5 0 1 0 0 0 1				
Dave Winfield, R (1, 8) OBP: 0.319, SLG: 0.453	0-0 6-3 1-2 1B		0-0 FC6-4 1B		0-0 2-3 S 3B 1B	0-0 5-3		0-0 6-3		5 1 3 0 0 0 0				
Don Baylor, R (1, 10) OBP: 0.360, SLG: 0.471	0-0 6-3 1-2 2-3		0-3 K		0-0 3-H SF8		0-0 6-3		0-0 F5	4 0 0 1 0 1 3				
Lou Piniella, R (1, 7) OBP: 0.375, SLG: 0.442	4-0 FC5-4 BB		0-0 FC6-4 1-2f		0-0 1-2 S 3B 1B		0-3 K		4-0 BB BB BB G6-3 BB	2 1 1 0 1 0 1 1 0 0 0 1 1 0				
Jerry Mumphrey, S (7, PH) OBP: 0.289, SLG: 0.392														
Steve Kemp, L (1, 9) OBP: 0.338, SLG: 0.448	0-0 FC5-4 1-2f				0-0 F6	4-0 1-2 2-3 3B BB		0-0 E5 3B	0-0 G6-3 1-2f	4 2 0 0 1 0 4				
Butch Wynegar, S (1, 2) OBP: 0.391, SLG: 0.503		0-0 5-3		0-0 G5-4-3 1B	0-0 1-H 2-H 3-H 1B 3B		0-0 1-H 1B 3B			4 2 3 4 0 0 0				
Steve Balboni, R (1, 3) OBP: 0.375, SLG: 0.500														
Don Mattingly, L (7, PR) OBP: 0.288, SLG: 0.340		0-0 HR		0-0 G5-4-3 1-2f	0-0 3-H 1B		0-0 3-H 1B			4 1 3 3 0 0 1 0 0 0 0 0 0 0				
Andre Robertson, R (1, 4) OBP: 0.286, SLG: 0.358		0-0 5-3			0-0 1B 2B F7		0-0 F9			4 1 1 0 0 0 2				
Inning Stats	R: 0 E: 0 K: 0 S: 5 H: 2 LOB: 3 BB: 1 P: 9	R: 1 E: 0 K: 0 S: 4 H: 2 LOB: 0 BB: 0 P: 4	R: 0 E: 0 K: 1 S: 6 H: 1 LOB: 1 BB: 0 P: 6	R: 0 E: 0 K: 0 S: 3 H: 1 LOB: 0 BB: 0 P: 3	R: 6 E: 0 K: 0 S: 9 H: 6 LOB: 1 BB: 1 P: 13	R: 0 E: 0 K: 0 S: 3 H: 0 LOB: 0 BB: 0 P: 3	R: 2 E: 1 K: 1 S: 8 H: 2 LOB: 1 BB: 0 P: 8	R: 0 E: 0 K: 0 S: 3 H: 0 LOB: 0 BB: 0 P: 3	R: 0 E: 0 K: 0 S: 2 H: 0 LOB: 0 BB: 1 P: 6	1B: 10 2B: 1 3B: 2 HR: 1 SF: 1 SAC: 0 DP: 2 HBP: 0	WP: 0 PB: 0 SB: 2 CS: 1 PA: 43			
PITCHER	IP WLS BF H R ER SO BB IBB HBP BLK WP HR S P ERA WHIP												PITCHER	IP WLS BF H R ER SO BB IBB HBP BLK WP HR S P ERA WHIP
Larry Gura, L (1, 1) ERA: 4.67	4.2 L 24 10 6 6 1 2 0 0 0 0 0 1 24 32 11.57 2.571													
Mike Armstrong, R (5, 1) ERA: 3.26	1.1 6 2 1 1 0 0 0 0 0 0 0 0 6 6 6.75 1.500													
Keith Creel, R (7, 1) ERA: 7.53	2.0 9 2 2 0 1 0 0 0 0 0 0 0 11 11 0.00 1.000													
Don Hood, L (9, 1) ERA: 1.69	1.0 3 0 0 0 0 1 0 0 0 0 0 0 2 6 0.00 1.000													

New York Yankees @ Kansas City Royals
 Royals Stadium, Kansas City, MO
 Fri Jul 08 1983, 8:05 PM EDT
 Att. 39,625 - Unknown - 81 F

AB	38
R	9
H	14
RBI	9
BB	3
SO	2
LOB	12



WP: 0	PA: 43
PB: 0	
SB: 2	
CS: 1	

Batter	1	2	3	4	5	6	7	8	9	AB	R	H	RBI	BB	SO	LOB
Willie Wilson, S OBP: 0.328, SLG: 0.366 (1, 8)	0-0 F9		0-0 F9		0-3 K			0-0 1-3 2B 1B		4	1	1	0	0	1	2
U L Washington, S OBP: 0.300, SLG: 0.330 (1, 6)	0-0 S 1B		0-3 K			0-0 6-3		0-0 1-3 1-2		4	0	1	0	0	1	2
George Brett, L OBP: 0.443, SLG: 0.697 (1, 9)	0-0 L4			0-0 L8		0-0 3-1		0-0 2-H 2B		4	0	1	1	0	0	1
Hal McRae, R OBP: 0.381, SLG: 0.466 (1, 10)	0-0 4-3 1-2			0-0 F9		0-0 2B 2B		0-0 L4		4	1	1	0	0	0	2
Frank White, R OBP: 0.292, SLG: 0.423 (1, 4)		0-0 CS 1B		0-0 1B		0-0 2-H 2B		0-0 F7		4	0	3	1	0	0	1
Willie Aikens, L OBP: 0.402, SLG: 0.552 (1, 3)		0-3 K 1-2		0-3 K		0-0 5-3			0-0 G6-4-3 1B	4	0	1	0	0	2	3
John Wathan, R OBP: 0.328, SLG: 0.345 (1, 2)		0-0 F9			0-0 5-3		0-0 6-3		0-0 G6-4-3 1-2f	4	0	0	0	0	0	1
Leon Roberts, R OBP: 0.326, SLG: 0.373 (1, 7)			0-0 F8		0-0 F9		0-0 F6		0-0 4-3	4	0	0	0	0	0	0
Greg Pryor, R OBP: 0.304, SLG: 0.290 (1, 5)			0-0 1B		0-0 1B		0-0 F8			3	0	2	0	0	0	0

Inning Stats	R: 0 E: 0 K: 0 S: 4	H: 1 LOB: 1 BB: 0 P: 4	R: 0 E: 0 K: 1 S: 5	H: 1 LOB: 0 BB: 0 P: 5	R: 0 E: 0 K: 1 S: 6	H: 1 LOB: 1 BB: 0 P: 6	R: 0 E: 0 K: 1 S: 6	H: 1 LOB: 1 BB: 0 P: 6	R: 1 E: 0 K: 0 S: 5	H: 2 LOB: 1 BB: 0 P: 5	R: 0 E: 0 K: 0 S: 3	H: 0 LOB: 0 BB: 0 P: 3	R: 1 E: 0 K: 0 S: 5	H: 2 LOB: 1 BB: 0 P: 5	R: 0 E: 0 K: 0 S: 3	H: 1 LOB: 0 BB: 0 P: 3	1B: 7 2B: 3 3B: 0 HR: 0	SF: 0 SAC: 0 DP: 1 HBP: 0	WP: 0 PB: 0 SB: 1 CS: 1	PA: 35														
PITCHER Shane Rawley, L ERA: 4.07 (1, 1)	IP 9.0	WLS W	BF 35	H 10	R 2	ER 2	SO 4	BB 0	IBB 0	HBP 0	BLK 0	WP 0	HR 0	S 43	P 43	ERA 2.00	WHIP 1.111																	
																	PITCHER	IP	WLS	BF	H	R	ER	SO	BB	IBB	HBP	BLK	WP	HR	S	P	ERA	WHIP

BOTTOM

New York Yankees @ Kansas City Royals
 Royals Stadium, Kansas City, MO

Fri Jul 08 1983, 8:05 PM EDT
 Att: 39,625 - Unknown - 81 F

livebaseballscorecards.com

AB	35
R	2
H	10
RBI	2
BB	0
SO	4
LOB	12



Batter	1	2	3	4	5	6	7	8	9	10	11	12	AB R H RBI BB SO LOB	TOP								
Don Baylor, R (1, 10) OBP: 0.359, SLG: 0.465	4-0 BB 1B BB		x 0-0 F4 1-2		x 0-0 BB 1B		x 0-0 FC5-4 1-2f			x 0-0 6-3		x 0-0 G6-4-3 1-2f	5 2 1 0 1 0 4									
Graig Nettles, L (1, 5) OBP: 0.359, SLG: 0.469	0-0 F8		x 0-0 1B		BB BB BB BB 4-0 1B BB		x 0-0 4-3			x 0-0 F8			4 0 1 0 1 0 2									
Dave Winfield, R (1, 8) OBP: 0.320, SLG: 0.450	4-0 1B CS BB		0-0 K		x 0-0 G6-4-3 1B		x 0-0 4-3			0-3 K			4 0 1 1 1 2 1									
Lou Piniella, R (1, 7) OBP: 0.361, SLG: 0.424	0-0 F8				x 0-0 4-3		0-0 G6-4-3 1-2f			0-3 K		0-0 1B 1B	4 0 0 0 0 1 4 1 0 1 0 0 0 0									
Oscar Gamble, L (11, PH) OBP: 0.411, SLG: 0.568																						
Butch Wynegar, S (1, 2) OBP: 0.391, SLG: 0.500	0-0 1-3 2-H 1B				x 0-0 F8		x 0-0 F8			x 0-0 F8		0-0 G6-4-3 1B	5 0 2 1 0 0 0									
Steve Kemp, L (1, 9) OBP: 0.332, SLG: 0.439	0-0 CS	0-0 6-3			x 0-0 E5 BB		x 0-0 5-3			x 0-0 6-3		0-0 G6-4-3 1-2f	5 0 0 0 0 0 2									
Roy Smalley, S (1, 6) OBP: 0.365, SLG: 0.441					BB BB BB BB 4-0 1-2 BB		x 0-0 5-3			x 0-0 5-3		0-0 2B	4 0 1 0 1 0 0 0 0 0 0 0 0 0									
Bert Campaneris, R (12, PR) OBP: 0.387, SLG: 0.414		0-0 3-1																				
Steve Balboni, R (1, 3) OBP: 0.316, SLG: 0.412		0-3 K			x 0-0 F3		x 0-0 F7			x 0-0 F8		0-0 G3	3 0 0 0 0 1 2 2 0 0 0 0 0 1									
Don Mattingly, L (7, 3) OBP: 0.259, SLG: 0.327																						
Andre Robertson, R (1, 4) OBP: 0.294, SLG: 0.361			x 0-0 CS 1B		x 0-0 F9		x 0-0 FC5-4 1B			x 0-0 6-3		BB BB BB 4-0 G6-4-3 BB	4 0 2 0 1 0 0									
Inning Stats	R: 1 E: 0 K: 0 S: 3	H: 1 LOB: 1 BB: 2 P: 11	R: 0 E: 0 K: 1 S: 5	H: 0 LOB: 0 BB: 0 P: 5	R: 0 E: 0 K: 1 S: 6	H: 2 LOB: 1 BB: 6	R: 0 E: 1 K: 0 S: 4	H: 0 LOB: 2 BB: 1 P: 8	R: 1 E: 0 K: 0 S: 4	H: 2 LOB: 1 BB: 1 P: 8	R: 0 E: 0 K: 0 S: 3	H: 0 LOB: 0 BB: 0 P: 5	R: 0 E: 0 K: 1 S: 5	H: 0 LOB: 0 BB: 0 P: 3	R: 0 E: 0 K: 0 S: 3	H: 2 LOB: 1 BB: 0 P: 6	R: 0 E: 0 K: 0 S: 3	H: 1 LOB: 1 BB: 1 P: 7	1B: 8 2B: 1 3B: 0 HR: 0	SF: 0 SAC: 0 DP: 3 HBP: 0	WP: 0 PB: 0 SB: 0 CS: 2	PA: 47
PITCHER	IP WLS BF H R ER SO BB IBB HBP BLK WP HR S P ERA WHIP																					
Bud Black, L (1, 1) ERA: 3.45	9.0	WLS	35	H	R	ER	SO	BB	IBB	HBP	BLK	WP	HR	S	P	ERA	WHIP					
Dan Quisenberry, R (10, 1) ERA: 1.69	3.0	W	11	3	0	0	1	1	0	0	0	0	0	12	16	0.00	1.333					

New York Yankees @ Kansas City Royals
Royals Stadium, Kansas City, MO
 Sat Jul 09 1983, 8:05 PM EDT
 Att. 40,306 - Unknown - 85 F

AB	41
R	2
H	9
RBI	2
BB	5
SO	4
LOB	16



WP: 0	PA: 47
-------	--------

livebaseballscorecards.com

Batter	1	2	3	4	5	6	7	8	9	10	11	12	AB	R	H	RBI	BB	SO	LOB
Willie Wilson, S OBP: 0.327, SLG: 0.364 (1, 8)	0-0 4-3		0-0 G3		0-0 1-2 1B		0-0 F9		0-0 F9		0-0 5-3	0-0 S 1-H	6	0	1	0	0	0	1
U L Washington, S OBP: 0.295, SLG: 0.324 (1, 6)	0-3 K		0-0 F9		0-0 F8		0-0 F9		0-0 F9		0-0 6-3		5	0	0	0	0	1	3
George Brett, L OBP: 0.433, SLG: 0.679 (1, 9)	0-0 F8		0-3 K			0-3 K		0-0 F7				0-0 4-3	5	0	0	0	0	2	0
Hal McRae, R OBP: 0.385, SLG: 0.477 (1, 10)		0-0 1B 3B		0-0 L5		4-0 BB		0-3 K			0-0 2B		4	1	2	0	1	1	0
Frank White, R OBP: 0.290, SLG: 0.419 (1, 4)	0-0 5-3 1B		0-0 5-3		0-0 5-3		0-0 F8		0-0 F9		0-0 F2		5	0	1	1	0	0	2
Leon Roberts, R OBP: 0.320, SLG: 0.364 (1, 7)	0-0 5-3 1-2		0-0 5-3		0-0 F7		0-0 F9			0-0 G6-4-3 1B		0-0 F7	5	0	1	0	0	0	3
Willie Aikens, L OBP: 0.402, SLG: 0.564 (1, 3)	0-3 K		0-3 K		0-0 L4-3 1B		0-0 K		0-0 G6-4-3		0-0 1-2 F7	5	1	2	1	0	1	2	
John Wathan, R OBP: 0.325, SLG: 0.339 (1, 2)	4-0 BB		4-0 BB		0-0 L4-3		0-0 E6 SH5-4		0-0 6-3		0-0 F8	4	0	0	0	1	0	1	
Greg Pryor, R OBP: 0.306, SLG: 0.292 (1, 5) Pat Sheridan, L OBP: 0.250, SLG: 0.325 (12, PH)	0-3 K		0-3 K		0-0 1B		0-0 SH5-4		0-3 K		0-0 K	0-0 S E 1B	3	0	1	0	0	2	2

Inning Stats	R: 0	H: 0	E: 0	K: 1	S: 5	R: 1	H: 2	E: 0	K: 2	S: 9	R: 0	H: 0	E: 0	K: 1	S: 5	R: 0	H: 0	E: 0	K: 0	S: 3	R: 0	H: 0	E: 0	K: 1	S: 5	R: 0	H: 1	E: 0	K: 0	S: 3	R: 0	H: 0	E: 0	K: 1	S: 5	R: 0	H: 1	E: 0	K: 0	S: 4	R: 1	H: 1	E: 1	K: 0	S: 3	R: 0	H: 0	E: 0	K: 0	S: 5	R: 0	H: 0	E: 0	K: 0	S: 5	R: 0	H: 0	E: 0	K: 0	S: 5	R: 0	H: 1	E: 0	K: 0	S: 4	R: 1	H: 1	E: 1	K: 0	S: 3	R: 0	H: 1	E: 0	K: 0	S: 3	1B: 6	2B: 2	3B: 1	HR: 1	SF: 0	SAC: 1	DP: 2	HBP: 0	WP: 0	PA: 46
--------------	------	------	------	------	------	------	------	------	------	------	------	------	------	------	------	------	------	------	------	------	------	------	------	------	------	------	------	------	------	------	------	------	------	------	------	------	------	------	------	------	------	------	------	------	------	------	------	------	------	------	------	------	------	------	------	------	------	------	------	------	------	------	------	------	------	------	------	------	------	------	------	------	------	------	------	-------	-------	-------	-------	-------	--------	-------	--------	-------	--------

PITCHER	IP	WLS	BF	H	R	ER	SO	BB	IBB	HBP	BLK	WP	HR	S	P	ERA	WHIP
Dave Righetti, L ERA: 3.14 (1, 1)	10.1		39	7	2	2	7	2	0	0	0	0	1	51	59	1.74	0.871
Rich Gossage, R ERA: 2.45 (11, 1)	1.1	L	7	2	1	0	0	0	0	0	0	0	0	6	6	0.00	1.500


BOTTOM


New York Yankees @ Kansas City Royals
 Royals Stadium, Kansas City, MO

Sat Jul 09 1983, 8:05 PM EDT
 Att: 40,306 - Unknown - 85 F

livebaseballscorecards.com

AB	43
R	3
H	9
RBI	2
BB	2
SO	7
LOB	14



Batter	1	2	3	4	5	6	7	8	9	AB R H RBI BB SO LOB	TOP														
Bert Campaneris, R (1, 4) OBP: 0.373, SLG: 0.397	0-0 CS 1B		0-0 1-2 4-3	0-0 1-2 1-3		0-0 1-2f L8			0-0 F7	5 0 1 0 0 0 3	<p>New York Yankees @ Kansas City Royals Royals Stadium, Kansas City, MO Sun Jul 10 1983, 4:33 AM EDT Att. 37,565 - Unknown - 84 F</p> <p>livebaseballscorecards.com</p> <table> <tr><td>AB</td><td>37</td></tr> <tr><td>R</td><td>6</td></tr> <tr><td>H</td><td>12</td></tr> <tr><td>RBI</td><td>6</td></tr> <tr><td>BB</td><td>3</td></tr> <tr><td>SO</td><td>3</td></tr> <tr><td>LOB</td><td>16</td></tr> </table> 	AB	37	R	6	H	12	RBI	6	BB	3	SO	3	LOB	16
AB	37																								
R	6																								
H	12																								
RBI	6																								
BB	3																								
SO	3																								
LOB	16																								
Graig Nettles, L (1, 5) OBP: 0.364, SLG: 0.470	0-0 1-2 1B		0-0 2-H 1B 1B	4-0 FC6-4 BB		0-0 1-2f G4-6-3		0-0 L9	4 1 2 1 1 0 1																
Dave Winfield, R (1, 8) OBP: 0.321, SLG: 0.447 (9, 7)	0-0 L7		0-0 1-3 1B 1B	0-0 1-2f 2-3 FC6-4			0-0 L8	4-0 BB	4 1 1 0 1 0 3																
Lou Piniella, R (1, 7) OBP: 0.366, SLG: 0.427 Oscar Gamble, L (9, PH) OBP: 0.406, SLG: 0.561 Jerry Mumphrey, S (9, 8) OBP: 0.289, SLG: 0.392	0-0 5-3		0-0 1-2 3-H 2B 1B	0-0 1-3 3-H 1B			0-3 K	0-0 F9	4 1 2 2 0 1 1 1 0 0 0 0 0 1 0 0 0 0 0 0 0																
Don Baylor, R (1, 10) OBP: 0.358, SLG: 0.466		0-0 L8	0-0 1-H 2-H 1B 2B	0-0 1-2f FC5-4			0-0 F4		4 1 1 2 0 0 2																
Steve Balboni, R (1, 3) OBP: 0.364, SLG: 0.421 Don Mattingly, L (5, 3) OBP: 0.254, SLG: 0.321		4-0 BB	0-0 3-H 1B		0-3 K			0-0 4-3	2 0 1 1 1 1 0 1 0 0 0 0 0 0																
Steve Kemp, L (1, 9) OBP: 0.327, SLG: 0.431		0-3 K	0-0 1-2f FC3-6 FC6-4		0-0 4-3			0-0 L7	4 0 0 0 0 1 2																
Rick Cerone, R (1, 2) OBP: 0.250, SLG: 0.255		0-0 L8	0-0 1-2f FC6-4		0-0 F6			0-0 2B	4 0 1 0 0 0 2																
Andre Robertson, R (1, 6) OBP: 0.302, SLG: 0.369			0-0 4-3 1B 1B	0-0 FC6-4 1-3 1B 1B		0-0 G4-6-3 1B		0-0 L8	4 2 3 0 0 0 1																
Inning Stats	R: 0 E: 0 K: 0 S: 4 H: 2 LOB: 1 BB: 0 P: 4	R: 0 E: 0 K: 1 S: 5 H: 0 LOB: 1 BB: 1 P: 9	R: 5 E: 0 K: 0 S: 9 H: 6 LOB: 1 BB: 0 P: 9	R: 1 E: 0 K: 0 S: 5 H: 2 LOB: 2 BB: 1 P: 9	R: 0 E: 0 K: 1 S: 5 H: 0 LOB: 0 BB: 0 P: 5	R: 0 E: 0 K: 0 S: 3 H: 1 LOB: 0 BB: 0 P: 3	R: 0 E: 0 K: 1 S: 5 H: 0 LOB: 0 BB: 0 P: 5	R: 0 E: 0 K: 0 S: 4 H: 1 LOB: 1 BB: 0 P: 4	R: 0 E: 0 K: 0 S: 3 H: 0 LOB: 1 BB: 1 P: 7	1B: 10 2B: 2 3B: 0 HR: 0 SF: 0 SAC: 0 DP: 1 HBP: 0	WP: 0 PB: 0 SB: 0 CS: 1 PA: 40														
PITCHER	IP WLS BF H R ER SO BB IBB HBP BLK WP HR S P ERA WHIP												PITCHER	IP WLS BF H R ER SO BB IBB HBP BLK WP HR S P ERA WHIP											
Paul Splittorff, L (1, 1) ERA: 4.65	2.1 L 14 7 5 5 1 1 0 0 0 0 0 0 15 19 19.29 3.429																								
Keith Creel, R (3, 1) ERA: 6.55	5.2 22 5 1 1 2 1 0 0 0 0 0 0 25 29 1.59 1.059																								
Mike Armstrong, R (9, 1) ERA: 3.19	1.0 4 0 0 0 0 0 1 0 0 0 0 0 0 3 7 0.00 1.000																								

Batter	1	2	3	4	5	6	7	8	9	10	11	AB R H RBI BB SO LOB	TOP
Damaso Garcia, R OBP: 0.329, SLG: 0.371			4-3							5-3	F7	6 1 3 0 1 0 4	
Rance Mulliniks, L OBP: 0.388, SLG: 0.492	G4-6-3		WP BB							K		5 0 1 0 1 1 5	
Willie Upshaw, L OBP: 0.370, SLG: 0.550	K		F9									5 2 1 0 1 2 3	
Jorge Orta, L OBP: 0.364, SLG: 0.454			4-3									3 0 1 1 3 0 1	
Lloyd Moseby, L OBP: 0.348, SLG: 0.477			4-3									5 2 3 1 1 0 4	
Ernie Whitt, L OBP: 0.343, SLG: 0.429			1B									5 1 1 0 1 1 6	
Dave Collins, S OBP: 0.309, SLG: 0.275			1B									6 0 4 2 0 0 1	
Barry Bonnell, R OBP: 0.359, SLG: 0.462			L3									4 0 0 1 1 0 5	
Alfredo Griffin, S OBP: 0.276, SLG: 0.363			E3									6 1 2 1 0 0 4	
Inning Stats	R: 0 H: 1 E: 0 LOB: 0 K: 1 BB: 0 S: 5 P: 5	R: 0 H: 2 E: 0 LOB: 2 K: 0 BB: 1 S: 4 P: 8	R: 1 H: 0 E: 1 LOB: 2 K: 0 BB: 2 S: 4 P: 12	R: 0 H: 1 E: 0 LOB: 1 K: 0 BB: 0 S: 4 P: 4	R: 1 H: 2 E: 0 LOB: 2 K: 0 BB: 1 S: 5 P: 9	R: 0 H: 2 E: 0 LOB: 2 K: 0 BB: 0 S: 5 P: 5	R: 2 H: 2 E: 0 LOB: 2 K: 0 BB: 2 S: 5 P: 13	R: 0 H: 1 E: 0 LOB: 0 K: 1 BB: 0 S: 5 P: 5	R: 0 H: 1 E: 0 LOB: 1 K: 1 BB: 1 S: 5 P: 9	R: 0 H: 0 E: 0 LOB: 1 K: 1 BB: 1 S: 5 P: 9	R: 3 H: 4 E: 0 LOB: 2 K: 0 BB: 1 S: 7 P: 11	1B: 14 SF: 1 2B: 2 SAC: 0 3B: 1 DP: 3 HR: 0 HBP: 0	WP: 2 PA: 55 PB: 1 SB: 2 CS: 0
PITCHER	IP WLS BF H R ER SO BB IBB HBP BLK WP HR S P ERA WHIP												
Gaylord Perry, R ERA: 4.75	(1, 1) 6.0 29 8 2 1 1 4 0 0 0 2 0 27 43 1.50 2.000												
Mike Armstrong, R ERA: 3.42	(7, 1) 2.0 10 3 2 2 1 2 0 0 0 0 0 10 18 9.00 2.500												
Steve Renko, R ERA: 4.79	(9, 1) 2.0 8 1 0 0 2 2 0 0 0 0 0 10 18 0.00 1.500												
Keith Creel, R ERA: 7.13	(11, 1) 1.0 L 8 4 3 3 0 1 0 0 0 0 0 7 11 27.00 5.000												

Toronto Blue Jays @ Kansas City Royals
Royals Stadium, Kansas City, MO
Mon Jul 11 1983, 8:05 PM EDT
Att: 32,415 - Unknown - 95 F

AB	45
R	7
H	16
RBI	6
BB	9
SO	4
LOB	33



Batter	1	2	3	4	5	6	7	8	9	10	11	AB R H RBI BB SO LOB	BOTTOM												
Willie Wilson, S OBP: 0.328, SLG: 0.365 (1, 8)												5 0 1 0 1 2 2	Toronto Blue Jays @ Kansas City Royals Royals Stadium, Kansas City, MO Mon Jul 11 1983, 8:05 PM EDT Att: 32,415 - Unknown - 95 F livebaseballscorecards.com												
U L Washington, S OBP: 0.294, SLG: 0.322 (1, 6)												6 1 1 2 0 1 4													
George Brett, L OBP: 0.438, SLG: 0.682 (1, 5)												4 0 3 1 1 0 0													
Hal McRae, R OBP: 0.383, SLG: 0.473 (1, 10)												5 0 2 0 0 0 4													
Willie Aikens, L OBP: 0.390, SLG: 0.541 (1, 3)												5 0 0 0 0 3 5													
Frank White, R OBP: 0.291, SLG: 0.416 (1, 4)												5 0 2 0 0 1 0													
Pat Sheridan, L OBP: 0.253, SLG: 0.326 (1, 9)												5 1 1 0 0 1 2													
Cesar Geronimo, L OBP: 0.278, SLG: 0.304 (1, 7)												5 1 2 0 0 1 2													
John Wathan, R OBP: 0.326, SLG: 0.347 (1, 2)												5 1 2 1 0 0 2													
Inning Stats	R: 0 E: 0 K: 0 S: 5	H: 3 LOB: 2 BB: 0 P: 5	R: 0 E: 0 K: 0 S: 4	H: 1 LOB: 1 BB: 0 P: 4	R: 0 E: 0 K: 1 S: 7	H: 2 LOB: 2 BB: 0 P: 7	R: 0 E: 0 K: 1 S: 5	H: 0 LOB: 0 BB: 0 P: 5	R: 0 E: 0 K: 1 S: 5	H: 1 LOB: 0 BB: 0 P: 5	R: 0 E: 0 K: 1 S: 5	H: 0 LOB: 0 BB: 0 P: 5		R: 0 E: 0 K: 1 S: 5	H: 0 LOB: 0 BB: 0 P: 5	R: 0 E: 0 K: 1 S: 6	H: 3 LOB: 3 BB: 2 P: 14	R: 0 E: 0 K: 2 S: 7	H: 0 LOB: 0 BB: 0 P: 7	R: 0 E: 0 K: 0 S: 4	H: 1 LOB: 1 BB: 0 P: 4	1B: 9 2B: 5 3B: 0 HR: 0	SF: 0 SAC: 0 DP: 0 HBP: 0	WP: 0 PB: 0 SB: 0 CS: 2	PA: 47
PITCHER	IP WLS BF H R ER SO BB IBB HBP BLK WP HR S P ERA WHIP																								
Jim Gott, R ERA: 4.56 (1, 1)	4.2		22	9	2	2	3	0	0	0	0	0	0	0	28	28	3.86	1.929							
Joey McLaughlin, R ERA: 2.83 (5, 1)	3.1		10	1	0	0	4	0	0	0	0	0	0	0	18	18	0.00	0.300							
Randy Moffitt, R ERA: 1.77 (9, 1)	3.0	W	15	4	2	2	2	0	2	0	0	0	0	0	17	25	6.00	1.333							

Toronto Blue Jays @ Kansas City Royals
Royals Stadium, Kansas City, MO
 Mon Jul 11 1983, 8:05 PM EDT
 Att: 32,415 - Unknown - 95 F

AB	45
R	4
H	14
RBI	4
BB	2
SO	9
LOB	21



Batter	1	2	3	4	5	6	7	8	9	AB R H RBI BB SO LOB	TOP																
Damaso Garcia, R (1, 4) OBP: 0.327, SLG: 0.368	0-0 CS 1B		0-0 FC3-6 E S 1-2f	0-0 F3			0-0 F9	0-0 5-3		5 0 1 0 0 0 2																	
Garth Iorg, R (1, 5) OBP: 0.299, SLG: 0.324	0-3 K 1-2		0-0 F8 1-3	0-0 2B			0-0 L5		0-0 L6	5 0 1 0 0 1 2																	
Barry Bonnell, R (1, 8) (8, 9) OBP: 0.356, SLG: 0.470	0-0 HR		0-0 6-3	0-0 P4			0-0 4-3		0-0 6-3	5 1 1 1 0 0 2																	
Cliff Johnson, R (1, 3) Ernie Whitt, L (8, 2) OBP: 0.399, SLG: 0.551 OBP: 0.346, SLG: 0.432	0-0 P3			0-0 HR 1B	0-0 F9			4-0 1B 1B 1B BB	0-0 1B	3 2 1 0 1 0 0 1 0 1 0 0 0 0																	
George Bell, R (1, 10) OBP: 0.667, SLG: 2.000 Jorge Orta, L (8, PH) OBP: 0.366, SLG: 0.455		0-0 2B		0-0 HR 1-H	0-0 6-3			0-0 1B 1B 1-2	0-0 4-3	3 1 2 2 0 0 0 2 1 1 0 0 0 1																	
Jesse Barfield, R (1, 9) Lloyd Moseby, L (8, PH) OBP: 0.251, SLG: 0.435 OBP: 0.351, SLG: 0.479		0-0 5-3		4-0 HR BB	0-3 K			0-0 1B 1-2 2-3		2 1 0 0 1 1 1 1 1 1 0 0 0 0																	
Buck Martinez, R (1, 2) Willie Upshaw, L (8, PH) OBP: 0.378, SLG: 0.566 OBP: 0.372, SLG: 0.552		0-3 K		0-0 HR 1-H		0-0 F7		0-0 4-3 5-3 1B		3 1 1 2 0 1 1 1 0 1 2 0 0 0																	
Dave Collins, S (1, 7) OBP: 0.308, SLG: 0.290		0-0 F7		0-0 HR		0-0 L3		0-0 5-3		4 1 1 1 0 0 3																	
Alfredo Griffin, S (1, 6) OBP: 0.276, SLG: 0.362			0-0 FC3-6 1B	0-0 6-3		0-0 F7		0-0 4-3		4 0 1 1 0 0 1																	
Inning Stats	R: 1 E: 0 K: 1 S: 6	H: 2 LOB: 0 BB: 0 P: 6	R: 0 E: 0 K: 1 S: 6	H: 1 LOB: 1 BB: 0 P: 6	R: 0 E: 0 K: 0 S: 4	H: 1 LOB: 1 BB: 0 P: 4	R: 5 E: 0 K: 0 S: 8	H: 5 LOB: 1 BB: 1 P: 12	R: 0 E: 0 K: 1 S: 5	H: 0 LOB: 0 BB: 0 P: 5	R: 0 E: 0 K: 0 S: 3	H: 0 LOB: 0 BB: 0 P: 3	R: 0 E: 0 K: 0 S: 3	H: 0 LOB: 0 BB: 0 P: 3	R: 3 E: 0 K: 0 S: 6	H: 3 LOB: 1 BB: 1 P: 10	R: 0 E: 0 K: 0 S: 4	H: 1 LOB: 1 BB: 0 P: 4	1B: 7 2B: 3 3B: 0 HR: 4	SF: 0 SAC: 0 DP: 1 HBP: 0	WP: 0 PB: 0 SB: 1 CS: 1	PA: 41					
PITCHER	IP WLS BF H R ER SO BB IBB HBP BLK WP HR S P ERA WHIP																										
Vida Blue, L (1, 1) ERA: 5.67	3.0		16	7	5	5	2	1	0	0	0	0	3	19	23	15.00	2.667										
Steve Renko, R (4, 1) ERA: 4.77	4.0	L	15	2	2	2	1	1	0	0	0	0	1	16	20	4.50	0.750										
Dan Quisenberry, R (8, 1) ERA: 1.89	2.0		10	4	2	2	0	0	0	0	0	0	0	10	10	9.00	2.000										

Toronto Blue Jays @ Kansas City Royals
Royals Stadium, Kansas City, MO
 Tue Jul 12 1983, 8:05 PM EDT
 Att. 22,266 - Unknown - 89 F

AB	39
R	9
H	13
RBI	9
BB	2
SO	3
LOB	13



Batter	1	2	3	4	5	6	7	8	9	AB	R	H	RBI	BB	SO	LOB
Willie Wilson, S OBP: 0.326, SLG: 0.363 (1, 8)	0-0 G3		0-0 6-3		0-0 FC6-4		0-0 FC6-4		0-0 F8	5	1	1	1	0	0	2
Cesar Geronimo, L OBP: 0.260, SLG: 0.284 (1, 7)	0-0 4-3		0-0 P6			0-0 F8	0-0 F3		0-0 4-3	5	0	0	0	0	0	3
George Brett, L OBP: 0.435, SLG: 0.688 (1, 5)	0-0 4-3			0-0 3-1		0-0 F2	0-0 HR			4	1	1	3	0	0	0
Hal McRae, R OBP: 0.382, SLG: 0.470 (1, 10)		0-0 5-3		0-0 F9		0-0 WP 1B	0-0 P4			4	1	1	0	0	0	0
Willie Aikens, L OBP: 0.396, SLG: 0.560 (1, 3)		0-0 1B		0-0 HR		0-0 WP 1B		0-0 F8		4	1	3	2	0	0	0
Frank White, R OBP: 0.291, SLG: 0.414 (1, 4)		0-0 F9		0-0 F9		0-0 F8		0-0 1B		4	0	1	0	0	0	2
Pat Sheridan, L OBP: 0.253, SLG: 0.323 (1, 9)		0-0 5-3			0-0 FC6-4 1B		0-0 3-1	0-3 K		4	0	1	0	0	1	2
Don Slaught, R OBP: 0.243, SLG: 0.245 (1, 2)			0-0 6-3		0-0 F8		0-0 1B BB	0-0 F3		3	1	0	0	1	0	2
Onix Concepcion, R OBP: 0.214, SLG: 0.245 (1, 6)			0-0 6-3 2B		0-0 FC6-4		0-0 1B S HR 1B		0-0 L9	4	1	2	0	0	0	1

Inning Stats	R: 0	H: 0	E: 0	K: 0	S: 3	LOB: 0	BB: 0	P: 3	R: 0	H: 1	E: 0	K: 0	S: 4	LOB: 1	BB: 0	P: 4	R: 0	H: 1	E: 0	K: 0	S: 4	LOB: 1	BB: 0	P: 4	R: 1	H: 1	E: 0	K: 0	S: 4	LOB: 0	BB: 0	P: 4	R: 0	H: 1	E: 0	K: 0	S: 4	LOB: 1	BB: 0	P: 4	R: 1	H: 2	E: 0	K: 0	S: 5	LOB: 1	BB: 0	P: 5	R: 4	H: 3	E: 0	K: 0	S: 6	LOB: 0	BB: 1	P: 10	R: 0	H: 1	E: 0	K: 1	S: 6	LOB: 1	BB: 0	P: 6	R: 0	H: 0	E: 0	K: 0	S: 3	LOB: 0	BB: 0	P: 3	1B: 7	SF: 0	2B: 1	SAC: 0	3B: 0	DP: 0	HR: 2	HBP: 0	WP: 2	PA: 38
--------------	------	------	------	------	------	--------	-------	------	------	------	------	------	------	--------	-------	------	------	------	------	------	------	--------	-------	------	------	------	------	------	------	--------	-------	------	------	------	------	------	------	--------	-------	------	------	------	------	------	------	--------	-------	------	------	------	------	------	------	--------	-------	-------	------	------	------	------	------	--------	-------	------	------	------	------	------	------	--------	-------	------	-------	-------	-------	--------	-------	-------	-------	--------	-------	--------

PITCHER	IP	WLS	BF	H	R	ER	SO	BB	IBB	HBP	BLK	WP	HR	S	P	ERA	WHIP
Doyle Alexander, R ERA: 5.72 (1, 1)	6.1		27	7	4	4	0	1	0	0	0	2	1	26	30	5.68	1.263
Roy Lee Jackson, R ERA: 4.2 (7, 1)	2.2	W	11	3	2	2	1	0	0	0	0	0	1	13	13	6.75	1.125

BOTTOM

Toronto Blue Jays @ Kansas City Royals
 Royals Stadium, Kansas City, MO

AB	37
R	6
H	10
RBI	6
BB	1
SO	1
LOB	12



livebaseballscores.com

Tue Jul 12 1983, 8:05 PM EDT
 Att: 22,266 - Unknown - 89 F

Batter	1	2	3	4	5	6	7	8	9	AB R H RBI BB SO LOB	TOP											
Damaso Garcia, R (1, 4) OBP: 0.331, SLG: 0.376	0-0 FC6-4 1B	0-0 5-3		0-0 FC 1B		0-0 2B		0-0 L9		5 1 3 2 0 0 2												
Lloyd Moseby, L (1, 8) OBP: 0.348, SLG: 0.473	0-0 FC6-4 1B		0-0 4-3	0-0 FC 1B		0-0 F8		0-0 SF7 1B	5 1 1 0 0 0 3													
Garth Iorg, R (1, 5) OBP: 0.311, SLG: 0.341 Rance Mulliniks, L (7, PH) OBP: 0.385, SLG: 0.486	0-0 FC6-4 1B		0-0 2B	0-0 1B		0-0 4-3		0-0 P6	3 0 3 1 0 0 0 2 0 0 0 0 0 1													
Cliff Johnson, R (1, 10) OBP: 0.399, SLG: 0.545	0-3 K		4-0 BB		0-0 F7		0-3 K	0-0 1B	4 0 1 0 1 2 2													
George Bell, R (1, 9) OBP: 0.333, SLG: 1.000 Dave Collins, S (7, PH) OBP: 0.310, SLG: 0.294	0-0 FC6-4 1-2f		0-0 F8		0-0 6-3		0-0 1B 1B	0-0 SF7	3 0 0 0 0 0 4 1 0 1 1 0 0 0													
Barry Bonnell, R (1, 7) OBP: 0.357, SLG: 0.466		4-0 E 1B BB	0-0 F7		0-0 5-3		0-0 1B 1B	0-0 4-3	4 0 1 0 1 0 3													
Willie Upshaw, L (1, 3) OBP: 0.370, SLG: 0.551		0-0 F5		0-0 1B 1B 2B		0-0 F8	0-0 4-3		4 1 1 0 0 0 3													
Buck Martinez, R (1, 2) OBP: 0.377, SLG: 0.560 Ernie Whitt, L (8, PH) OBP: 0.344, SLG: 0.429		0-0 E 1B		0-0 F8		0-0 F3		0-0 P5	3 0 1 0 0 0 1 1 0 0 0 0 0 0													
Alfredo Griffin, S (1, 6) OBP: 0.279, SLG: 0.367		0-0 F3		0-0 1B 2-3 1B		0-0 2B 2B		0-0 P4	4 1 2 0 0 0 2													
Inning Stats	R: 0 E: 0 K: 1 S: 7	H: 2 LOB: 2 BB: 0 P: 7	R: 0 E: 1 K: 0 S: 4	H: 1 LOB: 2 BB: 1 P: 8	R: 0 E: 0 K: 0 S: 4	H: 1 LOB: 2 BB: 1 P: 8	R: 2 E: 0 K: 0 S: 6	H: 4 LOB: 2 BB: 0 P: 6	R: 0 E: 0 K: 0 S: 3	H: 0 LOB: 0 BB: 0 P: 3	R: 1 E: 0 K: 0 S: 5	H: 2 LOB: 1 BB: 0 P: 5	R: 0 E: 0 K: 1 S: 7	H: 2 LOB: 2 BB: 0 P: 7	R: 0 E: 0 K: 0 S: 3	H: 0 LOB: 0 BB: 0 P: 3	R: 1 E: 0 K: 0 S: 5	H: 2 LOB: 1 BB: 0 P: 5	1B: 10 2B: 4 3B: 0 HR: 0	SF: 1 SAC: 0 DP: 0 HBP: 0	WP: 0 PB: 0 SB: 0 CS: 0	PA: 42
PITCHER	IP WLS BF H R ER SO BB IBB HBP BLK WP HR S P ERA WHIP																					
Larry Gura, L (1, 1) ERA: 4.66	6.0 W 29 10 3 3 1 2 0 0 0 0 0 0 29 37 4.50 2.000																					
Dan Quisenberry, R (7, 1) ERA: 1.94	3.0 S 13 4 1 1 1 0 0 0 0 0 0 0 15 15 3.00 1.333																					

Toronto Blue Jays @ Kansas City Royals
Royals Stadium, Kansas City, MO
Wed Jul 13 1983, 8:05 PM EDT
Att: 32,352 - Unknown

AB	39
R	4
H	14
RBI	4
BB	2
SO	2
LOB	21



1B	10	SF	1
2B	4	SAC	0
3B	0	DP	0
HR	0	HBP	0

Batter	1	2	3	4	5	6	7	8	9	AB	R	H	RBI	BB	SO	LOB
Willie Wilson, S OBP: 0.325, SLG: 0.361 (1, 8)	0-0 4-3		0-0 G3		0-0 1B	0-0 F8				4	0	1	1	0	0	2
John Wathan, R OBP: 0.324, SLG: 0.346 (1, 2)	0-0 5-3		0-0 F3		0-0 F8			0-0 1B		4	0	1	0	0	0	1
George Brett, L OBP: 0.440, SLG: 0.703 (1, 5)	0-0 3B			0-0 F8 3-1 2B		0-0 BB E 1B		0-0 3-1		4	2	3	0	0	0	0
Hal McRae, R OBP: 0.380, SLG: 0.465 (1, 10)	4-0 FC6-4 BB			0-0 F8		0-0 FC6 1B BB E		0-3 K		3	1	0	0	1	1	2
Willie Aikens, L OBP: 0.396, SLG: 0.554 (1, 3)	0-0 FC6-4			0-0 3-1		4-0 E 1B FC5-4 BB		0-0 3-1		2	0	0	1	1	0	2
Joe Simpson, L OBP: 0.250, SLG: 0.225 (6, PR) (7, 3)	1-2f			0-3 K		0-0 F7		0-0 1-3		1	1	0	0	0	0	0
Frank White, R OBP: 0.287, SLG: 0.409 (1, 4)		0-0 F2			0-0 K			0-0 1-3		4	0	0	0	0	1	3
Pat Sheridan, L OBP: 0.272, SLG: 0.361 (1, 9)		0-0 3-1			0-0 1B 1B	0-0 FC5-4 E 1B		0-0 3B		4	1	3	1	0	0	0
Cesar Geronimo, L OBP: 0.259, SLG: 0.282 (1, 7)		0-3 K			0-0 1B 1-3 1B	0-0 E6 FC5-4		0-0 L6		4	0	1	1	0	1	3
Onix Concepcion, R OBP: 0.203, SLG: 0.232 (1, 6)			0-0 1-3		0-0 1-3	0-0 FC5-4				3	0	0	1	0	0	4

Inning Stats	R: 0	H: 1	E: 0	LOB: 2	K: 0	BB: 1	S: 4	P: 8	R: 0	H: 0	E: 0	LOB: 0	K: 1	BB: 0	S: 5	P: 5	R: 0	H: 0	E: 0	LOB: 0	K: 0	BB: 0	S: 3	P: 3	R: 1	H: 1	E: 0	LOB: 0	K: 1	BB: 0	S: 6	P: 6	R: 1	H: 3	E: 0	LOB: 1	K: 0	BB: 0	S: 5	P: 5	R: 3	H: 2	E: 2	LOB: 2	K: 0	BB: 1	S: 7	P: 11	R: 0	H: 1	E: 0	LOB: 0	K: 1	BB: 0	S: 5	P: 5	R: 0	H: 1	E: 0	LOB: 1	K: 0	BB: 0	S: 4	P: 4
PITCHER Jim Clancy, R ERA: 3.71 (1, 1)	IP	WLS	BF	H	R	ER	SO	BB	IBB	HBP	BLK	WP	HR	S	P	ERA	WHIP	IP	WLS	BF	H	R	ER	SO	BB	IBB	HBP	BLK	WP	HR	S	P	ERA	WHIP	IP	WLS	BF	H	R	ER	SO	BB	IBB	HBP	BLK	WP	HR	S	P	ERA	WHIP													

BOTTOM

Toronto Blue Jays @ Kansas City Royals
Royals Stadium, Kansas City, MO

Wed Jul 13 1983, 8:05 PM EDT
Att. 32,352 - Unknown

livebaseballscores.com

AB	33
R	5
H	9
RBI	5
BB	2
SO	3
LOB	17



WP: 0	PA: 35
PB: 0	
SB: 0	
CS: 0	

Batter	1	2	3	4	5	6	7	8	9	10	AB R H RBI BB SO LOB	TOP												
Willie Wilson, S OBP: 0.323, SLG: 0.362 (1, 8)	0-3 K		0-0 F4		0-0 2B		0-3 K		0-0 F8		5 0 1 0 0 2 2	Kansas City Royals @ Cleveland Indians Cleveland Municipal Stadium, Cleveland, OH Thu Jul 14 1983, 7:05 PM EDT Att: 11,013 - Unknown - 84 F												
John Wathan, R OBP: 0.322, SLG: 0.343 (1, 2)	0-3 K		0-3 K		6-3		0-0 L5-4		0-0 CS 1B	5 0 1 0 0 2 3														
George Brett, L OBP: 0.435, SLG: 0.692 (1, 5)	0-0 F7			0-0 3-1		0-0 4-3		0-0 1B SF9 1B	0-0 F8 1-2	5 1 1 0 0 0 1														
Hal McRae, R OBP: 0.381, SLG: 0.464 (1, 10)		0-0 1B 1B		0-0 F8		0-0 E6 BB		0-3 K	0-0 1B	5 0 2 0 0 1 1														
Willie Aikens, L OBP: 0.402, SLG: 0.556 (1, 3)		0-0 1B		0-0 F7		4-0 BB BB		0-0 SF9 1B	0-3 K	3 0 2 0 1 0 0														
Joe Simpson, L OBP: 0.248, SLG: 0.222 (8, PR)		1-2 1B				1-2 BB		1-3 1B	0-3 K	1 0 0 0 0 1 1														
Amos Otis, R OBP: 0.316, SLG: 0.361 (1, 9)		0-3 K		0-0 HR 3B		0-0 F9		0-0 SF9	0-0 1-2 3-H	3 1 1 1 0 1 4														
Frank White, R OBP: 0.283, SLG: 0.403 (1, 4)		0-3 K		0-0 F6		0-0 F5		0-0 L7	0-0 K	4 0 0 0 0 1 7														
Pat Sheridan, L OBP: 0.280, SLG: 0.390 (1, 7)		0-3 K		0-0 HR		4-0 L5-4 SH BB		0-3 K	0-3 K	3 1 1 2 1 2 2														
Onix Concepcion, R OBP: 0.194, SLG: 0.220 (1, 6)			0-0 F2		0-0 F3		0-0 SH		0-0 F9	3 0 0 0 0 0 0														
Inning Stats	R: 0 E: 0 K: 2 S: 7	H: 0 LOB: 0 BB: 0 P: 7	R: 0 E: 0 K: 3 S: 11	H: 2 LOB: 2 BB: 0 P: 11	R: 0 E: 0 K: 1 S: 5	H: 0 LOB: 0 BB: 0 P: 5	R: 0 E: 0 K: 0 S: 3	H: 0 LOB: 0 BB: 0 P: 3	R: 2 E: 0 K: 0 S: 6	H: 3 LOB: 1 BB: 0 P: 6	R: 0 E: 1 K: 0 S: 4	H: 0 LOB: 2 BB: 1 P: 8	R: 0 E: 0 K: 1 S: 5	H: 0 LOB: 1 BB: 1 P: 9	R: 1 E: 0 K: 1 S: 7	H: 2 LOB: 2 BB: 0 P: 7	R: 0 E: 0 K: 1 S: 5	H: 0 LOB: 0 BB: 0 P: 5	R: 0 E: 0 K: 1 S: 6	H: 2 LOB: 1 BB: 0 P: 6	1B: 6 2B: 2 3B: 1 HR: 1	SF: 1 SAC: 1 DP: 1 HBP: 0	WP: 0 PB: 0 SB: 0 CS: 1	PA: 41
PITCHER Rick Sutcliffe, R ERA: 3.81 (1, 1)	IP 10.0	WLS W	BF 41	H 9	R 3	ER 3	SO 10	BB 2	IBB 0	HBP 0	BLK 0	WP 0	HR 1	S 59	P 67	ERA 2.70	WHIP 1.100							

livebaseballscores.com

AB	37
R	3
H	9
RBI	3
BB	2
SO	10
LOB	21



BOTTOM

Kansas City Royals @ Cleveland Indians
Cleveland Municipal Stadium, Cleveland, OH

Thu Jul 14 1983, 7:05 PM EDT
Att. 11,013 - Unknown - 84 F

livebaseballscorecards.com

AB	32
R	4
H	8
RBI	4
BB	3
SO	2
LOB	11



AB R H RBI BB SO LOB

4 1 1 2 0 0 1

4 0 1 1 0 0 1

3 1 1 1 0 0 2

4 0 1 0 0 0 2

4 0 1 0 0 1 1

2 0 0 0 1 0 0

1 0 0 0 0 0 0

3 1 1 0 1 0 2

4 1 1 0 0 0 2

3 0 1 0 1 1 0

1B:	4	SF:	1
2B:	2	SAC:	0
3B:	0	DP:	1
HR:	2	HBP:	1

WP:	1	PA:	38
PB:	0		
SB:	0		
CS:	0		

1B:	4	SF:	1
2B:	2	SAC:	0
3B:	0	DP:	1
HR:	2	HBP:	1

WP:	1	PA:	38
PB:	0		
SB:	0		
CS:	0		

1B:	4	SF:	1
2B:	2	SAC:	0
3B:	0	DP:	1
HR:	2	HBP:	1

WP:	1	PA:	38
PB:	0		
SB:	0		
CS:	0		

1B:	4	SF:	1
2B:	2	SAC:	0
3B:	0	DP:	1
HR:	2	HBP:	1

WP:	1	PA:	38
PB:	0		
SB:	0		
CS:	0		

1B:	4	SF:	1
2B:	2	SAC:	0
3B:	0	DP:	1
HR:	2	HBP:	1

WP:	1	PA:	38
PB:	0		
SB:	0		
CS:	0		

1B:	4	SF:	1
2B:	2	SAC:	0
3B:	0	DP:	1
HR:	2	HBP:	1

WP:	1	PA:	38
PB:	0		
SB:	0		
CS:	0		

1B:	4	SF:	1
2B:	2	SAC:	0
3B:	0	DP:	1
HR:	2	HBP:	1

WP:	1	PA:	38
PB:	0		
SB:	0		
CS:	0		

1B:	4	SF:	1
2B:	2	SAC:	0
3B:	0	DP:	1
HR:	2	HBP:	1

WP:	1	PA:	38
PB:	0		
SB:	0		
CS:	0		

1B:	4	SF:	1
2B:	2	SAC:	0
3B:	0	DP:	1
HR:	2	HBP:	1

WP:	1	PA:	38
PB:	0		
SB:	0		
CS:	0		

1B:	4	SF:	1
2B:	2	SAC:	0
3B:	0	DP:	1
HR:	2	HBP:	1

WP:	1	PA:	38
PB:	0		
SB:	0		
CS:	0		

1B:	4	SF:	1
2B:	2	SAC:	0
3B:	0	DP:	1
HR:	2	HBP:	1

WP:	1	PA:	38
PB:	0		
SB:	0		
CS:	0		

1B:	4	SF:	1
2B:	2	SAC:	0
3B:	0	DP:	1
HR:	2	HBP:	1

WP:	1	PA:	38
PB:	0		
SB:	0		
CS:	0		

1B:	4	SF:	1
2B:	2	SAC:	0
3B:	0	DP:	1
HR:	2	HBP:	1

WP:	1	PA:	38
PB:	0		
SB:	0		
CS:	0		

1B:	4	SF:	1
2B:	2	SAC:	0
3B:	0	DP:	1
HR:	2	HBP:	1

WP:	1	PA:	38
PB:	0		
SB:	0		
CS:	0		

1B:	4	SF:	1
2B:	2	SAC:	0
3B:	0	DP:	1
HR:	2	HBP:	1

WP:	1	PA:	38
PB:	0		
SB:	0		
CS:	0		

1B:	4	SF:	1
2B:	2	SAC:	0
3B:	0	DP:	1
HR:	2	HBP:	1

WP:	1	PA:	38
PB:	0		
SB:	0		
CS:	0		

1B:	4	SF:	1
2B:	2	SAC:	0
3B:	0	DP:	1
HR:	2	HBP:	1

WP:	1	PA:	38
PB:	0		
SB:	0		
CS:	0		

1B:	4	SF:	1
2B:	2	SAC:	0
3B:	0	DP:	1
HR:	2	HBP:	1

WP:	1	PA:	38
PB:	0		
SB:	0		
CS:	0		

1B:	4	SF:	1
2B:	2	SAC:	0
3B:	0	DP:	1
HR:	2	HBP:	1

WP:	1	PA:	38
PB:	0		
SB:	0		
CS:	0		

1B:	4	SF:	1
2B:	2	SAC:	0
3B:	0	DP:	1
HR:	2	HBP:	1

WP:	1	PA:	38
PB:	0		
SB:	0		
CS:	0		

1B:	4	SF:	1
2B:	2	SAC:	0
3B:	0	DP:	1
HR:	2	HBP:	1

WP:	1	PA:	38
PB:	0		
SB:	0		
CS:	0		

1B:	4	SF:	1
2B:	2	SAC:	0
3B:	0	DP:	1
HR:	2	HBP:	1

WP:	1	PA:	38
PB:	0		
SB:	0		
CS:	0		

1B:	4	SF:	1
2B:	2	SAC:	0
3B:	0	DP:	1
HR:	2	HBP:	1

WP:	1	PA:	38
PB:	0		
SB:	0		
CS:	0		

1B:	4	SF:	1
2B:	2	SAC:	0
3B:	0	DP:	1
HR:	2	HBP:	1

WP:	1	PA:	38
PB:	0		
SB:	0		
CS:	0		

1B:	4	SF:	1
2B:	2	SAC:	0
3B:	0	DP:	1
HR:	2	HBP:	1

WP:	1	PA:	38
PB:	0		
SB:	0		
CS:	0		

1B:	4	SF:	1
2B:	2	SAC:	0
3B:	0	DP:	1
HR:	2	HBP:	1

WP:	1	PA:	38
PB:	0		
SB:	0		
CS:	0		

1B:	4	SF:	1
2B:	2	SAC:	0
3B:	0	DP:	1
HR:	2	HBP:	1

WP:	1	PA:	38
PB:	0		
SB:	0		
CS:	0		

1B:	4	SF:	1
2B:	2	SAC:	0
3B:	0	DP:	1
HR:	2	HBP:	1

WP:	1	PA:	38
PB:	0		
SB:	0		
CS:	0		

1B:	4	SF:	1
2B:	2	SAC:	0
3B:	0	DP:	1
HR:	2	HBP:	1

WP:	1	PA:	38
PB:	0		
SB:	0		
CS:	0		

1B:	4	SF:	1
2B:	2	SAC:	0
3B:	0	DP:	1
HR:	2	HBP:	1

WP:	1	PA:	38
PB:	0		
SB:	0		
CS:	0		

1B:	4	SF:	1
2B:	2	SAC:	0
3B:	0	DP:	1
HR:	2	HBP:	1

WP:	1	PA:	38
PB:	0		
SB:	0		
CS:	0		

1B:	4	SF:	1
2B:	2	SAC:	0
3B:	0	DP:	1
HR:	2	HBP:	1

WP:	1	PA:	38
PB:	0		
SB:	0		
CS:	0		

1B:	4	SF:	1
2B:	2	SAC:	0
3B:	0	DP:	1
HR:	2	HBP:	1

WP:	1	PA:	38
PB:	0		
SB:	0		
CS:	0		

1B:	4	SF:	1
2B:	2	SAC:	0
3B:	0	DP:	1
HR:	2	HBP:	1

WP:	1	PA:	38
PB:	0		
SB:	0		
CS:	0		

1B:	4	SF:	1
2B:	2	SAC:	0
3B:	0	DP:	1
HR:	2	HBP:	1

WP:	1	PA:	38
PB:	0		
SB:	0		
CS:	0		

1B:	4	SF:	1
2B:	2	SAC:	0
3B:	0	DP:	1
HR:	2	HBP:	1

WP:	1	PA:	38
PB:	0		
SB:	0		
CS:	0		

1B:	4	SF:	1
2B:	2	SAC:	0
3B:	0	DP:	1
HR:	2	HBP:	1

WP:	1	PA:	38
PB:	0		
SB:	0		
CS:	0		

1B:	4	SF:	1
2B:	2	SAC:	0
3B:	0	DP:	1
HR:	2	HBP:	1

Batter	1	2	3	4	5	6	7	8	9	AB	R	H	RBI	BB	SO	LOB	TOP										
Willie Wilson, S (1, 8) <small>OBP: 0.327, SLG: 0.363</small> Joe Simpson, L (8, 8) <small>OBP: 0.248, SLG: 0.222</small>	4-0 1B HR BB	0-0 4-3 1-2 3-H BB		0-0 1B FC4-6	0-0 F4			0-0 1B		4	2	2	1	1	0	2											
John Wathan, R (1, 2) <small>OBP: 0.327, SLG: 0.345</small>	0-0 1-2 HR 1B	4-0 G6-4-3 BB		0-0 1-3 3-H 1B FC4-6		0-0 5-3		0-0 F9 1B		4	1	2	1	1	0	1											
George Brett, L (1, 5) <small>OBP: 0.434, SLG: 0.703</small>	0-0 1-H 2-H HR	0-0 G6-4-3 BB		0-0 1-2f 3-H 1B FC4-6		0-0 2B		0-0 4-3		5	1	2	4	0	0	4											
Hal McRae, R (1, 10) <small>OBP: 0.381, SLG: 0.476</small>	0-0 HR		0-0 6-3	0-3 K		0-0 6-3		0-0 WP 1B 2B		5	2	2	1	0	1	2											
Willie Aikens, L (1, 3) <small>OBP: 0.402, SLG: 0.550</small>	0-0 4-3		0-0 1B	0-3 K2-3-1		0-0 F8		4-0 1B 2-3 BB		4	0	1	0	1	1	2											
Amos Otis, R (1, 9) <small>OBP: 0.314, SLG: 0.363</small> Leon Roberts, R (8, 7) <small>OBP: 0.317, SLG: 0.359</small>	0-0 6-3		0-0 F8		0-0 1B 2B		0-0 F9	0-0 F6		4	1	1	0	0	0	1											
Frank White, R (1, 4) <small>OBP: 0.280, SLG: 0.398</small> Greg Pryor, R (7, 4) <small>OBP: 0.307, SLG: 0.294</small>	0-0 F9		0-0 F7		0-0 F9		0-0 4-3	0-0 1-3 3-H 1B FC6-4		4	0	0	0	0	0	2											
Pat Sheridan, L (1, 7) <small>OBP: 0.286, SLG: 0.390</small>		0-0 1B 4-3 1B		0-0 E1 2B		0-0 2-H 1B		0-0 4-3	0-3 K	5	2	2	1	0	1	2											
Onix Concepcion, R (1, 6) <small>OBP: 0.209, SLG: 0.250</small>		0-0 1-3 1B 4-3 1B		0-0 1-H 1B 2B		0-0 F7		0-3 K	0-0 FC6-4	5	1	2	1	0	1	3											
Inning Stats	R: 4 E: 0 K: 0 S: 6	H: 3 LOB: 0 BB: 1 P: 10	R: 1 E: 0 K: 0 S: 4	H: 2 LOB: 1 BB: 1 P: 8	R: 0 E: 0 K: 0 S: 4	H: 1 LOB: 1 BB: 0 P: 4	R: 3 E: 1 K: 2 S: 11	H: 3 LOB: 1 BB: 0 P: 11	R: 1 E: 0 K: 0 S: 5	H: 2 LOB: 1 BB: 0 P: 5	R: 0 E: 0 K: 0 S: 4	H: 1 LOB: 1 BB: 0 P: 4	R: 0 E: 0 K: 0 S: 3	H: 0 LOB: 0 BB: 0 P: 3	R: 0 E: 0 K: 1 S: 6	H: 1 LOB: 1 BB: 0 P: 6	R: 1 E: 0 K: 1 S: 7	H: 2 LOB: 2 BB: 1 P: 11	1B: 9 2B: 4 3B: 0 HR: 2	SF: 0 SAC: 0 DP: 1 HBP: 0	WP: 1 PB: 0 SB: 0 CS: 0	PA: 45					
PITCHER	IP	WLS	BF	H	R	ER	SO	BB	IBB	HBP	BLK	WP	HR	S	P	ERA	WHIP										
Juan Eichelberger, R (1, 1) <small>ERA: 4.94</small>	1.1	L	11	5	5	5	0	2	0	0	0	0	2	9	17	33.75	5.250										
Jerry Reed, R (2, 1) <small>ERA: 7.17</small>	3.2		17	6	4	3	2	0	0	0	0	0	0	21	21	7.36	1.636										
Dan Spillner, R (6, 1) <small>ERA: 4.5</small>	2.0		7	1	0	0	0	0	0	0	0	0	0	7	7	0.00	0.500										
Jamie Easterly, L (8, 1) <small>ERA: 3.89</small>	2.0		10	3	1	1	2	1	0	0	0	1	0	13	17	4.50	2.000										

Kansas City Royals @ Cleveland Indians
 Cleveland Municipal Stadium, Cleveland, OH
 Fri Jul 15 1983, 7:05 PM EDT
 Att. 10,169 - Unknown - 89 F

AB	42
R	10
H	15
RBI	10
BB	3
SO	4
LOB	21



Batter	1	2	3	4	5	6	7	8	9	AB	R	H	RBI	BB	SO	LOB
Alan Bannister, R OBP: 0.331, SLG: 0.413 (1, 9) (6, 8)	0-0 F7 ①		0-0 F9 ②			0-0 1-3 ①		0-0 FC8-4 1B ②		4	0	1	0	0	0	0
Manny Trillo, R OBP: 0.315, SLG: 0.318 (1, 4)	0-0 F6 ②		0-3 K ③			0-3 K ②		0-0 FC8-4 1-2f 2-3 ②		4	0	0	0	0	2	2
Toby Harrah, R OBP: 0.376, SLG: 0.392 Mike Fischlin, R OBP: 0.311, SLG: 0.258 (1, 5) (6, 5)	0-0 2B			0-0 F3 ①		4-0 BB		0-0 F8 ③		2	0	1	0	0	0	0
Andre Thornton, R OBP: 0.420, SLG: 0.489 Broderick Perkins, L OBP: 0.270, SLG: 0.324 (1, 3) (9, 3)	0-0 6-3 ③			0-0 F7 ②		0-0 F9 ③			0-0 4-3 ①	3	0	0	0	0	0	2
Pat Tabler, R OBP: 0.385, SLG: 0.433 (1, 7)		0-0 1-3 ①		4-0 FC5-4 BB		0-0 6-3 ①			0-0 6-3 ②	3	0	0	0	1	0	0
Otto Velez, R (1, 10)		4-0 BB		0-0 FC5-4 1-2f		0-0 F6 ②			4-0 BB	2	0	0	0	2	0	1
Gorman Thomas, R OBP: 0.289, SLG: 0.360 George Vukovich, L OBP: 0.249, SLG: 0.298 (1, 8) (6, 9)		0-3 K ②			0-0 F9 ①		0-0 L6 ③		0-0 L9 ③	2	0	0	0	0	1	1
Julio Franco, R OBP: 0.315, SLG: 0.422 (1, 6)		0-0 F9 ③			0-0 6-3 ②			0-0 E3 FC8-4 1B ①		3	0	0	0	0	0	1
Ron Hassey, L OBP: 0.313, SLG: 0.297 Jim Essian, R OBP: 0.167, SLG: 0.080 (1, 2) (3, 2)			0-0 F7 ①		0-0 F9 ③			0-0 F8 ①		0	0	0	0	0	0	0
										3	0	0	0	0	0	1

Inning Stats	R: 0	H: 1	E: 0	K: 0	S: 4	LOB: 1	BB: 0	P: 4	R: 0	H: 0	E: 0	K: 1	S: 5	LOB: 1	BB: 1	P: 9	R: 0	H: 0	E: 0	K: 1	S: 5	LOB: 0	BB: 0	P: 5	R: 0	H: 0	E: 0	K: 0	S: 3	LOB: 0	BB: 0	P: 3	R: 0	H: 0	E: 0	K: 1	S: 5	LOB: 1	BB: 1	P: 9	R: 0	H: 0	E: 0	K: 0	S: 3	LOB: 0	BB: 0	P: 3	R: 0	H: 1	E: 1	K: 0	S: 5	LOB: 2	BB: 0	P: 5	R: 0	H: 0	E: 0	K: 0	S: 3	LOB: 1	BB: 1	P: 7	R: 0	H: 0	E: 0	K: 0	S: 3	LOB: 0	BB: 0	P: 7
1B: 1	SF: 0	2B: 1	SAC: 0	3B: 0	DP: 0	HR: 0	HBP: 0	WP: 0	PA: 34																																																															

PITCHER	IP	WLS	BF	H	R	ER	SO	BB	IBB	HBP	BLK	WP	HR	S	P	ERA	WHIP
Paul Splittorf, L ERA: 4.17 (1, 1)	7.0	W	25	1	0	0	3	3	0	0	0	0	0	28	40	0.00	0.571
Keith Creel, R ERA: 6.94 (8, 1)	1.0		5	1	0	0	0	0	0	0	0	0	0	5	5	0.00	1.000
Don Hood, L ERA: 1.64 (9, 1)	1.0		4	0	0	0	0	1	0	0	0	0	0	3	7	0.00	1.000

BOTTOM

Kansas City Royals @ Cleveland Indians
Cleveland Municipal Stadium, Cleveland, OH

livebaseballscorecards.com

AB	30
R	0
H	2
RBI	0
BB	4
SO	3
LOB	11



Fri Jul 15 1983, 7:05 PM EDT
Att: 10,169 - Unknown - 89 F

Batter	1	2	3	4	5	6	7	8	9	AB R H RBI BB SO LOB	TOP
Willie Wilson, S (1, 8) <small>OBP: 0.328, SLG: 0.364</small> Cesar Geronimo, L (5, PH) <small>OBP: 0.256, SLG: 0.278</small> Leon Roberts, R (7, PH) <small>OBP: 0.320, SLG: 0.362</small>	0-0 		0-0 		0-3 		0-0 		0-0 	2 0 1 0 0 0 0 1 0 0 0 0 1 1 2 1 1 0 0 0 0	Kansas City Royals @ Cleveland Indians Cleveland Municipal Stadium, Cleveland, OH Sat Jul 16 1983, 7:05 PM EDT Att. 10,086 - Unknown - 85 F livebaseballscorecards.com AB 36 R 3 H 9 RBI 3 BB 1 SO 9 LOB 16
John Wathan, R (1, 2) <small>OBP: 0.330, SLG: 0.348</small> Don Slaught, R (8, 2) <small>OBP: 0.240, SLG: 0.242</small>	0-3 		0-0 		0-0 		0-0 		0-0 	4 0 2 1 0 1 2 1 0 0 0 0 0 0	
George Brett, L (1, 5) <small>OBP: 0.433, SLG: 0.698</small> Greg Pryor, R (7, PH) <small>OBP: 0.303, SLG: 0.290</small>	0-0 			0-0 	0-0 		0-3 			3 0 1 0 0 0 3 1 0 0 0 0 1 2	
Hal McRae, R (1, 10) <small>OBP: 0.379, SLG: 0.473</small>	0-0 			0-0 		0-0 	0-0 			4 0 1 1 0 0 2	
Willie Aikens, L (1, 3) <small>OBP: 0.395, SLG: 0.540</small>		0-3 		0-0 		0-3 	0-3 			4 0 0 0 0 3 3	
Amos Otis, R (1, 9) <small>OBP: 0.313, SLG: 0.361</small>		0-3 		0-0 		0-0 		0-0 		4 0 1 0 0 1 1	
Frank White, R (1, 4) <small>OBP: 0.280, SLG: 0.399</small>			0-0 		0-0 	0-3 		0-0 		4 1 1 0 0 1 1	
Pat Sheridan, L (1, 7) <small>OBP: 0.293, SLG: 0.389</small>			0-0 		4-0 		0-0 		0-3 	3 1 1 0 1 1 0	
Onix Concepcion, R (1, 6) <small>OBP: 0.197, SLG: 0.239</small>			0-0 		0-0 		0-0 		0-0 	3 0 0 1 0 0 1	
Inning Stats	R: 0 H: 0 E: 1 LOB: 1 K: 1 BB: 0 S: 6 P: 6	R: 0 H: 0 E: 0 LOB: 0 K: 2 BB: 0 S: 7 P: 7	R: 0 H: 1 E: 0 LOB: 1 K: 0 BB: 0 S: 4 P: 4	R: 0 H: 1 E: 0 LOB: 1 K: 0 BB: 0 S: 4 P: 4	R: 1 H: 2 E: 1 LOB: 2 K: 1 BB: 1 S: 7 P: 11	R: 0 H: 1 E: 0 LOB: 1 K: 2 BB: 0 S: 8 P: 8	R: 2 H: 4 E: 0 LOB: 2 K: 2 BB: 0 S: 11 P: 11	R: 0 H: 0 E: 0 LOB: 0 K: 1 BB: 0 S: 5 P: 5	R: 0 H: 0 E: 0 LOB: 0 K: 0 BB: 0 S: 3 P: 3	1B: 8 SF: 1 2B: 1 SAC: 0 3B: 0 DP: 0 HR: 0 HBP: 0	WP: 1 PA: 38 PB: 0 SB: 1 CS: 0
PITCHER Len Barker, R (1, 1) <small>ERA: 5.45</small> Neal Heaton, L (6, 1) <small>ERA: 3.78</small>	IP WLS BF H R ER SO BB IBB HBP BLK WP HR S P ERA WHIP 5.0 W 21 4 1 0 4 1 0 0 0 1 0 28 32 0.00 1.000										IP WLS BF H R ER SO BB IBB HBP BLK WP HR S P ERA WHIP 4.0 S 17 5 2 2 5 0 0 0 0 0 0 27 27 4.50 1.250

Batter	1	2	3	4	5	6	7	8	9
Mike Hargrove, L (1, 3) OBP: 0.382, SLG: 0.388	0-0 SH5-3 2B 1B	0-0 SF7 3-H	0-3 K		0-0 F8		0-0 1B 1-H 3-H	0-0 G4-6-3 1-2f	
Manny Trillo, R (1, 4) OBP: 0.318, SLG: 0.331	0-0 SH5-3 1-2	0-0 FC6-4 1-2f		0-0 5-3		0-0 HR	0-0 1B HR		
Toby Harrah, R (1, 5) OBP: 0.377, SLG: 0.389	0-0 F7		4-0 1B 1B BB	0-0 F5		0-3 K	0-0 1B 1-2 HR		
Gorman Thomas, R (1, 8) OBP: 0.300, SLG: 0.381	0-0 WP 1B 2B		0-0 FC1-4 1-3 1B	4-0 BB		4-0 G6-4-3 BB	0-0 HR 1-H 2-H		
Pat Tabler, R (1, 7) OBP: 0.385, SLG: 0.449	0-0 2-H 1B		0-0 FC1-4 1-2f 1B	0-0 L5		0-0 G6-4-3 1-2f	0-0 HR		
Broderick Perkins, L (1, 10) OBP: 0.292, SLG: 0.339	0-0 G3		0-0 1-2 3-H 1B		0-0 E7 1B 1B		0-0 1B BB		
Julio Franco, R (1, 6) OBP: 0.316, SLG: 0.419		4-0 FC4-6 BB	0-0 2B 1B	0-3 K		0-0 F8	0-0 F2		
George Vukovich, L (1, 9) OBP: 0.253, SLG: 0.306		0-0 FC4-6 1B SF7	0-0 1-H HR	0-0 1B		0-0 F9	0-0 F8		
Ron Hassey, L (1, 2) OBP: 0.325, SLG: 0.328		0-0 FC6-4 1-3 1B	0-0 2-H HR		0-0 F9		0-0 3B 1B	0-0 G4-6-3 1B	

Inning Stats	R: 2	H: 3	E: 0	K: 0	S: 6	L: 3	LOB: 1	BB: 0	P: 6	R: 1	H: 1	E: 0	K: 0	S: 4	L: 1	LOB: 1	BB: 1	P: 8	R: 5	H: 5	E: 0	K: 1	S: 9	L: 0	LOB: 0	BB: 1	P: 13	R: 0	H: 0	E: 0	K: 0	S: 3	R: 1	H: 2	E: 1	K: 1	S: 7	L: 1	LOB: 1	BB: 0	P: 7	R: 1	H: 1	E: 0	K: 1	S: 5	L: 1	LOB: 0	BB: 1	P: 9	R: 7	H: 7	E: 0	K: 0	S: 10	L: 7	LOB: 1	BB: 1	P: 14	R: 0	H: 1	E: 0	K: 0	S: 3	L: 1	LOB: 0	BB: 0	P: 3
1B: 13	SF: 1	WP: 1	PA: 46																																																																	
2B: 2	SAC: 1	PB: 0																																																																		
3B: 1	DP: 2	SB: 0																																																																		
HR: 4	HBP: 0	CS: 0																																																																		

PITCHER	IP	WLS	BF	H	R	ER	SO	BB	IBB	HBP	BLK	WP	HR	S	P	ERA	WHIP
Gaylord Perry, R (1, 1) ERA: 5.12	2.2	L	16	7	6	6	0	2	0	0	0	1	0	14	22	20.25	3.375
Don Hood, L (3, 1) ERA: 2.1	1.1		7	2	2	2	1	1	0	0	0	0	1	8	12	13.50	2.250
Vida Blue, L (5, 1) ERA: 6.19	2.2		16	7	7	6	2	2	0	0	0	0	1	18	26	20.25	3.375
Keith Creel, R (7, 1) ERA: 7.17	1.1		7	4	2	2	0	0	0	0	0	0	2	7	7	13.50	3.000

AB R H RBI BB SO LOB

5	2	2	3	0	1	2
4	2	2	2	0	0	1
4	2	1	0	1	1	1
3	2	3	4	2	0	0
5	2	2	2	0	0	4
4	2	3	1	1	0	1
4	1	1	1	1	1	3
5	2	2	2	0	0	2
5	2	4	2	0	0	1

AB	39
R	17
H	20
RBI	17
BB	5
SO	3
LOB	15



Kansas City Royals @ Cleveland Indians
 Cleveland Municipal Stadium, Cleveland, OH
 Sat Jul 16 1983, 7:05 PM EDT
 Att: 10,086 - Unknown - 85 F

livebaseballscorecards.com

Kansas City Royals @ Cleveland Indians
Cleveland Municipal Stadium, Cleveland, OH

Sun Jul 17 1983, 3:33 AM EDT
Att. 20,907 - Unknown - 84 F

livebaseballscorecards.com

AB	34
R	7
H	10
RBI	7
BB	6
SO	3
LOB	17



WP:	1	PA:	41
PB:	0		
SB:	1		
CS:	1		

AB	R	H	RBI	BB	SO	LOB
5	2	2	0	0	0	0
5	1	1	1	0	1	2
3	2	2	1	2	0	0
0	0	0	0	0	0	0
3	0	0	1	1	0	3
2	1	1	0	2	0	0
1	1	0	0	0	0	1
3	0	1	2	1	1	1
4	0	1	1	0	0	3
4	0	2	1	0	0	2
4	0	0	0	0	1	5

Batter	1	2	3	4	5	6	7	8	9												
U L Washington, S (1, 6) OBP: 0.296, SLG: 0.327	0-0 F8		0-0 1B			0-0 L5		0-0 SF9 2B	0-0 E6 1B												
John Wathan, R (1, 7) OBP: 0.327, SLG: 0.345	0-3 K		0-0 5-3			0-0 F9		0-0 SF9 1B	0-0 G6-3 1B												
George Brett, L (1, 5) OBP: 0.440, SLG: 0.711	0-0 F7					0-0 G6-4-3 1B		4-0 SF9 1B	4-0 G6-3 BB												
Greg Pryor, R (9, 5) OBP: 0.303, SLG: 0.290								1-2 BB	1-2 BB												
Hal McRae, R (1, 10) OBP: 0.377, SLG: 0.469		4-0 CS BB				0-0 G6-4-3 1-2f		0-0 SF9 1-2 2-3 3-H	0-0 G6-3 1-2f 2-3												
Willie Aikens, L (1, 3) OBP: 0.401, SLG: 0.540		0-0 WP 1-2 1B				0-0 F6		4-0 G6-4-3 1B BB	0-0 L8												
Willie Wilson, S (8, PR) OBP: 0.327, SLG: 0.363								1B 1B IBB													
Amos Otis, R (1, 9) OBP: 0.316, SLG: 0.361		0-3 K 1-2				0-0 6-3		4-0 G6-4-3 1-2 BB	0-0 5-3 1B												
Frank White, R (1, 4) OBP: 0.279, SLG: 0.397						0-0 F7		0-0 G6-4-3 1-2f 2-3	0-0 5-3 1B												
Don Slaught, R (1, 2) OBP: 0.250, SLG: 0.262						0-0 6-3		0-0 1B	0-0 5-3												
Cesar Geronimo, L (1, 8) OBP: 0.244, SLG: 0.265						0-0 F8		0-0 3-H 1B	0-3 K												
Inning Stats	R: 0 E: 0 K: 1 S: 5	H: 0 LOB: 0 BB: 0 P: 5	R: 0 E: 0 K: 1 S: 5	H: 1 LOB: 1 BB: 1 P: 9	R: 0 E: 0 K: 0 S: 4	H: 1 LOB: 1 BB: 0 P: 4	R: 0 E: 0 K: 0 S: 4	H: 1 LOB: 1 BB: 0 P: 4	R: 1 E: 0 K: 0 S: 4	H: 1 LOB: 0 BB: 0 P: 4	R: 1 E: 0 K: 0 S: 3	H: 1 LOB: 1 BB: 2 P: 11	R: 4 E: 1 K: 1 S: 9	H: 3 LOB: 3 BB: 2 P: 17	R: 1 E: 1 K: 0 S: 4	H: 1 LOB: 1 BB: 1 P: 8	1B: 7 2B: 2 3B: 0 HR: 1	SF: 1 SAC: 0 DP: 3 HBP: 0	WP: 1 PB: 0 SB: 1 CS: 1	PA: 41	
PITCHER	IP	WLS	BF	H	R	ER	SO	BB	IBB	HBP	BLK	WP	HR	S	P	ERA	WHIP				
Lary Sorensen, R (1, 1) ERA: 4.74	6.2		26	6	2	2	2	3	0	0	0	1	1	27	39	2.70	1.350				
Dan Spillner, R (7, 1) ERA: 4.99	0.2	L	7	2	4	3	0	1	1	0	0	0	0	5	13	40.50	4.500				
Bud Anderson, R (8, 1) ERA: 3.1	1.2		8	2	1	0	1	1	0	0	0	0	0	9	13	0.00	1.800				

Batter	1	2	3	4	5	6	7	8	9	AB R H RBI BB SO LOB
Mike Hargrove, L (1, 3) OBP: 0.376, SLG: 0.381	0-0 F6		0-0 E6		0-0 F9		0-0 1-3		0-0 F9	5 0 0 0 0 0 3
Manny Trillo, R (1, 4) OBP: 0.316, SLG: 0.329	0-0 L4		0-0 F9		0-0 F9		0-0 6-3		0-0 1B	5 0 1 0 0 0 4
Toby Harrah, R (1, 5) OBP: 0.377, SLG: 0.387	0-0 5-3		0-0 4-3			0-0 1B BB	4-0 BB		0-0 5-3	4 1 1 0 1 0 4
Andre Thornton, R (1, 10) OBP: 0.418, SLG: 0.486		0-0 F6		0-0 F7		0-0 BB BB 1B	0-0 5-3			4 1 1 0 0 0 1
Pat Tabler, R (1, 7) OBP: 0.387, SLG: 0.447		0-0 F8		0-0 G3 1B		4-0 BB BB 1B		0-3 K		3 0 1 0 1 1 0
Gorman Thomas, R (1, 8) OBP: 0.296, SLG: 0.375		0-3 K		0-0 G3 1B		0-0 F5		0-0 F7		4 0 0 0 0 1 4
Broderick Perkins, L (1, 9) OBP: 0.298, SLG: 0.339			0-0 4-3	0-0 G3		4-0 BB BB 1B		0-0 FC4 1B		3 0 1 1 1 0 1
Julio Franco, R (1, 6) OBP: 0.321, SLG: 0.424			0-0 E S 1B		0-0 CS 1B	0-0 G4-6-3 1B		0-0 FC4		4 0 3 1 0 0 1
Ron Hassey, L (1, 2) OBP: 0.328, SLG: 0.324			4-0 BB		4-0 BB	0-0 G4-6-3			0-0 G3	2 0 0 0 2 0 3

Inning Stats	R: 0	H: 0	E: 0	K: 0	S: 3	LOB: 0	BB: 0	P: 3	R: 0	H: 0	E: 0	K: 1	S: 5	LOB: 0	BB: 0	P: 5	R: 0	H: 1	E: 1	K: 0	S: 5	LOB: 3	BB: 1	P: 9	R: 0	H: 1	E: 0	K: 0	S: 4	LOB: 1	BB: 0	P: 4	R: 0	H: 3	E: 0	K: 0	S: 5	LOB: 2	BB: 2	P: 13	R: 0	H: 0	E: 0	K: 0	S: 3	LOB: 1	BB: 1	P: 7	R: 2	H: 3	E: 0	K: 0	S: 5	LOB: 2	BB: 2	P: 13	R: 0	H: 1	E: 0	K: 1	S: 6	LOB: 1	BB: 0	P: 6	R: 0	H: 1	E: 0	K: 0	S: 4	LOB: 1	BB: 0	P: 4	1B: 8	2B: 0	3B: 0	HR: 0	SF: 0	SAC: 0	DP: 1	HBP: 0	WP: 0	PB: 0	SB: 1	CS: 1	PA: 39
--------------	------	------	------	------	------	--------	-------	------	------	------	------	------	------	--------	-------	------	------	------	------	------	------	--------	-------	------	------	------	------	------	------	--------	-------	------	------	------	------	------	------	--------	-------	-------	------	------	------	------	------	--------	-------	------	------	------	------	------	------	--------	-------	-------	------	------	------	------	------	--------	-------	------	------	------	------	------	------	--------	-------	------	-------	-------	-------	-------	-------	--------	-------	--------	-------	-------	-------	-------	--------


PITCHER	IP	WLS	BF	H	R	ER	SO	BB	IBB	HBP	BLK	WP	HR	S	P	ERA	WHIP
Steve Renko, R (1, 1) ERA: 4.68	5.1		25	5	2	2	1	4	0	0	0	0	0	23	39	3.38	1.688
Don Hood, L (6, 1) ERA: 2.0	1.2	W	6	1	0	0	0	1	0	0	0	0	0	5	9	0.00	1.200
Dan Quisenberry, R (8, 1) ERA: 1.89	2.0		8	2	0	0	1	0	0	0	0	0	0	10	10	0.00	1.000

BOTTOM

Kansas City Royals @ Cleveland Indians
Cleveland Municipal Stadium, Cleveland, OH

Sun Jul 17 1983, 3:33 AM EDT
Att: 20,907 - Unknown - 84 F

AB	34
R	2
H	8
RBI	2
BB	5
SO	2
LOB	21



PITCHER	IP	WLS	BF	H	R	ER	SO	BB	IBB	HBP	BLK	WP	HR	S	P	ERA	WHIP
Steve Renko, R (1, 1) ERA: 4.68	5.1		25	5	2	2	1	4	0	0	0	0	0	23	39	3.38	1.688
Don Hood, L (6, 1) ERA: 2.0	1.2	W	6	1	0	0	0	1	0	0	0	0	0	5	9	0.00	1.200
Dan Quisenberry, R (8, 1) ERA: 1.89	2.0		8	2	0	0	1	0	0	0	0	0	0	10	10	0.00	1.000

Batter	1	2	3	4	5	6	7	8	9	AB R H RBI BB SO LOB	TOP
Willie Wilson, S OBP: 0.324, SLG: 0.359 (1, 8) X	0-0 4-3 ①		0-0 4-3 ②		0-0 6-3 ②			0-0 L9 ①		4 0 0 0 0 0 0	Kansas City Royals @ Toronto Blue Jays Exhibition Stadium, Toronto, ON Mon Jul 18 1983, 7:05 PM EDT Att. 26,178 - Unknown - 82 F livebaseballscorecards.com
U L Washington, S OBP: 0.298, SLG: 0.325 (1, 6) X	0-0 L7 ②		4-0 S 2B BB		0-0 L6 ③			4-0 BB		2 1 0 0 2 0 0	
George Brett, L OBP: 0.441, SLG: 0.725 (1, 5) X	0-0 L9 ③		0-0 2B		0-0 HR			0-0 L8 ②		4 1 2 2 0 0 1	
Hal McRae, R OBP: 0.375, SLG: 0.466 (1, 10) X		0-0 1B 1B	0-0 L4 ③		0-0 5-3 ①			0-0 L8 ③		4 0 1 0 0 0 2	
Willie Aikens, L OBP: 0.398, SLG: 0.534 (1, 3) X		0-0 1B		0-0 6-3 ①		0-0 6-3 ②		0-0 F8 ①		4 0 1 0 0 0 0	
Amos Otis, R OBP: 0.315, SLG: 0.359 (1, 9) SSS	0-3 K ①			0-0 1B		0-3 K ③		0-0 5-3 ②		4 0 1 0 0 2 2	
Frank White, R OBP: 0.276, SLG: 0.393 (1, 4) X	0-0 F8 ②			0-0 F8 ②		0-0 6-3 ①		0-0 5-3 ③		4 0 0 0 0 0 3	
Pat Sheridan, L OBP: 0.286, SLG: 0.378 (1, 7) X	0-0 F7 ③			0-0 G3		0-0 F7 ②				3 0 0 0 0 0 3	
John Wathan, R OBP: 0.324, SLG: 0.341 (1, 2) X			0-0 F8 ①		0-0 6-3 ①		0-0 F8 ③			3 0 0 0 0 0 0	
Inning Stats	R: 0 H: 0 E: 0 LOB: 0 K: 0 BB: 0 S: 3 P: 3	R: 0 H: 2 E: 0 LOB: 2 K: 1 BB: 0 S: 7 P: 7	R: 1 H: 1 E: 0 LOB: 1 K: 0 BB: 1 S: 4 P: 8	R: 0 H: 1 E: 0 LOB: 1 K: 0 BB: 0 S: 4 P: 4	R: 0 H: 0 E: 0 LOB: 0 K: 0 BB: 0 S: 3 P: 3	R: 1 H: 1 E: 0 LOB: 0 K: 1 BB: 0 S: 6 P: 6	R: 0 H: 0 E: 0 LOB: 0 K: 0 BB: 0 S: 3 P: 3	R: 0 H: 0 E: 0 LOB: 1 K: 0 BB: 1 S: 3 P: 7	R: 0 H: 0 E: 0 LOB: 0 K: 0 BB: 0 S: 3 P: 3	1B: 3 SF: 0 2B: 1 SAC: 0 3B: 0 DP: 0 HR: 1 HBP: 0	WP: 0 PA: 34 PB: 0 SB: 1 CS: 0
PITCHER Jim Clancy, R (1, 1) ERA: 3.59	IP WLS BF H R ER SO BB IBB HBP BLK WP HR S P ERA WHIP										
	9.0 W 34 5 2 2 2 2 2 0 0 0 0 1 36 44 2.00 0.778										

AB	32
R	2
H	5
RBI	2
BB	2
SO	2
LOB	11



Kansas City Royals @ Toronto Blue Jays
Exhibition Stadium, Toronto, ON

Tue Jul 19 1983, 7:05 PM EDT
Att. 36,459 - Unknown - 83 F

AB	39
R	6
H	13
RBI	5
BB	2
SO	6
LOB	18



WP:	1	PA:	42
PB:	0		
SB:	1		
CS:	0		

Batter	1	2	3	4	5	6	7	8	9	AB	R	H	RBI	BB	SO	LOB
Willie Wilson, S (1, 8) OBP: 0.322, SLG: 0.357	0-3 K		0-3 K	0-0 1B		0-0 G3		0-0 L8		5	0	1	1	0	2	0
U L Washington, S (1, 6) OBP: 0.300, SLG: 0.326	0-0 S E 1B		0-0 WP BLK 4-3 1B	0-0 6-3		0-0 4-3		0-0 L6		5	2	2	0	0	0	1
George Brett, L (1, 5) OBP: 0.437, SLG: 0.726	0-0 F5 1-2		0-0 4-3		0-0 F5	0-0 L9			0-0 HR	5	1	1	2	0	0	1
Hal McRae, R (1, 10) OBP: 0.380, SLG: 0.475 Larry Gura, S (7, PR) Leon Roberts, R (9, PH) OBP: 0.317, SLG: 0.358	0-0 E6 2-H		4-0 2B BB		0-0 HR		1-0 FC5 BLK HBP		0-3 K	2	2	1	1	1	0	0
Willie Aikens, L (1, 3) OBP: 0.400, SLG: 0.538 Joe Simpson, L (7, 3) OBP: 0.245, SLG: 0.220	0-0 L6		0-0 1-H 2B		0-0 1B 1B 1B		0-3 K 1-2		0-0 5-3	4	0	2	1	0	1	2
Amos Otis, R (1, 9) OBP: 0.321, SLG: 0.361		0-0 1B	0-0 L6		0-0 1B 1B		4-0 FC5 IBB		0-0 F9	4	0	2	0	1	0	1
Pat Sheridan, L (1, 7) OBP: 0.293, SLG: 0.391		0-0 1B 1B		0-0 1B 2B		0-3 K		0-0 FC5		4	1	2	0	0	1	4
John Wathan, R (1, 2) OBP: 0.326, SLG: 0.343		0-0 1B G5-4-3		0-0 F9		0-0 1B 1-2 2-3		0-3 K		4	0	2	0	0	1	3
Onix Concepcion, R (1, 4) OBP: 0.187, SLG: 0.225		0-0 G5-4-3		0-0 F4		0-0 F8		0-0 6-3		4	0	0	0	0	0	6

Inning Stats	R: 1	H: 1	E: 1	K: 1	S: 7	P: 7	R: 0	H: 3	E: 0	K: 0	S: 4	P: 4	R: 2	H: 2	E: 0	K: 1	S: 7	P: 11	R: 1	H: 2	E: 0	K: 0	S: 5	P: 5	R: 1	H: 4	E: 0	K: 1	S: 9	P: 9	R: 0	H: 0	E: 0	K: 0	S: 3	P: 3	R: 0	H: 0	E: 0	K: 2	S: 7	P: 12	R: 0	H: 0	E: 0	K: 0	S: 3	P: 3	R: 1	H: 1	E: 0	K: 1	S: 6	P: 6	1B: 9	2B: 2	3B: 0	HR: 2	SF: 0	SAC: 0	DP: 1	HBP: 1	WP: 1	PA: 42
--------------	------	------	------	------	------	------	------	------	------	------	------	------	------	------	------	------	------	-------	------	------	------	------	------	------	------	------	------	------	------	------	------	------	------	------	------	------	------	------	------	------	------	-------	------	------	------	------	------	------	------	------	------	------	------	------	-------	-------	-------	-------	-------	--------	-------	--------	-------	--------

PITCHER	IP	WLS	BF	H	R	ER	SO	BB	IBB	HBP	BLK	WP	HR	S	P	ERA	WHIP
Luis Leal, R (1, 1) ERA: 3.42	4.1	L	23	10	5	4	2	1	0	0	1	1	1	26	30	8.31	2.538
Jim Acker, R (5, 1) ERA: 3.89	1.2		8	2	0	0	1	0	0	1	0	0	0	9	10	0.00	1.200
Dave Geisel, L (7, 1) ERA: 5.32	3.0		11	1	1	1	3	0	1	0	1	0	1	16	20	3.00	0.333

PITCHER	IP	WLS	BF	H	R	ER	SO	BB	IBB	HBP	BLK	WP	HR	S	P	ERA	WHIP
---------	----	-----	----	---	---	----	----	----	-----	-----	-----	----	----	---	---	-----	------

Batter	1	2	3	4	5	6	7	8	9	AB	R	H	RBI	BB	SO	LOB
Damaso Garcia, R OBP: 0.329, SLG: 0.371 (1, 4)	0-0 HR 2B	0-0 F6			0-0 F5			0-0 FC6-4 1B		4	1	1	0	0	0	3
Lloyd Moseby, L OBP: 0.358, SLG: 0.513 (1, 8)	0-0 2-H HR		0-0 F8		0-0 L7			0-0 1-2 G4-6-3 1B		4	1	2	2	0	0	1
Garth Iorg, R OBP: 0.305, SLG: 0.344 Rance Mulliniks, L OBP: 0.377, SLG: 0.482 (1, 5) (8, PH) (9, 5)	0-0 F5		0-0 4-3				0-0 F9	0-0 1-2 G4-6-3		3	0	0	0	0	0	0
Cliff Johnson, R OBP: 0.401, SLG: 0.559 (1, 3)	0-0 FC6-4 1B		0-0 F3				0-0 F8		0-0 5-3	4	0	1	0	0	0	0
Barry Bonnell, R OBP: 0.356, SLG: 0.469 (1, 7)	0-0 F7			0-0 F3			0-0 F9		0-0 2B	4	0	1	0	0	0	1
George Bell, R OBP: 0.286, SLG: 0.421 Jorge Orta, L OBP: 0.354, SLG: 0.436 (1, 9) (9, PH)	0-0 FC6-4 1-2f		0-0 F8		0-0 F8		0-3 K	0-0 F7	0-0 F7	3	0	0	0	0	1	1
Jesse Barfield, R OBP: 0.237, SLG: 0.400 Dave Collins, S OBP: 0.309, SLG: 0.291 (1, 10) (9, PH)		0-3 K		0-0 5-3			0-3 K	0-3 K	0-3 K	3	0	0	0	0	2	0
Buck Martinez, R OBP: 0.379, SLG: 0.595 (1, 2)		0-0 2B			0-0 F8		0-3 K			3	0	1	0	0	1	0
Alfredo Griffin, S OBP: 0.278, SLG: 0.361 (1, 6)		0-0 5-3			0-0 1B			0-0 FC6-4 1B		3	0	2	0	0	0	1

Inning Stats	R: 2	H: 3	E: 0	LOB: 1	K: 0	BB: 0	S: 6	P: 6	R: 0	H: 1	E: 0	LOB: 1	K: 1	BB: 0	S: 6	P: 6	R: 0	H: 0	E: 0	LOB: 0	K: 0	BB: 0	S: 3	P: 3	R: 0	H: 0	E: 0	LOB: 0	K: 0	BB: 0	S: 3	P: 3	R: 0	H: 1	E: 0	LOB: 1	K: 0	BB: 0	S: 4	P: 4	R: 0	H: 0	E: 0	LOB: 0	K: 3	BB: 0	S: 9	P: 9	R: 0	H: 2	E: 0	LOB: 1	K: 1	BB: 0	S: 6	P: 6	R: 0	H: 1	E: 0	LOB: 1	K: 1	BB: 0	S: 6	P: 6	1B: 4	SF: 0	2B: 3	SAC: 0	3B: 0	DP: 1	HR: 1	HBP: 0	WP: 0	PA: 34	PB: 0	SB: 0	CS: 0
PITCHER	IP	WLS	BF	H	R	ER	SO	BB	IBB	HBP	BLK	WP	HR	S	P	ERA	WHIP																																																												
Bud Black, L ERA: 3.39 Dan Quisenberry, R ERA: 1.85	(1, 1)	7.1	W	29	7	2	2	4	0	0	0	0	1	37	37	2.46	0.955																																																												
	(8, 1)	1.2	S	5	1	0	0	1	0	0	0	0	0	7	7	0.00	0.600																																																												

BOTTOM

Kansas City Royals @ Toronto Blue Jays
 Exhibition Stadium, Toronto, ON
 Tue Jul 19 1983, 7:05 PM EDT
 Att: 36,459 - Unknown - 83 F

livebaseballscorecards.com

AB	34
R	2
H	8
RBI	2
BB	0
SO	5
LOB	11



Batter	1	2	3	4	5	6	7	8	9	AB R H RBI BB SO LOB	TOP											
Willie Wilson, S (1, 8) OBP: 0.318, SLG: 0.352 Cesar Geronimo, L (7, 7) OBP: 0.253, SLG: 0.265	0-0 L9	0-0 6-3		0-0 3-1		0-0 F8	0-0 FC6-2		1-0 1B HR	5 1 0 0 0 0 3 0 1 0 0 0 0 0												
U L Washington, S (1, 6) OBP: 0.306, SLG: 0.332	0-0 G3 1B	0-0 4-3		0-0 4-3					0-0 1B HR	6 4 4 1 0 0 1												
George Brett, L (1, 5) OBP: 0.440, SLG: 0.722 Greg Pryor, R (7, 5) OBP: 0.312, SLG: 0.343	0-0 G3 1-3		0-0 F8		4-0 BB				0-0 1B HR	3 1 1 0 2 0 1 1 1 1 3 0 0 0												
Hal McRae, R (1, 10) OBP: 0.381, SLG: 0.474	0-0 HR 1B		4-0 2B BB		0-0 F7				0-0 5-3	5 1 2 2 1 0 3												
Willie Aikens, L (1, 3) OBP: 0.402, SLG: 0.548	0-0 HR		0-0 L7		0-0 F7				0-0 1B	5 2 2 2 1 0 4												
Pat Sheridan, L (1, 7) OBP: 0.310, SLG: 0.413	0-0 WP 1B		0-0 2B		0-0 F6				0-0 1B	6 1 4 2 0 0 1												
Joe Simpson, L (1, 9) OBP: 0.250, SLG: 0.219	0-3 K 1-2		4-0 IBB		0-0 6-3				0-0 6-3	5 1 1 1 1 1 3												
Don Slaught, R (1, 2) OBP: 0.257, SLG: 0.267		0-0 SH3 2B	0-0 F3		0-0 6-3				0-0 5-3	5 1 2 2 0 0 3												
Onix Concepcion, R (1, 4) OBP: 0.203, SLG: 0.267		0-0 SH3 2-3		0-0 L1		0-0 1B			0-0 5-3	4 0 2 1 0 0 0												
Inning Stats	R: 3 E: 0 K: 1 S: 9	H: 4 LOB: 1 BB: 0 P: 9	R: 0 E: 0 K: 0 S: 4	H: 1 LOB: 1 BB: 0 P: 4	R: 0 E: 0 K: 0 S: 4	H: 1 LOB: 3 BB: 2 P: 12	R: 0 E: 0 K: 0 S: 3	H: 0 LOB: 0 BB: 0 P: 3	R: 0 E: 0 K: 0 S: 3	H: 0 LOB: 1 BB: 1 P: 7	R: 0 E: 0 K: 0 S: 4	H: 1 LOB: 1 BB: 0 P: 4	R: 8 E: 0 K: 0 S: 11	H: 8 LOB: 2 BB: 2 P: 19	R: 0 E: 0 K: 0 S: 3	H: 0 LOB: 0 BB: 0 P: 3	R: 3 E: 0 K: 0 S: 7	H: 4 LOB: 2 BB: 0 P: 8	1B: 13 2B: 3 3B: 1 HR: 2	SF: 0 SAC: 1 DP: 0 HBP: 1	WP: 2 PB: 0 SB: 3 CS: 0	PA: 52
PITCHER	IP WLS BF H R ER SO BB IBB HBP BLK WP HR S P ERA WHIP																					
Dave Stieb, R (1, 1) ERA: 2.79	6.0 L 30 8 5 5 1 3 1 0 0 1 1 28 44 7.50 1.833																					
Joey McLaughlin, R (7, 1) ERA: 3.52	0.1 5 3 3 3 0 1 0 0 0 1 0 4 8 81.00 12.000																					
Jim Acker, R (7, 1) ERA: 4.14	1.2 9 4 3 3 0 0 0 0 0 0 0 9 9 16.20 2.400																					
Randy Moffitt, R (9, 1) ERA: 2.63	1.0 8 4 3 3 0 0 0 1 0 0 1 7 8 27.00 4.000																					

Kansas City Royals @ Toronto Blue Jays
 Exhibition Stadium, Toronto, ON
 Wed Jul 20 1983, 7:05 PM EDT
 Att: 30,658 - Unknown

AB	45
R	14
H	19
RBI	14
BB	5
SO	1
LOB	19



livebaseballscorecards.com

Batter	1	2	3	4	5	6	7	8	9	AB	R	H	RBI	BB	SO	LOB
Larry Milbourne, S OBP: 0.295, SLG: 0.295 (1, 4)	0-0 F7 1B	0-0 6-3 1B			0-0 G3-6-3 1B		0-3 K	0-0 L8		5	0	1	0	0	1	3
Butch Wynegar, S OBP: 0.401, SLG: 0.479 (1, 2)	0-0 HR 1B	0-0 4-3 1B			0-0 G3-6-3 1-2f		0-0 1-3		0-0 L4	5	1	1	0	0	0	2
Dave Winfield, R OBP: 0.327, SLG: 0.460 (1, 7)	0-0 1-H HR		0-0 6-3		0-3 K		4-0 BB		0-0 F8	4	1	1	2	1	1	0
Steve Kemp, L OBP: 0.327, SLG: 0.412 (1, 9)	0-0 B3		0-3 K		4-0 BB WP 1B BB		0-0 L9		4-0 1B BB	3	2	0	0	2	1	1
Don Baylor, R OBP: 0.364, SLG: 0.475 (1, 10)	0-0 1B 1B		0-0 6-3		0-0 WP 1B BB 1B		4-0 SH1-4 BB		0-0 1-H 1B	4	2	3	1	1	0	0
Roy Smalley, S OBP: 0.361, SLG: 0.431 (1, 5) (9, 3)	0-0 1-2 1B			0-0 F8		4-0 1-2 2-3 1B BB		0-0 SH1-4		2	1	1	0	1	0	0
Jerry Mumphrey, S OBP: 0.297, SLG: 0.391 (1, 8)	0-0 1-3			0-0 L8		0-0 G4-6-3 1B		4-0 2B IBB		3	0	1	2	1	0	2
Don Mattingly, L OBP: 0.293, SLG: 0.346 Lou Piniella, R OBP: 0.349, SLG: 0.427 Bert Campaneris, R OBP: 0.402, SLG: 0.400 (1, 3) (8, PH) (9, 5)		0-0 SH5-3 1B		4-0 FC6-4 BB		0-0 G4-6-3 1-2f		0-0 1-3 2-H 2B		2	0	1	0	1	0	1
Andre Robertson, R OBP: 0.290, SLG: 0.353 (1, 6)		0-0 SH5-3 1-2		0-0 FC6-4 1-2f		0-3 K		0-0 F4		1	0	0	0	0	1	3

Inning Stats	R: 2	H: 4	E: 0	K: 0	S: 7	LOB: 2	BB: 0	P: 7	R: 0	H: 1	E: 0	K: 0	S: 4	LOB: 1	BB: 0	P: 4	R: 0	H: 0	E: 0	K: 1	S: 5	LOB: 0	BB: 0	P: 5	R: 0	H: 1	E: 0	K: 1	S: 5	LOB: 0	BB: 0	P: 5	R: 3	H: 2	E: 0	K: 1	S: 6	LOB: 0	BB: 2	P: 14	R: 0	H: 0	E: 0	K: 1	S: 5	LOB: 1	BB: 1	P: 9	R: 1	H: 1	E: 0	K: 0	S: 4	LOB: 2	BB: 2	P: 12	R: 1	H: 1	E: 0	K: 0	S: 3	LOB: 1	BB: 1	P: 7	1B: 8	SF: 0	2B: 1	SAC: 2	3B: 0	DP: 2	HR: 1	HBP: 0	WP: 1	PA: 41	PB: 0	SB: 0	CS: 0
--------------	------	------	------	------	------	--------	-------	------	------	------	------	------	------	--------	-------	------	------	------	------	------	------	--------	-------	------	------	------	------	------	------	--------	-------	------	------	------	------	------	------	--------	-------	-------	------	------	------	------	------	--------	-------	------	------	------	------	------	------	--------	-------	-------	------	------	------	------	------	--------	-------	------	-------	-------	-------	--------	-------	-------	-------	--------	-------	--------	-------	-------	-------

PITCHER	IP	WLS	BF	H	R	ER	SO	BB	IBB	HBP	BLK	WP	HR	S	P	ERA	WHIP
Gaylord Perry, R ERA: 5.29 (1, 1)	5.0		24	7	5	5	2	3	0	0	0	0	1	25	37	9.00	2.000
Don Hood, L ERA: 2.11 (6, 1)	2.1		11	2	1	1	2	2	1	0	0	1	0	12	24	3.86	1.714
Mike Armstrong, R ERA: 3.7 (8, 1)	1.1	L	6	1	1	1	0	1	0	0	0	0	0	5	9	6.75	1.500


BOTTOM

Kansas City Royals @ New York Yankees
Yankee Stadium, Bronx, NY

Fri Jul 22 1983, 7:05 PM EDT
Unknown - 85 F

livebaseballscorecards.com

AB	32
R	7
H	10
RBI	6
BB	7
SO	4
LOB	12



Batter	1	2	3	4	5	6	7	8	9	10	11	12	AB	R	H	RBI	BB	SO	LOB	TOP								
Willie Wilson, S OBP: 0.322, SLG: 0.353 (1, 8)	0-0 6-3			0-0 4-3		0-0 F6		0-0 BB 1-2 BB		0-0 6-3		0-0 FC5-4 1B	5	0	1	1	1	0	0									
U L Washington, S OBP: 0.302, SLG: 0.323 (1, 6)	0-3 K			0-0 6-3		0-0 F8		0-0 FC6-4 BB		0-0 FC6-4 BB		0-0 FC5-4 FC4-6 1B	4	1	0	0	2	1	2									
George Brett, L OBP: 0.437, SLG: 0.707 (1, 5)	0-0 G3			0-0 F8		0-0 F8		4-0 1-3 1-4-3 BB		0-0 FC6-4 1-2f		0-3 K	5	0	0	0	1	1	6									
Hal McRae, R OBP: 0.390, SLG: 0.485 (1, 10)		0-0 G1-6-3 1B				0-0 5-3		0-0 1-4-3 1-2		0-0 G5-4-3 2B		0-0 F9	5	0	2	0	0	0	2									
Willie Aikens, L OBP: 0.402, SLG: 0.545 (1, 3)		0-0 G1-6-3				0-0 1B		0-0 1-3		4-0 G5-4-3 BB		0-0 1B	3	1	1	0	1	0	2									
Joe Simpson, L OBP: 0.257, SLG: 0.227 (9, PR)		1-2f				2B		2-3				3-H	1	0	1	1	0	0	0									
Amos Otis, R OBP: 0.320, SLG: 0.363 (1, 9)		0-0 4-3				0-0 F9		0-0 F9		0-0 G5-4-3 1-2f 2-3		0-3 K	5	0	0	0	0	1	5									
Pat Sheridan, L OBP: 0.309, SLG: 0.406 (1, 7)			0-0 F5			0-0 1B		0-0 F8		0-3 K		0-0 4-3	5	0	1	1	0	1	2									
Frank White, R OBP: 0.271, SLG: 0.384 (1, 4)			0-0 5-3			0-0 F3		0-0 F7		0-3 K		0-0 1B 1B	5	1	1	0	0	1	1									
Don Slaught, R OBP: 0.263, SLG: 0.292 (1, 2)			0-3 K			0-0 F8		0-0 BB S 1B		0-0 F8		0-0 FC5-4 1B 1B	5	0	2	0	0	1	0									
Inning Stats	R: 0 E: 0 K: 1 S: 5	H: 0 LOB: 0 BB: 0 P: 5	R: 0 E: 0 K: 0 S: 3	H: 1 LOB: 0 BB: 0 P: 3	R: 0 E: 0 K: 1 S: 5	H: 0 LOB: 0 BB: 0 P: 5	R: 0 E: 0 K: 0 S: 3	H: 0 LOB: 0 BB: 0 P: 3	R: 1 E: 0 K: 0 S: 5	H: 2 LOB: 1 BB: 0 P: 5	R: 0 E: 0 K: 0 S: 3	H: 0 LOB: 0 BB: 0 P: 3	R: 0 E: 0 K: 0 S: 3	H: 0 LOB: 1 BB: 1 P: 7	R: 0 E: 0 K: 0 S: 4	H: 1 LOB: 3 BB: 2 P: 12	R: 0 E: 0 K: 1 S: 5	H: 1 LOB: 2 BB: 1 P: 9	R: 0 E: 0 K: 1 S: 5	H: 0 LOB: 0 BB: 0 P: 5	R: 1 E: 0 K: 2 S: 8	H: 1 LOB: 1 BB: 1 P: 12	R: 1 E: 0 K: 0 S: 6	H: 3 LOB: 2 BB: 0 P: 6	1B: 7 2B: 2 3B: 0 HR: 0	SF: 0 SAC: 0 DP: 2 HBP: 0	WP: 0 PB: 0 SB: 2 CS: 0	PA: 48
PITCHER	IP	WLS	BF	H	R	ER	SO	BB	IBB	HBP	BLK	WP	HR	S	P	ERA	WHIP											
Matt Keough, R ERA: 4.93 (1, 1)	6.0		21	3	1	1	2	1	0	0	0	0	0	24	28	1.50	0.667											
George Frazier, R ERA: 3.53 (7, 1)	5.1	L	24	5	2	2	4	4	0	0	0	0	0	28	44	3.38	1.688											
Jay Howell, R ERA: 4.93 (12, 1)	0.2		3	1	0	0	0	0	0	0	0	0	0	3	3	0.00	1.500											

Kansas City Royals @ New York Yankees
Yankee Stadium, Bronx, NY

Fri Jul 22 1983, 7:05 PM EDT
Att. 40,365 - Unknown

AB	43
R	3
H	9
RBI	3
BB	5
SO	6
LOB	20



livebaseballscorecards.com

Batter	1	2	3	4	5	6	7	8	9	10	11	12	AB	R	H	RBI	BB	SO	LOB
Larry Milbourne, S (1, 4) Bert Campaneris, R (12, PR) OBP: 0.287, SLG: 0.287 OBP: 0.402, SLG: 0.400	0-0 F7		0-3 K		0-0 F9			0-0 6-3	0-0 4-3			0-0 1B	6	0	1	0	0	1	5
Roy Smalley, S (1, 5) OBP: 0.358, SLG: 0.423	4-0 G5-4-3 BB		0-0 4-3			0-0 L5		0-0 4-3		0-0 4-3		0-0 F9	5	0	0	0	1	0	2
Dave Winfield, R (1, 7) OBP: 0.322, SLG: 0.452	0-0 G5-4-3			0-0 F8		0-0 F7		0-3 K		0-0 6-3		0-3 K	6	0	0	0	0	2	2
Lou Piniella, R (1, 9) Steve Kemp, L (9, PH) OBP: 0.349, SLG: 0.420 OBP: 0.328, SLG: 0.417		0-0 F8		0-0 F8		4-0 BB			0-0 1B 1B	0-0 3-1			2	0	0	0	1	0	0
Don Baylor, R (1, 10) Oscar Gamble, L (9, PH) OBP: 0.367, SLG: 0.477 OBP: 0.415, SLG: 0.560		0-0 BLK 1B		0-0 1B		0-3 K			0-0 BB 1B			FC3-6 1B	3	0	2	0	0	1	1
Steve Baiboni, R (1, 3) Don Mattingly, L (7, PH) OBP: 0.317, SLG: 0.432 OBP: 0.306, SLG: 0.370		0-3 K		0-3 K			0-0 2B		0-0 FC4-2 BB			FC3-6 1B SF8	2	0	0	0	0	2	2
Jerry Mumphrey, S (1, 8) OBP: 0.299, SLG: 0.389		0-0 F9			0-0 6-3		0-0 6-3		0-0 FC4-2 BB			FC3-6 1B SF8	3	1	2	1	0	0	1
Rick Cerone, R (1, 2) Graig Nettles, L (9, PH) Butch Wynegar, S (10, 2) OBP: 0.258, SLG: 0.258 OBP: 0.364, SLG: 0.459 OBP: 0.399, SLG: 0.479			0-0 F9		4-0 BB		0-0 G3		0-0 FC4-2 FC6-2			SF8	4	0	1	0	1	0	1
Andre Robertson, R (1, 6) OBP: 0.285, SLG: 0.346			0-0 F9		0-0 F8		0-0 6-3		0-0 FC6-2			PO	1	0	0	0	0	0	3

Inning Stats	R: 0	H: 0	E: 0	K: 0	S: 2	R: 0	H: 1	E: 0	K: 1	S: 6	R: 0	H: 1	E: 0	K: 1	S: 6	R: 0	H: 1	E: 0	K: 1	S: 6	R: 0	H: 0	E: 0	K: 0	S: 3	R: 0	H: 0	E: 0	K: 1	S: 5	R: 0	H: 1	E: 0	K: 0	S: 4	R: 0	H: 0	E: 0	K: 1	S: 5	R: 1	H: 3	E: 0	K: 0	S: 6	R: 0	H: 0	E: 0	K: 0	S: 3	R: 1	H: 2	E: 0	K: 0	S: 4	R: 0	H: 1	E: 0	K: 1	S: 6	1B: 7	2B: 3	3B: 0	HR: 0	SF: 1	SAC: 0	DP: 1	HBP: 0	WP: 0	PA: 49
--------------	------	------	------	------	------	------	------	------	------	------	------	------	------	------	------	------	------	------	------	------	------	------	------	------	------	------	------	------	------	------	------	------	------	------	------	------	------	------	------	------	------	------	------	------	------	------	------	------	------	------	------	------	------	------	------	------	------	------	------	------	-------	-------	-------	-------	-------	--------	-------	--------	-------	--------

PITCHER	IP	WLS	BF	H	R	ER	SO	BB	IBB	HBP	BLK	WP	HR	S	P	ERA	WHIP
Vida Blue, L (1, 1) ERA: 5.75	5.2		22	3	0	0	3	3	0	0	1	0	0	25	37	0.00	1.059
Dan Quisenberry, R (6, 1) ERA: 1.91	5.1	W	22	6	2	2	2	1	0	0	0	0	0	25	29	3.38	1.312
Steve Renko, R (12, 1) ERA: 4.63	1.0	S	4	1	0	0	1	0	0	0	0	0	0	6	6	0.00	1.000


BOTTOM

Kansas City Royals @ New York Yankees
 Yankee Stadium, Bronx, NY

Fri Jul 22 1983, 7:05 PM EDT
 Att: 40,365 - Unknown

livebaseballscorecards.com

AB	43
R	2
H	10
RBI	2
BB	4
SO	6
LOB	25



Batter	1	2	3	4	5	6	7	8	9	AB R H RBI BB SO LOB	TOP									
Willie Wilson, S (1, 8) OBP: 0.319, SLG: 0.350	0-0 L4		0-0 5-3			0-3 K		0-0 5-3		4 0 0 0 0 1 1	Kansas City Royals @ New York Yankees Yankee Stadium, Bronx, NY Sat Jul 23 1983, 7:05 PM EDT Att. 42,291 - Unknown - 79 F									
U L Washington, S (1, 6) OBP: 0.302, SLG: 0.322	0-0 5-3			0-0 F8		0-0 1B		0-3 K		4 0 1 0 0 1 0										
George Brett, L (1, 5) OBP: 0.431, SLG: 0.696	0-3 K			0-0 L8		0-0 F7		0-3 K		4 0 0 0 0 2 2										
Hal McRae, R (1, 10) OBP: 0.388, SLG: 0.485		0-0 2B		0-0 F9		0-0 4-3		0-3 K		4 0 1 0 0 1 2										
Amos Otis, R (1, 9) OBP: 0.319, SLG: 0.361		0-0 F4			0-0 FC6-4 1B		0-3 K		0-0 F9	4 0 1 0 0 1 1										
Frank White, R (1, 4) OBP: 0.269, SLG: 0.380		0-0 5-3			0-0 FC6-4 FC5-4 1-2f		0-0 F4			3 0 0 0 0 0 2										
Leon Roberts, R (1, 7) OBP: 0.312, SLG: 0.380		0-0 6-3			0-0 FC5-4 1-2f		0-0 HR			3 1 1 1 0 0 2										
Willie Aikens, L (1, 3) OBP: 0.397, SLG: 0.538			0-0 F5		0-0 F8		0-3 K			3 0 0 0 0 1 1										
John Wathan, R (1, 2) OBP: 0.325, SLG: 0.342			0-0 5-3			0-0 1B 1B		0-3 K		3 0 1 0 0 1 0										
Inning Stats	R: 0 E: 0 K: 1 S: 5	H: 0 LOB: 0 BB: 0 P: 5	R: 0 E: 0 K: 0 S: 4	H: 1 LOB: 1 BB: 0 P: 4	R: 0 E: 0 K: 0 S: 3	H: 0 LOB: 0 BB: 0 P: 3	R: 0 E: 0 K: 0 S: 3	H: 0 LOB: 0 BB: 0 P: 3	R: 0 E: 0 K: 1 S: 7	H: 2 LOB: 2 BB: 0 P: 7	R: 1 E: 0 K: 2 S: 8	H: 1 LOB: 0 BB: 0 P: 8	R: 0 E: 0 K: 2 S: 7	H: 0 LOB: 0 BB: 0 P: 7	R: 0 E: 0 K: 2 S: 7	H: 0 LOB: 0 BB: 0 P: 7	1B: 3 2B: 1 3B: 0 HR: 1	SF: 0 SAC: 0 DP: 0 HBP: 0	WP: 0 PB: 0 SB: 0 CS: 0	PA: 32
PITCHER Ron Guidry, L (1, 1) ERA: 3.01	IP: 9.0 WLS: W BF: 32 H: 5 R: 1 ER: 1 SO: 8 BB: 0 IBB: 0 HBP: 0 BLK: 0 WP: 0 HR: 1 S: 48 P: 48 ERA: 1.00 WHIP: 0.556																			

livebaseballscorecards.com

AB	32
R	1
H	5
RBI	1
BB	0
SO	8
LOB	11



Batter	1	2	3	4	5	6	7	8	9	AB	R	H	RBI	BB	SO	LOB
Bert Campaneris, R OBP: 0.392, SLG: 0.389 (1, 5)	0-0 F8		0-0 6-3	0-0 1B		0-0 F9		0-0 G5-4-3		5	0	1	1	0	0	3
Larry Milbourne, S OBP: 0.274, SLG: 0.273 (1, 4)	0-0 F6		0-0 F7	0-0 FC5		0-0 F5		0-0 F7		5	0	0	0	0	0	4
Lou Piniella, R OBP: 0.364, SLG: 0.438 Roy Smalley, S OBP: 0.356, SLG: 0.422 (1, 9) (7, 3)	0-0 1B 2B		4-0 BB		0-0 2B SF8 1B		0-3 K			2	2	2	0	1	0	0
Don Baylor, R OBP: 0.368, SLG: 0.480 (1, 10)	0-0 1B		0-0 F7		0-0 SF8 1B 2B		0-0 6-3			4	1	2	1	0	0	1
Steve Balboni, R OBP: 0.295, SLG: 0.410 Don Mattingly, L OBP: 0.314, SLG: 0.378 (1, 3) (7, 9)	0-0 5-3			0-0 5-3	0-0 SF8		0-0 1B 1B			2	0	0	1	0	0	1
Steve Kemp, L OBP: 0.337, SLG: 0.429 (1, 7)		0-0 2B		0-0 BB 1B	0-0 1B		0-0 1B			4	1	4	1	0	0	0
Jerry Mumphrey, S OBP: 0.298, SLG: 0.383 (1, 8)		0-0 B1-3		4-0 BB 1B BB	0-3 K		0-0 F8			3	1	0	0	1	1	4
Rick Cerone, R OBP: 0.257, SLG: 0.258 (1, 2)		0-3 K		0-0 F9	0-0 F7			0-0 G5-4-3 HBP 1B		4	0	1	0	0	1	4
Andre Robertson, R OBP: 0.292, SLG: 0.354 (1, 6)		0-0 6-3		0-0 FC5 1B		0-0 F9 CS 2B		1-0 G5-4-3 HBP		3	0	2	1	0	0	1

Inning Stats	R: 1	H: 2	E: 0	K: 0	S: 5	LOB: 1	BB: 0	P: 5	R: 0	H: 1	E: 0	K: 1	S: 6	LOB: 1	BB: 0	P: 6	R: 0	H: 0	E: 0	K: 0	S: 3	LOB: 1	BB: 1	P: 7	R: 2	H: 3	E: 0	K: 1	S: 8	LOB: 2	BB: 1	P: 10	R: 0	H: 1	E: 0	K: 0	S: 3	LOB: 0	BB: 0	P: 3	R: 0	H: 2	E: 0	K: 1	S: 7	LOB: 2	BB: 0	P: 7	R: 0	H: 1	E: 0	K: 0	S: 3	LOB: 1	BB: 0	P: 4
--------------	------	------	------	------	------	--------	-------	------	------	------	------	------	------	--------	-------	------	------	------	------	------	------	--------	-------	------	------	------	------	------	------	--------	-------	-------	------	------	------	------	------	--------	-------	------	------	------	------	------	------	--------	-------	------	------	------	------	------	------	--------	-------	------

PITCHER	IP	WLS	BF	H	R	ER	SO	BB	IBB	HBP	BLK	WP	HR	S	P	ERA	WHIP
Larry Gura, L ERA: 5.14 (1, 1)	4.0	L	22	8	5	5	1	2	0	0	0	0	0	22	30	11.25	2.500
Keith Creel, R ERA: 6.33 (5, 1)	4.0		16	5	0	0	2	0	0	1	0	0	0	19	20	0.00	1.250

BOTTOM

Kansas City Royals @ New York Yankees
 Yankee Stadium, Bronx, NY

Sat Jul 23 1983, 7:05 PM EDT
 Att: 42,291 - Unknown - 79 F

AB	34
R	5
H	13
RBI	5
BB	2
SO	3
LOB	18

WP: 0 PA: 38
 PB: 0
 SB: 0
 CS: 1



PITCHER	IP	WLS	BF	H	R	ER	SO	BB	IBB	HBP	BLK	WP	HR	S	P	ERA	WHIP
---------	----	-----	----	---	---	----	----	----	-----	-----	-----	----	----	---	---	-----	------

Batter	1	2	3	4	5	6	7	8	9	AB R H RBI BB SO LOB	TOP							
Alan Bannister, R (1, 9) <small>OBP: 0.327, SLG: 0.409</small> Bake McBride, L (8, PH) <small>OBP: 0.309, SLG: 0.318</small> (8, 9)	0-0 6-3		0-0 G3		0-0 1B 1B			0-0 6-3		3 0 1 0 0 0 0 1 0 0 0 0 0 0	Cleveland Indians @ Kansas City Royals Royals Stadium, Kansas City, MO Mon Jul 25 1983, 8:05 PM EDT Att: 37,652 - Unknown livebaseballscorecards.com							
Toby Harrah, R (1, 5) <small>OBP: 0.377, SLG: 0.385</small>	0-3 K		0-0 F7		0-0 1-2 1B		0-3 K		4 0 1 0 0 2 0									
Mike Hargrove, L (1, 3) <small>OBP: 0.382, SLG: 0.384</small>	0-0 FC1-4 1B		0-0 F8		0-0 F6		0-0 4-3		4 0 1 0 0 0 2									
Andre Thornton, R (1, 10) <small>OBP: 0.407, SLG: 0.482</small>	0-0 FC1-4 1-2f			0-0 F7		0-0 F7		0-0 F9	4 0 0 0 0 0 1									
Pat Tabler, R (1, 7) <small>OBP: 0.378, SLG: 0.431</small>		0-0 F4		0-0 5-3		4-0 G5-4-3 BB		0-3 K	3 0 0 0 1 1 0									
Julio Franco, R (1, 6) <small>OBP: 0.321, SLG: 0.427</small>		4-0 S BB		0-0 6-3		0-0 G5-4-3 1-2f		0-0 5-3	3 0 0 0 1 0 1									
Gorman Thomas, R (1, 8) <small>OBP: 0.296, SLG: 0.383</small>		0-3 K			0-0 HR		0-0 1-3		3 1 1 1 0 1 1									
Chris Bando, S (1, 2) <small>OBP: 0.336, SLG: 0.376</small>		4-0 1-2 BB			0-0 F9		0-0 6-3		2 0 0 0 1 0 0									
Mike Fischlin, R (1, 4) <small>OBP: 0.267, SLG: 0.216</small>		0-0 L3			0-0 6-3		0-0 F5		3 0 0 0 0 0 2									
Inning Stats	R: 0 E: 0 K: 1 S: 6	H: 1 LOB: 1 BB: 0 P: 6	R: 0 E: 0 K: 1 S: 5	H: 0 LOB: 2 BB: 2 P: 13	R: 0 E: 0 K: 0 S: 3	H: 0 LOB: 0 BB: 0 P: 3	R: 0 E: 0 K: 0 S: 3	H: 0 LOB: 0 BB: 1 P: 6	R: 0 E: 0 K: 0 S: 3	H: 0 LOB: 0 BB: 0 P: 3	R: 0 E: 0 K: 1 S: 5	H: 0 LOB: 0 BB: 0 P: 5	R: 0 E: 0 K: 1 S: 5	H: 0 LOB: 0 BB: 0 P: 5	1B: 3 2B: 0 3B: 0 HR: 1	SF: 0 SAC: 0 DP: 1 HBP: 0	WP: 0 PB: 0 SB: 1 CS: 0	PA: 33
PITCHER	IP WLS BF H R ER SO BB IBB HBP BLK WP HR S P ERA WHIP																	
Paul Splittorff, L (1, 1) <small>ERA: 4.0</small> Dan Quisenberry, R (7, 1) <small>ERA: 1.82</small>	6.0 W 24 4 1 1 2 3 0 0 0 0 1 25 37 1.50 1.167																	
	3.0 S 9 0 0 0 2 0 0 0 0 0 0 13 13 0.00 0.000																	

Cleveland Indians @ Kansas City Royals
 Royals Stadium, Kansas City, MO
 Mon Jul 25 1983, 8:05 PM EDT
 Att: 37,652 - Unknown

AB	30
R	1
H	4
RBI	1
BB	3
SO	4
LOB	7



Batter	1	2	3	4	5	6	7	8	9	AB R H RBI BB SO LOB	TOP
Mike Hargrove, L (1, 3) OBP: 0.380, SLG: 0.381	0-0 F8		0-0 FC3-2		0-0 1B		0-0 4-3		0-0 6-3	5 0 1 0 0 0 2	
Toby Harrah, R (1, 5) OBP: 0.378, SLG: 0.386	0-0 5-3		0-0 F9		0-0 1B			0-0 1B SF8 1B		4 1 2 1 0 0 2	
Bake McBride, L (1, 9) George Vukovich, L (8, PR) OBP: 0.314, SLG: 0.323 OBP: 0.252, SLG: 0.295	0-0 1B		0-0 F6		0-3 K			0-0 1B		4 0 2 0 0 1 4 0 0 0 0 0 0 0	
Andre Thornton, R (1, 10) OBP: 0.405, SLG: 0.479	0-0 F9			0-0 F4		0-0 F4		0-0 1B		4 0 1 0 0 0 1	
Pat Tabler, R (1, 7) OBP: 0.376, SLG: 0.427		0-0 6-3		0-0 5-3		4-0 BB		0-0 SF8		2 0 0 1 1 0 0	
Gorman Thomas, R (1, 8) OBP: 0.292, SLG: 0.379		0-0 F5		0-0 F9		0-3 K		0-3 K		4 0 0 0 0 2 3	
Julio Franco, R (1, 6) OBP: 0.318, SLG: 0.422		0-0 5-3			0-0 5-3		0-0 F7		0-0 FC6-4	4 0 0 0 0 0 3	
Ron Hassey, L (1, 2) OBP: 0.326, SLG: 0.337			0-0 1B FC3-2 2B		0-0 4-3		0-0 4-3		0-0 F8	4 0 1 0 0 0 0	
Mike Fischlin, R (1, 4) OBP: 0.278, SLG: 0.231			0-0 FC3-2 1B		0-0 1B		0-0 F7		0-3 K	4 1 2 0 0 1 0	
Inning Stats	R: 0 H: 1 E: 0 LOB: 1 K: 0 BB: 0 S: 4 P: 4	R: 0 H: 0 E: 0 LOB: 0 K: 0 BB: 0 S: 3 P: 3	R: 0 H: 2 E: 0 LOB: 2 K: 0 BB: 0 S: 5 P: 5	R: 0 H: 0 E: 0 LOB: 0 K: 0 BB: 0 S: 3 P: 3	R: 1 H: 3 E: 0 LOB: 2 K: 1 BB: 0 S: 8 P: 8	R: 0 H: 0 E: 0 LOB: 1 K: 1 BB: 1 S: 5 P: 9	R: 0 H: 0 E: 0 LOB: 0 K: 0 BB: 0 S: 3 P: 3	R: 1 H: 3 E: 0 LOB: 2 K: 1 BB: 0 S: 8 P: 8	R: 0 H: 0 E: 0 LOB: 0 K: 1 BB: 0 S: 5 P: 5	1B: 8 SF: 1 2B: 1 SAC: 0 3B: 0 DP: 0 HR: 0 HBP: 0	WP: 0 PA: 37 PB: 0 SB: 0 CS: 0
PITCHER	IP WLS BF H R ER SO BB IBB HBP BLK WP HR S P ERA WHIP										
Steve Renko, R (1, 1) ERA: 4.42	8.0 L 34 9 2 2 3 1 0 0 0 0 0 0 39 43 2.25 1.250										
Mike Armstrong, R (9, 1) ERA: 3.52	1.0 3 0 0 0 1 0 0 0 0 0 0 0 5 5 0.00 0.000										

Cleveland Indians @ Kansas City Royals
Royals Stadium, Kansas City, MO
Tue Jul 26 1983, 8:05 PM EDT
Att. 25,243 - Unknown

livebaseballscorecards.com

AB	35
R	2
H	9
RBI	2
BB	1
SO	4
LOB	15



Batter	1	2	3	4	5	6	7	8	9	AB	R	H	RBI	BB	SO	LOB
Pat Sheridan, L (1, 8) OBP: 0.303, SLG: 0.394	0-0 F7	0-0 F7			0-0 E FC5-2-4 1B		0-0 SH1-4			3	0	1	0	0	0	2
John Wathan, R (1, 2) OBP: 0.329, SLG: 0.343	0-0 5-3		0-0 F3		0-0 FC5-2-4		0-0 5-3			4	0	0	0	0	0	3
George Brett, L (1, 5) OBP: 0.429, SLG: 0.690	4-0 1B BB		0-0 4-3		0-0 E6		0-0 4-3			3	0	0	0	1	0	2
Hal McRae, R (1, 10) OBP: 0.388, SLG: 0.482	0-0 1-2 1B		0-0 F9		0-0 5-3			0-0 6-3		4	0	1	0	0	0	2
Willie Aikens, L (1, 3) OBP: 0.401, SLG: 0.535	0-0 6-3			4-0 FC6-4 BB		0-0 FC6-4 1B		4-0 G6-4-3 BB		2	0	1	0	2	0	2
Cesar Geronimo, L (8, PR) OBP: 0.253, SLG: 0.265										0	0	0	0	0	0	0
Amos Otis, R (1, 9) OBP: 0.316, SLG: 0.356		0-0 FC6-4 1B		0-0 FC6-4 5-3		0-3 K		0-0 G6-4-3		4	0	1	0	0	1	3
Frank White, R (1, 4) OBP: 0.273, SLG: 0.393		0-0 FC6-4 1B		0-0 5-3		0-0 F8		0-0 L5		4	0	0	0	0	0	3
Joe Simpson, L (1, 7) OBP: 0.259, SLG: 0.230		0-0 FC6-4 1B		0-0 1-3		0-0 FC6-4		0-0 6-3		3	0	1	0	0	0	2
U L Washington, S (9, PH) OBP: 0.298, SLG: 0.318		1-2 2-3 1B								1	0	0	0	0	0	0
Onix Concepcion, R (1, 6) OBP: 0.217, SLG: 0.278		0-0 2-3			0-0 1B FC5-2-4 1B			0-0 SH1-4 1B		4	0	2	0	0	0	2

Inning Stats	R: 0	H: 1	E: 0	K: 0	S: 4	R: 0	H: 2	E: 0	K: 0	S: 5	R: 0	H: 0	E: 0	K: 0	S: 3	R: 0	H: 0	E: 0	K: 0	S: 3	R: 0	H: 2	E: 1	K: 0	S: 5	R: 0	H: 1	E: 0	K: 1	S: 6	R: 0	H: 1	E: 0	K: 0	S: 4	R: 0	H: 0	E: 0	K: 0	S: 2	R: 0	H: 0	E: 0	K: 0	S: 3	1B: 7	2B: 1	3B: 0	HR: 0	SF: 0	SAC: 1	DP: 2	HBP: 0	WP: 0	PB: 0	SB: 0	CS: 0	PA: 36
--------------	------	------	------	------	------	------	------	------	------	------	------	------	------	------	------	------	------	------	------	------	------	------	------	------	------	------	------	------	------	------	------	------	------	------	------	------	------	------	------	------	------	------	------	------	------	-------	-------	-------	-------	-------	--------	-------	--------	-------	-------	-------	-------	--------

PITCHER	IP	WLS	BF	H	R	ER	SO	BB	IBB	HBP	BLK	WP	HR	S	P	ERA	WHIP
Lary Sorensen, R (1, 1) ERA: 4.51	9.0	W	36	7	0	0	1	3	0	0	0	0	0	35	47	0.00	1.111


BOTTOM

Cleveland Indians @ Kansas City Royals
Royals Stadium, Kansas City, MO

Tue Jul 26 1983, 8:05 PM EDT
Att. 25,243 - Unknown

livebaseballscorecards.com

AB	32
R	0
H	7
RBI	0
BB	3
SO	1
LOB	21



Batter	1	2	3	4	5	6	7	8	9	AB R H RBI BB SO LOB	TOP	
Mike Hargrove, L (1, 3) OBP: 0.377, SLG: 0.378 Alan Bannister, R (9, PR) OBP: 0.327, SLG: 0.409	0-0 F7		0-0 FC4-6	0-0 L9			0-0 L9		0-0 1B	5 0 1 1 0 0 4 0 0 0 0 0 0 0		
Toby Harrah, R (1, 5) OBP: 0.375, SLG: 0.383	0-0 F9		0-0 G3		0-0 6-3		0-0 1B		0-0 F8	5 0 1 0 0 0 2		
Bake McBride, L (1, 9) OBP: 0.333, SLG: 0.358 George Vukovich, L (7, PR) OBP: 0.251, SLG: 0.293	0-0 1B			0-0 1B	0-0 4-3		0-0 1B		0-0 L9	4 2 4 0 0 0 0 1 0 0 0 0 0 1		
Andre Thornton, R (1, 10) OBP: 0.400, SLG: 0.472	0-0 4-3			0-0 1B	0-0 4-3		0-0 L3		0-0 F9	5 1 0 1 0 0 5		
Pat Tabler, R (1, 7) OBP: 0.374, SLG: 0.424		0-0 F9		0-0 1B	0-0 5-3			0-0 3-1		4 0 1 1 0 0 0		
Gorman Thomas, R (1, 8) OBP: 0.297, SLG: 0.381		4-0 BB		0-0 1B		0-3 K		0-0 1B		3 0 2 1 1 1 0		
Julio Franco, R (1, 6) OBP: 0.315, SLG: 0.417		0-0 G4-6-3		0-0 1-3		0-3 K		0-0 F9		4 0 0 0 0 1 4		
Ron Hassey, L (1, 2) OBP: 0.329, SLG: 0.337			0-0 3-1-3	4-0 BB		0-0 1B		0-0 L7		3 0 1 0 1 0 1		
Mike Fischlin, R (1, 4) OBP: 0.269, SLG: 0.222 Broderick Perkins, L (9, PH) OBP: 0.294, SLG: 0.333			0-0 E5	0-3 K		0-3 K		0-0 E6		3 0 0 0 0 2 4 1 1 0 0 0 0 0		
Inning Stats	R: 0 H: 1 E: 0 LOB: 1 K: 0 BB: 0 S: 4 P: 4	R: 0 H: 0 E: 0 LOB: 0 K: 0 BB: 1 S: 2 P: 6	R: 0 H: 0 E: 1 LOB: 1 K: 0 BB: 0 S: 4 P: 4	R: 2 H: 3 E: 1 LOB: 3 K: 1 BB: 1 S: 9 P: 13	R: 1 H: 1 E: 0 LOB: 0 K: 0 BB: 0 S: 4 P: 4	R: 0 H: 1 E: 0 LOB: 1 K: 3 BB: 0 S: 10 P: 10	R: 0 H: 2 E: 0 LOB: 2 K: 0 BB: 0 S: 4 P: 4	R: 0 H: 1 E: 0 LOB: 1 K: 0 BB: 0 S: 4 P: 4	R: 1 H: 1 E: 2 LOB: 1 K: 0 BB: 0 S: 5 P: 5	1B: 9 SF: 0 2B: 1 SAC: 0 3B: 1 DP: 2 HR: 0 HBP: 0	WP: 0 PA: 40 PB: 0 SB: 0 CS: 0	
PITCHER Gaylord Perry, R (1, 1) ERA: 5.18 Dan Quisenberry, R (7, 1) ERA: 1.76	IP WLS BF H R ER SO BB IBB HBP BLK WP HR S P ERA WHIP	6.0 W 27 6 3 2 4 2 0 0 0 0 0 0 33 41 3.00 1.333	3.0 S 13 4 1 0 0 0 0 0 0 0 0 0 0 13 13 0.00 1.333	PITCHER IP WLS BF H R ER SO BB IBB HBP BLK WP HR S P ERA WHIP								

Cleveland Indians @ Kansas City Royals
Royals Stadium, Kansas City, MO
Wed Jul 27 1983, 8:05 PM EDT
Att. 23,457 - Unknown

livebaseballscorecards.com

AB	38
R	4
H	10
RBI	4
BB	2
SO	4
LOB	21



Batter	1	2	3	4	5	6	7	8	9	AB R H RBI BB SO LOB	TOP	
Willie Wilson, S (1, 8) OBP: 0.314, SLG: 0.347 Leon Roberts, R (7, 7) OBP: 0.325, SLG: 0.393	0-0 F6		0-3 K		0-3 K			0-3 K		3 0 0 0 0 2 0 1 0 0 0 0 1 0		
U L Washington, S (1, 6) OBP: 0.297, SLG: 0.314	0-3 K		4-0 G3 S BB			0-0 G5-4-3 1B		0-3 K		3 0 1 0 1 2 0		
George Brett, L (1, 5) OBP: 0.429, SLG: 0.685 Greg Pryor, R (7, 5) OBP: 0.308, SLG: 0.338	0-0 BB 1B		0-0 G3			0-0 P5			0-3 K	3 0 1 0 0 0 2 1 0 0 0 0 1 0		
Hal McRae, R (1, 10) OBP: 0.388, SLG: 0.486	4-0 1-2 BB		0-0 F9			0-0 G5-4-3 1-2f			0-0 G4-3 1B	3 0 1 0 1 0 2		
Willie Aikens, L (1, 3) OBP: 0.394, SLG: 0.536	0-3 K			0-3 K			0-0 F7		0-0 G4-3 1-2f	4 0 0 0 0 2 3		
Amos Otis, R (1, 9) OBP: 0.318, SLG: 0.354 Joe Simpson, L (7, PH) OBP: 0.250, SLG: 0.221 (7, 8)		4-0 BB BB BB		0-3 K			0-0 P4			1 0 0 0 1 1 0 1 0 0 0 0 0 0		
Frank White, R (1, 4) OBP: 0.271, SLG: 0.390 Onix Concepcion, R (7, 4) OBP: 0.221, SLG: 0.280		0-0 F8		0-0 5-3			0-0 4-3			3 0 0 0 0 0 1 0 0 0 0 0 0 0		
Pat Sheridan, L (1, 7) OBP: 0.305, SLG: 0.413 (7, 9)		0-0 FC4-6 1-2f			0-3 K				0-0 HR	3 1 1 1 0 1 1		
John Wathan, R (1, 2) OBP: 0.323, SLG: 0.336		0-0 F8 1-2			0-3 K				0-0 5-3	3 0 0 0 0 1 1		
Inning Stats	R: 0 H: 1 E: 0 LOB: 2 K: 2 BB: 1 S: 8 P: 12	R: 0 H: 0 E: 0 LOB: 1 K: 0 BB: 1 S: 3 P: 7	R: 0 H: 0 E: 0 LOB: 1 K: 1 BB: 1 S: 5 P: 9	R: 0 H: 0 E: 0 LOB: 0 K: 2 BB: 0 S: 7 P: 7	R: 0 H: 0 E: 0 LOB: 0 K: 3 BB: 0 S: 9 P: 9	R: 0 H: 1 E: 0 LOB: 0 K: 0 BB: 0 S: 3 P: 3	R: 0 H: 0 E: 0 LOB: 0 K: 0 BB: 0 S: 3 P: 3	R: 1 H: 1 E: 0 LOB: 0 K: 2 BB: 0 S: 8 P: 8	R: 0 H: 1 E: 0 LOB: 0 K: 1 BB: 0 S: 5 P: 5	1B: 3 SF: 0 2B: 0 SAC: 0 3B: 0 DP: 2 HR: 1 HBP: 0	WP: 0 PA: 32 PB: 0 SB: 2 CS: 0	
PITCHER Jack Morris, R (1, 1) ERA: 3.76 Dave Gumpert, R (9, 1) ERA: 4.02	IP WLS BF H R ER SO BB IBB HBP BLK WP HR S P ERA WHIP	8.0 W 29 3 1 1 10 3 0 0 0 0 1 46 58 1.12 0.750	1.0 3 1 0 0 1 0 0 0 0 0 0 5 5 0.00 1.000	PITCHER IP WLS BF H R ER SO BB IBB HBP BLK WP HR S P ERA WHIP								ERA WHIP

Kansas City Royals @ Detroit Tigers
 Tiger Stadium, Detroit, MI
 Fri Jul 29 1983, Postponed
 Att. 39,357 - Unknown - 81 F

livebaseballscorecards.com

AB	29
R	1
H	4
RBI	1
BB	3
SO	11
LOB	10



Batter	1	2	3	4	5	6	7	8	9	AB R H RBI BB SO LOB	TOP	
Willie Wilson, S OBP: 0.313, SLG: 0.345 (1, 8) X	0-0 1B 1B	0-0 FC6-4 1-2f			0-3 K		0-3 K		0-0 5-3	5 0 1 0 0 2 1		
U L Washington, S OBP: 0.301, SLG: 0.318 (1, 6) X	0-0 1-2 1B		0-3 K		0-0 S 1B		0-0 CS 1B		0-0 F9	5 0 3 0 0 1 0		
George Brett, L OBP: 0.426, SLG: 0.678 (1, 5) X	0-0 F2		0-0 F9		4-0 1-2 IBB		0-0 F9 1-2			3 0 0 0 1 0 3		
Hal McRae, R OBP: 0.389, SLG: 0.485 (1, 10) S S	0-3 K		4-0 BB		0-3 K			0-0 FC4-6 1B 1B		3 0 1 0 1 2 4		
Willie Aikens, L OBP: 0.396, SLG: 0.536 (1, 3) S S Joe Simpson, L OBP: 0.250, SLG: 0.221 (8, PR) (8, 3)	0-3 K		0-3 K			0-0 1B 1B		0-0 FC4-6 1-2 1B		4 0 2 0 0 2 3 0 0 0 0 0 0 0		
Pat Sheridan, L OBP: 0.303, SLG: 0.429 (1, 7) X		0-0 HR		0-0 3-1		0-0 F7		0-0 L3		4 1 1 1 0 0 3		
Amos Otis, R OBP: 0.317, SLG: 0.350 (1, 9) B B B B		4-0 G6-4-3 BB		0-3 K		0-3 K		0-0 FC4-6 1-2f 2-3		3 0 0 0 1 2 3		
Frank White, R OBP: 0.271, SLG: 0.388 (1, 4) X		0-0 G6-4-3 1-2f		0-0 P3		0-0 1-3 1B		0-0 P6		4 0 1 0 0 0 3		
Don Slaught, R OBP: 0.277, SLG: 0.315 (1, 2) B B B B		4-0 FC6-4 BB			0-3 K	0-0 5-3			0-0 F8	3 0 0 0 1 1 2		
Inning Stats	R: 0 H: 2 E: 0 LOB: 2 K: 2 BB: 0 S: 9 P: 9	R: 1 H: 1 E: 0 LOB: 1 K: 0 BB: 2 S: 3 P: 11	R: 0 H: 0 E: 0 LOB: 1 K: 2 BB: 1 S: 7 P: 11	R: 0 H: 0 E: 0 LOB: 0 K: 1 BB: 0 S: 5 P: 5	R: 0 H: 1 E: 0 LOB: 2 K: 3 BB: 1 S: 10 P: 14	R: 0 H: 2 E: 0 LOB: 2 K: 1 BB: 0 S: 7 P: 7	R: 0 H: 1 E: 0 LOB: 0 K: 1 BB: 0 S: 5 P: 5	R: 0 H: 2 E: 0 LOB: 2 K: 0 BB: 0 S: 5 P: 5	R: 0 H: 0 E: 0 LOB: 0 K: 0 BB: 0 S: 3 P: 3	1B: 8 SF: 0 2B: 0 SAC: 0 3B: 0 DP: 1 HR: 1 HBP: 0	WP: 0 PA: 38 PB: 0 SB: 1 CS: 1	
PITCHER Juan Berenguer, R ERA: 3.08 (1, 1) Aurelio Lopez, R ERA: 1.56 (8, 1)	IP WLS BF H R ER SO BB IBB HBP BLK WP HR S P ERA WHIP	7.0 W 30 7 1 1 10 3 1 0 0 0 1 46 62 1.29 1.429	2.0 S 8 2 0 0 0 0 0 0 0 0 0 0 8 8 0.00 1.000	PITCHER IP WLS BF H R ER SO BB IBB HBP BLK WP HR S P ERA WHIP								

Kansas City Royals @ Detroit Tigers
Tiger Stadium, Detroit, MI
Sat Jul 30 1983, 3:33 AM EDT
Att. 35,100 - Unknown - 77 F

livebaseballscorecards.com

AB 34
R 1
H 9
RBI 1
BB 4
SO 10
LOB 22



Batter	1	2	3	4	5	6	7	8	9
Lou Whitaker, L (1, 4) OBP: 0.374, SLG: 0.464	0-0 6-3			0-0 4-3		4-0 CS SH BB		0-0 1B 1B	
Enos Cabell, R (1, 3) OBP: 0.345, SLG: 0.462	0-0 5-3			0-0 HR 2B		0-0 SH CS		0-0 F9	
Larry Herndon, R (1, 7) OBP: 0.327, SLG: 0.464	0-3 K			0-0 2-H HR		0-3 K		0-0 1-3 BB 1B	
Lance Parrish, R (1, 10) OBP: 0.336, SLG: 0.510		0-0 4-3		0-0 F9		4-0 1-2 2-3 IBB		4-0 1-2 BB 1B	
John Wockenfuss, R (1, 2) OBP: 0.338, SLG: 0.438		0-0 P4		0-0 F8		0-0 F7		0-0 1-2 2-H 3-H 1B	
Marty Castillo, R (8, 2) OBP: 0.286, SLG: 0.358									
Glenn Wilson, R (1, 9) OBP: 0.302, SLG: 0.438		0-0 6-3			0-0 P4		0-3 K	0-3 K	
Kirk Gibson, L (8, PH) OBP: 0.289, SLG: 0.367									
Lynn Jones, R (9, 9) OBP: 0.217, SLG: 0.391									
Chet Lemon, R (1, 8) OBP: 0.361, SLG: 0.442			4-0 CS BB		0-0 P6		0-0 5-3		
Tom Brookens, R (1, 5) OBP: 0.274, SLG: 0.315			0-0 F4		0-0 1B		0-0 6-3		
Alan Trammell, R (1, 6) OBP: 0.381, SLG: 0.437			0-0 F4		0-3 K			0-0 F8	

Inning Stats	R: 0	H: 0	E: 0	K: 1	S: 5	LOB: 0	BB: 0	P: 5
R: 0 H: 0 E: 0 K: 0 S: 3	R: 0 H: 0 E: 0 K: 0 S: 3	R: 0 H: 0 E: 0 K: 0 S: 2	R: 2 H: 2 E: 0 K: 0 S: 5	R: 0 H: 1 E: 0 K: 1 S: 6	R: 0 H: 0 E: 0 K: 1 S: 5	R: 0 H: 0 E: 0 K: 1 S: 5	R: 2 H: 3 E: 0 K: 1 S: 8	R: 2 H: 3 E: 0 K: 1 S: 8
IP: 7.2 WLS: L BF: 32 H: 6 R: 4 ER: 4 SO: 4	IP: 0.1 WLS: L BF: 1 H: 0 R: 0 ER: 0 SO: 1	IP: 0.0 WLS: L BF: 0 H: 0 R: 0 ER: 0 SO: 0	IP: 0.0 WLS: L BF: 0 H: 0 R: 0 ER: 0 SO: 0	IP: 0.0 WLS: L BF: 0 H: 0 R: 0 ER: 0 SO: 0	IP: 0.0 WLS: L BF: 0 H: 0 R: 0 ER: 0 SO: 0	IP: 0.0 WLS: L BF: 0 H: 0 R: 0 ER: 0 SO: 0	IP: 0.0 WLS: L BF: 0 H: 0 R: 0 ER: 0 SO: 0	IP: 0.0 WLS: L BF: 0 H: 0 R: 0 ER: 0 SO: 0
ERA: 3.69	ERA: 3.5							


BOTTOM

Kansas City Royals @ Detroit Tigers
Tiger Stadium, Detroit, MI
Sat Jul 30 1983, 3:33 AM EDT
Att: 35,100 - Unknown - 77 F

AB	R	H	RBI	BB	SO	LOB
3	1	1	0	1	0	0
3	1	1	0	0	0	1
4	2	2	2	0	2	2
2	0	0	0	2	0	0
3	0	0	0	0	0	2
1	0	1	2	0	0	0
3	0	0	0	0	1	0
1	0	0	0	0	1	2
0	0	0	0	0	0	0
2	0	0	0	1	0	0
3	0	1	0	0	0	1
3	0	0	0	0	1	2

livebaseballscorecards.com

AB	28
R	4
H	6
RBI	4
BB	4
SO	5
LOB	10



WP: 0	PA: 33
PB: 0	
SB: 0	
CS: 3	

Batter	1	2	3	4	5	6	7	8	9	AB R H RBI BB SO LOB	TOP
Willie Wilson, S (1, 8) OBP: 0.314, SLG: 0.346	0-0 BB 1B	0-0 1-3 1B			0-0 6-3		0-0 4-3		0-0 4-3	5 1 2 0 0 0 0	
Pat Sheridan, L (1, 7) OBP: 0.300, SLG: 0.417	4-0 1B SF7 BB	0-0 F8			0-0 L4		0-0 1-3		0-3 K	4 1 0 0 1 1 2	
George Brett, L (1, 5) OBP: 0.434, SLG: 0.682	0-0 1-3 2-H 1B				0-0 G4-6-3 HR 1B		0-0 1B			4 1 4 1 0 0 0	
Hal McRae, R (1, 10) OBP: 0.390, SLG: 0.485	0-0 SF7				0-0 1-2 HR 1B		0-0 F9			2 1 1 1 1 0 1	
Willie Aikens, L (1, 3) OBP: 0.397, SLG: 0.559	0-3 K				0-0 G4-6-3 1-2 2-3 HR		0-0 1-H 2-H HR		0-0 HR	4 2 2 4 0 1 3	
Frank White, R (1, 4) OBP: 0.268, SLG: 0.384	0-0 4-3				0-0 1-3		0-0 F9		0-0 5-3	4 0 0 0 0 0 2	
John Wathan, R (1, 2) OBP: 0.319, SLG: 0.331					0-0 6-3		0-3 K		0-3 K	4 0 0 0 0 3 0	
Joe Simpson, L (1, 9) OBP: 0.250, SLG: 0.231					0-0 G3		0-0 F8		0-3 K	4 0 1 0 0 1 0	
Onix Concepcion, R (1, 6) OBP: 0.213, SLG: 0.271 U L Washington, S (9, PH) OBP: 0.300, SLG: 0.317					0-0 6-3		0-0 F9		0-3 K	3 0 0 0 0 0 1 1 0 0 0 0 1 0	
Inning Stats	R: 2 H: 2 E: 0 LOB: 1 K: 1 BB: 1 S: 7 P: 11	R: 0 H: 2 E: 0 LOB: 2 K: 1 BB: 0 S: 7 P: 7	R: 0 H: 1 E: 0 LOB: 1 K: 0 BB: 1 S: 3 P: 7	R: 0 H: 0 E: 0 LOB: 0 K: 0 BB: 0 S: 3 P: 3	R: 3 H: 3 E: 0 LOB: 0 K: 0 BB: 0 S: 6 P: 6	R: 0 H: 0 E: 0 LOB: 0 K: 1 BB: 0 S: 5 P: 5	R: 0 H: 1 E: 0 LOB: 1 K: 0 BB: 0 S: 4 P: 4	R: 1 H: 1 E: 0 LOB: 0 K: 2 BB: 0 S: 8 P: 8	R: 0 H: 0 E: 0 LOB: 0 K: 2 BB: 0 S: 7 P: 7	1B: 7 SF: 1 2B: 1 SAC: 0 3B: 0 DP: 1 HR: 2 HBP: 0	WP: 0 PA: 38 PB: 0 SB: 0 CS: 0
PITCHER Dave Rozema, R (1, 1) ERA: 3.18 Aurelio Lopez, R (6, 1) ERA: 1.59	IP WLS BF H R ER SO BB IBB HBP BLK WP HR S P ERA WHIP	5.0 W 24 8 5 5 2 2 0 0 0 0 0 1 26 34 9.00 2.000	4.0 S 14 2 1 1 5 0 0 0 0 0 0 1 24 24 2.25 0.500	PITCHER IP WLS BF H R ER SO BB IBB HBP BLK WP HR S P ERA WHIP							

Kansas City Royals @ Detroit Tigers
 Tiger Stadium, Detroit, MI
 Sun Jul 31 1983, 7:05 PM EDT
 Unknown - 73 F

livebaseballscorecards.com

AB	35
R	6
H	10
RBI	6
BB	2
SO	7
LOB	9



Batter	1	2	3	4	5	6	7	8	9
Lou Whitaker, L (1, 4) OBP: 0.374, SLG: 0.463	0-0 E 1B	0-0 L8		0-0 4-3 1-2		0-3 K		0-0 1B	
Enos Cabell, R (1, 3) OBP: 0.348, SLG: 0.460 Rick Leach, L (8, 3) OBP: 0.308, SLG: 0.348	0-0 E5 1B SF9	0-0 9-2 2-H		0-0 1B 2-H		4-0 E BB		0-0 F8	
Larry Herndon, R (1, 7) OBP: 0.328, SLG: 0.463	0-0 G4-6-3 1-3 2-H 1B		0-0 P4		0-3 K	0-0 E1 1B 1-H		0-0 F8	
Lance Parrish, R (1, 10) OBP: 0.338, SLG: 0.510	0-0 SF9		0-0 1-3 2B 1B		4-0 WP 1B BB	0-3 K			
John Wockenfuss, R (1, 2) OBP: 0.335, SLG: 0.429 Marty Castillo, R (9, 2) OBP: 0.286, SLG: 0.358	0-0 G4-6-3 1-2f		0-0 1-3		4-0 E 1B BB	0-3 K			
Glenn Wilson, R (1, 9) OBP: 0.304, SLG: 0.441		0-0 1B E 2B 1B	0-0 2B 2-H		0-3 K		0-3 K		
Chet Lemon, R (1, 8) OBP: 0.361, SLG: 0.442 Lynn Jones, R (2, 9) OBP: 0.200, SLG: 0.360 Kirk Gibson, L (5, PH) OBP: 0.291, SLG: 0.368		0-0 E1 1B 2B	0-3 K		0-0 E8 S 1B 1-3 2-H		0-0 F7		
Tom Brookens, R (1, 5) OBP: 0.281, SLG: 0.317		0-0 2B 1B 1-2 2-3		0-3 K2-3	4-0 BB		4-0 CS BB		
Alan Trammell, R (1, 6) OBP: 0.382, SLG: 0.442		0-0 S 9-2 2B 1-H 2-H 3-H		0-0 4-3 1B 1B	0-0 5-3		0-0 CS 1-2	0-0 F7	

Inning Stats	R: 2	H: 2	E: 1	LOB: 0	K: 0	BB: 0	S: 5	P: 5
	R: 3	H: 3	E: 1	LOB: 0	K: 0	BB: 0	S: 6	P: 6
	R: 1	H: 2	E: 0	LOB: 1	K: 1	BB: 0	S: 7	P: 7
	R: 0	H: 2	E: 0	LOB: 2	K: 1	BB: 0	S: 6	P: 6
	R: 1	H: 1	E: 1	LOB: 3	K: 2	BB: 3	S: 8	P: 20
	R: 1	H: 1	E: 1	LOB: 1	K: 3	BB: 1	S: 10	P: 14
	R: 0	H: 0	E: 0	LOB: 0	K: 1	BB: 1	S: 4	P: 8
	R: 0	H: 1	E: 0	LOB: 1	K: 0	BB: 0	S: 4	P: 4

PITCHER	IP	WLS	BF	H	R	ER	SO	BB	IBB	HBP	BLK	WP	HR	S	P	ERA	WHIP
Paul Splittorf, L (1, 1) ERA: 4.24	4.0	L	20	9	6	4	2	0	0	0	0	0	0	24	24	9.00	2.250
Frank Wills, R (5, 1) ERA: 2.25	4.0		19	3	2	1	6	5	0	0	0	1	0	26	46	2.25	2.000


BOTTOM

Kansas City Royals @ Detroit Tigers
Tiger Stadium, Detroit, MI
Sun Jul 31 1983, 7:05 PM EDT
Unknown - 73 F

AB	R	H	RBI	BB	SO	LOB
5	1	2	0	0	1	2
3	2	1	0	1	0	2
1	0	0	0	0	0	1
5	0	2	1	0	1	1
2	2	1	1	1	1	1
3	0	0	0	1	1	3
0	0	0	0	0	0	0
4	1	2	1	0	2	2
0	0	0	0	0	0	0
2	1	0	0	0	1	2
2	0	1	1	0	0	0
2	1	1	0	2	1	0
4	0	2	3	0	0	3

AB	33
R	8
H	12
RBI	7
BB	5
SO	8
LOB	17

livebaseballscorecards.com



WP	PA
1	40
PB	0
SB	2
CS	1

Batter	1	2	3	4	5	6	7	8	9	AB R H RBI BB SO LOB	TOP		
Willie Wilson, S (1, 8) OBP: 0.315, SLG: 0.345	0-0 6-3		4-0 2B 1B BB		0-0 FC6-4 1B		0-3 K		0-0 F7	4 1 1 0 1 1 0	Kansas City Royals @ Detroit Tigers Tiger Stadium, Detroit, MI Sun Jul 31 1983, 7:10 PM EDT Att. 44,366 - Unknown - 75 F		
U L Washington, S (1, 6) OBP: 0.302, SLG: 0.327	0-0 5-3		0-0 2B 1B 1-2 2-H 3-H		0-0 FC6-4 FC4 1-2f		0-0 HR	0-3 K	5 2 2 3 0 1 1				
George Brett, L (1, 5) OBP: 0.428, SLG: 0.673 Frank White, R (7, 4) OBP: 0.268, SLG: 0.384	0-0 4-3		0-0 F8		0-0 FC4 1B 1-2f		0-0 F8		4 1 0 0 0 0 3 0 0 0 0 0 0 0				
Hal McRae, R (1, 10) OBP: 0.394, SLG: 0.491		0-3 K	0-0 2B 1-H 2-H		0-0 1B 1B 1-2		0-0 1B		4 0 3 2 0 1 0				
Amos Otis, R (1, 9) OBP: 0.316, SLG: 0.349	0-0 6-3		0-0 L7		0-0 1B 1-2 2-H		0-0 L8		4 0 1 1 0 0 2				
Willie Aikens, L (1, 3) OBP: 0.392, SLG: 0.550 Joe Simpson, L (8, 3) OBP: 0.250, SLG: 0.231	0-0 3-1			0-0 4-3	0-0 4-3			0-0 5-3	4 0 0 0 0 0 2 0 0 0 0 0 0 0				
Leon Roberts, R (1, 7) OBP: 0.331, SLG: 0.423			0-0 2B 1B 1B	0-0 HR		0-0 5-3		0-0 5-3	4 2 2 1 0 0 0				
Don Slaught, R (1, 2) OBP: 0.276, SLG: 0.320			0-0 1B 2B 1-3	0-0 1-6-3		0-0 P6		0-0 P6	4 1 1 0 0 0 0				
Greg Pryor, R (1, 4) OBP: 0.293, SLG: 0.320 (7, 5)			0-0 G3	0-0 5-3		0-0 1-3		0-0 6-3	4 0 0 0 0 0 2				
Inning Stats	R: 0 E: 0 K: 0 S: 3 H: 0 LOB: 0 BB: 0 P: 3	R: 0 E: 0 K: 1 S: 5 H: 0 LOB: 0 BB: 0 P: 5	R: 4 E: 0 K: 0 S: 7 H: 4 LOB: 1 BB: 1 P: 11	R: 1 E: 0 K: 0 S: 4 H: 1 LOB: 0 BB: 0 P: 4	R: 1 E: 0 K: 0 S: 6 H: 3 LOB: 2 BB: 0 P: 6	R: 0 E: 0 K: 0 S: 3 H: 0 LOB: 0 BB: 0 P: 3	R: 1 E: 0 K: 1 S: 7 H: 2 LOB: 1 BB: 0 P: 7	R: 0 E: 0 K: 0 S: 3 H: 0 LOB: 0 BB: 0 P: 3	R: 0 E: 0 K: 1 S: 5 H: 0 LOB: 0 BB: 0 P: 5	1B: 6 2B: 2 3B: 0 HR: 2 SF: 0 SAC: 0 DP: 0 HBP: 0		WP: 0 PB: 0 SB: 0 CS: 0 PA: 38	
PITCHER	IP WLS BF H R ER SO BB IBB HBP BLK WP HR S P ERA WHIP											PITCHER	IP WLS BF H R ER SO BB IBB HBP BLK WP HR S P ERA WHIP
Howard Bailey, L (1, 1) ERA: 3.29	6.2 L 31 10 7 7 2 1 0 0 0 0 0 2 34 38 9.45 1.650												
Dave Gumpert, R (7, 1) ERA: 3.5	2.1 7 0 0 0 1 0 0 0 0 0 0 0 9 9 0.00 0.000												

AB	37
R	7
H	10
RBI	7
BB	1
SO	3
LOB	10



Batter	1	2	3	4	5	6	7	8	9	AB R H RBI BB SO LOB	TOP
Willie Wilson, S OBP: 0.316, SLG: 0.344 (1, 8) X	0-0 5-3 S 2B 1B	4-0 FC6 BB			0-0 1-3		0-0 F8		0-0 5-3	4 1 1 0 1 0 1	
U L Washington, S OBP: 0.301, SLG: 0.326 (1, 6) X	0-0 5-3 1-3	0-0 FC6 1-2f			0-0 P4		0-0 1B			4 0 1 0 0 0 3	
George Brett, L OBP: 0.429, SLG: 0.677 (1, 5) X	0-0 1B 2B 3-H		0-0 F7		0-0 2B		0-0 F6			4 0 2 1 0 0 1	
Hal McRae, R OBP: 0.395, SLG: 0.491 (1, 10) X	0-0 2-3 1B		0-0 G3-6-3 1B		0-0 F7		0-0 F9			4 0 2 0 0 0 1	
Willie Aikens, L OBP: 0.390, SLG: 0.557 (1, 3) S S S	0-3 K		0-0 G3-6-3 1-2f		0-0 HR		0-0 G3			4 1 1 1 0 1 3	
Pat Sheridan, L OBP: 0.293, SLG: 0.406 (1, 7) X	0-0 4-3			0-0 4-3		0-0 3-1		0-0 P3		4 0 0 0 0 0 2	
Amos Otis, R OBP: 0.315, SLG: 0.351 (1, 9) S S S		0-3 K		0-0 2B		0-0 P4		0-0 6-3		4 0 1 0 0 1 0	
Frank White, R OBP: 0.268, SLG: 0.382 (1, 4) X		0-0 L4		0-0 F2		0-0 1-3		0-0 1B		4 0 1 0 0 0 1	
Don Slaught, R OBP: 0.275, SLG: 0.318 (1, 2) X		0-0 BB 1B		0-0 5-3		0-0 L6		0-3 K		4 0 1 0 0 1 2	
Inning Stats	R: 1 E: 0 K: 1 S: 8 H: 3 LOB: 2 BB: 0 P: 8	R: 0 E: 0 K: 1 S: 6 H: 1 LOB: 2 BB: 1 P: 10	R: 0 E: 0 K: 0 S: 3 H: 1 LOB: 0 BB: 0 P: 3	R: 0 E: 0 K: 0 S: 4 H: 1 LOB: 1 BB: 0 P: 4	R: 0 E: 0 K: 0 S: 4 H: 1 LOB: 1 BB: 0 P: 4	R: 1 E: 0 K: 0 S: 4 H: 1 LOB: 0 BB: 0 P: 4	R: 0 E: 0 K: 0 S: 4 H: 1 LOB: 1 BB: 0 P: 4	R: 0 E: 0 K: 0 S: 3 H: 0 LOB: 0 BB: 0 P: 3	R: 0 E: 0 K: 1 S: 6 H: 1 LOB: 1 BB: 0 P: 6	1B: 6 2B: 3 3B: 0 HR: 1 SF: 0 SAC: 0 DP: 1 HBP: 0	WP: 0 PB: 0 SB: 2 CS: 0 PA: 37
PITCHER Larry Pashnick, R ERA: 3.18 (1, 1)	IP: 7.0 WLS: 30 BF: 9 H: 2 R: 2 ER: 2 SO: 2 BB: 1 IBB: 0 HBP: 0 BLK: 0 WP: 0 HR: 1 S: 33 P: 37 ERA: 2.57 WHIP: 1.429										
PITCHER Aurelio Lopez, R ERA: 1.55 (8, 1)	IP: 2.0 WLS: 7 BF: 1 H: 0 R: 0 ER: 0 SO: 1 BB: 0 IBB: 0 HBP: 0 BLK: 0 WP: 0 HR: 0 S: 9 P: 9 ERA: 0.00 WHIP: 0.500										

Kansas City Royals @ Detroit Tigers
 Tiger Stadium, Detroit, MI
 Mon Aug 01 1983, 7:05 PM EDT
 Att. 37,961 - Unknown - 76 F

livebaseballscorecards.com

AB	36
R	2
H	10
RBI	2
BB	1
SO	3
LOB	14



Batter	1	2	3	4	5	6	7	8	9
Lou Whitaker, L OBP: 0.376, SLG: 0.473 (1, 4)	0-0 WP 2B		0-0 4-3			0-0 HR	0-0 FC6-4 1-2f		
Alan Trammell, R OBP: 0.391, SLG: 0.470 (1, 6)	4-0 2-3 BB		0-3 K			0-0 HR		0-0 B3-4 1B	
Kirk Gibson, L OBP: 0.292, SLG: 0.367 (1, 8)	0-0 P6			0-3 K		0-0 K2 1B		0-0 B3-4 1-2f	
Lance Parrish, R OBP: 0.338, SLG: 0.518 (1, 10)	0-0 P5			0-0 6-3		0-3 K2 1-2f		0-0 HR	
Larry Herndon, R OBP: 0.324, SLG: 0.454 (1, 7)	0-0 F8			0-0 1-4-3		0-3 K		4-0 1B BB	
Glenn Wilson, R OBP: 0.306, SLG: 0.441 (1, 9)		0-0 6-3			0-0 P4		4-0 FC4-6 BB	0-0 1-3 1B	
Rick Leach, L OBP: 0.309, SLG: 0.343 (1, 3)		0-0 4-3			4-0 BB		0-3 K	0-0 F7	
Enos Cabell, R OBP: 0.344, SLG: 0.450 (8, PH) (9, 3)									
Wayne Krenchicki, L OBP: 0.317, SLG: 0.290 (1, 5)		0-3 K			0-3 K		0-0 FC4-6 1B 1-2f		
Tom Brookens, R OBP: 0.279, SLG: 0.314 (7, PR) (8, 5)									
Marty Castillo, R OBP: 0.289, SLG: 0.356 (1, 2)			0-0 P4		0-0 P4		0-0 FC6-4 1-2 1B		

AB	R	H	RBI	BB	SO	LOB
4	1	2	1	0	0	2
3	1	2	1	1	1	0
4	0	1	0	0	1	3
4	1	1	1	0	1	3
3	0	0	0	1	1	2
3	0	1	0	1	0	0
2	0	0	0	1	1	1
1	0	0	0	0	0	2
3	0	0	0	0	2	2
0	0	0	0	0	0	0
3	0	1	0	0	0	1

Inning	R	H	E	K	S	H	LOB	BB	P
1	0	1	0	0	8	0	2	1	0
2	0	0	0	1	5	0	0	0	5
3	0	0	0	1	5	0	0	0	5
4	0	0	0	1	5	0	0	0	5
5	0	0	0	1	9	1	1	1	9
6	2	3	0	2	9	0	0	0	9
7	0	1	0	1	10	2	1	1	10
8	1	3	0	0	9	2	1	1	9


PITCHER	IP	WLS	BF	H	R	ER	SO	BB	IBB	HBP	BLK	WP	HR	S	P	ERA	WHIP
Steve Renko, R ERA: 4.29 (1, 1)	7.0		28	5	2	2	7	3	0	0	0	1	2	39	51	2.57	1.143
Don Hood, L ERA: 2.31 (8, 1)	0.2	L	5	3	1	1	0	1	0	0	0	0	1	4	8	13.50	6.000
Mike Armstrong, R ERA: 3.38 (8, 1)	0.1		1	0	0	0	0	0	0	0	0	0	0	1	1	0.00	0.000

BOTTOM


Kansas City Royals @ Detroit Tigers
Tiger Stadium, Detroit, MI
Mon Aug 01 1983, 7:05 PM EDT
Att: 37,961 - Unknown - 76 F

livebaseballscorecards.com

AB	30
R	3
H	8
RBI	3
BB	4
SO	7
LOB	16



WP: 1 PA: 34
PB: 0
SB: 0
CS: 0

Batter	1	2	3	4	5	6	7	8	9	AB R H RBI BB SO LOB	TOP											
Willie Wilson, S (1, 8) OBP: 0.312, SLG: 0.340	0-0 E5		0-0 6-3		0-3 K			0-0 L4		4 0 0 0 0 1 1	Kansas City Royals @ Milwaukee Brewers Milwaukee County Stadium, Milwaukee, WI Tue Aug 02 1983, 8:05 PM EDT Att. 40,808 - Unknown - 75 F livebaseballscorecards.com AB 33 R 2 H 7 RBI 2 BB 1 SO 2 LOB 13 											
U L Washington, S (1, 6) OBP: 0.300, SLG: 0.322	0-0 P5		0-0 F3		0-0 FC5-4			0-0 5-3		4 0 0 0 0 0 2												
Leon Roberts, R (1, 7) OBP: 0.333, SLG: 0.449	0-0 F5			0-0 5-3 1B 2B		0-0 HR		4-0 CS BB		3 2 2 1 1 0 1												
Hal McRae, R (1, 10) OBP: 0.387, SLG: 0.480	0-0 F9			0-0 5-3		0-0 6-3		0-0 CS 1-2	0-0 1-3	4 0 0 0 0 0 2												
Amos Otis, R (1, 9) OBP: 0.317, SLG: 0.353		0-0 BLK 1B		0-0 5-3 2-3		0-0 F9			0-0 1B	4 0 2 0 0 0 1												
Frank White, R (1, 4) OBP: 0.267, SLG: 0.380		0-0 P6		0-0 1B		0-0 5-3			0-0 F8	4 0 1 1 0 0 2												
John Wathan, R (1, 3) OBP: 0.315, SLG: 0.330		0-0 5-3 1-2		0-0 5-3 3-H		0-0 5-3			0-0 F7	4 0 0 0 0 0 3												
Don Slaught, R (1, 2) OBP: 0.277, SLG: 0.319		0-3 K			0-0 F7					3 0 1 0 0 1 1												
Greg Pryor, R (1, 5) OBP: 0.294, SLG: 0.321			0-0 5-3		0-0 FC5-4 1B					3 0 1 0 0 0 0												
Inning Stats	R: 0 E: 1 K: 0 S: 4	H: 0 LOB: 1 BB: 0 P: 4	R: 0 E: 0 K: 1 S: 6	H: 1 LOB: 1 BB: 0 P: 6	R: 0 E: 0 K: 0 S: 3	H: 0 LOB: 0 BB: 0 P: 3	R: 1 E: 0 K: 0 S: 5	H: 2 LOB: 1 BB: 0 P: 5	R: 0 E: 0 K: 1 S: 6	H: 1 LOB: 1 BB: 0 P: 6	R: 1 E: 0 K: 0 S: 4	H: 1 LOB: 0 BB: 0 P: 4	R: 0 E: 0 K: 0 S: 3	H: 1 LOB: 0 BB: 0 P: 3	R: 0 E: 0 K: 0 S: 2	H: 0 LOB: 0 BB: 1 P: 6	R: 0 E: 0 K: 0 S: 4	H: 1 LOB: 1 BB: 0 P: 4	1B: 5 2B: 1 3B: 0 HR: 1	SF: 0 SAC: 0 DP: 0 HBP: 0	WP: 0 PB: 0 SB: 0 CS: 1	PA: 35
PITCHER Mike Caldwell, L (1, 1) ERA: 4.66	IP 9.0 WLS W BF 34 H 7 R 2 ER 2 SO 2 BB 1 IBB 0 HBP 0 BLK 1 WP 0 HR 1 S 37 P 41 ERA 2.00 WHIP 0.889											PITCHER	IP WLS BF H R ER SO BB IBB HBP BLK WP HR S P ERA WHIP									

Batter	1	2	3	4	5	6	7	8	9	AB R H RBI BB SO LOB	TOP	
Willie Wilson, S (1, 8) OBP: 0.311, SLG: 0.338 John Wathan, R (8, 3) OBP: 0.315, SLG: 0.330	0-0 L3 1B	0-0 P4	0-3 K			0-0 F9		0-0 4-3		5 0 1 0 0 1 5 0 0 0 0 0 0 0	Kansas City Royals @ Milwaukee Brewers Milwaukee County Stadium, Milwaukee, WI Wed Aug 03 1983, 8:05 PM EDT Att. 25,182 - Unknown - 86 F livebaseballscorecards.com	
U L Washington, S (1, 6) OBP: 0.299, SLG: 0.319	0-0 L3 1-2	4-0 BB		0-0 5-3		0-0 4-3		0-0 4-3	4 0 0 1 1 0 1			
George Brett, L (1, 5) OBP: 0.417, SLG: 0.656 Greg Pryor, R (9, 5) OBP: 0.294, SLG: 0.321	0-0 4-3	0-3 K		0-0 F9		0-0 F7		0-0 L4	5 0 0 0 0 1 3 0 0 0 0 0 0 0			
Hal McRae, R (1, 10) OBP: 0.390, SLG: 0.492		0-0 BB 1B	0-3 K	0-0 F2		0-0 F9 2B		0-0 HR	5 2 3 1 0 1 0			
Leon Roberts, R (1, 7) OBP: 0.331, SLG: 0.438 Pat Sheridan, L (8, 7) OBP: 0.302, SLG: 0.409		4-0 BB 1B BB	0-0 F8		0-0 F7		0-0 F9 2-3	0-0 S 1B	3 1 0 0 1 0 1 1 0 1 0 0 0 0			
Amos Otis, R (1, 9) OBP: 0.319, SLG: 0.354		0-0 BB BB 1B	0-0 E5 1B E		0-0 1B		0-0 F9	0-0 6-3 1-2	5 2 2 1 0 0 2			
Frank White, R (1, 4) OBP: 0.269, SLG: 0.389		0-3 K	0-0 E 1B		0-3 K		0-0 HR		4 2 2 1 0 2 3			
Willie Aikens, L (1, 3) OBP: 0.389, SLG: 0.554 Joe Simpson, L (8, PR) OBP: 0.246, SLG: 0.227 (8, 8)		4-0 BB BB BB	0-0 E7 1B 2B		0-0 F8		0-0 G6-4-3 1B		3 1 2 2 1 0 1 0 0 0 0 0 0 0			
Don Slaught, R (1, 2) OBP: 0.283, SLG: 0.319		4-0 BB BB	0-0 1B		0-0 6-3		0-0 G6-4-3 1-2		3 0 1 2 1 0 1			
Inning Stats	R: 0 H: 1 E: 0 LOB: 0 K: 0 BB: 0 S: 3 P: 3	R: 3 H: 2 E: 0 LOB: 3 K: 2 BB: 4 S: 9 P: 25	R: 3 H: 3 E: 2 LOB: 1 K: 2 BB: 0 S: 11 P: 11	R: 0 H: 0 E: 0 LOB: 0 K: 0 BB: 0 S: 3 P: 3	R: 0 H: 1 E: 0 LOB: 1 K: 1 BB: 0 S: 6 P: 6	R: 0 H: 0 E: 0 LOB: 0 K: 0 BB: 0 S: 3 P: 3	R: 0 H: 1 E: 0 LOB: 1 K: 0 BB: 0 S: 4 P: 4	R: 1 H: 2 E: 0 LOB: 1 K: 0 BB: 0 S: 4 P: 4	R: 1 H: 2 E: 0 LOB: 1 K: 0 BB: 0 S: 5 P: 5	1B: 8 SF: 0 2B: 3 SAC: 0 3B: 0 DP: 2 HR: 2 HBP: 0		WP: 0 PA: 42 PB: 0 SB: 1 CS: 0
PITCHER	IP WLS BF H R ER SO BB IBB HBP BLK WP HR S P ERA WHIP											
Bob McClure, L (1, 1) ERA: 4.48	1.2 L 11 3 3 3 1 4 0 0 0 0 0 0 9 25 16.20 4.200											
Jerry Augustine, L (2, 1) ERA: 5.98	5.1 24 7 4 1 4 0 0 0 0 0 0 1 32 32 1.69 1.312											
Jim Staton, R (8, 1) ERA: 4.3	2.0 7 2 1 1 0 0 0 0 0 0 0 1 7 7 4.50 1.000											

AB	38
R	8
H	12
RBI	8
BB	4
SO	5
LOB	17



Batter	1	2	3	4	5	6	7	8	9	AB	R	H	RBI	BB	SO	LOB
Paul Molitor, R (1, 5) OBP: 0.357, SLG: 0.469	0-0 G6-4-3 1B		0-0 6-3	0-0 4-3			0-0 6-3	0-0 L6		5	0	1	0	0	0	2
Jim Gantner, L (1, 4) OBP: 0.358, SLG: 0.457	0-0 F5		0-0 BB 1B		0-0 F8		0-0 1B		0-0 P6	5	1	2	0	0	0	1
Robin Yount, R (1, 6) OBP: 0.386, SLG: 0.515	0-0 G6-4-3		4-0 1B		0-0 P4		0-0 4-3		0-0 3-1	1	0	0	0	0	0	1
Mark Brouhard, R (3, PH) OBP: 0.327, SLG: 0.519	1-2f		1-2 BB							0	0	0	0	1	0	0
Ed Romero, R (4, 6) OBP: 0.342, SLG: 0.386										3	0	0	0	0	0	1
Cecil Cooper, L (1, 3) OBP: 0.335, SLG: 0.548		0-0 6-3	0-0 1-2 2-H 1B		0-0 P6			0-0 E3 1B	0-0 F7	5	1	1	1	0	0	0
Ted Simmons, S (1, 10) OBP: 0.367, SLG: 0.453		0-0 4-3	0-0 1-4-3			0-0 6-3		0-0 1B 3B 1B		4	1	1	0	0	0	2
Ben Oglivie, L (1, 7) OBP: 0.393, SLG: 0.502		0-0 1B		0-0 G3 1B		0-0 FC6-4 1B		0-0 P5		4	0	3	0	0	0	2
Rick Manning, L (1, 8) OBP: 0.303, SLG: 0.329		0-0 1-2 1B		0-0 G3 1B		0-0 F8		0-0 1-3 3-H 1B		4	1	3	1	0	0	1
Bill Schroeder, R (1, 2) OBP: 0.167, SLG: 0.260		0-0 L1		0-0 G3		0-0 FC6-4		0-0 1-H 3-H 4-3 3B		3	0	0	0	0	0	5
Roy Howell, L (8, PH) OBP: 0.326, SLG: 0.408				1-2 2-3		1-2f				1	1	1	2	0	0	0
Marshall Edwards, L (9, 9) OBP: 0.279, SLG: 0.311										0	0	0	0	0	0	0
Charlie Moore, R (1, 9) OBP: 0.357, SLG: 0.379			0-0 F8	0-3 K			0-0 F7	0-0 4-3		4	0	0	1	0	1	2

Inning Stats	R: 0	H: 1	E: 0	LOB: 0	K: 0	BB: 0	S: 3	P: 3	R: 0	H: 2	E: 0	LOB: 2	K: 0	BB: 0	S: 5	P: 5	R: 1	H: 2	E: 0	LOB: 2	K: 0	BB: 1	S: 5	P: 9	R: 0	H: 2	E: 0	LOB: 2	K: 1	BB: 0	S: 7	P: 7	R: 0	H: 0	E: 0	LOB: 0	K: 0	BB: 0	S: 3	P: 3	R: 0	H: 1	E: 0	LOB: 1	K: 0	BB: 0	S: 4	P: 4	R: 0	H: 1	E: 0	LOB: 1	K: 0	BB: 0	S: 4	P: 4	R: 4	H: 3	E: 1	LOB: 0	K: 0	BB: 0	S: 7	P: 7	R: 0	H: 0	E: 0	LOB: 0	K: 0	BB: 0	S: 3	P: 3	1B: 11	SF: 0	2B: 0	SAC: 0	3B: 1	DP: 1	HR: 0	HBP: 0	WP: 0	PA: 40
PITCHER	IP	WLS	BF	H	R	ER	SO	BB	IBB	HBP	BLK	WP	HR	S	P	ERA	WHIP																																																																	
Keith Creel, R (1, 1) ERA: 5.8	6.0	W	26	8	1	1	1	1	0	0	0	0	0	27	31	1.50	1.500																																																																	
Mike Armstrong, R (7, 1) ERA: 3.55	2.0		11	4	4	2	0	0	0	0	0	0	0	11	11	9.00	2.000																																																																	
Dan Quisenberry, R (9, 1) ERA: 1.69	1.0	S	3	0	0	0	0	0	0	0	0	0	0	3	3	0.00	0.000																																																																	

BOTTOM

Kansas City Royals @ Milwaukee Brewers
Milwaukee County Stadium, Milwaukee, WI

Wed Aug 03 1983, 8:05 PM EDT
Att: 25,182 - Unknown - 86 F

livebaseballscores.com

AB	39
R	5
H	12
RBI	5
BB	1
SO	1
LOB	17



Batter	1	2	3	4	5	6	7	8	9	AB R H RBI BB SO LOB	TOP																								
Jerry Remy, L (1, 4) OBP: 0.311, SLG: 0.318	0-0 4-3		0-0 F9		0-0 F8		4-0 1B BB		0-0 F7	4 0 0 0 1 0 1	Boston Red Sox @ Kansas City Royals Royals Stadium, Kansas City, MO Fri Aug 05 1983, 8:05 PM EDT Att: 34,599 - Unknown - 100 F																								
Wade Boggs, L (1, 5) OBP: 0.447, SLG: 0.514	0-0 6-3		0-0 F6		0-0 L9		0-0 1-3 2-H 1B		0-0 4-3	5 0 1 1 0 0 1																									
Jim Rice, R (1, 7) OBP: 0.361, SLG: 0.534	0-3 K		0-0 FC6-4 1B		0-0 HR 1B		0-0 L4		0-0 4-3	5 1 2 0 0 1 2																									
Tony Armas, R (1, 8) OBP: 0.268, SLG: 0.460		0-3 K	0-0 FC6-4		0-0 1-H HR		0-3 K			4 1 1 2 0 2 3																									
Dwight Evans, R (1, 10) OBP: 0.346, SLG: 0.450		0-3 K		0-0 F8		0-3 K		0-3 K		4 0 0 0 0 3 0																									
Dave Stapleton, R (1, 3) OBP: 0.301, SLG: 0.376		0-0 BB 1B		0-0 6-3		0-0 F9		0-0 6-3		4 1 1 0 0 0 0																									
Reid Nichols, R (1, 9) OBP: 0.357, SLG: 0.412		4-0 BB BB		0-0 F8		0-0 F3		4-0 BB BB		2 0 0 0 1 0 0																									
Rick Miller, L (8, PH) OBP: 0.447, SLG: 0.439		1-2 1B BB						4-0 2B BB		0 1 0 0 1 0 0																									
Gary Allenson, R (1, 2) OBP: 0.315, SLG: 0.362		0-0 1B						0-0 1B		2 0 1 1 1 1 0																									
Carl Yastrzemski, L (8, PH) OBP: 0.402, SLG: 0.491		1-2 2-H 1B						1-H 2B		1 0 1 1 0 0 0																									
Marty Barrett, R (8, PR) OBP: 0.368, SLG: 0.474										0 0 0 0 0 0 0																									
Jeff Newman, R (8, 2) OBP: 0.238, SLG: 0.312										0 0 0 0 0 0 0																									
Glenn Hoffman, R (1, 6) OBP: 0.301, SLG: 0.335		0-0 1-2 2-H 1B		0-0 F9		0-0 F9		4-0 BB BB 1B	0-0 P4	3 1 1 0 1 0 2																									
Inning Stats	R: 0 E: 0 K: 1 S: 5	H: 0 LOB: 0 BB: 0 P: 5	R: 1 E: 0 K: 2 S: 9	H: 3 LOB: 3 BB: 1 P: 13	R: 0 E: 0 K: 0 S: 4	H: 1 LOB: 1 BB: 0 P: 4	R: 0 E: 0 K: 0 S: 3	H: 0 LOB: 0 BB: 0 P: 3	R: 0 E: 0 K: 0 S: 3	H: 0 LOB: 1 BB: 1 P: 7	R: 2 E: 0 K: 1 S: 7	H: 2 LOB: 0 BB: 0 P: 7	R: 1 E: 0 K: 2 S: 8	H: 1 LOB: 2 BB: 2 P: 16	R: 1 E: 0 K: 1 S: 6	H: 1 LOB: 1 BB: 1 P: 10	R: 0 E: 0 K: 0 S: 3	H: 0 LOB: 0 BB: 0 P: 3	1B: 6 2B: 1 3B: 0 HR: 1	SF: 0 SAC: 0 DP: 0 HBP: 0	WP: 0 PB: 0 SB: 0 CS: 0	PA: 39													
PITCHER	IP WLS BF H R ER SO BB IBB HBP BLK WP HR S P ERA WHIP																																		
Paul Splittorff, L (1, 1) ERA: 4.25	6.0	25	6	3	3	4	2	0	0	0	0	1	31	39	4.50	1.333																			
Mike Armstrong, R (7, 1) ERA: 3.65	3.0	L	14	2	2	2	3	3	0	0	0	0	17	29	6.00	1.667																			

livebaseballscorecards.com

AB	34
R	5
H	8
RBI	5
BB	5
SO	7
LOB	9



Batter	1	2	3	4	5	6	7	8	9	AB	R	H	RBI	BB	SO	LOB
U L Washington, S OBP: 0.297, SLG: 0.319 (1, 6)	0-3 K		0-0 4-3	0-0 6-3			0-0 F8		0-3 K	5	0	0	0	0	2	4
John Wathan, R OBP: 0.316, SLG: 0.338 (1, 2)	0-0 1-3		0-0 1B			0-0 2B	0-0 6-3			4	1	2	1	0	0	0
George Brett, L OBP: 0.419, SLG: 0.651 (1, 5)	0-0 4-3		0-0 HR			0-0 F7	0-0 F9			4	1	1	1	0	0	1
Hal McRae, R OBP: 0.390, SLG: 0.496 (1, 10)		0-0 5-3	0-0 HR			4-0 IBB		0-0 1B		3	1	2	2	1	0	0
Leon Roberts, R OBP: 0.328, SLG: 0.427 (1, 7)		0-3 K	0-0 1-3			4-0 BB		0-0 G1-6-3		3	0	0	0	1	1	1
Amos Otis, R OBP: 0.317, SLG: 0.362 (1, 9)		0-0 2B		0-0 4-3		0-0 L4-6		0-3 K		4	0	1	0	0	1	3
Frank White, R OBP: 0.272, SLG: 0.393 (1, 4)		0-0 2B		4-0 1B		0-0 BB		0-0 6-3		3	0	2	0	1	0	0
Willie Aikens, L OBP: 0.389, SLG: 0.550 Joe Simpson, L OBP: 0.246, SLG: 0.227 (1, 3) (9, PR)			0-0 4-3	0-0 1B		0-0 G3		4-0 BB		3	0	1	0	1	0	1
Pat Sheridan, L OBP: 0.305, SLG: 0.419 (1, 8)			0-0 2B	0-0 1B		0-3 K		0-0 FC1-6-4		4	1	1	0	0	1	4

Inning Stats	R: 0	H: 0	E: 0	K: 1	S: 5	R: 0	H: 2	E: 0	K: 1	S: 6	R: 4	H: 4	E: 0	K: 0	S: 7	R: 0	H: 1	E: 0	K: 0	S: 4	R: 0	H: 1	E: 0	K: 0	S: 3	R: 0	H: 0	E: 0	K: 1	S: 3	R: 0	H: 1	E: 0	K: 1	S: 5	R: 0	H: 0	E: 0	K: 0	S: 5	R: 0	H: 0	E: 0	K: 1	S: 5	R: 0	H: 0	E: 0	K: 1	S: 9	1B: 5	2B: 5	3B: 0	HR: 1	SF: 0	SAC: 0	DP: 2	HBP: 0	WP: 0	PB: 0	SB: 2	CS: 1	PA: 37
--------------	------	------	------	------	------	------	------	------	------	------	------	------	------	------	------	------	------	------	------	------	------	------	------	------	------	------	------	------	------	------	------	------	------	------	------	------	------	------	------	------	------	------	------	------	------	------	------	------	------	------	-------	-------	-------	-------	-------	--------	-------	--------	-------	-------	-------	-------	--------

PITCHER	IP	WLS	BF	H	R	ER	SO	BB	IBB	HBP	BLK	WP	HR	S	P	ERA	WHIP
Bruce Hurst, L ERA: 4.37 (1, 1)	7.0	W	30	9	4	4	3	2	1	0	0	0	1	33	45	5.14	1.571
Bob Stanley, R ERA: 3.01 (8, 1)	2.0	S	7	1	0	0	2	1	0	0	0	0	0	10	14	0.00	1.000

BOTTOM

Boston Red Sox @ Kansas City Royals
Royals Stadium, Kansas City, MO
 Fri Aug 05 1983, 8:05 PM EDT
 Att. 34,599 - Unknown - 100 F

livebaseballscorecards.com

AB	33
R	4
H	10
RBI	4
BB	4
SO	5
LOB	14



Batter	1	2	3	4	5	6	7	8	9	AB R H RBI BB SO LOB	TOP									
Jerry Remy, L (1, 4) OBP: 0.308, SLG: 0.315	0-0 G3		0-0 G4-6-3 1-2f			0-0 F7		0-0 F8		4 0 0 0 0 0 3	Boston Red Sox @ Kansas City Royals Royals Stadium, Kansas City, MO Sat Aug 06 1983, 8:05 PM EDT Att. 40,345 - Unknown - 80 F livebaseballscorecards.com									
Wade Boggs, L (1, 5) OBP: 0.448, SLG: 0.514	0-0 G5-4-3 1B			0-0 1B		0-0 F8		0-0 F5		4 0 2 0 0 0 1										
Jim Rice, R (1, 7) OBP: 0.358, SLG: 0.529	0-0 G5-4-3 1-2f			0-0 F9		0-0 5-3			0-0 F9	4 0 0 0 0 0 2										
Tony Armas, R (1, 8) OBP: 0.267, SLG: 0.457		0-0 F8		0-0 F9			0-0 1B		0-0 F6	4 0 1 0 0 0 1										
Dwight Evans, R (1, 9) OBP: 0.344, SLG: 0.447		0-0 F8		0-3 K			0-0 F4		0-0 L5	3 0 0 0 0 1 2										
Ed Jurak, R (8, 6) OBP: 0.373, SLG: 0.364										1 0 0 0 0 0 0										
Carl Yastrzemski, L (1, 10) OBP: 0.401, SLG: 0.489		0-3 K			0-0 6-3 1B		0-0 L9			3 0 1 0 0 1 1										
Dave Stapleton, R (1, 3) OBP: 0.299, SLG: 0.372			0-0 F5		0-0 F9		0-0 F7			3 0 0 0 0 0 2										
Rich Gedman, L (1, 2) OBP: 0.323, SLG: 0.383			0-0 1B 2B		0-0 6-3 1-2			0-0 5-3		3 0 1 0 0 0 1										
Glenn Hoffman, R (1, 6) OBP: 0.302, SLG: 0.336			0-0 G4-6-3 1B		0-0 F3			0-0 2B		2 0 1 0 0 0 1										
Rick Miller, L (8, PH) OBP: 0.451, SLG: 0.452										1 0 1 0 0 0 0										
Inning Stats	R: 0 E: 0 K: 0 S: 3	H: 1 LOB: 0 BB: 0 P: 3	R: 0 E: 0 K: 1 S: 5	H: 0 LOB: 0 BB: 0 P: 5	R: 0 E: 0 K: 0 S: 4	H: 2 LOB: 1 BB: 0 P: 4	R: 0 E: 0 K: 1 S: 6	H: 1 LOB: 1 BB: 0 P: 6	R: 0 E: 0 K: 0 S: 4	H: 1 LOB: 1 BB: 0 P: 4	R: 0 E: 0 K: 0 S: 3	H: 0 LOB: 0 BB: 0 P: 3	R: 0 E: 0 K: 0 S: 4	H: 1 LOB: 1 BB: 0 P: 4	R: 0 E: 0 K: 0 S: 3	H: 0 LOB: 0 BB: 0 P: 3	1B: 5 2B: 2 3B: 0 HR: 0	SF: 0 SAC: 0 DP: 2 HBP: 0	WP: 0 PB: 0 SB: 0 CS: 0	PA: 32
PITCHER Eric Rasmussen, R (1, 1) ERA: 5.4	IP: 9.0 WLS: W BF: 32 H: 7 R: 0 ER: 0 SO: 2 BB: 0 IBB: 0 HBP: 0 BLK: 0 WP: 0 HR: 0 S: 36 P: 36 ERA: 0.00 WHIP: 0.778																			PITCHER IP: WLS: BF: H: R: ER: SO: BB: IBB: HBP: BLK: WP: HR: S: P: ERA: WHIP:



Batter	1	2	3	4	5	6	7	8	9	AB	R	H	RBI	BB	SO	LOB
Willie Wilson, S OBP: 0.307, SLG: 0.333 (1, 8)	0-0 6-3		0-0 F3		0-0 1B		0-0 F8			4	0	1	1	0	0	1
John Wathan, R OBP: 0.315, SLG: 0.334 (1, 2)	0-0 F8			0-0 2B	0-0 5-3		4-0 BB			3	1	0	0	1	0	0
George Brett, L OBP: 0.420, SLG: 0.651 (1, 5) Greg Pryor, R OBP: 0.294, SLG: 0.321 (9, 5)	0-0 F8			4-0 2B FC6-4 BB	0-0 1B 2B		0-0 1-2			3	2	1	0	1	0	1
Hal McRae, R OBP: 0.393, SLG: 0.500 (1, 10) U L Washington, S OBP: 0.297, SLG: 0.319 (7, PR)		0-3 K		0-0 2B FC6-4 1-3 2-H	0-0 1B 2-H		1-0 HBP			3	0	2	2	0	1	0
Amos Otis, R OBP: 0.313, SLG: 0.357 (1, 9)		0-0 5-3		0-0 1-3	0-3 K		0-3 K			4	0	0	0	0	2	5
Frank White, R OBP: 0.271, SLG: 0.389 (1, 4)		0-0 5-3		4-0 IBB FC6-4		0-0 L8		0-3 K		3	0	0	0	1	1	0
Leon Roberts, R OBP: 0.329, SLG: 0.421 (1, 7) Pat Sheridan, L OBP: 0.309, SLG: 0.423 (8, PH) (9, 7)			0-0 6-3	0-0 FC6-4 1-2f 2-3 3-H		4-0 BB		0-0 S 1B		2	0	0	1	1	0	2
Willie Aikens, L OBP: 0.384, SLG: 0.543 (1, 3) Joe Simpson, L OBP: 0.246, SLG: 0.227 (9, 3)			0-0 6-3	0-0 G3		0-0 F5		0-3 K 1-2		4	0	0	0	0	1	4
Onix Concepcion, R OBP: 0.232, SLG: 0.281 (1, 6)			1-0 HBP S		0-0 1B 2B		0-0 F7		0-0 5-3	3	1	1	0	0	0	2

Inning Stats	R: 0	H: 0	E: 0	K: 0	S: 3	R: 0	H: 0	E: 0	K: 1	S: 5	R: 0	H: 0	E: 0	K: 0	S: 3	R: 2	H: 1	E: 1	K: 0	S: 5	R: 2	H: 4	E: 0	K: 1	S: 8	R: 0	H: 0	E: 0	K: 1	S: 5	R: 0	H: 1	E: 0	K: 2	S: 8	R: 0	H: 0	E: 0	K: 0	S: 3	R: 0	H: 0	E: 0	K: 1	S: 10	R: 0	H: 1	E: 0	K: 2	S: 8	1B: 3	2B: 3	3B: 0	HR: 0	SF: 0	SAC: 0	DP: 0	HBP: 2	WP: 0	PB: 0	SB: 3	CS: 0	PA: 36
--------------	------	------	------	------	------	------	------	------	------	------	------	------	------	------	------	------	------	------	------	------	------	------	------	------	------	------	------	------	------	------	------	------	------	------	------	------	------	------	------	------	------	------	------	------	-------	------	------	------	------	------	-------	-------	-------	-------	-------	--------	-------	--------	-------	-------	-------	-------	--------

PITCHER	IP	WLS	BF	H	R	ER	SO	BB	IBB	HBP	BLK	WP	HR	S	P	ERA	WHIP
Bob Ojeda, L ERA: 5.2 (1, 1)	6.0	L	27	5	4	2	2	2	2	1	0	0	0	27	40	3.00	1.167
Mark Clear, R ERA: 6.82 (7, 1)	2.0		9	1	0	0	3	1	0	1	0	0	0	13	18	0.00	1.000

BOTTOM

Boston Red Sox @ Kansas City Royals
Royals Stadium, Kansas City, MO
 Sat Aug 06 1983, 8:05 PM EDT
 Att: 40,345 - Unknown - 80 F

livebaseballscorecards.com

AB	30
R	4
H	6
RBI	4
BB	4
SO	5
LOB	15



Batter	1	2	3	4	5	6	7	8	9	AB R H RBI BB SO LOB	TOP		
Jerry Remy, L (1, 4) OBP: 0.307, SLG: 0.314	0-0 F9		0-0 E7 1B		0-0 F8			0-0 4-3 SH3 1B		4 0 1 0 0 0 0	Boston Red Sox @ Kansas City Royals Royals Stadium, Kansas City, MO Sun Aug 07 1983, 4:33 AM EDT Att. 32,514 - Unknown - 91 F livebaseballscorecards.com		
Wade Boggs, L (1, 5) OBP: 0.447, SLG: 0.511	4-0 FC6-5 1B BB		0-0 F9		0-0 F8			0-0 SH3		2 0 0 0 1 0 1			
Jim Rice, R (1, 7) OBP: 0.357, SLG: 0.527	0-0 BB FC6-5 1-2 1B		0-0 F3		0-3 K			0-0 4-3		4 0 1 0 0 1 2			
Tony Armas, R (1, 8) OBP: 0.267, SLG: 0.454	0-0 FC6-5 BB 1-2 2-3f		1-0 1B HBP		0-0 4-3			0-3 K		3 0 0 0 0 1 3			
Rick Miller, L (1, 9) OBP: 0.452, SLG: 0.449	4-0 1-2 2-3 BB		0-0 1-2 2-3 1B		0-0 F7			0-0 F8		3 0 1 0 1 0 0			
Carl Yastrzemski, L (1, 10) OBP: 0.395, SLG: 0.481	0-0 G3		0-0 F7		0-0 4-3			0-0 F6		4 0 0 0 0 0 6			
Dave Stapleton, R (1, 3) OBP: 0.296, SLG: 0.368		0-0 1-3		0-0 1-3			0-0 F8		0-0 4-3	4 0 0 0 0 0 0			
Gary Allenson, R (1, 2) OBP: 0.315, SLG: 0.357		0-0 F7		4-0 BB CS BB		0-0 F7				2 0 0 0 1 0 0			
Glenn Hoffman, R (1, 6) OBP: 0.299, SLG: 0.333		0-0 6-3		0-0 F4 1-2		0-3 K				3 0 0 0 0 1 1			
Inning Stats	R: 0 E: 0 K: 0 S: 4 H: 1 LOB: 3 BB: 2 P: 12	R: 0 E: 0 K: 0 S: 3 H: 0 LOB: 0 BB: 0 P: 3	R: 0 E: 1 K: 0 S: 5 H: 1 LOB: 3 BB: 0 P: 6	R: 0 E: 0 K: 0 S: 2 H: 0 LOB: 0 BB: 1 P: 6	R: 0 E: 0 K: 1 S: 5 H: 0 LOB: 0 BB: 0 P: 5	R: 0 E: 0 K: 0 S: 3 H: 0 LOB: 0 BB: 0 P: 3	R: 0 E: 0 K: 1 S: 5 H: 0 LOB: 0 BB: 0 P: 5	R: 0 E: 0 K: 1 S: 6 H: 1 LOB: 1 BB: 0 P: 6	R: 0 E: 0 K: 0 S: 3 H: 0 LOB: 0 BB: 0 P: 3	1B: 3 2B: 0 3B: 0 HR: 0 SF: 0 SAC: 1 DP: 0 HBP: 1	WP: 0 PB: 0 SB: 0 CS: 1 PA: 34		
PITCHER	IP WLS BF H R ER SO BB IBB HBP BLK WP HR S P ERA WHIP											PITCHER	IP WLS BF H R ER SO BB IBB HBP BLK WP HR S P ERA WHIP
Gaylord Perry, R (1, 1) ERA: 4.91	7.0 W 27 2 0 0 2 3 0 1 0 0 0 0 27 40 0.00 0.714												
Dan Quisenberry, R (8, 1) ERA: 1.65	2.0 S 7 1 0 0 1 0 0 0 0 0 0 0 9 9 0.00 0.500												



Batter	1	2	3	4	5	6	7	8	9	AB R H RBI BB SO LOB	TOP		
Paul Molitor, R (1, 5) OBP: 0.359, SLG: 0.479	0-0 1B 1B	0-0 F8		0-0 S 1B		0-0 F9			0-0 4-3	5 1 2 0 0 0 2	Milwaukee Brewers @ Kansas City Royals Royals Stadium, Kansas City, MO Mon Aug 08 1983, 8:05 PM EDT Unknown - 96 F livebaseballscorecards.com		
Charlie Moore, R (1, 9) OBP: 0.359, SLG: 0.378	0-0 1B 1-2 SF8 1B	0-0 1-2 1B		0-0 5-3			0-0 1-3		0-0 6-3	5 1 2 0 0 0 1			
Robin Yount, R (1, 10) OBP: 0.388, SLG: 0.521	0-0 1-3 2-H 1B	0-0 3-1			0-0 E8 FC6-5 1B		0-3 K		0-0 1B 3B	5 1 3 1 0 1 2			
Cecil Cooper, L (1, 3) OBP: 0.328, SLG: 0.532	0-0 SF8		0-0 F7		0-0 FC6-5 FC5-4 1B		0-0 5-3		0-0 BB 1B	4 0 1 2 0 0 1			
Mark Brouhard, R (1, 7) OBP: 0.313, SLG: 0.468 Ben Oglivie, L (9, PH) OBP: 0.392, SLG: 0.495	0-3 K		0-0 FC6-4 1B		0-0 FC5-4 1-2f		0-3 K	BB BB BB	4-0 BB BB	4 0 1 0 0 2 2 0 0 0 0 1 0 0			
Ed Romero, R (1, 6) OBP: 0.344, SLG: 0.384 Jim Gantner, L (9, PH) OBP: 0.356, SLG: 0.455	0-0 F7		0-0 F3		0-3 K		0-0 1B 1B		0-0 4-3	4 0 1 0 0 1 3 1 0 0 0 0 0 2			
Rob Picciolo, R (1, 4) OBP: 0.250, SLG: 0.350		0-0 E SF8 1B	0-0 FC6-4 1-2f		0-0 6-3		0-0 F5			4 1 1 0 0 0 2			
Bill Schroeder, R (1, 2) OBP: 0.180, SLG: 0.281 Rick Manning, L (8, PR) OBP: 0.305, SLG: 0.329 (8, 8)		0-0 E5 1B 1-3		0-0 F9		0-0 6-3 2B		0-0 1-2 1B		4 0 2 0 0 0 1 0 0 0 0 0 0 0			
Marshall Edwards, L (1, 8) OBP: 0.266, SLG: 0.302 Ted Simmons, S (8, PH) OBP: 0.366, SLG: 0.454 (8, 2)		0-0 SF8 3-H		0-0 4-3		0-0 6-3 2-3		0-0 F9		2 0 0 1 0 0 1 1 0 0 0 0 0 2			
Inning Stats	R: 2 H: 3 E: 0 LOB: 1 K: 1 BB: 0 S: 8 P: 8	R: 1 H: 2 E: 1 LOB: 2 K: 0 BB: 0 S: 6 P: 6	R: 0 H: 1 E: 0 LOB: 1 K: 0 BB: 0 S: 4 P: 4	R: 0 H: 1 E: 0 LOB: 1 K: 0 BB: 0 S: 4 P: 4	R: 0 H: 1 E: 1 LOB: 1 K: 1 BB: 0 S: 6 P: 6	R: 0 H: 1 E: 0 LOB: 1 K: 0 BB: 0 S: 4 P: 4	R: 0 H: 0 E: 0 LOB: 0 K: 1 BB: 0 S: 5 P: 5	R: 0 H: 2 E: 0 LOB: 2 K: 1 BB: 0 S: 7 P: 7	R: 1 H: 2 E: 0 LOB: 2 K: 0 BB: 1 S: 5 P: 9	1B: 11 SF: 2 2B: 1 SAC: 0 3B: 1 DP: 0 HR: 0 HBP: 0	WP: 0 PA: 42 PB: 0 SB: 1 CS: 0		
PITCHER	IP WLS BF H R ER SO BB IBB HBP BLK WP HR S P ERA WHIP											PITCHER	IP WLS BF H R ER SO BB IBB HBP BLK WP HR S P ERA WHIP
Larry Gura, L (1, 1) ERA: 5.18	7.2 W 35 11 3 2 4 0 0 0 0 0 0 0 43 43 2.35 1.435												
Dan Quisenberry, R (8, 1) ERA: 1.72	1.1 S 7 2 1 1 0 1 0 0 0 0 0 0 6 10 6.75 2.250												



Batter	1	2	3	4	5	6	7	8	9	AB R H RBI BB SO LOB	TOP
Paul Molitor, R (1, 5) OBP: 0.360, SLG: 0.478	0-0 S 1B		0-0 E S 2B 1B	0-0 E6 S 2-H		0-0 6-3		0-0 5-3-5 1-3f		5 1 2 0 0 0 1	
Jim Gantner, L (1, 4) OBP: 0.352, SLG: 0.449	0-0 F7		0-0 F4 1-3	0-0 3-1 1-2		0-0 4-3		0-0 G3		5 0 0 0 0 0 3	
Ted Simmons, S (1, 2) OBP: 0.369, SLG: 0.457	0-0 5-3 1-2		0-0 2B		0-0 1B 1B G3 1B	4-0 WP 1B BB			0-0 6-3	4 1 2 1 1 0 1	
Cecil Cooper, L (1, 3) OBP: 0.329, SLG: 0.530	0-0 6-3		0-0 F7 3-H		0-0 F8	0-0 WP 1B			0-0 G4-6-3 1B	5 0 2 0 0 0 3	
Ben Oglivie, L (1, 7) OBP: 0.392, SLG: 0.494		0-3 K		0-0 1B 1B	0-0 G3 1B 1-2 2B 1B	0-0 G3			0-0 G4-6-3 1-2f	5 2 2 0 0 1 3	
Roy Howell, L (1, 10) OBP: 0.356, SLG: 0.452		0-0 1B		0-0 SH1-3 1B 1-3 SF9 1B	0-0 G3 1B 1-2 2B 1B		0-0 8-2 3B			4 2 4 0 0 0 0	
Rick Manning, L (1, 8) OBP: 0.304, SLG: 0.328		0-0 F9		0-0 SH1-3 1-2 E 1B 3-H	0-0 G3		0-0 8-2			4 1 1 2 0 0 4	
Ed Romero, R (1, 6) OBP: 0.344, SLG: 0.393		0-0 L6		0-0 SH1-3 1-2 2B 2-3	0-0 1B 2B 2-H 3-H		0-0 F3 3-H			3 1 1 2 0 0 1	
Charlie Moore, R (1, 9) OBP: 0.361, SLG: 0.381			0-0 F3	0-0 SF9 3-H	0-0 1B			0-0 5-3-5 S 1B		3 0 2 2 0 0 0	
Inning Stats	R: 0 H: 1 E: 0 LOB: 1 K: 0 BB: 0 S: 4 P: 4	R: 0 H: 1 E: 0 LOB: 1 K: 1 BB: 0 S: 6 P: 6	R: 1 H: 2 E: 0 LOB: 1 K: 0 BB: 0 S: 5 P: 5	R: 3 H: 3 E: 1 LOB: 1 K: 0 BB: 0 S: 7 P: 7	R: 4 H: 5 E: 0 LOB: 1 K: 0 BB: 0 S: 7 P: 7	R: 0 H: 1 E: 0 LOB: 2 K: 0 BB: 1 S: 4 P: 8	R: 0 H: 1 E: 0 LOB: 0 K: 0 BB: 0 S: 3 P: 3	R: 0 H: 1 E: 0 LOB: 0 K: 0 BB: 0 S: 3 P: 3	R: 0 H: 1 E: 0 LOB: 0 K: 0 BB: 0 S: 3 P: 3	1B: 13 SF: 1 2B: 4 SAC: 1 3B: 1 DP: 3 HR: 0 HBP: 0	WP: 1 PA: 41 PB: 0 SB: 4 CS: 0
PITCHER	IP WLS BF H R ER SO BB IBB HBP BLK WP HR S P ERA WHIP										
Steve Renko, R (1, 1) ERA: 4.54	4.1 L 23 9 6 5 1 0 0 0 0 0 0 0 25 25 10.38 2.077										
Don Hood, L (5, 1) ERA: 2.59	1.2 9 4 2 2 0 1 0 0 0 0 1 0 8 12 10.80 3.000										
Keith Creel, R (7, 1) ERA: 5.49	3.0 9 3 0 0 0 0 0 0 0 0 0 0 9 9 0.00 1.000										

Milwaukee Brewers @ Kansas City Royals
Royals Stadium, Kansas City, MO
 Mon Aug 08 1983, 8:05 PM EDT
 Att. 42,039 - Unknown - 91 F

livebaseballscorecards.com

AB	38
R	8
H	16
RBI	7
BB	1
SO	1
LOB	16



Batter	1	2	3	4	5	6	7	8	9	AB	R	H	RBI	BB	SO	LOB
U L Washington, S OBP: 0.297, SLG: 0.315 (1, 6)	0-0 F8		0-0 F4			0-3 K	4-0 1B 1-2 BB		0-0 1-2 1B	4	0	1	0	1	1	1
John Wathan, R OBP: 0.321, SLG: 0.340 George Brett, L OBP: 0.414, SLG: 0.637 (1, 3) (7, PH) (8, 3) (9, 5)	0-0 F5			0-0 F3		0-0 1B 1B	0-0 1B		0-0 F7	3	1	1	0	0	0	0
Leon Roberts, R OBP: 0.322, SLG: 0.417 Willie Wilson, S OBP: 0.307, SLG: 0.335 (1, 7) (7, PH) (8, 8)	0-3 K			0-0 F7		0-0 F8	0-3 K		0-0 F8	3	0	0	0	0	1	1
Hal McRae, R OBP: 0.390, SLG: 0.493 (1, 10)		0-3 K		0-0 F5		0-0 1B 1-2 2B 1B	0-0 F7			4	1	1	0	0	1	1
Amos Otis, R OBP: 0.315, SLG: 0.356 (1, 9)		0-0 F8			4-0 1B BB	0-0 1B 2B 1B		0-0 F8		3	1	1	1	1	0	0
Frank White, R OBP: 0.267, SLG: 0.383 Onix Concepcion, R OBP: 0.240, SLG: 0.290 (1, 4) (6, 4)		0-0 F6			0-0 F7	0-0 1B 2B		0-0 F7		2	0	0	0	0	0	1
Greg Pryor, R OBP: 0.284, SLG: 0.309 Willie Aikens, L OBP: 0.378, SLG: 0.531 (1, 5) (8, PH) (9, 3)			0-0 F5		0-0 F7	0-0 F7		0-0 G3		3	0	0	0	0	0	2
Don Slaught, R OBP: 0.289, SLG: 0.331 (1, 2)			0-0 2B		0-0 1B		0-0 1B 1B		0-0 5-3	4	1	3	0	0	0	0
Pat Sheridan, L OBP: 0.333, SLG: 0.455 (1, 8) (8, 7)			0-3 K		0-0 F9		0-0 1B BB 1B		0-0 F7 1B 1B	4	1	2	0	0	1	3

Inning Stats	R: 0	H: 0	E: 0	K: 1	S: 5	LOB: 0	BB: 0	P: 5	R: 0	H: 0	E: 0	K: 1	S: 5	LOB: 0	BB: 0	P: 5	R: 0	H: 1	E: 0	K: 1	S: 6	LOB: 1	BB: 0	P: 6	R: 0	H: 0	E: 0	K: 0	S: 3	LOB: 0	BB: 0	P: 3	R: 0	H: 1	E: 0	K: 0	S: 4	LOB: 2	BB: 1	P: 8	R: 3	H: 4	E: 0	K: 1	S: 9	LOB: 1	BB: 0	P: 9	R: 2	H: 3	E: 0	K: 1	S: 7	LOB: 1	BB: 1	P: 11	R: 0	H: 0	E: 0	K: 0	S: 3	LOB: 0	BB: 0	P: 3	R: 0	H: 2	E: 0	K: 0	S: 5	LOB: 2	BB: 0	P: 5	1B: 9	SF: 0	2B: 2	SAC: 0	3B: 0	DP: 0	HR: 0	HBP: 0	WP: 0	PA: 39
--------------	------	------	------	------	------	--------	-------	------	------	------	------	------	------	--------	-------	------	------	------	------	------	------	--------	-------	------	------	------	------	------	------	--------	-------	------	------	------	------	------	------	--------	-------	------	------	------	------	------	------	--------	-------	------	------	------	------	------	------	--------	-------	-------	------	------	------	------	------	--------	-------	------	------	------	------	------	------	--------	-------	------	-------	-------	-------	--------	-------	-------	-------	--------	-------	--------

PITCHER	IP	WLS	BF	H	R	ER	SO	BB	IBB	HBP	BLK	WP	HR	S	P	ERA	WHIP
Bob McClure, L ERA: 4.61 (1, 1)	6.0	W	27	8	5	5	4	1	0	0	0	0	0	34	38	7.50	1.500
Tom Candiotti, R ERA: (7, 1)	2.1		10	3	0	0	1	1	0	0	0	0	0	11	15	0.00	1.714
Pete Ladd, R ERA: 2.73 (9, 1)	0.2	S	2	0	0	0	0	0	0	0	0	0	0	2	2	0.00	0.000

BOTTOM

Milwaukee Brewers @ Kansas City Royals
Royals Stadium, Kansas City, MO

Mon Aug 08 1983, 8:05 PM EDT
Att: 42,039 - Unknown - 91 F

livebaseballscores.com

AB	37
R	5
H	11
RBI	5
BB	2
SO	5
LOB	14



Batter	1	2	3	4	5	6	7	8	9	AB R H RBI BB SO LOB	TOP
Paul Molitor, R (1, 5) OBP: 0.358, SLG: 0.477	0-0 F9		0-0 F8		0-0 FC6-4 1B 1-2f FC4-6		0-0 F5		0-0 2B	5 1 1 0 0 0 2	Milwaukee Brewers @ Kansas City Royals Royals Stadium, Kansas City, MO Tue Aug 09 1983, 8:05 PM EDT Att. 26,635 - Unknown - 96 F livebaseballscorecards.com
Charlie Moore, R (1, 9) OBP: 0.359, SLG: 0.378	0-0 6-3		0-0 4-3		0-0 FC4-6 1B 1-3		0-0 6-3		0-0 6-3	5 0 1 0 0 0 2	
Robin Yount, R (1, 10) OBP: 0.388, SLG: 0.518	0-3 K		0-0 F8		4-0 FC4-6 1B 1-2 BB		0-0 FC5 1B 1B		0-0 6-3	4 0 1 0 1 1 2	
Cecil Cooper, L (1, 3) OBP: 0.333, SLG: 0.532		0-0 S FC1-5-2 1B 1B		0-0 FC4-6 1B SF7		0-0 FC4-6 1B 1-2f 2-3 3-H		0-0 1B 1-2		4 1 3 1 0 0 2	
Ted Simmons, S (1, 2) OBP: 0.370, SLG: 0.457		0-0 S 1B 1-2		0-0 FC4-6 1B 1-2		0-0 FC6-4 1-2f		0-0 FC5 2-3f		4 0 2 0 0 0 4	
Ben Oglivie, L (1, 7) OBP: 0.391, SLG: 0.490		0-3 K 1-2 2-3		0-0 FC4-6 1-2f 2-3		0-0 4-3		0-0 G6-4-3 1B		4 0 1 0 0 1 4	
Ed Romero, R (1, 6) OBP: 0.340, SLG: 0.402		0-0 FC1-5-2 3-H		0-0 SF7 3-H		0-0 FC1-6-5 2B 2-3		0-0 L5		3 0 1 1 0 0 3	
Rick Manning, L (1, 8) OBP: 0.302, SLG: 0.325		0-0 L1 3-H		0-0 4-3		0-0 FC1-6-5 2B 2-3		0-0 G6-4-3 1-2f		4 0 0 0 0 0 5	
Jim Gantner, L (1, 4) OBP: 0.354, SLG: 0.452			0-0 4-3 2B		0-0 FC6-4 1B		0-0 4-3		0-0 4-3	4 0 2 0 0 0 1	
Inning Stats	R: 0 E: 0 K: 1 S: 5 H: 0 LOB: 0 BB: 0 P: 5	R: 0 E: 0 K: 1 S: 7 H: 2 LOB: 2 BB: 0 P: 7	R: 0 E: 0 K: 0 S: 4 H: 1 LOB: 1 BB: 0 P: 4	R: 1 E: 0 K: 0 S: 5 H: 2 LOB: 1 BB: 0 P: 5	R: 1 E: 0 K: 0 S: 5 H: 2 LOB: 2 BB: 1 P: 9	R: 0 E: 0 K: 0 S: 4 H: 1 LOB: 1 BB: 0 P: 4	R: 0 E: 0 K: 0 S: 5 H: 2 LOB: 2 BB: 0 P: 5	R: 0 E: 0 K: 0 S: 3 H: 1 LOB: 0 BB: 0 P: 3	R: 0 E: 0 K: 0 S: 4 H: 1 LOB: 1 BB: 0 P: 4	1B: 9 2B: 3 3B: 0 HR: 0 SF: 1 SAC: 0 DP: 1 HBP: 0	WP: 0 PB: 0 SB: 2 CS: 0 PA: 39
PITCHER Bud Black, L (1, 1) ERA: 3.4	IP 9.0 WLS W BF 39 H 12 R 2 ER 2 SO 2 BB 1 IBB 0 HBP 0 BLK 0 WP 0 HR 0 S 42 P 46 ERA 2.00 WHIP 1.444										



Batter	1	2	3	4	5	6	7	8	9
Willie Wilson, S OBP: 0.312, SLG: 0.349 (1, 8)	0-0 F9 4-3 2B	0-0 1-H 1B		0-0 1B 1-2 2-3			0-0 IHR	0-0 4-3	
Pat Sheridan, L OBP: 0.337, SLG: 0.462 (1, 7)	0-0 F9 2-3	0-0 G3		0-0 1B 1-3 2-H 3-H			0-0 1B 2B		
George Brett, L OBP: 0.409, SLG: 0.629 (1, 5) Greg Pryor, R OBP: 0.284, SLG: 0.309 (8, 5)	0-0 4-3 3-H		0-0 4-3	0-0 F7			0-3 K		
Hal McRae, R OBP: 0.389, SLG: 0.490 (1, 10)	0-0 5-3		0-0 L6		0-0 L6		0-0 1B 2-H 1B		
Willie Aikens, L OBP: 0.376, SLG: 0.527 (1, 3) Joe Simpson, L OBP: 0.248, SLG: 0.230 (8, 3)		0-0 2B 6-3 1B	0-0 F7		0-0 F7		0-3 K		
Amos Otis, R OBP: 0.317, SLG: 0.362 (1, 9)		0-0 1B 2B 1-3		0-3 K	0-0 F9		0-0 1B 1-3		
Frank White, R OBP: 0.265, SLG: 0.379 (1, 4)		0-0 6-3		0-0 F8		0-3 K	0-0 4-3		
John Wathan, R OBP: 0.320, SLG: 0.339 (1, 2)		0-0 5-3		0-0 1B 1B 1B		0-0 6-3		0-0 5-3	
Onix Concepcion, R OBP: 0.250, SLG: 0.299 (1, 6)		0-0 1B 1B 2-H		0-0 1B 1B 1-2		0-0 F8		0-3 K	

Inning Stats	R: 1	H: 1	E: 0	K: 0	S: 4	LOB: 0	BB: 0	P: 4	R: 3	H: 4	E: 0	K: 0	S: 7	LOB: 1	BB: 0	P: 7	R: 0	H: 0	E: 0	K: 0	S: 3	LOB: 0	BB: 0	P: 3	R: 2	H: 4	E: 0	K: 1	S: 9	LOB: 2	BB: 0	P: 9	R: 0	H: 0	E: 0	K: 0	S: 3	LOB: 0	BB: 0	P: 3	R: 0	H: 0	E: 0	K: 1	S: 5	LOB: 0	BB: 0	P: 5	R: 2	H: 4	E: 0	K: 2	S: 11	LOB: 2	BB: 0	P: 11	R: 0	H: 0	E: 0	K: 1	S: 5	LOB: 0	BB: 0	P: 5
--------------	------	------	------	------	------	--------	-------	------	------	------	------	------	------	--------	-------	------	------	------	------	------	------	--------	-------	------	------	------	------	------	------	--------	-------	------	------	------	------	------	------	--------	-------	------	------	------	------	------	------	--------	-------	------	------	------	------	------	-------	--------	-------	-------	------	------	------	------	------	--------	-------	------

AB	R	H	RBI	BB	SO	LOB
5	2	4	2	0	0	0
4	1	2	2	0	0	2
4	0	0	1	0	1	3
0	0	0	0	0	0	0
4	0	1	1	0	0	0
4	1	1	0	0	1	1
0	0	0	0	0	0	0
4	1	2	0	0	1	0
4	0	0	1	0	1	3
4	1	1	0	0	0	1
4	2	2	1	0	1	0

WP	PA	ERA	WHIP
0	37	12.00	1.833
0	37	0.00	3.000
0	37	0.00	0.000

PITCHER	IP	WLS	BF	H	R	ER	SO	BB	IBB	HBP	BLK	WP	HR	S	P	ERA	WHIP
Don Sutton, R ERA: 4.16 (1, 1)	6.0	L	29	11	8	8	2	0	0	0	0	0	0	33	33	12.00	1.833
Jerry Augustine, L ERA: 6.1 (7, 1)	0.2		4	2	0	0	2	0	0	0	0	0	0	8	8	0.00	3.000
Tom Candiotti, R ERA: (7, 1)	1.1		4	0	0	0	1	0	0	0	0	0	0	6	6	0.00	0.000

BOTTOM

Milwaukee Brewers @ Kansas City Royals
Royals Stadium, Kansas City, MO
 Tue Aug 09 1983, 8:05 PM EDT
 Att: 26,635 - Unknown - 96 F

livebaseballscorecards.com

AB	37
R	8
H	13
RBI	8
BB	0
SO	5
LOB	10



Batter	1	2	3	4	5	6	7	8	9	AB R H RBI BB SO LOB	TOP																								
Paul Molitor, R (1, 5) OBP: 0.361, SLG: 0.487	4-0 G5-4-3 BB		x 0-0 5-3		x 0-0 HR		x 0-0 E5		x 0-0 1-H 2B	4 1 2 2 1 0 1	Milwaukee Brewers @ Kansas City Royals Royals Stadium, Kansas City, MO Wed Aug 10 1983, 8:05 PM EDT Att. 25,211 - Unknown - 100 F livebaseballscorecards.com																								
Charlie Moore, R (1, 9) OBP: 0.354, SLG: 0.373	x 0-0 G5-4-3 1-2f		x 0-0 F8		x 0-0 F4		x 0-0 F6		x 0-0 F5	5 0 0 0 0 0 4																									
Robin Yount, R (1, 10) OBP: 0.392, SLG: 0.522	4-0 1B BB			x 0-0 1B	x 0-0 1B		x 0-0 F8			3 1 2 0 1 0 2																									
Cecil Cooper, L (1, 3) OBP: 0.334, SLG: 0.532	x 0-0 1-3 1B		x 0-0 FC4-6 1-3 5-3 1B		x 0-3 K		x 0-0 G3			4 1 2 0 0 1 1																									
Ted Simmons, S (1, 2) OBP: 0.369, SLG: 0.455	x 0-0 L8		x 0-0 FC4-6 1-2 1B		x 0-0 6-3		x 0-0 6-3			4 0 1 1 0 0 2																									
Ben Oglivie, L (1, 7) OBP: 0.387, SLG: 0.484		x 0-0 4-3	x 0-0 FC4-6 1-2f 2-3 5-3		x 0-3 K		x 0-0 4-3			4 0 0 0 0 1 2																									
Ed Romero, R (1, 6) OBP: 0.337, SLG: 0.396		x 0-0 6-3	x 0-0 1-2 3-H 5-3		x 0-0 6-3		x 0-0 FC6-4 1B			4 0 1 1 0 0 1																									
Rick Manning, L (1, 8) OBP: 0.299, SLG: 0.322		x 0-0 F6	x 0-0 4-3		x 0-0 F4		x 0-0 FC6-4 1-2f 2B			4 1 0 0 0 0 2																									
Jim Gantner, L (1, 4) OBP: 0.353, SLG: 0.450			x 0-0 F4		x 0-0 4-3		x 0-0 E 1B		x 0-0 F9	4 0 1 0 0 0 1																									
Inning Stats	R: 0 E: 0 K: 0 S: 3	H: 1 LOB: 2 BB: 2 P: 11	R: 0 E: 0 K: 0 S: 3	H: 0 LOB: 0 BB: 0 P: 3	R: 0 E: 0 K: 0 S: 3	H: 0 LOB: 0 BB: 0 P: 3	R: 2 E: 0 K: 0 S: 6	H: 3 LOB: 1 BB: 0 P: 6	R: 1 E: 0 K: 1 S: 7	H: 2 LOB: 1 BB: 0 P: 7	R: 0 E: 0 K: 1 S: 5	H: 0 LOB: 0 BB: 0 P: 5	R: 0 E: 1 K: 0 S: 5	H: 1 LOB: 2 BB: 0 P: 5	R: 0 E: 0 K: 0 S: 3	H: 0 LOB: 0 BB: 0 P: 3	R: 1 E: 0 K: 0 S: 5	H: 2 LOB: 1 BB: 0 P: 5	1B: 6 2B: 2 3B: 0 HR: 1	SF: 0 SAC: 0 DP: 1 HBP: 0	WP: 0 PB: 0 SB: 1 CS: 0	PA: 38													
PITCHER Paul Splittorff, L (1, 1) ERA: 4.23	IP 9.0	WLS L	BF 38	H 9	R 4	ER 4	SO 2	BB 2	IBB 0	HBP 0	BLK 0	WP 0	HR 1	S 40	P 48	ERA 4.00	WHIP 1.222	PITCHER	IP 9.0	WLS L	BF 38	H 9	R 4	ER 4	SO 2	BB 2	IBB 0	HBP 0	BLK 0	WP 0	HR 1	S 40	P 48	ERA 4.00	WHIP 1.222



Batter	1	2	3	4	5	6	7	8	9	AB R H RBI BB SO LOB	TOP	
Willie Wilson, S (1, 8) OBP: 0.317, SLG: 0.351 Leon Roberts, R (7, 7) OBP: 0.320, SLG: 0.412	0-0 L6		0-0 4-3		4-0 BB			0-0 6-3		2 0 0 0 1 0 0 1 0 0 0 0 0 0		
Pat Sheridan, L (1, 7) OBP: 0.332, SLG: 0.444 (7, 9)	0-0 F8		0-0 F9		0-0 F7			4-0 L3 BB		3 0 0 0 1 0 2		
George Brett, L (1, 5) OBP: 0.409, SLG: 0.624 Greg Pryor, R (8, 5) OBP: 0.284, SLG: 0.309	0-0 1B 2B		0-0 4-3		0-0 2B			0-0 L3 1-2		4 1 2 0 0 0 1 0 0 0 0 0 0 0		
Hal McRae, R (1, 10) OBP: 0.386, SLG: 0.489	0-0 E2 1B 2-H		0-0 F4		0-0 L4			0-3 K		4 1 1 1 0 1 1		
Willie Aikens, L (1, 3) OBP: 0.371, SLG: 0.518	0-3 K		0-3 K		0-3 K			0-0 1B 1B		4 1 1 0 0 3 1		
Amos Otis, R (1, 9) OBP: 0.308, SLG: 0.350 Joe Simpson, L (5, 9) OBP: 0.244, SLG: 0.226 (7, 8)		0-0 6-3		0-0 5-3		0-0 F7		0-3 K		2 0 0 0 0 0 0 2 0 0 0 0 1 2		
Frank White, R (1, 4) OBP: 0.265, SLG: 0.377 Onix Concepcion, R (7, 4) OBP: 0.252, SLG: 0.308		0-0 1B		0-0 F8		0-0 5-3		0-0 FC5 1B 1B		3 0 1 0 0 0 0 1 0 1 0 0 0 0		
John Wathan, R (1, 2) OBP: 0.316, SLG: 0.336		0-0 F7		0-3 K		0-0 6-3		0-0 1B 1-2 2-H		4 0 1 1 0 1 1		
U L Washington, S (1, 6) OBP: 0.297, SLG: 0.315		0-3 K		0-0 BB 1B		0-0 4-3		0-0 FC5 2-3f		4 0 1 0 0 1 3		
Inning Stats	R: 2 H: 2 E: 1 LOB: 0 K: 1 BB: 0 S: 7 P: 7	R: 0 H: 1 E: 0 LOB: 1 K: 1 BB: 0 S: 6 P: 6	R: 0 H: 0 E: 0 LOB: 0 K: 0 BB: 0 S: 3 P: 3	R: 0 H: 0 E: 0 LOB: 0 K: 1 BB: 0 S: 5 P: 5	R: 0 H: 1 E: 0 LOB: 2 K: 1 BB: 1 S: 6 P: 10	R: 0 H: 1 E: 0 LOB: 1 K: 1 BB: 0 S: 6 P: 6	R: 0 H: 0 E: 0 LOB: 0 K: 0 BB: 0 S: 3 P: 3	R: 0 H: 0 E: 0 LOB: 0 K: 0 BB: 1 S: 2 P: 6	R: 1 H: 3 E: 0 LOB: 2 K: 2 BB: 0 S: 10 P: 10	1B: 6 SF: 0 2B: 3 SAC: 0 3B: 0 DP: 1 HR: 0 HBP: 0	WP: 0 PA: 36 PB: 0 SB: 0 CS: 0	
PITCHER Oil Can Boyd, R (1, 1) ERA: 3.6	IP WLS BF H R ER SO BB IBB HBP BLK WP HR S P ERA WHIP	9.0 W 36 8 3 2 7 2 0 0 0 0 0 0 48 56 2.00 1.111										

Kansas City Royals @ Boston Red Sox
 Fenway Park, Boston, MA
 Sat Aug 13 1983, 3:38 AM EDT
 Att. 33,896 - Unknown - 64 F

livebaseballscorecards.com

AB 34
R 3
H 8
RBI 2
BB 2
SO 7
LOB 11



Batter	1	2	3	4	5	6	7	8	9	AB	R	H	RBI	BB	SO	LOB
Jerry Remy, L (1, 4) Marty Barrett, R (7, 4) OBP: 0.304, SLG: 0.313 OBP: 0.375, SLG: 0.458	0-0 F7	0-0 FC4-6 3B	0-0 L8		0-0 L8		0-0 FC4-6 1B			4	1	0	1	0	0	2
Wade Boggs, L (1, 5) OBP: 0.452, SLG: 0.532	0-0 HR 1B	0-0 1B 3B	0-0 1B			0-0 HR 2B	0-0 FC4-6 1B			5	3	4	2	0	0	2
Jim Rice, R (1, 7) Reid Nichols, R (7, 7) OBP: 0.363, SLG: 0.536 OBP: 0.358, SLG: 0.412	0-0 HR	0-0 BB 1B 2B 1B	0-0 F8			0-0 HR	0-0 F8			4	3	3	5	0	0	1
Tony Armas, R (1, 8) OBP: 0.267, SLG: 0.458	0-3 K	0-0 BB 2B 1B	0-0 F4			0-0 F8		0-3 K		5	1	1	0	0	2	1
Rick Miller, L (1, 9) OBP: 0.445, SLG: 0.421	4-0 BB	4-0 BB 2B BB		0-3 K		0-0 L7		0-0 5-3		3	1	0	0	2	1	0
Carl Yastrzemski, L (1, 10) Jeff Newman, R (8, PH) OBP: 0.399, SLG: 0.486 OBP: 0.236, SLG: 0.299	0-0 4-3	0-0 SF8 2B		0-3 K		4-0 BB		0-3 K		3	1	1	3	1	1	1
Dave Stapleton, R (1, 3) OBP: 0.295, SLG: 0.366		1B FC4-6 1B		0-0 6-3		0-0 4-3				3	1	1	0	1	0	1
Gary Allenson, R (1, 2) OBP: 0.315, SLG: 0.350		1B FC4-6 3B BB			0-0 L9		0-0 FC4-6 5-3 1B			2	1	1	1	1	0	0
Glenn Hoffman, R (1, 6) Ed Jurak, R (7, 6) OBP: 0.302, SLG: 0.340 OBP: 0.369, SLG: 0.360		1B FC4-6 1B			0-0 1B		0-0 5-3			3	0	2	0	0	1	1

Inning Stats	R: 2	H: 2	E: 0	K: 1	S: 7	H: 2	LOB: 1	BB: 1	P: 11	R: 8	H: 6	E: 0	K: 1	S: 11	H: 1	LOB: 1	BB: 3	P: 23	R: 0	H: 0	E: 0	K: 0	S: 4	H: 0	LOB: 0	BB: 0	P: 4	R: 0	H: 1	E: 0	K: 0	S: 3	R: 2	H: 2	E: 0	K: 0	S: 5	H: 2	LOB: 2	BB: 0	P: 5	R: 0	H: 0	E: 0	K: 2	S: 7	H: 0	LOB: 0	BB: 0	P: 7
--------------	------	------	------	------	------	------	--------	-------	-------	------	------	------	------	-------	------	--------	-------	-------	------	------	------	------	------	------	--------	-------	------	------	------	------	------	------	------	------	------	------	------	------	--------	-------	------	------	------	------	------	------	------	--------	-------	------

PITCHER	IP	WLS	BF	H	R	ER	SO	BB	IBB	HBP	BLK	WP	HR	S	P	ERA	WHIP
Eric Rasmussen, R (1, 1) ERA: 8.5	1.1	L	12	6	7	7	1	2	0	0	0	0	1	12	20	47.25	6.000
Frank Wills, R (2, 1) ERA: 5.59	5.2		27	8	5	5	3	3	0	0	0	0	1	30	42	7.94	1.941
Don Hood, L (8, 1) ERA: 2.53	1.0		3	0	0	0	2	0	0	0	0	0	0	7	7	0.00	0.000

BOTTOM

Kansas City Royals @ Boston Red Sox
Fenway Park, Boston, MA

Sat Aug 13 1983, 3:38 AM EDT
Att: 33,896 - Unknown - 64 F

AB	36
R	12
H	14
RBI	12
BB	5
SO	6
LOB	12



WP	HR	S	P	ERA	WHIP
0	0	0	0	0	0

Batter	1	2	3	4	5	6	7	8	9	AB R H RBI BB SO LOB
Jerry Remy, L (1, 4) OBP: 0.305, SLG: 0.314	0-0 1B 2B 1B	0-3 K2-3		0-0 4-3		0-0 F8			0-0 E FC5-6-2 1B	5 1 2 0 0 1 0
Wade Boggs, L (1, 5) OBP: 0.454, SLG: 0.535	0-0 2B 1B 1-2	0-0		0-0 F8			0-0 2B		0-0 E4 FC5-6-2 1B 1-3	5 2 3 0 0 0 1
Jim Rice, R (1, 7) OBP: 0.366, SLG: 0.538	0-0 1B 2B 1-3 2-H	0-3 K		0-0 1B			0-0 F6		4-0 1B FC5-6-2 1B 1-2	4 0 2 1 1 1 2
Tony Armas, R (1, 8) OBP: 0.266, SLG: 0.455	0-0 FC5 BB 1B 2-3 3-H		0-0 E5 1B 1B	0-0 L7			0-0 F5		0-0 FC5-6-2 1B 1-2 2-3 3-H	5 1 1 1 0 0 5
Rick Miller, L (1, 9) OBP: 0.438, SLG: 0.414	0-0 F7		0-0 F7		0-0 F7		0-0 4-3		0-0 1B 1-2 3-H	5 0 1 1 0 0 4
Carl Yastrzemski, L (1, 10) OBP: 0.397, SLG: 0.482	0-0 F7		0-0 1B 1B 1-2		0-0 4-3			0-0 F9		4 0 1 0 0 0 2
Dave Stapleton, R (1, 3) OBP: 0.297, SLG: 0.365	4-0 1B 1-2 BB		0-0 F4		0-0 F7			0-0 5-3 1B		3 0 1 0 1 0 2
Gary Allenson, R (1, 2) OBP: 0.313, SLG: 0.347	0-0 FC5 2-3f		0-0 1B 1-2 2-H			0-3 K		0-0 5-3		4 0 1 1 0 1 4
Glenn Hoffman, R (1, 6) OBP: 0.299, SLG: 0.336		0-0 G3	0-3 K			0-0 F3		0-0 F6		4 0 0 0 0 1 3

Inning Stats	R: 2 E: 0 K: 0 S: 7	H: 4 LOB: 3 BB: 1 P: 11	R: 0 E: 0 K: 2 S: 8	H: 1 LOB: 1 BB: 0 P: 8	R: 1 E: 1 K: 1 S: 8	H: 2 LOB: 2 BB: 0 P: 8	R: 0 E: 0 K: 0 S: 4	H: 1 LOB: 1 BB: 0 P: 4	R: 0 E: 0 K: 0 S: 3	H: 0 LOB: 0 BB: 0 P: 3	R: 0 E: 0 K: 1 S: 5	H: 0 LOB: 0 BB: 0 P: 5	R: 0 E: 0 K: 0 S: 4	H: 1 LOB: 1 BB: 0 P: 4	R: 0 E: 0 K: 0 S: 4	H: 1 LOB: 1 BB: 0 P: 4	R: 1 E: 1 K: 0 S: 4	H: 2 LOB: 3 BB: 1 P: 8	1B: 10 2B: 2 3B: 0 HR: 0	SF: 0 SAC: 0 DP: 0 HBP: 0	WP: 0 PB: 0 SB: 0 CS: 0	PA: 41
--------------	------------------------------	----------------------------------	------------------------------	---------------------------------	------------------------------	---------------------------------	------------------------------	---------------------------------	------------------------------	---------------------------------	------------------------------	---------------------------------	------------------------------	---------------------------------	------------------------------	---------------------------------	------------------------------	---------------------------------	-----------------------------------	------------------------------------	----------------------------------	--------

PITCHER	IP	WLS	BF	H	R	ER	SO	BB	IBB	HBP	BLK	WP	HR	S	P	ERA	WHIP
Steve Renko, R (1, 1) ERA: 4.45	8.1	L	41	12	4	3	4	1	1	0	0	0	0	47	55	3.24	1.560


BOTTOM

Kansas City Royals @ Boston Red Sox
Fenway Park, Boston, MA

Sun Aug 14 1983, 3:33 AM EDT
Unknown - 67 F

livebaseballscorecards.com

AB	39
R	4
H	12
RBI	4
BB	2
SO	4
LOB	23



Batter	1	2	3	4	5	6	7	8	9	AB R H RBI BB SO LOB	TOP	
Willie Wilson, S OBP: 0.312, SLG: 0.350 (1, 8) X	0-0 F9		0-0 F3	0-0 4-1			0-0 6-3		0-0	5 0 1 1 0 0 0	Kansas City Royals @ Boston Red Sox Fenway Park, Boston, MA Sun Aug 14 1983, 3:38 AM EDT Att. 33,514 - Unknown - 67 F livebaseballscorecards.com	
U L Washington, S OBP: 0.305, SLG: 0.326 (1, 6) X	0-0 1B 2B		0-0 1B 2B			0-0 F9	0-0 6-3	0-3 K	5 2 2 0 0 1 1			
George Brett, L OBP: 0.404, SLG: 0.613 (1, 3) X	0-0 1B		0-0 1B 2B			0-0 1-3	0-3 K		4 1 2 2 0 1 0			
Hal McRae, R OBP: 0.386, SLG: 0.487 (1, 10) X	0-0 F3		0-0 2B 1B			0-0 F6		G5-4-3 1B	4 1 2 0 0 0 1			
Leon Roberts, R OBP: 0.323, SLG: 0.427 (1, 7) X	0-0 F3		0-0 F9			0-0 HR		G5-4-3 1-2f	4 1 1 1 0 0 4			
Amos Otis, R OBP: 0.307, SLG: 0.352 (1, 9) X		0-0 F9	0-0 PB 2B			0-0 F9		6-3	4 0 1 2 0 0 0			
Frank White, R OBP: 0.267, SLG: 0.378 (1, 4) X		0-0 L6	0-0 5-3			0-0 1B		BLK 3B 1B	4 1 2 0 0 0 1			
Don Slaught, R OBP: 0.306, SLG: 0.342 (1, 2) X		4-0 BB		0-0 F9		0-0 F8		F7	3 0 0 0 1 0 2			
Onix Concepcion, R OBP: 0.252, SLG: 0.297 (1, 5) X		0-0 F7		0-0 F8		0-0 F8		F7	4 0 0 0 0 0 3			
Inning Stats	R: 1 H: 2 E: 0 LOB: 1 K: 0 BB: 0 S: 5 P: 5	R: 0 H: 0 E: 0 LOB: 1 K: 0 BB: 1 S: 3 P: 7	R: 3 H: 4 E: 0 LOB: 1 K: 0 BB: 0 S: 7 P: 7	R: 0 H: 0 E: 0 LOB: 0 K: 0 BB: 0 S: 3 P: 3	R: 0 H: 0 E: 0 LOB: 0 K: 0 BB: 0 S: 3 P: 3	R: 1 H: 2 E: 0 LOB: 1 K: 0 BB: 0 S: 5 P: 5	R: 0 H: 0 E: 0 LOB: 0 K: 1 BB: 0 S: 5 P: 5	R: 0 H: 1 E: 0 LOB: 0 K: 0 BB: 0 S: 3 P: 3	R: 1 H: 2 E: 0 LOB: 1 K: 1 BB: 0 S: 7 P: 7	1B: 6 SF: 0 2B: 3 SAC: 0 3B: 1 DP: 1 HR: 1 HBP: 0	WP: 0 PA: 38 PB: 1 SB: 0 CS: 0	
PITCHER John Tudor, L (1, 1) ERA: 3.88	IP WLS BF H R ER SO BB IBB HBP BLK WP HR S P ERA WHIP	9.0 L 38 11 6 6 2 1 0 0 1 0 1 41 45 6.00 1.333										

Batter	1	2	3	4	5	6	7	8	9	AB	R	H	RBI	BB	SO	LOB
Jerry Remy, L (1, 4) OBP: 0.308, SLG: 0.314	0-0 F7	4-0 1B BB		0-0 FC6-5 5-3 1B		4-0 BB		0-0 G3		3	0	1	0	2	0	2
Wade Boggs, L (1, 5) OBP: 0.451, SLG: 0.531	0-0 E5 BB	0-0 1B		0-0 5-3		0-0 F7		0-0 1-3		5	0	1	1	0	0	4
Jim Rice, R (1, 7) OBP: 0.364, SLG: 0.533	4-0 1-2 BB	0-0 F7		0-0 FC6-5		0-0 F4			0-0 F8	4	0	0	0	1	0	4
Tony Armas, R (1, 8) OBP: 0.265, SLG: 0.450	0-3 K			4-0 2B HBP BB		0-3 K		0-0 F7	0-0 4-3	4	1	0	0	1	2	3
Rick Miller, L (1, 9) OBP: 0.431, SLG: 0.403	0-0 F7			0-0 F8		4-0 1B BB		0-3 K2-3	0-0 E6	4	0	0	0	1	1	3
Carl Yastrzemski, L (1, 10) OBP: 0.394, SLG: 0.475		4-0 1B 6-3 BB		0-0 L8		0-0 F8		0-0 F7	0-0 G3	4	1	0	0	1	0	3
Dave Stapleton, R (1, 3) OBP: 0.302, SLG: 0.368		0-0 1B S 1B		1-0 2B HBP		0-0 G6-4-3 1B		0-0 F3		3	1	2	0	0	0	0
Rich Gedman, L (1, 2) OBP: 0.329, SLG: 0.392		0-3 K		0-0		0-0 G6-4-3		0-0 G3 1B		4	0	2	1	0	1	4
Ed Jurak, R (8, PR) OBP: 0.369, SLG: 0.360		1-2 K		1-3 2B		1-2		0-0 G3 1B		0	0	0	0	0	0	0
Glenn Hoffman, R (1, 6) OBP: 0.296, SLG: 0.333		0-0 6-3		0-0 F8				0-0 1-3		3	0	0	1	0	0	3
Reid Nichols, R (8, PH) OBP: 0.361, SLG: 0.415										1	0	1	0	0	0	0
Jeff Newman, R (9, 2) OBP: 0.236, SLG: 0.299		3-H						1-2 G3 1B		0	0	0	0	0	0	0

Inning Stats	R: 0	H: 0	E: 1	K: 1	S: 6	LOB: 2	BB: 1	P: 10
	R: 2	H: 2	E: 0	K: 1	S: 7 <td>LOB: 2</td> <td>BB: 2</td> <td>P: 15 </td>	LOB: 2	BB: 2	P: 15
	R: 1	H: 1	E: 0	K: 0	S: 4 <td>LOB: 2</td> <td>BB: 1</td> <td>P: 9 </td>	LOB: 2	BB: 1	P: 9
	R: 0	H: 1	E: 0	K: 1	S: 6 <td>LOB: 1</td> <td>BB: 0</td> <td>P: 6 </td>	LOB: 1	BB: 0	P: 6
	R: 0	H: 1	E: 0	K: 0	S: 3 <td>LOB: 1</td> <td>BB: 1</td> <td>P: 7 </td>	LOB: 1	BB: 1	P: 7
	R: 0	H: 0	E: 0	K: 1	S: 5 <td>LOB: 0</td> <td>BB: 0</td> <td>P: 5 </td>	LOB: 0	BB: 0	P: 5
	R: 0	H: 2	E: 0	K: 0	S: 5 <td>LOB: 2</td> <td>BB: 0</td> <td>P: 5 </td>	LOB: 2	BB: 0	P: 5
	R: 0	H: 0	E: 1	K: 0	S: 4 <td>LOB: 1</td> <td>BB: 0</td> <td>P: 4 </td>	LOB: 1	BB: 0	P: 4

PITCHER	IP	WLS	BF	H	R	ER	SO	BB	IBB	HBP	BLK	WP	HR	S	P	ERA	WHIP
Keith Creel, R (1, 1) ERA: 5.4	6.0	W	30	5	3	3	3	6	0	1	0	0	0	29	54	4.50	1.833
Dan Quisenberry, R (7, 1) ERA: 1.64	3.0	S	12	2	0	0	1	0	0	0	0	0	0	14	14	0.00	0.667

BOTTOM

Kansas City Royals @ Boston Red Sox
 Fenway Park, Boston, MA
 Sun Aug 14 1983, 3:38 AM EDT
 Att: 33,514 - Unknown - 67 F

AB	35
R	3
H	7
RBI	3
BB	6
SO	4
LOB	26



WP	HR	S	P	ERA	WHIP
0	0	1	2	0.00	0.667
0	0	0	0	0.00	0.667
0	0	0	0	0.00	0.667

livebaseballscorecards.com

Batter	1	2	3	4	5	6	7	8	9	AB R H RBI BB SO LOB	TOP									
Lou Whitaker, L (1, 4) OBP: 0.384, SLG: 0.460	0-0 5-3	0-0 F4			4-0 FC4-6 BB		0-0 FC4-6 1-2f		0-0 F8	4 0 0 0 1 0 2										
Alan Trammell, R (1, 6) OBP: 0.388, SLG: 0.480	0-0 2B	0-0 F7			0-0 FC4-6 1-2f		0-0 1B		0-0 E8 1B	5 0 3 0 0 0 1										
Enos Cabell, R (1, 10) OBP: 0.329, SLG: 0.431	0-3 K		0-0 5-3		0-0 6-3		0-0 5-3		0-0 G3	5 0 0 0 0 1 6										
Lance Parrish, R (1, 2) OBP: 0.328, SLG: 0.501	0-3 K		0-0 F4			0-0 F8		0-0 1-3		4 0 0 0 0 1 1										
Larry Herndon, R (1, 7) OBP: 0.335, SLG: 0.490		0-0 HR	0-0 L5			0-0 L5		0-0 F4		4 1 1 1 0 0 0										
John Wockenfuss, R (1, 3) OBP: 0.345, SLG: 0.446		0-0 BB 3B 1B		0-0 5-3		0-0 1B		0-0 1B		4 1 3 0 0 0 0										
Glenn Wilson, R (1, 9) OBP: 0.314, SLG: 0.424		4-0 BB 3B BB		0-0 L6		0-0 F8		0-0 F9		3 1 0 0 1 0 2										
Chet Lemon, R (1, 8) OBP: 0.353, SLG: 0.434		0-0 SF8 3B		0-0 F8			0-0 F3		4-0 E BB	3 1 1 2 0 0 0 0 0 0 0 1 0 0										
Wayne Krenchicki, L (9, PH) OBP: 0.329, SLG: 0.317		1-H 2-H																		
Tom Brookens, R (1, 5) OBP: 0.279, SLG: 0.296		0-0 SF8			0-0 1-3		4-0 FC4-6 BB		0-0 F8	1 0 0 1 1 0 0 1 0 0 0 0 0 1										
Kirk Gibson, L (9, PH) OBP: 0.302, SLG: 0.400		3-H																		
Inning Stats	R: 0 E: 0 K: 2 S: 8	H: 1 LOB: 1 BB: 0 P: 8	R: 4 E: 0 K: 0 S: 6	H: 3 LOB: 0 BB: 1 P: 10	R: 0 E: 0 K: 0 S: 3	H: 0 LOB: 0 BB: 0 P: 3	R: 0 E: 0 K: 0 S: 3	H: 0 LOB: 0 BB: 0 P: 3	R: 0 E: 0 K: 0 S: 4	H: 1 LOB: 1 BB: 0 P: 4	R: 0 E: 0 K: 0 S: 4	H: 1 LOB: 2 BB: 1 P: 8	R: 0 E: 0 K: 0 S: 4	H: 1 LOB: 1 BB: 0 P: 4	R: 0 E: 1 K: 0 S: 4	H: 1 LOB: 2 BB: 1 P: 8	1B: 5 2B: 1 3B: 1 HR: 1	SF: 1 SAC: 0 DP: 0 HBP: 0	WP: 0 PB: 0 SB: 0 CS: 0	PA: 39
PITCHER	IP WLS BF H R ER SO BB IBB HBP BLK WP HR S P ERA WHIP																			
Larry Gura, L (1, 1) ERA: 5.18	7.0 W 30 6 4 4 2 3 0 0 0 0 1 31 43 5.14 1.286																			
Mike Armstrong, R (8, 1) ERA: 3.55	2.0 S 9 2 0 0 0 1 0 0 0 0 0 8 12 0.00 1.500																			

Detroit Tigers @ Kansas City Royals
 Royals Stadium, Kansas City, MO
 Mon Aug 15 1983, 8:05 PM EDT
 Att: 36,881 - Unknown

livebaseballscorecards.com

AB	34
R	4
H	8
RBI	4
BB	4
SO	2
LOB	13



Batter	1	2	3	4	5	6	7	8	9	AB R H RBI BB SO LOB	TOP																
Lou Whitaker, L (1, 4) OBP: 0.384, SLG: 0.458 Tom Brookens, R (8, 4) OBP: 0.281, SLG: 0.299	0-0 1-3	4-0 BB		0-0 G3	0-0 1B BB 1B		0-3 K		0-0 2B 1-2 1B	4 1 1 0 1 1 1 1 0 1 0 0 0 0																	
Alan Trammell, R (1, 6) OBP: 0.390, SLG: 0.491	0-0 F6	0-0 5-3		0-0 HR	4-0 1B 1-2 BB		0-3 K		0-0 1-3 2-H 2B	5 1 2 2 1 1 2																	
Enos Cabell, R (1, 10) OBP: 0.335, SLG: 0.436 Rick Leach, L (8, PH) OBP: 0.297, SLG: 0.325	0-0 E6 BB		0-0 1B 1B	0-0 3B 1B	0-0 1-3 2-H 1B			0-0 1B 2B	0-0 1-3	4 2 3 1 0 0 0 2 0 1 0 0 0 2																	
Lance Parrish, R (1, 2) OBP: 0.329, SLG: 0.505 Mike Laga, L (8, PH) OBP: 0.300, SLG: 0.222	4-0 FC6-4 1-2 BB		0-0 F3	0-0 1-H 3B	0-0 F8			0-0 2-3 G4-6-3 1B		3 0 1 1 1 0 3 1 0 1 0 0 0 0																	
Larry Herndon, R (1, 7) OBP: 0.337, SLG: 0.489 Kirk Gibson, L (8, PH) OBP: 0.301, SLG: 0.399	0-0 FC6-4 1-2f		0-0 1B 1B	4-0 BB BB		0-3 K		0-3 K		3 0 1 0 1 1 2 1 0 0 0 0 1 2																	
John Wockenfuss, R (1, 3) OBP: 0.351, SLG: 0.447		0-0 HR 1B	0-0 1-3 3-H 1B	4-0 FC6-4 1-2 BB		0-0 4-3		0-0 G4-6-3 1-2f		4 1 2 1 1 0 2																	
Glenn Wilson, R (1, 9) OBP: 0.310, SLG: 0.419		0-0 F4	0-0 L6	0-0 FC6-4 1-2f		0-0 4-3			0-0 6-3	5 0 0 0 0 0 6																	
Chet Lemon, R (1, 8) OBP: 0.355, SLG: 0.444 Lynn Jones, R (8, 8) OBP: 0.286, SLG: 0.390		0-0 1-H HR	0-0 5-3		0-3 K		0-0 4-3 1B		0-0 1B 2B 1B	4 1 2 2 0 1 2 1 1 1 0 0 0 0																	
Marty Castillo, R (1, 5) OBP: 0.244, SLG: 0.299 Wayne Krenchicki, L (5, PH) OBP: 0.323, SLG: 0.311		0-0 F8		0-0 F6	0-0 4-3		0-0 4-3		0-0 F7	2 0 0 0 0 0 0 3 0 0 0 0 0 2																	
Inning Stats	R: 0 E: 1 K: 0 S: 4	H: 0 LOB: 2 BB: 1 P: 8	R: 2 E: 0 K: 0 S: 5	H: 2 LOB: 1 BB: 1 P: 9	R: 1 E: 0 K: 0 S: 6	H: 3 LOB: 2 BB: 0 P: 6	R: 2 E: 0 K: 0 S: 6	H: 3 LOB: 3 BB: 2 P: 14	R: 1 E: 0 K: 1 S: 7	H: 2 LOB: 2 BB: 1 P: 11	R: 0 E: 0 K: 1 S: 5	H: 0 LOB: 0 BB: 0 P: 5	R: 0 E: 0 K: 2 S: 8	H: 1 LOB: 1 BB: 0 P: 8	R: 0 E: 0 K: 1 S: 6	H: 2 LOB: 1 BB: 0 P: 6	R: 1 E: 0 K: 0 S: 6	H: 3 LOB: 2 BB: 0 P: 6	1B: 11 2B: 2 3B: 1 HR: 2	SF: 0 SAC: 0 DP: 1 HBP: 0	WP: 0 PB: 0 SB: 0 CS: 0	PA: 48					
PITCHER	IP WLS BF H R ER SO BB IBB HBP BLK WP HR S P ERA WHIP																										
Bud Black, L (1, 1) ERA: 3.7	3.2		22	8	5	5	0	2	0	0	0	0	2	20	28	12.27	2.727										
Mike Armstrong, R (4, 1) ERA: 3.63	1.0		8	2	1	1	1	3	0	0	0	0	0	7	19	9.00	5.000										
Mark Huismann, R (5, 1) ERA:	1.1	W	5	1	0	0	1	0	0	0	0	0	0	7	7	0.00	0.750										
Dan Quisenberry, R (7, 1) ERA: 1.68	3.0	S	13	5	1	1	3	0	0	0	0	0	0	19	19	3.00	1.667										

Detroit Tigers @ Kansas City Royals
 Royals Stadium, Kansas City, MO
 Tue Aug 16 1983, 8:05 PM EDT
 Att. 27,929 - Unknown - 103 F

livebaseballscorecards.com

AB	43
R	7
H	16
RBI	7
BB	5
SO	5
LOB	24




Batter	1	2	3	4	5	6	7	8	9	AB	R	H	RBI	BB	SO	LOB
Willie Wilson, S OBP: 0.314, SLG: 0.355 Leon Roberts, R OBP: 0.323, SLG: 0.427	0-0 4-3	0-0 2B 1B	0-0 F7			0-0 4-3 1B	0-0 4-3 3B	0-0 F8		6	2	3	2	0	0	2
Pat Sheridan, L OBP: 0.336, SLG: 0.471	0-0 1B 2B	0-0 4-3 1B 2B	0-0 1-3 1B			0-0 4-3 1-3	0-3 K	0-0 1-H		6	3	4	3	0	1	3
George Brett, L OBP: 0.403, SLG: 0.602 Cesar Geronimo, L OBP: 0.250, SLG: 0.262	4-0 1B 1B BB	0-0 4-3 2-3	0-0 G3			4-0 G4-6-3 IBB	0-0 4-3	0-3 K		3	1	0	1	2	0	4
Hal McRae, R OBP: 0.385, SLG: 0.490	0-0 1-3 2-H 1B	4-0 1B IBB		0-0 F3		0-0 G4-6-3 1-2	0-0 HR			4	2	2	2	1	0	2
Willie Aikens, L OBP: 0.379, SLG: 0.526 Joe Simpson, L OBP: 0.250, SLG: 0.226	0-0 1B	4-0 1-2 1B BB		0-0 4-3			E HBP			2	0	1	1	1	0	0
Amos Otis, R OBP: 0.311, SLG: 0.360 Greg Pryor, R OBP: 0.284, SLG: 0.309	0-0 F9	0-0 1-2 2-H 3-H 1B FC6-4		0-0 5-3			E 2B 1B			5	2	2	5	0	0	1
Frank White, R OBP: 0.273, SLG: 0.389		0-0 2B 1B FC6-4			0-0 6-3		E 2B			5	2	2	0	0	1	3
John Wathan, R OBP: 0.316, SLG: 0.339		0-0 SH4-3 1-H 1B 2B	0-0 L3		0-0 6-3		E 1B	0-0 1-3		5	2	2	2	0	0	0
Onix Concepcion, R OBP: 0.278, SLG: 0.325		0-0 SH4-3 2-3 1B	0-0 1B		0-0 5-3		E 3B 1B	0-0 HR 1B		4	2	3	1	0	0	0

Inning Stats	R: 2	H: 3	E: 0	LOB: 1	K: 0	S: 5	P: 9	R: 5	H: 5	E: 0	LOB: 2	K: 0	S: 8	P: 16	R: 0	H: 2	E: 0	LOB: 2	K: 0	S: 5	R: 0	H: 0	E: 0	LOB: 0	K: 0	S: 3	R: 0	H: 1	E: 0	LOB: 1	K: 0	S: 3	R: 9	H: 6	E: 3	LOB: 1	K: 2	S: 14	R: 2	H: 2	E: 0	LOB: 0	K: 1	S: 7	1B: 11	SF: 0	2B: 4	SAC: 1	3B: 1	DP: 1	HR: 3	HBP: 1
--------------	------	------	------	--------	------	------	------	------	------	------	--------	------	------	-------	------	------	------	--------	------	------	------	------	------	--------	------	------	------	------	------	--------	------	------	------	------	------	--------	------	-------	------	------	------	--------	------	------	--------	-------	-------	--------	-------	-------	-------	--------

PITCHER	IP	WLS	BF	H	R	ER	SO	BB	IBB	HBP	BLK	WP	HR	S	P	ERA	WHIP
Dave Rozema, R ERA: 3.52	(1, 1)	1.1	10	6	5	5	0	1	1	0	0	0	0	9	13	33.75	5.250
John Martin, L ERA: 4.37	(2, 1)	0.1	4	1	0	0	0	1	1	0	0	0	0	2	10	0.00	6.000
Dave Gumpert, R ERA: 2.57	(2, 1)	4.1	17	4	2	2	0	0	1	0	0	0	0	16	20	4.15	0.923
Howard Bailey, L ERA: 4.3	(7, 1)	0.2	10	5	8	5	1	1	0	1	0	0	1	10	15	67.50	9.000
Doug Bair, R ERA: 4.67	(7, 1)	1.1	7	3	3	2	2	0	0	0	0	0	0	2	11	13.50	2.250

DETROIT TIGERS @ KANSAS CITY ROYALS
 Royals Stadium, Kansas City, MO
 Tue Aug 16 1983, 8:05 PM EDT
 Att. 27,929 - Unknown - 103 F

AB	41
R	18
H	19
RBI	17
BB	5
SO	3
LOB	15



PITCHER	IP	WLS	BF	H	R	ER	SO	BB	IBB	HBP	BLK	WP	HR	S	P	ERA	WHIP
---------	----	-----	----	---	---	----	----	----	-----	-----	-----	----	----	---	---	-----	------

Batter	1	2	3	4	5	6	7	8	9	AB R H RBI BB SO LOB
Willie Wilson, S OBP: 0.315, SLG: 0.356 (1, 8)	0-0 B1-3	0-0 CS 1B		0-0 PO	0-0 S HR 1B		0-0 F5		0-0 F8	5 1 2 1 0 0 0
Pat Sheridan, L OBP: 0.329, SLG: 0.459 (1, 7)	0-0 F7	0-0 4-3			0-3 K		0-3 K		0-0 F9	5 0 0 0 0 2 2
George Brett, L OBP: 0.406, SLG: 0.616 (1, 5)	0-0 WP 2B		0-0 6-3		0-0 2-H HR		0-0 WP 1B			4 1 3 2 0 0 0
Hal McRae, R OBP: 0.390, SLG: 0.492 (1, 10)	4-0 WP BB		0-0 1B		0-0 1B		4-0 1-2 BB			2 0 2 0 2 0 0
Willie Aikens, L OBP: 0.380, SLG: 0.524 (1, 3)	4-0 1-2 2-3 IBB		0-0 1B		0-0 L4		0-3 K			3 0 1 0 1 1 3
Joe Simpson, L OBP: 0.250, SLG: 0.226 (8, 3)			0-0 1B							0 0 0 0 0 0 0
Amos Otis, R OBP: 0.307, SLG: 0.355 (1, 9)	0-3 K		0-0 F9		0-0 F4			0-0 F8		4 0 0 0 0 1 5
John Wathan, R OBP: 0.315, SLG: 0.338 (1, 2)		0-0 6-3		0-0 FC6-4 1B		0-0 1-3		0-0 5-3		4 0 1 0 0 0 0
U L Washington, S OBP: 0.304, SLG: 0.328 (1, 6)		0-0 3B 2B		0-0 FC6-4 PO 1-2f		0-0 6-3		0-3 K		4 1 1 0 0 1 1
Onix Concepcion, R OBP: 0.277, SLG: 0.339 (1, 4)		0-0 2-H 1B 3B		0-0 F7		0-0 5-3			0-0 5-3	4 1 1 1 0 0 1

Inning Stats	R: 0 H: 1 E: 0 K: 1 S: 6	H: 1 LOB: 3 BB: 2 P: 14	R: 2 H: 3 E: 0 K: 0 S: 5	H: 3 LOB: 0 BB: 0 P: 5	R: 0 H: 2 E: 0 K: 0 S: 4	H: 2 LOB: 1 BB: 0 P: 4	R: 0 H: 1 E: 0 K: 0 S: 3	H: 1 LOB: 0 BB: 0 P: 3	R: 2 H: 3 E: 0 K: 1 S: 8	H: 3 LOB: 1 BB: 0 P: 8	R: 0 H: 0 E: 0 K: 0 S: 3	H: 0 LOB: 0 BB: 0 P: 3	R: 0 H: 1 E: 0 K: 2 S: 8	H: 1 LOB: 2 BB: 1 P: 12	R: 0 H: 0 E: 0 K: 1 S: 5	H: 0 LOB: 0 BB: 0 P: 5	R: 0 H: 0 E: 0 K: 0 S: 3	H: 0 LOB: 0 BB: 0 P: 3	1B: 7 2B: 2 3B: 1 HR: 1	SF: 0 SAC: 0 DP: 0 HBP: 0	WP: 2 PB: 0 SB: 1 CS: 1	PA: 39
PITCHER Dan Petry, R ERA: 3.72 (1, 1)	IP 9.0 WLS W BF 38 H 11 R 4 ER 4 SO 5 BB 2 IBB 1 HBP 0 BLK 0 WP 2 HR 1 S 45 P 57 ERA 4.00 WHIP 1.444																					

DETROIT TIGERS @ KANSAS CITY ROYALS
 Royals Stadium, Kansas City, MO
 Wed Aug 17 1983, 8:05 PM EDT
 Att. 23,147 - Unknown - 105 F

AB	35
R	4
H	11
RBI	4
BB	3
SO	5
LOB	12



WP: 2	PA: 39
PB: 0	
SB: 1	
CS: 1	

Batter	1	2	3	4	5	6	7	8	9	AB	R	H	RBI	BB	SO	LOB
Bert Campaneris, R (1, 4) OBP: 0.396, SLG: 0.394 Ken Griffey, L (9, 3) OBP: 0.381, SLG: 0.458	0-0 6-3		0-0 1B			0-0 3B 1B	0-0 F9			4	1	2	0	0	0	1
Graig Nettles, L (1, 5) OBP: 0.362, SLG: 0.453	0-0 F5		0-0 1-3			0-3 K		4-0 1B BB		3	0	0	0	1	1	2
Lou Piniella, R (1, 9) OBP: 0.360, SLG: 0.432 Jerry Mumphrey, S (9, 8) OBP: 0.298, SLG: 0.383 Butch Wynegar, S (9, 2) OBP: 0.399, SLG: 0.479	0-0 5-3				0-0 6-3	0-0 3B 1B		0-0 F8		4	1	1	0	0	0	1
Don Baylor, R (1, 10) OBP: 0.367, SLG: 0.484		0-0 F7		0-0 4-3		0-0 1B 3B		0-0 F4		4	1	1	2	0	0	1
Dave Winfield, R (1, 8) OBP: 0.327, SLG: 0.464		0-0 HR		0-0 6-3		0-0 1B		0-0 1-3 1B		4	1	3	2	0	0	0
Steve Kemp, L (1, 7) OBP: 0.332, SLG: 0.423		0-0 4-3			0-0 F7	0-0 F8		0-0 F5		4	0	0	0	0	0	2
Steve Balboni, R (1, 3) OBP: 0.283, SLG: 0.390 Don Mattingly, L (7, PH) OBP: 0.307, SLG: 0.369		0-0 F5			0-3 K			0-0 F7		2	0	0	0	0	1	0
Roy Smalley, S (1, 6) OBP: 0.355, SLG: 0.419			0-0 F8		0-0 1B			0-0 F8		4	0	1	0	0	0	0
Rick Cerone, R (1, 2) OBP: 0.259, SLG: 0.254 Ron Guidry, L (9, 8) Oscar Gamble, L (9, PH) OBP: 0.412, SLG: 0.554			0-0 F8		0-0 5-3			4-0 BB		2	0	0	0	1	0	1

Inning Stats	R: 0	H: 0	E: 0	K: 0	S: 3	R: 1	H: 1	E: 0	K: 0	S: 4	R: 0	H: 1	E: 0	K: 0	S: 4	R: 0	H: 0	E: 0	K: 0	S: 3	R: 0	H: 1	E: 0	K: 1	S: 6	R: 3	H: 4	E: 0	K: 1	S: 8	R: 0	H: 0	E: 0	K: 0	S: 3	R: 0	H: 1	E: 0	K: 0	S: 4	R: 0	H: 0	E: 0	K: 0	S: 3	1B: 6	2B: 0	3B: 1	SF: 0	SAC: 0	DP: 0	HBP: 0	WP: 0	PB: 0	SB: 0	CS: 0	PA: 36
--------------	------	------	------	------	------	------	------	------	------	------	------	------	------	------	------	------	------	------	------	------	------	------	------	------	------	------	------	------	------	------	------	------	------	------	------	------	------	------	------	------	------	------	------	------	------	-------	-------	-------	-------	--------	-------	--------	-------	-------	-------	-------	--------

PITCHER	IP	WLS	BF	H	R	ER	SO	BB	IBB	HBP	BLK	WP	HR	S	P	ERA	WHIP
Bud Black, L (1, 1) ERA: 3.59	6.0		24	7	4	4	2	0	0	0	0	0	1	28	28	6.00	1.167
Mike Armstrong, R (7, 1) ERA: 3.58	2.0	W	9	1	0	0	0	2	0	0	0	0	0	7	15	0.00	1.500
Dan Quisenberry, R (9, 1) ERA: 1.88	1.0	S	3	0	0	0	0	0	0	0	0	0	0	3	3	0.00	0.000

BOTTOM

Kansas City Royals @ New York Yankees
 Yankee Stadium, Bronx, NY
 Thu Aug 18 1983, 3:33 AM EDT
 Att: 33,944 - Unknown - 71 F

AB	34
R	4
H	8
RBI	4
BB	2
SO	2
LOB	8



PITCHER	IP	WLS	BF	H	R	ER	SO	BB	IBB	HBP	BLK	WP	HR	S	P	ERA	WHIP
---------	----	-----	----	---	---	----	----	----	-----	-----	-----	----	----	---	---	-----	------

Batter	1	2	3	4	5	6	7	8	9	AB R H RBI BB SO LOB	TOP	
Willie Wilson, S (1, 8) OBP: 0.320, SLG: 0.362 Joe Simpson, L (9, 7) OBP: 0.250, SLG: 0.226	0-0 G4-6-3 1B			0-0 HR 1B	0-0 2B		0-0 FC6-4-2 1B		0-0 B1-4	5 1 4 1 0 0 1 0 0 0 0 0 0 0		
U L Washington, S (1, 6) OBP: 0.306, SLG: 0.337	0-0 F8			0-0 1-H HR	0-0 F8		0-0 1-2 1B			4 1 2 2 0 0 2		
George Brett, L (1, 5) OBP: 0.402, SLG: 0.609	0-0 G4-6-3 1-2f			0-0 F6	0-0 F8		0-0 FC6-4-2 1-2 2-H			4 0 0 0 0 0 4		
Hal McRae, R (1, 10) OBP: 0.387, SLG: 0.488		0-0 5-3		0-0 5-3		0-0 F8		0-0 6-3		4 0 0 0 0 0 0		
Amos Otis, R (1, 9) OBP: 0.306, SLG: 0.357		0-0 6-3		0-0 1B 1B 2B		0-0 5-3		0-0 F9		4 1 1 0 0 0 0		
Frank White, R (1, 4) OBP: 0.275, SLG: 0.390		0-0 L8		0-0 2-3 1B		0-0 1B		0-0 5-3		4 0 2 0 0 0 0		
Leon Roberts, R (1, 7) OBP: 0.323, SLG: 0.425 Pat Sheridan, L (9, PH) OBP: 0.327, SLG: 0.457 (9, 8)			0-3 K	0-0 1-2 3-H 1B		0-0 5-3		0-0 F8		3 0 1 1 0 1 1 1 0 0 0 0 0 0	AB 37 R 4 H 12 RBI 4 BB 0 SO 1 LOB 11	
John Wathan, R (1, 3) OBP: 0.315, SLG: 0.340			0-0 F9	0-0 5-3		0-0 1B 2B		0-0 F9		4 1 1 0 0 0 2		
Don Slaught, R (1, 2) OBP: 0.298, SLG: 0.331			0-0 6-3		0-0 F9		0-0 F9		0-0 1B	4 0 1 0 0 0 1		
Inning Stats	R: 0 H: 1 E: 0 LOB: 0 K: 0 BB: 0 S: 3 P: 3	R: 0 H: 0 E: 0 LOB: 0 K: 0 BB: 0 S: 3 P: 3	R: 0 H: 0 E: 0 LOB: 0 K: 1 BB: 0 S: 5 P: 5	R: 3 H: 5 E: 0 LOB: 2 K: 0 BB: 0 S: 8 P: 8	R: 0 H: 1 E: 0 LOB: 1 K: 0 BB: 0 S: 4 P: 4	R: 0 H: 1 E: 0 LOB: 1 K: 0 BB: 0 S: 4 P: 4	R: 1 H: 3 E: 0 LOB: 1 K: 0 BB: 0 S: 5 P: 5	R: 0 H: 0 E: 0 LOB: 0 K: 0 BB: 0 S: 3 P: 3	R: 0 H: 1 E: 0 LOB: 1 K: 0 BB: 0 S: 4 P: 4	1B: 8 SF: 0 2B: 4 SAC: 0 3B: 0 DP: 2 HR: 1 HBP: 0	WP: 0 PA: 37 PB: 0 SB: 0 CS: 0	
PITCHER Scott McGregor, L (1, 1) ERA: 3.17 Sammy Stewart, R (8, 1) ERA: 3.85	IP WLS BF H R ER SO BB IBB HBP BLK WP HR S P ERA WHIP											PITCHER IP WLS BF H R ER SO BB IBB HBP BLK WP HR S P ERA WHIP

Kansas City Royals @ Baltimore Orioles
 Memorial Stadium, Baltimore, MD
 Fri Aug 19 1983, 7:05 PM EDT
 Unknown - 89 F

livebaseballscorecards.com



Batter	1	2	3	4	5	6	7	8	9	AB R H RBI BB SO LOB
Al Bumbry, L (1, 8) OBP: 0.321, SLG: 0.352	0-0 F7			0-0 G3			0-3 K		0-0 1B	4 1 1 0 0 1 0
Dan Ford, R (1, 9) OBP: 0.323, SLG: 0.451	0-0 G3			0-0 6-3			0-0 6-3		0-0 F9	4 0 0 0 0 0 1
Cal Ripken Jr., R (1, 6) OBP: 0.353, SLG: 0.476	0-0 F8			0-0 F7			0-0 6-3		0-0 4-3	4 0 0 0 0 0 1
Eddie Murray, S (1, 3) OBP: 0.389, SLG: 0.512		0-0 L3		0-0 F8			0-0 2B	0-0 1B	0-0 1B	4 1 2 1 0 0 0
John Shelby, S (9, PR) OBP: 0.298, SLG: 0.372										0 1 0 0 0 0 0
John Lowenstein, L (1, 7) OBP: 0.380, SLG: 0.442		4-0 BB		0-0 4-3			0-3 K	0-0 1B	0-0 1B	3 1 1 0 1 1 1
Ken Singleton, S (1, 10) OBP: 0.400, SLG: 0.468		0-0 G3-6-3		0-0 L3			0-0 2B	0-0 1B	0-0 1B	4 1 2 1 0 0 1
Joe Nolan, L (1, 2) OBP: 0.338, SLG: 0.426			0-0 4-3			0-0 F8	0-0 4-3	0-0 2B	0-0 1B	3 0 1 1 0 0 0
Lenn Sakata, R (8, PR) (9, 4) OBP: 0.301, SLG: 0.326							1-3 2-H	1-2 2-H	1-2 2-H	1 0 1 1 0 0 0
Todd Cruz, R (1, 5) OBP: 0.245, SLG: 0.323			0-3 K			0-0 F4	0-0 4-3	0-0 2B		2 0 0 0 0 1 0
Jim Dwyer, L (8, PH) OBP: 0.384, SLG: 0.547							2-3 3-H			1 0 0 1 0 0 1
Rick Dempsey, R (9, 2) OBP: 0.314, SLG: 0.320										0 0 0 0 0 0 0
Rich Dauer, R (1, 4) (9, 5) OBP: 0.282, SLG: 0.283			0-0 5-3			0-0 F8	0-0 F7			3 0 0 0 0 0 2

BOTTOM

Kansas City Royals @ Baltimore Orioles
Memorial Stadium, Baltimore, MD

Fri Aug 19 1983, 7:05 PM EDT
Unknown - 89 F

AB	33
R	5
H	8
RBI	5
BB	1
SO	3
LOB	7



Inning Stats	R: 0	H: 0	E: 0	K: 0	S: 3	LOB: 0	BB: 0	P: 3	R: 0	H: 0	E: 0	K: 1	S: 5	LOB: 0	BB: 0	P: 5	R: 0	H: 0	E: 0	K: 0	S: 3	LOB: 0	BB: 0	P: 3	R: 0	H: 0	E: 0	K: 1	S: 5	LOB: 0	BB: 0	P: 5	R: 2	H: 3	E: 0	K: 1	S: 8	LOB: 2	BB: 0	P: 8	R: 3	H: 5	E: 0	K: 0	S: 7	LOB: 2	BB: 0	P: 7	1B: 7	SF: 0	2B: 1	SAC: 0	3B: 0	DP: 1	HR: 0	HBP: 0	WP: 0	PA: 34
--------------	------	------	------	------	------	--------	-------	------	------	------	------	------	------	--------	-------	------	------	------	------	------	------	--------	-------	------	------	------	------	------	------	--------	-------	------	------	------	------	------	------	--------	-------	------	------	------	------	------	------	--------	-------	------	-------	-------	-------	--------	-------	-------	-------	--------	-------	--------

PITCHER	IP	WLS	BF	H	R	ER	SO	BB	IBB	HBP	BLK	WP	HR	S	P	ERA	WHIP
Gaylord Perry, R (1, 1) ERA: 4.66	8.0		27	3	2	2	3	1	0	0	0	0	0	32	36	2.25	0.500
Dan Quisenberry, R (9, 1) ERA: 1.92	0.2	L	7	5	3	3	0	0	0	0	0	0	0	7	7	40.50	7.500

PITCHER	IP	WLS	BF	H	R	ER	SO	BB	IBB	HBP	BLK	WP	HR	S	P	ERA	WHIP
---------	----	-----	----	---	---	----	----	----	-----	-----	-----	----	----	---	---	-----	------

Batter	1	2	3	4	5	6	7	8	9	AB R H RBI BB SO LOB	TOP					
U L Washington, S (1, 6) OBP: 0.305, SLG: 0.336	0-0 5-3		0-0 BLK 1B		0-0 F7			0-0 4-3		4 0 1 0 0 0 0						
Pat Sheridan, L (1, 8) OBP: 0.330, SLG: 0.455	4-0 FC3-6 BB		0-0 4-3		0-0 1B			0-0 3-1		3 0 1 0 1 0 1						
George Brett, L (1, 5) OBP: 0.400, SLG: 0.605	0-0 FC3-6 1-2f			0-0 BB 1B 1B	0-0 6-3			0-0 F5		4 1 1 0 0 0 2						
Hal McRae, R (1, 10) OBP: 0.388, SLG: 0.487	0-0 F9			0-0 BB 1B 1B		4-0 BB BB BB G6-4-3 BB		0-0 6-3		3 0 1 0 1 0 1						
Willie Aikens, L (1, 3) OBP: 0.379, SLG: 0.519		0-3 K		4-0 BB BB BB 1B BB		0-0 G6-4-3 1-2f		0-3 K		3 0 0 0 1 2 1						
Amos Otis, R (1, 9) OBP: 0.306, SLG: 0.356		0-0 F9		0-0 F3		0-0 F9		0-0 1B		4 0 1 0 0 0 3						
Frank White, R (1, 4) OBP: 0.275, SLG: 0.389		0-0 6-3		0-0 1B 1-2 2-H 3-H			0-3 K	0-0 F7		4 0 1 1 0 1 1						
John Wathan, R (1, 2) OBP: 0.312, SLG: 0.337			0-3 K		0-0 F7			0-0 F5		3 0 0 0 0 1 2						
Joe Simpson, L (1, 7) OBP: 0.244, SLG: 0.220			0-0 1-3		0-0 3-1			0-3 K		3 0 0 0 0 1 0						
Inning Stats	R: 0 E: 0 K: 0 S: 3 H: 0 LOB: 1 BB: 1 P: 7	R: 0 E: 0 K: 1 S: 5 H: 0 LOB: 0 BB: 0 P: 5	R: 0 E: 0 K: 1 S: 6 H: 1 LOB: 1 BB: 0 P: 6	R: 1 E: 0 K: 0 S: 5 H: 3 LOB: 2 BB: 1 P: 9	R: 0 E: 0 K: 0 S: 4 H: 1 LOB: 1 BB: 0 P: 4	R: 0 E: 0 K: 0 S: 2 H: 0 LOB: 0 BB: 1 P: 6	R: 0 E: 0 K: 2 S: 7 H: 0 LOB: 0 BB: 0 P: 7	R: 0 E: 0 K: 0 S: 3 H: 0 LOB: 0 BB: 0 P: 3	R: 0 E: 0 K: 1 S: 6 H: 1 LOB: 1 BB: 0 P: 6	1B: 6 2B: 0 3B: 0 HR: 0 SF: 0 SAC: 0 DP: 1 HBP: 0	WP: 0 PB: 0 SB: 0 CS: 0 PA: 34					
PITCHER	IP WLS BF H R ER SO BB IBB HBP BLK WP HR S P ERA WHIP															
Storm Davis, R (1, 1) ERA: 3.45	7.0	27	5	1	1	4	3	0	0	1	0	0	32	44	1.29	1.143
Tippy Martinez, L (8, 1) ERA: 2.61	2.0	7	1	0	0	1	0	0	0	0	0	0	9	9	0.00	0.500

Kansas City Royals @ Baltimore Orioles
 Memorial Stadium, Baltimore, MD
 Fri Aug 19 1983, 7:05 PM EDT
 Att: 35,582 - Unknown

AB	31
R	1
H	6
RBI	1
BB	3
SO	5
LOB	11



Batter	1	2	3	4	5	6	7	8	9
John Shelby, S OBP: 0.298, SLG: 0.370 (1, 8)	0-3 K		0-0 1B			0-0 1-3		0-0 F9	
Jim Dwyer, L OBP: 0.387, SLG: 0.565 Rich Dauer, R OBP: 0.282, SLG: 0.283 (1, 9) (9, 4)	0-0 F8		0-0 F7			0-0 HR		4-0 1B BB	
Cal Ripken Jr., R OBP: 0.354, SLG: 0.477 (1, 6)	0-0 1B			0-0 F8		0-0 F9		0-0 BB BB 1B	
Eddie Murray, S OBP: 0.389, SLG: 0.509 (1, 3)	0-0 4-3			4-0 L6 BB		0-3 K		4-0 1-2 BB BB	
Ken Singleton, S OBP: 0.399, SLG: 0.464 (1, 10)		0-0 L7		0-0 L6 1-2		0-3 K		4-0 1-2 2-3 3-H BB	
Gary Roenicke, R OBP: 0.327, SLG: 0.488 (1, 7) (9, 9)		0-0 5-3			4-0 SH1-3 BB	0-3 K		0-0 F2	
Todd Cruz, R OBP: 0.246, SLG: 0.324 (1, 5)		0-0 CS 1B			0-0 SH1-3 1-2	0-0 P6			
Lenn Sakata, R OBP: 0.295, SLG: 0.320 Al Bumbry, L OBP: 0.320, SLG: 0.350 (1, 4) (8, PH) (9, 7)		0-0 CS 1-2	0-0 6-3		0-0 F3			0-0 4-3	
Rick Dempsey, R OBP: 0.314, SLG: 0.324 (1, 2)			0-0 F9		0-0 6-3			0-0 1B 2B	

AB	R	H	RBI	BB	SO	LOB
4	0	1	0	0	1	1
3	2	1	1	1	0	1
0	0	0	0	0	0	0
4	0	2	1	0	0	0
2	0	0	0	2	1	1
3	0	0	1	1	1	1
3	0	0	0	1	1	3
2	0	1	0	0	0	0
2	0	0	0	0	0	1
1	0	0	0	0	0	0
3	1	1	0	0	0	1

BOTTOM

Kansas City Royals @ Baltimore Orioles
Memorial Stadium, Baltimore, MD

Fri Aug 19 1983, 7:05 PM EDT
Att. 35,582 - Unknown

livebaseballscorecards.com

AB	27
R	3
H	6
RBI	3
BB	5
SO	4
LOB	9



Inning Stats		R: 0	H: 1	R: 0	H: 1	R: 0	H: 1	R: 0	H: 0	R: 0	H: 0	R: 1	H: 1	R: 0	H: 0	R: 2	H: 2
		E: 0	LOB: 1	E: 0	LOB: 0	E: 0	LOB: 1	E: 0	LOB: 0	E: 0	LOB: 1	E: 0	LOB: 0	E: 0	LOB: 0	E: 0	LOB: 3
		K: 1	BB: 0	K: 0	BB: 0	K: 0	BB: 0	K: 0	BB: 1	K: 0	BB: 1	K: 1	BB: 0	K: 2	BB: 0	K: 0	BB: 3
		S: 6	P: 6	S: 3	P: 3	S: 4	P: 4	S: 2	P: 6	S: 3	P: 7	S: 6	P: 6	S: 7	P: 7	S: 5	P: 17

PITCHER		IP	WLS	BF	H	R	ER	SO	BB	IBB	HBP	BLK	WP	HR	S	P	ERA	WHIP
Eric Rasmussen, R ERA: 7.01 (1, 1)		7.2	L	32	6	3	3	4	5	0	0	0	0	1	35	55	3.52	1.435
Mark Huismann, R ERA: 18.0 (8, 1)		0.1		1	0	0	0	0	0	0	0	0	0	1	1	0.00	0.000	

WP	PA	ERA	WHIP
0	34		

Batter	1	2	3	4	5	6	7	8	9	AB R H RBI BB SO LOB	TOP	
U L Washington, S (1, 6) OBP: 0.303, SLG: 0.333	0-3 K		0-0 6-3			0-0 F8		0-0 F9		4 0 0 0 0 1 3		
Pat Sheridan, L (1, 8) OBP: 0.326, SLG: 0.449 Don Slaught, R (8, PH) OBP: 0.296, SLG: 0.329 (8, 2)	0-3 K			0-0 3-1		0-0 4-3		0-0 5-3		3 0 0 0 0 1 1 1 0 0 0 0 0 2		
George Brett, L (1, 5) OBP: 0.401, SLG: 0.601	4-0 BB			4-0 1B FC3-2 BB		0-0 E5		0-3 K		2 0 0 0 2 1 2		
Hal McRae, R (1, 10) OBP: 0.389, SLG: 0.487	0-0 F9			0-0 PO FC3-2 1-3 1B		0-0 L9		0-0 G5-4-3 1B		4 0 2 0 0 0 2		
Willie Aikens, L (1, 3) OBP: 0.374, SLG: 0.513		0-0 5-3		0-0 FC3-2			0-0 4-3		0-0 F7	4 0 0 0 0 0 3		
Frank White, R (1, 4) OBP: 0.273, SLG: 0.385		0-0 6-3		0-0 PO 2-3	0-0 F8		0-0 1-3		0-0 G5-4-3	4 0 0 0 0 0 1		
Amos Otis, R (1, 9) OBP: 0.303, SLG: 0.353		0-0 6-3			0-0 5-3		0-0 5-3			3 0 0 0 0 0 0		
Leon Roberts, R (1, 7) OBP: 0.323, SLG: 0.419 (8, 8)			0-0 5-3		0-0 L7			4-0 2B BB		2 0 0 0 1 0 0		
John Wathan, R (1, 2) OBP: 0.315, SLG: 0.343 (8, 7)			0-0 5-3		0-0 4-3 S E 1B			0-0 1-3 2B		3 1 2 0 0 0 0		
Inning Stats	R: 0 E: 0 K: 2 S: 7 H: 0 LOB: 1 BB: 1 P: 11	R: 0 E: 0 K: 0 S: 3 H: 0 LOB: 0 BB: 0 P: 3	R: 0 E: 0 K: 0 S: 3 H: 0 LOB: 0 BB: 0 P: 3	R: 0 E: 0 K: 0 S: 3 H: 1 LOB: 1 BB: 1 P: 7	R: 0 E: 0 K: 0 S: 3 H: 0 LOB: 0 BB: 0 P: 3	R: 1 E: 1 K: 0 S: 5 H: 1 LOB: 1 BB: 0 P: 5	R: 0 E: 0 K: 0 S: 3 H: 0 LOB: 0 BB: 0 P: 3	R: 0 E: 0 K: 1 S: 6 H: 1 LOB: 2 BB: 1 P: 10	R: 0 E: 0 K: 0 S: 3 H: 1 LOB: 0 BB: 0 P: 3	1B: 3 2B: 1 3B: 0 HR: 0 SF: 0 SAC: 0 DP: 1 HBP: 0	WP: 0 PB: 0 SB: 1 CS: 0 PA: 34	
PITCHER	IP WLS BF H R ER SO BB IBB HBP BLK WP HR S P ERA WHIP											
Mike Boddicker, R (1, 1) ERA: 3.27	7.0 W 27 3 1 0 2 3 0 0 0 0 0 0 28 40 0.00 0.857											
Tippy Martinez, L (8, 1) ERA: 2.54	2.0 S 6 1 0 0 1 0 0 0 0 0 0 0 8 8 0.00 0.500											

Kansas City Royals @ Baltimore Orioles
Memorial Stadium, Baltimore, MD

Sat Aug 20 1983, 3:33 AM EDT
Att. 23,069 - Unknown - 93 F

livebaseballscorecards.com

AB	30
R	1
H	4
RBI	0
BB	3
SO	3
LOB	14



Batter	1	2	3	4	5	6	7	8	9
John Shelby, S OBP: 0.296, SLG: 0.366 (1, 8) X	0-0 F8 ①		0-0 F7 ③		0-0 5-3 ③		0-0 6-3 S ③	0-3 K ③	
Dan Ford, R OBP: 0.325, SLG: 0.455 (1, 9) X	0-0 F2 ②			0-0 1B S 1B ①		0-0 5-3 2B ②	0-0 6-3 1-3 ②		
Cal Ripken Jr., R OBP: 0.353, SLG: 0.474 (1, 6) X	0-0 P3 ③			0-0 F9 ①		4-0 5-3 BB ③	0-0 6-3 ③		
Eddie Murray, S OBP: 0.388, SLG: 0.506 (1, 3)		0-3 K ①		4-0 1B BB ①		0-0 P3 ①		0-3 K ①	
Gary Roenicke, R OBP: 0.330, SLG: 0.500 (1, 7) X		0-0 HR		0-0 G5-4-3 1B ②		0-0 5-3 ②		0-0 F7 ②	
Ken Singleton, S OBP: 0.400, SLG: 0.472 (1, 10) X		0-0 6-3 ②		0-0 G5-4-3 ② ③		4-0 IBB ③		0-0 HR	
Todd Cruz, R OBP: 0.247, SLG: 0.323 (1, 5)		0-3 K ③			0-0 L5 ①	0-0 F5 ③		0-0 2B S 1B ③	
Rich Dauer, R OBP: 0.284, SLG: 0.291 (1, 4) X			0-0 F8 ①		0-0 F9 ②		0-0 1B 2B ③	0-0 1B 2B ③	
Rick Dempsey, R OBP: 0.316, SLG: 0.335 (1, 2) S			0-3 K ②			0-0 3B ③	0-0 F8 ①	0-0 1B ③	

Inning Stats	R: 0	H: 0	E: 0	K: 0	S: 3	LOB: 0	BB: 0	P: 3
	R: 1	H: 1	E: 0	K: 2	S: 8	LOB: 0	BB: 0	P: 8
	R: 0	H: 0	E: 0	K: 1	S: 5	LOB: 0	BB: 0	P: 5
	R: 1	H: 2	E: 0	K: 0	S: 4	LOB: 1	BB: 1	P: 8
	R: 0	H: 1	E: 0	K: 0	S: 4	LOB: 1	BB: 0	P: 4
	R: 0	H: 1	E: 0	K: 0	S: 4	LOB: 3	BB: 2	P: 12
	R: 1	H: 2	E: 0	K: 0	S: 5	LOB: 1	BB: 0	P: 5
	R: 3	H: 4	E: 0	K: 2	S: 11	LOB: 1	BB: 0	P: 11

PITCHER	IP	WLS	BF	H	R	ER	SO	BB	IBB	HBP	BLK	WP	HR	S	P	ERA	WHIP
Larry Gura, L ERA: 5.14 (1, 1)	6.1	L	28	7	3	3	3	2	1	0	0	0	1	31	43	4.26	1.421
Mike Armstrong, R ERA: 3.91 (7, 1)	1.2		9	4	3	3	2	0	0	0	0	0	1	13	13	16.20	2.400

BOTTOM

Kansas City Royals @ Baltimore Orioles
Memorial Stadium, Baltimore, MD

Sat Aug 20 1983, 3:33 AM EDT
Att: 23,069 - Unknown - 93 F

AB	34
R	6
H	11
RBI	6
BB	3
SO	5
LOB	15



1B	2B	3B	HR	SF	SAC	DP	HBP	WP	PA	ERA	WHIP
5	3	1	2	0	0	1	0	0	37		

Batter	1	2	3	4	5	6	7	8	9	AB R H RBI BB SO LOB	TOP											
U L Washington, S (1, 6) OBP: 0.304, SLG: 0.334	0-0 4-3 S 2B 1B	0-0 F7			0-0 F8		0-0 SH1-3		0-0 BLK SH2-4 1B 1B	4 2 2 0 0 0 2												
Pat Sheridan, L (1, 8) OBP: 0.329, SLG: 0.450	0-0 F8 1-2		0-0 1B		0-0 F3		0-0 CS 1B		0-0 SH2-4 1-2 2-3	4 0 2 1 0 0 2												
George Brett, L (1, 5) OBP: 0.399, SLG: 0.594	0-0 4-3 2-3		0-0 F7		0-0 G3		0-3 3-H 0-3 K 1-2		4-0 BLK 1B IBB	4 1 0 0 1 1 4												
Hal McRae, R (1, 10) OBP: 0.391, SLG: 0.497	0-0 2B		0-0 F9		0-0 HR		0-0 L8		0-0 1B 1B 1-H 2-H 3-H	5 2 3 4 0 0 1												
Willie Aikens, L (1, 3) OBP: 0.373, SLG: 0.508	0-0 6-3		0-0 6-3		0-3 K		4-0 BB BB		4-0 1B BB 1-2	3 0 0 0 1 1 2 0 0 0 0 1 0 0												
Joe Simpson, L (8, PR) OBP: 0.250, SLG: 0.220																						
Frank White, R (1, 4) OBP: 0.272, SLG: 0.383		0-0 F7		0-0 F3		0-0 6-3 1B		0-0 F9	0-0 F2	5 0 1 0 0 0 3												
Amos Otis, R (1, 9) OBP: 0.304, SLG: 0.351		0-3 K		0-3 K		0-0 6-3		4-0 BB 1-2	0-0 1B 1-3 2-H	4 0 1 1 1 2 1												
Leon Roberts, R (1, 7) OBP: 0.320, SLG: 0.431		0-0 HR		0-0 5-3		0-0 5-3		0-3 K	0-0 4-3	5 1 1 1 0 1 5												
Don Slaught, R (1, 2) OBP: 0.312, SLG: 0.352		0-0 1B			0-0 1B		0-0 SH1-3 1B 2B		0-0 SH2-4 1B BLK 1B	4 2 4 0 0 0 0												
Inning Stats	R: 1 E: 0 K: 0 S: 5	H: 2 LOB: 1 BB: 0 P: 5	R: 1 E: 0 K: 1 S: 7	H: 2 LOB: 1 BB: 0 P: 7	R: 0 E: 0 K: 0 S: 4	H: 1 LOB: 1 BB: 0 P: 4	R: 0 E: 0 K: 1 S: 5	H: 0 LOB: 0 BB: 0 P: 5	R: 0 E: 0 K: 0 S: 4	H: 1 LOB: 1 BB: 0 P: 4	R: 1 E: 0 K: 1 S: 7	H: 2 LOB: 1 BB: 0 P: 7	R: 1 E: 0 K: 1 S: 6	H: 2 LOB: 1 BB: 0 P: 6	R: 0 E: 0 K: 1 S: 5	H: 0 LOB: 2 BB: 2 P: 13	R: 4 E: 0 K: 0 S: 7	H: 4 LOB: 2 BB: 2 P: 15	1B: 10 2B: 3 3B: 0 HR: 2	SF: 0 SAC: 2 DP: 1 HBP: 0	WP: 0 PB: 0 SB: 1 CS: 1	PA: 44
PITCHER	IP WLS BF H R ER SO BB IBB HBP BLK WP HR S P ERA WHIP																					
Jim Palmer, R (1, 1) ERA: 3.96	6.1 L 29 10 4 4 3 0 0 0 0 0 0 2 35 35 5.68 1.579																					
Sammy Stewart, R (7, 1) ERA: 3.79	1.2 6 0 0 0 2 2 0 0 0 0 0 0 8 16 0.00 1.200																					
Tim Stoddard, R (9, 1) ERA: 5.48	1.0 9 4 4 4 0 1 1 0 1 0 0 0 7 15 36.00 5.000																					

Kansas City Royals @ Baltimore Orioles
 Memorial Stadium, Baltimore, MD
 Sun Aug 21 1983, 3:33 AM EDT
 Att. 29,044 - Unknown - 83 F

AB	38
R	8
H	14
RBI	7
BB	4
SO	5
LOB	20



WP: 0	PA: 44
PB: 0	
SB: 1	
CS: 1	

livebaseballscorecards.com

Batter	1	2	3	4	5	6	7	8	9	AB	R	H	RBI	BB	SO	LOB
John Shelby, S (1, 8) OBP: 0.291, SLG: 0.360	0-0 F9		0-0 6-3		0-0 F8		0-0 F7			4	0	0	0	0	0	1
Dan Ford, R (1, 9) OBP: 0.327, SLG: 0.455	0-0 1B		0-0 FC5-4 1B		0-0 FC5-4 1-2f			0-0 4-3		4	0	2	0	0	0	1
Cal Ripken Jr., R (1, 6) OBP: 0.356, SLG: 0.478	0-0 G5-4-3 1-2 1B		0-0 FC5-4 1-2f			0-0 2B		0-0 HR 1B		4	1	3	0	0	0	1
Eddie Murray, S (1, 3) OBP: 0.387, SLG: 0.510	0-0 G5-4-3 1-2f		0-0 L5		0-0 5-3			0-0 HR 1-H		4	1	1	2	0	0	4
Gary Roenicke, R (1, 7) OBP: 0.329, SLG: 0.508		0-0 HR		0-0 5-3		0-0 F2		0-3 K		4	1	1	1	0	1	1
Ken Singleton, S (1, 10) OBP: 0.398, SLG: 0.468		0-3 K		0-3 K		4-0 FC5-4 BB		0-0 F7		3	0	0	0	1	2	0
Todd Cruz, R (1, 5) OBP: 0.245, SLG: 0.322		0-0 F3		0-3 K		0-0 FC5-4 1-2f			0-0 P3	2	0	0	0	0	1	0
Benny Ayala, R (6, PH) OBP: 0.272, SLG: 0.402										1	0	0	0	0	0	2
Lenn Sakata, R (7, 4) OBP: 0.295, SLG: 0.320										0	0	0	0	0	0	0
Al Bumbry, L (9, PH) OBP: 0.319, SLG: 0.349										1	0	0	0	0	0	0
Rich Dauer, R (1, 4) OBP: 0.287, SLG: 0.292		4-0 BB			0-0 FC1-6 1B		0-0 F7		0-0 4-3	2	0	1	0	1	0	0
John Lowenstein, L (9, PH) OBP: 0.379, SLG: 0.440										1	0	0	0	0	0	0
Rick Dempsey, R (1, 2) OBP: 0.313, SLG: 0.331		0-0 F8			0-0 FC1-6 FC5-4 1-2f		0-0 F8		0-0 G3	3	0	0	0	0	0	2
Jim Dwyer, L (9, PH) OBP: 0.384, SLG: 0.561										1	0	0	0	0	0	0

Inning Stats	R: 0	H: 2	E: 0	K: 0	S: 4	H: 1	LOB: 1	BB: 0	P: 4	R: 1	H: 1	E: 0	K: 1	S: 6	H: 1	LOB: 1	BB: 1	P: 10	R: 0	H: 1	E: 0	K: 0	S: 4	R: 0	H: 0	E: 0	K: 2	S: 7	R: 0	H: 1	E: 0	K: 0	S: 4	R: 0	H: 1	E: 0	K: 0	S: 4	R: 0	H: 0	E: 0	K: 1	S: 3	R: 2	H: 2	E: 0	K: 1	S: 7	R: 0	H: 0	E: 0	K: 0	S: 3	R: 0	H: 0	E: 0	K: 0	S: 3	R: 0	H: 0	E: 0	K: 0	S: 3	1B: 5	SF: 0	2B: 1	SAC: 0	3B: 0	DP: 1	HR: 2	HBP: 0	WP: 0	PA: 36
--------------	------	------	------	------	------	------	--------	-------	------	------	------	------	------	------	------	--------	-------	-------	------	------	------	------	------	------	------	------	------	------	------	------	------	------	------	------	------	------	------	------	------	------	------	------	------	------	------	------	------	------	------	------	------	------	------	------	------	------	------	------	------	------	------	------	------	-------	-------	-------	--------	-------	-------	-------	--------	-------	--------

PITCHER	IP	WLS	BF	H	R	ER	SO	BB	IBB	HBP	BLK	WP	HR	S	P	ERA	WHIP
Bud Black, L (1, 1) ERA: 3.62	7.1	W	30	7	2	2	3	2	0	0	0	0	1	34	42	2.46	1.227
Dan Quisenberry, R (8, 1) ERA: 1.97	1.2	S	6	1	1	1	1	0	0	0	0	0	1	8	8	5.40	0.600

BOTTOM

Kansas City Royals @ Baltimore Orioles
Memorial Stadium, Baltimore, MD
 Sun Aug 21 1983, 3:33 AM EDT
 Att: 29,044 - Unknown - 83 F

AB	34
R	3
H	8
RBI	3
BB	2
SO	4
LOB	12



WP	0	PA	36
PB	0		
SB	0		
CS	0		

livebaseballscorecards.com

Batter	1	2	3	4	5	6	7	8	9	AB R H RBI BB SO LOB	TOP	
Dave Stegman, R OBP: 0.333, SLG: 0.316 (1, 8) X	0-0 4-3		0-0 1B			0-3 K		0-3 K		4 0 1 0 0 2 0	Chicago White Sox @ Kansas City Royals Royals Stadium, Kansas City, MO Mon Aug 22 1983, 8:05 PM EDT Att. 31,479 - Unknown - 86 F livebaseballscorecards.com	
Carlton Fisk, R OBP: 0.352, SLG: 0.532 (1, 2) X	0-0 F9		0-0 F9			0-0 F9		0-0 F8	4 0 0 0 0 0 1			
Tom Paciorek, R OBP: 0.317, SLG: 0.413 Mike Squires, L OBP: 0.329, SLG: 0.277 (1, 3) X (9, 3)	0-0 5-3			0-0 F8			0-3 K	0-0 F9	4 0 0 0 0 1 0 0 0 0 0 0 0 0			
Greg Luzinski, R OBP: 0.344, SLG: 0.488 (1, 10) X		0-0 HR		0-0 F8			0-3 K	0-0 F8	4 1 1 1 0 1 0			
Ron Kittle, R OBP: 0.304, SLG: 0.490 (1, 7) X		0-0 5-3		0-0 1-3			0-0 4-3		3 0 0 0 0 0 0			
Harold Baines, L OBP: 0.329, SLG: 0.400 (1, 9) X		0-0 3-1			0-0 F8			0-0 F8	3 0 0 0 0 0 0			
Vance Law, R OBP: 0.307, SLG: 0.333 (1, 5) X		0-0 F8			0-0 F9			0-0 F7	3 0 0 0 0 0 0			
Scott Fletcher, R OBP: 0.358, SLG: 0.428 (1, 6) X			0-0 5-3		0-0 6-3			0-0 E6 HR	3 1 0 0 0 0 0			
Julio Cruz, S OBP: 0.312, SLG: 0.330 (1, 4) X			0-0 L3			0-0 F7		0-0 1-H HR	3 1 1 2 0 0 0			
Inning Stats	R: 0 E: 0 K: 0 S: 3 H: 0 LOB: 0 BB: 0 P: 3	R: 1 E: 0 K: 0 S: 4 H: 1 LOB: 0 BB: 0 P: 4	R: 0 E: 0 K: 0 S: 4 H: 1 LOB: 1 BB: 0 P: 4	R: 0 E: 0 K: 0 S: 3 H: 0 LOB: 0 BB: 0 P: 3	R: 0 E: 0 K: 0 S: 3 H: 0 LOB: 0 BB: 0 P: 3	R: 0 E: 0 K: 1 S: 5 H: 0 LOB: 0 BB: 0 P: 5	R: 0 E: 0 K: 2 S: 7 H: 0 LOB: 0 BB: 0 P: 7	R: 2 E: 1 K: 1 S: 7 H: 1 LOB: 0 BB: 0 P: 7	R: 0 E: 0 K: 0 S: 3 H: 0 LOB: 0 BB: 0 P: 3	1B: 1 2B: 0 3B: 0 HR: 2 SF: 0 SAC: 0 DP: 0 HBP: 0	WP: 0 PB: 0 SB: 0 CS: 0 PA: 31	
PITCHER Paul Splittorff, L ERA: 4.03 (1, 1)	IP 9.0 WLS L BF 31 H 3 R 3 ER 1 SO 4 BB 0 IBB 0 HBP 0 BLK 0 WP 0 HR 2 S 39 P 39 ERA 1.00 WHIP 0.333											PITCHER IP WLS BF H R ER SO BB IBB HBP BLK WP HR S P ERA WHIP

AB	31
R	3
H	3
RBI	3
BB	0
SO	4
LOB	1



Batter	1	2	3	4	5	6	7	8	9	AB	R	H	RBI	BB	SO	LOB
U L Washington, S OBP: 0.302, SLG: 0.331 (1, 6)	0-0 6-3		0-0 F7		0-0 4-3			0-0 F5		4	0	0	0	0	0	3
Pat Sheridan, L OBP: 0.328, SLG: 0.446 (1, 8)	0-0 F7		0-0 1B			0-0 2-3		0-0 4-3		4	0	1	1	0	0	0
George Brett, L OBP: 0.395, SLG: 0.588 (1, 5)	0-0 F7		0-3 K			0-0 3-1			0-0 3-1	4	0	0	0	0	1	2
Hal McRae, R OBP: 0.388, SLG: 0.492 (1, 10)		0-0 F3		0-0 F7		0-3 K			0-0 5-3	4	0	0	0	0	1	0
Willie Aikens, L OBP: 0.372, SLG: 0.503 (1, 3)		0-0 6-3		0-0 4-3			0-0 4-3		4-0 BB	3	0	0	0	1	0	0
Joe Simpson, L OBP: 0.250, SLG: 0.220 (9, PR)										0	0	0	0	0	0	0
Frank White, R OBP: 0.269, SLG: 0.379 (1, 4)		0-0 F9		0-0 5-3			0-0 4-3		0-0 F3	4	0	0	0	0	0	1
Amos Otis, R OBP: 0.307, SLG: 0.354 (1, 9)			0-0 1B		0-0 L4		0-0 1B			3	1	2	0	0	0	0
Leon Roberts, R OBP: 0.320, SLG: 0.429 (1, 7)			0-0 1B		0-0 5-3		0-0 F7			3	0	1	0	0	0	1
Don Slaught, R OBP: 0.313, SLG: 0.351 (1, 2)			0-0 F3		0-0 1B			0-0 F5		3	0	1	0	0	0	2

Inning Stats	R: 0 E: 0 K: 0 S: 3	H: 0 LOB: 0 BB: 0 P: 3	R: 0 E: 0 K: 0 S: 3	H: 0 LOB: 0 BB: 0 P: 3	R: 1 E: 0 K: 1 S: 8	H: 3 LOB: 2 BB: 0 P: 8	R: 0 E: 0 K: 0 S: 3	H: 0 LOB: 0 BB: 0 P: 3	R: 0 E: 0 K: 1 S: 5	H: 0 LOB: 0 BB: 0 P: 5	R: 0 E: 0 K: 0 S: 4	H: 1 LOB: 1 BB: 0 P: 4	R: 0 E: 0 K: 0 S: 3	H: 0 LOB: 0 BB: 0 P: 3	R: 0 E: 0 K: 0 S: 3	H: 0 LOB: 1 BB: 1 P: 7	1B: 5 2B: 0 3B: 0 HR: 0	SF: 0 SAC: 0 DP: 0 HBP: 0	
PITCHER LaMarr Hoyt, R ERA: 4.01 (1, 1)	IP 9.0	WLS W	BF 33	H 5	R 1	ER 1	SO 2	BB 1	IBB 0	HBP 0	BLK 0	WP 0	HR 0	S 36	P 40	ERA 1.00	WHIP 0.667	WP: 0 PB: 0 SB: 0 CS: 0	PA: 33 ERA WHIP

BOTTOM

Chicago White Sox @ Kansas City Royals
Royals Stadium, Kansas City, MO

Mon Aug 22 1983, 8:05 PM EDT
Att: 31,479 - Unknown - 86 F

livebaseballscorecards.com

AB	32
R	1
H	5
RBI	1
BB	1
SO	2
LOB	9



Batter	1	2	3	4	5	6	7	8	9	AB R H RBI BB SO LOB	TOP	
Rudy Law, L (1, 8) OBP: 0.336, SLG: 0.339 Dave Stegman, R (7, 8) OBP: 0.333, SLG: 0.316	0-0 S 1B		0-0 4-3		0-0 1-H 1B		0-3 K			4 0 2 1 0 1 0 0 0 0 0 0 0 0		
Carlton Fisk, R (1, 2) OBP: 0.350, SLG: 0.527 Marc Hill, R (7, 2) OBP: 0.270, SLG: 0.300	0-0 1-6-3 1-2		0-0 F7		0-0 F4			0-0 4-3		3 0 0 0 0 0 2 1 0 0 0 0 0 0		
Harold Baines, L (1, 9) OBP: 0.329, SLG: 0.400 Jerry Hairston, S (7, 9) OBP: 0.381, SLG: 0.527	0-0 F7		0-0 F5			0-0 3-1 BB 1B		0-0 2B		3 0 1 0 0 0 1 1 0 1 0 0 0 0		
Greg Luzinski, R (1, 10) OBP: 0.343, SLG: 0.484	0-3 K			0-0 F7		4-0 BB BB BB		0-3 K		3 0 0 0 1 2 2		
Tom Paciorek, R (1, 7) OBP: 0.313, SLG: 0.408		0-3 K		0-0 5-3		0-3 K		0-0 6-3		4 0 0 0 0 2 3		
Greg Walker, L (1, 3) OBP: 0.318, SLG: 0.429		0-0 2B		0-0 5-3		0-0 3-1		0-3 K		4 1 1 0 0 1 2		
Vance Law, R (1, 5) OBP: 0.304, SLG: 0.330 Mike Squires, L (8, 5) OBP: 0.327, SLG: 0.275		0-0 6-3			0-0 F2		0-3 K		0-0 F8	3 0 0 0 0 1 3 1 0 0 0 0 0 0		
Scott Fletcher, R (1, 6) OBP: 0.356, SLG: 0.429		0-0 2B			0-0 5-3			0-0 F8		4 0 1 1 0 0 0		
Julio Cruz, S (1, 4) OBP: 0.312, SLG: 0.328 Jerry Dybzinski, R (7, 6) OBP: 0.283, SLG: 0.286		0-3 K			4-0 S 1B BB			0-0 5-3		2 1 0 0 1 1 1 0 0 0 0 0 0 0		
Inning Stats	R: 0 H: 1 E: 0 LOB: 1 K: 1 BB: 0 S: 6 P: 6	R: 1 H: 2 E: 0 LOB: 1 K: 2 BB: 0 S: 9 P: 9	R: 0 H: 0 E: 0 LOB: 0 K: 0 BB: 0 S: 3 P: 3	R: 0 H: 0 E: 0 LOB: 0 K: 0 BB: 0 S: 3 P: 3	R: 1 H: 1 E: 0 LOB: 1 K: 0 BB: 1 S: 4 P: 8	R: 0 H: 1 E: 0 LOB: 2 K: 2 BB: 1 S: 8 P: 12	R: 0 H: 0 E: 0 LOB: 0 K: 1 BB: 0 S: 5 P: 5	R: 0 H: 1 E: 0 LOB: 1 K: 1 BB: 0 S: 6 P: 6	R: 0 H: 0 E: 0 LOB: 0 K: 1 BB: 0 S: 5 P: 5	1B: 3 SF: 0 2B: 3 SAC: 0 3B: 0 DP: 0 HR: 0 HBP: 0	WP: 0 PA: 35 PB: 0 SB: 2 CS: 0	
PITCHER	IP WLS BF H R ER SO BB IBB HBP BLK WP HR S P ERA WHIP											
Steve Renko, R (1, 1) ERA: 4.41	5.0 W 21 5 2 2 3 1 0 0 0 0 0 0 26 30 3.60 1.200											
Mark Huismann, R (6, 1) ERA: 9.0	3.0 11 1 0 0 4 1 0 0 0 0 0 0 18 22 0.00 0.667											
Mike Armstrong, R (9, 1) ERA: 3.86	1.0 3 0 0 0 1 0 0 0 0 0 0 0 5 5 0.00 0.000											

Chicago White Sox @ Kansas City Royals
Royals Stadium, Kansas City, MO
Tue Aug 23 1983, 8:05 PM EDT
Att. 18,767 - Cloudy - 89 F

livebaseballscorecards.com

AB 33
R 2
H 6
RBI 2
BB 2
SO 8
LOB 14



Batter	1	2	3	4	5	6	7	8	9	10	AB R H RBI BB SO LOB	TOP										
Rudy Law, L (1, 8) OBP: 0.337, SLG: 0.339	0-0 F4	0-0 F8			0-0 FC6-4 1B		0-3 K			0-0 SH1-3 FC6-4 1B	5 1 2 0 0 1 2	Chicago White Sox @ Kansas City Royals Royals Stadium, Kansas City, MO Wed Aug 24 1983, 8:05 PM EDT Att: 19,056 - Unknown - 98 F livebaseballscorecards.com										
Carlton Fisk, R (1, 2) OBP: 0.346, SLG: 0.522	0-0 F7		0-0 F6		0-0 FC6-4		0-0 F7			0-0 SH1-3	4 0 0 0 0 0 1											
Harold Baines, L (1, 9) OBP: 0.327, SLG: 0.396	0-0 3-1		0-0 4-3		0-0 6-3			0-0 4-3		4-0 FC6-4 IBB	4 0 0 0 1 0 1											
Greg Luzinski, R (1, 10) OBP: 0.344, SLG: 0.483 Ron Kittle, R (8, PR) OBP: 0.303, SLG: 0.489		4-0 FC3-6 BB	0-0 F8		0-3 K		0-0 FC6-4 1B			0-0 FC6-4	3 0 1 0 1 1 0 1 0 0 1 0 0 1											
Jerry Hairston, S (1, 7) OBP: 0.376, SLG: 0.547 Dave Stegman, R (8, 7) OBP: 0.320, SLG: 0.300		0-0 FC3-6 1B 1-2f	0-0 4-3		0-0 HR		0-0 F9			0-0 5-3	4 2 1 1 0 0 2 1 0 0 0 0 0 1											
Mike Squires, L (1, 3) OBP: 0.325, SLG: 0.274		0-0 1B FC1-2 1B	0-0 F8		0-0 4-3		0-0 F5				4 0 1 0 0 0 1											
Vance Law, R (1, 5) OBP: 0.309, SLG: 0.335		0-0 1B FC1-2 1B 1-3 3-H	0-0 1B		0-0 1B		0-0 1B		0-0 F4		4 1 3 1 0 0 0											
Scott Fletcher, R (1, 6) OBP: 0.350, SLG: 0.422 Greg Walker, L (9, PH) OBP: 0.317, SLG: 0.427 Jerry Dybzinski, R (9, 6) OBP: 0.283, SLG: 0.286		0-0 FC1-2 1B 1-2 3-H	0-0 F5		0-3 K2-3		0-0 4-3		0-0 4-3		3 0 0 0 0 1 4 1 0 0 0 0 0 0 0 0 0 0 0 0 0											
Julio Cruz, S (1, 4) OBP: 0.312, SLG: 0.328		0-0 1B 1-3 2-H	0-0 6-3		0-0 4-3		0-3 K				4 0 1 1 0 1 0											
Inning Stats	R: 0 E: 0 K: 0 S: 3	H: 0 LOB: 0 BB: 0 P: 3	R: 2 E: 0 K: 0 S: 6	H: 3 LOB: 2 BB: 1 P: 10	R: 0 E: 0 K: 0 S: 3	H: 0 LOB: 0 BB: 0 P: 3	R: 0 E: 0 K: 0 S: 4	H: 1 LOB: 1 BB: 0 P: 4	R: 0 E: 0 K: 2 S: 9	H: 2 LOB: 1 BB: 0 P: 9	R: 0 E: 0 K: 1 S: 5		H: 0 LOB: 0 BB: 0 P: 5	R: 0 E: 0 K: 0 S: 4	H: 1 LOB: 1 BB: 0 P: 4	R: 0 E: 0 K: 1 S: 5	H: 0 LOB: 0 BB: 0 P: 5	R: 1 E: 0 K: 0 S: 4	H: 1 LOB: 1 BB: 1 P: 8	1B: 8 2B: 0 3B: 0 HR: 1	SF: 0 SAC: 1 DP: 0 HBP: 0	WP: 0 PB: 0 SB: 1 CS: 0
PITCHER	IP 8.0	WLS L	BF 33	H 8	R 3	ER 3	SO 3	BB 1	IBB 0	HBP 0	BLK 0	WP 0	HR 1	S 38	P 42	ERA 3.38	WHIP 1.125					
Gaylord Perry, R (1, 1) ERA: 4.59 Dan Quisenberry, R (9, 1) ERA: 2.01	2.0		8	1	1	1	1	0	1	0	0	0	0	9	13	4.50	0.500					



Chicago White Sox @ Kansas City Royals
 Royals Stadium, Kansas City, MO

Wed Aug 24 1983, 8:05 PM EDT
 Att. 19,056 - Unknown - 98 F

livebaseballscorecards.com

AB	38
R	3
H	8
RBI	3
BB	3
SO	3
LOB	19



WP	0	PA	41
PB	0		
SB	2		
CS	0		

Batter	1	2	3	4	5	6	7	8	9	10	AB	R	H	RBI	BB	SO	LOB
U L Washington, S OBP: 0.300, SLG: 0.326 (1, 6)	4-0 BB S		0-0 F7	0-0 FC5-4 1-2f			0-0 F8		0-0 F7		4	0	0	0	1	0	1
Pat Sheridan, L OBP: 0.324, SLG: 0.439 (1, 8)	0-0 F3 1-2		0-0 BB 1B				0-0 L6		0-0 F9		5	1	1	0	0	0	1
George Brett, L OBP: 0.386, SLG: 0.585 (1, 5)	0-0 F7		4-0 1B 1-2 BB				0-0 6-3			0-0 F7	4	1	1	0	1	0	1
Hal McRae, R OBP: 0.386, SLG: 0.490 (1, 10)	0-0 3-1		0-0 1B 1-3 2-H				0-0 6-3		0-0 F3	0-0 F9	5	0	1	1	0	0	2
Willie Aikens, L OBP: 0.376, SLG: 0.508 (1, 3)		4-0 FC6-4 BB	0-3 K				0-0 1B 2-H		0-0 1B 2B	0-3 K	3	0	2	1	1	1	2
John Wathan, R OBP: 0.313, SLG: 0.338 (8, PR) (9, 3)											1	1	0	0	0	1	0
Amos Otis, R OBP: 0.314, SLG: 0.360 (1, 9)		0-3 K	0-0 5-3				0-0 1-3		0-0 S 1B 2-H		4	0	1	1	0	1	4
Frank White, R OBP: 0.271, SLG: 0.388 (1, 4)		0-0 FC6-4 1B 1-2		0-0 1-3			0-0 F9		0-0 F8 1-2		4	0	1	0	0	0	2
Leon Roberts, R OBP: 0.328, SLG: 0.432 (1, 7)		0-0 FC6-4 1-2f 2-3		0-0 FC5-4 1B			0-0 1-3		0-0 F8		4	0	1	0	0	0	3
Don Slaught, R OBP: 0.310, SLG: 0.343 (1, 2)		0-0 4-3		0-0 F7			0-0 6-3			0-0 5-3	4	0	0	0	0	0	3

Inning Stats	R: 0	H: 0	E: 0	K: 0	S: 3	P: 7	R: 0	H: 1	E: 0	K: 1	S: 6	R: 1	H: 2	E: 0	K: 1	S: 7	R: 0	H: 1	E: 0	K: 0	S: 4	R: 1	H: 2	E: 0	K: 0	S: 5	R: 0	H: 0	E: 0	K: 0	S: 3	R: 0	H: 0	E: 0	K: 0	S: 3	R: 1	H: 2	E: 0	K: 0	S: 5	R: 0	H: 0	E: 0	K: 0	S: 3	R: 0	H: 0	E: 0	K: 0	S: 3	R: 0	H: 0	E: 0	K: 0	S: 5	R: 0	H: 0	E: 0	K: 0	S: 5	R: 0	H: 0	E: 0	K: 1	S: 5	R: 0	H: 0	E: 0	K: 0	S: 5	1B: 6	SF: 0	2B: 2	SAC: 0	3B: 0	DP: 0	HR: 0	HBP: 0	WP: 0	PA: 41
--------------	------	------	------	------	------	------	------	------	------	------	------	------	------	------	------	------	------	------	------	------	------	------	------	------	------	------	------	------	------	------	------	------	------	------	------	------	------	------	------	------	------	------	------	------	------	------	------	------	------	------	------	------	------	------	------	------	------	------	------	------	------	------	------	------	------	------	------	------	------	------	------	-------	-------	-------	--------	-------	-------	-------	--------	-------	--------

PITCHER	IP	WLS	BF	H	R	ER	SO	BB	IBB	HBP	BLK	WP	HR	S	P	ERA	WHIP
Richard Dotson, R ERA: 3.71 (1, 1)	9.0	W	38	8	3	3	2	3	0	0	0	0	0	39	51	3.00	1.222
Juan Agosto, L ERA: 4.59 (10, 1)	0.1		1	0	0	0	0	0	0	0	0	0	0	1	1	0.00	0.000
Dennis Lamp, R ERA: 3.91 (10, 1)	0.2	S	2	0	0	0	1	0	0	0	0	0	0	4	4	0.00	0.000

Batter	1	2	3	4	5	6	7	8	9	AB R H RBI BB SO LOB	TOP											
Wayne Tolleson, S (1, 4) OBP: 0.324, SLG: 0.333	0-0 1B		4-0 BB			0-0 1B		0-0 1-3		3 1 2 0 1 0 0												
Pete O'Brien, L (1, 3) OBP: 0.313, SLG: 0.352	0-0 1B		0-0 G3			0-0 4-3		0-0 3-1		4 0 1 1 0 0 2												
Buddy Bell, R (1, 5) OBP: 0.339, SLG: 0.427	0-0 G5-4-3					0-0 F7		0-0 F9		4 0 1 0 0 0 2												
George Wright, S (1, 8) OBP: 0.323, SLG: 0.433	0-0 F7					0-0 F7		0-0 F8		4 0 1 0 0 0 2												
Larry Parrish, R (1, 10) OBP: 0.340, SLG: 0.495						0-0 F7		0-3 K		4 0 1 0 0 1 1												
Mickey Rivers, L (1, 7) OBP: 0.297, SLG: 0.335						0-0 G1-4-3		0-0 P6		3 0 0 0 0 0 2												
Bill Sample, R (1, 9) OBP: 0.333, SLG: 0.426						0-0 L4		0-0 F5		3 0 0 0 0 0 0												
Bucky Dent, R (1, 6) OBP: 0.287, SLG: 0.289						0-0 F7		0-0 5-3		3 0 0 0 0 0 0												
Bob Johnson, R (1, 2) OBP: 0.254, SLG: 0.321						0-0 F9		0-0 F7		2 0 0 0 0 0 0												
Larry Bittner, L (8, PH) OBP: 0.333, SLG: 0.348										1 0 0 0 0 0 0												
Jim Sundberg, R (8, 2) OBP: 0.271, SLG: 0.250										0 0 0 0 0 0 0												
Inning Stats	R: 1 E: 0 K: 0 S: 4	H: 2 LOB: 0 BB: 0 P: 4	R: 0 E: 0 K: 0 S: 3	H: 0 LOB: 0 BB: 0 P: 3	R: 0 E: 0 K: 0 S: 3	H: 0 LOB: 1 BB: 1 P: 7	R: 0 E: 0 K: 0 S: 4	H: 2 LOB: 1 BB: 0 P: 4	R: 0 E: 0 K: 0 S: 3	H: 0 LOB: 0 BB: 0 P: 3	R: 0 E: 0 K: 0 S: 4	H: 1 LOB: 1 BB: 0 P: 4	R: 0 E: 0 K: 0 S: 3	H: 0 LOB: 0 BB: 0 P: 3	R: 0 E: 0 K: 1 S: 6	H: 0 LOB: 0 BB: 0 P: 6	R: 0 E: 0 K: 1 S: 6	H: 1 LOB: 1 BB: 0 P: 6	1B: 6 2B: 0 3B: 0 HR: 0	SF: 0 SAC: 0 DP: 2 HBP: 0	WP: 0 PB: 0 SB: 2 CS: 0	PA: 32
PITCHER	IP WLS BF H R ER SO BB IBB HBP BLK WP HR S P ERA WHIP																					
Eric Rasmussen, R (1, 1) ERA: 5.79	7.0 W 25 5 1 1 0 1 1 0 0 0 0 0 0 24 28 1.29 0.857																					
Dan Quisenberry, R (8, 1) ERA: 1.98	2.0 S 7 1 0 0 1 0 0 0 0 0 0 0 0 9 9 0.00 0.500																					

Texas Rangers @ Kansas City Royals
 Royals Stadium, Kansas City, MO
 Thu Aug 25 1983, 8:05 PM EDT
 Unknown - 105 F

livebaseballscorecards.com

AB	31
R	1
H	6
RBI	1
BB	1
SO	1
LOB	9



Batter	1	2	3	4	5	6	7	8	9
Butch Davis, R (1, 7) OBP: 0.250, SLG: 0.625	0-3 K		0-3 K		0-0 SF7		0-0 5-3		
John Wathan, R (1, 3) OBP: 0.309, SLG: 0.335	0-0 6-3		0-0 5-3		0-0 SF7		0-0 4-3		
George Brett, L (1, 5) OBP: 0.400, SLG: 0.594 Greg Pryor, R (9, 5) OBP: 0.281, SLG: 0.305	0-0 HR		4-0 BB		0-0 G6-4-3		0-0 F8		
Hal McRae, R (1, 10) OBP: 0.385, SLG: 0.488	0-3 K		0-0 L5		0-0 G6-4-3		0-0 FC6-4		
Amos Otis, R (1, 9) OBP: 0.314, SLG: 0.357		4-0 BB		0-0 5-3		0-0 F8		0-0 P4	
Frank White, R (1, 4) OBP: 0.275, SLG: 0.391		0-0 1-2		0-0 1B		0-0 1B		0-0 FC6-4	
Leon Roberts, R (1, 8) OBP: 0.322, SLG: 0.424 Pat Sheridan, L (7, 8) OBP: 0.324, SLG: 0.439		0-3 K		0-3 K		0-0 G2			
Don Slaught, R (1, 2) OBP: 0.310, SLG: 0.343		0-0 F7		0-0 FC6-4		0-0 5-3			
Onix Concepcion, R (1, 6) OBP: 0.271, SLG: 0.331		0-0 5-3		0-0 FC6-4			0-0 6-3		

Inning Stats	R: 1	H: 1	E: 0	LOB: 0	K: 2	BB: 0	S: 8	P: 8
	R: 0	H: 1	E: 0	LOB: 2	K: 1	BB: 1	S: 6	P: 10
	R: 0	H: 0	E: 0	LOB: 1	K: 1	BB: 1	S: 5	P: 9
	R: 1	H: 2	E: 0	LOB: 1	K: 1	BB: 0	S: 7	P: 7
	R: 1	H: 2	E: 0	LOB: 0	K: 0	BB: 0	S: 4	P: 4
	R: 0	H: 1	E: 0	LOB: 1	K: 0	BB: 0	S: 4	P: 4
	R: 0	H: 0	E: 0	LOB: 0	K: 0	BB: 0	S: 3	P: 3
	R: 0	H: 1	E: 0	LOB: 1	K: 0	BB: 0	S: 4	P: 4

PITCHER	IP	WLS	BF	H	R	ER	SO	BB	IBB	HBP	BLK	WP	HR	S	P	ERA	WHIP
Jon Matlack, L (1, 1) ERA: 4.76	8.0	L	33	8	3	3	5	2	0	0	0	0	1	41	49	3.38	1.250

BOTTOM

AB	R	H	RBI	BB	SO	LOB
4	1	1	0	0	2	0
3	0	0	1	0	0	0
3	1	2	1	1	0	0
0	0	0	0	0	0	0
4	0	1	0	0	1	2
3	0	0	0	1	0	1
4	1	3	0	0	0	1

3	0	0	0	0	2	4
0	0	0	0	0	0	0
3	0	1	1	0	0	3
3	0	0	0	0	0	3

AB	30
R	3
H	8
RBI	3
BB	2
SO	5
LOB	14

WP	PA
0	33

Texas Rangers @ Kansas City Royals
Royals Stadium, Kansas City, MO
 Thu Aug 25 1983, 8:05 PM EDT
 Unknown - 105 F

livebaseballscorecards.com



Batter	1	2	3	4	5	6	7	8	9	AB R H RBI BB SO LOB	TOP																										
Wayne Tolleson, S (1, 4) OBP: 0.321, SLG: 0.328	0-0 F8		0-3 K		0-0 B1-3		0-0 F9		0-0 F8	5 0 0 0 0 1 2																											
Buddy Bell, R (1, 5) OBP: 0.339, SLG: 0.426	0-0 F7			0-0 F9	0-0 G4-6-3 1B		0-0 5-3			4 0 1 0 0 0 0																											
Bill Stein, R (1, 3) Pete O'Brien, L (9, 3) OBP: 0.354, SLG: 0.448 OBP: 0.313, SLG: 0.352	0-0 F7			0-0 1B E 1B	0-0 G4-6-3 1-2f			0-0 G6-4-3 1B		4 1 2 0 0 0 1 0 0 0 0 0 0 0																											
Larry Parrish, R (1, 9) OBP: 0.339, SLG: 0.493		0-0 1-3		0-0 1-3 E 1B		0-0 5-3		0-0 G6-4-3 1-2f		4 1 1 0 0 0 1																											
Dave Hosteter, R (1, 10) OBP: 0.308, SLG: 0.363		0-0 5-3		1-0 E 1B HBP		0-0 6-3		0-0 HR		3 2 1 1 0 0 0																											
George Wright, S (1, 8) OBP: 0.322, SLG: 0.432		0-0 6-3		0-0 P5		0-0 1B 1B		0-0 F3		4 0 1 0 0 0 3																											
Bill Sample, R (1, 7) OBP: 0.335, SLG: 0.425			0-0 F8	0-0 E3 1B 1-3 2-H 3-H		0-0 1-2 1B		4-0 SH2-3 BB		3 0 1 0 1 0 1																											
Jim Anderson, R (1, 6) OBP: 0.258, SLG: 0.238			0-0 CS 1B	0-0 1-3 3-H 1B		0-0 P4		0-0 SH2-3		3 0 2 1 0 0 2																											
Jim Sundberg, R (1, 2) OBP: 0.268, SLG: 0.247			0-0 F7 1-2	0-0 F9		0-0 6-3		0-3 K		4 0 0 0 0 1 4																											
Inning Stats	R: 0 E: 0 K: 0 S: 3	H: 0 LOB: 0 BB: 0 P: 3	R: 0 E: 0 K: 0 S: 3	H: 0 LOB: 0 BB: 0 P: 3	R: 0 E: 0 K: 1 S: 6	H: 1 LOB: 1 BB: 0 P: 6	R: 3 E: 1 K: 0 S: 7	H: 3 LOB: 2 BB: 0 P: 8	R: 0 E: 0 K: 0 S: 3	H: 1 LOB: 0 BB: 0 P: 3	R: 0 E: 0 K: 0 S: 5	H: 2 LOB: 2 BB: 0 P: 5	R: 0 E: 0 K: 0 S: 3	H: 0 LOB: 0 BB: 0 P: 3	R: 1 E: 0 K: 0 S: 4	H: 2 LOB: 0 BB: 0 P: 4	R: 0 E: 0 K: 1 S: 5	H: 0 LOB: 1 BB: 1 P: 9	1B: 8 2B: 0 3B: 0 HR: 1	SF: 0 SAC: 1 DP: 2 HBP: 1	WP: 0 PB: 0 SB: 0 CS: 1	PA: 37															
PITCHER	IP WLS BF H R ER SO BB IBB HBP BLK WP HR S P ERA WHIP																																				
Larry Gura, L (1, 1) ERA: 4.96	8.0	34	9	4	1	1	1	1	0	1	0	0	1	34	39	1.12	1.250																				
Mike Armstrong, R (9, 1) ERA: 3.81	1.0	W	3	0	0	0	1	0	0	0	0	0	0	5	5	0.00	0.000																				

Texas Rangers @ Kansas City Royals
Royals Stadium, Kansas City, MO
Thu Aug 25 1983, 8:05 PM EDT
Att. 26,206 - Unknown - 99 F

livebaseballscorecards.com

AB	34
R	4
H	9
RBI	2
BB	1
SO	2
LOB	14



Batter	1	2	3	4	5	6	7	8	9
U L Washington, S OBP: 0.300, SLG: 0.324	0-0 G4-6-3 S 1B		0-0 6-3		0-0 3-1	4-0 1B BB		0-3 K	
Pat Sheridan, L OBP: 0.339, SLG: 0.452	0-0 G4-6-3 1-2 1B		0-0 E8 2B 1B		0-0 1B	0-0 1B 1B		0-3 K	
George Brett, L OBP: 0.399, SLG: 0.591 Greg Pryor, R OBP: 0.281, SLG: 0.305	0-0 G4-6-3 1-2f 2-3		0-0 2B		0-0 F7	0-0 F7			
Willie Aikens, L OBP: 0.384, SLG: 0.512	0-0 FC6-4 1B		4-0 FC6-4 IBB						
Amos Otis, R OBP: 0.312, SLG: 0.354 Cesar Geronimo, L OBP: 0.250, SLG: 0.262	0-0 FC6-4 1-2f		0-0 FC6-4			0-0 2B 1B	0-3 K		
Frank White, R OBP: 0.277, SLG: 0.396		0-0 5-3		0-0 4-3		0-0 1B 2B	0-0 F9		
Butch Davis, R OBP: 0.467, SLG: 0.667		0-0 CS 1B		0-0 6-3		0-0 1B 1B	0-0 1B		
John Wathan, R OBP: 0.306, SLG: 0.331		0-0 6-3		0-0 F7		0-0 F3	0-0 6-3		
Don Slaught, R OBP: 0.309, SLG: 0.341			0-0 5-3		0-0 6-3	0-0 1B 1B	0-0 G3		

Inning Stats	R: 1 E: 0 K: 0 S: 5	H: 3 LOB: 1 BB: 0 P: 5	R: 0 E: 0 K: 0 S: 3	H: 1 LOB: 0 BB: 0 P: 3	R: 1 E: 1 K: 0 S: 5	H: 2 LOB: 2 BB: 1 P: 9	R: 0 E: 0 K: 0 S: 3	H: 0 LOB: 0 BB: 0 P: 3	R: 0 E: 0 K: 0 S: 4	H: 1 LOB: 1 BB: 0 P: 4	R: 6 E: 0 K: 0 S: 9	H: 7 LOB: 2 BB: 1 P: 13	R: 0 E: 0 K: 1 S: 6	H: 1 LOB: 1 BB: 0 P: 6	R: 0 E: 0 K: 2 S: 7	H: 0 LOB: 0 BB: 0 P: 7
1B: 13 2B: 2 3B: 0 HR: 0	SF: 0 SAC: 0 DP: 1 HBP: 0	WP: 0 PB: 0 SB: 1 CS: 1	PA: 38													

PITCHER	IP	WLS	BF	H	R	ER	SO	BB	IBB	HBP	BLK	WP	HR	S	P	ERA	WHIP
John Butcher, R ERA: 3.35	(1, 1)	5.0	L	25	11	6	6	0	0	0	0	0	0	24	28	10.80	2.200
Tom Henke, R ERA: 2.7	(6, 1)	2.0		10	4	2	1	1	0	0	0	0	0	11	15	9.00	2.500
Dave Tobik, R ERA: 5.79	(8, 1)	1.0		3	0	0	2	0	0	0	0	0	0	7	7	0.00	0.000

BOTTOM

Texas Rangers @ Kansas City Royals
 Royals Stadium, Kansas City, MO
 Fri Aug 26 1983, 8:05 PM EDT
 Att. 34,597 - Unknown - 102 F

livebaseballscorecards.com

AB	36
R	8
H	15
RBI	8
BB	2
SO	3
LOB	12



Batter	1	2	3	4	5	6	7	8	9	AB R H RBI BB SO LOB	TOP									
Bill Sample, R (1, 7) OBP: 0.330, SLG: 0.419	0-0 F9		0-0 P4		0-0 6-3			0-0 6-3		4 0 0 0 0 0 1										
Buddy Bell, R (1, 5) OBP: 0.341, SLG: 0.428	0-0 FC4-6 1B		4-0 1-2 BB		0-0 L6			0-0 F9		3 0 1 0 1 0 0										
Bill Stein, R (1, 4) OBP: 0.344, SLG: 0.440	0-0 F8		0-0 F8			0-0 G3		0-0 5-3		4 0 0 0 0 0 3										
Dave Hostetler, R (1, 10) OBP: 0.310, SLG: 0.360	0-0 FC4-6 1-2f		0-0 1-3			1-0 HBP		0-0 F8		3 0 0 0 0 0 3										
Larry Parrish, R (1, 9) OBP: 0.335, SLG: 0.488		0-0 4-1 1B		0-0 F8		0-0 F2		0-0 5-3		4 0 1 0 0 0 1										
George Wright, S (1, 8) OBP: 0.319, SLG: 0.427		0-0 F8		0-0 P6		0-0 F8		0-0 F8		4 0 0 0 0 0 2										
Pete O'Brien, L (1, 3) OBP: 0.315, SLG: 0.353		0-0 4-1 1-2		0-0 1B			0-0 G6-4-3 1B			3 0 2 0 0 0 1										
Jim Anderson, R (1, 6) OBP: 0.247, SLG: 0.217		0-0 F9		0-0 F9			0-0 F8			3 0 0 0 0 0 3										
Bob Johnson, R (1, 2) OBP: 0.255, SLG: 0.321			0-0 F8 BB 1B		0-0 F7		0-0 G6-4-3 1-2f			3 0 1 0 0 0 1										
Inning Stats	R: 0 E: 0 K: 0 S: 4	H: 1 LOB: 1 BB: 0 P: 4	R: 0 E: 0 K: 0 S: 4	H: 1 LOB: 1 BB: 0 P: 4	R: 0 E: 0 K: 0 S: 4	H: 1 LOB: 2 BB: 1 P: 8	R: 0 E: 0 K: 0 S: 4	H: 1 LOB: 1 BB: 0 P: 4	R: 0 E: 0 K: 0 S: 3	H: 0 LOB: 0 BB: 0 P: 3	R: 0 E: 0 K: 0 S: 3	H: 1 LOB: 0 BB: 0 P: 3	R: 0 E: 0 K: 0 S: 3	H: 0 LOB: 0 BB: 0 P: 3	R: 0 E: 0 K: 0 S: 3	H: 0 LOB: 0 BB: 0 P: 3	1B: 5 2B: 0 3B: 0 HR: 0	SF: 0 SAC: 0 DP: 1 HBP: 1	WP: 0 PB: 0 SB: 0 CS: 0	PA: 33
PITCHER	IP WLS BF H R ER SO BB IBB HBP BLK WP HR S P ERA WHIP																			
Paul Splittorff, L (1, 1) ERA: 3.87	5.0 W 20 4 0 0 0 0 1 0 0 0 0 0 0 19 23 0.00 1.000																			
Mike Armstrong, R (6, 1) ERA: 3.76	1.0 4 0 0 0 0 0 0 0 0 1 0 0 0 3 4 0.00 0.000																			
Dan Quisenberry, R (7, 1) ERA: 1.93	3.0 S 9 1 0 0 0 0 0 0 0 0 0 0 0 9 9 0.00 0.333																			

Texas Rangers @ Kansas City Royals
 Royals Stadium, Kansas City, MO
 Sat Aug 27 1983, 8:05 PM EDT
 Att. 35,259 - Unknown - 90 F

livebaseballscorecards.com

AB	31
R	0
H	5
RBI	0
BB	1
SO	0
LOB	15



Batter	1	2	3	4	5	6	7	8	9
Butch Davis, R OBP: 0.368, SLG: 0.526 (1, 7)	0-3 K		0-3 K			0-3 K		0-0 E3	
U L Washington, S OBP: 0.299, SLG: 0.322 (1, 6)	0-0 L5			0-0 L5		1-0 HBP		0-3 K	
George Brett, L OBP: 0.396, SLG: 0.586 (1, 10)	0-0 F8			0-3 K		0-0 G3			
Frank White, R OBP: 0.277, SLG: 0.402 (1, 4)		0-0 HR		0-0 3-1			0-0 F8		
Leon Roberts, R OBP: 0.326, SLG: 0.424 (1, 9)		0-0 F8			0-0 1B G6-4-3 1B		0-0 F7		
Don Slaught, R OBP: 0.314, SLG: 0.342 (1, 2)		0-0 F8			0-0 1-3 1B G6-4-3		4-0 BB		
John Wathan, R OBP: 0.303, SLG: 0.328 (1, 3)		0-0 P4			0-0 G6-4-3 1-2f 3-H		0-0 5-3		
Greg Pryor, R OBP: 0.272, SLG: 0.294 (1, 5)			0-0 F7		0-0 4-3		0-0 P6		
Pat Sheridan, L OBP: 0.335, SLG: 0.446 (1, 8)			0-3 K			0-0 1-3	0-0 4-3		

Inning Stats	R: 0	H: 0	E: 0	K: 1	S: 5	R: 1	H: 1	E: 0	K: 0	S: 4	R: 0	H: 0	E: 0	K: 2	S: 7	R: 0	H: 0	E: 0	K: 1	S: 5	R: 1	H: 2	E: 0	K: 0	S: 4	R: 0	H: 0	E: 0	K: 1	S: 5	R: 0	H: 0	E: 1	K: 1	S: 6	R: 0	H: 0	E: 1	K: 1	S: 6
	LOB: 0	BB: 0	LOB: 0	BB: 0	LOB: 0	LOB: 0	BB: 0	LOB: 0	BB: 0	LOB: 0	LOB: 1	BB: 0	LOB: 1	BB: 0	LOB: 0	LOB: 1	BB: 0	LOB: 1	BB: 0	LOB: 1	BB: 0	LOB: 1	BB: 1	LOB: 1	BB: 0	LOB: 1	BB: 1	LOB: 1	BB: 0	LOB: 0	BB: 0	LOB: 1	BB: 0	LOB: 1	BB: 0	LOB: 1	BB: 0	LOB: 1		

PITCHER	IP	WLS	BF	H	R	ER	SO	BB	IBB	HBP	BLK	WP	HR	S	P	ERA	WHIP
Frank Tanana, L ERA: 2.56 (1, 1)	8.0	L	29	3	2	2	6	1	0	1	0	0	1	39	44	2.25	0.500

BOTTOM

AB	R	H	RBI	BB	SO	LOB
4	0	0	0	0	3	0
3	0	0	0	0	1	1
3	0	0	0	0	1	1
3	1	1	1	0	0	0
3	1	1	0	0	0	0
2	0	1	0	1	0	0
3	0	0	0	0	0	2
3	0	0	0	0	0	0
3	0	0	0	0	1	0

AB	27
R	2
H	3
RBI	1
BB	1
SO	6
LOB	4



WP	PA	ERA	WHIP
0	29		

Texas Rangers @ Kansas City Royals
 Royals Stadium, Kansas City, MO
 Sat Aug 27 1983, 8:05 PM EDT
 Att: 35,259 - Unknown - 90 F

livebaseballscorecards.com

Batter	1	2	3	4	5	6	7	8	9	AB R H RBI BB SO LOB	TOP									
Wayne Tolleson, S (1, 4) OBP: 0.316, SLG: 0.323	0-0 F8		0-0 6-3		0-0 4-3			0-0 SH1-3		3 0 0 0 0 0 2										
Pete O'Brien, L (1, 3) OBP: 0.314, SLG: 0.354	0-0 3-1			0-0 4-3 1B 2B		0-0 F7		0-0 L4		4 1 1 0 0 0 1										
Buddy Bell, R (1, 5) OBP: 0.340, SLG: 0.425	0-0 F7			0-0 4-3		0-0 5-3		4-0 IBB		3 0 0 0 1 0 1										
Dave Hostetter, R (1, 10) OBP: 0.312, SLG: 0.360		4-0 WP BB		0-0 P4		0-0 1B		0-0 P5		3 0 1 0 1 0 3										
Larry Parrish, R (1, 9) OBP: 0.335, SLG: 0.486		0-0 6-3		0-0 1B		0-3 K		0-3 K		4 0 1 1 0 2 2										
Bill Sample, R (9, 9) OBP: 0.330, SLG: 0.419		1-2		3-H 1B						0 0 0 0 0 0 0										
George Wright, S (1, 8) OBP: 0.317, SLG: 0.424		0-0 F8		0-0 4-3			0-0 3-1		0-0 B1-3	4 0 0 0 0 0 2										
Mickey Rivers, L (1, 7) OBP: 0.295, SLG: 0.336		0-0 F7					0-0 3-1		0-0 L7	4 0 1 0 0 0 1										
Bucky Dent, R (1, 6) OBP: 0.287, SLG: 0.289			0-0 CS 1B		0-0 4-3		0-0 F9			3 0 1 0 0 0 1										
Jim Sundberg, R (1, 2) OBP: 0.269, SLG: 0.249			0-0 F8		0-0 L7			4-0 SH1-3 BB		2 0 0 0 1 0 2										
Inning Stats	R: 0 E: 0 K: 0 S: 3	H: 0 LOB: 0 BB: 0 P: 3	R: 0 E: 0 K: 0 S: 3	H: 0 LOB: 1 BB: 1 P: 7	R: 0 E: 0 K: 0 S: 3	H: 1 LOB: 0 BB: 0 P: 3	R: 1 E: 0 K: 0 S: 5	H: 2 LOB: 1 BB: 0 P: 5	R: 0 E: 0 K: 1 S: 6	H: 1 LOB: 1 BB: 0 P: 6	R: 0 E: 0 K: 0 S: 3	H: 0 LOB: 0 BB: 0 P: 3	R: 0 E: 0 K: 0 S: 3	H: 0 LOB: 2 BB: 2 P: 11	R: 0 E: 0 K: 1 S: 5	H: 0 LOB: 0 BB: 0 P: 5	1B: 3 2B: 2 3B: 0 HR: 0	SF: 0 SAC: 1 DP: 0 HBP: 0	WP: 1 PB: 0 SB: 0 CS: 1	PA: 34
PITCHER	IP WLS BF H R ER SO BB IBB HBP BLK WP HR S P ERA WHIP																			
Steve Renko, R (1, 1) ERA: 4.3	5.0 L 19 4 1 1 0 0 1 0 0 0 1 0 18 22 1.80 1.000																			
Mike Armstrong, R (6, 1) ERA: 3.57	4.0 15 1 0 0 2 1 1 0 0 0 0 0 17 25 0.00 0.500																			

Texas Rangers @ Kansas City Royals
Royals Stadium, Kansas City, MO
Sun Aug 28 1983, 4:33 AM EDT
Att. 29,133 - Unknown - 89 F

livebaseballscorecards.com

AB	30
R	1
H	5
RBI	1
BB	3
SO	2
LOB	15



Batter	1	2	3	4	5	6	7	8	9	AB	R	H	RBI	BB	SO	LOB
U L Washington, S (1, 6) OBP: 0.297, SLG: 0.319	0-0 F7 ①		0-0 1-3 ①		0-3 K ③			0-0 P6 ①		4	0	0	0	0	1	0
Pat Sheridan, L (1, 8) OBP: 0.341, SLG: 0.451	0-0 2B 1B		0-0 P6 ②			0-0 BB 1B		0-0 G6-3 1B		4	0	3	0	0	0	0
George Brett, L (1, 5) OBP: 0.395, SLG: 0.585	0-0 2B 1-2		0-0 3-1 ③			0-0 F9		0-0 G6-3 1-2f		4	0	1	0	0	0	2
Willie Aikens, L (1, 10) OBP: 0.385, SLG: 0.510	0-0 5-3 ③			0-0 F7 ①		4-0 BB 1-2 BB			0-0 SH3 1B	3	0	1	0	1	0	1
Joe Simpson, L (9, PR) OBP: 0.250, SLG: 0.220										0	0	0	0	0	0	0
Frank White, R (1, 4) OBP: 0.275, SLG: 0.400		0-3 K ①		0-0 F9 ②		0-0 F7 ②		0-0 SH3 1-2	3	0	0	0	0	1	2	
Don Slaught, R (1, 2) OBP: 0.313, SLG: 0.340		0-3 K ②		0-0 1B		0-0 F8 ③		0-0 P3	4	0	1	0	0	1	4	
John Wathan, R (1, 3) OBP: 0.303, SLG: 0.327		0-0 PB BLK 1B		0-0 F7 ③			0-0 6-3	4	0	1	0	0	0	0	3	
Butch Davis, R (1, 7) OBP: 0.364, SLG: 0.476		4-0 BB 1-3 BB			0-0 F8 ①		0-0 L7 ②	2	0	0	0	1	0	0	0	
Cesar Geronimo, L (1, 9) OBP: 0.242, SLG: 0.253		0-0 1-3 ③			0-0 G3 ②		0-0 F8 ③	3	0	0	0	0	0	0	2	

Inning Stats	R: 0 E: 0 K: 0 S: 4	H: 2 LOB: 1 BB: 0 P: 4	R: 0 E: 0 K: 2 S: 8	H: 1 LOB: 2 BB: 1 P: 12	R: 0 E: 0 K: 0 S: 3	H: 0 LOB: 0 BB: 0 P: 3	R: 0 E: 0 K: 0 S: 4	H: 1 LOB: 1 BB: 0 P: 4	R: 0 E: 0 K: 1 S: 5	H: 0 LOB: 0 BB: 0 P: 5	R: 0 E: 0 K: 0 S: 4	H: 1 LOB: 2 BB: 1 P: 8	R: 0 E: 0 K: 0 S: 3	H: 0 LOB: 0 BB: 0 P: 3	R: 0 E: 0 K: 0 S: 3	H: 1 LOB: 0 BB: 0 P: 3	R: 0 E: 0 K: 0 S: 4	H: 1 LOB: 2 BB: 0 P: 4	1B: 6 2B: 1 3B: 0 HR: 0	SF: 0 SAC: 1 DP: 1 HBP: 0	WP: 0 PB: 1 SB: 0 CS: 0	PA: 34																	
PITCHER Charlie Hough, R (1, 1) ERA: 3.62	IP: 9.0	WLS: W	BF: 34	H: 7	R: 0	ER: 0	SO: 3	BB: 2	IBB: 0	HBP: 0	BLK: 1	WP: 0	HR: 0	S: 38	P: 46	ERA: 0.00	WHIP: 1.000																						
																	PITCHER	IP: 9.0	WLS: W	BF: 34	H: 7	R: 0	ER: 0	SO: 3	BB: 2	IBB: 0	HBP: 0	BLK: 1	WP: 0	HR: 0	S: 38	P: 46	ERA: 0.00	WHIP: 1.000					

TEXAS RANGERS @ KANSAS CITY ROYALS
ROYALS STADIUM, KANSAS CITY, MO
 Sun Aug 28 1983, 4:33 AM EDT
 Att: 29,133 - Unknown - 89 F

AB	31
R	0
H	7
RBI	0
BB	2
SO	3
LOB	14



Batter	1	2	3	4	5	6	7	8	9	AB R H RBI BB SO LOB	TOP											
Al Bumbry, L (1, 8) OBP: 0.319, SLG: 0.363 (8, 7)	0-0 G3	0-0 1B 3B		0-0 P4			0-0 2B		0-0 FC4 FC6-4 1B 1-2 HR	5 2 2 0 0 0 2												
Dan Ford, R (1, 9) OBP: 0.327, SLG: 0.453	0-0 HR 3B	0-0 1B 1B		0-3 K			0-0 L5		0-0 FC6-4 1B	5 2 3 2 0 1 1												
Cal Ripken Jr., R (1, 6) OBP: 0.358, SLG: 0.493	0-0 HR 3-H	0-0 1B 1B					0-3 K		0-0 FC6-4 HR 1-2f 2-3	5 2 2 2 0 1 3												
Eddie Murray, S (1, 3) OBP: 0.386, SLG: 0.509	0-0 4-3	0-0 1B 1-2 2-H					0-0 2B		0-0 3-1 HR BB	4 1 2 1 1 0 0												
John Lowenstein, L (1, 7) OBP: 0.367, SLG: 0.432 John Shelby, S (8, PR) OBP: 0.296, SLG: 0.373 (8, 8)	0-0 1B 1B	0-0 4-3					0-3 K		0-0 1B HR 1-H 2-H 3-H	4 0 2 0 0 1 2 1 1 1 4 0 0 0												
Ken Singleton, S (1, 10) OBP: 0.397, SLG: 0.455	0-0 1-2 1B			0-0 F7			4-0 BB G5-4-3 BB		0-0 L5 4-3	4 0 1 0 1 0 1												
Rich Dauer, R (1, 4) OBP: 0.290, SLG: 0.290	0-3 K			0-0 F8			0-0 L5		0-0 F7	4 0 0 0 0 1 4												
Todd Cruz, R (1, 5) OBP: 0.246, SLG: 0.323		0-0 F7		0-0 1-3			0-0 G5-4-3 1-2f		0-0 1B 1B	4 1 1 0 0 0 1												
Rick Dempsey, R (1, 2) OBP: 0.316, SLG: 0.332		0-0 G3		0-0 F8			0-0 F9		0-0 FC4 1B 1-3	4 0 1 0 0 0 0												
Inning Stats	R: 2 E: 0 K: 1 S: 9	H: 4 LOB: 2 BB: 0 P: 9	R: 2 E: 0 K: 0 S: 7	H: 4 LOB: 2 BB: 0 P: 7	R: 0 E: 0 K: 0 S: 3	H: 0 LOB: 0 BB: 0 P: 3	R: 0 E: 0 K: 1 S: 5	H: 0 LOB: 0 BB: 0 P: 5	R: 0 E: 0 K: 1 S: 5	H: 1 LOB: 0 BB: 0 P: 5	R: 0 E: 0 K: 0 S: 2	H: 0 LOB: 0 BB: 1 P: 6	R: 0 E: 0 K: 1 S: 6	H: 1 LOB: 1 BB: 0 P: 6	R: 0 E: 0 K: 0 S: 4	H: 1 LOB: 1 BB: 0 P: 4	R: 5 E: 0 K: 0 S: 7	H: 4 LOB: 0 BB: 1 P: 11	1B: 9 2B: 2 3B: 2 HR: 2	SF: 0 SAC: 0 DP: 1 HBP: 0	WP: 0 PB: 0 SB: 0 CS: 0	PA: 42
PITCHER	IP WLS BF H R ER SO BB IBB HBP BLK WP HR S P ERA WHIP																					
Gaylord Perry, R (1, 1) ERA: 4.77	1.2 L 13 8 4 4 1 0 0 0 0 0 0 1 15 15 21.60 4.800																					
Keith Creel, R (2, 1) ERA: 5.43	7.1 29 7 5 5 3 2 0 0 0 0 0 1 33 41 6.14 1.227																					

Baltimore Orioles @ Kansas City Royals
 Royals Stadium, Kansas City, MO
 Mon Aug 29 1983, 8:05 PM EDT
 Att: 20,367 - Unknown

AB	40
R	9
H	15
RBI	9
BB	2
SO	4
LOB	14



Batter	1	2	3	4	5	6	7	8	9	AB R H RBI BB SO LOB
U L Washington, S (1, 6) OBP: 0.296, SLG: 0.319	0-0 5-3			0-0 6-3		0-0 4-3		0-0 1-2 3-H 1B		4 0 1 1 0 0 0
John Wathan, R (1, 3) OBP: 0.300, SLG: 0.324	0-0 F8			0-0 F9		0-0 6-3		0-0 P4		4 0 0 0 0 0 2
George Brett, L (1, 5) OBP: 0.391, SLG: 0.579	0-0 4-3			0-0 F7			0-0 F8		0-0 F7	4 0 0 0 0 0 0
Hal McRae, R (1, 10) OBP: 0.388, SLG: 0.491		0-0 G5-4-3 1B			4-0 BB G5-4-3		0-0 F7		0-0 1B 2B	3 0 2 0 1 0 0
Frank White, R (1, 4) OBP: 0.275, SLG: 0.398		0-0 G5-4-3 1-2f		0-0 G5-4-3 1-2f		0-3 K			0-0 2-3 1B	4 0 1 0 0 1 2
Leon Roberts, R (1, 9) OBP: 0.325, SLG: 0.438		0-0 G1		0-0 HR			0-0 F9		0-0 P6	4 1 1 1 0 0 2
Don Slaught, R (1, 2) OBP: 0.317, SLG: 0.344			0-0 P4		0-0 FC6-4 1B			0-0 1B 1B	0-0 F8	4 1 2 0 0 0 2
Butch Davis, R (1, 7) OBP: 0.360, SLG: 0.458			0-0 F7		0-0 FC6-4 1-2f			0-0 1B 1B		3 0 1 0 0 0 1
Pat Sheridan, L (1, 8) OBP: 0.337, SLG: 0.446			0-0 3-1			0-0 5-3		0-3 K		3 0 0 0 0 1 2

Inning Stats	R: 0	H: 0	E: 0	LOB: 0	K: 0	BB: 0	S: 3	P: 3	R: 0	H: 1	E: 0	LOB: 0	K: 0	BB: 0	S: 3	P: 3	R: 0	H: 0	E: 0	LOB: 0	K: 0	BB: 0	S: 3	P: 3	R: 1	H: 2	E: 0	LOB: 1	K: 0	BB: 1	S: 4	P: 8	R: 0	H: 0	E: 0	LOB: 0	K: 1	BB: 0	S: 3	P: 3	R: 0	H: 0	E: 0	LOB: 0	K: 1	BB: 0	S: 5	P: 5	R: 1	H: 3	E: 0	LOB: 2	K: 1	BB: 0	S: 8	P: 8	R: 0	H: 2	E: 0	LOB: 2	K: 0	BB: 0	S: 5	P: 5	1B: 6	SF: 0	2B: 1	SAC: 0	3B: 0	DP: 2	HR: 1	HBP: 0	WP: 0	PA: 34
PITCHER Scott McGregor, L (1, 1) ERA: 3.07	IP	WLS	BF	H	R	ER	SO	BB	IBB	HBP	BLK	WP	HR	S	P	ERA	WHIP	IP	WLS	BF	H	R	ER	SO	BB	IBB	HBP	BLK	WP	HR	S	P	ERA	WHIP	IP	WLS	BF	H	R	ER	SO	BB	IBB	HBP	BLK	WP	HR	S	P	ERA	WHIP																							

BOTTOM

Baltimore Orioles @ Kansas City Royals
Royals Stadium, Kansas City, MO

Mon Aug 29 1983, 8:05 PM EDT
 Att. 20,367 - Unknown

livebaseballscorecards.com

AB 33
R 2
H 8
RBI 2
BB 1
SO 2
LOB 11



Batter	1	2	3	4	5	6	7	8	9	AB R H RBI BB SO LOB	TOP	
Al Bumbry, L (1, 8) OBP: 0.322, SLG: 0.367 (9, 7)	0-0 1B 1B	0-0 FC5 2B		0-0 4-3		4-0 E S BB		0-0 F7	0-0 P6	5 1 2 0 1 0 2		
Dan Ford, R (1, 9) OBP: 0.325, SLG: 0.449	0-0 4-3 1B 1B	0-0 FC5 2-3		0-0 P6		0-3 K		0-3 K		5 1 1 0 0 2 2		
Cal Ripken Jr., R (1, 6) OBP: 0.360, SLG: 0.500	0-0 1B 1-2 3-H 1B		0-0 HR		0-0 5-3		0-0 G4-6-3 1B		0-0 F2	5 2 3 2 0 0 0		
Eddie Murray, S (1, 3) OBP: 0.387, SLG: 0.506	0-0 4-3 1-2 2-3		0-0 2B SF7 1B		0-0 4-3		0-0 G4-6-3 1-2f		4-0 2B 1B BB	4 2 1 0 1 0 3		
John Lowenstein, L (1, 7) OBP: 0.378, SLG: 0.457 John Shelby, S (9, PR) OBP: 0.296, SLG: 0.373 (9, 8)	0-0 G3 2-3 3-H 1B		0-0 1-3 2B		4-0 HR BB		0-0 1B 3B		0-0 1B 1-3 2B	4 2 4 1 1 0 0 0 1 0 0 0 0 0		
Ken Singleton, S (1, 10) OBP: 0.399, SLG: 0.463	0-0 G3 1-2 3-H		0-0 5-3		0-0 1-H HR		0-0 PB 1B		4-0 1B 2B IBB	4 2 2 4 1 0 3		
Rich Dauer, R (1, 4) OBP: 0.291, SLG: 0.290 Lenn Sakata, R (9, PR) OBP: 0.300, SLG: 0.347 (9, 4)	0-0 F7		0-0 SF7		0-0 5-3		4-0 3-H 1B		0-0 2B 1-2 2-H 3-H 1B	3 0 1 3 1 0 1 0 1 0 0 0 0 0		
Todd Cruz, R (1, 5) OBP: 0.246, SLG: 0.324		0-3 K	0-3 K			0-0 5-3		0-0 F8		5 0 1 1 0 2 3		
Rick Dempsey, R (1, 2) OBP: 0.312, SLG: 0.327		0-0 F3		0-0 4-3		0-0 4-3		0-0 5-3	0-0 SF8 3-H	4 0 0 1 0 0 0		
Inning Stats	R: 3 E: 0 K: 0 S: 7 H: 4 LOB: 1 BB: 0 P: 7	R: 0 E: 0 K: 1 S: 6 H: 1 LOB: 1 BB: 0 P: 6	R: 2 E: 0 K: 1 S: 8 H: 3 LOB: 1 BB: 0 P: 8	R: 0 E: 0 K: 0 S: 3 H: 0 LOB: 0 BB: 0 P: 3	R: 2 E: 0 K: 0 S: 4 H: 1 LOB: 0 BB: 1 P: 8	R: 0 E: 0 K: 1 S: 5 H: 0 LOB: 1 BB: 1 P: 9	R: 1 E: 0 K: 0 S: 5 H: 3 LOB: 2 BB: 1 P: 9	R: 0 E: 0 K: 1 S: 5 H: 0 LOB: 0 BB: 0 P: 5	R: 4 E: 0 K: 0 S: 6 H: 3 LOB: 2 BB: 2 P: 14	1B: 8 2B: 4 3B: 1 HR: 2 SF: 2 SAC: 0 DP: 1 HBP: 0	WP: 0 PB: 1 SB: 1 CS: 0 PA: 46	
PITCHER	IP WLS BF H R ER SO BB IBB HBP BLK WP HR S P ERA WHIP	PITCHER IP WLS BF H R ER SO BB IBB HBP BLK WP HR S P ERA WHIP										
Eric Rasmussen, R (1, 1) ERA: 6.75	2.0 L 14 8 5 5 1 0 0 0 0 0 0 1 16 16 22.50 4.000											
Mark Huismann, R (3, 1) ERA: 6.08	5.0 21 4 3 3 2 3 0 0 0 0 0 1 22 34 5.40 1.400											
Mike Armstrong, R (8, 1) ERA: 3.92	2.0 11 3 4 4 1 1 1 0 0 0 0 0 11 19 18.00 2.000											

Baltimore Orioles @ Kansas City Royals
Royals Stadium, Kansas City, MO
 Tue Aug 30 1983, 8:05 PM EDT
 Att: 15,769 - Unknown

AB	39
R	12
H	15
RBI	12
BB	5
SO	4
LOB	14



Batter	1	2	3	4	5	6	7	8	9	AB R H RBI BB SO LOB	TOP																				
U L Washington, S (1, 6) OBP: 0.296, SLG: 0.325	0-3 K		0-0 6-3		0-0 F7			0-0 HR		4 1 1 1 0 1 0	Kansas City Royals @ Chicago White Sox Comiskey Park, Chicago, IL Wed Aug 31 1983, 8:05 PM EDT Att. 31,346 - Unknown - 74 F																				
John Wathan, R (1, 3) OBP: 0.297, SLG: 0.320	0-3 K		0-3 K		0-0 5-3			0-0 F6		4 0 0 0 0 2 0																					
George Brett, L (1, 5) OBP: 0.387, SLG: 0.570	0-0 4-3		0-0 1B			0-0 6-3		0-0 4-3		4 0 1 0 0 0 0																					
Hal McRae, R (1, 10) OBP: 0.386, SLG: 0.486		4-0 1B BB	0-0 F7			0-3 K		0-3 K		3 0 0 0 1 2 1																					
Leon Roberts, R (1, 9) OBP: 0.322, SLG: 0.431		0-0 1B		0-0 1B		0-0 6-3		0-0 F5		1 1 1 0 0 0 0																					
Greg Pryor, R (2, 3) OBP: 0.273, SLG: 0.286		1-2 1B		G6-4-3 1B						3 1 1 0 0 0 0																					
Don Slaught, R (1, 2) OBP: 0.329, SLG: 0.360		0-0 1B		0-0 1B			0-3 K		0-0 1B	4 0 3 0 0 1 0																					
Butch Davis, R (1, 7) OBP: 0.394, SLG: 0.452		0-0 1B		0-0 G6-4-3			0-0 1B		0-3 K2-3	4 0 2 1 0 1 2																					
Onix Concepcion, R (1, 4) OBP: 0.261, SLG: 0.316		0-0 F9		0-0 6-3			0-0 F6			3 0 0 0 0 0 2																					
Pat Sheridan, L (1, 8) OBP: 0.332, SLG: 0.438		0-3 K			0-3 K			0-0 6-3		3 0 0 0 0 2 2																					
Inning Stats	R: 0 E: 0 K: 2 S: 7	H: 0 LOB: 0 BB: 0 P: 7	R: 1 E: 0 K: 1 S: 7	H: 3 LOB: 2 BB: 1 P: 11	R: 0 E: 0 K: 1 S: 6	H: 1 LOB: 1 BB: 0 P: 6	R: 1 E: 0 K: 0 S: 4	H: 2 LOB: 0 BB: 0 P: 4	R: 0 E: 0 K: 1 S: 5	H: 0 LOB: 0 BB: 0 P: 5	R: 0 E: 0 K: 1 S: 5	H: 0 LOB: 0 BB: 0 P: 5	R: 0 E: 0 K: 1 S: 5	H: 1 LOB: 0 BB: 0 P: 5	R: 1 E: 0 K: 0 S: 4	H: 1 LOB: 0 BB: 0 P: 4	R: 0 E: 0 K: 2 S: 8	H: 1 LOB: 1 BB: 0 P: 8	1B: 8 2B: 0 3B: 0 HR: 1	SF: 0 SAC: 0 DP: 1 HBP: 0	WP: 0 PB: 0 SB: 0 CS: 0	PA: 34									
PITCHER Floyd Bannister, L (1, 1) ERA: 3.64	IP 9.0	WLS W	BF 34	H 9	R 3	ER 3	SO 9	BB 1	IBB 0	HBP 0	BLK 0	WP 0	HR 1	S 51	P 55	ERA 3.00	WHIP 1.111														
											PITCHER	IP	WLS	BF	H	R	ER	SO	BB	IBB	HBP	BLK	WP	HR	S	P	ERA	WHIP			

livebaseballscorecards.com

AB	33
R	3
H	9
RBI	2
BB	1
SO	9
LOB	7



Batter	1	2	3	4	5	6	7	8	9	AB R H RBI BB SO LOB	TOP											
U L Washington, S (1, 6) OBP: 0.294, SLG: 0.322	0-3 K			x 0-0 F6		x 0-0 F9			x 0-0 F8	4 0 0 0 0 1 2	Kansas City Royals @ Chicago White Sox Comiskey Park, Chicago, IL Thu Sep 01 1983, 8:05 PM EDT Att. 30,852 - Unknown - 76 F AB 30 R 0 H 4 RBI 0 BB 0 SO 6 LOB 8											
Pat Sheridan, L (1, 8) OBP: 0.327, SLG: 0.431	0-3 K		x 0-0 F5		x 0-0 4-3			x 0-0 4-3	4 0 0 0 0 1 1													
George Brett, L (1, 5) OBP: 0.383, SLG: 0.564	0-0 F8		x 0-0 3-1		x 0-0 5-3			x 0-0 4-3	4 0 0 0 0 0 1													
Hal McRae, R (1, 10) OBP: 0.383, SLG: 0.483		x 0-0 L5		s 0-3 K		x 0-0 F9			3 0 0 0 0 1 0													
Willie Aikens, L (1, 3) OBP: 0.380, SLG: 0.512		s 0-3 K		x 0-0 G3			x 0-0 F7		3 0 0 0 0 1 0													
Leon Roberts, R (1, 9) OBP: 0.317, SLG: 0.424		s 0-3 K		x 0-0 4-3			x 0-0 1-3		3 0 0 0 0 1 0													
Don Slaught, R (1, 2) OBP: 0.338, SLG: 0.379			x 0-0 G4-3 1B		x 0-0 4-3 1B		x 0-0 3B		3 0 3 0 0 0 0													
Ron Johnson, R (8, 2)									0 0 0 0 0 0 0													
Butch Davis, R (1, 7) OBP: 0.361, SLG: 0.412			x 0-0 G4-3 1-2f		x 0-0 4-3 1-2		x 0-0 1-3		3 0 0 0 0 0 3													
Onix Concepcion, R (1, 4) OBP: 0.262, SLG: 0.324			x 0-0 1-6-3		s 0-3 K			x 0-0 4-3 2B	3 0 1 0 0 1 1													
Inning Stats	R: 0 E: 0 K: 2 S: 7	H: 0 LOB: 0 BB: 0 P: 7	R: 0 E: 0 K: 2 S: 7	H: 0 LOB: 0 BB: 0 P: 7	R: 0 E: 0 K: 0 S: 3	H: 1 LOB: 0 BB: 0 P: 3	R: 0 E: 0 K: 0 S: 3	H: 0 LOB: 0 BB: 0 P: 3	R: 0 E: 0 K: 1 S: 5	H: 0 LOB: 0 BB: 0 P: 5	R: 0 E: 0 K: 1 S: 6	H: 1 LOB: 1 BB: 0 P: 6	R: 0 E: 0 K: 0 S: 3	H: 0 LOB: 0 BB: 0 P: 3	R: 0 E: 0 K: 0 S: 4	H: 1 LOB: 1 BB: 0 P: 4	R: 0 E: 0 K: 0 S: 4	H: 1 LOB: 1 BB: 0 P: 4	1B: 2 2B: 1 3B: 1 HR: 0	SF: 0 SAC: 0 DP: 1 HBP: 0	WP: 0 PB: 0 SB: 0 CS: 0	PA: 30
PITCHER	IP WLS BF H R ER SO BB IBB HBP BLK WP HR S P ERA WHIP												PITCHER	IP WLS BF H R ER SO BB IBB HBP BLK WP HR S P ERA WHIP								
LaMarr Hoyt, R (1, 1) ERA: 3.71	9.0 W 30 4 0 0 6 0 0 0 0 0 0 0 42 42 0.00 0.444																					
LaMarr Hoyt, R (8, 1) ERA: 3.71	9.0 W 30 4 0 0 6 0 0 0 0 0 0 0 42 42 0.00 0.444																					

livebaseballscorecards.com



Batter	1	2	3	4	5	6	7	8	9	AB	R	H	RBI	BB	SO	LOB
Rudy Law, L OBP: 0.335, SLG: 0.351 LaMarr Hoyt, R (1, 8) (8, 1)	0-0 CS 1B		0-0 4-3		0-0 FC5-2 HR 1B	0-0 4-3	4-0 1-2 BB			4	1	2	0	1	0	0
Carlton Fisk, R OBP: 0.355, SLG: 0.532 (1, 2)	0-0 1-2 HR		0-0 F4		0-0 FC5-2 HR 1-3 2-H	0-0 6-3	0-0 F6			5	2	1	1	0	0	4
Tom Paciorek, R OBP: 0.320, SLG: 0.425 Mike Squires, L OBP: 0.317, SLG: 0.266 (1, 3) (7, PH) (8, 3)	0-0 3-1		0-0 L1		0-0 1-H 3-H HR		0-0 2B 3B 4-3			4	2	2	3	0	0	0
Greg Luzinski, R OBP: 0.342, SLG: 0.485 Miguel Dilone, S OBP: 0.291, SLG: 0.261 (1, 10) (7, PR) (8, 8)	0-0 F9			0-0 BB 1B	0-0 2B 2B		4-0 2B 2B BB	0-0 F9		3	1	2	0	1	0	0
Ron Kittle, R OBP: 0.311, SLG: 0.498 Aurelio Rodriguez, R OBP: 0.129, SLG: 0.118 (1, 7) (8, 5)		0-3 K		0-3 K	4-0 2B BB		0-0 1-3 3-H 2B 2B	0-0 F9		3	2	1	1	1	2	1
Harold Baines, L OBP: 0.327, SLG: 0.408 Dave Stegman, R OBP: 0.342, SLG: 0.241 (1, 9) (8, 9)		0-3 K2-3		4-0 FC6-4 BB 1-2	0-0 1-H 2-H 2B		4-0 2B 1B IBB	4-0 2B BB		2	1	1	2	2	1	0
Vance Law, R OBP: 0.306, SLG: 0.332 Jerry Hairston, S OBP: 0.395, SLG: 0.573 (1, 5) (7, PH) (8, 7)		4-0 E S BB		0-0 F9	0-0 F7		0-0 1-3 2-H 3-H 1B 2B	0-0 1-H FC5 2B		2	0	0	0	1	0	3
Jerry Dybzinski, R OBP: 0.289, SLG: 0.298 (1, 6)		0-0 E6 FC6-4 1-3		0-0 FC6-4 1-2f	0-0 L3		0-0 1B 1B 2-H 3-H	4-0 BB BB		4	1	1	1	1	0	4
Julio Cruz, S OBP: 0.306, SLG: 0.325 (1, 4)		0-0 FC6-4 1-2f			0-0 E FC5-2 1B 1B	0-0 4-3	0-0 2-H BB 1B	0-0 FC5 2-3f		5	0	2	1	0	0	4

Inning Stats	R: 1	H: 2	E: 0	K: 0	S: 4	LOB: 0	BB: 0	P: 4	R: 0	H: 0	E: 1	K: 2	S: 8	LOB: 2	BB: 1	P: 12	R: 0	H: 0	E: 0	K: 0	S: 3	LOB: 0	BB: 0	P: 3	R: 0	H: 1	E: 0	K: 1	S: 6	LOB: 2	BB: 1	P: 10	R: 5	H: 5	E: 1	K: 0	S: 8	LOB: 1	BB: 1	P: 12	R: 0	H: 0	E: 0	K: 0	S: 3	LOB: 0	BB: 0	P: 3	R: 5	H: 5	E: 0	K: 0	S: 7	LOB: 2	BB: 3	P: 19	R: 1	H: 1	E: 0	K: 0	S: 4	LOB: 2	BB: 2	P: 12
--------------	------	------	------	------	------	--------	-------	------	------	------	------	------	------	--------	-------	-------	------	------	------	------	------	--------	-------	------	------	------	------	------	------	--------	-------	-------	------	------	------	------	------	--------	-------	-------	------	------	------	------	------	--------	-------	------	------	------	------	------	------	--------	-------	-------	------	------	------	------	------	--------	-------	-------

PITCHER	IP	WLS	BF	H	R	ER	SO	BB	IBB	HBP	BLK	WP	HR	S	P	ERA	WHIP
Bud Black, L ERA: 3.66 (1, 1)	4.1	L	21	6	4	4	3	2	0	0	0	0	2	25	33	8.31	1.846
Mark Huismann, R ERA: 9.39 (5, 1)	2.0		15	7	7	7	0	2	1	0	0	0	0	12	24	31.50	4.500
Eric Rasmussen, R ERA: 6.69 (7, 1)	0.1		2	0	0	0	0	1	0	0	0	0	0	1	5	0.00	3.000
Dan Quisenberry, R ERA: 1.99 (7, 1)	0.1		1	0	0	0	0	0	0	0	0	0	0	1	1	0.00	0.000
Joe Simpson, L ERA: 9.0 (8, 1)	1.0		6	1	1	1	0	2	0	0	0	0	0	4	12	9.00	3.000


BOTTOM

Kansas City Royals @ Chicago White Sox
Comiskey Park, Chicago, IL

Thu Sep 01 1983, 8:05 PM EDT
Att: 30,852 - Unknown - 76 F

AB	37
R	12
H	14
RBI	12
BB	8
SO	3
LOB	18

WP: 0 PA: 45
PB: 0
SB: 1
CS: 1



PITCHER	IP	WLS	BF	H	R	ER	SO	BB	IBB	HBP	BLK	WP	HR	S	P	ERA	WHIP
---------	----	-----	----	---	---	----	----	----	-----	-----	-----	----	----	---	---	-----	------

Batter	1	2	3	4	5	6	7	8	9	AB R H RBI BB SO LOB	TOP																				
U L Washington, S (1, 6) OBP: 0.291, SLG: 0.319	0-3 K		0-0 G6-4-3			0-3 K		0-0 F8		4 0 0 0 0 2 2																					
Pat Sheridan, L (1, 8) OBP: 0.326, SLG: 0.428	0-0 G3			0-0 E FC1-5-2 1B		0-0 6-3		0-3 K		4 0 1 0 0 1 0																					
George Brett, L (1, 5) OBP: 0.382, SLG: 0.564	0-0 4-3			0-0 P3		0-0 F8			0-0 2B	4 0 1 0 0 0 1																					
Hal McRae, R (1, 10) OBP: 0.383, SLG: 0.481		0-3 K		0-0 E5 1-3			0-0 1B 1B		0-0 F9	4 0 1 0 0 1 2																					
Willie Aikens, L (1, 3) OBP: 0.379, SLG: 0.507		0-3 K		0-0 FC1-5-2		0-0 P6		4-0 BB BB BB		3 0 0 0 1 1 3																					
Leon Roberts, R (1, 9) OBP: 0.320, SLG: 0.426		0-0 PO 1B		0-0 F7		0-0 FC6-4 1-2 1B		0-0 P3		4 0 2 0 0 0 4																					
Don Slaught, R (1, 2) OBP: 0.332, SLG: 0.372	0-0 PO 1-2		0-0 P4		0-0 6-3		0-0 F7		0-3 K	4 0 0 0 0 1 4																					
Butch Davis, R (1, 7) OBP: 0.359, SLG: 0.389			4-0 1B BB		0-3 K		0-0 FC6-4 1-2f			2 0 0 0 1 1 2																					
Onix Concepcion, R (1, 4) OBP: 0.264, SLG: 0.324			0-0 G6-4-3 1-3 1B		0-0 F8			0-0 F7		3 0 1 0 0 0 0																					
Inning Stats	R: 0 E: 0 K: 1 S: 5	H: 0 LOB: 0 BB: 0 P: 5	R: 0 E: 0 K: 2 S: 7	H: 1 LOB: 0 BB: 0 P: 7	R: 0 E: 0 K: 0 S: 3	H: 1 LOB: 1 BB: 1 P: 7	R: 0 E: 1 K: 0 S: 5	H: 1 LOB: 2 BB: 0 P: 5	R: 0 E: 0 K: 1 S: 5	H: 0 LOB: 0 BB: 0 P: 5	R: 0 E: 0 K: 0 S: 5	H: 2 LOB: 2 BB: 0 P: 5	R: 0 E: 0 K: 1 S: 5	H: 0 LOB: 0 BB: 0 P: 5	R: 0 E: 0 K: 1 S: 6	H: 0 LOB: 0 BB: 0 P: 10	R: 0 E: 0 K: 1 S: 6	H: 1 LOB: 2 BB: 1 P: 10	1B: 5 2B: 1 3B: 0 HR: 0	SF: 0 SAC: 0 DP: 1 HBP: 0	WP: 0 PB: 0 SB: 0 CS: 0	PA: 35									
PITCHER Charlie Hough, R (1, 1) ERA: 3.47	IP 9.0	WLS W	BF 34	H 6	R 0	ER 0	SO 7	BB 2	IBB 0	HBP 0	BLK 0	WP 0	HR 0	S 46	P 54	ERA 0.00	WHIP 0.889														
											PITCHER	IP	WLS	BF	H	R	ER	SO	BB	IBB	HBP	BLK	WP	HR	S	P	ERA	WHIP			

Kansas City Royals @ Texas Rangers
 Arlington Stadium, Arlington, TX
 Fri Sep 02 1983, 8:05 PM EDT
 Att. 8,515 - Unknown

AB	32
R	0
H	6
RBI	0
BB	2
SO	7
LOB	18



Batter	1	2	3	4	5	6	7	8	9	AB R H RBI BB SO LOB	TOP											
Butch Davis, R (1, 7) OBP: 0.333, SLG: 0.359	0-0 4-3		0-0 F8			0-0 SH3		0-3 K		3 0 0 0 0 1 0	Kansas City Royals @ Texas Rangers Arlington Stadium, Arlington, TX Sat Sep 03 1983, 8:05 PM EDT Unknown											
Pat Sheridan, L (1, 8) OBP: 0.322, SLG: 0.422	0-3 K		0-0 4-1			0-0 4-3		0-0 6-3		4 0 0 0 0 1 1												
George Brett, L (1, 5) OBP: 0.383, SLG: 0.562 Greg Pryor, R (9, 5) OBP: 0.273, SLG: 0.286	0-0 3-1				0-0 G5-4-3 1B	4-0 1B HR BB		0-3 K		3 1 1 0 1 1 0 0 0 0 0 0 0 0												
Hal McRae, R (1, 10) OBP: 0.383, SLG: 0.480		0-0 F8		0-0 G5-4-3 1-2f		0-0 1-2 HR 1B		4-0 BB BB		3 1 1 1 1 0 1												
Willie Aikens, L (1, 3) OBP: 0.378, SLG: 0.513 Joe Simpson, L (9, 3) OBP: 0.250, SLG: 0.220		0-0 E4 1B SF9		0-0 P3		0-0 1-H 2-H HR		0-3 K		4 2 1 3 0 1 1 0 0 0 0 0 0 0												
Leon Roberts, R (1, 9) OBP: 0.319, SLG: 0.422		0-0 2-3 1B			0-0 F9	0-0 F3		0-0 F8		4 0 1 0 0 0 1												
Don Slaught, R (1, 2) OBP: 0.326, SLG: 0.367		0-0 SF9			0-0 1-3		0-0 3-1		0-0 F8	3 0 0 1 0 0 1												
Onix Concepcion, R (1, 4) OBP: 0.258, SLG: 0.317		0-0 3-H P4			0-0 F7		0-0 P6			3 0 0 0 0 0 1												
U L Washington, S (1, 6) OBP: 0.292, SLG: 0.319			0-0 3-1			0-0 4-3 SH3 1B 1B		0-0 F7		3 1 1 0 0 0 0												
Inning Stats	R: 0 E: 0 K: 1 S: 5	H: 0 LOB: 0 BB: 0 P: 5	R: 1 E: 1 K: 0 S: 5	H: 1 LOB: 1 BB: 0 P: 5	R: 0 E: 0 K: 0 S: 3	H: 0 LOB: 0 BB: 0 P: 3	R: 0 E: 0 K: 0 S: 3	H: 1 LOB: 0 BB: 0 P: 3	R: 0 E: 0 K: 0 S: 3	H: 0 LOB: 0 BB: 0 P: 3	R: 4 E: 0 K: 0 S: 6	H: 3 LOB: 0 BB: 1 P: 10	R: 0 E: 0 K: 0 S: 3	H: 0 LOB: 0 BB: 0 P: 3	R: 0 E: 0 K: 2 S: 7	H: 0 LOB: 0 BB: 0 P: 7	R: 0 E: 0 K: 1 S: 5	H: 0 LOB: 1 BB: 1 P: 9	1B: 4 2B: 0 3B: 0 HR: 1	SF: 1 SAC: 1 DP: 1 HBP: 0	WP: 0 PB: 0 SB: 0 CS: 0	PA: 34
PITCHER	IP WLS BF H R ER SO BB IBB HBP BLK WP HR S P ERA WHIP																					
Danny Darwin, R (1, 1) ERA: 3.48	6.0 L 24 5 5 4 1 1 0 0 0 0 0 1 25 29 6.00 1.000																					
Dave Tobik, R (7, 1) ERA: 4.67	3.0 10 0 0 0 3 1 0 0 0 0 0 0 15 19 0.00 0.333																					

livebaseballscores.com

AB	30
R	5
H	5
RBI	5
BB	2
SO	4
LOB	6



Batter	1	2	3	4	5	6	7	8	9	AB	R	H	RBI	BB	SO	LOB
Bill Sample, R OBP: 0.328, SLG: 0.413 (1, 7) BBB	4-0 G4-3 BB		0-3 K			0-0 1-2 1B			0-0 G5-4-3 1B	3	0	2	0	1	1	0
Buddy Bell, R OBP: 0.335, SLG: 0.414 (1, 5) X	0-0 G4-3 1-2f			0-0 SH2-3 E7		0-0 F9			0-0 G5-4-3 1-2f	4	0	0	0	0	0	3
Mickey Rivers, L OBP: 0.301, SLG: 0.345 (1, 10) X	0-0 1B			0-0 SH2-3 2-3		0-0 P4			0-0 1B	3	0	2	0	0	0	1
Larry Parrish, R OBP: 0.326, SLG: 0.467 (1, 9) X	0-0 4-3		0-3 K		0-3 K		0-0 F2		0-3 K	4	0	0	0	0	2	3
George Wright, S OBP: 0.314, SLG: 0.432 (1, 8) X		0-0 F7		0-0 4-3		0-0 4-3		0-0 4-3		3	0	0	0	0	0	1
Pete O'Brien, L OBP: 0.307, SLG: 0.347 (1, 3) X		0-0 4-3			0-0 SH1-3 FC8-2 2B		0-0 4-3			3	0	1	0	0	0	0
Bucky Dent, R OBP: 0.283, SLG: 0.288 (1, 6) X		0-0 5-3			0-0 SH1-3 2-3			0-0 F7		2	0	0	0	0	0	0
Jim Sundberg, R OBP: 0.270, SLG: 0.251 (1, 2) X			0-0 F7		0-0 FC8-2 3-H			0-3 K		3	0	0	0	0	1	1
Wayne Tolleson, S OBP: 0.317, SLG: 0.319 (1, 4) X			0-0 F8			0-0 CS 1B		0-0 6-3		3	0	1	0	0	0	0

Inning Stats	R: 0	H: 1	E: 0	K: 0	S: 3	R: 0	H: 0	E: 0	K: 0	S: 3	R: 0	H: 0	E: 0	K: 1	S: 5	R: 0	H: 0	E: 1	K: 1	S: 6	R: 0	H: 1	E: 0	K: 0	S: 3	R: 0	H: 2	E: 0	K: 0	S: 4	R: 0	H: 0	E: 0	K: 1	S: 5	R: 0	H: 2	E: 0	K: 1	S: 6
	LOB: 1	BB: 1	P: 7	LOB: 0	BB: 0	P: 3	LOB: 0	BB: 0	P: 3	LOB: 0	BB: 0	LOB: 0	BB: 0	P: 3	LOB: 0	BB: 0	LOB: 1	BB: 0	P: 6	LOB: 0	BB: 0	LOB: 1	BB: 0	LOB: 0	BB: 0	P: 3	LOB: 0	BB: 0	P: 4	LOB: 0	BB: 0	P: 5	LOB: 0	BB: 0	P: 5	LOB: 1	BB: 0	P: 6		

PITCHER	IP	WLS	BF	H	R	ER	SO	BB	IBB	HBP	BLK	WP	HR	S	P	ERA	WHIP	IP	WLS	BF	H	R	ER	SO	BB	IBB	HBP	BLK	WP	HR	S	P	ERA	WHIP						
Gaylord Perry, R ERA: 4.52 (1, 1)	9.0	W	31	6	0	0	4	1	0	0	0	0	0	38	42	0.00	0.778																							

BOTTOM

Kansas City Royals @ Texas Rangers
Arlington Stadium, Arlington, TX

Sat Sep 03 1983, 8:05 PM EDT
Unknown

livebaseballscorecards.com

AB	28
R	0
H	6
RBI	0
BB	1
SO	4
LOB	9



WP: 0	PA: 31
PB: 0	SB: 0
CS: 1	

Batter	1	2	3	4	5	6	7	8	9	AB R H RBI BB SO LOB	TOP											
Butch Davis, R (1, 7) OBP: 0.326, SLG: 0.333	0-0 5-3		4-0 BB		0-0 4-3		0-0 6-3			3 0 0 0 1 0 0												
Pat Sheridan, L (1, 8) OBP: 0.321, SLG: 0.419	0-3 K		0-0 F8			0-0 1B 1B		0-0 F7		4 1 1 0 0 1 1												
George Brett, L (1, 5) OBP: 0.384, SLG: 0.561 Greg Pryor, R (8, 5) OBP: 0.273, SLG: 0.286	0-0 G3			0-0 1B 1B		0-0 1B 1B		0-0 G3		4 0 2 0 0 0 0 0 0 0 0 0 0 0												
Hal McRae, R (1, 10) OBP: 0.381, SLG: 0.476		0-0 6-3		0-0 F9		0-3 K		0-0 F7		4 0 0 0 0 1 3												
Willie Aikens, L (1, 3) OBP: 0.382, SLG: 0.517		4-0 1B BB		0-3 K		0-0 1B		0-0 G6-4-3 2B		3 0 2 1 1 1 1												
Darryl Motley, R (1, 9) OBP: 0.750, SLG: 0.667		0-0 1B G6-4-3		0-0 1B FC4		0-0 F9		1-0 HBP G6-4-3		3 0 2 0 0 0 2												
John Wathan, R (1, 2) OBP: 0.294, SLG: 0.317		0-0 G6-4-3		0-0 FC4		0-3 K		0-0 G6-4-3		4 0 0 0 0 1 8												
Onix Concepcion, R (1, 4) OBP: 0.252, SLG: 0.308			0-0 6-3		0-0 4-3		0-0 5-3		0-0 5-3	4 0 0 0 0 0 1												
Buddy Biancalana, S (1, 6)			0-0 1-3		0-0 G3		0-3 K			3 0 0 0 0 1 0												
Inning Stats	R: 0 E: 0 K: 1 S: 5	H: 0 LOB: 0 BB: 0 P: 5	R: 0 E: 0 K: 0 S: 3	H: 1 LOB: 1 BB: 1 P: 7	R: 0 E: 0 K: 0 S: 3	H: 0 LOB: 1 BB: 1 P: 7	R: 0 E: 0 K: 1 S: 7	H: 2 LOB: 2 BB: 0 P: 7	R: 0 E: 0 K: 0 S: 3	H: 0 LOB: 0 BB: 0 P: 3	R: 1 E: 0 K: 2 S: 10	H: 3 LOB: 2 BB: 0 P: 10	R: 0 E: 0 K: 1 S: 5	H: 0 LOB: 0 BB: 0 P: 5	R: 0 E: 0 K: 0 S: 3	H: 0 LOB: 0 BB: 0 P: 3	R: 0 E: 0 K: 0 S: 3	H: 1 LOB: 1 BB: 0 P: 4	1B: 6 2B: 1 3B: 0 HR: 0	SF: 0 SAC: 0 DP: 2 HBP: 1	WP: 0 PB: 0 SB: 0 CS: 0	PA: 35
PITCHER Mike Smithson, R (1, 1) ERA: 3.92	IP: 9.0 WLS: W BF: 35 H: 7 R: 1 ER: 1 SO: 5 BB: 2 IBB: 0 HBP: 1 BLK: 0 WP: 0 HR: 0 S: 42 P: 51 ERA: 1.00 WHIP: 1.000											PITCHER	IP: 9.0 WLS: W BF: 35 H: 7 R: 1 ER: 1 SO: 5 BB: 2 IBB: 0 HBP: 1 BLK: 0 WP: 0 HR: 0 S: 42 P: 51 ERA: 1.00 WHIP: 1.000									

Kansas City Royals @ Texas Rangers
 Arlington Stadium, Arlington, TX
 Sat Sep 03 1983, 8:05 PM EDT
 Att: 16,297 - Unknown

livebaseballscorecards.com

AB 32
R 1
H 7
RBI 1
BB 2
SO 5
LOB 16



Batter	1	2	3	4	5	6	7	8	9	AB R H RBI BB SO LOB	TOP											
Butch Davis, R (1, 7) ^X <small>OBP: 0.313, SLG: 0.318</small> Leon Roberts, R (4, 7) ^X <small>OBP: 0.324, SLG: 0.426</small>	0-0 ^① F3		0-0 ^① 1-3		0-0 ^② F9		0-0 ^X 1-2 2-H 1B		0-0 ^X 1-3 3-H 1B	2 0 0 0 0 0 0 3 0 2 2 0 0 2												
Pat Sheridan, L (1, 8) ^{B B B} <small>OBP: 0.318, SLG: 0.413</small>	4-0 BB		0-0 ^② 4-3		0-3 ^③ K		0-0 ^X 1-3 ^③		0-0 ^X F8 ^③	4 0 0 0 1 1 6												
George Brett, L (1, 5) ^X <small>OBP: 0.383, SLG: 0.558</small>	0-0 ^② F8		0-0 ^③ 1-3		0-0 ^X G3-6-3 1B		0-0 ^X 2-3 ^①			4 0 1 0 0 0 1												
Hal McRae, R (1, 10) ^X <small>OBP: 0.378, SLG: 0.472</small>	0-0 ^③ L8			0-0 ^X 6-3 ^①		0-3 ^{S S S} K ^①		0-0 ^X F9 ^②		4 0 0 0 0 1 2												
Willie Aikens, L (1, 3) ^X <small>OBP: 0.378, SLG: 0.511</small>		0-0 ^① F8		0-3 ^{S S S} K ^②		0-0 ^X G3-6-3 ^② 1-2f		0-0 ^X 6-3 ^③		4 0 0 0 0 1 1												
Darryl Motley, R (1, 9) ^X <small>OBP: 0.500, SLG: 0.429</small>		0-0 ^② 5-3		0-0 ^X 5-3 ^③			0-0 ^X 1B 1B		0-0 ^X 4-3 ^①	4 1 1 0 0 0 0												
Don Slaught, R (1, 2) ^X <small>OBP: 0.329, SLG: 0.369</small>		0-0 1B 1B			0-0 ^X 1B 1B		0-3 ^{S S S} K ^①		0-0 ^X 4-3 ^②	4 0 2 0 0 1 1												
Onix Concepcion, R (1, 4) ^X <small>OBP: 0.264, SLG: 0.315</small>		0-0 FC6 1B		0-3 ^{S S S} K ^①		0-0 1B 1B		4-0 ^{B B B B} 1B 1B BB		3 1 2 0 1 1 1												
U L Washington, S (1, 6) ^X <small>OBP: 0.293, SLG: 0.321</small>		0-0 ^③ FC6		0-0 ^X 1B		0-0 1B		0-0 ^X F8 ^②		4 0 2 0 0 0 4												
Inning Stats	R: 0 E: 0 K: 0 S: 3	H: 0 LOB: 1 BB: 1 P: 7	R: 0 E: 0 K: 0 S: 5	H: 2 LOB: 2 BB: 0 P: 5	R: 0 E: 0 K: 0 S: 3	H: 0 LOB: 0 BB: 0 P: 3	R: 0 E: 0 K: 1 S: 5	H: 0 LOB: 0 BB: 0 P: 5	R: 0 E: 0 K: 2 S: 9	H: 2 LOB: 2 BB: 0 P: 9	R: 0 E: 0 K: 1 S: 5	H: 1 LOB: 0 BB: 0 P: 5	R: 1 E: 0 K: 1 S: 8	H: 3 LOB: 2 BB: 0 P: 8	R: 0 E: 0 K: 0 S: 3	H: 0 LOB: 0 BB: 0 P: 3	R: 1 E: 0 K: 0 S: 5	H: 2 LOB: 2 BB: 1 P: 9	1B: 10 2B: 0 3B: 0 HR: 0	SF: 0 SAC: 0 DP: 1 HBP: 0	WP: 0 PB: 0 SB: 0 CS: 0	PA: 38
PITCHER	IP WLS BF H R ER SO BB IBB HBP BLK WP HR S P ERA WHIP																					
Dave Stewart, R (1, 1) ^X <small>ERA: 2.96</small> Victor Cruz, R (9, 1) ^X <small>ERA: 1.69</small>	8.2 W 35 8 2 2 5 2 0 0 0 0 0 0 43 51 2.08 1.154																					

Kansas City Royals @ Texas Rangers
 Arlington Stadium, Arlington, TX
 Sun Sep 04 1983, 8:05 PM EDT
 Att: 13,872 - Unknown

livebaseballscorecards.com

AB	36
R	2
H	10
RBI	2
BB	2
SO	5
LOB	18



Batter	1	2	3	4	5	6	7	8	9	AB	R	H	RBI	BB	SO	LOB
Bill Sample, R (1, 7) OBP: 0.326, SLG: 0.409	0-0 F8	0-0 1B		0-0 F9		0-0 SH5-3		0-0 F7		4	0	1	1	0	0	1
Buddy Bell, R (1, 5) OBP: 0.337, SLG: 0.420	4-0 BB	0-0 L9		0-0 1B		0-0 F2		0-0 6-3		4	0	1	0	1	0	3
George Wright, S (1, 8) OBP: 0.316, SLG: 0.431	0-0 L8		4-0 BB	0-0 F9		4-0 E 1B BB		0-0 4-3		3	0	0	0	2	0	3
Larry Parrish, R (1, 10) OBP: 0.325, SLG: 0.465	0-0 F7		0-0 F3		0-0 F8	0-0 E7 1B		0-0 E7 1B		4	0	1	1	0	0	2
Mickey Rivers, L (1, 9) OBP: 0.302, SLG: 0.345		0-0 1B G3 1B	0-0 4-3		0-0 E 1B	0-0 F9				4	1	2	0	0	0	3
Pete O'Brien, L (1, 3) OBP: 0.312, SLG: 0.349		0-0 G3	4-0 BB		0-0 E4 1B		0-0 1B			3	0	1	0	1	0	2
Bucky Dent, R (1, 6) OBP: 0.283, SLG: 0.287		0-0 1B 1B	0-0 4-3		0-0 F7		0-0 F8			4	1	1	0	0	0	5
Jim Sundberg, R (1, 2) OBP: 0.272, SLG: 0.254		0-0 1B 1B		0-0 1B 1B	0-0 F8		0-0 F7			4	0	2	1	0	0	3
Jim Anderson, R (1, 4) OBP: 0.244, SLG: 0.218		0-3 K		0-0 F8		0-0 SH5-3 1B		0-0 5-3		4	1	1	0	0	1	4

Inning Stats	R: 0	H: 0	E: 0	K: 0	S: 3	R: 2	H: 4	E: 0	K: 1	S: 9	R: 0	H: 0	E: 0	K: 0	S: 3	R: 0	H: 2	E: 0	K: 0	S: 5	R: 0	H: 1	E: 1	K: 0	S: 5	R: 1	H: 2	E: 1	K: 0	S: 5	R: 0	H: 1	E: 0	K: 0	S: 4	R: 0	H: 0	E: 0	K: 0	S: 3
	LOB: 1	BB: 1	P: 7	LOB: 2	BB: 0	P: 9	LOB: 2	BB: 2	P: 11	LOB: 2	BB: 0	P: 5	LOB: 2	BB: 0	P: 5	LOB: 2	BB: 1	P: 9	LOB: 1	BB: 0	P: 4	LOB: 0	BB: 0	P: 3	LOB: 0	BB: 0	P: 3	SF: 0	SAC: 1	DP: 0	HBP: 0	1B: 10	2B: 0	3B: 0	HR: 0	SF: 0	SAC: 1	DP: 0	HBP: 0	

PITCHER	IP	WLS	BF	H	R	ER	SO	BB	IBB	HBP	BLK	WP	HR	S	P	ERA	WHIP
Eric Rasmussen, R (1, 1) ERA: 6.07	8.0	L	39	10	3	3	1	4	0	0	0	0	0	37	53	3.38	1.750

BOTTOM

Kansas City Royals @ Texas Rangers
Arlington Stadium, Arlington, TX

Sun Sep 04 1983, 8:05 PM EDT
Att. 13,872 - Unknown

livebaseballscorecards.com

AB	34
R	3
H	10
RBI	3
BB	4
SO	1
LOB	26



WP: 0	PA: 39
PB: 0	SB: 0
CS: 0	

Batter	1	2	3	4	5	6	7	8	9	AB	R	H	RBI	BB	SO	LOB	TOP
Spike Owen, S (1, 6) OBP: 0.264, SLG: 0.288	0-0 E6 CS	4-0 BB		0-0 4-3	0-3 K	0-0 BB BB 1B		0-3 K		5	0	1	2	1	2	1	
Phil Bradley, R (1, 8) OBP: 0.400, SLG: 0.375	0-0 F9	0-0 F1		0-0 SF8		0-0 BB 1B		0-0 1B		4	1	2	1	1	0	3	
Ron Roenicke, S (1, 3) OBP: 0.333, SLG: 0.352	4-0 1B BB			0-0 E 1B G5-2-3 1B		0-0 BB 2B		0-0 L6		3	2	2	0	2	0	2	
Manny Castillo, S (8, PH) OBP: 0.240, SLG: 0.276	1-2			1-2		0-0 F2				1	0	0	0	0	0	1	
Al Cowens, R (1, 10) OBP: 0.257, SLG: 0.339	0-0 1B			0-0 F9		0-0 HR				4	2	3	3	0	0	1	
Ken Phelps, L (6, PH) OBP: 0.293, SLG: 0.395	1-3			2-H		0-0 BB				1	0	0	0	1	0	0	
Steve Henderson, R (1, 7) OBP: 0.365, SLG: 0.452	0-3 K			1-2		0-0 HR				4	2	3	2	0	1	2	
Ricky Nelson, L (6, PH) OBP: 0.288, SLG: 0.377				1-2		1-H				2	0	0	0	0	0	3	
Dave Henderson, R (1, 9) OBP: 0.303, SLG: 0.432				1-2		0-0 HR				3	2	2	3	1	0	2	
John Moses, S (6, 9) OBP: 0.292, SLG: 0.266				1-2		0-0 1B				2	0	1	0	0	1	0	
Darnell Coles, R (1, 5) OBP: 0.429, SLG: 0.857				1-3		0-0 HR				6	1	3	1	0	0	4	
Orlando Mercado, R (1, 2) OBP: 0.260, SLG: 0.315				1-3		0-0 HR				4	1	0	1	1	0	2	
Harold Reynolds, S (1, 4) OBP: 0.400, SLG: 1.000				3-H		0-0 BB				4	1	0	1	1	0	2	
Harold Reynolds, S (1, 4) OBP: 0.400, SLG: 1.000				0-0 1-3		0-0 BB				5	2	2	0	0	0	1	
Harold Reynolds, S (1, 4) OBP: 0.400, SLG: 1.000				0-0 1-3		0-0 BB				5	2	2	0	0	0	1	
Harold Reynolds, S (1, 4) OBP: 0.400, SLG: 1.000				0-0 1-3		0-0 BB				5	2	2	0	0	0	1	
Harold Reynolds, S (1, 4) OBP: 0.400, SLG: 1.000				0-0 1-3		0-0 BB				5	2	2	0	0	0	1	
Harold Reynolds, S (1, 4) OBP: 0.400, SLG: 1.000				0-0 1-3		0-0 BB				5	2	2	0	0	0	1	
Harold Reynolds, S (1, 4) OBP: 0.400, SLG: 1.000				0-0 1-3		0-0 BB				5	2	2	0	0	0	1	
Harold Reynolds, S (1, 4) OBP: 0.400, SLG: 1.000				0-0 1-3		0-0 BB				5	2	2	0	0	0	1	
Harold Reynolds, S (1, 4) OBP: 0.400, SLG: 1.000				0-0 1-3		0-0 BB				5	2	2	0	0	0	1	
Harold Reynolds, S (1, 4) OBP: 0.400, SLG: 1.000				0-0 1-3		0-0 BB				5	2	2	0	0	0	1	
Harold Reynolds, S (1, 4) OBP: 0.400, SLG: 1.000				0-0 1-3		0-0 BB				5	2	2	0	0	0	1	
Harold Reynolds, S (1, 4) OBP: 0.400, SLG: 1.000				0-0 1-3		0-0 BB				5	2	2	0	0	0	1	
Harold Reynolds, S (1, 4) OBP: 0.400, SLG: 1.000				0-0 1-3		0-0 BB				5	2	2	0	0	0	1	
Harold Reynolds, S (1, 4) OBP: 0.400, SLG: 1.000				0-0 1-3		0-0 BB				5	2	2	0	0	0	1	
Harold Reynolds, S (1, 4) OBP: 0.400, SLG: 1.000				0-0 1-3		0-0 BB				5	2	2	0	0	0	1	
Harold Reynolds, S (1, 4) OBP: 0.400, SLG: 1.000				0-0 1-3		0-0 BB				5	2	2	0	0	0	1	
Harold Reynolds, S (1, 4) OBP: 0.400, SLG: 1.000				0-0 1-3		0-0 BB				5	2	2	0	0	0	1	
Harold Reynolds, S (1, 4) OBP: 0.400, SLG: 1.000				0-0 1-3		0-0 BB				5	2	2	0	0	0	1	
Harold Reynolds, S (1, 4) OBP: 0.400, SLG: 1.000				0-0 1-3		0-0 BB				5	2	2	0	0	0	1	
Harold Reynolds, S (1, 4) OBP: 0.400, SLG: 1.000				0-0 1-3		0-0 BB				5	2	2	0	0	0	1	
Harold Reynolds, S (1, 4) OBP: 0.400, SLG: 1.000				0-0 1-3		0-0 BB				5	2	2	0	0	0	1	
Harold Reynolds, S (1, 4) OBP: 0.400, SLG: 1.000				0-0 1-3		0-0 BB				5	2	2	0	0	0	1	
Harold Reynolds, S (1, 4) OBP: 0.400, SLG: 1.000				0-0 1-3		0-0 BB				5	2	2	0	0	0	1	
Harold Reynolds, S (1, 4) OBP: 0.400, SLG: 1.000				0-0 1-3		0-0 BB				5	2	2	0	0	0	1	
Harold Reynolds, S (1, 4) OBP: 0.400, SLG: 1.000				0-0 1-3		0-0 BB				5	2	2	0	0	0	1	
Harold Reynolds, S (1, 4) OBP: 0.400, SLG: 1.000				0-0 1-3		0-0 BB				5	2	2	0	0	0	1	
Harold Reynolds, S (1, 4) OBP: 0.400, SLG: 1.000				0-0 1-3		0-0 BB				5	2	2	0	0	0	1	
Harold Reynolds, S (1, 4) OBP: 0.400, SLG: 1.000				0-0 1-3		0-0 BB				5	2	2	0	0	0	1	
Harold Reynolds, S (1, 4) OBP: 0.400, SLG: 1.000				0-0 1-3		0-0 BB				5	2	2	0	0	0	1	
Harold Reynolds, S (1, 4) OBP: 0.400, SLG: 1.000				0-0 1-3		0-0 BB				5	2	2	0	0	0	1	
Harold Reynolds, S (1, 4) OBP: 0.400, SLG: 1.000				0-0 1-3		0-0 BB				5	2	2	0	0	0	1	
Harold Reynolds, S (1, 4) OBP: 0.400, SLG: 1.000				0-0 1-3		0-0 BB				5	2	2	0	0	0	1	
Harold Reynolds, S (1, 4) OBP: 0.400, SLG: 1.000				0-0 1-3		0-0 BB				5	2	2	0	0	0	1	
Harold Reynolds, S (1, 4) OBP: 0.400, SLG: 1.000				0-0 1-3		0-0 BB				5	2	2	0	0	0	1	
Harold Reynolds, S (1, 4) OBP: 0.400, SLG: 1.000				0-0 1-3		0-0 BB				5	2	2	0	0	0	1	
Harold Reynolds, S (1, 4) OBP: 0.400, SLG: 1.000				0-0 1-3		0-0 BB				5	2	2	0	0	0	1	
Harold Reynolds, S (1, 4) OBP: 0.400, SLG: 1.000				0-0 1-3		0-0 BB				5	2	2	0	0	0	1	
Harold Reynolds, S (1, 4) OBP: 0.400, SLG: 1.000				0-0 1-3		0-0 BB				5	2	2	0	0	0	1	
Harold Reynolds, S (1, 4) OBP: 0.400, SLG: 1.000				0-0 1-3		0-0 BB				5	2	2	0	0	0	1	
Harold Reynolds, S (1, 4) OBP: 0.400, SLG: 1.000				0-0 1-3		0-0 BB				5	2	2	0	0	0	1	
Harold Reynolds, S (1, 4) OBP: 0.400, SLG: 1.000				0-0 1-3		0-0 BB				5	2	2	0	0	0	1	
Harold Reynolds, S (1, 4) OBP: 0.400, SLG: 1.000				0-0 1-3		0-0 BB				5	2	2	0	0	0	1	
Harold Reynolds, S (1, 4) OBP: 0.400, SLG: 1.000				0-0 1-3		0-0 BB				5	2	2	0	0	0	1	
Harold Reynolds, S (1, 4) OBP: 0.400, SLG: 1.000				0-0 1-3		0-0 BB				5	2	2	0	0	0	1	
Harold Reynolds, S (1, 4) OBP: 0.400, SLG: 1.000				0-0 1-3		0-0 BB				5	2	2	0	0	0	1	
Harold Reynolds, S (1, 4) OBP: 0.400, SLG: 1.000				0-0 1-3		0-0 BB				5	2	2	0	0	0	1	
Harold Reynolds, S (1, 4) OBP: 0.400, SLG: 1.000				0-0 1-3		0-0 BB				5	2	2	0	0	0	1	
Harold Reynolds, S (1, 4) OBP: 0.400, SLG: 1.000				0-0 1-3		0-0 BB				5	2	2	0	0	0	1	
Harold Reynolds, S (1, 4) OBP: 0.400, SLG: 1.000				0-0 1-3		0-0 BB				5	2	2	0	0	0	1	
Harold Reynolds, S (1, 4) OBP: 0.400, SLG: 1.000				0-0 1-3		0-0 BB				5	2	2	0	0	0	1	
Harold Reynolds, S (1, 4) OBP: 0.400, SLG: 1.000				0-0 1-3		0-0 BB				5	2	2	0	0	0	1	
Harold Reynolds, S (1, 4) OBP: 0.400, SLG: 1.000				0-0 1-3		0-0 BB				5	2	2	0	0	0	1	
Harold Reynolds, S (1, 4) OBP: 0.400, SLG: 1.000				0-0 1-3		0-0 BB				5	2	2	0	0	0	1	
Harold Reynolds, S (1, 4) OBP: 0.400, SLG: 1.000				0-0 1-3		0-0 BB				5	2	2	0	0	0	1	
Harold Reynolds, S (1, 4) OBP: 0.400, SLG: 1.000				0-0 1-3		0-0 BB				5	2	2	0	0	0	1	
Harold Reynolds, S (1, 4) OBP: 0.400, SLG: 1.000				0-0 1-3		0-0 BB				5	2	2	0	0	0	1	
Harold Reynolds, S (1, 4) OBP: 0.400, SLG: 1.000				0-0 1-3		0-0 BB				5	2	2	0	0	0	1	
Harold Reynolds, S (1, 4) OBP: 0.400, SLG: 1.000				0-0 1-3		0-0 BB				5	2	2	0	0	0	1	
Harold Reynolds, S (1, 4) OBP: 0.400, SLG: 1.000				0-0 1-3		0-0 BB				5	2	2	0	0	0	1	
Harold Reynolds, S (1, 4) OBP: 0.400, SLG: 1.000				0-0 1-3		0-0 BB				5	2	2	0	0	0	1	
Harold Reynolds, S (1, 4) OBP: 0.400, SLG: 1.000				0-0 1-3		0-0 BB				5	2	2	0	0	0	1	
Harold Reynolds, S (1, 4) OBP: 0.400, SLG: 1.000				0-0 1-3		0-0 BB											

Batter	1	2	3	4	5	6	7	8	9	AB R H RBI BB SO LOB
Darryl Motley, R OBP: 0.462, SLG: 0.667 (1, 9)	0-0 BLK S FC1-2 1B		0-0 HR		0-0 6-3		0-0 5-3		0-0 6-3	5 1 2 3 0 0 1
Pat Sheridan, L OBP: 0.316, SLG: 0.409 (1, 8)	0-3 K 1-3		0-0 4-3		0-3 K 3-H			0-0 E3	0-0 1B 2-H	5 0 1 1 0 2 1
George Brett, L OBP: 0.383, SLG: 0.559 Greg Pryor, R OBP: 0.267, SLG: 0.280 (1, 5) (7, 5)	0-0 FC1-2 1B 3-H		0-0 4-3			0-0 E 2B		0-0 F6	0-0 F4	3 0 1 0 0 0 1 2 0 0 0 0 0 2
Hal McRae, R OBP: 0.377, SLG: 0.470 (1, 10)	0-0 1-2 1B		0-3 K		0-0 6-3			0-0 F9		4 0 1 0 0 1 2
Willie Aikens, L OBP: 0.374, SLG: 0.505 (1, 3)	0-3 K			0-3 K		0-0 E3 2-3 G5-4-3		0-0 4-3		4 0 0 0 0 2 4
Leon Roberts, R OBP: 0.318, SLG: 0.417 (1, 7)		0-3 K		0-0 6-3		0-0 G5-4-3 1-2f			0-3 K	4 0 0 0 0 2 2
Don Slaught, R OBP: 0.326, SLG: 0.366 Ron Johnson, R OBP: 1.000, SLG: 1.000 (1, 2) (7, 2)		0-3 K		0-0 1-3			0-0 3B 1B		4-0 2B BB	2 0 0 0 0 1 0 1 2 1 0 1 0 0
U L Washington, S OBP: 0.297, SLG: 0.331 (1, 6)		0-0 E6 S			0-0 5-3 2B		0-0 1-H 3B		0-0 2B 1-2 6-3 1B	4 2 3 1 0 0 0
Onix Concepcion, R OBP: 0.264, SLG: 0.320 (1, 4)		0-0 5-3 1-2			0-0 5-3 2-3		0-0 5-3		0-0 1-3 2-H 1B 2B	4 1 1 1 0 0 2

Inning Stats	R: 0 E: 0 K: 2 S: 9	H: 2 LOB: 2 BB: 0 P: 9	R: 0 E: 1 K: 2 S: 8	H: 0 LOB: 1 BB: 0 P: 8	R: 1 E: 0 K: 1 S: 6	H: 1 LOB: 0 BB: 0 P: 6	R: 0 E: 0 K: 1 S: 5	H: 0 LOB: 0 BB: 0 P: 5	R: 1 E: 0 K: 1 S: 6	H: 1 LOB: 0 BB: 0 P: 6	R: 0 E: 1 K: 0 S: 4	H: 1 LOB: 1 BB: 0 P: 4	R: 1 E: 0 K: 0 S: 4	H: 2 LOB: 0 BB: 0 P: 4	R: 0 E: 1 K: 0 S: 4	H: 0 LOB: 1 BB: 0 P: 4	R: 3 E: 0 K: 1 S: 8	H: 3 LOB: 1 BB: 1 P: 12	1B: 5 2B: 3 3B: 1 HR: 1	SF: 0 SAC: 0 DP: 1 HBP: 0
--------------	------------------------------	---------------------------------	------------------------------	---------------------------------	------------------------------	---------------------------------	------------------------------	---------------------------------	------------------------------	---------------------------------	------------------------------	---------------------------------	------------------------------	---------------------------------	------------------------------	---------------------------------	------------------------------	----------------------------------	----------------------------------	------------------------------------


PITCHER	IP	WLS	BF	H	R	ER	SO	BB	IBB	HBP	BLK	WP	HR	S	P	ERA	WHIP
Jim Beattie, R ERA: 4.25 (1, 1)	7.0		28	7	3	3	7	0	0	0	1	0	1	42	42	3.86	1.000
Gene Nelson, R ERA: 7.98 (8, 1)	1.0		4	0	0	0	0	0	0	0	0	0	0	4	4	0.00	0.000
Mike Stanton, R ERA: 3.74 (9, 1)	1.0		7	3	3	3	1	1	0	0	0	0	0	8	12	27.00	4.000

BOTTOM

Seattle Mariners @ Kansas City Royals
Royals Stadium, Kansas City, MO
 Mon Sep 05 1983, 8:05 PM EDT
 Att. 16,952 - Unknown

AB	38
R	6
H	10
RBI	6
BB	1
SO	8
LOB	15

WP: 0 PA: 39
 PB: 0
 SB: 2
 CS: 0



livebaseballscorecards.com

Batter	1	2	3	4	5	6	7	8	9	AB R H RBI BB SO LOB	TOP											
Spike Owen, S (1, 6) OBP: 0.268, SLG: 0.289	0-0 F9			4-0 G5-4-3 BB	0-0 F9			0-0 1B 1B 1B		3 1 1 0 1 0 2												
Phil Bradley, R (1, 8) OBP: 0.357, SLG: 0.333	0-0 5-3			0-0 F9		0-3 K		0-0 1B 1B		4 0 1 0 0 1 1												
Tony Bernazard, S (1, 4) OBP: 0.339, SLG: 0.387	0-3 K			0-0 G5-4-3 1-2f		0-3 K		0-0 1B 1-2 3-H		4 0 1 1 0 2 1												
Al Cowens, R (1, 10) OBP: 0.257, SLG: 0.338			0-0 F9		0-0 2B 1B		0-0 F3		0-0 F9	4 1 1 0 0 0 2												
Steve Henderson, R (1, 7) OBP: 0.366, SLG: 0.455			0-3 K		0-0 1-H WP 2B		0-0 G3 SH3 1B		0-0 F9	4 1 2 1 0 1 2												
John Moses, S (8, 7) OBP: 0.292, SLG: 0.266										0 0 0 0 0 0 0												
Dave Henderson, R (1, 9) OBP: 0.304, SLG: 0.430			0-0 F8		4-0 G4-6-3 BB		0-0 SH3		0-0 F7	2 0 0 0 1 0 0												
Pat Putnam, L (1, 3) OBP: 0.315, SLG: 0.434					0-0 G4-6-3 1-2f		0-0 G3		0-0 F8	2 0 0 0 0 0 1												
Ron Roenicke, S (7, PH) OBP: 0.331, SLG: 0.349			6-3		0-0 1-2f		0-0 2-3			2 0 0 0 0 0 1												
Darnell Coles, R (1, 5) OBP: 0.455, SLG: 0.700			0-0 F8		0-0 BB 1B		0-0 6-3		4-0 CS BB	3 0 1 0 1 0 1												
Jamie Nelson, R (1, 2) OBP: 0.315, SLG: 0.273			0-0 F6		4-0 1-2 BB			0-0 F8	0-0 CS	2 0 0 0 1 0 0												
Inning Stats	R: 0 E: 0 K: 1 S: 5	H: 0 LOB: 0 BB: 0 P: 5	R: 0 E: 0 K: 1 S: 5	H: 0 LOB: 0 BB: 0 P: 5	R: 0 E: 0 K: 0 S: 3	H: 0 LOB: 0 BB: 0 P: 3	R: 0 E: 0 K: 0 S: 2	H: 0 LOB: 0 BB: 1 P: 6	R: 2 E: 0 K: 0 S: 5	H: 3 LOB: 2 BB: 2 P: 13	R: 0 E: 0 K: 2 S: 7	H: 0 LOB: 0 BB: 0 P: 7	R: 0 E: 0 K: 0 S: 4	H: 1 LOB: 1 BB: 0 P: 4	R: 1 E: 0 K: 0 S: 6	H: 3 LOB: 2 BB: 0 P: 6	R: 0 E: 0 K: 0 S: 2	H: 0 LOB: 0 BB: 1 P: 6	1B: 6 2B: 1 3B: 0 HR: 0	SF: 0 SAC: 1 DP: 2 HBP: 0	WP: 1 PB: 0 SB: 0 CS: 1	PA: 36
PITCHER	IP WLS BF H R ER SO BB IBB HBP BLK WP HR S P ERA WHIP																					
Bud Black, L (1, 1) ERA: 3.66	7.1 L 30 7 3 3 4 3 0 0 0 1 0 35 47 3.68 1.364																					
Mike Armstrong, R (8, 1) ERA: 4.12	1.2 5 0 0 0 0 1 0 0 0 0 0 4 8 0.00 0.600																					

Seattle Mariners @ Kansas City Royals
Royals Stadium, Kansas City, MO
Tue Sep 06 1983, 8:05 PM EDT
Att: 14,084 - Unknown

livebaseballscorecards.com

AB 30
R 3
H 7
RBI 2
BB 4
SO 4
LOB 11



Batter	1	2	3	4	5	6	7	8	9	AB	R	H	RBI	BB	SO	LOB
Darryl Motley, R OBP: 0.412, SLG: 0.533 (1, 9) (9, 8)	0-0 6-3 ①		0-0 G6-4-3 ② ③ 1-2f			0-3 K ①		4-0 FC3-6 1B BB		3	0	0	0	1	1	1
Pat Sheridan, L OBP: 0.320, SLG: 0.410 John Wathan, R OBP: 0.296, SLG: 0.319 (1, 8) (8, PH) (9, 9)	4-0 S BB			0-0 G5-4-3 1B		0-0 F8		0-0 FC3-6 1B 1-2		2	0	1	0	1	0	0
George Brett, L OBP: 0.384, SLG: 0.558 (1, 3) (8, 5)	4-0 G6-4-3 1-2 BB			0-0 F7		0-0 2B 1B		0-0 FC3-6 1-2f 2-3		3	1	1	0	1	0	3
Hal McRae, R OBP: 0.376, SLG: 0.471 (1, 10)	0-0 G6-4-3 1-2f			0-0 G5-4-3 1-2f		0-0 2B 1-H		0-3 K		4	0	1	1	0	1	5
Frank White, R OBP: 0.275, SLG: 0.397 (1, 4)		0-0 F8			0-0 FC5-4 1B 1B		0-0 F6		0-0 F8		4	0	1	0	0	3
Leon Roberts, R OBP: 0.317, SLG: 0.414 (1, 7)		0-0 6-3			0-0 F9		0-3 K		0-0 1B		4	0	1	0	0	1
Don Slaught, R OBP: 0.329, SLG: 0.373 (1, 2)		0-0 6-3			0-0 FC5-4 1B 1-2		0-0 1-3 2B		0-0 F9		4	0	2	0	0	1
Onix Concepcion, R OBP: 0.265, SLG: 0.316 (1, 5) (8, 6)			4-0 G6-4-3 BB		0-0 FC5-4 1-2f 2-3		0-0 1-3		0-3 K		2	0	0	0	1	3
U L Washington, S OBP: 0.296, SLG: 0.330 (9, PH)					0-3 K		0-0 2-3		0-3 K		1	0	0	0	0	1
Buddy Biancalana, S Willie Aikens, L OBP: 0.372, SLG: 0.503 (1, 6) (7, PH) (8, 3)			0-3 K		0-3 K		0-0 4-3		0-3 K		2	0	0	0	0	2
										2	0	0	0	0	1	2

Inning Stats	R: 0	H: 0	E: 0	K: 0	S: 2	R: 0	H: 0	E: 0	K: 0	S: 3	R: 0	H: 0	E: 0	K: 1	S: 4	R: 0	H: 1	E: 0	K: 0	S: 3	R: 0	H: 2	E: 0	K: 1	S: 7	R: 1	H: 2	E: 0	K: 1	S: 7	R: 0	H: 1	E: 0	K: 1	S: 6	R: 0	H: 1	E: 0	K: 1	S: 6	R: 0	H: 1	E: 0	K: 2	S: 8	R: 0	H: 1	E: 0	K: 2	S: 8
	LOB: 1	BB: 2	P: 10	LOB: 0	BB: 0	P: 3	LOB: 0	BB: 0	P: 3	LOB: 0	BB: 0	P: 8	LOB: 0	BB: 0	P: 3	LOB: 2	BB: 0	P: 7	LOB: 1	BB: 0	P: 7	LOB: 1	BB: 0	P: 6	LOB: 2	BB: 1	P: 10	LOB: 1	BB: 1	P: 8	LOB: 1	BB: 0	P: 8	LOB: 2	BB: 1	P: 10	LOB: 0	BB: 0	P: 8	LOB: 0	BB: 0	P: 8	LOB: 0	BB: 0	P: 8					

PITCHER	IP	WLS	BF	H	R	ER	SO	BB	IBB	HBP	BLK	WP	HR	S	P	ERA	WHIP
Bob Stoddard, R ERA: 4.31 (1, 1)	5.2	W	22	5	1	1	3	3	0	0	0	0	0	25	37	1.59	1.412
Mike Stanton, R ERA: 3.67 (6, 1)	1.0		4	1	0	0	1	0	0	0	0	0	0	6	6	0.00	1.000
Ed Vande Berg, L ERA: 3.49 (7, 1)	0.2		4	1	0	0	0	1	0	0	0	0	0	3	7	0.00	3.000
Bill Caudill, R ERA: 4.06 (8, 1)	1.2	S	6	1	0	0	3	0	0	0	0	0	0	12	12	0.00	0.600

BOTTOM

Seattle Mariners @ Kansas City Royals
Royals Stadium, Kansas City, MO

Tue Sep 06 1983, 8:05 PM EDT
Att. 14,084 - Unknown

livebaseballscorecards.com

AB	32
R	1
H	8
RBI	1
BB	4
SO	7
LOB	23



WP : 0	PA : 36
PB : 0	
SB : 1	
CS : 0	

Batter	1	2	3	4	5	6	7	8	9	AB R H RBI BB SO LOB	TOP																							
Spike Owen, S (1, 6) OBP: 0.267, SLG: 0.288 Ken Phelps, L (9, PH) OBP: 0.290, SLG: 0.391	0-0 F9	0-0 3-1			0-0 2B 1B	0-0 F7			0-0 4-3	4 1 1 0 0 0 4 1 0 0 0 0 0 0																								
Phil Bradley, R (1, 8) OBP: 0.389, SLG: 0.438 Ricky Nelson, L (9, PH) OBP: 0.287, SLG: 0.375	0-0 4-3		0-0 E6 G6-4-3		0-0 2B FC5-2 1B			0-0 SH3 2B	0-0 F8	4 0 2 0 0 0 0 1 0 0 0 0 0 0																								
Ron Roenicke, S (1, 10) OBP: 0.334, SLG: 0.354	4-0 BB		0-0 F7		0-0 2B			0-0 SH3		2 0 1 1 1 0 1																								
Steve Henderson, R (1, 7) OBP: 0.363, SLG: 0.450	0-0 F8		0-0 G6-4-3		0-0 FC5-2			0-0 6-3		4 0 0 0 0 0 5																								
Dave Henderson, R (1, 9) OBP: 0.303, SLG: 0.428		0-0 G6-4-3 E 1B 1B		0-0 F2	0-0 F6			0-0 F8		4 1 1 0 0 0 3																								
Pat Putnam, L (1, 3) OBP: 0.315, SLG: 0.432		0-0 E4 G6-4-3 1-2		0-0 4-3		0-0 2B 1B		0-0 G3		4 0 1 0 0 0 1																								
Darnell Coles, R (1, 5) OBP: 0.400, SLG: 0.571		0-0 G6-4-3		0-0 1B		0-0 F2		0-0 4-3		4 0 1 0 0 0 3																								
Rick Sweet, S (1, 2) OBP: 0.270, SLG: 0.269		0-0 1B 1B		0-3 K		0-0 2B		0-0 4-3		4 0 2 1 0 1 1																								
Harold Reynolds, S (1, 4) OBP: 0.333, SLG: 0.667		0-0 1B		0-0 6-3		0-3 K		0-0 6-3		4 0 1 0 0 1 2																								
Inning Stats	R: 0 E: 0 K: 0 S: 3	H: 0 LOB: 1 BB: 1 P: 7	R: 1 E: 1 K: 0 S: 6	H: 3 LOB: 2 BB: 0 P: 6	R: 0 E: 1 K: 0 S: 3	H: 0 LOB: 0 BB: 0 P: 3	R: 0 E: 0 K: 1 S: 6	H: 1 LOB: 1 BB: 0 P: 6	R: 1 E: 0 K: 0 S: 6	H: 3 LOB: 2 BB: 0 P: 6	R: 0 E: 0 K: 1 S: 7	H: 2 LOB: 2 BB: 0 P: 7	R: 0 E: 0 K: 0 S: 4	H: 1 LOB: 1 BB: 0 P: 4	R: 0 E: 0 K: 0 S: 3	H: 0 LOB: 0 BB: 0 P: 3	R: 0 E: 0 K: 0 S: 3	H: 0 LOB: 0 BB: 0 P: 3	1B: 7 2B: 3 3B: 0 HR: 0	SF: 0 SAC: 1 DP: 2 HBP: 0	WP: 0 PB: 0 SB: 0 CS: 0	PA: 38												
PITCHER Paul Splittorff, L (1, 1) ERA: 3.82 Dan Quisenberry, R (8, 1) ERA: 1.96	IP 7.0	WLS W	BF 32	H 10	R 2	ER 1	SO 2	BB 1	IBB 0	HBP 0	BLK 0	WP 0	HR 0	S 35	P 39	ERA 1.29	WHIP 1.571	PITCHER IP 2.0	WLS S	BF 6	H 0	R 0	ER 0	SO 0	BB 0	IBB 0	HBP 0	BLK 0	WP 0	HR 0	S 6	P 6	ERA 0.00	WHIP 0.000

Seattle Mariners @ Kansas City Royals
Royals Stadium, Kansas City, MO
Wed Sep 07 1983, 8:05 PM EDT
Att: 15,059 - Unknown

livebaseballscorecards.com

AB	36
R	2
H	10
RBI	2
BB	1
SO	2
LOB	20



Batter	1	2	3	4	5	6	7	8	9	AB	R	H	RBI	BB	SO	LOB
Darryl Motley, R OBP: 0.381, SLG: 0.444 (1, 8) (9, 7)	0-0 6-3 ①		4-0 1B 1-2 2-3 BB		0-0 6-3 ③			0-0 5-3 ①		3	0	0	0	1	0	0
John Wathan, R OBP: 0.293, SLG: 0.316 (1, 3)	0-0 6-3 ②		0-0 F2			0-0 5-3 ①		0-0 5-3 ②		4	0	0	0	0	0	3
Frank White, R OBP: 0.275, SLG: 0.396 (1, 4)	0-0 L4 ③		0-0 1-3 2-H 3-H 1B			0-0 F9 ②		0-0 F9 ③		4	0	1	2	0	0	0
Hal McRae, R OBP: 0.374, SLG: 0.468 (1, 10)		0-0 F8 ①	0-0 F9 ③			0-0 6-3 ③				3	0	0	0	0	0	2
Leon Roberts, R OBP: 0.313, SLG: 0.408 Pat Sheridan, L OBP: 0.320, SLG: 0.410 (1, 7) (9, 8)		0-0 5-3 ②		0-3 K ①			0-0 F3 ①			3	0	0	0	0	1	0
Amos Otis, R OBP: 0.310, SLG: 0.351 (1, 9)		0-0 F4 ③		0-0 5-3 ②			0-0 F9 ②			3	0	0	0	0	0	0
Don Slaught, R OBP: 0.329, SLG: 0.381 (1, 2)			0-0 1-3 ①	0-0 F9 ③			0-0 1B 3B			3	1	1	0	0	0	0
U L Washington, S OBP: 0.296, SLG: 0.332 (1, 6)			0-0 BB 1B 1B		0-0 F4 ①		0-0 3-H 1B			3	1	2	1	0	0	0
Onix Concepcion, R OBP: 0.266, SLG: 0.316 (1, 5)			0-0 1-2 1B 1B		0-0 6-3 ②		0-0 F4 ③			3	1	1	0	0	0	1

Inning Stats	R: 0	H: 0	E: 0	K: 0	S: 3	R: 0	H: 0	E: 0	K: 0	S: 3	R: 0	H: 3	E: 0	K: 0	S: 6	R: 0	H: 0	E: 0	K: 1	S: 5	R: 0	H: 0	E: 0	K: 0	S: 3	R: 1	H: 2	E: 0	K: 0	S: 5	R: 0	H: 0	E: 0	K: 0	S: 3	
	LOB: 0	BB: 0	P: 3	LOB: 0	BB: 0	LOB: 0	LOB: 2	LOB: 0	BB: 0	P: 3	LOB: 0	LOB: 0	LOB: 0	BB: 0	P: 3	LOB: 0	LOB: 0	LOB: 0	BB: 0	P: 3	LOB: 0	LOB: 0	LOB: 0	LOB: 0	BB: 0	P: 3	LOB: 1	LOB: 1	LOB: 0	LOB: 0	LOB: 0	LOB: 0	LOB: 0	LOB: 0	LOB: 0	LOB: 0

PITCHER	IP	WLS	BF	H	R	ER	SO	BB	IBB	HBP	BLK	WP	HR	S	P	ERA	WHIP	PITCHER	IP	WLS	BF	H	R	ER	SO	BB	IBB	HBP	BLK	WP	HR	S	P	ERA	WHIP		
Matt Young, L ERA: 3.29 (1, 1)	8.0	L	30	5	3	3	1	1	0	0	0	0	0	31	35	3.38	0.750																				

BOTTOM

Seattle Mariners @ Kansas City Royals
Royals Stadium, Kansas City, MO
 Wed Sep 07 1983, 8:05 PM EDT
 Att. 15,059 - Unknown

livebaseballscorecards.com

AB	29
R	3
H	5
RBI	3
BB	1
SO	1
LOB	6



WP: 0	PA: 30
PB: 0	SB: 0
CS: 0	

Batter	1	2	3	4	5	6	7	8	9	10	AB R H RBI BB SO LOB	TOP																	
Willie Wilson, S OBP: 0.320, SLG: 0.363 (1, 8) X	0-0 E6 FC 1B		X 0-0 E1 FC3-6 1-2		X 0-0 F8 1B 1B	X 0-0 4-3		0-3 K			5 1 2 0 0 1 4	Kansas City Royals @ Minnesota Twins Hubert H. Humphrey Metrodome, Minneapolis, MN Fri Sep 09 1983, 8:05 PM EDT Att. 5,400 - Dome - 75 F livebaseballscorecards.com																	
Pat Sheridan, L OBP: 0.322, SLG: 0.411 (1, 9) X John Wathan, R OBP: 0.295, SLG: 0.316 (8, PH) (8, 9)	0-0 FC G4-6-3		X 0-0 FC3-6 2B 1-2f 2-3		X 0-0 1B 1B		0-0 1B 1B	4-0 S BB			4 2 2 1 0 0 2 0 0 0 0 1 0 0																		
George Brett, L OBP: 0.384, SLG: 0.558 (1, 3) X	0-0 G4-6-3 1-2f		X 0-0 1B 2B 1-H 3-H		X 0-3 K 1B		0-0 1B SF8 1B	0-3 K 1-2 2-3			5 2 2 2 0 2 5																		
Hal McRae, R OBP: 0.374, SLG: 0.467 (1, 10) X	0-0 F8		X 0-0 1B 2-H		X 0-0 F8 2-3		0-0 5-3 1B 1-3 3-H	0-0 F7			5 0 2 2 0 0 2																		
Frank White, R OBP: 0.272, SLG: 0.392 (1, 4) X		X 0-0 5-3	X 0-0 F8		X 0-0 F6		0-0 SF8 3-H	0-0 F8			4 0 0 1 0 0 3																		
Don Slaught, R OBP: 0.326, SLG: 0.374 (1, 2) X		X 0-0 F9		X 4-0 BB G5-4-3		X 0-0 L5	X 0-0 5-3 1-2	0-0 F7			4 0 0 0 1 0 1																		
Darryl Motley, R OBP: 0.346, SLG: 0.391 (1, 7) X		X 0-0 F9		X 0-0 G5-4-3 1-2f		X 0-0 4-3 BB 1B	X 0-0 3-1				5 0 1 0 0 0 2																		
U L Washington, S OBP: 0.301, SLG: 0.333 (1, 6) X			X 0-3 K 1B S	X 0-0 1B 1B		X 4-0 4-3 BB 1B	X 0-0 S SH1-4 1B	0-0 F7			4 0 2 0 1 1 0																		
Onix Concepcion, R OBP: 0.272, SLG: 0.321 (1, 5) X			X 0-0 FC3-6 2B E 1B	X 0-0 1B 1-3		X 0-0 4-3 1-2 2-3	X 0-0 SH1-4 1-2	0-0 F7			4 1 2 0 0 0 2																		
Inning Stats	R: 1 E: 1 K: 0 S: 4	H: 1 LOB: 0 BB: 0 P: 4	R: 0 E: 0 K: 0 S: 3	H: 0 LOB: 0 BB: 0 P: 3	R: 3 E: 1 K: 1 S: 9	H: 3 LOB: 1 BB: 0 P: 9	R: 0 E: 0 K: 0 S: 3	H: 2 LOB: 2 BB: 1 P: 7	R: 0 E: 0 K: 1 S: 7	H: 2 LOB: 2 BB: 0 P: 7	R: 0 E: 0 K: 0 S: 4	H: 1 LOB: 2 BB: 1 P: 8	R: 2 E: 0 K: 0 S: 6	H: 3 LOB: 1 BB: 0 P: 6	R: 0 E: 0 K: 2 S: 8	H: 1 LOB: 2 BB: 1 P: 12	R: 0 E: 0 K: 0 S: 3	H: 0 LOB: 0 BB: 0 P: 3	R: 0 E: 0 K: 0 S: 3	H: 0 LOB: 0 BB: 0 P: 3	1B: 12 2B: 1 3B: 0 HR: 0	SF: 1 SAC: 1 DP: 2 HBP: 0	WP: 0 PB: 0 SB: 2 CS: 0	PA: 45					
PITCHER	IP WLS BF H R ER SO BB IBB HBP BLK WP HR S P ERA WHIP												IP WLS BF H R ER SO BB IBB HBP BLK WP HR S P ERA WHIP																
Ken Schrom, R ERA: 4.3 (1, 1)	6.0																												
Rick Lysander, R ERA: 3.45 (7, 1)	1.1	6	2	0	0	0	0	0	0	0	0	0	0	0	6	6	0.00	1.500											
Jack O'Connor, L ERA: 6.14 (8, 1)	2.2	W	9	0	0	0	2	1	0	0	0	0	0	0	12	16	0.00	0.375											

Batter	1	2	3	4	5	6	7	8	9	10	AB R H RBI BB SO LOB
Darrell Brown, S OBP: 0.306, SLG: 0.309 (1, 8)	L7		L9		G3	F9			F8		5 0 0 0 0 0 1
John Castino, R OBP: 0.345, SLG: 0.407 (1, 4)	F2		HR BB		4-3		K		F8		4 1 0 0 1 1 0
Gary Ward, R OBP: 0.329, SLG: 0.465 (1, 7)	K		F7		FC5 E 1B		F9		F8		5 0 1 0 0 1 1
Kent Hrbek, L OBP: 0.369, SLG: 0.492 (1, 3)		F8	HR		E4 1-2					HR	5 2 3 3 0 0 1
Dave Engle, R OBP: 0.351, SLG: 0.441 (1, 2)		HR BB 1B	F7		FC5 2-3f		K				3 1 0 0 1 1 3
Randy Bush, L OBP: 0.327, SLG: 0.433 (1, 10)		F5			F8		SH1-4 SF8 1B		L7		4 1 1 0 0 0 1
Gary Gaetti, R OBP: 0.310, SLG: 0.422 (1, 5)		HR 1-2 1B			K		SF8 SH1-4 1-2 1B				4 1 3 0 0 1 0
Mickey Hatcher, R OBP: 0.349, SLG: 0.441 (1, 9)		HR 1-H 2-H					SH1-4 1-2 2-3		1-3		3 1 2 3 0 0 1
Lenny Faedo, R OBP: 0.298, SLG: 0.360 (1, 6)		6-3			F2		SF8 2-3 3-H		K		3 0 0 1 0 1 2

Inning Stats	R: 0 E: 0 K: 1 S: 5	H: 0 LOB: 0 BB: 0 P: 5	R: 3 E: 0 K: 0 S: 5	H: 2 LOB: 0 BB: 1 P: 9	R: 2 E: 0 K: 0 S: 4	H: 1 LOB: 0 BB: 1 P: 8	R: 0 E: 0 K: 1 S: 6	H: 1 LOB: 1 BB: 0 P: 6	R: 0 E: 1 K: 0 S: 5	H: 1 LOB: 2 BB: 0 P: 5	R: 1 E: 0 K: 0 S: 5	H: 2 LOB: 1 BB: 0 P: 5	R: 0 E: 0 K: 2 S: 8	H: 1 LOB: 1 BB: 0 P: 8	R: 0 E: 0 K: 1 S: 6	H: 1 LOB: 1 BB: 0 P: 6	R: 0 E: 0 K: 0 S: 3	H: 0 LOB: 0 BB: 0 P: 3	R: 1 E: 0 K: 0 S: 1	H: 1 LOB: 0 BB: 0 P: 1	1B: 6 2B: 1 3B: 0 HR: 3	SF: 1 SAC: 1 DP: 0 HBP: 0	WP: 0 PB: 0 SB: 0 CS: 0	PA: 40
--------------	------------------------------	---------------------------------	------------------------------	---------------------------------	------------------------------	---------------------------------	------------------------------	---------------------------------	------------------------------	---------------------------------	------------------------------	---------------------------------	------------------------------	---------------------------------	------------------------------	---------------------------------	------------------------------	---------------------------------	------------------------------	---------------------------------	----------------------------------	------------------------------------	----------------------------------	--------

PITCHER	IP	WLS	BF	H	R	ER	SO	BB	IBB	HBP	BLK	WP	HR	S	P	ERA	WHIP
Gaylord Perry, R ERA: 4.67 (1, 1)	6.0		28	7	6	6	2	2	0	0	0	0	2	30	38	9.00	1.500
Mike Armstrong, R ERA: 4.08 (7, 1)	3.0	L	12	3	1	1	3	0	0	0	0	0	1	18	18	3.00	1.000

PITCHER	IP	WLS	BF	H	R	ER	SO	BB	IBB	HBP	BLK	WP	HR	S	P	ERA	WHIP

BOTTOM

Kansas City Royals @ Minnesota Twins
 Hubert H. Humphrey Metrodome, Minneapolis, MN

Fri Sep 09 1983, 8:05 PM EDT
 Att. 5,400 - Dome - 75 F

livebaseballscorecards.com

AB	36
R	7
H	10
RBI	7
BB	2
SO	5
LOB	10



Batter	1	2	3	4	5	6	7	8	9	AB R H RBI BB SO LOB	TOP											
Willie Wilson, S (1, 8) OBP: 0.317, SLG: 0.359	0-3 K		0-0 F8		0-0 F3		0-0 4-3		0-3 K	5 0 0 0 0 2 4												
John Wathan, R (1, 3) OBP: 0.293, SLG: 0.313 Pat Sheridan, L (8, PH) OBP: 0.321, SLG: 0.410	0-0 F9		0-0 F2			0-3 K		0-0 4-3		3 0 0 0 0 1 1 1 0 0 0 0 0 0												
Frank White, R (1, 4) OBP: 0.274, SLG: 0.395	0-0 F7		0-0 2B			0-0 F7		0-0 1B		4 0 2 1 0 0 0												
Hal McRae, R (1, 10) OBP: 0.373, SLG: 0.466		0-0 1B	0-0 F3			0-0 F4		0-3 K		4 0 1 0 0 1 2												
Amos Otis, R (1, 9) OBP: 0.313, SLG: 0.357 Willie Aikens, L (8, PH) OBP: 0.371, SLG: 0.501		0-0 1B		0-0 F9			0-0 3B	0-0 L8		3 1 2 0 0 0 0 1 0 0 0 0 0 1												
Darryl Motley, R (1, 7) OBP: 0.333, SLG: 0.444		0-0 4-3		0-3 K			0-0 1B		0-3 K	4 1 1 1 0 2 2												
Don Slaught, R (1, 2) OBP: 0.325, SLG: 0.372		0-0 5-3		0-0 F2			0-0 1B		0-0 F2	4 0 1 1 0 0 2												
U L Washington, S (1, 6) OBP: 0.301, SLG: 0.333		0-0 F4			0-0 F6		0-0 F7		0-0 1B	4 0 1 0 0 0 3												
Onix Concepcion, R (1, 5) OBP: 0.273, SLG: 0.321 Leon Roberts, R (9, PH) OBP: 0.316, SLG: 0.408			0-0 2B			0-0 F5		0-0 5-3	4-0 BB	3 1 1 0 0 0 1 0 0 0 0 1 0 0												
Inning Stats	R: 0 E: 0 K: 1 S: 5	H: 0 LOB: 0 BB: 0 P: 5	R: 0 E: 0 K: 0 S: 5	H: 2 LOB: 2 BB: 0 P: 5	R: 1 E: 0 K: 0 S: 5	H: 2 LOB: 1 BB: 0 P: 5	R: 0 E: 0 K: 1 S: 5	H: 0 LOB: 0 BB: 0 P: 5	R: 0 E: 0 K: 0 S: 3	H: 0 LOB: 0 BB: 0 P: 3	R: 0 E: 0 K: 1 S: 5	H: 0 LOB: 0 BB: 0 P: 5	R: 2 E: 0 K: 0 S: 6	H: 3 LOB: 1 BB: 0 P: 6	R: 0 E: 0 K: 1 S: 6	H: 1 LOB: 1 BB: 0 P: 6	R: 0 E: 0 K: 2 S: 8	H: 1 LOB: 2 BB: 1 P: 12	1B: 6 2B: 2 3B: 1 HR: 0	SF: 0 SAC: 0 DP: 0 HBP: 0	WP: 0 PB: 0 SB: 3 CS: 0	PA: 37
PITCHER	IP WLS BF H R ER SO BB IBB HBP BLK WP HR S P ERA WHIP																					
Pete Filson, L (1, 1) ERA: 3.82	6.0 W 24 6 3 3 3 0 0 0 0 0 0 0 30 30 4.50 1.000																					
Mike Walters, R (7, 1) ERA: 3.42	1.1 6 2 0 0 0 0 0 0 0 0 0 0 6 6 0.00 1.500																					
Ron Davis, R (8, 1) ERA: 3.54	1.2 S 7 1 0 0 3 1 0 0 0 0 0 0 12 16 0.00 1.200																					

Kansas City Royals @ Minnesota Twins
 Hubert H. Humphrey Metrodome, Minneapolis, MN
 Sat Sep 10 1983, 4:33 AM EDT
 Att. 6,354 - Dome - 72 F

AB	36
R	3
H	9
RBI	3
BB	1
SO	6
LOB	16



Batter	1	2	3	4	5	6	7	8	9	AB R H RBI BB SO LOB	TOP
Willie Wilson, S OBP: 0.315, SLG: 0.356 (1, 8) X	0-0 E6 1B		0-0 L4			0-3 K		0-3 K		4 0 0 0 0 2 1	Kansas City Royals @ Minnesota Twins Hubert H. Humphrey Metrodome, Minneapolis, MN Sun Sep 11 1983, 4:33 AM EDT Att. 4,820 - Dome - 72 F livebaseballscorecards.com
U L Washington, S OBP: 0.300, SLG: 0.332 (1, 6) X	0-0 1H 1B		0-0 F6			0-0 5-3		0-3 K	4 0 1 0 0 1 1		
Pat Sheridan, L OBP: 0.317, SLG: 0.404 (1, 9) X	0-0 3-1		0-0 F7			0-0 F7		0-0 4-3	4 0 0 0 0 0 2		
Hal McRae, R OBP: 0.373, SLG: 0.464 (1, 10) X	0-0 6-3			0-0 F3			0-0 5-3	0-0 HR 1B	4 1 1 0 0 0 1		
Willie Aikens, L OBP: 0.370, SLG: 0.507 (1, 3) Joe Simpson, L OBP: 0.250, SLG: 0.220 (9, 3)		0-0 F5		0-0 3-1		0-0 1-3		0-0 HR 1B	4 1 1 2 0 0 0 0 0 0 0 0 0 0		
Frank White, R OBP: 0.275, SLG: 0.398 (1, 4) X		0-0 L7		0-0 F9		0-0 2B		0-0 1B	4 0 2 0 0 0 0		
Butch Davis, R OBP: 0.314, SLG: 0.383 (1, 7) X		0-0 HR			0-0 5-3		0-0 5-3		3 1 1 1 0 0 1		
John Wathan, R OBP: 0.283, SLG: 0.312 (1, 2) X		0-3 K			4-0 CS BB		0-0 F7		2 0 0 0 1 1 0		
Onix Concepcion, R OBP: 0.274, SLG: 0.317 (1, 5) X			4-0 S BB		0-0 F7		0-0 F8		2 0 0 0 1 0 1		
Inning Stats	R: 0 E: 1 K: 0 S: 4 H: 1 LOB: 1 BB: 0 P: 4	R: 1 E: 0 K: 1 S: 6 H: 1 LOB: 0 BB: 0 P: 6	R: 0 E: 0 K: 0 S: 3 H: 0 LOB: 1 BB: 1 P: 7	R: 0 E: 0 K: 0 S: 3 H: 0 LOB: 0 BB: 0 P: 3	R: 0 E: 0 K: 0 S: 2 H: 0 LOB: 0 BB: 1 P: 6	R: 0 E: 0 K: 1 S: 5 H: 0 LOB: 0 BB: 0 P: 5	R: 0 E: 0 K: 0 S: 4 H: 1 LOB: 1 BB: 0 P: 4	R: 0 E: 0 K: 1 S: 5 H: 0 LOB: 0 BB: 0 P: 5	R: 2 E: 0 K: 1 S: 7 H: 3 LOB: 1 BB: 0 P: 7	1B: 3 2B: 1 3B: 0 HR: 2 SF: 0 SAC: 0 DP: 0 HBP: 0	WP: 0 PB: 0 SB: 2 CS: 1 PA: 33
PITCHER Jay Pettibone, R ERA: 3.0 (1, 1)	IP 9.0 WLS L BF 33 H 6 R 3 ER 3 SO 4 BB 2 IBB 0 HBP 0 BLK 0 WP 0 HR 2 S 39 P 47 ERA 3.00 WHIP 0.889	PITCHER IP WLS BF H R ER SO BB IBB HBP BLK WP HR S P ERA WHIP									

Batter	1	2	3	4	5	6	7	8	9	AB R H RBI BB SO LOB
Darrell Brown, S (1, 8) OBP: 0.304, SLG: 0.304	0-3 K ①		0-0 F8 ③		0-0 4-3 ③			0-3 K ①		4 0 0 0 0 2 3
Tim Teufel, R (1, 4) OBP: 0.375, SLG: 0.542	0-3 K ②			0-0 F2 ①		0-0 BB 1B		0-0 4-3 ②		4 0 1 0 0 1 0
Gary Ward, R (1, 7) OBP: 0.334, SLG: 0.468	0-0 6-3 ③			0-3 K2-3 ②		4-0 FC6-4 BB		0-3 K ③		3 0 0 0 1 2 0
Kent Hrbek, L (1, 3) OBP: 0.365, SLG: 0.486		0-0 4-3 ①		0-0 F4 ③		0-3 K ①		0-0 4-3 ①		4 0 0 0 0 1 2
Mickey Hatcher, R (1, 9) OBP: 0.352, SLG: 0.441		0-0 E5 L3-1			0-0 4-3 ①	0-0 F7 ②		0-0 G6-3 1B		4 0 1 0 0 0 2
Randy Bush, L (1, 10) OBP: 0.329, SLG: 0.432 Dave Engle, R (6, PH) OBP: 0.353, SLG: 0.438		0-0 L3-1 ② ③			0-0 BB 1B	0-0 FC6-4 ③		0-0 G6-3 ② ③		2 1 1 0 0 0 1 2 0 0 0 0 0 3
Gary Gaetti, R (1, 5) OBP: 0.309, SLG: 0.419			0-0 1B		4-0 BB 1B		0-3 K ①			2 0 1 0 1 1 0
Tim Laudner, R (1, 2) OBP: 0.247, SLG: 0.333			0-0 F4 ①		0-0 F5 ②		0-3 K ②			3 0 0 0 0 1 3
Greg Gagne, R (1, 6) OBP: 0.111, SLG: 0.160			0-3 K ②		0-0 1B ①-3 2-H		0-0 F6 ③			3 0 1 1 0 1 1

Inning Stats	R: 0	H: 0	E: 0	K: 2	S: 7	LOB: 0	BB: 0	P: 7	R: 0	H: 0	E: 1	K: 0	S: 3	LOB: 0	BB: 0	P: 3	R: 0	H: 1	E: 0	K: 1	S: 6	LOB: 1	BB: 0	P: 6	R: 0	H: 0	E: 0	K: 1	S: 5	LOB: 0	BB: 0	P: 5	R: 1	H: 2	E: 0	K: 0	S: 5	LOB: 2	BB: 1	P: 9	R: 0	H: 1	E: 0	K: 1	S: 6	LOB: 2	BB: 1	P: 10	R: 0	H: 0	E: 0	K: 2	S: 7	LOB: 0	BB: 0	P: 7	R: 0	H: 0	E: 0	K: 2	S: 7	LOB: 0	BB: 0	P: 7	R: 0	H: 1	E: 0	K: 0	S: 3	LOB: 0	BB: 0	P: 3	1B: 5	SF: 0	2B: 1	SAC: 0	3B: 0	DP: 2	HR: 0	HBP: 0	WP: 0	PA: 33
PITCHER	IP	WLS	BF	H	R	ER	SO	BB	IBB	HBP	BLK	WP	HR	S	P	ERA	WHIP																																																																	
Frank Wills, R (1, 1) ERA: 4.3	5.0		19	3	1	1	4	1	0	0	0	0	0	26	30	1.80	0.800																																																																	
Danny Jackson, L (6, 1) ERA:	3.0	W	11	1	0	0	5	1	0	0	0	0	0	20	24	0.00	0.667																																																																	
Dan Quisenberry, R (9, 1) ERA: 1.94	1.0	S	3	1	0	0	0	0	0	0	0	0	0	3	3	0.00	1.000																																																																	

BOTTOM

Kansas City Royals @ Minnesota Twins
Hubert H. Humphrey Metrodome, Minneapolis, MN

Sun Sep 11 1983, 4:33 AM EDT
Att. 4,820 - Dome - 72 F

AB	31
R	1
H	5
RBI	1
BB	2
SO	9
LOB	15



WP: 0	PA: 33
PB: 0	SB: 0
CS: 0	

livebaseballscorecards.com

Kansas City Royals @ California Angels
 Anaheim Stadium, Anaheim, CA
 Tue Sep 13 1983, 10:05 PM EDT
 Att. 23,959 - Unknown

livebaseballscorecards.com

AB	32
R	4
H	9
RBI	4
BB	3
SO	1
LOB	14



WP:	0	PA:	36
PB:	0		
SB:	1		
CS:	0		

Batter	1	2	3	4	5	6	7	8	9	AB	R	H	RBI	BB	SO	LOB											
Willie Wilson, S OBP: 0.315, SLG: 0.355 (1, 8) X	0-0 G3	0-0 FC5-4 1B			0-0 G4-6-3 1B		0-0 F7			4	1	1	0	0	0	2											
Pat Sheridan, L OBP: 0.316, SLG: 0.402 (1, 9) X	0-0 1-3	0-0 1B			0-0 G4-6-3		0-0 4-3			4	0	1	2	0	0	1											
George Brett, L OBP: 0.383, SLG: 0.554 Greg Pryor, R OBP: 0.267, SLG: 0.280 (1, 5) BB (8, 5) BB	4-0 1B	0-0 F7			0-0 4-3			0-0 1-6-3		3	1	0	0	1	0	0											
Hal McRae, R OBP: 0.375, SLG: 0.464 (1, 10) X	0-0 1B		0-3 K			4-0 1B		1-0 HBP		2	1	1	0	1	1	0											
Willie Aikens, L OBP: 0.371, SLG: 0.507 (1, 3) X	0-0 1B			0-0 G5-4-3 1B		0-0 F8		0-0 G4-6-3		4	0	2	1	0	0	2											
Frank White, R OBP: 0.277, SLG: 0.399 (1, 4) X	0-0 1B			0-0 G5-4-3		0-0 1B			0-0 F7	4	0	2	1	0	0	1											
Butch Davis, R OBP: 0.309, SLG: 0.373 (1, 7) X	0-0 1-3			0-0 G3		0-0 F7			0-0 FC6-4 1B	4	0	1	0	0	0	4											
Don Slaught, R OBP: 0.324, SLG: 0.370 (1, 2) X		0-0 FC5-4 1B		0-0 4-3		0-0 F7			0-0 FC6-4	4	1	1	0	0	0	3											
U L Washington, S OBP: 0.300, SLG: 0.330 (1, 6) BB		4-0 FC5-4 BB		0-0 6-3			0-0 F8		0-0 6-3	3	0	0	0	1	0	1											
Inning Stats	R: 2 E: 0 K: 0 S: 6	H: 3 LOB: 2 BB: 1 P: 10	R: 2 E: 0 K: 0 S: 4	H: 2 LOB: 0 BB: 1 P: 8	R: 0 E: 0 K: 1 S: 5	H: 1 LOB: 0 BB: 0 P: 5	R: 0 E: 0 K: 0 S: 3	H: 0 LOB: 0 BB: 0 P: 3	R: 0 E: 0 K: 0 S: 4	H: 1 LOB: 2 BB: 1 P: 8	R: 0 E: 0 K: 0 S: 3	H: 0 LOB: 0 BB: 0 P: 3	R: 0 E: 0 K: 0 S: 2	H: 0 LOB: 0 BB: 0 P: 3	R: 0 E: 0 K: 0 S: 4	H: 1 LOB: 1 BB: 0 P: 4	1B: 9 2B: 0 3B: 0 HR: 0	SF: 0 SAC: 0 DP: 3 HBP: 1	WP: 0 PB: 0 SB: 1 CS: 0	PA: 36							
PITCHER	IP	WLS	BF	H	R	ER	SO	BB	IBB	HBP	BLK	WP	HR	S	P	ERA	WHIP										
Luis Sanchez, R ERA: 3.67 (1, 1)	2.0	L	12	5	4	4	0	2	0	0	0	0	0	10	18	18.00	3.500										
Byron McLaughlin, R ERA: 5.67 (3, 1)	2.0		6	1	0	0	1	0	0	0	0	0	0	8	8	0.00	0.500										
John Curtis, L ERA: 3.92 (5, 1)	5.0		18	3	0	0	0	1	0	1	0	0	0	16	21	0.00	0.800										

Batter	1	2	3	4	5	6	7	8	9	AB	R	H	RBI	BB	SO	LOB
Gary Pettis, S (1, 8) OBP: 0.208, SLG: 0.095	0-0 6-3		0-0 F9		0-0 1-3			0-0 F8		4	0	0	0	0	0	2
Dick Schofield, R (1, 6) OBP: 0.125, SLG: 0.313 Juan Beniquez, R (9, PH) OBP: 0.336, SLG: 0.363	0-3 K			0-0 6-3		0-0 F4			0-0 F9 1B HR 1B	3	0	0	0	0	1	0
Brian Downing, R (1, 10) OBP: 0.363, SLG: 0.429	0-3 K			0-0 F8		0-0 F4			0-0 1-2 HR 1B	4	1	1	0	0	1	0
Doug DeCinces, R (1, 5) OBP: 0.333, SLG: 0.523		4-0 BB FC4-6 BB		4-0 BB FC5-4 BB		0-0 L4			0-0 F9 2-3	2	0	0	0	2	0	2
Ron Jackson, R (1, 3) OBP: 0.310, SLG: 0.379		0-0 FC4-6 1-2f		0-0 FC5-4 1-2f			0-0 F8		0-0 1-H 3-H HR	4	1	1	3	0	0	2
Ellis Valentine, R (1, 9) OBP: 0.283, SLG: 0.419 Rod Carew, L (9, PH) OBP: 0.414, SLG: 0.424		0-0 F6			0-0 F7		0-3 K		0-0 5-3	3	0	0	0	0	1	1
Mike Brown, R (1, 7) OBP: 0.270, SLG: 0.377 Daryl Sconiers, L (9, PH) OBP: 0.301, SLG: 0.440		0-0 4-3			0-0 E5 1B		0-0 L6		0-3 K	3	0	0	0	0	0	1
Bob Boone, R (1, 2) OBP: 0.291, SLG: 0.358			0-0 F3		0-0 F9			0-0 F3		3	0	0	0	0	0	1
Steve Lubratic, R (1, 4) OBP: 0.256, SLG: 0.310			0-0 F9					0-0 F6		3	0	1	0	0	0	0

BOTTOM

Kansas City Royals @ California Angels
Anaheim Stadium, Anaheim, CA
 Tue Sep 13 1983, 10:05 PM EDT
 Att. 23,959 - Unknown

livebaseballscorecards.com

AB	32
R	3
H	4
RBI	3
BB	2
SO	4
LOB	9



Inning Stats	R: 0	H: 0	E: 0	LOB: 0	K: 2	BB: 0	S: 7	P: 7	R: 0	H: 0	E: 0	LOB: 1	K: 0	BB: 1	S: 3	P: 7	R: 0	H: 0	E: 0	LOB: 0	K: 0	BB: 0	S: 3	P: 3	R: 0	H: 1	E: 1	LOB: 2	K: 0	BB: 0	S: 5	P: 5	R: 0	H: 0	E: 0	LOB: 0	K: 1	BB: 0	S: 5	P: 5	R: 0	H: 0	E: 0	LOB: 0	K: 0	BB: 0	S: 3	P: 3	R: 3	H: 3	E: 0	LOB: 0	K: 1	BB: 0	S: 8	P: 8	1B: 3	SF: 0	2B: 0	SAC: 0	3B: 0	DP: 0	HR: 1	HBP: 0	WP: 0	PA: 34
--------------	------	------	------	--------	------	-------	------	------	------	------	------	--------	------	-------	------	------	------	------	------	--------	------	-------	------	------	------	------	------	--------	------	-------	------	------	------	------	------	--------	------	-------	------	------	------	------	------	--------	------	-------	------	------	------	------	------	--------	------	-------	------	------	-------	-------	-------	--------	-------	-------	-------	--------	-------	--------

PITCHER	IP	WLS	BF	H	R	ER	SO	BB	IBB	HBP	BLK	WP	HR	S	P	ERA	WHIP
Bud Black, L (1, 1) ERA: 3.64	8.1	W	32	4	3	3	3	2	0	0	0	0	1	36	44	3.24	0.720
Dan Quisenberry, R (9, 1) ERA: 1.93	0.2	S	2	0	0	0	1	0	0	0	0	0	0	4	4	0.00	0.000

Batter	1	2	3	4	5	6	7	8	9	10	11	12	13	14	AB R H RBI BB SO LOB	TOP															
Willie Wilson, S (1, 8) OBP: 0.313, SLG: 0.353	0-0 1-4-3		0-0 G1-6-3			0-3 K			0-0 F9	0-0 FC5-4			0-0 G6-4-3 1B		6 0 1 0 0 1 4	<p>Kansas City Royals @ California Angels Anaheim Stadium, Anaheim, CA</p> <p>Wed Sep 14 1983, 10:05 PM EDT Att: 23,284 - Unknown</p> <p>livebaseballscorecards.com</p>															
U L Washington, S (1, 6) OBP: 0.297, SLG: 0.326	0-0 5-3		0-0 L1			0-0 F7			0-0 F9				0-0 G6-4-3		6 0 0 0 0 0 1																
Frank White, R (1, 4) OBP: 0.278, SLG: 0.398	0-0 1B			0-0 5-3					0-0 F9					0-0 F9	6 0 2 0 0 0 0																
Hal McRae, R (1, 10) OBP: 0.376, SLG: 0.468	0-0 F9			0-0 E6					0-0 1B					0-0 1B	6 1 3 0 0 1 1																
Ron Johnson, R (1, 3) OBP: 0.571, SLG: 0.500		0-0 1B		0-0 F4					0-0 1B					4-0 1B	5 0 2 0 0 0 4																
Willie Aikens, L (14, PH) OBP: 0.373, SLG: 0.507														IBB	0 0 0 0 1 0 0																
Joe Simpson, L (14, PR) OBP: 0.250, SLG: 0.220															0 0 0 0 0 0 0																
Darryl Motley, R (1, 9) OBP: 0.286, SLG: 0.375		0-3 K				0-3 K				0-0 F9				0-0 FC5-4 1B	5 0 0 0 0 2 2																
Pat Sheridan, L (14, PH) OBP: 0.316, SLG: 0.402															0 0 0 0 0 0 0																
Don Slaught, R (14, PH) OBP: 0.327, SLG: 0.373															1 0 1 1 0 0 0																
Butch Davis, R (1, 7) OBP: 0.311, SLG: 0.368		0-3 K								0-0 1B				0-0 FC5-4	6 0 2 0 0 2 2																
John Wathan, R (1, 2) OBP: 0.292, SLG: 0.310		0-0 5-3												0-0 F7	5 0 1 0 0 0 2																
Onix Concepcion, R (1, 5) OBP: 0.283, SLG: 0.326			0-0 G1-6-3 1B											0-0 6-3	5 0 3 0 0 0 0																
Inning Stats	R: 0 E: 0 K: 0 S: 4	H: 1 LOB: 1 BB: 0 P: 4	R: 0 E: 0 K: 2 S: 8	H: 1 LOB: 1 BB: 0 P: 8	R: 0 E: 0 K: 0 S: 3	H: 0 LOB: 0 BB: 0 P: 3	R: 0 E: 1 K: 0 S: 3	H: 0 LOB: 0 BB: 0 P: 3	R: 0 E: 0 K: 1 S: 5	H: 1 LOB: 0 BB: 0 P: 5	R: 0 E: 0 K: 1 S: 5	H: 0 LOB: 0 BB: 0 P: 5	R: 0 E: 0 K: 0 S: 5	H: 2 LOB: 2 BB: 0 P: 5	R: 0 E: 0 K: 0 S: 5		H: 3 LOB: 2 BB: 0 P: 5	R: 0 E: 0 K: 0 S: 4	H: 1 LOB: 1 BB: 0 P: 4	R: 0 E: 0 K: 0 S: 3	H: 0 LOB: 0 BB: 0 P: 3	R: 0 E: 0 K: 0 S: 3	H: 1 LOB: 0 BB: 0 P: 3	R: 1 E: 0 K: 0 S: 4	H: 2 LOB: 1 BB: 1 P: 8	1B: 14 2B: 0 3B: 1 HR: 0	SF: 0 SAC: 0 DP: 3 HBP: 0	WP: 0 PB: 0 SB: 1 CS: 2	PA: 52		
PITCHER																															
Tommy John, L (1, 1) ERA: 4.32	IP: 13.0	WLS: 47	BF: 13	H: 0	R: 0	ER: 0	SO: 6	BB: 0	IBB: 0	HBP: 0	BLK: 0	WP: 0	HR: 0	S: 59	P: 59	ERA: 0.00	WHIP: 1.000														
Rick Steiner, R (14, 1) ERA: 4.58	0.1	L	3	1	1	1	0	0	1	0	0	0	0	2	6	27.00	3.000														
Bob Lacey, L (14, 1) ERA: 6.0	0.2		2	1	0	0	0	0	0	0	0	0	0	2	2	0.00	1.500														

AB	51
R	1
H	15
RBI	1
BB	1
SO	6
LOB	16



Batter	1	2	3	4	5	6	7	8	9	AB R H RBI BB SO LOB	TOP										
Rickey Henderson, R OBP: 0.417, SLG: 0.427 (1, 7)	0-0 S 1B 1B	0-0 F8		0-0 G3		0-0 E5 2B		4-0 BB BB BB		4 2 1 0 1 0 4											
Mike Heath, R OBP: 0.326, SLG: 0.387 (1, 2) (7, 9)	0-0 F9 1-2		0-0 F4		0-0 FC4-6 1B	0-0 2B		0-0 G5-4-3 1-2f		5 0 2 2 0 0 2											
Dwayne Murphy, L OBP: 0.314, SLG: 0.382 (1, 10)	0-0 F7		0-3 K		0-3 K	4-0 BB		0-0 F7		4 0 0 0 1 2 2											
Davey Lopes, R OBP: 0.344, SLG: 0.432 (1, 8) (4, 4)	4-0 1B 1B BB		0-0 F7		0-0 FC4-6 FC5-4 1-2f	0-3 K		0-0 6-3		4 1 0 0 1 1 3											
Mike Davis, L OBP: 0.326, SLG: 0.411 (1, 9) (4, 8)	0-0 1B 1-3 2-H 1B		0-3 K		0-0 FC5-4 1-2f			0-0 F7 1B		5 0 2 1 0 1 1											
Dan Meyer, L OBP: 0.226, SLG: 0.212 (1, 3)	0-0 FC4-6 1B		4-0 5-3 1B BB		0-0 F8 1B E 1B	0-0 F4		0-0 F4		2 1 2 1 1 0 0 1 0 0 0 0 0 0											
Bill Almon, R OBP: 0.313, SLG: 0.383 (7, PH) (7, 3)										1 0 0 0 0 0 1											
Mitchell Page, L OBP: 0.368, SLG: 0.297 (9, PH)	1-2 3-H 1B									1 0 0 0 0 0 1											
Donnie Hill, S OBP: 0.280, SLG: 0.348 (1, 6)	0-0 FC4-6		0-0 5-3 1B		0-0 E 2B 1B	0-0 E8		0-0 E8		1 0 0 0 0 0 2 2 1 2 0 0 0 0											
Garry Hancock, L OBP: 0.294, SLG: 0.433 (4, PH) (4, 9)	0-0 FC4-6 1-2f		1-2 1B		1-2 1B	1-2 2B 1B		0-0 F8		1 0 0 0 0 0 0											
Bob Kearney, R OBP: 0.318, SLG: 0.387 (7, PH) (7, 2)								0-3 K		4 0 0 0 0 1 5											
Wayne Gross, L OBP: 0.303, SLG: 0.382 (1, 5)		0-0 F8		0-0 5-3 1-2 2-3 BB		0-0 F8		0-0 K													
Tony Phillips, S OBP: 0.316, SLG: 0.308 (1, 4) (4, 6)		0-3 K		4-0 BB		0-0 F8		0-0 1-3		3 0 0 0 1 1 2											
Inning Stats	R: 2 E: 0 K: 0 S: 6	H: 3 LOB: 2 BB: 1 P: 10	R: 0 E: 0 K: 1 S: 5	H: 0 LOB: 0 BB: 0 P: 5	R: 0 E: 0 K: 1 S: 5	H: 0 LOB: 0 BB: 0 P: 5	R: 0 E: 0 K: 1 S: 6	H: 1 LOB: 1 BB: 0 P: 6	R: 3 E: 1 K: 1 S: 9	H: 3 LOB: 2 BB: 1 P: 13	R: 0 E: 1 K: 1 S: 6	H: 0 LOB: 1 BB: 0 P: 6	R: 0 E: 0 K: 0 S: 2	H: 0 LOB: 0 BB: 1 P: 6	R: 0 E: 0 K: 0 S: 4	H: 1 LOB: 1 BB: 0 P: 4	1B: 8 2B: 1 3B: 0 HR: 0	SF: 0 SAC: 0 DP: 1 HBP: 0	WP: 0 PB: 0 SB: 1 CS: 0	PA: 42	
PITCHER	IP WLS BF H R ER SO BB IBB HBP BLK WP HR S P ERA WHIP																			PITCHER	IP WLS BF H R ER SO BB IBB HBP BLK WP HR S P ERA WHIP
Gaylord Perry, R ERA: 4.62 (1, 1)	6.0 W 31 8 5 2 5 4 0 0 0 0 0 37 53 3.00 2.000																				
Larry Gura, L ERA: 4.98 (7, 1)	2.0 S 7 0 0 0 1 1 0 0 0 0 0 8 12 0.00 0.500																				
Dan Quisenberry, R ERA: 1.87 (9, 1)	1.0 S 4 1 0 0 0 0 0 0 0 0 0 4 4 0.00 1.000																				

Oakland Athletics @ Kansas City Royals
 Royals Stadium, Kansas City, MO
 Fri Sep 16 1983, 8:05 PM EDT
 Att. 20,951 - Unknown

AB 37
 R 5
 H 9
 RBI 4
 BB 5
 SO 6
 LOB 22



livebaseballscorecards.com

Batter	1	2	3	4	5	6	7	8	9	AB R H RBI BB SO LOB	TOP
Rickey Henderson, R OBP: 0.418, SLG: 0.425 (1, 7) BB	4-0 F7 5-3 1B BB		x 0-0 1-3		BB 4-0 E S BB		x 0-0 FC5-4 1-2f			2 1 0 0 2 0 1	
Mike Heath, R OBP: 0.323, SLG: 0.382 (1, 2) x	0-0 5-3 1-2		x 0-0 F8		x 0-0 F9 1-3			0-3 K		4 0 0 0 0 1 2	
Dwayne Murphy, L OBP: 0.314, SLG: 0.380 (1, 10) x	0-0 F7 2-3			0-3 K		BB 4-0 BB		0-3 K		3 0 0 0 1 2 1	
Davey Lopes, R OBP: 0.343, SLG: 0.431 (1, 4) x	0-0 1B		x 0-0 F4		x 0-0 F6			0-0 4-3		4 0 1 1 0 0 1	
Mike Davis, L OBP: 0.326, SLG: 0.409 (1, 8) S S S	0-3 K		x 0-0 BB 1B		0-3 K			x 0-0 4-3		4 0 1 0 0 2 2	
Dan Meyer, L OBP: 0.227, SLG: 0.207 (1, 3) x		0-0 F8		BB 4-0 1-2 BB		x 0-0 F7		x 0-0 F8		3 0 0 0 1 0 1	
Garry Hancock, L OBP: 0.294, SLG: 0.430 (1, 9) x		0-0 F7		x 0-0 F2		x 0-0 F8		x 0-0 1B		4 0 1 0 0 0 2	
Bill Almon, R OBP: 0.310, SLG: 0.380 (1, 5) x		0-0 F7		0-3 K		x 0-0 F7		x 0-0 1-3		4 0 0 0 0 1 1	
Tony Phillips, S OBP: 0.316, SLG: 0.309 (1, 6) x			0-0 F8		x 0-0 F8		x 0-0 FC5-4 1B			3 0 1 0 0 0 0	
Inning Stats	R: 1 H: 1 E: 0 LOB: 1 K: 1 BB: 1 S: 6 P: 10	R: 0 H: 0 E: 0 LOB: 0 K: 0 BB: 0 S: 3 P: 3	R: 0 H: 0 E: 0 LOB: 0 K: 0 BB: 0 S: 3 P: 3	R: 0 H: 1 E: 0 LOB: 2 K: 1 BB: 1 S: 6 P: 10	R: 0 H: 0 E: 0 LOB: 1 K: 1 BB: 1 S: 5 P: 9	R: 0 H: 0 E: 0 LOB: 1 K: 1 BB: 1 S: 5 P: 9	R: 0 H: 1 E: 0 LOB: 1 K: 0 BB: 0 S: 4 P: 4	R: 0 H: 0 E: 0 LOB: 0 K: 2 BB: 0 S: 7 P: 7	R: 0 H: 1 E: 0 LOB: 1 K: 0 BB: 0 S: 4 P: 4	1B: 4 SF: 0 2B: 0 SAC: 0 3B: 0 DP: 0 HR: 0 HBP: 0	WP: 0 PA: 35 PB: 0 SB: 1 CS: 0
PITCHER Eric Rasmussen, R (1, 1) ERA: 5.63 Dan Quisenberry, R (8, 1) ERA: 1.84	IP WLS BF H R ER SO BB IBB HBP BLK WP HR S P ERA WHIP										
	7.0 W 28 3 1 1 4 4 0 0 0 0 0 0 32 48 1.29 1.000										
	2.0 S 7 1 0 0 2 0 0 0 0 0 0 0 11 11 0.00 0.500										

Oakland Athletics @ Kansas City Royals
Royals Stadium, Kansas City, MO
Sat Sep 17 1983, 8:05 PM EDT
Att. 22,494 - Unknown - 91 F

livebaseballscorecards.com

AB	31
R	1
H	4
RBI	1
BB	4
SO	6
LOB	11



Batter	1	2	3	4	5	6	7	8	9	AB R H RBI BB SO LOB	TOP											
Mike Davis, L OBP: 0.326, SLG: 0.410 (1, 8) (7, 9)	0-0 4-3	0-0 1-H 2B		0-0 F8		0-0 FC6-4 1-2f			4-0 S E BB	4 1 1 1 1 0 1												
Mitchell Page, L OBP: 0.363, SLG: 0.294 Rusty McNealy, L (1, 7) (7, 8)	0-0 S 1B SF8 1B	0-0 F4		0-3 K			0-0 F9		0-0 1-H CS BB	4 1 1 0 0 1 1 1 0 0 0 0 0 0												
Garry Hancock, L OBP: 0.292, SLG: 0.425 (1, 9) (7, 7)	0-0 1B 1-2 1B		0-0 F7	0-0 F4			0-0 F8		0-0 1-2 F7	5 0 1 0 0 0 1												
Jeff Burroughs, R OBP: 0.333, SLG: 0.375 (1, 10)	0-0 SF8 2-H		0-0 1B 2B 1B		0-0 G4-6-3 1B		0-0 F7		0-0 4-3	4 1 2 1 0 0 0												
Dan Meyer, L OBP: 0.234, SLG: 0.216 (1, 3)	0-0 1-2 1B		0-0 1-2 2B 1B		0-0 G4-6-3 1-2f			0-0 6-3		4 1 2 0 0 0 1												
Bill Almon, R OBP: 0.309, SLG: 0.377 (1, 5)	0-3 K		0-3 K		0-0 5-3			4-0 S 1B BB		3 1 0 0 1 2 4												
Bob Kearney, R OBP: 0.324, SLG: 0.394 (1, 2)		4-0 2B BB	0-0 1-H 2-H 2B		0-0 F7			0-0 1-H 1B		3 1 2 3 1 0 0												
Tony Phillips, S OBP: 0.315, SLG: 0.306 (1, 6)		0-0 F2	4-0 BB		0-0 F5			0-0 F7		3 0 0 0 1 0 2												
Luis Quinones, S OBP: 0.200, SLG: 0.261 (1, 4)		0-0 F5	0-0 F4		4-0 FC6-4 BB			0-0 F7		3 0 0 0 1 0 4												
Inning Stats	R: 1 E: 0 K: 1 S: 8	H: 3 LOB: 2 BB: 0 P: 8	R: 1 E: 0 K: 0 S: 4	H: 1 LOB: 1 BB: 1 P: 8	R: 2 E: 0 K: 1 S: 8	H: 3 LOB: 2 BB: 1 P: 12	R: 0 E: 0 K: 1 S: 5	H: 0 LOB: 0 BB: 0 P: 5	R: 0 E: 0 K: 0 S: 3	H: 1 LOB: 0 BB: 0 P: 3	R: 0 E: 0 K: 0 S: 3	H: 0 LOB: 1 BB: 1 P: 7	R: 0 E: 0 K: 0 S: 3	H: 0 LOB: 0 BB: 0 P: 3	R: 1 E: 0 K: 0 S: 4	H: 1 LOB: 1 BB: 1 P: 8	R: 1 E: 1 K: 0 S: 3	H: 0 LOB: 0 BB: 1 P: 7	1B: 7 2B: 2 3B: 0 HR: 0	SF: 1 SAC: 0 DP: 1 HBP: 0	WP: 0 PB: 0 SB: 3 CS: 1	PA: 40
PITCHER	IP WLS BF H R ER SO BB IBB HBP BLK WP HR S P ERA WHIP																			PITCHER	IP WLS BF H R ER SO BB IBB HBP BLK WP HR S P ERA WHIP	
Frank Wills, R ERA: 4.57 (1, 1)	7.0 L 31 8 4 4 3 3 0 0 0 0 0 0 34 46 5.14 1.571																					
Mark Huismann, R ERA: 7.23 (8, 1)	2.0 9 1 2 1 0 2 0 0 0 0 0 0 7 15 4.50 1.500																					

Oakland Athletics @ Kansas City Royals
Royals Stadium, Kansas City, MO
Sun Sep 18 1983, 4:33 AM EDT
Att. 19,862 - Sunny - 93 F

AB	34
R	6
H	9
RBI	5
BB	5
SO	3
LOB	14



WP: 0	PA: 40
PB: 0	
SB: 3	
CS: 1	

Batter	1	2	3	4	5	6	7	8	9	AB R H RBI BB SO LOB
Willie Wilson, S OBP: 0.315, SLG: 0.356 (1, 8)	0-0 F9		0-3 K2-3			0-0 5-3 3B		0-0 5-3		4 1 1 0 0 1 0
Pat Sheridan, L OBP: 0.308, SLG: 0.391 (1, 9)	0-0 F6			0-0 6-3		0-3 K			0-0 6-3	4 0 0 0 0 1 1
Frank White, R OBP: 0.281, SLG: 0.408 (1, 4)	0-3 K			0-0 F4		0-0 5-3			0-0 G6-4-3 1B	4 0 1 1 0 1 0
Hal McRae, R OBP: 0.379, SLG: 0.473 (1, 10)		0-0 F8		0-0 F8		0-0 F8			0-0 G6-4-3 1-2	4 0 0 0 0 0 1
Willie Aikens, L OBP: 0.374, SLG: 0.512 (1, 3)		0-0 F7			0-0 2B SF8 1B			0-0 F8		3 1 1 0 0 0 0
Butch Davis, R OBP: 0.306, SLG: 0.403 (1, 7)		0-0 2B			0-0 F6			0-0 F9		3 0 1 0 0 0 1
Don Slaught, R OBP: 0.325, SLG: 0.374 (1, 2)		0-0 5-3			0-0 1-3 2B			0-0 6-3		3 0 1 0 0 0 1
Onix Concepcion, R OBP: 0.282, SLG: 0.320 (1, 5)			0-0 F7		0-0 SF8			0-0 F6		2 0 0 1 0 0 0
Buddy Biancalana, S (1, 6)			0-3 K		0-3 K			0-3 K		3 0 0 0 0 3 1

Inning Stats	R: 0	H: 0	E: 0	K: 1	S: 5	R: 0	H: 1	E: 0	K: 0	S: 4	R: 0	H: 0	E: 0	K: 2	S: 7	R: 1	H: 2	E: 0	K: 1	S: 7	R: 1	H: 1	E: 0	K: 1	S: 6	R: 0	H: 0	E: 0	K: 0	S: 3	R: 0	H: 0	E: 0	K: 1	S: 5	R: 0	H: 1	E: 0	K: 0	S: 3	1B: 2	SF: 1	2B: 2	SAC: 0	3B: 1	DP: 1	HR: 0	HBP: 0	WP: 0	PA: 31						
PITCHER	IP	WLS	BF	H	R	ER	SO	BB	IBB	HBP	BLK	WP	HR	S	P	ERA	WHIP													PITCHER	IP	WLS	BF	H	R	ER	SO	BB	IBB	HBP	BLK	WP	HR	S	P	ERA	WHIP									
Mike Warren, R ERA: 5.59 (1, 1)	9.0	W	31	5	2	2	6	0	0	0	0	0	0	43	43	2.00	0.556																																							


BOTTOM

Oakland Athletics @ Kansas City Royals
Royals Stadium, Kansas City, MO

Sun Sep 18 1983, 4:33 AM EDT
 Att: 19,862 - Sunny - 93 F

livebaseballscorecards.com

AB 30
R 2
H 5
RBI 2
BB 0
SO 6
LOB 5



Batter	1	2	3	4	5	6	7	8	9	AB R H RBI BB SO LOB	TOP																									
Rod Carew, L (1, 3) OBP: 0.411, SLG: 0.420	0-3 K		0-0 G4-6-3 1-2f			0-0 SH1-3		0-0 1-4-3		3 0 0 0 0 1 1	California Angels @ Kansas City Royals Royals Stadium, Kansas City, MO Mon Sep 19 1983, 4:33 AM EDT Unknown																									
Steve Lubratic, R (1, 4) OBP: 0.243, SLG: 0.299	0-0 F8			0-0 6-3		0-3 K		0-0 6-3		4 0 0 0 0 1 1																										
Juan Beniquez, R (1, 8) OBP: 0.345, SLG: 0.381	0-0 F8			0-0 1B 1B		0-0 2B		0-0 1B 1B		4 1 3 1 0 0 0																										
Doug DeCinces, R (1, 5) OBP: 0.326, SLG: 0.499		0-0 6-3		0-0 1B		0-0 F9		0-0 1B 1B		4 0 2 0 0 0 1																										
Brian Downing, R (1, 10) OBP: 0.360, SLG: 0.418		0-0 1B		0-0 G1-4-3 1-2f			0-3 K	0-0 1B		4 0 2 1 0 1 2																										
Bob Boone, R (1, 2) OBP: 0.299, SLG: 0.361		0-0 G5-4-3 1-2f			0-0 1B		0-0 1B	0-0 L4		4 0 2 0 0 0 3																										
Ellis Valentine, R (1, 9) OBP: 0.277, SLG: 0.420			0-0 HR		0-0 G6-4-3 1-2f		0-0 F3		0-0 5-3	4 1 1 1 0 0 2																										
Mike Brown, R (1, 7) OBP: 0.264, SLG: 0.358			0-3 K		0-0 F8		0-0 FC6-4 1-2f		0-3 K	4 0 0 0 0 2 1																										
Ricky Adams, R (1, 6) Daryl Sconiers, L (9, PH) OBP: 0.304, SLG: 0.337 OBP: 0.312, SLG: 0.448			0-0 1B			0-0 SH1-3 2B 1B		0-0 HR	0-0 F6	3 2 3 1 0 0 0 1 0 0 0 0 0 0																										
Inning Stats	R: 0 E: 0 K: 1 S: 5	H: 0 LOB: 0 BB: 0 P: 5	R: 0 E: 0 K: 0 S: 3	H: 1 LOB: 0 BB: 0 P: 3	R: 1 E: 0 K: 1 S: 6	H: 2 LOB: 0 BB: 0 P: 6	R: 0 E: 0 K: 0 S: 4	H: 2 LOB: 1 BB: 0 P: 4	R: 0 E: 0 K: 1 S: 3	H: 1 LOB: 0 BB: 0 P: 3	R: 1 E: 0 K: 1 S: 7	H: 2 LOB: 1 BB: 0 P: 7	R: 0 E: 0 K: 1 S: 6	H: 1 LOB: 1 BB: 0 P: 6	R: 2 E: 0 K: 0 S: 7	H: 4 LOB: 2 BB: 0 P: 7	R: 0 E: 0 K: 1 S: 5	H: 0 LOB: 0 BB: 0 P: 5	1B: 10 2B: 1 3B: 0 HR: 2	SF: 0 SAC: 1 DP: 4 HBP: 0	WP: 0 PB: 0 SB: 0 CS: 0	PA: 36														
PITCHER	IP WLS BF H R ER SO BB IBB HBP BLK WP HR S P ERA WHIP																																			
Bud Black, L (1, 1) ERA: 3.69	7.2		32	13	4	4	4	0	0	0	0	0	2	40	40	4.70	1.696																			
Mike Armstrong, R (8, 1) ERA: 3.9	1.1	W	4	0	0	0	1	0	0	0	0	0	0	6	6	0.00	0.000																			

livebaseballscorecards.com



Batter	1	2	3	4	5	6	7	8	9
Willie Wilson, S OBP: 0.319, SLG: 0.359 (1, 8)	0-0 FC4-6 S 1B		0-0 6-3 S 1B		0-0 F8			WP 1B BB	
U L Washington, S OBP: 0.302, SLG: 0.324 (1, 6)	4-0 FC4-6 1-2 BB		0-0 6-3 1-3		0-0 1-3			WP BB	FC6-4 1B
Pat Sheridan, L OBP: 0.306, SLG: 0.388 (1, 9)	0-0 FC4-6 1-2f 2-3		0-0 4-3			0-0 E3 1B		0-0 E6 S IBB SF8 1-1H 2-1H 1B	
John Wathan, R OBP: 0.293, SLG: 0.310 (8, PH) (9, 9)									
Hal McRae, R OBP: 0.378, SLG: 0.471 (1, 10)	0-0 G4-6-3 1-2f			0-3 K		0-0 L4		4-0 SF8 HBP 1-2 3B IBB	
Willie Aikens, L OBP: 0.378, SLG: 0.523 (1, 3)		0-0 G6-4-3 1B		0-0 HR		0-0 G6-4-3 2-H 1B		1-0 FC6-4 1-2 2-3 HBP	
Leon Roberts, R OBP: 0.319, SLG: 0.408 (8, PH) (9, 3)									
Frank White, R OBP: 0.279, SLG: 0.405 (1, 4)		0-0 G6-4-3 1-2f		0-0 5-3		0-0 G6-4-3 1-2f		0-0 SF8	
Butch Davis, R OBP: 0.316, SLG: 0.408 (1, 7)		0-0 FC6-4 1B		0-0 F8			0-0 CS 1B	0-0 FC6-4 1-2f 3B	
Don Slaught, R OBP: 0.328, SLG: 0.385 (1, 2)		0-0 FC6-4 1-2f			0-0 F4		0-0 G1-6-3 1-2 1B	0-0 1-H 3-H 1B 3B	
Onix Concepcion, R OBP: 0.286, SLG: 0.330 (1, 5)			0-0 F2		0-0 2B		0-0 G1-6-3 1-2f	0-0 FC6-4 1B 3-H 1B	

Inning Stats	R: 0 E: 0 K: 0 S: 3	H: 1 LOB: 1 BB: 1 P: 7	R: 0 E: 0 K: 0 S: 4	H: 2 LOB: 1 BB: 0 P: 4	R: 0 E: 0 K: 0 S: 4	H: 1 LOB: 1 BB: 0 P: 4	R: 1 E: 0 K: 1 S: 6	H: 1 LOB: 0 BB: 0 P: 6	R: 0 E: 0 K: 0 S: 4	H: 1 LOB: 1 BB: 0 P: 4	R: 1 E: 1 K: 0 S: 4	H: 1 LOB: 0 BB: 0 P: 4	R: 0 E: 0 K: 0 S: 3	H: 2 LOB: 0 BB: 0 P: 3	R: 6 E: 1 K: 0 S: 7	H: 4 LOB: 2 BB: 3 P: 20
--------------	------------------------------	---------------------------------	------------------------------	---------------------------------	------------------------------	---------------------------------	------------------------------	---------------------------------	------------------------------	---------------------------------	------------------------------	---------------------------------	------------------------------	---------------------------------	------------------------------	----------------------------------

PITCHER	IP	WLS	BF	H	R	ER	SO	BB	IBB	HBP	BLK	WP	HR	S	P	ERA	WHIP
Steve Brown, R ERA: 5.14 (1, 1)	7.0		29	9	4	3	1	3	0	0	0	0	1	28	40	3.86	1.714
Andy Hassler, L ERA: 5.45 (8, 1)	0.0	L	2	1	0	0	0	0	1	0	0	1	0	1	5	∞	∞
Rick Steirer, R ERA: 4.81 (8, 1)	1.0		7	3	4	4	0	0	0	1	0	0	0	6	7	36.00	3.000

AB R H RBI BB SO LOB

4	1	3	0	1	0	1
3	1	0	0	2	0	4
3	1	0	0	0	0	3
1	1	1	1	0	0	0
3	1	0	0	1	1	3
3	1	3	2	0	0	0
0	0	0	0	0	0	0
3	0	0	1	0	0	2
4	1	2	0	0	0	2
4	1	2	2	0	0	1
4	0	2	1	0	0	1

AB	R	H	RBI	BB	SO	LOB
32	8	13	7	4	1	17



California Angels @ Kansas City Royals
 Royals Stadium, Kansas City, MO
 Mon Sep 19 1983, 4:33 AM EDT
 Unknown

livebaseballscores.com

1B:	2B:	3B:	HR:	SF:	SAC:	DP:	HBP:	WP:	PA:
10	1	1	1	1	0	4	1	1	38

PITCHER	IP	WLS	BF	H	R	ER	SO	BB	IBB	HBP	BLK	WP	HR	S	P	ERA	WHIP
---------	----	-----	----	---	---	----	----	----	-----	-----	-----	----	----	---	---	-----	------

Batter	1	2	3	4	5	6	7	8	9	AB R H RBI BB SO LOB	TOP																
Gary Pettis, S (1, 8) OBP: 0.308, SLG: 0.314	4-0 E S 1B BB	0-0 1B		0-0 1B		0-0 E 6-3 2B		0-0 FC4-6 1-2f		4 2 3 1 1 0 1																	
Daryl Sconiers, L (1, 3) OBP: 0.310, SLG: 0.444	0-0 1-H 2B 1B	0-0 G3		0-0 4-3		0-0 E4 6-3		0-3 K		5 1 1 1 0 1 4																	
Juan Beniquez, R (1, 9) OBP: 0.346, SLG: 0.385	0-0 4-3 1-H 1B 2B		0-0 G4-6-3 1B		0-0 6-3	0-0 6-3			0-0 5-3	5 1 2 2 0 0 1																	
Ron Jackson, R (1, 5) OBP: 0.302, SLG: 0.365	0-0 4-3		0-0 G4-6-3 1-2f		4-0 1B BB	0-0 4-3			0-3 K	4 0 0 0 1 1 3																	
Brian Downing, R (1, 10) OBP: 0.363, SLG: 0.423	0-0 4-3		0-0 1B 2B		0-0 1-2 1B		0-0 L5		0-0 1B	5 1 3 0 0 0 1																	
Bobby Clark, R (1, 7) OBP: 0.266, SLG: 0.358	0-0 3-H 1B		0-0 2-H 1B		0-3 K		0-3 K		0-0 F5	5 0 2 2 0 2 3																	
Steve Lubratich, R (1, 4) OBP: 0.236, SLG: 0.291	0-0 F9		0-0 F4		0-0 6-3		0-3 K2-3			4 0 0 0 0 1 4																	
Ricky Adams, R (1, 6) OBP: 0.311, SLG: 0.337		0-0 5-3		0-0 1-3		0-0 SH1-4 2B 1B		4-0 FC1-6 BB		3 1 1 0 1 0 0																	
Mike O'Berry, R (1, 2) OBP: 0.203, SLG: 0.246		0-0 F7		0-0 6-3		0-0 SH1-4		0-0 FC1-6 FC4-6 1-2f		3 0 0 0 0 0 1																	
Inning Stats	R: 3 E: 0 K: 0 S: 6	H: 3 LOB: 1 BB: 1 P: 10	R: 0 E: 0 K: 0 S: 4	H: 1 LOB: 1 BB: 0 P: 4	R: 1 E: 0 K: 0 S: 5	H: 3 LOB: 1 BB: 0 P: 5	R: 0 E: 0 K: 0 S: 4	H: 1 LOB: 1 BB: 0 P: 4	R: 0 E: 0 K: 1 S: 6	H: 1 LOB: 2 BB: 1 P: 10	R: 2 E: 1 K: 0 S: 6	H: 2 LOB: 1 BB: 0 P: 6	R: 0 E: 0 K: 2 S: 7	H: 0 LOB: 0 BB: 0 P: 7	R: 0 E: 0 K: 1 S: 5	H: 0 LOB: 1 BB: 1 P: 9	R: 0 E: 0 K: 1 S: 6	H: 1 LOB: 1 BB: 0 P: 6	1B: 9 2B: 3 3B: 0 HR: 0	SF: 0 SAC: 1 DP: 1 HBP: 0	WP: 0 PB: 0 SB: 1 CS: 0	PA: 42					
PITCHER	IP WLS BF H R ER SO BB IBB HBP BLK WP HR S P ERA WHIP																										
Danny Jackson, L (1, 1) ERA: 5.0	6.0		31	11	6	5	1	2	0	0	0	0	0	31	39	7.50	2.167										
Mark Huismann, R (7, 1) ERA: 6.41	3.0	W	11	1	0	0	4	1	0	0	0	0	0	18	22	0.00	0.667										

California Angels @ Kansas City Royals
Royals Stadium, Kansas City, MO
Mon Sep 19 1983, 8:05 PM EDT
Att: 24,576 - Unknown

livebaseballscorecards.com

AB	38
R	6
H	12
RBI	6
BB	3
SO	5
LOB	18



Batter	1	2	3	4	5	6	7	8	9	AB	R	H	RBI	BB	SO	LOB
Darryl Motley, R OBP: 0.250, SLG: 0.375 (1, 8)	0-0 F3		0-0 SF8 3B		0-0 F8		0-3 K		0-3 K	5	1	1	2	0	2	2
Butch Davis, R OBP: 0.321, SLG: 0.413 (1, 7)	0-0 5-3		0-0 SF8		0-0 FC6-4 1B		0-0 1B		0-0 F8	4	0	2	1	0	0	1
John Wathan, R OBP: 0.293, SLG: 0.309 (1, 2)	0-0 F8		0-0 1B		0-0 FC6-4 E		0-0 F7		0-0 1B 2B	4	0	1	0	0	0	3
Willie Wilson, S OBP: 0.320, SLG: 0.362 (9, PH)										1	1	1	1	0	0	0
Leon Roberts, R OBP: 0.313, SLG: 0.400 (1, 9)		0-0 6-3	0-0 F9		0-0 E5		0-0 F2		0-0 1B	4	0	0	0	0	0	3
Pat Sheridan, L OBP: 0.308, SLG: 0.390 (9, PH)										1	0	1	1	0	0	0
Ron Johnson, R OBP: 0.357, SLG: 0.308 (1, 3)		0-0 6-3			0-0 F8		0-0 4-3		0-0 6-3	4	0	0	0	0	0	2
Don Slaught, R OBP: 0.331, SLG: 0.390 (1, 10)		0-0 F3			0-0 6-3		0-0 FC5-4 1B		0-0 1B 2B	4	1	2	0	0	0	0
Onix Concepcion, R OBP: 0.286, SLG: 0.328 (1, 4)			0-0 2B 3B 1B		0-0 E6		0-0 FC5-4 WP		0-0 F9	4	1	1	0	0	0	2
Greg Pryor, R OBP: 0.269, SLG: 0.292 (1, 5)					0-0 4-3		0-0 F8		0-0 CS	3	1	1	0	0	0	2
Frank White, R OBP: 0.280, SLG: 0.406 (8, PH)			0-0 1-3 3B 2B		0-0 4-3		0-0 F8		0-0 2-H 1B	1	0	1	1	0	0	0
Buddy Biancalana, S OBP: 0.091, SLG: 0.091 (1, 6)			0-0 F8				0-0 FC6-4 1B E		0-0 CS	3	1	1	0	0	0	3
U L Washington, S OBP: 0.303, SLG: 0.324 (8, PH)									0-0 F8 S	0	1	0	0	1	0	0
									0-0 1-2 BB							

Inning Stats	R: 0	H: 0	E: 0	LOB: 0	K: 0	BB: 0	S: 3	P: 3	R: 0	H: 0	E: 0	LOB: 0	K: 0	BB: 0	S: 3	P: 3	R: 3	H: 4	E: 0	LOB: 1	K: 0	BB: 0	S: 7	P: 7	R: 0	H: 0	E: 1	LOB: 1	K: 0	BB: 0	S: 4	P: 4	R: 1	H: 2	E: 0	LOB: 2	K: 0	BB: 0	S: 6	P: 6	R: 0	H: 1	E: 0	LOB: 1	K: 1	BB: 0	S: 6	P: 6	R: 1	H: 2	E: 0	LOB: 0	K: 0	BB: 0	S: 4	P: 4	R: 2	H: 2	E: 0	LOB: 1	K: 1	BB: 1	S: 6	P: 10	1B: 8	SF: 1	2B: 3	SAC: 0	3B: 1	DP: 0	HR: 0	HBP: 0
--------------	------	------	------	--------	------	-------	------	------	------	------	------	--------	------	-------	------	------	------	------	------	--------	------	-------	------	------	------	------	------	--------	------	-------	------	------	------	------	------	--------	------	-------	------	------	------	------	------	--------	------	-------	------	------	------	------	------	--------	------	-------	------	------	------	------	------	--------	------	-------	------	-------	-------	-------	-------	--------	-------	-------	-------	--------

PITCHER	IP	WLS	BF	H	R	ER	SO	BB	IBB	HBP	BLK	WP	HR	S	P	ERA	WHIP
John Curtis, L ERA: 3.99 (1, 1)	7.2		35	10	5	4	1	0	0	0	0	1	0	37	37	4.70	1.304
Byron McLaughlin, R ERA: 5.62 (8, 1)	1.0	L	4	1	2	2	1	1	0	0	0	0	0	5	9	18.00	2.000
Bob Lacey, L ERA: 7.2 (9, 1)	0.0		1	1	0	0	0	0	0	0	0	0	0	1	1	∞	∞

BOTTOM

California Angels @ Kansas City Royals
Royals Stadium, Kansas City, MO
 Mon Sep 19 1983, 8:05 PM EDT
 Att. 24,576 - Unknown

livebaseballscorecards.com

AB	38
R	7
H	12
RBI	6
BB	1
SO	2
LOB	18



WP	PA	ERA	WHIP
1	41		
0			
1			
1			

Batter	1	2	3	4	5	6	7	8	9	AB R H RBI BB SO LOB	TOP														
Gary Pettis, S (1, 8) OBP: 0.318, SLG: 0.289	4-0 1B SF BB	0-0 FC5-4 1B		4-0 G4-6-3 BB		0-0 4-3			0-0 E3 SF8	3 3 0 0 2 0 2															
Ellis Valentine, R (1, 9) OBP: 0.283, SLG: 0.422	0-0 SF 2B 1B	4-0 1B BB		0-0 G4-6-3 BB			0-0 G6-4-3 1B		0-0 SF8	3 1 2 1 1 0 2															
Juan Beniquez, R (1, 7) OBP: 0.344, SLG: 0.383	0-0 SF 2B	0-0 1B			0-0 F8		0-0 G6-4-3		0-0 F9	4 1 1 2 0 0 1															
Doug DeCinces, R (1, 5) OBP: 0.328, SLG: 0.503 Ricky Adams, R (1, PR) OBP: 0.312, SLG: 0.337	0-0 2B	0-3 K			0-0 L1		0-0 1B			1 0 1 2 0 0 0 3 0 1 0 0 1 2															
Brian Downing, R (1, 10) OBP: 0.360, SLG: 0.419	0-0 G3		0-0 6-3		0-0 F7		0-0 G3			4 0 0 0 0 0 2															
Ron Jackson, R (1, 3) OBP: 0.298, SLG: 0.360	0-0 4-3		0-0 5-3			0-0 E5 1B		0-0 E5 G1-6-3		4 1 0 0 0 0 1															
Bob Boone, R (1, 2) OBP: 0.298, SLG: 0.360	0-0 F8		0-0 1-3			0-0 SH3-4 1B		0-0 G1-6-3		4 0 1 1 0 0 2															
Steve Lubratic, R (1, 4) OBP: 0.231, SLG: 0.285		0-0 4-3		0-0 F3		0-0 SH3-4		0-0 4-3		3 0 0 0 0 0 0															
Dick Schofield, R (1, 6) OBP: 0.188, SLG: 0.207		4-0 FC5-4 BB		0-0 BB 1B		0-0 F9		0-0 5-3		3 0 1 0 1 0 1															
Inning Stats	R: 3 E: 1 K: 0 S: 6	H: 2 LOB: 1 BB: 1 P: 10	R: 1 E: 0 K: 1 S: 6	H: 1 LOB: 2 BB: 2 P: 14	R: 0 E: 0 K: 0 S: 3	H: 0 LOB: 0 BB: 0 P: 3	R: 0 E: 0 K: 0 S: 3	H: 1 LOB: 1 BB: 1 P: 7	R: 0 E: 0 K: 0 S: 3	H: 0 LOB: 0 BB: 0 P: 3	R: 1 E: 1 K: 0 S: 5	H: 1 LOB: 1 BB: 0 P: 5	R: 0 E: 0 K: 0 S: 4	H: 2 LOB: 1 BB: 0 P: 4	R: 0 E: 1 K: 0 S: 3	H: 0 LOB: 0 BB: 0 P: 3	R: 1 E: 2 K: 0 S: 4	H: 0 LOB: 0 BB: 0 P: 4	1B: 6 2B: 1 3B: 0 HR: 0	SF: 2 SAC: 1 DP: 3 HBP: 0	WP: 0 PB: 0 SB: 2 CS: 0	PA: 39			
PITCHER	IP	WLS	BF	H	R	ER	SO	BB	IBB	HBP	BLK	WP	HR	S	P	ERA	WHIP								
Paul Splittorff, L (1, 1) ERA: 3.75	1.2	L	12	3	4	3	0	3	0	0	0	0	0	9	21	16.20	3.600								
Keith Creel, R (2, 1) ERA: 6.27	5.1		20	4	1	0	1	1	0	0	0	0	0	21	25	0.00	0.938								
Don Hood, L (8, 1) ERA: 2.38	2.0		7	0	1	0	0	0	0	0	0	0	0	7	7	0.00	0.000								

California Angels @ Kansas City Royals
 Royals Stadium, Kansas City, MO
 Tue Sep 20 1983, 8:05 PM EDT
 Att: 15,003 - Unknown

livebaseballscorecards.com

AB	32
R	6
H	7
RBI	6
BB	4
SO	1
LOB	13



Batter	1	2	3	4	5	6	7	8	9	AB	R	H	RBI	BB	SO	LOB
Willie Wilson, S (1, 8) OBP: 0.321, SLG: 0.362	0-0 5-3 ①		0-0 5-3 ①		0-0 L4 ②			0-0 5-3 1B ②	4-0 SF8 BB ②	4	1	1	0	1	0	0
U L Washington, S (1, 6) OBP: 0.303, SLG: 0.324 Willie Aikens, L (9, PH) OBP: 0.377, SLG: 0.523	0-0 F8 ②		0-0 3-1 WP 1B ②		0-0 F8 ③			0-0 5-3 1-2 ②	0-0 SF8 ②	4	0	1	0	0	0	1
Frank White, R (1, 4) OBP: 0.280, SLG: 0.404	0-0 5-3 ③		0-0 3-1 ②					0-0 1B 1B ③	0-0 F2 ③	5	0	1	0	0	0	3
Hal McRae, R (1, 10) OBP: 0.377, SLG: 0.469		0-0 L1 ①	0-0 5-3 ③					0-0 F9 ②	0-0 FC6-4 1B ②	4	0	1	1	0	0	1
Ron Johnson, R (1, 3) OBP: 0.389, SLG: 0.353		0-0 FC1-6 1B ②		0-0 FC5-4 1B ①				0-0 6-3 ③	0-0 FC6-4 1-2f ③	4	0	2	0	0	0	2
Butch Davis, R (1, 7) OBP: 0.318, SLG: 0.430		0-0 FC1-6 1B 1-2f ②		0-3 K ①				0-0 F7 ①	0-0 1B 3B ①	4	2	1	0	0	1	2
Don Slaught, R (1, 2) OBP: 0.333, SLG: 0.392		0-0 1B ②		0-0 FC5-4 1-2f ②				0-0 F8 ②	0-0 1B SF8 ②	4	1	2	1	0	0	1
Darryl Motley, R (1, 9) OBP: 0.250, SLG: 0.364		0-0 1B ③		0-0 5-3 ③				0-0 F8 ③	0-0 F9 ①	4	0	1	1	0	0	2
Onix Concepcion, R (1, 5) OBP: 0.285, SLG: 0.326		0-0 1-3 ③			0-0 F8 ①			0-0 4-3 ①	0-0 SF8 BB ①	4	0	1	0	0	0	2

Inning Stats	R: 0	H: 0	E: 0	K: 0	S: 3	R: 1	H: 3	E: 1	K: 0	S: 6	R: 0	H: 1	E: 0	K: 1	S: 6	R: 0	H: 1	E: 0	K: 0	S: 3	R: 0	H: 0	E: 0	K: 0	S: 3	R: 1	H: 3	E: 0	K: 0	S: 6	R: 2	H: 3	E: 0	K: 0	S: 6	1B: 10	SF: 1	2B: 0	3B: 1	HR: 0	SAC: 0	DP: 0	HBP: 0	WP: 1	PA: 39
--------------	------	------	------	------	------	------	------	------	------	------	------	------	------	------	------	------	------	------	------	------	------	------	------	------	------	------	------	------	------	------	------	------	------	------	------	--------	-------	-------	-------	-------	--------	-------	--------	-------	--------

PITCHER	IP	WLS	BF	H	R	ER	SO	BB	IBB	HBP	BLK	WP	HR	S	P	ERA	WHIP
Tommy John, L (1, 1) ERA: 4.32	8.1	W	37	11	4	4	1	1	0	0	0	1	0	38	42	4.32	1.440
Mike Witt, R (9, 1) ERA: 5.3	0.2	S	2	0	0	0	0	0	0	0	0	0	0	2	2	0.00	0.000

BOTTOM

California Angels @ Kansas City Royals
Royals Stadium, Kansas City, MO

Tue Sep 20 1983, 8:05 PM EDT
Att. 15,003 - Unknown

livebaseballscorecards.com

AB	37
R	4
H	11
RBI	4
BB	1
SO	1
LOB	14



Batter	1	2	3	4	5	6	7	8	9	AB R H RBI BB SO LOB	TOP											
Gary Pettis, S (1, 8) OBP: 0.327, SLG: 0.349	0-0 F8		0-0 1B 3B		0-0 1B 1B	0-0 FC6-4		0-0 F8		5 2 2 0 0 0 2	California Angels @ Kansas City Royals Royals Stadium, Kansas City, MO Wed Sep 21 1983, 8:05 PM EDT Att: 14,874 - Unknown livebaseballscorecards.com											
Rob Wilfong, L (1, 4) OBP: 0.306, SLG: 0.349	0-0 F9		0-0 FC6-4 1B		0-3 K	0-0 F9		0-0 4-3	5 0 1 1 0 1 2													
Rod Carew, L (1, 10) OBP: 0.413, SLG: 0.420	0-0 1B 1B		0-0 FC6-4 1B		0-3 K2-3		4-0 CS 1B BB	0-0 4-3	4 0 2 0 1 1 1													
Juan Beniquez, R (1, 7) OBP: 0.348, SLG: 0.387	0-0 1-3 1B		0-0 FC6-4		0-0 1B 1B		0-0 1-2 1B	0-3 K	5 1 3 1 0 1 2													
Daryl Sconiers, L (1, 3) OBP: 0.309, SLG: 0.441	0-0 5-3		0-0 F8		0-0 1B 1B		0-0 F8		4 0 1 0 0 0 6													
Bob Boone, R (1, 2) OBP: 0.298, SLG: 0.359		0-3 K		0-0 F7	0-0 FC6-4 1B		0-3 K		4 0 1 1 0 2 2													
Ellis Valentine, R (1, 9) OBP: 0.283, SLG: 0.420		0-0 F9		0-0 1B	0-0 FC6-4		0-3 K		4 0 1 0 0 1 2													
Dick Schofield, R (1, 6) OBP: 0.194, SLG: 0.212		0-0 1-3		0-0 L6		0-0 FC6-4 1B		0-3 K	4 0 1 0 0 1 1													
Ricky Adams, R (1, 5) OBP: 0.310, SLG: 0.333			0-0 F8	0-3 K		0-0 F8		0-0 S 1B	4 0 1 0 0 1 2													
Inning Stats	R: 0 E: 0 K: 0 S: 5	H: 2 LOB: 2 BB: 0 P: 5	R: 0 E: 0 K: 1 S: 5	H: 0 LOB: 0 BB: 0 P: 5	R: 1 E: 0 K: 0 S: 6	H: 3 LOB: 2 BB: 0 P: 6	R: 0 E: 0 K: 1 S: 6	H: 1 LOB: 1 BB: 0 P: 6	R: 2 E: 0 K: 2 S: 11	H: 4 LOB: 2 BB: 0 P: 11	R: 0 E: 0 K: 0 S: 4	H: 1 LOB: 1 BB: 0 P: 4	R: 0 E: 0 K: 1 S: 5	H: 1 LOB: 1 BB: 1 P: 9	R: 0 E: 0 K: 2 S: 8	H: 1 LOB: 1 BB: 0 P: 8	R: 0 E: 0 K: 1 S: 5	H: 0 LOB: 0 BB: 0 P: 5	1B: 12 2B: 0 3B: 1 HR: 0	SF: 0 SAC: 0 DP: 0 HBP: 0	WP: 0 PB: 0 SB: 3 CS: 1	PA: 40
PITCHER	IP WLS BF H R ER SO BB IBB HBP BLK WP HR S P ERA WHIP												PITCHER	IP WLS BF H R ER SO BB IBB HBP BLK WP HR S P ERA WHIP								
Gaylord Perry, R (1, 1) ERA: 4.64	5.0 L 25 10 3 3 4 0 0 0 0 0 0 0 33 33 5.40 2.000																					
Mark Huismann, R (6, 1) ERA: 5.58	4.0 15 3 0 0 4 1 0 0 0 0 0 0 22 26 0.00 1.000																					

Batter	1	2	3	4	5	6	7	8	9	AB	R	H	RBI	BB	SO	LOB
Willie Wilson, S OBP: 0.318, SLG: 0.357 (1, 8)	0-3 K		0-0 F6		0-0 BB 1B		0-0 6-3		0-0 F7	5	0	1	0	0	1	0
U L Washington, S OBP: 0.300, SLG: 0.320 (1, 6)	0-0 4-3		0-0 F9		0-0 F9		0-0 1B		0-3 K	5	0	1	0	0	1	1
Frank White, R OBP: 0.281, SLG: 0.405 (1, 4)	0-0 1B			0-0 F7	4-0 1-2 BB		0-3 K			3	0	1	0	1	1	1
Hal McRae, R OBP: 0.376, SLG: 0.465 (1, 10)	0-0 4-3			4-0 1B 1B BB	0-0 F9			0-0 6-3		3	0	0	0	1	0	3
Ron Johnson, R OBP: 0.385, SLG: 0.304 (1, 3)		0-0 F2		0-0 1B 1B		4-0 FC6-4 BB		0-0 F8		3	0	1	0	1	0	0
Butch Davis, R OBP: 0.333, SLG: 0.437 (1, 7)		0-0 S 1B		0-0 G5-4-3 1B		0-0 FC6-4 G5-3 1B 1-2f		0-0 S 1B		4	0	3	0	0	0	1
Don Slaught, R OBP: 0.336, SLG: 0.391 (1, 2)		0-3 K		0-0 G5-4-3 1-2f		0-0 1B		4-0 BB		3	0	1	0	1	1	4
Darryl Motley, R OBP: 0.241, SLG: 0.400 (1, 9)		0-0 F9			0-0 HR		0-0 G5-3 2-3f		0-3 K	3	1	1	1	0	0	3
Willie Aikens, L OBP: 0.376, SLG: 0.522 (8, PH)										1	0	0	0	0	1	2
Joe Simpson, L OBP: 0.248, SLG: 0.218 (9, 9)										0	0	0	0	0	0	0
Greg Pryor, R OBP: 0.262, SLG: 0.283 (1, 5)			0-0 5-3		0-0 4-3				0-0 F8	3	0	0	0	0	0	0
Pat Sheridan, L OBP: 0.307, SLG: 0.388 (9, PH)										1	0	0	0	0	0	0

Inning Stats	R: 0	H: 1	E: 0	K: 1	S: 6	LOB: 1	BB: 0	P: 6	R: 0	H: 1	E: 0	K: 1	S: 6	LOB: 1	BB: 0	P: 6	R: 0	H: 0	E: 0	K: 0	S: 3	LOB: 0	BB: 0	P: 3	R: 0	H: 2	E: 0	K: 0	S: 4	LOB: 2	BB: 1	P: 8	R: 1	H: 2	E: 0	K: 0	S: 5	LOB: 2	BB: 1	P: 9	R: 0	H: 1	E: 0	K: 0	S: 3	LOB: 1	BB: 1	P: 7	R: 0	H: 1	E: 0	K: 1	S: 6	LOB: 1	BB: 0	P: 6	R: 0	H: 1	E: 0	K: 1	S: 6	LOB: 2	BB: 1	P: 10	R: 0	H: 0	E: 0	K: 1	S: 5	LOB: 0	BB: 0	P: 5
1B: 8	SF: 0	2B: 0	SAC: 0	3B: 0	DP: 2	HR: 1	HBP: 0	WP: 0	PA: 38	ERA	WHIP	WP: 0	PA: 38	ERA	WHIP																																																									
PITCHER	IP	WLS	BF	H	R	ER	SO	BB	IBB	HBP	BLK	WP	HR	S	P	ERA	WHIP																																																							
Pete Filson, L ERA: 3.7 (1, 1)	7.2	W	33	9	1	1	3	3	0	0	0	0	0	1	36	48	1.17	1.565																																																						
Ron Davis, R ERA: 3.44 (8, 1)	1.1	S	5	0	0	0	2	1	0	0	0	0	0	0	8	12	0.00	0.750																																																						

MINNESOTA TWINS @ KANSAS CITY ROYALS
ROYALS STADIUM, KANSAS CITY, MO
 Thu Sep 22 1983, 8:05 PM EDT
 Att: 15,684 - Unknown - 60 F

AB	34
R	1
H	9
RBI	1
BB	4
SO	5
LOB	15



Batter	1	2	3	4	5	6	7	8	9
Willie Wilson, S OBP: 0.317, SLG: 0.357 (1, 8)	0-0 5-3		0-0 L4			0-0 1B		0-0 FC SH1-4	
Pat Sheridan, L OBP: 0.307, SLG: 0.386 (1, 9)	4-0 BB G5-4-3			0-0 F6		0-3 K		0-0 SH1-4	
Frank White, R OBP: 0.283, SLG: 0.406 (1, 4)	0-0 G5-4-3 1-2f			0-0 1B 2B		0-0 F7		4-0 IBB	
Hal McRae, R OBP: 0.376, SLG: 0.465 (1, 10)		H 1-0 HBP L9-3		0-0 1B 2-3		0-0 5-3		0-0 F9	
Willie Aikens, L OBP: 0.378, SLG: 0.531 (1, 3)		X 0-0 L9-3		0-0 1B		0-0 HR		0-0 F4	
Joe Simpson, L OBP: 0.248, SLG: 0.218 (8, 3)									
Leon Roberts, R OBP: 0.312, SLG: 0.398 (8, PH)									
Greg Pryor, R OBP: 0.262, SLG: 0.283 (9, 3)		1-2		1-3 3-H					
Butch Davis, R OBP: 0.333, SLG: 0.433 (1, 7)		X 0-0 1B			0-0 F9		0-0 F8		
John Wathan, R OBP: 0.293, SLG: 0.316 (1, 2)		X 0-0 1-3			0-3 K		0-0 IHR		
U L Washington, S OBP: 0.300, SLG: 0.320 (1, 6)			X 0-0 F7		0-0 F9		0-0 CS 1B		
Onix Concepcion, R OBP: 0.286, SLG: 0.327 (1, 5)			X 0-0 F2			0-0 F4	0-0 CS	0-0 SH1-4 FC 1B	

AB	R	H	RBI	BB	SO	LOB
4	0	1	0	0	0	1
2	0	0	0	1	1	1
3	1	1	0	1	0	2
3	0	1	0	0	0	3
3	1	2	2	0	0	1
0	0	0	0	0	0	0
1	0	0	0	0	0	3
0	0	0	0	0	0	0
3	0	1	0	0	0	0
3	1	1	1	0	1	1
3	0	1	0	0	0	0
3	0	1	0	0	0	0

AB	R	H	RBI	BB	SO	LOB
28	3	9	3	2	2	12

Inning Stats	R: 0	H: 0	E: 0	K: 0	S: 2	H: 0	LOB: 0	BB: 1	P: 6	R: 0	H: 1	E: 0	K: 0	S: 3	H: 0	LOB: 1	BB: 0	P: 4	R: 0	H: 0	E: 0	K: 0	S: 3	R: 1	H: 3	E: 0	K: 0	S: 4	H: 0	LOB: 2	BB: 0	P: 4	R: 0	H: 0	E: 0	K: 1	S: 5	H: 1	LOB: 1	BB: 0	P: 6	R: 2	H: 3	E: 0	K: 0	S: 5	H: 3	LOB: 0	BB: 0	P: 5	R: 0	H: 1	E: 0	K: 0	S: 5	H: 1	LOB: 3	BB: 1	P: 9
PITCHER	IP	WLS	BF	H	R	ER	SO	BB	IBB	HBP	BLK	WP	HR	S	P	ERA	WHIP																																										
Jay Pettibone, R ERA: 4.91 (1, 1)	7.1	L	29	9	3	3	2	1	0	1	0	0	1	31	36	3.68	1.364																																										
Mike Walters, R ERA: 4.27 (8, 1)	0.2		3	0	0	0	0	0	1	0	0	0	0	2	6	0.00	0.000																																										

BOTTOM

Minnesota Twins @ Kansas City Royals
Royals Stadium, Kansas City, MO
 Fri Sep 23 1983, 8:05 PM EDT
 Att. 18,313 - Unknown

livebaseballscorecards.com



Batter	1	2	3	4	5	6	7	8	9	AB R H RBI BB SO LOB	TOP		
Mickey Hatcher, R OBP: 0.351, SLG: 0.462 (1, 9) X	0-0 F8		0-0 HR		0-0 L9	0-0 L4				4 1 1 1 0 0 1	Minnesota Twins @ Kansas City Royals Royals Stadium, Kansas City, MO Sat Sep 24 1983, 8:05 PM EDT Att. 17,407 - Unknown - 72 F livebaseballscorecards.com		
John Castino, R OBP: 0.348, SLG: 0.407 (1, 4) X	0-0 6-3		0-0 4-3		0-0 1B					3 0 1 0 0 0 0			
Gary Ward, R OBP: 0.328, SLG: 0.450 (1, 7) X Darrell Brown, S OBP: 0.297, SLG: 0.301 (5, 7)	0-0 1B		0-3 K		0-0 F7					3 0 1 0 0 1 1 0 0 0 0 0 0 0			
Dave Engle, R OBP: 0.357, SLG: 0.448 (1, 10) X	0-0 F9		0-0 F9		0-0 F5					3 0 0 0 0 0 2			
Tom Brunansky, R OBP: 0.307, SLG: 0.435 (1, 8) X		0-0 F9 1B 1B		0-0 6-3		0-3 K				3 0 1 0 0 1 0			
Gary Gaetti, R OBP: 0.309, SLG: 0.416 (1, 5) X		0-0 1-2 1B		0-0 F4		0-0 F8				3 0 1 0 0 0 0			
Tim Laudner, R OBP: 0.250, SLG: 0.352 (1, 2) X		0-0 F9		0-0 HR		4-0 2B BB				2 2 1 1 1 0 2			
Scott Liljer, R OBP: 0.250, SLG: 0.244 (1, 3) X		0-3 K		0-0 1B		0-0 1B 2B				3 1 2 1 0 1 2			
Lenny Faedo, R OBP: 0.296, SLG: 0.350 (1, 6) X	0-0 1-3		0-0 5-3		0-0 1B					3 0 1 1 0 0 3			
Inning Stats	R: 0 H: 1 E: 0 LOB: 1 K: 0 BB: 0 S: 4 P: 4	R: 0 H: 2 E: 0 LOB: 2 K: 1 BB: 0 S: 7 P: 7	R: 1 H: 1 E: 0 LOB: 0 K: 1 BB: 0 S: 6 P: 6	R: 1 H: 2 E: 0 LOB: 1 K: 0 BB: 0 S: 5 P: 5	R: 0 H: 1 E: 0 LOB: 1 K: 0 BB: 0 S: 4 P: 4	R: 2 H: 2 E: 0 LOB: 1 K: 1 BB: 1 S: 7 P: 11				1B: 6 SF: 0 2B: 1 SAC: 0 3B: 0 DP: 0 HR: 2 HBP: 0		WP: 0 PA: 28 PB: 0 SB: 0 CS: 0	
PITCHER Bud Black, L (1, 1) ERA: 3.78	IP WLS BF H R ER SO BB IBB HBP BLK WP HR S P ERA WHIP											PITCHER	IP WLS BF H R ER SO BB IBB HBP BLK WP HR S P ERA WHIP

Minnesota Twins @ Kansas City Royals
 Royals Stadium, Kansas City, MO
 Sat Sep 24 1983, 8:05 PM EDT
 Att. 17,407 - Unknown - 72 F

AB	27
R	4
H	9
RBI	4
BB	1
SO	3
LOB	11



Batter	1	2	3	4	5	6	7	8	9
Willie Wilson, S OBP: 0.320, SLG: 0.361 (1, 8) X	0-0 3B	4-0 BB		0-0 6-3					
Butch Davis, R OBP: 0.340, SLG: 0.479 (1, 7) X	0-0 2B	0-0 3B			0-0 4-3				
George Brett, L OBP: 0.384, SLG: 0.561 (1, 3) X	0-0 F4	0-0 3B	0-0 1B		0-0 4-3				
Hal McRae, R OBP: 0.377, SLG: 0.470 (1, 10) X	0-0 2B	0-0 1B	0-3 K		0-0 6-3				
Frank White, R OBP: 0.283, SLG: 0.406 (1, 4) X	0-0 F3	0-0 1B	0-0 1B		0-0 F9				
Don Slaught, R OBP: 0.339, SLG: 0.395 (1, 2) X	0-0 4-3	0-0 1B	0-0 1B		0-0 1B				
Darryl Motley, R OBP: 0.246, SLG: 0.415 (1, 9) X		0-0 2B			0-0 F9				
Greg Pryor, R OBP: 0.264, SLG: 0.284 (1, 5) X		0-0 1B			0-0 5-3				
Onix Concepcion, R OBP: 0.287, SLG: 0.327 (1, 6) X		0-0 F8			0-0 L9				

AB	R	H	RBI	BB	SO	LOB
2	2	1	0	2	0	0
4	2	2	4	0	1	2
4	2	2	2	0	0	1
4	1	2	2	0	1	0
3	1	1	0	0	0	1
3	1	2	1	0	0	1
3	1	1	0	0	0	3
3	2	1	1	0	0	2
3	0	1	1	0	0	2

MINNESOTA TWINS @ KANSAS CITY ROYALS
Royals Stadium, Kansas City, MO
 Sat Sep 24 1983, 8:05 PM EDT
 Att: 17,407 - Unknown - 72 F

livebaseballscorecards.com

AB	29
R	12
H	13
RBI	11
BB	2
SO	2
LOB	12



Inning	R	H	E	K	S	LOB	BB	IBB	HBP	BLK	WP	HR	S	P	ERA	WHIP
1	2	3	0	0	6	1	0	0	0	0	0	0	10	14	40.50	5.250
2	9	8	1	1	14	2	0	0	0	0	1	1	23	27	7.36	2.182
3	1	2	0	1	7	1	0	0	0	0	0	0	0	0		
4	0	0	0	0	3	0	0	0	0	0	0	0	0	0		
5	0	0	0	0	3	0	0	0	0	0	0	0	0	0		
6	0	0	0	0	3	0	0	0	0	0	0	0	0	0		
7	0	0	0	0	3	0	0	0	0	0	0	0	0	0		
8	0	0	0	0	3	0	0	0	0	0	0	0	0	0		
9	0	0	0	0	3	0	0	0	0	0	0	0	0	0		

PITCHER	IP	WLS	BF	H	R	ER	SO	BB	IBB	HBP	BLK	WP	HR	S	P	ERA	WHIP
Frank Viola, L ERA: 5.36 (1, 1)	1.1	L	11	6	6	6	0	1	0	0	0	0	0	10	14	40.50	5.250
Rick Lysander, R ERA: 3.43 (2, 1)	3.2		20	7	6	3	2	1	0	0	0	1	1	23	27	7.36	2.182

WP	HR	S	P	ERA	WHIP
1	0	0	31		
0	0	0			
0	0	0			
0	0	0			

Batter	1	2	3	4	5	6	7	8	9	AB R H RBI BB SO LOB	TOP		
Mickey Hatcher, R OBP: 0.349, SLG: 0.458 (1, 9) X	0-0 6-3		0-0 G6-4-3 1-2f		0-0 FC5-4 1B		0-0 F4		0-0 F4	5 0 1 0 0 0 1			
John Castino, R OBP: 0.348, SLG: 0.405 (1, 4) X	0-0 4-3 1B			4-0 1B 2B BB	0-0 FC5-4 E 1-2f		0-0 5-3		0-0 F9	4 2 1 0 1 0 1			
Gary Ward, R OBP: 0.329, SLG: 0.450 (1, 7) X	0-0 4-3 1-2			0-0 F8	0-0 E9 1-3 1B					4 1 2 0 0 0 2			
Kent Hrbek, L OBP: 0.365, SLG: 0.477 (1, 3) X	0-0 PO 2-H 1B			0-0 2B 1B	0-0 3-1			0-0 3B 1B		4 1 2 1 0 1 3			
Dave Engle, R OBP: 0.356, SLG: 0.452 (1, 10) X	0-0 PO 1-2	0-0 F3		0-0 F9		0-3 K		0-0 1B 3B 2-H		4 1 1 1 0 1 2			
Tom Brunansky, R OBP: 0.308, SLG: 0.444 (1, 8) X		0-0 3-1		0-0 1B 2B 1-H 2-H		0-0 IHR		0-0 6-3		4 2 2 3 0 0 1			
Gary Gaetti, R OBP: 0.310, SLG: 0.417 (1, 5) X		0-0 F9		0-0 1B 2-H		0-0 5-3		0-0 FC6-4 1B 3-H		4 0 2 2 0 0 0			
Tim Laudner, R OBP: 0.250, SLG: 0.345 (1, 2) X			4-0 G6-4-3 BB	0-3 K		0-3 K		0-0 FC6-4 1-2f		3 0 0 0 1 2 2			
Lenny Faedo, R OBP: 0.289, SLG: 0.342 (1, 6) X			0-0 F7		0-0 5-3		0-0 F3		0-3 K	4 0 0 0 0 1 1			
Inning Stats	R: 1 E: 0 K: 0 S: 4 H: 2 LOB: 0 BB: 0 P: 4	R: 0 E: 0 K: 0 S: 3 H: 0 LOB: 0 BB: 0 P: 3	R: 0 E: 0 K: 0 S: 2 H: 0 LOB: 0 BB: 1 P: 6	R: 3 E: 0 K: 1 S: 8 H: 3 LOB: 1 BB: 1 P: 12	R: 0 E: 1 K: 0 S: 5 H: 2 LOB: 2 BB: 0 P: 5	R: 1 E: 0 K: 2 S: 8 H: 1 LOB: 0 BB: 0 P: 8	R: 0 E: 0 K: 0 S: 3 H: 0 LOB: 0 BB: 0 P: 3	R: 2 E: 0 K: 1 S: 8 H: 3 LOB: 1 BB: 0 P: 8	R: 0 E: 0 K: 1 S: 5 H: 0 LOB: 0 BB: 0 P: 5	1B: 8 2B: 1 3B: 1 HR: 1 SF: 0 SAC: 0 DP: 1 HBP: 0	WP: 0 PB: 0 SB: 1 CS: 0 PA: 39		
PITCHER	IP WLS BF H R ER SO BB IBB HBP BLK WP HR S P ERA WHIP											PITCHER	IP WLS BF H R ER SO BB IBB HBP BLK WP HR S P ERA WHIP
Danny Jackson, L ERA: 5.79 (1, 1)	5.0 L 22 7 4 4 1 2 0 0 0 0 0 0 22 30 7.20 1.800												
Keith Creel, R ERA: 6.37 (6, 1)	3.0 13 4 3 3 3 0 0 0 0 0 0 0 19 19 9.00 1.333												
Mike Armstrong, R ERA: 3.86 (9, 1)	1.0 3 0 0 0 0 1 0 0 0 0 0 0 5 5 0.00 0.000												

Minnesota Twins @ Kansas City Royals
Royals Stadium, Kansas City, MO
Sun Sep 25 1983, 4:33 AM EDT
Att: 22,695 - Unknown

livebaseballscorecards.com

AB	36
R	7
H	11
RBI	7
BB	2
SO	5
LOB	13



Batter	1	2	3	4	5	6	7	8	9	AB R H RBI BB SO LOB	TOP							
Willie Wilson, S OBP: 0.319, SLG: 0.357 (1, 8) X	0-0 5-3		0-0 F9		0-0 5-3		4-0 E E BB		0-3 K 1-2	4 1 0 0 1 1 2	Kansas City Royals @ Seattle Mariners The Kingdome, Seattle, WA Mon Sep 26 1983, 10:05 PM EDT Att. 3,864 - Dome							
Butch Davis, R OBP: 0.343, SLG: 0.475 (1, 7) X	0-0 F9		0-0 F8 1-2		0-0 F9	0-0 F9	0-0 E6 1B 1-H 2-H	0-0 E5 1B 2-H	5 0 2 0 0 0 1									
George Brett, L OBP: 0.381, SLG: 0.553 (1, 3) (7, 5) X	0-0 2-3			0-0 1-4-3		0-0 F7	4-0 BB BB	0-0 F3	4 0 0 0 1 0 1									
Hal McRae, R OBP: 0.375, SLG: 0.468 (1, 10) X		0-0 5-3		0-0 FC6-4 2B		0-0 5-3	0-0 6-3	0-3 K S S	5 0 1 0 0 1 3									
Frank White, R OBP: 0.286, SLG: 0.411 (1, 4) X		0-0 HR		4-0 FC6-4 BB		4-0 S SH5-3 HR BB	0-0 F5		2 2 1 1 2 0 0									
Don Slaught, R OBP: 0.339, SLG: 0.394 (1, 2) SSS		0-3 K		0-0 FC6-4 1-2f 2-3		0-0 SH5-3 1-2	0-0 1B		3 0 1 0 0 1 2									
Darryl Motley, R OBP: 0.246, SLG: 0.456 (1, 9) X		0-0 F7		0-0 F9		0-0 HR 2-H	0-0 F9		4 1 1 2 0 0 3									
Greg Pryor, R OBP: 0.252, SLG: 0.271 John Wathan, R OBP: 0.289, SLG: 0.312 (7, PH) (7, 3) X			0-0 F8		0-0 F8		0-3 K SSS	0-3 K SSS	2 0 0 0 0 0 0 2 0 0 0 0 2 1									
Onix Concepcion, R OBP: 0.295, SLG: 0.337 (1, 6) X			0-0 S 1B		0-0 F8		0-0 1B E 2B	4-0 S E BB	3 2 2 0 1 0 0									
Inning Stats	R: 0 E: 0 K: 0 S: 3	H: 0 LOB: 0 BB: 0 P: 3	R: 1 E: 0 K: 1 S: 6	H: 1 LOB: 0 BB: 0 P: 6	R: 0 E: 0 K: 0 S: 4	H: 1 LOB: 2 BB: 1 P: 8	R: 0 E: 0 K: 0 S: 3	H: 0 LOB: 0 BB: 0 P: 3	R: 4 E: 1 K: 1 S: 8	H: 3 LOB: 2 BB: 3 P: 20		R: 0 E: 0 K: 1 S: 6	H: 1 LOB: 1 BB: 0 P: 6	R: 1 E: 1 K: 2 S: 8	H: 1 LOB: 1 BB: 1 P: 12	1B: 4 2B: 2 3B: 0 HR: 2	SF: 0 SAC: 1 DP: 0 HBP: 0	WP: 0 PB: 0 SB: 3 CS: 0
PITCHER	IP WLS BF H R ER SO BB IBB HBP BLK WP HR S P ERA WHIP																	
Bryan Clark, L ERA: 3.82 (1, 1)	6.2 L 28 5 5 4 2 3 0 0 0 0 0 2 29 41 5.40 1.200																	
Mike Stanton, R ERA: 3.43 (7, 1)	0.0 1 1 0 0 0 0 0 0 0 0 0 0 1 1 ∞ ∞																	
Ed Vande Berg, L ERA: 3.48 (7, 1)	0.0 1 0 0 0 0 0 1 0 0 0 0 0 0 4 ∞ ∞																	
Ed Nunez, R ERA: 4.32 (7, 1)	2.1 10 2 1 0 3 1 0 0 0 0 0 0 15 19 0.00 1.286																	

livebaseballscorecards.com

AB	34
R	6
H	8
RBI	3
BB	5
SO	5
LOB	13



Batter	1	2	3	4	5	6	7	8	9	AB R H RBI BB SO LOB
Spike Owen, S OBP: 0.262, SLG: 0.273 (1, 6)	0-0 4-3		0-0 4-3			0-0 SH1-3 2-H 3B			0-0 G3	4 1 1 1 0 0 0
Phil Bradley, R OBP: 0.375, SLG: 0.339 (1, 8)	0-0 3-1			0-0 F9		0-0 SH1-3			0-0 4-3	3 0 0 1 0 0 0
Ron Roenicke, S OBP: 0.319, SLG: 0.322 (1, 7)	0-0 1B			0-0 4-3		0-0 F8			0-0 L4	4 0 1 0 0 0 0
Al Cowens, R OBP: 0.254, SLG: 0.329 (1, 10)	0-0 F9			0-0 F9			0-0 3-1			3 0 0 0 0 0 1
Dave Henderson, R OBP: 0.302, SLG: 0.423 (1, 9)		0-0 F7			0-0 F3		0-0 4-3			3 0 0 0 0 0 0
Darnell Coles, R OBP: 0.311, SLG: 0.386 (1, 5)		0-0 3-1			0-0 G4-6-3 1B		0-0 F8			3 0 1 0 0 0 0
Pat Putnam, L OBP: 0.320, SLG: 0.434 (1, 3)		0-0 3-1			0-0 G4-6-3 1-2f			0-0 G3		3 0 0 0 0 0 1
Orlando Mercado, R OBP: 0.258, SLG: 0.299 (1, 2)			0-3 K			0-3 K		0-0 F7		2 0 0 0 0 2 0
John Moses, S OBP: 0.280, SLG: 0.254 (8, PH)										1 0 0 0 0 0 0
Jamie Nelson, R OBP: 0.300, SLG: 0.273 (9, 2)										0 0 0 0 0 0 0
Harold Reynolds, S OBP: 0.286, SLG: 0.375 (1, 4)			0-0 5-3			0-0 3B 2B		0-0 4-3		3 1 1 0 0 0 0

BOTTOM

Kansas City Royals @ Seattle Mariners
 The Kingdom, Seattle, WA
 Mon Sep 26 1983, 10:05 PM EDT
 Att. 3,864 - Dome

livebaseballscores.com

AB	29
R	2
H	4
RBI	2
BB	0
SO	2
LOB	2



Inning Stats	R: 0	H: 1	E: 0	LOB: 1	K: 0	BB: 0	S: 4	P: 4	R: 0	H: 0	E: 0	LOB: 0	K: 0	BB: 0	S: 3	P: 3	R: 0	H: 0	E: 0	LOB: 0	K: 1	BB: 0	S: 5	P: 5	R: 0	H: 0	E: 0	LOB: 0	K: 0	BB: 0	S: 3	P: 3	R: 0	H: 1	E: 0	LOB: 0	K: 0	BB: 0	S: 3	P: 3	R: 2	H: 2	E: 0	LOB: 0	K: 1	BB: 0	S: 7	P: 7	R: 0	H: 0	E: 0	LOB: 0	K: 0	BB: 0	S: 3	P: 3	R: 0	H: 0	E: 0	LOB: 0	K: 0	BB: 0	S: 3	P: 3	R: 0	H: 0	E: 0	LOB: 0	K: 0	BB: 0	S: 3	P: 3	1B: 2	SF: 0	2B: 1	SAC: 1	3B: 1	DP: 1	HR: 0	HBP: 0	WP: 0	PA: 30
--------------	------	------	------	--------	------	-------	------	------	------	------	------	--------	------	-------	------	------	------	------	------	--------	------	-------	------	------	------	------	------	--------	------	-------	------	------	------	------	------	--------	------	-------	------	------	------	------	------	--------	------	-------	------	------	------	------	------	--------	------	-------	------	------	------	------	------	--------	------	-------	------	------	------	------	------	--------	------	-------	------	------	-------	-------	-------	--------	-------	-------	-------	--------	-------	--------

PITCHER	IP	WLS	BF	H	R	ER	SO	BB	IBB	HBP	BLK	WP	HR	S	P	ERA	WHIP
Paul Splittorf, L ERA: 3.72 (1, 1)	6.0	W	21	4	2	2	2	0	0	0	0	0	0	25	25	3.00	0.667
Dan Quisenberry, R ERA: 1.77 (7, 1)	3.0	S	9	0	0	0	0	0	0	0	0	0	0	9	9	0.00	0.000

PITCHER	IP	WLS	BF	H	R	ER	SO	BB	IBB	HBP	BLK	WP	HR	S	P	ERA	WHIP
---------	----	-----	----	---	---	----	----	----	-----	-----	-----	----	----	---	---	-----	------

Batter	1	2	3	4	5	6	7	8	9	AB R H RBI BB SO LOB	TOP																			
Willie Wilson, S (1, 8) OBP: 0.316, SLG: 0.355	0-3 K		0-0 G3			0-0 6-3			0-0 6-3	4 0 0 0 0 1 1	Kansas City Royals @ Seattle Mariners The Kingdome, Seattle, WA Tue Sep 27 1983, 10:05 PM EDT Att. 7,956 - Unknown livebaseballscorecards.com																			
Pat Sheridan, L (1, 9) OBP: 0.304, SLG: 0.381	0-3 K			0-0 4-3			0-0 1-3			3 0 0 0 0 1 0																				
George Brett, L (1, 7) OBP: 0.379, SLG: 0.549	0-0 3-1			0-0 1-3			0-3 K			3 0 0 0 0 1 0																				
Hal McRae, R (1, 10) OBP: 0.373, SLG: 0.466		0-0 F9		0-0 6-3			0-0 6-3			3 0 0 0 0 0 0																				
Willie Aikens, L (1, 3) OBP: 0.372, SLG: 0.522		0-0 4-3			0-3 K		0-0 F2			3 0 0 0 0 1 0																				
Frank White, R (1, 4) OBP: 0.285, SLG: 0.409		0-0 3-1			0-0 6-3		0-0 L6			3 0 0 0 0 0 0																				
John Wathan, R (1, 2) OBP: 0.288, SLG: 0.310			0-0 6-3		0-0 1-3		0-3 K			3 0 0 0 0 1 0																				
Onix Concepcion, R (1, 5) OBP: 0.291, SLG: 0.332			0-0 4-3			0-0 5-3		0-0 6-3		3 0 0 0 0 0 0																				
U L Washington, S (1, 6) OBP: 0.300, SLG: 0.320			0-0 S 1B			0-3 K		0-3 K		3 0 1 0 0 2 0																				
Inning Stats	R: 0 E: 0 K: 2 S: 7	H: 0 LOB: 0 BB: 0 P: 7	R: 0 E: 0 K: 0 S: 3	H: 0 LOB: 0 BB: 0 P: 3	R: 0 E: 0 K: 0 S: 4	H: 1 LOB: 1 BB: 0 P: 4	R: 0 E: 0 K: 0 S: 3	H: 0 LOB: 0 BB: 0 P: 3	R: 0 E: 0 K: 1 S: 5	H: 0 LOB: 0 BB: 0 P: 5	R: 0 E: 0 K: 1 S: 5	H: 0 LOB: 0 BB: 0 P: 5	R: 0 E: 0 K: 1 S: 5	H: 0 LOB: 0 BB: 0 P: 5	R: 0 E: 0 K: 1 S: 5	H: 0 LOB: 0 BB: 0 P: 5	1B: 1 2B: 0 3B: 0 HR: 0	SF: 0 SAC: 0 DP: 0 HBP: 0	WP: 0 PB: 0 SB: 1 CS: 0	PA: 28										
PITCHER Jim Beattie, R (1, 1) ERA: 3.88	IP 9.0	WLS W	BF 28	H 1	R 0	ER 0	SO 7	BB 0	IBB 0	HBP 0	BLK 0	WP 0	HR 0	S 42	P 42	ERA 0.00	WHIP 0.111													
											PITCHER	IP	WLS	BF	H	R	ER	SO	BB	IBB	HBP	BLK	WP	HR	S	P	ERA	WHIP		

Batter	1	2	3	4	5	6	7	8	9
Spike Owen, S (1, 6) OBP: 0.262, SLG: 0.270	0-0 F9			0-0 F6		0-0 F8	1-0 1B HBP		
Phil Bradley, R (1, 8) OBP: 0.358, SLG: 0.322 Pat Putnam, L (7, PH) OBP: 0.321, SLG: 0.435 John Moses, S (7, PR) OBP: 0.280, SLG: 0.254	0-0 4-3			0-0 F1		0-0 B2	0-0 1B 1B		
Darnell Coles, R (1, 5) OBP: 0.333, SLG: 0.419	0-0 F8			0-0 1B		0-0 2B	0-0 1B		
Al Cowens, R (1, 10) OBP: 0.251, SLG: 0.326		0-3 K		0-0 F7		0-0 F7		0-0 F7	
Dave Henderson, R (1, 9) OBP: 0.305, SLG: 0.436		0-0 F8			0-0 HR		0-0 SH2-4 SF9 1B	0-0 3B	
Ron Roenicke, S (1, 7) OBP: 0.318, SLG: 0.319		0-0 F5			0-0 F9		4-0 SF9 SH2-4 1B BB	0-0 F7	
Ken Phelps, L (1, 3) OBP: 0.288, SLG: 0.358			0-0 F9		0-0 FC4-6 1B		0-0 SH2-4	0-0 F5	
Jamie Nelson, R (1, 2) OBP: 0.311, SLG: 0.270			4-0 G5-4-3 BB		0-0 FC4-6		4-0 SF9 1B BB		
Harold Reynolds, S (1, 4) OBP: 0.267, SLG: 0.357			0-0 G5-4-3		0-0 5-3		0-0 SF9		

Inning Stats	R: 0	H: 0	E: 0	K: 0	S: 3	LOB: 0	BB: 0	P: 3	R: 0	H: 0	E: 0	K: 1	S: 5	LOB: 0	BB: 0	P: 5	R: 0	H: 1	E: 0	K: 0	S: 4	LOB: 1	BB: 0	P: 4	R: 1	H: 2	E: 0	K: 0	S: 5	LOB: 1	BB: 0	P: 5	R: 0	H: 1	E: 0	K: 0	S: 4	LOB: 1	BB: 0	P: 4	R: 3	H: 3	E: 0	K: 0	S: 5	LOB: 2	BB: 2	P: 14	R: 0	H: 1	E: 0	K: 0	S: 4	LOB: 1	BB: 0	P: 4
1B: 5	SF: 1	2B: 1	SAC: 1	3B: 1	DP: 1	HR: 1	HBP: 1	WP: 0	PA: 34																																															

PITCHER	IP	WLS	BF	H	R	ER	SO	BB	IBB	HBP	BLK	WP	HR	S	P	ERA	WHIP
Larry Gura, L (1, 1) ERA: 4.9	6.2	L	28	5	4	4	1	3	0	1	0	0	1	26	39	5.40	1.200
Mike Armstrong, R (7, 1) ERA: 3.81	1.1		6	3	0	0	0	0	0	0	0	0	0	6	6	0.00	2.250

BOTTOM

Kansas City Royals @ Seattle Mariners
The Kingdome, Seattle, WA
Tue Sep 27 1983, 10:05 PM EDT
Att. 7,956 - Unknown

livebaseballscorecards.com

AB	28
R	4
H	8
RBI	4
BB	3
SO	1
LOB	7



Batter	1	2	3	4	5	6	7	8	9	AB R H RBI BB SO LOB	TOP																									
Willie Wilson, S (1, 8) OBP: 0.319, SLG: 0.356 Joe Simpson, L (9, 9) OBP: 0.248, SLG: 0.218	0-0 1B S 1B	4-0 HR BB	0-3 K			0-0 9-5 G3 1B		0-0 6-3		4 2 2 0 1 1 0 0 0 0 0 0 0 0																										
Pat Sheridan, L (1, 9) OBP: 0.305, SLG: 0.381 (9, 8)	0-0 1B HR 1B	0-0 4-3			0-0 F8	0-0 G3		0-0 FC3-6 1B		5 1 2 0 0 0 3																										
George Brett, L (1, 5) OBP: 0.381, SLG: 0.555 (7, 3)	0-0 1-2 HR 1B	0-0 2-H 3-H HR			4-0 BB	0-0 9-5		0-0 FC3-6		4 2 2 4 1 0 2																										
Hal McRae, R (1, 10) OBP: 0.374, SLG: 0.465 Darryl Motley, R (7, PR) OBP: 0.242, SLG: 0.448	0-0 F7	0-0 1B			0-3 K		1-0 HR HBP	0-0 F8		3 0 1 0 0 1 3 1 1 0 0 0 0 1																										
Willie Aikens, L (1, 3) OBP: 0.374, SLG: 0.536 Greg Pryor, R (7, 5) OBP: 0.250, SLG: 0.269	0-0 1-H 2-H HR	0-0 4-3			0-3 K		0-0 HR	0-0 F3		4 2 2 5 0 1 2 1 0 0 0 0 0 0																										
Frank White, R (1, 4) OBP: 0.286, SLG: 0.410 Onix Concepcion, R (7, PR) OBP: 0.290, SLG: 0.330 (7, 4)	0-0 F7		0-0 3B 2B		0-0 F6	4-0 L6-4 1B BB		0-3 K		3 1 1 0 1 0 0 1 0 0 0 0 1 0																										
Butch Davis, R (1, 7) OBP: 0.345, SLG: 0.490	0-0 F9		0-0 2-H SF9 3B		0-3 K	0-0 1-2 1B		0-3 K		5 1 2 1 0 2 0																										
Don Slaught, R (1, 2) OBP: 0.338, SLG: 0.392		0-0 L6	0-3 K		0-0 1B	0-3 K		0-3 K		4 0 1 0 0 2 3																										
U L Washington, S (1, 6) OBP: 0.300, SLG: 0.322 Buddy Biancalana, S (7, 6) OBP: 0.091, SLG: 0.091		0-0 4-3 HR 2B	0-0 SF9		0-3 K	0-0 L6-4		0-0 L6-4		3 1 1 1 0 1 3 0 0 0 0 0 0 0																										
Inning Stats	R: 4 E: 0 K: 0 S: 7	H: 4 LOB: 0 BB: 0 P: 7	R: 3 E: 0 K: 0 S: 6	H: 3 LOB: 1 BB: 1 P: 10	R: 2 E: 0 K: 2 S: 9	H: 2 LOB: 0 BB: 0 P: 9	R: 0 E: 0 K: 2 S: 7	H: 0 LOB: 1 BB: 1 P: 11	R: 0 E: 0 K: 2 S: 8	H: 1 LOB: 1 BB: 0 P: 8	R: 0 E: 0 K: 0 S: 3	H: 1 LOB: 0 BB: 0 P: 3	R: 2 E: 0 K: 1 S: 6	H: 2 LOB: 1 BB: 1 P: 11	R: 0 E: 0 K: 2 S: 7	H: 0 LOB: 0 BB: 0 P: 7	R: 0 E: 0 K: 2 S: 4	H: 1 LOB: 1 BB: 0 P: 4	R: 0 E: 0 K: 2 S: 7	H: 0 LOB: 0 BB: 0 P: 7	1B: 8 2B: 4 3B: 1 HR: 3	SF: 1 SAC: 0 DP: 2 HBP: 1	WP: 0 PB: 0 SB: 1 CS: 0	PA: 43												
PITCHER	IP WLS BF H R ER SO BB IBB HBP BLK WP HR S P ERA WHIP																					PITCHER	IP WLS BF H R ER SO BB IBB HBP BLK WP HR S P ERA WHIP													
Gene Nelson, R (1, 1) ERA: 6.98 Roy Thomas, R (2, 1) ERA: 3.38 Ed Nunez, R (6, 1) ERA: 4.58 Ed Vande Berg, L (8, 1) ERA: 3.43 Bill Caudill, R (9, 1) ERA: 4.5	1.2 L	12	6	7	7	0	1	0	0	0	0	2	11	15	37.80	4.200																				

Kansas City Royals @ Seattle Mariners
 The Kingdome, Seattle, WA
 Wed Sep 28 1983, 10:05 PM EDT
 Att. 3,630 - Unknown

livebaseballscorecards.com

AB	38
R	11
H	14
RBI	11
BB	3
SO	9
LOB	17



Batter	1	2	3	4	5	6	7	8	9	AB R H RBI BB SO LOB	TOP																	
Willie Wilson, S (1, 8) OBP: 0.318, SLG: 0.355	0-3 K		0-0 4-3			0-0 1B	0-0 F8			4 1 1 0 0 1 1																		
Pat Sheridan, L (1, 9) Darryl Motley, R (8, PH) OBP: 0.254, SLG: 0.458	0-0 1B			0-3 K		4-0 1B		0-0 SF9		2 1 1 0 1 1 0 1 1 1 0 0 0 0																		
George Brett, L (1, 3) OBP: 0.382, SLG: 0.555	0-3 K			0-0 1B		0-0 1B		0-3 K		4 1 2 1 0 2 2																		
Willie Aikens, L (1, 10) Hal McRae, R (8, PH) OBP: 0.373, SLG: 0.465	0-0 F8			0-0 G3		0-0 1B		0-0 SF9		3 0 1 1 0 0 2 0 0 0 1 0 0 0																		
Frank White, R (1, 4) OBP: 0.286, SLG: 0.409		0-3 K		0-0 1B		0-0 F3		0-3 K		4 0 1 1 0 2 2																		
Butch Davis, R (1, 7) OBP: 0.333, SLG: 0.472		0-0 F8		0-0 PO		0-3 K			0-0 6-3	4 0 0 0 0 1 2																		
John Wathan, R (1, 2) OBP: 0.287, SLG: 0.309		0-0 F8			0-0 PB	0-0 F9			0-3 K	4 0 1 0 0 1 2																		
Onix Concepcion, R (1, 5) Leon Roberts, R (9, PH) OBP: 0.310, SLG: 0.396			0-0 F9		0-0 F8		0-0 F8		0-3 K	3 0 0 0 0 0 1 1 0 0 0 0 1 0																		
U L Washington, S (1, 6) OBP: 0.300, SLG: 0.322			0-3 K		0-3 K		0-0 CS			3 0 1 0 0 2 1																		
Inning Stats	R: 0 E: 0 K: 2 S: 8	H: 1 LOB: 1 BB: 0 P: 8	R: 0 E: 0 K: 1 S: 5	H: 0 LOB: 0 BB: 0 P: 5	R: 0 E: 0 K: 1 S: 5	H: 0 LOB: 0 BB: 0 P: 5	R: 1 E: 0 K: 1 S: 6	H: 2 LOB: 0 BB: 0 P: 6	R: 0 E: 0 K: 1 S: 6	H: 1 LOB: 1 BB: 0 P: 6	R: 2 E: 0 K: 1 S: 8	H: 3 LOB: 2 BB: 1 P: 12	R: 0 E: 0 K: 0 S: 3	H: 1 LOB: 0 BB: 0 P: 3	R: 1 E: 0 K: 2 S: 8	H: 1 LOB: 0 BB: 0 P: 8	R: 0 E: 0 K: 2 S: 7	H: 0 LOB: 0 BB: 0 P: 7	1B: 9 2B: 0 3B: 0 HR: 0	SF: 1 SAC: 0 DP: 0 HBP: 0	WP: 0 PB: 2 SB: 3 CS: 1	PA: 36						
PITCHER	IP WLS BF H R ER SO BB IBB HBP BLK WP HR S P ERA WHIP																											
Mike Moore, R (1, 1) ERA: 4.71	5.0		22	7	3	3	6	1	0	0	0	0	0	0	33	37	5.40	1.600										
Mike Stanton, R (6, 1) ERA: 3.32	2.0	W	6	1	0	0	1	0	0	0	0	0	0	0	8	8	0.00	0.500										
Ed Vande Berg, L (8, 1) ERA: 3.41	0.1		2	1	1	0	1	0	0	0	0	0	0	4	4	0.00	3.000											
Bill Caudill, R (8, 1) ERA: 4.4	1.2	S	5	0	0	0	3	0	0	0	0	0	0	11	11	0.00	0.000											

Kansas City Royals @ Seattle Mariners
 The Kingdome, Seattle, WA
 Thu Sep 29 1983, 10:05 PM EDT
 Att. 3,694 - Unknown

livebaseballscorecards.com

AB	33
R	4
H	9
RBI	4
BB	1
SO	11
LOB	13



Batter	1	2	3	4	5	6	7	8	9	AB	R	H	RBI	BB	SO	LOB
Spike Owen, S OBP: 0.255, SLG: 0.263 (1, 6)	0-0 5-3		0-0 F5		0-0 5-3		0-0 SF7	0-0 6-3		4	0	0	1	0	0	3
Phil Bradley, R OBP: 0.366, SLG: 0.323 (1, 8)	0-0 1B		0-0 F8		0-0 F7		4-0 1B BB			3	1	1	0	1	0	2
Al Cowens, R OBP: 0.254, SLG: 0.326 (1, 10)	0-0 F3		0-0 1B 1-2 2-H			0-0 F6	4-0 1B 1-2 BB			3	1	1	1	1	0	1
Dave Henderson, R OBP: 0.308, SLG: 0.439 (1, 9)	0-0 F2		0-0 F8			0-0 BB 1B	0-0 1-3 2-H 1B			4	0	2	1	0	0	3
Ron Roenicke, S OBP: 0.326, SLG: 0.324 (1, 7)		0-0 1B G5-4-3		0-0 6-3		4-0 1-2 BB G6-4-3	0-0 1-2 3-H 1B			3	0	2	1	1	0	0
Darnell Coles, R OBP: 0.333, SLG: 0.402 (1, 5)		0-0 G5-4-3 1-2f		4-0 1B BB		0-0 G6-4-3 1-2f	0-0 4-3			3	0	0	0	1	0	6
Ken Phelps, L OBP: 0.299, SLG: 0.424 (1, 3)		0-0 4-3		0-0 1B G4-3 1-2			0-0 HR SH1-4 2B			4	1	3	1	0	0	0
Jamie Nelson, R OBP: 0.321, SLG: 0.293 (1, 2)			0-0 1B E		0-0 G4-3 1-2f		0-0 SH5-3 SF7 2B			3	1	2	0	0	0	2
John Moses, S OBP: 0.280, SLG: 0.254 (7, PR)								0-0 SH1-4		0	1	0	0	0	0	0
Rick Sweet, S OBP: 0.256, SLG: 0.258 (8, 2)								0-0 2-3		0	0	0	0	0	0	0
Harold Reynolds, S OBP: 0.250, SLG: 0.327 (1, 4)			0-0 E3 1B 1-2		0-0 5-3		0-0 SH5-3 2-3	0-0 6-3		3	0	0	0	0	0	2

Inning Stats	R: 0	H: 1	E: 0	LOB: 1	K: 0	BB: 0	S: 4	P: 4	R: 0	H: 1	E: 0	LOB: 0	K: 0	BB: 0	S: 3	P: 3	R: 0	H: 1	E: 0	LOB: 1	K: 0	BB: 1	S: 3	P: 7	R: 0	H: 0	E: 0	LOB: 0	K: 0	BB: 0	S: 3	P: 3	R: 0	H: 1	E: 0	LOB: 1	K: 0	BB: 1	S: 3	P: 7	R: 4	H: 4	E: 0	LOB: 3	K: 0	BB: 2	S: 7	P: 15	R: 0	H: 1	E: 0	LOB: 1	K: 0	BB: 0	S: 4	P: 4
--------------	------	------	------	--------	------	-------	------	------	------	------	------	--------	------	-------	------	------	------	------	------	--------	------	-------	------	------	------	------	------	--------	------	-------	------	------	------	------	------	--------	------	-------	------	------	------	------	------	--------	------	-------	------	-------	------	------	------	--------	------	-------	------	------

PITCHER	IP	WLS	BF	H	R	ER	SO	BB	IBB	HBP	BLK	WP	HR	S	P	ERA	WHIP
Bud Black, L ERA: 3.79 (1, 1)	6.2	L	29	8	5	4	0	3	0	0	0	0	1	26	38	5.40	1.650
Mike Armstrong, R ERA: 3.88 (7, 1)	0.1		4	2	0	0	0	1	0	0	0	0	0	3	7	0.00	9.000
Don Hood, L ERA: 2.33 (8, 1)	1.0		4	1	0	0	0	0	0	0	0	0	0	4	4	0.00	1.000

BOTTOM

Kansas City Royals @ Seattle Mariners
The Kingdome, Seattle, WA

Thu Sep 29 1983, 10:05 PM EDT
Att. 3,694 - Unknown

livebaseballscorecards.com

AB	30
R	5
H	11
RBI	5
BB	4
SO	0
LOB	19



WP: 0	PA: 37
PB: 0	
SB: 1	
CS: 0	

Batter	1	2	3	4	5	6	7	8	9	AB R H RBI BB SO LOB	TOP											
Willie Wilson, S (1, 8) OBP: 0.316, SLG: 0.352	0-0 6-3		0-0 3-1		0-0 4-3		0-0 F5		0-0 F3	5 0 0 0 0 0 1	Kansas City Royals @ Oakland Athletics Oakland-Alameda County Coliseum, Oakland, CA Sat Oct 01 1983, 3:33 AM PDT Overcast livebaseballscorecards.com											
Pat Sheridan, L (1, 9) OBP: 0.309, SLG: 0.382	0-0 4-3		0-0 S 1B			0-0 HR 1B	0-0 6-3		0-3 K	5 1 2 0 0 1 0												
George Brett, L (1, 3) OBP: 0.383, SLG: 0.563	0-0 3-1		0-0 F7			0-0 1-H HR		0-0 1B 2B		4 2 2 2 0 0 1												
Willie Aikens, L (1, 10) OBP: 0.377, SLG: 0.544		0-0 1B 1B		0-0 4-3		0-0 HR		0-0 2-H 1B		4 1 3 2 0 0 0												
Frank White, R (1, 4) OBP: 0.284, SLG: 0.406		0-0 F7		0-3 K		0-0 F8		0-3 K		4 0 0 0 0 2 2												
Butch Davis, R (1, 7) OBP: 0.347, SLG: 0.482		0-0 1-2 1B		0-0 F9		0-0 E6 1B		0-0 1-2 1B		4 0 3 0 0 0 0												
Don Slaught, R (1, 2) OBP: 0.333, SLG: 0.386		0-0 F7			0-0 5-3	0-0 F9		0-3 K		4 0 0 0 0 1 5												
Onix Concepcion, R (1, 5) OBP: 0.283, SLG: 0.321		0-0 F9			0-0 E9	0-0 F8		0-0 F3		3 0 0 0 0 0 3												
Hal McRae, R (8, PH) OBP: 0.373, SLG: 0.464										1 0 0 0 0 0 2												
Greg Pryor, R (8, 5) OBP: 0.250, SLG: 0.269										0 0 0 0 0 0 0												
U L Washington, S (1, 6) OBP: 0.298, SLG: 0.320			0-0 6-3		0-0 F1		0-0 F7		0-0 F5	4 0 0 0 0 0 1												
Inning Stats	R: 0 E: 0 K: 0 S: 3	H: 0 LOB: 0 BB: 0 P: 3	R: 0 E: 0 K: 0 S: 5	H: 2 LOB: 2 BB: 0 P: 5	R: 0 E: 0 K: 0 S: 4	H: 1 LOB: 1 BB: 0 P: 4	R: 0 E: 0 K: 1 S: 5	H: 0 LOB: 0 BB: 0 P: 5	R: 0 E: 1 K: 0 S: 4	H: 0 LOB: 1 BB: 0 P: 4	R: 3 E: 1 K: 0 S: 7	H: 4 LOB: 1 BB: 0 P: 7	R: 0 E: 0 K: 0 S: 3	H: 0 LOB: 0 BB: 0 P: 3	R: 1 E: 0 K: 2 S: 10	H: 3 LOB: 2 BB: 0 P: 10	R: 0 E: 0 K: 1 S: 5	H: 0 LOB: 0 BB: 0 P: 5	1B: 7 2B: 1 3B: 0 HR: 2	SF: 0 SAC: 0 DP: 0 HBP: 0	WP: 0 PB: 0 SB: 1 CS: 0	PA: 38
PITCHER	IP WLS BF H R ER SO BB IBB HBP BLK WP HR S P ERA WHIP																					
Steve McCatty, R (1, 1) ERA: 3.99	7.0 L 31 9 4 4 1 0 0 0 0 0 0 2 33 33 5.14 1.286																					
Dave Beard, R (8, 1) ERA: 5.46	1.0 4 1 0 0 2 0 0 0 0 0 0 0 8 8 0.00 1.000																					
Keith Atherton, R (9, 1) ERA: 2.85	1.0 3 0 0 0 1 0 0 0 0 0 0 0 5 5 0.00 0.000																					

Batter	1	2	3	4	5	6	7	8	9	AB	R	H	RBI	BB	SO	LOB
Rickey Henderson, R (1, 7) OBP: 0.412, SLG: 0.415	0-0 F4		0-0 1B		0-0 F8			0-0 F9		4	1	1	0	0	0	0
Rick Peters, S (1, 8) OBP: 0.333, SLG: 0.331	0-0 BB		0-0 6-3 1B		0-0 5-3			0-0 5-3		4	0	2	0	0	0	0
Davey Lopes, R (1, 4) OBP: 0.342, SLG: 0.426	4-0 1-2 BB		0-0 6-3 1B		4-0 BB			0-0 6-3		2	0	1	1	2	0	0
Jeff Burroughs, R (1, 10) OBP: 0.339, SLG: 0.386 Garry Hancock, L (9, PH) OBP: 0.288, SLG: 0.419	0-3 K		0-0 6-3		0-0 G5-4-3			0-0 F8		3	0	0	0	0	1	5
Mike Heath, R (1, 2) OBP: 0.316, SLG: 0.373	0-3 K		0-0 5-3		0-0 1B			0-0 5-3		4	0	1	0	0	1	4
Mike Davis, L (1, 9) OBP: 0.317, SLG: 0.394		0-0 F7		0-0 F6		0-0 F8		0-3 K		4	0	0	0	0	1	1
Bill Almon, R (1, 5) OBP: 0.302, SLG: 0.363 Wayne Gross, L (7, PH) OBP: 0.309, SLG: 0.388		0-0 F8		0-0 F4			0-0 F8			2	0	0	0	0	0	0
Dan Meyer, L (1, 3) OBP: 0.265, SLG: 0.250		0-0 6-3		0-0 F7				0-0 6-3		3	0	0	0	0	0	0
Tony Phillips, S (1, 6) OBP: 0.322, SLG: 0.317			0-0 6-3		0-0 5-3			0-0 6-3		3	0	0	0	0	0	0

Inning Stats	R: 0	H: 1	E: 0	K: 2	S: 8	LOB: 2	BB: 1	P: 12									
	R: 0	H: 0	E: 0	K: 0	S: 3 <td>LOB: 0</td> <td>BB: 0</td> <td>P: 3 </td>	LOB: 0	BB: 0	P: 3									
	R: 1	H: 3	E: 0	K: 0	S: 6 <td>LOB: 2</td> <td>BB: 0</td> <td>P: 6 </td>	LOB: 2	BB: 0	P: 6									
	R: 0	H: 0	E: 0	K: 0	S: 3 <td>LOB: 0</td> <td>BB: 0</td> <td>P: 3 </td>	LOB: 0	BB: 0	P: 3									
	R: 0	H: 0	E: 0	K: 0	S: 3 <td>LOB: 0</td> <td>BB: 0</td> <td>P: 3 </td>	LOB: 0	BB: 0	P: 3									
	R: 0	H: 1	E: 0	K: 0	S: 3 <td>LOB: 1</td> <td>BB: 1</td> <td>P: 7 </td>	LOB: 1	BB: 1	P: 7									
	R: 0	H: 0	E: 0	K: 0	S: 3 <td>LOB: 0</td> <td>BB: 0</td> <td>P: 3 </td>	LOB: 0	BB: 0	P: 3									
	R: 0	H: 0	E: 0	K: 1	S: 5 <td>LOB: 0</td> <td>BB: 0</td> <td>P: 5 </td>	LOB: 0	BB: 0	P: 5									
	1B: 5	2B: 0	3B: 0	HR: 0	SF: 0	SAC: 0	DP: 1	HBP: 0									
PITCHER	IP	WLS	BF	H	R	ER	SO	BB	IBB	HBP	BLK	WP	HR	S	P	ERA	WHIP
Paul Splittorf, L (1, 1) ERA: 3.63	6.0	W	24	5	1	1	2	2	0	0	0	0	0	26	34	1.50	1.167
Dan Quisenberry, R (7, 1) ERA: 1.95	3.0	S	9	0	0	0	1	0	0	0	0	0	0	11	11	0.00	0.000

BOTTOM

Kansas City Royals @ Oakland Athletics
Oakland-Alameda County Coliseum, Oakland, CA

Sat Oct 01 1983, 3:33 AM PDT
Overcast

livebaseballscores.com

AB	31
R	1
H	5
RBI	1
BB	2
SO	3
LOB	10



WP: 0	PA: 33
PB: 0	
SB: 0	
CS: 0	

Batter	1	2	3	4	5	6	7	8	9	AB R H RBI BB SO LOB	TOP																
Willie Wilson, S OBP: 0.316, SLG: 0.352 (1, 8)	0-0 F9		0-0 S 1B 1B 1B 2-3 3-H		0-0 F8		0-0 F7		0-0 S 1B 1B	5 2 2 1 0 0 0	Kansas City Royals @ Oakland Athletics Oakland-Alameda County Coliseum, Oakland, CA Sat Oct 01 1983, 3:38 AM PDT Att: 11,346 - Cloudy																
Butch Davis, R OBP: 0.350, SLG: 0.479 (1, 7)	0-0 4-3		0-3 K		0-0 E S 1B		0-0 5-3		0-0 1B S 1B 1-H 3-H	5 0 2 2 0 1 2																	
George Brett, L OBP: 0.385, SLG: 0.563 (1, 3)	0-0 FC6-4 1B		0-0 1B 1-2 1B 3-H		0-3 K 1-3		0-0 F8		4-0 1B BB 1-2	4 0 2 1 1 1 1 0 0 0 0 0 0 0																	
Hal McRae, R OBP: 0.372, SLG: 0.462 (1, 10)	0-0 FC6-4 1-2f		0-0 1-3 2-H 1B		0-0 1-3		0-0 1-3		0-3 K 1	5 0 1 1 0 1 4																	
Frank White, R OBP: 0.283, SLG: 0.406 (1, 4)		0-0 5-3	0-0 F5		0-0 F8		0-0 2B		0-3 K 2	5 0 1 0 0 1 4																	
Darryl Motley, R OBP: 0.265, SLG: 0.453 (1, 9)		0-0 CS 1B	0-0 F9		0-0 F5		0-0 6-3		1-2 2-3 1B	5 0 2 0 0 0 3																	
John Wathan, R OBP: 0.289, SLG: 0.314 (1, 2)		0-3 K 1-2		0-0 F5		0-0 S 1B			0-0 SH 2B 2B	4 1 2 0 0 1 1																	
U L Washington, S OBP: 0.298, SLG: 0.320 (1, 6)			0-0 1B 1B 1B		0-0 F7		0-3 K 1-2		0-0 SH 2B 2-3	3 2 1 0 0 1 1																	
Greg Pryor, R OBP: 0.252, SLG: 0.270 (1, 5)			0-0 1B 1B		0-0 F7		0-0 F8		0-0 1B 2B 1-H 3-H	3 1 1 0 0 0 0 0 0 0 0 0 0 0 1 0 1 2 0 0 0 0 1 0 0 0 0 0																	
Pat Sheridan, L OBP: 0.309, SLG: 0.382 (9, PH)																											
Leon Roberts, R OBP: 0.313, SLG: 0.404 (9, PH)																											
Onix Concepcion, R OBP: 0.283, SLG: 0.321 (9, PR)																											
Inning Stats	R: 0 E: 0 K: 0 S: 4	H: 1 LOB: 1 BB: 0 P: 4	R: 0 E: 0 K: 1 S: 5	H: 1 LOB: 0 BB: 0 P: 5	R: 3 E: 0 K: 1 S: 10	H: 5 LOB: 2 BB: 0 P: 10	R: 0 E: 0 K: 0 S: 3	H: 0 LOB: 0 BB: 0 P: 3	R: 0 E: 0 K: 1 S: 6	H: 1 LOB: 1 BB: 0 P: 6	R: 0 E: 0 K: 0 S: 3	H: 0 LOB: 0 BB: 0 P: 3	R: 0 E: 0 K: 0 S: 4	H: 1 LOB: 1 BB: 0 P: 4	R: 4 E: 0 K: 2 S: 12	H: 5 LOB: 2 BB: 1 P: 16	1B: 12 2B: 3 3B: 0 HR: 0	SF: 0 SAC: 1 DP: 0 HBP: 0	WP: 0 PB: 0 SB: 5 CS: 1	PA: 42							
PITCHER	IP WLS BF H R ER SO BB IBB HBP BLK WP HR S P ERA WHIP	IP WLS BF H R ER SO BB IBB HBP BLK WP HR S P ERA WHIP											IP WLS BF H R ER SO BB IBB HBP BLK WP HR S P ERA WHIP														
Gorman Heimueller, L ERA: 4.41 (1, 1)	2.1		13	7	3	3	2	0	0	0	0	0	0	17	17	11.57	3.000										
Jeff Jones, R ERA: 5.76 (3, 1)	5.2	L	22	4	2	2	2	0	0	0	0	0	0	26	26	3.18	0.706										
Tom Underwood, L ERA: 4.04 (9, 1)	0.0		1	1	0	0	0	0	0	0	0	0	0	1	1	∞	∞										
Dave Beard, R ERA: 5.61 (9, 1)	0.0		2	2	2	2	0	0	0	0	0	0	0	2	2	∞	∞										
Curt Young, L ERA: 19.29 (9, 1)	0.0		1	0	0	0	0	1	0	0	0	0	0	0	4	∞	∞										
PITCHER	IP WLS BF H R ER SO BB IBB HBP BLK WP HR S P ERA WHIP	IP WLS BF H R ER SO BB IBB HBP BLK WP HR S P ERA WHIP											IP WLS BF H R ER SO BB IBB HBP BLK WP HR S P ERA WHIP														
Keith Atherton, R ERA: 2.81 (9, 1)	1.0		3	1	0	0	2	0	0	0	0	0	0	1	0	0.00	1.000										

AB	40
R	7
H	15
RBI	7
BB	1
SO	6
LOB	16



livebaseballscorecards.com

Batter	1	2	3	4	5	6	7	8	9	AB R H RBI BB SO LOB
Rick Peters, S OBP: 0.330, SLG: 0.328 (1, 8)	0-0 F3		0-0 4-3 1B		0-0 4-3		0-0 F7		0-0 F4	5 1 1 0 0 0 1
Tony Phillips, S OBP: 0.323, SLG: 0.318 (1, 6) (9, 4)	0-0 F9		0-0 4-3 1-2		0-0 5-3		0-0 1B		0-0 1-2 1B	5 0 2 0 0 0 1
Mike Heath, R OBP: 0.320, SLG: 0.385 (1, 9) (7, 2)	0-0 BB 1B		0-0 FC4 2-H 1B			0-0 HR	0-0 F4		0-3 K	5 1 3 2 0 1 3
Jeff Burroughs, R OBP: 0.341, SLG: 0.387 Rusty McNealy, L (6, PR) Davey Lopes, R (7, PH) OBP: 0.341, SLG: 0.424	4-0 1-2 BB		0-0 FC4 1-2f			0-0 SH5-4 1B	0-0 F6		0-0 5-3	2 0 1 0 1 0 1 0 0 0 0 0 0 0 2 0 0 0 0 0 3
Bill Almon, R OBP: 0.302, SLG: 0.362 (1, 5) (7, 4) Dave Hudgens, L OBP: 0.143, SLG: 0.143 (8, PH) (9, 3)	0-0 F8			0-0 4-3		0-0 SH5-4 1-2 1B		0-3 K		3 0 1 0 0 0 2 1 0 0 0 0 1 0
Garry Hancock, L OBP: 0.289, SLG: 0.418 (1, 3) (9, 7)		0-0 4-3		0-0 1B		0-0 SH5-4 1-2 2-3		0-0 F8		3 0 1 0 0 0 0
Bob Kearney, R OBP: 0.311, SLG: 0.374 Mike Davis, L OBP: 0.320, SLG: 0.402 (1, 2) (6, PH) (7, 9)		0-0 F3		0-0 F8		4-0 IBB		0-0 HR		2 0 0 0 0 0 1 1 1 1 1 1 0 0
Mitchell Page, L OBP: 0.341, SLG: 0.278 Donnie Hill, S OBP: 0.280, SLG: 0.348 (1, 7) (9, 6)		0-3 K		0-0 F9		0-0 F4		0-0 F5		4 0 0 0 0 1 4 0 0 0 0 0 0 0
Luis Quinones, S OBP: 0.190, SLG: 0.250 Dan Meyer, L OBP: 0.263, SLG: 0.248 Wayne Gross, L OBP: 0.310, SLG: 0.390 (1, 4) (6, PH) (7, 5)			0-3 K		0-0 6-3	0-0 F9			0-0 1B 1B	2 0 0 0 0 1 0 1 0 0 0 0 0 3 1 0 1 0 0 0 0

Inning Stats	R: 0 E: 0 K: 0 S: 4	H: 1 LOB: 2 BB: 1 P: 8	R: 0 E: 0 K: 1 S: 5	H: 0 LOB: 0 BB: 0 P: 5	R: 1 E: 0 K: 1 S: 7	H: 2 LOB: 1 BB: 0 P: 7	R: 0 E: 0 K: 0 S: 4	H: 1 LOB: 1 BB: 0 P: 4	R: 0 E: 0 K: 0 S: 3	H: 0 LOB: 0 BB: 0 P: 3	R: 1 E: 0 K: 0 S: 6	H: 3 LOB: 3 BB: 1 P: 10	R: 0 E: 0 K: 0 S: 4	H: 1 LOB: 1 BB: 0 P: 4	R: 1 E: 0 K: 1 S: 6	H: 1 LOB: 0 BB: 0 P: 6	R: 0 E: 0 K: 1 S: 7	H: 2 LOB: 2 BB: 0 P: 7	1B: 9 2B: 0 3B: 0 HR: 2	SF: 0 SAC: 1 DP: 0 HBP: 0
--------------	------------------------------	---------------------------------	------------------------------	---------------------------------	------------------------------	---------------------------------	------------------------------	---------------------------------	------------------------------	---------------------------------	------------------------------	----------------------------------	------------------------------	---------------------------------	------------------------------	---------------------------------	------------------------------	---------------------------------	----------------------------------	------------------------------------

PITCHER	IP	WLS	BF	H	R	ER	SO	BB	IBB	HBP	BLK	WP	HR	S	P	ERA	WHIP
Danny Jackson, L ERA: 5.21 (1, 1)	5.0		23	7	2	2	2	1	0	0	0	0	1	26	30	3.60	1.600
Don Hood, L ERA: 2.31 (6, 1)	0.1		1	0	0	0	0	0	0	0	0	0	0	1	1	0.00	0.000
Mike Armstrong, R ERA: 3.86 (6, 1)	3.0	W	14	4	1	1	1	0	1	0	0	0	1	15	19	3.00	1.333
Dan Quisenberry, R ERA: 1.94 (9, 1)	0.2	S	2	0	0	0	1	0	0	0	0	0	0	4	4	0.00	0.000

BOTTOM

Kansas City Royals @ Oakland Athletics
Oakland-Alameda County Coliseum, Oakland, CA

Sat Oct 01 1983, 3:38 AM PDT
Att. 11,346 - Cloudy

livebaseballscores.com

AB	37
R	3
H	11
RBI	3
BB	2
SO	4
LOB	19



WP: 0	PA: 40
PB: 0	
SB: 0	
CS: 0	

Batter	1	2	3	4	5	6	7	8	9
Rickey Henderson, R (1, 7) OBP: 0.414, SLG: 0.421	0-0 HR		0-0 F8		0-0 1B		0-0 E6 1B 2B	4-0 E2 2B BB	
Rick Peters, S (1, 8) OBP: 0.327, SLG: 0.326	0-3 K		0-0 F7		0-0 SF7		0-0 2B FC4-6 1B	0-0 E2 2B	
Davey Lopes, R (1, 4) Wayne Gross, L (4, 5) OBP: 0.341, SLG: 0.423 OBP: 0.311, SLG: 0.392	4-0 G6-4-3 BB		0-0 F7		0-0 F4		0-3 K	0-0 2B	
Jeff Burroughs, R (1, 10) Rusty McNealy, L (6, PR) Luis Quinones, S (7, PH) OBP: 0.341, SLG: 0.387 OBP: 0.205, SLG: 0.286	0-0 G6-4-3 1-2f		0-0 F5		0-0 E7 1B		0-0 FC4-6 1-3 3-H 2B	0-0 F9	
Mike Heath, R (1, 2) Bob Kearney, R (5, 2) OBP: 0.318, SLG: 0.383 OBP: 0.312, SLG: 0.372		0-0 4-3		0-0 F9		0-0 F3			
Mike Davis, L (1, 9) OBP: 0.322, SLG: 0.402		0-3 K		4-0 S 1B BB		0-0 1B 2-H 1B		0-0 FC4-6 1-2f 2-3 3-H IBB	
Bill Almon, R (1, 5) Donnie Hill, S (9, 6) OBP: 0.302, SLG: 0.361 OBP: 0.280, SLG: 0.348		0-0 F7		0-0 1B		0-0 F8		0-0 5-3	
Dan Meyer, L (1, 3) OBP: 0.268, SLG: 0.260			0-0 2B		0-0 F7		0-0 1B	0-0 6-3	
Tony Phillips, S (1, 6) OBP: 0.327, SLG: 0.320			4-0 BB		0-0 1B SF7 1B		0-0 F8	0-0 E2 1B	

AB	R	H	RBI	BB	SO	LOB
4	3	2	1	1	0	2
4	2	1	1	0	1	4
1	0	0	0	1	0	2
3	0	1	2	0	1	3
3	0	1	0	0	0	1
0	1	0	0	0	0	0
2	0	1	1	0	0	1
2	0	0	0	0	0	0
1	0	0	0	1	0	1
3	1	1	2	1	1	2
4	0	1	1	0	0	4
0	0	0	0	0	0	0
4	0	2	0	0	0	0
3	1	2	0	1	0	3

BOTTOM

Kansas City Royals @ Oakland Athletics
Oakland-Alameda County Coliseum, Oakland, CA

Sun Oct 02 1983, 3:33 AM PDT
Att. 23,699 - Sunny

AB	34
R	8
H	12
RBI	8
BB	5
SO	3
LOB	23



Inning Stats	R: 1	H: 1	E: 0	K: 1	S: 5	LOB: 0	BB: 1	P: 9	R: 0	H: 0	E: 0	K: 1	S: 5	LOB: 0	BB: 0	P: 5	R: 0	H: 1	E: 0	K: 0	S: 4	LOB: 2	BB: 1	P: 8	R: 1	H: 1	E: 0	K: 0	S: 3	LOB: 1	BB: 1	P: 7	R: 1	H: 2	E: 0	K: 0	S: 5	LOB: 1	BB: 0	P: 5	R: 1	H: 3	E: 1	K: 0	S: 6	LOB: 3	BB: 0	P: 6	R: 2	H: 2	E: 1	K: 1	S: 8	LOB: 2	BB: 1	P: 12	R: 2	H: 2	E: 1	K: 0	S: 5	LOB: 1	BB: 1	P: 9
PITCHER	IP	WLS	BF	H	R	ER	SO	BB	IBB	HBP	BLK	WP	HR	S	P	ERA	WHIP																																															
Keith Creel, R (1, 1) ERA: 6.35	6.0		27	8	4	4	2	3	0	0	0	0	0	28	40	6.00	1.833																																															
Don Hood, L (7, 1) ERA: 2.27	1.0	L	7	2	2	0	1	0	1	0	0	0	0	8	12	0.00	2.000																																															
Eric Rasmussen, R (8, 1) ERA: 5.67	1.0		6	2	2	2	0	1	0	0	0	0	0	5	9	18.00	3.000																																															

WP	HR	S	P	ERA	WHIP
0	0	0	0	0	0
0	0	0	0	0	0
0	0	0	0	0	0
0	0	0	0	0	0
0	0	0	0	0	0