


Kansas City Royals - 1983

Batter	1	2	3	4	5	6	7	8	9	AB	R	H	RBI	BB	SO	LOB	TOP																			
Willie Wilson, S OBP: 0.600, SLG: 0.600 (1, 7)	F6	K															5 1 3 0 0 1 1																			
U L Washington, S (1, 6)	F6																4 1 0 0 0 1 1 3																			
George Brett, L OBP: 0.600, SLG: 1.500 (1, 5)	E																4 3 2 2 1 0 1																			
Amos Otis, R OBP: 0.200, SLG: 0.200 (1, 8)	E9																5 0 1 1 0 1 2																			
Hal McRae, R OBP: 0.400, SLG: 0.500 (1, 10)																	4 0 1 1 1 1 0																			
Willie Aikens, L OBP: 0.400, SLG: 1.000 Joe Simpson, L (9, 3)	G3																4 1 1 1 1 1 1 2 0 0 0 0 0 0 0																			
Frank White, R OBP: 0.200, SLG: 0.400 (1, 4)																	5 0 1 0 0 1 3																			
Jerry Martin, R OBP: 0.250, SLG: 1.000 (1, 9)																	4 1 1 1 1 0 2 1																			
John Wathan, R OBP: 0.250, SLG: 0.250 (1, 2)																	4 0 1 0 0 0 0																			
Inning Stats	R: 1 E: 1 K: 0 S: 5	H: 1 LOB: 2 BB: 1 P: 9	R: 0 E: 0 K: 3 S: 10	H: 1 LOB: 1 BB: 0 P: 10	R: 2 E: 0 K: 0 S: 4	H: 1 LOB: 0 BB: 1 P: 8	R: 0 E: 0 K: 0 S: 3	H: 0 LOB: 0 BB: 0 P: 3	R: 0 E: 0 K: 0 S: 3	H: 1 LOB: 0 BB: 0 P: 3	R: 1 E: 0 K: 3 S: 11	H: 2 LOB: 1 BB: 0 P: 11	R: 2 E: 1 K: 0 S: 7	H: 3 LOB: 3 BB: 1 P: 11	R: 1 E: 0 K: 1 S: 7	H: 2 LOB: 2 BB: 1 P: 11	R: 0 E: 0 K: 1 S: 5	H: 0 LOB: 0 BB: 0 P: 5	1B: 5 SF: 0 2B: 3 3B: 0 HR: 3 HBP: 0	WP: 0 PA: 43 PB: 0 SB: 2 CS: 1																
PITCHER	IP	WLS	BF	H	R	ER	SO	BB	IBB	HBP	BLK	WP	HR	S	P	ERA	WHIP	PITCHER	IP	WLS	BF	H	R	ER	SO	BB	IBB	HBP	BLK	WP	HR	S	P	ERA	WHIP	
Dennis Martinez, R ERA: 4.5 (1, 1)	6.0	L	26	6	4	3	6	2	0	0	0	0	2	36	44	4.50	1.333																			
Storm Davis, R ERA: 4.5 (7, 1)	2.0		14	5	3	1	1	0	2	0	0	0	1	14	22	4.50	2.500																			
Tippy Martinez, L ERA: (9, 1)	1.0		3	0	0	0	1	0	0	0	0	0	0	5	5	0.00	0.000																			

Kansas City Royals @ Baltimore Orioles
Memorial Stadium, Baltimore, MD
Mon Apr 04 1983, 3:33 AM EST
Att: 51,889 - Unknown


AB 39
R 7
H 11
RBI 6
BB 4
SO 8
LOB 13



Batter	1	2	3	4	5	6	7	8	9	AB	R	H	RBI	BB	SO	LOB	BOTTOM																			
John Shelby, S (1, 8)	1-3																4 0 0 0 0 0 0																			
Dan Ford, R OBP: 0.500, SLG: 0.750 (1, 9)																	4 2 2 0 0 0 0																			
Cal Ripken Jr., R OBP: 0.500, SLG: 0.667 (1, 6)																	3 0 1 1 1 0 1																			
Eddie Murray, S OBP: 0.500, SLG: 0.333 (1, 3)																	3 0 1 1 1 2 2																			
Ken Singleton, S OBP: 0.250, SLG: 0.250 (1, 10)																	4 0 1 0 0 1 6																			
Gary Roenicke, R (1, 7)																	3 0 0 0 0 0 4																			
John Lowenstein, L (8, FH) OBP: 1.000, SLG: 1.000																	1 0 1 0 0 0 0																			
Rich Dauer, R OBP: 0.250, SLG: 0.250 (1, 4)																	4 0 1 0 0 0 2																			
Leo Hernandez, R (1, 5)																	4 0 0 0 0 0 1																			
Rick Dempsey, R (1, 2)																	3 0 0 0 0 1 0																			
Inning Stats	R: 1 E: 0 K: 1 S: 7	H: 2 LOB: 2 BB: 1 P: 11	R: 0 E: 0 K: 0 S: 3	H: 0 LOB: 0 BB: 0 P: 3	R: 0 E: 0 K: 1 S: 6	H: 1 LOB: 1 BB: 0 P: 6	R: 0 E: 0 K: 1 S: 5	H: 0 LOB: 0 BB: 0 P: 5	R: 1 E: 1 K: 0 S: 4	H: 1 LOB: 1 BB: 1 P: 8	R: 0 E: 0 K: 0 S: 3	H: 1 LOB: 0 BB: 0 P: 3	R: 0 E: 1 K: 1 S: 7	H: 1 LOB: 2 BB: 0 P: 7	R: 0 E: 0 K: 0 S: 3	H: 1 LOB: 0 BB: 0 P: 3	1B: 5 SF: 0 2B: 2 3B: 0 HR: 0 HBP: 0	WP: 0 PA: 35 PB: 0 SB: 0 CS: 0																		
PITCHER	IP	WLS	BF	H	R	ER	SO	BB	IBB	HBP	BLK	WP	HR	S	P	ERA	WHIP	PITCHER	IP	WLS	BF	H	R	ER	SO	BB	IBB	HBP	BLK	WP	HR	S	P	ERA	WHIP	
Larry Gura, L ERA: 1.29 (1, 1)	7.0	W	27	5	2	1	3	2	0	0	0	0	0	31	39	1.29	1.000																			
Dan Quisenberry, R ERA: (8, 1)	2.0		8	2	0	0	1	0	0	0	0	0	0	10	10	0.00	1.000																			

Kansas City Royals @ Baltimore Orioles
Memorial Stadium, Baltimore, MD
Mon Apr 04 1983, 3:33 AM EST
Att: 51,889 - Unknown

AB 33
R 2
H 7
RBI 2
BB 2
SO 4
LOB 16



Batter	1	2	3	4	5	6	7	8	9	AB	R	H	RBI	BB	SO	LOB	TOP			
Willie Wilson, S (1,7) OBP: 0.444, SLG: 0.556	1-3		F4		5-3			F9 2B		4	0	1	0	0	0	1	Kansas City Royals @ Baltimore Orioles Memorial Stadium, Baltimore, MD Wed Apr 06 1983, 6:05 PM EST Att: 7,904 - Unknown - 53 F			
U L Washington, S (1,6)	G3		6-3			K		F9 2B		4	0	0	0	0	1					
George Brett, L (1,5) OBP: 0.444, SLG: 0.875			G3			5-3		F6		4	0	1	0	0	0	1				
Amos Otis, R (1,8) OBP: 0.111, SLG: 0.111	F8			5-3		F9			K	4	0	0	0	0	1					
Hal McRae, R (1,10) OBP: 0.333, SLG: 0.750		HR		F9			K		6-3	4	1	1	1	0	1	0				
Frank White, R (1,4) OBP: 0.333, SLG: 0.444		G3-6 1B		F7			F7			4	0	2	0	0	0	0				
Willie Aikens, L (1,3) OBP: 0.333, SLG: 0.625		G3-6 1-2 1B			K		FC5-4 1B		4-3	4	0	1	0	0	1	2				
Jerry Martin, R (1,9) OBP: 0.286, SLG: 0.857				F8			FC5-4 1-2 1B			3	0	1	0	0	0	1				
John Wathan, R (1,2) OBP: 0.286, SLG: 0.286		6-3						F3		3	0	1	0	0	0	1				
Inning Stats	R: 0 E: 0 K: 0 S: 4	H: 1 LOB: 1 BB: 0 P: 4	R: 1 E: 0 K: 0 S: 5	H: 3 LOB: 1 BB: 0 P: 5	R: 0 E: 0 K: 0 S: 3	H: 0 LOB: 0 BB: 0 P: 3	R: 0 E: 0 K: 0 S: 3	H: 0 LOB: 0 BB: 0 P: 3	R: 0 E: 0 K: 1 S: 6	H: 1 LOB: 1 BB: 0 P: 6	R: 0 E: 0 K: 1 S: 6	H: 1 LOB: 1 BB: 0 P: 6	R: 0 E: 0 K: 0 S: 4	H: 1 LOB: 1 BB: 0 P: 4	R: 0 E: 0 K: 1 S: 6	H: 1 LOB: 1 BB: 0 P: 6	1B: 5 2B: 2 3B: 0 HR: 1	SF: 0 SAC: 0 DP: 1 HBP: 0	WP: 0 PB: 0 SB: 0 CS: 0	PA: 34
PITCHER	IP WLS BF H R ER SO BB IBB HBP BLK WP HR S P ERA WHIP																			
Mike Flanagan, L (1,1) ERA: 1.13	8.0 W 30 7 1 1 3 0 0 0 0 0 1 36 36 1.12 0.875																			
Tim Stoddard, R (9,1) ERA:	1.0 4 1 0 0 1 0 0 0 0 0 0 6 6 0.00 1.000																			

Batter	1	2	3	4	5	6	7	8	9	AB	R	H	RBI	BB	SO	LOB	BOTTOM			
Al Bumbry, L (1,8) OBP: 0.800, SLG: 0.667	F7		S 1B BB		2B 1B	E BB	1B 1B	1B 1B		3	4	2	1	2	0	0	Kansas City Royals @ Baltimore Orioles Memorial Stadium, Baltimore, MD Wed Apr 06 1983, 6:05 PM EST Att: 7,904 - Unknown - 53 F			
Dan Ford, R (1,9) OBP: 0.444, SLG: 0.556	5-3		1B		F7	E7	1B	1B		5	0	2	1	0	0	1				
Cal Ripken Jr., R (1,6) OBP: 0.444, SLG: 0.625	F6		K		1B	6-3	1B	FC6-4 1B		5	1	2	1	0	1	2				
Eddie Murray, S (1,3) OBP: 0.444, SLG: 0.429		1B 2B	4-3		1B		F9	FC6-4 1B		4	1	1	0	1	0	3				
Ken Singleton, S (1,10) OBP: 0.250, SLG: 0.143				F4	K		1B	FC5-4 1B		3	0	0	0	1	1	4				
Jim Dwyer, L (7, PR)										0	1	0	0	0	0	0				
Benny Ayala, R (8, PH) OBP: 1.000, SLG: 1.000							2B BB	FC5-4 1B		1	0	1	0	0	0	0				
John Lowenstein, L (1,7) OBP: 0.800, SLG: 0.800				K			2B SF9	F8		4	1	3	3	0	1	0				
Gary Roenicke, R (8, PH) (9,7)		2H 1B			1-3 2H 3H 1B					1	0	0	0	0	0	1				
Rich Dauer, R (1,4) OBP: 0.333, SLG: 0.556		F9		2B 2B	4-3		SF9 WP	FC5-4 1-2 1B		5	2	2	1	0	0	4				
Leo Hernandez, R (1,5) OBP: 0.222, SLG: 0.250		F7				4-3	WP	1-3 2H 1B		4	1	1	1	1	0	2				
Rick Dempsey, R (1,2)			K		K		SF9			3	0	0	1	0	3	1				
Inning Stats	R: 0 E: 0 K: 0 S: 3	H: 0 LOB: 0 BB: 0 P: 3	R: 1 E: 0 K: 0 S: 5	H: 2 LOB: 1 BB: 0 P: 5	R: 1 E: 0 K: 2 S: 8	H: 1 LOB: 1 BB: 1 P: 12	R: 1 E: 0 K: 2 S: 9	H: 2 LOB: 1 BB: 0 P: 9	R: 2 E: 0 K: 1 S: 8	H: 3 LOB: 2 BB: 1 P: 12	R: 1 E: 1 K: 1 S: 6	H: 0 LOB: 1 BB: 1 P: 10	R: 5 E: 0 K: 0 S: 8	H: 5 LOB: 2 BB: 2 P: 16	R: 0 E: 0 K: 0 S: 4	H: 1 LOB: 1 BB: 0 P: 4	1B: 9 2B: 5 3B: 0 HR: 0	SF: 1 SAC: 0 DP: 0 HBP: 0	WP: 1 PB: 0 SB: 1 CS: 0	PA: 44
PITCHER	IP WLS BF H R ER SO BB IBB HBP BLK WP HR S P ERA WHIP																			
Dennis Leonard, R (1,1) ERA: 9.64	4.2 L 24 8 5 4 1 2 1 0 0 0 0 0 11 23 18.00 2.000																			
Bill Castro, R (5,1) ERA: 18.0	2.0 12 2 5 4 1 2 1 0 0 0 0 0 11 23 18.00 2.000																			
Bob Tufts, L (7,1) ERA: 6.75	1.1 8 4 1 1 0 0 0 0 0 0 1 0 8 8 6.75 3.000																			

Batter	1	2	3	4	5	6	7	8	9	AB	R	H	RBI	BB	SO	LOB	TOP	
Paul Moltor, R OBP: 0.421, SLG: 0.412										4	1	2	0	1	1	0	Milwaukee Brewers @ Kansas City Royals Royals Stadium, Kansas City, MO Sat Apr 09 1983, 4:33 AM EST Att: 17,078 - Unknown - 42 F	
Robin Yount, R OBP: 0.444, SLG: 0.643										3	1	1	1	1	0	2		
Cecil Cooper, L OBP: 0.222, SLG: 0.294										4	0	0	1	0	0	4		
Ted Simmons, S OBP: 0.188, SLG: 0.375										4	0	0	0	0	0	2		
Gorman Thomas, R OBP: 0.313, SLG: 0.385										3	0	1	0	1	0	0		
Ben Oglivie, L OBP: 0.375, SLG: 0.273										2	0	1	0	1	1	1		
Don Money, R OBP: 0.143, SLG: 0.143										4	0	0	0	0	0	5		
Charlie Moore, R OBP: 0.200, SLG: 0.143										4	0	0	0	0	0	1		
Jim Gantner, L OBP: 0.267, SLG: 0.267										4	0	1	0	0	0	0		
Inning Stats	R: 2 E: 0 K: 0 S: 5	H: 2 LOB: 2 BB: 1 P: 10	R: 0 E: 0 K: 0 S: 3	H: 0 LOB: 0 BB: 0 P: 3	R: 0 E: 0 K: 0 S: 3	H: 0 LOB: 0 BB: 1 P: 7	R: 0 E: 0 K: 0 S: 3	H: 1 LOB: 2 BB: 0 P: 3	R: 0 E: 0 K: 0 S: 5	H: 2 LOB: 2 BB: 0 P: 5	R: 0 E: 0 K: 1 S: 6	H: 1 LOB: 1 BB: 0 P: 6	R: 0 E: 0 K: 1 S: 5	H: 0 LOB: 0 BB: 0 P: 5	1B: 4 2B: 1 3B: 2 HR: 0	SF: 0 SAC: 0 DP: 1 HBP: 1		WP: 0 PB: 0 CS: 2
PITCHER	IP WLS BF H R ER SO BB IBB HBP BLK WP HR S P ERA WHIP																	
Larry Gura, L ERA: 1.8	(1, 1)	8.0 W 34 6 2 2 1 4 0 0 1 0 0 0 0 31 48 2.25 1.250																
Dan Quisenberry, R ERA:	(9, 1)	1.0 S 3 0 0 0 1 0 0 0 0 0 0 0 0 5 5 0.00 0.000																

Batter	1	2	3	4	5	6	7	8	9	AB	R	H	RBI	BB	SO	LOB	BOTTOM			
Willie Wilson, S OBP: 0.357, SLG: 0.500										5	0	1	1	0	1	0	Milwaukee Brewers @ Kansas City Royals Royals Stadium, Kansas City, MO Sat Apr 09 1983, 4:33 AM EST Att: 17,078 - Unknown - 42 F			
U L Washington, S OBP: 0.214, SLG: 0.083										4	1	1	0	1	0	1				
George Brett, L OBP: 0.500, SLG: 0.833										4	1	2	1	1	0	1				
Amos Otis, R OBP: 0.154, SLG: 0.083										3	0	0	0	1	0	3				
Hal McRae, R OBP: 0.385, SLG: 0.636										3	1	1	0	1	1	2				
Frank White, R OBP: 0.308, SLG: 0.462										4	0	1	1	0	2	2				
Willie Aikens, L OBP: 0.308, SLG: 0.455										3	0	0	0	1	2	3				
Joe Simpson, L (7, PR) (8, 3)										0	0	0	0	0	0	0				
Jerry Martin, R OBP: 0.455, SLG: 1.091										4	1	3	2	0	0	0				
John Wathan, R OBP: 0.273, SLG: 0.273										4	1	1	0	0	0	4				
Inning Stats	R: 2 E: 0 K: 0 S: 6	H: 3 LOB: 2 BB: 1 P: 10	R: 1 E: 0 K: 0 S: 5	H: 2 LOB: 2 BB: 1 P: 9	R: 0 E: 0 K: 2 S: 9	H: 2 LOB: 0 BB: 0 P: 9	R: 0 E: 0 K: 0 S: 3	H: 0 LOB: 1 BB: 1 P: 7	R: 0 E: 0 K: 2 S: 7	H: 0 LOB: 0 BB: 0 P: 7	R: 1 E: 0 K: 0 S: 5	H: 2 LOB: 1 BB: 0 P: 5	R: 1 E: 0 K: 1 S: 6	H: 1 LOB: 2 BB: 2 P: 14	R: 0 E: 0 K: 1 S: 5	H: 0 LOB: 0 BB: 0 P: 5	1B: 6 2B: 3 3B: 0 HR: 1	SF: 0 SAC: 0 DP: 0 HBP: 0	WP: 0 PB: 0 CS: 0	PA: 39
PITCHER	IP WLS BF H R ER SO BB IBB HBP BLK WP HR S P ERA WHIP																			
Bob McClure, L ERA: 6.0	(1, 1)	6.0 L 30 4 4 4 4 3 0 0 0 0 0 0 0 35 47 6.00 2.000																		
Jim Slaton, R ERA: 4.5	(7, 1)	2.0 9 1 1 1 2 2 0 0 0 0 0 0 0 11 19 4.50 1.500																		

Batter	1	2	3	4	5	6	7	8	9	AB	R	H	RBI	BB	SO	LOB	TOP					
Paul Moltzer, R OBP: 0.417, SLG: 0.455										5	1	2	0	0	0	2	Milwaukee Brewers @ Kansas City Royals Royals Stadium, Kansas City, MO Sun Apr 10 1983, 4:33 AM EST Att: 18,047 - Unknown - 47 F					
Robin Yount, R OBP: 0.435, SLG: 0.789										5	2	2	1	0	0	2						
Cecil Cooper, L OBP: 0.217, SLG: 0.409										5	1	1	2	0	0	1						
Ted Simmons, S OBP: 0.238, SLG: 0.350										4	1	1	0	1	1	0						
Gorman Thomas, R OBP: 0.333, SLG: 0.529										4	1	1	1	1	2	3						
Ben Oglivie, L OBP: 0.400, SLG: 0.231										2	1	0	0	2	1	1						
Don Money, R OBP: 0.222, SLG: 0.125 Bob Skube, L (6, PH)										1	0	0	0	1	0	1						
Charlie Moore, R OBP: 0.158, SLG: 0.111										4	1	0	0	0	1	4						
Jim Gantner, L OBP: 0.263, SLG: 0.368										4	0	1	3	0	0	1						
Inning Stats	R: 1 E: 0 K: 1 S: 6	H: 1 LOB: 0 BB: 0 P: 6	R: 0 E: 0 K: 1 S: 5	H: 0 LOB: 1 BB: 1 P: 9	R: 0 E: 0 K: 0 S: 3	H: 1 LOB: 0 BB: 0 P: 3	R: 1 E: 0 K: 1 S: 6	H: 1 LOB: 0 BB: 0 P: 6	R: 0 E: 0 K: 0 S: 3	H: 0 LOB: 1 BB: 1 P: 7	R: 5 E: 1 K: 1 S: 8	H: 2 LOB: 1 BB: 3 P: 20	R: 1 E: 1 K: 0 S: 5	H: 2 LOB: 2 BB: 1 P: 9	R: 0 E: 0 K: 0 S: 3	H: 0 LOB: 0 BB: 0 P: 3		R: 1 E: 0 K: 1 S: 6	H: 1 LOB: 0 BB: 0 P: 6	1B: 2 2B: 2 3B: 1 HR: 3	SF: 0 SAC: 0 DP: 0 HBP: 0	WP: 1 PB: 0 CS: 1
PITCHER	IP WLS BF H R ER SO BB IBB HBP BLK WP HR S P ERA WHIP																					
Vida Blue, L ERA: 4.5	(1, 1) 4.0 0 15 3 2 2 3 1 0 0 0 0 0 1 20 24 4.50 1.000																					
Mike Armstrong, R ERA: 5.4	(5, 1) 1.2 L 11 1 5 1 1 4 0 0 0 0 1 0 9 25 5.40 3.000																					
Bob Tufts, L ERA: 6.75	(6, 1) 1.1 8 3 1 1 0 1 0 0 0 0 0 1 7 11 6.75 3.000																					
Bill Castro, R ERA: 11.25	(8, 1) 2.0 7 1 1 1 1 0 0 0 0 0 0 1 9 9 4.50 0.500																					

Batter	1	2	3	4	5	6	7	8	9	AB	R	H	RBI	BB	SO	LOB	BOTTOM					
Willie Wilson, S OBP: 0.316, SLG: 0.421										5	1	1	2	0	0	0	Milwaukee Brewers @ Kansas City Royals Royals Stadium, Kansas City, MO Sun Apr 10 1983, 4:33 AM EST Att: 18,047 - Unknown - 47 F					
U L Washington, S OBP: 0.222, SLG: 0.067										3	1	0	0	1	0	1						
George Brett, L OBP: 0.611, SLG: 0.929										2	0	2	1	2	0	0						
Amos Otis, R OBP: 0.176, SLG: 0.125										4	0	1	1	0	1	3						
Hal McRae, R OBP: 0.294, SLG: 0.467										4	0	0	0	0	0	2						
Willie Aikens, L OBP: 0.353, SLG: 0.467										4	1	2	0	0	2	0						
Frank White, R OBP: 0.294, SLG: 0.471										4	0	1	0	0	0	1						
Jerry Martin, R OBP: 0.467, SLG: 0.929										3	1	1	1	1	0	1						
John Wathan, R OBP: 0.267, SLG: 0.267										4	1	1	0	0	2	2						
Inning Stats	R: 1 E: 0 K: 0 S: 3	H: 1 LOB: 2 BB: 2 P: 11	R: 0 E: 0 K: 0 S: 3	H: 1 LOB: 1 BB: 1 P: 7	R: 0 E: 0 K: 0 S: 4	H: 1 LOB: 0 BB: 0 P: 4	R: 0 E: 0 K: 1 S: 5	H: 0 LOB: 0 BB: 0 P: 5	R: 3 E: 0 K: 0 S: 6	H: 4 LOB: 0 BB: 0 P: 6	R: 1 E: 0 K: 1 S: 7	H: 2 LOB: 1 BB: 0 P: 7	R: 0 E: 0 K: 1 S: 5	H: 0 LOB: 1 BB: 1 P: 9	R: 0 E: 0 K: 1 S: 5	H: 0 LOB: 0 BB: 0 P: 5		R: 0 E: 0 K: 1 S: 5	H: 0 LOB: 0 BB: 0 P: 5	1B: 7 2B: 2 3B: 0 HR: 0	SF: 0 SAC: 0 DP: 3 HBP: 0	WP: 0 PB: 0 CS: 0
PITCHER	IP WLS BF H R ER SO BB IBB HBP BLK WP HR S P ERA WHIP																					
Moose Haas, R ERA: 8.31	(1, 1) 4.1 0 21 4 4 4 1 3 0 0 0 0 0 20 32 8.31 2.308																					
Tom Tellmann, R ERA: 1.93	(5, 1) 4.2 W 16 2 1 1 4 1 0 0 0 0 0 0 23 27 1.93 0.643																					

Batter	1	2	3	4	5	6	7	8	9	AB	R	H	RBI	BB	SO	LOB	TOP			
Wade Boggs, L (1,5) OBP: 0.364, SLG: 0.478	6-3	4-3					FC4-6			3	0	0	0	1	0	2	Boston Red Sox @ Kansas City Royals Royals Stadium, Kansas City, MO Mon Apr 11 1983, 7:05 PM EST Att: 18,857 - Unknown			
Dwight Evans, R (1,9) OBP: 0.429, SLG: 0.654	SF8		K		G5-4-3					4	1	2	0	0	1	2				
Jim Rice, R (1,7) OBP: 0.259, SLG: 0.182	SF8		K		F3					3	0	0	1	0	1	2				
Tony Armas, R (1,8) OBP: 0.222, SLG: 0.160	1B		K							3	0	0	0	1	2	0				
Carl Yastrzemski, L (1,10) OBP: 0.286, SLG: 0.263	FC6-4		K							4	0	1	0	0	1	0				
Dave Stapleton, R (1,3) OBP: 0.422, SLG: 0.789	FC6-4		F7							4	0	0	0	0	0	2				
Rich Gedman, L (1,2) OBP: 0.429, SLG: 0.600										4	1	3	1	0	0	0				
Glenn Hoffman, R (1,6) OBP: 0.391, SLG: 0.350	FC4-6		K							3	0	0	0	0	1	2				
Julio Valdez, S (1,4) OBP: 0.167, SLG: 0.118										2	0	1	0	0	0	1				
Rick Miller, L (7,PH) Marty Barrett, R (7,4)	F7									1	0	0	0	0	0	1				
										0	0	0	0	0	0	0				
Inning Stats	R: 1 E: 0 K: 0 S: 5	H: 2 LOB: 2 BB: 1 P: 9	R: 0 E: 0 K: 0 S: 4	H: 1 LOB: 1 BB: 0 P: 4	R: 0 E: 0 K: 3 S: 9	H: 0 LOB: 0 BB: 0 P: 9	R: 1 E: 0 K: 2 S: 8	H: 1 LOB: 0 BB: 1 P: 8	R: 0 E: 0 K: 1 S: 5	H: 0 LOB: 0 BB: 0 P: 5	R: 0 E: 0 K: 0 S: 4	H: 1 LOB: 1 BB: 0 P: 4	R: 0 E: 0 K: 0 S: 3	H: 1 LOB: 0 BB: 0 P: 3	R: 0 E: 0 K: 0 S: 3	H: 0 LOB: 0 BB: 0 P: 3	1B: 5 2B: 0 3B: 1 HR: 1	SF: 1 SAC: 0 DP: 2 HBP: 0	WP: 0 PB: 0 SB: 0 CS: 0	PA: 34
PITCHER	IP WLS BF H R ER SO BB IBB HBP BLK WP HR S P ERA WHIP																			
Dennis Leonard, R (1,1) ERA: 5.4	7.0 W 28 6 2 2 6 2 0 0 0 0 1 38 46 2.57 1.143																			
Dan Quisenberry, R (8,1) ERA:	2.0 S 6 1 0 0 0 0 0 0 0 0 0 0 6 6 0.00 0.500																			

Batter	1	2	3	4	5	6	7	8	9	AB	R	H	RBI	BB	SO	LOB	BOTTOM			
Willie Wilson, S (1,7) OBP: 0.375, SLG: 0.542	3-1		F9							5	1	3	1	0	0	0	Boston Red Sox @ Kansas City Royals Royals Stadium, Kansas City, MO Mon Apr 11 1983, 7:05 PM EST Att: 18,857 - Unknown			
U L Washington, S (1,6) OBP: 0.345, SLG: 0.333	CS									3	1	2	1	2	1	1				
George Brett, L (1,5) OBP: 0.565, SLG: 0.778										4	1	1	0	1	0	3				
Amos Otis, R (1,8) OBP: 0.238, SLG: 0.250	F7									4	1	2	0	0	0	4				
Hal McRae, R (1,10) OBP: 0.381, SLG: 0.526	CS									4	0	3	2	0	0	0				
Frank White, R (1,4) OBP: 0.286, SLG: 0.476										4	0	1	1	0	1	4				
Willie Aikens, L (1,3) OBP: 0.333, SLG: 0.579										4	1	1	1	0	1	4				
Jerry Martin, R (1,9) OBP: 0.421, SLG: 0.778										4	0	1	0	0	1	2				
John Wathan, R (1,2) OBP: 0.263, SLG: 0.263										4	1	1	0	0	0	3				
										1B: 9 2B: 4 3B: 0 HR: 2	SF: 0 SAC: 0 DP: 1 HBP: 0	WP: 0 PB: 0 SB: 1 CS: 1	PA: 40							
Inning Stats	R: 0 E: 0 K: 0 S: 3	H: 1 LOB: 1 BB: 1 P: 7	R: 0 E: 0 K: 0 S: 3	H: 0 LOB: 0 BB: 0 P: 3	R: 0 E: 0 K: 0 S: 3	H: 1 LOB: 0 BB: 0 P: 3	R: 1 E: 0 K: 0 S: 6	H: 3 LOB: 2 BB: 0 P: 6	R: 2 E: 0 K: 1 S: 7	H: 3 LOB: 0 BB: 0 P: 7	R: 1 E: 0 K: 1 S: 8	H: 3 LOB: 2 BB: 0 P: 8	R: 1 E: 0 K: 2 S: 9	H: 2 LOB: 1 BB: 1 P: 13	R: 1 E: 0 K: 0 S: 5	H: 2 LOB: 2 BB: 1 P: 9	1B: 9 2B: 4 3B: 0 HR: 2	SF: 0 SAC: 0 DP: 1 HBP: 0	WP: 0 PB: 0 SB: 1 CS: 1	PA: 40
PITCHER	IP WLS BF H R ER SO BB IBB HBP BLK WP HR S P ERA WHIP																			
Bruce Hurst, L (1,1) ERA: 3.86	5.1 L 25 11 4 4 2 2 1 0 0 0 0 0 28 32 6.75 2.250																			
Mark Clear, R (6,1) ERA: 10.38	2.2 14 4 2 2 2 2 0 0 0 0 0 1 16 24 6.75 2.250																			

Batter	1	2	3	4	5	6	7	8	9	AB	R	H	RBI	BB	SO	LOB	TOP										
Wade Boggs, L (1, 5) OBP: 0.385, SLG: 0.500	0-0 G5-4-3 1B		0-0 6-3		0-0 FC4-6 1B		0-0 BB 1B		0-0 1-3	5	0	3	0	0	0	0											
Dwight Evans, R (1, 9) OBP: 0.375, SLG: 0.567	0-0 G5-4-3 1-2		0-0 E6		0-0 FC4-6 BB		0-0 F8			4	0	0	0	0	0	4											
Jim Rice, R (1, 7) OBP: 0.323, SLG: 0.174	4-0 1B BB		0-0 L7		4-0 G5-4-3 BB		4-0 G5-4-3 BB			1	1	0	0	3	0	1											
Tony Armas, R (1, 8) OBP: 0.226, SLG: 0.172	0-0 1B 1B				0-0 F8		0-0 G5-4-3		0-0 G5-4-3	4	0	1	0	0	0	5											
Carl Yastrzemski, L (1, 10) OBP: 0.320, SLG: 0.304	0-0 1B				0-0 FC4-6 1B		0-0 3-1		0-0 F8	4	0	2	1	0	0	0											
Dave Stapleton, R (1, 3) OBP: 0.360, SLG: 0.652		0-0 F2		0-0 FC4-6 1B		0-0 F3		0-0 P6		4	0	0	0	0	0	1											
Rich Gedman, L (1, 2) OBP: 0.440, SLG: 0.565		0-3 K		0-0 1B		4-0 1B BB		0-0 1-3		3	0	1	0	1	1	0											
Glenn Hoffman, R (1, 6) OBP: 0.370, SLG: 0.333		0-0 1-3		0-0 P4		1-3 1B		0-0 F8		4	0	1	0	0	0	2											
Julio Valdez, S (1, 4) OBP: 0.200, SLG: 0.111			0-0 F8		4-0 FC4-6 1B BB		0-0 4-3		0-0 6-3	1	0	0	0	1	0	0											
Rick Miller, L (6, PH)										1	0	0	0	0	0	2											
Marty Barrett, R (6, 4)										0	0	0	0	0	0	0											
Reid Nichols, R (9, PH) OBP: 0.375, SLG: 0.286										1	0	0	0	0	0	0											
Inning Stats	R: 1 E: 0 K: 0 S: 4	H: 3 LOB: 2 BB: 1 P: 8	R: 0 E: 0 K: 1 S: 5	H: 0 LOB: 0 BB: 0 P: 5	R: 0 E: 1 K: 0 S: 4	H: 0 LOB: 1 BB: 0 P: 4	R: 0 E: 0 K: 0 S: 5	H: 2 LOB: 2 BB: 0 P: 5	R: 0 E: 0 K: 0 S: 3	H: 1 LOB: 2 BB: 2 P: 11	R: 0 E: 0 K: 0 S: 4	H: 1 LOB: 1 BB: 1 P: 7	R: 0 E: 0 K: 0 S: 3	H: 0 LOB: 0 BB: 0 P: 3	R: 0 E: 0 K: 0 S: 3	H: 0 LOB: 0 BB: 0 P: 3	1B: 8 2B: 0 3B: 0 HR: 0	SF: 0 SAC: 0 DP: 3 HBP: 0	WP: 0 PB: 0 SB: 0 CS: 0	PA: 37							
PITCHER	IP	WLS	BF	H	R	ER	SO	BB	IBB	HBP	BLK	WP	HR	S	P	ERA	WHIP										
Steve Renko, R (1, 1) ERA: 1.5	6.0		27	7	1	1	1	4	0	0	0	0	0	25	41	1.50	1.833										
Mike Armstrong, R (7, 1) ERA: 2.45	2.0	W	7	1	0	0	0	1	0	0	0	0	0	6	10	0.00	1.000										
Dan Quisenberry, R (9, 1) ERA:	1.0		3	0	0	0	0	0	0	0	0	0	0	3	3	0.00	0.000										

Boston Red Sox @ Kansas City Royals
 Royals Stadium, Kansas City, MO
 Tue Apr 12 1983, 7:05 PM EST
 Att: 15,770 - Unknown - 68 F

AB 32
 R 1
 H 8
 RBI 1
 BB 5
 SO 1
 LOB 15



Batter	1	2	3	4	5	6	7	8	9	AB	R	H	RBI	BB	SO	LOB	BOTTOM										
Willie Wilson, S (1, 7) OBP: 0.379, SLG: 0.500	0-3 K		0-0 4-3		0-0 E4		0-0 S 1B	4-0 1-2 2-3 3-H BB		4	0	1	1	1	1	1											
U L Washington, S (1, 6) OBP: 0.327, SLG: 0.273	0-0 F9		4-0 BB		0-0 L9		0-0 5-3	0-3 K		4	0	0	0	1	1	5											
George Brett, L (1, 5) OBP: 0.556, SLG: 0.773	0-0 F9		0-3 K		0-0 1B 1B		0-0 1B 1B	0-0 2-1		4	1	2	0	0	1	2											
Amos Otis, R (1, 8) OBP: 0.240, SLG: 0.250		0-3 K		0-0 G6-4-3 1B WP 1B		0-0 P4		0-0 P3		4	1	1	0	0	1	2											
Hal McRae, R (1, 10) OBP: 0.400, SLG: 0.500		0-0 L8		0-0 G6-4-3 1B		0-0 F9		4-0 BB 1B IBB		3	1	1	0	1	0	1											
Frank White, R (1, 4) OBP: 0.320, SLG: 0.480		0-0 E6		0-0 G6-4-3		0-0 1B		0-0 BB 1B		4	1	2	1	0	0	2											
Willie Aikens, L (1, 3) OBP: 0.292, SLG: 0.500		0-3 K		0-3 K		0-0 P4		4-0 1-2 2-H 3-H 1B BB		3	0	0	0	0	2	3											
Don Slaught, R (8, PH)										0	0	0	0	1	0	0											
Joe Simpson, L (8, PR) (9, 3)										0	1	0	0	0	0	0											
Jerry Martin, R (1, 9) OBP: 0.435, SLG: 0.727			0-0 4-3 SH3 1B		0-0 F7		0-0 6-3	0-0 BB 1B 2-1 1B		4	0	2	2	0	0	0											
John Wathan, R (1, 2) OBP: 0.273, SLG: 0.273			0-0 SH3		0-0 P3		0-0 F7	0-0 1-2 2-3		3	0	1	0	0	0	0											
Inning Stats	R: 0 E: 0 K: 1 S: 5	H: 0 LOB: 0 BB: 0 P: 5	R: 0 E: 1 K: 2 S: 8	H: 0 LOB: 1 BB: 0 P: 8	R: 0 E: 0 K: 1 S: 6	H: 1 LOB: 2 BB: 1 P: 10	R: 1 E: 0 K: 1 S: 6	H: 2 LOB: 0 BB: 0 P: 6	R: 0 E: 0 K: 0 S: 4	H: 0 LOB: 1 BB: 0 P: 4	R: 0 E: 0 K: 0 S: 5	H: 2 LOB: 2 BB: 0 P: 5	R: 0 E: 0 K: 0 S: 4	H: 1 LOB: 1 BB: 0 P: 4	R: 4 E: 0 K: 1 S: 8	H: 4 LOB: 3 BB: 3 P: 20	1B: 9 2B: 1 3B: 0 HR: 0	SF: 0 SAC: 1 DP: 1 HBP: 0	WP: 1 PB: 0 SB: 1 CS: 0	PA: 38							
PITCHER	IP	WLS	BF	H	R	ER	SO	BB	IBB	HBP	BLK	WP	HR	S	P	ERA	WHIP										
John Tudor, L (1, 1) ERA: 6.35	7.1	L	34	8	5	5	5	2	1	0	0	0	0	41	53	6.14	1.364										
Luis Aponte, R (8, 1) ERA:	0.2		5	2	0	0	1	1	0	0	0	0	0	5	9	0.00	4.500										

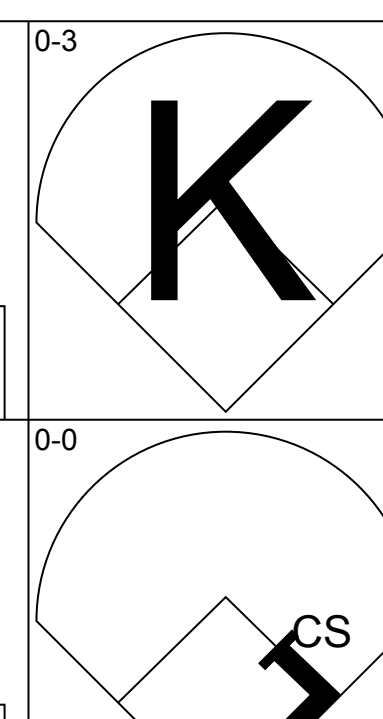
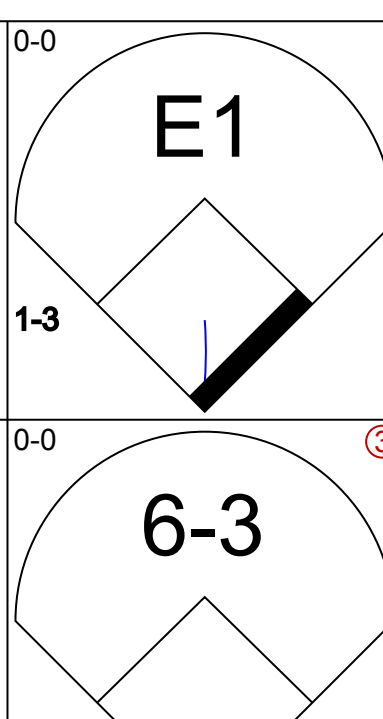
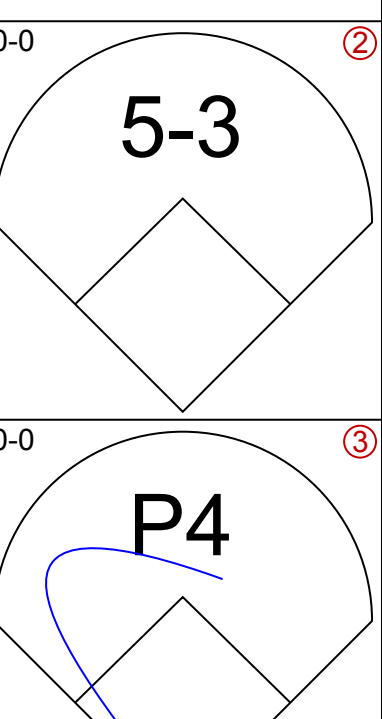
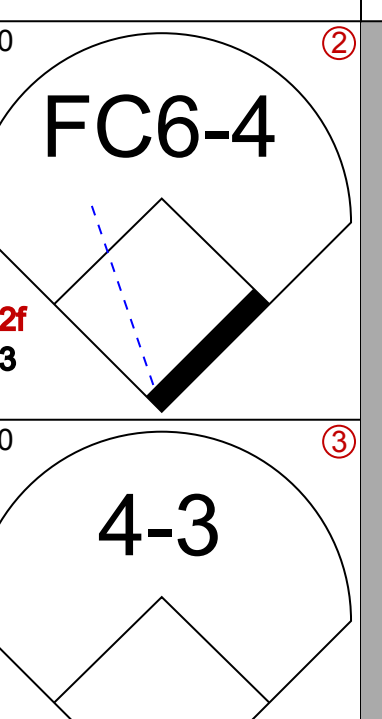
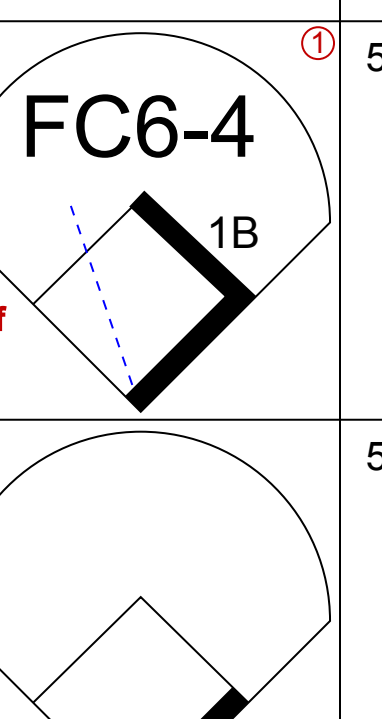
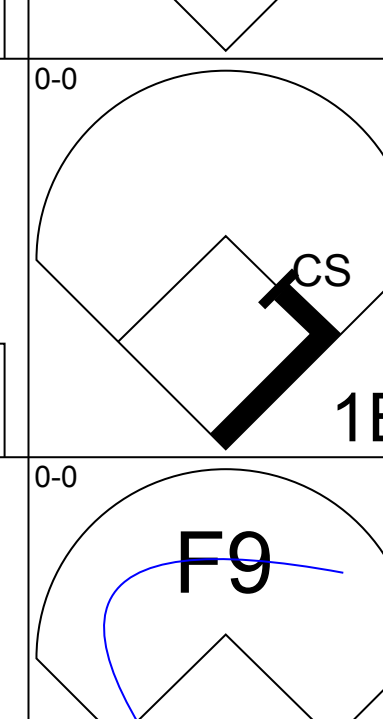
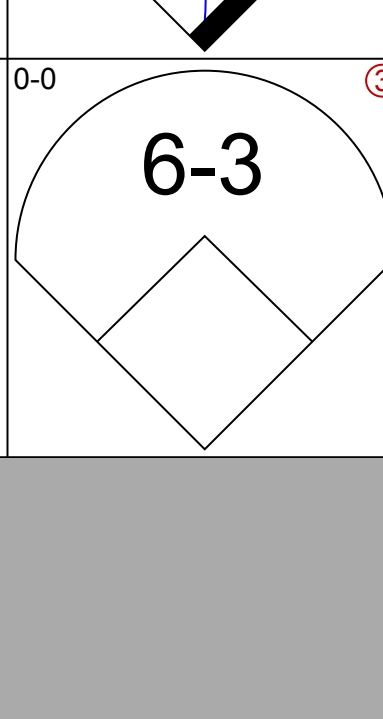
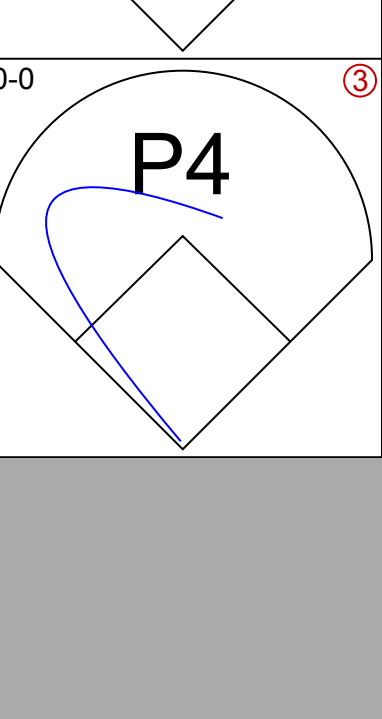
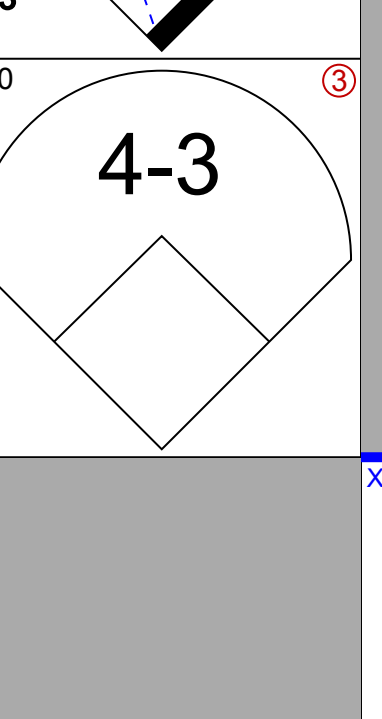
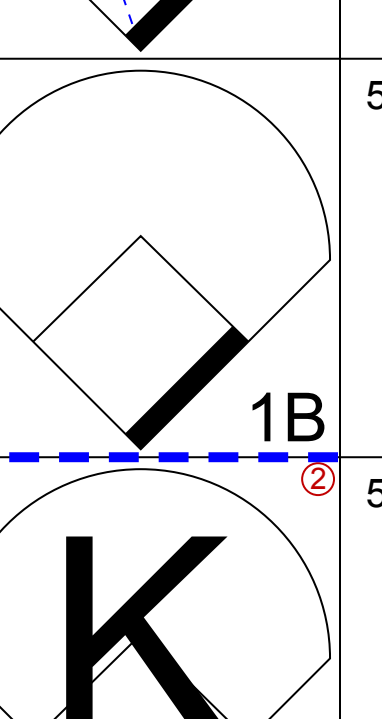
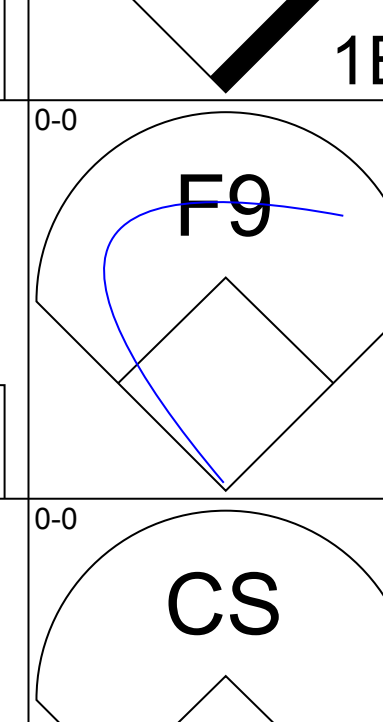
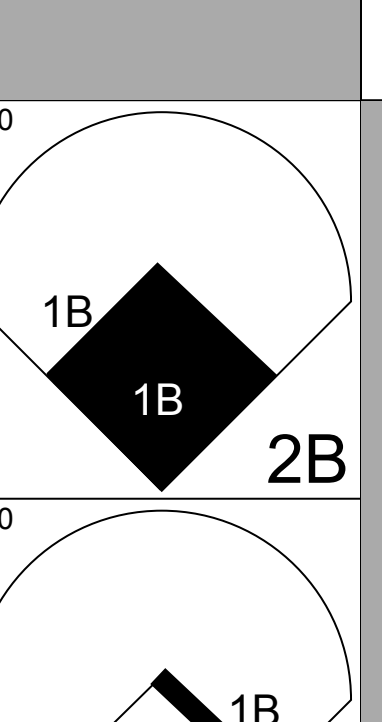
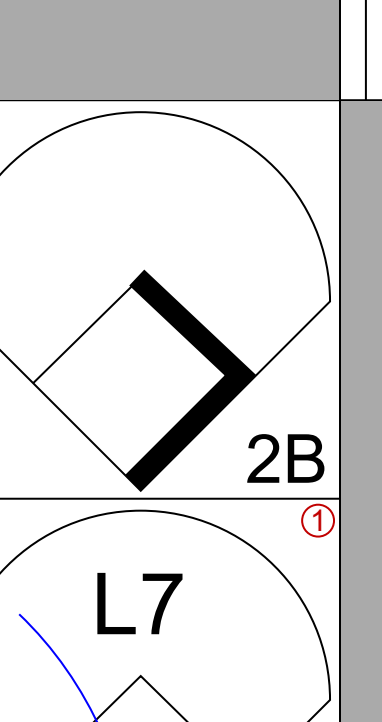
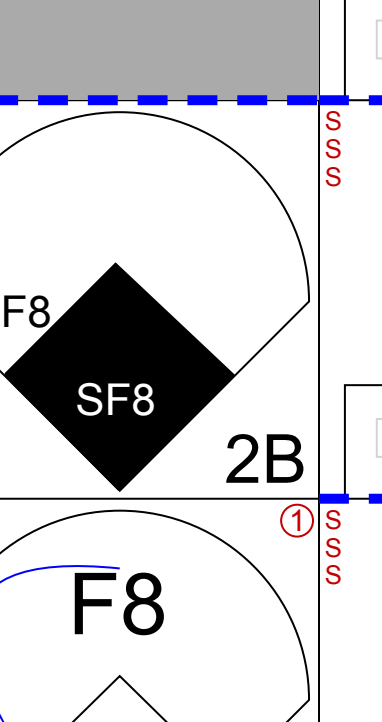
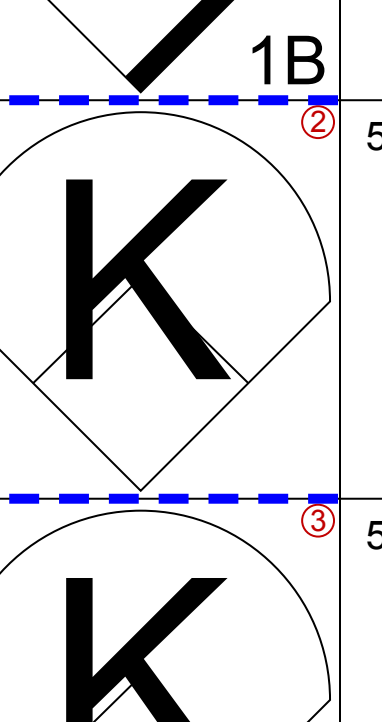
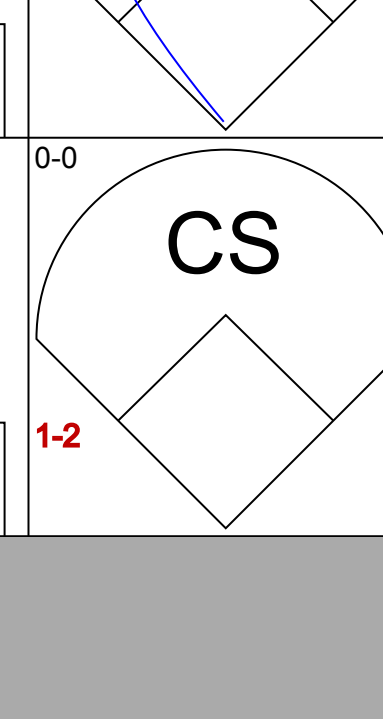
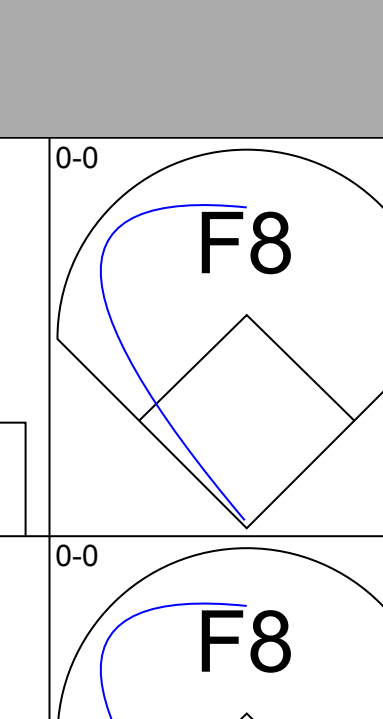
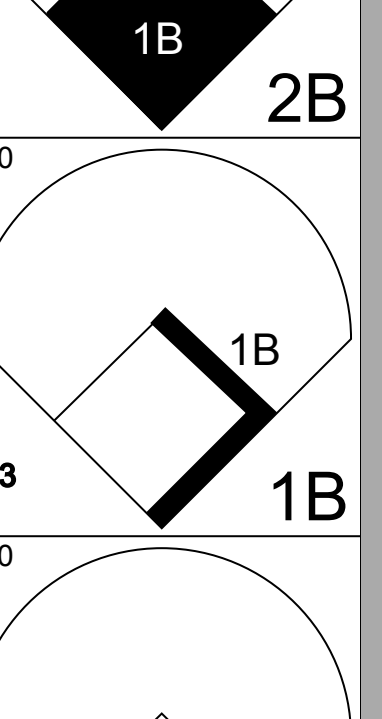
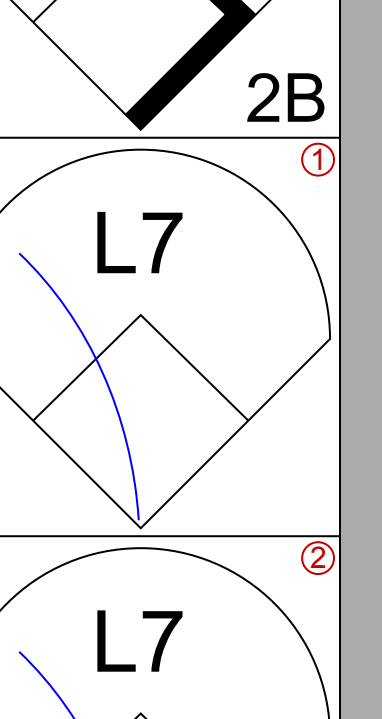
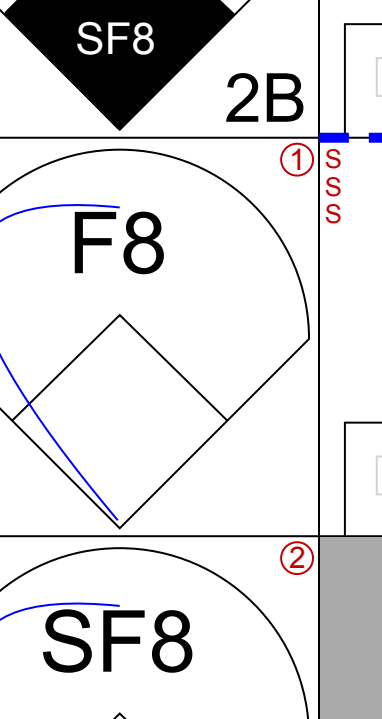
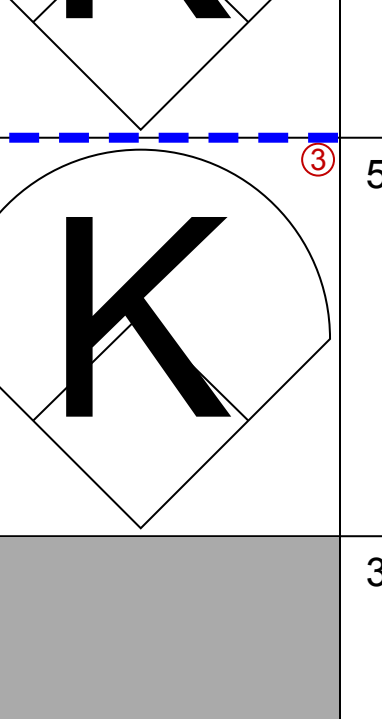
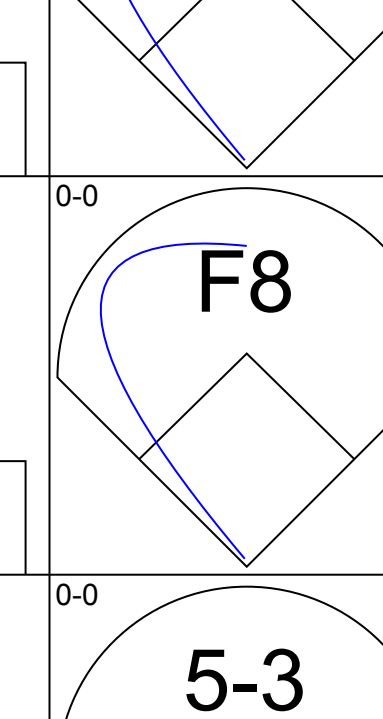
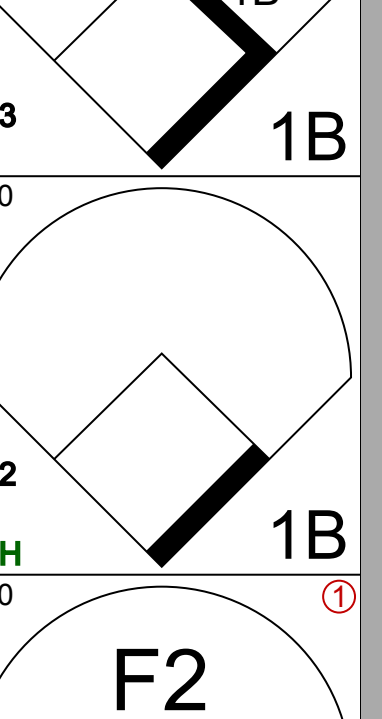
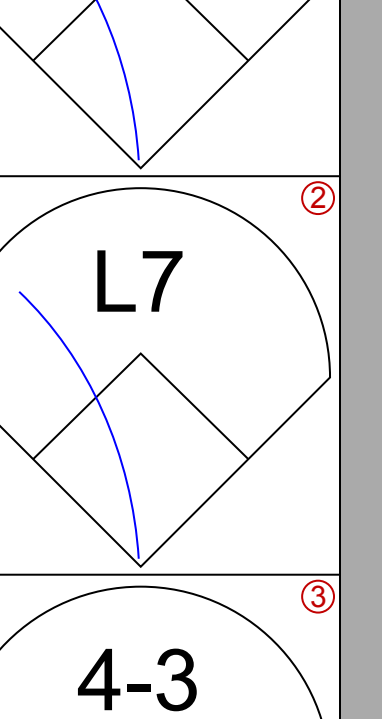
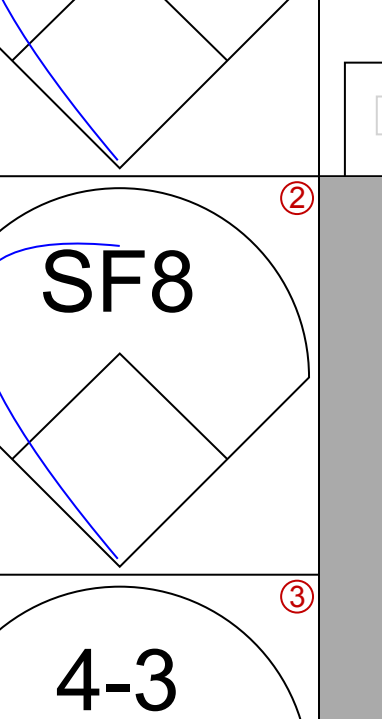
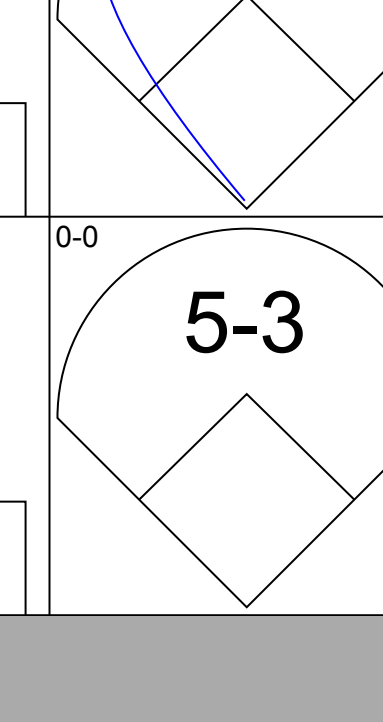
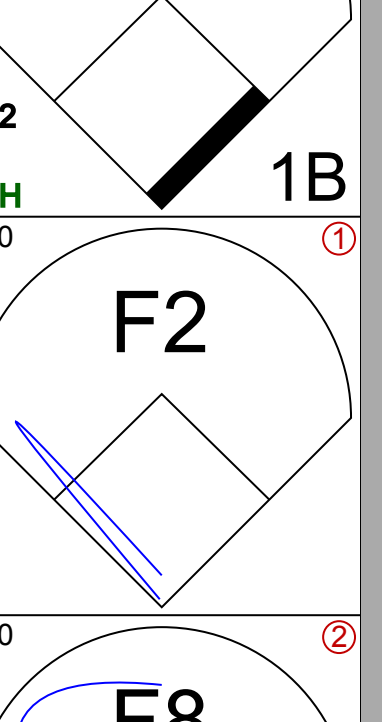
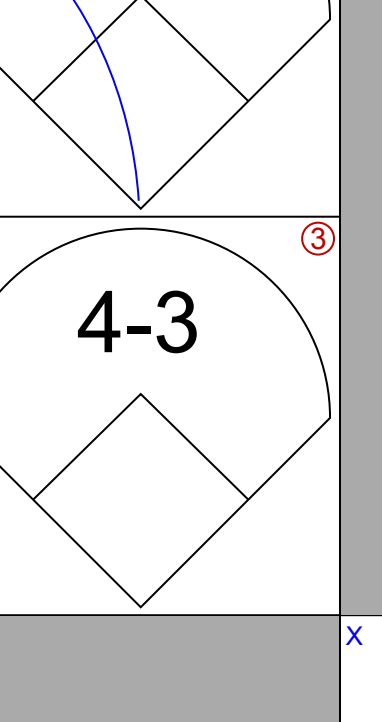
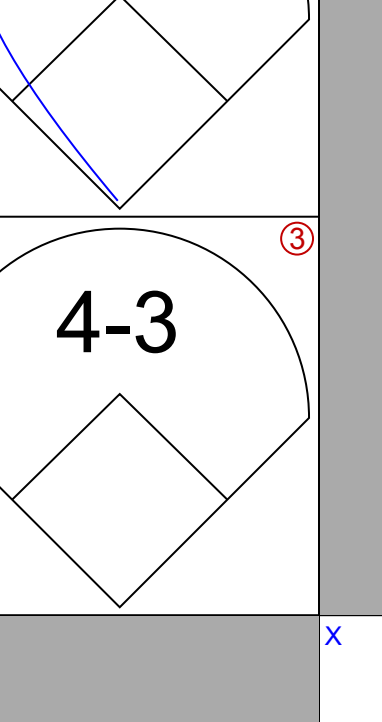
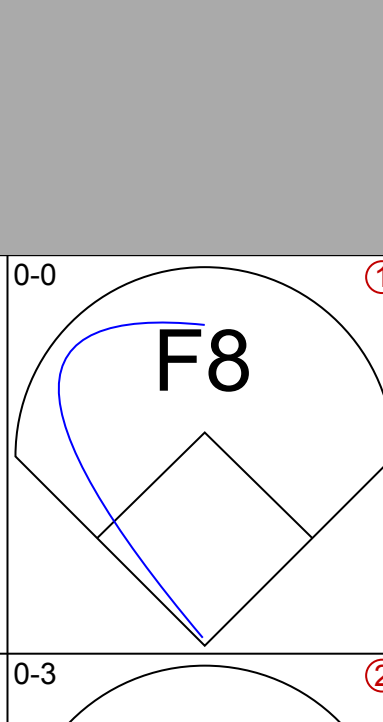
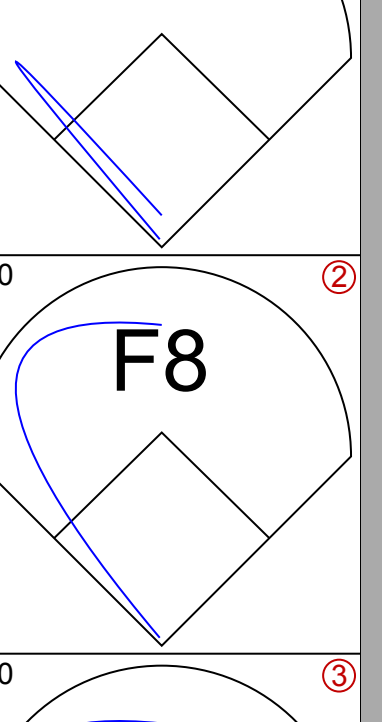
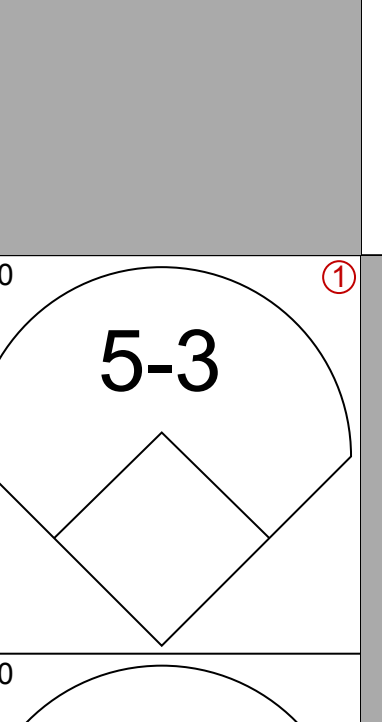
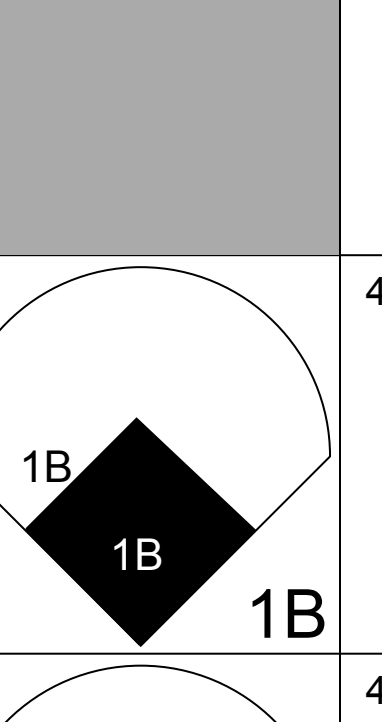
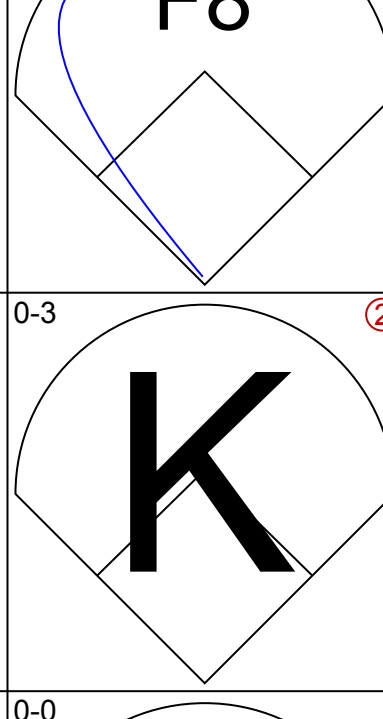
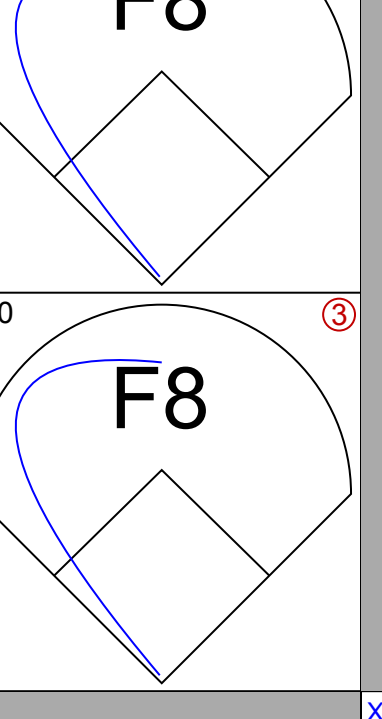
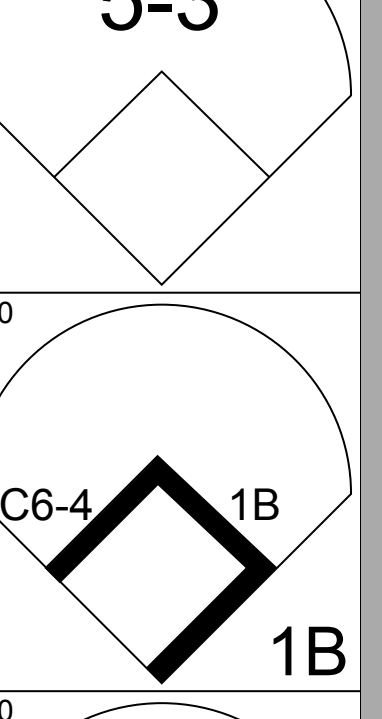
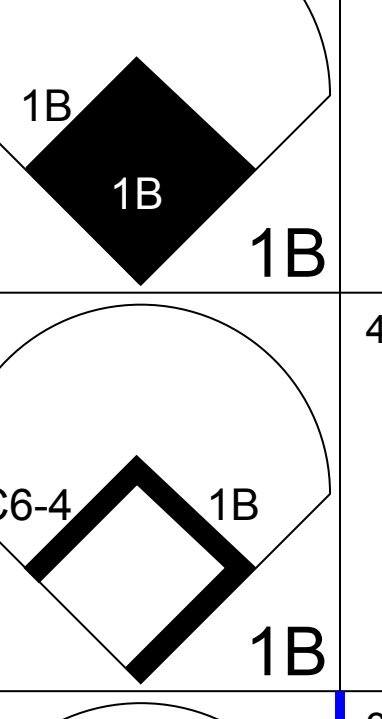
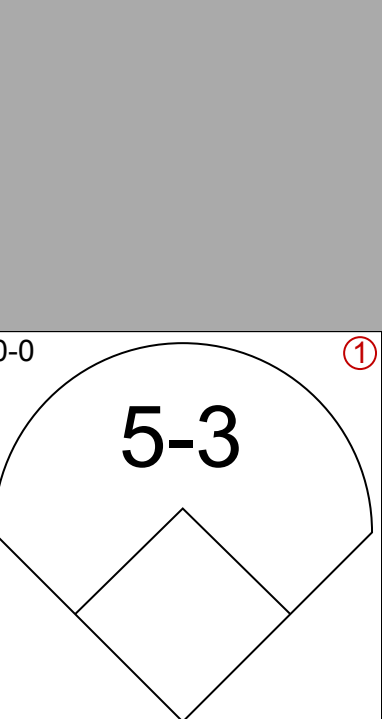
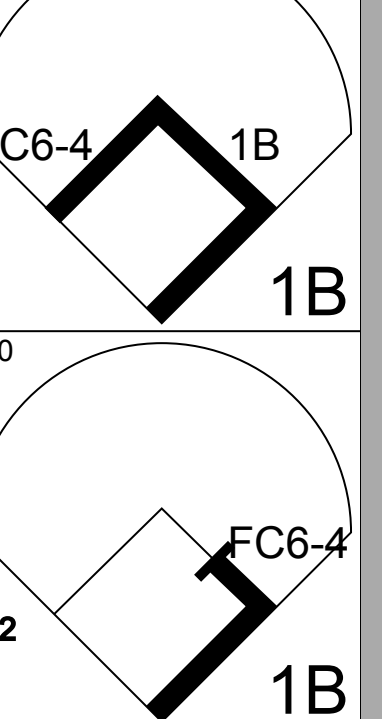
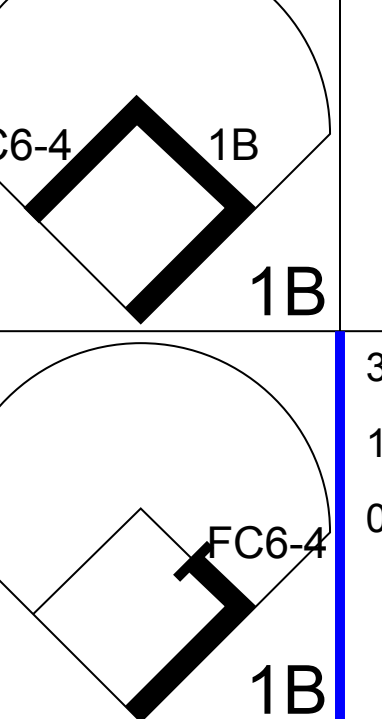
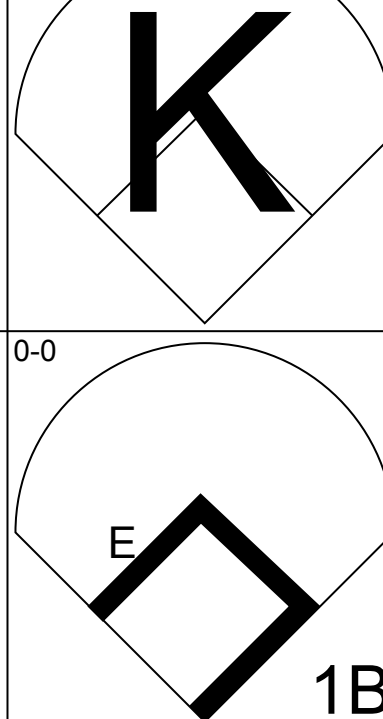
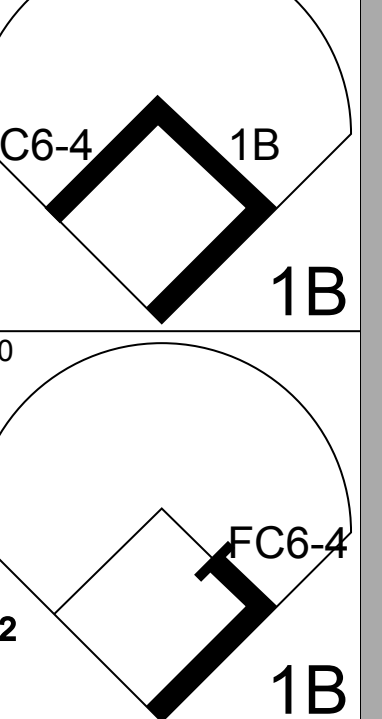
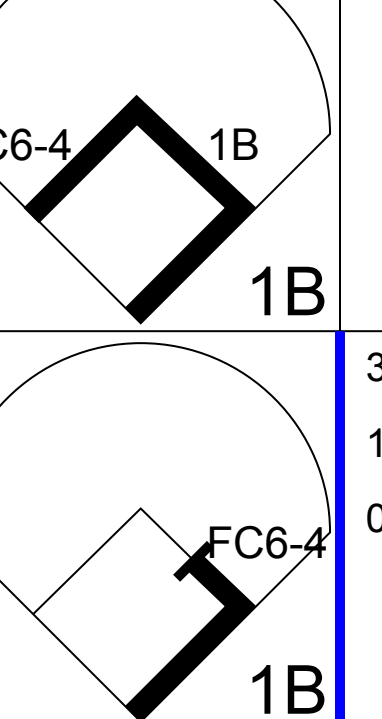
Boston Red Sox @ Kansas City Royals
 Royals Stadium, Kansas City, MO
 Tue Apr 12 1983, 7:05 PM EST
 Att: 15,770 - Unknown - 68 F

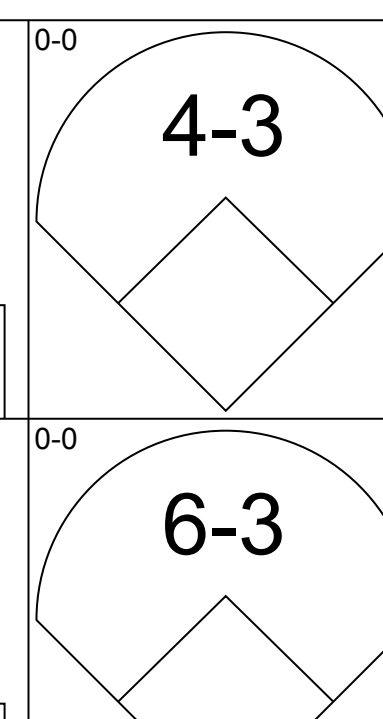
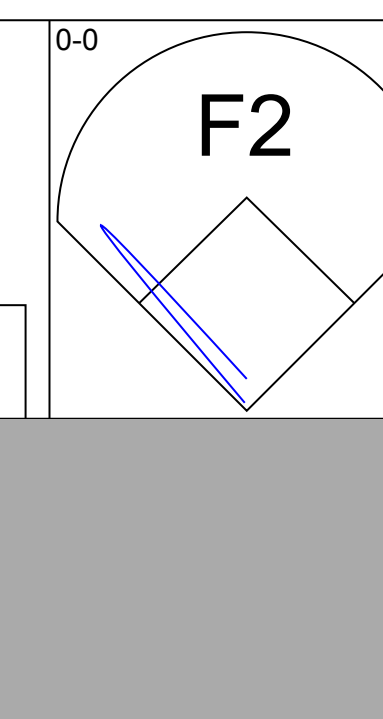
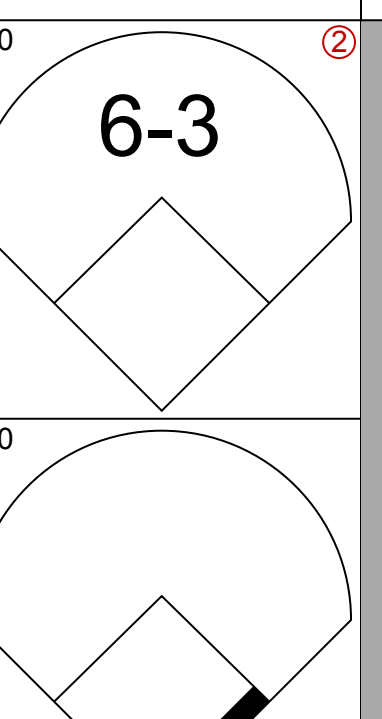
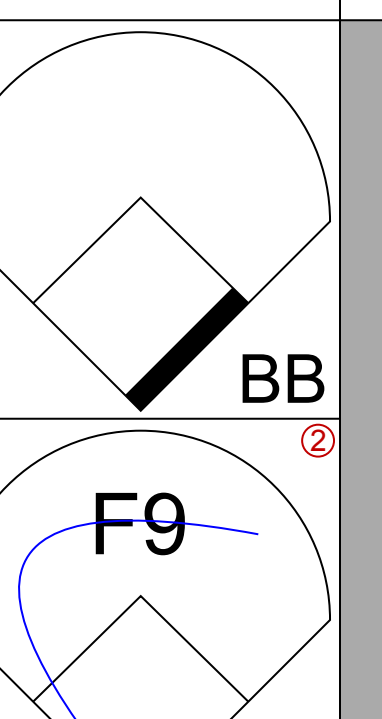
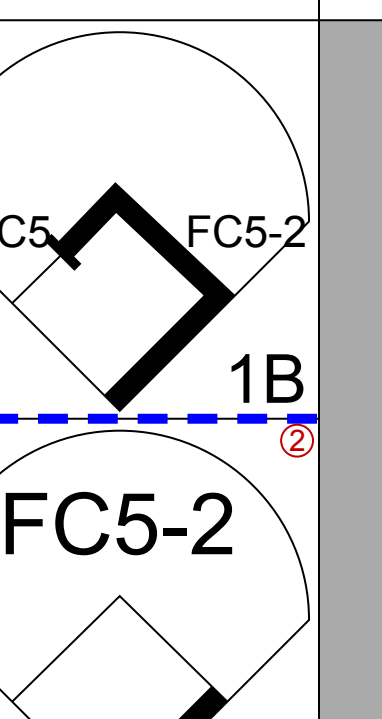
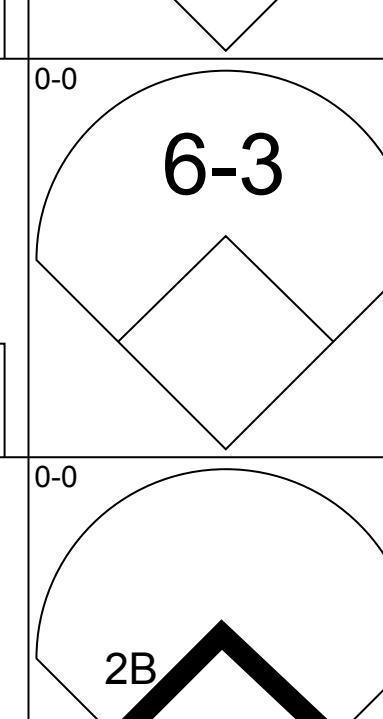
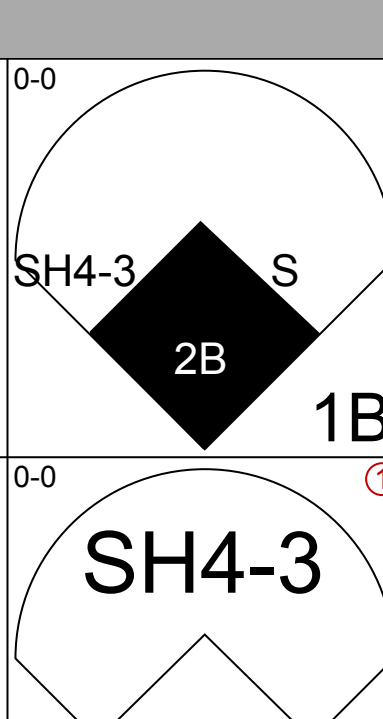


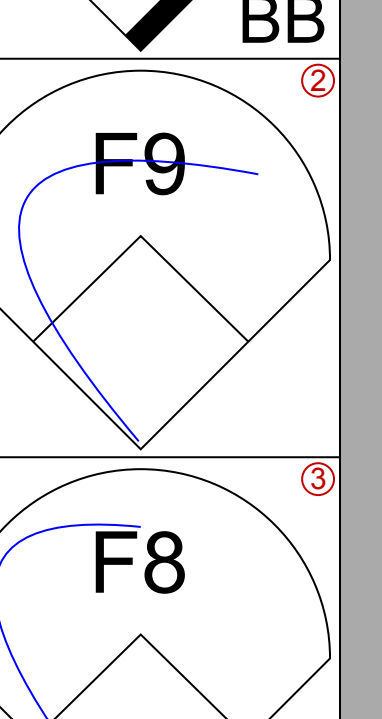
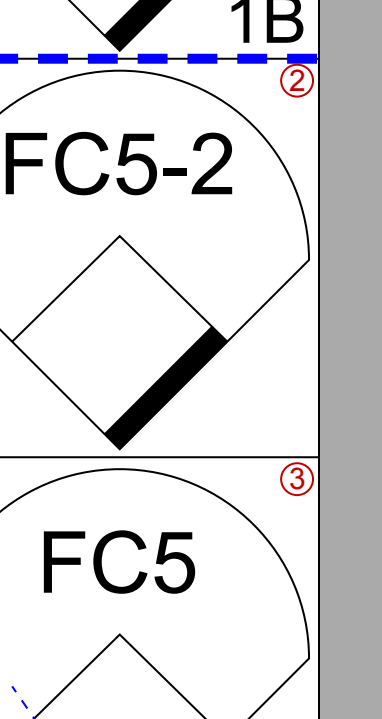
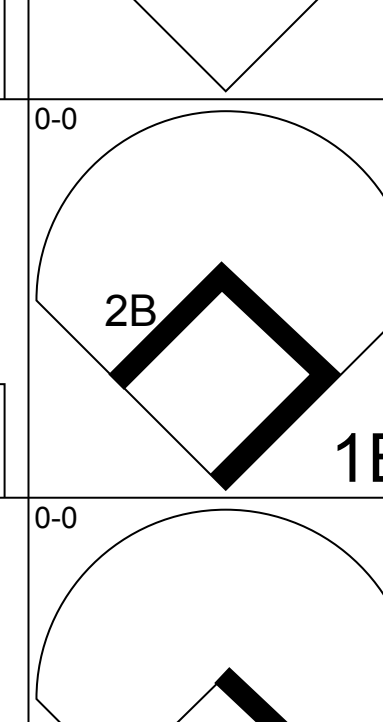
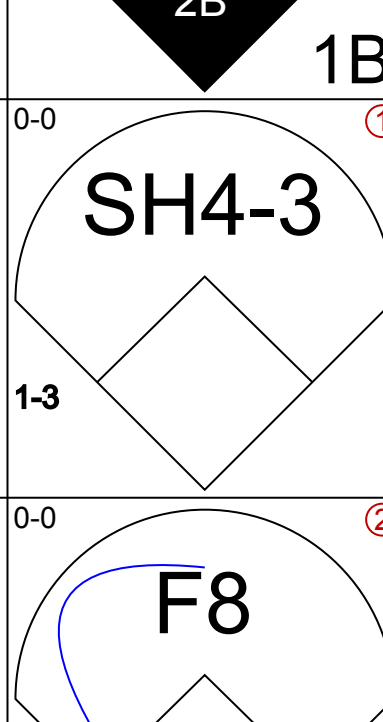
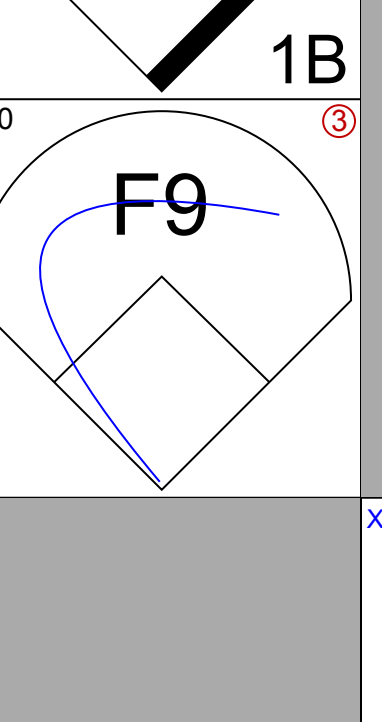
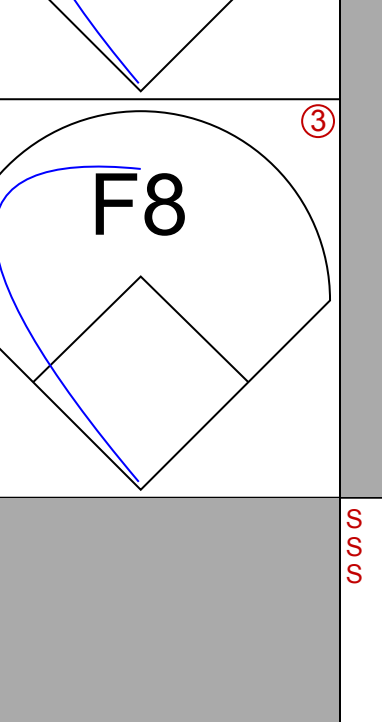
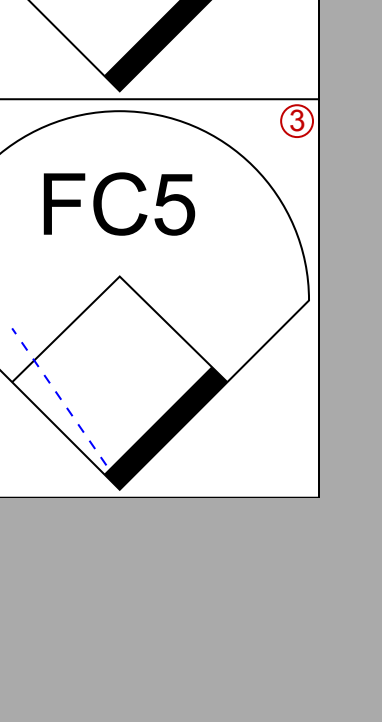
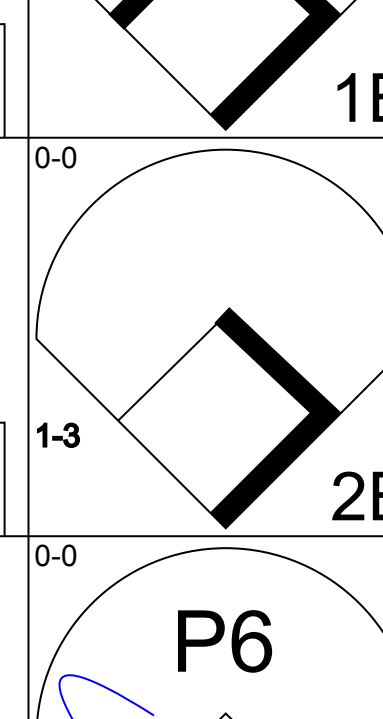
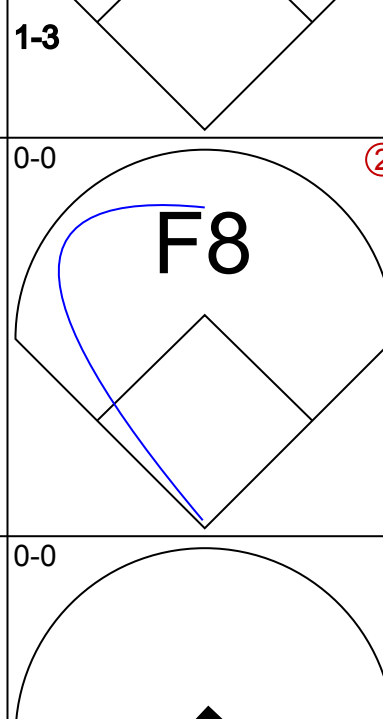
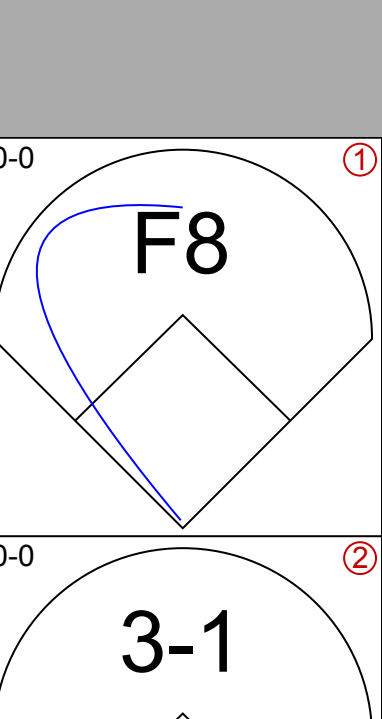
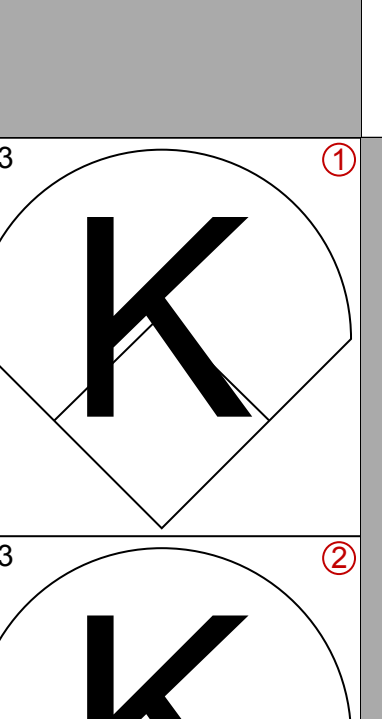
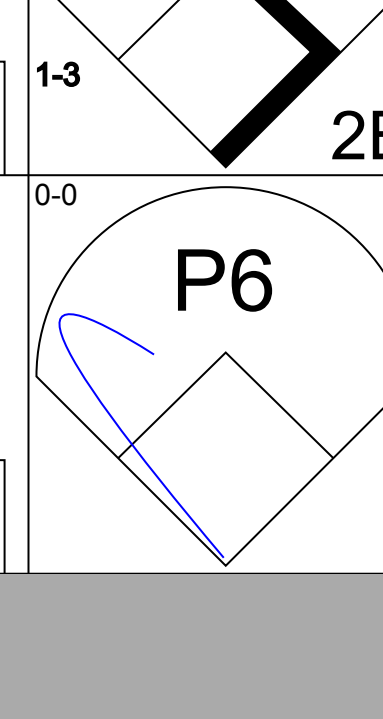
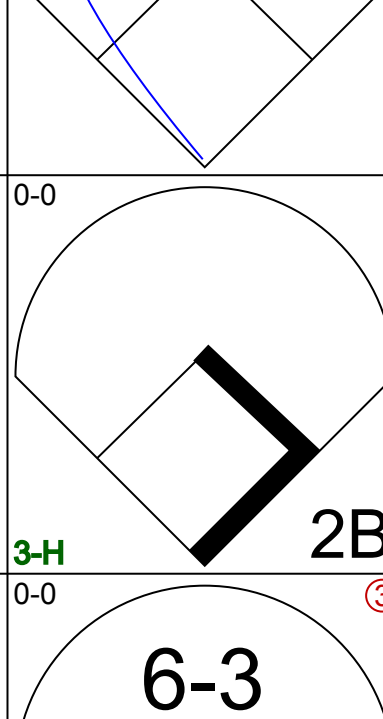
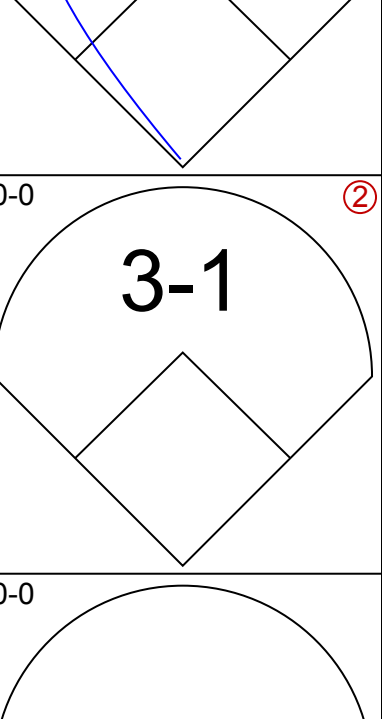
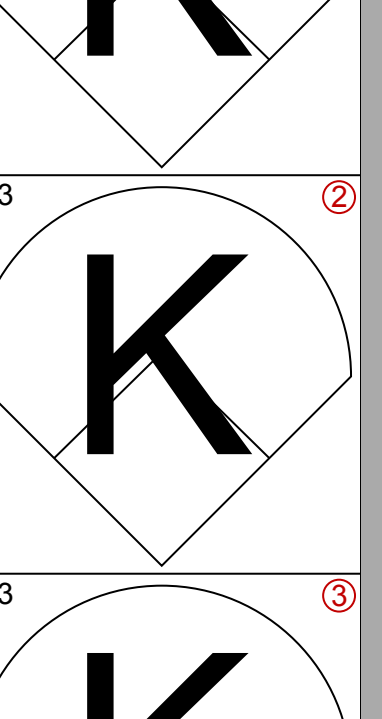
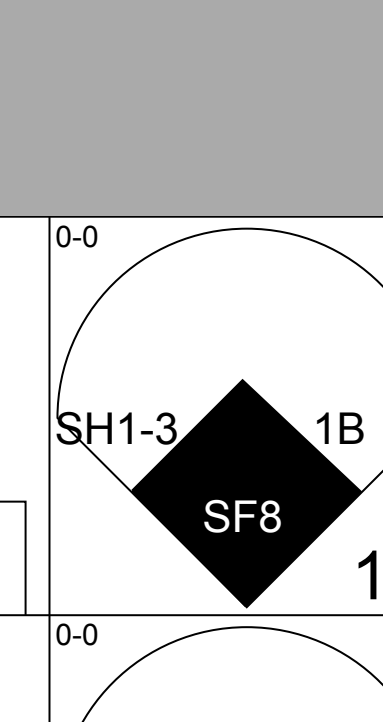
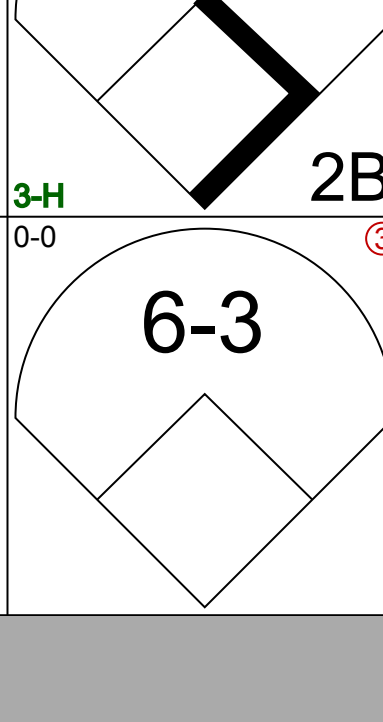
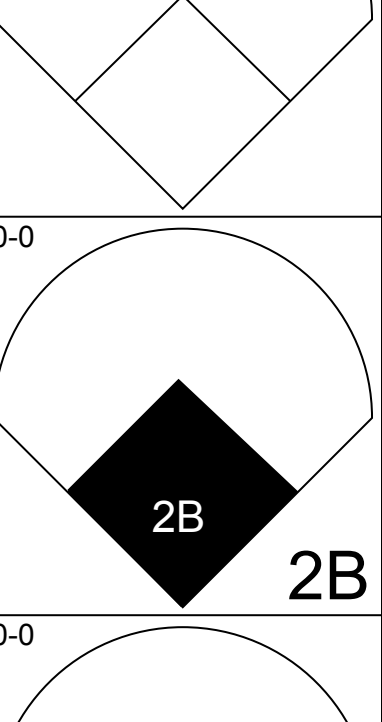
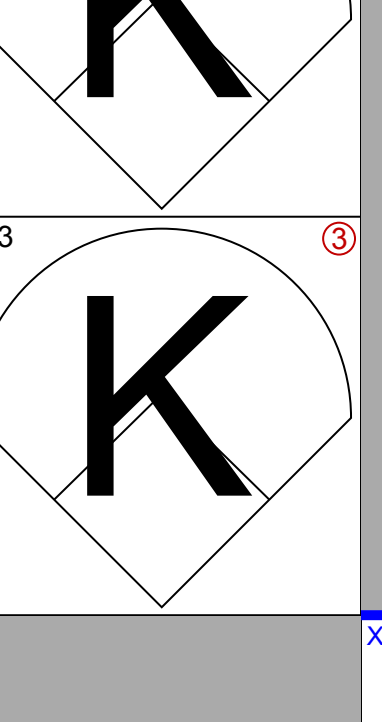
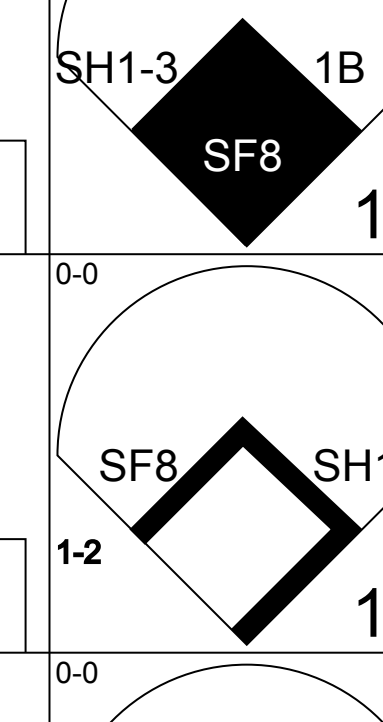
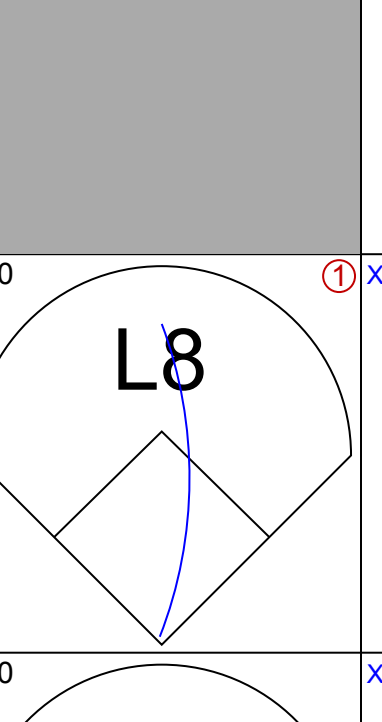
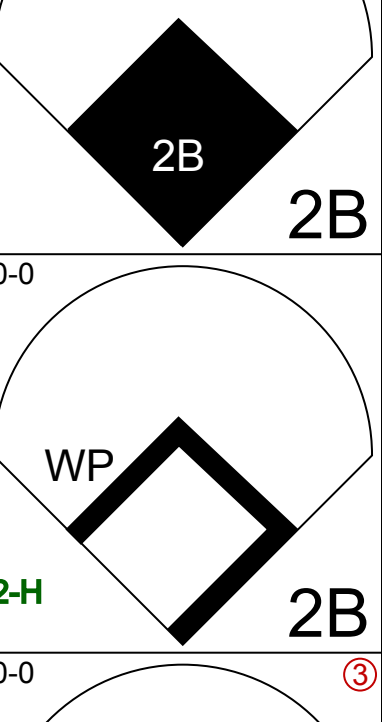
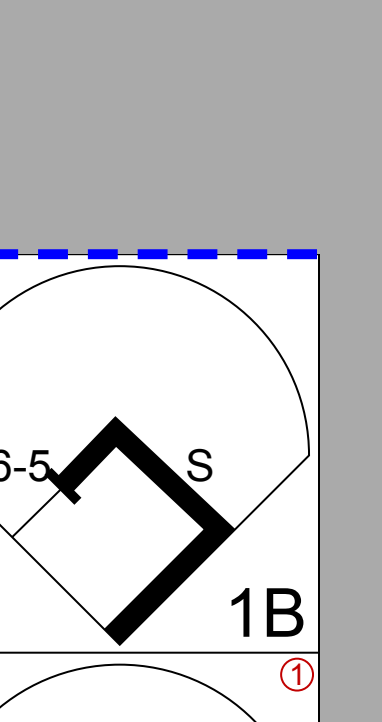
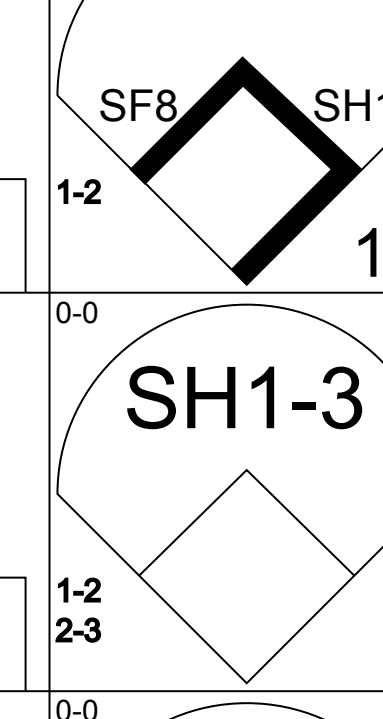
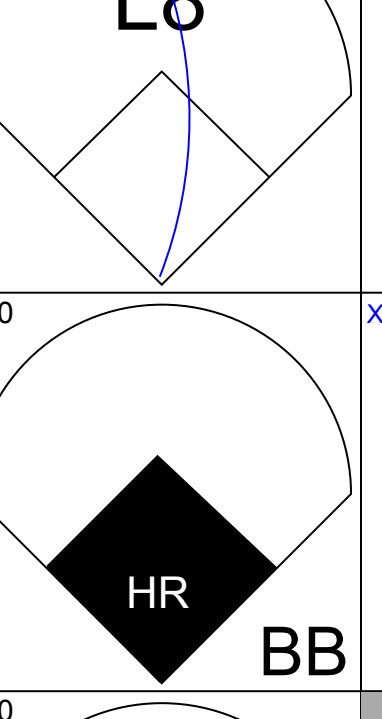
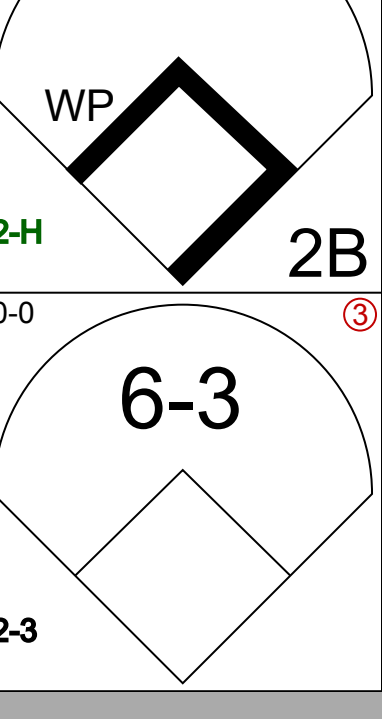
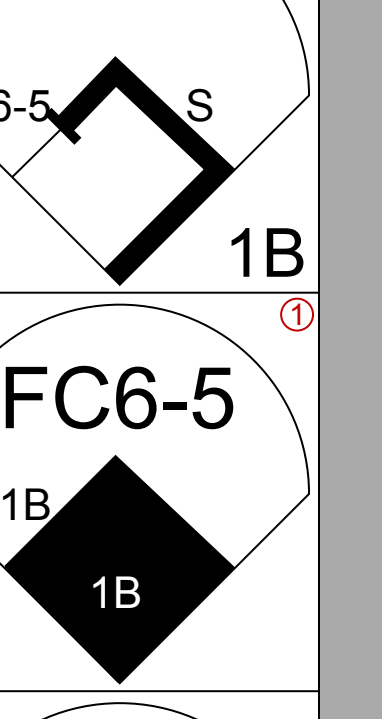
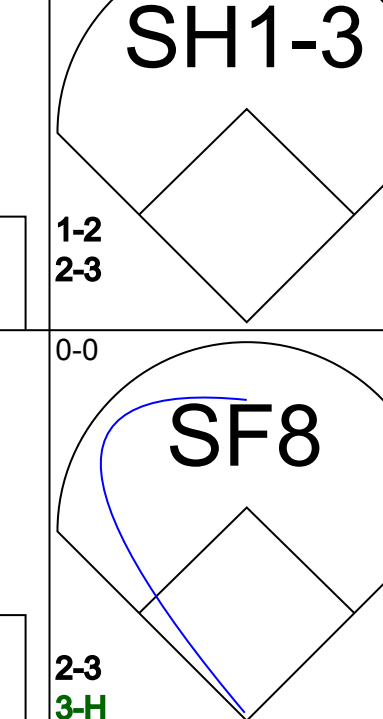
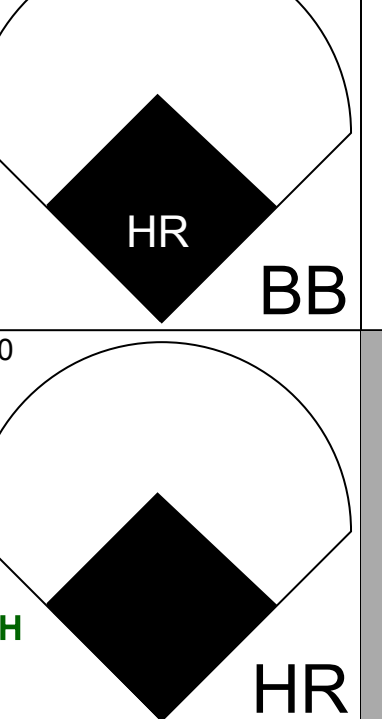
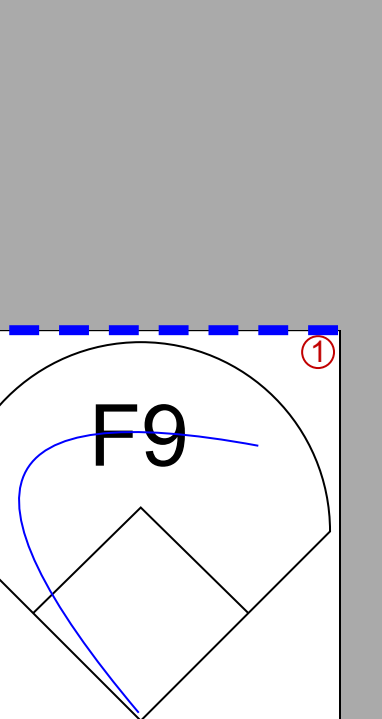
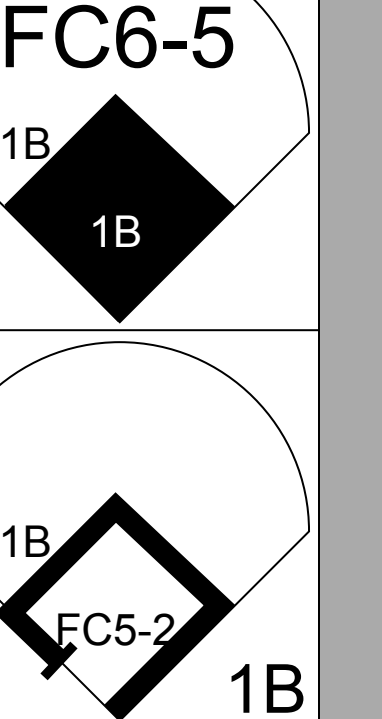
AB 33
 R 5
 H 10
 RBI 4
 BB 4
 SO 6
 LOB 16



Batter	1	2	3	4	5	6	7	8	9	AB	R	H	RBI	BB	SO	LOB	TOP					
Wade Boggs, L (1, 5) OBP: 0.500, SLG: 0.529										6	3	3	3	1	1	2	Boston Red Sox @ Kansas City Royals Royals Stadium, Kansas City, MO Wed Apr 13 1983, 7:05 PM EST Att: 13,275 - Unknown - 39 F					
Dwight Evans, R (1, 10) OBP: 0.395, SLG: 0.556										6	3	2	1	1	1	5						
Jim Rice, R (1, 7) OBP: 0.378, SLG: 0.407										4	3	2	3	1	0	2						
Tony Armas, R (1, 8) OBP: 0.273, SLG: 0.200										1	0	1	1	1	0	0						
Rick Miller, L (4, PH) OBP: 0.429, SLG: 0.333										3	2	2	3	0	0	0						
Reid Nichols, R (1, 9) OBP: 0.500, SLG: 0.364										4	1	2	1	1	1	2						
Dave Stapleton, R (1, 3) OBP: 0.355, SLG: 0.571										5	1	1	0	1	0	5						
Glenn Hoffman, R (1, 6) OBP: 0.455, SLG: 0.467										6	2	5	1	0	1	3						
Jeff Newman, R (1, 2) OBP: 0.167, SLG: 0.333										6	2	1	2	0	1	8						
Julio Valdez, S (1, 4) OBP: 0.192, SLG: 0.125										6	1	1	0	0	1	5						
Inning Stats	R: 2 E: 0 K: 1 S: 5	H: 1 LOB: 0 BB: 2 P: 13	R: 0 E: 0 K: 0 S: 3	H: 1 LOB: 1 BB: 1 P: 7	R: 1 E: 1 K: 2 S: 9	H: 2 LOB: 1 BB: 0 P: 9	R: 4 E: 1 K: 0 S: 8	H: 4 LOB: 3 BB: 1 P: 13	R: 4 E: 0 K: 0 S: 7	H: 4 LOB: 0 BB: 0 P: 7	R: 0 E: 0 K: 0 S: 4	H: 2 LOB: 1 BB: 0 P: 4	R: 4 E: 2 K: 1 S: 10	H: 4 LOB: 2 BB: 0 P: 11	R: 0 E: 0 K: 1 S: 5	H: 0 LOB: 1 BB: 1 P: 9	R: 3 E: 1 K: 1 S: 8	H: 2 LOB: 2 BB: 1 P: 13	1B: 14 2B: 4 3B: 1 HR: 1	SF: 0 SAC: 0 DP: 3 HBP: 3	WP: 1 PB: 0 SB: 1 CS: 0	PA: 56
PITCHER	IP WLS BF H R ER SO BB IBB HBP BLK WP HR S P ERA WHIP																					
Paul Spittorff, L (1, 1) ERA: 9.82	3.2 L 20 7 7 4 3 3 0 0 0 0 1 0 23 35 9.82 2.727																					
Bill Castro, R (4, 1) ERA: 13.5	3.1 24 11 8 6 1 1 0 2 0 0 1 23 29 16.20 3.600																					
Bob Tufts, L (8, 1) ERA: 5.79	2.0 12 2 3 1 2 2 0 1 0 0 0 0 13 22 4.50 2.000																					

Batter	1	2	3	4	5	6	7	8	9	AB	R	H	RBI	BB	SO	LOB	BOTTOM			
Willie Wilson, S (1, 7) OBP: 0.471, SLG: 0.548										3	2	3	0	2	0	0	Boston Red Sox @ Kansas City Royals Royals Stadium, Kansas City, MO Wed Apr 13 1983, 7:05 PM EST Att: 13,275 - Unknown - 39 F			
U L Washington, S (1, 6) OBP: 0.305, SLG: 0.259										5	0	1	0	0	5					
George Brett, L (1, 5) OBP: 0.516, SLG: 0.731										4	1	1	2	0	3					
Amos Otis, R (1, 8) OBP: 0.250, SLG: 0.259										3	0	1	0	0	2					
Joe Simpson, L (7, 8) OBP: 1.000, SLG: 1.000										1	0	1	0	0	0					
Hal McRae, R (1, 10) OBP: 0.379, SLG: 0.500										4	1	1	0	0	3					
Willie Aikens, L (1, 3) OBP: 0.250, SLG: 0.423										4	0	0	0	0	3					
Frank White, R (1, 4) OBP: 0.310, SLG: 0.464										3	0	1	1	0	0					
Jerry Martin, R (1, 9) OBP: 0.407, SLG: 0.654										4	0	1	0	0	1					
Don Slaught, R (1, 2) OBP: 0.300, SLG: 0.250										4	0	1	0	0	2					
Inning Stats	R: 1 E: 0 K: 0 S: 5	H: 2 LOB: 1 BB: 0 P: 5	R: 0 E: 0 K: 0 S: 4	H: 2 LOB: 0 BB: 0 P: 4	R: 0 E: 0 K: 0 S: 4	H: 1 LOB: 0 BB: 0 P: 4	R: 1 E: 0 K: 0 S: 4	H: 1 LOB: 0 BB: 0 P: 4	R: 0 E: 0 K: 0 S: 3	H: 1 LOB: 0 BB: 1 P: 7	R: 0 E: 0 K: 1 S: 5	H: 0 LOB: 0 BB: 0 P: 5	R: 2 E: 1 K: 0 S: 6	H: 3 LOB: 1 BB: 0 P: 6	R: 0 E: 0 K: 0 S: 4	H: 1 LOB: 2 BB: 1 P: 8	1B: 9 2B: 3 3B: 0 HR: 0	SF: 1 SAC: 0 DP: 2 HBP: 0	WP: 0 PB: 0 SB: 2 CS: 0	PA: 38
PITCHER	IP WLS BF H R ER SO BB IBB HBP BLK WP HR S P ERA WHIP																			
Mike Brown, R (1, 1) ERA: 3.18	5.1 W 23 4 2 1 1 1 0 0 0 0 0 0 16 20 2.46 1.364																			
Bob Stanley, R (6, 1) ERA: 3.35	3.2 S 15 4 2 1 1 1 0 0 0 0 0 0 16 20 2.46 1.364																			

Batter	1	2	3	4	5	6	7	8	9	AB	R	H	RBI	BB	SO	LOB	TOP		
Willie Wilson, S OBP: 0.364, SLG: 0.415										5	0	0	0	0	1	5	Kansas City Royals @ Milwaukee Brewers Milwaukee County Stadium, Milwaukee, WI Sun Apr 17 1983, 4:33 AM EST Att: 22,128 - Unknown - 36 F livebaseballscorecards.com		
U L Washington, S OBP: 0.325, SLG: 0.297										5	0	2	0	0	0	4			
George Brett, L OBP: 0.500, SLG: 0.743										5	2	3	0	0	1	4			
Amos Otis, R OBP: 0.216, SLG: 0.222										5	0	1	0	0	1	5			
Hal McRae, R OBP: 0.405, SLG: 0.500										3	0	1	2	0	0	1			
Frank White, R OBP: 0.297, SLG: 0.457										4	0	0	0	0	0	3			
Jerry Martin, R OBP: 0.371, SLG: 0.576										4	1	1	0	0	0	2			
Don Slaught, R OBP: 0.385, SLG: 0.417										4	0	2	0	0	1	2			
John Wathan, R OBP: 0.345, SLG: 0.321										3	0	2	0	0	0	0			
Willie Aikens, L OBP: 0.276, SLG: 0.444										1	0	1	1	0	0	0			
Joe Simpson, L OBP: 1.000, SLG: 1.000										0	0	0	0	0	0	0			
Inning Stats	R: 0 E: 0 K: 1 S: 5	H: 1 LOB: 0 BB: 0 P: 5	R: 0 E: 0 K: 0 S: 3	H: 0 LOB: 0 BB: 0 P: 3	R: 0 E: 1 K: 1 S: 7	H: 1 LOB: 2 BB: 0 P: 7	R: 1 E: 0 K: 0 S: 6	H: 3 LOB: 2 BB: 0 P: 6	R: 0 E: 0 K: 0 S: 4	H: 1 LOB: 1 BB: 0 P: 4	R: 0 E: 0 K: 0 S: 5	H: 2 LOB: 2 BB: 0 P: 5	R: 1 E: 0 K: 0 S: 4	H: 1 LOB: 0 BB: 0 P: 4	R: 0 E: 0 K: 2 S: 11	H: 4 LOB: 3 BB: 0 P: 11	1B: 10 2B: 3 3B: 0 HR: 0	SF: 1 SAC: 0 DP: 0 HBP: 0	WP: 0 PA: 41 PB: 0 SB: 0 CS: 1
PITCHER	IP WLS BF H R ER SO BB IBB HBP BLK WP HR S P ERA WHIP																		
Mike Caldwell, L ERA: 5.4	(1, 1) 7.0 W 29 8 1 1 2 0 0 0 0 0 0 0 0 0 0 33 33 1.29 1.143																		
Jim Slaton, R ERA: 5.14	(8, 1) 1.1 9 5 2 2 0 0 0 0 0 0 0 0 0 0 9 9 13.50 3.750																		
Jamie Easterly, L ERA:	(9, 1) 0.1 1 0 0 0 1 0 0 0 0 0 0 0 0 0 3 3 0.00 0.000																		
Pete Ladd, R ERA:	(9, 1) 0.1 S 1 0 0 0 1 0 0 0 0 0 0 0 0 0 3 3 0.00 0.000																		

Batter	1	2	3	4	5	6	7	8	9	AB	R	H	RBI	BB	SO	LOB	BOTTOM
Paul Molitor, R OBP: 0.362, SLG: 0.381										4	0	1	1	1	0	1	Kansas City Royals @ Milwaukee Brewers Milwaukee County Stadium, Milwaukee, WI Sun Apr 17 1983, 4:33 AM EST Att: 22,128 - Unknown - 36 F livebaseballscorecards.com
Robin Yount, R OBP: 0.432, SLG: 0.658										5	1	2	0	0	0	3	
Cecil Cooper, L OBP: 0.256, SLG: 0.476										4	0	1	0	0	0	4	
Ted Simmons, S OBP: 0.244, SLG: 0.350										4	0	1	0	0	1	1	
Ben Oglivie, L OBP: 0.425, SLG: 0.357										4	0	1	1	0	1	2	
Gorman Thomas, R OBP: 0.317, SLG: 0.382										4	2	2	0	0	1	1	
Charlie Moore, R OBP: 0.235, SLG: 0.273										4	0	3	1	0	0	0	
Ned Yost, R OBP: 0.200, SLG: 0.111										2	2	0	0	1	0	2	
Jim Gantner, L OBP: 0.351, SLG: 0.639										3	1	2	3	0	0	0	
Inning Stats	R: 0 E: 0 K: 0 S: 5	H: 2 LOB: 2 BB: 0 P: 5	R: 1 E: 0 K: 0 S: 5	H: 2 LOB: 1 BB: 0 P: 5	R: 2 E: 0 K: 0 S: 5	H: 2 LOB: 1 BB: 1 P: 9	R: 1 E: 0 K: 0 S: 5	H: 2 LOB: 1 BB: 0 P: 5	R: 0 E: 0 K: 3 S: 9	H: 0 LOB: 1 BB: 1 P: 7	R: 0 E: 0 K: 0 S: 6	H: 3 LOB: 2 BB: 0 P: 6	R: 1 E: 0 K: 0 S: 6	H: 3 LOB: 0 BB: 0 P: 6	1B: 8 2B: 4 3B: 0 HR: 1	SF: 1 SAC: 2 DP: 0 HBP: 0	
PITCHER	IP WLS BF H R ER SO BB IBB HBP BLK WP HR S P ERA WHIP																
Steve Renko, R ERA: 4.91	(1, 1) 5.0 L 26 10 5 0 0 3 1 0 0 0 0 0 0 0 12 16 9.00 2.200																
Mike Armstrong, R ERA: 1.59	(6, 1) 2.0 7 0 0 0 3 1 0 0 0 0 0 0 0 4 4 27.00 9.000																
Bob Tufts, L ERA: 7.2	(8, 1) 0.1 4 3 1 1 0 0 0 0 0 0 0 0 0 2 2 0.00 0.000																
Bill Castro, R ERA: 12.38	(8, 1) 0.2 2 0 0 0 0 0 0 0 0 0 0 0 0 2 2 0.00 0.000																

Batter	1	2	3	4	5	6	7	8	9	AB	R	H	RBI	BB	SO	LOB	TOP																					
Willie Wilson, S (1.7) OBP: 0.388, SLG: 0.422	F7		SH1 1B		4-3		1B HR BB		HR 1B	4	3	2	0	1	0	0	Kansas City Royals @ Detroit Tigers Tiger Stadium, Detroit, MI Wed Apr 20 1983, 6:05 PM EST Alt. 7,973 - Unknown - 45 F																					
U L Washington, S (1.6) OBP: 0.340, SLG: 0.317	F7		SH1 1-3				HR 1B		K	4	1	2	0	0	1	1																						
George Brett, L (1.5) OBP: 0.533, SLG: 0.975	HR				K		HR		HR	5	3	4	7	0	1	1																						
Amos Otis, R (1.8) OBP: 0.238, SLG: 0.250	L3		4-3				HR		HR	4	1	1	0	1	0	0																						
Willie Aikens, L (1.10) OBP: 0.265, SLG: 0.406		E7 FC4-5 1B			K				L9	5	0	1	0	0	2	2																						
Jerry Martin, R (1.9) OBP: 0.333, SLG: 0.528		FC4-5 1B			F5		SF9			3	0	0	1	0	1	2																						
Frank White, R (1.4) OBP: 0.341, SLG: 0.474		FC6-4 1B					1B		K	3	0	2	0	1	1	0																						
Don Slaught, R (1.2) OBP: 0.294, SLG: 0.313		K			F8		F9		F4	4	0	0	0	0	1	4																						
John Wathan, R (1.3) OBP: 0.303, SLG: 0.281		FC6-4			4-3		K		4-3	4	0	0	0	0	1	2																						
Inning Stats	R: 1 E: 0 K: 0 S: 4	H: 1 LOB: 0 BB: 0 P: 4	R: 0 E: 1 K: 1 S: 7	H: 2 LOB: 2 BB: 0 P: 7	R: 1 E: 0 K: 0 S: 4	H: 2 LOB: 0 BB: 0 P: 4	R: 0 E: 0 K: 1 S: 5	H: 0 LOB: 1 BB: 1 P: 9	R: 0 E: 0 K: 1 S: 6	H: 1 LOB: 1 BB: 0 P: 6	R: 1 E: 0 K: 0 S: 5	H: 2 LOB: 1 BB: 0 P: 5	R: 3 E: 0 K: 3 S: 11	H: 2 LOB: 1 BB: 2 P: 19	R: 0 E: 0 K: 1 S: 5	H: 0 LOB: 0 BB: 0 P: 5		R: 2 E: 0 K: 1 S: 7	H: 2 LOB: 0 BB: 0 P: 7	1B: 8 2B: 1 3B: 0 HR: 3	SF: 1 SAC: 1 DP: 0 HBP: 0	WP: 0 PB: 0 SB: 2 CS: 0	PA: 41															
PITCHER	IP	WLS	BF	H	R	ER	SO	BB	IBB	HBP	BLK	WP	HR	S	P	ERA	WHIP	PITCHER				IP	WLS	BF	H	R	ER	SO	BB	IBB	HBP	BLK	WP	HR	S	P	ERA	WHIP
Jack Morris, R (1.1) ERA: 7.56	6.1		30	10	6	6	4	2	0	0	0	0	2	36	44	8.53	1.895																					
Aurelio Lopez, R (7.1) ERA: 2.25	2.0		8	1	1	1	4	1	0	0	0	0	0	15	19	4.50	1.000																					
Howard Bailey, L (9.1) ERA: 6.75	0.2	L	3	1	1	1	0	0	0	0	0	0	1	3	3	13.50	1.500																					

AB	36
R	8
H	12
RBI	8
BB	3
SO	8
LOB	12



Batter	1	2	3	4	5	6	7	8	9	AB	R	H	RBI	BB	SO	LOB	BOTTOM																					
Lou Whitaker, L (1.4) OBP: 0.322, SLG: 0.291	F5		L8			FC6-4 BB	SF 4-3 1B	5-3		4	1	1	1	1	0	2	Kansas City Royals @ Detroit Tigers Tiger Stadium, Detroit, MI Wed Apr 20 1983, 6:05 PM EST Alt. 7,973 - Unknown - 45 F																					
Alan Trammell, R (1.6) OBP: 0.388, SLG: 0.366	F7					F4	SF 2B	F8		2	0	0	0	1	0	1																						
Kirk Gibson, L (7. PH) OBP: 0.389, SLG: 0.533			FC4 BB							0	1	0	1	0	0	0																						
Howard Johnson, S (8.5) OBP: 0.182, SLG: 0.143										1	0	0	0	0	0	1																						
Larry Hemdon, R (1.7) OBP: 0.273, SLG: 0.509	6-3		FC4			FC6-4 1B	4-3		K	5	1	0	1	0	1	4																						
Lance Parrish, R (1.2) OBP: 0.340, SLG: 0.317		F7			F4	1B	1B 2B	L8		4	1	1	1	1	0	0																						
John Wockenfuss, R (1.10) OBP: 0.320, SLG: 0.318		K			G1-4-3 1B		FC5-4 1B	F9		5	0	3	2	0	1	0																						
Mike Ivie, R (1.3) OBP: 0.310, SLG: 0.423					G1-4-3		F6	F7		4	0	1	0	0	0	4																						
Enos Cabell, R (8.3) OBP: 0.500, SLG: 0.500										0	0	0	0	0	0	0																						
Chet Lemon, R (1.8) OBP: 0.380, SLG: 0.386		F5			1-3					3	1	0	0	1	0	2																						
Glenn Wilson, R (1.9) OBP: 0.357, SLG: 0.579			5-3		1-3		1B 1B	SH1-3 1B		4	1	2	0	0	0	0																						
Tom Brookens, R (1.5) OBP: 0.412, SLG: 0.586			E6 BB		F8		1B SF 1B	SH1-3		3	1	1	1	0	0	0																						
Inning Stats	R: 0 E: 0 K: 0 S: 3	H: 0 LOB: 0 BB: 0 P: 3	R: 0 E: 0 K: 1 S: 6	H: 1 LOB: 1 BB: 0 P: 6	R: 0 E: 1 K: 0 S: 4	H: 0 LOB: 2 BB: 1 P: 8	R: 0 E: 0 K: 0 S: 3	H: 1 LOB: 0 BB: 0 P: 3	R: 0 E: 0 K: 0 S: 3	H: 0 LOB: 0 BB: 0 P: 3	R: 1 E: 0 K: 0 S: 4	H: 1 LOB: 2 BB: 2 P: 12	R: 6 E: 1 K: 0 S: 9	H: 5 LOB: 1 BB: 1 P: 13	R: 0 E: 0 K: 0 S: 4	H: 1 LOB: 1 BB: 0 P: 4	R: 0 E: 0 K: 1 S: 5	H: 0 LOB: 0 BB: 0 P: 5	1B: 7 2B: 2 3B: 0 HR: 0	SF: 1 SAC: 1 DP: 1 HBP: 0	WP: 0 PB: 0 SB: 0 CS: 0	PA: 41																
PITCHER	IP	WLS	BF	H	R	ER	SO	BB	IBB	HBP	BLK	WP	HR	S	P	ERA	WHIP	PITCHER				IP	WLS	BF	H	R	ER	SO	BB	IBB	HBP	BLK	WP	HR	S	P	ERA	WHIP
Larry Gura, L (1.1) ERA: 2.89	6.0		28	6	5	5	1	4	0	0	0	0	0	26	42	7.50	1.667																					
Dan Quisenberry, R (7.1) ERA: 0.82	3.0	W	13	3	2	1	1	0	0	0	0	0	0	15	15	3.00	1.000																					

AB	35
R	7
H	9
RBI	7
BB	4
SO	2
LOB	14



Batter	1	2	3	4	5	6	7	8	9	AB	R	H	RBI	BB	SO	LOB	TOP										
Dave Collins, S OBP: 0.291, SLG: 0.235 Barry Bonnell, R OBP: 0.280, SLG: 0.182										3	2	2	0	0	0	0											
Damaso Garcia, R OBP: 0.321, SLG: 0.353										4	2	2	0	0	1	1											
Willie Upshaw, L OBP: 0.333, SLG: 0.512										3	1	2	1	1	0	0											
Cliff Johnson, R OBP: 0.358, SLG: 0.543										4	0	1	3	0	2	1											
Ernie Whitt, L OBP: 0.355, SLG: 0.429										4	0	0	0	0	0	2											
Lloyd Moseby, L OBP: 0.467, SLG: 0.630										3	0	1	0	1	0	0											
Rance Mulliniks, L OBP: 0.375, SLG: 0.522										4	0	1	0	0	0	3											
Hosken Powell, L OBP: 0.133, SLG: 0.333										4	0	0	0	0	2	2											
Alfredo Griffin, S OBP: 0.279, SLG: 0.325 Jorge Orta, L (9, PH)										3	0	0	0	0	0	2											
Inning Stats	R: 0 E: 0 K: 0 S: 3	H: 1 LOB: 0 BB: 0 P: 3	R: 0 E: 0 K: 1 S: 5	H: 0 LOB: 0 BB: 0 P: 5	R: 0 E: 0 K: 0 S: 3	H: 1 LOB: 0 BB: 0 P: 3	R: 2 E: 1 K: 0 S: 6	H: 2 LOB: 2 BB: 1 P: 10	R: 3 E: 1 K: 1 S: 8	H: 3 LOB: 1 BB: 1 P: 12	R: 0 E: 0 K: 0 S: 4	H: 0 LOB: 1 BB: 0 P: 4	R: 0 E: 0 K: 1 S: 5	H: 1 LOB: 0 BB: 0 P: 5	R: 0 E: 0 K: 1 S: 5	H: 0 LOB: 0 BB: 0 P: 5	1B: 8 2B: 1 3B: 0 HR: 0	SF: 0 SAC: 0 DP: 1 HBP: 0	WP: 0 PB: 0 SB: 1 CS: 2	PA: 38							
PITCHER	IP	WLS	BF	H	R	ER	SO	BB	IBB	HBP	BLK	WP	HR	S	P	ERA	WHIP										
Dennis Leonard, R ERA: 4.58	8.0	W	33	9	5	3	4	2	0	0	0	0	0	39	47	3.38	1.375										
Dan Quisenberry, R ERA: 0.75	1.0	S	3	0	0	0	1	0	0	0	0	0	0	5	5	0.00	0.000										

Toronto Blue Jays @ Kansas City Royals
 Royals Stadium, Kansas City, MO
 Fri Apr 22 1983, 7:05 PM EST
 Att: 16,172 - Unknown - 59 F

AB	34
R	5
H	9
RBI	4
BB	2
SO	5
LOB	11



Batter	1	2	3	4	5	6	7	8	9	AB	R	H	RBI	BB	SO	LOB	BOTTOM										
Willie Wilson, S OBP: 0.370, SLG: 0.400										5	1	1	0	0	1	1											
U L Washington, S OBP: 0.345, SLG: 0.311										4	1	1	0	1	1	3											
George Brett, L OBP: 0.510, SLG: 0.932										4	0	1	1	0	0	1											
Amos Otis, R OBP: 0.217, SLG: 0.227										4	0	0	0	0	0	2											
Hal McRae, R OBP: 0.439, SLG: 0.528										4	1	3	0	0	0	0											
Willie Aikens, L OBP: 0.316, SLG: 0.457 Joe Simpson, L OBP: 1.000, SLG: 1.000 (8, FR)										3	1	2	1	1	0	1											
Frank White, R OBP: 0.384, SLG: 0.475										2	1	1	0	1	1	0											
Jerry Martin, R OBP: 0.349, SLG: 0.550										4	0	2	2	0	1	5											
John Wathan, R OBP: 0.297, SLG: 0.278										4	0	1	1	0	1	2											
Inning Stats	R: 0 E: 0 K: 1 S: 6	H: 1 LOB: 1 BB: 0 P: 6	R: 5 E: 1 K: 0 S: 8	H: 5 LOB: 1 BB: 1 P: 12	R: 0 E: 0 K: 1 S: 5	H: 1 LOB: 0 BB: 0 P: 5	R: 0 E: 0 K: 1 S: 6	H: 1 LOB: 1 BB: 0 P: 6	R: 0 E: 0 K: 0 S: 4	H: 1 LOB: 3 BB: 2 P: 12	R: 0 E: 0 K: 0 S: 3	H: 0 LOB: 0 BB: 0 P: 3	R: 0 E: 0 K: 0 S: 3	H: 0 LOB: 0 BB: 0 P: 3	R: 1 E: 0 K: 2 S: 10	H: 3 LOB: 2 BB: 0 P: 10	1B: 9 2B: 3 3B: 0 HR: 0	SF: 0 SAC: 1 DP: 1 HBP: 0	WP: 0 PB: 0 SB: 2 CS: 0	PA: 38							
PITCHER	IP	WLS	BF	H	R	ER	SO	BB	IBB	HBP	BLK	WP	HR	S	P	ERA	WHIP										
Mike Morgan, R ERA: 5.91	1.2		12	6	5	5	1	1	0	0	0	0	0	13	17	27.00	4.200										
Jim Acker, R ERA:	3.0	L	13	3	0	0	2	2	0	0	0	0	0	15	23	0.00	1.667										
Roy Lee Jackson, R ERA: 2.63	3.1	L	13	3	1	1	2	0	0	0	0	0	0	17	17	2.70	0.900										

Toronto Blue Jays @ Kansas City Royals
 Royals Stadium, Kansas City, MO
 Fri Apr 22 1983, 7:05 PM EST
 Att: 16,172 - Unknown - 59 F

AB	34
R	6
H	12
RBI	5
BB	3
SO	5
LOB	15



Batter	1	2	3	4	5	6	7	8	9	AB	R	H	RBI	BB	SO	LOB	TOP											
Damaso Garcia, R (1,4) OBP: 0.311, SLG: 0.339										5	0	1	0	0	1	3	Toronto Blue Jays @ Kansas City Royals Royals Stadium, Kansas City, MO Sat Apr 23 1983, 7:05 PM EST Att: 19,906 - Unknown - 63 F											
Garth Iorg, R (1,5) OBP: 0.355, SLG: 0.452										5	1	1	1	0	0	1												
Barry Bonnell, R (1,7) OBP: 0.286, SLG: 0.200										3	0	1	0	0	0	0												
Rance Mulliniks, L (8, PH) OBP: 0.360, SLG: 0.500										1	0	0	0	0	1	2												
Jorge Orta, L (8,7)										0	0	0	0	0	0	0												
Cliff Johnson, R (1,10) OBP: 0.368, SLG: 0.540										4	1	2	1	0	0	1												
Jesse Barfield, R (1,9) OBP: 0.238, SLG: 0.488										3	0	0	0	0	2	2												
Ernie Whitt, L (8, PH) OBP: 0.375, SLG: 0.429										0	1	0	0	1	0	0												
Buck Martinez, R (1,2) OBP: 0.348, SLG: 0.409										2	0	0	0	1	0	1												
Hosken Powell, L (8, PH) OBP: 0.188, SLG: 0.375										1	0	1	1	0	0	0												
Willie Upshaw, L (1,3) OBP: 0.346, SLG: 0.532										4	0	2	1	0	0	1												
Lloyd Moseby, L (1,8) OBP: 0.412, SLG: 0.548										4	1	0	0	0	0	4												
Alfredo Griffin, S (1,6) OBP: 0.255, SLG: 0.295										4	1	0	0	0	0	3												
Inning Stats	R: 0 E: 0 K: 0 S: 3	H: 1 LOB: 0 BB: 0 P: 3	R: 0 E: 1 K: 1 S: 5	H: 0 LOB: 0 BB: 0 P: 5	R: 0 E: 0 K: 1 S: 6	H: 1 LOB: 1 BB: 0 P: 6	R: 0 E: 0 K: 1 S: 6	H: 1 LOB: 1 BB: 0 P: 6	R: 0 E: 0 K: 0 S: 4	H: 1 LOB: 1 BB: 0 P: 4	R: 0 E: 0 K: 0 S: 3	H: 0 LOB: 0 BB: 0 P: 3	R: 5 E: 3 K: 1 S: 11	H: 4 LOB: 2 BB: 1 P: 15	R: 0 E: 0 K: 0 S: 3	H: 0 LOB: 0 BB: 0 P: 3	1B: 7 2B: 1 3B: 0 HR: 0	SF: 0 SAC: 0 DP: 2 HBP: 0	WP: 2 PB: 0 SB: 0 CS: 1	PA: 39								
PITCHER	IP WLS BF H R ER SO BB IBB HBP BLK WP HR S P ERA WHIP																											
Vida Blue, L (1,1) ERA: 1.59	7.1	L	29	5	3	2	3	1	0	0	0	0	2	0	34	38	2.46	0.818										
Dan Quisenberry, R (8,1) ERA: 1.99	1.2	L	9	3	2	0	1	1	0	0	0	0	0	0	10	14	0.00	2.400										

Batter	1	2	3	4	5	6	7	8	9	AB	R	H	RBI	BB	SO	LOB	BOTTOM											
Willie Wilson, S (1,7) OBP: 0.345, SLG: 0.370										4	0	0	0	0	1	0	Toronto Blue Jays @ Kansas City Royals Royals Stadium, Kansas City, MO Sat Apr 23 1983, 7:05 PM EST Att: 19,906 - Unknown - 63 F											
U L Washington, S (1,6) OBP: 0.357, SLG: 0.313										3	1	1	0	1	1	0												
George Brett, L (1,5) OBP: 0.509, SLG: 0.958										4	1	2	1	0	1	1												
Amos Otis, R (1,8) OBP: 0.220, SLG: 0.250										4	0	1	0	0	1	2												
Hal McRae, R (1,10) OBP: 0.400, SLG: 0.487										3	0	0	1	0	0	1												
Willie Aikens, L (1,3) OBP: 0.310, SLG: 0.421										3	1	0	0	1	1	1												
Frank White, R (1,4) OBP: 0.340, SLG: 0.442										3	1	0	0	0	2													
Jerry Martin, R (1,9) OBP: 0.326, SLG: 0.524										2	0	0	1	0	0	0												
John Wathan, R (1,2) OBP: 0.275, SLG: 0.256										3	0	0	0	1	0	0												
Inning Stats	R: 0 E: 0 K: 1 S: 6	H: 1 LOB: 1 BB: 0 P: 6	R: 2 E: 1 K: 1 S: 6	H: 0 LOB: 0 BB: 1 P: 10	R: 0 E: 0 K: 0 S: 3	H: 1 LOB: 0 BB: 0 P: 3	R: 0 E: 0 K: 1 S: 6	H: 1 LOB: 1 BB: 0 P: 6	R: 0 E: 0 K: 0 S: 5	H: 0 LOB: 0 BB: 0 P: 5	R: 2 E: 0 K: 0 S: 4	H: 1 LOB: 0 BB: 1 P: 8	R: 0 E: 0 K: 0 S: 3	H: 0 LOB: 0 BB: 0 P: 3	R: 0 E: 0 K: 2 S: 7	H: 0 LOB: 0 BB: 0 P: 7		R: 0 E: 0 K: 0 S: 3	H: 0 LOB: 0 BB: 0 P: 3	1B: 1 2B: 2 3B: 1 HR: 0	SF: 2 SAC: 0 DP: 1 HBP: 0	WP: 0 PB: 0 SB: 0 CS: 0	PA: 33					
PITCHER	IP WLS BF H R ER SO BB IBB HBP BLK WP HR S P ERA WHIP																											
Luis Leal, R (1,1) ERA: 6.16	6.0	W	24	4	4	2	4	2	0	0	0	0	0	0	30	38	3.00	1.000										
Randy Moffitt, R (7,1) ERA:	1.0	W	3	0	0	0	0	0	0	0	0	0	0	0	3	3	0.00	0.000										
Dave Geisel, L (8,1) ERA: 3.86	1.0	S	3	0	0	0	2	0	0	0	0	0	0	0	7	7	0.00	0.000										
Joey McLaughlin, R (9,1) ERA: 1.42	1.0	S	3	0	0	0	0	0	0	0	0	0	0	0	3	3	0.00	0.000										



Batter	1	2	3	4	5	6	7	8	9	AB	R	H	RBI	BB	SO	LOB	TOP																					
Damaso Garcia, R OBP: 0.323, SLG: 0.350 (1, 4)	F9		G6-3														4 0 2 0 0 0 1																					
Rance Mulliniks, L OBP: 0.345, SLG: 0.464 (1, 5) (7, 6)	3-1			G3	L8												4 0 1 0 0 0 2																					
Willie Upshaw, L OBP: 0.339, SLG: 0.510 (1, 3)	F5																4 0 1 0 0 0 3																					
Cliff Johnson, R OBP: 0.361, SLG: 0.519 (1, 10)																	4 0 1 0 0 1 0																					
Ernie Whitt, L OBP: 0.333, SLG: 0.375 (1, 2)																	4 0 0 0 0 0 2																					
Lloyd Moseby, L OBP: 0.395, SLG: 0.514 (1, 8)																	4 0 1 0 0 1 2																					
Hosken Powell, L OBP: 0.200, SLG: 0.350 (1, 7)																	4 0 1 0 0 0 1																					
Jesse Barfield, R OBP: 0.239, SLG: 0.533 (1, 9)																	4 1 1 1 0 1 1																					
Alfredo Griffin, S OBP: 0.265, SLG: 0.289 Mickey Klutts, R OBP: 0.400, SLG: 0.400 (7, PH) (7, 5)																	1 0 0 0 1 0 1 2 0 1 0 0 0 0																					
Inning Stats	R: 0 E: 0 K: 0 S: 3	H: 0 LOB: 0 BB: 0 P: 3	R: 0 E: 0 K: 0 S: 4	H: 1 LOB: 1 BB: 0 P: 4	R: 0 E: 0 K: 0 S: 2	H: 0 LOB: 0 BB: 1 P: 6	R: 0 E: 0 K: 0 S: 5	H: 2 LOB: 2 BB: 0 P: 5	R: 0 E: 0 K: 1 S: 7	H: 2 LOB: 2 BB: 0 P: 7	R: 0 E: 0 K: 0 S: 3	H: 0 LOB: 0 BB: 0 P: 3	R: 1 E: 0 K: 1 S: 9	H: 4 LOB: 3 BB: 0 P: 9	R: 0 E: 0 K: 1 S: 5	H: 0 LOB: 0 BB: 0 P: 5	R: 0 E: 0 K: 0 S: 3	H: 0 LOB: 0 BB: 0 P: 3	1B: 8 2B: 0 3B: 0 HR: 1	SF: 0 SAC: 0 DP: 1 HBP: 0	WP: 0 PB: 0 SB: 2 CS: 0	PA: 36																
PITCHER	IP	WLS	BF	H	R	ER	SO	BB	IBB	HBP	BLK	WP	HR	S	P	ERA	WHIP	PITCHER				IP	WLS	BF	H	R	ER	SO	BB	IBB	HBP	BLK	WP	HR	S	P	ERA	WHIP
Steve Renko, R ERA: 3.5 (1, 1)	7.0	W	30	9	1	1	2	1	0	0	0	0	1	33	37	1.29	1.429																					
Mike Armstrong, R ERA: 1.17 (8, 1)	2.0		6	0	0	0	1	0	0	0	0	0	0	8	8	0.00	0.000																					

Toronto Blue Jays @ Kansas City Royals
 Royals Stadium, Kansas City, MO
 Sun Apr 24 1983, 4:33 AM EDT
 Att: 18,522 - Unknown - 61 F

AB	35
R	1
H	9
RBI	1
BB	1
SO	3
LOB	13



Batter	1	2	3	4	5	6	7	8	9	AB	R	H	RBI	BB	SO	LOB	BOTTOM																					
Willie Wilson, S OBP: 0.365, SLG: 0.379 (1, 7)	6-3																4 2 2 0 1 1 3																					
U L Washington, S OBP: 0.361, SLG: 0.294 (1, 6)	K																3 1 0 0 2 1 3																					
George Brett, L OBP: 0.534, SLG: 0.961 (1, 5)																	3 1 2 1 2 0 0																					
Hal McRae, R OBP: 0.420, SLG: 0.488 (1, 10)																	4 2 2 2 1 1 3																					
Willie Aikens, L OBP: 0.298, SLG: 0.381 Greg Pryor, R (9, 3)																	4 1 0 0 1 3 6 0 0 0 0 0 0 0																					
Frank White, R OBP: 0.353, SLG: 0.478 (1, 4)																	3 0 1 2 1 0 0																					
Jerry Martin, R OBP: 0.313, SLG: 0.500 Cesar Geronimo, L OBP: 0.500, SLG: 0.500 (6, PH) (6, 9)																	2 0 0 0 0 1 0 2 0 1 1 0 0 1																					
Joe Simpson, L OBP: 0.600, SLG: 0.500 (1, 8)																	3 0 1 1 1 0 0																					
John Wathan, R OBP: 0.250, SLG: 0.233 (1, 2)																	4 0 0 0 0 0 4																					
Inning Stats	R: 0 E: 0 K: 2 S: 8	H: 1 LOB: 2 BB: 1 P: 12	R: 0 E: 0 K: 1 S: 5	H: 0 LOB: 0 BB: 0 P: 5	R: 1 E: 0 K: 1 S: 6	H: 1 LOB: 2 BB: 2 P: 14	R: 0 E: 0 K: 0 S: 4	H: 1 LOB: 1 BB: 0 P: 4	R: 5 E: 0 K: 1 S: 8	H: 3 LOB: 3 BB: 5 P: 28	R: 1 E: 0 K: 1 S: 7	H: 2 LOB: 1 BB: 0 P: 7	R: 0 E: 0 K: 0 S: 3	H: 1 LOB: 0 BB: 0 P: 3	R: 0 E: 0 K: 1 S: 5	H: 0 LOB: 1 BB: 1 P: 9	R: 0 E: 0 K: 1 S: 5	H: 0 LOB: 0 BB: 0 P: 9	1B: 7 2B: 1 3B: 1 HR: 0	SF: 0 SAC: 0 DP: 0 HBP: 0	WP: 0 PB: 0 SB: 2 CS: 1	PA: 42																
PITCHER	IP	WLS	BF	H	R	ER	SO	BB	IBB	HBP	BLK	WP	HR	S	P	ERA	WHIP	PITCHER				IP	WLS	BF	H	R	ER	SO	BB	IBB	HBP	BLK	WP	HR	S	P	ERA	WHIP
Jim Gott, R ERA: 6.86 (5, 1)	0.0		3	1	0	0	0	2	0	0	0	0	0	1	9	∞	∞																					
Mike Morgan, R ERA: 5.27 (5, 1)	3.0		11	3	1	1	2	0	0	0	0	0	0	15	15	3.00	1.000																					
Randy Moffitt, R ERA: (8, 1)	1.0		4	0	0	0	1	1	0	0	0	0	0	5	9	0.00	1.000																					


Toronto Blue Jays @ Kansas City Royals
 Royals Stadium, Kansas City, MO
 Sun Apr 24 1983, 4:33 AM EDT
 Att: 18,522 - Unknown - 61 F

AB	32
R	7
H	9
RBI	7
BB	9
SO	7
LOB	20




Batter	1	2	3	4	5	6	7	8	9	AB	R	H	RBI	BB	SO	LOB	TOP										
Willie Wilson, S OBP: 0.362, SLG: 0.365 (1.8)	0-0 4-3		0-0 FC6-4	4-0 BB			0-0 SH1-3 2B	0-0 E1 1B	0-0 FC6-4	5	2	1	0	1	0	3	Kansas City Royals @ New York Yankees Yankee Stadium, Bronx, NY Tue Apr 26 1983, 7:05 PM EDT Att: 11,363 - Unknown - 65 F										
U L Washington, S OBP: 0.365, SLG: 0.296 (1.6)	0-0 4-3			1B			0-0 SH1-3	4-0 1B BB		3	1	1	0	1	0	2											
George Brett, L OBP: 0.556, SLG: 1.000 (1.7)	0-0 L8			1-H HR	4-0 G6-4-3 BB		4-0 2B IBB	0-0 1-3 2-H	1B	3	2	2	3	2	0	0											
Hal McRae, R OBP: 0.400, SLG: 0.479 (1.10)		0-0 F9		0-0 4-3	0-0 G6-4-3		0-0 1-3 2B	0-0 F8		5	1	1	1	0	0	3											
Frank White, R OBP: 0.393, SLG: 0.529 (1.4)		0-0 G6-3 1B		0-0 1B 1B	0-0 2B		0-0 K		0-0 1B 1B	5	2	4	0	0	1	2											
Leon Roberts, R OBP: 0.400, SLG: 0.600 (1.9)		0-0 G6-3		0-0 1B 1B	0-0 5-3		0-0 2B		0-0 F7	5	1	2	2	0	0	3											
Don Slaught, R OBP: 0.273, SLG: 0.286 (1.2)			0-0 L3	0-3 K		0-0 1-3	0-3 K		0-0 1B 1B	5	0	1	0	0	2	3											
John Wathan, R OBP: 0.286, SLG: 0.271 (1.3)			0-3 K	0-0 2B 1B		0-0 L6		0-0 4-3 1B	0-0 FC6-4 1B	5	1	3	2	0	1	0											
Greg Pryor, R OBP: 0.400, SLG: 0.600 (1.5)			0-0 FC6-4 1B	1-H 2-H 2B		0-3 K		0-0 4-3	0-0 F9	5	0	2	2	0	1	3											
Inning Stats	R: 0 E: 0 K: 0 S: 3	H: 0 LOB: 0 BB: 0 P: 3	R: 0 E: 0 K: 0 S: 3	H: 1 LOB: 0 BB: 0 P: 3	R: 0 E: 0 K: 1 S: 6	H: 1 LOB: 1 BB: 0 P: 6	R: 5 E: 0 K: 1 S: 11	H: 6 LOB: 2 BB: 1 P: 15	R: 0 E: 0 K: 0 S: 5	H: 0 LOB: 0 BB: 0 P: 5	R: 3 E: 0 K: 2 S: 10	H: 3 LOB: 1 BB: 1 P: 14	R: 1 E: 1 K: 0 S: 5	H: 2 LOB: 2 BB: 1 P: 9	R: 1 E: 0 K: 0 S: 6	H: 3 LOB: 2 BB: 0 P: 6	1B: 12 2B: 5 3B: 0 HR: 1	SF: 0 SAC: 1 DP: 3 HBP: 0	WP: 0 PB: 0 CS: 0	PA: 46							
PITCHER	IP	WLS	BF	H	R	ER	SO	BB	IBB	HBP	BLK	WP	HR	S	P	ERA	WHIP										
Dave Righetti, L ERA: 3.75 (1.1)	3.2	L	18	8	5	5	2	0	0	0	0	0	1	22	22	12.27	2.182										
George Frazier, R ERA: 5.27 (4.1)	2.2		13	3	3	3	1	2	1	0	0	0	0	12	24	10.12	1.875										
Rich Gossage, R ERA: 9.0 (7.1)	1.2		9	3	1	0	2	1	0	0	0	0	0	4	4	27.00	9.000										
Jay Howell, R ERA: 7.71 (9.1)	0.1		4	3	1	1	0	0	0	0	0	0	0	4	4	0.00	0.000										
Dale Murray, R ERA: 7.71 (9.1)	0.2		2	0	0	0	0	0	0	0	0	0	0	2	2	0.00	0.000										
Batter	1	2	3	4	5	6	7	8	9	AB	R	H	RBI	BB	SO	LOB	BOTTOM										
Willie Randolph, R OBP: 0.299, SLG: 0.282 (1.4)	0-0 F8		0-0 5-3 HR 1B	0-0 L4			0-3 K		0-3 K	5	1	1	0	0	2	4	Kansas City Royals @ New York Yankees Yankee Stadium, Bronx, NY Tue Apr 26 1983, 7:05 PM EDT Att: 11,363 - Unknown - 65 F										
Roy Smalley, S OBP: 0.310, SLG: 0.375 (1.3)	0-0 3B 1B		0-0 F8		0-0 F7		0-0 F6			4	1	1	0	0	0	1											
Dave Winfield, R OBP: 0.361, SLG: 0.540 (1.8)	0-0 1-H 3B		0-0 5-3	1-2	4-0 G6-4-3 BB		0-0 4-3			3	0	1	1	1	0	1											
Don Baylor, R OBP: 0.412, SLG: 0.456 (1.10)	0-0 1-3		0-0 2-H HR		0-0 G6-4-3		0-0 L8			4	1	1	2	0	0	2											
Steve Kemp, L OBP: 0.294, SLG: 0.452 (1.7)	0-0 6-3		0-0 F8		0-0 F7		0-0 F5			4	0	0	0	0	0	1											
Lou Piniella, R OBP: 0.333, SLG: 0.333 (1.9)		0-0 1-3		0-0 5-3		0-0 F9		0-0 BB 1B		4	0	1	0	0	0	0											
Rick Cerone, R OBP: 0.303, SLG: 0.267 (1.2)		0-0 6-3		0-0 F4		4-0 BB		0-0 F7		3	0	0	0	1	0	1											
Graig Nettles, L OBP: 0.344, SLG: 0.300 (1.5)		0-0 F8		4-0 1B BB		0-0 F9		4-0 1-2 BB		2	0	0	0	2	0	1											
Andre Robertson, R OBP: 0.333, SLG: 0.478 (1.6)			0-0 HR	1-2 1B		0-3 K		0-0 F9		4	1	2	1	0	1	2											
Inning Stats	R: 1 E: 0 K: 0 S: 5	H: 2 LOB: 1 BB: 0 P: 5	R: 0 E: 0 K: 0 S: 3	H: 0 LOB: 0 BB: 0 P: 3	R: 3 E: 0 K: 0 S: 6	H: 3 LOB: 0 BB: 0 P: 6	R: 0 E: 0 K: 0 S: 4	H: 1 LOB: 2 BB: 1 P: 8	R: 0 E: 0 K: 0 S: 2	H: 0 LOB: 0 BB: 1 P: 6	R: 0 E: 0 K: 2 S: 7	H: 0 LOB: 0 BB: 0 P: 7	R: 0 E: 0 K: 0 S: 3	H: 0 LOB: 0 BB: 0 P: 3	R: 0 E: 0 K: 1 S: 6	H: 1 LOB: 2 BB: 1 P: 10	1B: 4 2B: 0 3B: 1 HR: 2	SF: 0 SAC: 0 DP: 1 HBP: 0	WP: 0 PB: 0 CS: 0	PA: 37							
PITCHER	IP	WLS	BF	H	R	ER	SO	BB	IBB	HBP	BLK	WP	HR	S	P	ERA	WHIP										
Larry Gura, L ERA: 3.16 (1.1)	9.0	W	37	7	4	4	3	4	0	0	0	0	2	39	55	4.00	1.222										

Batter	1	2	3	4	5	6	7	8	9	AB	R	H	RBI	BB	SO	LOB	TOP			
Willie Wilson, S (1, 8) OBP: 0.356, SLG: 0.358	0-0 5-3		0-0 6-3		0-0 1B		0-0 CS	0-0 F9		4	0	1	0	0	0	0				
U L Washington, S (1, 6) OBP: 0.345, SLG: 0.276	0-0 F9		0-0 6-3		0-0 G4			0-0 F2		4	0	0	0	0	0	1				
George Brett, L (1, 7) OBP: 0.537, SLG: 0.948	0-0 1B		0-0 L6			0-0 3-1		0-0 F8		4	0	1	0	0	0	0				
Hal McRae, R (1, 10) OBP: 0.390, SLG: 0.462	0-0 1B			0-0 F7		0-0 F8		0-0 F8		4	0	1	0	0	0	0				
Frank White, R (1, 4) OBP: 0.400, SLG: 0.545	0-0 F7			0-0 F8		0-0 FC4-6 1B		0-3 K		4	0	2	0	0	1	2				
Leon Roberts, R (1, 9) OBP: 0.333, SLG: 0.444		0-0 G6-4-3 1B		0-0 F8		0-0 FC4-6 1B		0-0 4-3		4	0	1	0	0	0	2				
Don Slaught, R (1, 2) OBP: 0.240, SLG: 0.250		0-0 G6-4-3		0-0 F7			0-0 F8			3	0	0	0	0	0	2				
John Wathan, R (1, 3) OBP: 0.308, SLG: 0.294		0-0 1B			0-0 1-3		0-0 CS 1B			3	0	2	0	0	0	0				
Greg Pryor, R (1, 5) OBP: 0.250, SLG: 0.375		0-0 4-3			0-0 F8		0-0 F8			3	0	0	0	0	0	2				
Inning Stats	R: 0 E: 0 K: 0 S: 5	H: 2 LOB: 2 BB: 0 P: 5	R: 0 E: 0 K: 0 S: 4	H: 2 LOB: 1 BB: 0 P: 4	R: 0 E: 0 K: 0 S: 3	H: 0 LOB: 0 BB: 0 P: 3	R: 0 E: 0 K: 0 S: 4	H: 1 LOB: 1 BB: 0 P: 4	R: 0 E: 0 K: 0 S: 4	H: 1 LOB: 1 BB: 0 P: 4	R: 0 E: 0 K: 0 S: 3	H: 1 LOB: 0 BB: 0 P: 3	R: 0 E: 0 K: 1 S: 5	H: 0 LOB: 0 BB: 0 P: 3	R: 0 E: 0 K: 1 S: 5	H: 0 LOB: 0 BB: 0 P: 5	1B: 7 2B: 1 3B: 0 HR: 0	SF: 0 SAC: 0 DP: 1 HBP: 0	WP: 0 PB: 0 SB: 0 CS: 1	PA: 34
PITCHER Bob Shirley, L (1, 1) ERA: 4.26	IP: 9.0 WLS: W BF: 33 H: 8 R: 0 ER: 0 SO: 1 BB: 0 IBB: 0 HBP: 0 BLK: 0 WP: 0 HR: 0 S: 35 P: 35 ERA: 0.00 WHIP: 0.889															PITCHER				

Kansas City Royals @ New York Yankees
 Yankee Stadium, Bronx, NY
 Wed Apr 27 1983, 7:05 PM EDT
 Att: 16,639 - Unknown - 78 F


AB 33
R 0
H 8
RBI 0
BB 0
SO 1
LOB 9

Batter	1	2	3	4	5	6	7	8	9	AB	R	H	RBI	BB	SO	LOB	BOTTOM	
Jerry Mumphrey, S (1, 8) OBP: 0.267, SLG: 0.372	0-0 F9		0-0 1B	0-0 1B			0-0 6-3	0-0 1B		5	1	3	0	0	0	1		
Willie Randolph, R (1, 4) OBP: 0.325, SLG: 0.320	4-0 S BB		0-0 1B	0-0 4-3			0-0 2B	0-0 1B		4	1	3	1	1	0	1		
Dave Winfield, R (1, 7) OBP: 0.351, SLG: 0.507	4-0 1-2 BB		0-3 K		0-0 6-3		0-3 K	0-0 F8		4	0	0	0	1	2	5		
Steve Kemp, L (1, 9) OBP: 0.292, SLG: 0.439	0-0 G1-6-3		0-0 1B		0-3 K		0-0 6-3			4	0	1	2	0	1	2		
Don Baylor, R (1, 10) OBP: 0.403, SLG: 0.443		0-0 L8	0-0 F4		0-0 F7			0-0 1B HR		4	1	1	0	0	0	1		
Ken Griffey, L (1, 3) OBP: 0.354, SLG: 0.443		0-0 G3	0-0 E2			0-0 6-3		0-0 1B HR		4	1	1	0	0	0	1		
Roy Smalley, S (1, 6) OBP: 0.320, SLG: 0.426			0-0 F8			0-3 K		0-0 1B HR		4	1	2	3	0	1	2		
Andre Robertson, R (9, 6) OBP: 0.333, SLG: 0.478								1-H 3-H HR		0	0	0	0	0	0	0		
Graig Nettles, L (1, 5) OBP: 0.354, SLG: 0.302	4-0 1-2 BB				0-0 F7		0-0 G3	0-0 1B 1B		3	1	1	0	1	0	0		
Butch Wynegar, S (1, 2) OBP: 0.412, SLG: 0.581		0-0 3-1			0-0 4-3			0-0 F7		4	0	1	0	0	0	3		
Inning Stats	R: 0 E: 0 K: 0 S: 2	H: 0 LOB: 1 BB: 2 P: 10	R: 0 E: 0 K: 0 S: 4	H: 1 LOB: 2 BB: 1 P: 8	R: 2 E: 1 K: 1 S: 9	H: 3 LOB: 2 BB: 0 P: 9	R: 0 E: 0 K: 0 S: 4	H: 1 LOB: 1 BB: 0 P: 4	R: 0 E: 0 K: 1 S: 5	H: 0 LOB: 0 BB: 0 P: 5	R: 0 E: 0 K: 1 S: 6	H: 2 LOB: 1 BB: 0 P: 6	R: 4 E: 0 K: 0 S: 9	H: 6 LOB: 2 BB: 0 P: 9	1B: 11 2B: 1 3B: 0 HR: 1	SF: 0 SAC: 0 DP: 1 HBP: 0	WP: 0 PB: 0 SB: 3 CS: 0	PA: 39
PITCHER Dennis Leonard, R (1, 1) ERA: 5.0	IP: 7.1 WLS: L BF: 34 H: 10 R: 5 ER: 5 SO: 4 BB: 3 IBB: 0 HBP: 0 BLK: 0 WP: 1 HR: 1 S: 39 P: 51 ERA: 6.14 WHIP: 1.773															PITCHER		
Bob Tufts, L (8, 1) ERA: 8.44	0.1 3 2 0 0 0															0.00 6.000		
Mike Armstrong, R (8, 1) ERA: 1.13	0.1 2 1 1 1 0															27.00 3.000		

Kansas City Royals @ New York Yankees
 Yankee Stadium, Bronx, NY
 Wed Apr 27 1983, 7:05 PM EDT
 Att: 16,639 - Unknown - 78 F


AB 36
R 6
H 13
RBI 6
BB 3
SO 4
LOB 16

Batter	1	2	3	4	5	6	7	8	9	10	11	AB	R	H	RBI	BB	SO	LOB										
Alan Bannister, R OBP: 0.383, SLG: 0.400 (1, 7)												4	1	1	0	2	0	4										
Mike Fischlin, R OBP: 0.385, SLG: 0.273 (1, 4)												5	1	1	0	1	1	5										
Mike Hargrove, L OBP: 0.387, SLG: 0.276 (1, 3)												5	0	1	0	0	1	3										
Andre Thornton, R OBP: 0.482, SLG: 0.569 (1, 10)												3	2	1	1	3	1	1										
Pat Tabler, R OBP: 0.410, SLG: 0.571 (1, 5)												5	1	2	3	0	0	2										
WJ Culmer, R OBP: 0.125, SLG: 0.133 Broderick Perkins, L OBP: 0.333, SLG: 0.364 George Vukovich, L OBP: 0.175, SLG: 0.250 (7, PH)												3	0	0	0	0	0	3										
Rick Manning, L OBP: 0.315, SLG: 0.294 (1, 8)												4	0	2	0	1	0	0										
Chris Bando, S OBP: 0.345, SLG: 0.308 (1, 2)												4	0	1	0	0	1	2										
Julio Franco, R OBP: 0.227, SLG: 0.278 (1, 6)												5	0	0	0	0	1	4										
Inning Stats	R: 4 E: 0 K: 2 S: 8	H: 1 LOB: 1 BB: 4 P: 24	R: 0 E: 1 K: 1 S: 6	H: 0 LOB: 1 BB: 0 P: 6	R: 0 E: 0 K: 0 S: 2	H: 0 LOB: 0 BB: 1 P: 6	R: 0 E: 0 K: 0 S: 4	H: 1 LOB: 2 BB: 1 P: 8	R: 0 E: 0 K: 0 S: 4	H: 0 LOB: 0 BB: 0 P: 3	R: 0 E: 0 K: 0 S: 5	H: 3 LOB: 3 BB: 1 P: 9	R: 0 E: 1 K: 0 S: 5	H: 1 LOB: 2 BB: 0 P: 5	R: 1 E: 0 K: 1 S: 6	H: 1 LOB: 0 BB: 0 P: 6	R: 0 E: 0 K: 0 S: 4	H: 1 LOB: 1 BB: 0 P: 4	R: 0 E: 0 K: 2 S: 7	H: 0 LOB: 0 BB: 0 P: 7	1B: 5 2B: 2 3B: 1 HR: 1	SF: 0 SAC: 2 DP: 1 HBP: 0	WP: 1 PB: 0 SB: 1 CS: 0	PA: 49				
PITCHER	IP ERA WLS BF H R ER SO BB IBB HBP BLK WP HR S P ERA WHIP	(1, 1) 3.12	(7, 1) 2.04	(11, 1) 1.0	(1, 1) 6.0	(7, 1) 4.0	(11, 1) 1.0	(1, 1) 6.0	(7, 1) 2.25	(1, 1) 0.00	(1, 1) 6.00	(7, 1) 1.250	(11, 1) 0.000	(1, 1) 6.00	(7, 1) 1.250	(11, 1) 0.000	(1, 1) 6.00	(7, 1) 1.250	(11, 1) 0.000	(1, 1) 6.00	(7, 1) 1.250	(11, 1) 0.000	(1, 1) 6.00	(7, 1) 1.250	(11, 1) 0.000	(1, 1) 6.00	(7, 1) 1.250	(11, 1) 0.000

TOP

Cleveland Indians @ Kansas City Royals
Royals Stadium, Kansas City, MO

Fri Apr 29 1983, 8:05 PM EDT
Att: 15,787 - Unknown - 61 F

livebaseballscorecards.com

AB 40
R 5
H 9
RBI 4
BB 7
SO 6
LOB 27

Batter	1	2	3	4	5	6	7	8	9	10	11	AB	R	H	RBI	BB	SO	LOB										
Willie Wilson, S OBP: 0.367, SLG: 0.352 (1, 7)												4	1	1	0	2	0	0										
U L Washington, S OBP: 0.369, SLG: 0.328 (1, 6)												6	1	3	2	0	2	2										
George Brett, L OBP: 0.528, SLG: 0.921 Onix Concepcion, R (10, PR)												5	1	2	1	0	0	1										
Hal McRae, R OBP: 0.391, SLG: 0.446 (1, 10)												4	1	1	1	1	0	1										
Willie Aikens, L OBP: 0.314, SLG: 0.391 Greg Pryor, R OBP: 0.250, SLG: 0.375 Leon Roberts, R OBP: 0.300, SLG: 0.400 (10, PH)												4	0	2	1	0	0	0										
Frank White, R OBP: 0.400, SLG: 0.533 (1, 4)												5	0	2	1	0	0	3										
Cesar Geronimo, L OBP: 0.429, SLG: 0.200 (1, 9)												3	0	0	0	2	1	3										
Joe Simpson, L OBP: 0.400, SLG: 0.250 (1, 8)												4	1	0	0	1	0	4										
John Wathan, R OBP: 0.316, SLG: 0.321 (1, 2)												5	1	2	0	0	0	3										
Inning Stats	R: 0 E: 0 K: 1 S: 5	H: 0 LOB: 0 BB: 0 P: 5	R: 0 E: 0 K: 0 S: 3	H: 1 LOB: 1 BB: 0 P: 3	R: 0 E: 0 K: 0 S: 3	H: 0 LOB: 0 BB: 0 P: 3	R: 0 E: 0 K: 0 S: 3	H: 0 LOB: 0 BB: 0 P: 3	R: 5 E: 0 K: 1 S: 12	H: 7 LOB: 7 BB: 0 P: 12	R: 0 E: 0 K: 0 S: 4	H: 1 LOB: 1 BB: 0 P: 4	R: 0 E: 0 K: 0 S: 2	H: 0 LOB: 0 BB: 0 P: 6	R: 0 E: 0 K: 0 S: 3	H: 0 LOB: 0 BB: 0 P: 3	R: 0 E: 0 K: 1 S: 6	H: 1 LOB: 2 BB: 1 P: 10	R: 1 E: 0 K: 0 S: 3	H: 2 LOB: 3 BB: 2 P: 11	1B: 10 2B: 2 3B: 1 HR: 0	SF: 0 SAC: 0 DP: 2 HBP: 0	WP: 0 PB: 0 SB: 0 CS: 1	PA: 48				
PITCHER	IP ERA WLS BF H R ER SO BB IBB HBP BLK WP HR S P ERA WHIP	(1, 1) 4.01	(6, 1) 3.0	(10, 1) 5.93	(1, 1) 5.0	(6, 1) 4.2	(10, 1) 0.2	(1, 1) 5.0	(6, 1) 7.20	(10, 1) 13.50	(1, 1) 2.99	(6, 1) 1.286	(10, 1) 4.500	(1, 1) 5.00	(6, 1) 7.20	(10, 1) 13.50	(1, 1) 2.99	(6, 1) 1.286	(10, 1) 4.500	(1, 1) 5.00	(6, 1) 7.20	(10, 1) 13.50	(1, 1) 2.99	(6, 1) 1.286	(10, 1) 4.500	(1, 1) 5.00	(6, 1) 7.20	(10, 1) 13.50

BOTTOM

Cleveland Indians @ Kansas City Royals
Royals Stadium, Kansas City, MO

Fri Apr 29 1983, 8:05 PM EDT
Att: 15,787 - Unknown - 61 F

livebaseballscorecards.com

AB 41
R 6
H 13
RBI 6
BB 6
SO 3
LOB 19

Batter	1	2	3	4	5	6	7	8	9	AB	R	H	RBI	BB	SO	LOB	TOP				
Miguel Dilone, S OBP: 0.381, SLG: 0.353 Alan Bannister, R OBP: 0.396, SLG: 0.439	L9	1B		4-3			F7		F8	4	0	1	1	0	0	0	Cleveland Indians @ Kansas City Royals Royals Stadium, Kansas City, MO Sat Apr 30 1983, 8:05 PM EDT Att: 20,873 - Unknown - 66 F livebaseballscorecards.com				
Rick Manning, L OBP: 0.295, SLG: 0.274	F7	F2		F7			1-3		F8	5	0	0	0	0	0	3					
Mike Hargrove, L OBP: 0.388, SLG: 0.274	F6			1B			F8		3-1	4	0	1	0	1	0	1					
Andre Thornton, R OBP: 0.494, SLG: 0.574		BB		F8			G6-4-3		FC6-4	3	1	2	0	1	0	1					
Pat Tabler, R OBP: 0.395, SLG: 0.538	F3	BB		1B			G6-4-3		L9	4	0	1	0	0	0	4					
Ron Hassey, L OBP: 0.419, SLG: 0.385	BB	1B		F8			6-3		F8	4	1	1	0	0	0	4					
George Vukovich, L OBP: 0.180, SLG: 0.236	E	1B		4-3			3-1		FC6-4	3	1	0	0	1	0	4					
Mike Fischlin, R OBP: 0.294, SLG: 0.214	SF7	BB					1-3		6-3	3	0	0	1	0	1	0					
Julio Franco, R OBP: 0.253, SLG: 0.342	E2	1B							2B	4	2	3	2	0	1	0					
Inning Stats	R: 0 E: 0 K: 0 S: 3	H: 0 LOB: 0 BB: 0 P: 3	R: 3 E: 1 K: 0 S: 6	H: 3 LOB: 2 BB: 2 P: 14	R: 0 E: 0 K: 0 S: 5	H: 2 LOB: 2 BB: 0 P: 5	R: 1 E: 0 K: 1 S: 6	H: 1 LOB: 0 BB: 0 P: 6	R: 0 E: 0 K: 0 S: 3	H: 0 LOB: 0 BB: 0 P: 3	R: 0 E: 0 K: 1 S: 5	H: 0 LOB: 0 BB: 0 P: 5	R: 0 E: 0 K: 0 S: 4	H: 1 LOB: 2 BB: 1 P: 8	R: 1 E: 0 K: 0 S: 5	H: 2 LOB: 1 BB: 0 P: 5		1B: 8 2B: 1 3B: 0 HR: 1	SF: 1 SAC: 0 DP: 1 HBP: 0	WP: 0 PB: 0 SB: 2 CS: 0	PA: 39
PITCHER	IP	WLS	BF	H	R	ER	SO	BB	IBB	HBP	BLK	WP	HR	S	P	ERA	WHIP				
Steve Renko, R ERA: 4.09	(1, 1)	4.0	L	20	6	4	3	1	2	0	0	0	0	20	28	6.75	2.000				
Bill Castro, R ERA: 8.31	(5, 1)	5.0		19	4	1	1	1	1	0	0	0	0	20	24	1.80	1.000				

Batter	1	2	3	4	5	6	7	8	9	AB	R	H	RBI	BB	SO	LOB	BOTTOM					
Willie Wilson, S OBP: 0.369, SLG: 0.368	SH2-3	3-1					F7		4-3	5	1	2	0	0	0	1	Cleveland Indians @ Kansas City Royals Royals Stadium, Kansas City, MO Sat Apr 30 1983, 8:05 PM EDT Att: 20,873 - Unknown - 66 F livebaseballscorecards.com					
U L Washington, S OBP: 0.365, SLG: 0.324	SH2-3			3-1			WP		5-3	4	0	1	0	1	1	1						
Frank White, R OBP: 0.397, SLG: 0.540	SH2-3			F6			1-3			3	0	1	1	0	0	1						
Hal McRae, R OBP: 0.382, SLG: 0.433	K			PO			6-3		6-3	4	0	1	0	0	1	4						
Willie Aikens, L OBP: 0.315, SLG: 0.375 Don Slaught, R OBP: 0.269, SLG: 0.280				PO			F8			2	0	0	0	1	0	0						
Cesar Geronimo, L OBP: 0.400, SLG: 0.250 Leon Roberts, R OBP: 0.273, SLG: 0.364				1-2			6-3		G6-4-3	3	0	1	0	0	0	3						
Joe Simpson, L OBP: 0.365, SLG: 0.273 Onix Concepcion, R OBP: 1.000, SLG: 1.000							1B		1B	1	0	1	0	0	0	0						
Greg Pryor, R OBP: 0.250, SLG: 0.333							F4		4-3	4	0	1	0	0	0	2						
John Wathan, R OBP: 0.311, SLG: 0.333							6-3		F4	4	0	1	0	0	0	2						
Inning Stats	R: 0 E: 0 K: 1 S: 6	H: 1 LOB: 3 BB: 2 P: 14	R: 0 E: 0 K: 0 S: 4	H: 1 LOB: 1 BB: 0 P: 4	R: 0 E: 0 K: 0 S: 3	H: 1 LOB: 0 BB: 0 P: 3	R: 0 E: 0 K: 0 S: 5	H: 2 LOB: 2 BB: 0 P: 5	R: 0 E: 0 K: 0 S: 4	H: 1 LOB: 1 BB: 0 P: 4	R: 0 E: 0 K: 1 S: 6	H: 1 LOB: 1 BB: 0 P: 6	R: 1 E: 0 K: 1 S: 7	H: 2 LOB: 1 BB: 0 P: 7	R: 0 E: 0 K: 0 S: 4	H: 2 LOB: 0 BB: 0 P: 4		R: 0 E: 0 K: 0 S: 3	H: 0 LOB: 0 BB: 0 P: 3	1B: 8 2B: 3 3B: 0 HR: 0	SF: 0 SAC: 1 DP: 1 HBP: 0	WP: 1 PB: 0 SB: 1 CS: 0
PITCHER	IP	WLS	BF	H	R	ER	SO	BB	IBB	HBP	BLK	WP	HR	S	P	ERA	WHIP					
Rick Sutcliffe, R ERA: 4.11	(1, 1)	7.0	W	31	9	1	1	3	1	1	0	0	0	35	43	1.29	1.429					
Neal Heaton, L ERA: 2.31	(8, 1)	2.0	S	7	2	0	0	0	0	0	0	0	0	7	7	0.00	1.000					

Batter	1	2	3	4	5	6	7	8	9	AB	R	H	RBI	BB	SO	LOB	TOP					
Alan Bannister, R (1, 7) OBP: 0.373, SLG: 0.409	0-0 6-3		0-0 F9			0-0 F8		0-0 SH1-4		3	0	0	0	0	0	1	Cleveland Indians @ Kansas City Royals Royals Stadium, Kansas City, MO Sun May 01 1983, 4:33 AM EDT Att: 18,199 - Unknown - 67 F					
Mike Fischlin, R (1, 4) OBP: 0.286, SLG: 0.278	0-0 L3		0-3 K			0-0 G3		0-0 1B 2B		4	1	1	1	0	1	1						
Mike Hargrove, L (1, 3) OBP: 0.361, SLG: 0.273	0-3 K			0-0 F8				0-0 3-1		4	0	1	0	0	1	2						
Andre Thornton, R (1, 10) OBP: 0.505, SLG: 0.571		4-0 G3 BB		0-0 S 1B		0-0 5-3		4-0 1B IBB		2	0	1	0	2	0	1						
Pat Tabler, R (1, 5) OBP: 0.383, SLG: 0.512	0-0 L7		0-3 K					0-0 1B		4	0	1	1	0	1	2						
Julio Franco, R (1, 6) OBP: 0.253, SLG: 0.338	0-0 G3		0-0 6-3					0-0 1-3		4	0	1	0	0	0	4						
Rick Manning, L (1, 8) OBP: 0.280, SLG: 0.260	0-0 F7			0-0 L9		0-0 FC4-6		0-0 6-3		4	0	0	0	0	0	2						
Wil Culmer, R (1, 9) OBP: 0.100, SLG: 0.105			0-0 F8		0-0 F9		0-0 F3		0-0 F4	4	0	0	0	0	0	1						
George Vukovich, L (9, 9) OBP: 0.180, SLG: 0.236										0	0	0	0	0	0	0						
Chris Bando, S (1, 2) OBP: 0.375, SLG: 0.321					0-0 L7			4-0 SH1-4 2B BB		2	0	1	0	1	0	0						
Miguel Dilone, S (8, PR) OBP: 0.381, SLG: 0.353										0	1	0	0	0	0	0						
Ron Hassey, L (8, 2) OBP: 0.408, SLG: 0.375										1	0	0	0	0	0	0						
Inning Stats	R: 0 E: 0 K: 1 S: 5	H: 0 LOB: 0 BB: 0 P: 5	R: 0 E: 0 K: 0 S: 3	H: 0 LOB: 1 BB: 1 P: 7	R: 0 E: 0 K: 1 S: 6	H: 1 LOB: 1 BB: 0 P: 6	R: 0 E: 0 K: 1 S: 6	H: 1 LOB: 1 BB: 0 P: 6	R: 0 E: 0 K: 0 S: 3	H: 0 LOB: 0 BB: 0 P: 3	R: 0 E: 0 K: 0 S: 4	H: 1 LOB: 1 BB: 0 P: 4	R: 0 E: 0 K: 0 S: 4	H: 1 LOB: 1 BB: 0 P: 4	R: 2 E: 0 K: 0 S: 5	H: 2 LOB: 2 BB: 2 P: 13	R: 0 E: 0 K: 0 S: 3	H: 0 LOB: 0 BB: 0 P: 3	1B: 5 2B: 1 3B: 0 HR: 0	SF: 0 SAC: 1 DP: 0 HBP: 0	WP: 0 PB: 0 SB: 1 CS: 0	PA: 36
PITCHER Larry Gura, L (1, 1) ERA: 2.93	IP: 9.0 WLS: L BF: 36	H: 6 R: 2 ER: 2 SO: 3	BB: 2 IBB: 1 HBP: 0 BLK: 0	WP: 0 HR: 0 S: 39 P: 51	ERA: 2.00 WHIP: 0.889	PITCHER										IP: 9.0 WLS: L BF: 36	H: 6 R: 2 ER: 2 SO: 3	BB: 2 IBB: 1 HBP: 0 BLK: 0	WP: 0 HR: 0 S: 39 P: 51	ERA: 2.00 WHIP: 0.889		

Batter	1	2	3	4	5	6	7	8	9	AB	R	H	RBI	BB	SO	LOB	BOTTOM					
Willie Wilson, S (1, 7) OBP: 0.375, SLG: 0.375	0-3 K		0-0 S 1B		0-0 1-3			0-0 BB 1B		4	0	2	0	0	1	0	Cleveland Indians @ Kansas City Royals Royals Stadium, Kansas City, MO Sun May 01 1983, 4:33 AM EDT Att: 18,199 - Unknown - 67 F					
U L Washington, S (1, 6) OBP: 0.357, SLG: 0.319	0-0 5-3		0-0 F8			0-0 L8		0-0 BB 1B		4	0	1	0	0	0	1						
Frank White, R (1, 4) OBP: 0.389, SLG: 0.515	0-0 1-3		0-0 5-3			0-0 6-3		4-0 BB BB		3	0	0	0	1	0	1						
Hal McRae, R (1, 10) OBP: 0.403, SLG: 0.453		0-0 1B 1B		0-0 FC6-4 1B		0-0 PB 1B		0-3 K		4	1	3	0	0	1	3						
Willie Aikens, L (1, 3) OBP: 0.310, SLG: 0.365	0-0 L6		0-0 F8		0-0 F8		0-0 G6-4-3		0-0 G6-4-3	4	0	1	1	0	0	5						
Cesar Geronimo, L (1, 9) OBP: 0.357, SLG: 0.250	0-0 F9		0-0 FC6-4		0-0 FC6-4		0-0 L3		0-0 1B	4	0	1	0	0	0	3						
Joe Simpson, L (1, 8) OBP: 0.353, SLG: 0.267	0-0 1B		0-0 FC6-4		0-0 FC6-4		0-0 F7		0-0 F2	4	0	1	0	0	0	2						
Greg Pryor, R (1, 5) OBP: 0.200, SLG: 0.267	0-0 4-3				0-0 F8		0-0 L6		0-0 F7	3	0	0	0	0	0	2						
Leon Roberts, R (9, PH) OBP: 0.250, SLG: 0.333										1	0	0	0	0	0	1						
John Wathan, R (1, 2) OBP: 0.308, SLG: 0.328			0-0 6-3		0-0 4-3		0-0 1B		0-0 F8	4	0	1	0	0	0	1						
Inning Stats	R: 0 E: 0 K: 1 S: 5	H: 0 LOB: 0 BB: 0 P: 5	R: 0 E: 0 K: 0 S: 5	H: 2 LOB: 2 BB: 0 P: 5	R: 0 E: 0 K: 0 S: 4	H: 1 LOB: 1 BB: 0 P: 4	R: 0 E: 0 K: 0 S: 4	H: 1 LOB: 1 BB: 0 P: 4	R: 0 E: 0 K: 0 S: 3	H: 0 LOB: 0 BB: 0 P: 3	R: 1 E: 0 K: 0 S: 5	H: 2 LOB: 1 BB: 0 P: 5	R: 0 E: 0 K: 0 S: 3	H: 1 LOB: 1 BB: 0 P: 3	R: 0 E: 0 K: 1 S: 6	H: 2 LOB: 2 BB: 1 P: 10	R: 0 E: 0 K: 0 S: 4	H: 1 LOB: 1 BB: 0 P: 4	1B: 10 2B: 0 3B: 0 HR: 0	SF: 0 SAC: 0 DP: 1 HBP: 0	WP: 0 PB: 1 SB: 1 CS: 0	PA: 36
PITCHER Larry Sorensen, R (1, 1) ERA: 3.78	IP: 7.0 WLS: W BF: 27	H: 7 R: 1 ER: 0 SO: 1	BB: 0 IBB: 0 HBP: 0 BLK: 0	WP: 0 HR: 0 S: 29 P: 29	ERA: 0.00 WHIP: 1.000	PITCHER										IP: 7.0 WLS: S BF: 9	H: 3 R: 0 ER: 0 SO: 1	BB: 1 IBB: 0 HBP: 0 BLK: 0	WP: 0 HR: 0 S: 10 P: 14	ERA: 0.00 WHIP: 2.000		

Batter	1	2	3	4	5	6	7	8	9	AB	R	H	RBI	BB	SO	LOB	TOP										
Jerry Mumphrey, S (1, 8) OBP: 0.270, SLG: 0.417	F7		4-3		L8		F8		BB	4	0	0	0	1	0	3											
Ken Griffey, L (1, 3) OBP: 0.373, SLG: 0.440	F7			K		BB		G3	F7	4	0	0	0	1	1	3											
Dave Winfield, R (1, 7) OBP: 0.330, SLG: 0.494	5-3			5-3		F5		5-3		4	0	0	0	0	0	1											
Steve Kemp, L (1, 9) OBP: 0.295, SLG: 0.427		4-3		2B	1B	4-3		FC1-6	1B	4	0	2	0	0	0	1											
Don Baylor, R (1, 10) OBP: 0.393, SLG: 0.474		K		1-3	2B	F4		FC1-6		4	0	1	0	0	1	2											
Butch Wynegar, S (1, 2) OBP: 0.404, SLG: 0.558		1-3		4-3			1B	2B	4-3	4	1	1	0	0	0	2											
Roy Smalley, S (1, 6) OBP: 0.344, SLG: 0.422			4-3		1B		4-3	1B	K	4	0	2	1	0	1	0											
Graig Nettles, L (1, 5) OBP: 0.383, SLG: 0.333					F7		4-3	1B	2B	3	0	1	0	1	0	2											
Andre Robertson, R (1, 4) OBP: 0.243, SLG: 0.333					F4		L9		BB	3	0	0	0	0	0	3											
Oscar Gamble, L (9, PH) OBP: 0.375, SLG: 0.286								2-3	1B	1	0	1	0	0	0	0											
Inning Stats	R: 0 E: 0 K: 0 S: 3	H: 0 LOB: 0 BB: 0 P: 3	R: 0 E: 0 K: 1 S: 5	H: 0 LOB: 0 BB: 0 P: 5	R: 0 E: 0 K: 0 S: 3	H: 0 LOB: 1 BB: 1 P: 7	R: 0 E: 0 K: 1 S: 7	H: 2 LOB: 2 BB: 0 P: 7	R: 0 E: 0 K: 0 S: 4	H: 1 LOB: 1 BB: 0 P: 4	R: 0 E: 0 K: 0 S: 3	H: 0 LOB: 1 BB: 1 P: 7	R: 1 E: 0 K: 0 S: 5	H: 2 LOB: 1 BB: 0 P: 5	R: 0 E: 0 K: 0 S: 4	H: 1 LOB: 3 BB: 1 P: 11	R: 0 E: 0 K: 1 S: 7	H: 2 LOB: 3 BB: 1 P: 11	1B: 5 2B: 3 3B: 0 HR: 0	SF: 0 SAC: 0 DP: 0 HBP: 0	WP: 0 PB: 0 SB: 1 CS: 0	PA: 38					
PITCHER	IP	WLS	BF	H	R	ER	SO	BB	IBB	HBP	BLK	WP	HR	S	P	ERA	WHIP										
Dennis Leonard, R (1, 1) ERA: 4.24	7.0	W	28	5	1	1	2	2	0	0	0	0	0	30	38	1.29	1.000										
Dan Quisenberry, R (8, 1) ERA: 1.83	2.0	S	10	3	0	0	1	1	0	0	0	0	0	11	15	0.00	2.000										

New York Yankees @ Kansas City Royals
 Royals Stadium, Kansas City, MO
 Mon May 02 1983, 8:05 PM EDT
 Att: 32,434 - Unknown - 52 F

AB 35
 R 1
 H 8
 RBI 1
 BB 3
 SO 3
 LOB 17



Batter	1	2	3	4	5	6	7	8	9	AB	R	H	RBI	BB	SO	LOB	BOTTOM										
Willie Wilson, S (1, 7) OBP: 0.380, SLG: 0.381	4-3			1-3	1B			FC4-6	1B	4	0	2	0	0	0	0											
U L Washington, S (1, 6) OBP: 0.341, SLG: 0.303	G3			F8	L7			FC4-6		4	0	0	0	0	0	3											
Frank White, R (1, 4) OBP: 0.395, SLG: 0.507	5-3			HR	1B			5-3	1B	3	1	1	0	1	0	0											
Amos Otis, R (1, 8) OBP: 0.226, SLG: 0.314		K						5-3	F2	3	1	1	2	0	1	0											
Joe Simpson, L (7, 8) OBP: 0.353, SLG: 0.267								5-3		0	0	0	0	0	0	0											
Onix Concepcion, R (8, PH) OBP: 0.500, SLG: 0.500					HR					1	0	0	0	0	0	3											
Cesar Geronimo, L (9, 8) OBP: 0.357, SLG: 0.250										0	0	0	0	0	0	0											
Hal McRae, R (1, 10) OBP: 0.395, SLG: 0.456		L4			HR			6-3	F8	4	1	1	0	0	0	3											
Leon Roberts, R (1, 9) OBP: 0.333, SLG: 0.571										2	1	1	2	1	0	0											
Don Slaught, R (1, 2) OBP: 0.241, SLG: 0.250				4-3	K			G6-4-3	BB	3	0	0	0	0	1	1											
John Wathan, R (1, 3) OBP: 0.294, SLG: 0.313				F5				5-3		3	0	0	0	0	0	0											
Greg Pryor, R (1, 5) OBP: 0.222, SLG: 0.278				1-3				4-3	FC4-6	3	0	1	0	0	0	0											
Inning Stats	R: 0 E: 0 K: 0 S: 3	H: 0 LOB: 0 BB: 0 P: 3	R: 0 E: 0 K: 1 S: 5	H: 0 LOB: 0 BB: 0 P: 5	R: 0 E: 0 K: 0 S: 3	H: 0 LOB: 0 BB: 0 P: 3	R: 4 E: 0 K: 1 S: 9	H: 4 LOB: 0 BB: 0 P: 9	R: 0 E: 0 K: 0 S: 4	H: 1 LOB: 1 BB: 0 P: 4	R: 0 E: 0 K: 0 S: 3	H: 0 LOB: 0 BB: 0 P: 3	R: 0 E: 0 K: 0 S: 2	H: 0 LOB: 0 BB: 1 P: 6	R: 0 E: 0 K: 0 S: 5	H: 2 LOB: 3 BB: 1 P: 9	R: 0 E: 0 K: 1 S: 7	H: 2 LOB: 3 BB: 1 P: 11	1B: 4 2B: 1 3B: 0 HR: 2	SF: 0 SAC: 0 DP: 1 HBP: 0	WP: 0 PB: 0 SB: 1 CS: 0	PA: 32					
PITCHER	IP	WLS	BF	H	R	ER	SO	BB	IBB	HBP	BLK	WP	HR	S	P	ERA	WHIP										
Bob Shirley, L (1, 1) ERA: 4.58	7.0	L	28	7	4	4	2	1	0	0	0	0	0	1	5	0.00	0.000										
George Frazier, R (8, 1) ERA: 3.93	0.1		2	0	0	0	0	0	1	0	0	0	0	1	5	0.00	0.000										
Rudy May, L (8, 1) ERA: 1.42	0.1		1	0	0	0	0	0	0	0	0	0	0	1	1	0.00	0.000										
Rich Gossage, R (8, 1) ERA: 8.64	0.1		1	0	0	0	0	0	0	0	0	0	0	1	1	0.00	0.000										

New York Yankees @ Kansas City Royals
 Royals Stadium, Kansas City, MO
 Mon May 02 1983, 8:05 PM EDT
 Att: 32,434 - Unknown - 52 F

AB 30
 R 4
 H 7
 RBI 4
 BB 2
 SO 2
 LOB 10



Batter	1	2	3	4	5	6	7	8	9	AB	R	H	RBI	BB	SO	LOB	TOP										
Jerry Mumphrey, S OBP: 0.250, SLG: 0.385	6-3	K		F9		1-3			FC4-6	5	0	0	0	0	1	4											
Roy Smalley, S OBP: 0.337, SLG: 0.409	E5 1B		3-1 1B		L8		3-1		K	5	1	1	0	0	1	2											
Dave Winfield, R OBP: 0.313, SLG: 0.466	F9		F5		F7		L9		F9	5	0	0	0	0	0	4											
Don Baylor, R OBP: 0.398, SLG: 0.475			3-1		S 1B		F3			4	0	2	0	0	0	1											
Steve Kemp, L OBP: 0.304, SLG: 0.430	F7		2H 2B		S 1B				4-3	4	1	2	1	0	0	2											
Lou Piniella, R OBP: 0.438, SLG: 0.467		1B							L8	2	0	2	1	1	0	0											
Oscar Gamble, L OBP: 0.333, SLG: 0.250		1B	1B		1-2 2-3 BB					1	0	0	0	0	0	0											
Rick Cerone, R OBP: 0.275, SLG: 0.243		1B			F8				F6	4	0	1	0	0	0	4											
Graig Nettles, L OBP: 0.376, SLG: 0.329	F5				6-3		G3		FC4-6 1B	4	0	1	0	0	0	2											
Andre Robertson, R OBP: 0.225, SLG: 0.308										3	0	0	0	0	1	2											
Ken Griffey, L OBP: 0.381, SLG: 0.447	F4				K		F8		FC4-6 1B	1	0	1	0	0	0	0											
Inning Stats	R: 0 E: 1 K: 0 S: 5	H: 1 LOB: 2 BB: 0 P: 5	R: 0 E: 0 K: 1 S: 7	H: 2 LOB: 2 BB: 0 P: 7	R: 2 E: 1 K: 0 S: 6	H: 3 LOB: 2 BB: 0 P: 6	R: 0 E: 0 K: 1 S: 5	H: 0 LOB: 0 BB: 0 P: 5	R: 0 E: 0 K: 0 S: 3	H: 2 LOB: 3 BB: 1 P: 9	R: 0 E: 0 K: 0 S: 3	H: 0 LOB: 0 BB: 0 P: 3	R: 0 E: 0 K: 0 S: 3	H: 0 LOB: 0 BB: 0 P: 3	R: 0 E: 0 K: 1 S: 7	H: 2 LOB: 2 BB: 0 P: 7	1B: 9 2B: 1 3B: 0 HR: 0	SF: 0 SAC: 0 DP: 0 HBP: 0	WP: 0 PB: 0 SB: 2 CS: 0	PA: 39							
PITCHER	IP	WLS	BF	H	R	ER	SO	BB	IBB	HBP	BLK	WP	HR	S	P	ERA	WHIP										
Paul Spittorf, L ERA: 5.59	6.0	W	28	8	2	2	2	1	0	0	0	0	0	31	35	3.00	1.500										
Mike Armstrong, R ERA: 9.82	2.0		6	0	0	0	0	0	0	0	0	0	0	6	6	0.00	0.000										
Dan Quisenberry, R ERA: 1.74	1.0	S	5	2	0	0	1	0	0	0	0	0	0	7	7	0.00	2.000										

New York Yankees @ Kansas City Royals
 Royals Stadium, Kansas City, MO
 Tue May 03 1983, 8:05 PM EDT
 Att: 18,929 - Unknown - 65 F

AB	38
R	2
H	10
RBI	2
BB	1
SO	3
LOB	21

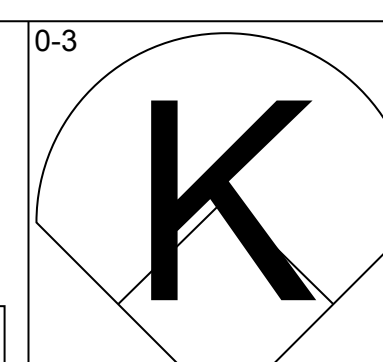
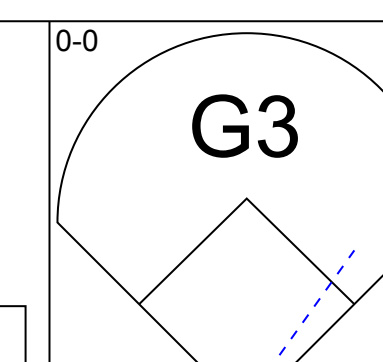
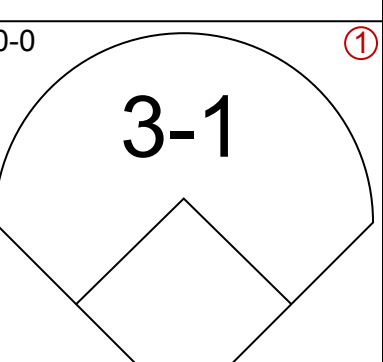
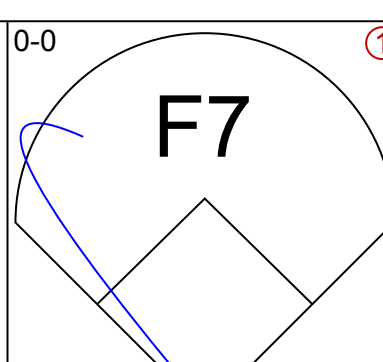
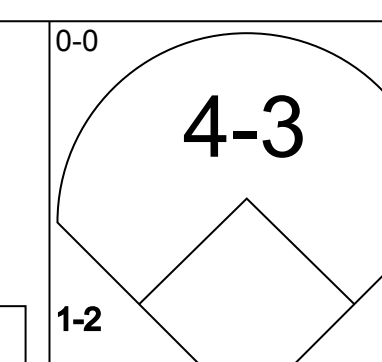
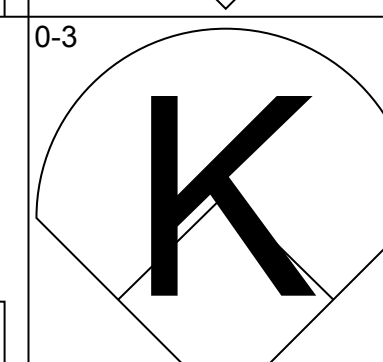
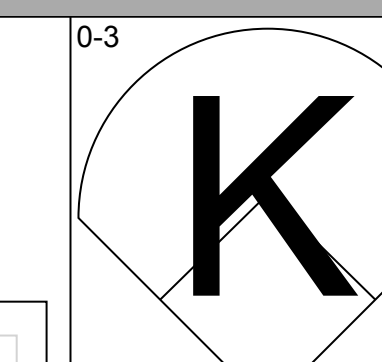
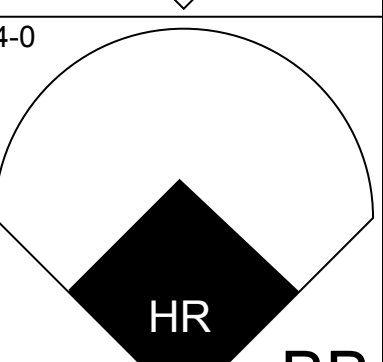
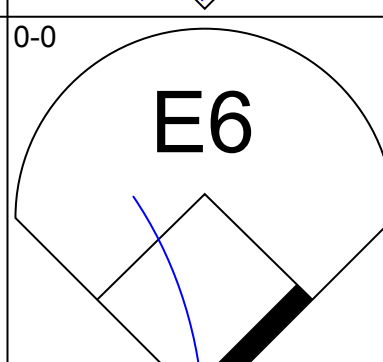
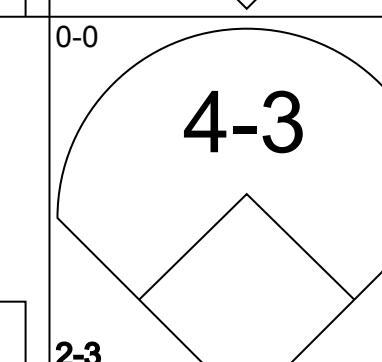
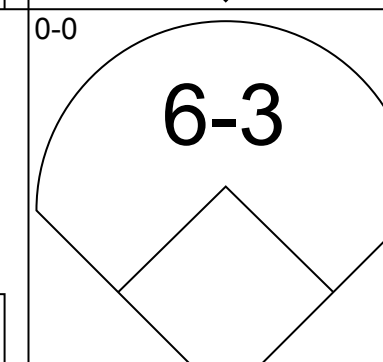
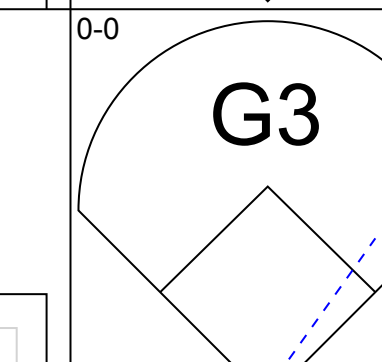
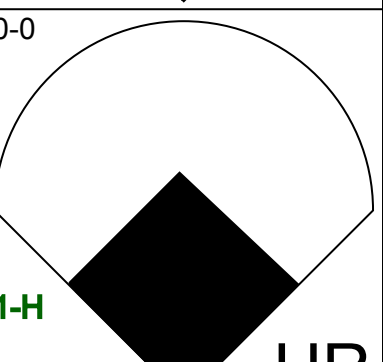
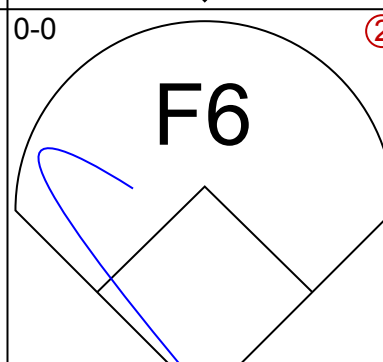
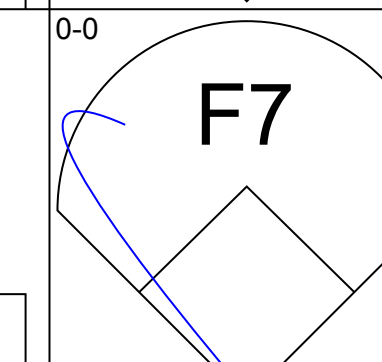
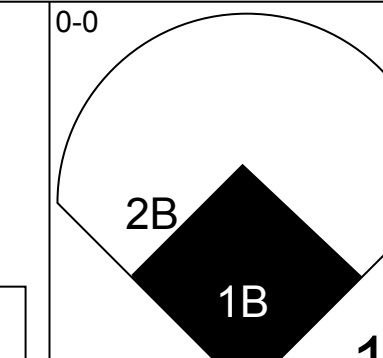
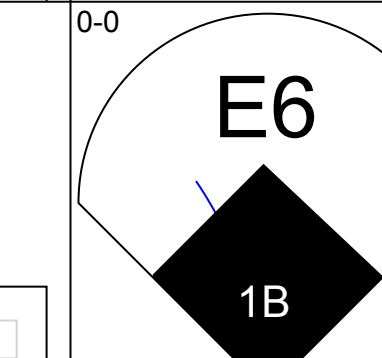
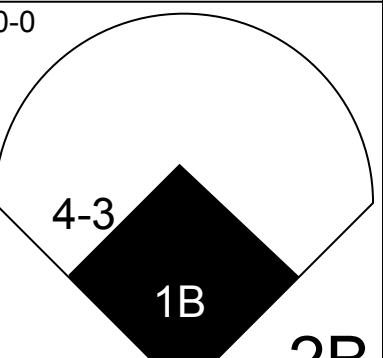
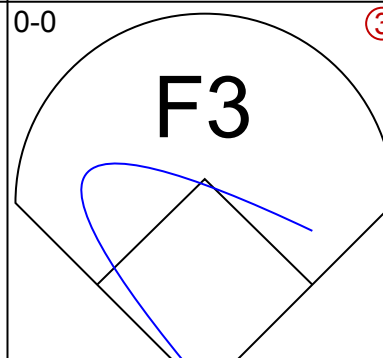


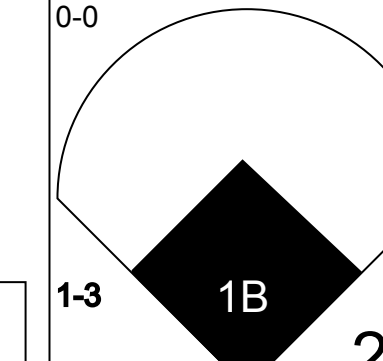
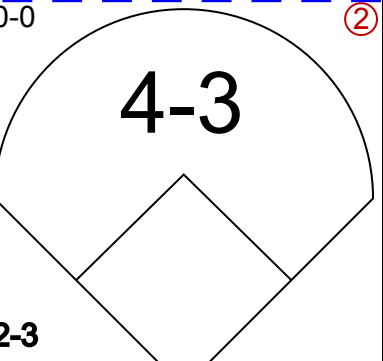
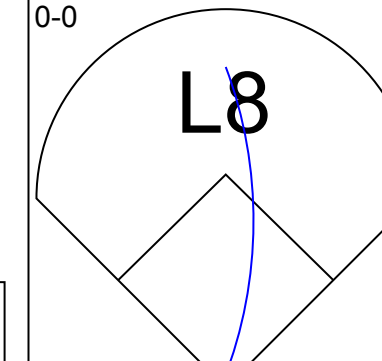

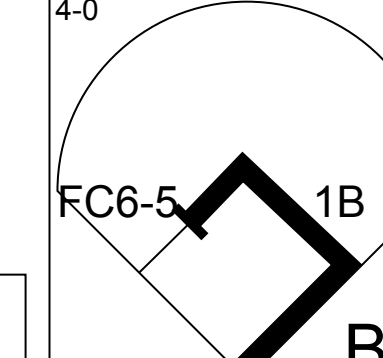
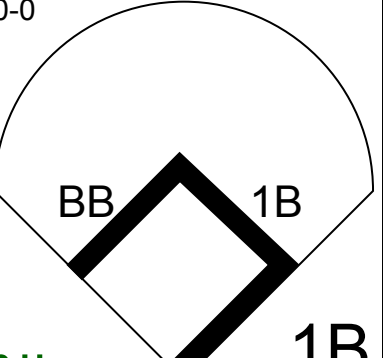
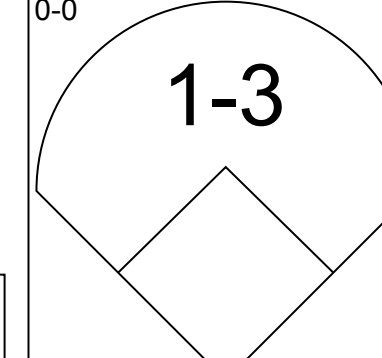

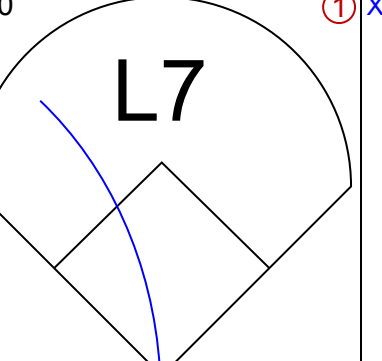
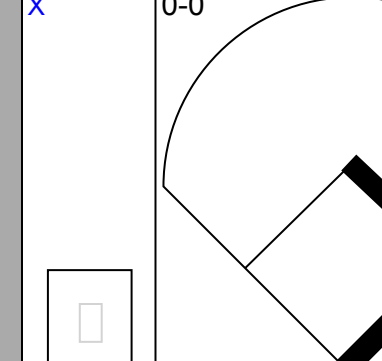

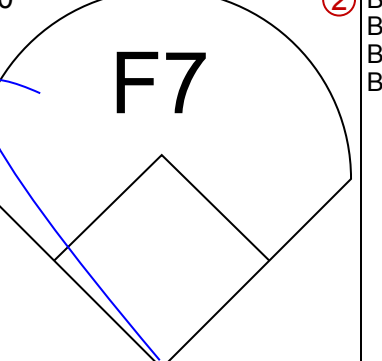
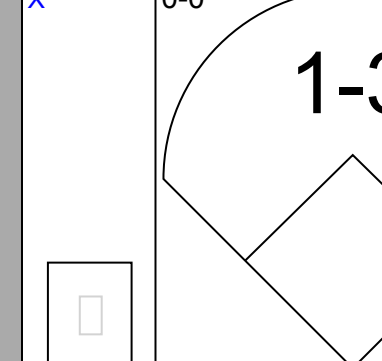

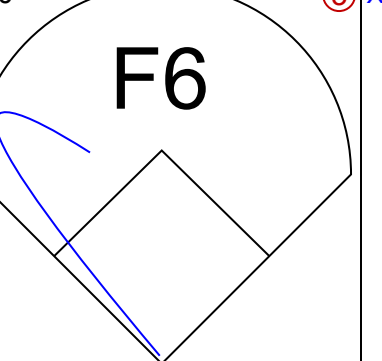
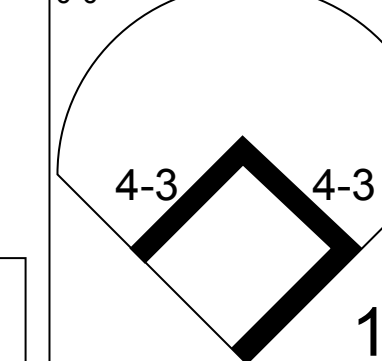


Batter	1	2	3	4	5	6	7	8	9	AB	R	H	RBI	BB	SO	LOB	BOTTOM										
Willie Wilson, S OBP: 0.361, SLG: 0.360	4-3	4-3		1-3		3-1			K2-3	5	0	0	0	0	1	2											
U L Washington, S OBP: 0.325, SLG: 0.284	K		6-3	E6		5-3			G3	5	0	0	0	0	1	0											
Frank White, R OBP: 0.388, SLG: 0.534	L9			K		5-3				4	1	1	1	0	1	1											
Amos Otis, R OBP: 0.246, SLG: 0.315						4-3				3	1	1	0	1	0	0											
Cesar Geronimo, L OBP: 0.357, SLG: 0.250		FC5 BB	FC1-6 1B						5-3	0	0	0	0	0	0	0											
Hal McRae, R OBP: 0.425, SLG: 0.479		FC5 1B	FC1-6 1B			2B 1B			FC6-4 1B	3	2	3	0	1	0	0											
Willie Aikens, L OBP: 0.323, SLG: 0.393		FC5 BB	FC1-6 E			1H 2B			FC6-4 1B	4	1	2	1	0	0	4											
John Wathan, R OBP: 0.306, SLG: 0.324		FC5-4 BB	E3			3-1			FC6-4	4	0	2	1	0	0	3											
Joe Simpson, L OBP: 0.381, SLG: 0.235		FC5-4 BB	F8						F8	2	0	0	0	2	0	4											
Greg Pryor, R OBP: 0.182, SLG: 0.227		FC5-4				4-3			1-3	4	0	0	1	0	0	4											
Inning Stats	R: 0 E: 0 K: 1 S: 5	H: 0 LOB: 0 BB: 0 P: 5	R: 2 E: 0 K: 0 S: 5	H: 2 LOB: 2 BB: 2 P: 13	R: 2 E: 1 K: 0 S: 6	H: 3 LOB: 2 BB: 1 P: 10	R: 0 E: 1 K: 1 S: 6	H: 0 LOB: 1 BB: 0 P: 6	R: 1 E: 0 K: 0 S: 5	H: 2 LOB: 2 BB: 1 P: 9	R: 0 E: 0 K: 0 S: 3	H: 0 LOB: 0 BB: 0 P: 3	R: 0 E: 0 K: 0 S: 5	H: 2 LOB: 2 BB: 0 P: 5	R: 0 E: 0 K: 1 S: 5	H: 0 LOB: 0 BB: 0 P: 5	1B: 7 2B: 1 3B: 0 HR: 1	SF: 0 SAC: 0 DP: 0 HBP: 0	WP: 0 PB: 0 SB: 0 CS: 0	PA: 38							
PITCHER	IP	WLS	BF	H	R	ER	SO	BB	IBB	HBP	BLK	WP	HR	S	P	ERA	WHIP										
Doyle Alexander, R ERA: 7.58	2.1	L	13	3	4	3	1	3	0	0	0	0	0	12	24	11.57	2.571										
Dale Murray, R ERA: 5.29	2.2		14	4	1	1	1	0	1	0	0	0	0	15	19	3.38	1.500										
George Frazier, R ERA: 3.38	3.0		11	2	0	0	1	0	0	0	0	0	0	13	13	0.00	0.667										

New York Yankees @ Kansas City Royals
 Royals Stadium, Kansas City, MO
 Tue May 03 1983, 8:05 PM EDT
 Att: 18,929 - Unknown - 65 F

AB	34
R	5
H	9
RBI	4
BB	4
SO	3
LOB	18

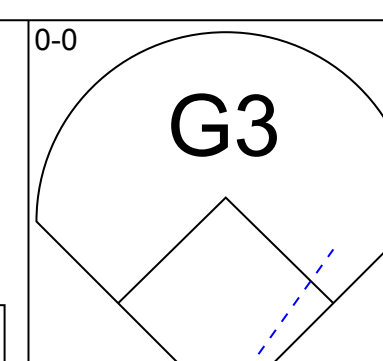
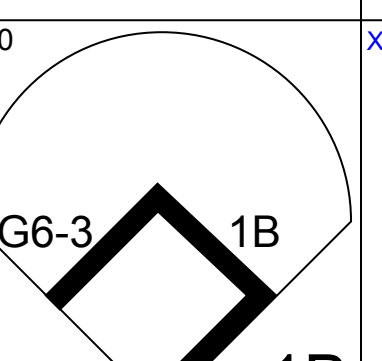

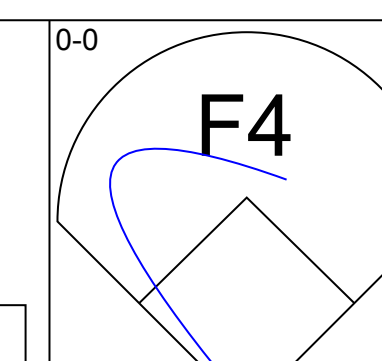
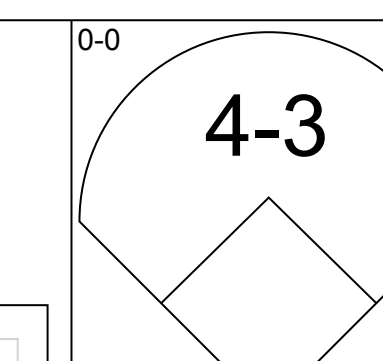
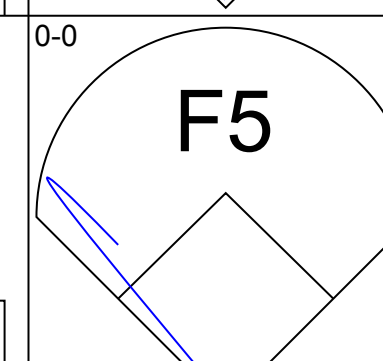
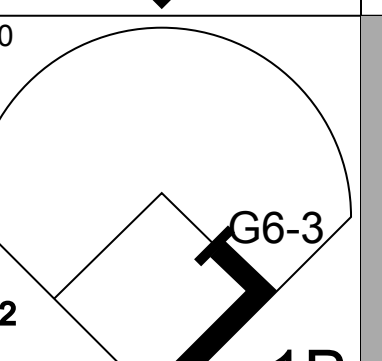
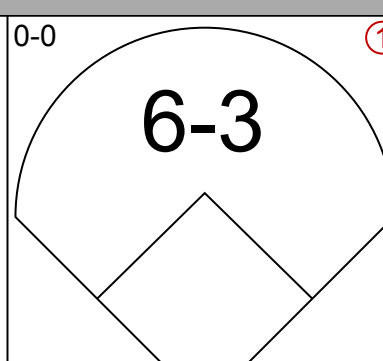
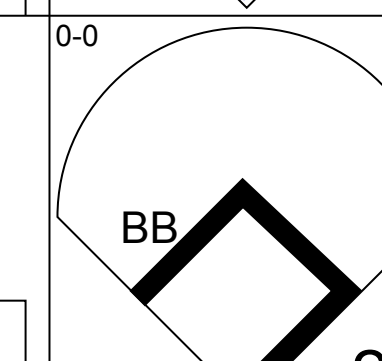
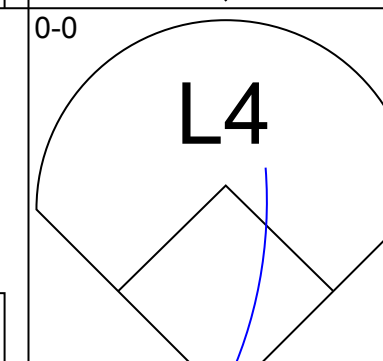
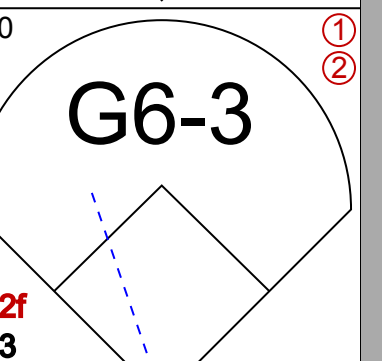
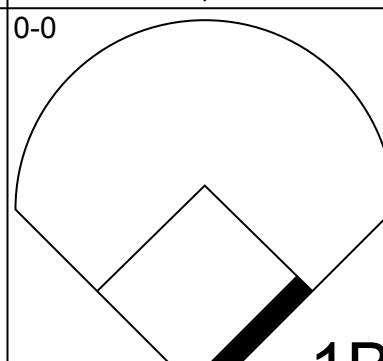
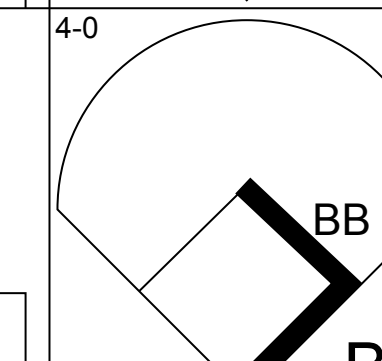
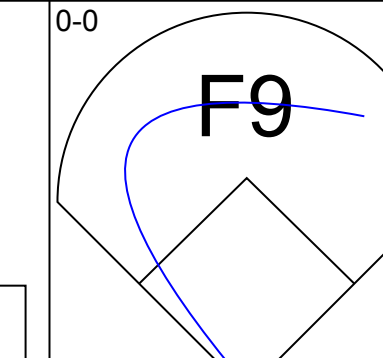
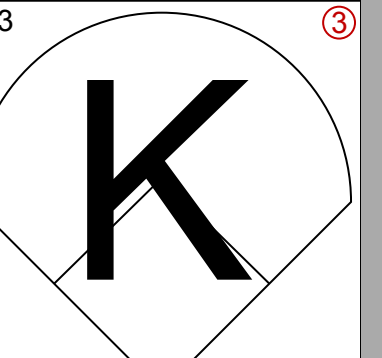
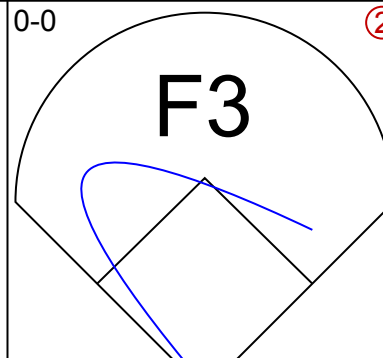
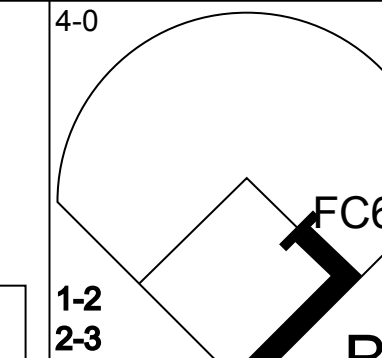

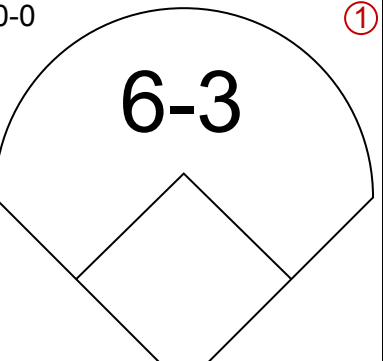
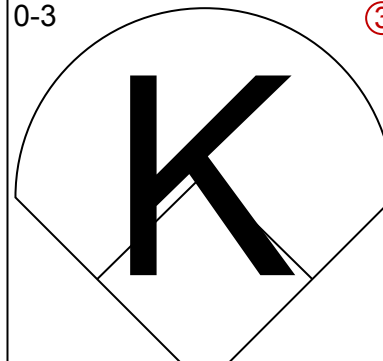
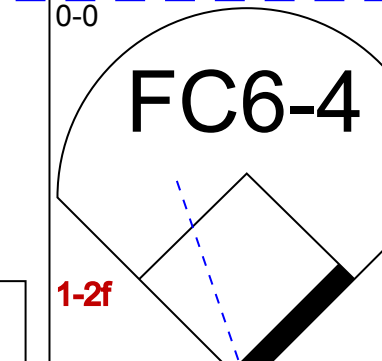

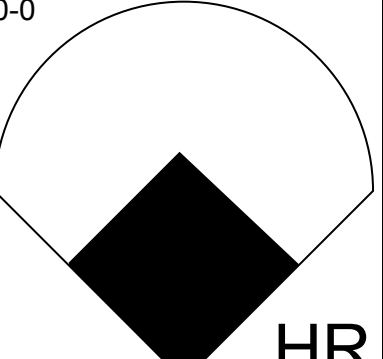
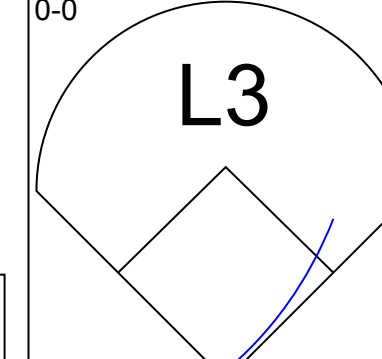
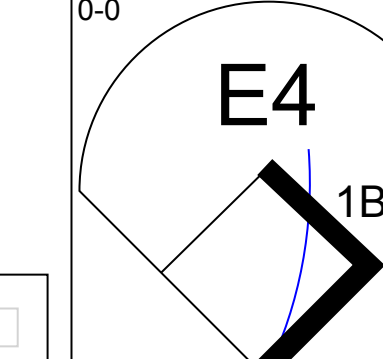
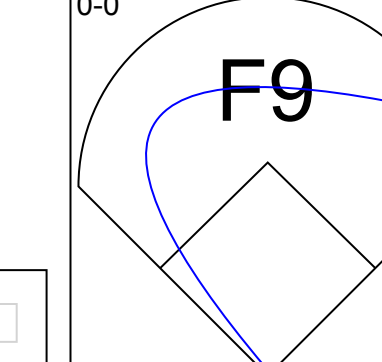
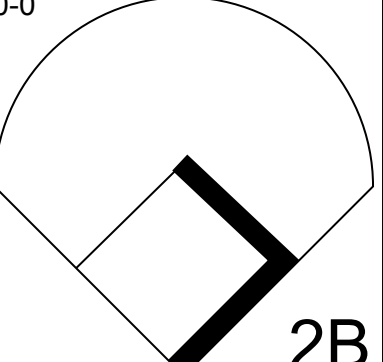
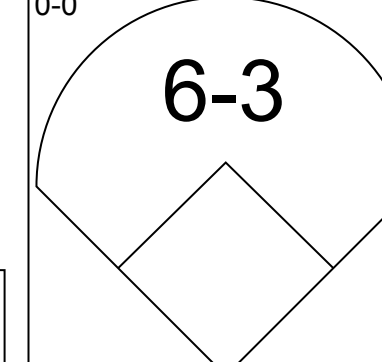
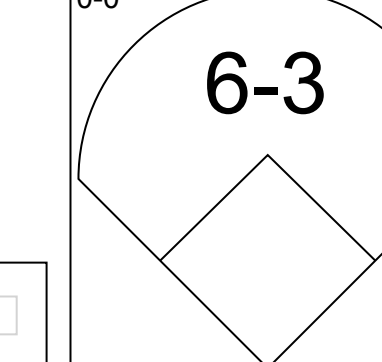
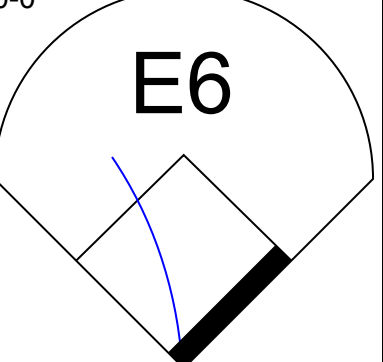
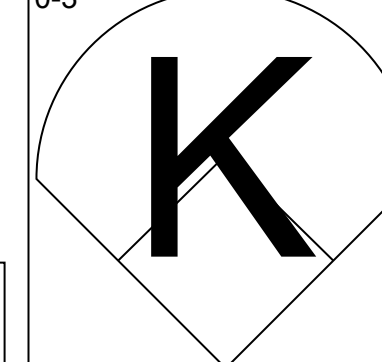
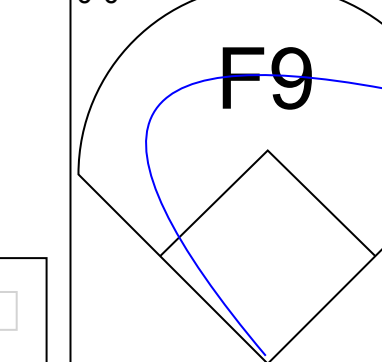
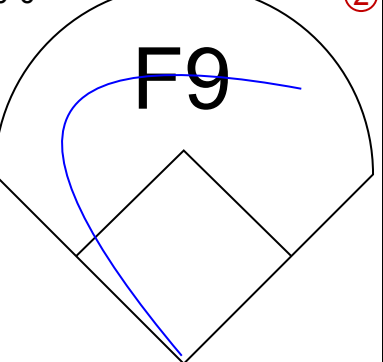
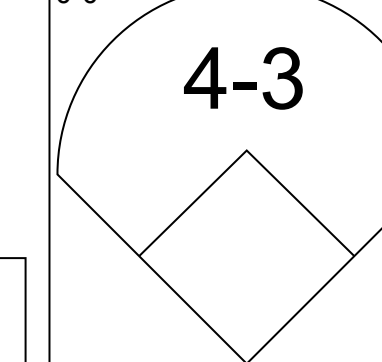
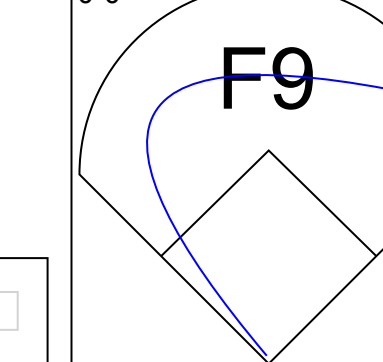


Batter	1	2	3	4	5	6	7	8	9	AB	R	H	RBI	BB	SO	LOB	TOP						
Willie Wilson, S OBP: 0.353, SLG: 0.389 (1, 7)																	5 0 0 0 0 1 3						
Joe Simpson, L OBP: 0.353, SLG: 0.214 (1, 9) (7, 8)																	4 1 0 0 1 2 1						
George Brett, L OBP: 0.506, SLG: 0.936 (1, 5)																	5 1 1 2 0 0 2						
Hal McRae, R OBP: 0.398, SLG: 0.472 (1, 10)																	5 3 2 0 0 0 1						
Willie Aikens, L OBP: 0.387, SLG: 0.446 Greg Pryor, R OBP: 0.200, SLG: 0.240 (9, PR) (9, 3)																	4 1 2 1 0 0 1 0 0 0 0 0 0 0						
Amos Otis, R OBP: 0.284, SLG: 0.309 Cesar Geronimo, L OBP: 0.313, SLG: 0.214 (7, 9)																	2 0 1 1 2 0 0 1 0 0 0 0 0 1						
Frank White, R OBP: 0.340, SLG: 0.467 (1, 4)																	4 0 2 0 0 0 4						
John Wathan, R OBP: 0.330, SLG: 0.329 (1, 2)																	3 0 1 2 1 0 2						
U L Washington, S OBP: 0.300, SLG: 0.258 (1, 6)																	4 0 1 0 0 0 6						
Inning Stats	R: 0 E: 0 K: 2 S: 7	H: 0 LOB: 0 BB: 0 P: 7	R: 2 E: 0 K: 0 S: 6	H: 3 LOB: 2 BB: 1 P: 10	R: 1 E: 1 K: 1 S: 6	H: 1 LOB: 1 BB: 0 P: 6	R: 0 E: 0 K: 0 S: 3	H: 0 LOB: 1 BB: 1 P: 7	R: 3 E: 0 K: 0 S: 7	H: 4 LOB: 3 BB: 2 P: 15	R: 0 E: 1 K: 0 S: 4	H: 0 LOB: 1 BB: 0 P: 4	R: 0 E: 0 K: 0 S: 4	H: 1 LOB: 1 BB: 0 P: 4	R: 0 E: 0 K: 0 S: 4	H: 1 LOB: 1 BB: 0 P: 4	R: 0 E: 0 K: 0 S: 2	H: 0 LOB: 1 BB: 0 P: 3	1B: 6 2B: 4 3B: 0 HR: 1	SF: 0 SAC: 0 DP: 1 HBP: 1	WP: 0 PB: 0 SB: 0 CS: 0	PA: 42	
PITCHER	IP	WLS	BF	H	R	ER	SO	BB	IBB	HBP	BLK	WP	HR	S	P	ERA	WHIP						
Jim Gott, R ERA: 7.76 (1, 1)	4.1	L	22	6	6	5	3	3	0	0	0	0	1	25	37	10.38	2.077						
Mike Morgan, R ERA: 3.53 (5, 1)	2.2		13	3	0	0	0	1	0	0	0	0	0	12	16	0.00	1.500						
Jim Acker, R ERA: (8, 1)	2.0		7	1	0	0	0	0	0	1	0	0	0	6	7	0.00	0.500						

Kansas City Royals @ Toronto Blue Jays
Exhibition Stadium, Toronto, ON
Sun May 08 1983, 3:33 AM EDT
Att: 25,753 - Unknown - 39 F

AB	37
R	6
H	10
RBI	6
BB	4
SO	3
LOB	21



Batter	1	2	3	4	5	6	7	8	9	AB	R	H	RBI	BB	SO	LOB	BOTTOM						
Dave Collins, S OBP: 0.283, SLG: 0.214 (1, 7)																	5 0 1 0 0 0 4						
Damaso Garcia, R OBP: 0.299, SLG: 0.317 (1, 4)																		4 0 2 0 0 0 0					
Willie Upshaw, L OBP: 0.370, SLG: 0.610 (1, 3)																		3 0 1 0 1 0 2					
Jorge Orta, L OBP: 0.176, SLG: 0.133 (1, 10)																		3 0 0 0 1 1 2					
Lloyd Moseby, L OBP: 0.309, SLG: 0.453 (1, 8)																		4 0 0 0 0 2 4					
Ernie Whitt, L OBP: 0.371, SLG: 0.396 (1, 2)																		4 1 1 1 0 0 0					
Rance Mulliniks, L OBP: 0.360, SLG: 0.500 (1, 5)																		4 0 2 0 0 0 0					
Jesse Barfield, R OBP: 0.284, SLG: 0.532 (1, 9)																		4 0 0 0 0 2 3					
Alfredo Griffin, S OBP: 0.305, SLG: 0.385 (1, 6)																		4 0 0 0 0 0 4					
Inning Stats	R: 0 E: 0 K: 0 S: 3	H: 0 LOB: 0 BB: 0 P: 3	R: 0 E: 0 K: 1 S: 5	H: 0 LOB: 0 BB: 0 P: 5	R: 0 E: 0 K: 0 S: 3	H: 0 LOB: 0 BB: 0 P: 3	R: 0 E: 0 K: 1 S: 6	H: 2 LOB: 1 BB: 0 P: 6	R: 1 E: 1 K: 0 S: 6	H: 2 LOB: 2 BB: 0 P: 6	R: 0 E: 0 K: 1 S: 6	H: 1 LOB: 1 BB: 0 P: 6	R: 0 E: 0 K: 1 S: 5	H: 0 LOB: 0 BB: 0 P: 5	R: 0 E: 0 K: 0 S: 4	H: 1 LOB: 3 BB: 2 P: 12	R: 0 E: 1 K: 1 S: 7	H: 1 LOB: 2 BB: 0 P: 7	1B: 4 2B: 2 3B: 0 HR: 1	SF: 0 SAC: 0 DP: 1 HBP: 0	WP: 0 PB: 0 SB: 0 CS: 0	PA: 37	
PITCHER	IP	WLS	BF	H	R	ER	SO	BB	IBB	HBP	BLK	WP	HR	S	P	ERA	WHIP						
Steve Renko, R ERA: 3.34 (1, 1)	7.2		31	6	1	1	4	2	0	0	0	0	0	8	8	0.00	0.750						
Dan Quisenberry, R ERA: 1.64 (8, 1)	1.1	S	6	1	0	0	1	0	0	0	0	0	0	8	8	0.00	0.750						

Kansas City Royals @ Toronto Blue Jays
Exhibition Stadium, Toronto, ON
Sun May 08 1983, 3:33 AM EDT
Att: 25,753 - Unknown - 39 F

AB	35
R	1
H	7
RBI	1
BB	2
SO	5
LOB	19



Batter	1	2	3	4	5	6	7	8	9	AB	R	H	RBI	BB	SO	LOB	TOP																						
Willie Wilson, S (1, 7) OBP: 0.350, SLG: 0.384	F6		G1-6-3 1B			B1-3			F9	4	0	1	0	0	0	0	Kansas City Royals @ Cleveland Indians Cleveland Municipal Stadium, Cleveland, OH Tue May 10 1983, 7:05 PM EDT Att. 6,195 - Unknown - 55 F livebaseballscorecards.com																						
Cesar Geronimo, L (1, 9) OBP: 0.283, SLG: 0.176 Leon Roberts, R (9, PH) OBP: 0.333, SLG: 0.474	F8		G1-6-3 1-2			K			FC3-6 1B	3	0	0	0	0	1	1																							
George Brett, L (1, 5) OBP: 0.484, SLG: 0.890	L9			F2				L8	FC3-6 1-2	4	0	0	0	0	0	1																							
Hal McRae, R (1, 10) OBP: 0.402, SLG: 0.467		2B BB		G4-6-3 1B				F4	G3	3	1	1	0	1	0	1																							
Willie Aikens, L (1, 3) OBP: 0.397, SLG: 0.471		1-H 2B		G4-6-3 1-2						3	0	2	1	0	0	1																							
Frank White, R (1, 4) OBP: 0.330, SLG: 0.452	1-3				5-3				K	3	0	0	0	0	1	2																							
John Wathan, R (1, 2) OBP: 0.319, SLG: 0.318	5-3				K				6-3	3	0	0	0	0	1	1																							
Joe Simpson, L (1, 8) OBP: 0.324, SLG: 0.194					L5				P5	3	0	0	0	0	1	1																							
U L Washington, S (1, 6) OBP: 0.292, SLG: 0.250			5-3						F9	3	0	0	0	0	0	0																							
Inning Stats	R: 0 E: 0 K: 0 S: 3	H: 0 LOB: 0 BB: 0 P: 3	R: 1 E: 0 K: 1 S: 6	H: 1 LOB: 1 BB: 1 P: 10	R: 0 E: 0 K: 0 S: 3	H: 1 LOB: 0 BB: 0 P: 3	R: 0 E: 0 K: 0 S: 3	H: 1 LOB: 0 BB: 0 P: 3	R: 0 E: 0 K: 1 S: 5	H: 0 LOB: 0 BB: 0 P: 5	R: 0 E: 0 K: 1 S: 6	H: 1 LOB: 1 BB: 0 P: 6	R: 0 E: 0 K: 0 S: 3	H: 0 LOB: 0 BB: 0 P: 3	R: 0 E: 0 K: 0 S: 4	H: 1 LOB: 1 BB: 0 P: 4	1B: 4 2B: 1 3B: 0 HR: 0	SF: 0 SAC: 0 DP: 2 HBP: 0	WP: 0 PB: 0 SB: 0 CS: 0	PA: 31																			
PITCHER	IP	WLS	BF	H	R	ER	SO	BB	IBB	HBP	BLK	WP	HR	S	P	ERA	WHIP	PITCHER				IP	WLS	BF	H	R	ER	SO	BB	IBB	HBP	BLK	WP	HR	S	P	ERA	WHIP	
Len Barker, R (1, 1) ERA: 3.91	8.0	W	27	4	1	1	4	1	0	0	0	0	0	34	38	1.12	0.625					8.0	L	38	8	4	4	4	6	0	0	0	0	2	0	64	4.50	1.750	
Neal Heaton, L (9, 1) ERA: 1.62	1.0	S	4	1	0	0	0	0	0	0	0	0	0	4	4	0.00	1.000					1.0	S	4	1	0	0	0	0	0	0	0	0	0	0	0	0	0	0

Batter	1	2	3	4	5	6	7	8	9	AB	R	H	RBI	BB	SO	LOB	BOTTOM																					
Alan Bannister, R (1, 7) OBP: 0.325, SLG: 0.352	K		F7	5-3		F7				5	0	1	1	0	1	1	Kansas City Royals @ Cleveland Indians Cleveland Municipal Stadium, Cleveland, OH Tue May 10 1983, 7:05 PM EDT Att. 6,195 - Unknown - 55 F livebaseballscorecards.com																					
Manny Trillo, R (1, 4) OBP: 0.412, SLG: 0.361	WP BB		K			F8		2-H 1B	F9	4	0	1	0	1	1	1																						
Bake McBride, L (1, 9) OBP: 0.387, SLG: 0.368 George Vukovich, L (7, 9) OBP: 0.187, SLG: 0.224	F8		BB 1B			1B 2B 1B			4-3	4	1	2	0	0	0	2																						
Andre Thornton, R (1, 10) OBP: 0.504, SLG: 0.587	WP BB		BB 1B			F8			5-3	2	0	0	0	2	0	1																						
Pat Tabler, R (1, 5) OBP: 0.436, SLG: 0.576	F9		FC6-4 BB			1B 2B BB			F9	2	1	0	0	2	0	2																						
Broderick Perkins, L (1, 3) OBP: 0.304, SLG: 0.318			4-3 FC6-4 1-2			2B 1B			F9	4	1	1	0	0	0	3																						
Julio Franco, R (1, 6) OBP: 0.283, SLG: 0.370		E S 1B				S S 1B			SH1-3 1B BB	3	1	3	3	1	0	0																						
Rick Manning, L (1, 8) OBP: 0.292, SLG: 0.279	F6					K			SH1-3	3	0	0	0	0	1	3																						
Jim Essian, R (1, 2) OBP: 0.167, SLG: 0.071	F8					K			F9	4	0	0	0	0	1	3																						
Inning Stats	R: 0 E: 0 K: 1 S: 5	H: 0 LOB: 2 BB: 2 P: 13	R: 0 E: 0 K: 0 S: 4	H: 1 LOB: 3 BB: 0 P: 4	R: 0 E: 0 K: 1 S: 6	H: 1 LOB: 3 BB: 2 P: 14	R: 0 E: 0 K: 2 S: 8	H: 1 LOB: 1 BB: 0 P: 8	R: 3 E: 0 K: 0 S: 6	H: 3 LOB: 1 BB: 1 P: 10	R: 0 E: 0 K: 0 S: 4	H: 1 LOB: 1 BB: 0 P: 4	R: 0 E: 0 K: 0 S: 3	H: 0 LOB: 0 BB: 0 P: 3	R: 1 E: 0 K: 0 S: 4	H: 1 LOB: 1 BB: 1 P: 8	1B: 7 2B: 1 3B: 0 HR: 0	SF: 0 SAC: 1 DP: 0 HBP: 0	WP: 2 PB: 0 SB: 3 CS: 0	PA: 38																		
PITCHER	IP	WLS	BF	H	R	ER	SO	BB	IBB	HBP	BLK	WP	HR	S	P	ERA	WHIP	PITCHER				IP	WLS	BF	H	R	ER	SO	BB	IBB	HBP	BLK	WP	HR	S	P	ERA	WHIP
Vida Blue, L (1, 1) ERA: 3.56	8.0	L	38	8	4	4	4	6	0	0	0	2	0	40	64	4.50	1.750					8.0	L	38	8	4	4	4	6	0	0	0	0	2	0	64	4.50	1.750


Batter	1	2	3	4	5	6	7	8	9	AB	R	H	RBI	BB	SO	LOB	TOP	
Willie Wilson, S OBP: 0.347, SLG: 0.374 (1, 7)	L6			F7		F7			F7	3	0	0	0	1	0	1	Kansas City Royals @ Cleveland Indians Cleveland Municipal Stadium, Cleveland, OH Wed May 11 1983, 7:05 PM EDT Att: 7,748 - Unknown - 65 F	
U L Washington, S OBP: 0.291, SLG: 0.243 (1, 6)	K			CS BB		6-3			F7	3	0	0	0	1	1	2		
George Brett, L OBP: 0.474, SLG: 0.859 (1, 5)	4-3			CS BB					K	3	0	0	0	1	1	1		
Hal McRae, R OBP: 0.410, SLG: 0.468 (1, 10)		L6-3 1B		BB						2	0	1	0	1	0	0		
Willie Aikens, L OBP: 0.383, SLG: 0.451 (1, 3)		L6-3		BB						3	0	0	0	0	0	3		
Frank White, R OBP: 0.330, SLG: 0.442 (1, 4)				G3						2	0	0	0	1	0	0		
John Wathan, R OBP: 0.309, SLG: 0.308 (1, 2)					F7				G4-6-3 BB	3	0	0	0	0	1	1		
Cesar Geronimo, L OBP: 0.227, SLG: 0.150 (1, 9)					K					3	0	0	0	0	1	0		
Joe Simpson, L OBP: 0.325, SLG: 0.206 (1, 8)					F8					3	0	1	0	0	0	0		
Inning Stats	R: 0 E: 0 K: 1 S: 5	H: 0 LOB: 0 BB: 0 P: 5	R: 0 E: 0 K: 0 S: 3	H: 1 LOB: 0 BB: 0 P: 3	R: 0 E: 0 K: 0 S: 3	H: 0 LOB: 2 BB: 3 P: 14	R: 0 E: 0 K: 1 S: 5	H: 0 LOB: 0 BB: 0 P: 5	R: 0 E: 0 K: 0 S: 3	H: 0 LOB: 0 BB: 1 P: 6	R: 0 E: 0 K: 1 S: 4	H: 0 LOB: 0 BB: 0 P: 8	R: 0 E: 0 K: 1 S: 6	H: 1 LOB: 1 BB: 0 P: 6	1B: 2 2B: 1 3B: 0 HR: 0	SF: 0 SAC: 0 DP: 2 HBP: 0	WP: 0 PB: 0 SB: 1 CS: 2	PA: 30
PITCHER Rick Sutcliffe, R ERA: 3.74 (1, 1)	IP: 9.0 WLS: W BF: 30 H: 2 R: 0 ER: 0 SO: 4 BB: 5 IBB: 0 HBP: 0 BLK: 0 WP: 0 HR: 0 S: 33 P: 53 ERA: 0.00 WHIP: 0.778																	

Batter	1	2	3	4	5	6	7	8	9	AB	R	H	RBI	BB	SO	LOB	BOTTOM			
Alan Bannister, R OBP: 0.321, SLG: 0.373 (1, 7)	G3			1B 3B						4	1	1	0	0	0	0	Kansas City Royals @ Cleveland Indians Cleveland Municipal Stadium, Cleveland, OH Wed May 11 1983, 7:05 PM EDT Att: 7,748 - Unknown - 65 F			
Manny Trillo, R OBP: 0.438, SLG: 0.421 (1, 4)	BB			E 1B						4	0	4	1	0	0	0				
Bake McBride, L OBP: 0.379, SLG: 0.361 George Vukovich, L OBP: 0.197, SLG: 0.224 (1, 9) (8, 9)	BB			3H 1B						4	0	1	0	0	0	3				
Andre Thornton, R OBP: 0.496, SLG: 0.573 (1, 10)	F7			F8						0	0	0	0	0	0	0				
Pat Tabler, R OBP: 0.439, SLG: 0.559 (1, 5)				L7						4	0	1	0	0	0	4				
Mike Hargrove, L OBP: 0.375, SLG: 0.315 (1, 3)				E6						2	1	0	0	2	1	2				
Julio Franco, R OBP: 0.284, SLG: 0.387 (1, 6)				BB						4	0	0	0	0	0	7				
Rick Manning, L OBP: 0.293, SLG: 0.280 (1, 8)				L8						4	0	0	0	0	0	7				
Chris Bando, S OBP: 0.317, SLG: 0.270 (1, 2)					4-3					3	0	1	0	0	1	1				
Inning Stats	R: 0 E: 0 K: 0 S: 5	H: 2 LOB: 3 BB: 1 P: 9	R: 0 E: 0 K: 0 S: 3	H: 0 LOB: 0 BB: 0 P: 3	R: 1 E: 1 K: 0 S: 6	H: 2 LOB: 2 BB: 0 P: 6	R: 0 E: 0 K: 0 S: 3	H: 1 LOB: 0 BB: 0 P: 3	R: 0 E: 0 K: 1 S: 4	H: 1 LOB: 1 BB: 0 P: 4	R: 1 E: 0 K: 1 S: 6	H: 1 LOB: 1 BB: 1 P: 10	R: 0 E: 0 K: 1 S: 3	H: 1 LOB: 0 BB: 0 P: 3	R: 0 E: 0 K: 1 S: 5	H: 1 LOB: 0 BB: 0 P: 5	1B: 5 2B: 2 3B: 2 HR: 0	SF: 0 SAC: 0 DP: 2 HBP: 0	WP: 0 PB: 0 SB: 0 CS: 1	PA: 33
PITCHER Larry Gura, L ERA: 3.13 (1, 1)	IP: 8.0 WLS: L BF: 33 H: 9 R: 2 ER: 2 SO: 2 BB: 2 IBB: 0 HBP: 0 BLK: 0 WP: 0 HR: 0 S: 35 P: 43 ERA: 2.25 WHIP: 1.375																			

Batter	1	2	3	4	5	6	7	8	9	AB	R	H	RBI	BB	SO	LOB	TOP										
Lou Whitaker, L (1, 4) OBP: 0.298, SLG: 0.333										5	0	2	0	0	0	3											
Howard Johnson, S (1, 5) OBP: 0.276, SLG: 0.294										4	1	1	0	1	0	2											
Kirk Gibson, L (1, 10) OBP: 0.278, SLG: 0.230										4	0	1	2	1	0	1											
Lance Parrish, R (1, 2) OBP: 0.369, SLG: 0.486										5	0	2	0	0	0	4											
Larry Herndon, R (1, 7) OBP: 0.314, SLG: 0.482											3	0	0	0	2	0											
Glenn Wilson, R (1, 9) OBP: 0.327, SLG: 0.511											4	0	2	0	0	5											
Chet Lemon, R (1, 8) OBP: 0.337, SLG: 0.341										4	0	1	0	0	0	2											
Enos Cabell, R (1, 3) OBP: 0.375, SLG: 0.421										4	1	1	0	0	1	2											
Alan Trammell, R (1, 6) OBP: 0.316, SLG: 0.341										3	0	1	0	0	0	1											
Rick Leach, L (8, PH) OBP: 0.300, SLG: 0.296										1	0	0	0	0	0	0											
Tom Brookens, R (8, 6) OBP: 0.338, SLG: 0.390										0	0	0	0	0	0	0											
Inning Stats	R: 0 E: 0 K: 0 S: 5	H: 2 LOB: 3 BB: 1 P: 9	R: 0 E: 0 K: 0 S: 4	H: 2 LOB: 1 BB: 0 P: 4	R: 0 E: 0 K: 0 S: 4	H: 1 LOB: 2 BB: 1 P: 8	R: 1 E: 1 K: 0 S: 5	H: 1 LOB: 3 BB: 2 P: 13	R: 0 E: 0 K: 0 S: 4	H: 1 LOB: 1 BB: 0 P: 4	R: 0 E: 0 K: 0 S: 3	H: 1 LOB: 0 BB: 0 P: 3	R: 0 E: 0 K: 1 S: 6	H: 1 LOB: 1 BB: 0 P: 6	R: 0 E: 0 K: 0 S: 3	H: 0 LOB: 0 BB: 0 P: 3	1B: 9 2B: 2 3B: 0 HR: 0	SF: 0 SAC: 0 DP: 2 HBP: 0	WP: 0 PB: 0 SB: 0 CS: 0	PA: 41							
PITCHER	IP	WLS	BF	H	R	ER	SO	BB	IBB	HBP	BLK	WP	HR	S	P	ERA	WHIP										
Dennis Leonard, R (1, 1) ERA: 4.78	7.2	W	37	11	2	1	1	4	0	0	0	0	0	35	51	1.17	1.957										
Dan Quisenberry, R (8, 1) ERA: 1.54	1.1	S	4	0	0	0	0	0	0	0	0	0	0	4	4	0.00	0.000										

Detroit Tigers @ Kansas City Royals
Royals Stadium, Kansas City, MO
Fri May 13 1983, 8:05 PM EDT
Att: 22,990 - Unknown - 75 F


AB 37
R 2
H 11
RBI 2
BB 4
SO 1
LOB 20



Batter	1	2	3	4	5	6	7	8	9	AB	R	H	RBI	BB	SO	LOB	BOTTOM										
Willie Wilson, S (1, 7) OBP: 0.336, SLG: 0.361										4	0	0	0	0	1	3											
John Wathan, R (1, 2) OBP: 0.306, SLG: 0.305										4	1	1	0	0	0	3											
George Brett, L (1, 5) OBP: 0.495, SLG: 0.862										2	2	2	1	2	0	0											
Hal McRae, R (1, 10) OBP: 0.413, SLG: 0.469										4	1	2	1	0	0	3											
Willie Aikens, L (1, 3) OBP: 0.390, SLG: 0.472										1	0	1	2	0	0	0											
Cesar Geronimo, L (1, PR) OBP: 0.200, SLG: 0.130										3	0	0	0	0	0	1											
Amos Otis, R (1, 8) OBP: 0.265, SLG: 0.292										4	0	0	0	0	1	1											
Frank White, R (1, 4) OBP: 0.318, SLG: 0.424										4	0	0	0	0	1	1											
Joe Simpson, L (1, 9) OBP: 0.318, SLG: 0.211										4	0	1	0	0	0	2											
U.L. Washington, S (1, 6) OBP: 0.300, SLG: 0.248										2	1	1	0	1	0	1											
Inning Stats	R: 3 E: 1 K: 1 S: 10	H: 4 LOB: 2 BB: 0 P: 10	R: 2 E: 1 K: 0 S: 5	H: 2 LOB: 1 BB: 1 P: 9	R: 0 E: 0 K: 0 S: 3	H: 0 LOB: 0 BB: 0 P: 3	R: 0 E: 0 K: 1 S: 6	H: 1 LOB: 2 BB: 1 P: 10	R: 0 E: 0 K: 0 S: 5	H: 0 LOB: 0 BB: 0 P: 5	R: 0 E: 0 K: 0 S: 4	H: 1 LOB: 1 BB: 0 P: 4	R: 0 E: 0 K: 0 S: 2	H: 0 LOB: 0 BB: 1 P: 6	R: 0 E: 0 K: 0 S: 3	H: 0 LOB: 0 BB: 0 P: 3	1B: 7 2B: 1 3B: 0 HR: 0	SF: 0 SAC: 0 DP: 1 HBP: 0	WP: 0 PB: 0 SB: 1 CS: 0	PA: 35							
PITCHER	IP	WLS	BF	H	R	ER	SO	BB	IBB	HBP	BLK	WP	HR	S	P	ERA	WHIP										
Jack Morris, R (1, 1) ERA: 5.32	8.0	L	35	8	5	4	3	2	1	0	0	0	0	38	50	4.50	1.250										

Detroit Tigers @ Kansas City Royals
Royals Stadium, Kansas City, MO
Fri May 13 1983, 8:05 PM EDT
Att: 22,990 - Unknown - 75 F


AB 32
R 5
H 8
RBI 4
BB 3
SO 3
LOB 15




Batter	1	2	3	4	5	6	7	8	9	AB	R	H	RBI	BB	SO	LOB	TOP										
Willie Wilson, S (1, 7) OBP: 0.338, SLG: 0.409	0-0 6-3		0-3 K			0-0 1-3		0-3 K		4	0	0	0	0	2	0	Kansas City Royals @ Boston Red Sox Fenway Park, Boston, MA Tue May 17 1983, 7:05 PM EDT Att: 17,063 - Unknown - 55 F livebaseballscorecards.com										
John Wathan, R (1, 2) OBP: 0.295, SLG: 0.287	0-0 F9			0-0 F9		0-0 F7		0-3 K		4	0	0	0	0	1	0											
George Brett, L (1, 3) OBP: 0.478, SLG: 0.818 (7, 5)	0-0 L7			0-0 6-3		0-0 G3		0-0 G3		4	0	0	0	0	0	0											
Hal McRae, R (1, 10) OBP: 0.407, SLG: 0.482		0-3 K		4-0 FC5-4 BB			0-0 HR		0-0 6-3	3	1	1	1	1	1	0											
Frank White, R (1, 4) OBP: 0.314, SLG: 0.460		0-3 K		0-0 FC5-4 1-2			0-0 G5-4-3 1B		0-0 5-3	4	0	1	0	0	1	1											
Amos Otis, R (1, 8) OBP: 0.272, SLG: 0.286		0-0 2B			4-0 BB		0-0 G5-4-3 1-2		0-0 4-3	3	0	1	0	1	0	1											
Leon Roberts, R (1, 9) OBP: 0.295, SLG: 0.375		0-3 K			0-3 K		4-0 BB			2	0	0	0	1	2	2											
Joe Simpson, L (7, 3) OBP: 0.280, SLG: 0.182								4-0 BB		0	0	0	0	0	0	0											
Onix Concepcion, R (1, 5) OBP: 0.333, SLG: 0.200 (7, 6)			0-0 F4		0-0 L9		4-0 BB			2	0	0	0	1	0	1											
U L Washington, S (1, 6) OBP: 0.295, SLG: 0.232			0-0 F9		0-0 F4		0-3 K			2	0	0	0	0	0	1											
Pat Sheridan, L (7, PH) OBP: 0.333, SLG: 0.800 (7, 9)										1	0	0	0	0	1	2											
Inning Stats	R: 0 E: 0 K: 0 S: 3	H: 0 LOB: 0 BB: 0 P: 3	R: 0 E: 0 K: 3 S: 10	H: 1 LOB: 1 BB: 0 P: 10	R: 0 E: 0 K: 1 S: 5	H: 0 LOB: 0 BB: 0 P: 5	R: 0 E: 0 K: 0 S: 3	H: 0 LOB: 1 BB: 1 P: 7	R: 0 E: 0 K: 1 S: 5	H: 0 LOB: 1 BB: 1 P: 9	R: 1 E: 0 K: 1 S: 6	H: 2 LOB: 2 BB: 2 P: 14	R: 0 E: 0 K: 2 S: 7	H: 0 LOB: 0 BB: 0 P: 7	R: 0 E: 0 K: 0 S: 3	H: 0 LOB: 0 BB: 0 P: 3	1B: 1 2B: 1 3B: 0 HR: 1	SF: 0 SAC: 0 DP: 1 HBP: 0	WP: 0 PB: 0 SB: 0 CS: 0	PA: 33							
PITCHER	IP	WLS	BF	H	R	ER	SO	BB	IBB	HBP	BLK	WP	HR	S	P	ERA	WHIP										
John Tudor, L (1, 1) ERA: 2.9	6.2	W	26	3	1	1	5	4	0	0	0	0	1	32	48	1.35	1.050										
Bob Stanley, R (7, 1) ERA: 1.35	2.1	S	7	0	0	0	3	0	0	0	0	0	0	13	13	0.00	0.000										

Batter	1	2	3	4	5	6	7	8	9	AB	R	H	RBI	BB	SO	LOB	BOTTOM										
Jerry Remy, L (1, 4) OBP: 0.276, SLG: 0.288	0-0 4-3	0-0 G3			0-0 L7		0-0 F8			4	0	0	0	0	0	2	Kansas City Royals @ Boston Red Sox Fenway Park, Boston, MA Tue May 17 1983, 7:05 PM EDT Att: 17,063 - Unknown - 55 F livebaseballscorecards.com										
Dwight Evans, R (1, 9) OBP: 0.331, SLG: 0.421	0-3 K		0-0 4-3		4-0 BB		0-0 F9			3	0	0	0	1	1	0											
Jim Rice, R (1, 7) OBP: 0.359, SLG: 0.520	0-0 5-3		0-3 K		0-0 F9		0-0 1B FC3-6 2B			4	1	1	0	0	1	1											
Tony Armas, R (1, 10) OBP: 0.229, SLG: 0.382		0-0 BB 2B 1B	0-0 L5		0-0 F8		0-0 FC3-6 1B			4	1	2	0	0	0	0											
Wade Boggs, L (1, 5) OBP: 0.423, SLG: 0.407	0-0 F6			0-0 6-3		0-0 4-3		0-0 FC3-6 1-2 3-H		4	0	0	1	0	0	2											
Reid Nichols, R (1, 8) OBP: 0.338, SLG: 0.433		4-0 2B BB		0-0 1B		0-0 F8		0-0 F9		3	1	1	0	1	0	1											
Dave Stapleton, R (1, 3) OBP: 0.281, SLG: 0.327		0-0 2B		0-0 F8		0-0 F6				3	1	1	1	0	0	1											
Gary Allenson, R (1, 2) OBP: 0.231, SLG: 0.273		0-0 2B		0-0 1-3 2-H		0-0 1-3				3	0	2	2	0	0	1											
Glenn Hoffman, R (1, 6) OBP: 0.350, SLG: 0.321		0-0 2B		0-0 2B		0-0 1-3		0-3 K		3	0	0	0	0	1	2											
Inning Stats	R: 0 E: 0 K: 1 S: 5	H: 3 LOB: 1 BB: 1 P: 10	R: 3 E: 0 K: 0 S: 6	H: 3 LOB: 1 BB: 1 P: 10	R: 0 E: 0 K: 1 S: 5	H: 0 LOB: 0 BB: 0 P: 5	R: 0 E: 0 K: 0 S: 4	H: 1 LOB: 1 BB: 0 P: 4	R: 0 E: 0 K: 0 S: 3	H: 0 LOB: 1 BB: 1 P: 7	R: 0 E: 0 K: 0 S: 3	H: 0 LOB: 0 BB: 0 P: 3	R: 0 E: 0 K: 1 S: 6	H: 1 LOB: 1 BB: 0 P: 6	R: 1 E: 0 K: 0 S: 5	H: 2 LOB: 1 BB: 0 P: 5		1B: 4 2B: 3 3B: 0 HR: 0	SF: 0 SAC: 0 DP: 0 HBP: 0	WP: 0 PB: 0 SB: 0 CS: 0	PA: 33						
PITCHER	IP	WLS	BF	H	R	ER	SO	BB	IBB	HBP	BLK	WP	HR	S	P	ERA	WHIP										
Larry Gura, L (1, 1) ERA: 3.29	8.0	L	33	7	4	4	3	2	0	0	0	0	0	37	45	4.50	1.125										

AB 29
R 1
H 3
RBI 1
BB 4
SO 8
LOB 8



AB 31
R 4
H 7
RBI 4
BB 2
SO 3
LOB 10




Batter	1	2	3	4	5	6	7	8	9	AB	R	H	RBI	BB	SO	LOB	TOP					
Willie Wilson, S OBP: 0.347, SLG: 0.412 (1, 7)	F7	BLK BB			1-3 1B		2-3 1B		F9	4	0	2	0	1	0	0	Kansas City Royals @ Boston Red Sox Fenway Park, Boston, MA Wed May 18 1983, 7:05 PM EDT Att: 17,374 - Unknown - 58 F					
Pat Sheridan, L OBP: 0.273, SLG: 0.500 (1, 9)	2B 1B	F9			1-3 1-2		F7		4-3	5	1	1	0	0	0	4						
George Brett, L OBP: 0.470, SLG: 0.806 (1, 5)	1B 1-H 2B		F7		L9		F9			4	0	1	1	0	0	3						
Hal McRae, R OBP: 0.402, SLG: 0.474 (1, 10)	K		F7			F9		G5-4-3 1B		4	0	1	0	0	1	1						
Frank White, R OBP: 0.320, SLG: 0.462 (1, 4)	S 2-3 1B		6-3			1B		G5-4-3 1-2 1B		4	0	2	0	0	0	1						
Amos Otis, R OBP: 0.271, SLG: 0.284 (1, 8)	K			5-3		F8		1B 1B		4	0	1	0	0	1	3						
John Wathan, R OBP: 0.310, SLG: 0.297 (1, 2)		G3 S BLK BB			F7 1B		B3		S 1-3 1B	3	1	2	0	1	0	1						
Joe Simpson, L OBP: 0.259, SLG: 0.167 (1, 3)		K			F7				F9	4	0	0	0	0	1	4						
U L Washington, S OBP: 0.293, SLG: 0.241 (1, 6)		G3							L5	4	0	1	0	0	0	1						
Inning Stats	R: 1 E: 0 K: 2 S: 10	H: 3 LOB: 2 BB: 0 P: 10	R: 1 E: 0 K: 1 S: 5	H: 0 LOB: 1 BB: 2 P: 13	R: 0 E: 0 K: 0 S: 3	H: 0 LOB: 0 BB: 0 P: 3	R: 0 E: 0 K: 0 S: 3	H: 1 LOB: 0 BB: 0 P: 3	R: 0 E: 0 K: 0 S: 4	H: 1 LOB: 1 BB: 0 P: 4	R: 0 E: 0 K: 0 S: 4	H: 1 LOB: 1 BB: 0 P: 4	R: 0 E: 0 K: 0 S: 5	H: 2 LOB: 2 BB: 0 P: 5	R: 0 E: 0 K: 0 S: 5	H: 3 LOB: 3 BB: 0 P: 5	R: 0 E: 0 K: 0 S: 3	H: 0 LOB: 0 BB: 0 P: 3	1B: 9 2B: 2 3B: 0 HR: 0	SF: 0 SAC: 0 DP: 1 HBP: 0	WP: 0 PB: 0 SB: 3 CS: 0	PA: 38
PITCHER Mike Brown, R ERA: 3.86 (1, 1)	IP: 9.0 WLS: L BF: 38	H: 11 R: 2 ER: 2 SO: 3	BB: 2 IBB: 0 HBP: 0 BLK: 1	WP: 0 HR: 0 S: 42 P: 50	ERA: 2.00 WHIP: 1.444	PITCHER										IP: 9.0 WLS: L BF: 38	H: 11 R: 2 ER: 2 SO: 3	BB: 2 IBB: 0 HBP: 0 BLK: 1	WP: 0 HR: 0 S: 42 P: 50	ERA: 2.00 WHIP: 1.444		

Batter	1	2	3	4	5	6	7	8	9	AB	R	H	RBI	BB	SO	LOB	BOTTOM					
Jerry Remy, L OBP: 0.266, SLG: 0.298 (1, 4)	FC5-4 1B		E1		G5-3 1B		4-3			4	0	2	0	0	0	1	Kansas City Royals @ Boston Red Sox Fenway Park, Boston, MA Wed May 18 1983, 7:05 PM EDT Att: 17,374 - Unknown - 58 F					
Dwight Evans, R OBP: 0.322, SLG: 0.408 (1, 9)	L9		F4		K			5-3		4	0	0	0	0	1	4						
Jim Rice, R OBP: 0.356, SLG: 0.512 (1, 7)	F8		K		1-2 1B			F9		4	0	1	0	0	1	3						
Tony Armas, R OBP: 0.221, SLG: 0.368 (1, 8)	FC5-4		1-3		G5-3			F3		4	0	0	0	0	0	5						
Wade Boggs, L OBP: 0.425, SLG: 0.417 (1, 5)		G3-6 1B		G3 2B		4-3		F7		4	1	2	0	0	0	0						
Carl Yastrzemski, L OBP: 0.411, SLG: 0.354 (1, 10)		G3-6		G3		F7		6-3		4	0	0	0	0	0	2						
Dave Stapleton, R OBP: 0.288, SLG: 0.336 (1, 3)				G3 2B		1-3		F3		3	0	1	1	1	0	0						
Rich Gedman, L OBP: 0.354, SLG: 0.427 (1, 2)		K		G3				L9		3	0	0	0	0	1	2						
Glenn Hoffman, R OBP: 0.350, SLG: 0.330 (1, 6)				F	F3			F3		3	0	1	0	0	0	1						
Inning Stats	R: 0 E: 0 K: 0 S: 4	H: 1 LOB: 1 BB: 0 P: 4	R: 0 E: 0 K: 1 S: 5	H: 1 LOB: 1 BB: 1 P: 9	R: 0 E: 1 K: 1 S: 7	H: 1 LOB: 2 BB: 0 P: 7	R: 1 E: 0 K: 0 S: 5	H: 2 LOB: 1 BB: 0 P: 5	R: 0 E: 0 K: 0 S: 6	H: 2 LOB: 1 BB: 0 P: 6	R: 0 E: 0 K: 0 S: 3	H: 0 LOB: 0 BB: 0 P: 3	R: 0 E: 0 K: 0 S: 3	H: 0 LOB: 0 BB: 0 P: 3	R: 0 E: 0 K: 0 S: 3	H: 0 LOB: 0 BB: 0 P: 3	R: 0 E: 0 K: 0 S: 3	H: 0 LOB: 0 BB: 0 P: 3	1B: 4 2B: 3 3B: 0 HR: 0	SF: 0 SAC: 0 DP: 2 HBP: 0	WP: 0 PB: 0 SB: 0 CS: 0	PA: 34
PITCHER Dennis Leonard, R ERA: 4.13 (1, 1)	IP: 9.0 WLS: W BF: 34	H: 7 R: 1 ER: 1 SO: 3	BB: 1 IBB: 0 HBP: 0 BLK: 0	WP: 0 HR: 0 S: 39 P: 43	ERA: 1.00 WHIP: 0.889	PITCHER										IP: 9.0 WLS: W BF: 34	H: 7 R: 1 ER: 1 SO: 3	BB: 1 IBB: 0 HBP: 0 BLK: 0	WP: 0 HR: 0 S: 39 P: 43	ERA: 1.00 WHIP: 0.889		

Batter	1	2	3	4	5	6	7	8	9	AB	R	H	RBI	BB	SO	LOB	TOP					
Tony Bernazard, S (1, 4) OBP: 0.303, SLG: 0.403										5	1	1	0	0	1	3						
Carlton Fisk, R (1, 2) OBP: 0.247, SLG: 0.302										5	0	2	1	0	0	1						
Harold Baines, L (1, 9) OBP: 0.319, SLG: 0.333										4	1	2	1	0	0	1						
Greg Luzinski, R (1, 10) OBP: 0.307, SLG: 0.317										5	1	1	2	0	2	2						
Tom Paciorek, R (1, 3) OBP: 0.324, SLG: 0.500										4	1	1	1	0	1	0						
Mike Squires, L (7, 3) OBP: 0.273, SLG: 0.203										1	0	0	0	0	0	2						
Ron Kittle, R (1, 7) OBP: 0.296, SLG: 0.492										4	2	1	1	1	1	2						
Lorenzo Gray, R (1, 5) OBP: 0.262, SLG: 0.263										4	2	2	0	0	1	0						
Rusty Kuntz, R (1, 8) OBP: 0.381, SLG: 0.306										2	0	2	0	0	0	0						
Rudy Law, L (6, PH) OBP: 0.297, SLG: 0.272										2	0	0	0	0	0	1						
Jerry Dybzinski, R (1, 6) OBP: 0.333, SLG: 0.350										3	1	2	2	0	1	1						
Greg Walker, L (8, PH) OBP: 0.279, SLG: 0.462										0	0	0	1	0	0	0						
Scott Fletcher, R (8, 6) OBP: 0.352, SLG: 0.333										0	0	0	0	0	0	0						
Inning Stats	R: 1 E: 0 K: 1 S: 6	H: 1 LOB: 0 BB: 0 P: 6	R: 1 E: 0 K: 3 S: 11	H: 2 LOB: 1 BB: 0 P: 11	R: 0 E: 0 K: 0 S: 3	H: 0 LOB: 0 BB: 0 P: 3	R: 2 E: 0 K: 2 S: 10	H: 3 LOB: 2 BB: 1 P: 14	R: 3 E: 0 K: 0 S: 6	H: 3 LOB: 0 BB: 0 P: 6	R: 1 E: 0 K: 0 S: 5	H: 2 LOB: 1 BB: 0 P: 5	R: 0 E: 0 K: 0 S: 3	H: 0 LOB: 0 BB: 0 P: 3	R: 1 E: 0 K: 0 S: 4	H: 1 LOB: 0 BB: 0 P: 4	R: 0 E: 0 K: 1 S: 7	H: 2 LOB: 2 BB: 0 P: 7	1B: 6 2B: 5 3B: 0 HR: 3	SF: 2 SAC: 0 DP: 0 HBP: 0	WP: 0 PB: 0 SB: 1 CS: 0	PA: 42
PITCHER	IP	WLS	BF	H	R	ER	SO	BB	IBB	HBP	BLK	WP	HR	S	P	ERA	WHIP					
Vida Blue, L (1, 1) ERA: 4.65	4.1	L	22	8	6	6	6	1	0	0	0	0	2	33	37	12.46	2.077					
Mike Armstrong, R (5, 1) ERA: 2.57	2.2		11	3	2	2	0	0	0	0	0	0	1	11	11	6.75	1.125					
Bill Castro, R (8, 1) ERA: 9.5	1.0		4	1	1	1	0	0	0	0	0	0	0	4	4	9.00	1.000					
Dan Quisenberry, R (9, 1) ERA: 1.59	1.0		5	2	0	0	1	0	0	0	0	0	0	7	7	0.00	2.000					

Chicago White Sox @ Kansas City Royals
 Royals Stadium, Kansas City, MO
 Fri May 20 1983, 8:05 PM EDT
 Att: 20,027 - Overcast - 68 F


AB	39
R	9
H	14
RBI	9
BB	1
SO	7
LOB	13



Batter	1	2	3	4	5	6	7	8	9	AB	R	H	RBI	BB	SO	LOB	BOTTOM					
Willie Wilson, S (1, 7) OBP: 0.349, SLG: 0.407										4	1	1	0	1	0	1						
John Wathan, R (1, 2) OBP: 0.300, SLG: 0.287										4	0	0	0	0	1	2						
George Brett, L (1, 3) OBP: 0.479, SLG: 0.830										3	2	2	2	1	0	0						
Hal McRae, R (1, 10) OBP: 0.397, SLG: 0.483										4	1	1	1	0	1	1						
Frank White, R (1, 4) OBP: 0.326, SLG: 0.479										4	1	2	1	0	0	1						
Amos Otis, R (1, 8) OBP: 0.260, SLG: 0.272										4	0	0	1	0	1	1						
Leon Roberts, R (1, 9) OBP: 0.276, SLG: 0.346										2	0	0	0	0	0	1						
Pat Sheridan, L (6, PH) OBP: 0.308, SLG: 0.500										2	1	1	0	0	0	0						
Onix Concepcion, R (1, 5) OBP: 0.222, SLG: 0.125										3	0	0	0	0	0	1						
Joe Simpson, L (9, PH) OBP: 0.255, SLG: 0.163										1	0	0	0	0	0	1						
U L Washington, S (1, 6) OBP: 0.292, SLG: 0.242										4	0	1	1	0	2	0						
Inning Stats	R: 0 E: 0 K: 0 S: 3	H: 0 LOB: 0 BB: 0 P: 3	R: 1 E: 0 K: 1 S: 6	H: 1 LOB: 0 BB: 0 P: 6	R: 0 E: 0 K: 1 S: 5	H: 0 LOB: 1 BB: 1 P: 9	R: 2 E: 0 K: 1 S: 8	H: 3 LOB: 1 BB: 0 P: 8	R: 2 E: 0 K: 1 S: 7	H: 2 LOB: 0 BB: 0 P: 7	R: 0 E: 0 K: 0 S: 3	H: 0 LOB: 0 BB: 0 P: 3	R: 0 E: 0 K: 1 S: 5	H: 0 LOB: 1 BB: 1 P: 9	R: 1 E: 0 K: 0 S: 5	H: 2 LOB: 1 BB: 0 P: 5	R: 0 E: 0 K: 0 S: 5	H: 2 LOB: 1 BB: 0 P: 5	1B: 5 2B: 0 3B: 2 HR: 1	SF: 0 SAC: 0 DP: 0 HBP: 0	WP: 0 PB: 1 SB: 3 CS: 0	PA: 37
PITCHER	IP	WLS	BF	H	R	ER	SO	BB	IBB	HBP	BLK	WP	HR	S	P	ERA	WHIP					
Britt Burns, L (1, 1) ERA: 5.51	5.0	W	22	6	5	5	4	1	0	0	0	0	1	29	33	9.00	1.400					
Salome Barojas, R (6, 1) ERA: 2.95	4.0	S	15	2	1	1	1	1	0	0	0	0	0	16	20	2.25	0.750					

Chicago White Sox @ Kansas City Royals
 Royals Stadium, Kansas City, MO
 Fri May 20 1983, 8:05 PM EDT
 Att: 20,027 - Overcast - 68 F

AB	35
R	6
H	8
RBI	6
BB	2
SO	5
LOB	9



Batter	1	2	3	4	5	6	7	8	9	AB	R	H	RBI	BB	SO	LOB	TOP										
Rudy Law, L OBP: 0.302, SLG: 0.278 (1, 8)	F9		S 1B		S 1B			F8	L6	5	0	2	0	0	0	3											
Tony Bernazard, S OBP: 0.301, SLG: 0.359 (1, 4)	F6		F9		F6			1B 6-3		4	1	1	0	0	0	2											
Harold Baines, L OBP: 0.324, SLG: 0.338 (1, 9)	HR 1B		F5		K			1B 6-3		4	1	2	1	0	1	1											
Greg Luzinski, R OBP: 0.305, SLG: 0.343 (1, 10)	1-H HR		K		6-3			6-3		4	1	1	3	0	1	2											
Tom Paciorek, R OBP: 0.307, SLG: 0.471 (1, 3)	G3				F7			5-3		4	0	0	0	0	0	1											
Ron Kittle, R OBP: 0.287, SLG: 0.476 (1, 7)		S 0-3	K		6-3			K		4	0	0	0	0	3	0											
Carlton Fisk, R OBP: 0.237, SLG: 0.289 (1, 2)			L8		F7			6-3		4	0	0	0	0	0	0											
Lorenzo Gray, R OBP: 0.266, SLG: 0.254 (9, PH)		4-0						F7		2	0	0	0	1	0	0											
Greg Walker, L OBP: 0.235, SLG: 0.475 (9, PH)					B1-3					1	0	1	0	0	0	0											
Jerry Dybzinski, R OBP: 0.319, SLG: 0.333 (1, 6)			F9		F4			1B 1B		2	0	0	0	0	0	1											
Jerry Hairston, S OBP: 0.429, SLG: 0.455 (8, PH)										1	1	1	0	0	0	0											
Scott Fletcher, R OBP: 0.352, SLG: 0.333 (8, 6)										0	0	0	0	0	0	0											
Mike Squires, L OBP: 0.282, SLG: 0.229 (9, PH)								1B 1B	2B	1	0	1	0	0	0	0											
Inning Stats	R: 2 E: 0 K: 0 S: 5	H: 2 LOB: 0 BB: 7 P: 5	R: 0 E: 0 K: 1 S: 5	H: 0 LOB: 1 BB: 1 P: 9	R: 0 E: 0 K: 1 S: 6	H: 1 LOB: 1 BB: 0 P: 6	R: 0 E: 0 K: 0 S: 3	H: 0 LOB: 0 BB: 0 P: 3	R: 0 E: 0 K: 0 S: 4	H: 1 LOB: 1 BB: 0 P: 4	R: 0 E: 0 K: 1 S: 5	H: 0 LOB: 0 BB: 0 P: 5	R: 0 E: 0 K: 1 S: 5	H: 0 LOB: 0 BB: 0 P: 5	R: 2 E: 0 K: 0 S: 6	H: 3 LOB: 1 BB: 0 P: 6	R: 0 E: 0 K: 1 S: 7	H: 2 LOB: 2 BB: 0 P: 7	1B: 6 2B: 2 3B: 0 HR: 1	SF: 0 SAC: 0 DP: 0 HBP: 0	WP: 0 PB: 0 CS: 2	PA: 37					
PITCHER	IP	WLS	BF	H	R	ER	SO	BB	IBB	HBP	BLK	WP	HR	S	P	ERA	WHIP										
Steve Renko, R ERA: 4.1 (1, 1)	7.1	W	30	7	4	4	4	1	0	0	0	0	1	37	41	4.91	1.091										
Dan Quisenberry, R ERA: 1.5 (8, 1)	1.2		7	2	0	0	1	0	0	0	0	0	0	9	9	0.00	1.200										

Chicago White Sox @ Kansas City Royals
 Royals Stadium, Kansas City, MO
 Sat May 21 1983, 4:33 AM EDT
 Att: 28,792 - Overcast - 71 F

AB	36
R	4
H	9
RBI	4
BB	1
SO	5
LOB	10



Batter	1	2	3	4	5	6	7	8	9	AB	R	H	RBI	BB	SO	LOB	BOTTOM										
Willie Wilson, S OBP: 0.357, SLG: 0.414 (1, 7)	K		S 2B	FC4-6 1B	L7			E9 1B		5	1	3	1	0	1	1											
U L Washington, S OBP: 0.285, SLG: 0.248 (1, 6)	6-3		F8	F3			F8 2B	L1		5	0	1	0	0	0	3											
George Brett, L OBP: 0.476, SLG: 0.807 (1, 3)	K		2B	FC4-6			F7			3	1	0	0	2	1	2											
Hal McRae, R OBP: 0.397, SLG: 0.496 (1, 10)		6-3	1B 2B		E6 2B		F8 2B	F8		5	2	2	2	0	0	3											
Frank White, R OBP: 0.331, SLG: 0.484 (1, 4)		K	1B BB		2B 2B		F4			3	1	1	1	1	1	1											
Amos Otis, R OBP: 0.279, SLG: 0.292 (1, 8)		2B 1B			F8			L1-3 1B		4	1	3	1	0	0	1											
Leon Roberts, R OBP: 0.290, SLG: 0.393 (1, 9)		1B	1-3 2-H					F5		2	0	1	1	0	0	2											
Pat Sheridan, L OBP: 0.333, SLG: 0.571 (6, PH)		1-H 2B		5-3			1B 2B			2	1	1	1	0	0	1											
Onix Concepcion, R OBP: 0.154, SLG: 0.083 (1, 5)		4-3			K			L1-3		4	0	0	0	0	1	3											
John Wathan, R OBP: 0.306, SLG: 0.294 (1, 2)			F8	E4 1B				L6		4	1	2	1	0	0	0											
Inning Stats	R: 0 E: 0 K: 2 S: 7	H: 0 LOB: 0 BB: 0 P: 7	R: 1 E: 0 K: 1 S: 7	H: 2 LOB: 1 BB: 0 P: 7	R: 3 E: 0 K: 0 S: 6	H: 3 LOB: 2 BB: 2 P: 14	R: 1 E: 1 K: 1 S: 7	H: 2 LOB: 1 BB: 0 P: 7	R: 3 E: 1 K: 0 S: 7	H: 4 LOB: 1 BB: 0 P: 7	R: 0 E: 0 K: 0 S: 4	H: 1 LOB: 1 BB: 0 P: 4	R: 0 E: 0 K: 0 S: 3	H: 1 LOB: 2 BB: 1 P: 8	R: 0 E: 1 K: 0 S: 4	H: 1 LOB: 2 BB: 1 P: 8	1B: 8 2B: 7 3B: 0 HR: 0	SF: 0 SAC: 0 DP: 1 HBP: 0	WP: 0 PB: 0 CS: 0	PA: 40							
PITCHER	IP	WLS	BF	H	R	ER	SO	BB	IBB	HBP	BLK	WP	HR	S	P	ERA	WHIP										
Floyd Bannister, L ERA: 5.31 (1, 1)	4.0	L	22	8	6	5	4	2	0	0	0	0	0	28	36	11.25	2.500										
Dennis Lamp, R ERA: 4.73 (5, 1)	4.0		18	6	2	2	0	0	1	0	0	0	0	17	21	4.50	1.500										

Chicago White Sox @ Kansas City Royals
 Royals Stadium, Kansas City, MO
 Sat May 21 1983, 4:33 AM EDT
 Att: 28,792 - Overcast - 71 F

AB	37
R	8
H	14
RBI	8
BB	3
SO	4
LOB	17



Batter	1	2	3	4	5	6	7	8	9	AB	R	H	RBI	BB	SO	LOB	TOP								
Tony Bernazard, S (1, 4) OBP: 0.296, SLG: 0.394	E5 1B	SF7 3H		1B	F8		SF9		E6 HR	4	1	2	0	0	3										
Carlton Fisk, R (1, 2) OBP: 0.243, SLG: 0.284				L9		F7	K		F9	5	0	1	0	1	1	4									
Harold Baines, L (1, 9) OBP: 0.331, SLG: 0.388	K	F9					F4		HR	6	2	3	3	0	1	6									
Greg Luzinski, R (1, 10) OBP: 0.307, SLG: 0.368	F1			F3		F9		1-3	FC4-6 1B	6	1	2	1	0	0	3									
Tom Paciorek, R (1, 3) OBP: 0.321, SLG: 0.474		FC1-5 1B	5-3		1B	K		K	FC4-6 1B	6	0	3	0	0	2	0									
Ron Kittle, R (1, 7) OBP: 0.301, SLG: 0.480		BB FC1-5 1B	HBP		E		E1 1B E		FC4-6	3	1	2	0	0	0	0									
Mike Squires, L (7, PR) OBP: 0.288, SLG: 0.225					1-3				1-2 2-3	1	2	0	0	0	2										
Rusty Kuntz, R (1, 8) OBP: 0.311, SLG: 0.282		FC1-5 1B	F3		E6		WP S 1B		6-3	3	1	0	0	0	0	4									
Rudy Law, L (7, PH) OBP: 0.312, SLG: 0.290					2-3					3	1	2	1	0	0	2									
Lorenzo Gray, R (1, 5) OBP: 0.269, SLG: 0.246										2	1	0	0	1	0	3									
Greg Walker, L (7, PH) OBP: 0.311, SLG: 0.475										0	0	0	0	1	0	0									
Vance Law, R (7, PR) OBP: 0.230, SLG: 0.228		1B SF7 BB	F9		F8		1B SF9 BB			0	1	0	0	1	0	0									
Jerry Dybzinski, R (1, 6) OBP: 0.340, SLG: 0.341										2	0	1	2	1	0	0									
Jerry Hairston, S (7, PH) OBP: 0.448, SLG: 0.478					F8					1	0	1	1	0	0	0									
Scott Fletcher, R (7, 6) OBP: 0.345, SLG: 0.326										1	0	0	0	0	1	2									
Inning Stats	R: 0 E: 1 K: 1 S: 6	H: 1 LOB: 1 BB: 0 P: 6	R: 3 E: 0 K: 0 S: 6	H: 3 LOB: 2 BB: 2 P: 14	R: 1 E: 0 K: 0 S: 4	H: 1 LOB: 1 BB: 0 P: 5	R: 0 E: 0 K: 0 S: 5	H: 2 LOB: 2 BB: 0 P: 5	R: 0 E: 1 K: 0 S: 5	H: 2 LOB: 3 BB: 1 P: 9	R: 1 E: 0 K: 1 S: 6	H: 1 LOB: 0 BB: 0 P: 6	R: 3 E: 1 K: 2 S: 8	H: 2 LOB: 2 BB: 1 P: 12	R: 1 E: 0 K: 2 S: 8	H: 1 LOB: 2 BB: 1 P: 13	R: 2 E: 1 K: 0 S: 7	H: 3 LOB: 2 BB: 0 P: 7	1B: 13 2B: 0 3B: 0 HR: 3	SF: 2 SAC: 0 DP: 0 HBP: 2	WP: 1 PB: 0 SB: 2 CS: 1	PA: 52			
PITCHER	IP	WLS	BF	H	R	ER	SO	BB	IBB	HBP	BLK	WP	HR	S	P	ERA	WHIP								
Larry Gura, L (1, 1) ERA: 3.66	3.0	L	17	5	4	4	1	2	0	1	0	0	1	16	25	12.00	2.333								
Bill Castro, R (4, 1) ERA: 9.43	3.0		18	6	4	3	1	2	0	0	0	1	1	18	26	9.00	2.667								
Mike Armstrong, R (7, 1) ERA: 2.81	2.0		10	2	1	1	3	1	0	1	0	0	0	14	19	4.50	1.500								
Don Hood, L (9, 1) ERA: 1.88	1.0		7	3	2	1	0	0	0	0	0	0	1	7	7	9.00	3.000								

Chicago White Sox @ Kansas City Royals
 Royals Stadium, Kansas City, MO
 Sun May 22 1983, 4:33 AM EDT
 Att: 31,210 - Sunny - 64 F

AB	43
R	11
H	16
RBI	10
BB	5
SO	5
LOB	29



Batter	1	2	3	4	5	6	7	8	9	AB	R	H	RBI	BB	SO	LOB	BOTTOM								
Willie Wilson, S (1, 7) OBP: 0.354, SLG: 0.416	1-3		F7		2B		1-3			4	1	1	0	0	0	0									
Pat Sheridan, L (1, 9) OBP: 0.316, SLG: 0.556	1-3		L8		2B			F5		4	0	1	2	0	0	0									
George Brett, L (1, 5) OBP: 0.469, SLG: 0.788	E4 2B		F5		2B			G6-4-3 1B		4	0	1	0	0	0	1									
Hal McRae, R (1, 10) OBP: 0.393, SLG: 0.496				F9	1-3			G6-4-3		4	0	1	0	0	0	2									
Frank White, R (1, 4) OBP: 0.324, SLG: 0.472									F7	3	0	0	0	0	0	2									
Onix Concepcion, R (9, 4) OBP: 0.143, SLG: 0.077	F8			5-3						1	0	0	0	0	0	0									
Amos Otis, R (1, 8) OBP: 0.276, SLG: 0.290				5-3					K	4	0	1	0	0	1	0									
John Wathan, R (1, 2) OBP: 0.305, SLG: 0.301									K	4	1	1	0	0	1	1									
Joe Simpson, L (1, 3) OBP: 0.241, SLG: 0.154		FC4-6 1B			4-3					3	0	0	0	0	1	2									
U L Washington, S (1, 6) OBP: 0.290, SLG: 0.250					2B					3	1	1	1	0	1	1									
Inning Stats	R: 0 E: 1 K: 0 S: 5	H: 1 LOB: 2 BB: 0 P: 5	R: 0 E: 0 K: 0 S: 4	H: 1 LOB: 1 BB: 0 P: 4	R: 0 E: 0 K: 0 S: 3	H: 0 LOB: 0 BB: 0 P: 3	R: 0 E: 0 K: 0 S: 3	H: 0 LOB: 0 BB: 0 P: 3	R: 3 E: 0 K: 0 S: 7	H: 4 LOB: 1 BB: 0 P: 7	R: 0 E: 0 K: 2 S: 7	H: 0 LOB: 0 BB: 0 P: 3	R: 0 E: 0 K: 2 S: 3	H: 1 LOB: 0 BB: 0 P: 3	R: 0 E: 0 K: 2 S: 7	H: 0 LOB: 0 BB: 0 P: 7	1B: 3 2B: 4 3B: 0 HR: 0	SF: 0 SAC: 0 DP: 1 HBP: 0	WP: 0 PB: 0 SB: 0 CS: 0	PA: 34					
PITCHER	IP	WLS	BF	H	R	ER	SO	BB	IBB	HBP	BLK	WP	HR	S	P	ERA	WHIP								
LaMarr Hoyt, R (1, 1) ERA: 4.8	9.0	W	34	7	3	3	4	0	0	0	0	0	0	42	42	3.00	0.778								

Chicago White Sox @ Kansas City Royals
 Royals Stadium, Kansas City, MO
 Sun May 22 1983, 4:33 AM EDT
 Att: 31,210 - Sunny - 64 F

AB	34
R	3
H	7
RBI	3
BB	0
SO	4
LOB	9



Batter	1	2	3	4	5	6	7	8	9	AB	R	H	RBI	BB	SO	LOB	TOP																		
Bill Sample, R (1, 7) OBP: 0.324, SLG: 0.392										3	1	1	0	1	0	1																			
Pete O'Brien, L (1, 9) OBP: 0.297, SLG: 0.279										4	1	1	0	0	0	2																			
Larry Parrish, R (1, 10) OBP: 0.329, SLG: 0.500										3	0	0	1	0	0	1																			
Larry Bittner, L (1, 3) OBP: 0.333, SLG: 0.388										4	0	1	1	0	0	0																			
Buddy Bell, R (1, 5) OBP: 0.257, SLG: 0.323										4	0	0	0	0	0	1																			
George Wright, S (1, 8) OBP: 0.303, SLG: 0.315										3	0	2	0	1	0	0																			
Jim Sundberg, R (1, 2) OBP: 0.262, SLG: 0.282										4	0	0	0	0	1	4																			
Bucky Dent, R (1, 6) OBP: 0.339, SLG: 0.392										3	0	1	0	0	0	1																			
Wayne Tolleson, S (1, 4) OBP: 0.333, SLG: 0.358										3	0	0	0	0	1	2																			
Inning Stats	R: 2 E: 0 K: 1 S: 8	H: 3 LOB: 2 BB: 1 P: 12	R: 0 E: 0 K: 0 S: 3	H: 0 LOB: 0 BB: 0 P: 3	R: 0 E: 0 K: 0 S: 3	H: 0 LOB: 0 BB: 0 P: 3	R: 0 E: 0 K: 0 S: 3	H: 0 LOB: 0 BB: 0 P: 3	R: 0 E: 0 K: 0 S: 4	H: 1 LOB: 1 BB: 0 P: 4	R: 0 E: 0 K: 1 S: 5	H: 0 LOB: 1 BB: 1 P: 9	R: 0 E: 0 K: 0 S: 3	H: 1 LOB: 1 BB: 0 P: 4	1B: 3 2B: 3 3B: 0 HR: 0	SF: 1 SAC: 0 DP: 1 HBP: 0	WP: 1 PA: 34																		
PITCHER	IP	WLS	BF	H	R	ER	SO	BB	IBB	HBP	BLK	WP	HR	S	P	ERA	WHIP	PITCHER	IP	WLS	BF	H	R	ER	SO	BB	IBB	HBP	BLK	WP	HR	S	P	ERA	WHIP
Dennis Leonard, R (1, 1) ERA: 3.92	7.1	W	29	5	2	2	2	2	0	0	0	1	0	31	39	2.46	0.955																		
Dan Quisenberry, R (8, 1) ERA: 1.42	1.2	S	5	1	0	0	0	0	0	0	0	0	0	5	5	0.00	0.600																		

Texas Rangers @ Kansas City Royals
 Royals Stadium, Kansas City, MO
 Mon May 23 1983, 8:05 PM EDT
 Att: 23,938 - Unknown

AB	31
R	2
H	6
RBI	2
BB	2
SO	2
LOB	12



Batter	1	2	3	4	5	6	7	8	9	AB	R	H	RBI	BB	SO	LOB	BOTTOM																			
Willie Wilson, S (1, 7) OBP: 0.358, SLG: 0.414										3	1	1	0	1	0	0																				
Pat Sheridan, L (1, 9) OBP: 0.281, SLG: 0.455										4	0	0	0	0	3	2																				
George Brett, L (1, 5) OBP: 0.470, SLG: 0.774										2	1	0	0	2	0	1																				
Hal McRae, R (1, 10) OBP: 0.396, SLG: 0.515										3	2	1	1	1	0	1																				
Frank White, R (1, 4) OBP: 0.321, SLG: 0.462										3	0	0	1	1	1	0																				
Amos Otis, R (1, 8) OBP: 0.277, SLG: 0.288										4	0	1	2	0	0	0																				
Joe Simpson, L (1, 3) OBP: 0.230, SLG: 0.145										3	0	0	0	0	0	2																				
John Wathan, R (1, 2) OBP: 0.305, SLG: 0.325										3	1	1	1	0	0	0																				
U L Washington, S (1, 6) OBP: 0.284, SLG: 0.244										3	0	0	0	0	0	0																				
Inning Stats	R: 0 E: 0 K: 1 S: 5	H: 0 LOB: 1 BB: 1 P: 9	R: 0 E: 0 K: 0 S: 3	H: 0 LOB: 0 BB: 0 P: 3	R: 0 E: 0 K: 0 S: 3	H: 0 LOB: 0 BB: 0 P: 3	R: 1 E: 0 K: 1 S: 6	H: 1 LOB: 0 BB: 0 P: 6	R: 0 E: 0 K: 0 S: 3	H: 0 LOB: 0 BB: 0 P: 3	R: 3 E: 0 K: 1 S: 7	H: 2 LOB: 2 BB: 3 P: 19	R: 1 E: 0 K: 1 S: 6	H: 1 LOB: 1 BB: 1 P: 10	R: 0 E: 0 K: 0 S: 3	H: 0 LOB: 0 BB: 0 P: 3	1B: 2 2B: 0 3B: 0 HR: 2	SF: 0 SAC: 0 DP: 0 HBP: 0	WP: 2 PA: 33																	
PITCHER	IP	WLS	BF	H	R	ER	SO	BB	IBB	HBP	BLK	WP	HR	S	P	ERA	WHIP	PITCHER	IP	WLS	BF	H	R	ER	SO	BB	IBB	HBP	BLK	WP	HR	S	P	ERA	WHIP	
Charlie Hough, R (1, 1) ERA: 4.64	7.0	L	30	4	5	5	4	5	0	0	0	2	2	33	53	6.43	1.286																			
Dave Schmidt, R (8, 1) ERA:	1.0		3	0	0	0	0	0	0	0	0	0	0	3	3	0.00	0.000																			

Texas Rangers @ Kansas City Royals
 Royals Stadium, Kansas City, MO
 Mon May 23 1983, 8:05 PM EDT
 Att: 23,938 - Unknown

AB	28
R	5
H	4
RBI	5
BB	5
SO	4
LOB	6



Batter	1	2	3	4	5	6	7	8	9	AB	R	H	RBI	BB	SO	LOB	TOP			
Bill Sample, R OBP: 0.324, SLG: 0.388 (1, 7)										2	0	0	0	1	0	0	<p>Texas Rangers @ Kansas City Royals Royals Stadium, Kansas City, MO Tue May 24 1983, 8:05 PM EDT Att: 17,583 - Unknown - 80 F</p> <p>AB 22 R 2 H 6 RBI 2 BB 3 SO 3 LOB 10</p>			
Buddy Bell, R OBP: 0.284, SLG: 0.341 (1, 5)										3	1	2	0	0	0	3				
Larry Parrish, R OBP: 0.336, SLG: 0.524 (1, 9)										2	1	1	1	1	0	1				
Dave Hostetter, R OBP: 0.333, SLG: 0.336 (1, 10)										2	0	1	1	1	0	0				
Bob Johnson, R OBP: 0.259, SLG: 0.389 (1, 3)										3	0	0	0	0	2	4				
Jim Sundberg, R OBP: 0.256, SLG: 0.275 (1, 2)										3	0	0	0	0	1	2				
George Wright, S OBP: 0.299, SLG: 0.311 (1, 8)										3	0	0	0	0	0	0				
Bucky Dent, R OBP: 0.341, SLG: 0.393 (1, 6)										2	0	1	0	0	0	0				
Wayne Tolleson, S OBP: 0.337, SLG: 0.361 (1, 4)										2	0	1	0	0	0	0				
Inning Stats	R: 1 E: 0 K: 1 S: 7	H: 2 LOB: 2 BB: 1 P: 11	R: 0 E: 0 K: 0 S: 3	H: 0 LOB: 0 BB: 0 P: 3	R: 0 E: 0 K: 0 S: 4	H: 1 LOB: 2 BB: 1 P: 8	R: 0 E: 0 K: 1 S: 7	H: 2 LOB: 3 BB: 1 P: 11	R: 1 E: 0 K: 1 S: 6	H: 1 LOB: 0 BB: 0 P: 6	R: 0 E: 0 K: 0 S: 0	H: 0 LOB: 0 BB: 0 P: 0					1B: 3 2B: 2 3B: 0 HR: 1	SF: 0 SAC: 0 DP: 0 HBP: 0	WP: 0 PB: 0 SB: 0 CS: 0	PA: 25
PITCHER	IP WLS BF H R ER SO BB IBB HBP BLK WP HR S P ERA WHIP																ERA WHIP			
Paul Spittorff, L ERA: 6.23 (1, 1)	5.0	24	6	2	2	3	3	0	0	0	0	0	0	0	0	0	3.60	1.800		
Mike Armstrong, R ERA: 2.61 (6, 1)	0.0	1	0	0	0	0	0	0	0	0	0	0	0	0	0	0	∞	∞		

Batter	1	2	3	4	5	6	7	8	9	AB	R	H	RBI	BB	SO	LOB	BOTTOM	
Willie Wilson, S OBP: 0.351, SLG: 0.406 (1, 7)										3	0	0	0	0	2	2	<p>Texas Rangers @ Kansas City Royals Royals Stadium, Kansas City, MO Tue May 24 1983, 8:05 PM EDT Att: 17,583 - Unknown - 80 F</p> <p>AB 21 R 2 H 7 RBI 2 BB 2 SO 4 LOB 11</p>	
Pat Sheridan, L OBP: 0.231, SLG: 0.400 (1, 9)										3	0	0	0	0	1	0		
George Brett, L OBP: 0.482, SLG: 0.778 (1, 5)										2	1	2	0	1	0	0		
Hal McRae, R OBP: 0.401, SLG: 0.530 (1, 10)										2	0	1	1	0	1	1		
Frank White, R OBP: 0.322, SLG: 0.459 (1, 4)										3	0	1	0	0	0	2		
Amos Otis, R OBP: 0.287, SLG: 0.311 (1, 8)										2	1	1	0	1	0	3		
Joe Simpson, L OBP: 0.219, SLG: 0.140 (1, 3)										2	0	0	1	0	0	2		
John Wathan, R OBP: 0.308, SLG: 0.328 (1, 2)										2	0	1	0	0	0	0		
U L Washington, S OBP: 0.287, SLG: 0.248 (1, 6)										2	0	1	0	0	0	1		
Inning Stats	R: 0 E: 0 K: 2 S: 8	H: 1 LOB: 3 BB: 1 P: 13	R: 0 E: 1 K: 0 S: 4	H: 1 LOB: 1 BB: 0 P: 4	R: 0 E: 0 K: 1 S: 6	H: 1 LOB: 1 BB: 0 P: 6	R: 1 E: 0 K: 1 S: 7	H: 2 LOB: 1 BB: 0 P: 7	R: 1 E: 0 K: 0 S: 5	H: 2 LOB: 2 BB: 1 P: 9					1B: 5 2B: 0 3B: 2 HR: 0	SF: 1 SAC: 0 DP: 0 HBP: 1	WP: 0 PB: 0 SB: 1 CS: 0	PA: 25
PITCHER	IP WLS BF H R ER SO BB IBB HBP BLK WP HR S P ERA WHIP																ERA WHIP	
Mike Smithson, R ERA: 3.84 (1, 1)	5.0	25	7	2	2	4	2	0	1	0	0	0	0	0	0	0	3.60	1.800

Batter	1	2	3	4	5	6	7	8	9	AB	R	H	RBI	BB	SO	LOB	TOP										
Bill Sample, R OBP: 0.321, SLG: 0.382 (1, 7)	0-0 6-3		0-0 S 1B			0-0 F4		0-0 F3	0-0 1-3	5	0	1	0	0	0	3											
Buddy Bell, R OBP: 0.269, SLG: 0.351 (1, 5)	0-0 F3		0-0 3-1 1-2			0-0 1B		0-0 1B	1-3 2B	4	1	2	0	0	0	1											
Larry Parrish, R OBP: 0.333, SLG: 0.516 (1, 9)	0-0 L7			0-0 5-3		0-3 K		0-0 1B	2-H 3-H 1B	4	0	1	2	0	1	1											
Dave Hostetter, R OBP: 0.338, SLG: 0.336 (1, 10)		4-0 FC6-4 BB		0-0 5-3		0-3 K		0-0 1B	1-2 1B	3	0	1	0	1	1	0											
Bob Johnson, R OBP: 0.246, SLG: 0.368 Larry Bittner, L OBP: 0.327, SLG: 0.380 (8, PH) (8, 3)	0-0 F9		0-0 1-3			0-0 F3		0-0 G3		3	0	0	0	0	0	1											
Jim Sundberg, R OBP: 0.298, SLG: 0.276 Pete O'Brien, L OBP: 0.262, SLG: 0.285 (9, PH) (1, 2)	0-3 K				0-0 F9		0-0 FC6-4 1B		0-0 FC6-4 1B	3	0	1	0	0	1	1											
George Wright, S OBP: 0.304, SLG: 0.316 (1, 8)	0-0 FC6-4 1-2			0-0 L5-3-1 1B		0-0 FC6-4 1-2		0-0 FC6-4 1B	1-2 1B	4	0	2	0	0	0	2											
Bucky Dent, R OBP: 0.331, SLG: 0.381 (1, 6)			0-0 F7		0-0 L5-3-1 1-2		0-0 F4		0-0 FC6-4 1-3 1-2 2-3	4	0	0	0	0	0	3											
Wayne Tolleson, S OBP: 0.333, SLG: 0.350 (1, 4)	0-0 F7				0-0 F8		4-0 2B 1B BB		0-0 1-3 1-2	3	1	0	0	1	0	2											
Inning Stats	R: 0 E: 0 K: 0 S: 3	H: 0 LOB: 0 BB: 0 P: 3	R: 0 E: 0 K: 1 S: 5	H: 0 LOB: 1 BB: 1 P: 9	R: 0 E: 0 K: 0 S: 4	H: 1 LOB: 1 BB: 0 P: 4	R: 0 E: 0 K: 0 S: 3	H: 0 LOB: 0 BB: 0 P: 3	R: 0 E: 0 K: 1 S: 6	H: 1 LOB: 1 BB: 0 P: 6	R: 0 E: 0 K: 1 S: 6	H: 1 LOB: 1 BB: 0 P: 6	R: 2 E: 0 K: 0 S: 6	H: 3 LOB: 2 BB: 1 P: 10	R: 0 E: 0 K: 0 S: 5	H: 2 LOB: 2 BB: 0 P: 5	1B: 8 2B: 2 3B: 0 HR: 0	SF: 0 SAC: 0 DP: 1 HBP: 0	WP: 0 PB: 0 SB: 1 CS: 0	PA: 37							
PITCHER	IP	WLS	BF	H	R	ER	SO	BB	IBB	HBP	BLK	WP	HR	S	P	ERA	WHIP										
Bud Black, L ERA: 2.35 (1, 1)	7.2	W	30	6	2	2	3	2	0	0	0	0	0	34	42	2.35	1.043										
Dan Quisenberry, R ERA: 1.36 (8, 1)	1.1	S	7	3	0	0	0	0	0	0	0	0	0	7	7	0.00	2.250										

Texas Rangers @ Kansas City Royals
Royals Stadium, Kansas City, MO
Wed May 25 1983, 8:05 PM EDT
Att: 22,604 - Unknown

AB 35
R 2
H 9
RBI 2
BB 2
SO 3
LOB 16



Batter	1	2	3	4	5	6	7	8	9	AB	R	H	RBI	BB	SO	LOB	BOTTOM										
Willie Wilson, S OBP: 0.355, SLG: 0.415 (1, 7)	0-3 K		0-0 4-3 WP 2B			0-0 1-3 S 1B		0-0 F7		4	1	2	0	0	1	0											
Pat Sheridan, L OBP: 0.200, SLG: 0.345 (1, 9)	0-0 F8		0-0 4-3 2-3			0-0 F5 1-2		0-0 F9		4	0	0	0	0	0	2											
George Brett, L OBP: 0.475, SLG: 0.785 (1, 5)	0-0 HR		0-0 F9 3-H			0-0 1-3 2-3		0-0 F8		4	1	1	1	0	0	1											
Hal McRae, R OBP: 0.404, SLG: 0.537 (1, 10)	0-0 2B			0-0 6-3		0-0 5-3		0-0 1B		4	0	2	0	0	0	1											
Amos Otis, R OBP: 0.286, SLG: 0.309 (1, 8)	0-3 K			0-0 5-3		0-0 E 1B		0-0 F4		4	1	1	0	0	1	2											
Frank White, R OBP: 0.315, SLG: 0.449 (1, 4)		0-0 5-3		0-0 F3		0-0 F9				3	0	0	0	0	0	1											
John Wathan, R OBP: 0.309, SLG: 0.323 (1, 2)		0-0 5-3			0-0 5-3		4-0 E BB			2	1	0	0	1	0	0											
Joe Simpson, L OBP: 0.224, SLG: 0.183 (1, 3)		0-0 6-3			0-0 4-3		0-0 E9 1-H 2-H 3B			3	1	1	2	0	0	0											
U L Washington, S OBP: 0.281, SLG: 0.243 (1, 6)			0-0 F8		0-0 L8		0-0 F7			3	0	0	0	0	0	0											
Inning Stats	R: 1 E: 0 K: 2 S: 9	H: 2 LOB: 1 BB: 0 P: 9	R: 0 E: 0 K: 0 S: 3	H: 0 LOB: 0 BB: 0 P: 3	R: 1 E: 0 K: 0 S: 4	H: 1 LOB: 0 BB: 0 P: 4	R: 0 E: 0 K: 0 S: 3	H: 0 LOB: 0 BB: 0 P: 3	R: 0 E: 0 K: 0 S: 4	H: 1 LOB: 1 BB: 0 P: 4	R: 3 E: 1 K: 0 S: 5	H: 2 LOB: 0 BB: 1 P: 9	R: 0 E: 0 K: 0 S: 4	H: 1 LOB: 1 BB: 0 P: 4	1B: 3 2B: 2 3B: 1 HR: 1	SF: 0 SAC: 0 DP: 0 HBP: 0	WP: 1 PB: 0 SB: 2 CS: 0	PA: 32									
PITCHER	IP	WLS	BF	H	R	ER	SO	BB	IBB	HBP	BLK	WP	HR	S	P	ERA	WHIP										
Danny Darwin, R ERA: 3.05 (1, 1)	8.0	L	32	7	5	4	2	1	0	0	0	1	1	35	39	4.50	1.000										

Texas Rangers @ Kansas City Royals
Royals Stadium, Kansas City, MO
Wed May 25 1983, 8:05 PM EDT
Att: 22,604 - Unknown

AB 31
R 5
H 7
RBI 3
BB 1
SO 2
LOB 7



Batter	1	2	3	4	5	6	7	8	9	AB	R	H	RBI	BB	SO	LOB	TOP										
John Shelby, S OBP: 0.330, SLG: 0.432										4	1	1	0	0	0	1	Baltimore Orioles @ Kansas City Royals Royals Stadium, Kansas City, MO Thu May 26 1983, 8:05 PM EDT Att: 26,131 - Unknown										
Dan Ford, R OBP: 0.371, SLG: 0.512										4	0	0	0	0	0	2											
Cal Ripken Jr., R OBP: 0.378, SLG: 0.462										4	1	1	1	0	0	0											
Eddie Murray, S OBP: 0.382, SLG: 0.370										3	0	0	0	1	0	0											
John Lowenstein, L OBP: 0.380, SLG: 0.490										4	0	2	1	0	0	0											
Ken Singleton, S OBP: 0.374, SLG: 0.484										4	0	2	0	0	0	2											
Rich Dauer, R OBP: 0.275, SLG: 0.279										2	0	0	0	0	0	2											
Jim Dwyer, L OBP: 0.347, SLG: 0.419										1	0	0	0	0	0	2											
Lenn Sakata, R OBP: 0.292, SLG: 0.348										1	0	0	0	0	0	1											
Leo Hernandez, R OBP: 0.283, SLG: 0.359										4	0	0	0	0	0	1											
Rick Dempsey, R OBP: 0.312, SLG: 0.323										3	0	1	0	0	1	0											
Inning Stats	R: 2 E: 0 K: 0 S: 6	H: 3 LOB: 2 BB: 1 P: 10	R: 0 E: 0 K: 1 S: 5	H: 0 LOB: 0 BB: 0 P: 5	R: 0 E: 0 K: 0 S: 3	H: 0 LOB: 0 BB: 0 P: 3	R: 0 E: 0 K: 0 S: 3	H: 0 LOB: 1 BB: 0 P: 3	R: 0 E: 0 K: 0 S: 4	H: 1 LOB: 1 BB: 0 P: 4	R: 0 E: 0 K: 0 S: 5	H: 2 LOB: 2 BB: 0 P: 5	R: 0 E: 0 K: 0 S: 3	H: 0 LOB: 0 BB: 0 P: 3	R: 0 E: 0 K: 0 S: 4	H: 1 LOB: 1 BB: 0 P: 4	1B: 7 2B: 0 3B: 0 HR: 0	SF: 0 SAC: 0 DP: 0 HBP: 0	WP: 0 PB: 0 SB: 1 CS: 0	PA: 35							
PITCHER	IP	WLS	BF	H	R	ER	SO	BB	IBB	HBP	BLK	WP	HR	S	P	ERA	WHIP										
Steve Renko, R ERA: 3.86	(1, 1)	7.0	W	28	6	2	2	1	1	0	0	0	0	29	33	2.57	1.000										
Mike Armstrong, R ERA: 2.5	(8, 1)	2.0		7	1	0	0	0	0	0	0	0	0	7	7	0.00	0.500										

Batter	1	2	3	4	5	6	7	8	9	AB	R	H	RBI	BB	SO	LOB	BOTTOM											
Willie Wilson, S OBP: 0.350, SLG: 0.409										5	0	1	0	0	2	5	Baltimore Orioles @ Kansas City Royals Royals Stadium, Kansas City, MO Thu May 26 1983, 8:05 PM EDT Att: 26,131 - Unknown											
Pat Sheridan, L OBP: 0.229, SLG: 0.382										5	1	2	0	0	1	5												
George Brett, L OBP: 0.469, SLG: 0.768										4	0	1	1	0	0	2												
Hal McRae, R OBP: 0.406, SLG: 0.529										2	1	0	0	1	0	3												
Amos Otis, R OBP: 0.293, SLG: 0.325										4	2	2	1	0	1	1												
Cesar Geronimo, L OBP: 0.200, SLG: 0.130										0	0	0	0	0	0	0												
Frank White, R OBP: 0.320, SLG: 0.468										3	1	1	3	1	1	0												
Onix Concepcion, R OBP: 0.143, SLG: 0.077										0	0	0	0	0	0	0												
John Wathan, R OBP: 0.307, SLG: 0.316										3	1	0	0	1	1	2												
Joe Simpson, L OBP: 0.239, SLG: 0.190										3	1	1	1	1	0	0												
U L Washington, S OBP: 0.299, SLG: 0.273										3	1	3	2	1	0	0												
Inning Stats	R: 0 E: 0 K: 1 S: 6	H: 1 LOB: 1 BB: 0 P: 6	R: 2 E: 0 K: 1 S: 5	H: 1 LOB: 2 BB: 2 P: 13	R: 4 E: 0 K: 0 S: 6	H: 3 LOB: 0 BB: 1 P: 10	R: 0 E: 0 K: 1 S: 6	H: 1 LOB: 1 BB: 0 P: 6	R: 0 E: 0 K: 1 S: 4	H: 0 LOB: 0 BB: 0 P: 5	R: 1 E: 0 K: 0 S: 5	H: 3 LOB: 1 BB: 0 P: 5	R: 1 E: 0 K: 1 S: 7	H: 2 LOB: 3 BB: 2 P: 15	1B: 6 2B: 5 3B: 0 HR: 1	SF: 0 SAC: 0 DP: 1 HBP: 1	WP: 1 PB: 0 SB: 3 CS: 1	PA: 38										
PITCHER	IP	WLS	BF	H	R	ER	SO	BB	IBB	HBP	BLK	WP	HR	S	P	ERA	WHIP											
Mike Boddicker, R ERA: 3.98	(1, 1)	2.2	L	15	5	6	6	2	3	0	0	0	0	16	28	20.25	3.000											
Sammy Stewart, R ERA: 4.21	(3, 1)	4.1		16	4	1	1	3	0	0	1	0	0	21	22	2.08	0.923											
Tim Stoddard, R ERA: 3.72	(8, 1)	1.0		7	2	1	1	1	2	0	0	0	1	0	7	15	9.00	4.000										

AB	34
R	2
H	7
RBI	2
BB	1
SO	1
LOB	11

AB	32
R	8
H	11
RBI	8
BB	5
SO	6
LOB	18

Batter	1	2	3	4	5	6	7	8	9	AB	R	H	RBI	BB	SO	LOB	TOP										
John Shelby, S OBP: 0.344, SLG: 0.457 (1, 8)										4	3	2	0	1	0	0	Baltimore Orioles @ Kansas City Royals Royals Stadium, Kansas City, MO Fri May 27 1983, 8:05 PM EDT Att: 23,675 - Unknown										
Dan Ford, R OBP: 0.366, SLG: 0.518 (1, 9)										4	0	1	2	0	1	1											
Cal Ripken Jr., R OBP: 0.373, SLG: 0.451 (1, 6)										4	1	0	0	1	1	2											
Eddie Murray, S OBP: 0.384, SLG: 0.398 (1, 3)										4	1	2	3	0	0	0											
Gary Roenicke, R OBP: 0.357, SLG: 0.532 (1, 7)										3	1	1	1	1	0	1											
Benny Avila, R OBP: 0.421, SLG: 0.625 (1, 10)										3	1	1	0	1	0	1											
Rich Dauer, R OBP: 0.275, SLG: 0.279 (1, 4)										4	0	1	0	0	0	2											
Leo Hernandez, R OBP: 0.276, SLG: 0.349 (1, 5)										4	0	0	0	0	0	2											
Rick Dempsey, R OBP: 0.310, SLG: 0.320 (1, 2)										4	0	1	1	0	1	1											
Inning Stats	R: 1 E: 0 K: 0 S: 4	H: 1 LOB: 0 BB: 0 P: 4	R: 2 E: 0 K: 0 S: 5	H: 2 LOB: 1 BB: 0 P: 5	R: 2 E: 0 K: 0 S: 5	H: 2 LOB: 1 BB: 1 P: 9	R: 0 E: 0 K: 0 S: 3	H: 0 LOB: 0 BB: 0 P: 3	R: 1 E: 0 K: 1 S: 6	H: 1 LOB: 1 BB: 0 P: 10	R: 1 E: 0 K: 0 S: 4	H: 2 LOB: 1 BB: 0 P: 4	R: 0 E: 0 K: 1 S: 5	H: 0 LOB: 0 BB: 0 P: 5	R: 0 E: 0 K: 0 S: 3	H: 0 LOB: 1 BB: 1 P: 7	R: 1 E: 0 K: 1 S: 6	H: 1 LOB: 1 BB: 1 P: 10	1B: 3 2B: 2 HR: 2	SF: 1 SAC: 0 HBP: 0	WP: 0 PB: 0 CS: 0	PA: 39					
PITCHER	IP	WLS	BF	H	R	ER	SO	BB	IBB	HBP	BLK	WP	HR	S	P	ERA	WHIP										
Larry Gura, L ERA: 4.01 (1, 1)	2.2	L	14	5	4	4	0	1	0	0	0	0	2	13	17	13.50	2.250										
Bill Castro, R ERA: 8.88 (3, 1)	3.1		13	3	2	2	1	1	0	0	0	0	0	14	18	5.40	1.200										
Vida Blue, L ERA: 4.53 (7, 1)	3.0		12	1	1	1	2	2	0	0	0	0	0	14	22	3.00	1.000										

Batter	1	2	3	4	5	6	7	8	9	AB	R	H	RBI	BB	SO	LOB	BOTTOM										
Willie Wilson, S OBP: 0.341, SLG: 0.396 (1, 7)										5	0	0	0	0	1	3	Baltimore Orioles @ Kansas City Royals Royals Stadium, Kansas City, MO Fri May 27 1983, 8:05 PM EDT Att: 23,675 - Unknown										
Pat Sheridan, L OBP: 0.237, SLG: 0.378 (1, 9)										3	1	1	0	0	1	1											
Leon Roberts, R OBP: 0.281, SLG: 0.379 (7, PH) (8, 9)										1	0	0	0	0	0	2											
George Brett, L OBP: 0.463, SLG: 0.752 (1, 5)										4	1	1	0	0	1	3											
Hal McRae, R OBP: 0.415, SLG: 0.542 (1, 10)										4	1	3	1	0	0	0											
Amos Otis, R OBP: 0.291, SLG: 0.347 (1, 8)										4	1	1	1	1	0	2											
Frank White, R OBP: 0.312, SLG: 0.455 (1, 4)										4	0	0	0	0	0	4											
John Wathan, R OBP: 0.306, SLG: 0.321 (1, 2)										4	0	1	2	0	1	2											
Joe Simpson, L OBP: 0.243, SLG: 0.185 (1, 3)										2	0	0	0	1	0	1											
Onix Concepcion, R OBP: 0.153, SLG: 0.071 (9, PH)										1	0	0	0	0	0	0											
U L Washington, S OBP: 0.304, SLG: 0.275 (1, 6)										3	0	1	0	1	1	0											
Inning Stats	R: 0 E: 0 K: 1 S: 5	H: 0 LOB: 0 BB: 0 P: 5	R: 0 E: 0 K: 0 S: 4	H: 1 LOB: 1 BB: 0 P: 4	R: 0 E: 0 K: 1 S: 5	H: 0 LOB: 0 BB: 0 P: 5	R: 3 E: 0 K: 1 S: 9	H: 4 LOB: 1 BB: 0 P: 9	R: 0 E: 0 K: 1 S: 5	H: 1 LOB: 1 BB: 1 P: 9	R: 0 E: 0 K: 1 S: 6	H: 1 LOB: 2 BB: 1 P: 10	R: 0 E: 0 K: 1 S: 6	H: 1 LOB: 0 BB: 0 P: 6	R: 0 E: 0 K: 0 S: 3	H: 0 LOB: 0 BB: 0 P: 3	1B: 5 2B: 2 HR: 1	SF: 0 SAC: 0 HBP: 0	WP: 0 PB: 1 CS: 0	PA: 37							
PITCHER	IP	WLS	BF	H	R	ER	SO	BB	IBB	HBP	BLK	WP	HR	S	P	ERA	WHIP										
Storm Davis, R ERA: 2.62 (1, 1)	6.0	W	27	7	3	3	5	2	0	0	0	0	0	35	43	4.50	1.500										
Tippy Martinez, L ERA: 4.79 (7, 1)	3.0	S	10	1	1	1	2	0	0	0	0	0	1	14	14	3.00	0.333										

Batter	1	2	3	4	5	6	7	8	9	AB	R	H	RBI	BB	SO	LOB	TOP					
John Shelby, S OBP: 0.330, SLG: 0.438 (1, 8)	L6		K			6-3			F8	4	0	0	0	0	1	0						
Dan Ford, R OBP: 0.358, SLG: 0.506 (1, 9)	K			6-3		5-3			F7	4	0	0	0	0	1	0						
Cal Ripken Jr., R OBP: 0.371, SLG: 0.447 (1, 6)	K			F7			6-3			4	0	1	0	0	1	0						
Eddie Murray, S OBP: 0.381, SLG: 0.412 (1, 3)		4-3		F7			HR		F9	4	1	1	1	0	0	1						
John Lowenstein, L OBP: 0.387, SLG: 0.500 (1, 7)		FC6-4 BB			2B		F8			2	0	1	0	1	0	0						
Ken Singleton, S OBP: 0.373, SLG: 0.476 (1, 10)	K			L4 BB			K			2	0	0	0	1	2	1						
Rich Dauer, R OBP: 0.269, SLG: 0.273 (1, 4)	FC6-4			P5				G3		3	0	0	0	0	0	3						
Leo Hernandez, R OBP: 0.270, SLG: 0.342 (1, 5)			5-3		L4			K		3	0	0	0	0	1	2						
Rick Dempsey, R OBP: 0.302, SLG: 0.310 (1, 2)				P5		F3		L4		3	0	0	0	0	0	0						
Inning Stats	R: 0 E: 0 K: 2 S: 7	H: 0 LOB: 0 BB: 0 P: 7	R: 0 E: 0 K: 1 S: 5	H: 0 LOB: 1 BB: 1 P: 9	R: 0 E: 0 K: 1 S: 5	H: 0 LOB: 0 BB: 0 P: 5	R: 0 E: 0 K: 0 S: 3	H: 0 LOB: 0 BB: 0 P: 3	R: 0 E: 0 K: 0 S: 3	H: 1 LOB: 1 BB: 1 P: 7	R: 0 E: 0 K: 0 S: 3	H: 0 LOB: 0 BB: 0 P: 3	R: 1 E: 0 K: 1 S: 6	H: 1 LOB: 0 BB: 0 P: 6	R: 0 E: 0 K: 1 S: 5	H: 0 LOB: 0 BB: 0 P: 5	R: 0 E: 0 K: 0 S: 4	H: 1 LOB: 1 BB: 0 P: 4	1B: 1 2B: 2 3B: 0 HR: 1	SF: 0 SAC: 0 DP: 1 HBP: 0	WP: 0 PB: 0 SB: 0 CS: 0	PA: 31
PITCHER	IP	WLS	BF	H	R	ER	SO	BB	IBB	HBP	BLK	WP	HR	S	P	ERA	WHIP					
Dennis Leonard, R ERA: 3.71 (1, 1)	3.1		11	0	0	0	4	1	0	0	0	0	0	18	22	0.00	0.300					
Mike Armstrong, R ERA: 2.33 (4, 1)	4.2	L	16	2	1	1	2	1	0	0	0	0	1	19	23	1.93	0.643					
Dan Quisenberry, R ERA: 1.32 (9, 1)	1.0		4	1	0	0	0	0	0	0	0	0	0	4	4	0.00	1.000					

Baltimore Orioles @ Kansas City Royals
Royals Stadium, Kansas City, MO
Sat May 28 1983, 8:05 PM EDT
Att: 29,616 - Unknown

AB	29
R	1
H	3
RBI	1
BB	2
SO	6
LOB	7



Batter	1	2	3	4	5	6	7	8	9	AB	R	H	RBI	BB	SO	LOB	BOTTOM					
Willie Wilson, S OBP: 0.333, SLG: 0.387 (1, 7)	6-3			1-3		6-3		L8-2		4	0	0	0	0	0	2						
John Wathan, R OBP: 0.304, SLG: 0.319 (1, 2)	5-3			S 1B		K			F7	4	0	1	0	0	1	0						
George Brett, L OBP: 0.451, SLG: 0.729 (1, 3)	F8			F8			F8		F3	4	0	0	0	0	0	1						
Hal McRae, R OBP: 0.411, SLG: 0.531 (1, 10)		F7		F9			F8			3	0	0	0	1	0	1						
Amos Otis, R OBP: 0.290, SLG: 0.339 (1, 8)		CS BB			6-3		E6		F7	3	0	0	0	1	0	1						
Frank White, R OBP: 0.306, SLG: 0.445 (1, 4)	F7			3-1			F3			3	0	0	0	0	2							
Leon Roberts, R OBP: 0.286, SLG: 0.355 (1, 9)			F5					F9		2	0	0	0	1	0	0						
U L Washington, S OBP: 0.305, SLG: 0.271 (1, 6)			F7					1B L8-2 BB		2	0	0	0	1	0	1						
Onix Concepcion, R OBP: 0.167, SLG: 0.118 (1, 5)			F9			6-3				3	0	1	0	0	0	0						
Inning Stats	R: 0 E: 0 K: 0 S: 3	H: 0 LOB: 0 BB: 0 P: 3	R: 0 E: 0 K: 0 S: 2	H: 0 LOB: 0 BB: 1 P: 6	R: 0 E: 0 K: 0 S: 3	H: 0 LOB: 0 BB: 0 P: 3	R: 0 E: 0 K: 0 S: 4	H: 1 LOB: 1 BB: 0 P: 4	R: 0 E: 0 K: 0 S: 3	H: 0 LOB: 0 BB: 0 P: 7	R: 0 E: 0 K: 1 S: 5	H: 0 LOB: 0 BB: 0 P: 5	R: 0 E: 1 K: 0 S: 4	H: 0 LOB: 1 BB: 0 P: 4	R: 0 E: 0 K: 0 S: 3	H: 1 LOB: 1 BB: 1 P: 7	R: 0 E: 0 K: 0 S: 3	H: 0 LOB: 1 BB: 1 P: 7	1B: 2 2B: 1 3B: 0 HR: 0	SF: 0 SAC: 0 DP: 1 HBP: 0	WP: 0 PB: 0 SB: 1 CS: 1	PA: 32
PITCHER	IP	WLS	BF	H	R	ER	SO	BB	IBB	HBP	BLK	WP	HR	S	P	ERA	WHIP					
Scott McGregor, L ERA: 4.23 (1, 1)	9.0	W	32	2	0	0	1	4	0	0	0	0	0	30	46	0.00	0.667					

Baltimore Orioles @ Kansas City Royals
Royals Stadium, Kansas City, MO
Sat May 28 1983, 8:05 PM EDT
Att: 29,616 - Unknown

AB	28
R	0
H	2
RBI	0
BB	4
SO	1
LOB	8



Batter	1	2	3	4	5	6	7	8	9	AB	R	H	RBI	BB	SO	LOB	TOP								
John Shelby S (1, 8) OBP: 0.327, SLG: 0.430	0-0 G1-4-3 1B		0-3 K			0-0 6-3		0-0 P6		4	0	1	0	0	1	0									
Dan Ford R (1, 9) OBP: 0.356, SLG: 0.500	0-0 G1-4-3 1B			0-0 5-3		0-0 6-3		0-0 F8		4	0	1	0	0	0	0									
Cal Ripken Jr. R (1, 6) OBP: 0.368, SLG: 0.440	0-0 G1-4-3			0-0 F9		4-0 BB		0-0 5-3		3	0	0	0	1	0	2									
Eddie Murray S (1, 3) OBP: 0.384, SLG: 0.410	0-0 5-3			0-0 BB		4-0 BB			0-0 F8	3	0	1	0	1	0	1									
Gary Roenicke R (1, 7) OBP: 0.356, SLG: 0.516		0-0 4-3		4-0 BB		0-0 4-3			0-0 6-3	2	0	0	0	1	0	2									
Jim Dwyer L (9, PH) OBP: 0.340, SLG: 0.409				1-2 BB						1	0	0	0	0	0	0									
Benny Ayala R (1, 10) OBP: 0.384, SLG: 0.526		0-0 P4		0-3 K				0-0 F8		3	0	0	0	0	1	2									
Ken Singleton S (9, PH) OBP: 0.377, SLG: 0.480									0-0 1B	1	0	1	0	0	0	0									
Rich Dauer R (1, 4) OBP: 0.270, SLG: 0.269		0-0 6-3			4-0 BB			0-0 3-1		2	0	0	0	1	0	0									
John Lowenstein L (9, PH) OBP: 0.392, SLG: 0.505						4-0 G5-4-3 BB			0-0 1B	1	0	1	0	0	0	0									
Leo Hernandez R (1, 5) OBP: 0.278, SLG: 0.349			0-0 G4-6-3 1B		0-0 G5-4-3			0-0 F8		3	0	2	0	0	0	1									
Al Bumbry L (9, PH) OBP: 0.306, SLG: 0.321					1-2 BB				0-0 F8	1	0	0	0	0	0	2									
Rick Dempsey R (1, 2) OBP: 0.294, SLG: 0.301			0-0 G4-6-3 1B		0-3 K			0-0 F7		3	0	0	0	0	1	2									
Inning Stats	R: 0 E: 0 K: 0 S: 4	H: 2 LOB: 1 BB: 0 P: 4	R: 0 E: 0 K: 0 S: 3	H: 0 LOB: 0 BB: 0 P: 3	R: 0 E: 0 K: 1 S: 5	H: 1 LOB: 0 BB: 0 P: 5	R: 0 E: 0 K: 1 S: 6	H: 1 LOB: 2 BB: 1 P: 10	R: 0 E: 0 K: 1 S: 4	H: 0 LOB: 0 BB: 1 P: 8	R: 0 E: 0 K: 0 S: 3	H: 0 LOB: 2 BB: 0 P: 11	R: 0 E: 0 K: 0 S: 4	H: 1 LOB: 1 BB: 0 P: 4	R: 0 E: 0 K: 0 S: 3	H: 0 LOB: 0 BB: 0 P: 3	R: 0 E: 0 K: 0 S: 5	H: 2 LOB: 2 BB: 0 P: 5	1B: 7 2B: 0 3B: 0 HR: 0	SF: 0 SAC: 0 DP: 3 HBP: 0	WP: 0 PB: 0 SB: 0 CS: 0	PA: 35			
PITCHER	IP	WLS	BF	H	R	ER	SO	BB	IBB	HBP	BLK	WP	HR	S	P	ERA	WHIP								
Paul Spittorf L (1, 1) ERA: 4.44	7.0	W	27	5	0	0	3	4	0	0	0	0	0	29	45	0.00	1.286								
Dan Quisenberry R (8, 1) ERA: 1.25	2.0	S	8	2	0	0	0	0	0	0	0	0	0	8	8	0.00	1.000								

Baltimore Orioles @ Kansas City Royals
Royals Stadium, Kansas City, MO
Sun May 29 1983, 4:33 AM EDT
Att: 29,035 - Unknown

AB 31
R 0
H 7
RBI 0
BB 4
SO 3
LOB 12



Batter	1	2	3	4	5	6	7	8	9	AB	R	H	RBI	BB	SO	LOB	BOTTOM								
Willie Wilson S (1, 7) OBP: 0.330, SLG: 0.379	0-0 4-3		4-0 S 1B BB		0-0 1-3	0-3 K		0-0 4-1		4	1	0	0	1	1	2									
Pat Sheridan L (1, 9) OBP: 0.282, SLG: 0.450	0-0 HR		4-0 1B BB		0-0 5-3		0-0 F2			3	1	1	1	1	0	0									
George Brett L (1, 5) OBP: 0.452, SLG: 0.723	0-0 G6-4-3 1B		0-0 F7		0-0 E		0-0 3-1			4	1	2	0	0	0	2									
Hal McRae R (1, 10) OBP: 0.413, SLG: 0.530	0-0 G6-4-3 1B		0-0 1-3 2H 1B		0-0 E8 1B		0-0 1B			4	0	2	1	0	0	1									
Amos Otis R (1, 8) OBP: 0.289, SLG: 0.336		0-0 6-3	0-3 K		0-0 1B		0-0 F7			4	0	1	0	0	1	3									
Willie Aikens L (1, 3) OBP: 0.388, SLG: 0.493		0-0 1-3		0-0 3B		0-0 3-1		0-0 4-3		3	0	1	0	0	0	2									
Joe Simpson L (8, 3) OBP: 0.240, SLG: 0.182										1	0	0	0	0	0	0									
Frank White R (1, 4) OBP: 0.304, SLG: 0.440		0-0 S 1B		0-0 6-3		0-0 5-3		0-0 F8		4	0	1	0	0	0	1									
John Wathan R (1, 2) OBP: 0.309, SLG: 0.326		0-0 6-3		0-0 F3		0-0 2B		4-0 S 2B BB		3	1	1	0	1	0	2									
U L Washington S (1, 6) OBP: 0.304, SLG: 0.277			0-0 F8		0-0 4-3	0-3 K		0-0 2B		4	0	1	1	0	1	2									
Inning Stats	R: 1 E: 0 K: 0 S: 4	H: 2 LOB: 0 BB: 0 P: 4	R: 0 E: 0 K: 0 S: 4	H: 1 LOB: 1 BB: 0 P: 4	R: 1 E: 0 K: 1 S: 6	H: 1 LOB: 2 BB: 2 P: 14	R: 0 E: 0 K: 0 S: 4	H: 1 LOB: 1 BB: 0 P: 4	R: 1 E: 1 K: 0 S: 6	H: 2 LOB: 2 BB: 0 P: 6	R: 0 E: 0 K: 2 S: 8	H: 1 LOB: 1 BB: 0 P: 8	R: 0 E: 0 K: 0 S: 4	H: 1 LOB: 1 BB: 0 P: 4	R: 0 E: 0 K: 0 S: 4	H: 1 LOB: 1 BB: 1 P: 8	R: 1 E: 0 K: 0 S: 4	H: 1 LOB: 1 BB: 1 P: 8	1B: 6 2B: 2 3B: 1 HR: 1	SF: 0 SAC: 0 DP: 1 HBP: 0	WP: 0 PB: 0 SB: 3 CS: 0	PA: 37			
PITCHER	IP	WLS	BF	H	R	ER	SO	BB	IBB	HBP	BLK	WP	HR	S	P	ERA	WHIP								
Dennis Martinez R (1, 1) ERA: 4.95	8.0	L	37	10	4	3	3	3	0	0	0	0	1	40	52	3.38	1.625								

Baltimore Orioles @ Kansas City Royals
Royals Stadium, Kansas City, MO
Sun May 29 1983, 4:33 AM EDT
Att: 29,035 - Unknown

AB 34
R 4
H 10
RBI 3
BB 3
SO 3
LOB 15



Batter	1	2	3	4	5	6	7	8	9	AB	R	H	RBI	BB	SO	LOB	TOP								
Willie Wilson, S (1, 7) OBP: 0.328, SLG: 0.385	0-0 6-3		0-0 F3			0-0 FC5-4 1B		0-0 1-H 2-H 2B	0-3 K	5	0	2	2	0	1	2	Kansas City Royals @ Texas Rangers Arlington Stadium, Arlington, TX Wed Jun 01 1983, 8:05 PM EDT Att: 11,729 - Unknown livebaseballscorecards.com								
John Wathan, R (1, 3) OBP: 0.313, SLG: 0.329	0-0 6-3			0-0 S 1B		0-0 FC5-4 CS 1-2		0-0 6-3		4	0	1	0	0	0	2									
George Brett, L (1, 5) OBP: 0.452, SLG: 0.699	0-0 5-3			0-0 F7 1-2		0-0 F7 1-2		4-0 FC6-4 BB		3	0	0	0	1	0	2									
Hal McRae, R (1, 10) OBP: 0.415, SLG: 0.523		0-0 5-3		0-3 K				0-0 FC6-4 1-2		4	0	0	0	0	1	3									
Amos Otis, R (1, 8) OBP: 0.292, SLG: 0.336		0-0 5-3		0-0 5-3						4	1	2	0	0	0	1									
Frank White, R (1, 4) OBP: 0.302, SLG: 0.430		0-0 5-3			0-0 F8					4	1	1	0	0	0	1									
Leon Roberts, R (1, 9) Pat Sheridan, L (9, PH) OBP: 0.289, SLG: 0.353 OBP: 0.228, SLG: 0.391			0-0 4-3		0-0 FC5-4 1B			0-0 E6 1B 2B	0-0 F9	3	1	1	0	0	0	0									
Don Slaught, R (1, 2) Willie Aikens, L (9, PH) OBP: 0.282, SLG: 0.270 OBP: 0.389, SLG: 0.481			0-0 6-3		0-0 F7			0-0 F7	0-0 G3	3	0	0	0	0	0	2									
U L Washington, S (1, 6) OBP: 0.314, SLG: 0.310					0-0 FC5-4 1-2			0-0 FC6-4 1-2 2B	0-0 G3 2-H 3-H 3B	4	1	3	2	0	0	1									
Inning Stats	R: 0 E: 0 K: 0 S: 3	H: 0 LOB: 0 BB: 0 P: 3	R: 0 E: 0 K: 0 S: 3	H: 0 LOB: 0 BB: 0 P: 3	R: 0 E: 0 K: 0 S: 4	H: 1 LOB: 0 BB: 0 P: 4	R: 0 E: 0 K: 1 S: 6	H: 1 LOB: 1 BB: 0 P: 6	R: 0 E: 0 K: 0 S: 4	H: 1 LOB: 0 BB: 0 P: 4	R: 0 E: 0 K: 0 S: 3	H: 1 LOB: 0 BB: 0 P: 3	R: 0 E: 0 K: 0 S: 3	H: 1 LOB: 0 BB: 0 P: 3	R: 2 E: 1 K: 0 S: 6	H: 2 LOB: 2 BB: 1 P: 10		R: 2 E: 0 K: 1 S: 8	H: 3 LOB: 1 BB: 0 P: 8	1B: 7 2B: 2 3B: 1 HR: 0	SF: 0 SAC: 0 DP: 1 HBP: 0	WP: 0 PB: 0 SB: 1 CS: 1	PA: 37		
PITCHER	IP	WLS	BF	H	R	ER	SO	BB	IBB	HBP	BLK	WP	HR	S	P	ERA	WHIP	PITCHER							
Rick Honeycutt, L (1, 1) ERA: 1.84	8.0	W	33	9	4	3	1	1	0	0	0	0	0	34	38	3.38	1.250								
Odell Jones, R (9, 1) ERA: 2.77	1.0		4	1	0	0	1	0	0	0	0	0	0	6	6	0.00	1.000								

Batter	1	2	3	4	5	6	7	8	9	AB	R	H	RBI	BB	SO	LOB	BOTTOM								
Wayne Tolleson, S (1, 4) OBP: 0.331, SLG: 0.344	0-3 K		0-0 1B S 1B		0-0 4-3		0-3 K			4	1	1	0	0	2	0	Kansas City Royals @ Texas Rangers Arlington Stadium, Arlington, TX Wed Jun 01 1983, 8:05 PM EDT Att: 11,729 - Unknown livebaseballscorecards.com								
Bill Sample, R (1, 7) OBP: 0.328, SLG: 0.414	0-0 S 1B		0-0 1B G3-6-3 1B		0-0 F9		0-0 HR			4	2	3	2	0	0	0									
Larry Parrish, R (1, 9) OBP: 0.331, SLG: 0.490	0-0 F5		0-0 G3-6-3 1B			0-0 F7	0-3 K			4	0	1	1	0	1	1									
Dave Hostetter, R (1, 10) OBP: 0.310, SLG: 0.306	0-3 K		0-3 K		0-0 F5	0-0 F3				4	0	0	0	0	2	3									
Pete O'Brien, L (1, 3) OBP: 0.275, SLG: 0.301		0-3 K	0-0 G3-6-3		0-0 F7	0-0 BB 1B		0-0 1B 2B		4	2	2	0	0	1	1									
Bill Stein, R (1, 5) OBP: 0.300, SLG: 0.278		0-3 K		0-0 F7		4-0 1B BB		0-0 1B		3	1	1	1	1	1	0									
Bucky Dent, R (1, 6) OBP: 0.318, SLG: 0.357		0-0 1B		0-3 K		0-0 1B 1-2 2-H 1B		0-0 P6		4	0	2	1	0	1	1									
George Wright, S (1, 8) OBP: 0.297, SLG: 0.303		0-0 G3		0-0 CS 1B		0-0 1B 1-3 2-H 1B		0-0 P6		4	0	2	1	0	2										
Jim Sundberg, R (1, 2) OBP: 0.259, SLG: 0.277			0-0 1B 1B	0-0 CS	0-3 K	0-0 FC6-4 1-2		0-0 P6		4	1	1	0	0	1	3									
Inning Stats	R: 0 E: 0 K: 2 S: 8	H: 1 LOB: 1 BB: 0 P: 8	R: 0 E: 0 K: 2 S: 8	H: 1 LOB: 0 BB: 0 P: 8	R: 3 E: 0 K: 1 S: 8	H: 4 LOB: 0 BB: 0 P: 8	R: 0 E: 0 K: 1 S: 5	H: 1 LOB: 0 BB: 0 P: 5	R: 0 E: 0 K: 1 S: 5	H: 0 LOB: 0 BB: 0 P: 5	R: 2 E: 0 K: 0 S: 6	H: 3 LOB: 2 BB: 1 P: 10	R: 1 E: 0 K: 2 S: 8	H: 1 LOB: 0 BB: 0 P: 8	R: 1 E: 0 K: 0 S: 5	H: 2 LOB: 1 BB: 0 P: 5		1B: 11 2B: 1 3B: 0 HR: 1	SF: 0 SAC: 0 DP: 1 HBP: 0	WP: 0 PB: 0 SB: 2 CS: 1	PA: 37				
PITCHER	IP	WLS	BF	H	R	ER	SO	BB	IBB	HBP	BLK	WP	HR	S	P	ERA	WHIP	PITCHER							
Steve Renko, R (1, 1) ERA: 4.32	5.2	L	26	10	5	5	7	1	0	0	0	0	0	39	43	7.94	1.941								
Vida Blue, L (6, 1) ERA: 4.7	2.1		10	3	2	2	2	0	0	0	0	0	1	14	14	7.71	1.286								

Batter	1	2	3	4	5	6	7	8	9	AB	R	H	RBI	BB	SO	LOB	TOP								
Willie Wilson, S (1, 7) OBP: 0.325, SLG: 0.380	4-3		WP 1B		F8	6-3			G6-3	5	1	1	0	0	0	3	Kansas City Royals @ Chicago White Sox Comiskey Park, Chicago, IL Thu Jun 02 1983, 8:05 PM EDT Att: 17,710 - Cloudy - 65 F								
Pat Sheridan, L (1, 9) OBP: 0.231, SLG: 0.367	K		K		K					3	0	0	0	1	3	1									
George Brett, L (1, 5) OBP: 0.459, SLG: 0.703										2	0	1	0	2	0	1									
Hal McRae, R (1, 10) OBP: 0.411, SLG: 0.516	5-3									4	0	1	1	0	2	2									
Willie Aikens, L (1, 3) OBP: 0.376, SLG: 0.463 Don Slaught, R (8, PH) OBP: 0.275, SLG: 0.263		K	G4-6-3			F7			E6	3	0	0	0	0	1	2									
Amos Otis, R (1, 8) OBP: 0.291, SLG: 0.333		K				6-3			K	1	0	0	0	0	0	0									
Frank White, R (1, 4) OBP: 0.306, SLG: 0.444					G5-4-3				K	4	0	1	0	0	2	1									
John Wathan, R (1, 2) OBP: 0.329, SLG: 0.338										4	2	2	0	0	0	1									
U L Washington, S (1, 6) OBP: 0.313, SLG: 0.314	4-3									2	0	2	1	2	0	0									
Inning Stats	R: 0 E: 0 K: 1 S: 6	H: 1 LOB: 1 BB: 0 P: 6	R: 1 E: 0 K: 2 S: 9	H: 2 LOB: 1 BB: 0 P: 9	R: 1 E: 0 K: 1 S: 6	H: 2 LOB: 1 BB: 1 P: 10	R: 0 E: 0 K: 0 S: 3	H: 1 LOB: 1 BB: 1 P: 7	R: 0 E: 0 K: 2 S: 7	H: 0 LOB: 1 BB: 1 P: 11	R: 1 E: 0 K: 0 S: 5	H: 2 LOB: 2 BB: 1 P: 9	R: 0 E: 0 K: 1 S: 4	H: 0 LOB: 0 BB: 1 P: 8	R: 0 E: 1 K: 1 S: 5	H: 0 LOB: 0 BB: 0 P: 5		R: 0 E: 0 K: 0 S: 3	H: 1 LOB: 0 BB: 0 P: 3	1B: 5 2B: 4 3B: 0 HR: 0	SF: 0 SAC: 0 DP: 4 HBP: 0	WP: 2 PB: 0 SB: 0 CS: 0	PA: 37		
PITCHER	IP	WLS	BF	H	R	ER	SO	BB	IBB	HBP	BLK	WP	HR	S	P	ERA	WHIP								
Richard Dotson, R (1, 1) ERA: 4.11	5.2		27	8	3	3	6	4	0	0	0	1	0	35	51	4.76	2.118								
Juan Agosto, L (6, 1) ERA:	3.1	W	10	1	0	0	2	1	0	0	0	0	0	13	17	0.00	0.600								


Batter	1	2	3	4	5	6	7	8	9	AB	R	H	RBI	BB	SO	LOB	BOTTOM								
Tony Bernazard, S (1, 4) OBP: 0.288, SLG: 0.377	6-3		6-3			F9				4	0	1	0	0	0	3	Kansas City Royals @ Chicago White Sox Comiskey Park, Chicago, IL Thu Jun 02 1983, 8:05 PM EDT Att: 17,710 - Cloudy - 65 F								
Carlton Fisk, R (1, 2) OBP: 0.297, SLG: 0.378	6-3					FC4-6			FC1-6	4	1	0	1	0	0	2									
Harold Baines, L (1, 8) OBP: 0.327, SLG: 0.407					L1				FC1-6	4	1	2	2	0	0	1									
Greg Luzinski, R (1, 10) OBP: 0.299, SLG: 0.377					F3				FC4-6	4	0	0	0	0	0	0									
Tom Paciorek, R (1, 9) OBP: 0.317, SLG: 0.443						F8			F8	4	0	0	0	0	0	0									
Ron Kittle, R (1, 7) OBP: 0.299, SLG: 0.521									F8	3	1	1	0	0	0	0									
Chris Nyman, R (1, 3) OBP: 0.333, SLG: 0.462										3	1	1	2	0	0	0									
Vance Law, R (1, 5) OBP: 0.271, SLG: 0.400										3	2	3	0	0	0	0									
Jerry Dybzinski, R (1, 6) OBP: 0.354, SLG: 0.373										3	0	2	1	0	0	1									
Inning Stats	R: 0 E: 0 K: 0 S: 3	H: 1 LOB: 1 BB: 0 P: 3	R: 0 E: 0 K: 0 S: 3	H: 0 LOB: 0 BB: 0 P: 3	R: 0 E: 0 K: 0 S: 4	H: 1 LOB: 1 BB: 0 P: 4	R: 0 E: 0 K: 0 S: 3	H: 0 LOB: 0 BB: 0 P: 3	R: 0 E: 0 K: 0 S: 3	H: 0 LOB: 0 BB: 0 P: 3	R: 1 E: 0 K: 0 S: 5	H: 2 LOB: 1 BB: 0 P: 5	R: 3 E: 0 K: 0 S: 6	H: 4 LOB: 1 BB: 0 P: 6	R: 2 E: 0 K: 0 S: 5	H: 2 LOB: 0 BB: 0 P: 5		1B: 6 2B: 2 3B: 0 HR: 2	SF: 0 SAC: 0 DP: 0 HBP: 0	WP: 0 PB: 1 SB: 0 CS: 0	PA: 32				
PITCHER	IP	WLS	BF	H	R	ER	SO	BB	IBB	HBP	BLK	WP	HR	S	P	ERA	WHIP								
Larry Gura, L (1, 1) ERA: 4.11	7.0	L	27	8	4	4	0	0	0	0	0	0	1	27	27	5.14	1.143								
Mike Armstrong, R (8, 1) ERA: 3.55	1.0		5	2	2	2	0	0	0	0	0	0	1	5	5	18.00	2.000								



Batter	1	2	3	4	5	6	7	8	9	AB	R	H	RBI	BB	SO	LOB	TOP	
Willie Wilson, S OBP: 0.319, SLG: 0.372 (1, 7)	0-0 4-3		0-0 F8			0-0 F2		0-0 5-3		4	0	0	0	0	0	1		
U L Washington, S OBP: 0.305, SLG: 0.307 (1, 6)	0-0 4-3			0-0 F2		0-0 6-3			0-0 F8	4	0	0	0	0	0	0		
George Brett, L OBP: 0.460, SLG: 0.698 (1, 5)	0-0 1B			0-0 6-3 HBP 1B		0-0 4-3			0-0 F8	4	0	2	0	0	0	0		
Hal McRae, R OBP: 0.408, SLG: 0.506 (1, 10)	0-0 1-3			1-0 6-3 1-2 HBP		0-0 F3			0-0 1-3	3	0	0	0	0	0	1		
Amos Otis, R OBP: 0.285, SLG: 0.326 (1, 8)		0-0 L3		0-0 6-3		0-3 K				3	0	0	0	0	1	2		
Frank White, R OBP: 0.301, SLG: 0.436 (1, 4)		0-0 F9		0-0 1-2 2-3 F3		0-0 5-3				3	0	0	0	0	0	2		
Leon Roberts, R OBP: 0.268, SLG: 0.324 (1, 9)		0-3 K			0-3 K			0-0 F4		3	0	0	0	0	2	0		
John Wathan, R OBP: 0.323, SLG: 0.331 (1, 3)			0-0 F9		0-0 F4			0-0 F9		3	0	0	0	0	0	0		
Don Slaught, R OBP: 0.279, SLG: 0.268 (1, 2)			0-0 F9		0-0 1-3			0-0 1B		3	0	1	0	0	0	0		
Inning Stats	R: 0 E: 0 K: 0 S: 4	H: 1 LOB: 1 BB: 0 P: 4	R: 0 E: 0 K: 1 S: 5	H: 0 LOB: 0 BB: 0 P: 5	R: 0 E: 0 K: 0 S: 3	H: 0 LOB: 0 BB: 0 P: 3	R: 0 E: 0 K: 0 S: 4	H: 1 LOB: 2 BB: 0 P: 5	R: 0 E: 0 K: 1 S: 5	H: 0 LOB: 0 BB: 0 P: 3	R: 0 E: 0 K: 0 S: 4	H: 1 LOB: 1 BB: 0 P: 4	R: 0 E: 0 K: 0 S: 3	H: 0 LOB: 0 BB: 0 P: 3	1B: 3 2B: 0 3B: 0 HR: 0	SF: 0 SAC: 0 DP: 0 HBP: 1	WP: 0 PB: 0 CS: 0	PA: 31
PITCHER Jerry Koosman, L ERA: 3.8 (1, 1)	IP: 9.0 WLS: W BF: 31 H: 3 R: 0 ER: 0 SO: 3 BB: 0 IBB: 0 HBP: 1 BLK: 0 WP: 0 HR: 0 S: 36 P: 37 ERA: 0.00 WHIP: 0.333																	

Kansas City Royals @ Chicago White Sox
Comiskey Park, Chicago, IL
Fri Jun 03 1983, 8:05 PM EDT
Att: 19,533 - Overcast - 60 F


AB	30
R	0
H	3
RBI	0
BB	0
SO	3
LOB	6



Batter	1	2	3	4	5	6	7	8	9	AB	R	H	RBI	BB	SO	LOB	BOTTOM			
Rudy Law, L OBP: 0.328, SLG: 0.306 (1, 8)	0-0 L4		0-0 F6			0-0 F9		0-0 F8		4	0	0	0	0	0	0				
Carlton Fisk, R OBP: 0.297, SLG: 0.377 (1, 2)	0-0 BB 1B		0-0 6-3			0-0 5-3				3	1	1	0	0	0	0				
Harold Baines, L OBP: 0.332, SLG: 0.408 (1, 9)	4-0 BB 1B 1-2 BB			0-0 G3		0-0 1B				2	0	1	0	1	0	0				
Greg Luzinski, R OBP: 0.299, SLG: 0.376 (1, 10)	0-0 G6-4-3 1-3 2H 1B			0-0 6-3		0-0 G3				3	0	1	1	0	0	1				
Tom Paciorek, R OBP: 0.310, SLG: 0.432 (1, 3)	0-0 G6-4-3			0-0 F8		0-0 F6				3	0	0	0	0	0	2				
Mike Squires, L OBP: 0.271, SLG: 0.211 (8, 3)	0-0 1-2						0-0 K			0	0	0	0	0	0	0				
Ron Kittle, R OBP: 0.299, SLG: 0.535 (1, 7)		0-0 F9			0-0 HR		0-3 K			3	1	1	1	0	1	0				
Tony Bernazard, S OBP: 0.284, SLG: 0.371 (1, 4)		0-0 F6			0-3 K		0-0 F7			3	0	0	0	0	1	0				
Vance Law, R OBP: 0.261, SLG: 0.386 (1, 5)		0-0 F8			0-0 1-4-3			0-0 F9		3	0	0	0	0	0	0				
Jerry Dybzinski, R OBP: 0.341, SLG: 0.359 (1, 6)			0-3 K		0-0 F4			0-3 K		3	0	0	0	0	2	0				
Inning Stats	R: 1 E: 0 K: 0 S: 4	H: 2 LOB: 1 BB: 1 P: 8	R: 0 E: 0 K: 0 S: 3	H: 0 LOB: 0 BB: 0 P: 3	R: 0 E: 0 K: 1 S: 5	H: 0 LOB: 0 BB: 0 P: 5	R: 0 E: 0 K: 0 S: 3	H: 0 LOB: 0 BB: 0 P: 3	R: 1 E: 0 K: 1 S: 6	H: 1 LOB: 0 BB: 0 P: 6	R: 0 E: 0 K: 0 S: 4	H: 1 LOB: 1 BB: 0 P: 4	R: 0 E: 0 K: 1 S: 5	H: 0 LOB: 0 BB: 0 P: 5	R: 0 E: 0 K: 1 S: 5	H: 0 LOB: 0 BB: 0 P: 5	1B: 3 2B: 0 3B: 0 HR: 1	SF: 0 SAC: 0 DP: 1 HBP: 0	WP: 0 PB: 0 CS: 0	PA: 28
PITCHER Keith Creel, R ERA: 2.25 (1, 1)	IP: 8.0 WLS: L BF: 28 H: 4 R: 2 ER: 2 SO: 4 BB: 1 IBB: 0 HBP: 0 BLK: 0 WP: 0 HR: 1 S: 35 P: 39 ERA: 2.25 WHIP: 0.625																			

Kansas City Royals @ Chicago White Sox
Comiskey Park, Chicago, IL
Fri Jun 03 1983, 8:05 PM EDT
Att: 19,533 - Overcast - 60 F

AB	27
R	2
H	4
RBI	2
BB	1
SO	4
LOB	3




Batter	1	2	3	4	5	6	7	8	9	AB	R	H	RBI	BB	SO	LOB	TOP																	
Willie Wilson, S (1, 7) OBP: 0.315, SLG: 0.367 Joe Simpson, L (6, 7) OBP: 0.231, SLG: 0.174	0-3 K		0-3 K	0-0 4-3			0-0 F7		0-0 6-3	3	0	0	0	0	2	1	Kansas City Royals @ Chicago White Sox Comiskey Park, Chicago, IL Sat Jun 04 1983, 8:05 PM EDT Att: 34,260 - Unknown - 62 F livebaseballscorecards.com																	
U L Washington, S (1, 6) OBP: 0.297, SLG: 0.317	4-0 HR		0-0 F9		0-0 F7		0-0 2B		0-0 F8	4	2	1	0	1	0	0																		
George Brett, L (1, 5) OBP: 0.461, SLG: 0.719	0-0 HR		0-0 4-3		0-0 4-3		0-0 2B			4	1	2	3	0	0	0																		
Hal McRae, R (1, 10) OBP: 0.404, SLG: 0.506	0-0 5-3			0-0 3B		0-0 1-3		0-0 F4		4	1	1	0	0	0	1																		
Amos Otis, R (1, 8) OBP: 0.297, SLG: 0.333	0-0 1B			4-0 3B		0-0 4-3		0-3 K		3	2	0	1	1	0																			
Frank White, R (1, 4) OBP: 0.300, SLG: 0.444	0-0 4-3			0-0 3B		0-0 4-3		0-0 F8		4	1	1	2	0	0	2																		
John Wathan, R (1, 3) OBP: 0.322, SLG: 0.342				0-0 4-3		0-0 5-3		0-0 3B		4	0	1	0	0	0	1																		
Leon Roberts, R (1, 9) OBP: 0.267, SLG: 0.317				0-0 F4		0-0 PO		0-0 5-3		4	0	1	1	0	0	1																		
Don Slaught, R (1, 2) OBP: 0.277, SLG: 0.267				0-0 L6		0-0 PO		0-0 5-3		4	0	1	0	0	0	0																		
Inning Stats	R: 2 E: 0 K: 1 S: 7	H: 2 LOB: 1 BB: 1 P: 11	R: 0 E: 0 K: 0 S: 3	H: 0 LOB: 0 BB: 0 P: 3	R: 0 E: 0 K: 1 S: 5	H: 0 LOB: 0 BB: 1 P: 5	R: 3 E: 0 K: 0 S: 6	H: 3 LOB: 1 BB: 1 P: 10	R: 0 E: 0 K: 0 S: 3	H: 0 LOB: 0 BB: 0 P: 3	R: 1 E: 0 K: 0 S: 4	H: 2 LOB: 0 BB: 0 P: 4	R: 1 E: 0 K: 0 S: 5	H: 2 LOB: 1 BB: 0 P: 5	R: 0 E: 0 K: 1 S: 6	H: 1 LOB: 1 BB: 0 P: 6	R: 0 E: 0 K: 0 S: 3	H: 0 LOB: 0 BB: 0 P: 3	1B: 4 2B: 2 3B: 3 HR: 1	SF: 0 SAC: 0 DP: 0 HBP: 0	WP: 1 PB: 0 SB: 0 CS: 0	PA: 39												
PITCHER	IP WLS BF H R ER SO BB IBB HBP BLK WP HR S P ERA WHIP	IP WLS BF H R ER SO BB IBB HBP BLK WP HR S P ERA WHIP																	IP WLS BF H R ER SO BB IBB HBP BLK WP HR S P ERA WHIP															
Britt Burns, L (1, 1) ERA: 4.72	3.2 L	18 5	5 5	5 5	2 2	1 1	2 2	0 0	0 0	0 0	0 0	0 0	1 1	20 20	28 22	12.27 3.38	1.909 0.938																	
Dennis Lamp, R (4, 1) ERA: 4.75	5.1	20	5	2	2	1	0	0	0	0	0	0	0	0	22	22	3.38	0.938																

Batter	1	2	3	4	5	6	7	8	9	AB	R	H	RBI	BB	SO	LOB	BOTTOM																	
Tony Bernazard, S (1, 4) OBP: 0.291, SLG: 0.374	0-0 BB			4-0 FC6-4			0-3 K		0-0 1B	4	1	2	0	1	1	3	Kansas City Royals @ Chicago White Sox Comiskey Park, Chicago, IL Sat Jun 04 1983, 8:05 PM EDT Att: 34,260 - Unknown - 62 F livebaseballscorecards.com																	
Carlton Fisk, R (1, 2) OBP: 0.301, SLG: 0.368	4-0 BB			0-0 FC6-4		0-0 1-3		0-0 F6		3	0	0	0	2	0	4																		
Harold Baines, L (1, 8) OBP: 0.330, SLG: 0.401	4-0 BB			0-0 F9		0-0 3-1		0-3 K		3	0	0	0	1	1	2																		
Greg Luzinski, R (1, 10) OBP: 0.309, SLG: 0.382	0-0 G5-4-3			4-0 1B		0-0 G3-6		0-0 1B		3	0	2	0	1	0	2																		
Tom Paciorek, R (1, 9) OBP: 0.308, SLG: 0.426	0-0 F8			0-0 1B		0-0 G3-6		0-0 G6-4-3		4	0	1	0	0	0	3																		
Ron Kittle, R (1, 7) OBP: 0.298, SLG: 0.526				0-0 F7		0-0 5-3		4-0 BB		3	0	0	0	1	1	2																		
Chris Nyman, R (1, 3) OBP: 0.278, SLG: 0.375 Greg Walker, L (6, PH) OBP: 0.294, SLG: 0.435				0-3 K		0-0 F5		0-3 K		3	0	0	0	0	1	0																		
Vance Law, R (1, 5) OBP: 0.264, SLG: 0.376 Jerry Hairston, S (9, PH) OBP: 0.400, SLG: 0.515				4-0 1B		0-0 F9		0-0 F9		2	0	0	0	1	0	0																		
Jerry Dybzinski, R (1, 6) OBP: 0.360, SLG: 0.390				0-0 1B		0-0 2B		0-0 1B		4	0	3	0	0	0	0																		
Inning Stats	R: 1 E: 0 K: 0 S: 3	H: 1 LOB: 2 BB: 2 P: 11	R: 0 E: 0 K: 1 S: 6	H: 1 LOB: 2 BB: 1 P: 10	R: 0 E: 0 K: 1 S: 5	H: 1 LOB: 2 BB: 2 P: 13	R: 0 E: 0 K: 0 S: 4	H: 1 LOB: 2 BB: 1 P: 8	R: 0 E: 0 K: 0 S: 3	H: 0 LOB: 0 BB: 0 P: 3	R: 0 E: 0 K: 2 S: 8	H: 1 LOB: 1 BB: 0 P: 8	R: 0 E: 0 K: 1 S: 5	H: 1 LOB: 1 BB: 1 P: 9	R: 0 E: 0 K: 0 S: 4	H: 1 LOB: 1 BB: 0 P: 4	1B: 7 2B: 1 3B: 0 HR: 0	SF: 0 SAC: 0 DP: 3 HBP: 0	WP: 0 PB: 0 SB: 1 CS: 1	PA: 38														
PITCHER	IP WLS BF H R ER SO BB IBB HBP BLK WP HR S P ERA WHIP	IP WLS BF H R ER SO BB IBB HBP BLK WP HR S P ERA WHIP																	IP WLS BF H R ER SO BB IBB HBP BLK WP HR S P ERA WHIP															
Paul Spittorf, L (1, 1) ERA: 3.86	6.0	26	5	1	1	2	6	0	0	0	0	0	0	0	0	0	1.50	1.833																
Mike Armstrong, R (7, 1) ERA: 3.29	2.0	8	2	0	0	3	1	0	0	0	0	0	0	13	17	0.00	1.500																	
Bill Castro, R (9, 1) ERA: 8.53	1.0	4	1	0	0	0	0	0	0	0	0	0	0	4	4	0.00	1.000																	


Batter	1	2	3	4	5	6	7	8	9	AB	R	H	RBI	BB	SO	LOB	TOP			
Willie Wilson, S (1, 7) OBP: 0.317, SLG: 0.365	0-3 K			0-0 F6			0-0 1B FC3-6	4-0 HR BB	0-3 K	4	2	1	0	1	2	1	Kansas City Royals @ Chicago White Sox Comiskey Park, Chicago, IL Sun Jun 05 1983, 4:33 AM EDT Sunny - 54 F			
U L Washington, S (1, 6) OBP: 0.315, SLG: 0.339	0-0 6-3			0-0 1-3			0-0 1B FC3-6	0-0 HR		4	1	2	3	0	0	0				
George Brett, L (1, 5) OBP: 0.451, SLG: 0.701	0-0 6-3			0-0 G3			0-0 1B FC3-6	0-0 F8		4	1	0	1	0	0	2				
Hal McRae, R (1, 10) OBP: 0.406, SLG: 0.512		0-0 F4			0-0 F9		0-0 1B	0-0 1B		4	0	2	1	0	0	0				
Amos Otis, R (1, 8) OBP: 0.289, SLG: 0.324	0-3 K			0-0 F9			0-0 1B F4	0-3 K		4	0	0	0	0	2	2				
Frank White, R (1, 4) OBP: 0.293, SLG: 0.434	0-0 F8			0-0 5-3			0-0 1B F9		0-0 6-3	4	0	0	0	0	0	1				
John Wathan, R (1, 3) OBP: 0.326, SLG: 0.354			0-0 F8			0-0 G3		0-0 1B 3B	4-0 S 1B BB	3	2	1	0	1	0	0				
Leon Roberts, R (1, 9) OBP: 0.255, SLG: 0.302			0-0 F7			0-0 F8		0-0 1B 6-3	0-0 CS 1B	2	0	0	0	0	0	0				
Pat Sheridan, L (8, PH) OBP: 0.241, SLG: 0.373								0-0 1B	1-H CS 1B	2	0	1	1	0	0	1				
Don Slaught, R (1, 2) OBP: 0.265, SLG: 0.255			0-0 4-3			0-0 F8		0-0 1B HR	0-0 1-2 2B	2	0	0	0	0	0	0				
Willie Aikens, L (8, PH) OBP: 0.393, SLG: 0.470										1	0	1	1	0	0	0				
Joe Simpson, L (8, PH) OBP: 0.241, SLG: 0.200										1	1	1	0	0	0	0				
Inning Stats	R: 0 E: 0 K: 1 S: 5	H: 0 LOB: 0 BB: 0 P: 5	R: 0 E: 0 K: 1 S: 5	H: 0 LOB: 0 BB: 0 P: 5	R: 0 E: 0 K: 0 S: 3	H: 0 LOB: 0 BB: 0 P: 3	R: 0 E: 0 K: 0 S: 3	H: 0 LOB: 0 BB: 0 P: 3	R: 0 E: 0 K: 0 S: 3	H: 0 LOB: 0 BB: 0 P: 3	R: 2 E: 0 K: 0 S: 6	H: 3 LOB: 1 BB: 0 P: 6	R: 4 E: 1 K: 1 S: 9	H: 4 LOB: 1 BB: 1 P: 13	R: 1 E: 0 K: 1 S: 6	H: 2 LOB: 1 BB: 1 P: 10	1B: 5 2B: 2 3B: 1 HR: 1	SF: 0 SAC: 0 DP: 0 HBP: 0	WP: 0 PB: 0 SB: 1 CS: 1	PA: 37
PITCHER	IP WLS BF H R ER SO BB IBB HBP BLK WP HR S P ERA WHIP																			
Floyd Bannister, L (1, 1) ERA: 4.45	7.0	24	3	2	2	2	0	0	0	0	0	0	0	28	2	2	2.57	0.429		
Salome Barojas, R (8, 1) ERA: 3.75	0.1	2	1	1	1	0	0	0	0	0	0	0	0	2	2	27.00	3.000			
Kevin Hickey, L (8, 1) ERA: 3.48	0.1	L 5	3	3	3	0	1	0	0	0	0	1	4	8	81.00	12.000				
Dick Tidrow, R (8, 1) ERA: 3.27	0.2	4	1	1	1	1	1	0	0	0	0	0	5	9	13.50	3.000				
Juan Agosto, L (9, 1) ERA:	0.2	2	1	0	0	1	0	0	0	0	0	0	4	4	0.00	1.500				

Batter	1	2	3	4	5	6	7	8	9	AB	R	H	RBI	BB	SO	LOB	BOTTOM			
Tony Bernazard, S (1, 4) OBP: 0.294, SLG: 0.374	0-0 F3		0-0 F9			0-0 1B G1-6-3	0-0 1-3		0-0 FC4 1B	5	0	2	0	0	0	2	Kansas City Royals @ Chicago White Sox Comiskey Park, Chicago, IL Sun Jun 05 1983, 4:33 AM EDT Sunny - 54 F			
Tom Paciorek, R (1, 9) OBP: 0.296, SLG: 0.409	0-0 1B E5		0-0 F8			0-0 F8		0-0 1B E5	0-0 FC4 1B	5	1	0	0	0	0	3				
Harold Baines, L (1, 8) OBP: 0.333, SLG: 0.403	0-0 1B		0-0 F5			0-0 1B G1-6-3		0-0 1B 1B		4	1	2	0	0	0	2				
Greg Luzinski, R (1, 10) OBP: 0.315, SLG: 0.379	0-3 K					4-0 CS BB		0-0 1B 1B	0-0 1-3 2H 1B	1	0	0	0	2	1	2				
Mike Squires, L (7, PR) OBP: 0.279, SLG: 0.221								0-0 1B E	0-0 1-3 2H 1B	1	1	1	1	0	0	0				
Ron Kittle, R (1, 7) OBP: 0.297, SLG: 0.517	0-0 F3			0-0 F8		0-0 1B E	4-0 6-3 BB	0-0 K		3	1	0	0	1	1	5				
Marc Hill, R (1, 2) OBP: 0.354, SLG: 0.400		0-0 1B G1-6-3				0-0 1B		0-0 1B G1-6-3		3	0	1	0	0	1	3				
Carlton Fisk, R (8, PH) OBP: 0.305, SLG: 0.373						0-0 1B		0-0 1B G1-6-3		1	0	1	1	0	0	0				
Chris Nyman, R (1, 3) OBP: 0.390, SLG: 0.500		0-0 F5			0-3 K			0-0 F4	0-0 1-2 2H 1B	2	0	0	0	0	1	1				
Jerry Hairston, S (7, PH) OBP: 0.390, SLG: 0.500								0-0 F4	0-0 1-2 2H 1B	1	0	0	0	0	0	3				
Scott Fletcher, R (8, 5) OBP: 0.351, SLG: 0.319								0-0 F4	0-0 1-2 2H 1B	1	0	0	0	0	0	2				
Vance Law, R (1, 5) OBP: 0.296, SLG: 0.398		0-0 G1-6-3						0-0 E9		2	0	0	0	0	0	1				
Greg Walker, L (7, PH) OBP: 0.296, SLG: 0.298								0-0 1B		1	1	0	0	0	0	1				
Salome Barojas, R (8, 1) OBP: 0.296, SLG: 0.298								0-0 1B		0	0	0	0	0	0	0				
Kevin Hickey, L (8, 1) OBP: 0.296, SLG: 0.298								0-0 1B		0	0	0	0	0	0	0				
Dick Tidrow, R (8, 1) OBP: 0.296, SLG: 0.298								0-0 1B		0	0	0	0	0	0	0				
Juan Agosto, L (9, 1) OBP: 0.296, SLG: 0.298								0-0 1B		0	0	0	0	0	0	0				
Rudy Law, L (8, PH) OBP: 0.296, SLG: 0.298								0-0 1B		1	0	0	0	0	0	0				
Jerry Dybzinski, R (1, 6) OBP: 0.366, SLG: 0.388			4-0 S BB		0-0 F2			0-0 1B		3	0	1	1	1	1	0				
Inning Stats	R: 0 E: 1 K: 1 S: 7	H: 1 LOB: 2 BB: 0 P: 7	R: 0 E: 0 K: 0 S: 3	H: 1 LOB: 0 BB: 0 P: 3	R: 0 E: 0 K: 0 S: 3	H: 0 LOB: 1 BB: 1 P: 7	R: 0 E: 0 K: 1 S: 4	H: 0 LOB: 1 BB: 1 P: 8	R: 0 E: 0 K: 1 S: 5	H: 0 LOB: 0 BB: 0 P: 5	R: 3 E: 1 K: 0 S: 5	H: 1 LOB: 1 BB: 2 P: 13	R: 2 E: 1 K: 1 S: 8	H: 3 LOB: 1 BB: 0 P: 8	R: 0 E: 0 K: 1 S: 6	H: 1 LOB: 1 BB: 0 P: 6	1B: 8 2B: 1 3B: 0 HR: 0	SF: 0 SAC: 0 DP: 4 HBP: 0	WP: 0 PB: 0 SB: 1 CS: 1	PA: 38
PITCHER	IP WLS BF H R ER SO BB IBB HBP BLK WP HR S P ERA WHIP																			
Bud Black, L (1, 1) ERA: 1.83	6.0	23	5	3	1	2	0	0	0	0	0	0	0	19	19	3.00	1.667			
Dan Quisenberry, R (7, 1) ERA: 1.34	3.0	W 15	5	3	1	2	0	0	0	0	0	0	19	19	3.00	1.667				

AB 35
R 7
H 9
RBI 7
BB 2
SO 4
LOB 7



AB 34
R 5
H 8
RBI 3
BB 4
SO 5
LOB 25



WP: 0
PB: 0
SB: 1
CS: 1

Batter	1	2	3	4	5	6	7	8	9	AB	R	H	RBI	BB	SO	LOB	TOP					
Willie Wilson, S OBP: 0.315, SLG: 0.362 (1,7)										4	0	1	0	0	0	1	Kansas City Royals @ Chicago White Sox Comiskey Park, Chicago, IL Sun Jun 05 1983, 4:38 AM EDT Att: 31,377 - Overcast - 53 F					
U L Washington, S OBP: 0.311, SLG: 0.333 (1,6)										3	0	0	0	1	0	1						
John Wathan, R OBP: 0.324, SLG: 0.351 (1,2)										4	0	1	0	0	0	2						
Hal McRae, R OBP: 0.403, SLG: 0.506 (1,10)										4	0	1	0	0	1	1						
Willie Aikens, L OBP: 0.367, SLG: 0.448 (1,3)										4	0	0	0	0	0	2						
Leon Roberts, R OBP: 0.255, SLG: 0.302 (8,9)										0	0	0	0	0	0	0						
Frank White, R OBP: 0.303, SLG: 0.446 (1,4)										4	1	3	0	0	0	1						
Pat Sheridan, L OBP: 0.246, SLG: 0.389 (1,8)										3	1	1	0	0	1	2						
Amos Otis, R OBP: 0.294, SLG: 0.329 (9, PH)										1	0	1	0	0	0	0						
Joe Simpson, L OBP: 0.235, SLG: 0.194 (1,9)										2	0	0	0	0	0	1						
Don Slaught, R OBP: 0.260, SLG: 0.250 (9, PH)										1	0	0	0	0	0	2						
Greg Pryor, R OBP: 0.214, SLG: 0.286 (1,5)										3	0	1	2	0	0	1						
Inning Stats	R: 0 E: 0 K: 0 S: 3	H: 0 LOB: 0 BB: 0 P: 3	R: 0 E: 0 K: 1 S: 6	H: 1 LOB: 1 BB: 0 P: 6	R: 0 E: 0 K: 0 S: 4	H: 1 LOB: 2 BB: 1 P: 8	R: 0 E: 0 K: 0 S: 3	H: 1 LOB: 0 BB: 0 P: 3	R: 1 E: 1 K: 0 S: 5	H: 1 LOB: 1 BB: 0 P: 5	R: 0 E: 0 K: 0 S: 3	H: 0 LOB: 0 BB: 0 P: 3	R: 1 E: 0 K: 0 S: 5	H: 2 LOB: 1 BB: 0 P: 5	R: 0 E: 0 K: 1 S: 6	H: 1 LOB: 1 BB: 0 P: 6	R: 0 E: 0 K: 0 S: 4	H: 2 LOB: 1 BB: 0 P: 4	1B: 6 2B: 3 3B: 0 HR: 0	SF: 0 SAC: 2 DP: 2 HBP: 0	WP: 0 PB: 0 SB: 1 CS: 0	PA: 36
PITCHER	IP WLS BF H R ER SO BB IBB HBP BLK WP HR S P ERA WHIP																					
LaMarr Hoyt, R ERA: 4.21 (1,1)	8.0 W 33 8 2 2 2 1 0 0 0 0 0 0 36 40 2.25 1.125																					
Juan Agosto, L ERA: (9,1)	1.0 S 3 1 0 0 0 0 0 0 0 0 0 0 3 3 0.00 1.000																					

Batter	1	2	3	4	5	6	7	8	9	AB	R	H	RBI	BB	SO	LOB	BOTTOM			
Rudy Law, L OBP: 0.333, SLG: 0.312 (1,8)										3	1	2	1	0	0	1	Kansas City Royals @ Chicago White Sox Comiskey Park, Chicago, IL Sun Jun 05 1983, 4:38 AM EDT Att: 31,377 - Overcast - 53 F			
Tony Bemazzard, S OBP: 0.293, SLG: 0.371 (1,4)										2	1	0	1	1	0	1				
Harold Baines, L OBP: 0.327, SLG: 0.395 (1,9)										4	0	0	0	0	1	3				
Greg Luzinski, R OBP: 0.316, SLG: 0.378 (1,10)										3	0	1	0	0	0	1				
Chris Nyman, R OBP: 0.250, SLG: 0.333 (7, PR)										0	0	0	0	0	0	0				
Greg Walker, L OBP: 0.302, SLG: 0.426 (8, PH)										0	1	0	0	1	0	0				
Tom Paciorek, R OBP: 0.309, SLG: 0.427 (1,3)										4	0	3	3	0	0	1				
Mike Squires, L OBP: 0.279, SLG: 0.221 (9,3)										0	0	0	0	0	0	0				
Ron Kittle, R OBP: 0.296, SLG: 0.508 (1,7)										3	0	0	0	1	0	4				
Carlton Fisk, R OBP: 0.299, SLG: 0.365 (1,2)										3	0	0	0	0	1	2				
Vance Law, R OBP: 0.263, SLG: 0.371 (1,5)										2	0	1	0	0	1	1				
Jerry Hairston, S OBP: 0.405, SLG: 0.514 (8, PH)										1	0	1	0	0	0	0				
Scott Fletcher, R OBP: 0.351, SLG: 0.319 (9,5)										0	1	0	0	0	0	0				
Jerry Dybzinski, R OBP: 0.368, SLG: 0.384 (1,6)										1	1	0	0	1	0	1				
Inning Stats	R: 0 E: 0 K: 1 S: 6	H: 1 LOB: 1 BB: 0 P: 6	R: 0 E: 0 K: 1 S: 5	H: 1 LOB: 0 BB: 0 P: 5	R: 0 E: 0 K: 0 S: 3	H: 1 LOB: 0 BB: 0 P: 3	R: 0 E: 0 K: 0 S: 3	H: 0 LOB: 0 BB: 0 P: 3	R: 0 E: 0 K: 0 S: 6	H: 1 LOB: 1 BB: 0 P: 6	R: 1 E: 0 K: 0 S: 3	H: 0 LOB: 0 BB: 1 P: 7	R: 0 E: 0 K: 0 S: 3	H: 1 LOB: 1 BB: 1 P: 7	R: 4 E: 0 K: 0 S: 6	H: 3 LOB: 2 BB: 2 P: 14	1B: 7 2B: 1 3B: 0 HR: 0	SF: 1 SAC: 2 DP: 2 HBP: 0	WP: 2 PB: 0 SB: 3 CS: 1	PA: 33
PITCHER	IP WLS BF H R ER SO BB IBB HBP BLK WP HR S P ERA WHIP																			
Vida Blue, L ERA: 4.33 (1,1)	6.0 L 21 4 1 1 3 3 1 0 0 0 1 0 26 30 1.50 0.833																			
Mike Armstrong, R ERA: 4.3 (7,1)	2.0 L 12 4 4 4 0 3 0 0 0 0 1 0 9 21 18.00 3.500																			

Batter	1	2	3	4	5	6	7	8	9	AB	R	H	RBI	BB	SO	LOB	TOP										
Mickey Hatcher, R (1, 9) OBP: 0.379, SLG: 0.487	E3 G4-6-3		HR		1B SF7	F8		1B G6-4-3	1B G6-4-3	5	2	3	1	0	0	1	Minnesota Twins @ Kansas City Royals Royals Stadium, Kansas City, MO Tue Jun 07 1983, 8:05 PM EDT Att: 21,173 - Unknown - 77 F livebaseballscorecards.com										
John Castino, R (1, 4) OBP: 0.397, SLG: 0.511	G4-6-3		F9		1B SF7		1B G6-4-3	1B G6-4-3	5	0	2	0	0	0	2												
Dave Engle, R (1, 10) OBP: 0.359, SLG: 0.486	HR		F9		1B BB		1B G6-4-3	1B	4	1	2	0	1	0	1												
Kent Hrbek, L (1, 3) OBP: 0.377, SLG: 0.517	HR		4-3		1B SF7		BB FC6-4	1B	3	1	1	3	1	0	1												
Gary Ward, R (1, 7) OBP: 0.294, SLG: 0.436	F7			4-3	K		BB FC6-4		4	0	0	0	0	1	3												
Gary Gaetti, R (1, 5) OBP: 0.316, SLG: 0.411		F8		1B BB	K			1-4-3	3	0	0	0	1	1	2												
Tom Brunansky, R (1, 8) OBP: 0.277, SLG: 0.347		F7		F8		F8		1B	4	0	1	0	0	0	1												
Tim Laudner, R (1, 2) OBP: 0.295, SLG: 0.286				1B				F7	4	0	3	0	0	0	1												
Greg Gagne, R (1, 6) OBP: 0.143, SLG: 0.286									3	0	0	0	0	0	4												
Randy Bush, L (8, PH) OBP: 0.369, SLG: 0.477	5-3								1	0	0	0	0	0	1												
Ron Washington, R (8, 6) OBP: 0.304, SLG: 0.321				F3		5-3		F9	0	0	0	0	0	0	0												
Inning Stats	R: 2 E: 1 K: 0 S: 5	H: 2 LOB: 0 BB: 0 P: 5	R: 0 E: 0 K: 0 S: 4	H: 1 LOB: 1 BB: 0 P: 4	R: 1 E: 0 K: 0 S: 4	H: 1 LOB: 0 BB: 0 P: 4	R: 0 E: 0 K: 0 S: 4	H: 1 LOB: 2 BB: 1 P: 8	R: 1 E: 0 K: 2 S: 9	H: 2 LOB: 2 BB: 1 P: 13	R: 0 E: 0 K: 0 S: 4	H: 1 LOB: 1 BB: 0 P: 4	R: 0 E: 0 K: 0 S: 3	H: 1 LOB: 1 BB: 1 P: 7	R: 0 E: 0 K: 0 S: 4	H: 1 LOB: 1 BB: 0 P: 4	R: 0 E: 0 K: 0 S: 4	H: 2 LOB: 1 BB: 0 P: 4	1B: 9 2B: 1 3B: 0 HR: 2	SF: 1 SAC: 0 DP: 3 HBP: 0	WP: 0 PB: 0 SB: 0 CS: 0	PA: 40					
PITCHER	IP	WLS	BF	H	R	ER	SO	BB	IBB	HBP	BLK	WP	HR	S	P	ERA	WHIP										
Larry Gura, L (1, 1) ERA: 4.24	6.0	W	28	8	4	4	2	2	0	0	0	0	2	30	38	6.00	1.667										
Dan Quisenberry, R (7, 1) ERA: 1.25	3.0	S	12	4	0	0	0	1	0	0	0	0	0	11	15	0.00	1.667										

Batter	1	2	3	4	5	6	7	8	9	AB	R	H	RBI	BB	SO	LOB	BOTTOM										
Willie Wilson, S (1, 7) OBP: 0.317, SLG: 0.360	FC6-5 HBP	BB 2B	K		F9			FC4-6 WP		4	2	1	0	0	1	2	Minnesota Twins @ Kansas City Royals Royals Stadium, Kansas City, MO Tue Jun 07 1983, 8:05 PM EDT Att: 21,173 - Unknown - 77 F livebaseballscorecards.com										
U L Washington, S (1, 6) OBP: 0.305, SLG: 0.326	FC6-5 2B	BB 2B		K		5-3		K		4	2	0	0	1	2	2											
George Brett, L (1, 5) OBP: 0.457, SLG: 0.706										3	3	2	1	1	0	0											
Greg Pryor, R (8, 5) OBP: 0.241, SLG: 0.286	1B 2B	2B 1B		1B WP	1B			WP 2B		0	1	0	0	1	0	0											
Hal McRae, R (1, 10) OBP: 0.408, SLG: 0.520	1B 1B	1B 2B		F3		K				5	1	3	4	0	1	1											
Willie Aikens, L (1, 3) OBP: 0.373, SLG: 0.451										4	0	2	0	0	0	2											
Joe Simpson, L (8, 3) OBP: 0.232, SLG: 0.192	1B	4-3		WP 1B	1B			6-3		1	0	0	0	0	0	1											
Amos Otis, R (1, 8) OBP: 0.305, SLG: 0.340										4	0	3	2	0	0	0											
Frank White, R (1, 4) OBP: 0.307, SLG: 0.453	F7			4-3 2B	F3					4	0	2	0	0	0	4											
John Wathan, R (1, 2) OBP: 0.319, SLG: 0.345	F8			5-3						3	0	0	0	0	0	3											
Don Slaught, R (7, 2) OBP: 0.255, SLG: 0.245								F7		1	0	0	0	0	0	1											
Pat Sheridan, L (1, 9) OBP: 0.230, SLG: 0.362		2-3		4-3				E4 FC4-6		4	0	0	0	0	1	1											
Inning Stats	R: 3 E: 0 K: 0 S: 7	H: 4 LOB: 2 BB: 0 P: 8	R: 3 E: 0 K: 0 S: 5	H: 3 LOB: 2 BB: 2 P: 13	R: 0 E: 0 K: 1 S: 6	H: 1 LOB: 1 BB: 0 P: 6	R: 1 E: 0 K: 1 S: 8	H: 3 LOB: 2 BB: 0 P: 8	R: 0 E: 0 K: 1 S: 5	H: 0 LOB: 0 BB: 0 P: 5	R: 0 E: 0 K: 1 S: 5	H: 0 LOB: 0 BB: 0 P: 5	R: 0 E: 0 K: 0 S: 4	H: 1 LOB: 1 BB: 0 P: 4	R: 2 E: 1 K: 1 S: 7	H: 1 LOB: 1 BB: 1 P: 11	R: 0 E: 0 K: 0 S: 0	H: 2 LOB: 1 BB: 0 P: 4	1B: 9 2B: 4 3B: 0 HR: 0	SF: 0 SAC: 0 DP: 0 HBP: 1	WP: 3 PB: 0 SB: 4 CS: 0	PA: 41					
PITCHER	IP	WLS	BF	H	R	ER	SO	BB	IBB	HBP	BLK	WP	HR	S	P	ERA	WHIP										
Ken Schrom, R (1, 1) ERA: 4.63	1.1	L	13	6	6	6	0	2	0	1	0	0	10	19	40.50	6.000											
Jack O'Connor, L (2, 1) ERA: 5.9	6.1		25	6	2	1	5	0	0	0	0	1	0	35	35	1.42	0.947										
Rick Lysander, R (8, 1) ERA: 3.35	0.1		3	1	1	0	0	1	0	0	0	2	0	2	6	0.00	6.000										

Batter	1	2	3	4	5	6	7	8	9	AB	R	H	RBI	BB	SO	LOB	TOP																			
Mickey Hatcher, R OBP: 0.375, SLG: 0.487 (1, 9)	F7		F8			1B 2B	5-3			4	1	1	1	0	0	2	Minnesota Twins @ Kansas City Royals Royals Stadium, Kansas City, MO Wed Jun 08 1983, 8:05 PM EDT Att: 20,103 - Unknown - 78 F																			
John Castino, R OBP: 0.381, SLG: 0.502 (1, 4)	6-3			5-3		F8		E6		4	0	0	0	0	0	1																				
Dave Engle, R OBP: 0.356, SLG: 0.475 (1, 2)	K			G4-6-3 BB		F9		6-3		3	0	0	0	1	1	2																				
Kent Hrbek, L OBP: 0.378, SLG: 0.522 Scott Uliger, R OBP: 0.091, SLG: 0.048 (1, 3) (4, 3)		F9 2B		G4-6-3 1-2				F8		2	0	1	0	0	0	1																				
Gary Ward, R OBP: 0.293, SLG: 0.437 (1, 7)	F8					F4		1-3		4	0	1	0	0	0	3																				
Randy Bush, L OBP: 0.359, SLG: 0.462 (1, 10)	F9 2-3					F3		L8		4	0	0	0	0	0	2																				
Gary Gaetti, R OBP: 0.315, SLG: 0.408 (1, 5)	F7					F8		K		4	0	1	0	0	1	2																				
Tom Brunansky, R OBP: 0.276, SLG: 0.342 (1, 8)			5-3			F8		F9		3	0	0	0	1	0	1																				
Greg Gagne, R OBP: 0.100, SLG: 0.200 (1, 6)			5-3			E6 2B		G3		3	1	0	0	0	0	2																				
Inning Stats	R: 0 E: 0 K: 1 S: 5	H: 0 LOB: 0 BB: 0 P: 5	R: 0 E: 0 K: 0 S: 4	H: 1 LOB: 1 BB: 0 P: 4	R: 0 E: 0 K: 0 S: 3	H: 0 LOB: 0 BB: 0 P: 3	R: 0 E: 0 K: 0 S: 2	H: 0 LOB: 0 BB: 1 P: 6	R: 0 E: 0 K: 0 S: 4	H: 1 LOB: 1 BB: 0 P: 4	R: 2 E: 1 K: 0 S: 6	H: 2 LOB: 1 BB: 0 P: 6	R: 0 E: 0 K: 0 S: 4	H: 1 LOB: 2 BB: 1 P: 8	R: 0 E: 0 K: 1 S: 5	H: 0 LOB: 0 BB: 0 P: 5		1B: 2 2B: 3 3B: 0 HR: 0	SF: 0 SAC: 0 DP: 1 HBP: 0	WP: 0 PB: 0 SB: 0 CS: 0	PA: 35															
PITCHER	IP	WLS	BF	H	R	ER	SO	BB	IBB	HBP	BLK	WP	HR	S	P	ERA	WHIP	PITCHER		IP	WLS	BF	H	R	ER	SO	BB	IBB	HBP	BLK	WP	HR	S	P	ERA	WHIP
Steve Renko, R ERA: 3.79 (1, 1)	7.0	W	28	5	2	0	1	2	0	0	0	0	0	28	36	0.00	1.000																			
Dan Quisenberry, R ERA: 1.19 (8, 1)	2.0	S	7	0	0	0	1	0	0	0	0	0	0	9	9	0.00	0.000																			

AB	33
R	2
H	5
RBI	2
BB	2
SO	2
LOB	17



Batter	1	2	3	4	5	6	7	8	9	AB	R	H	RBI	BB	SO	LOB	BOTTOM																			
Willie Wilson, S OBP: 0.328, SLG: 0.367 (1, 7)	4-3		CS BB	S 1B			E3 PB 1B	3B 1B		4	2	3	1	1	0	0	Minnesota Twins @ Kansas City Royals Royals Stadium, Kansas City, MO Wed Jun 08 1983, 8:05 PM EDT Att: 20,103 - Unknown - 78 F																			
Onix Concepcion, R OBP: 0.174, SLG: 0.227 (1, 6)	5-3		F7 1-2	F9 1-2			K	3B 1B		5	0	1	2	0	1	3																				
Frank White, R OBP: 0.315, SLG: 0.454 (1, 4)	1B		6-3		F7		1B	BB		4	0	2	0	1	0	0																				
Hal McRae, R OBP: 0.403, SLG: 0.511 (1, 10)	F9			1B 1B	F9		F9	4-3		5	1	1	0	0	0	3																				
Amos Otis, R OBP: 0.315, SLG: 0.353 (1, 8)		1B 2-3 BB		1B E 1B	F8			1B 2B		3	3	2	0	1	0	0																				
Willie Aikens, L OBP: 0.387, SLG: 0.463 Joe Simpson, L OBP: 0.232, SLG: 0.192 (1, 3) (8, FR) (9, 3)	2-3			E 1B 1B			1B	1B SF8 1B		4	1	3	2	0	0	1																				
Leon Roberts, R OBP: 0.286, SLG: 0.333 Pat Sheridan, L OBP: 0.238, SLG: 0.367 (1, 9) (6, PH) (7, 9)				E7 1B 1B			K	1B 3B 1B		2	0	2	0	0	0	0																				
Don Slaught, R OBP: 0.255, SLG: 0.245 (1, 2)				F7 1B			K	F7		4	0	1	1	0	1	5																				
Greg Pryor, R OBP: 0.212, SLG: 0.258 (1, 5)	G5-4-3			L7			F7	SF8		3	0	0	1	0	0	5																				
Inning Stats	R: 0 E: 0 K: 0 S: 4	H: 1 LOB: 1 BB: 0 P: 4	R: 1 E: 0 K: 0 S: 4	H: 2 LOB: 1 BB: 1 P: 8	R: 0 E: 0 K: 0 S: 2	H: 0 LOB: 0 BB: 1 P: 6	R: 3 E: 1 K: 0 S: 8	H: 5 LOB: 2 BB: 0 P: 8	R: 0 E: 0 K: 2 S: 8	H: 1 LOB: 1 BB: 0 P: 8	R: 1 E: 1 K: 1 S: 6	H: 2 LOB: 0 BB: 0 P: 6	R: 4 E: 0 K: 0 S: 8	H: 5 LOB: 2 BB: 1 P: 12	R: 0 E: 0 K: 1 S: 5	H: 0 LOB: 0 BB: 0 P: 5		1B: 14 2B: 1 3B: 1 HR: 0	SF: 1 SAC: 0 DP: 1 HBP: 0	WP: 0 PB: 1 SB: 1 CS: 1	PA: 40															
PITCHER	IP	WLS	BF	H	R	ER	SO	BB	IBB	HBP	BLK	WP	HR	S	P	ERA	WHIP	PITCHER		IP	WLS	BF	H	R	ER	SO	BB	IBB	HBP	BLK	WP	HR	S	P	ERA	WHIP
Pete Filson, L ERA: 3.28 (1, 1)	3.2	L	19	8	4	4	0	0	0	0	0	0	0	17	25	9.82	2.727																			
Bobby Castillo, R ERA: 4.25 (4, 1)	4.0		19	8	5	4	3	0	0	0	0	0	0	25	25	9.00	2.000																			
Len Whitehouse, L ERA: 2.9 (8, 1)	0.1		2	0	0	0	0	1	0	0	0	0	0	1	5	0.00	3.000																			

AB	36
R	9
H	16
RBI	7
BB	3
SO	3
LOB	18



Batter	1	2	3	4	5	6	7	8	9	AB	R	H	RBI	BB	SO	LOB	TOP				
Mickey Hatcher, R OBP: 0.368, SLG: 0.476 (1, 9)	5-3		F9 1B	F7			6-3		L9	5	0	1	0	0	0	1					
John Castino, R OBP: 0.375, SLG: 0.494 (1, 4)	L7		F7	K			K			4	0	0	0	0	2	2					
Kent Hrbek, L OBP: 0.385, SLG: 0.527 (1, 3)	HR		1-2 1B				3-1			4	1	3	0	0	0	0					
Randy Bush, L OBP: 0.362, SLG: 0.485 Darrell Brown, S OBP: 0.313, SLG: 0.315 (8, PR)	HR		F9	1-3				G5-4-3 1B		4	1	2	2	0	0	3					
Gary Ward, R OBP: 0.296, SLG: 0.450 (1, 7)	HR		F8	5-3				G5-4-3 1B		4	1	2	1	0	0	3					
Gary Gaetti, R OBP: 0.314, SLG: 0.403 (1, 5)	F8			BB 1B	F7			G5-4-3 1B		3	1	0	0	1	0	3					
Tom Brunansky, R OBP: 0.276, SLG: 0.337 (1, 8)			F8	BB 1B	F8			1-3		3	1	0	0	1	0	2					
Tim Laudner, R OBP: 0.296, SLG: 0.288 Dave Engle, R OBP: 0.353, SLG: 0.472 (9, PH)	5-3			BB 1B	F6			1-3		3	0	1	1	0	0	0					
Greg Gagne, R OBP: 0.077, SLG: 0.167 Bobby Mitchell, L OBP: 0.370, SLG: 0.340 (9, PH)	L8		SF7		F8			5-3		2	0	0	1	0	0	0					
Inning Stats	R: 3 E: 0 K: 0 S: 6	H: 3 LOB: 0 BB: 0 P: 6	R: 0 E: 0 K: 0 S: 3	H: 0 LOB: 0 BB: 0 P: 3	R: 0 E: 0 K: 1 S: 5	H: 2 LOB: 2 BB: 0 P: 5	R: 2 E: 0 K: 1 S: 6	H: 1 LOB: 1 BB: 2 P: 14	R: 0 E: 0 K: 0 S: 4	H: 0 LOB: 0 BB: 0 P: 4	R: 0 E: 0 K: 1 S: 5	H: 0 LOB: 0 BB: 0 P: 5	R: 0 E: 0 K: 0 S: 4	H: 2 LOB: 2 BB: 0 P: 4	R: 0 E: 0 K: 0 S: 3	H: 0 LOB: 0 BB: 0 P: 3	1B: 7 2B: 0 3B: 0 HR: 2	SF: 1 SAC: 0 DP: 1 HBP: 0	WP: 0 PB: 0 SB: 0 CS: 0	PA: 37	
PITCHER	IP	WLS	BF	H	R	ER	SO	BB	IBB	HBP	BLK	WP	HR	S	P	ERA	WHIP				
Keith Creel, R ERA: 5.73 (1, 1)	3.0		17	6	5	5	0	2	0	0	0	0	2	15	23	15.00	2.667				
Bill Castro, R ERA: 7.12 (4, 1)	5.0	W	17	3	0	0	2	0	0	0	0	0	0	21	21	0.00	0.600				
Dan Quisenberry, R ERA: 1.17 (9, 1)	1.0	S	3	0	0	0	0	0	0	0	0	0	0	3	3	0.00	0.000				

Minnesota Twins @ Kansas City Royals
Royals Stadium, Kansas City, MO
Thu Jun 09 1983, 8:05 PM EDT
Att: 26,869 - Unknown - 82 F

AB	34
R	5
H	9
RBI	5
BB	2
SO	2
LOB	14



Batter	1	2	3	4	5	6	7	8	9	AB	R	H	RBI	BB	SO	LOB	BOTTOM				
Willie Wilson, S OBP: 0.326, SLG: 0.362 (1, 7)	L7-4 S	4-3			FC4-6		F8			3	0	0	0	1	0	3					
U L Washington, S OBP: 0.302, SLG: 0.319 (1, 6)	F4		F9		4-3		F8			4	0	0	0	0	0	3					
Frank White, R OBP: 0.313, SLG: 0.450 (1, 4)	L7-4		2B		F7		F8			4	1	1	0	0	0	3					
Hal McRae, R OBP: 0.414, SLG: 0.524 Onix Concepcion, R OBP: 0.174, SLG: 0.227 (8, PR)		BB 1B	L4-6			3B 1B		2B SH4-3 1B		3	2	3	1	1	0	0					
Willie Aikens, L OBP: 0.391, SLG: 0.469 Joe Simpson, L OBP: 0.232, SLG: 0.192 (9, 3)		BB 1B	L4-6			F3		SH4-3 2B		3	1	1	0	1	0	2					
Amos Otis, R OBP: 0.320, SLG: 0.369 (1, 8)		FC4-6						SH4-3 2B		0	0	0	0	0	0	0					
Pat Sheridan, L OBP: 0.227, SLG: 0.349 (1, 9)		FC4-6			F9			K		4	0	2	2	0	1	3					
Don Slaught, R OBP: 0.237, SLG: 0.232 (1, 2)		SF8			L8			SH4-3		3	1	0	1	0	0	3					
Greg Pryor, R OBP: 0.278, SLG: 0.353 (1, 5)					4-3			K		3	0	0	1	0	1	4					
Inning Stats	R: 0 E: 0 K: 0 S: 2	H: 0 LOB: 0 BB: 1 P: 6	R: 3 E: 0 K: 0 S: 5	H: 2 LOB: 1 BB: 2 P: 13	R: 1 E: 0 K: 0 S: 4	H: 2 LOB: 0 BB: 0 P: 4	R: 0 E: 0 K: 0 S: 3	H: 0 LOB: 0 BB: 0 P: 3	R: 0 E: 0 K: 0 S: 4	H: 1 LOB: 1 BB: 0 P: 4	R: 1 E: 0 K: 0 S: 5	H: 2 LOB: 1 BB: 0 P: 5	R: 0 E: 0 K: 0 S: 4	H: 1 LOB: 1 BB: 0 P: 4	R: 1 E: 0 K: 2 S: 9	H: 2 LOB: 2 BB: 0 P: 9	1B: 6 2B: 5 3B: 1 HR: 0	SF: 1 SAC: 1 DP: 2 HBP: 0	WP: 0 PB: 0 SB: 2 CS: 0	PA: 35	
PITCHER	IP	WLS	BF	H	R	ER	SO	BB	IBB	HBP	BLK	WP	HR	S	P	ERA	WHIP				
Albert Williams, R ERA: 6.0 (1, 1)	6.0		26	7	5	5	0	3	0	0	0	0	0	23	35	7.50	1.667				
Rick Lysander, R ERA: 3.47 (7, 1)	1.0	L	6	3	1	1	0	0	0	0	0	0	0	6	6	9.00	3.000				
Ron Davis, R ERA: 2.97 (8, 1)	1.0		3	0	0	0	2	0	0	0	0	0	0	7	7	0.00	0.000				

Minnesota Twins @ Kansas City Royals
Royals Stadium, Kansas City, MO
Thu Jun 09 1983, 8:05 PM EDT
Att: 26,869 - Unknown - 82 F


AB	30
R	6
H	10
RBI	6
BB	3
SO	2
LOB	21



Batter	1	2	3	4	5	6	7	8	9	AB	R	H	RBI	BB	SO	LOB	TOP										
Willie Wilson, S OBP: 0.329, SLG: 0.369 (1, 7)	0-0 4-3 2B		0-0 2B		0-0 G3			0-0 6-3		4	1	2	0	0	0	0	Kansas City Royals @ Seattle Mariners The Kingdome, Seattle, WA Fri Jun 10 1983, 10:05 PM EDT Att: 8,721 - Dome										
U L Washington, S OBP: 0.301, SLG: 0.323 (1, 6)	0-0 4-3		0-0 2B		0-0 F6			0-0 4-3		4	0	1	0	0	0	1											
Frank White, R OBP: 0.312, SLG: 0.446 (1, 4)	0-0 6-3		0-3 K			0-0 FC1-6 1B		0-0 6-3		4	0	1	1	0	1	2											
Hal McRae, R OBP: 0.407, SLG: 0.513 (1, 10)	0-0 4-3		0-0 1-3			0-0 FC1-6 2B			0-0 L5	4	0	0	0	0	0	3											
Willie Aikens, L OBP: 0.412, SLG: 0.535 (1, 3)		0-0 1B		4-0 E		0-0 FC6-4-2-4 2B			0-0 HR	3	1	3	1	1	0	0											
Joe Simpson, L OBP: 0.232, SLG: 0.192 (9, 3)		0-0 2B		E		0-0 FC6-4-2-4			0-0 HR	0	0	0	0	0	0	0											
Amos Otis, R OBP: 0.318, SLG: 0.366 (1, 8)	0-0 6-3		0-3 K			0-0 FC6-4-2-4			0-0 1B	4	0	1	0	0	1	4											
Pat Sheridan, L OBP: 0.229, SLG: 0.343 (1, 9)	0-0 K		0-0 1B		0-0 E4				0-0 F8	4	0	1	0	0	1	2											
Don Slaught, R OBP: 0.222, SLG: 0.217 (1, 2)	0-3 K		0-0 G6-4-3		0-0 G6-4-3		0-3 K		0-3 K	4	0	0	0	0	3	5											
Greg Pryor, R OBP: 0.256, SLG: 0.324 (1, 5)			0-0 F9		0-0 F8		0-0 5-3			3	0	0	0	0	0	0											
Inning Stats	R: 1 E: 0 K: 0 S: 4	H: 1 LOB: 0 BB: 0 P: 4	R: 0 E: 0 K: 1 S: 6	H: 2 LOB: 1 BB: 0 P: 6	R: 0 E: 0 K: 1 S: 7	H: 2 LOB: 2 BB: 0 P: 7	R: 0 E: 1 K: 1 S: 5	H: 0 LOB: 1 BB: 1 P: 9	R: 0 E: 0 K: 0 S: 3	H: 2 LOB: 1 BB: 0 P: 4	R: 0 E: 0 K: 2 S: 7	H: 0 LOB: 0 BB: 0 P: 7	R: 0 E: 0 K: 0 S: 3	R: 1 E: 0 K: 1 S: 7	H: 2 LOB: 1 BB: 0 P: 7	1B: 4 2B: 5 3B: 0 HR: 1	SF: 0 SAC: 0 DP: 2 HBP: 0	WP: 0 PB: 0 SB: 0 CS: 0	PA: 35								
PITCHER	IP	WLS	BF	H	R	ER	SO	BB	IBB	HBP	BLK	WP	HR	S	P	ERA	WHIP										
Bob Stoddard, R ERA: 4.7 (1, 1)	8.1	L	33	9	2	2	5	1	0	0	0	0	1	42	46	2.16	1.200										
Ed Vande Berg, L ERA: 4.64 (9, 1)	0.2		2	0	0	0	1	0	0	0	0	0	0	4	4	0.00	0.000										

Batter	1	2	3	4	5	6	7	8	9	AB	R	H	RBI	BB	SO	LOB	BOTTOM										
Steve Henderson, R OBP: 0.384, SLG: 0.418 (1, 7)	0-3 K		0-0 F9		0-0 F9			0-0 6-3		4	0	0	0	0	1	2	Kansas City Royals @ Seattle Mariners The Kingdome, Seattle, WA Fri Jun 10 1983, 10:05 PM EDT Att: 8,721 - Dome										
Jamie Allen, R OBP: 0.325, SLG: 0.323 (1, 5)	0-0 4-3		0-0 BB		0-0 6-3			0-0 F8		3	0	1	0	0	0	0											
Manny Castillo, S OBP: 0.267, SLG: 0.326 (8, PH) (9, 5)			0-0 1B					0-0 F8		1	0	0	0	0	0	0											
Dave Henderson, R OBP: 0.308, SLG: 0.402 (1, 8)	0-0 BB		4-0 1-2		0-0 F8			4-0 BB		2	0	1	0	2	0	0											
Richie Zisk, R OBP: 0.289, SLG: 0.366 (1, 10)	4-0 BB		0-3 K		0-0 E6			0-0 1-3		3	0	0	0	1	1	3											
Jim Maler, R OBP: 0.222, SLG: 0.125 (1, 3)	0-0 FC6-4				0-0 F5			0-0 F6		3	0	0	0	0	0	3											
Pat Putnam, L OBP: 0.299, SLG: 0.371 (9, PH) (1, 3)	0-0 FC6-4				0-0 F6			4-0 FC4-6		0	0	0	0	1	0	0											
Ricky Nelson, L OBP: 0.290, SLG: 0.448 (1, 9)		0-0 5-3		4-0 E		0-3 K		0-0 FC4-6		3	0	0	0	1	1	2											
Orlando Mercado, R OBP: 0.223, SLG: 0.330 (1, 2)		0-0 F4		0-0 F3				0-0 G4-6-3		3	0	0	0	0	0	1											
Rick Sweet, S OBP: 0.274, SLG: 0.269 (9, PH) (1, 2)		0-0 F4		0-0 F3				0-0 G4-6-3		1	0	0	0	0	0	1											
Todd Cruz, R OBP: 0.234, SLG: 0.348 (1, 6)	0-0 4-3		0-0 1-3		0-0 F6					3	0	0	0	0	0	1											
Julio Cruz, S OBP: 0.339, SLG: 0.367 (1, 4)			0-0 CS		4-0 F9			0-0 5-3		2	0	1	0	1	0	0											
Inning Stats	R: 0 E: 0 K: 1 S: 6	H: 1 LOB: 2 BB: 1 P: 10	R: 0 E: 0 K: 0 S: 3	H: 0 LOB: 0 BB: 0 P: 3	R: 0 E: 0 K: 1 S: 6	H: 2 LOB: 1 BB: 1 P: 10	R: 0 E: 0 K: 0 S: 3	H: 0 LOB: 1 BB: 1 P: 7	R: 0 E: 0 K: 0 S: 2	H: 0 LOB: 0 BB: 1 P: 6	R: 0 E: 1 K: 1 S: 6	H: 0 LOB: 1 BB: 0 P: 6	R: 0 E: 0 K: 0 S: 3	R: 0 E: 0 K: 0 S: 3	R: 1 E: 0 K: 0 S: 2	H: 0 LOB: 0 BB: 1 P: 6	1B: 3 2B: 0 3B: 0 HR: 0	SF: 0 SAC: 0 DP: 1 HBP: 0	WP: 0 PB: 0 SB: 1 CS: 1	PA: 34							
PITCHER	IP	WLS	BF	H	R	ER	SO	BB	IBB	HBP	BLK	WP	HR	S	P	ERA	WHIP										
Paul Spittorff, L ERA: 3.13 (1, 1)	7.0	W	27	3	0	0	3	4	0	0	0	0	0	29	45	0.00	1.000										
Mike Armstrong, R ERA: 4.02 (8, 1)	2.0	S	7	0	0	0	0	2	0	0	0	0	0	5	13	0.00	1.000										

AB 34
R 2
H 9
RBI 2
BB 1
SO 6
LOB 17



AB 28
R 0
H 3
RBI 0
BB 6
SO 3
LOB 13



Batter	1	2	3	4	5	6	7	8	9	AB	R	H	RBI	BB	SO	LOB	TOP										
Willie Wilson, S OBP: 0.322, SLG: 0.361 (1, 7)										5	0	0	0	0	0	3	Kansas City Royals @ Seattle Mariners The Kingdome, Seattle, WA Sat Jun 11 1983, 10:05 PM EDT Att: 16,661 - Dome										
U L Washington, S OBP: 0.315, SLG: 0.340 (1, 6)										5	2	4	0	0	1	0											
Frank White, R OBP: 0.314, SLG: 0.442 (1, 4)										4	1	1	1	1	0	2											
Hal McRae, R OBP: 0.408, SLG: 0.510 (1, 10)										3	1	1	1	1	1	2											
Willie Aikens, L OBP: 0.415, SLG: 0.529 Cesar Geronimo, L OBP: 0.200, SLG: 0.130 (9, 9)										3	0	1	0	1	1	3											
Amos Otis, R OBP: 0.311, SLG: 0.357 (1, 8)										0	0	0	0	0	0	0											
Joe Simpson, L OBP: 0.233, SLG: 0.221 (9, 3)										4	0	1	0	0	0	4											
Don Slaught, R OBP: 0.224, SLG: 0.219 (1, 2)										4	0	1	1	0	0	1											
Greg Pryor, R OBP: 0.256, SLG: 0.300 (1, 5)										3	0	0	1	1	0	1											
Inning Stats	R: 0 E: 0 K: 0 S: 4	H: 1 LOB: 1 BB: 0 P: 4	R: 0 E: 0 K: 0 S: 2	H: 0 LOB: 0 BB: 1 P: 6	R: 0 E: 0 K: 0 S: 3	H: 0 LOB: 0 BB: 0 P: 3	R: 3 E: 0 K: 1 S: 9	H: 4 LOB: 3 BB: 2 P: 17	R: 0 E: 0 K: 1 S: 6	H: 1 LOB: 1 BB: 0 P: 6	R: 1 E: 0 K: 2 S: 9	H: 2 LOB: 2 BB: 1 P: 13	R: 0 E: 0 K: 0 S: 3	H: 0 LOB: 0 BB: 0 P: 3	R: 0 E: 0 K: 1 S: 5	H: 0 LOB: 0 BB: 0 P: 5	1B: 7 2B: 1 3B: 1 HR: 0	SF: 0 SAC: 0 DP: 0 HBP: 0	WP: 0 PB: 0 SB: 3 CS: 1	PA: 39							
PITCHER	IP	WLS	BF	H	R	ER	SO	BB	IBB	HBP	BLK	WP	HR	S	P	ERA	WHIP										
Gaylord Perry, R ERA: 4.91 (1, 1)	6.1	L	30	9	4	4	2	3	0	0	0	0	0	31	43	5.68	1.895										
Roy Thomas, R ERA: 4.09 (7, 1)	0.0		1	0	0	0	0	1	0	0	0	0	0	0	4	∞	∞										
Ed Vande Berg, L ERA: 4.13 (7, 1)	2.2		8	0	0	0	3	0	0	0	0	0	0	14	14	0.00	0.000										

Batter	1	2	3	4	5	6	7	8	9	AB	R	H	RBI	BB	SO	LOB	BOTTOM										
Steve Henderson, R OBP: 0.382, SLG: 0.415 (1, 7)										4	0	1	0	0	0	0	Kansas City Royals @ Seattle Mariners The Kingdome, Seattle, WA Sat Jun 11 1983, 10:05 PM EDT Att: 16,661 - Dome										
Jamie Allen, R OBP: 0.316, SLG: 0.314 Manny Castillo, S OBP: 0.265, SLG: 0.323 (9, PH)										3	0	0	0	0	0	1											
Ricky Nelson, L OBP: 0.288, SLG: 0.437 (1, 9)										4	0	1	0	0	1	0											
Richie Zisk, R OBP: 0.281, SLG: 0.355 (1, 10)										4	0	0	0	0	0	1											
Al Cowens, R OBP: 0.225, SLG: 0.261 (1, 8)										3	0	1	0	0	1	0											
Jim Malar, R OBP: 0.238, SLG: 0.111 (1, 3)										2	0	0	0	1	0	1											
Orlando Mercado, R OBP: 0.227, SLG: 0.340 (1, 2)										3	0	1	0	0	0	2											
Todd Cruz, R OBP: 0.236, SLG: 0.358 (1, 6)										3	1	1	0	0	0	1											
Julio Cruz, S OBP: 0.333, SLG: 0.360 (1, 4)										3	0	0	1	0	0	1											
Inning Stats	R: 0 E: 0 K: 0 S: 3	H: 1 LOB: 0 BB: 0 P: 3	R: 0 E: 0 K: 0 S: 4	H: 1 LOB: 0 BB: 0 P: 4	R: 1 E: 0 K: 0 S: 4	H: 1 LOB: 0 BB: 0 P: 4	R: 0 E: 0 K: 1 S: 5	H: 0 LOB: 0 BB: 0 P: 5	R: 0 E: 0 K: 0 S: 4	H: 1 LOB: 1 BB: 0 P: 4	R: 0 E: 0 K: 1 S: 5	H: 0 LOB: 0 BB: 0 P: 5	R: 0 E: 0 K: 0 S: 3	H: 0 LOB: 0 BB: 0 P: 3	R: 0 E: 0 K: 0 S: 3	H: 1 LOB: 0 BB: 0 P: 3	1B: 3 2B: 1 3B: 1 HR: 0	SF: 0 SAC: 0 DP: 2 HBP: 0	WP: 0 PB: 0 SB: 0 CS: 0	PA: 31							
PITCHER	IP	WLS	BF	H	R	ER	SO	BB	IBB	HBP	BLK	WP	HR	S	P	ERA	WHIP										
Bud Black, L ERA: 1.69 (1, 1)	7.0	W	25	4	1	1	2	1	0	0	0	0	0	28	32	1.29	0.714										
Dan Quisenberry, R ERA: 1.12 (8, 1)	2.0	S	6	1	0	0	0	0	0	0	0	0	0	6	6	0.00	0.500										

Batter	1	2	3	4	5	6	7	8	9	AB	R	H	RBI	BB	SO	LOB	TOP			
Willie Wilson, S OBP: 0.321, SLG: 0.359 (1, 7)	0-0 5-3 2B 1B		0-0 G3		0-0 E8 1-2		0-0 6-3			4	1	1	0	0	0	1				
Onix Concepcion, R OBP: 0.146, SLG: 0.192 (1, 6)	0-0 5-3 1-2		0-0 F3		0-0 1-3 1-2 2-3			0-0 F8		4	0	0	0	0	0	3				
Frank White, R OBP: 0.313, SLG: 0.443 (1, 4)	0-0 2H 2B		0-0 F2		0-3 K			0-0 6-3		4	0	1	1	0	1	2				
Hal McRae, R OBP: 0.401, SLG: 0.500 (1, 10)	0-0 F3			0-0 6-3		0-0 F9		0-0 F9		4	0	0	0	0	0	1				
Willie Aikens, L OBP: 0.402, SLG: 0.509 (1, 3)	0-0 4-3			0-0 4-6-3		0-3 K			0-0 4-3	4	0	0	0	0	1	1				
Cesar Geronimo, L OBP: 0.241, SLG: 0.259 (1, 9)		0-0 F2		0-0 2B		0-0 2B		0-0 F8		4	0	2	0	0	0	0				
Joe Simpson, L OBP: 0.232, SLG: 0.222 (1, 8)		0-0 1B		0-0 5-3		0-0 G3		0-3 K		4	0	1	0	0	1	2				
Don Slaught, R OBP: 0.214, SLG: 0.209 (1, 2)		0-0 F9			0-0 F8		0-0 F8			3	0	0	0	0	0	1				
Greg Pryor, R OBP: 0.261, SLG: 0.286 (1, 5)		0-0 F8			4-0 1-3 E BB		0-0 6-3			2	0	0	0	1	0	1				
Inning Stats	R: 1 E: 0 K: 0 S: 5	H: 2 LOB: 1 BB: 0 P: 5	R: 0 E: 0 K: 0 S: 4	H: 1 LOB: 1 BB: 0 P: 4	R: 0 E: 0 K: 0 S: 3	H: 0 LOB: 0 BB: 0 P: 3	R: 0 E: 0 K: 0 S: 4	H: 1 LOB: 1 BB: 0 P: 4	R: 0 E: 1 K: 1 S: 6	H: 0 LOB: 2 BB: 1 P: 10	R: 0 E: 0 K: 0 S: 3	H: 0 LOB: 0 BB: 0 P: 3	R: 0 E: 0 K: 0 S: 3	H: 0 LOB: 0 BB: 0 P: 5	R: 0 E: 0 K: 1 S: 5	H: 0 LOB: 0 BB: 0 P: 5	1B: 2 2B: 3 3B: 0 HR: 0	SF: 0 SAC: 0 DP: 0 HBP: 0	WP: 0 PB: 0 SB: 0 CS: 0	PA: 34
PITCHER Glenn Abbott, R ERA: 1.0 (1, 1)	IP: 9.0 WLS: W BF: 34 H: 5 R: 1 ER: 1 SO: 3 BB: 1 IBB: 0 HBP: 0 BLK: 0 WP: 0 HR: 0 S: 39 P: 43 ERA: 1.00 WHIP: 0.667															PITCHER				

Kansas City Royals @ Seattle Mariners
The Kingdome, Seattle, WA
Sun Jun 12, 1983, 6:33 AM EDT
Att: 11,833 - Dome

AB 33
R 1
H 5
RBI 1
BB 1
SO 3
LOB 12



Batter	1	2	3	4	5	6	7	8	9	AB	R	H	RBI	BB	SO	LOB	BOTTOM			
Steve Henderson, R OBP: 0.397, SLG: 0.421 (1, 10)	0-0 3-1	0-0 CS 1-2	4-0 CS BB		0-0 F9	0-0 1H 2H 3H 1B		0-0 HR 2B		4	1	2	2	1	0	0				
Jamie Allen, R OBP: 0.326, SLG: 0.364 (1, 5)	0-0 4-3 1B 2B		0-0 G1-6-3 1B		0-0 6-3		0-0 6-3	0-0 2H HR		5	2	3	2	0	0	0				
Ricky Nelson, L OBP: 0.295, SLG: 0.434 (1, 7)	0-0 4-3 2-3		0-0 G1-6-3 1-2		0-0 3-1		0-0 1B 1B	0-0 1B		5	1	2	0	0	0	2				
Dave Henderson, R OBP: 0.315, SLG: 0.404 (1, 8)	0-0 3H 1B			1-0 1B 2B HBP		0-0 2B SF8 1B	0-0 F8	0-0 F5		4	2	2	1	0	0	2				
Al Cowens, R OBP: 0.235, SLG: 0.277 (1, 9)	0-0 F4			0-0 2B F7 1B		0-0 BB 1B 2B	0-0 1B	0-0 1B		4	1	3	0	0	0	1				
Jim Maler, R OBP: 0.280, SLG: 0.143 (1, 3)		0-0 F7		0-0 F7 1-2		1-0 BB 1B HBP	0-0 1B	1-2 2H 1B		3	1	1	1	0	0	2				
Orlando Mercado, R OBP: 0.228, SLG: 0.347 (1, 2)		0-0 5-3		0-0 2-3 3H 2B		0-0 L5	0-0 K			4	0	1	1	0	1	5				
Todd Cruz, R OBP: 0.236, SLG: 0.358 (1, 6)		0-0 1B 1B		0-0 K		0-0 SF8		0-0 5-3		3	0	1	1	0	1	2				
Julio Cruz, S OBP: 0.337, SLG: 0.360 (1, 4)		0-0 CS 1B		0-0 L9		0-0 3H 4-0 1B 1B BB		0-0 6-3		3	0	1	0	1	0	2				
Inning Stats	R: 1 E: 0 K: 0 S: 5	H: 2 LOB: 1 BB: 0 P: 5	R: 0 E: 0 K: 0 S: 4	H: 2 LOB: 1 BB: 0 P: 4	R: 0 E: 0 K: 0 S: 2	H: 1 LOB: 0 BB: 1 P: 6	R: 1 E: 0 K: 1 S: 7	H: 2 LOB: 2 BB: 0 P: 8	R: 0 E: 0 K: 0 S: 3	H: 0 LOB: 0 BB: 0 P: 3	R: 3 E: 0 K: 0 S: 5	H: 3 LOB: 2 BB: 1 P: 10	R: 1 E: 0 K: 1 S: 8	H: 3 LOB: 2 BB: 0 P: 8	R: 2 E: 0 K: 0 S: 6	H: 3 LOB: 1 BB: 0 P: 6	1B: 11 2B: 4 3B: 0 HR: 1	SF: 1 SAC: 0 DP: 1 HBP: 2	WP: 0 PB: 0 SB: 0 CS: 2	PA: 41
PITCHER Larry Gura, L ERA: 4.47 Vida Blue, L ERA: 4.64	IP: 5.2 WLS: L BF: 27 H: 9 R: 5 ER: 5 SO: 1 BB: 2 IBB: 0 HBP: 0 BLK: 0 WP: 0 HR: 0 S: 25 P: 35 ERA: 7.94 WHIP: 1.941															PITCHER				

Kansas City Royals @ Seattle Mariners
The Kingdome, Seattle, WA
Sun Jun 12, 1983, 6:33 AM EDT
Att: 11,833 - Dome

AB 35
R 8
H 16
RBI 8
BB 2
SO 2
LOB 16



Batter	1	2	3	4	5	6	7	8	9	AB	R	H	RBI	BB	SO	LOB	TOP			
Willie Wilson, S (1,7) OBP: 0.320, SLG: 0.357										4	1	1	0	0	1	1	Kansas City Royals @ Minnesota Twins Hubert H. Humphrey Metrodome, Minneapolis, MN Mon Jun 13 1983, 8:05 PM EDT Att: 10,897 - Unknown - 73 F			
U L Washington, S (1,6) OBP: 0.307, SLG: 0.333										4	0	0	0	0	1	2				
Frank White, R (1,4) OBP: 0.312, SLG: 0.444										4	0	1	1	0	0	1				
Hal McRae, R (1,10) OBP: 0.398, SLG: 0.500										4	1	1	0	0	0	2				
Willie Aikens, L (1,3)										3	2	2	1	1	0	0				
Amos Otis, R (1,8) OBP: 0.315, SLG: 0.366										4	0	2	1	0	0	1				
Cesar Geronimo, L (1,9) OBP: 0.242, SLG: 0.290											4	0	1	0	0	1		3		
Don Slaught, R (1,2) OBP: 0.216, SLG: 0.211											4	0	1	1	0	0		2		
Greg Pryor, R (1,5) OBP: 0.265, SLG: 0.273										2	0	0	0	1	0	1				
Leon Roberts, R (9, PH) OBP: 0.280, SLG: 0.326										1	0	0	0	0	1	1				
Inning Stats	R: 0 E: 0 K: 0 S: 4	H: 1 LOB: 1 BB: 0 P: 4	R: 0 E: 0 K: 0 S: 3	H: 2 LOB: 2 BB: 1 P: 7	R: 1 E: 0 K: 1 S: 6	H: 1 LOB: 1 BB: 1 P: 10	R: 1 E: 0 K: 0 S: 5	H: 2 LOB: 1 BB: 0 P: 5	R: 0 E: 0 K: 0 S: 3	H: 0 LOB: 0 BB: 0 P: 3	R: 0 E: 0 K: 0 S: 3	H: 0 LOB: 0 BB: 0 P: 3	R: 0 E: 0 K: 1 S: 5	H: 0 LOB: 0 BB: 0 P: 5	R: 2 E: 0 K: 2 S: 10	H: 3 LOB: 1 BB: 0 P: 10	1B: 3 2B: 6 3B: 0 HR: 0	SF: 0 SAC: 0 DP: 1 HBP: 0	WP: 0 PB: 1 SB: 2 CS: 0	PA: 36
PITCHER	IP WLS BF H R ER SO BB IBB HBP BLK WP HR S P ERA WHIP																			
Bobby Castillo, R (1,1) ERA: 4.28	8.0 W 33 9 4 4 2 2 0 0 0 0 0 0 35 43 4.50 1.375																			
Ron Davis, R (9,1) ERA: 3.15	1.0 3 0 0 0 2 0 0 0 0 0 0 0 7 7 0.00 0.000																			

Batter	1	2	3	4	5	6	7	8	9	AB	R	H	RBI	BB	SO	LOB	BOTTOM			
Houston Jimenez, R (1,6) OBP: 0.200, SLG: 0.400										5	1	1	0	0	1	3	Kansas City Royals @ Minnesota Twins Hubert H. Humphrey Metrodome, Minneapolis, MN Mon Jun 13 1983, 8:05 PM EDT Att: 10,897 - Unknown - 73 F			
John Castino, R (1,4) OBP: 0.379, SLG: 0.496										5	2	3	0	0	0	2				
Gary Ward, R (1,7) OBP: 0.302, SLG: 0.454										5	1	3	2	0	0	2				
Randy Bush, L (1,10) OBP: 0.365, SLG: 0.493										5	0	3	2	0	0	2				
Mickey Hatcher, R (1,3) OBP: 0.358, SLG: 0.451											5	0	1	1	0	1		4		
Gary Gaetti, R (1,5) OBP: 0.312, SLG: 0.391										4	2	2	0	1	0	4				
Bobby Mitchell, L (1,8) OBP: 0.372, SLG: 0.349										5	1	2	0	0	0	4				
Tom Brunansky, R (1,9) OBP: 0.273, SLG: 0.335											4	1	2	2	0	1		2		
Ray Smith, R (1,2) OBP: 0.324, SLG: 0.207											4	1	1	1	0	1	3			
Inning Stats	R: 1 E: 0 K: 0 S: 5	H: 2 LOB: 1 BB: 0 P: 5	R: 0 E: 0 K: 2 S: 7	H: 0 LOB: 1 BB: 1 P: 11	R: 1 E: 0 K: 0 S: 5	H: 2 LOB: 1 BB: 0 P: 5	R: 4 E: 0 K: 0 S: 8	H: 5 LOB: 1 BB: 0 P: 8	R: 1 E: 1 K: 1 S: 7	H: 2 LOB: 1 BB: 0 P: 7	R: 1 E: 0 K: 1 S: 8	H: 3 LOB: 2 BB: 0 P: 8	R: 0 E: 0 K: 0 S: 4	H: 1 LOB: 1 BB: 0 P: 4	R: 1 E: 0 K: 0 S: 6	H: 3 LOB: 2 BB: 0 P: 6	1B: 13 2B: 4 3B: 1 HR: 0	SF: 0 SAC: 0 DP: 0 HBP: 0	WP: 2 PB: 0 SB: 3 CS: 0	PA: 43
PITCHER	IP WLS BF H R ER SO BB IBB HBP BLK WP HR S P ERA WHIP																			
Steve Renko, R (1,1) ERA: 4.5	3.0 L 18 8 6 6 2 1 0 0 0 0 0 1 0 11 11 4.50 1.500																			
Mike Armstrong, R (4,1) ERA: 4.05	2.0 9 3 1 1 1 0 0 0 0 0 1 0 8 8 9.00 3.000																			
Don Hood, L (6,1) ERA: 2.35	1.0 6 3 1 1 1 0 0 0 0 0 0 0 10 10 4.50 2.000																			
Bill Castro, R (7,1) ERA: 6.96	2.0 10 4 1 1 0 0 0 0 0 0 0 0 10 10 4.50 2.000																			

AB	34
R	4
H	9
RBI	4
BB	2
SO	4
LOB	14



Batter	1	2	3	4	5	6	7	8	9	AB	R	H	RBI	BB	SO	LOB	TOP			
Willie Wilson, S OBP: 0.323, SLG: 0.364 (1, 7)										4	1	2	0	0	0	1	Kansas City Royals @ Minnesota Twins Hubert H. Humphrey Metrodome, Minneapolis, MN Tue Jun 14 1983, 8:05 PM EDT Att. 7,303 - Unknown - 73 F livebaseballscorecards.com			
U L Washington, S OBP: 0.302, SLG: 0.327 (1, 6)										4	0	0	0	0	0	4				
Frank White, R OBP: 0.311, SLG: 0.440 (1, 4)										4	0	1	1	0	0	2				
Hal McRae, R OBP: 0.396, SLG: 0.495 (1, 10)										4	0	1	0	0	1	0				
Willie Aikens, L OBP: 0.400, SLG: 0.513 (1, 3)										4	0	0	0	0	1	2				
Amos Otis, R OBP: 0.314, SLG: 0.364 (1, 8)										4	0	1	0	0	1	2				
Cliff Pastornicky, R (1, 5)										4	0	0	0	0	0	1				
Cesar Geronimo, L OBP: 0.243, SLG: 0.286 (1, 9)										4	0	1	0	0	1	0				
John Wathan, R OBP: 0.319, SLG: 0.341 (1, 2)										2	0	0	0	1	1	1				
Inning Stats	R: 1 E: 1 K: 1 S: 8	H: 2 LOB: 2 BB: 0 P: 8	R: 0 E: 0 K: 1 S: 6	H: 1 LOB: 1 BB: 0 P: 6	R: 0 E: 0 K: 0 S: 3	H: 0 LOB: 0 BB: 0 P: 3	R: 0 E: 0 K: 0 S: 3	H: 0 LOB: 0 BB: 0 P: 3	R: 0 E: 0 K: 1 S: 6	H: 1 LOB: 2 BB: 1 P: 10	R: 0 E: 0 K: 0 S: 4	H: 1 LOB: 1 BB: 0 P: 4	R: 0 E: 0 K: 0 S: 3	H: 0 LOB: 0 BB: 0 P: 3	R: 0 E: 0 K: 1 S: 5	H: 0 LOB: 0 BB: 0 P: 5	1B: 5 2B: 1 3B: 0 HR: 0	SF: 0 SAC: 0 DP: 0 HBP: 0	WP: 0 PB: 0 SB: 2 CS: 0	PA: 35
PITCHER Albert Williams, R ERA: 5.25 (1, 1)	IP: 9.0 WLS: W BF: 35	H: 6 R: 1 ER: 0 SO: 5	BB: 1 IBB: 0 HBP: 0 BLK: 0	WP: 0 HR: 0 S: 44 P: 48	ERA: 0.00 WHIP: 0.778	PITCHER										IP: 9.0 WLS: W BF: 35	H: 6 R: 1 ER: 0 SO: 5	BB: 1 IBB: 0 HBP: 0 BLK: 0	WP: 0 HR: 0 S: 44 P: 48	ERA: 0.00 WHIP: 0.778

Batter	1	2	3	4	5	6	7	8	9	AB	R	H	RBI	BB	SO	LOB	BOTTOM			
Houston Jimenez, R OBP: 0.222, SLG: 0.333 (1, 6)										4	1	1	1	0	0	0	Kansas City Royals @ Minnesota Twins Hubert H. Humphrey Metrodome, Minneapolis, MN Tue Jun 14 1983, 8:05 PM EDT Att. 7,303 - Unknown - 73 F livebaseballscorecards.com			
John Castino, R OBP: 0.378, SLG: 0.496 (1, 4)										4	0	1	2	0	0	0				
Gary Ward, R OBP: 0.305, SLG: 0.464 (1, 7)										3	2	1	1	1	1	1				
Randy Bush, L OBP: 0.368, SLG: 0.497 (1, 10)										3	1	1	1	1	1	1				
Mickey Hatcher, R OBP: 0.361, SLG: 0.462 (1, 3)										3	1	1	0	1	2	0				
Gary Gaetti, R OBP: 0.315, SLG: 0.390 (1, 5)										3	1	1	1	1	0	0				
Bobby Mitchell, L OBP: 0.368, SLG: 0.345 (1, 8)										4	1	1	0	0	1	3				
Tom Brunansky, R OBP: 0.277, SLG: 0.332 (1, 9)										2	1	0	0	2	1	1				
Ray Smith, R OBP: 0.289, SLG: 0.188 (1, 2)										3	0	0	1	0	0	2				
Inning Stats	R: 0 E: 0 K: 0 S: 3	H: 0 LOB: 2 BB: 4 P: 18	R: 1 E: 0 K: 0 S: 3	H: 1 LOB: 1 BB: 1 P: 7	R: 5 E: 0 K: 2 S: 12	H: 4 LOB: 1 BB: 1 P: 16	R: 0 E: 0 K: 1 S: 6	H: 1 LOB: 1 BB: 0 P: 6	R: 0 E: 0 K: 0 S: 3	H: 0 LOB: 0 BB: 0 P: 3	R: 1 E: 0 K: 1 S: 6	H: 1 LOB: 0 BB: 0 P: 6	R: 0 E: 0 K: 2 S: 7	H: 0 LOB: 0 BB: 0 P: 7	1B: 3 2B: 2 3B: 1 HR: 1	SF: 1 SAC: 0 DP: 1 HBP: 0	WP: 1 PB: 0 SB: 0 CS: 0	PA: 36		
PITCHER Keith Creel, R ERA: 8.79 Vida Blue, L ERA: 4.42 (1, 1) (4, 1)	IP: 3.1 WLS: L BF: 17	H: 4 R: 7 ER: 7 SO: 0	BB: 6 IBB: 0 HBP: 0 BLK: 0	WP: 1 HR: 0 S: 13 P: 37	ERA: 18.90 WHIP: 3.000	PITCHER										IP: 4.2 WLS: L BF: 17	H: 3 R: 1 ER: 1 SO: 6	BB: 0 IBB: 0 HBP: 0 BLK: 0	WP: 0 HR: 0 S: 29 P: 29	ERA: 1.93 WHIP: 0.643

Batter	1	2	3	4	5	6	7	8	9	AB	R	H	RBI	BB	SO	LOB	TOP					
Willie Wilson, S OBP: 0.326, SLG: 0.366 (1, 7)	4-3		1B		1-2	1B	G3			4	0	2	0	0	0	0						
U L Washington, S OBP: 0.295, SLG: 0.320 (1, 6)	F7		K		L6-4			K		4	0	0	0	0	2	3						
Frank White, R OBP: 0.310, SLG: 0.451 (1, 4)	5-3		K			HR		F8		4	1	1	1	0	1	1						
Hal McRae, R OBP: 0.397, SLG: 0.495 (1, 10)		3-1	1B	6-3		1B		K		4	1	2	0	0	1	1						
Amos Otis, R OBP: 0.313, SLG: 0.361 (1, 8)		1B			F7		F3		5-3	4	0	1	0	0	0	1						
Willie Aikens, L OBP: 0.385, SLG: 0.496 (1, 3)		3-1			G3		F9		K	4	0	0	0	0	1	3						
Leon Roberts, R OBP: 0.296, SLG: 0.340 (1, 9)				6-3			F6		1B	4	0	2	1	0	0	1						
Cliff Pastornicky, R (1, 5)		K					F8		6-3	4	0	0	0	0	1	3						
John Wathan, R OBP: 0.319, SLG: 0.337 (1, 2)		F7			L6-4		BB		K	2	0	0	0	1	1	2						
Inning Stats	R: 0 E: 0 K: 0 S: 3	H: 0 LOB: 0 BB: 0 P: 3	R: 1 E: 0 K: 1 S: 8	H: 3 LOB: 2 BB: 0 P: 8	R: 0 E: 0 K: 2 S: 8	H: 1 LOB: 1 BB: 0 P: 8	R: 0 E: 0 K: 0 S: 3	H: 0 LOB: 0 BB: 0 P: 3	R: 0 E: 0 K: 0 S: 5	H: 1 LOB: 1 BB: 0 P: 7	R: 1 E: 0 K: 0 S: 5	H: 2 LOB: 1 BB: 0 P: 5	R: 0 E: 0 K: 1 S: 5	H: 0 LOB: 0 BB: 0 P: 5	R: 0 E: 0 K: 2 S: 7	H: 0 LOB: 0 BB: 0 P: 7	R: 0 E: 0 K: 1 S: 6	H: 1 LOB: 1 BB: 0 P: 6	1B: 7 2B: 1 3B: 0 HR: 1	SF: 0 SAC: 0 DP: 1 HBP: 0	WP: 0 PB: 0 SB: 0 CS: 0	PA: 35
PITCHER Frank Viola, L ERA: 5.21 (1, 1)	IP: 9.0 WLS: W BF: 35 H: 8 R: 2 ER: 2 SO: 7 BB: 1 IBB: 0 HBP: 0 BLK: 0 WP: 0 HR: 1 S: 48 P: 52 ERA: 2.00 WHIP: 1.000															PITCHER	IP: 9.0 WLS: W BF: 35 H: 8 R: 2 ER: 2 SO: 7 BB: 1 IBB: 0 HBP: 0 BLK: 0 WP: 0 HR: 1 S: 48 P: 52 ERA: 2.00 WHIP: 1.000					

Kansas City Royals @ Minnesota Twins
Hubert H. Humphrey Metrodome, Minneapolis, MN
Wed Jun 15 1983, 8:05 PM EDT
Att. 7,136 - Unknown - 72 F

AB 34
R 2
H 8
RBI 2
BB 1
SO 7
LOB 15



Batter	1	2	3	4	5	6	7	8	9	AB	R	H	RBI	BB	SO	LOB	BOTTOM			
Houston Jimenez, R OBP: 0.143, SLG: 0.231 (1, 6)	E5	FC6-4		SF7	F9			1-3		4	0	0	1	0	0	4				
John Castino, R OBP: 0.371, SLG: 0.487 (1, 4)	L9		F5	L7	4-3			6-3		5	0	0	0	0	0	3				
Gary Ward, R OBP: 0.307, SLG: 0.463 (1, 7)	K		FC5-4		3B	1B		F8		5	1	2	0	0	1	1				
Dave Engle, R OBP: 0.353, SLG: 0.490 (1, 10)	FC6-4		FC5-4		E	3B		FC7-4		4	1	2	1	0	0	2				
Mickey Hatcher, R OBP: 0.367, SLG: 0.466 (6, PH)		1B			K			FC7-4		3	0	2	0	0	1	1				
Bobby Mitchell, L OBP: 0.366, SLG: 0.342 (7, 8)		1B			K			FC7-4		1	0	0	0	0	0	1				
Gary Gaetti, R OBP: 0.314, SLG: 0.388 (1, 5)		1B		F3	E4			K		4	1	1	0	0	1	3				
Tom Brunansky, R OBP: 0.277, SLG: 0.335 (7, 9)		F8			5-3			6-3		4	1	1	1	0	0	2				
Scott Ulger, R OBP: 0.235, SLG: 0.250 (1, 3)		FC6-4			1B			K		4	2	3	1	0	1	0				
Ray Smith, R OBP: 0.310, SLG: 0.222 (1, 2)		F5			1B			4-3		4	0	2	1	0	0	3				
Inning Stats	R: 0 E: 1 K: 1 S: 6	H: 0 LOB: 1 BB: 0 P: 6	R: 0 E: 0 K: 0 S: 6	H: 3 LOB: 3 BB: 0 P: 6	R: 0 E: 0 K: 0 S: 5	H: 2 LOB: 2 BB: 0 P: 5	R: 1 E: 0 K: 0 S: 5	H: 2 LOB: 1 BB: 0 P: 5	R: 5 E: 1 K: 1 S: 11	H: 5 LOB: 1 BB: 0 P: 11	R: 0 E: 0 K: 1 S: 6	H: 1 LOB: 1 BB: 0 P: 6	R: 0 E: 0 K: 1 S: 5	H: 0 LOB: 0 BB: 0 P: 5	R: 0 E: 0 K: 0 S: 3	H: 0 LOB: 0 BB: 0 P: 3	1B: 9 2B: 3 3B: 1 HR: 0	SF: 1 SAC: 0 DP: 0 HBP: 0	WP: 0 PB: 0 SB: 0 CS: 0	PA: 39
PITCHER Paul Spittorff, L ERA: 3.89 Bill Castro, R ERA: 6.43 Dan Quisenberry, R ERA: 1.09 (1, 1)	IP: 4.1 WLS: L BF: 27 H: 12 R: 6 ER: 5 SO: 2 BB: 0 IBB: 0 HBP: 0 BLK: 0 WP: 0 HR: 0 S: 31 P: 31 ERA: 10.38 WHIP: 2.769															PITCHER	IP: 4.1 WLS: L BF: 27 H: 12 R: 6 ER: 5 SO: 2 BB: 0 IBB: 0 HBP: 0 BLK: 0 WP: 0 HR: 0 S: 31 P: 31 ERA: 10.38 WHIP: 2.769			

Kansas City Royals @ Minnesota Twins
Hubert H. Humphrey Metrodome, Minneapolis, MN
Wed Jun 15 1983, 8:05 PM EDT
Att. 7,136 - Unknown - 72 F

AB 38
R 6
H 13
RBI 5
BB 0
SO 4
LOB 20



Batter	1	2	3	4	5	6	7	8	9	AB	R	H	RBI	BB	SO	LOB	TOP										
Tony Bernazard, S (1, 4) OBP: 0.305, SLG: 0.369										3	0	0	0	1	1	1											
Jamie Allen, R (1, 5) OBP: 0.344, SLG: 0.381										4	0	3	0	0	0	0											
Steve Henderson, R (1, 7) OBP: 0.387, SLG: 0.423										4	0	1	0	0	0	3											
Richie Zisk, R (1, 10) OBP: 0.297, SLG: 0.385 John Moses, S (8, PR) OBP: 0.226, SLG: 0.077										3	1	3	1	1	0	0											
Al Cowens, R (1, 9) OBP: 0.244, SLG: 0.282										4	0	1	0	0	0	5											
Dave Henderson, R (1, 8) OBP: 0.301, SLG: 0.379										4	0	1	0	0	0	3											
Jim Maler, R (1, 3) OBP: 0.300, SLG: 0.160 Pat Putnam, L (9, PH) OBP: 0.298, SLG: 0.366										3	0	0	0	0	1	1											
Orlando Mercado, R (1, 2) OBP: 0.238, SLG: 0.347 Ricky Nelson, L (9, PH) OBP: 0.277, SLG: 0.407										2	0	1	0	1	0	1											
Todd Cruz, R (1, 6) OBP: 0.235, SLG: 0.345										3	0	1	0	0	0	2											
Inning Stats	R: 0 E: 0 K: 0 S: 3	H: 1 LOB: 0 BB: 0 P: 3	R: 1 E: 0 K: 0 S: 5	H: 3 LOB: 1 BB: 0 P: 5	R: 0 E: 0 K: 0 S: 3	H: 2 LOB: 1 BB: 1 P: 7	R: 0 E: 0 K: 0 S: 3	H: 1 LOB: 0 BB: 0 P: 3	R: 0 E: 0 K: 1 S: 5	H: 1 LOB: 0 BB: 0 P: 5	R: 0 E: 0 K: 0 S: 5	H: 2 LOB: 3 BB: 1 P: 9	R: 0 E: 0 K: 1 S: 5	H: 0 LOB: 1 BB: 1 P: 9	R: 0 E: 0 K: 0 S: 4	H: 1 LOB: 0 BB: 0 P: 4	R: 0 E: 0 K: 0 S: 3	H: 0 LOB: 0 BB: 0 P: 3	1B: 8 2B: 2 3B: 0 HR: 1	SF: 0 SAC: 0 DP: 4 HBP: 0	WP: 0 PB: 0 CS: 1	PA: 35					
PITCHER	IP	WLS	BF	H	R	ER	SO	BB	IBB	HBP	BLK	WP	HR	S	P	ERA	WHIP										
Larry Gura, L (1, 1) ERA: 4.27	6.1	W	26	10	1	1	1	2	1	0	0	0	1	25	37	1.42	1.895										
Dan Quisenberry, R (7, 1) ERA: 1.04	2.2	S	9	1	0	0	1	0	0	0	0	0	0	11	11	0.00	0.375										

Seattle Mariners @ Kansas City Royals
Royals Stadium, Kansas City, MO
Fri Jun 17 1983, 8:05 PM EDT
Att: 26,130 - Unknown

AB 32
R 1
H 11
RBI 1
BB 3
SO 2
LOB 16



Batter	1	2	3	4	5	6	7	8	9	AB	R	H	RBI	BB	SO	LOB	BOTTOM										
Willie Wilson, S (1, 7) OBP: 0.321, SLG: 0.360										4	1	0	0	0	0	1											
U L Washington, S (1, 6) OBP: 0.300, SLG: 0.324										4	1	2	0	0	0	0											
Frank White, R (1, 4) OBP: 0.307, SLG: 0.449										1	0	0	1	0	0	0											
Hal McRae, R (1, 10) OBP: 0.397, SLG: 0.493										3	0	1	1	0	0	1											
Willie Aikens, L (1, 3) OBP: 0.387, SLG: 0.516 Joe Simpson, L (8, 3) OBP: 0.233, SLG: 0.222										3	1	1	1	0	0	1											
Amos Otis, R (1, 8) OBP: 0.313, SLG: 0.361										3	0	1	0	0	2	0											
John Wathan, R (1, 2) OBP: 0.314, SLG: 0.331										3	0	0	0	0	0	1											
Cesar Geronimo, L (1, 9) OBP: 0.225, SLG: 0.263										3	0	0	0	0	0	0											
Greg Pryor, R (1, 5) OBP: 0.269, SLG: 0.277										3	0	1	0	0	0	0											
Inning Stats	R: 0 E: 0 K: 0 S: 3	H: 0 LOB: 0 BB: 0 P: 3	R: 0 E: 0 K: 1 S: 5	H: 0 LOB: 0 BB: 0 P: 5	R: 0 E: 0 K: 0 S: 3	H: 0 LOB: 0 BB: 0 P: 3	R: 1 E: 0 K: 0 S: 5	H: 2 LOB: 1 BB: 0 P: 5	R: 0 E: 0 K: 1 S: 5	H: 0 LOB: 0 BB: 0 P: 5	R: 0 E: 0 K: 0 S: 4	H: 2 LOB: 0 BB: 0 P: 4	R: 0 E: 0 K: 0 S: 3	H: 0 LOB: 0 BB: 0 P: 3	1B: 5 2B: 0 3B: 0 HR: 1	SF: 1 SAC: 1 DP: 1 HBP: 0	WP: 0 PB: 0 CS: 0	PA: 29									
PITCHER	IP	WLS	BF	H	R	ER	SO	BB	IBB	HBP	BLK	WP	HR	S	P	ERA	WHIP										
Gaylord Perry, R (1, 1) ERA: 4.78	8.0	L	29	6	3	3	2	0	0	0	0	0	1	33	33	3.38	0.750										

Seattle Mariners @ Kansas City Royals
Royals Stadium, Kansas City, MO
Fri Jun 17 1983, 8:05 PM EDT
Att: 26,130 - Unknown

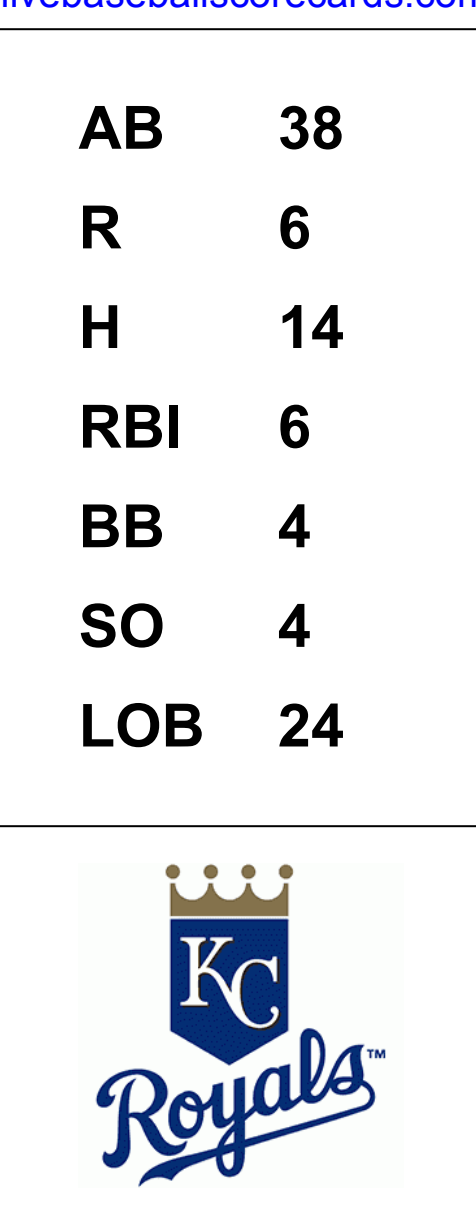
AB 27
R 3
H 6
RBI 3
BB 0
SO 2
LOB 4



Batter	1	2	3	4	5	6	7	8	9	AB	R	H	RBI	BB	SO	LOB	TOP								
Tony Bernazard, S (1,4) OBP: 0.303, SLG: 0.365	F7		1-3		F9			F9 5-3	F8	5	0	1	0	0	0	1	Seattle Mariners @ Kansas City Royals Royals Stadium, Kansas City, MO Sat Jun 18 1983, 8:05 PM EDT Att: 24,254 - Unknown								
Jamie Allen, R (1,5) OBP: 0.353, SLG: 0.388	1-3		4-3					5-3	FC6-4	3	1	1	0	2	0	1									
Steve Henderson, R (1,7) OBP: 0.379, SLG: 0.414 Rick Sweet, S (9,2) OBP: 0.279, SLG: 0.283	1-3		5-3		F9			F9	FC6-4	5	0	0	0	0	0	5									
Richie Zisk, R (1,10) OBP: 0.296, SLG: 0.382	FC6-4				K			G3		4	0	1	1	0	2	1									
Al Cowens, R (1,9) OBP: 0.249, SLG: 0.283	FC6-4				5-3					3	2	1	0	1	0	1									
Dave Henderson, R (1,8) OBP: 0.300, SLG: 0.386					5-3			F7		4	1	1	1	0	0	1									
Orlando Mercado, R (1,2) OBP: 0.241, SLG: 0.346 Pat Putnam, L (9, PH) OBP: 0.301, SLG: 0.385								1-3		3	0	1	1	0	1	0									
Jim Maler, R (1,3) OBP: 0.273, SLG: 0.143 Ricky Nelson, L (9, PH) OBP: 0.286, SLG: 0.415					FC6-4			6-3		3	0	0	0	0	0	1									
Todd Cruz, R (1,6) OBP: 0.231, SLG: 0.340	FC6-4							6-3		3	0	0	0	0	0	1									
Inning Stats	R: 1 E: 0 K: 0 S: 5	H: 2 LOB: 1 BB: 0 P: 5	R: 0 E: 1 K: 1 S: 6	H: 0 LOB: 1 BB: 0 P: 6	R: 0 E: 0 K: 0 S: 3	H: 0 LOB: 0 BB: 0 P: 3	R: 1 E: 0 K: 1 S: 6	H: 1 LOB: 1 BB: 1 P: 10	R: 0 E: 0 K: 0 S: 3	H: 0 LOB: 1 BB: 0 P: 7	R: 0 E: 0 K: 0 S: 5	H: 0 LOB: 0 BB: 0 P: 5	R: 0 E: 0 K: 0 S: 3	H: 0 LOB: 0 BB: 0 P: 3	R: 0 E: 0 K: 0 S: 4	H: 1 LOB: 1 BB: 0 P: 4		R: 3 E: 1 K: 0 S: 7	H: 4 LOB: 2 BB: 1 P: 11	1B: 5 2B: 1 3B: 1 HR: 1	SF: 0 SAC: 1 DP: 0 HBP: 0	WP: 0 PB: 0 SB: 0 CS: 0	PA: 39		
PITCHER	IP	WLS	BF	H	R	ER	SO	BB	IBB	HBP	BLK	WP	HR	S	P	ERA	WHIP								
Bud Black, L (1,1) ERA: 1.87	7.0		28	4	2	2	3	2	0	0	0	0	0	32	40	2.57	0.857								
Dan Quisenberry, R (8,1) ERA: 1.5	2.0	W	11	4	3	3	0	1	0	0	0	0	1	10	14	13.50	2.500								

Batter	1	2	3	4	5	6	7	8	9	AB	R	H	RBI	BB	SO	LOB	BOTTOM								
Willie Wilson, S (1,7) OBP: 0.322, SLG: 0.361	E4	F2		1B		F7		F7		5	1	2	0	0	0	4	Seattle Mariners @ Kansas City Royals Royals Stadium, Kansas City, MO Sat Jun 18 1983, 8:05 PM EDT Att: 24,254 - Unknown								
U L Washington, S (1,6) OBP: 0.295, SLG: 0.321	6-3	F7				G3		F8		5	0	1	1	0	0	5									
Frank White, R (1,4) OBP: 0.300, SLG: 0.440	SF7		5-3		F8			F8		4	0	0	1	0	0	3									
Hal McRae, R (1,10) OBP: 0.401, SLG: 0.514	2B				F8					5	3	3	1	0	1	1									
Willie Aikens, L (1,3) OBP: 0.397, SLG: 0.528 Leon Roberts, R (9,9) OBP: 0.309, SLG: 0.373										3	0	2	1	1	0	0									
Cliff Pastornicky, R (1,5) Greg Pryor, R (8,5) OBP: 0.283, SLG: 0.277	F7				F9			G6-4-3		4	0	0	0	0	0	4									
John Wathan, R (1,2) OBP: 0.316, SLG: 0.335										4	0	1	1	1	3	2									
Cesar Geronimo, L (1,9) OBP: 0.289, SLG: 0.326										5	0	4	1	0	0	2									
Joe Simpson, L (1,8) OBP: 0.245, SLG: 0.217	E6									2	1	0	0	1	0	3									
Inning Stats	R: 2 E: 1 K: 0 S: 6	H: 3 LOB: 1 BB: 0 P: 6	R: 0 E: 1 K: 1 S: 7	H: 1 LOB: 2 BB: 0 P: 7	R: 1 E: 0 K: 0 S: 5	H: 2 LOB: 2 BB: 1 P: 9	R: 1 E: 1 K: 0 S: 4	H: 2 LOB: 1 BB: 0 P: 5	R: 0 E: 0 K: 0 S: 3	H: 0 LOB: 0 BB: 0 P: 3	R: 1 E: 0 K: 1 S: 6	H: 2 LOB: 0 BB: 0 P: 6	R: 0 E: 0 K: 0 S: 4	H: 1 LOB: 2 BB: 1 P: 8	R: 0 E: 0 K: 0 S: 8	H: 1 LOB: 2 BB: 1 P: 8		R: 1 E: 0 K: 2 S: 8	H: 2 LOB: 2 BB: 1 P: 12	1B: 9 2B: 4 3B: 0 HR: 1	SF: 1 SAC: 0 DP: 1 HBP: 1	WP: 0 PB: 0 SB: 0 CS: 0	PA: 44		
PITCHER	IP	WLS	BF	H	R	ER	SO	BB	IBB	HBP	BLK	WP	HR	S	P	ERA	WHIP								
Glenn Abbott, R (1,1) ERA: 3.0	6.0		32	11	5	4	1	2	0	0	0	0	0	31	40	6.00	2.167								
Bill Caudill, R (7,1) ERA: 4.39	2.2	L	12	3	1	1	3	2	0	0	0	0	0	16	24	3.38	1.875								

AB	35
R	5
H	8
RBI	5
BB	3
SO	3
LOB	12



Batter	1	2	3	4	5	6	7	8	9	AB	R	H	RBI	BB	SO	LOB	TOP										
Steve Henderson, R (1, 10) OBP: 0.377, SLG: 0.424	6-3		F9		G3			5-3		4	1	1	1	0	0	0	Seattle Mariners @ Kansas City Royals Royals Stadium, Kansas City, MO Sun Jun 19 1983, 4:33 AM EDT Att: 27,174 - Unknown										
Tony Bernazard, S (1, 4) OBP: 0.302, SLG: 0.363	1B		F9					4-3		4	0	1	0	0	1	0											
Ricky Nelson, L (1, 7) OBP: 0.284, SLG: 0.407	K				F4					4	0	1	0	0	1	1											
Pat Putnam, L (1, 3) OBP: 0.302, SLG: 0.400 Richie Zisk, R (9, PH) OBP: 0.300, SLG: 0.386 John Moses, S (9, PR) OBP: 0.226, SLG: 0.077	K				F5					3	1	1	1	0	2	1											
Al Cowens, R (1, 9) OBP: 0.245, SLG: 0.278										4	0	0	0	0	1	2											
Dave Henderson, R (1, 8) OBP: 0.299, SLG: 0.383										4	0	1	0	0	1	2											
Jamie Allen, R (1, 5) OBP: 0.353, SLG: 0.387										3	0	1	0	0	0	1											
Rick Sweet, S (1, 2) OBP: 0.272, SLG: 0.276										4	0	0	0	0	0	2											
Domingo Ramos, R (1, 6) OBP: 0.365, SLG: 0.449										3	0	0	0	0	0	1											
Inning Stats	R: 0 E: 0 K: 2 S: 8	H: 1 LOB: 1 BB: 0 P: 8	R: 0 E: 0 K: 0 S: 3	H: 1 LOB: 1 BB: 0 P: 3	R: 0 E: 0 K: 0 S: 3	H: 0 LOB: 0 BB: 0 P: 3	R: 1 E: 0 K: 0 S: 4	H: 1 LOB: 0 BB: 0 P: 4	R: 0 E: 0 K: 1 S: 6	H: 1 LOB: 1 BB: 0 P: 6	R: 1 E: 0 K: 1 S: 6	H: 1 LOB: 0 BB: 0 P: 6	R: 0 E: 0 K: 1 S: 5	H: 0 LOB: 0 BB: 0 P: 5	R: 0 E: 0 K: 0 S: 3	H: 2 LOB: 2 BB: 0 P: 7	1B: 5 2B: 0 3B: 0 HR: 2	SF: 0 SAC: 0 DP: 0 HBP: 0	WP: 0 PB: 0 SB: 2 CS: 0	PA: 34							
PITCHER	IP	WLS	BF	H	R	ER	SO	BB	IBB	HBP	BLK	WP	HR	S	P	ERA	WHIP										
Keith Creel, R (1, 1) ERA: 7.08	6.0		23	5	2	2	4	0	0	0	0	0	2	30	30	3.00	0.833										
Bill Castro, R (7, 1) ERA: 5.03	2.1	W	8	1	0	0	2	0	0	0	0	0	0	12	12	0.00	0.429										
Don Hood, L (9, 1) ERA: 2.35	0.0		1	1	0	0	0	0	0	0	0	0	0	1	1	∞	∞										
Mike Armstrong, R (9, 1) ERA: 3.97	0.2	S	2	0	0	0	0	0	0	0	0	0	0	2	2	0.00	0.000										

Batter	1	2	3	4	5	6	7	8	9	AB	R	H	RBI	BB	SO	LOB	BOTTOM										
Willie Wilson, S (1, 7) OBP: 0.321, SLG: 0.359	1B		6-3			6-3	F9			4	0	1	0	0	0	1	Seattle Mariners @ Kansas City Royals Royals Stadium, Kansas City, MO Sun Jun 19 1983, 4:33 AM EDT Att: 27,174 - Unknown										
U L Washington, S (1, 6) OBP: 0.307, SLG: 0.324	K				5-3					4	1	2	0	0	1	1											
Amos Otis, R (1, 8) OBP: 0.312, SLG: 0.358	4-3									4	0	1	0	0	2	3											
Hal McRae, R (1, 10) OBP: 0.407, SLG: 0.520										3	0	2	1	1	1	0											
Leon Roberts, R (1, 9) OBP: 0.305, SLG: 0.352										3	0	0	0	1	0	2											
Willie Aikens, L (1, 3) OBP: 0.389, SLG: 0.516 Joe Simpson, L (7, PR) OBP: 0.242, SLG: 0.214	K									3	0	0	0	0	1	4											
Don Slaught, R (1, 2) OBP: 0.234, SLG: 0.230										3	1	2	0	0	0	1											
Cliff Pastornicky, R (1, 5) OBP: 0.067, SLG: 0.267 Greg Pryor, R (8, 5) OBP: 0.283, SLG: 0.277										3	1	1	3	0	0	1											
Onix Concepcion, R (1, 4) OBP: 0.133, SLG: 0.172										3	0	0	0	0	0	1											
Inning Stats	R: 0 E: 0 K: 1 S: 5	H: 1 LOB: 0 BB: 0 P: 5	R: 0 E: 0 K: 1 S: 6	H: 1 LOB: 1 BB: 0 P: 6	R: 0 E: 0 K: 0 S: 3	H: 0 LOB: 0 BB: 0 P: 3	R: 0 E: 0 K: 0 S: 3	H: 1 LOB: 2 BB: 2 P: 11	R: 0 E: 0 K: 0 S: 3	H: 1 LOB: 0 BB: 0 P: 3	R: 1 E: 0 K: 1 S: 7	H: 2 LOB: 1 BB: 0 P: 7	R: 3 E: 1 K: 1 S: 9	H: 3 LOB: 2 BB: 0 P: 9	R: 0 E: 0 K: 2 S: 7	H: 0 LOB: 0 BB: 0 P: 7	1B: 7 2B: 1 3B: 0 HR: 1	SF: 0 SAC: 0 DP: 2 HBP: 0	WP: 0 PB: 0 SB: 3 CS: 1	PA: 33							
PITCHER	IP	WLS	BF	H	R	ER	SO	BB	IBB	HBP	BLK	WP	HR	S	P	ERA	WHIP										
Matt Young, L (1, 1) ERA: 2.54	6.0	L	26	8	4	3	3	2	0	0	0	0	0	30	38	4.50	1.667										
Mike Stanton, R (7, 1) ERA: 3.0	1.0		4	1	0	0	1	0	0	0	0	0	0	6	6	0.00	1.000										
Ed Vande Berg, L (8, 1) ERA: 3.49	1.0		3	0	0	0	2	0	0	0	0	0	0	7	7	0.00	0.000										



Batter	1	2	3	4	5	6	7	8	9	AB	R	H	RBI	BB	SO	LOB	TOP			
Rickey Henderson, R OBP: 0.396, SLG: 0.395 (1.7)		4-3								5	2	3	0	0	0	1				
Mike Davis, L OBP: 0.316, SLG: 0.352 (1.9)										5	3	3	1	0	0	1				
Carney Lansford, R OBP: 0.282, SLG: 0.271 (1.5)										5	1	1	1	0	1	5				
Jeff Burroughs, R OBP: 0.340, SLG: 0.405 (1.10)										4	1	2	3	1	0	0				
Dwayne Murphy, L OBP: 0.331, SLG: 0.326 (1.8)										4	0	1	1	1	0	1				
Bill Almon, R OBP: 0.360, SLG: 0.403 Tony Phillips, S OBP: 0.301, SLG: 0.262 (1.6) (7.6)										4	0	2	0	0	0	2				
Davey Lopes, R OBP: 0.336, SLG: 0.436 (1.4)										5	0	1	0	0	1	7				
Wayne Gross, L OBP: 0.372, SLG: 0.494 Dan Meyer, L OBP: 0.211, SLG: 0.183 (5, PH) (5.3)			4-3							2	0	0	0	0	0	3				
Mike Heath, R OBP: 0.333, SLG: 0.420 (1.2)										3	0	0	0	0	1	2				
Inning Stats	R: 2 E: 1 K: 2 S: 10	H: 2 LOB: 2 BB: 1 P: 14	R: 0 E: 0 K: 0 S: 3	H: 0 LOB: 0 BB: 0 P: 3	R: 1 E: 0 K: 0 S: 7	H: 4 LOB: 3 BB: 0 P: 7	R: 4 E: 0 K: 1 S: 9	H: 5 LOB: 1 BB: 1 P: 13	R: 0 E: 0 K: 0 S: 5	H: 0 LOB: 0 BB: 0 P: 3	R: 0 E: 0 K: 0 S: 3	H: 0 LOB: 0 BB: 0 P: 3	R: 0 E: 1 K: 0 S: 5	H: 1 LOB: 2 BB: 0 P: 5	R: 0 E: 0 K: 0 S: 5	H: 2 LOB: 2 BB: 0 P: 5	1B: 13 2B: 1 3B: 0 HR: 1	SF: 0 SAC: 0 DP: 1 HBP: 0	WP: 0 PB: 1 SB: 5 CS: 1	PA: 45
PITCHER	IP WLS BF H R ER SO BB IBB HBP BLK WP HR S P ERA WHIP	IP WLS BF H R ER SO BB IBB HBP BLK WP HR S P ERA WHIP																		
Vida Blue, L ERA: 4.7 (1.1)	2.1 L 15 6 3 3 2 1 0 0 0 0 0 18 22 11.57 3.000																			
Steve Renko, R ERA: 4.99 (3.1)	1.1 10 5 4 4 1 1 0 0 0 0 0 1 11 15 27.00 4.500																			
Don Hood, L ERA: 1.83 (4.1)	4.1 14 2 0 0 1 0 0 0 0 0 0 0 16 16 0.00 0.462																			
Bill Castro, R ERA: 5.87 (9.1)	1.0 5 2 0 0 0 0 0 0 0 0 0 0 5 5 0.00 2.000																			

Oakland Athletics @ Kansas City Royals
Royals Stadium, Kansas City, MO
Mon Jun 20 1983, 8:05 PM EDT
Att: 30,748 - Unknown - 87 F

AB 42
R 7
H 15
RBI 6
BB 2
SO 4
LOB 22



Batter	1	2	3	4	5	6	7	8	9	AB	R	H	RBI	BB	SO	LOB	BOTTOM					
Willie Wilson, S OBP: 0.324, SLG: 0.369 (1.7)										4	1	2	1	0	0	0						
U L Washington, S OBP: 0.305, SLG: 0.329 (1.6)										3	0	1	0	1	0	2						
Frank White, R OBP: 0.295, SLG: 0.434 (1.4)										3	0	0	1	0	0	3						
Hal McRae, R OBP: 0.408, SLG: 0.516 (1.10)										2	0	0	0	2	0	0						
Amos Otis, R OBP: 0.310, SLG: 0.353 (1.8)										3	0	0	0	1	0	4						
Leon Roberts, R OBP: 0.286, SLG: 0.328 (1.9)										4	0	0	0	0	1	1						
Willie Aikens, L OBP: 0.392, SLG: 0.511 (1.3)										3	0	1	0	1	0	0						
Cliff Pastornicky, R OBP: 0.105, SLG: 0.263 (1.5)										4	0	1	0	0	0	2						
John Wathan, R OBP: 0.315, SLG: 0.344 (1.2)										4	1	1	0	0	0	2						
Inning Stats	R: 0 E: 0 K: 0 S: 4	H: 1 LOB: 2 BB: 1 P: 8	R: 0 E: 0 K: 0 S: 3	H: 0 LOB: 0 BB: 0 P: 3	R: 2 E: 0 K: 0 S: 5	H: 2 LOB: 0 BB: 0 P: 5	R: 0 E: 0 K: 1 S: 5	H: 0 LOB: 1 BB: 1 P: 9	R: 0 E: 0 K: 0 S: 3	H: 0 LOB: 1 BB: 1 P: 7	R: 0 E: 0 K: 0 S: 2	H: 0 LOB: 0 BB: 1 P: 6	R: 0 E: 0 K: 0 S: 3	H: 1 LOB: 0 BB: 0 P: 3	R: 0 E: 0 K: 0 S: 4	H: 1 LOB: 2 BB: 1 P: 8	R: 0 E: 0 K: 0 S: 4	H: 1 LOB: 1 BB: 0 P: 4	1B: 3 2B: 1 3B: 2 HR: 0	SF: 1 SAC: 0 DP: 2 HBP: 0	WP: 0 PB: 0 SB: 0 CS: 0	PA: 36
PITCHER	IP WLS BF H R ER SO BB IBB HBP BLK WP HR S P ERA WHIP	IP WLS BF H R ER SO BB IBB HBP BLK WP HR S P ERA WHIP																				
Bill Krueger, L ERA: 3.06 (1.1)	9.0 W 36 6 2 2 1 5 0 0 0 0 0 33 53 2.00 1.222																					

Oakland Athletics @ Kansas City Royals
Royals Stadium, Kansas City, MO
Mon Jun 20 1983, 8:05 PM EDT
Att: 30,748 - Unknown - 87 F

AB 30
R 2
H 6
RBI 2
BB 5
SO 1
LOB 14



Batter	1	2	3	4	5	6	7	8	9	AB	R	H	RBI	BB	SO	LOB	TOP								
Rickey Henderson, R OBP: 0.394, SLG: 0.393 (1, 7)	1-3		4-3					FC6-5 S 1B		4	1	1	0	0	0	2									
Mike Davis, L OBP: 0.315, SLG: 0.358 (1, 9)	6-3							F8		4	1	1	0	0	0	3									
Bill Almon, R OBP: 0.358, SLG: 0.400 (8, PR) Tony Phillips, S OBP: 0.301, SLG: 0.262 (8, 6)	K			6-3				FC6-4 1B		4	0	1	1	0	1	1									
Davey Lopes, R OBP: 0.330, SLG: 0.430 (1, 4)		5-3		SF9 3B				FC6-4 1B		3	0	0	1	0	0	2									
Dwayne Murphy, L OBP: 0.330, SLG: 0.324 (1, 8)	6-3			1B 1B						4	0	1	0	0	0	0									
Carney Lansford, R OBP: 0.280, SLG: 0.270 (1, 5)	5-3			1B						4	0	1	0	0	0	0									
Mike Heath, R OBP: 0.315, SLG: 0.398 (9, PH) Garry Hancock, L OBP: 0.351, SLG: 0.436 (8, 2)			4-3	K				F9		3	0	0	0	0	1	2									
Wayne Gross, L OBP: 0.365, SLG: 0.482 (1, 3)			K					4-3		4	0	0	0	0	1	1									
Bob Kearney, R OBP: 0.328, SLG: 0.417 (8, PR) Mitchell Page, L OBP: 0.302, SLG: 0.222 (8, 2) Darryl Cas, R OBP: 0.368, SLG: 0.353 (8, 2)								FC6-5 2B		3	0	2	0	0	1	0									
Inning Stats	R: 0 E: 0 K: 1 S: 5	H: 0 LOB: 0 BB: 0 P: 5	R: 0 E: 0 K: 0 S: 3	H: 0 LOB: 0 BB: 0 P: 3	R: 0 E: 0 K: 1 S: 6	H: 1 LOB: 1 BB: 0 P: 6	R: 1 E: 0 K: 1 S: 8	H: 3 LOB: 2 BB: 0 P: 8	R: 0 E: 0 K: 0 S: 6	H: 1 LOB: 1 BB: 0 P: 6	R: 0 E: 0 K: 0 S: 3	H: 0 LOB: 0 BB: 0 P: 3	R: 0 E: 0 K: 0 S: 3	H: 0 LOB: 0 BB: 0 P: 3	R: 1 E: 0 K: 0 S: 5	H: 2 LOB: 2 BB: 0 P: 5	R: 0 E: 0 K: 0 S: 4	H: 1 LOB: 1 BB: 0 P: 4	1B: 6 2B: 1 3B: 1 HR: 0	SF: 1 SAC: 0 DP: 0 HBP: 0	WP: 0 PB: 0 SB: 2 CS: 0	PA: 35			
PITCHER	IP	WLS	BF	H	R	ER	SO	BB	IBB	HBP	BLK	WP	HR	S	P	ERA	WHIP								
Paul Spittorf, L ERA: 3.7 (1, 1)	7.0	W	27	6	2	2	4	0	0	0	0	0	0	35	35	2.57	0.857								
Dan Quisenberry, R ERA: 1.45 (8, 1)	2.0	S	8	2	0	0	0	0	0	0	0	0	0	8	8	0.00	1.000								

Oakland Athletics @ Kansas City Royals
Royals Stadium, Kansas City, MO
Tue Jun 21 1983, 8:05 PM EDT
Att: 17,848 - Unknown - 85 F

AB 34
R 2
H 8
RBI 2
BB 0
SO 4
LOB 11



Batter	1	2	3	4	5	6	7	8	9	AB	R	H	RBI	BB	SO	LOB	BOTTOM								
Willie Wilson, S OBP: 0.323, SLG: 0.367 (1, 7)	F8		4-3					F8		4	0	1	0	0	0	1									
U L Washington, S OBP: 0.300, SLG: 0.323 (1, 6)	G3		F5					E3 1B		4	1	0	0	0	0	1									
Frank White, R OBP: 0.299, SLG: 0.436 (1, 4)	1B		6-3					FC3-2 1B		4	0	2	1	0	0	1									
Hal McRae, R OBP: 0.409, SLG: 0.515 (1, 10)	F8			G3 1B				FC3-2 G3 1B		4	1	2	0	0	0	1									
Willie Aikens, L OBP: 0.382, SLG: 0.496 (1, 3) Joe Simpson, L OBP: 0.242, SLG: 0.214 (9, 3)		F3		G3				G3		4	0	0	0	0	0	3									
Amos Otis, R OBP: 0.314, SLG: 0.352 (1, 8)		HR 1B		F8				FC3-2 IBB		3	1	1	0	1	0	1									
Cesar Geronimo, L OBP: 0.306, SLG: 0.326 (1, 9)		F9		1B				FC3-2		3	0	1	1	0	0	4									
Cliff Pastornicky, R OBP: 0.136, SLG: 0.409 (1, 5) Greg Pryor, R OBP: 0.278, SLG: 0.271 (8, 5)		HR		K				F8		3	1	1	2	0	1	2									
Don Slaught, R OBP: 0.225, SLG: 0.221 (1, 2)	6-3							F8		3	0	0	0	0	0	1									
Inning Stats	R: 0 E: 0 K: 0 S: 4	H: 1 LOB: 1 BB: 0 P: 4	R: 2 E: 0 K: 0 S: 5	H: 2 LOB: 0 BB: 0 P: 5	R: 0 E: 0 K: 0 S: 3	H: 0 LOB: 0 BB: 0 P: 3	R: 1 E: 0 K: 1 S: 7	H: 2 LOB: 1 BB: 0 P: 7	R: 0 E: 0 K: 0 S: 4	H: 1 LOB: 1 BB: 0 P: 4	R: 0 E: 0 K: 0 S: 3	H: 0 LOB: 0 BB: 0 P: 3	R: 0 E: 0 K: 0 S: 3	H: 0 LOB: 1 BB: 0 P: 4	R: 1 E: 1 K: 0 S: 6	H: 2 LOB: 3 BB: 1 P: 10	1B: 7 2B: 0 3B: 0 HR: 1	SF: 0 SAC: 0 DP: 0 HBP: 1	WP: 0 PB: 0 SB: 3 CS: 0	PA: 35					
PITCHER	IP	WLS	BF	H	R	ER	SO	BB	IBB	HBP	BLK	WP	HR	S	P	ERA	WHIP								
Steve McCatty, R ERA: 3.5 (1, 1)	7.0	L	29	6	4	3	1	0	0	1	0	0	0	2	2	3.86	0.857								
Steve Baker, R ERA: 2.72 (8, 1)	0.0		2	2	0	0	0	0	0	0	0	0	0	2	2	∞	∞								
Tom Burgmeier, L ERA: 2.9 (8, 1)	1.0		4	0	0	0	0	0	1	0	0	0	0	3	7	0.00	0.000								

Oakland Athletics @ Kansas City Royals
Royals Stadium, Kansas City, MO
Tue Jun 21 1983, 8:05 PM EDT
Att: 17,848 - Unknown - 85 F

AB 33
R 4
H 8
RBI 4
BB 1
SO 1
LOB 18



Batter	1	2	3	4	5	6	7	8	9	10	11	12	AB	R	H	RBI	BB	SO	LOB	TOP				
Rickey Henderson, R OBP: 0.397, SLG: 0.391 Dan Meyer, L OBP: 0.204, SLG: 0.176	F8		CS 1-3 BB			SF8 HBP		FC6-4 3B		F3		F6	1 1 0 0 1 0 0 3 1 0 0 0 0 2											
Tony Phillips, S OBP: 0.303, SLG: 0.277	HR 1B		1-3			SF8		3B 3B		4-3			4 2 2 2 0 0 1											
Mike Davis, L OBP: 0.313, SLG: 0.367	HR		K			F9		K				F9	5 1 1 2 0 2 2											
Davey Lopes, R OBP: 0.328, SLG: 0.434	5-3					5-3						F8	5 0 1 1 0 0 0											
Dwayne Murphy, L OBP: 0.328, SLG: 0.323 Gary Hancock, L OBP: 0.328, SLG: 0.407	K					4-3		3-1 F7				E5	1 0 0 0 0 1 0 4 0 0 0 0 0 1											
Carney Lansford, R OBP: 0.276, SLG: 0.304						6-3						F9	5 1 1 1 0 0 1											
Mike Heath, R OBP: 0.322, SLG: 0.414													5 0 2 0 0 0 0											
Wayne Gross, L OBP: 0.360, SLG: 0.480													5 0 1 0 0 0 2											
Bob Kearney, R OBP: 0.304, SLG: 0.412 Mitchell Page, L OBP: 0.304, SLG: 0.231													2 0 0 0 0 0 0 3 0 1 0 0 0 1											
Inning Stats	R: 2 E: 0 K: 1 S: 7	H: 2 LOB: 0 BB: 0 P: 7	R: 1 E: 0 K: 0 S: 4	H: 1 LOB: 0 BB: 0 P: 4	R: 0 E: 0 K: 1 S: 4	H: 0 LOB: 0 BB: 1 P: 6	R: 0 E: 0 K: 0 S: 3	H: 0 LOB: 0 BB: 0 P: 3	R: 0 E: 0 K: 0 S: 3	H: 1 LOB: 1 BB: 0 P: 4	R: 2 E: 0 K: 1 S: 8	H: 3 LOB: 1 BB: 0 P: 6	R: 0 E: 0 K: 0 S: 3	H: 1 LOB: 0 BB: 0 P: 3	R: 0 E: 1 K: 0 S: 4	H: 0 LOB: 1 BB: 0 P: 4	R: 0 E: 0 K: 0 S: 4	H: 1 LOB: 1 BB: 0 P: 4	1B: 3 2B: 2 3B: 2 HR: 2	SF: 1 SAC: 0 DP: 1 HBP: 1	WP: 0 PB: 0 CS: 1	PA: 46		
PITCHER	IP WLS BF H R ER SO BB IBB HBP BLK WP HR S P ERA WHIP	IP WLS BF H R ER SO BB IBB HBP BLK WP HR S P ERA WHIP	IP WLS BF H R ER SO BB IBB HBP BLK WP HR S P ERA WHIP	IP WLS BF H R ER SO BB IBB HBP BLK WP HR S P ERA WHIP	IP WLS BF H R ER SO BB IBB HBP BLK WP HR S P ERA WHIP	IP WLS BF H R ER SO BB IBB HBP BLK WP HR S P ERA WHIP	IP WLS BF H R ER SO BB IBB HBP BLK WP HR S P ERA WHIP	IP WLS BF H R ER SO BB IBB HBP BLK WP HR S P ERA WHIP	IP WLS BF H R ER SO BB IBB HBP BLK WP HR S P ERA WHIP	IP WLS BF H R ER SO BB IBB HBP BLK WP HR S P ERA WHIP	IP WLS BF H R ER SO BB IBB HBP BLK WP HR S P ERA WHIP	IP WLS BF H R ER SO BB IBB HBP BLK WP HR S P ERA WHIP	IP WLS BF H R ER SO BB IBB HBP BLK WP HR S P ERA WHIP	IP WLS BF H R ER SO BB IBB HBP BLK WP HR S P ERA WHIP	IP WLS BF H R ER SO BB IBB HBP BLK WP HR S P ERA WHIP	IP WLS BF H R ER SO BB IBB HBP BLK WP HR S P ERA WHIP	IP WLS BF H R ER SO BB IBB HBP BLK WP HR S P ERA WHIP	IP WLS BF H R ER SO BB IBB HBP BLK WP HR S P ERA WHIP	IP WLS BF H R ER SO BB IBB HBP BLK WP HR S P ERA WHIP	IP WLS BF H R ER SO BB IBB HBP BLK WP HR S P ERA WHIP	IP WLS BF H R ER SO BB IBB HBP BLK WP HR S P ERA WHIP	IP WLS BF H R ER SO BB IBB HBP BLK WP HR S P ERA WHIP		
Larry Gura, L ERA: 4.25 Dan Qulsenberg, R ERA: 1.65 Mike Armstrong, R ERA: 3.86	26 7.0 16 4 2 1 0 0 0 0 0 0 18 18 4.50 1.000	4 1.0 W 4 1 0 0 0 0 0 0 0 0 4 4 0.00 1.000	4 2 2 1 0 0 0 0 0 0 0 0 18 18 4.50 1.000	4 2 2 1 0 0 0 0 0 0 0 0 18 18 4.50 1.000	4 2 2 1 0 0 0 0 0 0 0 0 18 18 4.50 1.000	4 2 2 1 0 0 0 0 0 0 0 0 18 18 4.50 1.000	4 2 2 1 0 0 0 0 0 0 0 0 18 18 4.50 1.000	4 2 2 1 0 0 0 0 0 0 0 0 18 18 4.50 1.000	4 2 2 1 0 0 0 0 0 0 0 0 18 18 4.50 1.000	4 2 2 1 0 0 0 0 0 0 0 0 18 18 4.50 1.000	4 2 2 1 0 0 0 0 0 0 0 0 18 18 4.50 1.000	4 2 2 1 0 0 0 0 0 0 0 0 18 18 4.50 1.000	4 2 2 1 0 0 0 0 0 0 0 0 18 18 4.50 1.000	4 2 2 1 0 0 0 0 0 0 0 0 18 18 4.50 1.000	4 2 2 1 0 0 0 0 0 0 0 0 18 18 4.50 1.000	4 2 2 1 0 0 0 0 0 0 0 0 18 18 4.50 1.000	4 2 2 1 0 0 0 0 0 0 0 0 18 18 4.50 1.000	4 2 2 1 0 0 0 0 0 0 0 0 18 18 4.50 1.000	4 2 2 1 0 0 0 0 0 0 0 0 18 18 4.50 1.000	4 2 2 1 0 0 0 0 0 0 0 0 18 18 4.50 1.000	4 2 2 1 0 0 0 0 0 0 0 0 18 18 4.50 1.000	4 2 2 1 0 0 0 0 0 0 0 0 18 18 4.50 1.000	4 2 2 1 0 0 0 0 0 0 0 0 18 18 4.50 1.000	4 2 2 1 0 0 0 0 0 0 0 0 18 18 4.50 1.000

Oakland Athletics @ Kansas City Royals
Royals Stadium, Kansas City, MO

Wed Jun 22 1983, 8:05 PM EDT
Att. 25,601 - Unknown - 90 F

AB 43
R 6
H 9
RBI 6
BB 1
SO 3
LOB 10



Batter	1	2	3	4	5	6	7	8	9	10	11	12	AB	R	H	RBI	BB	SO	LOB	BOTTOM					
Willie Wilson, S OBP: 0.323, SLG: 0.364	F7		F9			4-3 E 1B	FC5-4 BB	K			F3		5 1 1 0 1 1 2												
U L Washington, S OBP: 0.286, SLG: 0.319	4-3					4-3	FC5-4 PB 2B			1-3		F8	6 1 1 0 0 0 3												
Frank White, R OBP: 0.300, SLG: 0.437	6-3					E5 HR 5-3	1-2 2-3 2B			F6			6 2 2 3 0 0 1												
Hal McRae, R OBP: 0.408, SLG: 0.506						5-3	3-H 4-0 2B					S 1B 1B	4 0 0 0 2 0 2												
Willie Aikens, L OBP: 0.385, SLG: 0.525 Joe Simpson, L OBP: 0.242, SLG: 0.214 John Wathan, R OBP: 0.317, SLG: 0.348								F7				F8	4 2 2 2 0 0 2 0 0 0 0 0 0 0 2 0 1 0 0 0 1												
Amos Otis, R OBP: 0.324, SLG: 0.364								HR					5 0 3 1 1 0 0												
Cesar Geronimo, L OBP: 0.314, SLG: 0.333 Leon Roberts, R OBP: 0.277, SLG: 0.317													2 0 1 0 0 0 0 2 0 0 0 0 0 1												
Pat Sheridan, L OBP: 0.239, SLG: 0.353													1 0 1 1 0 0 0												
Cliff Pastornicky, R OBP: 0.160, SLG: 0.400 Greg Pryor, R OBP: 0.268, SLG: 0.280													3 1 1 0 0 0 2 2 0 0 0 0 0 1												
Don Slaught, R OBP: 0.224, SLG: 0.210													4 0 0 0 1 1 1												
Inning Stats	R: 0 E: 0 K: 0 S: 3	H: 0 LOB: 0 BB: 0 P: 3	R: 1 E: 0 K: 0 S: 5	H: 3 LOB: 1 BB: 0 P: 5	R: 0 E: 0 K: 0 S: 3	H: 0 LOB: 0 BB: 0 P: 3	R: 0 E: 0 K: 0 S: 3	H: 0 LOB: 0 BB: 0 P: 3	R: 0 E: 0 K: 0 S: 3	H: 1 LOB: 2 BB: 1 P: 10	R: 0 E: 0 K: 0 S: 3	H: 0 LOB: 1 BB: 0 P: 3	R: 0 E: 0 K: 0 S: 3	H: 0 LOB: 0 BB: 0 P: 3	R: 0 E: 0 K: 0 S: 3	H: 0 LOB: 3 BB: 1 P: 8	R: 1 E: 0 K: 0 S: 4	H: 3 LOB: 3 BB: 1 P: 8	1B: 9 2B: 3 3B: 0 HR: 1	SF: 0 SAC: 1 DP: 1 HBP: 0	WP: 0 PB: 2 CS: 0	PA: 52			
PITCHER	IP WLS BF H R ER SO BB IBB HBP BLK WP HR S P ERA WHIP	IP WLS BF H R ER SO BB IBB HBP BLK WP HR S P ERA WHIP	IP WLS BF H R ER SO BB IBB HBP BLK WP HR S P ERA WHIP	IP WLS BF H R ER SO BB IBB HBP BLK WP HR S P ERA WHIP	IP WLS BF H R ER SO BB IBB HBP BLK WP HR S P ERA WHIP	IP WLS BF H R ER SO BB IBB HBP BLK WP HR S P ERA WHIP	IP WLS BF H R ER SO BB IBB HBP BLK WP HR S P ERA WHIP	IP WLS BF H R ER SO BB IBB HBP BLK WP HR S P ERA WHIP	IP WLS BF H R ER SO BB IBB HBP BLK WP HR S P ERA WHIP	IP WLS BF H R ER SO BB IBB HBP BLK WP HR S P ERA WHIP	IP WLS BF H R ER SO BB IBB HBP BLK WP HR S P ERA WHIP	IP WLS BF H R ER SO BB IBB HBP BLK WP HR S P ERA WHIP	IP WLS BF H R ER SO BB IBB HBP BLK WP HR S P ERA WHIP	IP WLS BF H R ER SO BB IBB HBP BLK WP HR S P ERA WHIP	IP WLS BF H R ER SO BB IBB HBP BLK WP HR S P ERA WHIP	IP WLS BF H R ER SO BB IBB HBP BLK WP HR S P ERA WHIP	IP WLS BF H R ER SO BB IBB HBP BLK WP HR S P ERA WHIP	IP WLS BF H R ER SO BB IBB HBP BLK WP HR S P ERA WHIP	IP WLS BF H R ER SO BB IBB HBP BLK WP HR S P ERA WHIP	IP WLS BF H R ER SO BB IBB HBP BLK WP HR S P ERA WHIP	IP WLS BF H R ER SO BB IBB HBP BLK WP HR S P ERA WHIP	IP WLS BF H R ER SO BB IBB HBP BLK WP HR S P ERA WHIP	IP WLS BF H R ER SO BB IBB HBP BLK WP HR S P ERA WHIP		
Chris Codrillo, R ERA: 3.5 Tim Conroy, L ERA: 3.5 Steve Baker, R ERA: 2.72 Tom Burgmeier, L ERA: 2.72 Ben Caliahan, R ERA: 6.75	5.2 1.0 0.0 3.1 1.1	24 5 1 14 7	7 2 1 1 2	4 2 0 0 1	2 1 0 0 1	2 1 0 0 0	0 0 0 0 0	0 0 0 0 0	0 0 0 0 0	0 0 0 0 0	0 0 0 0 0	0 0 0 0 0	24 6 10 25 10	3.18 18.00 0.00 6.75	1.235 2.000 0.900 1.500										
Jeff Jones, R ERA: 27.0	0.0	1	1	0	0	0	0	0	0	0	0	0	∞	∞											

Oakland Athletics @ Kansas City Royals
Royals Stadium, Kansas City, MO

Wed Jun 22 1983, 8:05 PM EDT
Att. 25,601 - Unknown - 90 F

AB 46
R 7
H 13
RBI 7
BB 5
SO 2
LOB 16



Batter	1	2	3	4	5	6	7	8	9	AB	R	H	RBI	BB	SO	LOB	TOP					
Brian Downing, R OBP: 0.395, SLG: 0.382 (1, 10)										4	3	2	2	1	0	2	California Angels @ Kansas City Royals Royals Stadium, Kansas City, MO Thu Jun 23 1983, 8:05 PM EDT Att: 38,823 - Unknown - 90 F					
Tim Foli, R OBP: 0.284, SLG: 0.330 (1, 6)										5	1	1	0	0	1	3						
Ron Jackson, R OBP: 0.346, SLG: 0.388 (1, 3)										5	0	1	1	0	0	2						
Doug DeCinces, R OBP: 0.360, SLG: 0.586 Ricky Adams, R OBP: 0.234, SLG: 0.250 (7, 5)										3	1	2	2	1	0	0						
Bobby Grich, R OBP: 0.413, SLG: 0.402 (1, 4)										3	0	0	0	2	0	4						
Fred Lynn, L OBP: 0.357, SLG: 0.483 (1, 8)										5	0	0	0	0	1	6						
Bobby Clark, R OBP: 0.268, SLG: 0.348 (1, 7)										4	0	1	1	0	0	1						
Ellis Valentine, R OBP: 0.267, SLG: 0.447 (1, 9)										4	1	2	1	0	0	2						
Bob Boone, R OBP: 0.283, SLG: 0.329 (1, 2)										4	1	2	0	0	0	1						
Inning Stats	R: 1 E: 0 K: 0 S: 4	H: 1 LOB: 1 BB: 1 P: 8	R: 0 E: 0 K: 0 S: 3	H: 0 LOB: 0 BB: 0 P: 3	R: 2 E: 1 K: 0 S: 7	H: 3 LOB: 2 BB: 0 P: 7	R: 1 E: 0 K: 0 S: 4	H: 1 LOB: 1 BB: 1 P: 8	R: 1 E: 0 K: 1 S: 7	H: 2 LOB: 2 BB: 1 P: 11	R: 2 E: 0 K: 0 S: 5	H: 2 LOB: 0 BB: 0 P: 5	R: 0 E: 0 K: 0 S: 2	H: 0 LOB: 0 BB: 1 P: 6	R: 0 E: 0 K: 1 S: 6	H: 1 LOB: 1 BB: 0 P: 6	R: 0 E: 0 K: 0 S: 4	H: 1 LOB: 1 BB: 0 P: 4	1B: 6 2B: 3 3B: 0 HR: 2	SF: 0 SAC: 0 DP: 1 HBP: 0	WP: 0 PB: 0 SB: 0 CS: 0	PA: 42
PITCHER	IP WLS BF H R ER SO BB IBB HBP BLK WP HR S P ERA WHIP																					
Bud Black, L ERA: 2.82 Bill Castro, R ERA: 5.13 Steve Renko, R ERA: 4.83 Don Hood, L ERA: 1.74	(1, 1) (5, 1) (7, 1) (9, 1)	4.2 1.1 2.0 1.0	L 6 7 4	25 2 1 1	7 2 1 0	5 2 0 0	1 2 0 0	3 0 0 0	0 0 0 0	0 0 0 0	0 0 0 0	0 1 0 0	24 6 8 4	36 6 12 4	0.00 9.64 0.00 0.00	1.000 2.143 1.000 1.000						

Batter	1	2	3	4	5	6	7	8	9	AB	R	H	RBI	BB	SO	LOB	BOTTOM			
Willie Wilson, S OBP: 0.318, SLG: 0.359 (1, 7)										4	0	0	0	0	0	1	California Angels @ Kansas City Royals Royals Stadium, Kansas City, MO Thu Jun 23 1983, 8:05 PM EDT Att: 38,823 - Unknown - 90 F			
U L Washington, S OBP: 0.292, SLG: 0.313 (1, 6)										4	0	0	0	0	1	0				
Frank White, R OBP: 0.299, SLG: 0.438 (1, 4)										4	1	1	0	0	0	0				
Hal McRae, R OBP: 0.409, SLG: 0.511 (1, 10)										4	1	2	1	0	1	0				
Willie Aikens, L OBP: 0.381, SLG: 0.524 (1, 3)										4	0	1	1	0	1	1				
Amos Otis, R OBP: 0.327, SLG: 0.364 Joe Simpson, L OBP: 0.237, SLG: 0.209 Pat Sheridan, L OBP: 0.236, SLG: 0.348 (9, PH)										0	0	0	0	1	0	0				
Cesar Geronimo, L OBP: 0.333, SLG: 0.353 (1, 9)										3	0	2	0	0	0	0				
Cliff Pastornicky, R OBP: 0.143, SLG: 0.357 (1, 5)										3	0	0	0	0	1	1				
John Wathan, R OBP: 0.317, SLG: 0.342 (1, 2)										2	0	0	0	1	1	0				
Inning Stats	R: 0 E: 0 K: 0 S: 3	H: 0 LOB: 0 BB: 0 P: 3	R: 0 E: 0 K: 2 S: 7	H: 1 LOB: 2 BB: 1 P: 11	R: 0 E: 0 K: 0 S: 3	H: 0 LOB: 0 BB: 0 P: 3	R: 0 E: 0 K: 1 S: 5	H: 0 LOB: 0 BB: 0 P: 5	R: 0 E: 0 K: 2 S: 7	H: 0 LOB: 0 BB: 0 P: 7	R: 1 E: 0 K: 1 S: 7	H: 2 LOB: 1 BB: 0 P: 7	R: 0 E: 0 K: 0 S: 3	H: 1 LOB: 1 BB: 1 P: 7	R: 1 E: 0 K: 0 S: 5	H: 2 LOB: 1 BB: 0 P: 5	1B: 3 2B: 3 3B: 0 HR: 0	SF: 0 SAC: 0 DP: 1 HBP: 0	WP: 0 PB: 0 SB: 0 CS: 0	PA: 33
PITCHER	IP WLS BF H R ER SO BB IBB HBP BLK WP HR S P ERA WHIP																			
Ken Forsch, R ERA: 3.33 (1, 1)	(1, 1)	9.0 W	33 33	6 6	2 2	2 2	6 6	2 2	0 0	0 0	0 0	0 0	43 43	51 51	2.00 2.00	0.889 0.889				

Batter	1	2	3	4	5	6	7	8	9	AB	R	H	RBI	BB	SO	LOB	TOP																					
Brian Downing, R OBP: 0.396, SLG: 0.377 (1, 10)	F7		K						F7	4	1	1	0	1	1	1																						
Tim Foli, R OBP: 0.279, SLG: 0.324 (1, 6)	6-3			F4		F3	F7			4	0	0	0	0	0	2																						
Ron Jackson, R OBP: 0.343, SLG: 0.379 (1, 3)	F8			5-3		F8			K	3	0	0	0	1	1	0																						
Doug DeCinces, R OBP: 0.363, SLG: 0.588 Rob Wilfong, L OBP: 0.216, SLG: 0.378 (8, PH) (8, 5)				F8						3	0	2	1	0	0	0																						
Bobby Grich, R OBP: 0.411, SLG: 0.399 (1, 4)	F7					F8			F8	4	1	1	0	0	0	4																						
Fred Lynn, L OBP: 0.364, SLG: 0.493 (1, 8)	F9									2	1	1	1	1	0	1																						
Bobby Clark, R OBP: 0.261, SLG: 0.338 (1, 7)	K			F9		F4			FC5-4	4	0	0	0	0	1	7																						
Ellis Valentine, R OBP: 0.266, SLG: 0.437 (1, 9)						SF9			F7	2	0	0	1	1	0	0																						
Bob Boone, R OBP: 0.278, SLG: 0.323 (1, 2)	F4					F8			F4	4	0	0	0	0	0	1																						
Inning Stats	R: 0 E: 0 K: 0 S: 3	H: 0 LOB: 0 BB: 0 P: 3	R: 0 E: 0 K: 1 S: 6	H: 1 LOB: 1 BB: 0 P: 6	R: 0 E: 0 K: 1 S: 4	H: 0 LOB: 1 BB: 1 P: 8	R: 0 E: 0 K: 0 S: 3	H: 0 LOB: 0 BB: 0 P: 3	R: 2 E: 0 K: 0 S: 5	H: 2 LOB: 0 BB: 0 P: 5	R: 1 E: 0 K: 0 S: 4	H: 1 LOB: 3 BB: 3 P: 16	R: 0 E: 0 K: 0 S: 4	H: 1 LOB: 0 BB: 0 P: 4	R: 0 E: 0 K: 1 S: 6	H: 1 LOB: 2 BB: 0 P: 7	R: 0 E: 0 K: 0 S: 3	H: 0 LOB: 0 BB: 0 P: 3	1B: 5 2B: 1 3B: 1 HR: 0	SF: 1 SAC: 0 DP: 1 HBP: 1	WP: 0 PA: 37																	
PITCHER	IP	WLS	BF	H	R	ER	SO	BB	IBB	HBP	BLK	WP	HR	S	P	ERA	WHIP	PITCHER				IP	WLS	BF	H	R	ER	SO	BB	IBB	HBP	BLK	WP	HR	S	P	ERA	WHIP
Vida Blue, L ERA: 4.73 Mike Armstrong, R ERA: 3.49	5.1		21	3	3	3	2	3	0	0	0	0	0	22	34	5.06	1.125																					

California Angels @ Kansas City Royals
Royals Stadium, Kansas City, MO
Fri Jun 24 1983, 8:05 PM EDT
Att: 29,370 - Unknown

AB 31
R 3
H 6
RBI 3
BB 4
SO 3
LOB 16



Batter	1	2	3	4	5	6	7	8	9	AB	R	H	RBI	BB	SO	LOB	BOTTOM																					
Willie Wilson, S OBP: 0.323, SLG: 0.363 Cesar Geronimo, L OBP: 0.333, SLG: 0.353 (8, PR) (8, 8)	G1-4-3 BB 1B		5-3		F7		FC5 HR			5	2	3	2	0	0	1																						
U L Washington, S OBP: 0.290, SLG: 0.308 (1, 6)	G1-4-3 BB		6-3			F9	FC5 HR	4-3		4	1	0	0	1	0	3																						
Frank White, R OBP: 0.298, SLG: 0.448 Onix Concepcion, R OBP: 0.133, SLG: 0.172 (1, 4) (9, 4)	G1-4-3			F4		6-3				4	1	1	3	0	0	2																						
Hal McRae, R OBP: 0.407, SLG: 0.506 (1, 10)	FC5-4 1B			F8		K	F9			4	0	1	1	0	1	1																						
John Wathan, R OBP: 0.316, SLG: 0.340 (1, 9) (8, 3)	FC5-4			4-3						4	1	1	0	0	0	2																						
Leon Roberts, R OBP: 0.319, SLG: 0.349 (1, 7)										3	3	3	0	1	0	0																						
Willie Aikens, L OBP: 0.290, SLG: 0.527 Joe Simpson, L OBP: 0.245, SLG: 0.218 (7, PR) (8, 9)	F7				F7					3	0	1	1	0	0	2																						
Don Slaught, R OBP: 0.247, SLG: 0.259 (1, 2)	G6-3									4	1	3	4	0	0	1																						
Greg Pryor, R OBP: 0.267, SLG: 0.259 (1, 5)			6-3							4	0	1	0	0	0	3																						
Inning Stats	R: 1 E: 0 K: 0 S: 4	H: 2 LOB: 1 BB: 1 P: 8	R: 0 E: 0 K: 0 S: 3	H: 1 LOB: 0 BB: 0 P: 3	R: 0 E: 0 K: 0 S: 3	H: 0 LOB: 0 BB: 0 P: 3	R: 0 E: 0 K: 0 S: 3	H: 0 LOB: 0 BB: 0 P: 3	R: 1 E: 0 K: 0 S: 5	H: 2 LOB: 1 BB: 0 P: 5	R: 0 E: 0 K: 1 S: 5	H: 0 LOB: 0 BB: 0 P: 5	R: 7 E: 0 K: 0 S: 10	H: 7 LOB: 1 BB: 0 P: 10	R: 2 E: 0 K: 0 S: 5	H: 3 LOB: 1 BB: 1 P: 9	1B: 11 2B: 3 3B: 0 HR: 1	SF: 0 SAC: 0 DP: 3 HBP: 0	WP: 0 PA: 38																			
PITCHER	IP	WLS	BF	H	R	ER	SO	BB	IBB	HBP	BLK	WP	HR	S	P	ERA	WHIP	PITCHER				IP	WLS	BF	H	R	ER	SO	BB	IBB	HBP	BLK	WP	HR	S	P	ERA	WHIP
Tommy John, L ERA: 4.32 Luis Sanchez, R ERA: 3.64 Curt Brown, R ERA: 7.15	6.0	L	26	9	6	6	1	1	0	0	0	0	0	27	31	9.00	1.667																					

California Angels @ Kansas City Royals
Royals Stadium, Kansas City, MO
Fri Jun 24 1983, 8:05 PM EDT
Att: 29,370 - Unknown

AB 36
R 11
H 15
RBI 11
BB 2
SO 1
LOB 15



Batter	1	2	3	4	5	6	7	8	9	AB	R	H	RBI	BB	SO	LOB	TOP			
Willie Wilson, S (1.7) OBP: 0.320, SLG: 0.359	SH3 S 1B		F8			F3		S 1B		4	0	2	0	0	0	0	Kansas City Royals @ Oakland Athletics Oakland-Alameda County Coliseum, Oakland, CA Mon Jun 27 1983, 7:05 PM PDT Att: 21,841 - Unknown livebaseballscorecards.com			
U L Washington, S (1.6) OBP: 0.294, SLG: 0.306	SH3 1-3		F8			F8		BB 1-2 BB		2	0	0	0	1	0	0				
Amos Otis, R (1.8) OBP: 0.321, SLG: 0.356	K		F9			F9		F8		4	0	0	0	0	1	3				
Hal McRae, R (1.10) OBP: 0.406, SLG: 0.504	F8		F8			BB 1B		2B 1B BB		3	1	1	0	1	0	3				
Willie Aikens, L (1.3) OBP: 0.386, SLG: 0.536		F7				1B 1-3 2B		F4		3	0	1	0	1	0	0				
Cesar Geronimo, L (1.9) OBP: 0.295, SLG: 0.310	4-3		4-3			F4		4-3		4	0	0	0	0	0	4				
Don Slaught, R (1.2) OBP: 0.247, SLG: 0.258	6-3					G4-6-3 1B		F9		4	0	1	1	0	0	0				
Onix Concepcion, R (1.4) OBP: 0.121, SLG: 0.156			F6			G4-6-3 1-2				3	0	0	0	0	0	2				
Greg Pryor, R (1.5) OBP: 0.258, SLG: 0.250			F3			1-3		F8		2	0	0	0	0	0	0				
Pat Sheridan, L (8. PH) OBP: 0.237, SLG: 0.333						1-3				1	0	0	0	0	0	0				
Cliff Pastornicky, R (8.5) OBP: 0.125, SLG: 0.313										0	0	0	0	0	0	0				
Inning Stats	R: 0 E: 0 K: 1 S: 6	H: 1 LOB: 1 BB: 0 P: 6	R: 0 E: 0 K: 0 S: 3	H: 0 LOB: 0 BB: 0 P: 3	R: 0 E: 0 K: 0 S: 3	H: 0 LOB: 0 BB: 0 P: 3	R: 0 E: 0 K: 0 S: 4	H: 1 LOB: 2 BB: 1 P: 8	R: 0 E: 0 K: 0 S: 3	H: 0 LOB: 0 BB: 0 P: 3	R: 1 E: 0 K: 0 S: 4	H: 2 LOB: 1 BB: 1 P: 8	R: 0 E: 0 K: 0 S: 4	H: 1 LOB: 2 BB: 1 P: 8	R: 0 E: 0 K: 0 S: 3	H: 0 LOB: 0 BB: 0 P: 3	1B: 4 2B: 1 3B: 0 HR: 0	SF: 0 SAC: 1 DP: 1 HBP: 0	WP: 0 PB: 0 SB: 2 CS: 0	PA: 34
PITCHER	IP WLS BF H R ER SO BB IBB HBP BLK WP HR S P ERA WHIP																			
Ben Callahan, R (1.1) ERA: 2.45	6.0 W 23 3 1 1 1 2 0 0 0 0 0 23 31 1.50 0.833																			
Chris Codiroli, R (7.1) ERA: 4.15	3.0 S 11 2 0 0 0 1 0 0 0 0 0 10 14 0.00 1.000																			

Batter	1	2	3	4	5	6	7	8	9	AB	R	H	RBI	BB	SO	LOB	BOTTOM			
Rick Peters, S (1.8) OBP: 0.429, SLG: 0.385	CS 1B		6-3			F5		SH BB SH1-3 2B		3	1	1	0	0	0	2	Kansas City Royals @ Oakland Athletics Oakland-Alameda County Coliseum, Oakland, CA Mon Jun 27 1983, 7:05 PM PDT Att: 21,841 - Unknown livebaseballscorecards.com			
Bill Almon, R (1.7) OBP: 0.352, SLG: 0.408	5-3 1-2					6-3		SH1-3 1-2 2-3		3	1	1	1	0	0	1				
Davey Lopes, R (1.4) OBP: 0.331, SLG: 0.441	F2					6-3		BB 2B IBB		3	1	0	0	1	0	0				
Jeff Burroughs, R (1.10) OBP: 0.348, SLG: 0.403			5-3			F5		2B BB		3	0	1	1	1	0	0				
Mitchell Page, L (8. PR) OBP: 0.304, SLG: 0.231						1B		2B BB		0	1	0	0	0	0	0				
Carney Lansford, R (1.5) OBP: 0.283, SLG: 0.357						F4		BB 2B SF7		4	2	2	4	0	1	1				
Mike Heath, R (1.9) OBP: 0.300, SLG: 0.368								1-1 2-3 3-4		3	0	0	0	0	1	0				
Garry Hancock, L (8.9) OBP: 0.300, SLG: 0.373	K					4-3		SF7		0	0	0	1	0	0	0				
Wayne Gross, L (1.3) OBP: 0.343, SLG: 0.458						F7		3-H 4-3		4	0	0	0	0	1	1				
Bob Kearney, R (1.2) OBP: 0.317, SLG: 0.404						F1				3	0	1	0	0	0	0				
Tony Phillips, S (1.6) OBP: 0.298, SLG: 0.269						K		SH1-3 BB SH 1B		3	1	1	0	0	1	1				
Inning Stats	R: 0 E: 0 K: 0 S: 3	H: 1 LOB: 0 BB: 0 P: 3	R: 1 E: 0 K: 2 S: 8	H: 1 LOB: 0 BB: 0 P: 8	R: 0 E: 0 K: 1 S: 5	H: 0 LOB: 0 BB: 0 P: 5	R: 1 E: 0 K: 0 S: 4	H: 1 LOB: 0 BB: 0 P: 4	R: 0 E: 1 K: 0 S: 5	H: 1 LOB: 2 BB: 0 P: 5	R: 0 E: 0 K: 1 S: 6	H: 1 LOB: 1 BB: 0 P: 6	R: 0 E: 0 K: 0 S: 3	H: 0 LOB: 0 BB: 0 P: 3	R: 5 E: 0 K: 0 S: 6	H: 2 LOB: 1 BB: 2 P: 14	1B: 4 2B: 1 3B: 0 HR: 2	SF: 1 SAC: 2 DP: 0 HBP: 0	WP: 0 PB: 0 SB: 0 CS: 1	PA: 34
PITCHER	IP WLS BF H R ER SO BB IBB HBP BLK WP HR S P ERA WHIP																			
Larry Gura, L (1.1) ERA: 4.45	7.1 L 31 6 6 6 4 1 0 0 0 0 0 2 37 45 7.36 0.955																			
Dan Quisenberry, R (8.1) ERA: 1.79	0.2 3 1 1 1 0 0 0 0 0 0 0 3 3 13.50 1.500																			

Batter	1	2	3	4	5	6	7	8	9	AB	R	H	RBI	BB	SO	LOB	TOP					
U L Washington, S OBP: 0.296, SLG: 0.316										5	1	2	1	0	0	4	Kansas City Royals @ Oakland Athletics Oakland-Alameda County Coliseum, Oakland, CA Tue Jun 28 1983, 7:05 PM PDT Att: 10,135 - Unknown livebaseballscorecards.com					
John Wathan, R OBP: 0.316, SLG: 0.342										4	0	2	2	0	0	4						
Frank White, R OBP: 0.292, SLG: 0.435										5	0	0	0	0	2	6						
Hal McRae, R OBP: 0.404, SLG: 0.500										4	0	1	0	0	0	3						
Amos Otis, R OBP: 0.317, SLG: 0.351										3	0	0	0	0	0	1						
Cesar Geronimo, L OBP: 0.290, SLG: 0.305										1	0	0	0	0	0	0						
Leon Roberts, R OBP: 0.329, SLG: 0.348										3	0	1	0	0	0	0						
Pat Sheridan, L OBP: 0.234, SLG: 0.329										1	0	0	0	0	0	0						
Willie Aikens, L OBP: 0.393, SLG: 0.529										4	0	1	0	0	0	0						
Don Slaught, R OBP: 0.242, SLG: 0.253										2	0	0	0	0	1	3						
Willie Wilson, S OBP: 0.325, SLG: 0.363										2	2	2	0	0	0	0						
Onix Concepcion, R OBP: 0.162, SLG: 0.171										3	0	1	0	1	0	4						
Inning Stats	R: 1 E: 0 K: 1 S: 6	H: 1 LOB: 0 BB: 0 P: 6	R: 0 E: 0 K: 0 S: 3	H: 0 LOB: 0 BB: 0 P: 3	R: 0 E: 1 K: 0 S: 5	H: 1 LOB: 2 BB: 0 P: 5	R: 0 E: 0 K: 1 S: 8	H: 3 LOB: 3 BB: 0 P: 8	R: 0 E: 0 K: 0 S: 4	H: 1 LOB: 1 BB: 0 P: 4	R: 0 E: 0 K: 0 S: 3	H: 0 LOB: 0 BB: 0 P: 3	R: 1 E: 0 K: 1 S: 7	H: 2 LOB: 2 BB: 1 P: 11	R: 0 E: 0 K: 0 S: 3	H: 0 LOB: 0 BB: 0 P: 3	R: 1 E: 1 K: 0 S: 5	H: 2 LOB: 1 BB: 0 P: 5	1B: 9 2B: 0 3B: 1 HR: 0	SF: 1 SAC: 0 DP: 0 HBP: 0	WP: 0 PB: 0 SB: 3 CS: 1	PA: 39
PITCHER	IP WLS BF H R ER SO BB IBB HBP BLK WP HR S P ERA WHIP																					
Tom Underwood, L ERA: 5.02	(1, 1) 6.0 W 27 7 2 2 2 1 0 0 0 0 0 0 30 34 3.00 1.333																					
Steve Baker, R ERA: 3.42	(7, 1) 3.0 S 12 3 1 1 1 0 0 0 0 0 0 0 14 14 3.00 1.000																					

Batter	1	2	3	4	5	6	7	8	9	AB	R	H	RBI	BB	SO	LOB	BOTTOM			
Rick Peters, S OBP: 0.444, SLG: 0.375										3	0	1	0	1	0	1	Kansas City Royals @ Oakland Athletics Oakland-Alameda County Coliseum, Oakland, CA Tue Jun 28 1983, 7:05 PM PDT Att: 10,135 - Unknown livebaseballscorecards.com			
Bill Almon, R OBP: 0.346, SLG: 0.400										4	0	0	0	0	0	2				
Garry Hancock, L OBP: 0.300, SLG: 0.373										0	0	0	0	0	0	0				
Davey Lopes, R OBP: 0.329, SLG: 0.450										4	1	1	1	0	1	0				
Jeff Burroughs, R OBP: 0.346, SLG: 0.400										4	1	1	0	0	0	0				
Carney Lansford, R OBP: 0.300, SLG: 0.366										3	1	2	0	1	0	0				
Mike Heath, R OBP: 0.301, SLG: 0.366										3	0	1	0	0	1	3				
Marshall Brant, R OBP: 0.333, SLG: 0.333										3	1	1	1	0	0	2				
Wayne Gross, L OBP: 0.343, SLG: 0.458										0	0	0	0	0	0	0				
Bob Kearney, R OBP: 0.313, SLG: 0.398										3	0	0	1	0	1	2				
Tony Phillips, S OBP: 0.298, SLG: 0.267										2	0	0	1	1	0	1				
Inning Stats	R: 0 E: 0 K: 1 S: 5	H: 1 LOB: 0 BB: 0 P: 5	R: 3 E: 2 K: 1 S: 9	H: 3 LOB: 1 BB: 0 P: 9	R: 0 E: 0 K: 0 S: 3	H: 0 LOB: 0 BB: 0 P: 3	R: 0 E: 0 K: 0 S: 4	H: 1 LOB: 1 BB: 0 P: 4	R: 0 E: 0 K: 0 S: 3	H: 0 LOB: 0 BB: 0 P: 3	R: 1 E: 0 K: 0 S: 4	H: 1 LOB: 1 BB: 1 P: 8	R: 0 E: 0 K: 1 S: 4	H: 0 LOB: 2 BB: 2 P: 12	R: 0 E: 0 K: 0 S: 3	H: 1 LOB: 0 BB: 0 P: 3	1B: 6 2B: 0 3B: 0 HR: 1	SF: 0 SAC: 0 DP: 1 HBP: 0	WP: 0 PB: 0 SB: 0 CS: 2	PA: 33
PITCHER	IP WLS BF H R ER SO BB IBB HBP BLK WP HR S P ERA WHIP																			
Bud Black, L ERA: 3.05	(1, 1) 6.0 L 25 6 4 3 2 1 0 0 0 0 0 0 7 28 32 4.50 1.167																			
Mike Armstrong, R ERA: 3.32	(7, 1) 2.0 7 1 0 0 1 2 0 0 0 0 0 0 7 15 0.00 1.500																			

Batter	1	2	3	4	5	6	7	8	9	AB	R	H	RBI	BB	SO	LOB	TOP																	
Willie Wilson, S OBP: 0.326, SLG: 0.364 (1, 8)										5	1	2	0	0	0	3	Kansas City Royals @ Oakland Athletics Oakland-Alameda County Coliseum, Oakland, CA Wed Jun 29 1983, 7:05 PM PDT Att: 11,453 - Unknown livebaseballscorecards.com																	
U L Washington, S OBP: 0.297, SLG: 0.319 (1, 6)										4	1	1	0	1	0	1																		
George Brett, L OBP: 0.450, SLG: 0.691 (1, 9)										5	1	1	1	1	0	3																		
Hal McRae, R OBP: 0.400, SLG: 0.494 (1, 10)										5	0	1	1	0	1	2																		
Frank White, R OBP: 0.294, SLG: 0.435 (1, 4)										5	1	2	0	0	0	2																		
John Wathan, R OBP: 0.315, SLG: 0.345 (1, 2)										4	1	1	2	0	1	2																		
Willie Aikens, L OBP: 0.385, SLG: 0.528 (1, 3)										4	0	2	1	0	0	0																		
Leon Roberts, R OBP: 0.338, SLG: 0.400 (1, 7)										4	1	2	1	0	0	2																		
Onix Concepcion, R OBP: 0.171, SLG: 0.179 (1, 5)										4	0	1	0	0	1	2																		
Inning Stats	R: 2 E: 1 K: 0 S: 6	H: 3 LOB: 1 BB: 0 P: 6	R: 1 E: 0 K: 0 S: 5	H: 2 LOB: 1 BB: 0 P: 5	R: 3 E: 0 K: 1 S: 10	H: 5 LOB: 2 BB: 0 P: 10	R: 0 E: 1 K: 1 S: 6	H: 0 LOB: 1 BB: 0 P: 6	R: 0 E: 0 K: 0 S: 3	H: 0 LOB: 0 BB: 0 P: 3	R: 0 E: 0 K: 1 S: 7	H: 2 LOB: 2 BB: 0 P: 7	R: 0 E: 0 K: 0 S: 3	H: 0 LOB: 0 BB: 0 P: 3	R: 0 E: 0 K: 0 S: 3	H: 0 LOB: 0 BB: 0 P: 3	1B: 10 2B: 2 3B: 0 HR: 1	SF: 0 SAC: 0 DP: 1 HBP: 0	WP: 0 PB: 0 SB: 0 CS: 0	PA: 41														
PITCHER	IP WLS BF H R ER SO BB IBB HBP BLK WP HR S P ERA WHIP	IP WLS BF H R ER SO BB IBB HBP BLK WP HR S P ERA WHIP																																
Curt Young, L ERA: 14.85 (1, 1)	2.1	15	8	6	6	0	0	0	0	0	0	0	1	15	15	23.14	3.429																	
Jeff Jones, R ERA: 3.27 (3, 1)	4.2	W	20	5	0	0	3	1	0	0	0	0	0	25	29	0.00	1.286																	
Tom Burgmeier, L ERA: 2.44 (8, 1)	2.0		6	0	0	0	0	0	0	0	0	0	0	6	6	0.00	0.000																	

Batter	1	2	3	4	5	6	7	8	9	AB	R	H	RBI	BB	SO	LOB	BOTTOM																		
Rickey Henderson, R OBP: 0.387, SLG: 0.379 (1, 7)										5	1	2	1	0	2	2	Kansas City Royals @ Oakland Athletics Oakland-Alameda County Coliseum, Oakland, CA Wed Jun 29 1983, 7:05 PM PDT Att: 11,453 - Unknown livebaseballscorecards.com																		
Rick Peters, S OBP: 0.478, SLG: 0.476 (1, 8)										5	1	3	1	0	0	1																			
Davey Lopes, R OBP: 0.328, SLG: 0.447 (1, 4)										4	1	1	1	0	0	2																			
Jeff Burroughs, R OBP: 0.352, SLG: 0.401 (1, 10)										2	2	1	0	2	1	0																			
Carney Lansford, R OBP: 0.307, SLG: 0.400 (1, 5)										4	2	2	4	0	1	1																			
Bill Almon, R OBP: 0.349, SLG: 0.407 (1, 9)										4	1	2	1	0	0	0																			
Marshall Brant, R OBP: 0.286, SLG: 0.286 Wayne Gross, L OBP: 0.343, SLG: 0.458 (1, 3) (8, 3)										4	1	1	1	0	0	1		AB 36 R 11 H 14 RBI 9 BB 2 SO 6 LOB 9																	
Bob Kearney, R OBP: 0.307, SLG: 0.390 (1, 2)										4	0	0	0	0	1	1																			
Tony Phillips, S OBP: 0.302, SLG: 0.271 (1, 6)										4	2	2	0	0	1	1																			
Inning Stats	R: 5 E: 0 K: 0 S: 7	H: 4 LOB: 0 BB: 1 P: 11	R: 1 E: 0 K: 0 S: 4	H: 2 LOB: 0 BB: 0 P: 4	R: 0 E: 0 K: 1 S: 5	H: 1 LOB: 1 BB: 1 P: 9	R: 1 E: 0 K: 1 S: 7	H: 2 LOB: 1 BB: 0 P: 7	R: 4 E: 0 K: 1 S: 10	H: 5 LOB: 1 BB: 0 P: 10	R: 0 E: 0 K: 1 S: 5	H: 0 LOB: 0 BB: 0 P: 5	R: 0 E: 0 K: 1 S: 5	H: 0 LOB: 0 BB: 0 P: 5	R: 0 E: 0 K: 1 S: 5	H: 0 LOB: 0 BB: 0 P: 5	1B: 11 2B: 3 3B: 0 HR: 1	SF: 0 SAC: 0 DP: 1 HBP: 0	WP: 2 PB: 0 SB: 0 CS: 3	PA: 38															
PITCHER	IP WLS BF H R ER SO BB IBB HBP BLK WP HR S P ERA WHIP	IP WLS BF H R ER SO BB IBB HBP BLK WP HR S P ERA WHIP																																	
Paul Splittorf, L ERA: 4.62 (1, 1)	2.0		12	6	6	0	1	0	0	0	0	0	1	1	11	15	27.00	3.500																	
Steve Renko, R ERA: 5.21 (3, 1)	4.0	L	20	8	5	5	4	1	0	0	0	1	0	27	31	11.25	2.250																		
Don Hood, L ERA: 2.0 (7, 1)	2.0		6	0	0	0	2	0	0	0	0	0	0	10	10	0.00	0.000																		

Batter	1	2	3	4	5	6	7	8	9	AB	R	H	RBI	BB	SO	LOB	TOP							
Willie Wilson, S OBP: 0.330, SLG: 0.368 (1, 8)	F6		2B			1B	3B	4-3		5	3	3	0	0	0	1								
U L Washington, S OBP: 0.305, SLG: 0.336 (1, 6)	F7		2B			F2	SF7	1B		5	1	3	4	0	0	1								
George Brett, L OBP: 0.449, SLG: 0.685 Pat Sheridan, L OBP: 0.234, SLG: 0.329 (1, 9) (9, 9)	FC6-4		1-3			1B	SF7		6-3	3	0	1	1	1	0	1								
Hal McRae, R OBP: 0.397, SLG: 0.486 (1, 10)	FC6-4			B4		1B	F2		F8	4	0	0	0	1	0	1								
Willie Aikens, L OBP: 0.388, SLG: 0.527 Joe Simpson, L OBP: 0.253, SLG: 0.227 (7, PR) (7, 3)	F8		G3			FC5			1B	4	0	2	1	0	0	0								
Leon Roberts, R OBP: 0.329, SLG: 0.387 (1, 7)	6-3		F2			F3	F3		1B	5	0	1	0	0	0	4								
Frank White, R OBP: 0.292, SLG: 0.430 (1, 4)	F2					FC5		K	FC6-4	5	0	1	0	0	1	5								
John Wathan, R OBP: 0.318, SLG: 0.345 (1, 2)			F8			7-3		1B	1B	3	2	1	0	0	0	1								
Onix Concepcion, R OBP: 0.200, SLG: 0.190 (1, 5)			4-3			5-3		1B	4-3	3	1	1	1	1	0	0								
Inning Stats	R: 0 E: 0 K: 0 S: 4	H: 1 LOB: 1 BB: 0 P: 4	R: 0 E: 0 K: 0 S: 3	H: 0 LOB: 0 BB: 0 P: 3	R: 1 E: 0 K: 0 S: 5	H: 2 LOB: 1 BB: 0 P: 5	R: 0 E: 0 K: 0 S: 3	H: 0 LOB: 0 BB: 0 P: 3	R: 0 E: 0 K: 0 S: 3	H: 1 LOB: 0 BB: 0 P: 3	R: 1 E: 0 K: 0 S: 5	H: 2 LOB: 3 BB: 2 P: 13	R: 4 E: 0 K: 0 S: 6	H: 3 LOB: 1 BB: 1 P: 11	R: 1 E: 0 K: 1 S: 7	H: 3 LOB: 2 BB: 0 P: 7	R: 0 E: 0 K: 0 S: 5	H: 2 LOB: 2 BB: 0 P: 5	1B: 12 2B: 2 3B: 1 HR: 0	SF: 1 SAC: 0 DP: 1 HBP: 1	WP: 0 PB: 0 SB: 1 CS: 0	PA: 43		
PITCHER	IP	WLS	BF	H	R	ER	SO	BB	IBB	HBP	BLK	WP	HR	S	P	ERA	WHIP							
Steve McCatty, R ERA: 3.61 (1, 1)	5.1		22	5	2	2	0	2	0	0	0	0	0	20	28	3.38	1.312							
Steve Baker, R ERA: 3.73 (6, 1)	0.2		5	1	2	2	0	1	0	1	0	0	0	3	8	27.00	3.000							
Tom Burgmeier, L ERA: 2.73 (7, 1)	0.1	L	3	2	2	2	0	0	0	0	0	0	0	3	3	54.00	6.000							
Chris Codiroli, R ERA: 4.13 (7, 1)	2.2		13	6	1	1	1	0	0	0	0	0	0	15	15	3.38	2.250							

Kansas City Royals @ Oakland Athletics
Oakland-Alameda County Coliseum, Oakland, CA
Thu Jun 30 1983, 3:33 AM PDT
Att: 16,048 - Sunny

AB	38
R	7
H	14
RBI	7
BB	3
SO	1
LOB	14



Batter	1	2	3	4	5	6	7	8	9	AB	R	H	RBI	BB	SO	LOB	BOTTOM							
Rickey Henderson, R OBP: 0.388, SLG: 0.382 (1, 7)	F8	K			CS		K			3	1	1	0	1	2	1								
Rick Peters, S OBP: 0.444, SLG: 0.440 (1, 8)	F8	F7			G4-6-3			4-3		4	0	1	0	0	0	1								
Mike Davis, L OBP: 0.369, SLG: 0.368 Garry Hancock, L OBP: 0.292, SLG: 0.362 (1, 9) (4, 9)	G3	F8			G4-6-3			4-3		2	0	0	1	0	0	0								
Jeff Burroughs, R OBP: 0.351, SLG: 0.398 (1, 10)	BB		F6			6-3		1-3		4	1	1	0	0	0	0								
Carney Lansford, R OBP: 0.322, SLG: 0.407 (1, 5)	1B					F4				3	1	2	0	1	0	0								
Bill Almon, R OBP: 0.347, SLG: 0.404 (1, 6)	1B		F4			6-3		F9		4	1	1	2	0	0	1								
Wayne Gross, L OBP: 0.345, SLG: 0.453 (1, 3)	1B				FC1-4		4-3		F3	2	0	0	0	2	0	1								
Mike Heath, R OBP: 0.303, SLG: 0.365 Mitchell Page, L OBP: 0.236, SLG: 0.225 (1, 2) (9, PH)					FC1-4		K		K	3	0	1	1	0	1	1								
Tony Phillips, S OBP: 0.302, SLG: 0.269 (1, 4)	4-3				5-3					2	0	0	0	1	0	3								
Inning Stats	R: 4 E: 0 K: 0 S: 7	H: 4 LOB: 2 BB: 2 P: 15	R: 0 E: 0 K: 1 S: 5	H: 0 LOB: 0 BB: 0 P: 5	R: 0 E: 0 K: 0 S: 3	H: 1 LOB: 0 BB: 0 P: 3	R: 0 E: 0 K: 0 S: 2	H: 0 LOB: 0 BB: 1 P: 6	R: 0 E: 0 K: 0 S: 2	H: 1 LOB: 0 BB: 1 P: 6	R: 0 E: 0 K: 2 S: 7	H: 0 LOB: 1 BB: 1 P: 11	R: 0 E: 0 K: 0 S: 3	H: 0 LOB: 0 BB: 0 P: 3	R: 0 E: 0 K: 1 S: 6	H: 1 LOB: 1 BB: 0 P: 6	1B: 6 2B: 1 3B: 0 HR: 0	SF: 0 SAC: 0 DP: 1 HBP: 0	WP: 0 PB: 0 SB: 1 CS: 2	PA: 35				
PITCHER	IP	WLS	BF	H	R	ER	SO	BB	IBB	HBP	BLK	WP	HR	S	P	ERA	WHIP							
Keith Creel, R ERA: 8.76 (1, 1)	0.2		8	4	4	4	0	2	0	0	0	0	0	9	9	0.00	0.429							
Mike Armstrong, R ERA: 3.14 (4, 1)	2.1		7	1	0	0	1	0	0	0	0	0	0	9	9	0.00	1.000							
Don Hood, L ERA: 1.8 (7, 1)	3.0	W	9	1	0	0	0	2	0	0	0	0	0	7	15	0.00	0.667							
Dan Quisenberry, R ERA: 1.7 (7, 1)	3.0	S	11	1	0	0	3	1	0	0	0	0	0	16	20	0.00	0.667							

Kansas City Royals @ Oakland Athletics
Oakland-Alameda County Coliseum, Oakland, CA
Thu Jun 30 1983, 3:33 AM PDT
Att: 16,048 - Sunny

AB	30
R	4
H	7
RBI	4
BB	5
SO	4
LOB	10



Batter	1	2	3	4	5	6	7	8	9	AB	R	H	RBI	BB	SO	LOB	TOP			
Willie Wilson, S OBP: 0.331, SLG: 0.371	0-3 K		0-0 1B		0-0 F9		0-0 6-3			4	0	1	0	0	1	0				
U L Washington, S OBP: 0.295, SLG: 0.330	0-0 FC6-4 1B		0-0 F8		0-0 5-3			0-0 4-3		4	0	1	0	0	0	1				
George Brett, L OBP: 0.448, SLG: 0.713	0-0 FC6-4 1-2		0-0 L4			0-0 F8 WP 2B		0-0 F9		4	1	1	0	0	0	2				
Hal McRae, R OBP: 0.386, SLG: 0.471	0-0 5-3			0-0 6-3		0-0 F8 2-3		0-0 F8		4	0	0	0	0	0	2				
Willie Aikens, L OBP: 0.395, SLG: 0.551		0-0 1B FC5-4-2 2B		0-0 HR		0-0 1B 3-H		0-0 4-3		4	1	3	1	0	0	0				
Frank White, R OBP: 0.287, SLG: 0.419		0-0 FC5-4-2 2-3 1B		0-0 6-3		0-0 F7		0-0 F3		4	0	1	0	0	0	1				
John Wathan, R OBP: 0.323, SLG: 0.347		0-0 FC5-4-2 1-2 3-H 1B		0-0 1B		0-0 4-3		0-0 F4		4	0	1	0	0	0	3				
Pat Sheridan, L OBP: 0.241, SLG: 0.317		0-0 3-1		0-0 F7			0-0 4-3			3	0	0	0	0	0	2				
Cesar Geronimo, L OBP: 0.273, SLG: 0.286			0-0 F6		0-0 4-3		0-0 4-3			3	0	0	0	0	0	0				
Inning Stats	R: 0 E: 0 K: 1 S: 6	H: 1 LOB: 1 BB: 0 P: 6	R: 0 E: 0 K: 0 S: 4	H: 2 LOB: 1 BB: 0 P: 4	R: 0 E: 0 K: 0 S: 4	H: 1 LOB: 1 BB: 0 P: 4	R: 1 E: 0 K: 0 S: 5	H: 2 LOB: 1 BB: 0 P: 5	R: 0 E: 0 K: 0 S: 3	H: 0 LOB: 0 BB: 0 P: 3	R: 0 E: 0 K: 0 S: 3	H: 0 LOB: 0 BB: 0 P: 3	R: 0 E: 0 K: 0 S: 3	H: 0 LOB: 0 BB: 0 P: 3	R: 0 E: 0 K: 0 S: 3	H: 0 LOB: 0 BB: 0 P: 3	1B: 5 2B: 3 3B: 0 HR: 1	SF: 0 SAC: 0 DP: 1 HBP: 0	WP: 1 PB: 0 CS: 0	PA: 34
PITCHER Ken Forsch, R ERA: 3.33	IP: 9.0 WLS: W BF: 34 H: 8 R: 2 ER: 2 SO: 1 BB: 0 IBB: 0 HBP: 0 BLK: 0 WP: 1 HR: 1 S: 36 P: 36 ERA: 2.00 WHIP: 0.889															PITCHER	IP: 9.0 WLS: W BF: 34 H: 8 R: 2 ER: 2 SO: 1 BB: 0 IBB: 0 HBP: 0 BLK: 0 WP: 1 HR: 1 S: 36 P: 36 ERA: 2.00 WHIP: 0.889			

Kansas City Royals @ California Angels
Anaheim Stadium, Anaheim, CA
Sun Jul 03 1983, 6:33 AM EDT
Att: 36,405 - Unknown

AB 34
R 2
H 8
RBI 1
BB 0
SO 1
LOB 11



Batter	1	2	3	4	5	6	7	8	9	AB	R	H	RBI	BB	SO	LOB	BOTTOM			
Rick Burleson, R OBP: 0.571, SLG: 0.538	0-0 WP HBP 1B		0-0 F4		0-0 6-3		0-0 CS 1B			4	1	2	0	0	0	0				
Tim Foli, R OBP: 0.276, SLG: 0.313	0-0 F7		0-0 F8		0-3 K		0-0 5-3 1-2			4	0	0	0	0	1	2				
Ellis Valentine, R OBP: 0.305, SLG: 0.513	0-0 HBP 1-2 1B		0-0 F7		0-0 6-3		0-0 F7			4	1	1	0	0	0	0				
Brian Downing, R OBP: 0.379, SLG: 0.378	4-0 HBP 1-2 2-3 1B BB		0-0 5-3		0-0 F8		0-0 F9			3	1	0	0	1	0	0				
Fred Lynn, L OBP: 0.373, SLG: 0.500	1-0 1-2 2-3 3-H 1B HBP		0-3 K		0-0 L4		0-0 F9			3	0	0	1	0	1	0				
Bobby Grich, R OBP: 0.410, SLG: 0.411	0-0 1-2 2-H 3-H 1B			0-0 HR 1B		4-0 FC6-4 BB				2	1	2	2	1	0	0				
Ron Jackson, R OBP: 0.316, SLG: 0.369	0-0 F4			0-0 HR 1B		0-0 F5				3	1	1	2	0	0	3				
Bobby Clark, R OBP: 0.277, SLG: 0.344	0-0 F9			0-3 HR K		0-0 FC6-4 1-2				3	0	0	0	0	1	3				
Bob Boone, R OBP: 0.282, SLG: 0.335		0-0 F3		0-0 F8		0-3 K				3	0	0	0	0	1	0				
Inning Stats	R: 3 E: 0 K: 0 S: 6	H: 3 LOB: 2 BB: 1 P: 11	R: 0 E: 0 K: 0 S: 3	H: 0 LOB: 0 BB: 0 P: 3	R: 0 E: 0 K: 1 S: 5	H: 0 LOB: 0 BB: 0 P: 5	R: 2 E: 0 K: 1 S: 7	H: 2 LOB: 0 BB: 0 P: 7	R: 0 E: 0 K: 0 S: 3	H: 0 LOB: 1 BB: 1 P: 7	R: 0 E: 0 K: 1 S: 5	H: 1 LOB: 0 BB: 0 P: 5	R: 0 E: 0 K: 0 S: 3	H: 0 LOB: 0 BB: 0 P: 3	R: 0 E: 0 K: 0 S: 3	H: 0 LOB: 0 BB: 0 P: 3	1B: 5 2B: 0 3B: 0 HR: 1	SF: 0 SAC: 0 DP: 0 HBP: 1	WP: 1 PB: 0 CS: 1	PA: 32
PITCHER Bud Black, L ERA: 3.72 Steve Renko, R ERA: 4.92	IP: 4.0 WLS: L BF: 19 H: 5 R: 5 ER: 5 SO: 2 BB: 1 IBB: 0 HBP: 1 BLK: 0 WP: 1 HR: 1 S: 21 P: 26 ERA: 11.25 WHIP: 1.500															PITCHER	IP: 4.0 WLS: L BF: 19 H: 5 R: 5 ER: 5 SO: 2 BB: 1 IBB: 0 HBP: 1 BLK: 0 WP: 1 HR: 1 S: 21 P: 26 ERA: 11.25 WHIP: 1.500			

Kansas City Royals @ California Angels
Anaheim Stadium, Anaheim, CA
Sun Jul 03 1983, 6:33 AM EDT
Att: 36,405 - Unknown

AB 29
R 5
H 6
RBI 5
BB 2
SO 4
LOB 8



Batter	1	2	3	4	5	6	7	8	9	AB	R	H	RBI	BB	SO	LOB	TOP										
Bert Campaneris, R OBP: 0.373, SLG: 0.397 (1, 4)										5	0	1	0	0	0	3											
Graig Nettles, L OBP: 0.394, SLG: 0.470 (1, 5)										4	1	2	1	1	0	1											
Dave Winfield, R OBP: 0.321, SLG: 0.447 (1, 8) (9, 7)										4	1	1	0	1	0	3											
Lou Piniella, R OBP: 0.366, SLG: 0.427 Oscar Gamble, L OBP: 0.406, SLG: 0.561 Jerry Mumphrey, S OBP: 0.289, SLG: 0.392 (1, 7) (9, PH) (9, 8)										4	1	2	2	0	1	1											
Don Baylor, R OBP: 0.358, SLG: 0.466 (1, 10)										4	1	1	2	0	0	2											
Steve Balboni, R OBP: 0.394, SLG: 0.421 Don Mattingly, L OBP: 0.264, SLG: 0.321 (1, 3) (5, 3)										2	0	1	1	1	1	0											
Steve Kemp, L OBP: 0.327, SLG: 0.431 (1, 9)										4	0	0	0	0	1	2											
Rick Cerone, R OBP: 0.250, SLG: 0.255 (1, 2)										4	0	1	0	0	0	2											
Andre Robertson, R OBP: 0.302, SLG: 0.369 (1, 6)										4	2	3	0	0	0	1											
Inning Stats	R: 0 E: 0 K: 0 S: 4	H: 2 LOB: 1 BB: 0 P: 4	R: 0 E: 0 K: 1 S: 5	H: 0 LOB: 1 BB: 1 P: 9	R: 5 E: 0 K: 0 S: 9	H: 6 LOB: 1 BB: 0 P: 9	R: 1 E: 0 K: 0 S: 5	H: 2 LOB: 2 BB: 1 P: 9	R: 0 E: 0 K: 1 S: 3	H: 0 LOB: 0 BB: 0 P: 5	R: 0 E: 0 K: 0 S: 3	H: 1 LOB: 0 BB: 0 P: 3	R: 0 E: 0 K: 1 S: 5	H: 0 LOB: 0 BB: 0 P: 5	R: 0 E: 0 K: 0 S: 4	H: 1 LOB: 1 BB: 0 P: 4	R: 0 E: 0 K: 0 S: 3	H: 0 LOB: 1 BB: 1 P: 7	1B: 10 2B: 2 HR: 0	SF: 0 SAC: 0 HBP: 0	WP: 0 PB: 0 CS: 1	PA: 40					
PITCHER	IP	WLS	BF	H	R	ER	SO	BB	IBB	HBP	BLK	WP	HR	S	P	ERA	WHIP										
Paul Spittorff, L ERA: 4.65 (1, 1)	2.1	L	14	7	5	5	1	1	0	0	0	0	0	15	19	19.29	3.429										
Keith Creel, R ERA: 6.55 (3, 1)	5.2		22	5	1	1	2	1	0	0	0	0	0	25	29	1.59	1.059										
Mike Armstrong, R ERA: 3.19 (9, 1)	1.0		4	0	0	0	0	1	0	0	0	0	0	3	7	0.00	1.000										

New York Yankees @ Kansas City Royals
Royals Stadium, Kansas City, MO
Sun Jul 10 1983, 4:33 AM EDT
Att: 37,565 - Unknown - 84 F

AB	37
R	6
H	12
RBI	6
BB	3
SO	3
LOB	16



Batter	1	2	3	4	5	6	7	8	9	AB	R	H	RBI	BB	SO	LOB	BOTTOM										
Willie Wilson, S OBP: 0.328, SLG: 0.367 (1, 8)										5	1	2	0	0	0	2											
U L Washington, S OBP: 0.297, SLG: 0.325 (1, 6)										5	0	2	1	0	2	1											
George Brett, L OBP: 0.430, SLG: 0.675 (1, 9) (8, 5)										4	1	1	0	0	0	2											
Hal McRae, R OBP: 0.383, SLG: 0.474 (1, 10)										4	1	1	1	0	0	1											
Frank White, R OBP: 0.289, SLG: 0.417 (1, 4)										4	0	1	0	0	0	1											
John Wathan, R OBP: 0.324, SLG: 0.338 (1, 2)										4	0	1	1	0	1	2											
Willie Aikens, L OBP: 0.399, SLG: 0.555 (1, 3)										3	0	0	0	1	0	4											
Leon Roberts, R OBP: 0.320, SLG: 0.363 Cesar Geronimo, L OBP: 0.299, SLG: 0.281 (1, 7) (9, PH)										3	1	1	0	0	0	1											
Greg Pryor, R OBP: 0.297, SLG: 0.284 Pat Sheridan, L OBP: 0.296, SLG: 0.321 (1, 5) (7, PH) (8, 9)										2	0	0	0	0	0	2											
Inning Stats	R: 0 E: 0 K: 1 S: 5	H: 0 LOB: 0 BB: 0 P: 5	R: 0 E: 0 K: 0 S: 3	H: 0 LOB: 0 BB: 0 P: 3	R: 0 E: 0 K: 0 S: 2	H: 0 LOB: 1 BB: 1 P: 6	R: 2 E: 0 K: 0 S: 7	H: 3 LOB: 2 BB: 0 P: 7	R: 1 E: 1 K: 0 S: 5	H: 2 LOB: 1 BB: 0 P: 5	R: 0 E: 0 K: 0 S: 3	H: 0 LOB: 0 BB: 0 P: 3	R: 0 E: 0 K: 0 S: 3	H: 0 LOB: 1 BB: 1 P: 7	R: 1 E: 0 K: 1 S: 8	H: 3 LOB: 2 BB: 0 P: 8	R: 0 E: 0 K: 2 S: 8	H: 1 LOB: 1 BB: 0 P: 8	1B: 7 2B: 2 HR: 0	SF: 0 SAC: 0 HBP: 0	WP: 0 PB: 0 CS: 0	PA: 38					
PITCHER	IP	WLS	BF	H	R	ER	SO	BB	IBB	HBP	BLK	WP	HR	S	P	ERA	WHIP										
Ray Fontenot, L ERA: 1.5 (1, 1)	6.1	W	25	5	3	1	1	0	0	0	0	0	0	26	30	1.42	0.947										
George Frazier, R ERA: 3.89 (7, 1)	1.0		6	2	1	1	0	1	0	0	0	0	0	5	9	9.00	3.000										
Rich Gossage, R ERA: 2.36 (8, 1)	1.2	S	7	2	0	0	3	0	0	0	0	0	0	13	13	0.00	1.200										

New York Yankees @ Kansas City Royals
Royals Stadium, Kansas City, MO
Sun Jul 10 1983, 4:33 AM EDT
Att: 37,565 - Unknown - 84 F

AB	36
R	4
H	9
RBI	3
BB	2
SO	4
LOB	16



Batter	1	2	3	4	5	6	7	8	9	10	11	AB	R	H	RBI	BB	SO	LOB
Damaso Garcia, R OBP: 0.329, SLG: 0.371	(1, 4) X 0-0 G4-6-3 1B		(1, 0) X 0-0 4-3		(1, 0) X 0-0 FC4-6 1B BB	(1, 3) X 0-0 1-3 1B		(1, 0) X 0-0 L3-6 S 1B		(1, 0) X 0-0 5-3	(1, 0) X 0-0 F7	6	1	3	0	1	0	4
Rance Mulliniks, L OBP: 0.389, SLG: 0.492	(1, 5) X 0-0 G4-6-3 1-2 1B		(1, 0) X 0-0 WP BB BB		(1, 2) X 0-0 FC4-6 1B	(1, 2) X 0-0 G3		(1, 3) X 0-0 L3-6		(1, 0) X 0-3 K		5	0	1	0	1	1	5
Willie Upshaw, L OBP: 0.370, SLG: 0.550	(1, 3) S 0-3 K		(1, 0) X 0-0 F9		(1, 2) X 0-0 FC4-6 FC 1B		(1, 0) X 0-0 1B BB		(1, 0) X 0-3 K		(1, 0) X 0-0 1B	5	2	1	0	1	2	3
Jorge Orta, L OBP: 0.364, SLG: 0.454	(1, 10) X 0-0 4-3		(1, 0) X 0-0 WP BB		(1, 2) X 0-0 FC 1B		(1, 0) X 0-0 F2		(1, 0) X 0-0 2B BB		(1, 0) X 0-0 FC1-5 1B BB	3	0	1	1	3	0	1
Lloyd Moseby, L OBP: 0.349, SLG: 0.477	(1, 8) X 0-0 1B BB		(1, 0) X 0-0 4-3		(1, 2) X 0-0 FC G4-6-3 1B		(1, 0) X 0-0 1B BB SF7 1B		(1, 0) X 0-0 2B		(1, 2) X 0-0 FC1-5 1B 1B	5	2	3	1	1	0	4
Ernie Whitt, L OBP: 0.343, SLG: 0.429	(1, 2) X 0-0 1B 1B		(1, 0) X 0-0 4-3		(1, 2) X 0-0 G4-6-3 1-2 1B		(1, 0) X 0-0 1B BB		(1, 0) X 0-3 K		(1, 2) X 0-0 FC1-5 F8 1B 1B	5	1	1	0	1	1	6
Dave Collins, S OBP: 0.309, SLG: 0.275	(1, 7) X 0-0 1B		(1, 0) X 0-0 FC6-4 1B		(1, 3) X 0-0 2-H 1B		(1, 0) X 0-0 G3		(1, 0) X 0-0 F8		(1, 2) X 0-0 1B	6	0	4	2	0	0	1
Barry Bonnell, R OBP: 0.359, SLG: 0.462	(1, 9) X 0-0 L3		(1, 0) X 0-0 FC6-4 S 1B		(1, 2) X 0-0 F7		(1, 0) X 0-0 SF7		(1, 0) X 0-0 PB BB		(1, 2) X 0-0 F8	4	0	0	1	1	0	5
Alfredo Griffin, S OBP: 0.276, SLG: 0.363	(1, 6) X 0-0 E3 WP		(1, 0) X 0-0 3-1		(1, 2) X 0-0 1B		(1, 0) X 0-0 4-3		(1, 0) X 0-0 FC1-5-6-2 1-3 1B		(1, 2) X 0-0 1B	6	1	2	1	0	0	4


TOP

Toronto Blue Jays @ Kansas City Royals
Royals Stadium, Kansas City, MO

Mon Jul 11 1983, 8:05 PM EDT
Att: 32,415 - Unknown - 95 F

livebaseballscorecards.com

AB 45
R 7
H 16
RBI 6
BB 9
SO 4
LOB 33



WP: 2 PA: 55
PB: 1
SB: 2
CS: 0

Inning Stats	R: 0	H: 1	E: 0	K: 1	S: 5	P: 5	LOB: 0	BB: 0	IP: 5	WLS: 5	BF: 29	H: 8	R: 2	ER: 1	SO: 1	BB: 4	IBB: 0	HBP: 0	BLK: 0	WP: 2	HR: 0	S: 27	P: 43	ERA: 4.75	WHIP: 2.000
PITCHER																									
Gaylord Perry, R ERA: 4.75																									
Mike Armstrong, R ERA: 3.42																									
Steve Renko, R ERA: 4.79																									
Keith Creel, R ERA: 7.13																									

Batter	1	2	3	4	5	6	7	8	9	10	11	AB	R	H	RBI	BB	SO	LOB
Willie Wilson, S OBP: 0.328, SLG: 0.365	(1, 8) X 0-0 CS 1B		(1, 0) X 0-3 K		(1, 0) X 0-3 K		(1, 0) X 0-0 F5		(1, 0) X 0-0 FC4-6 IBB		(1, 0) X 0-0 4-3	5	0	1	0	1	2	2
U L Washington, S OBP: 0.294, SLG: 0.322	(1, 6) X 0-0 F7 1-2 1B		(1, 0) X 0-0 4-3		(1, 0) X 0-0 2B 1B		(1, 0) X 0-3 K		(1, 2) X 0-0 FC4-6 IBB		(1, 0) X 0-0 F8	6	1	1	2	0	1	4
George Brett, L OBP: 0.438, SLG: 0.682	(1, 5) X 0-0 1B 1B		(1, 0) X 0-0 1B		(1, 0) X 0-0 2B		(1, 0) X 0-0 L5		(1, 2) X 0-0 IBB			4	0	3	1	1	0	0
Hal McRae, R OBP: 0.383, SLG: 0.473	(1, 10) X 0-0 1B		(1, 0) X 0-0 1B		(1, 0) X 0-0 F8		(1, 0) X 0-0 F8		(1, 0) X 0-0 F9			5	0	2	0	0	0	4
Willie Aikens, L OBP: 0.390, SLG: 0.541	(1, 3) X 0-0 G3		(1, 0) X 0-0 F7		(1, 0) X 0-3 K		(1, 0) X 0-3 K		(1, 0) X 0-3 K		(1, 0) X 0-3 K	5	0	0	0	0	3	5
Frank White, R OBP: 0.281, SLG: 0.416	(1, 4) X 0-0 G3 4-3 1B		(1, 0) X 0-0 F7		(1, 0) X 0-0 CS 1B		(1, 0) X 0-0 L7		(1, 0) X 0-3 K			5	0	2	0	0	1	0
Pat Sheridan, L OBP: 0.253, SLG: 0.326	(1, 9) X 0-0 4-3		(1, 0) X 0-0 6-3		(1, 0) X 0-3 K		(1, 0) X 0-0 1B 2B		(1, 0) X 0-0 G3			5	1	1	0	0	1	2
Cesar Geronimo, L OBP: 0.278, SLG: 0.304	(1, 7) X 0-0 G3		(1, 0) X 0-3 K		(1, 0) X 0-0 F8		(1, 0) X 0-0 2B FC4-6 1B		(1, 0) X 0-0 2B FC4-6 1B			5	1	2	0	0	1	2
John Wathan, R OBP: 0.326, SLG: 0.347	(1, 2) X 0-0 6-3		(1, 0) X 0-0 1B 2B		(1, 0) X 0-0 F8		(1, 0) X 0-0 F8					5	1	2	1	0	0	2


BOTTOM

Toronto Blue Jays @ Kansas City Royals
Royals Stadium, Kansas City, MO

Mon Jul 11 1983, 8:05 PM EDT
Att: 32,415 - Unknown - 95 F

livebaseballscorecards.com

AB 45
R 4
H 14
RBI 4
BB 2
SO 9
LOB 21



WP: 0 PA: 47
PB: 0
SB: 0
CS: 2

Inning Stats	R: 0	H: 3	E: 0	K: 0	S: 5	P: 5	LOB: 2	BB: 0	IP: 5	WLS: 5	BF: 22	H: 9	R: 2	ER: 2	SO: 3	BB: 0	IBB: 0	HBP: 0	BLK: 0	WP: 0	HR: 0	S: 28	P: 28	ERA: 3.86	WHIP: 1.929
PITCHER																									
Jim Gott, R ERA: 4.56																									
Joey McLaughlin, R ERA: 2.83																									
Randy Moffitt, R ERA: 1.77																									

Batter	1	2	3	4	5	6	7	8	9	AB	R	H	RBI	BB	SO	LOB	TOP					
Damaso Garcia, R OBP: 0.327, SLG: 0.368										5	0	1	0	0	0	2						
Garth Iorg, R OBP: 0.299, SLG: 0.324										5	0	1	0	0	1	2						
Barry Bonnell, R OBP: 0.356, SLG: 0.470										5	1	1	1	0	0	2						
Cliff Johnson, R OBP: 0.399, SLG: 0.551										3	2	1	0	1	0	0						
Ernie Whitt, L OBP: 0.346, SLG: 0.432										1	0	1	0	0	0	0						
George Bell, R OBP: 0.378, SLG: 2.000										3	1	2	2	0	0	0						
Jorge Orta, L OBP: 0.366, SLG: 0.455										2	1	1	0	0	0	1						
Jesse Barfield, R OBP: 0.291, SLG: 0.435										2	1	0	0	1	1							
Lloyd Moseby, L OBP: 0.351, SLG: 0.479										1	1	1	0	0	0	0						
Buck Martinez, R OBP: 0.372, SLG: 0.566										3	1	1	2	0	1	1						
Willie Upshaw, L OBP: 0.372, SLG: 0.552										1	0	1	2	0	0	0						
Dave Collins, S OBP: 0.308, SLG: 0.290										4	1	1	1	0	0	3						
Alfredo Griffin, S OBP: 0.276, SLG: 0.362										4	0	1	1	0	0	1						
Inning Stats	R: 1 E: 0 K: 1 S: 6	H: 2 LOB: 0 BB: 0 P: 6	R: 0 E: 0 K: 1 S: 6	H: 1 LOB: 1 BB: 0 P: 6	R: 0 E: 0 K: 0 S: 4	H: 1 LOB: 1 BB: 0 P: 4	R: 5 E: 0 K: 0 S: 8	H: 5 LOB: 1 BB: 1 P: 12	R: 0 E: 0 K: 1 S: 5	H: 0 LOB: 0 BB: 0 P: 5	R: 0 E: 0 K: 0 S: 3	H: 0 LOB: 0 BB: 0 P: 3	R: 0 E: 0 K: 0 S: 3	H: 0 LOB: 0 BB: 0 P: 3	R: 3 E: 0 K: 0 S: 6	H: 3 LOB: 1 BB: 1 P: 10	R: 0 E: 0 K: 0 S: 4	H: 1 LOB: 1 BB: 0 P: 4	1B: 7 2B: 3 3B: 0 HR: 4	SF: 0 SAC: 0 DP: 1 HBP: 0	WP: 0 PB: 0 SB: 1 CS: 1	PA: 41
PITCHER	IP WLS BF H R ER SO BB IBB HBP BLK WP HR S P ERA WHIP																					
Vida Blue, L ERA: 5.67	(1, 1) 3.0 16 7 5 5 2 1 0 0 0 0 3 19 23 15.00 2.667																					
Steve Renko, R ERA: 4.77	(4, 1) 4.0 L 15 2 2 2 1 1 0 0 0 0 1 16 20 4.50 0.750																					
Dan Quisenberry, R ERA: 1.89	(8, 1) 2.0 10 4 2 2 0 0 0 0 0 0 0 10 10 9.00 2.000																					

Toronto Blue Jays @ Kansas City Royals
Royals Stadium, Kansas City, MO
Tue Jul 12 1983, 8:05 PM EDT
Att: 22,266 - Unknown - 89 F

AB 39
R 9
H 13
RBI 9
BB 2
SO 3
LOB 13



Batter	1	2	3	4	5	6	7	8	9	AB	R	H	RBI	BB	SO	LOB	BOTTOM					
Willie Wilson, S OBP: 0.326, SLG: 0.363										5	1	1	1	0	0	2						
Cesar Geronimo, L OBP: 0.280, SLG: 0.284										5	0	0	0	0	0	3						
George Brett, L OBP: 0.435, SLG: 0.688										4	1	1	3	0	0	0						
Hal McRae, R OBP: 0.382, SLG: 0.470										4	1	1	0	0	0	0						
Willie Aikens, L OBP: 0.396, SLG: 0.560										4	1	3	2	0	0	0						
Frank White, R OBP: 0.291, SLG: 0.414										4	0	1	0	0	0	2						
Pat Sheridan, L OBP: 0.253, SLG: 0.323										4	0	1	0	0	1	2						
Don Slaught, R OBP: 0.243, SLG: 0.245										3	1	0	0	1	0	2						
Onix Conception, R OBP: 0.214, SLG: 0.245										4	1	2	0	0	0	1						
Inning Stats	R: 0 E: 0 K: 0 S: 3	H: 0 LOB: 0 BB: 0 P: 3	R: 0 E: 0 K: 0 S: 4	H: 1 LOB: 1 BB: 0 P: 4	R: 0 E: 0 K: 0 S: 4	H: 1 LOB: 1 BB: 0 P: 4	R: 1 E: 0 K: 0 S: 4	H: 1 LOB: 0 BB: 0 P: 4	R: 0 E: 0 K: 0 S: 4	H: 1 LOB: 1 BB: 0 P: 4	R: 1 E: 0 K: 0 S: 5	H: 2 LOB: 1 BB: 0 P: 5	R: 4 E: 0 K: 0 S: 6	H: 3 LOB: 0 BB: 1 P: 10	R: 0 E: 0 K: 1 S: 6	H: 1 LOB: 1 BB: 0 P: 6	R: 0 E: 0 K: 0 S: 3	H: 0 LOB: 0 BB: 0 P: 3	1B: 7 2B: 1 3B: 0 HR: 2	SF: 0 SAC: 0 DP: 0 HBP: 0	WP: 2 PB: 0 SB: 2 CS: 0	PA: 38
PITCHER	IP WLS BF H R ER SO BB IBB HBP BLK WP HR S P ERA WHIP																					
Doyle Alexander, R ERA: 5.72	(1, 1) 6.1 27 7 4 4 0 1 0 0 0 0 1 26 30 5.68 1.263																					
Roy Lee Jackson, R ERA: 4.2	(7, 1) 2.2 W 11 3 2 2 1 0 0 0 0 0 0 1 13 13 6.75 1.125																					

Toronto Blue Jays @ Kansas City Royals
Royals Stadium, Kansas City, MO
Tue Jul 12 1983, 8:05 PM EDT
Att: 22,266 - Unknown - 89 F

AB 37
R 6
H 10
RBI 6
BB 1
SO 1
LOB 12



Batter	1	2	3	4	5	6	7	8	9	AB	R	H	RBI	BB	SO	LOB	TOP																													
Damaso Garcia, R OBP: 0.331, SLG: 0.376 (1, 4)										5	1	3	2	0	0	2																														
Lloyd Moseby, L OBP: 0.346, SLG: 0.473 (1, 8)										5	1	1	0	0	0	3																														
Garth Iorg, R OBP: 0.311, SLG: 0.341 Rance Mulliniks, L OBP: 0.385, SLG: 0.486 (7, PH) (7, 5)										3	0	3	1	0	0	0																														
Cliff Johnson, R OBP: 0.399, SLG: 0.545 (1, 10)										4	0	1	0	1	2	2																														
George Bell, R OBP: 0.333, SLG: 1.000 Dave Collins, S OBP: 0.310, SLG: 0.294 (7, PH) (7, 7)										3	0	0	0	0	0	4																														
Barry Bonnell, R OBP: 0.357, SLG: 0.466 (1, 7) (7, 9)										4	0	1	0	1	0	3																														
Willie Upshaw, L OBP: 0.370, SLG: 0.551 (1, 3)										4	1	1	0	0	0	3																														
Buck Martinez, R OBP: 0.377, SLG: 0.560 Ernie Whitt, L OBP: 0.344, SLG: 0.429 (8, PH) (8, 2)										3	0	1	0	0	0	1																														
Alfredo Griffin, S OBP: 0.279, SLG: 0.367 (1, 6)										4	1	2	0	0	0	2																														
Inning Stats	R: 0 E: 0 K: 1 S: 7	H: 2 LOB: 2 BB: 0 P: 7	R: 0 E: 1 K: 0 S: 4	H: 1 LOB: 2 BB: 1 P: 8	R: 0 E: 0 K: 0 S: 4	H: 1 LOB: 2 BB: 1 P: 8	R: 2 E: 0 K: 0 S: 6	H: 4 LOB: 2 BB: 0 P: 6	R: 0 E: 0 K: 0 S: 3	H: 0 LOB: 0 BB: 0 P: 3	R: 1 E: 0 K: 0 S: 5	H: 2 LOB: 1 BB: 0 P: 5	R: 0 E: 0 K: 1 S: 7	H: 2 LOB: 2 BB: 0 P: 7	R: 0 E: 0 K: 0 S: 3	H: 0 LOB: 0 BB: 0 P: 3	R: 1 E: 0 K: 0 S: 5	H: 2 LOB: 1 BB: 0 P: 5	1B: 10 2B: 4 3B: 0 HR: 0	SF: 1 SAC: 0 DP: 0 HBP: 0	WP: 0 PB: 0 SB: 0 CS: 0	PA: 42																								
PITCHER	IP	WLS	BF	H	R	ER	SO	BB	IBB	HBP	BLK	WP	HR	S	P	ERA	WHIP	PITCHER										IP	WLS	BF	H	R	ER	SO	BB	IBB	HBP	BLK	WP	HR	S	P	ERA	WHIP		
Larry Gura, L ERA: 4.66 (1, 1)	6.0	W	29	10	3	3	1	2	0	0	0	0	0	29	37	4.50	2.000																													
Dan Quisenberry, R ERA: 1.94 (7, 1)	3.0	S	13	4	1	1	1	0	0	0	0	0	0	15	15	3.00	1.333																													

Batter	1	2	3	4	5	6	7	8	9	AB	R	H	RBI	BB	SO	LOB	BOTTOM																														
Willie Wilson, S OBP: 0.325, SLG: 0.361 (1, 8)										4	0	1	1	0	0	2																															
John Wathan, R OBP: 0.324, SLG: 0.346 (1, 2)										4	0	1	0	0	0	1																															
George Brett, L OBP: 0.440, SLG: 0.703 (1, 5)										4	2	3	0	0	0	0																															
Hal McRae, R OBP: 0.380, SLG: 0.465 (1, 10)										3	1	0	0	1	1	2																															
Willie Aikens, L OBP: 0.396, SLG: 0.554 Joe Simpson, L OBP: 0.250, SLG: 0.225 (6, PR) (7, 3)										2	0	0	1	1	0	2																															
Frank White, R OBP: 0.287, SLG: 0.409 (1, 4)										4	0	0	0	0	1	3																															
Pat Sheridan, L OBP: 0.272, SLG: 0.361 (1, 9)										4	1	3	1	0	0	0																															
Cesar Geronimo, L OBP: 0.259, SLG: 0.282 (1, 7)										4	0	1	1	0	1	3																															
Onix Concepcion, R OBP: 0.203, SLG: 0.232 (1, 6)										3	0	0	1	0	0	4																															
Inning Stats	R: 0 E: 0 K: 0 S: 4	H: 1 LOB: 2 BB: 1 P: 8	R: 0 E: 0 K: 1 S: 5	H: 0 LOB: 0 BB: 0 P: 5	R: 0 E: 0 K: 0 S: 3	H: 0 LOB: 0 BB: 0 P: 3	R: 1 E: 0 K: 1 S: 6	H: 1 LOB: 0 BB: 0 P: 6	R: 1 E: 0 K: 0 S: 5	H: 3 LOB: 1 BB: 0 P: 5	R: 3 E: 2 K: 0 S: 7	H: 2 LOB: 2 BB: 1 P: 11	R: 0 E: 0 K: 1 S: 5	H: 1 LOB: 0 BB: 0 P: 5	R: 0 E: 0 K: 0 S: 4	H: 1 LOB: 1 BB: 0 P: 4	1B: 6 2B: 1 3B: 2 HR: 0	SF: 0 SAC: 0 DP: 0 HBP: 0	WP: 0 PB: 0 SB: 0 CS: 0	PA: 35																											
PITCHER	IP	WLS	BF	H	R	ER	SO	BB	IBB	HBP	BLK	WP	HR	S	P	ERA	WHIP	PITCHER										IP	WLS	BF	H	R	ER	SO	BB	IBB	HBP	BLK	WP	HR	S	P	ERA	WHIP			
Jim Clancy, R ERA: 3.71 (1, 1)	8.0	L	35	9	5	2	3	2	0	0	0	0	0	39	47	2.25	1.375																														

Toronto Blue Jays @ Kansas City Royals
 Royals Stadium, Kansas City, MO
 Wed Jul 13 1983, 8:05 PM EDT
 Att: 32,352 - Unknown

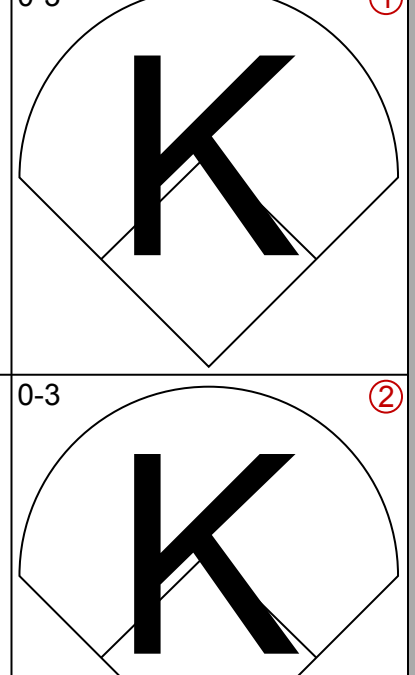
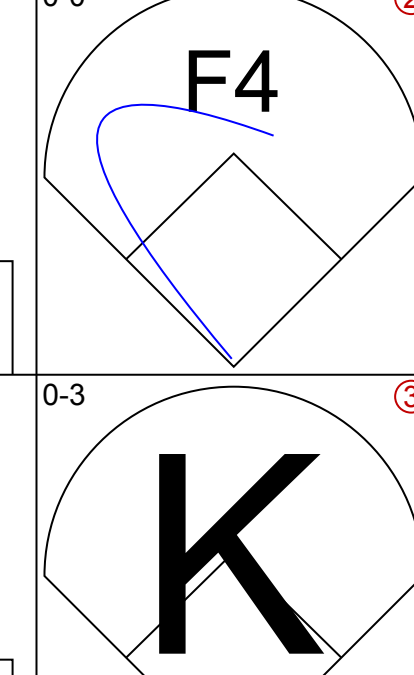
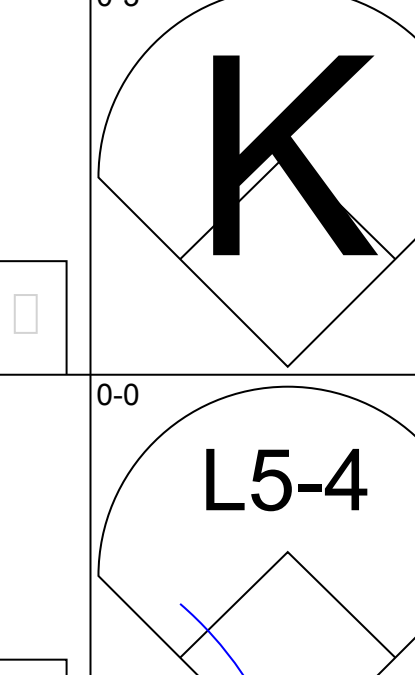
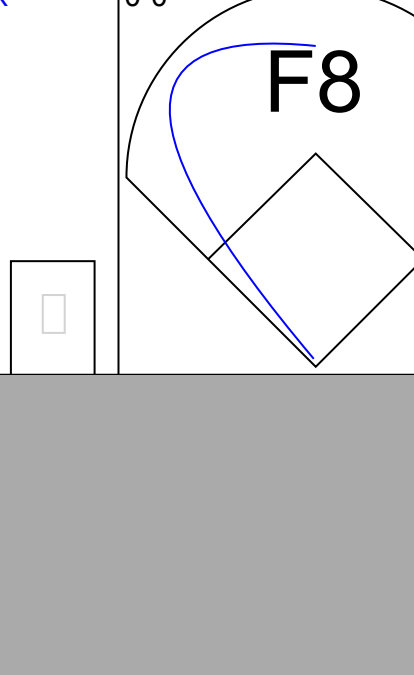
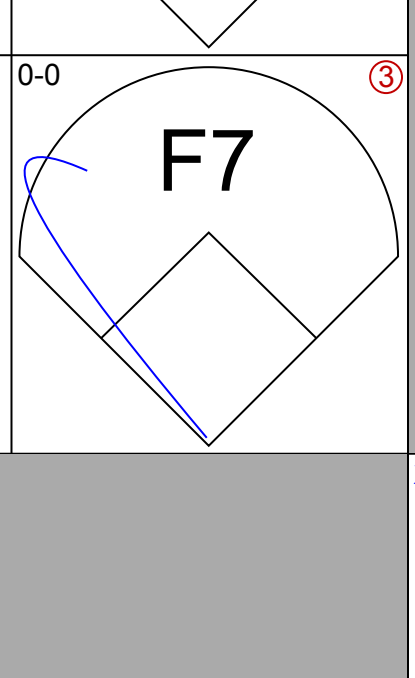



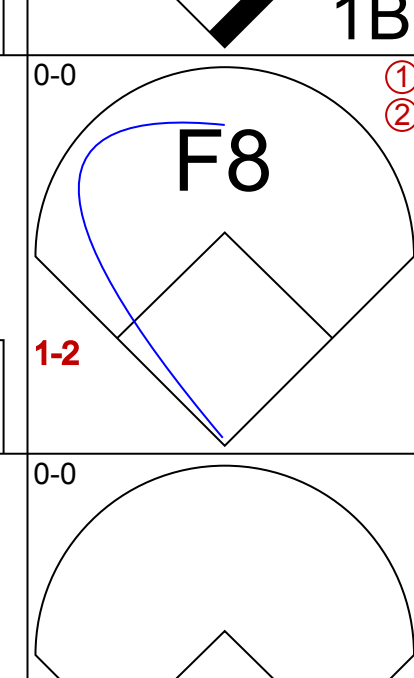

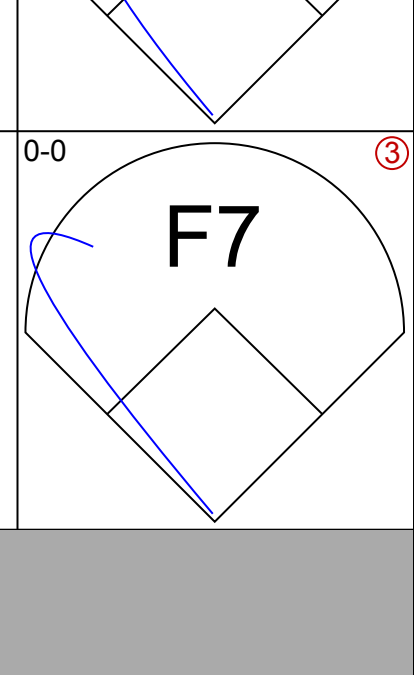
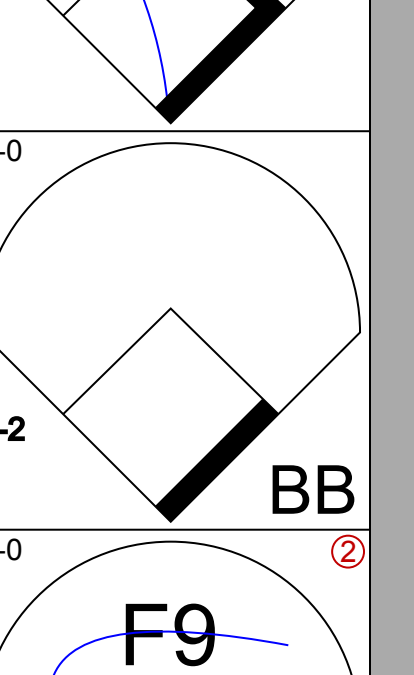
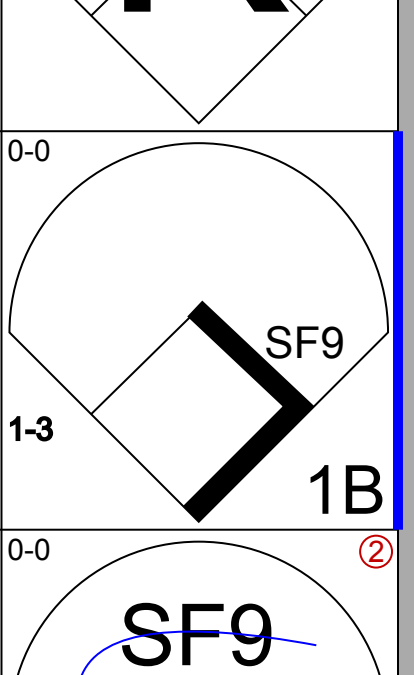
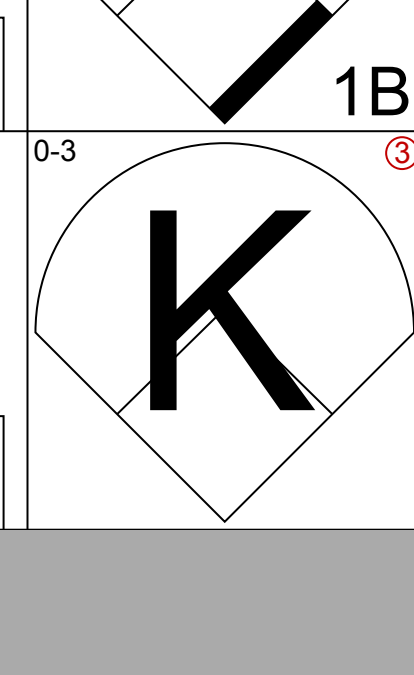
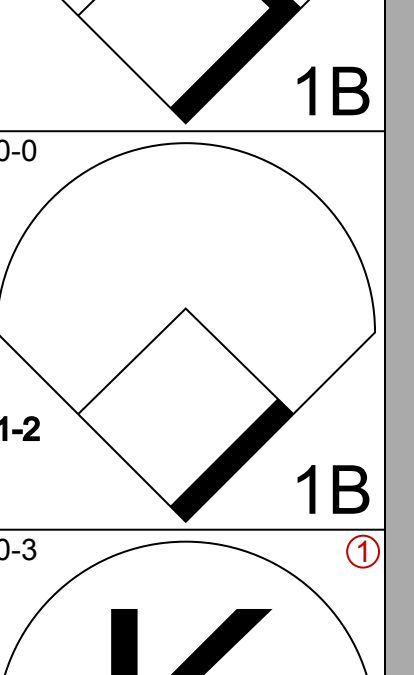
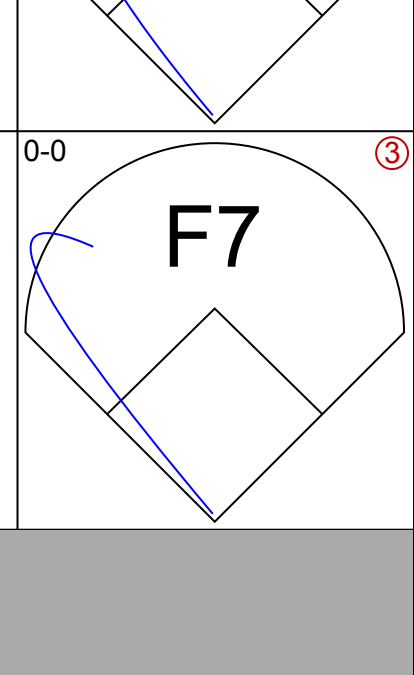
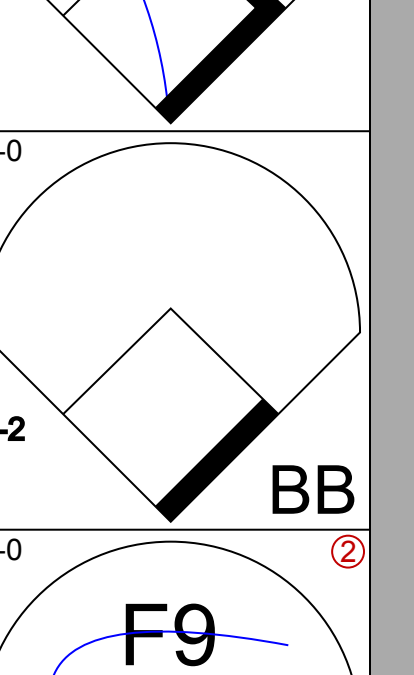
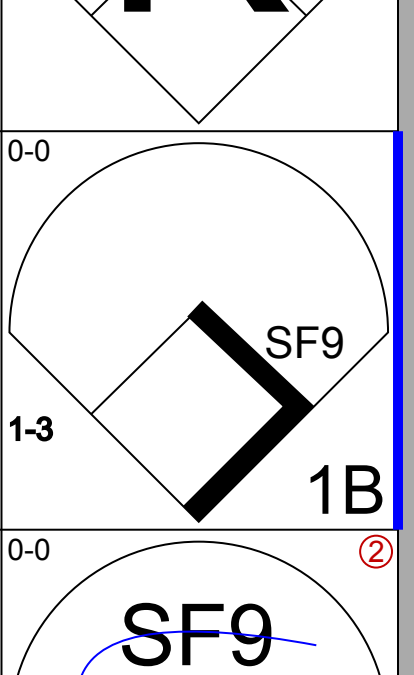
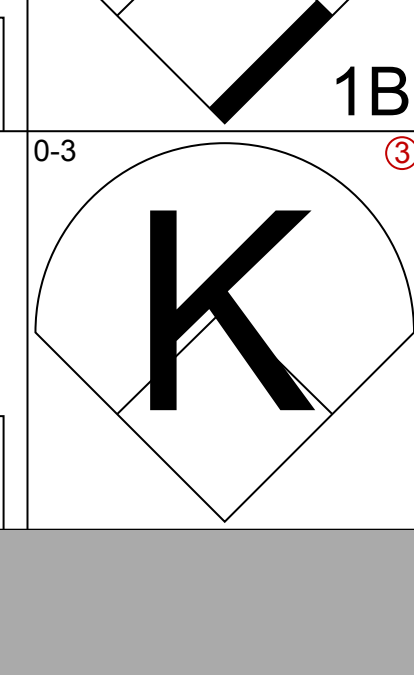

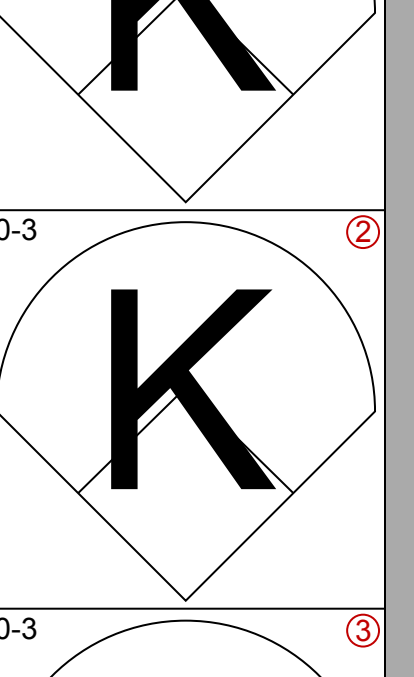
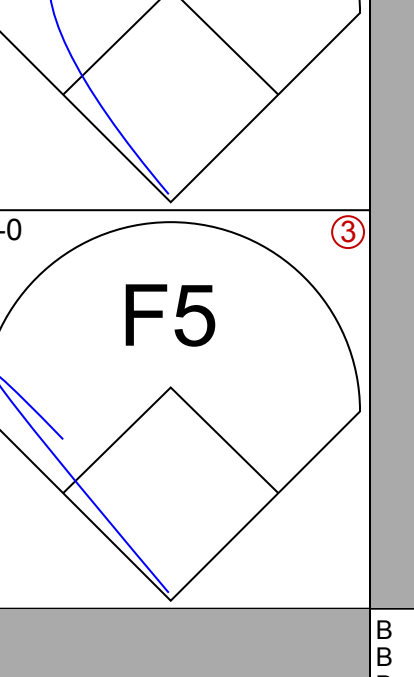

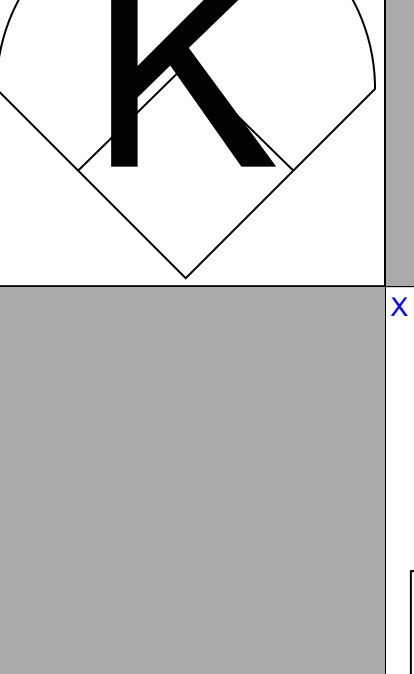
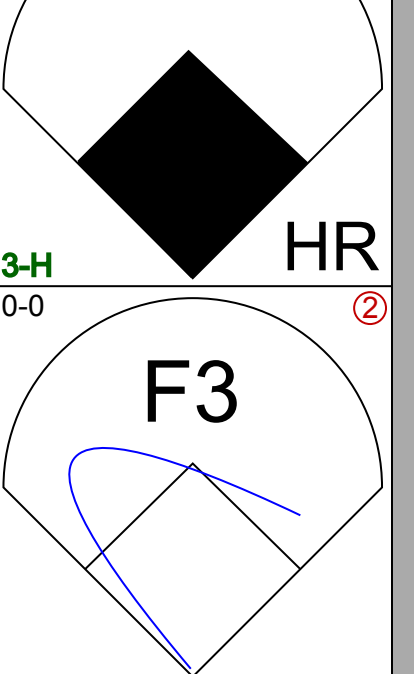
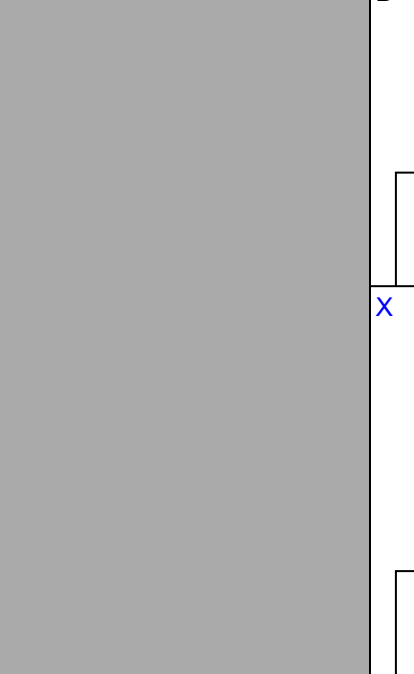

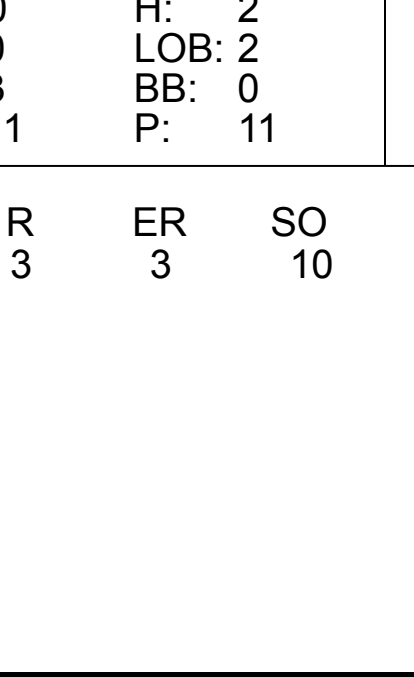
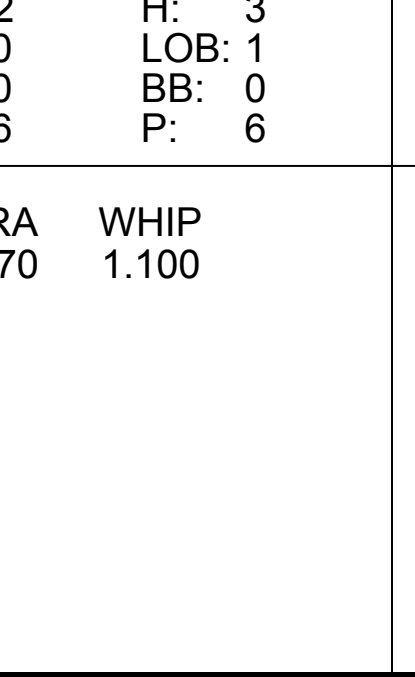
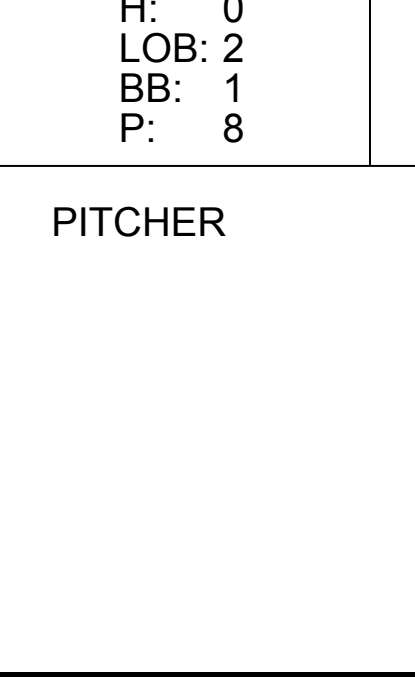
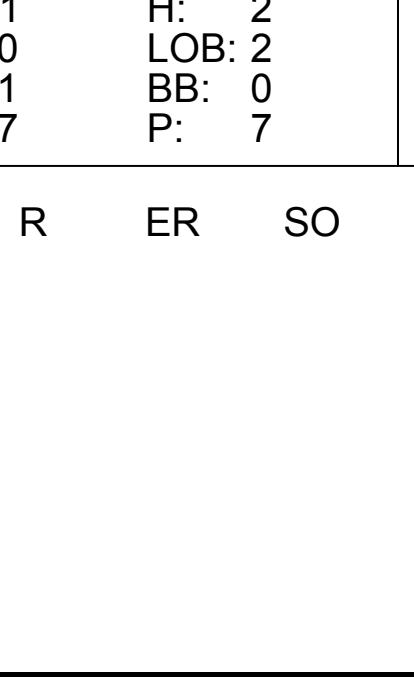


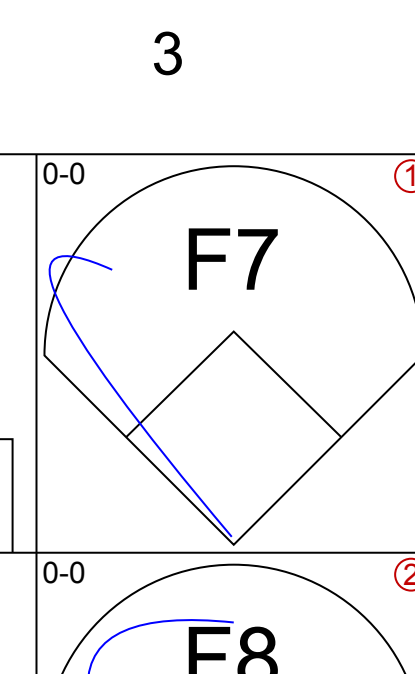
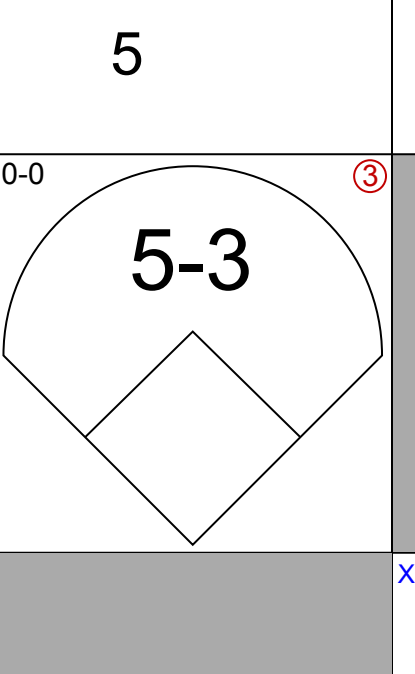
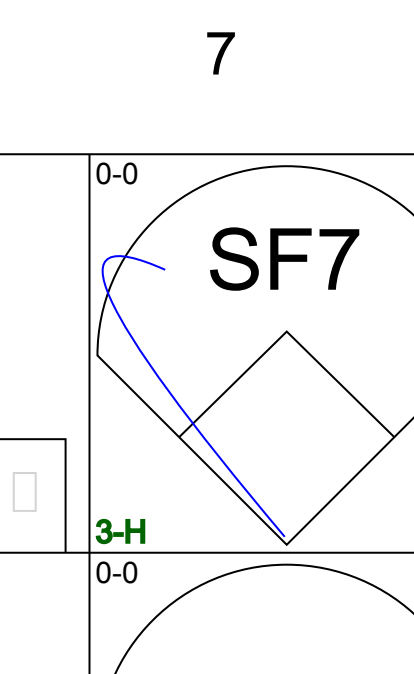

AB	39
R	4
H	14
RBI	4
BB	2
SO	2
LOB	21



Toronto Blue Jays @ Kansas City Royals
 Royals Stadium, Kansas City, MO
 Wed Jul 13 1983, 8:05 PM EDT
 Att: 32,352 - Unknown

AB	33
R	5
H	9
RBI	5
BB	2
SO	3
LOB	17



Batter	1	2	3	4	5	6	7	8	9	10	AB	R	H	RBI	BB	SO	LOB					
Willie Wilson, S OBP: 0.323, SLG: 0.362 (1, 8)											5	0	1	0	0	2	2					
John Wathan, R OBP: 0.322, SLG: 0.343 (1, 2)											5	0	1	0	0	2	3					
George Brett, L OBP: 0.435, SLG: 0.692 (1, 5)											5	1	1	0	0	0	1					
Hal McRae, R OBP: 0.351, SLG: 0.464 (1, 10)											5	0	2	0	0	1	1					
Willie Aikens, L OBP: 0.402, SLG: 0.556 (8, PR)											3	0	2	0	1	0	0					
Joe Simpson, L OBP: 0.248, SLG: 0.222 (8, 3)											1	0	0	0	0	1	1					
Amos Otis, R OBP: 0.316, SLG: 0.361 (1, 9)											3	1	1	1	0	1	4					
Frank White, R OBP: 0.283, SLG: 0.403 (1, 4)											4	0	0	0	0	1	7					
Pat Sheridan, L OBP: 0.280, SLG: 0.390 (1, 7)											3	1	1	2	1	2	2					
Onix Concepcion, R OBP: 0.194, SLG: 0.220 (1, 6)											3	0	0	0	0	0	0					
Inning Stats	R: 0 E: 0 K: 2 S: 7	H: 0 LOB: 0 BB: 0 P: 7	R: 0 E: 0 K: 3 S: 11	H: 2 LOB: 2 BB: 0 P: 11	R: 0 E: 0 K: 1 S: 5	H: 0 LOB: 0 BB: 0 P: 5	R: 0 E: 0 K: 0 S: 3	H: 0 LOB: 0 BB: 0 P: 3	R: 2 E: 0 K: 1 S: 6	H: 3 LOB: 1 BB: 0 P: 6	R: 0 E: 1 K: 0 S: 4	H: 0 LOB: 2 BB: 1 P: 8	R: 0 E: 0 K: 1 S: 5	H: 0 LOB: 1 BB: 1 P: 9	R: 1 E: 0 K: 1 S: 7	H: 2 LOB: 2 BB: 0 P: 7	R: 0 E: 0 K: 1 S: 6	H: 2 LOB: 1 BB: 0 P: 6	1B: 6 2B: 2 3B: 1 HR: 1	SF: 1 SAC: 1 DP: 1 HBP: 0	WP: 0 PB: 0 SB: 0 CS: 1	PA: 41
PITCHER Rick Sutcliffe, R ERA: 3.81 (1, 1)	IP: 10.0 WLS: W BF: 41 H: 9 R: 3 ER: 3 SO: 10 BB: 2 IBB: 0 HBP: 0 BLK: 0 WP: 0 HR: 1 S: 59 P: 67 ERA: 2.70 WHIP: 1.100																					


TOP

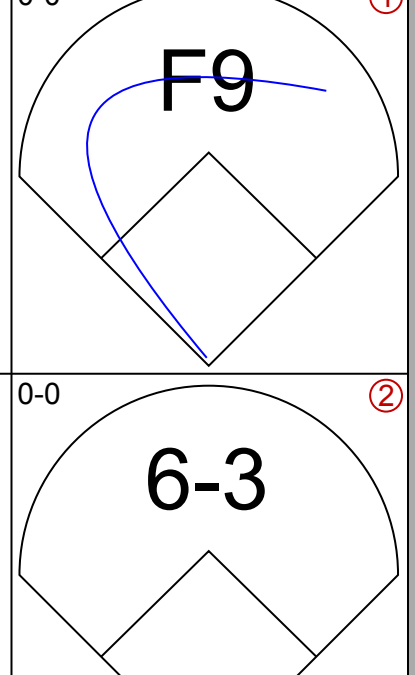
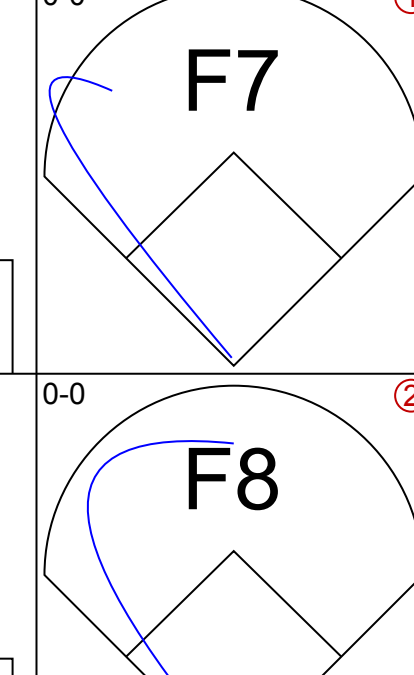
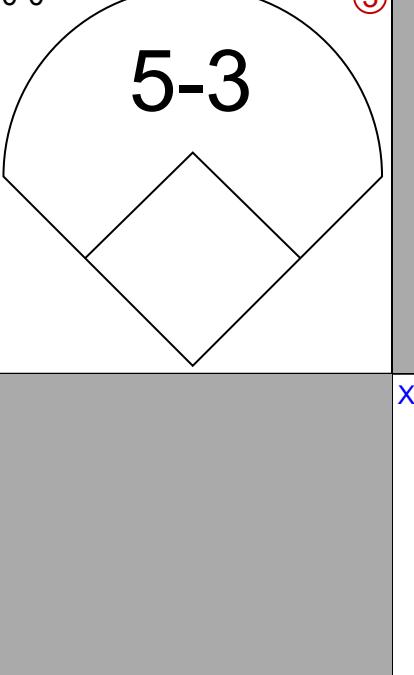
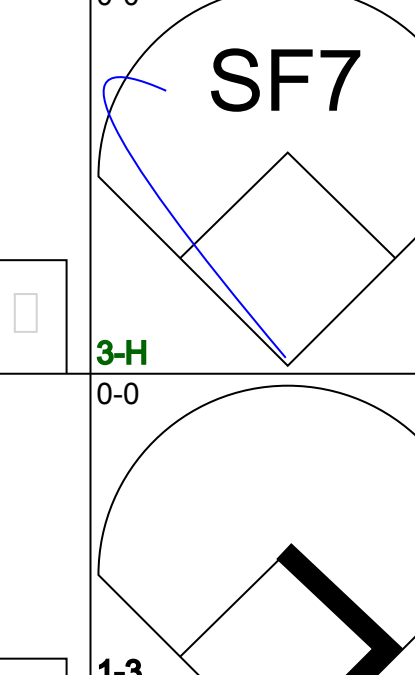
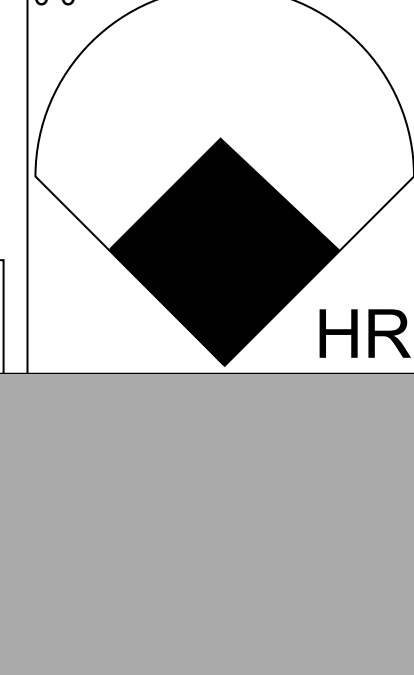
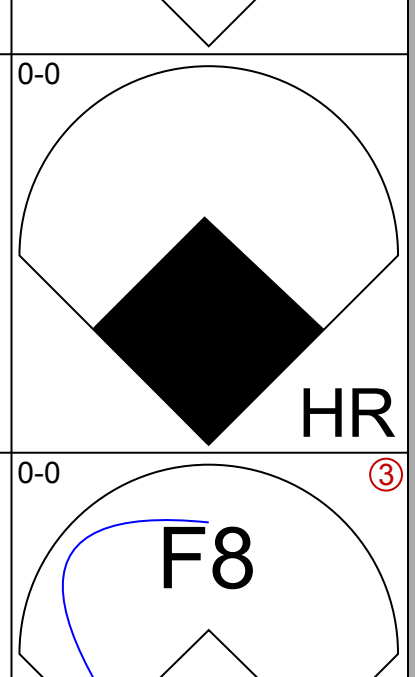
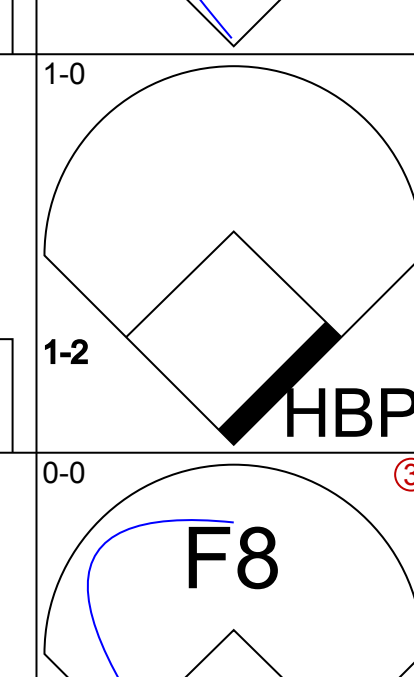
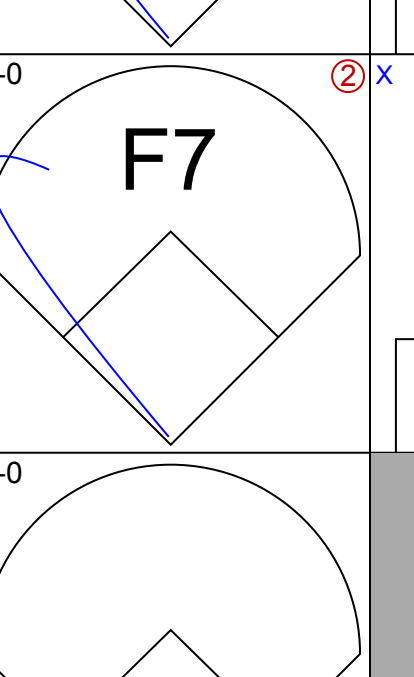
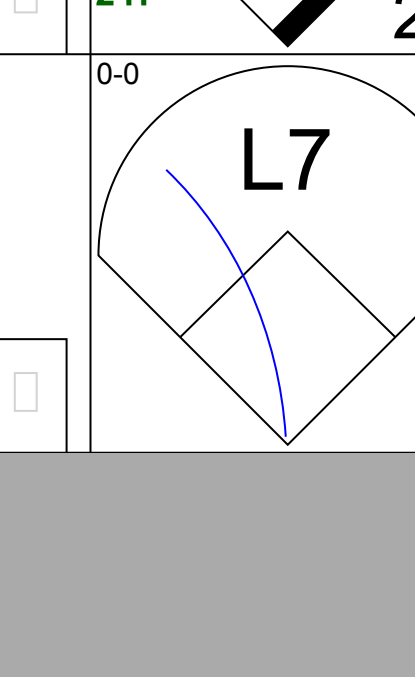


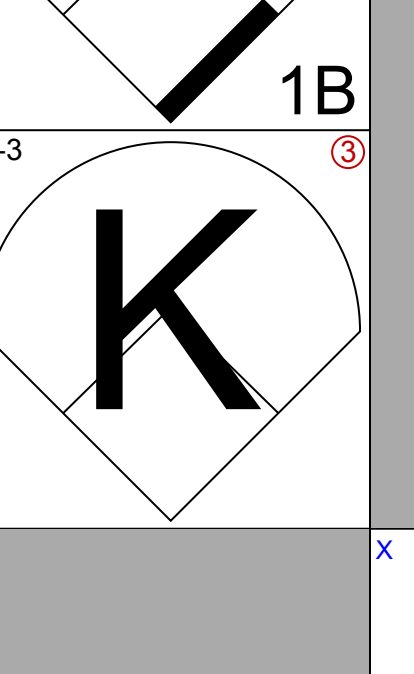



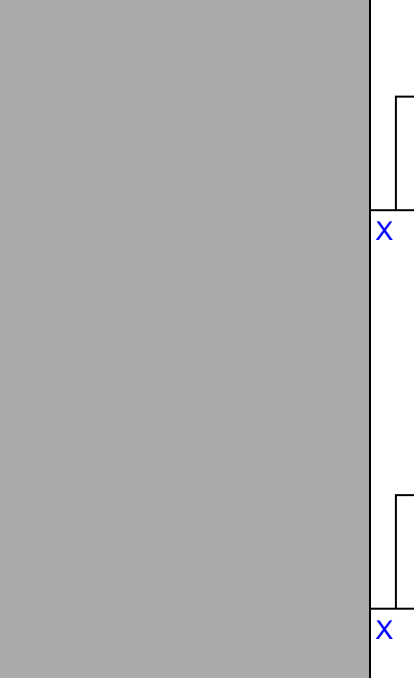
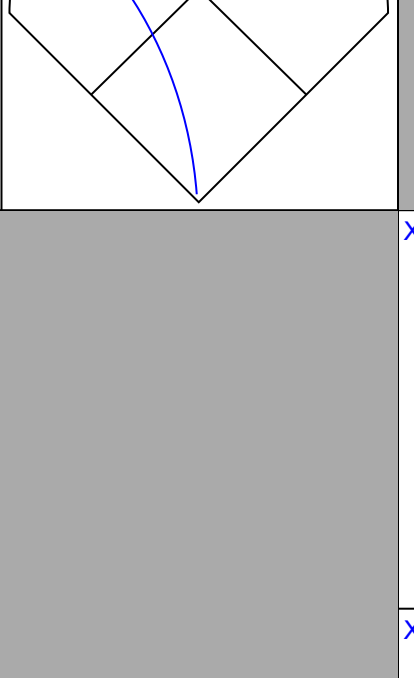
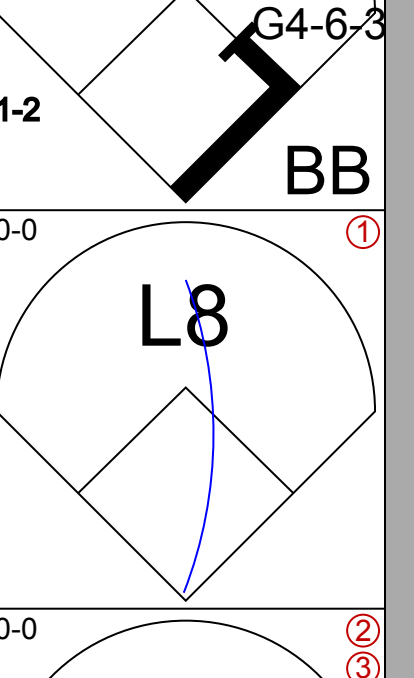
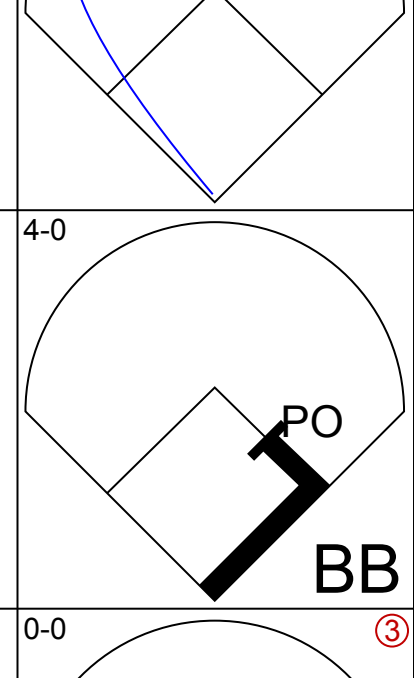
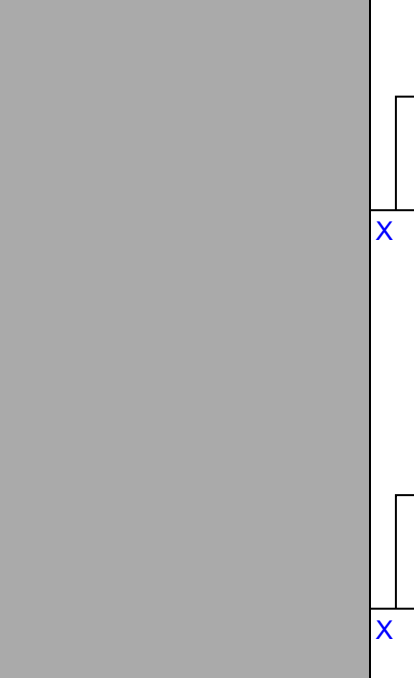
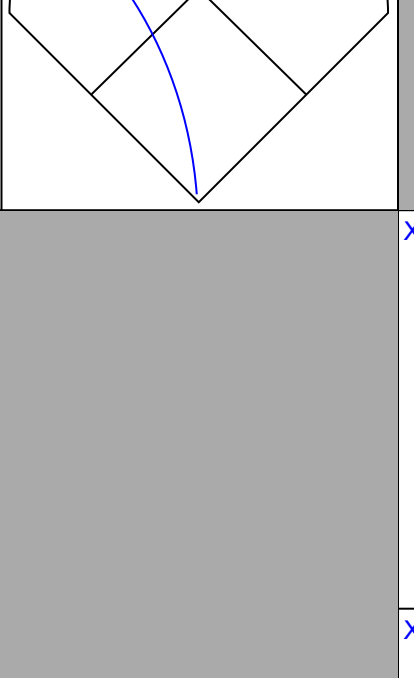
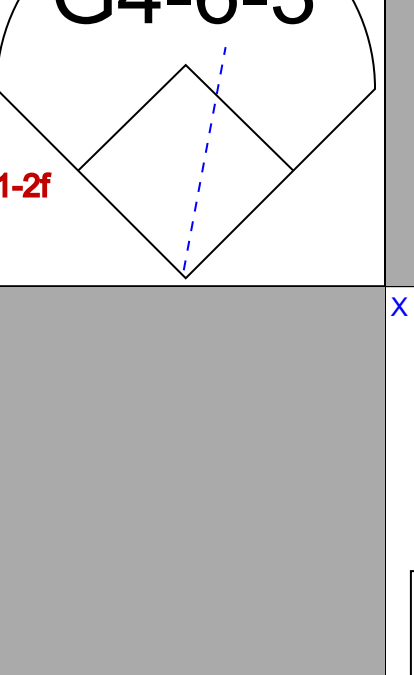
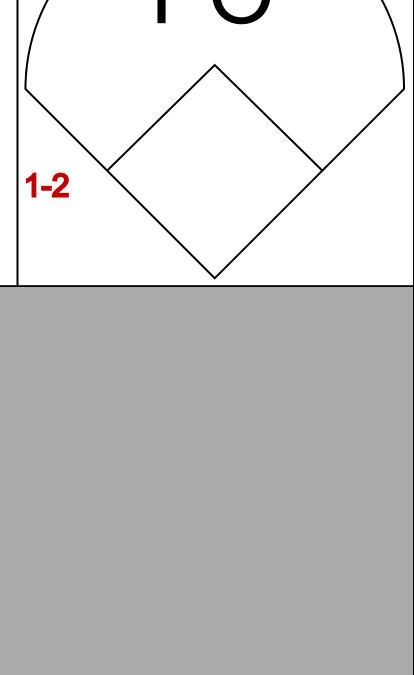
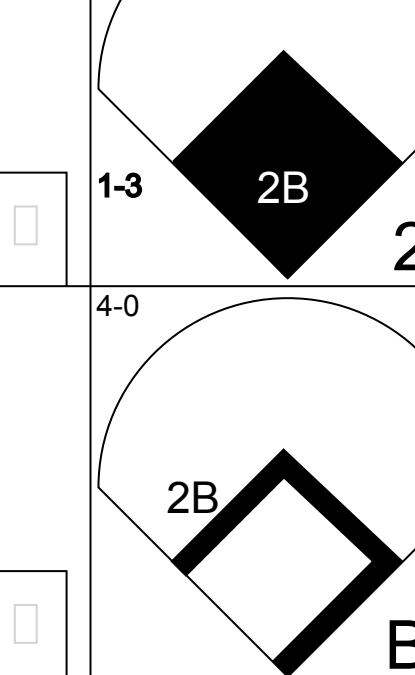

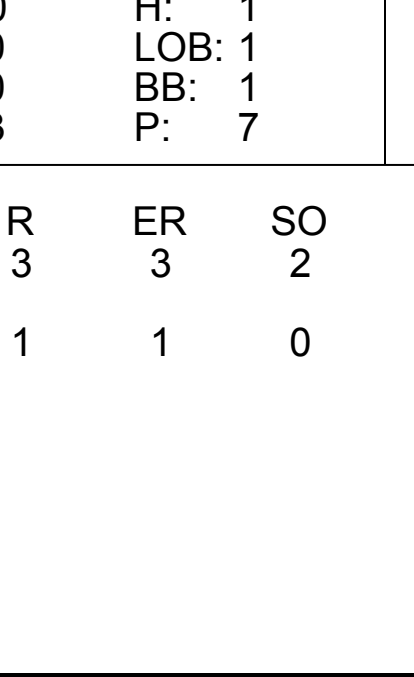
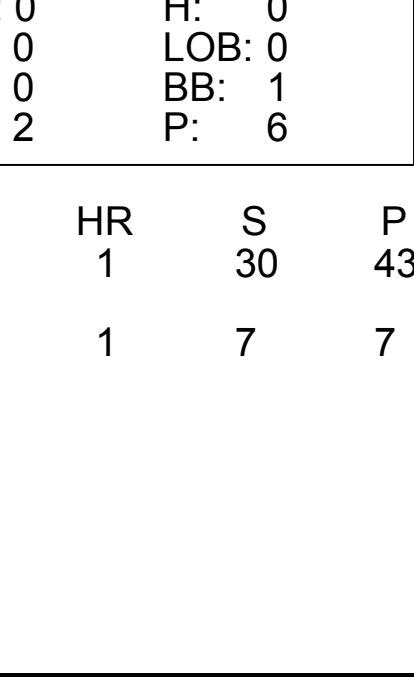
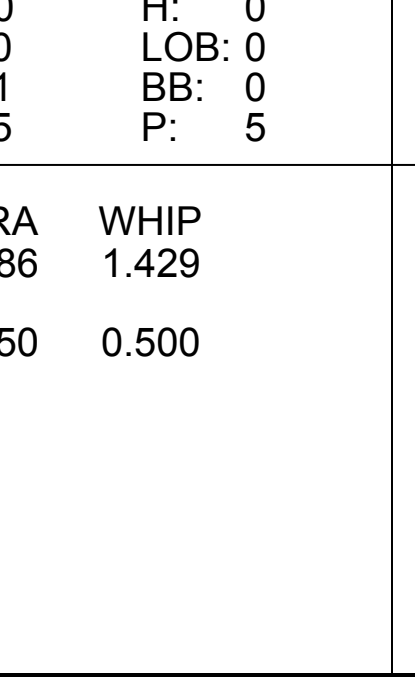
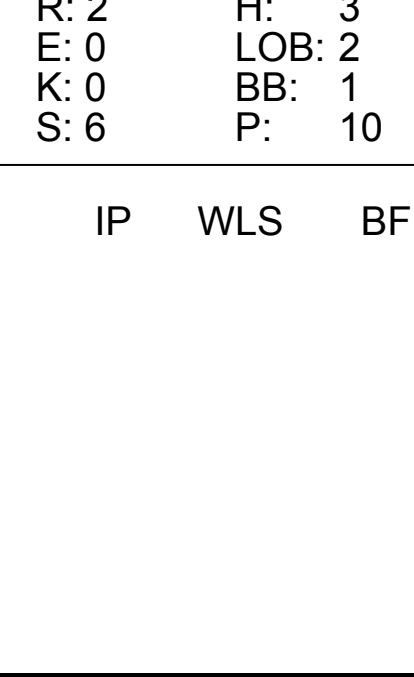
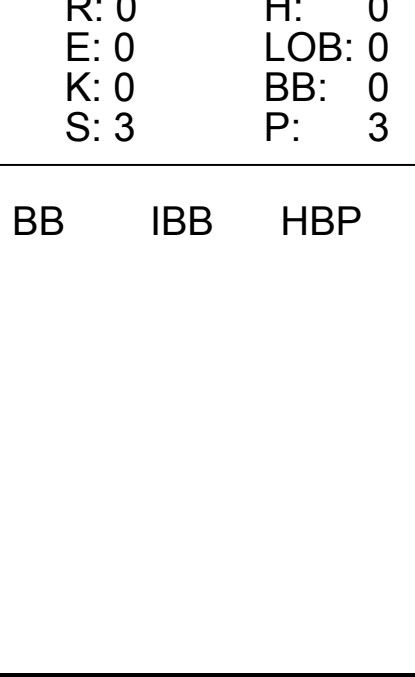
Kansas City Royals @ Cleveland Indians
Cleveland Municipal Stadium, Cleveland, OH

Thu Jul 14 1983, 7:05 PM EDT
Att: 11,013 - Unknown - 84 F

livebaseballscorecards.com

AB	37
R	3
H	9
RBI	3
BB	2
SO	10
LOB	21



Batter	1	2	3	4	5	6	7	8	9	10	AB	R	H	RBI	BB	SO	LOB							
Alan Bannister, R OBP: 0.332, SLG: 0.416 (1, 8)											4	1	1	2	0	0	1							
Manny Trillo, R OBP: 0.319, SLG: 0.323 (1, 4)											4	0	1	1	0	0	1							
Toby Harrah, R OBP: 0.375, SLG: 0.386 (1, 5)											3	1	1	1	0	0	2							
Andre Thornton, R OBP: 0.424, SLG: 0.494 (1, 3)											4	0	1	0	0	0	2							
Pat Tabler, R OBP: 0.357, SLG: 0.440 (1, 7)											4	0	1	0	0	1	1							
Otto Velez, R OBP: 0.272, SLG: 0.327 (8, PH)											2	0	0	0	1	0	0							
Julio Franco, R OBP: 0.318, SLG: 0.426 (1, 6)											3	1	1	0	1	0	2							
George Vukovich, L OBP: 0.251, SLG: 0.301 (1, 9)											4	1	1	0	0	0	2							
Ron Hassey, L OBP: 0.313, SLG: 0.297 (1, 2)											3	0	1	0	1	1	0							
Inning Stats	R: 1 E: 0 K: 0 S: 4	H: 1 LOB: 0 BB: 0 P: 4	R: 0 E: 0 K: 0 S: 3	H: 1 LOB: 1 BB: 1 P: 7	R: 0 E: 0 K: 0 S: 4	H: 1 LOB: 2 BB: 0 P: 5	R: 0 E: 0 K: 0 S: 2	H: 0 LOB: 0 BB: 1 P: 6	R: 0 E: 0 K: 1 S: 5	H: 0 LOB: 0 BB: 0 P: 5	R: 0 E: 0 K: 1 S: 6	H: 1 LOB: 1 BB: 0 P: 6	R: 2 E: 0 K: 0 S: 6	H: 3 LOB: 2 BB: 1 P: 10	R: 0 E: 0 K: 0 S: 3	H: 0 LOB: 0 BB: 0 P: 3	R: 0 E: 0 K: 0 S: 3	H: 0 LOB: 0 BB: 0 P: 3	R: 1 E: 0 K: 0 S: 1	H: 1 LOB: 0 BB: 0 P: 1	1B: 4 2B: 2 3B: 0 HR: 2	SF: 1 SAC: 0 DP: 1 HBP: 1	WP: 1 PB: 0 SB: 0 CS: 0	PA: 38
PITCHER Bud Black, L ERA: 3.5 (1, 1)	IP: 7.0 WLS: L BF: 30 H: 7 R: 3 ER: 3 SO: 2 BB: 3 IBB: 0 HBP: 1 BLK: 0 WP: 1 HR: 1 S: 30 P: 43 ERA: 3.86 WHIP: 1.429																							
PITCHER Mike Armstrong, R ERA: 3.46 (8, 1)	IP: 2.0 WLS: L BF: 7 H: 1 R: 1 ER: 1 SO: 0 BB: 0 IBB: 0 HBP: 0 BLK: 0 WP: 0 HR: 1 S: 7 P: 7 ERA: 4.50 WHIP: 0.500																							


BOTTOM

Kansas City Royals @ Cleveland Indians
Cleveland Municipal Stadium, Cleveland, OH

Thu Jul 14 1983, 7:05 PM EDT
Att: 11,013 - Unknown - 84 F

livebaseballscorecards.com

AB	32
R	4
H	8
RBI	4
BB	3
SO	2
LOB	11



Batter	1	2	3	4	5	6	7	8	9	AB	R	H	RBI	BB	SO	LOB	TOP								
Willie Wilson, S OBP: 0.327, SLG: 0.363 Joe Simpson, L OBP: 0.248, SLG: 0.222	4-0 1B HR BB	4-3 1-2 3-H		FC4-6 1B	F4			1B		4	2	2	1	1	0	2									
John Wathan, R OBP: 0.327, SLG: 0.345	0-0 HR 1B	4-0 G6-4-3 BB		FC4-6 1B		5-3		F9		4	1	2	1	1	0	1									
George Brett, L OBP: 0.434, SLG: 0.703	0-0 1-H 2-H HR	G6-4-3		FC4-6 1-2 3-H				4-3		5	1	2	4	0	0	4									
Hal McRae, R OBP: 0.381, SLG: 0.476	0-0 HR		6-3	K		6-3			WP 1B 2B	5	2	2	1	0	1	2									
Willie Aikens, L OBP: 0.402, SLG: 0.550	4-3		1B	K2-3-1		F8		1B 2B BB		4	0	1	0	1	1	2									
Amos Otis, R OBP: 0.314, SLG: 0.363 Leon Roberts, R OBP: 0.317, SLG: 0.359	6-3		F8		1B 2B			F9		4	1	1	0	0	0	1									
Frank White, R OBP: 0.280, SLG: 0.398 Greg Pryor, R OBP: 0.307, SLG: 0.294	F9		F7		F9		4-3	FC6-4 1B		4	0	0	0	0	0	2									
Pat Sheridan, L OBP: 0.286, SLG: 0.390		1B 4-3 1B		E1 2B	2-H 1B		4-3	K		5	2	2	1	0	1	2									
Onix Concepcion, R OBP: 0.209, SLG: 0.250		4-3 1B		1B 2B	F7			K FC6-4		5	1	2	1	0	1	3									
Inning Stats	R: 4 E: 0 K: 0 S: 6	H: 3 LOB: 0 BB: 1 P: 10	R: 1 E: 0 K: 0 S: 4	H: 2 LOB: 1 BB: 1 P: 8	R: 0 E: 0 K: 0 S: 4	H: 1 LOB: 1 BB: 0 P: 4	R: 3 E: 1 K: 2 S: 11	H: 3 LOB: 1 BB: 0 P: 11	R: 1 E: 0 K: 0 S: 5	H: 2 LOB: 1 BB: 0 P: 5	R: 0 E: 0 K: 0 S: 4	H: 1 LOB: 0 BB: 0 P: 4	R: 0 E: 0 K: 0 S: 3	H: 0 LOB: 0 BB: 0 P: 3	R: 0 E: 0 K: 1 S: 6	H: 1 LOB: 2 BB: 1 P: 11	R: 1 E: 0 K: 1 S: 7	H: 2 LOB: 2 BB: 1 P: 11	1B: 9 2B: 4 3B: 0 HR: 2	SF: 0 SAC: 0 DP: 1 HBP: 0	WP: 1 PB: 0 SB: 0 CS: 0	PA: 45			
PITCHER	IP	WLS	BF	H	R	ER	SO	BB	IBB	HBP	BLK	WP	HR	S	P	ERA	WHIP								
Juan Eichelberger, R ERA: 4.94 Jery Reed, R ERA: 7.17 Dan Spillner, R ERA: 4.5 Jamie Easterly, L ERA: 3.89	1.1	L	11	5	5	5	0	2	0	0	0	0	2	9	17	33.75	5.250								

Kansas City Royals @ Cleveland Indians
Cleveland Municipal Stadium, Cleveland, OH

AB 42
R 10
H 15
RBI 10
BB 3
SO 4
LOB 21



Fri Jul 15 1983, 7:05 PM EDT
Att: 10,169 - Unknown - 89 F

Batter	1	2	3	4	5	6	7	8	9	AB	R	H	RBI	BB	SO	LOB	BOTTOM								
Alan Bannister, R OBP: 0.331, SLG: 0.413	F7		F9			1-3		FC8-4 1B		4	0	1	0	0	0	0									
Manny Trillo, R OBP: 0.315, SLG: 0.318	F6		K			K		FC8-4 1-2 2-3		4	0	0	0	0	2	2									
Toby Harrah, R OBP: 0.376, SLG: 0.392 Mike Fischlin, R OBP: 0.311, SLG: 0.258				F3		BB		F8		2	0	1	0	0	0	0									
Andre Thornton, R OBP: 0.420, SLG: 0.489 Broderrick Perkins, L OBP: 0.270, SLG: 0.324	6-3			F7		F9			4-3	3	0	0	0	0	0	2									
Pat Tabler, R OBP: 0.385, SLG: 0.433			1-3		FC5-4 BB		6-3		6-3	3	0	0	0	1	0	0									
Otto Velez, R		BB		FC5-4 1-2			F6		BB	2	0	0	0	2	0	1									
Gorman Thomas, R OBP: 0.289, SLG: 0.390 George Vukovich, L OBP: 0.249, SLG: 0.298			K			F9		L6		2	0	0	0	0	1	1									
Julio Franco, R OBP: 0.315, SLG: 0.422			F9		6-3			E3 FC8-4 1B		3	0	0	0	0	0	1									
Ron Hassey, L OBP: 0.313, SLG: 0.297 Jim Essian, R OBP: 0.167, SLG: 0.080			F7			F9		F8		0	0	0	0	0	0	0									
Inning Stats	R: 0 E: 0 K: 0 S: 4	H: 1 LOB: 1 BB: 0 P: 4	R: 0 E: 0 K: 1 S: 5	H: 0 LOB: 1 BB: 1 P: 9	R: 0 E: 0 K: 1 S: 5	H: 0 LOB: 0 BB: 0 P: 5	R: 0 E: 0 K: 0 S: 3	H: 0 LOB: 1 BB: 1 P: 7	R: 0 E: 0 K: 0 S: 3	H: 0 LOB: 0 BB: 0 P: 3	R: 0 E: 0 K: 1 S: 5	H: 0 LOB: 1 BB: 1 P: 9	R: 0 E: 0 K: 0 S: 3	H: 0 LOB: 0 BB: 0 P: 3	R: 0 E: 1 K: 0 S: 5	H: 1 LOB: 2 BB: 0 P: 5	R: 0 E: 0 K: 0 S: 3	H: 0 LOB: 1 BB: 1 P: 7	1B: 1 2B: 1 3B: 0 HR: 0	SF: 0 SAC: 0 DP: 0 HBP: 0	WP: 0 PB: 0 SB: 0 CS: 0	PA: 34			
PITCHER	IP	WLS	BF	H	R	ER	SO	BB	IBB	HBP	BLK	WP	HR	S	P	ERA	WHIP								
Paul Spittorff, L ERA: 4.17 Keith Greel, R ERA: 6.84 Don Hood, L ERA: 1.64	7.0	W	25	1	0	0	3	3	0	0	0	0	0	5	5	0.00	1.000								

Kansas City Royals @ Cleveland Indians
Cleveland Municipal Stadium, Cleveland, OH

AB 30
R 0
H 2
RBI 0
BB 4
SO 3
LOB 11



Fri Jul 15 1983, 7:05 PM EDT
Att: 10,169 - Unknown - 89 F

Batter	1	2	3	4	5	6	7	8	9	AB	R	H	RBI	BB	SO	LOB	TOP										
Willie Wilson, S OBP: 0.328, SLG: 0.364	E4 FC6-4		S 1B						F8	2	0	1	0	0	0	0	Kansas City Royals @ Cleveland Indians Cleveland Municipal Stadium, Cleveland, OH Sat Jul 16 1983, 7:05 PM EDT Att: 10,086 - Unknown - 85 F										
Cesar Geronimo, L OBP: 0.256, SLG: 0.278					K					1	0	0	0	0	1												
Leon Roberts, R OBP: 0.320, SLG: 0.362							1B 1B			2	1	1	0	0	0												
John Wathan, R OBP: 0.330, SLG: 0.348	K		F3						L4	4	0	2	1	0	1												
Don Slaught, R OBP: 0.240, SLG: 0.242							1B 1B			1	0	0	0	0	0												
George Brett, L OBP: 0.433, SLG: 0.698	F8									3	0	1	0	0	0												
Greg Pryor, R OBP: 0.303, SLG: 0.290				WP 1B	F4					1	0	0	0	0	1												
Hal McRae, R OBP: 0.379, SLG: 0.473	FC6-4						L7			4	0	1	1	0	0												
Willie Aikens, L OBP: 0.395, SLG: 0.540		K								4	0	0	0	0	3												
Amos Otis, R OBP: 0.313, SLG: 0.361		K								4	0	1	0	0	1												
Frank White, R OBP: 0.280, SLG: 0.399										4	1	1	0	0	1												
Pat Sheridan, L OBP: 0.293, SLG: 0.389			4-3							3	1	1	0	1	1												
Onix Concepcion, R OBP: 0.197, SLG: 0.239			6-3							3	0	0	1	0	0												
Inning Stats	R: 0 E: 1 K: 1 S: 6	H: 0 LOB: 1 BB: 0 P: 6	R: 0 E: 0 K: 2 S: 7	H: 0 LOB: 0 BB: 0 P: 7	R: 0 E: 0 K: 0 S: 4	H: 1 LOB: 1 BB: 0 P: 4	R: 0 E: 0 K: 0 S: 4	H: 1 LOB: 1 BB: 0 P: 4	R: 1 E: 1 K: 1 S: 7	H: 2 LOB: 2 BB: 1 P: 11	R: 0 E: 0 K: 2 S: 8	H: 1 LOB: 1 BB: 0 P: 8	R: 2 E: 0 K: 2 S: 11	H: 4 LOB: 2 BB: 0 P: 11	R: 0 E: 0 K: 1 S: 5	H: 0 LOB: 0 BB: 0 P: 5	R: 0 E: 0 K: 0 S: 3	H: 0 LOB: 0 BB: 0 P: 3	1B: 8 2B: 1 3B: 0 HR: 0	SF: 1 SAC: 0 DP: 0 HBP: 0	WP: 1 PB: 0 SB: 1 CS: 0	PA: 38					
PITCHER	IP	WLS	BF	H	R	ER	SO	BB	IBB	HBP	BLK	WP	HR	S	P	ERA	WHIP										
Len Barker, R ERA: 5.45	5.0	W	21	4	1	0	4	1	0	0	0	1	0	28	32	0.00	1.000										
Neal Heaton, L ERA: 3.78	4.0	S	17	5	2	2	5	0	0	0	0	0	0	27	27	4.50	1.250										

Batter	1	2	3	4	5	6	7	8	9	AB	R	H	RBI	BB	SO	LOB	BOTTOM										
Mike Hargrove, L OBP: 0.382, SLG: 0.388	SH5-3 2B 1B	SF7	K						G4-6-3	5	2	2	3	0	1	2	Kansas City Royals @ Cleveland Indians Cleveland Municipal Stadium, Cleveland, OH Sat Jul 16 1983, 7:05 PM EDT Att: 10,086 - Unknown - 85 F										
Manny Trillo, R OBP: 0.318, SLG: 0.331	SH5-3 1-2	FC6-4								4	2	2	2	0	0	1											
Toby Harrah, R OBP: 0.377, SLG: 0.389	F7		1B BB							4	2	1	0	1	1												
Gorman Thomas, R OBP: 0.300, SLG: 0.381	WP 2H 1B 2B		FC1-4 1B							3	2	3	4	2	0												
Pat Tabler, R OBP: 0.385, SLG: 0.449			FC1-4 1B							5	2	2	2	0	0												
Broderick Perkins, L OBP: 0.252, SLG: 0.339	G3									4	2	3	1	1	0												
Julio Franco, R OBP: 0.316, SLG: 0.419										4	1	1	1	1	1												
George Vukovich, L OBP: 0.253, SLG: 0.306		FC4-6 BB								5	2	2	2	0	0												
Ron Hassey, L OBP: 0.325, SLG: 0.328										5	2	4	2	0	0												
Inning Stats	R: 2 E: 0 K: 0 S: 6	H: 3 LOB: 1 BB: 0 P: 6	R: 1 E: 0 K: 0 S: 4	H: 1 LOB: 1 BB: 1 P: 8	R: 5 E: 0 K: 1 S: 9	H: 5 LOB: 0 BB: 1 P: 13	R: 0 E: 0 K: 0 S: 3	H: 0 LOB: 1 BB: 1 P: 7	R: 1 E: 1 K: 1 S: 7	H: 2 LOB: 1 BB: 0 P: 7	R: 1 E: 0 K: 1 S: 5	H: 1 LOB: 0 BB: 1 P: 9	R: 7 E: 0 K: 0 S: 10	H: 7 LOB: 1 BB: 1 P: 14	R: 0 E: 0 K: 0 S: 3	H: 1 LOB: 0 BB: 0 P: 3		1B: 13 2B: 2 3B: 1 HR: 4	SF: 1 SAC: 1 DP: 2 HBP: 0	WP: 1 PB: 0 SB: 0 CS: 0	PA: 46						
PITCHER	IP	WLS	BF	H	R	ER	SO	BB	IBB	HBP	BLK	WP	HR	S	P	ERA	WHIP										
Gaylord Perry, R ERA: 5.12	2.2	L	16	7	6	6	0	2	0	0	0	0	1	8	12	13.50	2.250										
Don Hood, L ERA: 2.1	1.1		7	2	2	2	1	1	0	0	0	0	1	8	12	13.50	2.250										
Vida Blue, L ERA: 6.19	2.2		16	7	7	6	2	2	0	0	0	0	1	18	26	20.25	3.375										
Keith Creel, R ERA: 7.17	1.1		7	4	2	2	0	0	0	0	0	0	2	7	7	13.50	3.000										

Batter	1	2	3	4	5	6	7	8	9	AB	R	H	RBI	BB	SO	LOB	TOP										
U L Washington, S OBP: 0.296, SLG: 0.327	F8		1B			L5		SF9 2B	E6 1B	5	2	2	0	0	0	0	Kansas City Royals @ Cleveland Indians Cleveland Municipal Stadium, Cleveland, OH Sun Jul 17 1983, 3:33 AM EDT Att: 20,907 - Unknown - 84 F livebaseballscorecards.com										
John Wathan, R OBP: 0.327, SLG: 0.345	K		5-3			F9		SF9 2-3 1B	G6-3 1B	5	1	1	1	0	1	2											
George Brett, L OBP: 0.440, SLG: 0.711 Greg Pryor, R OBP: 0.303, SLG: 0.290	F7							SF9 1-2 1B	G6-3 1B	3	2	2	1	2	0	0											
Hal McRae, R OBP: 0.377, SLG: 0.469								SF9 1-2 1B	G6-3 1B	3	0	0	1	1	0	3											
Willie Aikens, L OBP: 0.401, SLG: 0.540 Willie Wilson, S OBP: 0.327, SLG: 0.363								SF9 1-2 2-3 3-H	L8	2	1	1	0	2	0	0											
Amos Otis, R OBP: 0.316, SLG: 0.361								SF9 1-2 2-3 3-H	L8	1	1	0	0	0	0	1											
Frank White, R OBP: 0.279, SLG: 0.397								SF9 1-2 2-3 3-H	L8	3	0	1	2	1	1	1											
Don Slaught, R OBP: 0.250, SLG: 0.262								SF9 1-2 2-3 3-H	L8	4	0	1	1	0	0	3											
Cesar Geronimo, L OBP: 0.244, SLG: 0.265								SF9 1-2 2-3 3-H	L8	4	0	2	1	0	0	2											
Inning Stats	R: 0 E: 0 K: 1 S: 5	H: 0 LOB: 0 BB: 0 P: 5	R: 0 E: 0 K: 1 S: 5	H: 1 LOB: 1 BB: 1 P: 9	R: 0 E: 0 K: 0 S: 4	H: 1 LOB: 1 BB: 0 P: 4	R: 0 E: 0 K: 0 S: 3	H: 1 LOB: 0 BB: 0 P: 3	R: 0 E: 0 K: 0 S: 4	H: 1 LOB: 1 BB: 0 P: 4	R: 1 E: 0 K: 0 S: 4	H: 1 LOB: 0 BB: 0 P: 4	R: 1 E: 0 K: 0 S: 3	H: 1 LOB: 1 BB: 2 P: 11	R: 4 E: 1 K: 1 S: 9	H: 3 LOB: 3 BB: 2 P: 17		R: 1 E: 1 K: 0 S: 4	H: 1 LOB: 1 BB: 1 P: 8	1B: 7 2B: 2 3B: 0 HR: 1	SF: 1 SAC: 0 DP: 3 HBP: 0	WP: 1 PB: 0 SB: 1 CS: 1	PA: 41				
PITCHER	IP	WLS	BF	H	R	ER	SO	BB	IBB	HBP	BLK	WP	HR	S	P	ERA	WHIP										
Lary Sorensen, R ERA: 4.74	(1, 1)	6.2	26	6	2	2	2	3	0	0	0	1	1	27	39	2.70	1.350										
Dan Spillner, R ERA: 4.99	(7, 1)	0.2	L	7	2	4	3	0	1	1	0	0	0	5	13	40.50	4.500										
Bud Anderson, R ERA: 3.1	(8, 1)	1.2		8	2	1	0	1	1	0	0	0	0	9	13	0.00	1.800										

Batter	1	2	3	4	5	6	7	8	9	AB	R	H	RBI	BB	SO	LOB	BOTTOM										
Mike Hargrove, L OBP: 0.376, SLG: 0.381	F6		E6 1-2 2-3			F9		1-3	F9	5	0	0	0	0	0	3	Kansas City Royals @ Cleveland Indians Cleveland Municipal Stadium, Cleveland, OH Sun Jul 17 1983, 3:33 AM EDT Att: 20,907 - Unknown - 84 F livebaseballscorecards.com										
Manny Trillo, R OBP: 0.316, SLG: 0.329	L4		F9			F9		6-3		5	0	1	0	0	0	4											
Toby Harrah, R OBP: 0.377, SLG: 0.387	5-3		4-3					1B BB	1B	4	1	1	0	1	0	4											
Andre Thornton, R OBP: 0.418, SLG: 0.486								1B BB	1B	4	1	1	0	0	0	1											
Pat Tabler, R OBP: 0.387, SLG: 0.447								1B BB		3	0	1	0	1	1	0											
Gorman Thomas, R OBP: 0.296, SLG: 0.375								1B BB		4	0	0	0	0	1	4											
Broderick Perkins, L OBP: 0.298, SLG: 0.339								1B BB		3	0	1	1	1	0	1											
Julio Franco, R OBP: 0.321, SLG: 0.424								1B BB		4	0	3	1	0	0	1											
Ron Hassey, L OBP: 0.328, SLG: 0.324								1B BB		2	0	0	0	2	0	3											
Inning Stats	R: 0 E: 0 K: 0 S: 3	H: 0 LOB: 0 BB: 0 P: 3	R: 0 E: 0 K: 1 S: 5	H: 0 LOB: 0 BB: 0 P: 5	R: 0 E: 1 K: 0 S: 5	H: 1 LOB: 3 BB: 1 P: 9	R: 0 E: 0 K: 0 S: 4	H: 1 LOB: 1 BB: 0 P: 4	R: 0 E: 0 K: 0 S: 3	H: 1 LOB: 1 BB: 1 P: 7	R: 2 E: 0 K: 0 S: 5	H: 3 LOB: 2 BB: 2 P: 13	R: 0 E: 0 K: 0 S: 3	H: 0 LOB: 1 BB: 1 P: 7	R: 0 E: 0 K: 1 S: 6	H: 1 LOB: 1 BB: 0 P: 6		R: 0 E: 0 K: 0 S: 4	H: 1 LOB: 1 BB: 0 P: 4	1B: 8 2B: 0 3B: 0 HR: 0	SF: 0 SAC: 0 DP: 1 HBP: 0	WP: 0 PB: 0 SB: 1 CS: 1	PA: 39				
PITCHER	IP	WLS	BF	H	R	ER	SO	BB	IBB	HBP	BLK	WP	HR	S	P	ERA	WHIP										
Steve Renko, R ERA: 4.68	(1, 1)	5.1		5	2	2	1	4	0	0	0	0	0	23	39	3.38	1.688										
Don Hood, L ERA: 2.0	(6, 1)	1.2	W	6	1	0	0	1	0	0	0	0	0	5	9	0.00	1.200										
Dan Quisenberry, R ERA: 1.89	(8, 1)	2.0		8	2	0	0	1	0	0	0	0	0	10	10	0.00	1.000										

Batter	1	2	3	4	5	6	7	8	9	AB	R	H	RBI	BB	SO	LOB	TOP			
Willie Wilson, S (1, 8) OBP: 0.324, SLG: 0.359	0-0 4-3		0-0 4-3		0-0 6-3			0-0 L9		4	0	0	0	0	0	0	Kansas City Royals @ Toronto Blue Jays Exhibition Stadium, Toronto, ON Mon Jul 18 1983, 7:05 PM EDT Att: 26,178 - Unknown - 82 F			
U L Washington, S (1, 6) OBP: 0.295, SLG: 0.325	0-0 L7		4-0 2B		0-0 L6			4-0 BB		2	1	0	0	2	0					
George Brett, L (1, 5) OBP: 0.441, SLG: 0.725	0-0 L9		0-0 2B					0-0 L8		4	1	2	2	0	0	1				
Hal McRae, R (1, 10) OBP: 0.375, SLG: 0.466		0-0 1B	0-0 L4					0-0 L8		4	0	1	0	0	0	2				
Willie Aikens, L (1, 3) OBP: 0.398, SLG: 0.534		0-0 1B			0-0 6-3			0-0 6-3		4	0	1	0	0	0	0				
Amos Otis, R (1, 9) OBP: 0.315, SLG: 0.359		0-3 K			0-0 1B			0-3 K		4	0	1	0	0	2	2				
Frank White, R (1, 4) OBP: 0.276, SLG: 0.393		0-0 F8			0-0 F8			0-0 6-3		4	0	0	0	0	0	3				
Pat Sheridan, L (1, 7) OBP: 0.286, SLG: 0.378		0-0 F7			0-0 G3			0-0 F7		3	0	0	0	0	0	3				
John Wathan, R (1, 2) OBP: 0.324, SLG: 0.341			0-0 F8		0-0 6-3			0-0 F8		3	0	0	0	0	0	0				
Inning Stats	R: 0 E: 0 K: 0 S: 3	H: 0 LOB: 0 BB: 0 P: 3	R: 0 E: 0 K: 1 S: 7	H: 2 LOB: 2 BB: 0 P: 7	R: 1 E: 0 K: 0 S: 4	H: 1 LOB: 1 BB: 1 P: 8	R: 0 E: 0 K: 0 S: 4	H: 1 LOB: 0 BB: 0 P: 4	R: 0 E: 0 K: 1 S: 6	H: 0 LOB: 0 BB: 0 P: 6	R: 0 E: 0 K: 0 S: 3	H: 0 LOB: 1 BB: 1 P: 7	R: 0 E: 0 K: 0 S: 3	H: 0 LOB: 0 BB: 0 P: 3	R: 0 E: 0 K: 0 S: 3	H: 0 LOB: 0 BB: 0 P: 3	1B: 3 2B: 1 3B: 0 HR: 1	SF: 0 SAC: 0 DP: 0 HBP: 0	WP: 0 PB: 0 SB: 1 CS: 0	PA: 34
PITCHER Jim Clancy, R (1, 1) ERA: 3.59	IP: 9.0 WLS: W BF: 34 H: 5 R: 2 ER: 2 SO: 2 BB: 2 IBB: 0 HBP: 0 BLK: 0 WP: 0 HR: 1 S: 36 P: 44 ERA: 2.00 WHIP: 0.778																			


Batter	1	2	3	4	5	6	7	8	9	AB	R	H	RBI	BB	SO	LOB	BOTTOM			
Damaso Garcia, R (1, 4) OBP: 0.330, SLG: 0.370	0-0 4-3		0-0 3B	0-0 2B		0-0 6-3				4	2	2	0	0	0	0	Kansas City Royals @ Toronto Blue Jays Exhibition Stadium, Toronto, ON Mon Jul 18 1983, 7:05 PM EDT Att: 26,178 - Unknown - 82 F			
Lloyd Moseby, L (1, 8) OBP: 0.356, SLG: 0.502	0-0 1B		0-0 SF9	4-0 2B		0-0 F6				3	3	2	1	1	0	0				
Garth Iorg, R (1, 5) OBP: 0.310, SLG: 0.349	0-0 2B		0-0 3B	0-0 BB		0-3 K				2	0	1	1	0	0	1				
Rance Mulliniks, L (4, PH) OBP: 0.379, SLG: 0.484	0-0 1B		0-0 5-3	0-0 F9						2	0	0	0	0	1	2				
Cliff Johnson, R (1, 10) OBP: 0.404, SLG: 0.564	0-0 G6-4-3		4-0 BB	0-0 1B		0-0 6-3				2	1	1	2	1	0	1				
Jorge Orta, L (7, PH) OBP: 0.357, SLG: 0.440	0-0 G6-4-3		0-0 BB	0-0 2B		0-0 5-3				1	0	0	0	0	0	0				
Barry Bonnell, R (1, 7) OBP: 0.358, SLG: 0.468		0-0 E	0-0 SF9	0-0 1B		0-0 6-3				3	0	2	2	0	0	0				
George Bell, R (1, 9) OBP: 0.333, SLG: 0.500		0-0 E5	0-0 L6	0-0 K		0-3 K				2	0	0	0	0	0	2				
Dave Collins, S (4, PH) OBP: 0.311, SLG: 0.292		0-0 2-3								2	0	0	0	0	2	1				
Willie Upshaw, L (1, 3) OBP: 0.368, SLG: 0.543	0-0 F5			1-0 HR		0-0 L9				2	1	0	0	0	0	2				
Jesse Barfield, R (6, 9) OBP: 0.241, SLG: 0.406				0-0 HBP		0-0 F9				1	0	0	0	0	0	0				
Buck Martinez, R (1, 2) OBP: 0.380, SLG: 0.593	0-0 F6			0-0 HR		0-0 F4				4	1	1	2	0	0	2				
Alfredo Griffin, S (1, 6) OBP: 0.275, SLG: 0.358	0-0 F7			0-0 F5		0-0 F9				4	0	0	0	0	0	2				
Inning Stats	R: 1 E: 0 K: 0 S: 4	H: 2 LOB: 0 BB: 0 P: 4	R: 0 E: 1 K: 0 S: 5	H: 1 LOB: 2 BB: 0 P: 5	R: 2 E: 0 K: 0 S: 5	H: 2 LOB: 1 BB: 1 P: 9	R: 5 E: 0 K: 1 S: 9	H: 4 LOB: 1 BB: 1 P: 14	R: 0 E: 0 K: 0 S: 3	H: 0 LOB: 0 BB: 0 P: 3	R: 0 E: 0 K: 1 S: 5	H: 0 LOB: 0 BB: 0 P: 5	R: 0 E: 0 K: 1 S: 5	H: 0 LOB: 0 BB: 0 P: 5	R: 0 E: 0 K: 0 S: 3	H: 0 LOB: 0 BB: 0 P: 3	1B: 4 2B: 3 3B: 1 HR: 1	SF: 1 SAC: 0 DP: 1 HBP: 1	WP: 0 PB: 0 SB: 1 CS: 0	PA: 36
PITCHER Larry Gura, L (1, 1) ERA: 4.95	IP: 3.1 WLS: L BF: 19 H: 7 R: 6 ER: 6 SO: 1 BB: 1 IBB: 0 HBP: 1 BLK: 0 WP: 1 HR: 1 S: 17 P: 22 ERA: 16.20 WHIP: 2.400																			
Mike Armstrong, R (4, 1) ERA: 3.56	3.2	14	2	2	2	3	1	0	0	0	0	19	23	4.91	0.818					
Keith Creel, R (8, 1) ERA: 6.98	1.0	3	0	0	0	0	0	0	0	0	0	3	3	0.00	0.000					

Batter	1	2	3	4	5	6	7	8	9	10	11	12	AB	R	H	RBI	BB	SO	LOB			
Wille Wilson, S OBP: 0.322, SLG: 0.353 (1, 8)	6-3			4-3		F6				6-3		FC5-4 1B	5	0	1	1	1	0	0			
U L Washington, S OBP: 0.302, SLG: 0.323 (1, 6)	K			6-3		F8						FC5-4 FC4-6	4	1	0	0	2	1	2			
George Brett, L OBP: 0.437, SLG: 0.707 (1, 5)	G3			F8								FC4-6	5	0	0	0	1	1	6			
Hal McRae, R OBP: 0.390, SLG: 0.485 (1, 10)													5	0	2	0	0	0	2			
Willie Aikens, L OBP: 0.402, SLG: 0.545 Joe Simpson, L OBP: 0.257, SLG: 0.227 (9, PR) (9, 3)	G1-6-3 1B												3	1	1	0	1	0	2			
Amos Otis, R OBP: 0.320, SLG: 0.363 (1, 9)	4-3												5	0	0	0	0	1	5			
Pat Sheridan, L OBP: 0.309, SLG: 0.406 (1, 7)				F5									5	0	1	1	0	1	2			
Frank White, R OBP: 0.271, SLG: 0.384 (1, 4)				5-3									5	1	1	0	0	1	1			
Don Slaught, R OBP: 0.263, SLG: 0.292 (1, 2)	K												5	0	2	0	0	1	0			
Inning Stats	R: 0 E: 0 K: 5 S: 5	H: 0 LOB: 0 BB: 0 P: 5	R: 0 E: 0 K: 3 S: 3	H: 1 LOB: 0 BB: 0 P: 3	R: 0 E: 0 K: 1 S: 5	H: 0 LOB: 0 BB: 0 P: 5	R: 0 E: 0 K: 0 S: 3	H: 0 LOB: 0 BB: 0 P: 3	R: 0 E: 0 K: 0 S: 3	H: 0 LOB: 1 BB: 1 P: 7	R: 0 E: 0 K: 1 S: 5	H: 1 LOB: 3 BB: 2 P: 12	R: 0 E: 0 K: 1 S: 5	H: 0 LOB: 0 BB: 0 P: 5	R: 1 E: 0 K: 2 S: 8	H: 1 LOB: 1 BB: 1 P: 12	R: 1 E: 0 K: 0 S: 6	H: 3 LOB: 2 BB: 0 P: 6	1B: 7 2B: 2 3B: 0 HR: 0	SF: 0 SAC: 0 DP: 2 HBP: 0	WP: 0 PB: 0 SB: 0 CS: 0	PA: 48
PITCHER	IP WLS BF H R ER SO BB IBB HBP BLK WP HR S P ERA WHIP	PITCHER																				
Matt Keough, R ERA: 4.93 George Frazier, R ERA: 3.53 Jay Howell, R ERA: 4.93	(1, 1) (7, 1) (12, 1)	6.0 L 24 5 2 2 4 4 0 0 0 0 0 0 28 44 3.38 1.688	0.2 3 1 0 0 0 0 0 0 0 0 0 0 0 3 3 0.00 1.500																			

TOP

Kansas City Royals @ New York Yankees
Yankee Stadium, Bronx, NY
Fri Jul 22 1983, 7:05 PM EDT
Alt. 40,365 - Unknown

AB 43
R 3
H 9
RBI 3
BB 5
SO 6
LOB 20





Batter	1	2	3	4	5	6	7	8	9	10	11	12	AB	R	H	RBI	BB	SO	LOB											
Larry Mibourne, S OBP: 0.287, SLG: 0.287 Bert Campaneris, R OBP: 0.402, SLG: 0.400 (12, PR)	F7			K									6	0	1	0	0	1	5											
Roy Smalley, S OBP: 0.358, SLG: 0.423 (1, 5)	G5-4-3 BB			4-3									5	0	0	0	1	0	2											
Dave Winfield, R OBP: 0.322, SLG: 0.452 (1, 7)	G5-4-3 1-2r												6	0	0	0	0	2	2											
Lou Piniella, R OBP: 0.349, SLG: 0.420 Steve Kemp, L OBP: 0.328, SLG: 0.417 (9, PH) (10, 9)				F8									2	0	0	0	1	0	0											
Don Baylor, R OBP: 0.367, SLG: 0.477 Oscar Gamble, L OBP: 0.415, SLG: 0.590 (9, PH)													3	0	2	0	0	1	1											
Steve Balboni, R OBP: 0.317, SLG: 0.432 Don Mattingly, L OBP: 0.306, SLG: 0.370 (7, PH) (8, 3)													2	0	0	0	0	2	2											
Jerry Mumphrey, S OBP: 0.299, SLG: 0.389 (1, 8)													4	0	1	0	1	0	2											
Rick Cerone, R OBP: 0.258, SLG: 0.258 Graig Nettles, L OBP: 0.394, SLG: 0.459 Butch Wynegar, S OBP: 0.399, SLG: 0.479 (10, 2)													2	0	1	0	1	0	1											
Andre Robertson, R OBP: 0.285, SLG: 0.346 (1, 6)													5	0	0	0	0	0	6											
Inning Stats	R: 0 E: 0 K: 0 S: 2	H: 0 LOB: 1 BB: 1 P: 1	R: 0 E: 0 K: 1 S: 6	H: 1 LOB: 1 BB: 0 P: 6	R: 0 E: 0 K: 1 S: 6	H: 1 LOB: 1 BB: 0 P: 6	R: 0 E: 0 K: 0 S: 3	H: 1 LOB: 1 BB: 1 P: 7	R: 0 E: 0 K: 1 S: 5	H: 0 LOB: 1 BB: 1 P: 9	R: 0 E: 0 K: 0 S: 4	H: 1 LOB: 0 BB: 0 P: 5	R: 1 E: 0 K: 0 S: 6	H: 3 LOB: 3 BB: 1 P: 10	R: 0 E: 0 K: 0 S: 3	H: 0 LOB: 0 BB: 0 P: 3	R: 1 E: 0 K: 1 S: 4	H: 2 LOB: 0 BB: 0 P: 4	R: 0 E: 0 K: 0 S: 6	H: 1 LOB: 1 BB: 0 P: 6	1B: 7 2B: 3 3B: 0 HR: 0	SF: 1 SAC: 0 DP: 1 HBP: 0	WP: 0 PB: 0 SB: 0 CS: 0	PA: 49						
PITCHER	IP WLS BF H R ER SO BB IBB HBP BLK WP HR S P ERA WHIP	PITCHER																												
Vida Blue, L ERA: 5.75 Dan Quisenberry, R ERA: 1.91 Steve Renko, R ERA: 4.63	(1, 1) (6, 1) (12, 1)	5.2 W 22 1.0	22 6 4	0 2 1	0 2 0	0 1 0	0 0 0	0 0 0	0 25 29 6	0.00 3.38 0.00	1.059 1.312 1.000																			



BOTTOM

Kansas City Royals @ New York Yankees
Yankee Stadium, Bronx, NY
Fri Jul 22 1983, 7:05 PM EDT
Alt. 40,365 - Unknown

AB 43
R 2
H 10
RBI 2
BB 4
SO 6
LOB 25



Batter	1	2	3	4	5	6	7	8	9	AB	R	H	RBI	BB	SO	LOB	TOP			
Willie Wilson, S OBP: 0.319, SLG: 0.350 (1, 8)	L4		5-3			K		5-3		4	0	0	0	0	1	1	Kansas City Royals @ New York Yankees Yankee Stadium, Bronx, NY Sat Jul 23 1983, 7:05 PM EDT Att: 42,291 - Unknown - 79 F			
U L Washington, S OBP: 0.302, SLG: 0.322 (1, 6)	5-3			F8				K		4	0	1	0	0	1	0				
George Brett, L OBP: 0.431, SLG: 0.696 (1, 5)	K			L8		F7			K	4	0	0	0	0	2	2				
Hal McRae, R OBP: 0.388, SLG: 0.485 (1, 10)		2B		F9		4-3			K	4	0	1	0	0	1	2				
Amos Otis, R OBP: 0.319, SLG: 0.361 (1, 9)	F4				FC6-4 1B			K		4	0	1	0	0	1	1				
Frank White, R OBP: 0.289, SLG: 0.380 (1, 4)	5-3				FC6-4 FC5-4 1-2		F4			3	0	0	0	0	0	2				
Leon Roberts, R OBP: 0.312, SLG: 0.380 (1, 7)	6-3				FC5-4 1-2		HR			3	1	1	1	0	0	2				
Willie Aikens, L OBP: 0.397, SLG: 0.538 (1, 3)			F5			F8		K		3	0	0	0	0	1	1				
John Wathan, R OBP: 0.325, SLG: 0.342 (1, 2)	5-3					1B		K		3	0	1	0	0	1	0				
Inning Stats	R: 0 E: 0 K: 1 S: 5	H: 0 LOB: 0 BB: 0 P: 5	R: 0 E: 0 K: 0 S: 4	H: 1 LOB: 1 BB: 0 P: 4	R: 0 E: 0 K: 0 S: 3	H: 0 LOB: 0 BB: 0 P: 3	R: 0 E: 0 K: 0 S: 3	H: 0 LOB: 1 BB: 0 P: 3	R: 0 E: 0 K: 1 S: 7	H: 2 LOB: 2 BB: 0 P: 7	R: 1 E: 0 K: 2 S: 8	H: 1 LOB: 0 BB: 0 P: 8	R: 0 E: 0 K: 2 S: 7	H: 0 LOB: 0 BB: 0 P: 7	R: 0 E: 0 K: 2 S: 7	H: 0 LOB: 0 BB: 0 P: 7		1B: 3 2B: 1 3B: 0 HR: 1	SF: 0 SAC: 0 DP: 0 HBP: 0	WP: 0 PB: 0 SB: 0 CS: 0
PITCHER Ron Guidry, L ERA: 3.01 (1, 1)	IP: 9.0 WLS: W BF: 32 H: 5 R: 1 ER: 1 SO: 8 BB: 0 IBB: 0 HBP: 0 BLK: 0 WP: 0 HR: 1 S: 48 P: 48 ERA: 1.00 WHIP: 0.556															PITCHER				

Batter	1	2	3	4	5	6	7	8	9	AB	R	H	RBI	BB	SO	LOB	BOTTOM			
Bert Campaneris, R OBP: 0.392, SLG: 0.389 (1, 5)	F8		6-3	1-2 3H 1B		F9		G5-4-3 1-2 2-3		5	0	1	1	0	0	3	Kansas City Royals @ New York Yankees Yankee Stadium, Bronx, NY Sat Jul 23 1983, 7:05 PM EDT Att: 42,291 - Unknown - 79 F			
Larry Milbourne, S OBP: 0.274, SLG: 0.273 (1, 4)	F6		F7	FC5 2-3		F5		F7		5	0	0	0	0	0	4				
Lou Piniella, R OBP: 0.364, SLG: 0.438 (1, 9)		1B 2B								2	2	2	0	1	0	0				
Roy Smalley, S OBP: 0.356, SLG: 0.422 (7, 3)				BB		2B SF8 1B				1	0	0	0	0	1	0				
Don Baylor, R OBP: 0.368, SLG: 0.480 (1, 10)			F7			SF8 1-3 1B 2B		6-3		4	1	2	1	0	0	1				
Steve Balboni, R OBP: 0.295, SLG: 0.410 (1, 3)										2	0	0	1	0	0	1				
Don Mattingly, L OBP: 0.314, SLG: 0.378 (7, 9)	5-3			5-3		SF8		1B 1B		1	0	1	0	0	0	0				
Steve Kemp, L OBP: 0.337, SLG: 0.429 (1, 7)										4	1	4	1	0	0	0				
Jerry Mumphrey, S OBP: 0.296, SLG: 0.383 (1, 8)		B1-3								3	1	0	0	1	1	4				
Rick Cerone, R OBP: 0.257, SLG: 0.258 (1, 2)			K			F9		F7		4	0	1	0	0	1	4				
Andre Robertson, R OBP: 0.292, SLG: 0.354 (1, 6)										3	0	2	1	0	0	1				
Inning Stats	R: 1 E: 0 K: 0 S: 5	H: 2 LOB: 1 BB: 0 P: 5	R: 0 E: 0 K: 1 S: 6	H: 1 LOB: 1 BB: 0 P: 6	R: 0 E: 0 K: 0 S: 3	H: 0 LOB: 1 BB: 1 P: 7	R: 2 E: 0 K: 0 S: 6	H: 3 LOB: 2 BB: 1 P: 10	R: 2 E: 0 K: 1 S: 8	H: 3 LOB: 1 BB: 0 P: 8	R: 0 E: 0 K: 1 S: 7	H: 2 LOB: 2 BB: 0 P: 7	R: 0 E: 0 K: 0 S: 3	H: 1 LOB: 1 BB: 0 P: 4	R: 0 E: 0 K: 0 S: 3	H: 1 LOB: 1 BB: 0 P: 4		1B: 9 2B: 4 3B: 0 HR: 0	SF: 1 SAC: 0 DP: 1 HBP: 1	WP: 0 PB: 0 SB: 0 CS: 1
PITCHER Larry Gura, L ERA: 5.14 (1, 1)	IP: 4.0 WLS: L BF: 16 H: 5 R: 0 ER: 0 SO: 2 BB: 0 IBB: 0 HBP: 1 BLK: 0 WP: 0 HR: 0 S: 19 P: 20 ERA: 0.00 WHIP: 1.250															PITCHER				

Batter	1	2	3	4	5	6	7	8	9	AB	R	H	RBI	BB	SO	LOB	TOP			
Alan Bannister, R OBP: 0.327, SLG: 0.409 Bake McBride, L OBP: 0.309, SLG: 0.318 (8, 9)	0-0 6-3		0-0 G3		0-0 1B 1B			0-0 6-3		3	0	1	0	0	0	0	Cleveland Indians @ Kansas City Royals Royals Stadium, Kansas City, MO Mon Jul 25 1983, 8:05 PM EDT Att: 37,652 - Unknown			
Toby Harrah, R OBP: 0.377, SLG: 0.385 (1, 5)	0-3 K		0-0 F7		0-0 1B 1-2			0-3 K		4	0	1	0	0	2	0				
Mike Hargrove, L OBP: 0.382, SLG: 0.384 (1, 3)	0-0 FC1-4 1B		0-0 F8		0-0 F6			0-0 4-3		4	0	1	0	0	2	0				
Andre Thornton, R OBP: 0.407, SLG: 0.482 (1, 10)	0-0 FC1-4 1-2			0-0 F7				0-0 F7		4	0	0	0	0	1	0				
Pat Tabler, R OBP: 0.378, SLG: 0.431 (1, 7)		0-0 F4		0-0 5-3				0-3 K G5-4-3 BB		3	0	0	0	1	1	0				
Julio Franco, R OBP: 0.321, SLG: 0.427 (1, 6)		4-0 S BB		0-0 6-3				0-0 5-3 1-2		3	0	0	0	1	0	1				
Gorman Thomas, R OBP: 0.296, SLG: 0.383 (1, 8)		0-3 K			0-0 HR			0-0 1-3		3	1	1	1	0	1	1				
Chris Bando, S OBP: 0.336, SLG: 0.376 (1, 2)		4-0 1-2 BB			0-0 F9			0-0 6-3		2	0	0	0	1	0	0				
Mike Fischlin, R OBP: 0.267, SLG: 0.216 (1, 4)		0-0 L3			0-0 6-3			0-0 F5		3	0	0	0	0	2	0				
Inning Stats	R: 0 E: 0 K: 1 S: 6	H: 1 LOB: 1 BB: 0 P: 6	R: 0 E: 0 K: 1 S: 5	H: 0 LOB: 2 BB: 2 P: 13	R: 0 E: 0 K: 0 S: 3	H: 0 LOB: 0 BB: 0 P: 3	R: 0 E: 0 K: 0 S: 3	H: 0 LOB: 0 BB: 1 P: 6	R: 0 E: 0 K: 0 S: 3	H: 0 LOB: 0 BB: 0 P: 3	R: 0 E: 0 K: 1 S: 5	H: 0 LOB: 0 BB: 0 P: 5	R: 0 E: 0 K: 1 S: 5	H: 0 LOB: 0 BB: 0 P: 5	R: 0 E: 0 K: 1 S: 5	H: 0 LOB: 0 BB: 0 P: 5	1B: 3 2B: 0 3B: 0 HR: 1	SF: 0 SAC: 0 DP: 1 HBP: 0	WP: 0 PB: 0 SB: 1 CS: 1	PA: 33
PITCHER	IP WLS BF H R ER SO BB IBB HBP BLK WP HR S P ERA WHIP	IP WLS BF H R ER SO BB IBB HBP BLK WP HR S P ERA WHIP																		
Paul Spittorf, L ERA: 4.0 Dan Quisenberry, R ERA: 1.82	(1, 1) 6.0 W 24 4 1 1 2 3 0 0 0 0 0 1 25 37 1.50 1.167	(7, 1) 3.0 S 9 0 0 0 2 0 0 0 0 0 0 0 13 13 0.00 0.000																		

Batter	1	2	3	4	5	6	7	8	9	AB	R	H	RBI	BB	SO	LOB	BOTTOM			
U L Washington, S OBP: 0.299, SLG: 0.318 (1, 6)	0-0 F8	0-0 FC4-6 1-2 3-H			0-0 F7 1-2			0-0 6-3 S 1B 1B		5	1	1	1	0	0	2	Cleveland Indians @ Kansas City Royals Royals Stadium, Kansas City, MO Mon Jul 25 1983, 8:05 PM EDT Att: 37,652 - Unknown			
John Wathan, R OBP: 0.333, SLG: 0.348 (1, 3)	0-0 S 2B 1B	0-3 K			0-0 S 1B			0-0 1B 1B S		4	2	3	0	0	1	1				
George Brett, L OBP: 0.431, SLG: 0.698 Greg Pryor, R OBP: 0.312, SLG: 0.343 (8, 5)	0-3 K 1-2		0-3 K		0-3 K 1-2			4-0 1B 2B IBB 1-2 2-3		3	1	0	0	1	3	2				
Hal McRae, R OBP: 0.390, SLG: 0.484 (1, 10)	0-0 2B		0-0 L6-3 1B					4-0 F4 G5-4-3 BB		3	0	2	1	1	0	3				
Amos Otis, R OBP: 0.317, SLG: 0.357 Joe Simpson, L OBP: 0.257, SLG: 0.227 (9, 9)	0-0 L4		0-0 L6-3 1-2					0-0 G5-4-3 2B 1B 1-2 2-H 3-H		4	0	1	2	0	0	3				
Frank White, R OBP: 0.277, SLG: 0.398 (1, 4)		0-0 2B 1B		0-0 F6				0-0 2B 1-3 2-H		4	1	3	1	0	0	0				
Leon Roberts, R OBP: 0.328, SLG: 0.396 (1, 7)		0-0 1B FC4-6 2B 1-H		0-0 F8				4-0 L4 IBB		3	1	1	1	1	0	2				
Don Slaught, R OBP: 0.278, SLG: 0.322 (1, 2)		0-0 FC5-4 1B 2-3		0-0 4-3				0-0 L7		4	0	1	0	0	2	0				
Pat Sheridan, L OBP: 0.303, SLG: 0.396 (1, 8)		0-0 FC5-4 FC4-6 1-2			0-0 CS 1B			0-0 F6 L6		4	0	1	0	0	2	0				
Inning Stats	R: 1 E: 0 K: 1 S: 7	H: 2 LOB: 1 BB: 0 P: 7	R: 2 E: 1 K: 1 S: 8	H: 3 LOB: 1 BB: 0 P: 8	R: 0 E: 0 K: 1 S: 5	H: 1 LOB: 0 BB: 0 P: 5	R: 0 E: 0 K: 0 S: 3	H: 0 LOB: 0 BB: 0 P: 3	R: 0 E: 0 K: 1 S: 6	H: 2 LOB: 1 BB: 0 P: 6	R: 0 E: 0 K: 0 S: 3	H: 1 LOB: 2 BB: 2 P: 11	R: 3 E: 0 K: 0 S: 7	H: 4 LOB: 2 BB: 1 P: 11	R: 0 E: 0 K: 0 S: 3	H: 0 LOB: 0 BB: 0 P: 3	1B: 9 2B: 5 3B: 0 HR: 0	SF: 0 SAC: 0 DP: 2 HBP: 0	WP: 0 PB: 0 SB: 4 CS: 1	PA: 37
PITCHER	IP WLS BF H R ER SO BB IBB HBP BLK WP HR S P ERA WHIP	IP WLS BF H R ER SO BB IBB HBP BLK WP HR S P ERA WHIP																		
Neal Heaton, L ERA: 5.06 Bud Anderson, R ERA: 2.39	(1, 1) 6.1 L 30 11 6 6 4 1 2 0 0 0 0 0 7 7 8.53 1.895	(7, 1) 1.2 7 2 0 0 0 0 0 0 0 0 0 0 7 7 0.00 1.200																		

Batter	1	2	3	4	5	6	7	8	9	AB	R	H	RBI	BB	SO	LOB	TOP										
Mike Hargrove, L (1, 3) OBP: 0.380, SLG: 0.381	F8		FC3-2				4-3		6-3	5	0	1	0	0	0	2											
Toby Harrah, R (1, 5) OBP: 0.378, SLG: 0.386	5-3		F9							4	1	2	1	0	0	2											
Bake McBride, L (1, 9) OBP: 0.314, SLG: 0.323										4	0	2	0	0	1	4											
George Vukovich, L (8, PR) OBP: 0.252, SLG: 0.295			F6							0	0	0	0	0	0	0											
Andre Thornton, R (1, 10) OBP: 0.405, SLG: 0.479	F9									4	0	1	0	0	0	1											
Pat Tabler, R (1, 7) OBP: 0.376, SLG: 0.427		6-3								2	0	0	1	1	0	0											
Gorman Thomas, R (1, 8) OBP: 0.292, SLG: 0.379		F5								4	0	0	0	0	2	3											
Julio Franco, R (1, 6) OBP: 0.318, SLG: 0.422		5-3								4	0	0	0	0	0	3											
Ron Hassey, L (1, 2) OBP: 0.326, SLG: 0.337										4	0	1	0	0	0	0											
Mike Fischlin, R (1, 4) OBP: 0.278, SLG: 0.231										4	1	2	0	0	1	0											
Inning Stats	R: 0 E: 0 K: 0 S: 4	H: 1 LOB: 1 BB: 0 P: 4	R: 0 E: 0 K: 0 S: 3	H: 0 LOB: 0 BB: 0 P: 3	R: 0 E: 0 K: 0 S: 5	H: 2 LOB: 2 BB: 0 P: 5	R: 0 E: 0 K: 0 S: 3	H: 0 LOB: 0 BB: 0 P: 3	R: 1 E: 0 K: 1 S: 8	H: 3 LOB: 2 BB: 1 P: 8	R: 0 E: 0 K: 0 S: 5	H: 0 LOB: 1 BB: 1 P: 9	R: 0 E: 0 K: 0 S: 3	H: 0 LOB: 0 BB: 0 P: 3	R: 1 E: 0 K: 1 S: 8	H: 3 LOB: 2 BB: 0 P: 8	R: 0 E: 0 K: 1 S: 5	H: 0 LOB: 0 BB: 0 P: 5	1B: 8 2B: 1 3B: 0 HR: 0	SF: 1 SAC: 0 DP: 0 HBP: 0	WP: 0 PB: 0 SB: 0 CS: 0	PA: 37					
PITCHER	IP	WLS	BF	H	R	ER	SO	BB	IBB	HBP	BLK	WP	HR	S	P	ERA	WHIP										
Steve Renko, R (1, 1) ERA: 4.42	8.0	L	34	9	2	2	3	1	0	0	0	0	0	39	43	2.25	1.250										
Mike Armstrong, R (9, 1) ERA: 3.52	1.0		3	0	0	0	1	0	0	0	0	0	0	5	5	0.00	0.000										

Cleveland Indians @ Kansas City Royals
 Royals Stadium, Kansas City, MO
 Tue Jul 26 1983, 8:05 PM EDT
 Att: 25,243 - Unknown

AB	35
R	2
H	9
RBI	2
BB	1
SO	4
LOB	15



Batter	1	2	3	4	5	6	7	8	9	AB	R	H	RBI	BB	SO	LOB	BOTTOM										
Pat Sheridan, L (1, 8) OBP: 0.303, SLG: 0.394	F7	F7								3	0	1	0	0	0	2											
John Wathan, R (1, 2) OBP: 0.329, SLG: 0.343	5-3		F3							4	0	0	0	0	0	3											
George Brett, L (1, 5) OBP: 0.429, SLG: 0.690			4-3							3	0	0	0	1	0	2											
Hal McRae, R (1, 10) OBP: 0.388, SLG: 0.482			F9							4	0	1	0	0	0	2											
Willie Aikens, L (1, 3) OBP: 0.401, SLG: 0.535	6-3									2	0	1	0	2	0	2											
Cesar Geronimo, L (8, PR) OBP: 0.253, SLG: 0.265										0	0	0	0	0	0	0											
Amos Otis, R (1, 9) OBP: 0.316, SLG: 0.356										4	0	1	0	0	1	3											
Frank White, R (1, 4) OBP: 0.273, SLG: 0.393										4	0	0	0	0	0	3											
Joe Simpson, L (1, 7) OBP: 0.259, SLG: 0.230										3	0	1	0	0	0	2											
U L Washington, S (9, PH) OBP: 0.298, SLG: 0.318										1	0	0	0	0	0	0											
Onix Concepcion, R (1, 6) OBP: 0.217, SLG: 0.278										4	0	2	0	0	0	2											
Inning Stats	R: 0 E: 0 K: 0 S: 4	H: 1 LOB: 2 BB: 1 P: 8	R: 0 E: 0 K: 0 S: 5	H: 2 LOB: 2 BB: 0 P: 5	R: 0 E: 0 K: 0 S: 3	H: 0 LOB: 0 BB: 0 P: 3	R: 0 E: 0 K: 0 S: 3	H: 0 LOB: 1 BB: 1 P: 7	R: 0 E: 0 K: 0 S: 5	H: 2 LOB: 2 BB: 0 P: 5	R: 0 E: 0 K: 1 S: 6	H: 1 LOB: 1 BB: 0 P: 6	R: 0 E: 0 K: 0 S: 4	H: 1 LOB: 1 BB: 0 P: 4	R: 0 E: 0 K: 0 S: 2	H: 0 LOB: 1 BB: 1 P: 6	R: 0 E: 0 K: 0 S: 3	H: 0 LOB: 0 BB: 0 P: 3	1B: 7 2B: 1 3B: 0 HR: 0	SF: 0 SAC: 1 DP: 2 HBP: 0	WP: 0 PB: 0 SB: 0 CS: 0	PA: 36					
PITCHER	IP	WLS	BF	H	R	ER	SO	BB	IBB	HBP	BLK	WP	HR	S	P	ERA	WHIP										
Lary Sorensen, R (1, 1) ERA: 4.51	9.0	W	36	7	0	0	1	3	0	0	0	0	0	35	47	0.00	1.111										

Cleveland Indians @ Kansas City Royals
 Royals Stadium, Kansas City, MO
 Tue Jul 26 1983, 8:05 PM EDT
 Att: 25,243 - Unknown

AB	32
R	0
H	7
RBI	0
BB	3
SO	1
LOB	21



Batter	1	2	3	4	5	6	7	8	9	AB	R	H	RBI	BB	SO	LOB	TOP					
Mike Hargrove, L (1, 3) OBP: 0.377, SLG: 0.378 Alan Bannister, R (9, PR) OBP: 0.327, SLG: 0.409	F7		FC4-6	L9			L9		L9	5	0	1	1	0	0	4	<p>Cleveland Indians @ Kansas City Royals</p> <p>Royals Stadium, Kansas City, MO</p> <p>Wed Jul 27 1983, 8:05 PM EDT</p> <p>Att: 23,457 - Unknown</p>					
Toby Harrah, R (1, 5) OBP: 0.375, SLG: 0.383	F9		G3		6-3		1B		F8	5	0	1	0	0	0	2						
Bake McBride, L (1, 9) George Vukovich, L (7, PR) OBP: 0.251, SLG: 0.293 (7, 9)	1B			E	4-3		1-3		L9	4	2	4	0	0	0	0						
Andre Thornton, R (1, 10) OBP: 0.400, SLG: 0.472	4-3			E	4-3		L3		F9	5	1	0	1	0	0	5						
Pat Tabler, R (1, 7) OBP: 0.374, SLG: 0.424		F9		1-3	5-3				3-1	4	0	1	1	0	0	0						
Gorman Thomas, R (1, 8) OBP: 0.297, SLG: 0.381		G4-6-3		1-3					1B	3	0	2	1	1	1	0						
Julio Franco, R (1, 6) OBP: 0.315, SLG: 0.417	G4-6-3			1-3					F9	4	0	0	0	0	1	4						
Ron Hassey, L (1, 2) OBP: 0.325, SLG: 0.337			3-1-3						L7	3	0	1	0	1	0	1						
Mike Fischlin, R (1, 4) Broderick Perkins, L (9, PH) OBP: 0.289, SLG: 0.222 (9, PH) OBP: 0.254, SLG: 0.333			E	K					E6	3	0	0	0	0	2	4						
										1	1	0	0	0	0	0						
Inning Stats	R: 0 E: 0 K: 0 S: 4	H: 1 LOB: 1 BB: 0 P: 4	R: 0 E: 0 K: 0 S: 2	H: 0 LOB: 0 BB: 1 P: 6	R: 0 E: 1 K: 0 S: 4	H: 0 LOB: 1 BB: 0 P: 4	R: 2 E: 1 K: 1 S: 9	H: 3 LOB: 3 BB: 1 P: 13	R: 1 E: 0 K: 0 S: 4	H: 1 LOB: 1 BB: 0 P: 4	R: 0 E: 0 K: 3 S: 10	H: 1 LOB: 1 BB: 0 P: 10	R: 0 E: 0 K: 0 S: 4	H: 2 LOB: 2 BB: 0 P: 4	R: 0 E: 0 K: 0 S: 4	H: 1 LOB: 1 BB: 0 P: 4	R: 1 E: 2 K: 0 S: 5	H: 1 LOB: 1 BB: 0 P: 5	1B: 9 2B: 1 3B: 1 HR: 0	SF: 0 SAC: 0 DP: 2 HBP: 0	WP: 0 PB: 0 CS: 0	PA: 40
PITCHER	IP	WLS	BF	H	R	ER	SO	BB	IBB	HBP	BLK	WP	HR	S	P	ERA	WHIP					
Gaylord Perry, R (1, 1) ERA: 5.18	6.0	W	27	6	3	2	4	2	0	0	0	0	0	33	41	3.00	1.333					
Dan Quisenberry, R (7, 1) ERA: 1.75	3.0	S	13	4	1	0	0	0	0	0	0	0	0	13	13	0.00	1.333					

AB	38
R	4
H	10
RBI	4
BB	2
SO	4
LOB	21



Batter	1	2	3	4	5	6	7	8	9	AB	R	H	RBI	BB	SO	LOB	BOTTOM				
Willie Wilson, S (1, 8) OBP: 0.316, SLG: 0.349	B1-3		SH2-3		6-3			F7		3	1	1	0	0	0	0	<p>Cleveland Indians @ Kansas City Royals</p> <p>Royals Stadium, Kansas City, MO</p> <p>Wed Jul 27 1983, 8:05 PM EDT</p> <p>Att: 23,457 - Unknown</p>				
U L Washington, S (1, 6) OBP: 0.295, SLG: 0.314	B1-3		1-3		K			F7		4	0	0	0	0	1	2					
George Brett, L (1, 5) OBP: 0.430, SLG: 0.689	SF7			HR				F8		3	1	2	2	0	0	0					
Hal McRae, R (1, 10) OBP: 0.387, SLG: 0.487	F9			HR				F8		4	1	1	2	0	0	1					
Willie Aikens, L (1, 3) Greg Pryor, R (9, 3) OBP: 0.400, SLG: 0.545 (9, 3) OBP: 0.312, SLG: 0.343	F7			HR				K		3	1	1	1	0	1	0					
Pat Sheridan, L (1, 7) OBP: 0.304, SLG: 0.393				HR				K		0	0	0	0	0	0	0					
Joe Simpson, L (1, 9) OBP: 0.252, SLG: 0.223								K		3	0	1	0	0	1	1					
John Wathan, R (1, 2) OBP: 0.326, SLG: 0.339								K		3	0	0	0	0	2	1					
Onix Concepcion, R (1, 4) OBP: 0.221, SLG: 0.280								K		3	1	1	0	0	1	0					
Inning Stats	R: 1 E: 0 K: 0 S: 4	H: 1 LOB: 0 BB: 0 P: 4	R: 0 E: 0 K: 0 S: 4	H: 1 LOB: 1 BB: 0 P: 4	R: 4 E: 0 K: 0 S: 7	H: 4 LOB: 0 BB: 0 P: 7	R: 0 E: 0 K: 2 S: 7	H: 0 LOB: 0 BB: 0 P: 7	R: 0 E: 0 K: 1 S: 5	H: 0 LOB: 0 BB: 0 P: 5	R: 0 E: 0 K: 2 S: 7	H: 0 LOB: 0 BB: 0 P: 7	R: 0 E: 0 K: 0 S: 4	H: 1 LOB: 1 BB: 0 P: 4	R: 0 E: 0 K: 0 S: 4	H: 1 LOB: 1 BB: 0 P: 4	1B: 4 2B: 1 3B: 0 HR: 2	SF: 1 SAC: 1 DP: 0 HBP: 0	WP: 0 PB: 0 CS: 0	PA: 31	
PITCHER	IP	WLS	BF	H	R	ER	SO	BB	IBB	HBP	BLK	WP	HR	S	P	ERA	WHIP				
Len Barker, R (1, 1) ERA: 5.53	8.0	L	31	7	5	5	7	0	0	0	0	0	2	45	45	5.62	0.875				



Batter	1	2	3	4	5	6	7	8	9	AB	R	H	RBI	BB	SO	LOB	TOP			
Willie Wilson, S (1, 8) Leon Roberts, R (7, 7) OBP: 0.314, SLG: 0.347 OBP: 0.325, SLG: 0.393	F6		K		K			K		3	0	0	0	0	2	0	Kansas City Royals @ Detroit Tigers Tiger Stadium, Detroit, MI Fri Jul 29 1983, Postponed Att: 39,357 - Unknown - 81 F			
U L Washington, S (1, 6) OBP: 0.297, SLG: 0.314	K		G3 S BB			G5-4-3 1B		K		3	0	1	0	1	2	0				
George Brett, L (1, 5) Greg Pryor, R (7, 5) OBP: 0.429, SLG: 0.685 OBP: 0.308, SLG: 0.338	BB 1B		G3			P5		K		3	0	1	0	0	0	2				
Hal McRae, R (1, 10) OBP: 0.388, SLG: 0.486	1-2 BB		F9			G5-4-3 1-2		G4-3 1B		3	0	1	0	1	0	2				
Willie Aikens, L (1, 3) OBP: 0.394, SLG: 0.536	K							F7		4	0	0	0	0	2	3				
Amos Otis, R (1, 9) Joe Simpson, L (7, PH) OBP: 0.318, SLG: 0.354 OBP: 0.250, SLG: 0.221		FC4-6 BB						P4		1	0	0	0	1	1	0				
Frank White, R (1, 4) Onix Concepcion, R (7, 4) OBP: 0.221, SLG: 0.280		F8						4-3		1	0	0	0	0	0	0				
Pat Sheridan, L (1, 7) OBP: 0.305, SLG: 0.413		FC4-6 1-2 S						K		3	1	1	1	0	1	1				
John Wathan, R (1, 2) OBP: 0.323, SLG: 0.336		F8 1-2						K		3	0	0	0	0	1	1				
								K												
Inning Stats	R: 0 E: 0 K: 2 S: 8	H: 1 LOB: 2 BB: 1 P: 12	R: 0 E: 0 K: 0 S: 3	H: 0 LOB: 1 BB: 1 P: 7	R: 0 E: 0 K: 1 S: 5	H: 0 LOB: 1 BB: 1 P: 9	R: 0 E: 0 K: 2 S: 7	H: 0 LOB: 0 BB: 0 P: 7	R: 0 E: 0 K: 3 S: 9	H: 1 LOB: 0 BB: 0 P: 3	R: 0 E: 0 K: 0 S: 3	H: 0 LOB: 0 BB: 0 P: 3	R: 1 E: 0 K: 1 S: 8	H: 1 LOB: 0 BB: 0 P: 8	R: 0 E: 0 K: 1 S: 5	H: 1 LOB: 0 BB: 0 P: 5	1B: 3 2B: 0 3B: 0 HR: 1	SF: 0 SAC: 0 DP: 2 HBP: 0	WP: 0 PB: 0 SB: 2 CS: 0	PA: 32
PITCHER	IP WLS BF H R ER SO BB IBB HBP BLK WP HR S P ERA WHIP																			
Jack Morris, R (1, 1) ERA: 3.76	8.0 W 29 3 1 1 10 3 0 0 0 0 0 1 46 58 1.12 0.750																			
Dave Gumpert, R (9, 1) ERA: 4.02	1.0 3 1 0 0 1 0 0 0 0 0 0 0 5 5 0.00 1.000																			

Batter	1	2	3	4	5	6	7	8	9	AB	R	H	RBI	BB	SO	LOB	BOTTOM			
Lou Whitaker, L (1, 4) Wayne Krenchicki, L (7, 4) OBP: 0.373, SLG: 0.465 OBP: 0.359, SLG: 0.350	4-3		F7	6-3	L4			K		4	0	0	0	0	0	4	Kansas City Royals @ Detroit Tigers Tiger Stadium, Detroit, MI Fri Jul 29 1983, Postponed Att: 39,357 - Unknown - 81 F			
Enos Cabell, R (1, 3) Rick Leach, L (6, 3) OBP: 0.348, SLG: 0.459 OBP: 0.310, SLG: 0.351	5-3		FC BB HR	3-1		G3		G3 1B		3	1	0	1	0	0	1				
Larry Hemdon, R (1, 9) OBP: 0.325, SLG: 0.455	BB		3-H 4-0 HR	1B	1B	6-3		L8		3	1	1	0	2	0	1				
Lance Parrish, R (1, 10) Mike Laga, L (6, PH)	P4		1-2 2-3 HR	1B	1B	4-0 HR	BB	G3		3	1	2	4	0	0	1				
John Wockenfuss, R (1, 2) Marty Castillo, R (8, 2) OBP: 0.344, SLG: 0.448 OBP: 0.275, SLG: 0.348		P6	1B HR BB	6-3		1-H HR		F8		3	2	1	2	1	0	2				
Glenn Wilson, R (1, 7) Lynn Jones, R (7, 7) OBP: 0.305, SLG: 0.441 OBP: 0.217, SLG: 0.391		F9	1-2 HR			K		2B		4	1	2	0	0	1	0				
Chet Lemon, R (1, 8) OBP: 0.361, SLG: 0.444		F8	1-H 2-H HR			F8		F7		4	1	1	3	0	0	1				
Tom Brookens, R (1, 5) OBP: 0.274, SLG: 0.315			1B FC 1B	5-3		1B		1B		4	1	2	0	0	0	0				
Alan Trammell, R (1, 6) OBP: 0.385, SLG: 0.442			BB FC HR	1B		1-3 1B		F9		4	1	2	0	0	0	0				
Inning Stats	R: 0 E: 0 K: 0 S: 3	H: 0 LOB: 0 BB: 0 P: 7	R: 8 E: 0 K: 0 S: 9	H: 5 LOB: 0 BB: 2 P: 17	R: 0 E: 0 K: 0 S: 5	H: 2 LOB: 2 BB: 0 P: 5	R: 0 E: 0 K: 1 S: 7	H: 2 LOB: 2 BB: 0 P: 7	R: 2 E: 0 K: 0 S: 5	H: 2 LOB: 1 BB: 1 P: 9	R: 0 E: 0 K: 1 S: 5	H: 0 LOB: 0 BB: 0 P: 5	R: 0 E: 0 K: 0 S: 4	H: 1 LOB: 1 BB: 0 P: 4	R: 0 E: 0 K: 0 S: 4	H: 1 LOB: 0 BB: 0 P: 4	1B: 8 2B: 1 3B: 0 HR: 3	SF: 0 SAC: 0 DP: 0 HBP: 0	WP: 0 PB: 0 SB: 0 CS: 0	PA: 41
PITCHER	IP WLS BF H R ER SO BB IBB HBP BLK WP HR S P ERA WHIP																			
Larry Gura, L (1, 1) ERA: 5.44	2.1 L 14 3 6 6 0 0 3 0 0 0 0 1 11 23 23.14 2.571																			
Keith Creel, R (3, 1) ERA: 6.33	5.2 27 9 4 4 2 1 0 0 0 0 0 2 30 34 6.35 1.765																			

Batter	1	2	3	4	5	6	7	8	9	AB	R	H	RBI	BB	SO	LOB	TOP										
Willie Wilson, S OBP: 0.313, SLG: 0.345 (1, 8)										5	0	1	0	0	2	1	Kansas City Royals @ Detroit Tigers Tiger Stadium, Detroit, MI Sat Jul 30 1983, 3:33 AM EDT Att: 35,100 - Unknown - 77 F										
U L Washington, S OBP: 0.301, SLG: 0.318 (1, 6)										5	0	3	0	0	1	0											
George Brett, L OBP: 0.426, SLG: 0.678 (1, 5)										3	0	0	0	1	0	3											
Hal McRae, R OBP: 0.389, SLG: 0.485 (1, 10)										3	0	1	0	1	2	4											
Willie Aikens, L OBP: 0.396, SLG: 0.536 Joe Simpson, L OBP: 0.250, SLG: 0.221 (8, PR) (8, 3)										4	0	2	0	0	2	3											
Pat Sheridan, L OBP: 0.303, SLG: 0.429 (1, 7)										4	1	1	1	0	0	3											
Amos Otis, R OBP: 0.317, SLG: 0.350 (1, 9)										3	0	0	0	1	2	3											
Frank White, R OBP: 0.271, SLG: 0.388 (1, 4)										4	0	1	0	0	0	3											
Don Slaught, R OBP: 0.277, SLG: 0.315 (1, 2)										3	0	0	0	1	1	2											
Inning Stats	R: 0 E: 0 K: 2 S: 9	H: 2 LOB: 2 BB: 0 P: 9	R: 1 E: 0 K: 0 S: 3	H: 1 LOB: 1 BB: 2 P: 11	R: 0 E: 0 K: 2 S: 7	H: 0 LOB: 1 BB: 1 P: 11	R: 0 E: 0 K: 1 S: 5	H: 0 LOB: 0 BB: 0 P: 5	R: 0 E: 0 K: 3 S: 10	H: 2 LOB: 2 BB: 0 P: 7	R: 0 E: 0 K: 1 S: 5	H: 1 LOB: 0 BB: 5	R: 0 E: 0 K: 0 S: 5	H: 2 LOB: 2 BB: 0 P: 5	R: 0 E: 0 K: 0 S: 3	H: 0 LOB: 0 BB: 0 P: 3		1B: 8 2B: 0 3B: 0 HR: 1	SF: 0 SAC: 0 DP: 1 HBP: 0	WP: 0 PB: 0 SB: 1 CS: 1	PA: 38						
PITCHER	IP	WLS	BF	H	R	ER	SO	BB	IBB	HBP	BLK	WP	HR	S	P	ERA	WHIP										
Juan Berenguer, R ERA: 3.08 Aurelio Lopez, R ERA: 1.56	(1, 1) (8, 1)	7.0 S	30 8	7 2	1 0	1 0	10 0	3 0	1 0	0 0	0 0	0 0	1 0	46 8	62 8	1.29 0.00	1.429 1.000										

Batter	1	2	3	4	5	6	7	8	9	AB	R	H	RBI	BB	SO	LOB	BOTTOM										
Lou Whitaker, L OBP: 0.374, SLG: 0.464 (1, 4)										3	1	1	0	1	0	0	Kansas City Royals @ Detroit Tigers Tiger Stadium, Detroit, MI Sat Jul 30 1983, 3:33 AM EDT Att: 35,100 - Unknown - 77 F										
Enos Cabell, R OBP: 0.345, SLG: 0.462 (1, 3)										3	1	1	0	0	0	1											
Larry Hemdon, R OBP: 0.327, SLG: 0.464 (1, 7)										4	2	2	2	0	2	2											
Lance Parrish, R OBP: 0.336, SLG: 0.510 (1, 10)										2	0	0	0	2	0	0											
John Wockenfuss, R OBP: 0.338, SLG: 0.438 Marty Castillo, R OBP: 0.286, SLG: 0.358 (8, 2)										3	0	0	0	0	0	2											
Glenn Wilson, R OBP: 0.302, SLG: 0.438 Kirk Gibson, L OBP: 0.289, SLG: 0.367 Lynn Jones, R OBP: 0.217, SLG: 0.391 (9, 9)										3	0	0	0	0	1	0											
Chet Lemon, R OBP: 0.361, SLG: 0.442 (1, 8)										2	0	0	0	1	0	0											
Tom Brookens, R OBP: 0.274, SLG: 0.315 (1, 5)										3	0	1	0	0	0	1											
Alan Trammell, R OBP: 0.381, SLG: 0.437 (1, 6)										3	0	0	0	0	1	2											
Inning Stats	R: 0 E: 0 K: 1 S: 5	H: 0 LOB: 0 BB: 0 P: 5	R: 0 E: 0 K: 0 S: 3	H: 0 LOB: 0 BB: 0 P: 3	R: 0 E: 0 K: 0 S: 2	H: 0 LOB: 0 BB: 1 P: 6	R: 2 E: 0 K: 0 S: 5	H: 2 LOB: 0 BB: 0 P: 5	R: 0 E: 0 K: 1 S: 6	H: 1 LOB: 1 BB: 0 P: 6	R: 0 E: 0 K: 1 S: 5	H: 0 LOB: 2 BB: 2 P: 13	R: 0 E: 0 K: 1 S: 5	H: 0 LOB: 0 BB: 0 P: 5	R: 2 E: 0 K: 1 S: 8	H: 3 LOB: 2 BB: 1 P: 12		1B: 4 2B: 1 3B: 0 HR: 1	SF: 0 SAC: 1 DP: 0 HBP: 0	WP: 0 PB: 0 SB: 0 CS: 3	PA: 33						
PITCHER	IP	WLS	BF	H	R	ER	SO	BB	IBB	HBP	BLK	WP	HR	S	P	ERA	WHIP										
Bud Black, L ERA: 3.69 Mike Armstrong, R ERA: 3.5	(1, 1) (8, 1)	7.2 L	32 1	6 0	4 0	4 0	4 1	4 0	4 0	0 0	0 0	0 0	3 3	3 3	0.00 0.000	4.70 1.174											

Batter	1	2	3	4	5	6	7	8	9	AB	R	H	RBI	BB	SO	LOB	TOP																				
Willie Wilson, S (1, 8) OBP: 0.315, SLG: 0.345	0-0 6-3		4-0 1B 2B BB		0-0 FC6-4 1B		0-3 K		0-0 F7	4	1	1	0	1	1	0	Kansas City Royals @ Detroit Tigers Tiger Stadium, Detroit, MI Sun Jul 31 1983, 7:10 PM EDT Att: 44,366 - Unknown - 75 F																				
U L Washington, S (1, 6) OBP: 0.302, SLG: 0.327	0-0 5-3		0-0 2B 1B		0-0 FC6-4 FC4 1-2		0-0 HR		0-3 K	5	2	2	3	0	1	1																					
George Brett, L (1, 5) OBP: 0.428, SLG: 0.673 Frank White, R (7, 4) OBP: 0.288, SLG: 0.384	0-0 4-3		0-0 F8		0-0 FC4 1B 1-2		0-0 F8			4	1	0	0	0	0	3																					
Hal McRae, R (1, 10) OBP: 0.394, SLG: 0.491		0-3 K	0-0 2B		0-0 1B 1-2		0-0 1B			4	0	3	2	0	1	0																					
Amos Otis, R (1, 9) OBP: 0.316, SLG: 0.349		0-0 6-3	0-0 L7		0-0 1B 1-2		0-0 L8			4	0	1	1	0	0	2																					
Willie Aikens, L (1, 3) OBP: 0.392, SLG: 0.550 Joe Simpson, L (8, 3) OBP: 0.250, SLG: 0.231	0-0 3-1			0-0 4-3	0-0 4-3				0-0 5-3	4	0	0	0	0	0	2																					
Leon Roberts, R (1, 7) OBP: 0.331, SLG: 0.423			0-0 2B 1B	0-0 HR			0-0 5-3		0-0 5-3	4	2	2	1	0	0	0																					
Don Slaught, R (1, 2) OBP: 0.276, SLG: 0.320			0-0 1B 2B	0-0 1-6-3			0-0 P6		0-0 P6	4	1	1	0	0	0	0																					
Greg Pryor, R (1, 4) OBP: 0.293, SLG: 0.320			0-0 G3	0-0 5-3			0-0 1-3		0-0 6-3	4	0	0	0	0	0	2																					
Inning Stats	R: 0 E: 0 K: 0 S: 3	H: 0 LOB: 0 BB: 0 P: 3	R: 0 E: 0 K: 1 S: 5	H: 0 LOB: 0 BB: 0 P: 5	R: 4 E: 0 K: 0 S: 7	H: 4 LOB: 1 BB: 1 P: 11	R: 1 E: 0 K: 0 S: 4	H: 1 LOB: 0 BB: 0 P: 4	R: 1 E: 0 K: 0 S: 6	H: 3 LOB: 2 BB: 0 P: 6	R: 0 E: 0 K: 0 S: 3	H: 0 LOB: 1 BB: 0 P: 3	R: 1 E: 0 K: 1 S: 7	H: 2 LOB: 1 BB: 0 P: 7	R: 0 E: 0 K: 0 S: 3	H: 0 LOB: 0 BB: 0 P: 3		R: 0 E: 0 K: 1 S: 5	H: 0 LOB: 0 BB: 0 P: 5	1B: 6 2B: 2 3B: 0 HR: 2	SF: 0 SAC: 0 DP: 0 HBP: 0	WP: 0 PB: 0 SB: 0 CS: 0	PA: 38														
PITCHER	IP WLS BF	H R ER	SO BB IBB HBP BLK	WP HR S P	ERA WHIP	PITCHER										IP WLS BF	H R ER	SO BB IBB HBP BLK	WP HR S P	ERA WHIP																	
Howard Bailey, L (1, 1) ERA: 3.29	6.2	L	31	10	7	7	2	1	0	0	0	0	0	0	0	0	0	0	0	0	9	9	0.00	0.000													
Dave Gumpert, R (7, 1) ERA: 3.5	2.1	7	0	0	0	0	1	0	0	0	0	0	0	0	0	0	0	0	0	0	9	9	0.00	0.000													

Batter	1	2	3	4	5	6	7	8	9	AB	R	H	RBI	BB	SO	LOB	BOTTOM																				
Alan Trammell, R (1, 6) OBP: 0.386, SLG: 0.456	0-0 HR		0-0 4-3 CS 1B		0-0 1B 1-2 2-H		0-3 K		0-0 4-3	5	2	3	2	0	1	0	Kansas City Royals @ Detroit Tigers Tiger Stadium, Detroit, MI Sun Jul 31 1983, 7:10 PM EDT Att: 44,366 - Unknown - 75 F																				
Enos Cabell, R (1, 3) OBP: 0.345, SLG: 0.452	0-0 4-3		0-0 4-3		0-0 1B 1-2 2-3 BB		0-0 L6		0-0 5-3	4	0	0	0	1	0	1																					
Larry Hemdon, R (1, 7) OBP: 0.324, SLG: 0.458	0-0 6-3		0-0 FC1-5-4 3-H		0-0 K		0-0 P4			4	0	0	0	0	1	4																					
Lance Parrish, R (1, 10) OBP: 0.339, SLG: 0.512	0-0 F9			0-0 5-3	0-0 1B 1-3 2-H 3-H		0-0 2B			4	0	2	2	0	0	0																					
John Wockenfuss, R (1, 2) OBP: 0.333, SLG: 0.444 Jack Morris, R (8, PR)		0-0 HR		0-0 F8	0-0 3		0-0 FC1-5-6-1 1B			4	1	1	1	0	0	3																					
Bill Fahey, L (9, 2) OBP: 0.407, SLG: 0.318					0-0 1-2		0-0 2-3			0	0	0	0	0	0	0																					
Glenn Wilson, R (1, 8) OBP: 0.304, SLG: 0.442		0-3 K		0-0 2B		0-0 F3		0-0 F9		4	0	1	0	0	1	1																					
Tom Brookens, R (1, 4) OBP: 0.279, SLG: 0.314 Lou Whitaker, L (6, PH) OBP: 0.375, SLG: 0.463			0-0 1-3		0-0 K		0-0 F8		0-0 1B	2	0	0	0	0	1	1																					
Lynn Jones, R (1, 9) OBP: 0.259, SLG: 0.385 Kirk Gibson, L (6, PH) OBP: 0.292, SLG: 0.369			0-0 BB		0-0 1B 1B		0-0 1B		0-0 4-3	1	1	1	0	1	0	0																					
Marty Castillo, R (1, 5) OBP: 0.288, SLG: 0.357 Wayne Krenchicki, L (9, PH) OBP: 0.304, SLG: 0.298			0-0 6-3		0-0 BB 1B 1B		0-0 F7		0-0 5-3	3	1	1	0	0	0	2																					
Inning Stats	R: 1 E: 0 K: 0 S: 4	H: 1 LOB: 0 BB: 0 P: 4	R: 1 E: 0 K: 1 S: 6	H: 1 LOB: 1 BB: 1 P: 10	R: 0 E: 0 K: 0 S: 3	H: 1 LOB: 0 BB: 0 P: 3	R: 0 E: 0 K: 1 S: 6	H: 1 LOB: 1 BB: 0 P: 6	R: 3 E: 0 K: 1 S: 8	H: 4 LOB: 1 BB: 1 P: 12	R: 0 E: 0 K: 0 S: 4	H: 1 LOB: 0 BB: 0 P: 4	R: 0 E: 0 K: 1 S: 5	H: 0 LOB: 0 BB: 0 P: 5	R: 0 E: 0 K: 0 S: 5	H: 2 LOB: 2 BB: 0 P: 5	R: 0 E: 0 K: 0 S: 3	H: 0 LOB: 0 BB: 0 P: 3	1B: 7 2B: 4 3B: 0 HR: 2	SF: 0 SAC: 0 DP: 2 HBP: 0	WP: 0 PB: 0 SB: 0 CS: 1	PA: 38															
PITCHER	IP WLS BF	H R ER	SO BB IBB HBP BLK	WP HR S P	ERA WHIP	PITCHER										IP WLS BF	H R ER	SO BB IBB HBP BLK	WP HR S P	ERA WHIP																	
Vida Blue, L (1, 1) ERA: 6.01	4.0	20	7	5	5	2	2	0	0	0	0	0	0	0	0	0	0	0	0	9	9	0.00	1.000														
Mike Armstrong, R (5, 1) ERA: 3.39	2.0	W	7	2	0	0	1	0	0	0	0	0	0	0	0	0	0	0	0	9	9	0.00	1.000														
Dan Quisenberry, R (7, 1) ERA: 1.71	3.0	S	11	2	0	0	1	0	0	0	0	0	0	0	0	0	0	0	0	13	13	0.00	0.667														

AB	37
R	7
H	10
RBI	7
BB	1
SO	3
LOB	10



WP	0	PA	38
PB	0		
SB	0		
CS	0		

AB	36
R	5
H	11
RBI	5
BB	2
SO	4
LOB	14



WP	0	PA	38
PB	0		
SB	0		
CS	1		

Batter	1	2	3	4	5	6	7	8	9	AB	R	H	RBI	BB	SO	LOB	TOP
Willie Wilson, S OBP: 0.316, SLG: 0.344	0-0 5-3 S 2B	4-0 FC6 BB			0-0 1-3		0-0 F8		0-0 5-3	4	1	1	0	1	0	1	Kansas City Royals @ Detroit Tigers Tiger Stadium, Detroit, MI Mon Aug 01 1983, 7:05 PM EDT Att: 37,961 - Unknown - 76 F
U L Washington, S OBP: 0.301, SLG: 0.326	0-0 5-3	0-0 FC6			0-0 P4		0-0 1B			4	0	1	0	0	0	3	
George Brett, L OBP: 0.429, SLG: 0.677	0-0 1B		0-0 F7		0-0 2B		0-0 F6			4	0	2	1	0	0	1	
Hal McRae, R OBP: 0.395, SLG: 0.491	0-0 2-3		0-0 G3-6-3 1B		0-0 F7		0-0 F9			4	0	2	0	0	0	1	
Willie Aikens, L OBP: 0.390, SLG: 0.557	0-3 K		0-0 G3-6-3 1-2		0-0 HR		0-0 G3			4	1	1	1	0	1	3	
Pat Sheridan, L OBP: 0.293, SLG: 0.406	0-0 4-3			0-0 4-3		0-0 3-1		0-0 P3		4	0	0	0	0	0	2	
Amos Otis, R OBP: 0.315, SLG: 0.351		0-3 K		0-0 2B		0-0 P4		0-0 6-3		4	0	1	0	0	1	0	
Frank White, R OBP: 0.268, SLG: 0.382	0-0 L4		0-0 F2		0-0 1-3		0-0 1B			4	0	1	0	0	0	1	
Don Slaught, R OBP: 0.275, SLG: 0.318	0-0 BB 1B		0-0 5-3		0-0 L6		0-3 K			4	0	1	0	0	1	2	
Inning Stats	R: 1 E: 0 K: 1 S: 8	H: 3 LOB: 2 BB: 0 P: 8	R: 0 E: 0 K: 1 S: 6	H: 1 LOB: 2 BB: 1 P: 10	R: 0 E: 0 K: 0 S: 3	H: 1 LOB: 0 BB: 0 P: 3	R: 0 E: 0 K: 0 S: 4	H: 1 LOB: 1 BB: 0 P: 4	R: 0 E: 0 K: 0 S: 4	H: 1 LOB: 0 BB: 0 P: 4	R: 0 E: 0 K: 0 S: 3	H: 0 LOB: 1 BB: 0 P: 3	R: 0 E: 0 K: 1 S: 6	H: 1 LOB: 1 BB: 0 P: 6	1B: 6 2B: 3 3B: 0 HR: 1	SF: 0 SAC: 0 DP: 1 HBP: 0	WP: 0 PA: 37 PB: 0 SB: 2 CS: 0
PITCHER	IP WLS BF H R ER SO BB IBB HBP BLK WP HR S P ERA WHIP																
Larry Pashnick, R ERA: 3.18	(1, 1) 7.0 30 9 2 2 2 1 0 0 0 0 1 33 37 2.57 1.429																
Aurelio Lopez, R ERA: 1.55	(8, 1) 2.0 7 1 0 0 1 0 0 0 0 0 0 9 9 0.00 0.500																

Batter	1	2	3	4	5	6	7	8	9	AB	R	H	RBI	BB	SO	LOB	BOTTOM
Lou Whitaker, L OBP: 0.376, SLG: 0.473	0-0 WP 2B		0-0 4-3			0-0 HR	0-0 FC6-4 1-2			4	1	2	1	0	0	2	Kansas City Royals @ Detroit Tigers Tiger Stadium, Detroit, MI Mon Aug 01 1983, 7:05 PM EDT Att: 37,961 - Unknown - 76 F
Alan Trammell, R OBP: 0.391, SLG: 0.470	4-0 BB		0-3 K		0-0 HR		0-0 B3-4 1B			3	1	2	1	1	1	0	
Kirk Gibson, L OBP: 0.292, SLG: 0.367	0-0 P6			0-3 K		0-0 K2 1B		0-0 B3-4 1-2		4	0	1	0	0	1	3	
Lance Parrish, R OBP: 0.338, SLG: 0.518	0-0 P5			0-0 6-3		0-3 K2 1-2		0-0 HR		4	1	1	1	0	1	3	
Larry Herndon, R OBP: 0.324, SLG: 0.454	0-0 F8			0-0 1-4-3		0-3 K		4-0 1B BB		3	0	0	0	1	1	2	
Glenn Wilson, R OBP: 0.306, SLG: 0.441		0-0 6-3			0-0 P4		4-0 FC4-6 BB	0-0 1-3 1B		3	0	1	0	1	0	0	
Rick Leach, L OBP: 0.309, SLG: 0.343	0-0 4-3				4-0 BB		0-3 K	0-0 F7		2	0	0	0	1	1	1	
Enos Cabell, R OBP: 0.344, SLG: 0.450										1	0	0	0	0	0	2	
Wayne Krenchicki, L OBP: 0.317, SLG: 0.290	0-3 K				0-3 K		0-0 FC4-6 1B 1-2			3	0	0	0	0	2	2	
Tom Brookhous, R OBP: 0.279, SLG: 0.314										0	0	0	0	0	0	0	
Marty Castillo, R OBP: 0.289, SLG: 0.356			0-0 P4		0-0 P4		0-0 FC6-4 1B 1-2			3	0	1	0	0	0	1	
Inning Stats	R: 0 E: 0 K: 0 S: 4	H: 1 LOB: 2 BB: 1 P: 8	R: 0 E: 0 K: 1 S: 5	H: 0 LOB: 0 BB: 0 P: 5	R: 0 E: 0 K: 1 S: 5	H: 0 LOB: 0 BB: 0 P: 5	R: 0 E: 0 K: 1 S: 5	H: 0 LOB: 1 BB: 1 P: 9	R: 2 E: 0 K: 2 S: 9	H: 3 LOB: 0 BB: 0 P: 9	R: 0 E: 0 K: 1 S: 6	H: 1 LOB: 2 BB: 1 P: 10	R: 1 E: 0 K: 0 S: 5	H: 3 LOB: 2 BB: 1 P: 9	1B: 4 2B: 3 3B: 0 HR: 3	SF: 0 SAC: 0 DP: 2 HBP: 0	WP: 1 PA: 34 PB: 0 SB: 0 CS: 0
PITCHER	IP WLS BF H R ER SO BB IBB HBP BLK WP HR S P ERA WHIP																
Steve Renko, R ERA: 4.29	(1, 1) 7.0 28 5 2 2 7 3 0 0 0 0 1 2 39 51 2.57 1.143																
Don Hood, L ERA: 2.31	(8, 1) 0.2 5 3 1 1 0 1 0 0 0 0 1 4 8 13.50 6.000																
Mike Armstrong, R ERA: 3.38	(8, 1) 0.1 1 0 0 0 0 0 0 0 0 0 0 1 1 0.00 0.000																

Batter	1	2	3	4	5	6	7	8	9	AB	R	H	RBI	BB	SO	LOB	TOP										
U L Washington, S OBP: 0.303, SLG: 0.326 (1, 6)	0-0 1-3		4-0 FC6-4 BB		0-0 1-H 1B			0-0 F8		3	0	1	1	1	0	0	Kansas City Royals @ Milwaukee Brewers Milwaukee County Stadium, Milwaukee, WI Tue Aug 02 1983, 4:33 AM EDT Unknown - 79 F livebaseballscorecards.com										
Pat Sheridan, L OBP: 0.298, SLG: 0.405 (1, 8) (7, 9)	4-0 S BB		0-0 FC6-4 1-2		0-3 K			0-0 1B		3	0	1	0	1	1	2											
George Brett, L OBP: 0.424, SLG: 0.668 (1, 5)	0-0 F7 1-2		0-3 K		0-0 L1			0-0 4-3		4	0	0	0	0	1	3											
Hal McRae, R OBP: 0.391, SLG: 0.485 (1, 10)	0-0 P6			0-0 F9				0-0 F9		4	0	0	0	0	0	1											
Willie Aikens, L OBP: 0.385, SLG: 0.549 (1, 3)		0-0 4-3		0-0 4-3				0-0 4-3		4	0	0	0	0	1	0											
Leon Roberts, R OBP: 0.320, SLG: 0.409 (1, 7)		0-3 K		0-0 5-3				0-0 F9		4	0	0	0	0	1	0											
John Wathan, R OBP: 0.319, SLG: 0.334 (1, 2)		0-0 2B			0-0 4-3			0-0 5-3		3	0	1	0	0	0	0											
Joe Simpson, L OBP: 0.246, SLG: 0.227 (7, PH)		0-3 K			0-3 K			0-0 6-3		2	0	0	0	0	2	1											
Willie Wilson, S OBP: 0.315, SLG: 0.343 (7, 8)										1	0	0	0	0	0	0											
Onix Concepcion, R OBP: 0.220, SLG: 0.267 (8, PH)				0-0 F8				0-0 F9		1	1	0	0	1	0	0											
Frank White, R OBP: 0.267, SLG: 0.381 (8, 4)					4-0 S 1B BB					1	0	0	0	0	0	0											
Inning Stats	R: 0 E: 0 K: 0 S: 3	H: 0 LOB: 1 BB: 1 P: 7	R: 0 E: 0 K: 2 S: 8	H: 1 LOB: 1 BB: 0 P: 8	R: 0 E: 0 K: 1 S: 5	H: 0 LOB: 0 BB: 1 P: 9	R: 0 E: 0 K: 0 S: 3	H: 0 LOB: 0 BB: 0 P: 3	R: 1 E: 0 K: 2 S: 8	H: 1 LOB: 1 BB: 1 P: 12	R: 0 E: 0 K: 1 S: 5	H: 0 LOB: 0 BB: 0 P: 5	R: 0 E: 0 K: 0 S: 3	H: 0 LOB: 0 BB: 0 P: 3	R: 0 E: 0 K: 0 S: 4	H: 1 LOB: 1 BB: 0 P: 4	R: 0 E: 0 K: 0 S: 3	H: 0 LOB: 0 BB: 0 P: 3	1B: 2 2B: 1 3B: 0 HR: 0	SF: 0 SAC: 0 DP: 0 HBP: 0	WP: 0 PB: 0 SB: 3 CS: 0	PA: 33					
PITCHER	IP	WLS	BF	H	R	ER	SO	BB	IBB	HBP	BLK	WP	HR	S	P	ERA	WHIP										
Bob Gibson, R ERA: 4.26	(1, 1)	7.0	W	26	2	1	1	6	3	0	0	0	0	35	47	1.29	0.714										
Jim Slaton, R ERA: 4.23	(8, 1)	2.0		7	1	0	0	0	0	0	0	0	0	7	7	0.00	0.500										

Batter	1	2	3	4	5	6	7	8	9	AB	R	H	RBI	BB	SO	LOB	BOTTOM										
Paul Molitor, R OBP: 0.360, SLG: 0.476 (1, 5)	0-0 4-3 2B		4-0 E BB		0-3 K			0-0 2-3 1B		3	0	2	0	1	1	1	Kansas City Royals @ Milwaukee Brewers Milwaukee County Stadium, Milwaukee, WI Tue Aug 02 1983, 4:33 AM EDT Unknown - 79 F livebaseballscorecards.com										
Jim Gantner, L OBP: 0.358, SLG: 0.457 (1, 4)	0-0 4-3 2-3		0-0 E4 G6-4-3 1-2				0-0 G3 G4-3-6-3-6-1 1-2 3-H			4	0	0	0	0	0	3											
Robin Yount, R OBP: 0.386, SLG: 0.515 (1, 6)	0-0 5-3		0-0 G6-4-3 1-2				0-0 F9			3	0	0	0	1	0	3											
Cecil Cooper, L OBP: 0.339, SLG: 0.557 (1, 3)	0-0 F7			0-0 G4-6-3 1B			0-0 1B HR 1B			4	1	2	0	0	0	2											
Ted Simmons, S OBP: 0.367, SLG: 0.447 (1, 10)		0-0 WP SF7 2B		0-0 G4-6-3 1-2			0-0 1B HR 1B			4	2	3	0	0	0	1											
Ben Oglivie, L OBP: 0.389, SLG: 0.498 (1, 7)	0-0 SF7 2-H		0-0 F8				0-0 1B HR 1-3			3	1	1	4	0	0	2											
Rick Manning, L OBP: 0.299, SLG: 0.325 (1, 8)	0-0 L8				0-0 F7			0-0 1-3		4	0	0	0	0	0	2											
Bill Schroeder, R OBP: 0.176, SLG: 0.277 (1, 2)	0-0 6-3						0-0 CS 1B			3	1	1	0	0	0	0											
Charlie Moore, R OBP: 0.359, SLG: 0.379 (1, 9)			0-3 K				0-0 K			2	0	0	0	0	2	1											
Inning Stats	R: 0 E: 0 K: 0 S: 4	H: 1 LOB: 1 BB: 0 P: 4	R: 1 E: 0 K: 0 S: 4	H: 1 LOB: 0 BB: 0 P: 4	R: 0 E: 1 K: 1 S: 5	H: 0 LOB: 1 BB: 1 P: 9	R: 0 E: 0 K: 0 S: 3	H: 1 LOB: 0 BB: 0 P: 3	R: 0 E: 0 K: 2 S: 8	H: 1 LOB: 1 BB: 0 P: 8	R: 3 E: 0 K: 0 S: 6	H: 3 LOB: 0 BB: 0 P: 6	R: 1 E: 1 K: 0 S: 4	H: 1 LOB: 0 BB: 0 P: 4	R: 0 E: 0 K: 0 S: 4	H: 1 LOB: 2 BB: 1 P: 8		1B: 6 2B: 2 3B: 0 HR: 1	SF: 1 SAC: 1 DP: 3 HBP: 0	WP: 1 PB: 0 SB: 0 CS: 1	PA: 34						
PITCHER	IP	WLS	BF	H	R	ER	SO	BB	IBB	HBP	BLK	WP	HR	S	P	ERA	WHIP										
Gaylord Perry, R ERA: 5.18	(1, 1)	7.0	L	29	8	5	4	3	1	0	0	0	0	34	38	5.14	1.286										
Don Hood, L ERA: 2.25	(8, 1)	1.0		5	1	0	0	0	1	0	0	0	0	4	8	0.00	2.000										

Batter	1	2	3	4	5	6	7	8	9	AB	R	H	RBI	BB	SO	LOB	TOP					
Willie Wilson, S (1.8) OBP: 0.312, SLG: 0.340	E5		6-3		K			L4		4	0	0	0	0	1	1	Kansas City Royals @ Milwaukee Brewers Milwaukee County Stadium, Milwaukee, WI Tue Aug 02 1983, 8:05 PM EDT Att: 40,808 - Unknown - 75 F livebaseballscorecards.com					
U L Washington, S (1.6) OBP: 0.300, SLG: 0.322	P5		F3		FC5-4			5-3		4	0	0	0	0	2							
Leon Roberts, R (1.7) OBP: 0.333, SLG: 0.449	F5				5-3 1B			HR		3	2	2	1	1	0	1						
Hal McRae, R (1.10) OBP: 0.387, SLG: 0.480	F9				5-3			6-3		4	0	0	0	0	2							
Amos Otis, R (1.9) OBP: 0.317, SLG: 0.353					5-3			F9		4	0	2	0	0	0	1						
Frank White, R (1.4) OBP: 0.287, SLG: 0.380					2-3			5-3		4	0	1	1	0	0	2						
John Wathan, R (1.3) OBP: 0.315, SLG: 0.330					3-H 5-3			5-3		4	0	0	0	0	3							
Don Slaught, R (1.2) OBP: 0.277, SLG: 0.319					K			F7		3	0	1	0	0	1	1						
Greg Pryor, R (1.5) OBP: 0.294, SLG: 0.321					5-3			FC5-4 1B		3	0	1	0	0	0	0						
Inning Stats	R: 0 E: 1 K: 0 S: 4	H: 0 LOB: 1 BB: 0 P: 4	R: 0 E: 0 K: 1 S: 6	H: 1 LOB: 1 BB: 0 P: 6	R: 0 E: 0 K: 0 S: 3	H: 0 LOB: 0 BB: 0 P: 3	R: 1 E: 0 K: 0 S: 5	H: 2 LOB: 1 BB: 0 P: 5	R: 0 E: 0 K: 1 S: 6	H: 1 LOB: 0 BB: 0 P: 6	R: 1 E: 0 K: 0 S: 4	H: 1 LOB: 0 BB: 0 P: 4	R: 0 E: 0 K: 0 S: 3	H: 1 LOB: 0 BB: 0 P: 3	R: 0 E: 0 K: 0 S: 2	H: 0 LOB: 1 BB: 1 P: 6	R: 0 E: 0 K: 0 S: 4	H: 1 LOB: 1 BB: 0 P: 4	1B: 5 2B: 1 3B: 0 HR: 1	SF: 0 SAC: 0 DP: 0 HBP: 0	WP: 0 PB: 0 SB: 0 CS: 1	PA: 35
PITCHER Mike Caldwell, L (1.1) ERA: 4.66	IP: 9.0 WLS: W BF: 34 H: 7 R: 2 ER: 2 SO: 2 BB: 1 IBB: 0 HBP: 0 BLK: 1 WP: 0 HR: 1 S: 37 P: 41 ERA: 2.00 WHIP: 0.889															PITCHER						


Batter	1	2	3	4	5	6	7	8	9	AB	R	H	RBI	BB	SO	LOB	BOTTOM					
Paul Molitor, R (1.5) OBP: 0.358, SLG: 0.473	6-3		K		F9			S BB		3	0	0	0	1	1	1	Kansas City Royals @ Milwaukee Brewers Milwaukee County Stadium, Milwaukee, WI Tue Aug 02 1983, 8:05 PM EDT Att: 40,808 - Unknown - 75 F livebaseballscorecards.com					
Charlie Moore, R (1.9) OBP: 0.381, SLG: 0.383			2B		F9			F8		4	1	2	1	0	0	1						
Robin Yount, R (1.6) OBP: 0.387, SLG: 0.516	F8		3-H 1B					5-3		3	0	1	1	1	0	1						
Cecil Cooper, L (1.3) OBP: 0.336, SLG: 0.552	P6		1-H 2B		3-1			F9		4	0	0	0	0	1	4						
Ted Simmons, S (1.2) OBP: 0.368, SLG: 0.455			F7		G1-4-3 1B			F8		4	1	2	1	0	0	0						
Don Money, R (1.10) OBP: 0.222, SLG: 0.221			F9		G1-4-3			F3		3	0	0	0	0	0	1						
Ed Romero, R (1.7) OBP: 0.356, SLG: 0.403			4-3		BB			K		2	0	0	0	1	1	0						
Marshall Edwards, L (1.8) OBP: 0.279, SLG: 0.311			1B 3B		4-3			F7		3	1	1	0	0	0	1						
Rob Picciolo, R (1.4) OBP: 0.250, SLG: 0.375			5-3		F9			4-3		3	0	0	0	0	0	1						
Inning Stats	R: 0 E: 0 K: 0 S: 4	H: 1 LOB: 1 BB: 0 P: 4	R: 0 E: 0 K: 0 S: 3	H: 0 LOB: 0 BB: 0 P: 3	R: 2 E: 0 K: 1 S: 8	H: 3 LOB: 1 BB: 0 P: 8	R: 0 E: 0 K: 0 S: 3	H: 1 LOB: 1 BB: 1 P: 7	R: 0 E: 0 K: 0 S: 3	H: 0 LOB: 0 BB: 0 P: 3	R: 0 E: 0 K: 0 S: 3	H: 0 LOB: 0 BB: 0 P: 3	R: 0 E: 0 K: 1 S: 5	H: 0 LOB: 2 BB: 2 P: 13	R: 0 E: 0 K: 1 S: 5	H: 0 LOB: 2 BB: 2 P: 13	R: 1 E: 0 K: 0 S: 1	H: 1 LOB: 0 BB: 0 P: 1	1B: 2 2B: 2 3B: 1 HR: 1	SF: 0 SAC: 0 DP: 1 HBP: 0	WP: 0 PB: 0 SB: 1 CS: 0	PA: 32
PITCHER Larry Gura, L (1.1) ERA: 5.33	IP: 8.0 WLS: L BF: 32 H: 6 R: 3 ER: 3 SO: 3 BB: 2 IBB: 1 HBP: 0 BLK: 0 WP: 0 HR: 1 S: 35 P: 47 ERA: 3.38 WHIP: 1.000															PITCHER						

Batter	1	2	3	4	5	6	7	8	9	AB	R	H	RBI	BB	SO	LOB	TOP										
Willie Wilson, S (1, 8) OBP: 0.311, SLG: 0.338 John Wathan, R (8, 3) OBP: 0.315, SLG: 0.330	0-0 L3 1B	0-0 P4	0-3 K			0-0 F9		0-0 4-3		5	0	1	0	0	1	5											
U L Washington, S (1, 6) OBP: 0.295, SLG: 0.319	0-0 L3	4-0 BB		0-0 5-3		0-0 4-3			0-0 4-3	4	0	0	1	1	0	1											
George Brett, L (1, 5) OBP: 0.417, SLG: 0.656 Greg Pryor, R (9, 5) OBP: 0.294, SLG: 0.321	0-0 4-3		0-3 K		0-0 F9		0-0 F7		0-0 L4	5	0	0	0	0	1	3											
Hal McRae, R (1, 10) OBP: 0.390, SLG: 0.492		0-0 BB 1B	0-3 K		0-0 F2		0-0 F9 2B		0-0 HR	5	2	3	1	0	1	0											
Leon Roberts, R (1, 7) OBP: 0.331, SLG: 0.438 Pat Sheridan, L (8, 7) OBP: 0.302, SLG: 0.409		4-0 BB 1B BB	0-0 F8		0-0 F7		0-0 F9		0-0 S 1B	3	1	0	0	1	0	1											
Amos Otis, R (1, 9) OBP: 0.319, SLG: 0.354		0-0 BB BB 1B	0-0 E5 E		0-0 1B		0-0 F9		0-0 6-3	5	2	2	1	0	0	2											
Frank White, R (1, 4) OBP: 0.289, SLG: 0.389		0-3 K	0-0 E 1B		0-3 K			0-0 HR		4	2	2	1	0	2	3											
Willie Aikens, L (1, 3) OBP: 0.389, SLG: 0.554 Joe Simpson, L (8, FR) OBP: 0.246, SLG: 0.227		4-0 BB BB 1B	0-0 E7 1B 2B		0-0 F8			0-0 G6-4-3 1B		3	1	2	2	1	0	1											
Don Slaught, R (1, 2) OBP: 0.283, SLG: 0.319		4-0 BB BB	0-0 1B		0-0 6-3			0-0 G6-4-3 1B		3	0	1	2	1	0	1											
Inning Stats	R: 0 E: 0 K: 0 S: 3	H: 1 LOB: 0 BB: 0 P: 3	R: 3 E: 0 K: 2 S: 9	H: 2 LOB: 3 BB: 4 P: 25	R: 3 E: 2 K: 2 S: 11	H: 3 LOB: 1 BB: 0 P: 11	R: 0 E: 0 K: 1 S: 6	H: 0 LOB: 0 BB: 0 P: 6	R: 0 E: 0 K: 0 S: 3	H: 1 LOB: 1 BB: 0 P: 4	R: 1 E: 0 K: 0 S: 4	H: 2 LOB: 1 BB: 0 P: 4	R: 1 E: 0 K: 0 S: 5	H: 2 LOB: 1 BB: 0 P: 5	1B: 8 2B: 3 3B: 0 HR: 2	SF: 0 SAC: 0 DP: 2 HBP: 0	WP: 0 PB: 0 SB: 1 CS: 0	PA: 42									
PITCHER	IP	WLS	BF	H	R	ER	SO	BB	IBB	HBP	BLK	WP	HR	S	P	ERA	WHIP										
Bob McClure, L (1, 1) ERA: 4.48	1.2	L	11	3	3	3	1	4	0	0	0	0	0	9	25	16.20	4.200										
Jerry Augustine, L (2, 1) ERA: 5.98	5.1		24	7	4	1	4	0	0	0	0	0	1	32	32	1.69	1.312										
Jim Slaton, R (8, 1) ERA: 4.3	2.0		7	2	1	1	0	0	0	0	0	0	1	7	7	4.50	1.000										

Kansas City Royals @ Milwaukee Brewers
 Milwaukee County Stadium, Milwaukee, WI
 Wed Aug 03 1983, 8:05 PM EDT
 Att: 25,182 - Unknown - 86 F

livebaseballscores.com

AB 38
 R 8
 H 12
 RBI 8
 BB 4
 SO 5
 LOB 17




Batter	1	2	3	4	5	6	7	8	9	AB	R	H	RBI	BB	SO	LOB	BOTTOM										
Paul Molitor, R (1, 5) OBP: 0.357, SLG: 0.469	0-0 G6-4-3 1B		0-0 6-3	0-0 4-3			0-0 6-3	0-0 L6		5	0	1	0	0	0	2											
Jim Gantner, L (1, 4) OBP: 0.356, SLG: 0.457	0-0 F5		0-0 BB 1B		0-0 F8		0-0 1B		0-0 P6	5	1	2	0	0	0	1											
Robin Yount, R (1, 6) OBP: 0.386, SLG: 0.515 Mark Brouhard, R (3, PH) OBP: 0.327, SLG: 0.519 Ed Romero, R (4, 6) OBP: 0.342, SLG: 0.386	0-0 G6-4-3		4-0 BB 1B BB		0-0 P4		0-0 4-3		0-0 3-1	1	0	0	0	0	0	1											
Cecil Cooper, L (1, 3) OBP: 0.335, SLG: 0.548		0-0 6-3	0-0 1-2 2H 1B		0-0 P6		0-0 E3 1B 1B		0-0 F7	5	1	1	1	0	0	0											
Ted Simmons, S (1, 10) OBP: 0.367, SLG: 0.453		0-0 4-3	0-0 1-4-3		0-0 6-3		0-0 1B 3B 1B			4	1	1	0	0	0	2											
Ben Oglive, L (1, 7) OBP: 0.393, SLG: 0.502		0-0 1B 1B		0-0 G3 1B		0-0 FC6-4 1B		0-0 P5		4	0	3	0	0	0	2											
Rick Manning, L (1, 8) OBP: 0.303, SLG: 0.329		0-0 1B 1B		0-0 G3 1B		0-0 F8		0-0 1-3 3H 1B		4	1	3	1	0	0	1											
Bill Schroeder, R (1, 2) OBP: 0.167, SLG: 0.260 Roy Howell, L (8, PH) OBP: 0.328, SLG: 0.408 Marshall Edwards, L (9, 9) OBP: 0.279, SLG: 0.311		0-0 L1		0-0 G3		0-0 FC6-4		0-0 1-1 3H 4-3 3B		3	0	0	0	0	0	5											
Charlie Moore, R (1, 9) OBP: 0.357, SLG: 0.379			0-0 F8	0-3 K		0-0 F7		0-0 4-3		4	0	0	1	0	1	2											
Inning Stats	R: 0 E: 0 K: 0 S: 3	H: 1 LOB: 0 BB: 0 P: 3	R: 0 E: 0 K: 0 S: 5	H: 2 LOB: 2 BB: 0 P: 5	R: 1 E: 0 K: 0 S: 5	H: 2 LOB: 2 BB: 1 P: 9	R: 0 E: 0 K: 1 S: 7	H: 2 LOB: 2 BB: 0 P: 7	R: 0 E: 0 K: 0 S: 3	H: 0 LOB: 0 BB: 0 P: 3	R: 0 E: 0 K: 0 S: 4	H: 1 LOB: 1 BB: 0 P: 4	R: 0 E: 0 K: 0 S: 4	H: 1 LOB: 1 BB: 0 P: 4	R: 4 E: 1 K: 0 S: 7	H: 3 LOB: 0 BB: 0 P: 7	R: 0 E: 0 K: 0 S: 3	H: 0 LOB: 0 BB: 0 P: 3	1B: 11 2B: 0 3B: 1 HR: 0	SF: 0 SAC: 0 DP: 1 HBP: 0	WP: 0 PB: 0 SB: 0 CS: 0	PA: 40					
PITCHER	IP	WLS	BF	H	R	ER	SO	BB	IBB	HBP	BLK	WP	HR	S	P	ERA	WHIP										
Keith Creel, R (1, 1) ERA: 5.8	6.0	W	26	8	1	1	1	1	0	0	0	0	0	27	31	1.50	1.500										
Mike Armstrong, R (7, 1) ERA: 3.55	2.0		11	4	4	2	0	0	0	0	0	0	0	11	11	9.00	2.000										
Dan Quisenberry, R (9, 1) ERA: 1.69	1.0	S	3	0	0	0	0	0	0	0	0	0	0	3	3	0.00	0.000										

Kansas City Royals @ Milwaukee Brewers
 Milwaukee County Stadium, Milwaukee, WI
 Wed Aug 03 1983, 8:05 PM EDT
 Att: 25,182 - Unknown - 86 F

livebaseballscores.com

AB 39
 R 5
 H 12
 RBI 5
 BB 1
 SO 1
 LOB 17



Batter	1	2	3	4	5	6	7	8	9	AB	R	H	RBI	BB	SO	LOB	TOP										
Willie Wilson, S OBP: 0.308, SLG: 0.334 (1, 8)										5	0	0	0	0	0	1	Kansas City Royals @ Milwaukee Brewers Milwaukee County Stadium, Milwaukee, WI Thu Aug 04 1983, 4:33 AM EDT Att: 37,191 - Unknown - 74 F livebaseballscorecards.com										
U L Washington, S OBP: 0.301, SLG: 0.324 (1, 6)										4	1	2	0	0	1	0											
George Brett, L OBP: 0.421, SLG: 0.656 (1, 5)										3	0	2	1	1	0	0											
Hal McRae, R OBP: 0.386, SLG: 0.487 (1, 10)										4	1	0	0	0	0	4											
Willie Aikens, L OBP: 0.388, SLG: 0.553 Joe Simpson, L OBP: 0.246, SLG: 0.227 (1, 3) (8, 3)										4	1	1	1	0	1	1											
Pat Sheridan, L OBP: 0.306, SLG: 0.423 (1, 7)										4	2	2	1	0	2	1											
Amos Otis, R OBP: 0.318, SLG: 0.363 (1, 9)										4	1	1	2	0	1	0											
Frank White, R OBP: 0.267, SLG: 0.385 (1, 4)										4	0	0	0	0	1	1											
John Wathan, R OBP: 0.314, SLG: 0.329 (1, 2)										4	0	1	0	0	1	0											
Inning Stats	R: 4 E: 1 K: 0 S: 8	H: 4 LOB: 1 BB: 0 P: 8	R: 0 E: 0 K: 0 S: 3	H: 0 LOB: 0 BB: 0 P: 3	R: 0 E: 0 K: 2 S: 8	H: 1 LOB: 1 BB: 0 P: 8	R: 0 E: 0 K: 2 S: 7	H: 0 LOB: 0 BB: 0 P: 7	R: 0 E: 0 K: 1 S: 5	H: 0 LOB: 0 BB: 0 P: 5	R: 2 E: 0 K: 1 S: 7	H: 2 LOB: 2 BB: 0 P: 7	R: 0 E: 0 K: 0 S: 4	H: 2 LOB: 2 BB: 1 P: 8	R: 0 E: 0 K: 1 S: 5	H: 0 LOB: 0 BB: 0 P: 5		R: 0 E: 0 K: 0 S: 3	H: 0 LOB: 0 BB: 0 P: 3	1B: 5 2B: 2 3B: 1 HR: 1	SF: 0 SAC: 0 DP: 0 HBP: 0	WP: 0 PB: 0 SB: 1 CS: 1	PA: 37				
PITCHER	IP	WLS	BF	H	R	ER	SO	BB	IBB	HBP	BLK	WP	HR	S	P	ERA	WHIP										
Don Sutton, R ERA: 3.87 (1, 1)	8.0	L	34	9	6	5	7	1	0	0	0	0	1	47	51	5.62	1.250										
Pete Ladd, R ERA: 2.88 (9, 1)	1.0		3	0	0	0	0	0	0	0	0	0	0	3	3	0.00	0.000										

Batter	1	2	3	4	5	6	7	8	9	AB	R	H	RBI	BB	SO	LOB	BOTTOM										
Paul Molitor, R OBP: 0.356, SLG: 0.475 (1, 5)										4	1	1	1	0	1	1	Kansas City Royals @ Milwaukee Brewers Milwaukee County Stadium, Milwaukee, WI Thu Aug 04 1983, 4:33 AM EDT Att: 37,191 - Unknown - 74 F livebaseballscorecards.com										
Charlie Moore, R OBP: 0.353, SLG: 0.374 (1, 9)										4	0	0	0	0	0	1											
Mark Brouhard, R OBP: 0.322, SLG: 0.491 (1, 10)										3	1	0	0	1	1	0											
Cecil Cooper, L OBP: 0.334, SLG: 0.545 (1, 3)										4	0	1	0	0	0	0											
Ted Simmons, S OBP: 0.366, SLG: 0.451 (1, 2)										4	0	1	1	0	2	0											
Ben Oglivie, L OBP: 0.390, SLG: 0.497 (1, 7)										3	0	0	0	0	0	3											
Ed Romero, R OBP: 0.342, SLG: 0.397 (1, 6)										3	0	1	0	0	0	0											
Rick Manning, L OBP: 0.301, SLG: 0.327 (1, 8)										3	0	0	0	0	0	1											
Jim Gantner, L OBP: 0.358, SLG: 0.456 (1, 4)										3	0	1	0	0	0	0											
Inning Stats	R: 1 E: 0 K: 0 S: 5	H: 2 LOB: 2 BB: 1 P: 9	R: 0 E: 0 K: 0 S: 3	H: 0 LOB: 0 BB: 0 P: 3	R: 0 E: 1 K: 0 S: 3	H: 0 LOB: 0 BB: 0 P: 3	R: 0 E: 0 K: 0 S: 3	H: 0 LOB: 0 BB: 0 P: 3	R: 1 E: 0 K: 1 S: 6	H: 1 LOB: 1 BB: 0 P: 6	R: 0 E: 0 K: 1 S: 6	H: 1 LOB: 1 BB: 0 P: 6	R: 0 E: 0 K: 1 S: 5	H: 1 LOB: 0 BB: 0 P: 5	R: 0 E: 0 K: 1 S: 5	H: 0 LOB: 0 BB: 0 P: 5		1B: 3 2B: 1 3B: 0 HR: 1	SF: 0 SAC: 0 DP: 2 HBP: 0	WP: 0 PB: 0 SB: 0 CS: 0	PA: 32						
PITCHER	IP	WLS	BF	H	R	ER	SO	BB	IBB	HBP	BLK	WP	HR	S	P	ERA	WHIP										
Bud Black, L ERA: 3.53 (1, 1)	9.0	W	32	5	2	2	4	1	0	0	0	0	1	39	43	2.00	0.667										

Batter	1	2	3	4	5	6	7	8	9	AB	R	H	RBI	BB	SO	LOB	TOP			
Jerry Remy, L (1,4) OBP: 0.306, SLG: 0.315	G3		G4-6-3			F7		F8		4	0	0	0	0	0	3	Boston Red Sox @ Kansas City Royals Royals Stadium, Kansas City, MO Sat Aug 06 1983, 8:05 PM EDT Att: 40,345 - Unknown - 80 F livebaseballscores.com			
Wade Boggs, L (1,5) OBP: 0.426, SLG: 0.514	G5-4-3 1B					F8		F5		4	0	2	0	0	0	1				
Jim Rice, R (1,7) OBP: 0.358, SLG: 0.529	G5-4-3					F9		5-3		4	0	0	0	0	2					
Tony Armas, R (1,8) OBP: 0.267, SLG: 0.457						F9				4	0	1	0	0	0	1				
Dwight Evans, R (1,9) OBP: 0.344, SLG: 0.447						F8				3	0	0	0	0	1	2				
Ed Jurak, R (8,6) OBP: 0.373, SLG: 0.364						K				1	0	0	0	0	0	0				
Carl Yastrzemski, L (1,10) OBP: 0.461, SLG: 0.489						K				3	0	1	0	0	1	1				
Dave Stapleton, R (1,3) OBP: 0.299, SLG: 0.372						F5				3	0	0	0	0	0	2				
Rich Gedman, L (1,2) OBP: 0.323, SLG: 0.383						1B 2B				3	0	1	0	0	0	1				
Glenn Hoffman, R (1,6) OBP: 0.302, SLG: 0.336										2	0	1	0	0	0	1				
Rick Miller, L (8,PH) OBP: 0.451, SLG: 0.452										1	0	1	0	0	0	0				
Inning Stats	R: 0 E: 0 K: 0 S: 3	H: 1 LOB: 0 BB: 0 P: 3	R: 0 E: 0 K: 1 S: 5	H: 0 LOB: 0 BB: 0 P: 5	R: 0 E: 0 K: 0 S: 4	H: 2 LOB: 1 BB: 0 P: 4	R: 0 E: 0 K: 1 S: 6	H: 1 LOB: 1 BB: 0 P: 6	R: 0 E: 0 K: 0 S: 4	H: 0 LOB: 0 BB: 0 P: 3	R: 0 E: 0 K: 0 S: 4	H: 1 LOB: 1 BB: 0 P: 4	R: 0 E: 0 K: 0 S: 4	H: 1 LOB: 1 BB: 0 P: 4	R: 0 E: 0 K: 0 S: 3	H: 0 LOB: 0 BB: 0 P: 3	1B: 5 2B: 2 3B: 0 HR: 0	SF: 0 SAC: 0 DP: 2 HBP: 0	WP: 0 PB: 0 SB: 0 CS: 0	PA: 32
PITCHER Eric Rasmussen, R (1,1) ERA: 5.4	IP: 9.0 WLS: W BF: 32 H: 7 R: 0 ER: 0 SO: 2 BB: 0 IBB: 0 HBP: 0 BLK: 0 WP: 0 HR: 0 S: 36 P: 36 ERA: 0.00 WHIP: 0.778															PITCHER				

Batter	1	2	3	4	5	6	7	8	9	AB	R	H	RBI	BB	SO	LOB	BOTTOM			
Willie Wilson, S (1,8) OBP: 0.307, SLG: 0.333	6-3		F3				F8			4	0	1	1	0	0	1	Boston Red Sox @ Kansas City Royals Royals Stadium, Kansas City, MO Sat Aug 06 1983, 8:05 PM EDT Att: 40,345 - Unknown - 80 F livebaseballscores.com			
John Wathan, R (1,2) OBP: 0.315, SLG: 0.334	F8					E5 2B	5-3			3	1	0	0	1	0	0				
George Brett, L (1,5) OBP: 0.420, SLG: 0.651										3	2	1	0	1	0	1				
Greg Pryor, R (9,5) OBP: 0.294, SLG: 0.321	F8					2B FC6-4 BB	5-3			0	0	0	0	0	0	0				
Hal McRae, R (1,10) OBP: 0.393, SLG: 0.500										3	0	2	2	0	1	0				
U L Washington, S (7,PR) OBP: 0.297, SLG: 0.319						FC6-4 1B 2B				0	0	0	0	0	0	0				
Amos Otis, R (1,9) OBP: 0.313, SLG: 0.357										4	0	0	0	0	2	5				
Frank White, R (1,4) OBP: 0.271, SLG: 0.389										3	0	0	0	1	1	0				
Leon Roberts, R (1,7) OBP: 0.329, SLG: 0.421										2	0	0	1	1	0	2				
Pat Sheridan, L (8,PH) OBP: 0.309, SLG: 0.423										1	0	1	0	0	0	0				
Willie Aikens, L (1,3) OBP: 0.384, SLG: 0.543										4	0	0	0	0	1	4				
Joe Simpson, L (9,3) OBP: 0.246, SLG: 0.227										0	0	0	0	0	0	0				
Onix Concepcion, R (1,6) OBP: 0.232, SLG: 0.281										3	1	1	0	0	0	2				
Inning Stats	R: 0 E: 0 K: 0 S: 3	H: 0 LOB: 0 BB: 0 P: 3	R: 0 E: 0 K: 1 S: 5	H: 0 LOB: 0 BB: 0 P: 5	R: 0 E: 0 K: 0 S: 3	H: 0 LOB: 1 BB: 0 P: 4	R: 2 E: 1 K: 0 S: 5	H: 1 LOB: 2 BB: 2 P: 13	R: 2 E: 0 K: 1 S: 8	H: 4 LOB: 1 BB: 0 P: 8	R: 0 E: 0 K: 0 S: 3	H: 0 LOB: 1 BB: 1 P: 7	R: 0 E: 0 K: 1 S: 5	H: 0 LOB: 2 BB: 1 P: 10	R: 0 E: 0 K: 2 S: 8	H: 1 LOB: 1 BB: 0 P: 8	1B: 3 2B: 3 3B: 0 HR: 0	SF: 0 SAC: 0 DP: 0 HBP: 2	WP: 0 PB: 0 SB: 3 CS: 0	PA: 36
PITCHER Bob Ojeda, L (1,1) ERA: 5.2	IP: 6.0 WLS: L BF: 27 H: 5 R: 4 ER: 2 SO: 2 BB: 2 IBB: 1 HBP: 1 BLK: 0 WP: 0 HR: 0 S: 27 P: 40 ERA: 3.00 WHIP: 1.167															PITCHER				
Mark Clear, R (7,1) ERA: 6.82	IP: 2.0 WLS: 9 BF: 1 H: 0 R: 0 ER: 0 SO: 3 BB: 1 IBB: 0 HBP: 1 BLK: 0 WP: 0 HR: 0 S: 13 P: 18 ERA: 0.00 WHIP: 1.000															PITCHER				



Batter	1	2	3	4	5	6	7	8	9	AB	R	H	RBI	BB	SO	LOB	TOP	
Paul Moltor, R OBP: 0.359, SLG: 0.479 (1, 5)										5	1	2	0	0	0	2		
Charlie Moore, R OBP: 0.359, SLG: 0.378 (1, 9)										5	1	2	0	0	0	1		
Robin Yount, R OBP: 0.388, SLG: 0.521 (1, 10)										5	1	3	1	0	1	2		
Cecil Cooper, L OBP: 0.328, SLG: 0.532 (1, 3)										4	0	1	2	0	0	1		
Mark Brouhard, R OBP: 0.313, SLG: 0.468 Ben Oglvie, L OBP: 0.392, SLG: 0.495 (1, 7)										4	0	1	0	0	2	2		
Ed Romero, R OBP: 0.344, SLG: 0.384 Jim Gantner, L OBP: 0.356, SLG: 0.455 (1, 6)										4	0	1	0	0	1	3		
Rob Piccolo, R OBP: 0.250, SLG: 0.350 (1, 4)										4	1	1	0	0	0	2		
Bill Schroeder, R OBP: 0.180, SLG: 0.281 Rick Manning, L OBP: 0.305, SLG: 0.329 (1, 2)										4	0	2	0	0	0	1		
Marshall Edwards, L OBP: 0.266, SLG: 0.302 Ted Simmons, S OBP: 0.366, SLG: 0.454 (1, 8)										2	0	0	1	0	0	1		
										1	0	0	0	0	0	2		
Inning Stats	R: 2 E: 0 K: 1 S: 8	H: 3 LOB: 1 BB: 0 P: 8	R: 1 E: 1 K: 0 S: 6	H: 2 LOB: 2 BB: 0 P: 6	R: 0 E: 0 K: 0 S: 4	H: 1 LOB: 1 BB: 0 P: 4	R: 0 E: 0 K: 0 S: 4	H: 1 LOB: 1 BB: 0 P: 6	R: 0 E: 0 K: 1 S: 6	H: 0 LOB: 0 BB: 0 P: 5	R: 0 E: 0 K: 1 S: 7	H: 2 LOB: 2 BB: 1 P: 7	R: 1 E: 0 K: 0 S: 5	H: 2 LOB: 2 BB: 1 P: 9	1B: 11 2B: 1 3B: 1 HR: 0	SF: 2 SAC: 0 DP: 0 HBP: 0	WP: 0 PA: 42	
PITCHER	IP: 7.2 WLS: W ERA: 5.18	WLS: W BF: 35 ERA: 1.72	H: 11 R: 3 ER: 2 SO: 4	H: 11 R: 3 ER: 2 SO: 4	H: 11 R: 3 ER: 2 SO: 4	H: 11 R: 3 ER: 2 SO: 4	H: 11 R: 3 ER: 2 SO: 4	H: 11 R: 3 ER: 2 SO: 4	H: 11 R: 3 ER: 2 SO: 4	H: 11 R: 3 ER: 2 SO: 4	H: 11 R: 3 ER: 2 SO: 4	H: 11 R: 3 ER: 2 SO: 4	H: 11 R: 3 ER: 2 SO: 4	H: 11 R: 3 ER: 2 SO: 4	H: 11 R: 3 ER: 2 SO: 4	H: 11 R: 3 ER: 2 SO: 4	H: 11 R: 3 ER: 2 SO: 4	H: 11 R: 3 ER: 2 SO: 4

Milwaukee Brewers @ Kansas City Royals
 Royals Stadium, Kansas City, MO
 Mon Aug 08 1983, 8:05 PM EDT
 Unknown - 96 F

AB	39
R	4
H	13
RBI	4
BB	1
SO	4
LOB	19



Batter	1	2	3	4	5	6	7	8	9	AB	R	H	RBI	BB	SO	LOB	BOTTOM		
Willie Wilson, S OBP: 0.308, SLG: 0.336 (1, 8)										4	1	2	2	0	0	0			
U L Washington, S OBP: 0.295, SLG: 0.316 (1, 6)										3	0	1	1	1	0	2			
George Brett, L OBP: 0.414, SLG: 0.638 (1, 5)										4	0	0	0	0	0	3			
Hal McRae, R OBP: 0.391, SLG: 0.495 (1, 10)										3	1	1	0	1	0	0			
Willie Aikens, L OBP: 0.379, SLG: 0.533 Leon Roberts, R OBP: 0.329, SLG: 0.426 (1, 3)										4	0	0	0	0	1	2			
Pat Sheridan, L OBP: 0.330, SLG: 0.454 (1, 7)										3	1	3	0	1	0	0			
Frank White, R OBP: 0.269, SLG: 0.385 (1, 4)										4	0	0	0	0	1	5			
John Wathan, R OBP: 0.321, SLG: 0.340 (1, 2)										4	2	3	0	0	0	0			
Joe Simpson, L OBP: 0.248, SLG: 0.230 (1, 9)										3	0	1	1	0	1	2			
Inning Stats	R: 0 E: 0 K: 0 S: 2	H: 0 LOB: 0 BB: 1 P: 6	R: 0 E: 0 K: 0 S: 3	H: 0 LOB: 1 BB: 1 P: 7	R: 0 E: 0 K: 1 S: 5	H: 0 LOB: 0 BB: 0 P: 5	R: 0 E: 0 K: 0 S: 4	H: 1 LOB: 1 BB: 0 P: 4	R: 2 E: 0 K: 0 S: 7	H: 4 LOB: 2 BB: 0 P: 7	R: 0 E: 0 K: 1 S: 6	H: 1 LOB: 1 BB: 0 P: 6	R: 2 E: 0 K: 0 S: 5	H: 3 LOB: 0 BB: 0 P: 5	R: 1 E: 1 K: 1 S: 7	H: 2 LOB: 2 BB: 1 P: 11	1B: 10 2B: 1 3B: 0 HR: 0	SF: 0 SAC: 1 DP: 0 HBP: 0	WP: 1 PA: 36
PITCHER	IP: 5.0 WLS: L ERA: 4.2	WLS: L BF: 15 ERA: 4.36	H: 6 R: 3 ER: 2 SO: 2	H: 6 R: 3 ER: 2 SO: 2	H: 6 R: 3 ER: 2 SO: 2	H: 6 R: 3 ER: 2 SO: 2	H: 6 R: 3 ER: 2 SO: 2	H: 6 R: 3 ER: 2 SO: 2	H: 6 R: 3 ER: 2 SO: 2	H: 6 R: 3 ER: 2 SO: 2	H: 6 R: 3 ER: 2 SO: 2	H: 6 R: 3 ER: 2 SO: 2	H: 6 R: 3 ER: 2 SO: 2	H: 6 R: 3 ER: 2 SO: 2	H: 6 R: 3 ER: 2 SO: 2	H: 6 R: 3 ER: 2 SO: 2	H: 6 R: 3 ER: 2 SO: 2	H: 6 R: 3 ER: 2 SO: 2	


Milwaukee Brewers @ Kansas City Royals
 Royals Stadium, Kansas City, MO
 Mon Aug 08 1983, 8:05 PM EDT
 Unknown - 96 F

AB	32
R	5
H	11
RBI	4
BB	3
SO	3
LOB	14



Batter	1	2	3	4	5	6	7	8	9	AB	R	H	RBI	BB	SO	LOB	TOP										
Paul Moltzer, R OBP: 0.360, SLG: 0.478 (1, 5)										5	1	2	0	0	0	1	Milwaukee Brewers @ Kansas City Royals Royals Stadium, Kansas City, MO Mon Aug 08 1983, 8:05 PM EDT Att: 42,039 - Unknown - 91 F										
Jim Gantner, L OBP: 0.352, SLG: 0.449 (1, 4)										5	0	0	0	0	0	3											
Ted Simmons, S OBP: 0.369, SLG: 0.457 (1, 2)										4	1	2	1	1	0	1											
Cecil Cooper, L OBP: 0.329, SLG: 0.530 (1, 3)										5	0	2	0	0	0	3											
Ben Oglvie, L OBP: 0.392, SLG: 0.494 (1, 7)										5	2	2	0	0	1	3											
Roy Howell, L OBP: 0.356, SLG: 0.452 (1, 10)										4	2	4	0	0	0	0											
Rick Manning, L OBP: 0.304, SLG: 0.328 (1, 8)										4	1	1	2	0	0	4											
Ed Romero, R OBP: 0.344, SLG: 0.393 (1, 6)										3	1	1	2	0	0	1											
Charlie Moore, R OBP: 0.361, SLG: 0.381 (1, 9)										3	0	2	2	0	0	0											
Inning Stats	R: 0 E: 0 K: 0 S: 4	H: 1 LOB: 1 BB: 0 P: 4	R: 0 E: 0 K: 1 S: 6	H: 1 LOB: 1 BB: 0 P: 6	R: 1 E: 0 K: 0 S: 5	H: 2 LOB: 1 BB: 0 P: 5	R: 3 E: 1 K: 0 S: 7	H: 3 LOB: 1 BB: 0 P: 7	R: 4 E: 0 K: 0 S: 7	H: 5 LOB: 1 BB: 0 P: 7	R: 0 E: 0 K: 0 S: 4	H: 1 LOB: 2 BB: 1 P: 8	R: 0 E: 0 K: 0 S: 3	H: 1 LOB: 0 BB: 0 P: 3	R: 0 E: 0 K: 0 S: 3	H: 1 LOB: 0 BB: 0 P: 3		R: 0 E: 0 K: 0 S: 3	H: 1 LOB: 0 BB: 0 P: 3	1B: 13 2B: 4 3B: 1 HR: 0	SF: 1 SAC: 1 DP: 3 HBP: 0	WP: 1 PB: 0 CS: 4	PA: 41				
PITCHER	IP	WLS	BF	H	R	ER	SO	BB	IBB	HBP	BLK	WP	HR	S	P	ERA	WHIP										
Steve Renko, R ERA: 4.54 (1, 1)	4.1	L	23	9	6	5	1	0	0	0	0	0	0	25	25	10.38	2.077										
Don Hood, L ERA: 2.59 (5, 1)	1.2		9	4	2	2	0	1	0	0	0	1	0	8	12	10.80	3.000										
Keith Creel, R ERA: 5.49 (7, 1)	3.0		9	3	0	0	0	0	0	0	0	0	0	9	9	0.00	1.000										

Batter	1	2	3	4	5	6	7	8	9	AB	R	H	RBI	BB	SO	LOB	BOTTOM										
U L Washington, S OBP: 0.297, SLG: 0.315 (1, 6)										4	0	1	0	1	1	1	Milwaukee Brewers @ Kansas City Royals Royals Stadium, Kansas City, MO Mon Aug 08 1983, 8:05 PM EDT Att: 42,039 - Unknown - 91 F										
John Wathan, R OBP: 0.321, SLG: 0.340 (1, 3)										3	1	1	0	0	0	0											
George Brett, L OBP: 0.414, SLG: 0.637 (7, PH)										2	0	1	2	0	0	2											
Leon Roberts, R OBP: 0.322, SLG: 0.417 (1, 7)										3	0	0	0	0	1	1											
Willie Wilson, S OBP: 0.307, SLG: 0.335 (7, PH)										2	0	0	0	0	1	3											
Hal McRae, R OBP: 0.390, SLG: 0.493 (1, 10)										4	1	1	0	0	1	1											
Amos Otis, R OBP: 0.315, SLG: 0.356 (1, 9)										3	1	1	1	1	0	0											
Frank White, R OBP: 0.287, SLG: 0.383 (1, 4)										2	0	0	0	0	0	1											
Onix Concepcion, R OBP: 0.240, SLG: 0.290 (6, 4)										2	0	1	2	0	0	0											
Greg Pryor, R OBP: 0.324, SLG: 0.309 (1, 5)										3	0	0	0	0	0	2											
Willie Aikens, L OBP: 0.378, SLG: 0.531 (6, PH)										1	0	0	0	0	0	0											
Don Slaught, R OBP: 0.289, SLG: 0.331 (1, 2)										4	1	3	0	0	0	0											
Pat Sheridan, L OBP: 0.333, SLG: 0.455 (1, 8)										4	1	2	0	0	1	3											
Inning Stats	R: 0 E: 0 K: 1 S: 5	H: 0 LOB: 0 BB: 0 P: 5	R: 0 E: 0 K: 1 S: 5	H: 0 LOB: 0 BB: 0 P: 5	R: 0 E: 0 K: 1 S: 6	H: 1 LOB: 0 BB: 0 P: 6	R: 0 E: 0 K: 0 S: 3	H: 0 LOB: 0 BB: 0 P: 3	R: 0 E: 0 K: 0 S: 4	H: 1 LOB: 2 BB: 1 P: 8	R: 3 E: 0 K: 1 S: 9	H: 4 LOB: 1 BB: 0 P: 9	R: 2 E: 0 K: 1 S: 7	H: 3 LOB: 1 BB: 1 P: 11	R: 0 E: 0 K: 0 S: 3	H: 0 LOB: 0 BB: 0 P: 3	R: 0 E: 0 K: 0 S: 5	H: 2 LOB: 2 BB: 0 P: 5	1B: 9 2B: 2 3B: 0 HR: 0	SF: 0 SAC: 0 DP: 0 HBP: 0	WP: 0 PB: 0 CS: 0	PA: 39					
PITCHER	IP	WLS	BF	H	R	ER	SO	BB	IBB	HBP	BLK	WP	HR	S	P	ERA	WHIP										
Bob McClure, L ERA: 4.61 (1, 1)	6.0	W	27	8	5	5	4	1	0	0	0	0	0	34	38	7.50	1.500										
Tom Candiotti, R ERA: (7, 1)	2.1		10	3	0	0	1	1	0	0	0	0	0	11	15	0.00	1.714										
Pete Ladd, R ERA: 2.73 (9, 1)	0.2	S	2	0	0	0	0	0	0	0	0	0	0	2	2	0.00	0.000										

Batter	1	2	3	4	5	6	7	8	9	AB	R	H	RBI	BB	SO	LOB	TOP	
Paul Moltzer, R OBP: 0.358, SLG: 0.477 (1, 5)	F9		F8		FC6-4 1B FC4-6		F5			5	1	1	0	0	0	2	Milwaukee Brewers @ Kansas City Royals Royals Stadium, Kansas City, MO Tue Aug 09 1983, 8:05 PM EDT Att: 26,635 - Unknown - 96 F livebaseballscorecards.com	
Charlie Moore, R OBP: 0.399, SLG: 0.378 (1, 9)	6-3		4-3		FC4-6 BB 1B		6-3			5	0	1	0	0	0	2		
Robin Yount, R OBP: 0.388, SLG: 0.518 (1, 10)	K		F8		FC4-6 BB		FC5 1B		6-3	4	0	1	0	1	1	2		
Cecil Cooper, L OBP: 0.333, SLG: 0.532 (1, 3)		S FC1-2 1B		FC4-6 1B SF7	FC4-6 1B FC6-4		1B			4	1	3	1	0	0	2		
Ted Simmons, S OBP: 0.370, SLG: 0.457 (1, 2)		S 1B		FC4-6 1B	FC6-4		FC5			4	0	2	0	0	0	4		
Ben Oglivie, L OBP: 0.391, SLG: 0.490 (1, 7)	K			FC4-6		4-3				4	0	1	0	0	1	4		
Ed Romero, R OBP: 0.340, SLG: 0.402 (1, 6)	FC1-5-2			SF7			L5			3	0	1	1	0	0	3		
Rick Manning, L OBP: 0.302, SLG: 0.325 (1, 8)	L1			4-3			FC1-6-5		G6-4-3	4	0	0	0	0	0	5		
Jim Gantner, L OBP: 0.354, SLG: 0.452 (1, 4)			4-3				4-3		4-3	4	0	2	0	0	0	1		
Inning Stats	R: 0 E: 0 K: 1 S: 5	H: 0 LOB: 0 BB: 0 P: 5	R: 0 E: 0 K: 1 S: 7	H: 2 LOB: 2 BB: 0 P: 7	R: 0 E: 0 K: 0 S: 4	H: 1 LOB: 1 BB: 0 P: 4	R: 1 E: 0 K: 0 S: 5	H: 2 LOB: 2 BB: 1 P: 9	R: 0 E: 0 K: 0 S: 4	H: 1 LOB: 1 BB: 0 P: 4	R: 0 E: 0 K: 0 S: 3	H: 1 LOB: 0 BB: 0 P: 3	R: 0 E: 0 K: 0 S: 4	H: 1 LOB: 1 BB: 0 P: 4	1B: 9 2B: 3 3B: 0 HR: 0	SF: 1 SAC: 0 DP: 1 HBP: 0	WP: 0 PB: 0 CS: 2	PA: 39
PITCHER Bud Black, L ERA: 3.4 (1, 1)	IP: 9.0 WLS: W BF: 39 H: 12 R: 2 ER: 2 SO: 2 BB: 1 IBB: 0 HBP: 0 BLK: 0 WP: 0 HR: 0 S: 42 P: 46 ERA: 2.00 WHIP: 1.444																	

Batter	1	2	3	4	5	6	7	8	9	AB	R	H	RBI	BB	SO	LOB	BOTTOM				
Willie Wilson, S OBP: 0.312, SLG: 0.349 (1, 8)	F9 4-3 2B			1B				4-3		5	2	4	2	0	0	0	Milwaukee Brewers @ Kansas City Royals Royals Stadium, Kansas City, MO Tue Aug 09 1983, 8:05 PM EDT Att: 26,635 - Unknown - 96 F livebaseballscorecards.com				
Pat Sheridan, L OBP: 0.337, SLG: 0.462 (1, 7)	F9	G3		1B			IHR			4	1	2	2	0	0	2					
George Brett, L OBP: 0.409, SLG: 0.629 Greg Pryor, R OBP: 0.284, SLG: 0.309 (1, 5) (8, 5)	4-3		4-3	F7			K			4	0	0	1	0	1	3					
Hal McRae, R OBP: 0.389, SLG: 0.490 (1, 10)	5-3		L6				L6			4	0	1	1	0	0	0					
Willie Aikens, L OBP: 0.376, SLG: 0.527 Joe Simpson, L OBP: 0.248, SLG: 0.230 (1, 3) (8, 3)		2B 6-3 1B	F7				F7			4	1	1	0	0	1	1					
Amos Otis, R OBP: 0.317, SLG: 0.362 (1, 9)		1B 2B		K			F9			4	1	2	0	0	1	0					
Frank White, R OBP: 0.265, SLG: 0.379 (1, 4)		6-3		F8			K		4-3	4	0	0	1	0	1	3					
John Wathan, R OBP: 0.320, SLG: 0.339 (1, 2)		5-3		1B 1B 1B			6-3		5-3	4	1	1	0	0	0	1					
Onix Concepcion, R OBP: 0.250, SLG: 0.299 (1, 6)		S 1B		1B			F8		K	4	2	2	1	0	1	0					
Inning Stats	R: 1 E: 0 K: 0 S: 4	H: 1 LOB: 0 BB: 0 P: 4	R: 3 E: 0 K: 0 S: 7	H: 4 LOB: 1 BB: 0 P: 7	R: 0 E: 0 K: 0 S: 3	H: 0 LOB: 0 BB: 0 P: 3	R: 2 E: 0 K: 1 S: 9	H: 4 LOB: 2 BB: 0 P: 9	R: 0 E: 0 K: 0 S: 3	H: 0 LOB: 0 BB: 0 P: 3	R: 0 E: 0 K: 1 S: 5	H: 0 LOB: 0 BB: 0 P: 5	R: 2 E: 0 K: 2 S: 11	H: 4 LOB: 2 BB: 0 P: 11	R: 0 E: 0 K: 1 S: 5	H: 0 LOB: 0 BB: 0 P: 5		1B: 9 2B: 3 3B: 0 HR: 1	SF: 0 SAC: 0 DP: 0 HBP: 0	WP: 0 PB: 0 CS: 0	PA: 37
PITCHER Don Sutton, R ERA: 4.16 Jerry Augustine, L ERA: 6.1 Tom Candiotti, R ERA: (1, 1) (7, 1) (7, 1)	IP: 6.0 WLS: L BF: 29 H: 11 R: 8 ER: 8 SO: 2 BB: 0 IBB: 0 HBP: 0 BLK: 0 WP: 0 HR: 0 S: 33 P: 33 ERA: 12.00 WHIP: 1.833																				

Batter	1	2	3	4	5	6	7	8	9	AB	R	H	RBI	BB	SO	LOB	TOP					
Paul Moltzer, R OBP: 0.361, SLG: 0.487	4-0 BB G5-4-3		0-0 2 5-3		0-0 2 HR		0-0 1-2 E5		0-0 1-H 2B	4	1	2	2	1	0	1						
Charlie Moore, R OBP: 0.354, SLG: 0.373	0-0 1-2 G5-4-3		0-0 3 F8		0-0 2 F4		0-0 2 F6		0-0 3 F5	5	0	0	0	0	0	4						
Robin Yount, R OBP: 0.392, SLG: 0.522	4-0 BB 1B			0-0 1B 1B			0-0 F8			3	1	2	0	1	0	2						
Cecil Cooper, L OBP: 0.334, SLG: 0.532	0-0 1-3 1B			0-0 FC4-6 1B 5-3 1B		0-3 K		0-0 G3		4	1	2	0	0	1	1						
Ted Simmons, S OBP: 0.369, SLG: 0.455	0-0 L8			0-0 FC4-6 1B 1-2 3-H		0-0 6-3		0-0 6-3		4	0	1	1	0	0	2						
Ben Oglivie, L OBP: 0.387, SLG: 0.484		0-0 1 4-3		0-0 FC4-6 1B 5-3 1-2 2-3		0-3 K		0-0 4-3		4	0	0	0	0	1	2						
Ed Romero, R OBP: 0.337, SLG: 0.396		0-0 2 6-3		0-0 2 5-3		0-0 6-3		0-0 FC6-4 1B		4	0	1	1	0	0	1						
Rick Manning, L OBP: 0.299, SLG: 0.322		0-0 3 F6		0-0 3 4-3			0-0 1 F4		0-0 1 FC6-4 2B	4	1	0	0	0	0	2						
Jim Gantner, L OBP: 0.353, SLG: 0.450			0-0 1 F4		0-0 1 4-3		0-0 1B E		0-0 2 F9	4	0	1	0	0	0	1						
Inning Stats	R: 0 E: 0 K: 0 S: 3	H: 1 LOB: 2 BB: 2 P: 11	R: 0 E: 0 K: 0 S: 3	H: 0 LOB: 0 BB: 0 P: 3	R: 0 E: 0 K: 0 S: 3	H: 0 LOB: 0 BB: 0 P: 3	R: 2 E: 0 K: 0 S: 6	H: 3 LOB: 1 BB: 0 P: 6	R: 1 E: 0 K: 1 S: 7	H: 2 LOB: 1 BB: 0 P: 7	R: 0 E: 0 K: 0 S: 5	H: 0 LOB: 0 BB: 0 P: 5	R: 0 E: 1 K: 0 S: 5	H: 1 LOB: 2 BB: 0 P: 5	R: 0 E: 0 K: 0 S: 3	H: 0 LOB: 0 BB: 0 P: 3	R: 1 E: 0 K: 0 S: 5	H: 2 LOB: 1 BB: 0 P: 5	1B: 6 2B: 2 3B: 0 HR: 1	SF: 0 SAC: 0 DP: 1 HBP: 0	WP: 0 PB: 0 CS: 1	PA: 38
PITCHER Paul Splittorf, L ERA: 4.23	IP: 9.0 WLS: L BF: 38	H: 9 R: 4 ER: 4 SO: 2	BB: 2 IBB: 0 HBP: 0 BLK: 0	WP: 0 HR: 1 S: 40 P: 48	ERA: 4.00 WHIP: 1.222											PITCHER	IP: 9.0 WLS: W BF: 31	H: 3 R: 0 ER: 0 SO: 0	BB: 1 IBB: 0 HBP: 0 BLK: 0	WP: 0 HR: 0 S: 30 P: 34	ERA: 0.00 WHIP: 0.444	

Milwaukee Brewers @ Kansas City Royals
 Royals Stadium, Kansas City, MO
 Wed Aug 10 1983, 8:05 PM EDT
 Att: 25,211 - Unknown - 100 F

AB	36
R	4
H	9
RBI	4
BB	2
SO	2
LOB	16



Batter	1	2	3	4	5	6	7	8	9	AB	R	H	RBI	BB	SO	LOB	BOTTOM				
Willie Wilson, S OBP: 0.309, SLG: 0.346	0-0 1 F9		0-0 3 F6			0-0 2 G3		0-0 3 6-3		4	0	0	0	0	0	2					
Pat Sheridan, L OBP: 0.335, SLG: 0.454	0-0 2 L8			0-0 1 F6		0-0 4-0 FC6-4 BB		0-0 1 5-3		3	0	0	0	1	0	0					
George Brett, L OBP: 0.408, SLG: 0.624	0-0 1B			0-0 2 F6		0-0 3 FC6-4		0-0 2 6-3		4	0	1	0	0	0	2					
Hal McRae, R OBP: 0.385, SLG: 0.486	0-0 3 F8			0-0 3 F7			0-0 1 F9		0-0 3 4-3	4	0	0	0	0	0	1					
Willie Aikens, L OBP: 0.373, SLG: 0.522		0-0 1 4-3			0-0 1 1-3		0-0 2 1-3			3	0	0	0	0	0	0					
Amos Otis, R OBP: 0.314, SLG: 0.358		0-0 2 F8			0-0 2 6-3		0-0 3 G3			3	0	0	0	0	0	0					
Frank White, R OBP: 0.283, SLG: 0.377		0-0 3 F9			0-0 3 5-3			0-0 1 F8		3	0	0	0	0	0	0					
John Wathan, R OBP: 0.320, SLG: 0.342			0-0 1 F9			0-0 1 1-3		0-0 4-3 2B		3	0	1	0	0	0	0					
Onix Concepcion, R OBP: 0.252, SLG: 0.310			0-0 2 F9			0-0 2B G3		0-0 2 4-3		3	0	1	0	0	0	1					
Inning Stats	R: 0 E: 0 K: 0 S: 4	H: 1 LOB: 1 BB: 0 P: 4	R: 0 E: 0 K: 0 S: 3	H: 0 LOB: 0 BB: 0 P: 3	R: 0 E: 0 K: 0 S: 3	H: 0 LOB: 0 BB: 0 P: 3	R: 0 E: 0 K: 0 S: 3	H: 0 LOB: 0 BB: 0 P: 3	R: 0 E: 0 K: 0 S: 4	H: 1 LOB: 2 BB: 1 P: 8	R: 0 E: 0 K: 0 S: 3	H: 0 LOB: 0 BB: 0 P: 3	R: 0 E: 0 K: 0 S: 4	H: 1 LOB: 1 BB: 0 P: 4	R: 0 E: 0 K: 0 S: 3	H: 0 LOB: 0 BB: 0 P: 3	1B: 1 2B: 2 3B: 0 HR: 0	SF: 0 SAC: 0 DP: 0 HBP: 0	WP: 0 PB: 0 CS: 0	PA: 31	
PITCHER Moose Haas, R ERA: 3.56	IP: 9.0 WLS: W BF: 31	H: 3 R: 0 ER: 0 SO: 0	BB: 1 IBB: 0 HBP: 0 BLK: 0	WP: 0 HR: 0 S: 30 P: 34	ERA: 0.00 WHIP: 0.444											PITCHER	IP: 9.0 WLS: W BF: 31	H: 3 R: 0 ER: 0 SO: 0	BB: 1 IBB: 0 HBP: 0 BLK: 0	WP: 0 HR: 0 S: 30 P: 34	ERA: 0.00 WHIP: 0.444

Milwaukee Brewers @ Kansas City Royals
 Royals Stadium, Kansas City, MO
 Wed Aug 10 1983, 8:05 PM EDT
 Att: 25,211 - Unknown - 100 F

AB	30
R	0
H	3
RBI	0
BB	1
SO	0
LOB	6



Batter	1	2	3	4	5	6	7	8	9	AB	R	H	RBI	BB	SO	LOB	TOP			
Willie Wilson, S (1, 8) OBP: 0.317, SLG: 0.352	4-0 BB BB		X 0-0 HBP 1B		X 0-0 HR 2B	X 0-0 1B 1B		BBB 4-0 SH BB		3	1	3	0	2	0	0	Kansas City Royals @ Boston Red Sox Fenway Park, Boston, MA Sat Aug 13 1983, 3:33 AM EDT Unknown livebaseballscorecards.com			
John Wathan, R (1, 3) OBP: 0.316, SLG: 0.337	0-3 K		X 0-0 F2		X 0-0 F3	X 0-0 L7		X 0-0 SH		4	0	0	1	0	1	4				
George Brett, L (1, 5) OBP: 0.408, SLG: 0.619	0-0 F7		X 0-0 L8		BBB 4-0 HR BB	X 0-0 G6-3 1B		BBB 4-0 SH BB 1-2 3H 7-4 2-3F		4	1	1	0	1	0	4				
Hal McRae, R (1, 10) OBP: 0.388, SLG: 0.492	4-0 1-2 BB		H 1-0 HBP		X 0-0 HR 2H 2H	X 0-0 G6-3 1B		BBB 0-3 K		3	1	1	3	1	1	2				
Amos Otis, R (1, 9) OBP: 0.310, SLG: 0.352	0-3 K		BBB 0-3 K		X 0-0 4-3		X 0-0 F7	BBB 0-3 K		5	0	0	0	0	3	4				
Frank White, R (1, 4) OBP: 0.284, SLG: 0.377		X 0-0 F6		X 0-0 1B 1B	X 0-0 1B 1B		X 0-0 1-3	BBB 0-3 K		5	1	2	0	0	1	0				
Leon Roberts, R (1, 7) OBP: 0.322, SLG: 0.415		0-3 K		BBB 0-3 K	X 0-0 1B 1B		X 0-0 4-3			3	0	1	0	0	2	1				
Pat Sheridan, L (7, PH) OBP: 0.333, SLG: 0.452					X 1-2 1B					1	0	0	0	0	0	0				
Don Slaught, R (1, 2) OBP: 0.308, SLG: 0.349		X 0-0 1B		X 0-0 1B G5-4-3	X 1-2 1B 2H		X 0-0 SH1-3 S SH 1B			4	1	4	1	0	0	0				
Onix Concepcion, R (1, 6) OBP: 0.245, SLG: 0.301	X 0-0 F8		X 0-0 F8	X 0-0 G5-4-3 1-2	X 0-3 K		X 0-0 SH1-3			3	0	0	0	0	1	5				
Inning Stats	R: 0 H: 0 E: 0 K: 2 S: 7	H: 0 R: 0 ER: 0 LOB: 2 BB: 2 P: 15	R: 0 H: 1 E: 0 K: 1 S: 6	H: 1 R: 0 ER: 0 LOB: 2 BB: 0 P: 6	R: 0 H: 1 E: 0 K: 1 S: 6	H: 2 R: 0 ER: 0 LOB: 1 BB: 0 P: 6	R: 4 H: 5 E: 0 K: 1 S: 10	H: 5 R: 0 ER: 0 LOB: 2 BB: 1 P: 14	R: 0 H: 2 E: 0 K: 0 S: 4	H: 0 R: 0 ER: 0 LOB: 0 BB: 0 P: 4	R: 0 H: 0 E: 0 K: 0 S: 3	H: 0 R: 0 ER: 0 LOB: 1 BB: 0 P: 3	R: 1 H: 1 E: 0 K: 0 S: 4	H: 1 R: 0 ER: 0 LOB: 1 BB: 1 P: 8	R: 0 H: 0 E: 0 K: 3 S: 9	H: 0 R: 0 ER: 0 LOB: 0 BB: 0 P: 9	1B: 10 2B: 2 3B: 0 HR: 1	SF: 0 SAC: 2 DP: 3 HBP: 1	WP: 0 PB: 0 SB: 1 CS: 0	PA: 42
PITCHER	IP WLS BF H R ER SO	IP WLS BF H R ER SO	IP WLS BF H R ER SO	IP WLS BF H R ER SO	IP WLS BF H R ER SO	IP WLS BF H R ER SO	IP WLS BF H R ER SO	IP WLS BF H R ER SO	IP WLS BF H R ER SO	IP WLS BF H R ER SO	IP WLS BF H R ER SO	IP WLS BF H R ER SO	IP WLS BF H R ER SO	IP WLS BF H R ER SO	IP WLS BF H R ER SO	IP WLS BF H R ER SO	ERA WHIP	ERA WHIP		
Bob Ojeda, L (1, 1) ERA: 5.31	4.2	25	8	4	4	5	3	0	1	0	0	0	0	1	31	44	7.71	2.357		
Luis Aponte, R (5, 1) ERA: 3.2	2.2	L 13	4	1	1	1	1	0	0	0	0	0	0	0	14	18	3.38	1.875		
John Henry Johnson, L (8, 1) ERA: 1.96	1.2	4	0	0	0	3	0	0	0	0	0	0	0	0	10	10	0.00	0.000		

Batter	1	2	3	4	5	6	7	8	9	AB	R	H	RBI	BB	SO	LOB	BOTTOM				
Jerry Remy, L (1, 4) OBP: 0.307, SLG: 0.316	0-0 1B E 2B		X 0-0 5-3	X 0-0 E 1B 2H		X 0-0 6-3		X 0-0 F8		5	2	2	0	0	0	2	Kansas City Royals @ Boston Red Sox Fenway Park, Boston, MA Sat Aug 13 1983, 3:33 AM EDT Unknown livebaseballscorecards.com				
Wade Boggs, L (1, 5) OBP: 0.448, SLG: 0.522	0-0 E 1B 2-3		X 0-0 1B 3B	X 0-0 E8 1B 2H		X 0-0 1B 2H		X 0-0 CS 1-2	X 0-0 G3	5	1	3	1	0	0	0					
Jim Rice, R (1, 7) OBP: 0.360, SLG: 0.520	0-3 K		X 0-0 BB 1B 3H	X 0-3 K		X 4-0 1B IBB		X 0-0 4-3		4	0	1	1	1	2	3					
Tony Armas, R (1, 8) OBP: 0.268, SLG: 0.461	0-3 K		X 0-3 K		X 0-3 K		X 0-0 F7	X 0-0 L7		5	0	0	0	0	3	5					
Rick Miller, L (1, 9) OBP: 0.447, SLG: 0.431	0-0 E3 1-2 3H		X 0-0 BB 1B		X 0-3 K		X 0-0 F7			4	0	1	0	0	1	1					
Carl Yastrzemski, L (1, 10) OBP: 0.388, SLG: 0.484	0-0 F8		BBB 4-0 1-2 2-3 BB		X 0-0 1B		X 0-0 F8			3	0	1	0	1	0	2					
Dave Stapleton, R (1, 3) OBP: 0.293, SLG: 0.366		X 0-0 F3	X 0-0 F6		X 0-0 6-3		X 0-0 F8			4	0	0	0	0	0	4					
Rich Gedman, L (1, 2) OBP: 0.325, SLG: 0.383		X 0-0 3-1		X 0-0 SH1-3 1B 1B		X 0-0 SH1-3 1B 1B		BBB 0-3 K		4	1	2	0	0	1	0					
Glenn Hoffman, R (1, 6) OBP: 0.299, SLG: 0.337		X 0-0 4-3		X 0-0 SH1-3 1-2		X 0-0 SH1-3 1-2		X 0-0 E4 CS		2	0	0	0	0	0	0					
Inning Stats	R: 1 H: 2 E: 1 K: 2 S: 10	H: 0 R: 0 ER: 0 LOB: 0 BB: 0 P: 10	R: 0 H: 0 E: 0 K: 0 S: 3	H: 0 R: 0 ER: 0 LOB: 0 BB: 0 P: 3	R: 1 H: 3 E: 0 K: 1 S: 8	H: 3 R: 0 ER: 0 LOB: 3 BB: 1 P: 12	R: 1 H: 2 E: 1 K: 1 S: 7	H: 2 R: 0 ER: 0 LOB: 1 BB: 0 P: 7	R: 0 H: 1 E: 0 K: 2 S: 8	H: 1 R: 0 ER: 0 LOB: 1 BB: 0 P: 8	R: 1 H: 2 E: 0 K: 0 S: 5	H: 2 R: 0 ER: 0 LOB: 2 BB: 1 P: 9	R: 0 H: 0 E: 0 K: 0 S: 3	R: 0 H: 0 E: 1 K: 1 S: 5	H: 0 R: 0 ER: 0 LOB: 0 BB: 0 P: 5	R: 0 H: 0 E: 0 K: 0 S: 3		H: 0 R: 0 ER: 0 LOB: 0 BB: 0 P: 3	1B: 8 2B: 1 3B: 1 HR: 0	SF: 0 SAC: 2 DP: 0 HBP: 0	WP: 0 PB: 0 SB: 0 CS: 1
PITCHER	IP WLS BF H R ER SO	IP WLS BF H R ER SO	IP WLS BF H R ER SO	IP WLS BF H R ER SO	IP WLS BF H R ER SO	IP WLS BF H R ER SO	IP WLS BF H R ER SO	IP WLS BF H R ER SO	IP WLS BF H R ER SO	IP WLS BF H R ER SO	IP WLS BF H R ER SO	IP WLS BF H R ER SO	IP WLS BF H R ER SO	IP WLS BF H R ER SO	IP WLS BF H R ER SO	IP WLS BF H R ER SO	ERA WHIP	ERA WHIP			
Gaylord Perry, R (1, 1) ERA: 4.79	7.0	W 34	10	4	2	6	1	1	0	0	0	0	0	0	44	52	2.57	1.571			
Dan Quisenberry, R (8, 1) ERA: 1.69	2.0	S 6	0	0	0	1	0	0	0	0	0	0	0	8	8	0.00	0.000				

Batter	1	2	3	4	5	6	7	8	9	AB	R	H	RBI	BB	SO	LOB	TOP			
Willie Wilson, S (1,8) Leon Roberts, R (7,7) OBP: 0.317, SLG: 0.351 OBP: 0.320, SLG: 0.412	L6		4-3					6-3		2	0	0	0	1	0	0	Kansas City Royals @ Boston Red Sox Fenway Park, Boston, MA Sat Aug 13 1983, 3:38 AM EDT Att: 33,896 - Unknown - 64 F livebaseballscorecards.com			
Pat Sheridan, L (1,7) OBP: 0.332, SLG: 0.444	F8		F9				F7			3	0	0	0	1	0	2				
George Brett, L (1,5) Greg Pryor, R (8,5) OBP: 0.409, SLG: 0.624 OBP: 0.284, SLG: 0.309	1B 2B		4-3					L3		4	1	2	0	0	0	1				
Hal McRae, R (1,10) OBP: 0.386, SLG: 0.489	E2 2H 1B			F4			L4			4	1	1	1	0	1	1				
Willie Aikens, L (1,3)	K			K			K			4	1	1	0	0	3	1				
Amos Otis, R (1,9) Joe Simpson, L (5,9) OBP: 0.308, SLG: 0.350 OBP: 0.244, SLG: 0.226		6-3		5-3			F7			2	0	0	0	0	0	0				
Frank White, R (1,4) Onix Concepcion, R (7,4) OBP: 0.252, SLG: 0.308					F8			5-3		3	0	1	0	0	0	0				
John Wathan, R (1,2) OBP: 0.316, SLG: 0.336					F7		K			4	0	1	1	0	1	1				
U L Washington, S (1,6) OBP: 0.297, SLG: 0.315								4-3		4	0	1	0	0	1	3				
Inning Stats	R: 2 E: 1 K: 1 S: 7	H: 2 LOB: 0 BB: 0 P: 7	R: 0 E: 0 K: 1 S: 6	H: 1 LOB: 1 BB: 0 P: 6	R: 0 E: 0 K: 0 S: 3	H: 0 LOB: 0 BB: 0 P: 3	R: 0 E: 0 K: 1 S: 5	H: 0 LOB: 0 BB: 0 P: 5	R: 0 E: 0 K: 1 S: 6	H: 1 LOB: 2 BB: 0 P: 10	R: 0 E: 0 K: 0 S: 3	H: 0 LOB: 0 BB: 0 P: 3	R: 0 E: 0 K: 0 S: 2	H: 0 LOB: 0 BB: 1 P: 6	R: 1 E: 0 K: 2 S: 10	H: 3 LOB: 2 BB: 0 P: 10		1B: 6 2B: 3 3B: 0 HR: 0	SF: 0 SAC: 0 DP: 1 HBP: 0	WP: 0 PB: 0 SB: 0 CS: 0
PITCHER Oil Can Boyd, R (1,1) ERA: 3.6	IP: 9.0 WLS: W BF: 36 H: 8 R: 3 ER: 2 SO: 7 BB: 2 IBB: 0 HBP: 0 BLK: 0 WP: 0 HR: 0 S: 48 P: 56 ERA: 2.00 WHIP: 1.111											PITCHER	IP: 9.0 WLS: W BF: 36 H: 8 R: 3 ER: 2 SO: 7 BB: 2 IBB: 0 HBP: 0 BLK: 0 WP: 0 HR: 0 S: 48 P: 56 ERA: 2.00 WHIP: 1.111							

Batter	1	2	3	4	5	6	7	8	9	AB	R	H	RBI	BB	SO	LOB	BOTTOM	
Jerry Remy, L (1,4) Marty Barrett, R (7,4) OBP: 0.304, SLG: 0.313 OBP: 0.375, SLG: 0.458	F7	FC4-6 3B	L8		L8		FC4-6 1B			4	1	0	1	0	0	2	Kansas City Royals @ Boston Red Sox Fenway Park, Boston, MA Sat Aug 13 1983, 3:38 AM EDT Att: 33,896 - Unknown - 64 F livebaseballscorecards.com	
Wade Boggs, L (1,5) OBP: 0.452, SLG: 0.532	HR 1B	1B 3B				HR 2B	FC4-6 1B			5	3	4	2	0	0	2		
Jim Rice, R (1,7) Reid Nichols, R (7,7) OBP: 0.363, SLG: 0.536 OBP: 0.358, SLG: 0.412	HR 1B	BB 2B 1B	F8			HR 2B	F8			4	3	3	5	0	0	1		
Tony Armas, R (1,8) OBP: 0.267, SLG: 0.458	K	BB 2B 1B	F4			F8		K		5	1	1	0	0	2	1		
Rick Miller, L (1,9) OBP: 0.445, SLG: 0.421		BB 2B BB		K		L7		5-3		3	1	0	0	2	1	0		
Carl Yastrzemski, L (1,10) Jeff Newman, R (8,PH) OBP: 0.359, SLG: 0.456 OBP: 0.230, SLG: 0.299	4-3	SF8 2B		K			BB	K		3	1	1	3	1	1	1		
Dave Stapleton, R (1,3) OBP: 0.295, SLG: 0.366		1B FC4-6 1B			6-3		4-3			3	1	1	0	1	0	1		
Gary Allenson, R (1,2) OBP: 0.315, SLG: 0.350		BB 1B SF8				L9		FC4-6 5-3 1B		2	1	1	1	1	0	0		
Glenn Hoffman, R (1,6) Ed Jurak, R (7,6) OBP: 0.302, SLG: 0.340 OBP: 0.369, SLG: 0.360		1B K					1B	5-3		3	0	2	0	0	1	1		
Inning Stats	R: 2 E: 0 K: 1 S: 7	H: 2 LOB: 1 BB: 1 P: 11	R: 8 E: 0 K: 1 S: 11	H: 6 LOB: 3 BB: 3 P: 23	R: 0 E: 0 K: 2 S: 7	H: 0 LOB: 0 BB: 0 P: 7	R: 0 E: 0 K: 0 S: 3	H: 1 LOB: 0 BB: 0 P: 3	R: 2 E: 0 K: 0 S: 5	H: 2 LOB: 1 BB: 1 P: 9	R: 0 E: 0 K: 0 S: 5	H: 2 LOB: 2 BB: 0 P: 5	R: 0 E: 0 K: 2 S: 7	H: 0 LOB: 0 BB: 0 P: 7	1B: 9 2B: 2 3B: 1 HR: 2	SF: 1 SAC: 0 DP: 0 HBP: 0		WP: 0 PB: 0 SB: 0 CS: 0
PITCHER Eric Rasmussen, R (1,1) ERA: 8.5 Frank Wiros, R (2,1) ERA: 5.59 Don Hood, L (8,1) ERA: 2.53	IP: 1.1 WLS: L BF: 12 H: 8 R: 7 ER: 5 SO: 3 BB: 3 IBB: 0 HBP: 0 BLK: 0 WP: 0 HR: 1 S: 30 P: 42 ERA: 47.25 WHIP: 6.000											PITCHER	IP: 1.1 WLS: L BF: 12 H: 8 R: 7 ER: 5 SO: 3 BB: 3 IBB: 0 HBP: 0 BLK: 0 WP: 0 HR: 1 S: 30 P: 42 ERA: 47.25 WHIP: 6.000					

Batter	1	2	3	4	5	6	7	8	9	AB	R	H	RBI	BB	SO	LOB	TOP			
Willie Wilson, S OBP: 0.314, SLG: 0.347 (1, 8)	L4		F8		F6	4-3			4-3	5	0	0	0	0	0	4				
Pat Sheridan, L OBP: 0.333, SLG: 0.448 (1, 9)	1B		2B		K				K	5	0	2	1	0	2	0				
George Brett, L OBP: 0.403, SLG: 0.614 (1, 5)	F8		F5		F5				F8	5	0	0	0	0	0	3				
Hal McRae, R OBP: 0.385, SLG: 0.487 (1, 10)	6-3		6-3			1B BB			K	4	1	1	0	0	1	3				
Willie Aikens, L OBP: 0.367, SLG: 0.511 (1, 3)		4-3		4-3		L7			F7	4	0	0	0	0	0	1				
Leon Roberts, R OBP: 0.325, SLG: 0.410 (1, 7)	6-3					1B BB			L9	3	1	1	0	1	0	0				
John Wathan, R OBP: 0.315, SLG: 0.335 (1, 2)					F9				1B	4	0	1	0	0	0	3				
U L Washington, S OBP: 0.303, SLG: 0.320 (1, 6)			2B	1B	1-2	BB			1B	3	1	3	0	1	0	0				
Onix Concepcion, R OBP: 0.261, SLG: 0.308 (1, 4)			2B	BB	F6				6-3	3	0	1	2	1	0	4				
Inning Stats	R: 0 E: 0 K: 0 S: 4	H: 1 LOB: 1 BB: 0 P: 4	R: 0 E: 0 K: 0 S: 3	H: 0 LOB: 0 BB: 0 P: 3	R: 1 E: 0 K: 0 S: 5	H: 2 LOB: 2 BB: 1 P: 9	R: 0 E: 0 K: 0 S: 4	H: 1 LOB: 2 BB: 1 P: 8	R: 0 E: 0 K: 1 S: 5	H: 0 LOB: 0 BB: 0 P: 5	R: 0 E: 0 K: 1 S: 5	H: 0 LOB: 0 BB: 0 P: 5	R: 0 E: 0 K: 0 S: 5	H: 2 LOB: 2 BB: 0 P: 5	R: 0 E: 0 K: 1 S: 5	H: 0 LOB: 0 BB: 0 P: 5	1B: 8 2B: 1 3B: 0 HR: 0	SF: 0 SAC: 0 DP: 0 HBP: 0	WP: 0 PB: 0 SB: 3 CS: 0	PA: 39
PITCHER	IP	WLS	BF	H	R	ER	SO	BB	IBB	HBP	BLK	WP	HR	S	P	ERA	WHIP			
Dennis Eckersley, R ERA: 5.82 Bob Stanley, R ERA: 3.21	(1, 1)	7.2	35	9	3	3	2	3	0	0	0	0	0	36	48	3.52	1.565			
(8, 1)	1.1	W	4	0	0	0	1	0	0	0	0	0	0	6	6	0.00	0.000			

Kansas City Royals @ Boston Red Sox
Fenway Park, Boston, MA
Sun Aug 14 1983, 3:33 AM EDT
Unknown - 67 F

livebaseballscorecards.com

AB 36
R 3
H 9
RBI 3
BB 3
SO 3
LOB 18




Batter	1	2	3	4	5	6	7	8	9	AB	R	H	RBI	BB	SO	LOB	BOTTOM					
Jerry Remy, L OBP: 0.305, SLG: 0.314 (1, 4)	1B	K2-3		4-3		F8			E	5	1	2	0	0	1	0						
Wade Boggs, L OBP: 0.524, SLG: 0.535 (1, 5)	1B			F8					E4	5	2	3	0	0	0	1						
Jim Rice, R OBP: 0.366, SLG: 0.538 (1, 7)	1B	K				F6			1B	4	0	2	1	1	1	2						
Tony Armas, R OBP: 0.266, SLG: 0.455 (1, 8)	FC5		E5	L7		F5			FC5-6-2	5	1	1	1	0	0	5						
Rick Miller, L OBP: 0.438, SLG: 0.414 (1, 9)	F7		F7		F7	4-3			1B	5	0	1	1	0	0	4						
Carl Yastrzemski, L OBP: 0.397, SLG: 0.482 (1, 10)	F7		1B		4-3				F9	4	0	1	0	0	0	2						
Dave Stapleton, R OBP: 0.297, SLG: 0.365 (1, 3)			F4		F7				5-3	3	0	1	0	1	0	2						
Gary Allenson, R OBP: 0.313, SLG: 0.347 (1, 2)	FC5					K			5-3	4	0	1	1	0	1	4						
Glenn Hoffman, R OBP: 0.299, SLG: 0.336 (1, 6)		G3	K		F3				F6	4	0	0	0	0	1	3						
Inning Stats	R: 2 E: 0 K: 0 S: 7	H: 4 LOB: 3 BB: 1 P: 11	R: 0 E: 0 K: 2 S: 8	H: 1 LOB: 1 BB: 0 P: 8	R: 1 E: 1 K: 1 S: 8	H: 2 LOB: 2 BB: 0 P: 8	R: 0 E: 0 K: 0 S: 4	H: 1 LOB: 1 BB: 0 P: 4	R: 0 E: 0 K: 0 S: 3	H: 0 LOB: 0 BB: 0 P: 3	R: 0 E: 0 K: 1 S: 5	H: 0 LOB: 0 BB: 0 P: 5	R: 0 E: 0 K: 0 S: 4	H: 1 LOB: 1 BB: 0 P: 4	R: 0 E: 0 K: 0 S: 4	H: 1 LOB: 1 BB: 0 P: 4	R: 1 E: 1 K: 0 S: 4	H: 2 LOB: 3 BB: 1 P: 8	1B: 10 2B: 2 3B: 0 HR: 0	SF: 0 SAC: 0 DP: 0 HBP: 0	WP: 0 PB: 0 SB: 0 CS: 0	PA: 41
PITCHER	IP	WLS	BF	H	R	ER	SO	BB	IBB	HBP	BLK	WP	HR	S	P	ERA	WHIP					
Steve Renko, R ERA: 4.45	(1, 1)	8.1	L	41	12	4	3	4	1	1	0	0	0	47	55	3.24	1.560					

Kansas City Royals @ Boston Red Sox
Fenway Park, Boston, MA
Sun Aug 14 1983, 3:33 AM EDT
Unknown - 67 F

livebaseballscorecards.com

AB 39
R 4
H 12
RBI 4
BB 2
SO 4
LOB 23




Batter	1	2	3	4	5	6	7	8	9	AB	R	H	RBI	BB	SO	LOB	TOP			
Willie Wilson, S OBP: 0.312, SLG: 0.350 (1, 8)	F9		F3	4-1			6-3		2H 3B	5	0	1	1	0	0	0	Kansas City Royals @ Boston Red Sox Fenway Park, Boston, MA Sun Aug 14 1983, 3:38 AM EDT Att: 33,514 - Unknown - 67 F			
U L Washington, S OBP: 0.305, SLG: 0.326 (1, 6)	1B 2B		1B 2B		F9		6-3		2H 3B	5	2	2	0	0	1	1				
George Brett, L OBP: 0.404, SLG: 0.613 (1, 3)	2H 1B		1B 2B 1B		1-3		K			4	1	2	2	0	1	0				
Hal McRae, R OBP: 0.386, SLG: 0.487 (1, 10)	F3		2B 1B		F6			G5-4-3 1B		4	1	2	0	0	0	1				
Leon Roberts, R OBP: 0.323, SLG: 0.427 (1, 7)	F3		F9			HR		G5-4-3 1B 1-2		4	1	1	1	0	0	4				
Amos Otis, R OBP: 0.307, SLG: 0.352 (1, 9)		F9	PB 1H 2H 2B		F9			6-3		4	0	1	2	0	0	0				
Frank White, R OBP: 0.287, SLG: 0.378 (1, 4)	L6		5-3						BLK 3B 1B	4	1	2	0	0	0	1				
Don Slaught, R OBP: 0.306, SLG: 0.342 (1, 2)		BB			F9		F8		F7	3	0	0	0	1	0	2				
Onix Concepcion, R OBP: 0.252, SLG: 0.297 (1, 5)		F7			F8		F8		F7	4	0	0	0	0	0	3				
Inning Stats	R: 1 E: 0 K: 0 S: 5	H: 2 LOB: 1 BB: 0 P: 5	R: 0 E: 0 K: 0 S: 3	H: 0 LOB: 1 BB: 1 P: 7	R: 3 E: 0 K: 0 S: 7	H: 4 LOB: 1 BB: 0 P: 7	R: 0 E: 0 K: 0 S: 3	H: 0 LOB: 0 BB: 0 P: 3	R: 0 E: 0 K: 0 S: 5	H: 2 LOB: 1 BB: 0 P: 5	R: 0 E: 0 K: 1 S: 5	H: 0 LOB: 0 BB: 0 P: 5	R: 0 E: 0 K: 0 S: 3	H: 1 LOB: 0 BB: 0 P: 3	R: 1 E: 0 K: 1 S: 7	H: 2 LOB: 1 BB: 0 P: 7	1B: 6 2B: 3 3B: 1 HR: 1	SF: 0 SAC: 0 DP: 1 HBP: 0	WP: 0 PB: 1 SB: 0 CS: 0	PA: 38
PITCHER John Tudor, L ERA: 3.88 (1, 1)	IP: 9.0 WLS: L BF: 38 H: 11 R: 6 ER: 6 SO: 2 BB: 1 IBB: 0 HBP: 0 BLK: 1 WP: 0 HR: 1 S: 41 P: 45 ERA: 6.00 WHIP: 1.333															PITCHER				

Batter	1	2	3	4	5	6	7	8	9	AB	R	H	RBI	BB	SO	LOB	BOTTOM				
Jerry Remy, L OBP: 0.306, SLG: 0.314 (1, 4)	F7	1B BB		FC6-5 5-3 1B				G3		3	0	1	0	2	0	2	Kansas City Royals @ Boston Red Sox Fenway Park, Boston, MA Sun Aug 14 1983, 3:38 AM EDT Att: 33,514 - Unknown - 67 F				
Wade Boggs, L OBP: 0.491, SLG: 0.531 (1, 5)	E5 BB			5-3		F7		1-3 2-3		5	0	1	1	0	0	4					
Jim Rice, R OBP: 0.364, SLG: 0.533 (1, 7)	1-2 BB		F7	FC6-5		F4			F8	4	0	0	0	1	0	4					
Tony Armas, R OBP: 0.265, SLG: 0.450 (1, 8)	K		HBP 2B BB	K		F7			4-3	4	1	0	0	1	2	3					
Rick Miller, L OBP: 0.431, SLG: 0.403 (1, 9)	F7				1B BB	K2-3			E6	4	0	0	0	1	1	3					
Carl Yastrzemski, L OBP: 0.384, SLG: 0.475 (1, 10)		1B 6-3 BB		L8		F8			G3	4	1	0	0	1	0	3					
Dave Stapleton, R OBP: 0.302, SLG: 0.368 (1, 3)								F3		3	1	2	0	0	0	0					
Rich Gedman, L OBP: 0.329, SLG: 0.392 (8, PR)										4	0	2	1	0	1	4					
Ed Jurek, R OBP: 0.369, SLG: 0.360 (9, 6)						G6-4-3				0	0	0	0	0	0	0					
Glenn Hoffman, R OBP: 0.296, SLG: 0.333 (1, 6)									G3 1B	3	0	0	1	0	0	3					
Reid Nichols, R OBP: 0.361, SLG: 0.415 (8, PH)										1	0	1	0	0	0	0					
Jeff Newman, R OBP: 0.236, SLG: 0.299 (9, 2)									G3 1B	0	0	0	0	0	0	0					
Inning Stats	R: 0 E: 1 K: 1 S: 6	H: 0 LOB: 2 BB: 1 P: 10	R: 2 E: 0 K: 1 S: 7	H: 2 LOB: 2 BB: 2 P: 15	R: 1 E: 0 K: 0 S: 4	H: 1 LOB: 2 BB: 1 P: 9	R: 0 E: 0 K: 1 S: 6	H: 1 LOB: 1 BB: 0 P: 6	R: 0 E: 0 K: 0 S: 3	H: 0 LOB: 1 BB: 1 P: 7	R: 0 E: 0 K: 1 S: 5	H: 0 LOB: 0 BB: 0 P: 5	R: 0 E: 0 K: 0 S: 5	H: 2 LOB: 2 BB: 0 P: 5	R: 0 E: 1 K: 0 S: 4	H: 0 LOB: 1 BB: 0 P: 4		1B: 6 2B: 1 3B: 0 HR: 0	SF: 0 SAC: 0 DP: 1 HBP: 1	WP: 0 PB: 0 SB: 1 CS: 0	PA: 42
PITCHER Keith Creel, R ERA: 5.4 (1, 1)	IP: 6.0 WLS: W BF: 30 H: 5 R: 3 ER: 3 SO: 3 BB: 6 IBB: 0 HBP: 1 BLK: 0 WP: 0 HR: 0 S: 29 P: 54 ERA: 4.50 WHIP: 1.833															PITCHER					
PITCHER Dan Quisenberry, R ERA: 1.64 (7, 1)	IP: 3.0 WLS: S BF: 12 H: 2 R: 0 ER: 0 SO: 1 BB: 0 IBB: 0 HBP: 0 BLK: 0 WP: 0 HR: 0 S: 14 P: 14 ERA: 0.00 WHIP: 0.667															PITCHER					

Batter	1	2	3	4	5	6	7	8	9	AB	R	H	RBI	BB	SO	LOB	TOP
Lou Whitaker, L (1, 4) OBP: 0.384, SLG: 0.460	5-3	F4					FC4-6 BB		F8	4	0	0	0	1	0	2	
Alan Trammell, R (1, 6) OBP: 0.388, SLG: 0.480		F7					FC4-6 1-2		E8 1B	5	0	3	0	0	0	1	
Enos Cabell, R (1, 10) OBP: 0.329, SLG: 0.431	K		5-3				6-3		G3	5	0	0	0	0	1	6	
Lance Parrish, R (1, 2) OBP: 0.328, SLG: 0.501	K		F4						1-3	4	0	0	0	0	1	1	
Larry Herndon, R (1, 7) OBP: 0.335, SLG: 0.490		HR	L5						F4	4	1	1	1	0	0	0	
John Wockenfuss, R (1, 3) OBP: 0.345, SLG: 0.446		BB 3B 1B		5-3					1B	4	1	3	0	0	0	0	
Glenn Wilson, R (1, 9) OBP: 0.314, SLG: 0.424		BB 1-2 3B BB		L6					F8 1B	3	1	0	0	1	0	2	
Chet Lemon, R (1, 8) OBP: 0.353, SLG: 0.434		1-2 2H SF8 3B		F8					F3	3	1	1	2	0	0	0	
Wayne Krenchicki, L (9, PH) OBP: 0.329, SLG: 0.317		1-2 2H SF8 3B		F8					E BB	0	0	0	0	1	0	0	
Tom Brookens, R (1, 5) OBP: 0.279, SLG: 0.296		SF8							F8	1	0	0	1	1	0	0	
Kirk Gibson, L (9, PH) OBP: 0.302, SLG: 0.400		SF8 3H			1-3				FC4-6 BB	1	0	0	0	0	0	1	
Inning Stats	R: 0 E: 0 K: 2 S: 8	H: 1 LOB: 1 BB: 0 P: 8	R: 4 E: 0 K: 0 S: 6	H: 3 LOB: 0 BB: 1 P: 10	R: 0 E: 0 K: 0 S: 3	H: 0 LOB: 0 BB: 0 P: 3	R: 0 E: 0 K: 0 S: 3	H: 0 LOB: 1 BB: 1 P: 7	R: 0 E: 0 K: 0 S: 4	H: 1 LOB: 2 BB: 1 P: 8	R: 0 E: 0 K: 0 S: 4	H: 1 LOB: 1 BB: 0 P: 4	R: 0 E: 1 K: 0 S: 4	H: 1 LOB: 2 BB: 1 P: 8	1B: 5 2B: 1 3B: 1 HR: 1	SF: 1 SAC: 0 DP: 0 HBP: 0	WP: 0 PA: 39 PB: 0 SB: 0 CS: 0
PITCHER	IP WLS BF H R ER SO BB IBB HBP BLK WP HR S P ERA WHIP																
Larry Gura, L (1, 1) ERA: 5.18	7.0 W 30 6 4 4 2 3 0 0 0 0 1 31 43 5.14 1.286																
Mike Armstrong, R (8, 1) ERA: 3.55	2.0 S 9 2 0 0 0 1 0 0 0 0 0 0 8 12 0.00 1.500																

Detroit Tigers @ Kansas City Royals
 Royals Stadium, Kansas City, MO
 Mon Aug 15 1983, 8:05 PM EDT
 Att: 36,881 - Unknown


AB 34
 R 4
 H 8
 RBI 4
 BB 4
 SO 2
 LOB 13



Batter	1	2	3	4	5	6	7	8	9	AB	R	H	RBI	BB	SO	LOB	BOTTOM		
Willie Wilson, S (1, 8) OBP: 0.312, SLG: 0.349	F7	8-2			4-3	CS 1B				4	0	1	1	0	0	4			
Pat Sheridan, L (1, 7) OBP: 0.327, SLG: 0.439	5-3		3-1		FC1-2	CS	K			4	0	0	0	0	1	1			
George Brett, L (1, 5) OBP: 0.403, SLG: 0.608	4-3		L7		4-0 IBB		4-3			3	0	0	0	1	0	0			
Hal McRae, R (1, 10) OBP: 0.383, SLG: 0.483		4-3	F7		F3		F2			4	0	0	0	0	0	2			
Willie Aikens, L (1, 3) OBP: 0.374, SLG: 0.526		BB 1B 1B							L4-3 1B	3	3	3	1	1	0	0			
Joe Simpson, L (8, PR) OBP: 0.244, SLG: 0.226		BB 1B 1B		HR		BB 3B BB			L4-3 1B	0	0	0	0	0	0	0			
Amos Otis, R (1, 9) OBP: 0.305, SLG: 0.350		4-0 1-2 E BB		5-3		4-0 1-2 3B BB			L4-3	2	2	0	0	2	0	1			
Frank White, R (1, 4) OBP: 0.272, SLG: 0.386		E 1-2 2H 1B		6-3		1-2 2H 1B 3B			1B	4	1	3	3	0	0	0			
Don Slaught, R (1, 2) OBP: 0.299, SLG: 0.333		E4 BB		F4		F7			F6	4	0	0	0	0	0	3			
Onix Concepcion, R (1, 6) OBP: 0.262, SLG: 0.310		4-0 1-2 BB			4-3 FC1-2 2B		B3			2	0	1	0	1	0	1			
Inning Stats	R: 0 E: 0 K: 0 S: 3	H: 0 LOB: 0 BB: 0 P: 3	R: 2 E: 1 K: 0 S: 5	H: 2 LOB: 2 BB: 2 P: 13	R: 0 E: 0 K: 0 S: 3	H: 0 LOB: 0 BB: 0 P: 3	R: 1 E: 0 K: 0 S: 4	H: 1 LOB: 0 BB: 0 P: 4	R: 0 E: 0 K: 0 S: 4	H: 1 LOB: 2 BB: 1 P: 8	R: 3 E: 0 K: 0 S: 4	H: 2 LOB: 0 BB: 2 P: 12	R: 0 E: 0 K: 1 S: 5	H: 0 LOB: 0 BB: 0 P: 5	R: 0 E: 0 K: 0 S: 4	H: 2 LOB: 1 BB: 0 P: 4	1B: 5 2B: 3 3B: 1 HR: 1	SF: 0 SAC: 0 DP: 2 HBP: 0	WP: 0 PA: 36 PB: 0 SB: 0 CS: 1
PITCHER	IP WLS BF H R ER SO BB IBB HBP BLK WP HR S P ERA WHIP																		
Larry Pashnick, R (1, 1) ERA: 5.01	5.0 L 24 4 5 4 0 4 4 0 0 0 0 0 19 39 7.20 1.600																		
Doug Bair, R (6, 1) ERA: 4.33	0.2 4 2 1 1 0 0 0 0 0 0 0 0 4 4 13.50 3.000																		
John Martin, L (6, 1) ERA: 4.13	1.1 4 1 0 0 1 0 0 0 0 0 0 0 6 6 0.00 0.750																		
Dave Gumpert, R (8, 1) ERA: 3.04	1.0 3 1 0 0 0 0 0 0 0 0 0 0 3 3 0.00 1.000																		

Detroit Tigers @ Kansas City Royals
 Royals Stadium, Kansas City, MO
 Mon Aug 15 1983, 8:05 PM EDT
 Att: 36,881 - Unknown


AB 30
 R 6
 H 8
 RBI 5
 BB 5
 SO 1
 LOB 12



Batter	1	2	3	4	5	6	7	8	9	AB	R	H	RBI	BB	SO	LOB	TOP			
Lou Whitaker, L (1, 4) OBP: 0.386, SLG: 0.462										5	2	3	0	0	0	1				
Alan Trammell, R (1, 6) OBP: 0.390, SLG: 0.488										4	1	1	0	1	0	2				
Enos Cabell, R (1, 10) OBP: 0.333, SLG: 0.437										4	0	1	1	0	0	2				
Tom Brookens, R (6, PR) OBP: 0.281, SLG: 0.299										0	1	0	0	0	0	0				
Kirk Gibson, L (9, FH) OBP: 0.304, SLG: 0.401										1	1	1	1	0	0	0				
Lance Parrish, R (1, 2) OBP: 0.330, SLG: 0.513										5	2	2	2	0	0	3				
Larry Herndon, R (1, 7) OBP: 0.340, SLG: 0.489										4	0	2	1	1	0	0				
Glenn Wilson, R (9, PR) OBP: 0.310, SLG: 0.419										0	0	0	0	0	0	0				
John Wockenfuss, R (1, 3) OBP: 0.344, SLG: 0.438										4	0	0	0	0	0	3				
Rick Leach, L (8, 3) OBP: 0.301, SLG: 0.329										1	0	1	1	0	0	0				
Chet Lemon, R (1, 8) OBP: 0.350, SLG: 0.438										5	0	0	0	0	0	3				
Lynn Jones, R (1, 9) OBP: 0.283, SLG: 0.378										4	1	1	0	0	0	0				
Marty Castillo, R (1, 5) OBP: 0.255, SLG: 0.341										4	2	2	2	0	0	0				
Inning Stats	R: 0 E: 0 K: 0 S: 4	H: 2 LOB: 1 BB: 0 P: 4	R: 0 E: 0 K: 0 S: 3	H: 0 LOB: 0 BB: 0 P: 3	R: 2 E: 0 K: 0 S: 5	H: 2 LOB: 0 BB: 0 P: 5	R: 1 E: 0 K: 0 S: 4	H: 1 LOB: 0 BB: 0 P: 4	R: 0 E: 1 K: 0 S: 4	H: 0 LOB: 1 BB: 0 P: 4	R: 0 E: 0 K: 0 S: 3	H: 0 LOB: 0 BB: 0 P: 3	R: 3 E: 1 K: 0 S: 6	H: 3 LOB: 2 BB: 1 P: 10	R: 4 E: 0 K: 0 S: 8	H: 5 LOB: 2 BB: 1 P: 12	1B: 9 2B: 3 3B: 0 HR: 2	SF: 0 SAC: 0 DP: 1 HBP: 0	WP: 2 PB: 0 SB: 1 CS: 0	PA: 43
PITCHER	IP	WLS	BF	H	R	ER	SO	BB	IBB	HBP	BLK	WP	HR	S	P	ERA	WHIP			
Paul Splittorf, L (1, 1) ERA: 4.29	7.0		28	7	4	4	0	0	0	0	0	0	2	28	28	5.14	1.000			
Mark Huisman, R (8, 1) ERA: 20.25	1.1	L	11	5	6	6	0	0	2	0	0	2	0	9	17	40.50	3.750			
Keith Creel, R (9, 1) ERA: 5.34	0.2		4	2	0	0	0	0	0	0	0	0	0	4	4	0.00	3.000			

Detroit Tigers @ Kansas City Royals
 Royals Stadium, Kansas City, MO
 Wed Aug 17 1983, 8:05 PM EDT
 Att: 23,147 - Unknown - 105 F


AB 41
 R 10
 H 14
 RBI 8
 BB 2
 SO 0
 LOB 14



Batter	1	2	3	4	5	6	7	8	9	AB	R	H	RBI	BB	SO	LOB	BOTTOM					
Willie Wilson, S (1, 8) OBP: 0.315, SLG: 0.356										5	1	2	1	0	0	0						
Pat Sheridan, L (1, 7) OBP: 0.328, SLG: 0.459										5	0	0	0	0	2	2						
George Brett, L (1, 5) OBP: 0.406, SLG: 0.616										4	1	3	2	0	0	0						
Hal McRae, R (1, 10) OBP: 0.390, SLG: 0.492										2	0	2	0	2	0	0						
Willie Aikens, L (1, 3) OBP: 0.380, SLG: 0.524										3	0	1	0	1	1	3						
Joe Simpson, L (8, 3) OBP: 0.250, SLG: 0.226										0	0	0	0	0	0	0						
Amos Otis, R (1, 9) OBP: 0.307, SLG: 0.355										4	0	0	0	0	1	5						
John Wathan, R (1, 2) OBP: 0.315, SLG: 0.338										4	0	1	0	0	0	0						
U L Washington, S (1, 6) OBP: 0.304, SLG: 0.328										4	1	1	0	0	1	1						
Onix Concepcion, R (1, 4) OBP: 0.277, SLG: 0.339										4	1	1	1	0	0	1						
Inning Stats	R: 0 E: 0 K: 1 S: 6	H: 1 LOB: 3 BB: 2 P: 14	R: 2 E: 0 K: 0 S: 5	H: 3 LOB: 0 BB: 0 P: 5	R: 0 E: 0 K: 0 S: 4	H: 2 LOB: 1 BB: 0 P: 4	R: 0 E: 0 K: 0 S: 3	H: 1 LOB: 0 BB: 0 P: 3	R: 2 E: 0 K: 1 S: 8	H: 3 LOB: 1 BB: 0 P: 8	R: 0 E: 0 K: 0 S: 3	H: 0 LOB: 0 BB: 0 P: 3	R: 0 E: 0 K: 2 S: 8	H: 1 LOB: 2 BB: 1 P: 12	R: 0 E: 0 K: 1 S: 5	H: 0 LOB: 0 BB: 0 P: 5	R: 0 E: 0 K: 0 S: 3	H: 0 LOB: 0 BB: 0 P: 3	1B: 7 2B: 2 3B: 1 HR: 1	SF: 0 SAC: 0 DP: 0 HBP: 0	WP: 2 PB: 0 SB: 1 CS: 1	PA: 39
PITCHER	IP	WLS	BF	H	R	ER	SO	BB	IBB	HBP	BLK	WP	HR	S	P	ERA	WHIP					
Dan Petry, R (1, 1) ERA: 3.72	9.0	W	38	11	4	4	5	2	1	0	0	2	1	45	57	4.00	1.444					

Detroit Tigers @ Kansas City Royals
 Royals Stadium, Kansas City, MO
 Wed Aug 17 1983, 8:05 PM EDT
 Att: 23,147 - Unknown - 105 F

AB 35
 R 4
 H 11
 RBI 4
 BB 3
 SO 5
 LOB 12



Batter	1	2	3	4	5	6	7	8	9	AB	R	H	RBI	BB	SO	LOB	TOP					
Willie Wilson, S (1, 8) OBP: 0.316, SLG: 0.347 Pat Sheridan, L (6, PH) OBP: 0.304, SLG: 0.400 (6, 8)	F3	G1		K		K			F3	3	0	0	0	0	1	4	Kansas City Royals @ New York Yankees Yankee Stadium, Bronx, NY Thu Aug 18 1983, 3:33 AM EDT Att: 33,944 - Unknown - 71 F livebaseballscorecards.com					
U L Washington, S (1, 6) OBP: 0.300, SLG: 0.320	K		4-3	F9		6-3			HR	5	1	1	0	0	1	3						
George Brett, L (1, 5) OBP: 0.321, SLG: 0.388 Greg Pryor, R (9, 5) OBP: 0.312, SLG: 0.343			F7		6-3				HR	5	1	3	2	0	0	0						
Hal McRae, R (1, 10) OBP: 0.386, SLG: 0.480	5-3				F8		G6-4-3		HR	4	0	0	0	1	1	2						
Amos Otis, R (1, 9) OBP: 0.318, SLG: 0.359		G3	L1							4	0	1	0	0	1	1						
John Wathan, R (1, 3) OBP: 0.328, SLG: 0.342 (8, 7) (9, 3)		1B FC4-6 BB		1B	F4					3	2	1	0	1	0	1						
Leon Roberts, R (1, 7) Willie Aikens, L (8, PH) OBP: 0.396, SLG: 0.536 (8, 3) (8, 3)						6-3				3	0	2	0	0	0	0						
Joe Simpson, L (9, 7) OBP: 0.257, SLG: 0.227										1	0	0	0	0	0	0						
Frank White, R (1, 4) OBP: 0.271, SLG: 0.388		FC4-6								0	0	0	0	0	0	0						
Don Slaught, R (1, 2) OBP: 0.279, SLG: 0.325										4	1	2	2	0	0	1						
Inning Stats	R: 0 E: 0 K: 1 S: 6	H: 1 LOB: 1 BB: 0 P: 6	R: 1 E: 0 K: 0 S: 5	H: 2 LOB: 2 BB: 1 P: 9	R: 0 E: 0 K: 0 S: 3	H: 0 LOB: 1 BB: 1 P: 7	R: 1 E: 0 K: 1 S: 8	H: 4 LOB: 2 BB: 0 P: 8	R: 0 E: 0 K: 0 S: 4	H: 1 LOB: 1 BB: 0 P: 4	R: 1 E: 0 K: 1 S: 7	H: 2 LOB: 1 BB: 0 P: 7	R: 0 E: 0 K: 1 S: 5	H: 0 LOB: 0 BB: 0 P: 5	R: 0 E: 0 K: 0 S: 3	H: 0 LOB: 2 BB: 0 P: 3	R: 2 E: 0 K: 1 S: 7	H: 2 LOB: 0 BB: 0 P: 7	1B: 10 2B: 9 3B: 2 HR: 1	SF: 0 SAC: 0 DP: 1 HBP: 0	WP: 0 PB: 0 CS: 0	PA: 40
PITCHER	IP WLS BF H R ER SO BB IBB HBP BLK WP HR S P ERA WHIP																					
Shane Rawley, L (1, 1) ERA: 4.03	5.1	27	10	3	3	2	2	0	0	0	0	0	0	0	29	37	5.06	2.250				
Dale Murray, R (6, 1)	3.1	11	2	1	1	2	0	0	0	0	0	0	0	15	15	2.70	0.600					
Rich Gossage, R (9, 1) ERA: 4.59	0.0	L	1	1	1	0	0	0	0	0	0	1	1	1	∞	∞						
George Frazier, R (9, 1) ERA: 3.52	0.1	1	0	0	0	1	0	0	0	0	0	0	3	3	0.00	0.000						

Batter	1	2	3	4	5	6	7	8	9	AB	R	H	RBI	BB	SO	LOB	BOTTOM			
Bert Campaneris, R (1, 4) OBP: 0.396, SLG: 0.394 Ken Griffey, L (9, 3) OBP: 0.381, SLG: 0.458	6-3					1B 3B 1B	F9			4	1	2	0	0	0	1	Kansas City Royals @ New York Yankees Yankee Stadium, Bronx, NY Thu Aug 18 1983, 3:33 AM EDT Att: 33,944 - Unknown - 71 F livebaseballscorecards.com			
Graig Nettles, L (1, 5) OBP: 0.382, SLG: 0.453	F5		1-3			K				3	0	0	0	1	1	2				
Lou Piniella, R (1, 9) OBP: 0.360, SLG: 0.432 Jerry Mumphrey, S (9, 8) OBP: 0.298, SLG: 0.383 Butch Wynegar, S (9, 2) OBP: 0.399, SLG: 0.479	5-3				6-3					4	1	1	0	0	0	1				
Don Baylor, R (1, 10) OBP: 0.367, SLG: 0.484		F7			4-3					4	1	1	2	0	0	1				
Dave Winfield, R (1, 8) OBP: 0.327, SLG: 0.464 (9, 7)					6-3					4	1	3	2	0	0	0				
Steve Kemp, L (1, 7) OBP: 0.332, SLG: 0.423 (9, 9)			4-3			F7	F8			4	0	0	0	0	0	2				
Steve Balboni, R (1, 3) OBP: 0.283, SLG: 0.390 Don Mattingly, L (7, PH) OBP: 0.307, SLG: 0.369 (8, 3) (9, 4)			F5			K				2	0	0	0	0	1	0				
Roy Smalley, S (1, 6) OBP: 0.355, SLG: 0.419										2	0	0	0	0	0	0				
Rick Cerone, R (1, 2) OBP: 0.259, SLG: 0.254 Ron Guidry, L (9, 8)										2	0	0	0	1	0	1				
Oscar Gamble, L (9, PH) OBP: 0.412, SLG: 0.554										1	0	0	0	0	0	0				
Inning Stats	R: 0 E: 0 K: 0 S: 3	H: 0 LOB: 0 BB: 0 P: 3	R: 1 E: 0 K: 0 S: 4	H: 1 LOB: 0 BB: 0 P: 4	R: 0 E: 0 K: 0 S: 3	H: 0 LOB: 0 BB: 0 P: 3	R: 0 E: 0 K: 1 S: 6	H: 1 LOB: 1 BB: 0 P: 6	R: 3 E: 0 K: 1 S: 8	H: 4 LOB: 0 BB: 0 P: 8	R: 0 E: 0 K: 0 S: 3	H: 0 LOB: 1 BB: 1 P: 7	R: 0 E: 0 K: 0 S: 4	H: 1 LOB: 2 BB: 1 P: 8	R: 0 E: 0 K: 0 S: 3	H: 0 LOB: 0 BB: 0 P: 3	1B: 6 2B: 0 3B: 1 HR: 1	SF: 0 SAC: 0 DP: 0 HBP: 0	WP: 0 PB: 0 CS: 0	PA: 36
PITCHER	IP WLS BF H R ER SO BB IBB HBP BLK WP HR S P ERA WHIP																			
Bud Black, L (1, 1) ERA: 3.59	6.0	24	7	4	4	2	0	0	0	0	0	0	0	28	28	6.00	1.167			
Mike Armstrong, R (7, 1) ERA: 3.58	2.0	W	9	1	0	0	2	0	0	0	0	0	7	15	0.00	1.500				
Dan Quisenberry, R (9, 1) ERA: 1.88	1.0	S	3	0	0	0	0	0	0	0	0	0	3	3	0.00	0.000				

Batter	1	2	3	4	5	6	7	8	9	AB	R	H	RBI	BB	SO	LOB	TOP								
Willie Wilson, S (1, 8) OBP: 0.320, SLG: 0.362 Joe Simpson, L (9, 7) OBP: 0.250, SLG: 0.226										5	1	4	1	0	0	1	Kansas City Royals @ Baltimore Orioles Memorial Stadium, Baltimore, MD Fri Aug 19 1983, 7:05 PM EDT Unknown - 89 F								
U L Washington, S (1, 6) OBP: 0.305, SLG: 0.337										4	1	2	2	0	0	2									
George Brett, L (1, 5) OBP: 0.402, SLG: 0.609										4	0	0	0	0	0	4									
Hal McRae, R (1, 10) OBP: 0.387, SLG: 0.488										4	0	0	0	0	0	0									
Amos Otis, R (1, 9) OBP: 0.306, SLG: 0.357										4	1	1	0	0	0	0									
Frank White, R (1, 4) OBP: 0.275, SLG: 0.390										4	0	2	0	0	0	0									
Leon Roberts, R (1, 7) OBP: 0.323, SLG: 0.425 Pat Sheridan, L (9, PH) OBP: 0.327, SLG: 0.457										3	0	1	1	0	1	1									
John Wathan, R (1, 3) OBP: 0.315, SLG: 0.340										4	1	1	0	0	0	2									
Don Slaught, R (1, 2) OBP: 0.298, SLG: 0.331										4	0	1	0	0	0	1									
Inning Stats	R: 0 E: 0 K: 0 S: 3	H: 1 LOB: 0 BB: 0 P: 3	R: 0 E: 0 K: 0 S: 3	H: 0 LOB: 0 BB: 0 P: 3	R: 0 E: 0 K: 1 S: 5	H: 0 LOB: 0 BB: 0 P: 5	R: 3 E: 0 K: 0 S: 8	H: 5 LOB: 2 BB: 0 P: 8	R: 0 E: 0 K: 0 S: 4	H: 1 LOB: 1 BB: 0 P: 4	R: 0 E: 0 K: 0 S: 4	H: 1 LOB: 1 BB: 0 P: 4	R: 1 E: 0 K: 0 S: 5	H: 3 LOB: 1 BB: 0 P: 5	R: 0 E: 0 K: 0 S: 3	H: 0 LOB: 0 BB: 0 P: 3	R: 0 E: 0 K: 0 S: 4	H: 1 LOB: 1 BB: 0 P: 4	1B: 8 2B: 4 3B: 0 HR: 1	SF: 0 SAC: 0 DP: 2 HBP: 0	WP: 0 PB: 0 SB: 0 CS: 0	PA: 37			
PITCHER	IP	WLS	BF	H	R	ER	SO	BB	IBB	HBP	BLK	WP	HR	S	P	ERA	WHIP								
Scott McGregor, L (1, 1) ERA: 3.17	7.0		30	11	4	4	1	0	0	0	0	0	1	32	32	5.14	1.571								
Sammy Stewart, R (8, 1) ERA: 3.85	2.0	W	7	1	0	0	0	0	0	0	0	0	0	7	7	0.00	0.500								

AB	37
R	4
H	12
RBI	4
BB	0
SO	1
LOB	11



Batter	1	2	3	4	5	6	7	8	9	AB	R	H	RBI	BB	SO	LOB	BOTTOM								
Al Bumbry, L (1, 8) OBP: 0.321, SLG: 0.352										4	1	1	0	0	1	0	Kansas City Royals @ Baltimore Orioles Memorial Stadium, Baltimore, MD Fri Aug 19 1983, 7:05 PM EDT Unknown - 89 F								
Dan Ford, R (1, 9) OBP: 0.323, SLG: 0.451										4	0	0	0	0	0	1									
Cal Ripken Jr., R (1, 6) OBP: 0.353, SLG: 0.476										4	0	0	0	0	0	1									
Eddie Murray, S (1, 3) OBP: 0.389, SLG: 0.512 John Shelby, S (9, PR) OBP: 0.296, SLG: 0.372										4	1	2	1	0	0	0									
John Lowenstein, L (1, 7) OBP: 0.380, SLG: 0.442										3	1	1	0	1	1	1									
Ken Singleton, S (1, 10) OBP: 0.400, SLG: 0.468										4	1	2	1	0	0	1									
Joe Nolan, L (1, 2) OBP: 0.336, SLG: 0.426 Lenn Sakata, R (8, PR) OBP: 0.301, SLG: 0.326										3	0	1	1	0	0	0									
Todd Cruz, R (1, 5) OBP: 0.245, SLG: 0.323 Jim Dwyer, L (8, PH) OBP: 0.384, SLG: 0.547 Rick Dempsey, R (9, 2) OBP: 0.314, SLG: 0.320										2	0	0	0	0	1	0									
Rich Dauer, R (1, 4) OBP: 0.282, SLG: 0.283										3	0	0	0	0	0	2									
Inning Stats	R: 0 E: 0 K: 0 S: 3	H: 0 LOB: 0 BB: 0 P: 3	R: 0 E: 0 K: 0 S: 2	H: 0 LOB: 0 BB: 1 P: 6	R: 0 E: 0 K: 1 S: 5	H: 0 LOB: 0 BB: 0 P: 5	R: 0 E: 0 K: 0 S: 3	H: 0 LOB: 0 BB: 0 P: 3	R: 0 E: 0 K: 0 S: 3	H: 0 LOB: 0 BB: 0 P: 3	R: 0 E: 0 K: 1 S: 5	H: 0 LOB: 0 BB: 0 P: 5	R: 2 E: 0 K: 1 S: 8	H: 3 LOB: 2 BB: 0 P: 8	R: 3 E: 0 K: 0 S: 7	H: 5 LOB: 2 BB: 0 P: 7	1B: 7 2B: 1 3B: 0 HR: 0	SF: 0 SAC: 0 DP: 1 HBP: 0	WP: 0 PB: 0 SB: 0 CS: 0	PA: 34					
PITCHER	IP	WLS	BF	H	R	ER	SO	BB	IBB	HBP	BLK	WP	HR	S	P	ERA	WHIP								
Gaylord Perry, R (1, 1) ERA: 4.66	8.0		27	3	2	2	3	1	0	0	0	0	0	32	36	2.25	0.500								
Dan Quisenberry, R (9, 1) ERA: 1.92	0.2	L	7	5	3	3	0	0	0	0	0	0	0	7	7	40.50	7.500								

AB	33
R	5
H	8
RBI	5
BB	1
SO	3
LOB	7



Batter	1	2	3	4	5	6	7	8	9	AB	R	H	RBI	BB	SO	LOB	TOP										
U L Washington, S (1, 6) OBP: 0.303, SLG: 0.333	0-3 K		0-0 6-3			0-0 F8		0-0 F9		4	0	0	0	0	1	3											
Pat Sheridan, L (1, 8) OBP: 0.326, SLG: 0.449 Don Slaught, R (8, PH) OBP: 0.296, SLG: 0.329	0-3 K			0-0 3-1		0-0 4-3		0-0 5-3		3	0	0	0	0	1	1											
George Brett, L (1, 5) OBP: 0.401, SLG: 0.601	4-0 BB			4-0 1B FC3-2 BB		0-0 E5		0-3 K		2	0	0	0	2	1	2											
Hal McRae, R (1, 10) OBP: 0.389, SLG: 0.487	0-0 F9			0-0 PO FC3-2 1B		0-0 L9			0-0 G5-4-3 1B	4	0	2	0	0	0	2											
Willie Aikens, L (1, 3) OBP: 0.374, SLG: 0.513		0-0 5-3		0-0 FC3-2			0-0 4-3		0-0 F7	4	0	0	0	0	0	3											
Frank White, R (1, 4) OBP: 0.273, SLG: 0.385		0-0 6-3		0-0 PO	0-0 F8		0-0 1-3		0-0 G5-4-3	4	0	0	0	0	0	1											
Amos Otis, R (1, 9) OBP: 0.303, SLG: 0.353		0-0 6-3			0-0 5-3		0-0 5-3			3	0	0	0	0	0	0											
Leon Roberts, R (1, 7) OBP: 0.323, SLG: 0.419			0-0 5-3		0-0 L7			4-0 2B BB		2	0	0	0	1	0	0											
John Wathan, R (1, 2) OBP: 0.315, SLG: 0.343			0-0 5-3			4-3 S E 1B		1-3 2B		3	1	2	0	0	0	0											
Inning Stats	R: 0 E: 0 K: 2 S: 7	H: 0 LOB: 1 BB: 1 P: 11	R: 0 E: 0 K: 0 S: 3	H: 0 LOB: 0 BB: 0 P: 3	R: 0 E: 0 K: 0 S: 3	H: 0 LOB: 0 BB: 0 P: 3	R: 0 E: 0 K: 0 S: 3	H: 1 LOB: 1 BB: 0 P: 7	R: 0 E: 0 K: 0 S: 3	H: 0 LOB: 0 BB: 0 P: 3	R: 1 E: 1 K: 0 S: 5	H: 1 LOB: 1 BB: 0 P: 5	R: 0 E: 0 K: 0 S: 3	H: 0 LOB: 0 BB: 0 P: 3	R: 0 E: 0 K: 1 S: 6	H: 1 LOB: 2 BB: 1 P: 10	R: 0 E: 0 K: 0 S: 3	H: 1 LOB: 0 BB: 0 P: 3	1B: 3 2B: 1 3B: 0 HR: 0	SF: 0 SAC: 0 DP: 1 HBP: 0	WP: 0 PA: 34 PB: 0 SB: 1 CS: 0						
PITCHER	IP	WLS	BF	H	R	ER	SO	BB	IBB	HBP	BLK	WP	HR	S	P	ERA	WHIP										
Mike Boddicker, R (1, 1) ERA: 3.27	7.0	W	27	3	1	0	2	3	0	0	0	0	0	28	40	0.00	0.857										
Tippy Martinez, L (8, 1) ERA: 2.54	2.0	S	6	1	0	0	1	0	0	0	0	0	0	8	8	0.00	0.500										

Kansas City Royals @ Baltimore Orioles
 Memorial Stadium, Baltimore, MD
 Sat Aug 20 1983, 3:33 AM EDT
 Att: 23,069 - Unknown - 93 F

AB	30
R	1
H	4
RBI	0
BB	3
SO	3
LOB	14



Batter	1	2	3	4	5	6	7	8	9	AB	R	H	RBI	BB	SO	LOB	BOTTOM										
John Shelby, S (1, 8) OBP: 0.296, SLG: 0.366	0-0 F8		0-0 F7		0-0 5-3		0-0 6-3 S 1B	0-3 K		5	0	1	1	0	1	2											
Dan Ford, R (1, 9) OBP: 0.325, SLG: 0.455	0-0 F2			0-0 S 1B		0-0 5-3 2B	0-0 6-3			4	1	2	0	0	0	1											
Cal Ripken Jr., R (1, 6) OBP: 0.353, SLG: 0.474	0-0 P3			0-0 F9		4-0 5-3 BB	0-0 6-3			3	0	0	0	1	0	2											
Eddie Murray, S (1, 3) OBP: 0.388, SLG: 0.506		0-3 K		4-0 1B BB		0-0 P3		0-3 K		3	0	0	0	1	2	2											
Gary Roenicke, R (1, 7) OBP: 0.330, SLG: 0.500		0-0 HR		0-0 G5-4-3 1B		0-0 5-3		0-0 F7		4	1	2	2	0	0	2											
Ken Singleton, S (1, 10) OBP: 0.400, SLG: 0.472		0-0 6-3		0-0 G5-4-3		4-0 IBB		0-0 HR		3	1	1	1	1	0	2											
Todd Cruz, R (1, 5) OBP: 0.247, SLG: 0.323		0-3 K			0-0 L5	0-0 F5		0-0 2B 1B		4	1	1	0	0	1	3											
Rich Dauer, R (1, 4) OBP: 0.284, SLG: 0.291			0-0 F8		0-0 F9		0-0 1B 2B	0-0 1B 2B		4	2	2	1	0	0	0											
Rick Dempsey, R (1, 2) OBP: 0.316, SLG: 0.335			0-3 K		0-0 3B		0-0 F8		0-0 1B	4	0	2	1	0	1	1											
Inning Stats	R: 0 E: 0 K: 0 S: 3	H: 0 LOB: 0 BB: 0 P: 3	R: 1 E: 0 K: 2 S: 8	H: 1 LOB: 0 BB: 0 P: 8	R: 0 E: 0 K: 1 S: 5	H: 0 LOB: 0 BB: 0 P: 5	R: 1 E: 0 K: 0 S: 4	H: 2 LOB: 1 BB: 1 P: 8	R: 0 E: 0 K: 0 S: 4	H: 1 LOB: 1 BB: 0 P: 4	R: 0 E: 0 K: 0 S: 4	H: 1 LOB: 3 BB: 2 P: 12	R: 1 E: 0 K: 0 S: 5	H: 2 LOB: 1 BB: 0 P: 5	R: 3 E: 0 K: 2 S: 11	H: 4 LOB: 1 BB: 0 P: 11	1B: 5 2B: 3 3B: 1 HR: 2	SF: 0 SAC: 0 DP: 1 HBP: 0	WP: 0 PA: 37 PB: 0 SB: 3 CS: 0								
PITCHER	IP	WLS	BF	H	R	ER	SO	BB	IBB	HBP	BLK	WP	HR	S	P	ERA	WHIP										
Larry Gura, L (1, 1) ERA: 5.14	6.1	L	28	7	3	3	3	2	0	0	0	0	1	31	43	4.26	1.421										
Mike Armstrong, R (7, 1) ERA: 3.91	1.2		9	4	3	3	2	0	0	0	0	0	1	13	13	16.20	2.400										

Kansas City Royals @ Baltimore Orioles
 Memorial Stadium, Baltimore, MD
 Sat Aug 20 1983, 3:33 AM EDT
 Att: 23,069 - Unknown - 93 F

AB	34
R	6
H	11
RBI	6
BB	3
SO	5
LOB	15



Batter	1	2	3	4	5	6	7	8	9	AB	R	H	RBI	BB	SO	LOB	TOP																														
U L Washington, S OBP: 0.304, SLG: 0.334										4	2	2	0	0	0	2																															
Pat Sheridan, L OBP: 0.329, SLG: 0.450										4	0	2	1	0	0	2																															
George Brett, L OBP: 0.399, SLG: 0.594										4	1	0	0	1	1	4																															
Hal McRae, R OBP: 0.391, SLG: 0.497										5	2	3	4	0	0	1																															
Willie Aikens, L OBP: 0.373, SLG: 0.508 Joe Simpson, L OBP: 0.250, SLG: 0.220										3	0	0	0	1	1	2																															
Frank White, R OBP: 0.272, SLG: 0.383										5	0	1	0	0	0	3																															
Amos Otis, R OBP: 0.304, SLG: 0.351										4	0	1	1	1	2	1																															
Leon Roberts, R OBP: 0.320, SLG: 0.431										5	1	1	1	0	1	5																															
Don Slaught, R OBP: 0.312, SLG: 0.352										4	2	4	0	0	0	0																															
Inning Stats	R: 1 E: 0 K: 0 S: 5	H: 2 LOB: 1 BB: 0 P: 5	R: 1 E: 0 K: 1 S: 7	H: 2 LOB: 1 BB: 0 P: 7	R: 0 E: 0 K: 0 S: 4	H: 1 LOB: 0 BB: 0 P: 4	R: 0 E: 0 K: 1 S: 5	H: 0 LOB: 0 BB: 0 P: 5	R: 0 E: 0 K: 0 S: 4	H: 1 LOB: 1 BB: 0 P: 4	R: 1 E: 0 K: 1 S: 7	H: 2 LOB: 1 BB: 0 P: 7	R: 1 E: 0 K: 1 S: 6	H: 2 LOB: 1 BB: 0 P: 6	R: 0 E: 0 K: 1 S: 5	H: 0 LOB: 2 BB: 2 P: 13	R: 4 E: 0 K: 0 S: 7	H: 4 LOB: 2 BB: 2 P: 15	1B: 10 2B: 3 3B: 0 HR: 2	SF: 0 SAC: 2 DP: 1 HBP: 0	WP: 0 PB: 0 SB: 1 CS: 1	PA: 44																									
PITCHER	IP	WLS	BF	H	R	ER	SO	BB	IBB	HBP	BLK	WP	HR	S	P	ERA	WHIP	PITCHER										IP	WLS	BF	H	R	ER	SO	BB	IBB	HBP	BLK	WP	HR	S	P	ERA	WHIP			
Jim Palmer, R ERA: 3.96	6.1	L	29	10	4	4	3	0	0	0	0	0	2	35	35	5.68	1.579																														
Sammy Stewart, R ERA: 3.73	1.2		6	0	0	0	2	2	0	0	0	0	0	8	16	0.00	1.200																														
Tim Stoddard, R ERA: 5.48	1.0		9	4	4	4	0	1	1	0	1	0	0	7	15	36.00	5.000																														

Kansas City Royals @ Baltimore Orioles
 Memorial Stadium, Baltimore, MD
 Sun Aug 21 1983, 3:33 AM EDT
 Att: 29,044 - Unknown - 83 F

AB	38
R	8
H	14
RBI	7
BB	4
SO	5
LOB	20



Batter	1	2	3	4	5	6	7	8	9	AB	R	H	RBI	BB	SO	LOB	BOTTOM																																
John Shelby, S OBP: 0.291, SLG: 0.360										4	0	0	0	0	0	1																																	
Dan Ford, R OBP: 0.327, SLG: 0.455										4	0	2	0	0	0	1																																	
Cal Ripken Jr., R OBP: 0.356, SLG: 0.478										4	1	3	0	0	0	1																																	
Eddie Murray, S OBP: 0.387, SLG: 0.510										4	1	1	2	0	0	4																																	
Gary Roenicke, R OBP: 0.329, SLG: 0.508										4	1	1	1	0	1	1																																	
Ken Singleton, S OBP: 0.398, SLG: 0.468										3	0	0	0	1	2	0																																	
Todd Cruz, R OBP: 0.245, SLG: 0.322 Benny Ayala, R OBP: 0.272, SLG: 0.402 Lenn Sakata, R OBP: 0.295, SLG: 0.320 Al Bumby, L OBP: 0.319, SLG: 0.349										2	0	0	0	0	1	0																																	
Rich Dauer, R OBP: 0.287, SLG: 0.292										2	0	1	0	1	0	0																																	
John Lowenstein, L OBP: 0.379, SLG: 0.440										1	0	0	0	0	0	0																																	
Rick Dempsey, R OBP: 0.313, SLG: 0.331 Jim Dwyer, L OBP: 0.384, SLG: 0.561										3	0	0	0	0	0	2																																	
Inning Stats	R: 0 E: 0 K: 0 S: 4	H: 2 LOB: 1 BB: 0 P: 4	R: 1 E: 0 K: 1 S: 6	H: 1 LOB: 1 BB: 1 P: 10	R: 0 E: 0 K: 0 S: 4	H: 1 LOB: 1 BB: 0 P: 4	R: 0 E: 0 K: 2 S: 7	H: 0 LOB: 0 BB: 0 P: 7	R: 0 E: 0 K: 0 S: 4	H: 1 LOB: 2 BB: 1 P: 8	R: 0 E: 0 K: 0 S: 3	H: 0 LOB: 0 BB: 0 P: 3	R: 2 E: 0 K: 1 S: 7	H: 2 LOB: 0 BB: 0 P: 7	R: 0 E: 0 K: 0 S: 3	H: 0 LOB: 0 BB: 0 P: 3	1B: 5 2B: 1 3B: 0 HR: 2	SF: 0 SAC: 0 DP: 1 HBP: 0	WP: 0 PB: 0 SB: 0 CS: 0	PA: 36																													
PITCHER	IP	WLS	BF	H	R	ER	SO	BB	IBB	HBP	BLK	WP	HR	S	P	ERA	WHIP	PITCHER										IP	WLS	BF	H	R	ER	SO	BB	IBB	HBP	BLK	WP	HR	S	P	ERA	WHIP					
Bud Black, L ERA: 3.62	7.1	W	30	7	2	2	3	2	0	0	0	0	1	34	42	2.46	1.227																																
Dan Quisenberry, R ERA: 1.97	1.2	S	6	1	1	1	1	0	0	0	0	0	1	8	8	5.40	0.600																																

Kansas City Royals @ Baltimore Orioles
 Memorial Stadium, Baltimore, MD
 Sun Aug 21 1983, 3:33 AM EDT
 Att: 29,044 - Unknown - 83 F

AB	34
R	3
H	8
RBI	3
BB	2
SO	4
LOB	12



Batter	1	2	3	4	5	6	7	8	9	AB	R	H	RBI	BB	SO	LOB	TOP			
Dave Stegman, R (1, 8) OBP: 0.333, SLG: 0.316	0-0 4-3		0-0 1B			0-3 K		0-3 K		4	0	1	0	0	2	0	<p>Chicago White Sox @ Kansas City Royals</p> <p>Royals Stadium, Kansas City, MO</p> <p>Mon Aug 22 1983, 8:05 PM EDT</p> <p>Att: 31,479 - Unknown - 86 F</p> <p>livebaseballscorecards.com</p>			
Carlton Fisk, R (1, 2) OBP: 0.352, SLG: 0.532	0-0 F9		0-0 F9			0-0 F9			0-0 F8	4	0	0	0	0	0	1				
Tom Paciorek, R (1, 3) OBP: 0.317, SLG: 0.413 Mike Squires, L (9, 3) OBP: 0.329, SLG: 0.277	0-0 5-3			0-0 F8			0-3 K		0-0 F9	4	0	0	0	0	1	0				
Greg Luzinski, R (1, 10) OBP: 0.344, SLG: 0.488		0-0 HR		0-0 F8			0-3 K		0-0 F8	4	1	1	1	0	1	0				
Ron Kittle, R (1, 7) OBP: 0.304, SLG: 0.490		0-0 5-3		0-0 1-3			0-0 4-3			3	0	0	0	0	0	0				
Harold Baines, L (1, 9) OBP: 0.329, SLG: 0.400		0-0 3-1			0-0 F8			0-0 F8		3	0	0	0	0	0	0				
Vance Law, R (1, 5) OBP: 0.307, SLG: 0.333		0-0 F8			0-0 F9			0-0 F7		3	0	0	0	0	0	0				
Scott Fletcher, R (1, 6) OBP: 0.356, SLG: 0.428			0-0 5-3		0-0 6-3			0-0 E6 HR		3	1	0	0	0	0	0				
Julio Cruz, S (1, 4) OBP: 0.312, SLG: 0.330			0-0 L3			0-0 F7		0-0 HR		3	1	1	2	0	0	0				
Inning Stats	R: 0 E: 0 K: 0 S: 3	H: 0 LOB: 0 BB: 0 P: 3	R: 1 E: 0 K: 0 S: 4	H: 1 LOB: 0 BB: 0 P: 4	R: 0 E: 0 K: 0 S: 4	H: 1 LOB: 1 BB: 0 P: 4	R: 0 E: 0 K: 0 S: 3	H: 0 LOB: 0 BB: 0 P: 3	R: 0 E: 0 K: 1 S: 5	H: 0 LOB: 0 BB: 0 P: 5	R: 0 E: 0 K: 2 S: 7	H: 0 LOB: 0 BB: 0 P: 7	R: 2 E: 1 K: 1 S: 7	H: 1 LOB: 0 BB: 0 P: 7	R: 0 E: 0 K: 0 S: 3	H: 0 LOB: 0 BB: 0 P: 3		1B: 1 2B: 0 3B: 0 HR: 2	SF: 0 SAC: 0 DP: 0 HBP: 0	WP: 0 PB: 0 CS: 0
PITCHER Paul Splittorf, L (1, 1) ERA: 4.03	IP: 9.0 WLS: L BF: 31	H: 3 R: 3 ER: 1 SO: 4	BB: 0 IBB: 0 HBP: 0 BLK: 0	WP: 0 HR: 2 S: 39 P: 39	ERA: 1.00 WHIP: 0.333															

Batter	1	2	3	4	5	6	7	8	9	AB	R	H	RBI	BB	SO	LOB	BOTTOM					
U L Washington, S (1, 6) OBP: 0.302, SLG: 0.331	0-0 6-3		0-0 F7		0-0 4-3			0-0 F5		4	0	0	0	0	0	3	<p>Chicago White Sox @ Kansas City Royals</p> <p>Royals Stadium, Kansas City, MO</p> <p>Mon Aug 22 1983, 8:05 PM EDT</p> <p>Att: 31,479 - Unknown - 86 F</p> <p>livebaseballscorecards.com</p>					
Pat Sheridan, L (1, 8) OBP: 0.328, SLG: 0.446	0-0 F7		0-0 1-2 2-H 1B			0-0 2-3		0-0 4-3		4	0	1	1	0	0	0						
George Brett, L (1, 5) OBP: 0.395, SLG: 0.588	0-0 F7		0-3 K			0-0 3-1			0-0 3-1	4	0	0	0	0	1	2						
Hal McRae, R (1, 10) OBP: 0.388, SLG: 0.492		0-0 F3		0-0 F7		0-3 K			0-0 5-3	4	0	0	0	0	1	0						
Willie Aikens, L (1, 3) OBP: 0.372, SLG: 0.503 Joe Simpson, L (9, PR) OBP: 0.250, SLG: 0.220		0-0 6-3		0-0 4-3			0-0 4-3		4-0 BB	3	0	0	0	1	0	0						
Frank White, R (1, 4) OBP: 0.289, SLG: 0.379		0-0 F9		0-0 5-3			0-0 4-3		0-0 F3	4	0	0	0	0	0	1						
Amos Otis, R (1, 9) OBP: 0.307, SLG: 0.354			0-0 1B 1B		0-0 L4					3	1	2	0	0	0	0						
Leon Roberts, R (1, 7) OBP: 0.320, SLG: 0.429			0-0 1B 1-2 1B		0-0 5-3			0-0 F7		3	0	1	0	0	0	1						
Don Slaught, R (1, 2) OBP: 0.313, SLG: 0.351			0-0 F3			0-0 1B		0-0 F5		3	0	1	0	0	0	2						
Inning Stats	R: 0 E: 0 K: 0 S: 3	H: 0 LOB: 0 BB: 0 P: 3	R: 0 E: 0 K: 0 S: 3	H: 0 LOB: 0 BB: 0 P: 3	R: 1 E: 0 K: 1 S: 8	H: 3 LOB: 2 BB: 0 P: 8	R: 0 E: 0 K: 0 S: 3	H: 0 LOB: 0 BB: 0 P: 3	R: 0 E: 0 K: 0 S: 4	H: 1 LOB: 1 BB: 0 P: 4	R: 0 E: 0 K: 1 S: 5	H: 0 LOB: 0 BB: 0 P: 5	R: 0 E: 0 K: 0 S: 4	H: 1 LOB: 1 BB: 0 P: 4	R: 0 E: 0 K: 0 S: 3	H: 0 LOB: 0 BB: 0 P: 3		R: 0 E: 0 K: 0 S: 3	H: 0 LOB: 1 BB: 1 P: 7	1B: 5 2B: 0 3B: 0 HR: 0	SF: 0 SAC: 0 DP: 0 HBP: 0	WP: 0 PB: 0 CS: 0
PITCHER LaMarr Hoyt, R (1, 1) ERA: 4.01	IP: 9.0 WLS: W BF: 33	H: 5 R: 1 ER: 1 SO: 2	BB: 1 IBB: 0 HBP: 0 BLK: 0	WP: 0 HR: 0 S: 36 P: 40	ERA: 1.00 WHIP: 0.667																	

Batter	1	2	3	4	5	6	7	8	9	AB	R	H	RBI	BB	SO	LOB	TOP			
Wayne Tolleson, S (1, 4) OBP: 0.324, SLG: 0.333										3	1	2	0	1	0	0	Texas Rangers @ Kansas City Royals Royals Stadium, Kansas City, MO Thu Aug 25 1983, 8:05 PM EDT Unknown - 105 F			
Pete O'Brien, L (1, 3) OBP: 0.313, SLG: 0.352										4	0	1	1	0	0	2				
Buddy Bell, R (1, 5) OBP: 0.339, SLG: 0.427										4	0	1	0	0	0	2				
George Wright, S (1, 8) OBP: 0.323, SLG: 0.433										4	0	1	0	0	0	2				
Larry Parrish, R (1, 10) OBP: 0.340, SLG: 0.495										4	0	1	0	0	1	1				
Mickey Rivers, L (1, 7) OBP: 0.297, SLG: 0.335										3	0	0	0	0	0	2				
Bill Sample, R (1, 9) OBP: 0.333, SLG: 0.426										3	0	0	0	0	0	0				
Bucky Dent, R (1, 6) OBP: 0.287, SLG: 0.289										3	0	0	0	0	0	0				
Bob Johnson, R (1, 2) OBP: 0.254, SLG: 0.321										2	0	0	0	0	0	0				
Larry Bittner, L (8, PH) OBP: 0.333, SLG: 0.348										1	0	0	0	0	0	0				
Jim Sundberg, R (8, 2) OBP: 0.271, SLG: 0.250										0	0	0	0	0	0	0				
Inning Stats	R: 1 E: 0 K: 0 S: 4	H: 2 LOB: 0 BB: 0 P: 4	R: 0 E: 0 K: 0 S: 3	H: 0 LOB: 0 BB: 0 P: 3	R: 0 E: 0 K: 0 S: 3	H: 2 LOB: 1 BB: 0 P: 7	R: 0 E: 0 K: 0 S: 4	H: 0 LOB: 0 BB: 0 P: 4	R: 0 E: 0 K: 0 S: 3	H: 1 LOB: 1 BB: 0 P: 3	R: 0 E: 0 K: 0 S: 3	H: 0 LOB: 0 BB: 0 P: 3	R: 0 E: 0 K: 1 S: 6	H: 0 LOB: 0 BB: 0 P: 6	R: 0 E: 0 K: 1 S: 6	H: 1 LOB: 1 BB: 0 P: 6	1B: 6 2B: 0 3B: 0 HR: 0	SF: 0 SAC: 0 DP: 2 HBP: 0	WP: 0 PB: 0 SB: 2 CS: 0	PA: 32
PITCHER	IP WLS BF H R ER SO BB IBB HBP BLK WP HR S P ERA WHIP																			
Eric Rasmussen, R (1, 1) ERA: 5.79	7.0 W 25 5 1 1 0 1 1 0 0 0 0 0 0 24 28 1.29 0.857																			
Dan Quisenberry, R (8, 1) ERA: 1.99	2.0 S 7 1 0 0 1 0 0 0 0 0 0 0 0 9 9 0.00 0.500																			

Batter	1	2	3	4	5	6	7	8	9	AB	R	H	RBI	BB	SO	LOB	BOTTOM			
Butch Davis, R (1, 7) OBP: 0.250, SLG: 0.625										4	1	1	0	0	2	0	Texas Rangers @ Kansas City Royals Royals Stadium, Kansas City, MO Thu Aug 25 1983, 8:05 PM EDT Unknown - 105 F			
John Wathan, R (1, 3) OBP: 0.309, SLG: 0.335										3	0	0	1	0	0	0				
George Brett, L (1, 5) OBP: 0.400, SLG: 0.594										3	1	2	1	1	0	0				
Greg Pryor, R (9, 5) OBP: 0.281, SLG: 0.305										0	0	0	0	0	0	0				
Hal McRae, R (1, 10) OBP: 0.385, SLG: 0.488										4	0	1	0	0	1	2				
Amos Otis, R (1, 9) OBP: 0.314, SLG: 0.357										3	0	0	0	1	0	1				
Frank White, R (1, 4) OBP: 0.275, SLG: 0.391										4	1	3	0	0	0	1				
Leon Roberts, R (1, 8) OBP: 0.322, SLG: 0.424										3	0	0	0	0	2	4				
Pat Sheridan, L (7, 8) OBP: 0.324, SLG: 0.439										0	0	0	0	0	0	0				
Don Slaught, R (1, 2) OBP: 0.310, SLG: 0.343										3	0	1	1	0	0	3				
Onix Concepcion, R (1, 6) OBP: 0.271, SLG: 0.331										3	0	0	0	0	0	3				
Inning Stats	R: 1 E: 0 K: 2 S: 8	H: 1 LOB: 0 BB: 0 P: 8	R: 0 E: 0 K: 1 S: 6	H: 1 LOB: 1 BB: 1 P: 10	R: 0 E: 0 K: 1 S: 5	H: 0 LOB: 1 BB: 1 P: 9	R: 1 E: 0 K: 1 S: 7	H: 2 LOB: 1 BB: 0 P: 7	R: 1 E: 0 K: 0 S: 4	H: 2 LOB: 0 BB: 0 P: 4	R: 0 E: 0 K: 0 S: 4	H: 1 LOB: 1 BB: 0 P: 4	R: 0 E: 0 K: 0 S: 4	H: 0 LOB: 0 BB: 0 P: 3	R: 0 E: 0 K: 0 S: 4	H: 1 LOB: 1 BB: 0 P: 4	1B: 6 2B: 0 3B: 1 HR: 1	SF: 1 SAC: 0 DP: 1 HBP: 0	WP: 0 PB: 0 SB: 1 CS: 0	PA: 33
PITCHER	IP WLS BF H R ER SO BB IBB HBP BLK WP HR S P ERA WHIP																			
Jon Matlack, L (1, 1) ERA: 4.76	8.0 L 33 8 3 3 5 2 0 0 0 0 0 1 41 49 3.38 1.250																			

AB	31
R	1
H	6
RBI	1
BB	1
SO	1
LOB	9



AB	30
R	3
H	8
RBI	3
BB	2
SO	5
LOB	14



Batter	1	2	3	4	5	6	7	8	9	AB	R	H	RBI	BB	SO	LOB	TOP																			
Wayne Tolleson, S (1,4) OBP: 0.321, SLG: 0.328	F8		K		B1-3		F9		F8	5	0	0	0	0	1	2	Texas Rangers @ Kansas City Royals Royals Stadium, Kansas City, MO Thu Aug 25 1983, 8:05 PM EDT Att: 26,206 - Unknown - 99 F																			
Buddy Bell, R (1,5) OBP: 0.339, SLG: 0.426	F7				F9	G4-6-3 1B	5-3			4	0	1	0	0	0	0																				
Bill Stein, R (1,3) OBP: 0.354, SLG: 0.448 Pete O'Brien, L (9,3) OBP: 0.313, SLG: 0.352	F7				1B	G4-6-3 1B			G6-4-3 1B	4	1	2	0	0	0	1																				
Larry Parrish, R (1,9) OBP: 0.339, SLG: 0.493		1-3			1B		5-3		G6-4-3 1B	4	1	1	0	0	0	1																				
Dave Hostetler, R (1,10) OBP: 0.308, SLG: 0.363		5-3			1B		6-3		HR	3	2	1	1	0	0	0																				
George Wright, S (1,8) OBP: 0.322, SLG: 0.432		6-3			P5		1B		F3	4	0	1	0	0	0	3																				
Bill Sample, R (1,7) OBP: 0.335, SLG: 0.425			F8	E3					SH2-3 BB	3	0	1	0	1	0	1																				
Jim Anderson, R (1,6) OBP: 0.258, SLG: 0.238			CS				P4		SH2-3	3	0	2	1	0	0	2																				
Jim Sundberg, R (1,2) OBP: 0.268, SLG: 0.247			F7	F9			6-3		K	4	0	0	0	0	1	4																				
Inning Stats	R: 0 E: 0 K: 0 S: 3	H: 0 LOB: 0 BB: 0 P: 3	R: 0 E: 0 K: 0 S: 3	H: 0 LOB: 0 BB: 0 P: 3	R: 0 E: 0 K: 1 S: 6	H: 1 LOB: 1 BB: 0 P: 6	R: 3 E: 1 K: 0 S: 7	H: 3 LOB: 2 BB: 0 P: 8	R: 0 E: 0 K: 0 S: 5	H: 2 LOB: 2 BB: 0 P: 5	R: 0 E: 0 K: 0 S: 3	H: 0 LOB: 0 BB: 0 P: 3	R: 1 E: 0 K: 0 S: 4	H: 2 LOB: 0 BB: 0 P: 4	R: 0 E: 0 K: 1 S: 5	H: 0 LOB: 1 BB: 1 P: 9		1B: 8 2B: 0 3B: 0 HR: 1	SF: 0 SAC: 1 DP: 2 HBP: 1	WP: 0 PB: 0 SB: 0 CS: 1	PA: 37															
PITCHER	IP	WLS	BF	H	R	ER	SO	BB	IBB	HBP	BLK	WP	HR	S	P	ERA	WHIP	PITCHER		IP	WLS	BF	H	R	ER	SO	BB	IBB	HBP	BLK	WP	HR	S	P	ERA	WHIP
Larry Gura, L (1,1) ERA: 4.96	8.0		34	9	4	1	1	1	0	1	0	0	1	34	39	1.12	1.250																			
Mike Armstrong, R (9,1) ERA: 3.61	1.0	W	3	0	0	0	1	0	0	0	0	0	0	5	5	0.00	0.000																			

AB	34
R	4
H	9
RBI	2
BB	1
SO	2
LOB	14



Batter	1	2	3	4	5	6	7	8	9	AB	R	H	RBI	BB	SO	LOB	BOTTOM																			
U L Washington, S (1,6) OBP: 0.299, SLG: 0.325	4-3		S		4-3		K		K	5	1	1	0	0	2	2	Texas Rangers @ Kansas City Royals Royals Stadium, Kansas City, MO Thu Aug 25 1983, 8:05 PM EDT Att: 26,206 - Unknown - 99 F																			
Pat Sheridan, L (1,8) OBP: 0.329, SLG: 0.444	F7		1B		6-3					4	1	2	2	1	0	0																				
George Brett, L (1,5) OBP: 0.400, SLG: 0.592	4-3		1B				BB		1B	3	1	1	1	1	0	2																				
Hal McRae, R (1,10) OBP: 0.385, SLG: 0.487 Amos Otis, R (8,PH) OBP: 0.313, SLG: 0.355	F8		G6-4-3				FC1-6 BB		5-3	3	0	1	0	0	0	1																				
Willie Aikens, L (1,3) OBP: 0.377, SLG: 0.508		1B					FC1-6		K	4	0	2	1	0	1	1																				
Leon Roberts, R (1,9) OBP: 0.326, SLG: 0.426		1B					FC5-4		5-3	4	0	2	0	0	0	1																				
John Wathan, R (1,2) OBP: 0.309, SLG: 0.334	F8				G5-4-3		P4		SH3-4 2B	4	1	1	0	0	0	5																				
Butch Davis, R (1,7) OBP: 0.364, SLG: 0.636					L8				SH3-4	3	0	2	0	0	0	1																				
Onix Concepcion, R (1,4) OBP: 0.267, SLG: 0.325 Frank White, R (9,PH) OBP: 0.277, SLG: 0.395	F9						SH3-4		1B	2	0	0	0	0	0	0																				
Inning Stats	R: 0 E: 0 K: 0 S: 3	H: 0 LOB: 0 BB: 0 P: 3	R: 0 E: 0 K: 0 S: 5	H: 3 LOB: 2 BB: 0 P: 5	R: 2 E: 0 K: 0 S: 5	H: 3 LOB: 0 BB: 0 P: 5	R: 0 E: 0 K: 0 S: 4	H: 2 LOB: 1 BB: 0 P: 4	R: 0 E: 0 K: 0 S: 3	H: 0 LOB: 0 BB: 0 P: 3	R: 1 E: 0 K: 0 S: 4	H: 1 LOB: 1 BB: 1 P: 8	R: 0 E: 0 K: 1 S: 6	H: 1 LOB: 2 BB: 1 P: 10	R: 0 E: 0 K: 1 S: 5	H: 0 LOB: 0 BB: 0 P: 5		R: 2 E: 0 K: 1 S: 7	H: 3 LOB: 1 BB: 0 P: 7	1B: 11 2B: 2 3B: 0 HR: 0	SF: 0 SAC: 2 DP: 2 HBP: 0	WP: 0 PB: 0 SB: 1 CS: 0	PA: 38													
PITCHER	IP	WLS	BF	H	R	ER	SO	BB	IBB	HBP	BLK	WP	HR	S	P	ERA	WHIP	PITCHER		IP	WLS	BF	H	R	ER	SO	BB	IBB	HBP	BLK	WP	HR	S	P	ERA	WHIP
Dave Stewart, R (1,1) ERA: 2.93	7.0		30	10	3	3	1	2	0	0	0	0	0	30	38	3.86	1.714																			
Dave Schmidt, R (8,1) ERA: 4.14	1.2	L	8	3	2	2	2	0	0	0	0	0	0	12	12	10.80	1.800																			



Batter	1	2	3	4	5	6	7	8	9	AB	R	H	RBI	BB	SO	LOB	TOP			
Wayne Tolleson, S (1,4) OBP: 0.318, SLG: 0.325	5-3		F8	P4			5-3			4	0	0	0	0	0	2	Texas Rangers @ Kansas City Royals Royals Stadium, Kansas City, MO Fri Aug 26 1983, 8:05 PM EDT Att: 34,597 - Unknown - 102 F			
Buddy Bell, R (1,5) OBP: 0.340, SLG: 0.428	P4		E9 4-3		F9 SF8 2B		FC5-4 1B			4	2	2	0	0	0	0				
Bill Stein, R (1,3) OBP: 0.351, SLG: 0.449			4-3		F9		FC5-4 1-2			4	0	1	1	0	0	2				
Larry Parrish, R (1,9) OBP: 0.336, SLG: 0.490	F9		F8		SF8			K		3	0	0	1	0	1	1				
Dave Hostetter, R (1,10) OBP: 0.311, SLG: 0.365					K			F8		4	0	2	0	0	1	0				
George Wright, S (1,8) OBP: 0.322, SLG: 0.430					K			4-3		4	1	1	0	0	0	2				
Bill Sample, R (1,7) Pete O'Brien, L (9, PH) OBP: 0.333, SLG: 0.423 OBP: 0.313, SLG: 0.351					FC3 FC5-4 FC1-5 2B		FC6-4 1B		G3	3	0	0	0	0	0	4		AB 34		
Jim Anderson, R (1,6) OBP: 0.257, SLG: 0.227					FC5-4 2B		G6-4-3		5-3	1	0	0	0	0	0	0		R 3		
Jim Sundberg, R (1,2) Mickey Rivers, L (9, PH) OBP: 0.269, SLG: 0.251 OBP: 0.295, SLG: 0.333					FC5-4 2B		G6-4-3		F9	3	0	0	0	1	0	3		H 7		
					1-3 3-H 2B		1-3		F9	3	0	1	1	0	0	2		RBI 3		
										1	0	0	0	0	0	0	BB 1			
																	SO 2			
																	LOB 16			
Inning Stats	R: 0 E: 0 K: 0 S: 4	H: 1 LOB: 1 BB: 0 P: 4	R: 0 E: 0 K: 0 S: 4	H: 1 LOB: 2 BB: 1 P: 8	R: 1 E: 1 K: 0 S: 4	H: 0 LOB: 0 BB: 0 P: 4	R: 1 E: 1 K: 0 S: 6	H: 2 LOB: 2 BB: 0 P: 6	R: 1 E: 0 K: 0 S: 3	H: 1 LOB: 1 BB: 0 P: 4	R: 0 E: 0 K: 1 S: 5	H: 0 LOB: 0 BB: 0 P: 5	R: 0 E: 0 K: 0 S: 3	H: 0 LOB: 0 BB: 0 P: 3	R: 0 E: 0 K: 0 S: 3	H: 0 LOB: 0 BB: 0 P: 3	1B: 4 2B: 3 3B: 0 HR: 0	SF: 1 SAC: 0 DP: 1 HBP: 0	WP: 0 PB: 0 SB: 2 CS: 0	PA: 36
PITCHER	IP WLS BF H R ER SO BB IBB HBP BLK WP HR S P ERA WHIP																			
Bud Black, L (1,1) ERA: 3.5	6.2 W 29 7 3 1 1 1 0 0 0 0 0 30 34 1.35 1.200																			
Mark Huismann, R (7,1) ERA: 6.45	2.1 7 0 0 0 1 0 0 0 0 0 0 9 9 0.00 0.000																			

Batter	1	2	3	4	5	6	7	8	9	AB	R	H	RBI	BB	SO	LOB	BOTTOM			
U L Washington, S (1,6) OBP: 0.300, SLG: 0.324	G4-6-3 1B		6-3		3-1	4-0 1B BB		K		4	2	1	0	1	1	0	Texas Rangers @ Kansas City Royals Royals Stadium, Kansas City, MO Fri Aug 26 1983, 8:05 PM EDT Att: 34,597 - Unknown - 102 F			
Pat Sheridan, L (1,8) OBP: 0.339, SLG: 0.452	G4-6-3 1B		E8 2B		1B	1-2 2-3 1B		K		5	1	4	0	0	1	0				
George Brett, L (1,5) Greg Pryor, R (8,5) OBP: 0.399, SLG: 0.591 OBP: 0.281, SLG: 0.305	G4-6-3				F7	F7				4	0	1	1	0	0	6				
Willie Aikens, L (1,10) OBP: 0.384, SLG: 0.512	FC6-4 1B				2B					0	0	0	0	0	0	0				
Amos Otis, R (1,9) Cesar Geronimo, L (8,9) OBP: 0.312, SLG: 0.354 OBP: 0.250, SLG: 0.262	FC6-4				FC6-4 IBB					3	1	3	3	1	0	0				
Frank White, R (1,4) OBP: 0.277, SLG: 0.396					FC6-4 1B			K		4	1	1	0	0	1	3				
Butch Davis, R (1,7) OBP: 0.467, SLG: 0.667					FC6-4 1B					0	0	0	0	0	0	0				
John Wathan, R (1,3) OBP: 0.306, SLG: 0.331					FC6-4 1B					4	1	1	2	0	0	0				
Don Slaught, R (1,2) OBP: 0.309, SLG: 0.341					F7					4	1	3	1	0	0	0				
					5-3					4	0	0	0	0	0	3				
					5-3					4	1	1	1	0	0	0				
					5-3					4	1	1	1	0	0	0				
Inning Stats	R: 1 E: 0 K: 0 S: 5	H: 3 LOB: 1 BB: 0 P: 5	R: 0 E: 0 K: 0 S: 3	H: 1 LOB: 0 BB: 0 P: 3	R: 1 E: 1 K: 0 S: 5	H: 2 LOB: 2 BB: 1 P: 9	R: 0 E: 0 K: 0 S: 3	H: 0 LOB: 0 BB: 0 P: 3	R: 0 E: 0 K: 0 S: 4	H: 1 LOB: 1 BB: 0 P: 4	R: 6 E: 0 K: 0 S: 9	H: 7 LOB: 2 BB: 1 P: 13	R: 0 E: 0 K: 1 S: 6	H: 1 LOB: 1 BB: 0 P: 6	R: 0 E: 0 K: 2 S: 7	H: 0 LOB: 0 BB: 0 P: 7	1B: 13 2B: 2 3B: 0 HR: 0	SF: 0 SAC: 0 DP: 1 HBP: 0	WP: 0 PB: 0 SB: 1 CS: 1	PA: 38
PITCHER	IP WLS BF H R ER SO BB IBB HBP BLK WP HR S P ERA WHIP																			
John Butcher, R (1,1) ERA: 3.35	5.0 L 25 11 6 6 0 0 0 0 0 0 0 11 15 9.00 2.500																			
Tom Henke, R (6,1) ERA: 2.7	2.0 10 4 2 2 1 1 0 0 0 0 0 0 11 15 9.00 2.500																			
Dave Tobik, R (8,1) ERA: 5.79	1.0 3 0 0 0 0 2 0 0 0 0 0 0 7 7 0.00 0.000																			

Batter	1	2	3	4	5	6	7	8	9	AB	R	H	RBI	BB	SO	LOB	TOP
Bill Sample, R OBP: 0.330, SLG: 0.419 (1, 7)										4	0	0	0	0	0	1	Texas Rangers @ Kansas City Royals Royals Stadium, Kansas City, MO Sat Aug 27 1983, 8:05 PM EDT Att: 35,259 - Unknown - 90 F livebaseballscorecards.com
Buddy Bell, R OBP: 0.341, SLG: 0.428 (1, 5)										3	0	1	0	1	0	0	
Bill Stein, R OBP: 0.344, SLG: 0.440 (1, 4)										4	0	0	0	0	0	3	
Dave Hostetter, R OBP: 0.310, SLG: 0.360 (1, 10)										3	0	0	0	0	0	3	
Larry Parrish, R OBP: 0.335, SLG: 0.488 (1, 9)										4	0	1	0	0	0	1	
George Wright, S OBP: 0.315, SLG: 0.427 (1, 8)										4	0	0	0	0	0	2	
Pete O'Brien, L OBP: 0.315, SLG: 0.353 (1, 3)										3	0	2	0	0	0	1	
Jim Anderson, R OBP: 0.247, SLG: 0.217 (1, 6)										3	0	0	0	0	0	3	
Bob Johnson, R OBP: 0.255, SLG: 0.321 (1, 2)										3	0	1	0	0	0	1	
Inning Stats	R: 0 E: 0 K: 0 S: 4	H: 1 LOB: 1 BB: 0 P: 4	R: 0 E: 0 K: 0 S: 4	H: 1 LOB: 1 BB: 0 P: 4	R: 0 E: 0 K: 0 S: 4	H: 1 LOB: 1 BB: 0 P: 4	R: 0 E: 0 K: 0 S: 3	H: 0 LOB: 0 BB: 0 P: 3	R: 0 E: 0 K: 0 S: 3	H: 1 LOB: 1 BB: 0 P: 3	R: 0 E: 0 K: 0 S: 3	H: 0 LOB: 0 BB: 0 P: 3	R: 0 E: 0 K: 0 S: 3	H: 0 LOB: 0 BB: 0 P: 3	1B: 5 2B: 0 3B: 0 HR: 0	SF: 0 SAC: 0 DP: 1 HBP: 1	WP: 0 PA: 33 PB: 0 SB: 0 CS: 0
PITCHER	IP WLS BF H R ER SO BB IBB HBP BLK WP HR S P ERA WHIP																
Paul Splittorf, L ERA: 3.87 (1, 1)	5.0 W 20 4 0 0 0 0 1 0 0 0 0 0 0 0 0 0 0.00 1.000																
Mike Armstrong, R ERA: 3.75 (6, 1)	1.0 4 0 0 0 0 0 0 0 0 1 0 0 0 0 3 4 0.00 0.000																
Dan Quisenberry, R ERA: 1.93 (7, 1)	3.0 S 9 1 0 0 0 0 0 0 0 0 0 0 0 0 9 9 0.00 0.333																

Batter	1	2	3	4	5	6	7	8	9	AB	R	H	RBI	BB	SO	LOB	BOTTOM		
Butch Davis, R OBP: 0.368, SLG: 0.526 (1, 7)										4	0	0	0	0	3	0	Texas Rangers @ Kansas City Royals Royals Stadium, Kansas City, MO Sat Aug 27 1983, 8:05 PM EDT Att: 35,259 - Unknown - 90 F livebaseballscorecards.com		
U L Washington, S OBP: 0.295, SLG: 0.322 (1, 6)										3	0	0	0	0	1	1			
George Brett, L OBP: 0.396, SLG: 0.586 (1, 10)										3	0	0	0	0	1	1			
Frank White, R OBP: 0.277, SLG: 0.402 (1, 4)										3	1	1	1	0	0	0			
Leon Roberts, R OBP: 0.326, SLG: 0.424 (1, 9)										3	1	1	0	0	0	0			
Don Slaught, R OBP: 0.314, SLG: 0.342 (1, 2)										2	0	1	0	1	0	0			
John Wathan, R OBP: 0.303, SLG: 0.328 (1, 3)										3	0	0	0	0	0	2			
Greg Pryor, R OBP: 0.272, SLG: 0.294 (1, 5)										3	0	0	0	0	0	0			
Pat Sheridan, L OBP: 0.335, SLG: 0.446 (1, 8)										3	0	0	0	0	1	0			
Inning Stats	R: 0 E: 0 K: 1 S: 5	H: 0 LOB: 0 BB: 0 P: 5	R: 1 E: 0 K: 0 S: 4	H: 1 LOB: 0 BB: 0 P: 4	R: 0 E: 0 K: 2 S: 7	H: 0 LOB: 0 BB: 0 P: 7	R: 0 E: 0 K: 1 S: 5	H: 0 LOB: 0 BB: 0 P: 5	R: 1 E: 0 K: 0 S: 4	H: 2 LOB: 0 BB: 0 P: 4	R: 0 E: 0 K: 1 S: 5	H: 0 LOB: 1 BB: 0 P: 6	R: 0 E: 0 K: 0 S: 3	H: 0 LOB: 1 BB: 1 P: 7	R: 0 E: 1 K: 1 S: 6	H: 0 LOB: 1 BB: 0 P: 6	1B: 2 2B: 0 3B: 0 HR: 1	SF: 0 SAC: 0 DP: 1 HBP: 1	WP: 0 PA: 29 PB: 0 SB: 0 CS: 0
PITCHER	IP WLS BF H R ER SO BB IBB HBP BLK WP HR S P ERA WHIP																		
Frank Tanana, L ERA: 2.56 (1, 1)	8.0 L 29 3 2 2 2 6 1 0 1 0 0 0 1 39 44 2.25 0.500																		

Batter	1	2	3	4	5	6	7	8	9	AB	R	H	RBI	BB	SO	LOB	TOP				
Wayne Tolleson, S (1,4) OBP: 0.316, SLG: 0.323	F8		6-3		4-3			SH1-3		3	0	0	0	0	0	2					
Pete O'Brien, L (1,3) OBP: 0.314, SLG: 0.354	3-1				4-3	F7		L4		4	1	1	0	0	0	1					
Buddy Bell, R (1,5) OBP: 0.340, SLG: 0.425	F7				4-3	5-3				3	0	0	0	1	0	1					
Dave Hostetter, R (1,10) OBP: 0.312, SLG: 0.360		WP			P4			P5		3	0	1	0	1	0	3					
Larry Parrish, R (1,9) OBP: 0.335, SLG: 0.486		BB				1B				4	0	1	1	0	2	2					
Bill Sample, R (9,9) OBP: 0.330, SLG: 0.419	6-3					K				0	0	0	0	0	0	0					
George Wright, S (1,8) OBP: 0.317, SLG: 0.424	F8				4-3			B1-3		4	0	0	0	0	0	2					
Mickey Rivers, L (1,7) OBP: 0.295, SLG: 0.336	F7							L7		4	0	1	0	0	0	1					
Bucky Dent, R (1,6) OBP: 0.287, SLG: 0.289					4-3			F9		3	0	1	0	0	0	1					
Jim Sundberg, R (1,2) OBP: 0.269, SLG: 0.249	F8					L7		SH1-3		2	0	0	0	1	0	2					
Inning Stats	R: 0 E: 0 K: 0 S: 3	H: 0 LOB: 0 BB: 0 P: 3	R: 0 E: 0 K: 0 S: 3	H: 0 LOB: 1 BB: 1 P: 7	R: 0 E: 0 K: 0 S: 3	H: 1 LOB: 0 BB: 0 P: 3	R: 1 E: 0 K: 0 S: 5	H: 2 LOB: 1 BB: 0 P: 5	R: 0 E: 0 K: 1 S: 6	H: 1 LOB: 1 BB: 0 P: 6	R: 0 E: 0 K: 0 S: 3	H: 0 LOB: 0 BB: 0 P: 3	R: 0 E: 0 K: 0 S: 3	H: 0 LOB: 2 BB: 11 P: 11	R: 0 E: 0 K: 1 S: 5	H: 0 LOB: 0 BB: 0 P: 5	1B: 3 2B: 2 3B: 0 HR: 0	SF: 0 SAC: 1 DP: 0 HBP: 0	WP: 1 PB: 0 SB: 0 CS: 1	PA: 34	
PITCHER	IP	WLS	BF	H	R	ER	SO	BB	IBB	HBP	BLK	WP	HR	S	P	ERA	WHIP				
Steve Renko, R (1,1) ERA: 4.3	5.0	L	19	4	1	1	0	1	0	0	0	1	0	18	22	1.80	1.000				
Mike Armstrong, R (6,1) ERA: 3.57	4.0		15	1	0	0	2	1	1	0	0	0	0	17	25	0.00	0.500				

Texas Rangers @ Kansas City Royals
Royals Stadium, Kansas City, MO
Sun Aug 28 1983, 4:33 AM EDT
Att: 29,133 - Unknown - 89 F

AB 30
R 1
H 5
RBI 1
BB 3
SO 2
LOB 15



Batter	1	2	3	4	5	6	7	8	9	AB	R	H	RBI	BB	SO	LOB	BOTTOM				
U L Washington, S (1,6) OBP: 0.297, SLG: 0.319	F7		1-3		K			P6		4	0	0	0	0	1	0					
Pat Sheridan, L (1,8) OBP: 0.341, SLG: 0.451			P6					BB		4	0	3	0	0	0	0					
George Brett, L (1,5) OBP: 0.395, SLG: 0.585			3-1					F9		4	0	1	0	0	0	2					
Willie Aikens, L (1,10) OBP: 0.385, SLG: 0.510	5-3				F7					3	0	1	0	1	0	1					
Joe Simpson, L (9, PR) OBP: 0.250, SLG: 0.220								BB		0	0	0	0	0	0	0					
Frank White, R (1,4) OBP: 0.275, SLG: 0.400					F9			F7		3	0	0	0	0	1	2					
Don Slaught, R (1,2) OBP: 0.313, SLG: 0.340								F8		4	0	1	0	0	1	4					
John Wathan, R (1,3) OBP: 0.303, SLG: 0.327					F7					4	0	1	0	0	0	3					
Butch Davis, R (1,7) OBP: 0.364, SLG: 0.476								F8		2	0	0	0	1	0	0					
Cesar Geronimo, L (1,9) OBP: 0.242, SLG: 0.253	1-3							F8		3	0	0	0	0	0	2					
Inning Stats	R: 0 E: 0 K: 0 S: 4	H: 2 LOB: 1 BB: 0 P: 4	R: 0 E: 0 K: 2 S: 8	H: 1 LOB: 2 BB: 1 P: 12	R: 0 E: 0 K: 0 S: 3	H: 0 LOB: 0 BB: 0 P: 3	R: 0 E: 0 K: 0 S: 4	H: 1 LOB: 1 BB: 0 P: 4	R: 0 E: 0 K: 1 S: 5	H: 0 LOB: 0 BB: 0 P: 5	R: 0 E: 0 K: 0 S: 4	H: 1 LOB: 2 BB: 1 P: 8	R: 0 E: 0 K: 0 S: 3	H: 0 LOB: 0 BB: 0 P: 3	R: 0 E: 0 K: 0 S: 4	H: 1 LOB: 2 BB: 0 P: 4	1B: 6 2B: 1 3B: 0 HR: 0	SF: 0 SAC: 1 DP: 1 HBP: 0	WP: 0 PB: 1 SB: 0 CS: 0	PA: 34	
PITCHER	IP	WLS	BF	H	R	ER	SO	BB	IBB	HBP	BLK	WP	HR	S	P	ERA	WHIP				
Charlie Hough, R (1,1) ERA: 3.62	9.0	W	34	7	0	0	3	2	0	0	0	0	0	38	46	0.00	1.000				

Texas Rangers @ Kansas City Royals
Royals Stadium, Kansas City, MO
Sun Aug 28 1983, 4:33 AM EDT
Att: 29,133 - Unknown - 89 F

AB 31
R 0
H 7
RBI 0
BB 2
SO 3
LOB 14



Batter	1	2	3	4	5	6	7	8	9	AB	R	H	RBI	BB	SO	LOB	TOP										
Al Bumbry, L OBP: 0.319, SLG: 0.363 (1, 8)	G3	1B		P4			2B		FC4 FC6-4 1B HR	5	2	2	0	0	0	2	Baltimore Orioles @ Kansas City Royals Royals Stadium, Kansas City, MO Mon Aug 29 1983, 8:05 PM EDT Att: 20,367 - Unknown										
Dan Ford, R OBP: 0.327, SLG: 0.453 (1, 9)	HR	1B		K			L5		FC6-4 1B	5	2	3	2	0	1	1											
Cal Ripken Jr., R OBP: 0.358, SLG: 0.493 (1, 6)	HR	1B			5-3		K		FC6-4 BB HR	5	2	2	2	0	1	3											
Eddie Murray, S OBP: 0.386, SLG: 0.509 (1, 3)	4-3	1B						3-1	HR BB	4	1	2	1	1	0	0											
John Lowenstein, L OBP: 0.367, SLG: 0.432 John Shelby, S OBP: 0.296, SLG: 0.373 (8, PR) (8, 8)	1B	4-3						1B	HR	4	0	2	0	0	1	2											
Ken Singleton, S OBP: 0.397, SLG: 0.455 (1, 10)	1B			F7				L5	4-3	4	0	1	0	1	0	1											
Rich Dauer, R OBP: 0.290, SLG: 0.290 (1, 4)	K			F8				L5		4	0	0	0	0	1	4											
Todd Cruz, R OBP: 0.246, SLG: 0.323 (1, 5)		F7	1-3				G5-4-3		1B 1B 1B	4	1	1	0	0	0	1											
Rick Dempsey, R OBP: 0.316, SLG: 0.332 (1, 2)	G3			F8				F9	FC4 1B	4	0	1	0	0	0	0											
Inning Stats	R: 2 E: 0 K: 1 S: 9	H: 4 LOB: 2 BB: 0 P: 9	R: 2 E: 0 K: 0 S: 7	H: 4 LOB: 2 BB: 7	R: 0 E: 0 K: 0 S: 3	H: 0 LOB: 0 BB: 0 P: 3	R: 0 E: 0 K: 1 S: 5	H: 0 LOB: 0 BB: 0 P: 5	R: 0 E: 0 K: 0 S: 2	H: 0 LOB: 0 BB: 1 P: 6	R: 0 E: 0 K: 1 S: 6	H: 1 LOB: 1 BB: 0 P: 6	R: 0 E: 0 K: 0 S: 4	H: 1 LOB: 1 BB: 0 P: 4	R: 5 E: 0 K: 0 S: 7	H: 4 LOB: 0 BB: 1 P: 11	1B: 9 2B: 2 3B: 2 HR: 2	SF: 0 SAC: 0 DP: 1 HBP: 0	WP: 0 PB: 0 SB: 0 CS: 0	PA: 42							
PITCHER	IP	WLS	BF	H	R	ER	SO	BB	IBB	HBP	BLK	WP	HR	S	P	ERA	WHIP										
Gaylord Perry, R ERA: 4.77 Keith Creel, R ERA: 5.43	(1, 1) 7.1	1.2 29	13 7	8 5	4 5	4 5	1 3	0 2	0 0	0 0	0 0	0 0	1 1	15 33	15 41	21.60 6.14	4.800 1.227										

AB	40
R	9
H	15
RBI	9
BB	2
SO	4
LOB	14



Batter	1	2	3	4	5	6	7	8	9	AB	R	H	RBI	BB	SO	LOB	BOTTOM										
U L Washington, S OBP: 0.296, SLG: 0.319 (1, 6)	5-3			6-3						4	0	1	1	0	0	0	Baltimore Orioles @ Kansas City Royals Royals Stadium, Kansas City, MO Mon Aug 29 1983, 8:05 PM EDT Att: 20,367 - Unknown										
John Wathan, R OBP: 0.300, SLG: 0.324 (1, 3)	F8			F9				1B		4	0	0	0	0	0	2											
George Brett, L OBP: 0.391, SLG: 0.579 (1, 5)	4-3			F7					F7	4	0	0	0	0	0	0											
Hal McRae, R OBP: 0.388, SLG: 0.491 (1, 10)					G5-4-3 1B				1B 2B	3	0	2	0	1	0	0											
Frank White, R OBP: 0.275, SLG: 0.398 (1, 4)		G5-4-3			G5-4-3				1B	4	0	1	0	0	1	2											
Leon Roberts, R OBP: 0.325, SLG: 0.438 (1, 9)		G1			HR				F9 P6	4	1	1	1	0	0	2											
Don Slaught, R OBP: 0.317, SLG: 0.344 (1, 2)				P4					F8	4	1	2	0	0	0	2											
Butch Davis, R OBP: 0.360, SLG: 0.458 (1, 7)				F7					1B 1B	3	0	1	0	0	0	1											
Pat Sheridan, L OBP: 0.337, SLG: 0.446 (1, 8)				3-1					K	3	0	0	0	0	1	2											
Inning Stats	R: 0 E: 0 K: 0 S: 3	H: 0 LOB: 0 BB: 0 P: 3	R: 0 E: 0 K: 0 S: 3	H: 1 LOB: 0 BB: 0 P: 3	R: 0 E: 0 K: 0 S: 3	H: 0 LOB: 0 BB: 0 P: 3	R: 1 E: 0 K: 0 S: 4	H: 2 LOB: 1 BB: 1 P: 8	R: 0 E: 0 K: 0 S: 3	H: 0 LOB: 0 BB: 0 P: 3	R: 0 E: 0 K: 1 S: 5	H: 0 LOB: 0 BB: 0 P: 5	R: 1 E: 0 K: 1 S: 8	H: 3 LOB: 2 BB: 0 P: 8	R: 0 E: 0 K: 0 S: 5	H: 2 LOB: 2 BB: 0 P: 5	1B: 6 2B: 1 3B: 0 HR: 1	SF: 0 SAC: 0 DP: 2 HBP: 0	WP: 0 PB: 0 SB: 0 CS: 0	PA: 34							
PITCHER	IP	WLS	BF	H	R	ER	SO	BB	IBB	HBP	BLK	WP	HR	S	P	ERA	WHIP										
Scott McGregor, L ERA: 3.07	(1, 1) 9.0	1.2 34	34 8	8 2	2 2	2 2	2 2	1 0	0 0	0 0	0 0	0 0	1 1	37 37	41 41	2.00 2.00	1.000										

AB	33
R	2
H	8
RBI	2
BB	1
SO	2
LOB	11



Batter	1	2	3	4	5	6	7	8	9	AB	R	H	RBI	BB	SO	LOB	TOP								
Al Bumbry, L OBP: 0.322, SLG: 0.367 (1, 8)										5	1	2	0	1	0	2									
Dan Ford, R OBP: 0.325, SLG: 0.449 (1, 9)										5	1	1	0	0	2	2									
Cal Ripken Jr., R OBP: 0.360, SLG: 0.500 (1, 6)										5	2	3	2	0	0	0									
Eddie Murray, S OBP: 0.387, SLG: 0.506 (1, 3)										4	2	1	0	1	0	3									
John Lowenstein, L OBP: 0.378, SLG: 0.457 (9, PR)										4	2	4	1	1	0	0									
John Shelby, S OBP: 0.296, SLG: 0.373 (9, PR)										0	1	0	0	0	0	0									
Ken Singleton, S OBP: 0.399, SLG: 0.463 (1, 10)										4	2	2	4	1	0	3									
Rich Dauer, R OBP: 0.291, SLG: 0.290 (9, PR)										3	0	1	3	1	0	1									
Lenn Sakata, R OBP: 0.300, SLG: 0.347 (9, 4)										0	1	0	0	0	0	0									
Todd Cruz, R OBP: 0.246, SLG: 0.324 (1, 5)										5	0	1	1	0	2	3									
Rick Dempsey, R OBP: 0.312, SLG: 0.327 (1, 2)										4	0	0	1	0	0	0									
Inning Stats	R: 3 E: 0 K: 0 S: 7	H: 4 LOB: 1 BB: 0 P: 7	R: 0 E: 0 K: 1 S: 6	H: 1 LOB: 1 BB: 0 P: 6	R: 2 E: 0 K: 1 S: 8	H: 3 LOB: 1 BB: 0 P: 8	R: 0 E: 0 K: 0 S: 3	H: 0 LOB: 0 BB: 0 P: 3	R: 2 E: 0 K: 0 S: 4	H: 1 LOB: 0 BB: 1 P: 8	R: 0 E: 0 K: 1 S: 5	H: 0 LOB: 1 BB: 1 P: 9	R: 1 E: 0 K: 0 S: 5	H: 3 LOB: 2 BB: 1 P: 9	R: 0 E: 0 K: 1 S: 5	H: 0 LOB: 0 BB: 0 P: 5	R: 4 E: 0 K: 0 S: 6	H: 3 LOB: 2 BB: 2 P: 14	1B: 8 2B: 4 3B: 1 HR: 2	SF: 2 SAC: 0 DP: 1 HBP: 0	WP: 0 PB: 1 SB: 1 CS: 0	PA: 46			
PITCHER	IP	WLS	BF	H	R	ER	SO	BB	IBB	HBP	BLK	WP	HR	S	P	ERA	WHIP								
Eric Rasmussen, R ERA: 6.75 (1, 1)	2.0	L	14	8	5	5	1	0	0	0	0	0	1	16	16	22.50	4.000								
Mark Huisman, R ERA: 5.09 (3, 1)	5.0		21	4	3	3	2	3	0	0	0	0	1	22	34	5.40	1.400								
Mike Armstrong, R ERA: 3.92 (8, 1)	2.0		11	3	4	4	1	1	1	0	0	0	0	11	19	18.00	2.000								

Baltimore Orioles @ Kansas City Royals
 Royals Stadium, Kansas City, MO
 Tue Aug 30 1983, 8:05 PM EDT
 Att: 15,769 - Unknown

AB 39
 R 12
 H 15
 RBI 12
 BB 5
 SO 4
 LOB 14



Batter	1	2	3	4	5	6	7	8	9	AB	R	H	RBI	BB	SO	LOB	BOTTOM								
Butch Davis, R OBP: 0.379, SLG: 0.444 (1, 7)										3	0	1	1	1	0	1									
Pat Sheridan, L OBP: 0.336, SLG: 0.443 (1, 8)										4	0	1	1	0	1	2									
George Brett, L OBP: 0.388, SLG: 0.573 (1, 5)										4	0	0	0	0	0	2									
Hal McRae, R OBP: 0.387, SLG: 0.489 (1, 10)										4	0	1	0	0	1	0									
Willie Aikens, L OBP: 0.383, SLG: 0.516 (1, 3)										4	1	1	1	0	1	1									
Leon Roberts, R OBP: 0.318, SLG: 0.428 (1, 9)										4	0	0	0	0	0	0									
Don Slaught, R OBP: 0.320, SLG: 0.352 (1, 2)										4	1	2	0	0	0	0									
Greg Pryor, R OBP: 0.271, SLG: 0.284 (1, 4)										3	1	0	0	1	0	2									
Onix Concepcion, R OBP: 0.266, SLG: 0.323 (1, 6)										4	1	1	1	0	0	2									
Inning Stats	R: 0 E: 0 K: 1 S: 5	H: 0 LOB: 0 BB: 0 P: 5	R: 1 E: 0 K: 1 S: 6	H: 1 LOB: 0 BB: 0 P: 6	R: 0 E: 0 K: 0 S: 4	H: 1 LOB: 1 BB: 0 P: 4	R: 0 E: 0 K: 0 S: 3	H: 1 LOB: 0 BB: 0 P: 3	R: 2 E: 0 K: 0 S: 6	H: 3 LOB: 2 BB: 1 P: 10	R: 0 E: 0 K: 1 S: 5	H: 0 LOB: 0 BB: 0 P: 5	R: 1 E: 1 K: 0 S: 4	H: 0 LOB: 1 BB: 1 P: 8	R: 0 E: 0 K: 0 S: 3	H: 0 LOB: 0 BB: 0 P: 3	R: 0 E: 0 K: 0 S: 4	H: 1 LOB: 1 BB: 0 P: 4	1B: 5 2B: 1 3B: 0 HR: 1	SF: 0 SAC: 0 DP: 1 HBP: 0	WP: 0 PB: 0 SB: 0 CS: 0	PA: 36			
PITCHER	IP	WLS	BF	H	R	ER	SO	BB	IBB	HBP	BLK	WP	HR	S	P	ERA	WHIP								
Storm Davis, R ERA: 3.26 (1, 1)	9.0	W	36	7	4	3	3	2	0	0	0	0	1	40	48	3.00	1.000								

Baltimore Orioles @ Kansas City Royals
 Royals Stadium, Kansas City, MO
 Tue Aug 30 1983, 8:05 PM EDT
 Att: 15,769 - Unknown

AB 34
 R 4
 H 7
 RBI 4
 BB 2
 SO 3
 LOB 10

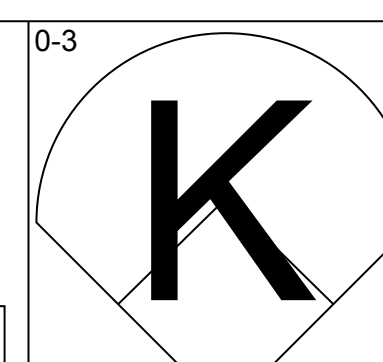
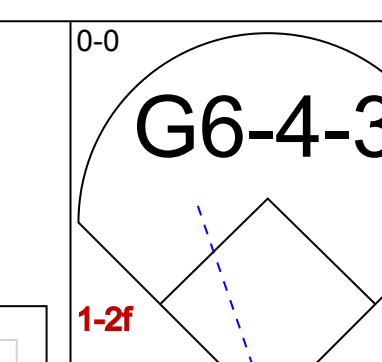
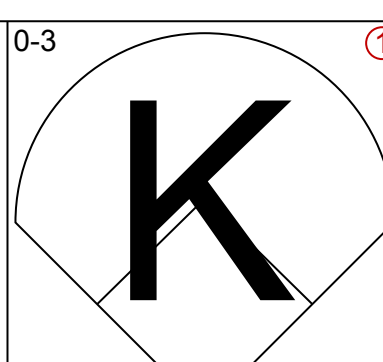
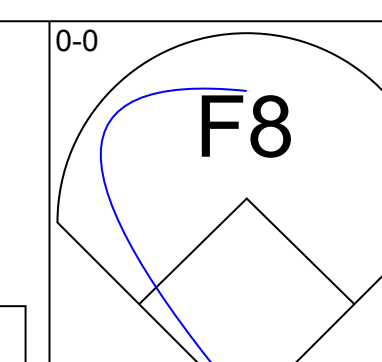
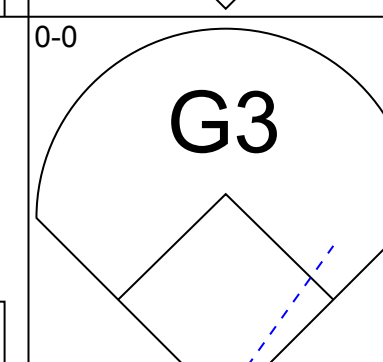
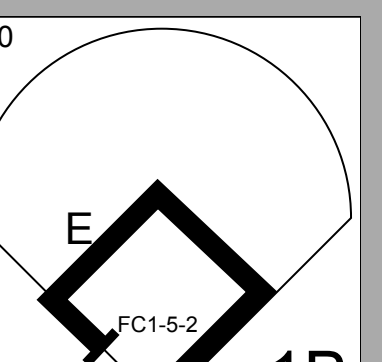
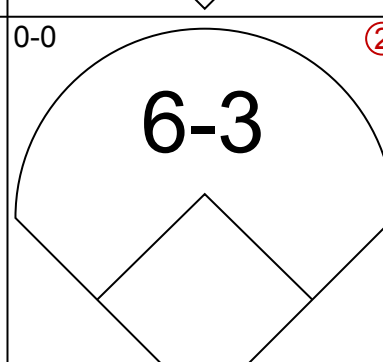
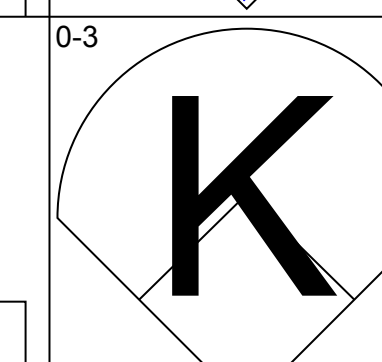
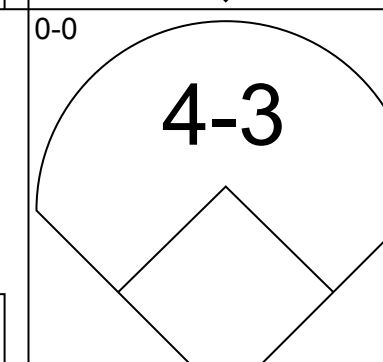
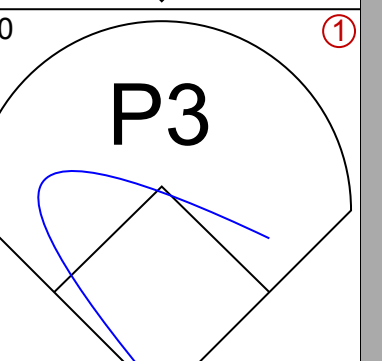
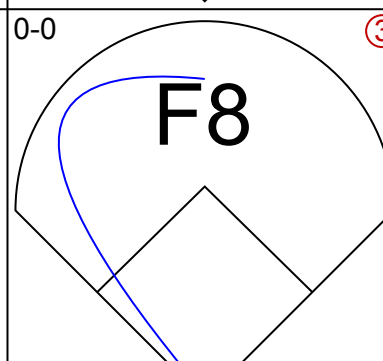
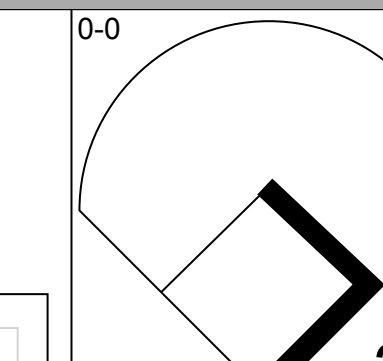
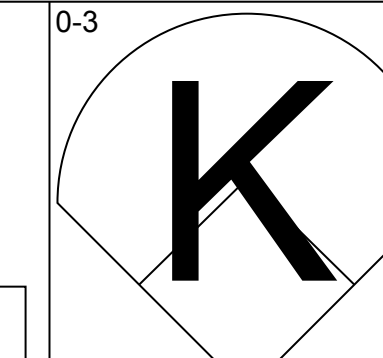
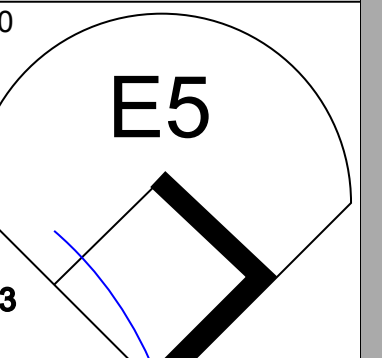
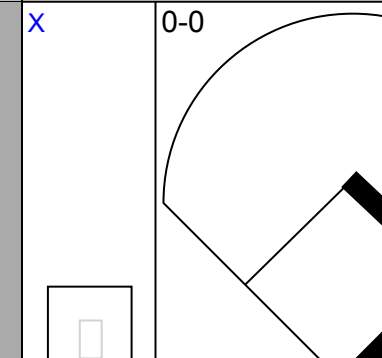
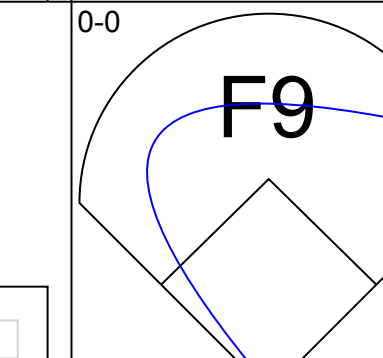
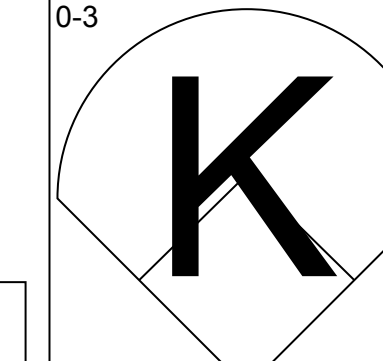

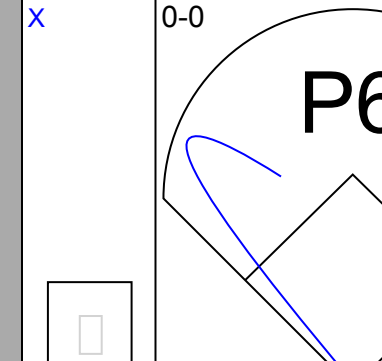
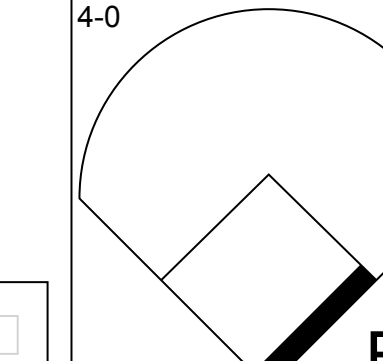
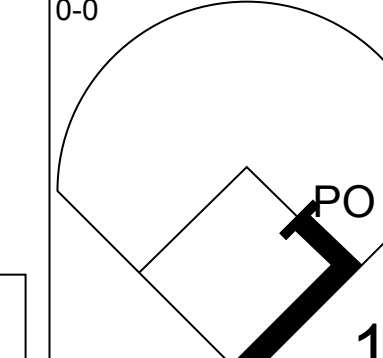
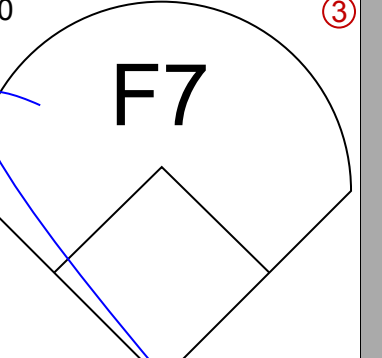
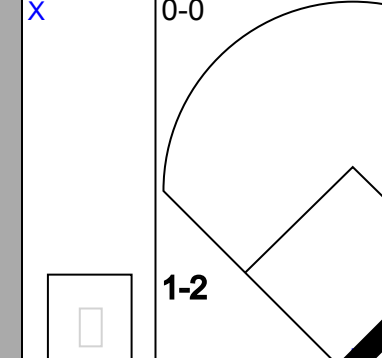
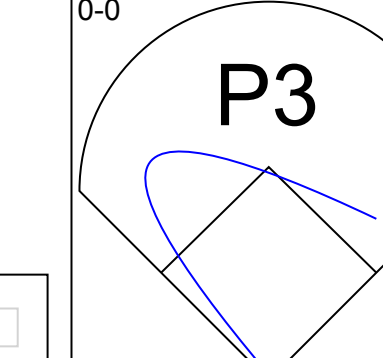
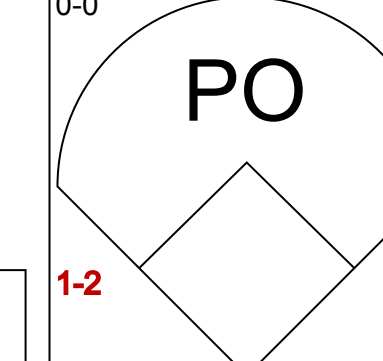
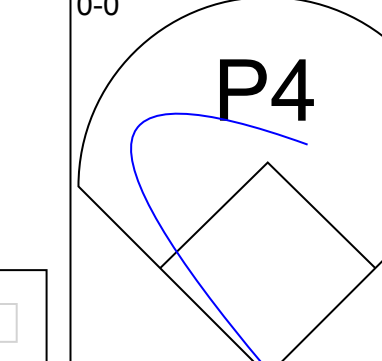
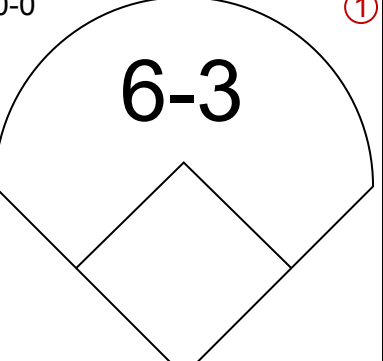
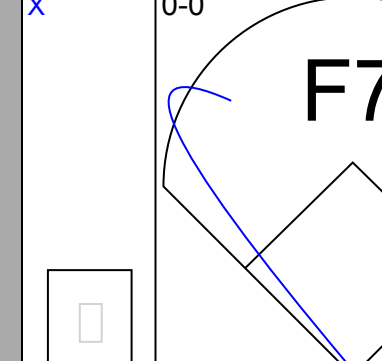
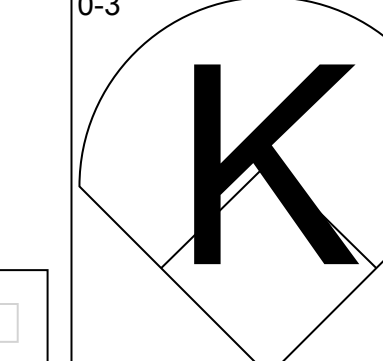
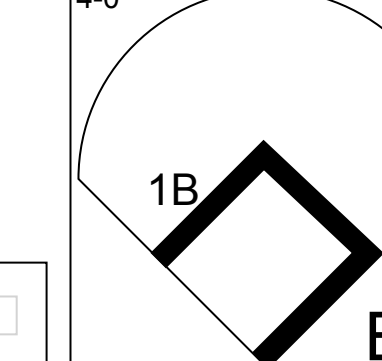
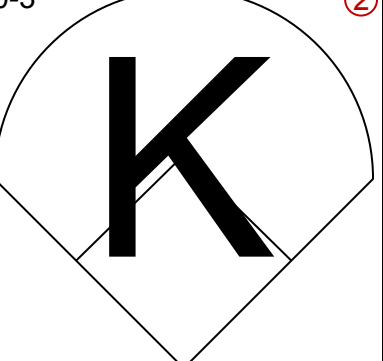
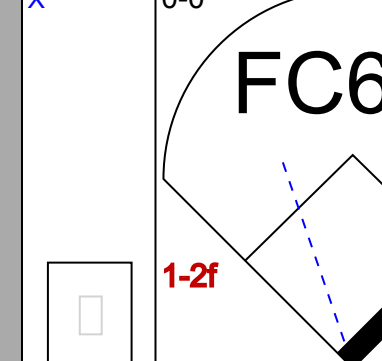
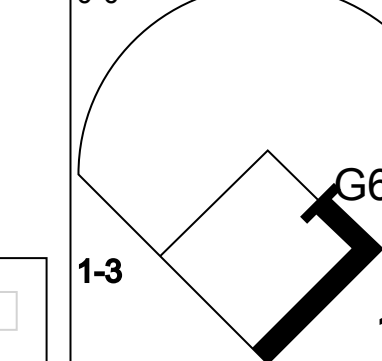
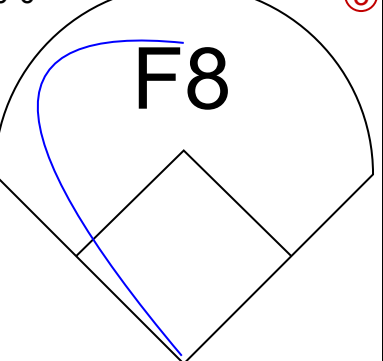
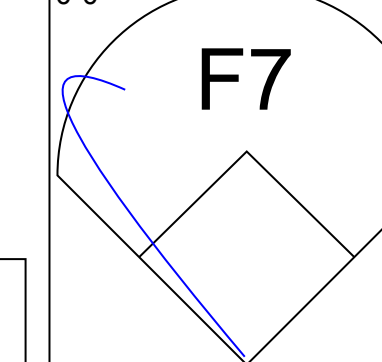


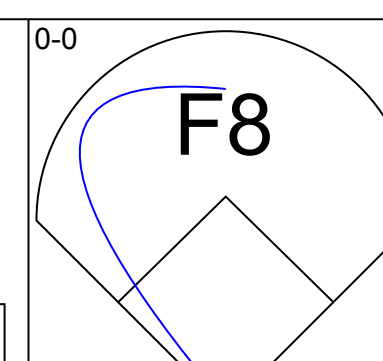
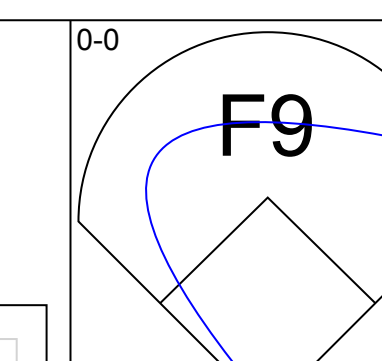
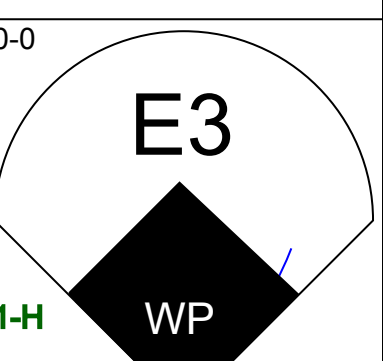
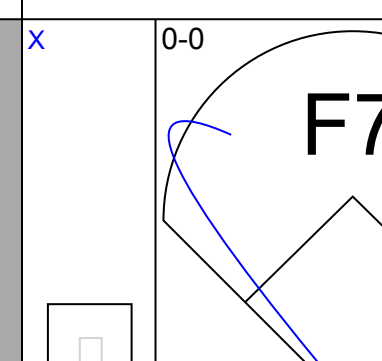
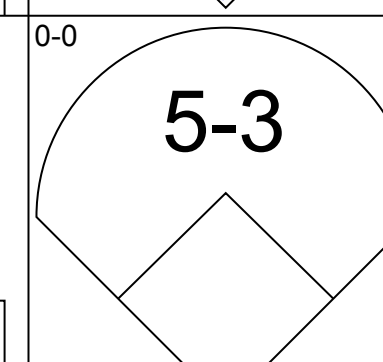
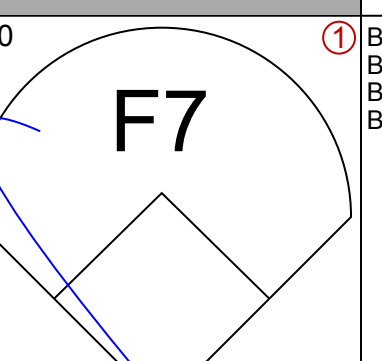
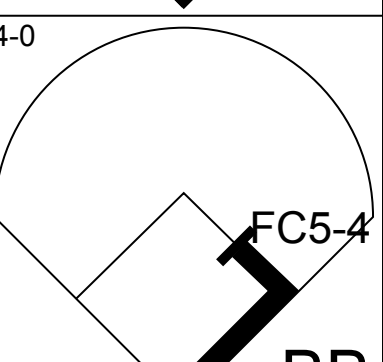
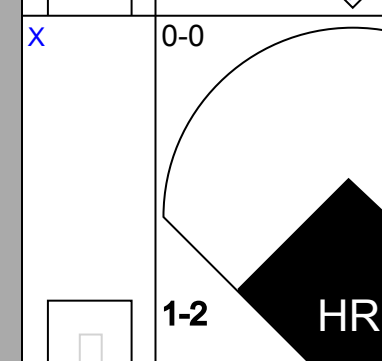
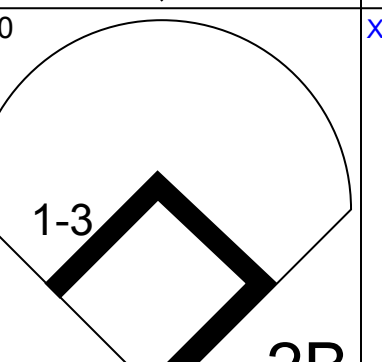
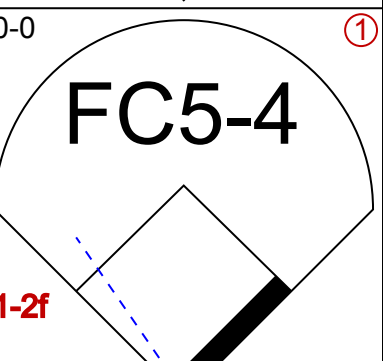
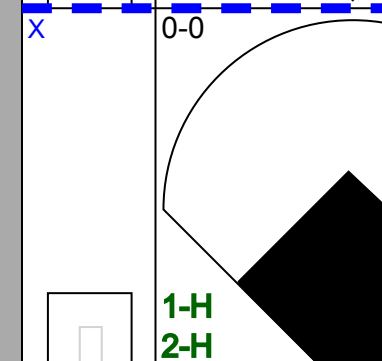
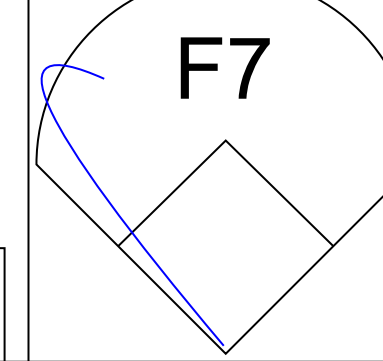
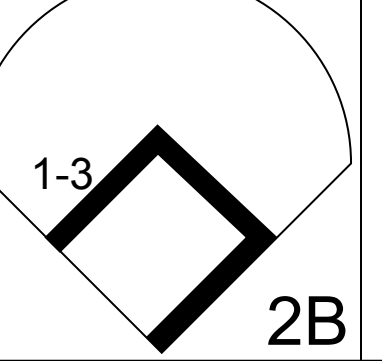
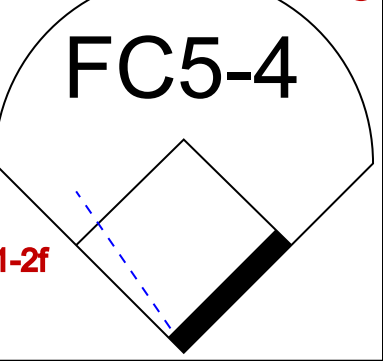
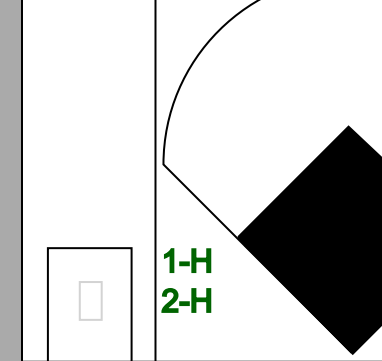
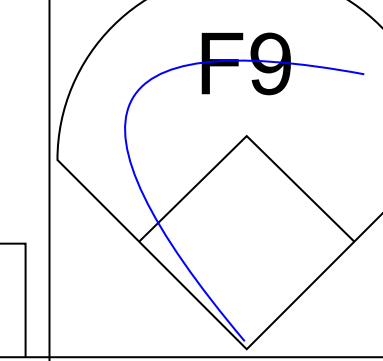
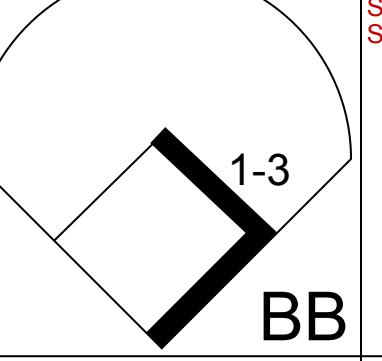
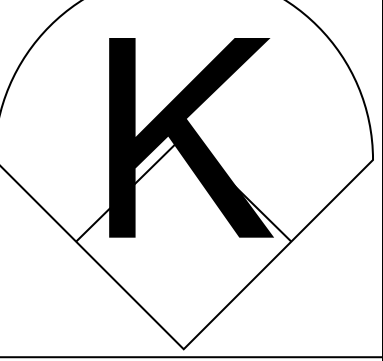
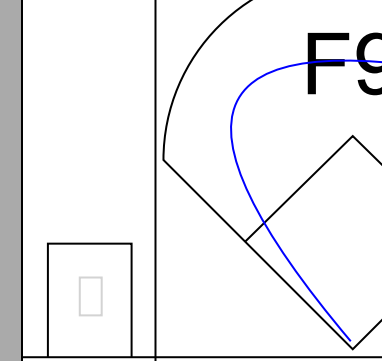
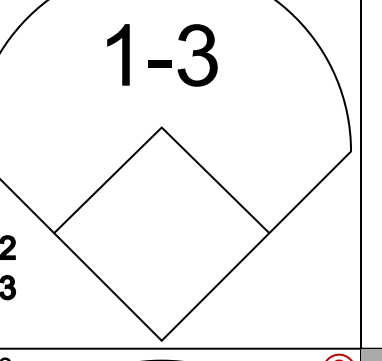
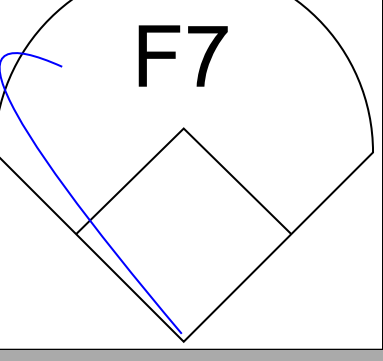
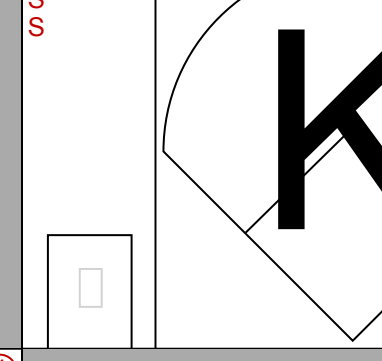
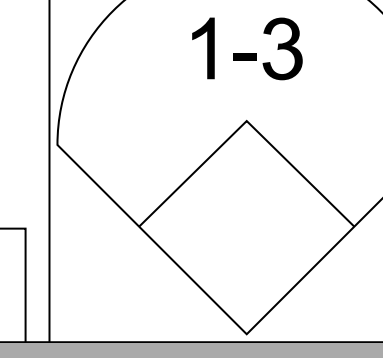
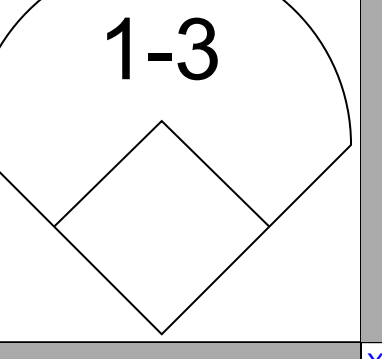




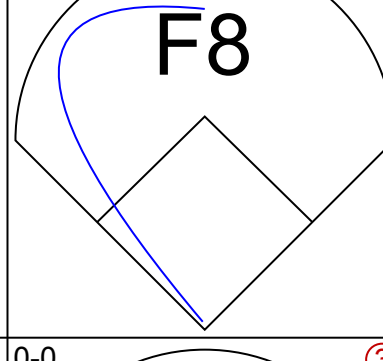
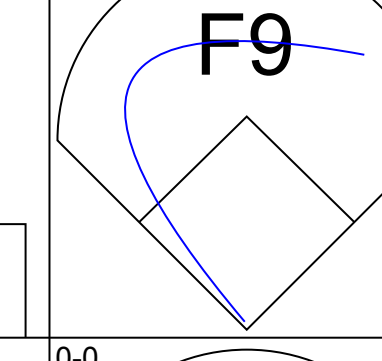
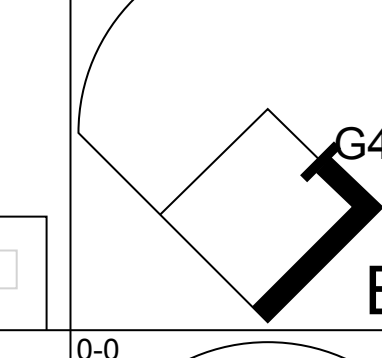
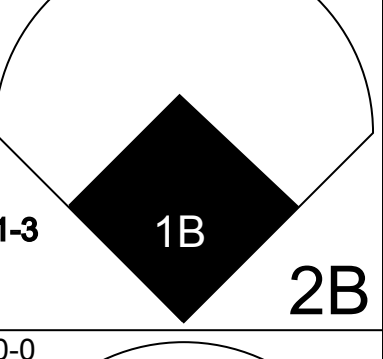
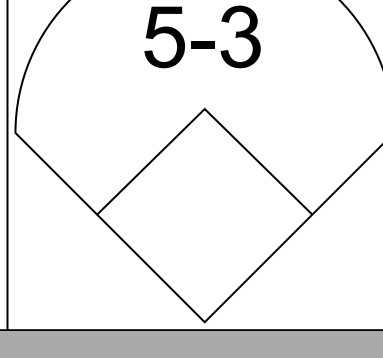
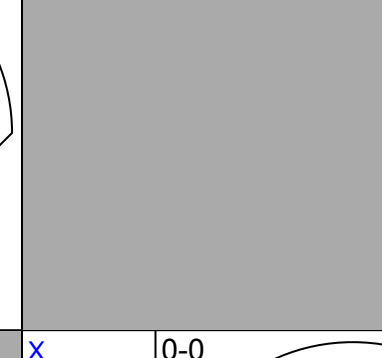
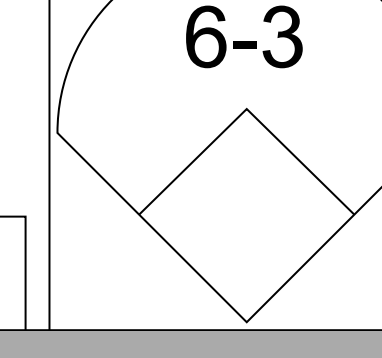
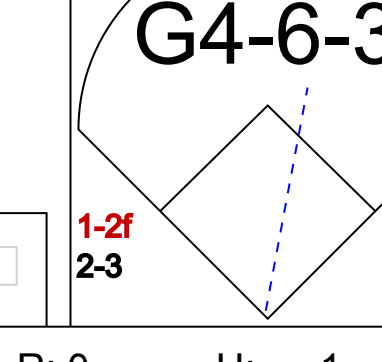



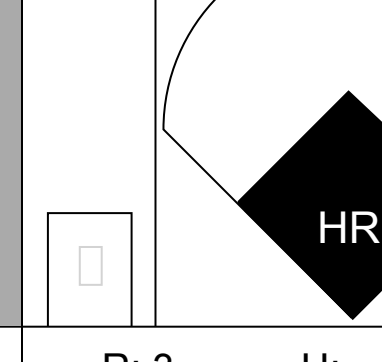
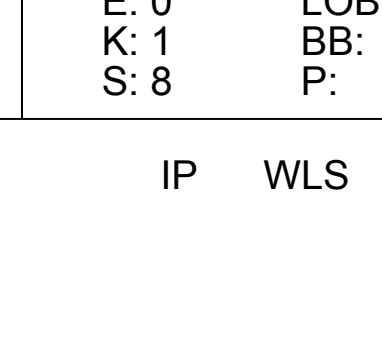
Batter	1	2	3	4	5	6	7	8	9	AB	R	H	RBI	BB	SO	LOB	TOP			
U L Washington, S OBP: 0.296, SLG: 0.325	0-3 K		0-0 6-3		0-0 F7			0-0 HR		4	1	1	1	0	1	0	Kansas City Royals @ Chicago White Sox Comiskey Park, Chicago, IL Wed Aug 31 1983, 8:05 PM EDT Att: 31,346 - Unknown - 74 F			
John Wathan, R OBP: 0.297, SLG: 0.320	0-3 K		0-3 K		0-0 5-3			0-0 F6		4	0	0	0	0	2	0				
George Brett, L OBP: 0.387, SLG: 0.570	0-0 4-3		0-0 1B		0-0 6-3			0-0 4-3		4	0	1	0	0	0	0				
Hal McRae, R OBP: 0.386, SLG: 0.486		4-0 1B BB	0-0 F7		0-0 K			0-3 K		3	0	0	0	1	2	1				
Leon Roberts, R OBP: 0.322, SLG: 0.431 Greg Pryor, R OBP: 0.273, SLG: 0.286	0-0 1B 1B		0-0 1B G6-4-3		0-0 6-3			0-0 F5		1	1	1	0	0	0	0				
Don Slaught, R OBP: 0.329, SLG: 0.360	0-0 1B 1-2 2-H		0-0 1B G6-4-3		0-0 K			0-0 1B		4	0	3	0	0	1	0				
Butch Davis, R OBP: 0.394, SLG: 0.452	0-0 1B 1-2 2-H		0-0 1B G6-4-3		0-0 K2-3			0-3 K2-3		4	0	2	1	0	1	2				
Onix Concepcion, R OBP: 0.261, SLG: 0.316	0-0 F9		0-0 6-3		0-0 F6					3	0	0	0	0	0	2				
Pat Sheridan, L OBP: 0.332, SLG: 0.438	0-3 K				0-3 K			0-0 6-3		3	0	0	0	0	2	2				
Inning Stats	R: 0 E: 0 K: 2 S: 7	H: 0 LOB: 0 BB: 0 P: 7	R: 1 E: 0 K: 1 S: 7	H: 3 LOB: 2 BB: 1 P: 11	R: 0 E: 0 K: 1 S: 6	H: 1 LOB: 1 BB: 0 P: 6	R: 1 E: 0 K: 0 S: 4	H: 2 LOB: 0 BB: 0 P: 4	R: 0 E: 0 K: 1 S: 5	H: 0 LOB: 0 BB: 0 P: 5	R: 0 E: 0 K: 1 S: 5	H: 1 LOB: 0 BB: 0 P: 5	R: 1 E: 0 K: 0 S: 4	H: 1 LOB: 1 BB: 0 P: 4	R: 0 E: 0 K: 2 S: 8	H: 1 LOB: 1 BB: 0 P: 8		1B: 8 2B: 0 3B: 0 HR: 1	SF: 0 SAC: 0 DP: 1 HBP: 0	WP: 0 PB: 0 SB: 0 CS: 0
PITCHER Floyd Bannister, L ERA: 3.64	IP: 9.0 WLS: W BF: 34 H: 9 R: 3 ER: 3 SO: 9 BB: 1 IBB: 0 HBP: 0 BLK: 0 WP: 0 HR: 1 S: 51 P: 55 ERA: 3.00 WHIP: 1.111															PITCHER				

Batter	1	2	3	4	5	6	7	8	9	AB	R	H	RBI	BB	SO	LOB	BOTTOM			
Dave Stegman, R OBP: 0.324, SLG: 0.241 Rudy Law, L OBP: 0.332, SLG: 0.350	0-0 F9	0-0 F9		4-0 BB			4-0 5-3 HR 1B BB	0-0 SF9		2	0	0	0	2	0	0	Kansas City Royals @ Chicago White Sox Comiskey Park, Chicago, IL Wed Aug 31 1983, 8:05 PM EDT Att: 31,346 - Unknown - 74 F			
Carlton Fisk, R OBP: 0.356, SLG: 0.528	0-0 1B 2B		0-0 5-3	0-0 F9			0-0 F8	0-0 WP 1B		5	0	2	0	0	0	2				
Tom Paciorek, R OBP: 0.318, SLG: 0.409 Mike Squires, L OBP: 0.319, SLG: 0.268	0-0 BB 2-3 1B		0-0 BB 1B		0-0 F8		0-0 F8	0-0 F8		4	1	3	0	0	0	0				
Greg Luzinski, R OBP: 0.339, SLG: 0.482	0-0 L6		0-0 F9		0-0 6-3		0-0 5-3			4	0	0	0	0	0	5				
Ron Kittle, R OBP: 0.310, SLG: 0.496	4-0 FC6-4 BB		4-0 FC4-6 BB		0-0 4-3		0-0 HR			2	1	1	3	2	0	0				
Harold Baines, L OBP: 0.324, SLG: 0.405	0-0 FC6-4		0-0 FC4-6			0-0 1B	0-0 4-3			4	0	1	0	0	0	6				
Vance Law, R OBP: 0.306, SLG: 0.334		0-0 F9		0-0 SH1-3 SF7 2B		0-0 F7		4-0 3B BB		3	2	1	0	1	0	0				
Jerry Dybzinski, R OBP: 0.286, SLG: 0.299		0-0 PB SF8 2B		0-0 SH1-3		0-0 2B		0-0 F2		3	1	2	0	0	0	1				
Julio Cruz, S OBP: 0.305, SLG: 0.324		0-0 SF8		0-0 SF7		0-0 1-3		0-0 SF9 3B		2	1	1	3	0	0	1				
Inning Stats	R: 0 E: 0 K: 0 S: 5	H: 2 LOB: 3 BB: 1 P: 9	R: 1 E: 0 K: 0 S: 4	H: 1 LOB: 0 BB: 0 P: 4	R: 0 E: 0 K: 0 S: 4	H: 1 LOB: 1 BB: 1 P: 8	R: 1 E: 0 K: 0 S: 4	H: 2 LOB: 1 BB: 1 P: 9	R: 2 E: 0 K: 0 S: 5	H: 2 LOB: 1 BB: 1 P: 9	R: 0 E: 0 K: 0 S: 5	H: 1 LOB: 1 BB: 0 P: 8	R: 1 E: 0 K: 0 S: 5	H: 1 LOB: 1 BB: 0 P: 8	R: 2 E: 0 K: 0 S: 5	H: 2 LOB: 1 BB: 1 P: 9		1B: 5 2B: 4 3B: 1 HR: 1	SF: 3 SAC: 1 DP: 0 HBP: 0	WP: 1 PB: 1 SB: 0 CS: 0
PITCHER Larry Gura, L ERA: 4.94 Dan Quisenberry, R ERA: 1.99 Mike Armstrong, R ERA: 4.09	IP: 6.1 WLS: L BF: 30 H: 8 R: 4 ER: 3 SO: 3 BB: 4 IBB: 0 HBP: 0 BLK: 0 WP: 0 HR: 0 S: 26 P: 42 ERA: 4.26 WHIP: 1.895															PITCHER				


Batter	1	2	3	4	5	6	7	8	9	AB	R	H	RBI	BB	SO	LOB	TOP					
U L Washington, S OBP: 0.294, SLG: 0.322										4	0	0	0	0	1	2	Kansas City Royals @ Chicago White Sox Comiskey Park, Chicago, IL Thu Sep 01 1983, 8:05 PM EDT Att: 30,852 - Unknown - 76 F					
Pat Sheridan, L OBP: 0.327, SLG: 0.431										4	0	0	0	0	1	1						
George Brett, L OBP: 0.383, SLG: 0.564										4	0	0	0	0	1							
Hal McRae, R OBP: 0.383, SLG: 0.483										3	0	0	0	0	1	0						
Willie Aikens, L OBP: 0.380, SLG: 0.512										3	0	0	0	0	1	0						
Leon Roberts, R OBP: 0.317, SLG: 0.424										3	0	0	0	0	1	0						
Don Slaught, R OBP: 0.338, SLG: 0.379										3	0	3	0	0	0	0						
Ron Johnson, R (8, 2)										0	0	0	0	0	0	0						
Butch Davis, R OBP: 0.361, SLG: 0.412										3	0	0	0	0	0	3						
Onix Concepcion, R OBP: 0.262, SLG: 0.324										3	0	1	0	0	1	1						
Inning Stats	R: 0 E: 0 K: 2 S: 7	H: 0 LOB: 0 BB: 0 P: 7	R: 0 E: 0 K: 2 S: 7	H: 0 LOB: 0 BB: 0 P: 7	R: 0 E: 0 K: 0 S: 3	H: 1 LOB: 0 BB: 0 P: 3	R: 0 E: 0 K: 0 S: 3	H: 0 LOB: 0 BB: 0 P: 3	R: 0 E: 0 K: 1 S: 5	H: 1 LOB: 0 BB: 0 P: 5	R: 0 E: 0 K: 0 S: 3	H: 0 LOB: 0 BB: 0 P: 3	R: 0 E: 0 K: 0 S: 4	H: 1 LOB: 1 BB: 0 P: 4	R: 0 E: 0 K: 0 S: 4	H: 1 LOB: 1 BB: 0 P: 4	R: 0 E: 0 K: 0 S: 4	H: 1 LOB: 1 BB: 0 P: 4	1B: 2 2B: 1 3B: 1 HR: 0	SF: 0 SAC: 0 DP: 1 HBP: 0	WP: 0 PB: 0 SB: 0 CS: 0	PA: 30
PITCHER	IP WLS BF H R ER SO BB IBB HBP BLK WP HR S P ERA WHIP																					
LaMarr Hoyt, R ERA: 3.71	(1, 1) 9.0 W 30 4 0 0 6 0 0 0 0 0 0 0 42 42 0.00 0.444																					
LaMarr Hoyt, R ERA: 3.71	(8, 1) 9.0 W 30 4 0 0 6 0 0 0 0 0 0 0 42 42 0.00 0.444																					

Batter	1	2	3	4	5	6	7	8	9	AB	R	H	RBI	BB	SO	LOB	BOTTOM					
Rudy Law, L OBP: 0.335, SLG: 0.351										4	1	2	0	1	0	0	Kansas City Royals @ Chicago White Sox Comiskey Park, Chicago, IL Thu Sep 01 1983, 8:05 PM EDT Att: 30,852 - Unknown - 76 F					
LaMarr Hoyt, R (8, 1)										0	0	0	0	0	0	0						
Carlton Fisk, R OBP: 0.355, SLG: 0.532										5	2	1	1	0	0	4						
Tom Paciorek, R OBP: 0.320, SLG: 0.425										4	2	2	3	0	0	0						
Mike Squires, L OBP: 0.317, SLG: 0.266										1	0	0	0	0	0	2						
Greg Luzinski, R OBP: 0.342, SLG: 0.485										3	1	2	0	1	0	0						
Miguel Dilone, S OBP: 0.291, SLG: 0.261										1	1	0	0	0	0	0						
Ron Kittle, R OBP: 0.311, SLG: 0.498										3	2	1	1	1	2	1						
Aurelio Rodriguez, R OBP: 0.129, SLG: 0.119										1	0	0	0	0	0	0						
Harold Baines, L OBP: 0.327, SLG: 0.408										2	1	1	2	2	1	0						
Dave Stegman, R OBP: 0.342, SLG: 0.241										0	1	0	0	1	0	0						
Vance Law, R OBP: 0.306, SLG: 0.332										2	0	0	0	1	0	3						
Jerry Hairston, S OBP: 0.395, SLG: 0.573										2	0	2	3	0	0	0						
Jerry Dybzinski, R OBP: 0.289, SLG: 0.298										4	1	1	1	1	0	4						
Julio Cruz, S OBP: 0.306, SLG: 0.325										5	0	2	1	0	0	4						
Inning Stats	R: 1 E: 0 K: 0 S: 4	H: 2 LOB: 0 BB: 0 P: 4	R: 0 E: 1 K: 2 S: 8	H: 0 LOB: 2 BB: 1 P: 12	R: 0 E: 0 K: 1 S: 3	H: 0 LOB: 0 BB: 0 P: 3	R: 0 E: 0 K: 1 S: 6	H: 1 LOB: 2 BB: 1 P: 10	R: 5 E: 1 K: 0 S: 8	H: 5 LOB: 1 BB: 1 P: 12	R: 0 E: 0 K: 0 S: 3	H: 0 LOB: 0 BB: 0 P: 3	R: 5 E: 0 K: 0 S: 7	H: 5 LOB: 2 BB: 3 P: 19	R: 1 E: 0 K: 0 S: 4	H: 1 LOB: 2 BB: 2 P: 12	R: 1 E: 0 K: 0 S: 4	H: 1 LOB: 2 BB: 2 P: 12	1B: 6 2B: 5 3B: 1 HR: 2	SF: 0 SAC: 0 DP: 0 HBP: 0	WP: 0 PB: 0 SB: 1 CS: 1	PA: 45
PITCHER	IP WLS BF H R ER SO BB IBB HBP BLK WP HR S P ERA WHIP																					
Bud Black, L ERA: 3.86	(1, 1) 2.0 L 15 7 7 7 0 2 1 0 0 0 0 0 12 24 31.50 4.500																					
Mark Huismann, R ERA: 9.39	(5, 1) 0.1 2 0 0 0 0 1 0 0 0 0 0 0 1 5 0.00 3.000																					
Eric Rasmussen, R ERA: 6.69	(7, 1) 0.1 1 0 0 0 0 0 0 0 0 0 0 0 1 1 0.00 0.000																					
Dan Quisenberry, R ERA: 1.99	(8, 1) 1.0 6 1 1 1 0 2 0 0 0 0 0 0 4 12 9.00 3.000																					


Batter	1	2	3	4	5	6	7	8	9	AB	R	H	RBI	BB	SO	LOB	TOP			
U L Washington, S OBP: 0.291, SLG: 0.319										4	0	0	0	0	2	2	Kansas City Royals @ Texas Rangers Arlington Stadium, Arlington, TX Fri Sep 02 1983, 8:05 PM EDT Att: 8,515 - Unknown			
Pat Sheridan, L OBP: 0.326, SLG: 0.428					1B					4	0	1	0	0	1	0				
George Brett, L OBP: 0.382, SLG: 0.564										4	0	1	0	0	0	1				
Hal McRae, R OBP: 0.383, SLG: 0.481										4	0	1	0	0	1	2				
Willie Aikens, L OBP: 0.379, SLG: 0.507										3	0	0	0	1	1	3				
Leon Roberts, R OBP: 0.320, SLG: 0.426										4	0	2	0	0	0	4				
Don Slaught, R OBP: 0.332, SLG: 0.372										4	0	0	0	0	1	4				
Butch Davis, R OBP: 0.359, SLG: 0.389										2	0	0	0	1	1	2				
Onix Concepcion, R OBP: 0.264, SLG: 0.324										3	0	1	0	0	0	0				
Inning Stats	R: 0 E: 0 K: 1 S: 5	H: 0 LOB: 0 BB: 0 P: 5	R: 0 E: 0 K: 2 S: 7	H: 1 LOB: 0 BB: 0 P: 7	R: 0 E: 0 K: 0 S: 3	H: 1 LOB: 1 BB: 1 P: 7	R: 0 E: 1 K: 0 S: 5	H: 0 LOB: 2 BB: 0 P: 5	R: 0 E: 0 K: 1 S: 5	H: 0 LOB: 0 BB: 0 P: 5	R: 0 E: 0 K: 0 S: 5	H: 2 LOB: 2 BB: 0 P: 5	R: 0 E: 0 K: 1 S: 5	H: 0 LOB: 0 BB: 0 P: 5	R: 0 E: 0 K: 1 S: 6	H: 1 LOB: 2 BB: 1 P: 10	1B: 5 2B: 1 3B: 0 HR: 0	SF: 0 SAC: 0 DP: 1 HBP: 0	WP: 0 PB: 0 SB: 0 CS: 0	PA: 35
PITCHER Charlie Hough, R ERA: 3.47	IP: 9.0 WLS: W BF: 34 H: 6 R: 0 ER: 0 SO: 7 BB: 2 IBB: 0 HBP: 0 BLK: 0 WP: 0 HR: 0 S: 46 P: 54 ERA: 0.00 WHIP: 0.889																			

Batter	1	2	3	4	5	6	7	8	9	AB	R	H	RBI	BB	SO	LOB	BOTTOM			
Bill Sample, R OBP: 0.325, SLG: 0.411										4	1	0	0	0	0	2	Kansas City Royals @ Texas Rangers Arlington Stadium, Arlington, TX Fri Sep 02 1983, 8:05 PM EDT Att: 8,515 - Unknown			
Buddy Bell, R OBP: 0.337, SLG: 0.418										3	1	1	0	1	0	0				
Jim Anderson, R OBP: 0.247, SLG: 0.217										0	0	0	0	0	0	0				
George Wright, S OBP: 0.316, SLG: 0.435										4	1	2	3	0	0	1				
Larry Parrish, R OBP: 0.328, SLG: 0.471										3	0	0	0	1	1	1				
Bob Jones, L OBP: 0.279, SLG: 0.279										0	0	0	0	0	0	0				
Dave Hostetler, R OBP: 0.312, SLG: 0.372										4	0	0	0	0	1	3				
Pete O'Brien, L OBP: 0.306, SLG: 0.345										4	0	0	0	0	0	2				
Bucky Dent, R OBP: 0.285, SLG: 0.289										4	1	2	0	0	0	0				
Jim Sundberg, R OBP: 0.272, SLG: 0.253										3	1	1	0	1	0	0				
Wayne Tolleson, S OBP: 0.317, SLG: 0.319										3	2	2	2	0	0	2				
Inning Stats	R: 0 E: 0 K: 0 S: 3	H: 0 LOB: 0 BB: 0 P: 3	R: 0 E: 0 K: 0 S: 3	H: 0 LOB: 0 BB: 0 P: 3	R: 0 E: 0 K: 0 S: 3	H: 1 LOB: 1 BB: 1 P: 7	R: 0 E: 0 K: 0 S: 4	H: 1 LOB: 2 BB: 1 P: 8	R: 4 E: 1 K: 1 S: 9	H: 3 LOB: 1 BB: 1 P: 13	R: 0 E: 0 K: 0 S: 3	H: 0 LOB: 0 BB: 0 P: 3	R: 3 E: 0 K: 1 S: 8	H: 3 LOB: 0 BB: 0 P: 8	R: 0 E: 0 K: 0 S: 3	H: 0 LOB: 0 BB: 0 P: 3	1B: 4 2B: 3 3B: 0 HR: 1	SF: 0 SAC: 0 DP: 1 HBP: 0	WP: 1 PB: 0 SB: 1 CS: 0	PA: 35
PITCHER Paul Spittorf, L ERA: 3.96 Mike Armstrong, R ERA: 4.11	IP: 6.1 WLS: L BF: 29 H: 7 R: 6 ER: 4 SO: 1 BB: 3 IBB: 0 HBP: 0 BLK: 0 WP: 0 HR: 0 S: 28 P: 40 ERA: 5.68 WHIP: 1.579																			

AB 32
R 0
H 6
RBI 0
BB 2
SO 7
LOB 18



AB 32
R 7
H 8
RBI 5
BB 3
SO 2
LOB 11



Batter	1	2	3	4	5	6	7	8	9	AB	R	H	RBI	BB	SO	LOB	TOP	
Butch Davis, R OBP: 0.333, SLG: 0.359 (1, 7)	0-0 4-3		0-0 F8			0-0 SH3		0-3 K		3	0	0	0	0	1	0	Kansas City Royals @ Texas Rangers Arlington Stadium, Arlington, TX Sat Sep 03 1983, 8:05 PM EDT Unknown	
Pat Sheridan, L OBP: 0.322, SLG: 0.422 (1, 8)	0-3 K		0-0 4-1			0-0 4-3		0-0 6-3		4	0	0	0	0	1	1		
George Brett, L OBP: 0.383, SLG: 0.562 (1, 5) Greg Pryor, R OBP: 0.273, SLG: 0.286 (9, 5)	0-0 3-1				0-0 G5-4-3 1B		4-0 1B HR	0-3 K		3	1	1	0	1	1	0		
Hal McRae, R OBP: 0.383, SLG: 0.480 (1, 10)		0-0 F8		0-0 G5-4-3		0-0 1B HR		4-0 BB		3	1	1	1	1	0	1		
Willie Aikens, L OBP: 0.378, SLG: 0.513 (1, 3) Joe Simpson, L OBP: 0.250, SLG: 0.220 (9, 3)		0-0 E4 1B SF9		0-0 P3		0-0 1B HR		0-3 K		4	2	1	3	0	1	1		
Leon Roberts, R OBP: 0.319, SLG: 0.422 (1, 9)		0-0 1B				0-0 F9		0-0 F3		4	0	1	0	0	0	1		
Don Slaught, R OBP: 0.326, SLG: 0.367 (1, 2)		0-0 SF9				0-0 1-3		0-0 3-1		3	0	0	1	0	0	1		
Onix Concepcion, R OBP: 0.256, SLG: 0.317 (1, 4)		0-0 P4				0-0 F7		0-0 P6		3	0	0	0	0	0	1		
U L Washington, S OBP: 0.292, SLG: 0.319 (1, 6)			0-0 3-1			0-0 4-3 1B SH3		0-0 F7		3	1	1	0	0	0	0		
Inning Stats	R: 0 E: 0 K: 1 S: 5	H: 0 LOB: 0 BB: 0 P: 5	R: 1 E: 1 K: 0 S: 5	H: 1 LOB: 1 BB: 0 P: 5	R: 0 E: 0 K: 0 S: 3	H: 0 LOB: 0 BB: 0 P: 3	R: 0 E: 0 K: 0 S: 3	H: 1 LOB: 0 BB: 0 P: 3	R: 0 E: 0 K: 0 S: 3	H: 0 LOB: 0 BB: 0 P: 3	R: 0 E: 0 K: 2 S: 7	H: 0 LOB: 0 BB: 0 P: 7	R: 0 E: 0 K: 1 S: 5	H: 0 LOB: 1 BB: 1 P: 9	1B: 4 2B: 0 3B: 0 HR: 1	SF: 1 SAC: 1 DP: 1 HBP: 0		WP: 0 PB: 0 SB: 0 CS: 0
PITCHER	IP WLS BF H R ER SO BB IBB HBP BLK WP HR S P ERA WHIP																	
Danny Darwin, R ERA: 3.48 (1, 1)	6.0 L 24 5 5 4 1 1 0 0 0 0 0 1 25 29 6.00 1.000																	
Dave Tobik, R ERA: 4.67 (7, 1)	3.0 0 10 0 0 0 3 1 0 0 0 0 0 0 15 19 0.00 0.333																	

Batter	1	2	3	4	5	6	7	8	9	AB	R	H	RBI	BB	SO	LOB	BOTTOM	
Bill Sample, R OBP: 0.326, SLG: 0.413 (1, 7)	4-0 G4-3 BB		0-3 K			0-0 1B		0-0 G5-4-3 1B		3	0	2	0	1	1	0	Kansas City Royals @ Texas Rangers Arlington Stadium, Arlington, TX Sat Sep 03 1983, 8:05 PM EDT Unknown	
Buddy Bell, R OBP: 0.335, SLG: 0.414 (1, 5)	0-0 G4-3		0-0 E7 SH2-3			0-0 F9		0-0 G5-4-3		4	0	0	0	0	0	3		
Mickey Rivers, L OBP: 0.301, SLG: 0.345 (1, 10)	0-0 1B		0-0 SH2-3			0-0 P4		0-0 1B		3	0	2	0	0	0	1		
Larry Parrish, R OBP: 0.326, SLG: 0.467 (1, 9)	0-0 4-3		0-3 K			0-0 F2		0-3 K		4	0	0	0	0	2	3		
George Wright, S OBP: 0.314, SLG: 0.432 (1, 8)		0-0 F7		0-0 4-3		0-0 4-3		0-0 4-3		3	0	0	0	0	0	1		
Pete O'Brien, L OBP: 0.307, SLG: 0.347 (1, 3)		0-0 4-3				0-0 SH1-3 FC8-2 2B		0-0 4-3		3	0	1	0	0	0	0		
Bucky Dent, R OBP: 0.283, SLG: 0.288 (1, 6)		0-0 5-3				0-0 SH1-3		0-0 F7		2	0	0	0	0	0	0		
Jim Sundberg, R OBP: 0.270, SLG: 0.251 (1, 2)			0-0 F7			0-0 FC8-2		0-3 K		3	0	0	0	0	1	1		
Wayne Tolleson, S OBP: 0.317, SLG: 0.319 (1, 4)			0-0 F8			0-0 CS 1B		0-0 6-3		3	0	1	0	0	0	0		
Inning Stats	R: 0 E: 0 K: 0 S: 3	H: 1 LOB: 1 BB: 1 P: 7	R: 0 E: 0 K: 0 S: 3	H: 0 LOB: 0 BB: 0 P: 3	R: 0 E: 1 K: 1 S: 6	H: 0 LOB: 1 BB: 0 P: 6	R: 0 E: 0 K: 0 S: 3	H: 1 LOB: 0 BB: 0 P: 3	R: 0 E: 0 K: 0 S: 4	H: 2 LOB: 1 BB: 0 P: 4	R: 0 E: 0 K: 1 S: 5	H: 0 LOB: 0 BB: 0 P: 5	R: 0 E: 0 K: 1 S: 6	H: 2 LOB: 1 BB: 0 P: 6	1B: 5 2B: 2 3B: 0 HR: 0	SF: 0 SAC: 2 DP: 3 HBP: 0		WP: 0 PB: 0 SB: 0 CS: 1
PITCHER	IP WLS BF H R ER SO BB IBB HBP BLK WP HR S P ERA WHIP																	
Gaylord Perry, R ERA: 4.52 (1, 1)	9.0 W 31 6 0 0 4 1 0 0 0 0 0 0 38 42 0.00 0.778																	

Batter	1	2	3	4	5	6	7	8	9	AB	R	H	RBI	BB	SO	LOB	TOP			
Butch Davis, R OBP: 0.326, SLG: 0.333 (1, 7)	5-3		BB							3	0	0	0	1	0	0	Kansas City Royals @ Texas Rangers Arlington Stadium, Arlington, TX Sat Sep 03 1983, 8:05 PM EDT Att: 16,297 - Unknown AB 32 R 1 H 7 RBI 1 BB 2 SO 5 LOB 16			
Pat Sheridan, L OBP: 0.321, SLG: 0.419 (1, 8)	K		F8			1B		F7		4	1	1	0	0	1	1				
George Brett, L OBP: 0.384, SLG: 0.561 (1, 5) Greg Pryor, R OBP: 0.273, SLG: 0.286 (8, 5)	G3			1B		1B		G3		4	0	2	0	0	0	0				
Hal McRae, R OBP: 0.381, SLG: 0.476 (1, 10)		6-3		F9		K		F7		4	0	0	0	0	1	3				
Willie Aikens, L OBP: 0.382, SLG: 0.517 (1, 3)		1B		K				G6-4-3		3	0	2	1	1	1	1				
Darryl Motley, R OBP: 0.750, SLG: 0.667 (1, 9)						F9				3	0	2	0	0	0	2				
John Wathan, R OBP: 0.294, SLG: 0.317 (1, 2)								HBP		3	0	2	0	0	0	2				
Onix Concepcion, R OBP: 0.252, SLG: 0.308 (1, 4)								G6-4-3		4	0	0	0	0	1	8				
Buddy Biancalana, S (1, 6)										4	0	0	0	0	0	1				
Inning Stats	R: 0 E: 0 K: 1 S: 5	H: 0 LOB: 0 BB: 0 P: 5	R: 0 E: 0 K: 0 S: 3	H: 1 LOB: 1 BB: 1 P: 7	R: 0 E: 0 K: 0 S: 3	H: 0 LOB: 1 BB: 1 P: 7	R: 0 E: 0 K: 1 S: 7	H: 2 LOB: 2 BB: 0 P: 7	R: 0 E: 0 K: 0 S: 3	H: 0 LOB: 0 BB: 0 P: 3	R: 1 E: 0 K: 2 S: 10	H: 3 LOB: 2 BB: 0 P: 10	R: 0 E: 0 K: 1 S: 5	H: 0 LOB: 0 BB: 0 P: 5	R: 0 E: 0 K: 0 S: 3	H: 1 LOB: 1 BB: 0 P: 4		1B: 6 2B: 1 3B: 0 HR: 0	SF: 0 SAC: 0 DP: 2 HBP: 1	WP: 0 PB: 0 SB: 0 CS: 0
PITCHER Mike Smithson, R ERA: 3.92 (1, 1)	IP: 9.0 WLS: W BF: 35 H: 7 R: 1 ER: 1 SO: 5 BB: 2 IBB: 0 HBP: 1 BLK: 0 WP: 0 HR: 0 S: 42 P: 51 ERA: 1.00 WHIP: 1.000															PITCHER IP: WLS: BF: H: R: ER: SO: BB: IBB: HBP: BLK: WP: HR: S: P: ERA: WHIP:				

Batter	1	2	3	4	5	6	7	8	9	AB	R	H	RBI	BB	SO	LOB	BOTTOM			
Bill Sample, R OBP: 0.327, SLG: 0.411 (1, 7)	F7		6-3							5	0	1	2	0	0	1	Kansas City Royals @ Texas Rangers Arlington Stadium, Arlington, TX Sat Sep 03 1983, 8:05 PM EDT Att: 16,297 - Unknown AB 36 R 8 H 12 RBI 7 BB 5 SO 4 LOB 18			
Jim Anderson, R OBP: 0.244, SLG: 0.216 (1, 5) (3, 4)	1B					6-3		K		5	0	1	0	0	1	1				
George Wright, S OBP: 0.315, SLG: 0.434 (1, 8)	F8									5	1	2	0	0	0	1				
Dave Hostetter, R OBP: 0.317, SLG: 0.371 (1, 10)										3	0	1	0	2	0	1				
Mickey Rivers, L OBP: 0.299, SLG: 0.342 (1, 9)	3-1									5	1	1	0	0	1	5				
Pete O'Brien, L OBP: 0.310, SLG: 0.349 (1, 3)										3	2	2	0	1	0	2				
Bucky Dent, R OBP: 0.283, SLG: 0.287 (1, 6)										4	1	1	2	0	1	4				
Bob Johnson, R OBP: 0.255, SLG: 0.306 (1, 2)										2	2	0	0	2	1	3				
Wayne Tolleson, S OBP: 0.318, SLG: 0.321 (1, 4) Buddy Bell, R OBP: 0.337, SLG: 0.421 (3, 5)										1	0	1	0	0	0	0				
Inning Stats	R: 0 E: 0 K: 0 S: 5	H: 2 LOB: 2 BB: 0 P: 5	R: 2 E: 0 K: 0 S: 5	H: 3 LOB: 1 BB: 1 P: 9	R: 4 E: 0 K: 1 S: 9	H: 4 LOB: 1 BB: 1 P: 13	R: 0 E: 0 K: 0 S: 3	H: 0 LOB: 0 BB: 0 P: 3	R: 0 E: 0 K: 1 S: 6	H: 1 LOB: 1 BB: 0 P: 6	R: 0 E: 0 K: 0 S: 3	H: 0 LOB: 0 BB: 0 P: 3	R: 0 E: 1 K: 0 S: 4	H: 0 LOB: 2 BB: 1 P: 8	R: 2 E: 0 K: 2 S: 9	H: 2 LOB: 2 BB: 2 P: 17		1B: 10 2B: 1 3B: 0 HR: 1	SF: 0 SAC: 0 DP: 0 HBP: 0	WP: 1 PB: 0 SB: 0 CS: 0
PITCHER Keith Creel, R ERA: 5.99 (1, 1) Mark Huisman, R ERA: 7.2 (3, 1) Mike Armstrong, R ERA: 4.27 (8, 1)	IP: 2.1 WLS: L BF: 16 H: 8 R: 6 ER: 6 SO: 6 BB: 2 IBB: 0 HBP: 0 BLK: 0 WP: 1 HR: 0 S: 21 P: 22 ERA: 0.00 WHIP: 0.643															PITCHER IP: WLS: BF: H: R: ER: SO: BB: IBB: HBP: BLK: WP: HR: S: P: ERA: WHIP:				

Batter	1	2	3	4	5	6	7	8	9	AB	R	H	RBI	BB	SO	LOB	TOP					
Butch Davis, R OBP: 0.313, SLG: 0.318 Leon Roberts, R OBP: 0.324, SLG: 0.426	F3		1-3		F9		1B		1B	2	0	0	0	0	0	0	Kansas City Royals @ Texas Rangers Arlington Stadium, Arlington, TX Sun Sep 04 1983, 8:05 PM EDT Att: 13,872 - Unknown					
Pat Sheridan, L OBP: 0.318, SLG: 0.413	BB		4-3		K		1-3		F8	4	0	0	0	1	1	6						
George Brett, L OBP: 0.383, SLG: 0.558	F8		1-3						2-3	4	0	1	0	0	0	1						
Hal McRae, R OBP: 0.378, SLG: 0.472	L8			6-3		K			F9	4	0	0	0	0	1	2						
Willie Aikens, L OBP: 0.378, SLG: 0.511		F8		K		G3-6-3			6-3	4	0	0	0	0	1	1						
Darryl Motley, R OBP: 0.500, SLG: 0.429		5-3		5-3					4-3	4	1	1	0	0	0	0						
Don Slaught, R OBP: 0.329, SLG: 0.369									4-3	4	0	2	0	0	1	1						
Onix Concepcion, R OBP: 0.264, SLG: 0.315									1B	3	1	2	0	1	1	1						
U L Washington, S OBP: 0.293, SLG: 0.321		FC6							1B	4	0	2	0	0	0	4						
Inning Stats	R: 0 E: 0 K: 0 S: 3	H: 0 LOB: 1 BB: 1 P: 7	R: 0 E: 0 K: 0 S: 5	H: 2 LOB: 2 BB: 0 P: 5	R: 0 E: 0 K: 1 S: 5	H: 0 LOB: 0 BB: 0 P: 3	R: 0 E: 0 K: 1 S: 5	H: 0 LOB: 2 BB: 0 P: 5	R: 0 E: 0 K: 1 S: 9	H: 2 LOB: 2 BB: 0 P: 9	R: 0 E: 0 K: 1 S: 5	H: 1 LOB: 0 BB: 0 P: 5	R: 1 E: 0 K: 1 S: 8	H: 3 LOB: 2 BB: 0 P: 8	R: 0 E: 0 K: 0 S: 3	H: 0 LOB: 0 BB: 0 P: 3		R: 1 E: 0 K: 0 S: 5	H: 2 LOB: 2 BB: 1 P: 9	1B: 10 2B: 0 3B: 0 HR: 0	SF: 0 SAC: 0 DP: 1 HBP: 0	WP: 0 PB: 0 SB: 0 CS: 0
PITCHER	IP	WLS	BF	H	R	ER	SO	BB	IBB	HBP	BLK	WP	HR	S	P	ERA	WHIP					
Dave Stewart, R ERA: 2.96 Victor Cruz, R ERA: 1.69	(1, 1)	8.2	W	35	8	2	2	5	2	0	0	0	0	0	43	51	2.08	1.154				
(9, 1)	0.1	S	3	2	0	0	0	0	0	0	0	0	0	3	3	0.00	6.000					

Batter	1	2	3	4	5	6	7	8	9	AB	R	H	RBI	BB	SO	LOB	BOTTOM					
Bill Sample, R OBP: 0.326, SLG: 0.409	F8			F9		SH5-3		F7		4	0	1	1	0	0	1	Kansas City Royals @ Texas Rangers Arlington Stadium, Arlington, TX Sun Sep 04 1983, 8:05 PM EDT Att: 13,872 - Unknown					
Buddy Bell, R OBP: 0.337, SLG: 0.420	BB	L9		1B		F2		6-3		4	0	1	0	1	0	3						
George Wright, S OBP: 0.316, SLG: 0.431	L8		4-3	F9		E		4-3		3	0	0	0	2	0	3						
Larry Parrish, R OBP: 0.325, SLG: 0.465	F7		F3		F8	E7		1B		4	0	1	1	0	0	2						
Mickey Rivers, L OBP: 0.302, SLG: 0.345		1B	4-3			F9				4	1	2	0	0	0	3						
Pete O'Brien, L OBP: 0.312, SLG: 0.349		G3			E4					3	0	1	0	1	0	2						
Bucky Dent, R OBP: 0.283, SLG: 0.287		1B	4-3		F7			F8		4	1	1	0	0	0	5						
Jim Sundberg, R OBP: 0.272, SLG: 0.254		1B			F8			F7		4	0	2	1	0	0	3						
Jim Anderson, R OBP: 0.244, SLG: 0.218		K		F8		SH5-3		5-3		4	1	1	0	0	1	4						
Inning Stats	R: 0 E: 0 K: 0 S: 3	H: 0 LOB: 1 BB: 1 P: 7	R: 2 E: 0 K: 1 S: 9	H: 4 LOB: 2 BB: 0 P: 9	R: 0 E: 0 K: 0 S: 3	H: 0 LOB: 2 BB: 2 P: 11	R: 0 E: 0 K: 0 S: 5	H: 2 LOB: 2 BB: 0 P: 5	R: 0 E: 1 K: 0 S: 5	H: 1 LOB: 2 BB: 0 P: 5	R: 1 E: 1 K: 0 S: 5	H: 2 LOB: 1 BB: 1 P: 9	R: 0 E: 0 K: 0 S: 4	H: 1 LOB: 1 BB: 0 P: 4	R: 0 E: 0 K: 0 S: 3	H: 0 LOB: 0 BB: 0 P: 3		R: 0 E: 0 K: 0 S: 3	H: 0 LOB: 0 BB: 0 P: 3	1B: 10 2B: 0 3B: 0 HR: 0	SF: 0 SAC: 1 DP: 0 HBP: 0	WP: 0 PB: 0 SB: 0 CS: 0
PITCHER	IP	WLS	BF	H	R	ER	SO	BB	IBB	HBP	BLK	WP	HR	S	P	ERA	WHIP					
Eric Rasmussen, R ERA: 6.07	(1, 1)	8.0	L	39	10	3	3	1	4	0	0	0	0	0	37	53	3.38	1.750				

Batter	1	2	3	4	5	6	7	8	9	AB	R	H	RBI	BB	SO	LOB	TOP										
Spike Owen, S OBP: 0.264, SLG: 0.288 (1, 6)	E6 CS			4-3	K	BB BB 1B		K		5	0	1	2	1	2	1	Seattle Mariners @ Kansas City Royals Royals Stadium, Kansas City, MO Mon Sep 05 1983, 8:05 PM EDT Att: 16,952 - Unknown										
Phil Bradley, R OBP: 0.400, SLG: 0.375 (1, 8)	F9	F1		SF8		3-H BB 1B		1B		4	1	2	1	1	0	3											
Ron Roenicke, S OBP: 0.333, SLG: 0.352 Manny Castillo, S OBP: 0.240, SLG: 0.276 (6, PH) (8, 3)	1B BB 1-2			E G5-2-3 1B	1B	2B		L6		3	2	2	0	2	0	2											
Al Cowens, R OBP: 0.257, SLG: 0.339 Ken Phelps, L OBP: 0.293, SLG: 0.395 (1, 10) (6, PH)	1-3 1B			F9	HR	1B		F7		4	2	3	3	0	0	1											
Steve Henderson, R OBP: 0.365, SLG: 0.452 Ricky Nelson, L OBP: 0.288, SLG: 0.377 (1, 7) (6, PH) (6, 7)	K			E	1B	HR		4-3		4	2	3	2	0	1	2											
Dave Henderson, R OBP: 0.303, SLG: 0.432 John Moses, S OBP: 0.292, SLG: 0.266 (1, 9) (6, 9)				E5		1B		1B		3	2	3	1	0	2												
Darnell Coles, R OBP: 0.429, SLG: 0.857 (1, 5)	E5 1-3 SF7 1B			G5-2-3	F3	HR		F2		6	1	3	1	0	0	4											
Orlando Mercado, R OBP: 0.260, SLG: 0.315 (1, 2)	SF7			2B 4-3 BB	F8	F7		F3		4	1	0	1	1	0	2											
Harold Reynolds, S OBP: 0.400, SLG: 1.000 (1, 4)	1-3 2-3			4-3 SF8 2B	F7	1B		F7		5	2	2	0	0	0	1											
Inning Stats	R: 0 E: 1 K: 1 S: 6	H: 1 LOB: 2 BB: 1 P: 10	R: 1 E: 1 K: 0 S: 4	H: 1 LOB: 2 BB: 2 P: 12	R: 0 E: 1 K: 0 S: 5	H: 2 LOB: 2 BB: 0 P: 5	R: 5 E: 0 K: 0 S: 8	H: 5 LOB: 1 BB: 1 P: 12	R: 0 E: 0 K: 1 S: 5	H: 0 LOB: 0 BB: 0 P: 5	R: 7 E: 0 K: 0 S: 10	H: 7 LOB: 3 BB: 3 P: 22	R: 0 E: 0 K: 1 S: 5	H: 0 LOB: 0 BB: 0 P: 5	R: 0 E: 0 K: 1 S: 6	H: 1 LOB: 1 BB: 0 P: 6		R: 0 E: 0 K: 0 S: 5	H: 2 LOB: 2 BB: 0 P: 5	1B: 12 2B: 3 3B: 1 HR: 3	SF: 2 SAC: 0 DP: 1 HBP: 0	WP: 0 PB: 0 SB: 0 CS: 1	PA: 53				
PITCHER	IP	WLS	BF	H	R	ER	SO	BB	IBB	HBP	BLK	WP	HR	S	P	ERA	WHIP										
Larry Gura, L ERA: 5.08 (1, 1)	3.2	L	23	8	6	5	1	4	0	0	0	0	1	21	37	12.27	3.273										
Mark Huisman, R ERA: 7.09 (4, 1)	0.1		2	1	0	0	0	0	0	0	0	0	0	2	2	0.00	3.000										
Keith Creel, R ERA: 6.72 (5, 1)	1.1		13	7	7	7	1	2	0	0	0	0	1	13	21	47.25	6.750										
Mike Armstrong, R ERA: 4.19 (6, 1)	1.2		6	0	0	0	1	1	0	0	0	0	0	7	11	0.00	0.600										
Joe Simpson, L ERA: 3.0 (8, 1)	2.0		9	3	0	0	1	0	0	0	0	0	0	11	11	0.00	1.500										
Batter	1	2	3	4	5	6	7	8	9	AB	R	H	RBI	BB	SO	LOB	BOTTOM										
Darryl Motley, R OBP: 0.462, SLG: 0.667 (1, 9)	BLK FC1-2 1B			HR						5	1	2	3	0	0	1	Seattle Mariners @ Kansas City Royals Royals Stadium, Kansas City, MO Mon Sep 05 1983, 8:05 PM EDT Att: 16,952 - Unknown										
Pat Sheridan, L OBP: 0.316, SLG: 0.409 (1, 8)	K			4-3	K			E3		5	0	1	1	0	2	1											
George Brett, L OBP: 0.383, SLG: 0.559 Greg Pryor, R OBP: 0.267, SLG: 0.280 (1, 5) (7, 5)	FC1-2 1B			4-3		E 2B		F6		3	0	1	0	0	0	1											
Hal McRae, R OBP: 0.377, SLG: 0.470 (1, 10)	1-2 1B			K		6-3		F9		4	0	1	0	0	1	2											
Willie Aikens, L OBP: 0.374, SLG: 0.505 (1, 3)	K			K		E3		4-3		4	0	0	0	0	2	4											
Leon Roberts, R OBP: 0.318, SLG: 0.417 (1, 7)	K			6-3		G5-4-3		K		4	0	0	0	0	2	2											
Don Slaught, R OBP: 0.326, SLG: 0.366 Ron Johnson, R OBP: 1.000, SLG: 1.000 (1, 2) (7, 2)	K			1-3		3B 1B		2B BB		2	0	0	0	0	1	0											
U L Washington, S OBP: 0.297, SLG: 0.331 (1, 6)	E6					5-3 6-3 2B		2B 6-3 1B		4	2	3	1	0	0	0											
Onix Concepcion, R OBP: 0.264, SLG: 0.320 (1, 4)	5-3					5-3		1B 2B		4	1	1	1	0	0	2											
Inning Stats	R: 0 E: 0 K: 2 S: 9	H: 2 LOB: 2 BB: 0 P: 9	R: 0 E: 1 K: 2 S: 8	H: 0 LOB: 1 BB: 0 P: 8	R: 1 E: 0 K: 1 S: 6	H: 1 LOB: 0 BB: 0 P: 6	R: 0 E: 0 K: 1 S: 5	H: 0 LOB: 0 BB: 0 P: 5	R: 1 E: 1 K: 0 S: 4	H: 1 LOB: 1 BB: 0 P: 4	R: 1 E: 0 K: 0 S: 4	H: 2 LOB: 0 BB: 0 P: 4	R: 0 E: 1 K: 0 S: 4	H: 0 LOB: 1 BB: 0 P: 4	R: 3 E: 0 K: 1 S: 8	H: 3 LOB: 1 BB: 1 P: 12		1B: 5 2B: 3 3B: 1 HR: 1	SF: 0 SAC: 0 DP: 1 HBP: 0	WP: 0 PB: 0 SB: 2 CS: 0	PA: 39						
PITCHER	IP	WLS	BF	H	R	ER	SO	BB	IBB	HBP	BLK	WP	HR	S	P	ERA	WHIP										
Jim Beattie, R ERA: 4.25 (1, 1)	7.0	W	28	7	3	3	7	0	0	0	1	0	1	42	42	3.86	1.000										
Gene Nelson, R ERA: 7.98 (8, 1)	1.0		4	0	0	0	0	0	0	0	0	0	0	4	4	0.00	0.000										
Mike Stanton, R ERA: 3.74 (9, 1)	1.0		7	3	3	3	1	1	0	0	0	0	0	8	12	27.00	4.000										

Batter	1	2	3	4	5	6	7	8	9	AB	R	H	RBI	BB	SO	LOB	TOP								
Spike Owen, S OBP: 0.268, SLG: 0.289 (1, 6)	F9			G5-4-3 BB	F9			1B 1B		3	1	1	0	1	0	2	Seattle Mariners @ Kansas City Royals Royals Stadium, Kansas City, MO Tue Sep 06 1983, 8:05 PM EDT Att: 14,084 - Unknown								
Phil Bradley, R OBP: 0.357, SLG: 0.333 (1, 8)	5-3			F9		K		1B		4	0	1	0	0	1	1									
Tony Bernazard, S OBP: 0.339, SLG: 0.387 (1, 4)	K			G5-4-3 1-2		K		1-2 1B		4	0	1	1	0	2	1									
Al Cowens, R OBP: 0.257, SLG: 0.338 (1, 10)		F9				2B 1B		F9		4	1	1	0	0	0	2									
Steve Henderson, R OBP: 0.366, SLG: 0.455 John Moses, S OBP: 0.292, SLG: 0.266 (1, 7) (8, 7)		K				1-H WP 2B		G3 SH3 1B	F9	4	1	2	1	0	1	2									
Dave Henderson, R OBP: 0.304, SLG: 0.430 (1, 9)		F8				4-0 3-H BB		SH3 1-2	F7	2	0	0	0	1	0	0									
Pat Putnam, L OBP: 0.315, SLG: 0.434 Ron Roenicke, S OBP: 0.331, SLG: 0.349 (7, PH) (7, 3)			6-3		G4-6-3 1-2			G3 2-3	F8	2	0	0	0	0	0	1									
Darnell Coles, R OBP: 0.455, SLG: 0.700 (1, 5)			F8					6-3		3	0	1	0	1	0	1									
Jamie Nelson, R OBP: 0.315, SLG: 0.273 (1, 2)			F6						F8 CS	2	0	0	0	1	0	0									
Inning Stats	R: 0 E: 0 K: 1 S: 5	H: 0 LOB: 0 BB: 0 P: 5	R: 0 E: 0 K: 1 S: 5	H: 0 LOB: 0 BB: 0 P: 5	R: 0 E: 0 K: 0 S: 3	H: 0 LOB: 0 BB: 0 P: 3	R: 0 E: 0 K: 0 S: 2	H: 0 LOB: 0 BB: 1 P: 6	R: 2 E: 0 K: 0 S: 5	H: 3 LOB: 2 BB: 2 P: 13	R: 0 E: 0 K: 2 S: 7	H: 0 LOB: 0 BB: 0 P: 7	R: 0 E: 0 K: 0 S: 4	H: 1 LOB: 1 BB: 0 P: 4	R: 1 E: 0 K: 0 S: 6	H: 3 LOB: 2 BB: 0 P: 6		R: 0 E: 0 K: 0 S: 2	H: 0 LOB: 0 BB: 1 P: 6	1B: 6 2B: 1 3B: 0 HR: 0	SF: 0 SAC: 1 DP: 2 HBP: 0	WP: 1 PB: 0 SB: 0 CS: 1	PA: 36		
PITCHER	IP	WLS	BF	H	R	ER	SO	BB	IBB	HBP	BLK	WP	HR	S	P	ERA	WHIP								
Bud Black, L ERA: 3.66 Mike Armstrong, R ERA: 4.12	(1, 1) (8, 1)	7.1 1.2	L 5	30 0	7 0	3 0	4 0	3 1	0 0	0 0	0 0	1 0	0 0	35 4	47 8	3.68 0.00	1.364 0.600								

Batter	1	2	3	4	5	6	7	8	9	AB	R	H	RBI	BB	SO	LOB	BOTTOM								
Darryl Motley, R OBP: 0.412, SLG: 0.533 (1, 9) (9, 8)	6-3		G6-4-3 1-2			K		FC3-6 1B BB		3	0	0	0	1	1	1	Seattle Mariners @ Kansas City Royals Royals Stadium, Kansas City, MO Tue Sep 06 1983, 8:05 PM EDT Att: 14,084 - Unknown								
Pat Sheridan, L OBP: 0.320, SLG: 0.410 John Wathan, R OBP: 0.296, SLG: 0.319 (1, 8) (8, PH) (9, 9)				G5-4-3 1B		F8		FC3-6 1B		2	0	1	0	1	0	0									
George Brett, L OBP: 0.384, SLG: 0.558 (1, 3) (8, 5)					F7			FC3-6		3	1	1	0	1	0	3									
Hal McRae, R OBP: 0.376, SLG: 0.471 (1, 10)			G6-4-3 1-2		G5-4-3 1-2			2B 1B		4	0	1	1	0	1	5									
Frank White, R OBP: 0.275, SLG: 0.397 (1, 4)		F8				FC5-4 1B		F6		4	0	1	0	0	0	3									
Leon Roberts, R OBP: 0.317, SLG: 0.414 (1, 7)		6-3				F9				4	0	1	0	0	1	1									
Don Slaught, R OBP: 0.329, SLG: 0.373 (1, 2)			6-3					FC5-4 1B		4	0	2	0	0	0	1									
Onix Concepcion, R OBP: 0.265, SLG: 0.316 (1, 5) (8, 6)						FC5-4		1-3		2	0	0	0	1	0	3									
U L Washington, S OBP: 0.296, SLG: 0.330 (9, PH)				G6-4-3 BB				1-2 2-3		1	0	0	0	0	1	1									
Buddy Biancalana, S Willie Aikens, L OBP: 0.372, SLG: 0.503 (1, 6) (7, PH) (8, 3)										2	0	0	0	0	2	3									
Inning Stats	R: 0 E: 0 K: 0 S: 2	H: 0 LOB: 1 BB: 2 P: 10	R: 0 E: 0 K: 0 S: 3	H: 0 LOB: 0 BB: 0 P: 3	R: 0 E: 0 K: 1 S: 4	H: 0 LOB: 0 BB: 1 P: 8	R: 0 E: 0 K: 0 S: 3	H: 1 LOB: 0 BB: 0 P: 3	R: 0 E: 0 K: 1 S: 7	H: 2 LOB: 2 BB: 0 P: 7	R: 1 E: 0 K: 1 S: 7	H: 2 LOB: 1 BB: 0 P: 7	R: 0 E: 0 K: 1 S: 6	H: 1 LOB: 1 BB: 0 P: 6	R: 0 E: 0 K: 1 S: 6	H: 1 LOB: 2 BB: 1 P: 10	R: 0 E: 0 K: 2 S: 8	H: 1 LOB: 1 BB: 0 P: 8	1B: 6 2B: 2 3B: 0 HR: 0	SF: 0 SAC: 0 DP: 3 HBP: 0	WP: 0 PB: 0 SB: 1 CS: 0	PA: 36			
PITCHER	IP	WLS	BF	H	R	ER	SO	BB	IBB	HBP	BLK	WP	HR	S	P	ERA	WHIP								
Bob Stoddard, R ERA: 4.31 Mike Stanton, R ERA: 3.57 Ed Vande Berg, L ERA: 3.49 Bill Caudill, R ERA: 4.06	(1, 1) (6, 1) (7, 1) (8, 1)	5.2 1.0 0.2 1.2	W 4 4 S	22 1 4 6	5 1 1 1	1 0 0 0	1 0 0 3	3 0 1 0	0 0 0 0	0 0 0 0	0 0 0 0	0 0 0 0	0 0 3 12	25 6 7 12	37 6 7 12	1.59 0.00 0.00 0.00	1.412 1.000 3.000 0.600								

AB	30
R	3
H	7
RBI	2
BB	4
SO	4
LOB	11



AB	32
R	1
H	8
RBI	1
BB	4
SO	7
LOB	23



Batter	1	2	3	4	5	6	7	8	9	AB	R	H	RBI	BB	SO	LOB	TOP					
Spike Owen, S (1, 6) OBP: 0.267, SLG: 0.288 Ken Phelps, L (9, FH) OBP: 0.290, SLG: 0.391	F9	3-1				F7			4-3	4	1	1	0	0	0	4						
Phil Bradley, R (1, 8) OBP: 0.385, SLG: 0.438 Ricky Nelson, L (9, FH) OBP: 0.287, SLG: 0.375	4-3		E6						F8	4	0	2	0	0	0	0						
Ron Roenicke, S (1, 10) OBP: 0.334, SLG: 0.354			F7							2	0	1	1	1	0	1						
Steve Henderson, R (1, 7) OBP: 0.363, SLG: 0.450	F8		G6-4-3							4	0	0	0	0	0	5						
Dave Henderson, R (1, 9) OBP: 0.303, SLG: 0.428					F2	F6			F8	4	1	1	0	0	0	3						
Pat Putnam, L (1, 3) OBP: 0.315, SLG: 0.432			E4		4-3				G3	4	0	1	0	0	0	1						
Darnell Coles, R (1, 5) OBP: 0.400, SLG: 0.571			G6-4-3							4	0	1	0	0	0	3						
Rick Sweet, S (1, 2) OBP: 0.270, SLG: 0.269										4	0	2	1	0	1	1						
Harold Reynolds, S (1, 4) OBP: 0.333, SLG: 0.667										4	0	1	0	0	1	2						
Inning Stats	R: 0 E: 0 K: 0 S: 3	H: 0 LOB: 1 BB: 1 P: 7	R: 1 E: 1 K: 0 S: 6	H: 3 LOB: 2 BB: 0 P: 6	R: 0 E: 1 K: 0 S: 3	H: 0 LOB: 0 BB: 0 P: 3	R: 0 E: 0 K: 1 S: 6	H: 1 LOB: 1 BB: 0 P: 6	R: 1 E: 0 K: 0 S: 6	H: 3 LOB: 2 BB: 0 P: 6	R: 0 E: 0 K: 1 S: 7	H: 2 LOB: 2 BB: 0 P: 7	R: 0 E: 0 K: 0 S: 4	H: 1 LOB: 1 BB: 0 P: 4	R: 0 E: 0 K: 0 S: 3	H: 0 LOB: 0 BB: 0 P: 3	R: 0 E: 0 K: 0 S: 3	H: 0 LOB: 0 BB: 0 P: 3	1B: 7 2B: 3 3B: 0 HR: 0	SF: 0 SAC: 1 DP: 2 HBP: 0	WP: 0 PB: 0 SB: 0 CS: 0	PA: 38
PITCHER	IP	WLS	BF	H	R	ER	SO	BB	IBB	HBP	BLK	WP	HR	S	P	ERA	WHIP					
Paul Spittorff, L (1, 1) ERA: 3.82	7.0	W	32	10	2	1	2	1	0	0	0	0	0	35	39	1.29	1.571					
Dan Quisenberry, R (8, 1) ERA: 1.96	2.0	S	6	0	0	0	0	0	0	0	0	0	0	6	6	0.00	0.000					

Seattle Mariners @ Kansas City Royals
 Royals Stadium, Kansas City, MO
 Wed Sep 07 1983, 8:05 PM EDT
 Att: 15,059 - Unknown

AB	36
R	2
H	10
RBI	2
BB	1
SO	2
LOB	20



Batter	1	2	3	4	5	6	7	8	9	AB	R	H	RBI	BB	SO	LOB	BOTTOM					
Darryl Motley, R (1, 8) OBP: 0.381, SLG: 0.444	6-3					6-3				3	0	0	0	1	0	0						
John Wathan, R (1, 3) OBP: 0.293, SLG: 0.316	6-3		F2							4	0	0	0	0	0	3						
Frank White, R (1, 4) OBP: 0.275, SLG: 0.396	L4									4	0	1	2	0	0	0						
Hal McRae, R (1, 10) OBP: 0.374, SLG: 0.468			F8							3	0	0	0	0	0	2						
Leon Roberts, R (1, 7) OBP: 0.313, SLG: 0.408 Pat Sheridan, L (9, 8) OBP: 0.320, SLG: 0.410			F9							3	0	0	0	0	1	0						
Amos Otis, R (1, 9) OBP: 0.310, SLG: 0.351			5-3							0	0	0	0	0	0	0						
Amos Otis, R (1, 9) OBP: 0.310, SLG: 0.351			F4							3	0	0	0	0	0	0						
Don Slaught, R (1, 2) OBP: 0.329, SLG: 0.381										3	1	1	0	0	0	0						
U L Washington, S (1, 6) OBP: 0.298, SLG: 0.332			1-3							3	1	2	1	0	0	0						
Onix Concepcion, R (1, 5) OBP: 0.266, SLG: 0.316										3	1	1	0	0	0	1						
Inning Stats	R: 0 E: 0 K: 0 S: 3	H: 0 LOB: 0 BB: 0 P: 3	R: 0 E: 0 K: 0 S: 3	H: 0 LOB: 0 BB: 0 P: 3	R: 2 E: 0 K: 0 S: 6	H: 3 LOB: 2 BB: 1 P: 10	R: 0 E: 0 K: 1 S: 5	H: 0 LOB: 0 BB: 0 P: 5	R: 0 E: 0 K: 0 S: 3	H: 0 LOB: 0 BB: 0 P: 3	R: 0 E: 0 K: 0 S: 3	H: 0 LOB: 0 BB: 0 P: 3	R: 1 E: 0 K: 0 S: 5	H: 2 LOB: 1 BB: 0 P: 5	R: 0 E: 0 K: 0 S: 3	H: 0 LOB: 0 BB: 0 P: 3	R: 0 E: 0 K: 0 S: 3	H: 0 LOB: 0 BB: 0 P: 3	1B: 4 2B: 0 3B: 1 HR: 0	SF: 0 SAC: 0 DP: 0 HBP: 0	WP: 0 PB: 0 SB: 0 CS: 0	PA: 30
PITCHER	IP	WLS	BF	H	R	ER	SO	BB	IBB	HBP	BLK	WP	HR	S	P	ERA	WHIP					
Matt Young, L (1, 1) ERA: 3.29	8.0	L	30	5	3	3	1	1	0	0	0	0	0	31	35	3.38	0.750					

Seattle Mariners @ Kansas City Royals
 Royals Stadium, Kansas City, MO
 Wed Sep 07 1983, 8:05 PM EDT
 Att: 15,059 - Unknown

AB	29
R	3
H	5
RBI	3
BB	1
SO	1
LOB	6



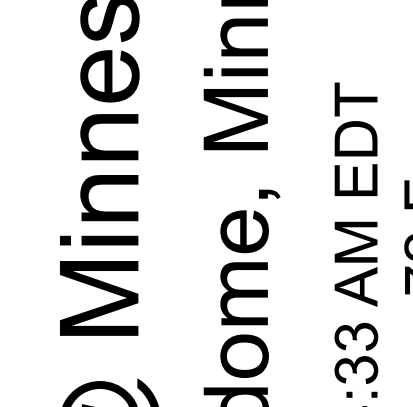
Batter	1	2	3	4	5	6	7	8	9	AB	R	H	RBI	BB	SO	LOB	TOP								
Willie Wilson, S (1, 8) OBP: 0.317, SLG: 0.359										5	0	0	0	0	2	4	Kansas City Royals @ Minnesota Twins Hubert H. Humphrey Metrodome, Minneapolis, MN Sat Sep 10 1983, 4:33 AM EDT Att: 6,354 - Dome - 72 F								
John Wathan, R (1, 3) Pat Sheridan, L (8, PH) (8, 9) OBP: 0.283, SLG: 0.313 OBP: 0.321, SLG: 0.410										3	0	0	0	1	1										
Frank White, R (1, 4) OBP: 0.274, SLG: 0.395										4	0	2	1	0	0										
Hal McRae, R (1, 10) OBP: 0.373, SLG: 0.466										4	0	1	0	0	1	2									
Amos Otis, R (1, 9) Willie Aikens, L (8, PH) (8, 3) OBP: 0.313, SLG: 0.357 OBP: 0.371, SLG: 0.501										3	1	2	0	0	0	0									
Darryl Motley, R (1, 7) OBP: 0.333, SLG: 0.444										4	1	1	1	0	2	2									
Don Slaught, R (1, 2) OBP: 0.325, SLG: 0.372										4	0	1	1	0	0	2									
U L Washington, S (1, 6) OBP: 0.301, SLG: 0.333										4	0	1	0	0	0	3									
Onix Concepcion, R (1, 5) Leon Roberts, R (8, PH) (8, 9) OBP: 0.273, SLG: 0.321 OBP: 0.316, SLG: 0.408										3	1	1	0	0	0	1									
Inning Stats	R: 0 E: 0 K: 1 S: 5	H: 0 LOB: 0 BB: 0 P: 5	R: 0 E: 0 K: 0 S: 5	H: 2 LOB: 2 BB: 0 P: 5	R: 1 E: 0 K: 0 S: 5	H: 2 LOB: 1 BB: 0 P: 5	R: 0 E: 0 K: 1 S: 5	H: 0 LOB: 0 BB: 0 P: 5	R: 0 E: 0 K: 0 S: 3	H: 0 LOB: 0 BB: 0 P: 3	R: 0 E: 0 K: 0 S: 5	H: 0 LOB: 0 BB: 0 P: 5	R: 2 E: 0 K: 0 S: 6	H: 3 LOB: 1 BB: 0 P: 6	R: 0 E: 0 K: 1 S: 6	H: 1 LOB: 1 BB: 0 P: 6		R: 0 E: 0 K: 2 S: 8	H: 1 LOB: 2 BB: 1 P: 12	1B: 6 2B: 2 3B: 1 HR: 0	SF: 0 SAC: 0 DP: 0 HBP: 0	WP: 0 PB: 0 SB: 3 CS: 0	PA: 37		
PITCHER	IP	WLS	BF	H	R	ER	SO	BB	IBB	HBP	BLK	WP	HR	S	P	ERA	WHIP								
Pete Filson, L (1, 1) ERA: 3.82	6.0	W	24	6	3	3	3	0	0	0	0	0	0	30	30	4.50	1.000								
Mike Walters, R (7, 1) ERA: 3.42	1.1		6	2	0	0	0	0	0	0	0	0	0	6	6	0.00	1.500								
Ron Davis, R (8, 1) ERA: 3.54	1.2	S	7	1	0	0	3	1	0	0	0	0	0	12	16	0.00	1.200								

Batter	1	2	3	4	5	6	7	8	9	AB	R	H	RBI	BB	SO	LOB	BOTTOM								
Darrell Brown, S (1, 8) OBP: 0.308, SLG: 0.308										4	2	1	0	1	0	1	Kansas City Royals @ Minnesota Twins Hubert H. Humphrey Metrodome, Minneapolis, MN Sat Sep 10 1983, 4:33 AM EDT Att: 6,354 - Dome - 72 F								
Tim Lincecum, R (1, 4) OBP: 0.400, SLG: 0.600										4	2	3	0	0	0	1									
Gary Ward, R (1, 7) OBP: 0.335, SLG: 0.470										4	0	4	2	1	0	0									
Kent Hrbek, L (1, 3) OBP: 0.368, SLG: 0.490										4	0	1	1	0	0	5									
Mickey Hatcher, R (1, 9) OBP: 0.353, SLG: 0.444										5	0	3	2	0	0	2									
Randy Bush, L (1, 10) Dave Engle, R (5, PH) (5, 9) OBP: 0.328, SLG: 0.432 OBP: 0.355, SLG: 0.441										1	0	0	0	1	0	1									
Gary Gaetti, R (1, 5) OBP: 0.307, SLG: 0.419										4	0	0	0	0	4	8									
Tim Lincecum, R (1, 2) OBP: 0.251, SLG: 0.340										4	1	1	1	0	3	5									
Greg Gagne, R (1, 6) Bobby Mitchell, L (8, PH) (8, 9) Houston Jimenez, R (9, 6) OBP: 0.083, SLG: 0.136 OBP: 0.354, SLG: 0.307 OBP: 0.220, SLG: 0.273										3	0	1	0	0	1	0									
Inning Stats	R: 1 E: 0 K: 1 S: 7	H: 2 LOB: 3 BB: 2 P: 15	R: 0 E: 0 K: 1 S: 5	H: 0 LOB: 0 BB: 0 P: 5	R: 1 E: 0 K: 0 S: 5	H: 2 LOB: 1 BB: 0 P: 5	R: 1 E: 0 K: 2 S: 8	H: 1 LOB: 0 BB: 0 P: 8	R: 1 E: 0 K: 2 S: 10	H: 3 LOB: 3 BB: 1 P: 14	R: 0 E: 0 K: 0 S: 4	H: 3 LOB: 2 BB: 0 P: 4	R: 0 E: 0 K: 2 S: 8	H: 2 LOB: 1 BB: 1 P: 12	R: 2 E: 0 K: 0 S: 4	H: 1 LOB: 1 BB: 2 P: 12		1B: 10 2B: 3 3B: 0 HR: 1	SF: 1 SAC: 1 DP: 1 HBP: 0	WP: 1 PB: 0 SB: 0 CS: 1	PA: 41				
PITCHER	IP	WLS	BF	H	R	ER	SO	BB	IBB	HBP	BLK	WP	HR	S	P	ERA	WHIP								
Eric Rasmussen, R (1, 1) ERA: 6.27	4.1	L	23	8	4	4	4	2	0	0	0	0	0	10	14	0.00	2.400								
Larry Gura, L (5, 1) ERA: 5.04	1.2		7	3	0	0	2	1	0	0	0	0	0	10	14	0.00	2.400								
Mark Huisman, R (7, 1) ERA: 7.48	1.1		9	3	2	2	2	3	0	0	1	1	0	10	22	13.50	4.500								
Don Hood, L (8, 1) ERA: 2.49	0.2		2	0	0	0	0	0	0	0	0	0	0	2	2	0.00	0.000								

AB 36
R 3
H 9
RBI 3
BB 1
SO 6
LOB 16



AB 33
R 6
H 14
RBI 6
BB 6
SO 8
LOB 23



Batter	1	2	3	4	5	6	7	8	9	AB	R	H	RBI	BB	SO	LOB	TOP			
Willie Wilson, S (1, 8) OBP: 0.315, SLG: 0.356	E6 1B		L4 1-2			K		K		4	0	0	0	0	2	1	Kansas City Royals @ Minnesota Twins Hubert H. Humphrey Metrodome, Minneapolis, MN Sun Sep 11 1983, 4:33 AM EDT Att. 4,820 - Dome - 72 F livebaseballscorecards.com			
U L Washington, S (1, 6) OBP: 0.300, SLG: 0.332			F6			5-3		K		4	0	1	0	0	1	1				
Pat Sheridan, L (1, 9) OBP: 0.317, SLG: 0.404	3-1		F7			F7		4-3		4	0	0	0	0	2					
Hal McRae, R (1, 10) OBP: 0.373, SLG: 0.464	6-3			F3			5-3	HR 1B		4	1	1	0	0	0	1				
Willie Aikens, L (1, 3) OBP: 0.370, SLG: 0.507 Joe Simpson, L (9, 3) OBP: 0.250, SLG: 0.220		F5		3-1			1-3	HR 1B		4	1	1	2	0	0	0				
Frank White, R (1, 4) OBP: 0.275, SLG: 0.398		L7		F9				HR 1B		4	0	2	0	0	0	0				
Butch Davis, R (1, 7) OBP: 0.314, SLG: 0.383		HR			5-3		5-3			3	1	1	1	0	0	1				
John Wathan, R (1, 2) OBP: 0.293, SLG: 0.312						CS BB		F7		2	0	0	0	1	1	0				
Onix Concepcion, R (1, 5) OBP: 0.274, SLG: 0.317						F7		F8		2	0	0	0	1	0	1				
Inning Stats	R: 0 E: 1 K: 0 S: 4	H: 1 LOB: 1 BB: 0 P: 4	R: 1 E: 0 K: 1 S: 6	H: 1 LOB: 0 BB: 0 P: 6	R: 0 E: 0 K: 0 S: 3	H: 0 LOB: 1 BB: 1 P: 7	R: 0 E: 0 K: 0 S: 3	H: 0 LOB: 0 BB: 0 P: 3	R: 0 E: 0 K: 1 S: 5	H: 0 LOB: 0 BB: 0 P: 5	R: 0 E: 0 K: 0 S: 4	H: 1 LOB: 1 BB: 0 P: 4	R: 0 E: 0 K: 1 S: 5	H: 0 LOB: 0 BB: 0 P: 5	R: 2 E: 0 K: 1 S: 7	H: 3 LOB: 1 BB: 0 P: 7		1B: 3 2B: 1 3B: 0 HR: 2	SF: 0 SAC: 0 DP: 0 HBP: 0	WP: 0 PB: 0 SB: 2 CS: 1
PITCHER Jay Pettibone, R (1, 1) ERA: 3.0	IP: 9.0 WLS: L BF: 33 H: 6 R: 3 ER: 3 SO: 4 BB: 2 IBB: 0 HBP: 0 BLK: 0 WP: 0 HR: 2 S: 39 P: 47 ERA: 3.00 WHIP: 0.889																			

Batter	1	2	3	4	5	6	7	8	9	AB	R	H	RBI	BB	SO	LOB	BOTTOM					
Darrell Brown, S (1, 8) OBP: 0.304, SLG: 0.304	K		F8			4-3		K		4	0	0	0	0	2	3	Kansas City Royals @ Minnesota Twins Hubert H. Humphrey Metrodome, Minneapolis, MN Sun Sep 11 1983, 4:33 AM EDT Att. 4,820 - Dome - 72 F livebaseballscorecards.com					
Tim Tauler, R (1, 4) OBP: 0.375, SLG: 0.542	K			F2		BB 1B		4-3		4	0	1	0	0	1	0						
Gary Ward, R (1, 7) OBP: 0.334, SLG: 0.468	6-3			K2-3		FC6-4 BB		K		3	0	0	0	1	2	0						
Kent Hrbek, L (1, 3) OBP: 0.365, SLG: 0.486		4-3		F4		K		4-3		4	0	0	0	0	1	2						
Mickey Hatcher, R (1, 9) OBP: 0.352, SLG: 0.441		E5 L3-1			4-3	F7		G6-3 1B		4	0	1	0	0	0	2						
Randy Bush, L (1, 10) OBP: 0.329, SLG: 0.432 Dave Engle, R (6, FH) OBP: 0.353, SLG: 0.438		L3-1				BB 1B		FC6-4		2	1	1	0	0	0	1						
Gary Gaetti, R (1, 5) OBP: 0.309, SLG: 0.419						BB 1B		K		2	0	1	0	1	1	0						
Tim Laudner, R (1, 2) OBP: 0.247, SLG: 0.333			F4		F5			K		3	0	0	0	0	1	3						
Greg Gagne, R (1, 6) OBP: 0.111, SLG: 0.160			K					F6		3	0	1	1	0	1	1						
Inning Stats	R: 0 E: 0 K: 2 S: 7	H: 0 LOB: 0 BB: 0 P: 7	R: 0 E: 1 K: 0 S: 3	H: 0 LOB: 0 BB: 0 P: 3	R: 0 E: 0 K: 1 S: 6	H: 1 LOB: 1 BB: 0 P: 6	R: 0 E: 0 K: 1 S: 5	H: 0 LOB: 0 BB: 0 P: 5	R: 1 E: 0 K: 0 S: 5	H: 2 LOB: 2 BB: 1 P: 9	R: 0 E: 0 K: 1 S: 6	H: 1 LOB: 2 BB: 1 P: 10	R: 0 E: 0 K: 2 S: 7	H: 0 LOB: 0 BB: 0 P: 7	R: 0 E: 0 K: 2 S: 7	H: 0 LOB: 0 BB: 0 P: 7		R: 0 E: 0 K: 0 S: 3	H: 1 LOB: 0 BB: 0 P: 3	1B: 5 2B: 1 3B: 0 HR: 0	SF: 0 SAC: 0 DP: 2 HBP: 0	WP: 0 PB: 0 SB: 0 CS: 0
PITCHER Frank Willis, R (1, 1) ERA: 4.3 Danny Jackson, L (6, 1) ERA: 4.3 Dan Quisenberry, R (9, 1) ERA: 1.94	IP: 5.0 WLS: W BF: 11 H: 1 R: 0 ER: 0 SO: 5 BB: 1 IBB: 0 HBP: 0 BLK: 0 WP: 0 HR: 0 S: 26 P: 30 ERA: 0.00 WHIP: 0.667																					

Batter	1	2	3	4	5	6	7	8	9	AB	R	H	RBI	BB	SO	LOB	TOP				
Willie Wilson, S (1, 8) OBP: 0.315, SLG: 0.355	G3	FC5-4 1B			G4-6-3 1B		F7			4	1	1	0	0	0	2	Kansas City Royals @ California Angels Anaheim Stadium, Anaheim, CA Tue Sep 13 1983, 10:05 PM EDT Att: 23,959 - Unknown				
Pat Sheridan, L (1, 9) OBP: 0.316, SLG: 0.402	1-3				G4-6-3 1B		4-3			4	0	1	2	0	0	1					
George Brett, L (1, 5) OBP: 0.383, SLG: 0.554 Greg Pryor, R (8, 5) OBP: 0.267, SLG: 0.280	1B	F7			4-3			1-6-3		3	1	0	0	1	0	0					
Hal McRae, R (1, 10) OBP: 0.375, SLG: 0.464	1B			K		1B		G4-6-3 HBP		2	1	1	0	1	1	0					
Willie Aikens, L (1, 3) OBP: 0.371, SLG: 0.507	1B			G5-4-3 1B		F8		G4-6-3		4	0	2	1	0	0	2					
Frank White, R (1, 4) OBP: 0.277, SLG: 0.399	1B			G5-4-3		1B			F7	4	0	2	1	0	0	1					
Butch Davis, R (1, 7) OBP: 0.309, SLG: 0.373	1-3			G3		F7			FC6-4 1B	4	0	1	0	0	0	4					
Don Slaught, R (1, 2) OBP: 0.324, SLG: 0.370		FC5-4 1B		4-3		F7			FC6-4	4	1	1	0	0	0	3					
U L Washington, S (1, 6) OBP: 0.300, SLG: 0.330		FC5-4 1B		6-3				F8	6-3	3	0	0	0	1	0	1					
Inning Stats	R: 2 E: 0 K: 0 S: 6	H: 3 LOB: 2 BB: 1 P: 10	R: 2 E: 0 K: 0 S: 4	H: 2 LOB: 0 BB: 1 P: 8	R: 0 E: 0 K: 1 S: 5	H: 1 LOB: 0 BB: 0 P: 5	R: 0 E: 0 K: 0 S: 3	H: 0 LOB: 0 BB: 0 P: 3	R: 0 E: 0 K: 0 S: 4	H: 1 LOB: 2 BB: 1 P: 8	R: 0 E: 0 K: 0 S: 3	H: 0 LOB: 0 BB: 0 P: 3	R: 0 E: 0 K: 0 S: 2	H: 0 LOB: 0 BB: 0 P: 3	R: 0 E: 0 K: 0 S: 4	H: 1 LOB: 0 BB: 0 P: 4		1B: 9 2B: 0 3B: 0 HR: 0	SF: 0 SAC: 0 DP: 3 HBP: 1	WP: 0 PB: 0 SB: 1 CS: 0	PA: 36
PITCHER	IP	WLS	BF	H	R	ER	SO	BB	IBB	HBP	BLK	WP	HR	S	P	ERA	WHIP				
Luis Sanchez, R (1, 1) ERA: 3.67	2.0	L	12	5	4	4	0	2	0	0	0	0	0	10	18	18.00	3.500				
Byron McLaughlin, R (3, 1) ERA: 5.67	2.0		6	1	0	0	1	0	0	0	0	0	0	8	8	0.00	0.500				
John Curtis, L (5, 1) ERA: 9.92	5.0		18	3	0	0	0	1	0	1	0	0	0	16	21	0.00	0.800				

Batter	1	2	3	4	5	6	7	8	9	AB	R	H	RBI	BB	SO	LOB	BOTTOM					
Gary Pettis, S (1, 8) OBP: 0.208, SLG: 0.095	6-3		F9		1-3			F8		4	0	0	0	0	0	2	Kansas City Royals @ California Angels Anaheim Stadium, Anaheim, CA Tue Sep 13 1983, 10:05 PM EDT Att: 23,959 - Unknown					
Dick Schofield, R (1, 6) OBP: 0.125, SLG: 0.313 Juan Beniquez, R (9, PH) OBP: 0.336, SLG: 0.363	K			6-3		F4			F9 1B HR	3	0	0	0	0	1	0						
Brian Downing, R (1, 10) OBP: 0.363, SLG: 0.429	K			F8		F4			1-2 HR 1B	4	1	1	0	0	1	0						
Doug DeCinces, R (1, 5) OBP: 0.333, SLG: 0.523		FC4-6 BB		FC5-4 BB		L4			F9	2	0	0	0	2	0	2						
Ron Jackson, R (1, 3) OBP: 0.310, SLG: 0.379		FC4-6		FC5-4		F8			1-2 HR	4	1	1	3	0	0	2						
Ellis Valentine, R (1, 9) OBP: 0.283, SLG: 0.419 Rod Carew, L (9, PH) OBP: 0.414, SLG: 0.424		F6			F7		K		1-3 HR	3	0	0	0	0	1	1						
Mike Brown, R (1, 7) OBP: 0.270, SLG: 0.377 Daryl Sconiers, L (9, PH) OBP: 0.301, SLG: 0.440		4-3			E5 1B		L6		K	3	0	0	0	0	1	0						
Bob Boone, R (1, 2) OBP: 0.291, SLG: 0.358			F3		F9			F3		3	0	0	0	0	0	1						
Steve Lubratich, R (1, 4) OBP: 0.256, SLG: 0.310			F9					F6		3	0	1	0	0	0	0						
Inning Stats	R: 0 E: 0 K: 2 S: 7	H: 0 LOB: 0 BB: 0 P: 7	R: 0 E: 0 K: 0 S: 3	H: 0 LOB: 1 BB: 1 P: 7	R: 0 E: 0 K: 0 S: 3	H: 0 LOB: 0 BB: 0 P: 3	R: 0 E: 0 K: 0 S: 3	H: 0 LOB: 1 BB: 1 P: 7	R: 0 E: 0 K: 0 S: 5	H: 1 LOB: 2 BB: 0 P: 5	R: 0 E: 0 K: 0 S: 3	H: 0 LOB: 0 BB: 0 P: 3	R: 0 E: 0 K: 1 S: 5	H: 0 LOB: 0 BB: 0 P: 5	R: 0 E: 0 K: 0 S: 3	H: 0 LOB: 0 BB: 0 P: 3		R: 3 E: 0 K: 1 S: 8	H: 3 LOB: 0 BB: 0 P: 8	1B: 3 2B: 0 3B: 0 HR: 1	SF: 0 SAC: 0 DP: 0 HBP: 0	WP: 0 PB: 0 SB: 0 CS: 0
PITCHER	IP	WLS	BF	H	R	ER	SO	BB	IBB	HBP	BLK	WP	HR	S	P	ERA	WHIP					
Bud Black, L (1, 1) ERA: 3.64	8.1	W	32	4	3	3	3	2	0	0	0	0	0	36	44	3.24	0.720					
Dan Quisenberry, R (9, 1) ERA: 1.93	0.2	S	2	0	0	0	1	0	0	0	0	0	0	4	4	0.00	0.000					

Batter	1	2	3	4	5	6	7	8	9	10	11	12	13	14	AB	R	H	RBI	BB	SO	LOB	TOP
Willie Wilson, S OBP: 0.313, SLG: 0.353 (1, 8)	1-4-3		G1-6-3			K			F9	FC5-4			G6-4-3 1B		6	0	1	0	0	1	4	
U L Washington, S OBP: 0.297, SLG: 0.326 (1, 6)	5-3		L1			F7			F9				G6-4-3		6	0	0	0	0	0	1	
Frank White, R OBP: 0.278, SLG: 0.398 (1, 4)	1B				5-3				F9	1B					6	0	2	0	0	0	0	
Hal McRae, R OBP: 0.376, SLG: 0.468 (1, 10)	F9				E6				K	FC6-4 1B					6	1	3	0	0	1	1	
Ron Johnson, R OBP: 0.571, SLG: 0.500 Willie Aikens, L OBP: 0.375, SLG: 0.507 Joe Simpson, L OBP: 0.292, SLG: 0.220 (1, 3)	1B				F4					FC6-4 1B					5	0	2	0	0	0	4	
Darryl Motley, R OBP: 0.285, SLG: 0.375 Pat Sheridan, L OBP: 0.316, SLG: 0.402 Don Slaught, R OBP: 0.327, SLG: 0.373 (1, 9)	K				K				5-3						5	0	0	0	0	2	2	
Butch Davis, R OBP: 0.311, SLG: 0.368 (1, 7)	K				G4-6-3 1B				K	1B			6-3		6	0	2	0	0	2	2	
John Wathan, R OBP: 0.292, SLG: 0.310 (1, 2)	5-3				G4-6-3				6-3	1B			F7		5	0	1	0	0	0	2	
Onix Concepcion, R OBP: 0.293, SLG: 0.326 (1, 5)	1B				G1-6-3 1B				5-3	FC5-4 1B			6-3		5	0	3	0	0	0	0	
Inning Stats	R: 0 E: 0 K: 0 S: 4	H: 1 LOB: 1 BB: 0 P: 4	R: 0 E: 0 K: 2 S: 8	H: 1 LOB: 1 BB: 0 P: 8	R: 0 E: 1 K: 0 S: 3	H: 0 LOB: 0 BB: 0 P: 3	R: 0 E: 0 K: 1 S: 5	H: 1 LOB: 0 BB: 0 P: 5	R: 0 E: 0 K: 1 S: 6	H: 0 LOB: 0 BB: 0 P: 5	R: 0 E: 0 K: 0 S: 5	H: 2 LOB: 2 BB: 0 P: 5	R: 0 E: 0 K: 0 S: 3	H: 1 LOB: 0 BB: 0 P: 3	R: 0 E: 0 K: 0 S: 3	H: 1 LOB: 0 BB: 0 P: 3	R: 1 E: 0 K: 0 S: 4	H: 2 LOB: 1 BB: 1 P: 8	1B: 14 2B: 0 3B: 1 HR: 0	SF: 0 SAC: 0 DP: 3 HBP: 0	WP: 0 PB: 0 SB: 1 CS: 2	PA: 52
PITCHER	IP	WLS	BF	H	R	ER	SO	BB	IBB	HBP	BLK	WP	HR	S	P	ERA	WHIP					
Tommy John, L ERA: 4.32 (1, 1)	13.0		47	13	0	0	6	0	0	0	0	0	0	2	59	0.00	1.000					
Rick Steiner, R ERA: 4.56 (14, 1)	0.1	L	3	1	1	1	0	0	1	0	0	0	0	2	6	27.00	3.000					
Bob Lacey, L ERA: 6.0 (14, 1)	0.2		2	1	0	0	0	0	0	0	0	0	0	2	2	0.00	1.500					

Kansas City Royals @ California Angels
 Anaheim Stadium, Anaheim, CA
 Wed Sep 14 1983, 10:05 PM EDT
 Att: 23,284 - Unknown

AB 51
 R 1
 H 15
 RBI 1
 BB 1
 SO 6
 LOB 16



Batter	1	2	3	4	5	6	7	8	9	10	11	12	13	14	AB	R	H	RBI	BB	SO	LOB	BOTTOM						
Brian Downing, R OBP: 0.365, SLG: 0.427 (1, 10)	G6-4-3 BB		FC4-6 1B			K		G2-3-4-2 IBB			5-3		F8		4	0	1	0	2	1	1							
Dick Schofield, R OBP: 0.158, SLG: 0.278 Rod Carew, L OBP: 0.413, SLG: 0.423 Ricky Adams, R OBP: 0.283, SLG: 0.283 Rob Wilton, L OBP: 0.303, SLG: 0.338 (1, 6)	G6-4-3 BB		F4			K		G2-3-4-2 1-2 2-3 3-H			4-3		F7		2	0	0	0	1	1	1							
Juan Beniquez, R OBP: 0.336, SLG: 0.366 (1, 9)	G6-4-3		FC4-6 CS			K		F7			FC6-4 1B				6	0	2	0	0	1	6							
Doug DeCinces, R OBP: 0.328, SLG: 0.514 (1, 5)	K		CS		F8			K		6-3		FC6-4			6	0	0	0	0	2	3							
Ron Jackson, R OBP: 0.307, SLG: 0.374 Daniel Scornier, L OBP: 0.298, SLG: 0.437 (1, 3)	F7				F7			F8		2-3			F7		4	0	0	0	0	0	0							
Ellis Valentine, R OBP: 0.278, SLG: 0.410 (1, 9)	5-3				4-3			F2		F9			F4		5	0	0	0	0	0	0							
Mike Brown, R OBP: 0.266, SLG: 0.365 (1, 7)	BB				1B			F4		F9			5-3		5	0	1	0	0	0	0							
Bob Boone, R OBP: 0.294, SLG: 0.359 Gary Pettis, S OBP: 0.208, SLG: 0.095 Mike O'Brien, R OBP: 0.162, SLG: 0.173 Jerry Narron, L OBP: 0.143, SLG: 0.143 (1, 2)	BB				1B			G5-4-3 1B		E5 SH			F8		2	0	1	0	1	0	0							
Steve Lubratich, R OBP: 0.296, SLG: 0.315 (12, 6)	F8				G5-4-3			SH		IBB			2B		4	0	1	0	0	0	3							
Inning Stats	R: 0 E: 0 K: 1 S: 4	H: 0 LOB: 1 BB: 2 P: 12	R: 0 E: 0 K: 0 S: 4	H: 1 LOB: 2 BB: 1 P: 8	R: 0 E: 0 K: 0 S: 3	H: 0 LOB: 0 BB: 0 P: 3	R: 0 E: 0 K: 3 S: 10	H: 1 LOB: 1 BB: 0 P: 10	R: 0 E: 0 K: 0 S: 3	H: 0 LOB: 0 BB: 0 P: 3	R: 0 E: 2 K: 0 S: 4	H: 0 LOB: 3 BB: 1 P: 8	R: 0 E: 0 K: 1 S: 5	H: 1 LOB: 1 BB: 0 P: 4	R: 0 E: 0 K: 0 S: 3	H: 1 LOB: 0 BB: 0 P: 3	R: 0 E: 0 K: 1 S: 5	H: 0 LOB: 0 BB: 0 P: 5	R: 0 E: 0 K: 0 S: 4	H: 0 LOB: 0 BB: 0 P: 4	R: 0 E: 0 K: 0 S: 4	H: 1 LOB: 1 BB: 0 P: 4	R: 0 E: 0 K: 1 S: 5	H: 0 LOB: 0 BB: 0 P: 5	1B: 4 2B: 2 3B: 0 HR: 0	SF: 0 SAC: 1 DP: 3 HBP: 0	WP: 0 PB: 0 SB: 0 CS: 1	PA: 51
PITCHER	IP	WLS	BF	H	R	ER	SO	BB	IBB	HBP	BLK	WP	HR	S	P	ERA	WHIP											
Paul Splittorf, L ERA: 3.6 (1, 1)	8.0		30	4	0	0	4	0	0	0	0	0	0	12	50	0.00	0.875											
Dan Quisenberry, R ERA: 1.88 (9, 1)	3.0		10	1	0	0	1	0	0	0	0	0	0	12	12	0.00	0.333											
Mike Armstrong, R ERA: 3.95 (12, 1)	3.0	W	10	1	0	0	1	0	0	0	0	0	0	12	12	0.00	0.333											

Kansas City Royals @ California Angels
 Anaheim Stadium, Anaheim, CA
 Wed Sep 14 1983, 10:05 PM EDT
 Att: 23,284 - Unknown

AB 45
 R 0
 H 6
 RBI 0
 BB 4
 SO 6
 LOB 18



Batter	1	2	3	4	5	6	7	8	9	AB	R	H	RBI	BB	SO	LOB	TOP			
Rickey Henderson, R OBP: 0.417, SLG: 0.427 (1, 7)										4	2	1	0	1	0	4	Oakland Athletics @ Kansas City Royals Royals Stadium, Kansas City, MO Fri Sep 16 1983, 8:05 PM EDT Att: 20,951 - Unknown livebaseballscores.com			
Mike Heath, R OBP: 0.326, SLG: 0.387 (1, 2) (7, 9)										5	0	2	2	0	0	2				
Dwayne Murphy, L OBP: 0.314, SLG: 0.382 (1, 10)										4	0	0	0	1	2	2				
Davey Lopes, R OBP: 0.344, SLG: 0.432 (1, 8) (4, 4)										4	1	0	0	1	1	3				
Mike Davis, L OBP: 0.326, SLG: 0.411 (1, 9) (4, 8)										5	0	2	1	0	1	1				
Dan Meyer, L OBP: 0.226, SLG: 0.212 (1, 3)										2	1	2	1	1	0	0				
Bill Almon, R OBP: 0.313, SLG: 0.383 (7, 7)										1	0	0	0	0	0	0				
Mitchell Page, L OBP: 0.368, SLG: 0.297 (9, PH)										1	0	0	0	0	0	1				
Donnie Hill, S OBP: 0.280, SLG: 0.348 (1, 6)										1	0	0	0	0	0	2				
Garry Hancock, L OBP: 0.294, SLG: 0.433 (4, PH) (4, 9)										2	1	2	0	0	0	0				
Bob Kearney, R OBP: 0.316, SLG: 0.387 (7, PH) (7, 2)										1	0	0	0	0	0	0				
Wayne Gross, L OBP: 0.303, SLG: 0.382 (1, 5)										4	0	0	0	0	1	5				
Tony Phillips, S OBP: 0.316, SLG: 0.308 (1, 4) (4, 6)										3	0	0	0	1	1	2				
Inning Stats	R: 2 E: 0 K: 0 S: 6	H: 3 LOB: 2 BB: 1 P: 10	R: 0 E: 0 K: 1 S: 5	H: 0 LOB: 0 BB: 0 P: 5	R: 0 E: 0 K: 1 S: 5	H: 1 LOB: 3 BB: 2 P: 14	R: 0 E: 0 K: 1 S: 6	H: 1 LOB: 1 BB: 0 P: 6	R: 3 E: 1 K: 1 S: 9	H: 3 LOB: 2 BB: 1 P: 13	R: 0 E: 1 K: 1 S: 6	H: 0 LOB: 1 BB: 0 P: 6	R: 0 E: 0 K: 0 S: 2	H: 0 LOB: 0 BB: 1 P: 6	R: 0 E: 0 K: 0 S: 4	H: 1 LOB: 1 BB: 0 P: 4	1B: 8 2B: 1 3B: 0 HR: 0	SF: 0 SAC: 0 DP: 1 HBP: 0	WP: 0 PB: 0 SB: 1 CS: 0	PA: 42
PITCHER	IP WLS BF H R ER SO BB IBB HBP BLK WP HR S P ERA WHIP	IP WLS BF H R ER SO BB IBB HBP BLK WP HR S P ERA WHIP																		
Gaylord Perry, R ERA: 4.62 (1, 1)	6.0	31	8	5	2	5	4	0	0	0	0	0	0	0	37	53	3.00	2.000		
Larry Gura, L ERA: 4.99 (7, 1)	2.0	W	7	0	0	0	1	1	0	0	0	0	0	0	8	12	0.00	0.500		
Dan Quisenberry, R ERA: 1.87 (9, 1)	1.0	S	4	1	0	0	0	0	0	0	0	0	0	4	4	0.00	1.000			

Batter	1	2	3	4	5	6	7	8	9	AB	R	H	RBI	BB	SO	LOB	BOTTOM			
Willie Wilson, S OBP: 0.314, SLG: 0.353 (1, 8)										3	2	1	0	1	0	1	Oakland Athletics @ Kansas City Royals Royals Stadium, Kansas City, MO Fri Sep 16 1983, 8:05 PM EDT Att: 20,951 - Unknown livebaseballscores.com			
U L Washington, S OBP: 0.295, SLG: 0.325 (1, 6)										2	0	0	1	2	0	2				
Pat Sheridan, L OBP: 0.312, SLG: 0.397 (1, 9)										4	0	0	0	0	2	3				
Hal McRae, R OBP: 0.381, SLG: 0.476 (1, 10)										4	2	4	0	0	0	0				
Willie Aikens, L OBP: 0.374, SLG: 0.513 (1, 3)										3	1	1	2	1	0	2				
Joe Simpson, L OBP: 0.250, SLG: 0.220 (8, PR) (9, 3)										0	0	0	0	0	0	0				
Frank White, R OBP: 0.276, SLG: 0.396 (1, 4)										3	0	0	0	1	0	1				
Butch Davis, R OBP: 0.292, SLG: 0.350 (1, 7)										3	0	0	1	0	1	1				
Don Slaught, R OBP: 0.325, SLG: 0.371 (1, 2)										4	1	1	0	0	0	2				
Onix Concepcion, R OBP: 0.287, SLG: 0.326 (1, 5)										3	0	1	0	1	0	2				
Inning Stats	R: 1 E: 1 K: 1 S: 7	H: 1 LOB: 1 BB: 0 P: 7	R: 0 E: 0 K: 0 S: 3	H: 0 LOB: 0 BB: 0 P: 3	R: 1 E: 0 K: 0 S: 2	H: 0 LOB: 0 BB: 2 P: 10	R: 0 E: 0 K: 0 S: 4	H: 1 LOB: 1 BB: 0 P: 4	R: 1 E: 0 K: 0 S: 5	H: 3 LOB: 1 BB: 0 P: 5	R: 2 E: 0 K: 1 S: 7	H: 2 LOB: 0 BB: 0 P: 7	R: 0 E: 0 K: 1 S: 4	H: 0 LOB: 2 BB: 2 P: 12	R: 1 E: 0 K: 0 S: 4	H: 1 LOB: 2 BB: 2 P: 12	1B: 6 2B: 0 3B: 1 HR: 1	SF: 1 SAC: 0 DP: 2 HBP: 0	WP: 0 PB: 0 SB: 3 CS: 1	PA: 36
PITCHER	IP WLS BF H R ER SO BB IBB HBP BLK WP HR S P ERA WHIP	IP WLS BF H R ER SO BB IBB HBP BLK WP HR S P ERA WHIP																		
Chris Codiroli, R ERA: 4.35 (1, 1)	5.0	23	7	5	3	1	2	2	0	0	0	0	0	23	31	5.40	1.800			
Keith Atherton, R ERA: 2.3 (6, 1)	3.0	L	13	1	1	1	2	2	2	0	0	0	0	13	29	3.00	1.000			

Batter	1	2	3	4	5	6	7	8	9	AB	R	H	RBI	BB	SO	LOB	TOP
Rickey Henderson, R OBP: 0.418, SLG: 0.425	4-0 F7 5-3 1B BB		0-0 1-3		4-0 E S BB		0-0 FC5-4			2	1	0	0	2	0	1	
Mike Heath, R OBP: 0.323, SLG: 0.382	0-0 5-3		0-0 F8		0-0 F9			0-3 K		4	0	0	0	0	1	2	
Dwayne Murphy, L OBP: 0.314, SLG: 0.380	0-0 F7			0-3 K		4-0 BB		0-3 K		3	0	0	0	1	2	1	
Davey Lopes, R OBP: 0.343, SLG: 0.431	0-0 1B			0-0 F4		0-0 F6		0-0 4-3		4	0	1	1	0	0	1	
Mike Davis, L OBP: 0.326, SLG: 0.409	0-3 K			0-0 BB 1B		0-3 K			0-0 4-3	4	0	1	0	0	2	2	
Dan Meyer, L OBP: 0.227, SLG: 0.207		0-0 F8		4-0 1-2 BB		0-0 F7			0-0 F8	3	0	0	0	1	0	1	
Garry Hancock, L OBP: 0.294, SLG: 0.430		0-0 F7		0-0 F2			0-0 F8		0-0 1B	4	0	1	0	0	0	2	
Bill Almon, R OBP: 0.310, SLG: 0.380		0-0 F7			0-3 K		0-0 F7		0-0 1-3	4	0	0	0	0	1	1	
Tony Phillips, S OBP: 0.316, SLG: 0.309			0-0 F8		0-0 F8					3	0	1	0	0	0	0	
Inning Stats	R: 1 E: 0 K: 1 S: 6	H: 1 LOB: 1 BB: 1 P: 10	R: 0 E: 0 K: 0 S: 3	H: 0 LOB: 0 BB: 0 P: 3	R: 0 E: 0 K: 0 S: 3	H: 1 LOB: 2 BB: 1 P: 10	R: 0 E: 0 K: 1 S: 5	H: 0 LOB: 1 BB: 1 P: 9	R: 0 E: 0 K: 0 S: 4	H: 1 LOB: 1 BB: 0 P: 4	R: 0 E: 0 K: 2 S: 7	H: 0 LOB: 0 BB: 0 P: 7	R: 0 E: 0 K: 0 S: 4	H: 1 LOB: 1 BB: 0 P: 4	1B: 4 2B: 0 3B: 0 HR: 0	SF: 0 SAC: 0 DP: 0 HBP: 0	WP: 0 PA: 35 PB: 0 SB: 1 CS: 0
PITCHER	IP WLS BF H R ER SO BB IBB HBP BLK WP HR S P ERA WHIP																
Eric Rasmussen, R ERA: 5.63	(1, 1) 7.0 W 28 3 1 1 4 4 0 0 0 0 0 0 32 48 1.29 1.000																
Dan Quisenberry, R ERA: 1.64	(8, 1) 2.0 S 7 1 0 0 2 0 0 0 0 0 0 0 11 11 0.00 0.500																

Oakland Athletics @ Kansas City Royals
 Royals Stadium, Kansas City, MO
 Sat Sep 17 1983, 8:05 PM EDT
 Att: 22,494 - Unknown - 91 F

AB	31
R	1
H	4
RBI	1
BB	4
SO	6
LOB	11



Batter	1	2	3	4	5	6	7	8	9	AB	R	H	RBI	BB	SO	LOB	BOTTOM
Willie Wilson, S OBP: 0.315, SLG: 0.353	0-3 K2-3		0-0 F6		0-0 5-3					5	1	2	0	0	1	0	
Pat Sheridan, L OBP: 0.312, SLG: 0.397										0	0	0	0	0	0	0	
U L Washington, S OBP: 0.307, SLG: 0.326	0-0 WP S 2B 1B		4-0 HR BB		0-0 5-3					4	3	2	0	1	0	2	
Frank White, R OBP: 0.281, SLG: 0.409	0-0 1H 2B		0-0 1H HR			0-0 F8		0-0 3B 2B		4	2	3	4	0	0	0	
Greg Pryor, R OBP: 0.267, SLG: 0.280										0	0	0	0	0	0	0	
Hal McRae, R OBP: 0.381, SLG: 0.477	0-3 K		0-0 F3			0-0 1B 2B		4-0 3B IBB		3	2	1	0	1	1	1	
Ron Johnson, R OBP: 0.500, SLG: 0.444	0-0 F8		0-0 5-3			0-0 G6-3 1B		0-0 F7		3	0	1	1	0	0	1	
Joe Simpson, L OBP: 0.248, SLG: 0.218										1	0	0	0	0	0	3	
Butch Davis, R OBP: 0.304, SLG: 0.391		0-0 CS 1B		0-0 6-3		0-0 G6-3		0-0 1H 2H 3H SF8 3B		4	1	2	3	0	0	1	
John Wathan, R OBP: 0.292, SLG: 0.308		0-0 F7		0-0 F8			0-0 F2		4-0 1B BB	3	1	0	0	1	0	1	
Darryl Motley, R OBP: 0.256, SLG: 0.343		0-0 E6			0-0 6-3		0-0 F7		0-0 SF8	3	0	0	1	0	0	0	
Onix Concepcion, R OBP: 0.286, SLG: 0.324		0-0 1-3				0-0 F7		0-0 1B 1B		4	0	1	1	0	0	1	
Inning Stats	R: 1 E: 0 K: 2 S: 9	H: 2 LOB: 1 BB: 0 P: 9	R: 0 E: 1 K: 0 S: 4	H: 1 LOB: 1 BB: 0 P: 4	R: 2 E: 0 K: 0 S: 4	H: 1 LOB: 0 BB: 1 P: 8	R: 0 E: 0 K: 0 S: 3	H: 0 LOB: 0 BB: 0 P: 3	R: 0 E: 0 K: 0 S: 4	H: 2 LOB: 0 BB: 0 P: 4	R: 0 E: 0 K: 0 S: 3	H: 0 LOB: 0 BB: 0 P: 3	R: 6 E: 0 K: 0 S: 9	H: 6 LOB: 2 BB: 2 P: 17	1B: 7 2B: 3 3B: 1 HR: 1	SF: 1 SAC: 0 DP: 1 HBP: 0	WP: 1 PA: 38 PB: 0 SB: 1 CS: 1
PITCHER	IP WLS BF H R ER SO BB IBB HBP BLK WP HR S P ERA WHIP																
Gorman Heimuller, L ERA: 4.24	(1, 1) 7.0 L 29 8 6 6 2 1 0 0 0 0 0 0 32 36 7.71 1.286																
Mark Smith, R ERA: 7.24	(8, 1) 0.1 4 2 2 2 0 0 1 0 0 0 0 0 3 7 54.00 6.000																
Bert Bradley, R ERA: 7.36	(8, 1) 0.2 5 2 2 2 0 1 0 0 0 0 0 0 4 8 27.00 4.500																

Oakland Athletics @ Kansas City Royals
 Royals Stadium, Kansas City, MO
 Sat Sep 17 1983, 8:05 PM EDT
 Att: 22,494 - Unknown - 91 F

AB	34
R	10
H	12
RBI	10
BB	3
SO	2
LOB	10



Batter	1	2	3	4	5	6	7	8	9	AB	R	H	RBI	BB	SO	LOB	TOP											
Mike Davis, L OBP: 0.326, SLG: 0.410 (1, 8)	0-0 4-3	0-0 1-H 2B		0-0 F8		0-0 FC6-4			4-0 S E BB	4	1	1	1	1	0	1												
Mitchell Page, L OBP: 0.363, SLG: 0.294 Rusty McNealy, L (7, 8)	0-0 S 1B SF8	0-0 F4		0-3 K			0-0 F9		0-0 E6 CS	4	1	1	0	0	1	1												
Garry Hancock, L OBP: 0.292, SLG: 0.425 (7, 7)	0-0 1B 1-2 1B		0-0 F7	0-0 F4			0-0 F8		0-0 F7 1-2	5	0	1	0	0	0	1												
Jeff Burroughs, R OBP: 0.333, SLG: 0.375 (1, 10)	0-0 SF8 2H		0-0 1B 2B 1B		0-0 G4-6-3 1B		0-0 F7		0-0 4-3	4	1	2	1	0	0	0												
Dan Meyer, L OBP: 0.234, SLG: 0.216 (1, 3)	0-0 1-2 1B		0-0 2B 1B		0-0 G4-6-3 1-2			0-0 6-3		4	1	2	0	0	0	1												
Bill Almon, R OBP: 0.309, SLG: 0.377 (1, 5)	0-3 K		0-3 K		0-0 5-3			4-0 S BB		3	1	0	0	1	2	4												
Bob Kearney, R OBP: 0.324, SLG: 0.394 (1, 2)		4-0 2B BB	0-0 1B 1-H 2H 2B		0-0 F7			0-0 1B		3	1	2	3	1	0	0												
Tony Phillips, S OBP: 0.315, SLG: 0.306 (1, 6)		0-0 F2	4-0 BB		0-0 F5			0-0 F7		3	0	0	0	1	0	2												
Luis Quinones, S OBP: 0.200, SLG: 0.261 (1, 4)		0-0 F5	0-0 F4			4-0 FC6-4 BB		0-0 F7		3	0	0	0	1	0	4												
Inning Stats	R: 1 E: 0 K: 1 S: 8	H: 3 LOB: 2 BB: 0 P: 8	R: 1 E: 0 K: 0 S: 4	H: 1 LOB: 1 BB: 1 P: 8	R: 2 E: 0 K: 1 S: 8	H: 3 LOB: 2 BB: 1 P: 12	R: 0 E: 0 K: 1 S: 5	H: 0 LOB: 0 BB: 0 P: 5	R: 0 E: 0 K: 0 S: 3	H: 1 LOB: 0 BB: 0 P: 3	R: 0 E: 0 K: 0 S: 3	H: 0 LOB: 0 BB: 0 P: 3	R: 1 E: 0 K: 0 S: 4	H: 1 LOB: 1 BB: 1 P: 8	R: 1 E: 1 K: 0 S: 3	H: 0 LOB: 0 BB: 1 P: 7	1B: 7 2B: 2 3B: 0 HR: 0	SF: 1 SAC: 0 DP: 1 HBP: 0	WP: 0 PB: 0 SB: 3 CS: 1	PA: 40								
PITCHER	IP WLS BF L	H R ER 4	SO 3	BB 3	IBB 0	HBP 0	BLK 0	WP 0	HR 0	S 34	P 46	ERA 5.14	WHIP 1.571	PITCHER	IP WLS BF	H R ER 0	SO 15	BB 7	IBB 0	HBP 0	BLK 0	WP 0	HR 0	S 7	P 15	ERA 4.50	WHIP 1.500	
Frank Wills, R ERA: 4.57 Mark Huisman, R ERA: 7.23	(1, 1)	(8, 1)																										

Oakland Athletics @ Kansas City Royals
Royals Stadium, Kansas City, MO
Sun Sep 18 1983, 4:33 AM EDT
Att: 19,862 - Sunny - 93 F

AB	34
R	6
H	9
RBI	5
BB	5
SO	3
LOB	14



Batter	1	2	3	4	5	6	7	8	9	AB	R	H	RBI	BB	SO	LOB	BOTTOM											
Willie Wilson, S OBP: 0.315, SLG: 0.356 (1, 8)	0-0 F9		0-3 K2-3			0-0 5-3 3B		0-0 5-3		4	1	1	0	0	1	0												
Pat Sheridan, L OBP: 0.308, SLG: 0.391 (1, 9)	0-0 F6			0-0 6-3		0-3 K			0-0 6-3	4	0	0	0	0	1	1												
Frank White, R OBP: 0.281, SLG: 0.408 (1, 4)	0-3 K			0-0 F4		0-0 5-3			0-0 G6-4-3 1B	4	0	1	1	0	1	0												
Hal McRae, R OBP: 0.379, SLG: 0.473 (1, 10)		0-0 F8		0-0 F8		0-0 F8			0-0 G6-4-3 1-2	4	0	0	0	0	0	1												
Willie Aikens, L OBP: 0.374, SLG: 0.512 (1, 3)		0-0 F7			0-0 2B SF8 1B			0-0 F8		3	1	1	0	0	0	0												
Butch Davis, R OBP: 0.306, SLG: 0.403 (1, 7)		0-0 2B			0-0 F6			0-0 F9		3	0	1	0	0	0	1												
Don Slaught, R OBP: 0.325, SLG: 0.374 (1, 2)		0-0 5-3			0-0 1-3 2B			0-0 6-3		3	0	1	0	0	0	1												
Onix Concepcion, R OBP: 0.282, SLG: 0.320 (1, 5)			0-0 F7			0-0 SF8			0-0 F6	2	0	0	1	0	0	0												
Buddy Biancalana, S (1, 6)			0-3 K		0-3 K			0-3 K		3	0	0	0	0	3	1												
Inning Stats	R: 0 E: 0 K: 1 S: 5	H: 0 LOB: 0 BB: 0 P: 5	R: 0 E: 0 K: 0 S: 4	H: 1 LOB: 1 BB: 0 P: 4	R: 0 E: 0 K: 2 S: 7	H: 0 LOB: 0 BB: 0 P: 7	R: 0 E: 0 K: 0 S: 3	H: 0 LOB: 0 BB: 0 P: 3	R: 1 E: 0 K: 1 S: 7	H: 2 LOB: 1 BB: 0 P: 7	R: 1 E: 0 K: 1 S: 6	H: 1 LOB: 0 BB: 0 P: 6	R: 0 E: 0 K: 0 S: 3	H: 0 LOB: 0 BB: 0 P: 3	R: 0 E: 0 K: 1 S: 5	H: 0 LOB: 0 BB: 0 P: 5	R: 0 E: 0 K: 0 S: 3	H: 1 LOB: 0 BB: 0 P: 3	1B: 2 2B: 2 3B: 1 HR: 0	SF: 1 SAC: 0 DP: 1 HBP: 0	WP: 0 PB: 0 SB: 0 CS: 0	PA: 31						
PITCHER	IP WLS BF W	H R ER 2	SO 6	BB 0	IBB 0	HBP 0	BLK 0	WP 0	HR 0	S 43	P 43	ERA 2.00	WHIP 0.556	PITCHER	IP WLS BF	H R ER 0	SO 43	BB 0	IBB 0	HBP 0	BLK 0	WP 0	HR 0	S 43	P 43	ERA 2.00	WHIP 0.556	
Mike Warren, R ERA: 5.59	(1, 1)																											

Oakland Athletics @ Kansas City Royals
Royals Stadium, Kansas City, MO
Sun Sep 18 1983, 4:33 AM EDT
Att: 19,862 - Sunny - 93 F

AB	30
R	2
H	5
RBI	2
BB	0
SO	6
LOB	5



Batter	1	2	3	4	5	6	7	8	9	AB	R	H	RBI	BB	SO	LOB	TOP								
Rod Carew, L OBP: 0.411, SLG: 0.420 (1, 3)										3	0	0	0	0	1	1	California Angels @ Kansas City Royals Royals Stadium, Kansas City, MO Mon Sep 19 1983, 4:33 AM EDT Unknown								
Steve Lubratich, R OBP: 0.243, SLG: 0.299 (1, 4)										4	0	0	0	0	1	1									
Juan Beniquez, R OBP: 0.345, SLG: 0.381 (1, 8)										4	1	3	1	0	0	0									
Doug DeCinces, R OBP: 0.326, SLG: 0.499 (1, 5)										4	0	2	0	0	0	1									
Brian Downing, R OBP: 0.360, SLG: 0.418 (1, 10)										4	0	2	1	0	1	2									
Bob Boone, R OBP: 0.299, SLG: 0.361 (1, 2)										4	0	2	0	0	0	3									
Ellis Valentine, R OBP: 0.277, SLG: 0.420 (1, 9)										4	1	1	1	0	0	2									
Mike Brown, R OBP: 0.264, SLG: 0.358 (1, 7)										4	0	0	0	0	2	1									
Ricky Adams, R OBP: 0.304, SLG: 0.337 (1, 6)										3	2	3	1	0	0	0									
Daryl Sconiers, L OBP: 0.312, SLG: 0.448 (9, PH)										1	0	0	0	0	0	0									
Inning Stats	R: 0 E: 0 K: 1 S: 5	H: 0 LOB: 0 BB: 0 P: 5	R: 0 E: 0 K: 0 S: 3	H: 1 LOB: 0 BB: 0 P: 3	R: 1 E: 0 K: 1 S: 6	H: 2 LOB: 0 BB: 0 P: 6	R: 0 E: 0 K: 0 S: 4	H: 2 LOB: 1 BB: 0 P: 4	R: 0 E: 0 K: 0 S: 3	H: 1 LOB: 0 BB: 0 P: 3	R: 1 E: 0 K: 1 S: 7	H: 2 LOB: 1 BB: 0 P: 7	R: 0 E: 0 K: 1 S: 6	H: 1 LOB: 1 BB: 0 P: 6	R: 2 E: 0 K: 0 S: 7	H: 4 LOB: 2 BB: 0 P: 7	R: 0 E: 0 K: 1 S: 5	H: 0 LOB: 0 BB: 0 P: 5	1B: 10 2B: 1 3B: 0 HR: 2	SF: 0 SAC: 1 DP: 4 HBP: 0	WP: 0 PB: 0 SB: 0 CS: 0	PA: 36			
PITCHER	IP	WLS	BF	H	R	ER	SO	BB	IBB	HBP	BLK	WP	HR	S	P	ERA	WHIP								
Bud Black, L ERA: 3.69 (1, 1)	7.2		32	13	4	4	4	0	0	0	0	0	2	40	40	4.70	1.696								
Mike Armstrong, R ERA: 3.9 (8, 1)	1.1	W	4	0	0	0	1	0	0	0	0	0	0	6	6	0.00	0.000								

Batter	1	2	3	4	5	6	7	8	9	AB	R	H	RBI	BB	SO	LOB	BOTTOM								
Willie Wilson, S OBP: 0.319, SLG: 0.359 (1, 8)										4	1	3	0	1	0	1	California Angels @ Kansas City Royals Royals Stadium, Kansas City, MO Mon Sep 19 1983, 4:33 AM EDT Unknown								
U L Washington, S OBP: 0.302, SLG: 0.324 (1, 6)										3	1	0	0	2	0	4									
Pat Sheridan, L OBP: 0.306, SLG: 0.388 (6, PH)										3	1	0	0	0	0	3									
John Wathan, R OBP: 0.293, SLG: 0.310 (9, 9)										1	1	1	1	0	0	0									
Hal McRae, R OBP: 0.378, SLG: 0.471 (1, 10)										3	1	0	0	1	1	3									
Willie Aikens, L OBP: 0.378, SLG: 0.523 (8, PH)										3	1	3	2	0	0	0									
Leon Roberts, R OBP: 0.319, SLG: 0.408 (9, 3)										0	0	0	0	0	0	0									
Frank White, R OBP: 0.279, SLG: 0.405 (1, 4)										3	0	0	1	0	0	2									
Butch Davis, R OBP: 0.316, SLG: 0.408 (1, 7)										4	1	2	0	0	0	2									
Don Slaught, R OBP: 0.328, SLG: 0.385 (1, 2)										4	1	2	2	0	0	1									
Onix Concepcion, R OBP: 0.286, SLG: 0.330 (1, 5)										4	0	2	1	0	0	1									
Inning Stats	R: 0 E: 0 K: 0 S: 3	H: 1 LOB: 1 BB: 1 P: 7	R: 0 E: 0 K: 0 S: 4	H: 2 LOB: 1 BB: 0 P: 4	R: 0 E: 0 K: 0 S: 4	H: 1 LOB: 1 BB: 0 P: 4	R: 1 E: 0 K: 0 S: 4	H: 1 LOB: 0 BB: 0 P: 4	R: 0 E: 0 K: 0 S: 3	H: 2 LOB: 2 BB: 0 P: 3	R: 6 E: 1 K: 0 S: 7	H: 4 LOB: 2 BB: 3 P: 20	R: 0 E: 0 K: 0 S: 3	H: 0 LOB: 0 BB: 0 P: 3	R: 0 E: 0 K: 0 S: 3	H: 4 LOB: 2 BB: 3 P: 20		1B: 10 2B: 1 3B: 1 HR: 1	SF: 1 SAC: 0 DP: 4 HBP: 1	WP: 1 PB: 0 SB: 3 CS: 1	PA: 38				
PITCHER	IP	WLS	BF	H	R	ER	SO	BB	IBB	HBP	BLK	WP	HR	S	P	ERA	WHIP								
Steve Brown, R ERA: 5.14 (1, 1)	7.0		29	9	4	3	1	3	0	0	0	0	1	28	40	3.86	1.714								
Andy Hassler, L ERA: 5.45 (8, 1)	0.0	L	2	1	0	0	0	0	1	0	0	1	0	1	5	∞	∞								
Rick Steier, R ERA: 4.81 (8, 1)	1.0		7	3	4	4	0	0	0	1	0	0	0	6	7	36.00	3.000								

Batter	1	2	3	4	5	6	7	8	9	AB	R	H	RBI	BB	SO	LOB	TOP			
Gary Pettis, S OBP: 0.308, SLG: 0.314 (1, 8)										4	2	3	1	1	0	1	California Angels @ Kansas City Royals Royals Stadium, Kansas City, MO Mon Sep 19 1983, 8:05 PM EDT Att: 24,576 - Unknown			
Daryl Scanlens, L OBP: 0.310, SLG: 0.444 (1, 3)										5	1	1	1	0	1	4				
Juan Beniquez, R OBP: 0.346, SLG: 0.385 (1, 9)										5	1	2	2	0	0	1				
Ron Jackson, R OBP: 0.302, SLG: 0.365 (1, 5)										4	0	0	0	1	1	3				
Brian Downing, R OBP: 0.363, SLG: 0.423 (1, 10)										5	1	3	0	0	0	1				
Bobby Clark, R OBP: 0.286, SLG: 0.358 (1, 7)										5	0	2	2	0	2	3				
Steve Lubrath, R OBP: 0.236, SLG: 0.291 (1, 4)										4	0	0	0	0	1	4				
Ricky Adams, R OBP: 0.311, SLG: 0.337 (1, 6)										3	1	1	0	1	0	0				
Mike O'Berry, R OBP: 0.203, SLG: 0.246 (1, 2)										3	0	0	0	0	0	1				
Inning Stats	R: 3 E: 0 K: 0 S: 6	H: 3 LOB: 1 BB: 1 P: 10	R: 0 E: 0 K: 0 S: 4	H: 1 LOB: 1 BB: 0 P: 4	R: 1 E: 0 K: 0 S: 5	H: 3 LOB: 1 BB: 0 P: 5	R: 0 E: 0 K: 0 S: 4	H: 1 LOB: 1 BB: 0 P: 4	R: 0 E: 0 K: 1 S: 6	H: 0 LOB: 2 BB: 0 P: 10	R: 0 E: 0 K: 2 S: 7	H: 0 LOB: 0 BB: 0 P: 7	R: 0 E: 0 K: 1 S: 5	H: 0 LOB: 1 BB: 1 P: 9	R: 0 E: 0 K: 1 S: 6	H: 1 LOB: 1 BB: 0 P: 6		1B: 9 2B: 3 3B: 0 HR: 0	SF: 0 SAC: 1 DP: 1 HBP: 0	WP: 0 PB: 0 SB: 1 CS: 0
PITCHER	IP WLS BF H R ER SO BB IBB HBP BLK WP HR S P ERA WHIP	IP WLS BF H R ER SO BB IBB HBP BLK WP HR S P ERA WHIP																		
Danny Jackson, L ERA: 5.0 (1, 1)	6.0	31	11	6	5	1	2	0	0	0	0	0	0	0	31	39	7.50	2.167		
Mark Huisman, R ERA: 6.41 (7, 1)	3.0	W	11	1	0	0	4	1	0	0	0	0	0	0	18	22	0.00	0.667		

Batter	1	2	3	4	5	6	7	8	9	AB	R	H	RBI	BB	SO	LOB	BOTTOM					
Darryl Motley, R OBP: 0.250, SLG: 0.375 (1, 8)										5	1	1	2	0	2	2	California Angels @ Kansas City Royals Royals Stadium, Kansas City, MO Mon Sep 19 1983, 8:05 PM EDT Att: 24,576 - Unknown					
Butch Davis, R OBP: 0.321, SLG: 0.413 (1, 7)										4	0	2	1	0	0	1						
John Wathan, R OBP: 0.293, SLG: 0.309 (1, 2)										4	0	1	0	0	0	3						
Willie Wilson, S OBP: 0.320, SLG: 0.362 (9, PH)										4	0	0	0	0	0	3						
Leon Roberts, R OBP: 0.313, SLG: 0.400 Pat Sheridan, L OBP: 0.308, SLG: 0.390 (9, PH)										1	0	1	1	0	0	0						
Ron Johnson, R OBP: 0.357, SLG: 0.308 (1, 3)										4	0	0	0	0	0	2						
Don Slaughter, R OBP: 0.331, SLG: 0.390 (1, 10)										4	1	2	0	0	0	0						
Onix Concepcion, R OBP: 0.286, SLG: 0.328 (9, 5)										4	1	1	0	0	0	2						
Greg Pryor, R OBP: 0.269, SLG: 0.292 Frank White, R OBP: 0.260, SLG: 0.406 (9, PH)										3	1	1	0	0	0	2						
Buddy Biancalana, S OBP: 0.091, SLG: 0.091 U L Washington, S OBP: 0.302, SLG: 0.304 (9, 6)										3	1	1	0	0	0	3						
Inning Stats	R: 0 E: 0 K: 0 S: 3	H: 0 LOB: 0 BB: 0 P: 3	R: 0 E: 0 K: 0 S: 3	H: 0 LOB: 0 BB: 0 P: 3	R: 3 E: 0 K: 0 S: 7	H: 4 LOB: 1 BB: 0 P: 7	R: 0 E: 1 K: 0 S: 4	H: 0 LOB: 1 BB: 0 P: 4	R: 1 E: 1 K: 0 S: 6	H: 2 LOB: 2 BB: 0 P: 6	R: 0 E: 0 K: 0 S: 4	H: 1 LOB: 1 BB: 0 P: 4	R: 0 E: 0 K: 1 S: 6	H: 1 LOB: 0 BB: 0 P: 6	R: 1 E: 0 K: 0 S: 4	H: 2 LOB: 1 BB: 0 P: 4	R: 2 E: 0 K: 1 S: 6	H: 2 LOB: 1 BB: 1 P: 10	1B: 8 2B: 3 3B: 1 HR: 0	SF: 1 SAC: 0 DP: 0 HBP: 0	WP: 1 PB: 0 SB: 1 CS: 1	PA: 41
PITCHER	IP WLS BF H R ER SO BB IBB HBP BLK WP HR S P ERA WHIP	IP WLS BF H R ER SO BB IBB HBP BLK WP HR S P ERA WHIP																				
John Curtis, L ERA: 3.99 (1, 1)	7.2	35	10	5	4	1	0	0	0	0	0	0	0	0	37	37	4.70	1.304				
Byron McLaughlin, R ERA: 5.62 (8, 1)	1.0	L	4	1	2	2	1	1	0	0	0	0	0	5	9	18.00	2.000					
Bob Lacey, L ERA: 7.2 (9, 1)	0.0		1	1	0	0	0	0	0	0	0	0	0	1	1	*	*					

Batter	1	2	3	4	5	6	7	8	9	AB	R	H	RBI	BB	SO	LOB	TOP							
Gary Pettis, S OBP: 0.318, SLG: 0.289	4-0 1B SF BB	FC5-4 1B		4-0 G4-6-3 BB		4-3			E3 SF8	3	3	0	0	2	0	2								
Ellis Valentine, R OBP: 0.283, SLG: 0.422	0-0 2B SF 1B	4-0 1B BB		0-0 G4-6-3 BB			0-0 G6-4-3 1B		SF8	3	1	2	1	1	0	2								
Juan Beniquez, R OBP: 0.344, SLG: 0.383	0-0 SF 2B	0-0 1B			0-0 F8		0-0 G6-4-3 1B		F9	4	1	1	2	0	0	1								
Doug DeCinces, R OBP: 0.328, SLG: 0.503	0-0 2B	0-0 K			0-0 L1					1	0	1	2	0	0	0								
Ricky Adams, R OBP: 0.312, SLG: 0.337	0-0 2B				0-0 L1					3	0	1	0	0	1	2								
Brian Downing, R OBP: 0.360, SLG: 0.419	0-0 G3			0-0 6-3			0-0 F7			4	0	0	0	0	0	2								
Ron Jackson, R OBP: 0.298, SLG: 0.360	0-0 4-3			0-0 5-3			0-0 E5 1B		E5 G1-6-3	4	1	0	0	0	0	1								
Bob Boone, R OBP: 0.298, SLG: 0.360	0-0 F8			0-0 1-3			0-0 SH3-4 1B		G1-6-3	4	0	1	1	0	0	2								
Steve Lubratic, R OBP: 0.231, SLG: 0.285		0-0 4-3		0-0 F3			0-0 SH3-4		4-3	3	0	0	0	0	0	0								
Dick Schofield, R OBP: 0.188, SLG: 0.207		4-0 FC5-4 BB		0-0 BB 1B			0-0 F9		5-3	3	0	1	0	1	0	1								
Inning Stats	R: 3 E: 1 K: 0 S: 6	H: 2 LOB: 1 BB: 1 P: 10	R: 1 E: 0 K: 1 S: 6	H: 1 LOB: 2 BB: 2 P: 14	R: 0 E: 0 K: 0 S: 3	H: 0 LOB: 0 BB: 0 P: 3	R: 0 E: 0 K: 0 S: 3	H: 1 LOB: 1 BB: 1 P: 7	R: 0 E: 0 K: 0 S: 3	H: 0 LOB: 0 BB: 0 P: 3	R: 1 E: 1 K: 0 S: 5	H: 1 LOB: 1 BB: 0 P: 5	R: 0 E: 0 K: 0 S: 4	H: 2 LOB: 1 BB: 0 P: 4	R: 0 E: 0 K: 0 S: 3	H: 0 LOB: 0 BB: 0 P: 3	R: 1 E: 2 K: 0 S: 4	H: 0 LOB: 0 BB: 0 P: 4	1B: 6 2B: 1 3B: 0 HR: 0	SF: 2 SAC: 1 DP: 3 HBP: 0	WP: 0 PB: 0 SB: 2 CS: 0	PA: 39		
PITCHER	IP	WLS	BF	H	R	ER	SO	BB	IBB	HBP	BLK	WP	HR	S	P	ERA	WHIP							
Paul Spittorff, L ERA: 3.75	1.2	L	12	3	4	3	0	3	0	0	0	0	0	9	21	16.20	3.600							
Keith Creel, R ERA: 8.27	5.1		20	4	1	0	1	1	0	0	0	0	0	21	25	0.00	0.938							
Don Hood, L ERA: 2.38	2.0		7	0	1	0	0	0	0	0	0	0	0	7	7	0.00	0.000							

California Angels @ Kansas City Royals
Royals Stadium, Kansas City, MO
Tue Sep 20 1983, 8:05 PM EDT
Att: 15,003 - Unknown

AB 32
R 6
H 7
RBI 6
BB 4
SO 1
LOB 13



Batter	1	2	3	4	5	6	7	8	9	AB	R	H	RBI	BB	SO	LOB	BOTTOM							
Willie Wilson, S OBP: 0.321, SLG: 0.362	0-0 5-3		0-0 5-3		0-0 L4			0-0 5-3 1B	4-0 SF8 BB	4	1	1	0	1	0	0								
U L Washington, S OBP: 0.303, SLG: 0.324	0-0 F8		0-0 3-1 WP 1B		0-0 F8			0-0 5-3	SF8	4	0	1	0	0	0	1								
Willie Aikens, L OBP: 0.377, SLG: 0.523								0-0 5-3	SF8	0	0	0	1	0	0	0								
Frank White, R OBP: 0.280, SLG: 0.404	0-0 5-3		0-0 3-1 1-3		0-0 5-3		0-0 5-3	0-0 1B	F2	5	0	1	0	0	0	3								
Hal McRae, R OBP: 0.377, SLG: 0.469		0-0 L1	0-0 5-3		0-0 F9		0-0 F9	0-0 FC6-4 1B		4	0	1	1	0	0	1								
Ron Johnson, R OBP: 0.389, SLG: 0.353		0-0 FC1-6 1B		0-0 FC5-4 1B		0-0 6-3		0-0 FC6-4		4	0	2	0	0	0	2								
Butch Davis, R OBP: 0.318, SLG: 0.430		0-0 FC1-6 1B		0-0 K			0-0 F7		1B	4	2	1	0	0	1	2								
Don Slaught, R OBP: 0.333, SLG: 0.392		0-0 1B		0-0 FC5-4			0-0 F8		1B SF8	4	1	2	1	0	0	1								
Darryl Motley, R OBP: 0.250, SLG: 0.364		0-0 1B		0-0 5-3			0-0 F8		F9	4	0	1	1	0	0	2								
Onix Concepcion, R OBP: 0.285, SLG: 0.326		0-0 1-3			0-0 F8			0-0 4-3	SF8 BB	4	0	1	0	0	0	2								
Inning Stats	R: 0 E: 0 K: 0 S: 3	H: 0 LOB: 0 BB: 0 P: 3	R: 1 E: 1 K: 0 S: 6	H: 3 LOB: 2 BB: 0 P: 6	R: 0 E: 0 K: 1 S: 4	H: 1 LOB: 1 BB: 0 P: 4	R: 0 E: 0 K: 1 S: 6	H: 1 LOB: 1 BB: 0 P: 6	R: 0 E: 0 K: 0 S: 3	H: 0 LOB: 0 BB: 0 P: 3	R: 0 E: 0 K: 0 S: 3	H: 0 LOB: 0 BB: 0 P: 3	R: 0 E: 0 K: 0 S: 3	H: 0 LOB: 2 BB: 0 P: 3	R: 1 E: 0 K: 0 S: 6	H: 3 LOB: 2 BB: 0 P: 6	R: 2 E: 0 K: 0 S: 6	H: 3 LOB: 2 BB: 1 P: 10	1B: 10 2B: 0 3B: 1 HR: 0	SF: 1 SAC: 0 DP: 0 HBP: 0	WP: 1 PB: 0 SB: 0 CS: 0	PA: 39		
PITCHER	IP	WLS	BF	H	R	ER	SO	BB	IBB	HBP	BLK	WP	HR	S	P	ERA	WHIP							
Tommy John, L ERA: 4.32	8.1	W	37	11	4	4	0	1	0	0	0	0	0	38	42	4.32	1.440							
Mike Witt, R ERA: 5.3	0.2	S	2	0	0	0	0	0	0	0	0	0	0	2	2	0.00	0.000							

California Angels @ Kansas City Royals
Royals Stadium, Kansas City, MO
Tue Sep 20 1983, 8:05 PM EDT
Att: 15,003 - Unknown

AB 37
R 4
H 11
RBI 4
BB 1
SO 1
LOB 14



Batter	1	2	3	4	5	6	7	8	9	AB	R	H	RBI	BB	SO	LOB	TOP					
Gary Pettis, S OBP: 0.327, SLG: 0.349 (1, 8)	F8		1B		1B	FC6-4		F8		5	2	2	0	0	0	2	California Angels @ Kansas City Royals Royals Stadium, Kansas City, MO Wed Sep 21 1983, 8:05 PM EDT Att: 14,874 - Unknown livebaseballscorecards.com					
Rob Wilfong, L OBP: 0.306, SLG: 0.349 (1, 4)	F9		FC6-4 1B		K	F9		4-3		5	0	1	1	0	1	2						
Rod Carew, L OBP: 0.413, SLG: 0.420 (1, 10)	1B		FC6-4 1B		K2-3		CS 1B	4-3		4	0	2	0	1	1	1						
Juan Beniquez, R OBP: 0.348, SLG: 0.387 (1, 7)	1B		FC6-4		1B		BB	K		5	1	3	1	0	1	2						
Daryl Sconiers, L OBP: 0.309, SLG: 0.441 (1, 3)	5-3		F8		1B		F8			4	0	1	0	0	0	6						
Bob Boone, R OBP: 0.298, SLG: 0.359 (1, 2)					F7		K			4	0	1	1	0	2	2						
Ellis Valentine, R OBP: 0.283, SLG: 0.420 (1, 9)					FC6-4 1B		K			4	0	1	0	0	1	2						
Dick Schofield, R OBP: 0.194, SLG: 0.212 (1, 6)	1-3				L6		K			4	0	1	0	0	1	1						
Ricky Adams, R OBP: 0.310, SLG: 0.333 (1, 5)			F8		K		F8			4	0	1	0	0	1	2						
Inning Stats	R: 0 E: 0 K: 0 S: 5	H: 2 LOB: 2 BB: 0 P: 5	R: 0 E: 0 K: 1 S: 5	H: 0 LOB: 0 BB: 0 P: 5	R: 1 E: 0 K: 0 S: 6	H: 3 LOB: 2 BB: 0 P: 6	R: 0 E: 0 K: 1 S: 6	H: 1 LOB: 1 BB: 0 P: 6	R: 2 E: 0 K: 2 S: 11	H: 4 LOB: 2 BB: 0 P: 11	R: 0 E: 0 K: 0 S: 4	H: 1 LOB: 1 BB: 0 P: 4	R: 0 E: 0 K: 1 S: 5	H: 1 LOB: 1 BB: 1 P: 9	R: 0 E: 0 K: 2 S: 8	H: 1 LOB: 0 BB: 0 P: 8	R: 0 E: 0 K: 1 S: 5	H: 0 LOB: 0 BB: 0 P: 5	1B: 12 2B: 0 3B: 1 HR: 0	SF: 0 SAC: 0 DP: 0 HBP: 0	WP: 0 PB: 0 SB: 3 CS: 1	PA: 40
PITCHER	IP WLS BF H R ER SO BB IBB HBP BLK WP HR S P ERA WHIP	5.0 L 25 10 3 3 4 0 0 0 0 0 0 33 33 5.40 2.000	6.1 15 3 0 0 4 1 0 0 0 0 0 22 26 0.00 1.000											PITCHER	IP WLS BF H R ER SO BB IBB HBP BLK WP HR S P ERA WHIP							
Gaylord Perry, R ERA: 4.64 Mark Huisman, R ERA: 5.99																						

Batter	1	2	3	4	5	6	7	8	9	AB	R	H	RBI	BB	SO	LOB	BOTTOM					
Willie Wilson, S OBP: 0.319, SLG: 0.359 (1, 8)	K		1-4-3		K		6-3			4	0	0	0	0	2	1	California Angels @ Kansas City Royals Royals Stadium, Kansas City, MO Wed Sep 21 1983, 8:05 PM EDT Att: 14,874 - Unknown livebaseballscorecards.com					
U L Washington, S OBP: 0.307, SLG: 0.321 (1, 6)	4-3		F9		2-3		F2			4	0	0	0	0	0	1						
Frank White, R OBP: 0.279, SLG: 0.405 (1, 4)	2B		5-3		F7		K			4	0	1	0	0	1	0						
Hal McRae, R OBP: 0.376, SLG: 0.468 (1, 10)	6-3				K		G3 WP			4	0	1	0	0	2	1						
Ron Johnson, R OBP: 0.364, SLG: 0.300 (1, 3)			K		5-3		G3 1B			3	0	0	0	1	1	0						
Butch Davis, R OBP: 0.315, SLG: 0.422 (1, 7)			E6		FC5-4 1B		G3			4	0	1	0	0	0	2						
John Wathan, R OBP: 0.292, SLG: 0.309 (1, 2)			S		FC5-4		5-3			4	0	1	0	0	0	3						
Darryl Motley, R OBP: 0.235, SLG: 0.340 (1, 9)			F3		F4		F9			3	0	0	0	0	0	2						
Onix Concepcion, R OBP: 0.286, SLG: 0.327 (1, 5)			K		1B		6-3			3	0	1	0	0	1	2						
Inning Stats	R: 0 E: 0 K: 1 S: 6	H: 1 LOB: 1 BB: 0 P: 6	R: 0 E: 1 K: 2 S: 9	H: 1 LOB: 2 BB: 0 P: 9	R: 0 E: 0 K: 0 S: 3	H: 0 LOB: 0 BB: 0 P: 3	R: 0 E: 0 K: 1 S: 6	H: 1 LOB: 1 BB: 0 P: 6	R: 0 E: 0 K: 1 S: 6	H: 1 LOB: 1 BB: 0 P: 6	R: 0 E: 0 K: 0 S: 4	H: 1 LOB: 2 BB: 1 P: 8	R: 0 E: 0 K: 0 S: 3	H: 0 LOB: 0 BB: 0 P: 3	R: 0 E: 0 K: 2 S: 7	H: 0 LOB: 0 BB: 0 P: 7	R: 0 E: 0 K: 0 S: 3	H: 0 LOB: 0 BB: 0 P: 3	1B: 4 2B: 1 3B: 0 HR: 0	SF: 0 SAC: 0 DP: 0 HBP: 0	WP: 1 PB: 0 SB: 1 CS: 0	PA: 34
PITCHER	IP WLS BF H R ER SO BB IBB HBP BLK WP HR S P ERA WHIP	9.0 W 34 5 0 0 7 1 0 0 0 1 0 47 51 0.00 0.667											PITCHER	IP WLS BF H R ER SO BB IBB HBP BLK WP HR S P ERA WHIP								
Geoff Zahn, L ERA: 3.47																						

Batter	1	2	3	4	5	6	7	8	9	AB	R	H	RBI	BB	SO	LOB	TOP								
Tim Teufel, R OBP: 0.373, SLG: 0.627	5-3		4-3		E6		6-3		F8	5	0	0	0	0	0	3	Minnesota Twins @ Kansas City Royals Royals Stadium, Kansas City, MO Thu Sep 22 1983, 8:05 PM EDT Att: 15,684 - Unknown - 60 F livebaseballscorecards.com								
Mickey Hatcher, R OBP: 0.353, SLG: 0.458	1-5-3		6-3				1-3		F9	4	0	0	0	1	0	3									
Gary Ward, R OBP: 0.327, SLG: 0.448	4-3								F8	4	1	1	0	0	0	2									
Kent Hrbek, L OBP: 0.365, SLG: 0.479		5-3								3	1	1	1	1	0	0									
Dave Engle, R OBP: 0.361, SLG: 0.455		L4								4	0	2	1	0	0	3									
Randy Bush, L OBP: 0.332, SLG: 0.426										3	0	2	0	0	0	0									
John Castino, R OBP: 0.348, SLG: 0.407									L7	1	0	0	0	0	0	1									
Tom Brunansky, R OBP: 0.307, SLG: 0.438									F8	4	0	0	0	0	1	3									
Gary Gaetti, R OBP: 0.311, SLG: 0.420										4	0	1	0	0	1	2									
Lenny Faedo, R OBP: 0.295, SLG: 0.351										4	0	2	0	0	1	0									
Inning Stats	R: 0 E: 0 K: 0 S: 3	H: 0 LOB: 0 BB: 0 P: 3	R: 0 E: 0 K: 1 S: 6	H: 1 LOB: 1 BB: 0 P: 6	R: 0 E: 0 K: 0 S: 4	H: 1 LOB: 1 BB: 0 P: 4	R: 2 E: 0 K: 0 S: 6	H: 4 LOB: 1 BB: 0 P: 6	R: 0 E: 1 K: 0 S: 4	H: 0 LOB: 3 BB: 2 P: 12	R: 0 E: 0 K: 1 S: 5	H: 0 LOB: 0 BB: 0 P: 5	R: 0 E: 0 K: 1 S: 5	H: 0 LOB: 0 BB: 0 P: 5	R: 0 E: 0 K: 0 S: 4	H: 1 LOB: 1 BB: 0 P: 4	R: 0 E: 0 K: 0 S: 5	H: 2 LOB: 2 BB: 0 P: 5	1B: 8 2B: 0 3B: 1 HR: 0	SF: 0 SAC: 0 DP: 1 HBP: 0	WP: 0 PB: 0 CS: 0	PA: 38			
PITCHER	IP	WLS	BF	H	R	ER	SO	BB	IBB	HBP	BLK	WP	HR	S	P	ERA	WHIP								
Eric Rasmussen, R ERA: 5.46	(1, 1)	5.0	L	23	6	2	2	1	2	0	0	0	0	23	31	3.60	1.600								
Larry Gura, L ERA: 4.88	(6, 1)	4.0		15	3	0	0	2	0	0	0	0	0	19	19	0.00	0.750								

Batter	1	2	3	4	5	6	7	8	9	AB	R	H	RBI	BB	SO	LOB	BOTTOM								
Willie Wilson, S OBP: 0.318, SLG: 0.357	K		F6				6-3		F7	5	0	1	0	0	1	0	Minnesota Twins @ Kansas City Royals Royals Stadium, Kansas City, MO Thu Sep 22 1983, 8:05 PM EDT Att: 15,684 - Unknown - 60 F livebaseballscorecards.com								
U L Washington, S OBP: 0.300, SLG: 0.320	4-3		F9						K	5	0	1	0	0	1	1									
Frank White, R OBP: 0.281, SLG: 0.405										3	0	1	0	1	1	1									
Hal McRae, R OBP: 0.376, SLG: 0.465	4-3									3	0	0	0	1	0	3									
Ron Johnson, R OBP: 0.385, SLG: 0.304										3	0	1	0	1	0	0									
Butch Davis, R OBP: 0.333, SLG: 0.437										4	0	3	0	0	0	1									
Don Slaught, R OBP: 0.336, SLG: 0.391										3	0	1	0	1	1	4									
Darryl Motley, R OBP: 0.241, SLG: 0.400										3	1	1	1	0	0	3									
Willie Aikens, L OBP: 0.376, SLG: 0.522										1	0	0	0	0	1	2									
Joe Simpson, L OBP: 0.248, SLG: 0.218										0	0	0	0	0	0	0									
Greg Pryor, R OBP: 0.262, SLG: 0.283										3	0	0	0	0	0	0									
Pat Sheridan, L OBP: 0.307, SLG: 0.388										1	0	0	0	0	0	0									
Inning Stats	R: 0 E: 0 K: 1 S: 6	H: 1 LOB: 1 BB: 0 P: 6	R: 0 E: 0 K: 1 S: 6	H: 1 LOB: 1 BB: 0 P: 6	R: 0 E: 0 K: 0 S: 3	H: 0 LOB: 0 BB: 0 P: 3	R: 0 E: 0 K: 0 S: 4	H: 2 LOB: 2 BB: 1 P: 8	R: 1 E: 0 K: 0 S: 5	H: 2 LOB: 2 BB: 1 P: 9	R: 0 E: 0 K: 0 S: 3	H: 1 LOB: 1 BB: 1 P: 7	R: 0 E: 0 K: 1 S: 6	H: 1 LOB: 1 BB: 0 P: 6	R: 0 E: 0 K: 1 S: 6	H: 1 LOB: 2 BB: 1 P: 10	R: 0 E: 0 K: 1 S: 5	H: 0 LOB: 0 BB: 0 P: 5	1B: 8 2B: 0 3B: 0 HR: 1	SF: 0 SAC: 0 DP: 2 HBP: 0	WP: 0 PB: 0 CS: 0	PA: 38			
PITCHER	IP	WLS	BF	H	R	ER	SO	BB	IBB	HBP	BLK	WP	HR	S	P	ERA	WHIP								
Pete Filson, L ERA: 3.7	(1, 1)	7.2	W	33	9	1	1	3	3	0	0	0	0	36	48	1.17	1.565								
Ron Davis, R ERA: 3.44	(8, 1)	1.1	S	5	0	0	0	2	1	0	0	0	0	8	12	0.00	0.750								

Batter	1	2	3	4	5	6	7	8	9	AB	R	H	RBI	BB	SO	LOB	TOP										
Tim Teufel, R OBP: 0.349, SLG: 0.587	6-3		F4		6-3			F9		4	0	0	0	0	0	2	Minnesota Twins @ Kansas City Royals Royals Stadium, Kansas City, MO Fri Sep 23 1983, 8:05 PM EDT Att: 18,313 - Unknown										
Mickey Hatcher, R OBP: 0.352, SLG: 0.455	1B				6-3		F8	5-3		4	0	1	0	0	0	0											
Gary Ward, R OBP: 0.328, SLG: 0.450	F9			E6 L6-4			1B	1B		4	2	2	0	0	0	1											
Kent Hrbek, L OBP: 0.364, SLG: 0.476	K						F7	E5		3	0	0	0	1	1	2											
Dave Engle, R OBP: 0.360, SLG: 0.452		6-3			L6-4			6-3		4	0	1	1	0	0	3											
Randy Bush, L OBP: 0.328, SLG: 0.421	K						F7	G3		4	0	0	0	0	1	1											
Tom Brunansky, R OBP: 0.306, SLG: 0.436	K						F9	F9		4	0	1	0	0	1	0											
Gary Gaetti, R OBP: 0.309, SLG: 0.417					5-3		FC5-4 1B	F8		4	0	0	0	0	0	1											
Lenny Faedo, R OBP: 0.296, SLG: 0.351					6-3		WP 1B	1-3		3	0	1	0	0	0	0											
Inning Stats	R: 0 E: 0 K: 1 S: 6	H: 1 LOB: 1 BB: 0 P: 6	R: 0 E: 0 K: 2 S: 7	H: 0 LOB: 0 BB: 0 P: 7	R: 0 E: 0 K: 0 S: 3	H: 0 LOB: 0 BB: 0 P: 3	R: 0 E: 1 K: 0 S: 3	H: 0 LOB: 1 BB: 1 P: 7	R: 0 E: 0 K: 0 S: 5	H: 2 LOB: 2 BB: 0 P: 5	R: 1 E: 0 K: 0 S: 5	H: 1 LOB: 1 BB: 0 P: 5	R: 0 E: 0 K: 0 S: 3	H: 0 LOB: 0 BB: 0 P: 3	R: 0 E: 0 K: 0 S: 3	H: 0 LOB: 0 BB: 0 P: 3		1B: 5 2B: 2 3B: 0 HR: 0	SF: 0 SAC: 0 DP: 1 HBP: 0	WP: 1 PB: 0 SB: 1 CS: 0	PA: 35						
PITCHER	IP	WLS	BF	H	R	ER	SO	BB	IBB	HBP	BLK	WP	HR	S	P	ERA	WHIP										
Frank Wills, R ERA: 3.77	(1, 1)	7.0	W	27	5	1	1	3	1	0	0	0	0	32	36	1.29	0.857										
Dan Quisenberry, R ERA: 1.61	(8, 1)	2.0	S	8	1	1	0	0	0	0	0	0	0	8	8	0.00	0.500										

AB	34
R	2
H	6
RBI	1
BB	1
SO	3
LOB	10



Batter	1	2	3	4	5	6	7	8	9	AB	R	H	RBI	BB	SO	LOB	BOTTOM										
Willie Wilson, S OBP: 0.317, SLG: 0.357	5-3		L4					FC SH1-4		4	0	1	0	0	0	1	Minnesota Twins @ Kansas City Royals Royals Stadium, Kansas City, MO Fri Sep 23 1983, 8:05 PM EDT Att: 18,313 - Unknown										
Pat Sheridan, L OBP: 0.307, SLG: 0.386	BB				F6		K	SH1-4		2	0	0	0	1	1	1											
Frank White, R OBP: 0.283, SLG: 0.406	G5-4-3				1B		F7	IBB		3	1	1	0	1	0	2											
Hal McRae, R OBP: 0.376, SLG: 0.465					1B		5-3	F9		3	0	1	0	0	0	3											
Willie Aikens, L OBP: 0.378, SLG: 0.531					1B			F9		3	1	2	2	0	0	1											
Joe Simpson, L OBP: 0.249, SLG: 0.218								F4		0	0	0	0	0	0	0											
Leon Roberts, R OBP: 0.312, SLG: 0.398										1	0	0	0	0	0	3											
Greg Pryor, R OBP: 0.262, SLG: 0.283										0	0	0	0	0	0	0											
Butch Davis, R OBP: 0.333, SLG: 0.433										3	0	1	0	0	0	0											
John Wathan, R OBP: 0.293, SLG: 0.316										3	1	1	1	0	1	1											
U L Washington, S OBP: 0.300, SLG: 0.320										3	0	1	0	0	0	0											
Onix Concepcion, R OBP: 0.286, SLG: 0.327										3	0	1	0	0	0	0											
Inning Stats	R: 0 E: 0 K: 0 S: 2	H: 0 LOB: 0 BB: 1 P: 6	R: 0 E: 0 K: 0 S: 3	H: 1 LOB: 1 BB: 0 P: 4	R: 0 E: 0 K: 0 S: 3	H: 0 LOB: 0 BB: 0 P: 3	R: 1 E: 0 K: 0 S: 4	H: 3 LOB: 2 BB: 0 P: 4	R: 0 E: 0 K: 1 S: 5	H: 0 LOB: 0 BB: 0 P: 5	R: 0 E: 0 K: 1 S: 6	H: 1 LOB: 1 BB: 0 P: 6	R: 2 E: 0 K: 0 S: 5	H: 3 LOB: 0 BB: 0 P: 5	R: 0 E: 0 K: 0 S: 5	H: 1 LOB: 3 BB: 1 P: 9	1B: 6 2B: 2 3B: 0 HR: 2	SF: 0 SAC: 1 DP: 2 HBP: 1	WP: 0 PB: 0 SB: 1 CS: 1	PA: 33							
PITCHER	IP	WLS	BF	H	R	ER	SO	BB	IBB	HBP	BLK	WP	HR	S	P	ERA	WHIP										
Jay Pettibone, R ERA: 4.91	(1, 1)	7.1	L	29	9	3	3	2	1	0	1	0	0	31	36	3.68	1.364										
Mike Walters, R ERA: 4.27	(8, 1)	0.2		3	0	0	0	0	0	1	0	0	0	2	6	0.00	0.000										

AB	28
R	3
H	9
RBI	3
BB	2
SO	2
LOB	12



Batter	1	2	3	4	5	6	7	8	9	AB	R	H	RBI	BB	SO	LOB	TOP			
Mickey Hatcher, R OBP: 0.391, SLG: 0.462 (1, 9)	F8		HR		L9	L4				4	1	1	1	0	0	1	Minnesota Twins @ Kansas City Royals Royals Stadium, Kansas City, MO Sat Sep 24 1983, 8:05 PM EDT Att: 17,407 - Unknown - 72 F livebaseballscorecards.com			
John Castino, R OBP: 0.348, SLG: 0.407 (1, 4)	6-3		4-3							3	0	1	0	0	0	0				
Gary Ward, R OBP: 0.328, SLG: 0.450 Darrell Brown, S OBP: 0.297, SLG: 0.301 (5, 7)	1B		K		F7					3	0	1	0	0	1	1				
Dave Engle, R OBP: 0.357, SLG: 0.448 (1, 10)	F9		F9		F5					3	0	0	0	0	0	2				
Tom Brunansky, R OBP: 0.307, SLG: 0.435 (1, 8)		F9 1B 1B		6-3		K				3	0	1	0	0	1	0				
Gary Gaetti, R OBP: 0.309, SLG: 0.416 (1, 5)		1-2 1B		F4		F8				3	0	1	0	0	0	0				
Tim Laudner, R OBP: 0.250, SLG: 0.352 (1, 2)		F9		HR		2B BB				2	2	1	1	1	0	2				
Scott Uliger, R OBP: 0.250, SLG: 0.244 (1, 3)		K		1B		1B 2B				3	1	2	1	0	1	2				
Lenny Faedo, R OBP: 0.296, SLG: 0.350 (1, 6)	1-3		5-3			1B				3	0	1	1	0	0	3				
Inning Stats	R: 0 E: 0 K: 0 S: 4	H: 1 LOB: 1 BB: 0 P: 4	R: 0 E: 0 K: 1 S: 7	H: 2 LOB: 2 BB: 0 P: 7	R: 1 E: 0 K: 1 S: 6	H: 1 LOB: 0 BB: 0 P: 6	R: 1 E: 0 K: 0 S: 5	H: 2 LOB: 1 BB: 0 P: 5	R: 0 E: 0 K: 0 S: 4	H: 1 LOB: 1 BB: 0 P: 4	R: 2 E: 0 K: 1 S: 7	H: 2 LOB: 1 BB: 1 P: 11						1B: 6 2B: 1 3B: 0 HR: 2	SF: 0 SAC: 0 DP: 0 HBP: 0	WP: 0 PB: 0 CS: 0
PITCHER Bud Black, L ERA: 3.78 (1, 1)	IP: 6.0 WLS: W BF: 28	H: 9 R: 4 ER: 4 SO: 3	BB: 1 IBB: 0 HBP: 0 BLK: 0	WP: 0 HR: 2 S: 33 P: 37	ERA: 6.00 WHIP: 1.667	PITCHER											IP: WLS: BF: H: R: ER: SO: BB: IBB: HBP: BLK: WP: HR: S: P: ERA: WHIP			

Batter	1	2	3	4	5	6	7	8	9	AB	R	H	RBI	BB	SO	LOB	BOTTOM	
Willie Wilson, S OBP: 0.320, SLG: 0.361 (1, 8)	3B			6-3						2	2	1	0	2	0	0	Minnesota Twins @ Kansas City Royals Royals Stadium, Kansas City, MO Sat Sep 24 1983, 8:05 PM EDT Att: 17,407 - Unknown - 72 F livebaseballscorecards.com	
Butch Davis, R OBP: 0.340, SLG: 0.479 (1, 7)	2B		K		4-3					4	2	2	4	0	1	2		
George Brett, L OBP: 0.384, SLG: 0.561 (1, 3)	F4		HR		4-3					4	2	2	2	0	0	1		
Hal McRae, R OBP: 0.377, SLG: 0.470 (1, 10)	2B		K		6-3					4	1	2	2	0	1	0		
Frank White, R OBP: 0.283, SLG: 0.406 (1, 4)	F3		F9							3	1	1	0	0	0	1		
Don Slaught, R OBP: 0.339, SLG: 0.395 (1, 2)	4-3		1B							3	1	2	1	0	0	1		
Darryl Motley, R OBP: 0.246, SLG: 0.415 (1, 9)			F9							3	1	1	0	0	0	3		
Greg Pryor, R OBP: 0.264, SLG: 0.284 (1, 5)			5-3							3	2	1	1	0	0	2		
Onix Concepcion, R OBP: 0.287, SLG: 0.327 (1, 6)			L9							3	0	1	1	0	0	2		
Inning Stats	R: 2 E: 0 K: 0 S: 6	H: 3 LOB: 1 BB: 0 P: 6	R: 9 E: 1 K: 1 S: 14	H: 8 LOB: 2 BB: 2 P: 22	R: 1 E: 0 K: 1 S: 7	H: 2 LOB: 1 BB: 0 P: 7	R: 0 E: 0 K: 0 S: 3	H: 0 LOB: 0 BB: 0 P: 3	R: 0 E: 0 K: 0 S: 3	H: 0 LOB: 0 BB: 0 P: 3					1B: 6 2B: 2 3B: 4 HR: 1	SF: 0 SAC: 0 DP: 0 HBP: 0		WP: 1 PB: 0 CS: 0
PITCHER Frank Viola, L ERA: 5.36 Rick Lysander, R ERA: 3.43 (2, 1)	IP: 1.1 WLS: L BF: 11	H: 6 R: 6 ER: 6 SO: 6	BB: 1 IBB: 0 HBP: 0 BLK: 0	WP: 1 HR: 1 S: 23 P: 27	ERA: 40.50 WHIP: 5.250	PITCHER											IP: WLS: BF: H: R: ER: SO: BB: IBB: HBP: BLK: WP: HR: S: P: ERA: WHIP	

Batter	1	2	3	4	5	6	7	8	9	AB R H RBI BB SO LOB	TOP									
Mickey Hatcher, R OBP: 0.348, SLG: 0.458	6-3		G6-4-3		FC5-4 1B		F4		F4	5 0 1 0 0 0 1	Minnesota Twins @ Kansas City Royals Royals Stadium, Kansas City, MO Sun Sep 25 1983, 4:33 AM EDT Att: 22,695 - Unknown livebaseballscores.com									
John Castino, R OBP: 0.348, SLG: 0.405	4-3 1B			1B BB	FC5-4		5-3		F9	4 2 1 0 1 0 1										
Gary Ward, R OBP: 0.329, SLG: 0.450	4-3			F8	E9 1B					4 1 2 0 0 0 2										
Kent Hrbek, L OBP: 0.365, SLG: 0.477	PO 2H 1B			2B 1B	3-1				K	4 1 2 1 0 1 3										
Dave Engle, R OBP: 0.356, SLG: 0.452	PO 1-2	F3		F9		K			1B 3B	4 1 1 1 0 1 2										
Tom Brunansky, R OBP: 0.308, SLG: 0.444		3-1		1B 2B		IHR			6-3	4 2 2 3 0 0 1										
Gary Gaetti, R OBP: 0.310, SLG: 0.417		F9		1B		5-3			FC6-4 1B	4 0 2 2 0 0 0										
Tim Laudner, R OBP: 0.250, SLG: 0.345			G6-4-3 BB	K		K			FC6-4	3 0 0 0 1 2 2										
Lenny Faedo, R OBP: 0.289, SLG: 0.342			F7		5-3		F3		K	4 0 0 0 0 1 1										
Inning Stats	R: 1 E: 0 K: 0 S: 4	H: 2 LOB: 0 BB: 0 P: 4	R: 0 E: 0 K: 0 S: 3	H: 0 LOB: 0 BB: 0 P: 3	R: 0 E: 0 K: 0 S: 2	H: 0 LOB: 0 BB: 1 P: 6	R: 3 E: 0 K: 1 S: 8	H: 3 LOB: 1 BB: 1 P: 12	R: 0 E: 1 K: 0 S: 5	H: 2 LOB: 2 BB: 0 P: 5	R: 0 E: 0 K: 0 S: 3	H: 0 LOB: 0 BB: 0 P: 3	R: 2 E: 0 K: 1 S: 8	H: 3 LOB: 1 BB: 0 P: 8	R: 0 E: 0 K: 1 S: 5	H: 0 LOB: 0 BB: 0 P: 5	1B: 8 2B: 1 3B: 1 HR: 1	SF: 0 SAC: 0 DP: 1 HBP: 0	WP: 0 PB: 0 SB: 1 CS: 0	PA: 39
PITCHER	IP WLS BF H R ER SO BB IBB HBP BLK WP HR S P ERA WHIP											IP WLS BF H R ER SO BB IBB HBP BLK WP HR S P ERA WHIP								
Danny Jackson, L ERA: 5.79	(1, 1) 5.0 L 22 7 4 4 1 2 0 0 0 0 0 0 22 30 7.20 1.800																			
Keith Creel, R ERA: 6.37	(6, 1) 3.0 13 4 3 3 3 0 0 0 0 0 0 19 19 9.00 1.333																			
Mike Armstrong, R ERA: 3.86	(9, 1) 1.0 3 0 0 0 1 0 0 0 0 0 0 5 5 0.00 0.000																			


Batter	1	2	3	4	5	6	7	8	9	AB R H RBI BB SO LOB	BOTTOM									
Willie Wilson, S OBP: 0.320, SLG: 0.360	F7			WP S 1B		4-3			3-1	4 0 1 0 0 0 1	Minnesota Twins @ Kansas City Royals Royals Stadium, Kansas City, MO Sun Sep 25 1983, 4:33 AM EDT Att: 22,695 - Unknown livebaseballscores.com									
Pat Sheridan, L OBP: 0.306, SLG: 0.384	1-3			K2-3		1B			4-3	4 0 1 1 0 1 1										
George Brett, L OBP: 0.383, SLG: 0.558	4-3			F8		1B			4-3	4 0 1 0 0 0 1										
Hal McRae, R OBP: 0.376, SLG: 0.469		K		F4		F7			1B	4 0 1 0 0 1 3										
Willie Aikens, L OBP: 0.375, SLG: 0.526		4-3			F2		K		G3	4 0 0 0 0 1 1										
Frank White, R OBP: 0.283, SLG: 0.405		5-3			G5-4-3 1B		F9			3 0 1 0 0 0 0										
John Wathan, R OBP: 0.291, SLG: 0.314			6-3		G5-4-3		F9			3 0 0 0 0 0 1										
Greg Pryor, R OBP: 0.257, SLG: 0.276			F8			F9			F9	3 0 0 0 0 0 0										
U.L. Washington, S OBP: 0.300, SLG: 0.320			4-3			4-3 1B			F8	3 1 1 0 0 0 0										
Inning Stats	R: 0 E: 0 K: 0 S: 3	H: 0 LOB: 0 BB: 0 P: 3	R: 0 E: 0 K: 1 S: 5	H: 0 LOB: 0 BB: 0 P: 5	R: 0 E: 0 K: 1 S: 6	H: 1 LOB: 1 BB: 0 P: 6	R: 0 E: 0 K: 0 S: 3	H: 1 LOB: 0 BB: 0 P: 3	R: 1 E: 0 K: 0 S: 6	H: 3 LOB: 2 BB: 0 P: 6	R: 0 E: 0 K: 1 S: 5	H: 0 LOB: 0 BB: 0 P: 5	R: 0 E: 0 K: 0 S: 3	H: 0 LOB: 0 BB: 0 P: 3	R: 0 E: 0 K: 0 S: 4	H: 1 LOB: 1 BB: 0 P: 4	1B: 6 2B: 0 3B: 0 HR: 0	SF: 0 SAC: 0 DP: 1 HBP: 0	WP: 1 PB: 0 SB: 1 CS: 0	PA: 32
PITCHER	IP WLS BF H R ER SO BB IBB HBP BLK WP HR S P ERA WHIP											IP WLS BF H R ER SO BB IBB HBP BLK WP HR S P ERA WHIP								
Ken Schrom, R ERA: 3.89	(1, 1) 9.0 W 32 6 1 1 3 0 0 0 0 1 0 0 38 38 1.00 0.667																			

Batter	1	2	3	4	5	6	7	8	9	AB	R	H	RBI	BB	SO	LOB	TOP			
Willie Wilson, S OBP: 0.319, SLG: 0.357 (1, 8)	0-0 5-3		0-0 F9		0-0 5-3		4-0 E BB		0-3 K	4	1	0	0	1	1	2				
Butch Davis, R OBP: 0.343, SLG: 0.475 (1, 7)	0-0 F9		0-0 F8			0-0 F9	0-0 E6 1B		0-0 E5 1B	5	0	2	0	0	0	1				
George Brett, L OBP: 0.381, SLG: 0.553 (1, 3) (7, 5)	0-0 2-3			0-0 1-4-3		0-0 F7	4-0 BB		0-0 F3	4	0	0	0	1	0	1				
Hal McRae, R OBP: 0.375, SLG: 0.468 (1, 10)		0-0 5-3		0-0 FC6-4 2B		0-0 5-3	4-0 6-3		0-3 K	5	0	1	0	0	1	3				
Frank White, R OBP: 0.286, SLG: 0.411 (1, 4)		0-0 HR		4-0 FC6-4 BB			4-0 S SH5-3 HR BB		0-0 F5	2	2	1	1	2	0	0				
Don Slaught, R OBP: 0.339, SLG: 0.394 (1, 2)		0-3 K		0-0 FC6-4			0-0 SH5-3		0-0 1B	3	0	1	0	0	1	2				
Darryl Motley, R OBP: 0.246, SLG: 0.456 (1, 9)		0-0 F7		0-0 F9			0-0 HR		0-0 F9	4	1	1	2	0	0	3				
Greg Pryor, R OBP: 0.252, SLG: 0.271 John Wathan, R OBP: 0.289, SLG: 0.312 (7, PH) (7, 3)			0-0 F8		0-0 F8		0-3 K		0-3 K	2	0	0	0	0	0	0				
Onix Concepcion, R OBP: 0.295, SLG: 0.337 (1, 6)			0-0 S 1B		0-0 F8		0-0 1B E 2B		4-0 S E BB	3	2	2	0	1	0	0				
Inning Stats	R: 0 E: 0 K: 0 S: 3	H: 0 LOB: 0 BB: 0 P: 3	R: 1 E: 0 K: 1 S: 6	H: 1 LOB: 0 BB: 0 P: 6	R: 0 E: 0 K: 0 S: 4	H: 1 LOB: 1 BB: 0 P: 4	R: 0 E: 0 K: 0 S: 4	H: 0 LOB: 0 BB: 0 P: 3	R: 0 E: 0 K: 0 S: 3	H: 0 LOB: 0 BB: 0 P: 3	R: 4 E: 1 K: 1 S: 8	H: 3 LOB: 2 BB: 3 P: 20	R: 0 E: 0 K: 1 S: 6	H: 1 LOB: 1 BB: 0 P: 6	R: 1 E: 1 K: 2 S: 8	H: 1 LOB: 1 BB: 1 P: 12	1B: 4 2B: 2 3B: 0 HR: 2	SF: 0 SAC: 1 DP: 0 HBP: 0	WP: 0 PB: 0 SB: 3 CS: 0	PA: 40
PITCHER	IP WLS BF H R ER SO BB IBB HBP BLK WP HR S P ERA WHIP	PITCHER																		
Bryan Clark, L ERA: 3.82 (1, 1)	6.2 L 28 5 5 4 2 3 0 0 0 0 2 29 41 5.40 1.200																			
Mike Stanton, R ERA: 3.43 (7, 1)	0.0 1 1 0 0 0 0 0 0 0 0 0 0 1 1 ∞ ∞																			
Ed Vande Berg, L ERA: 3.48 Ed Nunez, R ERA: 4.32 (7, 1)	0.0 10 2 1 0 3 1 0 0 0 0 0 0 15 19 0.00 1.286																			

Kansas City Royals @ Seattle Mariners
The Kingdome, Seattle, WA
Mon Sep 26 1983, 10:05 PM EDT
Att: 3,864 - Dome

livebaseballscores.com

AB 34
R 6
H 8
RBI 3
BB 5
SO 5
LOB 13




Batter	1	2	3	4	5	6	7	8	9	AB	R	H	RBI	BB	SO	LOB	BOTTOM			
Spike Owen, S OBP: 0.262, SLG: 0.273 (1, 6)	0-0 4-3		0-0 4-3			0-0 SH1-3 3B			0-0 G3	4	1	1	1	0	0	0				
Phil Bradley, R OBP: 0.375, SLG: 0.339 (1, 8)	0-0 3-1			0-0 F9		0-0 SH1-3			0-0 4-3	3	0	0	1	0	0	0				
Ron Roenicke, S OBP: 0.319, SLG: 0.322 (1, 7)				0-0 4-3		0-0 F8			0-0 L4	4	0	1	0	0	0	0				
Al Cowens, R OBP: 0.254, SLG: 0.329 (1, 10)				0-0 F9		0-0 F9			0-0 3-1	3	0	0	0	0	0	1				
Dave Henderson, R OBP: 0.302, SLG: 0.423 (1, 9)		0-0 F7			0-0 F3		0-0 4-3		0-0 4-3	3	0	0	0	0	0	0				
Damell Coles, R OBP: 0.311, SLG: 0.386 (1, 5)		0-0 3-1			0-0 G4-6-3 1B		0-0 F8		0-0 F8	3	0	1	0	0	0	0				
Pat Putnam, L OBP: 0.320, SLG: 0.434 (1, 3)		0-0 3-1			0-0 G4-6-3				0-0 G3	3	0	0	0	0	0	1				
Orlando Mercado, R OBP: 0.258, SLG: 0.299 John Moses, S OBP: 0.289, SLG: 0.254 Jamie Nelson, R OBP: 0.300, SLG: 0.273 (8, PH) (9, 2)			0-3 K			0-3 K			0-0 F7	2	0	0	0	0	2	0				
Harold Reynolds, S OBP: 0.286, SLG: 0.375 (1, 4)			0-0 5-3			0-0 3B 2B			0-0 4-3	3	1	1	0	0	0	0				
Inning Stats	R: 0 E: 0 K: 0 S: 4	H: 1 LOB: 1 BB: 0 P: 4	R: 0 E: 0 K: 0 S: 3	H: 0 LOB: 0 BB: 0 P: 3	R: 0 E: 0 K: 1 S: 5	H: 0 LOB: 0 BB: 0 P: 5	R: 0 E: 0 K: 0 S: 3	H: 0 LOB: 0 BB: 0 P: 3	R: 0 E: 0 K: 0 S: 3	H: 0 LOB: 0 BB: 0 P: 3	R: 2 E: 0 K: 1 S: 7	H: 2 LOB: 0 BB: 0 P: 7	R: 0 E: 0 K: 0 S: 3	H: 0 LOB: 0 BB: 0 P: 3	R: 0 E: 0 K: 0 S: 3	H: 0 LOB: 0 BB: 0 P: 3	1B: 2 2B: 1 3B: 1 HR: 0	SF: 0 SAC: 1 DP: 1 HBP: 0	WP: 0 PB: 0 SB: 0 CS: 0	PA: 30
PITCHER	IP WLS BF H R ER SO BB IBB HBP BLK WP HR S P ERA WHIP	PITCHER																		
Paul Spittorf, L ERA: 3.72 Dan Quisenberry, R ERA: 1.77 (1, 1) (7, 1)	6.0 W 21 4 2 2 2 0 0 0 0 0 0 9 9 0.00 0.000																			

Kansas City Royals @ Seattle Mariners
The Kingdome, Seattle, WA
Mon Sep 26 1983, 10:05 PM EDT
Att: 3,864 - Dome

livebaseballscores.com

AB 29
R 2
H 4
RBI 2
BB 0
SO 2
LOB 2



Batter	1	2	3	4	5	6	7	8	9	AB	R	H	RBI	BB	SO	LOB	TOP			
Willie Wilson, S (1, 8) OBP: 0.316, SLG: 0.355										4	0	0	0	0	1	1				
Pat Sheridan, L (1, 9) OBP: 0.304, SLG: 0.381										3	0	0	0	0	1	0				
George Brett, L (1, 7) OBP: 0.379, SLG: 0.549										3	0	0	0	0	1	0				
Hal McRae, R (1, 10) OBP: 0.373, SLG: 0.466										3	0	0	0	0	0	0				
Willie Aikens, L (1, 3) OBP: 0.372, SLG: 0.522										3	0	0	0	0	1	0				
Frank White, R (1, 4) OBP: 0.285, SLG: 0.409										3	0	0	0	0	0	0				
John Wathan, R (1, 2) OBP: 0.288, SLG: 0.310										3	0	0	0	0	1	0				
Onix Concepcion, R (1, 5) OBP: 0.291, SLG: 0.332										3	0	0	0	0	0	0				
U L Washington, S (1, 6) OBP: 0.300, SLG: 0.320										3	0	1	0	0	2	0				
Inning Stats	R: 0 E: 0 K: 2 S: 7	H: 0 LOB: 0 BB: 0 P: 7	R: 0 E: 0 K: 0 S: 3	H: 0 LOB: 0 BB: 0 P: 3	R: 0 E: 0 K: 0 S: 4	H: 1 LOB: 1 BB: 0 P: 4	R: 0 E: 0 K: 0 S: 3	H: 0 LOB: 0 BB: 0 P: 3	R: 0 E: 0 K: 1 S: 5	H: 0 LOB: 0 BB: 0 P: 5	R: 0 E: 0 K: 1 S: 5	H: 0 LOB: 0 BB: 0 P: 5	R: 0 E: 0 K: 1 S: 5	H: 0 LOB: 0 BB: 0 P: 5	R: 0 E: 0 K: 1 S: 5	H: 0 LOB: 0 BB: 0 P: 5	1B: 1 2B: 0 3B: 0 HR: 0	SF: 0 SAC: 0 DP: 0 HBP: 0	WP: 0 PB: 0 SB: 1 CS: 0	PA: 28
PITCHER Jim Beattie, R (1, 1) ERA: 3.88	IP: 9.0 WLS: W BF: 28 H: 1 R: 0 ER: 0 SO: 7 BB: 0 IBB: 0 HBP: 0 BLK: 0 WP: 0 HR: 0 S: 42 P: 42 ERA: 0.00 WHIP: 0.111															PITCHER				

Kansas City Royals @ Seattle Mariners
The Kingdome, Seattle, WA
Tue Sep 27 1983, 10:05 PM EDT
Att: 7,956 - Unknown

AB 28
R 0
H 1
RBI 0
BB 0
SO 7
LOB 1



Batter	1	2	3	4	5	6	7	8	9	AB	R	H	RBI	BB	SO	LOB	BOTTOM			
Spike Owen, S (1, 6) OBP: 0.262, SLG: 0.270										3	0	0	0	0	0	0				
Phil Bradley, R (1, 8) OBP: 0.358, SLG: 0.322										3	0	0	0	0	0	0				
Pat Putnam, L (7, PH) OBP: 0.321, SLG: 0.435										1	0	1	2	0	0	0				
John Moses, S (7, PR) OBP: 0.280, SLG: 0.254										0	0	0	0	0	0	0				
Darnell Coles, R (1, 5) OBP: 0.333, SLG: 0.419										4	0	3	0	0	0	0				
Al Cowens, R (1, 10) OBP: 0.251, SLG: 0.326										4	0	0	0	0	1	2				
Dave Henderson, R (1, 9) OBP: 0.305, SLG: 0.436										4	2	3	1	0	0	0				
Ron Roenicke, S (1, 7) OBP: 0.318, SLG: 0.319										3	1	0	0	1	0	1				
Ken Phelps, L (1, 3) OBP: 0.288, SLG: 0.358										3	0	1	0	0	0	1				
Jamie Nelson, R (1, 2) OBP: 0.311, SLG: 0.270										1	1	0	0	2	0	1				
Harold Reynolds, S (1, 4) OBP: 0.287, SLG: 0.357										2	0	0	1	0	0	2				
Inning Stats	R: 0 E: 0 K: 0 S: 3	H: 0 LOB: 0 BB: 0 P: 3	R: 0 E: 0 K: 1 S: 5	H: 0 LOB: 0 BB: 1 P: 5	R: 0 E: 0 K: 0 S: 2	H: 0 LOB: 1 BB: 1 P: 6	R: 0 E: 0 K: 0 S: 4	H: 1 LOB: 1 BB: 0 P: 4	R: 1 E: 0 K: 0 S: 5	H: 2 LOB: 1 BB: 0 P: 5	R: 0 E: 0 K: 0 S: 4	H: 1 LOB: 1 BB: 0 P: 4	R: 3 E: 0 K: 0 S: 5	H: 3 LOB: 2 BB: 2 P: 14	R: 0 E: 0 K: 0 S: 4	H: 1 LOB: 1 BB: 0 P: 4	1B: 5 2B: 1 3B: 1 HR: 1	SF: 1 SAC: 1 DP: 1 HBP: 1	WP: 0 PB: 0 SB: 0 CS: 0	PA: 34
PITCHER Larry Gura, L (1, 1) ERA: 4.9	IP: 6.2 WLS: L BF: 28 H: 5 R: 4 ER: 4 SO: 1 BB: 3 IBB: 0 HBP: 1 BLK: 0 WP: 0 HR: 1 S: 26 P: 39 ERA: 5.40 WHIP: 1.200															PITCHER				
PITCHER Mike Armstrong, R (7, 1) ERA: 3.81	IP: 1.1 WLS: L BF: 6 H: 3 R: 0 ER: 0 SO: 0 BB: 0 IBB: 0 HBP: 0 BLK: 0 WP: 0 HR: 0 S: 6 P: 6 ERA: 0.00 WHIP: 2.250															PITCHER				

Kansas City Royals @ Seattle Mariners
The Kingdome, Seattle, WA
Tue Sep 27 1983, 10:05 PM EDT
Att: 7,956 - Unknown

AB 28
R 4
H 8
RBI 4
BB 3
SO 1
LOB 7



Batter	1	2	3	4	5	6	7	8	9	AB	R	H	RBI	BB	SO	LOB	TOP								
Willie Wilson, S OBP: 0.319, SLG: 0.356 Joe Simpson, L OBP: 0.248, SLG: 0.218	0-0 1B S 1B	4-0 HR 4-3 BB	0-3 K			0-0 9-5 G3 1B		0-0 6-3		4	2	2	0	1	1	0	Kansas City Royals @ Seattle Mariners The Kingdome, Seattle, WA Wed Sep 28 1983, 10:05 PM EDT Att: 3,630 - Unknown								
Pat Sheridan, L OBP: 0.395, SLG: 0.381	0-0 1B HR	4-3		0-0 F8		0-0 G3		0-0 FC3-6 1B		5	1	2	0	0	0	3									
George Brett, L OBP: 0.381, SLG: 0.555	0-0 1B HR	0-0 HR		4-0 BB		0-0 9-5		0-0 FC3-6		4	2	2	4	1	0	2									
Hal McRae, R OBP: 0.374, SLG: 0.465 Darryl Motley, R OBP: 0.242, SLG: 0.448	0-0 F7	0-0 HR		0-3 K		0-0 HR		0-0 F8		3	0	1	0	0	1	3									
Willie Aikens, L OBP: 0.374, SLG: 0.536 Greg Pryor, R OBP: 0.250, SLG: 0.269	0-0 HR	4-3		0-3 K		0-0 HR		0-0 F3		4	2	2	5	0	1	2									
Frank White, R OBP: 0.286, SLG: 0.410 Onix Concepcion, R OBP: 0.290, SLG: 0.330	0-0 F7		0-0 3B		0-0 F6		4-0 L6-4 1B BB	0-3 K		3	1	1	0	1	0	0									
Butch Davis, R OBP: 0.345, SLG: 0.490	0-0 F9		0-0 SF9		0-3 K		0-0 1B	0-3 K		5	1	2	1	0	2	0									
Don Slaught, R OBP: 0.338, SLG: 0.392		0-0 L6		0-3 K		0-0 1B	0-3 K			4	0	1	0	0	2	3									
U L Washington, S OBP: 0.300, SLG: 0.322 Buddy Biancalana, S OBP: 0.091, SLG: 0.091		0-0 HR	0-0 SF9		0-3 K		0-0 L6-4	0-3 K		3	1	1	1	0	1	3									
Inning Stats	R: 4 E: 0 K: 0 S: 7	H: 4 LOB: 0 BB: 0 P: 7	R: 3 E: 0 K: 0 S: 6	H: 3 LOB: 1 BB: 1 P: 10	R: 2 E: 0 K: 2 S: 9	H: 2 LOB: 0 BB: 0 P: 9	R: 0 E: 0 K: 2 S: 7	H: 0 LOB: 1 BB: 1 P: 11	R: 0 E: 0 K: 2 S: 8	H: 1 LOB: 1 BB: 0 P: 8	R: 0 E: 0 K: 0 S: 3	H: 1 LOB: 1 BB: 0 P: 3	R: 2 E: 0 K: 1 S: 6	H: 2 LOB: 1 BB: 1 P: 11	R: 0 E: 0 K: 0 S: 4	H: 1 LOB: 0 BB: 0 P: 4		R: 0 E: 0 K: 2 S: 7	H: 0 LOB: 0 BB: 0 P: 7	1B: 8 2B: 4 3B: 1 HR: 3	SF: 1 SAC: 0 DP: 2 HBP: 1	WP: 0 PB: 0 SB: 1 CS: 0	PA: 43		
PITCHER	IP	WLS	BF	H	R	ER	SO	BB	IBB	HBP	BLK	WP	HR	S	P	ERA	WHIP								
Gene Nelson, R ERA: 6.98	1.2	L	12	6	7	7	0	1	0	0	0	0	2	11	15	37.80	4.200								
Roy Thomas, R ERA: 3.38	3.1		15	4	2	2	6	1	0	0	0	0	0	26	30	5.40	1.500								
Ed Nunez, R ERA: 4.58	2.0		9	3	2	2	1	1	0	1	0	0	1	9	14	9.00	2.000								
Ed Vande Berg, L ERA: 3.43	1.0		4	1	0	0	0	0	0	0	0	0	0	4	4	0.00	1.000								
Bill Caudill, R ERA: 4.5	1.0		3	0	0	0	2	0	0	0	0	0	0	7	7	0.00	0.000								

Batter	1	2	3	4	5	6	7	8	9	AB	R	H	RBI	BB	SO	LOB	BOTTOM								
Ron Roenicke, S OBP: 0.322, SLG: 0.321	0-0 WP 1B	0-0 BB 1B		0-0 4-3		4-0 1-2 BB		0-0 F8		4	1	2	0	1	0	0	Kansas City Royals @ Seattle Mariners The Kingdome, Seattle, WA Wed Sep 28 1983, 10:05 PM EDT Att: 3,630 - Unknown								
Ricky Nelson, L OBP: 0.297, SLG: 0.375	0-0 F7	4-0 BB		0-0 2B		0-0 4-3		0-0 1-3		4	1	1	0	1	0	3									
Darnell Coles, R OBP: 0.337, SLG: 0.418	0-0 HR 1B	0-3 K		0-0 6-3		0-0 2B		0-0 F8		5	2	2	1	0	1	3									
Pat Putnam, L OBP: 0.326, SLG: 0.450	0-0 HR		0-3 K		0-0 2B		0-0 1B FC6 2B	0-0 HR 1B		5	3	4	4	0	1	0									
Ken Phelps, L OBP: 0.285, SLG: 0.377	0-0 F9		0-0 F7		0-3 K		0-0 F7	0-0 HR		5	1	1	2	0	1	2									
Dave Henderson, R OBP: 0.306, SLG: 0.438	0-0 2B		0-0 E5		0-3 K		0-0 FC6 1B	0-3 K		5	0	2	0	0	2	1									
Rick Sweet, S OBP: 0.256, SLG: 0.258	0-0 4-3		0-0 1-3		0-0 4-3		0-0 FC6	0-0 6-3		5	0	0	1	0	0	3									
Spike Owen, S OBP: 0.259, SLG: 0.266		0-0 F6		0-0 4-3		0-0 6-3		0-0 4-3		4	0	0	0	0	0	1									
Harold Reynolds, S OBP: 0.285, SLG: 0.348		0-0 F5		0-0 4-3		0-0 BB 1B		0-0 4-3		4	0	1	0	0	0	0									
Inning Stats	R: 3 E: 0 K: 0 S: 7	H: 4 LOB: 1 BB: 0 P: 7	R: 0 E: 0 K: 1 S: 6	H: 1 LOB: 2 BB: 1 P: 10	R: 0 E: 1 K: 1 S: 6	H: 0 LOB: 1 BB: 0 P: 6	R: 0 E: 0 K: 0 S: 3	H: 0 LOB: 0 BB: 0 P: 3	R: 1 E: 0 K: 2 S: 9	H: 2 LOB: 1 BB: 0 P: 9	R: 0 E: 0 K: 0 S: 4	H: 1 LOB: 2 BB: 1 P: 8	R: 2 E: 0 K: 0 S: 6	H: 3 LOB: 1 BB: 0 P: 6	R: 0 E: 0 K: 0 S: 3	H: 0 LOB: 0 BB: 0 P: 3		R: 2 E: 0 K: 1 S: 7	H: 2 LOB: 0 BB: 0 P: 7	1B: 7 2B: 4 3B: 0 HR: 2	SF: 0 SAC: 0 DP: 0 HBP: 0	WP: 1 PB: 0 SB: 1 CS: 0	PA: 43		
PITCHER	IP	WLS	BF	H	R	ER	SO	BB	IBB	HBP	BLK	WP	HR	S	P	ERA	WHIP								
Frank Willis, R ERA: 4.15	6.0	W	29	8	4	4	4	2	0	0	0	0	1	35	43	6.00	1.667								
Dan Quisenberry, R ERA: 2.0	3.0		14	5	4	4	1	0	0	0	0	0	1	16	16	12.00	1.667								



Batter	1	2	3	4	5	6	7	8	9	AB	R	H	RBI	BB	SO	LOB	TOP					
Willie Wilson, S (1, 8) OBP: 0.318, SLG: 0.355	0-3 K		0-0 4-3			0-0 S 1B	0-0 F8			4	1	1	0	0	1	1	Kansas City Royals @ Seattle Mariners The Kingdome, Seattle, WA Thu Sep 29 1983, 10:05 PM EDT Att: 3,694 - Unknown					
Pat Sheridan, L (1, 9) Darryl Motley, R (8, PH) OBP: 0.254, SLG: 0.458	0-0 S 1B			0-3 K		4-0 S 1B 1B		0-0 F S 1B		2	1	1	0	1	1	0						
George Brett, L (1, 3) OBP: 0.382, SLG: 0.555	0-3 K			0-0 G3 1B		0-0 S 1B		0-3 K		4	1	2	1	0	2	2						
Willie Aikens, L (1, 10) Hal McRae, R (8, PH) OBP: 0.373, SLG: 0.465	0-0 F8			0-0 G3		0-0 S 1B		0-0 SF9		3	0	1	1	0	0	2						
Frank White, R (1, 4) OBP: 0.286, SLG: 0.409		0-3 K		0-0 PO 1B		0-0 F3		0-3 K		4	0	1	1	0	2	2						
Butch Davis, R (1, 7) OBP: 0.333, SLG: 0.472		0-0 F8		0-0 PO	0-0 G3	0-3 K			0-0 6-3	4	0	0	0	0	1	2						
John Wathan, R (1, 2) OBP: 0.287, SLG: 0.309			0-0 F8			0-0 PB 1B	0-0 F9		0-3 K	4	0	1	0	0	1	2						
Onix Concepcion, R (1, 5) Leon Roberts, R (9, PH) OBP: 0.310, SLG: 0.356			0-0 F9			0-0 F8		0-0 F8	0-3 K	3	0	0	0	0	0	1						
U L Washington, S (1, 6) OBP: 0.300, SLG: 0.322			0-3 K			0-3 K				3	0	1	0	0	2	1						
Inning Stats	R: 0 E: 0 K: 2 S: 8	H: 1 LOB: 1 BB: 0 P: 8	R: 0 E: 0 K: 1 S: 5	H: 0 LOB: 0 BB: 0 P: 5	R: 0 E: 0 K: 1 S: 5	H: 0 LOB: 0 BB: 0 P: 5	R: 1 E: 0 K: 1 S: 6	H: 2 LOB: 0 BB: 0 P: 6	R: 0 E: 0 K: 1 S: 6	H: 1 LOB: 1 BB: 0 P: 6	R: 2 E: 0 K: 1 S: 8	H: 3 LOB: 2 BB: 1 P: 12	R: 0 E: 0 K: 0 S: 3	H: 1 LOB: 0 BB: 0 P: 3	R: 1 E: 0 K: 2 S: 8	H: 1 LOB: 0 BB: 0 P: 8		R: 0 E: 0 K: 2 S: 7	H: 0 LOB: 0 BB: 0 P: 7	1B: 9 2B: 0 3B: 0 HR: 0	SF: 1 SAC: 0 DP: 0 HBP: 0	WP: 0 PB: 2 SB: 3 CS: 1
PITCHER	IP WLS BF H R ER SO BB IBB HBP BLK WP HR S P ERA WHIP																					
Mike Moore, R (1, 1) ERA: 4.71	5.0	W 22	7	3	3	6	1	0	0	0	0	0	0	0	0	33	37	5.40	1.600			
Mike Stanton, R (6, 1) ERA: 3.32	2.0	W 6	1	0	0	1	0	0	0	0	0	0	0	0	8	8	0.00	0.500				
Ed Vande Berg, L (8, 1) ERA: 3.41	0.1	S 2	1	1	0	1	0	0	0	0	0	0	0	4	4	0.00	3.000					
Bill Caudill, R (8, 1) ERA: 4.4	1.2	S 5	0	0	0	3	0	0	0	0	0	0	0	11	11	0.00	0.000					

Batter	1	2	3	4	5	6	7	8	9	AB	R	H	RBI	BB	SO	LOB	BOTTOM			
Spike Owen, S (1, 6) OBP: 0.255, SLG: 0.263	0-0 5-3		0-0 F5		0-0 5-3		0-0 SF7	0-0 6-3		4	0	0	1	0	0	3	Kansas City Royals @ Seattle Mariners The Kingdome, Seattle, WA Thu Sep 29 1983, 10:05 PM EDT Att: 3,694 - Unknown			
Phil Bradley, R (1, 8) OBP: 0.366, SLG: 0.323	0-0 S 1B		0-0 F8		0-0 F7		3-H S 1B BB			3	1	1	0	1	0	2				
Al Cowens, R (1, 10) OBP: 0.254, SLG: 0.326	0-0 F3		0-0 S 1B		0-0 F6		1-2 S 1B BB			3	1	1	1	1	0	1				
Dave Henderson, R (1, 9) OBP: 0.308, SLG: 0.439	0-0 F2		0-0 F8		0-0 BB 1B		1-3 2-H S 1B			4	0	2	1	0	0	3				
Ron Roenicke, S (1, 7) OBP: 0.326, SLG: 0.324		0-0 G5-4-3 S 1B		0-0 6-3		4-0 G6-4-3 S 1B		1-2 3-H S 1B		3	0	2	1	1	0	0				
Damell Coles, R (1, 5) OBP: 0.333, SLG: 0.402		0-0 G5-4-3		4-0 S 1B BB		0-0 G6-4-3		0-0 4-3		3	0	0	0	1	0	6				
Ken Phelps, L (1, 3) OBP: 0.299, SLG: 0.424		0-0 4-3		0-0 G4-3 S 1B			0-0 S HR	0-0 SH1-4 S 2B		4	1	3	1	0	0	0				
Jamie Nelson, R (1, 2) John Moses, S (7, PR) Rick Sweet, S (8, 2) OBP: 0.256, SLG: 0.258			0-0 S 1B		0-0 G4-3		0-0 SH5-3 S 2B	0-0 SH1-4		3	1	2	0	0	0	2				
Harold Reynolds, S (1, 4) OBP: 0.250, SLG: 0.327			0-0 E3 S 1B		0-0 5-3		0-0 SH5-3 S 2B	0-0 6-3		0	1	0	0	0	0	0				
Inning Stats	R: 0 E: 0 K: 0 S: 4	H: 1 LOB: 1 BB: 0 P: 4	R: 0 E: 0 K: 0 S: 3	H: 1 LOB: 0 BB: 0 P: 3	R: 1 E: 1 K: 0 S: 6	H: 2 LOB: 2 BB: 0 P: 6	R: 0 E: 0 K: 0 S: 3	H: 1 LOB: 1 BB: 1 P: 7	R: 0 E: 0 K: 0 S: 3	H: 0 LOB: 0 BB: 0 P: 3	R: 0 E: 0 K: 0 S: 3	H: 1 LOB: 1 BB: 1 P: 7	R: 4 E: 0 K: 0 S: 7	H: 4 LOB: 3 BB: 2 P: 15	R: 0 E: 0 K: 0 S: 4	H: 1 LOB: 1 BB: 0 P: 4		1B: 8 2B: 2 3B: 0 HR: 1	SF: 1 SAC: 2 DP: 3 HBP: 0	WP: 0 PB: 0 SB: 1 CS: 0
PITCHER	IP WLS BF H R ER SO BB IBB HBP BLK WP HR S P ERA WHIP																			
Bud Black, L (1, 1) ERA: 3.79	6.2	L 29	8	5	4	0	3	0	0	0	0	0	0	0	26	38	5.40	1.650		
Mike Armstrong, R (7, 1) ERA: 3.68	0.1	4	2	0	0	0	1	0	0	0	0	0	0	3	7	0.00	9.000			
Don Hood, L (8, 1) ERA: 2.33	1.0	4	1	0	0	0	0	0	0	0	0	0	0	4	4	0.00	1.000			

Batter	1	2	3	4	5	6	7	8	9	AB	R	H	RBI	BB	SO	LOB	TOP										
Willie Wilson, S (1,8) OBP: 0.316, SLG: 0.352	0-0 6-3		0-0 3-1		0-0 4-3		0-0 F5		0-0 F3	5	0	0	0	0	0	1	Kansas City Royals @ Oakland Athletics Oakland-Alameda County Coliseum, Oakland, CA Sat Oct 01 1983, 3:33 AM PDT Overcast livebaseballscorecards.com										
Pat Sheridan, L (1,9) OBP: 0.399, SLG: 0.382	0-0 4-3		0-0 S 1B		0-0 HR 1B		0-0 6-3		0-3 K	5	1	2	0	0	1	0											
George Brett, L (1,3) OBP: 0.383, SLG: 0.563	0-0 3-1		0-0 F7 1-2		0-0 HR 1B				0-0 1B 2B	4	2	2	2	0	0	1											
Willie Aikens, L (1,10) OBP: 0.377, SLG: 0.544		0-0 1B 1B		0-0 4-3		0-0 HR 1B		0-0 2H 1B		4	1	3	2	0	0	0											
Frank White, R (1,4) OBP: 0.284, SLG: 0.406		0-0 F7		0-3 K		0-0 F8		0-3 K		4	0	0	0	0	2	2											
Butch Davis, R (1,7) OBP: 0.347, SLG: 0.482		0-0 1B		0-0 F9		0-0 E6 1B		0-0 1B		4	0	3	0	0	0	0											
Don Slaught, R (1,2) OBP: 0.333, SLG: 0.386		0-0 F7		0-0 5-3		0-0 F9		0-3 K		4	0	0	0	0	1	5											
Onix Concepcion, R (1,5) OBP: 0.283, SLG: 0.321 (8, PH) Hal McRae, R (8, PH) Greg Pryor, R (8,5) OBP: 0.250, SLG: 0.269		0-0 F9		0-0 E9		0-0 F8		0-0 F3		3	0	0	0	0	0	3											
U L Washington, S (1,6) OBP: 0.298, SLG: 0.320			0-0 6-3		0-0 F1		0-0 F7		0-0 F5	4	0	0	0	0	0	1											
Inning Stats	R: 0 E: 0 K: 0 S: 3	H: 0 LOB: 0 BB: 0 P: 3	R: 0 E: 0 K: 0 S: 5	H: 2 LOB: 2 BB: 0 P: 5	R: 0 E: 0 K: 0 S: 4	H: 1 LOB: 1 BB: 0 P: 4	R: 0 E: 0 K: 1 S: 5	H: 0 LOB: 0 BB: 0 P: 5	R: 0 E: 1 K: 0 S: 4	H: 0 LOB: 1 BB: 0 P: 4	R: 3 E: 1 K: 0 S: 7	H: 4 LOB: 1 BB: 0 P: 7	R: 0 E: 0 K: 0 S: 3	H: 0 LOB: 0 BB: 0 P: 3	R: 1 E: 0 K: 2 S: 10	H: 3 LOB: 2 BB: 0 P: 10		R: 0 E: 0 K: 1 S: 5	H: 0 LOB: 0 BB: 0 P: 5	1B: 7 2B: 1 3B: 0 HR: 2	SF: 0 SAC: 0 DP: 0 HBP: 0	WP: 0 PB: 0 SB: 1 CS: 0	PA: 38				
PITCHER	IP	WLS	BF	H	R	ER	SO	BB	IBB	HBP	BLK	WP	HR	S	P	ERA	WHIP										
Steve McCatty, R (1,1) ERA: 3.99	7.0	L	31	9	4	4	1	0	0	0	0	0	2	33	33	5.14	1.286										
Dave Beard, R (8,1) ERA: 5.46	1.0		4	1	0	0	2	0	0	0	0	0	0	8	8	0.00	1.000										
Keith Atherton, R (9,1) ERA: 2.85	1.0		3	0	0	0	1	0	0	0	0	0	0	5	5	0.00	0.000										

Batter	1	2	3	4	5	6	7	8	9	AB	R	H	RBI	BB	SO	LOB	BOTTOM										
Rickey Henderson, R (1,7) OBP: 0.412, SLG: 0.415	0-0 F4		0-0 1B 1B		0-0 F8			0-0 F9		4	1	1	0	0	0	0	Kansas City Royals @ Oakland Athletics Oakland-Alameda County Coliseum, Oakland, CA Sat Oct 01 1983, 3:33 AM PDT Overcast livebaseballscorecards.com										
Rick Peters, S (1,8) OBP: 0.333, SLG: 0.331	0-0 BB 1B		0-0 6-3 1B 1-3		0-0 5-3		0-0 5-3		0-0 5-3	4	0	2	0	0	0	0											
Davey Lopes, R (1,4) OBP: 0.342, SLG: 0.426	4-0 BB 1-2		0-0 6-3 1B 1-2 3H		4-0 G5-4-3 BB		0-0 6-3			2	0	1	1	2	0	0											
Jeff Burroughs, R (1,10) OBP: 0.339, SLG: 0.386 Gary Hancock, L (9, PH) OBP: 0.296, SLG: 0.419	0-3 K		0-0 6-3		0-0 G5-4-3 1-2 2-3		0-0 F8		0-0 F8	3	0	0	0	0	1	5											
Mike Heath, R (1,2) OBP: 0.316, SLG: 0.373	0-3 K		0-0 5-3		0-0 1B		0-0 5-3		0-0 5-3	4	0	1	0	0	1	4											
Mike Davis, L (1,9) OBP: 0.317, SLG: 0.394		0-0 F7		0-0 F6		0-0 F8		0-3 K		4	0	0	0	0	1	1											
Bill Almon, R (1,5) OBP: 0.302, SLG: 0.363 Wayne Gross, L (7, PH) OBP: 0.309, SLG: 0.388 (8,5)	0-0 F8		0-0 F4		0-0 F8		0-0 F8			2	0	0	0	0	0	0											
Dan Meyer, L (1,3) OBP: 0.265, SLG: 0.250	0-0 6-3		0-0 F7		0-0 6-3					3	0	0	0	0	0	0											
Tony Phillips, S (1,6) OBP: 0.322, SLG: 0.317			0-0 6-3		0-0 5-3		0-0 6-3			3	0	0	0	0	0	0											
Inning Stats	R: 0 E: 0 K: 2 S: 8	H: 1 LOB: 2 BB: 1 P: 12	R: 0 E: 0 K: 0 S: 3	H: 0 LOB: 0 BB: 0 P: 3	R: 1 E: 0 K: 0 S: 6	H: 3 LOB: 2 BB: 0 P: 6	R: 0 E: 0 K: 0 S: 3	H: 0 LOB: 0 BB: 0 P: 3	R: 0 E: 0 K: 0 S: 3	H: 1 LOB: 1 BB: 1 P: 7	R: 0 E: 0 K: 0 S: 3	H: 0 LOB: 0 BB: 0 P: 3	R: 0 E: 0 K: 0 S: 3	H: 0 LOB: 0 BB: 0 P: 3	R: 0 E: 0 K: 1 S: 5	H: 0 LOB: 0 BB: 0 P: 5		1B: 5 2B: 0 3B: 0 HR: 0	SF: 0 SAC: 0 DP: 1 HBP: 0	WP: 0 PB: 0 SB: 0 CS: 0	PA: 33						
PITCHER	IP	WLS	BF	H	R	ER	SO	BB	IBB	HBP	BLK	WP	HR	S	P	ERA	WHIP										
Paul Spittorf, L (1,1) ERA: 3.63	6.0	W	24	5	1	1	2	2	0	0	0	0	0	26	34	1.50	1.167										
Dan Quisenberry, R (7,1) ERA: 1.95	3.0	S	9	0	0	0	1	0	0	0	0	0	0	11	11	0.00	0.000										

Batter	1	2	3	4	5	6	7	8	9	AB	R	H	RBI	BB	SO	LOB	TOP										
Butch Davis, R OBP: 0.359, SLG: 0.508 (1, 7)										5	2	3	1	0	1	2	Kansas City Royals @ Oakland Athletics Oakland-Alameda County Coliseum, Oakland, CA Sun Oct 02 1983, 3:33 AM PDT Att: 23,699 - Sunny										
Pat Sheridan, L OBP: 0.312, SLG: 0.381 (1, 8)										3	0	1	0	1	0	3											
Don Slaughter, R OBP: 0.336, SLG: 0.388 (1, 2)										4	0	2	2	0	0	2											
Willie Aikens, L OBP: 0.373, SLG: 0.539 (1, 10)										4	0	0	0	0	3	4											
Darryl Motley, R OBP: 0.264, SLG: 0.441 (1, 9)										4	0	1	0	0	1	0											
Ron Johnson, R OBP: 0.333, SLG: 0.259 (1, 3)										4	0	0	0	0	0	1											
Onix Concepcion, R OBP: 0.282, SLG: 0.320 (1, 4)										4	0	1	0	0	0	0											
Greg Pryor, R OBP: 0.260, SLG: 0.278 (1, 5)										4	1	2	0	0	2	1											
Buddy Biancalana, S OBP: 0.200, SLG: 0.200 (1, 6)										4	1	2	0	0	1	2											
Inning Stats	R: 1 E: 0 K: 1 S: 6	H: 2 LOB: 1 BB: 0 P: 6	R: 0 E: 0 K: 1 S: 6	H: 1 LOB: 1 BB: 0 P: 6	R: 1 E: 0 K: 1 S: 7	H: 3 LOB: 1 BB: 0 P: 7	R: 0 E: 0 K: 0 S: 3	H: 0 LOB: 0 BB: 0 P: 3	R: 2 E: 1 K: 2 S: 9	H: 2 LOB: 1 BB: 1 P: 13	R: 0 E: 0 K: 1 S: 5	H: 0 LOB: 0 BB: 0 P: 5	R: 0 E: 0 K: 2 S: 8	H: 1 LOB: 1 BB: 0 P: 8	R: 0 E: 0 K: 0 S: 4	H: 2 LOB: 1 BB: 0 P: 4		R: 0 E: 0 K: 0 S: 4	H: 1 LOB: 1 BB: 0 P: 4	1B: 11 2B: 3 3B: 0 HR: 1	SF: 0 SAC: 0 DP: 3 HBP: 0	WP: 1 PB: 0 SB: 2 CS: 1	PA: 37				
PITCHER	IP	WLS	BF	H	R	ER	SO	BB	IBB	HBP	BLK	WP	HR	S	P	ERA	WHIP										
Ed Farmer, R ERA: 5.35 (1, 1)	4.0		16	6	2	2	3	0	0	0	0	0	1	22	22	4.50	1.500										
Curt Young, L ERA: 16.0 (5, 1)	2.0	9	2	2	1	3	1	0	0	0	0	0	0	14	18	4.50	1.500										
Mark Smith, R ERA: 6.75 (7, 1)	1.0	W	4	1	0	0	2	0	0	0	0	0	0	8	8	0.00	1.000										
Bert Bradley, R ERA: 6.48 (8, 1)	1.0		4	2	0	0	0	0	0	0	0	1	0	4	4	0.00	2.000										
Keith Atherton, R ERA: 2.77 (9, 1)	1.0		4	1	0	0	0	0	0	0	0	0	0	4	4	0.00	1.000										

Batter	1	2	3	4	5	6	7	8	9	AB	R	H	RBI	BB	SO	LOB	BOTTOM										
Rickey Henderson, R OBP: 0.414, SLG: 0.421 (1, 7)										4	3	2	1	1	0	2	Kansas City Royals @ Oakland Athletics Oakland-Alameda County Coliseum, Oakland, CA Sun Oct 02 1983, 3:33 AM PDT Att: 23,699 - Sunny										
Rick Peters, S OBP: 0.327, SLG: 0.326 (1, 8)										4	2	1	1	0	1	4											
Davey Lopes, R OBP: 0.341, SLG: 0.423 (1, 4)										1	0	0	0	1	0	2											
Wayne Gross, L OBP: 0.311, SLG: 0.392 (4, 5)										3	0	1	2	0	1	3											
Jeff Burroughs, R OBP: 0.341, SLG: 0.387 (1, 10)										3	0	1	0	0	0	1											
Rusty McNealy, L (6, PR)										0	1	0	0	0	0	0											
Luis Quinones, S OBP: 0.205, SLG: 0.286 (7, PH)										2	0	1	1	0	0	1											
Mike Heath, R OBP: 0.318, SLG: 0.383 (1, 2)										2	0	0	0	0	0	0											
Bob Kearney, R OBP: 0.312, SLG: 0.372 (5, 2)										1	0	0	0	1	0	1											
Mike Davis, L OBP: 0.322, SLG: 0.402 (1, 9)										3	1	1	2	1	1	2											
Bill Almon, R OBP: 0.302, SLG: 0.361 (1, 5)										4	0	1	1	0	0	4											
Donnie Hill, S OBP: 0.280, SLG: 0.348 (9, 6)										0	0	0	0	0	0	0											
Dan Meyer, L OBP: 0.268, SLG: 0.260 (1, 3)										4	0	2	0	0	0	0											
Tony Phillips, S OBP: 0.327, SLG: 0.320 (9, 4)										3	1	2	0	1	0	3											
Inning Stats	R: 1 E: 0 K: 1 S: 5	H: 1 LOB: 0 BB: 1 P: 9	R: 0 E: 0 K: 1 S: 5	H: 0 LOB: 0 BB: 0 P: 5	R: 0 E: 0 K: 0 S: 4	H: 1 LOB: 2 BB: 1 P: 8	R: 1 E: 0 K: 0 S: 3	H: 1 LOB: 1 BB: 1 P: 7	R: 1 E: 0 K: 0 S: 5	H: 2 LOB: 1 BB: 0 P: 5	R: 1 E: 1 K: 0 S: 6	H: 3 LOB: 3 BB: 0 P: 6	R: 2 E: 1 K: 1 S: 8	H: 2 LOB: 2 BB: 1 P: 12	R: 2 E: 1 K: 0 S: 5	H: 2 LOB: 1 BB: 1 P: 9	1B: 8 2B: 3 3B: 0 HR: 1	SF: 1 SAC: 0 DP: 1 HBP: 0	WP: 0 PB: 0 SB: 2 CS: 0	PA: 40							
PITCHER	IP	WLS	BF	H	R	ER	SO	BB	IBB	HBP	BLK	WP	HR	S	P	ERA	WHIP										
Keith Creel, R ERA: 6.35 (1, 1)	6.0		27	8	4	4	2	3	0	0	0	0	1	28	40	6.00	1.833										
Don Hood, L ERA: 2.27 (7, 1)	1.0	L	7	2	2	0	1	0	1	0	0	0	0	8	12	0.00	2.000										
Eric Rasmussen, R ERA: 5.67 (8, 1)	1.0		6	2	2	2	0	1	0	0	0	0	0	5	9	18.00	3.000										