

# Kansas City Royals - 1984

Batter	1	2	3	4	5	6	7	8	9	AB	R	H	RBI	BB	SO	LOB	TOP			
Omar Moreno, L (1,8)	F5			K		G3			F7	4	0	0	0	0	1	0	<b>New York Yankees @ Kansas City Royals</b> Royals Stadium, Kansas City, MO Tue Apr 03 1984, 4:33 AM EST Att: 10,006 - Unknown <a href="http://livebaseballscorecards.com">livebaseballscorecards.com</a>			
Willie Randolph, R (1,4)	F4			F7		5-3			6-3	4	0	0	0	0	0	0				
Steve Kemp, L (1,7) Lou Piniella, R (2,7) Don Mattingly, L (9, FH) OBP: 1.000, SLG: 1.000	5-3			1-3		6-3			FC6-4 1B	1	0	0	0	0	0	0				
Don Baylor, R (1,10) OBP: 0.250, SLG: 0.250		6-3							FC6-4 1B	4	1	1	0	0	0	1				
Dave Winfield, R (1,9) OBP: 0.333, SLG: 1.333		K							6-3	3	1	1	2	0	1	0				
Toby Harrah, R (1,5)		K							1-3	2	0	0	0	1	1	0				
Ken Griffey, L (1,3)				4-3		FC3-6 FC6-4			F5	3	0	0	0	0	0	1				
Rick Cerone, R (1,2)				F8		F5			K	3	0	0	0	0	1	1				
Tim Foli, R (1,6)				5-3		FC6-4			6-3	3	0	0	0	0	0	1				
<b>Inning Stats</b>	R: 0 E: 0 K: 0 S: 3	H: 0 LOB: 0 BB: 0 P: 3	R: 0 E: 0 K: 2 S: 7	H: 0 LOB: 0 BB: 0 P: 7	R: 0 E: 0 K: 0 S: 3	H: 0 LOB: 0 BB: 0 P: 3	R: 0 E: 0 K: 1 S: 5	H: 0 LOB: 0 BB: 0 P: 5	R: 2 E: 0 K: 0 S: 5	H: 2 LOB: 1 BB: 1 P: 9	R: 0 E: 0 K: 0 S: 3	H: 0 LOB: 0 BB: 0 P: 3	R: 0 E: 0 K: 0 S: 3	H: 0 LOB: 0 BB: 0 P: 3	R: 0 E: 0 K: 1 S: 4	H: 1 LOB: 1 BB: 0 P: 4		1B: 2 2B: 0 3B: 0 HR: 1	SF: 0 SAC: 0 DP: 0 HBP: 0	WP: 0 PB: 0 SB: 0 CS: 1
<b>PITCHER</b>	IP WLS BF H R ER SO BB IBB HBP BLK WP HR S P ERA WHIP																			
Bud Black, L (1,1) ERA: 2.57	7.0 W 24 2 2 2 3 1 0 0 0 0 1 29 33 2.57 0.429																			
Dan Quisenberry, R (8,1) ERA:	2.0 S 7 1 0 0 1 0 0 0 0 0 0 9 9 0.00 0.500																			

Batter	1	2	3	4	5	6	7	8	9	AB	R	H	RBI	BB	SO	LOB	BOTTOM			
Onix Concepcion, R (1,6) OBP: 0.250, SLG: 1.000		F6		K					5-3	4	1	1	1	0	1	2	<b>New York Yankees @ Kansas City Royals</b> Royals Stadium, Kansas City, MO Tue Apr 03 1984, 4:33 AM EST Att: 10,006 - Unknown <a href="http://livebaseballscorecards.com">livebaseballscorecards.com</a>			
Butch Davis, R (1,7)		6-3		F6		F5			E3	4	0	0	0	0	0	0				
Frank White, R (1,4) OBP: 0.250, SLG: 0.500				F3		E8			K	4	2	1	0	0	1	1				
Hal McRae, R (1,10) OBP: 0.250, SLG: 0.333		6-3				SF8			F9	3	0	1	1	0	0	1				
Steve Balboni, R (1,3) OBP: 0.250, SLG: 0.250				F5		F9			5-3	4	0	1	1	0	0	1				
Darryl Motley, R (1,9) OBP: 0.250, SLG: 0.750		F7				F9			F9	4	1	1	0	0	0	1				
Don Slaught, R (1,2) OBP: 0.667, SLG: 1.000				SF9		SF9				2	0	2	1	0	0	0				
Pat Sheridan, L (1,8)		G6-3		4-3		K				3	0	0	0	0	1	2				
Greg Pryor, R (1,5) OBP: 0.667, SLG: 0.667						F3				3	0	2	0	0	0	1				
<b>Inning Stats</b>	R: 2 E: 0 K: 0 S: 6	H: 3 LOB: 1 BB: 0 P: 6	R: 0 E: 0 K: 0 S: 4	H: 2 LOB: 1 BB: 0 P: 4	R: 0 E: 0 K: 0 S: 4	H: 1 LOB: 1 BB: 0 P: 4	R: 1 E: 0 K: 1 S: 7	H: 2 LOB: 1 BB: 0 P: 7	R: 1 E: 1 K: 0 S: 4	H: 0 LOB: 0 BB: 0 P: 4	R: 0 E: 0 K: 1 S: 6	H: 1 LOB: 1 BB: 0 P: 6	R: 0 E: 1 K: 1 S: 5	H: 0 LOB: 0 BB: 0 P: 5	R: 0 E: 0 K: 0 S: 3	H: 0 LOB: 0 BB: 0 P: 3		1B: 6 2B: 1 3B: 1 HR: 1	SF: 2 SAC: 0 DP: 1 HBP: 0	WP: 0 PB: 0 SB: 0 CS: 1
<b>PITCHER</b>	IP WLS BF H R ER SO BB IBB HBP BLK WP HR S P ERA WHIP																			
Ron Guidry, L (1,1) ERA: 5.4	5.0 L 23 8 4 3 1 0 0 0 0 0 0 25 25 5.40 1.600																			
Jay Howell, R (6,1) ERA:	3.0 10 1 0 0 2 0 0 0 0 0 0 14 14 0.00 0.333																			



Batter	1	2	3	4	5	6	7	8	9	AB	R	H	RBI	BB	SO	LOB	TOP					
Omar Moreno, L (1, 8) OBP: 0.250, SLG: 0.250	0-0 FC4-6 1B		0-0 F9	0-0 2-3 1B			0-0 4-3			4	0	2	0	0	0	0						
Willie Randolph, R (1, 4)	0-0 FC4-6 G5-4-3 1-2		4-0 5-3 BB	0-0 6-3			0-0 6-3			3	0	0	0	1	0	3						
Lou Piniella, R (1, 7) Don Mattingly, L (5, PH) OBP: 0.333, SLG: 0.333 (5, 7)	0-0 G5-4-3 1-2		0-0 5-3		0-0 1-3		0-0 4-3			2	0	0	0	0	0	2						
Don Baylor, R (1, 10) OBP: 0.125, SLG: 0.125	0-0 4-3		0-0 F5		0-0 F8		0-0 F7			4	0	0	0	0	2							
Dave Winfield, R (1, 9) OBP: 0.286, SLG: 0.857		0-0 6-3		0-0 2B		0-0 F5		0-0 F3		4	1	1	0	0	0							
Toby Harrah, R (1, 5) OBP: 0.429, SLG: 0.833		0-0 2B		0-0 G3 2B		0-0 6-3		0-0 6-3		4	2	2	1	0	0							
Ken Griffey, L (1, 3) OBP: 0.286, SLG: 0.286		0-0 1-3		0-0 G3		0-0 1B		0-0 CS 1B		4	0	2	0	0	2							
Butch Wynegar, S (1, 2) OBP: 0.750, SLG: 1.000		0-0 1B		0-0 1B WP		0-0 1B		0-0 F8		4	1	3	2	0	1							
Tim Foli, R (1, 6) OBP: 0.143, SLG: 0.143		0-0 2B		0-0 6-3		0-0 F9		0-3 K		4	0	1	1	0	1	3						
<b>Inning Stats</b>	R: 0 E: 0 K: 0 S: 4	H: 1 LOB: 1 BB: 0 P: 4	R: 2 E: 0 K: 0 S: 5	H: 3 LOB: 1 BB: 0 P: 5	R: 0 E: 0 K: 0 S: 3	H: 0 LOB: 1 BB: 1 P: 7	R: 2 E: 0 K: 0 S: 7	H: 4 LOB: 2 BB: 0 P: 7	R: 0 E: 0 K: 0 S: 3	H: 0 LOB: 0 BB: 0 P: 3	R: 0 E: 0 K: 0 S: 4	H: 2 LOB: 1 BB: 0 P: 4	R: 0 E: 0 K: 0 S: 3	H: 0 LOB: 0 BB: 0 P: 3	R: 0 E: 0 K: 1 S: 5	H: 1 LOB: 0 BB: 0 P: 5	1B: 7 2B: 3 3B: 1 HR: 0	SF: 0 SAC: 0 DP: 0 HBP: 0	WP: 1 PB: 1 SB: 0 CS: 1	PA: 36		
<b>PITCHER</b>	IP WLS BF H R ER SO BB IBB HBP BLK WP HR S P ERA WHIP	3.1 L 17 7 4 4 0 1 0 0 0 0 0 16 20 10.80 2.400	4.2 16 3 0 0 0 0 0 0 0 0 1 0 16 16 0.00 0.643	1.0 3 1 0 0 1 0 0 0 0 0 0 0 5 5 0.00 1.000																		

Batter	1	2	3	4	5	6	7	8	9	AB	R	H	RBI	BB	SO	LOB	BOTTOM					
Onix Concepcion, R (1, 6) OBP: 0.333, SLG: 0.750	0-0 6-3		0-0 F5 1B	4-0 1-2 BB		0-0 F6		0-0 1-3		4	1	1	1	1	0	1						
Pat Sheridan, L (1, 8) OBP: 0.429, SLG: 0.200 Darryl Motley, R (9, PH) OBP: 0.200, SLG: 0.600	4-0 PB S BB		4-0 F5 BB	0-3 K			0-0 1B		0-0 4-3	2	1	1	0	2	1	3						
Jorge Orta, L (1, 9) Leon Roberts, R (9, PH)	0-0 F8 1-2		0-0 F5 1-2 2-3		0-0 4-3		0-3 K		0-3 K	4	0	0	0	0	1	4						
Hal McRae, R (1, 10) OBP: 0.444, SLG: 0.500	0-3 K		0-0 G6-4-3 1B		0-0 1B		0-0 1B		0-0 G3	5	0	3	1	0	1	1						
Steve Balboni, R (1, 3) OBP: 0.125, SLG: 0.125	0-0 F6		0-0 G6-4-3 1-2		0-0 F3		0-3 K			4	0	0	0	0	1	7						
Frank White, R (1, 4) OBP: 0.250, SLG: 0.375		0-0 F4		0-0 5-3		0-3 K		1-2 1B		4	0	1	1	0	1	1						
Butch Davis, R (1, 7)		0-0 F7		0-0 4-3		0-0 5-3		0-0 4-3		4	0	0	0	0	2							
Don Slaught, R (1, 2) OBP: 0.429, SLG: 0.500		0-0 F9		0-0 1B		0-0 5-3		0-0 5-3		4	0	1	0	0	0							
Greg Pryor, R (1, 5) OBP: 0.714, SLG: 0.857			0-0 2B		0-0 1B		0-0 2B		0-0 1-3	4	1	3	0	0	0							
<b>Inning Stats</b>	R: 0 E: 0 K: 1 S: 6	H: 0 LOB: 2 BB: 1 P: 10	R: 0 E: 0 K: 0 S: 3	H: 0 LOB: 0 BB: 0 P: 3	R: 2 E: 0 K: 0 S: 5	H: 3 LOB: 1 BB: 1 P: 9	R: 0 E: 0 K: 1 S: 7	H: 2 LOB: 3 BB: 1 P: 11	R: 0 E: 0 K: 0 S: 6	H: 1 LOB: 1 BB: 0 P: 6	R: 0 E: 0 K: 0 S: 4	H: 1 LOB: 1 BB: 0 P: 4	R: 1 E: 0 K: 2 S: 10	H: 3 LOB: 2 BB: 0 P: 10	R: 0 E: 0 K: 0 S: 3	H: 0 LOB: 0 BB: 0 P: 3	R: 0 E: 0 K: 1 S: 5	H: 0 LOB: 0 BB: 0 P: 5	1B: 8 2B: 2 3B: 0 HR: 0	SF: 0 SAC: 0 DP: 1 HBP: 0	WP: 0 PB: 1 SB: 1 CS: 0	PA: 40
<b>PITCHER</b>	IP WLS BF H R ER SO BB IBB HBP BLK WP HR S P ERA WHIP	6.1 W 31 9 3 3 4 3 0 0 0 0 0 36 48 4.26 1.895	2.2 S 9 1 0 0 2 0 0 0 0 0 0 13 13 0.00 0.375																			

New York Yankees @ Kansas City Royals  
 Royals Stadium, Kansas City, MO  
 Wed Apr 04 1984, 7:05 PM EST  
 Att: 14,408 - Unknown

AB 35  
 R 4  
 H 11  
 RBI 4  
 BB 1  
 SO 1  
 LOB 13



New York Yankees @ Kansas City Royals  
 Royals Stadium, Kansas City, MO  
 Wed Apr 04 1984, 7:05 PM EST  
 Att: 14,408 - Unknown

AB 37  
 R 3  
 H 10  
 RBI 3  
 BB 3  
 SO 6  
 LOB 19









Batter	1	2	3	4	5	6	7	8	9	AB	R	H	RBI	BB	SO	LOB	TOP										
<b>Brett Butler, L</b> OBP: 0.333, SLG: 0.231 (1, 8)										5	1	2	0	0	0	2											
<b>Tony Bernazard, S</b> OBP: 0.397, SLG: 0.182 (1, 4)										4	0	1	0	0	0	1											
<b>Julio Franco, R</b> OBP: 0.333, SLG: 0.455 (1, 6)										4	0	1	1	0	1	3											
<b>Andre Thornton, R</b> OBP: 0.357, SLG: 0.250 (1, 10)										4	0	0	0	0	1	3											
<b>Pat Tabler, R</b> OBP: 0.545, SLG: 0.667 (9, PH) <b>Mike Hargrove, L</b> OBP: 0.500, SLG: 0.500 (9, 3)										3	0	1	0	0	1	1											
<b>Brook Jacoby, R</b> OBP: 0.385, SLG: 0.364 (1, 5)										3	0	1	0	1	1	0											
<b>Ron Hassey, L</b> OBP: 0.615, SLG: 0.667 (1, 2)										3	0	1	0	1	1	2											
<b>George Vukovich, L</b> OBP: 0.308, SLG: 0.455 (1, 9)										3	0	1	1	0	0	2											
<b>Otis Nixon, S</b> OBP: 0.077, SLG: 0.077 (1, 7)										4	0	0	0	0	0	4											
<b>Inning Stats</b>	R: 1 E: 0 K: 1 S: 7	H: 2 LOB: 1 BB: 0 P: 7	R: 0 E: 0 K: 1 S: 5	H: 0 LOB: 0 BB: 0 P: 5	R: 0 E: 0 K: 1 S: 6	H: 1 LOB: 1 BB: 0 P: 6	R: 0 E: 0 K: 0 S: 4	H: 1 LOB: 2 BB: 1 P: 8	R: 0 E: 0 K: 1 S: 5	H: 0 LOB: 0 BB: 0 P: 5	R: 0 E: 0 K: 0 S: 3	H: 1 LOB: 0 BB: 0 P: 3	R: 0 E: 0 K: 1 S: 6	H: 2 LOB: 1 BB: 0 P: 6	R: 1 E: 1 K: 0 S: 5	H: 2 LOB: 1 BB: 1 P: 9	1B: 8 2B: 1 3B: 0 HR: 0	SF: 1 SAC: 0 DP: 2 HBP: 0	WP: 0 PB: 0 SB: 6 CS: 0	PA: 37							
<b>PITCHER</b>	IP	WLS	BF	H	R	ER	SO	BB	IBB	HBP	BLK	WP	HR	S	P	ERA	WHIP										
<b>Mark Gubicza, R</b> ERA: 1.5 (1, 1)	6.0	L	23	5	1	1	4	1	0	0	0	0	0	30	34	1.50	1.000										
<b>Mark Huisman, R</b> ERA: 2.25 (7, 1)	3.0		14	4	1	1	2	1	0	0	0	0	0	17	21	3.00	1.667										

Cleveland Indians @ Kansas City Royals  
Royals Stadium, Kansas City, MO  
Fri Apr 06 1984, 7:05 PM EST  
Att: 17,390 - Unknown

AB	34
R	2
H	9
RBI	2
BB	2
SO	6
LOB	18



Batter	1	2	3	4	5	6	7	8	9	AB	R	H	RBI	BB	SO	LOB	BOTTOM										
<b>Onix Concepcion, R</b> OBP: 0.211, SLG: 0.389 (1, 6)										4	0	1	0	0	3	0											
<b>Pat Sheridan, L</b> OBP: 0.375, SLG: 0.385 (1, 8)										4	0	1	0	0	2	1											
<b>Jorge Orta, L</b> OBP: 0.222, SLG: 0.444 (1, 9)										4	0	2	0	0	1	2											
<b>Hal McRae, R</b> OBP: 0.353, SLG: 0.333 (1, 10)										4	0	0	0	0	1	3											
<b>Steve Balboni, R</b> OBP: 0.294, SLG: 0.438 (9, PR) <b>John Wathan, R</b>										3	0	1	0	0	0	0											
<b>Frank White, R</b> OBP: 0.375, SLG: 0.500 (1, 4)										2	0	0	0	2	0	2											
<b>Don Slaught, R</b> OBP: 0.429, SLG: 0.455 (1, 2)										4	0	0	0	0	1	3											
<b>Butch Davis, R</b> OBP: 0.188, SLG: 0.250 (1, 7)										3	0	1	0	0	2	1											
<b>Greg Pryor, R</b> OBP: 0.467, SLG: 0.600 (1, 5)										3	0	0	0	0	0	2											
<b>Inning Stats</b>	R: 0 E: 0 K: 2 S: 8	H: 1 LOB: 2 BB: 0 P: 8	R: 0 E: 0 K: 0 S: 4	H: 1 LOB: 1 BB: 1 P: 8	R: 0 E: 0 K: 1 S: 6	H: 1 LOB: 1 BB: 0 P: 6	R: 0 E: 0 K: 2 S: 7	H: 0 LOB: 1 BB: 1 P: 11	R: 0 E: 0 K: 2 S: 8	H: 1 LOB: 1 BB: 0 P: 8	R: 0 E: 0 K: 0 S: 2	H: 0 LOB: 0 BB: 0 P: 3	R: 0 E: 0 K: 1 S: 5	H: 0 LOB: 0 BB: 0 P: 5	R: 0 E: 0 K: 2 S: 8	H: 1 LOB: 1 BB: 0 P: 8	R: 0 E: 0 K: 0 S: 3	H: 1 LOB: 1 BB: 0 P: 3	1B: 5 2B: 0 3B: 1 HR: 0	SF: 0 SAC: 0 DP: 2 HBP: 1	WP: 0 PB: 0 SB: 3 CS: 0	PA: 34					
<b>PITCHER</b>	IP	WLS	BF	H	R	ER	SO	BB	IBB	HBP	BLK	WP	HR	S	P	ERA	WHIP										
<b>Bert Blyleven, R</b> ERA: 0.00 (1, 1)	7.0	W	27	4	0	0	8	2	0	1	0	0	0	40	49	0.00	0.857										
<b>George Frazier, R</b> ERA: 0.00 (8, 1)	2.0	S	7	2	0	0	2	0	0	0	0	0	0	11	11	0.00	1.000										

Cleveland Indians @ Kansas City Royals  
Royals Stadium, Kansas City, MO  
Fri Apr 06 1984, 7:05 PM EST  
Att: 17,390 - Unknown

AB	31
R	0
H	6
RBI	0
BB	2
SO	10
LOB	14





Batter	1	2	3	4	5	6	7	8	9	AB	R	H	RBI	BB	SO	LOB	TOP								
<b>Brett Butler, L</b> (1, 8) OBP: 0.368, SLG: 0.294										4	1	2	0	0	0	0									
<b>Tony Bemazard, S</b> (1, 4) OBP: 0.500, SLG: 0.357										3	1	3	1	1	0	0									
<b>Julio Franco, R</b> (1, 6) OBP: 0.313, SLG: 0.400										4	0	1	1	0	1	3									
<b>Andre Thornton, R</b> (1, 10) OBP: 0.278, SLG: 0.188										4	0	0	0	0	3	3									
<b>Pat Tabler, R</b> (1, 3) OBP: 0.500, SLG: 0.667										3	1	1	0	0	0	0									
<b>Mike Hargrove, L</b> (7, 3) OBP: 0.333, SLG: 0.333										1	0	0	0	0	0	0									
<b>Brook Jacoby, R</b> (1, 5) OBP: 0.412, SLG: 0.600										4	1	2	2	0	1	0									
<b>Ron Hassey, L</b> (1, 2) OBP: 0.471, SLG: 0.500										4	0	0	0	0	1	1									
<b>George Vukovich, L</b> (1, 9) OBP: 0.375, SLG: 0.462										2	0	1	0	1	0	0									
<b>Otis Nixon, S</b> (1, 7) OBP: 0.063, SLG: 0.063										3	0	0	0	0	0	2									
<b>Inning Stats</b>	R: 0 E: 0 K: 0 S: 2	H: 1 LOB: 0 BB: 1 P: 6	R: 0 E: 0 K: 1 S: 5	H: 0 LOB: 0 BB: 0 P: 5	R: 0 E: 0 K: 0 S: 2	H: 0 LOB: 0 BB: 1 P: 6	R: 3 E: 0 K: 0 S: 7	H: 5 LOB: 1 BB: 0 P: 7	R: 0 E: 0 K: 0 S: 3	H: 0 LOB: 0 BB: 0 P: 3	R: 0 E: 0 K: 2 S: 7	H: 1 LOB: 0 BB: 0 P: 7	R: 1 E: 0 K: 0 S: 5	H: 2 LOB: 1 BB: 0 P: 5	R: 0 E: 0 K: 1 S: 6	H: 1 LOB: 1 BB: 0 P: 6	R: 0 E: 0 K: 2 S: 7	H: 0 LOB: 0 BB: 0 P: 7	1B: 8 2B: 1 3B: 0 HR: 1	SF: 0 SAC: 0 DP: 2 HBP: 0	WP: 0 PB: 0 SB: 1 CS: 3	PA: 34			
<b>PITCHER</b>	IP	WLS	BF	H	R	ER	SO	BB	IBB	HBP	BLK	WP	HR	S	P	ERA	WHIP								
<b>Bud Black, L</b> (1, 1) ERA: 3.6	8.0	W	31	10	4	4	4	2	0	0	0	0	1	37	45	4.50	1.500								
<b>Dan Quisenberry, R</b> (9, 1) ERA:	1.0	S	3	0	0	0	2	0	0	0	0	0	0	7	7	0.00	0.000								

**Cleveland Indians @ Kansas City Royals**  
 Royals Stadium, Kansas City, MO  
 Sun Apr 08 1984, 4:33 AM EST  
 Att: 13,146 - Unknown

AB	32
R	4
H	10
RBI	4
BB	2
SO	6
LOB	9



Batter	1	2	3	4	5	6	7	8	9	AB	R	H	RBI	BB	SO	LOB	BOTTOM								
<b>Onix Concepcion, R</b> (1, 6) OBP: 0.250, SLG: 0.364										4	1	1	0	0	1	5									
<b>Pat Sheridan, L</b> (1, 8) OBP: 0.350, SLG: 0.471										4	0	1	1	0	0	1									
<b>Jorge Orta, L</b> (1, 9) OBP: 0.308, SLG: 0.538										4	0	2	0	0	0	1									
<b>Darryl Motley, R</b> (9, 9) OBP: 0.500, SLG: 0.800										0	0	0	0	0	0	0									
<b>Hal McRae, R</b> (1, 10) OBP: 0.429, SLG: 0.444										3	2	2	0	1	0	0									
<b>Steve Balboni, R</b> (1, 3) OBP: 0.238, SLG: 0.350										4	0	0	0	0	1	4									
<b>Frank White, R</b> (1, 4) OBP: 0.400, SLG: 0.500										4	1	2	1	0	1	2									
<b>Butch Davis, R</b> (1, 7) OBP: 0.300, SLG: 0.368										3	1	2	1	1	0	2									
<b>Don Slaught, R</b> (1, 2) OBP: 0.389, SLG: 0.357										3	0	0	0	1	1	3									
<b>Greg Pryor, R</b> (1, 5) OBP: 0.444, SLG: 0.556										3	0	1	0	0	0	0									
<b>Orlando Sanchez, L</b> (8, PH) OBP: 1.000, SLG: 2.000										1	0	1	2	0	0	0									
<b>Tucker Ashford, R</b> (9, 5) OBP: 0.300, SLG: 0.368										0	0	0	0	0	0	0									
<b>Inning Stats</b>	R: 0 E: 0 K: 1 S: 5	H: 1 LOB: 0 BB: 0 P: 5	R: 1 E: 0 K: 2 S: 11	H: 4 LOB: 3 BB: 0 P: 11	R: 0 E: 0 K: 0 S: 3	H: 0 LOB: 0 BB: 0 P: 3	R: 0 E: 0 K: 0 S: 3	H: 0 LOB: 1 BB: 1 P: 7	R: 0 E: 0 K: 0 S: 3	H: 1 LOB: 0 BB: 0 P: 3	R: 0 E: 0 K: 1 S: 6	H: 1 LOB: 2 BB: 1 P: 10	R: 1 E: 0 K: 0 S: 4	H: 1 LOB: 1 BB: 0 P: 5	R: 3 E: 0 K: 0 S: 6	H: 4 LOB: 1 BB: 1 P: 10	R: 0 E: 0 K: 1 S: 6	H: 0 LOB: 0 BB: 0 P: 7	1B: 7 2B: 5 3B: 1 HR: 0	SF: 0 SAC: 0 DP: 2 HBP: 1	WP: 0 PB: 0 SB: 1 CS: 1	PA: 38			
<b>PITCHER</b>	IP	WLS	BF	H	R	ER	SO	BB	IBB	HBP	BLK	WP	HR	S	P	ERA	WHIP								
<b>Rick Sutcliffe, R</b> (1, 1) ERA: 2.25	7.0	L	31	9	3	3	4	2	0	1	0	0	0	36	45	3.86	1.571								
<b>George Frazier, R</b> (8, 1) ERA: 6.0	1.0	L	6	3	2	2	0	0	1	0	0	0	0	5	9	18.00	3.000								

**Cleveland Indians @ Kansas City Royals**  
 Royals Stadium, Kansas City, MO  
 Sun Apr 08 1984, 4:33 AM EST  
 Att: 13,146 - Unknown

AB	33
R	5
H	12
RBI	5
BB	3
SO	4
LOB	18





Batter	1	2	3	4	5	6	7	8	9	AB	R	H	RBI	BB	SO	LOB	TOP	
Onix Concepcion, R OBP: 0.222, SLG: 0.320 Jorge Orta, L OBP: 0.236, SLG: 0.500 Buddy Biancalana, S OBP: 1.000, SLG: 1.000	0-0 F7		0-0 6-3		0-0 F8		0-0 F8			3	0	0	0	0	0	0	<b>Kansas City Royals @ Baltimore Orioles</b> Memorial Stadium, Baltimore, MD Tue Apr 10 1984, 6:05 PM EST Att: 18,000 - Unknown	
Butch Davis, R OBP: 0.250, SLG: 0.304	0-0 F3		0-0 5-3		0-0 6-3			0-3 K		4	0	0	0	0	1	0		
Frank White, R OBP: 0.375, SLG: 0.455	0-0 5-3			0-0 5-3		FC3-6 1B		0-0 F6		4	0	1	0	0	0	0		
Hal McRae, R OBP: 0.440, SLG: 0.429		0-0 F3		4-0 1B BB 1B BB		0-0 F3		0-0 FC6-4 1B		3	1	1	0	1	0	1		
Steve Balboni, R OBP: 0.240, SLG: 0.304		0-0 6-3		4-0 1B BB 1-2 BB		0-0 FC3-6 1-2		0-0 FC6-4 1-2		3	0	0	0	1	0	2		
Darryl Motley, R OBP: 0.425, SLG: 0.643		0-0 6-3		0-0 1B 1-2 2-3 1B		0-0 4-3			0-0 F4	4	0	1	0	0	0	1		
Don Slaught, R OBP: 0.309, SLG: 0.389			0-0 F9	0-0 G6-4-3 1B 1-2 2-3 3-H			0-0 4-3		0-0 G5-4-3 1B	4	0	2	1	0	0	0		
Greg Pryor, R OBP: 0.429, SLG: 0.500 Orlando Sanchez, L OBP: 0.500, SLG: 1.000			4-0 HR BB	0-0 G6-4-3 1-2			0-0 1-3		0-0 G5-4-3 1-2	2	1	0	0	1	0	3		
Pat Sheridan, L OBP: 0.391, SLG: 0.700			0-0 1-H HR		0-0 F8					3	1	2	2	0	0	0		
																		AB 32 R 3 H 7 RBI 3 BB 3 SO 1 LOB 9
<b>Inning Stats</b>	R: 0 E: 0 K: 0 S: 3	H: 0 LOB: 0 BB: 0 P: 3	R: 0 E: 0 K: 0 S: 3	H: 0 LOB: 0 BB: 0 P: 3	R: 2 E: 0 K: 0 S: 4	H: 1 LOB: 0 BB: 1 P: 8	R: 1 E: 0 K: 0 S: 4	H: 2 LOB: 2 BB: 0 P: 12	R: 0 E: 0 K: 0 S: 4	H: 0 LOB: 0 BB: 0 P: 3	R: 0 E: 0 K: 0 S: 4	H: 1 LOB: 1 BB: 0 P: 4	R: 0 E: 0 K: 1 S: 6	H: 1 LOB: 1 BB: 0 P: 6	R: 0 E: 0 K: 0 S: 3	H: 1 LOB: 0 BB: 0 P: 3	1B: 5 SF: 0 2B: 1 SAC: 0 3B: 0 DP: 2 HR: 1 HBP: 0	WP: 0 PA: 35 PB: 0 SB: 0 CS: 0
<b>PITCHER</b>	IP WLS BF H R ER SO BB IBB HBP BLK WP HR S P ERA WHIP																	
Scott McGregor, L ERA: 5.73	(1, 1) 5.1 W 22 4 3 3 0 3 0 0 0 0 0 1 19 31 5.06 1.312																	
Storm Davis, R ERA:	(6, 1) 3.2 S 13 3 0 0 1 0 0 0 0 0 0 0 15 15 0.00 0.818																	

Batter	1	2	3	4	5	6	7	8	9	AB	R	H	RBI	BB	SO	LOB	BOTTOM	
John Shelby, S OBP: 0.143, SLG: 0.143	0-0 F8	0-0 FC1 HR		0-0 CS 1B		0-0 FC6-4 1-2				4	1	1	0	0	0	2	<b>Kansas City Royals @ Baltimore Orioles</b> Memorial Stadium, Baltimore, MD Tue Apr 10 1984, 6:05 PM EST Att: 18,000 - Unknown	
Dan Ford, R OBP: 0.412, SLG: 0.706	0-0 1B BB 1B	0-0 E5 HR		0-0 F4 1-2		0-0 F9				4	2	1	0	0	0	3		
Cal Ripken Jr., R OBP: 0.450, SLG: 0.947	4-0 1B BB 1-2	0-0 1B 1-H 2-H			0-0 HR		0-0 E6 G1-6-3			3	3	2	4	1	0	0		
Eddie Murray, S OBP: 0.350, SLG: 0.235	0-0 F9 1B 1-2 2-3	0-0 1B			4-0 3-1 5-3 BB		0-0 G1-6-3 1-2			3	0	2	0	1	0	1		
Gary Roenicke, R OBP: 0.333, SLG: 0.200	0-0 1-2 2-H 3-H 1B	0-0 F9			0-0 5-3		0-0 F2			4	0	1	2	0	0	2		
Ken Singleton, S OBP: 0.050, SLG: 0.050	0-0 F9 2-3		0-0 K		0-0 3-1			0-0 4-3		4	0	0	0	0	1	3		
Todd Cruz, R OBP: 0.167, SLG: 0.667	0-0 F5		0-0 K		0-0 K			0-0 K		4	0	0	0	0	3	3		
Rich Dauer, R OBP: 0.375, SLG: 0.333		4-0 FC1 BB		0-0 F9		0-0 5-3				3	0	1	0	1	0	0		
Rick Dempsey, R OBP: 0.214, SLG: 0.231		0-0 1-3 1-2		0-0 6-3		0-0 FC6-4 1B		0-0 F8		4	0	1	0	0	0	2		
																		AB 33 R 6 H 9 RBI 6 BB 3 SO 4 LOB 16
<b>Inning Stats</b>	R: 2 E: 0 K: 0 S: 6	H: 3 LOB: 2 BB: 1 P: 10	R: 3 E: 1 K: 0 S: 6	H: 2 LOB: 1 BB: 1 P: 10	R: 0 E: 0 K: 2 S: 7	H: 0 LOB: 0 BB: 0 P: 7	R: 0 E: 0 K: 0 S: 3	H: 1 LOB: 0 BB: 0 P: 3	R: 1 E: 0 K: 1 S: 6	H: 1 LOB: 1 BB: 1 P: 10	R: 0 E: 0 K: 0 S: 4	H: 1 LOB: 1 BB: 0 P: 4	R: 0 E: 1 K: 0 S: 3	H: 0 LOB: 0 BB: 0 P: 3	R: 0 E: 0 K: 1 S: 6	H: 1 LOB: 1 BB: 0 P: 6	1B: 7 SF: 0 2B: 0 SAC: 0 3B: 0 DP: 1 HR: 2 HBP: 0	WP: 0 PA: 36 PB: 0 SB: 0 CS: 1
<b>PITCHER</b>	IP WLS BF H R ER SO BB IBB HBP BLK WP HR S P ERA WHIP																	
Paul Spittorf, L ERA: 10.13	(1, 1) 2.0 L 14 5 5 2 0 0 2 0 0 0 0 1 12 20 9.00 3.500																	
Bret Saberhagen, R ERA: 0.93	(3, 1) 5.0 18 3 1 1 3 1 0 0 0 0 0 1 23 27 1.80 0.800																	
Frank Willis, R ERA:	(8, 1) 1.0 4 1 0 0 1 0 0 0 0 0 0 0 6 6 0.00 1.000																	



Batter	1	2	3	4	5	6	7	8	9	AB	R	H	RBI	BB	SO	LOB	TOP										
<b>Onix Concepcion, R</b> OBP: 0.194, SLG: 0.276 (1, 6)	5-3		4-3		5-3		5-3			4	0	0	0	0	0	0	<b>Kansas City Royals @ Baltimore Orioles</b> Memorial Stadium, Baltimore, MD Wed Apr 11 1984, 6:05 PM EST Att: 19,886 - Unknown										
<b>Pat Sheridan, L</b> OBP: 0.333, SLG: 0.583 (1, 8)	3-1			E3 1B	F5			4-3		4	1	0	0	0	0												
<b>Jorge Orta, L</b> OBP: 0.276, SLG: 0.444 <b>Darryl Motley, R</b> OBP: 0.429, SLG: 0.643 (8, 9)	4-3			BB 1B	4-3			F7		4	1	1	1	0	0												
<b>Hal McRae, R</b> OBP: 0.448, SLG: 0.417 (1, 10)				BB BB				5-3		3	1	1	0	1	0												
<b>Frank White, R</b> OBP: 0.357, SLG: 0.400 (1, 4)	4-3			BB BB	6-3			F8		3	0	0	0	1	0												
<b>Steve Balboni, R</b> OBP: 0.310, SLG: 0.440 (1, 3)	K			BB BB						2	2	1	2	2	1												
<b>Butch Davis, R</b> OBP: 0.250, SLG: 0.269 (1, 7)	1-3			WP BB	HR			F8		3	0	0	1	1	0												
<b>Don Slaught, R</b> OBP: 0.346, SLG: 0.318 (1, 2)	1-3			WP BB				F8		4	0	0	0	0	4												
<b>Greg Pryor, R</b> OBP: 0.375, SLG: 0.435 (1, 5)	6-3			WP BB	F8			F8		3	0	0	0	0	1												
<b>Inning Stats</b>	R: 0 E: 0 K: 0 S: 3	H: 0 LOB: 0 BB: 0 P: 3	R: 0 E: 0 K: 1 S: 6	H: 1 LOB: 1 BB: 0 P: 6	R: 0 E: 0 K: 0 S: 3	H: 0 LOB: 0 BB: 0 P: 3	R: 4 E: 1 K: 0 S: 4	H: 1 LOB: 1 BB: 4 P: 20	R: 0 E: 0 K: 0 S: 3	H: 0 LOB: 0 BB: 0 P: 3	R: 1 E: 0 K: 0 S: 4	H: 1 LOB: 0 BB: 0 P: 4	R: 0 E: 0 K: 0 S: 3	H: 0 LOB: 0 BB: 0 P: 3	R: 0 E: 0 K: 0 S: 3	H: 0 LOB: 1 BB: 1 P: 7	1B: 2 2B: 0 3B: 0 HR: 1	SF: 0 SAC: 0 DP: 1 HBP: 0	WP: 1 PB: 0 SB: 1 CS: 0	PA: 35							
<b>PITCHER</b>	IP	WLS	BF	H	R	ER	SO	BB	IBB	HBP	BLK	WP	HR	S	P	ERA	WHIP										
<b>Mike Boddicker, R</b> ERA: 7.27 (1, 1)	3.0	L	16	2	4	2	1	4	0	0	0	0	0	14	30	6.00	2.000										
<b>Dennis Martinez, R</b> ERA: 2.57 (4, 1)	3.0		9	1	1	1	0	0	0	0	0	1	1	9	9	3.00	0.333										
<b>Sammy Stewart, R</b> ERA: (7, 1)	3.0		10	0	0	0	0	1	0	0	0	0	0	9	13	0.00	0.333										

Batter	1	2	3	4	5	6	7	8	9	AB	R	H	RBI	BB	SO	LOB	BOTTOM										
<b>John Shelby, S</b> OBP: 0.167, SLG: 0.118 (1, 8)	K		6-3		G6-4-3 BB			4-3		3	0	0	0	1	1	0	<b>Kansas City Royals @ Baltimore Orioles</b> Memorial Stadium, Baltimore, MD Wed Apr 11 1984, 6:05 PM EST Att: 19,886 - Unknown										
<b>Dan Ford, R</b> OBP: 0.350, SLG: 0.600 <b>Jim Dwyer, L</b> (8, PH) (9, 9)	6-3		F9		G6-4-3 1-2			F8		3	0	0	0	0	1												
<b>Cal Ripken Jr., R</b> OBP: 0.375, SLG: 0.783 (1, 6)	5-3		F8		F9			4-3		4	0	0	0	0	0												
<b>Eddie Murray, S</b> OBP: 0.375, SLG: 0.400 (1, 3)		1B BB		HR				F8		3	1	1	1	1	0												
<b>Gary Roenicke, R</b> OBP: 0.556, SLG: 0.200 <b>Al Bumbry, L</b> OBP: 0.273, SLG: 0.200 (9, PH)		1B BB		1-3 HBP				G3		0	0	0	0	2	0												
<b>Ken Singleton, S</b> OBP: 0.042, SLG: 0.042 (1, 10)		F5		1-3				4-3		4	0	0	0	0	4												
<b>Todd Cruz, R</b> OBP: 0.333, SLG: 0.667 (1, 5)		FC5-4 1B		K				G5-4-3 1B		3	0	2	0	0	1												
<b>Rich Dauer, R</b> OBP: 0.316, SLG: 0.278 (1, 4)		F8		1-3				G5-4-3 1-2		3	0	0	0	0	5												
<b>Rick Dempsey, R</b> OBP: 0.235, SLG: 0.438 (1, 2)		FC5-4		HR				K		3	1	1	1	0	1												
<b>Inning Stats</b>	R: 0 E: 0 K: 1 S: 5	H: 0 LOB: 0 BB: 0 P: 5	R: 0 E: 0 K: 0 S: 4	H: 1 LOB: 3 BB: 2 P: 12	R: 0 E: 0 K: 0 S: 3	H: 0 LOB: 0 BB: 0 P: 3	R: 1 E: 0 K: 1 S: 6	H: 1 LOB: 1 BB: 0 P: 7	R: 1 E: 0 K: 0 S: 3	H: 1 LOB: 0 BB: 1 P: 7	R: 0 E: 0 K: 0 S: 2	H: 0 LOB: 0 BB: 1 P: 6	R: 0 E: 0 K: 1 S: 5	H: 1 LOB: 0 BB: 0 P: 5	R: 0 E: 0 K: 0 S: 3	H: 0 LOB: 0 BB: 0 P: 3	R: 0 E: 0 K: 0 S: 3	H: 0 LOB: 0 BB: 0 P: 3	1B: 2 2B: 0 3B: 0 HR: 2	SF: 0 SAC: 0 DP: 3 HBP: 1	WP: 0 PB: 0 SB: 0 CS: 0	PA: 33					
<b>PITCHER</b>	IP	WLS	BF	H	R	ER	SO	BB	IBB	HBP	BLK	WP	HR	S	P	ERA	WHIP										
<b>Larry Gura, L</b> ERA: 3.86 (1, 1)	7.0	W	27	4	2	2	3	4	0	1	0	0	2	28	45	2.57	1.143										
<b>Dan Quisenberry, R</b> ERA: (8, 1)	2.0	S	6	0	0	0	0	0	0	0	0	0	0	6	6	0.00	0.000										



Batter	1	2	3	4	5	6	7	8	9	AB	R	H	RBI	BB	SO	LOB	TOP					
Paul Molitor, R (1, 10)										4	1	0	0	1	1	1	<b>Milwaukee Brewers @ Kansas City Royals</b> Royals Stadium, Kansas City, MO Fri Apr 13 1984, 7:05 PM EST Att: 14,447 - Unknown					
Robin Yount, R (1, 6) OBP: 0.376, SLG: 0.400										4	0	2	3	0	0							
Cecil Cooper, L (1, 3) OBP: 0.351, SLG: 0.303										4	0	1	0	0	2							
Ted Simmons, S (1, 5) OBP: 0.156, SLG: 0.129										4	0	1	0	0	0							
Randy Ready, R (8, PR) OBP: 0.345, SLG: 0.360										0	0	0	0	0	0							
Ben Oglivie, L (1, 7) OBP: 0.452, SLG: 0.571										4	0	1	0	0	2							
Mark Brouhard, R (1, 9) OBP: 0.333, SLG: 0.833										3	0	1	0	0	1							
Rick Manning, L (8, PH) OBP: 0.379, SLG: 0.440										1	0	0	0	0	2							
Jim Sundberg, R (1, 2) OBP: 0.333, SLG: 0.273										3	1	1	0	0	2							
Dion James, L (9, PH) OBP: 0.667, SLG: 0.800										1	0	1	0	0	0							
Jim Gantner, L (1, 4) OBP: 0.457, SLG: 0.485										3	1	0	0	1	2							
Charlie Moore, R (1, 8) OBP: 0.300, SLG: 0.370										3	0	0	0	0	1							
Roy Howell, L (9, PH)										1	0	0	0	0	1							
<b>Inning Stats</b>	R: 0 E: 0 K: 0 S: 4	H: 1 LOB: 1 BB: 0 P: 4	R: 0 E: 0 K: 0 S: 4	H: 1 LOB: 1 BB: 0 P: 4	R: 0 E: 0 K: 0 S: 3	H: 0 LOB: 0 BB: 0 P: 3	R: 0 E: 0 K: 0 S: 3	H: 0 LOB: 0 BB: 0 P: 3	R: 3 E: 0 K: 1 S: 7	H: 2 LOB: 1 BB: 2 P: 15	R: 0 E: 0 K: 0 S: 6	H: 1 LOB: 1 BB: 0 P: 6	R: 0 E: 0 K: 0 S: 3	H: 0 LOB: 0 BB: 0 P: 3	R: 0 E: 0 K: 0 S: 5	H: 2 LOB: 2 BB: 0 P: 5	R: 0 E: 0 K: 1 S: 6	H: 1 LOB: 1 BB: 0 P: 6	1B: 6 2B: 2 3B: 0 HR: 0	SF: 0 SAC: 0 DP: 0 HBP: 0	WP: 0 PB: 0 CS: 0	PA: 37
<b>PITCHER</b>	IP WLS BF H R ER SO BB IBB HBP BLK WP HR S P ERA WHIP																					
Bud Black, L (1, 1) ERA: 3.68	7.0 W 28 5 3 3 2 2 0 0 0 0 0 0 30 38 3.86 1.000																					
Dan Quisenberry, R (8, 1) ERA:	2.0 S 9 3 0 0 1 0 0 0 0 0 0 0 11 11 0.00 1.500																					

Batter	1	2	3	4	5	6	7	8	9	AB	R	H	RBI	BB	SO	LOB	BOTTOM			
Onix Concepcion, R (1, 6) OBP: 0.200, SLG: 0.273										4	2	1	0	0	4	<b>Milwaukee Brewers @ Kansas City Royals</b> Royals Stadium, Kansas City, MO Fri Apr 13 1984, 7:05 PM EST Att: 14,447 - Unknown				
Pat Sheridan, L (1, 8) OBP: 0.323, SLG: 0.593										3	0	1	2	0	1					
Jorge Orta, L (1, 9) OBP: 0.409, SLG: 0.571										3	0	3	2	1	0					
Darryl Motley, R (8, PR) OBP: 0.428, SLG: 0.643										0	1	0	0	0	0					
Hal McRae, R (1, 10) OBP: 0.394, SLG: 0.357										4	0	0	0	0	5					
Frank White, R (1, 4) OBP: 0.375, SLG: 0.370										2	1	0	0	1	0					
Steve Balboni, R (1, 3) OBP: 0.303, SLG: 0.414										4	0	1	0	0	1					
Butch Davis, R (1, 7) OBP: 0.313, SLG: 0.286										2	0	1	1	2	1					
Don Slaught, R (1, 2) OBP: 0.333, SLG: 0.308										4	1	1	0	0	2					
Greg Pryor, R (1, 5) OBP: 0.407, SLG: 0.440										2	1	1	0	1	0					
<b>Inning Stats</b>	R: 1 E: 0 K: 0 S: 4	H: 2 LOB: 1 BB: 1 P: 8	R: 0 E: 0 K: 1 S: 5	H: 0 LOB: 0 BB: 0 P: 5	R: 0 E: 0 K: 0 S: 3	H: 1 LOB: 0 BB: 0 P: 3	R: 0 E: 0 K: 0 S: 3	H: 1 LOB: 1 BB: 0 P: 4	R: 3 E: 0 K: 0 S: 5	H: 2 LOB: 1 BB: 2 P: 13	R: 0 E: 0 K: 0 S: 2	H: 0 LOB: 0 BB: 1 P: 6	R: 0 E: 0 K: 0 S: 3	H: 0 LOB: 0 BB: 0 P: 3	R: 2 E: 1 K: 0 S: 6	H: 3 LOB: 2 BB: 1 P: 10	1B: 7 2B: 2 3B: 0 HR: 0	SF: 1 SAC: 0 DP: 3 HBP: 1	WP: 0 PB: 0 CS: 3	PA: 36
<b>PITCHER</b>	IP WLS BF H R ER SO BB IBB HBP BLK WP HR S P ERA WHIP																			
Jaime Cocanower, R (1, 1) ERA: 5.11	7.1 L 31 7 6 6 1 4 0 1 0 0 0 0 3 28 45 7.36 1.500																			
Pete Ladd, R (8, 1) ERA: 2.45	0.2 4 2 0 0 0 1 0 0 0 0 0 0 3 7 0.00 4.500																			



Batter	1	2	3	4	5	6	7	8	9	AB	R	H	RBI	BB	SO	LOB	TOP						
Paul Moltzer, R OBP: 0.188, SLG: 0.133 (1, 10)	6-3		K				K		1B 4-3	5	1	2	1	0	2	1	<b>Milwaukee Brewers @ Kansas City Royals</b> Royals Stadium, Kansas City, MO Sat Apr 14 1984, 7:05 PM EST Att: 14,549 - Unknown						
Jim Gantner, L OBP: 0.450, SLG: 0.526 (1, 4)	K		F7				SF9		4-3	5	1	2	3	0	1	1							
Robin Yount, R OBP: 0.381, SLG: 0.412 (1, 6)	F4						SF9		1B	4	1	2	1	0	0	2							
Cecil Cooper, L OBP: 0.405, SLG: 0.333 (1, 3)							1-3		1B	3	0	2	1	2	0	0							
Ben Oglivie, L OBP: 0.389, SLG: 0.485 (1, 7)	FC3-6						F9		F2	5	1	0	0	0	0	8							
Dion James, L OBP: 0.500, SLG: 0.625 (1, 9)	4-3						F9		4-3	3	0	1	1	0	0	0							
Jim Sundberg, R OBP: 0.290, SLG: 0.231 (1, 2)	4-3						6-3		6-3	4	0	0	1	0	1	2							
Ed Romero, R OBP: 0.250, SLG: 0.250 (1, 5)	5-3						F8		F9	4	1	1	0	0	0	1							
Rick Manning, L OBP: 0.424, SLG: 0.517 (1, 8)			1-3				1B		1B	4	3	3	0	0	0	0	<b>Brewers</b> AB 37 R 8 H 13 RBI 8 BB 2 SO 4 LOB 15						
<b>Inning Stats</b>	R: 0 E: 0 K: 1 S: 5	H: 0 LOB: 0 BB: 0 P: 5	R: 1 E: 0 K: 0 S: 4	H: 1 LOB: 1 BB: 1 P: 8	R: 0 E: 0 K: 1 S: 5	H: 0 LOB: 0 BB: 0 P: 5	R: 1 E: 0 K: 1 S: 7	H: 2 LOB: 1 BB: 0 P: 7	R: 2 E: 0 K: 0 S: 6	H: 4 LOB: 2 BB: 1 P: 10	R: 0 E: 0 K: 0 S: 3	H: 0 LOB: 0 BB: 0 P: 3	R: 2 E: 0 K: 1 S: 7	H: 2 LOB: 0 BB: 0 P: 7	R: 0 E: 0 K: 0 S: 3	H: 0 LOB: 0 BB: 0 P: 3		R: 2 E: 0 K: 0 S: 7	H: 4 LOB: 2 BB: 0 P: 7	1B: 11 2B: 2 3B: 1 HR: 0	SF: 2 SAC: 0 DP: 1 HBP: 0	WP: 0 PB: 0 CS: 0	PA: 41
<b>PITCHER</b>	IP	WLS	BF	H	R	ER	SO	BB	IBB	HBP	BLK	WP	HR	S	P	ERA		WHIP					
Mark Gubicza, R ERA: 3.0 (1, 1)	3.0		13	3	2	2	2	1	0	0	0	0	0	16	20	6.00		1.333					
Mark Huisman, R ERA: 5.63 (4, 1)	4.0	L	18	6	4	4	2	0	1	0	0	0	0	21	25	9.00		1.500					
Joe Beckwith, R ERA: 4.5 (8, 1)	2.0		10	4	2	2	0	0	0	0	0	0	0	10	10	9.00		2.000					

Batter	1	2	3	4	5	6	7	8	9	AB	R	H	RBI	BB	SO	LOB	BOTTOM					
Onix Concepcion, R OBP: 0.250, SLG: 0.324 (1, 6)	1B	F9		S		1-3		2B		4	1	2	0	1	0	2	<b>Milwaukee Brewers @ Kansas City Royals</b> Royals Stadium, Kansas City, MO Sat Apr 14 1984, 7:05 PM EST Att: 14,549 - Unknown					
Pat Sheridan, L OBP: 0.306, SLG: 0.531 (1, 8)	F9		4-3	S		4-3		F6		5	0	1	1	0	0	2						
Jorge Orta, L OBP: 0.407, SLG: 0.538 (1, 9)	FC5-4		E6	F9			2B	K		5	2	2	0	0	1	2						
Hal McRae, R OBP: 0.395, SLG: 0.364 (1, 10)	F8		1B	1B		F9	2B	6-3		5	1	2	0	0	0	2						
Frank White, R OBP: 0.351, SLG: 0.344 (1, 4)	FC5-4		F3	BB		K	K	K		5	0	1	0	0	2	6						
Steve Balboni, R OBP: 0.342, SLG: 0.471 (1, 3)	K		FC6-4	F6		4-3	2B	1B		5	0	3	2	0	1	1						
Butch Davis, R OBP: 0.351, SLG: 0.313 (1, 7)	S		FC6-4	BB		4-3	2B	FC5		4	0	2	1	1	0	3						
Don Slaught, R OBP: 0.314, SLG: 0.267 (1, 2)	BB		F9	K		K	K	FC5		4	0	0	0	1	2	5						
Greg Pryor, R OBP: 0.367, SLG: 0.393 (1, 5)	F4		F3			F9		3-1		3	0	0	0	0	0	2						
Orlando Sanchez, L OBP: 0.333, SLG: 0.667 (8, PH)										1	0	0	0	0	0	0						
Tucker Ashford, R ERA: 13.5 (9, 5)										0	0	0	0	0	0	0						
<b>Inning Stats</b>	R: 0 E: 0 K: 0 S: 5	H: 2 LOB: 2 BB: 0 P: 5	R: 0 E: 0 K: 1 S: 6	H: 1 LOB: 2 BB: 1 P: 10	R: 1 E: 1 K: 0 S: 6	H: 2 LOB: 2 BB: 0 P: 6	R: 1 E: 0 K: 0 S: 4	H: 1 LOB: 1 BB: 1 P: 8	R: 0 E: 0 K: 1 S: 6	H: 1 LOB: 2 BB: 1 P: 10	R: 0 E: 0 K: 0 S: 3	H: 0 LOB: 0 BB: 0 P: 3	R: 2 E: 0 K: 2 S: 10	H: 3 LOB: 1 BB: 0 P: 10	R: 0 E: 0 K: 1 S: 6	H: 1 LOB: 1 BB: 0 P: 6	R: 0 E: 0 K: 1 S: 7	H: 2 LOB: 2 BB: 0 P: 7	1B: 11 2B: 2 3B: 0 HR: 0	SF: 0 SAC: 0 DP: 0 HBP: 0	WP: 0 PB: 0 CS: 0	PA: 44
<b>PITCHER</b>	IP	WLS	BF	H	R	ER	SO	BB	IBB	HBP	BLK	WP	HR	S	P	ERA	WHIP					
Don Sutton, R ERA: 3.18 (1, 1)	6.0	W	29	7	2	1	2	3	0	0	0	0	0	30	42	1.50	1.667					
Pete Ladd, R ERA: 4.29 (7, 1)	2.2		14	6	2	2	4	0	0	0	0	0	0	22	22	6.75	2.250					
Rollie Fingers, R ERA: 13.5 (9, 1)	0.1	S	1	0	0	0	0	0	0	0	0	0	0	1	1	0.00	0.000					



Batter	1	2	3	4	5	6	7	8	9	AB	R	H	RBI	BB	SO	LOB	TOP										
<b>Randy Ready, R</b> (1, 5) OBP: 0.353, SLG: 0.345	4-0 4-3 2B BB		0-0 5-3		0-0 FC6-4 1B		0-0 4-3		0-0 F9	4	1	1	0	1	0	0	<b>Milwaukee Brewers @ Kansas City Royals</b> Royals Stadium, Kansas City, MO Sun Apr 15 1984, 4:33 AM EST Att: 16,056 - Unknown <a href="http://livebaseballscorecards.com">livebaseballscorecards.com</a>										
<b>Robin Yount, R</b> (1, 6) OBP: 0.370, SLG: 0.378	0-0 F8		0-0 F8		0-0 FC6-4 FC6-4 1-2		0-0 FC6-4	4-0 1B BB		3	1	0	0	1	0	2											
<b>Cecil Cooper, L</b> (1, 3) OBP: 0.391, SLG: 0.325	0-0 4-3 1-2		0-3 K		0-0 FC6-4 1-2		0-0 FC6-4	0-0 1B 1-2 SF7-4-3 1B		4	1	1	0	0	1	2											
<b>Ted Simmons, S</b> (1, 10) <b>Paul Molitor, R</b> (8, PR) OBP: 0.194, SLG: 0.200 OBP: 0.196, SLG: 0.133	0-0 2H 2B		0-0 6-3		0-0 6-3		0-0 F7	0-0 BB 1-3 2H 1B		4	0	2	2	0	0	0											
<b>Mark Brouhard, R</b> (1, 7) <b>Ben Oglivie, L</b> (8, PH) OBP: 0.333, SLG: 0.667 OBP: 0.405, SLG: 0.485	0-3 K		0-3 1B 1B		0-0 F8		0-0 F8	4-0 1B 1-2 BB		3	0	1	0	0	1	1											
<b>Charlie Moore, R</b> (1, 9) <b>Dion James, L</b> (8, PH) OBP: 0.303, SLG: 0.345 OBP: 0.455, SLG: 0.625		0-0 F7	0-3 K		0-0 BB		4-0 BB	0-0 SF7-2-4-3 1-2 2-3 3-H 0-0		2	0	0	0	1	1	1											
<b>Bill Schroeder, R</b> (1, 2) OBP: 0.125, SLG: 0.125	0-3 K		0-0 1-2 1B		0-0 1-3		0-0 1-3			4	0	1	0	0	1	3											
<b>Ed Romero, R</b> (1, 4) <b>Jim Gantner, L</b> (9, PH) OBP: 0.286, SLG: 0.167 OBP: 0.455, SLG: 0.513	4-0 BB		0-0 F9		0-0 6-3		0-0 F7			2	0	0	0	1	0	2											
<b>Rick Manning, L</b> (1, 8) OBP: 0.378, SLG: 0.455	0-0 F5		0-0 4-3		0-0 4-3		0-0 F9			4	0	0	0	0	0	1											
<b>Inning Stats</b>	R: 1 E: 0 K: 1 S: 6	H: 1 LOB: 1 BB: 1 P: 10	R: 0 E: 0 K: 1 S: 5	H: 0 LOB: 1 BB: 1 P: 9	R: 0 E: 0 K: 1 S: 5	H: 0 LOB: 0 BB: 0 P: 5	R: 0 E: 0 K: 1 S: 7	H: 2 LOB: 2 BB: 0 P: 7	R: 0 E: 0 K: 0 S: 4	H: 1 LOB: 1 BB: 0 P: 4	R: 0 E: 0 K: 0 S: 3	H: 0 LOB: 1 BB: 1 P: 7	R: 0 E: 0 K: 0 S: 3	H: 0 LOB: 0 BB: 0 P: 3	R: 2 E: 0 K: 0 S: 4	H: 2 LOB: 2 BB: 2 P: 12		R: 0 E: 0 K: 0 S: 3	H: 0 LOB: 0 BB: 0 P: 3	1B: 5 2B: 2 3B: 0 HR: 0	SF: 1 SAC: 0 DP: 1 HBP: 0	WP: 0 PB: 0 CS: 0	PA: 37				
<b>PITCHER</b>	IP	WLS	BF	H	R	ER	SO	BB	IBB	HBP	BLK	WP	HR	S	P	ERA	WHIP										
<b>Danny Jackson, L</b> (1, 1) ERA: 1.8	5.0		21	4	1	1	4	2	0	0	0	0	0	27	35	1.80	1.200										
<b>Bret Saberhagen, R</b> (6, 1) ERA: 0.77	2.0		7	0	0	0	0	1	0	0	0	0	0	6	10	0.00	0.500										
<b>Dan Quisenberry, R</b> (8, 1) ERA: 2.0	2.0	L	9	2	2	2	0	2	0	0	0	0	0	7	15	9.00	2.000										

Batter	1	2	3	4	5	6	7	8	9	AB	R	H	RBI	BB	SO	LOB	BOTTOM										
<b>Onix Concepcion, R</b> (1, 6) <b>Orlando Sanchez, L</b> (9, PH) OBP: 0.273, SLG: 0.341 OBP: 0.250, SLG: 0.500	0-0 6-3		0-0 F7		0-0 1B 1B		0-0 1-2 1B		0-3 K	4	0	2	0	0	0	1	<b>Milwaukee Brewers @ Kansas City Royals</b> Royals Stadium, Kansas City, MO Sun Apr 15 1984, 4:33 AM EST Att: 16,056 - Unknown <a href="http://livebaseballscorecards.com">livebaseballscorecards.com</a>										
<b>Darryl Motley, R</b> (1, 9) OBP: 0.385, SLG: 0.556	0-0 1B		0-0 6-3		0-0 F4		0-0 G5-3 2-3			4	0	1	0	0	0	3											
<b>Frank White, R</b> (1, 4) OBP: 0.366, SLG: 0.361	0-0 FC6-4 1-3 1B		0-0 F8		0-0 G5-4-3 1B		0-0 1-2 1B			4	0	2	0	0	0	0											
<b>Hal McRae, R</b> (1, 10) <b>John Wathan, R</b> (8, PR) OBP: 0.357, SLG: 0.324 OBP: 0.355, SLG: 0.519	0-0 2		0-0 F8		0-0 G5-4-3 1-2		0-0 G5-4-3			4	0	0	0	0	0	4											
<b>Butch Davis, R</b> (1, 7) OBP: 0.317, SLG: 0.278	0-0 FC6-4 1-2		0-0 5-3		0-0 5-3		0-0 5-3			4	0	0	0	0	0	3											
<b>Steve Balboni, R</b> (1, 3) OBP: 0.357, SLG: 0.526		0-0 1B 2B	0-0 F7		0-0 1B 2B		0-0 F7			4	2	2	0	0	1	1											
<b>Don Slaught, R</b> (1, 2) OBP: 0.282, SLG: 0.235	0-0 F8		0-0 6-3		0-0 F8		0-0 F8			4	0	0	0	0	1	2											
<b>Greg Pryor, R</b> (1, 5) <b>Jorge Orta, L</b> (9, PH) OBP: 0.394, SLG: 0.419 OBP: 0.395, SLG: 0.519	0-0 2H 1B		0-0 1B		0-0 2H 1B		0-0 F7			3	0	2	2	0	0	0											
<b>Pat Sheridan, L</b> (1, 8) OBP: 0.325, SLG: 0.528	0-3 K		0-0 4-3		0-0 G5-3 1B		0-0 1B			4	0	2	0	0	1	2											
<b>Inning Stats</b>	R: 0 E: 0 K: 0 S: 5	H: 2 LOB: 2 BB: 0 P: 5	R: 1 E: 0 K: 1 S: 7	H: 2 LOB: 1 BB: 0 P: 7	R: 0 E: 0 K: 0 S: 3	H: 0 LOB: 0 BB: 0 P: 3	R: 1 E: 0 K: 0 S: 5	H: 2 LOB: 1 BB: 0 P: 5	R: 0 E: 0 K: 0 S: 4	H: 2 LOB: 1 BB: 0 P: 4	R: 0 E: 0 K: 0 S: 3	H: 0 LOB: 0 BB: 0 P: 3	R: 0 E: 1 K: 1 S: 6	H: 2 LOB: 1 BB: 0 P: 6	R: 0 E: 0 K: 2 S: 8	H: 1 LOB: 1 BB: 0 P: 8		1B: 9 2B: 2 3B: 0 HR: 0	SF: 0 SAC: 0 DP: 2 HBP: 0	WP: 0 PB: 0 CS: 0	PA: 37						
<b>PITCHER</b>	IP	WLS	BF	H	R	ER	SO	BB	IBB	HBP	BLK	WP	HR	S	P	ERA	WHIP										
<b>Mike Caldwell, L</b> (1, 1) ERA: 2.7	7.1		31	10	2	2	1	0	0	0	0	0	0	33	33	2.46	1.364										
<b>Rolie Fingers, R</b> (8, 1) ERA: 6.0	1.2	S	6	1	0	0	3	0	0	0	0	0	0	12	12	0.00	0.600										



Batter	1	2	3	4	5	6	7	8	9	10	AB	R	H	RBI	BB	SO	LOB	TOP	
<b>Onix Concepcion, R</b> OBP: 0.255, SLG: 0.318 (8, PH)	6-3		F8		FC5-4			K		K	3	0	0	0	0	0	2	<b>Kansas City Royals @ Detroit Tigers</b> Tiger Stadium, Detroit, MI Wed Apr 18 1984, 6:05 PM EST Att: 12,310 - Unknown	
<b>Pat Sheridan, L</b> OBP: 0.333, SLG: 0.512 (1, 8)	G3 1B		K				F7	HR 1B		6-3	5	1	2	0	0	1	0		
<b>Jorge Orta, L</b> OBP: 0.375, SLG: 0.581 (1, 9)	G3			1-3			F9	HR			4	1	1	3	0	0	1		
<b>Hal McRae, R</b> OBP: 0.348, SLG: 0.317 (1, 10)	6-3			1-4-3				1B			4	0	1	0	0	0	1		
<b>Steve Balboni, R</b> OBP: 0.378, SLG: 0.524 (1, 3)		1B 1B		F8				F6			4	0	2	0	0	0	1		
<b>Frank White, R</b> OBP: 0.378, SLG: 0.400 (1, 4)		L3 1B					G5-4-3		F9		4	0	2	0	0	0	1		
<b>Butch Davis, R</b> OBP: 0.289, SLG: 0.250 (1, 7)			F9	1-3			6-3		6-3		4	0	0	0	0	0	3		
<b>Don Slaught, R</b> OBP: 0.279, SLG: 0.237 (1, 2)			L3	6-3				HR 1B	F6		4	1	1	0	0	0	3		
<b>Greg Pryor, R</b> OBP: 0.378, SLG: 0.382 (1, 5)			F5		FC5-4 HBP			K		5-3	3	0	0	0	0	1	1		
<b>Inning Stats</b>	R: 0 E: 0 K: 0 S: 4	H: 1 LOB: 1 BB: 0 P: 4	R: 0 E: 0 K: 0 S: 4	H: 2 LOB: 1 BB: 0 P: 4	R: 0 E: 0 K: 1 S: 5	H: 0 LOB: 0 BB: 0 P: 5	R: 0 E: 0 K: 0 S: 3	H: 0 LOB: 0 BB: 0 P: 3	R: 0 E: 0 K: 0 S: 3	H: 1 LOB: 0 BB: 0 P: 3	R: 3 E: 0 K: 2 S: 11	H: 4 LOB: 1 BB: 0 P: 11	R: 0 E: 0 K: 0 S: 3	H: 0 LOB: 0 BB: 0 P: 3	R: 0 E: 0 K: 1 S: 5	H: 0 LOB: 0 BB: 0 P: 5	1B: 7 2B: 2 3B: 0 HR: 1		SF: 0 SAC: 0 DP: 2 HBP: 1
<b>PITCHER</b>	IP WLS BF H R ER SO BB IBB HBP BLK WP HR S P ERA WHIP	9.0 3 35 9 3 3 3 0 0 0 0 0 0 1 40 41 3.00 1.000	10.1 1 3 0 0 0 1 0 0 0 0 0 0 0 5 5 0.00 0.000																

Batter	1	2	3	4	5	6	7	8	9	10	AB	R	H	RBI	BB	SO	LOB	BOTTOM					
<b>Lou Whitaker, L</b> OBP: 0.302, SLG: 0.316 (1, 4)	G3		F7		F7		G4-6-3		F8		5	0	0	0	0	0	4	<b>Kansas City Royals @ Detroit Tigers</b> Tiger Stadium, Detroit, MI Wed Apr 18 1984, 6:05 PM EST Att: 12,310 - Unknown					
<b>Alan Trammell, R</b> OBP: 0.535, SLG: 0.706 (1, 6)	3-1		G1-6-3 BB			6-3		6-3		1-4-3 SH5-3 E 1B	4	1	1	0	1	0	0						
<b>Barbaro Garbey, R</b> OBP: 0.400, SLG: 0.500 (8, PH)			G1-6-3			F9		1B BB		SH5-3	3	0	1	0	0	0	1						
<b>Dave Bergman, L</b> OBP: 0.384, SLG: 0.316 (9, 3)	1B										0	0	0	0	1	0	0						
<b>Lance Parrish, R</b> OBP: 0.325, SLG: 0.417 (1, 2)	F2									1-4-3	5	1	3	1	0	0	2						
<b>Larry Herndon, R</b> OBP: 0.305, SLG: 0.367 (1, 7)		2B 3B		6-3			F9	K		E4	5	1	1	0	0	1	3						
<b>Chet Lemon, R</b> OBP: 0.421, SLG: 0.785 (1, 8)		SH1-3 2B		CS 2B			F4	F9			4	0	2	1	0	0	2						
<b>Rod Allen, R</b> OBP: 0.385, SLG: 0.482 (9, PH)		SH1-3		K						FC1-6 1B	2	1	1	0	0	1	1						
<b>Darrell Evans, L</b> OBP: 0.333, SLG: 0.565 (9, PH)		2-3						BB 1B			1	0	1	0	0	0	0						
<b>Kirk Gibson, L</b> OBP: 0.344, SLG: 0.481 (1, 9)		K			1-3			1B BB		FC1-6	3	0	0	0	1	1	2						
<b>Tom Brookens, R</b> OBP: 0.238, SLG: 0.300 (9, PH)		K						1-2 BB		F5	3	0	2	1	0	1	1						
<b>Howard Johnson, S</b> OBP: 0.571, SLG: 0.500 (10, 5)					CS 2B			G4-6-3 1B			1	0	0	0	0	0	1						
<b>Inning Stats</b>	R: 0 E: 0 K: 0 S: 4	H: 1 LOB: 1 BB: 0 P: 4	R: 1 E: 0 K: 2 S: 9	H: 2 LOB: 1 BB: 0 P: 9	R: 0 E: 0 K: 0 S: 2	H: 0 LOB: 0 BB: 1 P: 6	R: 1 E: 0 K: 1 S: 6	H: 2 LOB: 0 BB: 0 P: 6	R: 0 E: 0 K: 0 S: 3	H: 1 LOB: 0 BB: 0 P: 3	R: 0 E: 0 K: 0 S: 4	H: 1 LOB: 1 BB: 0 P: 4	R: 1 E: 0 K: 0 S: 4	H: 2 LOB: 1 BB: 1 P: 8	R: 0 E: 0 K: 1 S: 6	H: 1 LOB: 2 BB: 1 P: 10	R: 0 E: 0 K: 0 S: 4	H: 1 LOB: 1 BB: 0 P: 4	R: 1 E: 1 K: 0 S: 4	H: 1 LOB: 1 BB: 0 P: 4	1B: 7 2B: 3 3B: 1 HR: 1	SF: 0 SAC: 2 DP: 2 HBP: 0	WP: 0 PA: 41 PB: 0 SB: 0 CS: 2
<b>PITCHER</b>	IP WLS BF H R ER SO BB IBB HBP BLK WP HR S P ERA WHIP	7.0 3 28 9 3 3 3 2 0 0 0 0 0 1 32 40 3.86 1.571	8.1 2 13 3 1 0 1 1 0 0 0 0 0 0 14 18 0.00 1.500																				



Batter	1	2	3	4	5	6	7	8	9	AB	R	H	RBI	BB	SO	LOB	TOP				
<b>Onix Concepcion, R</b> OBP: 0.235, SLG: 0.292 (1, 6)	6-3		SH3		6-3		6-3		F9	4	0	0	0	0	0	0					
<b>Pat Sheridan, L</b> OBP: 0.340, SLG: 0.489 (1, 8)	FC4 BB		1B 1B		F7		F6		F8	4	1	1	0	1	0	0					
<b>Jorge Orta, L</b> OBP: 0.389, SLG: 0.571 (1, 9)	FC4		1B						3-1	4	0	2	1	0	0	1					
<b>Darryl Motley, R</b> OBP: 0.389, SLG: 0.556 (8, 9)	1-2		1B							0	0	0	0	0	0	0					
<b>Hal McRae, R</b> OBP: 0.340, SLG: 0.311 (1, 10)	K		1B		5-3				F9	4	0	1	1	0	1	2					
<b>Steve Balboni, R</b> OBP: 0.360, SLG: 0.489 (1, 3)		K	F3						F7	3	1	0	0	1	1	2					
<b>Frank White, R</b> OBP: 0.388, SLG: 0.477 (1, 4)			K						E5 6-3 E	4	2	2	2	0	1	2					
<b>Don Slaught, R</b> OBP: 0.277, SLG: 0.238 (1, 2)			1B		5-3				E5	4	0	1	0	0	0	2					
<b>Butch Davis, R</b> OBP: 0.265, SLG: 0.227 (1, 7)			K		G1				E5 PO	4	0	0	0	0	1	2					
<b>Greg Pryor, R</b> OBP: 0.366, SLG: 0.368 (1, 5)					F6				PO	4	1	1	0	0	0	0					
<b>Inning Stats</b>	R: 0 E: 0 K: 1 S: 5	H: 0 LOB: 1 BB: 1 P: 9	R: 0 E: 0 K: 2 S: 8	H: 1 LOB: 1 BB: 0 P: 8	R: 2 E: 0 K: 1 S: 9	H: 4 LOB: 2 BB: 0 P: 9	R: 0 E: 0 K: 0 S: 3	H: 0 LOB: 0 BB: 0 P: 3	R: 0 E: 0 K: 0 S: 4	H: 1 LOB: 1 BB: 0 P: 4	R: 1 E: 2 K: 0 S: 4	H: 0 LOB: 0 BB: 0 P: 4	R: 0 E: 0 K: 0 S: 3	H: 0 LOB: 0 BB: 0 P: 3	R: 2 E: 0 K: 0 S: 5	H: 2 LOB: 1 BB: 0 P: 9	R: 0 E: 0 K: 0 S: 3	H: 0 LOB: 0 BB: 0 P: 3	1B: 7 2B: 0 3B: 0 HR: 1	SF: 0 SAC: 1 DP: 0 HBP: 0	WP: 0 PA: 39 PB: 0 SB: 0 CS: 0
<b>PITCHER</b>	IP	WLS	BF	H	R	ER	SO	BB	IBB	HBP	BLK	WP	HR	S	P	ERA	WHIP				
<b>Dan Petry, R</b> ERA: 2.63 (1, 1)	8.0	L	35	8	5	4	4	2	0	0	0	0	1	41	49	4.50	1.250				
<b>Aurelio Lopez, R</b> ERA: 3.95 (9, 1)	1.0	S	3	0	0	0	0	0	0	0	0	0	0	3	3	0.00	0.000				

**Kansas City Royals @ Detroit Tigers**  
Tiger Stadium, Detroit, MI  
Thu Apr 19 1984, 3:33 AM EST  
Att: 12,100 - Unknown

AB 35  
R 5  
H 8  
RBI 4  
BB 2  
SO 4  
LOB 11



Batter	1	2	3	4	5	6	7	8	9	AB	R	H	RBI	BB	SO	LOB	BOTTOM				
<b>Lou Whitaker, L</b> OBP: 0.298, SLG: 0.310 (1, 4)	1B 6-3 1B		4-3		6-3			4-3		4	1	1	0	0	0	1					
<b>Alan Trammell, R</b> OBP: 0.511, SLG: 0.658 (1, 6)	S 1-3 1B		1-3				1-3	6-3		4	0	1	0	0	0	0					
<b>Darrell Evans, L</b> OBP: 0.355, SLG: 0.593 (1, 10)	K 1-2				1B 1B			3-1		4	0	2	0	0	1	2					
<b>Lance Parrish, R</b> OBP: 0.295, SLG: 0.375 (1, 2)	6-3				K		5-3		6-3	4	0	0	1	0	1	3					
<b>Kirk Gibson, L</b> OBP: 0.389, SLG: 0.600 (1, 9)	K				G6-4-3 1B			BB	HR	3	1	2	1	1	1	1					
<b>Larry Hemdon, R</b> OBP: 0.333, SLG: 0.324 (1, 7)			6-3		G6-4-3		F8		F8	4	0	0	0	0	0	4					
<b>Dave Bergman, L</b> OBP: 0.346, SLG: 0.273 (1, 3)							F6		G3	3	0	0	0	1	0	0					
<b>Chet Lemon, R</b> OBP: 0.415, SLG: 0.730 (1, 8)			6-3				WP S 1B		6-3	3	0	1	0	0	0	1					
<b>Howard Johnson, S</b> OBP: 0.471, SLG: 0.385 (1, 5)			4-3				K		F9	3	0	0	0	0	1	1					
<b>Inning Stats</b>	R: 1 E: 0 K: 2 S: 9	H: 2 LOB: 1 BB: 0 P: 9	R: 0 E: 0 K: 0 S: 2	H: 0 LOB: 0 BB: 1 P: 6	R: 0 E: 0 K: 0 S: 3	H: 0 LOB: 0 BB: 0 P: 3	R: 0 E: 0 K: 1 S: 6	H: 2 LOB: 1 BB: 0 P: 6	R: 0 E: 0 K: 1 S: 6	H: 1 LOB: 1 BB: 0 P: 6	R: 0 E: 0 K: 0 S: 4	H: 1 LOB: 2 BB: 1 P: 8	R: 0 E: 0 K: 0 S: 3	H: 0 LOB: 0 BB: 0 P: 3	R: 0 E: 0 K: 0 S: 3	R: 1 E: 0 K: 0 S: 4	H: 1 LOB: 0 BB: 0 P: 4	1B: 5 2B: 1 3B: 0 HR: 1	SF: 0 SAC: 0 DP: 1 HBP: 0	WP: 1 PA: 34 PB: 0 SB: 2 CS: 1	
<b>PITCHER</b>	IP	WLS	BF	H	R	ER	SO	BB	IBB	HBP	BLK	WP	HR	S	P	ERA	WHIP				
<b>Bret Saberhagen, R</b> ERA: 1.02 (1, 1)	6.0	W	24	6	1	1	4	2	0	0	0	0	0	30	38	1.50	1.333				
<b>Dan Quisenberry, R</b> ERA: 2.25 (7, 1)	3.0	S	10	1	1	1	0	0	0	0	0	0	1	10	10	3.00	0.333				

**Kansas City Royals @ Detroit Tigers**  
Tiger Stadium, Detroit, MI  
Thu Apr 19 1984, 3:33 AM EST  
Att: 12,100 - Unknown

AB 32  
R 2  
H 7  
RBI 2  
BB 2  
SO 4  
LOB 13





Batter	1	2	3	4	5	6	7	8	9	AB	R	H	RBI	BB	SO	LOB	TOP											
<b>Onix Concepcion, R</b> OBP: 0.214, SLG: 0.269	5-3	PO	F9	SF8		F2			5-3	4	0	1	0	0	1		<b>Kansas City Royals @ Cleveland Indians</b> Cleveland Municipal Stadium, Cleveland, OH Fri Apr 20 1984, 3:33 AM EST Att: 6,655 - Unknown <a href="http://livebaseballscorecards.com">livebaseballscorecards.com</a>											
<b>Darryl Motley, R</b> OBP: 0.364, SLG: 0.500	F7		F9	FC5-4 1B			F7			4	0	1	0	0	0													
<b>Frank White, R</b> OBP: 0.396, SLG: 0.542	HR		HR	FC5-4 1B			6-3			4	2	2	1	0	2													
<b>Hal McRae, R</b> OBP: 0.370, SLG: 0.396	FC5 1B BB		HR					1B		3	1	2	2	1	0	0												
<b>Steve Balboni, R</b> OBP: 0.370, SLG: 0.490	FC5 1B		1B					F9		4	0	2	0	0	0	0												
<b>Leon Roberts, R</b> OBP: 0.250, SLG: 0.250	FC5									3	1	1	0	0	0	2												
<b>Pat Sheridan, L</b> OBP: 0.333, SLG: 0.478	FC5									1	0	0	0	0	1	0												
<b>Butch Davis, R</b> OBP: 0.245, SLG: 0.208			F8	E4 1B SF8			6-3			4	1	0	0	0	1	1												
<b>Don Slaught, R</b> OBP: 0.294, SLG: 0.283			6-3	FC6 1B						4	1	2	1	0	0	0												
<b>Greg Pryor, R</b> OBP: 0.378, SLG: 0.381				FC6 FC5-4 1B						4	0	2	1	0	0	2												
<b>Inning Stats</b>	R: 1 E: 0 K: 0 S: 5	H: 2 LOB: 2 BB: 1 P: 9	R: 0 E: 0 K: 0 S: 3	H: 1 LOB: 0 BB: 0 P: 3	R: 2 E: 0 K: 0 S: 5	H: 3 LOB: 1 BB: 0 P: 5	R: 2 E: 1 K: 0 S: 7	H: 3 LOB: 2 BB: 0 P: 7	R: 0 E: 0 K: 0 S: 3	H: 0 LOB: 0 BB: 0 P: 3	R: 1 E: 0 K: 0 S: 4	H: 2 LOB: 0 BB: 0 P: 4	R: 0 E: 0 K: 0 S: 3	H: 1 LOB: 1 BB: 0 P: 3	R: 0 E: 0 K: 2 S: 7	H: 0 LOB: 0 BB: 0 P: 7	R: 0 E: 0 K: 0 S: 3	H: 0 LOB: 0 BB: 0 P: 3	1B: 9 2B: 1 3B: 0 HR: 2	SF: 1 SAC: 0 DP: 0 HBP: 0	WP: 0 PB: 0 SB: 0 CS: 1	PA: 38						
<b>PITCHER</b>	IP	WLS	BF	H	R	ER	SO	BB	IBB	HBP	BLK	WP	HR	S	P	ERA	WHIP											
<b>Neal Heaton, L</b> ERA: 5.91	3.0	L	17	8	5	3	0	1	0	0	0	0	0	2	16	20	9.00	3.000										
<b>Luis Aponte, R</b> ERA: 2.08	3.0		11	3	1	1	0	0	0	0	0	0	0	11	11	3.00	1.000											
<b>Tom Waddell, R</b> ERA:	2.0		6	1	0	0	2	0	0	0	0	0	0	10	10	0.00	0.500											
<b>Ernie Camacho, R</b> ERA:	1.0		3	0	0	0	0	0	0	0	0	0	0	3	3	0.00	0.000											

Batter	1	2	3	4	5	6	7	8	9	AB	R	H	RBI	BB	SO	LOB	BOTTOM										
<b>Brett Butler, L</b> OBP: 0.327, SLG: 0.333	HR S BB		F7	1-3						2	1	0	0	2	0	1	<b>Kansas City Royals @ Cleveland Indians</b> Cleveland Municipal Stadium, Cleveland, OH Fri Apr 20 1984, 3:33 AM EST Att: 6,655 - Unknown <a href="http://livebaseballscorecards.com">livebaseballscorecards.com</a>										
<b>Tony Bemazzard, S</b> OBP: 0.556, SLG: 0.471	K		S 1B				F9			4	1	2	0	0	1	1											
<b>Julio Franco, R</b> OBP: 0.273, SLG: 0.275	F7		1-3				F8			4	0	0	0	0	0	3											
<b>Andre Thornton, R</b> OBP: 0.405, SLG: 0.556	HR 2H		1B							3	1	2	2	1	0	0											
<b>Pat Tabler, R</b> OBP: 0.378, SLG: 0.424	6-3						1-3			4	0	1	1	0	0	1											
<b>Mike Fischlin, R</b>	6-3		1-3 2H				1-3			0	0	0	0	0	0	0											
<b>Brook Jacoby, R</b> OBP: 0.326, SLG: 0.378										2	1	0	0	1	1	2											
<b>Mike Hargrove, L</b> OBP: 0.333, SLG: 0.143	K		F9							1	0	0	0	0	0	0											
<b>Ron Hassey, L</b> OBP: 0.317, SLG: 0.308							F6			4	0	2	0	0	0	0											
<b>George Vukovich, L</b> OBP: 0.333, SLG: 0.321			FC4-6 FC6-4				F8			4	0	1	0	0	0	2											
<b>Otis Nixon, S</b> OBP: 0.162, SLG: 0.114										3	0	1	0	0	0	1											
<b>Broderick Perkins, L</b> ERA: 1.93			FC6-4							1	0	0	0	0	0	1											
<b>Inning Stats</b>	R: 2 E: 0 K: 1 S: 6	H: 1 LOB: 1 BB: 1 P: 10	R: 0 E: 0 K: 1 S: 6	H: 1 LOB: 0 BB: 0 P: 6	R: 1 E: 0 K: 0 S: 5	H: 2 LOB: 1 BB: 1 P: 9	R: 0 E: 0 K: 0 S: 4	H: 1 LOB: 0 BB: 0 P: 4	R: 0 E: 0 K: 0 S: 4	H: 1 LOB: 1 BB: 0 P: 4	R: 1 E: 0 K: 0 S: 3	H: 1 LOB: 0 BB: 1 P: 7	R: 0 E: 0 K: 0 S: 2	H: 1 LOB: 0 BB: 1 P: 6	R: 0 E: 0 K: 0 S: 3	H: 0 LOB: 0 BB: 0 P: 3	R: 0 E: 0 K: 0 S: 3	H: 1 LOB: 0 BB: 0 P: 3	1B: 7 2B: 1 3B: 0 HR: 1	SF: 0 SAC: 0 DP: 3 HBP: 0	WP: 0 PB: 0 SB: 2 CS: 0	PA: 36					
<b>PITCHER</b>	IP	WLS	BF	H	R	ER	SO	BB	IBB	HBP	BLK	WP	HR	S	P	ERA	WHIP										
<b>Larry Gura, L</b> ERA: 4.26	5.0	W	23	6	3	3	2	2	0	0	0	0	0	4	12	6.75	3.000										
<b>Mark Huisman, R</b> ERA: 5.79	1.1		6	2	1	1	0	2	0	0	0	0	0	4	12	6.75	3.000										
<b>Joe Beckwith, R</b> ERA: 2.45	0.2		1	0	0	0	0	0	0	0	0	0	0	1	1	0.00	0.000										
<b>Dan Quisenberry, R</b> ERA: 1.93	2.0	S	6	1	0	0	0	0	0	0	0	0	0	6	6	0.00	0.500										







Batter	1	2	3	4	5	6	7	8	9	AB	R	H	RBI	BB	SO	LOB	TOP					
Darryl Motley, R OBP: 0.355, SLG: 0.452 (1, 7)										4	0	2	0	0	2	1	<b>Kansas City Royals @ New York Yankees</b> Yankee Stadium, Bronx, NY Tue Apr 24 1984, 3:33 AM EST Att: 15,237 - Unknown <a href="http://livebaseballscorecards.com">livebaseballscorecards.com</a>					
Pat Sheridan, L OBP: 0.400, SLG: 0.509 (1, 8)										4	0	3	0	0	1	0						
Jorge Orta, L OBP: 0.341, SLG: 0.488 (1, 9)										4	0	0	0	0	2	5						
Hal McRae, R OBP: 0.371, SLG: 0.429 (1, 10)										4	0	1	0	0	0	0						
Frank White, R OBP: 0.361, SLG: 0.482 (1, 4)											4	0	1	0	0	1		1				
Steve Balboni, R OBP: 0.371, SLG: 0.444 (1, 3)										3	0	0	0	1	1	2						
Don Slaught, R OBP: 0.259, SLG: 0.245 John Wathan, R (8, 2)										3	0	0	0	0	1	2						
Greg Pryor, R OBP: 0.365, SLG: 0.408 (1, 5)										3	0	1	0	0	0	0						
Onix Concepcion, R OBP: 0.194, SLG: 0.241 (1, 6)										3	0	0	0	0	0	1						
<b>Inning Stats</b>	R: 0 E: 0 K: 1 S: 5	H: 1 LOB: 0 BB: 0 P: 5	R: 0 E: 0 K: 2 S: 8	H: 1 LOB: 1 BB: 0 P: 8	R: 0 E: 0 K: 1 S: 7	H: 2 LOB: 2 BB: 0 P: 7	R: 0 E: 0 K: 0 S: 3	H: 0 LOB: 1 BB: 1 P: 7	R: 0 E: 0 K: 0 S: 3	H: 1 LOB: 0 BB: 0 P: 3	R: 0 E: 0 K: 1 S: 5	H: 0 LOB: 0 BB: 0 P: 5	R: 0 E: 0 K: 0 S: 3	H: 1 LOB: 0 BB: 0 P: 3	R: 0 E: 0 K: 2 S: 9	H: 2 LOB: 2 BB: 0 P: 9	R: 0 E: 0 K: 1 S: 5	H: 0 LOB: 0 BB: 0 P: 5	1B: 8 2B: 0 3B: 0 HR: 0	SF: 0 SAC: 0 DP: 1 HBP: 0	WP: 0 PB: 0 CS: 2	PA: 34
<b>PITCHER</b> Phil Niekro, R ERA: 0.98 (1, 1)	IP: 9.0 WLS: W BF: 33 H: 8 R: 0 ER: 0 SO: 8 BB: 1 IBB: 0 HBP: 0 BLK: 0 WP: 0 HR: 0 S: 48 P: 52 ERA: 0.00 WHIP: 1.000															<b>PITCHER</b> IP: WLS: BF: H: R: ER: SO: BB: IBB: HBP: BLK: WP: HR: S: P: ERA: WHIP						

Batter	1	2	3	4	5	6	7	8	9	AB	R	H	RBI	BB	SO	LOB	BOTTOM			
Willie Randolph, R OBP: 0.433, SLG: 0.407 (1, 4)										3	1	1	0	1	0	1	<b>Kansas City Royals @ New York Yankees</b> Yankee Stadium, Bronx, NY Tue Apr 24 1984, 3:33 AM EST Att: 15,237 - Unknown <a href="http://livebaseballscorecards.com">livebaseballscorecards.com</a>			
Ken Griffey, L OBP: 0.310, SLG: 0.308 (1, 8)										4	0	0	0	0	2					
Lou Piniella, R OBP: 0.333, SLG: 0.414 (1, 9)										4	0	1	0	0	2					
Don Baylor, R OBP: 0.189, SLG: 0.265 (1, 10)										4	0	1	1	0	2	1				
Roy Smalley, S OBP: 0.394, SLG: 0.393 (1, 3)										4	1	1	0	0	0	1				
Toby Harrah, R OBP: 0.316, SLG: 0.267 (1, 5)										4	1	0	0	0	0	1				
Don Mattingly, L OBP: 0.423, SLG: 0.522 (1, 7)										4	1	2	1	0	0	2				
Butch Wynegar, S OBP: 0.262, SLG: 0.275 (1, 2)										2	0	1	2	1	0	0				
Andre Robertson, R OBP: 0.222, SLG: 0.235 (1, 6)										3	0	1	0	0	0	4				
<b>Inning Stats</b>	R: 0 E: 0 K: 0 S: 3	H: 1 LOB: 0 BB: 0 P: 3	R: 2 E: 2 K: 0 S: 6	H: 2 LOB: 1 BB: 0 P: 6	R: 0 E: 0 K: 1 S: 6	H: 1 LOB: 1 BB: 0 P: 6	R: 0 E: 0 K: 0 S: 4	H: 1 LOB: 2 BB: 1 P: 8	R: 1 E: 0 K: 0 S: 5	H: 1 LOB: 1 BB: 1 P: 8	R: 0 E: 0 K: 1 S: 5	H: 0 LOB: 0 BB: 0 P: 5	R: 0 E: 0 K: 0 S: 3	H: 0 LOB: 0 BB: 0 P: 3	R: 0 E: 0 K: 1 S: 3	H: 0 LOB: 0 BB: 0 P: 3	1B: 5 2B: 3 3B: 0 HR: 1	SF: 0 SAC: 0 DP: 2 HBP: 0	WP: 1 PB: 0 CS: 0	PA: 34
<b>PITCHER</b> Bud Black, L ERA: 3.6 Bret Saberhagen, R ERA: 0.92 (7, 1)	IP: 6.0 WLS: L BF: 28 H: 6 R: 0 ER: 0 SO: 1 BB: 2 IBB: 0 HBP: 0 BLK: 0 WP: 0 HR: 1 S: 28 P: 36 ERA: 3.00 WHIP: 1.667															<b>PITCHER</b> IP: WLS: BF: H: R: ER: SO: BB: IBB: HBP: BLK: WP: HR: S: P: ERA: WHIP				



Batter	1	2	3	4	5	6	7	8	9	AB	R	H	RBI	BB	SO	LOB	TOP										
<b>Gary Roenicke, R</b> OBP: 0.310, SLG: 0.229 (1, 9)	4-0 SH G6-4-3 BB		0-3 K			0-0 F8		0-0 6-3		3	1	0	0	1	1	2											
<b>John Shelby, S</b> OBP: 0.233, SLG: 0.232 (1, 8)	0-0 SH G6-4-3		0-0 6-3			0-0 F8		4-0 5-3 BB		2	0	0	0	1	0	2											
<b>Cal Ripken Jr., R</b> OBP: 0.416, SLG: 0.710 (1, 6)	0-0 G6-4-3			0-0 5-3		0-0 1B		0-0 5-3		4	0	1	0	0	0	2											
<b>Eddie Murray, S</b> OBP: 0.351, SLG: 0.400 (1, 3)	0-0 F9		0-3 K			0-0 1B		4-0 1B		3	0	1	1	1	1	0											
<b>Benny Ayala, R</b> OBP: 0.250, SLG: 0.273 (1, 7)		0-0 F7		0-3 K		0-3 K		0-0 F6		4	0	0	0	0	2	4											
<b>Al Bumbry, L</b> OBP: 0.200, SLG: 0.136 (8, 7)									0-0 F6	0	0	0	0	0	0	0											
<b>Ken Singleton, S</b> OBP: 0.301, SLG: 0.258 (1, 10)		0-0 F8			0-0 5-3			0-0 1-3		4	0	0	0	0	0	0											
<b>Todd Cruz, R</b> OBP: 0.319, SLG: 0.348 (1, 5)									0-0 F9	3	0	0	0	0	0	0											
<b>Wayne Gross, L</b> OBP: 0.450, SLG: 0.944 (9, PH)		1-3							0-0 4-3	1	0	0	0	0	0	0											
<b>Rich Dauer, R</b> OBP: 0.279, SLG: 0.250 (1, 4)			0-0 F9						0-0 1-3	3	0	1	0	1	0	0											
<b>Rick Dempsey, R</b> OBP: 0.275, SLG: 0.361 (1, 2)			0-0 F9							3	1	1	0	0	0	2											
<b>Inning Stats</b>	R: 1 E: 1 K: 0 S: 3	H: 0 LOB: 0 BB: 1 P: 7	R: 0 E: 0 K: 0 S: 3	H: 0 LOB: 0 BB: 0 P: 3	R: 0 E: 0 K: 1 S: 6	H: 1 LOB: 1 BB: 0 P: 6	R: 0 E: 0 K: 2 S: 7	H: 0 LOB: 0 BB: 0 P: 7	R: 0 E: 0 K: 0 S: 3	H: 0 LOB: 1 BB: 1 P: 7	R: 1 E: 0 K: 1 S: 8	H: 3 LOB: 2 BB: 0 P: 8	R: 0 E: 0 K: 0 S: 3	H: 0 LOB: 1 BB: 1 P: 7	R: 0 E: 0 K: 0 S: 3	H: 0 LOB: 0 BB: 0 P: 3	R: 0 E: 0 K: 0 S: 3	H: 0 LOB: 0 BB: 0 P: 3	1B: 3 2B: 1 3B: 0 HR: 0	SF: 0 SAC: 1 DP: 1 HBP: 0	WP: 0 PB: 0 SB: 0 CS: 0	PA: 35					
<b>PITCHER</b>	IP	WLS	BF	H	R	ER	SO	BB	IBB	HBP	BLK	WP	HR	S	P	ERA	WHIP										
<b>Larry Gura, L</b> ERA: 3.33 (1, 1)	8.0		32	4	2	1	4	3	1	0	0	0	0	36	52	1.12	0.875										
<b>Dan Quisenberry, R</b> ERA: 1.6 (9, 1)	1.0	W	3	0	0	0	0	0	0	0	0	0	0	3	3	0.00	0.000										

**Baltimore Orioles @ Kansas City Royals**  
Royals Stadium, Kansas City, MO  
Wed Apr 25 1984, 7:05 PM EST  
Att: 15,776 - Unknown

AB 30  
R 2  
H 4  
RBI 1  
BB 4  
SO 4  
LOB 12



Batter	1	2	3	4	5	6	7	8	9	AB	R	H	RBI	BB	SO	LOB	BOTTOM										
<b>Darryl Motley, R</b> OBP: 0.382, SLG: 0.455 (1, 7)	0-0 4-3 S 1B		0-0 F7			4-0 SH5-3 BB		0-0 SH3-4		2	0	1	0	1	0	0											
<b>Pat Sheridan, L</b> OBP: 0.403, SLG: 0.509 (1, 8)	0-0 F7			0-0 4-3 S 1B		0-0 SH5-3		0-0 E9		2	0	1	0	0	0	1											
<b>Leon Roberts, R</b> OBP: 0.200, SLG: 0.200 (8, PH)	1-2 F7					1-2 2-3		2-H E9		1	0	0	0	0	0	0											
<b>Jorge Orta, L</b> OBP: 0.319, SLG: 0.467 (1, 9)	0-0 4-3			0-0 5-3		0-0 SF9		0-3 K		2	0	0	1	0	0	2											
<b>Butch Davis, R</b> OBP: 0.241, SLG: 0.204 (8, PH)	2-3 4-3			1-2 5-3		3-H F4		4-0 1B		1	0	0	0	0	1	1											
<b>Hal McRae, R</b> OBP: 0.364, SLG: 0.407 (1, 10)	0-0 6-3			0-0 4-3		0-0 F4				3	0	0	0	1	0	3											
<b>Frank White, R</b> OBP: 0.354, SLG: 0.467 (1, 4)		0-0 F9		0-0 6-3			0-0 BLK 1B	0-0 F6		4	0	1	0	0	0	3											
<b>Steve Balboni, R</b> OBP: 0.348, SLG: 0.414 (1, 3)		0-0 5-3			0-0 F2				0-3 K	4	0	0	0	0	1	1											
<b>John Wathan, R</b> (1, 2)		0-0 5-3			0-0 E6				0-0 6-3	4	0	0	0	0	1	1											
<b>Greg Pryor, R</b> OBP: 0.357, SLG: 0.453 (1, 5)			0-0 6-3							4	1	1	1	0	0	2											
<b>Onix Concepcion, R</b> OBP: 0.215, SLG: 0.250 (1, 6)			0-0 F9							2	2	1	0	1	0	0											
<b>Inning Stats</b>	R: 0 E: 0 K: 0 S: 4	H: 1 LOB: 1 BB: 0 P: 4	R: 0 E: 0 K: 0 S: 3	H: 0 LOB: 0 BB: 0 P: 3	R: 0 E: 0 K: 0 S: 3	H: 0 LOB: 0 BB: 0 P: 3	R: 0 E: 0 K: 0 S: 4	H: 1 LOB: 1 BB: 0 P: 4	R: 0 E: 0 K: 1 S: 6	H: 1 LOB: 1 BB: 0 P: 6	R: 1 E: 0 K: 1 S: 6	H: 1 LOB: 2 BB: 2 P: 14	R: 0 E: 1 K: 1 S: 5	H: 0 LOB: 0 BB: 0 P: 5	R: 1 E: 0 K: 1 S: 5	H: 1 LOB: 0 BB: 0 P: 5	1B: 4 2B: 0 3B: 0 HR: 1	SF: 1 SAC: 2 DP: 1 HBP: 0	WP: 0 PB: 0 SB: 3 CS: 0	PA: 35							
<b>PITCHER</b>	IP	WLS	BF	H	R	ER	SO	BB	IBB	HBP	BLK	WP	HR	S	P	ERA	WHIP										
<b>Storm Davis, R</b> ERA: 1.48 (1, 1)	6.0		22	3	1	1	0	1	0	0	0	0	0	21	25	1.50	0.667										
<b>Sammy Stewart, R</b> ERA: 3.09 (7, 1)	1.1		6	1	1	0	1	1	0	0	1	0	0	7	11	0.00	1.500										
<b>Tippy Martinez, L</b> ERA: 6.92 (8, 1)	1.1	L	7	1	1	1	2	0	1	0	0	0	1	10	14	6.75	0.750										

**Baltimore Orioles @ Kansas City Royals**  
Royals Stadium, Kansas City, MO  
Wed Apr 25 1984, 7:05 PM EST  
Att: 15,776 - Unknown

AB 29  
R 3  
H 5  
RBI 2  
BB 3  
SO 3  
LOB 14





Batter	1	2	3	4	5	6	7	8	9	AB	R	H	RBI	BB	SO	LOB	TOP								
<b>Gary Roenicke, R</b> OBP: 0.333, SLG: 0.275 (1, 9)										5	1	2	1	1	0	3									
<b>John Shelby, S</b> OBP: 0.292, SLG: 0.283 (1, 8)										4	0	2	0	1	0	0									
<b>Cal Ripken Jr., R</b> OBP: 0.422, SLG: 0.730 (1, 6)										5	2	2	2	1	1	5									
<b>Eddie Murray, S</b> OBP: 0.373, SLG: 0.426 (1, 3)										3	2	2	2	2	0	0									
<b>Benny Ayala, R</b> OBP: 0.286, SLG: 0.308 <b>John Lowenstein, L</b> (4, PH) OBP: 0.364, SLG: 0.370 (4, 7)										2	1	1	1	0	0	2									
<b>Ken Singleton, S</b> OBP: 0.295, SLG: 0.268 (1, 10)										5	1	1	1	0	0	1									
<b>Floyd Rayford, R</b> OBP: 0.300, SLG: 0.400 (1, 5)										5	1	2	1	0	1	2									
<b>Rich Dauer, R</b> OBP: 0.313, SLG: 0.311 (1, 4)										5	1	3	2	0	0	1									
<b>Rick Dempsey, R</b> OBP: 0.311, SLG: 0.375 (1, 2)										4	1	2	1	1	0	1									
<b>Inning Stats</b>	R: 0 E: 0 K: 0 S: 4	H: 2 LOB: 2 BB: 1 P: 8	R: 0 E: 0 K: 0 S: 4	H: 1 LOB: 2 BB: 1 P: 8	R: 3 E: 2 K: 0 S: 7	H: 4 LOB: 1 BB: 0 P: 7	R: 0 E: 0 K: 2 S: 8	H: 1 LOB: 3 BB: 2 P: 16	R: 0 E: 0 K: 0 S: 3	H: 0 LOB: 0 BB: 0 P: 3	R: 0 E: 0 K: 0 S: 4	H: 1 LOB: 1 BB: 0 P: 4	R: 6 E: 0 K: 1 S: 10	H: 5 LOB: 2 BB: 3 P: 22	R: 1 E: 0 K: 0 S: 5	H: 2 LOB: 1 BB: 0 P: 5	R: 1 E: 0 K: 0 S: 4	H: 1 LOB: 0 BB: 0 P: 4	1B: 10 2B: 5 3B: 1 HR: 1	SF: 1 SAC: 1 DP: 1 HBP: 0	WP: 0 PB: 0 SB: 0 CS: 0	PA: 50			
<b>PITCHER</b>	IP	WLS	BF	H	R	ER	SO	BB	IBB	HBP	BLK	WP	HR	S	P	ERA	WHIP								
<b>Danny Jackson, L</b> ERA: 3.45 (1, 1)	3.1	L	20	8	3	2	0	3	0	0	1	0	0	17	29	5.40	3.300								
<b>Mark Huisman, R</b> ERA: 8.03 (4, 1)	3.0		16	5	5	5	3	1	1	0	0	0	0	20	28	15.00	2.000								
<b>Joe Beckwith, R</b> ERA: 4.22 (7, 1)	2.2		14	4	3	3	0	2	0	0	0	0	1	12	20	10.12	2.250								

**Baltimore Orioles @ Kansas City Royals**  
Royals Stadium, Kansas City, MO  
Thu Apr 26 1984, 7:05 PM EST  
Att: 16,585 - Unknown

AB 41  
R 11  
H 17  
RBI 11  
BB 7  
SO 3  
LOB 20



Batter	1	2	3	4	5	6	7	8	9	AB	R	H	RBI	BB	SO	LOB	BOTTOM								
<b>Onix Concepcion, R</b> OBP: 0.203, SLG: 0.234 (1, 6)										4	0	0	0	0	1	1									
<b>Darryl Motley, R</b> OBP: 0.368, SLG: 0.432 (1, 9)										4	0	1	0	0	0	0									
<b>Frank White, R</b> OBP: 0.353, SLG: 0.508 <b>Tucker Ashford, R</b> OBP: 1.000, SLG: 2.000 (9, 5)										3	1	1	1	0	0	1									
<b>Hal McRae, R</b> OBP: 0.371, SLG: 0.413 (1, 10)										4	0	2	0	0	0	2									
<b>Steve Balboni, R</b> OBP: 0.357, SLG: 0.459 (1, 3)										3	1	1	2	1	1	2									
<b>John Wathan, R</b> OBP: 0.200, SLG: 0.111 (1, 2)										4	0	1	0	0	0	2									
<b>Greg Pryor, R</b> OBP: 0.350, SLG: 0.439 (9, 4)										4	0	1	0	0	0	3									
<b>Butch Davis, R</b> OBP: 0.228, SLG: 0.192 (1, 7)										3	0	0	0	0	0	2									
<b>Pat Sheridan, L</b> OBP: 0.385, SLG: 0.483 (1, 8)										3	0	0	0	0	2	1									
<b>Inning Stats</b>	R: 0 E: 0 K: 0 S: 3	H: 0 LOB: 0 BB: 0 P: 3	R: 0 E: 0 K: 1 S: 6	H: 1 LOB: 0 BB: 0 P: 6	R: 0 E: 0 K: 1 S: 5	H: 0 LOB: 0 BB: 0 P: 5	R: 0 E: 0 K: 0 S: 3	H: 1 LOB: 0 BB: 0 P: 3	R: 0 E: 0 K: 0 S: 3	H: 0 LOB: 0 BB: 1 P: 7	R: 0 E: 0 K: 1 S: 5	H: 0 LOB: 0 BB: 0 P: 5	R: 1 E: 0 K: 0 S: 4	H: 2 LOB: 0 BB: 0 P: 4	R: 0 E: 0 K: 1 S: 6	H: 1 LOB: 1 BB: 0 P: 6	R: 2 E: 0 K: 0 S: 6	H: 3 LOB: 1 BB: 0 P: 6	1B: 5 2B: 1 3B: 0 HR: 2	SF: 0 SAC: 0 DP: 2 HBP: 0	WP: 0 PB: 0 SB: 0 CS: 0	PA: 34			
<b>PITCHER</b>	IP	WLS	BF	H	R	ER	SO	BB	IBB	HBP	BLK	WP	HR	S	P	ERA	WHIP								
<b>Mike Flanagan, L</b> ERA: 4.44 (1, 1)	9.0	W	34	8	3	3	4	1	0	0	0	0	2	41	45	3.00	1.000								

**Baltimore Orioles @ Kansas City Royals**  
Royals Stadium, Kansas City, MO  
Thu Apr 26 1984, 7:05 PM EST  
Att: 16,585 - Unknown

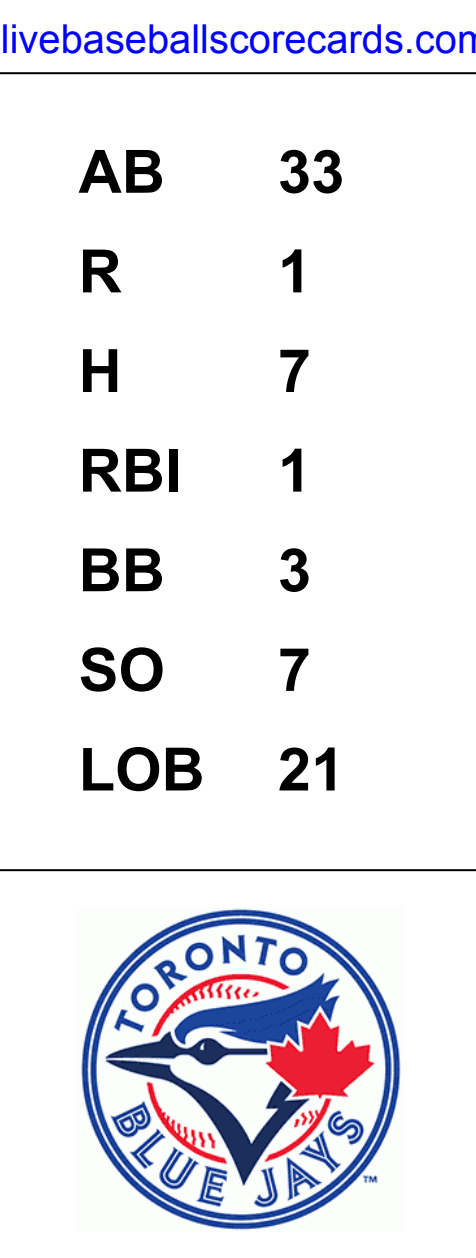
AB 33  
R 3  
H 8  
RBI 3  
BB 1  
SO 4  
LOB 14





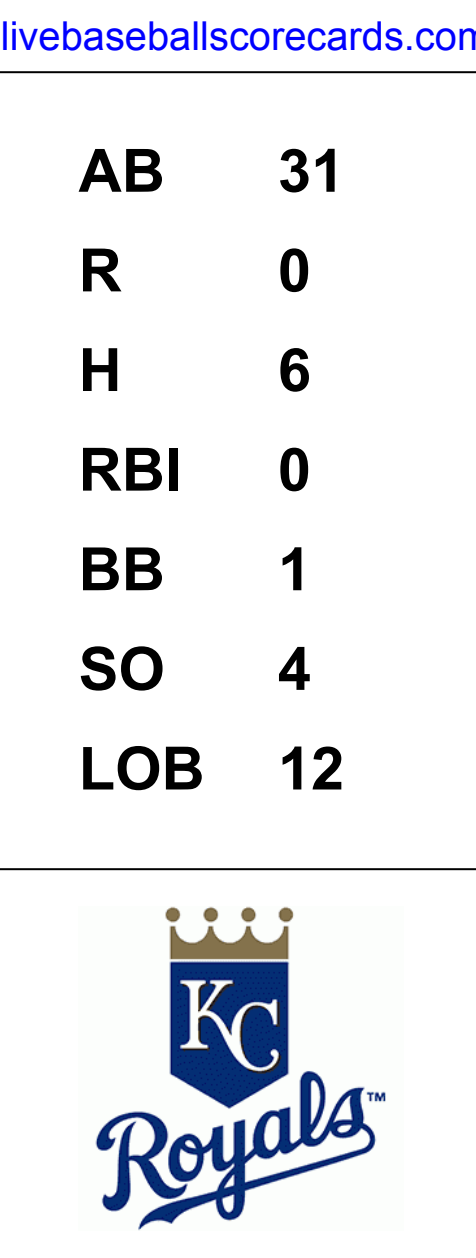
Batter	1	2	3	4	5	6	7	8	9	AB	R	H	RBI	BB	SO	LOB	TOP										
Damaso Garcia, R (1,4) OBP: 0.421, SLG: 0.506	0-0 E FC4-6 1B	0-0 1B		0-0 3-1			0-0 SH3		0-0 6-3	4	1	2	0	0	0	2											
Dave Collins, S (1,7) OBP: 0.344, SLG: 0.386	0-0 1-3 1-2	0-0 4-3					0-3 CS S 1B			4	0	1	0	0	1	4											
Lloyd Moseby, L (1,8) OBP: 0.352, SLG: 0.500	4-0 FC4-6 E BB		0-0 4-3				0-3 K 1-2		0-3 K	3	0	0	0	1	2	2											
Willie Upshaw, L (1,3) OBP: 0.475, SLG: 0.769	0-0 E4 FC4-6 1-2 2-3		0-3 K				4-0 BB		0-0 F4	3	0	0	0	1	1	2											
George Bell, R (1,10) OBP: 0.404, SLG: 0.588	0-0 FC4-6 1-2 2-3 3-4		0-3 K				0-0 F2		0-0 F4	4	0	0	1	0	1	4											
Rance Mulliniks, L (1,5) OBP: 0.308, SLG: 0.327	0-0 4-3			0-0 6-3 BB 1B		0-0 CS	0-0 G3		0-0 BB 1B	4	0	2	0	0	0	2											
Jesse Barfield, R (1,9) OBP: 0.231, SLG: 0.371		0-3 K		4-0 6-3 BB			0-0 6-3		0-0 F3	3	0	0	0	1	1		AB 33 R 1 H 7 RBI 1 BB 3 SO 7 LOB 21										
Ernie Whitt, L (1,2) OBP: 0.390, SLG: 0.426		0-3 K		0-0 F5			0-0 4-3		0-0 F9	4	0	0	0	0	1	2											
Alfredo Griffin, S (1,6) OBP: 0.192, SLG: 0.263			0-0 1B 2B		0-0 6-3			0-0 SH3 1B	0-0 4-3	4	0	2	0	0	0	2											
<b>Inning Stats</b>	R: 1 E: 1 K: 0 S: 5	H: 1 LOB: 2 BB: 1 P: 9	R: 0 E: 0 K: 2 S: 9	H: 2 LOB: 2 BB: 0 P: 9	R: 0 E: 0 K: 2 S: 7	H: 0 LOB: 0 BB: 0 P: 7	R: 0 E: 0 K: 0 S: 4	H: 1 LOB: 2 BB: 1 P: 8	R: 0 E: 0 K: 1 S: 5	H: 1 LOB: 1 BB: 1 P: 9	R: 0 E: 0 K: 0 S: 3	H: 0 LOB: 0 BB: 0 P: 3	R: 0 E: 0 K: 2 S: 8	H: 1 LOB: 1 BB: 0 P: 8	R: 0 E: 0 K: 0 S: 4	H: 1 LOB: 1 BB: 0 P: 4	R: 0 E: 0 K: 0 S: 3	H: 0 LOB: 0 BB: 0 P: 3	1B: 6 2B: 1 3B: 0 HR: 0	SF: 0 SAC: 1 DP: 0 HBP: 0	WP: 0 PB: 0 SB: 0 CS: 1	PA: 38					
<b>PITCHER</b>	IP	WLS	BF	H	R	ER	SO	BB	IBB	HBP	BLK	WP	HR	S	P	ERA	WHIP	<b>PITCHER</b>									
Mark Gubicza, R (1,1) ERA: 1.59	8.0	L	34	7	1	0	7	3	0	0	0	0	0	45	57	0.00	1.250										
Dan Quisenberry, R (9,1) ERA: 1.69	1.0	S	3	0	0	0	0	0	0	0	0	0	0	3	3	0.00	0.000										

Toronto Blue Jays @ Kansas City Royals  
 Royals Stadium, Kansas City, MO  
 Fri Apr 27 1984, 7:05 PM EST  
 Att: 16,435 - Unknown



Batter	1	2	3	4	5	6	7	8	9	AB	R	H	RBI	BB	SO	LOB	BOTTOM										
Darryl Motley, R (1,9) OBP: 0.381, SLG: 0.463	0-0 L3 1B		0-0 2B					0-0 F7		4	0	2	0	0	0	0											
Pat Sheridan, L (1,8) OBP: 0.377, SLG: 0.468	0-0 F7		0-0 4-3					0-0 G3		4	0	1	0	0	0	2											
Jorge Orta, L (1,7) OBP: 0.314, SLG: 0.449	0-0 L3 1-2			0-0 F9				0-0 BB 1B	0-3 K	4	0	1	0	0	1	2											
Hal McRae, R (1,10) OBP: 0.378, SLG: 0.418		0-0 CS BB 1B		0-0 FC5-4 1B				0-3 K	0-3 K	4	0	2	0	0	2	2											
Frank White, R (1,4) OBP: 0.333, SLG: 0.478		0-0 F9		0-0 F8				0-0 5-3	0-0 F7	4	0	0	0	0	0	3											
Steve Balboni, R (1,3) OBP: 0.356, SLG: 0.444		4-0 BB		0-0 FC5-4 1-2				0-0 F9		2	0	0	0	1	0	1											
John Wathan, R (1,2) OBP: 0.154, SLG: 0.083		0-0 4-3			0-0 F5			0-0 G3		3	0	0	0	0	0	2											
Greg Pryor, R (1,5) OBP: 0.333, SLG: 0.417			0-0 6-3					0-0 4-3		3	0	0	0	0	0	0											
U L Washington, S (1,6)			0-3 K					0-0 F8		2	0	0	0	0	1	0											
Orlando Sanchez, L (8,PH) OBP: 0.143, SLG: 0.286								0-0 F8		1	0	0	0	0	0	0											
Onix Concepcion, R (9,6) OBP: 0.203, SLG: 0.234								0-0 F8		0	0	0	0	0	0	0											
<b>Inning Stats</b>	R: 0 E: 0 K: 0 S: 3	H: 1 LOB: 0 BB: 0 P: 3	R: 0 E: 0 K: 0 S: 3	H: 1 LOB: 1 BB: 1 P: 7	R: 0 E: 0 K: 1 S: 6	H: 1 LOB: 1 BB: 0 P: 6	R: 0 E: 0 K: 0 S: 4	H: 1 LOB: 1 BB: 0 P: 4	R: 0 E: 0 K: 0 S: 3	H: 0 LOB: 0 BB: 0 P: 3	R: 0 E: 0 K: 1 S: 6	H: 1 LOB: 1 BB: 0 P: 6	R: 0 E: 0 K: 0 S: 3	H: 0 LOB: 0 BB: 0 P: 3	R: 0 E: 0 K: 0 S: 3	H: 0 LOB: 0 BB: 0 P: 3	R: 0 E: 0 K: 2 S: 8	H: 1 LOB: 1 BB: 0 P: 8	1B: 5 2B: 2 3B: 0 HR: 0	SF: 0 SAC: 0 DP: 1 HBP: 0	WP: 0 PB: 0 SB: 0 CS: 1	PA: 32					
<b>PITCHER</b>	IP	WLS	BF	H	R	ER	SO	BB	IBB	HBP	BLK	WP	HR	S	P	ERA	WHIP	<b>PITCHER</b>									
Doyle Alexander, R (1,1) ERA: 3.51	8.0	W	29	6	0	0	2	1	0	0	0	0	0	32	36	0.00	0.875										
Dennis Lamp, R (9,1) ERA: 3.75	1.0	S	3	0	0	0	2	0	0	0	0	0	0	7	7	0.00	0.000										

Toronto Blue Jays @ Kansas City Royals  
 Royals Stadium, Kansas City, MO  
 Fri Apr 27 1984, 7:05 PM EST  
 Att: 16,435 - Unknown





Batter	1	2	3	4	5	6	7	8	9	AB	R	H	RBI	BB	SO	LOB	TOP					
Damaso Garcia, R (1,4) OBP: 0.420, SLG: 0.511	5-3		PO 1B		F7				1-4-3	5	0	2	1	0	0	2						
Dave Collins, S (1,7) OBP: 0.364, SLG: 0.393	F7 HR 1B		F7		F8					4	1	2	1	1	0	2						
Lloyd Moseby, L (1,8) OBP: 0.344, SLG: 0.494	F8		PO 1-2	5-3		F8 SF9 2B	F3		F8	5	1	1	0	0	0	4						
Willie Upshaw, L (1,3) OBP: 0.464, SLG: 0.783	HR 1H			F9		F8 2-3	F8			4	1	1	2	0	0	3						
George Bell, R (1,10) OBP: 0.397, SLG: 0.568	K			E5 1B		SF9			F9	3	1	0	1	0	1	0						
Rance Mulliniks, L (1,5) OBP: 0.327, SLG: 0.346		4-3							5-3	3	0	2	1	0	0	0						
Garth Iorg, R (8,5) OBP: 0.179, SLG: 0.237				1B 1H		1B				1	0	0	0	0	0	0						
Ernie Whitt, L (1,2) OBP: 0.365, SLG: 0.392		F4		G3		F9			G3	4	0	0	0	0	0	2						
Jesse Barfield, R (1,9) OBP: 0.232, SLG: 0.379		4-3				F5			5-3	4	1	1	0	0	0	0						
Alfredo Griffin, S (1,6) OBP: 0.207, SLG: 0.275			4-3						F9 1B 1-4-3	4	1	2	0	0	0	1						
<b>Inning Stats</b>	R: 2 E: 0 K: 1 S: 7	H: 2 LOB: 0 BB: 0 P: 7	R: 0 E: 0 K: 0 S: 3	H: 0 LOB: 0 BB: 0 P: 3	R: 0 E: 0 K: 0 S: 3	H: 1 LOB: 0 BB: 0 P: 3	R: 1 E: 1 K: 0 S: 5	H: 1 LOB: 1 BB: 0 P: 5	R: 0 E: 0 K: 0 S: 4	H: 1 LOB: 1 BB: 0 P: 4	R: 1 E: 0 K: 0 S: 5	H: 2 LOB: 1 BB: 0 P: 5	R: 1 E: 0 K: 0 S: 5	H: 2 LOB: 2 BB: 1 P: 9	R: 0 E: 0 K: 0 S: 3	H: 0 LOB: 0 BB: 0 P: 3	R: 1 E: 0 K: 0 S: 5	H: 2 LOB: 1 BB: 0 P: 5	1B: 7 2B: 3 3B: 0 HR: 1	SF: 1 SAC: 0 DP: 0 HBP: 0	WP: 0 PB: 0 CS: 2	PA: 40
<b>PITCHER</b>	IP	WLS	BF	H	R	ER	SO	BB	IBB	HBP	BLK	WP	HR	S	P	ERA	WHIP					
Bret Saberhagen, R (1,1) ERA: 2.08	6.1	L	29	9	5	4	1	1	0	0	0	0	1	30	34	5.68	1.579					
Paul Splittorf, L (7,1) ERA: 7.99	2.2		10	2	1	1	0	0	0	0	0	0	0	10	10	3.38	0.750					

Toronto Blue Jays @ Kansas City Royals  
 Royals Stadium, Kansas City, MO  
 Sat Apr 28 1984, 7:05 PM EST  
 Att: 18,194 - Unknown

AB 37  
 R 6  
 H 11  
 RBI 6  
 BB 1  
 SO 1  
 LOB 14



Batter	1	2	3	4	5	6	7	8	9	AB	R	H	RBI	BB	SO	LOB	BOTTOM					
Darryl Motley, R (1,9) OBP: 0.348, SLG: 0.422	4-3		F4			E6 FC4-6			6-3	4	0	0	0	0	0	0						
Pat Sheridan, L (1,8) OBP: 0.370, SLG: 0.470				K		K			4-3	4	0	1	0	0	2	1						
Jorge Orta, L (1,7) OBP: 0.291, SLG: 0.415				F7		F8			4-3	4	0	0	0	0	0	2						
Hal McRae, R (1,10) OBP: 0.372, SLG: 0.437				G3		FC4-6 1-2	1-3		F4	4	0	1	0	0	0	2						
Frank White, R (1,4) OBP: 0.320, SLG: 0.457		F6		4-3			6-3			3	0	0	0	0	0	1						
Steve Balboni, R (1,3) OBP: 0.342, SLG: 0.424		F8			K		F7			3	0	0	0	0	1	0						
John Wathan, R (1,2) OBP: 0.125, SLG: 0.067				K		K			F4	3	0	0	0	0	2	0						
Greg Pryor, R (1,5) OBP: 0.333, SLG: 0.413				K					5-3	3	0	1	0	0	1	0						
U.L. Washington, S (1,6) OBP: 0.333, SLG: 0.413				K		1B			F7	3	0	0	0	0	1	1						
<b>Inning Stats</b>	R: 0 E: 0 K: 0 S: 4	H: 1 LOB: 1 BB: 0 P: 4	R: 0 E: 0 K: 1 S: 5	H: 0 LOB: 0 BB: 0 P: 5	R: 0 E: 0 K: 2 S: 7	H: 0 LOB: 0 BB: 0 P: 7	R: 0 E: 0 K: 1 S: 6	H: 1 LOB: 1 BB: 0 P: 6	R: 0 E: 0 K: 2 S: 8	H: 1 LOB: 1 BB: 0 P: 8	R: 0 E: 1 K: 1 S: 6	H: 0 LOB: 1 BB: 0 P: 6	R: 0 E: 0 K: 0 S: 3	H: 0 LOB: 0 BB: 0 P: 3	R: 0 E: 0 K: 0 S: 3	H: 0 LOB: 0 BB: 0 P: 3	R: 0 E: 0 K: 0 S: 3	H: 0 LOB: 0 BB: 0 P: 3	1B: 1 2B: 1 3B: 1 HR: 0	SF: 0 SAC: 0 DP: 0 HBP: 0	WP: 0 PB: 0 CS: 0	PA: 31
<b>PITCHER</b>	IP	WLS	BF	H	R	ER	SO	BB	IBB	HBP	BLK	WP	HR	S	P	ERA	WHIP					
Dave Stieb, R (1,1) ERA: 1.88	9.0	W	31	3	0	0	7	0	0	0	0	0	0	45	45	0.00	0.333					

Toronto Blue Jays @ Kansas City Royals  
 Royals Stadium, Kansas City, MO  
 Sat Apr 28 1984, 7:05 PM EST  
 Att: 18,194 - Unknown

AB 31  
 R 0  
 H 3  
 RBI 0  
 BB 0  
 SO 7  
 LOB 7





Batter	1	2	3	4	5	6	7	8	9	AB	R	H	RBI	BB	SO	LOB	TOP					
Darryl Motley, R OBP: 0.340, SLG: 0.408 (1, 7)										4	1	1	0	0	0	2	<b>Kansas City Royals @ Milwaukee Brewers</b> Milwaukee County Stadium, Milwaukee, WI Tue May 01 1984, 8:05 PM EDT Att: 7,756 - Unknown					
Pat Sheridan, L OBP: 0.377, SLG: 0.500 (1, 8)										4	0	2	1	0	0	1						
Jorge Orta, L OBP: 0.271, SLG: 0.386 Butch Davis, R OBP: 0.228, SLG: 0.192 (1, 9)										4	0	0	0	0	1	2						
Hal McRae, R OBP: 0.366, SLG: 0.419 (1, 10)										3	1	0	0	1	0	0						
Frank White, R OBP: 0.342, SLG: 0.486 (1, 4)										4	1	3	0	0	0	0						
Steve Balboni, R OBP: 0.350, SLG: 0.429 (1, 3)										4	0	2	0	0	0	1						
Don Slaught, R OBP: 0.242, SLG: 0.228 (1, 2)										4	0	0	1	0	0	4						
Greg Pryor, R OBP: 0.314, SLG: 0.388 (1, 5)										4	0	0	0	0	0	4						
U L Washington, S OBP: 0.125, SLG: 0.125 (1, 6)										3	0	1	0	0	1	0						
<b>Inning Stats</b>	R: 1 E: 1 K: 1 S: 6	H: 1 LOB: 0 BB: 0 P: 6	R: 0 E: 0 K: 0 S: 4	H: 1 LOB: 1 BB: 0 P: 4	R: 0 E: 1 K: 0 S: 3	H: 0 LOB: 0 BB: 0 P: 3	R: 1 E: 0 K: 0 S: 5	H: 2 LOB: 2 BB: 1 P: 9	R: 0 E: 0 K: 0 S: 4	H: 2 LOB: 1 BB: 0 P: 4	R: 0 E: 0 K: 0 S: 3	H: 0 LOB: 0 BB: 0 P: 3	R: 0 E: 0 K: 0 S: 5	H: 0 LOB: 0 BB: 0 P: 5	R: 0 E: 0 K: 0 S: 3	H: 1 LOB: 0 BB: 0 P: 3	R: 1 E: 1 K: 0 S: 5	H: 2 LOB: 1 BB: 0 P: 5	1B: 7 2B: 1 3B: 1 HR: 0	SF: 0 SAC: 0 DP: 1 HBP: 0	WP: 0 PB: 0 SB: 0 CS: 2	PA: 35
<b>PITCHER</b> Jaime Cocanower, R ERA: 3.0 (1, 1)	IP: 9.0 WLS: L BF: 35	H: 9 R: 3 ER: 1 SO: 2	BB: 1 IBB: 0 HBP: 0 BLK: 0	WP: 0 HR: 0 S: 38 P: 42	ERA: 1.00 WHIP: 1.111	<b>PITCHER</b>																

Batter	1	2	3	4	5	6	7	8	9	AB	R	H	RBI	BB	SO	LOB	BOTTOM			
Paul Molitor, R OBP: 0.245, SLG: 0.239 (1, 5)										4	0	0	0	0	0	1	<b>Kansas City Royals @ Milwaukee Brewers</b> Milwaukee County Stadium, Milwaukee, WI Tue May 01 1984, 8:05 PM EDT Att: 7,756 - Unknown			
Charlie Moore, R OBP: 0.297, SLG: 0.333 (1, 9)										3	0	0	0	1	1	0				
Robin Yount, R OBP: 0.365, SLG: 0.342 (1, 6)										4	0	1	0	0	0	0				
Mark Brouhard, R OBP: 0.370, SLG: 0.435 Roy Howell, L OBP: 0.333, SLG: 0.200 (9, PH)										2	0	0	0	1	1	0				
Ted Simmons, S OBP: 0.238, SLG: 0.211 (1, 3)										4	0	0	0	0	0	4				
Ben Oglivie, L OBP: 0.386, SLG: 0.433 (1, 7)										3	0	0	0	0	0	0				
Jim Sundberg, R OBP: 0.365, SLG: 0.446 (1, 2)										3	0	1	0	0	0	0				
Jim Gantner, L OBP: 0.357, SLG: 0.380 (1, 4)										3	0	1	0	0	0	1				
Rick Manning, L OBP: 0.319, SLG: 0.406 (1, 8)										3	0	1	0	0	0	1				
<b>Inning Stats</b>	R: 0 E: 0 K: 0 S: 3	H: 0 LOB: 0 BB: 0 P: 3	R: 0 E: 0 K: 1 S: 5	H: 0 LOB: 0 BB: 0 P: 5	R: 0 E: 0 K: 1 S: 5	H: 0 LOB: 0 BB: 0 P: 5	R: 0 E: 0 K: 0 S: 4	H: 1 LOB: 1 BB: 0 P: 4	R: 0 E: 0 K: 0 S: 3	H: 0 LOB: 0 BB: 0 P: 3	R: 0 E: 0 K: 0 S: 2	H: 0 LOB: 0 BB: 1 P: 6	R: 0 E: 0 K: 0 S: 4	H: 1 LOB: 1 BB: 0 P: 4	R: 0 E: 0 K: 0 S: 4	H: 2 LOB: 2 BB: 1 P: 8	1B: 4 2B: 1 3B: 0 HR: 0	SF: 0 SAC: 0 DP: 2 HBP: 0	WP: 0 PB: 0 SB: 0 CS: 0	PA: 32
<b>PITCHER</b> Larry Gura, L ERA: 2.55 Dan Quisenberry, R ERA: 1.02 (9, 1)	IP: 8.1 WLS: W BF: 30	H: 4 R: 0 ER: 0 SO: 2	BB: 2 IBB: 0 HBP: 0 BLK: 0	WP: 0 HR: 0 S: 32 P: 40	ERA: 0.00 WHIP: 0.720	<b>PITCHER</b>														



Batter	1	2	3	4	5	6	7	8	9	10	AB	R	H	RBI	BB	SO	LOB	TOP					
Darryl Motley, R OBP: 0.364, SLG: 0.537 (1, 7)	0-0 HR	0-0 4-3			0-0 5-3			0-0 HR		0-0 BB BB 1B	5	3	3	2	0	0	2	<b>Kansas City Royals @ Milwaukee Brewers</b> Milwaukee County Stadium, Milwaukee, WI Thu May 03 1984, 4:33 AM EDT Att: 9,320 - Unknown <a href="http://livebaseballscorecards.com">livebaseballscorecards.com</a>					
Pat Sheridan, L OBP: 0.366, SLG: 0.520 (1, 8)	0-0 HR		0-3 K		0-3 K			0-0 F9		0-3 K	5	1	1	1	0	3	2						
Jorge Orta, L OBP: 0.266, SLG: 0.371 Lynn Jones, R (10, 9)	0-0 F3		0-0 F9			0-0 C6-4-3 1B		0-0 F2		0-3 K	5	0	1	0	0	1	2						
Hal McRae, R OBP: 0.356, SLG: 0.397 (1, 10)	0-0 1-3		0-0 F2			0-0 G6-4-3 1-2r		0-0 F4		4-0 BB BB	4	0	0	0	1	0	1						
Frank White, R OBP: 0.357, SLG: 0.487 (1, 4)	0-0 F4			0-3 K		0-0 1B				4-0 BB BB	4	0	2	1	1	1	0						
Steve Balboni, R OBP: 0.366, SLG: 0.432 (1, 3)		0-0 1B 1B		0-0 FC5-4 1B		0-3 K				4-0 BB BB	4	0	2	1	1	2	2						
Don Staught, R OBP: 0.242, SLG: 0.217 John Wathan, R OBP: 0.118, SLG: 0.063 (9, 2)	0-0 F8			0-0 FC5-4 1-2r			4-0 BB BB BB	0-0 G6-4-3 BB		0-0 F9	3	0	0	0	1	0	3						
Greg Pryor, R OBP: 0.297, SLG: 0.366 (1, 5)	0-0 F5			0-0 F8				0-0 G6-4-3 1-2r		0-0 F9	4	0	0	0	0	0	4						
U L Washington, S OBP: 0.250, SLG: 0.182 (1, 6)	0-0 1-2 1B				0-0 F8			0-0 F8		4-0 BB BB 1B BB	3	1	1	0	1	0	0						
<b>Inning Stats</b>	R: 2 E: 0 K: 0 S: 5	H: 2 LOB: 0 BB: 0 P: 5	R: 0 E: 0 K: 0 S: 5	H: 2 LOB: 2 BB: 0 P: 5	R: 0 E: 0 K: 1 S: 5	H: 0 LOB: 0 BB: 0 P: 5	R: 0 E: 0 K: 1 S: 6	H: 1 LOB: 1 BB: 0 P: 6	R: 0 E: 0 K: 1 S: 5	H: 0 LOB: 0 BB: 0 P: 5	R: 0 E: 0 K: 0 S: 2	H: 2 LOB: 1 BB: 1 P: 6	R: 0 E: 0 K: 0 S: 4	H: 1 LOB: 0 BB: 0 P: 4	R: 0 E: 0 K: 1 S: 6	H: 1 LOB: 1 BB: 0 P: 6	R: 0 E: 0 K: 2 S: 8		H: 1 LOB: 3 BB: 4 P: 24	1B: 7 2B: 0 3B: 0 HR: 3	SF: 0 SAC: 0 DP: 2 HBP: 0	WP: 0 PB: 0 SB: 0 CS: 0	PA: 43
<b>PITCHER</b>	IP 8.0	WLS 31	BF 8	H 3	R 3	ER 3	SO 4	BB 1	IBB 0	HBP 0	BLK 0	WP 0	HR 3	S 38	P 42	ERA 3.38	WHIP 1.125						
Don Sutton, R ERA: 3.26 (1, 1)	1.2	11	2	2	2	3	4	0	0	0	0	0	0	13	29	10.80	3.600						
Pete Ladd, R ERA: 4.5 (9, 1)	0.1	W	1	0	0	0	0	0	0	0	0	0	0	0	1	1	0.00	0.000					
Tom Tellmann, R ERA: 3.6 (10, 1)																							

Batter	1	2	3	4	5	6	7	8	9	10	AB	R	H	RBI	BB	SO	LOB	BOTTOM				
Randy Ready, R OBP: 0.382, SLG: 0.489 Roy Howell, L OBP: 0.368, SLG: 0.250 Ed Romero, R OBP: 0.385, SLG: 0.273 (10, PH)	0-0 6-3			0-0 G6-4-3 BB		0-0 HR		0-0 F6		0-0 E9 1B 1B	3	1	1	1	1	0	0	<b>Kansas City Royals @ Milwaukee Brewers</b> Milwaukee County Stadium, Milwaukee, WI Thu May 03 1984, 4:33 AM EDT Att: 9,320 - Unknown <a href="http://livebaseballscorecards.com">livebaseballscorecards.com</a>				
Jim Sundberg, R OBP: 0.338, SLG: 0.410 (1, 2)	0-0 5-3			0-3 K		0-0 5-3		0-0 5-3		0-0 1-3	5	0	0	0	0	1	3					
Robin Yount, R OBP: 0.356, SLG: 0.325 (1, 6)	0-0 F8			0-0 G6-4-3 1-2r		0-0 F6				4-0 1B IBB	4	0	0	0	1	0	1					
Mark Brouhard, R OBP: 0.438, SLG: 0.593 (1, 10)		0-0 5-3			0-0 1B 1B			0-0 HR		4-0 BB BB	4	2	3	3	1	0	0					
Ted Simmons, S OBP: 0.226, SLG: 0.200 (1, 3)	0-0 6-3			0-0 F6		0-0 F4		0-0 F7		1-2 2-H 3-H 1B	4	0	0	0	0	0	2					
Ben Oglive, L OBP: 0.392, SLG: 0.438 (1, 7)	0-0 F8			0-0 1B 1B		1-3 1B		0-0 BLK 1B		0-3 K	4	0	2	0	0	1	1					
Bobby Clark, R OBP: 0.667, SLG: 0.500 Rick Manning, L OBP: 0.329, SLG: 0.431 (10, PH)			4-0 CS BB		0-0 G6-4-3 1-2 3-H 1B		0-0 5-3		0-0 1-2		0-0 FC4-6 E 2B	2	0	1	1	1	0					
Charlie Moore, R OBP: 0.286, SLG: 0.319 Dion James, L OBP: 0.360, SLG: 0.350 (10, PH)			0-0 F8		0-0 G6-4-3 1-2r		0-0 F9			4-0 FC4-6 BB	3	0	0	0	0	0	4					
Jim Gantner, L OBP: 0.341, SLG: 0.361 (1, 4)			0-3 K			0-0 1-3		0-0 6-3		0-0 FC4-6 E 1B	4	1	0	0	0	1	2					
<b>Inning Stats</b>	R: 0 E: 0 K: 0 S: 3	H: 0 LOB: 0 BB: 0 P: 3	R: 0 E: 0 K: 0 S: 3	H: 0 LOB: 0 BB: 0 P: 3	R: 0 E: 0 K: 1 S: 4	H: 0 LOB: 0 BB: 1 P: 8	R: 0 E: 0 K: 1 S: 4	H: 1 LOB: 1 BB: 0 P: 4	R: 1 E: 0 K: 0 S: 5	H: 2 LOB: 1 BB: 0 P: 5	R: 0 E: 0 K: 0 S: 3	H: 0 LOB: 0 BB: 0 P: 3	R: 0 E: 0 K: 1 S: 5	H: 0 LOB: 1 BB: 1 P: 9	R: 3 E: 1 K: 0 S: 5	H: 3 LOB: 2 BB: 2 P: 13	1B: 6 2B: 1 3B: 0 HR: 2		SF: 0 SAC: 0 DP: 2 HBP: 0	WP: 0 PB: 0 SB: 0 CS: 1	PA: 40	
<b>PITCHER</b>	IP 9.0	WLS 33	BF 6	H 3	R 3	ER 3	SO 3	BB 3	IBB 0	HBP 0	BLK 1	WP 0	HR 2	S 36	P 48	ERA 3.00	WHIP 1.000					
Bud Black, L ERA: 3.48 (1, 1)	0.2	L	7	3	3	3	0	1	1	0	0	0	0	5	13	40.50	6.000					
Dan Quisenberry, R ERA: 3.12 (10, 1)																						



Batter	1	2	3	4	5	6	7	8	9	10	AB	R	H	RBI	BB	SO	LOB	TOP			
Darryl Motley, R OBP: 0.350, SLG: 0.525 (1, 9)	F7				K		F9			F7	5	0	1	3	0	1	0	<b>Kansas City Royals @ Toronto Blue Jays</b> Exhibition Stadium, Toronto, ON Fri May 04 1984, 7:05 PM EDT Att: 16,469 - Unknown			
Pat Sheridan, L OBP: 0.356, SLG: 0.500 (1, 8)	2-3	G3			1B			F8		K	5	0	1	0	0	1	1				
Jorge Orta, L OBP: 0.290, SLG: 0.403 Lynn Jones, R OBP: 1.000, SLG: 2.000 (1, 7) (10, 7)					K			F9			5	0	3	0	0	1	0				
Hal McRae, R OBP: 0.348, SLG: 0.398 (1, 10)	1-3				1B					1B	5	0	1	0	0	1	4				
Frank White, R OBP: 0.365, SLG: 0.487 Onix Concepcion, R OBP: 0.197, SLG: 0.227 (3, PH) (3, 4)		BB	1B	6-3				4-3			0	1	0	0	1	0	0				
Orlando Sanchez, L OBP: 0.125, SLG: 0.250 Tucker Ashford, R OBP: 1.000, SLG: 2.000 (8, PH) (8, 5)		BB	2B								1	0	0	0	0	0	1				
Steve Balboni, R OBP: 0.350, SLG: 0.423 John Wathan, R OBP: 0.118, SLG: 0.063 (1, 3) (9, PR) (9, 3)		K			5-3					SH2-4	4	0	1	0	0	2	1				
Don Staight, R OBP: 0.246, SLG: 0.222 (1, 2)		BB	2B		F9			6-3		SH2-4	3	1	1	0	0	0	0				
Greg Pryor, R OBP: 0.282, SLG: 0.347 (1, 5) (8, 4)		F9			K			1-3		K	4	0	0	0	0	2	4				
U L Washington, S OBP: 0.250, SLG: 0.143 (1, 6)		BB	2B		K			F7		6-3	3	1	0	0	1	1	2				
<b>Inning Stats</b>	R: 0 E: 0 K: 0 S: 4	H: 1 LOB: 1 BB: 0 P: 4	R: 3 E: 0 K: 1 S: 7	H: 2 LOB: 1 BB: 2 P: 15	R: 0 E: 0 K: 1 S: 5	H: 0 LOB: 0 BB: 0 P: 5	R: 0 E: 0 K: 2 S: 7	H: 0 LOB: 0 BB: 0 P: 7	R: 0 E: 0 K: 0 S: 3	H: 0 LOB: 0 BB: 0 P: 3	R: 0 E: 0 K: 0 S: 6	H: 1 LOB: 1 BB: 0 P: 4	R: 0 E: 0 K: 1 S: 8	H: 1 LOB: 2 BB: 0 P: 6	R: 0 E: 0 K: 2 S: 8	H: 1 LOB: 2 BB: 0 P: 8	1B: 5 2B: 3 3B: 0 HR: 0	SF: 0 SAC: 1 DP: 0 HBP: 0	WP: 0 PB: 0 SB: 1 CS: 0	PA: 40	
<b>PITCHER</b> Dave Stieb, R ERA: 2.05 (1, 1)	IP: 10.0 WLS: 7 BF: 40 H: 8 R: 3 ER: 3 SO: 10 BB: 2 IBB: 0 HBP: 0 BLK: 0 WP: 0 HR: 0 S: 58 P: 66 ERA: 2.70 WHIP: 1.000																				

Batter	1	2	3	4	5	6	7	8	9	10	AB	R	H	RBI	BB	SO	LOB	BOTTOM						
Damaso Garcia, R OBP: 0.387, SLG: 0.455 (1, 4)	F9				F8		4-3	F4			5	0	1	0	0	0	3	<b>Kansas City Royals @ Toronto Blue Jays</b> Exhibition Stadium, Toronto, ON Fri May 04 1984, 7:05 PM EDT Att: 16,469 - Unknown						
Dave Collins, S OBP: 0.350, SLG: 0.373 (1, 7)	K				F7		3-1			6-3	5	0	2	0	0	1	1							
Lloyd Moseby, L OBP: 0.348, SLG: 0.461 (1, 8)	BLK				F7					1-3	5	0	2	0	0	0	2							
Willie Upshaw, L OBP: 0.441, SLG: 0.724 (1, 3)	K				F8			F5		6-3	5	0	0	0	0	2	4							
Cliff Johnson, R OBP: 0.361, SLG: 0.441 Mitch Webster, S OBP: 0.286, SLG: 0.429 (1, 10) (8, PR)		6-3			6-3					K	4	1	2	0	0	0	0							
George Bell, R OBP: 0.400, SLG: 0.556 (1, 9)		6-3			2B	1B				1B	4	2	3	1	1	0	0							
Rance Mulliniks, L OBP: 0.359, SLG: 0.362 Garth Iorg, R OBP: 0.196, SLG: 0.244 (1, 5) (8, PH) (9, 5)					2B	1B				1B	2	1	1	0	1	0	1							
Ernie Whitt, L OBP: 0.333, SLG: 0.367 Buck Martinez, R OBP: 0.189, SLG: 0.324 (1, 2) (8, PH) (9, 2)					2B	2B				SH3-4	1	0	1	0	0	0	0							
Alfredo Griffin, S OBP: 0.227, SLG: 0.277 (1, 6)					F5					1B	5	0	2	1	0	0	4							
<b>Inning Stats</b>	R: 0 E: 0 K: 2 S: 8	H: 1 LOB: 1 BB: 0 P: 8	R: 0 E: 0 K: 0 S: 3	H: 0 LOB: 1 BB: 1 P: 7	R: 0 E: 0 K: 0 S: 4	H: 2 LOB: 1 BB: 0 P: 4	R: 2 E: 0 K: 0 S: 6	H: 3 LOB: 1 BB: 0 P: 6	R: 0 E: 0 K: 0 S: 3	H: 0 LOB: 0 BB: 0 P: 3	R: 1 E: 0 K: 1 S: 7	H: 2 LOB: 1 BB: 0 P: 7	R: 0 E: 0 K: 0 S: 6	H: 3 LOB: 3 BB: 0 P: 6	R: 0 E: 0 K: 1 S: 6	H: 1 LOB: 1 BB: 0 P: 6	R: 1 E: 0 K: 0 S: 3		H: 1 LOB: 1 BB: 1 P: 7	1B: 12 2B: 3 3B: 0 HR: 0	SF: 0 SAC: 1 DP: 0 HBP: 0	WP: 1 PB: 0 SB: 1 CS: 0	PA: 45	
<b>PITCHER</b> Bret Saberhagen, R ERA: 2.4 (1, 1)	IP: 4.0 WLS: 18 BF: 18 H: 6 R: 2 ER: 2 SO: 2 BB: 1 IBB: 0 HBP: 0 BLK: 1 WP: 1 HR: 0 S: 21 P: 25 ERA: 4.50 WHIP: 1.750																							
Joe Beckwith, R ERA: 4.20 (5, 1)	2.0	8	2	1	1	0	0	0	0	10	4.50	1.000												
Paul Splitteroff, L ERA: 5.73 (7, 1)	3.0	15	6	0	0	1	0	0	0	17	0.00	2.000												
Mark Huisman, R ERA: 8.31 (10, 1)	0.2	L	4	1	1	1	0	1	0	0	3	7	13.50	3.000										





Batter	1	2	3	4	5	6	7	8	9	AB	R	H	RBI	BB	SO	LOB	TOP								
U L Washington, S OBP: 0.207, SLG: 0.111	0-3 K		0-0 6-3		0-0 FC6-4		0-0 F7			4	0	0	0	0	1	2									
Pat Sheridan, L OBP: 0.352, SLG: 0.482	4-0 BB		0-0 F8		0-3 K		0-0 F4			3	0	0	0	1	1	1									
Jorge Orta, L OBP: 0.301, SLG: 0.400	0-0 F8			1-0 F8 1B HBP		0-0 G3		0-0 2B 1B		3	1	1	0	0	0	1									
Butch Davis, R OBP: 0.228, SLG: 0.192										0	0	0	0	0	0	0									
Hal McRae, R OBP: 0.365, SLG: 0.425	0-3 K			0-0 1B		0-0 1B		0-0 F9 2B 1-H		4	0	3	1	0	1	1									
Darryl Motley, R OBP: 0.344, SLG: 0.524		0-0 2B		0-0 F9		0-3 K		0-0 F9		4	0	1	0	0	1	4									
Steve Balboni, R OBP: 0.344, SLG: 0.402		0-0 F3		0-0 F8		0-0 F8		0-3 K		4	0	0	0	0	1	5									
Don Slaught, R OBP: 0.236, SLG: 0.212		0-0 F8		0-0 F8			0-0 F8		0-0 F7	3	0	0	0	0	0	3	AB 33								
Orlando Sanchez, L OBP: 0.111, SLG: 0.222										1	0	0	0	0	0	0	R 1								
Greg Pryor, R OBP: 0.268, SLG: 0.329		0-0 5-3			0-0 4-3		0-0 5-3		0-0 E6 G6-4-3	4	0	0	0	0	0	1	H 6								
Tucker Ashford, R OBP: 0.600, SLG: 0.750			0-0 F4		4-0 FC6-4 BB			0-0 G6-4-3 1-2		3	0	1	0	1	0	1	RBI 1								
<b>Inning Stats</b>	R: 0 E: 0 K: 2 S: 7	H: 0 LOB: 1 BB: 1 P: 11	R: 0 E: 0 K: 0 S: 4	H: 1 LOB: 1 BB: 0 P: 4	R: 0 E: 0 K: 0 S: 3	H: 0 LOB: 0 BB: 0 P: 3	R: 0 E: 0 K: 0 S: 4	H: 1 LOB: 2 BB: 0 P: 5	R: 0 E: 0 K: 1 S: 5	H: 0 LOB: 1 BB: 1 P: 9	R: 0 E: 0 K: 1 S: 6	H: 1 LOB: 1 BB: 0 P: 6	R: 0 E: 0 K: 0 S: 4	H: 1 LOB: 1 BB: 0 P: 4	R: 1 E: 0 K: 1 S: 7	H: 2 LOB: 1 BB: 0 P: 7	R: 0 E: 1 K: 0 S: 3	H: 0 LOB: 0 BB: 0 P: 3	1B: 4 2B: 2 3B: 0 HR: 0	SF: 0 SAC: 0 DP: 1 HBP: 1	WP: 0 PB: 0 SB: 0 CS: 0	PA: 36			
<b>PITCHER</b>	IP	WLS	BF	H	R	ER	SO	BB	IBB	HBP	BLK	WP	HR	S	P	ERA	WHIP								
Jim Gott, R ERA: 7.5	(1, 1)	7.0	W	28	4	0	4	2	0	1	0	0	0	33	42	0.00	0.857								
Joey McLaughlin, R ERA: 1.5	(8, 1)	1.0		5	2	1	1	0	0	0	0	0	0	7	7	9.00	2.000								
Jim Acker, R ERA: 3.78	(9, 1)	1.0		3	0	0	0	0	0	0	0	0	0	3	3	0.00	0.000								

Kansas City Royals @ Toronto Blue Jays  
Exhibition Stadium, Toronto, ON  
Sat May 05 1984, 3:33 AM EDT  
Att: 31,076 - Unknown

AB 33  
R 1  
H 6  
RBI 1  
BB 2  
SO 5  
LOB 19



Batter	1	2	3	4	5	6	7	8	9	AB	R	H	RBI	BB	SO	LOB	BOTTOM								
Damaso Garcia, R OBP: 0.390, SLG: 0.457	0-0 3B		0-0 F9		0-0 1B 1B		0-3 K2-3		0-0 F7	4	2	2	0	0	1	3									
Kelly Gruber, R										1	0	0	0	0	2	2									
Lloyd Moseby, L OBP: 0.358, SLG: 0.481	0-0 4-3	4-0 1B		0-0 G4-6-3 1B		0-0 1-3		0-0 F8		4	3	2	2	1	0	0									
Jesse Barfield, R OBP: 0.277, SLG: 0.397	0-0 4-3	0-0 L5-4 1B		0-0 G4-6-3 1B		0-3 K		4-0 BB		4	0	2	4	1	1	0									
Cliff Johnson, R OBP: 0.364, SLG: 0.479	0-0 6-3	0-0 1B		0-0 G4-6-3 1B		0-0 K		0-3 K		5	1	2	2	0	1	3									
George Bell, R OBP: 0.413, SLG: 0.554	1-0 HBP	0-0 L5-4		0-0 1B		4-0 HR		0-0 4-3		2	1	1	1	1	0	2									
Geno Petralli, L										1	0	0	0	0	0	1									
Willie Upshaw, L OBP: 0.425, SLG: 0.692	0-3 K		0-0 F8		0-0 F8		0-0 F9			4	0	0	0	0	1	3									
Garth Iorg, R OBP: 0.220, SLG: 0.265		0-0 1B 1B BB		0-0 FC6-4 1B		0-0 F7		0-0 F8		4	1	2	0	0	0	1	AB 37								
Buck Martinez, R OBP: 0.220, SLG: 0.342		0-0 BB 1B		0-0 FC6-4		0-0 6-3		0-0 1B		4	1	2	0	0	0	1	R 10								
Mitch Webster, S OBP: 0.296, SLG: 0.429		1-2 1B		1-2 FC6-4		0-0 1B		1-3 1B		0	0	0	0	0	0	0	H 15								
Alfredo Griffin, S OBP: 0.238, SLG: 0.286		0-0 1B		0-0 FC6-4		0-0 F9		1-3 1B		4	1	2	1	0	0	1	RBI 10								
<b>Inning Stats</b>	R: 2 E: 0 K: 1 S: 7	H: 2 LOB: 1 BB: 0 P: 8	R: 4 E: 0 K: 0 S: 7	H: 5 LOB: 1 BB: 1 P: 11	R: 0 E: 0 K: 0 S: 4	H: 1 LOB: 1 BB: 0 P: 4	R: 2 E: 0 K: 0 S: 6	H: 4 LOB: 1 BB: 0 P: 6	R: 0 E: 0 K: 0 S: 3	H: 0 LOB: 0 BB: 0 P: 3	R: 0 E: 0 K: 2 S: 7	H: 0 LOB: 0 BB: 0 P: 7	R: 2 E: 0 K: 0 S: 6	H: 3 LOB: 2 BB: 1 P: 10	R: 0 E: 0 K: 1 S: 5	H: 0 LOB: 1 BB: 1 P: 9	1B: 13 2B: 1 3B: 1 HR: 1	SF: 0 SAC: 0 DP: 2 HBP: 1	WP: 0 PB: 0 SB: 0 CS: 0	PA: 41					
<b>PITCHER</b>	IP	WLS	BF	H	R	ER	SO	BB	IBB	HBP	BLK	WP	HR	S	P	ERA	WHIP								
Danny Jackson, L ERA: 6.35	(1, 1)	1.1	L	13	7	6	1	1	0	0	0	0	0	13	18	40.50	6.000								
Mark Huisman, R ERA: 7.32	(2, 1)	6.2		28	8	4	4	2	0	0	0	0	1	32	40	5.40	1.500								

Kansas City Royals @ Toronto Blue Jays  
Exhibition Stadium, Toronto, ON  
Sat May 05 1984, 3:33 AM EDT  
Att: 31,076 - Unknown

AB 37  
R 10  
H 15  
RBI 10  
BB 3  
SO 4  
LOB 17

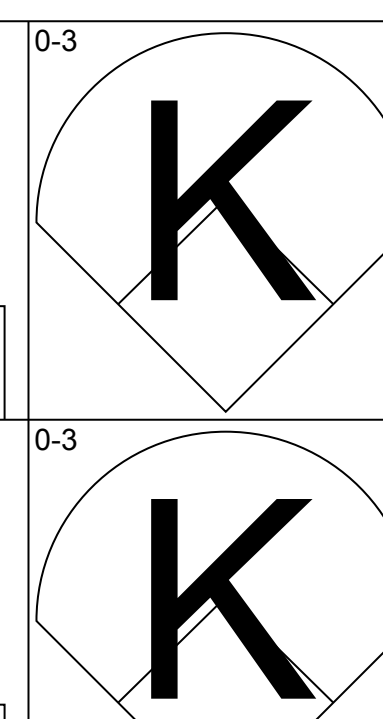
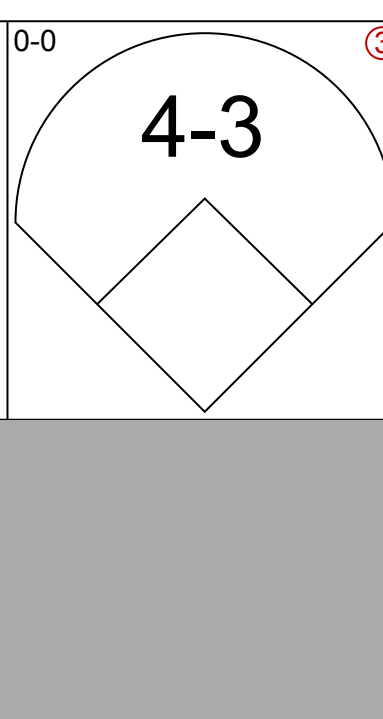
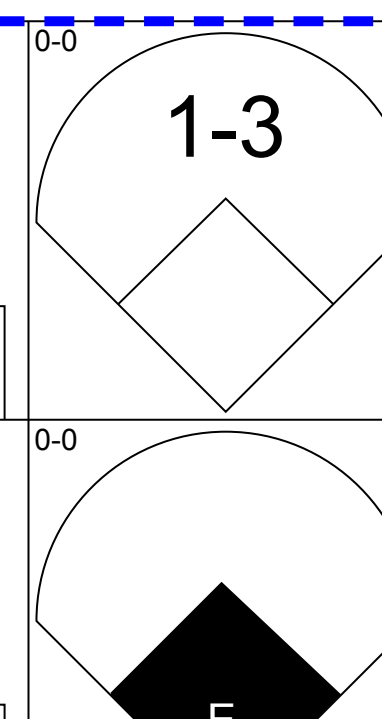
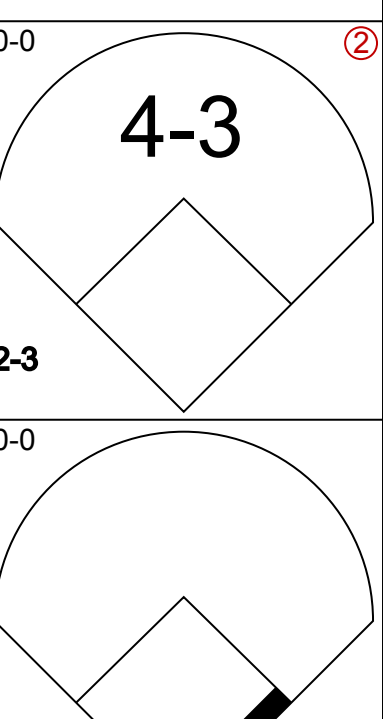
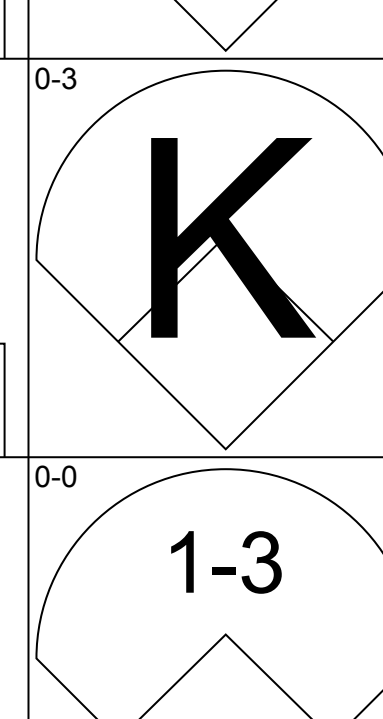
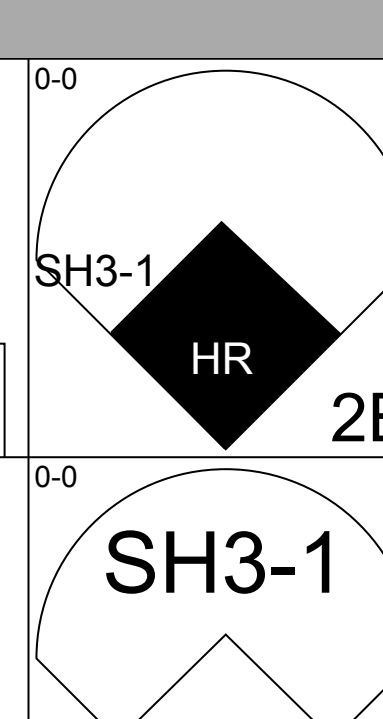
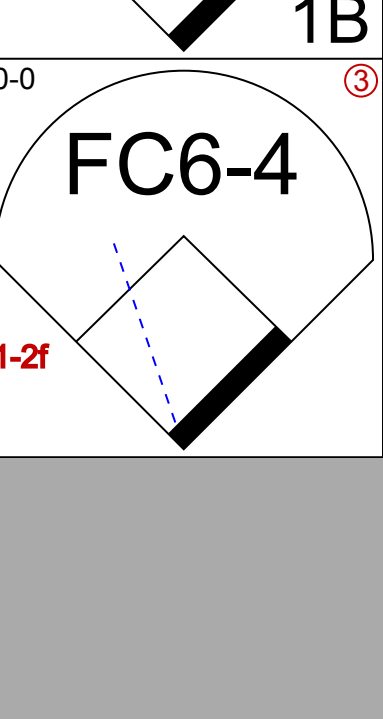
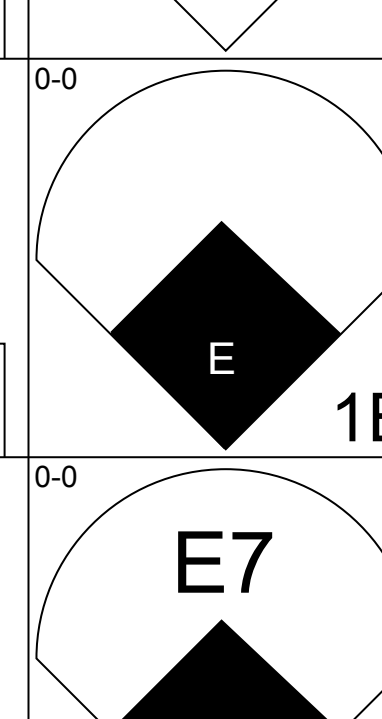
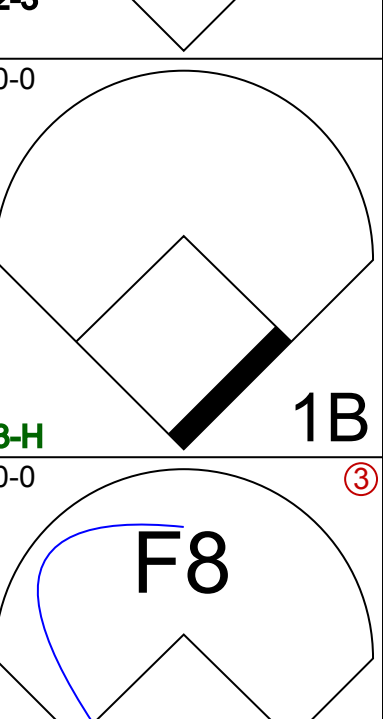
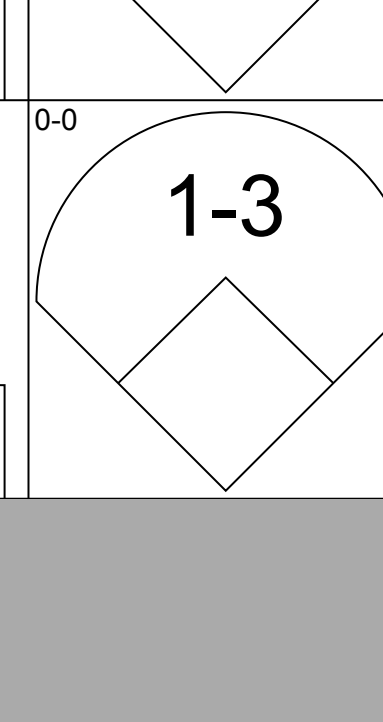
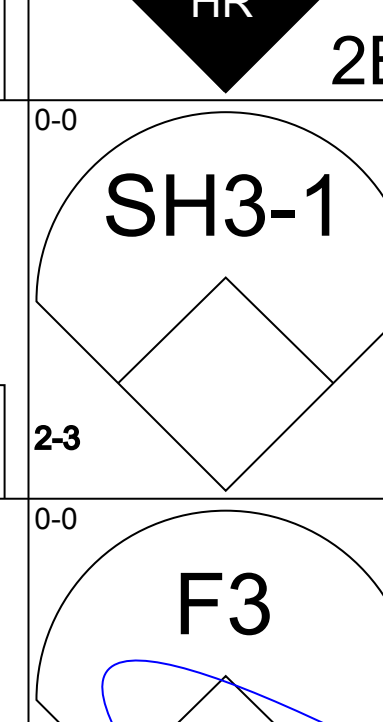
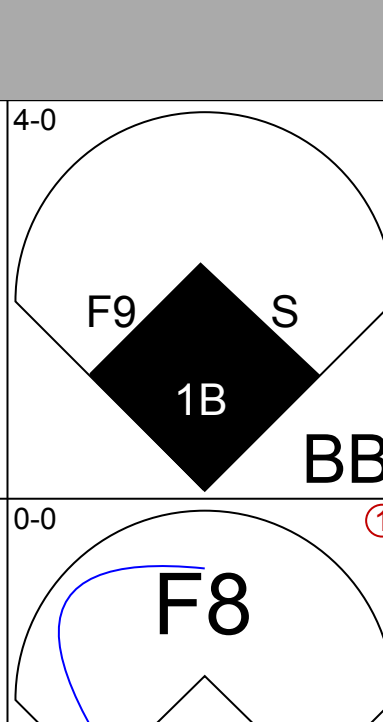
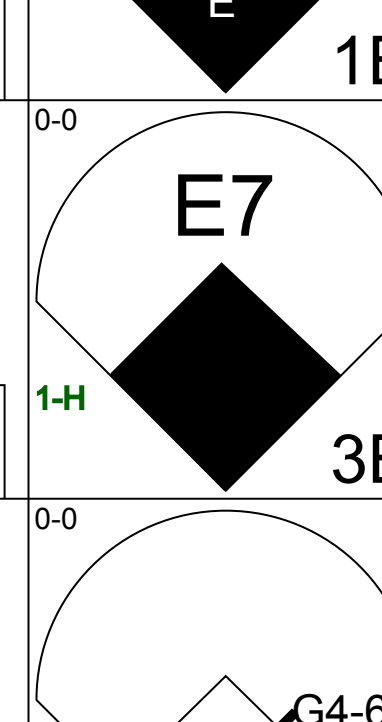
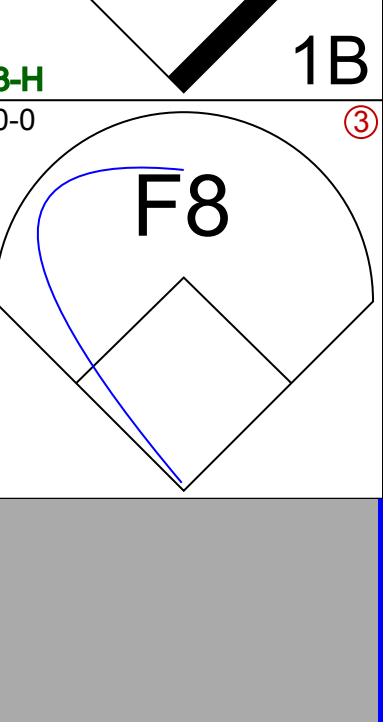

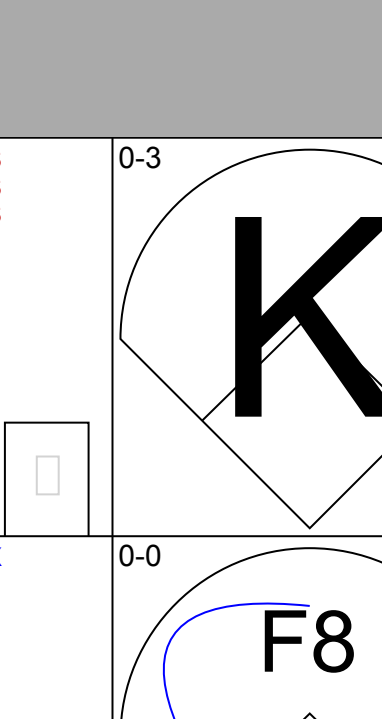
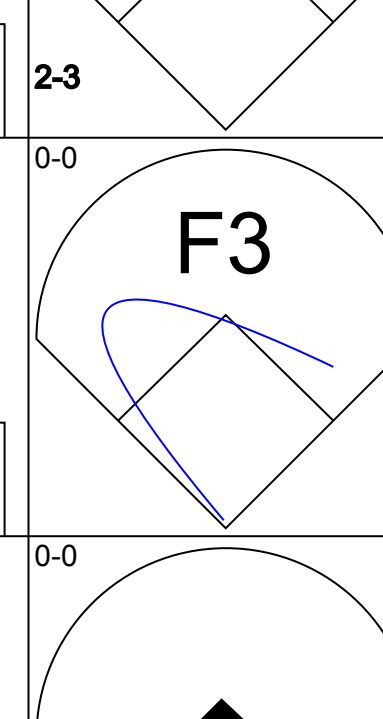
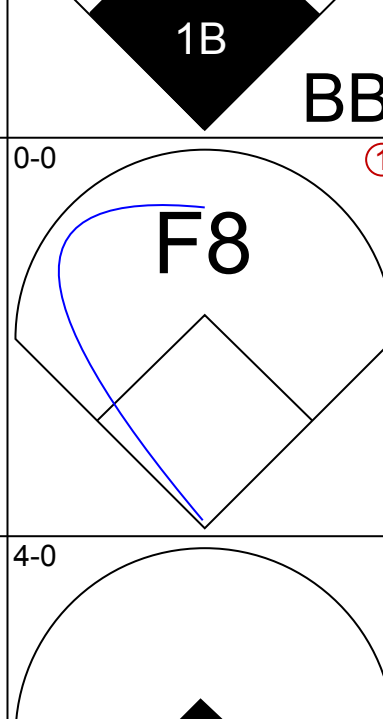
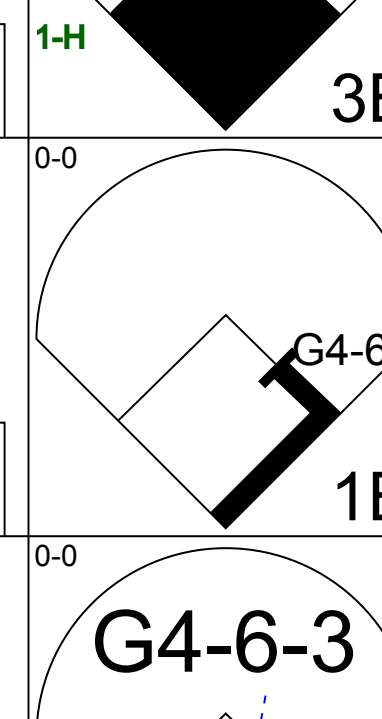

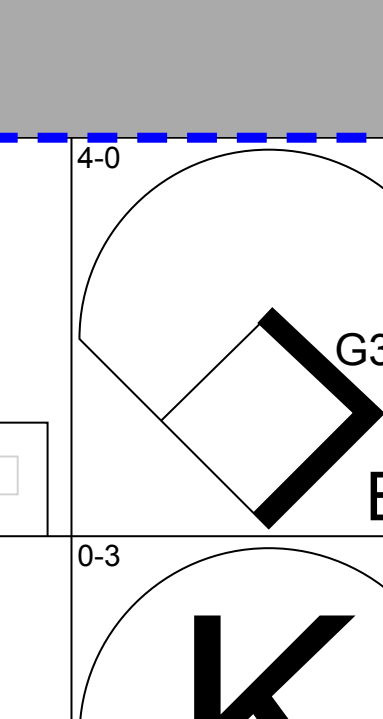

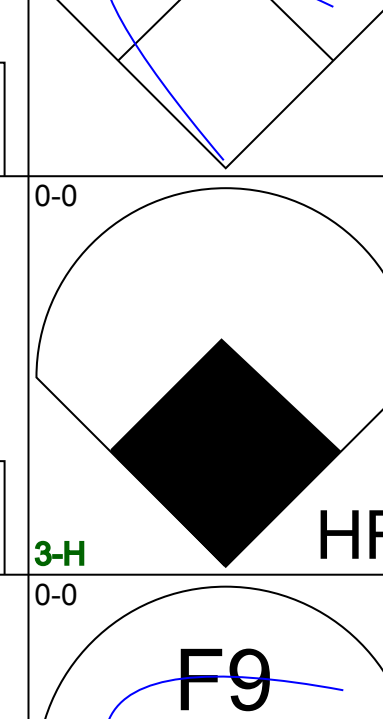
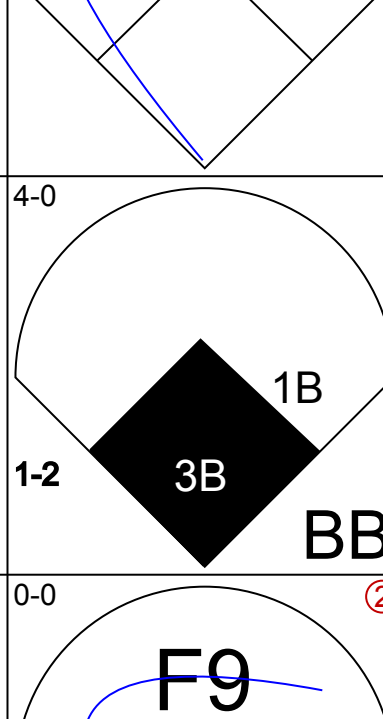
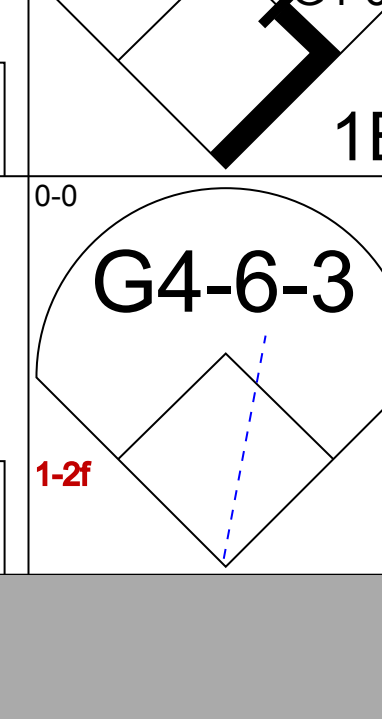


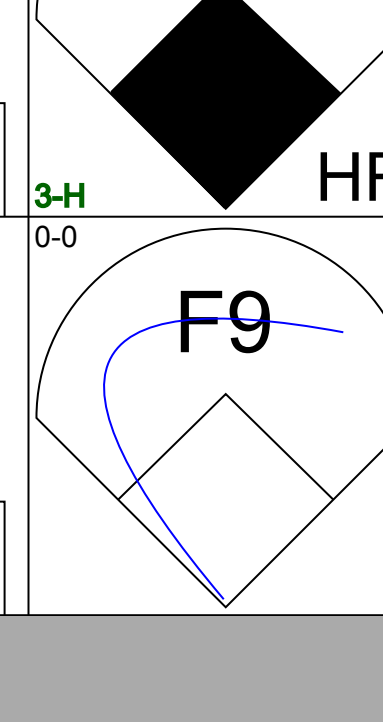
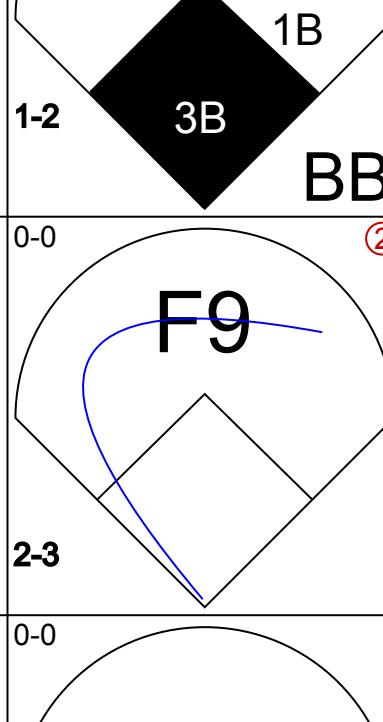
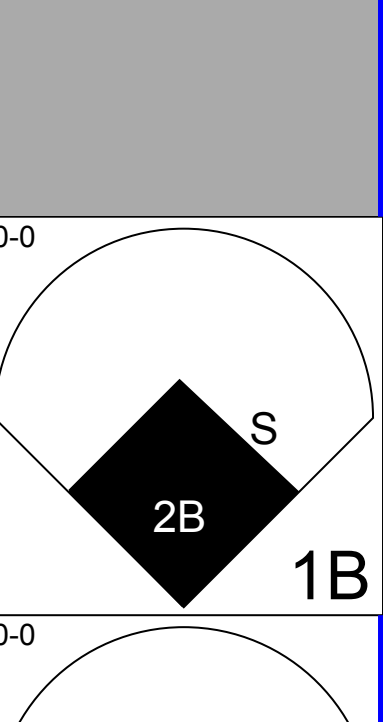
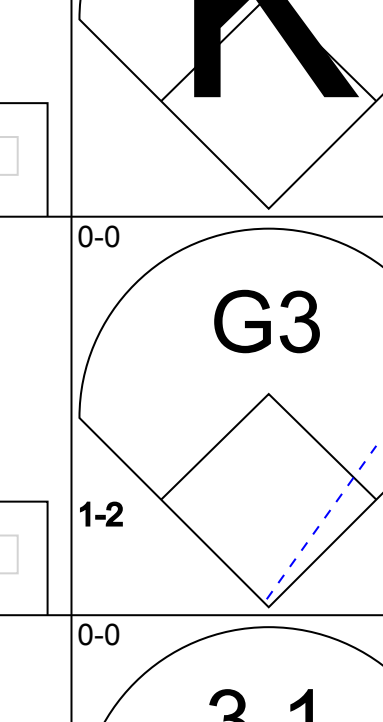
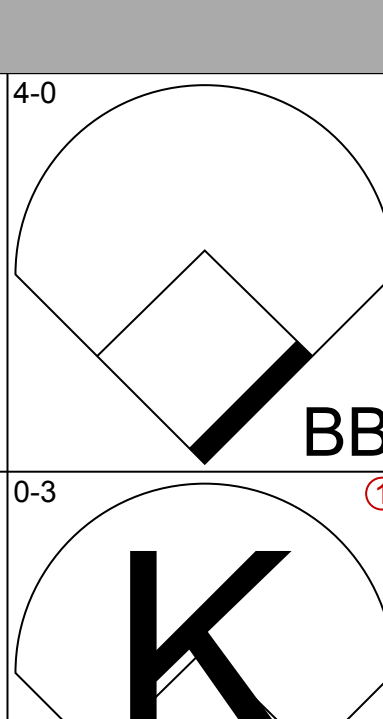
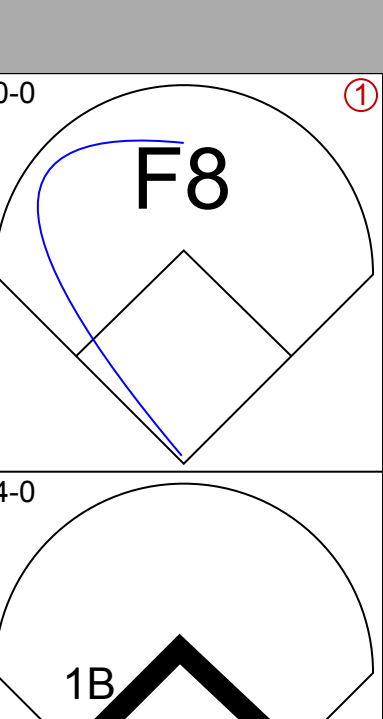
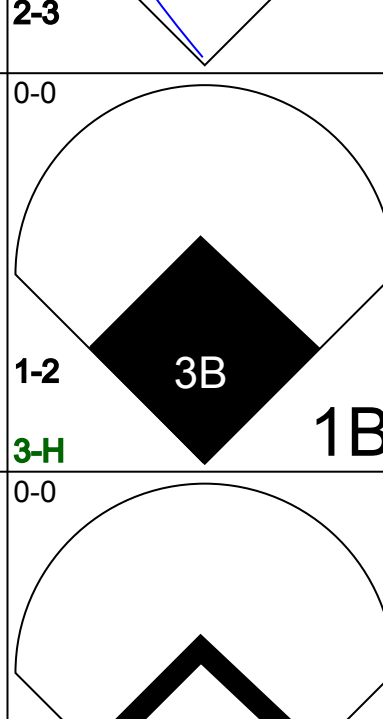
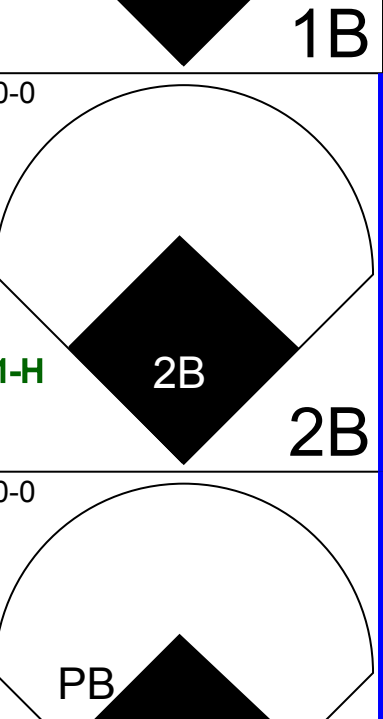
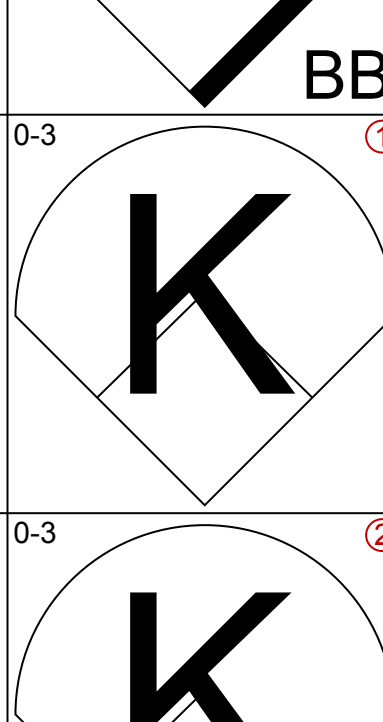
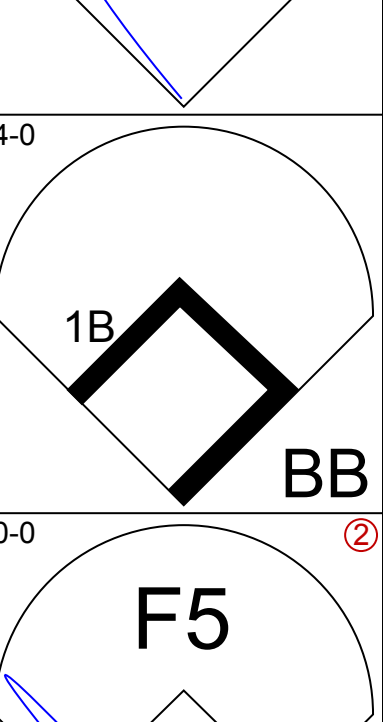
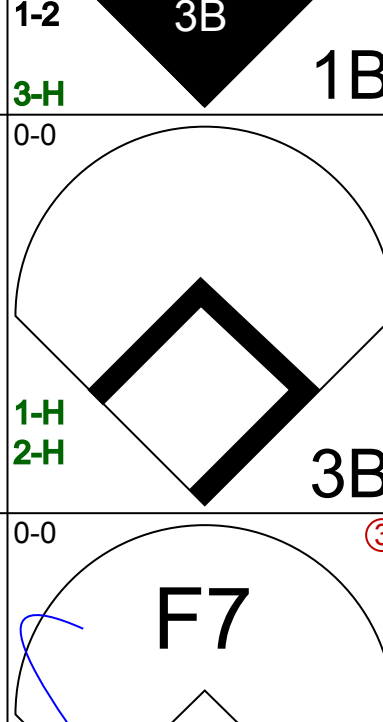
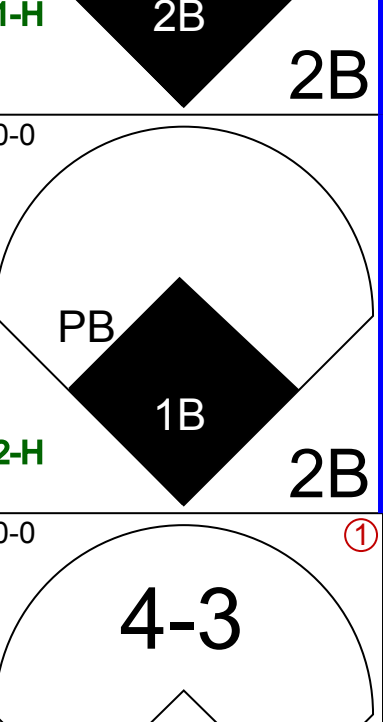
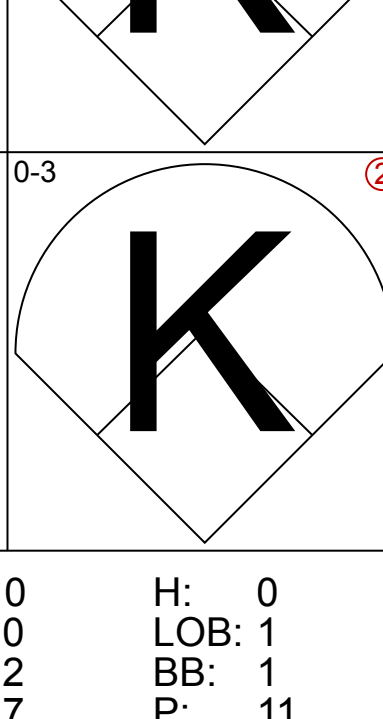
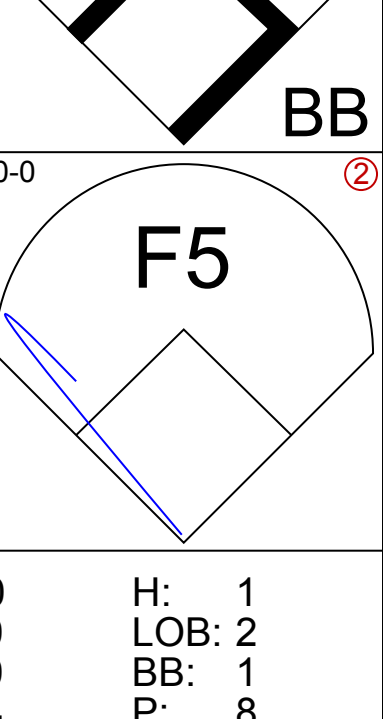
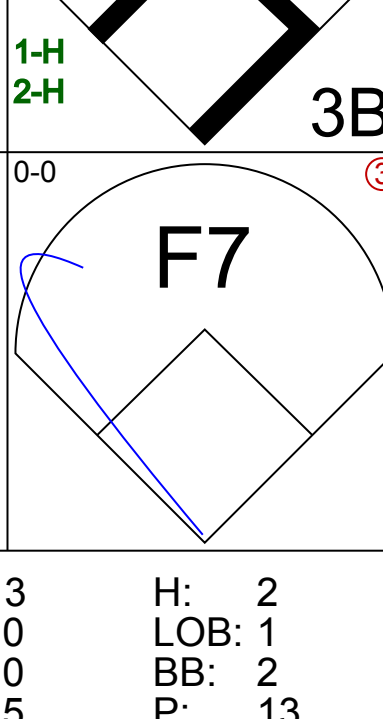
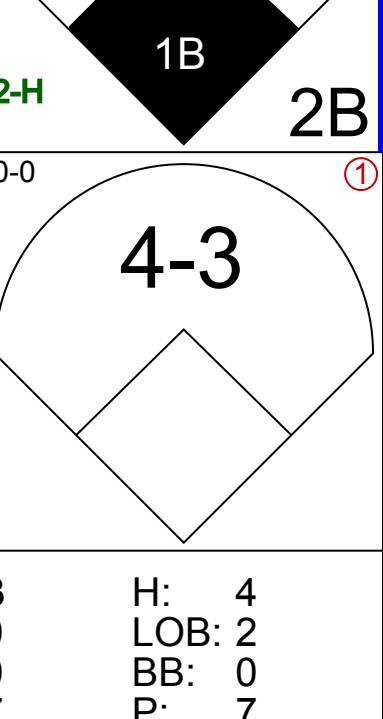




Batter	1	2	3	4	5	6	7	8	9	AB	R	H	RBI	BB	SO	LOB	TOP										
Darryl Motley, R OBP: 0.338, SLG: 0.507 (1, 9)										4	0	1	0	0	2	0	<b>Kansas City Royals @ Toronto Blue Jays</b> Exhibition Stadium, Toronto, ON Sun May 06 1984, 3:33 AM EDT Att: 23,334 - Unknown										
Pat Sheridan, L OBP: 0.358, SLG: 0.483 (1, 8)										4	0	2	0	0	1	2											
Jorge Orta, L OBP: 0.286, SLG: 0.378 (1, 7)										4	0	0	0	0	2	4											
Hal McRae, R OBP: 0.370, SLG: 0.440 Butch Davis, R OBP: 0.226, SLG: 0.192 (1, 10)										4	0	2	0	0	0	1											
Frank White, R OBP: 0.364, SLG: 0.494 (1, 4)										3	1	1	0	0	0	1											
Steve Balboni, R OBP: 0.340, SLG: 0.407 (1, 3)										4	0	1	1	0	1	3											
John Wathan, R OBP: 0.095, SLG: 0.050 (1, 2)										4	0	0	0	0	0	4											
Tucker Ashford, R OBP: 0.375, SLG: 0.429 (1, 5)										3	0	0	0	0	1	1											
U L Washington, S OBP: 0.217, SLG: 0.100 (1, 6)										2	0	0	0	1	0	1											
<b>Inning Stats</b>	R: 0 E: 0 K: 0 S: 4	H: 1 LOB: 1 BB: 0 P: 4	R: 0 E: 1 K: 1 S: 5	H: 0 LOB: 0 BB: 0 P: 5	R: 0 E: 0 K: 2 S: 8	H: 1 LOB: 2 BB: 1 P: 12	R: 0 E: 0 K: 0 S: 4	H: 1 LOB: 1 BB: 0 P: 4	R: 0 E: 0 K: 2 S: 7	H: 0 LOB: 0 BB: 0 P: 7	R: 0 E: 0 K: 0 S: 3	H: 1 LOB: 1 BB: 0 P: 3	R: 1 E: 0 K: 0 S: 5	H: 2 LOB: 1 BB: 0 P: 5	R: 0 E: 0 K: 2 S: 7	H: 0 LOB: 0 BB: 0 P: 7		R: 0 E: 0 K: 0 S: 4	H: 1 LOB: 2 BB: 0 P: 4	1B: 4 2B: 3 3B: 0 HR: 0	SF: 0 SAC: 1 DP: 1 HBP: 0	WP: 0 PB: 0 SB: 2 CS: 1	PA: 35				
<b>PITCHER</b>	IP	WLS	BF	H	R	ER	SO	BB	IBB	HBP	BLK	WP	HR	S	P	ERA	WHIP										
Luis Leal, R ERA: 2.58 Roy Lee Jackson, R ERA: 1.6 (1, 1)	6.0		24	6	1	1	5	1	0	0	0	0	0	33	37	1.50	1.167										
(7, 1)	3.0	W	10	1	0	0	2	0	0	0	0	0	0	14	14	0.00	0.333										

Batter	1	2	3	4	5	6	7	8	9	AB	R	H	RBI	BB	SO	LOB	BOTTOM										
Damaso Garcia, R OBP: 0.396, SLG: 0.445 (1, 4)										3	0	0	0	1	0	3	<b>Kansas City Royals @ Toronto Blue Jays</b> Exhibition Stadium, Toronto, ON Sun May 06 1984, 3:33 AM EDT Att: 23,334 - Unknown										
Lloyd Moseby, L OBP: 0.347, SLG: 0.464 (1, 8)										4	0	0	0	0	1	3											
Jesse Barfield, R OBP: 0.276, SLG: 0.402 (1, 9)										4	1	1	0	0	1	1											
Cliff Johnson, R OBP: 0.359, SLG: 0.468 (1, 10)										4	0	1	1	0	0	0											
George Bell, R OBP: 0.411, SLG: 0.544 (1, 7)										2	0	0	0	1	0	0											
Willie Upshaw, L OBP: 0.422, SLG: 0.681 (1, 3)										3	0	1	0	0	1	0											
Garth Iorg, R OBP: 0.226, SLG: 0.269 (1, 5)										3	0	1	0	0	0	2											
Buck Martinez, R OBP: 0.250, SLG: 0.366 (1, 2)										3	1	2	0	0	0	2											
Alfredo Griffin, S OBP: 0.240, SLG: 0.307 (1, 6)										3	0	1	1	0	0	2											
<b>Inning Stats</b>	R: 0 E: 0 K: 1 S: 4	H: 0 LOB: 0 BB: 1 P: 8	R: 0 E: 0 K: 0 S: 3	H: 0 LOB: 0 BB: 0 P: 3	R: 0 E: 0 K: 0 S: 5	H: 2 LOB: 2 BB: 0 P: 5	R: 0 E: 0 K: 1 S: 5	H: 0 LOB: 0 BB: 0 P: 5	R: 0 E: 0 K: 1 S: 7	H: 2 LOB: 1 BB: 0 P: 7	R: 0 E: 0 K: 0 S: 3	H: 0 LOB: 0 BB: 0 P: 3	R: 0 E: 0 K: 0 S: 3	H: 1 LOB: 1 BB: 1 P: 7	R: 0 E: 0 K: 0 S: 3	H: 0 LOB: 0 BB: 0 P: 3		R: 1 E: 0 K: 0 S: 2	H: 2 LOB: 1 BB: 0 P: 2	1B: 5 2B: 1 3B: 1 HR: 0	SF: 0 SAC: 0 DP: 1 HBP: 0	WP: 0 PB: 0 SB: 0 CS: 1	PA: 32				
<b>PITCHER</b>	IP	WLS	BF	H	R	ER	SO	BB	IBB	HBP	BLK	WP	HR	S	P	ERA	WHIP										
Larry Gura, L ERA: 2.49 (1, 1)	8.0	L	31	7	2	2	3	2	0	0	0	0	0	35	43	2.25	1.125										

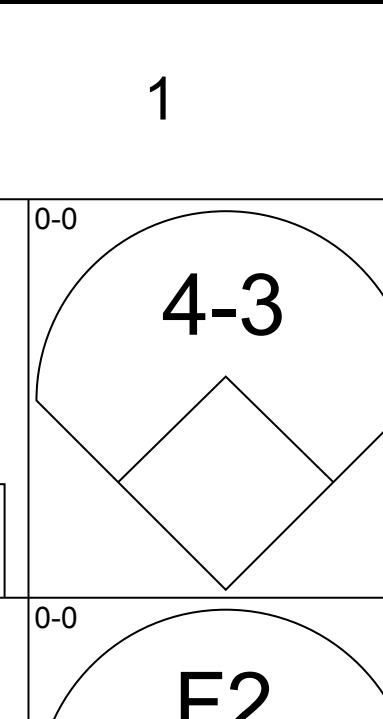
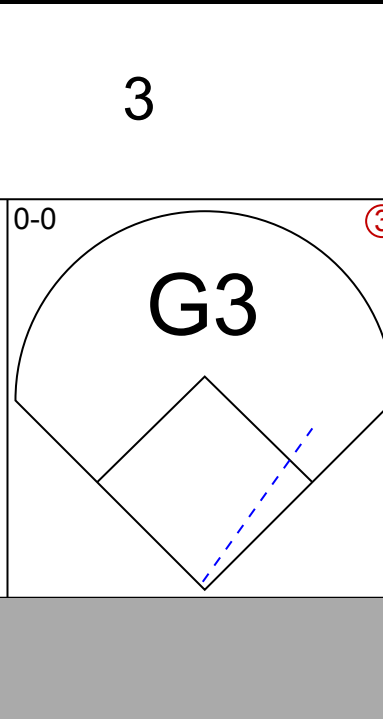
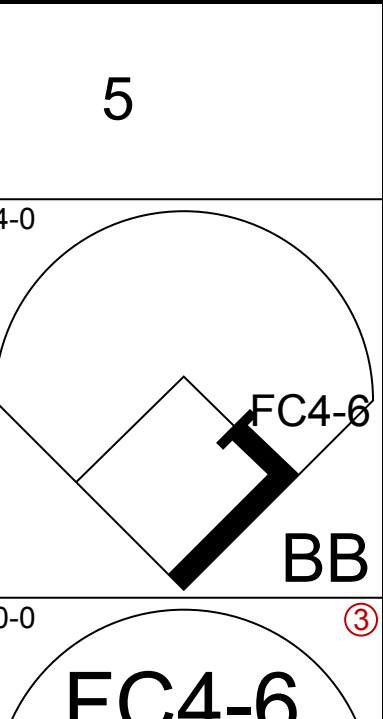
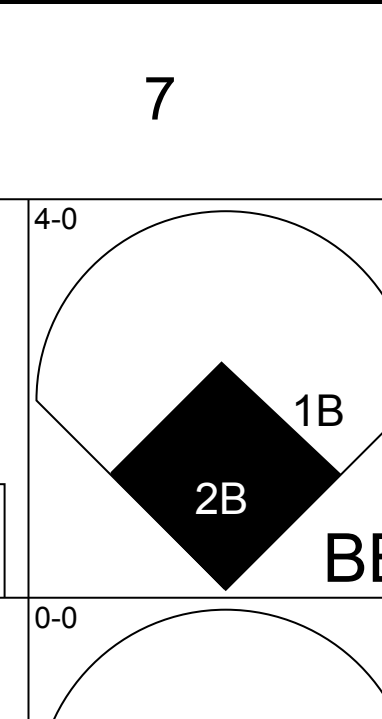
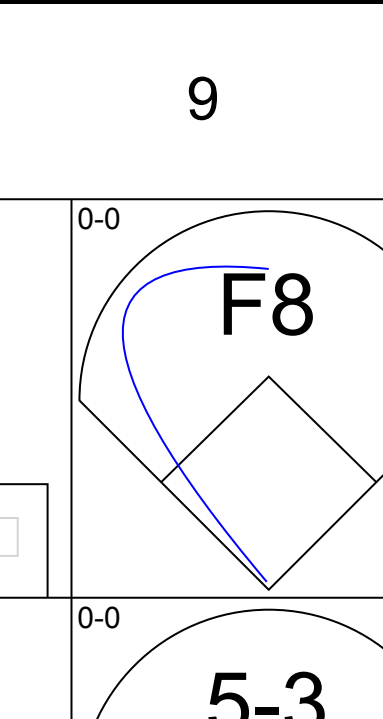
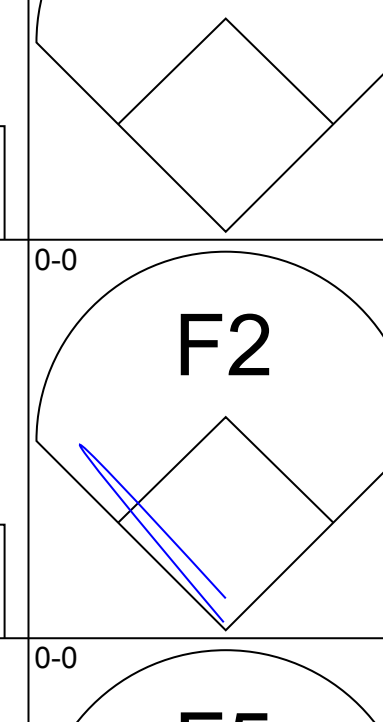
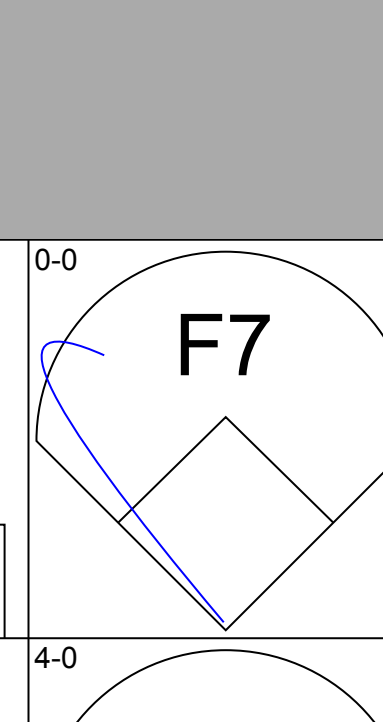
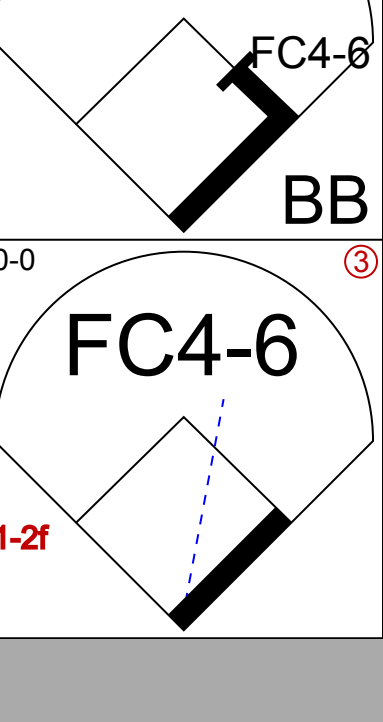
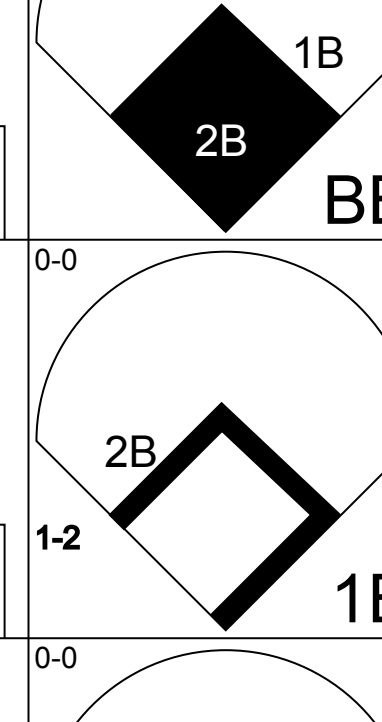
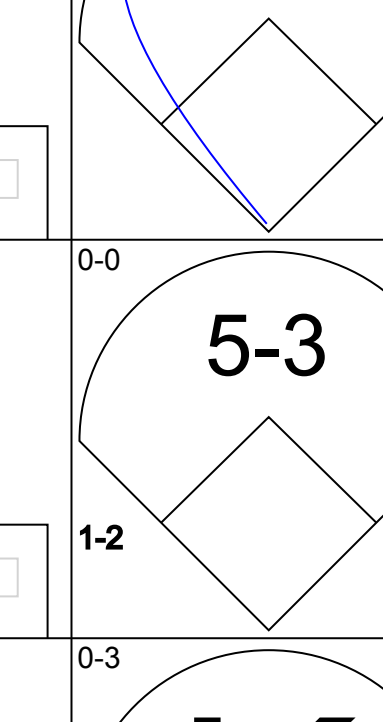
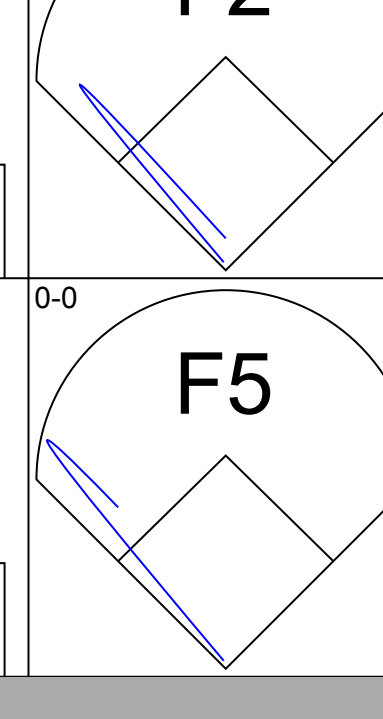
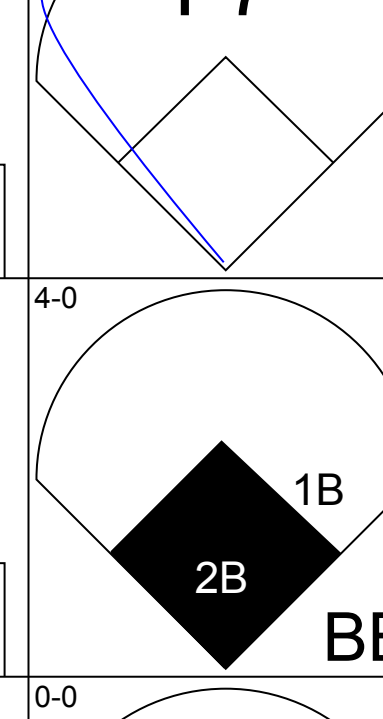
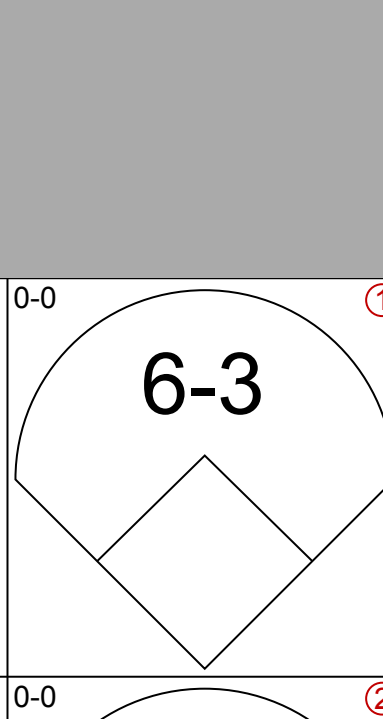
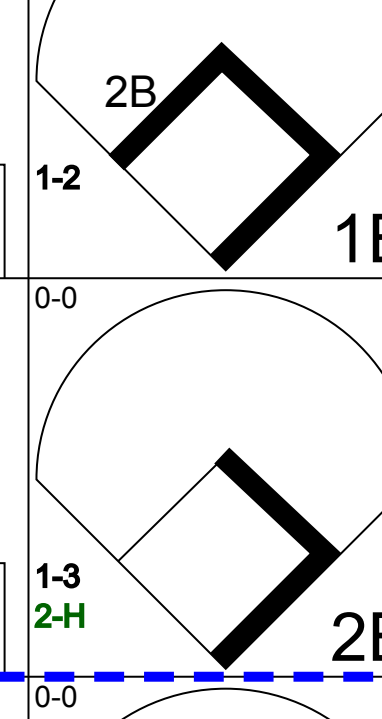
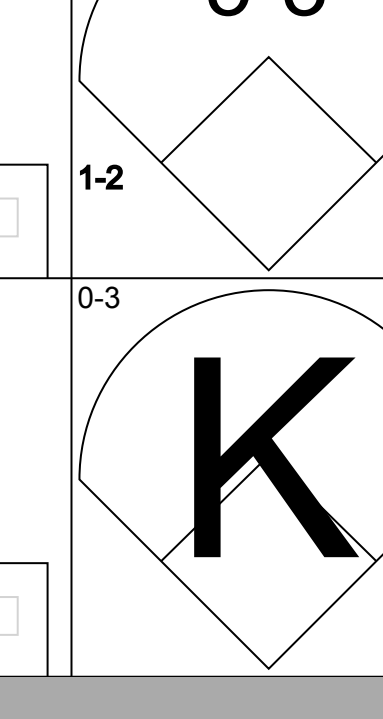

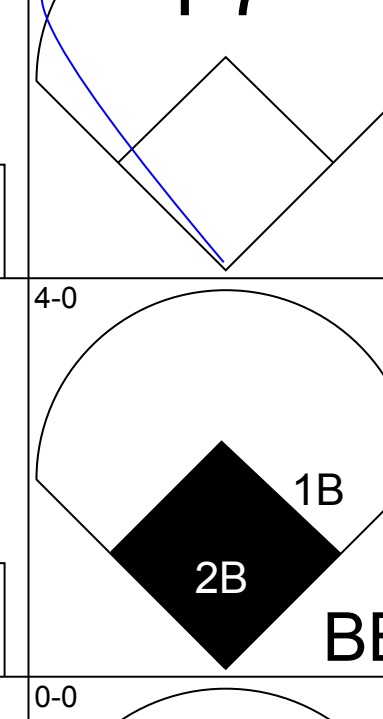
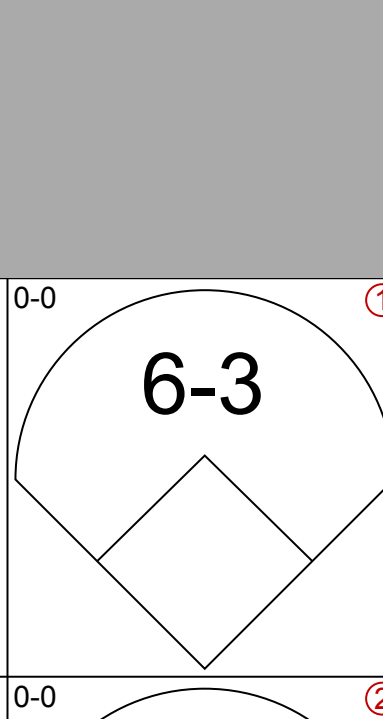
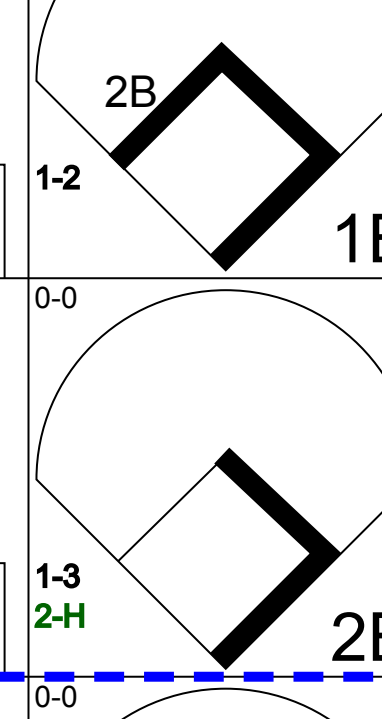
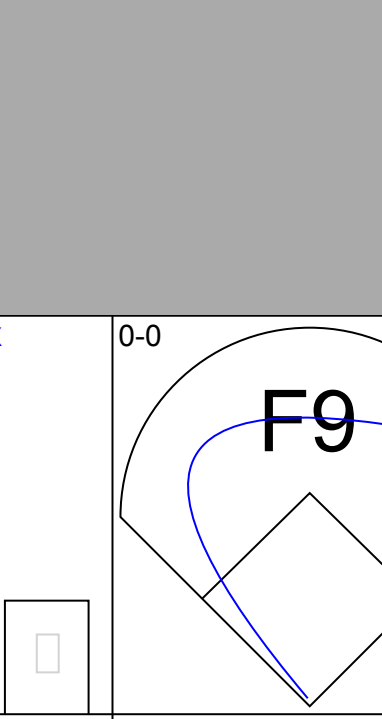
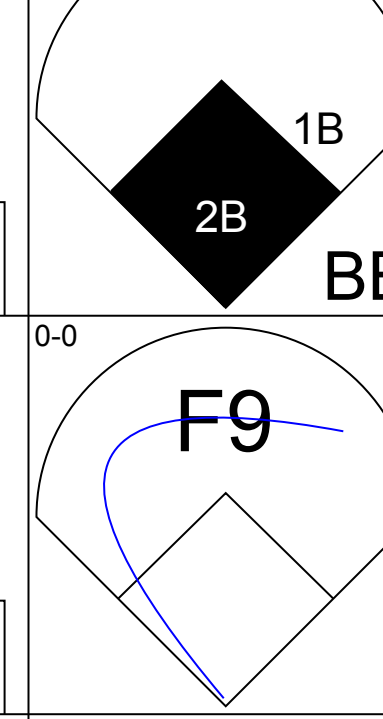
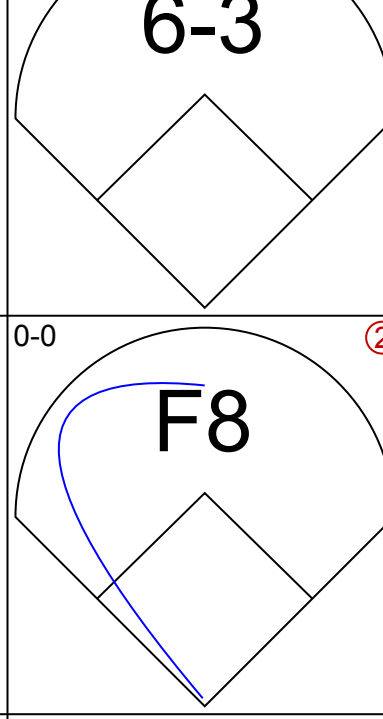

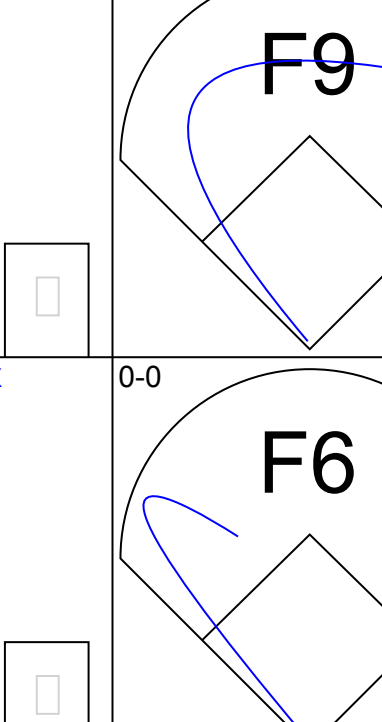
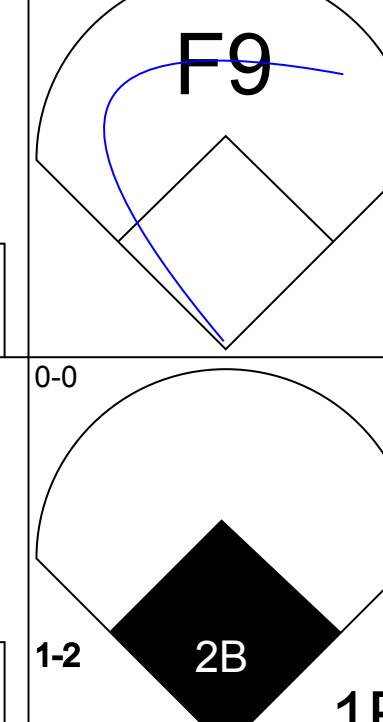
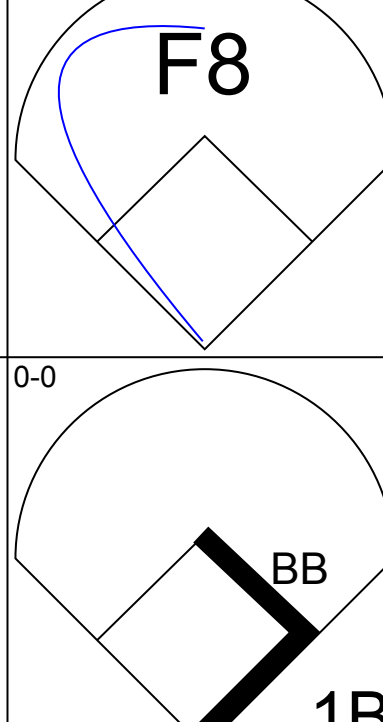
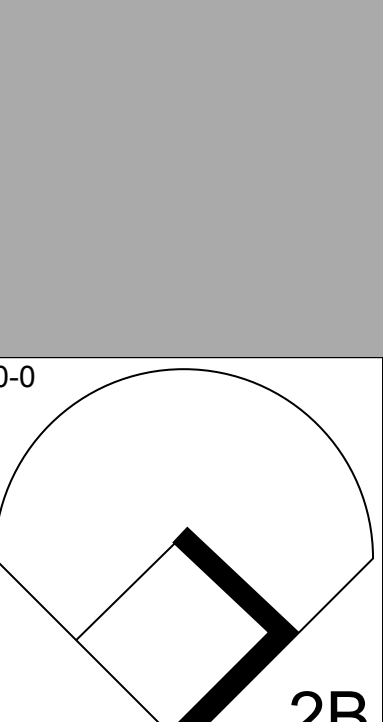

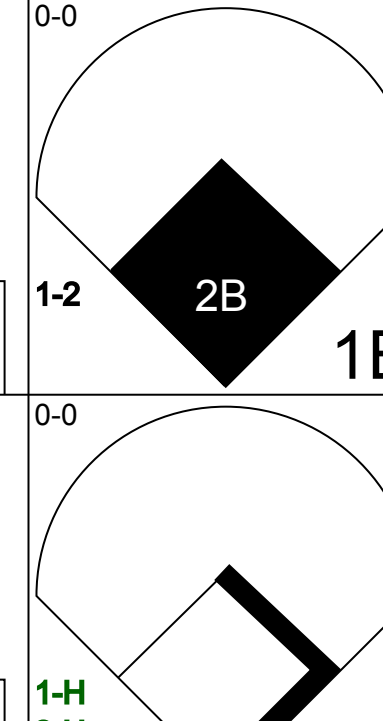
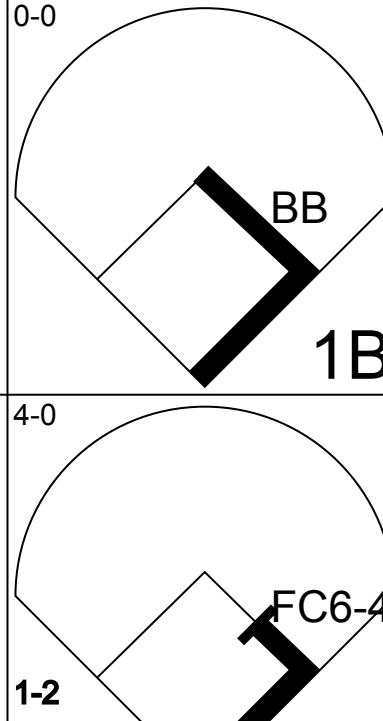
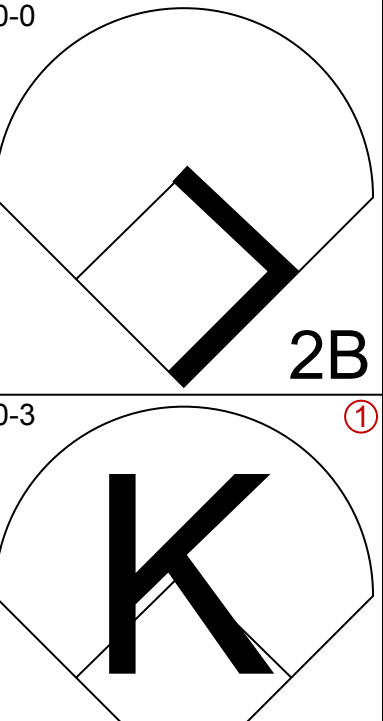
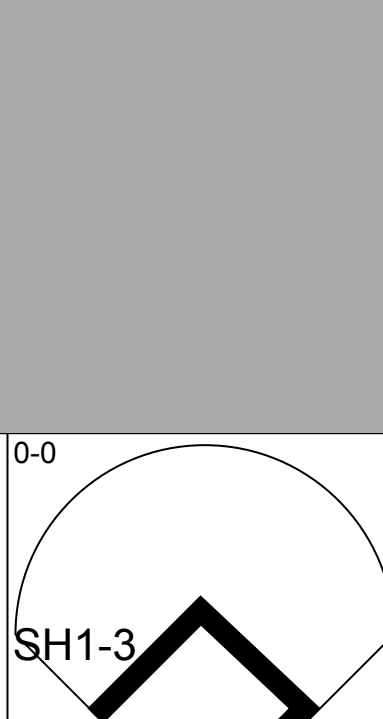


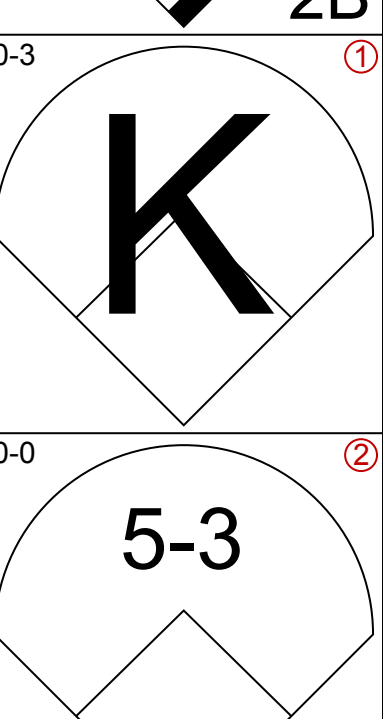
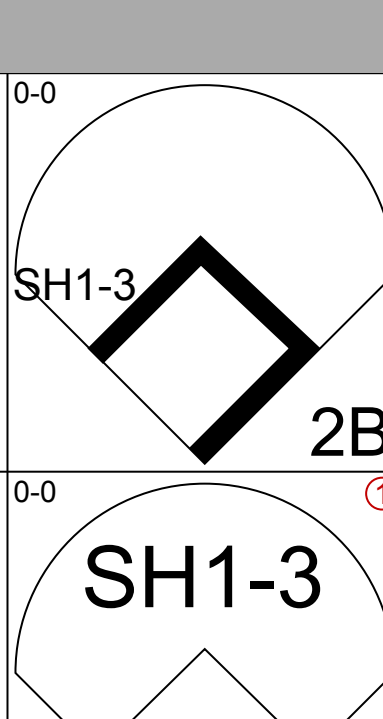
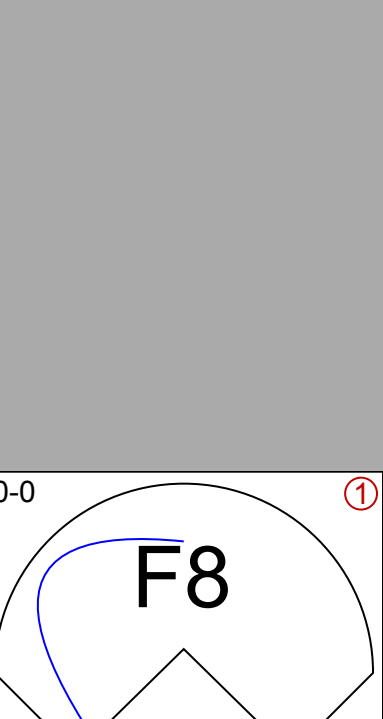
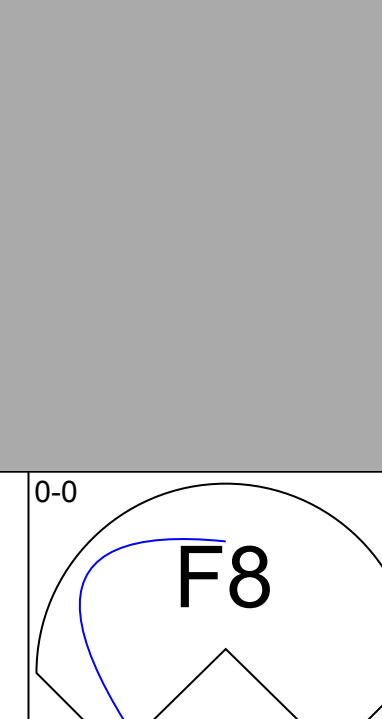



Batter	1	2	3	4	5	6	7	8	9	AB	R	H	RBI	BB	SO	LOB	TOP					
Lou Whitaker, L (1,4) OBP: 0.394, SLG: 0.442 Marty Castillo, R (9,5) OBP: 0.143, SLG: 0.286										5	0	1	0	0	1	2						
Alan Trammell, R (1,6) OBP: 0.457, SLG: 0.536										5	2	3	1	0	1	2						
Kirk Gibson, L (1,9) OBP: 0.380, SLG: 0.558										3	2	1	1	1	0	2						
Lance Parrish, R (1,2) OBP: 0.259, SLG: 0.386 Dwight Lowry, L (8,2) OBP: 0.313, SLG: 0.214										4	0	1	0	0	1	2						
Darrell Evans, L (1,3) OBP: 0.341, SLG: 0.425 Tom Brookens, R (8,5) OBP: 0.278, SLG: 0.300										3	2	1	2	1	0	1						
Larry Hemdon, R (1,7) OBP: 0.321, SLG: 0.330 Rod Allen, R (9,7) OBP: 0.280, SLG: 0.292										5	1	1	0	0	1	3						
Johnny Grubb, L (1,10) OBP: 0.486, SLG: 0.571 Howard Johnson, S (8, PR) OBP: 0.358, SLG: 0.409										3	1	2	2	1	0	0						
Chet Lemon, R (1,8) OBP: 0.405, SLG: 0.670 Rusty Kuntz, R (8,8) OBP: 0.294, SLG: 0.353										3	1	2	3	1	1	1						
Barbaro Garbey, R (1,5) OBP: 0.407, SLG: 0.455										4	0	0	0	0	1	4						
<b>Inning Stats</b>	R: 0 E: 0 K: 2 S: 7	H: 0 LOB: 0 BB: 0 P: 7	R: 0 E: 0 K: 2 S: 7	H: 0 LOB: 0 BB: 0 P: 7	R: 0 E: 0 K: 2 S: 7	H: 1 LOB: 1 BB: 1 P: 11	R: 2 E: 0 K: 0 S: 5	H: 2 LOB: 0 BB: 0 P: 5	R: 0 E: 0 K: 0 S: 4	H: 1 LOB: 2 BB: 1 P: 8	R: 3 E: 0 K: 0 S: 5	H: 2 LOB: 1 BB: 2 P: 13	R: 2 E: 1 K: 0 S: 5	H: 3 LOB: 0 BB: 0 P: 5	R: 3 E: 0 K: 0 S: 7	H: 4 LOB: 2 BB: 0 P: 7	R: 0 E: 0 K: 1 S: 5	H: 0 LOB: 1 BB: 1 P: 9	1B: 6 2B: 3 3B: 2 HR: 1	SF: 0 SAC: 1 DP: 1 HBP: 0	WP: 0 PB: 1 SB: 2 CS: 0	PA: 43
<b>PITCHER</b>	IP WLS BF H R ER SO BB IBB HBP BLK WP HR S P ERA WHIP																					
Mark Gubicza, R (1,1) ERA: 3.13	6.0 L 27 5 5 5 6 4 0 0 0 0 0 1 35 51 7.50 1.500																					
Paul Spittorff, L (7,1) ERA: 8.31	2.0 12 7 5 5 0 0 0 0 0 0 0 0 12 12 22.50 3.500																					
Mark Huisman, R (9,1) ERA: 6.97	1.0 4 0 0 0 1 1 0 0 0 0 0 0 5 9 0.00 1.000																					

**Detroit Tigers @ Kansas City Royals**  
Royals Stadium, Kansas City, MO  
Mon May 07 1984, 8:05 PM EDT  
Att: 19,474 - Unknown

AB 37  
R 10  
H 12  
RBI 9  
BB 5  
SO 7  
LOB 19



Batter	1	2	3	4	5	6	7	8	9	AB	R	H	RBI	BB	SO	LOB	BOTTOM					
Pat Sheridan, L (1,8) OBP: 0.360, SLG: 0.467										3	1	0	0	2	0	2						
Darryl Motley, R (1,9) OBP: 0.325, SLG: 0.486										5	0	1	0	0	0	2						
Jorge Orta, L (1,7) OBP: 0.293, SLG: 0.385										4	1	1	1	1	1	1						
Hal McRae, R (1,10) OBP: 0.356, SLG: 0.421										4	0	0	0	0	0	3						
Frank White, R (1,4) OBP: 0.380, SLG: 0.518										4	1	3	0	0	0	0						
Steve Balboni, R (1,3) OBP: 0.347, SLG: 0.416										3	0	1	2	1	2	1						
Don Slaught, R (1,2) OBP: 0.237, SLG: 0.229										4	0	1	0	0	0	4						
Greg Pryor, R (1,5) OBP: 0.259, SLG: 0.317										3	0	0	0	0	1	1						
U L Washington, S (1,6) OBP: 0.222, SLG: 0.087										3	0	0	0	1	1	1						
<b>Inning Stats</b>	R: 0 E: 0 K: 0 S: 3	H: 0 LOB: 0 BB: 0 P: 3	R: 0 E: 0 K: 1 S: 5	H: 0 LOB: 0 BB: 0 P: 5	R: 0 E: 0 K: 1 S: 6	H: 1 LOB: 1 BB: 0 P: 6	R: 2 E: 0 K: 0 S: 5	H: 2 LOB: 1 BB: 1 P: 9	R: 0 E: 0 K: 0 S: 3	H: 0 LOB: 1 BB: 1 P: 7	R: 0 E: 0 K: 0 S: 4	H: 1 LOB: 2 BB: 1 P: 8	R: 1 E: 0 K: 0 S: 5	H: 2 LOB: 1 BB: 1 P: 9	R: 0 E: 0 K: 2 S: 8	H: 1 LOB: 1 BB: 0 P: 8	R: 0 E: 0 K: 1 S: 5	H: 0 LOB: 1 BB: 1 P: 9	1B: 3 2B: 4 3B: 0 HR: 0	SF: 0 SAC: 1 DP: 0 HBP: 0	WP: 1 PB: 0 SB: 0 CS: 0	PA: 39
<b>PITCHER</b>	IP WLS BF H R ER SO BB IBB HBP BLK WP HR S P ERA WHIP																					
Juan Berenguer, R (1,1) ERA: 2.96	6.2 W 30 6 3 3 2 4 0 0 0 0 1 0 30 46 4.05 1.500																					
Doug Bair, R (7,1) ERA: 1.17	2.1 S 9 1 0 0 3 1 0 0 0 0 1 0 14 18 0.00 0.857																					

**Detroit Tigers @ Kansas City Royals**  
Royals Stadium, Kansas City, MO  
Mon May 07 1984, 8:05 PM EDT  
Att: 19,474 - Unknown

AB 33  
R 3  
H 7  
RBI 3  
BB 5  
SO 5  
LOB 15





Batter	1	2	3	4	5	6	7	8	9	AB	R	H	RBI	BB	SO	LOB	TOP		
Lou Whitaker L (1.4) OBP: 0.389, SLG: 0.431	G3		F6			F7	HR BB			3	1	0	0	1	0	0	<b>Detroit Tigers @ Kansas City Royals</b> Royals Stadium, Kansas City, MO Tue May 08 1984, 8:05 PM EDT Att: 14,304 - Unknown		
Alan Trammell R (1.6) OBP: 0.450, SLG: 0.553	5-3				F9	F7	HR			4	1	1	4	0	0	0			
Barbaro Garbey R (1.3) OBP: 0.413, SLG: 0.448	CS BB						HR			3	0	1	0	1	1	0			
Lance Parrish R (1.2) OBP: 0.259, SLG: 0.381	CS	1-3				F8	1B			4	0	1	0	0	1	1			
Larry Herndon R (1.7) OBP: 0.327, SLG: 0.337		6-3				F8	1B			4	1	2	0	0	0	1			
Darrell Evans L (1.10) OBP: 0.347, SLG: 0.429						F7	BB 1B			4	1	2	0	0	0	1			
Chet Lemon R (1.8) OBP: 0.408, SLG: 0.664							HR 1B			4	1	2	1	0	2	1			
Kirk Gibson L (1.9) OBP: 0.366, SLG: 0.535						F8	HR 1B			4	0	0	0	0	2	3			
Tom Brookens R (1.5) OBP: 0.259, SLG: 0.278						FC6-4	F6			4	0	0	0	0	0	3			
<b>Inning Stats</b>	R: 0 E: 0 K: 0 S: 2	H: 0 LOB: 0 BB: 1 P: 6	R: 0 E: 0 K: 1 S: 6	H: 1 LOB: 1 BB: 0 P: 6	R: 0 E: 0 K: 1 S: 5	H: 0 LOB: 0 BB: 0 P: 5	R: 0 E: 0 K: 1 S: 6	H: 1 LOB: 1 BB: 0 P: 6	R: 0 E: 0 K: 0 S: 4	H: 1 LOB: 1 BB: 0 P: 4	R: 5 E: 0 K: 1 S: 9	H: 4 LOB: 0 BB: 1 P: 13	R: 0 E: 0 K: 1 S: 5	H: 1 LOB: 0 BB: 0 P: 5	R: 0 E: 0 K: 1 S: 5	H: 0 LOB: 0 BB: 0 P: 5	1B: 8 2B: 0 3B: 0 HR: 1	SF: 0 SAC: 0 DP: 1 HBP: 0	WP: 0 PA: 37 PB: 0 SB: 0 CS: 1
<b>PITCHER</b>	IP WLS BF H R ER SO BB IBB HBP BLK WP HR S P ERA WHIP																		
Bud Black L (1.1) ERA: 3.73	6.2 L 28 7 4 4 4 4 2 0 0 0 0 0 0 0 0 1 12 12 5.40 1.350																		
Dan Quisenberry R (7.1) ERA: 3.2	2.1 8 2 1 1 2 0 0 0 0 0 0 1 12 12 3.86 0.857																		

Batter	1	2	3	4	5	6	7	8	9	AB	R	H	RBI	BB	SO	LOB	BOTTOM		
Pat Sheridan L (1.8) OBP: 0.346, SLG: 0.447	F5		4-3							4	0	0	0	0	0	2	<b>Detroit Tigers @ Kansas City Royals</b> Royals Stadium, Kansas City, MO Tue May 08 1984, 8:05 PM EDT Att: 14,304 - Unknown		
Darryl Motley R (1.9) OBP: 0.325, SLG: 0.474	6-3		K							4	0	1	1	0	1	1			
Jorge Orta L (1.7) OBP: 0.302, SLG: 0.427	WP 1B									4	1	2	1	0	1	0			
Hal McRae R (1.10) OBP: 0.352, SLG: 0.414	K									4	0	1	0	0	2	1			
Frank White R (1.4) OBP: 0.385, SLG: 0.517										4	0	2	0	0	0	0			
Steve Balboni R (1.3) OBP: 0.343, SLG: 0.402										3	0	0	0	1	0	1			
Don Slaught R (1.2) OBP: 0.228, SLG: 0.219										3	0	0	0	0	0	3			
Tucker Ashford R (1.5) OBP: 0.273, SLG: 0.300										3	0	0	0	0	1	0			
U L Washington S (1.6) OBP: 0.267, SLG: 0.160										2	1	1	0	1	0	0			
<b>Inning Stats</b>	R: 0 E: 0 K: 1 S: 6	H: 1 LOB: 1 BB: 0 P: 6	R: 0 E: 0 K: 2 S: 7	H: 1 LOB: 1 BB: 1 P: 11	R: 0 E: 0 K: 0 S: 4	H: 2 LOB: 2 BB: 1 P: 8	R: 1 E: 0 K: 0 S: 4	H: 2 LOB: 0 BB: 0 P: 4	R: 1 E: 0 K: 0 S: 4	H: 1 LOB: 0 BB: 0 P: 4	R: 0 E: 0 K: 0 S: 3	H: 0 LOB: 0 BB: 0 P: 3	R: 0 E: 0 K: 1 S: 5	H: 0 LOB: 0 BB: 0 P: 5	R: 0 E: 0 K: 1 S: 5	H: 0 LOB: 0 BB: 0 P: 5	1B: 5 2B: 1 3B: 0 HR: 1	SF: 0 SAC: 0 DP: 1 HBP: 0	WP: 1 PA: 34 PB: 0 SB: 1 CS: 2
<b>PITCHER</b>	IP WLS BF H R ER SO BB IBB HBP BLK WP HR S P ERA WHIP																		
Jack Morris R (1.1) ERA: 1.85	9.0 W 33 7 2 2 5 2 0 0 0 0 1 1 41 49 2.00 1.000																		



Batter	1	2	3	4	5	6	7	8	9	AB	R	H	RBI	BB	SO	LOB	TOP			
Lou Whitaker, L (1, 4) OBP: 0.390, SLG: 0.430										5	0	2	1	0	1	1	<b>Detroit Tigers @ Kansas City Royals</b> Royals Stadium, Kansas City, MO Wed May 09 1984, 8:05 PM EDT Att: 15,709 - Unknown			
Alan Trammell, R (1, 6) OBP: 0.456, SLG: 0.555										5	1	3	0	0	0	2				
Barbaro Garbey, R (1, 3) OBP: 0.403, SLG: 0.435										4	0	1	0	0	1	4				
Lance Parrish, R (1, 2) OBP: 0.254, SLG: 0.374										2	0	0	0	0	1	3				
Marty Castillo, R (3, 2) OBP: 0.222, SLG: 0.333										2	0	1	1	0	0	0				
Larry Herndon, R (1, 7) OBP: 0.316, SLG: 0.324										4	0	0	0	0	0	3				
Darrell Evans, L (1, 10) OBP: 0.374, SLG: 0.460										3	1	3	0	1	0	0				
Chet Lemon, R (1, 8) OBP: 0.395, SLG: 0.640										4	0	0	0	0	1	4				
Rusty Kuntz, R (1, 9) OBP: 0.350, SLG: 0.450										3	1	2	1	0	0	1				
Kirk Gibson, L (8, 9) OBP: 0.363, SLG: 0.530										1	0	0	0	0	0	0				
Tom Brookens, R (1, 5) OBP: 0.242, SLG: 0.259										4	0	0	0	0	0	3				
<b>Inning Stats</b>	R: 0 E: 0 K: 2 S: 9	H: 2 LOB: 2 BB: 0 P: 9	R: 2 E: 1 K: 0 S: 6	H: 2 LOB: 1 BB: 0 P: 6	R: 0 E: 0 K: 0 S: 3	H: 1 LOB: 0 BB: 0 P: 3	R: 0 E: 0 K: 0 S: 3	H: 1 LOB: 1 BB: 1 P: 7	R: 1 E: 0 K: 0 S: 5	H: 2 LOB: 0 BB: 0 P: 5	R: 0 E: 0 K: 1 S: 6	H: 1 LOB: 1 BB: 0 P: 6	R: 0 E: 0 K: 1 S: 6	H: 1 LOB: 1 BB: 0 P: 6	R: 0 E: 0 K: 0 S: 4	H: 1 LOB: 1 BB: 0 P: 4	1B: 10 2B: 2 3B: 0 HR: 0	SF: 0 SAC: 0 DP: 2 HBP: 0	WP: 1 PB: 0 SB: 0 CS: 2	PA: 38
<b>PITCHER</b>	IP WLS BF H R ER SO BB IBB HBP BLK WP HR S P ERA WHIP	IP WLS BF H R ER SO BB IBB HBP BLK WP HR S P ERA WHIP																		
Danny Jackson, L (1, 1) ERA: 5.48	6.0	L	26	9	3	2	2	1	0	0	0	0	1	0	29	33	3.00	1.667		
Mark Huisman, R (7, 1) ERA: 8.35	2.0		8	2	0	0	2	0	0	0	0	0	0	0	12	12	0.00	1.000		
Dan Quisenberry, R (9, 1) ERA: 3.05	1.0		4	1	0	0	0	0	0	0	0	0	0	0	4	4	0.00	1.000		

Batter	1	2	3	4	5	6	7	8	9	AB	R	H	RBI	BB	SO	LOB	BOTTOM					
Darryl Motley, R (1, 9) OBP: 0.305, SLG: 0.444										5	0	0	0	0	2	0	<b>Detroit Tigers @ Kansas City Royals</b> Royals Stadium, Kansas City, MO Wed May 09 1984, 8:05 PM EDT Att: 15,709 - Unknown					
Pat Sheridan, L (1, 8) OBP: 0.348, SLG: 0.439										4	0	1	0	1	1	0						
Jorge Orta, L (1, 7) OBP: 0.319, SLG: 0.424										3	0	1	0	2	0	1						
Hal McRae, R (1, 10) OBP: 0.357, SLG: 0.412										3	0	1	0	1	0	3						
Frank White, R (1, 4) OBP: 0.370, SLG: 0.495										4	0	0	0	0	3	4						
Steve Balboni, R (1, 3) OBP: 0.348, SLG: 0.417										4	1	2	0	0	2	0						
John Wathan, R (1, 2) OBP: 0.160, SLG: 0.130										3	0	1	1	1	1	1						
Greg Pryor, R (1, 5) OBP: 0.261, SLG: 0.318										3	0	1	0	0	0	1						
Orlando Sanchez, L (8, PH) OBP: 0.100, SLG: 0.200										1	0	0	0	0	0	1						
Tucker Ashford, R (9, 5) OBP: 0.273, SLG: 0.300										0	0	0	0	0	0	0						
U L Washington, S (1, 6) OBP: 0.242, SLG: 0.143										3	0	0	0	0	0	3						
Leon Roberts, R (8, PH) OBP: 0.167, SLG: 0.167										1	0	0	0	0	0	1						
Onix Concepcion, R (9, 6) OBP: 0.197, SLG: 0.227										0	0	0	0	0	0	0						
<b>Inning Stats</b>	R: 0 E: 0 K: 0 S: 3	H: 0 LOB: 1 BB: 1 P: 7	R: 0 E: 1 K: 0 S: 5	H: 2 LOB: 2 BB: 0 P: 5	R: 0 E: 1 K: 1 S: 7	H: 2 LOB: 0 BB: 0 P: 7	R: 0 E: 0 K: 2 S: 7	H: 0 LOB: 0 BB: 0 P: 7	R: 0 E: 0 K: 1 S: 6	H: 1 LOB: 2 BB: 1 P: 10	R: 1 E: 0 K: 1 S: 7	H: 2 LOB: 1 BB: 0 P: 7	R: 0 E: 0 K: 1 S: 5	H: 0 LOB: 2 BB: 2 P: 13	R: 0 E: 0 K: 1 S: 5	H: 0 LOB: 1 BB: 1 P: 9	R: 0 E: 0 K: 2 S: 7	H: 0 LOB: 0 BB: 0 P: 7	1B: 5 2B: 2 3B: 0 HR: 0	SF: 0 SAC: 0 DP: 0 HBP: 0	WP: 0 PB: 0 SB: 0 CS: 1	PA: 39
<b>PITCHER</b>	IP WLS BF H R ER SO BB IBB HBP BLK WP HR S P ERA WHIP	IP WLS BF H R ER SO BB IBB HBP BLK WP HR S P ERA WHIP																				
Dan Petry, R (1, 1) ERA: 2.12	6.2	W	31	7	1	1	5	4	0	0	0	0	0	0	37	53	1.35	1.650				
Aurelio Lopez, R (7, 1) ERA: 1.35	2.1	S	8	0	0	0	4	1	0	0	0	0	0	0	15	19	0.00	0.429				




Batter	1	2	3	4	5	6	7	8	9	AB	R	H	RBI	BB	SO	LOB	TOP							
Marty Barrett, R (1,4) OBP: 0.424, SLG: 0.567	0-0 5-3		0-0 1B FC3-2-6		0-0 BB 1B		0-0 HR	0-0 F3		5	2	3	1	0	0	1								
Wade Boggs, L (1,5) OBP: 0.467, SLG: 0.383	0-0 F7		0-0 1B FC3-2-5		4-0 BB 1B		0-0 BB 1B		0-0 4-3	4	1	1	0	1	0	2								
Dwight Evans, R (1,9) OBP: 0.355, SLG: 0.400	0-0 5-3		0-0 F4		4-0 1B BB		4-0 BB		0-0 4-3	3	0	0	0	2	0	2								
Jim Rice, R (1,7) OBP: 0.269, SLG: 0.345		0-0 F7	0-0 1B 1-2		0-0 BB 1B G1-6-3		0-0 F4		0-3 K	5	0	2	2	0	1	2								
Mike Easter, L (1,3) OBP: 0.367, SLG: 0.473		0-0 E 1B	0-0 1-3		0-0 BB 1B G1-6-3		0-0 4-3			4	0	1	0	0	0	7								
Tony Armas, R (1,10) OBP: 0.296, SLG: 0.504		0-0 F9			0-0 F8		0-0 5-3		0-0 HR	4	1	1	1	0	0	1								
Reid Nichols, R (1,8) OBP: 0.302, SLG: 0.299		0-0 E6			0-0 4-3		0-0 F8		0-0 1-3	3	0	0	0	0	0	1	AB 36							
Jerry Remy, L (8, PH) OBP: 0.259, SLG: 0.287		1-2								1	0	0	0	0	0	0	R 4							
Jackie Gutierrez, R (8, 6) OBP: 0.211, SLG: 0.297		1-2								0	0	0	0	0	0	0	H 9							
Gary Allenson, R (1,2) OBP: 0.174, SLG: 0.095		0-0 4-3			0-0 6-3		0-0 5-3		0-0 G3 1B	3	0	0	0	0	0	2	RBI 4							
Rick Miller, L (8, PH) OBP: 0.273, SLG: 0.222										1	0	1	0	0	0	0	BB 4							
Glenn Hoffman, R (1,6) OBP: 0.218, SLG: 0.250			4-0 1B BB		0-0 F4		0-0 F8		0-0 G3	2	0	0	0	1	0	0	SO 1							
Rich Gedman, L (8, PH) OBP: 0.341, SLG: 0.525								1-2		1	0	0	0	0	0	1	LOB 19							
<b>Inning Stats</b>	R: 0 E: 0 K: 0 S: 3	H: 0 LOB: 0 BB: 0 P: 3	R: 0 E: 1 K: 0 S: 5	H: 1 LOB: 2 BB: 0 P: 5	R: 0 E: 0 K: 0 S: 5	H: 2 LOB: 3 BB: 1 P: 9	R: 0 E: 0 K: 0 S: 3	H: 0 LOB: 0 BB: 0 P: 3	R: 2 E: 0 K: 0 S: 4	H: 2 LOB: 1 BB: 2 P: 12	R: 0 E: 0 K: 0 S: 3	H: 0 LOB: 0 BB: 0 P: 3	R: 1 E: 0 K: 0 S: 5	H: 2 LOB: 2 BB: 1 P: 9	R: 1 E: 0 K: 0 S: 5	H: 2 LOB: 1 BB: 0 P: 5	R: 0 E: 0 K: 1 S: 5	H: 0 LOB: 0 BB: 0 P: 5	1B: 7 2B: 0 3B: 0 HR: 2	SF: 0 SAC: 0 DP: 1 HBP: 0	WP: 0 PB: 0 SB: 0 CS: 0	PA: 40		
<b>PITCHER</b>	IP WLS BF H R ER SO BB IBB HBP BLK WP HR S P ERA WHIP	6.1 W 30 7 3 3 0 4 0 0 0 0 1 26 42 4.26 1.737	7.1 S 10 2 1 1 1 0 0 0 0 0 1 12 12 3.38 0.750																					

Boston Red Sox @ Kansas City Royals  
 Royals Stadium, Kansas City, MO  
 Fri May 11 1984, 8:05 PM EDT  
 Att: 21,484 - Unknown

livebaseballscorecards.com

AB 36  
 R 4  
 H 9  
 RBI 4  
 BB 4  
 SO 1  
 LOB 19




Batter	1	2	3	4	5	6	7	8	9	AB	R	H	RBI	BB	SO	LOB	BOTTOM							
Pat Sheridan, L (1,8) OBP: 0.363, SLG: 0.461	0-3 K		0-0 HR 1B		0-0 1H 3H 2B		0-0 5-3 3-4 1B		0-0 3-4	4	1	3	2	0	1	0								
Jorge Orta, L (1,7) OBP: 0.326, SLG: 0.461			0-0 1B		0-0 1H HR		0-0 F7		0-0 3-4	4	1	2	3	0	0	2								
Darryl Motley, R (8, 7) OBP: 0.305, SLG: 0.444							1-2 3H 1B		0-0 5-3	0	0	0	0	0	0	0								
Frank White, R (1,4) OBP: 0.356, SLG: 0.474	0-0 F8		0-0 F3		0-3 K		0-0 5-3		2-3 F4	4	0	0	0	0	1	3								
Hal McRae, R (1,10) OBP: 0.345, SLG: 0.396	0-0 F7				0-0 F8		0-0 F7		0-0 F4	4	0	0	0	0	0	3								
Steve Balboni, R (1,3) OBP: 0.336, SLG: 0.400		0-3 K			0-3 K		0-0 5-3		0-0 4-3	4	0	0	0	0	2	0								
Dane Iorg, L (1,9) OBP: 0.182, SLG: 0.194		0-0 F7			0-0 F5		0-0 G3		0-0 F6	3	0	0	0	0	0	0								
Lynn Jones, R (8, 9) OBP: 0.257, SLG: 0.138										1	0	0	0	0	0	0								
John Wathan, R (1,2) OBP: 0.207, SLG: 0.154		0-3 K			0-0 SH 1B		4-0 SH BB		0-0 4-3	3	1	1	0	1	1	0	AB 30							
Greg Pryor, R (1,5) OBP: 0.264, SLG: 0.310			0-0 F9		4-0 SH 2B BB		0-0 F8			2	1	0	0	1	0	1	R 6							
U L Washington, S (1,6) OBP: 0.257, SLG: 0.138			0-0 F8		0-0 SH 2B		4-0 1B 3-4 BB			1	2	0	0	1	0	0	H 6							
<b>Inning Stats</b>	R: 0 E: 0 K: 1 S: 6	H: 1 LOB: 1 BB: 0 P: 6	R: 0 E: 0 K: 2 S: 7	H: 0 LOB: 0 BB: 0 P: 7	R: 2 E: 0 K: 0 S: 5	H: 2 LOB: 0 BB: 0 P: 5	R: 0 E: 0 K: 1 S: 5	H: 0 LOB: 0 BB: 0 P: 5	R: 3 E: 1 K: 1 S: 8	H: 2 LOB: 1 BB: 1 P: 12	R: 0 E: 0 K: 0 S: 3	H: 0 LOB: 1 BB: 1 P: 7	R: 1 E: 0 K: 0 S: 4	H: 1 LOB: 1 BB: 1 P: 8	R: 0 E: 0 K: 0 S: 3	H: 0 LOB: 0 BB: 0 P: 3	R: 0 E: 0 K: 0 S: 3	H: 0 LOB: 0 BB: 0 P: 3	1B: 4 2B: 1 3B: 0 HR: 1	SF: 0 SAC: 1 DP: 0 HBP: 0	WP: 0 PB: 0 SB: 4 CS: 0	PA: 34		
<b>PITCHER</b>	IP WLS BF H R ER SO BB IBB HBP BLK WP HR S P ERA WHIP	5.0 L 22 5 5 4 5 1 0 0 0 0 0 7 15 4.50 1.500	2.0 9 1 1 1 0 2 0 0 0 0 0 0 3 3 0.00 0.000																					

Boston Red Sox @ Kansas City Royals  
 Royals Stadium, Kansas City, MO  
 Fri May 11 1984, 8:05 PM EDT  
 Att: 21,484 - Unknown

livebaseballscorecards.com

AB 30  
 R 6  
 H 6  
 RBI 5  
 BB 3  
 SO 5  
 LOB 9





Batter	1	2	3	4	5	6	7	8	9	AB	R	H	RBI	BB	SO	LOB	TOP
Marty Barrett, R (1.4) OBP: 0.405, SLG: 0.529	0-0 G6-4-3 1B		0-0 F9			0-0 6-3			0-0 4-3	4	0	1	0	0	0	2	
Wade Boggs, L (1.5) OBP: 0.452, SLG: 0.367	0-0 G6-4-3 1-2		0-0 F4			0-0 F5			0-0 4-3	4	0	0	0	0	0	3	
Dwight Evans, R (1.9) OBP: 0.345, SLG: 0.386	0-0 6-3			0-0 F7			0-3 K		0-0 F8	4	0	0	0	0	1	0	
Jim Rice, R (1.7) OBP: 0.262, SLG: 0.336		0-0 3-1		0-0 6-3					0-0 F8	3	0	0	0	0	0	0	
Mike Easter, L (1.3) OBP: 0.366, SLG: 0.470		0-3 K		0-0 6-3					0-0 1B	3	0	1	0	0	1	0	
Tony Armas, R (1.10) OBP: 0.289, SLG: 0.492		0-3 K			0-0 5-3				0-0 F9	3	0	0	0	0	1	1	
Rich Gedman, L (1.2) OBP: 0.341, SLG: 0.518			0-0 G3 1B		0-0 G3				0-0 3-1	3	0	1	0	0	0	0	
Reid Nichols, R (1.8) OBP: 0.307, SLG: 0.304			0-0 G3 1B		0-0 1-3				0-0 6-3	2	0	1	0	0	0	0	
Jerry Remy, L (8. PH) OBP: 0.266, SLG: 0.284			1-2 G3 1B							1	0	0	0	0	0	0	
Glenn Hoffman, R (8.6) OBP: 0.218, SLG: 0.250			0-0 G3						0-0 4-3	0	0	0	0	0	0	0	
Jackie Gutierrez, R (1.6) OBP: 0.200, SLG: 0.282			1-2 2-3 G3			0-0 G3				2	0	0	0	0	0	2	
Rick Miller, L (8. PH) OBP: 0.251, SLG: 0.211										1	0	0	0	0	0	0	
<b>Inning Stats</b>	R: 0 E: 0 K: 0 S: 3	H: 1 LOB: 0 BB: 0 P: 3	R: 0 E: 0 K: 2 S: 7	H: 0 LOB: 0 BB: 0 P: 7	R: 0 E: 0 K: 0 S: 5	H: 2 LOB: 2 BB: 0 P: 5	R: 0 E: 0 K: 0 S: 3	H: 0 LOB: 0 BB: 0 P: 3	R: 0 E: 0 K: 1 S: 6	H: 1 LOB: 1 BB: 0 P: 6	R: 0 E: 0 K: 0 S: 3	H: 0 LOB: 0 BB: 0 P: 3	R: 0 E: 0 K: 0 S: 3	H: 0 LOB: 0 BB: 0 P: 3	1B: 4 2B: 0 3B: 0 HR: 0	SF: 0 SAC: 0 DP: 1 HBP: 0	WP: 0 PA: 30
<b>PITCHER</b> Mark Gubicza, R (1.1) ERA: 2.25	IP: 9.0 WLS: W BF: 30 H: 4 R: 0 ER: 0 SO: 3 BB: 0 IBB: 0 HBP: 0 BLK: 0 WP: 0 HR: 0 S: 36 P: 36 ERA: 0.00 WHIP: 0.444																

**Boston Red Sox @ Kansas City Royals**  
Royals Stadium, Kansas City, MO  
Sat May 12 1984, 8:05 PM EDT  
Att: 27,008 - Unknown

AB 30  
R 0  
H 4  
RBI 0  
BB 0  
SO 3  
LOB 8



Batter	1	2	3	4	5	6	7	8	9	AB	R	H	RBI	BB	SO	LOB	BOTTOM
U L Washington, S (1.6) OBP: 0.282, SLG: 0.212	0-0 5-3		0-0 CS 1B					0-0 F8		4	0	2	1	0	0	0	
Darryl Motley, R (1.9) OBP: 0.314, SLG: 0.440	4-0 FC6-4 BB		0-0 CS 1B		0-0 F8			0-0 F3		3	0	1	0	1	0	1	
Frank White, R (1.4) OBP: 0.361, SLG: 0.535	0-0 F7		0-0 CS	0-0 HR	0-0 F7			0-0 HR		4	2	2	2	0	0	2	
Hal McRae, R (1.10) OBP: 0.342, SLG: 0.385	0-0 FC6-4			0-3 K		0-0 F7		4-0 BB BB		3	0	0	0	1	1	1	
Steve Balboni, R (1.3) OBP: 0.350, SLG: 0.402		4-0 FC5-4 BB		0-0 1B	0-0 1B	0-3 K		4-0 FC6-4 BB		2	0	1	0	2	1	0	
Leon Roberts, R (1.7) OBP: 0.200, SLG: 0.200		0-0 F8		0-0 G5-4-3 1B		0-0 F7		0-0 FC6-4		4	0	1	0	0	0	3	
Pat Sheridan, L (9.8) OBP: 0.363, SLG: 0.461				1-2 1B				1-2		0	0	0	0	0	0	0	
John Wathan, R (1.2) OBP: 0.188, SLG: 0.138		0-3 K		0-0 G5-4-3				0-3 K		3	0	0	0	0	2	3	
Lynn Jones, R (1.8) OBP: 0.250, SLG: 0.250		0-0 FC5-4			0-0 6-3			0-0 CS 1B		3	0	1	0	0	0	1	
Greg Pryor, R (1.5) OBP: 0.266, SLG: 0.303			0-0 3-1		4-0 2B BB			0-0 6-3		2	1	0	0	1	0	1	
<b>Inning Stats</b>	R: 0 E: 0 K: 0 S: 3	H: 0 LOB: 1 BB: 1 P: 7	R: 0 E: 0 K: 1 S: 5	H: 0 LOB: 1 BB: 1 P: 9	R: 0 E: 0 K: 0 S: 3	H: 2 LOB: 0 BB: 0 P: 3	R: 1 E: 0 K: 1 S: 7	H: 3 LOB: 1 BB: 0 P: 7	R: 1 E: 0 K: 0 S: 4	H: 1 LOB: 1 BB: 1 P: 8	R: 0 E: 0 K: 1 S: 5	H: 0 LOB: 0 BB: 0 P: 5	R: 0 E: 0 K: 1 S: 5	H: 1 LOB: 2 BB: 2 P: 12	1B: 5 2B: 1 3B: 0 HR: 2	SF: 0 SAC: 0 DP: 1 HBP: 0	WP: 0 PA: 34
<b>PITCHER</b> Bruce Hurst, L (1.1) ERA: 2.22	IP: 8.0 WLS: L BF: 33 H: 8 R: 3 ER: 3 SO: 4 BB: 5 IBB: 0 HBP: 0 BLK: 0 WP: 0 HR: 2 S: 36 P: 56 ERA: 3.38 WHIP: 1.625																

**Boston Red Sox @ Kansas City Royals**  
Royals Stadium, Kansas City, MO  
Sat May 12 1984, 8:05 PM EDT  
Att: 27,008 - Unknown

AB 28  
R 3  
H 8  
RBI 3  
BB 5  
SO 4  
LOB 12





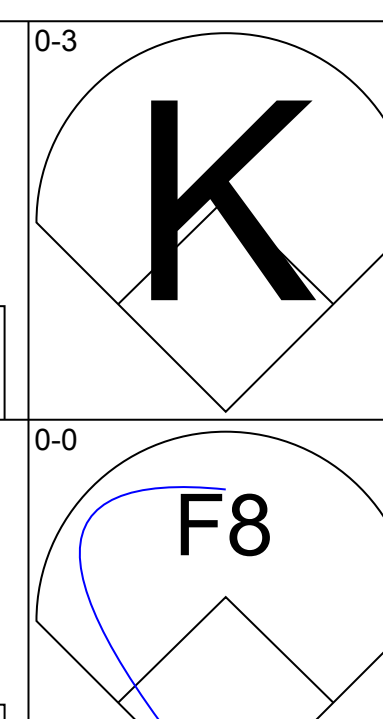
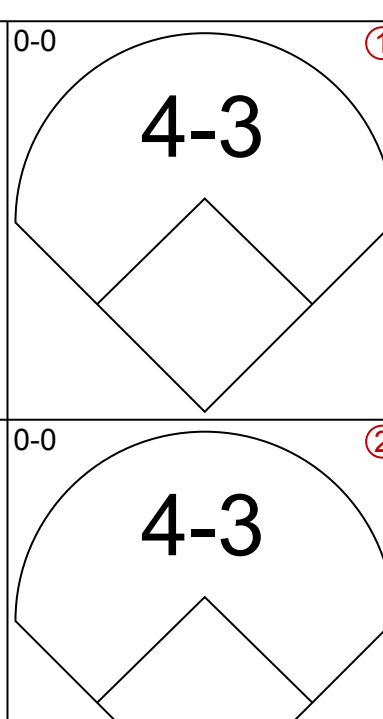
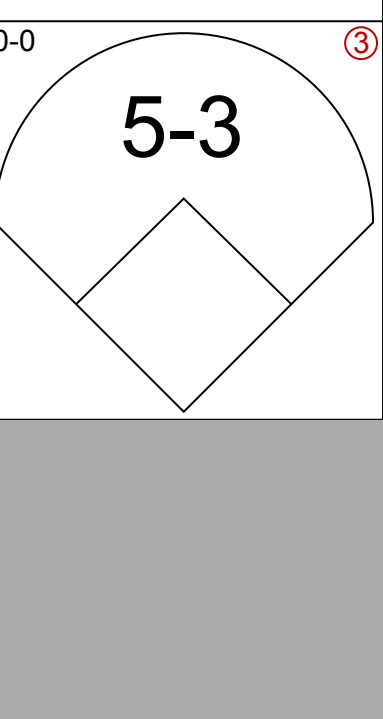
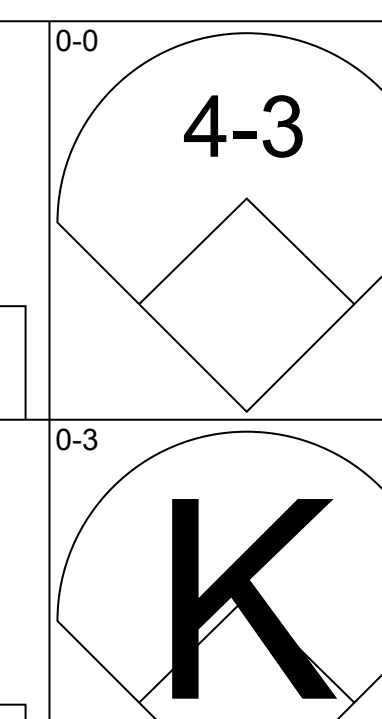
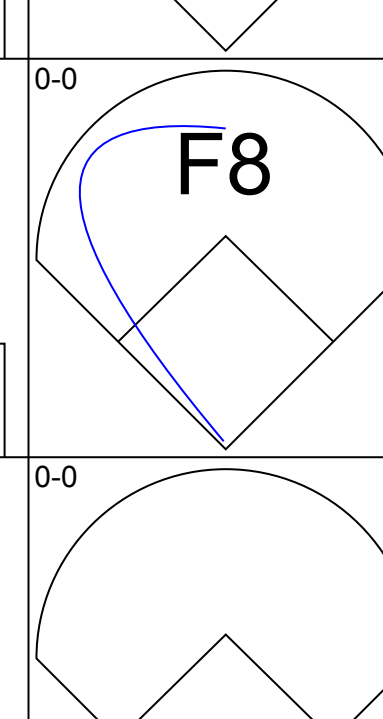
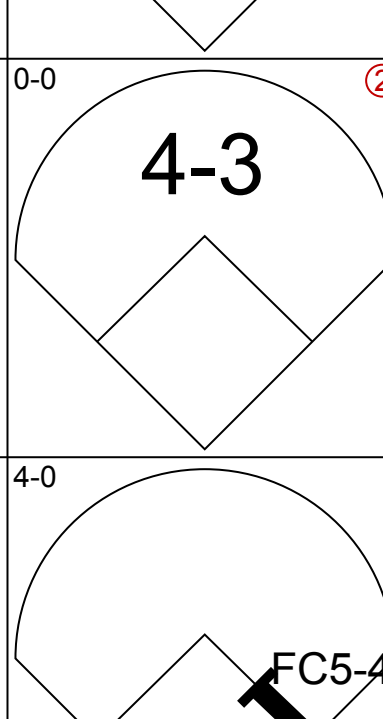
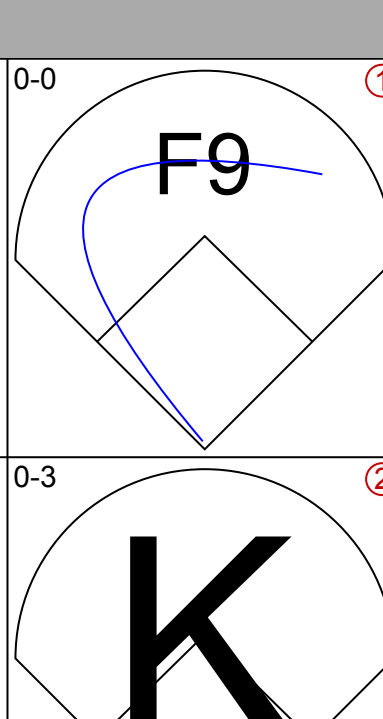
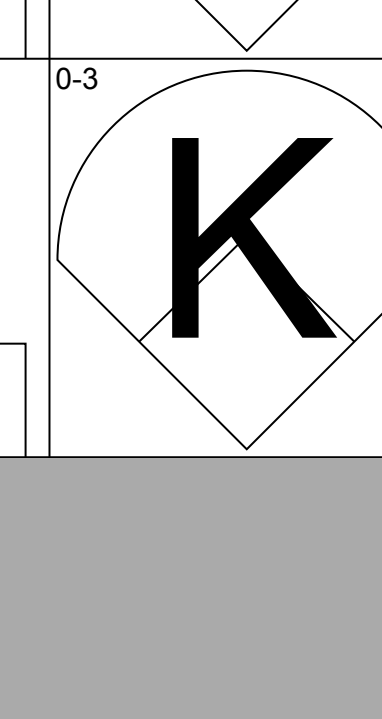
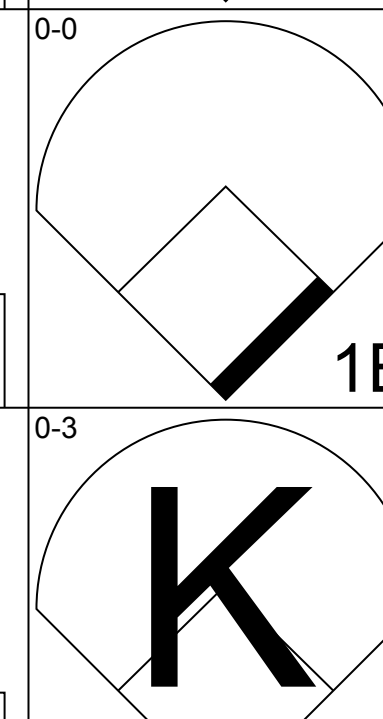
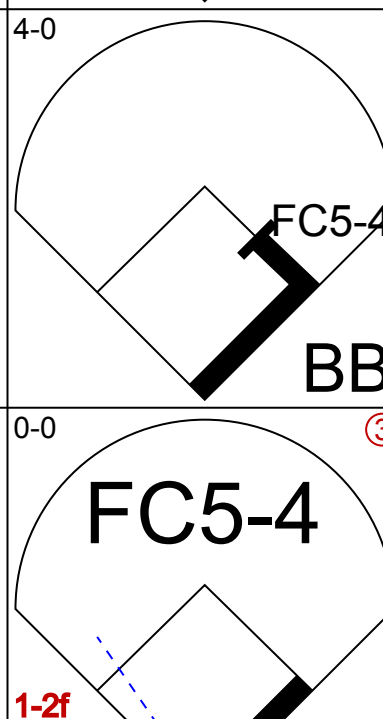
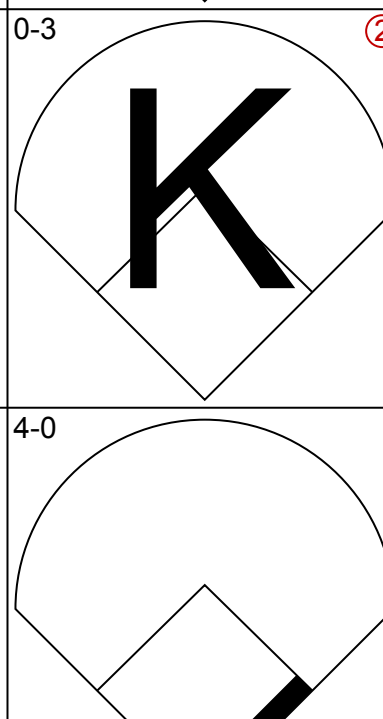
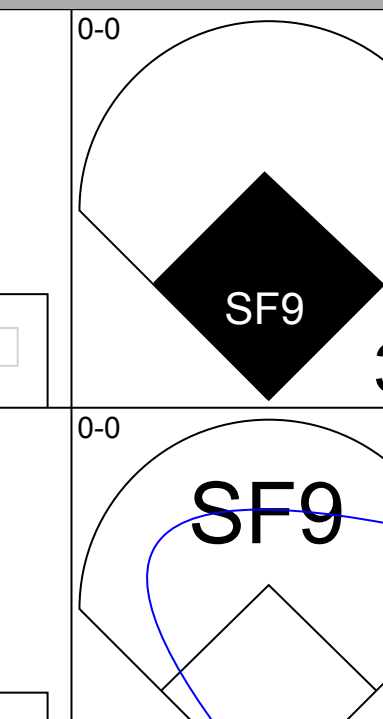
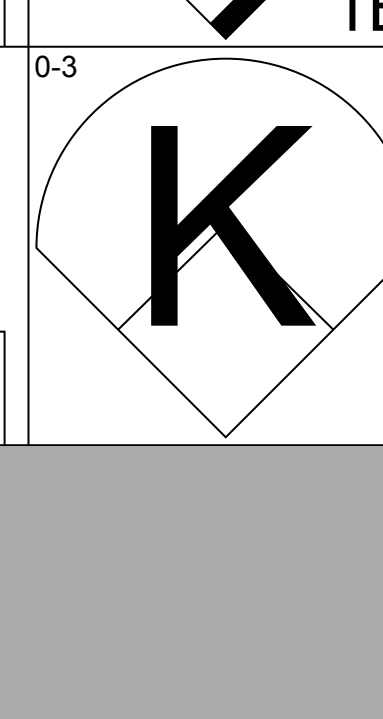
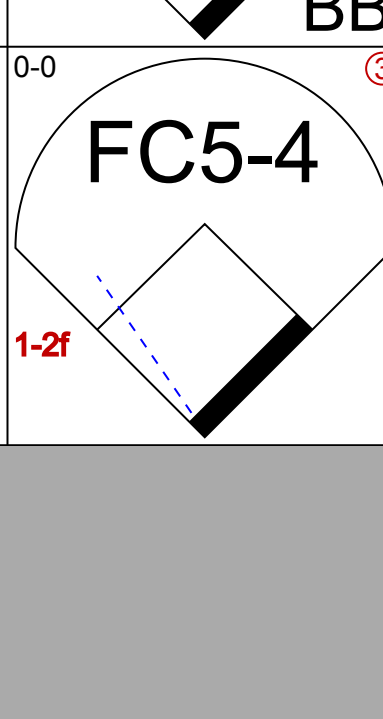
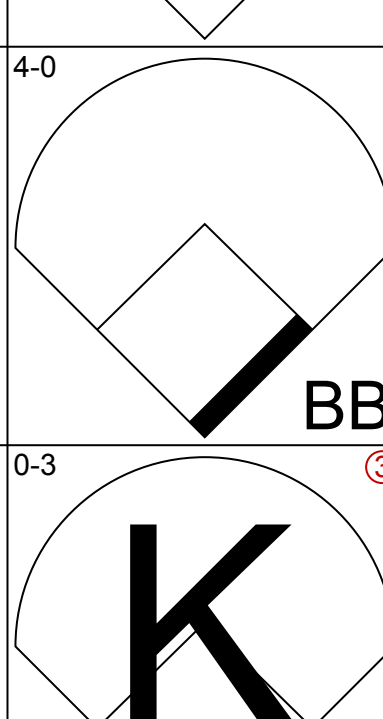
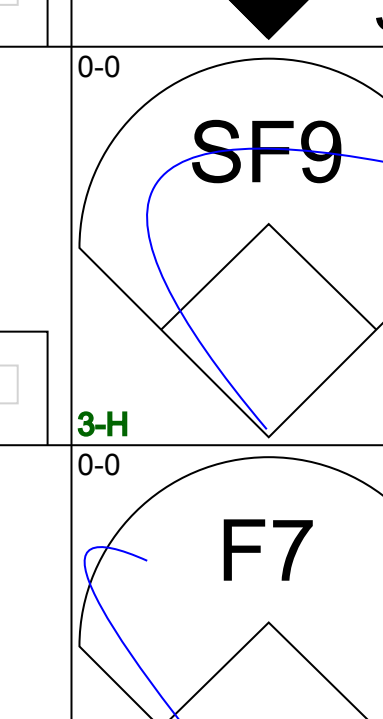
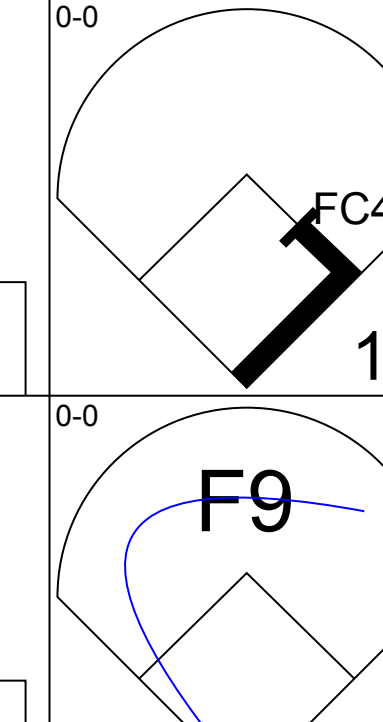
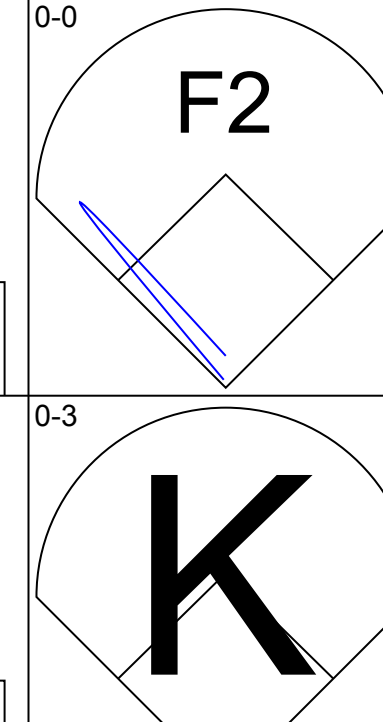

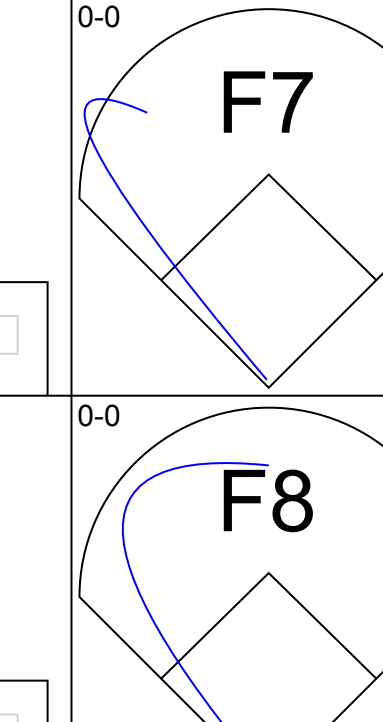
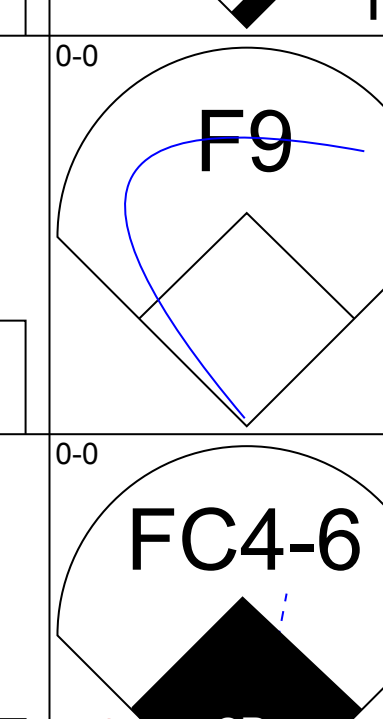
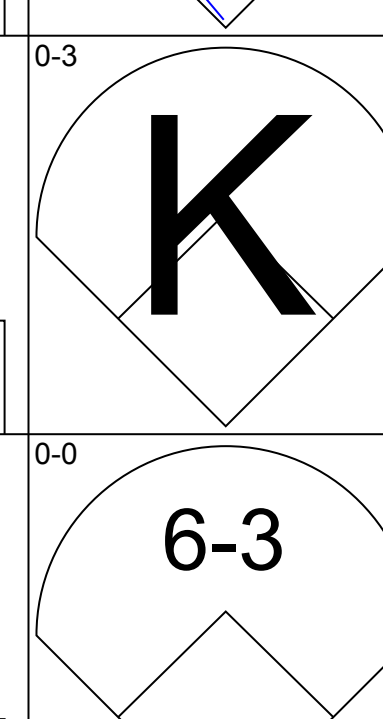
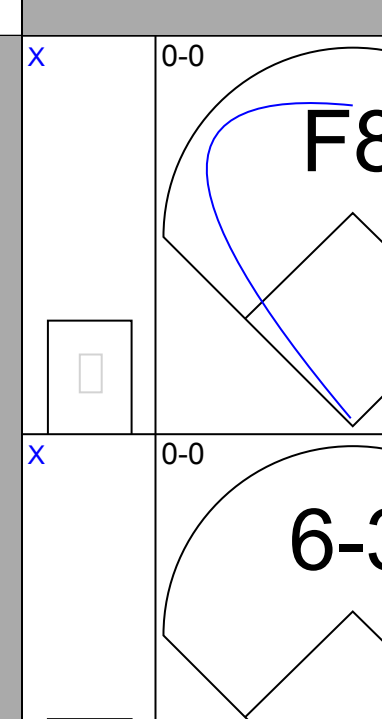
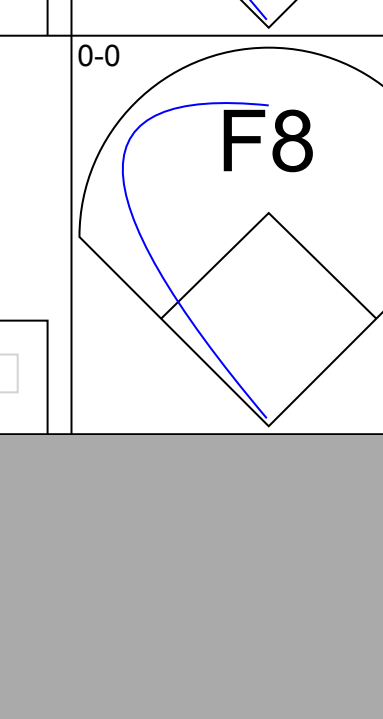
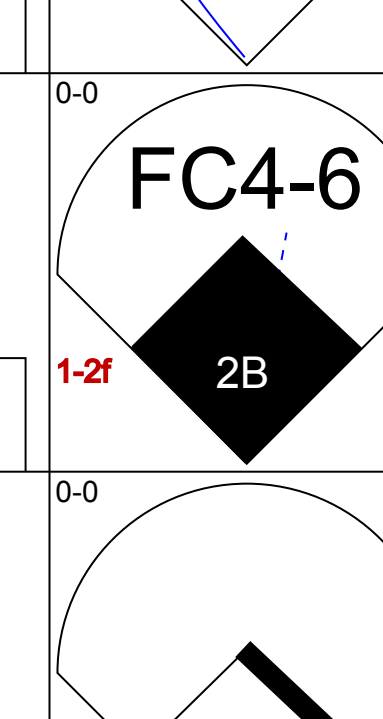
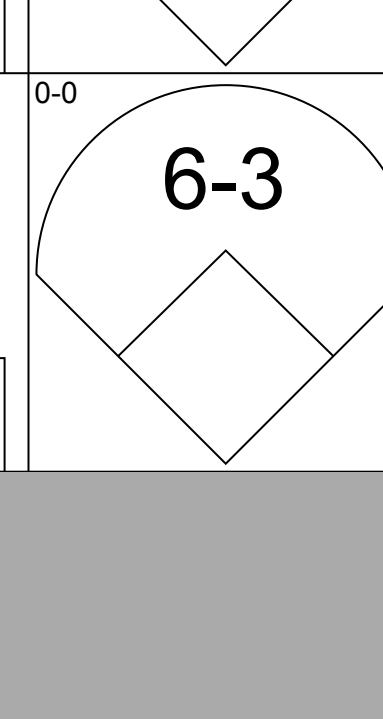
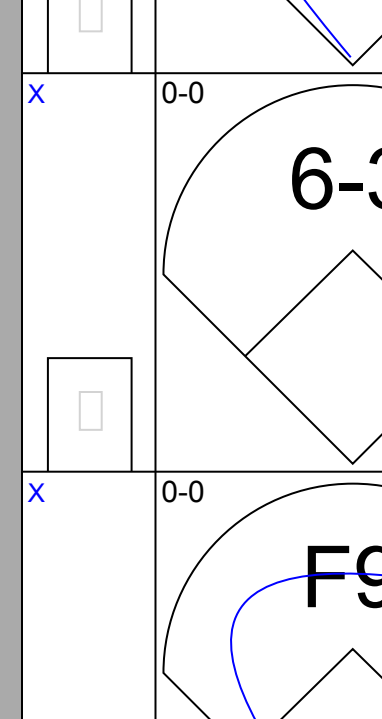
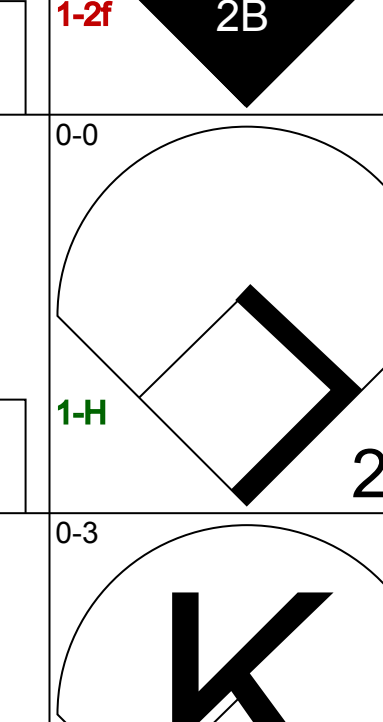
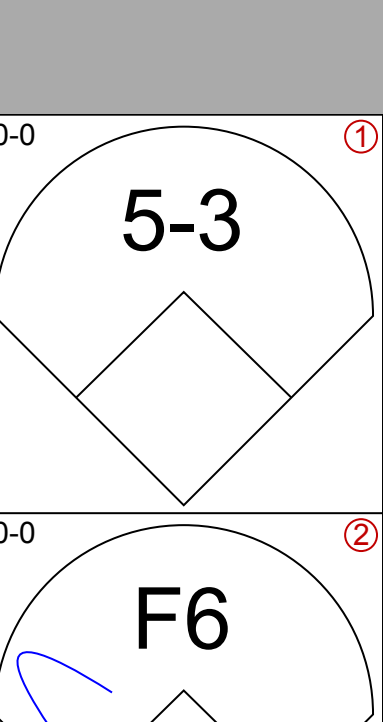
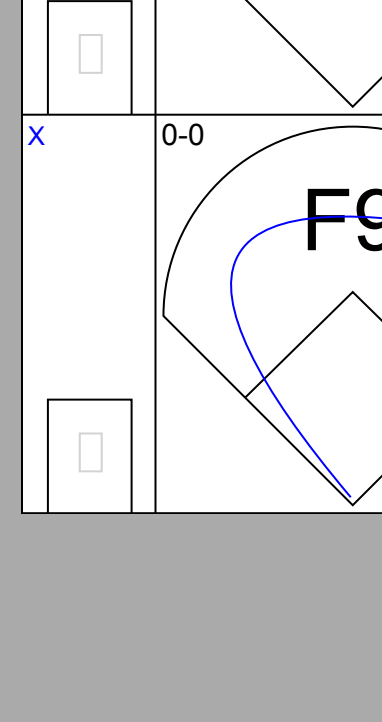

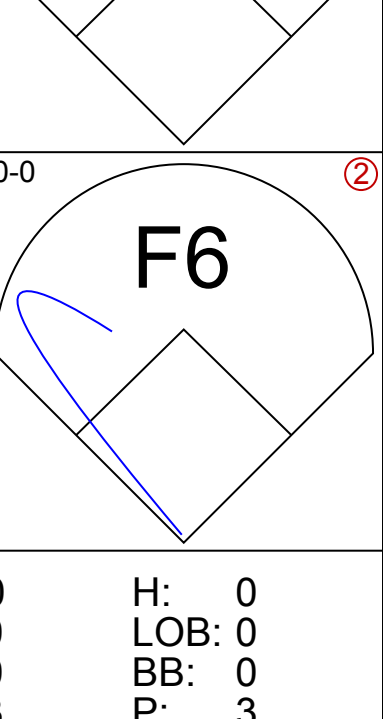
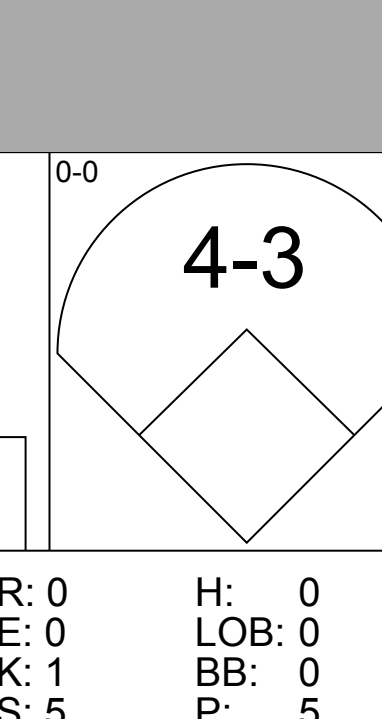


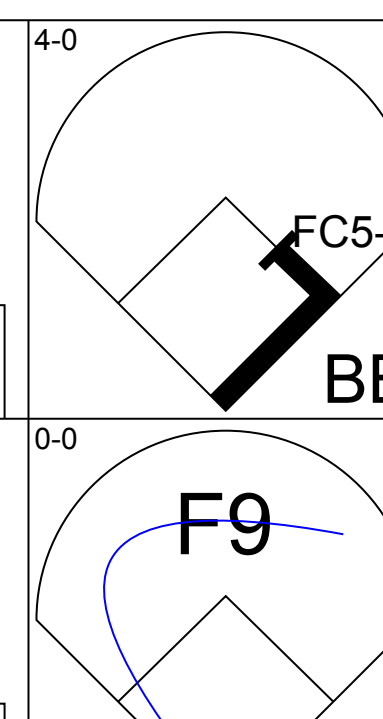
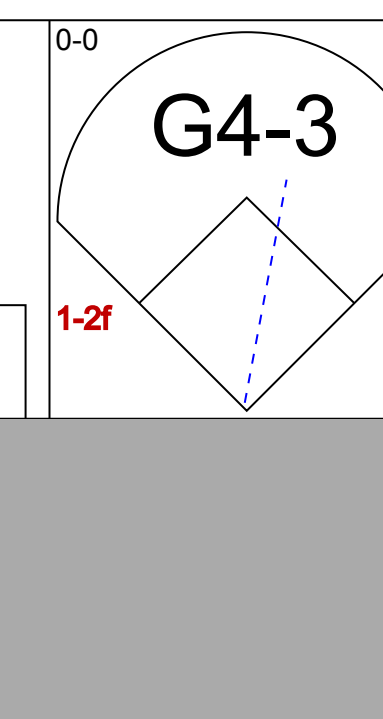
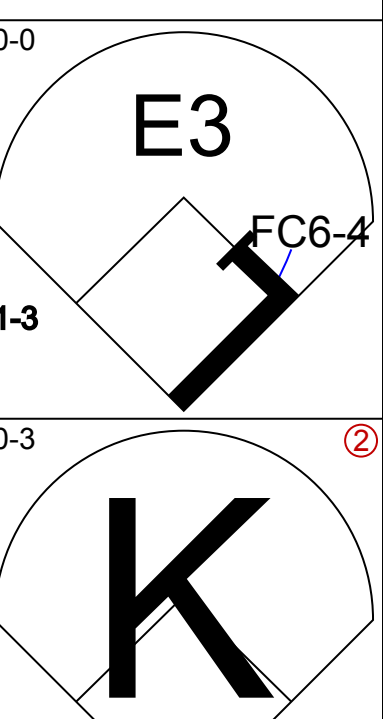
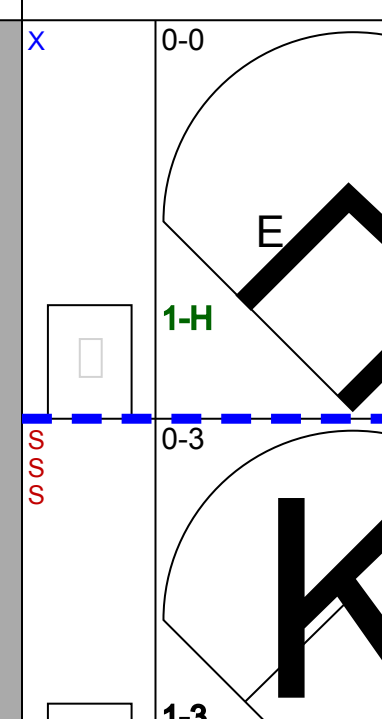
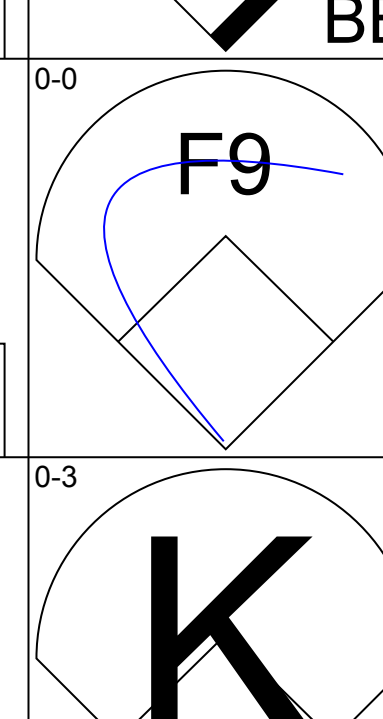
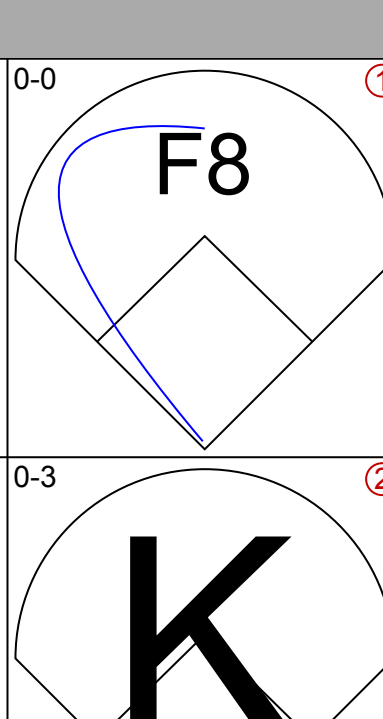
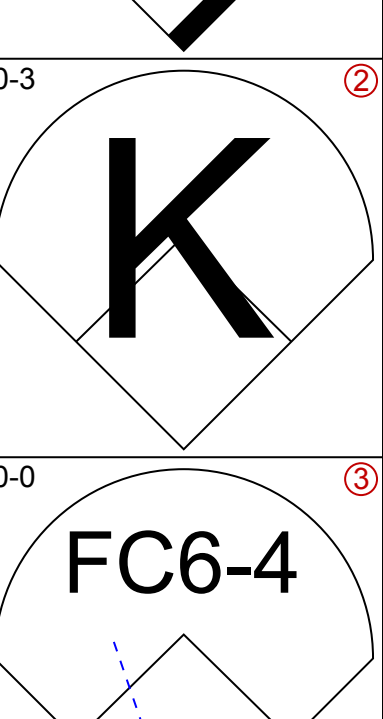
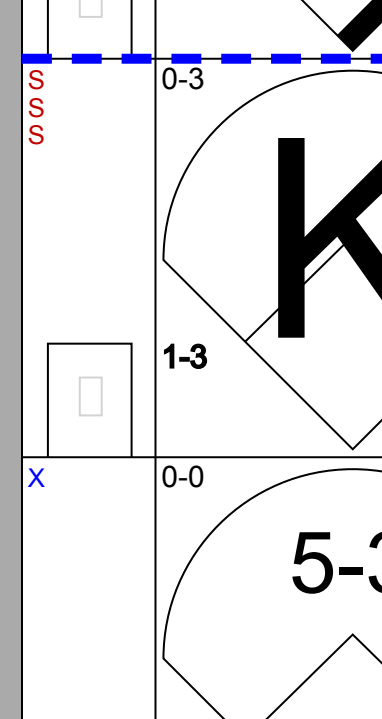
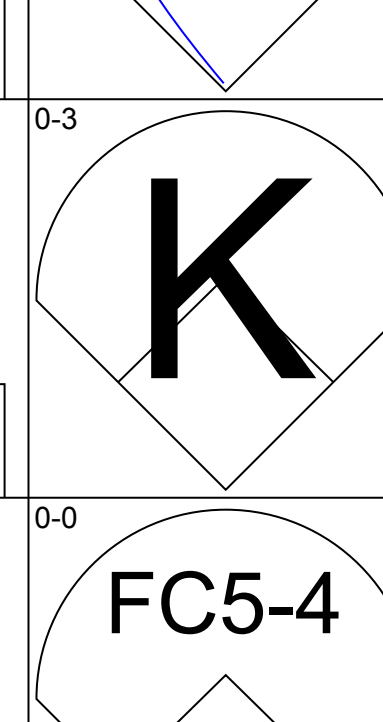
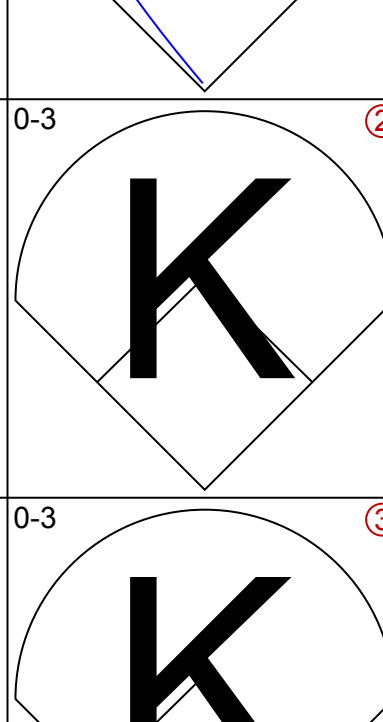
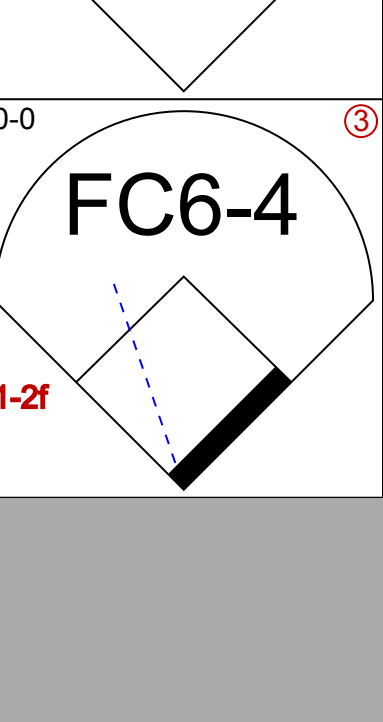
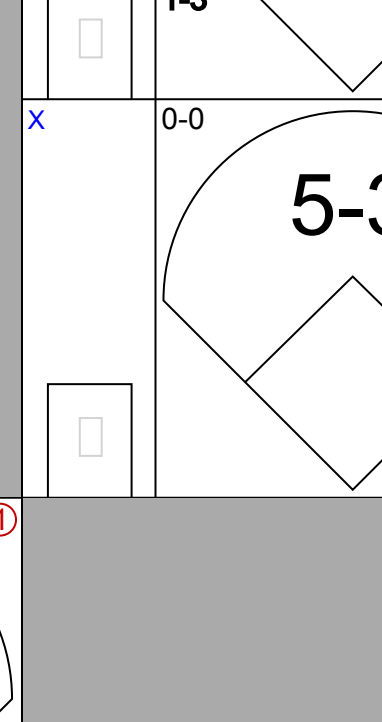
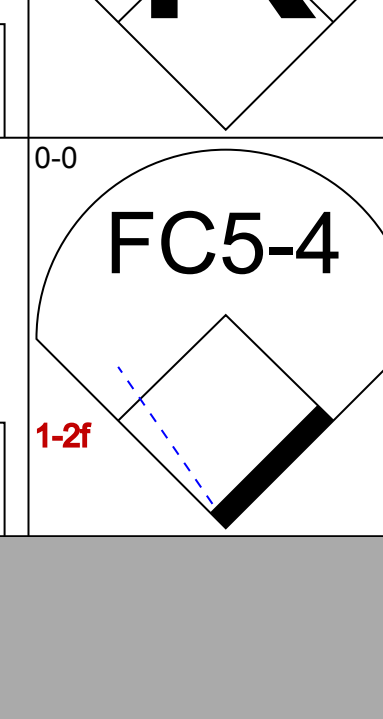





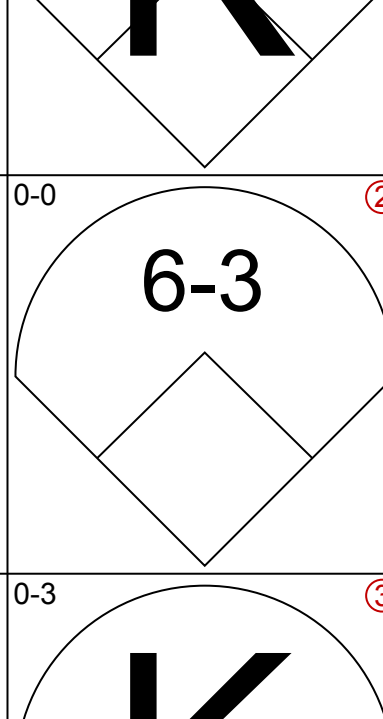
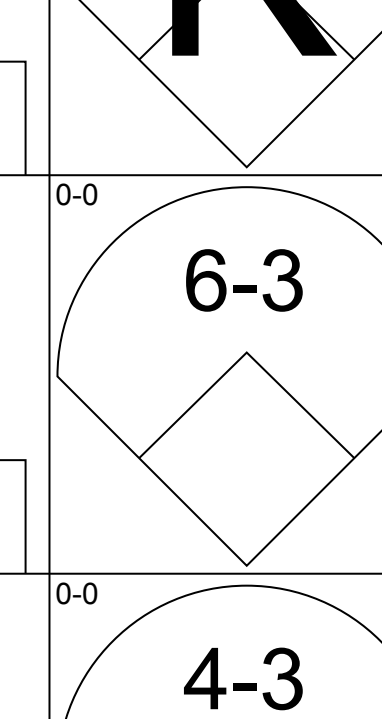
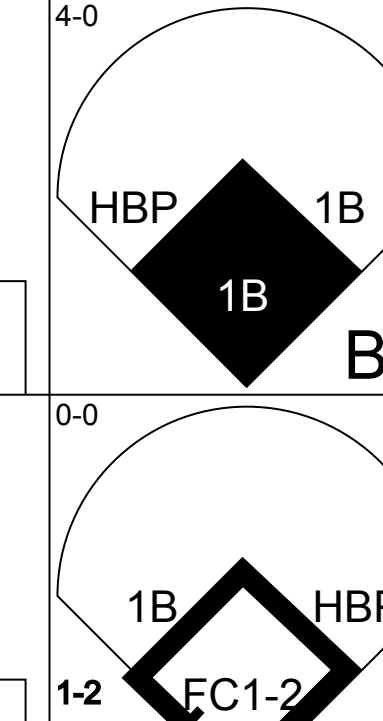
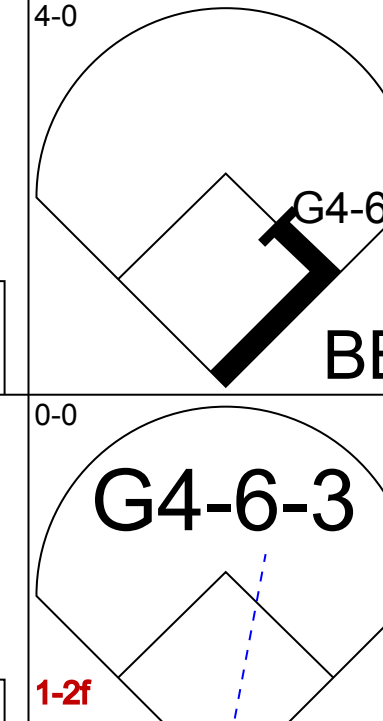
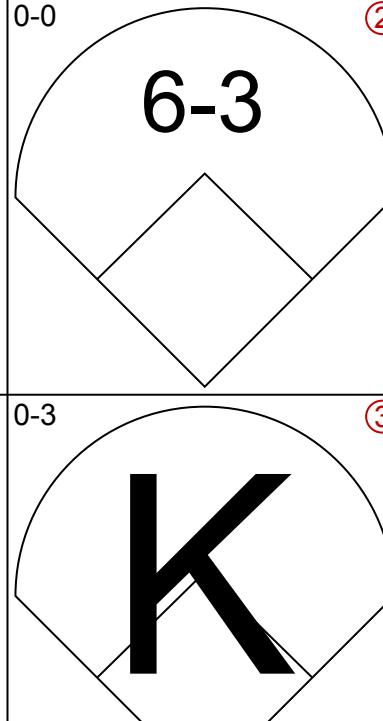
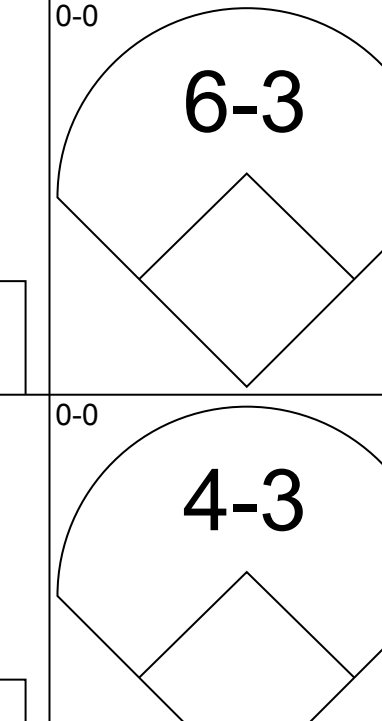
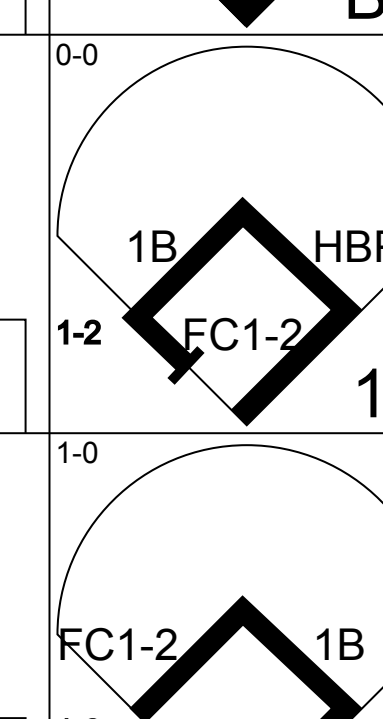
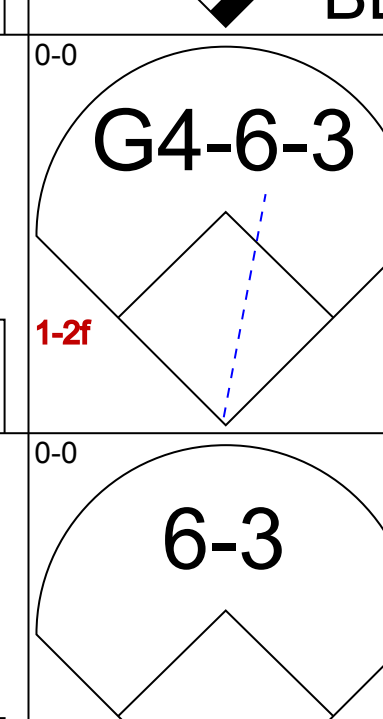


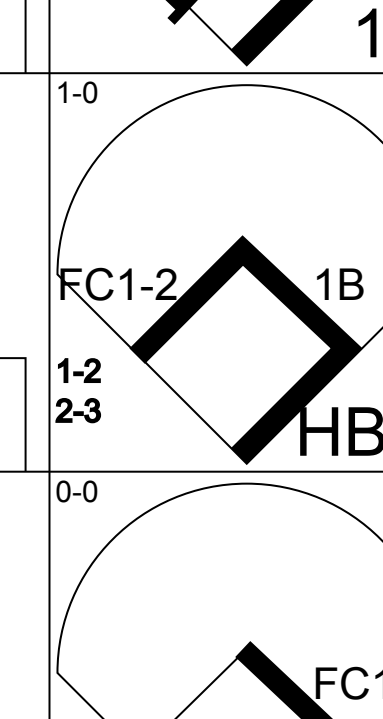
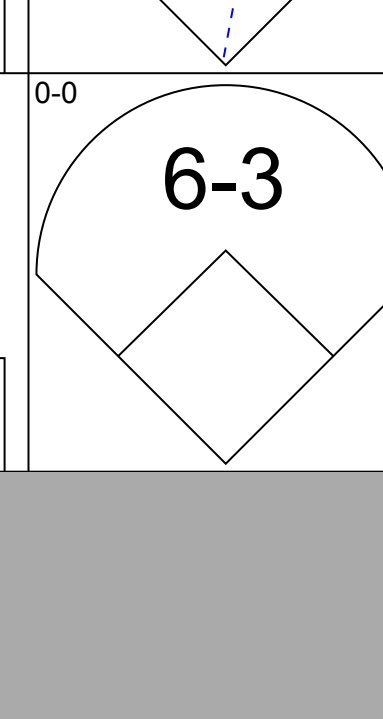
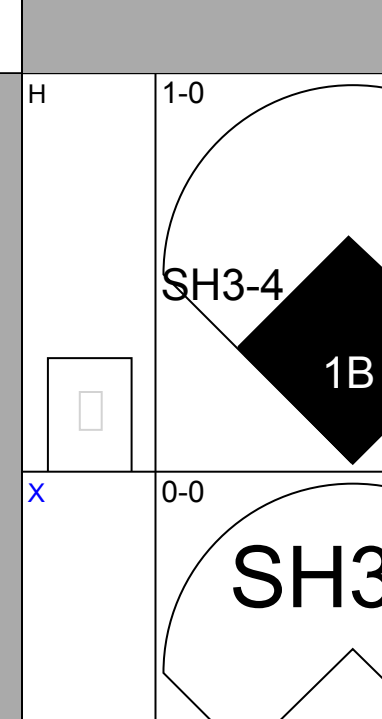
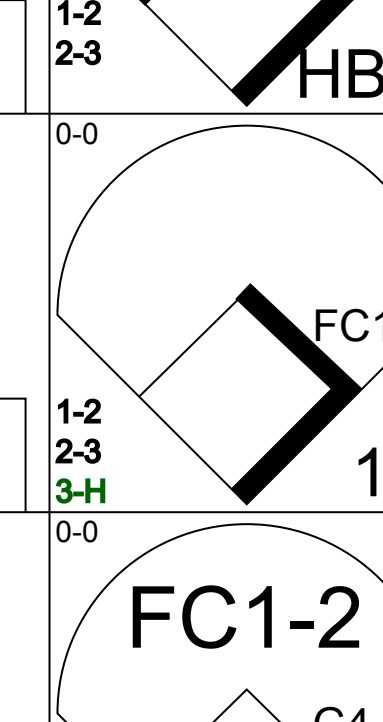
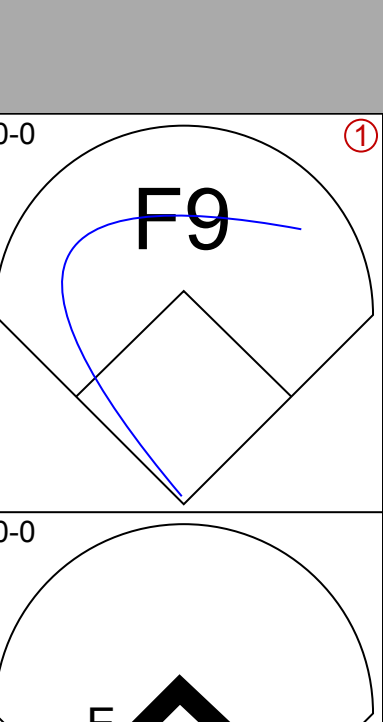
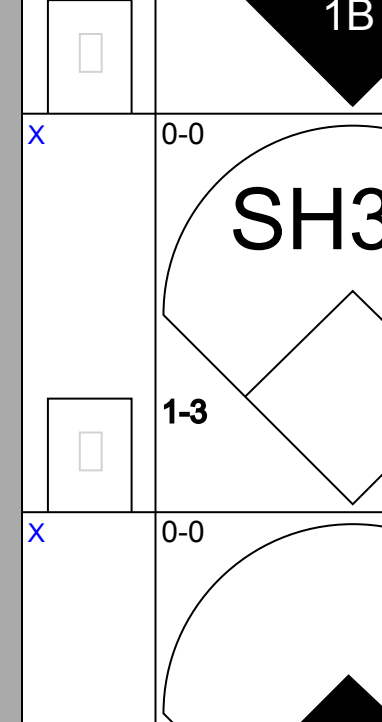
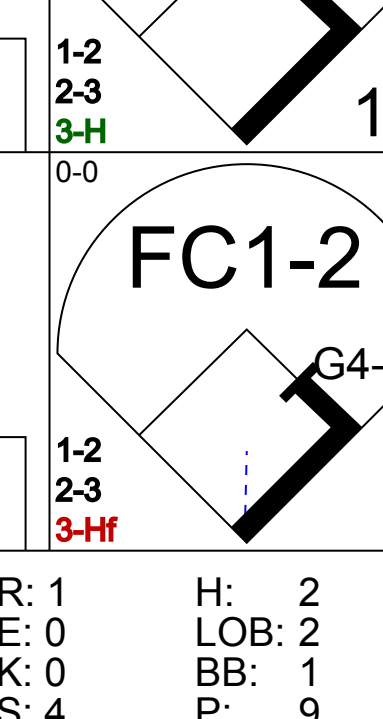
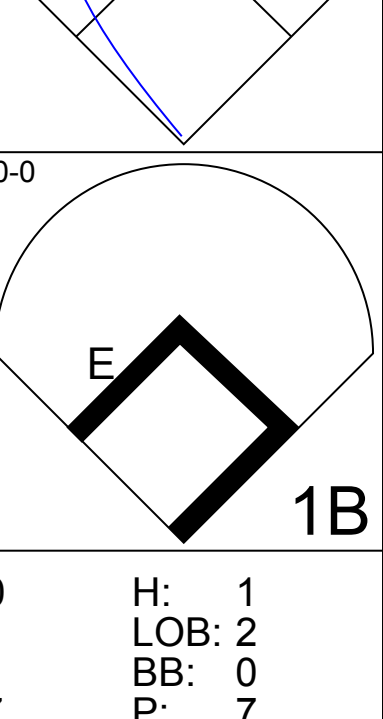
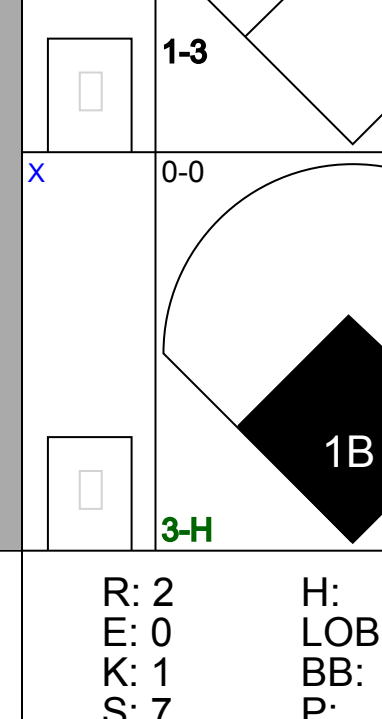


Batter	1	2	3	4	5	6	7	8	9	AB	R	H	RBI	BB	SO	LOB	TOP					
Pat Sheridan, L (1, 8) OBP: 0.347, SLG: 0.464	0-0 4-3		0-0 G3			0-0 F9		0-3 K		4	0	0	0	0	1	1	<b>Kansas City Royals @ Chicago White Sox</b> Comiskey Park, Chicago, IL Mon May 14 1984, 8:05 PM EDT Att: 20,007 - Unknown <a href="http://livebaseballscorecards.com">livebaseballscorecards.com</a>					
Dane Iorg, L (1, 3) OBP: 0.200, SLG: 0.237	0-0 4-3			0-0 FC3-6 HBP 1B		0-0 F7		0-0 1-3		4	0	1	0	0	0	0						
Jorge Orta, L (1, 7) OBP: 0.333, SLG: 0.469	0-0 F9			0-0 F7		0-0 WP 1B		0-0 FC6-4 1B		4	0	2	0	0	0	1						
Hal McRae, R (1, 10) OBP: 0.344, SLG: 0.379		0-0 6-3		1-0 FC3-6 HBP 1B		0-0 WP 1B		0-0 F6		3	0	1	0	0	0	1						
Frank White, R (1, 4) OBP: 0.357, SLG: 0.514		0-0 6-3		0-0 FC3-6 FC6-4 1-2 2-3		0-0 6-3		0-0 F3		4	0	0	0	0	0	5						
Darryl Motley, R (1, 9) OBP: 0.318, SLG: 0.432		0-0 F6		0-0 FC6-4 1-2			0-0 FC1-6 1B		0-0 FC6-4 1-2		4	0	1	0	0	3						
John Wathan, R (1, 2) OBP: 0.205, SLG: 0.143			0-0 6-3		0-3 K		0-0 FC1-6 CS 1-2			3	0	0	0	0	1	1						
Tucker Ashford, R (1, 5) OBP: 0.214, SLG: 0.231			0-0 E5 1-3		0-0 5-3		0-0 F8			3	0	0	0	0	0	1						
U L Washington, S (1, 6) OBP: 0.267, SLG: 0.205			0-0 1-3		0-3 K		0-0 CS 1-2		0-0 F8		3	0	0	0	0	1						
<b>Inning Stats</b>	R: 0 E: 0 K: 0 S: 3	H: 0 LOB: 0 BB: 0 P: 3	R: 0 E: 0 K: 0 S: 3	H: 0 LOB: 0 BB: 0 P: 3	R: 0 E: 1 K: 0 S: 4	H: 0 LOB: 1 BB: 0 P: 4	R: 0 E: 0 K: 0 S: 4	H: 1 LOB: 2 BB: 0 P: 5	R: 0 E: 0 K: 2 S: 7	H: 0 LOB: 0 BB: 0 P: 7	R: 0 E: 0 K: 0 S: 5	H: 2 LOB: 2 BB: 0 P: 5	R: 0 E: 0 K: 0 S: 3	H: 1 LOB: 0 BB: 0 P: 3	R: 0 E: 0 K: 1 S: 5	H: 0 LOB: 0 BB: 0 P: 5	R: 0 E: 0 K: 0 S: 4	H: 1 LOB: 1 BB: 0 P: 4	1B: 5 2B: 0 3B: 0 HR: 0	SF: 0 SAC: 0 DP: 0 HBP: 1	WP: 1 PB: 0 SB: 0 CS: 1	PA: 34
<b>PITCHER</b> Tom Seaver, R (1, 1) ERA: 4.25	IP: 9.0 WLS: W BF: 33 H: 5 R: 0 ER: 0 SO: 3 BB: 0 IBB: 0 HBP: 1 BLK: 0 WP: 1 HR: 0 S: 38 P: 39 ERA: 0.00 WHIP: 0.556															<b>PITCHER</b>	IP: 9.0 WLS: W BF: 33 H: 5 R: 0 ER: 0 SO: 3 BB: 0 IBB: 0 HBP: 1 BLK: 0 WP: 1 HR: 0 S: 38 P: 39 ERA: 0.00 WHIP: 0.556					

Batter	1	2	3	4	5	6	7	8	9	AB	R	H	RBI	BB	SO	LOB	BOTTOM					
Daryl Boston, L (1, 8) OBP: 0.333, SLG: 0.556	0-0 4-3		0-3 K		0-0 6-3			0-0 F8		4	0	0	0	0	1	1	<b>Kansas City Royals @ Chicago White Sox</b> Comiskey Park, Chicago, IL Mon May 14 1984, 8:05 PM EDT Att: 20,007 - Unknown <a href="http://livebaseballscorecards.com">livebaseballscorecards.com</a>					
Carlton Fisk, R (1, 2) OBP: 0.250, SLG: 0.315	0-0 5-3		0-0 F4		0-0 6-3		0-0 F9			4	0	0	0	0	0	1						
Greg Walker, L (1, 10) OBP: 0.333, SLG: 0.571	0-0 4-3		0-0 4-3			0-3 K				3	0	0	0	0	1	0						
Tom Paciorek, R (1, 3) OBP: 0.389, SLG: 0.441 (9, 7)		0-0 FC4-6 1B		0-0 6-3		0-3 K				3	0	1	0	0	1	0						
Harold Baines, L (1, 9) OBP: 0.243, SLG: 0.306		0-0 FC4-6 E 1B 1-2		0-0 F9		0-0 F7				3	1	0	0	0	0	1						
Ron Kittle, R (1, 7) OBP: 0.299, SLG: 0.463		0-0 E5 1B FC1-6-2 1-2		0-3 K			0-0 FC1-6 1B			3	0	1	0	0	1	1						
Mike Squires, L (9, 3) OBP: 0.333, SLG: 0.286										0	0	0	0	0	0	0						
Scott Fletcher, R (1, 6) OBP: 0.361, SLG: 0.330		0-0 FC1-6-2 1-3 2-H 1B			0-0 1B 3B		0-0 FC1-6 G6-4-3 1-2			3	1	2	1	0	0	1						
Jerry Dybzinski, R (1, 5) OBP: 0.450, SLG: 0.485		0-0 FC1-5-2 FC6-4 1-3			0-0 SH5-3 1B		0-0 G6-4-3 1-2			3	0	1	1	0	0	3						
Julio Cruz, S (1, 4) OBP: 0.284, SLG: 0.297		0-0 FC6-4 1-2			0-0 SH5-3 1-2		0-3 K			2	0	0	0	0	1	2						
<b>Inning Stats</b>	R: 0 E: 0 K: 0 S: 3	H: 0 LOB: 0 BB: 0 P: 3	R: 1 E: 1 K: 0 S: 6	H: 2 LOB: 2 BB: 0 P: 6	R: 0 E: 0 K: 1 S: 5	H: 0 LOB: 0 BB: 0 P: 5	R: 0 E: 0 K: 1 S: 5	H: 0 LOB: 0 BB: 0 P: 5	R: 1 E: 0 K: 0 S: 5	H: 2 LOB: 1 BB: 0 P: 5	R: 0 E: 0 K: 2 S: 7	H: 0 LOB: 0 BB: 0 P: 7	R: 0 E: 0 K: 0 S: 3	H: 1 LOB: 0 BB: 0 P: 3	R: 0 E: 0 K: 1 S: 5	H: 0 LOB: 0 BB: 0 P: 5	R: 0 E: 0 K: 0 S: 4	H: 0 LOB: 0 BB: 0 P: 4	1B: 4 2B: 0 3B: 1 HR: 0	SF: 0 SAC: 1 DP: 1 HBP: 0	WP: 0 PB: 0 SB: 0 CS: 0	PA: 29
<b>PITCHER</b> Bret Saberhagen, R (1, 1) ERA: 2.37	IP: 8.0 WLS: L BF: 29 H: 5 R: 2 ER: 2 SO: 5 BB: 0 IBB: 0 HBP: 0 BLK: 0 WP: 0 HR: 0 S: 39 P: 39 ERA: 2.25 WHIP: 0.625															<b>PITCHER</b>	IP: 8.0 WLS: L BF: 29 H: 5 R: 2 ER: 2 SO: 5 BB: 0 IBB: 0 HBP: 0 BLK: 0 WP: 0 HR: 0 S: 39 P: 39 ERA: 2.25 WHIP: 0.625					



Batter	1	2	3	4	5	6	7	8	9	AB	R	H	RBI	BB	SO	LOB	TOP					
Pat Sheridan, L (1, 8) OBP: 0.336, SLG: 0.447										4	0	0	0	0	1	0	<b>Kansas City Royals @ Chicago White Sox</b> Comiskey Park, Chicago, IL Tue May 15 1984, 8:05 PM EDT Att: 20,740 - Unknown					
Dane Iorg, L (1, 3) OBP: 0.182, SLG: 0.214										4	0	0	0	0	1	0						
Jorge Orta, L (1, 7) OBP: 0.349, SLG: 0.495										3	1	2	0	1	1	0						
Hal McRae, R (1, 10) OBP: 0.341, SLG: 0.373										2	0	0	1	1	1	2						
Frank White, R (1, 4) OBP: 0.353, SLG: 0.505										4	0	1	0	0	1	1						
Darryl Motley, R (1, 9) OBP: 0.305, SLG: 0.413											4	0	0	0	0	1		1				
Don Slaught, R (1, 2) OBP: 0.220, SLG: 0.211										3	1	0	0	0	0	1						
Greg Pryor, R (1, 5) OBP: 0.257, SLG: 0.302										3	0	1	1	0	0	0						
U L Washington, S (1, 6) OBP: 0.250, SLG: 0.190										3	0	0	0	0	1	1						
<b>Inning Stats</b>	R: 0 E: 0 K: 2 S: 8	H: 1 LOB: 1 BB: 0 P: 8	R: 1 E: 0 K: 1 S: 7	H: 2 LOB: 1 BB: 0 P: 7	R: 0 E: 0 K: 0 S: 3	H: 0 LOB: 1 BB: 1 P: 7	R: 0 E: 0 K: 1 S: 5	H: 0 LOB: 0 BB: 0 P: 5	R: 0 E: 0 K: 0 S: 3	H: 0 LOB: 0 BB: 0 P: 3	R: 0 E: 0 K: 2 S: 7	H: 0 LOB: 1 BB: 1 P: 11	R: 0 E: 0 K: 0 S: 3	H: 0 LOB: 0 BB: 0 P: 3	R: 0 E: 0 K: 1 S: 5	H: 0 LOB: 0 BB: 0 P: 5	R: 1 E: 0 K: 0 S: 4	H: 1 LOB: 0 BB: 0 P: 4	1B: 2 2B: 1 3B: 1 HR: 0	SF: 1 SAC: 0 DP: 0 HBP: 0	WP: 0 PB: 0 SB: 0 CS: 0	PA: 33
<b>PITCHER</b> Richard Dotson, R (1, 1) ERA: 2.8	IP: 9.0 WLS: W BF: 33	H: 4 R: 2 ER: 2 SO: 7	BB: 2 IBB: 0 HBP: 0 BLK: 0	WP: 0 HR: 0 S: 45 P: 53	ERA: 2.00 WHIP: 0.667	<b>PITCHER</b>										IP: 9.0 WLS: W BF: 33	H: 4 R: 2 ER: 2 SO: 7	BB: 2 IBB: 0 HBP: 0 BLK: 0	WP: 0 HR: 0 S: 45 P: 53	ERA: 2.00 WHIP: 0.667		

Batter	1	2	3	4	5	6	7	8	9	AB	R	H	RBI	BB	SO	LOB	BOTTOM			
Scott Fletcher, R (1, 6) OBP: 0.366, SLG: 0.330										3	0	1	1	1	0	4	<b>Kansas City Royals @ Chicago White Sox</b> Comiskey Park, Chicago, IL Tue May 15 1984, 8:05 PM EDT Att: 20,740 - Unknown			
Carlton Fisk, R (1, 2) OBP: 0.241, SLG: 0.302										4	0	0	0	0	2	4				
Tom Paciorek, R (1, 3) OBP: 0.376, SLG: 0.425										4	0	0	0	0	2	4				
Mike Squires, L (6, 3) OBP: 0.333, SLG: 0.286										0	0	0	0	0	0	0				
Greg Luzinski, R (1, 10) OBP: 0.341, SLG: 0.257										4	0	0	0	0	3	1				
Ron Kittle, R (1, 7) OBP: 0.306, SLG: 0.454										2	1	0	0	2	0	0				
Harold Baines, L (1, 9) OBP: 0.243, SLG: 0.305										4	0	1	0	0	1	1				
Dave Stegman, R (1, 8) OBP: 0.304, SLG: 0.279										1	1	0	0	0	0	0				
Vance Law, R (1, 5) OBP: 0.248, SLG: 0.352										2	0	1	1	0	0	0				
Julio Cruz, S (1, 4) OBP: 0.295, SLG: 0.309										3	1	2	1	0	0	3				
<b>Inning Stats</b>	R: 0 E: 0 K: 1 S: 5	H: 0 LOB: 1 BB: 1 P: 9	R: 1 E: 0 K: 0 S: 4	H: 2 LOB: 2 BB: 1 P: 9	R: 0 E: 0 K: 2 S: 7	H: 0 LOB: 0 BB: 0 P: 7	R: 0 E: 0 K: 0 S: 2	H: 0 LOB: 1 BB: 1 P: 6	R: 0 E: 1 K: 1 S: 7	H: 1 LOB: 2 BB: 0 P: 7	R: 0 E: 0 K: 2 S: 7	H: 0 LOB: 0 BB: 0 P: 7	R: 2 E: 0 K: 1 S: 7	H: 2 LOB: 1 BB: 0 P: 8	R: 0 E: 0 K: 1 S: 5	H: 0 LOB: 0 BB: 0 P: 5	1B: 5 2B: 0 3B: 0 HR: 0	SF: 0 SAC: 1 DP: 2 HBP: 2	WP: 0 PB: 0 SB: 0 CS: 0	PA: 33
<b>PITCHER</b> Danny Jackson, L (1, 1) ERA: 5.22	IP: 6.1 WLS: L BF: 28	H: 5 R: 3 ER: 3 SO: 6	BB: 3 IBB: 0 HBP: 2 BLK: 1	WP: 0 HR: 0 S: 35 P: 49	ERA: 4.26 WHIP: 1.263	<b>PITCHER</b>										IP: 6.1 WLS: L BF: 28	H: 5 R: 3 ER: 3 SO: 6	BB: 3 IBB: 0 HBP: 2 BLK: 1	WP: 0 HR: 0 S: 35 P: 49	ERA: 4.26 WHIP: 1.263
<b>PITCHER</b> Mark Huisman, R (7, 1) ERA: 5.92	IP: 1.2 WLS: L BF: 5	H: 0 R: 0 ER: 0 SO: 2	BB: 0 IBB: 0 HBP: 0 BLK: 0	WP: 0 HR: 0 S: 9 P: 9	ERA: 0.00 WHIP: 0.000	<b>PITCHER</b>										IP: 1.2 WLS: L BF: 5	H: 0 R: 0 ER: 0 SO: 2	BB: 0 IBB: 0 HBP: 0 BLK: 0	WP: 0 HR: 0 S: 9 P: 9	ERA: 0.00 WHIP: 0.000



Batter	1	2	3	4	5	6	7	8	9	AB	R	H	RBI	BB	SO	LOB	TOP							
Willie Wilson, S OBP: 0.600, SLG: 0.333 (1, 8)	4-0 S E BB		0-0 6-3	0-0 F4		4-0 G5-4-3 BB		0-0 FC6 1B		3	1	1	0	2	0	1								
Darryl Motley, R OBP: 0.300, SLG: 0.402 (1, 9) (8, 7)	0-3 K		0-0 FC6-4 1B		0-3 K	0-0 G5-4-3		0-0 FC6 1-2f		5	0	1	0	0	2	4								
Frank White, R OBP: 0.355, SLG: 0.491 (1, 4)	4-0 1-H BB		0-0 FC6-4 1-2f		4-0 BB			0-0 F9		3	0	0	0	2	1	1								
Hal McRae, R OBP: 0.343, SLG: 0.374 (1, 10)	0-0 F3			0-0 WP 2B 1B		0-0 F8		0-0 FC1-4 1B		5	1	2	0	0	1	2								
Steve Balboni, R OBP: 0.325, SLG: 0.369 (1, 3)	0-3 K			0-3 K 1-2		0-3 K		0-0 FC1-4 3B 1-2f		5	1	0	0	0	4	4								
Leon Roberts, R OBP: 0.286, SLG: 0.500 Lynn Jones, R OBP: 0.200, SLG: 0.200 (1, 7) (8, 9)		0-0 F3		0-0 2B 2B 2H		0-0 F4		0-0 3B 1-H		4	1	2	2	0	0	0								
John Wathan, R OBP: 0.233, SLG: 0.158 (1, 2)		0-0 F3		4-0 2B SF8 BB		0-0 F8				3	2	1	0	1	0	1								
Greg Pryor, R OBP: 0.267, SLG: 0.330 (1, 5)		0-3 K		0-0 1-3 2H 2B		0-0 E7 1B 2B 1-H		0-0 F9		4	1	2	2	0	1	0								
U L Washington, S OBP: 0.250, SLG: 0.200 (1, 6)			0-0 F5	0-0 SF8 3H		0-0 BB 1B 3H		0-3 K		3	0	1	2	0	1	0								
<b>Inning Stats</b>	R: 1 E: 1 K: 2 S: 7	H: 0 LOB: 1 BB: 2 P: 15	R: 0 E: 0 K: 1 S: 5	H: 0 LOB: 0 BB: 0 P: 5	R: 0 E: 0 K: 0 S: 4	H: 1 LOB: 1 BB: 0 P: 4	R: 3 E: 0 K: 1 S: 8	H: 3 LOB: 1 BB: 1 P: 12	R: 0 E: 0 K: 2 S: 7	H: 0 LOB: 1 BB: 1 P: 11	R: 2 E: 1 K: 0 S: 5	H: 3 LOB: 1 BB: 1 P: 9	R: 1 E: 0 K: 0 S: 5	H: 2 LOB: 0 BB: 0 P: 5	R: 0 E: 0 K: 1 S: 6	H: 1 LOB: 1 BB: 0 P: 6	R: 0 E: 0 K: 3 S: 9	H: 0 LOB: 0 BB: 0 P: 9	1B: 6 2B: 3 3B: 1 HR: 0	SF: 1 SAC: 0 DP: 1 HBP: 0	WP: 1 PB: 0 SB: 1 CS: 0	PA: 41		
<b>PITCHER</b>	IP	WLS	BF	H	R	ER	SO	BB	IBB	HBP	BLK	WP	HR	S	P	ERA	WHIP							
Floyd Bannister, L ERA: 4.97 Salome Barojas, R ERA: 4.29 Ron Reed, R ERA: 4.57	5.1	L	26	6	6	4	6	4	0	0	0	1	0	34	50	6.75	1.875							

**Kansas City Royals @ Chicago White Sox**  
Comiskey Park, Chicago, IL  
Wed May 16 1984, 8:05 PM EDT  
Att: 21,669 - Unknown

livebaseballscorecards.com

AB	35
R	7
H	10
RBI	6
BB	5
SO	10
LOB	13



Batter	1	2	3	4	5	6	7	8	9	AB	R	H	RBI	BB	SO	LOB	BOTTOM							
Jerry Dybzinski, R OBP: 0.409, SLG: 0.432 (1, 6) (9, 5)	0-0 6-3	0-0 6-3		0-0 F8		0-0 6-3			0-3 K	4	0	0	0	0	0	2								
Jerry Hairston, S OBP: 0.306, SLG: 0.483 (9, PH)		2-3							0-0 K	1	0	0	0	0	1	1								
Carlton Fisk, R OBP: 0.285, SLG: 0.386 (1, 2)	0-0 F9 1B	0-0 FC6-4 1B		0-0 HR					0-0 G5-4-3 1-2f	5	2	4	2	0	0	1								
Tom Paciorek, R OBP: 0.372, SLG: 0.413 (1, 3)	4-0 1B BB	0-0 FC6-4 1-2f		0-0 F9					0-0 F3	3	0	0	0	1	0	2								
Greg Luzinski, R OBP: 0.331, SLG: 0.248 (1, 10)	0-0 F9 2-3		0-3 K		0-0 F4			0-3 K		4	0	0	0	0	2	3								
Ron Kittle, R OBP: 0.313, SLG: 0.455 (1, 7)	0-0 1-2 3H 1B		0-0 HR 1B		0-3 K2-3			0-0 5-3		4	1	2	1	0	1	1								
Harold Baines, L OBP: 0.236, SLG: 0.295 (1, 9)	0-0 F9		0-0 F8		0-3 K			0-0 4-3		4	0	0	0	0	1	3								
Dave Stegman, R OBP: 0.333, SLG: 0.444 Rudy Law, L OBP: 0.426, SLG: 0.500 (6, PH) (7, 8)			0-0 HR	0-0 HR 1-H		0-0 G3 S 1B			0-0 F5	2	2	2	3	0	0	0								
Vance Law, R OBP: 0.250, SLG: 0.352 Greg Walker, L OBP: 0.329, SLG: 0.563 Scott Fletcher, R OBP: 0.366, SLG: 0.330 (1, 5) (8, PH) (9, 6)		0-0 6-3 5-3 1B 1B		0-0 F7		0-3 K		0-0 1-3		3	1	1	0	0	1	1								
Julio Cruz, S OBP: 0.294, SLG: 0.306 (1, 4)		0-0 5-3 1-2		0-3 K		0-0 G3			0-0 G5-4-3 1B	4	0	1	0	0	1	2								
<b>Inning Stats</b>	R: 1 E: 0 K: 0 S: 5	H: 2 LOB: 2 BB: 1 P: 9	R: 2 E: 0 K: 0 S: 6	H: 3 LOB: 0 BB: 0 P: 6	R: 2 E: 0 K: 1 S: 7	H: 2 LOB: 0 BB: 0 P: 7	R: 1 E: 0 K: 1 S: 6	H: 1 LOB: 0 BB: 0 P: 6	R: 0 E: 0 K: 1 S: 6	H: 1 LOB: 1 BB: 0 P: 6	R: 0 E: 0 K: 1 S: 6	H: 1 LOB: 1 BB: 0 P: 6	R: 0 E: 0 K: 0 S: 3	H: 0 LOB: 0 BB: 0 P: 3	R: 0 E: 0 K: 1 S: 5	H: 1 LOB: 0 BB: 0 P: 5	1B: 6 2B: 1 3B: 1 HR: 3	SF: 0 SAC: 0 DP: 1 HBP: 0	WP: 0 PB: 0 SB: 1 CS: 0	PA: 38				
<b>PITCHER</b>	IP	WLS	BF	H	R	ER	SO	BB	IBB	HBP	BLK	WP	HR	S	P	ERA	WHIP							
Larry Gura, L ERA: 3.42 Joe Beckwith, R ERA: 4.02 Dan Quisenberry, R ERA: 2.57	3.0	W	11	2	1	1	4	0	0	0	0	0	1	19	19	3.00	0.667							

**Kansas City Royals @ Chicago White Sox**  
Comiskey Park, Chicago, IL  
Wed May 16 1984, 8:05 PM EDT  
Att: 21,669 - Unknown

livebaseballscorecards.com

AB	37
R	6
H	11
RBI	6
BB	1
SO	7
LOB	16









Batter	1	2	3	4	5	6	7	8	9	AB	R	H	RBI	BB	SO	LOB	TOP																			
Bill Sample, R OBP: 0.325, SLG: 0.360 (1, 7)	4-3		K		1B			F8		4	0	1	0	0	1	1	<b>Texas Rangers @ Kansas City Royals</b> Royals Stadium, Kansas City, MO Sat May 19 1984, 8:05 PM EDT Att: 19,518 - Unknown																			
Mickey Rivers, L OBP: 0.298, SLG: 0.284 (1, 10)	1B		F7		4-3			1-3		3	1	0	0	1	0	2																				
Gary Ward, R OBP: 0.301, SLG: 0.308 (1, 9)	1B		FC6-4		1B			WP		3	0	3	2	1	0	0																				
Buddy Bell, R OBP: 0.391, SLG: 0.435 (1, 5)	1B		FC6-4		1B			F7		4	0	1	0	0	0	3																				
Pete O'Brien, L OBP: 0.276, SLG: 0.362 Bob Jones, L OBP: 0.405, SLG: 0.526 (1, 3) (2, 3)	G4-6-3				K			1B		1	0	0	0	0	0	2																				
George Wright, S OBP: 0.223, SLG: 0.278 (1, 8)					F6			FC4-6		3	0	2	0	0	1	0																				
Mary Foley, L OBP: 0.346, SLG: 0.591 (1, 2)					G1-6-3			1B		4	0	0	0	0	0	2																				
Jim Anderson, R Mike Richardt, R OBP: 0.200, SLG: 0.200 (9, PH) (1, 6)								F8		4	0	0	0	0	0	1																				
Curtis Wilkerson, S OBP: 0.286, SLG: 0.272 (1, 4)					4-3			F3		3	0	0	0	0	0	0																				
Inning Stats	R: 1 E: 1 K: 0 S: 4	H: 2 LOB: 1 BB: 1 P: 8	R: 0 E: 0 K: 0 S: 3	H: 0 LOB: 0 BB: 0 P: 3	R: 1 E: 0 K: 1 S: 7	H: 2 LOB: 1 BB: 0 P: 7	R: 0 E: 0 K: 1 S: 5	H: 0 LOB: 0 BB: 0 P: 5	R: 0 E: 0 K: 0 S: 4	H: 1 LOB: 1 BB: 0 P: 4	R: 0 E: 0 K: 0 S: 3	H: 0 LOB: 0 BB: 0 P: 3	R: 0 E: 0 K: 0 S: 4	H: 1 LOB: 1 BB: 0 P: 4	R: 0 E: 0 K: 0 S: 4	H: 1 LOB: 1 BB: 0 P: 4		1B: 8 2B: 0 3B: 0 HR: 0	SF: 0 SAC: 0 DP: 2 HBP: 0	WP: 1 PB: 0 SB: 1 CS: 0	PA: 35															
PITCHER	IP	WLS	BF	H	R	ER	SO	BB	IBB	HBP	BLK	WP	HR	S	P	ERA	WHIP	PITCHER		IP	WLS	BF	H	R	ER	SO	BB	IBB	HBP	BLK	WP	HR	S	P	ERA	WHIP
Mark Gubicza, R ERA: 2.25 Joe Beckwith, R ERA: 3.75 (1, 1) (9, 1)	8.0	W	31	7	2	2	2	2	0	0	0	1	0	33	41	2.25	1.125	0.00	1.000																	

AB	33
R	2
H	8
RBI	2
BB	2
SO	2
LOB	12



Batter	1	2	3	4	5	6	7	8	9	AB	R	H	RBI	BB	SO	LOB	BOTTOM																			
Willie Wilson, S OBP: 0.333, SLG: 0.167 (1, 8)	4-3		E5		HR			K		4	1	1	0	1	1	1	<b>Texas Rangers @ Kansas City Royals</b> Royals Stadium, Kansas City, MO Sat May 19 1984, 8:05 PM EDT Att: 19,518 - Unknown																			
Pat Sheridan, L OBP: 0.346, SLG: 0.471 (1, 9)	1B		G3		HR			4-3		4	1	2	4	0	0	1																				
George Brett, L OBP: 0.625, SLG: 0.714 Greg Pryor, R OBP: 0.267, SLG: 0.330 (1, 5) (9, 5)	K		F8		1B			F3		4	0	1	0	0	1	2																				
Jorge Orta, L OBP: 0.325, SLG: 0.458 (1, 10)	G3				1B			K		4	0	0	0	0	1	2																				
Dane Iorg, L OBP: 0.212, SLG: 0.240 (1, 3)					4-3			4-3		4	0	2	0	0	0	0																				
Darryl Motley, R OBP: 0.314, SLG: 0.406 (1, 7)					1B			K		4	1	2	0	0	1	1																				
Frank White, R OBP: 0.356, SLG: 0.488 (1, 4)					1B			2B		3	1	2	0	0	0	1																				
John Wathan, R OBP: 0.235, SLG: 0.156 (1, 2)					1B			6-3		3	1	0	0	1	2	5																				
Onix Concepcion, R OBP: 0.197, SLG: 0.225 (1, 6)					1B			F8		4	1	1	2	0	0	4																				
Inning Stats	R: 0 E: 0 K: 1 S: 6	H: 1 LOB: 1 BB: 0 P: 6	R: 0 E: 0 K: 1 S: 6	H: 1 LOB: 1 BB: 0 P: 6	R: 0 E: 1 K: 0 S: 4	H: 1 LOB: 1 BB: 0 P: 4	R: 6 E: 0 K: 0 S: 7	H: 4 LOB: 1 BB: 2 P: 16	R: 0 E: 0 K: 1 S: 7	H: 3 LOB: 2 BB: 0 P: 7	R: 0 E: 0 K: 2 S: 7	H: 0 LOB: 0 BB: 0 P: 7	R: 0 E: 0 K: 1 S: 6	H: 1 LOB: 1 BB: 0 P: 6	R: 0 E: 0 K: 1 S: 6	H: 1 LOB: 1 BB: 0 P: 6		1B: 9 2B: 1 3B: 0 HR: 1	SF: 0 SAC: 0 DP: 1 HBP: 1	WP: 0 PB: 0 SB: 1 CS: 0	PA: 37															
PITCHER	IP	WLS	BF	H	R	ER	SO	BB	IBB	HBP	BLK	WP	HR	S	P	ERA	WHIP	PITCHER		IP	WLS	BF	H	R	ER	SO	BB	IBB	HBP	BLK	WP	HR	S	P	ERA	WHIP
Charlie Hough, R ERA: 6.42 Dave Tobik, R ERA: 2.05 (1, 1) (5, 1)	4.0	L	25	10	6	6	2	2	0	0	0	0	0	20	20	6.42	3.000	0.00	0.250																	

AB	34
R	6
H	11
RBI	6
BB	2
SO	6
LOB	17





Batter	1	2	3	4	5	6	7	8	9	AB	R	H	RBI	BB	SO	LOB	TOP
Bill Sample, R OBP: 0.323, SLG: 0.350 (1, 7)										3	1	0	0	1	0	1	<b>Texas Rangers @ Kansas City Royals</b> Royals Stadium, Kansas City, MO Sun May 20 1984, 4:33 AM EDT Att: 23,118 - Unknown
Pete O'Brien, L OBP: 0.275, SLG: 0.358 (1, 3)										4	1	1	0	0	0	1	
Gary Ward, R OBP: 0.293, SLG: 0.299 (1, 9)										4	0	0	0	0	1	3	
Buddy Bell, R OBP: 0.394, SLG: 0.445 (1, 5)										4	0	2	2	0	0	0	
Bob Jones, L OBP: 0.370, SLG: 0.476 (1, 10)										4	0	0	0	0	0	3	
George Wright, S OBP: 0.220, SLG: 0.274 Mickey Rivers, L OBP: 0.291, SLG: 0.277 (6, PH) (6, 7)										2	0	0	0	0	1	1	
Ned Yost, R OBP: 0.170, SLG: 0.243 (1, 2)										4	0	0	0	0	0	0	
Mike Richardt, R OBP: 0.222, SLG: 0.125 (1, 4)										3	0	0	0	1	1	0	
Curtis Wilkerson, S OBP: 0.288, SLG: 0.274 (1, 6)										3	1	1	0	0	0	1	
<b>Inning Stats</b>	R: 2 E: 1 K: 1 S: 7	H: 2 LOB: 1 BB: 1 P: 11	R: 0 E: 0 K: 0 S: 3	H: 0 LOB: 0 BB: 0 P: 3	R: 0 E: 0 K: 0 S: 3	H: 0 LOB: 0 BB: 0 P: 3	R: 0 E: 0 K: 1 S: 5	H: 1 LOB: 1 BB: 0 P: 5	R: 1 E: 1 K: 1 S: 7	H: 1 LOB: 1 BB: 0 P: 7	R: 0 E: 0 K: 0 S: 3	H: 0 LOB: 0 BB: 0 P: 3	R: 0 E: 0 K: 0 S: 3	H: 0 LOB: 0 BB: 0 P: 3	1B: 3 2B: 1 3B: 0 HR: 0	SF: 0 SAC: 0 DP: 0 HBP: 0	
<b>PITCHER</b>	IP WLS BF H R ER SO BB IBB HBP BLK WP HR S P ERA WHIP																
Bret Saberhagen, R ERA: 2.15 Dan Quisenberry, R ERA: 2.35	(1, 1) (9, 1)	8.0 3	32 0	4 0	3 0	1 0	3 0	2 0	0 0	0 0	0 0	0 0	0 3	36 3	44 3	1.12 0.00	0.750 0.000

Batter	1	2	3	4	5	6	7	8	9	AB	R	H	RBI	BB	SO	LOB	BOTTOM		
Willie Wilson, S OBP: 0.368, SLG: 0.200 (1, 8)										3	1	1	0	1	0	2	<b>Texas Rangers @ Kansas City Royals</b> Royals Stadium, Kansas City, MO Sun May 20 1984, 4:33 AM EDT Att: 23,118 - Unknown		
Darryl Motley, R OBP: 0.312, SLG: 0.400 (1, 9)										4	1	1	0	0	1	2			
George Brett, L OBP: 0.583, SLG: 0.636 (1, 5)										4	0	2	0	0	0	0			
Hal McRae, R OBP: 0.331, SLG: 0.364 (1, 10)										2	0	0	2	0	0	0			
Leon Roberts, R OBP: 0.333, SLG: 0.471 (1, 7)										3	0	1	0	1	0	1			
Steve Balboni, R OBP: 0.315, SLG: 0.357 (1, 3)										4	0	0	0	0	1	4			
Don Slaught, R OBP: 0.221, SLG: 0.213 (1, 2)										4	0	1	0	0	0	0			
Onix Concepcion, R OBP: 0.203, SLG: 0.219 (8, 6)										2	0	0	0	0	0	1			
U L Washington, S OBP: 0.228, SLG: 0.180 Frank White, R OBP: 0.353, SLG: 0.484 (7, PH) (8, 4)										2	0	0	0	0	1	1			
<b>Inning Stats</b>	R: 1 E: 0 K: 1 S: 6	H: 1 LOB: 2 BB: 2 P: 14	R: 0 E: 0 K: 1 S: 5	H: 0 LOB: 0 BB: 0 P: 5	R: 0 E: 0 K: 0 S: 3	H: 1 LOB: 0 BB: 0 P: 3	R: 0 E: 0 K: 0 S: 3	H: 1 LOB: 1 BB: 0 P: 4	R: 1 E: 0 K: 1 S: 7	H: 2 LOB: 1 BB: 0 P: 7	R: 0 E: 0 K: 0 S: 4	H: 1 LOB: 1 BB: 0 P: 4	R: 0 E: 0 K: 0 S: 3	H: 0 LOB: 0 BB: 0 P: 3	R: 0 E: 0 K: 0 S: 3	H: 0 LOB: 0 BB: 0 P: 3		1B: 6 2B: 0 3B: 0 HR: 0	SF: 2 SAC: 0 DP: 2 HBP: 1
<b>PITCHER</b>	IP WLS BF H R ER SO BB IBB HBP BLK WP HR S P ERA WHIP																		
Mike Mason, L ERA: 2.01	(1, 1)	9.0 W	34 34	6 6	2 2	2 2	3 3	2 2	0 0	1 1	0 0	0 0	0 0	0 0	37 37	46 46	2.00 0.889		

AB	33
R	3
H	4
RBI	2
BB	2
SO	3
LOB	12



AB	29
R	2
H	6
RBI	2
BB	2
SO	3
LOB	12





Batter	1	2	3	4	5	6	7	8	9	AB	R	H	RBI	BB	SO	LOB	TOP		
Scott Fletcher, R (1, 6) OBP: 0.355, SLG: 0.305	F9		F8		SH1-4 BB SF7 BB		BB 1B	4-3		4	2	1	0	1	0	0			
Carlton Fisk, R (1, 2) OBP: 0.273, SLG: 0.388	HR		4-3		SH1-4 BB		BB 1B	F8		3	2	1	1	2	0	0			
Tom Paciorek, R (1, 3) OBP: 0.346, SLG: 0.374 Mike Squires, L (9, 3) OBP: 0.310, SLG: 0.269	F8		K		SH1-4 1-2 BB		F9		K	4	0	0	0	0	2	2			
Greg Luzinski, R (1, 10) OBP: 0.352, SLG: 0.283 Greg Walker, L (9, PR) OBP: 0.322, SLG: 0.524	F9				F8 1B		HR 1B	G6-4-3 1B		4	2	3	1	1	0	0			
Ron Kittle, R (1, 7) OBP: 0.320, SLG: 0.468		F7			F8 2B		SF7 1B	G6-4-3 1B		4	1	1	4	0	0	2			
Harold Baines, L (1, 9) OBP: 0.256, SLG: 0.351		HR			F5 1B		3-1			4	1	2	2	0	0	2			
Dave Stegman, R (1, 8) Daryl Boston, L (7, PH) OBP: 0.318, SLG: 0.429		5-3			F9 1B		6-3	2B		3	0	0	0	0	0	1	AB 33		
Vance Law, R (1, 5) OBP: 0.250, SLG: 0.336		BB			F7 BB		5-3			2	0	0	0	2	0	1	R 8		
Julio Cruz, S (1, 4) OBP: 0.273, SLG: 0.308	F9				FC6-4 1-2 BB		6-3	3-1		4	0	0	0	0	0	3	H 9		
<b>Inning Stats</b>	R: 1 E: 0 K: 0 S: 4	H: 1 LOB: 0 BB: 0 P: 4	R: 1 E: 0 K: 0 S: 4	H: 1 LOB: 1 BB: 1 P: 8	R: 0 E: 0 K: 1 S: 5	H: 0 LOB: 0 BB: 0 P: 5	R: 1 E: 0 K: 0 S: 5	H: 2 LOB: 2 BB: 1 P: 9	R: 1 E: 0 K: 0 S: 3	H: 0 LOB: 2 BB: 3 P: 15	R: 4 E: 0 K: 0 S: 7	H: 4 LOB: 1 BB: 1 P: 11	R: 0 E: 0 K: 1 S: 5	H: 0 LOB: 1 BB: 0 P: 5	R: 0 E: 0 K: 1 S: 5	H: 1 LOB: 1 BB: 0 P: 5	1B: 4 2B: 2 3B: 0 HR: 3	SF: 1 SAC: 1 DP: 1 HBP: 0	WP: 0 PA: 41 CS: 0
<b>PITCHER</b>	IP WLS BF H R ER SO BB IBB HBP BLK WP HR S P ERA WHIP																		
Larry Gura, L (1, 1) ERA: 3.99	6.0 L 29 5 6 6 1 5 1 0 0 0 2 25 49 9.00 1.667																		
Mark Huisman, R (7, 1) ERA: 8.39	1.0 6 3 2 2 0 0 0 0 0 0 1 6 6 18.00 3.000																		
Paul Splittorff, L (8, 1) ERA: 7.2	2.0 6 1 0 0 1 0 0 0 0 0 0 8 8 0.00 0.500																		

Chicago White Sox @ Kansas City Royals  
 Royals Stadium, Kansas City, MO  
 Mon May 21 1984, 8:05 PM EDT  
 Att: 24,921 - Unknown

AB 33  
 R 8  
 H 9  
 RBI 8  
 BB 6  
 SO 2  
 LOB 11



Batter	1	2	3	4	5	6	7	8	9	AB	R	H	RBI	BB	SO	LOB	BOTTOM				
Willie Wilson, S (1, 8) OBP: 0.333, SLG: 0.200	1-3		5-3			F8 1B	F5		FC4-6 1-2	5	1	1	0	0	0	2					
Darryl Motley, R (1, 9) OBP: 0.327, SLG: 0.435	HR			WP 4-3 BB		F8 1-3	1B			3	1	2	1	1	0	1					
George Brett, L (1, 5) OBP: 0.500, SLG: 0.500	4-3			4-3 1-2		1B BB	1-3			3	0	0	0	1	0	3					
Hal McRae, R (1, 10) OBP: 0.329, SLG: 0.361	F3			6-3		1B			K	4	0	1	1	0	1	1					
Frank White, R (1, 4) OBP: 0.343, SLG: 0.468		F4		F8 2-3		F4			K	4	0	0	0	0	1	3					
Steve Balboni, R (1, 3) OBP: 0.321, SLG: 0.381		G6-4-3 BB				F9			F4	3	1	1	1	1	0	0					
Leon Roberts, R (1, 7) OBP: 0.241, SLG: 0.400 Dane Iorg, L (9, PH) OBP: 0.208, SLG: 0.235		G6-4-3 1-2				6-3			4-3	3	0	0	0	0	0	1	AB 34				
John Wathan, R (1, 2) OBP: 0.241, SLG: 0.229 Jorge Orta, L (9, PH) OBP: 0.322, SLG: 0.454			K			F8			6-3	3	1	1	1	0	1	0	R 4				
Onix Concepcion, R (1, 6) OBP: 0.207, SLG: 0.224 Pat Sheridan, L (9, PH) OBP: 0.351, SLG: 0.475				F8		F9			1B	3	0	1	0	0	0	0	H 8				
<b>Inning Stats</b>	R: 1 E: 0 K: 0 S: 4	H: 1 LOB: 0 BB: 0 P: 4	R: 0 E: 0 K: 0 S: 2	H: 0 LOB: 0 BB: 1 P: 6	R: 0 E: 0 K: 1 S: 5	H: 0 LOB: 0 BB: 0 P: 5	R: 0 E: 0 K: 0 S: 3	H: 0 LOB: 1 BB: 1 P: 7	R: 0 E: 0 K: 0 S: 3	H: 0 LOB: 0 BB: 0 P: 3	R: 1 E: 0 K: 0 S: 5	H: 2 LOB: 2 BB: 1 P: 9	R: 2 E: 0 K: 0 S: 7	H: 4 LOB: 2 BB: 0 P: 7	R: 0 E: 0 K: 2 S: 7	H: 0 LOB: 0 BB: 0 P: 7	R: 0 E: 0 K: 0 S: 4	H: 1 LOB: 1 BB: 0 P: 4	1B: 5 2B: 0 3B: 0 HR: 3	SF: 0 SAC: 0 DP: 1 HBP: 0	WP: 1 PA: 37 CS: 0
<b>PITCHER</b>	IP WLS BF H R ER SO BB IBB HBP BLK WP HR S P ERA WHIP																				
Floyd Bannister, L (1, 1) ERA: 5.04	6.1 W 26 5 4 4 1 3 0 0 0 0 3 25 37 5.68 1.263																				
Ron Reed, R (7, 1) ERA: 3.75	2.2 11 3 0 0 2 0 0 0 0 0 0 15 15 0.00 1.125																				

Chicago White Sox @ Kansas City Royals  
 Royals Stadium, Kansas City, MO  
 Mon May 21 1984, 8:05 PM EDT  
 Att: 24,921 - Unknown

AB 34  
 R 4  
 H 8  
 RBI 4  
 BB 3  
 SO 3  
 LOB 11










Batter	1	2	3	4	5	6	7	8	9	AB	R	H	RBI	BB	SO	LOB	TOP		
Rudy Law, L OBP: 0.424, SLG: 0.500 (1, 8)	0-0 4-3		0-0 6-3			0-0 4-3		0-0 FC1-6 FC6-4		4	0	0	0	0	0	2			
Scott Fletcher, R OBP: 0.353, SLG: 0.302 (1, 6)	0-0 5-3			0-3 K			0-0 6-3	0-0 FC6-4		4	0	0	0	0	1	2			
Tom Paciorek, R OBP: 0.352, SLG: 0.379 (1, 3)	0-0 1B			0-3 K			0-0 2B 1B		0-0 1B	4	0	3	0	0	1	0			
Greg Luzinski, R OBP: 0.357, SLG: 0.297 (1, 10)	0-0 4-3			0-0 4-3			0-0 1B 2B		0-0 G5-4-3 1B	4	0	1	0	0	0	2			
Ron Kittle, R OBP: 0.321, SLG: 0.458 (1, 7)		0-3 K			0-3 K				0-3 K	4	0	0	0	0	4	2			
Harold Baines, L OBP: 0.244, SLG: 0.333 (1, 9)		0-0 F5			0-0 4-3				0-0 3-1	3	0	0	0	0	0	2			
Vance Law, R OBP: 0.246, SLG: 0.328 (1, 5)		0-3 K			0-0 1-3				0-0 6-3	3	0	0	0	0	1	0			
Marc Hill, R OBP: 0.345, SLG: 0.412 (1, 2)				0-0 1-3					0-0 FC1-6 1B	3	0	1	0	0	0	0			
Dave Stegman, R OBP: 0.299, SLG: 0.392 (8, PR)						0-0 6-3			0-0 FC1-6 1B	0	0	0	0	0	0	0			
Joel Skinner, R (8, 2)									0-0 FC1-6 1B	0	0	0	0	0	0	0			
Julio Cruz, S OBP: 0.281, SLG: 0.339 (1, 4)			0-3 K			0-3 K			0-0 FC1-6 1B	3	0	1	0	0	2	0			
<b>Inning Stats</b>	R: 0 E: 0 K: 0 S: 4	H: 1 LOB: 1 BB: 0 P: 4	R: 0 E: 0 K: 2 S: 7	H: 0 LOB: 0 BB: 0 P: 7	R: 0 E: 0 K: 1 S: 5	H: 0 LOB: 0 BB: 0 P: 5	R: 0 E: 0 K: 2 S: 7	H: 0 LOB: 0 BB: 0 P: 7	R: 0 E: 0 K: 1 S: 5	H: 0 LOB: 0 BB: 0 P: 5	R: 0 E: 0 K: 1 S: 7	H: 2 LOB: 2 BB: 0 P: 7	R: 0 E: 0 K: 0 S: 5	H: 2 LOB: 2 BB: 0 P: 5	R: 0 E: 0 K: 1 S: 5	H: 1 LOB: 0 BB: 0 P: 5	1B: 5 2B: 1 3B: 0 HR: 0	SF: 0 SAC: 0 DP: 1 HBP: 0	WP: 0 PA: 32 CS: 0
<b>PITCHER</b> Bud Black, L ERA: 2.91 (1, 1)	IP: 9.0 WLS: W BF: 32 H: 6 R: 0 ER: 0 SO: 9 BB: 0 IBB: 0 HBP: 0 BLK: 0 WP: 0 HR: 0 S: 50 P: 50 ERA: 0.00 WHIP: 0.667															<b>PITCHER</b>			

Chicago White Sox @ Kansas City Royals  
Royals Stadium, Kansas City, MO  
Wed May 23 1984, 8:05 PM EDT  
Att: 18,504 - Unknown


AB	32
R	0
H	6
RBI	0
BB	0
SO	9
LOB	10



Batter	1	2	3	4	5	6	7	8	9	AB	R	H	RBI	BB	SO	LOB	BOTTOM		
Willie Wilson, S OBP: 0.375, SLG: 0.231 (1, 8)	4-0 CS BB	0-0 F4			0-0 5-3			0-0 G4-6-3 1B		3	0	1	0	1	0	1			
Darryl Motley, R OBP: 0.316, SLG: 0.420 (1, 9)	0-0 5-3		0-0 5-3			0-0 6-3		0-0 G4-6-3		4	0	0	0	0	0	3			
George Brett, L OBP: 0.478, SLG: 0.474 (1, 5)	4-0 BB		0-3 K			0-0 1-3				2	1	0	0	1	1	0			
Greg Pryor, R OBP: 0.267, SLG: 0.330 (9, 5)	0-0 1B BB		0-0 4-3			0-0 F3				0	0	0	0	0	0	0			
Hal McRae, R OBP: 0.321, SLG: 0.348 (1, 10)	0-0 E6 1B		0-0 4-3			0-0 F7				3	0	0	0	0	0	1			
Frank White, R OBP: 0.333, SLG: 0.451 (1, 4)	0-0 FC5-4 1B			0-0 F7			0-0 6-3			3	0	1	1	0	0	0			
Steve Balboni, R OBP: 0.312, SLG: 0.376 (1, 3)	0-0 FC5-4			0-0 F6			0-0 F8			3	0	0	0	0	0	2			
Leon Roberts, R OBP: 0.240, SLG: 0.333 (1, 7)		0-0 F3			0-0 6-3			0-0 F4		3	0	0	0	0	0	0			
Lynn Jones, R OBP: 0.200, SLG: 0.200 (9, 9)								0-0 F9		0	0	0	0	0	0	0			
John Wathan, R OBP: 0.230, SLG: 0.218 (1, 2)		0-0 F8			0-0 F4			0-0 F7		3	0	0	0	0	0	0			
Onix Concepcion, R OBP: 0.216, SLG: 0.222 (1, 6)		4-0 BB			0-0 F7			0-0 1B		2	0	1	0	1	0	0			
<b>Inning Stats</b>	R: 1 E: 1 K: 0 S: 4	H: 1 LOB: 2 BB: 2 P: 12	R: 0 E: 0 K: 0 S: 3	H: 0 LOB: 1 BB: 1 P: 7	R: 0 E: 0 K: 1 S: 5	H: 0 LOB: 0 BB: 0 P: 5	R: 0 E: 0 K: 0 S: 3	H: 0 LOB: 0 BB: 0 P: 3	R: 0 E: 0 K: 0 S: 3	H: 0 LOB: 0 BB: 0 P: 3	R: 0 E: 0 K: 0 S: 3	H: 0 LOB: 0 BB: 0 P: 3	R: 0 E: 0 K: 0 S: 3	H: 2 LOB: 1 BB: 0 P: 4	R: 0 E: 0 K: 0 S: 4	H: 1 LOB: 1 BB: 0 P: 4	1B: 3 2B: 0 3B: 0 HR: 0	SF: 0 SAC: 0 DP: 1 HBP: 0	WP: 0 PA: 29 CS: 1
<b>PITCHER</b> Britt Burns, L ERA: 3.53 (1, 1)	IP: 8.0 WLS: L BF: 29 H: 3 R: 1 ER: 0 SO: 1 BB: 3 IBB: 0 HBP: 0 BLK: 0 WP: 0 HR: 0 S: 28 P: 40 ERA: 0.00 WHIP: 0.750															<b>PITCHER</b>			

Chicago White Sox @ Kansas City Royals  
Royals Stadium, Kansas City, MO  
Wed May 23 1984, 8:05 PM EDT  
Att: 18,504 - Unknown

AB	26
R	1
H	3
RBI	1
BB	3
SO	1
LOB	7





Batter	1	2	3	4	5	6	7	8	9	AB	R	H	RBI	BB	SO	LOB	TOP																					
Willie Wilson, S OBP: 0.405, SLG: 0.300 (1, 8)										4	1	2	0	1	1	2	<b>Kansas City Royals @ Boston Red Sox</b> Fenway Park, Boston, MA Fri May 25 1984, 7:05 PM EDT Att: 20,657 - Unknown																					
Darryl Motley, R OBP: 0.336, SLG: 0.474 (1, 7)										4	3	3	5	1	1	1																						
George Brett, L OBP: 0.393, SLG: 0.375 (1, 5)										5	0	0	0	0	1	5																						
Hal McRae, R OBP: 0.317, SLG: 0.338 (1, 10)										4	0	0	1	1	1	2																						
Frank White, R OBP: 0.329, SLG: 0.442 (1, 4)										5	0	1	0	0	2	2																						
Steve Balboni, R OBP: 0.310, SLG: 0.367 (1, 3)										3	0	0	0	1	1	2																						
Lynn Jones, R OBP: 0.143, SLG: 0.143 (6, PH)										2	0	0	0	0	0	3																						
Pat Sheridan, L OBP: 0.371, SLG: 0.484 (6, 9)										1	1	1	0	1	0	0																						
John Wathan, R OBP: 0.277, SLG: 0.276 (1, 2)										3	1	3	1	1	0	0																						
Onix Concepcion, R OBP: 0.228, SLG: 0.247 (1, 6)										4	2	2	0	0	0	3																						
<b>Inning Stats</b>	R: 0 E: 0 K: 2 S: 8	H: 1 LOB: 1 BB: 0 P: 8	R: 0 E: 0 K: 0 S: 2	H: 0 LOB: 0 BB: 1 P: 6	R: 4 E: 1 K: 2 S: 12	H: 4 LOB: 2 BB: 1 P: 16	R: 2 E: 0 K: 1 S: 7	H: 3 LOB: 0 BB: 0 P: 7	R: 0 E: 0 K: 1 S: 5	H: 0 LOB: 0 BB: 0 P: 5	R: 1 E: 0 K: 0 S: 4	H: 2 LOB: 0 BB: 0 P: 4	R: 0 E: 0 K: 1 S: 4	H: 0 LOB: 1 BB: 2 P: 12	R: 0 E: 0 K: 0 S: 2	H: 0 LOB: 1 BB: 2 P: 10	R: 1 E: 1 K: 0 S: 5	H: 2 LOB: 1 BB: 0 P: 5	1B: 7 2B: 4 3B: 1 HR: 1	SF: 0 SAC: 0 DP: 3 HBP: 0	WP: 0 PB: 0 SB: 3 CS: 2	PA: 41																
<b>PITCHER</b>	IP	WLS	BF	H	R	ER	SO	BB	IBB	HBP	BLK	WP	HR	S	P	ERA	WHIP	<b>PITCHER</b>				IP	WLS	BF	H	R	ER	SO	BB	IBB	HBP	BLK	WP	HR	S	P	ERA	WHIP
Bob Ojeda, L ERA: 4.1 (1, 1)	4.0	L	21	8	6	6	5	2	0	0	0	0	1	29	37	13.50	2.500																					
Al Nipper, R ERA: 4.35 (5, 1)	5.0		20	4	2	1	2	4	0	0	0	0	0	20	36	1.80	1.600																					

AB	35
R	8
H	12
RBI	7
BB	6
SO	7
LOB	20



Batter	1	2	3	4	5	6	7	8	9	AB	R	H	RBI	BB	SO	LOB	BOTTOM																					
Wade Boggs, L OBP: 0.340, SLG: 0.409 (1, 5)										5	1	3	0	0	0	1	<b>Kansas City Royals @ Boston Red Sox</b> Fenway Park, Boston, MA Fri May 25 1984, 7:05 PM EDT Att: 20,657 - Unknown																					
Dwight Evans, R OBP: 0.342, SLG: 0.387 (1, 9)										4	1	0	1	1	1	4																						
Jim Rice, R OBP: 0.278, SLG: 0.401 (1, 7)										5	0	1	0	0	1	1																						
Tony Armas, R OBP: 0.283, SLG: 0.433 (1, 8)										5	0	0	0	0	2	2																						
Rich Gedman, L OBP: 0.346, SLG: 0.540 (1, 2)										5	2	3	2	0	0	0																						
Mike Easler, L OBP: 0.365, SLG: 0.429 (1, 10)										3	1	3	2	1	0	0																						
Marty Barrett, R OBP: 0.434, SLG: 0.461 (1, 4)										3	0	0	0	1	1	5																						
Ed Jurak, R OBP: 0.303, SLG: 0.333 (1, 3)										4	0	1	0	0	0	2																						
Jackie Gutierrez, R OBP: 0.241, SLG: 0.286 (8, PH)										2	0	0	0	0	0	0																						
Rick Miller, L OBP: 0.330, SLG: 0.270 (9, 6)										1	0	1	0	0	0	0																						
Glenn Hoffman, R OBP: 0.219, SLG: 0.250 (9, 6)										0	0	0	0	0	0	0																						
<b>Inning Stats</b>	R: 1 E: 1 K: 2 S: 9	H: 2 LOB: 3 BB: 2 P: 17	R: 0 E: 0 K: 0 S: 4	H: 2 LOB: 1 BB: 0 P: 4	R: 2 E: 0 K: 2 S: 9	H: 2 LOB: 1 BB: 1 P: 13	R: 1 E: 0 K: 0 S: 4	H: 1 LOB: 0 BB: 0 P: 4	R: 1 E: 0 K: 0 S: 5	H: 2 LOB: 1 BB: 0 P: 5	R: 0 E: 0 K: 1 S: 6	H: 1 LOB: 1 BB: 0 P: 6	R: 0 E: 0 K: 0 S: 4	H: 1 LOB: 1 BB: 0 P: 4	R: 0 E: 0 K: 0 S: 4	H: 1 LOB: 1 BB: 0 P: 4	R: 0 E: 0 K: 0 S: 3	H: 0 LOB: 0 BB: 0 P: 3	1B: 9 2B: 0 3B: 1 HR: 2	SF: 0 SAC: 1 DP: 1 HBP: 0	WP: 0 PB: 0 SB: 0 CS: 0	PA: 41																
<b>PITCHER</b>	IP	WLS	BF	H	R	ER	SO	BB	IBB	HBP	BLK	WP	HR	S	P	ERA	WHIP	<b>PITCHER</b>				IP	WLS	BF	H	R	ER	SO	BB	IBB	HBP	BLK	WP	HR	S	P	ERA	WHIP
Bret Saberhagen, R ERA: 2.82 (1, 1)	5.0	W	26	9	5	5	4	2	1	0	0	0	2	31	43	9.00	2.200																					
Mark Huisman, R ERA: 8.15 (6, 1)	1.0		4	1	0	0	1	0	0	0	0	0	0	6	6	0.00	1.000																					
Dan Quisenberry, R ERA: 2.02 (7, 1)	3.0	S	11	2	0	0	0	0	0	0	0	0	0	11	11	0.00	0.667																					





Batter	1	2	3	4	5	6	7	8	9	AB	R	H	RBI	BB	SO	LOB	TOP								
Willie Wilson, S (1, 8) OBP: 0.405, SLG: 0.314										5	3	2	1	0	0	4	<b>Kansas City Royals @ Boston Red Sox</b> Fenway Park, Boston, MA Sat May 26 1984, 3:33 AM EDT Att: 20,133 - Unknown								
Pat Sheridan, L (1, 9) OBP: 0.379, SLG: 0.489										5	2	3	2	0	1	1									
George Brett, L (1, 5) OBP: 0.424, SLG: 0.586										5	2	3	6	0	1	1									
Hal McRae, R (1, 10) OBP: 0.319, SLG: 0.342										4	0	1	1	1	2	2									
Dane Iorg, L (1, 3) OBP: 0.230, SLG: 0.322										5	0	1	0	0	0	4									
Frank White, R (1, 4) OBP: 0.331, SLG: 0.441										5	2	2	0	0	0	1									
Darryl Motley, R (1, 7) OBP: 0.341, SLG: 0.475										4	2	2	0	0	2	1									
John Wathan, R (1, 2) OBP: 0.275, SLG: 0.274										4	0	1	1	0	2	2									
Onix Conception, R (1, 6) OBP: 0.232, SLG: 0.250										3	0	1	0	0	2	2									
Jorge Orta, L (8, PH) OBP: 0.328, SLG: 0.454										0	0	0	0	1	0	0									
U L Washington, S (8, 6) OBP: 0.228, SLG: 0.180										0	0	0	0	0	0	0									
<b>Inning Stats</b>	R: 1 E: 0 K: 0 S: 5	H: 3 LOB: 1 BB: 0 P: 5	R: 0 E: 0 K: 2 S: 7	H: 0 LOB: 0 BB: 0 P: 7	R: 0 E: 0 K: 3 S: 10	H: 1 LOB: 1 BB: 0 P: 10	R: 1 E: 0 K: 1 S: 7	H: 3 LOB: 2 BB: 1 P: 11	R: 0 E: 0 K: 0 S: 3	H: 0 LOB: 0 BB: 0 P: 3	R: 0 E: 0 K: 1 S: 5	H: 0 LOB: 0 BB: 0 P: 5	R: 4 E: 0 K: 1 S: 10	H: 5 LOB: 1 BB: 0 P: 10	R: 5 E: 1 K: 1 S: 9	H: 3 LOB: 0 BB: 1 P: 13	R: 0 E: 0 K: 1 S: 6	H: 1 LOB: 1 BB: 0 P: 6	1B: 13 2B: 1 3B: 1 HR: 1	SF: 0 SAC: 2 DP: 1 HBP: 0	WP: 1 PB: 0 SB: 2 CS: 0	PA: 44			
<b>PITCHER</b>	IP	WLS	BF	H	R	ER	SO	BB	IBB	HBP	BLK	WP	HR	S	P	ERA	WHIP								
Roger Clemens, R (1, 1) ERA: 6.05	6.2		29	10	5	5	8	1	0	0	0	1	0	44	48	6.75	1.650								
Bob Stanley, R (7, 1) ERA: 3.58	1.0	L	9	4	5	2	0	0	1	0	0	0	0	8	12	18.00	4.000								
John Henry Johnson, L (8, 1) ERA: 4.2	0.1		2	1	1	0	1	0	0	0	0	0	1	4	4	0.00	3.000								
Mark Clear, R (9, 1) ERA: 5.0	1.0		4	1	0	0	1	0	0	0	0	0	0	6	6	0.00	1.000								

Batter	1	2	3	4	5	6	7	8	9	AB	R	H	RBI	BB	SO	LOB	BOTTOM								
Wade Boggs, L (1, 5) OBP: 0.339, SLG: 0.401										3	1	0	0	2	0	2	<b>Kansas City Royals @ Boston Red Sox</b> Fenway Park, Boston, MA Sat May 26 1984, 3:33 AM EDT Att: 20,133 - Unknown								
Dwight Evans, R (1, 9) OBP: 0.348, SLG: 0.417										5	2	3	3	0	1	0									
Jim Rice, R (1, 7) OBP: 0.276, SLG: 0.395										5	0	1	0	0	0	3									
Tony Armas, R (1, 8) OBP: 0.286, SLG: 0.455										5	1	2	2	0	1	1									
Rich Gedman, L (1, 2) OBP: 0.340, SLG: 0.534										5	1	1	0	0	0	2									
Mike Easter, L (1, 10) OBP: 0.371, SLG: 0.438										4	0	2	1	1	0	2									
Bill Buckner, L (1, 3) OBP: 0.240, SLG: 0.196										3	0	0	0	1	0	2									
Marty Barrett, R (1, 4) OBP: 0.414, SLG: 0.438										4	0	0	0	0	1	3									
Jackie Gutierrez, R (1, 6) OBP: 0.288, SLG: 0.325										3	2	3	0	0	0	0									
Rick Miller, L (8, PH) OBP: 0.318, SLG: 0.263										1	0	0	0	0	0	0									
Glenn Hoffman, R (9, 6) OBP: 0.219, SLG: 0.250										0	0	0	0	0	0	0									
<b>Inning Stats</b>	R: 0 E: 0 K: 1 S: 5	H: 0 LOB: 0 BB: 0 P: 5	R: 0 E: 0 K: 1 S: 6	H: 1 LOB: 2 BB: 1 P: 10	R: 3 E: 0 K: 1 S: 7	H: 2 LOB: 0 BB: 1 P: 11	R: 0 E: 0 K: 0 S: 3	H: 0 LOB: 0 BB: 0 P: 3	R: 1 E: 0 K: 0 S: 4	H: 2 LOB: 1 BB: 1 P: 8	R: 1 E: 0 K: 0 S: 6	H: 3 LOB: 2 BB: 0 P: 6	R: 2 E: 0 K: 0 S: 5	H: 2 LOB: 1 BB: 1 P: 9	R: 0 E: 0 K: 0 S: 3	H: 0 LOB: 0 BB: 0 P: 3	R: 0 E: 0 K: 0 S: 5	H: 2 LOB: 2 BB: 0 P: 5	1B: 5 2B: 5 3B: 0 HR: 2	SF: 0 SAC: 0 DP: 1 HBP: 0	WP: 0 PB: 0 SB: 0 CS: 0	PA: 42			
<b>PITCHER</b>	IP	WLS	BF	H	R	ER	SO	BB	IBB	HBP	BLK	WP	HR	S	P	ERA	WHIP								
Mark Gubicza, R (1, 1) ERA: 2.93	6.0		28	8	5	3	0	0	0	0	0	0	1	3	3	54.00	6.000								
Mark Huismann, R (7, 1) ERA: 6.75	0.1		3	2	2	2	0	0	0	0	0	0	1	3	3	0.00	1.500								
Paul Splittorff, L (7, 1) ERA: 6.89	0.2	W	3	0	0	0	0	1	0	0	0	0	0	2	6	0.00	1.500								
Dan Quisenberry, R (8, 1) ERA: 1.91	2.0		8	2	0	0	0	0	0	0	0	0	0	8	8	0.00	1.000								

AB 40  
R 11  
H 16  
RBI 11  
BB 2  
SO 10  
LOB 18



AB 38  
R 7  
H 12  
RBI 6  
BB 4  
SO 3  
LOB 15





Batter	1	2	3	4	5	6	7	8	9	AB	R	H	RBI	BB	SO	LOB	TOP			
Willie Wilson, S OBP: 0.370, SLG: 0.282 (1, 8)	0-0 5-3		0-0 6-3		0-0 6-3		0-0 F9			4	0	0	0	0	0	2	<b>Kansas City Royals @ Boston Red Sox</b> Fenway Park, Boston, MA Sun May 27 1984, 3:33 AM EDT Att: 27,355 - Unknown			
Darryl Motley, R OBP: 0.338, SLG: 0.468 (1, 7)	0-0 F7		0-0 6-3			0-0 BB 1B		0-0 F3		4	0	1	0	0	0	1				
George Brett, L OBP: 0.432, SLG: 0.594 (1, 5)	4-0 CS BB			0-0 F8		0-0 F7		0-0 2B		3	0	1	0	1	0	1				
Hal McRae, R OBP: 0.324, SLG: 0.347 (1, 10)	0-0 CS 1-2	0-0 1B 1B		0-0 1B 1B		0-0 F8		0-0 F8		4	0	2	0	0	0	2				
Frank White, R OBP: 0.335, SLG: 0.438 (1, 4)		0-3 K		0-0 1B		4-0 1-2 BB		0-3 K		3	0	1	0	1	2	2				
Steve Balboni, R OBP: 0.315, SLG: 0.379 (1, 3)		0-0 G6-3 1B		0-3 K		0-0 BB		0-0 F8		4	0	2	0	0	1	4				
Lynn Jones, R OBP: 0.182, SLG: 0.182 (1, 9)		0-0 G6-3 1-2		0-0 6-3			0-0 1B		0-0 F8	4	0	1	0	0	0	5				
John Wathan, R OBP: 0.274, SLG: 0.288 (1, 2)			0-0 2B		0-0 F8		0-0 F8		0-3 K	4	0	1	0	0	1	2				
Onix Concepcion, R OBP: 0.222, SLG: 0.239 (1, 6)			0-3 K		0-0 F8		0-0 F9		0-0 F8	4	0	0	0	0	1	3				
<b>Inning Stats</b>	R: 0 E: 0 K: 0 S: 2	H: 0 LOB: 0 BB: 1 P: 6	R: 0 E: 0 K: 1 S: 6	H: 2 LOB: 1 BB: 0 P: 6	R: 0 E: 0 K: 1 S: 6	H: 1 LOB: 1 BB: 0 P: 6	R: 0 E: 0 K: 1 S: 7	H: 2 LOB: 2 BB: 0 P: 7	R: 0 E: 0 K: 0 S: 3	H: 0 LOB: 0 BB: 1 P: 3	R: 0 E: 0 K: 0 S: 4	H: 1 LOB: 2 BB: 1 P: 8	R: 0 E: 0 K: 1 S: 6	H: 1 LOB: 1 BB: 0 P: 6	R: 0 E: 0 K: 1 S: 6	H: 1 LOB: 1 BB: 0 P: 6	1B: 6 2B: 3 3B: 0 HR: 0	SF: 0 SAC: 0 DP: 1 HBP: 0	WP: 0 PB: 0 SB: 0 CS: 1	PA: 37
<b>PITCHER</b> Bruce Hurst, L ERA: 1.97 (1, 1)	IP: 9.0 WLS: W BF: 36 H: 9 R: 0 ER: 0 SO: 5 BB: 2 IBB: 0 HBP: 0 BLK: 0 WP: 0 HR: 0 S: 44 P: 52 ERA: 0.00 WHIP: 1.222															<b>PITCHER</b>				

Batter	1	2	3	4	5	6	7	8	9	AB	R	H	RBI	BB	SO	LOB	BOTTOM			
Wade Boggs, L OBP: 0.329, SLG: 0.391 (1, 5)	0-0 F8		0-3 K		0-0 F7		0-0 F7			4	0	0	0	0	1	3	<b>Kansas City Royals @ Boston Red Sox</b> Fenway Park, Boston, MA Sun May 27 1984, 3:33 AM EDT Att: 27,355 - Unknown			
Dwight Evans, R OBP: 0.356, SLG: 0.442 (1, 9)	0-0 HR		0-0 4-3 1B	0-0 1-1 1B		0-0 6-3				4	1	3	2	0	0	0				
Jim Rice, R OBP: 0.270, SLG: 0.386 (1, 7)	0-3 K		0-0 4-3 1-2	0-3 K		0-0 F9		0-0 F9		4	0	0	0	0	2	2				
Tony Armas, R OBP: 0.291, SLG: 0.483 (1, 8)	0-0 HR		0-0 F8		0-0 E 3B		0-0 F9			4	2	2	1	0	0	1				
Rich Gedman, L OBP: 0.331, SLG: 0.519 (1, 2)	0-0 F8		0-3 K		0-0 E4 G3-6-3			0-3 K		4	0	0	0	0	2	1				
Mike Easler, L OBP: 0.374, SLG: 0.436 (1, 10)		0-0 BLK 1B		4-0 HR BB		0-0 G3-6-3 1-2		0-0 6-3		3	1	1	0	1	0	1				
Bill Buckner, L OBP: 0.259, SLG: 0.265 (1, 3)	0-0 F7		0-0 F7	0-0 1-1 HR		0-0 F5		4-0 FC5-4 BB		3	1	1	2	1	0	1				
Marty Barrett, R OBP: 0.407, SLG: 0.422 (1, 4)	4-0 1-2 BB		0-0 F9		0-0 F2		0-0 FC5-4			3	0	0	0	1	0	1				
Jackie Gutierrez, R OBP: 0.271, SLG: 0.325 (1, 6)	0-0 F8		0-0 F8	WP 1B 1B		0-0 6-3				3	1	1	0	0	0	2				
<b>Inning Stats</b>	R: 2 E: 0 K: 1 S: 7	H: 2 LOB: 0 BB: 0 P: 7	R: 0 E: 0 K: 1 S: 6	H: 1 LOB: 2 BB: 1 P: 10	R: 0 E: 0 K: 1 S: 6	H: 1 LOB: 1 BB: 0 P: 6	R: 3 E: 0 K: 1 S: 8	H: 3 LOB: 1 BB: 1 P: 12	R: 1 E: 1 K: 0 S: 4	H: 1 LOB: 0 BB: 0 P: 4	R: 0 E: 0 K: 0 S: 3	H: 0 LOB: 0 BB: 0 P: 3	R: 0 E: 0 K: 1 S: 5	H: 0 LOB: 1 BB: 1 P: 9	R: 0 E: 0 K: 1 S: 5	H: 0 LOB: 1 BB: 1 P: 9	1B: 4 2B: 0 3B: 1 HR: 3	SF: 0 SAC: 0 DP: 1 HBP: 0	WP: 2 PB: 0 SB: 0 CS: 0	PA: 35
<b>PITCHER</b> Joe Beckwith, R ERA: 5.64 Danny Jackson, L ERA: 4.66 (4, 1)	IP: 3.2 WLS: L BF: 20 H: 7 R: 5 ER: 5 SO: 3 BB: 2 IBB: 0 HBP: 0 BLK: 1 WP: 0 HR: 3 S: 24 P: 32 ERA: 12.27 WHIP: 2.455															<b>PITCHER</b>				

AB	34
R	0
H	9
RBI	0
BB	2
SO	5
LOB	22

AB	32
R	6
H	8
RBI	5
BB	3
SO	5
LOB	12



Batter	1	2	3	4	5	6	7	8	9	AB	R	H	RBI	BB	SO	LOB	TOP										
Willie Wilson, S OBP: 0.353, SLG: 0.295 (1, 8)	0-0 6-3		0-3 K			0-0 5-3	0-0 2B		0-0 4-3	5	0	1	1	0	1	1	<b>Kansas City Royals @ Texas Rangers</b> Arlington Stadium, Arlington, TX Mon May 28 1984, 8:05 PM EDT Att: 15,640 - Unknown										
Darryl Motley, R OBP: 0.341, SLG: 0.461 (1, 7)	0-0 6-3			0-0 6-3		0-0 E5 2B	3-H 4-0 BB		0-0 1B	4	1	1	1	1	0	0											
George Brett, L OBP: 0.429, SLG: 0.595 Greg Pryor, R OBP: 0.267, SLG: 0.330 (9, PR) (9, 5)	0-3 K			0-0 G3		0-0 2B	0-3 K		0-0 1B	5	0	2	1	0	2	2											
Hal McRae, R OBP: 0.320, SLG: 0.338 (1, 10)		0-0 F4		4-0 BB		0-0 5-3		0-0 F8	0-0 F4	4	0	0	0	1	0	3											
Frank White, R OBP: 0.337, SLG: 0.457 (1, 4)		0-0 1B		0-3 K			0-0 HR	0-0 F2	0-0 1-3	5	1	2	1	0	1	3											
Steve Balboni, R OBP: 0.320, SLG: 0.404 (1, 3)		0-0 F7			0-0 6-3		0-0 1B	0-0 HR		4	1	2	1	0	0	1											
Lynn Jones, R OBP: 0.200, SLG: 0.200 (1, 9)		0-0 F7			0-0 5-3		0-0 FC5-4 2B	0-0 1B		4	1	1	0	0	0	2											
Don Slaught, R OBP: 0.222, SLG: 0.226 (1, 2)			0-0 F7		0-0 5-3		0-0 SH4 2B	0-0 4-3		4	1	1	0	0	0	1											
Onix Concepcion, R OBP: 0.225, SLG: 0.242 (1, 6)			0-0 6-3			0-3 K	0-0 SH4		0-0 PB 4-3 1B	3	1	1	1	0	1	0											
<b>Inning Stats</b>	R: 0 E: 0 K: 1 S: 5	H: 0 LOB: 0 BB: 0 P: 5	R: 0 E: 0 K: 0 S: 4	H: 1 LOB: 1 BB: 0 P: 4	R: 0 E: 0 K: 1 S: 5	H: 0 LOB: 0 BB: 0 P: 5	R: 0 E: 0 K: 1 S: 5	H: 0 LOB: 1 BB: 1 P: 9	R: 0 E: 0 K: 0 S: 3	H: 0 LOB: 0 BB: 0 P: 3	R: 1 E: 1 K: 1 S: 7	H: 1 LOB: 1 BB: 0 P: 7	R: 3 E: 0 K: 1 S: 9	H: 4 LOB: 2 BB: 1 P: 13	R: 1 E: 0 K: 0 S: 5	H: 2 LOB: 1 BB: 0 P: 5	R: 1 E: 0 K: 0 S: 6	H: 3 LOB: 2 BB: 0 P: 6	1B: 6 2B: 3 3B: 0 HR: 2	SF: 0 SAC: 1 DP: 0 HBP: 0	WP: 0 PB: 1 SB: 2 CS: 0	PA: 41					
<b>PITCHER</b>	IP	WLS	BF	H	R	ER	SO	BB	IBB	HBP	BLK	WP	HR	S	P	ERA	WHIP										
Frank Tanana, L ERA: 2.72 (1, 1)	7.0	L	30	6	4	3	5	2	0	0	0	0	1	38	46	3.86	1.143										
Dave Tobik, R ERA: 2.17 (8, 1)	1.0		5	2	1	1	0	0	0	0	0	0	1	5	5	9.00	2.000										
Ricky Wright, L ERA: 10.29 (9, 1)	1.0		6	3	1	1	0	0	0	0	0	0	0	6	6	9.00	3.000										

AB	38
R	6
H	11
RBI	6
BB	2
SO	5
LOB	13



Batter	1	2	3	4	5	6	7	8	9	AB	R	H	RBI	BB	SO	LOB	BOTTOM										
Bill Sample, R OBP: 0.340, SLG: 0.390 (1, 8)	0-0 F7			0-0 G5-4-3 1B	0-0 F6		0-0 F8			4	0	1	0	0	0	2	<b>Kansas City Royals @ Texas Rangers</b> Arlington Stadium, Arlington, TX Mon May 28 1984, 8:05 PM EDT Att: 15,640 - Unknown										
Gary Ward, R OBP: 0.287, SLG: 0.293 (1, 7)	0-0 F5			0-0 G5-4-3 1-2		0-0 F7		0-0 G6-4-3 1B		4	0	1	0	0	0	1											
Buddy Bell, R OBP: 0.385, SLG: 0.455 (1, 5)	0-0 1-3			0-0 1B 2B		0-0 4-3		0-0 F8		4	1	1	0	0	0	1											
Larry Parrish, R OBP: 0.293, SLG: 0.406 (1, 9)		0-0 F8		4-0 1B BB		0-0 BB 1B		0-0 G6-4-3 1-2		3	0	1	0	1	0	1											
Pete O'Brien, L OBP: 0.327, SLG: 0.434 (1, 3)		0-0 F8		0-0 1-3 2-H 1B		0-0 1-2 BB		0-0 F7		3	0	1	1	1	0	0											
Dave Hostetler, R OBP: 0.395, SLG: 0.611 (1, 10)		0-0 1-3		0-0 5-3		0-3 K		0-0 K		4	0	0	0	0	2	4											
Ned Yost, R OBP: 0.189, SLG: 0.239 (1, 2)			0-0 F3		0-3 K		0-0 F8		0-0 F7	4	0	0	0	0	1	0											
Wayne Tolleson, S OBP: 0.313, SLG: 0.284 (8, 6)			0-0 F8		1-0 H S HBP		0-0 1B			2	0	1	0	0	0	0											
Curtis Wilkerson, S OBP: 0.277, SLG: 0.282 Alan Bannister, R OBP: 0.291, SLG: 0.296 (7, PH) (8, 4)			0-0 5-3		0-3 K		0-0 F9			2	0	0	0	0	1	1											
<b>Inning Stats</b>	R: 0 E: 0 K: 0 S: 3	H: 0 LOB: 0 BB: 0 P: 3	R: 0 E: 0 K: 0 S: 3	H: 0 LOB: 0 BB: 0 P: 3	R: 0 E: 0 K: 0 S: 3	H: 0 LOB: 0 BB: 0 P: 3	R: 1 E: 0 K: 2 S: 7	H: 3 LOB: 1 BB: 1 P: 9	R: 0 E: 0 K: 0 S: 3	H: 1 LOB: 2 BB: 0 P: 3	R: 0 E: 0 K: 1 S: 5	H: 1 LOB: 0 BB: 0 P: 5	R: 0 E: 0 K: 1 S: 5	H: 0 LOB: 0 BB: 0 P: 5	R: 0 E: 0 K: 0 S: 3	H: 1 LOB: 1 BB: 0 P: 3	R: 0 E: 0 K: 1 S: 5	H: 0 LOB: 0 BB: 0 P: 5	1B: 5 2B: 1 3B: 0 HR: 0	SF: 0 SAC: 0 DP: 2 HBP: 1	WP: 0 PB: 0 SB: 1 CS: 0	PA: 34					
<b>PITCHER</b>	IP	WLS	BF	H	R	ER	SO	BB	IBB	HBP	BLK	WP	HR	S	P	ERA	WHIP										
Larry Gura, L ERA: 3.59 (1, 1)	9.0	W	34	6	1	1	4	2	0	1	0	0	0	39	48	1.00	0.889										






Batter	1	2	3	4	5	6	7	8	9	10	AB	R	H	RBI	BB	SO	LOB	TOP									
Willie Wilson, S (1, 8) OBP: 0.333, SLG: 0.280	5-3		6-3			4-3	K		1-2	1-3	6	0	1	0	0	1	4	<b>Kansas City Royals @ Texas Rangers</b> Arlington Stadium, Arlington, TX Tue May 29 1984, 8:05 PM EDT Att: 9,982 - Unknown									
Pat Sheridan, L (1, 9) OBP: 0.387, SLG: 0.493	K		0-3			0-3	2B		0-0		5	1	3	0	0	1	1										
George Brett, L (1, 5) OBP: 0.426, SLG: 0.561	K		0-3			0-0	0-3		0-0		4	2	1	0	1	1	2										
Greg Pryor, R (10, 5) OBP: 0.267, SLG: 0.330	K		0-3			0-0	0-0		0-0		0	0	0	0	0	0	0										
Dane Iorg, L (1, 10) OBP: 0.258, SLG: 0.375		F5				0-0			0-0		5	2	3	2	0	0	0										
Frank White, R (1, 4) OBP: 0.345, SLG: 0.465	K		0-3			0-0	HR		0-0		4	1	2	1	1	1	1										
Darryl Motley, R (1, 7) OBP: 0.350, SLG: 0.485		5-3				0-0	HR		0-0		4	1	2	4	1	1	1										
Steve Balboni, R (1, 3) OBP: 0.310, SLG: 0.390						0-0	HR		0-3		5	0	0	0	0	3	5										
Don Slaught, R (1, 2) OBP: 0.221, SLG: 0.216						0-3	K		0-0		4	0	0	0	1	2	2										
Onix Concepcion, R (1, 6) OBP: 0.236, SLG: 0.253						0-0			0-0		4	0	2	0	0	0	0										
Jorge Orta, L (10, PH) OBP: 0.325, SLG: 0.450						1-3			0-3		1	0	0	0	0	0	3										
U.L. Washington, S (10, 6) OBP: 0.228, SLG: 0.180									0-0		0	0	0	0	0	0	0										
<b>Inning Stats</b>	R: 0 E: 0 K: 2 S: 7	H: 0 LOB: 0 BB: 0 P: 7	R: 0 E: 0 K: 1 S: 5	H: 0 LOB: 0 BB: 0 P: 5	R: 0 E: 0 K: 1 S: 6	H: 1 LOB: 1 BB: 0 P: 6	R: 0 E: 0 K: 0 S: 3	H: 1 LOB: 0 BB: 0 P: 3	R: 2 E: 0 K: 1 S: 7	H: 2 LOB: 0 BB: 0 P: 7	R: 3 E: 0 K: 1 S: 8	H: 3 LOB: 2 BB: 2 P: 16	R: 0 E: 0 K: 1 S: 6	H: 1 LOB: 1 BB: 0 P: 6	R: 0 E: 0 K: 2 S: 8	H: 1 LOB: 1 BB: 0 P: 8	R: 0 E: 0 K: 0 S: 4	H: 2 LOB: 1 BB: 0 P: 4	R: 2 E: 0 K: 1 S: 8	H: 3 LOB: 3 BB: 2 P: 16	1B: 10 2B: 4 3B: 0 HR: 1	SF: 0 SAC: 0 DP: 1 HBP: 0	WP: 0 PB: 1 SB: 3 CS: 1	PA: 46			
<b>PITCHER</b>	IP 8.0	WLS 34	BF 9	H 5	R 5	ER 5	SO 9	BB 2	IBB 0	HBP 0	BLK 0	WP 0	HR 1	S 50	P 58	ERA 5.62	WHIP 1.375										
Dave Stewart, R (1, 1) ERA: 5.4																											
Dave Schmidt, R (9, 1) ERA: 2.78	IP 2.0	WLS L	BF 12	H 5	R 2	ER 2	SO 1	BB 0	IBB 2	HBP 0	BLK 0	WP 0	HR 0	S 12	P 20	ERA 9.00	WHIP 2.500										

AB	42
R	7
H	14
RBI	7
BB	4
SO	10
LOB	19



Batter	1	2	3	4	5	6	7	8	9	10	AB	R	H	RBI	BB	SO	LOB	BOTTOM									
Bill Sample, R (1, 8) OBP: 0.341, SLG: 0.391	F9		K			6-3				5-3	5	1	2	0	0	1	0	<b>Kansas City Royals @ Texas Rangers</b> Arlington Stadium, Arlington, TX Tue May 29 1984, 8:05 PM EDT Att: 9,982 - Unknown									
Wayne Tolleson, S (1, 4) OBP: 0.316, SLG: 0.288	4-3		PO			E6				4-3	5	2	2	0	0	1											
Gary Ward, R (1, 7) OBP: 0.280, SLG: 0.284	F9		F9			5-3				K	5	0	0	0	0	1	4										
Buddy Bell, R (1, 5) OBP: 0.362, SLG: 0.450	6-3		PO			F9					4	1	1	1	0	0	1										
Larry Parrish, R (1, 9) OBP: 0.308, SLG: 0.422		1B									3	1	3	2	1	0	0										
Pete O'Brien, L (1, 3) OBP: 0.325, SLG: 0.430		1B				F5					4	0	1	0	0	0	2										
Dave Hostetter, R (1, 10) OBP: 0.391, SLG: 0.590		1B				F9					3	0	1	1	0	0	1										
Mickey Rivers, L (9, PH) OBP: 0.320, SLG: 0.302		1B				F9					1	0	0	0	0	0	0										
Ned Yost, R (1, 2) OBP: 0.184, SLG: 0.233		9-2				6-3					3	0	0	0	0	0	2										
Bob Jones, L (9, PH) OBP: 0.353, SLG: 0.447		9-2									1	0	0	0	0	0	0										
Jim Anderson, R (10, 6) OBP: 0.132, SLG: 0.083		2-3									0	0	0	0	0	0	0										
Curtis Wilkerson, S (1, 6) OBP: 0.271, SLG: 0.276		4-3				F8					3	0	0	0	0	0	1										
Mary Foley, L (9, PH) OBP: 0.344, SLG: 0.537						F8					1	0	0	0	0	0	0										
<b>Inning Stats</b>	R: 0 E: 0 K: 0 S: 4	H: 1 LOB: 1 BB: 0 P: 4	R: 1 E: 0 K: 0 S: 5	H: 3 LOB: 1 BB: 0 P: 5	R: 0 E: 0 K: 1 S: 5	H: 1 LOB: 0 BB: 0 P: 5	R: 0 E: 0 K: 0 S: 4	H: 1 LOB: 1 BB: 0 P: 4	R: 0 E: 0 K: 0 S: 3	H: 0 LOB: 0 BB: 0 P: 3	R: 1 E: 2 K: 0 S: 4	H: 0 LOB: 1 BB: 1 P: 8	R: 0 E: 0 K: 0 S: 3	H: 0 LOB: 0 BB: 0 P: 3	R: 3 E: 0 K: 0 S: 6	H: 4 LOB: 0 BB: 0 P: 6	R: 0 E: 0 K: 0 S: 3	H: 0 LOB: 0 BB: 0 P: 3	R: 0 E: 0 K: 1 S: 5	H: 0 LOB: 0 BB: 0 P: 5	1B: 9 2B: 2 3B: 0 HR: 0	SF: 0 SAC: 0 DP: 1 HBP: 0	WP: 0 PB: 0 SB: 0 CS: 0	PA: 40			
<b>PITCHER</b>	IP 7.0	WLS 29	BF 8	H 4	R 4	ER 3	SO 1	BB 1	IBB 0	HBP 0	BLK 0	WP 0	HR 0	S 30	P 34	ERA 3.86	WHIP 1.286										
Bud Black, L (1, 1) ERA: 2.99																											
Dan Quisenberry, R (8, 1) ERA: 1.99	IP 3.0	WLS W	BF 10	H 2	R 1	ER 1	SO 1	BB 0	IBB 0	HBP 0	BLK 0	WP 0	HR 0	S 12	P 12	ERA 3.00	WHIP 0.667										

AB	38
R	5
H	10
RBI	4
BB	1
SO	2
LOB	12





Batter	1	2	3	4	5	6	7	8	9	AB	R	H	RBI	BB	SO	LOB	TOP			
Willie Wilson, S OBP: 0.344, SLG: 0.296 (1, 8)	1-3		1-3 3-H 1B		G3-6			3-1 1B SF9 1B		4	1	2	1	0	0	1				
Pat Sheridan, L OBP: 0.390, SLG: 0.500 (1, 9)	4-3		F3					SF9 3-1 1B		4	0	2	0	0	0	2				
George Brett, L OBP: 0.392, SLG: 0.511 (1, 5)	F9		4-3		4-3			3-1		4	0	0	0	0	0	5				
Dane Iorg, L OBP: 0.257, SLG: 0.373 (1, 3)		F4		E3 2B SF8		G6-3 1B		SF9		3	1	1	1	0	0	0				
Jorge Orta, L OBP: 0.314, SLG: 0.434 (1, 10)	F6		F9		F9	G6-3		1-3		4	0	0	0	0	0	3				
Frank White, R OBP: 0.343, SLG: 0.465 (1, 4)	K					K2-3				4	0	1	0	0	2	0				
Darryl Motley, R OBP: 0.347, SLG: 0.481 (1, 7)			FC4-6 1B	SF8			1-3			3	1	1	1	0	0	0				
John Wathan, R OBP: 0.273, SLG: 0.275 (1, 2)			FC4-6 BB	6-3			K			3	0	0	0	1	1	1				
Onix Concepcion, R OBP: 0.239, SLG: 0.255 (1, 6)			FC4-6 1B			G3-6 1B		6-3		3	0	1	0	0	0	2				
<b>Inning Stats</b>	R: 0 E: 0 K: 0 S: 3	H: 0 LOB: 0 BB: 0 P: 3	R: 0 E: 0 K: 1 S: 5	H: 0 LOB: 0 BB: 0 P: 5	R: 1 E: 0 K: 0 S: 5	H: 2 LOB: 2 BB: 1 P: 9	R: 1 E: 1 K: 0 S: 5	H: 1 LOB: 1 BB: 0 P: 5	R: 0 E: 0 K: 1 S: 4	H: 2 LOB: 0 BB: 0 P: 4	R: 0 E: 0 K: 1 S: 5	H: 0 LOB: 0 BB: 0 P: 5	R: 1 E: 0 K: 0 S: 3	H: 2 LOB: 1 BB: 0 P: 5	R: 0 E: 0 K: 0 S: 3	H: 0 LOB: 0 BB: 0 P: 3	1B: 6 2B: 2 3B: 0 HR: 0	SF: 2 SAC: 0 DP: 2 HBP: 0	WP: 0 PB: 0 SB: 1 CS: 0	PA: 35
<b>PITCHER</b> Charlie Hough, R ERA: 5.08 (1, 1)	IP: 9.0 WLS: W BF: 35 H: 8 R: 3 ER: 2 SO: 3 BB: 1 IBB: 0 HBP: 0 BLK: 0 WP: 0 HR: 0 S: 40 P: 44 ERA: 2.00 WHIP: 1.000																			

Kansas City Royals @ Texas Rangers  
Arlington Stadium, Arlington, TX  
Wed May 30 1984, 8:05 PM EDT  
Att: 11,282 - Unknown

AB 32  
R 3  
H 8  
RBI 3  
BB 1  
SO 3  
LOB 14



Batter	1	2	3	4	5	6	7	8	9	AB	R	H	RBI	BB	SO	LOB	BOTTOM			
Bill Sample, R OBP: 0.345, SLG: 0.394 (1, 8)	6-3		HR 1B		G6-3 1B	FC6-4 1B				4	2	2	0	0	0	2				
Mickey Rivers, L OBP: 0.330, SLG: 0.343 (1, 10)	F3				G6-3 1B	FC5-4 1B				3	1	2	2	0	0	0				
Alan Bannister, R OBP: 0.292, SLG: 0.318 (6, FH)			HR		G6-3 1B	FC5-4 1B				1	0	1	1	0	0	0				
Buddy Bell, R OBP: 0.373, SLG: 0.438 (1, 5)	F9		6-3		G6-3	FC5-4				4	0	0	0	0	0	4				
Larry Parrish, R OBP: 0.312, SLG: 0.424 (1, 9)	6-3		F8		G6-3 1B	G4-6-3 1B				4	1	2	1	0	0	0				
Pete O'Brien, L OBP: 0.323, SLG: 0.425 (1, 3)	6-3				F6 1B	G4-6-3				4	0	1	0	0	0	1				
Gary Ward, R OBP: 0.284, SLG: 0.289 (1, 7)			1B		5-3	6-3				4	0	2	1	0	0	0				
Mary Foley, L OBP: 0.336, SLG: 0.509 (1, 2)	F8					F3		F1		3	0	0	0	1	0	1				
Wayne Tolleson, S OBP: 0.321, SLG: 0.289 (1, 4)			SH1-3 1B		F7	FC6-4 1B		F7		3	2	1	0	1	0	1				
Curtis Wilkerson, S OBP: 0.279, SLG: 0.285 (1, 6)			SH1-3			G6-3 1B		6-3		3	1	2	0	0	0	0				
<b>Inning Stats</b>	R: 0 E: 0 K: 0 S: 3	H: 0 LOB: 0 BB: 0 P: 3	R: 0 E: 0 K: 0 S: 4	H: 1 LOB: 1 BB: 0 P: 4	R: 3 E: 0 K: 0 S: 5	H: 2 LOB: 0 BB: 1 P: 9	R: 0 E: 0 K: 0 S: 3	H: 0 LOB: 1 BB: 1 P: 7	R: 3 E: 0 K: 0 S: 7	H: 6 LOB: 2 BB: 0 P: 7	R: 1 E: 0 K: 0 S: 6	H: 3 LOB: 0 BB: 0 P: 6	R: 0 E: 0 K: 0 S: 3	H: 1 LOB: 0 BB: 0 P: 3	R: 0 E: 0 K: 0 S: 3	H: 0 LOB: 0 BB: 0 P: 3	1B: 12 2B: 0 3B: 0 HR: 1	SF: 0 SAC: 1 DP: 2 HBP: 0	WP: 0 PB: 0 SB: 0 CS: 0	PA: 36
<b>PITCHER</b> Bret Saberhagen, R ERA: 3.56 (1, 1)	IP: 4.2 WLS: L BF: 22 H: 7 R: 6 ER: 6 SO: 0 BB: 2 IBB: 0 HBP: 0 BLK: 0 WP: 0 HR: 1 S: 20 P: 28 ERA: 11.57 WHIP: 1.929																			
<b>PITCHER</b> Danny Jackson, L ERA: 4.5 (5, 1)	IP: 3.1 WLS: L BF: 14 H: 6 R: 1 ER: 1 SO: 0 BB: 0 IBB: 0 HBP: 0 BLK: 0 WP: 0 HR: 0 S: 14 P: 14 ERA: 2.70 WHIP: 1.800																			

Kansas City Royals @ Texas Rangers  
Arlington Stadium, Arlington, TX  
Wed May 30 1984, 8:05 PM EDT  
Att: 11,282 - Unknown

AB 33  
R 7  
H 13  
RBI 5  
BB 2  
SO 0  
LOB 9









Batter	1	2	3	4	5	6	7	8	9	AB	R	H	RBI	BB	SO	LOB	TOP								
Willie Wilson, S (1, 8) OBP: 0.371, SLG: 0.393	6-3		HR				F7	BB		4	1	2	3	1	0	0	<b>Kansas City Royals @ Minnesota Twins</b> Hubert H. Humphrey Metrodome, Minneapolis, MN Fri Jun 01 1984, 8:05 PM EDT Att: 13,164 - Unknown <a href="http://livebaseballscorecards.com">livebaseballscorecards.com</a>								
Pat Sheridan, L (1, 9) OBP: 0.391, SLG: 0.486	6-3		4-3				F7	BB		5	0	1	1	0	0	1									
George Brett, L (1, 5) OBP: 0.417, SLG: 0.566	4-0						K	BB		4	1	2	1	1	1	3									
Greg Pryor, R (8, 5) OBP: 0.267, SLG: 0.330	BB		HR				K	FC4-6		0	0	0	0	0	0	0									
Dane Iorg, L (1, 3) OBP: 0.253, SLG: 0.352	K		E8				4-3	BB		4	0	0	0	1	1	2									
Jorge Orta, L (1, 10) OBP: 0.310, SLG: 0.432		G3	4-3				F7	BB		5	0	1	0	0	0	2									
Frank White, R (1, 4) OBP: 0.337, SLG: 0.452		G6-4-3					1B	F8		5	1	2	0	0	2	1									
Darryl Motley, R (1, 7) OBP: 0.346, SLG: 0.472		G6-4-3					1B	FC5-4		5	1	3	0	0	1	2									
Don Slaught, R (1, 2) OBP: 0.235, SLG: 0.253			HR				F7	FC5-4		4	2	2	1	0	0	2									
Onix Concepcion, R (1, 6) OBP: 0.233, SLG: 0.248			HR				5-3	1B		4	1	1	0	0	0	3									
<b>Inning Stats</b>	R: 0 E: 0 K: 1 S: 5	H: 0 LOB: 1 BB: 1 P: 9	R: 0 E: 0 K: 0 S: 3	H: 1 LOB: 0 BB: 0 P: 3	R: 4 E: 1 K: 0 S: 7	H: 4 LOB: 0 BB: 0 P: 7	R: 0 E: 0 K: 1 S: 6	H: 1 LOB: 1 BB: 0 P: 6	R: 0 E: 0 K: 1 S: 6	H: 1 LOB: 1 BB: 0 P: 6	R: 1 E: 1 K: 0 S: 5	H: 2 LOB: 1 BB: 0 P: 5	R: 0 E: 0 K: 0 S: 4	H: 1 LOB: 2 BB: 1 P: 8	R: 2 E: 0 K: 0 S: 6	H: 3 LOB: 2 BB: 1 P: 10	R: 0 E: 0 K: 2 S: 8	H: 1 LOB: 1 BB: 0 P: 8	1B: 9 2B: 2 3B: 1 HR: 2	SF: 0 SAC: 0 DP: 1 HBP: 0	WP: 0 PB: 0 SB: 1 CS: 0	PA: 43			
<b>PITCHER</b>	IP	WLS	BF	H	R	ER	SO	BB	IBB	HBP	BLK	WP	HR	S	P	ERA	WHIP								
Mike Smithson, R (1, 1) ERA: 3.75	7.1	L	35	12	7	6	3	2	0	0	0	0	2	39	47	7.36	1.909								
Larry Pashnick, R (8, 1) ERA: 3.0	1.2		8	2	0	0	2	1	0	0	0	0	0	11	15	0.00	1.800								

Batter	1	2	3	4	5	6	7	8	9	AB	R	H	RBI	BB	SO	LOB	BOTTOM								
Kirby Puckett, R (1, 8) OBP: 0.385, SLG: 0.390	F4		FC5-4				F4			4	0	2	0	0	0	0	<b>Kansas City Royals @ Minnesota Twins</b> Hubert H. Humphrey Metrodome, Minneapolis, MN Fri Jun 01 1984, 8:05 PM EDT Att: 13,164 - Unknown <a href="http://livebaseballscorecards.com">livebaseballscorecards.com</a>								
Tim Lincecum, R (1, 4) OBP: 0.365, SLG: 0.417	5-3		FC5-4				F2			4	0	1	1	0	0	1									
Dave Engle, R (1, 2) OBP: 0.385, SLG: 0.418	F8		FC5-4				F4			4	0	0	0	0	0	3									
Kent Hrbek, L (1, 3) OBP: 0.398, SLG: 0.465			F7				4-3			4	0	1	0	0	0	2									
Tom Brunansky, R (1, 9) OBP: 0.333, SLG: 0.389		K					BB			2	0	1	0	2	1	1									
Mickey Hatcher, R (1, 10) OBP: 0.333, SLG: 0.411		F9					K			3	0	1	0	1	1	2									
Gary Gaetti, R (1, 5) OBP: 0.330, SLG: 0.377		F8					G6-4-3			4	0	0	0	0	0	6									
Dave Meier, R (1, 7) OBP: 0.333, SLG: 0.306			4-3				F9			3	0	0	0	0	0	1									
Darrell Brown, S (9, PH) OBP: 0.335, SLG: 0.393										1	0	1	0	0	0	0									
Ron Washington, R (1, 6) OBP: 0.324, SLG: 0.412										3	1	1	0	0	1	0									
Randy Bush, L (9, PH) OBP: 0.279, SLG: 0.398			1B				K			1	0	0	0	0	1	2									
<b>Inning Stats</b>	R: 0 E: 0 K: 0 S: 3	H: 0 LOB: 0 BB: 0 P: 3	R: 0 E: 0 K: 1 S: 6	H: 1 LOB: 1 BB: 0 P: 6	R: 1 E: 0 K: 0 S: 6	H: 3 LOB: 2 BB: 0 P: 6	R: 0 E: 0 K: 0 S: 3	H: 1 LOB: 1 BB: 1 P: 7	R: 0 E: 0 K: 1 S: 6	H: 0 LOB: 1 BB: 0 P: 6	R: 0 E: 0 K: 1 S: 5	H: 0 LOB: 0 BB: 1 P: 9	R: 0 E: 0 K: 0 S: 3	H: 0 LOB: 0 BB: 0 P: 3	R: 0 E: 0 K: 1 S: 3	H: 2 LOB: 2 BB: 1 P: 10	R: 0 E: 0 K: 1 S: 6	H: 0 LOB: 0 BB: 0 P: 3	1B: 7 2B: 1 3B: 0 HR: 0	SF: 0 SAC: 0 DP: 2 HBP: 0	WP: 0 PB: 0 SB: 0 CS: 0	PA: 36			
<b>PITCHER</b>	IP	WLS	BF	H	R	ER	SO	BB	IBB	HBP	BLK	WP	HR	S	P	ERA	WHIP								
Charlie Leibrandt, L (1, 1) ERA: 1.13	8.0	W	31	6	1	1	3	2	0	0	0	0	0	35	43	1.12	1.000								
Joe Beckwith, R (9, 1) ERA: 5.4	1.0		5	2	0	0	1	1	0	0	0	0	0	6	10	0.00	3.000								







Batter	1	2	3	4	5	6	7	8	9	AB	R	H	RBI	BB	SO	LOB	TOP					
Willie Wilson, S OBP: 0.388, SLG: 0.408 (1, 8)	0-0 HR 1B		0-3 K		0-0 F9		0-0 6-3			4	1	1	0	0	1	0	<b>Kansas City Royals @ Minnesota Twins</b> Hubert H. Humphrey Metrodome, Minneapolis, MN Sun Jun 03 1984, 4:33 AM EDT Att: 12,144 - Unknown <a href="http://livebaseballscorecards.com">livebaseballscorecards.com</a>					
Pat Sheridan, L OBP: 0.371, SLG: 0.474 (1, 9)	0-0 F7		0-0 F8		0-0 4-3		0-0 F9			4	0	0	0	0	0	1						
George Brett, L OBP: 0.420, SLG: 0.639 Greg Pryor, R OBP: 0.264, SLG: 0.327 (8, 5)	0-0 1-H HR		0-0 4-3		0-0 1B			0-3 K		4	1	2	2	0	1	0						
Hal McRae, R OBP: 0.317, SLG: 0.329 (1, 10)	0-0 5-3			0-0 1-3	0-0 F3			0-0 F8		4	0	0	0	0	0	1						
Frank White, R OBP: 0.321, SLG: 0.429 (1, 4)	0-0 6-3			0-0 E6 HR				0-3 K		4	1	0	0	0	1	0						
Darryl Motley, R OBP: 0.358, SLG: 0.526 (1, 7)		0-0 HR		0-0 1-H HR				0-0 2B		4	2	3	3	0	0	0						
Steve Balboni, R OBP: 0.301, SLG: 0.376 (1, 3)		0-3 K		0-0 6-3				0-3 K		4	0	0	0	0	3	1						
John Wathan, R OBP: 0.272, SLG: 0.264 (1, 2)		0-3 K		4-0 S BB				0-0 5-3		3	0	0	0	1	1	1						
Onix Concepcion, R OBP: 0.242, SLG: 0.259 (1, 6)		0-0 5-3		0-0 F7 1-2				0-3 K		3	0	0	0	0	1	1						
<b>Inning Stats</b>	R: 2 E: 0 K: 0 S: 5	H: 2 LOB: 0 BB: 0 P: 5	R: 1 E: 0 K: 2 S: 8	H: 1 LOB: 0 BB: 0 P: 8	R: 0 E: 0 K: 1 S: 5	H: 0 LOB: 0 BB: 0 P: 5	R: 2 E: 1 K: 0 S: 5	H: 1 LOB: 1 BB: 0 P: 9	R: 0 E: 0 K: 0 S: 4	H: 1 LOB: 1 BB: 0 P: 4	R: 0 E: 0 K: 1 S: 6	H: 0 LOB: 0 BB: 0 P: 6	R: 0 E: 0 K: 1 S: 5	H: 0 LOB: 0 BB: 0 P: 5	R: 0 E: 0 K: 1 S: 7	H: 0 LOB: 0 BB: 0 P: 7	R: 0 E: 0 K: 1 S: 5	H: 0 LOB: 0 BB: 0 P: 5	1B: 2 2B: 1 3B: 0 HR: 3	SF: 0 SAC: 0 DP: 0 HBP: 0	WP: 0 PB: 0 SB: 1 CS: 0	PA: 35
<b>PITCHER</b> Frank Viola, L ERA: 2.78 (1, 1)	IP: 9.0 WLS: L BF: 35	H: 6 R: 5 ER: 4 SO: 8	BB: 1 IBB: 0 HBP: 0 BLK: 0	WP: 0 HR: 3 S: 50 P: 54	ERA: 4.00 WHIP: 0.778	<b>PITCHER</b>										IP: 9.0 WLS: L BF: 35	H: 6 R: 5 ER: 4 SO: 8	BB: 1 IBB: 0 HBP: 0 BLK: 0	WP: 0 HR: 3 S: 50 P: 54	ERA: 4.00 WHIP: 0.778		


Batter	1	2	3	4	5	6	7	8	9	AB	R	H	RBI	BB	SO	LOB	BOTTOM					
Kirby Puckett, R OBP: 0.402, SLG: 0.400 (1, 8)	4-0 BB 2B				0-0 4-3		0-0 F8			3	1	1	0	1	0	1	<b>Kansas City Royals @ Minnesota Twins</b> Hubert H. Humphrey Metrodome, Minneapolis, MN Sun Jun 03 1984, 4:33 AM EDT Att: 12,144 - Unknown <a href="http://livebaseballscorecards.com">livebaseballscorecards.com</a>					
Tim Lincecum, R OBP: 0.355, SLG: 0.400 (1, 4)	4-0 1-2 2B BB		0-0 1-3		0-0 F8				0-0 F9	3	1	0	0	1	0	2						
Dave Engle, R OBP: 0.381, SLG: 0.423 (1, 2)	0-0 1-H 2-H 2B		0-0 5-3		0-0 F9			0-0 G3		4	0	1	2	0	0	0						
Kent Hrbek, L OBP: 0.400, SLG: 0.466 (1, 3)	0-0 F7		0-0 4-3		0-0 1B			4-0 1B BB		3	0	1	0	1	0	1						
Tom Brunansky, R OBP: 0.329, SLG: 0.386 (1, 9)	0-0 F8		0-3 K		0-0 F8			0-0 1B		4	0	1	0	0	1	2						
Mickey Hatcher, R OBP: 0.328, SLG: 0.404 (1, 10)	0-0 F8			0-0 5-3				0-0 F8		4	0	0	0	0	0	4						
Gary Gaetti, R OBP: 0.330, SLG: 0.375 (1, 5)		0-0 5-3		0-0 F5			0-3 K		0-0 6-3	4	0	0	0	0	1	0						
Darrell Brown, S OBP: 0.325, SLG: 0.381 (1, 7)		0-0 4-3		0-0 F9			0-0 F4		0-0 F7	4	0	0	0	0	0	0						
Houston Jimenez, R OBP: 0.270, SLG: 0.305 Ron Washington, R OBP: 0.325, SLG: 0.405 (7, PH) (8, 6)		0-0 1B		0-0 F9			0-0 1B		0-0 5-3	2	0	1	0	0	0	0						
<b>Inning Stats</b>	R: 2 E: 0 K: 0 S: 4	H: 1 LOB: 1 BB: 2 P: 12	R: 0 E: 0 K: 0 S: 5	H: 2 LOB: 2 BB: 0 P: 5	R: 0 E: 0 K: 1 S: 5	H: 0 LOB: 0 BB: 0 P: 5	R: 0 E: 0 K: 0 S: 3	H: 0 LOB: 0 BB: 0 P: 3	R: 0 E: 0 K: 0 S: 3	H: 0 LOB: 0 BB: 0 P: 3	R: 0 E: 0 K: 0 S: 4	H: 1 LOB: 1 BB: 0 P: 4	R: 0 E: 0 K: 1 S: 6	H: 1 LOB: 1 BB: 0 P: 6	R: 0 E: 0 K: 0 S: 4	H: 1 LOB: 2 BB: 1 P: 8	R: 0 E: 0 K: 0 S: 3	H: 0 LOB: 0 BB: 0 P: 3	1B: 5 2B: 1 3B: 0 HR: 0	SF: 0 SAC: 0 DP: 0 HBP: 0	WP: 0 PB: 0 SB: 0 CS: 0	PA: 36
<b>PITCHER</b> Bud Black, L ERA: 2.93 Joe Beckwith, R ERA: 5.11 (8, 1)	IP: 7.2 WLS: W BF: 32	H: 6 R: 2 ER: 2 SO: 2	BB: 3 IBB: 0 HBP: 0 BLK: 0	WP: 0 HR: 0 S: 33 P: 45	ERA: 2.35 WHIP: 1.174	<b>PITCHER</b>										IP: 1.1 WLS: S BF: 4	H: 0 R: 0 ER: 0 SO: 0	BB: 0 IBB: 0 HBP: 0 BLK: 0	WP: 0 HR: 0 S: 4 P: 4	ERA: 0.00 WHIP: 0.000		



Batter	1	2	3	4	5	6	7	8	9	AB R H RBI BB SO LOB	TOP
Jack Perconte, L (1,4) OBP: 0.329, SLG: 0.330	4-3			2B SF7 1B	K2-3		4-3 BB 1B		2H 2B	5 1 3 1 0 1 1	<b>Seattle Mariners @ Kansas City Royals</b> Royals Stadium, Kansas City, MO Mon Jun 04 1984, 8:05 PM EDT Att: 24,315 - Unknown
Phil Bradley, R (1,8) OBP: 0.361, SLG: 0.298	F7 1B			SF7 SF8 2B		6-3	4-3 BB		6-3	4 1 2 0 1 0 1	
Alvin Davis, L (1,3) OBP: 0.443, SLG: 0.643	F7			SF7		BB E HBP	4-3		4-3	3 1 0 1 0 0 4	
Ken Phelps, L (1,10) OBP: 0.414, SLG: 0.783 Dave Henderson, R (7, PH) OBP: 0.296, SLG: 0.270	F7			SF8		E BB	F6			1 1 0 1 1 0 0 1 0 0 0 0 0 2	
Al Cowens, R (1,9) OBP: 0.305, SLG: 0.431	5-3			G3		E BB				4 1 0 0 0 0 1	
Steve Henderson, R (1,7) OBP: 0.342, SLG: 0.371	5-3					SH1-3 3B 2B	FC4		5-3	4 1 1 0 0 0 1	
Larry Milbourne, S (1,5) OBP: 0.329, SLG: 0.254 Domingo Ramos, R (7,5) OBP: 0.133, SLG: 0.167			4-3		SH1-3	FC6-4	FC6-4		6-3	2 0 0 1 0 0 1 1 0 0 0 0 0 0	
Bob Kearney, R (1,2) OBP: 0.285, SLG: 0.418			F6		K	2-3			2B 2B	4 1 1 0 0 1 2	
Spike Owen, S (1,6) OBP: 0.361, SLG: 0.432			4-3				K		K	4 0 1 1 0 2 1	
<b>Inning Stats</b>	R: 0 H: 1 E: 0 LOB: 0 K: 0 BB: 0 S: 3 P: 3	R: 0 H: 0 E: 0 LOB: 0 K: 0 BB: 0 S: 3 P: 3	R: 0 H: 0 E: 0 LOB: 0 K: 0 BB: 0 S: 3 P: 3	R: 2 H: 2 E: 0 LOB: 0 K: 0 BB: 0 S: 5 P: 5	R: 1 H: 2 E: 0 LOB: 1 K: 2 BB: 0 S: 9 P: 9	R: 3 H: 0 E: 2 LOB: 1 K: 0 BB: 1 S: 5 P: 10	R: 0 H: 1 E: 0 LOB: 2 K: 1 BB: 1 S: 6 P: 10	R: 0 H: 0 E: 0 LOB: 0 K: 0 BB: 0 S: 3 P: 3	R: 1 H: 2 E: 0 LOB: 1 K: 1 BB: 0 S: 7 P: 7	1B: 3 SF: 2 2B: 4 SAC: 1 3B: 1 DP: 0 HR: 0 HBP: 1	
<b>PITCHER</b>	IP WLS BF H R ER SO BB IBB HBP BLK WP HR S P ERA WHIP	<b>PITCHER</b> IP WLS BF H R ER SO BB IBB HBP BLK WP HR S P ERA WHIP									
Bret Saberhagen, R (1,1) ERA: 3.63	6.1 L 29 6 6 3 3 2 0 1 0 0 0 0 32 41 4.26 1.263										
Paul Splittorff, L (7,1) ERA: 6.33	2.2 10 2 1 1 1 0 0 0 0 0 0 0 12 12 3.38 0.750										

Batter	1	2	3	4	5	6	7	8	9	AB R H RBI BB SO LOB	BOTTOM
Willie Wilson, S (1,8) OBP: 0.369, SLG: 0.387	3-4-1		G6-4-3			K		F8		4 0 0 0 0 1 1	<b>Seattle Mariners @ Kansas City Royals</b> Royals Stadium, Kansas City, MO Mon Jun 04 1984, 8:05 PM EDT Att: 24,315 - Unknown
Pat Sheridan, L (1,9) OBP: 0.382, SLG: 0.463	K			F8		K			F4	4 0 0 0 0 2 0	
George Brett, L (1,5) OBP: 0.425, SLG: 0.692	HR					6-3			4-3	4 1 2 1 0 0 0	
Hal McRae, R (1,10) OBP: 0.316, SLG: 0.323	6-3			5-3			5-3		1B BB	3 0 0 0 1 0 1	
Frank White, R (1,4) OBP: 0.320, SLG: 0.425		1-4-3		F6			5-3			4 0 1 0 0 0 1	
Darryl Motley, R (1,7) OBP: 0.361, SLG: 0.538		F9			CS 1B				1B	4 0 2 0 0 0 2	
Steve Balboni, R (1,3) OBP: 0.296, SLG: 0.368		F7			K		K			3 0 0 0 0 2 2	
Don Slaught, R (1,2) OBP: 0.239, SLG: 0.257			K					F7		2 0 0 0 1 1 0	
Onix Conception, R (1,6) OBP: 0.244, SLG: 0.254								F7		2 0 0 0 1 0 1	
<b>Inning Stats</b>	R: 1 H: 1 E: 0 LOB: 0 K: 1 BB: 0 S: 6 P: 6	R: 0 H: 0 E: 0 LOB: 0 K: 0 BB: 0 S: 3 P: 3	R: 0 H: 0 E: 0 LOB: 0 K: 1 BB: 1 S: 4 P: 8	R: 0 H: 1 E: 0 LOB: 1 K: 0 BB: 0 S: 4 P: 4	R: 0 H: 1 E: 0 LOB: 1 K: 1 BB: 1 S: 5 P: 9	R: 0 H: 0 E: 0 LOB: 0 K: 2 BB: 0 S: 7 P: 7	R: 0 H: 1 E: 0 LOB: 1 K: 1 BB: 0 S: 6 P: 6	R: 0 H: 0 E: 0 LOB: 0 K: 0 BB: 0 S: 3 P: 3	R: 0 H: 1 E: 0 LOB: 2 K: 0 BB: 1 S: 4 P: 8	1B: 2 SF: 0 2B: 1 SAC: 0 3B: 1 DP: 1 HR: 1 HBP: 0	
<b>PITCHER</b>	IP WLS BF H R ER SO BB IBB HBP BLK WP HR S P ERA WHIP	<b>PITCHER</b> IP WLS BF H R ER SO BB IBB HBP BLK WP HR S P ERA WHIP									
Mark Langston, L (1,1) ERA: 4.19	9.0 W 33 5 1 1 6 3 0 0 0 0 0 1 42 54 1.00 0.889										

**AB 33**  
**R 7**  
**H 8**  
**RBI 5**  
**BB 2**  
**SO 4**  
**LOB 14**



**AB 30**  
**R 1**  
**H 5**  
**RBI 1**  
**BB 3**  
**SO 6**  
**LOB 8**





Batter	1	2	3	4	5	6	7	8	9	AB	R	H	RBI	BB	SO	LOB	TOP										
Jack Perconte, L (1, 4) OBP: 0.335, SLG: 0.330	4-3		2B 1B BB		1B BB		F9		1-2 2-H 1B	3	1	1	1	2	0	1											
Phil Bradley, R (1, 8) OBP: 0.375, SLG: 0.318	G4-6-3 BB		1B 1-3 2B		1-3 1B			1-3 4-3 BB	F8	3	0	2	0	2	0	2											
Alvin Davis, L (1, 3) OBP: 0.439, SLG: 0.634	G4-6-3 1-2		G3-6-3 1B		1-3			4-3 1-2		4	0	1	1	0	0	4											
Pat Putnam, L (1, 10) OBP: 0.238, SLG: 0.246		K	G3-6-3 1-2		K			1-3 2-3		4	0	0	0	0	2	3											
Al Cowens, R (1, 9) OBP: 0.304, SLG: 0.433		6-3 1B 2B		K	4-3			6-3		4	1	1	0	0	1	1											
Steve Henderson, R (1, 7) OBP: 0.330, SLG: 0.356		6-3		K	5-3			F8		4	0	0	0	0	1	1											
Darnell Coles, R (1, 5) OBP: 0.318, SLG: 0.271		2-3 1B		K			4-3 2B	F7		4	0	2	1	0	1	0											
Bob Kearney, R (1, 2) OBP: 0.280, SLG: 0.411		4-3			4-3			1B 1B		3	0	0	0	0	1	2											
Larry Milbourne, S (9, PH) OBP: 0.338, SLG: 0.265					K		2-3	1B 1B		1	1	1	0	0	0	0											
Spike Owen, S (1, 6) OBP: 0.359, SLG: 0.428			F6		5-3		F5	1B 1B		4	0	1	0	0	0	1											
<b>Inning Stats</b>	R: 0 E: 0 K: 0 S: 2	H: 0 LOB: 0 BB: 1 P: 6	R: 1 E: 0 K: 1 S: 7	H: 2 LOB: 1 BB: 0 P: 7	R: 1 E: 0 K: 0 S: 4	H: 2 LOB: 1 BB: 1 P: 8	R: 0 E: 0 K: 3 S: 9	H: 0 LOB: 0 BB: 0 P: 9	R: 0 E: 0 K: 1 S: 6	H: 1 LOB: 2 BB: 1 P: 10	R: 0 E: 0 K: 1 S: 5	H: 0 LOB: 0 BB: 0 P: 5	R: 0 E: 0 K: 0 S: 4	H: 1 LOB: 1 BB: 0 P: 4	R: 0 E: 0 K: 0 S: 3	H: 0 LOB: 1 BB: 1 P: 7	R: 1 E: 0 K: 0 S: 6	H: 3 LOB: 2 BB: 0 P: 6	1B: 6 2B: 3 3B: 0 HR: 0	SF: 0 SAC: 0 DP: 2 HBP: 0	WP: 0 PB: 0 SB: 0 CS: 0	PA: 38					
<b>PITCHER</b>	IP	WLS	BF	H	R	ER	SO	BB	IBB	HBP	BLK	WP	HR	S	P	ERA	WHIP										
Mark Gubicza, R (1, 1) ERA: 3.41	7.0	W	29	6	2	2	6	4	0	0	0	0	0	37	53	2.57	1.429										
Dan Quisenberry, R (8, 1) ERA: 2.95	2.0	S	9	3	1	1	0	0	0	0	0	0	0	9	9	4.50	1.500										

Seattle Mariners @ Kansas City Royals  
 Royals Stadium, Kansas City, MO  
 Tue Jun 05 1984, 8:05 PM EDT  
 Att: 16,933 - Unknown

AB 34  
 R 3  
 H 9  
 RBI 3  
 BB 4  
 SO 6  
 LOB 15



Batter	1	2	3	4	5	6	7	8	9	AB	R	H	RBI	BB	SO	LOB	BOTTOM										
Willie Wilson, S (1, 8) OBP: 0.386, SLG: 0.410	CS 4-3 BB		S 2B 1B		F8		2B			3	1	2	1	1	0	0											
Lynn Jones, R (1, 9) OBP: 0.273, SLG: 0.286	4-3 1-2		1-3 2B		BB		K			3	0	1	1	1	1	2											
George Brett, L (1, 5) OBP: 0.429, SLG: 0.672	CS BB		BB BB		1-3		G3			2	0	0	0	2	0	2											
Hal McRae, R (1, 10) OBP: 0.319, SLG: 0.327	F8 1-2 2-3		F8		E6 6-3 2B 1B		FC5-4 1B			4	1	2	0	0	0	4											
Frank White, R (1, 4) OBP: 0.313, SLG: 0.416		1-3	F7		6-3		FC5-4 G6-4-3			4	0	0	0	0	0	4											
Darryl Motley, R (1, 7) OBP: 0.385, SLG: 0.544		5-3	CS 1B		1B 2B		G6-4-3 1-2			4	1	2	1	0	0	1											
Steve Balboni, R (1, 3) OBP: 0.297, SLG: 0.368	F9		K		G6-4-3 1B		G6-4-3			3	0	1	1	0	1	1											
John Wathan, R (1, 2) OBP: 0.262, SLG: 0.253			6-3		6-3		G6-4-3 1-2			3	0	0	0	0	0	1											
Onix Conception, R (1, 6) OBP: 0.246, SLG: 0.273			1B 3B		6-3		F6			3	1	1	0	0	0	0											
<b>Inning Stats</b>	R: 0 E: 0 K: 0 S: 2	H: 0 LOB: 2 BB: 2 P: 10	R: 0 E: 0 K: 0 S: 3	H: 0 LOB: 0 BB: 0 P: 3	R: 2 E: 0 K: 0 S: 6	H: 3 LOB: 2 BB: 1 P: 10	R: 0 E: 0 K: 1 S: 5	H: 1 LOB: 0 BB: 0 P: 5	R: 0 E: 0 K: 0 S: 3	H: 0 LOB: 1 BB: 1 P: 7	R: 2 E: 1 K: 0 S: 5	H: 3 LOB: 0 BB: 0 P: 5	R: 0 E: 0 K: 1 S: 6	H: 1 LOB: 1 BB: 0 P: 6	R: 0 E: 0 K: 0 S: 3	H: 1 LOB: 0 BB: 0 P: 3	1B: 5 2B: 3 3B: 1 HR: 0	SF: 0 SAC: 0 DP: 2 HBP: 0	WP: 0 PB: 0 SB: 1 CS: 3	PA: 33							
<b>PITCHER</b>	IP	WLS	BF	H	R	ER	SO	BB	IBB	HBP	BLK	WP	HR	S	P	ERA	WHIP										
Ed Vande Berg, L (1, 1) ERA: 3.2	7.0	L	30	8	4	4	2	4	0	0	0	0	0	30	46	5.14	1.714										
Mike Stanton, R (8, 1) ERA: 3.55	1.0		3	1	0	0	0	0	0	0	0	0	0	3	3	0.00	1.000										

Seattle Mariners @ Kansas City Royals  
 Royals Stadium, Kansas City, MO  
 Tue Jun 05 1984, 8:05 PM EDT  
 Att: 16,933 - Unknown

AB 29  
 R 4  
 H 9  
 RBI 4  
 BB 4  
 SO 2  
 LOB 15



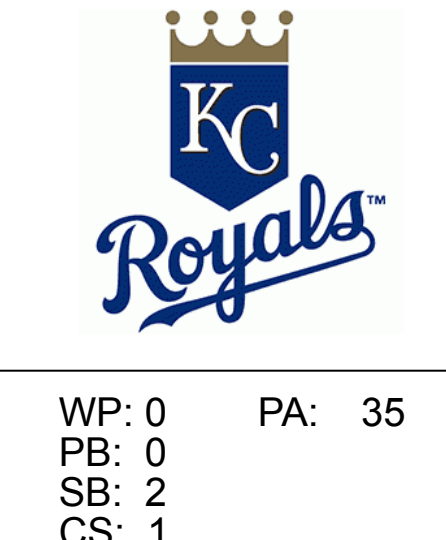
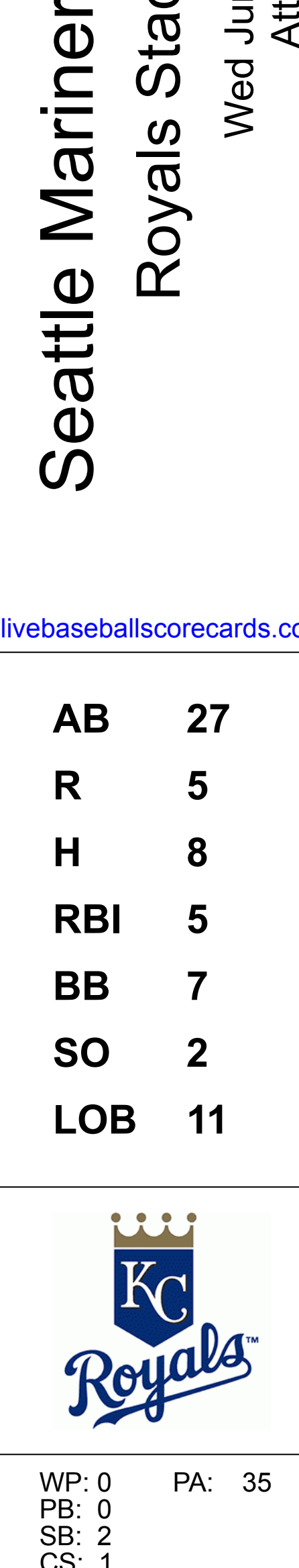


Batter	1	2	3	4	5	6	7	8	9	AB	R	H	RBI	BB	SO	LOB	TOP																		
Jack Perconte, L (1.4) OBP: 0.333, SLG: 0.329	4-3		5-3 1B		B2-3			F8		4	0	1	0	0	0	0	<b>Seattle Mariners @ Kansas City Royals</b> Royals Stadium, Kansas City, MO Wed Jun 06 1984, 8:05 PM EDT Att: 17,635 - Unknown																		
Phil Bradley, R (1.7) OBP: 0.397, SLG: 0.306	G3		5-3 1-2			F3		6-3		4	0	0	0	0	0	1																			
Alvin Davis, L (1.3) OBP: 0.441, SLG: 0.630			F7			HR 1B		5-3		4	1	2	0	0	0	1																			
Al Cowens, R (1.9) OBP: 0.297, SLG: 0.423	CS 1-2	6-3	1-3			F9			1-3	4	0	0	0	0	0	2																			
Steve Henderson, R (1.10) OBP: 0.345, SLG: 0.400					G5-4-3 1B			5-3		4	1	3	2	0	0	0																			
Dave Henderson, R (1.8) OBP: 0.280, SLG: 0.261			F8		F8					3	0	0	0	0	1	2																			
Larry Milbourne, S (9, PH) OBP: 0.346, SLG: 0.275						K				1	0	1	0	0	0	0																			
Darnell Coles, R (1.5) OBP: 0.316, SLG: 0.263					G5-4-3 1-2			F8		3	0	0	0	1	0	2																			
Bob Kearney, R (1.2) OBP: 0.281, SLG: 0.406					F6			E6		2	0	0	0	1	0	0																			
Spike Owen, S (1.6) OBP: 0.353, SLG: 0.421			F3		F7			G5-4-3 1-2		3	0	0	0	0	0	4																			
<b>Inning Stats</b>	R: 0 E: 0 K: 0 S: 3	H: 1 LOB: 0 BB: 0 P: 3	R: 0 E: 0 K: 0 S: 4	H: 1 LOB: 3 BB: 2 P: 12	R: 0 E: 0 K: 0 S: 4	H: 1 LOB: 1 BB: 0 P: 4	R: 0 E: 0 K: 0 S: 3	H: 1 LOB: 0 BB: 0 P: 3	R: 2 E: 0 K: 1 S: 7	H: 2 LOB: 0 BB: 0 P: 7	R: 0 E: 1 K: 0 S: 3	H: 0 LOB: 0 BB: 0 P: 3	R: 0 E: 0 K: 0 S: 3	H: 1 LOB: 1 BB: 0 P: 4	R: 0 E: 0 K: 0 S: 4	H: 1 LOB: 0 BB: 0 P: 4	1B: 6 2B: 0 3B: 0 HR: 1 SF: 0 SAC: 0 DP: 2 HBP: 0	WP: 0 PA: 35 PB: 0 SB: 0 CS: 1																	
<b>PITCHER</b>	IP	WLS	BF	H	R	ER	SO	BB	IBB	HBP	BLK	WP	HR	S	P	ERA	WHIP	<b>PITCHER</b>	IP	WLS	BF	H	R	ER	SO	BB	IBB	HBP	BLK	WP	HR	S	P	ERA	WHIP
Charlie Leibrandt, L (1.1) ERA: 1.69	8.0	W	30	6	2	2	1	2	0	0	0	0	1	30	38	2.25	1.000																		
Dan Quisenberry, R (9.1) ERA: 2.53	1.0	S	4	1	0	0	0	0	0	0	0	0	0	4	4	0.00	1.000																		

Batter	1	2	3	4	5	6	7	8	9	AB	R	H	RBI	BB	SO	LOB	BOTTOM																		
Willie Wilson, S (1.8) OBP: 0.413, SLG: 0.432	BB SF7									3	2	3	0	1	0	0	<b>Seattle Mariners @ Kansas City Royals</b> Royals Stadium, Kansas City, MO Wed Jun 06 1984, 8:05 PM EDT Att: 17,635 - Unknown																		
Pat Sheridan, L (1.9) OBP: 0.380, SLG: 0.463	F7	3-6				F6				4	0	1	1	0	0	5																			
George Brett, L (1.5) OBP: 0.420, SLG: 0.643										3	1	0	0	1	0	1																			
Greg Pryor, R (9.5) OBP: 0.264, SLG: 0.327	BB 2B IBB		G3		F7			1-3		0	0	0	0	0	0	0																			
Dane Iorg, L (1.3) OBP: 0.286, SLG: 0.372	BB 2B					F7				2	2	1	0	2	0	0																			
Darryl Motley, R (1.7) OBP: 0.362, SLG: 0.546	SF7					F2		G6-4-3		3	0	1	2	0	0	1																			
Jorge Orta, L (1.10) OBP: 0.319, SLG: 0.452								F9		3	0	1	2	1	0	0																			
John Wathan, R (1.2) OBP: 0.281, SLG: 0.244	K									3	0	0	0	1	2	3																			
Onix Concepcion, R (1.4) OBP: 0.239, SLG: 0.264			5-3			F7		6-3		4	0	0	0	0	0	1																			
U L Washington, S (1.6) OBP: 0.250, SLG: 0.192										2	0	1	0	1	0	0																			
<b>Inning Stats</b>	R: 3 E: 0 K: 1 S: 6	H: 1 LOB: 1 BB: 3 P: 18	R: 0 E: 0 K: 0 S: 3	H: 1 LOB: 1 BB: 1 P: 7	R: 1 E: 0 K: 0 S: 4	H: 2 LOB: 1 BB: 1 P: 8	R: 1 E: 0 K: 0 S: 5	H: 2 LOB: 0 BB: 0 P: 5	R: 0 E: 0 K: 0 S: 3	H: 0 LOB: 0 BB: 0 P: 3	R: 0 E: 0 K: 0 S: 4	H: 2 LOB: 2 BB: 1 P: 8	R: 0 E: 0 K: 0 S: 2	H: 0 LOB: 0 BB: 1 P: 6	R: 0 E: 0 K: 1 S: 5	H: 0 LOB: 0 BB: 0 P: 5	1B: 4 2B: 5 3B: 0 HR: 0 SF: 1 SAC: 0 DP: 3 HBP: 0	WP: 0 PA: 35 PB: 0 SB: 2 CS: 1																	
<b>PITCHER</b>	IP	WLS	BF	H	R	ER	SO	BB	IBB	HBP	BLK	WP	HR	S	P	ERA	WHIP	<b>PITCHER</b>	IP	WLS	BF	H	R	ER	SO	BB	IBB	HBP	BLK	WP	HR	S	P	ERA	WHIP
Mike Moore, R (1.1) ERA: 3.67	4.0	L	21	6	5	5	1	3	2	0	0	0	0	18	38	11.25	2.250																		
Bob Stoddard, R (5.1) ERA: 4.37	4.0		14	2	0	0	1	2	0	0	0	0	0	14	22	0.00	1.000																		

AB	32
R	2
H	7
RBI	2
BB	2
SO	1
LOB	12

AB	27
R	5
H	8
RBI	5
BB	7
SO	2
LOB	11





Batter	1	2	3	4	5	6	7	8	9	AB	R	H	RBI	BB	SO	LOB	TOP				
Larry Milbourne, S OBP: 0.361, SLG: 0.278 (1, 4)										3	1	2	2	1	2		<b>Seattle Mariners @ Kansas City Royals</b> Royals Stadium, Kansas City, MO Thu Jun 07 1984, 8:05 PM EDT Att: 22,688 - Unknown				
Phil Bradley, R OBP: 0.361, SLG: 0.296 (1, 8)										4	0	0	0	1	1	3					
Alvin Davis, L OBP: 0.435, SLG: 0.635 (1, 3)										5	1	2	0	1	3						
Al Cowens, R OBP: 0.305, SLG: 0.433 (1, 9)										5	1	3	0	0	1	0					
Steve Henderson, R OBP: 0.363, SLG: 0.402 (1, 10)											2	3	1	0	3	1		0			
Barry Bonnell, R OBP: 0.324, SLG: 0.391 (1, 7)											5	1	3	3	0	2		2			
Darnell Coles, R OBP: 0.314, SLG: 0.255 (9, PH)											3	1	0	0	1	1		4			
Pat Putnam, L OBP: 0.244, SLG: 0.261 (9, PR)											1	0	1	0	0	0		0			
Dave Henderson, R OBP: 0.260, SLG: 0.261 (9, PR)											0	0	0	0	0	0		0			
Bob Kearney, R OBP: 0.284, SLG: 0.411 (1, 2)											5	0	2	0	0	1		4			
Spike Owen, S OBP: 0.354, SLG: 0.414 (1, 6)											3	0	0	0	1	0	2				
<b>Inning Stats</b>	R: 3 E: 0 K: 0 S: 5	H: 3 LOB: 1 BB: 2 P: 13	R: 0 E: 0 K: 2 S: 7	H: 1 LOB: 1 BB: 1 P: 11	R: 4 E: 0 K: 1 S: 8	H: 3 LOB: 3 BB: 3 P: 21	R: 0 E: 0 K: 1 S: 6	H: 1 LOB: 2 BB: 1 P: 10	R: 0 E: 0 K: 0 S: 2	H: 0 LOB: 0 BB: 1 P: 6	R: 1 E: 0 K: 3 S: 11	H: 2 LOB: 1 BB: 0 P: 11	R: 0 E: 0 K: 0 S: 3	H: 0 LOB: 0 BB: 0 P: 3	R: 0 E: 0 K: 2 S: 9	H: 2 LOB: 2 BB: 0 P: 9	1B: 6 2B: 6 3B: 0 HR: 1	SF: 0 SAC: 0 DP: 2 HBP: 1	WP: 1 PB: 0 SB: 0 CS: 4	PA: 45	
<b>PITCHER</b>	IP WLS BF H R ER SO BB IBB HBP BLK WP HR S P ERA WHIP	IP WLS BF H R ER SO BB IBB HBP BLK WP HR S P ERA WHIP	IP WLS BF H R ER SO BB IBB HBP BLK WP HR S P ERA WHIP	IP WLS BF H R ER SO BB IBB HBP BLK WP HR S P ERA WHIP	IP WLS BF H R ER SO BB IBB HBP BLK WP HR S P ERA WHIP	IP WLS BF H R ER SO BB IBB HBP BLK WP HR S P ERA WHIP	IP WLS BF H R ER SO BB IBB HBP BLK WP HR S P ERA WHIP	IP WLS BF H R ER SO BB IBB HBP BLK WP HR S P ERA WHIP	IP WLS BF H R ER SO BB IBB HBP BLK WP HR S P ERA WHIP	IP WLS BF H R ER SO BB IBB HBP BLK WP HR S P ERA WHIP	IP WLS BF H R ER SO BB IBB HBP BLK WP HR S P ERA WHIP	IP WLS BF H R ER SO BB IBB HBP BLK WP HR S P ERA WHIP	IP WLS BF H R ER SO BB IBB HBP BLK WP HR S P ERA WHIP	IP WLS BF H R ER SO BB IBB HBP BLK WP HR S P ERA WHIP	IP WLS BF H R ER SO BB IBB HBP BLK WP HR S P ERA WHIP	IP WLS BF H R ER SO BB IBB HBP BLK WP HR S P ERA WHIP	IP WLS BF H R ER SO BB IBB HBP BLK WP HR S P ERA WHIP	IP WLS BF H R ER SO BB IBB HBP BLK WP HR S P ERA WHIP	IP WLS BF H R ER SO BB IBB HBP BLK WP HR S P ERA WHIP	IP WLS BF H R ER SO BB IBB HBP BLK WP HR S P ERA WHIP	IP WLS BF H R ER SO BB IBB HBP BLK WP HR S P ERA WHIP
Larry Gura, L ERA: 4.07 (1, 1)	2.1	14	5	5	5	2	4	0	0	0	0	0	1	14	30	19.29	3.857				
Danny Jackson, L ERA: 4.53 (3, 1)	4.2	23	5	3	3	5	4	0	1	0	1	0	28	45	5.79	1.929					
Dan Quisenberry, R ERA: 2.42 (8, 1)	2.0	8	2	0	0	2	0	0	0	0	0	0	12	12	0.00	1.000					

AB	36
R	8
H	12
RBI	7
BB	8
SO	9
LOB	20



Batter	1	2	3	4	5	6	7	8	9	AB	R	H	RBI	BB	SO	LOB	BOTTOM				
Willie Wilson, S OBP: 0.423, SLG: 0.477 (1, 8)										5	2	3	1	0	0	0	<b>Seattle Mariners @ Kansas City Royals</b> Royals Stadium, Kansas City, MO Thu Jun 07 1984, 8:05 PM EDT Att: 22,688 - Unknown				
Butch Davis, R OBP: 0.230, SLG: 0.218 (1, 7)										3	0	1	2	0	0	1					
George Brett, L OBP: 0.297, SLG: 0.639 (1, 5)										2	2	1	1	2	0	1					
Greg Pryor, R OBP: 0.264, SLG: 0.327 (8, 5)										0	0	0	0	0	0	0					
Hal McRae, R OBP: 0.323, SLG: 0.331 (1, 10)										4	1	2	0	0	1	2					
Darryl Motley, R OBP: 0.354, SLG: 0.533 (1, 9)										4	0	0	1	0	0	5					
Pat Sheridan, L OBP: 0.360, SLG: 0.463 (8, 9)										0	0	0	0	0	0	0					
Frank White, R OBP: 0.317, SLG: 0.434 (1, 4)										4	1	2	3	0	0	1					
Steve Balboni, R OBP: 0.297, SLG: 0.367 (1, 3)										3	1	1	0	0	2	1					
Dane Iorg, L OBP: 0.282, SLG: 0.367 (7, PH) (8, 3)										1	0	0	0	0	0	0					
John Wathan, R OBP: 0.261, SLG: 0.235 (1, 2)										3	1	0	0	1	1	1					
U L Washington, S OBP: 0.250, SLG: 0.196 (1, 6)										4	1	1	1	0	1	1					
<b>Inning Stats</b>	R: 0 E: 0 K: 1 S: 6	H: 1 LOB: 2 BB: 1 P: 10	R: 0 E: 0 K: 2 S: 8	H: 1 LOB: 0 BB: 0 P: 8	R: 0 E: 0 K: 0 S: 3	H: 0 LOB: 0 BB: 0 P: 3	R: 0 E: 0 K: 0 S: 3	H: 0 LOB: 0 BB: 0 P: 3	R: 5 E: 0 K: 0 S: 8	H: 5 LOB: 1 BB: 1 P: 12	R: 0 E: 0 K: 1 S: 5	H: 0 LOB: 0 BB: 0 P: 5	R: 4 E: 1 K: 0 S: 6	H: 3 LOB: 0 BB: 1 P: 10	R: 0 E: 0 K: 1 S: 5	H: 0 LOB: 0 BB: 0 P: 5	1B: 7 2B: 2 3B: 1 HR: 1	SF: 1 SAC: 0 DP: 1 HBP: 0	WP: 1 PB: 0 SB: 0 CS: 0	PA: 37	
<b>PITCHER</b>	IP WLS BF H R ER SO BB IBB HBP BLK WP HR S P ERA WHIP	IP WLS BF H R ER SO BB IBB HBP BLK WP HR S P ERA WHIP	IP WLS BF H R ER SO BB IBB HBP BLK WP HR S P ERA WHIP	IP WLS BF H R ER SO BB IBB HBP BLK WP HR S P ERA WHIP	IP WLS BF H R ER SO BB IBB HBP BLK WP HR S P ERA WHIP	IP WLS BF H R ER SO BB IBB HBP BLK WP HR S P ERA WHIP	IP WLS BF H R ER SO BB IBB HBP BLK WP HR S P ERA WHIP	IP WLS BF H R ER SO BB IBB HBP BLK WP HR S P ERA WHIP	IP WLS BF H R ER SO BB IBB HBP BLK WP HR S P ERA WHIP	IP WLS BF H R ER SO BB IBB HBP BLK WP HR S P ERA WHIP	IP WLS BF H R ER SO BB IBB HBP BLK WP HR S P ERA WHIP	IP WLS BF H R ER SO BB IBB HBP BLK WP HR S P ERA WHIP	IP WLS BF H R ER SO BB IBB HBP BLK WP HR S P ERA WHIP	IP WLS BF H R ER SO BB IBB HBP BLK WP HR S P ERA WHIP	IP WLS BF H R ER SO BB IBB HBP BLK WP HR S P ERA WHIP	IP WLS BF H R ER SO BB IBB HBP BLK WP HR S P ERA WHIP	IP WLS BF H R ER SO BB IBB HBP BLK WP HR S P ERA WHIP	IP WLS BF H R ER SO BB IBB HBP BLK WP HR S P ERA WHIP	IP WLS BF H R ER SO BB IBB HBP BLK WP HR S P ERA WHIP	IP WLS BF H R ER SO BB IBB HBP BLK WP HR S P ERA WHIP	IP WLS BF H R ER SO BB IBB HBP BLK WP HR S P ERA WHIP
Matt Young, L ERA: 6.41 (1, 1)	4.1	22	8	5	5	3	2	0	0	0	0	0	26	34	10.38	2.308					
Paul Mirabella, L ERA: 3.71 (5, 1)	2.0	9	2	3	3	1	1	0	0	0	0	0	10	14	13.50	1.500					
Dave Beard, R ERA: 3.83 (7, 1)	1.2	6	1	1	1	1	0	0	0	0	0	1	8	8	5.40	0.600					

AB	33
R	9
H	11
RBI	9
BB	3
SO	5
LOB	13





Batter	1	2	3	4	5	6	7	8	9	AB	R	H	RBI	BB	SO	LOB	TOP										
Gary Pettis, S OBP: 0.320, SLG: 0.308 (1, 8)	F3		4-3		K			E5 1B	K	5	1	1	0	0	2	0	<b>California Angels @ Kansas City Royals</b> Royals Stadium, Kansas City, MO Sat Jun 09 1984, 8:05 PM EDT Att: 25,835 - Unknown <a href="http://livebaseballscorecards.com">livebaseballscorecards.com</a>										
Juan Beniquez, R OBP: 0.353, SLG: 0.459 (1, 7)	E BB		4-3			4-3		2B 1B	G1-4-3	4	1	1	1	1	0	0											
Mike Brown, R OBP: 0.367, SLG: 0.543 (1, 9)	E6 1-2							1B 2B	1-3	4	1	2	0	1	0	1											
Doug DeCinces, R OBP: 0.315, SLG: 0.438 (1, 5)	F8		K			K		1B 1B BB		3	1	0	0	1	2	4											
Brian Downing, R OBP: 0.339, SLG: 0.401 (1, 10)	F5					5-3		BB 1B		4	0	1	2	0	0	3											
Ron Jackson, R OBP: 0.274, SLG: 0.236 (1, 3)		4-0 BB				F6		1-2 2-3 BB		3	0	1	0	1	0	0											
Bob Boone, R OBP: 0.243, SLG: 0.282 (1, 2)			F4		F4			1-2 2-3 3-H BB		3	0	0	1	1	1	1											
Dick Schofield, R OBP: 0.286, SLG: 0.333 (1, 6)			F8			K		F8		4	0	0	0	0	2	4											
Rob Piccolo, R OBP: 0.243, SLG: 0.297 (1, 4)			F9			F1		1-3		3	0	0	0	0	0	1											
Rob Wilfong, L OBP: 0.357, SLG: 0.464 (8, PH) (8, 4)								F9		1	0	0	0	0	0	3											
<b>Inning Stats</b>	R: 0 E: 1 K: 0 S: 4	H: 0 LOB: 2 BB: 1 P: 8	R: 0 E: 0 K: 0 S: 3	H: 0 LOB: 1 BB: 1 P: 7	R: 0 E: 0 K: 1 S: 6	H: 1 LOB: 1 BB: 0 P: 6	R: 0 E: 0 K: 0 S: 3	H: 0 LOB: 0 BB: 0 P: 3	R: 0 E: 0 K: 2 S: 7	H: 0 LOB: 0 BB: 0 P: 7	R: 0 E: 0 K: 2 S: 5	H: 0 LOB: 0 BB: 0 P: 9	R: 0 E: 0 K: 1 S: 7	H: 0 LOB: 0 BB: 0 P: 7	R: 4 E: 1 K: 0 S: 8	H: 5 LOB: 2 BB: 2 P: 16	R: 0 E: 0 K: 1 S: 5	H: 0 LOB: 0 BB: 0 P: 5	1B: 5 2B: 1 3B: 0 HR: 0	SF: 0 SAC: 0 DP: 0 HBP: 0	WP: 0 PB: 0 SB: 0 CS: 0	PA: 39					
<b>PITCHER</b>	IP	WLS	BF	H	R	ER	SO	BB	IBB	HBP	BLK	WP	HR	S	P	ERA	WHIP										
Bud Black, L ERA: 3.08 (1, 1)	7.1	L	33	6	4	4	6	3	1	0	0	0	0	41	57	4.91	1.227										
Joe Beckwith, R ERA: 4.75 (8, 1)	1.2		6	0	0	0	1	1	0	0	0	0	0	7	11	0.00	0.600										

Batter	1	2	3	4	5	6	7	8	9	AB	R	H	RBI	BB	SO	LOB	BOTTOM										
Willie Wilson, S OBP: 0.416, SLG: 0.467 (1, 8)	K			3-1 S 1B		F5		K		4	0	1	0	0	2	3	<b>California Angels @ Kansas City Royals</b> Royals Stadium, Kansas City, MO Sat Jun 09 1984, 8:05 PM EDT Att: 25,835 - Unknown <a href="http://livebaseballscorecards.com">livebaseballscorecards.com</a>										
Pat Sheridan, L OBP: 0.352, SLG: 0.452 (1, 9)	F6			6-3		F7		F7		4	0	0	0	0	0	4											
George Brett, L OBP: 0.416, SLG: 0.605 (1, 5)	F5			3-1		F8		K		4	0	0	0	0	1	1											
Dane Iorg, L OBP: 0.281, SLG: 0.361 (1, 3)		F8		5-3		4-3		1B		4	0	1	0	0	0	1											
Darryl Motley, R OBP: 0.352, SLG: 0.526 (1, 7)		4-3				K		F9		4	0	1	0	0	1	1											
Jorge Orta, L OBP: 0.317, SLG: 0.454 (1, 10)				F9		F9		2B 2B	1-3	4	1	1	0	0	0	2											
Frank White, R OBP: 0.317, SLG: 0.438 (1, 4)				F9		F7		2B 2B		3	0	1	1	0	0	1											
John Wathan, R OBP: 0.266, SLG: 0.253 (1, 2)				5-3		FC1-5 2B		2B BB		2	0	1	0	0	0	0											
Butch Davis, R OBP: 0.321, SLG: 0.329 (8, PH) (9, 2)						FC1-5		F7		0	0	0	0	1	0	0											
Onix Concepcion, R OBP: 0.235, SLG: 0.260 (1, 6)				K						2	0	0	0	0	1	1											
Hal McRae, R OBP: 0.321, SLG: 0.329 (8, PH) (9, 6)										1	0	0	0	0	0	2											
U L Washington, S OBP: 0.250, SLG: 0.196 (9, 6)										0	0	0	0	0	0	0											
<b>Inning Stats</b>	R: 0 E: 0 K: 1 S: 5	H: 0 LOB: 0 BB: 0 P: 5	R: 0 E: 0 K: 0 S: 3	H: 0 LOB: 0 BB: 0 P: 3	R: 0 E: 0 K: 1 S: 5	H: 0 LOB: 0 BB: 0 P: 5	R: 0 E: 0 K: 0 S: 4	H: 1 LOB: 1 BB: 0 P: 4	R: 0 E: 0 K: 0 S: 3	H: 1 LOB: 0 BB: 0 P: 3	R: 0 E: 0 K: 0 S: 4	H: 1 LOB: 1 BB: 0 P: 4	R: 0 E: 0 K: 1 S: 5	H: 0 LOB: 0 BB: 0 P: 5	R: 1 E: 0 K: 1 S: 7	H: 2 LOB: 2 BB: 1 P: 11	R: 0 E: 0 K: 1 S: 6	H: 1 LOB: 1 BB: 0 P: 6	1B: 3 2B: 3 3B: 0 HR: 0	SF: 0 SAC: 0 DP: 0 HBP: 0	WP: 0 PB: 0 SB: 1 CS: 1	PA: 33					
<b>PITCHER</b>	IP	WLS	BF	H	R	ER	SO	BB	IBB	HBP	BLK	WP	HR	S	P	ERA	WHIP										
Ron Romanick, R ERA: 4.4 (1, 1)	7.0	W	25	5	1	1	3	0	0	0	0	0	0	31	31	1.29	0.714										
Luis Sanchez, R ERA: 1.82 (8, 1)	2.0	S	8	1	0	0	2	1	0	0	0	0	0	11	15	0.00	1.000										



Batter	1	2	3	4	5	6	7	8	9	AB	R	H	RBI	BB	SO	LOB	TOP				
<b>Rob Wilfong, L</b> (1, 4) OBP: 0.354, SLG: 0.457	0-3 K		0-0 4-3		0-0 1B		0-0 F9			4	0	1	0	0	1	0	<b>California Angels @ Kansas City Royals</b> Royals Stadium, Kansas City, MO Sun Jun 10 1984, 4:33 AM EDT Att: 31,490 - Unknown				
<b>Rod Carew, L</b> (1, 3) OBP: 0.350, SLG: 0.360	4-0 CS BB		0-0 1-6-3		0-0 F7		0-0 6-3			3	0	0	0	1	0	1					
<b>Fred Lynn, L</b> (1, 8) OBP: 0.350, SLG: 0.453	0-3 K			0-3 K		0-3 K		0-0 4-3		4	0	0	0	0	3	2					
<b>Doug DeCinces, R</b> (1, 5) OBP: 0.318, SLG: 0.441		0-0 2B		4-0 1B BB		0-0 E4 G3 1B		0-0 5-3		3	2	1	0	1	0	0					
<b>Reggie Jackson, L</b> (1, 10) OBP: 0.299, SLG: 0.429		4-0 FC5-4 BB		0-0 1B 1B		0-0 G3		0-0 F7		3	0	1	0	1	0	1					
<b>Brian Downing, R</b> (1, 7) OBP: 0.342, SLG: 0.403		0-0 F3		0-3 K		0-0 1B		0-0 CS 1B		4	0	2	1	0	1	4					
<b>Gary Pettis, S</b> (9, PR) OBP: 0.320, SLG: 0.308										0	0	0	0	0	0	0					
<b>Mike Brown, R</b> (1, 9) OBP: 0.358, SLG: 0.520		0-0 F5		0-0 1B		0-0 F3		0-0 F8		4	0	1	1	0	0	4					
<b>Juan Beniquez, R</b> (9, 7) OBP: 0.353, SLG: 0.459				1-2 3-H 1B		0-0 F3		1-2 F8		0	0	0	0	0	0	0					
<b>Bob Boone, R</b> (1, 2) OBP: 0.238, SLG: 0.276		0-0 FC5-4		0-0 F8		0-0 4-3		0-0 1-3		4	0	0	0	0	0	6					
<b>Dick Schofield, R</b> (1, 6) OBP: 0.282, SLG: 0.327			0-0 F3		0-0 G1		0-0 F2			3	0	0	0	0	0	0					
<b>Inning Stats</b>	R: 0 E: 0 K: 2 S: 6	H: 0 LOB: 1 BB: 1 P: 10	R: 0 E: 0 K: 0 S: 4	H: 1 LOB: 2 BB: 1 P: 8	R: 0 E: 0 K: 0 S: 3	H: 0 LOB: 0 BB: 0 P: 3	R: 1 E: 0 K: 2 S: 9	H: 2 LOB: 2 BB: 1 P: 13	R: 0 E: 0 K: 1 S: 6	H: 1 LOB: 1 BB: 0 P: 6	R: 1 E: 0 K: 0 S: 5	H: 1 LOB: 0 BB: 0 P: 5	R: 0 E: 0 K: 0 S: 3	H: 0 LOB: 0 BB: 0 P: 3	R: 0 E: 0 K: 0 S: 3	H: 1 LOB: 1 BB: 0 P: 3	1B: 5 2B: 2 3B: 0 HR: 0	SF: 0 SAC: 0 DP: 1 HBP: 0	WP: 0 PB: 0 SB: 0 CS: 2	PA: 35	
<b>PITCHER</b>	IP	WLS	BF	H	R	ER	SO	BB	IBB	HBP	BLK	WP	HR	S	P	ERA	WHIP				
<b>Mark Gubicza, R</b> (1, 1) ERA: 3.14	8.0	L	32	5	2	1	5	3	0	0	0	0	0	39	51	1.12	1.000				
<b>Dan Quisenberry, R</b> (9, 1) ERA: 2.37	1.0		3	1	0	0	0	0	0	0	0	0	0	3	3	0.00	1.000				

AB	32
R	2
H	6
RBI	2
BB	3
SO	5
LOB	18



Batter	1	2	3	4	5	6	7	8	9	AB	R	H	RBI	BB	SO	LOB	BOTTOM					
<b>Willie Wilson, S</b> (1, 8) OBP: 0.410, SLG: 0.479	0-0 G3		0-0 3B		0-0 F9			0-0 G3		4	0	1	0	0	0	1	<b>California Angels @ Kansas City Royals</b> Royals Stadium, Kansas City, MO Sun Jun 10 1984, 4:33 AM EDT Att: 31,490 - Unknown					
<b>Butch Davis, R</b> (1, 7) OBP: 0.227, SLG: 0.203	0-0 1-3		0-0 4-3			0-0 5-3		0-0 4-3		4	0	0	0	0	0	1						
<b>George Brett, L</b> (1, 5) OBP: 0.409, SLG: 0.588	0-0 F6			0-0 G1-6-3 BB 1B		0-0 1-3		0-0 F6		4	0	1	0	0	0	0						
<b>Hal McRae, R</b> (1, 10) OBP: 0.325, SLG: 0.335		0-0 F8		4-0 G1-6-3 BB		0-0 F7			0-0 2B	3	0	1	0	1	0	0						
<b>Darryl Motley, R</b> (1, 9) OBP: 0.349, SLG: 0.520		0-3 K		0-0 G1-6-3			0-0 BB 1B		0-0 6-3	4	0	1	0	0	1	3						
<b>Frank White, R</b> (1, 4) OBP: 0.316, SLG: 0.434		0-0 1B		0-0 F2			0-0 F9		0-0 5-3	4	0	1	0	0	0	3						
<b>Steve Balboni, R</b> (1, 3) OBP: 0.296, SLG: 0.360		0-3 K			0-3 K		4-0 BB		0-0 4-3	3	0	0	0	1	2	2						
<b>Don Slaught, R</b> (1, 2) OBP: 0.241, SLG: 0.269			0-0 F9		0-0 2B		0-0 F8			3	0	1	0	0	0	2						
<b>Onix Concepcion, R</b> (1, 6) OBP: 0.232, SLG: 0.256			0-0 F5		0-0 F7		0-0 F7			2	0	0	0	0	0	1						
<b>Leon Roberts, R</b> (7, PH) OBP: 0.231, SLG: 0.320										1	0	0	0	0	0	2						
<b>U L Washington, S</b> (8, 6) OBP: 0.250, SLG: 0.196										0	0	0	0	0	0	0						
<b>Inning Stats</b>	R: 0 E: 0 K: 0 S: 3	H: 0 LOB: 0 BB: 0 P: 3	R: 0 E: 0 K: 2 S: 8	H: 1 LOB: 1 BB: 0 P: 8	R: 0 E: 0 K: 0 S: 4	H: 1 LOB: 1 BB: 0 P: 4	R: 0 E: 0 K: 0 S: 3	H: 1 LOB: 1 BB: 1 P: 7	R: 0 E: 0 K: 1 S: 6	H: 1 LOB: 1 BB: 0 P: 6	R: 0 E: 0 K: 0 S: 3	H: 0 LOB: 0 BB: 0 P: 3	R: 0 E: 0 K: 0 S: 4	H: 1 LOB: 2 BB: 1 P: 8	R: 0 E: 0 K: 0 S: 3	H: 0 LOB: 0 BB: 0 P: 3	R: 0 E: 0 K: 0 S: 4	H: 1 LOB: 1 BB: 0 P: 4	1B: 3 2B: 2 3B: 1 HR: 0	SF: 0 SAC: 0 DP: 1 HBP: 0	WP: 0 PB: 0 SB: 0 CS: 0	PA: 34
<b>PITCHER</b>	IP	WLS	BF	H	R	ER	SO	BB	IBB	HBP	BLK	WP	HR	S	P	ERA	WHIP					
<b>Geoff Zahn, L</b> (1, 1) ERA: 1.86	9.0	W	34	6	0	0	3	2	0	0	0	0	0	38	46	0.00	0.889					

AB	32
R	0
H	6
RBI	0
BB	2
SO	3
LOB	15





Batter	1	2	3	4	5	6	7	8	9	10	AB	R	H	RBI	BB	SO	LOB	TOP	
Willie Wilson, S OBP: 0.400, SLG: 0.459	(1, 8) 0-3 K		(1, 0) 1-3		(1, 4) BB			(1, 0) F7		(1, 2) 6-3	4	0	0	0	1	1	2		
Pat Sheridan, L OBP: 0.342, SLG: 0.439	(1, 9) 0-0 F8			(1, 0) F7	(1, 0) 4-3			(1, 0) 6-3		(1, 0) F3	5	0	0	0	0	0	4		
George Brett, L OBP: 0.392, SLG: 0.560	(1, 5) 0-0 1-3			(1, 0) F8		(1, 0) 4-3		(1, 0) F3			4	0	0	0	0	0	0		
Dane Iorg, L OBP: 0.280, SLG: 0.368		(1, 3) 0-0 4-3		(1, 0) 4-3		(1, 0) 1B 2B		(1, 0) F7			4	1	1	0	0	0	0		
Darryl Motley, R OBP: 0.353, SLG: 0.520		(1, 7) 0-0 F4			(1, 0) G6-4-3 1B	(1, 0) PO 1B		(1, 0) 4-3			4	1	2	1	0	0	0		
Jorge Orta, L OBP: 0.322, SLG: 0.455		(1, 10) 0-0 F6			(1, 0) G6-4-3 1B	(1, 0) F7					4	0	2	0	0	0	1		
Frank White, R OBP: 0.310, SLG: 0.425	(1, 4) 0-3 K		(1, 0) G6-4-3 1B	(1, 0) PO	(1, 0) 4-3			(1, 0) F9			4	0	0	0	0	1	3		
Don Slaught, R OBP: 0.243, SLG: 0.264	(1, 2) 0-3 K		(1, 0) BB 1B		(1, 0) K			(1, 0) K		(1, 0) K	2	0	0	0	1	2	0		
Butch Davis, R OBP: 0.224, SLG: 0.200	(10, PH)										1	0	0	0	0	1	0		
John Wathan, R OBP: 0.286, SLG: 0.253	(10, 2)										0	0	0	0	0	0	0		
Onix Concepcion, R OBP: 0.246, SLG: 0.273	(1, 6) 0-0 2B		(1, 0) BB 1B		(1, 0) F9			(1, 0) F9		(1, 0) 6-3 BB	3	0	2	1	1	0	0		
<b>Inning Stats</b>	R: 0 E: 0 K: 1 S: 5	H: 0 LOB: 0 BB: 0 P: 5	R: 0 E: 0 K: 0 S: 3	H: 0 LOB: 0 BB: 0 P: 3	R: 0 E: 0 K: 2 S: 8	H: 1 LOB: 1 BB: 0 P: 8	R: 0 E: 0 K: 0 S: 3	H: 0 LOB: 0 BB: 0 P: 3	R: 1 E: 0 K: 0 S: 4	H: 2 LOB: 0 BB: 0 P: 4	R: 0 E: 0 K: 1 S: 5	H: 0 LOB: 0 BB: 0 P: 5	R: 0 E: 0 K: 0 S: 4	H: 1 LOB: 1 BB: 0 P: 4	R: 0 E: 0 K: 1 S: 5	H: 0 LOB: 1 BB: 1 P: 9	1B: 5 2B: 2 3B: 0 HR: 0	SF: 0 SAC: 0 DP: 1 HBP: 0	WP: 0 PA: 39 PB: 0 SB: 0 CS: 0
<b>PITCHER</b> Mike Moore, R ERA: 3.38	(1, 1)	IP: 10.0 WLS: W BF: 38 H: 7 R: 2 ER: 2 SO: 5 BB: 3 IBB: 0 HBP: 0 BLK: 0 WP: 0 HR: 0 S: 45 P: 57 ERA: 1.80 WHIP: 1.000																	

**Kansas City Royals @ Seattle Mariners**  
The Kingdome, Seattle, WA  
Tue Jun 12 1984, 10:05 PM EDT  
Att: 6,980 - Unknown

AB	35
R	2
H	7
RBI	2
BB	3
SO	5
LOB	10



Batter	1	2	3	4	5	6	7	8	9	10	AB	R	H	RBI	BB	SO	LOB	BOTTOM			
Jack Perconte, L OBP: 0.339, SLG: 0.332	(1, 4) 0-0 F2			(1, 0) E 1B	(1, 0) BB 1B			(1, 0) F6		(1, 0) 6-3	5	0	2	0	0	0	0				
Phil Bradley, R OBP: 0.358, SLG: 0.300	(1, 8) 0-3 K			(1, 0) E4 1B	(1, 0) BB 1B			(1, 0) 1B		(1, 0) 4-3	5	0	3	0	0	1	0				
Alvin Davis, L OBP: 0.422, SLG: 0.608	(1, 3) 0-0 6-3			(1, 0) F8	(1, 0) BB 1B			(1, 0) F8		(1, 0) FC5 SH2-4 1B	4	0	1	1	1	0	3				
Al Cowens, R OBP: 0.308, SLG: 0.426	(1, 9) 0-0 6-3			(1, 0) F5	(1, 0) F5			(1, 0) E 1B		(1, 0) SH2-4	4	0	1	0	0	0	5				
Ken Phelps, L OBP: 0.406, SLG: 0.741	(1, 10) 0-3 K			(1, 0) BB 1B				(1, 0) F1		(1, 0) FC5 1B	3	0	0	0	2	2	1				
Darnell Coles, R OBP: 0.307, SLG: 0.245	(10, PR)									(1, 0) FC5 IBB	0	1	0	0	0	0	0				
Barry Bonnell, R OBP: 0.346, SLG: 0.418	(1, 7) 0-0 6-3			(1, 0) F9				(1, 0) E5 1B		(1, 0) FC5 1B	5	0	1	0	0	0	5				
Larry Milbourne, S OBP: 0.371, SLG: 0.355	(1, 5) 0-3 K		(1, 0) F9		(1, 0) F9			(1, 0) F3		(1, 0) 1B	5	1	2	2	0	1	2				
Bob Kearney, R OBP: 0.279, SLG: 0.399	(1, 2) 0-0 F6			(1, 0) F6	(1, 0) BB 1B			(1, 0) 6-3			4	1	1	0	0	1	2				
Spike Owen, S OBP: 0.353, SLG: 0.404	(1, 6) 0-0 F7			(1, 0) F7				(1, 0) F8		(1, 0) F7	4	0	0	0	0	0	1				
<b>Inning Stats</b>	R: 0 E: 0 K: 1 S: 5	H: 0 LOB: 0 BB: 0 P: 5	R: 0 E: 0 K: 1 S: 5	H: 0 LOB: 0 BB: 0 P: 5	R: 0 E: 0 K: 1 S: 5	H: 0 LOB: 0 BB: 0 P: 5	R: 0 E: 1 K: 0 S: 5	H: 2 LOB: 3 BB: 1 P: 9	R: 1 E: 0 K: 0 S: 6	H: 1 LOB: 0 BB: 0 P: 6	R: 0 E: 0 K: 0 S: 4	H: 1 LOB: 1 BB: 0 P: 4	R: 0 E: 1 K: 1 S: 7	H: 2 LOB: 2 BB: 0 P: 7	R: 0 E: 0 K: 0 S: 3	H: 0 LOB: 0 BB: 0 P: 3	R: 1 E: 0 K: 0 S: 4	H: 2 LOB: 2 BB: 1 P: 8	1B: 10 2B: 0 3B: 0 HR: 1	SF: 0 SAC: 1 DP: 0 HBP: 0	WP: 0 PA: 43 PB: 0 SB: 0 CS: 0
<b>PITCHER</b> Charlie Leibrandt, L ERA: 1.88	(1, 1)	IP: 8.0 WLS: L BF: 35 H: 9 R: 2 ER: 2 SO: 5 BB: 2 IBB: 0 HBP: 0 BLK: 0 WP: 0 HR: 1 S: 43 P: 51 ERA: 2.25 WHIP: 1.375																			
<b>PITCHER</b> Bret Saberhagen, R ERA: 3.68	(8, 1)	IP: 1.2 WLS: L BF: 8 H: 2 R: 1 ER: 1 SO: 0 BB: 0 IBB: 1 HBP: 0 BLK: 0 WP: 0 HR: 0 S: 7 P: 11 ERA: 5.40 WHIP: 1.200																			

**Kansas City Royals @ Seattle Mariners**  
The Kingdome, Seattle, WA  
Tue Jun 12 1984, 10:05 PM EDT  
Att: 6,980 - Unknown

AB	39
R	3
H	11
RBI	3
BB	3
SO	5
LOB	19





Batter	1	2	3	4	5	6	7	8	9	AB	R	H	RBI	BB	SO	LOB	TOP										
Willie Wilson, S OBP: 0.400, SLG: 0.456 (1, 8)	1-3	4-3 S 2B 1B		F8		F9			E 1B	5	1	2	0	0	0	2	<b>Kansas City Royals @ Seattle Mariners</b> The Kingdome, Seattle, WA Wed Jun 13 1984, 10:05 PM EDT Att: 9,015 - Unknown										
Butch Davis, R OBP: 0.239, SLG: 0.206 (1, 7)		4-3		FC3-6					K	3	1	1	0	1	0	2											
Pat Sheridan, L OBP: 0.340, SLG: 0.437 (7, 9)	BB 1B	1B		1-2 2-H					G6-4-3 BB	1	0	0	0	0	1	1											
George Brett, L OBP: 0.406, SLG: 0.570 (1, 5)	1B								K	2	1	1	1	2	1	1											
Greg Pryor, R OBP: 0.264, SLG: 0.327 (7, 5)	E 1B	BB		1-2					K	0	0	0	0	0	0	0											
Hal McRae, R OBP: 0.324, SLG: 0.333 (1, 10)	E7 1B	F3							G6-4-3	4	1	1	1	0	1	4											
Darryl Motley, R OBP: 0.391, SLG: 0.514 (1, 9)	1B 1B			F8		F6			F9	4	1	1	1	0	0	0											
Frank White, R OBP: 0.313, SLG: 0.426 (1, 4)	1B			K					6-3	4	0	2	0	0	1	0											
Steve Balboni, R OBP: 0.295, SLG: 0.358 (1, 3)	1B			K					F9	4	0	1	1	0	1	1											
Don Slaught, R OBP: 0.244, SLG: 0.257 (1, 2)	G4-6-3 1B					F9			K	3	1	0	0	1	1	2											
Onix Conception, R OBP: 0.247, SLG: 0.272 (1, 6)		K				6-3			K	4	0	1	0	0	2	0											
<b>Inning Stats</b>	R: 4 E: 1 K: 0 S: 7	H: 5 LOB: 1 BB: 1 P: 11	R: 1 E: 0 K: 1 S: 7	H: 2 LOB: 1 BB: 0 P: 7	R: 0 E: 0 K: 2 S: 7	H: 0 LOB: 0 BB: 0 P: 7	R: 1 E: 1 K: 1 S: 6	H: 1 LOB: 2 BB: 2 P: 14	R: 0 E: 0 K: 0 S: 3	H: 0 LOB: 0 BB: 0 P: 3	R: 0 E: 0 K: 1 S: 4	H: 0 LOB: 0 BB: 1 P: 8	R: 0 E: 0 K: 0 S: 3	H: 0 LOB: 0 BB: 0 P: 3	R: 0 E: 1 K: 3 S: 10	H: 1 LOB: 1 BB: 0 P: 10	1B: 9 2B: 1 3B: 0 HR: 0	SF: 0 SAC: 0 DP: 2 HBP: 0	WP: 0 PB: 0 SB: 2 CS: 1	PA: 38							
<b>PITCHER</b>	IP	WLS	BF	H	R	ER	SO	BB	IBB	HBP	BLK	WP	HR	S	P	ERA	WHIP										
Matt Young, L ERA: 6.98 (1, 1)	0.1	L	7	5	4	4	0	1	0	0	0	0	0	6	10	108.00	18.000										
Ed Nunez, R ERA: 1.93 (1, 1)	4.2		18	4	2	1	4	1	1	0	0	0	0	24	32	1.93	1.071										
Dave Beard, R ERA: 3.65 (6, 1)	1.0		3	0	0	0	0	0	0	0	0	0	0	3	3	0.00	0.000										
Ed Vande Berg, L ERA: 3.12 (7, 1)	2.0		6	0	0	0	1	1	0	0	0	0	0	7	11	0.00	0.500										
Mike Stanton, R ERA: 3.14 (9, 1)	1.0		4	1	0	0	3	0	0	0	0	0	0	10	10	0.00	1.000										
<b>Batter</b>	<b>1</b>	<b>2</b>	<b>3</b>	<b>4</b>	<b>5</b>	<b>6</b>	<b>7</b>	<b>8</b>	<b>9</b>	<b>AB</b>	<b>R</b>	<b>H</b>	<b>RBI</b>	<b>BB</b>	<b>SO</b>	<b>LOB</b>	<b>BOTTOM</b>										
Jack Perconte, L OBP: 0.336, SLG: 0.326 (1, 4)	3-1		1-3			K			6-3	4	0	0	0	1	1	3	<b>Kansas City Royals @ Seattle Mariners</b> The Kingdome, Seattle, WA Wed Jun 13 1984, 10:05 PM EDT Att: 9,015 - Unknown										
Phil Bradley, R OBP: 0.351, SLG: 0.293 (1, 8)						CS BB				3	0	0	0	0	2	2											
Pat Putnam, L OBP: 0.252, SLG: 0.256 (7, PH) (8, 7)	1-3		K			K			4-3	1	0	0	0	0	0	0											
Alvin Davis, L OBP: 0.427, SLG: 0.611 (1, 3)	1B 2B	1B							4-3	4	2	3	0	0	0	0											
Al Cowens, R OBP: 0.311, SLG: 0.425 (1, 9)	1B 2B	1B				BB 1B			4-3	3	2	1	0	1	1	1											
Ken Phelps, L OBP: 0.411, SLG: 0.737 (1, 10)	1B 2B	1B				BB 1B			K	3	0	1	2	1	0	0											
Barry Bonnell, R OBP: 0.344, SLG: 0.414 (1, 7) (8, 8)	F9					BB 1B			K	4	0	1	0	0	2	4											
Larry Milbourne, S OBP: 0.367, SLG: 0.351 (1, 5)						BB 1B			G4-3	4	0	1	1	0	0	1											
Bob Kearney, R OBP: 0.275, SLG: 0.393 (1, 2)						BB 1B			K	3	0	0	0	0	2	3											
Al Chambers, L ERA: 4.61 (9, PH)						BB 1B			K	1	0	0	0	0	0	0											
Spike Owen, S OBP: 0.355, SLG: 0.408 (1, 6)						BB 1B			5-3	3	0	1	1	1	1	0											
<b>Inning Stats</b>	R: 2 E: 0 K: 0 S: 6	H: 3 LOB: 1 BB: 0 P: 6	R: 0 E: 0 K: 2 S: 7	H: 0 LOB: 0 BB: 0 P: 7	R: 0 E: 0 K: 1 S: 6	H: 1 LOB: 1 BB: 0 P: 6	R: 0 E: 0 K: 1 S: 5	H: 0 LOB: 0 BB: 0 P: 5	R: 0 E: 0 K: 1 S: 5	H: 1 LOB: 1 BB: 1 P: 9	R: 2 E: 0 K: 3 S: 11	H: 2 LOB: 3 BB: 3 P: 23	R: 0 E: 0 K: 1 S: 5	H: 0 LOB: 0 BB: 0 P: 5	R: 0 E: 0 K: 0 S: 3	H: 1 LOB: 0 BB: 0 P: 3	R: 0 E: 0 K: 0 S: 3	H: 0 LOB: 0 BB: 0 P: 3	1B: 6 2B: 2 3B: 0 HR: 0	SF: 0 SAC: 0 DP: 1 HBP: 0	WP: 0 PB: 0 SB: 0 CS: 2	PA: 37					
<b>PITCHER</b>	IP	WLS	BF	H	R	ER	SO	BB	IBB	HBP	BLK	WP	HR	S	P	ERA	WHIP										
Larry Gura, L ERA: 4.26 (1, 1)	5.0	W	23	6	4	4	5	3	0	0	0	0	0	30	42	7.20	1.800										
Joe Beckwith, R ERA: 4.61 (6, 1)	1.0		5	1	0	0	3	1	0	0	0	0	0	10	14	0.00	2.000										
Dan Quisenberry, R ERA: 2.24 (7, 1)	3.0	S	9	1	0	0	1	0	0	0	0	0	0	11	11	0.00	0.333										



Batter	1	2	3	4	5	6	7	8	9	AB	R	H	RBI	BB	SO	LOB	TOP				
Willie Wilson, S OBP: 0.387, SLG: 0.439 (1, 8)	F9		K		F7			F4		4	0	0	0	0	1	2					
Pat Sheridan, L OBP: 0.338, SLG: 0.433 (1, 9)	CS 1B		K			F6		F3		4	0	1	0	0	0	1					
George Brett, L OBP: 0.390, SLG: 0.544 (1, 5)	F5			F7		F7		4-3		4	0	0	0	0	0	1					
Dane Iorg, L OBP: 0.278, SLG: 0.374 (1, 3)		F7			4-3 2B			F7		4	0	1	0	0	0	0					
Darryl Motley, R OBP: 0.348, SLG: 0.508 (1, 7)		6-3		4-3			F5			4	0	1	0	0	0	1					
Jorge Orta, L OBP: 0.327, SLG: 0.486 (1, 10)			1B 2B	F3				HR		4	1	2	1	0	1	2					
John Wathan, R OBP: 0.278, SLG: 0.279 (1, 2)					G1 2B			K		3	0	2	0	0	1	0					
Onix Concepcion, R OBP: 0.242, SLG: 0.266 (1, 4) (8, 6)					G1			K		3	0	0	0	0	1	3					
U L Washington, S OBP: 0.258, SLG: 0.193 Frank White, R OBP: 0.312, SLG: 0.424 (8, PH) (8, 4)				BB CS		6-3		K		1	0	0	0	1	0	1					
										1	0	0	0	0	1	0					
<b>Inning Stats</b>	R: 0 E: 0 K: 0 S: 3	H: 1 LOB: 0 BB: 0 P: 3	R: 0 E: 0 K: 0 S: 5	H: 2 LOB: 2 BB: 0 P: 5	R: 0 E: 0 K: 2 S: 6	H: 0 LOB: 0 BB: 1 P: 10	R: 0 E: 0 K: 0 S: 4	H: 1 LOB: 1 BB: 0 P: 4	R: 0 E: 0 K: 0 S: 3	H: 0 LOB: 0 BB: 0 P: 3	R: 1 E: 0 K: 2 S: 8	H: 1 LOB: 0 BB: 0 P: 8	R: 0 E: 1 K: 1 S: 5	H: 0 LOB: 0 BB: 0 P: 5	R: 0 E: 0 K: 1 S: 6	H: 1 LOB: 1 BB: 0 P: 6	1B: 3 2B: 3 3B: 0 HR: 1	SF: 0 SAC: 0 DP: 0 HBP: 0	WP: 0 PB: 0 SB: 0 CS: 2	PA: 33	
<b>PITCHER</b>	IP	WLS	BF	H	R	ER	SO	BB	IBB	HBP	BLK	WP	HR	S	P	ERA	WHIP				
Jim Beattie, R ERA: 3.31 Mike Stanton, R ERA: 2.93	(1, 1) (8, 1)	7.0 S	26 7	6 1	1 0	1 0	4 2	1 0	0 0	0 0	0 0	0 0	1 0	33 11	37 11	1.29 0.00	1.000 0.500				

Kansas City Royals @ Seattle Mariners  
The Kingdome, Seattle, WA  
Thu Jun 14 1984, 6:33 AM EDT  
Att: 6,074 - Unknown

AB 32  
R 1  
H 7  
RBI 1  
BB 1  
SO 6  
LOB 11



Batter	1	2	3	4	5	6	7	8	9	AB	R	H	RBI	BB	SO	LOB	BOTTOM				
Jack Perconte, L OBP: 0.338, SLG: 0.331 (1, 4)	SH 2B		K			E BB 1B BB	F8			3	1	1	0	1	1	1					
Phil Bradley, R OBP: 0.351, SLG: 0.289 (1, 7)	SH 5-3 2-3		4-3			E BB 1B BB		5-3		2	1	0	0	1	0	0					
Alvin Davis, L OBP: 0.424, SLG: 0.604 (1, 3)	5-3 1-2			F7		E1 1B 1B 1-2 2-3		HR 1B		4	1	1	0	0	0	4					
Ken Phelps, L OBP: 0.400, SLG: 0.712 Al Cowens, R OBP: 0.315, SLG: 0.426 (6, PH)	K			1-3		1B 1B		K		2	0	0	0	0	1	2					
Barry Bonnell, R OBP: 0.347, SLG: 0.432 (1, 9)	F6			K		1-2 2-3 3-H	1B 1B			4	1	2	2	0	1	2					
Dave Henderson, R OBP: 0.233, SLG: 0.234 (1, 8)		5-3			6-3	G6-4-3 1-2 2-3		F8		4	0	0	0	0	0	3					
Bob Kearney, R OBP: 0.271, SLG: 0.387 (1, 2)		F8			5-3			F2		3	0	0	0	0	0	0					
Domingo Ramos, R OBP: 0.216, SLG: 0.222 (1, 5)			K							3	0	2	0	0	1	0					
Spike Owen, S OBP: 0.351, SLG: 0.402 (1, 6)			K		CS 1B		5-3	F8		3	0	0	0	0	1	1					
<b>Inning Stats</b>	R: 0 E: 1 K: 1 S: 7	H: 1 LOB: 2 BB: 0 P: 7	R: 0 E: 0 K: 1 S: 5	H: 0 LOB: 0 BB: 0 P: 5	R: 0 E: 0 K: 2 S: 7	H: 0 LOB: 0 BB: 0 P: 7	R: 0 E: 0 K: 1 S: 5	H: 0 LOB: 0 BB: 0 P: 5	R: 0 E: 0 K: 0 S: 3	H: 1 LOB: 0 BB: 0 P: 3	R: 2 E: 1 K: 0 S: 5	H: 2 LOB: 2 BB: 2 P: 13	R: 0 E: 0 K: 0 S: 4	H: 1 LOB: 1 BB: 0 P: 4	R: 2 E: 0 K: 1 S: 7	H: 2 LOB: 0 BB: 0 P: 7	1B: 5 2B: 1 3B: 0 HR: 1	SF: 0 SAC: 1 DP: 1 HBP: 0	WP: 0 PB: 0 SB: 0 CS: 1	PA: 34	
<b>PITCHER</b>	IP	WLS	BF	H	R	ER	SO	BB	IBB	HBP	BLK	WP	HR	S	P	ERA	WHIP				
Bud Black, L ERA: 3.19	(1, 1)	8.0 L	33	7	4	4	6	2	0	0	0	0	1	43	51	4.50	1.125				

Kansas City Royals @ Seattle Mariners  
The Kingdome, Seattle, WA  
Thu Jun 14 1984, 6:33 AM EDT  
Att: 6,074 - Unknown

AB 30  
R 4  
H 7  
RBI 4  
BB 2  
SO 6  
LOB 14





Batter	1	2	3	4	5	6	7	8	9	AB	R	H	RBI	BB	SO	LOB	TOP										
<b>Kirby Puckett, R</b> OBP: 0.331, SLG: 0.331 (1, 8)	0-0 4-3		0-0 1-3			0-0 1-3		0-0 1-3	0-0 6-3	5	0	0	0	0	0	1											
<b>Tim Lincecum, R</b> OBP: 0.366, SLG: 0.417 (1, 4)	0-0 6-3		0-0 F9			0-0 3-1		4-0 FC SF7 BB	0-0 6-3	4	1	0	0	1	0	1											
<b>Kent Hrbek, L</b> OBP: 0.387, SLG: 0.453 (1, 3)	0-0 4-3			0-0 4-3		0-0 FC6-4 1B		4-0 FC BB		3	0	1	0	1	0	0											
<b>Dave Engle, R</b> OBP: 0.351, SLG: 0.391 (1, 2)		0-0 2B 2B		0-0 6-3		0-0 FC6-4 1-2		0-0 FC 1-2 2-3		4	1	1	0	0	0	3											
<b>Randy Bush, L</b> OBP: 0.277, SLG: 0.403 (1, 10)	0-0 F7		0-0 4-3				0-3 K	0-0 SF7		3	0	0	1	0	1	1											
<b>Tom Brunansky, R</b> OBP: 0.329, SLG: 0.416 (1, 9)	0-0 6-3				0-3 K		4-0 5-3 BB	0-0 F7		3	0	0	0	1	1	3											
<b>Mickey Hatcher, R</b> OBP: 0.333, SLG: 0.400 (1, 7)	0-0 2H 2B			0-0 6-3		0-0 6-3		0-0 5-3 1-2	0-3 K	4	0	1	1	0	1	1											
<b>Gary Gaetti, R</b> OBP: 0.343, SLG: 0.369 (1, 5)	0-0 6-3			0-0 6-3		0-0 S 1B		4-0 BB	4-0 3B BB	2	1	1	0	2	0	1											
<b>Ron Washington, R</b> OBP: 0.297, SLG: 0.393 (1, 6)			0-3 K		0-0 F9 1-2		0-0 F9	0-0 F9	0-0 1-H 3B	4	0	1	1	0	1	3											
<b>Inning Stats</b>	R: 0 E: 0 K: 0 S: 3	H: 0 LOB: 0 BB: 0 P: 3	R: 1 E: 0 K: 0 S: 5	H: 2 LOB: 1 BB: 0 P: 5	R: 0 E: 0 K: 1 S: 5	H: 0 LOB: 0 BB: 0 P: 5	R: 0 E: 0 K: 0 S: 3	H: 0 LOB: 0 BB: 0 P: 3	R: 0 E: 0 K: 1 S: 6	H: 1 LOB: 1 BB: 0 P: 6	R: 0 E: 0 K: 0 S: 4	H: 0 LOB: 2 BB: 2 P: 4	R: 0 E: 0 K: 1 S: 5	H: 0 LOB: 2 BB: 2 P: 13	R: 1 E: 0 K: 0 S: 4	H: 0 LOB: 2 BB: 2 P: 12	R: 1 E: 0 K: 1 S: 6	H: 1 LOB: 1 BB: 1 P: 10	1B: 2 2B: 2 3B: 1 HR: 0	SF: 1 SAC: 0 DP: 0 HBP: 0	WP: 0 PB: 0 SB: 1 CS: 0	PA: 38					
<b>PITCHER</b>	IP	WLS	BF	H	R	ER	SO	BB	IBB	HBP	BLK	WP	HR	S	P	ERA	WHIP										
<b>Mark Gubicza, R</b> ERA: 3.07 (1, 1)	7.1	L	30	4	2	2	3	4	0	0	0	0	0	32	48	2.46	1.091										
<b>Joe Beckwith, R</b> ERA: 4.5 (8, 1)	0.2		3	0	0	0	0	0	0	0	0	0	0	3	3	0.00	0.000										
<b>Mike Jones, L</b> ERA: 9.0 (9, 1)	1.0		5	1	1	1	1	1	0	0	0	0	0	6	10	9.00	2.000										

Minnesota Twins @ Kansas City Royals  
 Royals Stadium, Kansas City, MO  
 Fri Jun 15 1984, 8:05 PM EDT  
 Att: 28,264 - Unknown

AB 32  
 R 3  
 H 5  
 RBI 3  
 BB 5  
 SO 4  
 LOB 14



Batter	1	2	3	4	5	6	7	8	9	AB	R	H	RBI	BB	SO	LOB	BOTTOM										
<b>Willie Wilson, S</b> OBP: 0.382, SLG: 0.427 (1, 8)	0-0 1-3		0-0 G3			0-0 F5			4-0 G3 BB	3	0	0	0	1	0	0											
<b>Pat Sheridan, L</b> OBP: 0.337, SLG: 0.429 (1, 9)	0-0 S 1B			0-0 G3		0-0 F2			0-0 G3 1-2	4	0	1	0	0	0	1											
<b>George Brett, L</b> OBP: 0.385, SLG: 0.532 (1, 5)	0-0 F7			0-0 G4-6-3 1B			0-0 F7		0-0 4-3	4	0	1	0	0	0	2											
<b>Dane Iorg, L</b> OBP: 0.270, SLG: 0.362 (1, 3)	0-0 4-3			0-0 G4-6-3 1-2			0-0 F7			3	0	0	0	0	0	2											
<b>Darryl Motley, R</b> OBP: 0.343, SLG: 0.500 (1, 7)		0-0 6-3			0-0 6-3		0-3 K			3	0	0	0	0	1	0											
<b>Jorge Orta, L</b> OBP: 0.327, SLG: 0.482 (1, 10)		0-3 K			0-0 6-3 1B			0-0 3-1		3	0	1	0	0	1	0											
<b>Frank White, R</b> OBP: 0.308, SLG: 0.418 (1, 4)		0-0 F7			0-0 6-3			0-0 F6		3	0	0	0	0	0	1											
<b>John Wathan, R</b> OBP: 0.273, SLG: 0.273 (1, 2)			0-0 5-3					0-0 F4		2	0	0	0	0	0	1											
<b>Butch Davis, R</b> OBP: 0.238, SLG: 0.203 (8, PH)										1	0	0	0	0	0	0											
<b>Don Slaught, R</b> OBP: 0.244, SLG: 0.257 (9, 2)										0	0	0	0	0	0	0											
<b>Onix Concepcion, R</b> OBP: 0.238, SLG: 0.262 (1, 6)			0-3 K							2	0	0	0	0	1	0											
<b>Hal McRae, R</b> OBP: 0.322, SLG: 0.331 (9, PH)						0-0 6-3			0-0 6-3	1	0	0	0	0	0	0											
<b>Inning Stats</b>	R: 0 E: 0 K: 0 S: 4	H: 1 LOB: 1 BB: 0 P: 4	R: 0 E: 0 K: 1 S: 5	H: 0 LOB: 0 BB: 0 P: 5	R: 0 E: 0 K: 1 S: 5	H: 0 LOB: 0 BB: 0 P: 5	R: 0 E: 0 K: 0 S: 3	H: 1 LOB: 0 BB: 0 P: 3	R: 0 E: 0 K: 0 S: 4	H: 1 LOB: 1 BB: 0 P: 4	R: 0 E: 0 K: 0 S: 3	H: 0 LOB: 0 BB: 0 P: 3	R: 0 E: 0 K: 1 S: 5	H: 0 LOB: 0 BB: 0 P: 5	R: 0 E: 0 K: 0 S: 3	H: 0 LOB: 1 BB: 1 P: 7	R: 0 E: 0 K: 0 S: 3	H: 0 LOB: 1 BB: 1 P: 7	1B: 3 2B: 0 3B: 0 HR: 0	SF: 0 SAC: 0 DP: 1 HBP: 0	WP: 0 PB: 0 SB: 1 CS: 0	PA: 30					
<b>PITCHER</b>	IP	WLS	BF	H	R	ER	SO	BB	IBB	HBP	BLK	WP	HR	S	P	ERA	WHIP										
<b>John Butcher, R</b> ERA: 2.52 (1, 1)	9.0	W	30	3	0	0	3	1	0	0	0	0	0	35	39	0.00	0.444										

Minnesota Twins @ Kansas City Royals  
 Royals Stadium, Kansas City, MO  
 Fri Jun 15 1984, 8:05 PM EDT  
 Att: 28,264 - Unknown

AB 29  
 R 0  
 H 3  
 RBI 0  
 BB 1  
 SO 3  
 LOB 7





Batter	1	2	3	4	5	6	7	8	9	AB	R	H	RBI	BB	SO	LOB	TOP										
<b>Kirby Puckett, R</b> OBP: 0.329, SLG: 0.328 (1, 8)	0-3 K		0-0 4-3			0-0 4-3		0-0 E 1B		4	1	1	1	0	1	0	<b>Minnesota Twins @ Kansas City Royals</b> Royals Stadium, Kansas City, MO Sat Jun 16 1984, 8:05 PM EDT Att: 29,046 - Unknown <a href="http://livebaseballscorecards.com">livebaseballscorecards.com</a>										
<b>Tim Lincecum, R</b> OBP: 0.367, SLG: 0.422 (1, 4)	0-0 4-3 2B			0-0 F7 2B 1B		0-0 F3		0-0 E5 1B		4	1	2	0	0	0	1											
<b>Kent Hrbek, L</b> OBP: 0.385, SLG: 0.449 (1, 3)	0-0 4-3			0-0 F7 1-2		0-0 5-3		0-0		4	0	1	1	0	0	2											
<b>Dave Engle, R</b> OBP: 0.349, SLG: 0.393 (1, 2)	0-0 1-3			0-0 WP 1B 2B			0-0 6-3	0-0 1-3		4	1	1	1	0	0	3											
<b>Randy Bush, L</b> OBP: 0.278, SLG: 0.402 <b>Darrell Brown, S</b> OBP: 0.326, SLG: 0.374 (9, PH)		0-0 4-3		0-0 CS 1B			0-0 F9		4-0 HR BB	3	0	1	1	0	0	0											
<b>Tom Brunansky, R</b> OBP: 0.328, SLG: 0.426 (1, 9)		0-0 6-3		0-3 K			0-0 F7		0-0 HR	4	1	1	2	0	1	1											
<b>Mickey Hatcher, R</b> <b>Dave Meier, R</b> OBP: 0.328, SLG: 0.302 (8, 7)		0-0 4-3			0-0 6-3			0-0 1-3 4-3 1B	0-0 F8	3	1	1	0	0	0	0											
<b>Gary Gaetti, R</b> OBP: 0.337, SLG: 0.362 (1, 5)			0-0 F4		0-0 5-3			0-0 4-3	0-0 F9	4	0	0	0	0	0	1											
<b>Ron Washington, R</b> OBP: 0.279, SLG: 0.369 (1, 6)			0-0 F8		0-0 F3			0-0 1-3	0-0 F4	4	0	0	0	0	0	1											
<b>Inning Stats</b>	R: 0 E: 0 K: 1 S: 6	H: 1 LOB: 1 BB: 0 P: 6	R: 0 E: 0 K: 0 S: 3	H: 0 LOB: 0 BB: 0 P: 3	R: 0 E: 0 K: 0 S: 3	H: 0 LOB: 0 BB: 0 P: 3	R: 2 E: 0 K: 1 S: 7	H: 3 LOB: 1 BB: 0 P: 7	R: 0 E: 0 K: 0 S: 3	H: 0 LOB: 0 BB: 0 P: 3	R: 0 E: 0 K: 0 S: 3	H: 0 LOB: 0 BB: 0 P: 3	R: 2 E: 1 K: 0 S: 7	H: 3 LOB: 2 BB: 1 P: 7	R: 2 E: 0 K: 0 S: 4	H: 1 LOB: 0 BB: 1 P: 8		1B: 5 2B: 3 3B: 0 HR: 1	SF: 0 SAC: 0 DP: 1 HBP: 0	WP: 1 PB: 0 CS: 1	PA: 36						
<b>PITCHER</b>	IP	WLS	BF	H	R	ER	SO	BB	IBB	HBP	BLK	WP	HR	S	P	ERA	WHIP										
<b>Bret Saberhagen, R</b> ERA: 3.57 (1, 1)	7.0	L	24	4	2	2	2	0	0	0	0	1	0	28	28	2.57	0.571										
<b>Dan Quisenberry, R</b> ERA: 2.36 (8, 1)	1.0		7	3	2	1	0	0	0	0	0	0	0	7	7	9.00	3.000										
<b>Paul Splittorf, L</b> ERA: 6.85 (9, 1)	1.0		5	1	2	2	0	1	0	0	0	0	1	4	8	18.00	2.000										

Batter	1	2	3	4	5	6	7	8	9	AB	R	H	RBI	BB	SO	LOB	BOTTOM										
<b>Willie Wilson, S</b> OBP: 0.370, SLG: 0.412 (1, 8)	0-0 F8		0-0 5-3		0-0 4-3			0-0 6-3		4	0	0	0	0	0	3	<b>Minnesota Twins @ Kansas City Royals</b> Royals Stadium, Kansas City, MO Sat Jun 16 1984, 8:05 PM EDT Att: 29,046 - Unknown <a href="http://livebaseballscorecards.com">livebaseballscorecards.com</a>										
<b>Butch Davis, R</b> OBP: 0.224, SLG: 0.191 (1, 7)	0-0 5-3		0-0 6-3			0-3 K		0-0 F8		4	0	0	0	0	1	1											
<b>George Brett, L</b> OBP: 0.389, SLG: 0.531 (1, 5)	0-0 F9			0-0 L4-3 1B		0-0 G4-6-3 1B		0-0 F8		4	0	2	0	0	0	0											
<b>Darryl Motley, R</b> OBP: 0.337, SLG: 0.490 (1, 9)		0-0 6-3		0-0 L4-3 1-2		0-0 G4-6-3 1-2			0-0 F9	4	0	0	0	0	0	2											
<b>Frank White, R</b> OBP: 0.307, SLG: 0.412 (1, 4)		0-0 5-3		0-0 5-3			4-0 SH5-3 BB		0-0 F3	3	0	0	0	1	0	0											
<b>Hal McRae, R</b> OBP: 0.319, SLG: 0.328 <b>Jorge Orta, L</b> OBP: 0.327, SLG: 0.482 <b>Leon Roberts, R</b> OBP: 0.259, SLG: 0.346 (7, PH)		0-0 F7			0-0 F7		0-0 SH5-3		0-0 1B	2	0	0	0	0	0	0											
<b>Steve Balboni, R</b> OBP: 0.294, SLG: 0.355 (1, 3)			0-0 F9		0-3 K		0-3 K		0-0 1-2 1B	4	0	1	0	0	2	1											
<b>John Wathan, R</b> OBP: 0.291, SLG: 0.289 (1, 2)			0-0 2B		4-0 1B		4-0 BB		0-0 5-3	2	1	1	0	2	0	2											
<b>U L Washington, S</b> OBP: 0.275, SLG: 0.233 (1, 6)			0-0 2B		0-0 1-2 1B			0-0 F8		3	0	2	1	0	0	2											
<b>Inning Stats</b>	R: 0 E: 0 K: 0 S: 3	H: 0 LOB: 0 BB: 0 P: 3	R: 0 E: 0 K: 0 S: 3	H: 0 LOB: 0 BB: 0 P: 3	R: 1 E: 0 K: 0 S: 5	H: 2 LOB: 1 BB: 0 P: 5	R: 0 E: 0 K: 0 S: 3	H: 1 LOB: 0 BB: 0 P: 3	R: 0 E: 0 K: 1 S: 6	H: 1 LOB: 2 BB: 1 P: 10	R: 0 E: 0 K: 1 S: 5	H: 1 LOB: 0 BB: 0 P: 5	R: 0 E: 0 K: 1 S: 5	H: 0 LOB: 2 BB: 2 P: 13	R: 0 E: 0 K: 0 S: 3	H: 0 LOB: 0 BB: 0 P: 3		R: 0 E: 0 K: 0 S: 5	H: 2 LOB: 2 BB: 0 P: 5	1B: 5 2B: 3 3B: 0 HR: 0	SF: 0 SAC: 1 DP: 2 HBP: 0	WP: 0 PB: 0 CS: 0	PA: 35				
<b>PITCHER</b>	IP	WLS	BF	H	R	ER	SO	BB	IBB	HBP	BLK	WP	HR	S	P	ERA	WHIP										
<b>Ed Hodge, L</b> ERA: 4.12 (1, 1)	3.0		11	2	1	1	0	0	0	0	0	0	0	11	11	3.00	0.667										
<b>Albert Williams, R</b> ERA: 6.12 (4, 1)	3.0	W	12	3	0	0	2	2	0	0	0	0	0	14	22	0.00	1.667										
<b>Pete Filson, L</b> ERA: 3.45 (7, 1)	3.0	S	12	2	0	0	1	1	0	0	0	0	0	13	17	0.00	1.000										



Batter	1	2	3	4	5	6	7	8	9	AB	R	H	RBI	BB	SO	LOB	TOP								
<b>Kirby Puckett, R</b> OBP: 0.333, SLG: 0.333 (1, 8)	0-0 1B		0-0 2B 1B		0-0 F2		0-0 F8		0-0 SH1-3	4	1	2	0	0	0	0	<b>Minnesota Twins @ Kansas City Royals</b> Royals Stadium, Kansas City, MO Sun Jun 17 1984, 4:33 AM EDT Att: 23,105 - Unknown <a href="http://livebaseballscorecards.com">livebaseballscorecards.com</a>								
<b>Tim Lincecum, R</b> OBP: 0.366, SLG: 0.419 (1, 4)	0-3 K		4-0 2B SF8 BB		0-0 E		0-0 F9		0-0 F4	4	1	1	0	1	1	2									
<b>Dave Engle, R</b> OBP: 0.351, SLG: 0.396 (1, 10)	0-0 F4		0-0 5-3 2B		0-0 E5		0-0 F2		4-0 BB	4	0	1	2	1	0	2									
<b>Kent Hrbek, L</b> OBP: 0.377, SLG: 0.440 (1, 3)	0-0 F8		0-0 SF8		0-3 K				0-3 F8	4	0	0	1	0	2	5									
<b>Tom Brunansky, R</b> OBP: 0.327, SLG: 0.423 (1, 9)		0-0 4-3	0-0 5-3		0-0 F4				0-0 FC6-4 1B	4	0	1	0	0	0	3									
<b>Mickey Hatcher, R</b> OBP: 0.336, SLG: 0.405 (1, 7)		0-0 F3 2B	0-0 5-3						0-0 FC6-4 1B	4	0	2	0	0	0	1									
<b>Gary Gaetti, R</b> OBP: 0.332, SLG: 0.356 (1, 5)		0-0 F3 2-3			0-0 F8				0-0 FC6-4 1-2 2-3	4	0	0	0	0	0	3									
<b>Tim Lincecum, R</b> OBP: 0.208, SLG: 0.344 (1, 2)		0-0 6-3			0-3 K				0-3 K	4	0	1	0	0	2	3									
<b>Ron Washington, R</b> OBP: 0.292, SLG: 0.391 (1, 6)			0-0 1B 2B 1B		0-0 5-3				0-0 SH1-3 2B	4	1	2	0	0	0	1									
<b>Inning Stats</b>	R: 0 E: 0 K: 1 S: 6	H: 1 LOB: 1 BB: 0 P: 6	R: 0 E: 0 K: 0 S: 4	H: 1 LOB: 1 BB: 0 P: 4	R: 3 E: 0 K: 0 S: 6	H: 3 LOB: 1 BB: 1 P: 10	R: 0 E: 0 K: 1 S: 5	H: 0 LOB: 0 BB: 0 P: 5	R: 0 E: 1 K: 1 S: 7	H: 1 LOB: 2 BB: 0 P: 7	R: 0 E: 0 K: 0 S: 4	H: 1 LOB: 1 BB: 0 P: 4	R: 0 E: 0 K: 1 S: 3	H: 0 LOB: 0 BB: 0 P: 3	R: 0 E: 0 K: 2 S: 9	H: 2 LOB: 2 BB: 0 P: 9	R: 0 E: 0 K: 0 S: 4	H: 1 LOB: 2 BB: 1 P: 8	1B: 6 2B: 4 3B: 0 HR: 0	SF: 1 SAC: 1 DP: 0 HBP: 0	WP: 0 PB: 0 SB: 1 CS: 0	PA: 40			
<b>PITCHER</b>	IP	WLS	BF	H	R	ER	SO	BB	IBB	HBP	BLK	WP	HR	S	P	ERA	WHIP								
<b>Charlie Leibrandt, L</b> ERA: 2.32 (1, 1)	7.0	L	30	7	3	3	3	1	0	0	0	0	0	35	39	3.86	1.143								
<b>Joe Beckwith, R</b> ERA: 4.2 (8, 1)	2.0		10	3	0	0	2	1	0	0	0	0	0	13	17	0.00	2.000								

Batter	1	2	3	4	5	6	7	8	9	AB	R	H	RBI	BB	SO	LOB	BOTTOM								
<b>Willie Wilson, S</b> OBP: 0.364, SLG: 0.403 (1, 8)	0-0 6-3		0-3 K		0-0 F7				0-0 4-3	5	0	1	0	0	1	1	<b>Minnesota Twins @ Kansas City Royals</b> Royals Stadium, Kansas City, MO Sun Jun 17 1984, 4:33 AM EDT Att: 23,105 - Unknown <a href="http://livebaseballscorecards.com">livebaseballscorecards.com</a>								
<b>Pat Sheridan, L</b> OBP: 0.335, SLG: 0.425 (1, 9)	0-0 F8		0-3 K		0-0 FC8-4 1B		0-3 K			4	0	1	0	0	2	1									
<b>George Brett, L</b> OBP: 0.393, SLG: 0.549 (1, 5)	0-0 3B				0-0 1B 3-1 1B		0-0 FC8-4 1-2 3-H		0-0 6-3	4	0	2	1	0	0	2									
<b>Dane Iorg, L</b> OBP: 0.262, SLG: 0.351 (1, 3)	0-0 F7				0-0 3-1		0-0 F7			3	0	0	0	0	0	3									
<b>John Wathan, R</b> OBP: 0.296, SLG: 0.297 (8, PH) (9, 3)					1-2				0-0 1B	1	0	1	0	0	0	0									
<b>Jorge Orta, L</b> OBP: 0.320, SLG: 0.472 (1, 10)		0-3 K			0-0 F5				0-3 K	3	0	0	0	0	2	1									
<b>Hal McRae, R</b> OBP: 0.317, SLG: 0.326 (8, PH)		0-0 K			0-0 E6 S		0-3 K		0-3 K	1	0	0	0	0	1	1									
<b>Darryl Motley, R</b> OBP: 0.335, SLG: 0.485 (1, 7)		0-0 E6 S			0-0 BB 1B		0-3 K		0-3 K	4	0	1	0	0	2	1									
<b>Frank White, R</b> OBP: 0.310, SLG: 0.421 (1, 4)	0-3 K				4-0 FC6-4 BB		0-0 3B		0-0 5-3	3	0	1	0	1	1	2									
<b>Don Slaught, R</b> OBP: 0.238, SLG: 0.250 (1, 2)		0-3 K			0-0 FC6-4				0-0 F8	3	0	0	0	0	1	5									
<b>Leon Roberts, R</b> OBP: 0.250, SLG: 0.333 (9, PH)					1-2				0-0 K	1	0	0	0	0	0	0									
<b>U.L. Washington, S</b> OBP: 0.274, SLG: 0.250 (1, 6)			0-0 4-3		0-0 1B FC8-4 2B				0-3 K	4	1	1	0	0	1	0									
<b>Inning Stats</b>	R: 0 E: 0 K: 0 S: 4	H: 1 LOB: 0 BB: 0 P: 4	R: 0 E: 1 K: 3 S: 10	H: 0 LOB: 0 BB: 0 P: 10	R: 0 E: 0 K: 2 S: 7	H: 0 LOB: 0 BB: 0 P: 7	R: 0 E: 0 K: 0 S: 5	H: 2 LOB: 3 BB: 1 P: 9	R: 1 E: 0 K: 0 S: 5	H: 2 LOB: 1 BB: 0 P: 5	R: 0 E: 0 K: 2 S: 8	H: 1 LOB: 1 BB: 0 P: 8	R: 0 E: 0 K: 1 S: 6	H: 1 LOB: 1 BB: 0 P: 6	R: 0 E: 0 K: 2 S: 8	H: 1 LOB: 0 BB: 0 P: 8	R: 0 E: 0 K: 1 S: 5	H: 0 LOB: 0 BB: 0 P: 5	1B: 5 2B: 1 3B: 2 HR: 0	SF: 0 SAC: 0 DP: 0 HBP: 0	WP: 0 PB: 0 SB: 1 CS: 0	PA: 37			
<b>PITCHER</b>	IP	WLS	BF	H	R	ER	SO	BB	IBB	HBP	BLK	WP	HR	S	P	ERA	WHIP								
<b>Mike Smithson, R</b> ERA: 3.44 (1, 1)	5.2	W	25	6	1	1	7	1	0	0	0	0	0	8	8	0.00	1.500								
<b>Pete Filson, L</b> ERA: 3.35 (6, 1)	1.1		6	2	0	0	1	0	0	0	0	0	0	8	8	0.00	1.500								
<b>Ron Davis, R</b> ERA: 5.05 (8, 1)	2.0	S	6	0	0	0	3	0	0	0	0	0	0	12	12	0.00	0.000								



Batter	1	2	3	4	5	6	7	8	9	AB	R	H	RBI	BB	SO	LOB	TOP		
Willie Wilson, S (1, 8) OBP: 0.350, SLG: 0.387	F6			4-3	1-3		F7		F3	5	0	0	0	0	0	3			
Pat Sheridan, L (1, 9) OBP: 0.343, SLG: 0.442							1-3			4	1	3	0	0	0	0			
Jorge Orta, L (1, 10) OBP: 0.331, SLG: 0.473	G4-6-3									2	0	1	0	2	0	1			
Dane Iorg, L (1, 3) OBP: 0.262, SLG: 0.347										4	0	1	0	0	0	4			
Darryl Motley, R (1, 7) OBP: 0.333, SLG: 0.480										4	0	1	1	0	0	4			
Frank White, R (1, 4) OBP: 0.305, SLG: 0.413										4	0	0	0	0	0	2			
John Wathan, R (1, 2) OBP: 0.308, SLG: 0.301										2	0	1	0	1	0	0			
Leon Roberts, R (8, PH) OBP: 0.241, SLG: 0.321										1	0	0	0	0	0	2			
Don Slaught, R (8, 2) OBP: 0.238, SLG: 0.250										0	0	0	0	0	0	0			
Greg Pryor, R (1, 5) OBP: 0.264, SLG: 0.333										4	1	1	0	0	0	2			
U L Washington, S (1, 6) OBP: 0.286, SLG: 0.254										3	0	1	1	1	0	0			
<b>Inning Stats</b>	R: 0 E: 0 K: 0 S: 3	H: 1 LOB: 0 BB: 0 P: 3	R: 0 E: 0 K: 0 S: 3	H: 0 LOB: 0 BB: 0 P: 3	R: 0 E: 0 K: 0 S: 2	H: 0 LOB: 0 BB: 1 P: 6	R: 0 E: 0 K: 0 S: 4	H: 1 LOB: 2 BB: 1 P: 8	R: 0 E: 0 K: 0 S: 4	H: 2 LOB: 1 BB: 0 P: 4	R: 1 E: 0 K: 0 S: 5	H: 2 LOB: 1 BB: 0 P: 5	R: 1 E: 0 K: 0 S: 5	H: 2 LOB: 2 BB: 1 P: 9	R: 0 E: 0 K: 0 S: 3	H: 0 LOB: 0 BB: 0 P: 3	1B: 6 2B: 3 3B: 0 HR: 0	SF: 0 SAC: 0 DP: 2 HBP: 0	WP: 0 PA: 37 CS: 1
<b>PITCHER</b>	IP	WLS	BF	H	R	ER	SO	BB	IBB	HBP	BLK	WP	HR	S	P	ERA	WHIP		
Ray Burris, R (1, 1) ERA: 2.27	7.0	W	30	8	2	2	0	4	0	0	0	0	0	26	42	2.57	1.714		
Keith Atherton, R (8, 1) ERA: 3.0	2.0		7	1	0	0	0	0	0	0	0	0	0	7	7	0.00	0.500		

Kansas City Royals @ Oakland Athletics  
Oakland-Alameda County Coliseum, Oakland, CA  
Mon Jun 18 1984, 7:05 PM PDT  
Att: 22,235 - Unknown

AB 33  
R 2  
H 9  
RBI 2  
BB 4  
SO 0  
LOB 18



Batter	1	2	3	4	5	6	7	8	9	AB	R	H	RBI	BB	SO	LOB	BOTTOM		
Rickey Henderson, R (1, 7) OBP: 0.392, SLG: 0.421	G6-3		G5-3		5-3		K			5	1	2	3	0	1	2			
Dwayne Murphy, L (1, 8) OBP: 0.343, SLG: 0.464										3	1	1	0	1	0	1			
Jeff Burroughs, R (8, PH) OBP: 0.404, SLG: 0.400										0	0	0	0	1	0	0			
Mike Davis, L (9, 8) OBP: 0.254, SLG: 0.322										0	0	0	0	0	0	0			
Joe Morgan, L (1, 4) OBP: 0.391, SLG: 0.389										4	2	2	1	0	0	2			
Mark Wagner, R (8, 6) OBP: 0.167, SLG: 0.125										1	0	0	0	0	0	1			
Dave Kingman, R (1, 10) OBP: 0.304, SLG: 0.566										3	1	1	2	1	0	1			
Carney Lansford, R (1, 5) OBP: 0.338, SLG: 0.412										4	2	1	0	0	0	2			
Davey Lopes, R (1, 9) OBP: 0.353, SLG: 0.420										3	2	2	2	1	0	0			
Bill Almon, R (9, 9) OBP: 0.207, SLG: 0.200										0	0	0	0	0	0	0			
Bruce Bochte, L (1, 3) OBP: 0.342, SLG: 0.351										3	0	1	1	0	1	0			
Jim Essian, R (1, 2) OBP: 0.308, SLG: 0.327										2	0	0	0	2	0	2			
Tony Phillips, S (1, 6) OBP: 0.315, SLG: 0.310										4	1	1	0	0	0	4			
<b>Inning Stats</b>	R: 0 E: 0 K: 0 S: 3	H: 1 LOB: 1 BB: 1 P: 7	R: 0 E: 0 K: 0 S: 3	H: 0 LOB: 0 BB: 0 P: 3	R: 0 E: 0 K: 0 S: 3	H: 1 LOB: 1 BB: 1 P: 7	R: 2 E: 0 K: 0 S: 4	H: 1 LOB: 2 BB: 3 P: 16	R: 0 E: 0 K: 0 S: 3	H: 0 LOB: 0 BB: 0 P: 3	R: 2 E: 0 K: 1 S: 7	H: 2 LOB: 0 BB: 0 P: 7	R: 3 E: 0 K: 1 S: 8	H: 3 LOB: 0 BB: 0 P: 8	R: 3 E: 1 K: 0 S: 6	H: 3 LOB: 1 BB: 1 P: 10	1B: 4 2B: 4 3B: 0 HR: 3	SF: 1 SAC: 0 DP: 2 HBP: 0	WP: 0 PA: 39 CS: 0
<b>PITCHER</b>	IP	WLS	BF	H	R	ER	SO	BB	IBB	HBP	BLK	WP	HR	S	P	ERA	WHIP		
Larry Gura, L (1, 1) ERA: 4.63	7.0	L	32	8	7	7	2	5	0	0	0	0	1	6	10	27.00	4.000		
Paul Splittorf, L (8, 1) ERA: 7.71	1.0		7	3	3	3	0	1	0	0	0	0	1	6	10	27.00	4.000		

Kansas City Royals @ Oakland Athletics  
Oakland-Alameda County Coliseum, Oakland, CA  
Mon Jun 18 1984, 7:05 PM PDT  
Att: 22,235 - Unknown

AB 32  
R 10  
H 11  
RBI 9  
BB 6  
SO 2  
LOB 15









Batter	1	2	3	4	5	6	7	8	9	AB	R	H	RBI	BB	SO	LOB	TOP			
Willie Wilson, S OBP: 0.347, SLG: 0.381 (1, 8)	0-0 G4-6-3 1B		0-0 F4		0-0 1B		0-0 E6 FC4-6		0-3 K	5	0	2	0	0	1	2	<b>Kansas City Royals @ Oakland Athletics</b> Oakland-Alameda County Coliseum, Oakland, CA Wed Jun 20 1984, 3:33 AM PDT Att: 13,342 - Unknown <a href="http://livebaseballscorecards.com">livebaseballscorecards.com</a>			
Butch Davis, R OBP: 0.210, SLG: 0.178 (1, 9)	0-0 G4-6-3 1-2		0-0 4-3		0-0 F9		0-0 FC4-6 1-2		0-3 K	5	0	0	0	0	1	5				
George Brett, L OBP: 0.389, SLG: 0.527 Jorge Orta, L OBP: 0.340, SLG: 0.497 (1, 5) (8, 4)	0-0 G3		0-0 F7		0-0 F8		0-0 4-3			4	0	0	0	0	0	0				
Darryl Motley, R OBP: 0.338, SLG: 0.476 (1, 7)		0-0 5-3		0-0 F4		0-3 K		0-0 BB BB 1B		4	0	1	0	0	1	0				
Frank White, R OBP: 0.311, SLG: 0.416 Greg Pryor, R OBP: 0.261, SLG: 0.330 (1, 4) (7, 4) (8, 5)		0-0 1B 1B		0-0 F6		0-0 1-3		0-3 K		3	1	1	0	0	0	0				
Hal McRae, R OBP: 0.321, SLG: 0.326 (1, 10)		0-3 K		0-0 1B		0-0 F9		4-0 BB BB		3	0	1	0	1	1	1				
Steve Balboni, R OBP: 0.298, SLG: 0.355 (1, 3)		0-0 1B 1-2 1B		0-3 K		0-0 F4		4-0 1-2 2-3 BB		3	0	1	0	1	1	1				
Don Slaught, R OBP: 0.246, SLG: 0.259 (1, 2)		0-0 1-3 2-H 1B		0-0 F9		0-0 E8 1B		0-3 K		4	0	2	1	0	1	3				
U L Washington, S OBP: 0.294, SLG: 0.257 (1, 6)		0-0 F3		0-0 F7		4-0 BB		0-0 6-3		3	0	0	0	1	0	2				
<b>Inning Stats</b>	R: 0 E: 0 K: 0 S: 3	H: 1 LOB: 0 BB: 0 P: 3	R: 1 E: 0 K: 1 S: 8	H: 3 LOB: 2 BB: 0 P: 8	R: 0 E: 0 K: 1 S: 6	H: 0 LOB: 0 BB: 0 P: 3	R: 0 E: 0 K: 1 S: 6	H: 1 LOB: 1 BB: 0 P: 6	R: 0 E: 0 K: 0 S: 4	H: 0 LOB: 0 BB: 0 P: 5	R: 0 E: 2 K: 0 S: 5	H: 1 LOB: 3 BB: 1 P: 9	R: 0 E: 0 K: 2 S: 8	H: 1 LOB: 0 BB: 2 P: 16	R: 0 E: 0 K: 2 S: 7	H: 0 LOB: 0 BB: 0 P: 7		1B: 8 2B: 0 3B: 0 HR: 0	SF: 0 SAC: 0 DP: 1 HBP: 0	WP: 0 PB: 0 SB: 0 CS: 0
<b>PITCHER</b>	IP WLS BF H R ER SO BB IBB HBP BLK WP HR S P ERA WHIP	IP WLS BF H R ER SO BB IBB HBP BLK WP HR S P ERA WHIP																		
Bill Krueger, L ERA: 3.02 Bill Caudill, R ERA: 2.5 (1, 1) (8, 1)	7.2 W 34 8 1 1 4 3 0 0 0 0 0 0 39 51 1.17 1.435	1.1 L 4 0 0 0 3 0 0 0 0 0 0 10 10 0.00 0.000																		

Batter	1	2	3	4	5	6	7	8	9	AB	R	H	RBI	BB	SO	LOB	BOTTOM			
Rickey Henderson, R OBP: 0.397, SLG: 0.440 (1, 7)	0-0 1B BB HR 1B		0-0 1-3			4-0 2B BB		0-0 5-3		4	2	2	0	1	0	1	<b>Kansas City Royals @ Oakland Athletics</b> Oakland-Alameda County Coliseum, Oakland, CA Wed Jun 20 1984, 3:33 AM PDT Att: 13,342 - Unknown <a href="http://livebaseballscorecards.com">livebaseballscorecards.com</a>			
Dwayne Murphy, L OBP: 0.359, SLG: 0.454 (1, 8)	4-0 1B HR BB	0-3 K		0-0 6-3		4-0 2B SF7 BB		0-0 F8		3	2	0	0	2	1	1				
Davey Lopes, R OBP: 0.216, SLG: 0.423 Mark Wagner, R OBP: 0.158, SLG: 0.118 (1, 4) (7, 6)	0-0 1-2 2-3 HR 1B	4-0 BB		0-0 F8		0-0 1-3 2-H 2B		0-0 F7		3	1	2	1	1	0	0				
Dave Kingman, R OBP: 0.305, SLG: 0.567 (1, 10)	0-0 1-H 2-H 3-H HR	0-0 5-3		4-0 BB		0-0 F3		0-0 F7		4	1	1	4	1	0	4				
Carney Lansford, R OBP: 0.343, SLG: 0.416 (1, 5)	0-0 2B		0-0 2B FC 1B		0-3 K		4-0 IBB			3	1	2	0	1	1	1				
Mike Davis, L OBP: 0.254, SLG: 0.328 (1, 9)	0-3 K		0-0 FC SF8 2B		0-0 F7		0-0 SF7			3	1	1	1	0	1	1				
Garry Hancock, L OBP: 0.216, SLG: 0.216 Bill Almon, R OBP: 0.200, SLG: 0.193 (1, 3) (5, PH) (6, 3)	0-0 F9		0-0 FC		0-0 F7		0-0 F7			2	0	0	1	0	0	2				
Jim Essian, R OBP: 0.292, SLG: 0.311 (1, 2)	0-0 5-3		0-0 SF8		0-0 1B		0-0 F8			3	0	1	1	0	0	1				
Tony Phillips, S OBP: 0.313, SLG: 0.309 (7, 4)		0-0 1-3		0-3 K		0-0 4-3		0-0 F7		4	0	0	0	0	1	2				
<b>Inning Stats</b>	R: 4 E: 0 K: 1 S: 9	H: 4 LOB: 1 BB: 1 P: 13	R: 0 E: 0 K: 1 S: 6	H: 1 LOB: 1 BB: 1 P: 10	R: 2 E: 0 K: 1 S: 8	H: 2 LOB: 1 BB: 0 P: 8	R: 0 E: 0 K: 1 S: 5	H: 0 LOB: 1 BB: 1 P: 9	R: 0 E: 0 K: 0 S: 4	H: 1 LOB: 2 BB: 3 P: 16	R: 0 E: 0 K: 0 S: 3	H: 0 LOB: 0 BB: 0 P: 3	R: 0 E: 0 K: 0 S: 3	H: 0 LOB: 0 BB: 0 P: 3	R: 0 E: 0 K: 0 S: 3	H: 0 LOB: 0 BB: 0 P: 3		1B: 4 2B: 4 3B: 0 HR: 1	SF: 2 SAC: 0 DP: 0 HBP: 0	WP: 0 PB: 0 SB: 1 CS: 0
<b>PITCHER</b>	IP WLS BF H R ER SO BB IBB HBP BLK WP HR S P ERA WHIP	IP WLS BF H R ER SO BB IBB HBP BLK WP HR S P ERA WHIP																		
Mark Gubicza, R ERA: 3.61 Mike Jones, L ERA: 9.0 Bret Saberhagen, R ERA: 3.47 (1, 1) (5, 1) (7, 1)	4.0 L 23 7 6 6 4 3 0 0 0 0 0 0 8 20 9.00 2.000	2.0 L 11 2 2 2 0 2 1 0 0 0 0 0 6 6 0.00 0.000																		







Batter	1	2	3	4	5	6	7	8	9	AB	R	H	RBI	BB	SO	LOB	TOP								
Willie Wilson, S (1, 8) OBP: 0.353, SLG: 0.399	0-0 FC6-4 1B	0-0 G3		0-0 5-3		0-0 S 1B		0-0 F6		5	0	2	0	0	0	4	<b>Kansas City Royals @ California Angels</b> Anaheim Stadium, Anaheim, CA Sat Jun 23 1984, 10:05 PM EDT Att: 42,060 - Unknown <a href="http://livebaseballscorecards.com">livebaseballscorecards.com</a>								
Butch Davis, R (1, 7) OBP: 0.200, SLG: 0.169 Pat Sheridan, L (8, PH) OBP: 0.341, SLG: 0.450	0-0 FC6-4 1B		0-0 6-3	0-0 1-3		0-0 F8 1-2		0-0 CS	0-3 K	4	0	0	0	0	0	4									
George Brett, L (1, 5) OBP: 0.400, SLG: 0.521	0-0 F7		0-0 1B SF9 1B		0-0 G4-6-3 1B		0-0 F9		0-0 F6	5	1	2	0	0	0	1									
Darryl Motley, R (1, 9) OBP: 0.338, SLG: 0.470	0-0 1B		0-0 1B		0-0 G4-6-3 1-2		0-0 5-3		0-0 CS 1B	5	0	3	0	0	0	1									
Hal McRae, R (1, 10) OBP: 0.321, SLG: 0.328 Jorge Orta, L (7, PH) OBP: 0.347, SLG: 0.497	0-0		0-0 SF9		0-0 HR 1B		4-0 HR BB		0-0 CS	2	1	1	1	0	0	2									
Steve Balboni, R (1, 3) OBP: 0.308, SLG: 0.398		0-0 1B G4-6-3 1B	0-3 K		0-0 HR 1B		0-0 HR			4	3	3	4	0	1	1									
Don Slaught, R (1, 2) OBP: 0.254, SLG: 0.267		0-0 1B G4-6-3 1B		0-0 2B 1B		0-0 F9		0-0 6-3		4	0	2	0	0	0	0									
Greg Pryor, R (1, 4) OBP: 0.270, SLG: 0.355		0-0 G4-6-3 1-2		0-0 2B		0-0 1-3		0-0 FC2-5 2B		4	0	2	0	0	0	1									
U L Washington, S (1, 6) OBP: 0.290, SLG: 0.268		0-0 2B		0-0 5-3		0-0 F6		0-0 FC2-5 CS		4	0	1	0	0	0	3									
<b>Inning Stats</b>	R: 0 E: 0 K: 0 S: 5	H: 2 LOB: 2 BB: 0 P: 5	R: 1 E: 0 K: 0 S: 5	H: 3 LOB: 1 BB: 0 P: 5	R: 1 E: 0 K: 1 S: 7	H: 2 LOB: 2 BB: 0 P: 5	R: 2 E: 0 K: 0 S: 5	H: 3 LOB: 0 BB: 0 P: 5	R: 0 E: 0 K: 0 S: 4	H: 1 LOB: 1 BB: 0 P: 4	R: 2 E: 0 K: 0 S: 4	H: 1 LOB: 0 BB: 1 P: 8	R: 0 E: 0 K: 0 S: 3	H: 1 LOB: 0 BB: 0 P: 3	R: 0 E: 0 K: 1 S: 5	H: 1 LOB: 0 BB: 0 P: 5	1B: 11 2B: 3 3B: 0 HR: 2	SF: 1 SAC: 0 DP: 2 HBP: 0	WP: 0 PB: 0 SB: 1 CS: 2	PA: 42					
<b>PITCHER</b>	IP	WLS	BF	H	R	ER	SO	BB	IBB	HBP	BLK	WP	HR	S	P	ERA	WHIP								
Tommy John, L (1, 1) ERA: 3.64	5.0		25	12	4	4	1	0	0	0	0	0	1	27	27	7.20	2.400								
Bruce Kison, R (6, 1) ERA: 2.25	3.0	L	12	3	2	2	0	1	0	0	0	0	1	11	15	6.00	1.333								
Don Aase, R (9, 1) ERA:	1.0		3	1	0	0	1	0	0	0	0	0	0	5	5	0.00	1.000								

Batter	1	2	3	4	5	6	7	8	9	AB	R	H	RBI	BB	SO	LOB	BOTTOM								
Gary Pettis, S (1, 8) OBP: 0.332, SLG: 0.325	0-0 S 3B 1B		0-0 HR 1B		0-0 G3		0-0 G6-4-3 1-2			4	2	2	0	0	0	1	<b>Kansas City Royals @ California Angels</b> Anaheim Stadium, Anaheim, CA Sat Jun 23 1984, 10:05 PM EDT Att: 42,060 - Unknown <a href="http://livebaseballscorecards.com">livebaseballscorecards.com</a>								
Dick Schofield, R (1, 6) OBP: 0.255, SLG: 0.301	0-0 1H 4-3 3B		0-0 5-3 1-2		0-0 F8			0-0 F9		4	1	1	1	0	0	1									
Fred Lynn, L (1, 9) OBP: 0.353, SLG: 0.453	0-0 4-3		0-3 K		0-0 F9			0-0 1-3		4	0	0	1	0	1	1									
Doug DeCinces, R (1, 5) OBP: 0.310, SLG: 0.450	0-0 F7		0-0 2H HR		0-0 HR			0-0 G3		4	2	2	3	0	0	0									
Brian Downing, R (1, 7) OBP: 0.339, SLG: 0.390	4-0 BB		0-3 K		0-0 6-3			0-0 F8		3	0	0	0	1	1	0									
Reggie Jackson, L (1, 10) OBP: 0.310, SLG: 0.443	0-0 F8			4-0 BB BB	0-0 G6-4-3 BB		0-0 FC6-4 1B		0-0 4-3	3	0	1	0	1	0	1									
Bobby Grich, R (1, 4) OBP: 0.338, SLG: 0.424		0-0 F9		0-0 F9		0-0 FC6-4 1-2		0-0 F7		4	0	0	0	0	0	2									
Ron Jackson, R (1, 3) OBP: 0.241, SLG: 0.200		0-0 F8		0-0 G6-4-3 1-2		0-0 F9				3	0	0	0	0	0	1									
Bob Boone, R (1, 2) OBP: 0.227, SLG: 0.260		0-0 F2			0-0 F8		4-0 BB BB			2	0	0	0	1	0	0									
<b>Inning Stats</b>	R: 2 E: 0 K: 0 S: 5	H: 2 LOB: 1 BB: 1 P: 9	R: 0 E: 0 K: 0 S: 3	H: 0 LOB: 0 BB: 0 P: 3	R: 2 E: 0 K: 2 S: 9	H: 2 LOB: 0 BB: 1 P: 9	R: 0 E: 0 K: 0 S: 2	H: 0 LOB: 0 BB: 1 P: 6	R: 0 E: 0 K: 0 S: 3	H: 0 LOB: 0 BB: 0 P: 3	R: 1 E: 0 K: 0 S: 5	H: 2 LOB: 1 BB: 0 P: 5	R: 0 E: 0 K: 0 S: 2	H: 0 LOB: 0 BB: 1 P: 6	R: 0 E: 0 K: 0 S: 3	H: 0 LOB: 0 BB: 0 P: 3	R: 0 E: 0 K: 0 S: 3	H: 0 LOB: 0 BB: 0 P: 3	1B: 3 2B: 0 3B: 1 HR: 2	SF: 0 SAC: 0 DP: 2 HBP: 0	WP: 0 PB: 0 SB: 2 CS: 0	PA: 34			
<b>PITCHER</b>	IP	WLS	BF	H	R	ER	SO	BB	IBB	HBP	BLK	WP	HR	S	P	ERA	WHIP								
Larry Gura, L (1, 1) ERA: 4.8	6.1	W	27	6	5	5	2	3	0	0	0	0	2	28	40	7.11	1.421								
Dan Quisenberry, R (7, 1) ERA: 2.15	2.2	S	7	0	0	0	0	0	0	0	0	0	0	7	7	0.00	0.000								



Batter	1	2	3	4	5	6	7	8	9	AB	R	H	RBI	BB	SO	LOB	TOP										
Willie Wilson, S OBP: 0.344, SLG: 0.388 (1, 8)										4	0	0	1	0	0	0	<b>Kansas City Royals @ California Angels</b> Anaheim Stadium, Anaheim, CA Sun Jun 24 1984, 10:05 PM EDT Att: 36,272 - Unknown										
Pat Sheridan, L OBP: 0.349, SLG: 0.456 (1, 9)										4	0	3	0	0	1	1											
George Brett, L OBP: 0.388, SLG: 0.504 (1, 5)										4	0	0	0	0	0	4											
Jorge Orta, L OBP: 0.339, SLG: 0.484 (1, 10)										4	0	0	0	0	0	1											
Darryl Motley, R OBP: 0.342, SLG: 0.473 Butch Davis, R OBP: 0.198, SLG: 0.167 (1, 7) (6, 7)										3	0	2	0	0	0	0											
Steve Balboni, R OBP: 0.312, SLG: 0.417 (1, 3)										4	1	2	1	0	2	1											
Don Slaught, R OBP: 0.249, SLG: 0.260 Dane Iorg, L OBP: 0.239, SLG: 0.318 John Wathan, R OBP: 0.302, SLG: 0.280 (1, 2) (9, PH) (9, 2)										3	0	0	0	0	0	1											
Buddy Biancalana, S OBP: 0.222, SLG: 0.333 (1, 4)										4	1	1	0	0	2	2											
U L Washington, S OBP: 0.284, SLG: 0.262 (1, 6)										2	0	0	0	0	0	0											
<b>Inning Stats</b>	R: 0 E: 0 K: 0 S: 4	H: 1 LOB: 1 BB: 0 P: 4	R: 0 E: 0 K: 1 S: 6	H: 1 LOB: 1 BB: 0 P: 6	R: 0 E: 0 K: 0 S: 4	H: 1 LOB: 1 BB: 0 P: 4	R: 1 E: 0 K: 0 S: 4	H: 2 LOB: 0 BB: 0 P: 4	R: 1 E: 2 K: 1 S: 7	H: 1 LOB: 1 BB: 0 P: 7	R: 0 E: 0 K: 1 S: 5	H: 0 LOB: 0 BB: 0 P: 5	R: 0 E: 0 K: 1 S: 5	H: 0 LOB: 0 BB: 0 P: 5	R: 0 E: 0 K: 0 S: 3	H: 1 LOB: 0 BB: 0 P: 3		R: 1 E: 1 K: 1 S: 7	H: 1 LOB: 1 BB: 0 P: 7	1B: 6 2B: 2 3B: 0 HR: 1	SF: 1 SAC: 1 DP: 1 HBP: 0	WP: 1 PB: 0 SB: 1 CS: 1	PA: 35				
<b>PITCHER</b>	IP	WLS	BF	H	R	ER	SO	BB	IBB	HBP	BLK	WP	HR	S	P	ERA	WHIP										
Ron Romanick, R ERA: 4.3 Doug Corbett, R ERA: 2.32 (1, 1) (9, 1)	8.1	L	33	8	3	2	4	0	0	0	0	1	1	41	41	2.16	0.960										

AB	33
R	3
H	8
RBI	3
BB	0
SO	5
LOB	11



Batter	1	2	3	4	5	6	7	8	9	AB	R	H	RBI	BB	SO	LOB	BOTTOM										
Gary Pettis, S OBP: 0.327, SLG: 0.319 (1, 8)										4	0	0	0	0	1	2	<b>Kansas City Royals @ California Angels</b> Anaheim Stadium, Anaheim, CA Sun Jun 24 1984, 10:05 PM EDT Att: 36,272 - Unknown										
Dick Schofield, R OBP: 0.254, SLG: 0.295 (1, 6)										4	0	0	0	0	0	0											
Fred Lynn, L OBP: 0.355, SLG: 0.449 (1, 9)										2	0	0	0	2	1	0											
Doug DeCinces, R OBP: 0.305, SLG: 0.443 (1, 5)										4	0	0	0	0	0	2											
Brian Downing, R OBP: 0.342, SLG: 0.400 (1, 7)										4	1	2	0	0	0	0											
Reggie Jackson, L OBP: 0.305, SLG: 0.436 (1, 10)										4	1	0	0	0	1	2											
Bobby Grich, R OBP: 0.336, SLG: 0.419 (1, 4)										4	0	1	1	0	0	1											
Ron Jackson, R OBP: 0.244, SLG: 0.218 (1, 3)										3	0	1	1	0	0	1											
Bob Boone, R OBP: 0.224, SLG: 0.256 (1, 2)										3	0	0	0	0	1	3											
<b>Inning Stats</b>	R: 0 E: 0 K: 0 S: 3	H: 0 LOB: 1 BB: 1 P: 7	R: 0 E: 0 K: 0 S: 3	H: 0 LOB: 0 BB: 0 P: 3	R: 0 E: 0 K: 1 S: 5	H: 0 LOB: 0 BB: 0 P: 5	R: 0 E: 0 K: 0 S: 3	H: 0 LOB: 0 BB: 0 P: 3	R: 1 E: 0 K: 1 S: 8	H: 3 LOB: 2 BB: 0 P: 8	R: 0 E: 0 K: 1 S: 5	H: 0 LOB: 0 BB: 0 P: 5	R: 1 E: 0 K: 0 S: 5	H: 1 LOB: 1 BB: 0 P: 5	R: 0 E: 0 K: 0 S: 3	H: 0 LOB: 1 BB: 1 P: 7		R: 0 E: 0 K: 1 S: 5	H: 0 LOB: 0 BB: 0 P: 5	1B: 2 2B: 1 3B: 1 HR: 0	SF: 0 SAC: 0 DP: 0 HBP: 0	WP: 0 PB: 0 SB: 1 CS: 0	PA: 34				
<b>PITCHER</b>	IP	WLS	BF	H	R	ER	SO	BB	IBB	HBP	BLK	WP	HR	S	P	ERA	WHIP										
Bud Black, L ERA: 3.11 Dan Quisenberry, R ERA: 2.11 (1, 1) (9, 1)	8.0	W	31	4	2	2	3	2	0	0	0	0	0	35	43	2.25	0.750										

AB	32
R	2
H	4
RBI	2
BB	2
SO	4
LOB	11





Batter	1	2	3	4	5	6	7	8	9	AB	R	H	RBI	BB	SO	LOB	TOP			
Rickey Henderson, R OBP: 0.386, SLG: 0.434 Jeff Burroughs, R OBP: 0.415, SLG: 0.400	(1, 7) X 0-0 5-3			(0, 3) 0-0 K		(0, 3) 0-3 K		(4, 0) BB		3	0	0	0	0	2	1				
Dwayne Murphy, L OBP: 0.342, SLG: 0.452 Garry Hancock, L OBP: 0.205, SLG: 0.205	(1, 8) X 0-0 F7			(4, 0) BB		(0, 3) 0-3 K		(0, 0) G3		2	0	0	0	1	1	1				
Joe Morgan, L OBP: 0.377, SLG: 0.389 Mark Wagner, R OBP: 0.200, SLG: 0.118	(1, 4) X 0-0 F8			(0, 0) BB						3	0	0	0	0	1	1				
Dave Kingman, R OBP: 0.307, SLG: 0.548 Bill Almon, R OBP: 0.197, SLG: 0.190	(1, 10) X 0-0 F6			(0, 0) F6						3	0	1	0	0	0	1				
Carney Lansford, R OBP: 0.337, SLG: 0.405 Jim Essian, R OBP: 0.325, SLG: 0.329	(1, 5) X 0-0 4-3									3	0	0	0	0	0	1				
Bruce Bochte, L OBP: 0.333, SLG: 0.336	(1, 3) X 0-0 5-3									3	0	1	0	1	1	1				
Mike Davis, L OBP: 0.251, SLG: 0.339	(1, 9) X 0-0 F8									3	0	0	0	0	0	3				
Mike Heath, R OBP: 0.302, SLG: 0.394	(1, 2) X 0-0 4-3									3	0	1	0	0	0	0				
Tony Phillips, S OBP: 0.294, SLG: 0.289	(1, 6) X 0-0 F8									3	0	0	0	0	0	1				
<b>Inning Stats</b>	R: 0 E: 0 K: 0 S: 3	H: 0 LOB: 0 BB: 0 P: 3	R: 0 E: 0 K: 0 S: 3	H: 0 LOB: 0 BB: 0 P: 3	R: 0 E: 0 K: 1 S: 5	H: 0 LOB: 0 BB: 0 P: 9	R: 0 E: 0 K: 0 S: 3	H: 1 LOB: 0 BB: 0 P: 3	R: 0 E: 0 K: 2 S: 8	H: 1 LOB: 1 BB: 0 P: 8	R: 0 E: 0 K: 1 S: 6	H: 1 LOB: 2 BB: 1 P: 10	R: 0 E: 0 K: 0 S: 3	H: 0 LOB: 1 BB: 1 P: 7	R: 0 E: 0 K: 1 S: 5	H: 0 LOB: 1 BB: 1 P: 9	1B: 3 2B: 0 3B: 0 HR: 0	SF: 0 SAC: 0 DP: 1 HBP: 0	WP: 0 PB: 0 SB: 0 CS: 0	PA: 33
<b>PITCHER</b> Mark Gubicza, R ERA: 3.23	(1, 1)	IP: 9.0 WLS: W BF: 33 H: 3 R: 0 ER: 0 SO: 5 BB: 4 IBB: 0 HBP: 0 BLK: 0 WP: 0 HR: 0 S: 39 P: 55 ERA: 0.00 WHIP: 0.778																		

Oakland Athletics @ Kansas City Royals  
Royals Stadium, Kansas City, MO  
Mon Jun 25 1984, 8:05 PM EDT  
Att: 34,204 - Unknown

AB 29  
R 0  
H 3  
RBI 0  
BB 4  
SO 5  
LOB 13



Batter	1	2	3	4	5	6	7	8	9	AB	R	H	RBI	BB	SO	LOB	BOTTOM			
Willie Wilson, S OBP: 0.354, SLG: 0.400 Pat Sheridan, L OBP: 0.352, SLG: 0.463	(1, 8) X 0-0 HR			(0, 0) 2B		(0, 0) HR				3	3	3	1	0	0	0				
Butch Davis, R OBP: 0.209, SLG: 0.181	(1, 7) X 0-0 HR			(0, 0) F9		(0, 0) F8				5	2	2	1	0	0	2				
George Brett, L OBP: 0.392, SLG: 0.528 Buddy Biancalana, S OBP: 0.300, SLG: 0.400	(1, 5) X 0-0 HR			(0, 0) F7		(0, 0) HR				4	1	2	3	0	0	2				
Hal McRae, R OBP: 0.327, SLG: 0.345	(1, 10) X 0-0 E			(0, 0) 1B		(0, 0) F5				5	1	3	2	0	1	2				
Steve Balboni, R OBP: 0.309, SLG: 0.427	(1, 3) X 0-0 E			(0, 0) F2		(0, 0) HR				5	2	1	3	0	0	3				
Leon Roberts, R OBP: 0.235, SLG: 0.281	(1, 9) X 0-0 1B			(0, 0) 6-3		(0, 0) F4				4	1	0	0	1	0	1				
Don Slaught, R OBP: 0.261, SLG: 0.289	(1, 2) X 0-0 1B			(0, 0) F4						5	2	3	2	0	0	0				
Greg Pryor, R OBP: 0.267, SLG: 0.348	(1, 4) X 0-0 SF7			(0, 0) F6		(0, 0) 6-3				5	1	1	1	0	0	2				
U.L. Washington, S OBP: 0.273, SLG: 0.250	(1, 6) X 0-0 6-3			(0, 0) 4-3		(0, 0) F3				4	0	0	1	0	0	3				
<b>Inning Stats</b>	R: 8 E: 2 K: 0 S: 11	H: 7 LOB: 1 BB: 1 P: 15	R: 0 E: 0 K: 1 S: 5	H: 0 LOB: 0 BB: 0 P: 5	R: 0 E: 0 K: 0 S: 3	H: 0 LOB: 0 BB: 0 P: 3	R: 1 E: 0 K: 0 S: 5	H: 2 LOB: 1 BB: 0 P: 5	R: 0 E: 0 K: 0 S: 4	H: 1 LOB: 1 BB: 0 P: 4	R: 3 E: 0 K: 0 S: 6	H: 3 LOB: 1 BB: 0 P: 6	R: 4 E: 1 K: 0 S: 8	H: 4 LOB: 1 BB: 0 P: 8	R: 0 E: 0 K: 0 S: 3	H: 0 LOB: 0 BB: 0 P: 3	1B: 10 2B: 5 3B: 0 HR: 2	SF: 1 SAC: 0 DP: 0 HBP: 0	WP: 0 PB: 0 SB: 0 CS: 0	PA: 44
<b>PITCHER</b> Bill Krueger, L ERA: 3.86 Gorman Heimuelter, L ERA: 5.59 Gary Hancock, L ERA:	(1, 1)	IP: 6.2 WLS: L BF: 32 H: 8 R: 5 ER: 5 SO: 1 BB: 0 IBB: 0 HBP: 0 BLK: 0 WP: 0 HR: 1 S: 34 P: 34 ERA: 6.75 WHIP: 1.650																		

Oakland Athletics @ Kansas City Royals  
Royals Stadium, Kansas City, MO  
Mon Jun 25 1984, 8:05 PM EDT  
Att: 34,204 - Unknown

AB 42  
R 16  
H 17  
RBI 15  
BB 1  
SO 1  
LOB 15





Batter	1	2	3	4	5	6	7	8	9	AB	R	H	RBI	BB	SO	LOB	TOP					
Rickey Henderson, R OBP: 0.390, SLG: 0.437	0-0 6-3		0-0 1B 1B		0-0 F7	0-0 CS 1B			0-0 G4-6-3 1B	5	1	3	0	0	0	0						
Dwayne Murphy, L OBP: 0.340, SLG: 0.446	0-0 F7		0-0 1B SF8 1B		0-0 E4 2B E	0-0 CS	0-3 K		0-0 G4-6-3 1B	5	2	1	0	0	1	1						
Joe Morgan, L OBP: 0.394, SLG: 0.394 Mark Wagner, R OBP: 0.200, SLG: 0.118	0-0 F4		0-0 1B 1B		0-0 E9 SF8 2B		0-0 6-3		0-0 F7	5	1	2	1	0	0	0						
Dave Kingman, R OBP: 0.310, SLG: 0.550		0-0 F6	0-0 1B		0-0 SF8		0-0 FC5-4 1B			3	0	2	1	0	0	0						
Carney Lansford, R OBP: 0.339, SLG: 0.406		0-0 BB 1B	0-0 SF8		0-0 3B BB		0-0 FC5-4			2	2	1	1	1	0	1						
Davey Lopes, R OBP: 0.354, SLG: 0.418 Mike Davis, L OBP: 0.250, SLG: 0.337	0-0 1B SF9 BB	0-0 F8			0-0 3B			0-0 F7		2	1	1	1	1	0	1						
Bruce Bochte, L OBP: 0.332, SLG: 0.335		0-0 FC5-4 1B		0-0 F7	0-0 6-3			0-0 F8		4	0	1	1	0	0	1						
Mike Heath, R OBP: 0.296, SLG: 0.387		0-0 SF9		0-0 5-3		0-0 5-3		0-0 F5		3	0	0	1	0	0	0						
Tony Phillips, S OBP: 0.293, SLG: 0.288		0-0 FC5-4		0-0 1-3		0-0 F7		0-0 G4-6-3 1B		4	1	1	0	0	0	1						
<b>Inning Stats</b>	R: 0 E: 0 K: 0 S: 3	H: 0 LOB: 0 BB: 0 P: 3	R: 2 E: 0 K: 0 S: 5	H: 2 LOB: 1 BB: 1 P: 9	R: 2 E: 0 K: 0 S: 6	H: 4 LOB: 1 BB: 0 P: 6	R: 0 E: 0 K: 0 S: 3	H: 0 LOB: 0 BB: 0 P: 3	R: 3 E: 2 K: 0 S: 6	H: 2 LOB: 1 BB: 1 P: 10	R: 0 E: 0 K: 1 S: 5	H: 1 LOB: 0 BB: 0 P: 3	R: 0 E: 0 K: 0 S: 6	H: 1 LOB: 1 BB: 0 P: 6	R: 0 E: 0 K: 0 S: 3	H: 0 LOB: 0 BB: 0 P: 3	R: 1 E: 0 K: 0 S: 4	H: 2 LOB: 0 BB: 0 P: 4	1B: 10 2B: 1 3B: 1 HR: 0	SF: 3 SAC: 0 DP: 1 HBP: 0	WP: 0 PB: 0 SB: 0 CS: 1	PA: 40
<b>PITCHER</b>	IP WLS BF H R ER SO BB IBB HBP BLK WP HR S P ERA WHIP	IP WLS BF H R ER SO BB IBB HBP BLK WP HR S P ERA WHIP															IP WLS BF H R ER SO BB IBB HBP BLK WP HR S P ERA WHIP					
Paul Spittorf, L ERA: 7.71	(1, 1) 4.2 L 24 8 7 4 0 2 0 0 0 0 0 0 22 30 7.71 2.143	(5, 1) 4.1 15 4 1 1 1 0 0 0 0 0 0 0 0 17 17 2.08 0.923															(1, 1) 4.2 L 24 8 7 4 0 2 0 0 0 0 0 0 22 30 7.71 2.143					
Bret Saberhagen, R ERA: 3.31	(5, 1) 4.1 15 4 1 1 1 0 0 0 0 0 0 0 0 17 17 2.08 0.923															(5, 1) 4.1 15 4 1 1 1 0 0 0 0 0 0 0 0 17 17 2.08 0.923						

Oakland Athletics @ Kansas City Royals  
Royals Stadium, Kansas City, MO  
Tue Jun 26 1984, 8:05 PM EDT  
Unknown

AB	34
R	8
H	12
RBI	6
BB	2
SO	1
LOB	5



Batter	1	2	3	4	5	6	7	8	9	AB	R	H	RBI	BB	SO	LOB	BOTTOM					
Willie Wilson, S OBP: 0.349, SLG: 0.394	0-0 4-3	0-0 F8		0-0 S 1B			0-0 FC4-6 E G3		0-0 F6	5	0	1	0	0	0	2						
Pat Sheridan, L OBP: 0.354, SLG: 0.464	0-0 E7 1B	0-0 G4-6-3 1B		0-0 4-3			0-0 G3			4	1	2	0	0	0	2						
George Brett, L OBP: 0.388, SLG: 0.519	0-0 1B 2B	0-0 G4-6-3			0-0 F7		0-0 6-3			4	1	1	1	0	0	3						
Jorge Orta, L OBP: 0.349, SLG: 0.497	0-0 2B 1B		0-0 WP 1B		0-0 F8			0-0 F8 2B		4	1	3	0	0	0	0						
Dane Iorg, L OBP: 0.240, SLG: 0.325	0-0 2B		0-0 F7		0-0 F8			0-3 K		4	1	1	1	0	1	2						
Steve Balboni, R OBP: 0.308, SLG: 0.429	0-0 2B		0-0 F4		0-0 6-3			0-0 F8		4	0	1	2	0	0	2						
John Wathan, R OBP: 0.294, SLG: 0.272 Don Slaught, R OBP: 0.259, SLG: 0.287	0-0 5-3		0-0 F2		0-0 5-3			0-0 F8		3	0	0	0	0	0	2						
Buddy Biancalana, S OBP: 0.286, SLG: 0.357	0-0 3-1			0-0 CS 1B		0-3 K			0-0 3-1	4	0	1	0	0	1	1						
U L Washington, S OBP: 0.282, SLG: 0.261		0-0 1B 1B		0-3 K			0-0 FC4-6 1B		0-0 6-3	4	0	2	0	0	1	1						
<b>Inning Stats</b>	R: 4 E: 1 K: 0 S: 8	H: 5 LOB: 1 BB: 0 P: 8	R: 0 E: 0 K: 0 S: 4	H: 2 LOB: 1 BB: 0 P: 4	R: 0 E: 0 K: 1 S: 6	H: 1 LOB: 1 BB: 0 P: 4	R: 0 E: 0 K: 1 S: 6	H: 2 LOB: 1 BB: 0 P: 6	R: 0 E: 0 K: 1 S: 5	H: 0 LOB: 0 BB: 0 P: 3	R: 0 E: 1 K: 0 S: 4	H: 1 LOB: 1 BB: 0 P: 4	R: 0 E: 0 K: 1 S: 6	H: 1 LOB: 1 BB: 0 P: 6	R: 0 E: 0 K: 0 S: 3	H: 0 LOB: 0 BB: 0 P: 3	R: 0 E: 0 K: 0 S: 3	H: 0 LOB: 0 BB: 0 P: 3	1B: 9 2B: 4 3B: 0 HR: 0	SF: 0 SAC: 0 DP: 2 HBP: 0	WP: 1 PB: 0 SB: 1 CS: 1	PA: 37
<b>PITCHER</b>	IP WLS BF H R ER SO BB IBB HBP BLK WP HR S P ERA WHIP	IP WLS BF H R ER SO BB IBB HBP BLK WP HR S P ERA WHIP															IP WLS BF H R ER SO BB IBB HBP BLK WP HR S P ERA WHIP					
Lary Sorensen, R ERA: 4.84	(1, 1) 7.0 W 31 12 4 4 2 0 0 0 0 0 0 35 35 5.14 1.714	(8, 1) 2.0 S 6 0 0 0 1 0 0 0 0 0 0 8 8 0.00 0.000															(1, 1) 7.0 W 31 12 4 4 2 0 0 0 0 0 0 35 35 5.14 1.714					
Bill Caudill, R ERA: 2.41	(8, 1) 2.0 S 6 0 0 0 1 0 0 0 0 0 0 8 8 0.00 0.000															(8, 1) 2.0 S 6 0 0 0 1 0 0 0 0 0 0 8 8 0.00 0.000						

Oakland Athletics @ Kansas City Royals  
Royals Stadium, Kansas City, MO  
Tue Jun 26 1984, 8:05 PM EDT  
Unknown

AB	37
R	4
H	12
RBI	4
BB	0
SO	3
LOB	16









Batter	1	2	3	4	5	6	7	8	9	AB	R	H	RBI	BB	SO	LOB	TOP					
Rickey Henderson, R OBP: 0.390, SLG: 0.452 (1,7)										5	2	2	1	0	0	1	<b>Oakland Athletics @ Kansas City Royals</b> Royals Stadium, Kansas City, MO Wed Jun 27 1984, 8:05 PM EDT Att: 23,715 - Unknown <a href="http://livebaseballscorecards.com">livebaseballscorecards.com</a>					
Dwayne Murphy, L OBP: 0.347, SLG: 0.485 (1,8)										4	2	2	2	1	0	0						
Joe Morgan, L OBP: 0.382, SLG: 0.404 (1,4)										5	2	3	0	0	1	0						
Tony Phillips, S OBP: 0.297, SLG: 0.298 (9,4)										0	0	0	0	0	0	0						
Dave Kingman, R OBP: 0.310, SLG: 0.553 (1,10)										4	1	2	3	0	0	1						
Carney Lansford, R OBP: 0.337, SLG: 0.405 (1,5)										4	0	1	1	0	1	3						
Davey Lopes, R OBP: 0.360, SLG: 0.448 (1,9)										4	2	2	1	0	1	1						
Mike Davis, L OBP: 0.255, SLG: 0.337 (7,9)										0	0	0	0	0	0	0						
Bruce Bochte, L OBP: 0.325, SLG: 0.327 (1,3)										4	0	0	0	0	0	3						
Mike Heath, R OBP: 0.295, SLG: 0.385 (1,2)										4	0	1	1	0	0	0						
Mark Wagner, R OBP: 0.179, SLG: 0.200 (1,6)										4	0	0	0	0	0	1						
<b>Inning Stats</b>	R: 1 E: 0 K: 0 S: 4	H: 2 LOB: 1 BB: 1 P: 8	R: 1 E: 0 K: 0 S: 4	H: 1 LOB: 0 BB: 0 P: 4	R: 1 E: 1 K: 0 S: 5	H: 2 LOB: 1 BB: 0 P: 5	R: 1 E: 0 K: 0 S: 5	H: 2 LOB: 1 BB: 0 P: 5	R: 2 E: 1 K: 0 S: 6	H: 3 LOB: 1 BB: 0 P: 6	R: 1 E: 0 K: 0 S: 4	H: 1 LOB: 0 BB: 0 P: 4	R: 1 E: 0 K: 2 S: 8	H: 1 LOB: 0 BB: 0 P: 8	R: 0 E: 0 K: 0 S: 3	H: 0 LOB: 0 BB: 0 P: 3	R: 1 E: 0 K: 1 S: 6	H: 1 LOB: 0 BB: 0 P: 6	1B: 5 2B: 3 3B: 0 HR: 5	SF: 1 SAC: 0 DP: 2 HBP: 0	WP: 0 PB: 0 SB: 2 CS: 0	PA: 40
<b>PITCHER</b>	IP WLS BF H R ER SO BB IBB HBP BLK WP HR S P ERA WHIP																					
Larry Gura, L ERA: 4.91 (1,1)	3.1 L 17 7 4 3 0 1 0 0 0 0 0 1 16 20 8.10 2.400																					
Joe Beckwith, R ERA: 4.46 (4,1)	3.2 16 5 4 4 2 0 0 0 0 0 3 20 20 9.82 1.364																					
Mike Jones, L ERA: 7.5 (8,1)	2.0 7 1 1 1 1 0 0 0 0 0 0 1 9 9 4.50 0.500																					
Batter	1	2	3	4	5	6	7	8	9	AB	R	H	RBI	BB	SO	LOB	BOTTOM					
Willie Wilson, S OBP: 0.345, SLG: 0.379 (1,8)										3	1	0	0	1	0	1	<b>Oakland Athletics @ Kansas City Royals</b> Royals Stadium, Kansas City, MO Wed Jun 27 1984, 8:05 PM EDT Att: 23,715 - Unknown <a href="http://livebaseballscorecards.com">livebaseballscorecards.com</a>					
Pat Sheridan, L OBP: 0.355, SLG: 0.467 (1,9)										4	1	1	1	0	0	0						
George Brett, L OBP: 0.374, SLG: 0.507 (1,5)										4	1	1	0	0	0	1						
Jorge Orta, L OBP: 0.350, SLG: 0.500 (1,10)										4	0	2	2	0	0	0						
Steve Balboni, R OBP: 0.301, SLG: 0.421 (1,3)										4	0	0	0	0	1	2						
Dane Iorg, L OBP: 0.238, SLG: 0.319 (1,7)										4	1	1	0	0	0	1						
Don Slaught, R OBP: 0.265, SLG: 0.289 (1,2)										3	1	1	0	1	0	0						
Buddy Biancalana, S OBP: 0.316, SLG: 0.526 (1,4)										4	0	1	2	0	2	1						
U L Washington, S OBP: 0.266, SLG: 0.245 (1,6)										3	0	0	0	0	0	2						
Butch Davis, R OBP: 0.200, SLG: 0.172 (8,PH)										1	0	0	0	0	0	0						
<b>Inning Stats</b>	R: 1 E: 0 K: 0 S: 5	H: 2 LOB: 1 BB: 0 P: 5	R: 1 E: 0 K: 0 S: 4	H: 1 LOB: 1 BB: 1 P: 8	R: 0 E: 0 K: 0 S: 3	H: 0 LOB: 0 BB: 0 P: 3	R: 1 E: 0 K: 1 S: 7	H: 2 LOB: 1 BB: 0 P: 7	R: 0 E: 0 K: 0 S: 3	H: 0 LOB: 0 BB: 0 P: 3	R: 0 E: 0 K: 0 S: 3	H: 0 LOB: 0 BB: 0 P: 3	R: 0 E: 0 K: 1 S: 5	H: 0 LOB: 1 BB: 1 P: 9	R: 2 E: 0 K: 0 S: 5	H: 2 LOB: 1 BB: 1 P: 9	R: 0 E: 0 K: 1 S: 5	H: 0 LOB: 0 BB: 0 P: 5	1B: 2 2B: 4 3B: 1 HR: 0	SF: 0 SAC: 0 DP: 0 HBP: 0	WP: 0 PB: 0 SB: 0 CS: 0	PA: 36
<b>PITCHER</b>	IP WLS BF H R ER SO BB IBB HBP BLK WP HR S P ERA WHIP																					
Steve McCatty, R ERA: 4.41 (1,1)	7.0 W 29 6 5 5 2 2 0 0 0 0 0 0 31 39 6.43 1.143																					
Keith Atherton, R ERA: 2.93 (8,1)	2.0 7 1 0 0 1 0 0 0 0 0 0 0 9 9 0.00 0.500																					



Batter	1	2	3	4	5	6	7	8	9	AB	R	H	RBI	BB	SO	LOB	TOP
Willie Randolph, R (1,4) OBP: 0.384, SLG: 0.357	0-0 5-3		0-0 F9			0-3 K		0-0 6-3		4	0	0	0	0	1	0	
Butch Wynegar, S (1,2) OBP: 0.360, SLG: 0.387	0-0 2B		0-0 6-3			0-0 F8		0-0 5-3		4	0	1	0	0	0	0	
Don Mattingly, L (1,3) OBP: 0.361, SLG: 0.551	0-0 F6			0-0 F7		0-0 F7			0-0 F7	4	0	0	0	0	0	1	
Don Baylor, R (1,10) OBP: 0.336, SLG: 0.519 Omar Moreno, L (9, PR) OBP: 0.297, SLG: 0.313	1-0 HBP			0-0 F8					4-0 G3 1B BB	2	1	1	0	1	0	0	
Toby Harrah, R (1,5) OBP: 0.294, SLG: 0.262 Roy Smalley, S (9, PH) OBP: 0.299, SLG: 0.392 Dave Winfield, R (9, PR) OBP: 0.395, SLG: 0.556	0-0 F6			0-0 F9					0-0 G3 1B BB	3	0	0	0	0	0	3	
Brian Davett, R (1,9) OBP: 0.222, SLG: 0.529 Oscar Gamble, L (9, PH) OBP: 0.309, SLG: 0.329		0-0 5-3			0-0 F7				0-0 G3 1B BB	3	1	1	2	0	0	0	
Steve Kemp, L (1,7) OBP: 0.369, SLG: 0.386	0-0 4-3			4-0 FC6-4 BB					0-0 F8	3	0	0	0	1	0	3	
Ken Griffey, L (1,8) OBP: 0.313, SLG: 0.310	0-3 K			0-0 FC6-4 FC6-4 1-2					0-0 F8	3	0	0	0	0	1	1	
Bobby Meacham, S (1,6) OBP: 0.298, SLG: 0.341			0-0 F8		0-0 FC6-4 1-2			0-3 K		3	0	0	0	0	1	1	
<b>Inning Stats</b>	R: 0 E: 0 K: 0 S: 4	H: 1 LOB: 2 BB: 0 P: 5	R: 0 E: 0 K: 1 S: 5	H: 0 LOB: 0 BB: 0 P: 5	R: 0 E: 0 K: 0 S: 3	H: 0 LOB: 0 BB: 0 P: 3	R: 0 E: 0 K: 0 S: 3	H: 0 LOB: 1 BB: 1 P: 7	R: 0 E: 0 K: 1 S: 5	H: 0 LOB: 0 BB: 0 P: 5	R: 2 E: 0 K: 0 S: 5	H: 2 LOB: 0 BB: 0 P: 5	R: 0 E: 0 K: 1 S: 5	H: 0 LOB: 0 BB: 1 P: 8	1B: 1 2B: 2 3B: 0 HR: 1	SF: 0 SAC: 0 DP: 0 HBP: 1	WP: 0 PA: 34 CS: 0
<b>PITCHER</b>	IP WLS BF H R ER SO BB IBB HBP BLK WP HR S P ERA WHIP																
Bud Black, L (1,1) ERA: 3.05	8.1 W 31 3 2 2 3 2 0 1 0 0 0 1 34 43 2.16 0.600																
Dan Quisenberry, R (9,1) ERA: 2.09	0.2 S 3 1 0 0 0 0 0 0 0 0 0 0 3 3 0.00 1.500																

New York Yankees @ Kansas City Royals  
 Royals Stadium, Kansas City, MO  
 Fri Jun 29 1984, 8:05 PM EDT  
 Att: 32,535 - Unknown

AB 31  
 R 2  
 H 4  
 RBI 2  
 BB 2  
 SO 3  
 LOB 11



Batter	1	2	3	4	5	6	7	8	9	AB	R	H	RBI	BB	SO	LOB	BOTTOM		
Willie Wilson, S (1,8) OBP: 0.346, SLG: 0.382	0-0 F9		0-0 1-2 2-H 1B		0-0 FC4-6 1B		0-0 F4			4	0	2	2	0	0	0			
Pat Sheridan, L (1,9) OBP: 0.353, SLG: 0.468	0-0 4-3		0-3 K		0-0 F7		0-0 2B			4	0	1	0	0	1	4			
George Brett, L (1,5) OBP: 0.365, SLG: 0.493	0-3 K		0-0 G1-4-3		0-0 FC4-6 1-2		0-0 F6			4	0	0	0	0	1	5			
Jorge Orta, L (1,10) OBP: 0.348, SLG: 0.494		0-0 F3		0-0 F7		0-0 2B SF8 1B		0-0 G3		4	1	1	0	0	0	1			
Steve Balboni, R (1,3) OBP: 0.305, SLG: 0.425	0-3 K			0-0 F7		0-0 1-3 2B		4-0 G3 1B BB		3	0	1	0	1	1	0			
Butch Davis, R (1,7) OBP: 0.202, SLG: 0.167	0-3 K			0-0 6-3		4-0 BB		0-0 F8		3	0	0	0	1	1	1			
Don Slaught, R (1,2) OBP: 0.272, SLG: 0.297			0-0 6-3		0-0 1B SH3-4 1B		0-0 SF8		0-0 G3 1B	3	1	2	1	0	0	0			
Buddy Biancalana, S (1,4) OBP: 0.318, SLG: 0.476			4-0 1B BB		0-0 SH3-4		0-3 K		0-0 G3 1B	2	1	0	0	1	1	4			
U L Washington, S (1,6) OBP: 0.274, SLG: 0.255			0-0 1B		0-0 1B		0-0 F6		0-0 4-3	4	0	2	0	0	0	4			
<b>Inning Stats</b>	R: 0 E: 0 K: 1 S: 5	H: 0 LOB: 0 BB: 0 P: 5	R: 0 E: 0 K: 2 S: 7	H: 0 LOB: 0 BB: 0 P: 7	R: 1 E: 0 K: 1 S: 7	H: 2 LOB: 2 BB: 1 P: 11	R: 0 E: 0 K: 0 S: 3	H: 0 LOB: 0 BB: 0 P: 3	R: 1 E: 0 K: 0 S: 6	H: 3 LOB: 2 BB: 0 P: 6	R: 1 E: 0 K: 1 S: 7	H: 2 LOB: 1 BB: 1 P: 11	R: 0 E: 0 K: 0 S: 4	H: 1 LOB: 1 BB: 0 P: 4	R: 0 E: 0 K: 0 S: 4	H: 1 LOB: 2 BB: 1 P: 8	1B: 7 2B: 2 3B: 0 HR: 0	SF: 1 SAC: 1 DP: 0 HBP: 0	WP: 0 PA: 36 CS: 0
<b>PITCHER</b>	IP WLS BF H R ER SO BB IBB HBP BLK WP HR S P ERA WHIP																		
Phil Niekro, R (1,1) ERA: 1.96	8.0 L 36 9 3 3 5 3 0 0 0 0 0 0 43 55 3.38 1.500																		

New York Yankees @ Kansas City Royals  
 Royals Stadium, Kansas City, MO  
 Fri Jun 29 1984, 8:05 PM EDT  
 Att: 32,535 - Unknown

AB 31  
 R 3  
 H 9  
 RBI 3  
 BB 3  
 SO 5  
 LOB 19






Batter	1	2	3	4	5	6	7	8	9	AB	R	H	RBI	BB	SO	LOB	TOP					
Willie Randolph, R OBP: 0.382, SLG: 0.359 (1, 4)										4	0	1	0	0	1	0	<b>New York Yankees @ Kansas City Royals</b> Royals Stadium, Kansas City, MO Sat Jun 30 1984, 4:33 AM EDT Att: 31,540 - Unknown					
Butch Wynegar, S OBP: 0.354, SLG: 0.381 (1, 2)										4	0	0	0	0	1	1						
Don Mattingly, L OBP: 0.383, SLG: 0.548 (1, 3)										3	0	1	0	1	0	1						
Don Baylor, R OBP: 0.335, SLG: 0.513 (1, 10)										3	0	0	0	0	1	3						
Oscar Gamble, L OBP: 0.316, SLG: 0.321 (1, 9)										2	1	0	0	2	1	2						
Steve Kemp, L OBP: 0.376, SLG: 0.406 (1, 7)										3	1	2	1	1	0	1						
Roy Smalley, S OBP: 0.289, SLG: 0.395 (1, 5)										4	0	1	0	0	1	3						
Omar Moreno, L OBP: 0.266, SLG: 0.311 (1, 8)										4	0	1	1	0	1	1						
Bobby Meacham, S OBP: 0.280, SLG: 0.319 (1, 6)										3	0	0	0	0	0	1						
<b>Inning Stats</b>	R: 0 E: 0 K: 2 S: 8	H: 1 LOB: 1 BB: 0 P: 8	R: 1 E: 1 K: 0 S: 4	H: 2 LOB: 1 BB: 1 P: 8	R: 0 E: 0 K: 1 S: 5	H: 0 LOB: 0 BB: 0 P: 5	R: 0 E: 0 K: 1 S: 4	H: 0 LOB: 1 BB: 1 P: 9	R: 0 E: 0 K: 0 S: 3	H: 0 LOB: 0 BB: 0 P: 3	R: 0 E: 0 K: 0 S: 3	H: 0 LOB: 1 BB: 1 P: 7	R: 1 E: 0 K: 2 S: 8	H: 1 LOB: 0 BB: 0 P: 8	R: 0 E: 0 K: 0 S: 4	H: 1 LOB: 1 BB: 0 P: 4	R: 0 E: 0 K: 0 S: 3	H: 1 LOB: 1 BB: 1 P: 7	1B: 3 2B: 3 3B: 0 HR: 1	SF: 0 SAC: 0 DP: 3 HBP: 1	WP: 1 PB: 0 SB: 0 CS: 1	PA: 35
<b>PITCHER</b> Mark Gubicza, R ERA: 3.12 (1, 1)	IP: 9.0 WLS: W BF: 35 H: 6 R: 2 ER: 2 SO: 6 BB: 4 IBB: 0 HBP: 1 BLK: 0 WP: 1 HR: 1 S: 42 P: 59 ERA: 2.00 WHIP: 1.111															<b>PITCHER</b>	IP: 9.0 WLS: W BF: 35 H: 6 R: 2 ER: 2 SO: 6 BB: 4 IBB: 0 HBP: 1 BLK: 0 WP: 1 HR: 1 S: 42 P: 59 ERA: 2.00 WHIP: 1.111					

Batter	1	2	3	4	5	6	7	8	9	AB	R	H	RBI	BB	SO	LOB	BOTTOM			
Willie Wilson, S OBP: 0.341, SLG: 0.373 (1, 8)										4	0	0	0	0	0	2	<b>New York Yankees @ Kansas City Royals</b> Royals Stadium, Kansas City, MO Sat Jun 30 1984, 4:33 AM EDT Att: 31,540 - Unknown			
Butch Davis, R OBP: 0.214, SLG: 0.213 Pat Sheridan, L OBP: 0.353, SLG: 0.468 (1, 7) (9, 9)										4	1	2	1	0	1	1				
George Brett, L OBP: 0.382, SLG: 0.486 Buddy Biancalana, S OBP: 0.318, SLG: 0.476 (1, 5) (9, 4)										4	0	1	0	0	0	2				
Hal McRae, R OBP: 0.330, SLG: 0.342 (1, 10)										2	1	0	0	2	1	2				
Darryl Motley, R OBP: 0.345, SLG: 0.473 (1, 9) (9, 7)										4	1	2	0	0	0	1				
Steve Balboni, R OBP: 0.304, SLG: 0.436 (1, 3)										4	1	1	1	0	0	4				
Don Slaught, R OBP: 0.277, SLG: 0.310 (1, 2)										4	1	2	1	0	0	0				
Greg Pryor, R OBP: 0.270, SLG: 0.372 (1, 4) (9, 5)										4	1	2	3	0	0	0				
U L Washington, S OBP: 0.265, SLG: 0.245 (1, 6)										4	0	0	0	0	2	2				
<b>Inning Stats</b>	R: 0 E: 1 K: 1 S: 6	H: 0 LOB: 1 BB: 0 P: 6	R: 1 E: 0 K: 0 S: 4	H: 1 LOB: 0 BB: 0 P: 4	R: 0 E: 0 K: 2 S: 7	H: 0 LOB: 0 BB: 0 P: 7	R: 4 E: 0 K: 0 S: 6	H: 3 LOB: 0 BB: 1 P: 10	R: 1 E: 0 K: 0 S: 5	H: 2 LOB: 1 BB: 0 P: 5	R: 0 E: 0 K: 0 S: 5	H: 2 LOB: 2 BB: 0 P: 5	R: 0 E: 0 K: 0 S: 4	H: 2 LOB: 1 BB: 1 P: 8	R: 0 E: 0 K: 1 S: 5	H: 0 LOB: 0 BB: 0 P: 5	1B: 6 2B: 1 3B: 0 HR: 3	SF: 0 SAC: 0 DP: 0 HBP: 0	WP: 0 PB: 0 SB: 0 CS: 1	PA: 36
<b>PITCHER</b> Ron Guidry, L ERA: 4.24 Mike Armstrong, R ERA: 3.66 Jose Rijo, R ERA: 4.63 (1, 1) (6, 1) (8, 1)	IP: 5.0 WLS: L BF: 23 H: 6 R: 6 ER: 6 SO: 3 BB: 1 IBB: 0 HBP: 0 BLK: 0 WP: 0 HR: 3 S: 28 P: 32 ERA: 10.80 WHIP: 1.400															<b>PITCHER</b>	IP: 5.0 WLS: L BF: 23 H: 6 R: 6 ER: 6 SO: 3 BB: 1 IBB: 0 HBP: 0 BLK: 0 WP: 0 HR: 3 S: 28 P: 32 ERA: 10.80 WHIP: 1.400			

AB	30
R	2
H	6
RBI	2
BB	4
SO	6
LOB	13



AB	34
R	6
H	10
RBI	6
BB	2
SO	4
LOB	14





Batter	1	2	3	4	5	6	7	8	9	AB	R	H	RBI	BB	SO	LOB	TOP
Willie Randolph, R (1, 4) OBP: 0.386, SLG: 0.365										4	0	2	0	1	0	0	<b>New York Yankees @ Kansas City Royals</b> Royals Stadium, Kansas City, MO Sun Jul 01 1984, 4:33 AM EDT Att: 32,767 - Unknown <a href="http://livebaseballscorecards.com">livebaseballscorecards.com</a>
Butch Wynegar, S (1, 2) OBP: 0.353, SLG: 0.378										4	0	1	0	0	0	4	
Don Mattingly, L (1, 3) OBP: 0.378, SLG: 0.541										4	0	0	0	0	0	2	
Don Baylor, R (1, 10) OBP: 0.337, SLG: 0.510										3	0	1	0	1	0	0	
Dave Winfield, R (1, 9) OBP: 0.397, SLG: 0.555										4	0	2	0	0	0	3	
Brian Davett, R (1, 7) OBP: 0.238, SLG: 0.500										3	0	1	0	0	0	2	
Steve Kemp, L (8, PH) OBP: 0.379, SLG: 0.409										1	0	1	0	0	0	0	
Ken Griffey, L (1, 8) OBP: 0.307, SLG: 0.303										4	0	0	0	0	0	4	
Bobby Meacham, S (1, 6) OBP: 0.264, SLG: 0.300										3	0	0	0	0	0	1	
Roy Smalley, S (9, PH) OBP: 0.287, SLG: 0.392										1	0	0	0	0	0	0	
Tim Foli, R (1, 5) OBP: 0.193, SLG: 0.222										3	0	1	0	0	0	1	
Oscar Gamble, L (9, PH) OBP: 0.313, SLG: 0.316										1	0	0	0	0	0	0	
<b>Inning Stats</b>	R: 0 E: 0 K: 0 S: 5	H: 2 LOB: 2 BB: 0 P: 5	R: 0 E: 0 K: 0 S: 4	H: 1 LOB: 1 BB: 0 P: 4	R: 0 E: 0 K: 0 S: 3	H: 1 LOB: 1 BB: 0 P: 4	R: 0 E: 0 K: 0 S: 4	H: 0 LOB: 1 BB: 1 P: 7	R: 0 E: 0 K: 0 S: 4	H: 1 LOB: 2 BB: 1 P: 8	R: 0 E: 0 K: 0 S: 3	H: 0 LOB: 0 BB: 0 P: 3	1B: 7 2B: 2 3B: 0 HR: 0	SF: 0 SAC: 0 DP: 1 HBP: 0	WP: 0 PB: 0 CS: 0	PA: 37	
<b>PITCHER</b>	IP WLS BF H R ER SO BB IBB HBP BLK WP HR S P ERA WHIP																
Charlie Leibrandt, L (1, 1) ERA: 3.11	6.2 W 28 7 0 0 0 2 0 0 0 0 0 0 26 34 0.00 1.350																
Dan Quisenberry, R (7, 1) ERA: 2.01	2.1 S 9 2 0 0 0 0 0 0 0 0 0 0 9 9 0.00 0.857																

Batter	1	2	3	4	5	6	7	8	9	AB	R	H	RBI	BB	SO	LOB	BOTTOM			
Willie Wilson, S (1, 8) OBP: 0.337, SLG: 0.387										4	1	1	3	0	1	1	<b>New York Yankees @ Kansas City Royals</b> Royals Stadium, Kansas City, MO Sun Jul 01 1984, 4:33 AM EDT Att: 32,767 - Unknown <a href="http://livebaseballscorecards.com">livebaseballscorecards.com</a>			
Butch Davis, R (1, 7) OBP: 0.224, SLG: 0.216										3	0	1	0	1	0	0				
Pat Sheridan, L (8, PH) OBP: 0.356, SLG: 0.470										1	1	1	1	0	0	0				
George Brett, L (1, 5) OBP: 0.369, SLG: 0.493										3	0	1	0	2	0	1				
Buddy Biancalana, S (8, PR) OBP: 0.318, SLG: 0.476										0	0	0	0	0	0	0				
Hal McRae, R (1, 10) OBP: 0.336, SLG: 0.345										4	1	2	2	1	1	2				
Darryl Motley, R (1, 9) OBP: 0.337, SLG: 0.463										5	0	0	0	0	0	7				
Steve Balboni, R (1, 3) OBP: 0.303, SLG: 0.430										3	1	0	0	1	1	0				
Don Slaught, R (1, 2) OBP: 0.289, SLG: 0.336										4	1	3	2	0	0	0				
Greg Pryor, R (1, 4) OBP: 0.269, SLG: 0.368										4	1	1	0	0	0	2				
U L Washington, S (1, 6) OBP: 0.273, SLG: 0.248										3	2	1	0	1	0	0				
<b>Inning Stats</b>	R: 0 E: 0 K: 1 S: 6	H: 1 LOB: 1 BB: 0 P: 6	R: 0 E: 0 K: 1 S: 6	H: 1 LOB: 1 BB: 0 P: 6	R: 0 E: 0 K: 0 S: 3	H: 0 LOB: 0 BB: 0 P: 3	R: 2 E: 0 K: 0 S: 5	H: 2 LOB: 1 BB: 1 P: 9	R: 0 E: 1 K: 0 S: 4	H: 1 LOB: 3 BB: 2 P: 12	R: 0 E: 0 K: 0 S: 3	H: 0 LOB: 0 BB: 0 P: 3	R: 2 E: 0 K: 1 S: 7	H: 2 LOB: 1 BB: 1 P: 11	R: 4 E: 0 K: 0 S: 7	H: 4 LOB: 2 BB: 2 P: 15	1B: 8 2B: 2 3B: 0 HR: 1	SF: 1 SAC: 0 DP: 0 HBP: 0	WP: 1 PB: 0 CS: 1	PA: 41
<b>PITCHER</b>	IP WLS BF H R ER SO BB IBB HBP BLK WP HR S P ERA WHIP																			
Bob Shirley, L (1, 1) ERA: 4.03	6.1 L 30 7 4 4 2 4 0 0 0 0 1 0 1 30 46 5.68 1.737																			
Mike Armstrong, R (7, 1) ERA: 6.53	1.2 11 4 4 4 1 1 1 0 0 0 1 0 11 19 21.60 3.000																			











Batter	1	2	3	4	5	6	7	8	9	AB	R	H	RBI	BB	SO	LOB	TOP					
Willie Wilson, S (1, 8) OBP: 0.340, SLG: 0.395 Butch Davis, R (8, 7) OBP: 0.230, SLG: 0.218	0-3 K		0-0 FC4-6			0-0 E6 1B SF8 1B		0-3 K		4	1	1	0	0	2	1	<b>Kansas City Royals @ Cleveland Indians</b> Cleveland Municipal Stadium, Cleveland, OH Tue Jul 03 1984, 7:05 PM EDT Att: 44,110 - Unknown <a href="http://livebaseballscorecards.com">livebaseballscorecards.com</a>					
Pat Sheridan, L (1, 9) OBP: 0.355, SLG: 0.471	0-0 4-3		0-3 K			0-0 FC4-6 2-3 1B		0-3 K		4	0	1	0	0	2	1						
George Brett, L (1, 5) OBP: 0.368, SLG: 0.490 Greg Pryor, R (8, 5) OBP: 0.267, SLG: 0.362	4-0 BB			0-0 3-1		0-0 SF8		0-0 F3		2	0	0	1	1	0	0						
Jorge Orta, L (1, 10) OBP: 0.349, SLG: 0.489 Daneborg, L (9, PH) OBP: 0.236, SLG: 0.317	0-0 G3			0-0 6-3		0-0 FC4-6 1-2		0-0 F9		3	0	0	0	0	0	2						
Darryl Motley, R (1, 7) OBP: 0.336, SLG: 0.457		0-0 6-3		0-0 F8		0-3 K		0-0 F3		4	0	0	0	0	1	1						
Steve Balboni, R (1, 3) OBP: 0.320, SLG: 0.498		0-0 5-3			0-0 HR			0-0 F4		4	2	2	2	0	0	0						
Don Slaught, R (1, 2) OBP: 0.287, SLG: 0.327 John Wathan, R (7, 2) OBP: 0.285, SLG: 0.262		0-0 3-1			0-0 F4			0-0 F7		3	0	0	0	0	0	0						
Buddy Biancalana, S (1, 4) OBP: 0.276, SLG: 0.393			0-3 K			0-3 K		0-3 K		3	0	0	0	0	3	0						
U L Washington, S (1, 6) OBP: 0.293, SLG: 0.269			4-0 FC4-6 BB			0-0 G3		0-3 K		2	0	0	0	1	1	0						
<b>Inning Stats</b>	R: 0 E: 0 K: 1 S: 5	H: 0 LOB: 1 BB: 1 P: 9	R: 0 E: 0 K: 0 S: 3	H: 0 LOB: 0 BB: 0 P: 3	R: 0 E: 0 K: 2 S: 7	H: 0 LOB: 1 BB: 1 P: 11	R: 0 E: 0 K: 0 S: 3	H: 0 LOB: 0 BB: 0 P: 3	R: 1 E: 0 K: 1 S: 6	H: 1 LOB: 0 BB: 0 P: 6	R: 1 E: 1 K: 2 S: 7	H: 2 LOB: 1 BB: 0 P: 7	R: 1 E: 0 K: 2 S: 8	H: 1 LOB: 0 BB: 0 P: 8	R: 0 E: 0 K: 2 S: 7	H: 0 LOB: 0 BB: 0 P: 7		R: 0 E: 0 K: 0 S: 3	H: 0 LOB: 0 BB: 0 P: 3	1B: 2 2B: 0 3B: 0 HR: 2	SF: 1 SAC: 0 DP: 0 HBP: 0	WP: 0 PB: 0 SB: 0 CS: 0
<b>PITCHER</b> Bert Blyleven, R (1, 1) ERA: 3.31	IP: 9.0 WLS: W BF: 33 H: 4 R: 3 ER: 2 SO: 9 BB: 2 IBB: 0 HBP: 0 BLK: 0 WP: 0 HR: 2 S: 49 P: 57 ERA: 2.00 WHIP: 0.667															<b>PITCHER</b>						

Batter	1	2	3	4	5	6	7	8	9	AB	R	H	RBI	BB	SO	LOB	BOTTOM			
Brett Butler, L (1, 8) OBP: 0.373, SLG: 0.342	0-0 E S 1B	0-0 2B 3B	0-0 F8		0-0 F8		0-0 4-3	4-0 1B 1-2 BB		5	2	2	0	1	0	1	<b>Kansas City Royals @ Cleveland Indians</b> Cleveland Municipal Stadium, Cleveland, OH Tue Jul 03 1984, 7:05 PM EDT Att: 44,110 - Unknown <a href="http://livebaseballscorecards.com">livebaseballscorecards.com</a>			
Julio Franco, R (1, 6) OBP: 0.328, SLG: 0.330	0-0 4-3 1-3 1B	0-0 1B 2B	0-0 4-3			0-0 F8	0-0 1B	1-3 2H 1B		6	2	4	3	0	0	0				
Mike Hargrove, L (1, 3) OBP: 0.393, SLG: 0.391	0-0 4-3 1-3	0-0 2B 1B	0-0 3-1			0-0 HR 1B	0-0 G6-4-3 1B	0-0 F4		6	2	3	1	0	0	3				
Andre Thornton, R (1, 10) OBP: 0.365, SLG: 0.514 Broderick Perkins, L (7, PH) OBP: 0.324, SLG: 0.233	0-0 3B 1B	0-0 1B 1B		0-0 5-3		0-0 HR 1B	0-0 G6-4-3 1-2			4	3	3	3	0	0	0				
Carmen Castillo, R (1, 9) OBP: 0.341, SLG: 0.537 Mel Hall, L (6, 7) OBP: 0.348, SLG: 0.468	0-0 1B 3B	0-0 1B 1B		0-3 K		0-0 3-1		0-3 K		3	1	2	2	0	1	0				
Pat Tabler, R (1, 7) OBP: 0.373, SLG: 0.374 George Vukovich, L (6, 9) OBP: 0.344, SLG: 0.405	0-0 2B 1B	0-0 F6		0-3 K		0-0 BB 2B 1B		0-0 HR 2B		3	0	1	1	0	1	2				
Chris Bando, S (1, 2) OBP: 0.447, SLG: 0.706	0-0 F9	0-0 1B			0-0 F8	4-0 2B 1B		0-0 HR 2B		4	2	2	3	1	0	1				
Brook Jacoby, R (1, 5) OBP: 0.302, SLG: 0.344	0-0 2B	0-0 F8			0-0 1B	0-0 2B BB		0-0 F8		5	0	3	2	0	0	2				
Tony Bernazard, S (1, 4) OBP: 0.316, SLG: 0.277	0-0 F9	0-3 K			0-0 F8	0-0 F1		0-0 BB 1B		5	1	1	0	0	1	6				
<b>Inning Stats</b>	R: 4 E: 0 K: 0 S: 9	H: 6 LOB: 2 BB: 0 P: 9	R: 4 E: 0 K: 1 S: 11	H: 6 LOB: 2 BB: 0 P: 11	R: 0 E: 0 K: 0 S: 3	H: 0 LOB: 0 BB: 0 P: 3	R: 0 E: 0 K: 2 S: 7	H: 0 LOB: 0 BB: 0 P: 7	R: 0 E: 0 K: 0 S: 4	H: 1 LOB: 1 BB: 0 P: 4	R: 4 E: 0 K: 0 S: 7	H: 4 LOB: 1 BB: 1 P: 11	R: 0 E: 0 K: 0 S: 4	H: 2 LOB: 1 BB: 0 P: 4	R: 3 E: 0 K: 1 S: 9	H: 4 LOB: 2 BB: 1 P: 13		1B: 15 2B: 4 3B: 2 HR: 2	SF: 0 SAC: 0 DP: 1 HBP: 0	WP: 0 PB: 0 SB: 1 CS: 0
<b>PITCHER</b> Bud Black, L (1, 1) ERA: 3.52 Joe Bevelwith, R (2, 1) ERA: 5.01 Mark Huisman, R (7, 1) ERA: 5.93 Leon Roberts, R (8, 1) ERA: 27.0	IP: 1.0 WLS: L BF: 12 H: 9 R: 7 ER: 7 SO: 7 BB: 0 IBB: 0 HBP: 0 BLK: 0 WP: 0 HR: 0 S: 12 P: 12 ERA: 63.00 WHIP: 9.000															<b>PITCHER</b>				



Batter	1	2	3	4	5	6	7	8	9	AB	R	H	RBI	BB	SO	LOB	TOP											
Willie Wilson, S (1, 8) OBP: 0.348, SLG: 0.413										4	1	3	2	0	0	0	<b>Kansas City Royals @ Cleveland Indians</b> Cleveland Municipal Stadium, Cleveland, OH Wed Jul 04 1984, 3:33 AM EDT Att: 8,441 - Unknown <a href="http://livebaseballscorecards.com">livebaseballscorecards.com</a>											
Pat Sheridan, L (1, 9) OBP: 0.354, SLG: 0.472										4	1	1	1	0	0	2												
George Brett, L (1, 5) OBP: 0.366, SLG: 0.491 Greg Pryor, R (9, 5) OBP: 0.267, SLG: 0.362										4	0	1	0	0	1	1												
Dane Iorg, L (1, 10) OBP: 0.237, SLG: 0.315										4	0	1	1	0	1	1												
Darryl Motley, R (1, 7) OBP: 0.335, SLG: 0.457										4	0	1	0	0	1	2												
Steve Balboni, R (1, 3) OBP: 0.314, SLG: 0.489										4	0	0	0	0	3	3												
Don Slaught, R (1, 2) OBP: 0.261, SLG: 0.318										4	0	0	0	0	0	1												
Buddy Biancalana, S (1, 4) OBP: 0.303, SLG: 0.406										4	1	2	0	0	0	0												
U L Washington, S (1, 6) OBP: 0.292, SLG: 0.268										4	1	1	0	0	2	1												
<b>Inning Stats</b>	R: 2 E: 0 K: 0 S: 5	H: 2 LOB: 0 BB: 0 P: 5	R: 2 E: 0 K: 1 S: 8	H: 3 LOB: 1 BB: 0 P: 8	R: 0 E: 0 K: 1 S: 6	H: 1 LOB: 1 BB: 0 P: 6	R: 0 E: 0 K: 0 S: 3	H: 0 LOB: 0 BB: 0 P: 3	R: 0 E: 0 K: 1 S: 6	H: 1 LOB: 1 BB: 0 P: 6	R: 0 E: 0 K: 1 S: 6	H: 2 LOB: 1 BB: 0 P: 6	R: 0 E: 0 K: 2 S: 8	H: 1 LOB: 1 BB: 0 P: 8	R: 0 E: 0 K: 1 S: 5	H: 0 LOB: 0 BB: 0 P: 5	1B: 6 2B: 3 3B: 1 HR: 0	SF: 0 SAC: 0 DP: 0 HBP: 0	WP: 0 PB: 0 SB: 1 CS: 1	PA: 36								
<b>PITCHER</b>	IP	WLS	BF	H	R	ER	SO	BB	IBB	HBP	BLK	WP	HR	S	P	ERA	WHIP											
Steve Comer, R (1, 1) ERA: 5.7	2.0	L	11	5	4	4	1	0	0	0	0	0	0	0	25	13	18.00	2.500										
Jamie Easterly, L (3, 1) ERA: 2.95	4.2		17	4	0	0	4	0	0	0	0	0	0	0	25	3	0.00	0.857										
Mike Jeffcoat, L (7, 1) ERA: 1.71	0.2		3	1	0	0	0	0	0	0	0	0	0	0	3	3	0.00	1.500										
Tom Waddell, R (8, 1) ERA: 3.35	0.2		2	0	0	0	2	0	0	0	0	0	0	0	6	6	0.00	0.000										
Ernie Camacho, R (9, 1) ERA: 2.09	1.0		3	0	0	0	1	0	0	0	0	0	0	0	5	5	0.00	0.000										


Batter	1	2	3	4	5	6	7	8	9	AB	R	H	RBI	BB	SO	LOB	BOTTOM											
Brett Butler, L (1, 8) OBP: 0.372, SLG: 0.341										4	0	1	0	0	0	0	<b>Kansas City Royals @ Cleveland Indians</b> Cleveland Municipal Stadium, Cleveland, OH Wed Jul 04 1984, 3:33 AM EDT Att: 8,441 - Unknown <a href="http://livebaseballscorecards.com">livebaseballscorecards.com</a>											
Julio Franco, R (1, 6) OBP: 0.328, SLG: 0.329										4	0	1	0	0	0	1												
Mike Hargrove, L (1, 3) OBP: 0.395, SLG: 0.393										4	0	2	0	0	0	1												
Andre Thornton, R (1, 10) OBP: 0.360, SLG: 0.507										4	0	0	0	0	0	3												
Mel Hall, L (1, 7) OBP: 0.346, SLG: 0.468											4	0	1	0	0	1												
Jerry Willard, L (1, 2) OBP: 0.331, SLG: 0.422											4	0	1	0	0	0		1										
George Vukovich, L (1, 9) OBP: 0.339, SLG: 0.399										3	0	0	0	0	1	2												
Brook Jacoby, R (1, 5) OBP: 0.299, SLG: 0.340										3	0	0	0	0	1	2												
Tony Bernazard, S (1, 4) OBP: 0.313, SLG: 0.274										3	0	0	0	0	0	0												
<b>Inning Stats</b>	R: 0 E: 0 K: 0 S: 4	H: 1 LOB: 1 BB: 0 P: 4	R: 0 E: 0 K: 1 S: 5	H: 0 LOB: 0 BB: 0 P: 5	R: 0 E: 0 K: 1 S: 5	H: 0 LOB: 0 BB: 0 P: 5	R: 0 E: 0 K: 0 S: 3	H: 0 LOB: 0 BB: 0 P: 3	R: 0 E: 0 K: 0 S: 3	H: 1 LOB: 1 BB: 0 P: 6	R: 0 E: 0 K: 0 S: 5	H: 2 LOB: 2 BB: 0 P: 5	R: 0 E: 0 K: 0 S: 4	H: 1 LOB: 1 BB: 0 P: 4	R: 0 E: 0 K: 0 S: 4	H: 1 LOB: 1 BB: 0 P: 4	R: 0 E: 0 K: 0 S: 3	H: 0 LOB: 0 BB: 0 P: 3	1B: 5 2B: 1 3B: 0 HR: 0	SF: 0 SAC: 0 DP: 0 HBP: 0	WP: 0 PB: 0 SB: 0 CS: 0	PA: 33						
<b>PITCHER</b>	IP	WLS	BF	H	R	ER	SO	BB	IBB	HBP	BLK	WP	HR	S	P	ERA	WHIP											
Bret Saberhagen, R (1, 1) ERA: 3.05	7.0	W	26	5	0	0	3	0	0	0	0	0	0	0	32	32	0.00	0.714										
Dan Quisenberry, R (8, 1) ERA: 2.03	2.0		7	1	0	0	0	0	0	0	0	0	0	7	7	0.00	0.500											



Batter	1	2	3	4	5	6	7	8	9	AB	R	H	RBI	BB	SO	LOB	TOP																					
Willie Wilson, S (1, 8) OBP: 0.349, SLG: 0.406	4-0 S 5-3 BB		0-0 4-3		0-0 FC4-6 1B		4-0 S 1B BB		0-0 FC5-2 SF9 1B	3	3	0	0	2	0	3																						
Pat Sheridan, L (1, 9) OBP: 0.359, SLG: 0.475	0-0 4-3		0-0 F3		0-0 1B		0-0 1B		0-0 FC4-6 1B	5	0	3	1	0	0	1																						
George Brett, L (1, 5) OBP: 0.361, SLG: 0.491 Greg Pryor, R (9, 5) OBP: 0.267, SLG: 0.362	0-0 5-3			0-0 4-3 HR 2B		0-0 F7		0-0 4-3		0-0 SF9	4	1	1	2	0	0	3																					
Dane Iorg, L (1, 10) OBP: 0.243, SLG: 0.333	0-0 3B			0-0 4-3		0-0 1B		0-0 3-1		0-0 FC4-6	5	0	2	1	0	0	3																					
Darryl Motley, R (1, 7) OBP: 0.330, SLG: 0.450	0-0 6-3			0-0 4-3		0-3 K		0-0 5-3			4	0	0	0	0	1	2																					
Steve Balboni, R (1, 3) OBP: 0.317, SLG: 0.500		0-0 F6		0-0 HR		0-0 5-3		4-0 BB			3	1	1	2	1	0	0																					
Don Slaught, R (1, 2) OBP: 0.280, SLG: 0.317		0-0 F4		0-0 1B		0-3 K		0-0 F9			4	0	1	0	0	1	1																					
Buddy Biancalana, S (1, 4) OBP: 0.297, SLG: 0.389		0-3 K		0-3 K					0-0 1B FC5-2 1B	4	0	1	0	0	0	3	1																					
U L Washington, S (1, 6) OBP: 0.298, SLG: 0.276			0-0 F9		0-0 FC4-6 1B		0-0 E4 CS		0-0 1B FC5-2 SF9 1B	4	1	2	0	0	0	0																						
<b>Inning Stats</b>	R: 1 E: 0 K: 0 S: 4	H: 1 LOB: 1 BB: 1 P: 8	R: 0 E: 0 K: 1 S: 5	H: 0 LOB: 0 BB: 0 P: 5	R: 0 E: 0 K: 1 S: 3	H: 0 LOB: 0 BB: 0 P: 3	R: 2 E: 0 K: 1 S: 8	H: 3 LOB: 1 BB: 0 P: 8	R: 1 E: 0 K: 0 S: 5	H: 3 LOB: 2 BB: 0 P: 5	R: 0 E: 0 K: 2 S: 7	H: 0 LOB: 0 BB: 0 P: 7	R: 1 E: 1 K: 1 S: 6	H: 1 LOB: 1 BB: 1 P: 10	R: 0 E: 0 K: 0 S: 3	H: 0 LOB: 1 BB: 1 P: 7	R: 1 E: 0 K: 0 S: 6	H: 3 LOB: 2 BB: 0 P: 6	1B: 8 2B: 1 3B: 1 HR: 1	SF: 1 SAC: 0 DP: 0 HBP: 0	WP: 0 PB: 0 CS: 1	PA: 40																
<b>PITCHER</b>	IP	WLS	BF	H	R	ER	SO	BB	IBB	HBP	BLK	WP	HR	S	P	ERA	WHIP	<b>PITCHER</b>				IP	WLS	BF	H	R	ER	SO	BB	IBB	HBP	BLK	WP	HR	S	P	ERA	WHIP
Mike Boddicker, R (1, 1) ERA: 2.91	6.2	L	29	8	5	5	5	2	0	0	0	0	1	37	45	6.75	1.500																					
Tom Underwood, L (7, 1) ERA: 3.89	2.1		11	3	1	1	0	1	0	0	0	0	0	10	14	3.86	1.714																					

Kansas City Royals @ Baltimore Orioles  
Memorial Stadium, Baltimore, MD  
Fri Jul 06 1984, 7:05 PM EDT  
Att: 24,109 - Unknown


AB 36  
R 6  
H 11  
RBI 6  
BB 3  
SO 5  
LOB 14



Batter	1	2	3	4	5	6	7	8	9	AB	R	H	RBI	BB	SO	LOB	BOTTOM																					
John Shelby, S (1, 8) OBP: 0.233, SLG: 0.286	0-0 F6		0-0 5-3			0-0 6-3		0-0 F8		4	0	0	0	0	0	0																						
Floyd Rayford, R (1, 5) OBP: 0.328, SLG: 0.410	0-0 1B		0-0 F8			0-0 6-3		0-0 1B 1B		4	1	2	0	0	0	0																						
Cal Ripken Jr., R (1, 6) OBP: 0.364, SLG: 0.488	0-0 F6			0-0 6-3		0-3 K		0-0 1B 1B		4	0	1	0	0	1	1																						
Eddie Murray, S (1, 3) OBP: 0.413, SLG: 0.515	0-3 K			0-0 HR		4-0 1B BB		0-0 1B 1B		3	1	2	2	1	1	1																						
Gary Roenicke, R (1, 7) OBP: 0.354, SLG: 0.376 John Lowenstein, L (8, PH) OBP: 0.351, SLG: 0.387 Todd Cruz, R (9, 5) OBP: 0.240, SLG: 0.300		4-0 BB G4-6-3 BB		0-0 F5		0-0 F8		0-0 F3		2	0	0	0	1	0	1																						
Ken Singleton, S (1, 10) OBP: 0.300, SLG: 0.288		0-0 G4-6-3 1-2		0-3 K		0-0 1B		0-0 F3		4	0	1	0	0	1	1																						
Mike Young, S (1, 9) OBP: 0.343, SLG: 0.409		0-0 1B			0-0 6-3		0-3 K		0-0 3-1	4	0	1	0	0	1	2																						
Rich Dauer, R (1, 4) OBP: 0.284, SLG: 0.336 Jim Dwyer, L (7, PH) OBP: 0.333, SLG: 0.328 Lenn Sakata, R (8, 4) OBP: 0.205, SLG: 0.186		0-0 F6			0-0 F2		0-0 3-1		0-0 1-3	2	0	0	0	0	0	1																						
Rick Dempsey, R (1, 2) OBP: 0.292, SLG: 0.277 Al Bumbry, L (8, PH) OBP: 0.298, SLG: 0.297			0-0 F9		0-0 F4			0-0 4-3		2	0	0	0	0	0	0																						
<b>Inning Stats</b>	R: 0 E: 0 K: 1 S: 6	H: 1 LOB: 1 BB: 0 P: 6	R: 0 E: 0 K: 0 S: 3	H: 1 LOB: 1 BB: 1 P: 7	R: 0 E: 0 K: 0 S: 3	H: 0 LOB: 0 BB: 0 P: 3	R: 1 E: 0 K: 1 S: 6	H: 1 LOB: 0 BB: 0 P: 6	R: 0 E: 0 K: 1 S: 5	H: 0 LOB: 0 BB: 0 P: 5	R: 0 E: 0 K: 1 S: 6	H: 1 LOB: 2 BB: 1 P: 10	R: 1 E: 0 K: 0 S: 6	H: 3 LOB: 2 BB: 0 P: 6	R: 0 E: 0 K: 0 S: 3	H: 0 LOB: 0 BB: 0 P: 3	1B: 6 2B: 0 3B: 0 HR: 1	SF: 0 SAC: 0 DP: 1 HBP: 0	WP: 0 PB: 0 CS: 0	PA: 35																		
<b>PITCHER</b>	IP	WLS	BF	H	R	ER	SO	BB	IBB	HBP	BLK	WP	HR	S	P	ERA	WHIP	<b>PITCHER</b>				IP	WLS	BF	H	R	ER	SO	BB	IBB	HBP	BLK	WP	HR	S	P	ERA	WHIP
Charlie Leibrandt, L (1, 1) ERA: 2.91	6.1	W	24	4	1	1	3	2	0	0	0	0	0	28	36	1.42	0.947																					
Dan Quisenberry, R (7, 1) ERA: 2.08	2.2	S	11	3	1	1	1	0	0	0	0	0	0	13	13	3.38	1.125																					

Kansas City Royals @ Baltimore Orioles  
Memorial Stadium, Baltimore, MD  
Fri Jul 06 1984, 7:05 PM EDT  
Att: 24,109 - Unknown

AB 33  
R 2  
H 7  
RBI 2  
BB 2  
SO 4  
LOB 11





Batter	1	2	3	4	5	6	7	8	9	AB	R	H	RBI	BB	SO	LOB	TOP	
Willie Wilson, S (1,8) OBP: 0.343, SLG: 0.398	F8		G6-4-3		F9			G1-4-3		4	0	0	0	0	0	3	Kansas City Royals @ Baltimore Orioles Memorial Stadium, Baltimore, MD Sat Jul 07 1984, 7:05 PM EDT Unknown <a href="http://livebaseballscorecards.com">livebaseballscorecards.com</a>	
Butch Davis, R (1,7) OBP: 0.222, SLG: 0.210	F6		F7			E5		F3		4	0	0	0	0	1			
George Brett, L (1,5) OBP: 0.359, SLG: 0.503	K			6-3		G3-6-3			HR	4	1	1	1	0	1			
Hal McRae, R (1,10) OBP: 0.340, SLG: 0.349		6-3		F9			FC4-6 1B	FC6-4 1B		4	0	2	0	0	0			
Darryl Motley, R (1,9) OBP: 0.328, SLG: 0.447		FC6-4 1B		6-3		FC4-6 1-2		K		4	0	1	0	0	1			
Steve Balboni, R (1,3) OBP: 0.316, SLG: 0.493	F7				1B G4-6-3 BB		F8	F4		3	1	0	0	1	2			
Don Slaught, R (1,2) OBP: 0.279, SLG: 0.315	FC6-4 1-2				G4-6-3 1B		F7	FC6-4 1-2		4	0	1	0	0	2			
Greg Pryor, R (1,4) OBP: 0.275, SLG: 0.368			G6-4-3 1B		G4-6-3 1B		4-3			3	0	2	0	0	0			
U L Washington, S (1,6) OBP: 0.299, SLG: 0.277			G6-4-3 1B		G4-6-3			F9		3	0	1	0	0	2			
<b>Inning Stats</b>	R: 0 E: 0 K: 1 S: 5	H: 0 LOB: 0 BB: 0 P: 5	R: 0 E: 0 K: 0 S: 4	H: 1 LOB: 1 BB: 0 P: 4	R: 0 E: 0 K: 0 S: 4	H: 2 LOB: 1 BB: 0 P: 4	R: 0 E: 0 K: 0 S: 3	H: 0 LOB: 0 BB: 0 P: 3	R: 0 E: 0 K: 0 S: 3	H: 0 LOB: 0 BB: 0 P: 3	R: 0 E: 0 K: 0 S: 3	H: 0 LOB: 0 BB: 0 P: 3	R: 1 E: 0 K: 1 S: 7	H: 2 LOB: 1 BB: 0 P: 7	1B: 7 2B: 0 3B: 0 HR: 1	SF: 0 SAC: 0 DP: 3 HBP: 0	WP: 0 PB: 0 SB: 0 CS: 0	PA: 34
<b>PITCHER</b> Scott McGregor, L (1,1) ERA: 3.96	IP: 9.0 WLS: W BF: 34 H: 8 R: 2 ER: 2 SO: 2 BB: 1 IBB: 0 HBP: 0 BLK: 0 WP: 0 HR: 1 S: 37 P: 41 ERA: 2.00 WHIP: 1.000																	

Batter	1	2	3	4	5	6	7	8	9	AB	R	H	RBI	BB	SO	LOB	BOTTOM			
Lenn Sakata, R (1,4) OBP: 0.221, SLG: 0.192	4-3		F7							3	1	1	0	1	0	0	Kansas City Royals @ Baltimore Orioles Memorial Stadium, Baltimore, MD Sat Jul 07 1984, 7:05 PM EDT Unknown <a href="http://livebaseballscorecards.com">livebaseballscorecards.com</a>			
Floyd Rayford, R (1,2) OBP: 0.326, SLG: 0.405	6-3		F8		1B					4	1	1	0	0	1					
Cal Ripken Jr., R (1,6) OBP: 0.363, SLG: 0.483	5-3		F9							3	1	0	0	1	1					
Eddie Murray, S (1,3) OBP: 0.417, SLG: 0.528		E 2B 1B		G6-4-3 BB 1B		F7		HR		4	2	3	4	0	0					
Gary Roenicke, R (1,7) OBP: 0.358, SLG: 0.382		E7 2B		G6-4-3 BB		F8		K		3	1	1	0	1	1					
Benny Ayala, R (1,10) OBP: 0.233, SLG: 0.264 Jim Dwyer, L (8, FH) OBP: 0.331, SLG: 0.326		F8 2B		G6-4-3		F8		K		3	0	1	2	0	3					
Mike Young, S (1,9) OBP: 0.341, SLG: 0.401		5-3				K				1	0	0	0	1	0					
John Shelby, S (1,8) OBP: 0.229, SLG: 0.280		F8				K				3	0	0	0	2	2					
Todd Cruz, R (1,5) OBP: 0.234, SLG: 0.291		5-3								4	0	0	0	1	3					
<b>Inning Stats</b>	R: 0 E: 0 K: 0 S: 3	H: 0 LOB: 0 BB: 0 P: 3	R: 2 E: 1 K: 0 S: 6	H: 2 LOB: 1 BB: 0 P: 6	R: 0 E: 0 K: 0 S: 3	H: 0 LOB: 0 BB: 0 P: 3	R: 0 E: 0 K: 0 S: 3	H: 1 LOB: 2 BB: 1 P: 8	R: 0 E: 0 K: 0 S: 4	H: 1 LOB: 1 BB: 0 P: 4	R: 0 E: 0 K: 1 S: 6	H: 1 LOB: 1 BB: 0 P: 6	R: 4 E: 0 K: 1 S: 7	H: 2 LOB: 2 BB: 2 P: 15	R: 0 E: 0 K: 3 S: 9	H: 0 LOB: 0 BB: 0 P: 9	1B: 4 2B: 2 3B: 0 HR: 1	SF: 0 SAC: 0 DP: 1 HBP: 1	WP: 0 PB: 0 SB: 0 CS: 0	PA: 35
<b>PITCHER</b> Larry Gura, L (1,1) ERA: 4.85 Joe Beckwith, R (8,1) ERA: 4.89	IP: 7.0 WLS: L BF: 32 H: 7 R: 0 ER: 5 SO: 2 BB: 3 IBB: 0 HBP: 1 BLK: 0 WP: 0 HR: 1 S: 45 P: 45 ERA: 6.43 WHIP: 1.429																			



Batter	1	2	3	4	5	6	7	8	9	AB	R	H	RBI	BB	SO	LOB	TOP					
Willie Wilson, S (1, 8) OBP: 0.341, SLG: 0.392 Leon Roberts, R (8, 7) OBP: 0.263, SLG: 0.286	0-0 4-3		4-0 BB		0-0 F8			0-0 4-3		3	0	0	0	1	0	1	<b>Kansas City Royals @ Baltimore Orioles</b> Memorial Stadium, Baltimore, MD Sat Jul 07 1984, 7:05 PM EDT Att: 46,842 - Unknown					
U L Washington, S (1, 6) OBP: 0.264, SLG: 0.278	4-0 BB		0-0 F2		0-3 K			0-0 BB 1B		3	0	1	0	1	1	2						
George Brett, L (1, 5) OBP: 0.352, SLG: 0.491 Buddy Biancalana, S (8, 4) OBP: 0.297, SLG: 0.389	0-0 F8			0-0 4-3		0-3 K		0-0 F7		4	0	0	0	0	1	2						
Hal McRae, R (1, 10) OBP: 0.343, SLG: 0.346	0-0 2-3			4-0 1B BB		0-0 F9		4-0 1-2 BB		2	0	0	0	2	0	1						
Darryl Motley, R (1, 9) OBP: 0.327, SLG: 0.444		0-0 F8		0-0 1-2 1B		0-0 6-3		0-0 4-3		4	0	1	0	0	0	2						
Steve Balboni, R (1, 3) OBP: 0.315, SLG: 0.487		0-0 6-3		0-3 K			4-0 WP BB		0-0 F8	3	0	0	0	1	1	2						
Butch Davis, R (1, 7) OBP: 0.215, SLG: 0.202		0-3 K2-3		0-3 K			0-3 K		0-0 6-3	4	0	0	0	0	3	3						
Greg Pryor, R (1, 4) OBP: 0.268, SLG: 0.358			0-0 F9		0-0 F7		0-0 F4		0-0 G3	4	0	0	0	0	0	1						
John Wathan, R (1, 2) OBP: 0.286, SLG: 0.264			0-0 F9				0-0 F7			3	0	1	0	0	0	1						
<b>Inning Stats</b>	R: 0 E: 0 K: 0 S: 3	H: 0 LOB: 1 BB: 1 P: 7	R: 0 E: 0 K: 1 S: 5	H: 0 LOB: 0 BB: 0 P: 5	R: 0 E: 0 K: 0 S: 3	H: 0 LOB: 1 BB: 1 P: 7	R: 0 E: 0 K: 2 S: 8	H: 1 LOB: 2 BB: 1 P: 12	R: 0 E: 0 K: 1 S: 6	H: 1 LOB: 1 BB: 0 P: 6	R: 0 E: 0 K: 1 S: 5	H: 0 LOB: 0 BB: 0 P: 5	R: 0 E: 0 K: 1 S: 5	H: 0 LOB: 1 BB: 1 P: 9	R: 0 E: 0 K: 0 S: 4	H: 1 LOB: 2 BB: 1 P: 8		R: 0 E: 0 K: 0 S: 3	H: 0 LOB: 0 BB: 0 P: 3	1B: 3 2B: 0 3B: 0 HR: 0	SF: 0 SAC: 0 DP: 0 HBP: 0	WP: 1 PB: 0 SB: 0 CS: 0
<b>PITCHER</b> Mike Flanagan, L (1, 1) ERA: 3.3	IP: 9.0 WLS: W BF: 35 H: 3 R: 0 ER: 0 SO: 6 BB: 5 IBB: 0 HBP: 0 BLK: 0 WP: 1 HR: 0 S: 42 P: 62 ERA: 0.00 WHIP: 0.889															<b>PITCHER</b>						

Batter	1	2	3	4	5	6	7	8	9	AB	R	H	RBI	BB	SO	LOB	BOTTOM			
Lenn Sakata, R (1, 4) OBP: 0.232, SLG: 0.195	0-0 F9		0-0 6-3		4-0 2B FC4-6 BB	0-0 2B 1B	0-0 E4			4	2	1	0	1	0	2	<b>Kansas City Royals @ Baltimore Orioles</b> Memorial Stadium, Baltimore, MD Sat Jul 07 1984, 7:05 PM EDT Att: 46,842 - Unknown			
Floyd Rayford, R (1, 2) OBP: 0.336, SLG: 0.416	4-0 BB		0-0 G6-4-3 1B		0-3 K	0-0 1B	0-0 F9			4	0	2	1	1	1	5				
Cal Ripken Jr., R (1, 6) OBP: 0.363, SLG: 0.485	0-0 F3		0-0 G6-4-3 1-2		0-0 FC4-6 1-3 2-H 2B	0-0 6-3		0-0 1B		5	0	2	1	0	0	3				
Eddie Murray, S (1, 3) OBP: 0.422, SLG: 0.528	0-0 5-3			4-0 WP 1B BB	4-0 FC4-6 IBB		4-0 FC4-6 BB	0-0 G6-4-3 1B		2	1	1	0	3	0	1				
Gary Roenicke, R (1, 7) OBP: 0.359, SLG: 0.383 John Lowenstein, L (5, FH) OBP: 0.346, SLG: 0.380		0-0 2B 1B		0-3 K	0-0 FC4-6 1-2 2-3 3-H		0-0 F8	0-0 F5		2	1	1	0	0	1	1				
Benny Ayala, R (1, 10) OBP: 0.242, SLG: 0.273 Ken Singleton, S (5, FH) OBP: 0.297, SLG: 0.284		0-3 K		0-0 2-H 1B	0-3 K		0-0 FC4-6 1-2 1B	0-0 G6-4-3 1-2		2	0	1	1	0	1	1				
Mike Young, S (1, 9) OBP: 0.344, SLG: 0.419		0-0 F8		0-3 K		0-0 HR	1-0 1B E HBP			3	2	1	1	0	1	2				
John Shelby, S (1, 8) OBP: 0.234, SLG: 0.289		0-0 1-H 2B		0-0 G3		0-0 4-3	0-0 E BB 1B			4	0	2	2	0	0	1				
Todd Cruz, R (1, 5) OBP: 0.243, SLG: 0.292		0-0 F9			0-0 2B 1B	0-3 K	4-0 E BB			3	1	1	0	1	1	1				
<b>Inning Stats</b>	R: 0 E: 0 K: 0 S: 3	H: 0 LOB: 1 BB: 1 P: 7	R: 1 E: 0 K: 1 S: 7	H: 2 LOB: 1 BB: 0 P: 7	R: 0 E: 0 K: 0 S: 3	H: 1 LOB: 0 BB: 0 P: 3	R: 1 E: 0 K: 2 S: 8	H: 1 LOB: 1 BB: 1 P: 12	R: 2 E: 0 K: 2 S: 9	H: 2 LOB: 2 BB: 2 P: 17	R: 2 E: 0 K: 1 S: 8	H: 3 LOB: 1 BB: 0 P: 8	R: 2 E: 1 K: 0 S: 5	H: 1 LOB: 3 BB: 2 P: 14	R: 0 E: 0 K: 0 S: 4	H: 2 LOB: 1 BB: 0 P: 4		1B: 8 2B: 3 3B: 0 HR: 1	SF: 0 SAC: 0 DP: 2 HBP: 1	WP: 1 PB: 0 SB: 1 CS: 0
<b>PITCHER</b> Mike Jones, L (1, 1) ERA: 6.91 Mark Huisman, R (5, 1) ERA: 6.27 Joe Beckwith, R (7, 1) ERA: 4.74	IP: 4.0 WLS: L BF: 19 H: 5 R: 4 ER: 4 SO: 3 BB: 3 IBB: 0 HBP: 0 BLK: 0 WP: 0 HR: 0 S: 22 P: 34 ERA: 9.00 WHIP: 2.000															<b>PITCHER</b>				



Batter	1	2	3	4	5	6	7	8	9	AB	R	H	RBI	BB	SO	LOB	TOP
Willie Wilson, S (1, 8) OBP: 0.338, SLG: 0.384	0-0 4-3		0-0 F3		0-3 K			4-0 BB	0-0 F8	4	0	0	0	1	1	1	<b>Kansas City Royals @ Baltimore Orioles</b> Memorial Stadium, Baltimore, MD Sun Jul 08 1984, 3:33 AM EDT Att: 25,604 - Unknown <a href="http://livebaseballscorecards.com">livebaseballscorecards.com</a>
Pat Sheridan, L (1, 9) OBP: 0.361, SLG: 0.475	0-0 2B 1B		0-0 S 1B 1B		0-0 4-3			0-3 K		4	1	2	0	0	1	1	
George Brett, L (1, 5) OBP: 0.355, SLG: 0.497	0-0 1-3 2B		0-0 FC8-4 1-H 1B		0-0 4-3			0-0 F3		4	0	2	1	0	0	1	
Jorge Orta, L (1, 10) OBP: 0.344, SLG: 0.481	0-3 K		0-0 FC8-4 1-2		0-0 4-3			0-0 WP HR 1B		3	0	0	0	0	1	3	
Dane Iorg, L (1, 7) OBP: 0.237, SLG: 0.326	0-0 F9		0-3 K		0-0 1-3			0-3 K		3	0	0	0	0	1	3	
Darryl Motley, R (9, PH) OBP: 0.326, SLG: 0.442										1	0	0	0	0	1	1	
Steve Balboni, R (1, 3) OBP: 0.314, SLG: 0.481		0-0 6-3		0-0 F6				4-0 1-2 HR IBB		3	1	0	0	1	0	0	
Don Slaught, R (1, 2) OBP: 0.284, SLG: 0.349		0-0 WP 3B		0-0 6-3				0-0 1-H 2-H HR		4	2	2	3	0	0	0	
Buddy Biancalana, S (1, 4) OBP: 0.268, SLG: 0.350		0-3 K 3-H		0-3 K				0-3 K		4	0	0	0	0	4	1	
U L Washington, S (1, 6) OBP: 0.303, SLG: 0.299		0-0 F7		0-0 4-3				0-0 F4 HR		4	1	1	1	0	0	0	
<b>Inning Stats</b>	R: 0 E: 0 K: 1 S: 7	H: 2 LOB: 2 BB: 0 P: 7	R: 1 E: 0 K: 1 S: 6	H: 1 LOB: 0 BB: 0 P: 6	R: 1 E: 0 K: 1 S: 7	H: 2 LOB: 1 BB: 0 P: 7	R: 0 E: 0 K: 1 S: 5	H: 0 LOB: 0 BB: 0 P: 5	R: 0 E: 0 K: 1 S: 5	H: 0 LOB: 0 BB: 0 P: 5	R: 0 E: 0 K: 1 S: 5	H: 0 LOB: 1 BB: 1 P: 9	R: 4 E: 0 K: 2 S: 10	H: 3 LOB: 1 BB: 1 P: 14	1B: 4 2B: 1 3B: 1 HR: 2	SF: 0 SAC: 0 DP: 0 HBP: 0	WP: 2 PA: 37 PB: 0 SB: 1 CS: 0
<b>PITCHER</b>	IP WLS BF H R ER SO BB IBB HBP BLK WP HR S P ERA WHIP																
Dennis Martinez, R (1, 1) ERA: 4.65	7.1 L 28 5 2 2 6 1 0 0 0 1 0 39 43 2.46 0.818																
Tippy Martinez, L (8, 1) ERA: 3.75	1.2 9 3 4 4 3 0 1 0 0 1 2 14 18 21.60 1.800																

Batter	1	2	3	4	5	6	7	8	9	AB	R	H	RBI	BB	SO	LOB	BOTTOM				
Lenn Sakata, R (1, 4) OBP: 0.221, SLG: 0.185	0-3 K		0-0 5-3			0-0 F7			0-0 5-3	4	0	0	0	0	1	1	<b>Kansas City Royals @ Baltimore Orioles</b> Memorial Stadium, Baltimore, MD Sun Jul 08 1984, 3:33 AM EDT Att: 25,604 - Unknown <a href="http://livebaseballscorecards.com">livebaseballscorecards.com</a>				
Floyd Rayford, R (1, 2) OBP: 0.341, SLG: 0.419	0-0 F8		0-0 5-3			0-0 1B			0-0 1B	4	0	2	0	0	0	0					
Cal Ripken Jr., R (1, 6) OBP: 0.362, SLG: 0.491	0-3 K		0-0 HR			0-0 F3			0-0 F7	4	1	1	1	0	1	2					
Eddie Murray, S (1, 3) OBP: 0.418, SLG: 0.521		0-0 5-3		0-0 5-3		0-3 K			0-0 F7	4	0	0	0	0	1	1					
Gary Roenicke, R (1, 7) OBP: 0.353, SLG: 0.376		0-0 5-3		0-0 4-3		0-0 5-3				3	0	0	0	0	0	0					
Benny Avila, R (1, 10) OBP: 0.231, SLG: 0.259		0-0 1-3				0-0 K			0-0 F8	3	0	0	0	0	1	0					
Mike Young, S (1, 9) OBP: 0.339, SLG: 0.411			0-3 K		0-3 K			0-3 K		3	0	0	0	0	3	0					
John Shelby, S (1, 8) OBP: 0.230, SLG: 0.285			0-0 5-3		0-3 K			0-0 L6		3	0	0	0	0	1	0					
Todd Cruz, R (1, 5) OBP: 0.246, SLG: 0.287			4-0 BB			0-0 4-3			0-0 F3	2	0	0	0	1	0	0					
<b>Inning Stats</b>	R: 0 E: 0 K: 2 S: 7	H: 0 LOB: 0 BB: 0 P: 7	R: 0 E: 0 K: 0 S: 3	H: 0 LOB: 0 BB: 0 P: 3	R: 0 E: 0 K: 1 S: 5	H: 0 LOB: 1 BB: 1 P: 9	R: 1 E: 0 K: 0 S: 4	H: 1 LOB: 0 BB: 0 P: 4	R: 0 E: 0 K: 3 S: 9	H: 0 LOB: 0 BB: 0 P: 9	R: 0 E: 0 K: 0 S: 4	H: 1 LOB: 1 BB: 0 P: 4	R: 0 E: 0 K: 1 S: 5	H: 0 LOB: 0 BB: 0 P: 5	R: 0 E: 0 K: 1 S: 5	H: 0 LOB: 0 BB: 0 P: 5		R: 0 E: 0 K: 0 S: 4	H: 1 LOB: 1 BB: 0 P: 4	1B: 2 2B: 0 3B: 0 HR: 1	SF: 0 SAC: 0 DP: 0 HBP: 0
<b>PITCHER</b>	IP WLS BF H R ER SO BB IBB HBP BLK WP HR S P ERA WHIP																				
Bud Black, L (1, 1) ERA: 3.35	9.0 W 31 3 1 1 8 1 0 0 0 0 1 46 50 1.00 0.444																				



Batter	1	2	3	4	5	6	7	8	9	AB	R	H	RBI	BB	SO	LOB	TOP										
Willie Wilson, S OBP: 0.336, SLG: 0.379	5-3		1B	F2			F7			3	1	0	0	1	0	0	<b>Kansas City Royals @ New York Yankees</b> Yankee Stadium, Bronx, NY Thu Jul 12 1984, 7:05 PM EDT Att: 21,429 - Unknown <a href="http://livebaseballscorecards.com">livebaseballscorecards.com</a>										
Pat Sheridan, L OBP: 0.359, SLG: 0.471	F7		1B	1-3			F9			4	1	1	0	0	0	0											
George Brett, L OBP: 0.357, SLG: 0.494	FC3-6		K	6-3					1B	3	0	1	0	1	1	2											
Jorge Orta, L OBP: 0.338, SLG: 0.473	FC3-6		F9	F9					F9	3	0	0	0	0	0	3											
Hal McRae, R OBP: 0.344, SLG: 0.347	1-2									1	0	0	0	0	0	1											
Darryl Motley, R OBP: 0.329, SLG: 0.447		F7	1B	1-2					F9	4	0	2	1	0	0	1											
Steve Balboni, R OBP: 0.317, SLG: 0.485		1B	2B	FC6-4					K	4	0	2	1	0	2	2											
Don Slaught, R OBP: 0.283, SLG: 0.347		2B	1B	FC6-4					K	4	0	1	0	0	1	3											
Buddy Biancalana, S OBP: 0.256, SLG: 0.333		K		K2-3					F3	2	0	0	0	0	2	2											
Dane Iorg, L OBP: 0.236, SLG: 0.323										1	0	0	0	0	0	1											
Greg Pryor, R OBP: 0.266, SLG: 0.355										1	0	0	0	0	0	0											
U.L. Washington, S OBP: 0.295, SLG: 0.291	F6			F7					1-3	4	0	0	0	0	1	2											
<b>Inning Stats</b>	R: 0 E: 0 K: 0 S: 3	H: 0 LOB: 1 BB: 1 P: 7	R: 0 E: 0 K: 1 S: 7	H: 2 LOB: 2 BB: 0 P: 7	R: 2 E: 0 K: 1 S: 8	H: 3 LOB: 2 BB: 1 P: 12	R: 0 E: 0 K: 1 S: 5	H: 0 LOB: 0 BB: 0 P: 5	R: 0 E: 0 K: 0 S: 6	H: 1 LOB: 1 BB: 0 P: 6	R: 0 E: 0 K: 1 S: 5	H: 0 LOB: 0 BB: 0 P: 5	R: 0 E: 0 K: 1 S: 6	H: 1 LOB: 1 BB: 0 P: 6	R: 0 E: 0 K: 1 S: 5	H: 0 LOB: 0 BB: 0 P: 5	1B: 5 2B: 2 3B: 0 HR: 0	SF: 0 SAC: 0 DP: 0 HBP: 0	WP: 0 PB: 0 SB: 0 CS: 0	PA: 36							
<b>PITCHER</b>	IP	WLS	BF	H	R	ER	SO	BB	IBB	HBP	BLK	WP	HR	S	P	ERA	WHIP										
Phil Niekro, R ERA: 1.88	7.0	W	30	7	2	2	5	2	0	0	0	0	0	38	46	2.57	1.286										
Dave Righetti, L ERA: 1.51	2.0	S	6	0	0	0	2	0	0	0	0	0	0	10	10	0.00	0.000										

Batter	1	2	3	4	5	6	7	8	9	AB	R	H	RBI	BB	SO	LOB	BOTTOM										
Willie Randolph, R OBP: 0.380, SLG: 0.361	F6	F4			F7		F8			4	0	0	0	0	0	2	<b>Kansas City Royals @ New York Yankees</b> Yankee Stadium, Bronx, NY Thu Jul 12 1984, 7:05 PM EDT Att: 21,429 - Unknown <a href="http://livebaseballscorecards.com">livebaseballscorecards.com</a>										
Butch Wynegar, S OBP: 0.350, SLG: 0.376	1B	F8			F7				1B	3	2	1	0	1	0	0											
Dave Winfield, R OBP: 0.404, SLG: 0.557	1B	1B		4-3	6-3				K	4	1	2	0	0	1	1											
Don Baylor, R OBP: 0.346, SLG: 0.524	1B	1B		K			F9		F7	4	1	1	1	0	1	2											
Roy Smalley, S OBP: 0.288, SLG: 0.396	1B			4-3						2	0	1	1	1	0	1											
Mike Pagliarulo, L OBP: 0.500, SLG: 0.667	1B						G4-6-3			1	0	1	1	0	0	0											
Don Mattingly, L OBP: 0.397, SLG: 0.509	1B			F7			G4-6-3		F8	4	0	1	1	0	0	3											
Brian Dayett, R OBP: 0.219, SLG: 0.490	F6			K					SH2-3	3	0	1	0	0	1	1											
Bobby Meacham, S OBP: 0.280, SLG: 0.380		1B		K					SH2-3	2	1	1	0	0	1	0											
Omar Moreno, L OBP: 0.275, SLG: 0.322		3B		F8					G3	3	0	1	1	0	0	1											
<b>Inning Stats</b>	R: 3 E: 0 K: 0 S: 6	H: 4 LOB: 1 BB: 1 P: 10	R: 1 E: 0 K: 0 S: 4	H: 2 LOB: 0 BB: 0 P: 4	R: 0 E: 0 K: 1 S: 6	H: 1 LOB: 1 BB: 0 P: 6	R: 0 E: 0 K: 2 S: 7	H: 0 LOB: 0 BB: 0 P: 7	R: 0 E: 0 K: 0 S: 3	H: 0 LOB: 0 BB: 0 P: 3	R: 0 E: 0 K: 0 S: 2	H: 0 LOB: 0 BB: 1 P: 6	R: 0 E: 0 K: 0 S: 4	H: 1 LOB: 1 BB: 0 P: 4	R: 1 E: 0 K: 1 S: 7	H: 2 LOB: 1 BB: 0 P: 7	1B: 7 2B: 2 3B: 1 HR: 0	SF: 0 SAC: 1 DP: 1 HBP: 0	WP: 0 PB: 0 SB: 0 CS: 0	PA: 33							
<b>PITCHER</b>	IP	WLS	BF	H	R	ER	SO	BB	IBB	HBP	BLK	WP	HR	S	P	ERA	WHIP										
Larry Gura, L ERA: 4.94	7.0	L	29	9	5	5	3	2	0	0	0	0	0	33	41	6.43	1.571										
Mark Huismann, R ERA: 6.09	1.0		4	1	0	0	1	0	0	0	0	0	0	6	6	0.00	1.000										



Batter	1	2	3	4	5	6	7	8	9	AB	R	H	RBI	BB	SO	LOB	TOP					
Willie Wilson, S OBP: 0.335, SLG: 0.376 (1, 8)	F6		K			K		FC6 1B		4	0	1	0	0	2	0	<b>Kansas City Royals @ New York Yankees</b> Yankee Stadium, Bronx, NY Fri Jul 13 1984, 7:05 PM EDT Unknown					
U L Washington, S OBP: 0.285, SLG: 0.283 (1, 6)	F9		K			K		FC6		4	0	0	0	0	2	2						
George Brett, L OBP: 0.360, SLG: 0.495 (1, 5)	1B			6-3			E5 1B		K	4	0	2	0	0	1	0						
Hal McRae, R OBP: 0.340, SLG: 0.342 Jorge Orta, L OBP: 0.337, SLG: 0.471 (1, 10) (9, PH)	F8			F3			6-3		6-3	3	0	0	0	0	0	2						
Darryl Motley, R OBP: 0.331, SLG: 0.448 (1, 9)		CS 1B		F8			F7			4	0	2	0	0	0	1						
Steve Balboni, R OBP: 0.312, SLG: 0.477 (1, 3)	F7				F8		6-3		F6	4	0	0	0	0	0	3						
Don Slaught, R OBP: 0.279, SLG: 0.341 (1, 2)			K		F9			E3		3	0	0	0	0	1	1						
Butch Davis, R OBP: 0.218, SLG: 0.232 (1, 7)				HR	5-3			F8		3	1	1	1	0	0	1						
Greg Pryor, R OBP: 0.260, SLG: 0.348 (1, 4)			4-3			5-3		FC1-6-4 1B		3	0	0	0	0	0	1						
<b>Inning Stats</b>	R: 0 E: 0 K: 0 S: 4	H: 1 LOB: 1 BB: 0 P: 4	R: 0 E: 0 K: 1 S: 5	H: 1 LOB: 0 BB: 0 P: 5	R: 1 E: 0 K: 2 S: 8	H: 1 LOB: 0 BB: 0 P: 8	R: 0 E: 0 K: 0 S: 3	H: 0 LOB: 0 BB: 0 P: 3	R: 0 E: 0 K: 0 S: 7	H: 0 LOB: 0 BB: 0 P: 7	R: 0 E: 1 K: 0 S: 4	H: 1 LOB: 1 BB: 0 P: 4	R: 0 E: 1 K: 0 S: 5	H: 1 LOB: 2 BB: 0 P: 5	R: 0 E: 0 K: 1 S: 6	H: 1 LOB: 1 BB: 0 P: 6	1B: 5 2B: 0 3B: 0 HR: 1	SF: 0 SAC: 0 DP: 0 HBP: 0	WP: 0 PB: 0 SB: 0 CS: 1	PA: 33		
<b>PITCHER</b>	IP	WLS	BF	H	R	ER	SO	BB	IBB	HBP	BLK	WP	HR	S	P	ERA	WHIP					
Ron Guidry, L ERA: 4.22 Mike Armstrong, R ERA: 7.2	(1, 1)	8.0	W	29	5	1	1	5	0	0	0	0	0	1	39	39	1.12	0.625				
(9, 1)	1.0		4	1	0	0	1	0	0	0	0	0	0	6	6	0.00	1.000					


Batter	1	2	3	4	5	6	7	8	9	AB	R	H	RBI	BB	SO	LOB	BOTTOM				
Willie Randolph, R OBP: 0.380, SLG: 0.361 (1, 4)	FC6-4 SH5-3 1B	FC4-6			4-3		5-3	1B		5	0	2	0	0	0	2	<b>Kansas City Royals @ New York Yankees</b> Yankee Stadium, Bronx, NY Fri Jul 13 1984, 7:05 PM EDT Unknown				
Ken Griffey, L OBP: 0.316, SLG: 0.324 (1, 3)	SH5-3 1-2		4-3			BB 1B	BB 1B	F3		4	2	2	0	0	0	2					
Dave Winfield, R OBP: 0.405, SLG: 0.553 (1, 9)	FC6-4 2-3		F6			BB 1B	BB 1B			2	1	0	0	2	0	1					
Don Baylor, R OBP: 0.344, SLG: 0.520 (1, 10)	F4		5-3			BB 1B	K			4	1	1	1	0	1	3					
Roy Smalley, S OBP: 0.292, SLG: 0.398 Mike Pagliarulo, L OBP: 0.500, SLG: 0.667 (7, PR) (8, 5)		4-3		5-3		E SF9-4 1B	1-3 2-H 1B			4	1	2	2	0	0	0					
Brian Davett, R OBP: 0.250, SLG: 0.412 (1, 7)		E7 1B WP 1B		K		E7 SF9-4 1B	F7			4	1	2	1	0	1	2					
Bobby Meacham, S OBP: 0.279, SLG: 0.378 (1, 6)		E 1B 2-3		F8		SF9-4 1B		3-1		3	0	1	1	0	0	0					
Rick Cerone, R OBP: 0.268, SLG: 0.316 (1, 2)		FC4-6 BB		K		5-3		1B 1B		3	0	1	0	1	1	0					
Omar Moreno, L OBP: 0.274, SLG: 0.340 (1, 8)		F6		4-3			HR	F9		4	1	1	1	0	0	3					
<b>Inning Stats</b>	R: 0 E: 0 K: 0 S: 4	H: 1 LOB: 1 BB: 0 P: 4	R: 1 E: 1 K: 0 S: 5	H: 2 LOB: 2 BB: 1 P: 9	R: 0 E: 0 K: 1 S: 3	H: 0 LOB: 0 BB: 0 P: 3	R: 0 E: 0 K: 1 S: 5	H: 0 LOB: 0 BB: 0 P: 5	R: 0 E: 0 K: 1 S: 6	H: 0 LOB: 0 BB: 0 P: 10	R: 2 E: 0 K: 1 S: 8	H: 3 LOB: 2 BB: 1 P: 12	R: 0 E: 0 K: 0 S: 5	H: 2 LOB: 2 BB: 0 P: 5	R: 0 E: 0 K: 0 S: 5	H: 2 LOB: 2 BB: 0 P: 5	1B: 11 2B: 1 3B: 0 HR: 1	SF: 1 SAC: 1 DP: 1 HBP: 0	WP: 1 PB: 0 SB: 0 CS: 0	PA: 38	
<b>PITCHER</b>	IP	WLS	BF	H	R	ER	SO	BB	IBB	HBP	BLK	WP	HR	S	P	ERA	WHIP				
Bud Black, L ERA: 3.42 Joe Beckwith, R ERA: 4.82	(1, 1)	5.0	L	24	7	5	3	2	2	0	0	0	0	26	34	5.40	1.800				
(6, 1)	3.0		14	5	2	2	1	1	0	0	0	0	1	15	19	6.00	2.000				



Batter	1	2	3	4	5	6	7	8	9	AB	R	H	RBI	BB	SO	LOB	TOP								
Willie Wilson, S OBP: 0.333, SLG: 0.374	0-0 6-3 1B	0-0 G3			0-3 K		0-0 5-3			4	0	1	0	0	1	3									
Pat Sheridan, L OBP: 0.354, SLG: 0.464	0-0 6-3 1-2		0-0 4-3		0-0 4-3			0-3 K		4	0	0	0	0	1	1									
George Brett, L OBP: 0.363, SLG: 0.492	4-0 FC4-6 BB		0-0 F7		0-0 FC4-6 1B			0-0 4-3		3	0	1	0	1	0	0									
Jorge Orta, L OBP: 0.330, SLG: 0.461	0-3 K		0-0 3-1		0-0 FC4-6 1B			0-0 F7		4	1	0	0	0	1	3									
Darryl Motley, R OBP: 0.330, SLG: 0.445	0-0 FC4-6 1-2			0-3 K		0-0 G5-4-3 1B			0-0 F8	4	0	1	1	0	1	2									
Steve Balboni, R OBP: 0.311, SLG: 0.472		4-0 FC BB		0-0 F4		0-0 G5-4-3 1B			0-3 K	3	0	0	0	1	1	1									
John Wathan, R OBP: 0.285, SLG: 0.263		0-3 K		0-0 S 1B				0-0 5-3		4	0	1	0	0	2	1									
Buddy Biancalana, S OBP: 0.239, SLG: 0.311		0-0 F7		0-3 K				0-0 4-1		3	0	0	0	0	1	2									
U L Washington, S OBP: 0.288, SLG: 0.284		0-0 FC			0-0 F5					3	0	1	0	0	0	1									
<b>Inning Stats</b>	R: 0 E: 0 K: 1 S: 6	H: 1 LOB: 2 BB: 1 P: 10	R: 0 E: 0 K: 1 S: 6	H: 0 LOB: 2 BB: 1 P: 10	R: 0 E: 0 K: 0 S: 3	H: 0 LOB: 0 BB: 0 P: 3	R: 0 E: 0 K: 2 S: 8	H: 1 LOB: 1 BB: 0 P: 8	R: 0 E: 0 K: 1 S: 5	H: 0 LOB: 0 BB: 0 P: 5	R: 1 E: 1 K: 0 S: 4	H: 2 LOB: 0 BB: 0 P: 4	R: 0 E: 0 K: 0 S: 4	H: 1 LOB: 1 BB: 0 P: 4	R: 0 E: 0 K: 1 S: 5	H: 0 LOB: 0 BB: 0 P: 5	R: 0 E: 0 K: 2 S: 7	H: 0 LOB: 0 BB: 0 P: 7	1B: 5 2B: 0 3B: 0 HR: 0	SF: 0 SAC: 0 DP: 1 HBP: 0	WP: 0 PB: 0 SB: 1 CS: 0	PA: 34			
<b>PITCHER</b>	IP	WLS	BF	H	R	ER	SO	BB	IBB	HBP	BLK	WP	HR	S	P	ERA	WHIP								
Marty Bystrom, R ERA: 4.4	(1, 1)	7.0	W	28	5	1	0	5	2	0	0	0	0	36	44	0.00	1.000								
Jay Howell, R ERA: 3.04	(8, 1)	2.0		6	0	0	0	3	0	0	0	0	0	12	12	0.00	0.000								

Kansas City Royals @ New York Yankees  
Yankee Stadium, Bronx, NY  
Fri Jul 13 1984, 7:05 PM EDT  
Att: 25,173 - Unknown


AB	32
R	1
H	5
RBI	1
BB	2
SO	8
LOB	14



Batter	1	2	3	4	5	6	7	8	9	AB	R	H	RBI	BB	SO	LOB	BOTTOM								
Willie Randolph, R OBP: 0.383, SLG: 0.368	0-0 FC5-4 1B		0-0 1B 1B	0-0 4-3		0-0 F9 1-2		0-0 1B 2B		5	2	3	1	0	0	1									
Butch Wynegar, S OBP: 0.347, SLG: 0.373	0-0 F8		0-0 F8		0-0 F8		0-0 F5	0-0 2H 1B		5	0	1	1	0	0	2									
Don Mattingly, L OBP: 0.368, SLG: 0.508	0-0 FC5-4 1-2		0-0 1B 1-2	0-0 1B HR		0-0 4-3		0-0 G3		5	1	2	0	0	0	2									
Dave Winfield, R OBP: 0.407, SLG: 0.551	0-0 E5 1-3		0-0 1B 1-3 2H	0-0 F5		4-0 BB				3	0	1	1	1	0	2									
Oscar Gamble, L OBP: 0.310, SLG: 0.409	0-0 G3		0-0 F8		0-0 HR		0-0 4-3			4	1	1	2	0	0	4									
Steve Kemp, L OBP: 0.385, SLG: 0.436		0-0 4-1 WP 1B		0-0 HR 1B		0-0 F7		0-0 6-3 1B 1B		4	1	3	0	0	0	0									
Brian Dayett, R OBP: 0.250, SLG: 0.412										0	1	0	0	0	0	0									
Mike Pagliarulo, L OBP: 0.429, SLG: 0.769		0-3 K		0-0 HR		0-3 K		0-0 6-3		4	1	1	2	0	2	2									
Bobby Meacham, S OBP: 0.278, SLG: 0.372		0-0 4-1 1-3		0-0 1-3		0-0 F8		0-0 2B 1B		4	1	1	1	0	0	1									
Omar Moreno, L OBP: 0.267, SLG: 0.331		0-3 K		0-3 K		0-0 E3		0-0 F7		4	0	0	0	0	2	3									
<b>Inning Stats</b>	R: 0 E: 1 K: 0 S: 5	H: 1 LOB: 2 BB: 0 P: 5	R: 0 E: 0 K: 2 S: 8	H: 1 LOB: 1 BB: 0 P: 8	R: 1 E: 0 K: 0 S: 5	H: 3 LOB: 1 BB: 0 P: 5	R: 2 E: 0 K: 1 S: 7	H: 2 LOB: 0 BB: 0 P: 7	R: 2 E: 0 K: 0 S: 5	H: 2 LOB: 0 BB: 0 P: 5	R: 0 E: 1 K: 1 S: 6	H: 0 LOB: 1 BB: 0 P: 6	R: 0 E: 0 K: 0 S: 3	H: 0 LOB: 1 BB: 1 P: 7	R: 3 E: 0 K: 0 S: 7	H: 4 LOB: 1 BB: 0 P: 7	1B: 10 2B: 1 3B: 0 HR: 2	SF: 0 SAC: 0 DP: 0 HBP: 0	WP: 2 PB: 0 SB: 1 CS: 0	PA: 39					
<b>PITCHER</b>	IP	WLS	BF	H	R	ER	SO	BB	IBB	HBP	BLK	WP	HR	S	P	ERA	WHIP								
Bret Saberhagen, R ERA: 3.36	(1, 1)	5.0	L	24	9	5	3	0	0	0	0	0	0	2	30	9.00	1.800								
Mike Jones, L ERA: 5.09	(6, 1)	2.0		8	0	0	0	1	1	0	0	0	0	9	13	0.00	0.500								
Dan Quisenberry, R ERA: 2.43	(8, 1)	1.0		7	4	3	3	0	0	0	0	0	0	7	7	27.00	4.000								

Kansas City Royals @ New York Yankees  
Yankee Stadium, Bronx, NY  
Fri Jul 13 1984, 7:05 PM EDT  
Att: 25,173 - Unknown

AB	38
R	8
H	13
RBI	8
BB	1
SO	4
LOB	17





Batter	1	2	3	4	5	6	7	8	9	AB	R	H	RBI	BB	SO	LOB	TOP										
Willie Wilson, S (1, 8) OBP: 0.340, SLG: 0.385	0-3 K			0-0 FC4-6 1B		0-0 1B		0-0 2B		4	0	3	0	0	1	0	<b>Kansas City Royals @ New York Yankees</b> Yankee Stadium, Bronx, NY Sat Jul 14 1984, 7:05 PM EDT Att: 27,214 - Unknown <a href="http://livebaseballscorecards.com">livebaseballscorecards.com</a>										
Butch Davis, R (1, 7) OBP: 0.211, SLG: 0.224	0-3 K			0-3 K		0-0 F8		0-3 K		4	0	0	0	0	3	3											
George Brett, L (1, 5) OBP: 0.356, SLG: 0.482	0-0 4-3			0-0 FC4-6 1-2		0-0 F8		0-0 F8		4	0	0	0	0	0	3											
Darryl Motley, R (1, 9) OBP: 0.329, SLG: 0.446		0-0 F9		0-0 F9			0-0 1B SF8 2B		0-0 F9	4	1	1	0	0	0	1											
Steve Balboni, R (1, 3) OBP: 0.314, SLG: 0.470		0-0 3-1			4-0 BB		0-0 FC6-4 2-3 1B		0-0 F4	3	0	1	0	1	0	0											
Hal McRae, R (1, 10) OBP: 0.338, SLG: 0.342	0-3 K			0-3 K			0-0 SF8 3-H 1B		0-0 FC6-4 1B	3	0	1	1	0	2	1											
Onix Conception, R (1, 6) OBP: 0.234, SLG: 0.257			0-0 3-1		0-0 F3		0-0 K		0-0 FC6-4 1-2	3	0	0	0	0	1	2											
Leon Roberts, R (0, PH) OBP: 0.256, SLG: 0.278					0-0 F8		0-0 FC6-4 1-2			1	0	0	0	0	0	1											
Greg Pryor, R (1, 4) OBP: 0.262, SLG: 0.347			0-0 CS 1B		0-0 F8		0-0 FC6-4 1-2			3	0	1	0	0	0	2											
John Wathan, R (1, 2) OBP: 0.278, SLG: 0.256			0-3 K 1-2			0-3 K		0-3 K		3	0	0	0	0	3	1											
<b>Inning Stats</b>	R: 0 E: 0 K: 2 S: 7	H: 0 LOB: 0 BB: 7	R: 0 E: 0 K: 1 S: 5	H: 0 LOB: 0 BB: 5	R: 0 E: 0 K: 1 S: 5	H: 1 LOB: 0 BB: 0	R: 0 E: 0 K: 1 S: 6	H: 1 LOB: 1 BB: 0	R: 0 E: 0 K: 1 S: 5	H: 0 LOB: 1 BB: 1	R: 1 E: 0 K: 1 S: 7	H: 2 LOB: 1 BB: 0	R: 0 E: 0 K: 2 S: 8	H: 1 LOB: 1 BB: 0	R: 0 E: 0 K: 0 S: 4	H: 1 LOB: 1 BB: 4	1B: 5 2B: 2 3B: 0 HR: 0	SF: 1 SAC: 0 DP: 0 HBP: 0	WP: 0 PB: 0 CS: 1	PA: 34							
<b>PITCHER</b>	IP	WLS	BF	H	R	ER	SO	BB	IBB	HBP	BLK	WP	HR	S	P	ERA	WHIP										
Dennis Rasmussen, L (1, 1) ERA: 5.48	6.0	W	23	5	1	1	7	1	0	0	0	0	0	36	40	1.50	1.000										
Dave Righetti, L (7, 1) ERA: 1.42	3.0	S	11	2	0	0	3	0	0	0	0	0	0	17	17	0.00	0.667										

Batter	1	2	3	4	5	6	7	8	9	AB	R	H	RBI	BB	SO	LOB	BOTTOM										
Willie Randolph, R (1, 4) OBP: 0.383, SLG: 0.367	0-0 3-1		4-0 1B 1-2 BB	0-0 6-3			0-0 1B 1B	0-0 F9		4	1	1	0	1	0	3	<b>Kansas City Royals @ New York Yankees</b> Yankee Stadium, Bronx, NY Sat Jul 14 1984, 7:05 PM EDT Att: 27,214 - Unknown <a href="http://livebaseballscorecards.com">livebaseballscorecards.com</a>										
Butch Wynegar, S (1, 2) OBP: 0.342, SLG: 0.367	0-0 4-3		0-0 F8		0-3 K		0-3 K			4	0	0	0	0	2	3											
Don Mattingly, L (1, 3) OBP: 0.369, SLG: 0.508	0-3 K		0-0 1-3 1B		0-0 G3		0-0 1B 1B			4	0	2	1	0	1	0											
Dave Winfield, R (1, 9) OBP: 0.408, SLG: 0.549		0-0 F6	0-0 6-3		4-0 BB		0-0 1B 2-H		0-0 1B 2-H	3	0	1	1	1	0	2											
Oscar Gamble, L (1, 10) OBP: 0.316, SLG: 0.443		0-0 E9 1B 1B		0-0 HR		0-0 F7	0-0 F8			4	2	2	1	0	0	3											
Steve Kemp, L (1, 7) OBP: 0.387, SLG: 0.442		0-0 PB 2-H 1B		0-0 2B		0-0 1-3	0-3 K			4	0	2	1	0	1	2											
Brian Dayett, R (8, 7) OBP: 0.250, SLG: 0.412										0	0	0	0	0	0	0											
Mike Pagliarulo, L (1, 5) OBP: 0.389, SLG: 0.647	0-3 K		0-3 F6		0-0 4-3		0-0 G3 1B			4	0	1	0	0	1	2											
Bobby Meacham, S (1, 6) OBP: 0.277, SLG: 0.360		0-0 6-3		4-0 BB		0-0 G3	0-0 G3			3	0	0	0	1	0	2											
Omar Moreno, L (1, 8) OBP: 0.273, SLG: 0.331			4-0 CS BB		0-0 F8		0-0 1B 1B	0-0 2-3		3	1	1	0	1	0	3											
<b>Inning Stats</b>	R: 0 E: 0 K: 1 S: 5	H: 0 LOB: 0 BB: 0	R: 1 E: 1 K: 1 S: 7	H: 2 LOB: 1 BB: 0	R: 1 E: 0 K: 0 S: 5	H: 2 LOB: 2 BB: 1	R: 0 E: 0 K: 1 S: 5	H: 0 LOB: 1 BB: 1	R: 2 E: 0 K: 2 S: 11	H: 4 LOB: 2 BB: 0	R: 0 E: 0 K: 0 S: 4	H: 1 LOB: 1 BB: 0	R: 0 E: 0 K: 0 S: 4	H: 1 LOB: 1 BB: 0	1B: 8 2B: 1 3B: 0 HR: 1	SF: 0 SAC: 0 DP: 0 HBP: 0	WP: 0 PB: 1 CS: 1	PA: 37									
<b>PITCHER</b>	IP	WLS	BF	H	R	ER	SO	BB	IBB	HBP	BLK	WP	HR	S	P	ERA	WHIP										
Mark Gubicza, R (1, 1) ERA: 3.19	6.1	L	30	8	4	3	4	4	0	0	0	0	0	34	50	4.26	1.895										
Mark Huisman, R (7, 1) ERA: 5.6	1.2		7	2	0	0	1	0	0	0	0	0	0	9	9	0.00	1.200										



Batter	1	2	3	4	5	6	7	8	9	AB	R	H	RBI	BB	SO	LOB	TOP			
Willie Wilson, S (1, 8) OBP: 0.339, SLG: 0.383										4	1	1	0	0	0	4	<b>Kansas City Royals @ New York Yankees</b> Yankee Stadium, Bronx, NY Sun Jul 15 1984, 3:33 AM EDT Att: 27,142 - Unknown <a href="http://livebaseballscorecards.com">livebaseballscorecards.com</a>			
Darryl Motley, R (1, 7) OBP: 0.331, SLG: 0.446										4	0	2	0	0	1	1				
George Brett, L (1, 5) OBP: 0.350, SLG: 0.472										4	0	0	0	0	0	3				
Hal McRae, R (1, 10) OBP: 0.337, SLG: 0.342										3	0	1	1	0	1	0				
Steve Balboni, R (1, 3) OBP: 0.313, SLG: 0.464										3	0	0	0	1	1	1				
Leon Roberts, R (1, 9) OBP: 0.282, SLG: 0.282										3	0	1	0	0	0	2				
Dane Iorg, L (9, PH) OBP: 0.234, SLG: 0.321										1	0	0	0	0	0	0				
Greg Pryor, R (1, 4) OBP: 0.257, SLG: 0.340										3	0	0	0	0	1	1				
Pat Sheridan, L (9, PH) OBP: 0.352, SLG: 0.462										1	0	0	0	0	0	0				
U L Washington, S (1, 6) OBP: 0.289, SLG: 0.285										3	0	1	0	0	0	0				
Jorge Orta, L (9, PH) OBP: 0.333, SLG: 0.464										1	0	1	0	0	0	0				
John Wathan, R (1, 2) OBP: 0.287, SLG: 0.267										3	0	2	0	0	1	1				
<b>Inning Stats</b>	R: 1 E: 0 K: 0 S: 5	H: 2 LOB: 2 BB: 1 P: 9	R: 0 E: 1 K: 1 S: 6	H: 1 LOB: 1 BB: 0 P: 6	R: 0 E: 0 K: 2 S: 8	H: 1 LOB: 0 BB: 0 P: 8	R: 0 E: 0 K: 0 S: 3	H: 0 LOB: 0 BB: 0 P: 3	R: 0 E: 0 K: 0 S: 4	H: 2 LOB: 1 BB: 0 P: 4	R: 0 E: 0 K: 0 S: 4	H: 1 LOB: 1 BB: 0 P: 4	R: 0 E: 0 K: 1 S: 5	H: 0 LOB: 0 BB: 0 P: 5	R: 0 E: 0 K: 1 S: 6	H: 1 LOB: 1 BB: 0 P: 6	1B: 9 2B: 1 3B: 0 HR: 0	SF: 1 SAC: 1 DP: 2 HBP: 0	WP: 0 PB: 0 SB: 0 CS: 0	PA: 36
<b>PITCHER</b>	IP WLS BF H R ER SO BB IBB HBP BLK WP HR S P ERA WHIP																			
Ray Fontenot, L (1, 1) ERA: 4.63	6.1 W 27 8 1 1 3 1 0 0 0 0 0 0 32 36 1.42 1.421																			
Jay Howell, R (7, 1) ERA: 2.89	2.2 S 9 1 0 0 2 0 0 0 0 0 0 0 13 13 0.00 0.375																			

Batter	1	2	3	4	5	6	7	8	9	AB	R	H	RBI	BB	SO	LOB	BOTTOM	
Willie Randolph, R (1, 4) OBP: 0.383, SLG: 0.366										3	1	1	0	0	0	1	<b>Kansas City Royals @ New York Yankees</b> Yankee Stadium, Bronx, NY Sun Jul 15 1984, 3:33 AM EDT Att: 27,142 - Unknown <a href="http://livebaseballscorecards.com">livebaseballscorecards.com</a>	
Ken Griffey, L (1, 3) OBP: 0.319, SLG: 0.324										3	0	1	0	1	0	1		
Dave Winfield, R (1, 9) OBP: 0.403, SLG: 0.541										4	0	0	2	0	0	3		
Don Baylor, R (1, 10) OBP: 0.343, SLG: 0.515										3	0	0	0	0	0	0		
Roy Smalley, S (1, 5) OBP: 0.287, SLG: 0.390										4	0	0	0	0	2	2		
Brian Davett, R (1, 7) OBP: 0.225, SLG: 0.368										4	0	0	0	0	2	0		
Bobby Meacham, S (1, 6) OBP: 0.289, SLG: 0.370										3	1	2	0	0	0	0		
Rick Cerone, R (1, 2) OBP: 0.273, SLG: 0.317										3	1	1	0	0	0	1		
Omar Moreno, L (1, 8) OBP: 0.280, SLG: 0.350										3	1	2	2	0	0	0		
<b>Inning Stats</b>	R: 1 E: 0 K: 0 S: 4	H: 1 LOB: 0 BB: 0 P: 4	R: 0 E: 0 K: 1 S: 6	H: 1 LOB: 0 BB: 0 P: 6	R: 0 E: 0 K: 0 S: 3	H: 0 LOB: 0 BB: 0 P: 3	R: 0 E: 0 K: 1 S: 5	H: 0 LOB: 0 BB: 0 P: 5	R: 0 E: 0 K: 0 S: 5	H: 2 LOB: 2 BB: 0 P: 6	R: 2 E: 0 K: 0 S: 6	H: 3 LOB: 2 BB: 1 P: 10	R: 0 E: 0 K: 1 S: 5	H: 0 LOB: 0 BB: 0 P: 5	1B: 6 2B: 0 3B: 1 HR: 0	SF: 0 SAC: 1 DP: 0 HBP: 1		WP: 0 PB: 0 SB: 1 CS: 0
<b>PITCHER</b>	IP WLS BF H R ER SO BB IBB HBP BLK WP HR S P ERA WHIP																	
Charlie Leibrandt, L (1, 1) ERA: 3.2	6.1 L 27 7 4 4 3 0 0 0 1 0 0 0 32 33 5.68 1.105																	
Joe Beckwith, R (7, 1) ERA: 4.66	1.2 6 0 0 0 1 1 0 0 0 0 0 0 7 11 0.00 0.600																	



Batter	1	2	3	4	5	6	7	8	9	AB	R	H	RBI	BB	SO	LOB	TOP										
Brett Butler, L (1, 8) OBP: 0.364, SLG: 0.329 Mel Hall, L (9, PH) OBP: 0.335, SLG: 0.443	F8			1B		1-3			F6	3	1	1	0	0	0	0											
Julio Franco, R (1, 6) OBP: 0.328, SLG: 0.336	6-3			BB					F8	3	0	0	0	1	0	1											
Mike Hargrove, L (1, 3) OBP: 0.389, SLG: 0.389	6-3			G3-6-3						3	0	0	0	0	1	1											
Andre Thornton, R (1, 10) OBP: 0.367, SLG: 0.511		6-3		F6					F9	3	0	0	0	0	0	0											
Carmen Castillo, R (1, 9) OBP: 0.338, SLG: 0.504		5-3				K			6-3	3	0	0	0	0	1	0											
Pat Tabler, R (1, 7) OBP: 0.375, SLG: 0.389		F8				6-3			K	3	0	0	0	0	1	0											
Brook Jacoby, R (1, 5) OBP: 0.307, SLG: 0.361				F8		5-3			6-3	3	0	0	0	0	0	0											
Chris Bando, S (1, 2) OBP: 0.406, SLG: 0.644				BB					K	2	0	0	0	1	1	0											
Tony Bernazard, S (1, 4) OBP: 0.302, SLG: 0.256 George Vukovich, L (9, PH) OBP: 0.352, SLG: 0.424				G6-4-3		6-3				2	0	0	0	0	0	1											
<b>Inning Stats</b>	R: 0 E: 0 K: 0 S: 3	H: 0 LOB: 0 BB: 0 P: 3	R: 0 E: 0 K: 0 S: 3	H: 0 LOB: 0 BB: 0 P: 3	R: 0 E: 0 K: 0 S: 2	H: 0 LOB: 0 BB: 1 P: 6	R: 1 E: 0 K: 0 S: 3	H: 1 LOB: 0 BB: 1 P: 7	R: 0 E: 0 K: 1 S: 5	H: 0 LOB: 0 BB: 0 P: 5	R: 0 E: 0 K: 1 S: 5	H: 0 LOB: 0 BB: 0 P: 5	R: 0 E: 0 K: 1 S: 5	H: 0 LOB: 0 BB: 0 P: 5	R: 0 E: 0 K: 1 S: 6	H: 1 LOB: 1 BB: 0 P: 6	1B: 2 2B: 0 3B: 0 HR: 0	SF: 0 SAC: 0 DP: 2 HBP: 0	WP: 0 PB: 0 SB: 1 CS: 1	PA: 29							
<b>PITCHER</b>	IP	WLS	BF	H	R	ER	SO	BB	IBB	HBP	BLK	WP	HR	S	P	ERA	WHIP										
Mike Jones, L (1, 1) ERA: 4.07 Dan Quisenberry, R (9, 1) ERA: 2.4	8.0	W	25	1	1	0	3	2	0	0	0	0	0	29	37	0.00	0.375										
1.0	S	4	1	0	0	1	0	0	0	0	0	0	0	6	6	0.00	1.000										

Cleveland Indians @ Kansas City Royals  
 Royals Stadium, Kansas City, MO  
 Mon Jul 16 1984, 8:05 PM EDT  
 Att: 24,171 - Unknown

AB 27  
 R 1  
 H 2  
 RBI 0  
 BB 2  
 SO 4  
 LOB 4



Batter	1	2	3	4	5	6	7	8	9	AB	R	H	RBI	BB	SO	LOB	BOTTOM										
Willie Wilson, S (1, 8) OBP: 0.341, SLG: 0.382	4-3			1B		F8				3	1	1	0	1	0	0											
Pat Sheridan, L (1, 9) OBP: 0.351, SLG: 0.456	K			K						3	1	0	0	1	2	4											
George Brett, L (1, 5) OBP: 0.352, SLG: 0.472	F7			F8						4	0	2	1	0	0	2											
Jorge Orta, L (1, 10) OBP: 0.329, SLG: 0.456 Hal McRae, R (9, PH) OBP: 0.340, SLG: 0.345		4-3		F8		F5				3	0	0	0	0	0	0											
Darryl Motley, R (1, 7) OBP: 0.333, SLG: 0.447										1	0	1	1	0	0	0											
Steve Balboni, R (1, 3) OBP: 0.313, SLG: 0.475				1B						4	0	2	0	0	0	2											
Buddy Biancalana, S (1, 4) OBP: 0.224, SLG: 0.292				K		HR				3	1	1	1	0	1	2											
Buddy Biancalana, S (1, 4) OBP: 0.224, SLG: 0.292				6-3		G3				3	0	0	0	0	1	1											
John Wathan, R (1, 2) OBP: 0.283, SLG: 0.262 Dane Iorg, L (9, PH) OBP: 0.239, SLG: 0.326 Don Slaught, R (9, 2) OBP: 0.279, SLG: 0.341				K						2	0	0	0	0	1	0											
U L Washington, S (1, 6) OBP: 0.292, SLG: 0.288				1B						2	0	1	0	0	0	0											
<b>Inning Stats</b>	R: 0 E: 0 K: 1 S: 5	H: 0 LOB: 0 BB: 0 P: 5	R: 0 E: 0 K: 1 S: 6	H: 1 LOB: 0 BB: 0 P: 6	R: 0 E: 0 K: 2 S: 9	H: 2 LOB: 2 BB: 0 P: 9	R: 1 E: 0 K: 0 S: 4	H: 1 LOB: 0 BB: 0 P: 4	R: 0 E: 0 K: 0 S: 3	H: 0 LOB: 0 BB: 0 P: 3	R: 0 E: 0 K: 0 S: 2	H: 1 LOB: 0 BB: 1 P: 6	R: 0 E: 0 K: 1 S: 5	H: 1 LOB: 0 BB: 0 P: 5	R: 2 E: 0 K: 0 S: 6	H: 3 LOB: 2 BB: 1 P: 10	1B: 8 2B: 0 3B: 0 HR: 1	SF: 0 SAC: 1 DP: 1 HBP: 0	WP: 0 PB: 0 SB: 1 CS: 1	PA: 32							
<b>PITCHER</b>	IP	WLS	BF	H	R	ER	SO	BB	IBB	HBP	BLK	WP	HR	S	P	ERA	WHIP										
Don Schulze, R (1, 1) ERA: 7.83 Mike Jeffcoat, L (8, 1) ERA: 2.42 Tom Waddell, R (8, 1) ERA: 3.42	7.0	L	26	7	2	2	5	1	0	0	0	0	0	35	39	2.57	1.143										
0.2	4	1	0	0	0	0	0	1	0	0	0	0	0	3	7	0.00	1.500										
0.1	2	1	1	1	0	0	0	0	0	0	0	0	0	2	2	27.00	3.000										

Cleveland Indians @ Kansas City Royals  
 Royals Stadium, Kansas City, MO  
 Mon Jul 16 1984, 8:05 PM EDT  
 Att: 24,171 - Unknown

AB 29  
 R 3  
 H 9  
 RBI 3  
 BB 2  
 SO 5  
 LOB 11





Batter	1	2	3	4	5	6	7	8	9	AB	R	H	RBI	BB	SO	LOB	TOP					
<b>Brett Butler</b> , L (1, 8) OBP: 0.365, SLG: 0.330	F8		2B			1B		K		5	2	2	0	0	1	1	<b>Cleveland Indians @ Kansas City Royals</b> Royals Stadium, Kansas City, MO Tue Jul 17 1984, 8:05 PM EDT Unknown					
<b>Joe Carter</b> , R (1, 7) OBP: 0.286, SLG: 0.571	E3		2B			1B		F3		5	2	2	1	0	0	1						
<b>Julio Franco</b> , R (1, 6) OBP: 0.332, SLG: 0.344	F2		HR							4	3	3	2	0	0	1						
<b>Andre Thornton</b> , R (1, 10) OBP: 0.368, SLG: 0.510	F9		6-3							4	1	1	1	0	0	3						
<b>Carmen Castillo</b> , R (1, 9) OBP: 0.340, SLG: 0.526	F2									2	1	1	2	0	0	0						
<b>Mel Hall</b> , L (5, PH) OBP: 0.335, SLG: 0.442			HR							3	0	1	1	0	1	3						
<b>Pat Tabler</b> , R (1, 3) OBP: 0.377, SLG: 0.391										4	0	2	1	0	2	0						
<b>Mike Hargrove</b> , L (8, 3) OBP: 0.388, SLG: 0.388	K		K							1	0	0	0	0	0	1						
<b>Chris Bando</b> , S (1, 2) OBP: 0.406, SLG: 0.635										4	0	2	1	0	1	2						
<b>Brook Jacoby</b> , R (1, 5) OBP: 0.302, SLG: 0.355	6-3									5	0	0	0	0	2	4						
<b>Tony Bernazard</b> , S (1, 4) OBP: 0.302, SLG: 0.259			F3					G3		4	0	1	0	0	0	0						
<b>Inning Stats</b>	R: 0 E: 1 K: 0 S: 4	H: 0 LOB: 1 BB: 0 P: 4	R: 0 E: 0 K: 1 S: 6	H: 1 LOB: 1 BB: 0 P: 6	R: 4 E: 0 K: 1 S: 9	H: 4 LOB: 0 BB: 0 P: 9	R: 0 E: 0 K: 0 S: 3	H: 0 LOB: 0 BB: 0 P: 3	R: 2 E: 0 K: 1 S: 8	H: 3 LOB: 2 BB: 0 P: 9	R: 0 E: 0 K: 0 S: 4	H: 1 LOB: 1 BB: 0 P: 4	R: 2 E: 0 K: 2 S: 10	H: 3 LOB: 1 BB: 0 P: 10	R: 0 E: 0 K: 1 S: 5	H: 0 LOB: 0 BB: 0 P: 5	R: 1 E: 0 K: 1 S: 8	H: 3 LOB: 2 BB: 0 P: 8	1B: 10 2B: 4 3B: 0 HR: 1	SF: 2 SAC: 0 DP: 0 HBP: 1	WP: 0 PB: 0 SB: 0 CS: 0	PA: 44
<b>PITCHER</b>	IP	WLS	BF	H	R	ER	SO	BB	IBB	HBP	BLK	WP	HR	S	P	ERA	WHIP					
<b>Larry Gura</b> , L (1, 1) ERA: 5.2	4.1	L	22	7	6	6	2	0	0	1	0	0	1	25	26	12.46	1.615					
<b>Bret Saberhagen</b> , R (5, 1) ERA: 3.5	4.0		19	7	3	3	4	0	0	0	0	0	0	27	27	6.75	1.750					
<b>Mark Huisman</b> , R (9, 1) ERA: 5.7	0.2		3	1	0	0	1	0	0	0	0	0	0	5	5	0.00	1.500					

Batter	1	2	3	4	5	6	7	8	9	AB	R	H	RBI	BB	SO	LOB	BOTTOM					
<b>Willie Wilson</b> , S (1, 8) OBP: 0.346, SLG: 0.384	E	FC4-6					6-3	F8		4	1	2	1	1	0	2	<b>Cleveland Indians @ Kansas City Royals</b> Royals Stadium, Kansas City, MO Tue Jul 17 1984, 8:05 PM EDT Unknown					
<b>Pat Sheridan</b> , L (1, 9) OBP: 0.348, SLG: 0.455		FC4-6					4-3			5	1	1	1	0	0	2						
<b>George Brett</b> , L (1, 5) OBP: 0.353, SLG: 0.475	3-1	F8								5	1	2	0	0	0	3						
<b>Hal McRae</b> , R (1, 10) OBP: 0.345, SLG: 0.364	2B		6-3				4-3			5	2	3	3	0	0	1						
<b>Darryl Motley</b> , R (1, 7) OBP: 0.334, SLG: 0.448	F8		F8				FC5			4	1	1	1	1	0	2						
<b>Steve Balboni</b> , R (1, 3) OBP: 0.309, SLG: 0.467	F8		F9					G3		4	0	0	0	0	1	2						
<b>Don Slaught</b> , R (1, 2) OBP: 0.273, SLG: 0.333	F8									4	0	0	0	0	0	2						
<b>Greg Pryor</b> , R (1, 4) OBP: 0.265, SLG: 0.349		FC4-6								2	1	1	0	1	1	0						
<b>Jorge Orta</b> , L (8, PH) OBP: 0.332, SLG: 0.459										1	0	1	1	0	0	0						
<b>Onix Concepcion</b> , R (8, PR) OBP: 0.234, SLG: 0.257		FC4-6								0	0	0	0	0	0	0						
<b>U L Washington</b> , S (1, 6) OBP: 0.287, SLG: 0.282										3	0	0	0	0	1	2						
<b>Dane Long</b> , L (8, PH) OBP: 0.332, SLG: 0.331										1	0	1	0	0	0	0						
<b>Buddy Biancalana</b> , S (9, 4) OBP: 0.224, SLG: 0.292										0	0	0	0	0	0	0						
<b>Inning Stats</b>	R: 3 E: 0 K: 0 S: 7	H: 4 LOB: 1 BB: 0 P: 7	R: 0 E: 0 K: 1 S: 5	H: 0 LOB: 2 BB: 2 P: 13	R: 0 E: 0 K: 0 S: 3	H: 0 LOB: 0 BB: 0 P: 3	R: 1 E: 0 K: 0 S: 4	H: 2 LOB: 1 BB: 0 P: 4	R: 0 E: 0 K: 0 S: 4	H: 1 LOB: 1 BB: 0 P: 4	R: 0 E: 0 K: 2 S: 7	H: 0 LOB: 0 BB: 0 P: 7	R: 0 E: 0 K: 0 S: 3	H: 0 LOB: 0 BB: 0 P: 3	R: 3 E: 0 K: 0 S: 7	H: 4 LOB: 2 BB: 1 P: 11	R: 0 E: 0 K: 0 S: 4	H: 1 LOB: 1 BB: 0 P: 4	1B: 7 2B: 4 3B: 0 HR: 1	SF: 0 SAC: 0 DP: 0 HBP: 0	WP: 0 PB: 0 SB: 1 CS: 0	PA: 41
<b>PITCHER</b>	IP	WLS	BF	H	R	ER	SO	BB	IBB	HBP	BLK	WP	HR	S	P	ERA	WHIP					
<b>Neal Heaton</b> , L (1, 1) ERA: 5.03	7.0		31	9	6	6	3	2	0	0	0	0	1	35	43	7.71	1.571					
<b>Ernie Camacho</b> , R (8, 1) ERA: 1.95	2.0	S	10	3	1	1	0	1	0	0	0	0	0	9	13	4.50	2.000					





Batter	1	2	3	4	5	6	7	8	9	AB	R	H	RBI	BB	SO	LOB	TOP																					
Joe Carter, R OBP: 0.263, SLG: 0.474 Brett Butler, L OBP: 0.365, SLG: 0.330	F9		F4		K			G4-3		5	1	1	0	0	1	2	Cleveland Indians @ Kansas City Royals Royals Stadium, Kansas City, MO Tue Jul 17 1984, 8:05 PM EDT Att: 20,890 - Unknown																					
Julio Franco, R OBP: 0.328, SLG: 0.340	3-1		F4		K			6-3		4	0	0	0	0	1	2																						
Mike Hargrove, L OBP: 0.386, SLG: 0.385	F7				K			HR		4	1	1	1	0	2	0																						
Mel Hall, L OBP: 0.341, SLG: 0.455								HR		2	2	1	2	2	1	0																						
George Vukovich, L OBP: 0.350, SLG: 0.425	F4							HR		4	1	1	1	0	0	1																						
Broderick Perkins, L OBP: 0.349, SLG: 0.257	K									3	1	1	0	1	1	1																						
Brook Jacoby, R OBP: 0.299, SLG: 0.352	F9									3	0	0	1	0	1	3																						
Jerry Willard, L OBP: 0.325, SLG: 0.417										4	0	2	1	0	1	0																						
Mike Fischlin, R OBP: 0.283, SLG: 0.362	F7									4	0	1	0	0	0	2																						
<b>Inning Stats</b>	R: 0 E: 0 K: 0 S: 3	H: 0 LOB: 0 BB: 0 P: 3	R: 0 E: 0 K: 1 S: 5	H: 0 LOB: 1 BB: 1 P: 9	R: 0 E: 0 K: 1 S: 4	H: 1 LOB: 1 BB: 0 P: 4	R: 3 E: 0 K: 1 S: 7	H: 2 LOB: 1 BB: 2 P: 15	R: 0 E: 0 K: 1 S: 9	H: 0 LOB: 0 BB: 0 P: 9	R: 0 E: 0 K: 1 S: 5	H: 0 LOB: 0 BB: 0 P: 5	R: 0 E: 1 K: 0 S: 7	H: 4 LOB: 1 BB: 0 P: 7	R: 0 E: 0 K: 1 S: 5	H: 1 LOB: 0 BB: 0 P: 5		1B: 4 2B: 2 3B: 1 HR: 1	SF: 1 SAC: 0 DP: 2 HBP: 0	WP: 1 PB: 0 SB: 1 CS: 0	PA: 37																	
<b>PITCHER</b>	IP	WLS	BF	H	R	ER	SO	BB	IBB	HBP	BLK	WP	HR	S	P	ERA	WHIP	<b>PITCHER</b>				IP	WLS	BF	H	R	ER	SO	BB	IBB	HBP	BLK	WP	HR	S	P	ERA	WHIP
Frank Willis, R ERA: 5.4	4.0	L	18	3	3	3	2	3	0	0	0	1	0	19	31	6.75	1.500					5.0		19	5	3	3	6	0	0	0	0	0	1	31	31	5.40	1.000
Joe Beckwith, R ERA: 4.73																																						

AB 33  
R 6  
H 8  
RBI 6  
BB 3  
SO 8  
LOB 11



Batter	1	2	3	4	5	6	7	8	9	AB	R	H	RBI	BB	SO	LOB	BOTTOM																					
Willie Wilson, S OBP: 0.344, SLG: 0.380	4-3		F8		F7				6-3	5	0	1	1	0	0	1	Cleveland Indians @ Kansas City Royals Royals Stadium, Kansas City, MO Tue Jul 17 1984, 8:05 PM EDT Att: 20,890 - Unknown																					
Pat Sheridan, L OBP: 0.348, SLG: 0.456	4-3								F7	4	0	1	1	1	0	0																						
George Brett, L OBP: 0.363, SLG: 0.478	F8									3	0	2	0	2	0	0																						
Jorge Orta, L OBP: 0.327, SLG: 0.452 Hal McRae, R OBP: 0.342, SLG: 0.361	F5		4-3						3-1	3	0	0	0	0	0	3																						
Dane Iorg, L OBP: 0.245, SLG: 0.329	1-3									4	0	1	0	0	1	1																						
Steve Balboni, R OBP: 0.312, SLG: 0.475										4	0	2	0	0	0	2																						
John Wathan, R OBP: 0.258 Don Slaught, R OBP: 0.272, SLG: 0.331	FC6-4									2	0	0	0	1	0	1																						
Onix Concepcion, R OBP: 0.247, SLG: 0.265										1	0	0	0	0	0	1																						
U L Washington, S OBP: 0.283, SLG: 0.278 Darryl Motley, R OBP: 0.333, SLG: 0.446 Buddy Biancalana, S OBP: 0.224, SLG: 0.292										2	0	0	0	0	1	1																						
<b>Inning Stats</b>	R: 0 E: 0 K: 0 S: 3	H: 0 LOB: 0 BB: 0 P: 3	R: 0 E: 0 K: 0 S: 4	H: 1 LOB: 1 BB: 0 P: 4	R: 1 E: 0 K: 1 S: 7	H: 2 LOB: 2 BB: 1 P: 11	R: 0 E: 0 K: 0 S: 3	H: 1 LOB: 1 BB: 1 P: 7	R: 0 E: 0 K: 1 S: 6	H: 0 LOB: 0 BB: 0 P: 3	R: 0 E: 0 K: 1 S: 6	H: 1 LOB: 1 BB: 0 P: 6	R: 1 E: 0 K: 0 S: 5	H: 2 LOB: 3 BB: 2 P: 13	R: 0 E: 0 K: 1 S: 6	H: 1 LOB: 2 BB: 1 P: 10		R: 0 E: 0 K: 0 S: 4	H: 1 LOB: 1 BB: 0 P: 4	1B: 7 2B: 1 3B: 1 HR: 0	SF: 0 SAC: 1 DP: 1 HBP: 0	WP: 0 PB: 0 SB: 1 CS: 0	PA: 40															
<b>PITCHER</b>	IP	WLS	BF	H	R	ER	SO	BB	IBB	HBP	BLK	WP	HR	S	P	ERA	WHIP	<b>PITCHER</b>				IP	WLS	BF	H	R	ER	SO	BB	IBB	HBP	BLK	WP	HR	S	P	ERA	WHIP
Steve Comer, R ERA: 5.3	6.2	W	28	7	2	2	2	2	0	0	0	0	0	30	38	2.70	1.350					2.1	S	10	2	0	0	1	1	0	0	0	0	0	11	15	0.00	1.286
Jamie Easterly, L ERA: 3.42																																						
Tom Waddell, R ERA: 3.26																																						

AB 34  
R 2  
H 9  
RBI 2  
BB 5  
SO 3  
LOB 17





Batter	1	2	3	4	5	6	7	8	9	AB	R	H	RBI	BB	SO	LOB	TOP			
<b>Brett Butler, L</b> OBP: 0.365, SLG: 0.330 (1.8)	F8		1B	1-3			PO		4-3	4	1	1	0	1	0	3	<b>Cleveland Indians @ Kansas City Royals</b> Royals Stadium, Kansas City, MO Wed Jul 18 1984, 8:05 PM EDT Att: 19,356 - Unknown			
<b>Joe Carter, R</b> OBP: 0.281, SLG: 0.435 (1.7)	4-3		F9	3-1			F9			4	0	1	0	0	0	3				
<b>Julio Franco, R</b> OBP: 0.330, SLG: 0.342 (1.6)			FC5-4				PO	1-3		4	0	2	1	0	0	0				
<b>Andre Thornton, R</b> OBP: 0.366, SLG: 0.506 (1.10)	F8		F9							3	0	0	0	1	0	3				
<b>Carmen Castillo, R</b> OBP: 0.331, SLG: 0.511 (1.9)			FC5-4							4	0	0	0	0	1	3				
<b>George Vukovich, L</b> OBP: 0.350, SLG: 0.425 (8.9)										0	0	0	0	0	0	0				
<b>Pat Tabler, R</b> OBP: 0.375, SLG: 0.388 (1.3)										4	0	1	0	0	0	1				
<b>Mike Hargrove, L</b> OBP: 0.386, SLG: 0.385 (8.3)										0	0	0	0	0	0	0				
<b>Brook Jacoby, R</b> OBP: 0.298, SLG: 0.353 (1.5)										4	1	1	0	0	0	1				
<b>Chris Bando, S</b> OBP: 0.411, SLG: 0.642 (1.2)										4	0	2	1	0	0	1				
<b>Tony Bernazard, S</b> OBP: 0.304, SLG: 0.262 (1.4)										4	0	2	0	0	0	1				
<b>Inning Stats</b>	R: 0 E: 0 K: 0 S: 4	H: 1 LOB: 1 BB: 0 P: 4	R: 0 E: 0 K: 1 S: 6	H: 1 LOB: 1 BB: 0 P: 6	R: 1 E: 0 K: 0 S: 5	H: 3 LOB: 2 BB: 1 P: 9	R: 1 E: 0 K: 0 S: 6	H: 3 LOB: 0 BB: 0 P: 6	R: 0 E: 0 K: 0 S: 3	H: 0 LOB: 0 BB: 0 P: 3	R: 0 E: 0 K: 0 S: 3	H: 1 LOB: 0 BB: 0 P: 3	R: 0 E: 0 K: 0 S: 3	H: 0 LOB: 1 BB: 1 P: 7	R: 0 E: 0 K: 0 S: 4	H: 1 LOB: 1 BB: 0 P: 4	1B: 8 2B: 2 3B: 0 HR: 0	SF: 0 SAC: 0 DP: 0 HBP: 0	WP: 0 PB: 0 CS: 1	PA: 38
<b>PITCHER</b> <b>Bud Black, L</b> ERA: 3.34 (1.1)	IP: 9.0 WLS: L BF: 37 H: 10 R: 2 ER: 2 SO: 1 BB: 2 IBB: 0 HBP: 0 BLK: 0 WP: 0 HR: 0 S: 37 P: 45 ERA: 2.00 WHIP: 1.333																			

Batter	1	2	3	4	5	6	7	8	9	AB	R	H	RBI	BB	SO	LOB	BOTTOM					
<b>Willie Wilson, S</b> OBP: 0.342, SLG: 0.378 (1.8)	4-3		F6			F5	F7			4	0	1	0	0	0	2	<b>Cleveland Indians @ Kansas City Royals</b> Royals Stadium, Kansas City, MO Wed Jul 18 1984, 8:05 PM EDT Att: 19,356 - Unknown					
<b>Pat Sheridan, L</b> OBP: 0.348, SLG: 0.453 (1.9)	6-3					4-3				4	1	1	0	0	1	1						
<b>George Brett, L</b> OBP: 0.369, SLG: 0.483 (1.5)	4-3					HBP				4	0	3	0	0	0	1						
<b>Jorge Orta, L</b> OBP: 0.330, SLG: 0.450 (1.10)	5-3					HBP				3	0	1	1	0	0	2						
<b>Dane Iorg, L</b> OBP: 0.238, SLG: 0.319 (1.7)						FC6-4				4	0	0	0	0	0	5						
<b>Steve Balboni, R</b> OBP: 0.314, SLG: 0.472 (1.3)										2	0	0	0	1	2	1						
<b>John Wathan, R</b> OBP: 0.284, SLG: 0.258 (8, FR)										0	0	0	0	0	0	0						
<b>Don Slaught, R</b> OBP: 0.269, SLG: 0.328 (1.2)										2	0	0	0	0	1	0						
<b>Onix Concepcion, R</b> OBP: 0.241, SLG: 0.258 (1.6)										4	0	0	0	0	1	3						
<b>Buddy Biancalana, S</b> OBP: 0.216, SLG: 0.280 (1.4)										2	0	0	0	0	1	0						
<b>Hal McRae, R</b> OBP: 0.345, SLG: 0.361 (7, PH)										0	0	0	0	1	0	0						
<b>Greg Pryor, R</b> OBP: 0.263, SLG: 0.349 (8.4)										0	0	0	0	0	0	0						
<b>Darryl Motley, R</b> OBP: 0.332, SLG: 0.445 (9, PH)										1	0	0	0	0	1	2						
<b>Inning Stats</b>	R: 0 E: 0 K: 0 S: 4	H: 1 LOB: 0 BB: 0 P: 4	R: 0 E: 0 K: 2 S: 7	H: 0 LOB: 0 BB: 0 P: 7	R: 0 E: 0 K: 2 S: 7	H: 0 LOB: 0 BB: 0 P: 7	R: 1 E: 0 K: 1 S: 7	H: 2 LOB: 1 BB: 0 P: 7	R: 0 E: 0 K: 0 S: 3	H: 0 LOB: 0 BB: 0 P: 3	R: 0 E: 0 K: 0 S: 4	H: 1 LOB: 2 BB: 0 P: 5	R: 0 E: 0 K: 0 S: 3	H: 0 LOB: 2 BB: 2 P: 11	R: 0 E: 0 K: 1 S: 6	H: 2 LOB: 1 BB: 0 P: 6	R: 0 E: 0 K: 1 S: 5	H: 0 LOB: 2 BB: 0 P: 6	1B: 6 2B: 0 3B: 0 HR: 0	SF: 0 SAC: 2 DP: 1 HBP: 2	WP: 0 PB: 0 CS: 0	PA: 36
<b>PITCHER</b> <b>Bert Blyleven, R</b> ERA: 3.15 (1.1)	IP: 7.1 WLS: W BF: 31 H: 6 R: 1 ER: 1 SO: 6 BB: 2 IBB: 1 HBP: 0 BLK: 0 WP: 0 HR: 0 S: 40 P: 49 ERA: 1.23 WHIP: 1.091																					
<b>Ernie Camacho, R</b> ERA: 1.92 (8.1)	IP: 1.0 WLS: S BF: 3 H: 0 R: 0 ER: 0 SO: 0 BB: 0 IBB: 0 HBP: 1 BLK: 0 WP: 0 HR: 0 S: 2 P: 3 ERA: 0.00 WHIP: 0.000																					
<b>Tom Waddell, R</b> ERA: 3.22 (9.1)	IP: 0.2 WLS: S BF: 2 H: 0 R: 0 ER: 0 SO: 1 BB: 0 IBB: 0 HBP: 0 BLK: 0 WP: 0 HR: 0 S: 4 P: 4 ERA: 0.00 WHIP: 0.000																					







Batter	1	2	3	4	5	6	7	8	9	AB	R	H	RBI	BB	SO	LOB	TOP							
Dan Ford, R OBP: 0.397, SLG: 0.536 (1, 9)										5	0	3	1	0	0	1	<b>Baltimore Orioles @ Kansas City Royals</b> Royals Stadium, Kansas City, MO Fri Jul 20 1984, 8:05 PM EDT Att: 28,707 - Unknown							
Floyd Rayford, R OBP: 0.339, SLG: 0.430 (1, 5)										5	0	0	0	0	1	5								
Cal Ripken Jr., R OBP: 0.370, SLG: 0.528 (1, 6)										4	0	2	0	1	0	1								
Eddie Murray, S OBP: 0.415, SLG: 0.531 (1, 3)										5	0	1	0	0	2	5								
Gary Roenicke, R OBP: 0.341, SLG: 0.345 Ken Singleton, S OBP: 0.288, SLG: 0.272 (1, 7)										2	0	0	0	2	0	2								
Benny Avila, R OBP: 0.227, SLG: 0.250 John Lowenstein, L OBP: 0.328, SLG: 0.385 (1, 10)										3	0	0	0	0	0	2								
John Shelby, S OBP: 0.224, SLG: 0.285 (1, 8)										4	1	0	0	0	1	3								
Rich Dauer, R OBP: 0.289, SLG: 0.326 Wayne Cross, L OBP: 0.395, SLG: 0.471 Lenn Sakata, R OBP: 0.216, SLG: 0.216 (7, 4)										2	2	1	0	1	0	0								
Rick Dempsey, R OBP: 0.296, SLG: 0.285 (1, 2)										3	0	2	1	1	0	0								
<b>Inning Stats</b>	R: 0 E: 0 K: 1 S: 7	H: 2 LOB: 2 BB: 0 P: 7	R: 1 E: 1 K: 1 S: 6	H: 0 LOB: 2 BB: 2 P: 14	R: 0 E: 0 K: 0 S: 4	H: 1 LOB: 1 BB: 1 P: 8	R: 0 E: 0 K: 1 S: 7	H: 2 LOB: 3 BB: 1 P: 11	R: 2 E: 1 K: 0 S: 6	H: 3 LOB: 2 BB: 0 P: 6	R: 0 E: 0 K: 0 S: 3	H: 0 LOB: 0 BB: 0 P: 3	R: 0 E: 0 K: 1 S: 5	H: 0 LOB: 1 BB: 1 P: 9	R: 0 E: 0 K: 0 S: 3	H: 0 LOB: 0 BB: 0 P: 3		R: 0 E: 0 K: 1 S: 6	H: 1 LOB: 1 BB: 0 P: 6	1B: 7 2B: 2 3B: 0 HR: 0	SF: 0 SAC: 0 DP: 0 HBP: 0	WP: 0 PB: 0 SB: 1 CS: 0	PA: 42	
<b>PITCHER</b>	IP	WLS	BF	H	R	ER	SO	BB	IBB	HBP	BLK	WP	HR	S	P	ERA	WHIP							
Charlie Leibrandt, L ERA: 2.95 (1, 1)	5.0		28	8	3	0	3	4	0	0	0	0	0	30	46	0.00	2.400							
Bret Saterhagen, R ERA: 3.4 (6, 1)	3.0	W	10	0	0	0	1	1	0	0	0	0	0	11	15	0.00	0.333							
Dan Quisenberry, R ERA: 2.36 (9, 1)	1.0	S	4	1	0	0	1	0	0	0	0	0	0	6	6	0.00	1.000							

Batter	1	2	3	4	5	6	7	8	9	AB	R	H	RBI	BB	SO	LOB	BOTTOM							
Willie Wilson, S OBP: 0.344, SLG: 0.383 (1, 8)										5	0	2	0	0	0	5	<b>Baltimore Orioles @ Kansas City Royals</b> Royals Stadium, Kansas City, MO Fri Jul 20 1984, 8:05 PM EDT Att: 28,707 - Unknown							
Pat Sheridan, L OBP: 0.351, SLG: 0.454 (1, 9)										5	1	2	0	0	2	4								
George Brett, L OBP: 0.363, SLG: 0.479 Buddy Biancalana, S OBP: 0.216, SLG: 0.280 (1, 5)										3	0	1	1	0	0	1								
Jorge Orta, L OBP: 0.326, SLG: 0.444 Hal McRae, R OBP: 0.349, SLG: 0.367 (7, 4)										3	0	0	0	0	0	2								
Darryl Motley, R OBP: 0.329, SLG: 0.441 (1, 7)										4	0	0	0	0	2	3								
Steve Balboni, R OBP: 0.309, SLG: 0.460 (1, 3)										4	0	0	0	0	3	3								
Don Slaught, R OBP: 0.283, SLG: 0.356 (1, 2)										4	3	4	0	0	0	0								
Greg Pryor, R OBP: 0.276, SLG: 0.353 (6, 5)										3	0	1	0	0	0	2								
Onix Concepcion, R OBP: 0.253, SLG: 0.272 (1, 6)										3	0	2	3	0	0	2								
<b>Inning Stats</b>	R: 0 E: 0 K: 1 S: 6	H: 1 LOB: 1 BB: 0 P: 6	R: 1 E: 0 K: 1 S: 8	H: 3 LOB: 3 BB: 0 P: 8	R: 1 E: 0 K: 2 S: 9	H: 2 LOB: 1 BB: 0 P: 9	R: 0 E: 0 K: 0 S: 4	H: 1 LOB: 2 BB: 0 P: 5	R: 0 E: 0 K: 0 S: 3	H: 0 LOB: 0 BB: 0 P: 3	R: 1 E: 0 K: 1 S: 7	H: 2 LOB: 1 BB: 0 P: 7	R: 0 E: 0 K: 1 S: 6	H: 1 LOB: 2 BB: 1 P: 10	R: 1 E: 0 K: 1 S: 7	H: 2 LOB: 1 BB: 0 P: 7		R: 0 E: 0 K: 1 S: 6	H: 0 LOB: 0 BB: 0 P: 3	R: 0 E: 0 K: 1 S: 7	H: 1 LOB: 1 BB: 0 P: 7	1B: 8 2B: 3 3B: 1 HR: 0	SF: 1 SAC: 1 DP: 0 HBP: 1	WP: 0 PB: 0 SB: 1 CS: 0
<b>PITCHER</b>	IP	WLS	BF	H	R	ER	SO	BB	IBB	HBP	BLK	WP	HR	S	P	ERA	WHIP							
Dennis Martinez, R ERA: 4.4 (1, 1)	6.0		28	9	3	3	5	0	0	1	0	0	0	37	38	4.50	1.500							
Tippy Martinez, L ERA: 3.61 (7, 1)	2.0	L	10	3	1	1	2	0	1	0	0	0	0	13	17	4.50	1.500							



Batter	1	2	3	4	5	6	7	8	9	AB	R	H	RBI	BB	SO	LOB	TOP										
Floyd Rayford, R OBP: 0.335, SLG: 0.423 Todd Cruz, R OBP: 0.241, SLG: 0.282	(1, 5) 0-3 K	(1, 5) 0-0 FC6-4							(1, 5) 0-0 F9	5	0	1	0	0	2	1	<b>Baltimore Orioles @ Kansas City Royals</b> Royals Stadium, Kansas City, MO Sat Jul 21 1984, 4:33 AM EDT Att: 26,355 - Unknown <a href="http://livebaseballscorecards.com">livebaseballscorecards.com</a>										
John Shelby, S OBP: 0.227, SLG: 0.296	(1, 8) 0-0 HR		(1, 8) 0-3 K		(1, 8) 0-0 F9		(1, 8) 0-0 B2-3	(1, 8) 4-0 BB	4	1	1	1	1	1	2												
Cal Ripken Jr., R OBP: 0.375, SLG: 0.533	(1, 6) 0-0 1B		(1, 6) 0-0 6-3		(1, 6) 0-0 1B		(1, 6) 0-0 WP 1B	(1, 6) 4-0 BB	4	1	3	1	1	0	0												
Eddie Murray, S OBP: 0.410, SLG: 0.523	(1, 3) 0-3 K		(1, 3) 0-0 F9		(1, 3) 0-0 F2		(1, 3) 0-0 F8	(1, 3) 0-3 K	5	0	0	0	0	2	6												
Gary Roenicke, R OBP: 0.340, SLG: 0.343	(1, 7) 0-0 1B			(1, 7) 0-0 F9		(1, 7) 0-0 F8		(1, 7) 0-0 F9	4	0	1	1	0	0	0												
Benny Ayala, R OBP: 0.221, SLG: 0.243 John Lowenstein, L OBP: 0.329, SLG: 0.386	(1, 10) 0-0 F8			(1, 10) 0-0 F4		(1, 10) 0-0 2B 1B		(1, 10) 0-3 K	2	0	0	0	0	0	1												
Mike Young, S OBP: 0.327, SLG: 0.387		(1, 9) 0-3 K		(1, 9) 0-0 F9		(1, 9) 0-3 K		(1, 9) 0-0 2B	4	0	1	0	0	2	1												
Rich Dauer, R OBP: 0.289, SLG: 0.329		(1, 4) 0-0 5-3			(1, 4) 0-0 6-3		(1, 4) 0-0 1B	(1, 4) 0-0 F4	4	0	1	1	0	0	1												
Rick Dempsey, R OBP: 0.301, SLG: 0.286			(1, 2) 0-0 FC6-4 1B		(1, 2) 4-0 1B		(1, 2) 0-3 K	(1, 2) 0-3 K	3	1	1	0	1	2	1												
<b>Inning Stats</b>	R: 2 E: 0 K: 2 S: 10	H: 3 LOB: 1 BB: 0 P: 10	R: 0 E: 0 K: 1 S: 6	H: 1 LOB: 1 BB: 0 P: 6	R: 0 E: 0 K: 1 S: 5	H: 0 LOB: 0 BB: 0 P: 5	R: 0 E: 0 K: 0 S: 3	H: 0 LOB: 0 BB: 0 P: 3	R: 1 E: 0 K: 0 S: 5	H: 2 LOB: 2 BB: 1 P: 9	R: 1 E: 0 K: 2 S: 9	H: 2 LOB: 1 BB: 0 P: 9	R: 0 E: 0 K: 1 S: 6	H: 1 LOB: 1 BB: 0 P: 6	R: 0 E: 0 K: 1 S: 6	H: 1 LOB: 1 BB: 2 P: 15	1B: 6 2B: 3 3B: 0 HR: 1	SF: 0 SAC: 0 DP: 0 HBP: 0	WP: 1 PB: 0 SB: 1 CS: 0	PA: 40							
<b>PITCHER</b>	IP	WLS	BF	H	R	ER	SO	BB	IBB	HBP	BLK	WP	HR	S	P	ERA	WHIP										
Mike Jones, L ERA: 4.3	(1, 1) 5.0		22	6	3	3	4	1	0	0	0	0	1	29	33	5.40	1.400										
Mark Huisman, R ERA: 5.49	(6, 1) 3.0	L	13	4	1	1	4	0	0	0	0	1	0	21	21	3.00	1.333										
Joe Beckwith, R ERA: 4.64	(9, 1) 1.0		5	0	0	0	2	2	0	0	0	0	0	7	15	0.00	2.000										

Batter	1	2	3	4	5	6	7	8	9	AB	R	H	RBI	BB	SO	LOB	BOTTOM										
Willie Wilson, S OBP: 0.349, SLG: 0.387	(1, 8) 0-0 1B		(1, 8) 0-0 E6		(1, 8) 0-0 6-3		(1, 8) 0-0 BB		(1, 8) 0-0 F6	5	1	3	1	0	0	2	<b>Baltimore Orioles @ Kansas City Royals</b> Royals Stadium, Kansas City, MO Sat Jul 21 1984, 4:33 AM EDT Att: 26,355 - Unknown <a href="http://livebaseballscorecards.com">livebaseballscorecards.com</a>										
Dane Iorg, L OBP: 0.244, SLG: 0.322	(1, 7) 0-0 1B		(1, 7) 0-0 SF7		(1, 7) 0-0 SF7		(1, 7) 4-0 BB	(1, 7) 0-0 F7	2	0	1	2	1	0	1												
Pat Sheridan, L OBP: 0.351, SLG: 0.460 Darryl Motley, R OBP: 0.328, SLG: 0.440	(1, 9) 0-0 F9		(1, 9) 0-0 3B		(1, 9) 0-0 4-3		(1, 9) 0-0 G3		3	0	1	0	0	0	1												
Jorge Orta, L OBP: 0.321, SLG: 0.438 Hal McRae, R OBP: 0.352, SLG: 0.370 John Wathan, R OBP: 0.284, SLG: 0.258	(1, 10) 0-0 FC6-4		(1, 10) 0-0 6-3		(1, 10) 0-0 F8		(1, 10) 0-0 FC5-4 1B		3	0	0	0	0	0	2												
Steve Balboni, R OBP: 0.305, SLG: 0.453	(1, 3) 0-0 F8			(1, 3) 0-0 F7		(1, 3) 0-0 F7		(1, 3) 0-0 FC5-4	4	0	0	0	0	0	1												
Don Slaught, R OBP: 0.287, SLG: 0.356	(1, 2) 1-0 HBP			(1, 2) 0-0 1-3		(1, 2) 0-0 1B		(1, 2) 0-0 F4	3	0	1	0	0	0	1												
Frank White, R OBP: 0.309, SLG: 0.411	(1, 4) 0-0 F7			(1, 4) 0-0 F7		(1, 4) 0-0 F8		(1, 4) 0-0 F5	4	0	0	0	0	0	3												
Greg Pryor, R OBP: 0.281, SLG: 0.363	(1, 5) 0-0 G3				(1, 5) 0-0 2B		(1, 5) 0-3 K		4	1	2	0	0	1	1												
Onix Concepcion, R OBP: 0.254, SLG: 0.280	(1, 6) 0-0 6-3		(1, 6) 0-0 6-3		(1, 6) 0-0 2B		(1, 6) 0-0 F9		3	1	1	0	0	0	0												
<b>Inning Stats</b>	R: 0 E: 0 K: 0 S: 4	H: 2 LOB: 1 BB: 0 P: 4	R: 0 E: 0 K: 0 S: 3	H: 0 LOB: 1 BB: 0 P: 4	R: 1 E: 1 K: 0 S: 5	H: 2 LOB: 1 BB: 0 P: 5	R: 0 E: 0 K: 0 S: 3	H: 0 LOB: 0 BB: 0 P: 3	R: 2 E: 0 K: 0 S: 5	H: 2 LOB: 0 BB: 0 P: 5	R: 0 E: 0 K: 0 S: 4	H: 1 LOB: 1 BB: 0 P: 4	R: 0 E: 0 K: 1 S: 6	H: 1 LOB: 2 BB: 1 P: 10	R: 0 E: 0 K: 0 S: 4	H: 1 LOB: 1 BB: 0 P: 4	R: 0 E: 0 K: 0 S: 4	H: 1 LOB: 1 BB: 0 P: 4	1B: 7 2B: 2 3B: 1 HR: 0	SF: 2 SAC: 1 DP: 0 HBP: 1	WP: 0 PB: 0 SB: 1 CS: 0	PA: 38					
<b>PITCHER</b>	IP	WLS	BF	H	R	ER	SO	BB	IBB	HBP	BLK	WP	HR	S	P	ERA	WHIP										
Storm Davis, R ERA: 2.55	(1, 1) 6.2	W	28	8	3	3	1	0	0	0	0	0	0	29	30	4.05	1.200										
Tom Underwood, L ERA: 3.63	(7, 1) 0.1		3	1	0	0	0	1	0	0	0	0	0	2	6	0.00	6.000										
Sammy Stewart, R ERA: 3.18	(8, 1) 2.0	S	7	1	0	0	0	0	0	0	0	0	0	7	7	0.00	0.500										



Batter	1	2	3	4	5	6	7	8	9	AB	R	H	RBI	BB	SO	LOB	TOP								
<b>Rich Dauer, R</b> (1, 4) OBP: 0.292, SLG: 0.336 <b>Ken Singleton, S</b> (9, PH) OBP: 0.287, SLG: 0.271	F6						F8		K	4	0	2	0	0	0	0	1								
<b>John Shelby, S</b> (1, 8) OBP: 0.224, SLG: 0.291	F5		6-3				F8		K	4	0	0	0	0	1	3									
<b>Cal Ripken Jr., R</b> (1, 6) OBP: 0.374, SLG: 0.530	F7					5-3		6-3		4	0	1	0	0	0	0									
<b>Eddie Murray, S</b> (1, 3) OBP: 0.409, SLG: 0.520		F3				F5		F7		4	0	1	0	0	0	1									
<b>Gary Roenicke, R</b> (1, 7) OBP: 0.335, SLG: 0.337 <b>John Lowenstein, L</b> (8, PH) OBP: 0.328, SLG: 0.384	F7					F8		K		3	0	0	0	0	1	1									
<b>Benny Ayala, R</b> (1, 10) OBP: 0.225, SLG: 0.288 <b>Al Bumbry, L</b> (9, PH) OBP: 0.290, SLG: 0.291	F8					F8				3	1	1	1	0	0	1									
<b>Mike Young, S</b> (1, 9) OBP: 0.325, SLG: 0.400			K			F1		F4		4	1	1	1	0	1	0									
<b>Todd Cruz, R</b> (1, 5) OBP: 0.244, SLG: 0.310 <b>Wayne Gross, L</b> (9, PH) OBP: 0.394, SLG: 0.468	F8					F2				3	1	1	1	0	0	0									
<b>Rick Dempsey, R</b> (1, 2) OBP: 0.310, SLG: 0.314										4	1	3	1	0	1	0									
<b>Inning Stats</b>	R: 0 E: 0 K: 0 S: 3	H: 0 LOB: 0 BB: 0 P: 3	R: 0 E: 0 K: 0 S: 3	H: 0 LOB: 0 BB: 0 P: 3	R: 1 E: 0 K: 1 S: 7	H: 2 LOB: 1 BB: 0 P: 7	R: 0 E: 0 K: 0 S: 4	H: 1 LOB: 1 BB: 0 P: 4	R: 0 E: 0 K: 0 S: 5	H: 2 LOB: 2 BB: 0 P: 5	R: 0 E: 0 K: 1 S: 5	H: 0 LOB: 0 BB: 0 P: 5	R: 2 E: 0 K: 1 S: 7	H: 2 LOB: 0 BB: 0 P: 7	R: 0 E: 0 K: 2 S: 8	H: 1 LOB: 1 BB: 0 P: 8	R: 1 E: 0 K: 1 S: 7	H: 2 LOB: 1 BB: 0 P: 7	1B: 5 2B: 1 3B: 0 HR: 4	SF: 0 SAC: 0 DP: 0 HBP: 0	WP: 0 PB: 0 SB: 0 CS: 0	PA: 37			
<b>PITCHER</b>	IP	WLS	BF	H	R	ER	SO	BB	IBB	HBP	BLK	WP	HR	S	P	ERA	WHIP								
<b>Larry Gura, L</b> (1, 1) ERA: 5.13	7.0	W	28	7	3	3	3	0	0	0	0	0	3	34	34	3.86	1.000								
<b>Joe Beckwith, R</b> (8, 1) ERA: 4.55	1.0		4	1	0	0	2	0	0	0	0	0	0	8	8	0.00	1.000								
<b>Dan Quisenberry, R</b> (9, 1) ERA: 2.45	1.0		5	2	1	1	1	0	0	0	0	0	1	7	7	9.00	2.000								

**Baltimore Orioles @ Kansas City Royals**  
Royals Stadium, Kansas City, MO  
Sun Jul 22 1984, 4:33 AM EDT  
Att: 38,190 - Unknown

AB 37  
R 4  
H 10  
RBI 4  
BB 0  
SO 6  
LOB 8



Batter	1	2	3	4	5	6	7	8	9	AB	R	H	RBI	BB	SO	LOB	BOTTOM								
<b>Willie Wilson, S</b> (1, 8) OBP: 0.353, SLG: 0.389	S SF8 1B	6-3					G3			4	1	2	0	1	0	2									
<b>Darryl Motley, R</b> (1, 7) OBP: 0.332, SLG: 0.441	S 1B	K						FC6-4 BB		4	1	2	2	1	1	3									
<b>Frank White, R</b> (1, 4) OBP: 0.303, SLG: 0.403	K					5-3		K		5	0	0	0	0	2	5									
<b>Hal McRae, R</b> (1, 10) OBP: 0.353, SLG: 0.369 <b>John Wathan, R</b> (8, PR) OBP: 0.294, SLG: 0.258	SF8					6-3		FC6-4 BB		3	0	1	1	1	0	1									
<b>Steve Balboni, R</b> (1, 3) OBP: 0.307, SLG: 0.450	1B					1B		5-3		4	1	1	1	1	1	3									
<b>Don Slaught, R</b> (1, 2) OBP: 0.300, SLG: 0.384	1B									4	2	4	0	0	0	0									
<b>Pat Sheridan, L</b> (1, 9) OBP: 0.349, SLG: 0.455	K									3	1	0	0	1	1	2									
<b>Greg Pryor, R</b> (1, 5) OBP: 0.287, SLG: 0.366										4	1	2	2	0	0	1									
<b>Onix Concepcion, R</b> (1, 6) OBP: 0.260, SLG: 0.285	FC5-4									4	1	2	1	0	0	2									
<b>Inning Stats</b>	R: 2 E: 0 K: 2 S: 11	H: 4 LOB: 2 BB: 0 P: 11	R: 0 E: 0 K: 1 S: 6	H: 1 LOB: 1 BB: 0 P: 6	R: 0 E: 0 K: 1 S: 5	H: 1 LOB: 1 BB: 0 P: 5	R: 1 E: 1 K: 0 S: 6	H: 2 LOB: 2 BB: 0 P: 6	R: 5 E: 0 K: 0 S: 7	H: 4 LOB: 2 BB: 3 P: 19	R: 0 E: 0 K: 0 S: 2	H: 1 LOB: 1 BB: 1 P: 6	R: 0 E: 0 K: 0 S: 4	H: 1 LOB: 1 BB: 0 P: 4	R: 0 E: 0 K: 1 S: 5	H: 0 LOB: 1 BB: 1 P: 9	1B: 12 2B: 2 3B: 1 HR: 0	SF: 1 SAC: 0 DP: 2 HBP: 0	WP: 0 PB: 0 SB: 2 CS: 1	PA: 41					
<b>PITCHER</b>	IP	WLS	BF	H	R	ER	SO	BB	IBB	HBP	BLK	WP	HR	S	P	ERA	WHIP								
<b>Scott McGregor, L</b> (1, 1) ERA: 3.85	4.2	L	27	11	8	7	4	2	0	0	0	0	0	33	41	13.50	2.786								
<b>Bill Swagerty, R</b> (5, 1) ERA: 4.5	3.1		14	3	0	0	1	3	0	0	0	0	0	13	25	0.00	1.800								

**Baltimore Orioles @ Kansas City Royals**  
Royals Stadium, Kansas City, MO  
Sun Jul 22 1984, 4:33 AM EDT  
Att: 38,190 - Unknown

AB 35  
R 8  
H 14  
RBI 7  
BB 5  
SO 5  
LOB 19





Batter	1	2	3	4	5	6	7	8	9	AB	R	H	RBI	BB	SO	LOB	TOP																
Damaso Garcia, R (1, 4) OBP: 0.329, SLG: 0.413	0-0 E S 1B		0-0 5-3	0-0 S 1B			0-0 HR 2B	0-0 1-3		5	1	3	1	0	0	1	<b>Toronto Blue Jays @ Kansas City Royals</b> Royals Stadium, Kansas City, MO Mon Jul 23 1984, 8:05 PM EDT Unknown																
Lloyd Moseby, L (1, 8) OBP: 0.364, SLG: 0.517	0-3 K		4-0 BB	0-0 F3			0-0 F2	0-0 5-3		4	0	0	0	1	1	4																	
George Bell, R (1, 7) OBP: 0.334, SLG: 0.467	0-0 F6		0-0 F7		1-0 4-3 HBP		0-0 HR		0-0 F9	4	1	1	2	0	0	2																	
Cliff Johnson, R (1, 10) OBP: 0.391, SLG: 0.515	0-3 K		0-0 5-3		0-0 4-3		0-3 K		0-0 2B	4	0	0	0	0	2	3																	
Dave Collins, S (9, PH) OBP: 0.353, SLG: 0.473					1-2 K				0-0 2B	1	1	1	0	0	0	0																	
Jesse Barfield, R (1, 9) OBP: 0.344, SLG: 0.513		0-0 F3		4-0 HR BB	0-3 K		0-0 5-3		0-0 F4	3	1	0	0	1	1	1																	
Willie Aikens, L (9, PH) OBP: 0.315, SLG: 0.400									0-0 F4	1	0	0	0	0	0	1																	
Willie Upshaw, L (1, 3) OBP: 0.372, SLG: 0.541		0-0 4-3		0-0 HR	0-0 3-1				0-0 SF7	5	2	3	3	0	0	1																	
Buck Martinez, R (1, 2) OBP: 0.282, SLG: 0.320		4-0 1B BB		0-0 FC5-4 1B		0-3 K			0-0 F7	2	0	1	1	1	1	0																	
Ernie Whitt, L (9, PH) OBP: 0.351, SLG: 0.392									0-0 F7	1	0	0	0	0	0	1																	
Garth Iorg, R (1, 5) OBP: 0.262, SLG: 0.308		0-0 FC6-4 1B		0-0 FC5-4 1B		0-0 F7			0-0 3B	4	2	2	0	0	0	1																	
Tony Fernandez, S (1, 6) OBP: 0.295, SLG: 0.324		0-0 FC6-4		0-0 4-3		0-0 F4			0-0 3B	4	0	1	1	0	0	3																	
<b>Inning Stats</b>	R: 0 E: 1 K: 2 S: 8	H: 1 LOB: 1 BB: 0 P: 8	R: 0 E: 0 K: 0 S: 4	H: 1 LOB: 2 BB: 1 P: 8	R: 0 E: 0 K: 0 S: 3	H: 0 LOB: 1 BB: 1 P: 7	R: 3 E: 0 K: 0 S: 6	H: 3 LOB: 1 BB: 1 P: 10	R: 0 E: 0 K: 1 S: 5	H: 0 LOB: 0 BB: 0 P: 5	R: 2 E: 0 K: 1 S: 7	H: 2 LOB: 0 BB: 0 P: 7	R: 2 E: 0 K: 0 S: 6	H: 3 LOB: 1 BB: 0 P: 6	R: 1 E: 0 K: 0 S: 5	H: 2 LOB: 1 BB: 0 P: 5	1B: 6 2B: 2 3B: 2 HR: 2	SF: 1 SAC: 0 DP: 0 HBP: 1	WP: 0 PB: 0 SB: 3 CS: 0	PA: 43													
<b>PITCHER</b>	IP WLS BF H R ER SO BB IBB HBP BLK WP HR S P ERA WHIP																																
Bud Black, L (1, 1) ERA: 3.47	7.0	32	7	5	5	5	3	0	1	0	0	0	2	38	51	6.43	1.429																
Joe Beckwith, R (8, 1) ERA: 4.79	1.0	W	6	3	2	2	0	0	0	0	0	0	0	6	6	18.00	3.000																
Dan Quisenberry, R (9, 1) ERA: 2.54	1.0	S	5	2	1	1	0	0	0	0	0	0	0	5	5	9.00	2.000																

Batter	1	2	3	4	5	6	7	8	9	AB	R	H	RBI	BB	SO	LOB	BOTTOM															
Willie Wilson, S (1, 8) OBP: 0.354, SLG: 0.387	0-0 4-3		1-0 G3 HBP		0-0 6-3		0-0 4-3	0-0 1B		4	0	1	0	0	0	0	<b>Toronto Blue Jays @ Kansas City Royals</b> Royals Stadium, Kansas City, MO Mon Jul 23 1984, 8:05 PM EDT Unknown															
Pat Sheridan, L (1, 9) OBP: 0.347, SLG: 0.448	0-0 F5		0-0 G3		0-0 F6			0-0 K		4	1	0	0	1	1	3																
George Brett, L (1, 5) OBP: 0.364, SLG: 0.475	0-0 F7		0-0 E3		0-0 G3			0-0 G3	0-0 1B	4	1	1	0	0	0	1																
Hal McRae, R (1, 10) OBP: 0.351, SLG: 0.367		0-0 F3		0-0 3		0-0 1-3		0-0 G3	0-0 1B	4	0	1	1	0	0	2																
Leon Roberts, R (9, PR) OBP: 0.299, SLG: 0.293			1-2 3					1-2 G3	0-0 1B	0	1	0	0	0	0	0																
Dane Iorg, L (1, 7) OBP: 0.250, SLG: 0.333		0-0 3B		0-0 FC6-4 1B		0-0 F5		0-0 G3	1-2 2-3	4	1	2	0	0	0	2																
Steve Balboni, R (1, 3) OBP: 0.312, SLG: 0.475		0-0 SF9		0-0 F2				0-0 BB	0-0 2B	4	3	3	4	0	0	1																
Don Slaught, R (1, 2) OBP: 0.309, SLG: 0.393		4-0 BB		0-3 K				0-0 SH1-3	0-0 2B	3	2	2	0	1	1	1																
Onix Concepcion, R (1, 6) OBP: 0.257, SLG: 0.283		0-0 SF9		0-0 FC6-4				0-0 SH1-3	4-0 1B	1	0	0	1	0	0	1																
Darryl Motley, R (9, PH) OBP: 0.334, SLG: 0.441				1-2 K				1-2 2-3	0-0 BB	0	0	0	0	1	0	0																
Frank White, R (9, 4) OBP: 0.303, SLG: 0.403		3-H F9						1-2 2-3	0-0 BB	0	0	0	0	0	0	0																
Buddy Biancalana, S (1, 4) OBP: 0.208, SLG: 0.269					0-0 F7			0-0 6-3	0-0 1B	2	0	0	0	0	0	1																
Jorge Orta, L (7, PH) OBP: 0.330, SLG: 0.435								1-3 2-H 2-H	0-0 1B	1	0	0	1	0	0	0																
Greg Pryor, R (8, 4) OBP: 0.291, SLG: 0.370								1-3 2-H 2-H	0-0 1B	1	0	1	2	0	0	0																
<b>Inning Stats</b>	R: 0 E: 0 K: 0 S: 3	H: 0 LOB: 0 BB: 0 P: 3	R: 2 E: 0 K: 0 S: 5	H: 2 LOB: 1 BB: 1 P: 9	R: 0 E: 1 K: 0 S: 3	H: 0 LOB: 1 BB: 0 P: 4	R: 0 E: 0 K: 1 S: 6	H: 1 LOB: 1 BB: 0 P: 6	R: 0 E: 0 K: 0 S: 3	H: 0 LOB: 0 BB: 0 P: 3	R: 2 E: 0 K: 0 S: 5	H: 2 LOB: 0 BB: 0 P: 5	R: 5 E: 0 K: 1 S: 10	H: 6 LOB: 2 BB: 2 P: 18	1B: 6 2B: 4 3B: 1 HR: 1	SF: 1 SAC: 1 DP: 1 HBP: 1	WP: 0 PB: 0 SB: 0 CS: 0	PA: 38														
<b>PITCHER</b>	IP WLS BF H R ER SO BB IBB HBP BLK WP HR S P ERA WHIP																															
Luis Leal, R (1, 1) ERA: 3.05	6.0	25	4	4	4	1	0	0	0	0	0	0	5	9	27.00	3.000																
Dennis Lamp, R (7, 1) ERA: 4.05	1.0	6	2	3	3	0	1	0	0	0	0	5	9	27.00	7.500																	
Roy Lee Jackson, R (8, 1) ERA: 3.2	0.2	L	6	4	2	2	0	1	0	0	0	5	9	27.00	7.500																	
Jimmy Key, L (8, 1) ERA: 6.21	0.1	1	0	0	0	1	0	0	0	0	0	3	3	0.00	0.000																	

AB 38  
R 8  
H 12  
RBI 8  
BB 3  
SO 5  
LOB 18



AB 32  
R 9  
H 11  
RBI 9  
BB 3  
SO 2  
LOB 12





Batter	1	2	3	4	5	6	7	8	9	AB	R	H	RBI	BB	SO	LOB	TOP										
<b>Dave Collins, S</b> OBP: 0.355, SLG: 0.471 (1, 7)	0-0 4-3		0-0 6-3 1B		4-0 FC1-5 BB		0-3 K			3	1	1	0	1	1	0	<b>Toronto Blue Jays @ Kansas City Royals</b> Royals Stadium, Kansas City, MO Mon Jul 23 1984, 8:05 PM EDT Att: 31,852 - Unknown <a href="http://livebaseballscorecards.com">livebaseballscorecards.com</a>										
<b>Tony Fernandez, S</b> OBP: 0.290, SLG: 0.307 (1, 6)	0-3 K		0-0 6-3		0-0 FC1-5		0-0 4-3			4	0	0	0	0	1	3											
<b>Lloyd Moseby, L</b> OBP: 0.365, SLG: 0.517 (1, 8)	0-3 K		0-0 3-1 1B		0-3 K			0-0 1B		4	0	2	1	0	2	2											
<b>Willie Upshaw, L</b> OBP: 0.371, SLG: 0.537 (1, 3)		4-0 G3 2B BB	0-0 3-1		0-0 F7			0-0 F8		3	1	0	0	1	0	4											
<b>Willie Aikens, L</b> OBP: 0.314, SLG: 0.396 (1, 10)		0-0 G3	0-0 4-3					0-3 K		4	0	1	0	0	1	3											
<b>Rance Mulliniks, L</b> OBP: 0.384, SLG: 0.413 (1, 5)		0-3 K		4-0 G4-6-3 BB		0-3 K		0-3 K		3	0	0	0	1	3	3											
<b>Ernie Whitt, L</b> OBP: 0.348, SLG: 0.385 (1, 2)		4-0 2B BB		0-3 K		0-0 F7		0-0 F8		3	0	0	0	1	1	2											
<b>Rick Leach, L</b> OBP: 0.316, SLG: 0.392 (1, 9)		0-0 2B		0-0 G4-6-3		0-0 F7		0-3 K		4	0	1	1	0	1	2											
<b>Alfredo Griffin, S</b> OBP: 0.261, SLG: 0.323 (1, 4)		0-3 K			0-0 FC1-5 BB 1B		0-0 3-1		0-0 F5	4	0	1	0	0	1	2											
<b>Inning Stats</b>	R: 0 E: 0 K: 2 S: 7	H: 0 LOB: 0 BB: 0 P: 7	R: 1 E: 0 K: 2 S: 8	H: 1 LOB: 2 BB: 2 P: 16	R: 1 E: 0 K: 0 S: 5	H: 2 LOB: 1 BB: 0 P: 5	R: 0 E: 0 K: 1 S: 4	H: 0 LOB: 0 BB: 1 P: 8	R: 0 E: 0 K: 1 S: 6	H: 1 LOB: 1 BB: 0 P: 10	R: 0 E: 0 K: 1 S: 6	H: 0 LOB: 1 BB: 0 P: 6	R: 0 E: 0 K: 1 S: 5	H: 0 LOB: 0 BB: 0 P: 5	R: 0 E: 0 K: 2 S: 8	H: 1 LOB: 1 BB: 0 P: 8	R: 0 E: 0 K: 1 S: 5	H: 0 LOB: 0 BB: 0 P: 5	1B: 5 2B: 1 3B: 0 HR: 0	SF: 0 SAC: 0 DP: 1 HBP: 0	WP: 0 PB: 0 SB: 2 CS: 0	PA: 36					
<b>PITCHER</b>	IP	WLS	BF	H	R	ER	SO	BB	IBB	HBP	BLK	WP	HR	S	P	ERA	WHIP										
<b>Frank Wills, R</b> ERA: 4.09 (1, 1)	6.0	W	26	5	2	2	7	4	0	0	0	0	0	36	52	3.00	1.500										
<b>Bret Saberhagen, R</b> ERA: 3.3 (7, 1)	3.0	S	10	1	0	0	4	0	0	0	0	0	0	18	18	0.00	0.333										

Batter	1	2	3	4	5	6	7	8	9	AB	R	H	RBI	BB	SO	LOB	BOTTOM										
<b>Willie Wilson, S</b> OBP: 0.358, SLG: 0.389 (1, 8)	0-0 1B		0-0 G3		4-0 G3 SH1-4 BB		0-0 FC4-2 G3 1B	0-0 4-3		4	1	2	1	1	0	2	<b>Toronto Blue Jays @ Kansas City Royals</b> Royals Stadium, Kansas City, MO Mon Jul 23 1984, 8:05 PM EDT Att: 31,852 - Unknown <a href="http://livebaseballscorecards.com">livebaseballscorecards.com</a>										
<b>Pat Sheridan, L</b> OBP: 0.343, SLG: 0.444 (1, 9)	0-0 F8		0-0 G3		0-0 SH1-4		0-0 G3			3	0	0	0	0	0	4											
<b>George Brett, L</b> OBP: 0.363, SLG: 0.478 (1, 5)	0-0 F5		0-0 G3		0-0 G3		0-0 FC4-2 BB 1B			3	1	1	1	0	0	2											
<b>Greg Pryor, R</b> OBP: 0.289, SLG: 0.367 (6, 5)			0-0 3B 2B		0-0 G3		0-0 FC4-2 BB 1B			1	1	0	0	0	0	2											
<b>Jorge Orta, L</b> OBP: 0.323, SLG: 0.443 (1, 10)	0-0 1-6-3		0-0 3B WP		0-0 4-3		0-0 1B BB			3	1	1	1	1	0	2											
<b>Darryl Motley, R</b> OBP: 0.340, SLG: 0.450 (1, 7)		0-0 5-3 3B	4-0 BB			0-3 K	0-0 1B			3	1	2	2	1	1	0											
<b>Steve Balboni, R</b> OBP: 0.308, SLG: 0.469 (1, 3)		0-0 5-3	0-0 F8		0-0 F7		0-3 K			4	0	0	1	0	1	3											
<b>Frank White, R</b> OBP: 0.298, SLG: 0.396 (1, 4)	0-0 F6			0-0 4-3		0-3 K		0-0 F8		4	0	0	0	0	1	0											
<b>John Wathan, R</b> OBP: 0.287, SLG: 0.256 (1, 2)		0-0 6-3		4-0 L6-3 BB			0-0 1B 1B	0-0 FC6-3 1B		1	0	0	0	1	0	0											
<b>Onix Concepcion, R</b> OBP: 0.262, SLG: 0.288 (1, 6)			0-0 G3 2B 1B		0-0 L6-3		0-0 G3 1B FC4-2 1B	0-0 FC6-3		4	1	2	0	0	0	2											
<b>Inning Stats</b>	R: 0 E: 0 K: 0 S: 4	H: 1 LOB: 1 BB: 0 P: 4	R: 1 E: 0 K: 0 S: 4	H: 1 LOB: 0 BB: 0 P: 4	R: 3 E: 0 K: 0 S: 6	H: 3 LOB: 1 BB: 1 P: 10	R: 0 E: 0 K: 0 S: 2	H: 0 LOB: 0 BB: 1 P: 6	R: 0 E: 0 K: 2 S: 7	H: 0 LOB: 0 BB: 0 P: 7	R: 3 E: 0 K: 1 S: 9	H: 4 LOB: 2 BB: 1 P: 13	R: 0 E: 0 K: 0 S: 4	H: 1 LOB: 1 BB: 0 P: 4	1B: 7 2B: 2 3B: 2 HR: 0	SF: 0 SAC: 1 DP: 1 HBP: 0	WP: 1 PB: 0 SB: 0 CS: 0	PA: 37									
<b>PITCHER</b>	IP	WLS	BF	H	R	ER	SO	BB	IBB	HBP	BLK	WP	HR	S	P	ERA	WHIP										
<b>Jim Gott, R</b> ERA: 4.48 (1, 1)	6.0	L	28	8	7	7	2	3	0	0	0	0	0	29	41	10.50	1.833										
<b>Jim Acker, R</b> ERA: 5.1 (7, 1)	2.0		9	2	0	0	1	1	0	0	0	0	0	10	14	0.00	1.500										



Batter	1	2	3	4	5	6	7	8	9	AB	R	H	RBI	BB	SO	LOB	TOP							
Damaso Garcia, R (1, 4) OBP: 0.329, SLG: 0.412 Tony Fernandez, S (4, PR) OBP: 0.271, SLG: 0.295 (4, 6)	0-0 4-3			1-0 1B E HBP	0-0 4-3		0-0 1-3		0-0 4-3	1 0 0 0 0 0 3 1 0 0 0 0 3														
Dave Collins, S (1, 7) OBP: 0.357, SLG: 0.472	0-0 F7			0-0 S 4-3 1B		0-0 E5 SF7 1B		0-0 4-3		4 2 2 0 0 0 0														
Lloyd Moseby, L (1, 8) OBP: 0.364, SLG: 0.516	0-0 4-3			0-0 4-3		0-0 SF7		0-0 CS 1B		3 0 1 2 0 0 0														
Willie Upshaw, L (1, 3) OBP: 0.373, SLG: 0.539		0-0 6-3		0-0 3-1		0-0 2B		0-0 1B 1-2 1B		4 0 2 0 0 0 1														
Willie Aikens, L (1, 10) OBP: 0.314, SLG: 0.390 Rick Leach, L (6, PR) OBP: 0.328, SLG: 0.404	0-3 K			0-0 F9		4-0 G6-4-3 BB		0-0 1B		2 0 0 0 1 1 1 1 0 1 0 0 0 0														
George Bell, R (1, 9) OBP: 0.333, SLG: 0.465	0-0 G3				0-0 1B FC4-6 1B		0-0 G6-4-3 1-2		0-0 F7	4 1 1 0 0 0 4														
Rance Mulliniks, L (1, 5) OBP: 0.386, SLG: 0.424			0-0 F7		0-0 FC4-6 1B		0-0 3B		0-0 4-3	4 0 2 0 0 0 0														
Ernie Whitt, L (1, 2) OBP: 0.347, SLG: 0.382 Jesse Barfield, R (9, PR) OBP: 0.344, SLG: 0.513	0-0 F9			0-0 F9		0-0 FC4-6 FC4-6 1-2 3-H		0-0 6-3		4 0 1 1 0 0 2 0 0 0 0 0 0 0														
Alfredo Griffin, S (1, 6) OBP: 0.260, SLG: 0.320 (4, 4)	0-0 F9			0-0 F9		0-0 FC4-6 1-2		0-3 K		2 0 0 0 0 0 1 1 0 0 0 0 0 1														
Cliff Johnson, R (7, PH) OBP: 0.389, SLG: 0.512 Garth Iorg, R (7, 4) OBP: 0.261, SLG: 0.306																								
<b>Inning Stats</b>	R: 0 E: 0 K: 0 S: 3	H: 0 LOB: 0 BB: 0 P: 3	R: 0 E: 0 K: 1 S: 5	H: 0 LOB: 0 BB: 0 P: 5	R: 0 E: 0 K: 0 S: 3	H: 0 LOB: 0 BB: 0 P: 3	R: 2 E: 0 K: 0 S: 4	H: 1 LOB: 1 BB: 0 P: 5	R: 1 E: 0 K: 0 S: 5	H: 2 LOB: 2 BB: 1 P: 5	R: 1 E: 1 K: 0 S: 4	H: 2 LOB: 2 BB: 1 P: 8	R: 0 E: 0 K: 1 S: 6	H: 1 LOB: 1 BB: 0 P: 6	R: 0 E: 0 K: 0 S: 5	H: 3 LOB: 2 BB: 0 P: 5	R: 0 E: 0 K: 0 S: 4	H: 1 LOB: 1 BB: 0 P: 4	1B: 8 2B: 1 3B: 1 HR: 0	SF: 1 SAC: 0 DP: 1 HBP: 1	WP: 0 PB: 0 SB: 2 CS: 1	PA: 37		
<b>PITCHER</b>	IP WLS BF H R ER SO BB IBB HBP BLK WP HR S P ERA WHIP	7.0 W 28 6 4 4 2 1 0 1 0 0 0 0 30 35 5.14 1.000	2.0 S 9 4 0 0 0 0 0 0 0 0 0 0 9 9 0.00 2.000																					

Toronto Blue Jays @ Kansas City Royals  
 Royals Stadium, Kansas City, MO  
 Tue Jul 24 1984, 8:05 PM EDT  
 Att: 21,607 - Unknown

AB	34
R	4
H	10
RBI	3
BB	1
SO	2
LOB	14



Batter	1	2	3	4	5	6	7	8	9	AB	R	H	RBI	BB	SO	LOB	BOTTOM			
Willie Wilson, S (1, 8) OBP: 0.359, SLG: 0.389	0-3 K		0-0 1-2 1B		0-0 1B 2B 1B	0-0 F7		0-0 G3		5 1 2 1 0 1 0										
Pat Sheridan, L (1, 9) OBP: 0.345, SLG: 0.444	0-3 K		0-0 3-1		0-0 2B HBP 1B	0-0 1B				4 1 2 1 0 1 2										
George Brett, L (1, 5) OBP: 0.362, SLG: 0.471 Greg Pryor, R (9, 5) OBP: 0.289, SLG: 0.367	0-3 K			4-0 1-4-3 E BB	0-3 K	0-0 4-3				3 1 0 0 1 2 3 0 0 0 0 0 0 0										
Jorge Orta, L (1, 10) OBP: 0.326, SLG: 0.449		0-0 F8		0-0 1-4-3	0-0 HBP 2B		0-0 1B			4 0 2 1 0 0 1										
Dane Iorg, L (1, 7) OBP: 0.256, SLG: 0.333 (7, 3)	0-0 F7			0-0 E2 1B	0-0 HBP IBB		0-0 F8			3 0 1 1 1 0 1 0 0 0 0 0 0 0										
Steve Balboni, R (1, 3) OBP: 0.309, SLG: 0.466 Darryl Motley, R (7, 7) OBP: 0.338, SLG: 0.448	0-0 F7			0-3 K	0-0 HBP		0-0 F3			2 0 0 1 0 1 1 1 0 0 0 0 0 1										
Don Slaught, R (1, 2) OBP: 0.309, SLG: 0.391			0-0 F9	0-0 F4	0-0 F9		0-0 F7			4 0 0 0 0 0 5										
Frank White, R (1, 4) OBP: 0.301, SLG: 0.395			4-0 1B BB		0-0 K		0-0 F9			3 1 1 0 1 1 3										
Onix Concepcion, R (1, 6) OBP: 0.262, SLG: 0.287	0-0 F7			0-0 1B 1B	0-0 6-3		0-0 6-3			4 1 1 0 0 0 1										
<b>Inning Stats</b>	R: 0 E: 0 K: 3 S: 9	H: 0 LOB: 0 BB: 0 P: 9	R: 0 E: 0 K: 0 S: 3	H: 0 LOB: 0 BB: 0 P: 3	R: 0 E: 0 K: 0 S: 4	H: 1 LOB: 2 BB: 1 P: 8	R: 1 E: 1 K: 1 S: 6	H: 1 LOB: 1 BB: 1 P: 10	R: 4 E: 0 K: 2 S: 12	H: 5 LOB: 3 BB: 1 P: 17	R: 0 E: 0 K: 0 S: 4	H: 1 LOB: 1 BB: 0 P: 4	R: 0 E: 0 K: 0 S: 4	H: 1 LOB: 1 BB: 0 P: 4	R: 0 E: 0 K: 0 S: 3	H: 0 LOB: 0 BB: 0 P: 3	1B: 8 2B: 1 3B: 0 HR: 0	SF: 0 SAC: 0 DP: 0 HBP: 1	WP: 0 PB: 0 SB: 0 CS: 0	PA: 37
<b>PITCHER</b>	IP WLS BF H R ER SO BB IBB HBP BLK WP HR S P ERA WHIP	7.0 L 34 9 5 5 6 2 1 1 0 0 0 3 3 6.43 1.571	1.0 3 0 0 0 0 0 0 0 0 0 0 0 3 3 0.00 0.000																	

Toronto Blue Jays @ Kansas City Royals  
 Royals Stadium, Kansas City, MO  
 Tue Jul 24 1984, 8:05 PM EDT  
 Att: 21,607 - Unknown

AB	33
R	5
H	9
RBI	5
BB	3
SO	6
LOB	18





Batter	1	2	3	4	5	6	7	8	9	10	11	12	13	AB	R	H	RBI	BB	SO	LOB	TOP	
Tony Fernandez, S OBP: 0.294, SLG: 0.298 (1, 6)	4-3				F9		6-3		F8			4-3		6	0	1	1	0	0	2		
Lloyd Moseby, L OBP: 0.364, SLG: 0.512 (1, 8)	G6-4-3 1B		F9			6-3			G6-4-3 1BB		F5		F7	5	0	1	0	1	0	1		
George Bell, R OBP: 0.331, SLG: 0.468 (1, 7)	G6-4-3 1-2					K			G6-4-3 1-2		6-3		F8	6	1	1	1	0	1	3		
Cliff Johnson, R OBP: 0.366, SLG: 0.502 (13, PH)		F7									6-3			4	1	0	0	1	1	0		
Willie Aikens, L OBP: 0.318, SLG: 0.394 (13, PR)			F4											1	0	1	0	0	0	0		
Damaso Garcia, R OBP: 0.329, SLG: 0.412 (13, PR)														0	0	0	0	0	0	0		
Jesse Barfield, R OBP: 0.341, SLG: 0.505 (13, PH)														5	1	1	0	0	1	0		
Rick Leach, L OBP: 0.328, SLG: 0.404 (13, 9)														0	0	0	0	0	0	0		
Willie Upshaw, L OBP: 0.370, SLG: 0.534 (1, 3)														5	0	1	0	0	0	2		
Buck Martinez, R OBP: 0.283, SLG: 0.321 (9, PH)														3	0	1	2	0	0	1		
Dave Collins, S OBP: 0.259, SLG: 0.472 (9, 2)														0	0	0	0	1	0	0		
Ernie Whitt, L OBP: 0.345, SLG: 0.379 (9, 5)														1	0	0	0	0	0	0		
Garth Iorg, R OBP: 0.256, SLG: 0.301 (9, PH)														3	0	0	0	0	0	2		
Rance Mulliniks, L OBP: 0.362, SLG: 0.420 (9, 5)														2	0	0	0	0	0	1		
Alfredo Griffin, S OBP: 0.262, SLG: 0.322 (1, 4)														5	1	2	0	0	0	1		
<b>Inning Stats</b>	R: 0 E: 0 K: 0 S: 3	H: 1 LOB: 0 BB: 0 P: 3	R: 0 E: 0 K: 1 S: 5	H: 0 LOB: 0 BB: 0 P: 5	R: 1 E: 0 K: 0 S: 5	H: 2 LOB: 1 BB: 0 P: 5	R: 1 E: 0 K: 0 S: 5	H: 2 LOB: 1 BB: 0 P: 5	R: 0 E: 0 K: 0 S: 3	H: 1 LOB: 1 BB: 1 P: 7	R: 0 E: 0 K: 0 S: 3	H: 0 LOB: 0 BB: 0 P: 5	R: 0 E: 0 K: 0 S: 3	H: 0 LOB: 0 BB: 0 P: 3	R: 0 E: 0 K: 0 S: 3	H: 0 LOB: 0 BB: 0 P: 3	R: 0 E: 0 K: 0 S: 3	H: 1 LOB: 1 BB: 0 P: 3	1B: 8 2B: 0 3B: 0 HR: 1	SF: 0 SAC: 0 DP: 2 HBP: 0	WP: 1 PB: 0 SB: 2 CS: 1	PA: 50
<b>PITCHER</b>	IP WLS BF H R ER SO BB IBB HBP BLK WP HR S P ERA WHIP																					
Charlie Leibrandt, L ERA: 2.98 (7, 1)	6.0 26 17 7 4 2 2 1 1 1 0 0 1 1 29 33 3.00 1.333																					
Bret Saberhagen, R ERA: 3.15 (12, 1)	5.0 17 6 1 0 0 0 0 0 0 0 0 0 0 27 25 0.00 0.400																					
Dan Quisenberry, R ERA: 2.41 (12, 1)	2.0 6 1 0 0 0 0 0 0 0 0 0 0 0 6 6 0.00 0.500																					

Toronto Blue Jays @ Kansas City Royals  
Royals Stadium, Kansas City, MO  
Wed Jul 25 1984, 4:33 AM EDT  
Att: 19,653 - Unknown

AB 46  
R 4  
H 9  
RBI 4  
BB 3  
SO 3  
LOB 13



Batter	1	2	3	4	5	6	7	8	9	10	11	12	13	AB	R	H	RBI	BB	SO	LOB	BOTTOM	
Willie Wilson, S OBP: 0.359, SLG: 0.385 (1, 8)	4-3	G3			1-3			WP 2B HBP	FC6-4					5	1	1	0	0	0	4		
Pat Sheridan, L OBP: 0.242, SLG: 0.439 (1, 9)	G3				6-4									6	0	1	0	0	1	5		
George Brett, L OBP: 0.361, SLG: 0.470 (1, 5)	K													5	0	1	1	1	1	3		
Jorge Orta, L OBP: 0.290, SLG: 0.462 (8, PH)														3	1	1	0	0	0	1		
Hal McRae, R OBP: 0.396, SLG: 0.370 (10, PR)														1	0	1	0	1	0	0		
Buddy Banuelos, S OBP: 0.208, SLG: 0.269 (13, PH)														0	0	0	0	0	0	0		
Greg Pryor, R OBP: 0.293, SLG: 0.371 (13, PH)														1	1	1	0	0	0	0		
Dane Iorg, L OBP: 0.257, SLG: 0.353 (8, PH)														3	1	1	2	0	0	0		
Leon Roberts, R OBP: 0.283, SLG: 0.286 (9, 3)														1	0	0	0	0	0	2		
John Wathan, R OBP: 0.293, SLG: 0.254 (1, 7)														1	0	0	0	0	0	2		
Darryl Motley, R OBP: 0.341, SLG: 0.449 (1, 2)														6	1	3	1	0	0	0		
Don Slaught, R OBP: 0.304, SLG: 0.384 (1, 4)														4	0	0	0	0	0	1		
Frank White, R OBP: 0.299, SLG: 0.389 (1, 6)														4	0	0	0	1	0	2		
Onix Concepcion, R OBP: 0.276, SLG: 0.294 (1, 6)														3	0	2	1	2	0	2		
<b>Inning Stats</b>	R: 0 E: 0 K: 1 S: 5	H: 0 LOB: 0 BB: 0 P: 5	R: 3 E: 0 K: 0 S: 7	H: 4 LOB: 1 BB: 0 P: 7	R: 0 E: 0 K: 0 S: 4	H: 0 LOB: 1 BB: 0 P: 4	R: 0 E: 0 K: 0 S: 3	H: 0 LOB: 0 BB: 0 P: 3	R: 1 E: 0 K: 1 S: 5	H: 1 LOB: 2 BB: 2 P: 14	R: 0 E: 0 K: 0 S: 4	H: 1 LOB: 2 BB: 1 P: 8	R: 0 E: 0 K: 0 S: 3	H: 1 LOB: 2 BB: 1 P: 7	R: 0 E: 0 K: 0 S: 3	H: 0 LOB: 0 BB: 0 P: 3	R: 0 E: 0 K: 0 S: 4	H: 2 LOB: 1 BB: 0 P: 4	1B: 9 2B: 4 3B: 0 HR: 1	SF: 0 SAC: 2 DP: 3 HBP: 1	WP: 2 PB: 0 SB: 1 CS: 2	PA: 51
<b>PITCHER</b>	IP WLS BF H R ER SO BB IBB HBP BLK WP HR S P ERA WHIP																					
Jim Clancy, R ERA: 5.19 (8, 1)	7.0 28 3 5 4 4 1 0 2 1 0 0 1 0 4 8 5.14 1.000																					
Jimmy Key, L ERA: 6.09 (8, 1)	0.2 1 0 0 0 0 0 0 0 0 0 0 0 0 0 0 0.00 1.500																					
Jim Acker, R ERA: 4.81 (12, 1)	3.1 5 2 1 1 0 0 0 0 0 0 0 0 0 5 5 6.75 1.500																					
Bryan Clark, L ERA: 4.57 (12, 1)	1.1 5 2 1 1 0 0 0 0 0 0 0 0 0 5 5 6.75 1.500																					

Toronto Blue Jays @ Kansas City Royals  
Royals Stadium, Kansas City, MO  
Wed Jul 25 1984, 4:33 AM EDT  
Att: 19,653 - Unknown

AB 43  
R 5  
H 12  
RBI 5  
BB 5  
SO 2  
LOB 22



















Batter	1	2	3	4	5	6	7	8	9	AB	R	H	RBI	BB	SO	LOB	TOP						
Willie Wilson, S OBP: 0.361, SLG: 0.383 (1, 8)	0-3 K		4-0 1B BB		0-3 K		4-0 BB		0-0 G4-6-3 1B	3	0	1	0	2	2	2	<b>Kansas City Royals @ Milwaukee Brewers</b> Milwaukee County Stadium, Milwaukee, WI Sun Jul 29 1984, 4:33 AM EDT Att: 29,863 - Unknown  <b>AB 34</b> <b>R 5</b> <b>H 10</b> <b>RBI 5</b> <b>BB 4</b> <b>SO 8</b> <b>LOB 20</b> 						
Pat Sheridan, L OBP: 0.339, SLG: 0.431 (1, 9)	0-3 K		0-0 1B		0-0 1B 1B		0-3 K		0-0 G4-6-3 1B	5	1	2	2	0	2	4							
George Brett, L OBP: 0.359, SLG: 0.459 Greg Pryor, R OBP: 0.288, SLG: 0.365 (1, 5)	0-0 F7		0-0 G3		0-0 1B		0-0 G3			4	0	1	2	0	0	4							
Jorge Orta, L OBP: 0.329, SLG: 0.441 (1, 10)		0-0 F6		0-0 6-3		0-0 F7		4-0 BB		3	0	0	0	1	0	1							
Darryl Motley, R OBP: 0.339, SLG: 0.443 (1, 7)		0-0 6-3		0-0 5-3		0-0 5-3		0-0 F7		4	0	0	0	0	0	1							
Frank White, R OBP: 0.302, SLG: 0.411 (1, 4)		0-0 F9		0-0 F9		0-0 2B		0-0 F7		4	1	1	0	0	0	1							
Steve Balboni, R OBP: 0.311, SLG: 0.466 (1, 3)			0-0 1B 2B		4-0 1B BB		0-0 2B		0-3 K	3	2	2	1	1	1	1							
Don Slaught, R OBP: 0.310, SLG: 0.387 (1, 2)			0-3 K		0-0 1B BB		0-0 F7		0-0 1B WP 1B	4	1	2	0	0	1	2							
Onix Concepcion, R OBP: 0.286, SLG: 0.304 (1, 6)			0-0 6-3		0-3 K		0-0 2-5		0-3 K	4	0	1	0	0	2	4							
<b>Inning Stats</b>	R: 0 E: 0 K: 2 S: 7	H: 0 LOB: 0 BB: 0 P: 7	R: 0 E: 0 K: 0 S: 3	H: 0 LOB: 0 BB: 0 P: 3	R: 1 E: 0 K: 1 S: 7	H: 2 LOB: 2 BB: 1 P: 11	R: 0 E: 0 K: 0 S: 3	H: 0 LOB: 0 BB: 0 P: 3	R: 3 E: 0 K: 2 S: 10	H: 3 LOB: 1 BB: 1 P: 14	R: 1 E: 0 K: 0 S: 4	H: 2 LOB: 1 BB: 0 P: 4	R: 0 E: 0 K: 1 S: 5	H: 1 LOB: 1 BB: 1 P: 9	R: 0 E: 0 K: 1 S: 5	H: 0 LOB: 1 BB: 1 P: 9	R: 0 E: 0 K: 1 S: 6	H: 2 LOB: 1 BB: 0 P: 6	1B: 7 2B: 3 3B: 0 HR: 0	SF: 0 SAC: 0 DP: 1 HBP: 0	WP: 1 PB: 0 CS: 1	PA: 38	
<b>PITCHER</b>	IP WLS BF H R ER SO BB IBB HBP BLK WP HR S P ERA WHIP	IP WLS BF H R ER SO BB IBB HBP BLK WP HR S P ERA WHIP															IP WLS BF H R ER SO BB IBB HBP BLK WP HR S P ERA WHIP						
Moose Haas, R ERA: 4.01 (1, 1)	5.1 L 25 7 5 5 5	2 0 0 0	2 0 0 0	0 0 0 0	0 0 0 0	1 0 6 6	0 0 11 19	0.00 1.125	0.00 2.000														
Bob McClure, L ERA: 4.07 (6, 1)	2.2 10 1 0 0 2	2 0 0 0	0 0 0 0	0 0 0 0	0 0 0 0	1 0 6 6	0 0 11 19	0.00 1.125	0.00 2.000														
Pete Ladd, R ERA: 5.13 (9, 1)	1.0 4 2 0 0 1	0 0 0 0	0 0 0 0	0 0 0 0	1 0 6 6	0 0 11 19	0.00 1.125	0.00 2.000															

Batter	1	2	3	4	5	6	7	8	9	AB	R	H	RBI	BB	SO	LOB	BOTTOM					
Rick Manning, L OBP: 0.327, SLG: 0.370 (1, 8)	0-0 4-3			0-0 G1		0-0 FC6 1B		0-0 FC3-6		4	1	0	0	0	0	2	<b>Kansas City Royals @ Milwaukee Brewers</b> Milwaukee County Stadium, Milwaukee, WI Sun Jul 29 1984, 4:33 AM EDT Att: 29,863 - Unknown  <b>AB 29</b> <b>R 1</b> <b>H 3</b> <b>RBI 1</b> <b>BB 3</b> <b>SO 2</b> <b>LOB 12</b> 					
Jim Gantner, L OBP: 0.319, SLG: 0.348 (1, 4)	0-0 F4			0-0 2B		0-0 1B 1B		0-0 G3		4	0	2	0	0	0	1						
Robin Yount, R OBP: 0.369, SLG: 0.421 (1, 6)	0-0 F4			0-0 6-3		0-0 1B		0-0 6-3		4	0	1	1	0	0	1						
Cecil Cooper, L OBP: 0.289, SLG: 0.351 (1, 10)		0-3 K		0-0 6-3		0-0 F5		0-0 4-3		4	0	0	0	0	1	3						
Ted Simmons, S OBP: 0.271, SLG: 0.313 (1, 3)		0-0 G3			0-3 K		0-0 4-3		4-0 BB	3	0	0	0	1	1	0						
Ben Oglivie, L OBP: 0.313, SLG: 0.360 (1, 7)		0-0 G3			0-0 G3		0-0 E3		0-0 G1	4	0	0	0	0	0	1						
Roy Howell, L OBP: 0.296, SLG: 0.349 (1, 5)			1-0 CS HBP		0-0 F7		0-0 G4-6-3			2	0	0	0	0	0	1						
Jim Sundberg, R OBP: 0.346, SLG: 0.422 (1, 2)			0-0 F3		4-0 FC6 BB		4-0 FC3-6 BB			1	0	0	0	2	0	1						
Dion James, L OBP: 0.297, SLG: 0.333 (1, 9)			0-0 4-3		0-0 F7		0-0 F8			3	0	0	0	0	0	2						
<b>Inning Stats</b>	R: 0 E: 0 K: 0 S: 3	H: 0 LOB: 0 BB: 0 P: 3	R: 0 E: 0 K: 1 S: 5	H: 0 LOB: 0 BB: 0 P: 5	R: 0 E: 0 K: 0 S: 2	H: 0 LOB: 0 BB: 0 P: 3	R: 0 E: 0 K: 0 S: 4	H: 1 LOB: 1 BB: 0 P: 4	R: 0 E: 0 K: 1 S: 5	H: 0 LOB: 0 BB: 0 P: 5	R: 1 E: 0 K: 0 S: 5	H: 2 LOB: 2 BB: 1 P: 9	R: 0 E: 1 K: 0 S: 3	H: 0 LOB: 0 BB: 0 P: 3	R: 0 E: 0 K: 0 S: 3	H: 0 LOB: 1 BB: 1 P: 7	R: 0 E: 0 K: 0 S: 3	H: 0 LOB: 1 BB: 1 P: 7	1B: 2 2B: 1 3B: 0 HR: 0	SF: 0 SAC: 0 DP: 1 HBP: 1	WP: 0 PB: 0 CS: 1	PA: 33
<b>PITCHER</b>	IP WLS BF H R ER SO BB IBB HBP BLK WP HR S P ERA WHIP	IP WLS BF H R ER SO BB IBB HBP BLK WP HR S P ERA WHIP															IP WLS BF H R ER SO BB IBB HBP BLK WP HR S P ERA WHIP					
Mark Gubicza, R ERA: 3.15 (1, 1)	8.0 W 29 3 1 1 2	3 1 1 2	1 1 1 2	0 0 0 0	1 0 0 0	0 0 3 7	0.00 1.000	0.00 1.000														
Dan Quisenberry, R ERA: 2.95 (9, 1)	1.0 4 0 0 0 0	0 0 0 0	0 0 0 0	0 0 0 0	0 0 3 7	0.00 1.000	0.00 1.000															



Batter	1	2	3	4	5	6	7	8	9	AB	R	H	RBI	BB	SO	LOB	TOP			
Willie Wilson, S OBP: 0.359, SLG: 0.380 (1, 8)	0-0 4-3	0-0 1-3			0-0 F3	0-0 F8		0-0 1B		5	0	1	0	0	0	2	<b>Kansas City Royals @ Toronto Blue Jays</b> Exhibition Stadium, Toronto, ON Mon Jul 30 1984, 7:05 PM EDT Att: 24,414 - Unknown <a href="http://livebaseballscores.com">livebaseballscores.com</a>			
Pat Sheridan, L OBP: 0.340, SLG: 0.430 (1, 9)	0-0 1B		0-0 4-3		0-0 F3	0-0 FC5-4		0-0 1B		5	1	2	0	0	0	2				
George Brett, L OBP: 0.360, SLG: 0.458 Greg Pryor, R OBP: 0.288, SLG: 0.365 (1, 5) (9, 5)	0-0 F8		0-0 E9 SF8		0-0 1B		0-0 6-3	0-0 3-1		5	1	2	0	0	0	3				
Jorge Orta, L OBP: 0.335, SLG: 0.446 (1, 10)	0-0 1B		0-0 SF8		0-0 1B		0-0 2B		0-0 6-3	4	1	3	1	0	0	0				
Dane Iorg, L OBP: 0.254, SLG: 0.346 Darryl Motley, R OBP: 0.337, SLG: 0.441 (1, 7) (7, 7)	0-0 1B		0-0 F5		0-0 1-3		0-0 F8		0-0 5-3	3	1	1	1	0	0	2				
Steve Balboni, R OBP: 0.315, SLG: 0.479 John Wathan, R OBP: 0.289, SLG: 0.290 (1, 3) (4, 3)	0-0 HR		0-0 E8 SF7		0-0 HR		0-0 1-3		0-0 1-3	2	1	2	3	0	0	0				
Frank White, R OBP: 0.298, SLG: 0.406 (1, 4)	0-0 5-3		0-0 SF7		0-0 4-3		0-0 6-3			3	0	0	1	0	0	2				
Don Slaught, R OBP: 0.309, SLG: 0.385 (1, 2)		0-0 F9		0-0 F9		0-0 1B		0-0 5-3		4	0	1	0	0	0	1				
Onix Concepcion, R OBP: 0.286, SLG: 0.299 (1, 6)		0-0 F7		0-0 F8		0-0 E6 FC5-4		0-0 1B		3	0	0	0	1	0	2				
<b>Inning Stats</b>	R: 4 E: 0 K: 0 S: 7	H: 4 LOB: 0 BB: 0 P: 7	R: 0 E: 0 K: 0 S: 3	H: 0 LOB: 0 BB: 0 P: 3	R: 1 E: 1 K: 0 S: 4	H: 1 LOB: 0 BB: 0 P: 4	R: 1 E: 1 K: 0 S: 4	H: 1 LOB: 1 BB: 0 P: 4	R: 0 E: 0 K: 0 S: 5	H: 2 LOB: 2 BB: 0 P: 5	R: 0 E: 0 K: 0 S: 5	H: 2 LOB: 2 BB: 0 P: 5	R: 0 E: 0 K: 0 S: 4	H: 2 LOB: 2 BB: 1 P: 8	R: 0 E: 0 K: 0 S: 3	H: 0 LOB: 0 BB: 0 P: 3		1B: 11 2B: 1 3B: 0 HR: 2	SF: 2 SAC: 0 DP: 0 HBP: 0	WP: 0 PB: 0 SB: 0 CS: 0
<b>PITCHER</b>	IP WLS BF H R ER SO BB IBB HBP BLK WP HR S P ERA WHIP	IP WLS BF H R ER SO BB IBB HBP BLK WP HR S P ERA WHIP																		
Jim Clancy, R ERA: 5.31 (1, 1)	4.0 L 18 6 6 4 0 0 0 0 0 0 1 18 18 9.00 1.500																			
Bryan Clark, L ERA: 4.44 (5, 1)	2.2 15 6 1 1 0 0 0 0 0 0 0 1 15 15 3.38 2.250																			
Dennis Lamp, R ERA: 3.78 (7, 1)	2.1 9 2 0 0 0 1 0 0 0 0 0 0 8 12 0.00 1.286																			

Batter	1	2	3	4	5	6	7	8	9	AB	R	H	RBI	BB	SO	LOB	BOTTOM	
Damaso Garcia, R OBP: 0.325, SLG: 0.407 (1, 4)	0-0 F8	0-0 FC4-6 1B		0-0 4-3			0-0 1B		0-0 F3	5	1	1	0	0	0	2	<b>Kansas City Royals @ Toronto Blue Jays</b> Exhibition Stadium, Toronto, ON Mon Jul 30 1984, 7:05 PM EDT Att: 24,414 - Unknown <a href="http://livebaseballscores.com">livebaseballscores.com</a>	
Lloyd Moseby, L OBP: 0.365, SLG: 0.514 (1, 8)	0-0 1-3	0-0 SF9		0-0 4-3		0-0 2B	0-0 F7		0-0 FC6-4 1B	4	0	1	1	0	0	1		
George Bell, R OBP: 0.327, SLG: 0.460 (1, 7)	0-0 2B	0-0 FC6-4 1B			0-1 CI		0-0 5-3		0-0 FC6-4 1B	4	1	2	0	0	0	2		
Cliff Johnson, R OBP: 0.391, SLG: 0.509 (1, 10)	0-0 1B	0-0 FC6-4			0-0 F3		0-0 2H		0-0 F8	5	1	2	2	0	0	4		
Jesse Barfield, R OBP: 0.339, SLG: 0.500 Willie Aikens, L OBP: 0.310, SLG: 0.378 Rick Leach, L OBP: 0.339, SLG: 0.429 (1, 9) (7, PH) (8, 9)	0-0 1B		0-0 5-3		0-3 K		0-0 F3			3	0	1	1	0	1	1		
Willie Upshaw, L OBP: 0.371, SLG: 0.536 (1, 3)	0-0 1B		0-0 F9		0-0 F8			0-0 4-1		4	0	1	0	0	0	1		
Buck Martinez, R OBP: 0.277, SLG: 0.313 Rance Mulliniks, L OBP: 0.390, SLG: 0.421 (1, 2) (8, PH) (9, 5)	0-0 F8		0-0 E3		0-0 F9			0-0 1B		3	0	0	0	0	0	2		
Garth Iorg, R OBP: 0.254, SLG: 0.298 Ernie Whitt, L OBP: 0.344, SLG: 0.405 (1, 5) (8, PH) (9, 2)		0-0 FC4-6 SF9 1B		0-0 F1		0-0 4-3		0-0 F2		3	1	1	0	0	0	1		
Alfredo Griffin, S OBP: 0.255, SLG: 0.312 Dave Collins, S OBP: 0.362, SLG: 0.469 Tony Fernandez, S OBP: 0.260, SLG: 0.276 (1, 6) (8, PH) (9, 6)		0-0 E6 FC4-6		0-0 F2		0-0 4-3		0-0 6-3		3	0	0	0	0	0	1		
<b>Inning Stats</b>	R: 2 E: 0 K: 0 S: 7	H: 4 LOB: 2 BB: 0 P: 7	R: 1 E: 1 K: 0 S: 6	H: 2 LOB: 2 BB: 0 P: 6	R: 0 E: 1 K: 0 S: 4	H: 0 LOB: 1 BB: 0 P: 4	R: 0 E: 0 K: 0 S: 3	H: 0 LOB: 0 BB: 0 P: 3	R: 0 E: 0 K: 0 S: 4	H: 1 LOB: 1 BB: 0 P: 4	R: 0 E: 0 K: 0 S: 4	H: 1 LOB: 1 BB: 0 P: 4	R: 0 E: 0 K: 0 S: 4	H: 1 LOB: 1 BB: 0 P: 4	1B: 8 2B: 2 3B: 0 HR: 0	SF: 1 SAC: 0 DP: 0 HBP: 0		WP: 0 PB: 0 SB: 0 CS: 0
<b>PITCHER</b>	IP WLS BF H R ER SO BB IBB HBP BLK WP HR S P ERA WHIP	IP WLS BF H R ER SO BB IBB HBP BLK WP HR S P ERA WHIP																
Charlie Leibrandt, L ERA: 3.05 (1, 1)	6.2 W 30 7 4 3 1 0 0 0 0 0 0 32 32 4.05 1.050																	
Dan Quisenberry, R ERA: 2.31 (7, 1)	2.1 10 3 0 0 0 0 0 0 0 0 0 0 10 10 0.00 1.286																	







Batter	1	2	3	4	5	6	7	8	9	AB	R	H	RBI	BB	SO	LOB	TOP			
Willie Wilson, S (1, 8) OBP: 0.352, SLG: 0.372	F9		F8		2-3-5		4-3			4	0	0	0	0	0	5	<b>Kansas City Royals @ Toronto Blue Jays</b> Exhibition Stadium, Toronto, ON Wed Aug 01 1984, 7:05 PM EDT Att: 22,084 - Unknown			
Pat Sheridan, L (1, 9) OBP: 0.337, SLG: 0.421	K		F6		BB		F6			3	0	0	0	1	1	3				
George Brett, L (1, 5) OBP: 0.359, SLG: 0.462	2B		F8		F8			3-1		4	0	1	0	0	0	4				
Jorge Orta, L (1, 10) OBP: 0.335, SLG: 0.445	4-3				F7					2	0	0	0	1	0	1				
Hai McRae, R (8, PH) OBP: 0.354, SLG: 0.369										0	0	0	0	1	0	0				
Buddy Biancalana, S (8, PR) OBP: 0.299, SLG: 0.269										0	0	0	0	0	0	0				
Dane Iorg, L (1, 3) OBP: 0.253, SLG: 0.357		3-1								4	0	1	0	0	0	2				
Darryl Motley, R (1, 7) OBP: 0.335, SLG: 0.445		F6								4	1	2	1	0	0	1				
Don Slaught, R (1, 2) OBP: 0.306, SLG: 0.381		F8								4	0	0	0	0	2	1				
Frank White, R (1, 4) OBP: 0.311, SLG: 0.431										4	0	3	0	0	0	0				
Onix Concepcion, R (1, 6) OBP: 0.294, SLG: 0.310										3	0	1	0	1	1	1				
<b>Inning Stats</b>	R: 0 E: 0 K: 1 S: 6	H: 1 LOB: 1 P: 6	R: 0 E: 0 K: 0 S: 3	H: 0 LOB: 0 BB: 0 P: 3	R: 0 E: 1 K: 0 S: 5	H: 1 LOB: 2 BB: 0 P: 5	R: 1 E: 0 K: 1 S: 6	H: 2 LOB: 0 BB: 0 P: 6	R: 0 E: 0 K: 0 S: 4	H: 2 LOB: 2 BB: 1 P: 8	R: 0 E: 0 K: 0 S: 3	H: 1 LOB: 1 BB: 1 P: 7	R: 0 E: 0 K: 0 S: 3	H: 0 LOB: 1 BB: 1 P: 7	R: 0 E: 0 K: 2 S: 7	H: 0 LOB: 0 BB: 0 P: 7	1B: 6 2B: 2 3B: 0 HR: 1	SF: 0 SAC: 0 DP: 2 HBP: 0	WP: 0 PB: 0 SB: 0 CS: 2	PA: 36
<b>PITCHER</b>	IP WLS BF H R ER SO BB IBB HBP BLK WP HR S P ERA WHIP																			
Luis Leal, R (1, 1) ERA: 3.09	7.0 W 29 8 1 1 2 3 0 0 0 0 0 1 30 42 1.29 1.571																			
Jimmy Key, L (8, 1) ERA: 5.97	0.1 1 0 0 0 0 0 0 0 0 0 0 0 1 1 0.00 0.000																			
Jim Gott, R (8, 1) ERA: 4.23	1.2 S 6 0 0 0 2 1 0 0 0 0 0 0 9 13 0.00 0.600																			

Batter	1	2	3	4	5	6	7	8	9	AB	R	H	RBI	BB	SO	LOB	BOTTOM			
Damaso Garcia, R (1, 4) OBP: 0.322, SLG: 0.402	6-3		F7		F8			CS		4	0	1	1	0	0	1	<b>Kansas City Royals @ Toronto Blue Jays</b> Exhibition Stadium, Toronto, ON Wed Aug 01 1984, 7:05 PM EDT Att: 22,084 - Unknown			
Lloyd Moseby, L (1, 8) OBP: 0.361, SLG: 0.506	K		F7		F8		FC6-4			4	0	0	0	0	1	2				
George Bell, R (1, 7) OBP: 0.331, SLG: 0.468	E6				1B		5-3			4	1	2	0	0	0	0				
Cliff Johnson, R (1, 10) OBP: 0.388, SLG: 0.505	K				2B		F6			4	0	1	0	0	1	3				
Jesse Barfield, R (1, 9) OBP: 0.341, SLG: 0.498			K		F5		1B			4	0	2	0	0	1	2				
Willie Upshaw, L (1, 3) OBP: 0.373, SLG: 0.540			F9				1B			4	1	2	1	0	0	1				
Buck Martinez, R (1, 2) OBP: 0.272, SLG: 0.307										3	0	0	0	0	0	4				
Ernie Whitt, L (8, PH) OBP: 0.350, SLG: 0.422			F7		F7		6-3			1	1	1	2	0	0	0				
Garth Iorg, R (1, 5) OBP: 0.251, SLG: 0.293					F9					4	0	1	0	0	0	2				
Tony Fernandez, S (1, 6) OBP: 0.270, SLG: 0.308			F9		1-3					4	1	2	0	0	0	1				
<b>Inning Stats</b>	R: 0 E: 1 K: 2 S: 8	H: 0 LOB: 1 BB: 0 P: 8	R: 0 E: 0 K: 1 S: 5	H: 0 LOB: 0 BB: 0 P: 5	R: 0 E: 0 K: 0 S: 4	H: 1 LOB: 1 BB: 0 P: 4	R: 1 E: 0 K: 0 S: 6	H: 3 LOB: 2 BB: 0 P: 6	R: 0 E: 0 K: 0 S: 3	H: 0 LOB: 0 BB: 0 P: 3	R: 0 E: 0 K: 0 S: 5	H: 2 LOB: 2 BB: 0 P: 5	R: 1 E: 0 K: 0 S: 6	H: 3 LOB: 3 BB: 0 P: 6	R: 2 E: 0 K: 0 S: 5	H: 3 LOB: 0 BB: 0 P: 5	1B: 9 2B: 1 3B: 1 HR: 1	SF: 0 SAC: 0 DP: 0 HBP: 0	WP: 0 PB: 0 SB: 1 CS: 1	PA: 37
<b>PITCHER</b>	IP WLS BF H R ER SO BB IBB HBP BLK WP HR S P ERA WHIP																			
Larry Gura, L (1, 1) ERA: 5.1	7.0 L 31 9 2 2 3 0 0 0 0 0 0 1 37 37 2.57 1.286																			
Bret Saberhagen, R (8, 1) ERA: 3.22	1.0 5 3 2 2 0 0 0 0 0 0 0 1 5 5 18.00 3.000																			







Batter	1	2	3	4	5	6	7	8	9	AB	R	H	RBI	BB	SO	LOB	TOP										
Willie Wilson, S OBP: 0.354, SLG: 0.377 (1, 8)										4	1	1	0	1	0	3	<b>Kansas City Royals @ Detroit Tigers</b> Tiger Stadium, Detroit, MI Sat Aug 04 1984, 3:33 AM EDT Att: 41,714 - Unknown										
Pat Sheridan, L OBP: 0.339, SLG: 0.423 (1, 9)										5	1	3	2	0	0	1											
George Brett, L OBP: 0.349, SLG: 0.446 Greg Pryor, R OBP: 0.287, SLG: 0.363 (1, 5) (8, 5)										5	0	0	1	0	0	4											
Jorge Orta, L OBP: 0.340, SLG: 0.447 Hal McRae, R OBP: 0.332, SLG: 0.366 (1, 10) (7, PH)										3	0	2	1	0	0	0											
Dane Iorg, L OBP: 0.258, SLG: 0.366 John Wathan, R OBP: 0.294, SLG: 0.286 (1, 3) (8, 3)										4	2	2	0	0	0	1											
Darryl Motley, R OBP: 0.335, SLG: 0.439 (1, 7)										4	2	1	1	1	1	3											
Frank White, R OBP: 0.311, SLG: 0.438 (1, 4)										5	1	1	0	0	1	4											
Don Slaught, R OBP: 0.315, SLG: 0.389 (1, 2)										4	1	3	2	1	1	1											
Onix Conception, R OBP: 0.305, SLG: 0.322 (1, 6)										4	1	2	2	0	0	2											
<b>Inning Stats</b>	R: 2 E: 0 K: 1 S: 9	H: 4 LOB: 2 BB: 0 P: 9	R: 0 E: 0 K: 0 S: 4	H: 1 LOB: 1 BB: 0 P: 4	R: 0 E: 0 K: 0 S: 3	H: 0 LOB: 0 BB: 0 P: 3	R: 0 E: 0 K: 0 S: 4	H: 1 LOB: 1 BB: 0 P: 4	R: 0 E: 0 K: 0 S: 3	H: 0 LOB: 0 BB: 0 P: 3	R: 4 E: 0 K: 0 S: 7	H: 4 LOB: 2 BB: 2 P: 15	R: 3 E: 0 K: 1 S: 8	H: 4 LOB: 1 BB: 1 P: 12	R: 0 E: 0 K: 1 S: 5	H: 1 LOB: 0 BB: 0 P: 5		R: 0 E: 0 K: 2 S: 7	H: 0 LOB: 1 BB: 1 P: 11	1B: 12 2B: 4 3B: 0 HR: 0	SF: 0 SAC: 0 DP: 2 HBP: 0	WP: 1 PB: 0 SB: 0 CS: 0	PA: 44				
<b>PITCHER</b>	IP	WLS	BF	H	R	ER	SO	BB	IBB	HBP	BLK	WP	HR	S	P	ERA	WHIP										
Glenn Abbott, R ERA: 6.02 (1, 1)	5.1		24	8	4	4	1	0	0	0	0	1	0	26	26	6.75	1.500										
Doug Bair, R ERA: 3.31 (6, 1)	0.1	L	5	2	2	2	0	2	0	0	0	0	0	3	11	54.00	12.000										
Sid Monge, L ERA: 3.93 (6, 1)	0.2		5	2	3	3	1	1	0	0	0	0	0	6	10	40.50	4.500										
Aurelio Lopez, R ERA: 2.5 (7, 1)	1.2		6	3	0	0	1	0	0	0	0	0	0	8	8	0.00	1.800										
Willie Hernandez, L ERA: 1.98 (9, 1)	1.0		4	0	0	0	2	1	0	0	0	0	0	7	11	0.00	1.000										

Batter	1	2	3	4	5	6	7	8	9	AB	R	H	RBI	BB	SO	LOB	BOTTOM										
Lou Whitaker, L OBP: 0.373, SLG: 0.425 (1, 4)										4	0	0	0	1	0	3	<b>Kansas City Royals @ Detroit Tigers</b> Tiger Stadium, Detroit, MI Sat Aug 04 1984, 3:33 AM EDT Att: 41,714 - Unknown										
Alan Trammell, R OBP: 0.368, SLG: 0.457 (1, 10)										4	1	0	0	1	1	5											
Kirk Gibson, L OBP: 0.349, SLG: 0.499 (1, 9)										5	2	3	2	0	0	0											
Lance Parrish, R OBP: 0.293, SLG: 0.453 (1, 2)										5	0	1	0	0	2	3											
Ruppert Jones, L OBP: 0.341, SLG: 0.540 (1, 7)										5	1	2	3	0	1	2											
Chet Lemon, R OBP: 0.376, SLG: 0.524 (1, 8)										4	0	0	0	0	1	2											
Dave Bergman, L OBP: 0.363, SLG: 0.421 (1, 3)										3	0	1	0	1	0	1											
Howard Johnson, S OBP: 0.339, SLG: 0.406 (1, 5) (7, 6)										1	0	0	0	3	0	2											
Tom Brookens, R OBP: 0.272, SLG: 0.327 Darrell Evans, L OBP: 0.352, SLG: 0.372 (1, 6) (6, PH) (7, 5)										2	1	0	0	0	0	2											
<b>Inning Stats</b>	R: 0 E: 0 K: 1 S: 5	H: 0 LOB: 0 BB: 0 P: 5	R: 0 E: 0 K: 2 S: 9	H: 2 LOB: 2 BB: 0 P: 9	R: 2 E: 1 K: 0 S: 5	H: 1 LOB: 1 BB: 1 P: 9	R: 0 E: 0 K: 0 S: 3	H: 0 LOB: 3 BB: 3 P: 15	R: 2 E: 0 K: 0 S: 5	H: 2 LOB: 0 BB: 0 P: 5	R: 0 E: 0 K: 0 S: 3	H: 0 LOB: 1 BB: 1 P: 7	R: 1 E: 0 K: 1 S: 7	H: 2 LOB: 1 BB: 0 P: 7	R: 0 E: 0 K: 0 S: 3	H: 0 LOB: 1 BB: 1 P: 7		R: 0 E: 0 K: 1 S: 5	H: 0 LOB: 0 BB: 0 P: 5	1B: 4 2B: 0 3B: 2 HR: 1	SF: 0 SAC: 0 DP: 0 HBP: 0	WP: 0 PB: 0 SB: 1 CS: 0	PA: 41				
<b>PITCHER</b>	IP	WLS	BF	H	R	ER	SO	BB	IBB	HBP	BLK	WP	HR	S	P	ERA	WHIP										
Mark Gubicza, R ERA: 3.25 (1, 1)	4.1		23	5	4	3	3	4	0	0	0	0	0	25	41	6.23	2.077										
Joe Beckwith, R ERA: 4.25 (5, 1)	4.2	W	18	2	1	1	2	2	0	0	0	0	0	20	28	1.93	0.857										



Batter	1	2	3	4	5	6	7	8	9	AB	R	H	RBI	BB	SO	LOB	TOP								
Willie Wilson, S OBP: 0.391, SLG: 0.374 (1, 8)	F7		BB 1B	4-3		FC6-4			F2	5	0	1	0	0	0	3	<b>Kansas City Royals @ Detroit Tigers</b> Tiger Stadium, Detroit, MI Sun Aug 05 1984, 3:33 AM EDT Unknown								
Pat Sheridan, L OBP: 0.343, SLG: 0.424 (1, 9)	K		G6-4-3 BB				6-3		1B 2B 1B	4	1	2	0	1	1	0									
George Brett, L OBP: 0.342, SLG: 0.438 Greg Pryor, R OBP: 0.287, SLG: 0.363 (1, 5) (9, 5)	F6		G6-4-3			F3			K	5	0	0	0	0	1	5									
Jorge Orta, L OBP: 0.344, SLG: 0.454 (1, 10)		3-1		4-3 1B	6-3				1B 2B 1B	5	2	3	0	0	0	1									
Dane Iorg, L OBP: 0.267, SLG: 0.378 (1, 3)				4-3	4-3				1B	5	0	3	2	0	0	2									
Darryl Motley, R OBP: 0.333, SLG: 0.436 (1, 7)	K			FC6-4 1B		5-3	FC5		F3	5	1	1	1	0	1	4									
Frank White, R OBP: 0.314, SLG: 0.449 (1, 4)	FC6-4			FC6-4 1B					F3	4	1	2	1	0	0	1									
Onix Concepcion, R OBP: 0.313, SLG: 0.330 (1, 6)			BB 1B	FC6-4 1B					G1-4-3 1B	4	0	3	0	0	0	2									
John Wathan, R OBP: 0.293, SLG: 0.285 (1, 2)			F7			F8			G1-4-3	4	0	1	1	0	0	3									
<b>Inning Stats</b>	R: 0 E: 0 K: 1 S: 5	H: 0 LOB: 0 BB: 0 P: 5	R: 0 E: 0 K: 1 S: 6	H: 1 LOB: 1 BB: 0 P: 6	R: 0 E: 0 K: 0 S: 4	H: 2 LOB: 2 BB: 1 P: 8	R: 2 E: 0 K: 0 S: 7	H: 4 LOB: 1 BB: 0 P: 7	R: 0 E: 0 K: 0 S: 4	H: 1 LOB: 1 BB: 0 P: 4	R: 1 E: 0 K: 0 S: 5	H: 2 LOB: 1 BB: 0 P: 5	R: 0 E: 0 K: 0 S: 5	H: 2 LOB: 2 BB: 0 P: 5	R: 0 E: 0 K: 0 S: 3	H: 1 LOB: 0 BB: 0 P: 3		R: 2 E: 0 K: 1 S: 8	H: 3 LOB: 1 BB: 0 P: 8	1B: 13 2B: 2 3B: 0 HR: 1	SF: 0 SAC: 0 DP: 2 HBP: 0	WP: 0 PB: 0 SB: 0 CS: 0	PA: 42		
<b>PITCHER</b>	IP	WLS	BF	H	R	ER	SO	BB	IBB	HBP	BLK	WP	HR	S	P	ERA	WHIP								
Dave Rozema, R ERA: 3.5 (1, 1)	6.0		28	10	3	3	2	1	0	0	0	0	1	31	35	4.50	1.833								
Willie Hernandez, L ERA: 2.11 (7, 1)	3.0	L	14	6	2	2	1	0	0	0	0	0	0	16	16	6.00	2.000								

Batter	1	2	3	4	5	6	7	8	9	AB	R	H	RBI	BB	SO	LOB	BOTTOM								
Lou Whitaker, L OBP: 0.374, SLG: 0.423 (1, 4)	FC1-6 BB		K		5-3		FC3-6		1B	4	0	1	0	1	1	3	<b>Kansas City Royals @ Detroit Tigers</b> Tiger Stadium, Detroit, MI Sun Aug 05 1984, 3:33 AM EDT Unknown								
Alan Trammell, R OBP: 0.370, SLG: 0.456 (1, 10)	FC1-6 G6-4-3					E 1B BB	F7		1B	3	1	1	1	2	0	2									
Chet Lemon, R OBP: 0.372, SLG: 0.516 (1, 8)	G6-4-3			F4		F8	5-3		F6	5	0	0	0	0	0	6									
Lance Parrish, R OBP: 0.291, SLG: 0.449 (1, 2)		F8		F7		E5 1B 2B			F4	4	1	0	0	0	0	2									
Barbaro Garbey, R OBP: 0.311, SLG: 0.392 Dave Bergman, L OBP: 0.361, SLG: 0.418 (1, 3) (8, 3)	K			F3		2B 1B			F5	3	1	1	1	0	1	1									
Larry Hemdon, R OBP: 0.305, SLG: 0.340 Ruppert Jones, L OBP: 0.339, SLG: 0.535 (1, 7) (8, 7)						1B BB			F8	2	0	2	2	1	0	0									
Kirk Gibson, L OBP: 0.348, SLG: 0.496 (1, 9)	F7				F9	F4			G4-6-3 1B	4	0	1	0	0	0	3									
Howard Johnson, S OBP: 0.335, SLG: 0.399 (1, 5)			K		F3	5-3			G4-6-3	4	0	0	0	0	1	3									
Tom Brookens, R OBP: 0.278, SLG: 0.329 Darrell Evans, L OBP: 0.353, SLG: 0.372 (1, 6) (8, 7)			K						1B BB	2	0	1	0	1	1	0									
<b>Inning Stats</b>	R: 0 E: 0 K: 0 S: 2	H: 0 LOB: 0 BB: 1 P: 6	R: 0 E: 0 K: 1 S: 6	H: 1 LOB: 1 BB: 0 P: 6	R: 0 E: 0 K: 3 S: 9	H: 0 LOB: 0 BB: 0 P: 9	R: 0 E: 0 K: 0 S: 3	H: 0 LOB: 1 BB: 1 P: 7	R: 0 E: 0 K: 0 S: 4	H: 1 LOB: 2 BB: 1 P: 8	R: 3 E: 1 K: 0 S: 6	H: 2 LOB: 1 BB: 1 P: 10	R: 0 E: 0 K: 0 S: 3	H: 0 LOB: 1 BB: 1 P: 7	R: 0 E: 0 K: 0 S: 3	H: 0 LOB: 0 BB: 0 P: 3		R: 1 E: 0 K: 0 S: 5	H: 3 LOB: 2 BB: 1 P: 9	1B: 5 2B: 2 3B: 0 HR: 0	SF: 0 SAC: 0 DP: 2 HBP: 0	WP: 0 PB: 0 SB: 0 CS: 0	PA: 39		
<b>PITCHER</b>	IP	WLS	BF	H	R	ER	SO	BB	IBB	HBP	BLK	WP	HR	S	P	ERA	WHIP								
Mike Jones, L ERA: 4.29 (1, 1)	6.0		26	4	3	2	4	4	0	0	0	0	0	6	10	0.00	0.500								
Bret Saberhagen, R ERA: 3.2 (7, 1)	2.0	W	7	0	0	0	0	1	0	0	0	0	0	6	10	0.00	0.500								
Dan Quisenberry, R ERA: 2.32 (9, 1)	1.0	S	6	3	1	1	0	1	0	0	0	0	0	5	9	9.00	4.000								



Batter	1	2	3	4	5	6	7	8	9	AB	R	H	RBI	BB	SO	LOB	TOP					
Willie Wilson, S (1, 8) OBP: 0.355, SLG: 0.376										4	1	2	0	1	0	0	<b>Kansas City Royals @ Detroit Tigers</b> Tiger Stadium, Detroit, MI Sun Aug 05 1984, 3:38 AM EDT Att: 42,761 - Unknown					
Pat Sheridan, L (1, 9) OBP: 0.346, SLG: 0.434										4	1	2	2	1	0	3						
George Brett, L (1, 5) OBP: 0.341, SLG: 0.435										4	1	1	0	0	2	3						
Greg Pryor, R (7, 5) OBP: 0.287, SLG: 0.363										0	0	0	0	0	0	0						
Jorge Orta, L (1, 10) OBP: 0.343, SLG: 0.451										4	1	1	0	0	0	2						
Dane Iorg, L (1, 3) OBP: 0.262, SLG: 0.370										4	0	0	1	0	1	1						
John Wathan, R (8, 3) OBP: 0.293, SLG: 0.285										0	0	0	0	0	0	0						
Darryl Motley, R (1, 7) OBP: 0.332, SLG: 0.433										4	0	1	1	0	1	0						
Frank White, R (1, 4) OBP: 0.310, SLG: 0.443										4	0	0	0	0	2	1						
Don Slaught, R (1, 2) OBP: 0.310, SLG: 0.383										4	0	0	0	0	1	1						
Onix Concepcion, R (1, 6) OBP: 0.312, SLG: 0.329										4	0	1	0	0	1	0						
<b>Inning Stats</b>	R: 4 E: 0 K: 1 S: 9	H: 4 LOB: 1 BB: 1 P: 13	R: 0 E: 0 K: 1 S: 5	H: 0 LOB: 1 BB: 1 P: 9	R: 0 E: 0 K: 0 S: 3	H: 0 LOB: 0 BB: 0 P: 3	R: 0 E: 0 K: 1 S: 7	H: 2 LOB: 2 BB: 0 P: 7	R: 0 E: 0 K: 0 S: 3	H: 0 LOB: 0 BB: 0 P: 3	R: 0 E: 0 K: 1 S: 5	H: 0 LOB: 0 BB: 0 P: 5	R: 0 E: 0 K: 2 S: 9	H: 2 LOB: 2 BB: 0 P: 9	R: 0 E: 0 K: 2 S: 7	H: 0 LOB: 0 BB: 0 P: 7	R: 0 E: 1 K: 0 S: 4	H: 0 LOB: 1 BB: 0 P: 4	1B: 7 2B: 0 3B: 0 HR: 1	SF: 0 SAC: 0 DP: 0 HBP: 0	WP: 0 PB: 0 SB: 2 CS: 0	PA: 38
<b>PITCHER</b> Juan Berenguer, R (1, 1) ERA: 3.98	IP: 9.0 WLS: L BF: 38 S: 9	H: 8 R: 4 ER: 4 SO: 8	BB: 2 IBB: 0 HBP: 0 BLK: 0	WP: 0 HR: 1 S: 52 P: 60	ERA: 4.00 WHIP: 1.111	<b>PITCHER</b>										IP: 9.0 WLS: L BF: 38 S: 9	H: 8 R: 4 ER: 4 SO: 8	BB: 2 IBB: 0 HBP: 0 BLK: 0	WP: 0 HR: 1 S: 52 P: 60	ERA: 4.00 WHIP: 1.111		

Batter	1	2	3	4	5	6	7	8	9	AB	R	H	RBI	BB	SO	LOB	BOTTOM							
Lou Whitaker, L (1, 4) OBP: 0.373, SLG: 0.420										3	0	0	0	1	0	0	<b>Kansas City Royals @ Detroit Tigers</b> Tiger Stadium, Detroit, MI Sun Aug 05 1984, 3:38 AM EDT Att: 42,761 - Unknown							
Alan Trammell, R (1, 10) OBP: 0.374, SLG: 0.460										3	0	2	0	1	0	1								
Chet Lemon, R (1, 8) OBP: 0.370, SLG: 0.514										4	0	1	0	0	0	3								
Larry Herndon, R (1, 7) OBP: 0.304, SLG: 0.339										4	0	1	0	0	0	3								
Barbaro Garbey, R (1, 3) OBP: 0.307, SLG: 0.387										3	0	0	0	0	1	1								
Dave Bergman, L (9, PH) OBP: 0.359, SLG: 0.416										1	0	0	0	0	0	0								
Kirk Gibson, L (1, 9) OBP: 0.347, SLG: 0.493										4	0	1	0	0	1	0								
Howard Johnson, S (1, 5) OBP: 0.333, SLG: 0.397										4	0	1	0	0	0	1								
Tom Brookens, R (1, 6) OBP: 0.279, SLG: 0.326										2	0	0	0	1	0	1								
Darrell Evans, L (9, PH) OBP: 0.352, SLG: 0.371										1	0	0	0	0	0	1								
Marty Castillo, R (1, 2) OBP: 0.224, SLG: 0.210										2	0	0	0	0	0	2								
Lance Parrish, R (7, PH) OBP: 0.290, SLG: 0.448										1	0	0	0	0	0	2								
<b>Inning Stats</b>	R: 0 E: 0 K: 0 S: 4	H: 1 LOB: 1 BB: 0 P: 4	R: 0 E: 2 K: 1 S: 7	H: 0 LOB: 2 BB: 0 P: 7	R: 0 E: 0 K: 1 S: 3	H: 1 LOB: 1 BB: 1 P: 7	R: 0 E: 0 K: 1 S: 5	H: 0 LOB: 0 BB: 0 P: 5	R: 0 E: 0 K: 0 S: 3	H: 0 LOB: 0 BB: 0 P: 3	R: 0 E: 0 K: 0 S: 4	H: 2 LOB: 1 BB: 0 P: 4	R: 0 E: 0 K: 0 S: 3	H: 1 LOB: 1 BB: 1 P: 7	R: 0 E: 0 K: 0 S: 3	H: 0 LOB: 0 BB: 0 P: 7	R: 0 E: 0 K: 0 S: 4	H: 0 LOB: 1 BB: 1 P: 7	R: 0 E: 0 K: 0 S: 4	H: 1 LOB: 1 BB: 0 P: 4	1B: 5 2B: 1 3B: 0 HR: 0	SF: 0 SAC: 0 DP: 3 HBP: 0	WP: 0 PB: 0 SB: 0 CS: 0	PA: 35
<b>PITCHER</b> Charlie Leibrandt, L (1, 1) ERA: 2.76	IP: 8.0 WLS: W BF: 31 S: 4	H: 5 R: 0 ER: 0 SO: 2	BB: 3 IBB: 0 HBP: 0 BLK: 0	WP: 0 HR: 0 S: 32 P: 44	ERA: 0.00 WHIP: 1.000	<b>PITCHER</b>										IP: 8.0 WLS: W BF: 31 S: 4	H: 5 R: 0 ER: 0 SO: 2	BB: 3 IBB: 0 HBP: 0 BLK: 0	WP: 0 HR: 0 S: 32 P: 44	ERA: 0.00 WHIP: 1.000				



Batter	1	2	3	4	5	6	7	8	9	AB	R	H	RBI	BB	SO	LOB	TOP										
Ed Romero, R OBP: 0.335, SLG: 0.312 (1, 5)										3	1	1	0	1	0	0	<b>Milwaukee Brewers @ Kansas City Royals</b> Royals Stadium, Kansas City, MO Tue Aug 07 1984, 8:05 PM EDT Att: 22,001 - Unknown <a href="http://livebaseballscorecards.com">livebaseballscorecards.com</a>										
Jim Gantner, L OBP: 0.324, SLG: 0.356 (1, 4)										4	2	2	1	0	0	1											
Robin Yount, R OBP: 0.368, SLG: 0.431 (1, 6)										4	2	2	4	0	0	0											
Cecil Cooper, L OBP: 0.298, SLG: 0.361 (1, 3)										4	0	2	0	0	0	0											
Mark Brouhard, R OBP: 0.301, SLG: 0.336 Roy Howell, L OBP: 0.275, SLG: 0.321 (1, 10) (8, PH)										3	0	1	0	0	1	1											
Ben Oglivie, L OBP: 0.305, SLG: 0.354 (1, 7)										3	0	0	0	1	0	0											
Bobby Clark, R OBP: 0.354, SLG: 0.400 Rick Manning, L OBP: 0.322, SLG: 0.359 (1, 8) (8, B)										3	0	2	0	0	0	0											
Bill Schroeder, R OBP: 0.231, SLG: 0.330 Dion James, L OBP: 0.302, SLG: 0.342 (1, 2) (9, PH)										3	0	1	0	0	2	3											
Charlie Moore, R OBP: 0.280, SLG: 0.313 (1, 9)										4	0	0	0	0	2	5											
<b>Inning Stats</b>	R: 2 E: 0 K: 0 S: 5	H: 3 LOB: 0 BB: 0 P: 5	R: 0 E: 0 K: 0 S: 4	H: 2 LOB: 1 BB: 0 P: 4	R: 3 E: 0 K: 1 S: 8	H: 3 LOB: 0 BB: 0 P: 8	R: 0 E: 0 K: 2 S: 7	H: 0 LOB: 0 BB: 0 P: 7	R: 0 E: 0 K: 0 S: 3	H: 0 LOB: 0 BB: 0 P: 3	R: 0 E: 0 K: 0 S: 2	H: 0 LOB: 0 BB: 1 P: 6	R: 0 E: 0 K: 0 S: 3	H: 1 LOB: 0 BB: 0 P: 3	R: 0 E: 0 K: 0 S: 3	H: 0 LOB: 0 BB: 0 P: 3		1B: 8 2B: 1 3B: 0 HR: 2	SF: 0 SAC: 0 DP: 3 HBP: 0	WP: 0 PB: 0 CS: 2	PA: 36						
<b>PITCHER</b>	IP	WLS	BF	H	R	ER	SO	BB	IBB	HBP	BLK	WP	HR	S	P	ERA	WHIP										
Larry Gura, L ERA: 5.22 Joe Beckwith, R ERA: 4.08 Dan Quisenberry, R ERA: 2.27	(1, 1) (6, 1) (9, 1)	5.1 2.2 1.0	25 8 3	10 1 0	5 0 0	5 0 0	3 2 0	1 0 0	0 0 0	0 0 0	0 0 0	0 0 0	2 0 3	30 11 3	34 15 3	8.44 0.00 0.00	2.062 0.750 0.000										

Batter	1	2	3	4	5	6	7	8	9	AB	R	H	RBI	BB	SO	LOB	BOTTOM										
Willie Wilson, S OBP: 0.358, SLG: 0.385 (1, 8)										5	1	3	1	0	0	1	<b>Milwaukee Brewers @ Kansas City Royals</b> Royals Stadium, Kansas City, MO Tue Aug 07 1984, 8:05 PM EDT Att: 22,001 - Unknown <a href="http://livebaseballscorecards.com">livebaseballscorecards.com</a>										
Lynn Jones, R OBP: 0.240, SLG: 0.261 Pat Sheridan, L OBP: 0.347, SLG: 0.434 (1, 9) (6, PH) (7, 9)										2	0	0	1	0	1	2											
George Brett, L OBP: 0.342, SLG: 0.445 Greg Pryor, R OBP: 0.287, SLG: 0.363 (1, 5) (9, 5)										5	1	2	2	0	0	0											
Hal McRae, R OBP: 0.352, SLG: 0.375 (1, 10)										5	1	2	0	0	2	2											
Frank White, R OBP: 0.309, SLG: 0.441 (1, 4)										4	0	1	1	0	1	2											
Darryl Motley, R OBP: 0.332, SLG: 0.430 (1, 7)										3	1	0	0	1	0	2											
Steve Balboni, R OBP: 0.317, SLG: 0.476 John Wathan, R OBP: 0.293, SLG: 0.285 (1, 3) (6, PR) (9, 2)										4	0	2	0	0	2	1											
Don Slaught, R OBP: 0.314, SLG: 0.386 Jorge Orta, L OBP: 0.342, SLG: 0.451 U L Washington, S OBP: 0.283, SLG: 0.278 (1, 2) (8, PH) (9, 6)										3	1	2	0	0	0	1											
Onix Concepcion, R OBP: 0.316, SLG: 0.333 Dane Iorg, L OBP: 0.265, SLG: 0.389 (1, 6) (8, PH) (9, 3)										3	0	2	0	0	0	2											
<b>Inning Stats</b>	R: 0 E: 0 K: 0 S: 3	H: 0 LOB: 0 BB: 0 P: 3	R: 1 E: 0 K: 1 S: 8	H: 3 LOB: 2 BB: 0 P: 8	R: 1 E: 0 K: 1 S: 7	H: 2 LOB: 1 BB: 0 P: 7	R: 1 E: 0 K: 2 S: 10	H: 3 LOB: 2 BB: 0 P: 10	R: 0 E: 0 K: 1 S: 6	H: 1 LOB: 1 BB: 0 P: 6	R: 0 E: 0 K: 0 S: 5	H: 3 LOB: 0 BB: 0 P: 5	R: 0 E: 0 K: 1 S: 5	H: 0 LOB: 0 BB: 0 P: 5	R: 5 E: 0 K: 0 S: 7	H: 4 LOB: 1 BB: 1 P: 11		1B: 11 2B: 2 3B: 1 HR: 2	SF: 2 SAC: 0 DP: 1 HBP: 0	WP: 0 PB: 0 CS: 0	PA: 40						
<b>PITCHER</b>	IP	WLS	BF	H	R	ER	SO	BB	IBB	HBP	BLK	WP	HR	S	P	ERA	WHIP										
Bob McClure, L ERA: 4.08 Tom Tallmann, R ERA: 2.59 Pete Ladd, R ERA: 5.08	(1, 1) (6, 1) (8, 1)	5.0 2.0 1.0	25 9 6	10 3 3	5 2 3	5 2 3	3 1 0	0 1 0	0 0 0	0 0 0	0 0 0	0 0 2	0 10 6	35 14 6	35 14 6	5.40 9.00 27.00	2.000 2.000 3.000										



Batter	1	2	3	4	5	6	7	8	9	AB	R	H	RBI	BB	SO	LOB	TOP			
<b>Ed Romero, R</b> OBP: 0.341, SLG: 0.324 (1, 6)	F4		6-3		FC6-2 1B		4-3 2B		1B	5	0	3	0	0	0	0	<b>Milwaukee Brewers @ Kansas City Royals</b> Royals Stadium, Kansas City, MO Wed Aug 08 1984, 8:05 PM EDT Att: 21,926 - Unknown <a href="http://livebaseballscorecards.com">livebaseballscorecards.com</a>			
<b>Jim Gantner, L</b> OBP: 0.323, SLG: 0.354 (1, 4)	4-3		1B		FC6-2 1-2 3H		4-3 2-3		3-1	5	0	1	0	0	0	4				
<b>Robin Yount, R</b> OBP: 0.367, SLG: 0.428 (1, 10)	4-3		F4		F8		DI BB			3	0	0	0	1	0	3				
<b>Cecil Cooper, L</b> OBP: 0.297, SLG: 0.360 (1, 3)		1-3		4-3		CS 1B	6-3			4	0	1	0	0	0	2				
<b>Mark Brouhard, R</b> OBP: 0.307, SLG: 0.342 <b>Rick Manning, L</b> (8, PH) OBP: 0.325, SLG: 0.361 (8, 8)		FC5-4 1B		4-3		CS 1B		FC1-6 1B		3	1	2	0	0	0	0				
<b>Bobby Clark, R</b> OBP: 0.353, SLG: 0.398 <b>Dion James, L</b> OBP: 0.301, SLG: 0.340 (8, 7)		FC5-4 3B		1B		K		FC1-6 CS		3	1	1	0	0	1	3				
<b>Willie Lozado, R</b> OBP: 0.421, SLG: 0.448 (1, 5)		1-H 3B		F8		2-H 1B		F4		4	0	2	2	0	0	2				
<b>Bill Schroeder, R</b> OBP: 0.241, SLG: 0.364 (1, 2)		4-3		1B SH3-1 FC6-2 1B		HR		CS	K	4	1	2	1	0	1	1				
<b>Charlie Moore, R</b> OBP: 0.275, SLG: 0.307 (1, 9)			F6		SH3-1		F9		F4	3	0	0	0	0	0	0				
<b>Inning Stats</b>	R: 0 E: 0 K: 0 S: 3	H: 0 LOB: 0 BB: 0 P: 3	R: 1 E: 0 K: 0 S: 5	H: 2 LOB: 1 BB: 0 P: 5	R: 0 E: 0 K: 0 S: 4	H: 1 LOB: 1 BB: 0 P: 4	R: 0 E: 0 K: 0 S: 4	H: 1 LOB: 1 BB: 0 P: 4	R: 0 E: 0 K: 1 S: 6	H: 3 LOB: 1 BB: 0 P: 6	R: 1 E: 0 K: 0 S: 5	H: 2 LOB: 2 BB: 1 P: 9	R: 0 E: 0 K: 0 S: 3	H: 1 LOB: 0 BB: 0 P: 3	R: 0 E: 0 K: 1 S: 6	H: 1 LOB: 1 BB: 0 P: 6		1B: 10 2B: 2 3B: 1 HR: 1	SF: 0 SAC: 1 DP: 1 HBP: 0	WP: 0 PB: 0 CS: 3
<b>PITCHER</b>	IP	WLS	BF	H	R	ER	SO	BB	IBB	HBP	BLK	WP	HR	S	P	ERA	WHIP			
<b>Bud Black, L</b> ERA: 3.6 (1, 1)	7.0	L	31	11	3	3	1	1	0	0	0	0	1	32	36	3.86	1.714			
<b>Bret Saberhagen, R</b> ERA: 3.14 (8, 1)	2.0	S	7	2	0	0	1	0	0	0	0	0	0	9	9	0.00	1.000			

Batter	1	2	3	4	5	6	7	8	9	AB	R	H	RBI	BB	SO	LOB	BOTTOM			
<b>Willie Wilson, S</b> OBP: 0.357, SLG: 0.384 (1, 8)	F9		FC5-4 S			6-3		F9 BB 1B		4	0	1	0	0	0	1	<b>Milwaukee Brewers @ Kansas City Royals</b> Royals Stadium, Kansas City, MO Wed Aug 08 1984, 8:05 PM EDT Att: 21,926 - Unknown <a href="http://livebaseballscorecards.com">livebaseballscorecards.com</a>			
<b>Pat Sheridan, L</b> OBP: 0.348, SLG: 0.434 (1, 9)	K		3-1		1B		1B	BB		3	0	1	0	1	1	1				
<b>George Brett, L</b> OBP: 0.341, SLG: 0.443 (1, 5)				3-1		F7		K		4	0	1	0	0	1	3				
<b>Jorge Orta, L</b> OBP: 0.338, SLG: 0.446 <b>Hal McRae, R</b> OBP: 0.351, SLG: 0.373 (8, PH)				6-3		1-3		F9		3	0	0	0	0	0	1				
<b>Dane Iorg, L</b> OBP: 0.266, SLG: 0.388 (2, 3)		K		F6		HR		1-3		1	0	0	0	0	0	2				
<b>Greg Pryor, R</b> OBP: 0.285, SLG: 0.360 (9, 3)							HR 1B			4	0	0	0	0	0	1				
<b>Frank White, R</b> OBP: 0.305, SLG: 0.435 (1, 4)		F4		5-3		F9		F8		4	0	0	0	0	0	1				
<b>Steve Balboni, R</b> OBP: 0.317, SLG: 0.476 <b>Darryl Motley, R</b> OBP: 0.331, SLG: 0.436 (2, 7)					F7		HR		F8	0	0	0	0	0	0	0				
<b>Don Slaught, R</b> OBP: 0.317, SLG: 0.388 (1, 2)				FC5-4 1B		5-3		1B		4	1	1	2	0	0	0				
<b>Onix Concepcion, R</b> OBP: 0.313, SLG: 0.329 (1, 6)						K		F9		3	0	0	0	0	2	2				
<b>Inning Stats</b>	R: 0 E: 0 K: 1 S: 6	H: 1 LOB: 1 BB: 0 P: 6	R: 0 E: 0 K: 1 S: 5	H: 0 LOB: 0 BB: 0 P: 5	R: 0 E: 0 K: 1 S: 6	H: 1 LOB: 1 BB: 0 P: 6	R: 0 E: 0 K: 0 S: 3	H: 0 LOB: 0 BB: 0 P: 3	R: 0 E: 0 K: 1 S: 6	H: 1 LOB: 1 BB: 0 P: 6	R: 2 E: 0 K: 0 S: 6	H: 3 LOB: 1 BB: 0 P: 6	R: 0 E: 0 K: 1 S: 6	H: 1 LOB: 2 BB: 1 P: 10	R: 0 E: 0 K: 0 S: 3	H: 0 LOB: 0 BB: 0 P: 3	1B: 6 2B: 0 3B: 0 HR: 1	SF: 0 SAC: 0 DP: 0 HBP: 0	WP: 0 PB: 0 CS: 0	PA: 35
<b>PITCHER</b>	IP	WLS	BF	H	R	ER	SO	BB	IBB	HBP	BLK	WP	HR	S	P	ERA	WHIP			
<b>Don Sutton, R</b> ERA: 3.58 <b>Rick Waits, L</b> ERA: 2.03 (8, 1)	7.0	W	27	6	2	2	4	0	0	0	0	0	0	9	13	0.00	1.000			



Batter	1	2	3	4	5	6	7	8	9	AB	R	H	RBI	BB	SO	LOB	TOP										
Rick Manning, L OBP: 0.326, SLG: 0.371	6-3		BB	4-0	F8		HR		K	4	1	1	1	1	1	2	<b>Milwaukee Brewers @ Kansas City Royals</b> Royals Stadium, Kansas City, MO Thu Aug 09 1984, 8:05 PM EDT Att: 29,065 - Unknown										
Jim Gantner, L OBP: 0.319, SLG: 0.351	G3		BB	SF8	G3		4-3		4-3	4	0	0	1	0	0	2											
Robin Yount, R OBP: 0.366, SLG: 0.428	F9		SF7			HBP	F9			3	1	1	1	0	0	0											
Cecil Cooper, L OBP: 0.297, SLG: 0.359		5-3	F7			F7			1B	4	0	1	0	0	0	2											
Ben Oglivie, L OBP: 0.304, SLG: 0.353		6-3		4-3		F7		F8		4	0	1	0	0	0	2											
Roy Howell, L OBP: 0.276, SLG: 0.317 Ted Simmons, S OBP: 0.265, SLG: 0.301	6-3	1B		F7		1B	HBP	F7		2	0	0	0	0	0	1											
Ed Romero, R OBP: 0.339, SLG: 0.322	6-3			6-3		1B		F4		1	0	0	0	0	0	1											
Bill Schroeder, R OBP: 0.250, SLG: 0.378			BB	BB	K	G3				4	1	2	0	0	1	2											
Dion James, L OBP: 0.304, SLG: 0.340			SF8	SF7	BB		6-3		F1	3	1	1	0	1	0	1											
Inning Stats	R: 0 E: 0 K: 0 S: 3	H: 0 LOB: 0 BB: 0 P: 3	R: 0 E: 0 K: 0 S: 4	H: 1 LOB: 1 BB: 0 P: 4	R: 2 E: 0 K: 0 S: 5	H: 2 LOB: 1 BB: 1 P: 9	R: 0 E: 0 K: 0 S: 3	H: 0 LOB: 0 BB: 0 P: 3	R: 0 E: 0 K: 1 S: 5	H: 0 LOB: 1 BB: 1 P: 9	R: 1 E: 0 K: 0 S: 5	H: 2 LOB: 2 BB: 0 P: 6	R: 1 E: 0 K: 0 S: 4	H: 1 LOB: 0 BB: 0 P: 4	R: 0 E: 0 K: 0 S: 4	H: 1 LOB: 1 BB: 0 P: 4		R: 0 E: 0 K: 1 S: 6	H: 1 LOB: 1 BB: 0 P: 6	1B: 6 2B: 1 3B: 0 HR: 1	SF: 2 SAC: 0 DP: 0 HBP: 1	WP: 0 PB: 0 CS: 0	PA: 38				
PITCHER	IP	WLS	BF	H	R	ER	SO	BB	IBB	HBP	BLK	WP	HR	S	P	ERA	WHIP										
Mark Gubicza, R ERA: 3.35	(1, 1)	7.0	31	7	4	4	1	2	0	1	0	0	1	30	39	5.14	1.286										
Larry Gura, L ERA: 5.19	(8, 1)	1.0	3	0	0	0	0	0	0	0	0	0	0	3	3	0.00	0.000										
Mark Huisman, R ERA: 5.4	(9, 1)	1.0	W	4	1	0	0	1	0	0	0	0	0	6	6	0.00	1.000										

Batter	1	2	3	4	5	6	7	8	9	AB	R	H	RBI	BB	SO	LOB	BOTTOM										
Willie Wilson, S OBP: 0.360, SLG: 0.387	FC6-4		1B		G3			F7		5	1	3	1	0	0	0	<b>Milwaukee Brewers @ Kansas City Royals</b> Royals Stadium, Kansas City, MO Thu Aug 09 1984, 8:05 PM EDT Att: 29,065 - Unknown										
Pat Sheridan, L OBP: 0.348, SLG: 0.431	FC6-4		1B		3-1			F8		4	0	1	0	0	0	1											
George Brett, L OBP: 0.343, SLG: 0.443	K		1B		3-1			E8		4	1	2	1	0	1	1											
Jorge Orta, L OBP: 0.337, SLG: 0.443	4-3		FC4-6		3-4-1			1B		4	0	1	1	0	0	3											
Dane Iorg, L OBP: 0.261, SLG: 0.380		1-3	G6-4-3		F6			G3		4	0	0	0	0	0	3											
Darryl Motley, R OBP: 0.335, SLG: 0.442 Lynn Jones, R OBP: 0.240, SLG: 0.261		1B			6-3				SH	4	1	3	0	0	0	0											
Frank White, R OBP: 0.302, SLG: 0.430		2B							SH	0	1	0	0	0	0	0											
Don Slaught, R OBP: 0.320, SLG: 0.391		F9			F9			K		3	1	0	0	0	1	2											
Onix Concepcion, R OBP: 0.311, SLG: 0.327		FC5-4			F3				SH	3	0	2	2	0	0	0											
		FC5-4			6-3				1B	4	0	1	0	0	0	3											
Inning Stats	R: 0 E: 0 K: 1 S: 6	H: 1 LOB: 1 BB: 0 P: 6	R: 1 E: 0 K: 0 S: 5	H: 2 LOB: 1 BB: 0 P: 5	R: 1 E: 0 K: 0 S: 5	H: 3 LOB: 1 BB: 0 P: 5	R: 0 E: 0 K: 0 S: 4	H: 2 LOB: 1 BB: 0 P: 4	R: 0 E: 0 K: 0 S: 3	H: 0 LOB: 0 BB: 0 P: 3	R: 0 E: 0 K: 1 S: 5	H: 0 LOB: 0 BB: 0 P: 3	R: 0 E: 1 K: 0 S: 5	H: 2 LOB: 1 BB: 0 P: 5	R: 1 E: 1 K: 0 S: 5	H: 3 LOB: 2 BB: 0 P: 5	R: 2 E: 0 K: 0 S: 5	H: 3 LOB: 3 BB: 0 P: 5	1B: 12 2B: 1 3B: 0 HR: 0	SF: 1 SAC: 1 DP: 2 HBP: 0	WP: 2 PB: 0 CS: 0	PA: 37					
PITCHER	IP	WLS	BF	H	R	ER	SO	BB	IBB	HBP	BLK	WP	HR	S	P	ERA	WHIP										
Moose Haas, R ERA: 4.0	(1, 1)	8.0	32	10	3	2	2	0	0	0	0	1	0	36	36	2.25	1.250										
Pete Ladd, R ERA: 5.19	(9, 1)	0.1	L	5	3	2	1	0	0	0	0	1	0	5	5	27.00	9.000										



Batter	1	2	3	4	5	6	7	8	9	AB	R	H	RBI	BB	SO	LOB	TOP								
Lou Whitaker, L (1, 4) OBP: 0.363, SLG: 0.409	0-0 4-3	0-0 1B		0-0 F8			0-0 4-3		0-0 F9	5	0	1	1	0	0	1									
Alan Trammell, R (1, 10) OBP: 0.374, SLG: 0.463	0-0 1B	0-3 K		0-0 CS			0-0 BB		0-0 F4	4	0	2	0	1	1	1									
Chet Lemon, R (1, 8) OBP: 0.363, SLG: 0.503	0-3 K			0-0 F8			0-0 F7		0-0 F8	4	0	0	0	0	1	3									
Lance Parrish, R (1, 2) OBP: 0.293, SLG: 0.465	0-3 K			4-0 1B			0-0 F8		0-3 K	3	0	0	0	1	2	3									
Larry Herndon, R (1, 7) OBP: 0.305, SLG: 0.352 Ruppert Jones, L (8, PH) OBP: 0.329, SLG: 0.527				0-0 F8			0-0 F6		0-0 HR	3	0	1	0	0	0	1									
Barbaro Garbey, R (1, 3) OBP: 0.315, SLG: 0.391 Darrell Evans, L (8, PH) OBP: 0.346, SLG: 0.361				0-0 BB			0-0 F9		0-0 F9	3	1	1	0	0	0	2									
Kirk Gibson, L (1, 9) OBP: 0.352, SLG: 0.499				4-0 BB			0-0 HR		0-0 E6	3	2	1	1	1	0	2									
Howard Johnson, S (1, 5) OBP: 0.336, SLG: 0.419				0-0 F9			0-0 F6		0-0 G6-4-3	4	0	0	0	0	1	3									
Tom Brookens, R (1, 6) OBP: 0.282, SLG: 0.347				0-0 1B			0-0 CS		0-0 F8	4	1	2	2	0	1	0									
<b>Inning Stats</b>	R: 0 E: 0 K: 2 S: 8	H: 1 LOB: 1 BB: 0 P: 8	R: 3 E: 0 K: 1 S: 8	H: 3 LOB: 1 BB: 1 P: 12	R: 0 E: 0 K: 0 S: 4	H: 1 LOB: 0 BB: 0 P: 8	R: 0 E: 0 K: 1 S: 5	H: 1 LOB: 0 BB: 0 P: 5	R: 0 E: 0 K: 0 S: 4	H: 1 LOB: 0 BB: 0 P: 4	R: 1 E: 0 K: 1 S: 6	H: 1 LOB: 0 BB: 0 P: 6	R: 0 E: 0 K: 1 S: 5	H: 0 LOB: 1 BB: 1 P: 9	R: 1 E: 1 K: 0 S: 4	H: 1 LOB: 0 BB: 0 P: 4	R: 0 E: 0 K: 0 S: 3	H: 0 LOB: 0 BB: 0 P: 3	1B: 5 2B: 1 3B: 1 HR: 2	SF: 0 SAC: 0 DP: 1 HBP: 0	WP: 0 PB: 0 SB: 0 CS: 1	PA: 39			
<b>PITCHER</b>	IP	WLS	BF	H	R	ER	SO	BB	IBB	HBP	BLK	WP	HR	S	P	ERA	WHIP								
Mike Jones, L (1, 1) ERA: 4.47	6.1		29	8	4	4	5	3	0	0	0	0	1	36	48	5.68	1.737								
Joe Beckwith, R (7, 1) ERA: 4.06	2.2	L	9	1	1	1	1	0	0	0	0	0	1	11	11	3.38	0.375								

**Detroit Tigers @ Kansas City Royals**  
 Royals Stadium, Kansas City, MO  
 Fri Aug 10 1984, 8:05 PM EDT  
 Att: 32,181 - Unknown

AB	35
R	5
H	9
RBI	5
BB	3
SO	6
LOB	16



Batter	1	2	3	4	5	6	7	8	9	AB	R	H	RBI	BB	SO	LOB	BOTTOM								
Willie Wilson, S (1, 8) OBP: 0.359, SLG: 0.383	4-0 S			0-0 SH1-3			0-0 F7		0-0 F7	3	2	0	1	1	0	1									
Pat Sheridan, L (1, 9) OBP: 0.343, SLG: 0.425	0-3 K			0-0 F6			0-3 K		0-0 5-3	5	0	0	0	0	2	3									
George Brett, L (1, 5) OBP: 0.347, SLG: 0.464	0-0 2B			0-0 G3			0-0 HR			4	1	3	3	0	0	1									
Jorge Orta, L (1, 10) OBP: 0.339, SLG: 0.442	0-0 6-3			0-0 6-3			0-0 1B		4-0 IBB	3	0	1	0	1	0	1									
Dane Iorg, L (1, 3) OBP: 0.256, SLG: 0.372	0-0 F8			0-0 4-3			0-0 4-3		0-0 F8	4	0	0	0	0	0	4									
Frank White, R (1, 4) OBP: 0.308, SLG: 0.433				0-0 6-3			0-0 1B		0-0 CS	3	0	2	0	1	0	0									
Don Slaught, R (1, 2) OBP: 0.315, SLG: 0.385				0-0 1-3			0-0 F4		0-0 1-3	4	0	0	0	0	1	3									
Lynn Jones, R (1, 7) OBP: 0.241, SLG: 0.259				0-3 K			0-0 E9		0-0 F9	4	1	1	0	0	1	1									
Onix Concepcion, R (1, 6) OBP: 0.317, SLG: 0.330 U L Washington, S (5, PR) OBP: 0.282, SLG: 0.277				0-0 SH1-3			1-0 FC4		0-3 K	1	0	1	0	0	0	0									
Hal McRae, R (8, PH) OBP: 0.350, SLG: 0.372				0-0 1B			0-0 HBP		0-0 F6	1	0	0	0	0	0	0									
<b>Inning Stats</b>	R: 1 E: 0 K: 1 S: 6	H: 1 LOB: 1 BB: 1 P: 10	R: 0 E: 0 K: 1 S: 5	H: 0 LOB: 0 BB: 0 P: 5	R: 0 E: 0 K: 0 S: 4	H: 1 LOB: 1 BB: 0 P: 4	R: 0 E: 0 K: 0 S: 3	H: 0 LOB: 1 BB: 1 P: 7	R: 0 E: 0 K: 2 S: 8	H: 1 LOB: 2 BB: 0 P: 8	R: 0 E: 0 K: 1 S: 6	H: 1 LOB: 0 BB: 0 P: 10	R: 0 E: 0 K: 0 S: 3	H: 1 LOB: 0 BB: 0 P: 3	R: 0 E: 0 K: 0 S: 3	H: 0 LOB: 0 BB: 0 P: 3	1B: 5 2B: 2 3B: 0 HR: 1	SF: 0 SAC: 1 DP: 0 HBP: 1	WP: 0 PB: 0 SB: 3 CS: 1	PA: 38					
<b>PITCHER</b>	IP	WLS	BF	H	R	ER	SO	BB	IBB	HBP	BLK	WP	HR	S	P	ERA	WHIP								
Dan Petry, R (1, 1) ERA: 3.69	6.2		30	7	4	4	5	2	0	1	0	0	1	37	46	5.40	1.350								
Aurelio Lopez, R (7, 1) ERA: 2.41	1.1	W	5	1	0	0	0	0	1	0	0	0	0	4	8	0.00	0.750								
Willie Hernandez, L (8, 1) ERA: 2.03	1.0	S	3	0	0	0	0	0	0	0	0	0	0	3	3	0.00	0.000								

**Detroit Tigers @ Kansas City Royals**  
 Royals Stadium, Kansas City, MO  
 Fri Aug 10 1984, 8:05 PM EDT  
 Att: 32,181 - Unknown

AB	33
R	4
H	8
RBI	4
BB	3
SO	5
LOB	15





Batter	1	2	3	4	5	6	7	8	9	AB	R	H	RBI	BB	SO	LOB	TOP					
Lou Whitaker, L (1, 4) OBP: 0.366, SLG: 0.410	4-3	4-3				1B SF8	1B BB	HR 1B		4	2	2	0	1	0	1						
Alan Trammell, R (1, 10) OBP: 0.376, SLG: 0.467	1B		1B			1-3 1B	1-2 1B	F7		5	0	4	1	0	0	1						
Chet Lemon, R (1, 8) OBP: 0.359, SLG: 0.497	K		F8			SF8	4-3	F7		4	0	0	1	0	1	5						
Lance Parrish, R (1, 2) OBP: 0.294, SLG: 0.471	F7		E4			F4		1B HR		5	2	2	2	0	0	3						
Larry Herndon, R (1, 7) OBP: 0.305, SLG: 0.361 Ruppert Jones, L (7, PH) OBP: 0.331, SLG: 0.527		HR	G5-4-3			6-3	F8 1B	F9		3	1	1	1	0	0	2						
Barbaro Garbey, R (1, 3) OBP: 0.319, SLG: 0.396 Dave Bergman, L (7, PH) OBP: 0.358, SLG: 0.418	SH1-4 1B BB				5-3	HR	F8 1B	4-3		2	2	1	0	1	0	0						
Kirk Gibson, L (1, 9) OBP: 0.353, SLG: 0.505	4-3 SH1-4 1B				1-3	HR	F8	3-1		5	1	2	2	0	0	2						
Tom Brookens, R (1, 5) OBP: 0.282, SLG: 0.345	SH1-4				4-3	4-3 S 1B	K	K		4	1	1	0	0	2	2						
Doug Baker, S (1, 6) OBP: 0.175, SLG: 0.182	4-3				6-3	4-3	1-3			4	0	0	1	0	0	4						
<b>Inning Stats</b>	R: 0 E: 0 K: 1 S: 6	H: 1 LOB: 1 BB: 0 P: 6	R: 2 E: 0 K: 0 S: 5	H: 2 LOB: 1 BB: 1 P: 9	R: 0 E: 1 K: 0 S: 4	H: 1 LOB: 1 BB: 0 P: 4	R: 0 E: 0 K: 0 S: 3	H: 0 LOB: 0 BB: 0 P: 3	R: 1 E: 0 K: 0 S: 5	H: 2 LOB: 1 BB: 0 P: 5	R: 3 E: 0 K: 0 S: 7	H: 4 LOB: 2 BB: 1 P: 11	R: 1 E: 0 K: 1 S: 8	H: 3 LOB: 2 BB: 0 P: 8	R: 2 E: 0 K: 0 S: 5	H: 2 LOB: 0 BB: 0 P: 5	R: 0 E: 0 K: 1 S: 5	H: 0 LOB: 0 BB: 0 P: 5	1B: 11 2B: 1 3B: 0 HR: 3	SF: 1 SAC: 1 DP: 1 HBP: 0	WP: 0 PB: 0 SB: 1 CS: 0	PA: 44
<b>PITCHER</b>	IP WLS BF H R ER SO BB IBB HBP BLK WP HR S P ERA WHIP																					
Charlie Leibrandt, L (1, 1) ERA: 3.2	5.1 L 26 9 6 6 1 1 0 0 0 0 2 27 31 10.12 1.875																					
Mark Huisman, R (6, 1) ERA: 5.55	3.2 18 6 3 3 2 1 0 0 0 0 0 1 21 25 7.36 1.909																					

Detroit Tigers @ Kansas City Royals  
Royals Stadium, Kansas City, MO  
Sat Aug 11 1984, 8:05 PM EDT  
Att: 40,501 - Unknown

AB 40  
R 9  
H 15  
RBI 9  
BB 2  
SO 3  
LOB 20



Batter	1	2	3	4	5	6	7	8	9	AB	R	H	RBI	BB	SO	LOB	BOTTOM					
Willie Wilson, S (1, 8) OBP: 0.360, SLG: 0.384	3-1		1B			FC1-2		G4-6-3 1B	K	5	0	2	1	0	1	4						
Pat Sheridan, L (1, 9) OBP: 0.339, SLG: 0.421	K		F4			FC4		G4-6-3		4	0	0	0	0	1	4						
George Brett, L (1, 5) OBP: 0.349, SLG: 0.482	F5					F2		HR		4	2	2	1	0	0	0						
Jorge Orta, L (1, 10) OBP: 0.334, SLG: 0.435		G3			4-3	K		G3		4	0	0	1	0	1	0						
Dane Iorg, L (1, 3) OBP: 0.256, SLG: 0.380	F7				3-1	3-1		1B 3B		4	1	1	0	0	0	0						
Frank White, R (1, 4) OBP: 0.307, SLG: 0.430	5-3				K		F8	1B 1B		4	1	1	1	0	1	0						
Don Slaught, R (1, 2) OBP: 0.314, SLG: 0.383			F7			FC5-4 1B	FC1-2 1B	K		4	0	1	0	0	1	1						
Lynn Jones, R (1, 7) OBP: 0.303, SLG: 0.323			5-3 1B			FC5-4 1B	FC5-4 1B	1B		4	1	3	0	0	0	0						
U L Washington, S (1, 6) OBP: 0.277, SLG: 0.272 Daryl Motley, R (9, PH) OBP: 0.337, SLG: 0.444 Buddy Biancalana, S (9, PR) OBP: 0.208, SLG: 0.289	5-3		5-3			FC5-4	FC1-2	4-3		3	0	0	0	0	0	3						
<b>Inning Stats</b>	R: 0 E: 0 K: 1 S: 5	H: 0 LOB: 0 BB: 0 P: 5	R: 0 E: 0 K: 0 S: 3	H: 0 LOB: 0 BB: 0 P: 3	R: 1 E: 0 K: 0 S: 5	H: 2 LOB: 1 BB: 0 P: 5	R: 1 E: 0 K: 1 S: 6	H: 1 LOB: 0 BB: 0 P: 6	R: 0 E: 0 K: 0 S: 5	H: 2 LOB: 2 BB: 0 P: 5	R: 0 E: 0 K: 1 S: 5	H: 0 LOB: 0 BB: 0 P: 5	R: 0 E: 0 K: 0 S: 3	H: 0 LOB: 0 BB: 0 P: 3	R: 0 E: 0 K: 2 S: 12	H: 5 LOB: 2 BB: 0 P: 12	R: 3 E: 0 K: 2 S: 12	H: 5 LOB: 2 BB: 0 P: 12	1B: 8 2B: 0 3B: 2 HR: 1	SF: 0 SAC: 0 DP: 1 HBP: 0	WP: 0 PB: 0 SB: 0 CS: 0	PA: 37
<b>PITCHER</b>	IP WLS BF H R ER SO BB IBB HBP BLK WP HR S P ERA WHIP																					
Jack Morris, R (1, 1) ERA: 3.57	8.2 W 36 11 5 5 4 0 0 0 0 0 0 1 44 44 5.19 1.269																					
Aurelio Lopez, R (9, 1) ERA: 2.4	0.1 S 1 0 0 0 1 0 0 0 0 0 0 0 3 3 0.00 0.000																					

Detroit Tigers @ Kansas City Royals  
Royals Stadium, Kansas City, MO  
Sat Aug 11 1984, 8:05 PM EDT  
Att: 40,501 - Unknown

AB 37  
R 5  
H 11  
RBI 5  
BB 0  
SO 5  
LOB 12





Batter	1	2	3	4	5	6	7	8	9	AB	R	H	RBI	BB	SO	LOB	TOP					
Lou Whitaker, L (1, 4) OBP: 0.366, SLG: 0.411										4	1	1	1	1	1	0	<b>Detroit Tigers @ Kansas City Royals</b> Royals Stadium, Kansas City, MO Sun Aug 12 1984, 4:33 AM EDT Att: 32,753 - Unknown					
Alan Trammell, R (1, 10) OBP: 0.379, SLG: 0.469										5	1	2	2	0	1							
Kirk Gibson, L (1, 9) OBP: 0.355, SLG: 0.503										2	0	0	0	3	0							
Lance Parrish, R (1, 2) OBP: 0.293, SLG: 0.467										4	1	0	0	1	1							
Darrell Evans, L (1, 3) OBP: 0.349, SLG: 0.367										3	2	1	2	2	1							
Dave Bergman, L (9, 3) OBP: 0.358, SLG: 0.418										0	0	0	0	0	0							
Ruppert Jones, L (1, 7) OBP: 0.333, SLG: 0.549										2	1	1	2	0	0							
Larry Herndon, R (6, PH) OBP: 0.309, SLG: 0.367										3	1	2	0	0	0							
Chet Lemon, R (1, 8) OBP: 0.357, SLG: 0.492										4	0	0	0	1	1							
Howard Johnson, S (1, 5) OBP: 0.333, SLG: 0.416										2	0	0	0	0	0							
Barbaro Garbey, R (6, PH) OBP: 0.319, SLG: 0.394										1	0	0	1	0	0							
Tom Brookens, R (6, 5) OBP: 0.285, SLG: 0.349										1	0	1	0	0	0							
Doug Baker, S (1, 6) OBP: 0.164, SLG: 0.169										4	1	0	0	0	1							
<b>Inning Stats</b>	R: 4 E: 0 K: 2 S: 10	H: 3 LOB: 0 BB: 1 P: 14	R: 0 E: 0 K: 0 S: 3	H: 0 LOB: 0 BB: 0 P: 3	R: 0 E: 0 K: 0 S: 3	H: 0 LOB: 2 BB: 2 P: 11	R: 0 E: 0 K: 1 S: 5	H: 0 LOB: 0 BB: 0 P: 5	R: 0 E: 0 K: 1 S: 5	H: 0 LOB: 0 BB: 0 P: 5	R: 1 E: 0 K: 0 S: 4	H: 1 LOB: 2 BB: 2 P: 12	R: 0 E: 0 K: 1 S: 5	H: 0 LOB: 2 BB: 2 P: 13	R: 3 E: 0 K: 1 S: 9	H: 4 LOB: 2 BB: 1 P: 13	R: 0 E: 0 K: 0 S: 3	H: 0 LOB: 0 BB: 0 P: 3	1B: 3 2B: 3 3B: 1 HR: 1	SF: 0 SAC: 0 DP: 0 HBP: 0	WP: 0 PB: 0 SB: 0 CS: 0	PA: 43
<b>PITCHER</b>	IP WLS BF H R ER SO BB IBB HBP BLK WP HR S P ERA WHIP																					
Bret Saberhagen, R (1, 1) ERA: 3.31	5.0 L 21 3 4 4 4 3 0 0 0 0 1 26 38 7.20 1.200																					
Larry Gura, L (6, 1) ERA: 5.18	2.0 11 1 1 1 1 3 1 0 0 0 0 9 25 4.50 2.000																					
Dan Quisenberry, R (8, 1) ERA: 2.55	1.0 8 4 3 3 1 0 1 0 0 0 0 9 13 27.00 4.000																					
Mark Huisman, R (9, 1) ERA: 5.44	1.0 3 0 0 0 0 0 0 0 0 0 0 0 3 3 0.00 0.000																					

Batter	1	2	3	4	5	6	7	8	9	AB	R	H	RBI	BB	SO	LOB	BOTTOM					
Willie Wilson, S (1, 8) OBP: 0.358, SLG: 0.381										5	0	1	2	0	1	2	<b>Detroit Tigers @ Kansas City Royals</b> Royals Stadium, Kansas City, MO Sun Aug 12 1984, 4:33 AM EDT Att: 32,753 - Unknown					
Pat Sheridan, L (1, 9) OBP: 0.336, SLG: 0.416										4	0	0	0	0	0	1						
George Brett, L (1, 5) OBP: 0.352, SLG: 0.482										2	0	1	0	1	0							
Greg Pryor, R (7, 5) OBP: 0.283, SLG: 0.358										1	0	0	0	0	0							
Jorge Orta, L (1, 10) OBP: 0.333, SLG: 0.436										4	1	1	0	0	1							
Dane Iorg, L (1, 3) OBP: 0.256, SLG: 0.377										4	1	1	0	0	0							
Frank White, R (1, 4) OBP: 0.306, SLG: 0.433										3	0	1	1	0	0							
Lynn Jones, R (1, 7) OBP: 0.297, SLG: 0.294										3	1	0	0	1	0							
John Wathan, R (1, 2) OBP: 0.289, SLG: 0.281										2	0	0	0	0	0							
Don Stought, R (7, PH) OBP: 0.319, SLG: 0.389										1	1	1	1	1	0							
Buddy Biancalana, S (1, 6) OBP: 0.200, SLG: 0.299										2	0	0	0	0	0							
Daryl Motley, R (7, PH) OBP: 0.336, SLG: 0.443										1	0	0	0	1	2							
U.L. Washington, S (8, 6) OBP: 0.277, SLG: 0.272										0	0	0	0	0	0							
Hal McRae, R (9, PH) OBP: 0.349, SLG: 0.370										1	0	0	0	0	2							
<b>Inning Stats</b>	R: 0 E: 0 K: 2 S: 7	H: 0 LOB: 1 BB: 1 P: 11	R: 0 E: 0 K: 0 S: 3	H: 0 LOB: 0 BB: 0 P: 3	R: 0 E: 0 K: 0 S: 3	H: 0 LOB: 0 BB: 0 P: 3	R: 0 E: 0 K: 0 S: 4	H: 1 LOB: 1 BB: 0 P: 4	R: 0 E: 0 K: 0 S: 3	H: 0 LOB: 0 BB: 0 P: 3	R: 0 E: 1 K: 0 S: 4	H: 0 LOB: 1 BB: 0 P: 4	R: 4 E: 0 K: 1 S: 9	H: 4 LOB: 1 BB: 1 P: 13	R: 0 E: 0 K: 0 S: 3	H: 0 LOB: 0 BB: 0 P: 3	R: 0 E: 0 K: 0 S: 4	H: 1 LOB: 2 BB: 1 P: 8	1B: 3 2B: 3 3B: 0 HR: 0	SF: 1 SAC: 0 DP: 0 HBP: 0	WP: 0 PB: 0 SB: 0 CS: 0	PA: 37
<b>PITCHER</b>	IP WLS BF H R ER SO BB IBB HBP BLK WP HR S P ERA WHIP																					
Milt Wilcox, R (1, 1) ERA: 4.38	6.1 W 25 3 3 3 2 2 0 0 0 0 0 0 27 35 4.26 0.789																					
Aurelio Lopez, R (7, 1) ERA: 2.47	0.2 4 2 1 1 1 0 0 0 0 0 0 0 6 6 13.50 3.000																					
Willie Hernandez, L (8, 1) ERA: 1.98	2.0 8 1 0 0 0 1 0 0 0 0 0 0 7 11 0.00 1.000																					



Batter	1	2	3	4	5	6	7	8	9	AB	R	H	RBI	BB	SO	LOB	TOP			
Wade Boggs, L (1.5) OBP: 0.392, SLG: 0.407	F7	4-3			4-3		F8			4	0	0	0	0	0	1	<b>Boston Red Sox @ Kansas City Royals</b> Royals Stadium, Kansas City, MO Mon Aug 13 1984, 8:05 PM EDT Att: 33,214 - Unknown			
Dwight Evans, R (1.9) OBP: 0.351, SLG: 0.519	1B		K		F8			6-3		3	1	0	0	1	1	0				
Jim Rice, R (1.7) OBP: 0.319, SLG: 0.459	1B		5-3					F9		4	0	2	0	0	0	0				
Tony Armas, R (1.8) OBP: 0.309, SLG: 0.539	F4				K			5-3		4	0	1	0	0	1	3				
Mike Easter, L (1.10) OBP: 0.378, SLG: 0.512 Reid Nichols, R (9, PH) OBP: 0.322, SLG: 0.333	FC6-4								K	2	0	1	1	0	0	0				
Bill Buckner, L (1.3) OBP: 0.322, SLG: 0.407	FC6-4									4	0	1	0	0	0	4				
Marty Barrett, R (1.4) OBP: 0.368, SLG: 0.367		5-3						F5		4	0	1	0	0	0	1				
Jeff Newman, R (1.2) OBP: 0.241, SLG: 0.250		K			K				F6	4	0	0	0	0	3	2				
Jackie Gutierrez, R (1.6) OBP: 0.278, SLG: 0.306					6-3					3	0	1	0	0	0	0				
<b>Inning Stats</b>	R: 1 E: 0 K: 0 S: 5	H: 2 LOB: 2 BB: 1 P: 9	R: 0 E: 0 K: 1 S: 6	H: 1 LOB: 1 BB: 0 P: 6	R: 0 E: 0 K: 1 S: 6	H: 1 LOB: 2 BB: 0 P: 7	R: 0 E: 0 K: 1 S: 5	H: 1 LOB: 1 BB: 0 P: 5	R: 0 E: 0 K: 0 S: 3	H: 0 LOB: 0 BB: 0 P: 3	R: 0 E: 0 K: 1 S: 5	H: 0 LOB: 0 BB: 0 P: 5	R: 0 E: 0 K: 0 S: 3	H: 0 LOB: 0 BB: 0 P: 3	R: 0 E: 0 K: 1 S: 6	H: 1 LOB: 1 BB: 0 P: 6	1B: 6 2B: 2 3B: 0 HR: 0	SF: 0 SAC: 0 DP: 1 HBP: 1	WP: 0 PB: 0 SB: 0 CS: 1	PA: 35
<b>PITCHER</b> Bud Black, L (1.1) ERA: 3.47	IP: 9.0 WLS: W BF: 35 H: 7 R: 1 ER: 1 SO: 6 BB: 1 IBB: 0 HBP: 1 BLK: 0 WP: 0 HR: 0 S: 45 P: 50 ERA: 1.00 WHIP: 0.889															<b>PITCHER</b>				

Batter	1	2	3	4	5	6	7	8	9	AB	R	H	RBI	BB	SO	LOB	BOTTOM			
Willie Wilson, S (1.8) OBP: 0.397, SLG: 0.378	6-3		FC4-6 FC1-2	E4			4-3			3	0	0	0	1	0	0	<b>Boston Red Sox @ Kansas City Royals</b> Royals Stadium, Kansas City, MO Mon Aug 13 1984, 8:05 PM EDT Att: 33,214 - Unknown			
Pat Sheridan, L (1.9) OBP: 0.338, SLG: 0.417	1B		FC4-6	F9			F7			4	1	2	0	0	0	1				
George Brett, L (1.5) OBP: 0.351, SLG: 0.479 Greg Pryor, R (8, 5) OBP: 0.283, SLG: 0.358	1B		FC4-6 FC1-2				F8			4	0	1	1	0	0	2				
Jorge Orta, L (1.10) OBP: 0.336, SLG: 0.444	G3		FC1-2							4	2	2	1	0	0	3				
Dane Iorg, L (1.3) OBP: 0.260, SLG: 0.379 John Wathan, R (8, PR) OBP: 0.289, SLG: 0.281	G3		FC1-2				SF8			2	0	1	1	1	0	1				
Frank White, R (1.4) OBP: 0.306, SLG: 0.437		F5	F5				K			4	0	1	2	0	1	3				
Darryl Motley, R (1.7) OBP: 0.338, SLG: 0.450 Lynn Jones, R (9, 7) OBP: 0.297, SLG: 0.294										3	1	1	1	1	0	2				
Don Slaught, R (1.2) OBP: 0.318, SLG: 0.387										0	0	0	0	0	0	0				
Buddy Biancalana, S (1.6) OBP: 0.203, SLG: 0.259										4	1	1	0	0	0	3				
<b>Inning Stats</b>	R: 1 E: 0 K: 0 S: 5	H: 2 LOB: 1 BB: 0 P: 5	R: 0 E: 0 K: 1 S: 4	H: 0 LOB: 0 BB: 1 P: 8	R: 1 E: 0 K: 0 S: 5	H: 2 LOB: 3 BB: 2 P: 13	R: 1 E: 1 K: 0 S: 5	H: 2 LOB: 1 BB: 0 P: 5	R: 1 E: 0 K: 1 S: 6	H: 1 LOB: 0 BB: 0 P: 6	R: 0 E: 0 K: 0 S: 3	H: 0 LOB: 0 BB: 0 P: 3	R: 0 E: 0 K: 0 S: 3	H: 0 LOB: 0 BB: 0 P: 3	R: 2 E: 0 K: 0 S: 6	H: 3 LOB: 2 BB: 0 P: 6	1B: 7 2B: 1 3B: 2 HR: 1	SF: 1 SAC: 0 DP: 1 HBP: 0	WP: 0 PB: 0 SB: 0 CS: 1	PA: 37
<b>PITCHER</b> Oil Can Boyd, R (1.1) ERA: 4.5 Charlie Mitchell, R (8, 1) ERA: 4.5	IP: 7.0 WLS: L BF: 33 H: 10 R: 6 ER: 6 SO: 2 BB: 2 IBB: 0 HBP: 0 BLK: 0 WP: 0 HR: 1 S: 34 P: 46 ERA: 7.71 WHIP: 1.714															<b>PITCHER</b>				







Batter	1	2	3	4	5	6	7	8	9	AB	R	H	RBI	BB	SO	LOB	TOP			
Wade Boggs, L (1, 5) OBP: 0.396, SLG: 0.414	F6	4-3		FC5-4 2-H 1B		K			HR 1B	5	1	2	1	0	1	0	<b>Boston Red Sox @ Kansas City Royals</b> Royals Stadium, Kansas City, MO Wed Aug 15 1984, 8:05 PM EDT Att: 23,176 - Unknown			
Dwight Evans, R (1, 9) OBP: 0.391, SLG: 0.522	HR		2B 1B	FC5-4 FC5-4 1-2			1B		K	5	2	3	1	0	1	2				
Jim Rice, R (1, 7) OBP: 0.317, SLG: 0.451	1B 1B BB		F4	F8			F5		F9	4	1	0	0	1	0	4				
Tony Armas, R (1, 10) OBP: 0.309, SLG: 0.542	F8		1B SF7 2B	FC5-4 1-2			F7		HR	5	2	2	3	0	0	3				
Bill Buckner, L (1, 3) OBP: 0.330, SLG: 0.422	1B 1-2 1B		S 1B		K		F7		F8	5	0	2	0	0	1	1				
Reid Nichols, R (1, 8) OBP: 0.281, SLG: 0.333	1B 1-2 2-H		SF7		F9				4-3	3	0	1	2	0	0	0				
Marty Barrett, R (1, 4) OBP: 0.368, SLG: 0.366	F7		F9		K				1B	4	0	1	0	0	1	3				
Gary Allenson, R (1, 2) OBP: 0.295, SLG: 0.306						K			F8	3	1	2	0	0	1	0				
Rick Miller, L (8, PH) OBP: 0.333, SLG: 0.303			G5-4-3 1B			K				1	0	0	0	0	0	1				
Glenn Hoffman, R (8, 6) OBP: 0.243, SLG: 0.257						K				0	0	0	0	0	0	0				
Jackie Gutierrez, R (1, 6) OBP: 0.281, SLG: 0.322			G5-4-3 1B			K			G3	3	1	1	1	0	1	1				
Rich Gedman, L (8, PH) OBP: 0.256, SLG: 0.463						K				1	0	0	0	0	0	1				
<b>Inning Stats</b>	R: 2 E: 0 K: 0 S: 6	H: 3 LOB: 2 BB: 1 P: 10	R: 0 E: 0 K: 0 S: 3	H: 1 LOB: 0 BB: 0 P: 3	R: 2 E: 0 K: 0 S: 6	H: 3 LOB: 1 BB: 0 P: 6	R: 2 E: 0 K: 2 S: 7	H: 3 LOB: 0 BB: 0 P: 7	R: 0 E: 0 K: 3 S: 9	H: 0 LOB: 0 BB: 0 P: 9	R: 0 E: 0 K: 0 S: 4	H: 1 LOB: 1 BB: 0 P: 4	R: 0 E: 0 K: 0 S: 4	H: 1 LOB: 1 BB: 0 P: 4	R: 2 E: 0 K: 1 S: 7	H: 2 LOB: 0 BB: 0 P: 7	1B: 10 2B: 2 3B: 0 HR: 2	SF: 1 SAC: 0 DP: 1 HBP: 0	WP: 0 PB: 0 SB: 1 CS: 0	PA: 41
<b>PITCHER</b>	IP WLS BF H R ER SO BB IBB HBP BLK WP HR S P ERA WHIP																			
Mike Jones, L (1, 1) ERA: 5.26	3.0		18	9	6	6	0	1	0	0	0	0	0	0	1	17	21	18.00	3.333	
Joe Beckwith, R (4, 1) ERA: 3.89	3.0	W	10	1	0	0	5	0	0	0	0	0	0	0	0	20	20	0.00	0.333	
Dan Quisenberry, R (7, 1) ERA: 2.66	3.0	S	13	4	2	2	1	0	0	0	0	0	0	0	1	15	15	6.00	1.333	

Batter	1	2	3	4	5	6	7	8	9	AB	R	H	RBI	BB	SO	LOB	BOTTOM			
Willie Wilson, S (1, 8) OBP: 0.356, SLG: 0.375	G4-6-3 1B		F7			E4 1B		4-3		5	1	2	1	0	0	2	<b>Boston Red Sox @ Kansas City Royals</b> Royals Stadium, Kansas City, MO Wed Aug 15 1984, 8:05 PM EDT Att: 23,176 - Unknown			
Lynn Jones, R (1, 9) OBP: 0.300, SLG: 0.324	G4-6-3				2-3 3-H 1B	1B		2-3		3	0	1	0	0	0	3				
Pat Sheridan, L (6, PH) OBP: 0.338, SLG: 0.412	1-2				F3	1B BB		HBP E IBB		0	2	0	0	2	0	0				
George Brett, L (1, 5) OBP: 0.346, SLG: 0.470	K		4-3		F7	1B E 1B		E 1B HBP		4	1	1	2	0	1	3				
Greg Pryor, R (7, 5) OBP: 0.292, SLG: 0.362						1-2 2-H 3-H 1B		1-2 1B HBP		0	1	0	0	0	0	0				
Hal McRae, R (1, 10) OBP: 0.356, SLG: 0.378		BB 1B SF9-2-6 1B		6-3		E 1B E8 1B		E2 1B 1B		5	3	4	3	0	0	0				
Darryl Motley, R (1, 7) OBP: 0.335, SLG: 0.447		SF9-2-6 BB 1-2 1B		F4		E5 1B F9		K		5	0	1	0	0	1	4				
Frank White, R (1, 4) OBP: 0.309, SLG: 0.433		BB 1-2 2-3 BB		F2		G5-4-3 1-2 2-3		1B IBB		3	0	0	0	2	0	2				
Steve Balboni, R (1, 3) OBP: 0.319, SLG: 0.475			F6		2B 1B BB	HR 1B		1B		3	2	1	1	1	0	3				
John Wathan, R (8, 3) OBP: 0.294, SLG: 0.286								1-3 2-H 3-H 1B		1	0	1	2	0	0	0				
Don Slaught, R (1, 2) OBP: 0.319, SLG: 0.401		SF9-2-6			1B 1-3 2B	HR 1B		6-3		4	1	2	3	0	0	2				
Buddy Biancalana, S (1, 6) OBP: 0.222, SLG: 0.290			F9		5-3	E 1B 1B		4-3 E 2B		4	2	2	0	0	0	2				
<b>Inning Stats</b>	R: 0 E: 0 K: 1 S: 5	H: 1 LOB: 0 BB: 0 P: 5	R: 1 E: 0 K: 0 S: 4	H: 2 LOB: 1 BB: 1 P: 8	R: 0 E: 0 K: 0 S: 4	H: 1 LOB: 0 BB: 0 P: 4	R: 0 E: 0 K: 0 S: 3	H: 0 LOB: 0 BB: 0 P: 3	R: 1 E: 0 K: 0 S: 5	H: 2 LOB: 2 BB: 1 P: 9	R: 7 E: 3 K: 0 S: 10	H: 6 LOB: 1 BB: 1 P: 14	R: 0 E: 0 K: 0 S: 3	H: 0 LOB: 0 BB: 0 P: 3	R: 4 E: 1 K: 1 S: 8	H: 3 LOB: 2 BB: 2 P: 17	1B: 11 2B: 4 3B: 0 HR: 1	SF: 1 SAC: 0 DP: 3 HBP: 1	WP: 0 PB: 0 SB: 0 CS: 0	PA: 44
<b>PITCHER</b>	IP WLS BF H R ER SO BB IBB HBP BLK WP HR S P ERA WHIP																			
Bob Ojeda, L (1, 1) ERA: 4.38	5.0		21	6	2	2	1	2	0	0	0	21	29	3.60	1.600					
Bob Stanley, R (6, 1) ERA: 3.21	0.2	L	10	6	7	0	0	1	0	0	0	1	9	13	0.00	10.500				
John Henry Johnson, L (6, 1) ERA: 4.45	0.1		1	0	0	0	0	0	0	0	0	1	1	0.00	0.000					
Charlie Mitchell, R (7, 1) ERA: 11.25	2.0		12	3	4	4	1	0	2	1	0	0	11	20	18.00	1.500				



Batter	1	2	3	4	5	6	7	8	9	AB	R	H	RBI	BB	SO	LOB	TOP										
Willie Wilson, S (1, 8) OBP: 0.397, SLG: 0.375	0-0 4-3		0-0 6-3		0-0 1B	0-0 1B		0-3 K	5	1	2	0	0	1	0												
Lynn Jones, R (1, 9) OBP: 0.333, SLG: 0.357	0-0 1B		0-0 1B		0-0 1B	0-0 5-3		0-3 K	5	0	3	1	0	1	1												
George Brett, L (1, 5) OBP: 0.321, SLG: 0.467 Greg Pryor, R (9, 5) OBP: 0.292, SLG: 0.362	0-0 1B		0-0 4-3		0-3 K		0-0 F8		4	0	1	0	0	1	2												
Hal McRae, R (1, 10) OBP: 0.358, SLG: 0.380	0-0 1B		0-0 6-3		0-0 K	0-0 2B	0-3 K		4	1	2	0	0	1	0												
Darryl Motley, R (1, 7) OBP: 0.332, SLG: 0.442	0-0 G5-4-3		0-0 6-3		0-0 4-3	0-0 1B	0-3 K		4	0	0	0	0	1	4												
Frank White, R (1, 4) OBP: 0.309, SLG: 0.434		0-0 F7		0-3 K		0-0 HR		0-0 F8	4	1	1	0	0	1	0												
Steve Balboni, R (1, 3) OBP: 0.321, SLG: 0.483 John Wathan, R (8, 3) OBP: 0.294, SLG: 0.286		0-3 K		0-0 HR	0-0 HR	4-0 IBB		0-0 F8	3	2	1	1	1	1	0												
Don Slaught, R (1, 2) OBP: 0.318, SLG: 0.410		0-0 5-3		0-0 6-3	0-0 HR			0-0 6-3	4	1	1	4	0	0	0												
Buddy Biancalana, S (1, 6) OBP: 0.209, SLG: 0.273			0-3 K		0-0 F7	0-0 6-3		0-3 K	4	0	0	0	0	2	0												
<b>Inning Stats</b>	R: 0 E: 0 K: 0 S: 5	H: 3 LOB: 2 BB: 0 P: 5	R: 0 E: 0 K: 1 S: 5	H: 0 LOB: 0 BB: 0 P: 5	R: 0 E: 0 K: 1 S: 6	H: 1 LOB: 1 BB: 0 P: 6	R: 0 E: 0 K: 1 S: 5	H: 0 LOB: 0 BB: 0 P: 5	R: 2 E: 0 K: 1 S: 8	H: 3 LOB: 1 BB: 0 P: 8	R: 4 E: 0 K: 0 S: 7	H: 4 LOB: 1 BB: 1 P: 11	R: 0 E: 0 K: 2 S: 7	H: 0 LOB: 0 BB: 0 P: 7	R: 0 E: 0 K: 0 S: 3	H: 0 LOB: 0 BB: 0 P: 3	R: 0 E: 0 K: 3 S: 9	H: 0 LOB: 0 BB: 0 P: 9	1B: 8 2B: 1 3B: 0 HR: 2	SF: 0 SAC: 0 DP: 1 HBP: 0	WP: 0 PB: 0 SB: 1 CS: 0	PA: 38					
<b>PITCHER</b>	IP	WLS	BF	H	R	ER	SO	BB	IBB	HBP	BLK	WP	HR	S	P	ERA	WHIP										
Mike Mason, L (1, 1) ERA: 3.0	6.0	L	29	11	6	6	4	0	1	0	0	0	2	36	40	9.00	1.833										
Dave Stewart, R (7, 1) ERA: 5.51	2.0		6	0	0	0	2	0	0	0	0	0	0	10	10	0.00	0.000										
Tom Henke, R (9, 1) ERA: 6.55	1.0		3	0	0	0	3	0	0	0	0	0	0	9	9	0.00	0.000										

Kansas City Royals @ Texas Rangers  
Arlington Stadium, Arlington, TX  
Thu Aug 16 1984, 8:05 PM EDT  
Att: 9,521 - Unknown

AB 37  
R 6  
H 11  
RBI 6  
BB 1  
SO 9  
LOB 7



Batter	1	2	3	4	5	6	7	8	9	AB	R	H	RBI	BB	SO	LOB	BOTTOM										
Bill Sample, R (1, 7) OBP: 0.292, SLG: 0.330	0-0 F9			0-0 6-3		0-0 E7		0-0 5-3		4	2	3	0	0	0												
Gary Ward, R (1, 8) OBP: 0.316, SLG: 0.388	0-3 K			0-0 6-3		0-0 G1		0-0 5-3		4	0	0	1	0	1	3											
Buddy Bell, R (1, 5) OBP: 0.372, SLG: 0.420	0-3 K			0-0 G6-4-3		0-0 G1		0-0 6-3		4	0	2	2	0	1	1											
Larry Parrish, R (1, 9) OBP: 0.340, SLG: 0.491		0-0 1-3		0-0 G6-4-3		0-0 4-3			0-0 4-3	4	0	0	0	0	2												
Pete O'Brien, L (1, 3) OBP: 0.357, SLG: 0.463		0-0 F8			0-0 F8			0-0 FC4-6		4	0	1	0	0	0	0											
George Wright, S (1, 10) OBP: 0.285, SLG: 0.343		0-0 5-3			0-0 6-3			0-0 FC4-6		4	0	0	0	0	1												
Donnie Scott, S (1, 2) OBP: 0.279, SLG: 0.277			0-0 4-3		0-0 4-3			0-0 F8		3	0	0	0	0	1												
Jeff Kunkel, R (1, 6) OBP: 0.178, SLG: 0.243 Bob Jones, L (7, PH) OBP: 0.315, SLG: 0.384 Wayne Tolleson, S (8, 4) OBP: 0.287, SLG: 0.265			0-0 5-3		0-0 5-3			0-3 K		2	0	0	0	0	1	0											
Curtis Wilkerson, S (1, 4) OBP: 0.283, SLG: 0.272			0-0 4-3		0-0 4-3			0-0 F7		2	1	0	0	1	0	0											
<b>Inning Stats</b>	R: 0 E: 0 K: 2 S: 7	H: 0 LOB: 0 BB: 0 P: 7	R: 0 E: 0 K: 0 S: 3	H: 0 LOB: 0 BB: 0 P: 3	R: 0 E: 0 K: 0 S: 3	H: 0 LOB: 0 BB: 0 P: 3	R: 1 E: 0 K: 0 S: 4	H: 2 LOB: 0 BB: 0 P: 4	R: 0 E: 0 K: 1 S: 7	H: 0 LOB: 1 BB: 1 P: 11	R: 0 E: 0 K: 0 S: 4	H: 1 LOB: 1 BB: 0 P: 4	R: 0 E: 0 K: 0 S: 4	H: 1 LOB: 0 BB: 0 P: 4	R: 0 E: 0 K: 0 S: 3	H: 0 LOB: 0 BB: 0 P: 3	1B: 6 2B: 0 3B: 0 HR: 0	SF: 0 SAC: 0 DP: 1 HBP: 0	WP: 0 PB: 0 SB: 0 CS: 0	PA: 33							
<b>PITCHER</b>	IP	WLS	BF	H	R	ER	SO	BB	IBB	HBP	BLK	WP	HR	S	P	ERA	WHIP										
Charlie Leibrandt, L (1, 1) ERA: 3.28	6.0	W	23	5	3	3	3	1	0	0	0	0	0	28	32	4.50	1.000										
Mark Huisman, R (7, 1) ERA: 5.12	1.0		3	0	0	0	0	0	0	0	0	0	0	3	3	0.00	0.000										
Dan Quisenberry, R (8, 1) ERA: 2.6	2.0	S	7	1	0	0	0	0	0	0	0	0	0	7	7	0.00	0.500										

Kansas City Royals @ Texas Rangers  
Arlington Stadium, Arlington, TX  
Thu Aug 16 1984, 8:05 PM EDT  
Att: 9,521 - Unknown

AB 32  
R 3  
H 6  
RBI 3  
BB 1  
SO 3  
LOB 9





Batter	1	2	3	4	5	6	7	8	9	AB	R	H	RBI	BB	SO	LOB	TOP										
Willie Wilson, S OBP: 0.357, SLG: 0.378 (1, 8)	0-3 K		0-0 1B 2B	0-0 1-2 1B		0-3 K	0-3 K			5	1	2	0	0	3	4	<b>Kansas City Royals @ Texas Rangers</b> Arlington Stadium, Arlington, TX Fri Aug 17 1984, 8:05 PM EDT Att: 17,799 - Unknown										
Pat Sheridan, L OBP: 0.338, SLG: 0.415 (1, 9)	0-0 F9		0-0 F9 HR 1B	0-0 4-3		0-0 E	0-0 4-3			5	2	2	1	0	0	5											
George Brett, L OBP: 0.343, SLG: 0.466 (1, 5)	0-0 F7		0-0 F9		0-0 F7	0-0 E9 2B		0-0 F4		5	0	1	2	0	0	1											
Jorge Orta, L OBP: 0.332, SLG: 0.448 (1, 10)		0-0 WP BB 1B	0-0 HR		0-0 F9	0-0 F7		0-0 F7		5	1	2	2	0	0	1											
Dane Iorg, L OBP: 0.268, SLG: 0.380 Lynn Jones, R OBP: 0.333, SLG: 0.357 (1, 7) (8, 7)	4-0 WP BB		0-0 E6		4-0 1B BB		0-0 1B 1B	0-0 F8		3	1	1	0	2	0	0											
Steve Balboni, R OBP: 0.320, SLG: 0.478 John Wathan, R OBP: 0.294, SLG: 0.286 (1, 3) (9, 3)	0-3 K		0-3 K		0-0 1-2 1B		0-0 F4		0-0 F4	5	0	1	0	0	2	4											
Don Slaught, R OBP: 0.319, SLG: 0.410 (1, 2)	0-0 F9			0-0 1B 1B	0-0 4-3		0-0 E 1B 1B	0-0 F9		5	0	2	0	0	0	4											
Greg Pryor, R OBP: 0.295, SLG: 0.363 (1, 4)	0-0 F8			0-0 F7		0-0 2B E 1B	0-0 E	0-0 4-3		5	1	2	1	0	0	3											
Buddy Biancalana, S OBP: 0.197, SLG: 0.257 (1, 6)			0-0 G3	0-3 K		0-3 K	0-0 E3			4	0	0	0	0	2	4											
<b>Inning Stats</b>	R: 0 E: 0 K: 1 S: 5	H: 0 LOB: 0 BB: 0 P: 5	R: 0 E: 0 K: 1 S: 6	H: 1 LOB: 2 BB: 1 P: 10	R: 3 E: 1 K: 1 S: 9	H: 3 LOB: 1 BB: 0 P: 9	R: 0 E: 0 K: 1 S: 7	H: 2 LOB: 2 BB: 0 P: 7	R: 0 E: 0 K: 0 S: 4	H: 1 LOB: 2 BB: 1 P: 8	R: 2 E: 1 K: 2 S: 10	H: 3 LOB: 1 BB: 0 P: 10	R: 1 E: 1 K: 1 S: 9	H: 3 LOB: 3 BB: 0 P: 9	R: 0 E: 0 K: 0 S: 3	H: 0 LOB: 0 BB: 0 P: 3		R: 0 E: 0 K: 0 S: 3	H: 0 LOB: 0 BB: 0 P: 3	1B: 9 2B: 3 3B: 0 HR: 1	SF: 0 SAC: 0 DP: 0 HBP: 0	WP: 1 PB: 0 SB: 1 CS: 0	PA: 44				
<b>PITCHER</b>	IP	WLS	BF	H	R	ER	SO	BB	IBB	HBP	BLK	WP	HR	S	P	ERA	WHIP										
Dickie Noles, R ERA: 5.21 Joey McLaughlin, R ERA: 4.91 Tom Henke, R ERA: 6.08 Dave Schmidt, R ERA: 2.01 (1, 1) (4, 1) (6, 1) (9, 1)	3.0		15	4	3	3	3	1	0	0	0	1	1	20	24	9.00	1.667										

Batter	1	2	3	4	5	6	7	8	9	AB	R	H	RBI	BB	SO	LOB	BOTTOM										
Bill Sample, R OBP: 0.293, SLG: 0.331 (1, 7)	0-0 E 1B 4-3 1B		0-0 F4		0-0 F9		0-0 5-3		0-0 1B S SF8 1B	5	2	2	0	0	0	0	<b>Kansas City Royals @ Texas Rangers</b> Arlington Stadium, Arlington, TX Fri Aug 17 1984, 8:05 PM EDT Att: 17,799 - Unknown										
Gary Ward, R OBP: 0.321, SLG: 0.391 (1, 8)	0-0 E7 1B 4-3 1B		0-3 K		0-0 CS 1B		4-0 1B BB		0-0 1-3 HR 1B	4	2	3	0	1	1	0											
Buddy Bell, R OBP: 0.372, SLG: 0.422 (1, 5)	0-0 4-3		0-0 2B	0-0 CS	0-3 K		0-0 1-2 1B		0-0 F4	5	1	2	1	0	1	3											
Larry Parrish, R OBP: 0.341, SLG: 0.494 (1, 9)	0-0 BB 1B		0-0 F8 2B		0-0 L3		0-0 F9		0-0 SF8	4	1	2	2	0	0	2											
Pete O'Brien, L OBP: 0.357, SLG: 0.470 (1, 3)	0-0 BB 1B		0-0 F8		0-0 4-3		0-0 F6		0-0 1-3 HR	5	1	2	3	0	0	3											
George Wright, S OBP: 0.285, SLG: 0.346 (1, 10)	0-3 K		0-0 F8 2B		0-3 K		0-0 F8			4	0	1	1	0	2	2											
Donnie Scott, S OBP: 0.283, SLG: 0.278 Wayne Tolleson, S OBP: 0.287, SLG: 0.265 (1, 2) (6, PR) (9, 4)	4-0 BB 1B		0-0 F8		0-0 4-3		0-0 1B			3	0	1	0	1	0	1											
Jeff Kunkel, R OBP: 0.184, SLG: 0.288 Mickey Rivers, L OBP: 0.307, SLG: 0.363 Ned Yost, R OBP: 0.176, SLG: 0.238 (1, 6) (8, PH) (9, 2)	0-0 F5		0-0 F9		0-0 HR		0-0 F9			3	1	1	1	0	0	4											
Curtis Wilkerson, S OBP: 0.280, SLG: 0.289 (1, 4) (9, 6)		0-0 F7		0-0 4-3		0-0 4-3		0-0 4-3		4	0	0	0	0	0	1											
<b>Inning Stats</b>	R: 2 E: 1 K: 1 S: 9	H: 4 LOB: 3 BB: 1 P: 13	R: 0 E: 0 K: 1 S: 5	H: 0 LOB: 0 BB: 0 P: 5	R: 2 E: 0 K: 0 S: 6	H: 3 LOB: 1 BB: 0 P: 6	R: 0 E: 0 K: 0 S: 3	H: 1 LOB: 0 BB: 0 P: 3	R: 0 E: 0 K: 1 S: 5	H: 0 LOB: 0 BB: 0 P: 5	R: 1 E: 0 K: 1 S: 6	H: 1 LOB: 0 BB: 0 P: 6	R: 0 E: 0 K: 0 S: 4	H: 1 LOB: 2 BB: 1 P: 8	R: 0 E: 0 K: 0 S: 4	H: 1 LOB: 1 BB: 0 P: 4		R: 3 E: 0 K: 0 S: 5	H: 3 LOB: 0 BB: 0 P: 5	1B: 9 2B: 3 3B: 0 HR: 2	SF: 1 SAC: 0 DP: 0 HBP: 0	WP: 0 PB: 0 SB: 1 CS: 1	PA: 42				
<b>PITCHER</b>	IP	WLS	BF	H	R	ER	SO	BB	IBB	HBP	BLK	WP	HR	S	P	ERA	WHIP										
Bret Saberhagen, R ERA: 3.54 Frank Wilis, R ERA: 5.4 Dan Quisenberry, R ERA: 2.84 (1, 1) (3, 1) (8, 1)	2.1		15	7	4	4	2	1	0	0	0	0	1	20	24	1.93	0.857										



Batter	1	2	3	4	5	6	7	8	9	AB	R	H	RBI	BB	SO	LOB	TOP					
Willie Wilson, S (1, 8) OBP: 0.355, SLG: 0.374										4	0	0	0	1	1	3						
Pat Sheridan, L (1, 9) OBP: 0.338, SLG: 0.413										4	0	1	1	1	1	2						
George Brett, L (1, 5) OBP: 0.341, SLG: 0.463										4	0	1	1	0	1	2						
Greg Pryor, R (9, 5) OBP: 0.295, SLG: 0.363										0	0	0	0	0	0	0						
Jorge Orta, L (1, 10) OBP: 0.331, SLG: 0.445										4	0	1	0	0	1	3						
Darryl Motley, R (1, 7) OBP: 0.328, SLG: 0.438										4	0	0	0	0	2	3						
Steve Balboni, R (1, 3) OBP: 0.322, SLG: 0.475										2	0	0	0	2	2	0						
John Wathan, R (9, PR) OBP: 0.294, SLG: 0.286										0	1	0	0	0	0	0						
Frank White, R (1, 4) OBP: 0.308, SLG: 0.432										4	1	1	0	0	2	1						
Don Slaught, R (1, 2) OBP: 0.318, SLG: 0.411										4	1	1	1	0	2	1						
Buddy Biancalana, S (1, 6) OBP: 0.213, SLG: 0.311										4	2	2	2	0	1	0						
<b>Inning Stats</b>	R: 0 E: 0 K: 0 S: 4	H: 1 LOB: 2 BB: 1 P: 8	R: 0 E: 0 K: 2 S: 7	H: 0 LOB: 0 BB: 0 P: 7	R: 0 E: 0 K: 1 S: 6	H: 1 LOB: 1 BB: 0 P: 6	R: 0 E: 0 K: 2 S: 7	H: 0 LOB: 1 BB: 1 P: 11	R: 2 E: 1 K: 1 S: 8	H: 2 LOB: 1 BB: 0 P: 8	R: 0 E: 0 K: 3 S: 9	H: 0 LOB: 0 BB: 0 P: 9	R: 0 E: 0 K: 2 S: 7	H: 0 LOB: 0 BB: 0 P: 7	R: 0 E: 0 K: 1 S: 6	H: 1 LOB: 1 BB: 2 P: 6	R: 3 E: 0 K: 1 S: 7	H: 2 LOB: 1 BB: 2 P: 15	1B: 5 2B: 1 3B: 0 HR: 1	SF: 1 SAC: 0 DP: 0 HBP: 0	WP: 1 PB: 0 SB: 0 CS: 0	PA: 39
<b>PITCHER</b>	IP WLS BF H R ER SO BB IBB HBP BLK WP HR S P ERA WHIP																					
Danny Darwin, R (1, 1) ERA: 4.28	4.0 L 18 4 2 1 5 2 0 0 0 0 0 26 34 2.25 1.500																					
Dave Stewart, R (5, 1) ERA: 5.51	5.0 21 3 3 3 8 2 0 0 0 1 1 35 43 5.40 1.000																					

**Kansas City Royals @ Texas Rangers**  
 Arlington Stadium, Arlington, TX  
 Sat Aug 18 1984, 8:05 PM EDT  
 Att: 23,351 - Unknown

AB	34
R	5
H	7
RBI	5
BB	4
SO	13
LOB	15



Batter	1	2	3	4	5	6	7	8	9	AB	R	H	RBI	BB	SO	LOB	BOTTOM					
Bill Sample, R (1, 7) OBP: 0.289, SLG: 0.326										5	0	0	0	0	0	1						
Gary Ward, R (1, 8) OBP: 0.316, SLG: 0.387										4	0	0	0	0	1	0						
Buddy Bell, R (1, 5) OBP: 0.371, SLG: 0.423										4	0	1	0	0	0	0						
Larry Parrish, R (1, 9) OBP: 0.342, SLG: 0.496										4	1	2	0	0	1	1						
Pete O'Brien, L (1, 3) OBP: 0.358, SLG: 0.472										4	1	2	1	0	0	0						
George Wright, S (1, 10) OBP: 0.285, SLG: 0.363										3	1	2	1	0	0	1						
Ned Yost, R (1, 2) OBP: 0.173, SLG: 0.232										4	0	0	0	0	1	5						
Jeff Kunkel, R (1, 6) OBP: 0.188, SLG: 0.299										4	1	1	1	0	1	4						
Wayne Tolleson, S (1, 4) OBP: 0.285, SLG: 0.263										2	0	0	0	0	0	3						
Alan Bannister, R (7, PH) OBP: 0.365, SLG: 0.390										1	0	0	0	0	1	0						
Bob Jones, L (9, PH) OBP: 0.321, SLG: 0.390										1	0	1	1	0	0	0						
Curtis Wilkerson, S (9, PR) OBP: 0.290, SLG: 0.269										0	0	0	0	0	0	0						
<b>Inning Stats</b>	R: 0 E: 0 K: 0 S: 3	H: 0 LOB: 0 BB: 0 P: 3	R: 0 E: 1 K: 1 S: 8	H: 2 LOB: 3 BB: 0 P: 8	R: 0 E: 0 K: 1 S: 6	H: 1 LOB: 1 BB: 0 P: 6	R: 0 E: 0 K: 0 S: 4	H: 1 LOB: 1 BB: 0 P: 4	R: 0 E: 0 K: 1 S: 5	H: 0 LOB: 0 BB: 0 P: 5	R: 0 E: 0 K: 2 S: 8	H: 0 LOB: 0 BB: 0 P: 3	R: 1 E: 0 K: 2 S: 8	H: 1 LOB: 0 BB: 0 P: 8	R: 0 E: 0 K: 0 S: 3	H: 0 LOB: 0 BB: 0 P: 3	R: 3 E: 0 K: 0 S: 7	H: 4 LOB: 1 BB: 0 P: 7	1B: 4 2B: 4 3B: 0 HR: 1	SF: 0 SAC: 0 DP: 0 HBP: 0	WP: 0 PB: 0 SB: 0 CS: 0	PA: 37
<b>PITCHER</b>	IP WLS BF H R ER SO BB IBB HBP BLK WP HR S P ERA WHIP																					
Bud Black, L (1, 1) ERA: 3.5	8.2 W 35 8 4 4 4 0 0 0 0 0 0 45 45 4.15 0.923																					
Mark Huisman, R (9, 1) ERA: 5.09	0.1 S 2 1 0 0 0 0 0 0 0 0 0 2 2 0.00 3.000																					

**Kansas City Royals @ Texas Rangers**  
 Arlington Stadium, Arlington, TX  
 Sat Aug 18 1984, 8:05 PM EDT  
 Att: 23,351 - Unknown

AB	36
R	4
H	9
RBI	4
BB	0
SO	5
LOB	15





Batter	1	2	3	4	5	6	7	8	9	AB	R	H	RBI	BB	SO	LOB	TOP				
Willie Wilson, S OBP: 0.353, SLG: 0.372	F8		1-3			F9	1B		G4-3	5	0	1	0	0	0	2					
Lynn Jones, R OBP: 0.327, SLG: 0.348	F8		6-3			F8	1B			4	0	1	0	0	0	1					
George Brett, L OBP: 0.342, SLG: 0.464	1B			F8		1B	F9			4	0	2	0	0	0	2					
Hal McRae, R OBP: 0.360, SLG: 0.382	1B			F9		4-3		G1-6-3		4	0	2	0	0	0	2					
Darryl Motley, R OBP: 0.328, SLG: 0.444	G1			6-3			HR	K		4	1	1	1	0	1	3					
Frank White, R OBP: 0.307, SLG: 0.439		5-3			F5		HR	G1-6-3		4	1	1	1	0	0	1					
Steve Balboni, R OBP: 0.323, SLG: 0.494		K			5-3		HR		HR	4	2	2	2	0	1	0					
Don Slaught, R OBP: 0.314, SLG: 0.405		6-3			6-3		5-3		6-3	4	0	0	0	0	0	0					
Buddy Biancalana, S OBP: 0.218, SLG: 0.312			1-3							3	0	1	0	0	0	0					
Jorge Orta, L OBP: 0.333, SLG: 0.447						1B	F4		G4-3	1	0	1	0	0	0	0					
<b>Inning Stats</b>	R: 0 E: 0 K: 0 S: 5	H: 2 LOB: 2 BB: 0 P: 5	R: 0 E: 0 K: 1 S: 5	H: 0 LOB: 0 BB: 0 P: 5	R: 0 E: 0 K: 0 S: 3	H: 0 LOB: 0 BB: 0 P: 3	R: 0 E: 0 K: 0 S: 3	H: 0 LOB: 0 BB: 0 P: 3	R: 0 E: 0 K: 0 S: 5	H: 2 LOB: 2 BB: 0 P: 5	R: 3 E: 0 K: 0 S: 8	H: 5 LOB: 2 BB: 0 P: 8	R: 0 E: 0 K: 1 S: 5	H: 1 LOB: 0 BB: 0 P: 5	R: 1 E: 0 K: 0 S: 4	H: 2 LOB: 0 BB: 0 P: 4	1B: 8 2B: 0 3B: 0 HR: 4	SF: 0 SAC: 0 DP: 2 HBP: 0	WP: 0 PB: 0 SB: 0 CS: 0	PA: 37	
<b>PITCHER</b>	IP	WLS	BF	H	R	ER	SO	BB	IBB	HBP	BLK	WP	HR	S	P	ERA	WHIP				
Frank Tanana, L ERA: 3.09	6.2	W	29	9	3	3	1	0	0	0	0	0	3	31	31	4.05	1.350				
Dave Schmidt, R ERA: 2.08	2.1	S	8	3	1	1	1	0	0	0	0	0	1	10	10	3.86	1.286				

Kansas City Royals @ Texas Rangers  
Arlington Stadium, Arlington, TX  
Sun Aug 19 1984, 8:05 PM EDT  
Att: 10,343 - Unknown

AB 37  
R 4  
H 12  
RBI 4  
BB 0  
SO 2  
LOB 11




Batter	1	2	3	4	5	6	7	8	9	AB	R	H	RBI	BB	SO	LOB	BOTTOM				
Bill Sample, R OBP: 0.291, SLG: 0.330	1B		5-3	E5				1-3		5	0	2	0	0	0	3					
Gary Ward, R OBP: 0.321, SLG: 0.393	F8					5-3				4	0	2	2	1	0	2					
Buddy Bell, R OBP: 0.372, SLG: 0.423										2	0	1	0	0	0	1					
Jeff Kunkel, R OBP: 0.181, SLG: 0.288	1B		5-3	K		6-3		F9		3	0	0	0	0	1	5					
Larry Parrish, R OBP: 0.341, SLG: 0.496	4-3			F8	K	K				4	1	1	0	0	2	3					
Pete O'Brien, L OBP: 0.359, SLG: 0.471		K		F8	HR			1B		3	1	1	0	1	1	1					
George Wright, S OBP: 0.285, SLG: 0.375		F7		BB	HR			K		3	2	1	2	1	1	1					
Alan Bannister, R OBP: 0.348, SLG: 0.360		F9		K	F7			F8		4	0	0	0	0	1	3					
Curtis Wilkerson, S OBP: 0.282, SLG: 0.270			F9	E				K		3	1	1	0	1	1	1					
Ned Yost, R OBP: 0.179, SLG: 0.238				BB	K			F3		4	1	2	2	0	1	1					
<b>Inning Stats</b>	R: 0 E: 0 K: 0 S: 4	H: 2 LOB: 1 BB: 0 P: 4	R: 0 E: 0 K: 1 S: 5	H: 0 LOB: 0 BB: 0 P: 5	R: 1 E: 0 K: 0 S: 5	H: 2 LOB: 1 BB: 0 P: 5	R: 3 E: 1 K: 2 S: 10	H: 2 LOB: 3 BB: 3 P: 22	R: 2 E: 0 K: 2 S: 9	H: 2 LOB: 1 BB: 1 P: 13	R: 0 E: 0 K: 1 S: 6	H: 1 LOB: 0 BB: 0 P: 6	R: 0 E: 0 K: 2 S: 8	H: 1 LOB: 1 BB: 0 P: 8	R: 0 E: 0 K: 0 S: 4	H: 1 LOB: 1 BB: 0 P: 4	1B: 7 2B: 3 3B: 1 HR: 1	SF: 0 SAC: 0 DP: 1 HBP: 0	WP: 0 PB: 0 SB: 0 CS: 0	PA: 39	
<b>PITCHER</b>	IP	WLS	BF	H	R	ER	SO	BB	IBB	HBP	BLK	WP	HR	S	P	ERA	WHIP				
Larry Gura, L ERA: 5.28	3.2	L	20	6	4	3	2	3	0	0	0	0	0	21	33	7.36	2.455				
Mark Huisman, R ERA: 5.1	3.1		15	4	2	2	6	1	0	0	0	0	1	26	30	5.40	1.500				
Mike Jones, L ERA: 5.16	1.0		4	1	0	0	0	0	0	0	0	0	0	4	4	0.00	1.000				


Kansas City Royals @ Texas Rangers  
Arlington Stadium, Arlington, TX  
Sun Aug 19 1984, 8:05 PM EDT  
Att: 10,343 - Unknown

AB 35  
R 6  
H 11  
RBI 6  
BB 4  
SO 8  
LOB 21





Batter	1	2	3	4	5	6	7	8	9	AB	R	H	RBI	BB	SO	LOB	TOP										
Willie Wilson, S OBP: 0.356, SLG: 0.375	0-0 2B	0-0 1B		0-0 E		0-0 FC6-4			0-0 6-3	5	2	3	1	0	0	2	<b>Kansas City Royals @ Boston Red Sox</b> Fenway Park, Boston, MA Mon Aug 20 1984, 7:05 PM EDT Att: 20,251 - Unknown  <b>AB 35</b> <b>R 8</b> <b>H 11</b> <b>RBI 7</b> <b>BB 3</b> <b>SO 5</b> <b>LOB 15</b> 										
Pat Sheridan, L OBP: 0.342, SLG: 0.416	0-0 1B	4-0 1B		0-0 E4		0-0 SF9			4-0 PO	2	2	1	2	2	0	1											
George Brett, L OBP: 0.343, SLG: 0.464 Greg Pryor, R OBP: 0.290, SLG: 0.357	4-3 1B	1-2 1B		0-0 5-4		0-0 F6			0-3 K	2	0	1	3	0	0	1											
Jorge Orta, L OBP: 0.335, SLG: 0.454	0-0 FC6-4	0-0 4-3			0-0 E8				0-0 PO	4	1	2	1	0	0	1											
Darryl Motley, R OBP: 0.327, SLG: 0.440	0-0 FC6-4		4-0 BB		0-3 K				0-0 6-3	3	0	0	0	1	1	1											
Steve Balboni, R OBP: 0.320, SLG: 0.488 John Wathan, R OBP: 0.294, SLG: 0.286	0-0 F6		0-0 G6-4-3		0-3 K				0-3 K	4	0	0	0	0	2	2											
Frank White, R OBP: 0.307, SLG: 0.437		0-0 1B		0-3 K		0-0 5-3			0-0 6-3	4	1	1	0	0	1	0											
Don Slaught, R OBP: 0.316, SLG: 0.407		0-0 F3		0-0 G3		0-0 FC6-4			0-0 F9	4	2	2	0	0	0	1											
Buddy Biancalana, S OBP: 0.220, SLG: 0.309		0-0 F8		0-0 G3		0-0 FC6-4			0-0 F7	4	0	1	0	0	0	2											
<b>Inning Stats</b>	R: 2 E: 0 K: 0 S: 6	H: 3 LOB: 1 BB: 0 P: 6	R: 3 E: 0 K: 0 S: 6	H: 3 LOB: 1 BB: 1 P: 10	R: 0 E: 0 K: 1 S: 4	H: 0 LOB: 0 BB: 1 P: 8	R: 1 E: 1 K: 0 S: 5	H: 2 LOB: 1 BB: 0 P: 5	R: 1 E: 1 K: 2 S: 8	H: 1 LOB: 0 BB: 0 P: 8	R: 1 E: 0 K: 0 S: 5	H: 2 LOB: 1 BB: 0 P: 5	R: 0 E: 0 K: 1 S: 5	H: 0 LOB: 0 BB: 0 P: 5	R: 0 E: 0 K: 0 S: 3	H: 0 LOB: 0 BB: 0 P: 3		R: 0 E: 0 K: 1 S: 4	H: 0 LOB: 0 BB: 1 P: 8	1B: 9 2B: 2 3B: 1 HR: 0	SF: 1 SAC: 0 DP: 2 HBP: 0	WP: 0 PB: 0 SB: 1 CS: 0	PA: 40				
<b>PITCHER</b>	IP	WLS	BF	H	R	ER	SO	BB	IBB	HBP	BLK	WP	HR	S	P	ERA	WHIP										
Mike Brown, R ERA: 6.39	(1, 1)	5.0	L	27	11	8	7	3	2	0	0	0	0	31	39	12.60	2.600										
Steve Crawford, R ERA: 2.85	(6, 1)	4.0		12	0	0	0	2	1	0	0	0	0	15	19	0.00	0.250										

Batter	1	2	3	4	5	6	7	8	9	AB	R	H	RBI	BB	SO	LOB	BOTTOM										
Wade Boggs, L OBP: 0.392, SLG: 0.407	0-3 K		0-0 5-3	0-0 3-1		0-0 F8		0-0 F9		5	0	0	0	0	1	3	<b>Kansas City Royals @ Boston Red Sox</b> Fenway Park, Boston, MA Mon Aug 20 1984, 7:05 PM EDT Att: 20,251 - Unknown  <b>AB 36</b> <b>R 5</b> <b>H 9</b> <b>RBI 5</b> <b>BB 4</b> <b>SO 4</b> <b>LOB 11</b> 										
Dwight Evans, R OBP: 0.385, SLG: 0.524	4-0 BB		0-0 E5		0-0 6-3				0-0 4-3	4	0	0	0	1	0	0											
Jim Rice, R OBP: 0.316, SLG: 0.461	0-0 G5-4-3		0-0 F9		0-0 1B				0-0 4-3	5	0	1	0	0	0	2											
Mike Easter, L OBP: 0.375, SLG: 0.514		0-0 G3		0-0 HR		0-0 F4		0-3 K	0-3 K	5	1	1	1	0	2	1											
Bill Buckner, L OBP: 0.327, SLG: 0.411		0-0 BB		0-0 F5		0-0 F9				4	0	2	0	0	0	1											
Rich Gedman, L OBP: 0.306, SLG: 0.499		0-0 F7		0-0 HR		0-0 BB		0-0 F9		4	2	2	1	0	0	2											
Rick Miller, L OBP: 0.361, SLG: 0.307		4-0 BB		0-3 K		4-0 HR		0-0 6-3		2	1	0	0	2	1	0											
Marty Barrett, R OBP: 0.369, SLG: 0.380		0-0 F8		4-0 1B		0-0 HR		0-0 F8		3	1	1	3	1	0	2											
Jackie Gutierrez, R OBP: 0.280, SLG: 0.319			0-0 6-3	0-0 1B		0-0 4-3				4	0	2	0	0	0	0											
<b>Inning Stats</b>	R: 0 E: 0 K: 1 S: 4	H: 0 LOB: 0 BB: 1 P: 8	R: 0 E: 0 K: 0 S: 4	H: 1 LOB: 2 BB: 1 P: 8	R: 0 E: 1 K: 0 S: 4	H: 0 LOB: 0 BB: 0 P: 4	R: 2 E: 0 K: 1 S: 8	H: 3 LOB: 2 BB: 1 P: 12	R: 0 E: 0 K: 0 S: 4	H: 1 LOB: 1 BB: 0 P: 4	R: 3 E: 0 K: 0 S: 5	H: 2 LOB: 0 BB: 1 P: 9	R: 0 E: 0 K: 1 S: 6	H: 1 LOB: 1 BB: 0 P: 6	R: 0 E: 0 K: 0 S: 4	H: 1 LOB: 0 BB: 0 P: 4		R: 0 E: 0 K: 1 S: 5	H: 0 LOB: 0 BB: 0 P: 5	1B: 5 2B: 1 3B: 0 HR: 3	SF: 0 SAC: 0 DP: 1 HBP: 0	WP: 0 PB: 0 SB: 0 CS: 0	PA: 40				
<b>PITCHER</b>	IP	WLS	BF	H	R	ER	SO	BB	IBB	HBP	BLK	WP	HR	S	P	ERA	WHIP										
Mark Gubicza, R ERA: 3.73	(1, 1)	5.0	W	26	7	5	2	4	0	0	0	0	0	26	42	9.00	2.200										
Joe Beckwith, R ERA: 3.79	(6, 1)	2.0		7	1	0	0	1	0	0	0	0	0	9	9	0.00	0.500										
Dan Quisenberry, R ERA: 2.78	(8, 1)	2.0	S	7	1	0	0	1	0	0	0	0	0	9	9	0.00	0.500										







Batter	1	2	3	4	5	6	7	8	9	AB	R	H	RBI	BB	SO	LOB	TOP					
Willie Wilson, S OBP: 0.360, SLG: 0.384 (1, 8)										5	3	4	0	0	0	1	<b>Kansas City Royals @ Boston Red Sox</b> Fenway Park, Boston, MA Wed Aug 22 1984, 7:05 PM EDT Att: 23,287 - Unknown					
Lynn Jones, R OBP: 0.352, SLG: 0.392 (1, 9)										5	1	3	3	0	1	2						
Frank White, R OBP: 0.305, SLG: 0.431 (1, 4)										5	0	2	0	0	1	2						
Hal McRae, R OBP: 0.355, SLG: 0.376 (1, 10)										4	0	0	1	0	0	4						
Darryl Motley, R OBP: 0.325, SLG: 0.443 (1, 7)										3	1	1	2	1	1	0						
Steve Balboni, R OBP: 0.314, SLG: 0.478 John Wathan, R OBP: 0.294, SLG: 0.286 (8, 3)										4	0	0	0	0	4	3						
Don Slaught, R OBP: 0.310, SLG: 0.397 (1, 2)										4	0	0	0	0	1	3						
Bucky Dent, R OBP: 0.500, SLG: 0.333 (1, 5)										3	1	1	0	1	1	0						
Buddy Biancalana, S OBP: 0.225, SLG: 0.318 (1, 6)										4	0	1	0	0	1	2						
<b>Inning Stats</b>	R: 3 E: 0 K: 1 S: 8	H: 3 LOB: 0 BB: 0 P: 8	R: 2 E: 0 K: 0 S: 5	H: 3 LOB: 0 BB: 0 P: 5	R: 0 E: 0 K: 1 S: 5	H: 1 LOB: 0 BB: 0 P: 5	R: 0 E: 0 K: 1 S: 5	H: 0 LOB: 1 BB: 1 P: 9	R: 1 E: 0 K: 2 S: 10	H: 3 LOB: 3 BB: 1 P: 14	R: 0 E: 0 K: 2 S: 8	H: 1 LOB: 1 BB: 0 P: 8	R: 0 E: 0 K: 1 S: 5	H: 0 LOB: 0 BB: 0 P: 5	R: 0 E: 0 K: 2 S: 7	H: 0 LOB: 0 BB: 0 P: 7		R: 0 E: 0 K: 0 S: 4	H: 1 LOB: 1 BB: 0 P: 4	1B: 7 2B: 4 3B: 0 HR: 1	SF: 0 SAC: 0 DP: 1 HBP: 0	WP: 0 PB: 0 SB: 0 CS: 1
<b>PITCHER</b>	IP WLS BF H R ER SO BB IBB HBP BLK WP HR S P ERA WHIP	4.0 L 20 9 6 6 3 1 0 0 0 0 1 25 29 13.50 2.500	5.0 19 3 0 0 7 0 1 0 0 0 0 0 32 36 0.00 0.600	<b>PITCHER</b>										IP WLS BF H R ER SO BB IBB HBP BLK WP HR S P ERA WHIP								
Bruce Hurst, L ERA: 3.55 John Henry Johnson, L ERA: 3.86																						

Batter	1	2	3	4	5	6	7	8	9	AB	R	H	RBI	BB	SO	LOB	BOTTOM			
Wade Boggs, L OBP: 0.391, SLG: 0.404 (1, 5)										5	0	0	0	0	2	2	<b>Kansas City Royals @ Boston Red Sox</b> Fenway Park, Boston, MA Wed Aug 22 1984, 7:05 PM EDT Att: 23,287 - Unknown			
Dwight Evans, R OBP: 0.386, SLG: 0.526 (1, 9)										3	1	1	0	1	1	1				
Jim Rice, R OBP: 0.319, SLG: 0.467 (1, 7)										4	1	2	0	0	1	2				
Tony Armas, R OBP: 0.305, SLG: 0.534 (1, 8)										3	0	0	1	0	0	1				
Mike Easter, L OBP: 0.373, SLG: 0.508 (1, 10)										3	0	1	0	1	1	1				
Bill Buckner, L OBP: 0.323, SLG: 0.404 (1, 3)										4	0	1	1	0	0	2				
Rich Gedman, L OBP: 0.302, SLG: 0.493 (1, 2)										4	0	0	0	0	1	3				
Marty Barrett, R OBP: 0.372, SLG: 0.382 (1, 4)										4	0	1	0	0	0	0				
Jackie Gutierrez, R OBP: 0.284, SLG: 0.322 Rick Miller, L OBP: 0.355, SLG: 0.301 (8, PH)										3	0	1	0	0	0	0				
<b>Inning Stats</b>	R: 2 E: 0 K: 0 S: 6	H: 3 LOB: 2 BB: 1 P: 10	R: 0 E: 1 K: 0 S: 4	H: 0 LOB: 2 BB: 1 P: 8	R: 0 E: 0 K: 0 S: 4	H: 1 LOB: 1 BB: 0 P: 4	R: 0 E: 0 K: 1 S: 6	H: 1 LOB: 1 BB: 0 P: 6	R: 0 E: 0 K: 1 S: 5	H: 0 LOB: 0 BB: 0 P: 5	R: 0 E: 0 K: 3 S: 9	H: 0 LOB: 0 BB: 0 P: 9	R: 0 E: 0 K: 0 S: 3	H: 0 LOB: 0 BB: 0 P: 3	R: 0 E: 0 K: 0 S: 4	H: 1 LOB: 1 BB: 0 P: 4		1B: 7 2B: 0 3B: 0 HR: 0	SF: 1 SAC: 0 DP: 0 HBP: 0	WP: 1 PB: 0 SB: 0 CS: 0
<b>PITCHER</b>	IP WLS BF H R ER SO BB IBB HBP BLK WP HR S P ERA WHIP	4.0 W 10 1 0 0 5 0 0 0 0 0 0 20 20 0.00 0.333	2.0 7 1 0 0 0 0 0 0 0 0 0 0 7 7 0.00 0.500	<b>PITCHER</b>										IP WLS BF H R ER SO BB IBB HBP BLK WP HR S P ERA WHIP						
Frank Wilks, R ERA: 5.24 Joe Beckwith, R ERA: 3.65 Dan Quisenberry, R ERA: 2.73																				





Batter	1	2	3	4	5	6	7	8	9	AB	R	H	RBI	BB	SO	LOB	TOP			
Rudy Law, L OBP: 0.323, SLG: 0.352 (1, 8)										4	0	1	0	0	0	0				
Carlton Fisk, R OBP: 0.295, SLG: 0.464 (1, 2)										4	1	2	0	0	0	1				
Harold Baines, L OBP: 0.358, SLG: 0.545 (1, 9)										4	0	0	0	0	0	3				
Greg Luzinski, R OBP: 0.336, SLG: 0.368 (1, 10)										3	0	0	0	1	3	2				
Tom Paciorek, R OBP: 0.311, SLG: 0.338 (1, 3)										3	1	1	0	1	0	2				
Ron Kittle, R OBP: 0.300, SLG: 0.460 (1, 7)										4	0	1	1	0	1	3				
Vance Law, R OBP: 0.298, SLG: 0.403 (1, 5)										4	0	1	1	0	1	1				
Jerry Dybzinski, R OBP: 0.331, SLG: 0.315 (1, 6)										2	0	0	0	0	0	0				
Marc Hill, R OBP: 0.295, SLG: 0.385 (8, PH)										1	0	0	0	0	0	0				
Scott Fletcher, R OBP: 0.317, SLG: 0.291 (8, PH)										1	0	1	0	0	0	0				
Jerry Hairston, S OBP: 0.368, SLG: 0.426 (9, PH)										1	0	1	0	0	0	0				
Julio Cruz, S OBP: 0.267, SLG: 0.292 (1, 4)										3	0	0	0	0	0	0				
Greg Walker, L OBP: 0.311, SLG: 0.503 (9, PH)										1	0	0	0	0	0	3				
<b>Inning Stats</b>	R: 0 E: 0 K: 0 S: 3	H: 2 LOB: 0 BB: 0 P: 3	R: 0 E: 0 K: 2 S: 8	H: 1 LOB: 1 BB: 0 P: 8	R: 0 E: 0 K: 0 S: 3	H: 0 LOB: 0 BB: 0 P: 3	R: 0 E: 1 K: 0 S: 4	H: 0 LOB: 2 BB: 1 P: 8	R: 0 E: 0 K: 0 S: 3	H: 0 LOB: 0 BB: 0 P: 3	R: 0 E: 0 K: 1 S: 5	H: 0 LOB: 0 BB: 0 P: 5	R: 0 E: 0 K: 0 S: 3	H: 0 LOB: 0 BB: 0 P: 3	R: 2 E: 0 K: 1 S: 9	H: 4 LOB: 3 BB: 1 P: 13	1B: 7 2B: 0 3B: 0 HR: 0	SF: 0 SAC: 0 DP: 1 HBP: 0	WP: 0 PB: 0 CS: 0	PA: 36
<b>PITCHER</b>	IP WLS BF H R ER SO BB IBB HBP BLK WP HR S P ERA WHIP																			
Bud Black, L ERA: 3.44 (1, 1)	8.2 W 34 6 2 2 5 2 0 0 0 0 0 0 42 50 2.08 0.923																			
Dan Quisenberry, R ERA: 2.72 (9, 1)	0.1 S 2 1 0 0 0 0 0 0 0 0 0 0 2 2 0.00 3.000																			

Chicago White Sox @ Kansas City Royals  
Royals Stadium, Kansas City, MO  
Fri Aug 24 1984, 8:05 PM EDT  
Att: 31,702 - Unknown

AB	34
R	2
H	7
RBI	2
BB	2
SO	5
LOB	15



Batter	1	2	3	4	5	6	7	8	9	AB	R	H	RBI	BB	SO	LOB	BOTTOM			
Willie Wilson, S OBP: 0.359, SLG: 0.382 (1, 8)										5	0	1	0	0	1	3				
Lynn Jones, R OBP: 0.345, SLG: 0.370 (1, 9)										3	1	0	0	1	0	3				
Frank White, R OBP: 0.309, SLG: 0.438 (1, 4)										4	1	3	1	0	0	0				
Hal McRae, R OBP: 0.357, SLG: 0.385 (1, 10)										4	1	2	1	0	1	1				
Darryl Motley, R OBP: 0.325, SLG: 0.441 (1, 7)										4	0	1	0	0	1	2				
Steve Balboni, R OBP: 0.313, SLG: 0.474 (1, 3)										3	0	0	0	1	2	3				
John Wathan, R OBP: 0.294, SLG: 0.286 (8, 3)										0	0	0	0	0	0	0				
Don Slaught, R OBP: 0.309, SLG: 0.395 (1, 2)										4	1	1	0	0	0	3				
Greg Pryor, R OBP: 0.294, SLG: 0.376 (1, 5)										4	1	2	1	0	0	0				
Buddy Biancalana, S OBP: 0.228, SLG: 0.315 (1, 6)										4	0	1	1	0	1	1				
<b>Inning Stats</b>	R: 3 E: 1 K: 1 S: 7	H: 2 LOB: 1 BB: 2 P: 15	R: 1 E: 0 K: 2 S: 8	H: 1 LOB: 0 BB: 0 P: 8	R: 0 E: 0 K: 1 S: 7	H: 2 LOB: 2 BB: 0 P: 7	R: 0 E: 0 K: 0 S: 4	H: 1 LOB: 1 BB: 0 P: 4	R: 0 E: 0 K: 1 S: 5	H: 0 LOB: 0 BB: 0 P: 5	R: 0 E: 0 K: 0 S: 4	H: 2 LOB: 2 BB: 0 P: 8	R: 0 E: 0 K: 0 S: 4	H: 2 LOB: 1 BB: 0 P: 4	R: 0 E: 0 K: 0 S: 4	H: 1 LOB: 1 BB: 0 P: 4	1B: 8 2B: 1 3B: 1 HR: 1	SF: 0 SAC: 0 DP: 1 HBP: 0	WP: 0 PB: 0 CS: 0	PA: 37
<b>PITCHER</b>	IP WLS BF H R ER SO BB IBB HBP BLK WP HR S P ERA WHIP																			
Floyd Bannister, L ERA: 4.53 (1, 1)	5.1 L 27 8 5 4 6 2 0 0 0 0 0 0 1 37 6.75 1.875																			
Dan Spillner, R ERA: 4.7 (6, 1)	2.2 10 3 0 0 0 0 0 0 0 0 0 0 10 10 0.00 1.125																			

Chicago White Sox @ Kansas City Royals  
Royals Stadium, Kansas City, MO  
Fri Aug 24 1984, 8:05 PM EDT  
Att: 31,702 - Unknown

AB	35
R	5
H	11
RBI	4
BB	2
SO	6
LOB	16






Batter	1	2	3	4	5	6	7	8	9	AB	R	H	RBI	BB	SO	LOB	TOP										
Rudy Law, L (1.8) OBP: 0.320, SLG: 0.348	0-3 K		0-0 4-3		0-0 SH1		0-0 FC3-2		0-0 4-3	4	0	0	0	0	1	2											
Carlton Fisk, R (1.2) OBP: 0.294, SLG: 0.466	0-0 6-3		0-0 1B 2B		0-0 SF9		0-0 F8			3	1	1	1	0	0	2											
Harold Baines, L (1.9) OBP: 0.358, SLG: 0.542	0-0 6-3		0-0 2H 1B		0-0 4-3		0-0 3-1			4	0	1	1	0	0	2											
Jerry Hairston, S (1.7) OBP: 0.378, SLG: 0.414		0-3 K	0-0 F7			0-0 6-3			0-0 F7	4	0	0	0	0	1	1											
Greg Walker, L (1.10) OBP: 0.313, SLG: 0.506		0-0 S HBP 1B			0-0 2B		0-0 F6		0-3 K	4	0	2	0	0	1	0											
Tom Paciorek, R (1.3) OBP: 0.311, SLG: 0.336		1-0 S HBP			0-3 K		0-0 F9		1-0 HBP	2	0	0	0	0	1	1											
Vance Law, R (7.5) OBP: 0.300, SLG: 0.403		1-2 S HBP								0	0	0	0	0	0	0											
Roy Smalley, S (1.5) OBP: 0.352		0-3 K			0-0 F7				0-0 F9	2	0	0	0	1	1	3											
Mike Squires, L (7. PR) OBP: 0.238, SLG: 0.200		1-2 2-3							4-0 2B 1B BB	1	1	0	0	0	0	1											
Jerry Dybzinski, R (1.6) OBP: 0.328, SLG: 0.321		0-0 2-3			0-0 1-3				0-0 1B FC3-2 2B	4	0	1	0	0	1	3											
Julio Cruz, S (1.4) OBP: 0.270, SLG: 0.297			0-0 F7			0-0 SH1 SF9 2B			0-0 FC3-2 1B	4	1	2	1	0	1	0											
<b>Inning Stats</b>	R: 0 E: 0 K: 1 S: 5	H: 0 LOB: 0 BB: 0 P: 5	R: 0 E: 0 K: 2 S: 8	H: 1 LOB: 2 BB: 0 P: 9	R: 1 E: 0 K: 0 S: 5	H: 2 LOB: 1 BB: 0 P: 5	R: 0 E: 0 K: 1 S: 6	H: 1 LOB: 1 BB: 0 P: 6	R: 1 E: 0 K: 0 S: 4	H: 1 LOB: 0 BB: 0 P: 4	R: 0 E: 0 K: 0 S: 3	H: 0 LOB: 0 BB: 0 P: 3	R: 1 E: 0 K: 0 S: 5	H: 2 LOB: 2 BB: 1 P: 9	R: 0 E: 0 K: 1 S: 5	H: 0 LOB: 1 BB: 0 P: 6	R: 0 E: 0 K: 2 S: 7	H: 0 LOB: 0 BB: 0 P: 7	1B: 3 2B: 4 3B: 0 HR: 0	SF: 1 SAC: 1 DP: 0 HBP: 2	WP: 0 PB: 0 CS: 2	PA: 37					
<b>PITCHER</b>	IP	WLS	BF	H	R	ER	SO	BB	IBB	HBP	BLK	WP	HR	S	P	ERA	WHIP										
Mark Gubicza, R (1.1) ERA: 3.76	6.0	L	27	7	3	3	4	1	0	1	0	0	0	33	38	4.50	1.333										
Mike Jones, L (7.1) ERA: 4.79	3.0		10	0	0	0	3	0	0	1	0	0	0	15	16	0.00	0.000										

Chicago White Sox @ Kansas City Royals  
 Royals Stadium, Kansas City, MO  
 Sat Aug 25 1984, 8:05 PM EDT  
 Att: 36,261 - Unknown


AB	32
R	3
H	7
RBI	3
BB	1
SO	7
LOB	15



Batter	1	2	3	4	5	6	7	8	9	AB	R	H	RBI	BB	SO	LOB	BOTTOM										
Willie Wilson, S (1.8) OBP: 0.358, SLG: 0.381	0-3 K		0-0 S 1B			0-0 4-3		0-0 4-3		4	0	1	0	0	1	1											
Pat Sheridan, L (1.9) OBP: 0.336, SLG: 0.408	0-0 F7		0-0 F8			0-0 F6			0-0 6-3	4	0	0	0	0	0	1											
Dane Iorg, L (1.7) OBP: 0.280, SLG: 0.395	4-0 FC6 BB				0-0 F9		0-0 2B		0-0 F8	3	0	1	0	1	0	0											
Jorge Orta, L (1.10) OBP: 0.333, SLG: 0.452	0-0 FC6				0-0 F3		0-0 F7		0-0 4-3	4	0	0	0	0	0	2											
Frank White, R (1.4) OBP: 0.307, SLG: 0.434		0-0 F4			0-0 6-3		0-0 F7			3	0	0	0	0	0	1											
Steve Balboni, R (1.3) OBP: 0.311, SLG: 0.470		0-3 K			0-0 F8		0-3 K			3	0	0	0	0	2	1											
Don Slaught, R (1.2) OBP: 0.309, SLG: 0.398		0-0 5-3			0-0 F4				0-0 G6-3 2B	3	0	1	0	0	0	0											
Greg Pryor, R (1.5) OBP: 0.295, SLG: 0.372			0-0 5-3		0-0 F9				4-0 G6-3 BB	2	0	0	0	1	0	0											
Buddy Biancalana, S (1.6) OBP: 0.221, SLG: 0.309			0-3 K			0-0 F8			0-0 G6-3 BB	2	0	0	0	0	1	0											
Hal McRae, R (8. PH) OBP: 0.336, SLG: 0.384						0-0 F8			1-2 2-3	1	0	0	0	0	0	2											
Bucky Dent, R (9.6) OBP: 0.500, SLG: 0.333										0	0	0	0	0	0	0											
<b>Inning Stats</b>	R: 0 E: 0 K: 1 S: 5	H: 0 LOB: 1 BB: 1 P: 9	R: 0 E: 0 K: 1 S: 5	H: 0 LOB: 0 BB: 0 P: 5	R: 0 E: 0 K: 1 S: 6	H: 1 LOB: 1 BB: 0 P: 6	R: 0 E: 0 K: 0 S: 3	H: 0 LOB: 0 BB: 0 P: 3	R: 0 E: 0 K: 0 S: 3	H: 0 LOB: 0 BB: 0 P: 3	R: 0 E: 0 K: 1 S: 6	H: 1 LOB: 1 BB: 0 P: 6	R: 0 E: 0 K: 0 S: 3	H: 1 LOB: 1 BB: 1 P: 7	R: 0 E: 0 K: 0 S: 3	H: 0 LOB: 0 BB: 0 P: 3	1B: 1 2B: 2 3B: 0 HR: 0	SF: 0 SAC: 0 DP: 1 HBP: 0	WP: 0 PB: 0 CS: 0	PA: 31							
<b>PITCHER</b>	IP	WLS	BF	H	R	ER	SO	BB	IBB	HBP	BLK	WP	HR	S	P	ERA	WHIP										
Tom Seaver, R (1.1) ERA: 3.96	9.0	W	31	3	0	0	4	2	0	0	0	0	0	37	45	0.00	0.556										

Chicago White Sox @ Kansas City Royals  
 Royals Stadium, Kansas City, MO  
 Sat Aug 25 1984, 8:05 PM EDT  
 Att: 36,261 - Unknown

AB	29
R	0
H	3
RBI	0
BB	2
SO	4
LOB	8





Batter	1	2	3	4	5	6	7	8	9	10	11	12	13	14	15	16	AB	R	H	RBI	BB	SO	LOB	TOP			
Rudy Law, L OBP: 0.322, SLG: 0.350 (1, 8)	4-3		1B E		F3			HR 1B		F7		4-3			1B		7	2	3	1	0	0	0				
Carlton Fisk, R OBP: 0.294, SLG: 0.472 (1, 2)	5-3		FC1-6 1B		F6			HR		F2			F8		F9		7	1	2	2	0	0	2				
Harold Baines, L OBP: 0.360, SLG: 0.543 (1, 9)	1B		FC1-6 1B					1B					6-3		F4		7	0	4	0	0	0	3				
Greg Luzinski, R OBP: 0.336, SLG: 0.368 Greg Walker, L OBP: 0.313, SLG: 0.503 (8, PH)	1B		G4-6-3			G6-4-3 1B		1B			4-3 1B		F1				3	0	1	0	0	0	2				
Tom Paciorek, R OBP: 0.312, SLG: 0.339 Mike Squires, L OBP: 0.250, SLG: 0.205 (8, PH)	4-3					G6-4-3 1B		G4-6-3 1B			4-3 BB				CS 1B		3	1	1	0	0	0	2				
Ron Kittle, R OBP: 0.296, SLG: 0.452 (1, 7)		4-3		4-3			F3		F9		F7				K		7	0	0	0	0	2	4				
Vance Law, R OBP: 0.296, SLG: 0.397 (12, 4)		F9		6-3			6-3		F4		5-3				F4		6	0	0	1	0	0	3				
Jerry Dybzinski, R OBP: 0.318, SLG: 0.310 Roy Smalley, S OBP: 0.279, SLG: 0.350 (12, PH)		6-3			F7								K		CS	F9	4	0	0	0	0	0	0				
Julio Cruz, S OBP: 0.271, SLG: 0.301 Jerry Hairston, S OBP: 0.376, SLG: 0.410 Scott Fletcher, R OBP: 0.317, SLG: 0.291 (8, PH)			1B 2B		F4			4-3			6-3		5-3		1B	1B	2	1	1	0	0	0	0				
<b>Inning Stats</b>	R: 0 E: 0 K: 0 S: 5	H: 2 LOB: 2 BB: 0 P: 5	R: 0 E: 0 K: 0 S: 3	H: 0 LOB: 0 BB: 0 P: 3	R: 2 E: 1 K: 0 S: 5	H: 3 LOB: 0 BB: 0 P: 5	R: 1 E: 0 K: 0 S: 4	H: 1 LOB: 0 BB: 0 P: 4	R: 0 E: 0 K: 0 S: 3	H: 0 LOB: 0 BB: 0 P: 3	R: 2 E: 0 K: 0 S: 6	H: 4 LOB: 1 BB: 0 P: 6	R: 0 E: 0 K: 0 S: 3	H: 0 LOB: 0 BB: 0 P: 3	R: 0 E: 0 K: 1 S: 5	H: 0 LOB: 0 BB: 0 P: 5	R: 0 E: 0 K: 0 S: 3	H: 1 LOB: 0 BB: 0 P: 5	R: 0 E: 0 K: 1 S: 5	H: 2 LOB: 2 BB: 0 P: 5	R: 0 E: 0 K: 1 S: 5	H: 0 LOB: 0 BB: 0 P: 3	R: 0 E: 0 K: 0 S: 3	H: 0 LOB: 0 BB: 0 P: 3	1B: 12 2B: 2 3B: 0 HR: 1	SF: 0 SAC: 0 DP: 3 HBP: 0	WP: 0 PB: 0 CS: 1 PA: 61
<b>PITCHER</b>	IP WLS BF H R ER SO BB IBB HBP BLK WP HR S P ERA WHIP	<b>PITCHER</b>																IP WLS BF H R ER SO BB IBB HBP BLK WP HR S P ERA WHIP									
Charlie Leibrandt, L ERA: 3.44	7.0 26 9 4 2 2 0 0 0 0 0 0 0 0 0 0 2.57 1.000																	7.0 26 9 4 2 2 0 0 0 0 0 0 0 0 0 0 2.57 1.000									
Dan Quisenberry, R ERA: 2.44	2.0 9 4 2 2 0 0 0 0 0 0 0 0 0 0 9.00 2.000																	2.0 9 4 2 2 0 0 0 0 0 0 0 0 0 0 9.00 2.000									
Mark Husmann, R ERA: 4.80	5.0 17 2 0 0 2 1 0 0 0 0 0 0 0 0 0.00 0.600																	5.0 17 2 0 0 2 1 0 0 0 0 0 0 0 0 0.00 0.600									
Larry Gura, L ERA: 5.21	2.0 W 8 2 0 0 1 0 0 0 0 0 0 0 0 0.00 1.000																	2.0 W 8 2 0 0 1 0 0 0 0 0 0 0 0 0.00 1.000									

Chicago White Sox @ Kansas City Royals  
 Royals Stadium, Kansas City, MO  
 Sun Aug 26 1984, 4:33 AM EDT  
 Att: 22,971 - Unknown

AB	59
R	15
H	5
RBI	4
BB	1
SO	3
LOB	19



Batter	1	2	3	4	5	6	7	8	9	10	11	12	13	14	15	16	AB	R	H	RBI	BB	SO	LOB	BOTTOM			
Willie Wilson, S OBP: 0.357, SLG: 0.379 (1, 8)	E1 1B				G4-6-3 1B		G6-3		6-3			K2-3		K			7	1	2	0	0	2	3				
Pat Sheridan, L OBP: 0.340, SLG: 0.408 (1, 9)	2B 1B				G4-6-3 BB			E 4-3 WP 1B		SH3-4 BB		F5		K			5	2	2	1	2	1	1				
Dane Iorg, L OBP: 0.276, SLG: 0.390 John Wathan, R OBP: 0.292, SLG: 0.284 Steve Balboni, R OBP: 0.309, SLG: 0.467 (13, 3)	4-3				G4-6-3			4-3		SH3-4		K			K		3	0	0	0	0	0	3				
Jorge Orta, L OBP: 0.332, SLG: 0.450 (1, 10)	HR 2B				F8			E5 WP		G5-4-3 IBB			F3		K		6	1	1	1	1	2	2				
Darryl Motley, R OBP: 0.325, SLG: 0.453 (1, 7)	HR					6-3		F7		G5-4-3 1B				G1-2-3 1B			7	1	3	2	0	0	4				
Frank White, R OBP: 0.306, SLG: 0.429 (1, 4)	K				4-3			F9		SH3-4 BB				G1-2-3			6	0	1	0	1	1	3				
Don Slaught, R OBP: 0.307, SLG: 0.392 (1, 2)	4-3				F8			5-3		SH3-4				IBB			5	0	0	0	1	0	1				
Greg Pryor, R OBP: 0.295, SLG: 0.384 (1, 5)					6-3			5-3						F8			7	1	2	1	0	0	3				
Bucky Blancoana, S OBP: 0.332, SLG: 0.350 Hal McRae, R OBP: 0.355, SLG: 0.382 Bucky Dent, R OBP: 0.440, SLG: 0.250 (11, PH)					F8					6-3 BB				F3			3	0	1	0	1	1	1				
<b>Inning Stats</b>	R: 4 E: 1 K: 1 S: 9	H: 4 LOB: 0 BB: 0 P: 9	R: 0 E: 0 K: 0 S: 4	H: 1 LOB: 1 BB: 0 P: 4	R: 0 E: 0 K: 1 S: 6	H: 1 LOB: 1 BB: 0 P: 6	R: 0 E: 0 K: 0 S: 5	H: 0 LOB: 0 BB: 0 P: 5	R: 1 E: 1 K: 0 S: 5	H: 1 LOB: 1 BB: 0 P: 5	R: 0 E: 0 K: 0 S: 4	H: 1 LOB: 1 BB: 0 P: 4	R: 0 E: 0 K: 2 S: 7	H: 0 LOB: 0 BB: 0 P: 7	R: 0 E: 0 K: 0 S: 4	H: 1 LOB: 2 BB: 1 P: 8	R: 0 E: 0 K: 2 S: 7	H: 0 LOB: 0 BB: 0 P: 7	R: 0 E: 0 K: 2 S: 7	H: 0 LOB: 0 BB: 0 P: 7	R: 1 E: 0 K: 0 S: 3	H: 2 LOB: 0 BB: 0 P: 3	R: 0 E: 0 K: 0 S: 3	H: 0 LOB: 0 BB: 0 P: 3	1B: 7 2B: 2 3B: 1 HR: 2	SF: 0 SAC: 2 DP: 3 HBP: 0	WP: 0 PB: 0 CS: 0 PA: 62
<b>PITCHER</b>	IP WLS BF H R ER SO BB IBB HBP BLK WP HR S P ERA WHIP	<b>PITCHER</b>														IP WLS BF H R ER SO BB IBB HBP BLK WP HR S P ERA WHIP											
Richard Dotson, R ERA: 3.15	10.0 41 9 5 4 3 1 1 0 0 0 0 0 0 0 0 3.60 1.200															10.0 41 9 5 4 3 1 1 0 0 0 0 0 0 0 0 3.60 1.200											
Ron Reed, R ERA: 3.41	3.0 12 1 0 0 2 1 1 0 0 0 0 0 0 0 0 0.00 0.667															3.0 12 1 0 0 2 1 1 0 0 0 0 0 0 0 0 0.00 0.667											
Bert Roberge, R ERA: 4.3	2.2 L 9 2 1 1 4 0 0 0 0 0 0 0 0 0 3.38 0.750															2.2 L 9 2 1 1 4 0 0 0 0 0 0 0 0 0 3.38 0.750											

Chicago White Sox @ Kansas City Royals  
 Royals Stadium, Kansas City, MO  
 Sun Aug 26 1984, 4:33 AM EDT  
 Att: 22,971 - Unknown

AB	54
R	12
H	16
RBI	5
BB	6
SO	9
LOB	23





Batter	1	2	3	4	5	6	7	8	9	AB	R	H	RBI	BB	SO	LOB	TOP											
Rudy Law, L OBP: 0.321, SLG: 0.349 (1, 8)	F7		4-3		4-3			2B 1B		4	1	1	0	0	0	1	Chicago White Sox @ Kansas City Royals Royals Stadium, Kansas City, MO Mon Aug 27 1984, 8:05 PM EDT Att: 23,884 - Unknown											
Carlton Fisk, R OBP: 0.294, SLG: 0.472 (1, 2)	F7		F9			F2		2B 2B		4	1	1	2	0	0	1												
Harold Baines, L OBP: 0.358, SLG: 0.538 (1, 9)	4-3			F3		F8		K		4	0	0	0	0	1	1												
Greg Luzinski, R OBP: 0.336, SLG: 0.365 (1, 10)		3-1		6-3		1-3		2B BB		3	0	0	0	1	0	0												
Greg Walker, L OBP: 0.317, SLG: 0.518 (1, 3)		FC3-6 1B		HR			F8	2B		4	1	3	2	0	0	0												
Tom Paciorek, R OBP: 0.314, SLG: 0.339 Jerry Dybzinski, R OBP: 0.318, SLG: 0.310 (8, 6)		FC3-6 1-2		BB			L4-3 1B	K		3	0	1	0	1	1	3												
Roy Smalley, S OBP: 0.276, SLG: 0.345 (1, 5)				F6			L4-3 1-2		4-3	4	0	0	0	0	0	3												
Scott Fletcher, R OBP: 0.317, SLG: 0.291 (8, 4)					F8			F4	F6	3	0	1	0	0	0	0												
Mike Squires, L OBP: 0.247, SLG: 0.203 (9, PH)			4-3 SH5-3 1B							1	0	0	0	0	0	0												
Julio Cruz, S OBP: 0.270, SLG: 0.301 Jerry Hairston, S OBP: 0.377, SLG: 0.412 (8, PH)			SH5-3 1-2			F8		1B 2B 1B	F7	1	0	0	0	0	0	0												
<b>Inning Stats</b>	R: 0 E: 0 K: 0 S: 3	H: 0 LOB: 0 BB: 0 P: 3	R: 0 E: 0 K: 0 S: 4	H: 1 LOB: 1 BB: 0 P: 4	R: 0 E: 0 K: 0 S: 4	H: 1 LOB: 1 BB: 0 P: 4	R: 1 E: 0 K: 0 S: 4	H: 1 LOB: 1 BB: 1 P: 8	R: 0 E: 0 K: 0 S: 3	H: 0 LOB: 0 BB: 0 P: 3	R: 0 E: 0 K: 0 S: 3	H: 1 LOB: 0 BB: 0 P: 3	R: 3 E: 0 K: 2 S: 11	H: 4 LOB: 2 BB: 1 P: 15	R: 0 E: 0 K: 0 S: 3	H: 0 LOB: 0 BB: 0 P: 3	1B: 5 2B: 3 3B: 0 HR: 1	SF: 0 SAC: 1 DP: 1 HBP: 0	WP: 0 PB: 0 SB: 0 CS: 0	PA: 36								
<b>PITCHER</b>	IP	WLS	BF	H	R	ER	SO	BB	IBB	HBP	BLK	WP	HR	S	P	ERA	WHIP											
Bret Saberhagen, R ERA: 3.64 Joe Beckwith, R ERA: 3.95 Dan Quisenberry, R ERA: 2.81	(1, 1)		7.0	W	25	4	1	1	0	1	0	0	0	0	24	28	1.29	0.714										
	(8, 1)		0.2		6	3	3	3	1	1	0	0	0	0	7	11	40.50	6.000										
	(8, 1)		1.1	S	5	1	0	0	1	0	0	0	0	0	7	7	0.00	0.750										

Batter	1	2	3	4	5	6	7	8	9	AB	R	H	RBI	BB	SO	LOB	BOTTOM										
Willie Wilson, S OBP: 0.359, SLG: 0.380 (1, 8)	4-3		FC3-6 BB				S 1B	F9		4	1	2	0	1	0	0	Chicago White Sox @ Kansas City Royals Royals Stadium, Kansas City, MO Mon Aug 27 1984, 8:05 PM EDT Att: 23,884 - Unknown										
Pat Sheridan, L OBP: 0.343, SLG: 0.411 (1, 9)	1B		FC3-6 1-2 2-3			1-2 BB	2B 2B	6-3		4	1	2	2	1	0	2											
Darryl Motley, R OBP: 0.328, SLG: 0.455 (1, 7)	1B		K			4-3				4	1	2	1	0	1	4											
Jorge Orta, L OBP: 0.331, SLG: 0.446 (1, 10)	FC6-4-3-2 1-2 2-H			4-3		4-3	E BLK IBB			3	1	0	0	1	0	2											
Frank White, R OBP: 0.311, SLG: 0.444 (1, 4)		F8				2B	E5 BLK 1B 1B			4	2	3	1	0	0	0											
Steve Balboni, R OBP: 0.306, SLG: 0.462 (1, 3)		F4		F2		F8	F4			4	0	0	0	0	0	2											
Greg Pryor, R OBP: 0.294, SLG: 0.381 (1, 5)		F8		F7		6-3				4	0	1	1	0	0	1											
John Wathan, R OBP: 0.285, SLG: 0.276 (1, 2)			6-3				3-1 F8			4	0	0	0	0	0	1											
Buddy Biancalana, S OBP: 0.233, SLG: 0.327 (1, 6)			FC3-6 2B		6-3		E3 1B 2B	K		4	1	1	0	0	1	0											
<b>Inning Stats</b>	R: 0 E: 0 K: 0 S: 4	H: 2 LOB: 1 BB: 0 P: 4	R: 0 E: 0 K: 0 S: 3	H: 0 LOB: 0 BB: 0 P: 3	R: 0 E: 0 K: 1 S: 6	H: 1 LOB: 2 BB: 1 P: 10	R: 0 E: 0 K: 0 S: 4	H: 1 LOB: 1 BB: 0 P: 4	R: 0 E: 0 K: 0 S: 4	H: 1 LOB: 2 BB: 1 P: 8	R: 1 E: 0 K: 0 S: 4	H: 1 LOB: 0 BB: 0 P: 4	R: 6 E: 2 K: 0 S: 9	H: 5 LOB: 1 BB: 1 P: 13	R: 0 E: 0 K: 1 S: 5	H: 0 LOB: 0 BB: 0 P: 5		1B: 6 2B: 5 3B: 0 HR: 1	SF: 0 SAC: 0 DP: 1 HBP: 0	WP: 0 PB: 0 SB: 1 CS: 0	PA: 38						
<b>PITCHER</b>	IP	WLS	BF	H	R	ER	SO	BB	IBB	HBP	BLK	WP	HR	S	P	ERA	WHIP										
LaMarr Hoyt, R ERA: 4.51 Dan Spillner, R ERA: 4.77 Britt Burns, L ERA: 4.85	(1, 1)		6.1	L	31	9	6	5	1	0	0	0	0	30	42	7.11	1.737										
	(7, 1)		0.2		4	2	1	0	0	0	0	1	0	4	4	0.00	3.000										
	(8, 1)		1.0		3	0	0	0	1	0	0	0	0	5	5	0.00	0.000										



Batter	1	2	3	4	5	6	7	8	9	AB	R	H	RBI	BB	SO	LOB	TOP			
Bill Sample, R OBP: 0.295, SLG: 0.334 (1, 7)	5-3		6-3		1B 2B	F4			1-2 1B	5	1	2	0	0	0	0				
Gary Ward, R OBP: 0.329, SLG: 0.423 (1, 8)	5-3		CS 1B		1-2 2B 1B		F9		L6-4 2-3	5	1	2	0	0	0	2				
Buddy Bell, R OBP: 0.368, SLG: 0.420 Wayne Tolleson, S OBP: 0.284, SLG: 0.261 (8, 5)	FC4-6 1B		6-3		1-2 1B 2B		F8										4 1 2 2 0 0 1 0 0 0 0 0 0 0			
Larry Parrish, R OBP: 0.339, SLG: 0.488 (1, 10)	FC4-6 1-2				2H 1B		5-3										4 0 1 1 0 0 1			
Pete O'Brien, L OBP: 0.351, SLG: 0.462 (1, 3)		HR			F7		K		5-3								4 1 1 1 0 1 1			
George Wright, S OBP: 0.277, SLG: 0.393 (1, 9)	4-3			1B BB	F9				F7								3 1 0 0 1 0 1			
Donnie Scott, S OBP: 0.275, SLG: 0.269 (1, 2)	K			1-2 1B	5-3				F8								4 0 1 0 0 1 1			
Curtis Wilkerson, S OBP: 0.281, SLG: 0.268 (1, 4)	6-3			1-2 2H 1B					L6-4 1B 1B								4 0 2 1 0 0 0			
Jeff Kunkel, R OBP: 0.219, SLG: 0.363 (1, 6)			HR		F3		6-3		F4								4 1 1 1 0 0 3			
<b>Inning Stats</b>	R: 0 E: 0 K: 0 S: 4	H: 1 LOB: 1 BB: 0 P: 4	R: 1 E: 0 K: 1 S: 6	H: 1 LOB: 0 BB: 0 P: 6	R: 1 E: 0 K: 0 S: 4	H: 2 LOB: 0 BB: 0 P: 4	R: 1 E: 0 K: 0 S: 5	H: 2 LOB: 2 BB: 1 P: 9	R: 3 E: 0 K: 1 S: 9	H: 4 LOB: 1 BB: 0 P: 9	R: 0 E: 0 K: 0 S: 3	H: 0 LOB: 0 BB: 0 P: 3	R: 0 E: 0 K: 0 S: 3	H: 0 LOB: 0 BB: 0 P: 3	R: 0 E: 0 K: 0 S: 4	H: 2 LOB: 1 BB: 0 P: 4	1B: 9 2B: 2 3B: 0 HR: 2	SF: 0 SAC: 0 DP: 1 HBP: 0	WP: 0 PB: 0 SB: 0 CS: 1	PA: 38
<b>PITCHER</b>	IP WLS BF H R ER SO BB IBB HBP BLK WP HR S P ERA WHIP	IP WLS BF H R ER SO BB IBB HBP BLK WP HR S P ERA WHIP																		
Frank Wills, R ERA: 6.49 Mike Jones, L ERA: 4.4	(1, 1) 4.0 L 21 9 6 6 1 1 0 0 0 0 2 22 26 13.50 2.500	(5, 1) 5.0 17 3 0 0 1 0 0 0 0 0 0 19 19 0.00 0.600																		

Texas Rangers @ Kansas City Royals  
 Royals Stadium, Kansas City, MO  
 Tue Aug 28 1984, 8:05 PM EDT  
 Att: 15,545 - Unknown

AB	37
R	6
H	12
RBI	6
BB	1
SO	2
LOB	10



Batter	1	2	3	4	5	6	7	8	9	AB	R	H	RBI	BB	SO	LOB	BOTTOM				
Willie Wilson, S OBP: 0.356, SLG: 0.376 (1, 8)	F8		K			F8		4-3		4	0	0	0	0	1	1					
Pat Sheridan, L OBP: 0.342, SLG: 0.408 (1, 9)	K			4-3		FC6-4 BB		5-3		3	0	0	0	1	1	0					
Darryl Motley, R OBP: 0.325, SLG: 0.451 (1, 7)	F3			K		FC6-4 1B 1-2		4-3		4	0	0	0	0	1	1					
Jorge Orta, L OBP: 0.339, SLG: 0.456 (1, 10)		G4-3 1B				FC5-4 1B 1-2		BB 1B		4	0	4	0	0	0	0					
Frank White, R OBP: 0.310, SLG: 0.442 (1, 4)	G4-3 1-2			F8		FC5-4 1-2		BB 1B		4	0	1	0	0	0	4					
Don Slaught, R OBP: 0.303, SLG: 0.387 (1, 2)	F3				6-3		K		K								4 0 0 0 0 2 2				
Steve Balboni, R OBP: 0.307, SLG: 0.461 Dane Iorg, L OBP: 0.279, SLG: 0.390 (9, 3)			G1-6-3 1B			F6		K		3	0	1	0	0	1	0					
Greg Pryor, R OBP: 0.293, SLG: 0.379 (1, 5)			G1-6-3 1-2		WP 1B		K		4-3								4 0 1 0 0 1 4				
Buddy Biancalana, S OBP: 0.236, SLG: 0.327 (1, 6)					1-2 K				K								3 0 1 0 0 2 1				
<b>Inning Stats</b>	R: 0 E: 0 K: 1 S: 5	H: 0 LOB: 0 BB: 0 P: 5	R: 0 E: 0 K: 0 S: 3	H: 1 LOB: 0 BB: 0 P: 3	R: 0 E: 0 K: 1 S: 6	H: 2 LOB: 1 BB: 0 P: 6	R: 0 E: 0 K: 1 S: 6	H: 1 LOB: 1 BB: 0 P: 6	R: 0 E: 0 K: 1 S: 6	H: 1 LOB: 1 BB: 0 P: 6	R: 0 E: 0 K: 0 S: 4	H: 1 LOB: 2 BB: 1 P: 8	R: 0 E: 0 K: 3 S: 9	H: 0 LOB: 0 BB: 0 P: 9	R: 0 E: 0 K: 1 S: 5	H: 0 LOB: 0 BB: 0 P: 5	R: 0 E: 0 K: 1 S: 7	H: 2 LOB: 3 2B: 1 3B: 0 HR: 0	SF: 0 SAC: 0 DP: 2 HBP: 0	WP: 1 PB: 0 SB: 0 CS: 0	PA: 35
<b>PITCHER</b>	IP WLS BF H R ER SO BB IBB HBP BLK WP HR S P ERA WHIP	IP WLS BF H R ER SO BB IBB HBP BLK WP HR S P ERA WHIP																			
Danny Darwin, R ERA: 3.95	(1, 1) 9.0 W 35 8 0 0 9 2 0 0 0 1 0 51 59 0.00 1.111																				

Texas Rangers @ Kansas City Royals  
 Royals Stadium, Kansas City, MO  
 Tue Aug 28 1984, 8:05 PM EDT  
 Att: 15,545 - Unknown

AB	33
R	0
H	8
RBI	0
BB	2
SO	9
LOB	13





Batter	1	2	3	4	5	6	7	8	9	AB	R	H	RBI	BB	SO	LOB	TOP			
Bill Sample, R OBP: 0.292, SLG: 0.331 (1, 7)										4	0	0	0	0	0	0				
Gary Ward, R OBP: 0.330, SLG: 0.429 (1, 8)										4	1	2	1	0	1	0				
Buddy Bell, R OBP: 0.369, SLG: 0.421 (1, 5)										4	0	2	0	0	1	1				
Larry Parrish, R OBP: 0.340, SLG: 0.490 (1, 10)										4	0	2	0	0	0	1				
Pete O'Brien, L OBP: 0.349, SLG: 0.459 (1, 3)										3	0	0	0	0	0	3				
George Wright, S OBP: 0.274, SLG: 0.389 (1, 9)										3	0	0	0	0	1	1				
Ned Yost, R OBP: 0.185, SLG: 0.241 (1, 2)										3	0	0	0	0	1	1				
Curtis Wilkerson, S OBP: 0.279, SLG: 0.266 (1, 4)										3	0	0	0	0	1	0				
Jeff Kunkel, R OBP: 0.213, SLG: 0.352 (1, 6)										3	0	0	0	0	0	0				
<b>Inning Stats</b>	R: 1 E: 0 K: 0 S: 5	H: 3 LOB: 1 BB: 0 P: 5	R: 0 E: 0 K: 0 S: 3	H: 0 LOB: 0 BB: 0 P: 3	R: 0 E: 0 K: 2 S: 4	H: 1 LOB: 1 BB: 0 P: 4	R: 0 E: 0 K: 2 S: 8	H: 1 LOB: 1 BB: 0 P: 8	R: 0 E: 0 K: 1 S: 5	H: 0 LOB: 0 BB: 0 P: 5	R: 0 E: 0 K: 0 S: 3	H: 0 LOB: 0 BB: 0 P: 3	R: 0 E: 0 K: 2 S: 7	H: 0 LOB: 0 BB: 0 P: 7	R: 0 E: 0 K: 2 S: 7	H: 0 LOB: 0 BB: 0 P: 7	1B: 4 2B: 1 3B: 0 HR: 1	SF: 0 SAC: 0 DP: 2 HBP: 0	WP: 0 PB: 0 SB: 0 CS: 0	PA: 31
<b>PITCHER</b> Bud Black, L ERA: 3.34 (1, 1)	IP: 9.0 WLS: W BF: 31 H: 6 R: 1 ER: 1 SO: 5 BB: 0 IBB: 0 HBP: 0 BLK: 0 WP: 0 HR: 1 S: 41 P: 41 ERA: 1.00 WHIP: 0.667																			

Texas Rangers @ Kansas City Royals  
Royals Stadium, Kansas City, MO  
Wed Aug 29 1984, 8:05 PM EDT  
Att: 15,887 - Unknown

AB 31  
R 1  
H 6  
RBI 1  
BB 0  
SO 5  
LOB 7



Batter	1	2	3	4	5	6	7	8	9	AB	R	H	RBI	BB	SO	LOB	BOTTOM			
Willie Wilson, S OBP: 0.353, SLG: 0.373 (1, 8)										4	0	0	1	0	0	1				
Lynn Jones, R OBP: 0.355, SLG: 0.379 (1, 9)										4	0	2	0	0	0	1				
Darryl Motley, R OBP: 0.327, SLG: 0.450 (1, 7)										3	1	1	0	1	0	1				
Hal McRae, R OBP: 0.357, SLG: 0.401 (1, 10)										4	1	2	2	0	1	3				
Frank White, R OBP: 0.307, SLG: 0.437 (1, 4)										4	0	0	0	0	0	3				
Don Slaught, R OBP: 0.302, SLG: 0.385 (1, 2)										4	0	1	0	0	1	0				
Greg Pryor, R OBP: 0.294, SLG: 0.378 (1, 5)										3	1	1	0	0	0	0				
John Wathan, R OBP: 0.286, SLG: 0.291 (1, 3)										3	1	1	1	0	0	0				
Buddy Biancalana, S OBP: 0.239, SLG: 0.321 (1, 6)										2	0	0	0	1	0	0				
<b>Inning Stats</b>	R: 1 E: 0 K: 0 S: 4	H: 1 LOB: 1 BB: 1 P: 8	R: 2 E: 0 K: 0 S: 5	H: 2 LOB: 1 BB: 1 P: 9	R: 1 E: 0 K: 0 S: 4	H: 1 LOB: 0 BB: 0 P: 4	R: 0 E: 0 K: 0 S: 3	H: 0 LOB: 0 BB: 0 P: 3	R: 0 E: 0 K: 1 S: 5	H: 1 LOB: 1 BB: 0 P: 4	R: 0 E: 0 K: 1 S: 5	H: 0 LOB: 0 BB: 0 P: 5	R: 0 E: 0 K: 0 S: 3	H: 0 LOB: 0 BB: 0 P: 3	R: 0 E: 0 K: 1 S: 7	H: 3 LOB: 2 BB: 0 P: 7	1B: 5 2B: 0 3B: 2 HR: 1	SF: 0 SAC: 0 DP: 0 HBP: 0	WP: 0 PB: 0 SB: 0 CS: 0	PA: 33
<b>PITCHER</b> Frank Tanana, L ERA: 3.1 Dave Schmidt, R ERA: 1.97 (8, 1)	IP: 7.0 WLS: L BF: 30 H: 7 R: 4 ER: 4 SO: 1 BB: 2 IBB: 0 HBP: 0 BLK: 0 WP: 0 HR: 1 S: 30 P: 38 ERA: 5.14 WHIP: 1.286																			

Texas Rangers @ Kansas City Royals  
Royals Stadium, Kansas City, MO  
Wed Aug 29 1984, 8:05 PM EDT  
Att: 15,887 - Unknown

AB 31  
R 4  
H 8  
RBI 4  
BB 2  
SO 2  
LOB 9





Batter	1	2	3	4	5	6	7	8	9	AB	R	H	RBI	BB	SO	LOB	TOP										
Bill Sample, R (1, 7) OBP: 0.294, SLG: 0.331										3	2	1	0	1	1	1											
Gary Ward, R (1, 8) OBP: 0.328, SLG: 0.426										4	0	0	0	0	2	2											
Buddy Bell, R (1, 5) OBP: 0.369, SLG: 0.420										4	1	1	1	0	0	1											
Larry Parrish, R (1, 10) OBP: 0.341, SLG: 0.490										4	0	2	1	0	1	1											
Pete O'Brien, L (1, 3) OBP: 0.352, SLG: 0.465										3	0	2	1	1	0	1											
George Wright, S (1, 9) OBP: 0.273, SLG: 0.394										4	1	1	0	0	0	3											
Donnie Scott, S (1, 2) OBP: 0.275, SLG: 0.269										4	0	1	1	0	1	1											
Curtis Wilkerson, S (1, 4) OBP: 0.276, SLG: 0.263										4	0	0	0	0	0	2											
Jeff Kunkel, R (1, 6) OBP: 0.216, SLG: 0.352										3	0	1	0	0	1	0											
<b>Inning Stats</b>	R: 2 E: 0 K: 2 S: 9	H: 2 LOB: 1 BB: 1 P: 13	R: 0 E: 0 K: 1 S: 5	H: 0 LOB: 0 BB: 0 P: 5	R: 1 E: 0 K: 1 S: 6	H: 2 LOB: 1 BB: 0 P: 6	R: 0 E: 0 K: 0 S: 2	H: 0 LOB: 0 BB: 1 P: 6	R: 0 E: 0 K: 1 S: 5	H: 1 LOB: 1 BB: 0 P: 4	R: 1 E: 0 K: 0 S: 5	H: 3 LOB: 1 BB: 0 P: 5	R: 0 E: 0 K: 0 S: 3	H: 0 LOB: 0 BB: 0 P: 3	R: 0 E: 0 K: 1 S: 6	H: 1 LOB: 1 BB: 0 P: 6	1B: 7 2B: 0 3B: 2 HR: 0	SF: 0 SAC: 0 DP: 1 HBP: 0	WP: 0 PB: 0 SB: 2 CS: 1	PA: 35							
<b>PITCHER</b>	IP	WLS	BF	H	R	ER	SO	BB	IBB	HBP	BLK	WP	HR	S	P	ERA	WHIP										
Mark Gubicza, R (1, 1) ERA: 3.83	7.0	L	28	8	4	4	5	2	0	0	0	0	0	36	44	5.14	1.429										
Mark Huisman, R (8, 1) ERA: 4.52	2.0		7	1	0	0	1	0	0	0	0	0	0	9	9	0.00	0.500										

Texas Rangers @ Kansas City Royals  
 Royals Stadium, Kansas City, MO  
 Thu Aug 30 1984, 8:05 PM EDT  
 Att: 19,163 - Unknown

AB 33  
 R 4  
 H 9  
 RBI 4  
 BB 2  
 SO 6  
 LOB 12




Batter	1	2	3	4	5	6	7	8	9	AB	R	H	RBI	BB	SO	LOB	BOTTOM										
Willie Wilson, S (1, 8) OBP: 0.356, SLG: 0.385										5	0	3	1	0	0	2											
Pat Sheridan, L (1, 9) OBP: 0.344, SLG: 0.407										1	1	0	0	1	0	1											
Dane Iorg, L (1, 3) OBP: 0.275, SLG: 0.383										4	0	0	0	0	0	5											
Jorge Orta, L (1, 10) OBP: 0.341, SLG: 0.463										4	1	2	1	0	1	3											
Darryl Motley, R (1, 7) OBP: 0.324, SLG: 0.446										4	0	0	0	0	0	1											
Frank White, R (1, 4) OBP: 0.309, SLG: 0.438										4	0	2	0	0	0	1											
Don Slaught, R (1, 2) OBP: 0.302, SLG: 0.383										4	0	1	0	0	1	2											
Greg Pryor, R (1, 5) OBP: 0.293, SLG: 0.373										3	0	0	0	1	0	1											
Buddy Biancalana, S (1, 6) OBP: 0.243, SLG: 0.318										1	1	0	0	1	1	0											
Hal McRae, R (7, PH) OBP: 0.336, SLG: 0.400										1	0	0	0	0	0	1											
Bucky Dent, R (8, 6) OBP: 0.460, SLG: 0.250										0	0	0	0	0	0	0											
George Brett, L (9, PH) OBP: 0.342, SLG: 0.462										1	0	0	0	0	1	1											
<b>Inning Stats</b>	R: 0 E: 0 K: 1 S: 5	H: 1 LOB: 1 BB: 0 P: 6	R: 0 E: 0 K: 0 S: 3	H: 1 LOB: 0 BB: 0 P: 3	R: 1 E: 0 K: 0 S: 4	H: 1 LOB: 2 BB: 2 P: 12	R: 0 E: 0 K: 0 S: 3	H: 1 LOB: 0 BB: 0 P: 3	R: 0 E: 1 K: 1 S: 6	H: 1 LOB: 1 BB: 0 P: 6	R: 0 E: 0 K: 0 S: 4	H: 1 LOB: 1 BB: 0 P: 4	R: 0 E: 0 K: 1 S: 5	H: 0 LOB: 1 BB: 1 P: 9	R: 2 E: 1 K: 0 S: 5	H: 1 LOB: 0 BB: 0 P: 5	R: 0 E: 0 K: 1 S: 6	H: 1 LOB: 1 BB: 0 P: 6	1B: 5 2B: 0 3B: 3 HR: 0	SF: 0 SAC: 0 DP: 3 HBP: 1	WP: 1 PB: 2 SB: 0 CS: 0	PA: 37					
<b>PITCHER</b>	IP	WLS	BF	H	R	ER	SO	BB	IBB	HBP	BLK	WP	HR	S	P	ERA	WHIP										
Charlie Hough, R (1, 1) ERA: 3.87	8.0		33	7	3	2	3	3	0	1	0	0	0	35	48	2.25	1.250										
Dave Schmidt, R (9, 1) ERA: 1.94	1.0	S	4	1	0	0	1	0	0	0	0	0	0	6	6	0.00	1.000										


Texas Rangers @ Kansas City Royals  
 Royals Stadium, Kansas City, MO  
 Thu Aug 30 1984, 8:05 PM EDT  
 Att: 19,163 - Unknown

AB 32  
 R 3  
 H 8  
 RBI 2  
 BB 3  
 SO 4  
 LOB 18





Batter	1	2	3	4	5	6	7	8	9	AB	R	H	RBI	BB	SO	LOB	TOP			
Willie Wilson, S (1, 8) OBP: 0.358, SLG: 0.393	0-0 1B 4-3 2B		0-0 4-3		4-0 4-3 BB		0-0 SF8 3B		0-0 E6 2H	4	2	2	0	1	0	0	<b>Kansas City Royals @ Chicago White Sox</b> Comiskey Park, Chicago, IL Fri Aug 31 1984, 8:05 PM EDT Att: 21,828 - Unknown  <b>AB 32</b> <b>R 3</b> <b>H 7</b> <b>RBI 2</b> <b>BB 5</b> <b>SO 3</b> <b>LOB 18</b> 			
Pat Sheridan, L (1, 9) OBP: 0.345, SLG: 0.407	0-0 F7 4-3 2-3 1B		0-0 6-3 1B		0-0 4-3 1-2		0-0 F6		0-0 F5	5	0	2	0	0	0	3				
Dane Iorg, L (1, 3) OBP: 0.269, SLG: 0.377 John Wathan, R (9, 3) OBP: 0.286, SLG: 0.291	0-0 4-3		0-0 6-3		0-3 K		0-0 SF8		0-0 4-3	4	0	0	2	0	1	4				
Jorge Orta, L (1, 10) OBP: 0.340, SLG: 0.458	0-0 F7 2-3		4-0 BB		0-3 K		0-0 1-3			3	0	0	0	1	1	2				
Darryl Motley, R (1, 7) OBP: 0.323, SLG: 0.443	4-0 BB		0-0 F3		0-0 6-3		0-0 5-3			3	0	0	0	1	0	2				
Frank White, R (1, 4) OBP: 0.306, SLG: 0.433	0-3 K		0-0 F8		0-0 6-3		0-0 F8			4	0	0	0	0	1	2				
Don Slaught, R (1, 2) OBP: 0.304, SLG: 0.383		0-0 1-3		4-0 BB 1B		0-0 6-3		0-0 6-3		3	0	1	0	1	0	0				
Greg Pryor, R (1, 5) OBP: 0.301, SLG: 0.377		0-0 G6-3 1B		0-0 F9		4-0 BB 1-2 BB		0-0 SH1-4 E 1B		3	1	2	0	1	0	1				
Buddy Biancalana, S (1, 6) OBP: 0.237, SLG: 0.309	0-0 G6-3 1-2		0-0 4-3		0-0 F8		0-0 SH1-4			3	0	0	0	0	0	4				
<b>Inning Stats</b>	R: 1 E: 0 K: 1 S: 7	H: 2 LOB: 2 BB: 1 P: 11	R: 0 E: 0 K: 0 S: 3	H: 1 LOB: 0 BB: 0 P: 3	R: 0 E: 0 K: 0 S: 4	H: 1 LOB: 1 BB: 1 P: 8	R: 0 E: 0 K: 0 S: 3	H: 0 LOB: 1 BB: 1 P: 7	R: 0 E: 0 K: 2 S: 7	H: 1 LOB: 2 BB: 1 P: 11	R: 1 E: 0 K: 0 S: 4	H: 1 LOB: 0 BB: 0 P: 4	R: 0 E: 0 K: 0 S: 3	H: 0 LOB: 0 BB: 0 P: 3	R: 1 E: 1 K: 0 S: 5	H: 1 LOB: 1 BB: 0 P: 5	1B: 5 2B: 1 3B: 1 HR: 0	SF: 1 SAC: 1 DP: 1 HBP: 0	WP: 0 PB: 0 SB: 0 CS: 0	PA: 39
<b>PITCHER</b> Richard Dotson, R (1, 1) ERA: 3.53	IP: 9.0 WLS: L BF: 39 H: 7 R: 3 ER: 2 SO: 3 BB: 5 IBB: 0 HBP: 0 BLK: 0 WP: 0 HR: 0 S: 40 P: 60 ERA: 2.00 WHIP: 1.333															<b>PITCHER</b>				

Batter	1	2	3	4	5	6	7	8	9	AB	R	H	RBI	BB	SO	LOB	BOTTOM			
Rudy Law, L (1, 8) OBP: 0.322, SLG: 0.342	0-0 F7		4-0 HBP S BB		0-3 K		0-0 BB 1B		0-0 6-3	4	0	1	0	1	1	0	<b>Kansas City Royals @ Chicago White Sox</b> Comiskey Park, Chicago, IL Fri Aug 31 1984, 8:05 PM EDT Att: 21,828 - Unknown  <b>AB 33</b> <b>R 1</b> <b>H 6</b> <b>RBI 1</b> <b>BB 3</b> <b>SO 10</b> <b>LOB 14</b> 			
Tom Paciorek, R (1, 9) OBP: 0.314, SLG: 0.334	0-0 6-3		0-3 K		0-0 6-3		4-0 1-2 BB			3	0	0	0	1	1	1				
Greg Walker, L (1, 3) OBP: 0.315, SLG: 0.504	0-0 2B 1B		4-0 HBP BB		0-3 K		0-0 F5			3	1	1	0	1	1	2				
Carlton Fisk, R (1, 2) OBP: 0.289, SLG: 0.468	0-0 1H 2B		0-3 K		0-3 K		0-0 1-3			4	0	1	1	0	2	4				
Greg Luzinski, R (1, 10) OBP: 0.336, SLG: 0.372 Jerry Hairston, S (8, PH) OBP: 0.372, SLG: 0.407	0-0 F1		1-0 HBP		0-3 K		0-3 K		0-3 K	2	0	0	0	0	1	1				
1 0 0 0 0 1 0			1-2 2-3 HBP		0-0 K		0-0 K		0-0 K	1	0	0	0	0	1	0				
Ron Kittle, R (1, 7) OBP: 0.298, SLG: 0.457		0-0 F9		0-0 4-3		0-0 1B 1B		0-0 F9		4	0	1	0	0	0	3				
Vance Law, R (1, 5) OBP: 0.298, SLG: 0.393		0-3 K		0-0 5-3		0-0 1-2 1B		0-3 K		4	0	1	0	0	2	0				
Scott Fletcher, R (1, 6) OBP: 0.323, SLG: 0.306 (8, 4)		0-0 2B		0-0 5-3		0-0 F7		0-0 G1-4-3		3	0	1	0	0	0	2				
Mike Squires, L (9, PH) OBP: 0.239, SLG: 0.195		0-0 2B		0-0 5-3		0-0 F7		0-0 G1-4-3		1	0	0	0	0	0	0				
Julio Cruz, S (1, 4) OBP: 0.275, SLG: 0.309 Jerry Dybzinski, R (8, 6) OBP: 0.316, SLG: 0.308 Roy Smalley, S (9, PH) OBP: 0.277, SLG: 0.345		0-0 5-3		0-0 6-3		0-3 K		0-0 4-3		3	0	0	0	0	1	1				
1 0 0 0 0 0 0			1-2 2-3 HBP		0-0 K		0-0 K		0-0 K	1	0	0	0	0	0	0				
<b>Inning Stats</b>	R: 1 E: 0 K: 0 S: 5	H: 2 LOB: 1 BB: 0 P: 5	R: 0 E: 0 K: 1 S: 6	H: 1 LOB: 1 BB: 0 P: 6	R: 0 E: 0 K: 2 S: 7	H: 0 LOB: 2 BB: 2 P: 16	R: 0 E: 0 K: 0 S: 3	H: 0 LOB: 0 BB: 0 P: 3	R: 0 E: 0 K: 0 S: 3	H: 2 LOB: 2 BB: 0 P: 9	R: 0 E: 0 K: 1 S: 6	H: 1 LOB: 2 BB: 1 P: 10	R: 0 E: 0 K: 2 S: 7	H: 0 LOB: 0 BB: 0 P: 7	R: 0 E: 0 K: 0 S: 3	H: 0 LOB: 0 BB: 0 P: 3	1B: 4 2B: 2 3B: 0 HR: 0	SF: 0 SAC: 0 DP: 0 HBP: 1	WP: 0 PB: 0 SB: 1 CS: 0	PA: 37
<b>PITCHER</b> Charlie Leibrandt, L (1, 1) ERA: 3.53 Dan Quisenberry, R (7, 1) ERA: 2.74	IP: 6.2 WLS: W BF: 30 H: 6 R: 1 ER: 1 SO: 8 BB: 3 IBB: 0 HBP: 1 BLK: 0 WP: 0 HR: 0 S: 42 P: 55 ERA: 1.35 WHIP: 1.350															<b>PITCHER</b>				



Batter	1	2	3	4	5	6	7	8	9	AB	R	H	RBI	BB	SO	LOB	TOP		
Willie Wilson, S OBP: 0.397, SLG: 0.394 (1, 8)	F7		6-3			F9		2B		4	0	1	1	0	0	0	<b>Kansas City Royals @ Chicago White Sox</b> Comiskey Park, Chicago, IL Sat Sep 01 1984, 8:05 PM EDT Att: 24,509 - Unknown <a href="http://livebaseballscorecards.com">livebaseballscorecards.com</a>		
Pat Sheridan, L OBP: 0.342, SLG: 0.403 (1, 9)	K			F7		K		F4		4	0	0	0	0	2	2			
Dane Iorg, L OBP: 0.265, SLG: 0.370 (1, 3)	F3			F8			F4	4-3		4	0	0	0	0	0	2			
Jorge Orta, L OBP: 0.339, SLG: 0.459 (1, 10)		2B		F8			4-3		K	4	0	1	0	0	1	0			
Darryl Motley, R OBP: 0.322, SLG: 0.441 (1, 7)		6-3			5-3				K	4	0	1	0	0	1	1			
Frank White, R OBP: 0.303, SLG: 0.429 (1, 4)				F9	F6		K		3-1	4	0	0	0	0	1	2			
Don Slaught, R OBP: 0.307, SLG: 0.392 (1, 2)				F8				1B 2B		3	1	2	0	0	0	1			
Greg Pryor, R OBP: 0.301, SLG: 0.376 (1, 5)			6-3		F8			2B 2B 1B		3	0	1	0	0	0	1			
Buddy Biancalana, S OBP: 0.233, SLG: 0.304 (1, 6)				4-3		4-3		K		2	0	0	0	0	0	0			
Hal McRae, R OBP: 0.355, SLG: 0.399 (8, PH)										1	0	0	0	0	1	2			
Bucky Dent, R OBP: 0.400, SLG: 0.250 (8, 6)										0	0	0	0	0	0	0			
<b>Inning Stats</b>	R: 0 E: 0 K: 1 S: 5	H: 0 LOB: 0 BB: 0 P: 5	R: 0 E: 0 K: 0 S: 4	H: 1 LOB: 1 BB: 0 P: 4	R: 0 E: 0 K: 0 S: 3	H: 0 LOB: 0 BB: 0 P: 3	R: 0 E: 0 K: 0 S: 3	H: 0 LOB: 0 BB: 0 P: 3	R: 0 E: 0 K: 1 S: 5	H: 0 LOB: 0 BB: 0 P: 5	R: 0 E: 0 K: 1 S: 6	H: 1 LOB: 1 BB: 0 P: 6	R: 1 E: 0 K: 1 S: 8	H: 3 LOB: 2 BB: 0 P: 8	R: 0 E: 0 K: 2 S: 7	H: 0 LOB: 0 BB: 0 P: 7	1B: 2 2B: 4 3B: 0 HR: 0	SF: 0 SAC: 0 DP: 0 HBP: 0	WP: 0 PA: 33
<b>PITCHER</b> LaMarr Hoyt, R ERA: 4.35 (1, 1)	IP: 9.0 WLS: W BF: 33 H: 6 R: 1 ER: 1 SO: 6 BB: 0 IBB: 0 HBP: 0 BLK: 0 WP: 0 HR: 0 S: 45 P: 45 ERA: 1.00 WHIP: 0.667																		

Batter	1	2	3	4	5	6	7	8	9	AB	R	H	RBI	BB	SO	LOB	BOTTOM		
Rudy Law, L OBP: 0.321, SLG: 0.340 (1, 8)	K		3B 1B	F7		F8		F7		5	1	1	0	0	1	4	<b>Kansas City Royals @ Chicago White Sox</b> Comiskey Park, Chicago, IL Sat Sep 01 1984, 8:05 PM EDT Att: 24,509 - Unknown <a href="http://livebaseballscorecards.com">livebaseballscorecards.com</a>		
Jerry Hairston, S OBP: 0.365, SLG: 0.416 (1, 10)	4-3		1B 1H		K		F3			4	1	1	1	0	1	0			
Greg Walker, L OBP: 0.319, SLG: 0.507 (1, 3)			3B							4	2	3	1	0	1	0			
Mike Squires, L OBP: 0.238, SLG: 0.195 (8, 3)	2B 1B		HR 1B		K		WP 1B			0	0	0	0	0	0	0			
Carlton Fisk, R OBP: 0.291, SLG: 0.470 (1, 2)			3H 1B	F7			6-3			3	0	1	1	1	0	2			
Roy Smalley, S OBP: 0.277, SLG: 0.353 (1, 5)			3H							4	1	1	2	0	0	3			
Vance Law, R OBP: 0.298, SLG: 0.393 (8, 5)	3-1		1H HR		F7		5-3			0	0	0	0	0	0	0			
Ron Kittle, R OBP: 0.297, SLG: 0.457 (1, 7)		6-3	F7			K		1B 2B		4	1	1	0	0	1	0			
Daryl Boston, L OBP: 0.233, SLG: 0.310 (1, 9)		F7			6-3		F8		B1	4	0	0	0	0	0	1			
Scott Fletcher, R OBP: 0.323, SLG: 0.304 (1, 6)										2	0	0	0	1	0	0			
Tom O'Malley, L OBP: 0.175, SLG: 0.115 (8, PH)		5-3			F8					1	0	0	0	0	1	1			
Jerry Dybzinski, R OBP: 0.316, SLG: 0.308 (9, 6)						S BB		K		0	0	0	0	0	0	0			
Julio Cruz, S OBP: 0.279, SLG: 0.313 (1, 4)				F7						3	0	2	1	1	0	0			
<b>Inning Stats</b>	R: 1 E: 0 K: 1 S: 7	H: 2 LOB: 1 BB: 0 P: 7	R: 0 E: 0 K: 0 S: 3	H: 0 LOB: 0 BB: 0 P: 3	R: 4 E: 0 K: 0 S: 7	H: 4 LOB: 0 BB: 0 P: 7	R: 0 E: 0 K: 0 S: 4	H: 1 LOB: 1 BB: 0 P: 4	R: 0 E: 0 K: 2 S: 7	H: 0 LOB: 2 BB: 1 P: 11	R: 0 E: 0 K: 1 S: 5	H: 0 LOB: 2 BB: 2 P: 13	R: 0 E: 0 K: 0 S: 4	H: 1 LOB: 1 BB: 0 P: 4	R: 1 E: 0 K: 1 S: 7	H: 2 LOB: 1 BB: 0 P: 7	1B: 6 2B: 2 3B: 1 HR: 1	SF: 0 SAC: 0 DP: 0 HBP: 0	WP: 1 PA: 37
<b>PITCHER</b> Bret Saberhagen, R ERA: 3.89 (1, 1)	IP: 2.2 WLS: L BF: 14 H: 6 R: 5 ER: 5 SO: 1 BB: 0 IBB: 0 HBP: 0 BLK: 0 WP: 0 HR: 1 S: 16 P: 16 ERA: 16.88 WHIP: 2.250																		
Larry Gura, L ERA: 5.11 (3, 1)	IP: 3.1 WLS: L BF: 14 H: 1 R: 0 ER: 0 SO: 3 BB: 3 IBB: 0 HBP: 0 BLK: 0 WP: 0 HR: 0 S: 17 P: 29 ERA: 0.00 WHIP: 1.200																		
Joe Beckwith, R ERA: 3.9 (7, 1)	IP: 1.0 WLS: L BF: 4 H: 1 R: 0 ER: 0 SO: 0 BB: 0 IBB: 0 HBP: 0 BLK: 0 WP: 0 HR: 0 S: 4 P: 4 ERA: 0.00 WHIP: 1.000																		
Frank Willis, R ERA: 6.59 (8, 1)	IP: 1.0 WLS: L BF: 5 H: 2 R: 1 ER: 1 SO: 1 BB: 0 IBB: 0 HBP: 0 BLK: 0 WP: 0 HR: 0 S: 7 P: 7 ERA: 9.00 WHIP: 2.000																		



Batter	1	2	3	4	5	6	7	8	9	10	AB	R	H	RBI	BB	SO	LOB	TOP			
Willie Wilson, S OBP: 0.358, SLG: 0.399 (1, 8)	K		E8 6-3 2B				5-3		FC6		5	1	2	1	0	1	1				
Pat Sheridan, L OBP: 0.399, SLG: 0.399 (1, 9)	F6		6-3				K			F7	4	0	0	1	0	2	1				
Lynn Jones, R OBP: 0.349, SLG: 0.373 (10, PH)											1	0	0	0	0	0	0				
Darryl Motley, R OBP: 0.328, SLG: 0.452 (1, 7)	2B 1B						F7				5	1	4	1	0	0	0				
Jorge Orta, L OBP: 0.343, SLG: 0.464 (1, 10)							F4				5	2	3	0	0	0	1				
Frank White, R OBP: 0.302, SLG: 0.431 (1, 4)	6-3						K				5	1	1	1	0	1	5				
Dane Iorg, L OBP: 0.262, SLG: 0.366 (1, 3)											3	0	0	0	0	2	1				
John Wathan, R OBP: 0.284, SLG: 0.289 (7, 3)							K				1	0	0	0	0	0	1				
George Brett, L OBP: 0.344, SLG: 0.464 (10, PH)											1	0	1	1	0	0	0				
Bret Saberhagen, R OBP: 0.307, SLG: 0.461 (10, PR)											0	0	0	0	0	0	0				
Steve Balboni, R OBP: 0.307, SLG: 0.461 (10, 3)											0	0	0	0	0	0	0				
Don Stought, R OBP: 0.306, SLG: 0.389 (1, 2)	6-3		5-3								5	0	1	1	0	2	1				
Greg Pryor, R OBP: 0.295, SLG: 0.368 (1, 5)	F7						6-3				5	0	0	0	0	1	2				
Buddy Biancalana, S OBP: 0.235, SLG: 0.304 (9, PH)											3	1	1	0	0	1	0				
Hal McRae, R OBP: 0.356, SLG: 0.401 (9, PR)											1	0	1	0	0	0	0				
Bucky Dent, R OBP: 0.409, SLG: 0.250 (9, 6)											0	0	0	0	0	0	0				
<b>Inning Stats</b>	R: 0 E: 0 K: 1 S: 7	H: 2 LOB: 2 BB: 0 P: 7	R: 0 E: 0 K: 1 S: 5	H: 0 LOB: 0 BB: 0 P: 5	R: 4 E: 1 K: 0 S: 8	H: 5 LOB: 1 BB: 0 P: 8	R: 0 E: 0 K: 2 S: 8	H: 1 LOB: 1 BB: 0 P: 8	R: 0 E: 0 K: 1 S: 5	H: 0 LOB: 0 BB: 0 P: 5	R: 0 E: 0 K: 2 S: 7	H: 0 LOB: 0 BB: 0 P: 7	R: 0 E: 0 K: 1 S: 4	H: 1 LOB: 1 BB: 0 P: 4	R: 0 E: 0 K: 2 S: 8	H: 1 LOB: 1 BB: 0 P: 8	R: 2 E: 0 K: 0 S: 7	H: 4 LOB: 2 BB: 0 P: 7	1B: 9 2B: 3 3B: 1 HR: 1	SF: 0 SAC: 0 DP: 0 HBP: 0	WP: 0 PA: 44
<b>PITCHER</b>	IP WLS BF H R ER SO ERA WHIP	IP WLS BF H R ER SO ERA WHIP	IP WLS BF H R ER SO ERA WHIP	IP WLS BF H R ER SO ERA WHIP	IP WLS BF H R ER SO ERA WHIP	IP WLS BF H R ER SO ERA WHIP	IP WLS BF H R ER SO ERA WHIP	IP WLS BF H R ER SO ERA WHIP	IP WLS BF H R ER SO ERA WHIP	IP WLS BF H R ER SO ERA WHIP	IP WLS BF H R ER SO ERA WHIP	IP WLS BF H R ER SO ERA WHIP	IP WLS BF H R ER SO ERA WHIP	IP WLS BF H R ER SO ERA WHIP	IP WLS BF H R ER SO ERA WHIP	IP WLS BF H R ER SO ERA WHIP	IP WLS BF H R ER SO ERA WHIP	IP WLS BF H R ER SO ERA WHIP	IP WLS BF H R ER SO ERA WHIP	IP WLS BF H R ER SO ERA WHIP	
Gene Nelson, R ERA: 4.48 (1, 1)	2.1																				
Bert Roberge, R ERA: 4.05 (3, 1)	1.2																				
Britt Burns, L ERA: 4.87 (5, 1)	5.1	L	20	4	2	2	6	0	0	0	0	0	0	0	0	0	0	0	0	0	
Ron Reed, R ERA: 3.45 (10, 1)	0.2																				

**Kansas City Royals @ Chicago White Sox**  
Comiskey Park, Chicago, IL  
Sun Sep 02 1984, 4:33 AM EDT  
Att: 23,314 - Unknown

livebaseballscorecards.com

AB 44  
R 6  
H 14  
RBI 6  
BB 0  
SO 10  
LOB 13

WP: 0 PA: 44  
PB: 0  
SB: 0  
CS: 0




Batter	1	2	3	4	5	6	7	8	9	10	AB	R	H	RBI	BB	SO	LOB	BOTTOM					
Scott Fletcher, R OBP: 0.325, SLG: 0.310 (1, 6)	6-3 2B						F7				3	1	2	0	0	0	0						
Jerry Hairston, S OBP: 0.358, SLG: 0.420 (7, PH)											3	0	1	0	0	0	2						
Tom Pacliorek, R OBP: 0.318, SLG: 0.342 (1, 9)	K										5	1	3	0	0	1	2						
Greg Walker, L OBP: 0.323, SLG: 0.507 (1, 3)	6-3										4	0	2	2	1	0	2						
Carlton Fisk, R OBP: 0.290, SLG: 0.465 (1, 2)	6-3										5	1	1	0	0	1	6						
Ron Kittle, R OBP: 0.296, SLG: 0.454 (1, 7)											5	1	1	0	0	1	4						
Greg Luzinski, R OBP: 0.337, SLG: 0.373 (1, 10)											4	0	1	0	1	0	2						
Vance Law, R OBP: 0.297, SLG: 0.391 (1, 5)											2	0	0	0	0	0	1						
Roy Smalley, S OBP: 0.277, SLG: 0.356 (6, PH)											3	0	1	2	0	1	1						
Darryl Boston, L OBP: 0.212, SLG: 0.281 (1, 8)											3	0	0	0	0	1	2						
Jerry Dybzinski, R OBP: 0.316, SLG: 0.308 (8, 6)											0	0	0	0	0	0	0						
Rudy Law, L OBP: 0.320, SLG: 0.340 (8, PH)											1	0	0	0	0	1	1						
Tom O'Malley, L OBP: 0.172, SLG: 0.111 (9, 5)											1	0	0	0	0	0	0						
Julio Cruz, S OBP: 0.281, SLG: 0.312 (1, 4)											4	0	1	0	1	1	0						
<b>Inning Stats</b>	R: 0 E: 0 K: 1 S: 6	H: 1 LOB: 1 BB: 0 P: 6	R: 0 E: 0 K: 0 S: 3	H: 0 LOB: 1 BB: 1 P: 7	R: 1 E: 0 K: 0 S: 6	H: 3 LOB: 2 BB: 0 P: 6	R: 0 E: 0 K: 0 S: 3	H: 0 LOB: 0 BB: 0 P: 3	R: 1 E: 0 K: 2 S: 9	H: 2 LOB: 1 BB: 0 P: 9	R: 0 E: 0 K: 3 S: 10	H: 1 LOB: 1 BB: 0 P: 10	R: 0 E: 0 K: 1 S: 8	H: 1 LOB: 1 BB: 0 P: 8	R: 2 E: 0 K: 1 S: 8	H: 4 LOB: 2 BB: 0 P: 8	R: 0 E: 1 K: 0 S: 4	H: 1 LOB: 2 BB: 1 P: 8	R: 0 E: 1 K: 0 S: 4	H: 0 LOB: 2 BB: 1 P: 8	1B: 8 2B: 5 3B: 0 HR: 0	SF: 0 SAC: 0 DP: 0 HBP: 0	WP: 0 PA: 46
<b>PITCHER</b>	IP WLS BF H R ER SO ERA WHIP	IP WLS BF H R ER SO ERA WHIP	IP WLS BF H R ER SO ERA WHIP	IP WLS BF H R ER SO ERA WHIP	IP WLS BF H R ER SO ERA WHIP	IP WLS BF H R ER SO ERA WHIP	IP WLS BF H R ER SO ERA WHIP	IP WLS BF H R ER SO ERA WHIP	IP WLS BF H R ER SO ERA WHIP	IP WLS BF H R ER SO ERA WHIP	IP WLS BF H R ER SO ERA WHIP	IP WLS BF H R ER SO ERA WHIP	IP WLS BF H R ER SO ERA WHIP	IP WLS BF H R ER SO ERA WHIP	IP WLS BF H R ER SO ERA WHIP	IP WLS BF H R ER SO ERA WHIP	IP WLS BF H R ER SO ERA WHIP	IP WLS BF H R ER SO ERA WHIP	IP WLS BF H R ER SO ERA WHIP	IP WLS BF H R ER SO ERA WHIP			
Mike Jones, L ERA: 4.32 (1, 1)	5.1																						
Joe Beckwith, R ERA: 3.97 (6, 1)	0.2																						
Dan Quisenberry, R ERA: 2.83 (7, 1)	3.0	W	15	6	2	2	1	0	1	0	0	0	0	0	0	0	0	0	0	0			
Mark Huisman, R ERA: 4.45 (10, 1)	1.0	S	5	0	0	0	0	1	0	0	0	0	0	0	0	0	0	0	0	0			

**Kansas City Royals @ Chicago White Sox**  
Comiskey Park, Chicago, IL  
Sun Sep 02 1984, 4:33 AM EDT  
Att: 23,314 - Unknown

livebaseballscorecards.com

AB 43  
R 4  
H 13  
RBI 4  
BB 3  
SO 7  
LOB 23





Batter	1	2	3	4	5	6	7	8	9	AB	R	H	RBI	BB	SO	LOB	TOP			
<b>Kirby Puckett, R</b> OBP: 0.322, SLG: 0.332 (1, 8)										5	0	0	0	0	2	4	<b>Minnesota Twins @ Kansas City Royals</b> Royals Stadium, Kansas City, MO Mon Sep 03 1984, 8:05 PM EDT Att: 37,043 - Unknown			
<b>Dave Meier, R</b> OBP: 0.275, SLG: 0.306 (1, 7)										4	0	0	0	0	0	0				
<b>Mickey Hatcher, R</b> OBP: 0.342, SLG: 0.398 (1, 10)										4	0	0	0	0	0	0				
<b>Kent Hrbek, L</b> OBP: 0.387, SLG: 0.518 (1, 3)										3	2	1	0	0	1	0				
<b>Tom Brunansky, R</b> OBP: 0.329, SLG: 0.476 (1, 9)										4	1	2	0	0	1	1				
<b>Gary Gaetti, R</b> OBP: 0.317, SLG: 0.357 (1, 5)										3	0	2	0	0	0	1				
<b>Tim Teufel, R</b> OBP: 0.357, SLG: 0.406 (1, 4)										4	1	0	0	0	1	7				
<b>Tim Laudner, R</b> OBP: 0.243, SLG: 0.367 (9, PH)										2	0	0	0	1	0	2				
<b>Randy Bush, L</b> OBP: 0.297, SLG: 0.390 (9, PH)										0	0	0	1	0	0	0				
<b>Jeff Reed, L</b> OBP: 0.238, SLG: 0.316 (9, 2)										0	0	0	0	0	0	0				
<b>Ron Washington, R</b> OBP: 0.278, SLG: 0.429 (9, PH)										3	0	1	2	0	0	1				
<b>Darrell Brown, S</b> OBP: 0.314, SLG: 0.352 (9, PH)										1	0	1	1	0	0	0				
<b>Houston Jimenez, R</b> OBP: 0.240, SLG: 0.247 (9, 6)										0	0	0	0	0	0	0				
<b>Inning Stats</b>	R: 0 E: 0 K: 1 S: 5	H: 0 LOB: 0 BB: 0 P: 5	R: 2 E: 1 K: 1 S: 7	H: 1 LOB: 2 BB: 1 P: 12	R: 0 E: 0 K: 1 S: 5	H: 0 LOB: 0 BB: 0 P: 5	R: 0 E: 0 K: 0 S: 4	H: 2 LOB: 1 BB: 0 P: 4	R: 0 E: 0 K: 0 S: 3	H: 0 LOB: 0 BB: 0 P: 3	R: 0 E: 0 K: 1 S: 5	H: 1 LOB: 1 BB: 0 P: 4	R: 0 E: 0 K: 0 S: 3	H: 0 LOB: 0 BB: 0 P: 3	R: 2 E: 0 K: 1 S: 9	H: 3 LOB: 2 BB: 0 P: 9	1B: 7 2B: 0 3B: 0 HR: 0	SF: 1 SAC: 1 DP: 0 HBP: 1	WP: 0 PB: 0 SB: 0 CS: 2	PA: 37
<b>PITCHER</b>	IP	WLS	BF	H	R	ER	SO	BB	IBB	HBP	BLK	WP	HR	S	P	ERA	WHIP			
<b>Bud Black, L</b> ERA: 3.3 (1, 1)	8.0	L	33	6	4	2	4	1	0	1	0	0	0	39	44	2.25	0.875			
<b>Joe Beckwith, R</b> ERA: 3.63 (9, 1)	1.0		4	1	0	0	1	0	0	0	0	0	0	6	6	0.00	1.000			

AB	33
R	4
H	7
RBI	4
BB	1
SO	5
LOB	16



Batter	1	2	3	4	5	6	7	8	9	AB	R	H	RBI	BB	SO	LOB	BOTTOM					
<b>Willie Wilson, S</b> OBP: 0.355, SLG: 0.395 (1, 8)										4	0	0	0	0	1	0	<b>Minnesota Twins @ Kansas City Royals</b> Royals Stadium, Kansas City, MO Mon Sep 03 1984, 8:05 PM EDT Att: 37,043 - Unknown					
<b>Pat Sheridan, L</b> OBP: 0.336, SLG: 0.396 (9, PH)										3	0	0	0	0	1	0						
<b>Lynn Jones, R</b> OBP: 0.359, SLG: 0.383 (9, PH)										1	0	1	0	0	0	0						
<b>Darryl Motley, R</b> OBP: 0.325, SLG: 0.448 (1, 7)										4	0	0	0	0	1	1						
<b>Jorge Orta, L</b> OBP: 0.344, SLG: 0.463 (1, 10)										3	0	1	0	1	0	1						
<b>Frank White, R</b> OBP: 0.300, SLG: 0.427 (1, 4)										3	0	0	0	0	0	1						
<b>Dane Iorg, L</b> OBP: 0.263, SLG: 0.363 (1, 3)										2	1	0	0	1	0	0						
<b>Don Slaught, R</b> OBP: 0.309, SLG: 0.391 (1, 2)										3	0	2	0	0	0	0						
<b>Greg Pryor, R</b> OBP: 0.295, SLG: 0.367 (1, 5)										3	0	1	1	0	0	0						
<b>Buddy Biancalana, S</b> OBP: 0.231, SLG: 0.299 (8, PH)										2	0	0	0	0	1	0						
<b>George Brett, L</b> OBP: 0.343, SLG: 0.463 (8, PH)										1	0	0	0	0	0	2						
<b>Bucky Dent, R</b> OBP: 0.400, SLG: 0.250 (9, 6)										0	0	0	0	0	0	0						
<b>Inning Stats</b>	R: 0 E: 0 K: 0 S: 3	H: 0 LOB: 0 BB: 0 P: 3	R: 0 E: 0 K: 0 S: 3	H: 1 LOB: 0 BB: 0 P: 3	R: 0 E: 0 K: 1 S: 5	H: 0 LOB: 0 BB: 0 P: 5	R: 0 E: 0 K: 1 S: 5	H: 0 LOB: 0 BB: 0 P: 5	R: 0 E: 0 K: 0 S: 2	H: 0 LOB: 0 BB: 1 P: 6	R: 0 E: 0 K: 0 S: 3	H: 1 LOB: 0 BB: 0 P: 3	R: 0 E: 0 K: 0 S: 3	H: 0 LOB: 0 BB: 0 P: 3	R: 1 E: 0 K: 0 S: 5	H: 2 LOB: 2 BB: 1 P: 9	R: 0 E: 0 K: 2 S: 8	H: 1 LOB: 1 BB: 0 P: 8	1B: 5 2B: 0 3B: 0 HR: 0	SF: 0 SAC: 0 DP: 1 HBP: 0	WP: 0 PB: 0 SB: 0 CS: 0	PA: 31
<b>PITCHER</b>	IP	WLS	BF	H	R	ER	SO	BB	IBB	HBP	BLK	WP	HR	S	P	ERA	WHIP					
<b>John Butcher, R</b> ERA: 3.18 (1, 1)	7.2	W	26	4	1	1	2	2	0	0	0	0	0	28	36	1.17	0.783					
<b>Ed Hodges, L</b> ERA: 4.45 (8, 1)	0.2		3	1	0	0	1	0	0	0	0	0	0	5	5	0.00	1.500					
<b>Ron Davis, R</b> ERA: 4.69 (9, 1)	0.2	S	2	0	0	0	1	0	0	0	0	0	0	4	4	0.00	0.000					









Batter	1	2	3	4	5	6	7	8	9	AB	R	H	RBI	BB	SO	LOB	TOP								
Kirby Puckett, R OBP: 0.321, SLG: 0.330 (1, 8)	0-0 4-3		0-0 G5-4-3 1B		0-0 4-3			0-3 K		4	0	1	0	0	1	1	<b>Minnesota Twins @ Kansas City Royals</b> Royals Stadium, Kansas City, MO Wed Sep 05 1984, 8:05 PM EDT Att: 18,272 - Unknown								
Dave Engle, R OBP: 0.314, SLG: 0.361 (1, 10)	0-0 6-3		0-0 G5-4-3		0-0 6-3			0-0 F8		4	0	0	0	0	0	3									
Mickey Hatcher, R OBP: 0.347, SLG: 0.402 (1, 7)	0-0 6-3		0-0 1B		0-0 G5-4-3 1B			0-0 1B		4	0	3	1	0	0	0									
Kent Hrbek, L OBP: 0.386, SLG: 0.514 (1, 3)		0-0 G5-4-3 1B	0-0 F8		0-0 K			0-0 1B		4	0	2	0	0	1	2									
Tom Brunansky, R OBP: 0.326, SLG: 0.470 (1, 9)		0-0 G5-4-3		0-0 4-3		0-0 G5-4-3		0-0 F3		4	0	0	0	0	0	4									
Gary Gaetti, R OBP: 0.316, SLG: 0.356 (1, 5)		0-0 1B		0-0 2-3			0-0 5-3	0-0 G6-4-3		4	0	1	0	0	0	2									
Tim Teufel, R OBP: 0.358, SLG: 0.406 (1, 4)		0-0 1B		0-0 F8			0-0 F4			3	0	1	0	0	0	0									
Tim Laudner, R OBP: 0.236, SLG: 0.356 (1, 2)		0-0 F7		0-0 F8			0-0 F9			3	0	0	0	0	0	2									
Ron Washington, R OBP: 0.282, SLG: 0.434 (1, 6)			0-0 G5-4-3 1B		0-0 4-3 2B			0-0 F4		3	1	2	0	0	0	0									
<b>Inning Stats</b>	R: 0 E: 0 K: 0 S: 3	H: 0 LOB: 0 BB: 0 P: 3	R: 0 E: 0 K: 0 S: 5	H: 3 LOB: 2 BB: 0 P: 5	R: 1 E: 0 K: 0 S: 5	H: 3 LOB: 1 BB: 0 P: 5	R: 0 E: 0 K: 0 S: 3	H: 0 LOB: 0 BB: 0 P: 3	R: 0 E: 0 K: 0 S: 4	H: 1 LOB: 1 BB: 0 P: 4	R: 0 E: 0 K: 1 S: 5	H: 1 LOB: 0 BB: 0 P: 5	R: 0 E: 0 K: 0 S: 3	H: 0 LOB: 0 BB: 0 P: 3	R: 0 E: 0 K: 1 S: 5	H: 0 LOB: 1 BB: 0 P: 5	R: 0 E: 0 K: 0 S: 4	H: 2 LOB: 1 BB: 0 P: 4	1B: 9 2B: 1 3B: 0 HR: 0	SF: 0 SAC: 0 DP: 4 HBP: 0	WP: 0 PB: 0 SB: 0 CS: 0	PA: 33			
<b>PITCHER</b>	IP	WLS	BF	H	R	ER	SO	BB	IBB	HBP	BLK	WP	HR	S	P	ERA	WHIP								
Charlie Leibrandt, L ERA: 3.38 (1, 1)	8.0	W	29	8	1	1	2	0	0	0	0	0	0	33	33	1.12	1.000								
Dan Quisenberry, R ERA: 2.8 (9, 1)	1.0	S	4	2	0	0	0	0	0	0	0	0	0	4	4	0.00	2.000								

Batter	1	2	3	4	5	6	7	8	9	AB	R	H	RBI	BB	SO	LOB	BOTTOM								
Willie Wilson, S OBP: 0.353, SLG: 0.391 (1, 8)	0-0 G3		0-0 5-3			0-0 F6		0-0 G3		4	0	0	0	0	0	1	<b>Minnesota Twins @ Kansas City Royals</b> Royals Stadium, Kansas City, MO Wed Sep 05 1984, 8:05 PM EDT Att: 18,272 - Unknown								
Pat Sheridan, L OBP: 0.338, SLG: 0.400 (1, 9)	0-0 F5			0-0 F7		0-0 FC6-5 2B		0-0 2B		4	1	2	0	0	0	0									
Darryl Motley, R OBP: 0.324, SLG: 0.443 (1, 7)	0-0 1-3			0-3 K		0-0 FC6-5		0-0 F8		4	0	0	1	0	1	2									
Jorge Orta, L OBP: 0.345, SLG: 0.459 (1, 10)		0-0 F8		0-0 1B		0-0 F7		4-0 2B		3	1	1	0	1	0	1									
Frank White, R OBP: 0.301, SLG: 0.429 (1, 4)		0-0 F9		0-0 F8			0-0 F3	0-0 1B		4	1	1	2	0	0	1									
Dane Iorg, L OBP: 0.267, SLG: 0.362 John Wathan, R OBP: 0.282, SLG: 0.287 (1, 3) (9, 3)		0-0 1B			4-0 BB		0-0 F7	0-0 2B		3	0	2	1	1	0	0									
Don Slaught, R OBP: 0.306, SLG: 0.387 (1, 2)		0-0 F9			0-0 3		0-0 1B			3	0	1	0	0	0	2									
Greg Pryor, R OBP: 0.295, SLG: 0.365 (1, 5)			0-3 K		0-0 F3		0-0 1B			3	0	1	0	0	1	0									
Bucky Dent, R OBP: 0.429, SLG: 0.333 Hal McRae, R OBP: 0.355, SLG: 0.399 Jim Scranton, R (7, PH) (8, 6)			0-3 K		0-0 FC6-5 1B		0-0 4-3			2	1	1	0	0	1	0									
<b>Inning Stats</b>	R: 0 E: 0 K: 0 S: 3	H: 0 LOB: 0 BB: 0 P: 3	R: 0 E: 0 K: 0 S: 4	H: 1 LOB: 1 BB: 0 P: 4	R: 0 E: 0 K: 2 S: 7	H: 0 LOB: 0 BB: 0 P: 7	R: 0 E: 0 K: 1 S: 6	H: 1 LOB: 1 BB: 0 P: 6	R: 0 E: 0 K: 0 S: 2	H: 0 LOB: 0 BB: 1 P: 6	R: 1 E: 0 K: 0 S: 5	H: 2 LOB: 1 BB: 0 P: 5	R: 0 E: 0 K: 0 S: 5	H: 2 LOB: 2 BB: 0 P: 5	R: 3 E: 0 K: 0 S: 5	H: 3 LOB: 1 BB: 1 P: 9	1B: 6 2B: 4 3B: 0 HR: 0	SF: 0 SAC: 0 DP: 1 HBP: 0	WP: 0 PB: 0 SB: 0 CS: 0	PA: 33					
<b>PITCHER</b>	IP	WLS	BF	H	R	ER	SO	BB	IBB	HBP	BLK	WP	HR	S	P	ERA	WHIP								
Mike Smithson, R ERA: 3.85 (1, 1)	7.1	L	29	7	2	2	3	1	0	0	0	0	0	34	38	2.46	1.091								
Ron Davis, R ERA: 4.9 (8, 1)	0.2		4	2	2	2	0	0	1	0	0	0	0	3	7	27.00	3.000								



Batter	1	2	3	4	5	6	7	8	9	AB	R	H	RBI	BB	SO	LOB	TOP					
Jack Perconte, L (1,4) OBP: 0.356, SLG: 0.345	E3 FC6-4		1-3				2-3		F9	5	0	1	0	0	0	0						
Phil Bradley, R (1,8) OBP: 0.363, SLG: 0.348	FC6-4		5-3						1B	2	1	0	0	0	0	1						
John Moses, S (4,8) OBP: 0.333, SLG: 0.333	1B								1B	3	1	3	0	0	0	0						
Alvin Davis, L (1,3) OBP: 0.392, SLG: 0.489	FC6-4		6-3						1B	4	0	2	2	0	0	1						
Danny Tartabull, R (9, PR)	1B								1B	0	0	0	0	0	0	0						
Al Cowens, R (1,9) OBP: 0.311, SLG: 0.446	FC6-4								1B	4	1	2	2	1	0	4						
Steve Henderson, R (1,7) OBP: 0.354, SLG: 0.440	FC6-4								1B	5	0	1	0	0	1	4						
Dave Henderson, R (1,10) OBP: 0.303, SLG: 0.448	FC6-4								1B	3	0	1	0	0	0	2						
Ken Phelps, L (8, PH) OBP: 0.386, SLG: 0.557	FC6-4								1B	1	0	0	0	0	0	1						
Harold Reynolds, S (8, PR)	1B								1B	0	0	0	0	0	0	0						
Jim Presley, R (1,5)		6-3							F7	3	0	0	0	0	0	1						
Al Chambers, L (8, PH) OBP: 0.229, SLG: 0.283									1B	1	0	0	0	0	0	1						
Darnell Coles, R (8,5) OBP: 0.296, SLG: 0.237									1B	0	0	0	0	0	0	0						
Bob Kearney, R (1,2) OBP: 0.264, SLG: 0.338									4-3	3	0	0	0	0	3	1						
Larry Milbourne, S (8, PH) OBP: 0.303, SLG: 0.307		K							4-3	1	0	0	0	0	0	1						
Dave Valle, R (8,2)									1B	0	0	0	0	0	0	0						
Spike Owen, S (1,6) OBP: 0.314, SLG: 0.342		5-3							1-3	4	1	1	0	0	0	0						
Inning Stats	R: 1 E: 1 K: 0 S: 5	H: 1 LOB: 2 BB: 1 P: 9	R: 0 E: 0 K: 1 S: 5	H: 0 LOB: 0 BB: 0 P: 5	R: 0 E: 0 K: 0 S: 3	H: 0 LOB: 0 BB: 0 P: 3	R: 1 E: 0 K: 0 S: 4	H: 1 LOB: 0 BB: 0 P: 4	R: 1 E: 0 K: 1 S: 8	H: 3 LOB: 2 BB: 0 P: 8	R: 0 E: 0 K: 1 S: 6	H: 1 LOB: 2 BB: 0 P: 6	R: 0 E: 1 K: 0 S: 5	H: 1 LOB: 2 BB: 0 P: 5	R: 0 E: 0 K: 0 S: 4	H: 1 LOB: 1 BB: 0 P: 4	R: 1 E: 0 K: 1 S: 8	H: 3 LOB: 2 BB: 0 P: 8	1B: 10 2B: 9 3B: 0 HR: 1	SF: 1 SAC: 0 DP: 0 HBP: 0	WP: 0 PB: 0 SB: 2 CS: 0	PA: 41
PITCHER	IP	WLS	BF	H	R	ER	SO	BB	IBB	HBP	BLK	WP	HR	S	P	ERA	WHIP					
Bud Black, L (1,1) ERA: 3.31	5.0		22	5	3	2	2	1	0	0	0	0	1	25	29	3.60	1.200					
Bret Saberhagen, R (6,1) ERA: 3.87	1.0	W	4	1	0	0	1	0	0	0	0	0	0	6	6	0.00	1.000					
Dan Quisenberry, R (7,1) ERA: 2.8	3.0	S	15	5	1	1	1	0	0	0	0	0	0	17	17	3.00	1.667					

Seattle Mariners @ Kansas City Royals  
 Royals Stadium, Kansas City, MO  
 Fri Sep 07 1984, 8:05 PM EDT  
 Att: 20,637 - Unknown

AB 39  
 R 4  
 H 11  
 RBI 4  
 BB 1  
 SO 4  
 LOB 17



Batter	1	2	3	4	5	6	7	8	9	AB	R	H	RBI	BB	SO	LOB	BOTTOM				
Willie Wilson, S (1,8) OBP: 0.352, SLG: 0.389	PB 1B SF8		6-3						F7	5	1	1	0	0	0	2					
Lynn Jones, R (1,9) OBP: 0.391, SLG: 0.431	WP PB 1B								F8	4	0	3	0	0	0	2					
Darryl Motley, R (1,7) OBP: 0.323, SLG: 0.442	SF8								1B	3	1	1	1	0	0	2					
Hal McRae, R (1,10) OBP: 0.354, SLG: 0.395	K								1B	3	0	0	0	1	2	2					
Frank White, R (1,4) OBP: 0.303, SLG: 0.432	1-3								1B	4	1	2	1	0	0	3					
Don Slaught, R (1,2) OBP: 0.308, SLG: 0.391		4-3							F8	4	1	2	0	0	0	1					
Steve Balboni, R (1,3) OBP: 0.309, SLG: 0.474									1B	3	1	2	3	0	0	0					
John Wathan, R (7,3) OBP: 0.281, SLG: 0.285									1B	1	0	0	0	0	0	1					
Greg Pryor, R (1,5) OBP: 0.298, SLG: 0.369		F8							K	3	0	1	0	1	1	1					
Buddy Biancalana, S (1,6) OBP: 0.236, SLG: 0.289		6-3							F8	3	0	0	0	1	0	2					
Inning Stats	R: 1 E: 0 K: 1 S: 7	H: 2 LOB: 1 BB: 0 P: 7	R: 0 E: 0 K: 0 S: 4	H: 1 LOB: 1 BB: 0 P: 4	R: 0 E: 0 K: 0 S: 3	H: 1 LOB: 1 BB: 1 P: 7	R: 0 E: 0 K: 0 S: 3	H: 1 LOB: 0 BB: 0 P: 3	R: 3 E: 0 K: 1 S: 9	H: 4 LOB: 2 BB: 1 P: 13	R: 1 E: 1 K: 0 S: 5	H: 2 LOB: 1 BB: 0 P: 5	R: 0 E: 0 K: 1 S: 5	H: 0 LOB: 0 BB: 0 P: 5	R: 0 E: 0 K: 1 S: 5	H: 0 LOB: 0 BB: 0 P: 5	1B: 7 2B: 4 3B: 0 HR: 1	SF: 1 SAC: 0 DP: 0 HBP: 0	WP: 1 PB: 1 SB: 0 CS: 1	PA: 38	
PITCHER	IP	WLS	BF	H	R	ER	SO	BB	IBB	HBP	BLK	WP	HR	S	P	ERA	WHIP				
Matt Young, L (1,1) ERA: 7.37	5.1	L	27	10	4	3	2	3	0	0	0	0	1	28	40	5.06	2.438				
Dave Beard, R (6,1) ERA: 5.17	2.2		10	2	1	1	1	0	0	0	0	0	0	12	12	3.38	0.750				

Seattle Mariners @ Kansas City Royals  
 Royals Stadium, Kansas City, MO  
 Fri Sep 07 1984, 8:05 PM EDT  
 Att: 20,637 - Unknown

AB 33  
 R 5  
 H 12  
 RBI 5  
 BB 3  
 SO 3  
 LOB 16

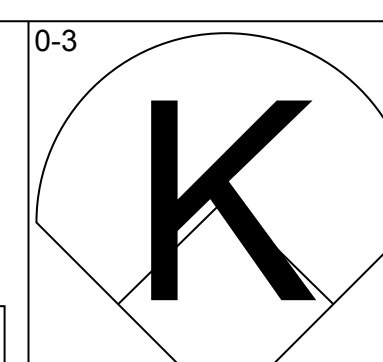
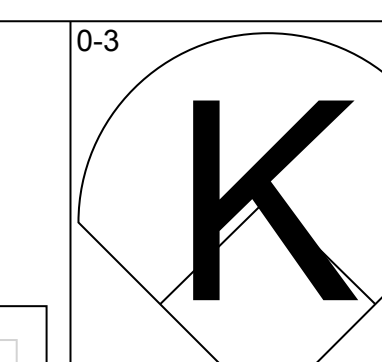
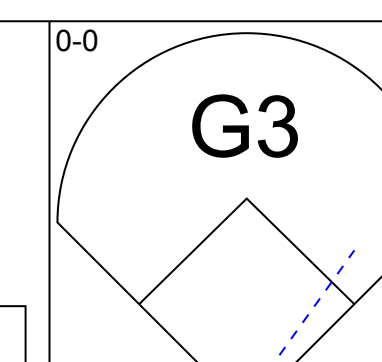
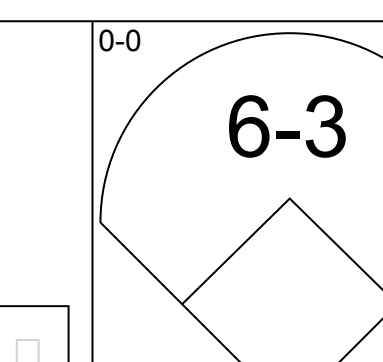
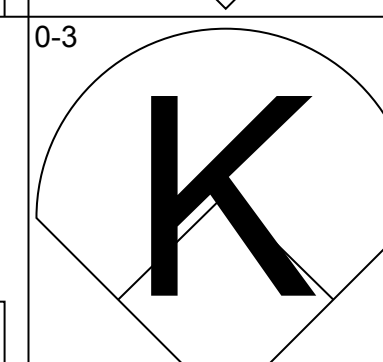
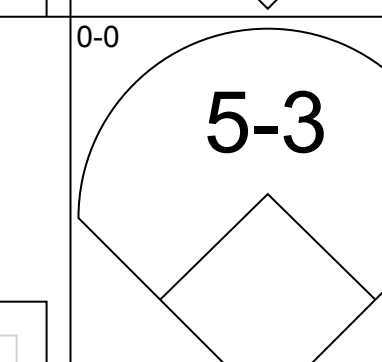
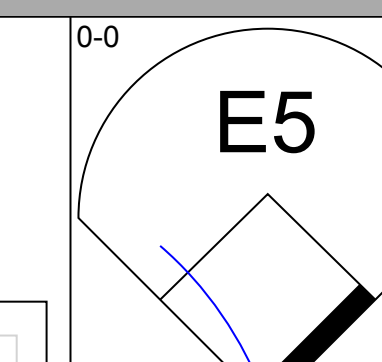
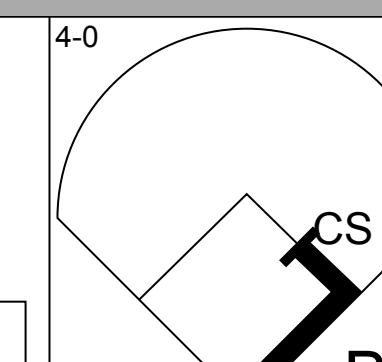
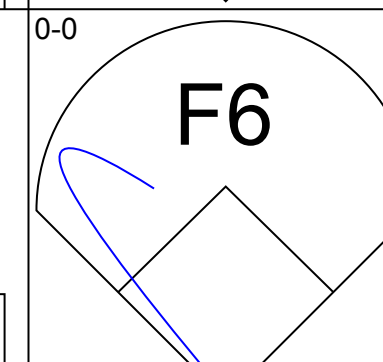
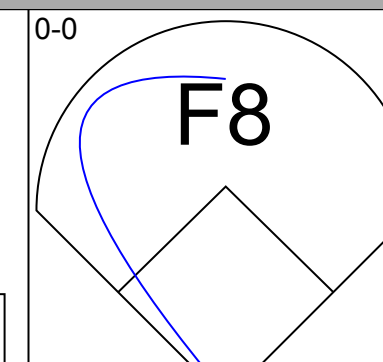
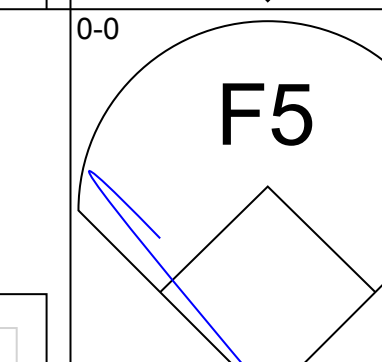
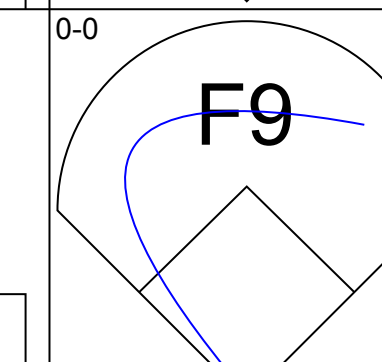
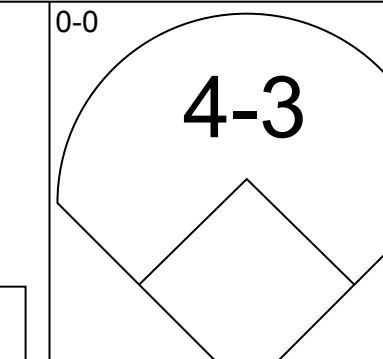
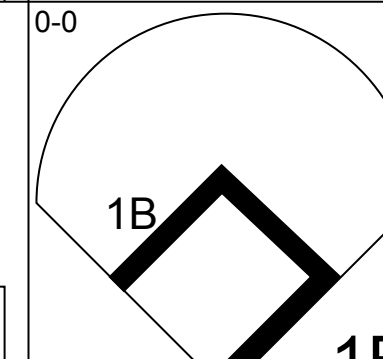
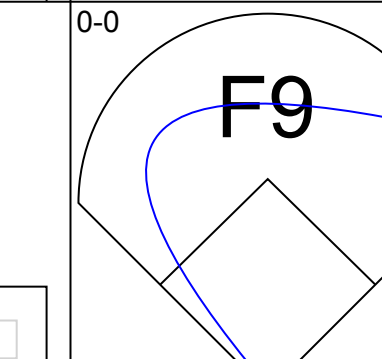
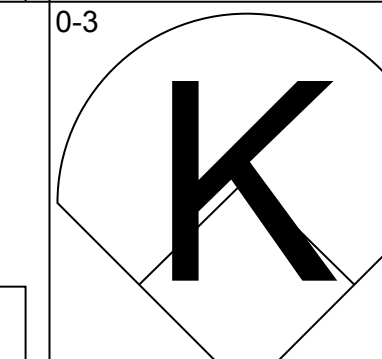
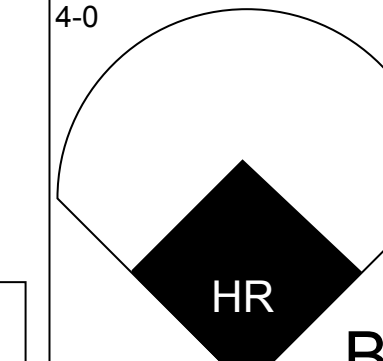
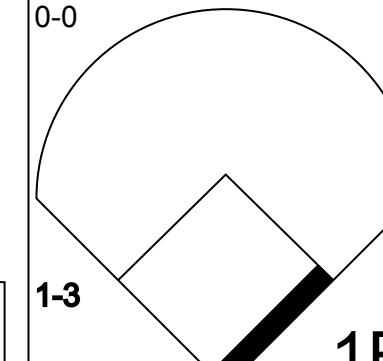
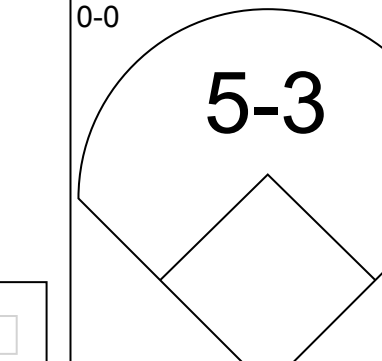
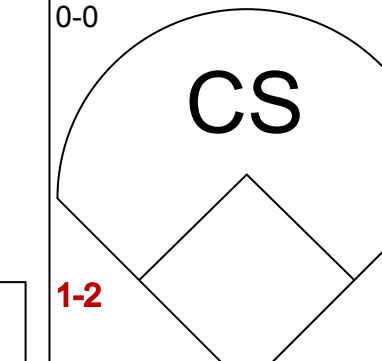
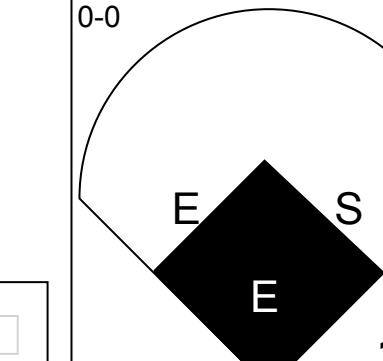
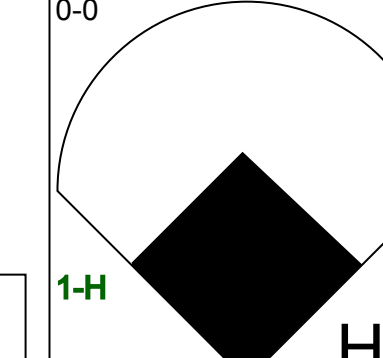
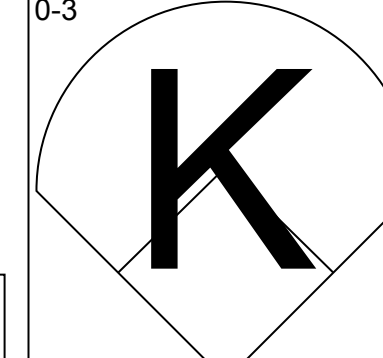
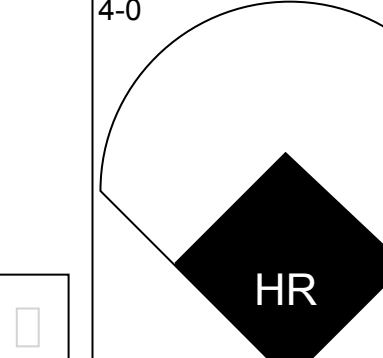
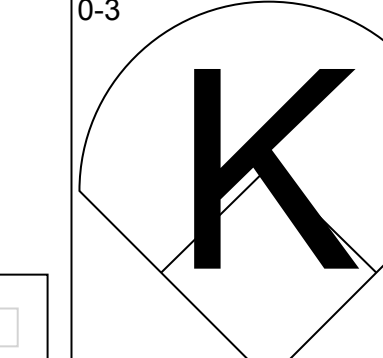
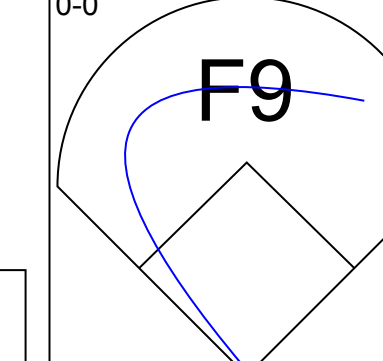
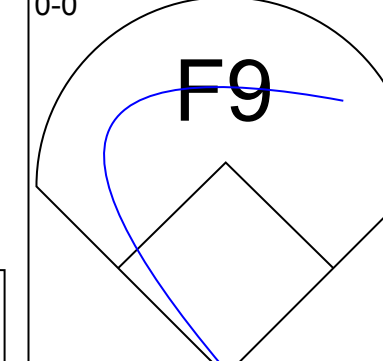
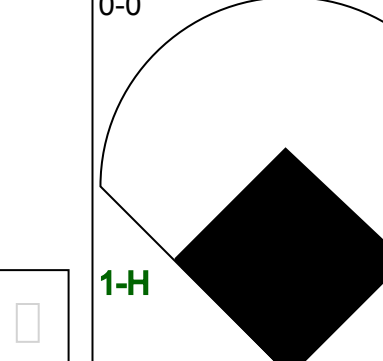
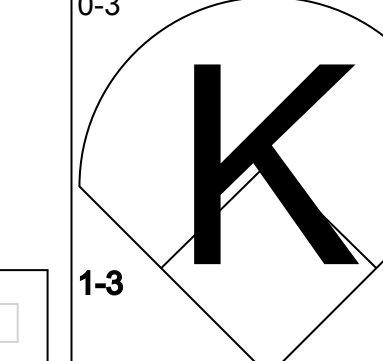
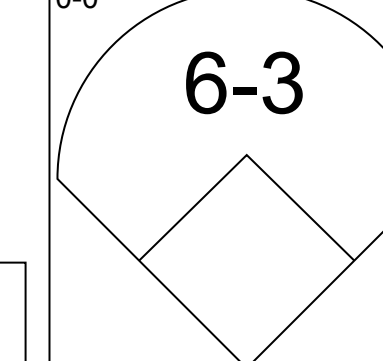
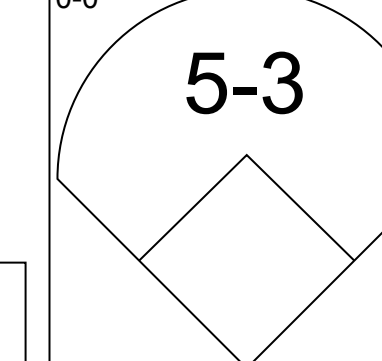
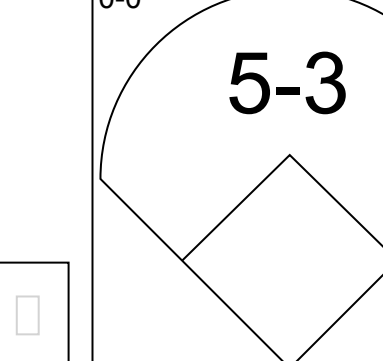
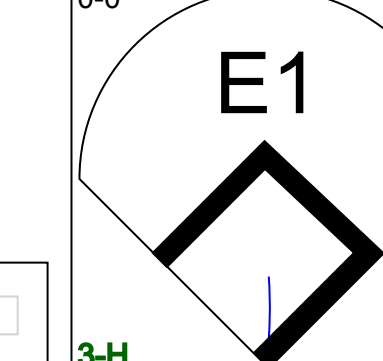
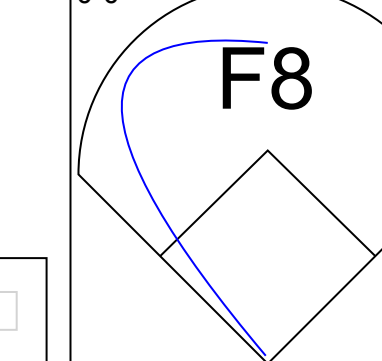
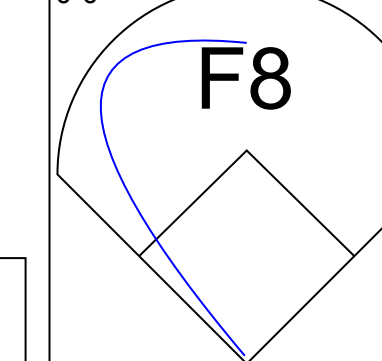
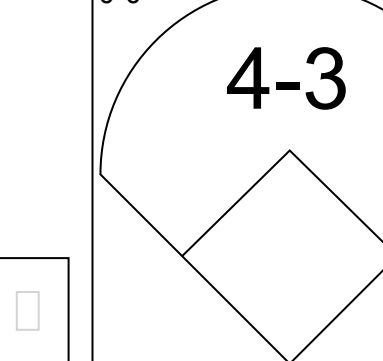
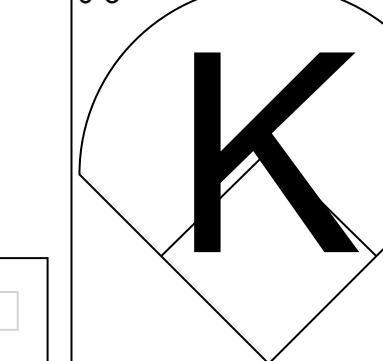




Batter	1	2	3	4	5	6	7	8	9	AB	R	H	RBI	BB	SO	LOB	TOP																	
Jack Perconte, L (1,4) OBP: 0.356, SLG: 0.346										5	1	2	0	0	0	1	<b>Seattle Mariners @ Kansas City Royals</b> Royals Stadium, Kansas City, MO Sat Sep 08 1984, 8:05 PM EDT Att: 26,725 - Unknown																	
Spike Owen, S (1,6) OBP: 0.315, SLG: 0.343										4	0	2	0	0	0	1																		
Al Chambers, L (9, PH) OBP: 0.245, SLG: 0.298										1	0	1	1	0	0	0																		
Harold Reynolds, S (9, FR)										0	0	0	0	0	0	0																		
Alvin Davis, L (1,3) OBP: 0.392, SLG: 0.487										4	0	1	1	1	0	2																		
Al Cowens, R (1,9) OBP: 0.313, SLG: 0.446										4	0	2	0	0	0	2																		
Steve Henderson, R (1,7) OBP: 0.349, SLG: 0.434										4	0	0	0	0	0	4																		
Dave Henderson, R (1,10) OBP: 0.308, SLG: 0.455										4	1	3	0	0	0	0																		
Jim Prestley, R (1,5) OBP: 0.258, SLG: 0.429										4	1	2	2	0	1	2																		
Bob Kearney, R (1,2) OBP: 0.262, SLG: 0.335										3	0	0	0	0	0	1																		
Larry Milbourne, S (9, PH) OBP: 0.306, SLG: 0.311										1	1	1	0	0	0	0																		
John Moses, S (1,8) OBP: 0.250, SLG: 0.250										3	0	0	0	0	2	0																		
Ken Phelps, L (9, PH) OBP: 0.385, SLG: 0.555										1	0	0	0	0	1	1																		
<b>Inning Stats</b>	R: 0 E: 0 K: 0 S: 5	H: 2 LOB: 2 BB: 0 P: 5	R: 0 E: 0 K: 0 S: 3	H: 1 LOB: 0 BB: 0 P: 3	R: 1 E: 0 K: 1 S: 8	H: 4 LOB: 2 BB: 0 P: 8	R: 0 E: 0 K: 0 S: 3	H: 1 LOB: 0 BB: 0 P: 3	R: 0 E: 0 K: 0 S: 4	H: 1 LOB: 2 BB: 1 P: 8	R: 2 E: 0 K: 1 S: 7	H: 2 LOB: 0 BB: 0 P: 7	R: 0 E: 0 K: 0 S: 3	H: 0 LOB: 0 BB: 0 P: 3	R: 0 E: 0 K: 1 S: 6	H: 1 LOB: 1 BB: 0 P: 6	R: 1 E: 0 K: 1 S: 7	H: 2 LOB: 1 BB: 0 P: 7	1B: 12 2B: 1 3B: 0 HR: 1	SF: 0 SAC: 0 DP: 2 HBP: 0	WP: 2 PB: 0 SB: 1 CS: 0	PA: 39												
<b>PITCHER</b>	IP WLS BF H R ER SO BB IBB HBP BLK WP HR S P ERA WHIP																																	
Mike Jones, L (1,1) ERA: 4.38	5.1	W	25	11	3	3	1	1	0	0	0	0	1	1	26	30	5.06	2.250																
Joe Beckwith, R (6,1) ERA: 3.77	3.2	W	14	3	1	1	3	0	0	0	0	0	1	0	20	20	2.46	0.818																

Batter	1	2	3	4	5	6	7	8	9	AB	R	H	RBI	BB	SO	LOB	BOTTOM																	
Willie Wilson, S (1,8) OBP: 0.355, SLG: 0.392										4	0	3	0	0	1	0	<b>Seattle Mariners @ Kansas City Royals</b> Royals Stadium, Kansas City, MO Sat Sep 08 1984, 8:05 PM EDT Att: 26,725 - Unknown																	
Pat Sheridan, L (1,9) OBP: 0.335, SLG: 0.396										4	0	0	1	0	2	4																		
Darryl Motley, R (1,7) OBP: 0.322, SLG: 0.440										3	0	0	0	1	1	1																		
Jorge Orta, L (1,10) OBP: 0.344, SLG: 0.457										4	2	1	0	0	1	1																		
Frank White, R (1,4) OBP: 0.305, SLG: 0.433										4	1	2	0	0	2	0																		
Don Slaught, R (1,2) OBP: 0.306, SLG: 0.388										3	0	0	0	0	2	1																		
Steve Balboni, R (1,3) OBP: 0.309, SLG: 0.481										3	1	1	3	0	0	1																		
John Wathan, R (7,3) OBP: 0.279, SLG: 0.283										1	0	0	0	0	1	0																		
Greg Pryor, R (1,5) OBP: 0.302, SLG: 0.371										4	1	2	0	0	1	0																		
Buddy Biancalana, S (1,6) OBP: 0.233, SLG: 0.285										2	0	0	0	0	1	1																		
<b>Inning Stats</b>	R: 0 E: 0 K: 3 S: 9	H: 0 LOB: 1 BB: 1 P: 13	R: 0 E: 0 K: 2 S: 7	H: 0 LOB: 0 BB: 0 P: 7	R: 0 E: 1 K: 1 S: 6	H: 1 LOB: 1 BB: 0 P: 6	R: 1 E: 1 K: 1 S: 7	H: 1 LOB: 1 BB: 0 P: 7	R: 1 E: 0 K: 0 S: 5	H: 2 LOB: 1 BB: 0 P: 5	R: 3 E: 0 K: 1 S: 10	H: 5 LOB: 2 BB: 0 P: 10	R: 0 E: 0 K: 2 S: 7	H: 0 LOB: 0 BB: 0 P: 7	R: 0 E: 0 K: 2 S: 7	H: 0 LOB: 0 BB: 0 P: 7	R: 0 E: 0 K: 2 S: 7	H: 0 LOB: 0 BB: 0 P: 7	1B: 8 2B: 0 3B: 0 HR: 1	SF: 0 SAC: 2 DP: 0 HBP: 0	WP: 1 PB: 0 SB: 3 CS: 0	PA: 35												
<b>PITCHER</b>	IP WLS BF H R ER SO BB IBB HBP BLK WP HR S P ERA WHIP																																	
Mike Moore, R (1,1) ERA: 4.9	8.0	L	35	9	5	4	12	1	0	0	0	0	1	1	58	62	4.50	1.250																

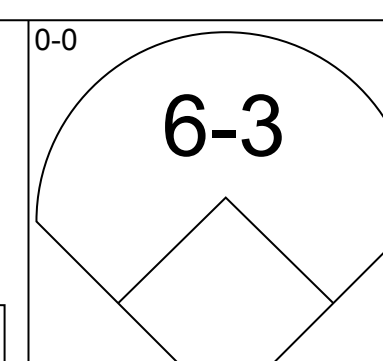
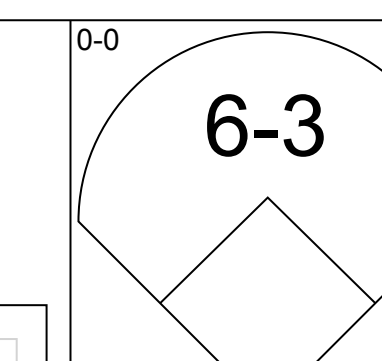
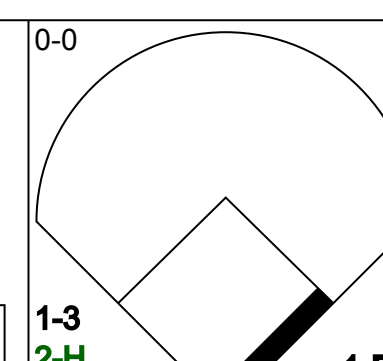
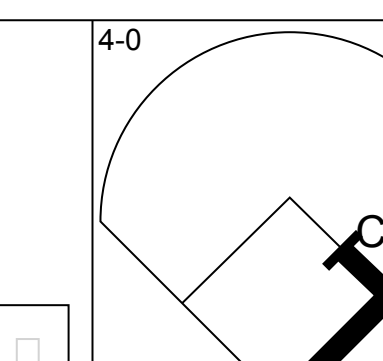
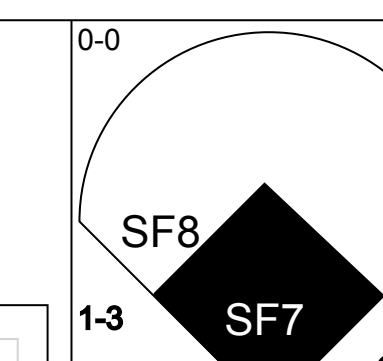
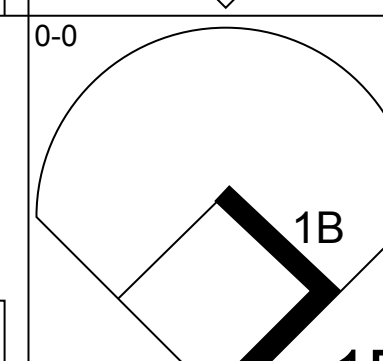
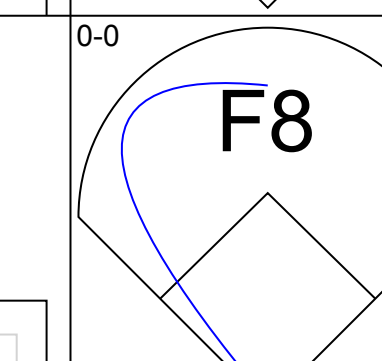
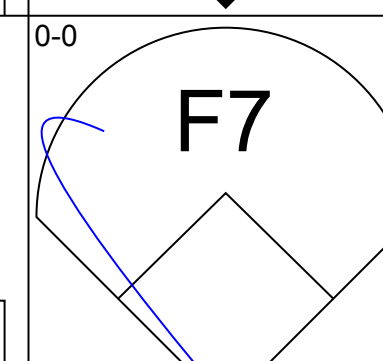
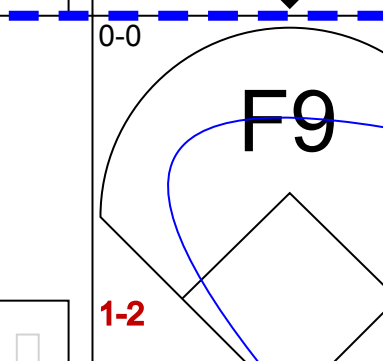
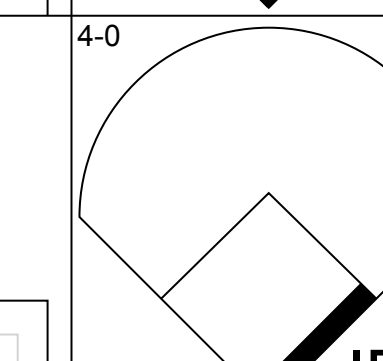
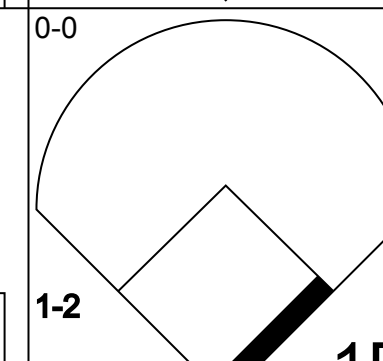
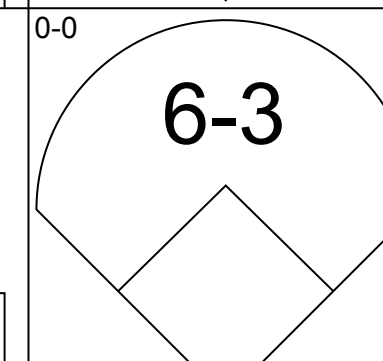
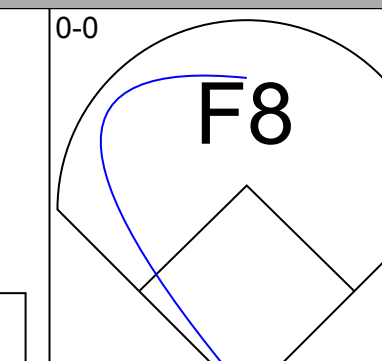
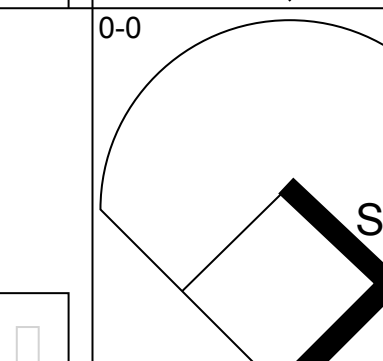
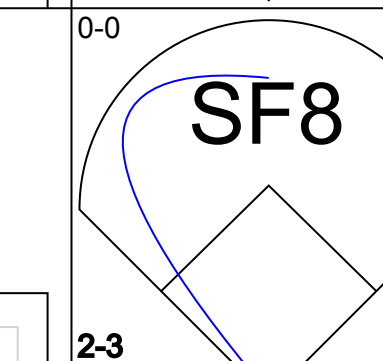
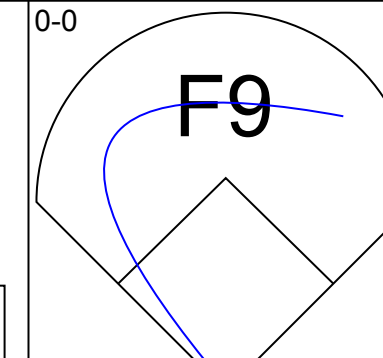
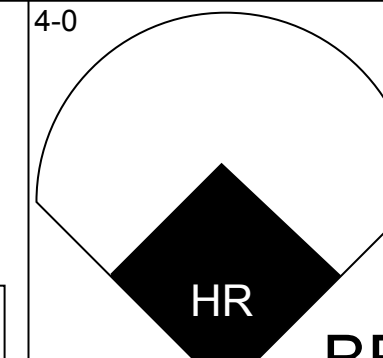
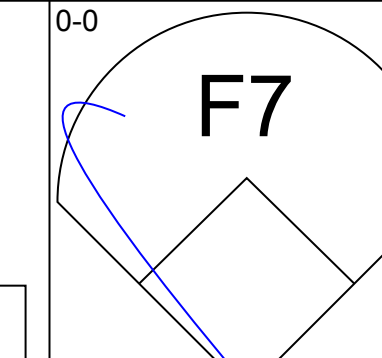
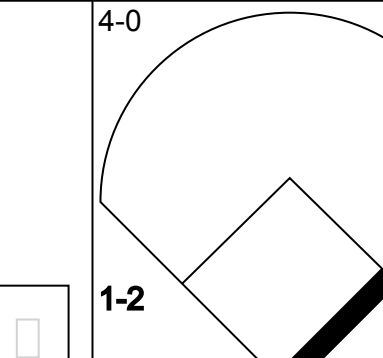
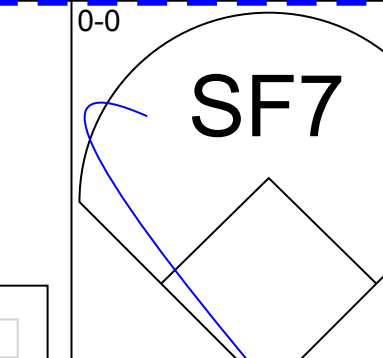
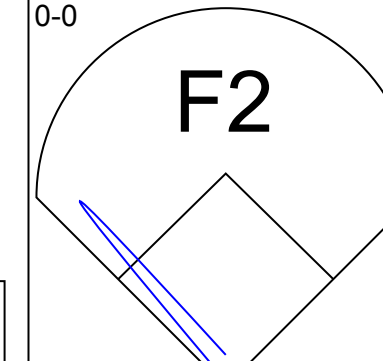
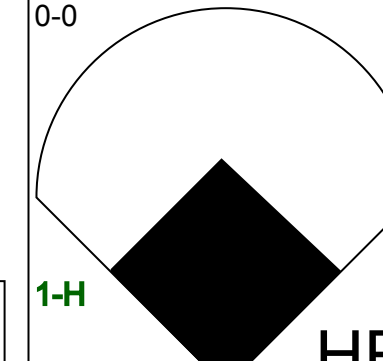
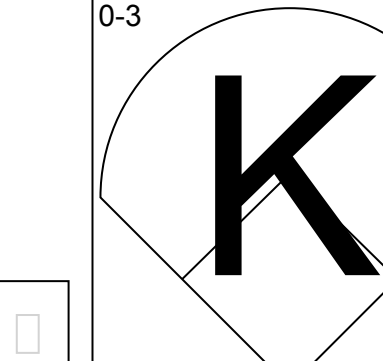
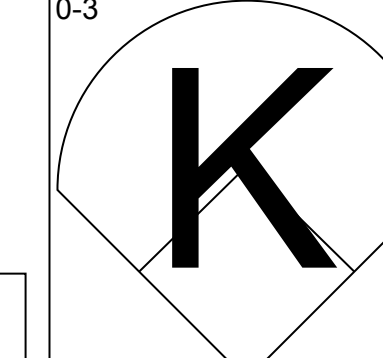
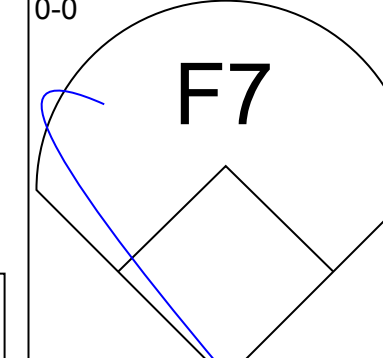
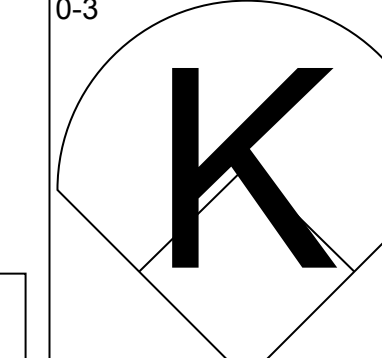
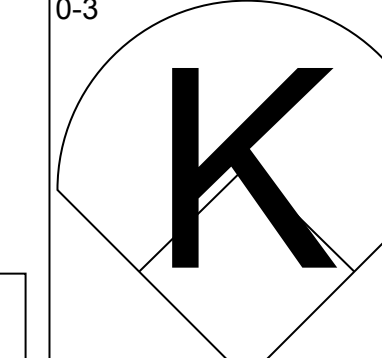
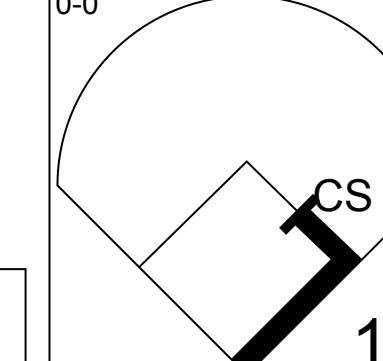
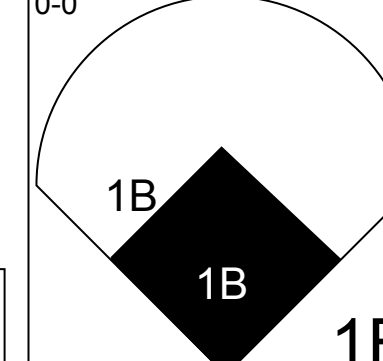
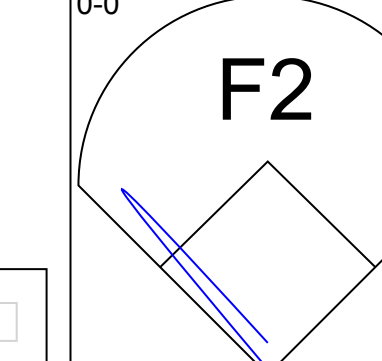
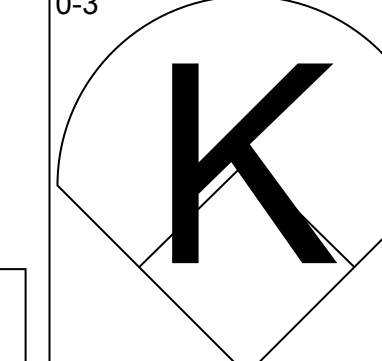
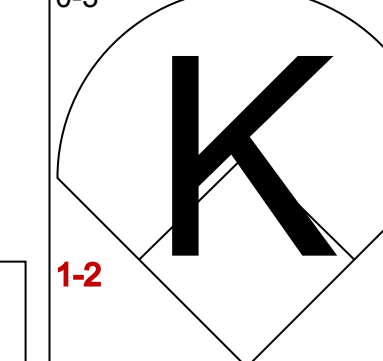
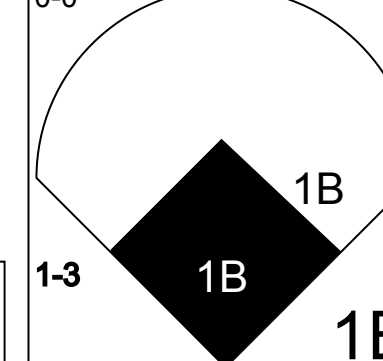

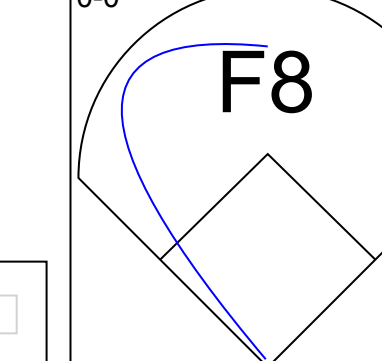
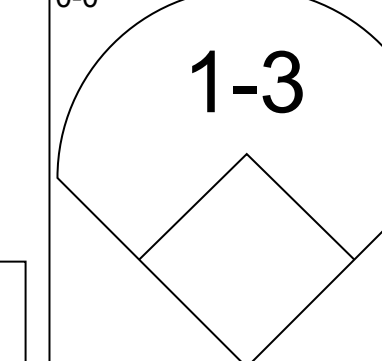
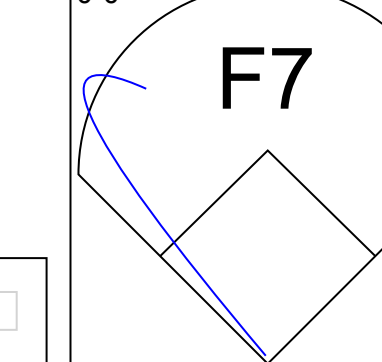
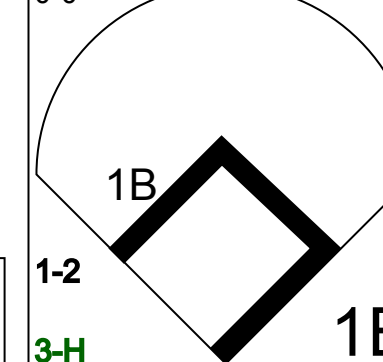

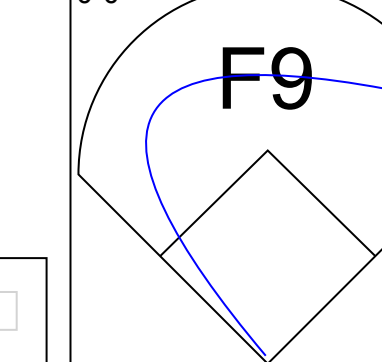
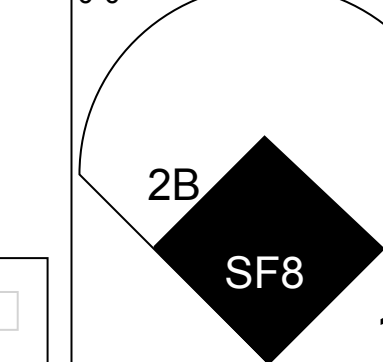


Batter	1	2	3	4	5	6	7	8	9	AB	R	H	RBI	BB	SO	LOB	TOP									
Jack Perconte, L OBP: 0.354, SLG: 0.343 Harold Reynolds, S (1, 4) (9, 4)										4	0	0	0	0	2	0										
Phil Bradley, R OBP: 0.361, SLG: 0.344 (1, 8) (9, 7)										3	0	0	0	1	1	0										
Alvin Davis, L OBP: 0.389, SLG: 0.483 (1, 3)										4	0	0	0	0	0	2										
Al Cowens, R OBP: 0.312, SLG: 0.445 (1, 9)										4	0	1	0	0	1	2										
Steve Henderson, R OBP: 0.354, SLG: 0.436 John Moses, S OBP: 0.250, SLG: 0.250 (1, 7) (9, PR) (9, 8)										3	1	2	0	1	0	1										
Dave Henderson, R OBP: 0.312, SLG: 0.465 Ken Phelps, L OBP: 0.384, SLG: 0.553 (1, 10) (9, PH)										2	2	1	2	1	1	2										
Jim Presley, R OBP: 0.256, SLG: 0.440 (1, 5)										4	1	1	2	0	1	3										
Bob Kearney, R OBP: 0.260, SLG: 0.332 Larry Milbourne, S OBP: 0.305, SLG: 0.309 Dave Valle, R (1, 2) (9, PH) (9, 2)										3	0	0	0	0	0	0										
Spike Owen, S OBP: 0.313, SLG: 0.340 (1, 6)										4	0	0	0	0	1	2										
<b>Inning Stats</b>	R: 0 E: 0 K: 2 S: 7	H: 0 LOB: 0 BB: 0 P: 7	R: 2 E: 0 K: 0 S: 4	H: 1 LOB: 0 BB: 1 P: 8	R: 0 E: 0 K: 1 S: 5	H: 0 LOB: 0 BB: 0 P: 5	R: 0 E: 0 K: 1 S: 7	H: 2 LOB: 2 BB: 0 P: 7	R: 0 E: 0 K: 0 S: 3	H: 0 LOB: 0 BB: 0 P: 3	R: 0 E: 1 K: 0 S: 4	H: 0 LOB: 1 BB: 0 P: 4	R: 2 E: 0 K: 0 S: 4	H: 1 LOB: 0 BB: 1 P: 8	R: 0 E: 0 K: 1 S: 4	H: 0 LOB: 0 BB: 1 P: 8	R: 1 E: 1 K: 3 S: 11	H: 1 LOB: 2 BB: 0 P: 11	1B: 3 2B: 0 3B: 0 HR: 2	SF: 0 SAC: 0 DP: 0 HBP: 0	WP: 0 PB: 0 SB: 1 CS: 1	PA: 37				
<b>PITCHER</b>	IP	WLS	BF	H	R	ER	SO	BB	IBB	HBP	BLK	WP	HR	S	P	ERA	WHIP									
Danny Jackson, L ERA: 4.78 Mark Huisman, R ERA: 4.25	(1, 1) (7, 1)	6.0 3.0	W L	25 11	4 1	4 1	4 0	4 4	2 1	0 0	0 0	0 0	0 0	2 18	31 22	39 22	6.00 0.00	1.000 0.667								

Seattle Mariners @ Kansas City Royals  
Royals Stadium, Kansas City, MO  
Sun Sep 09 1984, 4:33 AM EDT  
Att: 20,274 - Unknown

AB 33  
R 5  
H 5  
RBI 4  
BB 3  
SO 8  
LOB 14



Batter	1	2	3	4	5	6	7	8	9	AB	R	H	RBI	BB	SO	LOB	BOTTOM								
Willie Wilson, S OBP: 0.357, SLG: 0.395 (1, 8)										4	1	2	1	1	0	0									
Lynn Jones, R OBP: 0.384, SLG: 0.420 Pat Sheridan, L OBP: 0.336, SLG: 0.396 (1, 9) (9, PH)										4	0	1	0	0	0	3									
Darryl Motley, R OBP: 0.323, SLG: 0.440 (1, 7)										4	0	2	1	0	0	0									
Hal McRae, R OBP: 0.356, SLG: 0.393 Dane Iorg, L OBP: 0.297, SLG: 0.362 Don Slaught, R OBP: 0.305, SLG: 0.388 (1, 10) (9, PH) (9, PH)										2	1	0	0	2	0	2									
Frank White, R OBP: 0.307, SLG: 0.439 (1, 4)										3	1	1	2	1	1	4									
Steve Balboni, R OBP: 0.306, SLG: 0.475 (1, 3)										4	0	0	0	0	3	1									
Greg Pryor, R OBP: 0.305, SLG: 0.373 (1, 5)										4	1	2	0	0	1	0									
John Wathan, R OBP: 0.278, SLG: 0.282 (1, 2)										4	1	1	0	0	1	1									
Bucky Dent, R OBP: 0.400, SLG: 0.333 Buddy Biancalana, S OBP: 0.233, SLG: 0.285 Jorge Orta, L OBP: 0.340, SLG: 0.458 Onix Concepcion, R OBP: 0.317, SLG: 0.330 (1, 6) (7, 6) (9, PH) (9, PR)										3	0	1	1	0	0	0									
<b>Inning Stats</b>	R: 0 E: 0 K: 0 S: 5	H: 2 LOB: 2 BB: 0 P: 5	R: 0 E: 0 K: 2 S: 7	H: 1 LOB: 0 BB: 0 P: 7	R: 0 E: 0 K: 0 S: 3	H: 0 LOB: 0 BB: 0 P: 3	R: 4 E: 0 K: 0 S: 8	H: 5 LOB: 2 BB: 1 P: 12	R: 0 E: 0 K: 1 S: 5	H: 0 LOB: 1 BB: 1 P: 9	R: 0 E: 0 K: 0 S: 3	H: 0 LOB: 0 BB: 0 P: 3	R: 0 E: 0 K: 1 S: 5	H: 1 LOB: 2 BB: 2 P: 13	R: 0 E: 0 K: 2 S: 7	H: 0 LOB: 0 BB: 0 P: 7	R: 2 E: 0 K: 0 S: 4	H: 2 LOB: 1 BB: 1 P: 8	1B: 9 2B: 2 3B: 0 HR: 1	SF: 2 SAC: 0 DP: 1 HBP: 0	WP: 0 PB: 0 SB: 1 CS: 2	PA: 40			
<b>PITCHER</b>	IP	WLS	BF	H	R	ER	SO	BB	IBB	HBP	BLK	WP	HR	S	P	ERA	WHIP								
Mark Langston, L ERA: 3.29 Ed Nunez, R ERA: 3.1 Ed Vande Berg, L ERA: 4.85	(1, 1) (7, 1) (9, 1)	6.0 2.1 0.1	L W	28 11	8 3	4 2	4 2	3 3	1 1	0 0	0 0	0 0	0 0	15 1	23 1	7.71 0.00	1.714 0.000								

Seattle Mariners @ Kansas City Royals  
Royals Stadium, Kansas City, MO  
Sun Sep 09 1984, 4:33 AM EDT  
Att: 20,274 - Unknown

AB 33  
R 6  
H 11  
RBI 6  
BB 5  
SO 6  
LOB 11





Batter	1	2	3	4	5	6	7	8	9	AB	R	H	RBI	BB	SO	LOB	TOP					
Willie Wilson, S (1, 8) OBP: 0.358, SLG: 0.396	0-0 4-3		0-0 4-3			0-0 E S 1B		0-0 F8 S 1B		4	1	2	0	0	0	0	<b>Kansas City Royals @ Minnesota Twins</b> Hubert H. Humphrey Metrodome, Minneapolis, MN Mon Sep 10 1984, 8:05 PM EDT Att: 23,795 - Unknown <a href="http://livebaseballscorecards.com">livebaseballscorecards.com</a>					
Pat Sheridan, L (1, 9) OBP: 0.335, SLG: 0.395	0-0 FC4-6 1B		0-0 4-3			0-0 F7		0-0 F7		4	0	1	0	0	0	2						
Darryl Motley, R (1, 7) OBP: 0.323, SLG: 0.438	0-0 FC4-6 1-2			0-0 6-3		0-0 FC5-4 1B		0-0 F8		4	0	1	1	0	0	2						
Jorge Orta, L (1, 10) OBP: 0.345, SLG: 0.459	0-0 4-3			0-0 4-3 2B		0-0 F5		0-0 F5		4	0	1	0	0	0	3						
Frank White, R (1, 4) OBP: 0.308, SLG: 0.446		4-0 G3-6-3 BB		0-0 4-3		0-0 FC5-4 1-2			0-0 HR	3	1	1	1	1	0	2						
Don Slaught, R (1, 2) OBP: 0.302, SLG: 0.384		0-0 G3-6-3 1-2		0-3 K			0-0 5-3		0-0 F8	4	0	0	0	0	1	2						
Steve Balboni, R (1, 3) OBP: 0.308, SLG: 0.482		4-0 BB		0-3 K	0-3 K		0-0 HR		0-3 K	3	1	1	1	1	2	0						
Greg Pryor, R (1, 5) OBP: 0.301, SLG: 0.368 (9, PH)		0-3 K		0-3 K	0-3 K		0-0 4-3		0-0 2B	3	0	0	0	0	2	1						
Dane Iorg, L (9, PH) OBP: 0.270, SLG: 0.368										1	0	1	0	0	0	0						
Buddy Biancalana, S (1, 6) OBP: 0.227, SLG: 0.278 (9, PH)			0-0 F7		0-3 K		0-0 G3		0-0 F5	3	0	0	0	0	1	0						
Dave Leeper, L (9, PH)										1	0	0	0	0	0	1						
<b>Inning Stats</b>	R: 0 E: 0 K: 0 S: 4	H: 1 LOB: 1 BB: 2 P: 4	R: 0 E: 0 K: 1 S: 4	H: 0 LOB: 1 BB: 2 P: 12	R: 0 E: 0 K: 0 S: 3	H: 0 LOB: 0 BB: 0 P: 3	R: 0 E: 0 K: 1 S: 6	H: 1 LOB: 1 BB: 0 P: 6	R: 0 E: 0 K: 3 S: 9	H: 0 LOB: 0 BB: 0 P: 9	R: 1 E: 0 K: 0 S: 5	H: 2 LOB: 1 BB: 0 P: 5	R: 1 E: 0 K: 0 S: 4	H: 1 LOB: 0 BB: 0 P: 4	R: 0 E: 0 K: 0 S: 4	H: 1 LOB: 1 BB: 0 P: 4	R: 1 E: 0 K: 1 S: 7	H: 2 LOB: 1 BB: 0 P: 7	1B: 4 2B: 2 3B: 0 HR: 2	SF: 0 SAC: 0 DP: 1 HBP: 0	WP: 0 PB: 0 SB: 2 CS: 0	PA: 36
<b>PITCHER</b> Mike Smithson, R (1, 1) ERA: 3.77	IP: 9.0 WLS: W BF: 36 H: 8 R: 3 ER: 2 SO: 6 BB: 2 IBB: 0 HBP: 0 BLK: 0 WP: 0 HR: 2 S: 46 P: 54 ERA: 2.00 WHIP: 1.111															<b>PITCHER</b>	IP: WLS: BF: H: R: ER: SO: BB: IBB: HBP: BLK: WP: HR: S: P: ERA: WHIP:					

Batter	1	2	3	4	5	6	7	8	9	AB	R	H	RBI	BB	SO	LOB	BOTTOM			
Kirby Puckett, R (1, 8) OBP: 0.322, SLG: 0.333	0-0 F9		0-0 2B SF9 1B		0-0 S 1B		0-3 K	0-0 G6-4-3 1B		5	2	3	1	0	1	0	<b>Kansas City Royals @ Minnesota Twins</b> Hubert H. Humphrey Metrodome, Minneapolis, MN Mon Sep 10 1984, 8:05 PM EDT Att: 23,795 - Unknown <a href="http://livebaseballscorecards.com">livebaseballscorecards.com</a>			
Tim Lincecum, R (1, 4) OBP: 0.360, SLG: 0.417	0-0 6-3		0-0 SF9 1B		0-3 K		4-0 BB	0-0 G6-4-3 1B		4	0	1	1	1	1	3				
Mickey Hatcher, R (1, 7) OBP: 0.345, SLG: 0.406 (9, PH)	0-0 4-3		0-0 SF9		4-0 1B BB		0-0 F8			2	0	0	1	1	0	1				
Andre David, L (9, 7) OBP: 0.370, SLG: 0.378			0-0 SF9		1-2 BB					0	0	0	0	0	0	0				
Kent Hrbek, L (1, 3) OBP: 0.390, SLG: 0.518		4-0 BB	0-3 K		0-0 FC6-4 1B			0-0 6-3		3	0	1	1	1	1	1				
Pat Putnam, L (1, 10) OBP: 0.241, SLG: 0.258 (8, PR)		0-0 F8		0-0 F9		0-0 FC6-4 1-2		0-0 1B 1B		4	0	1	0	0	0	3				
Dave Meier, R (8, PR) OBP: 0.269, SLG: 0.299								0-0 1B 1B		0	1	0	0	0	0	0				
Tom Brunansky, R (1, 9) OBP: 0.325, SLG: 0.468		0-0 F3		0-0 6-3		0-0 6-3		0-0 1B 1B		4	1	1	0	0	0	1				
Gary Gaetti, R (1, 5) OBP: 0.319, SLG: 0.358		0-3 K		0-0 S 1B		0-0 F8		0-0 1B 1B		4	1	2	1	0	1	1				
Tim Lincecum, R (1, 2) OBP: 0.252, SLG: 0.383 (8, PH)			4-0 1B 2B BB		0-3 K		0-0 6-3		0-0 1B 1B	2	1	0	0	1	1	1				
Darrell Brown, S (8, PH) OBP: 0.316, SLG: 0.353								0-0 1B 1B		1	1	1	1	0	0	0				
Jeff Reed, L (9, 2) OBP: 0.238, SLG: 0.316			0-0 1B 2B BB		1-2 K			0-0 1B 1B		0	0	0	0	0	0	0				
Houston Jimenez, R (1, 6) OBP: 0.238, SLG: 0.245 (8, PH)			0-3 K		0-0 6-3			0-0 1B 1B		3	0	0	0	0	1	1				
Randy Bush, L (8, PH) OBP: 0.303, SLG: 0.393								0-0 1B 1B		1	0	1	1	0	0	0				
Chris Speier, R (9, 6) OBP: 0.222, SLG: 0.274								0-0 1B 1B		0	0	0	0	0	0	0				
<b>Inning Stats</b>	R: 0 E: 0 K: 0 S: 3	H: 0 LOB: 0 BB: 0 P: 3	R: 0 E: 0 K: 1 S: 5	H: 0 LOB: 1 BB: 1 P: 9	R: 2 E: 0 K: 2 S: 9	H: 2 LOB: 1 BB: 1 P: 13	R: 0 E: 0 K: 1 S: 6	H: 1 LOB: 1 BB: 0 P: 6	R: 1 E: 0 K: 1 S: 7	H: 2 LOB: 2 BB: 1 P: 11	R: 0 E: 0 K: 0 S: 3	H: 0 LOB: 0 BB: 0 P: 3	R: 0 E: 0 K: 1 S: 5	H: 0 LOB: 1 BB: 1 P: 9	R: 4 E: 0 K: 0 S: 8	H: 6 LOB: 2 BB: 0 P: 8	1B: 10 2B: 1 3B: 0 HR: 0	SF: 1 SAC: 0 DP: 1 HBP: 0	WP: 0 PB: 0 SB: 2 CS: 0	PA: 38
<b>PITCHER</b> Mark Gubicza, R (1, 1) ERA: 3.84	IP: 7.1 WLS: L BF: 34 H: 8 R: 6 ER: 6 SO: 6 BB: 4 IBB: 0 HBP: 0 BLK: 0 WP: 0 HR: 0 S: 42 P: 58 ERA: 7.36 WHIP: 1.636															<b>PITCHER</b>	IP: WLS: BF: H: R: ER: SO: BB: IBB: HBP: BLK: WP: HR: S: P: ERA: WHIP:			
Joe Beckwith, R (8, 1) ERA: 3.84	0.2 L 4 3 1 1 0 0 0 0 0 0 0 0 4 4 13.50 4.500																			





Batter	1	2	3	4	5	6	7	8	9	AB	R	H	RBI	BB	SO	LOB	TOP			
Willie Wilson, S (1, 8) OBP: 0.355, SLG: 0.393	F8		K			6-3		K		4	0	0	0	0	2	1	<b>Kansas City Royals @ Minnesota Twins</b> Hubert H. Humphrey Metrodome, Minneapolis, MN Tue Sep 11 1984, 8:05 PM EDT Att: 20,992 - Unknown <a href="http://livebaseballscorecards.com">livebaseballscorecards.com</a>			
Lynn Jones, R (1, 9) OBP: 0.377, SLG: 0.411	F9			K				F8		4	0	1	0	0	1	0				
Darryl Motley, R (1, 7) OBP: 0.324, SLG: 0.441				F8				BB 1B SF7 1B		4	1	2	0	0	0	1				
Hal McRae, R (1, 10) OBP: 0.355, SLG: 0.391	6-3			K				BB 1B		4	0	1	0	0	1	1				
Frank White, R (1, 4) OBP: 0.308, SLG: 0.443		F2			K			BB 1B		3	0	0	0	1	1	0				
Don Slaught, R (1, 2) OBP: 0.299, SLG: 0.381		K			5-3			BB		3	0	0	1	0	1	0				
Steve Balboni, R (1, 3) OBP: 0.308, SLG: 0.480		F2						K	K	4	0	1	0	0	2	2				
Greg Pryor, R (1, 5) OBP: 0.302, SLG: 0.368					F8			F8		3	0	1	0	0	0	1				
Buddy Biancalana, S (1, 6) OBP: 0.226, SLG: 0.276										1	0	0	0	0	0	1				
John Wathan, R (6, PH) OBP: 0.277, SLG: 0.280										1	0	0	0	0	1	0				
Bucky Dent, R (6, PH) OBP: 0.460, SLG: 0.333										0	0	0	0	0	0	0				
Leon Roberts, R (8, PH) OBP: 0.292, SLG: 0.279										0	0	0	0	1	0	0				
Onix Concepcion, R (8, PH) OBP: 0.317, SLG: 0.330										0	0	0	0	0	0	0				
<b>Inning Stats</b>	R: 0 E: 0 K: 0 S: 4	H: 1 LOB: 1 BB: 0 P: 4	R: 0 E: 0 K: 1 S: 5	H: 0 LOB: 0 BB: 0 P: 5	R: 0 E: 0 K: 1 S: 5	H: 1 LOB: 0 BB: 0 P: 5	R: 0 E: 0 K: 2 S: 7	H: 0 LOB: 0 BB: 0 P: 7	R: 0 E: 0 K: 1 S: 6	H: 1 LOB: 1 BB: 0 P: 6	R: 0 E: 0 K: 0 S: 3	H: 0 LOB: 0 BB: 0 P: 3	R: 0 E: 0 K: 2 S: 7	H: 0 LOB: 1 BB: 1 P: 11	R: 1 E: 0 K: 1 S: 7	H: 2 LOB: 2 BB: 1 P: 11	1B: 5 2B: 1 3B: 0 HR: 0	SF: 1 SAC: 0 DP: 1 HBP: 0	WP: 0 PB: 0 SB: 0 CS: 0	PA: 34
<b>PITCHER</b> Frank Viola, L (1, 1) ERA: 3.11	IP: 9.0 WLS: W BF: 34 H: 6 R: 1 ER: 1 SO: 9 BB: 2 IBB: 0 HBP: 0 BLK: 0 WP: 0 HR: 0 S: 50 P: 58 ERA: 1.00 WHIP: 0.889															<b>PITCHER</b>				

Batter	1	2	3	4	5	6	7	8	9	AB	R	H	RBI	BB	SO	LOB	BOTTOM			
Kirby Puckett, R (1, 8) OBP: 0.319, SLG: 0.331	K		F9	F5			1-3			4	0	0	0	0	1	2	<b>Kansas City Royals @ Minnesota Twins</b> Hubert H. Humphrey Metrodome, Minneapolis, MN Tue Sep 11 1984, 8:05 PM EDT Att: 20,992 - Unknown <a href="http://livebaseballscorecards.com">livebaseballscorecards.com</a>			
Tim Lincecum, R (1, 4) OBP: 0.381, SLG: 0.422	F4		1B	2B		4-3	E	2B		4	2	2	0	0	0	0				
Mickey Hatcher, R (1, 7) OBP: 0.348, SLG: 0.409	BB		G3	1B		F4	E2	HR		4	1	3	2	0	0	0				
Kent Hrbek, L (1, 3) OBP: 0.390, SLG: 0.523	4-0		G3			F8		HR		3	1	1	2	1	0	1				
Tom Brunansky, R (1, 9) OBP: 0.325, SLG: 0.472	F9		F7			F8		HR		4	1	1	1	0	0	3				
Gary Gaetti, R (1, 5) OBP: 0.319, SLG: 0.359		F8		F7			G3			4	0	1	0	0	0	0				
Dave Engle, R (1, 10) OBP: 0.309, SLG: 0.354		4-3		F7		F3		5-3		4	0	0	0	0	1	1				
Tim Laudner, R (1, 2) OBP: 0.248, SLG: 0.376		E6		K		F8		K		4	0	0	0	0	2	1				
Chris Speier, R (1, 6) OBP: 0.223, SLG: 0.273		1-3					4-3	K		4	0	1	0	0	1	1				
<b>Inning Stats</b>	R: 0 E: 0 K: 1 S: 6	H: 1 LOB: 2 BB: 1 P: 10	R: 0 E: 1 K: 0 S: 4	H: 0 LOB: 1 BB: 0 P: 4	R: 1 E: 0 K: 0 S: 5	H: 2 LOB: 1 BB: 0 P: 5	R: 0 E: 0 K: 1 S: 7	H: 1 LOB: 2 BB: 0 P: 7	R: 0 E: 0 K: 0 S: 3	H: 0 LOB: 0 BB: 0 P: 3	R: 0 E: 0 K: 0 S: 4	H: 1 LOB: 1 BB: 0 P: 4	R: 4 E: 1 K: 0 S: 7	H: 4 LOB: 0 BB: 0 P: 7	R: 0 E: 0 K: 2 S: 7	H: 0 LOB: 0 BB: 0 P: 7		1B: 4 2B: 3 3B: 0 HR: 2	SF: 0 SAC: 0 DP: 0 HBP: 0	WP: 1 PB: 0 SB: 0 CS: 0
<b>PITCHER</b> Charlie Leibrandt, L (1, 1) ERA: 3.95 Bret Saberhagen, R (7, 1) ERA: 3.83	IP: 6.2 WLS: L BF: 32 H: 5 R: 5 ER: 5 SO: 2 BB: 1 IBB: 0 HBP: 0 BLK: 0 WP: 0 HR: 2 S: 35 P: 39 ERA: 6.75 WHIP: 1.500															<b>PITCHER</b>				



Batter	1	2	3	4	5	6	7	8	9	AB	R	H	RBI	BB	SO	LOB	TOP								
Willie Wilson, S OBP: 0.356, SLG: 0.394 (1, 8)	G3		B3-6-4 1B		FC4-6 1B		SF9		SH1-4 1B	4	1	2	1	0	0	1	<b>Kansas City Royals @ Minnesota Twins</b> Hubert H. Humphrey Metrodome, Minneapolis, MN Wed Sep 12 1984, 8:05 PM EDT Att: 27,906 - Unknown <a href="http://livebaseballscorecards.com">livebaseballscorecards.com</a>								
Pat Sheridan, L OBP: 0.335, SLG: 0.392 (1, 9)	K		K		1B		F3		SH1-4	3	0	0	0	1	2	3									
George Brett, L OBP: 0.342, SLG: 0.460 Greg Pryor, R OBP: 0.302, SLG: 0.368 Dane Iorg, L OBP: 0.272, SLG: 0.368 Buddy Biancalana, S OBP: 0.226, SLG: 0.276 (1, 5) (7, 5) (9, PH) (9, PH)	4-3		B3-6-4		1B		F8		IBB	4	0	1	1	0	0	3									
Jorge Orta, L OBP: 0.343, SLG: 0.456 (1, 10)																									
Darryl Motley, R OBP: 0.323, SLG: 0.439 (1, 7)	4-3																								
Frank White, R OBP: 0.310, SLG: 0.442 (1, 4)																									
Steve Balboni, R OBP: 0.310, SLG: 0.480 (1, 3)																									
Don Slaught, R OBP: 0.298, SLG: 0.379 (1, 2)																									
Onix Concepcion, R OBP: 0.328, SLG: 0.342 (1, 6) (9, 5)																									
<b>Inning Stats</b>	R: 0 E: 0 K: 1 S: 5	H: 0 LOB: 0 BB: 0 P: 5	R: 0 E: 0 K: 0 S: 5	H: 3 LOB: 2 BB: 0 P: 5	R: 0 E: 0 K: 1 S: 6	H: 2 LOB: 1 BB: 0 P: 6	R: 0 E: 0 K: 0 S: 4	H: 1 LOB: 1 BB: 0 P: 4	R: 1 E: 0 K: 0 S: 5	H: 2 LOB: 2 BB: 1 P: 9	R: 0 E: 0 K: 1 S: 5	H: 0 LOB: 0 BB: 0 P: 5	R: 1 E: 0 K: 0 S: 5	H: 2 LOB: 1 BB: 0 P: 5	R: 0 E: 0 K: 0 S: 4	H: 1 LOB: 2 BB: 1 P: 8	R: 1 E: 0 K: 1 S: 7	H: 2 LOB: 2 BB: 1 P: 11	1B: 13 2B: 0 3B: 0 HR: 0	SF: 2 SAC: 1 DP: 2 HBP: 0	WP: 0 PB: 0 SB: 1 CS: 0	PA: 41			
<b>PITCHER</b>	IP	WLS	BF	H	R	ER	SO	BB	IBB	HBP	BLK	WP	HR	S	P	ERA	WHIP								
John Butcher, R ERA: 3.11 (1, 1)	6.1		28	10	2	2	3	1	0	0	0	0	0	33	37	2.84	1.737								
Pete Filson, L ERA: 3.99 (7, 1)	1.1		5	0	0	0	0	1	0	0	0	0	0	4	8	0.00	0.750								
Rick Lysander, R ERA: 3.91 (8, 1)	0.1	L	4	3	1	1	0	0	0	0	0	0	0	4	4	27.00	9.000								
Ron Davis, R ERA: 4.83 (9, 1)	1.0		4	0	0	0	1	0	1	0	0	0	0	5	9	0.00	0.000								

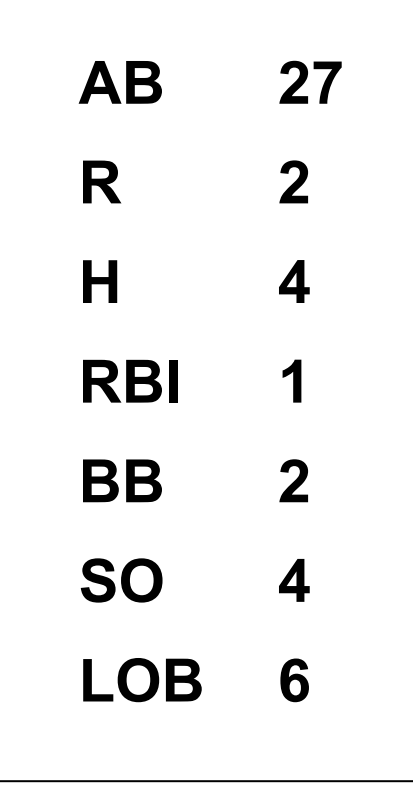
Batter	1	2	3	4	5	6	7	8	9	AB	R	H	RBI	BB	SO	LOB	BOTTOM								
Kirby Puckett, R OBP: 0.319, SLG: 0.330 (1, 8)	1-3									4	0	1	0	0	0	3	<b>Kansas City Royals @ Minnesota Twins</b> Hubert H. Humphrey Metrodome, Minneapolis, MN Wed Sep 12 1984, 8:05 PM EDT Att: 27,906 - Unknown <a href="http://livebaseballscorecards.com">livebaseballscorecards.com</a>								
Darrell Brown, S OBP: 0.311, SLG: 0.348 (1, 7)	4-3									4	0	0	0	0	0	2									
Tim Lincecum, R OBP: 0.359, SLG: 0.418 (1, 4)	F8									4	0	0	0	0	1	0									
Kent Hrbek, L OBP: 0.389, SLG: 0.521 (1, 3)										4	1	1	0	0	2	0									
Tom Brunansky, R OBP: 0.324, SLG: 0.476 (1, 9)										4	1	1	2	0	0	0									
Gary Gaetti, R OBP: 0.316, SLG: 0.358 (1, 5)										4	0	1	0	0	1	0									
Dave Engle, R OBP: 0.309, SLG: 0.354 Randy Bush, L OBP: 0.305, SLG: 0.396 (1, 10) (9, PH)										3	0	1	0	0	0	0									
Tim Lincecum, R OBP: 0.246, SLG: 0.373 Mickey Hatcher, R OBP: 0.349, SLG: 0.409 Greg Gagne, R (7, PH) (7, PH)										1	0	1	0	0	0	0									
Jeff Reed, L OBP: 0.338, SLG: 0.316 Pat Putnam, L OBP: 0.240, SLG: 0.257 (8, 2) (9, PH)										2	0	0	0	0	1	0									
Chris Speier, R OBP: 0.225, SLG: 0.274 (1, 6)										3	0	1	0	0	0	3									
<b>Inning Stats</b>	R: 0 E: 0 K: 0 S: 3	H: 0 LOB: 0 BB: 0 P: 3	R: 0 E: 0 K: 1 S: 5	H: 0 LOB: 0 BB: 0 P: 5	R: 0 E: 0 K: 1 S: 3	H: 0 LOB: 0 BB: 0 P: 3	R: 0 E: 0 K: 1 S: 5	H: 0 LOB: 0 BB: 0 P: 5	R: 0 E: 0 K: 1 S: 7	H: 2 LOB: 2 BB: 0 P: 7	R: 2 E: 0 K: 0 S: 7	H: 4 LOB: 3 BB: 1 P: 11	R: 0 E: 0 K: 0 S: 3	H: 0 LOB: 0 BB: 0 P: 3	R: 0 E: 0 K: 1 S: 6	H: 1 LOB: 1 BB: 0 P: 6	1B: 6 2B: 0 3B: 0 HR: 1	SF: 0 SAC: 0 DP: 0 HBP: 0	WP: 0 PB: 0 SB: 0 CS: 0	PA: 35					
<b>PITCHER</b>	IP	WLS	BF	H	R	ER	SO	BB	IBB	HBP	BLK	WP	HR	S	P	ERA	WHIP								
Bud Black, L ERA: 3.27 (1, 1)	8.0		31	6	2	2	4	1	0	0	0	0	1	38	42	2.25	0.875								
Dan Quisenberry, R ERA: 2.79 (9, 1)	1.0	S	4	1	0	0	1	0	0	0	0	0	0	6	6	0.00	1.000								



Batter	1	2	3	4	5	6	7	8	9	AB	R	H	RBI	BB	SO	LOB	TOP			
Willie Wilson, S (1, 8) OBP: 0.355, SLG: 0.392	0-3 K		0-0 K		0-3 K			0-3 K		4	0	1	0	0	3	1	<b>Kansas City Royals @ Seattle Mariners</b> The Kingdome, Seattle, WA Fri Sep 14, 1984, 10:05 PM EDT Att: 6,585 - Unknown			
Lynn Jones, R (1, 9) OBP: 0.358, SLG: 0.390	0-0 6-3		0-0 5-3			0-0 5-3		0-0 F4		4	0	0	0	0	2					
Darryl Motley, R (1, 7) OBP: 0.320, SLG: 0.435	0-3 K			0-0 6-3		0-0 F8		0-0 F8		4	0	0	0	0	1					
Hal McRae, R (1, 10) John Wathan, R (9, PR) OBP: 0.353, SLG: 0.387 OBP: 0.277, SLG: 0.280		0-0 F6		0-3 K		0-3 K			4-0 SH1-4 BB	3	0	0	0	1	2	0				
Frank White, R (1, 4) OBP: 0.310, SLG: 0.441		0-3 K		0-0 S 1B			0-0 6-3		0-0 SH1-4	3	1	1	0	0	1	0				
Steve Balboni, R (1, 3) OBP: 0.316, SLG: 0.487		0-0 1B		0-0 1B		0-0 2B		4-0 3-3 IBB		3	0	3	1	1	0	0				
Don Slaught, R (1, 2) OBP: 0.295, SLG: 0.375		0-0 F8		0-3 K		0-0 1-3		0-0 8-3		4	0	0	0	0	1	5				
Greg Pryor, R (1, 5) OBP: 0.298, SLG: 0.364			0-3 K		0-0 F8		0-0 F7			3	0	0	0	0	1	1				
Onix Concepcion, R (1, 6) OBP: 0.328, SLG: 0.339			0-0 6-3		0-0 6-3			4-0 BB		2	0	0	0	1	0	0				
<b>Inning Stats</b>	R: 0 E: 0 K: 2 S: 7	H: 0 LOB: 0 BB: 0 P: 7	R: 0 E: 0 K: 1 S: 6	H: 1 LOB: 1 BB: 0 P: 6	R: 0 E: 0 K: 1 S: 6	H: 1 LOB: 1 BB: 0 P: 6	R: 1 E: 0 K: 2 S: 9	H: 2 LOB: 1 BB: 0 P: 9	R: 0 E: 0 K: 1 S: 5	H: 0 LOB: 0 BB: 0 P: 5	R: 0 E: 0 K: 0 S: 4	H: 1 LOB: 1 BB: 0 P: 4	R: 0 E: 1 K: 1 S: 5	H: 0 LOB: 1 BB: 1 P: 9	R: 0 E: 0 K: 0 S: 2	H: 0 LOB: 2 BB: 2 P: 10		1B: 4 2B: 2 3B: 0 HR: 0	SF: 0 SAC: 1 DP: 1 HBP: 0	WP: 0 PB: 0 SB: 1 CS: 0
<b>PITCHER</b> Mark Langston, L (1, 1) ERA: 3.19	IP: 9.0 WLS: W BF: 34 H: 5 R: 1 ER: 1 SO: 9 BB: 2 IBB: 1 HBP: 0 BLK: 0 WP: 0 HR: 0 S: 49 P: 61 ERA: 1.00 WHIP: 0.778															<b>PITCHER</b>				

Batter	1	2	3	4	5	6	7	8	9	AB	R	H	RBI	BB	SO	LOB	BOTTOM			
Jack Perconte, L (1, 4) OBP: 0.354, SLG: 0.341	1-0 G6-4-3 HBP		0-3 K			0-0 4-3		0-0 4-3		3	0	0	0	0	1	0	<b>Kansas City Royals @ Seattle Mariners</b> The Kingdome, Seattle, WA Fri Sep 14, 1984, 10:05 PM EDT Att: 6,585 - Unknown			
Phil Bradley, R (1, 8) OBP: 0.360, SLG: 0.343	0-0 G6-4-3 1-2		0-0 1B			0-0 6-3		0-0 F5		4	0	1	0	0	0	1				
Alvin Davis, L (1, 3) OBP: 0.390, SLG: 0.493	0-3 K		0-0 6-3			0-0 3-1		0-0 HR		4	1	1	1	0	1	1				
Al Cowens, R (1, 9) OBP: 0.312, SLG: 0.442		0-0 6-3		0-0 F3		0-0 1B G4-3 2B				3	1	1	0	0	0	0				
Steve Henderson, R (1, 7) OBP: 0.352, SLG: 0.432		4-0 WP BB		0-0 F4		0-0 G4-3 1B				2	0	1	0	1	0	0				
Dave Henderson, R (1, 10) OBP: 0.317, SLG: 0.470		0-3 K		0-0 6-3		0-0 G4-3		1-2 3-H 0-0		3	0	0	0	0	1	2				
Jim Prestley, R (1, 5) OBP: 0.256, SLG: 0.427		4-0 BB			0-0 F5		0-0 4-3			2	0	0	0	1	0	0				
Bob Kearney, R (1, 2) OBP: 0.265, SLG: 0.345		0-0 F7			0-0 5-3			0-0 F9		3	0	0	0	0	0	2				
Spike Owen, S (1, 6) OBP: 0.310, SLG: 0.335			0-0 6-3		0-3 K			0-0 F8		3	0	0	0	0	1	0				
<b>Inning Stats</b>	R: 0 E: 0 K: 1 S: 4	H: 0 LOB: 0 BB: 0 P: 5	R: 0 E: 0 K: 1 S: 5	H: 0 LOB: 2 BB: 2 P: 13	R: 0 E: 0 K: 1 S: 6	H: 1 LOB: 1 BB: 0 P: 6	R: 0 E: 0 K: 0 S: 3	H: 0 LOB: 0 BB: 0 P: 3	R: 0 E: 0 K: 0 S: 3	H: 0 LOB: 0 BB: 0 P: 3	R: 1 E: 0 K: 0 S: 4	H: 2 LOB: 0 BB: 0 P: 4	R: 0 E: 0 K: 0 S: 3	H: 0 LOB: 0 BB: 0 P: 3	R: 1 E: 0 K: 0 S: 2	H: 1 LOB: 0 BB: 0 P: 2		1B: 2 2B: 1 3B: 0 HR: 1	SF: 0 SAC: 0 DP: 2 HBP: 1	WP: 1 PB: 0 SB: 0 CS: 0
<b>PITCHER</b> Danny Jackson, L (1, 1) ERA: 4.43	IP: 8.1 WLS: L BF: 30 H: 4 R: 2 ER: 2 SO: 4 BB: 2 IBB: 0 HBP: 1 BLK: 0 WP: 1 HR: 1 S: 35 P: 44 ERA: 2.16 WHIP: 0.720															<b>PITCHER</b>				

AB	30
R	1
H	5
RBI	1
BB	3
SO	9
LOB	10













Batter	1	2	3	4	5	6	7	8	9	AB	R	H	RBI	BB	SO	LOB	TOP								
Willie Wilson, S OBP: 0.356, SLG: 0.397 (1, 8)										5	2	3	0	0	0	0									
Pat Sheridan, L OBP: 0.337, SLG: 0.394 (1, 9)										4	2	1	1	1	1	2									
George Brett, L OBP: 0.274, SLG: 0.457 Greg Pryor, R OBP: 0.302, SLG: 0.362 (5, 5)										2	0	0	0	1	0	0									
Jorge Orta, L OBP: 0.353, SLG: 0.475 (1, 10)										5	2	3	3	0	0	2									
Frank White, R OBP: 0.310, SLG: 0.440 (1, 4)										5	0	0	0	0	2	4									
Steve Balboni, R OBP: 0.316, SLG: 0.492 John Wathan, R OBP: 0.282, SLG: 0.281 (9, 3)										4	1	1	1	0	1	0									
Dane Iorg, L OBP: 0.369, SLG: 0.369 Lynn Jones, R OBP: 0.333, SLG: 0.361 (6, PH) (6, 7)										2	0	0	0	0	1	0									
Don Slaught, R OBP: 0.300, SLG: 0.392 (1, 2)										4	1	2	2	0	0	0									
Onix Concepcion, R OBP: 0.327, SLG: 0.341 (1, 6)										4	0	0	0	0	0	1									
<b>Inning Stats</b>	R: 2 E: 0 K: 0 S: 5	H: 2 LOB: 0 BB: 0 P: 5	R: 0 E: 0 K: 0 S: 3	H: 0 LOB: 0 BB: 0 P: 3	R: 0 E: 0 K: 0 S: 3	H: 0 LOB: 0 BB: 0 P: 3	R: 3 E: 0 K: 1 S: 9	H: 4 LOB: 1 BB: 0 P: 9	R: 0 E: 0 K: 0 S: 4	H: 1 LOB: 2 BB: 1 P: 8	R: 1 E: 0 K: 2 S: 8	H: 1 LOB: 0 BB: 0 P: 8	R: 1 E: 0 K: 1 S: 6	H: 1 LOB: 0 BB: 0 P: 6	R: 0 E: 0 K: 1 S: 5	H: 0 LOB: 0 BB: 0 P: 5	R: 3 E: 0 K: 0 S: 6	H: 3 LOB: 1 BB: 1 P: 10	1B: 5 2B: 4 3B: 0 HR: 3	SF: 0 SAC: 0 DP: 0 HBP: 0	WP: 2 PB: 2 SB: 1 CS: 0	PA: 41			
<b>PITCHER</b>	IP	WLS	BF	H	R	ER	SO	BB	IBB	HBP	BLK	WP	HR	S	P	ERA	WHIP								
Bruce Kison, R ERA: 5.37 (1, 1)	3.2	L	17	6	5	5	1	0	0	0	0	0	2	19	19	12.27	1.636								
Curt Kaufman, R ERA: 4.53 (4, 1)	0.2		3	1	0	0	0	0	0	0	0	0	0	3	3	0.00	1.500								
John Curtis, L ERA: 4.97 (5, 1)	2.2		11	2	2	2	3	1	0	0	0	1	1	16	20	6.75	1.125								
Stu Cliburn, R ERA: 13.5 (8, 1)	2.0		10	3	3	3	1	0	1	0	0	0	0	11	15	13.50	1.500								

**Kansas City Royals @ California Angels**  
 Anaheim Stadium, Anaheim, CA  
 Mon Sep 17 1984, 10:05 PM EDT  
 Att: 28,862 - Unknown

AB	39
R	10
H	12
RBI	9
BB	2
SO	5
LOB	9



Batter	1	2	3	4	5	6	7	8	9	AB	R	H	RBI	BB	SO	LOB	BOTTOM								
Juan Beniquez, R OBP: 0.371, SLG: 0.456 (1, 9)										4	0	0	0	0	1	1									
Daryl Sconiers, L OBP: 0.296, SLG: 0.364 (1, 3)										4	0	0	0	0	1	1									
Fred Lynn, L OBP: 0.377, SLG: 0.500 (1, 8)										4	0	1	0	0	0	0									
Doug DeCinces, R OBP: 0.327, SLG: 0.441 (1, 5)										3	0	0	0	1	1	1									
Brian Downing, R OBP: 0.362, SLG: 0.458 (1, 7)										4	0	0	0	0	2	2									
Reggie Jackson, L OBP: 0.312, SLG: 0.418 (1, 10)										3	1	1	1	1	0	1									
Bobby Grich, R OBP: 0.363, SLG: 0.488 (1, 4)										2	0	0	0	1	0	2									
Bob Boone, R OBP: 0.239, SLG: 0.260 (1, 2)										3	0	0	0	0	0	2									
Dick Schofield, R OBP: 0.263, SLG: 0.266 (1, 6)										3	0	1	0	0	0	0									
<b>Inning Stats</b>	R: 0 E: 0 K: 2 S: 7	H: 0 LOB: 0 BB: 0 P: 7	R: 0 E: 0 K: 1 S: 5	H: 0 LOB: 2 BB: 2 P: 13	R: 0 E: 0 K: 0 S: 3	H: 0 LOB: 0 BB: 0 P: 3	R: 0 E: 0 K: 1 S: 6	H: 1 LOB: 2 BB: 1 P: 10	R: 0 E: 0 K: 0 S: 4	H: 1 LOB: 1 BB: 0 P: 4	R: 0 E: 0 K: 0 S: 3	H: 0 LOB: 0 BB: 0 P: 3	R: 1 E: 0 K: 0 S: 4	H: 1 LOB: 0 BB: 0 P: 4	R: 0 E: 0 K: 0 S: 3	H: 0 LOB: 0 BB: 0 P: 3	R: 0 E: 0 K: 1 S: 5	H: 0 LOB: 0 BB: 0 P: 5	1B: 2 2B: 0 3B: 0 HR: 1	SF: 0 SAC: 0 DP: 0 HBP: 0	WP: 0 PB: 0 SB: 0 CS: 0	PA: 33			
<b>PITCHER</b>	IP	WLS	BF	H	R	ER	SO	BB	IBB	HBP	BLK	WP	HR	S	P	ERA	WHIP								
Bud Black, L ERA: 3.2 (1, 1)	8.0	W	30	3	1	1	4	3	0	0	0	0	0	35	47	1.12	0.750								
Mark Huismann, R ERA: 4.39 (9, 1)	1.0		3	0	0	0	1	0	0	0	0	0	0	5	5	0.00	0.000								

**Kansas City Royals @ California Angels**  
 Anaheim Stadium, Anaheim, CA  
 Mon Sep 17 1984, 10:05 PM EDT  
 Att: 28,862 - Unknown

AB	30
R	1
H	3
RBI	1
BB	3
SO	5
LOB	10





Batter	1	2	3	4	5	6	7	8	9	AB	R	H	RBI	BB	SO	LOB	TOP					
<b>Willie Wilson, S</b> (1, 8) <small>OBP: 0.357, SLG: 0.399</small> <b>Luis Pujols, R</b> (9, PH) <small>(9, 2)</small>										5	2	2	0	0	1	1	<b>Kansas City Royals @ California Angels</b> Anaheim Stadium, Anaheim, CA Tue Sep 18 1984, 10:05 PM EDT Att: 29,570 - Unknown					
<b>Pat Sheridan, L</b> (1, 9) <small>OBP: 0.338, SLG: 0.395</small>										4	1	2	3	1	1	0						
<b>George Brett, L</b> (1, 5) <small>OBP: 0.347, SLG: 0.462</small> <b>Greg Pryor, R</b> (5, PR) <small>OBP: 0.300, SLG: 0.359</small>										3	0	3	0	0	0	0						
<b>Jorge Orta, L</b> (1, 10) <small>OBP: 0.351, SLG: 0.472</small> <b>Dave Leeper, L</b> (9, PR)										5	1	1	1	0	0	4						
<b>Frank White, R</b> (1, 4) <small>OBP: 0.275, SLG: 0.438</small> <b>Buddy Biancalana, S</b> (9, PH) <small>OBP: 0.231, SLG: 0.395</small>										2	0	0	1	1	1	2						
<b>Steve Balboni, R</b> (1, 3) <small>OBP: 0.317, SLG: 0.500</small> <b>John Wathan, R</b> (7, PR) <small>OBP: 0.286, SLG: 0.286</small>										4	1	2	2	0	2	2						
<b>Dane Iorg, L</b> (1, 7) <small>OBP: 0.317, SLG: 0.381</small> <b>Lynn Jones, R</b> (7, PH) <small>OBP: 0.337, SLG: 0.365</small>										3	1	1	1	0	0	0						
<b>Don Slaught, R</b> (1, 2) <small>OBP: 0.300, SLG: 0.388</small> <b>Leon Roberts, R</b> (9, PH) <small>OBP: 0.286, SLG: 0.273</small>										3	1	0	0	1	0	0						
<b>Onix Concepcion, R</b> (1, 6)										5	1	1	0	0	0	3						
<b>Inning Stats</b>	R: 0 E: 1 K: 2 S: 9	H: 1 LOB: 2 BB: 0 P: 9	R: 1 E: 0 K: 1 S: 6	H: 1 LOB: 0 BB: 0 P: 6	R: 4 E: 0 K: 0 S: 6	H: 3 LOB: 0 BB: 1 P: 10	R: 0 E: 0 K: 0 S: 3	H: 0 LOB: 0 BB: 0 P: 3	R: 0 E: 0 K: 2 S: 8	H: 1 LOB: 2 BB: 1 P: 12	R: 0 E: 0 K: 0 S: 4	H: 1 LOB: 1 BB: 0 P: 4	R: 1 E: 0 K: 1 S: 7	H: 2 LOB: 1 BB: 0 P: 7	R: 2 E: 0 K: 0 S: 7	H: 4 LOB: 2 BB: 0 P: 7		1B: 11 2B: 1 3B: 0 HR: 3	SF: 1 SAC: 0 DP: 0 HBP: 0	WP: 0 PB: 0 SB: 0 CS: 0	PA: 46	
<b>PITCHER</b>	IP WLS BF H R ER SO BB IBB HBP BLK WP HR S P ERA WHIP																					
<b>Jim Slaton, R</b> (1, 1) <small>ERA: 5.17</small> <b>Curt Kaufman, R</b> (4, 1) <small>ERA: 4.89</small> <b>Tommy John, L</b> (7, 1) <small>ERA: 4.49</small> <b>Dave Smith, R</b> (9, 1) <small>ERA: 18.0</small>	3.0 L 16 5 5 5 3 1 0 0 0 0 0 0 2 21 25 15.00 2.000																					
<b>Batter</b>	<b>1</b>	<b>2</b>	<b>3</b>	<b>4</b>	<b>5</b>	<b>6</b>	<b>7</b>	<b>8</b>	<b>9</b>	<b>AB</b>	<b>R</b>	<b>H</b>	<b>RBI</b>	<b>BB</b>	<b>SO</b>	<b>LOB</b>	<b>BOTTOM</b>					
<b>Juan Beniquez, R</b> (1, 9) <small>OBP: 0.376, SLG: 0.458</small>										3	0	2	0	1	1	1	<b>Kansas City Royals @ California Angels</b> Anaheim Stadium, Anaheim, CA Tue Sep 18 1984, 10:05 PM EDT Att: 29,570 - Unknown					
<b>Daryl Sconiers, L</b> (1, 3) <small>OBP: 0.295, SLG: 0.356</small>										3	0	0	0	1	0	3						
<b>Fred Lynn, L</b> (1, 8) <small>OBP: 0.374, SLG: 0.496</small>										4	0	0	0	0	1	4						
<b>Doug DeCinces, R</b> (1, 5) <small>OBP: 0.328, SLG: 0.439</small>										2	0	0	0	2	1	1						
<b>Brian Downing, R</b> (1, 7) <small>OBP: 0.360, SLG: 0.454</small>										4	0	0	0	0	0	4						
<b>Reggie Jackson, L</b> (1, 10) <small>OBP: 0.310, SLG: 0.415</small>										3	0	0	0	0	1	0						
<b>Bobby Grich, R</b> (1, 4) <small>OBP: 0.360, SLG: 0.483</small>										3	0	0	0	0	0	0						
<b>Bob Boone, R</b> (1, 2) <small>OBP: 0.242, SLG: 0.264</small> <b>Jerry Naron, L</b> (7, PH) <small>OBP: 0.280, SLG: 0.333</small>										2	0	2	0	0	0	0						
<b>Dick Schofield, R</b> (1, 6) <small>OBP: 0.261, SLG: 0.264</small> <b>Derrel Thomas, S</b> (8, PH) <small>OBP: 0.302, SLG: 0.306</small>										2	0	0	0	0	0	2						
<b>Inning Stats</b>	R: 0 E: 0 K: 1 S: 4	H: 0 LOB: 2 BB: 3 P: 16	R: 0 E: 0 K: 0 S: 4	H: 1 LOB: 1 BB: 0 P: 4	R: 0 E: 1 K: 0 S: 4	H: 1 LOB: 1 BB: 0 P: 4	R: 0 E: 0 K: 1 S: 5	H: 0 LOB: 0 BB: 0 P: 5	R: 0 E: 0 K: 1 S: 4	H: 2 LOB: 1 BB: 0 P: 4	R: 0 E: 0 K: 1 S: 5	H: 0 LOB: 0 BB: 0 P: 5	R: 0 E: 0 K: 1 S: 3	H: 0 LOB: 0 BB: 0 P: 3	R: 0 E: 0 K: 1 S: 4	H: 0 LOB: 0 BB: 1 P: 8		R: 0 E: 0 K: 0 S: 2	H: 0 LOB: 0 BB: 1 P: 6	1B: 4 2B: 0 3B: 0 HR: 0	SF: 0 SAC: 0 DP: 5 HBP: 0	WP: 0 PB: 0 SB: 0 CS: 0
<b>PITCHER</b>	IP WLS BF H R ER SO BB IBB HBP BLK WP HR S P ERA WHIP																					
<b>Bret Saberhagen, R</b> (1, 1) <small>ERA: 3.65</small> <b>Joe Beckwith, R</b> (8, 1) <small>ERA: 3.67</small> <b>Dan Quisenberry, R</b> (9, 1) <small>ERA: 2.68</small>	7.0 W 26 4 0 0 0 3 3 0 0 0 0 0 0 0 29 41 0.00 1.000																					







Batter	1	2	3	4	5	6	7	8	9	AB	R	H	RBI	BB	SO	LOB	TOP			
Willie Wilson, S OBP: 0.353, SLG: 0.394 (1, 8)	0-0 4-3			0-0 4-3		0-3 K		0-0 1-3		4	0	0	0	0	1	0	<b>Kansas City Royals @ California Angels</b> Anaheim Stadium, Anaheim, CA Thu Sep 20 1984, 10:05 PM EDT Att: 32,772 - Unknown <a href="http://livebaseballscorecards.com">livebaseballscorecards.com</a>			
Pat Sheridan, L OBP: 0.338, SLG: 0.393 (1, 9)	0-3 K			0-0 G3		0-0 4-3		0-0 1B	G6-4-3	4	0	1	0	0	1	0				
George Brett, L OBP: 0.342, SLG: 0.452 (1, 5)	0-0 F7			0-0 4-3			0-0 E4	FC6-4	0-0 G6-4-3	4	0	0	0	0	0	1				
Jorge Orta, L OBP: 0.349, SLG: 0.468 (1, 10)		0-0 F9			0-0 FC3-6		0-0 FC6-4	1-2		3	0	1	0	0	0	1				
Dane Iorg, L OBP: 0.272, SLG: 0.376 (1, 7)		0-3 K			0-0 FC3-6	1-2	0-0 F4			3	0	0	0	0	1	2				
Steve Balboni, R OBP: 0.319, SLG: 0.498 (1, 3)		0-3 K			0-0 1B		0-0 F9			3	0	1	0	0	1	1				
Frank White, R OBP: 0.307, SLG: 0.432 (1, 4)			0-3 K		0-3 K		0-0 4-3			3	0	0	0	0	2	2				
Don Slaught, R OBP: 0.297, SLG: 0.384 (1, 2)			0-0 6-3		0-0 F7		0-0 F8			3	0	0	0	0	0	2				
Onix Concepcion, R OBP: 0.317, SLG: 0.329 (1, 6)			0-3 K			0-0 4-3		0-0 F4		3	0	0	0	0	1	0				
<b>Inning Stats</b>	R: 0 E: 0 K: 1 S: 5	H: 0 LOB: 0 BB: 0 P: 5	R: 0 E: 0 K: 2 S: 7	H: 0 LOB: 0 BB: 0 P: 7	R: 0 E: 0 K: 2 S: 7	H: 0 LOB: 0 BB: 0 P: 7	R: 0 E: 0 K: 0 S: 3	H: 2 LOB: 2 BB: 0 P: 3	R: 0 E: 0 K: 1 S: 5	H: 0 LOB: 0 BB: 0 P: 5	R: 0 E: 1 K: 0 S: 4	H: 0 LOB: 1 BB: 0 P: 4	R: 0 E: 0 K: 0 S: 3	H: 0 LOB: 0 BB: 0 P: 3	R: 0 E: 0 K: 0 S: 3	H: 1 LOB: 0 BB: 0 P: 3	1B: 3 2B: 0 3B: 0 HR: 0	SF: 0 SAC: 0 DP: 1 HBP: 0	WP: 0 PB: 0 SB: 0 CS: 0	PA: 30
<b>PITCHER</b> Mike Witt, R ERA: 3.53 (1, 1)	IP: 9.0 WLS: W BF: 30 H: 3 R: 0 ER: 0 SO: 7 BB: 0 IBB: 0 HBP: 0 BLK: 0 WP: 0 HR: 0 S: 44 P: 44 ERA: 0.00 WHIP: 0.333																			

Batter	1	2	3	4	5	6	7	8	9	AB	R	H	RBI	BB	SO	LOB	BOTTOM			
Juan Beniquez, R OBP: 0.379, SLG: 0.465 (1, 9) (9, 7)	0-0 G5-4-3		0-0 1B		0-0 3-1		0-0 SH1-4			3	1	2	0	0	0	1	<b>Kansas City Royals @ California Angels</b> Anaheim Stadium, Anaheim, CA Thu Sep 20 1984, 10:05 PM EDT Att: 32,772 - Unknown <a href="http://livebaseballscorecards.com">livebaseballscorecards.com</a>			
Rod Carew, L OBP: 0.374, SLG: 0.363 (1, 3) Rob Wilfong, L OBP: 0.304, SLG: 0.375 (8, 4)	4-0 G5-4-3		0-0 1B		0-0 6-3		0-0 4-3			3	0	1	0	1	0	2				
Fred Lynn, L OBP: 0.374, SLG: 0.494 (1, 8) (9, 9)	0-0 G5-4-3		0-0 1B		0-0 1-3		0-0 1-3			4	0	1	1	0	0	3				
Doug DeCinces, R OBP: 0.325, SLG: 0.433 (1, 5)	0-3 K		0-3 K		0-0 5-3		0-0 6-3			4	0	0	0	0	2	3				
Brian Downing, R OBP: 0.358, SLG: 0.457 (1, 7) Gary Pettis, S OBP: 0.328, SLG: 0.299 (9, 8)		0-0 F9		0-0 6-3		0-0 HR		0-0 5-3		4	1	1	1	0	0	0				
Reggie Jackson, L OBP: 0.312, SLG: 0.412 (1, 10)		0-0 F3		0-3 K		4-0 S		0-0 FC5-4		3	0	1	0	1	1	0				
Bobby Grich, R OBP: 0.359, SLG: 0.476 (1, 4) (8, 3)		4-0 CS		0-3 K		4-0 BB		0-0 FC5-4		2	0	0	0	2	1	1				
Bob Boone, R OBP: 0.248, SLG: 0.271 (1, 2)		0-0 CS		0-0 CS		4-0 3-1		0-0 4-3		2	0	1	0	1	0	2				
Dick Schofield, R OBP: 0.260, SLG: 0.263 (1, 6)			0-0 F5		0-0 SH1-4		0-0 SH1-4			2	0	1	0	0	0	1				
<b>Inning Stats</b>	R: 0 E: 0 K: 1 S: 5	H: 1 LOB: 1 BB: 1 P: 9	R: 0 E: 0 K: 0 S: 2	H: 0 LOB: 1 BB: 1 P: 6	R: 1 E: 0 K: 1 S: 8	H: 4 LOB: 2 BB: 0 P: 8	R: 0 E: 0 K: 2 S: 7	H: 0 LOB: 0 BB: 0 P: 7	R: 0 E: 0 K: 0 S: 3	H: 0 LOB: 1 BB: 1 P: 7	R: 1 E: 0 K: 0 S: 4	H: 1 LOB: 2 BB: 2 P: 12	R: 0 E: 0 K: 0 S: 4	H: 1 LOB: 1 BB: 0 P: 4	R: 0 E: 0 K: 0 S: 4	H: 1 LOB: 1 BB: 0 P: 4	1B: 6 2B: 1 3B: 0 HR: 1	SF: 0 SAC: 2 DP: 1 HBP: 0	WP: 0 PB: 0 SB: 1 CS: 2	PA: 35
<b>PITCHER</b> Mark Gubicza, R ERA: 3.81 Mark Huisman, R ERA: 4.24 (1, 1) (6, 1)	IP: 5.2 WLS: L BF: 23 H: 6 R: 2 ER: 2 SO: 4 BB: 3 IBB: 0 HBP: 0 BLK: 0 WP: 0 HR: 1 S: 28 P: 40 ERA: 3.18 WHIP: 1.588																			



Batter	1	2	3	4	5	6	7	8	9	AB	R	H	RBI	BB	SO	LOB	TOP			
Rickey Henderson, R OBP: 0.394, SLG: 0.446 (1, 7)										3	1	1	0	2	0	2	<b>Oakland Athletics @ Kansas City Royals</b> Royals Stadium, Kansas City, MO Fri Sep 21 1984, 8:05 PM EDT Att: 23,053 - Unknown <a href="http://livebaseballscores.com">livebaseballscores.com</a>			
Carney Lansford, R OBP: 0.345, SLG: 0.438 (1, 5)										5	1	2	1	0	0	3				
Dwayne Murphy, L OBP: 0.344, SLG: 0.467 (1, 8)										4	0	1	1	0	0	2				
Dave Kingman, R OBP: 0.324, SLG: 0.517 (1, 10)										3	0	0	0	1	1	2				
Mike Heath, R OBP: 0.283, SLG: 0.404 (1, 9)										4	0	1	1	0	0	0				
Bill Almon, R OBP: 0.242, SLG: 0.354 Bruce Bochte, L OBP: 0.327, SLG: 0.339 (8, PH) (8, 3)										3	1	1	0	0	1	2				
Mickey Tettleton, S OBP: 0.289, SLG: 0.263 (1, 2)										4	0	0	0	0	2	3				
Steve Kiefer, R OBP: 0.310, SLG: 0.462 Dan Meyer, L OBP: 0.412, SLG: 0.706 (9, PH) (8, 3)										3	0	2	1	0	0	0				
Tony Phillips, S OBP: 0.319, SLG: 0.347 (1, 4)										4	1	1	0	0	1	3				
<b>Inning Stats</b>	R: 0 E: 0 K: 0 S: 4	H: 2 LOB: 1 BB: 0 P: 4	R: 1 E: 0 K: 1 S: 7	H: 2 LOB: 1 BB: 0 P: 7	R: 2 E: 0 K: 0 S: 5	H: 2 LOB: 2 BB: 2 P: 13	R: 0 E: 0 K: 0 S: 3	H: 1 LOB: 1 BB: 1 P: 7	R: 0 E: 0 K: 1 S: 5	H: 0 LOB: 0 BB: 0 P: 5	R: 0 E: 0 K: 1 S: 5	H: 2 LOB: 1 BB: 0 P: 5	R: 0 E: 0 K: 1 S: 5	H: 0 LOB: 0 BB: 0 P: 5	R: 0 E: 0 K: 1 S: 6	H: 1 LOB: 1 BB: 0 P: 6		1B: 8 2B: 1 3B: 1 HR: 0	SF: 0 SAC: 0 DP: 0 HBP: 0	WP: 0 PB: 0 SB: 2 CS: 2
<b>PITCHER</b>	IP WLS BF H R ER SO BB IBB HBP BLK WP HR S P ERA WHIP	2.1 W 14 6 3 3 1 1 1 0 0 0 0 14 22 11.57 3.000	4.2 W 17 3 1 1 2 1 0 0 0 0 0 20 24 1.93 0.857	2.0 S 7 1 0 0 2 0 0 0 0 0 0 11 11 0.00 0.500	<b>PITCHER</b>										IP WLS BF H R ER SO BB IBB HBP BLK WP HR S P ERA WHIP	2.1 W 14 6 3 3 1 1 1 0 0 0 0 14 22 11.57 3.000	4.2 W 17 3 1 1 2 1 0 0 0 0 0 20 24 1.93 0.857	2.0 S 7 1 0 0 2 0 0 0 0 0 0 11 11 0.00 0.500		

Batter	1	2	3	4	5	6	7	8	9	AB	R	H	RBI	BB	SO	LOB	BOTTOM			
Willie Wilson, S OBP: 0.354, SLG: 0.393 (1, 8)										3	2	1	0	1	0	0	<b>Oakland Athletics @ Kansas City Royals</b> Royals Stadium, Kansas City, MO Fri Sep 21 1984, 8:05 PM EDT Att: 23,053 - Unknown <a href="http://livebaseballscores.com">livebaseballscores.com</a>			
Pat Sheridan, L OBP: 0.340, SLG: 0.397 Lynn Jones, R OBP: 0.337, SLG: 0.367 (7, PH) (8, 9)										3	1	2	1	0	1	0				
George Brett, L OBP: 0.343, SLG: 0.461 Greg Pryor, R OBP: 0.300, SLG: 0.359 (1, 5) (8, 5)										4	1	2	4	0	2	1				
Jorge Orta, L OBP: 0.347, SLG: 0.466 Hal McRae, R OBP: 0.337, SLG: 0.390 (6, PH)										2	0	0	0	0	0	1				
Darryl Motley, R OBP: 0.322, SLG: 0.433 (1, 7)										4	0	1	0	0	0	3				
Steve Balboni, R OBP: 0.319, SLG: 0.502 John Wathan, R OBP: 0.286, SLG: 0.286 (1, 3) (9, 3)										4	1	1	1	0	3	1				
Frank White, R OBP: 0.304, SLG: 0.428 (1, 4)										4	0	0	0	0	1	1				
Don Slaught, R OBP: 0.297, SLG: 0.384 (1, 2)										3	0	1	0	0	2	0				
Onix Concepcion, R OBP: 0.313, SLG: 0.326 (1, 6)										3	1	0	0	0	0	1				
<b>Inning Stats</b>	R: 0 E: 0 K: 2 S: 7	H: 0 LOB: 0 BB: 0 P: 7	R: 0 E: 0 K: 2 S: 8	H: 1 LOB: 1 BB: 0 P: 8	R: 0 E: 0 K: 1 S: 5	H: 0 LOB: 0 BB: 0 P: 5	R: 0 E: 0 K: 1 S: 6	H: 1 LOB: 1 BB: 0 P: 6	R: 0 E: 0 K: 2 S: 7	H: 0 LOB: 0 BB: 0 P: 7	R: 2 E: 0 K: 0 S: 5	H: 3 LOB: 1 BB: 1 P: 9	R: 5 E: 0 K: 0 S: 7	H: 4 LOB: 0 BB: 1 P: 11	R: 0 E: 0 K: 1 S: 5	H: 0 LOB: 0 BB: 0 P: 5		1B: 6 2B: 1 3B: 0 HR: 2	SF: 0 SAC: 0 DP: 1 HBP: 0	WP: 0 PB: 0 SB: 1 CS: 0
<b>PITCHER</b>	IP WLS BF H R ER SO BB IBB HBP BLK WP HR S P ERA WHIP	5.1 L 6 3 3 3 0 0 0 0 0 0 1 6 6 20.25 2.250	0.0 L 2 1 2 2 0 1 0 0 0 0 1 1 5 ∞ ∞	1.1 L 4 0 0 0 1 0 0 0 0 0 0 6 6 0.00 0.000	<b>PITCHER</b>										IP WLS BF H R ER SO BB IBB HBP BLK WP HR S P ERA WHIP	5.1 L 6 3 3 3 0 0 0 0 0 0 1 6 6 20.25 2.250	0.0 L 2 1 2 2 0 1 0 0 0 0 1 1 5 ∞ ∞	1.1 L 4 0 0 0 1 0 0 0 0 0 0 6 6 0.00 0.000		





Batter	1	2	3	4	5	6	7	8	9	AB	R	H	RBI	BB	SO	LOB	TOP				
Rickey Henderson, R OBP: 0.393, SLG: 0.444 (1,7)	5-3		F7				5-3			4	0	1	0	0	0	0	<b>Oakland Athletics @ Kansas City Royals</b> Royals Stadium, Kansas City, MO Sat Sep 22 1984, 4:33 AM EDT Att: 23,328 - Unknown <a href="http://livebaseballscorecards.com">livebaseballscorecards.com</a>				
Carney Lansford, R OBP: 0.343, SLG: 0.435 (1,5)	6-3		F4				F7			4	0	0	0	0	0	1					
Joe Morgan, L OBP: 0.359, SLG: 0.350 (1,4)	F7			K					F9	4	1	1	0	0	1	0					
Dave Kingman, R OBP: 0.323, SLG: 0.517 (1,10)		K							K	4	1	1	0	0	3	1					
Dwayne Murphy, L OBP: 0.343, SLG: 0.469 (1,8)		K							F8	4	0	1	1	0	1	1					
Mike Heath, R OBP: 0.287, SLG: 0.406 (1,9)										3	0	2	0	1	0	0					
Bill Almon, R OBP: 0.243, SLG: 0.353 (9, PH) Dan Meyer, L OBP: 0.389, SLG: 0.667 (9, PH)									F9	3	0	1	0	0	1	3					
Jim Essian, R OBP: 0.342, SLG: 0.348 (6, PH) Jeff Burroughs, R OBP: 0.375, SLG: 0.319 (6, PH) Mickey Tettleton, S OBP: 0.288, SLG: 0.263 (6, PH) Bruce Bochte, L OBP: 0.329, SLG: 0.340 (9, PH) Tony Phillips, S OBP: 0.319, SLG: 0.347 (9, PH)										2	0	0	0	0	2	4					
Steve Kiefer, R OBP: 0.281, SLG: 0.414 (9, PH) Garry Hancock, L OBP: 0.214, SLG: 0.232 (9, PH)										3	0	0	0	0	0	0					
<b>Inning Stats</b>	R: 0 E: 0 K: 0 S: 3	H: 0 LOB: 0 BB: 0 P: 3	R: 0 E: 0 K: 3 S: 11	H: 2 LOB: 2 BB: 0 P: 11	R: 0 E: 0 K: 0 S: 3	H: 0 LOB: 0 BB: 0 P: 3	R: 1 E: 0 K: 3 S: 11	H: 2 LOB: 2 BB: 1 P: 15	R: 0 E: 0 K: 0 S: 3	H: 1 LOB: 0 BB: 0 P: 3	R: 1 E: 1 K: 1 S: 8	H: 2 LOB: 2 BB: 0 P: 8	R: 0 E: 0 K: 1 S: 5	H: 0 LOB: 0 BB: 0 P: 5	R: 0 E: 0 K: 0 S: 4	H: 1 LOB: 1 BB: 0 P: 4		1B: 6 2B: 1 3B: 1 HR: 0	SF: 0 SAC: 0 DP: 0 HBP: 0	WP: 0 PB: 0 SB: 0 CS: 1	PA: 36
<b>PITCHER</b>	IP	WLS	BF	H	R	ER	SO	BB	IBB	HBP	BLK	WP	HR	S	P	ERA	WHIP				
Bud Black, L ERA: 3.16 (1,1)	6.0	W	26	7	2	1	7	1	0	0	0	0	0	39	43	1.50	1.333				
Joe Beckwith, R ERA: 3.6 (7,1)	2.0		6	0	0	0	1	0	0	0	0	0	0	8	8	0.00	0.000				
Dan Quisenberry, R ERA: 2.57 (9,1)	1.0	S	4	1	0	0	0	0	0	0	0	0	0	4	4	0.00	1.000				

Batter	1	2	3	4	5	6	7	8	9	AB	R	H	RBI	BB	SO	LOB	BOTTOM				
Willie Wilson, S OBP: 0.353, SLG: 0.394 (1,8)	K									4	1	1	0	0	1	1	<b>Oakland Athletics @ Kansas City Royals</b> Royals Stadium, Kansas City, MO Sat Sep 22 1984, 4:33 AM EDT Att: 23,328 - Unknown <a href="http://livebaseballscorecards.com">livebaseballscorecards.com</a>				
Pat Sheridan, L OBP: 0.338, SLG: 0.394 (1,9)	4-3									3	0	0	0	0	2	1					
George Brett, L OBP: 0.345, SLG: 0.458 (1,5) Lynn Jones, R OBP: 0.337, SLG: 0.367 (8,7)										2	1	0	0	2	1	0					
Jorge Orta, L OBP: 0.346, SLG: 0.463 (1,10)										4	1	1	1	0	0	1					
Darryl Motley, R OBP: 0.323, SLG: 0.439 (1,7) Greg Pryor, R OBP: 0.300, SLG: 0.359 (8,5)										4	1	2	2	0	0	1					
Steve Balboni, R OBP: 0.318, SLG: 0.502 (1,3) John Wathan, R OBP: 0.286, SLG: 0.286 (9,3)										4	0	1	1	0	3	3					
Frank White, R OBP: 0.306, SLG: 0.426 (1,4)										2	0	0	0	2	1	1					
Don Slaught, R OBP: 0.297, SLG: 0.381 (1,2)										3	0	0	0	1	0	5					
Onix Concepcion, R OBP: 0.313, SLG: 0.326 (1,6)										3	0	1	0	0	0	2					
<b>Inning Stats</b>	R: 0 E: 0 K: 2 S: 7	H: 0 LOB: 0 BB: 0 P: 7	R: 1 E: 0 K: 1 S: 7	H: 2 LOB: 1 BB: 1 P: 11	R: 3 E: 0 K: 1 S: 8	H: 3 LOB: 2 BB: 2 P: 16	R: 0 E: 0 K: 1 S: 5	H: 1 LOB: 1 BB: 0 P: 5	R: 0 E: 1 K: 1 S: 6	H: 0 LOB: 3 BB: 2 P: 14	R: 0 E: 0 K: 1 S: 5	H: 0 LOB: 0 BB: 0 P: 5	R: 0 E: 0 K: 1 S: 3	H: 0 LOB: 0 BB: 0 P: 3	R: 0 E: 0 K: 1 S: 5	H: 0 LOB: 0 BB: 0 P: 5		1B: 2 2B: 4 3B: 1 HR: 0	SF: 0 SAC: 1 DP: 1 HBP: 0	WP: 0 PB: 1 SB: 0 CS: 1	PA: 35
<b>PITCHER</b>	IP	WLS	BF	H	R	ER	SO	BB	IBB	HBP	BLK	WP	HR	S	P	ERA	WHIP				
Ray Burris, R ERA: 3.03 (1,1)	8.0	L	35	6	4	4	8	5	0	0	0	0	0	46	66	4.50	1.375				





Batter	1	2	3	4	5	6	7	8	9	AB R H RBI BB SO LOB	TOP
Rickey Henderson, R (1.7) Bill Almon, R (7.7) OBP: 0.395, SLG: 0.455 OBP: 0.247, SLG: 0.361	0-0 SF8 2B	0-0 HR		0-0 FC5-4 1B		0-3 K			0-0 2B	4 2 3 2 0 1 0 1 0 1 0 0 0 0	<p>Oakland Athletics @ Kansas City Royals</p> <p>Royals Stadium, Kansas City, MO</p> <p>Sun Sep 23 1984, 4:33 AM EDT</p> <p>Att: 24,040 - Unknown</p> <p>livebaseballscores.com</p> <p>AB 33 R 5 H 7 RBI 5 BB 3 SO 5 LOB 13</p> 
Carney Lansford, R (1.5) OBP: 0.343, SLG: 0.433	4-0 F7 1B 2-3 BB	0-0 1B		0-0 FC5-4 1-2 FC5-4		0-0 F8			0-0 F8	4 0 1 0 1 0 2	
Joe Morgan, L (1.4) OBP: 0.356, SLG: 0.347	0-0 SF8 3-H	0-0 F9		0-0 F9		0-0 F9			0-0 F9	3 0 0 1 0 0 2	
Dave Kingman, R (1.10) OBP: 0.324, SLG: 0.516	0-0 1B 1-2		4-0 S 2B BB	0-0 FC5-4 1-2		0-0 F8			0-0 F8	3 1 1 0 1 0 1	
Dwayne Murphy, L (1.8) OBP: 0.343, SLG: 0.469	0-0 F7 2-3		0-0 E 1-H SF7 2B		0-3 K			0-0 G3		4 1 1 1 0 1 2	
Mike Heath, R (1.9) OBP: 0.285, SLG: 0.402	0-0 F8		0-0 E1 2-3		0-0 6-3			0-3 K		4 0 0 0 0 1 3	
Bruce Bochte, L (1.3) OBP: 0.326, SLG: 0.338		0-0 6-3	0-0 SF7 3-H		0-0 4-3			0-0 4-3		3 0 0 1 0 0 0	
Jim Essian, R (1.2) OBP: 0.340, SLG: 0.341		4-0 HR 1-3 BB	0-0 F6 3-H		0-0 4-3			0-0 1-3		3 1 0 0 1 0 1	
Steve Kiefer, R (1.6) OBP: 0.250, SLG: 0.364		0-0 1-3 1-2	0-0 F8		0-3 K			0-3 K		4 0 0 0 0 2 2	
<b>Inning Stats</b>	R: 1 H: 2 E: 0 LOB: 2 K: 0 BB: 1 S: 5 P: 9	R: 2 H: 2 E: 0 LOB: 1 K: 0 BB: 1 S: 5 P: 9	R: 2 H: 1 E: 1 LOB: 1 K: 0 BB: 1 S: 5 P: 9	R: 0 H: 1 E: 0 LOB: 1 K: 0 BB: 0 S: 4 P: 4	R: 0 H: 0 E: 0 LOB: 0 K: 1 BB: 0 S: 5 P: 5	R: 0 H: 0 E: 0 LOB: 0 K: 2 BB: 0 S: 7 P: 7	R: 0 H: 0 E: 0 LOB: 0 K: 0 BB: 0 S: 3 P: 3	R: 0 H: 0 E: 0 LOB: 0 K: 1 BB: 0 S: 5 P: 5	R: 0 H: 1 E: 0 LOB: 1 K: 1 BB: 0 S: 6 P: 6	1B: 3 SF: 2 2B: 3 SAC: 0 3B: 0 DP: 0 HR: 1 HBP: 0	WP: 0 PA: 38 PB: 0 SB: 2 CS: 0
<b>PITCHER</b>	IP WLS BF H R ER SO BB IBB HBP BLK WP HR S P ERA WHIP										
Mike Jones, L (1.1) ERA: 4.67	2.0 L 14 5 5 4 0 3 0 0 0 0 0 1 11 23 18.00 4.000										
Frank Willis, R (3.1) ERA: 5.11	5.0 17 1 0 0 3 0 0 0 0 0 0 0 23 23 0.00 0.200										
Mark Huisman, R (8.1) ERA: 4.13	2.0 7 1 0 0 2 0 0 0 0 0 0 0 11 11 0.00 0.500										

Batter	1	2	3	4	5	6	7	8	9	AB R H RBI BB SO LOB	BOTTOM
Willie Wilson, S (1.8) OBP: 0.391, SLG: 0.391	0-0 4-3		0-0 4-3		0-0 4-3			0-0 F8		4 0 0 0 0 0 0	<p>Oakland Athletics @ Kansas City Royals</p> <p>Royals Stadium, Kansas City, MO</p> <p>Sun Sep 23 1984, 4:33 AM EDT</p> <p>Att: 24,040 - Unknown</p> <p>livebaseballscores.com</p> <p>AB 32 R 1 H 5 RBI 1 BB 3 SO 7 LOB 11</p> 
Pat Sheridan, L (1.9) OBP: 0.337, SLG: 0.395	0-3 K		0-0 2B			0-3 K		0-3 K		4 0 1 0 0 3 0	
George Brett, L (1.5) OBP: 0.546, SLG: 0.457	4-0		0-0 G3			4-0		4-0		1 0 0 0 1 0 1 0 0 0 0 1 0 0 0 0 0 0 1 0 0 0 0 0 0 0 0 0	
Greg Pryor, R (4.5) OBP: 0.302, SLG: 0.359											
Hal McRae, R (8. PH) OBP: 0.359, SLG: 0.390											
Buddy Biancalana, S (8. PR) OBP: 0.231, SLG: 0.305											
Jorge Orta, L (1.10) OBP: 0.345, SLG: 0.469	0-0 G3			0-0 HR		0-0 4-3 1-2		0-0 F8		4 1 1 1 0 0 3	
Darryl Motley, R (1.7) OBP: 0.321, SLG: 0.436		0-0 F7		0-0 F9			0-0 6-3		0-0 5-3	4 0 0 0 0 0 0	
Steve Balboni, R (1.3) OBP: 0.317, SLG: 0.500		0-0 1B		0-0 1-3			0-0 E6 1B		0-3 K	4 0 1 0 0 1 0	
Frank White, R (1.4) OBP: 0.308, SLG: 0.429		0-3 K		0-0 1-3			1-2 1B		0-0 2B	4 0 2 0 0 1 1	
Onix Concepcion, R (1.6) OBP: 0.309, SLG: 0.321			0-3 K			0-0 6-3		0-0 F9		4 0 0 0 0 2 4	
John Wathan, R (1.2) OBP: 0.283, SLG: 0.282										2 0 0 0 0 0 0	
Dane Iorg, L (7. PH) OBP: 0.271, SLG: 0.375			0-0 5-3					0-0 F8		1 0 0 0 0 0 2	
Luis Pujols, R (8.2) OBP: 0.283, SLG: 0.375										0 0 0 0 0 0 0	
<b>Inning Stats</b>	R: 0 H: 0 E: 0 LOB: 1 K: 1 BB: 1 S: 5 P: 9	R: 0 H: 1 E: 0 LOB: 0 K: 2 BB: 0 S: 8 P: 8	R: 0 H: 1 E: 0 LOB: 0 K: 0 BB: 0 S: 4 P: 4	R: 1 H: 1 E: 0 LOB: 0 K: 0 BB: 0 S: 4 P: 4	R: 0 H: 0 E: 0 LOB: 0 K: 0 BB: 0 S: 3 P: 3	R: 0 H: 0 E: 0 LOB: 0 K: 1 BB: 1 S: 4 P: 8	R: 0 H: 1 E: 1 LOB: 2 K: 0 BB: 0 S: 5 P: 5	R: 0 H: 0 E: 0 LOB: 1 K: 1 BB: 1 S: 5 P: 9	R: 0 H: 1 E: 0 LOB: 1 K: 2 BB: 0 S: 8 P: 8	1B: 2 SF: 0 2B: 3 SAC: 0 3B: 0 DP: 1 HR: 1 HBP: 0	WP: 0 PA: 35 PB: 0 SB: 0 CS: 0
<b>PITCHER</b>	IP WLS BF H R ER SO BB IBB HBP BLK WP HR S P ERA WHIP										
Chris Codiroli, R (1.1) ERA: 6.27	6.1 W 25 4 1 1 4 2 0 0 0 0 0 0 31 39 1.42 0.947										
Bill Caudill, R (7.1) ERA: 2.83	2.2 S 10 1 0 0 3 1 0 0 0 0 0 0 15 19 0.00 0.750										



Batter	1	2	3	4	5	6	7	8	9	AB	R	H	RBI	BB	SO	LOB	TOP			
Juan Beniquez, R (1, 9) OBP: 0.375, SLG: 0.457										4	0	1	0	0	0	0	<b>California Angels @ Kansas City Royals</b> Royals Stadium, Kansas City, MO Mon Sep 24 1984, 8:05 PM EDT Unknown			
Rod Carew, L (1, 3) OBP: 0.372, SLG: 0.359										4	0	1	0	0	0	1				
Fred Lynn, L (1, 8) OBP: 0.366, SLG: 0.479										4	0	0	0	0	2	2				
Doug DeCinces, R (1, 5) OBP: 0.324, SLG: 0.433										4	0	1	0	0	1	2				
Brian Downing, R (1, 7) OBP: 0.363, SLG: 0.468										3	0	0	0	0	1	1				
Reggie Jackson, L (1, 10) OBP: 0.308, SLG: 0.416										3	0	0	0	0	0	0				
Bobby Grich, R (1, 4) OBP: 0.367, SLG: 0.475										2	0	0	0	1	1	0				
Bob Boone, R (1, 2) OBP: 0.243, SLG: 0.265 (8, PH)										2	0	0	0	0	0	1				
Jerry Narron, L (8, PH) OBP: 0.294, SLG: 0.338 (8, 2)										0	0	0	0	0	0	0				
Dick Schofield, R (1, 6) OBP: 0.257, SLG: 0.259 (8, PH)										2	0	0	0	0	1	0				
Daryl Sconiers, L (8, PH) OBP: 0.296, SLG: 0.351 (8, 6)										1	0	0	0	0	0	1				
Rob Picciolo, R (8, 6) OBP: 0.203, SLG: 0.282										0	0	0	0	0	0	0				
<b>Inning Stats</b>	R: 0 E: 0 K: 1 S: 6	H: 1 LOB: 1 BB: 0 P: 6	R: 0 E: 0 K: 1 S: 5	H: 0 LOB: 1 BB: 1 P: 9	R: 0 E: 0 K: 1 S: 5	H: 0 LOB: 0 BB: 0 P: 5	R: 0 E: 0 K: 1 S: 5	H: 1 LOB: 0 BB: 0 P: 5	R: 0 E: 0 K: 0 S: 3	H: 0 LOB: 0 BB: 0 P: 3	R: 0 E: 0 K: 1 S: 5	H: 0 LOB: 0 BB: 0 P: 5	R: 0 E: 0 K: 0 S: 3	H: 0 LOB: 1 BB: 0 P: 4	R: 0 E: 0 K: 0 S: 4	H: 1 LOB: 1 BB: 0 P: 4	1B: 3 2B: 0 3B: 0 HR: 0	SF: 0 SAC: 0 DP: 1 HBP: 1	WP: 0 PB: 0 SB: 0 CS: 0	PA: 31
<b>PITCHER</b> Bret Saberhagen, R (1, 1) ERA: 3.43	IP: 9.0 WLS: W BF: 31 H: 3 R: 0 ER: 0 SO: 6 BB: 1 IBB: 0 HBP: 1 BLK: 0 WP: 0 HR: 0 S: 41 P: 46 ERA: 0.00 WHIP: 0.444															<b>PITCHER</b>				

Batter	1	2	3	4	5	6	7	8	9	AB	R	H	RBI	BB	SO	LOB	BOTTOM			
Willie Wilson, S (1, 8) OBP: 0.352, SLG: 0.394										4	0	2	1	0	0	0	<b>California Angels @ Kansas City Royals</b> Royals Stadium, Kansas City, MO Mon Sep 24 1984, 8:05 PM EDT Unknown			
Lynn Jones, R (1, 9) OBP: 0.343, SLG: 0.398										3	2	1	1	0	0	1				
George Brett, L (1, 5) OBP: 0.343, SLG: 0.453 (7, 5)										3	0	0	0	0	1	0				
Greg Pryor, R (7, 5) OBP: 0.302, SLG: 0.359										0	0	0	0	0	0	0				
Hal McRae, R (1, 10) OBP: 0.363, SLG: 0.398										4	1	3	1	0	0	0				
Darryl Motley, R (1, 7) OBP: 0.322, SLG: 0.438										4	0	2	1	0	0	1				
Steve Balboni, R (1, 3) OBP: 0.317, SLG: 0.498 (7, FR)										2	0	0	0	1	0	0				
John Wathan, R (8, 3) OBP: 0.281, SLG: 0.280										1	0	0	0	0	0	2				
Frank White, R (1, 4) OBP: 0.308, SLG: 0.432										2	1	1	0	0	0	0				
Don Slaught, R (1, 2) OBP: 0.298, SLG: 0.380										1	0	0	0	1	0	0				
Onix Concepcion, R (1, 6) OBP: 0.306, SLG: 0.317										3	0	0	0	0	0	4				
<b>Inning Stats</b>	R: 0 E: 0 K: 0 S: 3	H: 0 LOB: 0 BB: 0 P: 3	R: 0 E: 0 K: 0 S: 3	H: 0 LOB: 0 BB: 0 P: 3	R: 1 E: 0 K: 0 S: 5	H: 2 LOB: 1 BB: 0 P: 5	R: 0 E: 0 K: 1 S: 5	H: 1 LOB: 0 BB: 0 P: 5	R: 0 E: 0 K: 0 S: 3	H: 0 LOB: 0 BB: 0 P: 3	R: 1 E: 0 K: 0 S: 4	H: 2 LOB: 0 BB: 0 P: 4	R: 1 E: 0 K: 0 S: 4	H: 2 LOB: 2 BB: 2 P: 12	R: 1 E: 0 K: 0 S: 5	H: 2 LOB: 2 BB: 0 P: 6	1B: 4 2B: 5 3B: 0 HR: 1	SF: 0 SAC: 3 DP: 2 HBP: 1	WP: 0 PB: 0 SB: 0 CS: 1	PA: 33
<b>PITCHER</b> Geoff Zahn, L (1, 1) ERA: 3.26 Doug Corbett, R (7, 1) ERA: 2.13	IP: 6.0 WLS: L BF: 24 H: 7 R: 3 ER: 3 SO: 3 BB: 0 IBB: 0 HBP: 0 BLK: 0 WP: 0 HR: 1 S: 25 P: 29 ERA: 4.50 WHIP: 1.167															<b>PITCHER</b>				







Batter	1	2	3	4	5	6	7	8	9	10	11	12	AB	R	H	RBI	BB	SO	LOB	TOP			
Gary Pettis, S OBP: 0.333, SLG: 0.299 (1, 8)	FC5-4 BB		K		E BB		4-3		1-3			SH1-3 BB	3	1	0	0	3	1	0				
Rod Carew, L OBP: 0.369, SLG: 0.355 Rob Wilfong, L OBP: 0.301, SLG: 0.371 (1, 3)	FC5-4 WP BLK 1-2		1-3		FC3-6 BB		4-3		6-3			SH1-3	4	0	0	1	1	0	0	1			
Fred Lynn, L OBP: 0.368, SLG: 0.480 (1, 9)	F7		F8		FC3-6 S				FC4-6 1B			IBB	5	0	2	1	1	0	2				
Brian Downing, R OBP: 0.382, SLG: 0.463 Juan Beniquez, R OBP: 0.370, SLG: 0.452 (1, 7)	K		4-3		BB		6-3		FC4-6 1B			K	3	0	0	0	1	1	2				
Reggie Jackson, L OBP: 0.307, SLG: 0.411 (1, 10)		4-3			F9 BB				F4			F9	5	1	0	0	1	0	6				
Doug DeCinces, R OBP: 0.326, SLG: 0.435 (1, 5)		F8			FC1-5 1B		6-3		F3			K	5	0	1	0	0	1	2				
Bobby Grich, R OBP: 0.361, SLG: 0.466 (1, 4)		6-3			FC1-5 1B		E5 S		1-3			K	5	1	1	1	0	1	0				
Bob Boone, R OBP: 0.241, SLG: 0.263 Jerry Naron, L OBP: 0.260, SLG: 0.333 (1, 2)		6-3			FC1-5 BB BB		K		F4			F8	4	1	0	0	0	1	3				
Dick Schofield, R OBP: 0.298, SLG: 0.380 Rob McQuinn, L OBP: 0.200, SLG: 0.277 Derrel Thomas, S OBP: 0.298, SLG: 0.302 (1, 6)		4-3			FC3-6 BB BB		F9		4-3			K	1	0	0	0	0	0	0				
<b>Inning Stats</b>	R: 0 E: 0 K: 1 S: 5	H: 0 LOB: 1 BB: 1 P: 9	R: 0 E: 0 K: 0 S: 3	H: 0 LOB: 0 BB: 0 P: 3	R: 0 E: 0 K: 1 S: 5	H: 0 LOB: 0 BB: 0 P: 5	R: 0 E: 0 K: 0 S: 3	H: 0 LOB: 0 BB: 0 P: 3	R: 0 E: 1 K: 1 S: 6	H: 1 LOB: 1 BB: 0 P: 6	R: 0 E: 0 K: 0 S: 4	H: 0 LOB: 0 BB: 0 P: 3	R: 0 E: 0 K: 1 S: 7	H: 2 LOB: 2 BB: 0 P: 7	R: 0 E: 0 K: 2 S: 7	H: 0 LOB: 0 BB: 0 P: 7	R: 0 E: 0 K: 1 S: 5	H: 0 LOB: 2 BB: 2 P: 13	1B: 5 2B: 1 3B: 0 HR: 0	SF: 0 SAC: 1 DP: 0 HBP: 0	WP: 1 PB: 0 SB: 0 CS: 0	PA: 50	
<b>PITCHER</b>	IP WLS BF H R ER SO BB IBB HBP BLK WP HR S P ERA WHIP	IP WLS BF H R ER SO BB IBB HBP BLK WP HR S P ERA WHIP	IP WLS BF H R ER SO BB IBB HBP BLK WP HR S P ERA WHIP	IP WLS BF H R ER SO BB IBB HBP BLK WP HR S P ERA WHIP	IP WLS BF H R ER SO BB IBB HBP BLK WP HR S P ERA WHIP	IP WLS BF H R ER SO BB IBB HBP BLK WP HR S P ERA WHIP	IP WLS BF H R ER SO BB IBB HBP BLK WP HR S P ERA WHIP	IP WLS BF H R ER SO BB IBB HBP BLK WP HR S P ERA WHIP	IP WLS BF H R ER SO BB IBB HBP BLK WP HR S P ERA WHIP	IP WLS BF H R ER SO BB IBB HBP BLK WP HR S P ERA WHIP	IP WLS BF H R ER SO BB IBB HBP BLK WP HR S P ERA WHIP	IP WLS BF H R ER SO BB IBB HBP BLK WP HR S P ERA WHIP	IP WLS BF H R ER SO BB IBB HBP BLK WP HR S P ERA WHIP	IP WLS BF H R ER SO BB IBB HBP BLK WP HR S P ERA WHIP	IP WLS BF H R ER SO BB IBB HBP BLK WP HR S P ERA WHIP	IP WLS BF H R ER SO BB IBB HBP BLK WP HR S P ERA WHIP	IP WLS BF H R ER SO BB IBB HBP BLK WP HR S P ERA WHIP	IP WLS BF H R ER SO BB IBB HBP BLK WP HR S P ERA WHIP	IP WLS BF H R ER SO BB IBB HBP BLK WP HR S P ERA WHIP	IP WLS BF H R ER SO BB IBB HBP BLK WP HR S P ERA WHIP	IP WLS BF H R ER SO BB IBB HBP BLK WP HR S P ERA WHIP	IP WLS BF H R ER SO BB IBB HBP BLK WP HR S P ERA WHIP	IP WLS BF H R ER SO BB IBB HBP BLK WP HR S P ERA WHIP
Mark Gubicza, R ERA: 3.92 Joe Beckwith, R ERA: 3.47 Dan Cuisenbery, R ERA: 2.49 (1, 1)	4.1 3.2 4.0	19 15 16	3 1 2	5 0 0	2 0 0	3 0 0	32 20 22	3 15 30	8.31 0.00 0.00	1.385 0.818 0.750													

California Angels @ Kansas City Royals  
Royals Stadium, Kansas City, MO  
Tue Sep 25 1984, 8:05 PM EDT  
Alt. 20,320 - Unknown

AB 42  
R 5  
H 6  
RBI 4  
BB 7  
SO 7  
LOB 19



Batter	1	2	3	4	5	6	7	8	9	10	11	12	AB	R	H	RBI	BB	SO	LOB	BOTTOM				
Wille Wilson, S OBP: 0.355, SLG: 0.397 (1, 8)	SH1-3 FC5-2 2B			FC4-6 G4-6-3		FC6-4			S BB			G2	5	1	2	0	1	0	3					
Pat Sheridan, L Lynn Jones, R Dane Long, L U L Washington, S George Brett, L Greg Pryor, R Jorge Orta, L Darryl Motley, R Steve Balboni, R Frank White, R Don Slaught, R Onix Conception, R Pat Sheridan, L Lynn Jones, R Dane Long, L U L Washington, S George Brett, L Greg Pryor, R Jorge Orta, L Darryl Motley, R Steve Balboni, R Frank White, R Don Slaught, R Onix Conception, R (1, 9)	SH1-3 4-3	4-3		G4-6-3		5-3			1B			1B 2B	2	0	0	0	0	0	4					
Mike Witt, R John Curtis, L Don Aase, R Curt Kaufman, R (1, 1)	FC5-2 3H			FC4-6 1B		4-3		G3	F9			1B IBB	5	0	1	0	1	0	2					
Steve Balboni, R Frank White, R Don Slaught, R Onix Conception, R (1, 10)	K			FC4-6 2B SF8		5-3		F5	G3			F8	6	1	0	0	0	1	5					
Darryl Motley, R Steve Balboni, R Frank White, R Don Slaught, R Onix Conception, R (1, 7)		6-3		2B 2B		K		F4			K	F4	6	1	1	0	0	2	2					
Steve Balboni, R Frank White, R Don Slaught, R Onix Conception, R (1, 3)		5-3		SF8		E SF8 2B		K	F9			1B	5	1	2	2	0	1	0					
Frank White, R Don Slaught, R Onix Conception, R (1, 4)		1B 2B		2B 2B		FC6-4 1B		F9	F7				5	1	2	1	0	0	1					
Don Slaught, R Onix Conception, R (1, 2)		1B 1B		5-3		SF8		F9				F9	4	0	1	2	0	0	1					
Onix Conception, R (1, 6)		1B				SF8 FC6-4 1B			6-3			F4	5	0	3	0	0	0	0					
<b>Inning Stats</b>	R: 0 E: 0 K: 1 S: 6	H: 1 LOB: 1 BB: 0 P: 7	R: 1 E: 0 K: 0 S: 7	H: 4 LOB: 3 BB: 0 P: 7	R: 2 E: 0 K: 0 S: 6	H: 3 LOB: 1 BB: 0 P: 6	R: 0 E: 0 K: 0 S: 3	H: 1 LOB: 0 BB: 0 P: 3	R: 0 E: 0 K: 1 S: 5	H: 0 LOB: 0 BB: 0 P: 5	R: 0 E: 0 K: 1 S: 5	H: 0 LOB: 0 BB: 0 P: 5	R: 1 E: 0 K: 0 S: 4	H: 1 LOB: 1 BB: 1 P: 8	R: 0 E: 0 K: 1 S: 5	H: 0 LOB: 0 BB: 0 P: 5	R: 0 E: 0 K: 0 S: 3	H: 0 LOB: 0 BB: 0 P: 3	R: 1 E: 0 K: 0 S: 4	H: 2 LOB: 2 BB: 1 P: 8	1B: 8 2B: 6 3B: 0 HR: 0	SF: 2 SAC: 1 DP: 1 HBP: 0	WP: 0 PB: 0 SB: 1 CS: 0	PA: 51
<b>PITCHER</b>	IP WLS BF H R ER SO BB IBB HBP BLK WP HR S P ERA WHIP	IP WLS BF H R ER SO BB IBB HBP BLK WP HR S P ERA WHIP	IP WLS BF H R ER SO BB IBB HBP BLK WP HR S P ERA WHIP	IP WLS BF H R ER SO BB IBB HBP BLK WP HR S P ERA WHIP	IP WLS BF H R ER SO BB IBB HBP BLK WP HR S P ERA WHIP	IP WLS BF H R ER SO BB IBB HBP BLK WP HR S P ERA WHIP	IP WLS BF H R ER SO BB IBB HBP BLK WP HR S P ERA WHIP	IP WLS BF H R ER SO BB IBB HBP BLK WP HR S P ERA WHIP	IP WLS BF H R ER SO BB IBB HBP BLK WP HR S P ERA WHIP	IP WLS BF H R ER SO BB IBB HBP BLK WP HR S P ERA WHIP	IP WLS BF H R ER SO BB IBB HBP BLK WP HR S P ERA WHIP	IP WLS BF H R ER SO BB IBB HBP BLK WP HR S P ERA WHIP	IP WLS BF H R ER SO BB IBB HBP BLK WP HR S P ERA WHIP	IP WLS BF H R ER SO BB IBB HBP BLK WP HR S P ERA WHIP	IP WLS BF H R ER SO BB IBB HBP BLK WP HR S P ERA WHIP	IP WLS BF H R ER SO BB IBB HBP BLK WP HR S P ERA WHIP	IP WLS BF H R ER SO BB IBB HBP BLK WP HR S P ERA WHIP	IP WLS BF H R ER SO BB IBB HBP BLK WP HR S P ERA WHIP	IP WLS BF H R ER SO BB IBB HBP BLK WP HR S P ERA WHIP	IP WLS BF H R ER SO BB IBB HBP BLK WP HR S P ERA WHIP	IP WLS BF H R ER SO BB IBB HBP BLK WP HR S P ERA WHIP	IP WLS BF H R ER SO BB IBB HBP BLK WP HR S P ERA WHIP	IP WLS BF H R ER SO BB IBB HBP BLK WP HR S P ERA WHIP	IP WLS BF H R ER SO BB IBB HBP BLK WP HR S P ERA WHIP
Mike Witt, R John Curtis, L Don Aase, R Curt Kaufman, R (1, 1)	5.2 1.0 4.1 0.2	28 3 15 5	11 0 1 2	4 0 1 1	4 0 2 0	2 0 0 1	0 0 0 0	0 0 0 0	0 0 18 4	32 3 22 8	32 0.00 2.08 13.50	1.941 0.000 0.462 3.000												

California Angels @ Kansas City Royals  
Royals Stadium, Kansas City, MO  
Tue Sep 25 1984, 8:05 PM EDT  
Alt. 20,320 - Unknown

AB 46  
R 6  
H 14  
RBI 6  
BB 2  
SO 4  
LOB 20





Batter	1	2	3	4	5	6	7	8	9	AB	R	H	RBI	BB	SO	LOB	TOP			
Gary Pettis, S OBP: 0.330, SLG: 0.296 (1, 8)	0-3 K		0-3 K			0-0 5-3	0-3 K			4	0	0	0	0	3	1				
Dick Schofield, R OBP: 0.259, SLG: 0.260 (1, 6)	0-3 K			0-0 F3		0-0 BB 1B		0-0 F2		4	1	1	0	0	1	0				
Fred Lynn, L OBP: 0.367, SLG: 0.477 (1, 9)	0-0 6-3			0-0 F7		4-0 1B 1-2 BB		0-0 F2		3	1	0	0	1	0	0				
Brian Downing, R OBP: 0.361, SLG: 0.462 (1, 7)		0-0 F3		0-0 F9		0-0 FC4-6 1-3 2H 1B		0-0 4-3		4	0	1	1	0	0	0				
Doug DeCinces, R OBP: 0.328, SLG: 0.437 (1, 5)		0-0 F8			0-0 FC4-6 1B	0-0 FC4-6 1B		4-0 FC5-4 BB		3	0	2	1	1	0	0				
Reggie Jackson, L OBP: 0.305, SLG: 0.407 (1, 10)	0-3 K			0-0 FC4-6 E S 1-2	0-0 FC4-6 1-2 2-3			0-3 K		4	0	0	0	0	2	4				
Bobby Grich, R OBP: 0.360, SLG: 0.462 (1, 4)			0-0 6-3		4-0 FC6-4 1-3 BB	0-0 F2		0-3 K		3	0	0	0	1	1	3				
Darrell Miller, R OBP: 0.268, SLG: 0.189 (1, 3)			4-0 BB		0-0 F3		0-0 F5		0-0 FC5-4 1-2	3	0	0	0	1	0	3				
Bob Boone, R OBP: 0.240, SLG: 0.261 (1, 2)			0-3 K		0-0 FC6-4 1-2		0-0 F9			3	0	0	0	0	1	3				
<b>Inning Stats</b>	R: 0 E: 0 K: 2 S: 7	H: 0 LOB: 0 BB: 0 P: 7	R: 0 E: 0 K: 1 S: 5	H: 0 LOB: 0 BB: 0 P: 5	R: 0 E: 0 K: 2 S: 7	H: 0 LOB: 1 BB: 1 P: 11	R: 0 E: 0 K: 0 S: 3	H: 0 LOB: 0 BB: 0 P: 3	R: 0 E: 0 K: 0 S: 4	H: 1 LOB: 2 BB: 1 P: 8	R: 2 E: 0 K: 0 S: 6	H: 3 LOB: 2 BB: 1 P: 10	R: 0 E: 0 K: 1 S: 5	H: 0 LOB: 0 BB: 0 P: 5	R: 0 E: 0 K: 2 S: 7	H: 0 LOB: 1 BB: 1 P: 11	1B: 4 2B: 0 3B: 0 HR: 0	SF: 0 SAC: 0 DP: 0 HBP: 0	WP: 0 PB: 0 SB: 1 CS: 0	PA: 35
<b>PITCHER</b> Bud Black, L ERA: 3.12 (1, 1)	IP: 9.0 WLS: L BF: 35 H: 4 R: 2 ER: 2 SO: 8 BB: 4 IBB: 0 HBP: 0 BLK: 0 WP: 0 HR: 0 S: 47 P: 63 ERA: 2.00 WHIP: 0.889																			

California Angels @ Kansas City Royals  
Royals Stadium, Kansas City, MO  
Wed Sep 26 1984, 8:05 PM EDT  
Att: 22,728 - Unknown

AB 31  
R 2  
H 4  
RBI 2  
BB 4  
SO 8  
LOB 14



Batter	1	2	3	4	5	6	7	8	9	AB	R	H	RBI	BB	SO	LOB	BOTTOM			
Willie Wilson, S OBP: 0.353, SLG: 0.394 (1, 8)	0-0 4-3		0-0 F9			0-0 F8	0-0 F8			4	0	0	0	0	0	4				
Pat Sheridan, L OBP: 0.336, SLG: 0.399 (1, 9)	0-0 F7		0-3 K			0-0 1B		0-0 4-3		4	0	1	0	0	1	1				
George Brett, L OBP: 0.344, SLG: 0.452 (1, 5)	0-0 F8			0-0 G3		0-0 FC4-6 1-3 1B		0-0 F7		4	0	1	0	0	0	0				
Jorge Orta, L OBP: 0.343, SLG: 0.457 (1, 10)		0-0 FC5-4 1B		0-0 G3		0-0 FC4-6 1-2		0-0 F8		4	0	1	0	0	0	2				
Darryl Motley, R OBP: 0.319, SLG: 0.442 (1, 7)		0-0 FC5-4 1B 1-2 8-2		0-0 F8			0-0 F3		0-0 4-3	4	0	0	0	0	0	1				
Steve Balboni, R OBP: 0.321, SLG: 0.498 (1, 3)		0-0 1B 1-3		0-3 K		4-0 1B 1B BB		0-0 F8		3	0	1	0	1	1	0				
Frank White, R OBP: 0.308, SLG: 0.432 (1, 4)		0-0 1B 3-H		0-0 8-2		0-0 F7		0-0 1-2 1B		4	0	1	0	0	0	2				
Don Slaught, R OBP: 0.297, SLG: 0.380 (1, 2)			0-0 F9		0-0 G3		0-0 F8			3	0	0	0	0	0	2				
Onix Conception, R OBP: 0.314, SLG: 0.332 (1, 6)				0-0 2B		0-0 6-3		0-0 1-2 2-3 1B		3	0	2	0	0	0	0				
<b>Inning Stats</b>	R: 0 E: 0 K: 0 S: 3	H: 2 LOB: 1 BB: 0 P: 4	R: 0 E: 0 K: 1 S: 6	H: 1 LOB: 0 BB: 0 P: 6	R: 0 E: 0 K: 0 S: 3	H: 0 LOB: 0 BB: 0 P: 3	R: 0 E: 0 K: 0 S: 5	H: 2 LOB: 2 BB: 0 P: 5	R: 0 E: 0 K: 0 S: 5	H: 2 LOB: 3 BB: 1 P: 9	R: 0 E: 0 K: 0 S: 3	H: 0 LOB: 0 BB: 0 P: 3	R: 0 E: 0 K: 0 S: 3	H: 0 LOB: 0 BB: 0 P: 3	R: 0 E: 0 K: 0 S: 3	H: 0 LOB: 0 BB: 0 P: 3	1B: 6 2B: 2 3B: 0 HR: 0	SF: 0 SAC: 0 DP: 1 HBP: 0	WP: 0 PB: 0 SB: 0 CS: 0	PA: 34
<b>PITCHER</b> Ron Romanick, R ERA: 3.76 (1, 1)	IP: 9.0 WLS: W BF: 34 H: 7 R: 0 ER: 0 SO: 2 BB: 1 IBB: 0 HBP: 0 BLK: 0 WP: 0 HR: 0 S: 37 P: 41 ERA: 0.00 WHIP: 0.889																			

California Angels @ Kansas City Royals  
Royals Stadium, Kansas City, MO  
Wed Sep 26 1984, 8:05 PM EDT  
Att: 22,728 - Unknown

AB 33  
R 0  
H 7  
RBI 0  
BB 1  
SO 2  
LOB 12





Batter	1	2	3	4	5	6	7	8	9	AB	R	H	RBI	BB	SO	LOB	TOP			
Willie Wilson, S OBP: 0.350, SLG: 0.390 (1, 8)	F8		K		F6	FC6-4		4-3		5	0	0	0	0	1	4	<b>Kansas City Royals @ Oakland Athletics</b> Oakland-Alameda County Coliseum, Oakland, CA Fri Sep 28 1984, 7:05 PM PDT Att: 11,395 - Unknown <a href="http://livebaseballscorecards.com">livebaseballscorecards.com</a>			
Pat Sheridan, L OBP: 0.338, SLG: 0.400 (1, 9)	BB		CS	F7	1B	G3		1B		4	0	2	0	1	0	2				
George Brett, L OBP: 0.344, SLG: 0.459 Greg Pryor, R OBP: 0.306, SLG: 0.362 (7, 5)	F9			HR	SF7		G3	F9		3	1	1	2	0	0	1				
Jorge Orta, L OBP: 0.343, SLG: 0.457 (1, 10)	K			G3	1B		F8			5	0	2	0	0	1	1				
Darryl Motley, R OBP: 0.318, SLG: 0.438 (1, 7)		F9		E5	F2		BB	K		4	2	0	0	1	1	3				
Steve Balboni, R OBP: 0.322, SLG: 0.495 John Wathan, R OBP: 0.280, SLG: 0.279 (9, 3)	F2			1B		5-3	BB	F9		4	1	1	1	1	0	1				
Frank White, R OBP: 0.311, SLG: 0.445 (1, 4)	F8			1B		HR	BB	K		5	1	3	3	0	1	1				
Don Slaught, R OBP: 0.297, SLG: 0.379 (1, 2)			F8	F8		FC6-4	K			4	0	1	0	0	1	3				
Onix Concepcion, R OBP: 0.319, SLG: 0.338 (1, 6)			CS	1B	SF7	1B		F8		4	1	3	0	0	0	0				
<b>Inning Stats</b>	R: 0 E: 0 K: 1 S: 5	H: 0 LOB: 1 BB: 1 P: 9	R: 0 E: 0 K: 0 S: 3	H: 0 LOB: 0 BB: 0 P: 3	R: 0 E: 0 K: 1 S: 5	H: 1 LOB: 0 BB: 0 P: 5	R: 2 E: 1 K: 0 S: 7	H: 3 LOB: 2 BB: 0 P: 7	R: 1 E: 0 K: 0 S: 6	H: 3 LOB: 2 BB: 0 P: 6	R: 2 E: 0 K: 1 S: 6	H: 1 LOB: 1 BB: 2 P: 14	R: 0 E: 0 K: 2 S: 4	H: 1 LOB: 1 BB: 0 P: 4	R: 0 E: 0 K: 2 S: 8	H: 1 LOB: 1 BB: 0 P: 8		1B: 10 2B: 0 3B: 1 HR: 2	SF: 1 SAC: 0 DP: 0 HBP: 0	WP: 0 PB: 0 SB: 1 CS: 1
<b>PITCHER</b>	IP WLS BF H R ER SO BB IBB HBP BLK WP HR S P ERA WHIP	IP WLS BF H R ER SO BB IBB HBP BLK WP HR S P ERA WHIP																		
Ray Burris, R ERA: 3.15 (1, 1)	6.2 L 34 11 6 5 2 3 0 0 0 0 2 35 47 6.75 2.100																			
Keith Atherton, R ERA: 4.33 (7, 1)	1.1 6 2 0 0 1 0 0 0 0 0 0 8 8 0.00 1.500																			
Bill Caudill, R ERA: 2.71 (9, 1)	1.0 3 0 0 0 2 0 0 0 0 0 0 7 7 0.00 0.000																			

Batter	1	2	3	4	5	6	7	8	9	AB	R	H	RBI	BB	SO	LOB	BOTTOM				
Rickey Henderson, R OBP: 0.397, SLG: 0.460 (1, 7)	4-3		FC6-4		K		HR		F8	5	1	2	2	0	1	4	<b>Kansas City Royals @ Oakland Athletics</b> Oakland-Alameda County Coliseum, Oakland, CA Fri Sep 28 1984, 7:05 PM PDT Att: 11,395 - Unknown <a href="http://livebaseballscorecards.com">livebaseballscorecards.com</a>				
Carney Lansford, R OBP: 0.340, SLG: 0.433 (1, 5)	F8		FC6-4		SF8		F4			3	0	0	1	0	0	1					
Dwayne Murphy, L OBP: 0.342, SLG: 0.475 (1, 8)	F7		G4-6-3		F4		HR			4	1	1	1	0	0	3					
Dave Kingman, R OBP: 0.323, SLG: 0.507 (1, 10)		F7		K		K		F5		4	0	0	0	0	2	0					
Mike Heath, R OBP: 0.286, SLG: 0.396 (1, 9)		4-3		F8		F9		4-3		4	0	0	0	0	0	0					
Bill Almon, R OBP: 0.252, SLG: 0.375 Garry Hancock, L OBP: 0.224, SLG: 0.259 Donnie Hill, S OBP: 0.229, SLG: 0.280 (8, PH) (9, 4)				5-3		1-3		4-3		3	1	1	1	0	0	0					
Mickey Tettleton, S OBP: 0.325, SLG: 0.290 Joe Morgan, L OBP: 0.355, SLG: 0.346 (9, PH)					1B		K		4-3	2	1	1	0	1	1	0					
Mark Wagner, R OBP: 0.297, SLG: 0.325 Dan Meyer, L OBP: 0.350, SLG: 0.600 Steve Kiefer, R OBP: 0.214, SLG: 0.308 Bruce Bochte, L OBP: 0.329, SLG: 0.343 Mike Davis, L OBP: 0.281, SLG: 0.355 Tony Phillips, S OBP: 0.326, SLG: 0.351 (9, 6)					SF8		G3			1	0	1	0	1	0	0					
<b>Inning Stats</b>	R: 0 E: 0 K: 0 S: 3	H: 2 LOB: 1 BB: 1 P: 9	R: 0 E: 0 K: 0 S: 3	H: 1 LOB: 0 BB: 0 P: 3	R: 0 E: 0 K: 1 S: 5	H: 0 LOB: 0 BB: 0 P: 5	R: 1 E: 0 K: 1 S: 7	H: 2 LOB: 1 BB: 1 P: 11	R: 0 E: 0 K: 1 S: 5	H: 0 LOB: 0 BB: 0 P: 5	R: 2 E: 0 K: 1 S: 7	H: 2 LOB: 0 BB: 0 P: 7	R: 1 E: 0 K: 0 S: 4	H: 1 LOB: 0 BB: 0 P: 4	R: 0 E: 0 K: 0 S: 4	H: 1 LOB: 1 BB: 0 P: 4		1B: 6 2B: 0 3B: 0 HR: 3	SF: 1 SAC: 0 DP: 1 HBP: 0	WP: 0 PB: 0 SB: 0 CS: 0	PA: 37
<b>PITCHER</b>	IP WLS BF H R ER SO BB IBB HBP BLK WP HR S P ERA WHIP	IP WLS BF H R ER SO BB IBB HBP BLK WP HR S P ERA WHIP																			
Charlie Leibrandt, L ERA: 3.63 (1, 1)	6.0 W 24 5 2 2 3 2 0 0 0 0 1 28 36 3.00 1.167																				
Dan Quisenberry, R ERA: 2.64 (7, 1)	3.0 S 13 4 3 3 1 0 0 0 0 2 15 15 9.00 1.333																				



Batter	1	2	3	4	5	6	7	8	9	AB	R	H	RBI	BB	SO	LOB	TOP					
U L Washington, S OBP: 0.276, SLG: 0.271	F6			4-3		4-3			1B	4	1	1	0	0	0	0						
Lynn Jones, R OBP: 0.333, SLG: 0.384	4-3			6-3			6-3		1B	4	0	1	0	0	0	0						
Pat Sheridan, L OBP: 0.338, SLG: 0.399	4-3			CS			K		1B	3	0	1	0	0	1	0						
Luis Pujols, R OBP: 0.500, SLG: 0.500	4-3			1B					1B	1	0	1	1	0	0	0						
Steve Balboni, R OBP: 0.321, SLG: 0.500		K		CS	HR				F8	4	1	1	1	0	1	2						
Dane Iorg, L OBP: 0.280, SLG: 0.387		1B			4-3				G6-3	3	0	2	0	0	0	0						
Dave Leeper, L		F7			F8				F7	3	0	0	0	0	0	1						
Greg Pryor, R OBP: 0.303, SLG: 0.358			K		6-3				G6-3	3	0	0	0	0	1	1						
John Wathan, R OBP: 0.275, SLG: 0.274			F8			6-3			F3	3	0	0	0	0	0	0						
Buddy Biancalana, S OBP: 0.226, SLG: 0.298			F3			F7			F6	3	0	0	0	0	0	0						
<b>Inning Stats</b>	R: 0 E: 0 K: 0 S: 3	H: 0 LOB: 0 BB: 0 P: 3	R: 0 E: 0 K: 1 S: 5	H: 1 LOB: 0 BB: 0 P: 5	R: 0 E: 0 K: 1 S: 5	H: 0 LOB: 0 BB: 0 P: 5	R: 0 E: 0 K: 0 S: 3	H: 1 LOB: 0 BB: 0 P: 3	R: 1 E: 0 K: 0 S: 4	H: 1 LOB: 0 BB: 0 P: 4	R: 0 E: 0 K: 0 S: 3	H: 0 LOB: 0 BB: 0 P: 3	R: 0 E: 0 K: 1 S: 5	H: 0 LOB: 0 BB: 0 P: 5	R: 0 E: 0 K: 0 S: 3	H: 1 LOB: 2 BB: 0 P: 3	R: 1 E: 0 K: 0 S: 6	H: 3 LOB: 2 BB: 0 P: 6	1B: 6 2B: 0 3B: 0 HR: 1	SF: 0 SAC: 0 DP: 1 HBP: 0	WP: 0 PB: 0 SB: 0 CS: 1	PA: 32
<b>PITCHER</b> Chris Codiroli, R ERA: 5.84	IP: 9.0 WLS: W BF: 31	H: 7 R: 2 ER: 2 SO: 3	BB: 0 IBB: 0 HBP: 0 BLK: 0	WP: 0 HR: 1 S: 37 P: 37	ERA: 2.00 WHIP: 0.778	<b>PITCHER</b>																

Kansas City Royals @ Oakland Athletics  
Oakland-Alameda County Coliseum, Oakland, CA  
Sat Sep 29 1984, 3:33 AM PDT  
Att: 13,223 - Unknown

AB 31  
R 2  
H 7  
RBI 2  
BB 0  
SO 3  
LOB 4



Batter	1	2	3	4	5	6	7	8	9	AB	R	H	RBI	BB	SO	LOB	BOTTOM			
Rickey Henderson, R OBP: 0.400, SLG: 0.460	S		2B		2B	F3		1B		2	2	1	0	2	0	1				
Bill Almon, R OBP: 0.259, SLG: 0.378	SF7		1B		SF7			1B		1	0	1	1	0	0	0				
Camey Lansford, R OBP: 0.342, SLG: 0.439	SF7		2B		SF7		6-3	1B		4	0	3	1	0	0	0				
Dwayne Murphy, L OBP: 0.341, SLG: 0.473	F3		K		SF7		1B	F8		4	0	1	1	0	1	4				
Dave Kingman, R OBP: 0.322, SLG: 0.505	3-1		F3		K		F7			2	0	0	0	0	0	2				
Jeff Burroughs, R OBP: 0.371, SLG: 0.314										1	0	0	0	0	1	1				
Dan Meyer, L OBP: 0.333, SLG: 0.571										1	0	0	0	0	0	1				
Bruce Bochte, L OBP: 0.332, SLG: 0.345		F9		G5-4-3		BB		BB		3	1	2	0	1	0	0				
Mike Davis, L OBP: 0.283, SLG: 0.356		CS		1B		F3		F9		4	0	2	0	0	0	3				
Mickey Tettleton, S OBP: 0.345, SLG: 0.347		1B		G5-4-3		F3		F9		3	3	2	0	1	0	2				
Donnie Hill, S OBP: 0.232, SLG: 0.282		3B		1-2		2B		WP		1	0	1	1	0	0	1				
Mike Heath, R OBP: 0.286, SLG: 0.395				6-3		F8		F7		2	0	0	0	0	0	2				
Mark Wagner, R OBP: 0.297, SLG: 0.325		CS								0	0	0	0	0	0	0				
Garry Hancock, L OBP: 0.220, SLG: 0.254		1B								1	0	0	0	0	0	1				
Steve Kiefer, R OBP: 0.214, SLG: 0.308		1B								0	0	0	0	0	0	0				
Tony Phillips, S OBP: 0.325, SLG: 0.353		CS		K		F8		F2		4	0	1	2	0	1	1				
<b>Inning Stats</b>	R: 1 E: 0 K: 0 S: 3	H: 0 LOB: 1 BB: 1 P: 7	R: 1 E: 0 K: 0 S: 4	H: 3 LOB: 0 BB: 0 P: 4	R: 0 E: 0 K: 2 S: 9	H: 2 LOB: 2 BB: 0 P: 9	R: 0 E: 0 K: 0 S: 4	H: 2 LOB: 1 BB: 0 P: 4	R: 1 E: 0 K: 1 S: 6	H: 1 LOB: 1 BB: 1 P: 10	R: 2 E: 0 K: 0 S: 4	H: 1 LOB: 1 BB: 2 P: 12	R: 0 E: 0 K: 0 S: 5	H: 2 LOB: 2 BB: 0 P: 5	R: 1 E: 0 K: 0 S: 6	H: 3 LOB: 2 BB: 0 P: 6	1B: 9 2B: 4 3B: 1 HR: 0	SF: 2 SAC: 0 DP: 1 HBP: 0	WP: 1 PB: 0 SB: 2 CS: 2	PA: 40
<b>PITCHER</b> Bret Saberhagen, R ERA: 3.48	IP: 3.0 WLS: L BF: 13	H: 5 R: 2 ER: 2 SO: 2	BB: 1 IBB: 0 HBP: 0 BLK: 0	WP: 0 HR: 0 S: 16 P: 20	ERA: 6.00 WHIP: 2.000	<b>PITCHER</b>														
Larry Gura, L ERA: 5.19	IP: 3.0 WLS: L BF: 15	H: 4 R: 3 ER: 3 SO: 1	BB: 3 IBB: 0 HBP: 0 BLK: 0	WP: 0 HR: 0 S: 14 P: 26	ERA: 9.00 WHIP: 2.333	<b>PITCHER</b>														
Joe Beckwith, R ERA: 3.43	IP: 1.0 WLS: L BF: 5	H: 2 R: 0 ER: 0 SO: 0	BB: 0 IBB: 0 HBP: 0 BLK: 0	WP: 0 HR: 0 S: 5 P: 5	ERA: 0.00 WHIP: 2.000	<b>PITCHER</b>														
Mark Huisman, R ERA: 4.2	IP: 1.0 WLS: L BF: 6	H: 3 R: 1 ER: 1 SO: 0	BB: 0 IBB: 0 HBP: 0 BLK: 0	WP: 1 HR: 0 S: 6 P: 6	ERA: 9.00 WHIP: 3.000	<b>PITCHER</b>														

Kansas City Royals @ Oakland Athletics  
Oakland-Alameda County Coliseum, Oakland, CA  
Sat Sep 29 1984, 3:33 AM PDT  
Att: 13,223 - Unknown

AB 33  
R 6  
H 14  
RBI 6  
BB 4  
SO 3  
LOB 19





Batter	1	2	3	4	5	6	7	8	9	AB	R	H	RBI	BB	SO	LOB	TOP			
U L Washington, S OBP: 0.281, SLG: 0.276	0-0 4-3		0-0 1B			0-0 F9			0-0 2B 1B	4	1	2	0	0	0	0	<b>Kansas City Royals @ Oakland Athletics</b> Oakland-Alameda County Coliseum, Oakland, CA Sun Sep 30 1984, 3:33 AM PDT Att: 23,028 - Unknown <a href="http://livebaseballscorecards.com">livebaseballscorecards.com</a>			
Lynn Jones, R OBP: 0.330, SLG: 0.388	0-0 6-3		0-0 4-3			0-0 F9			0-0 2-3 2B	4	0	1	1	0	0	1				
Hal McRae, R OBP: 0.363, SLG: 0.397 Leon Roberts, R OBP: 0.300, SLG: 0.289	0-0 6-3			0-0 G6-4-3 1B			0-0 F8		0-0 2-3 1B	3	0	1	0	0	0	0				
Steve Balboni, R OBP: 0.320, SLG: 0.498 Dane Iorg, L OBP: 0.276, SLG: 0.384		0-3 K		0-0 F7			0-0 F8		0-0 2-3	2	0	0	0	0	1	1				
Darryl Motley, R OBP: 0.319, SLG: 0.441 Dave Leiper, L OBP: 0.276, SLG: 0.384		0-0 2B		0-0 G6-4-3 1-2F			0-0 F8		0-3 K	2	0	1	0	0	0	1				
Greg Pryor, R OBP: 0.301, SLG: 0.356 Jim Scranton, R OBP: 0.276, SLG: 0.384		0-0 2B			0-3 K			0-0 4-3	0-0 1-3	2	0	0	0	0	1	1				
John Wathan, R OBP: 0.271, SLG: 0.269		0-0 F3			0-0 F6			0-0 F9		3	0	0	0	0	0	1				
Luis Pujols, R OBP: 0.200, SLG: 0.200			0-0 6-3		0-0 5-3			0-0 4-3		3	0	0	0	0	0	0				
Buddy Biancalana, S OBP: 0.229, SLG: 0.299			0-3 K			0-0 5-3			0-0 2B 1B	3	1	1	0	0	1	0				
<b>Inning Stats</b>	R: 0 E: 0 K: 0 S: 3	H: 0 LOB: 0 BB: 0 P: 3	R: 0 E: 0 K: 1 S: 6	H: 1 LOB: 1 BB: 0 P: 6	R: 0 E: 0 K: 1 S: 6	H: 1 LOB: 1 BB: 0 P: 6	R: 0 E: 0 K: 1 S: 5	H: 0 LOB: 0 BB: 0 P: 5	R: 0 E: 0 K: 0 S: 3	H: 0 LOB: 0 BB: 0 P: 3	R: 0 E: 0 K: 0 S: 3	H: 0 LOB: 0 BB: 0 P: 3	R: 0 E: 0 K: 0 S: 3	H: 0 LOB: 0 BB: 0 P: 3	R: 2 E: 0 K: 1 S: 9	H: 4 LOB: 2 BB: 0 P: 9		1B: 5 2B: 2 3B: 0 HR: 0	SF: 0 SAC: 0 DP: 1 HBP: 0	WP: 0 PB: 0 SB: 0 CS: 0
<b>PITCHER</b>	IP WLS BF H R ER SO BB IBB HBP BLK WP HR S P ERA WHIP																			
Bill Krueger, L ERA: 4.75	6.0 W 20 3 0 0 3 0 0 0 0 0 0 0 26 26 0.00 0.500																			
Mike Warren, R ERA: 4.3	1.0 3 0 0 0 0 0 0 0 0 0 0 0 3 3 0.00 0.000																			
Dave Leiper, L ERA: 9.0	2.0 10 4 2 2 1 0 0 0 0 0 0 0 12 12 9.00 2.000																			

Batter	1	2	3	4	5	6	7	8	9	AB	R	H	RBI	BB	SO	LOB	BOTTOM			
Rickey Henderson, R OBP: 0.399, SLG: 0.458 Mike Heath, R OBP: 0.297, SLG: 0.396	0-0 1-3	0-0 5-3		4-0 HR BB		0-3 K			0-0 G1-6-3 1B	2	1	0	0	1	0	0	<b>Kansas City Royals @ Oakland Athletics</b> Oakland-Alameda County Coliseum, Oakland, CA Sun Sep 30 1984, 3:33 AM PDT Att: 23,028 - Unknown <a href="http://livebaseballscorecards.com">livebaseballscorecards.com</a>			
Joe Morgan, L OBP: 0.356, SLG: 0.351 Tony Phillips, S OBP: 0.325, SLG: 0.359	0-0 2B	0-0 F3		0-0 HR		0-0 F5		0-0 F3	0-0 F3	1	0	1	0	0	0	0				
Steve Kiefer, R OBP: 0.209, SLG: 0.300	0-0 2B			1-1 2-H HR					0-0 G1-6-3	1	0	0	0	0	0	1				
Dwayne Murphy, L OBP: 0.342, SLG: 0.472 Garry Hancock, L OBP: 0.217, SLG: 0.250	4-0 1B HR BB	0-0 1B		0-3 K		0-3 K			0-0 1-2F	3	1	1	0	1	2	0				
Dave Kingman, R OBP: 0.321, SLG: 0.505 Dan Meyer, L OBP: 0.318, SLG: 0.545 Jeff Burroughs, R OBP: 0.367, SLG: 0.310 Jim Essian, R OBP: 0.348, SLG: 0.346	0-3 K	0-0 F6		0-0 F4		0-0 F4		4-0 BB	0-0 G6-4-3 BB	1	0	0	0	0	1	2				
Bruce Bochte, L OBP: 0.333, SLG: 0.345 Bill Almon, R OBP: 0.253, SLG: 0.374	0-0 HR 1B			0-0 3-1		0-0 F9		0-0 G6-4-3	0-0 1-2F	2	1	1	1	0	0	0				
Mike Davis, L OBP: 0.285, SLG: 0.364	0-0 HR			0-0 4-3		0-0 E6 1B		4-0 E 1B BB	0-0 E8	3	2	1	3	1	0	0				
Mickey Tettleton, S OBP: 0.352, SLG: 0.355	0-0 1B			0-0 F8		0-3 K		0-0 E8 1B 1B	0-0 1-3	4	0	2	0	0	1	1				
Donnie Hill, S OBP: 0.249, SLG: 0.299	0-0 1B			0-0 BB HR 1B		0-0 1-2 1B		0-0 1-3 1B		4	1	4	1	0	0	0				
Mark Wagner, R OBP: 0.284, SLG: 0.310	0-3 K			0-0 F9		0-0 F9		0-0 5-3		4	0	0	0	0	1	8				
<b>Inning Stats</b>	R: 4 E: 0 K: 2 S: 12	H: 5 LOB: 3 BB: 1 P: 16	R: 0 E: 0 K: 0 S: 4	H: 1 LOB: 1 BB: 0 P: 4	R: 0 E: 0 K: 0 S: 3	H: 0 LOB: 0 BB: 0 P: 3	R: 3 E: 0 K: 1 S: 7	H: 2 LOB: 1 BB: 1 P: 11	R: 0 E: 0 K: 1 S: 7	H: 1 LOB: 2 BB: 0 P: 7	R: 0 E: 0 K: 2 S: 7	H: 0 LOB: 0 BB: 0 P: 7	R: 1 E: 1 K: 0 S: 4	H: 2 LOB: 2 BB: 2 P: 12	R: 0 E: 0 K: 0 S: 3	H: 1 LOB: 0 BB: 0 P: 3	1B: 9 2B: 1 3B: 0 HR: 2	SF: 0 SAC: 0 DP: 2 HBP: 0	WP: 0 PB: 0 SB: 0 CS: 0	PA: 39
<b>PITCHER</b>	IP WLS BF H R ER SO BB IBB HBP BLK WP HR S P ERA WHIP																			
Mark Gubicza, R ERA: 4.05	3.0 L 16 6 4 4 2 1 0 0 0 0 0 1 19 23 12.00 2.333																			
Mike Jones, L ERA: 4.59	2.0 11 3 3 3 2 1 0 0 0 0 0 1 14 18 13.50 2.000																			
Joe Beckwith, R ERA: 3.4	1.0 3 0 0 0 2 0 0 0 0 0 0 0 7 7 0.00 0.000																			
Danny Jackson, L ERA: 4.26	2.0 9 3 1 1 0 2 0 0 0 0 0 0 7 15 4.50 2.500																			





Batter	1	2	3	4	5	6	7	8	9	AB	R	H	RBI	BB	SO	LOB	TOP								
Lou Whitaker, L OBP: 0.200, SLG: 0.200 Tom Brookens, R	3-2 3B 1B		2-0 3-1	2-0 4-3			2-2 E9 1B	1-2 F9		5	2	1	0	0	0	4									
Alan Trammell, R OBP: 1.000, SLG: 2.667 Doug Baker, S	2-2 1-H SF9 3B		4-1 1B BB		0-0 HR		0-2 2-H 1B	4-1 BB		3	2	3	3	2	0	0									
Kirk Gibson, L OBP: 0.400, SLG: 0.400	2-2 L5		0-1 1-3 1B		0-0 B1-3		1 SAFE 1-2 1B	1-1 F9		5	0	2	0	0	0	4									
Lance Parrish, R OBP: 0.200, SLG: 1.000	1-0 SF9		2-1 F8		0-0 F8		2-3 K		1-2 HR	4	1	1	2	0	1	4									
Larry Herndon, R OBP: 0.333, SLG: 1.333 Ruppert Jones, L	2-3 3-H K			1-0 HR	2-2 6-3		2-2 F7		0-0 F9	3	1	1	1	0	1	0									
Rusty Kuntz, R										1	0	0	0	0	0	0									
Barbano Garbey, R OBP: 0.400, SLG: 0.400		2-0 F7		3-2 F8		1-0 G6-4-3 1B		0-0 2B 1B	0-2 5-3	5	1	2	0	0	0	0									
Chet Lemon, R		0-3 K		1-2 F8		1-0 G6-4-3 1-2		1 SAFE L5	0-1 F7	5	0	0	0	0	1	2									
Darrell Evans, L OBP: 0.500, SLG: 0.750 Dave Bergman, L		0-2 F7		3-2 1B 1B		1-0 G3		0-0 1B 2B		4	0	2	1	0	0	0									
Marty Castillo, R OBP: 0.500, SLG: 0.500			2-3 K	3-2 1-2 1B			1-3 K	0-2 F9 WP 1B		4	0	2	1	0	2	0									
<b>Inning Stats</b>	R: 2 H: 2 E: 0 K: 1 S: 15	H: 2 LOB: 0 BB: 0 P: 25	R: 0 H: 0 E: 0 K: 1 S: 8	H: 0 LOB: 0 BB: 0 P: 10	R: 0 H: 1 E: 0 K: 1 S: 9	H: 1 LOB: 2 BB: 1 P: 19	R: 1 H: 3 E: 0 K: 0 S: 15	H: 3 LOB: 2 BB: 0 P: 28	R: 1 H: 1 E: 0 K: 0 S: 6	H: 1 LOB: 0 BB: 0 P: 8	R: 0 H: 1 E: 0 K: 0 S: 3	H: 1 LOB: 0 BB: 0 P: 6	R: 1 H: 2 E: 1 K: 2 S: 17	H: 2 LOB: 2 BB: 0 P: 24	R: 2 H: 3 E: 0 K: 0 S: 12	H: 3 LOB: 3 BB: 1 P: 18	R: 1 H: 1 E: 0 K: 0 S: 10	H: 1 LOB: 0 BB: 0 P: 11	1B: 9 2B: 1 3B: 1 HR: 3	SF: 1 SAC: 0 DP: 1 HBP: 0	WP: 1 PB: 0 SB: 0 CS: 0	PA: 43			
<b>PITCHER</b>	IP WLS BF H R ER SO BB IBB HBP BLK WP HR S P ERA WHIP	5.0 L 23 7 4 4 3 1 0 0 0 0 2 53 90 7.20 1.600	2.2 15 6 3 2 2 1 0 0 0 1 0 30 45 6.75 2.625	1.1 5 1 1 1 0 0 0 0 0 0 1 12 14 6.75 0.750																					

Detroit Tigers @ Kansas City Royals  
Royals Stadium, Kansas City, MO  
Tue Oct 02 1984, 8:05 PM EDT  
Att: 41,973 - Unknown

AB 40  
R 8  
H 14  
RBI 8  
BB 2  
SO 5  
LOB 16



Batter	1	2	3	4	5	6	7	8	9	AB	R	H	RBI	BB	SO	LOB	BOTTOM								
Willie Wilson, S OBP: 0.250, SLG: 0.250	1-1 6-3		0-0 BB 1B			0-0 4-3		0-0 F8		4	0	1	0	0	0	0									
Pat Sheridan, L Lynn Jones, R	1-3 K		4-2 BB 1B			1-3 K		0-1 F9		2	0	0	0	1	2	0									
George Brett, L	2-3 K		1-2 2-3 BB			0-0 F9		0-0 P6		4	0	0	0	0	1	3									
Jorge Orta, L OBP: 0.250, SLG: 0.750		0-1 F7		1-2 F7		3-1 6-3 3B		1-3 K		4	1	1	0	0	1	0									
Darryl Motley, R		1-0 F9		1-2 5-3		1-0 6-3		0-3 K		4	0	0	1	0	1	0									
Steve Balboni, R		1-0 6-3		1-3 K		1-0 F7		2-2 G3		4	0	0	0	0	1	0									
Frank White, R OBP: 0.333, SLG: 0.333			1-0 1-3		0-1 6-3		0-2 1B 1B			3	0	1	0	0	0	0									
Don Slaught, R OBP: 0.667, SLG: 0.667			1-0 BB 1B 1B		1-2 3-1		2-1 1-2 1B			3	0	2	0	0	0	0									
Onix Concepcion, R			0-2 F8		0-1 6-3		0-2 F7			3	0	0	0	0	0	3									
<b>Inning Stats</b>	R: 0 H: 0 E: 0 K: 2 S: 9	H: 0 LOB: 0 BB: 0 P: 13	R: 0 H: 0 E: 0 K: 0 S: 4	H: 0 LOB: 0 BB: 0 P: 6	R: 0 H: 2 E: 0 K: 0 S: 17	H: 2 LOB: 3 BB: 1 P: 24	R: 0 H: 0 E: 0 K: 1 S: 9	H: 0 LOB: 0 BB: 0 P: 12	R: 0 H: 0 E: 0 K: 0 S: 8	H: 0 LOB: 0 BB: 0 P: 9	R: 0 H: 0 E: 0 K: 1 S: 6	H: 0 LOB: 0 BB: 0 P: 7	R: 1 H: 3 E: 0 K: 0 S: 13	H: 3 LOB: 2 BB: 0 P: 20	R: 0 H: 0 E: 0 K: 0 S: 4	H: 0 LOB: 0 BB: 0 P: 4	R: 0 H: 0 E: 0 K: 2 S: 9	H: 0 LOB: 0 BB: 0 P: 12	1B: 4 2B: 0 3B: 1 HR: 0	SF: 0 SAC: 0 DP: 0 HBP: 0	WP: 0 PB: 0 SB: 0 CS: 0	PA: 33			
<b>PITCHER</b>	IP WLS BF H R ER SO BB IBB HBP BLK WP HR S P ERA WHIP	7.0 W 27 5 1 1 4 1 0 0 0 0 0 0 13 16 0.00 0.000	2.0 6 0 0 0 2 0 0 0 0 0 0 0 0 13 16 0.00 0.000																						

Detroit Tigers @ Kansas City Royals  
Royals Stadium, Kansas City, MO  
Tue Oct 02 1984, 8:05 PM EDT  
Att: 41,973 - Unknown

AB 32  
R 1  
H 5  
RBI 1  
BB 1  
SO 6  
LOB 6





Batter	1	2	3	4	5	6	7	8	9	10	11	AB	R	H	RBI	BB	SO	LOB	TOP	
Lou Whitaker, L OBP: 0.200, SLG: 0.200	(1,4) 3-2 E6 F8 2B	(1,3) 1-3 K			(1,3) 1-3 K					(0,0) 6-3		5	1	1	0	0	2	1		
Alan Trammell, R OBP: 0.600, SLG: 1.125	(1,6) 0-2 F8 1-2		(1,2) 3-1		(2,2) 1B				(0,0) 1B	(0,3) K		5	0	1	0	0	1	2		
Kirk Gibson, L OBP: 0.500, SLG: 0.889	(1,9) 1-1 2B 2B		(3,2) HR		(4,2) 1B				(0,0) P6	(1,0) F8		4	2	2	2	1	0	0		
Lance Parrish, R OBP: 0.300, SLG: 0.778	(1,2) 2-1 2B 2H		(1,2) F9		(2,3) K				(1,1) 5-3		(2,2) FC1-5 SH 1B	5	0	2	1	0	1	2		
Darrell Evans, L OBP: 0.250, SLG: 0.375	(1,5) 2-1 F7 (3,3)		(2,0) F9		(2,1) F9				(0,0) F9		(1,1) SH FC1-5 2B	4	1	0	0	0	0	1		
Ruppert Jones, L (1,7)	(0,2) 1-3			(1,3) K					(0,2) F8		(0,1) FC1-5 2B	4	1	0	0	1	1	3		
Johnny Grubb, L OBP: 0.250, SLG: 0.500				(1,0) 6-3					(0,1) F9		(1,2) SH1	4	0	1	2	0	0	0		
Chet Lemon, R (1,8)		(0,0) 6-3		(1,0) P4					(1,2) 5-3		(1,2) 2B	5	0	0	0	0	0	2		
Dave Bergman, L OBP: 1.000, SLG: 1.000																				
Tom Brookens, R (3,5)																				
Barbaro Garbey, R OBP: 0.333, SLG: 0.333																				
Marty Castillo, R OBP: 0.400, SLG: 0.400																				
<b>Inning Stats</b>	R: 2 E: 1 K: 0 S: 16	H: 2 LOB: 1 BB: 0 P: 24	R: 0 E: 0 K: 1 S: 9	H: 1 LOB: 1 BB: 0 P: 11	R: 1 E: 0 K: 1 S: 11	H: 1 LOB: 0 BB: 0 P: 18	R: 0 E: 0 K: 1 S: 5	H: 0 LOB: 0 BB: 0 P: 8	R: 0 E: 0 K: 1 S: 8	H: 1 LOB: 2 BB: 1 P: 22	R: 0 E: 0 K: 0 S: 4	H: 0 LOB: 0 BB: 1 P: 14	R: 0 E: 0 K: 1 S: 5	H: 0 LOB: 0 BB: 0 P: 6	R: 2 E: 1 K: 0 S: 17	H: 2 LOB: 1 BB: 0 P: 22	1B: 4 2B: 3 3B: 0 HR: 1	SF: 0 SAC: 2 DP: 0 HBP: 0	WP: 0 PB: 0 SB: 1 CS: 0	PA: 45
<b>PITCHER</b>	IP ERA: 2.25	WLS L	BF 13	H 2	R 2	ER 1	SO 5	BB 1	IBB 0	HBP 0	BLK 0	WP 0	HR 0	S 31	P 42	ERA 3.00	WHIP 1.000			
Bret Saberhagen, R ERA: 2.25	(1,1)																			
Dan Quisenberry, R ERA: 3.0	(9,1)																			

Detroit Tigers @ Kansas City Royals  
Royals Stadium, Kansas City, MO  
Wed Oct 03 1984, 8:05 PM EDT  
Att: 42,019 - Unknown

AB 41  
R 5  
H 8  
RBI 5  
BB 2  
SO 6  
LOB 13



Batter	1	2	3	4	5	6	7	8	9	10	11	AB	R	H	RBI	BB	SO	LOB	BOTTOM					
Willie Wilson, S OBP: 0.300, SLG: 0.222	(1,8) 0-2 6-3			(1,2) L3	(2,3) K						(1,2) 1B	5	0	1	0	1	1	3						
Pat Sheridan, L (1,9)	(3,1) 4-3			(4,2) 1B FC4 BB							(1,2) 1B	2	1	0	0	1	0	0						
Lynn Jones, R OBP: 0.250, SLG: 0.250	(8, PH) (9,9)										(0,2) F9	3	1	1	0	0	0	2						
George Brett, L OBP: 0.222, SLG: 0.222	(1,5)	(1,2) F8		(1,0) FC4 1B																				
Greg Pryor, R (10, PR) (11,5)																								
Jorge Orta, L OBP: 0.143, SLG: 0.429																								
Hal McRae, R OBP: 1.000, SLG: 2.000																								
John Wathan, R (8, PR)																								
Darryl Motley, R OBP: 0.333, SLG: 0.250	(1,7)	(2,2) P4		(0,1) 5-3																				
Steve Balboni, R OBP: 0.111, SLG: 0.111	(1,3)	(2,3) K2-3		(1,3) K																				
Frank White, R OBP: 0.125, SLG: 0.125	(1,4)			(2,3) K																				
Don Slaught, R OBP: 0.375, SLG: 0.375	(1,2)			(0,1) 4-3																				
Onix Concepcion, R OBP: 1.000, SLG: 1.000	(1,6)																							
Dane Long, L OBP: 1.000, SLG: 1.000	(7, PH)																							
Buddy Biancalana, S (8,6)																								
U L Washington, S (11, PH)																								
<b>Inning Stats</b>	R: 0 E: 0 K: 0 S: 8	H: 0 LOB: 0 BB: 0 P: 12	R: 0 E: 0 K: 1 S: 8	H: 0 LOB: 0 BB: 0 P: 13	R: 0 E: 0 K: 1 S: 8	H: 0 LOB: 0 BB: 0 P: 10	R: 1 E: 0 K: 1 S: 15	H: 2 LOB: 2 BB: 1 P: 24	R: 0 E: 0 K: 0 S: 8	H: 0 LOB: 0 BB: 0 P: 12	R: 1 E: 0 K: 0 S: 8	H: 2 LOB: 2 BB: 1 P: 13	R: 1 E: 0 K: 1 S: 10	H: 2 LOB: 2 BB: 1 P: 16	R: 0 E: 0 K: 0 S: 8	H: 0 LOB: 0 BB: 1 P: 16	R: 0 E: 0 K: 0 S: 22	H: 2 LOB: 2 BB: 0 P: 26	R: 0 E: 0 K: 1 S: 14	H: 2 LOB: 2 BB: 0 P: 17	1B: 9 2B: 1 3B: 0 HR: 0	SF: 0 SAC: 0 DP: 0 HBP: 0	WP: 0 PB: 0 SB: 0 CS: 1	PA: 48
<b>PITCHER</b>	IP ERA: 2.57	WLS 6	BF 28	H 4	R 2	ER 2	SO 4	BB 1	IBB 0	HBP 0	BLK 0	WP 0	HR 0	S 63	P 96	ERA 2.57	WHIP 0.714							
Willie Hernandez, L ERA: 3.0	(8,1)																							
Aurelio Lopez, R ERA: 3.0	(9,1)																							

Detroit Tigers @ Kansas City Royals  
Royals Stadium, Kansas City, MO  
Wed Oct 03 1984, 8:05 PM EDT  
Att: 42,019 - Unknown

AB 44  
R 3  
H 10  
RBI 3  
BB 3  
SO 7  
LOB 19





Batter	1	2	3	4	5	6	7	8	9	AB	R	H	RBI	BB	SO	LOB	TOP					
Willie Wilson, S (1, 8) OBP: 0.214, SLG: 0.154	2-2 6-3		2-2 F7			1-3 K		0-2 G3		4	0	0	0	0	1	1	<b>Kansas City Royals @ Detroit Tigers</b> Tiger Stadium, Detroit, MI Fri Oct 05 1984, 7:05 PM EDT Att: 52,168 - Unknown					
Pat Sheridan, L (1, 9) Lynn Jones, R (9, PH) OBP: 0.200, SLG: 0.200	2-3 K			1-2 3-1		4-0 BB		0-0 F8	2	0	0	0	1	1	0	0						
George Brett, L (1, 5) OBP: 0.231, SLG: 0.231	2-1 F9			2-0 1B		0-0 F8		1-0 G3	2	4	0	1	0	0	0	1						
Jorge Orta, L (1, 10) Hal McRae, R (9, PH) U L Washington, S (9, PR) OBP: 0.100, SLG: 0.300 OBP: 1.000, SLG: 1.500		2-2 P3		1-3 K		1-1 F7		0-2 1B	1	3	0	0	0	0	1	1						
Darryl Motley, R (1, 7) OBP: 0.231, SLG: 0.167		0-3 K		0-3 K		0-2 G5-3		1-0 F5	3	4	0	0	0	0	2	2						
Steve Balboni, R (1, 3) OBP: 0.167, SLG: 0.091		4-2 BB		0-3 K		0-2 P5			1	2	0	0	0	1	1	0						
Frank White, R (1, 4) OBP: 0.091, SLG: 0.091		3-2 F7		1-3 K		1-3 K		1-3 K	1	3	0	0	0	0	2	1						
Don Slaught, R (1, 2) OBP: 0.364, SLG: 0.364			2-2 3-1		0-0 5-3			0-0 1B	1	3	0	1	0	0	0	0						
Onix Concepcion, R (1, 6) Dane Long, L (8, PH) Buddy Biancalana, S (8, 6)			0-2 F8		0-0 5-3			0-1 F5	2	2	0	0	0	0	0	0						
<b>Inning Stats</b>	R: 0 E: 0 K: 1 S: 11	H: 0 LOB: 0 BB: 0 P: 17	R: 0 E: 0 K: 1 S: 12	H: 0 LOB: 1 BB: 1 P: 21	R: 0 E: 0 K: 0 S: 11	H: 0 LOB: 0 BB: 0 P: 15	R: 0 E: 0 K: 2 S: 12	H: 1 LOB: 1 BB: 0 P: 16	R: 0 E: 0 K: 2 S: 10	H: 0 LOB: 0 BB: 0 P: 11	R: 0 E: 0 K: 1 S: 5	H: 0 LOB: 1 BB: 1 P: 10	R: 0 E: 0 K: 0 S: 8	H: 0 LOB: 0 BB: 0 P: 9	R: 0 E: 0 K: 1 S: 10	H: 1 LOB: 1 BB: 0 P: 11		R: 0 E: 0 K: 0 S: 7	H: 1 LOB: 1 BB: 0 P: 9	1B: 3 2B: 0 3B: 0 HR: 0	SF: 0 SAC: 0 DP: 0 HBP: 0	WP: 0 PB: 0 SB: 0 CS: 0
<b>PITCHER</b>	IP	WLS	BF	H	R	ER	SO	BB	IBB	HBP	BLK	WP	HR	S	P	ERA	WHIP					
Milt Wilcox, R (1, 1) Willie Hernandez, L (9, 1) ERA: 2.25	8.0	W	28	2	0	0	8	2	0	0	0	0	0	79	110	0.00	0.500					
	1.0	S	4	1	0	0	0	0	0	0	0	0	0	7	9	0.00	1.000					

Batter	1	2	3	4	5	6	7	8	9	AB	R	H	RBI	BB	SO	LOB	BOTTOM				
Lou Whitaker, L (1, 4) OBP: 0.143, SLG: 0.143	0-2 F8	3-1 B3-1			1-2 F7			3-3 K		4	0	0	0	0	1	1	<b>Kansas City Royals @ Detroit Tigers</b> Tiger Stadium, Detroit, MI Fri Oct 05 1984, 7:05 PM EDT Att: 52,168 - Unknown				
Alan Trammell, R (1, 6) OBP: 0.500, SLG: 0.818	4-2 FC5-4 1B BB		0-1 F7		2-1 1-3		1-1 F8		1	3	0	0	0	1	0	0					
Kirk Gibson, L (1, 9) OBP: 0.500, SLG: 0.750	1-0 FC5-4 1B		4-1 E S BB		2-3 K		2-2 1-3		2	3	0	1	0	1	1	0					
Lance Parrish, R (1, 2) OBP: 0.231, SLG: 0.583	2-1 FC5-4		1 SAFE 2-3 K		1-3 K		2-0 6-3		1	3	0	0	0	0	1	3					
Larry Herndon, R (1, 7) OBP: 0.333, SLG: 0.800	2-3 K		1-1 P4			4-2 G5-4-3 BB		2-2 G5-4-3	1	2	0	0	0	1	1	3					
Barbano Garbey, R (1, 10) OBP: 0.333, SLG: 0.333		2-0 FC5-4 1B		2-3 K		2-2 G5-4-3		1-1 P3	1	3	0	1	0	0	1	1					
Chet Lemon, R (1, 8)		1-2 FC5-4 1B FC6-4		1-0 F7		1-1 P3		0-0 3-1	2	3	1	0	0	0	0	1					
Darrell Evans, L (1, 3) OBP: 0.364, SLG: 0.400		3-1 FC6-4 1B		4-2 S BB		0-0 3-1		1-0 6-3	3	2	0	1	0	1	0	0					
Marty Castillo, R (1, 5) OBP: 0.250, SLG: 0.250		1-2 FC6-4		3-3 K		1-1 P3			1	3	0	0	1	0	1	2					
<b>Inning Stats</b>	R: 0 E: 0 K: 1 S: 12	H: 1 LOB: 2 BB: 1 P: 21	R: 0 E: 0 K: 0 S: 12	H: 2 LOB: 1 BB: 0 P: 22	R: 0 E: 0 K: 1 S: 8	H: 0 LOB: 1 BB: 1 P: 15	R: 0 E: 0 K: 2 S: 10	H: 0 LOB: 0 BB: 1 P: 20	R: 0 E: 0 K: 1 S: 8	H: 0 LOB: 0 BB: 0 P: 13	R: 0 E: 0 K: 0 S: 7	H: 0 LOB: 0 BB: 1 P: 15	R: 0 E: 0 K: 0 S: 4	H: 0 LOB: 0 BB: 0 P: 6	R: 0 E: 0 K: 1 S: 11	H: 0 LOB: 0 BB: 0 P: 17		1B: 3 2B: 0 3B: 0 HR: 0	SF: 0 SAC: 0 DP: 1 HBP: 0	WP: 0 PB: 0 SB: 3 CS: 0	PA: 30
<b>PITCHER</b>	IP	WLS	BF	H	R	ER	SO	BB	IBB	HBP	BLK	WP	HR	S	P	ERA	WHIP				
Charlie Leibrandt, L (1, 1)	8.0	L	30	3	1	1	6	4	0	0	0	0	0	72	129	1.12	0.875				

AB	30
R	0
H	3
RBI	0
BB	2
SO	8
LOB	7



AB	26
R	1
H	3
RBI	1
BB	4
SO	6
LOB	11

